MACTEC

engineering and constructing a better tomorrow

February 11, 2011

Mr. Mark Shaw
MacDonald Illig Jones & Britton
100 State Street, Suite 700
Erie, Pennsylvania 16507

Subject: **Transmittal Letter**
Final Phase III Environmental Site Assessment Report
GAF Building Materials Corporation Site
MACTEC Project 3410100795

Dear Mr. Shaw:

MACTEC Engineering and Consulting, Inc. (MACTEC) is pleased to submit one original and six copies of the above referenced Report.

As you know, MACTEC completed a round of groundwater sampling in January 2011 and expects to complete the final round of sampling later next week, at which time the drums of investigation derived waste will be removed. The results of those activities will be submitted to you under separate cover.

MACTEC appreciates the opportunity to be of service to MacDonald Illig Jones & Britton and the Erie County Convention Authority. Please contact me with any questions at (412) 279-6661.

Sincerely,

MACTEC Engineering and Consulting, Inc.

Joseph A. Senita, P.G.
Principal Hydrogeologist

JAS/anw

Enclosures

P:\PROJECTS\Erie County Convention Authority\3410100795 Phase III\FINAL DELIVERABLES\Transmittal Letter - Phase III ESA.docx

MACTEC Engineering and Consulting, Inc.
800 North Bell Avenue, Suite 200 • Pittsburgh, PA 15106 • Phone: 412-279-6661 • Fax: 412-279-8567

www.mactec.com

PHASE III

ENVIRONMENTAL SITE ASSESSMENT REPORT

GAF BUILDING MATERIALS CORPORATION SITE

ERIE, PENNSYLVANIA

Prepared for:

ERIE COUNTY CONVENTION AUTHORITY

Erie, Pennsylvania

February 11, 2011

MACTEC

MACTEC Engineering and Consulting
800 North Bell Avenue, Suite 200
Carnegie, PA 15106
412.279.6661

PHASE III

ENVIRONMENTAL SITE ASSESSMENT REPORT

GAF BUILDING MATERIALS CORPORATION SITE

ERIE, PENNSYLVANIA

Prepared for:

ERIE COUNTY CONVENTION AUTHORITY

Erie, Pennsylvania

Joseph A. Senita, P.G.
Principal Hydrogeologist

Robert E. Crowley
Senior Principal Scientist

MACTEC Engineering and Consulting, Inc.
Pittsburgh, Pennsylvania

February 11, 2011

Project 3410100795

TABLE OF CONTENTS

1.0 INTRODUCTION 1-1
1.1 SITE DESCRIPTION AND BACKGROUND 1-2
1.2 LIMITATIONS 1-3

2.0 PHASE III CHARACTERIZATION METHODS 2-1
2.1 SOIL BORING AND BEDROCK CORING 2-1
2.1.1 Bedrock Coring 2-2
2.1.2 Soil Sample Analyses 2-3
2.2 GROUNDWATER MONITORING WELL INSTALLATION & DEVELOPMENT 2-4
2.3 GROUNDWATER SAMPLING 2-5
2.4 AQUIFER TESTING 2-5

3.0 RESULTS 3-1
3.1 SITE HYDROGEOLOGY & NAPL DELINEATION 3-1
3.1.1 Aquifer Characteristics 3-2
3.1.2 NAPL Delineation 3-4
3.2 SOIL AND DNAPL SAMPLE ANALYTICAL DATA 3-5
3.3 GROUNDWATER ANALYTICAL DATA 3-7

4.0 SUMMARY 4-1

TABLES

FIGURES

APPENDIX A: SOIL BORING AND WELL COMPLETION LOGS

APPENDIX B: PHASE III ESA ANALYTICAL DATA REPORTS (CD)

APPENDIX C: AQUIFER TESTING RESULTS

LIST OF TABLES

Table

1 – November 10, 2010 Groundwater Elevation Summary

2 – Phase III ESA Soil Analytical Data Summary

3 – Phase III ESA Waste Characterization Data

4 – Phase III ESA Groundwater Analytical Data Summary

LIST OF FIGURES

Figure

1 – Site Location Map

2 – Site Plan with Sampling Locations

3 – Bedrock Surface Contour Map

4 – Groundwater Contour Map with NAPL delineation

5 – Soil Sample Results Summary

6 – Groundwater Sample Result Summary

1.0 INTRODUCTION

MACTEC Engineering and Consulting, Inc. (MACTEC) has completed a Phase III Environmental Site Assessment (ESA) at the former GAF Building Materials Manufacturing Corporation, Inc. (GAF) Facility (Site) located at 218 Bayfront Parkway in the City of Erie Pennsylvania (Figure 1). The work described herein was performed for McDonald, Illig, Jones and Britton LLP, on behalf of their client, the Erie County Convention Center Authority (ECCCA). The work was completed in accordance with MACTEC's proposal dated September 9, 2010 and subsequent change orders which were authorized to allow for additional soil borings, groundwater sampling, and disposal of investigation derived waste.

ECCCA acquired the Site from GAF during November 2010. Prior to that time, MACTEC was granted access to the Site pursuant to a written agreement between ECCCA and GAF. When the site was owned by GAF, MACTEC was accompanied by a GAF representative while on the Site.

The overall objective of this Phase III ESA was to collect additional data from the Site to better estimate remedial costs. Specifically, the objectives of the work included delineating the lateral extent of dense, non-aqueous phase liquid (DNAPL) identified in well MW-5 (Figure 2); collecting pre-design geotechnical/environmental data for the anticipated remedial action(s); and preparing a preliminary remedial design sufficient to prepare a cost estimate for implementation of a remedy that achieves an Act 2 Standard. Information relating to preliminary remedial design and potential remedial cost estimates was submitted to McDonald Illig on November 18, 2010 and will, therefore, not be reiterated here.

To meet the objectives, MACTEC performed the following activities at the Site during this phase of work:

1) Completed 21 soil borings and collected four soil samples for analytical and geotechnical analyses;
2) Installed two upper bedrock and three shallow overburden groundwater monitoring wells;
3) Gauged each well to determine the existence of non-aqueous phase liquids (NAPL) and collected groundwater and NAPL samples for laboratory analyses.

The Phase III ESA methods and results are provided in Sections 2.0 and 3.0, respectively.

1.1 SITE DESCRIPTION AND BACKGROUND

The GAF Site is a 12.46-acre property located at 218 West Bayfront Parkway, City of Erie, Erie County, Pennsylvania 16507. The Site is bounded to the north and west by Presque Isle Bay (Bay), to the south by the Bayfront Parkway, and to the east by Sassafras Street, beyond which is the Erie Convention Center (Figure 2).

Between approximately 1903 through 2007, the Site was used for the manufacture of residential and commercial asphalt roofing products. The process utilized tar, crushed stone, ground talc, and paper products as the raw materials. The Site produced rolled roofing material for industrial and commercial applications and roofing shingles for residential applications. Historically, the Site was occupied by buildings, tanks/pipe runs, and roadways associated with manufacturing. However, by the time of this Phase III ESA, GAF had demolished all of the on-site structures, such that all that remains are roadways, floor slabs, and foundations.

As shown on Figure 2, the ground surface at the Site is relatively flat and covered by either asphalt and concrete roadways or the floors of former structures. During the demolition, GAF established grades between the ground surface and the elevated building floors by placing crushed demolition debris at the margins of the buildings. Surface water runoff throughout most of the Site is directed to storm drains. In the northern-most, undeveloped portion of the Site, storm water appears to flow directly to the Bay. An unnamed creek is tubed beneath Sassafras Street along the southern part of the eastern Site boundary. The creek daylights at the approximate mid-point of the eastern boundary and then flows north in an open channel to its discharge at the Bay. During this Phase III ESA, flow in the creek was observed to be intermittent. Site conditions observed during this Phase III ESA are discussed further in Section 3.0.

The northern and western boundaries of the Site consist of relatively steep embankments to the Bay as shown on Figure 2. The embankments and a mound in the northern part of the Site contain large pieces of concrete and rubble and various fill material covered with scrub vegetation.

The majority of the Site where manufacturing occurred is at elevations between 579 and 583 feet above mean sea level (ft-msl) (Figure 2). The roadway where monitoring well MW-5 and boring B-3 are located represent the lowest areas on the site at approximately 579 ft-msl, whereas the mound at the northern end of the site is at approximately 588 ft-msl and the southern end of the Site is at an elevation of approximately 585 ft-msl. The elevation of the bottom open channel portion of the small unnamed

creek that is located at the eastern boundary of the Site is 573 ft-msl. According to records from the National Oceanic and Atmospheric Administration's (NOAA) Erie PA Station ID 9063038 (www.http://tidesandcurrents.noaa.gov), the mean elevation of Lake Erie as measured at that station in November 20101 was 570.52 ft-msl.

The Site has been the subject of numerous environmental site assessments over the years that were conducted for various reasons. Those activities included soil and sediment sampling; sampling of building materials; and the construction and sampling of groundwater monitoring wells MW-1 through MW-9 completed in the shallow unconsolidated aquifer. In general, the relevant results of those activities indicated that:

- Much of the Site is underlain by old roofing materials, some of which contain concentrations of various volatile organic compounds (VOCs) and semivolatile organic compounds (SVOCs) associated with tar and tar-like material in concentrations exceeding the PADEP Act 2 Statewide Health Standard Medium-Specific Concentrations (MSCs);

- Viscous, tar-like dense nonaqueous phase liquid (DNAPL) is present in monitoring well MW-5; and

- VOCs and SVOCs associated with petroleum products are present in groundwater in concentrations exceeding PADEP Medium Specific Concentrations (MSCs) in portions of the Site.

The detailed findings from the earlier assessments were used to develop the Phase III ESA scope of work. The Phase III ESA characterization methods are described in Section 2.0 and the results are presented in Section 3.0.

1.2 **LIMITATIONS**

The opinions presented in this report are based on the data obtained by MACTEC and others during completion of this project and were developed using our professional judgment, training, and experience. We believe that these opinions are reasonably supported by the results of the testing and application of professional standards of care that are generally accepted for completion of environmental site

investigations. MACTEC has not undertaken a systematic investigation of every part of the property and has limited its investigation to the scope agreed upon with ECCCD.

This document was prepared for the sole use of McDonald, Illig, Jones and Britton LLP and the ECCCA, the only intended beneficiaries of our work. No other party shall rely on the information contained herein without prior written consent of MACTEC.

2.0 PHASE III CHARACTERIZATION METHODS

This section provides a summary of the methodologies used to conduct the Phase III investigation. The Phase III ESA included drilling soil borings; installing groundwater monitoring wells; and sampling soil, groundwater, and NAPL as described below.

2.1 SOIL BORING AND BEDROCK CORING

Between October 21 and November 9, 2010, MACTEC drilled 21 soil borings, including Borings B-1 through B-18, and monitoring wells MW-3D, MW-4D and MW-10 (Figure 2). Note that borings B-14 and B-18 were ultimately completed as monitoring wells MW-11 and MW-12, respectively. Monitoring well construction is discussed in Section 2.2. Table 1 presents a summary of boring completion information and boring logs are included in Appendix A.

The boring locations were selected to allow for the collection of data related to:

1) Delineation of the occurrence and extent of DNAPL in the vicinity of monitoring well MW-5. Soil borings B-1 through B-5, B-10, B-13, B-15, B-16; and B-17, along with groundwater monitoring wells MW-11 (B-14) and MW-12 (B-18) were completed for this purpose. The original scope of work called for five soil borings and one monitoring well to be completed for this purpose; however, additional borings were authorized based on observations in the field indicating that non-aqueous phase liquids (NAPL) likely extended beyond the originally estimated boundaries.

2) Assessment of soil conditions beneath the southern building slab. Soil borings B-6, B-7 and B-8 were completed for this purpose. The original scope of work directed that these borings only be advanced to approximately 4 to 10 feet below ground surface (ft-bgs) to allow for the collection of shallow soil samples for laboratory analysis. The decision was made in the field to advance borings B-6 and B-8 deeper to obtain additional information related to the elevation of the top of bedrock.

3) Assessment of geotechnical conditions in support of a potential future slurry wall design on-Site. Borings B-9 through B-12 were completed for this purpose, as were MW-10, MW-3D and MW-4D. The original work scope directed that the boring at B-10 was to be completed as a bedrock

monitoring well in the vicinity of existing well MW-2; however, the decision was made in the field to not advance the boring into bedrock due to the observed presence of potential DNAPL in the shallow unconsolidated material.

MACTEC subcontracted Terra Testing of Washington, Pennsylvania to perform all drilling services. Prior to drilling, MACTEC made the required PA One Call notifications and marked the on-Site locations in the field with the GAF representative. At each location, the surface concrete or asphalt was cored or cut and the soft drill (a.k.a. air knife) method was employed to approximately 4 to 5 ft-bgs to minimize the risk of encountering an underground obstruction. Underground pipes were encountered at the initial locations for B-3, B-12, and B-16, as indicated on the boring logs. Soft drill was not performed at locations B-6, B-7, and B-8.

Following the soft drill, 4 ¼ inch ID hollow stem augers were advanced to 4 ft-bgs. Split barrel sampling was then completed in accordance with ASTM methods to refusal at each location except B-7, which was completed shallower in accordance with the work plan. Upon retrieval of each split barrel, the material was screened for VOCs using a photoionization detector (PID) and a description of the material was recorded by the MACTEC geologist in the bound project field book.

Upon completion of each boring, approximately 2 to 3 ft of bentonite hole plug was placed in the bottom of the bore hole, followed by drill cuttings to the surface. At locations where monitoring wells were to be installed, the drill cuttings were placed into labeled 55 gallon drums for subsequent off-site disposal. MACTEC subcontracted the professional land surveying services to Sanford Engineering of Erie, Pennsylvania to survey the horizontal and vertical locations of the soil borings and monitoring wells and prepare the base map used as Figure 2.

2.1.1 Bedrock Coring

Bedrock coring was completed at locations B-9, MW-3D, MW-4D, and MW-10. At those locations, an approximate 2-1/8 inch NX rock corer was advanced 10 feet into bedrock through the hollow stem augers. The core was retrieved and logged by the geologist and placed into boxes for potential future use. Following completion of the borings at MW-3D and MW-4D, bedrock monitoring wells were constructed in the boreholes as described in Section 2.2. Boring B-9 was backfilled with bentonite to approximately 3 feet above the top of bedrock, followed by drill cuttings to the ground surface. At MW-10, bentonite hole plug was placed from the bottom to approximately 1 to 2 feet above the bedrock surface, followed by

typical well construction materials. Drill cuttings from MW-3D, MW-4D, and MW-10 were containerized in 55 gallon drums for subsequent off-site disposal.

2.1.2 Soil Sample Analyses

Soil samples were collected from selected borings for laboratory analyses. The following subsections summarize the soil samples collected during the Phase III investigation.

2.1.2.1 Chemical Analyses

Soil samples were collected from the following locations and submitted to TestAmerica Laboratories in Pittsburgh, Pennsylvania for chemical analysis:

- B-6: 4 to 6 ft-bgs interval;
- B-7 (and B-7 Replicate): 2 to 4 ft-bgs interval;
- B-8: 0 to 2 ft-bgs interval; and
- B-13: 12 to 14 ft-bgs interval.

The samples for chemical analysis were submitted for Target Compound List (TCL) VOCs using SW-846 Method 8260, TCL SVOCs using SW-846 Method 8270, Target Analyte List (TAL) metals using SW-846 Method 6010/7471, and PCBs using SW-846 Method 8082. In addition to those samples, a soil sample was collected from the 7 to 8 ft-bgs interval at B-1 for waste characterization by Toxicity Characteristics Leaching Procedure (TCLP) VOCs by USEPA SW-846 Method 1311/8260, SVOCs by USEPA SW-846 Method 1311/8270, metals by USEPA SW-846 Method 1311/6010 and 7471, ignitability by USEPA SW-846 Method 1020A, reactive cyanide by USEPA SW-846 Method 9012, reactive sulfide by USEPA SW-846 Method 9030, and corrosivity (pH) by USEPA SW-846 Method 9045C. This soil sample was chosen for TCLP testing because it was thought to be representative of material below the water table containing NAPL. A sample of the DNAPL from MW-5 was also submitted to TestAmerica for the waste characterization analysis (petroleum products cannot be extracted by USEPA SW-846 Method 1311 and are analyzed directly for VOCs, SVOCs and metals by USEPA SW-846 Methods 8260, 8270 and 6010/7471, respectively).

Soil samples were collected from the respective depth intervals into appropriate laboratory-supplied containers. Samples were submitted to the laboratory following routine chain of custody procedures. A

laboratory prepared trip blank accompanied each sample shipment containing samples for VOC analysis. Copies of the chain of custody documentation are provided with the final analytical data reports in Appendix B.

2.1.2.2 Geotechnical Testing

MACTEC collected Shelby tube samples from a silty clay layer present immediately above bedrock surface at B-10, B-11, MW-10 and MW-4D for geotechnical testing. The purpose of the testing was to determine if the material would be suitable for keying in a slurry wall if that remedial option were selected. However, because the material was not continuous across the site, it was decided not to complete the laboratory testing. In addition, MACTEC collected approximately 5 gallons of groundwater from well MW-9 for slurry wall compatibility testing. It was also decided not to complete compatibility testing during this phase of the project.

2.2 GROUNDWATER MONITORING WELL INSTALLATION & DEVELOPMENT

During this Phase III ESA, MACTEC installed groundwater monitoring wells MW-3D, MW-4D, MW-10, MW-11, and MW-12. Well completion details are summarized on Table 1 and well completion logs are provided in Appendix A.

Each of the wells was constructed with 2 inch inside diameter (ID) schedule 40 polyvinyl chloride (PVC) casing and screen materials. Wells MW-3D and MW-4D were completed approximately 10 feet into bedrock with 5 foot long screens having 0.020-inch machine slotted screen. Wells MW-10, MW-11, and MW-12 were completed in the unconsolidated overburden with 10 foot long 0.020-inch machine slotted screens that intercept the water table. A sand pack was placed in the annular space around the screen to approximately 1 to 2 feet above the top of the screen. Bentonite chips were placed above the sand to approximately 2 ft-bgs and hydrated. A steel, flush mount protective casing was then placed in concrete at the well head.

The wells were allowed to stabilize for a minimum of 48 hours prior to development. Well development was accomplished by bailing to remove sediment to ensure adequate communication between the well and surrounding formation. Well development continued until at least 10 well volumes had been evacuated. Development water was containerized in labeled 55 gallon drums for subsequent off-Site

disposal. As with the soil borings, Sanford Engineering surveyed the horizontal and vertical location of each well (including the top of PVC casing elevation).

2.3 GROUNDWATER SAMPLING

Groundwater samples were collected from each of the new and existing monitoring wells, except for MW 3D and MW-4D, during November 2010. Samples were collected using the low flow purge technique in which groundwater is evacuated with a peristaltic pump at a rate of less than 100 ml/min through a flow-through cell that continuously analyzes pH, conductivity, temperature and dissolved oxygen. Once those parameters stabilized to within ± 10%, the samples were collected. New tubing was used for sampling each well and the flow-through cell was rinsed with deionzed water between each use.

PADEP Act 2 guidance requires that two rounds of groundwater data are needed to adequately characterize groundwater quality. In December 2010, to make sure that the proper number of samples were collected, ECCCD authorized MACTEC to collect samples from each of the preexisting shallow wells (MW-1 through MW-9) once for dissolved TAL metals, and to sample the new wells (MW-10, MW-11, and MW-12) twice for dissolved TAL metals and once for TCL VOCs and TCL SVOCS. This additional sampling is expected to be completed by the end of February 2011 and will be reported under separate cover.

During the November 2010 sampling event, one replicate sample was collected and analyzed and a trip blank for TCL VOC analysis accompanied each sample shipment containing VOC samples. Samples were either hand-delivered or shipped via overnight courier to TestAmerica following routine chain of custody procedures. A laboratory prepared trip blank accompanied each sample shipment containing samples for VOC analysis. Copies of chain of custody documentation are provided with the final analytical laboratory reports in Appendix B.

2.4 AQUIFER TESTING

MACTEC performed rising head "slug" tests at MW-3, MW-3D, MW-4, and MW-4D on November 1st and 2nd, 2010. The purpose of the slug test is to obtain groundwater recovery data used in calculating the estimated hydraulic conductivity of the aquifer in the immediate vicinity of the well.

The slug tests were performed using a disposable bailer (to quickly remove an approximately 1 liter "slug" of groundwater) along with a Mini-Troll pressure transducer connected to a Trimble Pocket PC data logger (to measure and record changes in groundwater level). First, the pressure transducer was lowered to approximately one foot above the bottom of the well. Second, the bailer was gently lowered until it was completely submerged. Once the water level had stabilized, as evidenced by stable water level readings shown on the data logger, the bailer was quickly withdrawn from the well. Groundwater recovery was measured and recorded by the Mini-Troll on a logarithmic time scale as shown on the data collection logs in Appendix C.

Multiple slug tests were completed at the wells on November 1, 2010, except MW-4D. Groundwater recovery at MW-4D was so slow that it had not recovered to static within 4 hours following removal of one bailer full of water on November 1st. Therefore, the test was repeated once on November 2nd, after the well had returned to a static level. Results of the slug tests are summarized in Section 3.1.

3.0 RESULTS

This section describes observations made during this Phase III ESA and presents aquifer testing results along with the analytical data.

3.1 SITE HYDROGEOLOGY & NAPL DELINEATION

Table 1 presents a summary of soil boring and well construction details, including the depth to bedrock and groundwater elevation measurements made during this Phase III ESA. Soil boring and well completion logs are included in Appendix A and the estimated hydraulic conductivity calculations made using the aquifer testing data are shown in Appendix C.

As reported in earlier reports and shown on the boring logs, the Site is comprised of "made" land, that is, buildable land made by placing fill materials into the bay over an approximate period from the mid-1800s through the 1970's. The natural, pre-development shoreline was likely located at the base of a step escarpment immediately south of the site in the area of what is now the Bayfront Parkway.

From the boring logs, the fill material falls into two general categories. The first is predominately brown silt with bricks, gravel, and some slag like material. This type of material was encountered in the southern portion of the Site (including and south of borings B-6 and B-8) as well as along the western perimeter of the Site (including borings B-12 and MW-3D). The southern borings B-6 and B-8 also contained some solidified tar like material with very little odor. That material was absent at B-12 and MW-3D, however, at those locations, roots and woody vegetation were observed in the subsurface.

The second general type of fill material that occupied the remainder of the Site (i.e., from borings B-10 north and B-12 east) contained varying amounts of shingles, tar paper, multi colored sand (brown, blue, red, and green) apparently used in making shingles, viscous tar like material, slag, sand, and gravel. In general, the amount of shingles and multi-colored sand observed increases to the north, whereas the mixture is more heterogeneous to the south as indicated on the logs for borings B-1 through B-4 and B-10. The shingle and tar paper material showed various degrees of weathering and compaction. In some locations it was loose and friable, whereas at others it was very compact and had the characteristics of dense clay. Observations regarding the occurrence and extent of the viscous tar like NAPL material are discussed further below in Section 3.1.1.

At most locations, the fill material was underlain by approximately 0.3 to 1.0 feet of fine sandy silt with some shell and root fragments, interpreted to be native material. At borings B-1, B-2, and B-3 the fill material extended to the top of bedrock and the native material was absent.

The depth to refusal (interpreted as the top of bedrock) elevation data is presented on Table 1 and that data was used to prepare the bedrock surface contour map shown on Figure 3. From Table 1, the depth to the top of bedrock ranges from approximately 7.2 ft-bgs at boring B-9 along the southern boundary of the Site to approximately 30 ft-bgs at the northern boundary (boring B-11). From Figure 3 it can be seen that the bedrock surface generally dips to the north. In the southern part of the Site the surface dips sharply north with a slope of approximately 0.05 feet/foot. The surface flattens to a slope of approximately 0.005 feet/foot in the central part of the Site between boring B-8 and monitoring well MW-9 and then dips sharply to the north again, with a slope of approximately 0.03 feet/foot between MW-9 and the northern Site boundary.

A review of Figure 3 reveals the following other noteworthy features:

1) Southeastern corner of the Site: The bedrock surface dips sharply to the east in this area which could be indicative of where the unnamed tributary flowed and discharged to the Bay prior to filling activities. The bedrock surface is approximately 8 to 10 feet below the bottom of the present unnamed creek along the northeastern Site boundary.

2) Eastern Site boundary: The bedrock surface dip has a more northeasterly direction (toward the Convention Center).

3) Central part of the Site: While the bedrock surface is relatively flat, some small depressions and mounds may exist as indicated by data from borings B-3, B-15 and B-13.

3.1.1 Aquifer Characteristics

Groundwater elevation data from November 2010 is presented on Table 1 and that data was used to prepare the groundwater contour map on Figure 4. The depth to groundwater at the Site ranges from approximately 2.17 ft-bgs at MW-7 to approximately 11.29 feet at MW-10.

The groundwater table occurs in the shallow wells within the unconsolidated fill material throughout the entire Site at elevations ranging from 580.19 ft-msl at MW-7 to 571.76 ft-msl at MW-10. According to data from NOAA's Erie PA Station ID 9063038 (www.http://tidesandcurrents.noaa.gov) the water level in the Bay at the time of groundwater measurements was approximately 570.50 ft-msl. From Figure 3, groundwater flow direction is generally north with components of flow to the northeast and northwest.

Groundwater elevation data from the only two wells completed within the upper bedrock at the site (MW-3D and MW-4D) is shown on Table 1. The water elevation in MW-3D was 571.66, which is 0.19 feet lower that its shallow counterpart MW-3 and the water elevation in MW-4D is 571.94 ft-msl, which is 0.81 feet lower than it shallow counterpart MW-4. Groundwater flow direction in the bedrock aquifer cannot be determined since only two bedrock wells exist, but it likely corresponds closely to flow direction in the overburden aquifer. Furthermore, the degree of hydraulic communication between the shallow overburden aquifer and the "bedrock" aquifer cannot be quantified with the existing data.

The Bay is the regional groundwater discharge feature. The extent to which the unnamed creek affects groundwater flow direction in the eastern part of the site is less clear. The creek is a man-made feature that was extended as the "made land" was extended into the Bay. As shown on Figure 3, the invert elevation where the tubed section of the creek daylights along Sassafras Street is 573 ft-msl, which is the same elevation as it is where the creek ultimately discharges to the Bay. Groundwater in the vicinity of the creek in November 2010 appeared to be at least 0.5 ft to 1.0 ft below the bottom of the creek. Observations of the creek in November revealed that there was no flow discharging overland to the Bay and some areas of standing water were observed.

The hydraulic conductivity was calculated using the rising head slug test data and the Bower and Rice Method (1976). Results of the rising head slug test and the calculations used to estimate the hydraulic conductivity are presented in Appendix C. In accordance with the testing methodology, approximately 1 liter of water was removed from the monitoring wells and recovery was monitored until nearly a static water level was achieved. At MW-3, groundwater recovery was very fast (less than four seconds). This response is at the practical limit of using a slug to determine hydraulic conductivity. As shown in Appendix C, the hydraulic conductivity of the unconsolidated formation at MW-3 is on the order, or higher, than approximately 5.5×10^{-2} centimeters per second (cm/sec). Testing was also conducted at MW-4, another shallow well. Three separate tests were conducted at that well. The calculated hydraulic conductivity values for tests from MW-4 were 9.0×10^{-4} cm/sec, 3.2×10^{-4} cm/sec, and 7.9×10^{-4} cm/sec, with an average estimated hydraulic conductivity calculated to be 6.7×10^{-4} cm/sec.

Slug tests were also conducted in two bedrock wells. Two tests were conducted at well MW-3D and one test was conducted at MW-4D. The estimated hydraulic conductivity calculated for bedrock well MW-3D was $7.5x10^{-4}$ cm/sec and $9.1x10^{-4}$ cm/sec with an average of $8.3x10^{-4}$ cm/sec. The calculated hydraulic conductivity at MW-4D was 3.1×10^{-6} cm/sec.

3.1.2 NAPL Delineation

Viscous DNAPL was known to exist in MW-5 prior to the Phase III. During November 2010, the DNAPL was observed from 7.4 ft-bgs (approximately 3 feet below the water table) to approximately 13 ft-bgs (the bottom of the well and top of bedrock). No other measurable NAPL was observed in any of the preexisting wells or newly constructed wells (MW-10, MW-11, MW-12, MW-3D, and MW-4D) during November 2010. However, some very viscous tar like material was observed on the water level probe at MW-8 and on sample tubing when it was retrieved from MW-2 and MW-11.

During completion of the soil borings during the Phase III ESA, NAPL was observed in the fill material from, at, or just below the water table, to refusal at borings B-1 through B-5, B-10, B-13, B14 (subsequently completed as MW-11), and B-15. NAPL was not observed in the bedrock surface material at any of those locations.

MACTEC considered NAPL to be present if a separate phase was clearly visible. The NAPL observed in the fill material at those locations mentioned above was in the form of viscous globules that produced a sheen and strong petroleum/naphthalene like odor. It must be noted that during completion of soil borings for this Phase III ESA throughout most of the Site, particularly in the north central portion, solidified tar and tar paper were observed. This material was not considered NAPL because it was not flowable under the field conditions and did not produce an observable separate phase.

Based on data from this and other studies at the site, MACTEC made an approximation of the extent of NAPL at the Site. The estimated boundary of NAPL is shown on Figure 3 (this is an estimate only and the actual extent of NAPL may be more or less). During drilling, MACTEC placed some of the material containing NAPL into jars of water to observe the phase separation. Those observations indicate that a certain fraction of the NAPL floats, while another fraction sinks. That observation, along with those that the NAPL was observed throughout the saturated zone at those boring locations identified above, leads MACTEC to refer to the material simply as NAPL.

3.2 SOIL AND DNAPL SAMPLE ANALYTICAL DATA

During this Phase III ESA, MACTEC collected samples of the fill material from boring locations B-6, B-7, B-8, and B-13 and had them analyzed for TCL VOCs, TCL SVOCs, PCBs, and TAL metals. Unsaturated zone samples from borings B-6, B-7, and B-8 were collected to assess conditions beneath the southern building slab. As stated in Section 3.1.2, NAPL was observed in saturated zone material from boring B-13. A sample was collected from that location to further assess possible future disposal options in the event that that material would ultimately be excavated for off-Site disposal. For this reason, data from B-13 is discussed separately from B-6, B-7 and B-8 data below.

Table 2 presents the TAL metals data and a summary of detected TCL VOCs and TCL SVOCs. None of the samples contained detectable concentrations of PCBs and are therefore not shown on Table 2. Table 2 also presents the PADEP Residential Statewide Health Standard Medium Specific Concentration (MSC) values for direct contact and soil-to-groundwater values for Used Aquifers less than 2,500 mg/L total dissolved solids (TDS) that became effective January 8, 2011. Sample results were screened against Residential, Used Aquifer MSCs because possible future use of the Site could include a residential component. Even though the City of Erie passed an ordinance that prohibits the use of groundwater for drinking or agricultural purposes within the entire City of Erie, results were screened against Used Aquifer MSCs to be conservative because groundwater discharges to the Bay. Copies of the final analytical data reports from TestAmerica are provided in Appendix B. Figure 5 contains a summary of soil sample results that exceed MSCs.

In addition to the analyses identified above, MACTEC collected one sample of saturated zone fill material containing NAPL from boring B-1 and one sample of the DNAPL from MW-5. The soil samples was analyzed using the TCLP for the hazardous waste characterization analytes including TCLP VOCs, TCLP SVOCs, TCLP metals, reactive cyanide, reactive sulfide, ignitability, and corrosivity. The DNAPL sample was also submitted for waste characterization analysis (petroleum products cannot be extracted by USEPA SW-846 Method 1311 and are analyzed directly for VOCs, SVOCs and metals by USEPA SW-846 Methods 8260, 8270 and 6010/7471, respectively). Table 3 presents a summary of the waste characterization data along with the respective regulatory criteria. Copies of the final analytical data reports from TestAmerica are provided in Appendix B.

None of the samples collected from B-6, B-7, and B-8 contained concentration of TCL VOCs that exceeded MSCs. However, various TCL SVOCs were detected in each of those samples and the following concentrations exceeded their respective MSCs:

- Benzo(a)antrhracene (MSC 5,700 ug/Kg): B-7-0204 (8,300 ug/Kg)
- Benzo(a)pyrene (MSC 570 ug/Kg): B-6-0406 (3,900 ug/kg) and B-7-0204 (9,100 ug/Kg).
- Benzo(b)fluoranthene (MSC 5,700 ug/Kg): B-7-0204 (13,000 ug/Kg)
- Dibenz(a,h)anthracene (MSC 570 ug/Kg): B-6-0406 (790 ug/Kg) and B-7-0204 (2,000 ug/Kg)

Arsenic was the only metal detected in a concentration exceeding the MSC (12 mg/Kg). Sample B-6-0406 contained 12.7 mg/kg and sample B-8-0002 contained 47 mg/kg of arsenic.

Sample B-13-1214 was a saturated zone sample that contained observable NAPL during drilling. Elevated concentrations of TCL VOCs and TCL SVOCs were detected in that sample relative to samples collected from B-6, B-7, and B-8 (Table 2). Note that the soil to groundwater MSCs that apply to sample B-13-1214 are different from those that apply to those samples from B-6, B-7 and B-8 (Table 2). The reason for this is that B-13-1214 was a saturated sample and 25PA Code 250.308(a) requires that the soil to groundwater MSC for a saturated sample be the greater of either the 100X the groundwater MSC or 1/10 of the Generic Value published on the tables in Appendix A of that regulation.

TCL VOCs that were detected in concentrations exceeding a PADEP Residential Used Aquifer MSC in sample B13-1214 were benzene (22,000 ug/kg, estimated), ethylbenzene (390,000 ug/kg), and isopropylbenzene (85,000 ug/kg). The MSCs for those compounds are 500 ug/kg, 70,000 ug/kg, and 84,000 ug/kg, respectively.

Sample B13-1214 contained the following SVOCs that exceed the respective PADEP Residential Used Aquifer MSCs shown on Table 2: 1,1-Biphenyl, 2-Methylnaphthalene, 4-Nitroaniline, Acenaphthene, Anthracene, Benzo(a)anthracene, Benzo(a)pyrene, Benzo(b)fluoranthene, Benzo(g,h,i)perylene, Carbazole, Chrysene, Dibenz(a,h)anthracene, Dibenzfuran, Fluoranthene, Fluorene, Indeno(1,2,3-cd)pyrene, Naphthalene, Phenanthrene, and Pyrene. The metals concentrations observed in sample B13-1214 that exceed a PADEP residential MSC are arsenic, chromium (assuming it to be hexavalent chrome to be conservative), cobalt, and lead.

As shown on Table 3, none of the concentrations detected in the waste characterization sample B-1-0708 exceeded the TCLP limits. The sample of DNAPL from MW-5 contained 31 mg/kg benzene. The results of a petroleum product sample are not directly comparable to TCLP limits.

TestAmerica provided Level IV data reports for each of the soil samples, which includes all the raw laboratory data, data summaries, and supporting QA/QC data. Evaluation of all of the data indicates that the data has been reported and qualified appropriately and no issues were identified that affect the usability of the data.

3.3 GROUNDWATER ANALYTICAL DATA

Table 4 presents a "hits only" summary of the detected VOC and SVOC groundwater data from samples collected during November 2010 along with the Residential Used Aquifer MSCs that became effective January 8, 2011. Even though the City of Erie passed an ordinance that prohibits the use of groundwater for drinking or agricultural purposes within the entire City of Erie, results were screened against used aquifer MSCs to be conservative because groundwater discharges to the Bay. The final analytical data reports from TestAmerica are included in Appendix C. Figure 5 contains a summary of groundwater sample results that exceed MSCs.

As shown on Table 4, various VOCs were detected in each of the groundwater samples. Three VOCs were detected in concentrations that exceed their respective Residential Used Aquifer MSCs. These are:

- 1,1-Dichloroethane (MSC 31ug/L): MW-5 (53 ug/L, estimated);
- Benzene (MSC 5 ug/L): MW-5 (500 ug/L), MW-6 (16 ug/L), MW-8 (6.3 ug/L, estimated), and MW-11 (7.5 ug/L, estimated); and
- Methylene Chloride (MSC of 5 ug/L): MW-5 (51 ug/L, estimated).

The benzene concentration observed in the sample from MW-6 is the only VOC exceeding an MSC that has been detected in a sample from a well outside of the area where NAPL has been observed or is suspected.

The SVOC data shown on Table 4 indicates that numerous SVOCs are present in the groundwater sample from MW-5 in concentrations that exceed the Residential Used Aquifer MSCs. The results from the sample from MW-5 are consistent with the fact that measurable DNAPL is present in that well. Samples

from wells MW-8, MW-11, and MW-12 also contained various SVOCs that exceed an MSC. The SVOCs detected include: 2,4-Dimethylphenol, 2-Methylnaphthalene, Anthracene, Benzo(a)anthracene, Benzo(a)pyrene, Benzo(b)fluoranthene, Benzo(ghi)perylene, Benzo)k)fluoranthene, Carbazole, Chrysene, Dibenzo(a,h)anthracene, Dibenzofuran, Fluoranthene, Indeno(1,2,3-cd)pyrene, Naphthalene, Phenanthrene, and Pyrene.

TestAmerica provided Level IV data reports for each of the groundwater samples, which includes all the raw laboratory data, data summaries and supporting QA/QC data. Evaluation of all of the data indicates that the data has been reported and qualified appropriately and no issues were identified that affect the usability of the data.

4.0 SUMMARY

MACTEC has completed a Phase III Environmental Site Assessment (ESA) at the former GAF Building Materials Manufacturing Corporation, Inc. (GAF) Facility (Site) located at 218 Bayfront Parkway in the City of Erie Pennsylvania. To achieve the objective of the investigation, MACTEC:

1) Completed 21 soil borings and collected four soil samples for analytical and geotechnical analyses;
2) Installed two upper bedrock and three shallow overburden groundwater monitoring wells;
3) Gauged each well to determine the existence of non-aqueous phase liquids (NAPL); and
4) Collected groundwater and NAPL samples for laboratory analyses.

Following are some of the key findings from this investigations:

- Various organic and inorganic analytes are present in soil and groundwater at concentrations that exceed the PADEP Act 2 Residential, Used Aquifer Statewide Health Standard, particularly in the area where NAPL has been observed or is suspected.

- Bedrock surface generally dips to the north. In the southern part of the Site the surface dips sharply north with a slope of approximately 0.05 feet/foot. The surface flattens to a slope of approximately 0.005 feet/foot in the central part of the Site between boring B-8 and monitoring well MW-9 and then dips sharply to the north again, with a slope of approximately 0.03 feet/foot between MW-9 and the northern Site boundary.

- Groundwater flow is towards the north, with components of flow to the northeast and northwest.

- The average hydraulic conductivity calculated in the shallow unconsolidated formation ranges from at least (or greater than) 5.5×10^{-2} at MW-3 to 6.7×10^{-4} cm/sec at MW-4. The estimated hydraulic conductivity of the bedrock wells was 8.3×10^{-4} cm/sec in MW-3D and 3.1×10^{-6} cm/sec in MW-4D.

- The estimated boundary of NAPL is shown on Figure 3. During drilling, MACTEC placed some of the material containing NAPL into jars of water to observe the phase separation. Those observations indicate that a certain fraction of the NAPL floats, while another fraction sinks.

TABLES

TABLE 1
November 2010 Groundwater Elevation and Bedrock Data

Phase III ESA - Former GAF Site, Erie, PA
MACTEC Project # 3410100795

Location	Ground surface El. (ft-msl)	Top of PVC (ft-msl)	REFUSAL (Ft-bgs)	DTW Nov. 2010 (ft-btoc)	Bedrock el. (Ft-msl)	Nov. 2010 Groundwater El. (ft-msl)	DNAPL El. (ft-msl)
MW-1	581.50	581.10	13.5	6.36	568	574.74	
MW-2	579.84	579.66	13.4	5.69	566.44	573.97	
MW-3	582.95	582.65	18	10.8	564.95	571.85	
MW-3D	582.93	582.55	18.2	10.89	564.73	571.66	
MW-4	583.08	582.71	19	9.96	564.08	572.75	
MW-4D	583.08	582.56	19.8	10.62	563.28	571.94	
MW-5	578.41	578.17	12.7	4.34	565.71	573.83	571.07
MW-6	579.73	579.48	14	7.41	565.73	572.07	
MW-7	582.36	582.07	8.2	1.88	574.16	580.19	
MW-8	579.53	579.34	--	6.54	<564.53	572.80	
MW-9	582.63	582.34	--	9.94	<563.63	572.40	
MW- 10	583.05	582.76	26.7	11	556.35	571.76	
MW-11	582.30	581.56	17	8.81	565.3	572.75	
MW-12	577.99	577.58	14.7	5.09	563.29	572.49	

Soil Boring Data Used to Prepare Figure 3

B-1	578.73		13.3	565.43
B-2	578.46		13.4	565.06
B-3	578.09		13.3	564.79
B-4	579.45		14.1	565.35
B-5	579.28		13.9	565.38
B-6	583		16.3	566.7
B-7	583.4		--	--
B-8	582.59		16.3	566.29
B-9	586.2		7.2	579
B-10	579.9		14.3	565.6
B-11	588.37		30.5	557.87
B-12	579.86		15.8	564.06
B-13	581.47		16.2	565.27
B-14	582.3		17	565.3
B-15	580.4		15.5	564.9
B-16	578.9		13.5	565.4
B-17	578.2		13.3	564.9
S-1	578.80		12.4	566.4
S-9	582.70		17.2	565.5
S-12	583.20		21.6	561.6

Notes:
1) Survey Data from Sanford Surveying and Engineering, Erie, PA. "GAF-Base.DWG"
2) -- indicates that bedrock was not encountered.

Prepared By: CH
Checked By:

Table 2
Soils Data Summary

Phase III ESA - Former GAF Site, Erie, PA
MACTEC Project # 3410100795

Target Analyte List Metals

Units = mg/kg	Res. Direct Contact MSC[1]	Res. Soil to GW, Used Aquifer MSC[1]	Res. Soil to GW, Used Aquifer (Saturated Soil)[2]	B-13-1214[2]	B6-0406	B7-0204	B8-0002
Collection Date:				10/29/10	10/22/10	10/22/10	10/22/10
Aluminum	190000	--	--	**2120 J**	**10500**	**14000**	**4570**
Antimony	88	27	2.7	**0.45 B**	**0.41 B**	0.84 U	1.2 U
Arsenic	12	29	2.9	**6.5**	**12.7**	**6.3**	**47**
Barium	44000	8200	820	**94.3 J**	**271**	**119**	**34.5**
Beryllium	440	320	32	**0.2 B J**	**1.2**	**1.6**	**0.66**
Cadmium	110	38	3.8	**0.26 B**	**0.47 B**	**0.95**	**0.12 B**
Calcium	--	--	--	**4110 J**	**36100 J**	**49700 J**	**9000 J**
Chromium*	660	190	19	**43.3**	**16.2**	**7.9**	**7.6**
Cobalt	66	50	5	**6.1 B J**	**6.6**	**7.5**	**8.7**
Copper	8100	43000	4300	**185**	**213**	**116**	**16.9**
Iron	150000	--	--	**13500 J**	**29700**	**20800**	**23700**
Lead	500	450	45	**56.3**	**335**	**82.6**	**6.7**
Magnesium	--	--	--	**7940 J**	**3940**	**2090**	**419 B**
Manganese	10000	2000	200	**119 J**	**398**	**292**	**57.7**
Mercury	35	10	1	**0.8**	**1.5**	**0.62**	**0.058**
Nickel	4400	650	65	**55.4**	**18.6**	**34**	**21.1**
Potassium	--	--	--	**455 B**	**1590**	**2300**	**476 B**
Selenium	1100	26	5	0.69 U	**2.6**	**2.3**	**1.4**
Silver	1100	84	10	**0.18 B**	0.85 U	0.42 U	0.61 U
Sodium	--	--	--	**206 B**	**328 B**	**577**	**188 B**
Thallium	15	14	1.4	1.4 U	0.85 U	0.84 U	**0.55 B**
Vanadium	1500	26000	2600	**12.6**	**15.3**	**11.2**	**17.5**
Zinc	66000	12000	1200	**123 J**	**216 J**	**523 J**	**15 J**

Notes:
1) PADEP Residential Direct Contact and Soil to Groundwater (Used Aquifer) MSCs from January 2011. Yellow higlight indicates an exceedance of those values.
2) Applies to sample B-13-1214 only because it was collected from below the water table. Per 25PACode 250.308, value shown is the greater of either 1/10th Generic Soil to Groundwater MSC or 100 X groundwater MSC. Green highlight indicates an exceedance of those values.
3) "J" Indicates that analyte was detected in blank; "U" indicates the analyte not detected in a concentration exceeding the laboratory reporting limit; and B indicates an estimated concentration.
4)" --" indicates that no MSC has been promulgated.
5) "*"indicates that MSCs are for hexavalent chromium.

Prepared By: JAS
Checked By: GDJ

Table 2 (Continued)
Soil Data Summary

Phase III ESA - Former GAF Site, Erie, PA
MACTEC Project # 3410100795

Target Compound List VOCs (Detections Only)

Units = ug/kg	Res. Direct Contact MSC[1]	Res. Soil to GW, Used Aquifer MSC[1]	Res. Soil to GW, Used Aquifer (Saturated Soil)[2]	B-13-1214[2]	B6-0406	B7-0204	B8-0002
Collection Date:				10/29/10	10/22/10	10/22/10	10/22/10
1,1,1-Trichloroethane	10000000	20000	20000	43000 U	**1.8 J**	**1.7 J**	6.2 U
Acetone	10000000	3300000	3300000	170000 U	26 U	**9.2 J**	25 U
Benzene	57000	500	500	**22000 J**	6.6 U	6 U	6.2 U
Carbon disulfide	10000000	150000	150000	43000 U	6.6 U	**3.4 J**	6.2 U
Ethylbenzene	10000000	70000	70000	**390000**	6.6 U	6 U	6.2 U
Isopropylbenzene	7700000	600000	84000	**85000**	6.6 U	6 U	6.2 U
Methylcyclohexane	--	--	--	43000 U	6.6 U	**1.4 J**	6.2 U
Tetrachloroethene	340000	500	500	43000 U	**6.4 J**	6 U	6.2 U
Toluene	10000000	100000	100000	**14000 J**	6.6 U	6 U	6.2 U
Trichloroethene	260000	500	500	43000 U	**24**	**15**	6.2 U
Xylenes (total)	1900000	1000000	1000000	**790000**	20 U	18 U	19 U

Notes:
1) PADEP Residential Direct Contact and Soil to Groundwater (Used Aquifer) MSCs from January 2011
2) Applies to sample B-13-1214 only because it was collected from below the water table. Per 25PACode 250.308, value shown is the greater of either 1/10th Generic Soil to Groundwater MSC or 100 X groundwater MSC. Green highlight indicates an exceedance of those values.
3) "J" Indicates that the concentration is estimated; "U" indicates the analyte not detected in a concentration exceeding the laboratory reporting limit.
4)" --" indicates that no MSC has been promulgated.

Prepared By: JTS
Checked By: GDS

Table 2 (continued)
Soil Data Summary

Phase III ESA - Former GAF Site, Erie, PA
MACTEC Project # 3410100795

Target Compound List SVOCs (Detections Only)

Units = ug/kg	Res. Direct Contact MSC[1]	Res. Soil to GW, Used Aquifer MSC[1]	Res. Soil to GW, Used Aquifer (Saturated Soil)[2]	B-13-1214[2]	B6-0406	B7-0204	B8-0002
Collection Date:				10/29/10	10/22/10	10/22/10	10/22/10
1,1'-Biphenyl	11000000	790000	180000	**550000**	**100 J**	**280 J**	**55 J**
2-Methylnaphthalene	880000	600000	60000	**2500000**	**800**	**930**	**460**
4-Methylphenol	1100000	18000	18000	24000 U	780 U	**220 J**	400 U
4-Nitroaniline	880000	3300	3300	**120000**	4000 U	8100 U	2100 U
Acenaphthene	13000000	2700000	270000	**1200000**	**200**	**390**	82 U
Acenaphthylene	13000000	2500000	250000	**240000**	**710**	**3800**	82 U
Anthracene	66000000	350000	35000	**1100000**	**730**	**2500**	82 U
Benzo(a)anthracene	5700	25000	2500	**1000000**	**3700**	**8300**	**39 J**
Benzo(a)pyrene	570	46000	4600	**810000**	**3900**	**9100**	82 U
Benzo(b)fluoranthene	5700	40000	4000	**1000000**	**5600**	**13000**	82 U
Benzo(ghi)perylene	13000000	180000	18000	**490000**	**3100**	**6500**	82 U
bis(2-Ethylhexyl) phthalate	1300000	130000	13000	24000 U	**560 J**	**1400 J**	**430**
Carbazole	900000	21000	3300	**500000**	**210**	**1600**	82 U
Chrysene	570000	230000	23000	**960000**	**3200**	**9200**	**58 J**
Dibenz(a,h)anthracene	570	13000	1300	**240000**	**790**	**2000**	82 U
Dibenzofuran	220000	95000	9500	**1500000**	**490 J**	**1100 J**	**130 J**
Fluoranthene	8800000	3200000	320000	**2100000**	**5000**	**19000**	**48 J**
Fluorene	8800000	3000000	300000	**1700000**	**300**	**910**	82 U
Indeno(1,2,3-cd)pyrene	5700	2200000	220000	**460000**	**2600**	**5300**	82 U
Naphthalene	4400000	25000	10000	12000000	**1600**	**3500**	**270**
Phenanthrene	66000000	10000000	1000000	**4500000**	**2500**	**13000**	**330**
Pyrene	6600000	2200000	220000	**2000000**	**4800**	**17000**	**64 J**

Notes:
1) PADEP Residential Direct Contact and Soil to Groundwater (Used Aquifer) MSCs from January 2011. Yellow highlight indicates an exceedance in samples from B-6, B-7 or B-8.
2) Applies to sample B-13-1214 only because it was collected from below the water table. Per 25PACode 250.308, value shown is the greater of either 1/10th Generic Soil to Groundwater MSC or 100 X groundwater MSC. Green highlight indicates an exceedance in sample B-13-1214.
3) "J" Indicates that the concentration is estimated; "U" indicates the analyte not detected in a concentration exceeding the laboratory reporting limit.

Prepared By:
Checked By:

TABLE 3
Waste Characterization Data Summary

Phase III ESA - Former GAF Site, Erie, PA
MACTEC Project # 3410100795

Soil Sample B-1-0708 TCLP

TCLP Metals

Analyte	Result	Units	Qualifier	US EPA Haz. Waste Limit
Arsenic	**0.014**	mg/L	B	5
Barium	**0.078**	mg/L	B	100
Cadmium	ND	mg/L		1
Chromium	**0.022**	mg/L	B	5
Lead	**0.057**	mg/L	J	5
Selenium	**0.008**	mg/L	B	1
Silver	ND	mg/L		5
Mercury	ND	mg/L		0.2

TCLP VOCs

Benzene	ND	mg/L		0.5
2-Butanone	ND	mg/L		200
Carbon tetrachloride	ND	mg/L		0.5
Chlorobenzene	ND	mg/L		100
Chloroform	ND	mg/L		6
1,2-Dichloroethane	ND	mg/L		0.5
1,1-Dichloroethene	ND	mg/L		0.7
Tetrachloroethene	ND	mg/L		0.7
Trichloroethene	ND	mg/L		0.5
Vinyl chloride	ND	mg/L		0.2

TCLP SVOCs

1,4-Dichlorobenzene	ND	mg/L		7.5
2,4-Dinitrotoluene	ND	mg/L		0.13
Hexachlorobenzene	ND	mg/L		0.13
Hexachlorobutadiene	ND	mg/L		0.5
Hexachloroethane	ND	mg/L		3
Nitrobenzene	ND	mg/L		2
Pentachlorophenol	ND	mg/L		100
Pyridine	**0.0056**	mg/L	J	5
2,4,5-Trichlorophenol	ND	mg/L		400
2,4,6-Trichlorophenol	ND	mg/L		2
Cresols (total)	**2**	mg/L		200

Miscellaneous

Total Cyanide	**13.7**	mg/kg	J
Total Sulfide	**247**	mg/kg	
pH	**7.8**	--	
Ignitability	**NI**		

Prepared By:
Checked By:

TABLE 3 (Cont.)
Waste Characterization Data Summary

Phase III ESA - Former GAF Site, Erie, PA
MACTEC Project # 3410100795

MW-5 DNAPL TCLP

Metals

Analyte	Result	Units	Qualifier
Arsenic	**1.7**	mg/kg	
Barium	**0.45**	mg/kg	B
Cadmium	ND	mg/kg	
Chromium	**2.6**	mg/kg	
Lead	**0.24**	mg/kg	B
Selenium	**0.54**	mg/kg	
Silver	ND	mg/kg	
Mercury	ND	mg/kg	
VOCs			
Benzene	**31**	mg/kg	
2-Butanone	ND	mg/kg	
Carbon tetrachloride	ND	mg/kg	
Chlorobenzene	ND	mg/kg	
Chloroform	ND	mg/kg	
1,2-Dichloroethane	ND	mg/kg	
1,1-Dichloroethene	ND	mg/kg	
Tetrachloroethene	**0.52**	mg/kg	J
Trichloroethene	ND	mg/kg	
Vinyl chloride	ND	mg/kg	
SVOCs			
1,4-Dichlorobenzene	ND	mg/kg	
2,4-Dinitrotoluene	ND	mg/kg	
Hexachlorobenzene	ND	mg/kg	
Hexachlorobutadiene	ND	mg/kg	
Hexachloroethane	ND	mg/kg	
Nitrobenzene	ND	mg/kg	
Pentachlorophenol	ND	mg/kg	
Pyridine	ND	mg/kg	
2,4,5-Trichlorophenol	ND	mg/kg	
2,4,6-Trichlorophenol	ND	mg/kg	
Cresols (total)	ND	mg/kg	
Miscellaneous			
Total Cyanide	0.097	mg/kg	U
Total Sulfide	**23.2**	mg/kg	B
pH	**7.6**	--	

Notes:
1) ND indicates analyte not detected above laboratory MDL
2) MW-5 DNAPL sample results reported by laboratory in mg/kg due to density difference between DNAPL and water.
3) For inorganic qualifieres, J indicates analyte detected in blank and B indicates an estimated concentration. For organic analyses, J indicates an estimated concentration.

Prepared By: DMS
Checked By: GSD

TABLE 4
Groundwater Data Summary

Phase III ESA - Former GAF Site, Erie, PA
MACTEC Project # 3410100795

Target Compound List VOCs (Detections Only)

Units in ug/L	Residental Used Aquifer MSC	MW-1-1011 11/2/2010	MW-2-1011 11/2/2010	MW-3-1011 11/1/2010	MW-4-1011 11/2/2010	MW-5-1011 11/2/2010	MW-6-1011 11/1/2010	MW-7-1011 11/1/2010	MW-8-1011 11/2/2010	MW-9-1011 11/1/2010	MW-10-1011 11/1/2010	MW-11-1011 11/2/2010	MW-12-1110 11/12/2010
1,1-Dichloroethane	31	1 U	**1.5 J**	1 U	2 U	**53 J**	**0.81 J**	1 U	50 U	1 U	1 U	50 U	1 U
Acetone	33000	**3 J**	10 U	**3.1 J**	**5.9 J**	500 U	**3.8 J**	**4.9 J**	250 U	**4.4 J**	**3.9 J**	250 U	5 U
Benzene	5	1 U	**1.4 J**	1 U	**0.77 J**	**500**	16	**0.82 J**	**6.3 J**	1 U	**1**	**7.5 J**	1 U
Carbon disulfide	1500	1 U	**1.1 J**	**0.4 J**	2 U	100 U	1 U	1 U	50 U	1 U	1 U	50 U	**0.36 J**
Chlorobenzene	100	1 U	2 U	1 U	2 U	100 U	1 U	1 U	50 U	1 U	**0.92 J**	50 U	1 U
Chloroethane	230	1 U	**3.2**	1 U	2 U	**200**	1 U	1 U	50 U	**0.78 J**	1 U	50 U	1 U
Chloromethane	30	**0.35 J**	2 U	**0.55 J**	2 U	100 U	**0.45 J**	**0.65 J**	50 U	1 U	**0.43 J**	50 U	1 U
cis-1,2-Dichloroethene	70	**2.6**	2 U	1 U	2 U	100 U	**0.33 J**	1 U	50 U	1 U	1 U	50 U	1 U
Cyclohexane	13000	1 U	2 U	1 U	2 U	100 U	1 U	1 U	50 U	1 U	**1.4**	50 U	**0.75 J**
Ethylbenzene	700	1 U	**2.8**	1 U	2 U	**100**	**2.5**	**0.63 J**	50 U	**0.29 J**	1 U	**18 J**	1 U
Isopropylbenzene	840	1 U	**0.98 J**	1 U	**0.57 J**	100 U	**1.1**	1 U	50 U	**0.19 J**	**0.45 J**	50 U	1 U
Methylcyclohexane	NS	1 U	2 U	1 U	2 U	100 U	1 U	1 U	50 U	1 U	**0.48 J**	50 U	**1.1**
Methylene chloride	5	1 U	2 U	1 U	2 U	**51 J**	1 U	1 U	50 U	1 U	1 U	**21 J**	1 U
Toluene	1000	1 U	**0.5 J**	**0.17 J**	2 U	**190**	1 U	1 U	50 U	**0.21 J**	**0.17 J**	50 U	**0.15 J**
trans-1,2-Dichloroethene	100	1 U	2 U	1 U	2 U	100 U	**0.21 J**	1 U	50 U	1 U	1 U	50 U	1 U
Vinyl chloride	2	1 U	2 U	1 U	2 U	100 U	**0.74 J**	1 U	50 U	1 U	1 U	50 U	1 U
Xylenes (total)	10000	3 U	**3.2 J**	3 U	**3.8 J**	**350**	**1.3 J**	3 U	150 U	**0.96 J**	**1.1 J**	**48 J**	3 U

Notes:
1) PADEP Residential Used Aquifer MSCs from January 2011. Yellow highlight indicates an exceedance.
2) "J" Indicates that the concentration is estimated; "U" indicates the analyte not detected in a concentration exceeding the laboratory reporting limit.
3) NS indicates no MSC promugated.

Prepared By:
Checked By:

TABLE 4 (Continued)
Groundwater Data Summary

Phase III ESA - Former GAF Site, Erie, PA
MACTEC Project # 3410100795

Target Compound List SVOCs (Detections Only)

Units in ug/L	Residential Used Aquifer MSC	MW-1-111010 11/10/2010	MW-2-111010 11/10/2010	MW-3-111010 11/10/2010	MW-4-111010 11/10/2010	MW-5-111010 11/10/2010	MW-6-111010 11/10/2010	MW-7-111010 11/10/2010	MW-8-111010 11/10/2010	MW-9-111010 11/10/2010	MW-10 11/10/2010	MW-11 11/10/2010	MW-12-1110 11/12/2010
1,1'-Biphenyl	1800	0.94 U	1	0.95 U	0.24 J	160	1.3	0.14 J	0.95 J	0.81 J	0.94 U	22	0.11 J
2,4-Dimethylphenol	730	0.94 U	0.95 U	0.95 U	0.94 U	1500	0.94 U	0.94 U	4.3 J	0.52 J	0.94 U	19 U	2.1 U
2-Methylnaphthalene	150	0.027 J	0.63	0.1 J	4.4	910	0.14 J	0.029 J	110	0.72	3.3	230	0.61
2-Methylphenol	1800	0.94 U	0.95 U	0.95 U	0.94 U	100	0.94 U	0.94 U	3.4 J	0.94 U	0.94 U	19 U	2.1 U
4-Methylphenol	180	0.94 U	0.95 U	0.95 U	0.94 U	50 J	0.94 U	0.94 U	4.8 J	0.94 U	0.94 U	19 U	0.28 J
Acenaphthene	2200	0.19 U	11	8.8	1.5	340	31	0.25	66	6.2	2.6	63	1.2
Acenaphthylene	2200	0.19 U	0.4	0.2	0.19 U	45	1.8	0.05 J	1 J	0.5	0.078 J	1.4 J	0.42
Acetophenone	3700	0.94 U	0.11 J	0.95 U	0.94 U	95 U	0.94 U	0.94 U	9.4 U	0.94 U	0.94 U	19 U	2.1 U
Anthracene	66	0.021 J	0.89	0.24	0.64	400	1.9	0.22	4.7	0.57	0.15 J	8.5	0.69
Benzo(a)anthracene	0.29	0.19 U	0.19 U	0.19 U	0.19 U	270	0.22	0.15 J	1.9 U	0.15 J	0.19 U	2.3 J	1.5
Benzo(a)pyrene	0.2	0.19 U	0.24	0.19 U	0.19 U	220	0.11 J	0.18 J	1.9 U	0.19 U	0.19 U	1.5 J	1.9
Benzo(b)fluoranthene	0.29	0.19 U	0.25	0.19 U	0.19 U	300	0.09 J	0.14 J	1.9 U	0.19 U	0.19 U	3.8 U	2.3
Benzo(ghi)perylene	0.26	0.19 U	0.19 U	0.19 U	0.19 U	97	0.14 J	0.24	1.9 U	0.19 U	0.19 U	3.8 U	0.95
Benzo(k)fluoranthene	0.55	0.19 U	0.19 U	0.19 U	0.19 U	19 U	0.096 J	0.2	1.9 U	0.19 U	0.19 U	3.8 U	0.41 U
bis(2-Ethylhexyl) phthalate	6	0.94 U	0.95	0.95 U	0.94 U	95 U	0.94 U	0.94 U	9.4 U	0.94 U	0.94 U	19 U	2.1 U
Butyl benzyl phthalate	350	0.94 U	0.95 U	0.95 U	0.94 U	95 U	0.94 U	0.94 U	9.4 U	0.94 U	0.94 U	19 U	0.32 J
Carbazole	33	0.19 U	3.3	0.074 J	3.6	260	5	0.58	90	5.7	3.2	89	0.28 J
Chrysene	1.9	0.19 U	0.19 U	0.19 U	0.19 U	240	0.21	0.13 J	1.9 U	0.11 J	0.19 U	1.4 J	1.3
Dibenz(a,h)anthracene	0.029	0.19 U	0.19 U	0.19 U	0.19 U	37	0.16 J	0.25	1.9 U	0.19 U	0.19 U	3.8 U	0.41 U
Dibenzofuran	37	0.94 U	3.6	0.95 U	1.7	480	5	0.43 J	80	5.8	0.18 J	69	0.34 J
Diethyl phthalate	29000	0.94 U	0.95 U	0.95 U	0.94 U	95 U	0.94 U	0.16 J	9.4 U	0.14 J	0.45 J	19 U	2.1 U
Di-n-octyl phthalate	1500	0.94 U	0.95 U	0.95 U	0.94 U	95 U	0.94 U	0.19 J	9.4 U	0.94 U	0.94 U	19 U	2.1 U
Fluoranthene	260	0.19 U	1.2	0.14 J	0.51	790	4.4	0.38	2.1	2.8	0.13 J	6.5	2.7
Fluorene	1500	0.19 U	5	0.19 U	1.9	510	4.4	0.47	60	9.6	3.5	60	1.6
Indeno(1,2,3-cd)pyrene	0.29	0.19 U	0.19 U	0.19 U	0.19 U	88	0.15 J	0.26	1.9 U	0.19 U	0.19 U	3.8 U	1.6
Naphthalene	100	0.17 J	56	0.46	51	11000	4.6	0.09 J	3400	60	0.88	2900	1.4
Phenanthrene	1100	0.058 J	0.23	0.15 J	1.9	1500	0.29	0.72	31	7	1.7	49	1.5
Phenol	2000	0.19 U	0.19 U	0.19 U	0.19 U	19 U	0.25	0.19 U	1.9 U	0.19 U	0.19 U	3.8 U	0.41 U
Pyrene	130	0.19 U	0.48	0.08 J	0.31	540	2.2	0.23	1.3 J	1.2	0.16 J	5	2.4

Notes:
1) PADEP Residential Used Aquifer MSCs from January 2011. Yellow highlight indicates an exeedance.
2) "J" Indicates that the concentration is estimated; "U" indicates the analyte not detected in a concentration exceeding the laboratory reporting limit.

Prepared By:
Checked By:

FIGURES

DRAWN BY: NEL 1-31-2011 APPROVED BY: REC



SCALE 1:24000

1 0.5 0 1 MILE

1000 0 1000 2000 3000 4000 5000 6000 7000 FEET

1 0.5 0 1 KILOMETER

CONTOUR INTERVAL 20 FEET



ERIE QUADRANGLE

Former GAF Site
218 Bayfront Parkway
Erie, Pennsylvania

Project No.: 3410100795

MACTEC
Engineering & Consulting Inc.
800 North Bell Avenue, Suite 200
Pittsburgh, PA 15106

SITE LOCATION MAP
PHASE III ESA

Figure: 1

1

P:\PROJECTS\Erie County Convention Authority\3410080643\CADD\FINAL\Phase II\FIG 1 Site Map.dwg

DRAWN BY: NEL 12-6-2010 APPROVED BY: JPB

P:\PROJECTS\Erie County Convention Authority\3410100795 Phase III\CADD\FINAL\Bedrock Surface.dwg Wed, 09 Feb 2011 - 9:52am nelagattuta

SASSAFRAS STREET

PRESQUE ISLE BAY

BAYFRONT PARKWAY - S.R. 4034
Section A00 R/W - Variable Width R/W

MW-12 B-17 B-16 B-10 MW-2 B-13 B-15 S-1 MW-1 MW-11 S-9 MW-4D MW-4 S-12 B-4 B-1 B-3 MW-5 B-6 B-2 B-5 B-7 B-9 MW-9 MW-8 B-8 B-11 MW-10 MW-3 MW-3D MW-6 B-12 MW-7

LEGEND

MW-5 MONITORING WELL

B-5 SOIL BORING

Ref: Sanford Surveying & Engineering, P.C., gaf-base.dwg, revised 11-3-2010.

100 0 100
SCALE: 1"= 100'

Former GAF Site
218 Bayfront Parkway
Erie, Pennsylvania

Project No.: 3410100795

MACTEC
Engineering & Consulting Inc.
800 North Bell Avenue, Suite 200
Pittsburgh, PA 15106

SITE PLAN
PHASE III ESA

Figure: 2

2

DRAWN BY: NEL 12-6-2010 APPROVED BY: JMB

P:\PROJECTS\Erie County Convention Authority\3410100795 Phase III\CADD\FINAL\Bedrock Surface.dwg Wed, 09 Feb 2011 - 9:54am nelagattuta

SASSAFRAS STREET

PRESQUE ISLE BAY

BAYFRONT PARKWAY - S.R. 4034
Section A00 R/W - Variable Width R/W

MW-12 563.29
B-17 564.9
B-16 565.4
MW-11 565.30
MW-4D 563.28
MW-4 564.08
B-12 561.6
B-11 557.87
MW-10 556.35
MW-9 <565.63
MW-8 <564.53
MW-3 564.95
MW-3D 564.73
MW-6 565.73
B-12 564.06
B-13 565.27
B-15 564.90
B-10 565.6
MW-2 566.44
B-4 565.35
B-1 564.7
B-3 565.43
MW-5 565.71
B-2 565.06
B-5 565.38
B-6 566.7
B-7
B-8 566.29
B-9 579.0
S-1 566.40
MW-1 568.0
MW-7 574.16

LEGEND

MW-5 573.85 — MONITORING WELL WITH BEDROCK SURFACE ELEVATION

B-5 565.38 — SOIL BORING WITH BEDROCK SURFACE ELEVATION

BEDROCK SURFACE CONTOUR – 1 FT CONTOUR INTERVAL

BEDROCK SURFACE CONTOUR – 2 FT CONTOUR INTERVAL

Ref: Sanford Surveying & Engineering, P.C., gaf-base.dwg, revised 11-3-2010.

100 0 100
SCALE: 1"= 100'

Former GAF Site
218 Bayfront Parkway
Erie, Pennsylvania

Project No.: 3410100795

MACTEC
Engineering & Consulting Inc.
800 North Bell Avenue, Suite 200
Pittsburgh, PA 15106

BEDROCK SURFACE CONTOURS
PHASE III ESA

Figure: 3

3

DRAWN BY: NEL 12-6-2010 APPROVED BY: –

APPROXIMATE EXTENT OF NAPL

SASSAFRAS STREET

PRESQUE ISLE BAY

BAYFRONT PARKWAY - S.R. 4034
Section A00 R/W - Variable Width R/W

572.49 MW-12
B-17
B-16
572
573
574
575
576
577
578
579
580
R/W Line
60'
B-10
MW-2 573.97
B-13
B-15
S-1
MW-1 574.74
S-9
MW-11 572.75
571.94 MW-4D
MW-4 572.75
S-12
B-4
B-1
B-3
MW-5 573.83
B-6
B-2
B-5
B-7
B-9
B-8
MW-9 572.40
572.80 MW-8
B-11
MW-10 571.76
LAKE ELEV 570.5[1]
571.85 MW-3
MW-3D 571.66
MW-6 572.07
B-12
MW-7 580.19
Covered Loading Dock
Concrete Pad
Elevated Concrete Loading Dock
Building
Tank
Fence
Bituminous
Concrete
Gravel / Recycled Asphalt Shoulder
Creek
Top of Bank
48" Conc. Pipe
8' Chainlink Fence
Trailer
Electric
Gate
Pump House
Bituminous Parking Area
Existing Contour

LEGEND

MW-5 / 573.85 — MONITORING WELL WITH GROUNDWATER ELEVATION MEASURED NOVEMBER 2, 2010

B-5 — SOIL BORING

GROUNDWATER ELEVATION

APPROXIMATE EXTENT OF NAPL INFERRED FROM SOIL BORING AND MONITORING WELL DATA.

NOTES

[1]LAKE ERIE ELEVATION, 12:00 A.M., NOVEMBER 2, 2010
NOAA HISTORIC GREAT LAKE WATER LEVEL DATA, ERIE, PA
STATION ID 9063038, http://tidesandcurrents.noaa.gov

Ref: Sanford Surveying & Engineering, P.C., gaf-base.dwg, revised 11-3-2010.

100 0 100
SCALE: 1"= 100'

Former GAF Site
218 Bayfront Parkway
Erie, Pennsylvania

Project No.: 3410100795

MACTEC
Engineering & Consulting Inc.
800 North Bell Avenue, Suite 200
Pittsburgh, PA 15106

GROUNDWATER CONTOURS
AND NAPL AREA
NOVEMBER 2, 2010
PHASE III ESA

Figure: 4

4

P:\PROJECTS\Erie County Convention Authority\3410100795 Phase III\CADD\FINAL\Bedrock Surface.dwg Wed, 09 Feb 2011 - 9:54am nelagattuta

DRAWN BY: NEL 2-1-2011 APPROVED BY: –

APPROXIMATE EXTENT OF NAPL

SASSAFRAS STREET

PRESQUE ISLE BAY

BAYFRONT PARKWAY - S.R. 4034 Section 100 R/W – Variable Width R/W

MW-12 MW-11 MW-4D MW-4 MW-9 MW-10 MW-3 MW-3D MW-6 MW-8 MW-5 MW-2 MW-1 MW-7

B-13 B-1 B-10 B-15 B-4 B-2 B-5 B-11 B-17 B-16 B-6 B-7 B-8 S-1 S-9 S-12

B6-0406

METALS (mg/kg)	
ARSENIC	12.7
SVOCs (µg/kg)	
BENZO(A)PYRENE	3,900
DIBENZ(A,H)ANTHRACENE	790

B7-0204

SVOCs (µg/kg)	
BENZO(A)ANTHRACENE	8,300
BENZO(A)PYRENE	9,100
BENZO(B)FLUORANTHENE	13,000
DIBENZ(A,H)ANTHRACENE	2,000

B-13-1214

SVOCs (µg/kg)	
1,1-BIPHENYL	550,000
2-METHYLNAPHTHALENE	2,500,000
4-NITROANILINE	120,000
ANTHRACENE	1,200,000
ACENAPHTHENE	1,100,000
BENZO(A)ANTHRACENE	1,000,000
BENZO(A)PYRENE	810,000
BENZO(B)FLUORANTHENE	1,000,000
BENZO(GHI)PERYLENE	490,000
CARBAZOLE	500,000
CHRYSENE	960,000
DIBENZ(A,H)ANTHRACENE	240,000
DIBENZOFURAN	1,500,000
FLUORANTHENE	2,100,000
FLUORENE	1,700,000
INDENO(1,2,3-CD)PYRENE	460,000
NAPHTHALENE	12,000,000
PHENANTHRENE	4,500,000
PYRENE	2,000,000
VOCs (µg/kg)	
BENZENE	22,000 J
ETHYLBENZENE	390,000
ISOPROPYLBENZENE	85,000
METALS (mg/kg)	
ARSENIC	6.5
CHROMIUM	43.3
COBALT	6.1 BJ
LEAD	56.3

B8-0002

METALS (mg/kg)	
ARSENIC	47.0

LEGEND

- MW-5 — MONITORING WELL
- B-5 — SOIL BORING WHERE SOIL SAMPLE WAS COLLECTED DURING PHASE III ESA.
- B-5 — SOIL BORING WHERE NO SOIL SAMPLE WAS COLLECTED DURING PHASE III ESA.
- APPROXIMATE EXTENT OF NAPL INFERRED FROM SOIL BORING AND MONITORING WELL DATA.

CONCENTRATIONS SHOWN EXCEED PADEP RESIDENTIAL USED AQUIFER MSCs DURING THIS PHASE III ESA. SOIL DATA FROM PRIOR INVESTIGATIONS ARE NOT SHOWN.

Ref: Sanford Surveying & Engineering, P.C., gaf-base.dwg, revised 11-3-2010.

100 0 100
SCALE: 1"= 100'

Former GAF Site
218 Bayfront Parkway
Erie, Pennsylvania

Project No.: 3410100795

MACTEC
Engineering & Consulting Inc.
800 North Bell Avenue, Suite 200
Pittsburgh, PA 15106

SOIL
MSC EXCEEDANCE
PHASE III ESA

Figure: 5

5

P:\PROJECTS\Erie County Convention Authority\3410100795 Phase III\CADD\FINAL\Bedrock Surface.dwg Wed, 09 Feb 2011 - 12:26pm nelagattuta

DRAWN BY: NEL 2-1-2011 APPROVED BY: –

P:\PROJECTS\Erie County Convention Authority\3410100795 Phase III\CADD\FINAL\Bedrock Surface.dwg Wed, 09 Feb 2011 – 12:39pm nelagattuta

MW-11-1011

SVOCs (µg/L)	
2-METHYLNAPHTHALENE	230
BENZO(A)ANTHRACENE	2.3 J
BENZO(A)PYRENE	1.5 J
CARBAZOLE	89
DIBENZOFURAN	69
NAPHTHALENE	2,900
VOCs (µg/L)	
BENZENE	7.5 J

MW-12-1011

SVOCs (µg/L)	
BENZO(A)ANTHRACENE	1.5
BENZO(A)PYRENE	1.9
BENZO(B)FLUORANTHENE	2.3
BENZO(GHI)PERYLENE	0.95
INDENO(1,2,3-CD)PYRENE	1.6

APPROXIMATE EXTENT OF NAPL

SASSAFRAS STREET

PRESQUE ISLE BAY

BAYFRONT PARKWAY - S.R. 4034 Section A00 - Variable Width R/W

MW-5-1011

SVOCs (µg/L)	
2,4-DIMETHYLPHENOL	1,500
2-METHYLNAPHTHALENE	910
ANTHRACENE	400
BENZO(A)ANTHRACENE	270
BENZO(A)PYRENE	220
BENZO(B)FLUORANTHENE	300
BENZO(GHI)PERYLENE	97
CARBAZOLE	260
CHRYSENE	240
DIBENZ(A,H)ANTHRACENE	37
DIBENZOFURAN	480
FLUORANTHENE	790
INDENO(1,2,3-CD)PYRENE	88
NAPHTHALENE	11,000
PHENANTHRENE	1,500
PYRENE	540
VOCs (µg/L)	
1,1-DICHLOROETHANE	53 J
BENZENE	500
METHYLENE CHOLORIDE	51 J

MW-8-1011

SVOCs (µg/L)	
CARBAZOLE	90
DIBENZOFURAN	80
NAPHTHALENE	3,400
VOCs (µg/L)	
BENZENE	6.3 J

MW-6-1011

SVOCs (µg/L)	
DIBENZ(A,H)ANTHRACENE	0.16 J
VOCs (µg/L)	
BENZENE	16

MW-7-1011

SVOCs (µg/L)	
DIBENZ(A,H)ANTHRACENE	0.25

MW-1, MW-2, MW-3, MW-3D, MW-4, MW-4D, MW-5, MW-6, MW-7, MW-8, MW-9, MW-10, MW-11, MW-12

B-1, B-2, B-3, B-4, B-5, B-6, B-7, B-8, B-9, B-10, B-11, B-12, B-13, B-15, B-16, B-17

S-1, S-9, S-12

LEGEND

- MW-5 — MONITORING WELL
- B-5 — SOIL BORING
- APPROXIMATE EXTENT OF NAPL INFERRED FROM SOIL BORING AND MONITORING WELL DATA.

CONCENTRATIONS SHOWN EXCEED PADEP RESIDENTIAL USED AQUIFER MSCs DURING THIS PHASE III ESA. GROUNDWAATER DATA FROM PRIOR INVESTIGATIONS ARE NOT SHOWN.

NOTES

DURING PHASES III ESA, GROUNDWATER SAMPLES WERE COLLECTED FROM EACH WELL EXCEPT MW-3D AND MW-4D.

Ref: Sanford Surveying & Engineering, P.C., gaf-base.dwg, revised 11-3-2010.

100 0 100
SCALE: 1"= 100'

Former GAF Site
218 Bayfront Parkway
Erie, Pennsylvania

Project No.: 3410100795

MACTEC Engineering & Consulting Inc.
800 North Bell Avenue, Suite 200
Pittsburgh, PA 15106

GROUNDWATER
MSC EXCEEDANCE
PHASE III ESA

Figure: 6

6

APPENDIX A

SOIL BORING AND WELL COMPLETION LOGS

MACTEC

PROJECT:	GAF	BORING:	B-1
LOCATION:	Erie, Pa	WELL:	
JOB NUMBER:	3410100795	START:	1330
CLIENT:	Erie County Convention Center Authority	DATE:	10/21/2010
Driller:	Terra Testing	Drilling Method:	HSA/split spoon
Field Scientist:	Joe Senita	Bore Hole Diameter:	6.5"
Surveyor:	Sanford Surveying	Auger Size:	4 1/4" I.D.
Ground Elevation:	578.70	Sampling Device:	140 lb. split spoon
Northing:		Total Depth:	13.3 ft. BGS
Easting:		Depth to Water:	Date:
Ref. Elevation:		GW Elevation:	Date:

DEPTH (ft-bgs)	ANALYTICAL SAMPLE	PID READING	SPLIT SPOON BLOWS PER 6 INCHES	% RECOVERY	SOIL DESCRIPTION	SOIL CLASSIFICATION	WELL DIAGRAM:
1		bkg			Asphalt surface cored. 0-4' Air-knife, no obstructions. Hollow stem auger to 4 ft-bgs. Dry, black slag and sand, petroleum (naphthalene like) odor.	FILL	
2							
3							
4							
5		bkg	2 2 1 2	50	Wet, black shingle fragments & some medium to coarse sand, slight petroleum odor.		
6							
7		bkg	5 7 9 10	100	Wet, black, coarse sand & gravel, slight sheen. Wet, black, clay-like tar paper & tar.		
8					Wet, black, coarse sand & gravel ,slight sheen.		
9					Hollow stem auger to 10 ft.		
10							
11		bkg	5 6 3 2	25	Wet, same as above w/ petroleum NAPL globules, sheen and odor present to bedrock.		
12							
13		bkg	2 7 50/0.3	30	Wet, black, coarse, sandy slag.		
					Dry, blue-gray shale, no odor or sheen.	BR	
14					Total depth/refusal at 13.3 ft. below ground surface.		
15							
16							
17							
18							
19							
20							

CREATED BY: CH
CHECKED BY: SCC

MACTEC

PROJECT:	GAF	BORING:	B-2
LOCATION:	Erie, Pa	WELL:	
JOB NUMBER:	3410100795	START:	15:00
CLIENT:	Erie County Convention Center Authority	DATE:	10/21/2010
Driller:	Terra Testing		
Field Scientist:	Sean Condie		
Surveyor:	Sanford Surveying		
Ground Elevation:	578.50		
Northing:			
Easting:			
Ref. Elevation:			
Drilling Method:	HSA/split spoon		
Bore Hole Diameter:	6.5"		
Auger Size:	4 1/4" I.D.		
Sampling Device:	140 lb. split spoon		
Total Depth:	13.4 ft. BGS		
Depth to Water:		Date:	
GW Elevation:		Date:	

DEPTH (ft-bgs)	ANALYTICAL SAMPLE	PID READING	SPLIT SPOON BLOWS PER 6 INCHES	% RECOVERY	SOIL DESCRIPTION	SOIL CLASSIFICATION	WELL DIAGRAM:
1		bkg			Air-knife encountered east-west trending ~ 5 in. metal pipe; moved 2 ft north. Air knife, no obstructions.	FILL	
2							
3					Hollow stem auger to 4 ft., dry black slag, strong petroleum (naphthalene like) odor.		
4							
5		bkg	1 4 7 1	20	Wet, black/red, silty clay w/some gravel, coarse slag, viscous NAPL globules, sheen and odor to bedrock.		
6							
7		bkg	7 12 6 4	90			
8							
9		bkg	1 1 1 1	75	Wet black coarse slag w/some silt & wood.		
10							
11		bkg	2 2 2 1	50			
12							
13		bkg	12 20 50/0.4	75	Dry, blue-gray shale, no odor.		
14					Total depth/refusal 13.4 ft. below ground surface.		
15							
16							
17							
18							
19							
20							

CREATED BY: CEH
CHECKED BY: SCC

MACTEC

PROJECT:	GAF	BORING:	B-3
LOCATION:	Erie, Pa	WELL:	
JOB NUMBER:	3410100795	START:	16:00
CLIENT:	Erie County Convention Center Authority	DATE:	10/21/2010
Driller:	Terra Testing	Drilling Method:	HSA/split spoon
Field Scientist:	Sean Condle	Bore Hole Diameter:	6.5"
Surveyor:	Sanford Surveying	Auger Size:	4 1/4" I.D.
Ground Elevation:	578.10	Sampling Device:	140 lb. split spoon
Northing:		Total Depth:	13.3 ft. BGS
Easting:		Depth to Water:	Date:
Ref. Elevation:		GW Elevation:	Date:

DEPTH (ft-bgs)	ANALYTICAL SAMPLE	PID READING	SPLIT SPOON BLOWS PER 6 INCHES	% RECOVERY	SOIL DESCRIPTION	SOIL CLASSIFICATION	WELL DIAGRAM:
1		bkg			Asphalt surface cored. 0-4' Air-knife encountered concrete at 1 ft-bgs. Moved 2 ft SE, no obstruction. Hollow stem auger to 4 ft-bgs. Dry, black slag and sand, petroleum (napthalene like) odor.	FILL	
2							
3							
4							
5		bkg	1 1 4 8	25	Wet, black, coarse slag w/ some gravel & wood. Petroleum NAPL globules, sheen and odor present from 4 ft to bedrock.		
6							
7		bkg	57 15 8 10	80	Wet, red concrete & brick.		
8					Wet, black clay-like tar paper & tar.		
9		bkg	3 10 2 2	75	Wet, black, clayey peat w/roots, brick, sand & wood.		
10							
11		bkg	2 3 1 3	25	Wet, black, coarse slag w/some gravel & wood.		
12							
13		bkg	2 4 50/0.3	50	Wet, black, soft, silty clay w/some peat.	ML	
					Dry, blue-gray shale.	BR	
14					Total depth/refusal at 13.3 ft. below ground surface.		
15							
16							
17							
18							
19							
20							

CREATED BY: CH
CHECKED BY: SCC

MACTEC

PROJECT:	GAF	BORING:	B-4
LOCATION:	Erie, Pa	WELL:	
JOB NUMBER:	3410100795	START:	8:00
CLIENT:	Erie County Convention Center Authority	DATE:	10/22/2010
Driller:	Terra Testing		
Field Scientist:	Sean Condie		
Surveyor:	Sanford Surveying		
Ground Elevation:			
Northing:			
Easting:			
Ref. Elevation:			
Drilling Method:	HSA/split spoon		
Bore Hole Diameter:	6.5"		
Auger Size:	4 1/4" I.D.		
Sampling Device:	140 lb. split spoon		
Total Depth:	14.1 ft. BGS		
Depth to Water:		Date:	
GW Elevation:		Date:	

DEPTH (ft-bgs)	ANALYTICAL SAMPLE	PID READING	SPLIT SPOON BLOWS PER 6 INCHES	% RECOVERY	SOIL DESCRIPTION	SOIL CLASSIFICATION	WELL DIAGRAM:
1-4		bkg			0-4' Air-knife, no obstructions encountered. Hollow stem auger to 4 ft-bgs. Dry, black slag & sand w/some clay. Petroleum (napthalene like) odor.	FILL	
5-6		bkg	1 1 1 12	25	Dry, black, coarse gravel & slag, brick in shoe. Slight petroleum odor.		
7-8		bkg	16 7 2 3	50	Wet, black, brown & red course slag, dry brick from 7 -7.5ft. Slight petroleum odor & sheen.		
9-10		bkg	1 1 6 11	90	Wet, black, coarse slag, concrete & brick. Viscous NAPL globules, sheen and odor from 8ft to bedrock. Wet, clay-like tarpaper.		
11-12		bkg	4 4 10 12	95	Wet, black, coarse gravel & slag w/some tarpaper & brick.		
13-14		bkg	3 5 3 4	100			
15			50/0.1	15	Moist, black to blue, gray, silty clay 14-14.05 ft.	ML	
15-20					Dry, blue-gray shale. Total depth/refusal at 14.1 ft. below ground surface.	BR	

CREATED BY: CH
CHECKED BY: SCC

MACTEC

PROJECT:	GAF	BORING:	B-5
LOCATION:	Erie, Pa	WELL:	
JOB NUMBER:	3410100795	START:	9:10
CLIENT:	Erie County Convention Center Authority	DATE:	10/22/2010
Driller:	Terra Testing	Drilling Method:	HSA/split spoon
Field Scientist:	Sean Condie	Bore Hole Diameter:	6.5"
Surveyor:	Sanford Surveying	Auger Size:	4 1/4" I.D.
Ground Elevation:	579.30	Sampling Device:	140 lb. split spoon
Northing:		Total Depth:	13.9 ft. BGS
Easting:		Depth to Water:	Date:
Ref. Elevation:		GW Elevation:	Date:

DEPTH (ft-bgs)	ANALYTICAL SAMPLE	PID READING	SPLIT SPOON BLOWS PER 6 INCHES	% RECOVERY	SOIL DESCRIPTION	SOIL CLASSIFICATION	WELL DIAGRAM:
1		bkg			0-4' Air-knife ,no obstructions encountered. Hollow stem auger to 4 ft-bgs. Dry, black slag & sand. Slight petroleum odor.	FILL	
5		bkg	1 1 1 1	50	Moist, black gravel & sand. Wet, black, blue, & brown, sand & slag, no sheen or petroleum odor.		
7		bkg	4 10 8 8	50	Same as above w/some wood and solidified tar. Slight sheen.		
9		bkg	2 2 4 4	80			
11		bkg	2 2 4 2	50	Same as above w/some tar paper.		
13		bkg	2 2 2 50/0.4	100	Wet, black, silty clay w/some sand & sheen. Dry, brown shale.	ML BR	
15					Total depth/refusal at 13.9 ft. below ground surface.		
16							
17							
18							
19							
20							

CREATED BY: CH
CHECKED BY: SCC

PAGE: 1 of 1

MACTEC

PROJECT:	GAF	BORING:	B-6
LOCATION:	Erie, Pa	WELL:	
JOB NUMBER:	3410100795	START:	11:00
CLIENT:	Erie County Convention Center Authority	DATE:	10/22/2010
Driller:	Terra Testing		
Field Scientist:	Sean Condle		
Surveyor:	Sanford Surveying		
Ground Elevation:	583.00		
Northing:			
Easting:			
Ref. Elevation:			
Drilling Method:	HSA/split spoon		
Bore Hole Diameter:	6.5"		
Auger Size:	4 1/4" I.D.		
Sampling Device:	140 lb. split spoon		
Total Depth:	16.3 ft. BGS		
Depth to Water:		Date:	
GW Elevation:		Date:	

DEPTH (ft-bgs)	ANALYTICAL SAMPLE	PID READING	SPLIT SPOON BLOWS PER 6 INCHES	% RECOVERY	SOIL DESCRIPTION	SOIL CLASSIFICATION	WELL DIAGRAM:
					Core concrete 1 ft.	FILL	
1 - 2		bkg	3 3 3	10	Dry, brown, black sand & gravel w/some silt, bricks, & rock fragments, no odor.		
3 - 4		bkg	3 1 2 4	10			
5 - 6	B-6-0406	bkg	1 2 2 3	5			
7 - 8		bkg	4 2 2 1	25	Trace water at 6 ft., dry from 6.3 to 9 ft.		
9 - 10		bkg	1 2 2 1	10	Wet at 9 ft w/ slight sheen.		
11 - 12		bkg	4 4 7 9	50	Wet, black, gravely sand w/brick and solidified tar. Slight musty odor.		
13 - 14		bkg	1 1 4 9	5	Wet, black, gray, fine sandy silt w/some gravel to 14 ft. Slight musty odor.	ML	
15 - 16		bkg	1 4 6 7	100			
			50/0.3	100	Dry, blue-green shale.	BR	
17 - 20					Total depth/refusal at 16.3 ft. below ground surface.		

CREATED BY: CH
CHECKED BY: SCC

MACTEC

PROJECT:	GAF	BORING:	B-7
LOCATION:	Erie, Pa	WELL:	
JOB NUMBER:	3410100795	START:	12:30
CLIENT:	Erie County Convention Center Authority	DATE:	10/22/2010
Driller:	Terra Testing	Drilling Method:	HSA/split spoon
Field Scientist:	Sean Condle	Bore Hole Diameter:	6.5"
Surveyor:	Sanford Surveying	Auger Size:	4 1/4" I.D.
Ground Elevation:	583.40	Sampling Device:	140 lb. split spoon
Northing:		Total Depth:	12.0 ft. BGS
Easting:		Depth to Water:	Date:
Ref. Elevation:		GW Elevation:	Date:

DEPTH (ft-bgs)	ANALYTICAL SAMPLE	PID READING	SPLIT SPOON BLOWS PER 6 INCHES	% RECOVERY	SOIL DESCRIPTION	SOIL CLASSIFICATION	WELL DIAGRAM:
					Core 1 ft of concrete.	FILL	
1		bkg	4	25	Dry, black/brown, coarse sand & gravel w/ slag & coal fragments.		
2			3				
			2				
3	B-7-0204	bkg	3	15			
			2				
4			2				
5		bkg	1	15			
			1				
			1		Moist, brown/black, fine, sandy silty clay.		
6			2				
7		bkg	2	10	Dry, brown/black, coarse sand & gravel w/rock fragments.		
			2				
			3				
8			3				
9		bkg	1	20			
			2				
			1				
10			4				
11		bkg	1	20			
			2				
			2				
12			4				
13					Total depth at 12.0 ft. below ground surface.		
14							
15							
16							
17							
18							
19							
20							

CREATED BY: CH
CHECKED BY: SCC

MACTEC

PROJECT:	GAF	BORING:	B-8
LOCATION:	Erie, Pa	WELL:	
JOB NUMBER:	3410100795	START:	13:30
CLIENT:	Erie County Convention Center Authority	DATE:	10/22/2010
Driller:	Terra Testing		
Field Scientist:	Sean Condie		
Surveyor:	Sanford Surveying		
Ground Elevation:	582.60		
Northing:			
Easting:			
Ref. Elevation:			
Drilling Method:	HSA/split spoon		
Bore Hole Diameter:	6.5"		
Auger Size:	4 1/4" I.D.		
Sampling Device:	140 lb. split spoon		
Total Depth:	16.3 ft. BGS		
Depth to Water:		Date:	
GW Elevation:		Date:	

DEPTH (ft-bgs)	ANALYTICAL SAMPLE	PID READING	SPLIT SPOON BLOWS PER 6 INCHES	% RECOVERY	SOIL DESCRIPTION	SOIL CLASSIFICATION	WELL DIAGRAM:
					Core 0.5 ft of concrete.		
1	B-8-0002	bkg	1		Dry, black sand and gravel.		
2			1				
			2				
3		bkg	3				
			4				
			12		Dry, brown, well sorted, medium sand.		
4			13		Dry, black, gravel & coarse sand w/some coal fragments.		
5		bkg	9				
			34		Trace solid tar.		
6			52				
			37				
7		bkg	4				
			8				
			15		Dry, brown, sandy gravel w/some slag.		
8			7			FILL	
9		bkg	2				
			2				
			2		Slight sulfur odor.		
10			2		Wet at 10 ft.		
11		bkg	3				
			3				
			4				
12			3				
13		bkg	5				
			5				
			3				
14			4				
15		bkg	5				
			8				
			13				
16			32		Wet, gray, silty clay w/wood fragments.	ML	
			50/0.3		Dry, blue-gray shale.	BR	
17					Total depth/refusal at 16.3 ft. below ground surface.		
18							
19							
20							

CREATED BY: CH
CHECKED BY: SCC

MACTEC

PROJECT:	GAF	BORING:	B-9
LOCATION:	Erie, Pa	WELL:	
JOB NUMBER:	3410100795	START:	930
CLIENT:	Erie County Convention Center Authority	DATE:	10/25/2010
Driller:	Terra Testing	Drilling Method:	HSA/split spoon
Field Scientist:	Sean Condle	Bore Hole Diameter:	6.5"
Surveyor:	Sanford Surveying	Auger Size:	4 1/4" I.D.
Ground Elevation:	586.20	Sampling Device:	140 lb. split spoon in unconsolidated and 10 ft. NX Rock core in bedrock
Northing:		Total Depth:	17.2 ft. BGS
Easting:		Depth to Water:	Date:
Ref. Elevation:		GW Elevation:	Date:

DEPTH (ft-bgs)	ANALYTICAL SAMPLE	PID READING	SPLIT SPOON BLOWS PER 6 INCHES	% RECOVERY	SOIL DESCRIPTION	SOIL CLASSIFICATION	WELL DIAGRAM:
1		bkg			0-4' Air-knife, no obstructions encountered. Hollow stem auger to 4 ft. bgs. Dry, brown, fine-medium sand and gravel w/some crushed red brick, no petroleum odor.	FILL	
5		bkg	1 1 1 5	5	Dry, brown, sand, some silt, gravel & crushed brick.		
7		bkg	10 30 50/0.2	5	Refusal at 7.2 ft-bgs.		
8		bkg			NX rock core from 7.2 to 17.2 ft-bgs. Dry, blue-gray shale, no odor or staining.	BR	
18					Total Depth at 17.2 ft-bgs per work plan.		

CREATED BY: CEH
CHECKED BY: SCC

MACTEC

PROJECT:	GAF	BORING:	B-10
LOCATION:	Erie, Pa	WELL:	
JOB NUMBER:	3410100795	START:	12:50
CLIENT:	Erie County Convention Center Authority	DATE:	10/25/2010
Driller:	Terra Testing		
Field Scientist:	Sean Condie		
Surveyor:	Sanford Surveying		
Ground Elevation:	579.90		
Northing:			
Easting:			
Ref. Elevation:			
Drilling Method:	HSA/split spoon		
Bore Hole Diameter:	6.5"		
Auger Size:	4 1/4" I.D.		
Sampling Device:	140 lb. split spoon		
Total Depth:	14.7 ft. BGS		
Depth to Water:		Date:	
GW Elevation:		Date:	

DEPTH (ft-bgs)	ANALYTICAL SAMPLE	PID READING	SPLIT SPOON BLOWS PER 6 INCHES	% RECOVERY	SOIL DESCRIPTION	SOIL CLASSIFICATION	WELL DIAGRAM:
1-4		bkg			0-4 ft-bgs Air knife, no obstructions encountered. Hollow stem auger to 4 ft-bgs. Dry, black and red, coarse sand, slag, and brick material.	FILL	
5-6		bkg	2 25 35 21	100	Moist, brown/gray, slag, coarse sand, & gravel, tar paper coal fragments & tar, strong petroleum odor.		
7		bkg	11 18	90	Wet, brown, coarse sand, some gravel, & silt, no odor.		
8			9 6		Wet, black, silty clay w/tar, strong odor and sheen.		
9-10		bkg	4 2 4 4	50	Wet, black, coarse sand and gravel w/some clay. NAPL globules, sheen & strong odor.		
11-12		bkg	3 3 2 2	30	Wet, black/brown, coarse sand, gravel, slag, & glass, wood in shoe, NAPL globules, sheen & strong odor.		
13							
14					Drive shelby tube from 13 to 14.3 ft.		
15		bkg	50/0.3		Wet, black, coarse sand & gravel, some silt.	SP	
					Dry, blue-gray, weathered shale, no odor.	BR	
16-20					Total depth/refusal at 14.7 ft. below ground surface. (Note - This boring was intended to extend into bedrock with NX core. Coring was not done due to observed presence of NAPL.)		

CREATED BY: CEH
CHECKED BY: SCC

MACTEC

PROJECT:	GAF	BORING:	B-11
LOCATION:	Erie, Pa	WELL:	
JOB NUMBER:	3410100795	START:	8:00
CLIENT:	Erie County Convention Center Authority	DATE:	10/28/2010
Driller:	Terra Testing	Drilling Method:	HSA/split spoon
Field Scientist:	Sean Condle	Bore Hole Diameter:	6.5"
Surveyor:	Sanford Surveying	Auger Size:	4 1/4" I.D.
Ground Elevation:	588.40	Sampling Device:	140 lb. split spoon & NX Rock Core
Northing:		Total Depth:	40.5 ft. BGS
Easting:		Depth to Water:	Date:
Ref. Elevation:		GW Elevation:	Date:

DEPTH (ft-bgs)	ANALYTICAL SAMPLE	PID READING	SPLIT SPOON BLOWS PER 6 INCHES	% RECOVERY	SOIL DESCRIPTION	SOIL CLASSIFICATION	WELL DIAGRAM:
1		bkg			0-4' Air-knife, no obstructions. Hollow stem auger to 4 ft-bgs. Dry, brown to black sand , silt, & gravel.	FILL	
2							
3							
4							
5		bkg	3 6 12 18	100	Dry, brown, sand & silt, some gravel. Dry, black, shingles w/red, blue, green, & black sand.		
6							
7		bkg	4 4 5 6	60	Wet at 6 ft-bgs., same as above w/some slag. Dry from 6.2 ft to 8 ft-bgs., slight petroleum odor.		
8							
9		bkg	3 4 5 9	50	Wet, brown, medium sand w/some slag. Petroleum odor in sand.		
10							
11		bkg	2 2 2 2	60	Dry, brown, medium sand w/ shell fragments. No petroleum odor or sheen.		
12							
13		bkg	2 2 1 7	65	Moist to dry, multi-colored sand and shingles. Petroleum odor.		
14							
15		bkg	1 5 7 20	55	Dry, brown, sand with crushed brick. Slight petroleum odor.		
16							
17		bkg	7 10 13 9	100	Dry, black, brittle tar. Dry, white, slag with shingles & brittle tar, slight odor. Wet, multi-colored sand & shingles, tar w/some shell fragments, slight sheen.		
18							
19		bkg	10 8 6 8	100			
20							

CREATED BY: CEH
CHECKED BY: SCC

MACTEC

PROJECT:	GAF	BORING:	B-11
LOCATION:	Erie, Pa	WELL:	
JOB NUMBER:	3410100795	START:	8:00
CLIENT:	Erie County Convention Center Authority	DATE:	10/28/2010
Driller:	Terra Testing	Drilling Method:	HSA/split spoon
Field Scientist:	Sean Condie	Bore Hole Diameter:	6.5"
Surveyor:	Sanford Surveying	Auger Size:	4 1/4" I.D.
Ground Elevation:		Sampling Device:	140 lb. split spoon
Northing:		Total Depth:	40.5 ft. BGS
Easting:		Depth to Water:	Date:
Ref. Elevation:		GW Elevation:	Date:

DEPTH (ft-bgs)	ANALYTICAL SAMPLE	PID READING	SPLIT SPOON BLOWS PER 6 INCHES	% RECOVERY	SOIL DESCRIPTION	SOIL CLASSIFICATION	WELL DIAGRAM:
21		bkg	6 4 5 4	50	Wet, black w/white lithics, coarse sand w/shell fragments, brittle tar, and shingles, slight petroleum odor & sheen.	FILL	
23		bkg	6 5 9 9	100	Same as above w/finer multi-colored sand towards 24 ft, no petroleum odor.		
25		bkg	4 6 8 13	100	Same as above.		
27		bkg	3 4 6 6	100	Wet, brown/black, coarse sand w/shell fragments, no shingles or petroleum odor.	SP	
29		bkg	1 1 2 2	100			
			50/0.4		Attempt shelby tube, refusal at 30.1 ft., split spoon to 30.5 ft.		
31		bkg			NX rock core from 30.5 ft to 40.5 ft. Dark gray shale interbedded with silt stone. No petroleum odor or staining.	BR	
40					Total Depth of Boring 40.5 ft.		

CREATED BY: CEH
CHECKED BY: SCC

MACTEC

PROJECT:	GAF	BORING:	B-12
LOCATION:	Erie, Pa	WELL:	
JOB NUMBER:	3410100795	START:	13:50
CLIENT:	Erie County Convention Center Authority	DATE:	10/28/2010
Driller:	Terra Testing		
Field Scientist:	Sean Condie		
Surveyor:	Sanford Surveying		
Ground Elevation:			
Northing:			
Easting:			
Ref. Elevation:			
Drilling Method:	HSA/split spoon		
Bore Hole Diameter:	6.5"		
Auger Size:	4 1/4" I.D.		
Sampling Device:	140 lb. split spoon and NX rock core.		
Total Depth:	25.8 ft. BGS		
Depth to Water:		Date:	
GW Elevation:		Date:	

DEPTH (ft-bgs)	ANALYTICAL SAMPLE	PID READING	SPLIT SPOON BLOWS PER 6 INCHES	% RECOVERY	SOIL DESCRIPTION	SOIL CLASSIFICATION	WELL DIAGRAM:
1-4		bkg			Air knife to 3 ft., encountered ~5 in. PVC pipe north south trending; moved ~10 ft west, jack hammer 2 ft. asphalt over concrete; air knife to 4 ft., no obstructions. Hollow stem auger to 4 ft. Dry, brown, silty gravel.	FILL	
5-6		bkg	1 1 3 4	60	Dry, brown, coarse sand some gravel.		
7-8		bkg	1 1 3 2	75	Wet, brown, coarse sand and gravel, wood in shoe. No petroleum odor.		
9-10		bkg	4 6 2 2	25			
11-12		bkg	1 1 2 2	15	Wet, brown, medium sand & silt.		
					Wet, green and gray, weathered shale.		
13-14		bkg	12 21 15 13	100	Wet, brown, medium sand and clay, wood in shoe.		
15-16		bkg	6 8 23 50/0.3	60	Moist to dry, black/gray sand w/silt, petroleum odor, slight sheen.		
					Dry, gray shale, no odor, refusal at 15.8 ft. bgs.		
17-20					NX rock core from 15.8 ft to 25.8 ft-bgs.	BR	

CREATED BY: CEH
CHECKED BY: SCC

MACTEC

PROJECT:	GAF	BORING:	B-12
LOCATION:	Erie, Pa	WELL:	
JOB NUMBER:	3410100795	START:	13:50
CLIENT:	Erie County Convention Center Authority	DATE:	10/28/2010
Driller:	Terra Testing	Drilling Method:	HSA/split spoon
Field Scientist:	Sean Condie	Bore Hole Diameter:	6.5"
Surveyor:	Sanford Surveying	Auger Size:	4 1/4" I.D.
Ground Elevation:		Sampling Device:	140 lb. split spoon
Northing:		Total Depth:	25.8 ft. BGS
Easting:		Depth to Water:	Date:
Ref. Elevation:		GW Elevation:	Date:

DEPTH (ft-bgs)	ANALYTICAL SAMPLE	PID READING	SPLIT SPOON BLOWS PER 6 INCHES	% RECOVERY	SOIL DESCRIPTION	SOIL CLASSIFICATION	WELL DIAGRAM:
21					Gray shale interbedded with siltstone.		
22							
23		bkg			Trace sheen, staining, and petroleum odor.	BR	
24							
25							
26							
27					Total depth 25.8 ft. below ground surface.		
28							
29							
30							
31							
32							
33							
34							
35							
36							
37							
38							
39							
40							

CREATED BY: CEH
CHECKED BY: SCC

MACTEC

PROJECT:	GAF	BORING:	B-13
LOCATION:	Erie, Pa	WELL:	
JOB NUMBER:	3410100795	START:	8:00
CLIENT:	Erie County Convention Center Authority	DATE:	10/29/2010
Driller:	Terra Testing	Drilling Method:	HSA/split spoon
Field Scientist:	Sean Condle	Bore Hole Diameter:	6.5"
Surveyor:	Sanford Surveying	Auger Size:	4 1/4" I.D.
Ground Elevation:	581.50	Sampling Device:	140 lb. split spoon
Northing:		Total Depth:	16.2 ft. BGS
Easting:		Depth to Water:	Date:
Ref. Elevation:		GW Elevation:	Date:

DEPTH (ft-bgs)	ANALYTICAL SAMPLE	PID READING	SPLIT SPOON BLOWS PER 6 INCHES	% RECOVERY	SOIL DESCRIPTION	SOIL CLASSIFICATION	WELL DIAGRAM:
					Core ~ 1 ft of concrete.	FILL	
1		bkg			Air knife to 4 ft., no obstructions. Hollow stem auger to 4 ft. Dry, black gravel & sand, mild petroleum odor.		
2							
3							
4							
5		bkg	1 1 1 1	55	Dry, black/brown gravel & medium sand. No odor. Trace water at 5 ft.		
6							
7		bkg	4 4 6 6	40			
8					Dry, cobbles, slag & coal fragments, no odor.		
9		bkg	2 2 4 6	60	Moist, brown sand & gravel w/slag, no odor.		
10					Wet, black/brown slag, sand & gravel w/solid tar. Sheen w/strong petroleum odor.		
11		bkg	12 16 10 8	80			
12							
13	B-13-1214	bkg	4 4 3 2	75			
14							
15		bkg	2 2 3 4	70 100	Same as above w/some crushed brick.		
16					Moist, gray, medium, sandy silt w/sheen & odor.	ML	
			50/0.2		Moist, blue-gray, weathered shale.	BR	
17					Total depth/refusal at 16.2 ft. below ground surface.		
18							
19							
20							

CREATED BY: CH
CHECKED BY: SCC

MACTEC

PROJECT:	GAF	BORING:	B-14
LOCATION:	Erie, Pa	WELL:	MW-11
JOB NUMBER:	3410100795	START:	9:30
CLIENT:	Erie County Convention Center Authority	DATE:	10/29/2010
Driller:	Terra Testing	Drilling Method:	HSA/split spoon
Field Scientist:	Sean Condie	Bore Hole Diameter:	6.5"
Surveyor:	Sanford Surveying	Auger Size:	4 1/4" I.D.
Ground Elevation:	582.30	Sampling Device:	140 lb. split spoon
Northing:		Total Depth:	17.0 ft. BGS
Easting:		Depth to Water:	Date:
Ref. Elevation:	581.56	GW Elevation:	Date:

DEPTH (ft-bgs)	ANALYTICAL SAMPLE	PID READING	SPLIT SPOON BLOWS PER 6 INCHES	% RECOVERY	SOIL DESCRIPTION	SOIL CLASSIFICATION	WELL DIAGRAM:
1					Core ~ 1 ft concrete.	FILL	Steel flush mount. Conc. to 2 ft.
2		bkg			Air knife to 4 ft., no obstructions, dry, black sand and gravel. Hollow stem auger to 4 ft. Dry, black sand & gravel.		
3							
4							2 in. ID Sch. 40 PVC casing to 6.5 ft-bgs.
5		bkg	2 1 1 1	70	Dry, brown silt w/blue, green, and red, medium sand. Some shingles & solid tar, petroleum odor.		Bentonite to 4.5 ft-bgs.
6							
7		bkg	2 1 2 1	40	Same as above w/some crushed brick & tar paper.		Sand 5.5 ft to 17 ft.
8							
9		bkg	2 1 1 1	45			2 in. ID 0.02 in. slot screen to 16.5 ft-bgs.
10					Wet, same as above w/viscous (NAPL) tar globules & sheen.		
11		bkg	1 1 2 3	60	Wet, brown, coarse sand w/some gravel.		
12							
13		bkg	4 2 3 2	100			
14							
15		bkg	3 2 2 1	90			
16							
17		bkg	2 50/0.5	100	Wet, gray, sandy silt, sheen & odor.	ML	
					Moist, blue-gray shale.	BR	
18					Total depth/refusal at 17.0 ft. below ground surface.		
19							
20							

CREATED BY: CH
CHECKED BY: SCC

MACTEC

PROJECT:	GAF	BORING:	B-15
LOCATION:	Erie, Pa	WELL:	
JOB NUMBER:	3410100795	START:	12:50
CLIENT:	Erie County Convention Center Authority	DATE:	10/29/2010
Driller:	Terra Testing	Drilling Method:	HSA/split spoon
Field Scientist:	Sean Condle	Bore Hole Diameter:	6.5"
Surveyor:	Sanford Surveying	Auger Size:	4 1/4" I.D.
Ground Elevation:	580.40	Sampling Device:	140 lb. split spoon
Northing:		Total Depth:	15.5 ft. BGS
Easting:		Depth to Water:	Date:
Ref. Elevation:		GW Elevation:	Date:

DEPTH (ft-bgs)	ANALYTICAL SAMPLE	PID READING	SPLIT SPOON BLOWS PER 6 INCHES	% RECOVERY	SOIL DESCRIPTION	SOIL CLASSIFICATION	WELL DIAGRAM:
					Core ~ 1 ft concrete.	FILL	
1		bkg			Air knife to 4 ft., no obstructions, dry, black sand and gravel. Split spoon sample to 4 ft. Dry, black sand & gravel w/some slag.		
2							
3							
4							
5		bkg	1 1 1 3	20	Wet, black sand & gravel w/some slag & brick. Slight petroleum odor.		
6							
7		bkg	1 2 5 17	50	Solidified tar w/sheen & petroleum odor.		
8							
9		bkg	9 4 5 5	30	Slight petroleum odor, no sheen.		
10							
11		bkg	2 9 6 7	50	Wet, black, coarse sand, silt & gravel w/crushed brick and tar. Viscous NAPL globules and petroleum odor.		
12							
13		bkg	2 2 2 2	70	Wet, black, sandy silt with some shell fragments. Sheen and petroleum odor.	ML	
14							
15		bkg	4 9 50/0.5	100			
					Wet, brown, weathered shale, no odor or staining.	BR	
16					Total depth/refusal at 15.5 ft. below ground surface.		
17							
18							
19							
20							

CREATED BY: CH
CHECKED BY: SCC

MACTEC

PROJECT:	GAF	BORING:	B-16
LOCATION:	Erie, Pa	WELL:	
JOB NUMBER:	3410100795	START:	1040
CLIENT:	Erie County Convention Center Authority	DATE:	11/9/2010
Driller:	Terra Testing		
Field Scientist:	Sean Condie		
Surveyor:	Sanford Surveying		
Ground Elevation:	578.90		
Northing:			
Easting:			
Ref. Elevation:			
Drilling Method:	HSA/split spoon		
Bore Hole Diameter:	6.5"		
Auger Size:	4 1/4" I.D.		
Sampling Device:	140 lb. split spoon		
Total Depth:	13.7 ft. BGS		
Depth to Water:		Date:	
GW Elevation:		Date:	

DEPTH (ft-bgs)	ANALYTICAL SAMPLE	PID READING	SPLIT SPOON BLOWS PER 6 INCHES	% RECOVERY	SOIL DESCRIPTION	SOIL CLASSIFICATION	WELL DIAGRAM:
					Cut asphalt ~ 0.5 ft.	FILL	
1		bkg			Air knife to 3.5 ft, blue & silver marking tape indicating gas line, move location 7 ft east. Air knife to 4 ft., no obstructions. Hollow stem auger to 4 ft. Dry, brown, sand, gravel & pebbles.		
2							
3							
4							
5		bkg	4 2 1 1	100	Dry, brown, sand, gravel & concrete pebbles. Wet at 5 ft.		
6							
7		bkg	2 1 1 2	100			
8							
9		bkg	0.5 0.5 1 2	20	Dry, brown, sand, gravel & concrete pebbles w/ some slag.		
10							
11		bkg	21 50/0.2	30	Wet, wood, hollow stem auger to 12 ft.		
12							
13		bkg	5 7 50/0.5		Wet, brown, silty sand & gravel w/some wood.		
14					Wet, green/gray, weathered shale.	BR	
15					Total depth/refusal at 13.7 ft. below ground surface.		
16							
17							
18							
19							
20							

CREATED BY: CH
CHECKED BY: SCC

MACTEC

PROJECT:	GAF	BORING:	B-17
LOCATION:	Erie, Pa	WELL:	
JOB NUMBER:	3410100795	START:	0900
CLIENT:	Erie County Convention Center Authority	DATE:	11/9/2010
Driller:	Terra Testing	Drilling Method:	HSA/split spoon
Field Scientist:	Sean Condle	Bore Hole Diameter:	6.5"
Surveyor:	Sanford Surveying	Auger Size:	4 1/4" I.D.
Ground Elevation:	578.20	Sampling Device:	140 lb. split spoon
Northing:		Total Depth:	13.3 ft. BGS
Easting:		Depth to Water:	Date:
Ref. Elevation:		GW Elevation:	Date:

DEPTH (ft-bgs)	ANALYTICAL SAMPLE	PID READING	SPLIT SPOON BLOWS PER 6 INCHES	% RECOVERY	SOIL DESCRIPTION	SOIL CLASSIFICATION	WELL DIAGRAM:
					Cut Asphalt ~ 0.5 ft.	FILL	
1		bkg			Air knife to 4ft, no obstructions.		
2					Hollow stem auger to 4 ft.		
3					Dry, brown, sand, gravel & pebbles.		
4							
5		bkg	2 1 1 1	40	Dry, brown sand w/some gravel & concrete fragments.		
6							
7		bkg	2 1 3 2	100	Wet, black sand & gravel w/some clay & concrete fragments.		
8							
9		bkg	11 3 3 3	30	Wet, black gravel w/some sand, silt & concrete.		
10							
11		bkg	6 8 5 5	100	Wet, same as above w/wood.		
12							
13		bkg	51 17 50/0.3	100	Wet silt & sand.	ML	
					Moist, blue-gray shale.	BR	
14					Total depth/refusal at 13.3 ft. below ground surface.		
15							
16							
17							
18							
19							
20							

CREATED BY: CH
CHECKED BY: SCC

MACTEC

Driller:	Terra Testing
Field Scientist:	Sean Condle
Surveyor:	Sanford Surveying
Ground Elevation:	582.93
Northing:	
Easting:	
Ref. Elevation:	582.55

PROJECT:	GAF	BORING:	MW-3D
LOCATION:	Erie, Pa	WELL:	MW-3D
JOB NUMBER:	3410100795	START:	13:40
CLIENT:	Erie County Convention Center Authority	DATE:	10/26/2010
Drilling Method:	HSA/split spoon		
Bore Hole Diameter:	6.5 In. & 3.75 in.		
Auger Size:	4 1/4" I.D.		
Sampling Device:	140 lb. split spoon & 3.75 NX Rock core		
Total Depth:	28.2 ft. BGS		
Depth to Water:		Date:	
GW Elevation:		Date:	

DEPTH (ft-bgs)	ANALYTICAL SAMPLE	PID READING	SPLIT SPOON BLOWS PER 6 INCHES	% RECOVERY	SOIL DESCRIPTION	SOIL CLASSIFICATION	WELL DIAGRAM:
1					Core ~ 1 ft of concrete.	FILL	Steel flush mount. Cement 0.0-2.0ft.
2		bkg			Air knife to 4 ft., no obstructions. Hollow stem auger to 4 ft. Dry, brown & black sand, gravel & cobbles.		
3							2 in. ID sch. 40 PVC casing to 23.2 ft-bgs.
4							
5		bkg	2 4 6 9	40	Dry, brown/black sand, silt & gravel w/ cobble sized slag.		
6							Bentonite chips 2.0' to 22.2 ft-bgs.
7		bkg	8 7 7 5	30	Wet, reddish-brown silt & clay w/iron staining.		
8							
9		bkg	9 11 8 5	40	Dry to moist, brown silty clay.		
10							
11		bkg	5 4 6 6	60			
12							
13		bkg	7 17 19 30	80	Wet, brown/black silt w/roots, wood & shells.		
14							
15		bkg	7 12 16 16	60			
16							
17		bkg	3 2 5 6	100			
18							
19		bkg	50/0.2		Wet, gray silt & sand w/weathered shale.	ML	
20					Refusal at 18.2 ft-below ground surface. 4 in. NX rock core from 18.2 to 28.2 ft-below ground surface.	BR	

CREATED BY: CH
CHECKED BY: SCC

MACTEC

PROJECT:	GAF	BORING:	MW-3D
LOCATION:	Erie, Pa	WELL:	MW-3D
JOB NUMBER:	3410100795	START:	13:40
CLIENT:	Erie County Convention Center Authority	DATE:	10/26/2010
Driller:	Terra Testing	Drilling Method:	HSA/split spoon
Field Scientist:	Sean Condie	Bore Hole Diameter:	6.5"
Surveyor:	Sanford Surveying	Auger Size:	4 1/4" I.D.
Ground Elevation:	582.93	Sampling Device:	140 lb. split spoon & 3.75 NX Rock core
Northing:		Total Depth:	28.2 ft. BGS
Easting:		Depth to Water:	Date:
Ref. Elevation:	582.55	GW Elevation:	Date:

DEPTH (ft-bgs)	ANALYTICAL SAMPLE	PID READING	SPLIT SPOON BLOWS PER 6 INCHES	% RECOVERY	SOIL DESCRIPTION	SOIL CLASSIFICATION	WELL DIAGRAM:
21					4 in. NX rock core to 28.2 ft. below ground surface.		Bentonite chips 2.0' to 22.2 ft. 2in. ID Sch. 40. PVC casing.
22							
23					Gray siltstone interbedded with shale.		
24		bkg				BR	Sand Pack 22.2 - 28.2ft.
25							
26							2 in. ID mach. slot 0.02 in. PVC screen from 23.2 - 28.2 ft-bgs.
27							
28							
29					Boring complete at 28.2 ft. below ground surface.		
30							
31							
32							
33							
34							
35							
36							
37							
38							
39							
40							

CREATED BY: CH
CHECKED BY: SCC

MACTEC

PROJECT:	GAF	BORING:	MW-4D
LOCATION:	Erie, Pa	WELL:	MW-4D
JOB NUMBER:	3410100795	START:	14:50
CLIENT:	Erie County Convention Center Authority	DATE:	10/25/2010
Driller:	Terra Testing	Drilling Method:	HSA/split spoon & NX core
Field Scientist:	Sean Condie	Bore Hole Diameter:	6.5"
Surveyor:	Sanford Surveying	Auger Size:	4 1/4" I.D.
Ground Elevation:	583.08	Sampling Device:	140 lb. split spoon & 3.75 NX Rock core.
Northing:		Total Depth:	29.8 ft. BGS
Easting:		Depth to Water:	Date:
Ref. Elevation:	582.56	GW Elevation:	Date:

DEPTH (ft-bgs)	ANALYTICAL SAMPLE	PID READING	SPLIT SPOON BLOWS PER 6 INCHES	% RECOVERY	SOIL DESCRIPTION	SOIL CLASSIFICATION	WELL DIAGRAM:
					Core ~ 6 in. asphalt over concrete.	FILL	Steel flush mount. Cement 0.0-1.0 ft.
1					Air knife to 4 ft., no obstructions encountered.		
2							
		bkg			Hollow stem auger to 4 ft.		Bentonite chips from 1 to 23.8 ft.
3					Dry, black/brown, medium to coarse sand & gravel.		
4							
			4		Dry, brown silt w/blue, red & green sand.		
5			4	60	Solidified tar, shingles, tar paper, & slag from 5.0 to 6.5 ft.		2 in. ID sch. 40 PVC casing to 24.8 ft.
		bkg	8				
6			4				
			10				
7			12	100	Dry, black tar paper, shingles w/blue, red, & green sand.		
		bkg	16		Petroleum odor.		
8			18				
			10		Wet, brown silt w/multi-colored sand, slight sheen.		
9		bkg	14	100	Wet, black tar paper, shingles, & multi-colored sand.		
			12		Slight petroleum odor & sheen.		
10			14				
			10				
11		bkg	12	100			
			17				
12			18				
			3				
13		bkg	1	50			
			4				
14			6				
			7				
15		bkg	6	100	Wet, black, silty sand w/solidified tar at 15 ft.		
			9		No odor.		
16			14				
17	Shelby Tube MW-4D #1			100	Wet, black to gray water w/slight sheen.		
18							
			3		Wet, multi-colored sand w/gravel & some tar paper & tar.		
19		bkg	2				
			13		Wet, brown/black silty sand, slight sheen.	ML	
20			50/0.3		Wet to moist, blue-gray shale. Refusal at 19.8 ft. BGS.	BR	

CREATED BY: CH
CHECKED BY: SCC

MACTEC

PROJECT:	GAF	BORING:	MW-4D
LOCATION:	Erie, Pa	WELL:	MW-4D
JOB NUMBER:	3410100795	START:	14:50
CLIENT:	Erie County Convention Center Authority	DATE:	10/25/2010
Driller:	Terra Testing	Drilling Method:	HSA/split spoon & NX core
Field Scientist:	Sean Condle	Bore Hole Diameter:	6.5in. & 3.75 in.
Surveyor:	Sanford Surveying	Auger Size:	4 1/4" I.D.
Ground Elevation:	583.08	Sampling Device:	140 lb. split spoon & 3.75 In. NX Rock core
Northing:		Total Depth:	29.8 ft. BGS
Easting:		Depth to Water:	Date:
Ref. Elevation:	582.56	GW Elevation:	Date:

DEPTH (ft-bgs)	ANALYTICAL SAMPLE	PID READING	SPLIT SPOON BLOWS PER 6 INCHES	% RECOVERY	SOIL DESCRIPTION	SOIL CLASSIFICATION	WELL DIAGRAM:
21					3.75 in. NX rock core from 19.8 ft to 29.8 ft.		Bentonite chips from 1 -23.8 ft.
22							
23		bkg			Siltstone interbedded w/shale, some vertical fractures present.		2 in. ID sch 40 PVC casing.
24							
25							Sand Pack 23.8' to 29.8 ft.
26						BR	
27							
28							2 in. ID 0.02 in. slot PVC screen 24.8 ft to 29.8 ft.
29							
30							
31					Total depth of boring at 29.8 ft. below ground surface.		
32							
33							
34							
35							
36							
37							
38							
39							
40							

CREATED BY: CH
CHECKED BY: SCC

MACTEC

PROJECT:	GAF	BORING:	MW-10
LOCATION:	Erie, Pa	WELL:	MW-10
JOB NUMBER:	3410100795	START:	11:05
CLIENT:	Erie County Convention Center Authority	DATE:	10/27/2010
Driller:	Terra Testing		
Field Scientist:	Sean Condie		
Surveyor:	Sanford Surveying		
Ground Elevation:	583.05		
Northing:			
Easting:			
Ref. Elevation:	582.76		
Drilling Method:	HSA/split spoon & NX Rock Core		
Bore Hole Diameter:	6.5" & 3.75 in.		
Auger Size:	4 1/4" I.D.		
Sampling Device:	140 lb. split spoon & NX Rock Core.		
Total Depth:	36.7 ft. BGS		
Depth to Water:		Date:	
GW Elevation:		Date:	

DEPTH (ft-bgs)	ANALYTICAL SAMPLE	PID READING	SPLIT SPOON BLOWS PER 6 INCHES	% RECOVERY	SOIL DESCRIPTION	SOIL CLASSIFICATION	WELL DIAGRAM:
1		bkg			Air knife to 4 ft., no obstructions encountered. Hollow stem auger to 4 ft. Dry, black, sandy, clayey top soil.	FILL	Steel flush mount Concrete 0-1.5ft
2							
3							
4							Bentonite Chips From 1.5 ft to 13.5 ft
5		bkg	4 5	60	Dry, black/brown sand & gravel w/some multi-colored sand.		
6			1 1		Dry, black shingles, tar w/some gravel, & multi-colored sand.		
7		bkg	3 5	10	Dry, green, red & blue sand.		2 in. ID sch 40. PVC casing to 16 ft.
8			3 3				
9		bkg	1 1	60	Dry, same as above w/some solidified tar & wood.		
10			9 6				
11		bkg	4 10	65	Dry, black shingles, solidified tar & multi-colored sand. Some wood at 13 ft.		
12			10 11				
13		bkg	12 11	100			
14			10 4				
15		bkg	4 3	90	Wet, coarse sand & silt w/shell fragments, wood & shingle fragments.		Sand Pack from 13.5 to 26 ft.
16			3 2				
17		bkg	1 1	0			
18			1 1				
19		bkg	1 5	100			2 in,. ID 0.02 slot PVC screen from 16 ft to 26 ft.
20			4 2				

CREATED BY: CH
CHECKED BY: SCC

MACTEC

PROJECT:	GAF	BORING:	MW-10
LOCATION:	Erie, Pa	WELL:	MW-10
JOB NUMBER:	3410100795	START:	11:05
CLIENT:	Erie County Convention Center Authority	DATE:	10/27/2010

Driller:	Terra Testing	Drilling Method:	HSA/split spoon & NX Rock core
Field Scientist:	Sean Condle	Bore Hole Diameter:	6.5" & 3.75 in.
Surveyor:	Sanford Surveying	Auger Size:	4 1/4" I.D.
Ground Elevation:	583.05	Sampling Device:	140 lb. split spoon & NX rock core.
Northing:		Total Depth:	36.7 ft. BGS
Easting:		Depth to Water:	Date:
Ref. Elevation:	582.76	GW Elevation:	Date:

DEPTH (ft-bgs)	ANALYTICAL SAMPLE	PID READING	SPLIT SPOON BLOWS PER 6 INCHES	% RECOVERY	SOIL DESCRIPTION	SOIL CLASSIFICATION	WELL DIAGRAM:
21	Shelby Tube MW-10 #1			100	Wet, coarse sand & silt w/shell fragments, wood & shingle fragments.	FILL	2 in,. ID 0.02 slot PVC screen from 16 ft to 26 ft.
22							
23		bkg	4 4 5 7	90			
24							
25		bkg	1 1 2 1	80	Wet, dark gray silt & clay w/some sand.	ML	Sand Pack from 13.5 to 26 ft.
26							
27		bkg	32 50/0.2	100	Moist, blue-gray weathered shale.	BR	
28					Refusal at 26.7 ft. 3.75 in. NX Rock Core from 26.7 ft to 36.7 ft.		Bentonite chips from 26ft to 36.7 ft.
29					Blue-gray shale interbedded with siltstone.		
30							
31							
32							
33							
34							
35							
36							
37					Boring complete at 36.7 ft. below ground surface.		
38							
39							
40							

CREATED BY: CH
CHECKED BY: SCC

MACTEC

PROJECT:	GAF	BORING:	B-18
LOCATION:	Erie, Pa	WELL:	MW-12
JOB NUMBER:	3410100795	START:	1300
CLIENT:	Erie County Convention Center Authority	DATE:	11/9/2010
Driller:	Terra Testing		
Field Scientist:	Sean Condie		
Surveyor:	Sanford Surveying		
Ground Elevation:	577.99		
Northing:			
Easting:			
Ref. Elevation:	577.58		
Drilling Method:	HSA/split spoon		
Bore Hole Diameter:	6.5"		
Auger Size:	4 1/4" I.D.		
Sampling Device:	140 lb. split spoon		
Total Depth:	14.7 ft. BGS		
Depth to Water:		Date:	
GW Elevation:		Date:	

DEPTH (ft-bgs)	ANALYTICAL SAMPLE	PID READING	SPLIT SPOON BLOWS PER 6 INCHES	% RECOVERY	SOIL DESCRIPTION	SOIL CLASSIFICATION	WELL DIAGRAM:
					Cut 6 in. asphalt.		Steel flush mount in concrete.
1					Air knife to 4 ft, no obstructions encountered.		
2		bkg			Hollow stem auger to 4 ft.		Bentonite chips from 1.0 to 4.3 ft.
3					Dry, brown sand and gravel.		
4							2 in. ID sch 40. PVC casing to 8.5 ft.
5		bkg	2 2 1 1	40	Dry, brown sand and gravel w/some crushed brick.		
6							
7		bkg	2 2 2 3	5	Wet, same as above.	FILL	Sand pack from 4.3 to 13.5 ft.
8							
9		bkg	4 3 4 9	80			
10					Dry, gray siltstone & wood.		
11		bkg	3 3 4 5	80	Wet, green/gray clay & silt w/some sand & siltstone fragments.		2 in,. ID 0.02 slot PVC screen from 5.5 to 13.5 ft.
12							
13		bkg	1 2 3 25	100			
14							
15		bkg	43 50/0.2	100	Wet, blue-gray shale.	BR	Bentonite Chips from 13.5-14.7ft.
16					Total depth/refusal at 14.7 ft. below ground surface.		
17							
18							
19							
20							

CREATED BY: CH
CHECKED BY: SCC

APPENDIX B

PHASE III ESA ANALYTICAL DATA REPORTS (CD)

Analytical Report Cover Page 1

Case Narrative 3

Methods Summary 6

Sample Summary 7

Shipping and Receiving Documents 8

Data Summary Package 12
GC/MS Volatile Summary 13
TCLP GC/MS Volatile Summary 38
GC/MS Semivolatile Summary 47
TCLP GC/MS Semivolatile Summary 67
PCB Summary 77
Metals Summary 87
TCLP Metals Summary 116
General Chemistry Summary 126

GC/MS Volatile Data 1001
QC Summary 1002
Sample Data 1020
Calibration Data 1058
QC Data 1204
Miscellaneous 1243

TCLP GC/MS Volatile Data 2001
QC Summary 2002
Sample Data 2011
Calibration Data 2016
QC Data 2104
Miscellaneous 2119

GC/MS Semivolatile Data 3001
QC Summary 3002
Sample Data 3012
Calibration Data 3090
QC Data 3218
Miscellaneous 3246

TCLP GC/MS Semivolatile Data 4001

QC Summary 4002
Sample Data 4011
Calibration Data 4020
QC Data 4128
Miscellaneous 4158

PCB Data 5001
QC Summary 5002
Sample Data 5008
Calibration Data 5021
QC Data 5100
Miscellaneous 5108

Metals Data 6001
Results 6002
Raw Data 6050

TCLP Metals Data 7001
Results 7002
Raw Data 7034

General Chemistry Data 8001

There are 2116 pages in this document.

TestAmerica
THE LEADER IN ENVIRONMENTAL TESTING

TestAmerica Laboratories, Inc.

ANALYTICAL REPORT

PROJECT NO. MACTEC GAF

Mactec GAF

Lot #: C0J250457

Rob Crowley

Mactec Engineering & Consultin
800 North Bell Avenue
Suite 200
Carnegie, PA 15106

TESTAMERICA LABORATORIES, INC.

Carrie L. Gamber
Project Manager

November 15, 2010

NELAC REPORTING:

At the time of analysis the laboratory was in compliance with the current NELAC standards and held accreditation for all analyses performed unless noted by a qualifier. The labs accreditation numbers are listed below. The format and contents of the report meets all applicable NELAC standards except as noted in the narrative and shall not be reproduced except in full, without the written approval of the laboratory. The table below presents a summary of the certifications held by TestAmerica Pittsburgh. Our primary accreditation authority for the Non-potable water and Solid & Hazardous waste programs is Pennsylvania DEP. A more detailed parameter list is available upon request. Please ask your project manager for this information when required.

Certifying State/Program	Certificate #	Program Types	TestAmerica
DoD ELAP	ADE-1442	WW HW	X
US Dept of Agriculture	(#P330-10-00139)	Foreign Soil Import Permit	X
Arkansas	(#88-0690)	WW HW	X X
California – NELAC	04224CA	WW HW	X X
Connecticut	(#PH-0688)	WW HW	X X
Florida – NELAC	(#E871008)	WW HW	X X
Illinois – NELAC	(#002319)	WW HW	X X
Kansas – NELAC	(#E-10350)	WW HW	X X
Louisiana – NELAC	(#04041)	WW HW	X X
New Hampshire – NELAC	(#203010)	WW --	X --
New Jersey – NELAC	(PA-005)	WW HW	X X
New York – NELAC	(#11182)	WW HW	X X
North Carolina	(#434)	WW HW	X X
Pennsylvania - NELAC	(#02-00416)	WW HW	X X
South Carolina	(#89014002)	WW HW	X X
Utah – NELAC	(STLP)	WW HW	X X
West Virginia	(#142)	WW HW	X X
Wisconsin	998027800	WW HW	X X

The codes utilized for program types are described below:

HW Hazardous Waste certification
WW Non-potable Water and/or Wastewater certification
X Laboratory has some form of certification under the specific program. Many states certify laboratories for specific parameters or tests within a category. The information in the table indicates the lab is certified in a general category of testing. Please contact the laboratory if parameter specific certification information is required.

Updated: 05/19/10 N:\Reporting\NELAC NARRATIVE Pttsburgh_Updated 051910.doc

CASE NARRATIVE

Mactec Engineering & Consulting
Lot #: C0J250457

Sample Receiving:
TestAmerica's Pittsburgh laboratory received samples on October 23, 2010. The cooler was received within the proper temperature range.

A 250 ml glass jar was received broken for sample B1-0708; this sample aliquot was transferred to a new jar and used for analysis.

If project specific QC was not required for samples contained in this report, when batch QC was completed on these samples, anomalous results will be discussed below.

GC/MS Volatiles:
All non-CCC compounds that have >15% RSD were evaluated to see if a better curve could be drawn using a quadratic curve. All compounds <30% RSD will use an average response factor curve if no visible improvement is accomplished using a quadratic curve. A quadratic curve will be used for a compound where it is determined to be the "best-fit" evaluation.

Several continuing calibration standards had compounds with a %D >25%; but were within the expected performance range for these compounds.

The method blanks had analytes detected at concentrations between the MDL and the reporting limit. The results were flagged with a "J" qualifier. Any sample associated with a method blank that had the same analyte detected had the result flagged with a "B" qualifier.

TCLP GC/MS Volatiles:
All non-CCC compounds that have >15% RSD were evaluated to see if a better curve could be drawn using a quadratic curve. All compounds <30% RSD will use an average response factor curve if no visible improvement is accomplished using a quadratic curve. A quadratic curve will be used for a compound where it is determined to be the "best-fit" evaluation.

Several continuing calibration standards had compounds with a %D >25%; but were within the expected performance range for these compounds.

GC/MS Semivolatiles:
Due to the concentration of target compounds detected, several samples were analyzed at dilutions.

GC/MS Semivolatiles cont.:
All non-CCC compounds that have >15% RSD were evaluated to see if a better curve could be drawn using a quadratic curve. All compounds <30% RSD will use an average response factor curve if no visible improvement is accomplished using a quadratic curve. A quadratic curve will be used for a compound where it is determined to be the "best-fit" evaluation.

Several continuing calibration standards had compounds with a %D >25%; but were within the expected performance range for these compounds.

TCLP GC/MS Semivolatiles:
All non-CCC compounds that have >15% RSD were evaluated to see if a better curve could be drawn using a quadratic curve. All compounds <30% RSD will use an average response factor curve if no visible improvement is accomplished using a quadratic curve. A quadratic curve will be used for a compound where it is determined to be the "best-fit" evaluation.

Several continuing calibration standards had compounds with a %D >25%; but were within the expected performance range for these compounds.

PCBs:
Continuing calibration standard Y1100062 did not meet the 15%D criteria. The samples were analyzed twice with the continuing calibration standard not meeting criteria. Only one set of data is reported.

Metals:
Sample B6-0406 was analyzed at dilution for all requested 6010 analytes except cobalt, nickel, lead, and thallium. These analytes are reported from the 6500ICP, for which an internal standards, indium and yttrium, are added to all standards and samples during analysis. The yttrium counts in these samples were outside of QC criteria (70-130% of the yttrium counts in the ICB), therefore, all analytes referencing yttrium were diluted for analysis.

The method blanks had analytes detected at concentrations between the MDL and the reporting limit. The results were flagged with a "B" qualifier. Any sample associated with a method blank that had the same analyte detected had the result flagged with a "J" qualifier.

TCLP Metals:
The TCLP leachate blank had analytes detected at concentrations between the MDL and the reporting limit. The results were flagged with a "B" qualifier.

TCLP Metals cont.:
The method blanks had analytes detected at concentrations between the MDL and the reporting limit. The results were flagged with a "B" qualifier. Any sample associated with a method blank that had the same analyte detected had the result flagged with a "J" qualifier.

General Chemistry:
The ignitability, total cyanide, and the sulfide analyses were done outside of the holding time as per the client.

The test for pH is a field parameter. The laboratory pH analysis was completed at the request of the client.

The method blanks had analytes detected at concentrations between the MDL and the reporting limit. The results were flagged with a "B" qualifier. Any sample associated with a method blank that had the same analyte detected had the result flagged with a "J" qualifier.

METHODS SUMMARY

C0J250457

PARAMETER	ANALYTICAL METHOD	PREPARATION METHOD
Cyanide, Total	SW846 9012A	SW846 9012A
Ignitability	SW846 SECTION 7	SW846 SECTION 7
Mercury in Liquid Waste (Manual Cold-Vapor)	SW846 7470A	SW846 1311/7470
Mercury in Solid Waste (Manual Cold-Vapor)	SW846 7471A	SW846 7471A
PCBs by SW-846 8082	SW846 8082	SW846 3541
Semivolatile Organic Compounds by GC/MS	SW846 8270C	SW846 1311/3510
Semivolatile Organic Compounds by GC/MS	SW846 8270C	SW846 3541
Soil and Waste pH	SW846 9045C	SW846 9045C
Sulfides, Total 9030B/9034	SW846 9030B/903	SW846 9030B/903
Total Residue as Percent Solids	SM20 2540G	
Trace Inductively Coupled Plasma (ICP) Metals	SW846 6010B	SW846 1311/3010
Trace Inductively Coupled Plasma (ICP) Metals	SW846 6010B	SW846 3050B
Volatile Organics by GC/MS	SW846 8260B	SW846 1311/5030
Volatile Organics by GC/MS	SW846 8260B	SW846 5030B
Volatile Organics by GC/MS	SW846 8260B	SW846 5035

References:

SM20 "STANDARD METHODS FOR THE EXAMINATION OF WATER AND WASTEWATER", 20TH EDITION."

SW846 "Test Methods for Evaluating Solid Waste, Physical/Chemical Methods", Third Edition, November 1986 and its updates.

SAMPLE SUMMARY

C0J250457

WO #	SAMPLE#	CLIENT SAMPLE ID	SAMPLED DATE	SAMP TIME
L8240	001	B1-0708	10/21/10	14:00
L8241	002	B7-0204	10/22/10	12:45
L8243	003	B6-0406	10/22/10	11:20
L8244	004	B8-0002	10/22/10	13:40
L8245	005	TRIP BLANK	10/22/10	

NOTE(S):

- The analytical results of the samples listed above are presented on the following pages.
- All calculations are performed before rounding to avoid round-off errors in calculated results.
- Results noted as "ND" were not detected at or above the stated limit.
- This report must not be reproduced, except in full, without the written approval of the laboratory.
- Results for the following parameters are never reported on a dry weight basis: color, corrosivity, density, flashpoint, ignitability, layers, odor, paint filter test, pH, porosity pressure, reactivity, redox potential, specific gravity, spot tests, solids, solubility, temperature, viscosity, and weight.

Chain of Custody Record

TestAmerica
THE LEADER IN ENVIRONMENTAL TESTING

TestAmerica Laboratory location: _____

Regulatory program: ☐ DW ☐ NPDES ☐ RCRA ☐ Other _____

TestAmerica Laboratories, Inc.

Client Contact				
Company Name: MACTEC	Client Project Manager: ~~Rob~~ Rob Crowley	Site Contact:	Lab Contact: Carrie Gamber	COC No: 008684
Address: 800 N. Bell Ave Suite 200	Telephone: 412-279-6661	Telephone:	Telephone:	1 of 1 COCs
City/State/Zip: Pittsburgh, PA 15106	Email:			
Phone: 412-279-6661		TAT if different from below _____ ☐ 3 weeks ☐ 2 weeks ☐ 1 week ☐ 2 days ☐ 1 day		
Project Name: Erie Convention	Method of Shipment/Carrier: FeDex			
Project Number: 3410100795	Shipping/Tracking No:			
PO#				

Analyses

Sample Identification	Sample Date	Sample Time	Air	Aqueous	Sediment	Solid	Other:	H2SO4	HNO3	HCl	NaOH	ZnAc/NaOH	Unpres	Other:	TCLP VOC	TCLP SVOC	TCLP metals	TCVOCs	Total Metals, SVOC PCBs	Sample Specific Notes / Special Instructions:
B1-0708	10-21-10	1400				X							X		1	1	[illegible]			Quote #
B7-0204	10-22-10	1245				X							1	3				3	1	82316
B6-0406	10-22-10	1120				X							1	3				3	1	
B8-0002	10-22-10	1340				X							1	3				3	1	
Blank	10-22-10	—											1					1		

Possible Hazard Identification: ☐ Non-Hazard ☐ Flammable ☐ Skin Irritant ☐ Poison B ☐ Unknown

Sample Disposal (A fee may be assessed if samples are retained longer than 1 month): ☐ Return to Client ☐ Disposal By Lab ☐ Archive For _____ Months

Special Instructions/QC Requirements & Comments:

Relinquished by:	Company:	Date/Time:	Received by:	Company:	Date/Time:
Sean Condie MACTEC	MACTEC	10-22-10 1600	8692-8024-9699	FeDex	10-22-10 1600
			Received in Laboratory by: [signature]	TA	10/23/10 930

©2008, TestAmerica Laboratories, Inc. All rights reserved.
TestAmerica & Design ™ are trademarks of TestAmerica Laboratories, Inc.

TAL 0018- 1 (04/10)

TestAmerica Pittsburgh

Cooler Receipt Form

Client: Mactec Project: _____ Quote: 82316

Cooler Rec'd & Opened for Temp. Check on: 10/23/10

Coolers Opened and Unpacked on: 10/25/10 By: RRF (Signature)

TestAmerica Pittsburgh Lot Number: COJ250457

		Yes	No	NA
1.	Were custody seals on the outside of the cooler?	/		
	If YES, how many and where? Quantity 1 Location front	/		
	Were signatures and date correct?	/		
2.	Were custody papers included inside the cooler?	/		
3.	Were custody papers properly filled out (ink, signed, match labels)?	/		
4.	Did you sign the custody papers in the appropriate place?	/		
5.	Was shippers packing slip attached to this form?	/		
6.	Were packing materials used?			
	If YES, what type? Bubble Wrap	/		
7.	Were the samples received within the acceptable temperature range?	/		
8.	Were the samples appropriately preserved?			/
9.	Were all bottles sealed in separate plastic bags?		/	
10.	Did all bottles arrive in good condition (unbroken)?	/		
11.	Were all bottle labels complete (sample ID, preservatives, etc.)?	/		
12.	Did all bottle labels and/or tags agree with custody papers?	/		
13.	Were correct bottles used for tests indicated?	/		
14.	Were all VOA vials checked for the presence of air bubbles?		/	/
15.	Was a sufficient amount of sample sent in each bottle?	/		
16.	Samples received by: FEDEX UPS CLIENT DROP-OFF OTHER DHL US CARGO			

Explain any discrepancies: _____

Level 2 Review _____

Was contacted on _____ by _____ to resolve discrepancies.

Rev. 1, 01/20/2010
X:\Forms\Cooler Receipt Form_updated 102010.DOC

TestAmerica Pittsburgh

Cooler Receipt Form

P: Preserved

UP: Unpreserved

Sample ID	TMET PH<2	DMET PH<2	HG PH<2	NUT(1) PH<2	CN PH ≥12	OG TPHC PH<2	PHEN PH<2	SULF PH ≥12	TOC PH<2	TOX PH<2	VOA P/UP	hardness PH<2	Residual CL	
Trip Blank											P			

(1) "NUT" could include sample bottles for ammonia, chemical oxygen demand, nitrate/nitrite, TKN, or total phosphorus

Comments: _____

_____

_____

Cooler Number	Temperature*	Thermometer ID
1	3.6	8

Sample	Lot Number**

*Acceptable Temperature Range: < 0-6 °C

**Please use an asterisk if bottle lot number was covered by the label

If samples required preservation in the laboratory, the following lot number(s) was/were used:

Nitric Acid _____ Hydrochloric Acid _____

Sulfuric Acid _____ Sodium Hydroxide _____

X:\Forms\Cooler Receipt Form_updated 102010.DOC
Rev. 1, 01/20/2010

FedEx® Express US Airbill

8692 8024 9699

0200 Form ID No.

FedEx Retrieval Copy

C.01

1 From

Date 10-23-10 Sender's FedEx Account Number 177 07 8875

Sender's Name MACTEC Phone 412 274-6661

Company MACTEC

Address 800 N. Bell Ave Suite 200

Dept./Floor/Suite/Room

City Pittsburgh State PA ZIP 15106

2 Your Internal Billing Reference

3 To

Recipient's Name Test America Phone 412 963-7058

Company Test America

Recipient's Address 301 Alpha Drive

We cannot deliver to P.O. boxes or P.O. ZIP codes.

Dept./Floor/Suite/Room

Address

To request a package be held at a specific FedEx location, print FedEx address here.

City Pittsburgh State PA ZIP 15238

8692 8024 9699

4a Express Package Service *Packages up to 150 lbs.*

1 [X] FedEx Priority Overnight — Next business morning.* Friday shipments will be delivered on Monday unless SATURDAY Delivery is selected.

5 [ ] FedEx Standard Overnight — Next business afternoon.* Saturday Delivery NOT available.

6 [ ] FedEx First Overnight — Earliest next business morning delivery to select locations.* Saturday Delivery NOT available.

3 [ ] FedEx 2Day — Second business day.* Thursday shipments will be delivered on Monday unless SATURDAY Delivery is selected.

20 [ ] FedEx Express Saver — Third business day.* Saturday Delivery NOT available.

FedEx Envelope rate not available. Minimum charge: One-pound rate.

* To most locations.

4b Express Freight Service *Packages over 150 lbs.*

7 [ ] FedEx 1Day Freight* — Next business day.** Friday shipments will be delivered on Monday unless SATURDAY Delivery is selected.

8 [ ] FedEx 2Day Freight — Second business day.** Thursday shipments will be delivered on Monday unless SATURDAY Delivery is selected.

83 [ ] FedEx 3Day Freight — Third business day.** Saturday Delivery NOT available.

* Call for Confirmation:

** To most locations.

5 Packaging

6 [ ] FedEx Envelope* 2 [ ] FedEx Pak* — Includes FedEx Small Pak, FedEx Large Pak, and FedEx Sturdy Pak. 3 [ ] FedEx Box 4 [ ] FedEx Tube 1 [X] Other

* Declared value limit $500.

6 Special Handling

3 [X] SATURDAY Delivery — Not available for FedEx Standard Overnight, FedEx First Overnight, FedEx Express Saver, or FedEx 3Day Freight.

Include FedEx address in Section 3.

1 [ ] HOLD Weekday at FedEx Location — Not available for FedEx First Overnight.

31 [ ] HOLD Saturday at FedEx Location — Available ONLY for FedEx Priority Overnight and FedEx 2Day to select locations.

Does this shipment contain dangerous goods? One box must be checked.

[X] No 4 [ ] Yes — As per attached Shipper's Declaration. [ ] Yes — Shipper's Declaration not required.

6 [ ] Dry Ice — Dry ice, 9, UN 1845 ——— x ——— kg

Dangerous goods (including dry ice) cannot be shipped in FedEx packaging.

[ ] Cargo Aircraft Only

7 Payment *Bill to:*

Enter FedEx Acct. No. or Credit Card No. below.

1 [X] Sender — Acct. No. in Section 1 will be billed. 2 [ ] Recipient 3 [ ] Third Party 4 [ ] Credit Card 5 [ ] Cash/Check

Obtain Recip. Acct. No. [ ]

[redacted] [redacted]

Total Packages 1 Total Weight 21 [redacted]

†Our liability is limited to $100 unless you declare a higher value. See the current FedEx Service Guide for details. Credit Card Auth.

8 Residential Delivery Signature Options If you require a signature, check Direct or Indirect.

[ ] No Signature Required — Package may be left without obtaining a signature for delivery.

10 [ ] Direct Signature — Someone at recipient's address may sign for delivery. *Fee applies.*

34 [ ] Indirect Signature — If no one is available at recipient's address, someone at a neighboring address may sign for delivery. *Fee applies.*

520

Rev. Date 10/06•Part #158281•©1994–2006 FedEx•PRINTED IN U.S.A. SRY

DATA SUMMARY PACKAGE

GC/MS VOLATILE SUMMARY

MACTEC Engineering and Consulting Inc

Client Sample ID: B7-0204

GC/MS Volatiles

Lot-Sample #...:	C0J250457-002	**Work Order #...:**	L82411AC	**Matrix.....:**	SOLID
Date Sampled...:	10/22/10	**Date Received..:**	10/23/10	**MS Run #.....:**	0302039
Prep Date.....:	10/29/10	**Analysis Date..:**	10/29/10		
Prep Batch #...:	0302058	**Analysis Time..:**	10:28		
Dilution Factor:	1	**Initial Wgt/Vol:**	4.98 g	**Final Wgt/Vol..:**	5 mL
% Moisture.....:	17	**Analyst ID.....:**	010099	**Instrument ID..:**	HP3
		Method.....:	SW846 8260B		

PARAMETER	RESULT	REPORTING LIMIT	UNITS	MDL
Acetone	**9.2 J**	**24**	**ug/kg**	**6.0**
Benzene	ND	6.0	ug/kg	0.81
Bromodichloromethane	ND	6.0	ug/kg	0.68
Bromoform	ND	6.0	ug/kg	0.53
Bromomethane	ND	6.0	ug/kg	0.89
2-Butanone	ND	6.0	ug/kg	1.1
Carbon disulfide	**3.4 J**	**6.0**	**ug/kg**	**0.62**
Carbon tetrachloride	ND	6.0	ug/kg	0.54
Chlorobenzene	ND	6.0	ug/kg	0.91
Chloroethane	ND	6.0	ug/kg	1.9
Chloroform	ND	6.0	ug/kg	0.71
Chloromethane	ND	6.0	ug/kg	1.0
Cyclohexane	ND	6.0	ug/kg	0.45
Dibromochloromethane	ND	6.0	ug/kg	0.86
1,2-Dibromo-3-chloro-propane	ND	6.0	ug/kg	0.90
1,2-Dibromoethane	ND	6.0	ug/kg	1.0
1,3-Dichlorobenzene	ND	6.0	ug/kg	0.79
1,4-Dichlorobenzene	ND	6.0	ug/kg	0.77
1,2-Dichlorobenzene	ND	6.0	ug/kg	0.96
Dichlorodifluoromethane	ND	6.0	ug/kg	0.80
1,1-Dichloroethane	ND	6.0	ug/kg	0.69
1,2-Dichloroethane	ND	6.0	ug/kg	0.74
1,1-Dichloroethene	ND	6.0	ug/kg	1.0
cis-1,2-Dichloroethene	ND	6.0	ug/kg	0.85
trans-1,2-Dichloroethene	ND	6.0	ug/kg	0.72
1,2-Dichloropropane	ND	6.0	ug/kg	0.66
cis-1,3-Dichloropropene	ND	6.0	ug/kg	0.82
trans-1,3-Dichloropropene	ND	6.0	ug/kg	0.72
Ethylbenzene	ND	6.0	ug/kg	0.78
2-Hexanone	ND	6.0	ug/kg	0.83
Isopropylbenzene	ND	6.0	ug/kg	0.82
Methyl acetate	ND	6.0	ug/kg	1.1
Methylene chloride	ND	6.0	ug/kg	0.81
Methylcyclohexane	**1.4 J**	**6.0**	**ug/kg**	**0.88**
4-Methyl-2-pentanone	ND	6.0	ug/kg	0.79
Methyl tert-butyl ether	ND	6.0	ug/kg	0.90

(Continued on next page)

MACTEC Engineering and Consulting Inc

Client Sample ID: B7-0204

GC/MS Volatiles

Lot-Sample #...: C0J250457-002 **Work Order #...:** L82411AC **Matrix.....:** SOLID

PARAMETER	RESULT	REPORTING LIMIT	UNITS	MDL
Styrene	ND	6.0	ug/kg	0.85
1,1,2,2-Tetrachloroethane	ND	6.0	ug/kg	0.87
1,2,4-Trichloro-benzene	ND	6.0	ug/kg	1.1
Tetrachloroethene	ND	6.0	ug/kg	0.82
1,1,1-Trichloroethane	**1.7 J**	**6.0**	**ug/kg**	**0.59**
1,1,2-Trichloroethane	ND	6.0	ug/kg	1.0
Trichloroethene	**15**	**6.0**	**ug/kg**	**0.79**
Trichlorofluoromethane	ND	6.0	ug/kg	1.1
1,1,2-Trichloro-1,2,2-trifluoroethane	ND	6.0	ug/kg	1.3
Toluene	ND	6.0	ug/kg	0.88
Vinyl chloride	ND	6.0	ug/kg	0.57
Xylenes (total)	ND	18	ug/kg	2.7

SURROGATE	PERCENT RECOVERY	RECOVERY LIMITS
1,2-Dichloroethane-d4	89	(52 - 124)
Toluene-d8	102	(72 - 127)
4-Bromofluorobenzene	79	(63 - 120)
Dibromofluoromethane	101	(68 - 121)

NOTE(S):

Results and reporting limits have been adjusted for dry weight.

J Estimated result. Result is less than RL.

MACTEC Engineering and Consulting Inc

Client Sample ID: B6-0406

GC/MS Volatiles

Lot-Sample #...:	C0J250457-003	**Work Order #...:**	L82431AK	**Matrix.....:**	SOLID
Date Sampled...:	10/22/10	**Date Received..:**	10/23/10	**MS Run #.....:**	0302039
Prep Date.....:	10/29/10	**Analysis Date..:**	10/29/10		
Prep Batch #...:	0302058	**Analysis Time..:**	10:51		
Dilution Factor:	1.12	**Initial Wgt/Vol:**	4.47 g	**Final Wgt/Vol..:**	5 mL
% Moisture.....:	15	**Analyst ID.....:**	010099	**Instrument ID..:**	HP3
		Method.....:	SW846 8260B		

PARAMETER	RESULT	REPORTING LIMIT	UNITS	MDL
Acetone	ND	26	ug/kg	6.6
Benzene	ND	6.6	ug/kg	0.89
Bromodichloromethane	ND	6.6	ug/kg	0.74
Bromoform	ND	6.6	ug/kg	0.59
Bromomethane	ND	6.6	ug/kg	0.98
2-Butanone	ND	6.6	ug/kg	1.2
Carbon disulfide	ND	6.6	ug/kg	0.68
Carbon tetrachloride	ND	6.6	ug/kg	0.59
Chlorobenzene	ND	6.6	ug/kg	1.0
Chloroethane	ND	6.6	ug/kg	2.1
Chloroform	ND	6.6	ug/kg	0.77
Chloromethane	ND	6.6	ug/kg	1.1
Cyclohexane	ND	6.6	ug/kg	0.49
Dibromochloromethane	ND	6.6	ug/kg	0.94
1,2-Dibromo-3-chloro-propane	ND	6.6	ug/kg	0.99
1,2-Dibromoethane	ND	6.6	ug/kg	1.1
1,3-Dichlorobenzene	ND	6.6	ug/kg	0.87
1,4-Dichlorobenzene	ND	6.6	ug/kg	0.84
1,2-Dichlorobenzene	ND	6.6	ug/kg	1.1
Dichlorodifluoromethane	ND	6.6	ug/kg	0.88
1,1-Dichloroethane	ND	6.6	ug/kg	0.76
1,2-Dichloroethane	ND	6.6	ug/kg	0.81
1,1-Dichloroethene	ND	6.6	ug/kg	1.1
cis-1,2-Dichloroethene	ND	6.6	ug/kg	0.93
trans-1,2-Dichloroethene	ND	6.6	ug/kg	0.79
1,2-Dichloropropane	ND	6.6	ug/kg	0.72
cis-1,3-Dichloropropene	ND	6.6	ug/kg	0.90
trans-1,3-Dichloropropene	ND	6.6	ug/kg	0.79
Ethylbenzene	ND	6.6	ug/kg	0.85
2-Hexanone	ND	6.6	ug/kg	0.91
Isopropylbenzene	ND	6.6	ug/kg	0.90
Methyl acetate	ND	6.6	ug/kg	1.2
Methylene chloride	ND	6.6	ug/kg	0.89
Methylcyclohexane	ND	6.6	ug/kg	0.96
4-Methyl-2-pentanone	ND	6.6	ug/kg	0.86
Methyl tert-butyl ether	ND	6.6	ug/kg	0.99

(Continued on next page)

MACTEC Engineering and Consulting Inc

Client Sample ID: B6-0406

GC/MS Volatiles

Lot-Sample #...: C0J250457-003 Work Order #...: L82431AK Matrix.....: SOLID

PARAMETER	RESULT	REPORTING LIMIT	UNITS	MDL
Styrene	ND	6.6	ug/kg	0.93
1,1,2,2-Tetrachloroethane	ND	6.6	ug/kg	0.95
1,2,4-Trichloro-benzene	ND	6.6	ug/kg	1.2
Tetrachloroethene	**6.4 J**	**6.6**	**ug/kg**	**0.90**
1,1,1-Trichloroethane	**1.8 J**	**6.6**	**ug/kg**	**0.64**
1,1,2-Trichloroethane	ND	6.6	ug/kg	1.1
Trichloroethene	**24**	**6.6**	**ug/kg**	**0.87**
Trichlorofluoromethane	ND	6.6	ug/kg	1.2
1,1,2-Trichloro-1,2,2-trifluoroethane	ND	6.6	ug/kg	1.4
Toluene	ND	6.6	ug/kg	0.97
Vinyl chloride	ND	6.6	ug/kg	0.62
Xylenes (total)	ND	20	ug/kg	3.0

SURROGATE	PERCENT RECOVERY	RECOVERY LIMITS
1,2-Dichloroethane-d4	89	(52 - 124)
Toluene-d8	106	(72 - 127)
4-Bromofluorobenzene	85	(63 - 120)
Dibromofluoromethane	104	(68 - 121)

NOTE(S):

Results and reporting limits have been adjusted for dry weight.

J Estimated result. Result is less than RL.

MACTEC Engineering and Consulting Inc

Client Sample ID: B8-0002

GC/MS Volatiles

Lot-Sample #...: C0J250457-004	**Work Order #...:** L82441AT	**Matrix.....:** SOLID
Date Sampled...: 10/22/10	**Date Received..:** 10/23/10	**MS Run #.....:** 0302039
Prep Date.....: 10/29/10	**Analysis Date..:** 10/29/10	
Prep Batch #...: 0302058	**Analysis Time..:** 16:35	
Dilution Factor: 1	**Initial Wgt/Vol:** 4.99 g	**Final Wgt/Vol..:** 5 mL
% Moisture.....: 19	**Analyst ID.....:** 010099	**Instrument ID..:** HP3
	Method.....: SW846 8260B	

PARAMETER	RESULT	REPORTING LIMIT	UNITS	MDL
Acetone	ND	25	ug/kg	6.2
Benzene	ND	6.2	ug/kg	0.84
Bromodichloromethane	ND	6.2	ug/kg	0.70
Bromoform	ND	6.2	ug/kg	0.55
Bromomethane	ND	6.2	ug/kg	0.91
2-Butanone	ND	6.2	ug/kg	1.1
Carbon disulfide	ND	6.2	ug/kg	0.63
Carbon tetrachloride	ND	6.2	ug/kg	0.55
Chlorobenzene	ND	6.2	ug/kg	0.94
Chloroethane	ND	6.2	ug/kg	1.9
Chloroform	ND	6.2	ug/kg	0.72
Chloromethane	ND	6.2	ug/kg	1.1
Cyclohexane	ND	6.2	ug/kg	0.46
Dibromochloromethane	ND	6.2	ug/kg	0.88
1,2-Dibromo-3-chloro-propane	ND	6.2	ug/kg	0.93
1,2-Dibromoethane	ND	6.2	ug/kg	1.1
1,3-Dichlorobenzene	ND	6.2	ug/kg	0.81
1,4-Dichlorobenzene	ND	6.2	ug/kg	0.79
1,2-Dichlorobenzene	ND	6.2	ug/kg	0.99
Dichlorodifluoromethane	ND	6.2	ug/kg	0.82
1,1-Dichloroethane	ND	6.2	ug/kg	0.71
1,2-Dichloroethane	ND	6.2	ug/kg	0.76
1,1-Dichloroethene	ND	6.2	ug/kg	1.1
cis-1,2-Dichloroethene	ND	6.2	ug/kg	0.87
trans-1,2-Dichloroethene	ND	6.2	ug/kg	0.74
1,2-Dichloropropane	ND	6.2	ug/kg	0.67
cis-1,3-Dichloropropene	ND	6.2	ug/kg	0.84
trans-1,3-Dichloropropene	ND	6.2	ug/kg	0.74
Ethylbenzene	ND	6.2	ug/kg	0.80
2-Hexanone	ND	6.2	ug/kg	0.85
Isopropylbenzene	ND	6.2	ug/kg	0.84
Methyl acetate	ND	6.2	ug/kg	1.1
Methylene chloride	ND	6.2	ug/kg	0.83
Methylcyclohexane	ND	6.2	ug/kg	0.90
4-Methyl-2-pentanone	ND	6.2	ug/kg	0.81
Methyl tert-butyl ether	ND	6.2	ug/kg	0.93

(Continued on next page)

MACTEC Engineering and Consulting Inc

Client Sample ID: B8-0002

GC/MS Volatiles

Lot-Sample #...: C0J250457-004 **Work Order #...:** L82441AT **Matrix.....:** SOLID

PARAMETER	RESULT	REPORTING LIMIT	UNITS	MDL
Styrene	ND	6.2	ug/kg	0.87
1,1,2,2-Tetrachloroethane	ND	6.2	ug/kg	0.89
1,2,4-Trichloro-benzene	ND	6.2	ug/kg	1.1
Tetrachloroethene	ND	6.2	ug/kg	0.84
1,1,1-Trichloroethane	ND	6.2	ug/kg	0.60
1,1,2-Trichloroethane	ND	6.2	ug/kg	1.0
Trichloroethene	ND	6.2	ug/kg	0.81
Trichlorofluoromethane	ND	6.2	ug/kg	1.1
1,1,2-Trichloro-1,2,2-trifluoroethane	ND	6.2	ug/kg	1.3
Toluene	ND	6.2	ug/kg	0.90
Vinyl chloride	ND	6.2	ug/kg	0.58
Xylenes (total)	ND	19	ug/kg	2.8

SURROGATE	PERCENT RECOVERY	RECOVERY LIMITS
1,2-Dichloroethane-d4	101	(52 - 124)
Toluene-d8	102	(72 - 127)
4-Bromofluorobenzene	90	(63 - 120)
Dibromofluoromethane	108	(68 - 121)

NOTE(S):

Results and reporting limits have been adjusted for dry weight.

MACTEC Engineering and Consulting Inc

Client Sample ID: TRIP BLANK

GC/MS Volatiles

Lot-Sample #...: C0J250457-005 **Work Order #...:** L82451AA **Matrix.....:** WATER

PARAMETER	RESULT	REPORTING LIMIT	UNITS	MDL
Styrene	ND	1.0	ug/L	0.097
1,1,2,2-Tetrachloroethane	ND	1.0	ug/L	0.20
1,2,4-Trichloro-benzene	ND	1.0	ug/L	0.27
Tetrachloroethene	ND	1.0	ug/L	0.15
1,1,1-Trichloroethane	ND	1.0	ug/L	0.29
1,1,2-Trichloroethane	ND	1.0	ug/L	0.20
Trichloroethene	ND	1.0	ug/L	0.14
Trichlorofluoromethane	ND	1.0	ug/L	0.20
1,1,2-Trichloro-1,2,2-trifluoroethane	ND	1.0	ug/L	0.32
Toluene	ND	1.0	ug/L	0.15
Vinyl chloride	ND	1.0	ug/L	0.23
Xylenes (total)	ND	3.0	ug/L	0.49

SURROGATE	PERCENT RECOVERY	RECOVERY LIMITS
Toluene-d8	93	(71 - 118)
1,2-Dichloroethane-d4	95	(64 - 135)
4-Bromofluorobenzene	101	(70 - 118)
Dibromofluoromethane	95	(70 - 128)

NOTE(S):

J Estimated result. Result is less than RL.

SW846 8260B SURROGATE RECOVERY

Lab Name: TestAmerica Laboratories, Inc. Client: MACTEC Engineering and Consulting Inc

Lab Code: TALPIT SDG No:

Lot #: C0J250457

Extraction: XXA4DQK01

	CLIENT ID.	SRG01	SRG02	SRG03	SRG04	TOT OUT
01	INTRA-LAB QC	81	107	88	100	00
02	METHOD BLK. L89151AA	94	102	88	102	00
03	LCS L89151AC	92	104	93	106	00
04	LAB MS/MSD D	95	95	110	124*	01
05	LAB MS/MSD S	94	111	97	110	00

SURROGATES		QC LIMITS
SRG01	= 1,2-Dichloroethane-d4	(52-124)
SRG02	= Toluene-d8	(72-127)
SRG03	= 4-Bromofluorobenzene	(63-120)
SRG04	= Dibromofluoromethane	(68-121)

\# Column to be used to flag recovery values
* Values outside of required QC Limits
D System monitoring Compound diluted out

FORM II

SW846 8260B SURROGATE RECOVERY

Lab Name: TestAmerica Laboratories, Inc. Client: MACTEC Engineering and Consulting Inc

Lab Code: TALPIT SDG No:

Lot #: C0J250457

Extraction: XXA4EQK01

	CLIENT ID.	SRG01	SRG02	SRG03	SRG04	TOT OUT
01	B7-0204	89	102	79	101	00
02	B6-0406	89	106	85	104	00
03	B8-0002	101	102	90	108	00

SURROGATES		QC LIMITS
SRG01	= 1,2-Dichloroethane-d4	(52-124)
SRG02	= Toluene-d8	(72-127)
SRG03	= 4-Bromofluorobenzene	(63-120)
SRG04	= Dibromofluoromethane	(68-121)

\# Column to be used to flag recovery values
* Values outside of required QC Limits
D System monitoring Compound diluted out

FORM II

SW846 8260B SURROGATE RECOVERY

Lab Name: TestAmerica Laboratories, Inc. Client: MACTEC Engineering and Consulting Inc

Lab Code: TALPIT SDG No:

Lot #: C0J250457

Extraction: XXI25QK01

	CLIENT ID.	SRG01	SRG02	SRG03	SRG04	TOT OUT
01	INTRA-LAB QC	94	93	105	95	00
02	TRIP BLANK	95	93	101	95	00
03	METHOD BLK. L9DLD1AA	94	93	107	95	00
04	LCS L9DLD1AC	89	90	93	91	00
05	LAB MS/MSD D	98	89	96	96	00
06	LAB MS/MSD S	97	90	95	95	00

SURROGATES		QC LIMITS
SRG01	= 1,2-Dichloroethane-d4	(64-135)
SRG02	= Toluene-d8	(71-118)
SRG03	= 4-Bromofluorobenzene	(70-118)
SRG04	= Dibromofluoromethane	(70-128)

\# Column to be used to flag recovery values
* Values outside of required QC Limits
D System monitoring Compound diluted out

FORM II

SW846 8260B CHECK SAMPLE RECOVERY

Lab Name: TestAmerica Laboratories, Inc. Client: MACTEC Engineering and Consulting Inc

Lab Code: TALPIT SDG No:

Lot #: C0J290000 WO #: L89151AC

BATCH: 0302058

COMPOUND	SPIKE ADDED (ug/kg)	SAMPLE CONCENT. (ug/kg)	% REC	QC LIMITS REC	QUAL
1,1-Dichloroethene	40.0	38.1	95	59- 129	
Trichloroethene	40.0	41.4	104	76- 119	
Benzene	40.0	39.8	100	77- 120	
Toluene	40.0	40.9	102	78- 124	
Chlorobenzene	40.0	39.3	98	79- 120	

NOTES(S):

* Values outside of QC limits

Spike Recovery: 0 out of 5 outside limits

COMMENTS:

FORM III

SW846 8260B CHECK SAMPLE RECOVERY

Lab Name: TestAmerica Laboratories, Inc. Client: MACTEC Engineering and Consulting Inc

Lab Code: TALPIT SDG No:

Lot #: C0K010000 WO #: L9DLD1AC

BATCH: 0305199

COMPOUND	SPIKE ADDED (ug/L)	SAMPLE CONCENT. (ug/L)	% REC	QC LIMITS REC	QUAL
Trichloroethene	10.0	9.18	92	73 - 120	
1,1-Dichloroethene	10.0	8.99	90	65 - 136	
Benzene	10.0	9.19	92	80 - 120	
Toluene	10.0	9.09	91	80 - 123	
Chlorobenzene	10.0	8.86	89	80 - 120	

NOTES(S):

* Values outside of QC limits

Spike Recovery: 0 out of 5 outside limits

COMMENTS:

FORM III

SW846 8260B MATRIX SPIKE/MATRIX SPIKE DUPLICATE RECOVERY

Lab Name: TestAmerica Laboratories, Inc. Client: MACTEC Engineering and Consulting Inc

Lab Code: TALPIT SDG No:

Matrix Spike ID: LAB MS/MSD Level:(low/med) LOW

Lot #: A0J260440 WO #: L83921AC
BATCH: 0302058

COMPOUND	SPIKE ADDED (ug/kg)	SAMPLE CONCENT. (ug/kg)	MS CONCENT. (ug/kg)	MS % REC	LIMITS REC	QUAL
1,1-Dichloroethene	41.0	ND	44.0	107	59- 129	
Trichloroethene	41.0	ND	42.5	104	76- 119	
Benzene	41.0	ND	43.3	106	77- 120	
Toluene	41.0	ND	44.3	108	78- 124	
Chlorobenzene	41.0	ND	43.1	105	79- 120	

NOTES(S):

Results and reporting limits have been adjusted for dry weight.

Column to be used to flag recovery and RPD values with an asterisk
* Values outside of QC limits

RPD: 0 out of 0 outside limits
Spike Recovery: 0 out of 5 outside limits

COMMENTS:

FORM III

SW846 8260B MATRIX SPIKE/MATRIX SPIKE DUPLICATE RECOVERY

Lab Name: TestAmerica Laboratories, Inc. Client: MACTEC Engineering and Consulting Inc

Lab Code: TALPIT SDG No:

Matrix Spike ID: LAB MS/MSD Level:(low/med) LOW

Lot #: A0J260440 WO #: L83921AD
BATCH: 0302058

COMPOUND	SPIKE ADDED (ug/kg)	MSD CONCENT. (ug/kg)	MSD % REC	% RPD		QC LIMITS RPD	QC LIMITS REC	QUAL
1,1-Dichloroethene	36.7	51.7	141*	16		25	59- 129	a
Trichloroethene	36.7	36.3	99	16		21	76- 119	
Benzene	36.7	40.2	109	7.5		20	77- 120	
Toluene	36.7	34.0	92	26	*	21	78- 124	p
Chlorobenzene	36.7	37.2	101	15		20	79- 120	

NOTES(S):

a Spiked analyte recovery is outside stated control limits.

Results and reporting limits have been adjusted for dry weight.

p Relative percent difference (RPD) is outside stated control limits.

Column to be used to flag recovery and RPD values with an asterisk
* Values outside of QC limits

RPD: 1 out of 5 outside limits
Spike Recovery: 1 out of 5 outside limits

COMMENTS:

FORM III

SW846 8260B MATRIX SPIKE/MATRIX SPIKE DUPLICATE RECOVERY

Lab Name: TestAmerica Laboratories, Inc. Client: MACTEC Engineering and Consulting Inc

Lab Code: TALPIT SDG No:

Matrix Spike ID: LAB MS/MSD

Lot #: C0J230453 WO #: L810L1AE
BATCH: 0305199

COMPOUND	SPIKE ADDED (ug/L)	SAMPLE CONCENT. (ug/L)	MS CONCENT. (ug/L)	MS % REC	LIMITS REC	QUAL
1,1-Dichloroethene	10.0	ND	9.40	94	65 - 136	
Benzene	10.0	ND	9.81	98	80 - 120	
Toluene	10.0	ND	9.31	93	80 - 123	
Chlorobenzene	10.0	ND	9.30	93	80 - 120	
Trichloroethene	10.0	ND	9.56	96	73 - 120	

NOTES(S):

Column to be used to flag recovery and RPD values with an asterisk
* Values outside of QC limits

RPD: 0 out of 0 outside limits
Spike Recovery: 0 out of 5 outside limits

COMMENTS:

FORM III

SW846 8260B MATRIX SPIKE/MATRIX SPIKE DUPLICATE RECOVERY

Lab Name: TestAmerica Laboratories, Inc. Client: MACTEC Engineering and Consulting Inc

Lab Code: TALPIT SDG No:

Matrix Spike ID: LAB MS/MSD

Lot #: C0J230453 WO #: L810L1AF
BATCH: 0305199

COMPOUND	SPIKE ADDED (ug/L)	MSD CONCENT. (ug/L)	MSD % REC	% RPD	QC LIMITS RPD	QC LIMITS REC	QUAL
1,1-Dichloroethene	10.0	8.91	89	5.4	35	65 - 136	
Benzene	10.0	9.52	95	2.9	32	80 - 120	
Toluene	10.0	9.01	90	3.3	35	80 - 123	
Chlorobenzene	10.0	9.03	90	2.8	29	80 - 120	
Trichloroethene	10.0	9.22	92	3.6	35	73 - 120	

NOTES(S):

Column to be used to flag recovery and RPD values with an asterisk
* Values outside of QC limits

RPD: 0 out of 5 outside limits
Spike Recovery: 0 out of 5 outside limits

COMMENTS:

FORM III

SW846 8260B METHOD BLANK SUMMARY

BLANK WORKORDER NO.: L89151AA

Lab Name: TestAmerica Laboratories, Inc.

Lab Code: TALPIT

SDG Number:

Lab File ID: 3102901.D

Lot Number: C0J250457

Date Analyzed: 10/29/10

Time Analyzed: 06:37

Matrix: SOLID

Date Extracted:10/29/10

GC Column: RTX-624 ID: .18

Extraction Method: 5035

Instrument ID: HP3

Level:(low/med) LOW

THIS METHOD BLANK APPLIES TO THE FOLLOWING SAMPLES, LCS, LCSD, MS , MSD:

	CLIENT ID.	SAMPLE WORK ORDER #	LAB FILE ID	DATE ANALYZED	TIME ANALYZED
01	B7-0204	L82411AC	3102911.D	10/29/10	10:28
02	B6-0406	L82431AK	3102912.D	10/29/10	10:51
03	B8-0002	L82441AT	3102926.D	10/29/10	16:35
04	INTRA-LAB QC	L83921AA	3102903.D	10/29/10	07:23
05	LAB MS/MSD	L83921AC S	3102905.D	10/29/10	08:10
06	LAB MS/MSD	L83921AD D	3102906.D	10/29/10	08:33
07	CHECK SAMPLE	L89151AC C	3102904.D	10/29/10	07:47
08					
09					
10					
11					
12					
13					
14					
15					
16					
17					
18					
19					
20					
21					
22					
23					
24					
25					
26					
27					
28					
29					
30					

COMMENTS:

FORM IV

METHOD BLANK REPORT

GC/MS Volatiles

Client Lot #...: C0J250457 **Work Order #...:** L89151AA **Matrix.....:** SOLID
MB Lot-Sample #: C0J290000-058

Prep Date.....: 10/29/10 **Analysis Time..:** 06:37
Analysis Date..: 10/29/10 **Prep Batch #...:** 0302058 **Final Wgt/Vol..:** 5 mL
Dilution Factor: 1 **Initial Wgt/Vol:** 5 g **Instrument ID..:** HP3
Analyst ID.....: 010099

PARAMETER	RESULT	REPORTING LIMIT	UNITS	METHOD
Acetone	ND	20	ug/kg	SW846 8260B
Benzene	ND	5.0	ug/kg	SW846 8260B
Bromodichloromethane	ND	5.0	ug/kg	SW846 8260B
Bromoform	ND	5.0	ug/kg	SW846 8260B
Bromomethane	ND	5.0	ug/kg	SW846 8260B
2-Butanone	ND	5.0	ug/kg	SW846 8260B
Carbon disulfide	ND	5.0	ug/kg	SW846 8260B
Carbon tetrachloride	ND	5.0	ug/kg	SW846 8260B
Chlorobenzene	ND	5.0	ug/kg	SW846 8260B
Chloroethane	ND	5.0	ug/kg	SW846 8260B
Chloroform	ND	5.0	ug/kg	SW846 8260B
Chloromethane	ND	5.0	ug/kg	SW846 8260B
Cyclohexane	ND	5.0	ug/kg	SW846 8260B
Dibromochloromethane	ND	5.0	ug/kg	SW846 8260B
1,2-Dibromo-3-chloro-propane	ND	5.0	ug/kg	SW846 8260B
1,2-Dibromoethane	ND	5.0	ug/kg	SW846 8260B
1,3-Dichlorobenzene	ND	5.0	ug/kg	SW846 8260B
1,4-Dichlorobenzene	ND	5.0	ug/kg	SW846 8260B
1,2-Dichlorobenzene	ND	5.0	ug/kg	SW846 8260B
Dichlorodifluoromethane	ND	5.0	ug/kg	SW846 8260B
1,1-Dichloroethane	ND	5.0	ug/kg	SW846 8260B
1,2-Dichloroethane	ND	5.0	ug/kg	SW846 8260B
1,1-Dichloroethene	ND	5.0	ug/kg	SW846 8260B
cis-1,2-Dichloroethene	ND	5.0	ug/kg	SW846 8260B
trans-1,2-Dichloroethene	ND	5.0	ug/kg	SW846 8260B
1,2-Dichloropropane	ND	5.0	ug/kg	SW846 8260B
cis-1,3-Dichloropropene	ND	5.0	ug/kg	SW846 8260B
trans-1,3-Dichloropropene	ND	5.0	ug/kg	SW846 8260B
Ethylbenzene	ND	5.0	ug/kg	SW846 8260B
2-Hexanone	ND	5.0	ug/kg	SW846 8260B
Isopropylbenzene	ND	5.0	ug/kg	SW846 8260B
Methyl acetate	ND	5.0	ug/kg	SW846 8260B
Methylene chloride	ND	5.0	ug/kg	SW846 8260B
Methylcyclohexane	ND	5.0	ug/kg	SW846 8260B
4-Methyl-2-pentanone	ND	5.0	ug/kg	SW846 8260B
Methyl tert-butyl ether	ND	5.0	ug/kg	SW846 8260B
Styrene	ND	5.0	ug/kg	SW846 8260B
1,1,2,2-Tetrachloroethane	ND	5.0	ug/kg	SW846 8260B
1,2,4-Trichloro-benzene	**1.1 J**	**5.0**	**ug/kg**	**SW846 8260B**

(Continued on next page)

METHOD BLANK REPORT

GC/MS Volatiles

Client Lot #...: C0J250457 **Work Order #...:** L89151AA **Matrix.....:** SOLID

PARAMETER	RESULT	REPORTING LIMIT	UNITS	METHOD
Tetrachloroethene	ND	5.0	ug/kg	SW846 8260B
1,1,1-Trichloroethane	ND	5.0	ug/kg	SW846 8260B
1,1,2-Trichloroethane	ND	5.0	ug/kg	SW846 8260B
Trichloroethene	ND	5.0	ug/kg	SW846 8260B
Trichlorofluoromethane	ND	5.0	ug/kg	SW846 8260B
1,1,2-Trichloro-1,2,2-trifluoroethane	ND	5.0	ug/kg	SW846 8260B
Toluene	ND	5.0	ug/kg	SW846 8260B
Vinyl chloride	ND	5.0	ug/kg	SW846 8260B
Xylenes (total)	ND	15	ug/kg	SW846 8260B

SURROGATE	PERCENT RECOVERY	RECOVERY LIMITS
1,2-Dichloroethane-d4	94	(52 - 124)
Toluene-d8	102	(72 - 127)
4-Bromofluorobenzene	88	(63 - 120)
Dibromofluoromethane	102	(68 - 121)

NOTE(S):

Calculations are performed before rounding to avoid round-off errors in calculated results.

J Estimated result. Result is less than RL.

SW846 8260B METHOD BLANK SUMMARY

BLANK WORKORDER NO.: L9DLD1AA

Lab Name: TestAmerica Laboratories, Inc.

Lab Code: TALPIT

SDG Number:

Lab File ID: 51101001.

Lot Number: C0J250457

Date Analyzed: 11/01/10

Time Analyzed: 08:53

Matrix: WATER

Date Extracted:11/01/10

GC Column: HP624 ID: .20

Extraction Method: 5030B

Instrument ID: HP5

Level:(low/med) LOW

THIS METHOD BLANK APPLIES TO THE FOLLOWING SAMPLES, LCS, LCSD, MS , MSD:

	CLIENT ID.	SAMPLE WORK ORDER #	LAB FILE ID	DATE ANALYZED	TIME ANALYZED
01	INTRA-LAB QC	L810L1AA	51101002.	11/01/10	09:34
02	LAB MS/MSD	L810L1AE S	51101005.	11/01/10	10:48
03	LAB MS/MSD	L810L1AF D	51101006.	11/01/10	11:12
04	TRIP BLANK	L82451AA	51101010.	11/01/10	13:04
05	CHECK SAMPLE	L9DLD1AC C	51101004.	11/01/10	10:23
06					
07					
08					
09					
10					
11					
12					
13					
14					
15					
16					
17					
18					
19					
20					
21					
22					
23					
24					
25					
26					
27					
28					
29					
30					

COMMENTS:

FORM IV

METHOD BLANK REPORT

GC/MS Volatiles

Client Lot #...: C0J250457 **Work Order #...:** L9DLD1AA **Matrix.....:** WATER
MB Lot-Sample #: C0K010000-199

Prep Date.....: 11/01/10 **Analysis Time..:** 08:53
Analysis Date..: 11/01/10 **Prep Batch #...:** 0305199 **Final Wgt/Vol..:** 5 mL
Dilution Factor: 1 **Initial Wgt/Vol:** 5 mL **Instrument ID..:** HP5
Analyst ID.....: 001562

PARAMETER	RESULT	REPORTING LIMIT	UNITS	METHOD
Acetone	ND	5.0	ug/L	SW846 8260B
Benzene	ND	1.0	ug/L	SW846 8260B
Bromodichloromethane	ND	1.0	ug/L	SW846 8260B
Bromoform	ND	1.0	ug/L	SW846 8260B
Bromomethane	ND	1.0	ug/L	SW846 8260B
2-Butanone	ND	5.0	ug/L	SW846 8260B
Carbon disulfide	ND	1.0	ug/L	SW846 8260B
Carbon tetrachloride	ND	1.0	ug/L	SW846 8260B
Chlorobenzene	ND	1.0	ug/L	SW846 8260B
Chloroethane	ND	1.0	ug/L	SW846 8260B
Chloroform	ND	1.0	ug/L	SW846 8260B
Chloromethane	ND	1.0	ug/L	SW846 8260B
Cyclohexane	ND	1.0	ug/L	SW846 8260B
Dibromochloromethane	ND	1.0	ug/L	SW846 8260B
1,2-Dibromo-3-chloro-propane	ND	1.0	ug/L	SW846 8260B
1,2-Dibromoethane	ND	1.0	ug/L	SW846 8260B
1,3-Dichlorobenzene	ND	1.0	ug/L	SW846 8260B
1,4-Dichlorobenzene	ND	1.0	ug/L	SW846 8260B
1,2-Dichlorobenzene	ND	1.0	ug/L	SW846 8260B
Dichlorodifluoromethane	ND	1.0	ug/L	SW846 8260B
1,1-Dichloroethane	ND	1.0	ug/L	SW846 8260B
1,2-Dichloroethane	ND	1.0	ug/L	SW846 8260B
1,1-Dichloroethene	ND	1.0	ug/L	SW846 8260B
cis-1,2-Dichloroethene	ND	1.0	ug/L	SW846 8260B
trans-1,2-Dichloroethene	ND	1.0	ug/L	SW846 8260B
1,2-Dichloropropane	ND	1.0	ug/L	SW846 8260B
cis-1,3-Dichloropropene	ND	1.0	ug/L	SW846 8260B
trans-1,3-Dichloropropene	ND	1.0	ug/L	SW846 8260B
Ethylbenzene	ND	1.0	ug/L	SW846 8260B
2-Hexanone	ND	5.0	ug/L	SW846 8260B
Isopropylbenzene	ND	1.0	ug/L	SW846 8260B
Methyl acetate	ND	1.0	ug/L	SW846 8260B
Methylene chloride	ND	1.0	ug/L	SW846 8260B
Methylcyclohexane	ND	1.0	ug/L	SW846 8260B
4-Methyl-2-pentanone	ND	5.0	ug/L	SW846 8260B
Methyl tert-butyl ether	ND	1.0	ug/L	SW846 8260B
Styrene	ND	1.0	ug/L	SW846 8260B
1,1,2,2-Tetrachloroethane	ND	1.0	ug/L	SW846 8260B
1,2,4-Trichloro-benzene	ND	1.0	ug/L	SW846 8260B

(Continued on next page)

METHOD BLANK REPORT

GC/MS Volatiles

Client Lot #...: C0J250457 **Work Order #...:** L9DLD1AA **Matrix.....:** WATER

PARAMETER	RESULT	REPORTING LIMIT	UNITS	METHOD
Tetrachloroethene	ND	1.0	ug/L	SW846 8260B
1,1,1-Trichloroethane	ND	1.0	ug/L	SW846 8260B
1,1,2-Trichloroethane	ND	1.0	ug/L	SW846 8260B
Trichloroethene	ND	1.0	ug/L	SW846 8260B
Trichlorofluoromethane	ND	1.0	ug/L	SW846 8260B
1,1,2-Trichloro-1,2,2-trifluoroethane	ND	1.0	ug/L	SW846 8260B
Toluene	ND	1.0	ug/L	SW846 8260B
Vinyl chloride	ND	1.0	ug/L	SW846 8260B
Xylenes (total)	ND	3.0	ug/L	SW846 8260B

SURROGATE	PERCENT RECOVERY	RECOVERY LIMITS
Toluene-d8	93	(71 - 118)
1,2-Dichloroethane-d4	94	(64 - 135)
4-Bromofluorobenzene	107	(70 - 118)
Dibromofluoromethane	95	(70 - 128)

NOTE(S):

Calculations are performed before rounding to avoid round-off errors in calculated results.

8A

VOLATILE INTERNAL STANDARD AREA AND RT SUMMARY

Lab Name: TESTAMERICA PITTSBURGH Contract:

Lab Code: TA Case No.: SAS No.: SDG No.: C0J250457

Lab File ID (Standard): CC51101 Date Analyzed: 11/01/10

Instrument ID: HP5 Time Analyzed: 0753

GC Column: DB 624 ID: 0.20 (mm) Heated Purge: (Y/N) N

		IS1(CBZ) AREA #	RT #	IS2(DCB) AREA #	RT #	IS3 AREA #	RT #
	12 HOUR STD	109734	10.46	150780	12.78	433607	7.38
	UPPER LIMIT	219468	10.66	301560	12.98	867214	7.58
	LOWER LIMIT	54867	10.26	75390	12.58	216804	7.18
	EPA SAMPLE NO.						
01	INTRA-LAB BL	111464	10.46	148218	12.78	474313	7.38
02	INTRA-LAB CH	120055	10.46	165153	12.78	479789	7.38
03	TRIP BLANK	106151	10.46	148373	12.78	450715	7.39
04							
05							
06							
07							
08							
09							
10							
11							
12							
13							
14							
15							
16							
17							
18							
19							
20							
21							
22							

IS1 (CBZ) = Chlorobenzene-d5
IS2 (DCB) = 1,4-Dichlorobenzene-d4
IS3 = Fluorobenzene

AREA UPPER LIMIT = +100% of internal standard area
AREA LOWER LIMIT = - 50% of internal standard area
RT UPPER LIMIT = + 0.20 minutes of internal standard RT
RT LOWER LIMIT = - 0.20 minutes of internal standard RT

Column used to flag values outside QC limits with an asterisk.
* Values outside of QC limits.

8A
VOLATILE INTERNAL STANDARD AREA AND RT SUMMARY

Lab Name: TESTAMERICA PITTSBURGH Contract:

Lab Code: TA Case No.: SAS No.: SDG No.: C0J250457

Lab File ID (Standard): CC31029 Date Analyzed: 10/29/10

Instrument ID: HP3 Time Analyzed: 0555

GC Column: DB 624 ID: 0.18 (mm) Heated Purge: (Y/N) Y

		IS1 AREA #	RT #	IS2(CBZ) AREA #	RT #	IS3(DCB) AREA #	RT #
	12 HOUR STD	796244	7.40	240526	10.49	408959	12.81
	UPPER LIMIT	1592488	7.60	481052	10.69	817918	13.01
	LOWER LIMIT	398122	7.20	120263	10.29	204480	12.61
	EPA SAMPLE NO.						
01	INTRA-LAB BL	1263214	7.41	325042	10.49	480442	12.80
02	INTRA-LAB CH	963460	7.40	220544	10.49	360747	12.81
03	B7-0204	935922	7.41	250051	10.49	277447	12.80
04	B6-0406	873554	7.41	236770	10.48	308956	12.81
05	B8-0002	1007454	7.41	249495	10.49	402533	12.81
06							
07							
08							
09							
10							
11							
12							
13							
14							
15							
16							
17							
18							
19							
20							
21							
22							

IS1 = Fluorobenzene
IS2 (CBZ) = Chlorobenzene-d5
IS3 (DCB) = 1,4-Dichlorobenzene-d4

AREA UPPER LIMIT = +100% of internal standard area
AREA LOWER LIMIT = - 50% of internal standard area
RT UPPER LIMIT = + 0.20 minutes of internal standard RT
RT LOWER LIMIT = - 0.20 minutes of internal standard RT

Column used to flag values outside QC limits with an asterisk.
* Values outside of QC limits.

TCQ

GC/MS VOLATILE SUMMARY

MACTEC Engineering and Consulting Inc

Client Sample ID: B1-0708

TCLP GC/MS Volatiles

Lot-Sample #...: C0J250457-001	**Work Order #...:** L82401AA	**Matrix.....:** SOLID
Date Sampled...: 10/21/10	**Date Received..:** 10/23/10	**MS Run #.....:** 0303034
Leach Date.....: 10/28/10	**Prep Date.....:** 10/30/10	**Analysis Date..:** 10/30/10
Leach Batch #..: P030110	**Prep Batch #...:** 0303055	**Analysis Time..:** 13:58
Dilution Factor: 4	**Initial Wgt/Vol:** 5 mL	**Final Wgt/Vol..:** 5 mL
% Moisture.....:	**Analyst ID.....:** 403808	**Instrument ID..:** HP7
	Method.....: SW846 8260B	

PARAMETER	RESULT	REPORTING LIMIT	UNITS	MDL
Benzene	ND	0.20	mg/L	0.040
2-Butanone	ND	0.20	mg/L	0.043
Carbon tetrachloride	ND	0.20	mg/L	0.043
Chlorobenzene	ND	0.20	mg/L	0.021
Chloroform	ND	0.20	mg/L	0.040
1,2-Dichloroethane	ND	0.20	mg/L	0.038
1,1-Dichloroethene	ND	0.20	mg/L	0.043
Tetrachloroethene	ND	0.20	mg/L	0.033
Trichloroethene	ND	0.20	mg/L	0.032
Vinyl chloride	ND	0.20	mg/L	0.052

SURROGATE	PERCENT RECOVERY	RECOVERY LIMITS
1,2-Dichloroethane-d4	99	(64 - 124)
Toluene-d8	118	(80 - 120)
4-Bromofluorobenzene	98	(75 - 120)
Dibromofluoromethane	89	(80 - 120)

NOTE(S):

Analysis performed in accordance with USEPA Toxicity Characteristic Leaching Procedure Method 1311

SW846 8260B SURROGATE RECOVERY

Lab Name: TestAmerica Laboratories, Inc. Client: MACTEC Engineering and Consulting Inc

Lab Code: TALPIT SDG No:

Lot #: C0J250457

Extraction: XXA58QK01

	CLIENT ID.	SRG01	SRG02	SRG03	SRG04	TOT OUT
01	B1-0708	99	118	98	89	00
02	INTRA-LAB QC	95	94	94	106	00
03	METHOD BLK. L9CRT1AA	93	102	93	99	00
04	LCS L9CRT1AC	95	98	112	111	00
05	LAB MS/MSD D	94	100	111	108	00
06	LAB MS/MSD S	93	101	104	105	00

SURROGATES		QC LIMITS
SRG01	= 1,2-Dichloroethane-d4	(64-124)
SRG02	= Toluene-d8	(80-120)
SRG03	= 4-Bromofluorobenzene	(75-120)
SRG04	= Dibromofluoromethane	(80-120)

\# Column to be used to flag recovery values
* Values outside of required QC Limits
D System monitoring Compound diluted out

FORM II

SW846 8260B CHECK SAMPLE RECOVERY

Lab Name: TestAmerica Laboratories, Inc. Client: MACTEC Engineering and Consulting Inc

Lab Code: TALPIT SDG No:

Lot #: C0J300000 WO #: L9CRT1AC
BATCH: 0303055

COMPOUND	SPIKE ADDED (mg/L)	SAMPLE CONCENT. (mg/L)	% REC	QC LIMITS REC	QUAL
Chloroform	0.400	0.410	103	72- 124	
1,2-Dichloroethane	0.400	0.361	90	67- 132	
1,1-Dichloroethene	0.400	0.447	112	65- 130	
Tetrachloroethene	0.400	0.401	100	70- 130	
Trichloroethene	0.400	0.393	98	70- 130	
Vinyl chloride	0.400	0.332	83	51- 133	
Benzene	0.400	0.412	103	76- 120	
2-Butanone	0.400	0.241	60	10- 150	
Carbon tetrachloride	0.400	0.470	117	67- 136	
Chlorobenzene	0.400	0.412	103	78- 118	

NOTES(S):

* Values outside of QC limits

Spike Recovery: 0 out of 10 outside limits

COMMENTS:

FORM III

SW846 8260B MATRIX SPIKE/MATRIX SPIKE DUPLICATE RECOVERY

Lab Name: TestAmerica Laboratories, Inc. Client: MACTEC Engineering and Consulting Inc

Lab Code: TALPIT SDG No:

Matrix Spike ID: LAB MS/MSD Level: (low/med) LOW

Lot #: C0J270511 WO #: L86L31CT
BATCH: 0303055

COMPOUND	SPIKE ADDED (mg/L)	SAMPLE CONCENT. (mg/L)	MS CONCENT. (mg/L)	MS % REC	LIMITS REC	QUAL
Benzene	1.60	ND	1.61	101	76 - 120	
2-Butanone	1.60	ND	1.18	74	10 - 150	
Carbon tetrachloride	1.60	ND	1.79	112	67 - 136	
Chlorobenzene	1.60	ND	1.65	103	78 - 118	
Chloroform	1.60	ND	1.61	101	72 - 124	
1,2-Dichloroethane	1.60	ND	1.41	88	67 - 132	
1,1-Dichloroethene	1.60	ND	1.69	106	65 - 130	
Tetrachloroethene	1.60	ND	1.63	102	70 - 130	
Trichloroethene	1.60	ND	1.56	98	70 - 130	
Vinyl chloride	1.60	ND	1.27	80	51 - 133	

NOTES(S):

Column to be used to flag recovery and RPD values with an asterisk
* Values outside of QC limits

RPD: 0 out of 0 outside limits
Spike Recovery: 0 out of 10 outside limits

COMMENTS:

FORM III

SW846 8260B MATRIX SPIKE/MATRIX SPIKE DUPLICATE RECOVERY

Lab Name: TestAmerica Laboratories, Inc. Client: MACTEC Engineering and Consulting Inc

Lab Code: TALPIT SDG No:

Matrix Spike ID: LAB MS/MSD Level:(low/med) LOW

Lot #: C0J270511 WO #: L86L31CU
BATCH: 0303055

COMPOUND	SPIKE ADDED (mg/L)	MSD CONCENT. (mg/L)	MSD % REC	% RPD	QC LIMITS RPD	QC LIMITS REC	QUAL
Benzene	1.60	1.68	105	4.0	20	76 - 120	
2-Butanone	1.60	1.24	78	4.7	34	10 - 150	
Carbon tetrachloride	1.60	1.97	123	9.3	20	67 - 136	
Chlorobenzene	1.60	1.70	106	3.0	20	78 - 118	
Chloroform	1.60	1.70	106	5.5	20	72 - 124	
1,2-Dichloroethane	1.60	1.49	93	5.3	20	67 - 132	
1,1-Dichloroethene	1.60	1.88	117	10	20	65 - 130	
Tetrachloroethene	1.60	1.73	108	6.1	20	70 - 130	
Trichloroethene	1.60	1.57	98	0.31	20	70 - 130	
Vinyl chloride	1.60	1.48	93	15	20	51 - 133	

NOTES(S):

Column to be used to flag recovery and RPD values with an asterisk
* Values outside of QC limits

RPD: 0 out of 10 outside limits
Spike Recovery: 0 out of 10 outside limits

COMMENTS:

FORM III

SW846 8260B METHOD BLANK SUMMARY

BLANK WORKORDER NO.: L9CRT1AA

Lab Name: TestAmerica Laboratories, Inc.

Lab Code: TALPIT

SDG Number:

Lab File ID: 7103001.D

Lot Number: C0J250457

Date Analyzed: 10/30/10

Time Analyzed: 09:01

Matrix: SOLID

Date Extracted:10/30/10

GC Column: ID: .00

Extraction Method: 1311/5030B

Instrument ID: HP7

Level:(low/med) LOW

THIS METHOD BLANK APPLIES TO THE FOLLOWING SAMPLES, LCS, LCSD, MS , MSD:

	CLIENT ID.	SAMPLE WORK ORDER #	LAB FILE ID	DATE ANALYZED	TIME ANALYZED
01	B1-0708	L82401AA	7103012.D	10/30/10	13:58
02	INTRA-LAB QC	L86L31AA	7103002.D	10/30/10	09:41
03	LAB MS/MSD	L86L31CT S	7103004.D	10/30/10	10:28
04	LAB MS/MSD	L86L31CU D	7103005.D	10/30/10	10:54
05	CHECK SAMPLE	L9CRT1AC C	7103003.D	10/30/10	10:05
06					
07					
08					
09					
10					
11					
12					
13					
14					
15					
16					
17					
18					
19					
20					
21					
22					
23					
24					
25					
26					
27					
28					
29					
30					

COMMENTS:

FORM IV

METHOD BLANK REPORT

GC/MS Volatiles

Client Lot #...: C0J250457 **Work Order #...:** L9CRT1AA **Matrix.....:** SOLID
MB Lot-Sample #: C0J300000-055

Prep Date.....: 10/30/10 **Analysis Time..:** 09:01
Analysis Date..: 10/30/10 **Prep Batch #...:** 0303055 **Final Wgt/Vol..:** 5 mL
Dilution Factor: 1 **Initial Wgt/Vol:** 5 mL **Instrument ID..:** HP7
Analyst ID.....: 403808

PARAMETER	RESULT	REPORTING LIMIT	UNITS	METHOD
Benzene	ND	0.050	mg/L	SW846 8260B
2-Butanone	ND	0.050	mg/L	SW846 8260B
Carbon tetrachloride	ND	0.050	mg/L	SW846 8260B
Chlorobenzene	ND	0.050	mg/L	SW846 8260B
Chloroform	ND	0.050	mg/L	SW846 8260B
1,2-Dichloroethane	ND	0.050	mg/L	SW846 8260B
1,1-Dichloroethene	ND	0.050	mg/L	SW846 8260B
Tetrachloroethene	ND	0.050	mg/L	SW846 8260B
Trichloroethene	ND	0.050	mg/L	SW846 8260B
Vinyl chloride	ND	0.050	mg/L	SW846 8260B

SURROGATE	PERCENT RECOVERY	RECOVERY LIMITS
1,2-Dichloroethane-d4	93	(64 - 124)
Toluene-d8	102	(80 - 120)
4-Bromofluorobenzene	93	(75 - 120)
Dibromofluoromethane	99	(80 - 120)

NOTE(S):

Calculations are performed before rounding to avoid round-off errors in calculated results.

8A

VOLATILE INTERNAL STANDARD AREA AND RT SUMMARY

Lab Name: TESTAMERICAPITTSBURGH Contract:

Lab Code: TA Case No.: SAS No.: SDG No.: C0J250457

Lab File ID (Standard): CC71030 Date Analyzed: 10/30/10

Instrument ID: HP7 Time Analyzed: 0811

GC Column: DB 624 ID: 0.18 (mm) Heated Purge: (Y/N) N

		IS1(CBZ) AREA #	RT #	IS2(DCB) AREA #	RT #	IS3 AREA #	RT #
	12 HOUR STD	151815	10.45	264219	12.78	551886	7.35
	UPPER LIMIT	303630	10.65	528438	12.98	1103772	7.55
	LOWER LIMIT	75908	10.25	132110	12.58	275943	7.15
	EPA SAMPLE NO.						
01	INTRA-LAB BL	147862	10.45	206720	12.78	462326	7.36
02	INTRA-LAB CH	156336	10.45	278064	12.78	586378	7.35
03	B1-0708	176523	10.45	267539	12.78	751810	7.36
04							
05							
06							
07							
08							
09							
10							
11							
12							
13							
14							
15							
16							
17							
18							
19							
20							
21							
22							

IS1 (CBZ) = Chlorobenzene-d5
IS2 (DCB) = 1,4-Dichlorobenzene-d4
IS3 = Fluorobenzene

AREA UPPER LIMIT = +100% of internal standard area
AREA LOWER LIMIT = - 50% of internal standard area
RT UPPER LIMIT = + 0.20 minutes of internal standard RT
RT LOWER LIMIT = - 0.20 minutes of internal standard RT

Column used to flag values outside QC limits with an asterisk.
* Values outside of QC limits.

GC/MS SEMIVOLATILE SUMMARY

MACTEC Engineering and Consulting Inc

Client Sample ID: B7-0204

GC/MS Semivolatiles

Lot-Sample #...:	C0J250457-002	**Work Order #...:**	L82411AD	**Matrix.....:**	SOLID
Date Sampled...:	10/22/10 12:45	**Date Received..:**	10/23/10 09:30	**MS Run #.....:**	0306046
Prep Date.....:	11/02/10	**Analysis Date..:**	11/02/10		
Prep Batch #...:	0306077	**Analysis Time..:**	15:42		
Dilution Factor:	3.97	**Initial Wgt/Vol:**	15.1 g	**Final Wgt/Vol..:**	5 mL
% Moisture.....:	17	**Analyst ID.....:**	003200	**Instrument ID..:**	733
		Method.....:	SW846 8270C		

PARAMETER	RESULT	REPORTING LIMIT	UNITS	MDL
Acenaphthene	**390**	**320**	**ug/kg**	**31**
Acenaphthylene	**3800**	**320**	**ug/kg**	**37**
Acetophenone	ND	1600	ug/kg	130
Anthracene	**2500**	**320**	**ug/kg**	**31**
Atrazine	ND	1600	ug/kg	160
Benzo(a)anthracene	**8300**	**320**	**ug/kg**	**40**
Benzo(a)pyrene	**9100**	**320**	**ug/kg**	**32**
Benzo(b)fluoranthene	**13000**	**320**	**ug/kg**	**50**
Benzo(ghi)perylene	**6500**	**320**	**ug/kg**	**32**
Benzo(k)fluoranthene	ND	320	ug/kg	65
Benzaldehyde	ND	1600	ug/kg	240
1,1'-Biphenyl	**280 J**	**1600**	**ug/kg**	**150**
bis(2-Chloroethoxy) methane	ND	1600	ug/kg	110
bis(2-Chloroethyl)-ether	ND	320	ug/kg	43
bis(2-Ethylhexyl) phthalate	**1400 J**	**1600**	**ug/kg**	**260**
4-Bromophenyl phenyl ether	ND	1600	ug/kg	140
Butyl benzyl phthalate	ND	1600	ug/kg	220
Caprolactam	ND	8100	ug/kg	1200
Carbazole	**1600**	**320**	**ug/kg**	**29**
4-Chloroaniline	ND	1600	ug/kg	130
4-Chloro-3-methylphenol	ND	1600	ug/kg	150
2-Chloronaphthalene	ND	320	ug/kg	33
2-Chlorophenol	ND	1600	ug/kg	130
4-Chlorophenyl phenyl ether	ND	1600	ug/kg	180
Chrysene	**9200**	**320**	**ug/kg**	**38**
Dibenz(a,h)anthracene	**2000**	**320**	**ug/kg**	**36**
Dibenzofuran	**1100 J**	**1600**	**ug/kg**	**160**
3,3'-Dichlorobenzidine	ND	1600	ug/kg	170
2,4-Dichlorophenol	ND	320	ug/kg	32
Diethyl phthalate	ND	1600	ug/kg	170
2,4-Dimethylphenol	ND	1600	ug/kg	250
Dimethyl phthalate	ND	1600	ug/kg	170

(Continued on next page)

MACTEC Engineering and Consulting Inc

Client Sample ID: B7-0204

GC/MS Semivolatiles

Lot-Sample #...: C0J250457-002 **Work Order #...:** L82411AD **Matrix.....:** SOLID

PARAMETER	RESULT	REPORTING LIMIT	UNITS	MDL
Di-n-butyl phthalate	ND	1600	ug/kg	200
4,6-Dinitro-2-methylphenol	ND	8100	ug/kg	640
2,4-Dinitrophenol	ND	8100	ug/kg	1900
2,4-Dinitrotoluene	ND	1600	ug/kg	130
2,6-Dinitrotoluene	ND	1600	ug/kg	160
Di-n-octyl phthalate	ND	1600	ug/kg	170
Fluoranthene	**19000**	**320**	**ug/kg**	**34**
Fluorene	**910**	**320**	**ug/kg**	**42**
Hexachlorobenzene	ND	320	ug/kg	34
Hexachlorobutadiene	ND	320	ug/kg	36
Hexachlorocyclopentadiene	ND	1600	ug/kg	170
Hexachloroethane	ND	1600	ug/kg	110
Indeno(1,2,3-cd)pyrene	**5300**	**320**	**ug/kg**	**33**
Isophorone	ND	1600	ug/kg	120
2-Methylnaphthalene	**930**	**320**	**ug/kg**	**29**
2-Methylphenol	ND	1600	ug/kg	110
4-Methylphenol	**220 J**	**1600**	**ug/kg**	**160**
Naphthalene	**3500**	**320**	**ug/kg**	**28**
2-Nitroaniline	ND	8100	ug/kg	720
3-Nitroaniline	ND	8100	ug/kg	660
4-Nitroaniline	ND	8100	ug/kg	650
Nitrobenzene	ND	320	ug/kg	130
2-Nitrophenol	ND	1600	ug/kg	180
4-Nitrophenol	ND	8100	ug/kg	550
N-Nitrosodi-n-propylamine	ND	320	ug/kg	37
N-Nitrosodiphenylamine	ND	320	ug/kg	150
2,2'-oxybis (1-Chloropropane)	ND	320	ug/kg	34
Pentachlorophenol	ND	1600	ug/kg	140
Phenanthrene	**13000**	**320**	**ug/kg**	**51**
Phenol	ND	320	ug/kg	38
Pyrene	**17000**	**320**	**ug/kg**	**32**
2,4,5-Trichlorophenol	ND	1600	ug/kg	170
2,4,6-Trichlorophenol	ND	1600	ug/kg	240

(Continued on next page)

MACTEC Engineering and Consulting Inc

Client Sample ID: B7-0204

GC/MS Semivolatiles

Lot-Sample #...: C0J250457-002 **Work Order #...:** L82411AD **Matrix.....:** SOLID

SURROGATE	PERCENT RECOVERY	RECOVERY LIMITS
2,4,6-Tribromophenol	67	(35 - 124)
2-Fluorobiphenyl	66	(35 - 105)
2-Fluorophenol	65	(39 - 103)
Nitrobenzene-d5	63	(25 - 104)
Phenol-d5	62	(25 - 105)
Terphenyl-d14	66	(25 - 127)

NOTE(S):

Results and reporting limits have been adjusted for dry weight.

J Estimated result. Result is less than RL.

MACTEC Engineering and Consulting Inc

Client Sample ID: B6-0406

GC/MS Semivolatiles

Lot-Sample #...:	C0J250457-003	**Work Order #...:**	L82431AL	**Matrix.....:**	SOLID
Date Sampled...:	10/22/10 11:20	**Date Received..:**	10/23/10 09:30	**MS Run #.....:**	0306046
Prep Date.....:	11/02/10	**Analysis Date..:**	11/02/10		
Prep Batch #...:	0306077	**Analysis Time..:**	16:02		
Dilution Factor:	2	**Initial Wgt/Vol:**	15 g	**Final Wgt/Vol..:**	5 mL
% Moisture.....:	15	**Analyst ID.....:**	003200	**Instrument ID..:**	733
		Method.....:	SW846 8270C		

PARAMETER	RESULT	REPORTING LIMIT	UNITS	MDL
Acenaphthene	**200**	**160**	**ug/kg**	**15**
Acenaphthylene	**710**	**160**	**ug/kg**	**18**
Acetophenone	ND	780	ug/kg	65
Anthracene	**730**	**160**	**ug/kg**	**15**
Atrazine	ND	780	ug/kg	77
Benzo(a)anthracene	**3700**	**160**	**ug/kg**	**20**
Benzo(a)pyrene	**3900**	**160**	**ug/kg**	**16**
Benzo(b)fluoranthene	**5600**	**160**	**ug/kg**	**25**
Benzo(ghi)perylene	**3100**	**160**	**ug/kg**	**16**
Benzo(k)fluoranthene	ND	160	ug/kg	32
Benzaldehyde	ND	780	ug/kg	120
1,1'-Biphenyl	**100 J**	**780**	**ug/kg**	**73**
bis(2-Chloroethoxy) methane	ND	780	ug/kg	52
bis(2-Chloroethyl)-ether	ND	160	ug/kg	21
bis(2-Ethylhexyl) phthalate	**560 J**	**780**	**ug/kg**	**130**
4-Bromophenyl phenyl ether	ND	780	ug/kg	69
Butyl benzyl phthalate	ND	780	ug/kg	110
Caprolactam	ND	4000	ug/kg	600
Carbazole	**210**	**160**	**ug/kg**	**15**
4-Chloroaniline	ND	780	ug/kg	63
4-Chloro-3-methylphenol	ND	780	ug/kg	73
2-Chloronaphthalene	ND	160	ug/kg	16
2-Chlorophenol	ND	780	ug/kg	65
4-Chlorophenyl phenyl ether	ND	780	ug/kg	88
Chrysene	**3200**	**160**	**ug/kg**	**19**
Dibenz(a,h)anthracene	**790**	**160**	**ug/kg**	**18**
Dibenzofuran	**490 J**	**780**	**ug/kg**	**78**
3,3'-Dichlorobenzidine	ND	780	ug/kg	83
2,4-Dichlorophenol	ND	160	ug/kg	16
Diethyl phthalate	ND	780	ug/kg	86
2,4-Dimethylphenol	ND	780	ug/kg	120
Dimethyl phthalate	ND	780	ug/kg	86

(Continued on next page)

MACTEC Engineering and Consulting Inc

Client Sample ID: B6-0406

GC/MS Semivolatiles

Lot-Sample #...: C0J250457-003 **Work Order #...:** L82431AL **Matrix.....:** SOLID

PARAMETER	RESULT	REPORTING LIMIT	UNITS	MDL
Di-n-butyl phthalate	ND	780	ug/kg	99
4,6-Dinitro-2-methylphenol	ND	4000	ug/kg	320
2,4-Dinitrophenol	ND	4000	ug/kg	940
2,4-Dinitrotoluene	ND	780	ug/kg	64
2,6-Dinitrotoluene	ND	780	ug/kg	81
Di-n-octyl phthalate	ND	780	ug/kg	83
Fluoranthene	**5000**	**160**	**ug/kg**	**17**
Fluorene	**300**	**160**	**ug/kg**	**21**
Hexachlorobenzene	ND	160	ug/kg	17
Hexachlorobutadiene	ND	160	ug/kg	18
Hexachlorocyclopentadiene	ND	780	ug/kg	85
Hexachloroethane	ND	780	ug/kg	57
Indeno(1,2,3-cd)pyrene	**2600**	**160**	**ug/kg**	**16**
Isophorone	ND	780	ug/kg	59
2-Methylnaphthalene	**800**	**160**	**ug/kg**	**14**
2-Methylphenol	ND	780	ug/kg	55
4-Methylphenol	ND	780	ug/kg	77
Naphthalene	**1600**	**160**	**ug/kg**	**14**
2-Nitroaniline	ND	4000	ug/kg	350
3-Nitroaniline	ND	4000	ug/kg	330
4-Nitroaniline	ND	4000	ug/kg	320
Nitrobenzene	ND	160	ug/kg	66
2-Nitrophenol	ND	780	ug/kg	87
4-Nitrophenol	ND	4000	ug/kg	270
N-Nitrosodi-n-propylamine	ND	160	ug/kg	19
N-Nitrosodiphenylamine	ND	160	ug/kg	73
2,2'-oxybis (1-Chloropropane)	ND	160	ug/kg	17
Pentachlorophenol	ND	780	ug/kg	71
Phenanthrene	**2500**	**160**	**ug/kg**	**25**
Phenol	ND	160	ug/kg	19
Pyrene	**4800**	**160**	**ug/kg**	**16**
2,4,5-Trichlorophenol	ND	780	ug/kg	84
2,4,6-Trichlorophenol	ND	780	ug/kg	120

(Continued on next page)

MACTEC Engineering and Consulting Inc

Client Sample ID: B6-0406

GC/MS Semivolatiles

Lot-Sample #...: C0J250457-003 **Work Order #...:** L82431AL **Matrix.....:** SOLID

SURROGATE	PERCENT RECOVERY	RECOVERY LIMITS
2,4,6-Tribromophenol	93	(35 - 124)
2-Fluorobiphenyl	85	(35 - 105)
2-Fluorophenol	79	(39 - 103)
Nitrobenzene-d5	82	(25 - 104)
Phenol-d5	73	(25 - 105)
Terphenyl-d14	89	(25 - 127)

NOTE(S):

Results and reporting limits have been adjusted for dry weight.

J Estimated result. Result is less than RL.

MACTEC Engineering and Consulting Inc

Client Sample ID: B8-0002

GC/MS Semivolatiles

Lot-Sample #...:	C0J250457-004	**Work Order #...:**	L82441AU	**Matrix.....:**	SOLID
Date Sampled...:	10/22/10 13:40	**Date Received..:**	10/23/10 09:30	**MS Run #.....:**	0306046
Prep Date.....:	11/02/10	**Analysis Date..:**	11/02/10		
Prep Batch #...:	0306077	**Analysis Time..:**	16:23		
Dilution Factor:	0.99	**Initial Wgt/Vol:**	15.2 g	**Final Wgt/Vol..:**	5 mL
% Moisture.....:	19	**Analyst ID.....:**	003200	**Instrument ID..:**	733
		Method.....:	SW846 8270C		

PARAMETER	RESULT	REPORTING LIMIT	UNITS	MDL
Acenaphthene	ND	82	ug/kg	7.9
Acenaphthylene	ND	82	ug/kg	9.4
Acetophenone	ND	400	ug/kg	34
Anthracene	ND	82	ug/kg	8.0
Atrazine	ND	400	ug/kg	40
Benzo(a)anthracene	**39 J**	**82**	**ug/kg**	**10**
Benzo(a)pyrene	ND	82	ug/kg	8.2
Benzo(b)fluoranthene	ND	82	ug/kg	13
Benzo(ghi)perylene	ND	82	ug/kg	8.1
Benzo(k)fluoranthene	ND	82	ug/kg	17
Benzaldehyde	ND	400	ug/kg	61
1,1'-Biphenyl	**55 J**	**400**	**ug/kg**	**38**
bis(2-Chloroethoxy) methane	ND	400	ug/kg	27
bis(2-Chloroethyl)-ether	ND	82	ug/kg	11
bis(2-Ethylhexyl) phthalate	**430**	**400**	**ug/kg**	**66**
4-Bromophenyl phenyl ether	ND	400	ug/kg	36
Butyl benzyl phthalate	ND	400	ug/kg	56
Caprolactam	ND	2100	ug/kg	310
Carbazole	ND	82	ug/kg	7.5
4-Chloroaniline	ND	400	ug/kg	33
4-Chloro-3-methylphenol	ND	400	ug/kg	38
2-Chloronaphthalene	ND	82	ug/kg	8.5
2-Chlorophenol	ND	400	ug/kg	33
4-Chlorophenyl phenyl ether	ND	400	ug/kg	45
Chrysene	**58 J**	**82**	**ug/kg**	**9.7**
Dibenz(a,h)anthracene	ND	82	ug/kg	9.1
Dibenzofuran	**130 J**	**400**	**ug/kg**	**40**
3,3'-Dichlorobenzidine	ND	400	ug/kg	43
2,4-Dichlorophenol	ND	82	ug/kg	8.2
Diethyl phthalate	ND	400	ug/kg	45
2,4-Dimethylphenol	ND	400	ug/kg	64
Dimethyl phthalate	ND	400	ug/kg	45

(Continued on next page)

MACTEC Engineering and Consulting Inc

Client Sample ID: B8-0002

GC/MS Semivolatiles

Lot-Sample #...: C0J250457-004 **Work Order #...:** L82441AU **Matrix.....:** SOLID

PARAMETER	RESULT	REPORTING LIMIT	UNITS	MDL
Di-n-butyl phthalate	ND	400	ug/kg	51
4,6-Dinitro-2-methylphenol	ND	2100	ug/kg	160
2,4-Dinitrophenol	ND	2100	ug/kg	490
2,4-Dinitrotoluene	ND	400	ug/kg	33
2,6-Dinitrotoluene	ND	400	ug/kg	42
Di-n-octyl phthalate	ND	400	ug/kg	43
Fluoranthene	**48 J**	**82**	**ug/kg**	**8.7**
Fluorene	ND	82	ug/kg	11
Hexachlorobenzene	ND	82	ug/kg	8.7
Hexachlorobutadiene	ND	82	ug/kg	9.2
Hexachlorocyclopentadiene	ND	400	ug/kg	44
Hexachloroethane	ND	400	ug/kg	29
Indeno(1,2,3-cd)pyrene	ND	82	ug/kg	8.4
Isophorone	ND	400	ug/kg	31
2-Methylnaphthalene	**460**	**82**	**ug/kg**	**7.4**
2-Methylphenol	ND	400	ug/kg	29
4-Methylphenol	ND	400	ug/kg	40
Naphthalene	**270**	**82**	**ug/kg**	**7.0**
2-Nitroaniline	ND	2100	ug/kg	180
3-Nitroaniline	ND	2100	ug/kg	170
4-Nitroaniline	ND	2100	ug/kg	170
Nitrobenzene	ND	82	ug/kg	34
2-Nitrophenol	ND	400	ug/kg	45
4-Nitrophenol	ND	2100	ug/kg	140
N-Nitrosodi-n-propylamine	ND	82	ug/kg	9.6
N-Nitrosodiphenylamine	ND	82	ug/kg	38
2,2'-oxybis (1-Chloropropane)	ND	82	ug/kg	8.8
Pentachlorophenol	ND	400	ug/kg	37
Phenanthrene	**330**	**82**	**ug/kg**	**13**
Phenol	ND	82	ug/kg	9.7
Pyrene	**64 J**	**82**	**ug/kg**	**8.3**
2,4,5-Trichlorophenol	ND	400	ug/kg	44
2,4,6-Trichlorophenol	ND	400	ug/kg	61

(Continued on next page)

MACTEC Engineering and Consulting Inc

Client Sample ID: B8-0002

GC/MS Semivolatiles

Lot-Sample #...: C0J250457-004 **Work Order #...:** L82441AU **Matrix.....:** SOLID

SURROGATE	PERCENT RECOVERY	RECOVERY LIMITS
2,4,6-Tribromophenol	97	(35 - 124)
2-Fluorobiphenyl	91	(35 - 105)
2-Fluorophenol	85	(39 - 103)
Nitrobenzene-d5	87	(25 - 104)
Phenol-d5	80	(25 - 105)
Terphenyl-d14	103	(25 - 127)

NOTE(S):

Results and reporting limits have been adjusted for dry weight.

J Estimated result. Result is less than RL.

SW846 8270C SURROGATE RECOVERY

Lab Name: TestAmerica Laboratories, Inc. Client: MACTEC Engineering and Consulting Inc

Lab Code: TALPIT SDG No:

Lot #: C0J250457

Extraction: XXA4FQL01

	CLIENT ID.	SRG01	SRG02	SRG03	SRG04	SRG05	SRG06	TOT OUT
01	B7-0204	67	66	65	63	62	66	00
02	B6-0406	93	85	79	82	73	89	00
03	B8-0002	97	91	85	87	80	103	00
04	INTRA-LAB QC	82	82	78	80	70	90	00
05	METHOD BLK. L9EH21AA	102	86	86	79	81	100	00
06	LCS L9EH21AC	110	91	87	84	82	99	00
07	LAB MS/MSD D	100	87	85	83	80	94	00
08	LAB MS/MSD S	94	86	77	81	76	93	00

SURROGATES		QC LIMITS
SRG01	= 2,4,6-Tribromophenol	(35-124)
SRG02	= 2-Fluorobiphenyl	(35-105)
SRG03	= 2-Fluorophenol	(39-103)
SRG04	= Nitrobenzene-d5	(25-104)
SRG05	= Phenol-d5	(25-105)
SRG06	= Terphenyl-d14	(25-127)

\# Column to be used to flag recovery values
* Values outside of required QC Limits
D System monitoring Compound diluted out

FORM II

SW846 8270C CHECK SAMPLE RECOVERY

Lab Name: TestAmerica Laboratories, Inc. Client: MACTEC Engineering and Consulting Inc

Lab Code: TALPIT SDG No:

Lot #: C0K020000 WO #: L9EH21AC
BATCH: 0306077

COMPOUND	SPIKE ADDED (ug/kg)	SAMPLE CONCENT. (ug/kg)	% REC	QC LIMITS REC	QUAL
1,2,4-Trichlorobenzene	6670	5300	80	43 - 100	
1,4-Dichlorobenzene	6670	4830	72	35 - 99	
2,4-Dinitrotoluene	6670	6140	92	45 - 124	
2-Chlorophenol	6670	4870	73	40 - 101	
4-Chloro-3-methylphenol	6670	5300	80	47 - 109	
4-Nitrophenol	6670	7670	115	36 - 127	
Acenaphthene	6670	5630	84	47 - 104	
N-Nitrosodi-n-propylamine	6670	4680	70	42 - 107	
Pentachlorophenol	6670	5360	80	17 - 122	
Phenol	6670	4910	74	41 - 102	
Pyrene	6670	6250	94	41 - 115	
Butyl benzyl phthalate	6670	5680	85	41 - 118	
4-Bromophenyl phenyl ethe	6670	6300	94	47 - 110	
4-Methylphenol	13300	10000	75	42 - 105	
Hexachloroethane	6670	4840	73	37 - 97	
Naphthalene	6670	5280	79	43 - 100	

NOTES(S):

* Values outside of QC limits

Spike Recovery: 0 out of 16 outside limits

COMMENTS:

FORM III

SW846 8270C MATRIX SPIKE/MATRIX SPIKE DUPLICATE RECOVERY

Lab Name: TestAmerica Laboratories, Inc. Client: MACTEC Engineering and Consulting Inc

Lab Code: TALPIT SDG No:

Matrix Spike ID: LAB MS/MSD Level: (low/med) LOW

Lot #: C0J280479 WO #: L88K51D4
BATCH: 0306077

COMPOUND	SPIKE ADDED (ug/kg)	SAMPLE CONCENT. (ug/kg)	MS CONCENT. (ug/kg)	MS % REC	LIMITS REC	QUAL
4-Chloro-3-methylphenol	7520	ND	6080	81	47 - 109	
4-Nitrophenol	7520	ND	8160	108	36 - 127	
Acenaphthene	7520	27	6140	81	47 - 104	
N-Nitrosodi-n-propylamine	7520	ND	5010	67	42 - 107	
Pentachlorophenol	7520	ND	4390	58	17 - 122	
Phenol	7520	ND	5190	69	41 - 102	
Pyrene	7520	920	8960	107	41 - 115	
Butyl benzyl phthalate	7520	ND	6570	87	41 - 118	
4-Bromophenyl phenyl ethe	7520	ND	6490	86	47 - 110	
4-Methylphenol	15000	ND	10700	71	42 - 105	
Hexachloroethane	7520	ND	4920	65	37 - 97	
Naphthalene	7520	ND	5680	76	43 - 100	
1,2,4-Trichlorobenzene	7520	ND	5800	77	43 - 100	
1,4-Dichlorobenzene	7520	ND	4880	65	35 - 99	
2,4-Dinitrotoluene	7520	ND	6740	90	45 - 124	
2-Chlorophenol	7520	ND	5200	69	40 - 101	

NOTES(S):

Results and reporting limits have been adjusted for dry weight.

Column to be used to flag recovery and RPD values with an asterisk
* Values outside of QC limits

RPD: 0 out of 0 outside limits
Spike Recovery: 0 out of 16 outside limits

COMMENTS:

FORM III

SW846 8270C MATRIX SPIKE/MATRIX SPIKE DUPLICATE RECOVERY

Lab Name: TestAmerica Laboratories, Inc. Client: MACTEC Engineering and Consulting Inc

Lab Code: TALPIT SDG No:

Matrix Spike ID: LAB MS/MSD Level: (low/med) LOW

Lot #: C0J280479 WO #: L88K51D5
BATCH: 0306077

COMPOUND	SPIKE ADDED (ug/kg)	MSD CONCENT. (ug/kg)	MSD % REC	% RPD	QC LIMITS RPD	QC LIMITS REC	QUAL
1,2,4-Trichlorobenzene	7520	5760	77	0.76	36	43- 100	
1,4-Dichlorobenzene	7520	5200	69	6.4	49	35- 99	
2,4-Dinitrotoluene	7520	6910	92	2.5	41	45- 124	
2-Chlorophenol	7520	5590	74	7.3	42	40- 101	
4-Chloro-3-methylphenol	7520	6120	81	0.67	36	47- 109	
4-Nitrophenol	7520	8040	107	1.4	43	36- 127	
Acenaphthene	7520	6220	82	1.3	40	47- 104	
N-Nitrosodi-n-propylamine	7520	5280	70	5.1	43	42- 107	
Pentachlorophenol	7520	4370	58	0.48	52	17- 122	
Phenol	7520	5760	77	10	39	41- 102	
Pyrene	7520	9350	112	4.3	43	41- 115	
Butyl benzyl phthalate	7520	6660	89	1.5	41	41- 118	
4-Bromophenyl phenyl ethe	7520	6680	89	2.8	46	47- 110	
4-Methylphenol	15000	11600	77	7.8	43	42- 105	
Hexachloroethane	7520	5240	70	6.3	48	37- 97	
Naphthalene	7520	5740	76	1.1	32	43- 100	

NOTES(S):

Results and reporting limits have been adjusted for dry weight.

Column to be used to flag recovery and RPD values with an asterisk
* Values outside of QC limits

RPD: 0 out of 16 outside limits
Spike Recovery: 0 out of 16 outside limits

COMMENTS:

FORM III

SW846 8270C METHOD BLANK SUMMARY

BLANK WORKORDER NO.: L9EH21AA

Lab Name: TestAmerica Laboratories, Inc.

Lab Code: TALPIT

SDG Number:

Lab File ID: N1102017.

Lot Number: C0J250457

Date Analyzed: 11/02/10

Time Analyzed: 12:19

Matrix: SOLID

Date Extracted:11/02/10

GC Column: DB5 ID: .32

Extraction Method: 3541

Instrument ID: 733

Level:(low/med) LOW

THIS METHOD BLANK APPLIES TO THE FOLLOWING SAMPLES, LCS, LCSD, MS , MSD:

	CLIENT ID.	SAMPLE WORK ORDER #	LAB FILE ID	DATE ANALYZED	TIME ANALYZED
01	B7-0204	L82411AD	N1102023.	11/02/10	15:42
02	B6-0406	L82431AL	N1102024.	11/02/10	16:02
03	B8-0002	L82441AU	N1102025.	11/02/10	16:23
04	INTRA-LAB QC	L88K51AD	N1102019.	11/02/10	14:21
05	LAB MS/MSD	L88K51D4 S	N1102020.	11/02/10	14:41
06	LAB MS/MSD	L88K51D5 D	N1102021.	11/02/10	15:01
07	CHECK SAMPLE	L9EH21AC C	N1102018.	11/02/10	12:39
08					
09					
10					
11					
12					
13					
14					
15					
16					
17					
18					
19					
20					
21					
22					
23					
24					
25					
26					
27					
28					
29					
30					

COMMENTS:

FORM IV

METHOD BLANK REPORT

GC/MS Semivolatiles

Client Lot #...: C0J250457 **Work Order #...:** L9EH21AA **Matrix.....:** SOLID
MB Lot-Sample #: C0K020000-077

Prep Date.....: 11/02/10 **Analysis Time..:** 12:19
Analysis Date..: 11/02/10 **Prep Batch #...:** 0306077 **Final Wgt/Vol..:** 5 mL
Dilution Factor: 1 **Initial Wgt/Vol:** 15 g **Instrument ID..:** 733
Analyst ID.....: 003200

PARAMETER	RESULT	REPORTING LIMIT	UNITS	METHOD
Acenaphthene	ND	67	ug/kg	SW846 8270C
Acenaphthylene	ND	67	ug/kg	SW846 8270C
Acetophenone	ND	330	ug/kg	SW846 8270C
Anthracene	ND	67	ug/kg	SW846 8270C
Atrazine	ND	330	ug/kg	SW846 8270C
Benzo(a)anthracene	ND	67	ug/kg	SW846 8270C
Benzo(a)pyrene	ND	67	ug/kg	SW846 8270C
Benzo(b)fluoranthene	ND	67	ug/kg	SW846 8270C
Benzo(ghi)perylene	ND	67	ug/kg	SW846 8270C
Benzo(k)fluoranthene	ND	67	ug/kg	SW846 8270C
Benzaldehyde	ND	330	ug/kg	SW846 8270C
1,1'-Biphenyl	ND	330	ug/kg	SW846 8270C
bis(2-Chloroethoxy) methane	ND	330	ug/kg	SW846 8270C
bis(2-Chloroethyl)-ether	ND	67	ug/kg	SW846 8270C
bis(2-Ethylhexyl) phthalate	ND	330	ug/kg	SW846 8270C
4-Bromophenyl phenyl ether	ND	330	ug/kg	SW846 8270C
Butyl benzyl phthalate	ND	330	ug/kg	SW846 8270C
Caprolactam	ND	1700	ug/kg	SW846 8270C
Carbazole	ND	67	ug/kg	SW846 8270C
4-Chloroaniline	ND	330	ug/kg	SW846 8270C
4-Chloro-3-methylphenol	ND	330	ug/kg	SW846 8270C
2-Chloronaphthalene	ND	67	ug/kg	SW846 8270C
2-Chlorophenol	ND	330	ug/kg	SW846 8270C
4-Chlorophenyl phenyl ether	ND	330	ug/kg	SW846 8270C
Chrysene	ND	67	ug/kg	SW846 8270C
Dibenz(a,h)anthracene	ND	67	ug/kg	SW846 8270C
Dibenzofuran	ND	330	ug/kg	SW846 8270C
3,3'-Dichlorobenzidine	ND	330	ug/kg	SW846 8270C
2,4-Dichlorophenol	ND	67	ug/kg	SW846 8270C
Diethyl phthalate	ND	330	ug/kg	SW846 8270C
2,4-Dimethylphenol	ND	330	ug/kg	SW846 8270C
Dimethyl phthalate	ND	330	ug/kg	SW846 8270C
Di-n-butyl phthalate	ND	330	ug/kg	SW846 8270C
4,6-Dinitro-2-methylphenol	ND	1700	ug/kg	SW846 8270C

(Continued on next page)

METHOD BLANK REPORT

GC/MS Semivolatiles

Client Lot #...: C0J250457 **Work Order #...:** L9EH21AA **Matrix.....:** SOLID

PARAMETER	RESULT	REPORTING LIMIT	UNITS	METHOD
2,4-Dinitrophenol	ND	1700	ug/kg	SW846 8270C
2,4-Dinitrotoluene	ND	330	ug/kg	SW846 8270C
2,6-Dinitrotoluene	ND	330	ug/kg	SW846 8270C
Di-n-octyl phthalate	ND	330	ug/kg	SW846 8270C
Fluoranthene	ND	67	ug/kg	SW846 8270C
Fluorene	ND	67	ug/kg	SW846 8270C
Hexachlorobenzene	ND	67	ug/kg	SW846 8270C
Hexachlorobutadiene	ND	67	ug/kg	SW846 8270C
Hexachlorocyclopenta-diene	ND	330	ug/kg	SW846 8270C
Hexachloroethane	ND	330	ug/kg	SW846 8270C
Indeno(1,2,3-cd)pyrene	ND	67	ug/kg	SW846 8270C
Isophorone	ND	330	ug/kg	SW846 8270C
2-Methylnaphthalene	ND	67	ug/kg	SW846 8270C
2-Methylphenol	ND	330	ug/kg	SW846 8270C
4-Methylphenol	ND	330	ug/kg	SW846 8270C
Naphthalene	ND	67	ug/kg	SW846 8270C
2-Nitroaniline	ND	1700	ug/kg	SW846 8270C
3-Nitroaniline	ND	1700	ug/kg	SW846 8270C
4-Nitroaniline	ND	1700	ug/kg	SW846 8270C
Nitrobenzene	ND	67	ug/kg	SW846 8270C
2-Nitrophenol	ND	330	ug/kg	SW846 8270C
4-Nitrophenol	ND	1700	ug/kg	SW846 8270C
N-Nitrosodi-n-propyl-amine	ND	67	ug/kg	SW846 8270C
N-Nitrosodiphenylamine	ND	67	ug/kg	SW846 8270C
2,2'-oxybis (1-Chloropropane)	ND	67	ug/kg	SW846 8270C
Pentachlorophenol	ND	330	ug/kg	SW846 8270C
Phenanthrene	ND	67	ug/kg	SW846 8270C
Phenol	ND	67	ug/kg	SW846 8270C
Pyrene	ND	67	ug/kg	SW846 8270C
2,4,5-Trichloro-phenol	ND	330	ug/kg	SW846 8270C
2,4,6-Trichloro-phenol	ND	330	ug/kg	SW846 8270C

SURROGATE	PERCENT RECOVERY	RECOVERY LIMITS
2,4,6-Tribromophenol	102	(35 - 124)
2-Fluorobiphenyl	86	(35 - 105)
2-Fluorophenol	86	(39 - 103)
Nitrobenzene-d5	79	(25 - 104)
Phenol-d5	81	(25 - 105)
Terphenyl-d14	100	(25 - 127)

(Continued on next page)

METHOD BLANK REPORT

GC/MS Semivolatiles

Client Lot #...: C0J250457 **Work Order #...:** L9EH21AA **Matrix.....:** SOLID

NOTE(S):

Calculations are performed before rounding to avoid round-off errors in calculated results.

FORM 8
SEMIVOLATILE INTERNAL STANDARD AREA AND RT SUMMARY

Lab Name: TESTAMERICA PITTSBURGH Contract:

Lab Code: TA Case No.: SAS No.: SDG No.: C0J250457

Lab File ID (Standard): N11020CC Date Analyzed: 11/02/10

Instrument ID: 733 Time Analyzed: 0956

		IS1(DCB) AREA	#	RT	#	IS2(NPT) AREA	#	RT	#	IS3(ANT) AREA	#	RT	#
	12 HOUR STD	124338		4.46		441780		5.43		256931		6.78	
	UPPER LIMIT	248676		4.96		883560		5.93		513862		7.28	
	LOWER LIMIT	62169		3.96		220890		4.93		128466		6.28	
	CLIENT SAMPLE NO.												
01	INTRA-LAB BL	111202		4.45		407028		5.43		224854		6.77	
02	INTRA-LAB CH	104489		4.46		351248		5.44		195003		6.78	
03	B7-0204	93626		4.45		325639		5.43		183643		6.77	
04	B6-0406	91102		4.45		308390		5.43		175939		6.77	
05	B8-0002	91862		4.45		322522		5.42		181523		6.77	
06													
07													
08													
09													
10													
11													
12													
13													
14													
15													
16													
17													
18													
19													
20													
21													
22													

IS1 (DCB) = 1,4-Dichlorobenzene-d4
IS2 (NPT) = Naphthalene-d8
IS3 (ANT) = Acenaphthene-d10

AREA UPPER LIMIT = +100% of internal standard area
AREA LOWER LIMIT = - 50% of internal standard area
RT UPPER LIMIT = + 0.50 minutes of internal standard RT
RT LOWER LIMIT = - 0.50 minutes of internal standard RT

Column used to flag internal standard area values with an asterisk.
* Values outside of QC limits.

FORM 8
SEMIVOLATILE INTERNAL STANDARD AREA AND RT SUMMARY

Lab Name: TESTAMERICA PITTSBURGH Contract:

Lab Code: TA Case No.: SAS No.: SDG No.: C0J250457

Lab File ID (Standard): N11020CC Date Analyzed: 11/02/10

Instrument ID: 733 Time Analyzed: 0956

		IS4(PHN) AREA	#	RT	#	IS5(CRY) AREA	#	RT	#	IS6(PRY) AREA	#	RT	#
	12 HOUR STD	415088		7.92		393407		9.96		313545		11.29	
	UPPER LIMIT	830176		8.42		786814		10.46		627090		11.79	
	LOWER LIMIT	207544		7.42		196704		9.46		156773		10.79	
	CLIENT SAMPLE NO.												
01	INTRA-LAB BL	363592		7.91		343562		9.94		285604		11.27	
02	INTRA-LAB CH	324304		7.92		335758		9.95		264475		11.28	
03	B7-0204	296408		7.92		289548		9.95		285137		11.28	
04	B6-0406	276996		7.92		267694		9.95		259535		11.28	
05	B8-0002	290655		7.90		267329		9.93		273061		11.26	
06													
07													
08													
09													
10													
11													
12													
13													
14													
15													
16													
17													
18													
19													
20													
21													
22													

IS4 (PHN) = Phenanthrene-d10
IS5 (CRY) = Chrysene-d12
IS6 (PRY) = Perylene-d12

AREA UPPER LIMIT = +100% of internal standard area
AREA LOWER LIMIT = - 50% of internal standard area
RT UPPER LIMIT = + 0.50 minutes of internal standard RT
RT LOWER LIMIT = - 0.50 minutes of internal standard RT

Column used to flag internal standard area values with an asterisk.
* Values outside of QC limits.

TCQP

GC/MS SEMIVOLATILE SUMMARY

MACTEC Engineering and Consulting Inc

Client Sample ID: B1-0708

TCLP GC/MS Semivolatiles

Lot-Sample #...:	C0J250457-001	**Work Order #...:**	L82401AC	**Matrix.....:**	SOLID
Date Sampled...:	10/21/10 14:00	**Date Received..:**	10/23/10 09:30	**MS Run #.....:**	
Leach Date.....:	10/27/10	**Prep Date.....:**	10/27/10	**Analysis Date..:**	10/28/10
Leach Batch #..:	P029905	**Prep Batch #...:**	0300308	**Analysis Time..:**	06:30
Dilution Factor:	1	**Initial Wgt/Vol:**	200 mL	**Final Wgt/Vol..:**	10 mL
% Moisture.....:		**Analyst ID.....:**	007062	**Instrument ID..:**	722
		Method.....:	SW846 8270C		

PARAMETER	RESULT	REPORTING LIMIT	UNITS	MDL
1,4-Dichlorobenzene	ND	0.050	mg/L	0.0012
2,4-Dinitrotoluene	ND	0.050	mg/L	0.0010
Hexachlorobenzene	ND	0.050	mg/L	0.0011
Hexachlorobutadiene	ND	0.050	mg/L	0.0013
Hexachloroethane	ND	0.050	mg/L	0.0013
Nitrobenzene	ND	0.050	mg/L	0.0013
Pentachlorophenol	ND	0.25	mg/L	0.0022
Pyridine	**0.0056 J**	**0.10**	**mg/L**	**0.00083**
2,4,5-Trichlorophenol	ND	0.050	mg/L	0.0013
2,4,6-Trichlorophenol	ND	0.050	mg/L	0.0011
Cresols (total)	**2.0**	**0.050**	**mg/L**	**0.0040**

SURROGATE	PERCENT RECOVERY	RECOVERY LIMITS
Nitrobenzene-d5	87	(39 - 115)
2-Fluorobiphenyl	85	(35 - 115)
Terphenyl-d14	103	(30 - 143)
2-Fluorophenol	105	(20 - 110)
Phenol-d5	93	(30 - 118)
2,4,6-Tribromophenol	102	(19 - 138)

NOTE(S):

Analysis performed in accordance with USEPA Toxicity Characteristic Leaching Procedure Method 1311

J Estimated result. Result is less than RL.

SW846 8270C SURROGATE RECOVERY

Lab Name: TestAmerica Laboratories, Inc. Client: MACTEC Engineering and Consulting Inc

Lab Code: TALPIT SDG No:

Lot #: C0J250457

Extraction: XXA62QL01

	CLIENT ID.	SRG01	SRG02	SRG03	SRG04	SRG05	SRG06	TOT OUT
01	B1-0708	87	85	103	105	93	102	00
02	METHOD BLK. L86DE1AA	89	85	97	100	90	90	00
03	METHOD BLK. L86DE1AE	86	84	100	98	90	98	00
04	LCS L86DE1AC	94	92	104	106	94	101	00
05	LCSD L86DE1AD	90	93	99	103	92	99	00

SURROGATES		QC LIMITS
SRG01	= Nitrobenzene-d5	(39-115)
SRG02	= 2-Fluorobiphenyl	(35-115)
SRG03	= Terphenyl-d14	(30-143)
SRG04	= 2-Fluorophenol	(20-110)
SRG05	= Phenol-d5	(30-118)
SRG06	= 2,4,6-Tribromophenol	(19-138)

\# Column to be used to flag recovery values
* Values outside of required QC Limits
D System monitoring Compound diluted out

FORM II

SW846 8270C CHECK SAMPLE RECOVERY

Lab Name: TestAmerica Laboratories, Inc. Client: MACTEC Engineering and Consulting Inc

Lab Code: TALPIT SDG No:

Lot #: C0J270000 WO #: L86DE1AC
BATCH: 0300308

COMPOUND	SPIKE ADDED (mg/L)	SAMPLE CONCENT. (mg/L)	% REC	QC LIMITS REC	QUAL
1,4-Dichlorobenzene	0.250	0.221	88	37- 115	
2,4-Dinitrotoluene	0.250	0.181	72	40- 115	
Hexachlorobenzene	0.250	0.234	93	45- 115	
Hexachlorobutadiene	0.250	0.229	92	42- 115	
Hexachloroethane	0.250	0.231	92	25- 106	
Nitrobenzene	0.250	0.231	93	40- 115	
Pentachlorophenol	0.250	0.123	49	16- 140	
Pyridine	0.250	0.179	72	22- 105	
2,4,5-Trichlorophenol	0.250	0.215	86	35- 115	
2,4,6-Trichlorophenol	0.250	0.213	85	40- 115	
Cresols (total)	0.750	0.700	93	29- 144	

NOTES(S):

* Values outside of QC limits

Spike Recovery: 0 out of 11 outside limits

COMMENTS:

FORM III

SW846 8270C CHECK SAMPLE DUPLICATE RECOVERY

Lab Name: TestAmerica Laboratories, Inc. Client: MACTEC Engineering and Consulting Inc

Lab Code: TALPIT SDG No:

Lot #: C0J270000 WO #: L86DE1AD
BATCH: 0300308

COMPOUND	SPIKE ADDED (mg/L)	SAMPLE CONCENT. (mg/L)	% REC	QC LIMITS REC	QUAL
1,4-Dichlorobenzene	0.250	0.217	87	37- 115	
2,4-Dinitrotoluene	0.250	0.174	69	40- 115	
Hexachlorobenzene	0.250	0.228	91	45- 115	
Hexachlorobutadiene	0.250	0.220	88	42- 115	
Hexachloroethane	0.250	0.217	87	25- 106	
Nitrobenzene	0.250	0.221	88	40- 115	
Pentachlorophenol	0.250	0.108	43	16- 140	
Pyridine	0.250	0.170	68	22- 105	
2,4,5-Trichlorophenol	0.250	0.223	89	35- 115	
2,4,6-Trichlorophenol	0.250	0.212	85	40- 115	
Cresols (total)	0.750	0.667	89	29- 144	

NOTES(S):

* Values outside of QC limits

Spike Recovery: 0 out of 11 outside limits

COMMENTS:

FORM III

SW846 8270C METHOD BLANK SUMMARY

BLANK WORKORDER NO.: L86DE1AA

Lab Name: TestAmerica Laboratories, Inc.

Lab Code: TALPIT

SDG Number:

Lab File ID: F1028001.

Lot Number: C0J250457

Date Analyzed: 10/28/10

Time Analyzed: 04:24

Matrix: SOLID

Date Extracted:10/27/10

GC Column: HP5MS ID: .25

Extraction Method: 1311/3510C

Instrument ID: 722

Level:(low/med) LOW

THIS METHOD BLANK APPLIES TO THE FOLLOWING SAMPLES, LCS, LCSD, MS , MSD:

	CLIENT ID.	SAMPLE WORK ORDER #	LAB FILE ID	DATE ANALYZED	TIME ANALYZED
01	B1-0708	L82401AC	F1028007.	10/28/10	06:30
02	CHECK SAMPLE	L86DE1AC C	F1028003.	10/28/10	05:06
03	DUPLICATE CHECK	L86DE1AD L	F1028004.	10/28/10	05:27
04					
05					
06					
07					
08					
09					
10					
11					
12					
13					
14					
15					
16					
17					
18					
19					
20					
21					
22					
23					
24					
25					
26					
27					
28					
29					
30					

COMMENTS:

FORM IV

METHOD BLANK REPORT

GC/MS Semivolatiles

Client Lot #...: C0J250457	**Work Order #...:** L86DE1AA	**Matrix.....:** SOLID
MB Lot-Sample #: C0J270000-308		
	Prep Date.....: 10/27/10	**Analysis Time..:** 04:24
Analysis Date..: 10/28/10	**Prep Batch #...:** 0300308	**Final Wgt/Vol..:** 10 mL
Dilution Factor: 1	**Initial Wgt/Vol:** 200 mL	**Instrument ID..:** 722
	Analyst ID.....: 007062	

PARAMETER	RESULT	REPORTING LIMIT	UNITS	METHOD
1,4-Dichlorobenzene	ND	0.050	mg/L	SW846 8270C
2,4-Dinitrotoluene	ND	0.050	mg/L	SW846 8270C
Hexachlorobenzene	ND	0.050	mg/L	SW846 8270C
Hexachlorobutadiene	ND	0.050	mg/L	SW846 8270C
Hexachloroethane	ND	0.050	mg/L	SW846 8270C
Nitrobenzene	ND	0.050	mg/L	SW846 8270C
Pentachlorophenol	ND	0.25	mg/L	SW846 8270C
Pyridine	ND	0.10	mg/L	SW846 8270C
2,4,5-Trichloro-phenol	ND	0.050	mg/L	SW846 8270C
2,4,6-Trichloro-phenol	ND	0.050	mg/L	SW846 8270C
Cresols (total)	ND	0.050	mg/L	SW846 8270C

SURROGATE	PERCENT RECOVERY	RECOVERY LIMITS
Nitrobenzene-d5	89	(39 - 115)
2-Fluorobiphenyl	85	(35 - 115)
Terphenyl-d14	97	(30 - 143)
2-Fluorophenol	100	(20 - 110)
Phenol-d5	90	(30 - 118)
2,4,6-Tribromophenol	90	(19 - 138)

NOTE(S):

Calculations are performed before rounding to avoid round-off errors in calculated results.

METHOD BLANK REPORT

GC/MS Semivolatiles

Client Lot #...: C0J250457	**Work Order #...:** L86DE1AE	**Matrix.....:** SOLID
MB Lot-Sample #: C0J270000-308		
	Prep Date.....: 10/27/10	**Analysis Time..:** 04:45
Analysis Date..: 10/28/10	**Prep Batch #...:** 0300308	**Final Wgt/Vol..:** 10 mL
Dilution Factor: 1	**Initial Wgt/Vol:** 200 mL	**Instrument ID..:** 722
	Analyst ID.....: 007062	

PARAMETER	RESULT	REPORTING LIMIT	UNITS	METHOD
1,4-Dichlorobenzene	ND	0.050	mg/L	SW846 8270C
2,4-Dinitrotoluene	ND	0.050	mg/L	SW846 8270C
Hexachlorobenzene	ND	0.050	mg/L	SW846 8270C
Hexachlorobutadiene	ND	0.050	mg/L	SW846 8270C
Hexachloroethane	ND	0.050	mg/L	SW846 8270C
Nitrobenzene	ND	0.050	mg/L	SW846 8270C
Pentachlorophenol	ND	0.25	mg/L	SW846 8270C
Pyridine	ND	0.10	mg/L	SW846 8270C
2,4,5-Trichlorophenol	ND	0.050	mg/L	SW846 8270C
2,4,6-Trichlorophenol	ND	0.050	mg/L	SW846 8270C
Cresols (total)	ND	0.050	mg/L	SW846 8270C

SURROGATE	PERCENT RECOVERY	RECOVERY LIMITS
Nitrobenzene-d5	86	(39 - 115)
2-Fluorobiphenyl	84	(35 - 115)
Terphenyl-d14	100	(30 - 143)
2-Fluorophenol	98	(20 - 110)
Phenol-d5	90	(30 - 118)
2,4,6-Tribromophenol	98	(19 - 138)

NOTE(S):

Calculations are performed before rounding to avoid round-off errors in calculated results.

FORM 8
SEMIVOLATILE INTERNAL STANDARD AREA AND RT SUMMARY

Lab Name: TESTAMERICA PITTSBURGH Contract:

Lab Code: TA Case No.: SAS No.: SDG No.: C0J250457

Lab File ID (Standard): F10280C2 Date Analyzed: 10/28/10

Instrument ID: 722 Time Analyzed: 0341

		IS1 (DCB) AREA #	RT #	IS2 (NPT) AREA #	RT #	IS3 (ANT) AREA #	RT #
	12 HOUR STD	131730	4.15	488250	5.14	251537	6.48
	UPPER LIMIT	263460	4.65	976500	5.64	503074	6.98
	LOWER LIMIT	65865	3.65	244125	4.64	125769	5.98
	CLIENT SAMPLE NO.						
01	INTRA-LAB BL	106292	4.15	384271	5.13	214698	6.48
02	INTRA-LAB CH	103754	4.15	370287	5.13	202977	6.48
03	INTRA-LAB CH	106447	4.15	381255	5.14	204729	6.48
04	B1-0708	102153	4.15	379551	5.13	206759	6.48
05							
06							
07							
08							
09							
10							
11							
12							
13							
14							
15							
16							
17							
18							
19							
20							
21							
22							

IS1 (DCB) = 1,4-Dichlorobenzene-d4
IS2 (NPT) = Naphthalene-d8
IS3 (ANT) = Acenaphthene-d10

AREA UPPER LIMIT = +100% of internal standard area
AREA LOWER LIMIT = - 50% of internal standard area
RT UPPER LIMIT = + 0.50 minutes of internal standard RT
RT LOWER LIMIT = - 0.50 minutes of internal standard RT

Column used to flag internal standard area values with an asterisk.
* Values outside of QC limits.

FORM 8
SEMIVOLATILE INTERNAL STANDARD AREA AND RT SUMMARY

Lab Name: TESTAMERICA PITTSBURGH Contract:

Lab Code: TA Case No.: SAS No.: SDG No.: C0J250457

Lab File ID (Standard): F10280C2 Date Analyzed: 10/28/10

Instrument ID: 722 Time Analyzed: 0341

		IS4 (PHN)		IS5 (CRY)		IS6 (PRY)	
		AREA #	RT #	AREA #	RT #	AREA #	RT #
	12 HOUR STD	346895	7.63	286155	9.90	252756	11.43
	UPPER LIMIT	693790	8.13	572310	10.40	505512	11.93
	LOWER LIMIT	173448	7.13	143078	9.40	126378	10.93
	CLIENT SAMPLE NO.						
01	INTRA-LAB BL	306932	7.63	220843	9.90	213225	11.44
02	INTRA-LAB CH	286668	7.63	209648	9.90	206573	11.43
03	INTRA-LAB CH	290374	7.62	225232	9.90	208643	11.43
04	B1-0708	275596	7.63	219031	9.89	204587	11.43
05							
06							
07							
08							
09							
10							
11							
12							
13							
14							
15							
16							
17							
18							
19							
20							
21							
22							

IS4 (PHN) = Phenanthrene-d10
IS5 (CRY) = Chrysene-d12
IS6 (PRY) = Perylene-d12

AREA UPPER LIMIT = +100% of internal standard area
AREA LOWER LIMIT = - 50% of internal standard area
RT UPPER LIMIT = + 0.50 minutes of internal standard RT
RT LOWER LIMIT = - 0.50 minutes of internal standard RT

Column used to flag internal standard area values with an asterisk.
* Values outside of QC limits.

PCB SUMMARY

MACTEC Engineering and Consulting Inc

Client Sample ID: B7-0204

GC Semivolatiles

Lot-Sample #...:	C0J250457-002	**Work Order #...:**	L82411AE	**Matrix.....:**	SOLID
Date Sampled...:	10/22/10	**Date Received..:**	10/23/10	**MS Run #.....:**	0301028
Prep Date.....:	10/28/10	**Analysis Date..:**	11/02/10		
Prep Batch #...:	0301057	**Analysis Time..:**	21:49		
Dilution Factor:	1	**Initial Wgt/Vol:**	15 g	**Final Wgt/Vol..:**	20 mL
% Moisture.....:	17	**Analyst ID.....:**	402360	**Instrument ID..:**	S/T
		Method.....:	SW846 8082		

PARAMETER	RESULT	REPORTING LIMIT	UNITS	MDL
Aroclor 1016	ND	20	ug/kg	3.0
Aroclor 1221	ND	20	ug/kg	3.8
Aroclor 1232	ND	20	ug/kg	3.4
Aroclor 1242	ND	20	ug/kg	3.3
Aroclor 1248	ND	20	ug/kg	1.9
Aroclor 1254	ND	20	ug/kg	2.9
Aroclor 1260	ND	20	ug/kg	2.9

SURROGATE	PERCENT RECOVERY	RECOVERY LIMITS
Tetrachloro-m-xylene	94	(35 - 140)
Decachlorobiphenyl	71	(35 - 140)

NOTE(S):

Results and reporting limits have been adjusted for dry weight.

MACTEC Engineering and Consulting Inc

Client Sample ID: B6-0406

GC Semivolatiles

Lot-Sample #...: C0J250457-003	**Work Order #...:** L82431AM	**Matrix.....:** SOLID
Date Sampled...: 10/22/10	**Date Received..:** 10/23/10	**MS Run #.....:** 0301028
Prep Date.....: 10/28/10	**Analysis Date..:** 11/02/10	
Prep Batch #...: 0301057	**Analysis Time..:** 22:18	
Dilution Factor: 1	**Initial Wgt/Vol:** 15 g	**Final Wgt/Vol..:** 20 mL
% Moisture.....: 15	**Analyst ID.....:** 402360	**Instrument ID..:** S/T
	Method.....: SW846 8082	

PARAMETER	RESULT	REPORTING LIMIT	UNITS	MDL
Aroclor 1016	ND	20	ug/kg	2.9
Aroclor 1221	ND	20	ug/kg	3.8
Aroclor 1232	ND	20	ug/kg	3.4
Aroclor 1242	ND	20	ug/kg	3.2
Aroclor 1248	ND	20	ug/kg	1.9
Aroclor 1254	ND	20	ug/kg	2.8
Aroclor 1260	ND	20	ug/kg	2.8

SURROGATE	PERCENT RECOVERY	RECOVERY LIMITS
Tetrachloro-m-xylene	95	(35 - 140)
Decachlorobiphenyl	71	(35 - 140)

NOTE(S):

Results and reporting limits have been adjusted for dry weight.

MACTEC Engineering and Consulting Inc

Client Sample ID: B8-0002

GC Semivolatiles

Lot-Sample #...: C0J250457-004	Work Order #...: L82441AV	Matrix.....: SOLID
Date Sampled...: 10/22/10	Date Received..: 10/23/10	MS Run #.....: 0301028
Prep Date.....: 10/28/10	Analysis Date..: 11/02/10	
Prep Batch #...: 0301057	Analysis Time..: 22:47	
Dilution Factor: 0.99	Initial Wgt/Vol: 15.2 g	Final Wgt/Vol..: 20 mL
% Moisture.....: 19	Analyst ID.....: 402360	Instrument ID..: S/T
	Method.....: SW846 8082	

PARAMETER	RESULT	REPORTING LIMIT	UNITS	MDL
Aroclor 1016	ND	20	ug/kg	3.0
Aroclor 1221	ND	20	ug/kg	3.9
Aroclor 1232	ND	20	ug/kg	3.5
Aroclor 1242	ND	20	ug/kg	3.3
Aroclor 1248	ND	20	ug/kg	1.9
Aroclor 1254	ND	20	ug/kg	2.9
Aroclor 1260	ND	20	ug/kg	2.9

SURROGATE	PERCENT RECOVERY	RECOVERY LIMITS
Tetrachloro-m-xylene	92	(35 - 140)
Decachlorobiphenyl	67	(35 - 140)

NOTE(S):

Results and reporting limits have been adjusted for dry weight.

SW846 8082 SURROGATE RECOVERY

Lab Name: TestAmerica Laboratories, Inc. Client: MACTEC Engineering and Consulting Inc

Lab Code: TALPIT SDG No:

Lot #: C0J250457

Extraction: XXA4FQH01

	CLIENT ID.	SRG01	SRG02	TOT OUT
01	INTRA-LAB QC	97	73	00
02	B7-0204	94	71	00
03	B6-0406	95	71	00
04	B8-0002	92	67	00
05	METHOD BLK. L87KA1AA	109	85	00
06	LCS L87KA1AC	118	92	00
07	LAB MS/MSD D	95	71	00
08	LAB MS/MSD S	101	72	00

SURROGATES		QC LIMITS
SRG01	= Tetrachloro-m-xylene	(35-140)
SRG02	= Decachlorobiphenyl	(35-140)

\# Column to be used to flag recovery values
* Values outside of required QC Limits
D System monitoring Compound diluted out

FORM II

SW846 8082 CHECK SAMPLE RECOVERY

Lab Name: TestAmerica Laboratories, Inc. Client: MACTEC Engineering and Consulting Inc

Lab Code: TALPIT SDG No:

Lot #: C0J280000 WO #: L87KA1AC
BATCH: 0301057

COMPOUND	SPIKE ADDED (ug/kg)	SAMPLE CONCENT. (ug/kg)	% REC	QC LIMITS REC	QUAL
Aroclor 1016	1330	1170	88	55- 130	
Aroclor 1260	1330	1080	81	54- 130	

NOTES(S):

* Values outside of QC limits

Spike Recovery: 0 out of 2 outside limits

COMMENTS:

FORM III

SW846 8082 MATRIX SPIKE/MATRIX SPIKE DUPLICATE RECOVERY

Lab Name: TestAmerica Laboratories, Inc. Client: MACTEC Engineering and Consulting Inc

Lab Code: TALPIT SDG No:

Matrix Spike ID: LAB MS/MSD Level: (low/med) LOW

Lot #: C0J220550 WO #: L80RK1CK
BATCH: 0301057

COMPOUND	SPIKE ADDED (ug/kg)	SAMPLE CONCENT. (ug/kg)	MS CONCENT. (ug/kg)	MS % REC	LIMITS REC	QUAL
Aroclor 1016	1420	ND	1010	71	55 - 130	
Aroclor 1260	1420	ND	923	65	54 - 130	

NOTES(S):

Results and reporting limits have been adjusted for dry weight.

Column to be used to flag recovery and RPD values with an asterisk
* Values outside of QC limits

RPD: 0 out of 0 outside limits
Spike Recovery: 0 out of 2 outside limits

COMMENTS:

FORM III

SW846 8082 MATRIX SPIKE/MATRIX SPIKE DUPLICATE RECOVERY

Lab Name: TestAmerica Laboratories, Inc. Client: MACTEC Engineering and Consulting Inc

Lab Code: TALPIT SDG No:

Matrix Spike ID: LAB MS/MSD Level: (low/med) LOW

Lot #: C0J220550 WO #: L80RK1CL
BATCH: 0301057

COMPOUND	SPIKE ADDED (ug/kg)	MSD CONCENT. (ug/kg)	MSD % REC	% RPD	QC LIMITS RPD	QC LIMITS REC	QUAL
Aroclor 1016	1420	1040	73	3.2	35	55 - 130	
Aroclor 1260	1420	971	68	5.0	29	54 - 130	

NOTES(S):

Results and reporting limits have been adjusted for dry weight.

Column to be used to flag recovery and RPD values with an asterisk
* Values outside of QC limits

RPD: 0 out of 2 outside limits
Spike Recovery: 0 out of 2 outside limits

COMMENTS:

FORM III

SW846 8082 METHOD BLANK SUMMARY

BLANK WORKORDER NO.: L87KA1AA

Lab Name: TestAmerica Laboratories, Inc.

Lab Code: TALPIT

SDG Number:

Lab File ID: Y1100076.

Lot Number: C0J250457

Matrix: SOLID

Extraction Method: 3541

Date Extracted: 10/28/10

Date Analyzed(1): 11/03/10

Date Analyzed(2): N/A

Time Analyzed(1): 04:03

Time Analyzed(2): N/A

Instrument ID(1): S/T

Instrument ID(2): N/A

GC Column(1): MR1/MR2 ID: 053 GC Column(2): N/A ID: N/A

THIS METHOD BLANK APPLIES TO THE FOLLOWING SAMPLES, MS, AND MSD:

	CLIENT ID.	SAMPLE WORK ORDER #	DATE ANALYZED(1)	DATE ANALYZED(2)
01	INTRA-LAB QC	L80RK1AD	11/02/10	N/A
02	LAB MS/MSD	L80RK1CK S	11/02/10	N/A
03	LAB MS/MSD	L80RK1CL D	11/03/10	N/A
04	B7-0204	L82411AE	11/02/10	N/A
05	B6-0406	L82431AM	11/02/10	N/A
06	B8-0002	L82441AV	11/02/10	N/A
07	CHECK SAMPLE	L87KA1AC C	11/03/10	N/A
08				
09				
10				
11				
12				
13				
14				
15				
16				
17				
18				
19				
20				

COMMENTS:

FORM IV

METHOD BLANK REPORT

GC Semivolatiles

Client Lot #...: C0J250457	**Work Order #...:** L87KA1AA	**Matrix.....:** SOLID
MB Lot-Sample #: C0J280000-057		
	Prep Date.....: 10/28/10	**Analysis Time..:** 04:03
Analysis Date..: 11/03/10	**Prep Batch #...:** 0301057	**Final Wgt/Vol..:** 20 mL
Dilution Factor: 1	**Initial Wgt/Vol:** 15 g	**Instrument ID..:** S/T
	Analyst ID.....: 402360	

PARAMETER	RESULT	REPORTING LIMIT	UNITS	METHOD
Aroclor 1016	ND	17	ug/kg	SW846 8082
Aroclor 1221	ND	17	ug/kg	SW846 8082
Aroclor 1232	ND	17	ug/kg	SW846 8082
Aroclor 1242	ND	17	ug/kg	SW846 8082
Aroclor 1248	ND	17	ug/kg	SW846 8082
Aroclor 1254	ND	17	ug/kg	SW846 8082
Aroclor 1260	ND	17	ug/kg	SW846 8082

SURROGATE	PERCENT RECOVERY	RECOVERY LIMITS
Tetrachloro-m-xylene	109	(35 - 140)
Decachlorobiphenyl	85	(35 - 140)

NOTE(S):

Calculations are performed before rounding to avoid round-off errors in calculated results.

METALS SUMMARY

MACTEC Engineering and Consulting Inc

Client Sample ID: B7-0204

TOTAL Metals

Lot-Sample #...: C0J250457-002 **Matrix.....:** SOLID
Date Sampled...: 10/22/10 **Date Received..:** 10/23/10
% Moisture.....: 17

PARAMETER	RESULT	REPORTING LIMIT	UNITS	METHOD	PREPARATION-ANALYSIS DATE	WORK ORDER #
Prep Batch #...: 0301449						
Silver	ND	0.42	mg/kg	SW846 6010B	10/28-11/02/10	L82411AF
		Dilution Factor: 0.7		Analysis Time..: 13:21	Analyst ID.....: 403938	
		Instrument ID..: 6500ICP		MS Run #.....: 0301240	MDL.....: 0.049	
Aluminum	**14000**	**16.9**	**mg/kg**	**SW846 6010B**	**10/28-11/02/10**	**L82411AG**
		Dilution Factor: 0.7		Analysis Time..: 13:21	Analyst ID.....: 403938	
		Instrument ID..: 6500ICP		MS Run #.....: 0301240	MDL.....: 0.91	
Arsenic	**6.3**	**0.84**	**mg/kg**	**SW846 6010B**	**10/28-11/02/10**	**L82411AH**
		Dilution Factor: 0.7		Analysis Time..: 13:21	Analyst ID.....: 403938	
		Instrument ID..: 6500ICP		MS Run #.....: 0301240	MDL.....: 0.19	
Barium	**119**	**16.9**	**mg/kg**	**SW846 6010B**	**10/28-11/02/10**	**L82411AJ**
		Dilution Factor: 0.7		Analysis Time..: 13:21	Analyst ID.....: 403938	
		Instrument ID..: 6500ICP		MS Run #.....: 0301240	MDL.....: 0.042	
Beryllium	**1.6**	**0.34**	**mg/kg**	**SW846 6010B**	**10/28-11/02/10**	**L82411AK**
		Dilution Factor: 0.7		Analysis Time..: 13:21	Analyst ID.....: 403938	
		Instrument ID..: 6500ICP		MS Run #.....: 0301240	MDL.....: 0.013	
Calcium	**49700 J**	**422**	**mg/kg**	**SW846 6010B**	**10/28-11/02/10**	**L82411AL**
		Dilution Factor: 0.7		Analysis Time..: 13:21	Analyst ID.....: 403938	
		Instrument ID..: 6500ICP		MS Run #.....: 0301240	MDL.....: 0.83	
Cadmium	**0.95**	**0.42**	**mg/kg**	**SW846 6010B**	**10/28-11/02/10**	**L82411AM**
		Dilution Factor: 0.7		Analysis Time..: 13:21	Analyst ID.....: 403938	
		Instrument ID..: 6500ICP		MS Run #.....: 0301240	MDL.....: 0.020	
Cobalt	**7.5**	**4.2**	**mg/kg**	**SW846 6010B**	**10/28-11/02/10**	**L82411AN**
		Dilution Factor: 0.7		Analysis Time..: 13:21	Analyst ID.....: 403938	
		Instrument ID..: 6500ICP		MS Run #.....: 0301240	MDL.....: 0.075	
Chromium	**7.9**	**0.42**	**mg/kg**	**SW846 6010B**	**10/28-11/02/10**	**L82411AP**
		Dilution Factor: 0.7		Analysis Time..: 13:21	Analyst ID.....: 403938	
		Instrument ID..: 6500ICP		MS Run #.....: 0301240	MDL.....: 0.072	

(Continued on next page)

MACTEC Engineering and Consulting Inc

Client Sample ID: B7-0204

TOTAL Metals

Lot-Sample #...: C0J250457-002 **Matrix.....:** SOLID

PARAMETER	RESULT	REPORTING LIMIT	UNITS	METHOD	PREPARATION-ANALYSIS DATE	WORK ORDER #
Copper	**116**	**2.1**	**mg/kg**	**SW846 6010B**	**10/28-11/02/10**	**L82411AQ**
		Dilution Factor: 0.7		Analysis Time..: 13:21	Analyst ID.....: 403938	
		Instrument ID..: 6500ICP		MS Run #.....: 0301240	MDL.....: 0.29	
Iron	**20800**	**8.4**	**mg/kg**	**SW846 6010B**	**10/28-11/02/10**	**L82411AR**
		Dilution Factor: 0.7		Analysis Time..: 13:21	Analyst ID.....: 403938	
		Instrument ID..: 6500ICP		MS Run #.....: 0301240	MDL.....: 2.5	
Potassium	**2300**	**422**	**mg/kg**	**SW846 6010B**	**10/28-11/02/10**	**L82411AT**
		Dilution Factor: 0.7		Analysis Time..: 13:21	Analyst ID.....: 403938	
		Instrument ID..: 6500ICP		MS Run #.....: 0301240	MDL.....: 35.6	
Magnesium	**2090**	**422**	**mg/kg**	**SW846 6010B**	**10/28-11/02/10**	**L82411AU**
		Dilution Factor: 0.7		Analysis Time..: 13:21	Analyst ID.....: 403938	
		Instrument ID..: 6500ICP		MS Run #.....: 0301240	MDL.....: 1.9	
Manganese	**292**	**1.3**	**mg/kg**	**SW846 6010B**	**10/28-11/02/10**	**L82411AV**
		Dilution Factor: 0.7		Analysis Time..: 13:21	Analyst ID.....: 403938	
		Instrument ID..: 6500ICP		MS Run #.....: 0301240	MDL.....: 0.041	
Sodium	**577**	**422**	**mg/kg**	**SW846 6010B**	**10/28-11/02/10**	**L82411AW**
		Dilution Factor: 0.7		Analysis Time..: 13:21	Analyst ID.....: 403938	
		Instrument ID..: 6500ICP		MS Run #.....: 0301240	MDL.....: 6.9	
Nickel	**34.0**	**3.4**	**mg/kg**	**SW846 6010B**	**10/28-11/02/10**	**L82411AX**
		Dilution Factor: 0.7		Analysis Time..: 13:21	Analyst ID.....: 403938	
		Instrument ID..: 6500ICP		MS Run #.....: 0301240	MDL.....: 0.32	
Lead	**82.6**	**0.25**	**mg/kg**	**SW846 6010B**	**10/28-11/02/10**	**L82411A0**
		Dilution Factor: 0.7		Analysis Time..: 13:21	Analyst ID.....: 403938	
		Instrument ID..: 6500ICP		MS Run #.....: 0301240	MDL.....: 0.12	
Selenium	**2.3**	**0.42**	**mg/kg**	**SW846 6010B**	**10/28-11/02/10**	**L82411A1**
		Dilution Factor: 0.7		Analysis Time..: 13:21	Analyst ID.....: 403938	
		Instrument ID..: 6500ICP		MS Run #.....: 0301240	MDL.....: 0.17	
Thallium	ND	0.84	mg/kg	SW846 6010B	10/28-11/02/10	L82411A2
		Dilution Factor: 0.7		Analysis Time..: 13:21	Analyst ID.....: 403938	
		Instrument ID..: 6500ICP		MS Run #.....: 0301240	MDL.....: 0.17	

(Continued on next page)

MACTEC Engineering and Consulting Inc

Client Sample ID: B7-0204

TOTAL Metals

Lot-Sample #...: C0J250457-002 **Matrix.....:** SOLID

PARAMETER	RESULT	REPORTING LIMIT	UNITS	METHOD	PREPARATION-ANALYSIS DATE	WORK ORDER #
Antimony	ND	0.84	mg/kg	SW846 6010B	10/28-11/02/10	L82411A3
		Dilution Factor: 0.7		Analysis Time..: 13:21	Analyst ID.....: 403938	
		Instrument ID..: 6500ICP		MS Run #.....: 0301240	MDL.....: 0.14	
Vanadium	**11.2**	**4.2**	**mg/kg**	**SW846 6010B**	**10/28-11/02/10**	**L82411A4**
		Dilution Factor: 0.7		Analysis Time..: 13:21	Analyst ID.....: 403938	
		Instrument ID..: 6500ICP		MS Run #.....: 0301240	MDL.....: 0.16	
Zinc	**523 J**	**1.7**	**mg/kg**	**SW846 6010B**	**10/28-11/02/10**	**L82411A5**
		Dilution Factor: 0.7		Analysis Time..: 13:21	Analyst ID.....: 403938	
		Instrument ID..: 6500ICP		MS Run #.....: 0301240	MDL.....: 0.19	
Prep Batch #...: 0312034						
Mercury	**0.62**	**0.040**	**mg/kg**	**SW846 7471A**	**11/08/10**	**L82411A6**
		Dilution Factor: 1		Analysis Time..: 09:51	Analyst ID.....: 031043	
		Instrument ID..: HGHYDRA		MS Run #.....: 0312033	MDL.....: 0.013	

NOTE(S):

Results and reporting limits have been adjusted for dry weight.

J Method blank contamination. The associated method blank contains the target analyte at a reportable level.

MACTEC Engineering and Consulting Inc

Client Sample ID: B6-0406

TOTAL Metals

Lot-Sample #...: C0J250457-003 **Matrix.....:** SOLID
Date Sampled...: 10/22/10 **Date Received..:** 10/23/10
% Moisture.....: 15

PARAMETER	RESULT	REPORTING LIMIT	UNITS	METHOD	PREPARATION-ANALYSIS DATE	WORK ORDER #
Prep Batch #...: 0301449						
Silver	ND	0.85	mg/kg	SW846 6010B	10/28-11/02/10	L82431AN
		Dilution Factor: 1.44		Analysis Time..: 13:51	Analyst ID.....: 403938	
		Instrument ID..: 6500ICP		MS Run #.....: 0301240	MDL.....: 0.099	
Aluminum	**10500**	**34.1**	**mg/kg**	**SW846 6010B**	**10/28-11/02/10**	**L82431AP**
		Dilution Factor: 1.44		Analysis Time..: 13:51	Analyst ID.....: 403938	
		Instrument ID..: 6500ICP		MS Run #.....: 0301240	MDL.....: 1.8	
Arsenic	**12.7**	**1.7**	**mg/kg**	**SW846 6010B**	**10/28-11/02/10**	**L82431AQ**
		Dilution Factor: 1.44		Analysis Time..: 13:51	Analyst ID.....: 403938	
		Instrument ID..: 6500ICP		MS Run #.....: 0301240	MDL.....: 0.38	
Barium	**271**	**34.1**	**mg/kg**	**SW846 6010B**	**10/28-11/02/10**	**L82431AR**
		Dilution Factor: 1.44		Analysis Time..: 13:51	Analyst ID.....: 403938	
		Instrument ID..: 6500ICP		MS Run #.....: 0301240	MDL.....: 0.085	
Beryllium	**1.2**	**0.68**	**mg/kg**	**SW846 6010B**	**10/28-11/02/10**	**L82431AT**
		Dilution Factor: 1.44		Analysis Time..: 13:51	Analyst ID.....: 403938	
		Instrument ID..: 6500ICP		MS Run #.....: 0301240	MDL.....: 0.026	
Calcium	**36100 J**	**852**	**mg/kg**	**SW846 6010B**	**10/28-11/02/10**	**L82431AU**
		Dilution Factor: 1.44		Analysis Time..: 13:51	Analyst ID.....: 403938	
		Instrument ID..: 6500ICP		MS Run #.....: 0301240	MDL.....: 1.7	
Cadmium	**0.47 B**	**0.85**	**mg/kg**	**SW846 6010B**	**10/28-11/02/10**	**L82431AV**
		Dilution Factor: 1.44		Analysis Time..: 13:51	Analyst ID.....: 403938	
		Instrument ID..: 6500ICP		MS Run #.....: 0301240	MDL.....: 0.041	
Cobalt	**6.6**	**4.3**	**mg/kg**	**SW846 6010B**	**10/28-11/02/10**	**L82431AW**
		Dilution Factor: 0.72		Analysis Time..: 13:26	Analyst ID.....: 403938	
		Instrument ID..: 6500ICP		MS Run #.....: 0301240	MDL.....: 0.076	
Chromium	**16.2**	**0.85**	**mg/kg**	**SW846 6010B**	**10/28-11/02/10**	**L82431AX**
		Dilution Factor: 1.44		Analysis Time..: 13:51	Analyst ID.....: 403938	
		Instrument ID..: 6500ICP		MS Run #.....: 0301240	MDL.....: 0.14	

(Continued on next page)

MACTEC Engineering and Consulting Inc

Client Sample ID: B6-0406

TOTAL Metals

Lot-Sample #...: C0J250457-003 **Matrix.....:** SOLID

PARAMETER	RESULT	REPORTING LIMIT	UNITS	METHOD	PREPARATION-ANALYSIS DATE	WORK ORDER #
Copper	**213**	**4.3**	**mg/kg**	**SW846 6010B**	**10/28-11/02/10**	**L82431A0**
		Dilution Factor: 1.44		Analysis Time..: 13:51	Analyst ID.....: 403938	
		Instrument ID..: 6500ICP		MS Run #.....: 0301240	MDL.....: 0.58	
Iron	**29700**	**17.0**	**mg/kg**	**SW846 6010B**	**10/28-11/02/10**	**L82431A1**
		Dilution Factor: 1.44		Analysis Time..: 13:51	Analyst ID.....: 403938	
		Instrument ID..: 6500ICP		MS Run #.....: 0301240	MDL.....: 5.1	
Potassium	**1590**	**852**	**mg/kg**	**SW846 6010B**	**10/28-11/02/10**	**L82431A2**
		Dilution Factor: 1.44		Analysis Time..: 13:51	Analyst ID.....: 403938	
		Instrument ID..: 6500ICP		MS Run #.....: 0301240	MDL.....: 71.9	
Magnesium	**3940**	**852**	**mg/kg**	**SW846 6010B**	**10/28-11/02/10**	**L82431A3**
		Dilution Factor: 1.44		Analysis Time..: 13:51	Analyst ID.....: 403938	
		Instrument ID..: 6500ICP		MS Run #.....: 0301240	MDL.....: 3.8	
Manganese	**398**	**2.6**	**mg/kg**	**SW846 6010B**	**10/28-11/02/10**	**L82431A4**
		Dilution Factor: 1.44		Analysis Time..: 13:51	Analyst ID.....: 403938	
		Instrument ID..: 6500ICP		MS Run #.....: 0301240	MDL.....: 0.082	
Sodium	**328 B**	**852**	**mg/kg**	**SW846 6010B**	**10/28-11/02/10**	**L82431A5**
		Dilution Factor: 1.44		Analysis Time..: 13:51	Analyst ID.....: 403938	
		Instrument ID..: 6500ICP		MS Run #.....: 0301240	MDL.....: 14.0	
Nickel	**18.6**	**3.4**	**mg/kg**	**SW846 6010B**	**10/28-11/02/10**	**L82431A6**
		Dilution Factor: 0.72		Analysis Time..: 13:26	Analyst ID.....: 403938	
		Instrument ID..: 6500ICP		MS Run #.....: 0301240	MDL.....: 0.33	
Lead	**335**	**0.26**	**mg/kg**	**SW846 6010B**	**10/28-11/02/10**	**L82431AA**
		Dilution Factor: 0.72		Analysis Time..: 13:26	Analyst ID.....: 403938	
		Instrument ID..: 6500ICP		MS Run #.....: 0301240	MDL.....: 0.12	
Selenium	**2.6**	**0.85**	**mg/kg**	**SW846 6010B**	**10/28-11/02/10**	**L82431AC**
		Dilution Factor: 1.44		Analysis Time..: 13:51	Analyst ID.....: 403938	
		Instrument ID..: 6500ICP		MS Run #.....: 0301240	MDL.....: 0.35	
Thallium	ND	0.85	mg/kg	SW846 6010B	10/28-11/02/10	L82431AD
		Dilution Factor: 0.72		Analysis Time..: 13:26	Analyst ID.....: 403938	
		Instrument ID..: 6500ICP		MS Run #.....: 0301240	MDL.....: 0.18	

(Continued on next page)

MACTEC Engineering and Consulting Inc

Client Sample ID: B6-0406

TOTAL Metals

Lot-Sample #...: C0J250457-003 **Matrix.....:** SOLID

PARAMETER	RESULT	REPORTING LIMIT	UNITS	METHOD	PREPARATION-ANALYSIS DATE	WORK ORDER #
Antimony	**0.41 B**	**1.7**	**mg/kg**	**SW846 6010B**	**10/28-11/02/10**	**L82431AE**
		Dilution Factor: 1.44		Analysis Time..: 13:51	Analyst ID.....: 403938	
		Instrument ID..: 6500ICP		MS Run #.....: 0301240	MDL.....: 0.28	
Vanadium	**15.3**	**8.5**	**mg/kg**	**SW846 6010B**	**10/28-11/02/10**	**L82431AF**
		Dilution Factor: 1.44		Analysis Time..: 13:51	Analyst ID.....: 403938	
		Instrument ID..: 6500ICP		MS Run #.....: 0301240	MDL.....: 0.32	
Zinc	**216 J**	**3.4**	**mg/kg**	**SW846 6010B**	**10/28-11/02/10**	**L82431AG**
		Dilution Factor: 1.44		Analysis Time..: 13:51	Analyst ID.....: 403938	
		Instrument ID..: 6500ICP		MS Run #.....: 0301240	MDL.....: 0.38	
Prep Batch #...: 0312034						
Mercury	**1.5**	**0.039**	**mg/kg**	**SW846 7471A**	**11/08/10**	**L82431AH**
		Dilution Factor: 1		Analysis Time..: 09:53	Analyst ID.....: 031043	
		Instrument ID..: HGHYDRA		MS Run #.....: 0312033	MDL.....: 0.013	

NOTE(S):

Results and reporting limits have been adjusted for dry weight.

J Method blank contamination. The associated method blank contains the target analyte at a reportable level.

B Estimated result. Result is less than RL.

MACTEC Engineering and Consulting Inc

Client Sample ID: B8-0002

TOTAL Metals

Lot-Sample #...: C0J250457-004 **Matrix.....:** SOLID
Date Sampled...: 10/22/10 **Date Received..:** 10/23/10
% Moisture.....: 19

PARAMETER	RESULT	REPORTING LIMIT	UNITS	METHOD	PREPARATION-ANALYSIS DATE	WORK ORDER #
Prep Batch #...: 0301449						
Silver	ND	0.61	mg/kg	SW846 6010B	10/28-11/02/10	L82441AW
		Dilution Factor: 0.99		Analysis Time..: 13:31	Analyst ID.....: 403938	
		Instrument ID..: 6500ICP		MS Run #.....: 0301240	MDL.....: 0.071	
Aluminum	**4570**	**24.5**	**mg/kg**	**SW846 6010B**	**10/28-11/02/10**	**L82441AX**
		Dilution Factor: 0.99		Analysis Time..: 13:31	Analyst ID.....: 403938	
		Instrument ID..: 6500ICP		MS Run #.....: 0301240	MDL.....: 1.3	
Arsenic	**47.0**	**1.2**	**mg/kg**	**SW846 6010B**	**10/28-11/02/10**	**L82441A0**
		Dilution Factor: 0.99		Analysis Time..: 13:31	Analyst ID.....: 403938	
		Instrument ID..: 6500ICP		MS Run #.....: 0301240	MDL.....: 0.27	
Barium	**34.5**	**24.5**	**mg/kg**	**SW846 6010B**	**10/28-11/02/10**	**L82441A1**
		Dilution Factor: 0.99		Analysis Time..: 13:31	Analyst ID.....: 403938	
		Instrument ID..: 6500ICP		MS Run #.....: 0301240	MDL.....: 0.061	
Beryllium	**0.66**	**0.49**	**mg/kg**	**SW846 6010B**	**10/28-11/02/10**	**L82441A2**
		Dilution Factor: 0.99		Analysis Time..: 13:31	Analyst ID.....: 403938	
		Instrument ID..: 6500ICP		MS Run #.....: 0301240	MDL.....: 0.018	
Calcium	**9000 J**	**613**	**mg/kg**	**SW846 6010B**	**10/28-11/02/10**	**L82441A3**
		Dilution Factor: 0.99		Analysis Time..: 13:31	Analyst ID.....: 403938	
		Instrument ID..: 6500ICP		MS Run #.....: 0301240	MDL.....: 1.2	
Cadmium	**0.12 B**	**0.61**	**mg/kg**	**SW846 6010B**	**10/28-11/02/10**	**L82441A4**
		Dilution Factor: 0.99		Analysis Time..: 13:31	Analyst ID.....: 403938	
		Instrument ID..: 6500ICP		MS Run #.....: 0301240	MDL.....: 0.029	
Cobalt	**8.7**	**6.1**	**mg/kg**	**SW846 6010B**	**10/28-11/02/10**	**L82441A5**
		Dilution Factor: 0.99		Analysis Time..: 13:31	Analyst ID.....: 403938	
		Instrument ID..: 6500ICP		MS Run #.....: 0301240	MDL.....: 0.11	
Chromium	**7.6**	**0.61**	**mg/kg**	**SW846 6010B**	**10/28-11/02/10**	**L82441A6**
		Dilution Factor: 0.99		Analysis Time..: 13:31	Analyst ID.....: 403938	
		Instrument ID..: 6500ICP		MS Run #.....: 0301240	MDL.....: 0.10	

(Continued on next page)

MACTEC Engineering and Consulting Inc

Client Sample ID: B8-0002

TOTAL Metals

Lot-Sample #...: C0J250457-004 **Matrix.....:** SOLID

PARAMETER	RESULT	REPORTING LIMIT	UNITS	METHOD	PREPARATION-ANALYSIS DATE	WORK ORDER #
Copper	**16.9**	**3.1**	**mg/kg**	**SW846 6010B**	**10/28-11/02/10**	**L82441AA**
		Dilution Factor: 0.99		Analysis Time..: 13:31	Analyst ID.....: 403938	
		Instrument ID..: 6500ICP		MS Run #.....: 0301240	MDL.....: 0.42	
Iron	**23700**	**12.3**	**mg/kg**	**SW846 6010B**	**10/28-11/02/10**	**L82441AC**
		Dilution Factor: 0.99		Analysis Time..: 13:31	Analyst ID.....: 403938	
		Instrument ID..: 6500ICP		MS Run #.....: 0301240	MDL.....: 3.6	
Potassium	**476 B**	**613**	**mg/kg**	**SW846 6010B**	**10/28-11/02/10**	**L82441AD**
		Dilution Factor: 0.99		Analysis Time..: 13:31	Analyst ID.....: 403938	
		Instrument ID..: 6500ICP		MS Run #.....: 0301240	MDL.....: 51.7	
Magnesium	**419 B**	**613**	**mg/kg**	**SW846 6010B**	**10/28-11/02/10**	**L82441AE**
		Dilution Factor: 0.99		Analysis Time..: 13:31	Analyst ID.....: 403938	
		Instrument ID..: 6500ICP		MS Run #.....: 0301240	MDL.....: 2.7	
Manganese	**57.7**	**1.8**	**mg/kg**	**SW846 6010B**	**10/28-11/02/10**	**L82441AF**
		Dilution Factor: 0.99		Analysis Time..: 13:31	Analyst ID.....: 403938	
		Instrument ID..: 6500ICP		MS Run #.....: 0301240	MDL.....: 0.059	
Sodium	**188 B**	**613**	**mg/kg**	**SW846 6010B**	**10/28-11/02/10**	**L82441AG**
		Dilution Factor: 0.99		Analysis Time..: 13:31	Analyst ID.....: 403938	
		Instrument ID..: 6500ICP		MS Run #.....: 0301240	MDL.....: 10.1	
Nickel	**21.1**	**4.9**	**mg/kg**	**SW846 6010B**	**10/28-11/02/10**	**L82441AH**
		Dilution Factor: 0.99		Analysis Time..: 13:31	Analyst ID.....: 403938	
		Instrument ID..: 6500ICP		MS Run #.....: 0301240	MDL.....: 0.47	
Lead	**6.7**	**0.37**	**mg/kg**	**SW846 6010B**	**10/28-11/02/10**	**L82441AJ**
		Dilution Factor: 0.99		Analysis Time..: 13:31	Analyst ID.....: 403938	
		Instrument ID..: 6500ICP		MS Run #.....: 0301240	MDL.....: 0.18	
Selenium	**1.4**	**0.61**	**mg/kg**	**SW846 6010B**	**10/28-11/02/10**	**L82441AK**
		Dilution Factor: 0.99		Analysis Time..: 13:31	Analyst ID.....: 403938	
		Instrument ID..: 6500ICP		MS Run #.....: 0301240	MDL.....: 0.25	
Thallium	**0.55 B**	**1.2**	**mg/kg**	**SW846 6010B**	**10/28-11/02/10**	**L82441AL**
		Dilution Factor: 0.99		Analysis Time..: 13:31	Analyst ID.....: 403938	
		Instrument ID..: 6500ICP		MS Run #.....: 0301240	MDL.....: 0.25	

(Continued on next page)

MACTEC Engineering and Consulting Inc

Client Sample ID: B8-0002

TOTAL Metals

Lot-Sample #...: C0J250457-004 **Matrix.....:** SOLID

PARAMETER	RESULT	REPORTING LIMIT	UNITS	METHOD	PREPARATION-ANALYSIS DATE	WORK ORDER #
Antimony	ND	1.2	mg/kg	SW846 6010B	10/28-11/02/10	L82441AM
		Dilution Factor: 0.99		Analysis Time..: 13:31	Analyst ID.....: 403938	
		Instrument ID..: 6500ICP		MS Run #.....: 0301240	MDL.....: 0.20	
Vanadium	**17.5**	**6.1**	**mg/kg**	**SW846 6010B**	**10/28-11/02/10**	**L82441AN**
		Dilution Factor: 0.99		Analysis Time..: 13:31	Analyst ID.....: 403938	
		Instrument ID..: 6500ICP		MS Run #.....: 0301240	MDL.....: 0.23	
Zinc	**15.0 J**	**2.5**	**mg/kg**	**SW846 6010B**	**10/28-11/02/10**	**L82441AP**
		Dilution Factor: 0.99		Analysis Time..: 13:31	Analyst ID.....: 403938	
		Instrument ID..: 6500ICP		MS Run #.....: 0301240	MDL.....: 0.27	
Prep Batch #...: 0312034						
Mercury	**0.058**	**0.041**	**mg/kg**	**SW846 7471A**	**11/08/10**	**L82441AQ**
		Dilution Factor: 1		Analysis Time..: 09:55	Analyst ID.....: 031043	
		Instrument ID..: HGHYDRA		MS Run #.....: 0312033	MDL.....: 0.013	

NOTE(S):

Results and reporting limits have been adjusted for dry weight.

J Method blank contamination. The associated method blank contains the target analyte at a reportable level.

B Estimated result. Result is less than RL.

METHOD BLANK REPORT

TOTAL Metals

Client Lot #...: C0J250457 **Matrix.....:** SOLID

PARAMETER	RESULT	REPORTING LIMIT	UNITS	METHOD	PREPARATION-ANALYSIS DATE	WORK ORDER #
MB Lot-Sample #: C0J280000-449 **Prep Batch #...:** 0301449						
Silver	ND	0.32	mg/kg	SW846 6010B	10/28-11/02/10	L89H01AA
		Dilution Factor: 0.63				
		Analysis Time..: 12:10		Analyst ID.....: 403938	Instrument ID..: 650	
Aluminum	ND	12.6	mg/kg	SW846 6010B	10/28-11/02/10	L89H01AC
		Dilution Factor: 0.63				
		Analysis Time..: 12:10		Analyst ID.....: 403938	Instrument ID..: 650	
Arsenic	ND	0.63	mg/kg	SW846 6010B	10/28-11/02/10	L89H01AD
		Dilution Factor: 0.63				
		Analysis Time..: 12:10		Analyst ID.....: 403938	Instrument ID..: 650	
Barium	ND	12.6	mg/kg	SW846 6010B	10/28-11/02/10	L89H01AE
		Dilution Factor: 0.63				
		Analysis Time..: 12:10		Analyst ID.....: 403938	Instrument ID..: 650	
Beryllium	ND	0.25	mg/kg	SW846 6010B	10/28-11/02/10	L89H01AF
		Dilution Factor: 0.63				
		Analysis Time..: 12:10		Analyst ID.....: 403938	Instrument ID..: 650	
Calcium	**1.1 B**	**315**	**mg/kg**	**SW846 6010B**	**10/28-11/02/10**	**L89H01AG**
		Dilution Factor: 0.63				
		Analysis Time..: 12:10		Analyst ID.....: 403938	Instrument ID..: 650	
Cadmium	ND	0.32	mg/kg	SW846 6010B	10/28-11/02/10	L89H01AH
		Dilution Factor: 0.63				
		Analysis Time..: 12:10		Analyst ID.....: 403938	Instrument ID..: 650	
Cobalt	ND	3.2	mg/kg	SW846 6010B	10/28-11/02/10	L89H01AJ
		Dilution Factor: 0.63				
		Analysis Time..: 12:10		Analyst ID.....: 403938	Instrument ID..: 650	
Chromium	ND	0.32	mg/kg	SW846 6010B	10/28-11/02/10	L89H01AK
		Dilution Factor: 0.63				
		Analysis Time..: 12:10		Analyst ID.....: 403938	Instrument ID..: 650	
Copper	ND	1.6	mg/kg	SW846 6010B	10/28-11/02/10	L89H01AL
		Dilution Factor: 0.63				
		Analysis Time..: 12:10		Analyst ID.....: 403938	Instrument ID..: 650	
Iron	ND	6.3	mg/kg	SW846 6010B	10/28-11/02/10	L89H01AM
		Dilution Factor: 0.63				
		Analysis Time..: 12:10		Analyst ID.....: 403938	Instrument ID..: 650	

(Continued on next page)

METHOD BLANK REPORT

TOTAL Metals

Client Lot #...: C0J250457 **Matrix.....:** SOLID

PARAMETER	RESULT	REPORTING LIMIT	UNITS	METHOD	PREPARATION-ANALYSIS DATE	WORK ORDER #
Potassium	ND	315	mg/kg	SW846 6010B	10/28-11/02/10	L89H01AN
		Dilution Factor: 0.63				
		Analysis Time..: 12:10		Analyst ID.....: 403938	Instrument ID..: 650	
Magnesium	ND	315	mg/kg	SW846 6010B	10/28-11/02/10	L89H01AP
		Dilution Factor: 0.63				
		Analysis Time..: 12:10		Analyst ID.....: 403938	Instrument ID..: 650	
Manganese	ND	0.94	mg/kg	SW846 6010B	10/28-11/02/10	L89H01AQ
		Dilution Factor: 0.63				
		Analysis Time..: 12:10		Analyst ID.....: 403938	Instrument ID..: 650	
Sodium	ND	315	mg/kg	SW846 6010B	10/28-11/02/10	L89H01AR
		Dilution Factor: 0.63				
		Analysis Time..: 12:10		Analyst ID.....: 403938	Instrument ID..: 650	
Nickel	ND	2.5	mg/kg	SW846 6010B	10/28-11/02/10	L89H01AT
		Dilution Factor: 0.63				
		Analysis Time..: 12:10		Analyst ID.....: 403938	Instrument ID..: 650	
Lead	ND	0.19	mg/kg	SW846 6010B	10/28-11/02/10	L89H01AU
		Dilution Factor: 0.63				
		Analysis Time..: 12:10		Analyst ID.....: 403938	Instrument ID..: 650	
Selenium	ND	0.32	mg/kg	SW846 6010B	10/28-11/02/10	L89H01AV
		Dilution Factor: 0.63				
		Analysis Time..: 12:10		Analyst ID.....: 403938	Instrument ID..: 650	
Thallium	ND	0.63	mg/kg	SW846 6010B	10/28-11/02/10	L89H01AW
		Dilution Factor: 0.63				
		Analysis Time..: 12:10		Analyst ID.....: 403938	Instrument ID..: 650	
Antimony	ND	0.63	mg/kg	SW846 6010B	10/28-11/02/10	L89H01AX
		Dilution Factor: 0.63				
		Analysis Time..: 12:10		Analyst ID.....: 403938	Instrument ID..: 650	
Vanadium	ND	3.2	mg/kg	SW846 6010B	10/28-11/02/10	L89H01A0
		Dilution Factor: 0.63				
		Analysis Time..: 12:10		Analyst ID.....: 403938	Instrument ID..: 650	
Zinc	**0.18 B**	1.3	**mg/kg**	**SW846 6010B**	**10/28-11/02/10**	**L89H01A1**
		Dilution Factor: 0.63				
		Analysis Time..: 12:10		Analyst ID.....: 403938	Instrument ID..: 650	

(Continued on next page)

METHOD BLANK REPORT

TOTAL Metals

Client Lot #...: C0J250457 **Matrix.....:** SOLID

PARAMETER	RESULT	REPORTING LIMIT	UNITS	METHOD	PREPARATION-ANALYSIS DATE	WORK ORDER #
MB Lot-Sample #: C0K080000-034 **Prep Batch #...:** 0312034						
Mercury	ND	0.033	mg/kg	SW846 7471A	11/08/10	L9NRH1AA

Dilution Factor: 1

Analysis Time..: 09:46 Analyst ID.....: 031043 Instrument ID..: HGH

NOTE(S):

Calculations are performed before rounding to avoid round-off errors in calculated results.

B Estimated result. Result is less than RL.

LABORATORY CONTROL SAMPLE EVALUATION REPORT

TOTAL Metals

Client Lot #...: C0J250457 **Matrix.....:** SOLID

PARAMETER	PERCENT RECOVERY	RECOVERY LIMITS	METHOD	PREPARATION-ANALYSIS DATE	WORK ORDER #
LCS Lot-Sample#: C0J280000-449 **Prep Batch #...:** 0301449					
Silver	92	(80 - 120)	SW846 6010B	10/28-11/02/10	L89H01A2
		Dilution Factor: 0.88	Analysis Time..: 12:15	Analyst ID.....: 403938	
		Instrument ID..: 6500ICP			
Aluminum	100	(80 - 120)	SW846 6010B	10/28-11/02/10	L89H01A3
		Dilution Factor: 0.88	Analysis Time..: 12:15	Analyst ID.....: 403938	
		Instrument ID..: 6500ICP			
Arsenic	103	(80 - 120)	SW846 6010B	10/28-11/02/10	L89H01A4
		Dilution Factor: 0.88	Analysis Time..: 12:15	Analyst ID.....: 403938	
		Instrument ID..: 6500ICP			
Barium	99	(80 - 120)	SW846 6010B	10/28-11/02/10	L89H01A5
		Dilution Factor: 0.88	Analysis Time..: 12:15	Analyst ID.....: 403938	
		Instrument ID..: 6500ICP			
Beryllium	100	(80 - 120)	SW846 6010B	10/28-11/02/10	L89H01A6
		Dilution Factor: 0.88	Analysis Time..: 12:15	Analyst ID.....: 403938	
		Instrument ID..: 6500ICP			
Calcium	102	(80 - 120)	SW846 6010B	10/28-11/02/10	L89H01A7
		Dilution Factor: 0.88	Analysis Time..: 12:15	Analyst ID.....: 403938	
		Instrument ID..: 6500ICP			
Cadmium	98	(80 - 120)	SW846 6010B	10/28-11/02/10	L89H01A8
		Dilution Factor: 0.88	Analysis Time..: 12:15	Analyst ID.....: 403938	
		Instrument ID..: 6500ICP			
Cobalt	103	(80 - 120)	SW846 6010B	10/28-11/02/10	L89H01A9
		Dilution Factor: 0.88	Analysis Time..: 12:15	Analyst ID.....: 403938	
		Instrument ID..: 6500ICP			
Chromium	99	(80 - 120)	SW846 6010B	10/28-11/02/10	L89H01CA
		Dilution Factor: 0.88	Analysis Time..: 12:15	Analyst ID.....: 403938	
		Instrument ID..: 6500ICP			
Copper	100	(80 - 120)	SW846 6010B	10/28-11/02/10	L89H01CC
		Dilution Factor: 0.88	Analysis Time..: 12:15	Analyst ID.....: 403938	
		Instrument ID..: 6500ICP			

(Continued on next page)

LABORATORY CONTROL SAMPLE EVALUATION REPORT

TOTAL Metals

Client Lot #...: C0J250457 **Matrix.....:** SOLID

PARAMETER	PERCENT RECOVERY	RECOVERY LIMITS	METHOD	PREPARATION-ANALYSIS DATE	WORK ORDER #
Iron	106	(80 - 120)	SW846 6010B	10/28-11/02/10	L89H01CD
		Dilution Factor: 0.88	Analysis Time..: 12:15	Analyst ID.....: 403938	
		Instrument ID..: 6500ICP			
Potassium	96	(80 - 120)	SW846 6010B	10/28-11/02/10	L89H01CE
		Dilution Factor: 0.88	Analysis Time..: 12:15	Analyst ID.....: 403938	
		Instrument ID..: 6500ICP			
Magnesium	98	(80 - 120)	SW846 6010B	10/28-11/02/10	L89H01CF
		Dilution Factor: 0.88	Analysis Time..: 12:15	Analyst ID.....: 403938	
		Instrument ID..: 6500ICP			
Manganese	100	(80 - 120)	SW846 6010B	10/28-11/02/10	L89H01CG
		Dilution Factor: 0.88	Analysis Time..: 12:15	Analyst ID.....: 403938	
		Instrument ID..: 6500ICP			
Sodium	101	(80 - 120)	SW846 6010B	10/28-11/02/10	L89H01CH
		Dilution Factor: 0.88	Analysis Time..: 12:15	Analyst ID.....: 403938	
		Instrument ID..: 6500ICP			
Nickel	104	(80 - 120)	SW846 6010B	10/28-11/02/10	L89H01CJ
		Dilution Factor: 0.88	Analysis Time..: 12:15	Analyst ID.....: 403938	
		Instrument ID..: 6500ICP			
Lead	99	(80 - 120)	SW846 6010B	10/28-11/02/10	L89H01CK
		Dilution Factor: 0.88	Analysis Time..: 12:15	Analyst ID.....: 403938	
		Instrument ID..: 6500ICP			
Selenium	102	(80 - 120)	SW846 6010B	10/28-11/02/10	L89H01CL
		Dilution Factor: 0.88	Analysis Time..: 12:15	Analyst ID.....: 403938	
		Instrument ID..: 6500ICP			
Thallium	96	(80 - 120)	SW846 6010B	10/28-11/02/10	L89H01CM
		Dilution Factor: 0.88	Analysis Time..: 12:15	Analyst ID.....: 403938	
		Instrument ID..: 6500ICP			
Antimony	98	(80 - 120)	SW846 6010B	10/28-11/02/10	L89H01CN
		Dilution Factor: 0.88	Analysis Time..: 12:15	Analyst ID.....: 403938	
		Instrument ID..: 6500ICP			
Vanadium	99	(80 - 120)	SW846 6010B	10/28-11/02/10	L89H01CP
		Dilution Factor: 0.88	Analysis Time..: 12:15	Analyst ID.....: 403938	
		Instrument ID..: 6500ICP			

(Continued on next page)

LABORATORY CONTROL SAMPLE EVALUATION REPORT

TOTAL Metals

Client Lot #...: C0J250457 **Matrix.....:** SOLID

PARAMETER	PERCENT RECOVERY	RECOVERY LIMITS	METHOD	PREPARATION-ANALYSIS DATE	WORK ORDER #
Zinc	99	(80 - 120)	SW846 6010B	10/28-11/02/10	L89H01CQ

Dilution Factor: 0.88 Analysis Time..: 12:15 Analyst ID.....: 403938
Instrument ID..: 6500ICP

LCS Lot-Sample#: C0K080000-034 **Prep Batch #...:** 0312034

Mercury	100	(80 - 120)	SW846 7471A	11/08/10	L9NRH1AC

Dilution Factor: 1 Analysis Time..: 09:48 Analyst ID.....: 031043
Instrument ID..: HGHYDRA

NOTE(S):

Calculations are performed before rounding to avoid round-off errors in calculated results.

LABORATORY CONTROL SAMPLE DATA REPORT

TOTAL Metals

Client Lot #...: C0J250457 **Matrix.....:** SOLID

PARAMETER	SPIKE AMOUNT	MEASURED AMOUNT	UNITS	PERCNT RECVRY	METHOD	PREPARATION-ANALYSIS DATE	WORK ORDER #
LCS Lot-Sample#: C0J280000-449 **Prep Batch #...:** 0301449							
Silver	4.40	4.04	mg/kg	92	SW846 6010B	10/28-11/02/10	L89H01A2
			Dilution Factor: 0.88		Analysis Time..: 12:15	Analyst ID.....: 403938	
			Instrument ID..: 6500ICP				
Aluminum	176	177	mg/kg	100	SW846 6010B	10/28-11/02/10	L89H01A3
			Dilution Factor: 0.88		Analysis Time..: 12:15	Analyst ID.....: 403938	
			Instrument ID..: 6500ICP				
Arsenic	176	182	mg/kg	103	SW846 6010B	10/28-11/02/10	L89H01A4
			Dilution Factor: 0.88		Analysis Time..: 12:15	Analyst ID.....: 403938	
			Instrument ID..: 6500ICP				
Barium	176	174	mg/kg	99	SW846 6010B	10/28-11/02/10	L89H01A5
			Dilution Factor: 0.88		Analysis Time..: 12:15	Analyst ID.....: 403938	
			Instrument ID..: 6500ICP				
Beryllium	4.40	4.39	mg/kg	100	SW846 6010B	10/28-11/02/10	L89H01A6
			Dilution Factor: 0.88		Analysis Time..: 12:15	Analyst ID.....: 403938	
			Instrument ID..: 6500ICP				
Calcium	4400	4480	mg/kg	102	SW846 6010B	10/28-11/02/10	L89H01A7
			Dilution Factor: 0.88		Analysis Time..: 12:15	Analyst ID.....: 403938	
			Instrument ID..: 6500ICP				
Cadmium	4.40	4.33	mg/kg	98	SW846 6010B	10/28-11/02/10	L89H01A8
			Dilution Factor: 0.88		Analysis Time..: 12:15	Analyst ID.....: 403938	
			Instrument ID..: 6500ICP				
Cobalt	44.0	45.4	mg/kg	103	SW846 6010B	10/28-11/02/10	L89H01A9
			Dilution Factor: 0.88		Analysis Time..: 12:15	Analyst ID.....: 403938	
			Instrument ID..: 6500ICP				
Chromium	17.6	17.4	mg/kg	99	SW846 6010B	10/28-11/02/10	L89H01CA
			Dilution Factor: 0.88		Analysis Time..: 12:15	Analyst ID.....: 403938	
			Instrument ID..: 6500ICP				
Copper	22.0	22.0	mg/kg	100	SW846 6010B	10/28-11/02/10	L89H01CC
			Dilution Factor: 0.88		Analysis Time..: 12:15	Analyst ID.....: 403938	
			Instrument ID..: 6500ICP				

(Continued on next page)

LABORATORY CONTROL SAMPLE DATA REPORT

TOTAL Metals

Client Lot #...: C0J250457 **Matrix.....:** SOLID

PARAMETER	SPIKE AMOUNT	MEASURED AMOUNT	UNITS	PERCNT RECVRY	METHOD	PREPARATION-ANALYSIS DATE	WORK ORDER #
Iron	88.0	93.6	mg/kg	106	SW846 6010B	10/28-11/02/10	L89H01CD
		Dilution Factor: 0.88		Analysis Time..: 12:15		Analyst ID.....: 403938	
		Instrument ID..: 6500ICP					
Potassium	4400	4200	mg/kg	96	SW846 6010B	10/28-11/02/10	L89H01CE
		Dilution Factor: 0.88		Analysis Time..: 12:15		Analyst ID.....: 403938	
		Instrument ID..: 6500ICP					
Magnesium	4400	4300	mg/kg	98	SW846 6010B	10/28-11/02/10	L89H01CF
		Dilution Factor: 0.88		Analysis Time..: 12:15		Analyst ID.....: 403938	
		Instrument ID..: 6500ICP					
Manganese	44.0	43.9	mg/kg	100	SW846 6010B	10/28-11/02/10	L89H01CG
		Dilution Factor: 0.88		Analysis Time..: 12:15		Analyst ID.....: 403938	
		Instrument ID..: 6500ICP					
Sodium	4400	4430	mg/kg	101	SW846 6010B	10/28-11/02/10	L89H01CH
		Dilution Factor: 0.88		Analysis Time..: 12:15		Analyst ID.....: 403938	
		Instrument ID..: 6500ICP					
Nickel	44.0	45.8	mg/kg	104	SW846 6010B	10/28-11/02/10	L89H01CJ
		Dilution Factor: 0.88		Analysis Time..: 12:15		Analyst ID.....: 403938	
		Instrument ID..: 6500ICP					
Lead	44.0	43.7	mg/kg	99	SW846 6010B	10/28-11/02/10	L89H01CK
		Dilution Factor: 0.88		Analysis Time..: 12:15		Analyst ID.....: 403938	
		Instrument ID..: 6500ICP					
Selenium	176	179	mg/kg	102	SW846 6010B	10/28-11/02/10	L89H01CL
		Dilution Factor: 0.88		Analysis Time..: 12:15		Analyst ID.....: 403938	
		Instrument ID..: 6500ICP					
Thallium	176	169	mg/kg	96	SW846 6010B	10/28-11/02/10	L89H01CM
		Dilution Factor: 0.88		Analysis Time..: 12:15		Analyst ID.....: 403938	
		Instrument ID..: 6500ICP					
Antimony	44.0	43.1	mg/kg	98	SW846 6010B	10/28-11/02/10	L89H01CN
		Dilution Factor: 0.88		Analysis Time..: 12:15		Analyst ID.....: 403938	
		Instrument ID..: 6500ICP					
Vanadium	44.0	43.5	mg/kg	99	SW846 6010B	10/28-11/02/10	L89H01CP
		Dilution Factor: 0.88		Analysis Time..: 12:15		Analyst ID.....: 403938	
		Instrument ID..: 6500ICP					

(Continued on next page)

LABORATORY CONTROL SAMPLE DATA REPORT

TOTAL Metals

Client Lot #...: C0J250457 **Matrix.....:** SOLID

PARAMETER	SPIKE AMOUNT	MEASURED AMOUNT	UNITS	PERCNT RECVRY	METHOD	PREPARATION-ANALYSIS DATE	WORK ORDER #
Zinc	44.0	43.6	mg/kg	99	SW846 6010B	10/28-11/02/10	L89H01CQ

Dilution Factor: 0.88 Analysis Time..: 12:15 Analyst ID.....: 403938
Instrument ID..: 6500ICP

LCS Lot-Sample#: C0K080000-034 **Prep Batch #...:** 0312034

Mercury	0.417	0.418	mg/kg	100	SW846 7471A	11/08/10	L9NRH1AC

Dilution Factor: 1 Analysis Time..: 09:48 Analyst ID.....: 031043
Instrument ID..: HGHYDRA

NOTE(S):

Calculations are performed before rounding to avoid round-off errors in calculated results.

MATRIX SPIKE SAMPLE EVALUATION REPORT

TOTAL Metals

Client Lot #...: C0J250457 **Matrix.....:** SOLID
Date Sampled...: 10/20/10 **Date Received..:** 10/22/10

PARAMETER	PERCENT RECOVERY	RECOVERY LIMITS	RPD	RPD LIMITS	METHOD	PREPARATION-ANALYSIS DATE	WORK ORDER #
MS Lot-Sample #: C0J220550-001 **Prep Batch #...:** 0301449							
						% Moisture.....: 6.4	
Silver	82	(75 - 125)			SW846 6010B	10/28-11/02/10	L80RK1CM
	84	(75 - 125)	10	(0-20)	SW846 6010B	10/28-11/02/10	L80RK1CN
		Dilution Factor: 0.84					
		Analysis Time..: 12:29			Instrument ID..: 6500ICP	Analyst ID.....: 403938	
		MS Run #.....: 0301240					
Aluminum	NC	(75 - 125)			SW846 6010B	10/28-11/02/10	L80RK1CP
	NC	(75 - 125)		(0-20)	SW846 6010B	10/28-11/02/10	L80RK1CQ
		Dilution Factor: 0.84					
		Analysis Time..: 12:29			Instrument ID..: 6500ICP	Analyst ID.....: 403938	
		MS Run #.....: 0301240					
Arsenic	89	(75 - 125)			SW846 6010B	10/28-11/02/10	L80RK1CR
	92	(75 - 125)	11	(0-20)	SW846 6010B	10/28-11/02/10	L80RK1CT
		Dilution Factor: 0.84					
		Analysis Time..: 12:29			Instrument ID..: 6500ICP	Analyst ID.....: 403938	
		MS Run #.....: 0301240					
Barium	88	(75 - 125)			SW846 6010B	10/28-11/02/10	L80RK1CU
	90	(75 - 125)	8.2	(0-20)	SW846 6010B	10/28-11/02/10	L80RK1CV
		Dilution Factor: 0.84					
		Analysis Time..: 12:29			Instrument ID..: 6500ICP	Analyst ID.....: 403938	
		MS Run #.....: 0301240					
Beryllium	85	(75 - 125)			SW846 6010B	10/28-11/02/10	L80RK1CW
	90	(75 - 125)	13	(0-20)	SW846 6010B	10/28-11/02/10	L80RK1CX
		Dilution Factor: 0.84					
		Analysis Time..: 12:29			Instrument ID..: 6500ICP	Analyst ID.....: 403938	
		MS Run #.....: 0301240					
Calcium	215 N	(75 - 125)			SW846 6010B	10/28-11/02/10	L80RK1C0
	133 N	(75 - 125)	17	(0-20)	SW846 6010B	10/28-11/02/10	L80RK1C1
		Dilution Factor: 0.84					
		Analysis Time..: 12:29			Instrument ID..: 6500ICP	Analyst ID.....: 403938	
		MS Run #.....: 0301240					
Cadmium	82	(75 - 125)			SW846 6010B	10/28-11/02/10	L80RK1C2
	85	(75 - 125)	12	(0-20)	SW846 6010B	10/28-11/02/10	L80RK1C3
		Dilution Factor: 0.84					
		Analysis Time..: 12:29			Instrument ID..: 6500ICP	Analyst ID.....: 403938	
		MS Run #.....: 0301240					

(Continued on next page)

MATRIX SPIKE SAMPLE EVALUATION REPORT

TOTAL Metals

Client Lot #...: C0J250457 **Matrix.....:** SOLID
Date Sampled...: 10/20/10 **Date Received..:** 10/22/10

PARAMETER	PERCENT RECOVERY	RECOVERY LIMITS	RPD	RPD LIMITS	METHOD	PREPARATION-ANALYSIS DATE	WORK ORDER #
Cobalt	103	(75 - 125)			SW846 6010B	10/28-11/02/10	L80RK1C4
	105	(75 - 125)	9.1	(0-20)	SW846 6010B	10/28-11/02/10	L80RK1C5
		Dilution Factor: 0.84					
		Analysis Time..: 12:29			Instrument ID..: 6500ICP	Analyst ID.....: 403938	
		MS Run #.....: 0301240					
Chromium	93	(75 - 125)			SW846 6010B	10/28-11/02/10	L80RK1C6
	97	(75 - 125)	8.8	(0-20)	SW846 6010B	10/28-11/02/10	L80RK1C7
		Dilution Factor: 0.84					
		Analysis Time..: 12:29			Instrument ID..: 6500ICP	Analyst ID.....: 403938	
		MS Run #.....: 0301240					
Copper	80	(75 - 125)			SW846 6010B	10/28-11/02/10	L80RK1C8
	81	(75 - 125)	4.7	(0-20)	SW846 6010B	10/28-11/02/10	L80RK1C9
		Dilution Factor: 0.84					
		Analysis Time..: 12:29			Instrument ID..: 6500ICP	Analyst ID.....: 403938	
		MS Run #.....: 0301240					
Iron	NC	(75 - 125)			SW846 6010B	10/28-11/02/10	L80RK1DA
	NC	(75 - 125)		(0-20)	SW846 6010B	10/28-11/02/10	L80RK1DC
		Dilution Factor: 0.84					
		Analysis Time..: 12:29			Instrument ID..: 6500ICP	Analyst ID.....: 403938	
		MS Run #.....: 0301240					
Potassium	97	(75 - 125)			SW846 6010B	10/28-11/02/10	L80RK1DD
	99	(75 - 125)	9.1	(0-20)	SW846 6010B	10/28-11/02/10	L80RK1DE
		Dilution Factor: 0.84					
		Analysis Time..: 12:29			Instrument ID..: 6500ICP	Analyst ID.....: 403938	
		MS Run #.....: 0301240					
Magnesium	103	(75 - 125)			SW846 6010B	10/28-11/02/10	L80RK1DF
	94	(75 - 125)	0.37	(0-20)	SW846 6010B	10/28-11/02/10	L80RK1DG
		Dilution Factor: 0.84					
		Analysis Time..: 12:29			Instrument ID..: 6500ICP	Analyst ID.....: 403938	
		MS Run #.....: 0301240					
Manganese	NC	(75 - 125)			SW846 6010B	10/28-11/02/10	L80RK1DH
	NC	(75 - 125)		(0-20)	SW846 6010B	10/28-11/02/10	L80RK1DJ
		Dilution Factor: 0.84					
		Analysis Time..: 12:29			Instrument ID..: 6500ICP	Analyst ID.....: 403938	
		MS Run #.....: 0301240					

(Continued on next page)

MATRIX SPIKE SAMPLE EVALUATION REPORT

TOTAL Metals

Client Lot #...: C0J250457 **Matrix.....:** SOLID
Date Sampled...: 10/20/10 **Date Received..:** 10/22/10

PARAMETER	PERCENT RECOVERY	RECOVERY LIMITS	RPD	RPD LIMITS	METHOD	PREPARATION-ANALYSIS DATE	WORK ORDER #
Sodium	90	(75 - 125)			SW846 6010B	10/28-11/02/10	L80RK1DK
	94	(75 - 125)	12	(0-20)	SW846 6010B	10/28-11/02/10	L80RK1DL
		Dilution Factor: 0.84					
		Analysis Time..: 12:29			Instrument ID..: 6500ICP	Analyst ID.....: 403938	
		MS Run #.....: 0301240					
Nickel	103	(75 - 125)			SW846 6010B	10/28-11/02/10	L80RK1DM
	106	(75 - 125)	8.4	(0-20)	SW846 6010B	10/28-11/02/10	L80RK1DN
		Dilution Factor: 0.84					
		Analysis Time..: 12:29			Instrument ID..: 6500ICP	Analyst ID.....: 403938	
		MS Run #.....: 0301240					
Lead	100	(75 - 125)			SW846 6010B	10/28-11/02/10	L80RK1DP
	100	(75 - 125)	7.6	(0-20)	SW846 6010B	10/28-11/02/10	L80RK1DQ
		Dilution Factor: 0.84					
		Analysis Time..: 12:29			Instrument ID..: 6500ICP	Analyst ID.....: 403938	
		MS Run #.....: 0301240					
Selenium	87	(75 - 125)			SW846 6010B	10/28-11/02/10	L80RK1DR
	90	(75 - 125)	12	(0-20)	SW846 6010B	10/28-11/02/10	L80RK1DT
		Dilution Factor: 0.84					
		Analysis Time..: 12:29			Instrument ID..: 6500ICP	Analyst ID.....: 403938	
		MS Run #.....: 0301240					
Thallium	93	(75 - 125)			SW846 6010B	10/28-11/02/10	L80RK1DU
	94	(75 - 125)	9.3	(0-20)	SW846 6010B	10/28-11/02/10	L80RK1DV
		Dilution Factor: 0.84					
		Analysis Time..: 12:29			Instrument ID..: 6500ICP	Analyst ID.....: 403938	
		MS Run #.....: 0301240					
Antimony	68 N	(75 - 125)			SW846 6010B	10/28-11/02/10	L80RK1DW
	73 N	(75 - 125)	15	(0-20)	SW846 6010B	10/28-11/02/10	L80RK1DX
		Dilution Factor: 0.84					
		Analysis Time..: 12:29			Instrument ID..: 6500ICP	Analyst ID.....: 403938	
		MS Run #.....: 0301240					
Vanadium	91	(75 - 125)			SW846 6010B	10/28-11/02/10	L80RK1D0
	92	(75 - 125)	7.7	(0-20)	SW846 6010B	10/28-11/02/10	L80RK1D1
		Dilution Factor: 0.84					
		Analysis Time..: 12:29			Instrument ID..: 6500ICP	Analyst ID.....: 403938	
		MS Run #.....: 0301240					

(Continued on next page)

MATRIX SPIKE SAMPLE EVALUATION REPORT

TOTAL Metals

Client Lot #...: C0J250457 **Matrix.....:** SOLID
Date Sampled...: 10/20/10 **Date Received..:** 10/22/10

PARAMETER	PERCENT RECOVERY	RECOVERY LIMITS	RPD	RPD LIMITS	METHOD	PREPARATION-ANALYSIS DATE	WORK ORDER #
Zinc	82	(75 - 125)			SW846 6010B	10/28-11/02/10	L80RK1D2
	88	(75 - 125)	9.9	(0-20)	SW846 6010B	10/28-11/02/10	L80RK1D3

Dilution Factor: 0.84
Analysis Time..: 12:29 Instrument ID..: 6500ICP Analyst ID.....: 403938
MS Run #.....: 0301240

NOTE(S):

Calculations are performed before rounding to avoid round-off errors in calculated results.

Results and reporting limits have been adjusted for dry weight.

NC The recovery and/or RPD were not calculated.

N Spiked analyte recovery is outside stated control limits.

MATRIX SPIKE SAMPLE DATA REPORT

TOTAL Metals

Client Lot #...: C0J250457 **Matrix.....:** SOLID
Date Sampled...: 10/20/10 **Date Received..:** 10/22/10

PARAMETER	SAMPLE AMOUNT	SPIKE AMT	MEASRD AMOUNT	UNITS	PERCNT RECVRY	RPD	METHOD	PREPARATION-ANALYSIS DATE	WORK ORDER #
MS Lot-Sample #: C0J220550-001 **Prep Batch #...:** 0301449									
								% Moisture.....: 6.4	
Silver									
	ND	4.49	3.67	mg/kg	82		SW846 6010B	10/28-11/02/10	L80RK1CM
	ND	4.86	4.07	mg/kg	84	10	SW846 6010B	10/28-11/02/10	L80RK1CN
			Dilution Factor: 0.84						
			Analysis Time..: 12:29		Instrument ID..: 6500ICP			Analyst ID.....: 403938	
			MS Run #.....: 0301240						
Aluminum									
	5370	179	6940 NC	mg/kg			SW846 6010B	10/28-11/02/10	L80RK1CP
	5370	194	7000 NC	mg/kg			SW846 6010B	10/28-11/02/10	L80RK1CQ
			Dilution Factor: 0.84						
			Analysis Time..: 12:29		Instrument ID..: 6500ICP			Analyst ID.....: 403938	
			MS Run #.....: 0301240						
Arsenic									
	3.0	179	162	mg/kg	89		SW846 6010B	10/28-11/02/10	L80RK1CR
	3.0	194	181	mg/kg	92	11	SW846 6010B	10/28-11/02/10	L80RK1CT
			Dilution Factor: 0.84						
			Analysis Time..: 12:29		Instrument ID..: 6500ICP			Analyst ID.....: 403938	
			MS Run #.....: 0301240						
Barium									
	37.7	179	196	mg/kg	88		SW846 6010B	10/28-11/02/10	L80RK1CU
	37.7	194	213	mg/kg	90	8.2	SW846 6010B	10/28-11/02/10	L80RK1CV
			Dilution Factor: 0.84						
			Analysis Time..: 12:29		Instrument ID..: 6500ICP			Analyst ID.....: 403938	
			MS Run #.....: 0301240						
Beryllium									
	0.18	4.49	3.98	mg/kg	85		SW846 6010B	10/28-11/02/10	L80RK1CW
	0.18	4.86	4.53	mg/kg	90	13	SW846 6010B	10/28-11/02/10	L80RK1CX
			Dilution Factor: 0.84						
			Analysis Time..: 12:29		Instrument ID..: 6500ICP			Analyst ID.....: 403938	
			MS Run #.....: 0301240						
Calcium									
	11000	4490	20600 N	mg/kg	215		SW846 6010B	10/28-11/02/10	L80RK1C0
	11000	4860	17400 N	mg/kg	133	17	SW846 6010B	10/28-11/02/10	L80RK1C1
			Dilution Factor: 0.84						
			Analysis Time..: 12:29		Instrument ID..: 6500ICP			Analyst ID.....: 403938	
			MS Run #.....: 0301240						

(Continued on next page)

MATRIX SPIKE SAMPLE DATA REPORT

TOTAL Metals

Client Lot #...: C0J250457 **Matrix.....:** SOLID
Date Sampled...: 10/20/10 **Date Received..:** 10/22/10

PARAMETER	SAMPLE AMOUNT	SPIKE AMT	MEASRD AMOUNT	UNITS	PERCNT RECVRY	RPD	METHOD	PREPARATION-ANALYSIS DATE	WORK ORDER #
Cadmium									
	0.072	4.49	3.74	mg/kg	82		SW846 6010B	10/28-11/02/10	L80RK1C2
	0.072	4.86	4.22	mg/kg	85	12	SW846 6010B	10/28-11/02/10	L80RK1C3
			Dilution Factor: 0.84						
			Analysis Time..: 12:29		Instrument ID..: 6500ICP		Analyst ID.....: 403938		
			MS Run #.....: 0301240						
Cobalt									
	5.1	44.9	51.2	mg/kg	103		SW846 6010B	10/28-11/02/10	L80RK1C4
	5.1	48.6	56.1	mg/kg	105	9.1	SW846 6010B	10/28-11/02/10	L80RK1C5
			Dilution Factor: 0.84						
			Analysis Time..: 12:29		Instrument ID..: 6500ICP		Analyst ID.....: 403938		
			MS Run #.....: 0301240						
Chromium									
	5.9	17.9	22.6	mg/kg	93		SW846 6010B	10/28-11/02/10	L80RK1C6
	5.9	19.4	24.7	mg/kg	97	8.8	SW846 6010B	10/28-11/02/10	L80RK1C7
			Dilution Factor: 0.84						
			Analysis Time..: 12:29		Instrument ID..: 6500ICP		Analyst ID.....: 403938		
			MS Run #.....: 0301240						
Copper									
	20.2	22.4	38.1	mg/kg	80		SW846 6010B	10/28-11/02/10	L80RK1C8
	20.2	24.3	39.9	mg/kg	81	4.7	SW846 6010B	10/28-11/02/10	L80RK1C9
			Dilution Factor: 0.84						
			Analysis Time..: 12:29		Instrument ID..: 6500ICP		Analyst ID.....: 403938		
			MS Run #.....: 0301240						
Iron									
	12300	89.7	12700	mg/kg			SW846 6010B	10/28-11/02/10	L80RK1DA
			Qualifiers: NC						
	12300	97.2	13000	mg/kg			SW846 6010B	10/28-11/02/10	L80RK1DC
			Qualifiers: NC						
			Dilution Factor: 0.84						
			Analysis Time..: 12:29		Instrument ID..: 6500ICP		Analyst ID.....: 403938		
			MS Run #.....: 0301240						
Potassium									
	513	4490	4870	mg/kg	97		SW846 6010B	10/28-11/02/10	L80RK1DD
	513	4860	5330	mg/kg	99	9.1	SW846 6010B	10/28-11/02/10	L80RK1DE
			Dilution Factor: 0.84						
			Analysis Time..: 12:29		Instrument ID..: 6500ICP		Analyst ID.....: 403938		
			MS Run #.....: 0301240						

(Continued on next page)

MATRIX SPIKE SAMPLE DATA REPORT

TOTAL Metals

Client Lot #...: C0J250457 **Matrix.....:** SOLID
Date Sampled...: 10/20/10 **Date Received..:** 10/22/10

PARAMETER	SAMPLE AMOUNT	SPIKE AMT	MEASRD AMOUNT	UNITS	PERCNT RECVRY	RPD	METHOD	PREPARATION-ANALYSIS DATE	WORK ORDER #
Magnesium									
	4310	4490	8910	mg/kg	103		SW846 6010B	10/28-11/02/10	L80RK1DF
	4310	4860	8880	mg/kg	94	0.37	SW846 6010B	10/28-11/02/10	L80RK1DG
			Dilution Factor: 0.84						
			Analysis Time..: 12:29		Instrument ID..: 6500ICP		Analyst ID.....: 403938		
			MS Run #.....: 0301240						
Manganese									
	618	44.9	604 NC	mg/kg			SW846 6010B	10/28-11/02/10	L80RK1DH
	618	48.6	639 NC	mg/kg			SW846 6010B	10/28-11/02/10	L80RK1DJ
			Dilution Factor: 0.84						
			Analysis Time..: 12:29		Instrument ID..: 6500ICP		Analyst ID.....: 403938		
			MS Run #.....: 0301240						
Sodium									
	37.8	4490	4080	mg/kg	90		SW846 6010B	10/28-11/02/10	L80RK1DK
	37.8	4860	4590	mg/kg	94	12	SW846 6010B	10/28-11/02/10	L80RK1DL
			Dilution Factor: 0.84						
			Analysis Time..: 12:29		Instrument ID..: 6500ICP		Analyst ID.....: 403938		
			MS Run #.....: 0301240						
Nickel									
	11.9	44.9	58.2	mg/kg	103		SW846 6010B	10/28-11/02/10	L80RK1DM
	11.9	48.6	63.4	mg/kg	106	8.4	SW846 6010B	10/28-11/02/10	L80RK1DN
			Dilution Factor: 0.84						
			Analysis Time..: 12:29		Instrument ID..: 6500ICP		Analyst ID.....: 403938		
			MS Run #.....: 0301240						
Lead									
	2.5	44.9	47.3	mg/kg	100		SW846 6010B	10/28-11/02/10	L80RK1DP
	2.5	48.6	51.1	mg/kg	100	7.6	SW846 6010B	10/28-11/02/10	L80RK1DQ
			Dilution Factor: 0.84						
			Analysis Time..: 12:29		Instrument ID..: 6500ICP		Analyst ID.....: 403938		
			MS Run #.....: 0301240						
Selenium									
	ND	179	156	mg/kg	87		SW846 6010B	10/28-11/02/10	L80RK1DR
	ND	194	175	mg/kg	90	12	SW846 6010B	10/28-11/02/10	L80RK1DT
			Dilution Factor: 0.84						
			Analysis Time..: 12:29		Instrument ID..: 6500ICP		Analyst ID.....: 403938		
			MS Run #.....: 0301240						

(Continued on next page)

MATRIX SPIKE SAMPLE DATA REPORT

TOTAL Metals

Client Lot #...: C0J250457 **Matrix.....:** SOLID
Date Sampled...: 10/20/10 **Date Received..:** 10/22/10

PARAMETER	SAMPLE AMOUNT	SPIKE AMT	MEASRD AMOUNT	UNITS	PERCNT RECVRY	RPD	METHOD	PREPARATION-ANALYSIS DATE	WORK ORDER #
Thallium									
	ND	179	167	mg/kg	93		SW846 6010B	10/28-11/02/10	L80RK1DU
	ND	194	184	mg/kg	94	9.3	SW846 6010B	10/28-11/02/10	L80RK1DV
			Dilution Factor: 0.84						
			Analysis Time..: 12:29		Instrument ID..: 6500ICP		Analyst ID.....: 403938		
			MS Run #.....: 0301240						
Antimony									
	ND	44.9	30.6 N	mg/kg	68		SW846 6010B	10/28-11/02/10	L80RK1DW
	ND	48.6	35.7 N	mg/kg	73	15	SW846 6010B	10/28-11/02/10	L80RK1DX
			Dilution Factor: 0.84						
			Analysis Time..: 12:29		Instrument ID..: 6500ICP		Analyst ID.....: 403938		
			MS Run #.....: 0301240						
Vanadium									
	9.3	44.9	50.2	mg/kg	91		SW846 6010B	10/28-11/02/10	L80RK1D0
	9.3	48.6	54.2	mg/kg	92	7.7	SW846 6010B	10/28-11/02/10	L80RK1D1
			Dilution Factor: 0.84						
			Analysis Time..: 12:29		Instrument ID..: 6500ICP		Analyst ID.....: 403938		
			MS Run #.....: 0301240						
Zinc									
	21.5	44.9	58.1	mg/kg	82		SW846 6010B	10/28-11/02/10	L80RK1D2
	21.5	48.6	64.2	mg/kg	88	9.9	SW846 6010B	10/28-11/02/10	L80RK1D3
			Dilution Factor: 0.84						
			Analysis Time..: 12:29		Instrument ID..: 6500ICP		Analyst ID.....: 403938		
			MS Run #.....: 0301240						

NOTE(S):

Calculations are performed before rounding to avoid round-off errors in calculated results.

Results and reporting limits have been adjusted for dry weight.

NC The recovery and/or RPD were not calculated.

N Spiked analyte recovery is outside stated control limits.

MATRIX SPIKE SAMPLE EVALUATION REPORT

TOTAL Metals

Client Lot #...: C0J250457 **Matrix.....:** SOLID
Date Sampled...: 10/27/10 **Date Received..:** 10/28/10

PARAMETER	PERCENT RECOVERY	RECOVERY LIMITS	RPD	RPD LIMITS	METHOD	PREPARATION-ANALYSIS DATE	WORK ORDER #
MS Lot-Sample #: C0J280479-001 **Prep Batch #...:** 0312034							
						% Moisture.....: 11	
Mercury	125	(75 - 125)			SW846 7471A	11/08/10	L88K51D6
	109	(75 - 125)	5.4	(0-20)	SW846 7471A	11/08/10	L88K51D7

Dilution Factor: 1
Analysis Time..: 09:58 Instrument ID..: HGHYDRA Analyst ID.....: 031043
MS Run #.....: 0312033

NOTE(S):

Calculations are performed before rounding to avoid round-off errors in calculated results.

Results and reporting limits have been adjusted for dry weight.

MATRIX SPIKE SAMPLE DATA REPORT

TOTAL Metals

Client Lot #...: C0J250457 **Matrix.....:** SOLID
Date Sampled...: 10/27/10 **Date Received..:** 10/28/10

PARAMETER	SAMPLE AMOUNT	SPIKE AMT	MEASRD AMOUNT	UNITS	PERCNT RECVRY	RPD	METHOD	PREPARATION-ANALYSIS DATE	WORK ORDER #
MS Lot-Sample #: C0J280479-001 **Prep Batch #...:** 0312034									
								% Moisture.....: 11	
Mercury									
	0.33	0.188	0.570	mg/kg	125		SW846 7471A	11/08/10	L88K51D6
	0.33	0.188	0.540	mg/kg	109	5.4	SW846 7471A	11/08/10	L88K51D7

Dilution Factor: 1
Analysis Time..: 09:58 Instrument ID..: HGHYDRA Analyst ID.....: 031043
MS Run #.....: 0312033

NOTE(S):

Calculations are performed before rounding to avoid round-off errors in calculated results.

Results and reporting limits have been adjusted for dry weight.

METALS TCLP SUMMARY

MACTEC Engineering and Consulting Inc

Client Sample ID: B1-0708

TCLP Metals

Lot-Sample #...: C0J250457-001 **Matrix.....:** SOLID
Date Sampled...: 10/21/10 **Date Received..:** 10/23/10
Leach Date.....: 10/27/10 **Leach Batch #..:** P029905

PARAMETER	RESULT	REPORTING LIMIT	UNITS	METHOD	PREPARATION-ANALYSIS DATE	WORK ORDER #
Prep Batch #...: 0300366						
Arsenic	**0.014 B**	**0.050**	**mg/L**	**SW846 6010B**	**10/27-10/28/10**	**L82401AD**
		Dilution Factor: 1		Analysis Time..: 20:41	Analyst ID.....: 403938	
		Instrument ID..: TRACEICP		MS Run #.....: 0300225	MDL.....: 0.0022	
Barium	**0.078 B**	**0.20**	**mg/L**	**SW846 6010B**	**10/27-10/28/10**	**L82401AE**
		Dilution Factor: 1		Analysis Time..: 20:41	Analyst ID.....: 403938	
		Instrument ID..: TRACEICP		MS Run #.....: 0300225	MDL.....: 0.00050	
Cadmium	ND	0.050	mg/L	SW846 6010B	10/27-10/28/10	L82401AF
		Dilution Factor: 1		Analysis Time..: 20:41	Analyst ID.....: 403938	
		Instrument ID..: TRACEICP		MS Run #.....: 0300225	MDL.....: 0.00024	
Chromium	**0.022 B**	**0.050**	**mg/L**	**SW846 6010B**	**10/27-10/28/10**	**L82401AG**
		Dilution Factor: 1		Analysis Time..: 20:41	Analyst ID.....: 403938	
		Instrument ID..: TRACEICP		MS Run #.....: 0300225	MDL.....: 0.00084	
Lead	**0.057 J**	**0.050**	**mg/L**	**SW846 6010B**	**10/27-10/28/10**	**L82401AH**
		Dilution Factor: 1		Analysis Time..: 20:41	Analyst ID.....: 403938	
		Instrument ID..: TRACEICP		MS Run #.....: 0300225	MDL.....: 0.0014	
Selenium	**0.0080 B**	**0.050**	**mg/L**	**SW846 6010B**	**10/27-10/28/10**	**L82401AJ**
		Dilution Factor: 1		Analysis Time..: 20:41	Analyst ID.....: 403938	
		Instrument ID..: TRACEICP		MS Run #.....: 0300225	MDL.....: 0.0021	
Silver	ND	0.050	mg/L	SW846 6010B	10/27-10/28/10	L82401AK
		Dilution Factor: 1		Analysis Time..: 20:41	Analyst ID.....: 403938	
		Instrument ID..: TRACEICP		MS Run #.....: 0300225	MDL.....: 0.00058	
Prep Batch #...: 0301298						
Mercury	ND	0.00020	mg/L	SW846 7470A	10/28/10	L82401AL
		Dilution Factor: 1		Analysis Time..: 18:24	Analyst ID.....: 400491	
		Instrument ID..: HGHYDRA		MS Run #.....: 0301173	MDL.....: 0.000038	

NOTE(S):

Analysis performed in accordance with USEPA Toxicity Characteristic Leaching Procedure Method 1311

B Estimated result. Result is less than RL.

J Method blank contamination. The associated method blank contains the target analyte at a reportable level.

METHOD BLANK REPORT

TCLP Metals

Client Lot #...: C0J250457 **Matrix.....:** SOLID

PARAMETER	RESULT	REPORTING LIMIT	UNITS	METHOD	PREPARATION-ANALYSIS DATE	WORK ORDER #
MB Lot-Sample #: C0J260000-259 **Prep Batch #...:** 0300366						
Leach Date.....: 10/27/10 **Leach Batch #..:** P029905						
Arsenic	ND	0.050	mg/L	SW846 6010B	10/27-10/28/10	L84G31AD
Dilution Factor: 1						
Analysis Time..: 20:35 Analyst ID.....: 403938 Instrument ID..: TRA						
MB Lot-Sample #: C0J260000-259 **Prep Batch #...:** 0301298						
Leach Date.....: 10/27/10 **Leach Batch #..:** P029905						
Mercury	ND	0.00020	mg/L	SW846 7470A	10/28/10	L84G31AK
Dilution Factor: 1						
Analysis Time..: 18:22 Analyst ID.....: 400491 Instrument ID..: HGH						
MB Lot-Sample #: C0J260000-259 **Prep Batch #...:** 0300366						
Leach Date.....: 10/27/10 **Leach Batch #..:** P029905						
Barium	**0.00058 B**	**0.20**	**mg/L**	**SW846 6010B**	**10/27-10/28/10**	**L84G31AE**
Dilution Factor: 1						
Analysis Time..: 20:35 Analyst ID.....: 403938 Instrument ID..: TRA						
Cadmium	ND	0.050	mg/L	SW846 6010B	10/27-10/28/10	L84G31AF
Dilution Factor: 1						
Analysis Time..: 20:35 Analyst ID.....: 403938 Instrument ID..: TRA						
Chromium	ND	0.050	mg/L	SW846 6010B	10/27-10/28/10	L84G31AG
Dilution Factor: 1						
Analysis Time..: 20:35 Analyst ID.....: 403938 Instrument ID..: TRA						
Lead	ND	0.050	mg/L	SW846 6010B	10/27-10/28/10	L84G31AC
Dilution Factor: 1						
Analysis Time..: 20:35 Analyst ID.....: 403938 Instrument ID..: TRA						
Selenium	**0.0093 B**	**0.050**	**mg/L**	**SW846 6010B**	**10/27-10/28/10**	**L84G31AH**
Dilution Factor: 1						
Analysis Time..: 20:35 Analyst ID.....: 403938 Instrument ID..: TRA						
Silver	ND	0.050	mg/L	SW846 6010B	10/27-10/28/10	L84G31AJ
Dilution Factor: 1						
Analysis Time..: 20:35 Analyst ID.....: 403938 Instrument ID..: TRA						

NOTE(S):

Calculations are performed before rounding to avoid round-off errors in calculated results.

B Estimated result. Result is less than RL.

METHOD BLANK REPORT

TCLP Metals

Client Lot #...: C0J250457 **Matrix.....:** SOLID

PARAMETER	RESULT	REPORTING LIMIT	UNITS	METHOD	PREPARATION-ANALYSIS DATE	WORK ORDER #
MB Lot-Sample #: C0J270000-366 **Prep Batch #...:** 0300366						
Arsenic	ND	0.050	mg/L	SW846 6010B	10/27-10/28/10	L86WW1AA
		Dilution Factor: 1				
		Analysis Time..: 20:24		Analyst ID.....: 403938	Instrument ID..: TRA	
Barium	ND	0.20	mg/L	SW846 6010B	10/27-10/28/10	L86WW1AC
		Dilution Factor: 1				
		Analysis Time..: 20:24		Analyst ID.....: 403938	Instrument ID..: TRA	
Cadmium	**0.00026 B**	**0.050**	**mg/L**	**SW846 6010B**	**10/27-10/28/10**	**L86WW1AD**
		Dilution Factor: 1				
		Analysis Time..: 20:24		Analyst ID.....: 403938	Instrument ID..: TRA	
Chromium	ND	0.050	mg/L	SW846 6010B	10/27-10/28/10	L86WW1AE
		Dilution Factor: 1				
		Analysis Time..: 20:24		Analyst ID.....: 403938	Instrument ID..: TRA	
Lead	**0.0015 B**	**0.050**	**mg/L**	**SW846 6010B**	**10/27-10/28/10**	**L86WW1AF**
		Dilution Factor: 1				
		Analysis Time..: 20:24		Analyst ID.....: 403938	Instrument ID..: TRA	
Selenium	ND	0.050	mg/L	SW846 6010B	10/27-10/28/10	L86WW1AG
		Dilution Factor: 1				
		Analysis Time..: 20:24		Analyst ID.....: 403938	Instrument ID..: TRA	
Silver	ND	0.050	mg/L	SW846 6010B	10/27-10/28/10	L86WW1AH
		Dilution Factor: 1				
		Analysis Time..: 20:24		Analyst ID.....: 403938	Instrument ID..: TRA	
MB Lot-Sample #: C0J280000-298 **Prep Batch #...:** 0301298						
Mercury	ND	0.00020	mg/L	SW846 7470A	10/28/10	L88FA1AA
		Dilution Factor: 1				
		Analysis Time..: 18:15		Analyst ID.....: 400491	Instrument ID..: HGH	

NOTE(S):

Calculations are performed before rounding to avoid round-off errors in calculated results.

B Estimated result. Result is less than RL.

LABORATORY CONTROL SAMPLE EVALUATION REPORT

TCLP Metals

Client Lot #...: C0J250457 **Matrix.....:** SOLID

PARAMETER	PERCENT RECOVERY	RECOVERY LIMITS	METHOD	PREPARATION-ANALYSIS DATE	WORK ORDER #
LCS Lot-Sample#: C0J270000-366 **Prep Batch #...:** 0300366					
Arsenic	104	(80 - 120)	SW846 6010B	10/27-10/28/10	L86WW1AJ
		Dilution Factor: 1	Analysis Time..: 20:30	Analyst ID.....: 403938	
		Instrument ID..: TRACEICP			
Barium	98	(80 - 120)	SW846 6010B	10/27-10/28/10	L86WW1AK
		Dilution Factor: 1	Analysis Time..: 20:30	Analyst ID.....: 403938	
		Instrument ID..: TRACEICP			
Cadmium	102	(80 - 120)	SW846 6010B	10/27-10/28/10	L86WW1AL
		Dilution Factor: 1	Analysis Time..: 20:30	Analyst ID.....: 403938	
		Instrument ID..: TRACEICP			
Chromium	100	(80 - 120)	SW846 6010B	10/27-10/28/10	L86WW1AM
		Dilution Factor: 1	Analysis Time..: 20:30	Analyst ID.....: 403938	
		Instrument ID..: TRACEICP			
Lead	99	(80 - 120)	SW846 6010B	10/27-10/28/10	L86WW1AN
		Dilution Factor: 1	Analysis Time..: 20:30	Analyst ID.....: 403938	
		Instrument ID..: TRACEICP			
Selenium	109	(80 - 120)	SW846 6010B	10/27-10/28/10	L86WW1AP
		Dilution Factor: 1	Analysis Time..: 20:30	Analyst ID.....: 403938	
		Instrument ID..: TRACEICP			
Silver	102	(80 - 120)	SW846 6010B	10/27-10/28/10	L86WW1AQ
		Dilution Factor: 1	Analysis Time..: 20:30	Analyst ID.....: 403938	
		Instrument ID..: TRACEICP			
LCS Lot-Sample#: C0J280000-298 **Prep Batch #...:** 0301298					
Mercury	102	(80 - 120)	SW846 7470A	10/28/10	L88FA1AC
		Dilution Factor: 1	Analysis Time..: 18:20	Analyst ID.....: 400491	
		Instrument ID..: HGHYDRA			

NOTE(S):

Calculations are performed before rounding to avoid round-off errors in calculated results.

LABORATORY CONTROL SAMPLE DATA REPORT

TCLP Metals

Client Lot #...: C0J250457 **Matrix.....:** SOLID

PARAMETER	SPIKE AMOUNT	MEASURED AMOUNT	UNITS	PERCNT RECVRY	METHOD	PREPARATION-ANALYSIS DATE	WORK ORDER #
LCS Lot-Sample#: C0J270000-366 **Prep Batch #...:** 0300366							
Arsenic	2.00	2.09	mg/L	104	SW846 6010B	10/27-10/28/10	L86WW1AJ
			Dilution Factor: 1		Analysis Time..: 20:30	Analyst ID.....: 403938	
			Instrument ID..: TRACEICP				
Barium	2.00	1.96	mg/L	98	SW846 6010B	10/27-10/28/10	L86WW1AK
			Dilution Factor: 1		Analysis Time..: 20:30	Analyst ID.....: 403938	
			Instrument ID..: TRACEICP				
Cadmium	0.0500	0.0510	mg/L	102	SW846 6010B	10/27-10/28/10	L86WW1AL
			Dilution Factor: 1		Analysis Time..: 20:30	Analyst ID.....: 403938	
			Instrument ID..: TRACEICP				
Chromium	0.200	0.199	mg/L	100	SW846 6010B	10/27-10/28/10	L86WW1AM
			Dilution Factor: 1		Analysis Time..: 20:30	Analyst ID.....: 403938	
			Instrument ID..: TRACEICP				
Lead	0.500	0.495	mg/L	99	SW846 6010B	10/27-10/28/10	L86WW1AN
			Dilution Factor: 1		Analysis Time..: 20:30	Analyst ID.....: 403938	
			Instrument ID..: TRACEICP				
Selenium	2.00	2.17	mg/L	109	SW846 6010B	10/27-10/28/10	L86WW1AP
			Dilution Factor: 1		Analysis Time..: 20:30	Analyst ID.....: 403938	
			Instrument ID..: TRACEICP				
Silver	0.0500	0.0508	mg/L	102	SW846 6010B	10/27-10/28/10	L86WW1AQ
			Dilution Factor: 1		Analysis Time..: 20:30	Analyst ID.....: 403938	
			Instrument ID..: TRACEICP				
LCS Lot-Sample#: C0J280000-298 **Prep Batch #...:** 0301298							
Mercury	0.00250	0.00255	mg/L	102	SW846 7470A	10/28/10	L88FA1AC
			Dilution Factor: 1		Analysis Time..: 18:20	Analyst ID.....: 400491	
			Instrument ID..: HGHYDRA				

NOTE(S):

Calculations are performed before rounding to avoid round-off errors in calculated results.

MATRIX SPIKE SAMPLE EVALUATION REPORT

TCLP Metals

Client Lot #...: C0J250457 **Matrix.....:** SOLID
Date Sampled...: 10/21/10 **Date Received..:** 10/23/10

PARAMETER	PERCENT RECOVERY	RECOVERY LIMITS	RPD	RPD LIMITS	METHOD	PREPARATION-ANALYSIS DATE	WORK ORDER #
MS Lot-Sample #: C0J250457-001 **Prep Batch #...:** 0300366							
Leach Date.....: 10/27/10 **Leach Batch #..:** P029905							
Arsenic	104	(75 - 125)			SW846 6010B	10/27-10/28/10	L82401AP
	103	(75 - 125)	1.2	(0-20)	SW846 6010B	10/27-10/28/10	L82401AQ
		Dilution Factor: 1					
		Analysis Time..: 20:52 Instrument ID..: TRACEICP Analyst ID.....: 403938					
		MS Run #.....: 0300225					
Barium	98	(75 - 125)			SW846 6010B	10/27-10/28/10	L82401AR
	97	(75 - 125)	1.5	(0-20)	SW846 6010B	10/27-10/28/10	L82401AT
		Dilution Factor: 10					
		Analysis Time..: 21:14 Instrument ID..: TRACEICP Analyst ID.....: 403938					
		MS Run #.....: 0300225					
Cadmium	100	(75 - 125)			SW846 6010B	10/27-10/28/10	L82401AU
	99	(75 - 125)	1.1	(0-20)	SW846 6010B	10/27-10/28/10	L82401AV
		Dilution Factor: 1					
		Analysis Time..: 20:52 Instrument ID..: TRACEICP Analyst ID.....: 403938					
		MS Run #.....: 0300225					
Chromium	100	(75 - 125)			SW846 6010B	10/27-10/28/10	L82401AW
	99	(75 - 125)	0.89	(0-20)	SW846 6010B	10/27-10/28/10	L82401AX
		Dilution Factor: 1					
		Analysis Time..: 20:52 Instrument ID..: TRACEICP Analyst ID.....: 403938					
		MS Run #.....: 0300225					
Lead	101	(75 - 125)			SW846 6010B	10/27-10/28/10	L82401A0
	99	(75 - 125)	2.1	(0-20)	SW846 6010B	10/27-10/28/10	L82401A1
		Dilution Factor: 10					
		Analysis Time..: 21:14 Instrument ID..: TRACEICP Analyst ID.....: 403938					
		MS Run #.....: 0300225					
Selenium	109	(75 - 125)			SW846 6010B	10/27-10/28/10	L82401A2
	108	(75 - 125)	1.2	(0-20)	SW846 6010B	10/27-10/28/10	L82401A3
		Dilution Factor: 1					
		Analysis Time..: 20:52 Instrument ID..: TRACEICP Analyst ID.....: 403938					
		MS Run #.....: 0300225					
Silver	101	(75 - 125)			SW846 6010B	10/27-10/28/10	L82401A4
	100	(75 - 125)	0.34	(0-20)	SW846 6010B	10/27-10/28/10	L82401A5
		Dilution Factor: 1					
		Analysis Time..: 20:52 Instrument ID..: TRACEICP Analyst ID.....: 403938					
		MS Run #.....: 0300225					

MS Lot-Sample #: C0J250457-001 **Prep Batch #...:** 0301298
Leach Date.....: 10/27/10 **Leach Batch #..:** P029905
(Continued on next page)

MATRIX SPIKE SAMPLE EVALUATION REPORT

TCLP Metals

Client Lot #...: C0J250457 **Matrix.....:** SOLID
Date Sampled...: 10/21/10 **Date Received..:** 10/23/10

PARAMETER	PERCENT RECOVERY	RECOVERY LIMITS	RPD	RPD LIMITS	METHOD	PREPARATION-ANALYSIS DATE	WORK ORDER #
Mercury	108	(75 - 125)			SW846 7470A	10/28/10	L82401A6
	105	(75 - 125)	2.4	(0-20)	SW846 7470A	10/28/10	L82401A7

Dilution Factor: 1
Analysis Time..: 18:25 Instrument ID..: HGHYDRA Analyst ID.....: 400491
MS Run #.....: 0301173

NOTE(S):

Calculations are performed before rounding to avoid round-off errors in calculated results.

MATRIX SPIKE SAMPLE DATA REPORT

TCLP Metals

Client Lot #...: C0J250457 **Matrix.....:** SOLID
Date Sampled...: 10/21/10 **Date Received..:** 10/23/10

PARAMETER	SAMPLE AMOUNT	SPIKE AMT	MEASRD AMOUNT	UNITS	PERCNT RECVRY	RPD	METHOD	PREPARATION-ANALYSIS DATE	WORK ORDER #
MS Lot-Sample #: C0J250457-001 **Prep Batch #...:** 0300366									
Leach Date.....: 10/27/10 **Leach Batch #..:** P029905									
Arsenic									
	0.014	5.00	5.23	mg/L	104		SW846 6010B	10/27-10/28/10	L82401AP
	0.014	5.00	5.17	mg/L	103	1.2	SW846 6010B	10/27-10/28/10	L82401AQ
			Dilution Factor: 1						
			Analysis Time..: 20:52		Instrument ID..: TRACEICP		Analyst ID.....: 403938		
			MS Run #.....: 0300225						
Barium									
	0.078	50.0	49.2	mg/L	98		SW846 6010B	10/27-10/28/10	L82401AR
	0.078	50.0	48.5	mg/L	97	1.5	SW846 6010B	10/27-10/28/10	L82401AT
			Dilution Factor: 10						
			Analysis Time..: 21:14		Instrument ID..: TRACEICP		Analyst ID.....: 403938		
			MS Run #.....: 0300225						
Cadmium									
	ND	1.00	1.00	mg/L	100		SW846 6010B	10/27-10/28/10	L82401AU
	ND	1.00	0.989	mg/L	99	1.1	SW846 6010B	10/27-10/28/10	L82401AV
			Dilution Factor: 1						
			Analysis Time..: 20:52		Instrument ID..: TRACEICP		Analyst ID.....: 403938		
			MS Run #.....: 0300225						
Chromium									
	0.022	5.00	5.04	mg/L	100		SW846 6010B	10/27-10/28/10	L82401AW
	0.022	5.00	4.99	mg/L	99	0.89	SW846 6010B	10/27-10/28/10	L82401AX
			Dilution Factor: 1						
			Analysis Time..: 20:52		Instrument ID..: TRACEICP		Analyst ID.....: 403938		
			MS Run #.....: 0300225						
Lead									
	0.057	5.00	5.11	mg/L	101		SW846 6010B	10/27-10/28/10	L82401A0
	0.057	5.00	5.00	mg/L	99	2.1	SW846 6010B	10/27-10/28/10	L82401A1
			Dilution Factor: 10						
			Analysis Time..: 21:14		Instrument ID..: TRACEICP		Analyst ID.....: 403938		
			MS Run #.....: 0300225						
Selenium									
	0.0080	1.00	1.10	mg/L	109		SW846 6010B	10/27-10/28/10	L82401A2
	0.0080	1.00	1.08	mg/L	108	1.2	SW846 6010B	10/27-10/28/10	L82401A3
			Dilution Factor: 1						
			Analysis Time..: 20:52		Instrument ID..: TRACEICP		Analyst ID.....: 403938		
			MS Run #.....: 0300225						

(Continued on next page)

MATRIX SPIKE SAMPLE DATA REPORT

TCLP Metals

Client Lot #...: C0J250457 **Matrix.....:** SOLID
Date Sampled...: 10/21/10 **Date Received..:** 10/23/10

PARAMETER	SAMPLE AMOUNT	SPIKE AMT	MEASRD AMOUNT	UNITS	PERCNT RECVRY	RPD	METHOD	PREPARATION-ANALYSIS DATE	WORK ORDER #
Silver									
	ND	1.00	1.01	mg/L	101		SW846 6010B	10/27-10/28/10	L82401A4
	ND	1.00	1.00	mg/L	100	0.34	SW846 6010B	10/27-10/28/10	L82401A5

Dilution Factor: 1
Analysis Time..: 20:52 Instrument ID..: TRACEICP Analyst ID.....: 403938
MS Run #.....: 0300225

MS Lot-Sample #: C0J250457-001 **Prep Batch #...:** 0301298
Leach Date.....: 10/27/10 **Leach Batch #..:** P029905

PARAMETER	SAMPLE AMOUNT	SPIKE AMT	MEASRD AMOUNT	UNITS	PERCNT RECVRY	RPD	METHOD	PREPARATION-ANALYSIS DATE	WORK ORDER #
Mercury									
	ND	0.00500	0.00540	mg/L	108		SW846 7470A	10/28/10	L82401A6
	ND	0.00500	0.00527	mg/L	105	2.4	SW846 7470A	10/28/10	L82401A7

Dilution Factor: 1
Analysis Time..: 18:25 Instrument ID..: HGHYDRA Analyst ID.....: 400491
MS Run #.....: 0301173

NOTE(S):

Calculations are performed before rounding to avoid round-off errors in calculated results.

GENERAL CHEMISTRY SUMMARY

Mactec GAF

Cyanide, Total

Lab Name:	TESTAMERICA PITTSBURGH	**Method:**	SW846 9012A
Client Name:	MACTEC Engineering and Consulting Inc	**Lot Number:**	C0J250457
Matrix:	SOLID		

Distillation procedure

Client Sample ID	Sample Number	Workorder	Result	Units	Method Detection Limit	Reporting Limit	Dilution Factor	Prep Date - Analysis Date/Time	QC Batch
B1-0708	C0J250457 001	L82401A9	13.7 J	mg/kg	0.13	0.65	1	11/12/2010 - 11/12/2010 15:17	0316234

Mactec GAF

Ignitability

Lab Name:	TESTAMERICA PITTSBURGH	**Method:**	SW846 SECTION 7
Client Name:	MACTEC Engineering and Consulting Inc	**Lot Number:**	C0J250457
Matrix:	SOLID		

Ignitability

Client Sample ID	Sample Number	Workorder	Result	Units	Method Detection Limit	Reporting Limit	Dilution Factor	Prep Date - Analysis Date/Time	QC Batch
B1-0708	C0J250457 001	L82401A8	NO	No Units	--	--	1	11/12/2010 - 11/12/2010 10:00	0316107

Mactec GAF

pH

Lab Name:	TESTAMERICA PITTSBURGH	**Method:**	SW846 9045C
Client Name:	MACTEC Engineering and Consulting Inc	**Lot Number:**	C0J250457
Matrix:	SOLID		

pH - Non-Aqueous

Client Sample ID	Sample Number	Workorder	Result	Units	Method Detection Limit	Reporting Limit	Dilution Factor	Prep Date - Analysis Date/Time	QC Batch
B1-0708	C0J250457 001	L82401CC	7.8	–	0.0		1	11/12/2010 - 11/12/2010 09:51	0316114

Mactec GAF

Percent Solids

Lab Name:	TESTAMERICA PITTSBURGH	**Method:**	SM20 2540G
Client Name:	MACTEC Engineering and Consulting Inc	**Lot Number:**	C0J250457
Matrix:	SOLID		

NO SAMPLE PREPARATION PERFORMED / DIRECT INJECTION

Client Sample ID	Sample Number	Workorder	Result	Units	Method Detection Limit	Reporting Limit	Dilution Factor	Prep Date - Analysis Date/Time	QC Batch
B1-0708	C0J250457 001	L82401CD	76.7	%	0.0	1.0	1	11/11/2010 - 11/12/2010 08:23	0315321
B7-0204	C0J250457 002	L82411AA	82.9	%	0.0		1	10/26/2010 - 10/27/2010 08:05	0299229
B6-0406	C0J250457 003	L82431AJ	84.5	%	0.0		1	10/26/2010 - 10/27/2010 08:05	0299229
B8-0002	C0J250457 004	L82441AR	80.8	%	0.0		1	10/26/2010 - 10/27/2010 08:05	0299229

Mactec GAF

Total Sulfide

Lab Name:	TESTAMERICA PITTSBURGH	**Method:**	SW846 9030B/9034
Client Name:	MACTEC Engineering and Consulting Inc	**Lot Number:**	C0J250457
Matrix:	SOLID		

Sulfides, Total

Client Sample ID	Sample Number	Workorder	Result	Units	Method Detection Limit	Reporting Limit	Dilution Factor	Prep Date - Analysis Date/Time	QC Batch
B1-0708	C0J250457 001	L82401CA	247	mg/kg	7.8	39.1	1	11/12/2010 - 11/12/2010 14:00	0316261

Mactec GAF

Cyanide, Total

Lab Name:	TESTAMERICA PITTSBURGH	**Method:**	SW846 9012A
Client Name:	MACTEC Engineering and Consulting Inc	**Report ID:**	C0J250457
Matrix:	SOLID	**Date/Time Received:**	11/3/2010 9:00:00AM

Client Sample ID	Sample Number	Workorder	Result	Units	Reporting Limit	Prep Date-Analysis Date/Time	QC Batch	RPD / Limit (%)
BLK - C0K120000234B	234 MB	L90E31AA	0.20 B	mg/kg	0.50	11/12/2010 - 11/12/2010 15:17	0316234	

Mactec GAF

pH

Lab Name:	TESTAMERICA PITTSBURGH	**Method:**	SW846 9045C
Client Name:	MACTEC Engineering and Consulting Inc	**Report ID:**	C0J250457
Matrix:	SOLID	**Date/Time Received:**	11/11/2010 9:30:00AM

Client Sample ID	Sample Number	Workorder	Result	Units	Reporting Limit	Prep Date-Analysis Date/Time	QC Batch	RPD / Limit (%)
INTRA-LAB QC	001 DUP	L9XF41AQ	6.7	--		11/12/2010 - 11/12/2010 09:53	0316114	0.44 / 2.0

Mactec GAF

Percent Solids

Lab Name:	TESTAMERICA PITTSBURGH	**Method:**	SM20 2540G
Client Name:	MACTEC Engineering and Consulting Inc	**Report ID:**	C0J250457
Matrix:	SOLID	**Date/Time Received:**	10/23/2010 9:30:00AM

Client Sample ID	Sample Number	Workorder	Result	Units	Reporting Limit	Prep Date-Analysis Date/Time	QC Batch	RPD / Limit (%)
B7-0204 DUP	002 DUP	L82411A7	83.1	%	1.0	10/26/2010 - 10/27/2010 08:05	0299229	0.30 / 20
INTRA-LAB QC	025 DUP	L9WGX1AF	91.7	%	1.0	11/11/2010 - 11/12/2010 08:23	0315321	0.34 / 20

Mactec GAF

Total Sulfide

Lab Name:	TESTAMERICA PITTSBURGH	**Method:**	SW846 9030B/9034
Client Name:	MACTEC Engineering and Consulting Inc	**Report ID:**	C0J250457
Matrix:	SOLID	**Date/Time Received:**	10/23/2010 9:30:00AM

Client Sample ID	Sample Number	Workorder	Result	Units	Reporting Limit	Prep Date-Analysis Date/Time	QC Batch	RPD / Limit (%)
BLK - C0K120000261B	261 MB	L90KL1AA	ND	mg/kg	30.0	11/12/2010 - 11/12/2010 14:00	0316261	

Mactec GAF

Cyanide, Total

Lab Name:	TESTAMERICA PITTSBURGH	**Method:**	SW846 9012A
Client Name:	MACTEC Engineering and Consulting Inc	**Lot Number:**	C0K120000
Matrix:	SOLID	**Date/Time Received:**	11/3/2010 9:00:00AM

Client Sample ID	QC Sample Type	Workorder	Recovery (%)	Control Limits (%)	Prep Date - Analysis Date/Time	QC Batch	RPD / Limit (%)
CHECK SAMPLE	LCS	L90E31AC	90	38 - 162	11/12/201 - 11/12/2010 15:17	0316234	
LAB MS/MSD	MS	L9HP61AF	75	75 - 125	11/12/201 - 11/12/2010 15:17	0316234	
LAB MS/MSD	MS	L9HQJ1AM	69 N	75 - 125	11/12/201 - 11/12/2010 15:24	0316234	13 / 20
LAB MS/MSD	MSD	L9HQJ1AN	59 N	75 - 125	11/12/201 - 11/12/2010 15:24	0316234	13 / 20

Mactec GAF

pH

Lab Name:	TESTAMERICA PITTSBURGH	**Method:**	SW846 9045C
Client Name:	MACTEC Engineering and Consulting Inc	**Lot Number:**	C0K120000
Matrix:	SOLID	**Date/Time Received:**	11/11/2010 9:30:00AM

Client Sample ID	QC Sample Type	Workorder	Recovery (%)	Control Limits (%)	Prep Date - Analysis Date/Time	QC Batch	RPD / Limit (%)
CHECK SAMPLE	LCS	L9XXW1AA	100	99 - 101	11/12/201 - 11/12/2010 09:50	0316114	

Mactec GAF

Total Sulfide

Lab Name:	TESTAMERICA PITTSBURGH	**Method:**	SW846 9030B/9034
Client Name:	MACTEC Engineering and Consulting Inc	**Lot Number:**	C0K120000
Matrix:	SOLID	**Date/Time Received:**	10/23/2010 9:30:00AM

Client Sample ID	QC Sample Type	Workorder	Recovery (%)	Control Limits (%)	Prep Date - Analysis Date/Time	QC Batch	RPD / Limit (%)
CHECK SAMPLE	LCS	L90KL1AC	92	85 - 115	11/12/201 - 11/12/2010 14:00	0316261	0.45 / 20
DUPLICATE CHECK	LCSD	L90KL1AD	92	85 - 115	11/12/201 - 11/12/2010 14:00	0316261	0.45 / 20

GC/MS VOLATILE DATA

GC/MS VOLATILE
QC SUMMARY

SW846 8260B SURROGATE RECOVERY

Lab Name: TestAmerica Laboratories, Inc. Client: MACTEC Engineering and Consulting Inc

Lab Code: TALPIT SDG No:

Lot #: C0J250457

Extraction: XXA4DQK01

	CLIENT ID.	SRG01	SRG02	SRG03	SRG04	TOT OUT
01	INTRA-LAB QC	81	107	88	100	00
02	METHOD BLK. L89151AA	94	102	88	102	00
03	LCS L89151AC	92	104	93	106	00
04	LAB MS/MSD D	95	95	110	124*	01
05	LAB MS/MSD S	94	111	97	110	00

SURROGATES		QC LIMITS
SRG01	= 1,2-Dichloroethane-d4	(52-124)
SRG02	= Toluene-d8	(72-127)
SRG03	= 4-Bromofluorobenzene	(63-120)
SRG04	= Dibromofluoromethane	(68-121)

\# Column to be used to flag recovery values
* Values outside of required QC Limits
D System monitoring Compound diluted out

FORM II

SW846 8260B SURROGATE RECOVERY

Lab Name: TestAmerica Laboratories, Inc. Client: MACTEC Engineering and Consulting Inc

Lab Code: TALPIT SDG No:

Lot #: C0J250457

Extraction: XXA4EQK01

	CLIENT ID.	SRG01	SRG02	SRG03	SRG04	TOT OUT
01	B7-0204	89	102	79	101	00
02	B6-0406	89	106	85	104	00
03	B8-0002	101	102	90	108	00

SURROGATES		QC LIMITS
SRG01	= 1,2-Dichloroethane-d4	(52-124)
SRG02	= Toluene-d8	(72-127)
SRG03	= 4-Bromofluorobenzene	(63-120)
SRG04	= Dibromofluoromethane	(68-121)

\# Column to be used to flag recovery values
* Values outside of required QC Limits
D System monitoring Compound diluted out

FORM II

SW846 8260B SURROGATE RECOVERY

Lab Name: TestAmerica Laboratories, Inc. Client: MACTEC Engineering and Consulting Inc

Lab Code: TALPIT SDG No:

Lot #: C0J250457

Extraction: XXI25QK01

	CLIENT ID.	SRG01	SRG02	SRG03	SRG04	TOT OUT
01	INTRA-LAB QC	94	93	105	95	00
02	TRIP BLANK	95	93	101	95	00
03	METHOD BLK. L9DLD1AA	94	93	107	95	00
04	LCS L9DLD1AC	89	90	93	91	00
05	LAB MS/MSD D	98	89	96	96	00
06	LAB MS/MSD S	97	90	95	95	00

SURROGATES		QC LIMITS
SRG01	= 1,2-Dichloroethane-d4	(64-135)
SRG02	= Toluene-d8	(71-118)
SRG03	= 4-Bromofluorobenzene	(70-118)
SRG04	= Dibromofluoromethane	(70-128)

\# Column to be used to flag recovery values
* Values outside of required QC Limits
D System monitoring Compound diluted out

FORM II

SW846 8260B CHECK SAMPLE RECOVERY

Lab Name: TestAmerica Laboratories, Inc. Client: MACTEC Engineering and Consulting Inc

Lab Code: TALPIT SDG No:

Lot #: C0J290000 WO #: L89151AC
BATCH: 0302058

COMPOUND	SPIKE ADDED (ug/kg)	SAMPLE CONCENT. (ug/kg)	% REC	QC LIMITS REC	QUAL
1,1-Dichloroethene	40.0	38.1	95	59- 129	
Trichloroethene	40.0	41.4	104	76- 119	
Benzene	40.0	39.8	100	77- 120	
Toluene	40.0	40.9	102	78- 124	
Chlorobenzene	40.0	39.3	98	79- 120	

NOTES(S):

* Values outside of QC limits

Spike Recovery: 0 out of 5 outside limits

COMMENTS:

FORM III

SW846 8260B CHECK SAMPLE RECOVERY

Lab Name: TestAmerica Laboratories, Inc. Client: MACTEC Engineering and Consulting Inc

Lab Code: TALPIT SDG No:

Lot #: C0K010000 WO #: L9DLD1AC
BATCH: 0305199

COMPOUND	SPIKE ADDED (ug/L)	SAMPLE CONCENT. (ug/L)	% REC	QC LIMITS REC	QUAL
Trichloroethene	10.0	9.18	92	73 - 120	
1,1-Dichloroethene	10.0	8.99	90	65 - 136	
Benzene	10.0	9.19	92	80 - 120	
Toluene	10.0	9.09	91	80 - 123	
Chlorobenzene	10.0	8.86	89	80 - 120	

NOTES(S):

* Values outside of QC limits

Spike Recovery: 0 out of 5 outside limits

COMMENTS:

FORM III

SW846 8260B MATRIX SPIKE/MATRIX SPIKE DUPLICATE RECOVERY

Lab Name: TestAmerica Laboratories, Inc. Client: MACTEC Engineering and Consulting Inc

Lab Code: TALPIT SDG No:

Matrix Spike ID: LAB MS/MSD Level: (low/med) LOW

Lot #: A0J260440 WO #: L83921AC
BATCH: 0302058

COMPOUND	SPIKE ADDED (ug/kg)	SAMPLE CONCENT. (ug/kg)	MS CONCENT. (ug/kg)	MS % REC	LIMITS REC	QUAL
1,1-Dichloroethene	41.0	ND	44.0	107	59 - 129	
Trichloroethene	41.0	ND	42.5	104	76 - 119	
Benzene	41.0	ND	43.3	106	77 - 120	
Toluene	41.0	ND	44.3	108	78 - 124	
Chlorobenzene	41.0	ND	43.1	105	79 - 120	

NOTES(S):

Results and reporting limits have been adjusted for dry weight.

Column to be used to flag recovery and RPD values with an asterisk
* Values outside of QC limits

RPD: 0 out of 0 outside limits
Spike Recovery: 0 out of 5 outside limits

COMMENTS:

FORM III

SW846 8260B MATRIX SPIKE/MATRIX SPIKE DUPLICATE RECOVERY

Lab Name: TestAmerica Laboratories, Inc. Client: MACTEC Engineering and Consulting Inc

Lab Code: TALPIT SDG No:

Matrix Spike ID: LAB MS/MSD Level:(low/med) LOW

Lot #: A0J260440 WO #: L83921AD
BATCH: 0302058

COMPOUND	SPIKE ADDED (ug/kg)	MSD CONCENT. (ug/kg)	MSD % REC	% RPD		QC LIMITS RPD	QC LIMITS REC	QUAL
1,1-Dichloroethene	36.7	51.7	141*	16		25	59 - 129	a
Trichloroethene	36.7	36.3	99	16		21	76 - 119	
Benzene	36.7	40.2	109	7.5		20	77 - 120	
Toluene	36.7	34.0	92	26	*	21	78 - 124	p
Chlorobenzene	36.7	37.2	101	15		20	79 - 120	

NOTES(S):

a Spiked analyte recovery is outside stated control limits.

Results and reporting limits have been adjusted for dry weight.

p Relative percent difference (RPD) is outside stated control limits.

Column to be used to flag recovery and RPD values with an asterisk
* Values outside of QC limits

RPD: 1 out of 5 outside limits
Spike Recovery: 1 out of 5 outside limits

COMMENTS:

FORM III

SW846 8260B MATRIX SPIKE/MATRIX SPIKE DUPLICATE RECOVERY

Lab Name: TestAmerica Laboratories, Inc. Client: MACTEC Engineering and Consulting Inc

Lab Code: TALPIT SDG No:

Matrix Spike ID: LAB MS/MSD

Lot #: C0J230453 WO #: L810L1AE
BATCH: 0305199

COMPOUND	SPIKE ADDED (ug/L)	SAMPLE CONCENT. (ug/L)	MS CONCENT. (ug/L)	MS % REC	LIMITS REC	QUAL
1,1-Dichloroethene	10.0	ND	9.40	94	65- 136	
Benzene	10.0	ND	9.81	98	80- 120	
Toluene	10.0	ND	9.31	93	80- 123	
Chlorobenzene	10.0	ND	9.30	93	80- 120	
Trichloroethene	10.0	ND	9.56	96	73- 120	

NOTES(S):

Column to be used to flag recovery and RPD values with an asterisk
* Values outside of QC limits

RPD: 0 out of 0 outside limits
Spike Recovery: 0 out of 5 outside limits

COMMENTS:

FORM III

SW846 8260B MATRIX SPIKE/MATRIX SPIKE DUPLICATE RECOVERY

Lab Name: TestAmerica Laboratories, Inc. Client: MACTEC Engineering and Consulting Inc

Lab Code: TALPIT SDG No:

Matrix Spike ID: LAB MS/MSD

Lot #: C0J230453 WO #: L810L1AF
BATCH: 0305199

COMPOUND	SPIKE ADDED (ug/L)	MSD CONCENT. (ug/L)	MSD % REC	% RPD	QC LIMITS RPD	QC LIMITS REC	QUAL
1,1-Dichloroethene	10.0	8.91	89	5.4	35	65 - 136	
Benzene	10.0	9.52	95	2.9	32	80 - 120	
Toluene	10.0	9.01	90	3.3	35	80 - 123	
Chlorobenzene	10.0	9.03	90	2.8	29	80 - 120	
Trichloroethene	10.0	9.22	92	3.6	35	73 - 120	

NOTES(S):

Column to be used to flag recovery and RPD values with an asterisk
* Values outside of QC limits

RPD: 0 out of 5 outside limits
Spike Recovery: 0 out of 5 outside limits

COMMENTS:

FORM III

SW846 8260B METHOD BLANK SUMMARY

BLANK WORKORDER NO.: L89151AA

Lab Name: TestAmerica Laboratories, Inc.

Lab Code: TALPIT

SDG Number:

Lab File ID: 3102901.D

Lot Number: C0J250457

Date Analyzed: 10/29/10

Time Analyzed: 06:37

Matrix: SOLID

Date Extracted:10/29/10

GC Column: RTX-624 ID: .18

Extraction Method: 5035

Instrument ID: HP3

Level:(low/med) LOW

THIS METHOD BLANK APPLIES TO THE FOLLOWING SAMPLES, LCS, LCSD, MS , MSD:

	CLIENT ID.	SAMPLE WORK ORDER #	LAB FILE ID	DATE ANALYZED	TIME ANALYZED
01	B7-0204	L82411AC	3102911.D	10/29/10	10:28
02	B6-0406	L82431AK	3102912.D	10/29/10	10:51
03	B8-0002	L82441AT	3102926.D	10/29/10	16:35
04	INTRA-LAB QC	L83921AA	3102903.D	10/29/10	07:23
05	LAB MS/MSD	L83921AC S	3102905.D	10/29/10	08:10
06	LAB MS/MSD	L83921AD D	3102906.D	10/29/10	08:33
07	CHECK SAMPLE	L89151AC C	3102904.D	10/29/10	07:47
08					
09					
10					
11					
12					
13					
14					
15					
16					
17					
18					
19					
20					
21					
22					
23					
24					
25					
26					
27					
28					
29					
30					

COMMENTS:

FORM IV

SW846 8260B METHOD BLANK SUMMARY

BLANK WORKORDER NO.: L9DLD1AA

Lab Name: TestAmerica Laboratories, Inc.

Lab Code: TALPIT

SDG Number:

Lab File ID: 51101001.

Lot Number: C0J250457

Date Analyzed: 11/01/10

Time Analyzed: 08:53

Matrix: WATER

Date Extracted:11/01/10

GC Column: HP624 ID: .20

Extraction Method: 5030B

Instrument ID: HP5

Level:(low/med) LOW

THIS METHOD BLANK APPLIES TO THE FOLLOWING SAMPLES, LCS, LCSD, MS , MSD:

	CLIENT ID.	SAMPLE WORK ORDER #	LAB FILE ID	DATE ANALYZED	TIME ANALYZED
01	INTRA-LAB QC	L810L1AA	51101002.	11/01/10	09:34
02	LAB MS/MSD	L810L1AE S	51101005.	11/01/10	10:48
03	LAB MS/MSD	L810L1AF D	51101006.	11/01/10	11:12
04	TRIP BLANK	L82451AA	51101010.	11/01/10	13:04
05	CHECK SAMPLE	L9DLD1AC C	51101004.	11/01/10	10:23
06					
07					
08					
09					
10					
11					
12					
13					
14					
15					
16					
17					
18					
19					
20					
21					
22					
23					
24					
25					
26					
27					
28					
29					
30					

COMMENTS:

FORM IV

5A

VOLATILE ORGANIC INSTRUMENT PERFORMANCE CHECK
BROMOFLUOROBENZENE (BFB)

Lab Name: TESTAMERICAPITTSBURGH Contract:

Lab Code: TA Case No.: SAS No.: SDG No.:

Lab File ID: BF51015B BFB Injection Date: 10/15/10

Instrument ID: HP5 BFB Injection Time: 1516

GC Column: DB624 20M ID: 0.20 (mm) Heated Purge: (Y/N) N

m/e	ION ABUNDANCE CRITERIA	% RELATIVE ABUNDANCE
50	15.0 - 40.0% of mass 95	18.0
75	30.0 - 60.0% of mass 95	47.7
95	Base Peak, 100% relative abundance	100.0
96	5.0 - 9.0% of mass 95	6.0
173	Less than 2.0% of mass 174	0.0 (0.0)1
174	50.0 - 100.0% of mass 95	78.1
175	5.0 - 9.0% of mass 174	6.2 (7.9)1
176	95.0 - 101.0% of mass 174	76.8 (98.4)1
177	5.0 - 9.0% of mass 176	5.5 (7.2)2

1-Value is % mass 174 2-Value is % mass 176

THIS CHECK APPLIES TO THE FOLLOWING SAMPLES, MS, MSD, BLANKS, AND STANDARDS:

	EPA SAMPLE NO.	LAB SAMPLE ID	LAB FILE ID	DATE ANALYZED	TIME ANALYZED
01	VSTD5	VSTD5	1B51015	10/15/10	1821
02	VSTD10	VSTD10	1C51015	10/15/10	1845
03	VSTD15	VSTD15	1D51015	10/15/10	1909
04	VSTD20	VSTD20	1E51015	10/15/10	1934
05	VSTD35	VSTD35	1F51015	10/15/10	1958
06	VSTD40	VSTD40	1G51015	10/15/10	2023
07	VSTD1	VSTD1	1A51015C	10/15/10	2220
08					
09					
10					
11					
12					
13					
14					
15					
16					
17					
18					
19					
20					
21					
22					

VKG 10/18/10

5A

VOLATILE ORGANIC INSTRUMENT PERFORMANCE CHECK
BROMOFLUOROBENZENE (BFB)

Lab Name: TESTAMERICA PITTSBURGH Contract:

Lab Code: TA Case No.: SAS No.: SDG No.:

Lab File ID: BF30810K BFB Injection Date: 08/10/10

Instrument ID: HP3 BFB Injection Time: 0640

GC Column: DB624 20M ID: 0.18 (mm) Heated Purge: (Y/N) Y

m/e	ION ABUNDANCE CRITERIA	% RELATIVE ABUNDANCE
50	15.0 - 40.0% of mass 95	15.5
75	30.0 - 60.0% of mass 95	44.8
95	Base Peak, 100% relative abundance	100.0
96	5.0 - 9.0% of mass 95	7.4
173	Less than 2.0% of mass 174	0.4 (0.5)1
174	50.0 - 100.0% of mass 95	83.8
175	5.0 - 9.0% of mass 174	5.7 (6.8)1
176	95.0 - 101.0% of mass 174	80.4 (95.9)1
177	5.0 - 9.0% of mass 176	4.5 (5.6)2

1-Value is % mass 174 2-Value is % mass 176

THIS CHECK APPLIES TO THE FOLLOWING SAMPLES, MS, MSD, BLANKS, AND STANDARDS:

	EPA SAMPLE NO.	LAB SAMPLE ID	LAB FILE ID	DATE ANALYZED	TIME ANALYZED
01	VSTD5	VSTD5	1A30810	08/10/10	0816
02	VSTD10	VSTD10	1B30810	08/10/10	0840
03	VSTD25	VSTD25	1C30810	08/10/10	0903
04	VSTD40	VSTD40	1D30810	08/10/10	0927
05	VSTD50	VSTD50	1E30810	08/10/10	0952
06	VSTD125	VSTD125	1F30810	08/10/10	1016
07	VSTD250	VSTD250	1G30810	08/10/10	1040
08					
09					
10					
11					
12					
13					
14					
15					
16					
17					
18					
19					
20					
21					
22					

VKB Patrick Johnson 8/11/10

5A

VOLATILE ORGANIC INSTRUMENT PERFORMANCE CHECK
BROMOFLUOROBENZENE (BFB)

Lab Name: TESTAMERICA PITTSBURGH Contract:

Lab Code: TA Case No.: SAS No.: SDG No.:

Lab File ID: BF31029 BFB Injection Date: 10/29/10

Instrument ID: HP3 BFB Injection Time: 0522

GC Column: DB624 20M ID: 0.18 (mm) Heated Purge: (Y/N) Y

m/e	ION ABUNDANCE CRITERIA	% RELATIVE ABUNDANCE	
50	15.0 - 40.0% of mass 95	15.3	
75	30.0 - 60.0% of mass 95	42.6	
95	Base Peak, 100% relative abundance	100.0	
96	5.0 - 9.0% of mass 95	6.4	
173	Less than 2.0% of mass 174	0.0	(0.0)1
174	50.0 - 100.0% of mass 95	86.6	
175	5.0 - 9.0% of mass 174	6.2	(7.1)1
176	95.0 - 101.0% of mass 174	82.4	(95.2)1
177	5.0 - 9.0% of mass 176	5.2	(6.3)2

1-Value is % mass 174 2-Value is % mass 176

THIS CHECK APPLIES TO THE FOLLOWING SAMPLES, MS, MSD, BLANKS, AND STANDARDS:

	EPA SAMPLE NO.	LAB SAMPLE ID	LAB FILE ID	DATE ANALYZED	TIME ANALYZED
01	VSTD40	VSTD40	CC31029	10/29/10	0555
02	INTRA-LAB BL	L89151AA	3102901	10/29/10	0637
03	INTRA-LAB CH	L89151AC	3102904	10/29/10	0747
04	B7-0204	L82411AC	3102911	10/29/10	1028
05	B6-0406	L82431AK	3102912	10/29/10	1051
06	B8-0002	L82441AT	3102926	10/29/10	1635
07					
08					
09					
10					
11					
12					
13					
14					
15					
16					
17					
18					
19					
20					
21					
22					

5A

VOLATILE ORGANIC INSTRUMENT PERFORMANCE CHECK
BROMOFLUOROBENZENE (BFB)

Lab Name: TESTAMERICA PITTSBURGH Contract:

Lab Code: TA Case No.: SAS No.: SDG No.:

Lab File ID: BF51101 BFB Injection Date: 11/01/10

Instrument ID: HP5 BFB Injection Time: 0715

GC Column: DB624 20M ID: 0.20 (mm) Heated Purge: (Y/N) N

m/e	ION ABUNDANCE CRITERIA	% RELATIVE ABUNDANCE
50	15.0 - 40.0% of mass 95	16.9
75	30.0 - 60.0% of mass 95	47.8
95	Base Peak, 100% relative abundance	100.0
96	5.0 - 9.0% of mass 95	6.7
173	Less than 2.0% of mass 174	0.2 (0.2)1
174	50.0 - 100.0% of mass 95	75.5
175	5.0 - 9.0% of mass 174	5.2 (6.9)1
176	95.0 - 101.0% of mass 174	74.1 (98.1)1
177	5.0 - 9.0% of mass 176	5.1 (6.9)2

1-Value is % mass 174 2-Value is % mass 176

THIS CHECK APPLIES TO THE FOLLOWING SAMPLES, MS, MSD, BLANKS, AND STANDARDS:

	EPA SAMPLE NO.	LAB SAMPLE ID	LAB FILE ID	DATE ANALYZED	TIME ANALYZED
01	VSTD10	VSTD10	CC51101	11/01/10	0753
02	INTRA-LAB BL	L9DLD1AA	51101001	11/01/10	0853
03	INTRA-LAB CH	L9DLD1AC	51101004	11/01/10	1023
04	TRIP BLANK	L82451AA	51101010	11/01/10	1304
05					
06					
07					
08					
09					
10					
11					
12					
13					
14					
15					
16					
17					
18					
19					
20					
21					
22					

VOLATILE INTERNAL STANDARD AREA AND RT SUMMARY

Lab Name: TESTAMERICA PITTSBURGH Contract:

Lab Code: TA Case No.: SAS No.: SDG No.: C0J250457

Lab File ID (Standard): CC31029 Date Analyzed: 10/29/10

Instrument ID: HP3 Time Analyzed: 0555

GC Column: DB 624 ID: 0.18 (mm) Heated Purge: (Y/N) Y

		IS1 AREA #	IS1 RT #	IS2 (CBZ) AREA #	IS2 (CBZ) RT #	IS3 (DCB) AREA #	IS3 (DCB) RT #
	12 HOUR STD	796244	7.40	240526	10.49	408959	12.81
	UPPER LIMIT	1592488	7.60	481052	10.69	817918	13.01
	LOWER LIMIT	398122	7.20	120263	10.29	204480	12.61
	EPA SAMPLE NO.						
01	INTRA-LAB BL	1263214	7.41	325042	10.49	480442	12.80
02	INTRA-LAB CH	963460	7.40	220544	10.49	360747	12.81
03	B7-0204	935922	7.41	250051	10.49	277447	12.80
04	B6-0406	873554	7.41	236770	10.48	308956	12.81
05	B8-0002	1007454	7.41	249495	10.49	402533	12.81
06							
07							
08							
09							
10							
11							
12							
13							
14							
15							
16							
17							
18							
19							
20							
21							
22							

IS1 = Fluorobenzene
IS2 (CBZ) = Chlorobenzene-d5
IS3 (DCB) = 1,4-Dichlorobenzene-d4

AREA UPPER LIMIT = +100% of internal standard area
AREA LOWER LIMIT = - 50% of internal standard area
RT UPPER LIMIT = + 0.20 minutes of internal standard RT
RT LOWER LIMIT = - 0.20 minutes of internal standard RT

Column used to flag values outside QC limits with an asterisk.
* Values outside of QC limits.

8A

VOLATILE INTERNAL STANDARD AREA AND RT SUMMARY

Lab Name: TESTAMERICA PITTSBURGH Contract:

Lab Code: TA Case No.: SAS No.: SDG No.: C0J250457

Lab File ID (Standard): CC51101 Date Analyzed: 11/01/10

Instrument ID: HP5 Time Analyzed: 0753

GC Column: DB 624 ID: 0.20 (mm) Heated Purge: (Y/N) N

		IS1(CBZ) AREA #	RT #	IS2(DCB) AREA #	RT #	IS3 AREA #	RT #
	12 HOUR STD	109734	10.46	150780	12.78	433607	7.38
	UPPER LIMIT	219468	10.66	301560	12.98	867214	7.58
	LOWER LIMIT	54867	10.26	75390	12.58	216804	7.18
	EPA SAMPLE NO.						
01	INTRA-LAB BL	111464	10.46	148218	12.78	474313	7.38
02	INTRA-LAB CH	120055	10.46	165153	12.78	479789	7.38
03	TRIP BLANK	106151	10.46	148373	12.78	450715	7.39
04							
05							
06							
07							
08							
09							
10							
11							
12							
13							
14							
15							
16							
17							
18							
19							
20							
21							
22							

IS1 (CBZ) = Chlorobenzene-d5
IS2 (DCB) = 1,4-Dichlorobenzene-d4
IS3 = Fluorobenzene

AREA UPPER LIMIT = +100% of internal standard area
AREA LOWER LIMIT = - 50% of internal standard area
RT UPPER LIMIT = + 0.20 minutes of internal standard RT
RT LOWER LIMIT = - 0.20 minutes of internal standard RT

Column used to flag values outside QC limits with an asterisk.
* Values outside of QC limits.

GC/MS VOLATILE
SAMPLE DATA

MACTEC Engineering and Consulting Inc

Client Sample ID: B7-0204

GC/MS Volatiles

Lot-Sample #...: C0J250457-002	**Work Order #...:** L82411AC	**Matrix.....:** SOLID
Date Sampled...: 10/22/10	**Date Received..:** 10/23/10	**MS Run #.....:** 0302039
Prep Date.....: 10/29/10	**Analysis Date..:** 10/29/10	
Prep Batch #...: 0302058	**Analysis Time..:** 10:28	
Dilution Factor: 1	**Initial Wgt/Vol:** 4.98 g	**Final Wgt/Vol..:** 5 mL
% Moisture.....: 17	**Analyst ID.....:** 010099	**Instrument ID..:** HP3
	Method.....: SW846 8260B	

PARAMETER	RESULT	REPORTING LIMIT	UNITS	MDL
Acetone	**9.2 J**	**24**	**ug/kg**	**6.0**
Benzene	ND	6.0	ug/kg	0.81
Bromodichloromethane	ND	6.0	ug/kg	0.68
Bromoform	ND	6.0	ug/kg	0.53
Bromomethane	ND	6.0	ug/kg	0.89
2-Butanone	ND	6.0	ug/kg	1.1
Carbon disulfide	**3.4 J**	**6.0**	**ug/kg**	**0.62**
Carbon tetrachloride	ND	6.0	ug/kg	0.54
Chlorobenzene	ND	6.0	ug/kg	0.91
Chloroethane	ND	6.0	ug/kg	1.9
Chloroform	ND	6.0	ug/kg	0.71
Chloromethane	ND	6.0	ug/kg	1.0
Cyclohexane	ND	6.0	ug/kg	0.45
Dibromochloromethane	ND	6.0	ug/kg	0.86
1,2-Dibromo-3-chloro-propane	ND	6.0	ug/kg	0.90
1,2-Dibromoethane	ND	6.0	ug/kg	1.0
1,3-Dichlorobenzene	ND	6.0	ug/kg	0.79
1,4-Dichlorobenzene	ND	6.0	ug/kg	0.77
1,2-Dichlorobenzene	ND	6.0	ug/kg	0.96
Dichlorodifluoromethane	ND	6.0	ug/kg	0.80
1,1-Dichloroethane	ND	6.0	ug/kg	0.69
1,2-Dichloroethane	ND	6.0	ug/kg	0.74
1,1-Dichloroethene	ND	6.0	ug/kg	1.0
cis-1,2-Dichloroethene	ND	6.0	ug/kg	0.85
trans-1,2-Dichloroethene	ND	6.0	ug/kg	0.72
1,2-Dichloropropane	ND	6.0	ug/kg	0.66
cis-1,3-Dichloropropene	ND	6.0	ug/kg	0.82
trans-1,3-Dichloropropene	ND	6.0	ug/kg	0.72
Ethylbenzene	ND	6.0	ug/kg	0.78
2-Hexanone	ND	6.0	ug/kg	0.83
Isopropylbenzene	ND	6.0	ug/kg	0.82
Methyl acetate	ND	6.0	ug/kg	1.1
Methylene chloride	ND	6.0	ug/kg	0.81
Methylcyclohexane	**1.4 J**	**6.0**	**ug/kg**	**0.88**
4-Methyl-2-pentanone	ND	6.0	ug/kg	0.79
Methyl tert-butyl ether	ND	6.0	ug/kg	0.90

(Continued on next page)

MACTEC Engineering and Consulting Inc

Client Sample ID: B7-0204

GC/MS Volatiles

Lot-Sample #...: C0J250457-002 **Work Order #...:** L82411AC **Matrix.....:** SOLID

PARAMETER	RESULT	REPORTING LIMIT	UNITS	MDL
Styrene	ND	6.0	ug/kg	0.85
1,1,2,2-Tetrachloroethane	ND	6.0	ug/kg	0.87
1,2,4-Trichloro-benzene	ND	6.0	ug/kg	1.1
Tetrachloroethene	ND	6.0	ug/kg	0.82
1,1,1-Trichloroethane	**1.7 J**	**6.0**	**ug/kg**	**0.59**
1,1,2-Trichloroethane	ND	6.0	ug/kg	1.0
Trichloroethene	**15**	**6.0**	**ug/kg**	**0.79**
Trichlorofluoromethane	ND	6.0	ug/kg	1.1
1,1,2-Trichloro-1,2,2-trifluoroethane	ND	6.0	ug/kg	1.3
Toluene	ND	6.0	ug/kg	0.88
Vinyl chloride	ND	6.0	ug/kg	0.57
Xylenes (total)	ND	18	ug/kg	2.7

SURROGATE	PERCENT RECOVERY	RECOVERY LIMITS
1,2-Dichloroethane-d4	89	(52 - 124)
Toluene-d8	102	(72 - 127)
4-Bromofluorobenzene	79	(63 - 120)
Dibromofluoromethane	101	(68 - 121)

NOTE(S):

Results and reporting limits have been adjusted for dry weight.

J Estimated result. Result is less than RL.

Data File: \\pitsvr06\d\chem\hp3.i\3102910d.b\3102911.D
Date : 29-OCT-2010 10:28
Client ID: B7-0204
Sample Info: C0J250457-002 4.98G/5ML
Purge Volume: 5.0
Column phase: DB 624

Instrument: hp3.i
Operator: 10099
Column diameter: 0.18

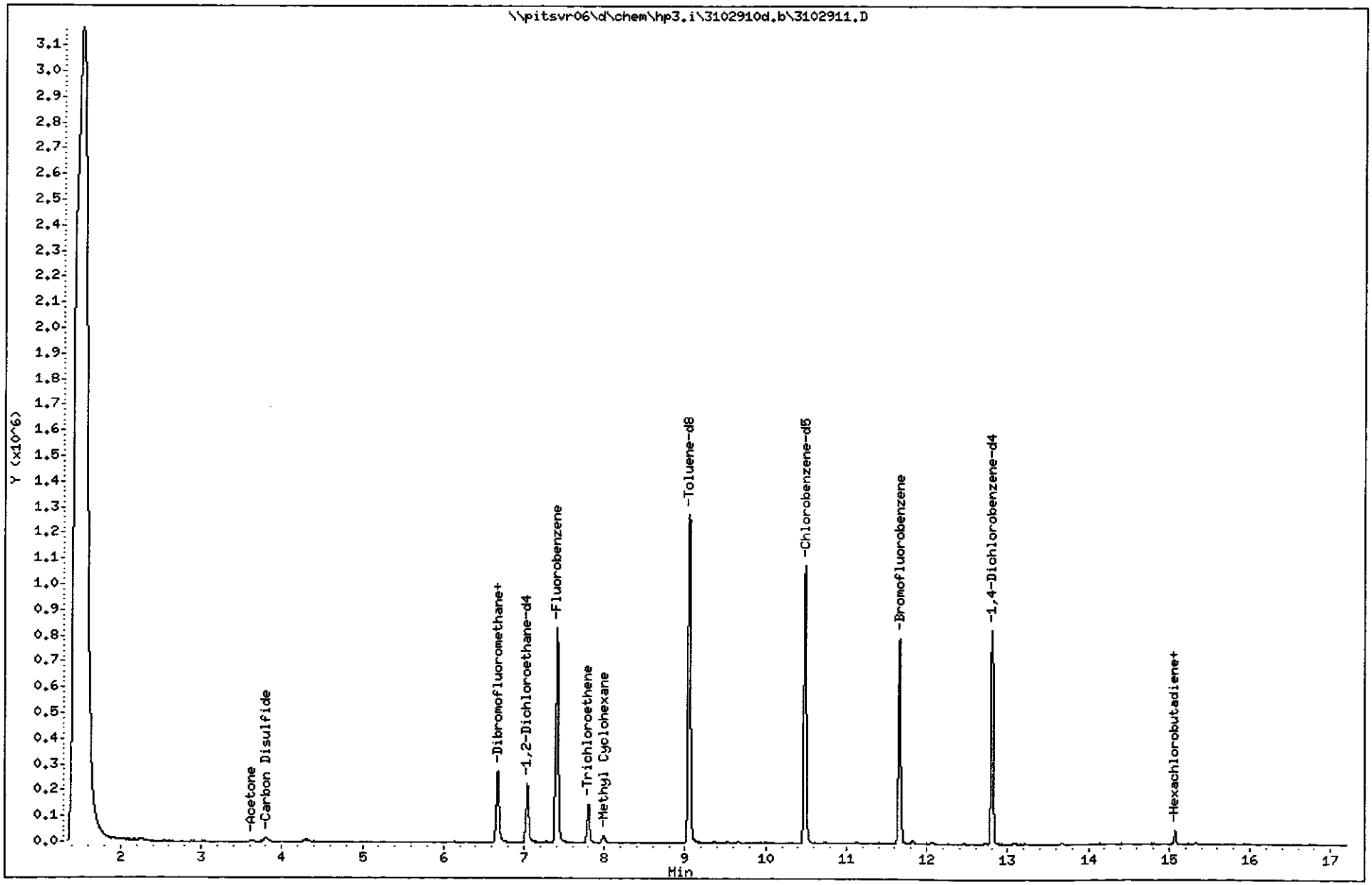

TestAmerica Pittsburgh

VOLATILE REPORT SW-846 Method

Data file : \\pitsvr06\d\chem\hp3.i\3102910d.b\3102911.D
Lab Smp Id: l82411ac Client Smp ID: B7-0204
Inj Date : 29-OCT-2010 10:28
Operator : 10099 Inst ID: hp3.i
Smp Info : C0J250457-002 4.98G/5ML
Misc Info : l82411ac,3102910d.b,8260bsoil.m,4-dwsoil.sub
Comment :
Method : \\pitsvr06\d\chem\hp3.i\3102910d.b\8260bsoil.m
Meth Date : 29-Oct-2010 06:04 hp3.i Quant Type: ISTD
Cal Date : 10-AUG-2010 09:27 Cal File: 1D30810.D
Als bottle: 11
Dil Factor: 1.00000
Integrator: HP RTE Compound Sublist: 4-dwsoil.sub
Target Version: 4.14
Processing Host: PITPC-110

Concentration Formula: Amt * DF * 1/Vo * CpndVariable

Name	Value	Description
DF	1.000	Dilution Factor
Vo	5.000	Sample Amount
Cpnd Variable		Local Compound Variable

	Compounds	QUANT SIG MASS	RT	EXP RT	REL RT	RESPONSE	CONCENTRATIONS ON-COLUMN (ng)	FINAL (ug/Kg)
* 46	Fluorobenzene	96	7.408	7.403	(1.000)	935922	250.000	
* 69	Chlorobenzene-d5	119	10.487	10.488	(1.000)	250051	250.000	
* 92	1,4-Dichlorobenzene-d4	152	12.804	12.805	(1.000)	277447	250.000	
$ 39	Dibromofluoromethane	113	6.672	6.667	(0.901)	200623	252.639	50.53
$ 43	1,2-Dichloroethane-d4	65	7.037	7.032	(0.950)	193018	221.376	44.28
$ 59	Toluene-d8	98	9.045	9.046	(0.863)	968669	256.007	51.20
$ 80	Bromofluorobenzene	95	11.648	11.650	(1.111)	335026	196.967	39.39
1	Dichlorodifluoromethane	85	Compound Not Detected.					
2	Chloromethane	50	Compound Not Detected.					
3	Vinyl Chloride	62	Compound Not Detected.					
4	Bromomethane	94	Compound Not Detected.					
5	Chloroethane	64	Compound Not Detected.					
166	Trichlorofluoromethane	101	Compound Not Detected.					
10	1,1,2-trichloro-1,2,2-trifluor	101	Compound Not Detected.					
12	1,1-Dichloroethene	96	Compound Not Detected.					
15	Carbon Disulfide	76	3.807	3.778	(0.514)	47814	13.8902	2.778
13	Acetone	43	3.618	3.625	(0.488)	14275	38.1611	7.632(M)
18	Methylene Chloride	84	Compound Not Detected.					
19	trans-1,2-Dichloroethene	96	Compound Not Detected.					
20	Methyl tert-butyl ether	73	Compound Not Detected.					
24	1,1-Dichloroethane	63	Compound Not Detected.					
27	2,2-Dichloropropane	77	Compound Not Detected.					
28	cis-1,2-dichloroethene	96	Compound Not Detected.					

	Compounds	QUANT SIG MASS	RT	EXP RT	REL RT	RESPONSE	CONCENTRATIONS ON-COLUMN (ng)	CONCENTRATIONS FINAL (ug/Kg)
M 29	1,2-Dichloroethene (total)	96	Compound Not Detected.					
30	Bromochloromethane	128	Compound Not Detected.					
31	2-Butanone	43	Compound Not Detected.					
37	Chloroform	83	Compound Not Detected.					
38	1,1,1-Trichloroethane	97	6.678	6.661	(0.901)	11105	6.99383	1.399(Q)
40	1,1-Dichloropropene	75	Compound Not Detected.					
41	Carbon Tetrachloride	117	Compound Not Detected.					
42	Benzene	78	Compound Not Detected.					
45	1,2-Dichloroethane	62	Compound Not Detected.					
47	Trichloroethene	130	7.798	7.793	(1.053)	63665	63.3729	12.67
49	1,2-Dichloropropane	63	Compound Not Detected.					
50	Dibromomethane	93	Compound Not Detected.					
53	Bromodichloromethane	83	Compound Not Detected.					
57	cis-1,3-Dichloropropene	75	Compound Not Detected.					
58	4-Methyl-2-Pentanone	43	Compound Not Detected.					
60	Toluene	91	Compound Not Detected.					
61	trans-1,3-Dichloropropene	75	Compound Not Detected.					
63	1,3-Dichloropropane	76	Compound Not Detected.					
64	1,1,2-Trichloroethane	97	Compound Not Detected.					
65	Tetrachloroethene	164	Compound Not Detected.					
66	2-Hexanone	43	Compound Not Detected.					
67	Dibromochloromethane	129	Compound Not Detected.					
68	1,2-Dibromoethane	107	Compound Not Detected.					
70	Chlorobenzene	112	Compound Not Detected.					
71	1,1,1,2-Tetrachloroethane	131	Compound Not Detected.					
72	Ethylbenzene	106	Compound Not Detected.					
73	m + p-Xylene	106	Compound Not Detected.					
74	Xylene-o	106	Compound Not Detected.					
76	Styrene	104	Compound Not Detected.					
77	Bromoform	173	Compound Not Detected.					
78	Isopropylbenzene	105	Compound Not Detected.					
79	Bromobenzene	156	Compound Not Detected.					
81	n-Propylbenzene	120	Compound Not Detected.					
82	2-Chlorotoluene	126	Compound Not Detected.					
83	1,1,2,2-Tetrachloroethane	83	Compound Not Detected.					
84	1,2,3-Trichloropropane	110	Compound Not Detected.					
85	4-Chlorotoluene	126	Compound Not Detected.					
86	1,3,5-Trimethylbenzene	105	Compound Not Detected.					
87	tert-Butylbenzene	119	Compound Not Detected.					
88	1,2,4-Trimethylbenzene	105	Compound Not Detected.					
89	sec-Butylbenzene	105	Compound Not Detected.					
90	4-Isopropyltoluene	119	Compound Not Detected.					
91	1,3-Dichlorobenzene	146	Compound Not Detected.					
93	1,4-Dichlorobenzene	146	Compound Not Detected.					
94	n-Butylbenzene	91	Compound Not Detected.					
95	1,2-Dichlorobenzene	146	Compound Not Detected.					
96	1,2-Dibromo-3-chloropropane	157	Compound Not Detected.					
97	1,2,4-Trichlorobenzene	180	Compound Not Detected.					
98	Hexachlorobutadiene	225	14.982	14.983	(1.170)	423	0.55406	0.1108
99	Naphthalene	128	15.067	15.068	(1.177)	50070	28.1730	5.635(H)
100	1,2,3-Trichlorobenzene	180	Compound Not Detected.					
156	Methyl Acetate	43	Compound Not Detected.					
157	Cyclohexane	56	Compound Not Detected.					
158	Methyl Cyclohexane	83	7.992	7.987	(1.079)	12816	5.86089	1.172
M 75	Xylenes (total)	106	Compound Not Detected.					

Compounds	QUANT SIG MASS	RT	EXP RT	REL RT	RESPONSE	CONCENTRATIONS ON-COLUMN (ng)	CONCENTRATIONS FINAL (ug/Kg)
==========	====	====	========	========	========	=======	=======

QC Flag Legend

Q - Qualifier signal failed the ratio test.
M - Compound response manually integrated.
H - Operator selected an alternate compound hit.

Data File: \\pitsvr06\d\chem\hp3.i\3102910d.b\3102911.D

Date : 29-OCT-2010 10:28

Client ID: B7-0204

Instrument: hp3.i

Sample Info: C0J250457-002 4.98G/5ML

Purge Volume: 5.0

Operator: 10099

Column phase: DB 624

Column diameter: 0.18

15 Carbon Disulfide

Concentration: 2.778 ug/Kg

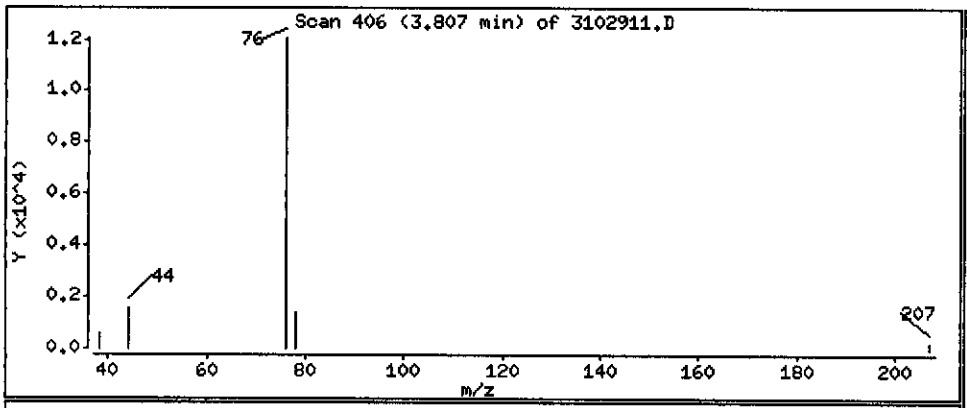

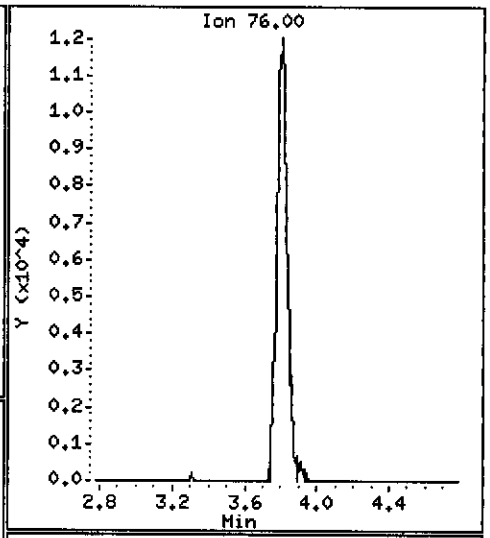

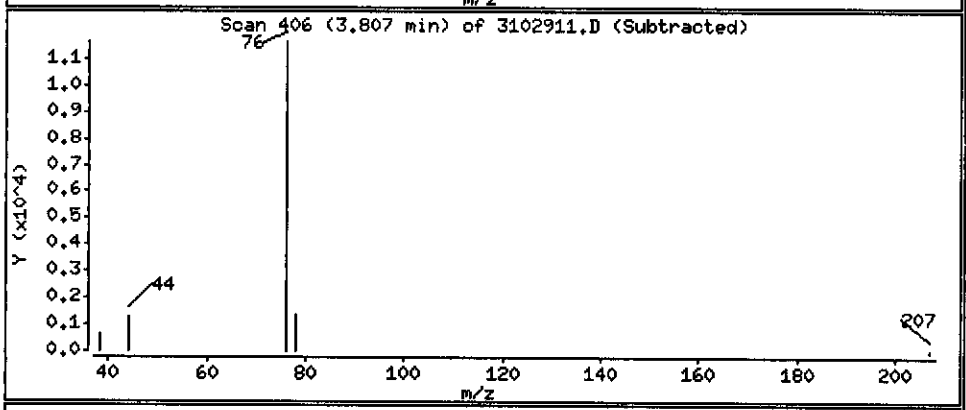

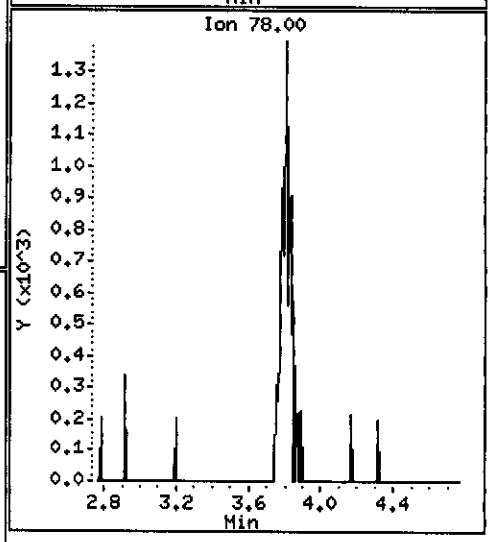

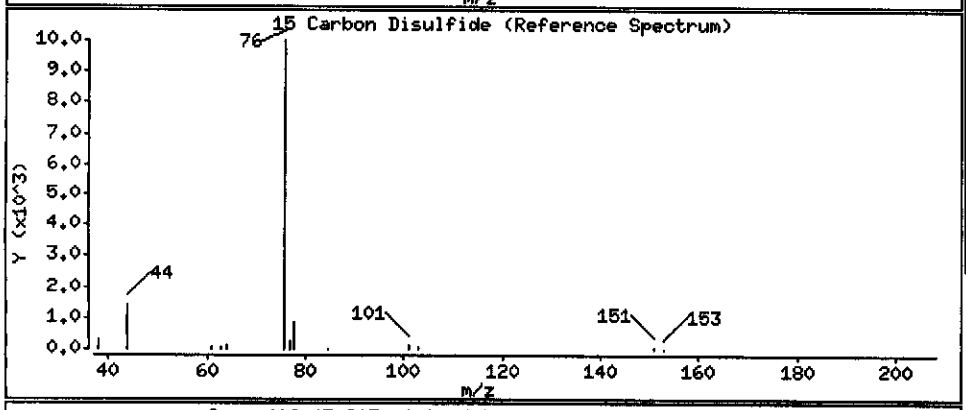

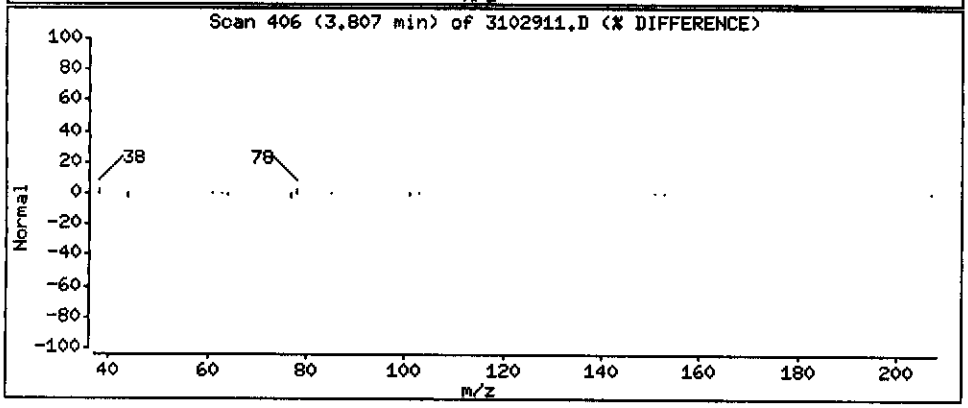

Data File: \\pitsvr06\d\chem\hp3.i\3102910d.b\3102911.D

Date : 29-OCT-2010 10:28

Client ID: B7-0204

Instrument: hp3.i

Sample Info: C0J250457-002 4.98G/5ML

Purge Volume: 5.0

Operator: 10099

Column phase: DB 624

Column diameter: 0.18

13 Acetone

Concentration: 7.632 ug/Kg

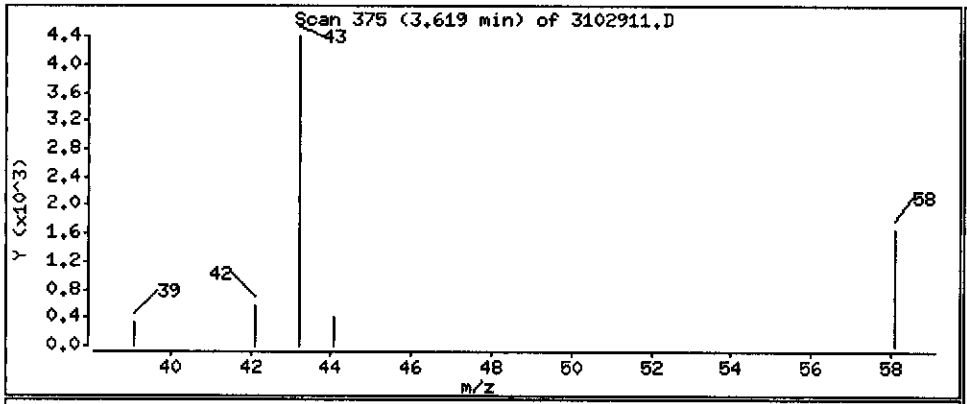

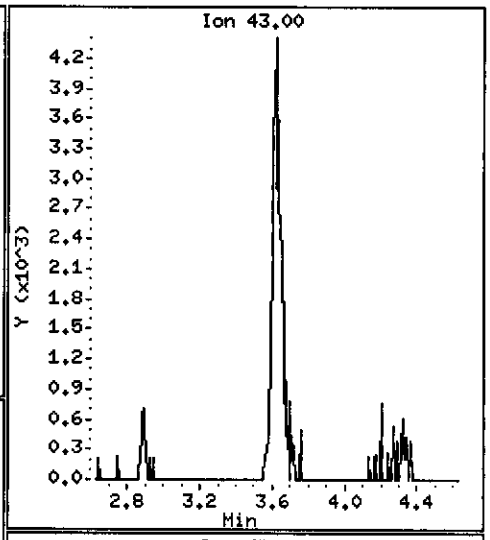

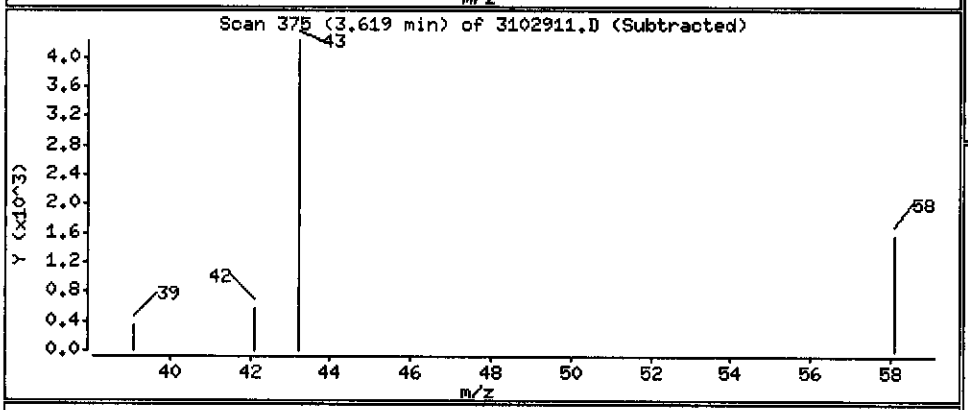

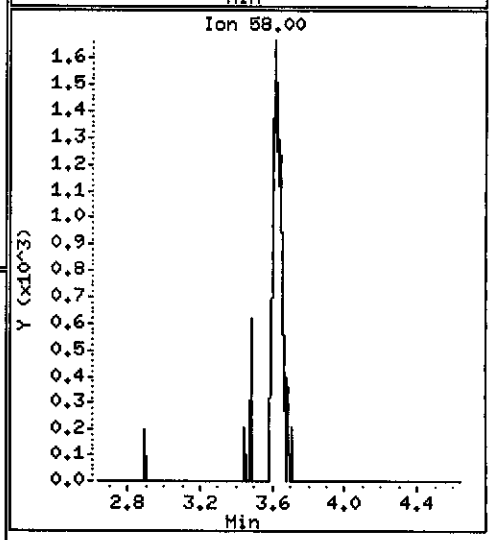

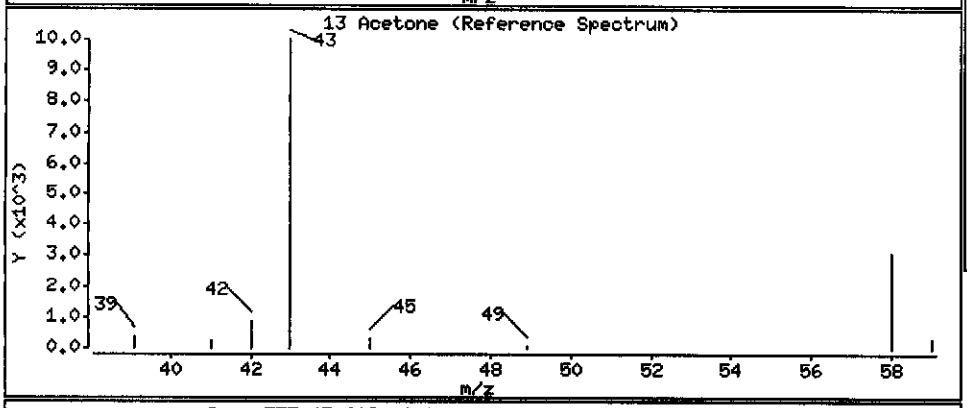

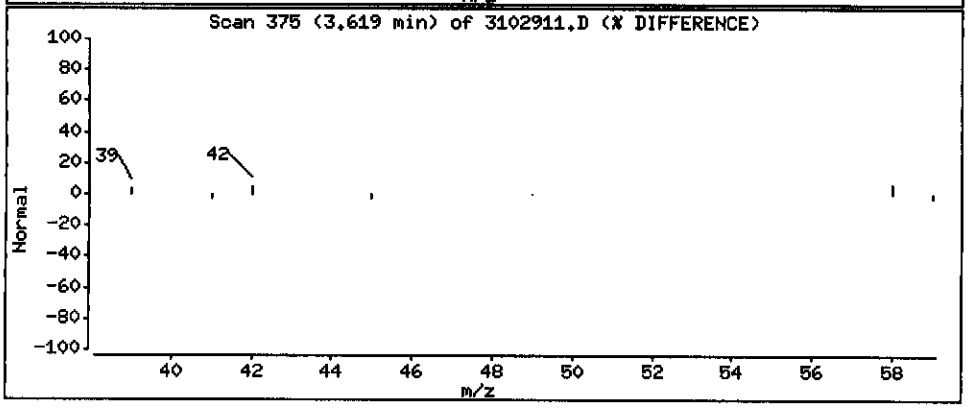

Data File: \\pitsvr06\d\chem\hp3.i\3102910d.b\3102911.D

Date : 29-OCT-2010 10:28

Client ID: B7-0204

Instrument: hp3.i

Sample Info: C0J250457-002 4.98G/5ML

Purge Volume: 5.0

Operator: 10099

Column phase: DB 624

Column diameter: 0.18

38 1,1,1-Trichloroethane

Concentration: 1.399 ug/Kg

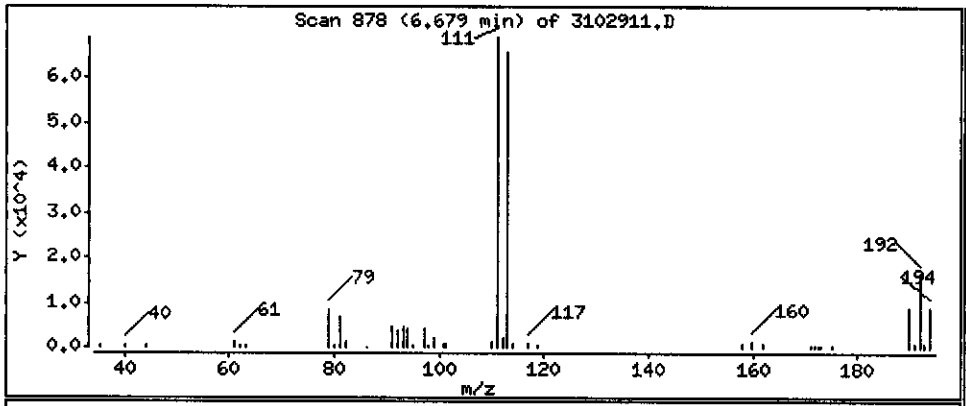

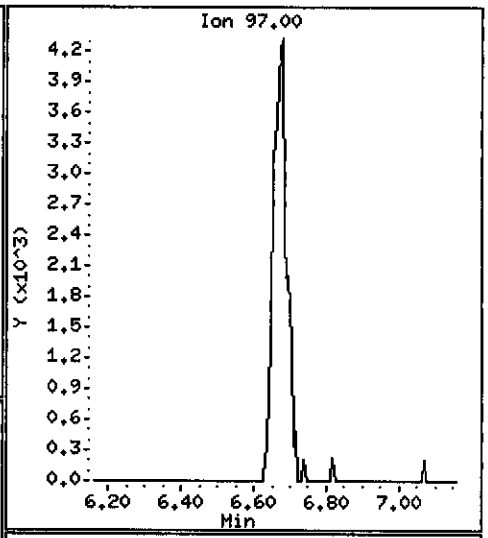

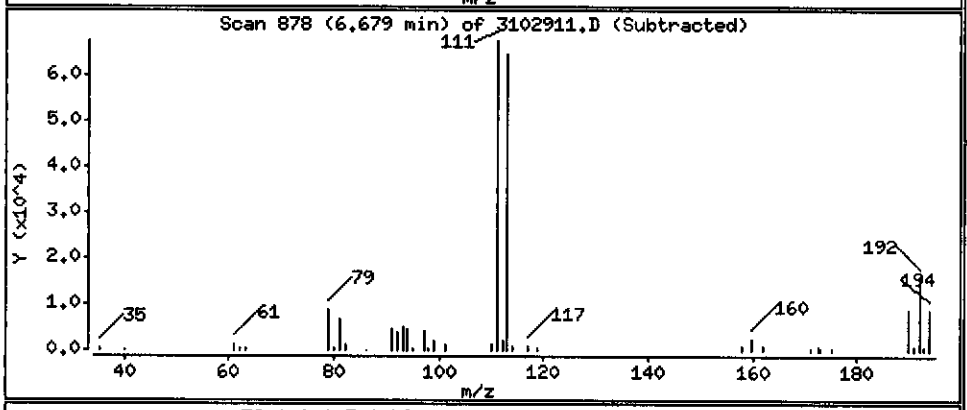

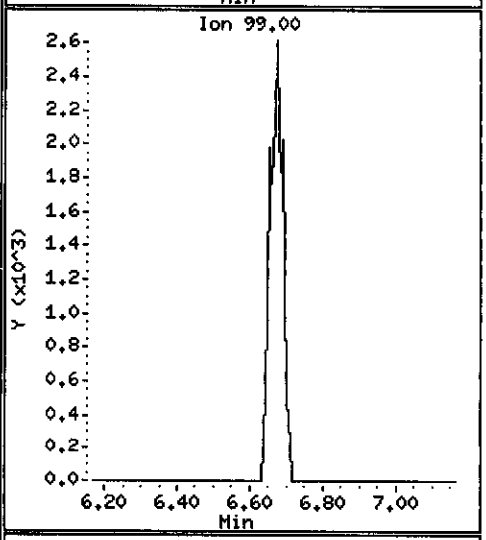

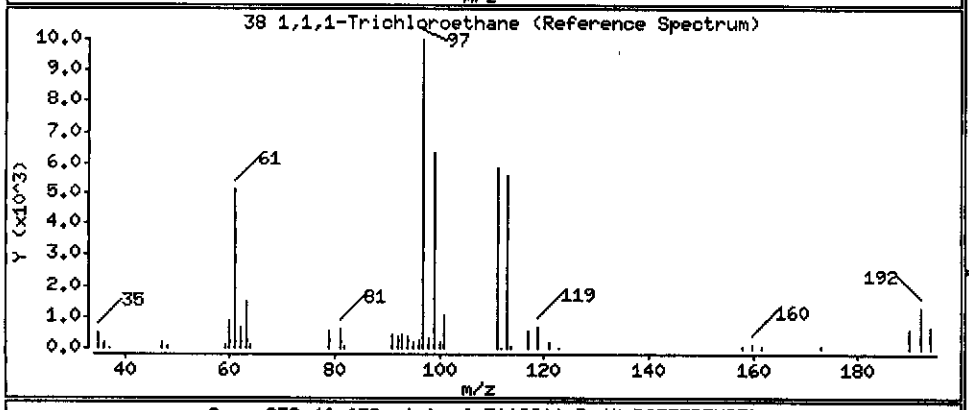

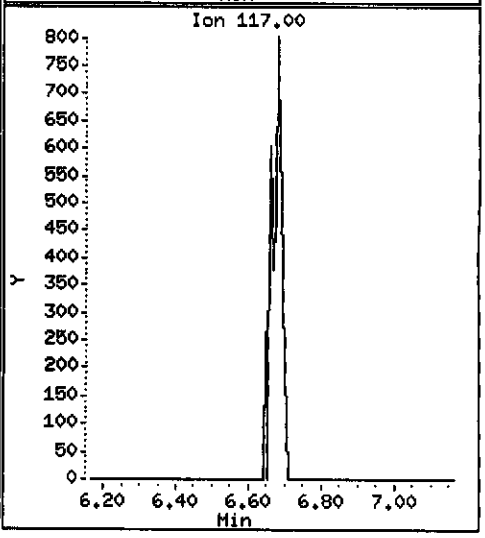

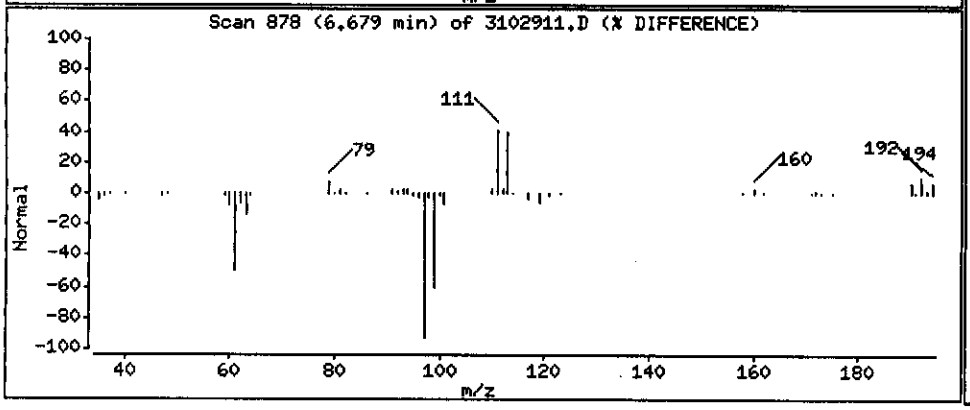

Data File: \\pitsvr06\d\chem\hp3.i\3102910d.b\3102911.D

Date : 29-OCT-2010 10:28

Client ID: B7-0204

Instrument: hp3.i

Sample Info: C0J250457-002 4.98G/5ML

Purge Volume: 5.0

Operator: 10099

Column phase: DB 624

Column diameter: 0.18

47 Trichloroethene

Concentration: 12.67 ug/Kg

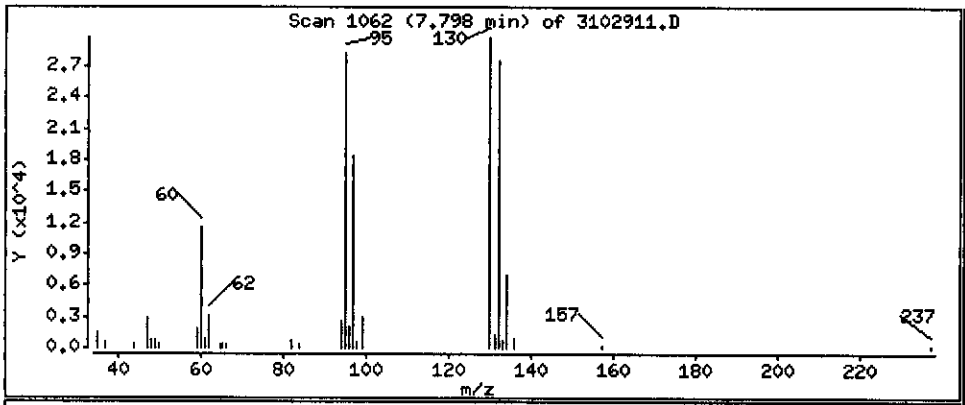

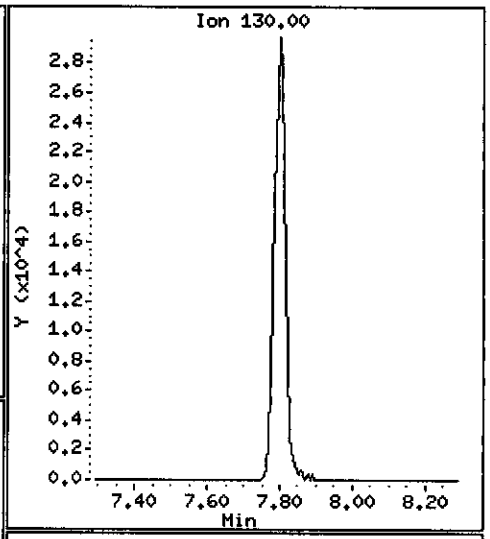

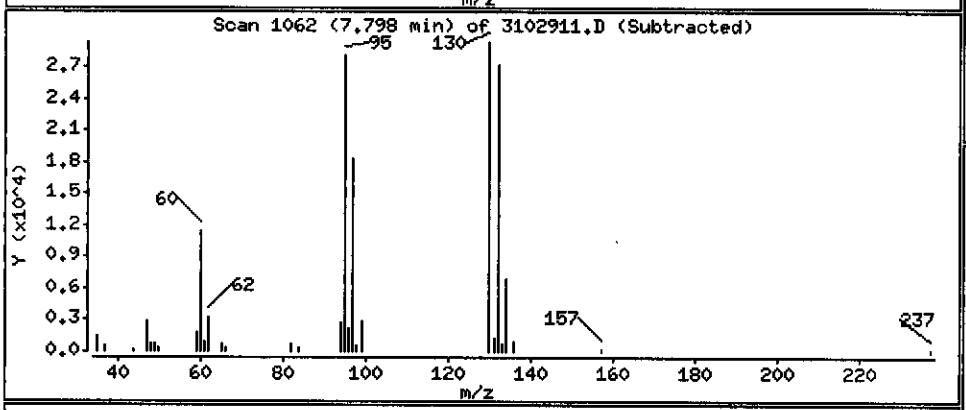

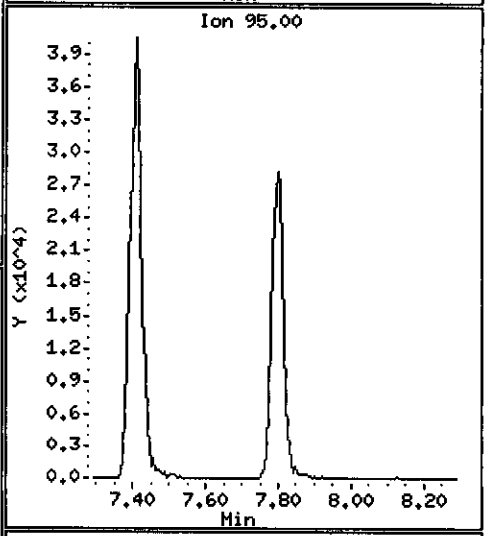

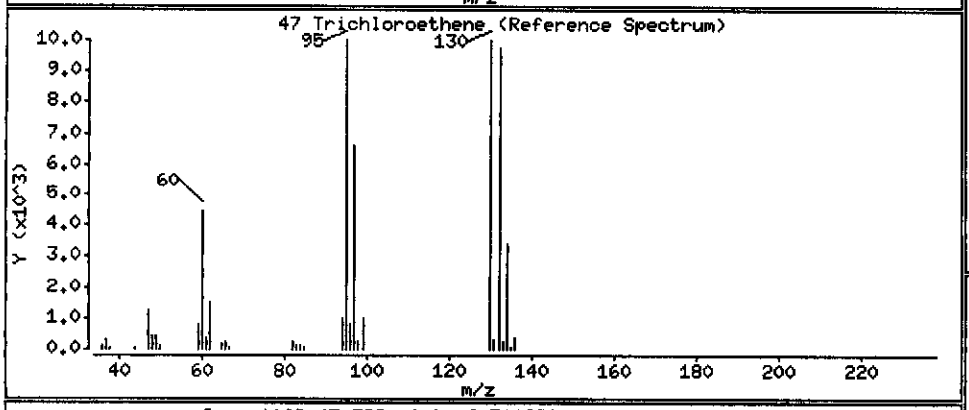

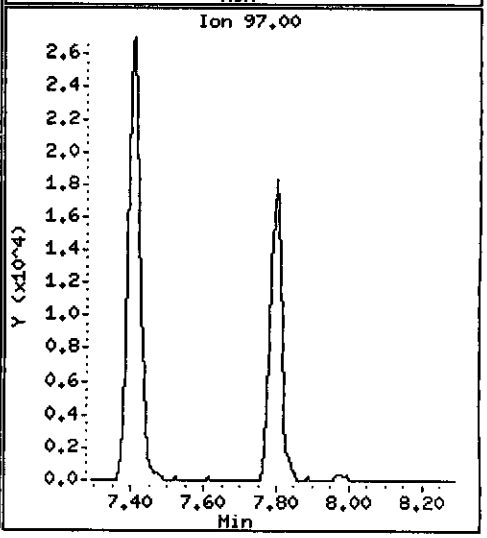

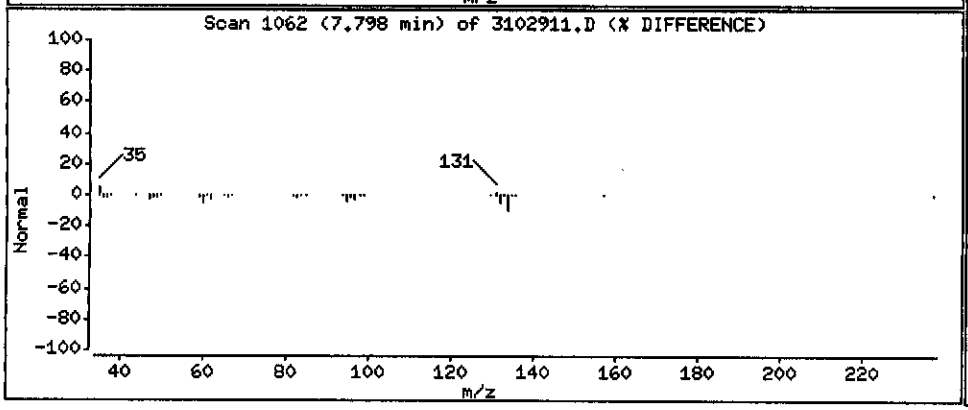

Data File: \\pitsvr06\d\chem\hp3.i\3102910d.b\3102911.D

Date : 29-OCT-2010 10:28

Client ID: B7-0204

Instrument: hp3.i

Sample Info: C0J250457-002 4.98G/5ML

Purge Volume: 5.0

Operator: 10099

Column phase: DB 624

Column diameter: 0.18

98 Hexachlorobutadiene

Concentration: 0.1108 ug/Kg

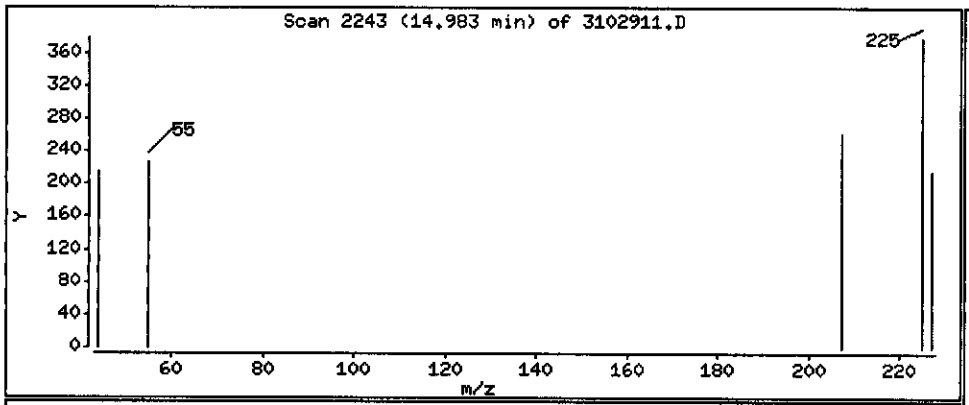

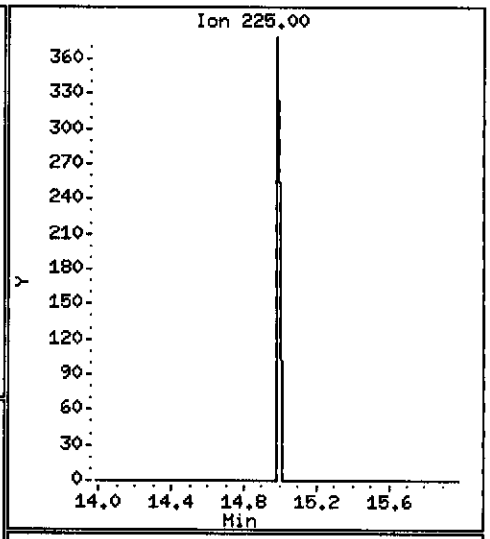

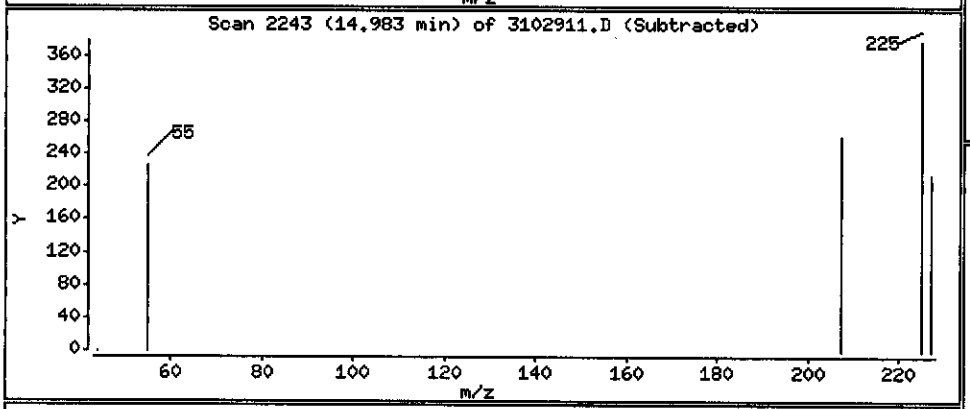

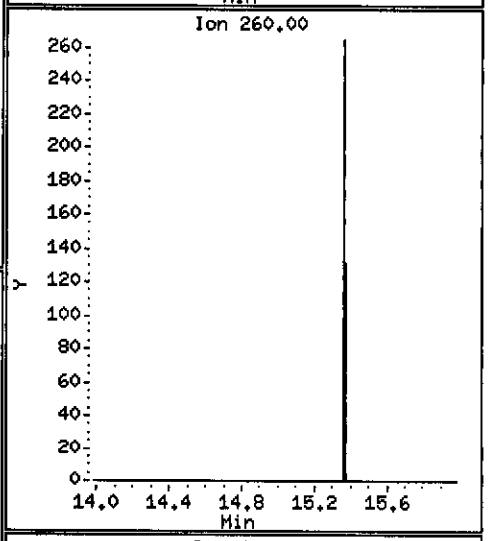

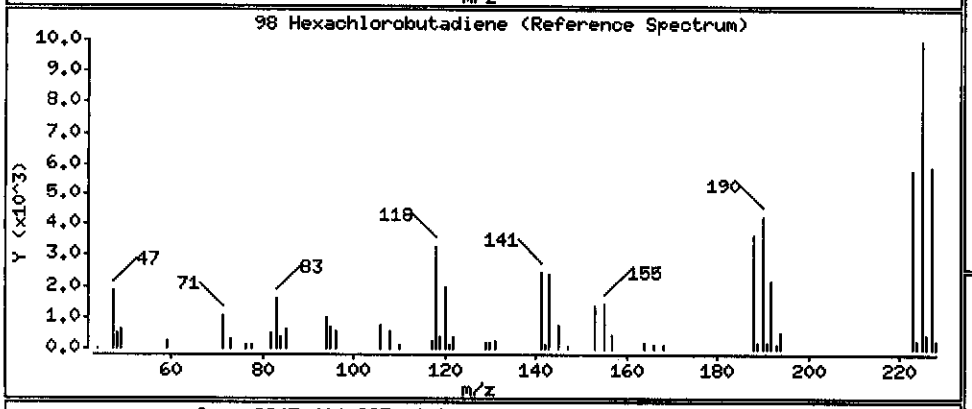

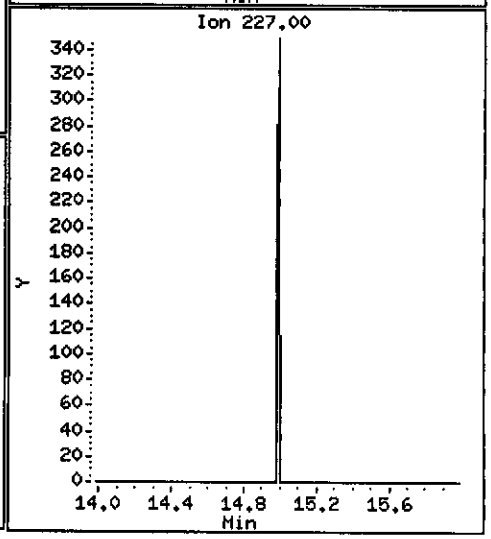

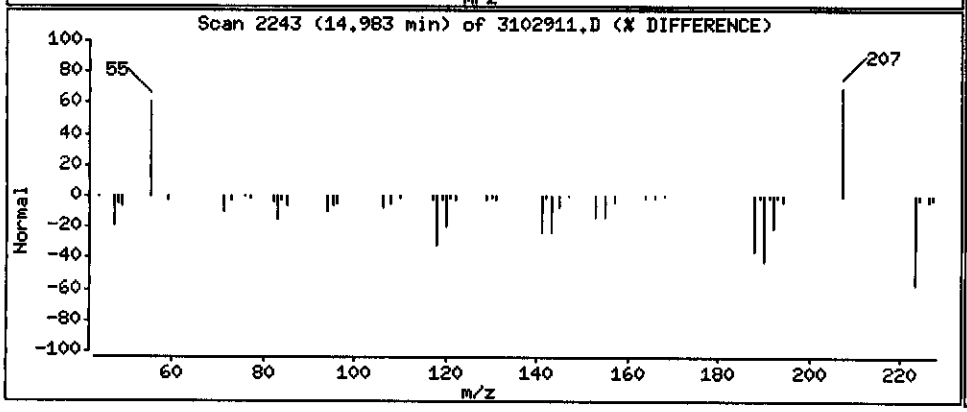

Data File: \\pitsvr06\d\chem\hp3.i\3102910d.b\3102911.D

Date : 29-OCT-2010 10:28

Client ID: B7-0204

Instrument: hp3.i

Sample Info: C0J250457-002 4.98G/5ML

Purge Volume: 5.0

Operator: 10099

Column phase: DB 624

Column diameter: 0.18

99 Naphthalene

Concentration: 5.635 ug/Kg

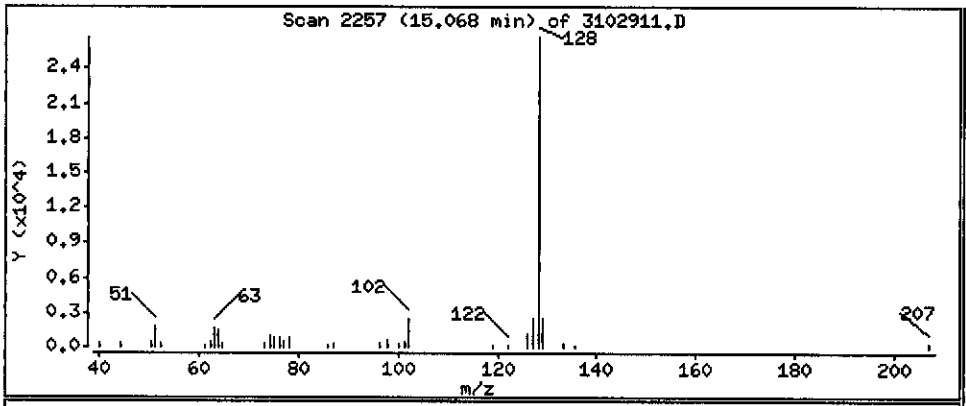

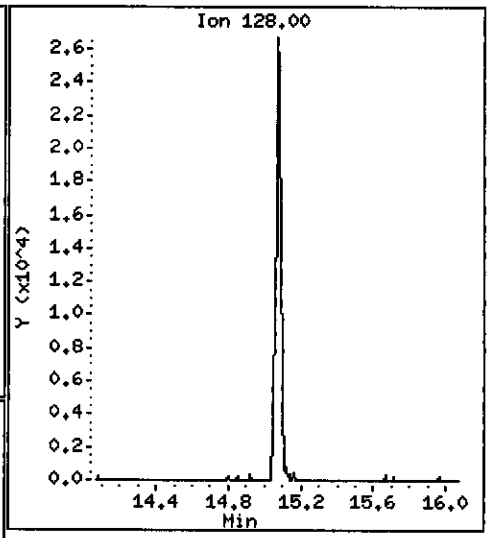

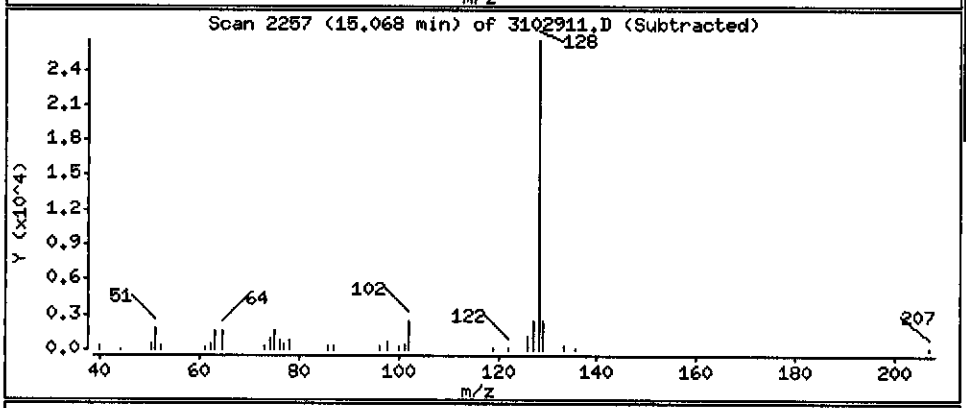

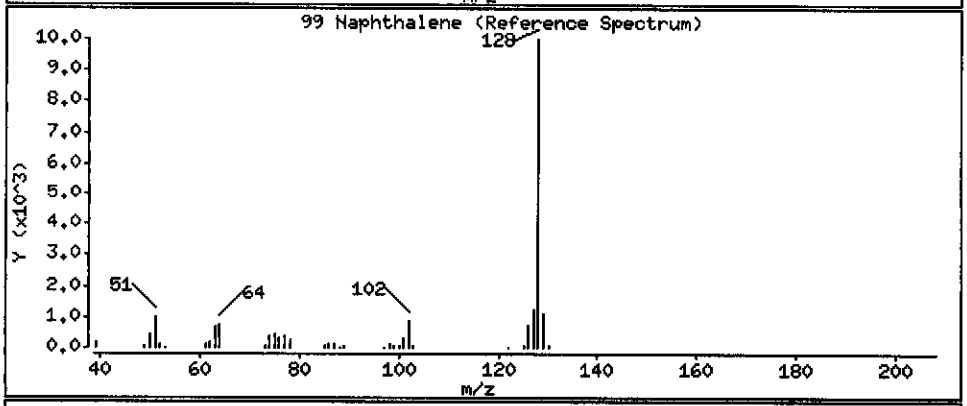

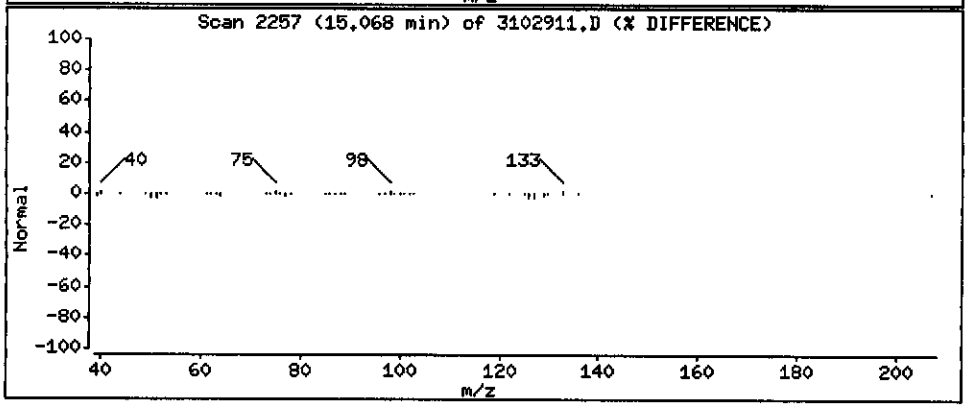

Data File: \\pitsvr06\d\chem\hp3.i\3102910d.b\3102911.D

Date : 29-OCT-2010 10:28

Client ID: B7-0204

Instrument: hp3.i

Sample Info: C0J250457-002 4.98G/5ML

Purge Volume: 5.0

Operator: 10099

Column phase: DB 624

Column diameter: 0.18

158 Methyl Cyclohexane

Concentration: 1.172 ug/Kg

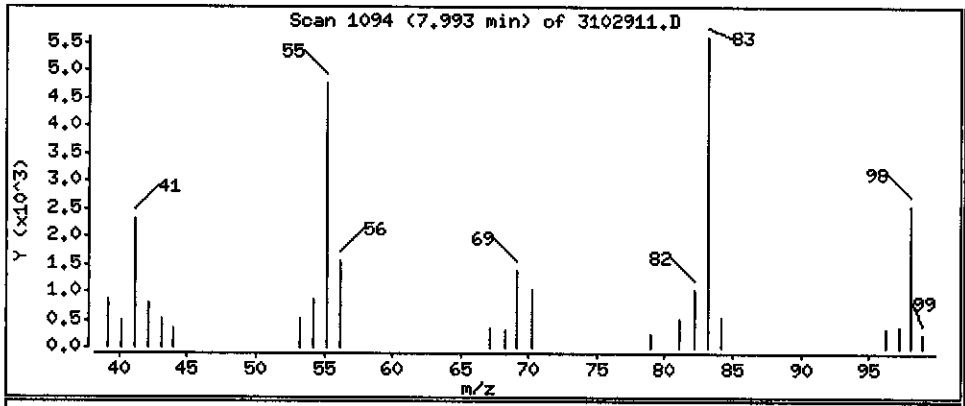

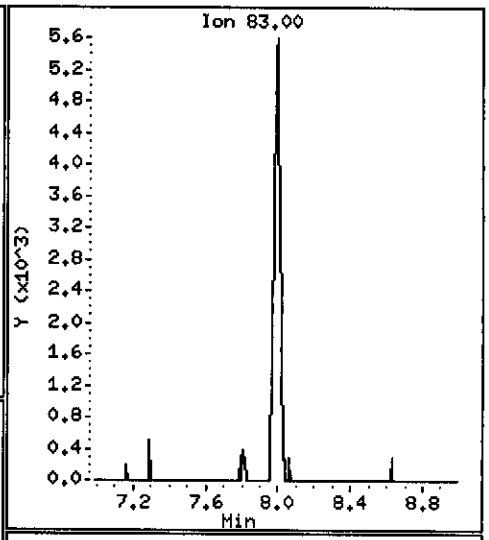

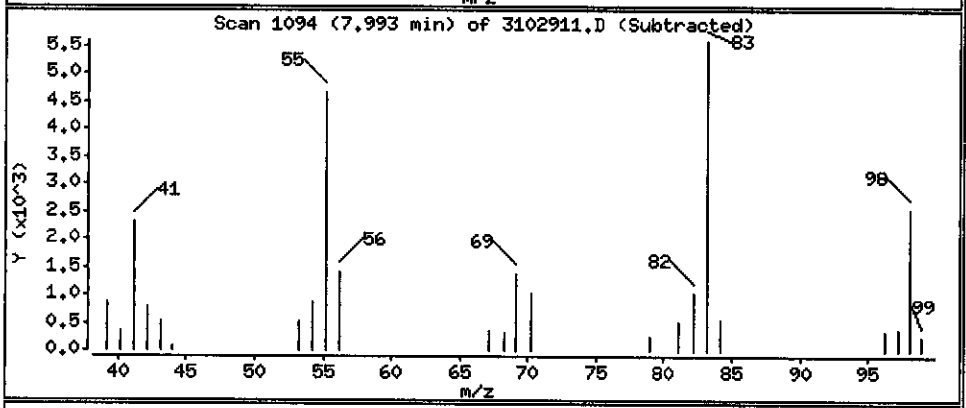

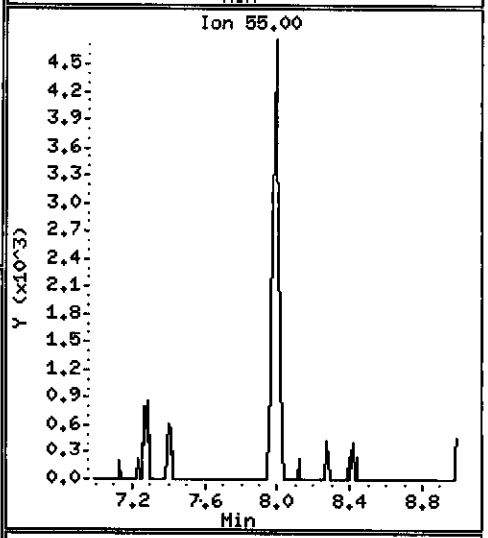

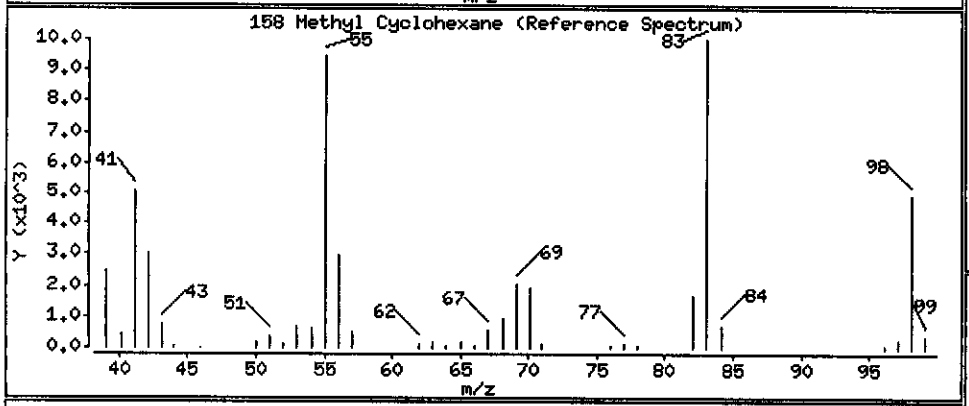

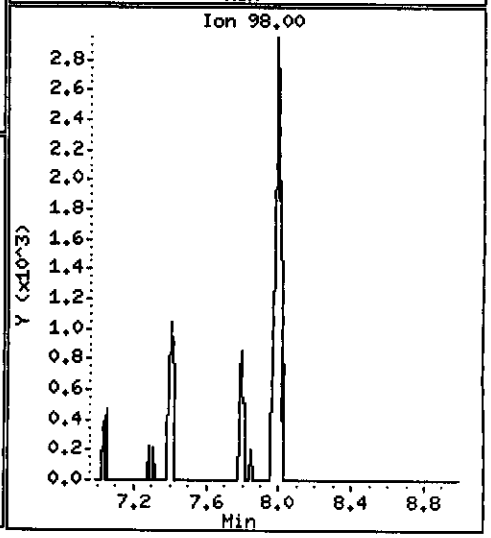

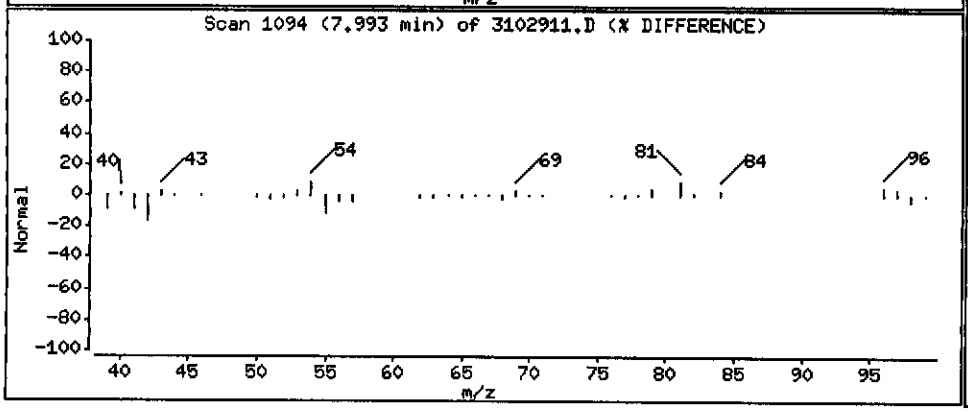

Data File Name: 3102911.D
Inj. Date and Time: 29-OCT-2010 10:28
Instrument ID: hp3.i
Client ID: B7-0204
Compound Name: Acetone
CAS #: 67-64-1

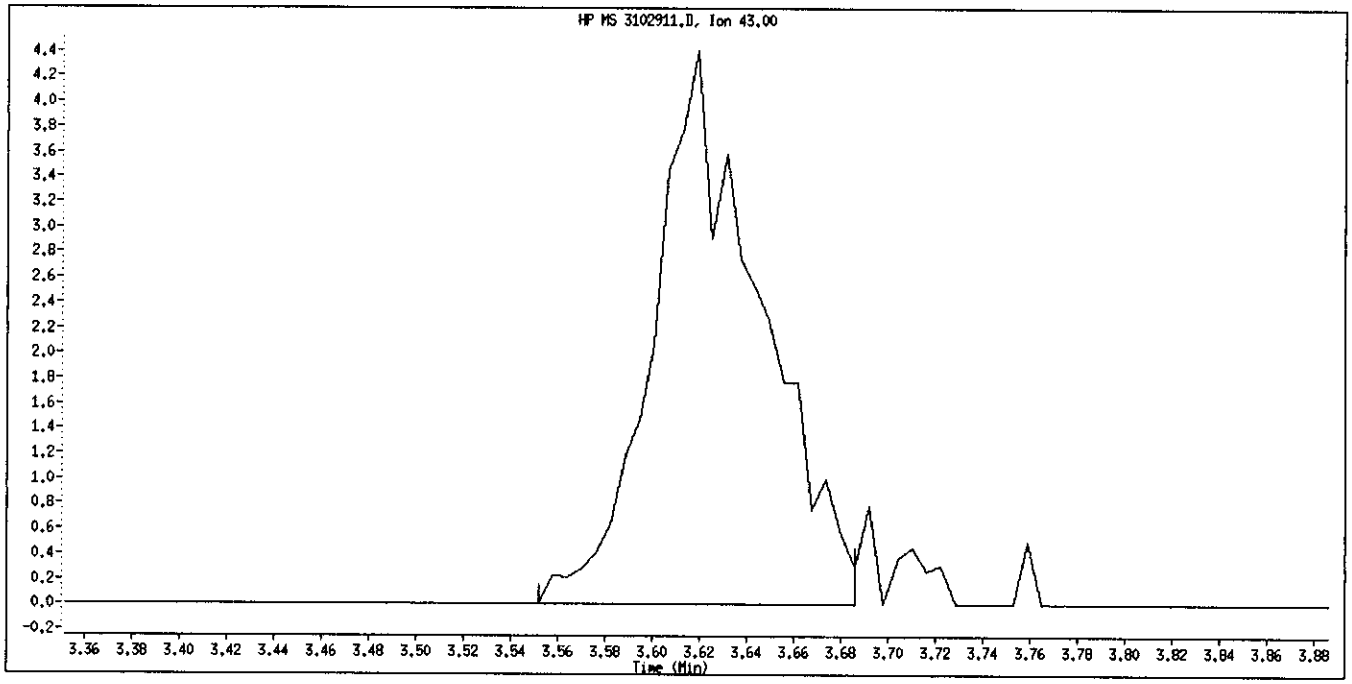

Original Integration

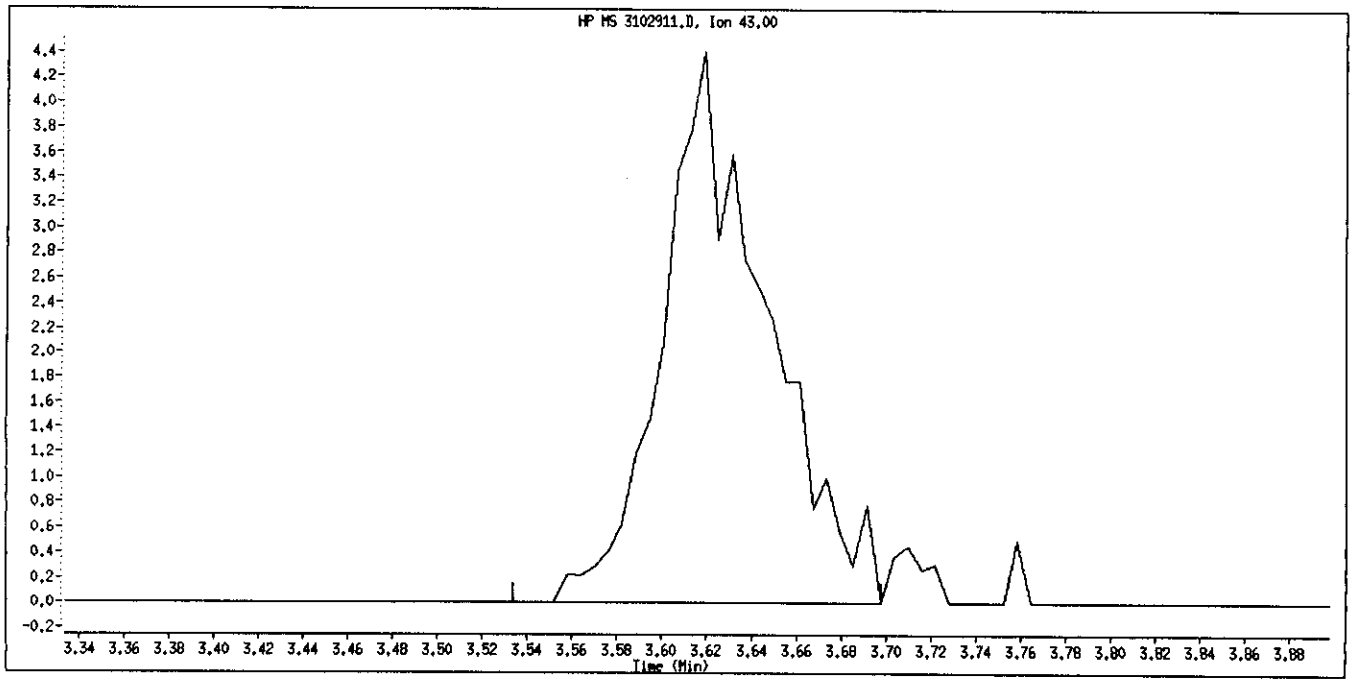

Manual Integration

Manually Integrated By: gordonk
Manual Integration Reason: Peak Integrated Incorrectly

Data File Name: 3102911.D
Inj. Date and Time: 29-OCT-2010 10:28
Instrument ID: hp3.i
Client ID: B7-0204
Compound Name: Naphthalene
CAS #: 91-20-3

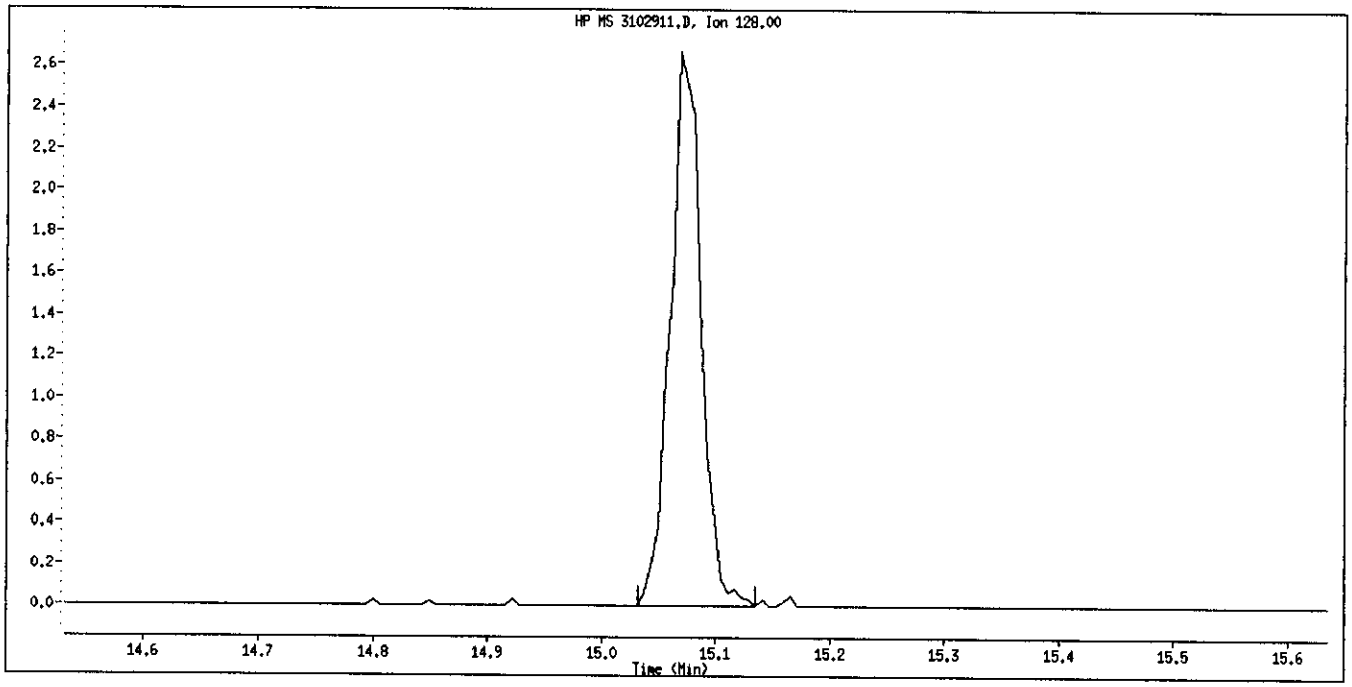

Original Integration

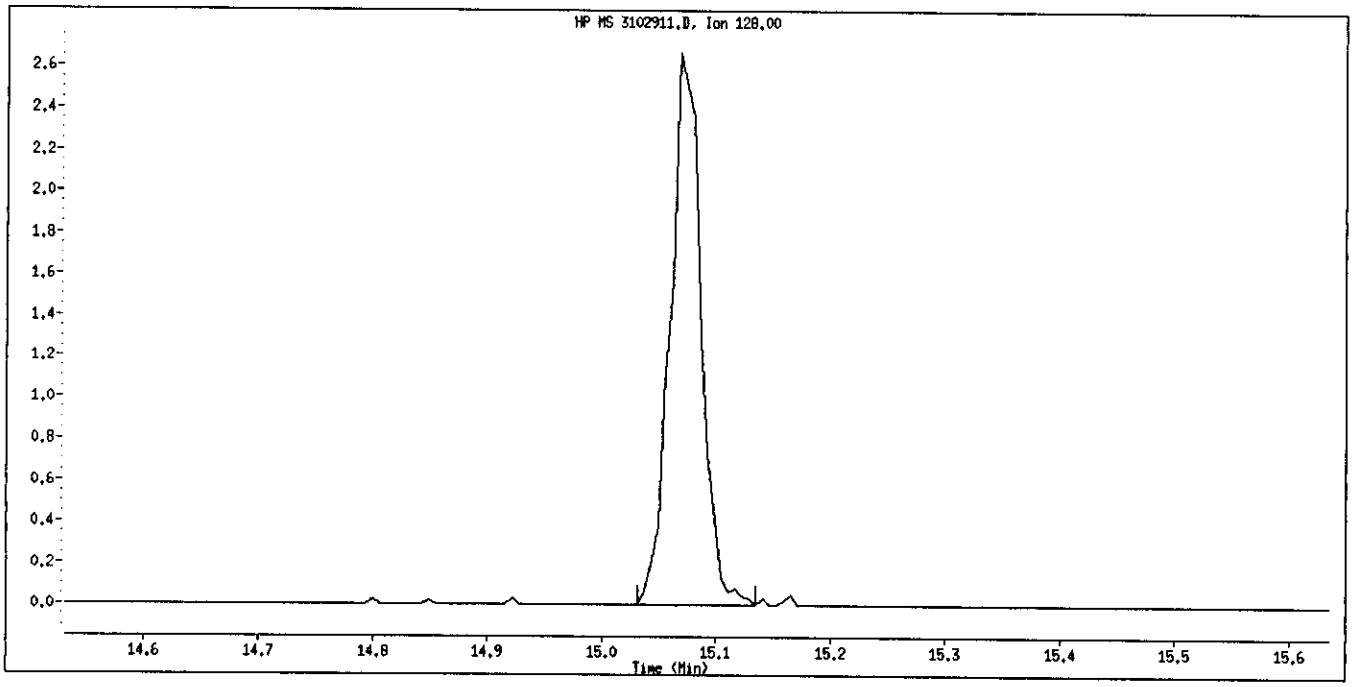

Manual Integration

Manually Integrated By: gordonk
Manual Integration Reason: Peak Added Back

MACTEC Engineering and Consulting Inc

Client Sample ID: B6-0406

GC/MS Volatiles

Lot-Sample #...:	C0J250457-003	**Work Order #...:**	L82431AK	**Matrix.....:**	SOLID
Date Sampled...:	10/22/10	**Date Received..:**	10/23/10	**MS Run #.....:**	0302039
Prep Date.....:	10/29/10	**Analysis Date..:**	10/29/10		
Prep Batch #...:	0302058	**Analysis Time..:**	10:51		
Dilution Factor:	1.12	**Initial Wgt/Vol:**	4.47 g	**Final Wgt/Vol..:**	5 mL
% Moisture.....:	15	**Analyst ID.....:**	010099	**Instrument ID..:**	HP3
		Method.....:	SW846 8260B		

PARAMETER	RESULT	REPORTING LIMIT	UNITS	MDL
Acetone	ND	26	ug/kg	6.6
Benzene	ND	6.6	ug/kg	0.89
Bromodichloromethane	ND	6.6	ug/kg	0.74
Bromoform	ND	6.6	ug/kg	0.59
Bromomethane	ND	6.6	ug/kg	0.98
2-Butanone	ND	6.6	ug/kg	1.2
Carbon disulfide	ND	6.6	ug/kg	0.68
Carbon tetrachloride	ND	6.6	ug/kg	0.59
Chlorobenzene	ND	6.6	ug/kg	1.0
Chloroethane	ND	6.6	ug/kg	2.1
Chloroform	ND	6.6	ug/kg	0.77
Chloromethane	ND	6.6	ug/kg	1.1
Cyclohexane	ND	6.6	ug/kg	0.49
Dibromochloromethane	ND	6.6	ug/kg	0.94
1,2-Dibromo-3-chloro-propane	ND	6.6	ug/kg	0.99
1,2-Dibromoethane	ND	6.6	ug/kg	1.1
1,3-Dichlorobenzene	ND	6.6	ug/kg	0.87
1,4-Dichlorobenzene	ND	6.6	ug/kg	0.84
1,2-Dichlorobenzene	ND	6.6	ug/kg	1.1
Dichlorodifluoromethane	ND	6.6	ug/kg	0.88
1,1-Dichloroethane	ND	6.6	ug/kg	0.76
1,2-Dichloroethane	ND	6.6	ug/kg	0.81
1,1-Dichloroethene	ND	6.6	ug/kg	1.1
cis-1,2-Dichloroethene	ND	6.6	ug/kg	0.93
trans-1,2-Dichloroethene	ND	6.6	ug/kg	0.79
1,2-Dichloropropane	ND	6.6	ug/kg	0.72
cis-1,3-Dichloropropene	ND	6.6	ug/kg	0.90
trans-1,3-Dichloropropene	ND	6.6	ug/kg	0.79
Ethylbenzene	ND	6.6	ug/kg	0.85
2-Hexanone	ND	6.6	ug/kg	0.91
Isopropylbenzene	ND	6.6	ug/kg	0.90
Methyl acetate	ND	6.6	ug/kg	1.2
Methylene chloride	ND	6.6	ug/kg	0.89
Methylcyclohexane	ND	6.6	ug/kg	0.96
4-Methyl-2-pentanone	ND	6.6	ug/kg	0.86
Methyl tert-butyl ether	ND	6.6	ug/kg	0.99

(Continued on next page)

Data File: \\pitsvr06\d\chem\hp3.i\3102910d.b\3102912.D
Date : 29-OCT-2010 10:51
Client ID: B6-0406
Sample Info: C0J250457-003 4.47G/5ML
Purge Volume: 5.0
Column phase: DB 624

Instrument: hp3.i
Operator: 10099
Column diameter: 0.18

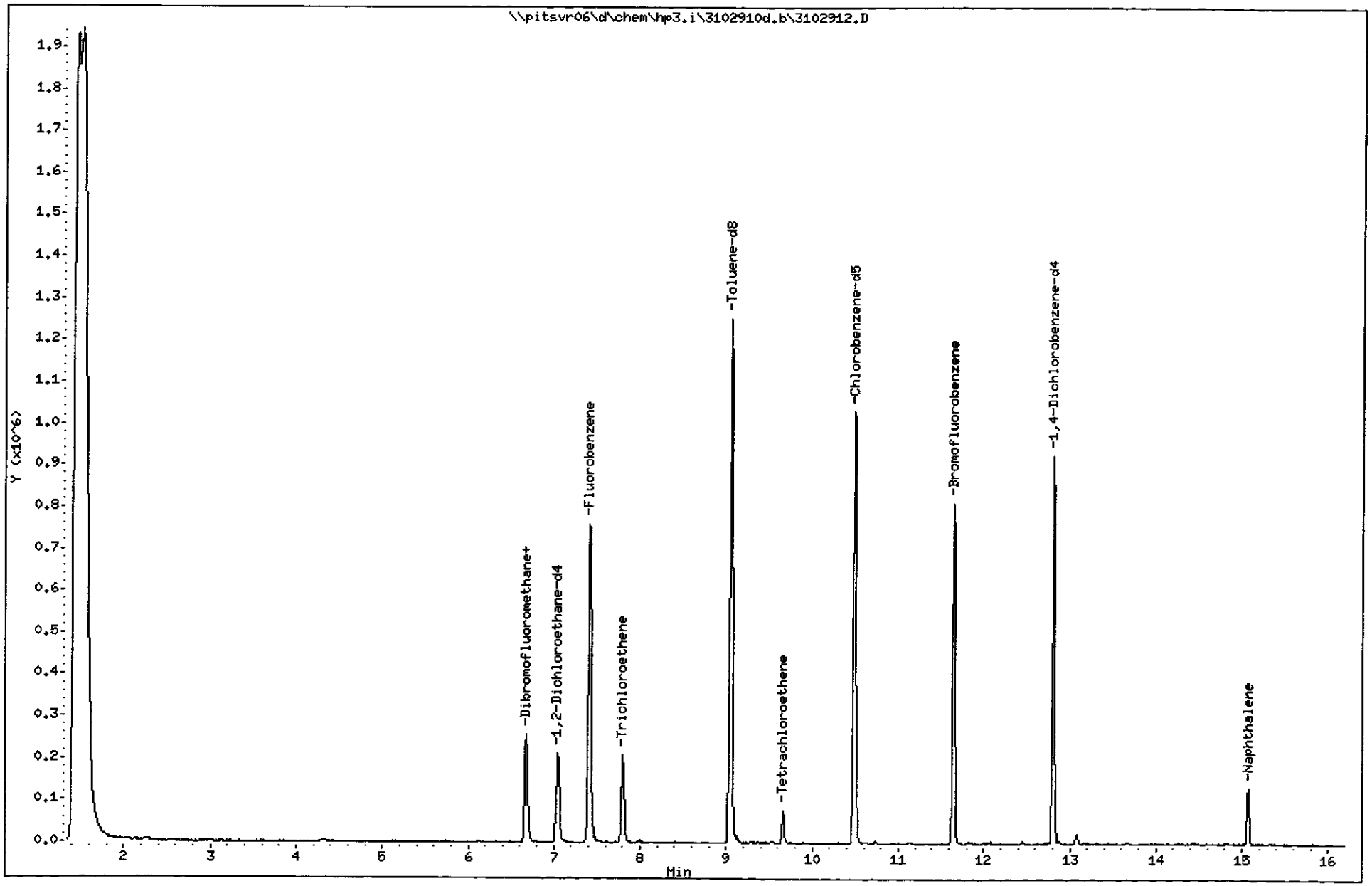

(1001 - 1251)
1037
C0J250457

TestAmerica Pittsburgh

VOLATILE REPORT SW-846 Method

Data file : \\pitsvr06\d\chem\hp3.i\3102910d.b\3102912.D
Lab Smp Id: l82431ak Client Smp ID: B6-0406
Inj Date : 29-OCT-2010 10:51
Operator : 10099 Inst ID: hp3.i
Smp Info : C0J250457-003 4.47G/5ML
Misc Info : l82431ak,3102910d.b,8260bsoil.m,4-dwsoil.sub
Comment :
Method : \\pitsvr06\d\chem\hp3.i\3102910d.b\8260bsoil.m
Meth Date : 29-Oct-2010 06:04 hp3.i Quant Type: ISTD
Cal Date : 10-AUG-2010 09:27 Cal File: 1D30810.D
Als bottle: 12
Dil Factor: 1.12000
Integrator: HP RTE Compound Sublist: 4-dwsoil.sub
Target Version: 4.14
Processing Host: PITPC-110

Concentration Formula: Amt * DF * 1/Vo * CpndVariable

Name	Value	Description
DF	1.120	Dilution Factor
Vo	5.000	Sample Amount
Cpnd Variable		Local Compound Variable

Compounds	QUANT SIG MASS	RT	EXP RT	REL RT	RESPONSE	CONCENTRATIONS ON-COLUMN (ng)	CONCENTRATIONS FINAL (ug/Kg)
* 46 Fluorobenzene	96	7.405	7.403	(1.000)	873554	250.000	
* 69 Chlorobenzene-d5	119	10.483	10.488	(1.000)	236770	250.000	
* 92 1,4-Dichlorobenzene-d4	152	12.807	12.805	(1.000)	308956	250.000	
$ 39 Dibromofluoromethane	113	6.669	6.667	(0.901)	192555	259.791	51.96
$ 43 1,2-Dichloroethane-d4	65	7.040	7.032	(0.951)	181798	223.394	44.68
$ 59 Toluene-d8	98	9.048	9.046	(0.863)	950714	265.356	53.07
$ 80 Bromofluorobenzene	95	11.651	11.650	(1.111)	340629	211.494	42.30
1 Dichlorodifluoromethane	85	Compound Not Detected.					
2 Chloromethane	50	Compound Not Detected.					
3 Vinyl Chloride	62	Compound Not Detected.					
4 Bromomethane	94	Compound Not Detected.					
5 Chloroethane	64	Compound Not Detected.					
166 Trichlorofluoromethane	101	Compound Not Detected.					
10 1,1,2-trichloro-1,2,2-trifluor	101	Compound Not Detected.					
12 1,1-Dichloroethene	96	Compound Not Detected.					
15 Carbon Disulfide	76	Compound Not Detected.					
13 Acetone	43	Compound Not Detected.					
18 Methylene Chloride	84	Compound Not Detected.					
19 trans-1,2-Dichloroethene	96	Compound Not Detected.					
20 Methyl tert-butyl ether	73	Compound Not Detected.					
24 1,1-Dichloroethane	63	Compound Not Detected.					
27 2,2-Dichloropropane	77	Compound Not Detected.					
28 cis-1,2-dichloroethene	96	Compound Not Detected.					

Compounds	QUANT SIG MASS	RT	EXP RT	REL RT	RESPONSE	CONCENTRATIONS ON-COLUMN (ng)	CONCENTRATIONS FINAL (ug/Kg)
M 29 1,2-Dichloroethene (total)	96	Compound Not Detected.					
30 Bromochloromethane	128	Compound Not Detected.					
31 2-Butanone	43	Compound Not Detected.					
37 Chloroform	83	Compound Not Detected.					
38 1,1,1-Trichloroethane	97	6.675	6.661	(0.901)	10240	6.90950	1.548
40 1,1-Dichloropropene	75	Compound Not Detected.					
41 Carbon Tetrachloride	117	Compound Not Detected.					
42 Benzene	78	Compound Not Detected.					
45 1,2-Dichloroethane	62	Compound Not Detected.					
47 Trichloroethene	130	7.800	7.793	(1.053)	85731	91.4303	20.48
49 1,2-Dichloropropane	63	Compound Not Detected.					
50 Dibromomethane	93	Compound Not Detected.					
53 Bromodichloromethane	83	Compound Not Detected.					
57 cis-1,3-Dichloropropene	75	Compound Not Detected.					
58 4-Methyl-2-Pentanone	43	Compound Not Detected.					
60 Toluene	91	Compound Not Detected.					
61 trans-1,3-Dichloropropene	75	Compound Not Detected.					
63 1,3-Dichloropropane	76	Compound Not Detected.					
64 1,1,2-Trichloroethane	97	Compound Not Detected.					
65 Tetrachloroethene	164	9.656	9.654	(0.921)	22919	24.2893	5.441
66 2-Hexanone	43	Compound Not Detected.					
67 Dibromochloromethane	129	Compound Not Detected.					
68 1,2-Dibromoethane	107	Compound Not Detected.					
70 Chlorobenzene	112	Compound Not Detected.					
71 1,1,1,2-Tetrachloroethane	131	Compound Not Detected.					
72 Ethylbenzene	106	Compound Not Detected.					
73 m + p-Xylene	106	Compound Not Detected.					
74 Xylene-o	106	Compound Not Detected.					
76 Styrene	104	Compound Not Detected.					
77 Bromoform	173	Compound Not Detected.					
78 Isopropylbenzene	105	Compound Not Detected.					
79 Bromobenzene	156	Compound Not Detected.					
81 n-Propylbenzene	120	Compound Not Detected.					
82 2-Chlorotoluene	126	Compound Not Detected.					
83 1,1,2,2-Tetrachloroethane	83	Compound Not Detected.					
84 1,2,3-Trichloropropane	110	Compound Not Detected.					
85 4-Chlorotoluene	126	Compound Not Detected.					
86 1,3,5-Trimethylbenzene	105	Compound Not Detected.					
87 tert-Butylbenzene	119	Compound Not Detected.					
88 1,2,4-Trimethylbenzene	105	Compound Not Detected.					
89 sec-Butylbenzene	105	Compound Not Detected.					
90 4-Isopropyltoluene	119	Compound Not Detected.					
91 1,3-Dichlorobenzene	146	Compound Not Detected.					
93 1,4-Dichlorobenzene	146	Compound Not Detected.					
94 n-Butylbenzene	91	Compound Not Detected.					
95 1,2-Dichlorobenzene	146	Compound Not Detected.					
96 1,2-Dibromo-3-chloropropane	157	Compound Not Detected.					
97 1,2,4-Trichlorobenzene	180	Compound Not Detected.					
98 Hexachlorobutadiene	225	Compound Not Detected.					
99 Naphthalene	128	15.070	15.068	(1.177)	125034	63.1783	14.15
100 1,2,3-Trichlorobenzene	180	Compound Not Detected.					
156 Methyl Acetate	43	Compound Not Detected.					
157 Cyclohexane	56	Compound Not Detected.					
158 Methyl Cyclohexane	83	Compound Not Detected.					

Compounds	QUANT SIG MASS	RT	EXP RT	REL RT	RESPONSE	CONCENTRATIONS ON-COLUMN (ng)	CONCENTRATIONS FINAL (ug/Kg)
M 75 Xylenes (total)	106	Compound Not Detected.					

Data File: \\pitsvr06\d\chem\hp3.i\3102910d.b\3102912.D

Date : 29-OCT-2010 10:51

Client ID: B6-0406

Instrument: hp3.i

Sample Info: C0J250457-003 4.47G/5ML

Purge Volume: 5.0

Operator: 10099

Column phase: DB 624

Column diameter: 0.18

38 1,1,1-Trichloroethane

Concentration: 1.548 ug/Kg

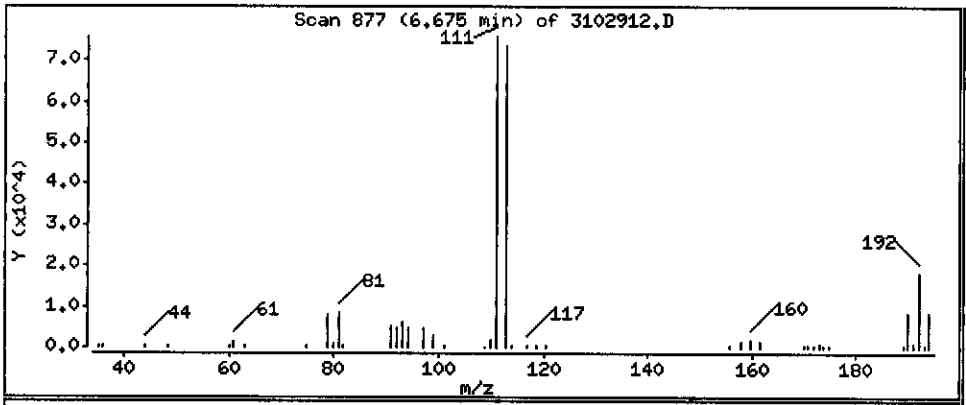

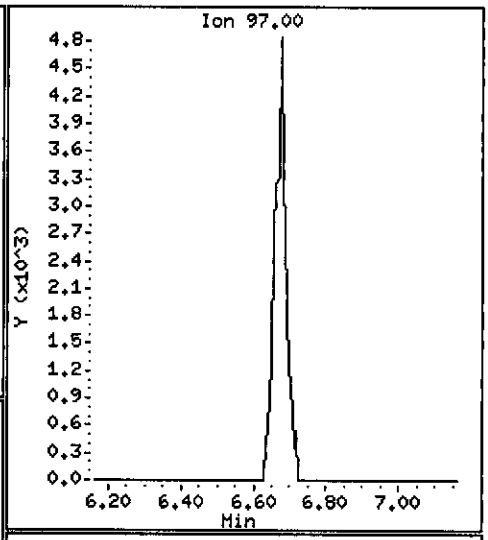

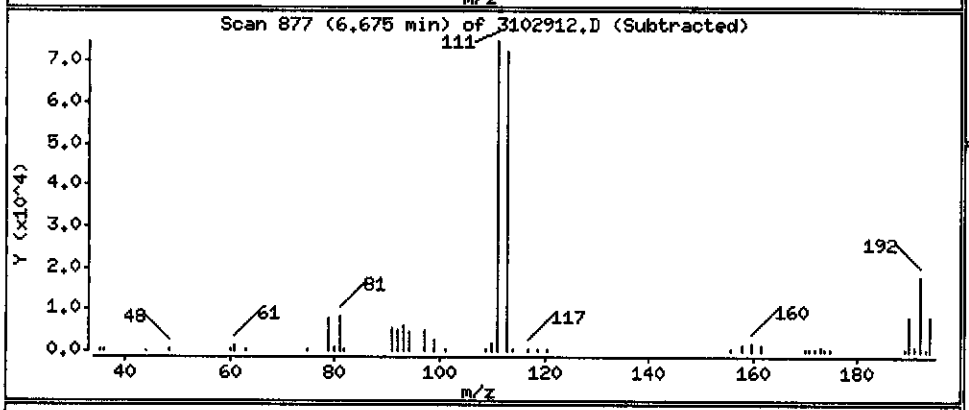

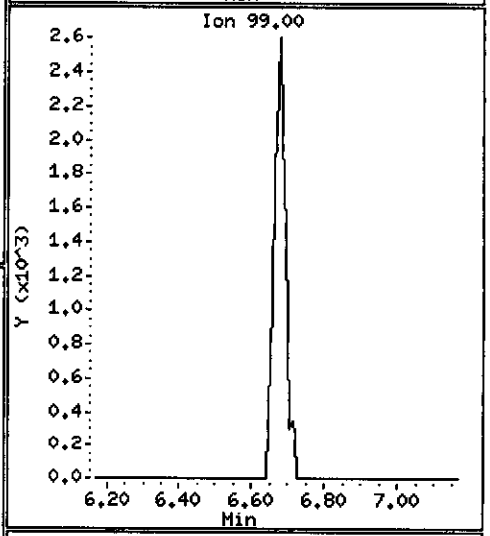

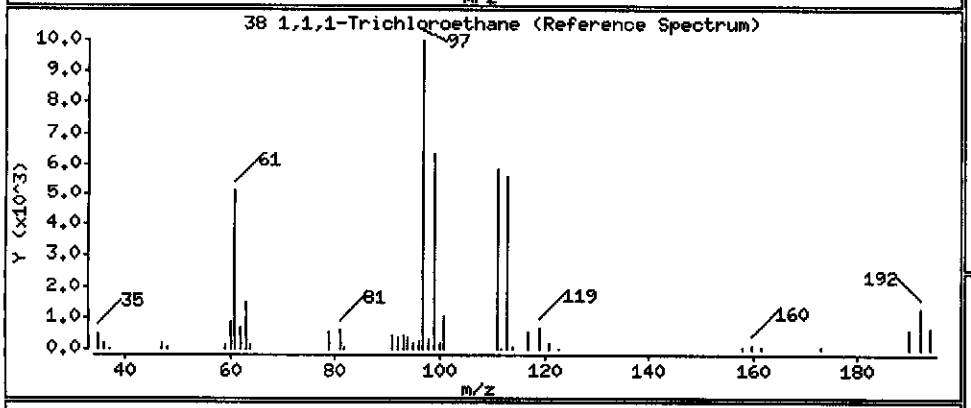

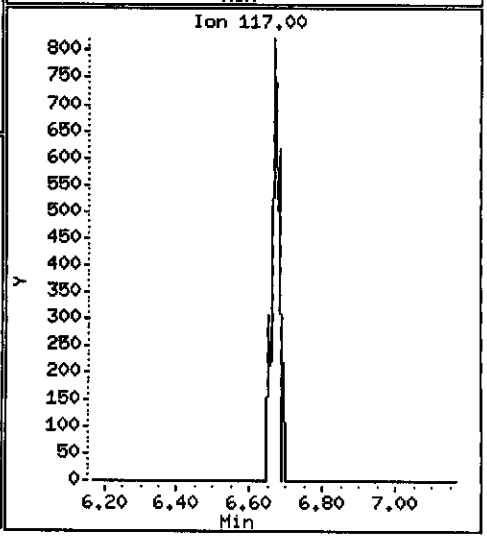

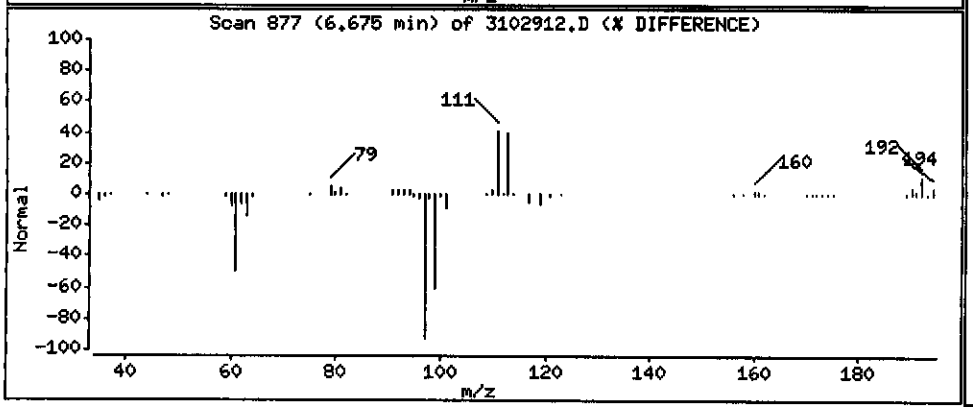

Data File: \\pitsvr06\d\chem\hp3.i\3102910d.b\3102912.D

Date : 29-OCT-2010 10:51

Client ID: B6-0406

Instrument: hp3.i

Sample Info: C0J250457-003 4.47G/5ML

Purge Volume: 5.0

Operator: 10099

Column phase: DB 624

Column diameter: 0.18

47 Trichloroethene

Concentration: 20.48 ug/Kg

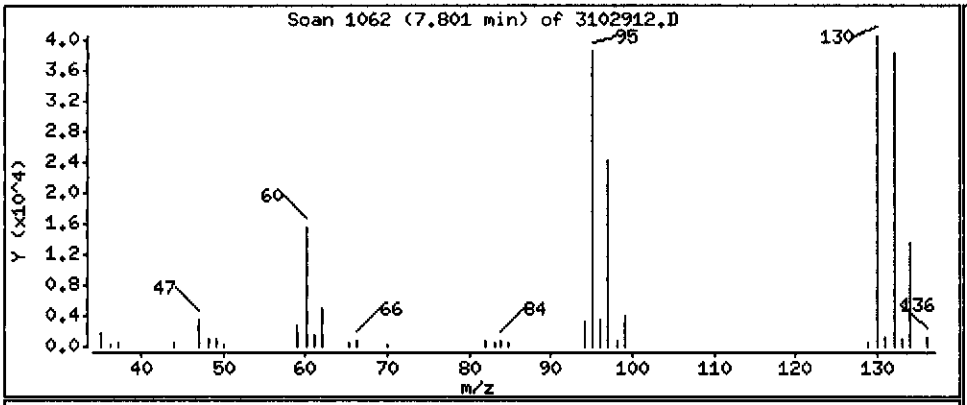

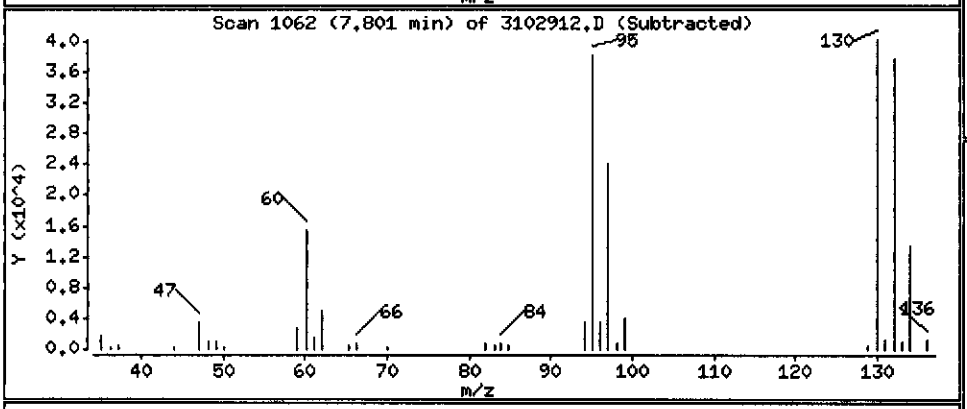

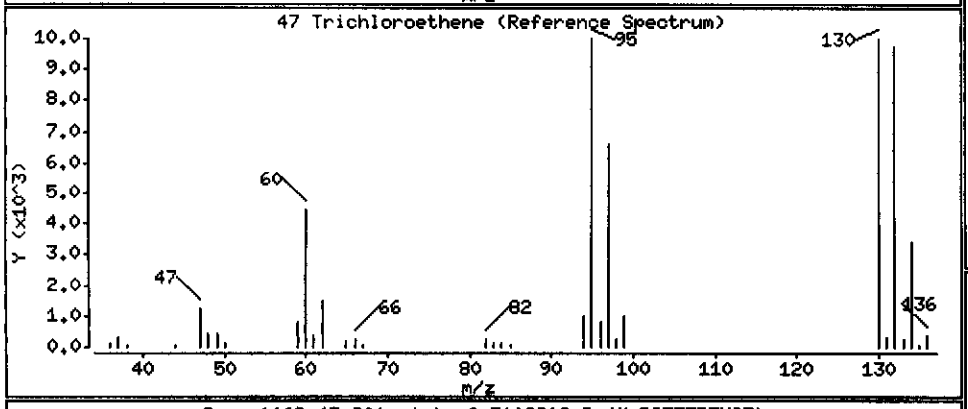

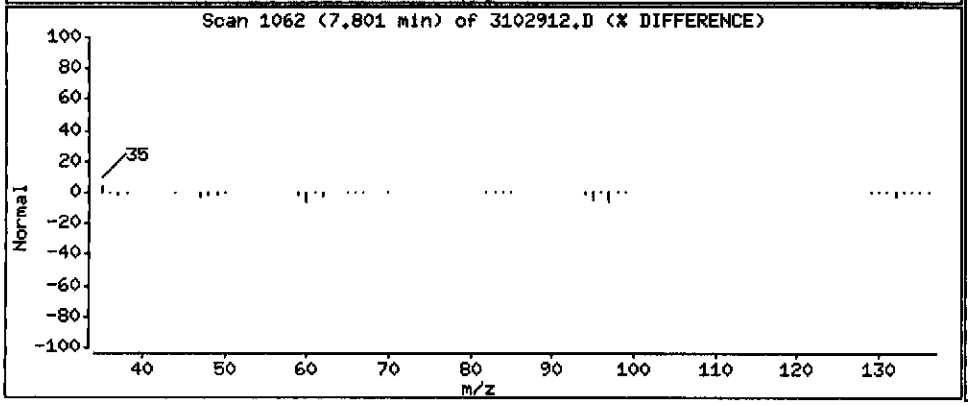

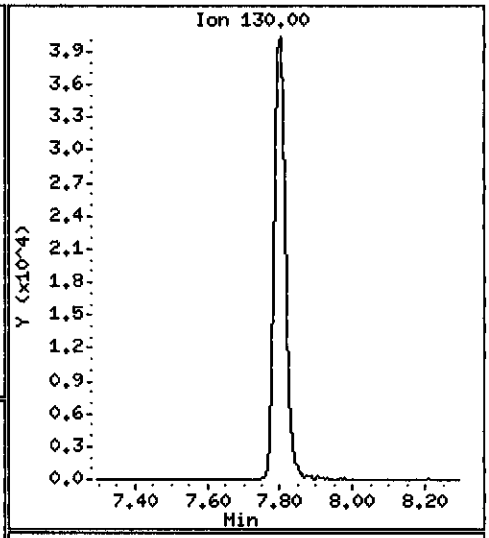

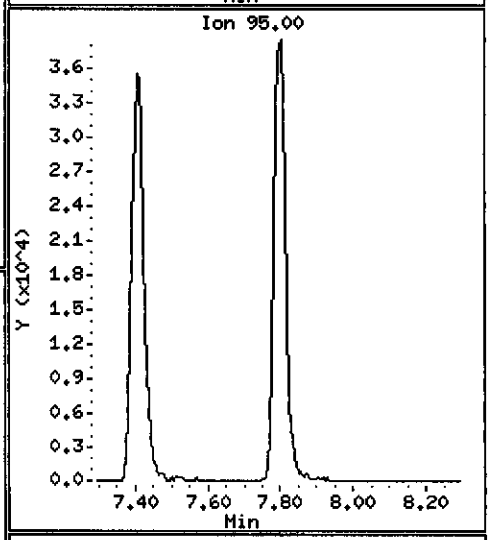

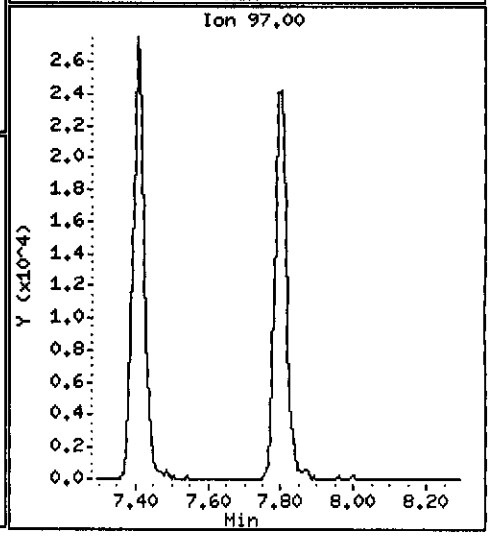

Data File: \\pitsvr06\d\chem\hp3.i\3102910d.b\3102912.D

Date : 29-OCT-2010 10:51

Client ID: B6-0406

Instrument: hp3.i

Sample Info: C0J250457-003 4.47G/5ML

Purge Volume: 5.0

Operator: 10099

Column phase: DB 624

Column diameter: 0.18

65 Tetrachloroethene

Concentration: 5.441 ug/Kg

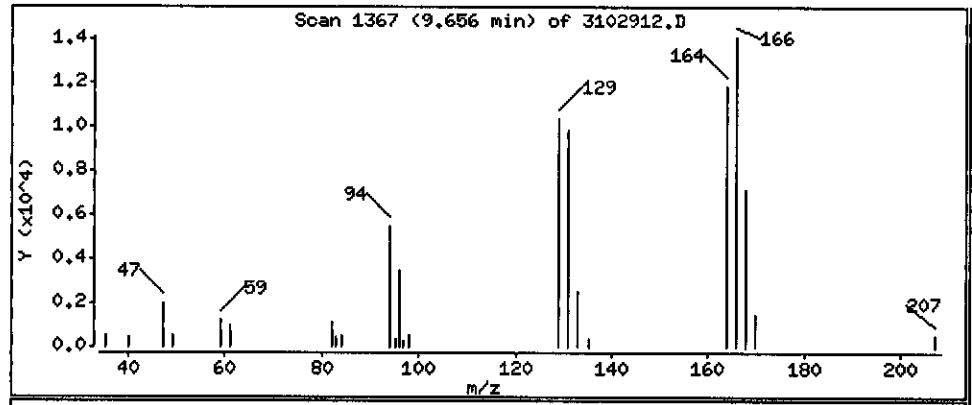

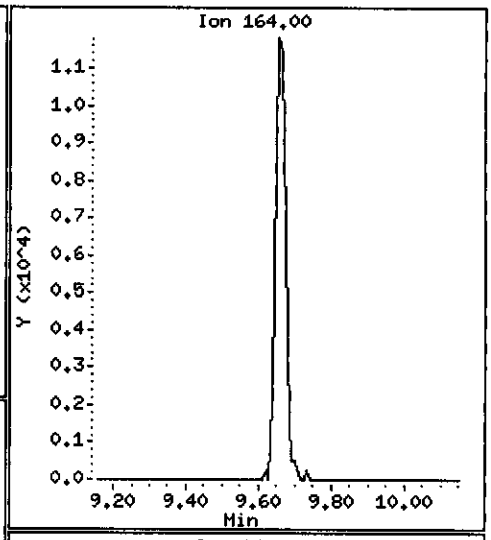

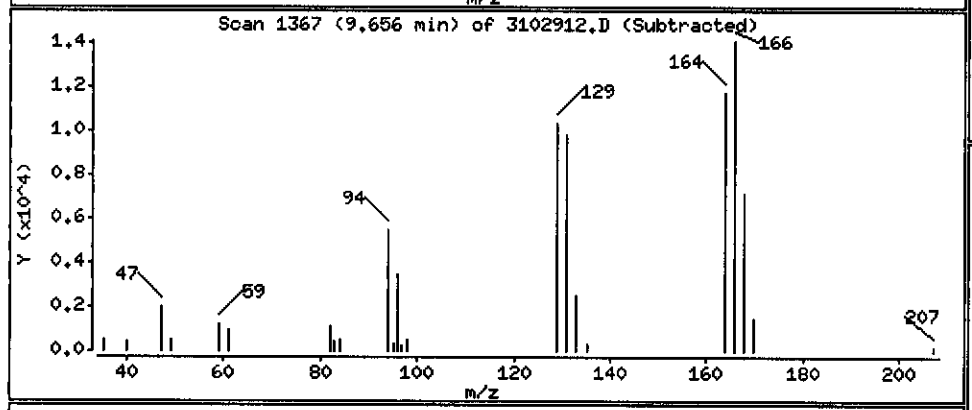

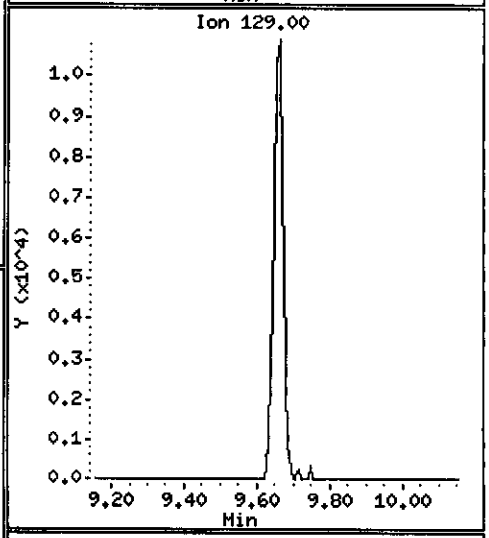

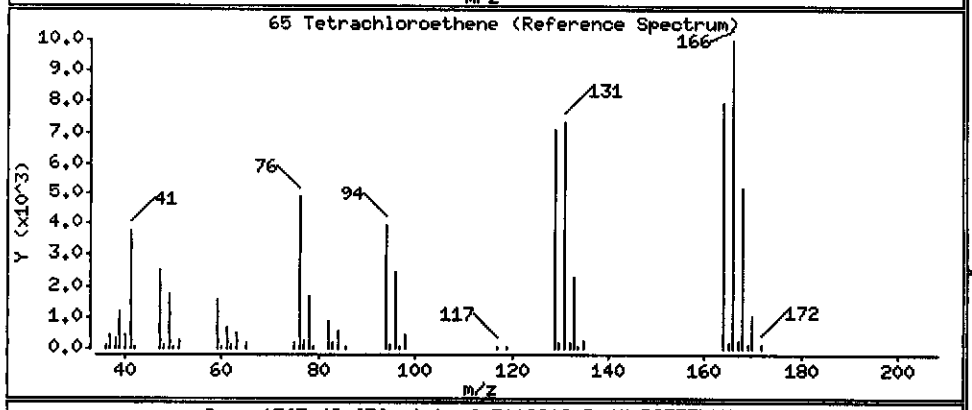

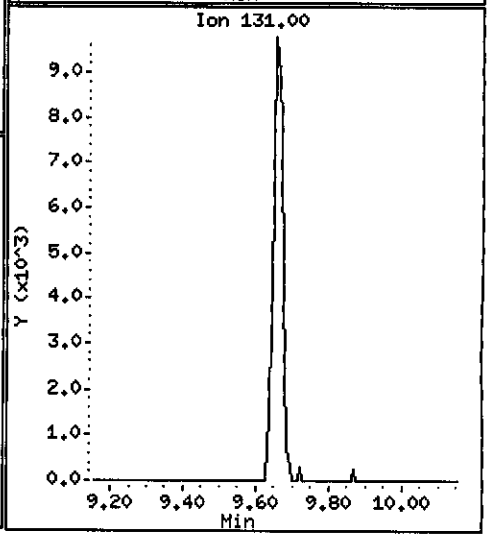

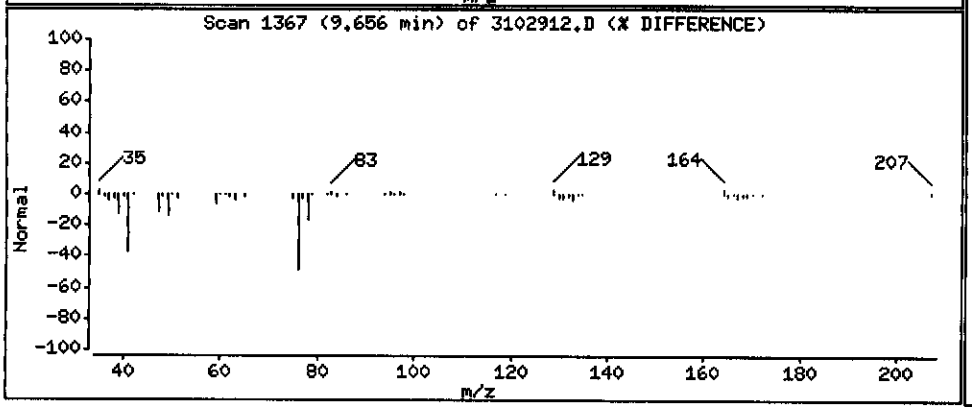

Data File: \\pitsvr06\d\chem\hp3.i\3102910d.b\3102912.D

Date : 29-OCT-2010 10:51

Client ID: B6-0406

Instrument: hp3.i

Sample Info: C0J250457-003 4.47G/5ML

Purge Volume: 5.0

Operator: 10099

Column phase: DB 624

Column diameter: 0.18

99 Naphthalene

Concentration: 14.15 ug/Kg

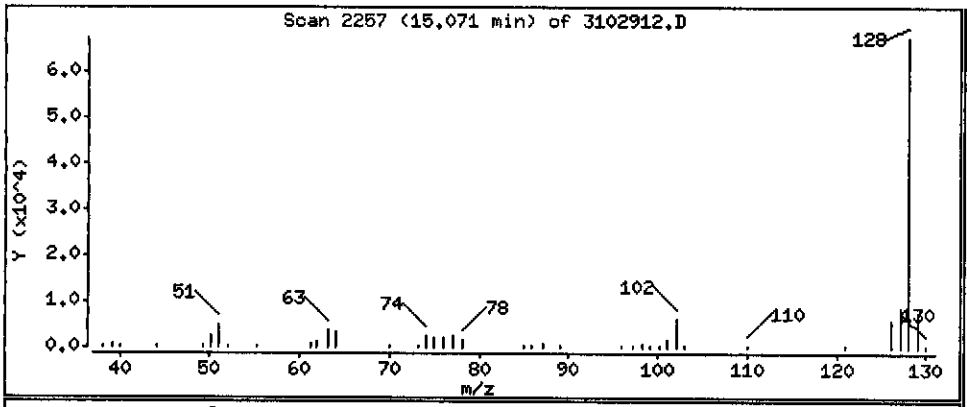

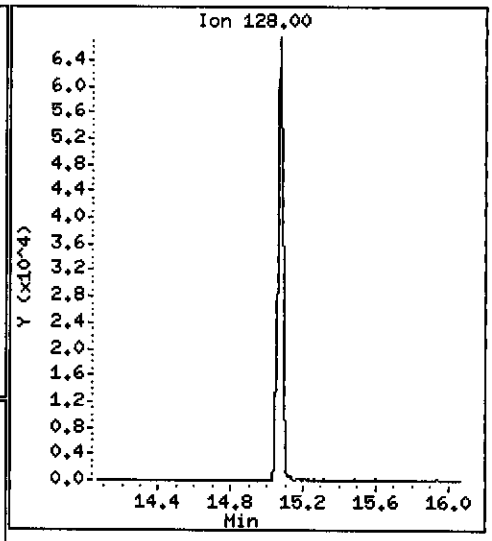

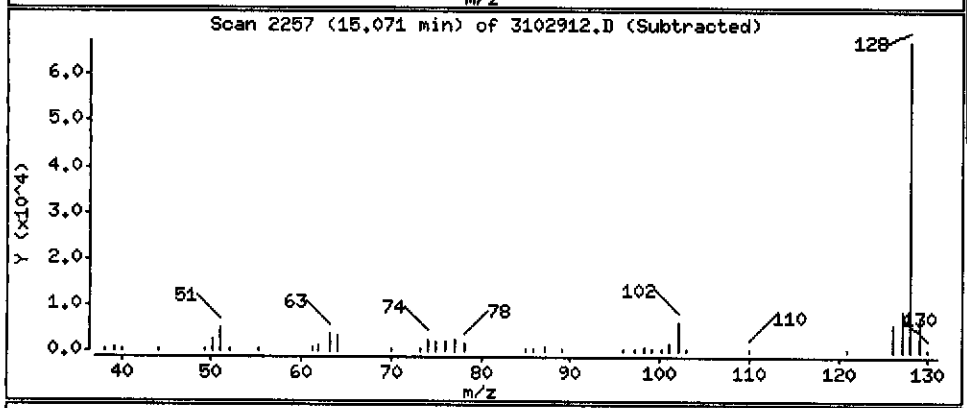

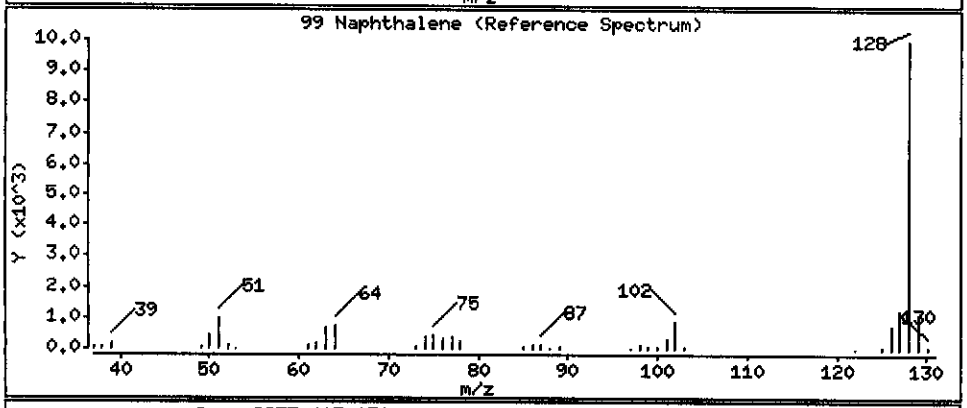

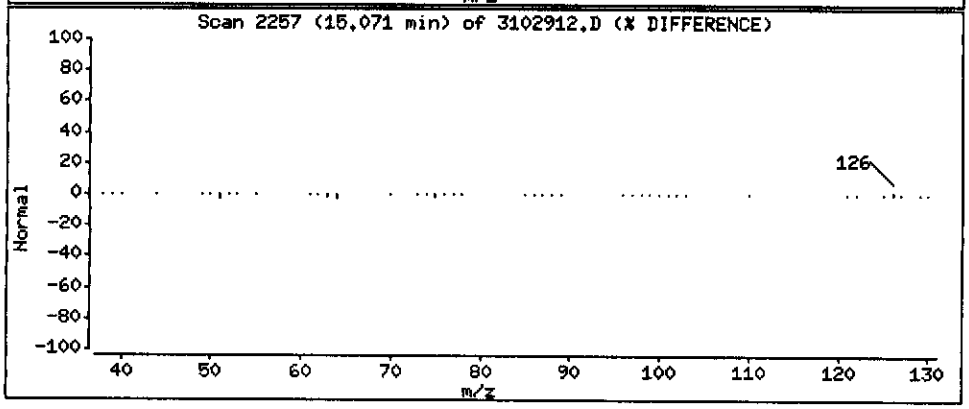

MACTEC Engineering and Consulting Inc

Client Sample ID: B8-0002

GC/MS Volatiles

Lot-Sample #...: C0J250457-004	**Work Order #...:** L82441AT	**Matrix.....:** SOLID
Date Sampled...: 10/22/10	**Date Received..:** 10/23/10	**MS Run #.....:** 0302039
Prep Date.....: 10/29/10	**Analysis Date..:** 10/29/10	
Prep Batch #...: 0302058	**Analysis Time..:** 16:35	
Dilution Factor: 1	**Initial Wgt/Vol:** 4.99 g	**Final Wgt/Vol..:** 5 mL
% Moisture.....: 19	**Analyst ID.....:** 010099	**Instrument ID..:** HP3
	Method.....: SW846 8260B	

PARAMETER	RESULT	REPORTING LIMIT	UNITS	MDL
Acetone	ND	25	ug/kg	6.2
Benzene	ND	6.2	ug/kg	0.84
Bromodichloromethane	ND	6.2	ug/kg	0.70
Bromoform	ND	6.2	ug/kg	0.55
Bromomethane	ND	6.2	ug/kg	0.91
2-Butanone	ND	6.2	ug/kg	1.1
Carbon disulfide	ND	6.2	ug/kg	0.63
Carbon tetrachloride	ND	6.2	ug/kg	0.55
Chlorobenzene	ND	6.2	ug/kg	0.94
Chloroethane	ND	6.2	ug/kg	1.9
Chloroform	ND	6.2	ug/kg	0.72
Chloromethane	ND	6.2	ug/kg	1.1
Cyclohexane	ND	6.2	ug/kg	0.46
Dibromochloromethane	ND	6.2	ug/kg	0.88
1,2-Dibromo-3-chloro-propane	ND	6.2	ug/kg	0.93
1,2-Dibromoethane	ND	6.2	ug/kg	1.1
1,3-Dichlorobenzene	ND	6.2	ug/kg	0.81
1,4-Dichlorobenzene	ND	6.2	ug/kg	0.79
1,2-Dichlorobenzene	ND	6.2	ug/kg	0.99
Dichlorodifluoromethane	ND	6.2	ug/kg	0.82
1,1-Dichloroethane	ND	6.2	ug/kg	0.71
1,2-Dichloroethane	ND	6.2	ug/kg	0.76
1,1-Dichloroethene	ND	6.2	ug/kg	1.1
cis-1,2-Dichloroethene	ND	6.2	ug/kg	0.87
trans-1,2-Dichloroethene	ND	6.2	ug/kg	0.74
1,2-Dichloropropane	ND	6.2	ug/kg	0.67
cis-1,3-Dichloropropene	ND	6.2	ug/kg	0.84
trans-1,3-Dichloropropene	ND	6.2	ug/kg	0.74
Ethylbenzene	ND	6.2	ug/kg	0.80
2-Hexanone	ND	6.2	ug/kg	0.85
Isopropylbenzene	ND	6.2	ug/kg	0.84
Methyl acetate	ND	6.2	ug/kg	1.1
Methylene chloride	ND	6.2	ug/kg	0.83
Methylcyclohexane	ND	6.2	ug/kg	0.90
4-Methyl-2-pentanone	ND	6.2	ug/kg	0.81
Methyl tert-butyl ether	ND	6.2	ug/kg	0.93

(Continued on next page)

MACTEC Engineering and Consulting Inc

Client Sample ID: B8-0002

GC/MS Volatiles

Lot-Sample #...: C0J250457-004 **Work Order #...:** L82441AT **Matrix.....:** SOLID

PARAMETER	RESULT	REPORTING LIMIT	UNITS	MDL
Styrene	ND	6.2	ug/kg	0.87
1,1,2,2-Tetrachloroethane	ND	6.2	ug/kg	0.89
1,2,4-Trichloro-benzene	ND	6.2	ug/kg	1.1
Tetrachloroethene	ND	6.2	ug/kg	0.84
1,1,1-Trichloroethane	ND	6.2	ug/kg	0.60
1,1,2-Trichloroethane	ND	6.2	ug/kg	1.0
Trichloroethene	ND	6.2	ug/kg	0.81
Trichlorofluoromethane	ND	6.2	ug/kg	1.1
1,1,2-Trichloro-1,2,2-trifluoroethane	ND	6.2	ug/kg	1.3
Toluene	ND	6.2	ug/kg	0.90
Vinyl chloride	ND	6.2	ug/kg	0.58
Xylenes (total)	ND	19	ug/kg	2.8

SURROGATE	PERCENT RECOVERY	RECOVERY LIMITS
1,2-Dichloroethane-d4	101	(52 - 124)
Toluene-d8	102	(72 - 127)
4-Bromofluorobenzene	90	(63 - 120)
Dibromofluoromethane	108	(68 - 121)

NOTE(S):

Results and reporting limits have been adjusted for dry weight.

Data File: \\pitsvr06\d\chem\hp3.i\3102910d.b\3102926.D
Date : 29-OCT-2010 16:35
Client ID: B8-0002
Sample Info: C0J250457-004 4.99G/5ML
Purge Volume: 5.0
Column phase: DB 624

Instrument: hp3.i
Operator: 10099
Column diameter: 0.18

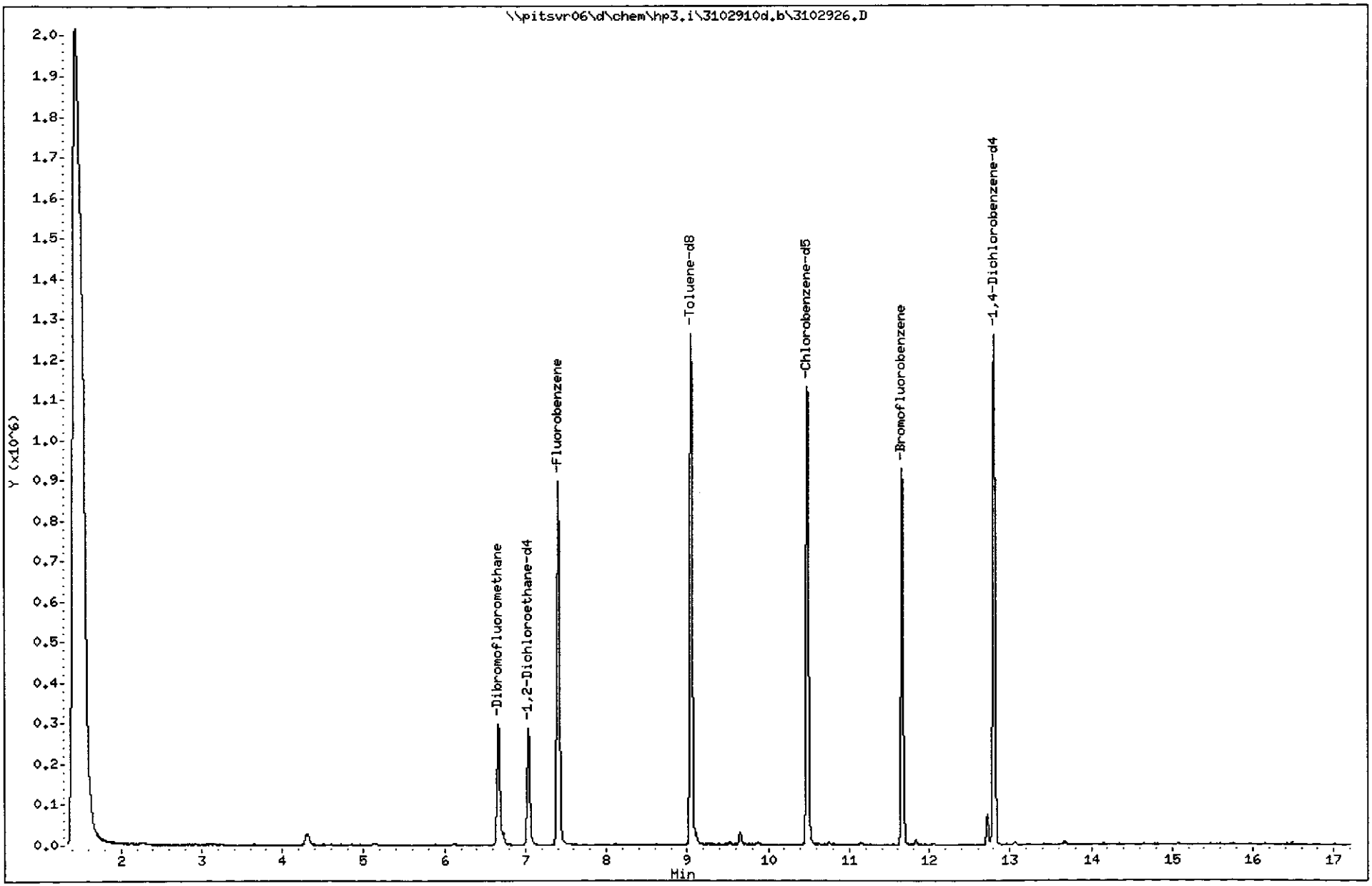

TestAmerica Pittsburgh

VOLATILE REPORT SW-846 Method

Data file : \\pitsvr06\d\chem\hp3.i\3102910d.b\3102926.D
Lab Smp Id: L82441AT Client Smp ID: B8-0002
Inj Date : 29-OCT-2010 16:35
Operator : 10099 Inst ID: hp3.i
Smp Info : C0J250457-004 4.99G/5ML
Misc Info : l82441at,3102910d.b,8260bsoil.m,4-dwsoil.sub
Comment :
Method : \\pitsvr06\d\chem\hp3.i\3102910d.b\8260bsoil.m
Meth Date : 29-Oct-2010 06:04 hp3.i Quant Type: ISTD
Cal Date : 10-AUG-2010 09:27 Cal File: 1D30810.D
Als bottle: 26
Dil Factor: 1.00000
Integrator: HP RTE Compound Sublist: 4-dwsoil.sub
Target Version: 4.14
Processing Host: PITPC-110

Concentration Formula: Amt * DF * 1/Vo * CpndVariable

Name	Value	Description
DF	1.000	Dilution Factor
Vo	5.000	Sample Amount
Cpnd Variable		Local Compound Variable

Compounds	QUANT SIG MASS	RT	EXP RT	REL RT	RESPONSE	CONCENTRATIONS ON-COLUMN (ng)	FINAL (ug/Kg)
* 46 Fluorobenzene	96	7.410	7.403	(1.000)	1007454	250.000	
* 69 Chlorobenzene-d5	119	10.488	10.488	(1.000)	249495	250.000	
* 92 1,4-Dichlorobenzene-d4	152	12.806	12.805	(1.000)	402533	250.000	
$ 39 Dibromofluoromethane	113	6.668	6.667	(0.900)	231797	271.170	54.23
$ 43 1,2-Dichloroethane-d4	65	7.039	7.032	(0.950)	238097	253.688	50.74
$ 59 Toluene-d8	98	9.047	9.046	(0.863)	957923	253.732	50.75
$ 80 Bromofluorobenzene	95	11.650	11.650	(1.111)	383734	226.106	45.22
1 Dichlorodifluoromethane	85	Compound Not Detected.					
2 Chloromethane	50	Compound Not Detected.					
3 Vinyl Chloride	62	Compound Not Detected.					
4 Bromomethane	94	Compound Not Detected.					
5 Chloroethane	64	Compound Not Detected.					
166 Trichlorofluoromethane	101	Compound Not Detected.					
10 1,1,2-trichloro-1,2,2-trifluor	101	Compound Not Detected.					
12 1,1-Dichloroethene	96	Compound Not Detected.					
15 Carbon Disulfide	76	Compound Not Detected.					
13 Acetone	43	Compound Not Detected.					
18 Methylene Chloride	84	Compound Not Detected.					
19 trans-1,2-Dichloroethene	96	Compound Not Detected.					
20 Methyl tert-butyl ether	73	Compound Not Detected.					
24 1,1-Dichloroethane	63	Compound Not Detected.					
27 2,2-Dichloropropane	77	Compound Not Detected.					
28 cis-1,2-dichloroethene	96	Compound Not Detected.					

	Compounds	QUANT SIG MASS	RT	EXP RT	REL RT	RESPONSE	CONCENTRATIONS ON-COLUMN (ng)	CONCENTRATIONS FINAL (ug/Kg)
M	29 1,2-Dichloroethene (total)	96	Compound Not Detected.					
	30 Bromochloromethane	128	Compound Not Detected.					
	31 2-Butanone	43	Compound Not Detected.					
	37 Chloroform	83	Compound Not Detected.					
	38 1,1,1-Trichloroethane	97	Compound Not Detected.					
	40 1,1-Dichloropropene	75	Compound Not Detected.					
	41 Carbon Tetrachloride	117	Compound Not Detected.					
	42 Benzene	78	Compound Not Detected.					
	45 1,2-Dichloroethane	62	Compound Not Detected.					
	47 Trichloroethene	130	Compound Not Detected.					
	49 1,2-Dichloropropane	63	Compound Not Detected.					
	50 Dibromomethane	93	Compound Not Detected.					
	53 Bromodichloromethane	83	Compound Not Detected.					
	57 cis-1,3-Dichloropropene	75	Compound Not Detected.					
	58 4-Methyl-2-Pentanone	43	Compound Not Detected.					
	60 Toluene	91	Compound Not Detected.					
	61 trans-1,3-Dichloropropene	75	Compound Not Detected.					
	63 1,3-Dichloropropane	76	Compound Not Detected.					
	64 1,1,2-Trichloroethane	97	Compound Not Detected.					
	65 Tetrachloroethene	164	Compound Not Detected.					
	66 2-Hexanone	43	Compound Not Detected.					
	67 Dibromochloromethane	129	Compound Not Detected.					
	68 1,2-Dibromoethane	107	Compound Not Detected.					
	70 Chlorobenzene	112	Compound Not Detected.					
	71 1,1,1,2-Tetrachloroethane	131	Compound Not Detected.					
	72 Ethylbenzene	106	Compound Not Detected.					
	73 m + p-Xylene	106	Compound Not Detected.					
	74 Xylene-o	106	Compound Not Detected.					
	76 Styrene	104	Compound Not Detected.					
	77 Bromoform	173	Compound Not Detected.					
	78 Isopropylbenzene	105	Compound Not Detected.					
	79 Bromobenzene	156	Compound Not Detected.					
	81 n-Propylbenzene	120	Compound Not Detected.					
	82 2-Chlorotoluene	126	Compound Not Detected.					
	83 1,1,2,2-Tetrachloroethane	83	Compound Not Detected.					
	84 1,2,3-Trichloropropane	110	Compound Not Detected.					
	85 4-Chlorotoluene	126	Compound Not Detected.					
	86 1,3,5-Trimethylbenzene	105	Compound Not Detected.					
	87 tert-Butylbenzene	119	Compound Not Detected.					
	88 1,2,4-Trimethylbenzene	105	Compound Not Detected.					
	89 sec-Butylbenzene	105	Compound Not Detected.					
	90 4-Isopropyltoluene	119	Compound Not Detected.					
	91 1,3-Dichlorobenzene	146	Compound Not Detected.					
	93 1,4-Dichlorobenzene	146	Compound Not Detected.					
	94 n-Butylbenzene	91	Compound Not Detected.					
	95 1,2-Dichlorobenzene	146	Compound Not Detected.					
	96 1,2-Dibromo-3-chloropropane	157	Compound Not Detected.					
	97 1,2,4-Trichlorobenzene	180	Compound Not Detected.					
	98 Hexachlorobutadiene	225	Compound Not Detected.					
	99 Naphthalene	128	Compound Not Detected.					
	100 1,2,3-Trichlorobenzene	180	Compound Not Detected.					
	156 Methyl Acetate	43	Compound Not Detected.					
	157 Cyclohexane	56	Compound Not Detected.					
	158 Methyl Cyclohexane	83	Compound Not Detected.					

Compounds	QUANT SIG MASS	RT	EXP RT	REL RT	RESPONSE	CONCENTRATIONS ON-COLUMN (ng)	CONCENTRATIONS FINAL (ug/Kg)
M 75 Xylenes (total)	106	Compound Not Detected.					

MACTEC Engineering and Consulting Inc

Client Sample ID: TRIP BLANK

GC/MS Volatiles

Lot-Sample #...: C0J250457-005	**Work Order #...:** L82451AA	**Matrix.....:** WATER
Date Sampled...: 10/22/10	**Date Received..:** 10/23/10	**MS Run #.....:** 0305124
Prep Date.....: 11/01/10	**Analysis Date..:** 11/01/10	
Prep Batch #...: 0305199	**Analysis Time..:** 13:04	
Dilution Factor: 1	**Initial Wgt/Vol:** 5 mL	**Final Wgt/Vol..:** 5 mL
Analyst ID.....: 001562	**Instrument ID..:** HP5	
	Method.....: SW846 8260B	

PARAMETER	RESULT	REPORTING LIMIT	UNITS	MDL
Acetone	ND	5.0	ug/L	2.5
Benzene	ND	1.0	ug/L	0.11
Bromodichloromethane	ND	1.0	ug/L	0.13
Bromoform	ND	1.0	ug/L	0.19
Bromomethane	ND	1.0	ug/L	0.31
2-Butanone	ND	5.0	ug/L	0.55
Carbon disulfide	**1.1**	**1.0**	**ug/L**	**0.21**
Carbon tetrachloride	ND	1.0	ug/L	0.14
Chlorobenzene	ND	1.0	ug/L	0.14
Chloroethane	ND	1.0	ug/L	0.21
Chloroform	ND	1.0	ug/L	0.17
Chloromethane	ND	1.0	ug/L	0.28
Cyclohexane	ND	1.0	ug/L	0.25
Dibromochloromethane	ND	1.0	ug/L	0.14
1,2-Dibromo-3-chloro-propane	ND	1.0	ug/L	0.14
1,2-Dibromoethane	ND	1.0	ug/L	0.18
1,3-Dichlorobenzene	ND	1.0	ug/L	0.11
1,4-Dichlorobenzene	ND	1.0	ug/L	0.21
1,2-Dichlorobenzene	ND	1.0	ug/L	0.15
Dichlorodifluoromethane	ND	1.0	ug/L	0.19
1,1-Dichloroethane	ND	1.0	ug/L	0.12
1,2-Dichloroethane	ND	1.0	ug/L	0.21
1,1-Dichloroethene	ND	1.0	ug/L	0.30
cis-1,2-Dichloroethene	ND	1.0	ug/L	0.24
trans-1,2-Dichloroethene	ND	1.0	ug/L	0.17
1,2-Dichloropropane	ND	1.0	ug/L	0.095
cis-1,3-Dichloropropene	ND	1.0	ug/L	0.19
trans-1,3-Dichloropropene	ND	1.0	ug/L	0.15
Ethylbenzene	ND	1.0	ug/L	0.23
2-Hexanone	ND	5.0	ug/L	0.16
Isopropylbenzene	ND	1.0	ug/L	0.16
Methyl acetate	ND	1.0	ug/L	0.14
Methylene chloride	**0.28 J**	**1.0**	**ug/L**	**0.15**
Methylcyclohexane	ND	1.0	ug/L	0.26
4-Methyl-2-pentanone	ND	5.0	ug/L	0.53
Methyl tert-butyl ether	ND	1.0	ug/L	0.18

(Continued on next page)

MACTEC Engineering and Consulting Inc

Client Sample ID: TRIP BLANK

GC/MS Volatiles

Lot-Sample #...: C0J250457-005 **Work Order #...:** L82451AA **Matrix.....:** WATER

PARAMETER	RESULT	REPORTING LIMIT	UNITS	MDL
Styrene	ND	1.0	ug/L	0.097
1,1,2,2-Tetrachloroethane	ND	1.0	ug/L	0.20
1,2,4-Trichloro-benzene	ND	1.0	ug/L	0.27
Tetrachloroethene	ND	1.0	ug/L	0.15
1,1,1-Trichloroethane	ND	1.0	ug/L	0.29
1,1,2-Trichloroethane	ND	1.0	ug/L	0.20
Trichloroethene	ND	1.0	ug/L	0.14
Trichlorofluoromethane	ND	1.0	ug/L	0.20
1,1,2-Trichloro-1,2,2-trifluoroethane	ND	1.0	ug/L	0.32
Toluene	ND	1.0	ug/L	0.15
Vinyl chloride	ND	1.0	ug/L	0.23
Xylenes (total)	ND	3.0	ug/L	0.49

SURROGATE	PERCENT RECOVERY	RECOVERY LIMITS
Toluene-d8	93	(71 - 118)
1,2-Dichloroethane-d4	95	(64 - 135)
4-Bromofluorobenzene	101	(70 - 118)
Dibromofluoromethane	95	(70 - 128)

NOTE(S):

J Estimated result. Result is less than RL.

Data File: \\pitsvr06\d\chem\hp5.i\5110110d.b\51101010.D

Date : 01-NOV-2010 13:04

Client ID: TRIP BLANK

Sample Info: C0J250457-005 5ml

Purge Volume: 5.0

Column phase: DB 624

Instrument: hp5.i

Operator: 001562

Column diameter: 0.20

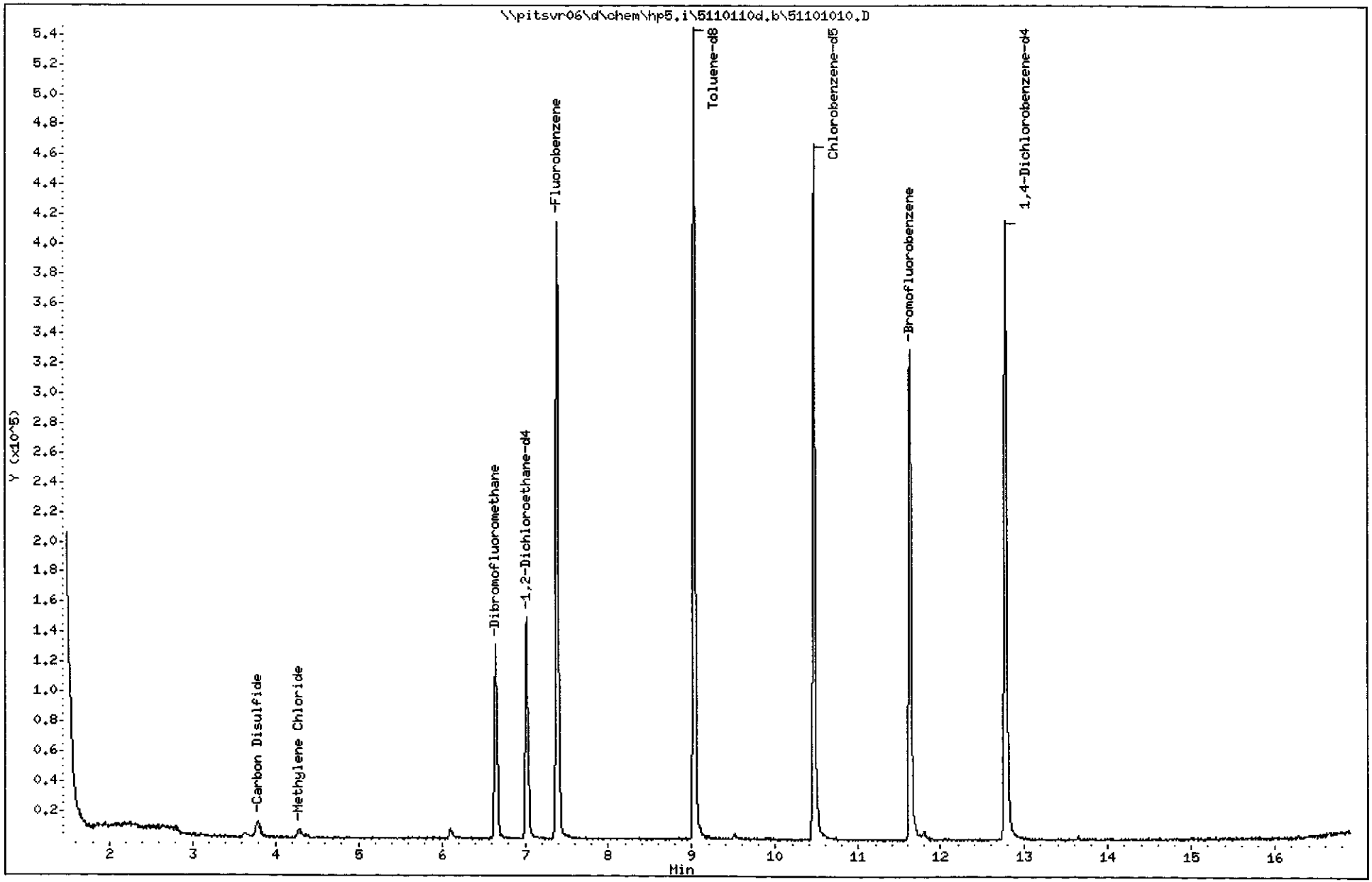

TestAmerica Pittsburgh

VOLATILE REPORT SW-846 Method

Data file : \\pitsvr06\d\chem\hp5.i\5110110d.b\51101010.D
Lab Smp Id: 182451aa Client Smp ID: TRIP BLANK
Inj Date : 01-NOV-2010 13:04 MS Autotune Date: 12-SEP-2010 08:53
Operator : 001562 Inst ID: hp5.i
Smp Info : C0J250457-005 5ml
Misc Info : 182451aa,5110110d.b,8260ee.m,1-42.sub
Comment :
Method : \\PITSVR06\D\chem\hp5.i\5110110d.b\8260ee.m
Meth Date : 01-Nov-2010 13:23 fergusond Quant Type: ISTD
Cal Date : 21-SEP-2010 21:56 Cal File: 1A50921N.D
Als bottle: 13
Dil Factor: 1.00000
Integrator: HP RTE Compound Sublist: 1-42.sub
Target Version: 4.14
Processing Host: PITSVR06

Concentration Formula: Amt * DF * 1/Vo*Vt * CpndVariable

Name	Value	Description
DF	1.000	Dilution Factor
Vo	5.000	Sample Volume
Vt	1.000	mg/L conversion (1.0 if no conversion)
Cpnd Variable		Local Compound Variable

Compounds	QUANT SIG MASS	RT	EXP RT	REL RT	RESPONSE	CONCENTRATIONS ON-COLUMN (ng)	CONCENTRATIONS FINAL (UG/L)
* 46 Fluorobenzene	96	7.385	7.381	(1.000)	450715	50.0000	
* 69 Chlorobenzene-d5	119	10.463	10.460	(1.000)	106151	50.0000	
* 92 1,4-Dichlorobenzene-d4	152	12.781	12.777	(1.000)	148373	50.0000	
$ 39 Dibromofluoromethane	113	6.648	6.639	(0.900)	98194	47.2981	9.460
$ 43 1,2-Dichloroethane-d4	65	7.020	7.016	(0.951)	123879	47.6862	9.537
$ 59 Toluene-d8	98	9.027	9.024	(0.863)	414743	46.2890	9.258
$ 80 Bromofluorobenzene	95	11.631	11.628	(0.910)	160149	50.5967	10.12
1 Dichlorodifluoromethane	85	Compound Not Detected.					
2 Chloromethane	50	Compound Not Detected.					
3 Vinyl Chloride	62	Compound Not Detected.					
4 Bromomethane	94	Compound Not Detected.					
5 Chloroethane	64	Compound Not Detected.					
6 Trichlorofluoromethane	101	Compound Not Detected.					
12 1,1-Dichloroethene	96	Compound Not Detected.					
13 Acetone	43	Compound Not Detected.					
15 Carbon Disulfide	76	3.783	3.774	(0.512)	32698	5.26724	1.053
18 Methylene Chloride	84	4.294	4.279	(0.582)	4031	1.42054	0.2841
19 trans-1,2-Dichloroethene	96	Compound Not Detected.					
20 Methyl tert-butyl ether	73	Compound Not Detected.					
24 1,1-Dichloroethane	63	Compound Not Detected.					
27 2,2-Dichloropropane	77	Compound Not Detected.					
28 cis-1,2-dichloroethene	96	Compound Not Detected.					

	Compounds	QUANT SIG MASS	RT	EXP RT	REL RT	RESPONSE	CONCENTRATIONS ON-COLUMN (ng)	CONCENTRATIONS FINAL (UG/L)
M	29 1,2-Dichloroethene (total)	96	Compound Not Detected.					
	30 Bromochloromethane	128	Compound Not Detected.					
	31 2-Butanone	43	Compound Not Detected.					
	37 Chloroform	83	Compound Not Detected.					
	38 1,1,1-Trichloroethane	97	Compound Not Detected.					
	40 1,1-Dichloropropene	75	Compound Not Detected.					
	41 Carbon Tetrachloride	117	Compound Not Detected.					
	42 Benzene	78	Compound Not Detected.					
	45 1,2-Dichloroethane	62	Compound Not Detected.					
	47 Trichloroethene	130	Compound Not Detected.					
	49 1,2-Dichloropropane	63	Compound Not Detected.					
	50 Dibromomethane	93	Compound Not Detected.					
	53 Bromodichloromethane	83	Compound Not Detected.					
	57 cis-1,3-Dichloropropene	75	Compound Not Detected.					
	58 4-Methyl-2-Pentanone	43	Compound Not Detected.					
	60 Toluene	91	Compound Not Detected.					
	61 trans-1,3-Dichloropropene	75	Compound Not Detected.					
	63 1,3-Dichloropropane	76	Compound Not Detected.					
	64 1,1,2-Trichloroethane	97	Compound Not Detected.					
	65 Tetrachloroethene	164	Compound Not Detected.					
	66 2-Hexanone	43	Compound Not Detected.					
	67 Dibromochloromethane	129	Compound Not Detected.					
	68 1,2-Dibromoethane	107	Compound Not Detected.					
	70 Chlorobenzene	112	Compound Not Detected.					
	71 1,1,1,2-Tetrachloroethane	131	Compound Not Detected.					
	72 Ethylbenzene	106	Compound Not Detected.					
	73 m + p-Xylene	106	Compound Not Detected.					
	74 Xylene-o	106	Compound Not Detected.					
M	75 Xylenes (total)	106	Compound Not Detected.					
	76 Styrene	104	Compound Not Detected.					
	77 Bromoform	173	Compound Not Detected.					
	78 Isopropylbenzene	105	Compound Not Detected.					
	79 Bromobenzene	156	Compound Not Detected.					
	83 1,1,2,2-Tetrachloroethane	83	Compound Not Detected.					
	91 1,3-Dichlorobenzene	146	Compound Not Detected.					
	93 1,4-Dichlorobenzene	146	Compound Not Detected.					
	95 1,2-Dichlorobenzene	146	Compound Not Detected.					
	96 1,2-Dibromo-3-chloropropane	157	Compound Not Detected.					
	97 1,2,4-Trichlorobenzene	180	Compound Not Detected.					
	101 1,1,2-trichlorotrifluoroethane	101	Compound Not Detected.					
	102 Methyl acetate	43	Compound Not Detected.					
	104 Cyclohexane	56	Compound Not Detected.					
	105 Methyl Cyclohexane	83	Compound Not Detected.					

Data File: \\pitsvr06\d\chem\hp5.i\5110110d.b\51101010.D

Date : 01-NOV-2010 13:04

Client ID: TRIP BLANK

Instrument: hp5.i

Sample Info: C0J250457-005 5ml

Purge Volume: 5.0

Operator: 001562

Column phase: DB 624

Column diameter: 0.20

15 Carbon Disulfide

Concentration: 1.053 UG/L

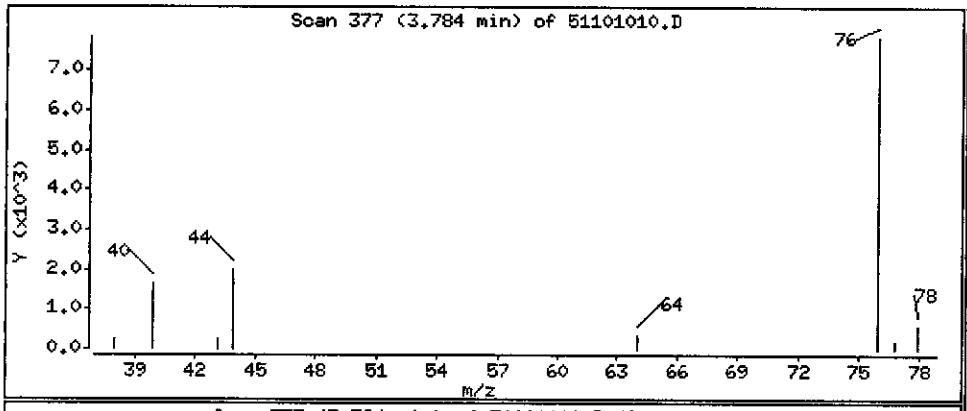

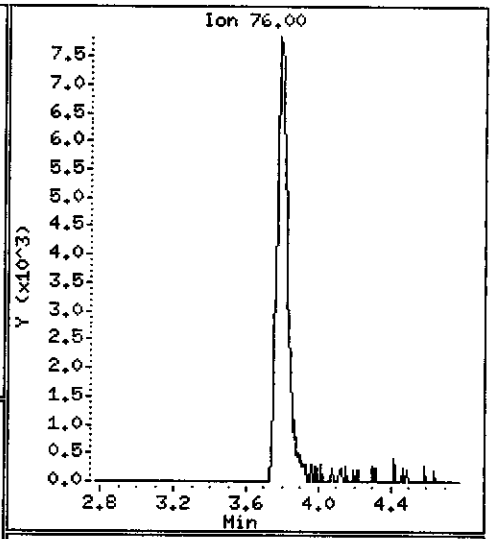

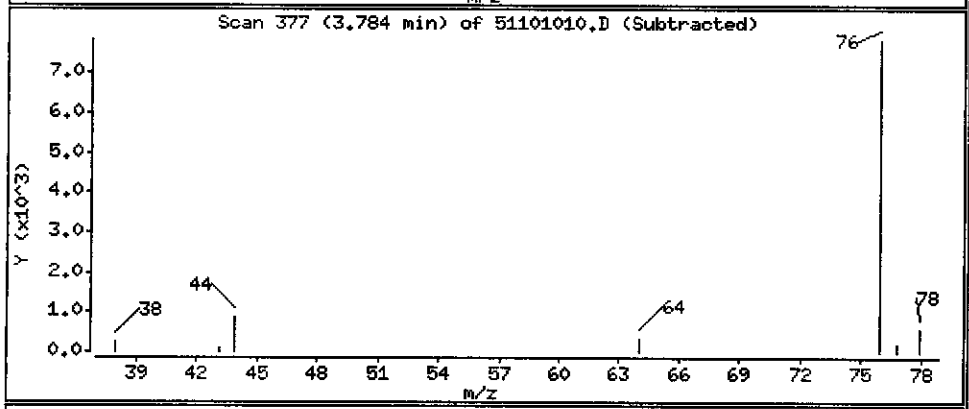

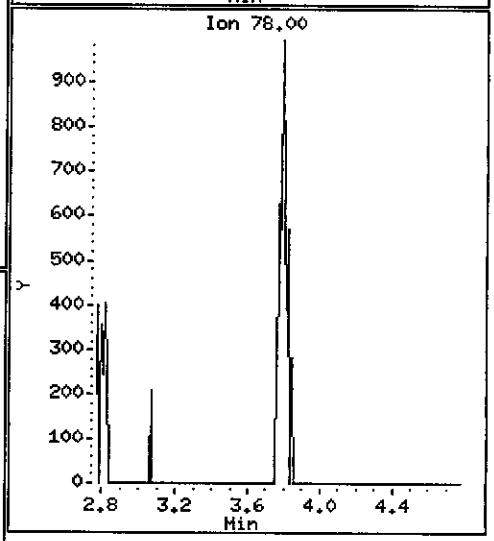

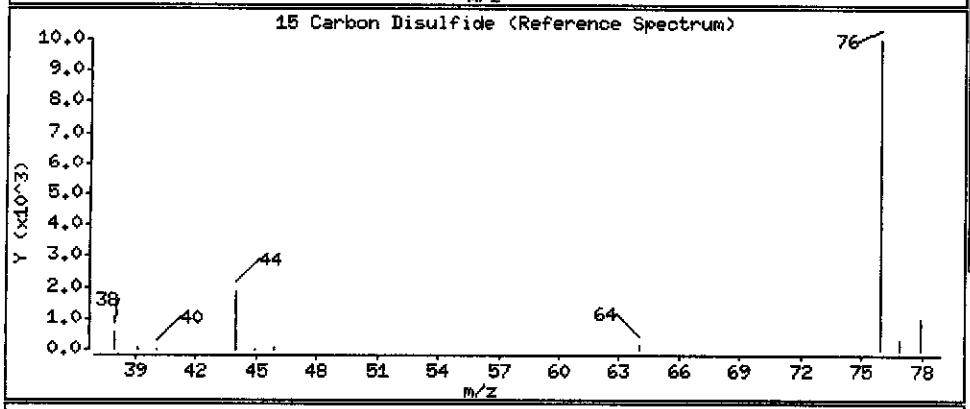

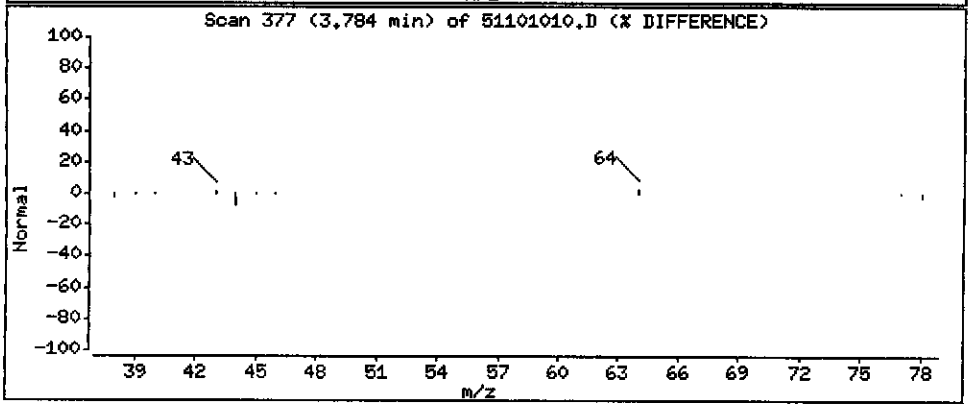

Data File: \\pitsvr06\d\chem\hp5.i\5110110d.b\51101010.D

Date : 01-NOV-2010 13:04

Client ID: TRIP BLANK

Instrument: hp5.i

Sample Info: C0J250457-005 5ml

Purge Volume: 5.0

Operator: 001562

Column phase: DB 624

Column diameter: 0.20

18 Methylene Chloride

Concentration: 0.2841 UG/L

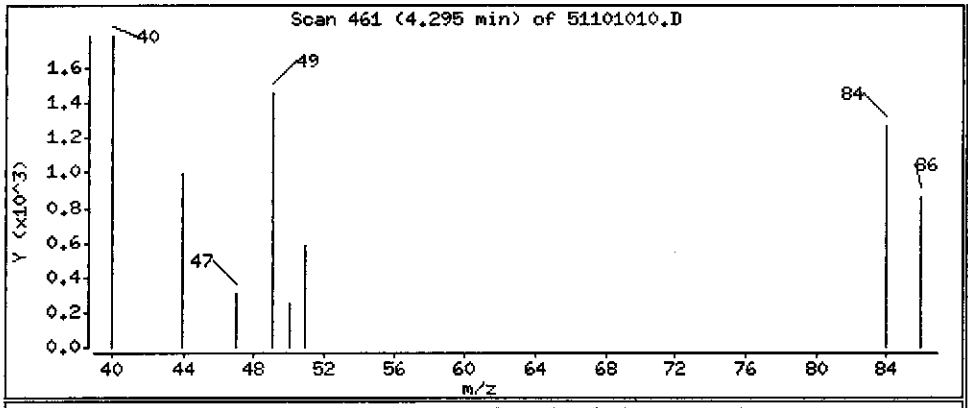

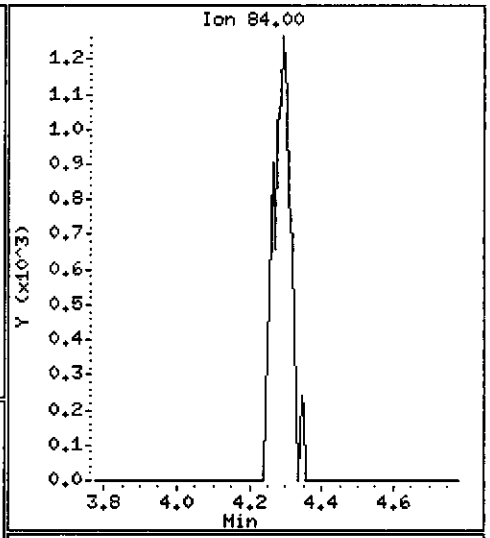

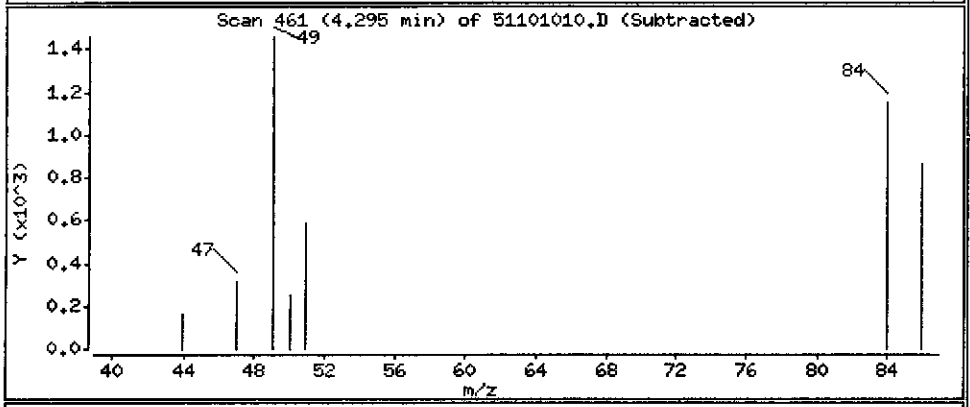

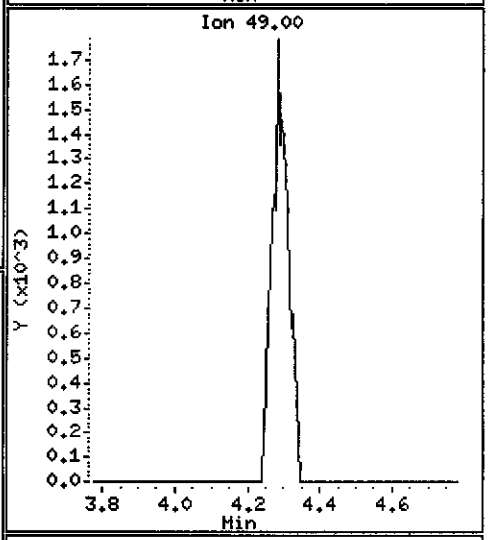

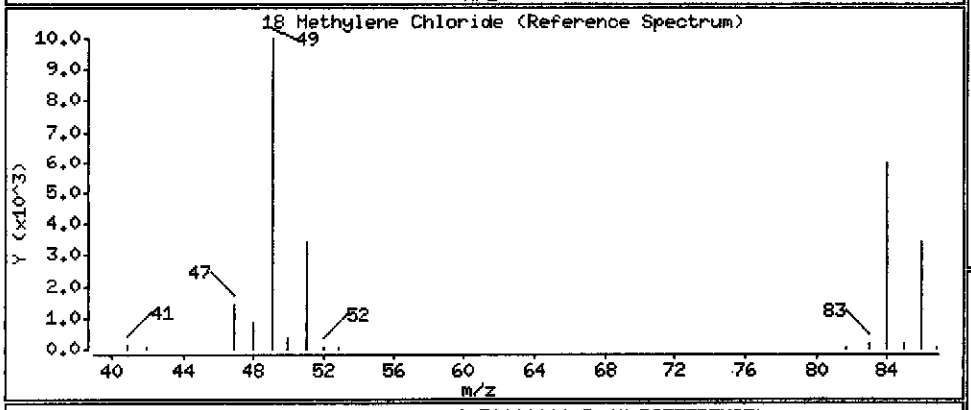

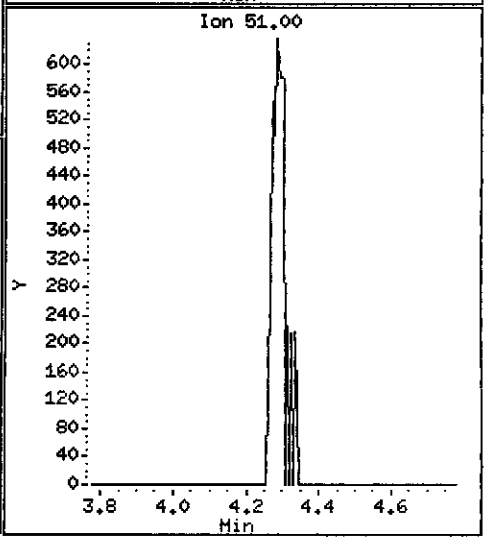

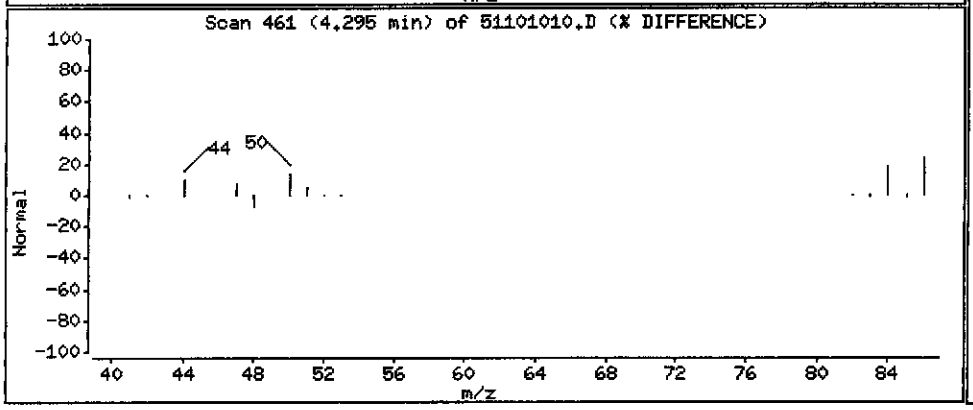

GC/MS VOLATILE
CALIBRATION DATA

MANUAL INTEGRATION SUMMARY REPORT

Sample Name	Data File	Lot No.	Compound	Code
vstd1	5101510d.b/1A51015C.D	methods	No Manual Integrations	
vstd5	5101510d.b/1B51015.D	methods	Chlorobenzene-d5	WFI
vstd5	5101510d.b/1B51015.D	methods	Acetonitrile	WFI
vstd10	5101510d.b/1C51015.D	methods	No Manual Integrations	
vstd15	5101510d.b/1D51015.D	methods	Chlorobenzene-d5	WFI
vstd15	5101510d.b/1D51015.D	methods	Acetonitrile	WFI
vstd20	5101510d.b/1E51015.D	methods	Acetonitrile	WFI
vstd35	5101510d.b/1F51015.D	methods	Acetonitrile	WFI
vstd40	5101510d.b/1G51015.D	methods	Acetonitrile	WFI
bfb	5101510d.b/BF51015B.D	methods	No Manual Integrations	
vstd10	5101510d.b/VR51015.D	methods	Acetone	WFI
vstd10	5101510d.b/VR51015.D	methods	Acetonitrile	WFI

Legend

BAS - Baseline Event
SP - Split Peak
TAIL - Peak Tailing or Fronting
NOID - Analyte not Identified by the Data System
MSID - Analyte Misidentified by the Data System
PNF - Peak Not Found
PC - Poor Chromatography
WI - Wrong Isomer
SN - Other See Narrative
PFS - Peak Split
WFP - Peak Identified Incorrectly
WFI - Peak Integrated Incorrectly
PFT - Peak Tailing
PFF - Peak Fronting
PAB - Peak Added Back

TestAmerica Pittsburgh

INITIAL CALIBRATION DATA

Start Cal Date : 15-OCT-2010 17:56
End Cal Date : 15-OCT-2010 22:20
Quant Method : ISTD
Origin : Disabled
Target Version : 4.14
Integrator : HP RTE
Method file : \\pitsvr06\d\chem\hp5.i\5101510d.b\8260ee.m
Last Edit : 15-Oct-2010 22:56 hp5.i
Curve Type : Average

Calibration File Names:
Level 1: \\pitsvr06\d\chem\hp5.i\5101510d.b\1A51015C.D
Level 2: \\pitsvr06\d\chem\hp5.i\5101510d.b\1B51015.D
Level 3: \\pitsvr06\d\chem\hp5.i\5101510d.b\1C51015.D
Level 4: \\pitsvr06\d\chem\hp5.i\5101510d.b\1D51015.D
Level 5: \\pitsvr06\d\chem\hp5.i\5101510d.b\1E51015.D
Level 6: \\pitsvr06\d\chem\hp5.i\5101510d.b\1F51015.D
Level 7: \\pitsvr06\d\chem\hp5.i\5101510d.b\1G51015.D

Compound	1.000 Level 1	5.000 Level 2	10.000 Level 3	15.000 Level 4	20.000 Level 5	35.000 Level 6	RRF	% RSD
	40.000 Level 7							
1 Dichlorodifluoromethane	0.40082	0.34826	0.34128	0.31010	0.29221	0.33192		
	0.32304						0.33537	10.293
157 2-Chlorobenzotrifluoride	1.85978	1.87349	1.86663	1.68980	1.60628	1.54102		
	1.50515						1.70602	9.429
158 3-Chlorobenzotrifluoride	2.00618	2.10138	2.00378	1.81702	1.76420	1.62104		
	1.64686						1.85149	10.185
159 4-Chlorobenzotrifluoride	1.94435	1.94668	1.85666	1.74195	1.65087	1.51647		
	1.50180						1.73697	10.839
160 3-Chlorotoluene	0.96189	1.03177	1.00329	0.95338	1.02433	0.96902		
	0.91218						0.97941	4.360
161 2,4-Dichlorobenzotrifluoride	0.88920	0.86429	0.87898	0.76086	0.77224	0.82443		
	0.76407						0.82201	6.869
162 2,5-Dichlorobenzotrifluoride	0.99828	1.02119	1.02855	0.96206	0.93943	0.89259		
	0.88120						0.96047	6.172
163 3,4-Dichlorobenzotrifluoride	1.04763	1.01334	1.02295	0.91011	0.89532	0.92142		
	0.87202						0.95468	7.430

TestAmerica Pittsburgh

INITIAL CALIBRATION DATA

Start Cal Date : 15-OCT-2010 17:56
End Cal Date : 15-OCT-2010 22:20
Quant Method : ISTD
Origin : Disabled
Target Version : 4.14
Integrator : HP RTE
Method file : \\pitsvr06\d\chem\hp5.i\5101510d.b\8260ee.m
Last Edit : 15-Oct-2010 22:56 hp5.i
Curve Type : Average

Compound	1.000 Level 1	5.000 Level 2	10.000 Level 3	15.000 Level 4	20.000 Level 5	35.000 Level 6	40.000 Level 7	RRF	% RSD	
164 Dichlorotoluene(2,4+2,5+2,6)	1.14780	1.24470	1.29204	1.21890	1.20991	1.23303	1.17096	1.21676	3.915	
165 Dichlorotoluene(2,3+3,4)	1.09081	1.20366	1.25678	1.20058	1.19860	1.23982	1.18277	1.19614	4.442	
166 1,3,5-Trichlorobenzene	1.05174	1.08021	1.05043	0.98853	0.96554	1.00050	0.94861	1.01222	4.868	
167 2,3,6-Trichlorotoluene	0.27039	0.29766	0.33115	0.32044	0.32369	0.37153	0.34840	0.32332	10.167	
168 2,4,5-Trichlorotoluene	0.29455	0.31023	0.36121	0.34353	0.36934	0.42065	0.41033	0.35855	13.140	
2 Chloromethane	0.44186	0.37364	0.36395	0.33720	0.32005	0.35082	0.34420	0.36167	10.904	
3 Vinyl Chloride	0.40332	0.32721	0.33654	0.30521	0.29008	0.32838	0.31846	0.32988	10.908	
4 Bromomethane	0.14800	0.11449	0.15788	0.14343	0.13601	0.13784	0.14132	0.13985	9.541	
5 Chloroethane	0.19584	0.17596	0.18051	0.15562	0.15217	0.16994	0.16672	0.17096	8.750	
6 Trichlorofluoromethane	0.27934	0.25677	0.27443	0.25460	0.24942	0.28166	0.28066	0.26813	5.204	
7 Dichlorofluoromethane	+++++	+++++	+++++	+++++	+++++	+++++	+++++	+++++	+++++	<-

TestAmerica Pittsburgh

INITIAL CALIBRATION DATA

Start Cal Date : 15-OCT-2010 17:56
End Cal Date : 15-OCT-2010 22:20
Quant Method : ISTD
Origin : Disabled
Target Version : 4.14
Integrator : HP RTE
Method file : \\pitsvr06\d\chem\hp5.i\5101510d.b\8260ee.m
Last Edit : 15-Oct-2010 22:56 hp5.i
Curve Type : Average

Compound	1.000 Level 1	5.000 Level 2	10.000 Level 3	15.000 Level 4	20.000 Level 5	35.000 Level 6	40.000 Level 7	RRF	% RSD	
8 Ethyl Ether	+++++	+++++	+++++	+++++	+++++	+++++	+++++	+++++	+++++	<-
9 Ethanol	+++++	+++++	+++++	+++++	+++++	+++++	+++++	+++++	+++++	<-
11 Acrolein	+++++	+++++	+++++	+++++	+++++	+++++	+++++	+++++	+++++	<-
12 1,1-Dichloroethene	0.30360	0.25127	0.26480	0.24518	0.23196	0.26634	0.26008	0.26046	8.649	
13 Acetone	0.10015	0.11427	0.11231	0.09206	0.10517	0.10532	0.11021	0.10564	7.279	
14 Iodomethane	+++++	+++++	+++++	+++++	+++++	+++++	+++++	+++++	+++++	<-
15 Carbon Disulfide	0.74626	0.63537	0.67223	0.67406	0.63013	0.73569	0.72690	0.68866	6.949	
16 3-Chloro-1-propene	+++++	+++++	+++++	+++++	+++++	+++++	+++++	+++++	+++++	<-
17 Acetonitrile	0.02475	0.02558	0.02444	0.02128	0.02143	0.02156	0.02204	0.02301	7.964	
18 Methylene Chloride	0.40813	0.31981	0.31237	0.29238	0.27912	0.29479	0.29697	0.31480	13.746	
19 trans-1,2-Dichloroethene	0.32854	0.28214	0.29485	0.26852	0.26109	0.29304	0.28823	0.28806	7.571	

TestAmerica Pittsburgh

INITIAL CALIBRATION DATA

Start Cal Date : 15-OCT-2010 17:56
End Cal Date : 15-OCT-2010 22:20
Quant Method : ISTD
Origin : Disabled
Target Version : 4.14
Integrator : HP RTE
Method file : \\pitsvr06\d\chem\hp5.i\5101510d.b\8260ee.m
Last Edit : 15-Oct-2010 22:56 hp5.i
Curve Type : Average

Compound	1.000 Level 1	5.000 Level 2	10.000 Level 3	15.000 Level 4	20.000 Level 5	35.000 Level 6	40.000 Level 7	RRF	% RSD	
20 Methyl tert-butyl ether	0.71520	0.68086	0.70266	0.66513	0.66260	0.70677	0.72570	0.69413	3.570	
21 tert-Butyl Alcohol	+++++	+++++	+++++	+++++	+++++	+++++	+++++	+++++	+++++	<-
22 Acrylonitrile	+++++	+++++	+++++	+++++	+++++	+++++	+++++	+++++	+++++	<-
23 Hexane	+++++	+++++	+++++	+++++	+++++	+++++	+++++	+++++	+++++	<-
24 1,1-Dichloroethane	0.61590	0.52693	0.54443	0.51937	0.48862	0.53959	0.53064	0.53792	7.230	
25 Isopropyl Ether	+++++	+++++	+++++	+++++	+++++	+++++	+++++	+++++	+++++	<-
26 2-Chloro-1,3-butadiene	+++++	+++++	+++++	+++++	+++++	+++++	+++++	+++++	+++++	<-
27 2,2-Dichloropropane	0.24427	0.23019	0.24645	0.23707	0.22426	0.25811	0.25684	0.24246	5.276	
28 cis-1,2-dichloroethene	0.34327	0.29671	0.31498	0.29593	0.28501	0.31141	0.31286	0.30860	6.101	
M 29 1,2-Dichloroethene (total)	0.33591	0.28943	0.30492	0.28223	0.27305	0.30222	0.30054	0.29833	6.778	
30 Bromochloromethane	0.14429	0.13508	0.13607	0.12947	0.12432	0.13404	0.13551	0.13411	4.593	

TestAmerica Pittsburgh

INITIAL CALIBRATION DATA

Start Cal Date : 15-OCT-2010 17:56
End Cal Date : 15-OCT-2010 22:20
Quant Method : ISTD
Origin : Disabled
Target Version : 4.14
Integrator : HP RTE
Method file : \\pitsvr06\d\chem\hp5.i\5101510d.b\8260ee.m
Last Edit : 15-Oct-2010 22:56 hp5.i
Curve Type : Average

Compound	1.000 Level 1	5.000 Level 2	10.000 Level 3	15.000 Level 4	20.000 Level 5	35.000 Level 6	40.000 Level 7	___ RRF	% RSD	
31 2-Butanone	0.13242	0.15223	0.15632	0.14051	0.14694	0.15905	0.16457	0.15029	7.424	
32 Vinyl Acetate	+++++	+++++	+++++	+++++	+++++	+++++	+++++	+++++	+++++	<-
33 Ethyl Acetate	+++++	+++++	+++++	+++++	+++++	+++++	+++++	+++++	+++++	<-
34 Propionitrile	+++++	+++++	+++++	+++++	+++++	+++++	+++++	+++++	+++++	<-
35 Tetrahydrofuran	+++++	+++++	+++++	+++++	+++++	+++++	+++++	+++++	+++++	<-
36 Methacrylonitrile	+++++	+++++	+++++	+++++	+++++	+++++	+++++	+++++	+++++	<-
37 Chloroform	0.56316	0.49076	0.49813	0.45962	0.44000	0.47474	0.47700	0.48620	8.029	
38 1,1,1-Trichloroethane	0.39824	0.36195	0.37835	0.35165	0.34025	0.38322	0.38205	0.37082	5.470	
40 1,1-Dichloropropene	0.45148	0.39120	0.42706	0.39689	0.38295	0.44086	0.43049	0.41727	6.394	
41 Carbon Tetrachloride	0.33849	0.29063	0.30973	0.29151	0.27538	0.32763	0.32045	0.30769	7.399	
42 Benzene	1.44741	1.27891	1.30685	1.21045	1.14567	1.24172	1.22212	1.26473	7.558	

TestAmerica Pittsburgh

INITIAL CALIBRATION DATA

Start Cal Date : 15-OCT-2010 17:56
End Cal Date : 15-OCT-2010 22:20
Quant Method : ISTD
Origin : Disabled
Target Version : 4.14
Integrator : HP RTE
Method file : \\pitsvr06\d\chem\hp5.i\5101510d.b\8260ee.m
Last Edit : 15-Oct-2010 22:56 hp5.i
Curve Type : Average

Compound	1.000 Level 1	5.000 Level 2	10.000 Level 3	15.000 Level 4	20.000 Level 5	35.000 Level 6	40.000 Level 7	RRF	% RSD	
44 Isobutanol	+++++	+++++	+++++	+++++	+++++	+++++	+++++	+++++	+++++	<-
45 1,2-Dichloroethane	0.42030	0.37284	0.37473	0.34761	0.33892	0.36310	0.36390	0.36877	7.090	
47 Trichloroethene	0.32139	0.28341	0.30066	0.27416	0.26535	0.29577	0.29231	0.29043	6.346	
48 n-Butanol	+++++	+++++	+++++	+++++	+++++	+++++	+++++	+++++	+++++	<-
49 1,2-Dichloropropane	0.33208	0.31604	0.32631	0.30615	0.29639	0.32882	0.32569	0.31878	4.150	
50 Dibromomethane	0.17137	0.15756	0.15623	0.15027	0.14754	0.16175	0.16218	0.15813	5.050	
51 Methyl methacrylate	+++++	+++++	+++++	+++++	+++++	+++++	+++++	+++++	+++++	<-
52 1,4-Dioxane	+++++	+++++	+++++	+++++	+++++	+++++	+++++	+++++	+++++	<-
53 Bromodichloromethane	0.32614	0.31448	0.32705	0.31018	0.30424	0.34098	0.33927	0.32319	4.381	
54 2-Nitropropane	+++++	+++++	+++++	+++++	+++++	+++++	+++++	+++++	+++++	<-
55 2-Methylfuran	+++++	+++++	+++++	+++++	+++++	+++++	+++++	+++++	+++++	<-

TestAmerica Pittsburgh

INITIAL CALIBRATION DATA

Start Cal Date : 15-OCT-2010 17:56
End Cal Date : 15-OCT-2010 22:20
Quant Method : ISTD
Origin : Disabled
Target Version : 4.14
Integrator : HP RTE
Method file : \\pitsvr06\d\chem\hp5.i\5101510d.b\8260ee.m
Last Edit : 15-Oct-2010 22:56 hp5.i
Curve Type : Average

Compound	1.000 Level 1	5.000 Level 2	10.000 Level 3	15.000 Level 4	20.000 Level 5	35.000 Level 6	40.000 Level 7	____ RRF	% RSD	
56 2-Chloroethyl vinyl ether	+++++	+++++	+++++	+++++	+++++	+++++	+++++	+++++	+++++	<-
57 cis-1,3-Dichloropropene	0.35298	0.34951	0.37485	0.37635	0.37654	0.42722	0.43368	0.38445	8.682	
58 4-Methyl-2-Pentanone	1.14454	1.20751	1.24058	1.17525	1.20297	1.13000	1.12535	1.17517	3.735	
60 Toluene	6.23052	5.62364	5.76667	5.27713	5.04046	4.79240	4.59745	5.33261	10.827	
61 trans-1,3-Dichloropropene	1.19434	1.22086	1.34814	1.35556	1.34910	1.37953	1.38509	1.31894	5.897	
62 Ethyl methacrylate	+++++	+++++	+++++	+++++	+++++	+++++	+++++	+++++	+++++	<-
63 1,3-Dichloropropane	2.10170	1.97593	1.94179	1.85668	1.83523	1.71422	1.72570	1.87875	7.401	
64 1,1,2-Trichloroethane	1.20598	1.06359	1.06595	0.99200	1.00363	0.92279	0.92348	1.02535	9.607	
65 Tetrachloroethene	1.17632	1.03453	1.04559	0.95872	0.91383	0.91929	0.89093	0.99132	10.202	
66 2-Hexanone	0.71572	0.79199	0.88720	0.80903	0.85610	0.82552	0.83203	0.81680	6.650	
67 Dibromochloromethane	0.87784	0.85277	0.92012	0.88529	0.87875	0.86888	0.86710	0.87868	2.398	

TestAmerica Pittsburgh

INITIAL CALIBRATION DATA

Start Cal Date : 15-OCT-2010 17:56
End Cal Date : 15-OCT-2010 22:20
Quant Method : ISTD
Origin : Disabled
Target Version : 4.14
Integrator : HP RTE
Method file : \\pitsvr06\d\chem\hp5.i\5101510d.b\8260ee.m
Last Edit : 15-Oct-2010 22:56 hp5.i
Curve Type : Average

Compound	1.000 Level 1	5.000 Level 2	10.000 Level 3	15.000 Level 4	20.000 Level 5	35.000 Level 6	40.000 Level 7	____ RRF	% RSD
68 1,2-Dibromoethane	1.00871	0.94946	0.99950	0.93771	0.92557	0.90466	0.89876	0.94634	4.572
70 Chlorobenzene	3.96343	3.32826	3.44877	3.22970	3.03549	2.95662	2.85912	3.26020	11.471
71 1,1,1,2-Tetrachloroethane	1.08329	1.00279	1.04873	1.00205	0.95866	0.95642	0.95224	1.00060	5.032
72 Ethylbenzene	2.10143	1.83345	1.99359	1.84416	1.78736	1.75319	1.73467	1.86398	7.243
73 m + p-Xylene	2.44157	2.36883	2.47189	2.28222	2.17497	2.08170	2.00497	2.26088	7.958
74 Xylene-o	2.23784	2.15511	2.32175	2.18973	2.12092	2.05706	1.99576	2.15402	5.085
M 75 Xylenes (total)	2.37366	2.29759	2.42184	2.25139	2.15696	2.07349	2.00190	2.22526	6.966
76 Styrene	3.48860	3.66277	3.91425	3.67295	3.52397	3.39149	3.30156	3.56508	5.728
77 Bromoform	0.40052	0.49798	0.54005	0.49668	0.50722	0.51611	0.52055	0.49702	9.068
78 Isopropylbenzene	6.19337	5.77476	6.21993	5.69269	5.41028	5.19504	4.93476	5.63155	8.611
79 Bromobenzene	0.98327	0.89723	0.90523	0.87571	0.86824	0.89812	0.87190	0.89996	4.389

TestAmerica Pittsburgh

INITIAL CALIBRATION DATA

Start Cal Date : 15-OCT-2010 17:56
End Cal Date : 15-OCT-2010 22:20
Quant Method : ISTD
Origin : Disabled
Target Version : 4.14
Integrator : HP RTE
Method file : \\pitsvr06\d\chem\hp5.i\5101510d.b\8260ee.m
Last Edit : 15-Oct-2010 22:56 hp5.i
Curve Type : Average

Compound	1.000 Level 1	5.000 Level 2	10.000 Level 3	15.000 Level 4	20.000 Level 5	35.000 Level 6	40.000 Level 7	___ RRF	% RSD
81 n-Propylbenzene	1.15671	1.05351	1.16084	1.09834	1.08950	1.15577	1.11274	1.11820	3.677
82 2-Chlorotoluene	1.04650	0.96022	1.00736	0.94200	0.92725	0.99162	0.92379	0.97125	4.708
83 1,1,2,2-Tetrachloroethane	1.14664	1.05251	1.05139	0.95893	0.96027	0.97187	0.95940	1.01443	7.103
84 1,2,3-Trichloropropane	0.36621	0.30749	0.30129	0.29119	0.29516	0.29961	0.29513	0.30801	8.504
85 4-Chlorotoluene	1.10623	1.13027	1.12095	1.03126	0.95847	1.05434	1.05363	1.06502	5.662
86 1,3,5-Trimethylbenzene	3.44053	3.48103	3.60189	3.32682	3.25721	3.31243	3.12181	3.36310	4.705
87 tert-Butylbenzene	3.13621	2.78498	3.03575	2.79636	2.75437	2.82512	2.70060	2.86191	5.609
88 1,2,4-Trimethylbenzene	3.48299	3.32163	3.55666	3.24767	3.21918	3.29270	3.03289	3.30767	5.238
89 sec-Butylbenzene	4.71013	4.21695	4.53391	4.19155	4.06477	4.11619	3.85257	4.24087	6.851
90 4-Isopropyltoluene	3.59731	3.39446	3.62548	3.38412	3.28820	3.43484	3.15579	3.41146	4.824
91 1,3-Dichlorobenzene	1.93149	1.69701	1.74218	1.64219	1.60474	1.67425	1.60528	1.69959	6.684

TestAmerica Pittsburgh

INITIAL CALIBRATION DATA

Start Cal Date : 15-OCT-2010 17:56
End Cal Date : 15-OCT-2010 22:20
Quant Method : ISTD
Origin : Disabled
Target Version : 4.14
Integrator : HP RTE
Method file : \\pitsvr06\d\chem\hp5.i\5101510d.b\8260ee.m
Last Edit : 15-Oct-2010 22:56 hp5.i
Curve Type : Average

Compound	1.000 Level 1	5.000 Level 2	10.000 Level 3	15.000 Level 4	20.000 Level 5	35.000 Level 6	RRF	% RSD	
	40.000 Level 7								
93 1,4-Dichlorobenzene	2.14872	1.77792	1.81329	1.66730	1.64222	1.71938			
	1.64886						1.77396	10.015	
94 n-Butylbenzene	3.10537	2.89421	3.23907	3.03818	2.99928	3.14416			
	2.93552						3.05083	3.964	
95 1,2-Dichlorobenzene	1.88481	1.68866	1.65017	1.54189	1.53341	1.55888			
	1.50312						1.62299	8.216	
96 1,2-Dibromo-3-chloropropane	0.13365	0.13735	0.13875	0.13535	0.14274	0.15736			
	0.15261						0.14254	6.359	
97 1,2,4-Trichlorobenzene	0.77858	0.79819	0.83847	0.81877	0.84225	0.89471			
	0.83838						0.82991	4.471	
98 Hexachlorobutadiene	0.49811	0.37164	0.40959	0.38024	0.36787	0.40570			
	0.38181						0.40214	11.248	
99 Naphthalene	1.83598	1.90406	2.18853	2.15975	2.31266	2.39775			
	2.31047						2.15846	9.896	
100 1,2,3-Trichlorobenzene	0.71401	0.67316	0.73395	0.72276	0.73655	0.78266			
	0.74795						0.73015	4.574	
101 1,1,2-trichlorotrifluoroethan	0.31821	0.28824	0.28733	0.25963	0.24229	0.27947			
	0.27535						0.27865	8.578	
102 Methyl acetate	0.27031	0.23835	0.24810	0.23673	0.24431	0.24729			
	0.25142						0.24807	4.488	
103 t-1,4-Dichloro-2-butene	+++++	+++++	+++++	+++++	+++++	+++++			
	+++++						+++++	+++++	<-

TestAmerica Pittsburgh

INITIAL CALIBRATION DATA

Start Cal Date : 15-OCT-2010 17:56
End Cal Date : 15-OCT-2010 22:20
Quant Method : ISTD
Origin : Disabled
Target Version : 4.14
Integrator : HP RTE
Method file : \\pitsvr06\d\chem\hp5.i\5101510d.b\8260ee.m
Last Edit : 15-Oct-2010 22:56 hp5.i
Curve Type : Average

Compound	1.000 Level 1	5.000 Level 2	10.000 Level 3	15.000 Level 4	20.000 Level 5	35.000 Level 6	40.000 Level 7	RRF	% RSD	
104 Cyclohexane	0.68473	0.59208	0.64772	0.60686	0.57963	0.66671	0.64594	0.63195	6.262	
105 Methyl Cyclohexane	0.63072	0.56078	0.62975	0.58441	0.56259	0.63843	0.62341	0.60430	5.614	
155 n-heptane	+++++	+++++	+++++	+++++	+++++	+++++	+++++	+++++	+++++	<-
156 cyclohexanol	+++++	+++++	+++++	+++++	+++++	+++++	+++++	+++++	+++++	<-
$ 39 Dibromofluoromethane	0.21544	0.23182	0.24864	0.22820	0.22072	0.23657	0.23077	0.23031	4.675	
$ 43 1,2-Dichloroethane-d4	0.29416	0.29904	0.29961	0.27781	0.27019	0.29190	0.28460	0.28819	3.859	
$ 59 Toluene-d8	3.90187	4.46242	4.84444	4.39741	4.26202	3.95068	3.72353	4.22034	9.188	
$ 80 Bromofluorobenzene	0.91470	1.02970	1.12561	1.09805	1.10461	1.12259	1.07121	1.06664	7.006	

Data File: \\pitsvr06\d\chem\hp5.i\51015i0d.b\1A51015C.D
Date : 15-OCT-2010 22:20
Client ID: vstd1
Sample Info: VSTD1 5ml
Purge Volume: 5.0
Column phase: DB 624

Instrument: hp5.i
Operator: 40328
Column diameter: 0.20

\\pitsvr06\d\chem\hp5.i\51015i0d.b\1A51015C.D

Y (x10^5)

Min

-Dichlorodifluoromethane
-Chloromethane
-Vinyl Chloride
-Bromomethane
-Chloroethane
-Trichlorofluoromethane
-1,1-Dichloroethene
-1,1,2-Trichlorotrifluoroe
-Acetone
-Carbon Disulfide
-Acetonitrile
-Methyl acetate
-Methylene Chloride
-trans-1,2-Dichloroethene+
-1,1-Dichloroethane
-Bromochloromethane
-Chloroform
-1,1-Dichloropropene+
-1,2-Dichloroethane-d4
Benzene+
-Fluorobenzene
-Trichloroethene
-Dibromomethane
-Bromodichloromethane
-cis-1,3-Dichloropropene
-4-Methyl-2-Pentanone
Toluene+
-trans-1,3-Dichloropropene
-1,1,2-Trichloroethane
-2-Hexanone
-Dibromochloromethane
-1,2-Dibromoethane
-1,1,1,2-Tetrachloroethane+
-m + p-Xylene
Chlorobenzene-d5+
-Xylene-o+
-Bromoform
-Isopropylbenzene
-Bromofluorobenzene
-Bromobenzene+
-n-Propylbenzene
-2-Chlorotoluene
-4-Chlorotoluene+
-tert-Butylbenzene
-3,4-Dichlorobenzotrifluor
-sec-Butylbenzene
-4-Isopropyltoluene+
1,4-Dichlorobenzene-d4+
-n-Butylbenzene+
-1,2-Dibromo-3-chloropropa
-1,3,5-Trichlorobenzene
-Dichlorotoluene(2,3+3,4)
-1,2,4-Trichlorobenzene
-Hexachlorobutadiene
-Naphthalene
-1,2,3-Trichlorobenzene
-2,4,5-Trichlorotoluene
-2,3,6-Trichlorotoluene

TestAmerica Pittsburgh

VOLATILE REPORT SW-846 Method

Data file : \\pitsvr06\d\chem\hp5.i\5101510d.b\1A51015C.D
Lab Smp Id: vstd1 Client Smp ID: vstd1
Inj Date : 15-OCT-2010 22:20 MS Autotune Date: 12-SEP-2010 08:53
Operator : 403808 Inst ID: hp5.i
Smp Info : VSTD1 5ml
Misc Info : vstd1,5101510d.b,8260ee.m,1-dwlistee.sub
Comment :
Method : \\pitsvr06\d\chem\hp5.i\5101510d.b\8260ee.m
Meth Date : 15-Oct-2010 23:06 hp5.i Quant Type: ISTD
Cal Date : 15-OCT-2010 20:23 Cal File: 1G51015.D
Als bottle: 1 Calibration Sample, Level: 1
Dil Factor: 1.00000
Integrator: HP RTE Compound Sublist: 1-dwlistee.sub
Target Version: 4.14
Processing Host: PITPC-002

Concentration Formula: Amt * DF * 1/Vo*Vt * CpndVariable

Name	Value	Description
DF	1.000	Dilution Factor
Vo	5.000	Sample Volume
Vt	1.000	mg/L conversion (1.0 if no conversion)
Cpnd Variable		Local Compound Variable

	Compounds	QUANT SIG MASS	RT	EXP RT	REL RT	RESPONSE	AMOUNTS CAL-AMT (ng)	ON-COL (ng)	
*	46 Fluorobenzene	96	7.381	7.381	(1.000)	336759	50.0000		
*	69 Chlorobenzene-d5	119	10.465	10.465	(1.000)	72132	50.0000		(Q)
*	92 1,4-Dichlorobenzene-d4	152	12.777	12.777	(1.000)	97267	50.0000		(Q)
$	39 Dibromofluoromethane	113	6.645	6.645	(0.900)	7255	5.00000	4.677	
$	43 1,2-Dichloroethane-d4	65	7.016	7.016	(0.951)	9906	5.00000	5.104	
$	59 Toluene-d8	98	9.023	9.023	(0.862)	28145	5.00000	4.623	
$	80 Bromofluorobenzene	95	11.633	11.633	(0.910)	8897	5.00000	4.288	
	2 Chloromethane	50	1.827	1.827	(0.248)	14880	5.00000	6.108	
	3 Vinyl Chloride	62	1.960	1.960	(0.266)	13582	5.00000	6.113	
	4 Bromomethane	94	2.338	2.338	(0.317)	4984	5.00000	5.291	
	5 Chloroethane	64	2.465	2.465	(0.334)	6595	5.00000	5.727	
	6 Trichlorofluoromethane	101	2.763	2.763	(0.374)	9407	5.00000	5.209	
	1 Dichlorodifluoromethane	85	1.662	1.662	(0.225)	13498	5.00000	5.976	
	12 1,1-Dichloroethene	96	3.481	3.481	(0.472)	10224	5.00000	5.828	
	13 Acetone	43	3.633	3.633	(0.492)	16864	25.0000	23.70	
	15 Carbon Disulfide	76	3.761	3.761	(0.510)	25131	5.00000	5.418	
	17 Acetonitrile	40	4.090	4.090	(0.554)	16669	100.000	107.5	
	18 Methylene Chloride	84	4.284	4.284	(0.580)	13744	5.00000	6.482	
	19 trans-1,2-Dichloroethene	96	4.698	4.698	(0.637)	11064	5.00000	5.703	
	20 Methyl tert-butyl ether	73	4.728	4.728	(0.641)	24085	5.00000	5.152	
	24 1,1-Dichloroethane	63	5.294	5.294	(0.717)	20741	5.00000	5.725	
	27 2,2-Dichloropropane	77	6.042	6.042	(0.819)	8226	5.00000	5.037	

	Compounds	QUANT SIG MASS	RT	EXP RT	REL RT	RESPONSE	AMOUNTS CAL-AMT (ng)	ON-COL (ng)
28	cis-1,2-dichloroethene	96	6.061	6.061	(0.821)	11560	5.00000	5.562
M 29	1,2-Dichloroethene (total)	96				22624	10.0000	
30	Bromochloromethane	128	6.347	6.347	(0.860)	4859	5.00000	5.379
31	2-Butanone	43	6.115	6.115	(0.829)	22297	25.0000	22.03
37	Chloroform	83	6.456	6.456	(0.875)	18965	5.00000	5.791
38	1,1,1-Trichloroethane	97	6.651	6.651	(0.901)	13411	5.00000	5.370
40	1,1-Dichloropropene	75	6.839	6.839	(0.927)	15204	5.00000	5.410
41	Carbon Tetrachloride	117	6.833	6.833	(0.926)	11399	5.00000	5.500
42	Benzene	78	7.065	7.065	(0.957)	48743	5.00000	5.722
45	1,2-Dichloroethane	62	7.107	7.107	(0.963)	14154	5.00000	5.699
47	Trichloroethene	130	7.776	7.776	(1.054)	10823	5.00000	5.533
49	1,2-Dichloropropane	63	8.014	8.014	(1.086)	11183	5.00000	5.208
50	Dibromomethane	93	8.135	8.135	(1.102)	5771	5.00000	5.419
53	Bromodichloromethane	83	8.299	8.299	(1.124)	10983	5.00000	5.046
57	cis-1,3-Dichloropropene	75	8.762	8.762	(1.187)	11887	5.00000	4.591
58	4-Methyl-2-Pentanone	43	8.920	8.920	(0.852)	41279	25.0000	24.35
60	Toluene	91	9.090	9.090	(0.869)	44942	5.00000	5.842
61	trans-1,3-Dichloropropene	75	9.334	9.334	(0.892)	8615	5.00000	4.528
63	1,3-Dichloropropane	76	9.662	9.662	(0.923)	15160	5.00000	5.593
64	1,1,2-Trichloroethane	97	9.504	9.504	(0.908)	8699	5.00000	5.881
65	Tetrachloroethene	164	9.638	9.638	(0.921)	8485	5.00000	5.933
66	2-Hexanone	43	9.753	9.753	(0.932)	25813	25.0000	21.91
67	Dibromochloromethane	129	9.893	9.893	(0.945)	6332	5.00000	4.995
68	1,2-Dibromoethane	107	10.003	10.003	(0.956)	7276	5.00000	5.330
70	Chlorobenzene	112	10.490	10.490	(1.002)	28589	5.00000	6.078
71	1,1,1,2-Tetrachloroethane	131	10.569	10.569	(1.010)	7814	5.00000	5.413 (Q)
72	Ethylbenzene	106	10.599	10.599	(1.013)	15158	5.00000	5.637
73	m + p-Xylene	106	10.715	10.715	(1.024)	35223	10.0000	10.80
74	Xylene-o	106	11.110	11.110	(1.062)	16142	5.00000	5.194
M 75	Xylenes (total)	106				51365	15.0000	
76	Styrene	104	11.128	11.128	(1.063)	25164	5.00000	4.893
77	Bromoform	173	11.311	11.311	(1.081)	2889	5.00000	4.029
78	Isopropylbenzene	105	11.469	11.469	(1.096)	44674	5.00000	5.499
79	Bromobenzene	156	11.785	11.785	(0.922)	9564	5.00000	5.463
81	n-Propylbenzene	120	11.877	11.877	(0.930)	11251	5.00000	5.172 (Q)
82	2-Chlorotoluene	126	11.974	11.974	(0.937)	10179	5.00000	5.387
83	1,1,2,2-Tetrachloroethane	83	11.767	11.767	(0.921)	11153	5.00000	5.652
84	1,2,3-Trichloropropane	110	11.816	11.816	(0.925)	3562	5.00000	5.945
85	4-Chlorotoluene	126	12.077	12.077	(0.945)	10760	5.00000	5.193 (Q)
86	1,3,5-Trimethylbenzene	105	12.053	12.053	(0.943)	33465	5.00000	5.115
87	tert-Butylbenzene	119	12.381	12.381	(0.969)	30505	5.00000	5.479
88	1,2,4-Trimethylbenzene	105	12.430	12.430	(0.973)	33878	5.00000	5.265
89	sec-Butylbenzene	105	12.594	12.594	(0.986)	45814	5.00000	5.553
90	4-Isopropyltoluene	119	12.740	12.740	(0.997)	34990	5.00000	5.272
91	1,3-Dichlorobenzene	146	12.716	12.716	(0.995)	18787	5.00000	5.682
93	1,4-Dichlorobenzene	146	12.807	12.807	(1.002)	20900	5.00000	6.056
94	n-Butylbenzene	91	13.154	13.154	(1.030)	30205	5.00000	5.089
95	1,2-Dichlorobenzene	146	13.178	13.178	(1.031)	18333	5.00000	5.806
96	1,2-Dibromo-3-chloropropane	157	13.969	13.969	(1.093)	1300	5.00000	4.688
97	1,2,4-Trichlorobenzene	180	14.803	14.803	(1.159)	7573	5.00000	4.691
98	Hexachlorobutadiene	225	14.955	14.955	(1.170)	4845	5.00000	6.193
99	Naphthalene	128	15.046	15.046	(1.178)	17858	5.00000	4.253
100	1,2,3-Trichlorobenzene	180	15.295	15.295	(1.197)	6945	5.00000	4.890
101	1,1,2-trichlorotrifluoroethane	101	3.536	3.536	(0.479)	10716	5.00000	5.710

Compounds	QUANT SIG MASS	RT	EXP RT	REL RT	RESPONSE	AMOUNTS CAL-AMT (ng)	AMOUNTS ON-COL (ng)
102 Methyl acetate	43	4.175	4.175	(0.566)	9103	5.00000	5.448
104 Cyclohexane	56	6.699	6.699	(0.908)	23059	5.00000	5.418
105 Methyl Cyclohexane	83	7.965	7.965	(1.079)	21240	5.00000	5.219
157 2-Chlorobenzotrifluoride	180	11.366	11.366	(1.086)	13415	5.00000	5.451
158 3-Chlorobenzotrifluoride	180	10.465	10.465	(1.000)	14471	5.00000	5.418
159 4-Chlorobenzotrifluoride	180	10.520	10.520	(1.005)	14025	5.00000	5.597
160 3-Chlorotoluene	126	12.029	12.029	(0.941)	9356	5.00000	4.910
161 2,4-Dichlorobenzotrifluoride	214	12.850	12.850	(1.006)	8649	5.00000	5.409
162 2,5-Dichlorobenzotrifluoride	214	12.892	12.892	(1.009)	9710	5.00000	5.197
163 3,4-Dichlorobenzotrifluoride	214	12.491	12.491	(0.978)	10190	5.00000	5.487
164 Dichlorotoluene(2,4+2,5+2,6)	125	14.109	14.109	(1.104)	33493	15.0000	14.15
165 Dichlorotoluene(2,3+3,4)	125	14.529	14.529	(1.137)	21220	10.0000	9.119
166 1,3,5-Trichlorobenzene	180	14.176	14.176	(1.110)	10230	5.00000	5.195
167 2,3,6-Trichlorotoluene	159	16.293	16.293	(1.275)	2630	5.00000	4.181
168 2,4,5-Trichlorotoluene	159	16.165	16.165	(1.265)	2865	5.00000	4.108

QC Flag Legend

Q - Qualifier signal failed the ratio test.

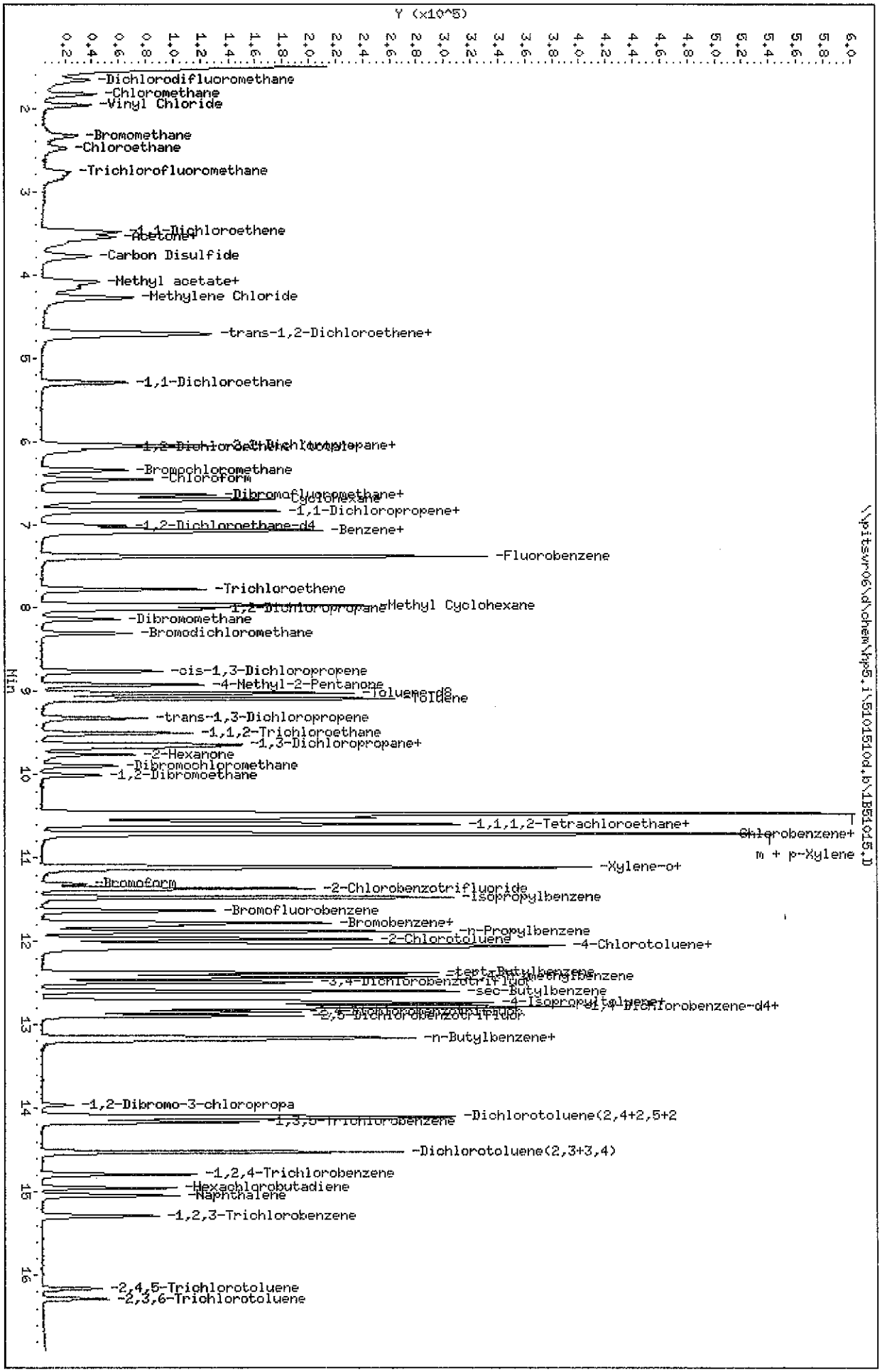

Data File: \\pitsvr06\d\chem\hp5.i\5101510d.b\1B51015.D
Date : 15-OCT-2010 18:21
Client ID: vstd5
Sample Info: VSTD5 5ml
Purge Volume: 5.0
Column phase: DB 624

Instrument: hp5.i
Operator: 403808
Column diameter: 0.20

TestAmerica Pittsburgh

VOLATILE REPORT SW-846 Method

Data file : \\pitsvr06\d\chem\hp5.i\5101510d.b\1B51015.D
Lab Smp Id: vstd5 Client Smp ID: vstd5
Inj Date : 15-OCT-2010 18:21 MS Autotune Date: 12-SEP-2010 08:53
Operator : 403808 Inst ID: hp5.i
Smp Info : VSTD5 5ml
Misc Info : vstd5,5101510d.b,8260ee.m,1-dwlistee.sub
Comment :
Method : \\pitsvr06\d\chem\hp5.i\5101510d.b\8260ee.m
Meth Date : 15-Oct-2010 23:06 hp5.i Quant Type: ISTD
Cal Date : 15-OCT-2010 22:20 Cal File: 1A51015C.D
Als bottle: 2 Calibration Sample, Level: 2
Dil Factor: 1.00000
Integrator: HP RTE Compound Sublist: 1-dwlistee.sub
Target Version: 4.14
Processing Host: PITPC-002

Concentration Formula: Amt * DF * 1/Vo*Vt * CpndVariable

Name	Value	Description
DF	1.000	Dilution Factor
Vo	5.000	Sample Volume
Vt	1.000	mg/L conversion (1.0 if no conversion)
Cpnd Variable		Local Compound Variable

	Compounds	QUANT SIG MASS	RT	EXP RT	REL RT	RESPONSE	AMOUNTS CAL-AMT (ng)	AMOUNTS ON-COL (ng)
*	46 Fluorobenzene	96	7.384	7.384	(1.000)	346284	50.0000	
*	69 Chlorobenzene-d5	119	10.462	10.462	(1.000)	78617	50.0000	(M)
*	92 1,4-Dichlorobenzene-d4	152	12.780	12.780	(1.000)	111860	50.0000	
$	39 Dibromofluoromethane	113	6.642	6.642	(0.899)	40137	25.0000	25.16
$	43 1,2-Dichloroethane-d4	65	7.019	7.019	(0.951)	51776	25.0000	25.94
$	59 Toluene-d8	98	9.027	9.027	(0.863)	175411	25.0000	26.43
$	80 Bromofluorobenzene	95	11.624	11.624	(0.910)	57591	25.0000	24.13
	2 Chloromethane	50	1.824	1.824	(0.247)	64692	25.0000	25.83
	3 Vinyl Chloride	62	1.958	1.958	(0.265)	56653	25.0000	24.80
	4 Bromomethane	94	2.329	2.329	(0.315)	19823	25.0000	20.47
	5 Chloroethane	64	2.475	2.475	(0.335)	30466	25.0000	25.73
	6 Trichlorofluoromethane	101	2.767	2.767	(0.375)	44457	25.0000	23.94(Q)
	1 Dichlorodifluoromethane	85	1.654	1.654	(0.224)	60298	25.0000	25.96
	12 1,1-Dichloroethene	96	3.479	3.479	(0.471)	43505	25.0000	24.12
	13 Acetone	43	3.631	3.631	(0.492)	39570	50.0000	54.08
	15 Carbon Disulfide	76	3.783	3.783	(0.512)	110009	25.0000	23.06
	17 Acetonitrile	40	4.087	4.087	(0.553)	88571	500.000	555.7(M)
	18 Methylene Chloride	84	4.276	4.276	(0.579)	55373	25.0000	25.40
	19 trans-1,2-Dichloroethene	96	4.701	4.701	(0.637)	48851	25.0000	24.49
	20 Methyl tert-butyl ether	73	4.726	4.726	(0.640)	117886	25.0000	24.52
	24 1,1-Dichloroethane	63	5.298	5.298	(0.717)	91233	25.0000	24.49
	27 2,2-Dichloropropane	77	6.052	6.052	(0.820)	39855	25.0000	23.73

	Compounds	QUANT SIG MASS	RT	EXP RT	REL RT	RESPONSE	AMOUNTS CAL-AMT (ng)	AMOUNTS ON-COL (ng)
28	cis-1,2-dichloroethene	96	6.058	6.058	(0.820)	51373	25.0000	24.04
M 29	1,2-Dichloroethene (total)	96				100224	50.0000	
30	Bromochloromethane	128	6.344	6.344	(0.859)	23388	25.0000	25.18
31	2-Butanone	43	6.113	6.113	(0.828)	52716	50.0000	50.65
37	Chloroform	83	6.453	6.453	(0.874)	84971	25.0000	25.23
38	1,1,1-Trichloroethane	97	6.648	6.648	(0.900)	62668	25.0000	24.40
40	1,1-Dichloropropene	75	6.837	6.837	(0.926)	67733	25.0000	23.44
41	Carbon Tetrachloride	117	6.837	6.837	(0.926)	50321	25.0000	23.61
42	Benzene	78	7.068	7.068	(0.957)	221433	25.0000	25.28
45	1,2-Dichloroethane	62	7.098	7.098	(0.961)	64555	25.0000	25.28
47	Trichloroethene	130	7.780	7.780	(1.054)	49070	25.0000	24.40
49	1,2-Dichloropropane	63	8.011	8.011	(1.085)	54720	25.0000	24.78
50	Dibromomethane	93	8.139	8.139	(1.102)	27281	25.0000	24.91
53	Bromodichloromethane	83	8.303	8.303	(1.124)	54450	25.0000	24.33
57	cis-1,3-Dichloropropene	75	8.759	8.759	(1.186)	60515	25.0000	22.73
58	4-Methyl-2-Pentanone	43	8.923	8.923	(0.853)	94931	50.0000	51.38
60	Toluene	91	9.094	9.094	(0.869)	221057	25.0000	26.36
61	trans-1,3-Dichloropropene	75	9.319	9.319	(0.891)	47990	25.0000	23.14
63	1,3-Dichloropropane	76	9.666	9.666	(0.924)	77671	25.0000	26.29
64	1,1,2-Trichloroethane	97	9.501	9.501	(0.908)	41808	25.0000	25.93
65	Tetrachloroethene	164	9.635	9.635	(0.921)	40666	25.0000	26.09
66	2-Hexanone	43	9.757	9.757	(0.933)	62264	50.0000	48.48
67	Dibromochloromethane	129	9.897	9.897	(0.946)	33521	25.0000	24.26
68	1,2-Dibromoethane	107	10.006	10.006	(0.956)	37322	25.0000	25.08
70	Chlorobenzene	112	10.493	10.493	(1.003)	130829	25.0000	25.52
71	1,1,1,2-Tetrachloroethane	131	10.566	10.566	(1.010)	39418	25.0000	25.05 (Q)
72	Ethylbenzene	106	10.596	10.596	(1.013)	72070	25.0000	24.59
73	m + p-Xylene	106	10.712	10.712	(1.024)	186230	50.0000	52.39
74	Xylene-o	106	11.107	11.107	(1.062)	84714	25.0000	25.01
M 75	Xylenes (total)	106				270944	75.0000	
76	Styrene	104	11.119	11.119	(1.063)	143978	25.0000	25.68
77	Bromoform	173	11.314	11.314	(1.081)	19575	25.0000	25.05
78	Isopropylbenzene	105	11.472	11.472	(1.097)	226997	25.0000	25.64
79	Bromobenzene	156	11.783	11.783	(0.922)	50182	25.0000	24.92
81	n-Propylbenzene	120	11.880	11.880	(0.930)	58923	25.0000	23.55 (Q)
82	2-Chlorotoluene	126	11.971	11.971	(0.937)	53705	25.0000	24.72
83	1,1,2,2-Tetrachloroethane	83	11.764	11.764	(0.921)	58867	25.0000	25.94
84	1,2,3-Trichloropropane	110	11.813	11.813	(0.924)	17198	25.0000	24.96
85	4-Chlorotoluene	126	12.081	12.081	(0.945)	63216	25.0000	26.53
86	1,3,5-Trimethylbenzene	105	12.050	12.050	(0.943)	194694	25.0000	25.88
87	tert-Butylbenzene	119	12.379	12.379	(0.969)	155764	25.0000	24.33
88	1,2,4-Trimethylbenzene	105	12.427	12.427	(0.972)	185779	25.0000	25.10
89	sec-Butylbenzene	105	12.598	12.598	(0.986)	235854	25.0000	24.86
90	4-Isopropyltoluene	119	12.738	12.738	(0.997)	189852	25.0000	24.88
91	1,3-Dichlorobenzene	146	12.713	12.713	(0.995)	94914	25.0000	24.96
93	1,4-Dichlorobenzene	146	12.805	12.805	(1.002)	99439	25.0000	25.06
94	n-Butylbenzene	91	13.151	13.151	(1.029)	161873	25.0000	23.72
95	1,2-Dichlorobenzene	146	13.182	13.182	(1.031)	94447	25.0000	26.01
96	1,2-Dibromo-3-chloropropane	157	13.960	13.960	(1.092)	7682	25.0000	24.09
97	1,2,4-Trichlorobenzene	180	14.794	14.794	(1.158)	44643	25.0000	24.04
98	Hexachlorobutadiene	225	14.952	14.952	(1.170)	20786	25.0000	23.10
99	Naphthalene	128	15.043	15.043	(1.177)	106494	25.0000	22.05
100	1,2,3-Trichlorobenzene	180	15.293	15.293	(1.197)	37650	25.0000	23.05
101	1,1,2-trichlorotrifluoroethane	101	3.552	3.552	(0.481)	49907	25.0000	25.86

Compounds	QUANT SIG MASS	RT	EXP RT	REL RT	RESPONSE	AMOUNTS CAL-AMT (ng)	AMOUNTS ON-COL (ng)
102 Methyl acetate	43	4.166	4.166	(0.564)	41268	25.0000	24.02
104 Cyclohexane	56	6.703	6.703	(0.908)	102514	25.0000	23.42
105 Methyl Cyclohexane	83	7.968	7.968	(1.079)	97094	25.0000	23.20
157 2-Chlorobenzotrifluoride	180	11.363	11.363	(1.086)	73644	25.0000	27.45
158 3-Chlorobenzotrifluoride	180	10.462	10.462	(1.000)	82602	25.0000	28.37
159 4-Chlorobenzotrifluoride	180	10.517	10.517	(1.005)	76521	25.0000	28.02
160 3-Chlorotoluene	126	12.026	12.026	(0.941)	57707	25.0000	26.34
161 2,4-Dichlorobenzotrifluoride	214	12.847	12.847	(1.005)	48340	25.0000	26.28
162 2,5-Dichlorobenzotrifluoride	214	12.896	12.896	(1.009)	57115	25.0000	26.58
163 3,4-Dichlorobenzotrifluoride	214	12.488	12.488	(0.977)	56676	25.0000	26.54
164 Dichlorotoluene(2,4+2,5+2,6)	125	14.106	14.106	(1.104)	208849	75.0000	76.72
165 Dichlorotoluene(2,3+3,4)	125	14.520	14.520	(1.136)	134641	50.0000	50.31
166 1,3,5-Trichlorobenzene	180	14.167	14.167	(1.109)	60416	25.0000	26.68
167 2,3,6-Trichlorotoluene	159	16.290	16.290	(1.275)	16648	25.0000	23.02
168 2,4,5-Trichlorotoluene	159	16.163	16.163	(1.265)	17351	25.0000	21.63

QC Flag Legend

Q - Qualifier signal failed the ratio test.
M - Compound response manually integrated.

Data File Name: 1B51015.D
Inj. Date and Time: 15-OCT-2010 18:21
Instrument ID: hp5.i
Client ID: vstd5
Compound Name: Acetonitrile
CAS #: 75-05-8

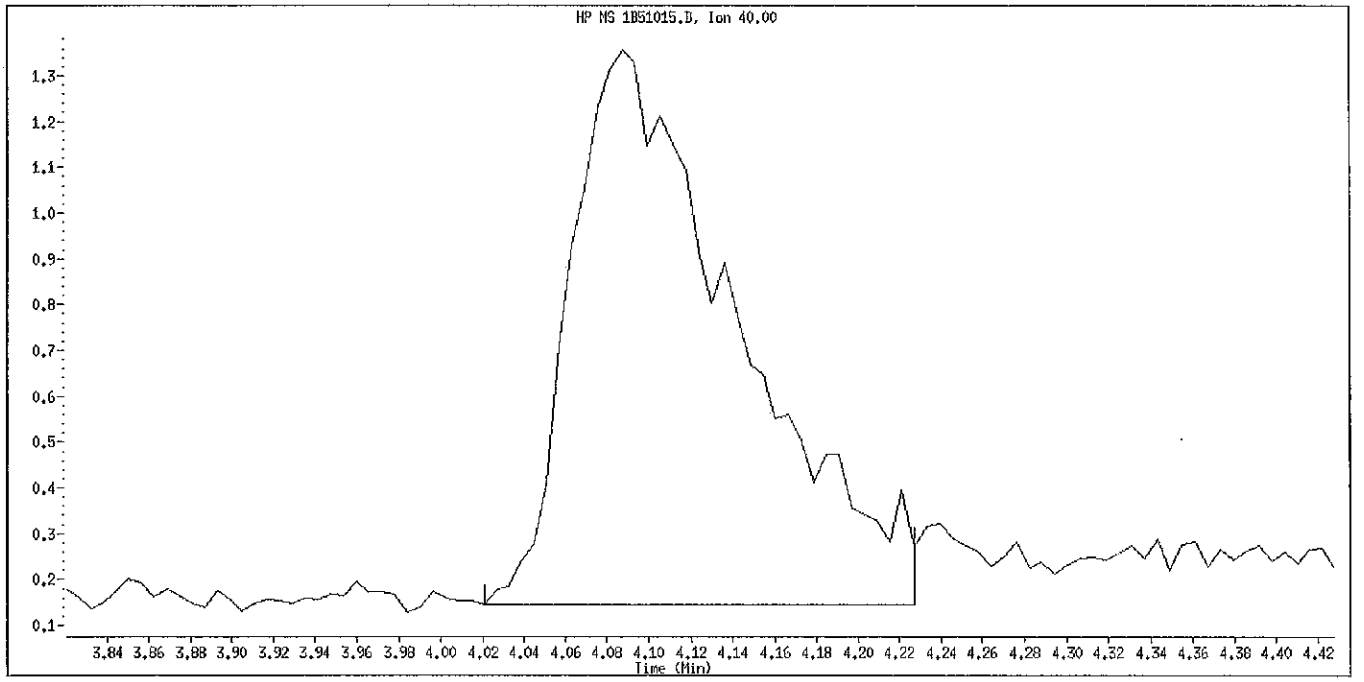

Original Integration

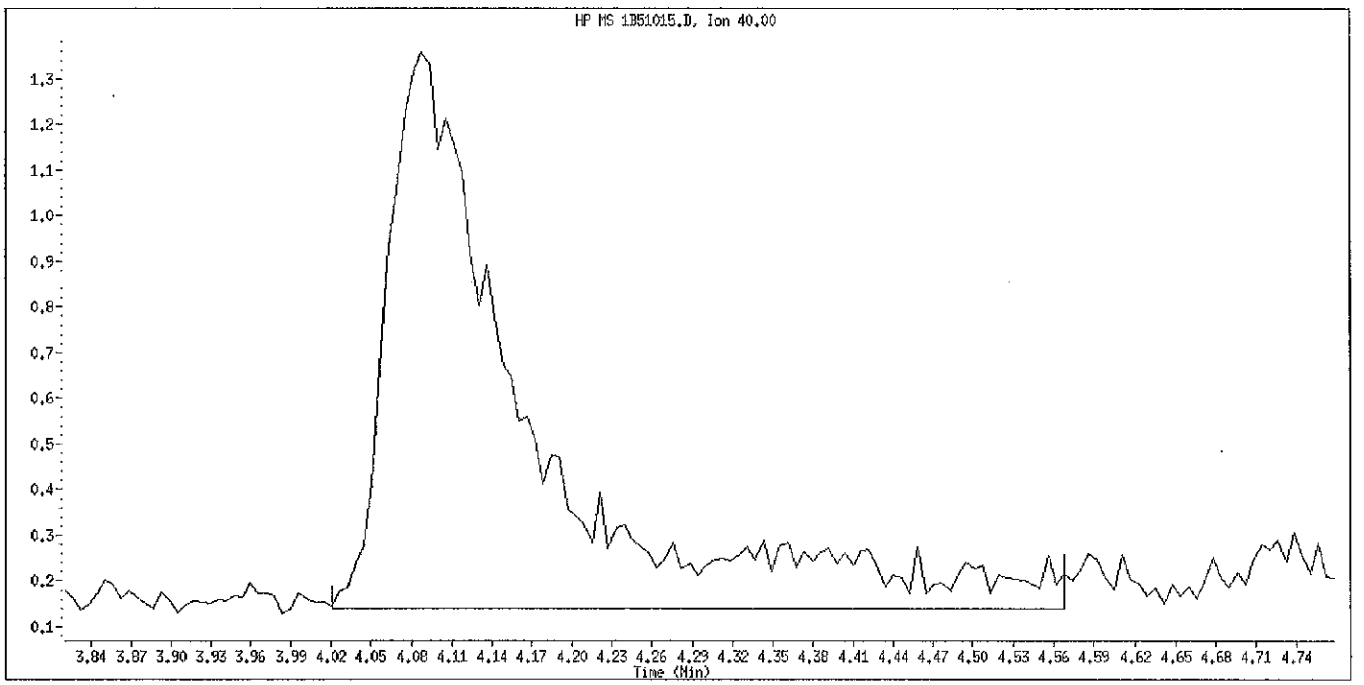

Manual Integration

Manually Integrated By: lipayj
Manual Integration Reason: Peak Integrated Incorrectly

Data File Name: 1B51015.D
Inj. Date and Time: 15-OCT-2010 18:21
Instrument ID: hp5.i
Client ID: vstd5
Compound Name: Chlorobenzene-d5
CAS #:

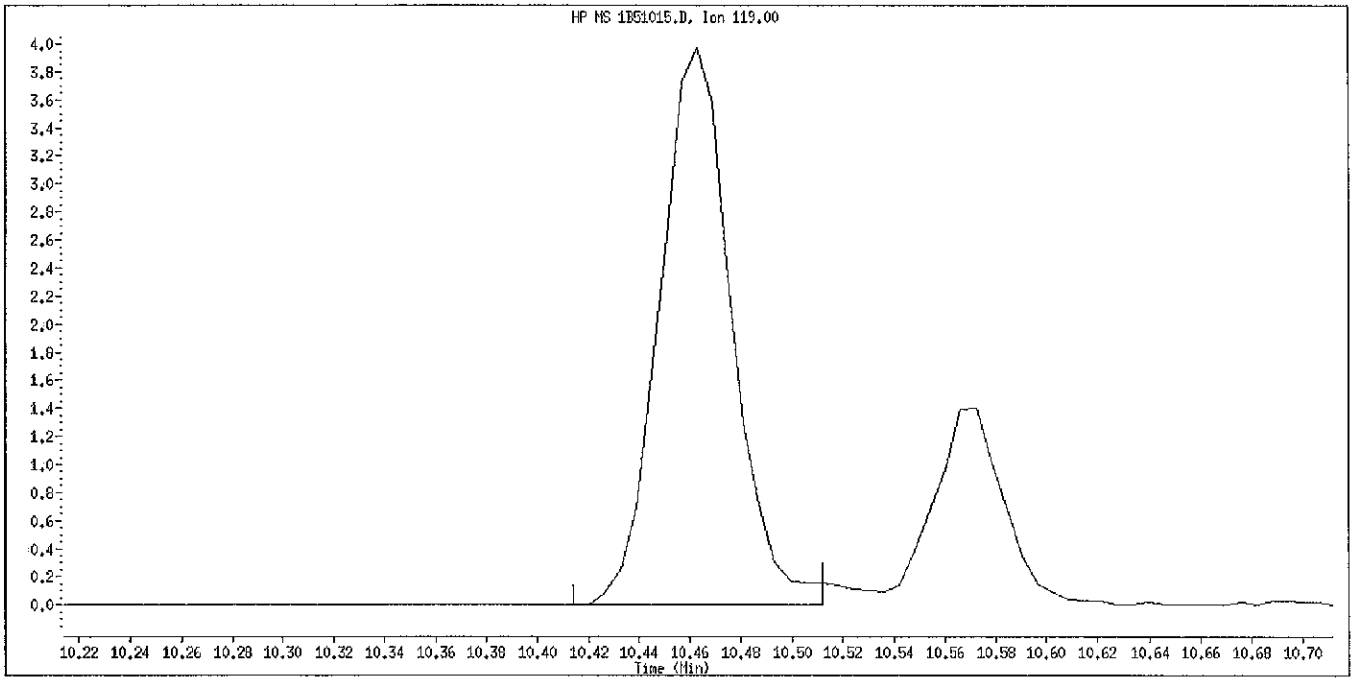

Original Integration

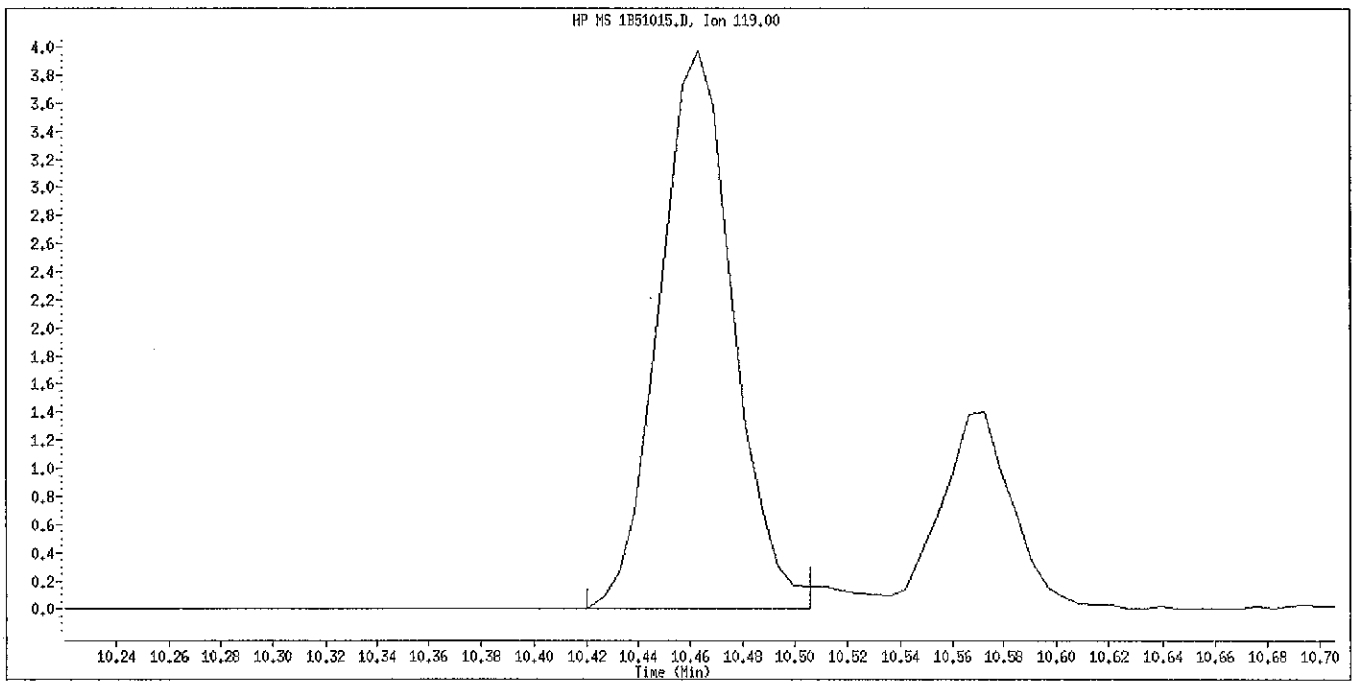

Manual Integration

Manually Integrated By: lipayj
Manual Integration Reason: Peak Integrated Incorrectly

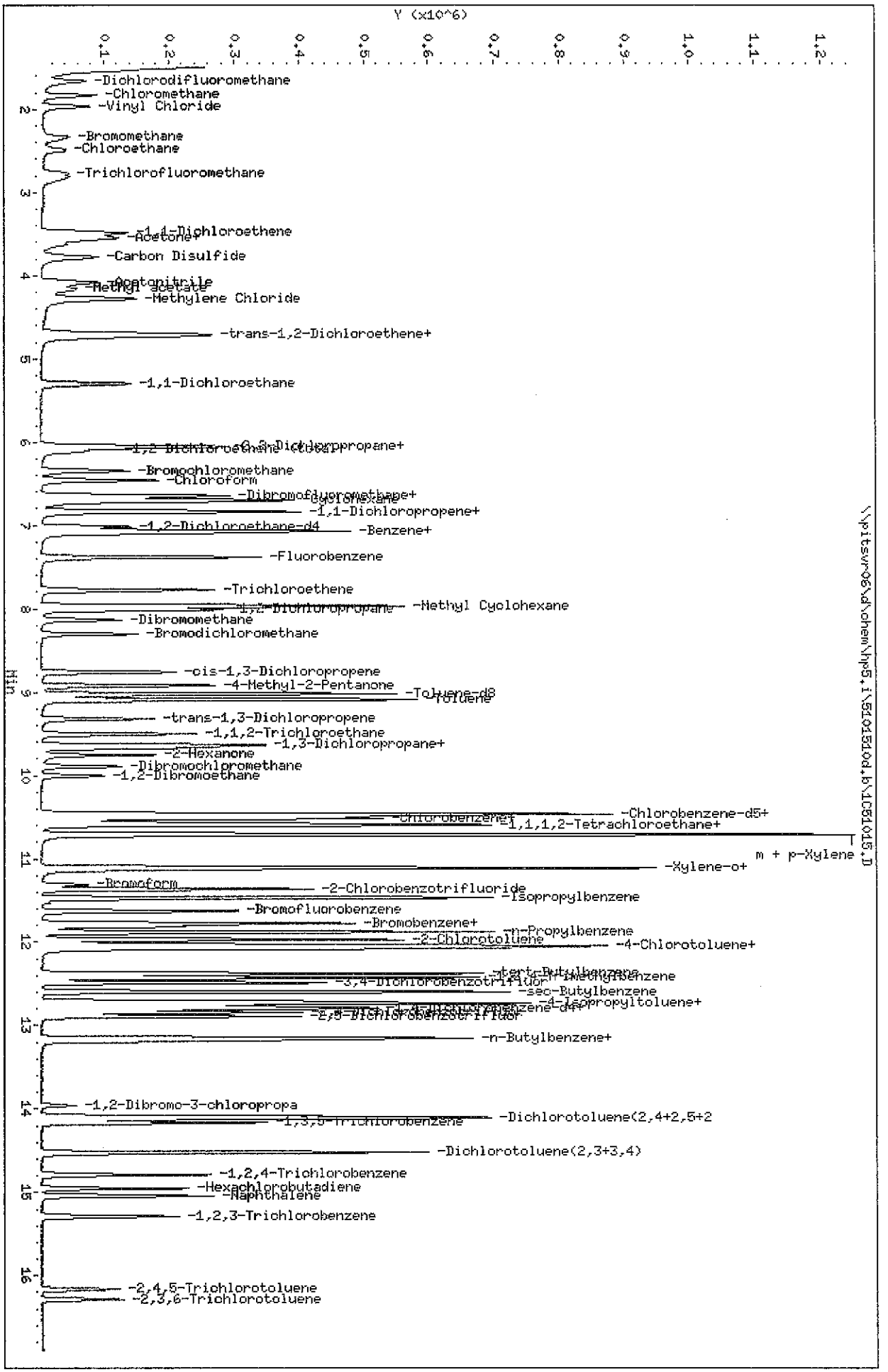
Y (x10^6)
0.1
0.2
0.3
0.4
0.5
0.6
0.7
0.8
0.9
1.0
1.1
1.2
Min
2
3
4
5
6
7
8
9
10
11
12
13
14
15
16
-Dichlorodifluoromethane
-Chloromethane
-Vinyl Chloride
-Bromomethane
-Chloroethane
-Trichlorofluoromethane
-1,1-Dichloroethene
-Acetone+
-Carbon Disulfide
-Acetonitrile
-Methyl Acetate
-Methylene Chloride
-trans-1,2-Dichloroethene+
-1,1-Dichloroethane
-1,2-Dichloroethane
-2,2-Dichloropropane+
-Bromochloromethane
-Chloroform
-Dibromofluoromethane+
Cyclohexane
-1,1-Dichloropropene+
-1,2-Dichloroethane-d4
-Benzene+
-Fluorobenzene
-Trichloroethene
-1,2-Dichloropropane
-Methyl Cyclohexane
-Dibromomethane
-Bromodichloromethane
-cis-1,3-Dichloropropene
-4-Methyl-2-Pentanone
-Toluene-d8
Toluene
-trans-1,3-Dichloropropene
-1,1,2-Trichloroethane
-1,3-Dichloropropane+
-2-Hexanone
-Dibromochloromethane
-1,2-Dibromoethane
-Chlorobenzene-d5+
-Chlorobenzene
-1,1,1,2-Tetrachloroethane+
m + p-Xylene
-Xylene-o+
-Bromoform
-2-Chlorobenzotrifluoride
-Isopropylbenzene
-Bromofluorobenzene
-Bromobenzene+
-n-Propylbenzene
-2-Chlorotoluene
-4-Chlorotoluene+
-tert-Butylbenzene
-1,2,4-Trimethylbenzene
-3,4-Dichlorobenzotrifluor
-sec-Butylbenzene
-4-Isopropyltoluene+
-2,5-Dichlorobenzotrifluor
-n-Butylbenzene+
-1,2-Dibromo-3-chloropropa
-1,3,5-Trichlorobenzene
-Dichlorotoluene(2,4+2,5+2
-Dichlorotoluene(2,3+3,4)
-1,2,4-Trichlorobenzene
-Hexachlorobutadiene
-Naphthalene
-1,2,3-Trichlorobenzene
-2,4,5-Trichlorotoluene
-2,3,6-Trichlorotoluene
\\pitsvr06\d\chem\hp5.i\51015l0d.b\1C51015.D
Data File: \\pitsvr06\d\chem\hp5.i\51015l0d.b\1C51015.D
Date : 15-OCT-2010 18:45
Client ID: wstd10
Sample Info: WSTD10 5ml
Purge Volume: 5.0
Column phase: DB 624
Instrument: hp5.i
Operator: 403808
Column diameter: 0.20
Page 4

TestAmerica Pittsburgh

VOLATILE REPORT SW-846 Method

Data file : \\pitsvr06\d\chem\hp5.i\5101510d.b\1C51015.D
Lab Smp Id: vstd10 Client Smp ID: vstd10
Inj Date : 15-OCT-2010 18:45 MS Autotune Date: 12-SEP-2010 08:53
Operator : 403808 Inst ID: hp5.i
Smp Info : VSTD10 5ml
Misc Info : vstd10,5101510d.b,8260ee.m,1-dwlistee.sub
Comment :
Method : \\pitsvr06\d\chem\hp5.i\5101510d.b\8260ee.m
Meth Date : 15-Oct-2010 23:06 hp5.i Quant Type: ISTD
Cal Date : 15-OCT-2010 18:21 Cal File: 1B51015.D
Als bottle: 3 Calibration Sample, Level: 3
Dil Factor: 1.00000
Integrator: HP RTE Compound Sublist: 1-dwlistee.sub
Target Version: 4.14
Processing Host: PITPC-002

Concentration Formula: Amt * DF * 1/Vo*Vt * CpndVariable

Name	Value	Description
DF	1.000	Dilution Factor
Vo	5.000	Sample Volume
Vt	1.000	mg/L conversion (1.0 if no conversion)
Cpnd Variable		Local Compound Variable

Compounds	QUANT SIG MASS	RT	EXP RT	REL RT	RESPONSE	AMOUNTS CAL-AMT (ng)	AMOUNTS ON-COL (ng)
* 46 Fluorobenzene	96	7.382	7.382	(1.000)	365269	50.0000	
* 69 Chlorobenzene-d5	119	10.460	10.460	(1.000)	83578	50.0000	
* 92 1,4-Dichlorobenzene-d4	152	12.778	12.778	(1.000)	119241	50.0000	
$ 39 Dibromofluoromethane	113	6.646	6.646	(0.900)	90822	50.0000	53.98
$ 43 1,2-Dichloroethane-d4	65	7.017	7.017	(0.951)	109440	50.0000	51.98
$ 59 Toluene-d8	98	9.025	9.025	(0.863)	404889	50.0000	57.39
$ 80 Bromofluorobenzene	95	11.628	11.628	(0.910)	134219	50.0000	52.76
2 Chloromethane	50	1.828	1.828	(0.248)	132941	50.0000	50.32
3 Vinyl Chloride	62	1.962	1.962	(0.266)	122927	50.0000	51.01
4 Bromomethane	94	2.327	2.327	(0.315)	57667	50.0000	56.44
5 Chloroethane	64	2.491	2.491	(0.337)	65933	50.0000	52.79
6 Trichlorofluoromethane	101	2.777	2.777	(0.376)	100242	50.0000	51.18(Q)
1 Dichlorodifluoromethane	85	1.658	1.658	(0.225)	124658	50.0000	50.88
12 1,1-Dichloroethene	96	3.483	3.483	(0.472)	96725	50.0000	50.83
13 Acetone	43	3.629	3.629	(0.492)	82050	100.000	106.3
15 Carbon Disulfide	76	3.775	3.775	(0.511)	245543	50.0000	48.81
17 Acetonitrile	40	4.079	4.079	(0.553)	178511	1000.00	1062
18 Methylene Chloride	84	4.280	4.280	(0.580)	114100	50.0000	49.62
19 trans-1,2-Dichloroethene	96	4.699	4.699	(0.637)	107700	50.0000	51.18
20 Methyl tert-butyl ether	73	4.724	4.724	(0.640)	256660	50.0000	50.61
24 1,1-Dichloroethane	63	5.302	5.302	(0.718)	198864	50.0000	50.60
27 2,2-Dichloropropane	77	6.044	6.044	(0.819)	90020	50.0000	50.82

	Compounds	QUANT SIG MASS	RT	EXP RT	REL RT	RESPONSE	AMOUNTS CAL-AMT (ng)	AMOUNTS ON-COL (ng)
	28 cis-1,2-dichloroethene	96	6.062	6.062	(0.821)	115052	50.0000	51.03
M	29 1,2-Dichloroethene (total)	96				222752	100.000	
	30 Bromochloromethane	128	6.342	6.342	(0.859)	49703	50.0000	50.73
	31 2-Butanone	43	6.111	6.111	(0.828)	114195	100.000	104.0
	37 Chloroform	83	6.464	6.464	(0.876)	181950	50.0000	51.23
	38 1,1,1-Trichloroethane	97	6.640	6.640	(0.899)	138200	50.0000	51.02
	40 1,1-Dichloropropene	75	6.841	6.841	(0.927)	155990	50.0000	51.17
	41 Carbon Tetrachloride	117	6.835	6.835	(0.926)	113133	50.0000	50.33
	42 Benzene	78	7.072	7.072	(0.958)	477353	50.0000	51.66
	45 1,2-Dichloroethane	62	7.096	7.096	(0.961)	136876	50.0000	50.81
	47 Trichloroethene	130	7.778	7.778	(1.054)	109820	50.0000	51.76
	49 1,2-Dichloropropane	63	8.009	8.009	(1.085)	119191	50.0000	51.18
	50 Dibromomethane	93	8.137	8.137	(1.102)	57067	50.0000	49.40
	53 Bromodichloromethane	83	8.307	8.307	(1.125)	119460	50.0000	50.60
	57 cis-1,3-Dichloropropene	75	8.763	8.763	(1.187)	136921	50.0000	48.75
	58 4-Methyl-2-Pentanone	43	8.921	8.921	(0.853)	207370	100.000	105.6
	60 Toluene	91	9.092	9.092	(0.869)	481967	50.0000	54.07
	61 trans-1,3-Dichloropropene	75	9.317	9.317	(0.891)	112675	50.0000	51.11
	63 1,3-Dichloropropane	76	9.670	9.670	(0.924)	162291	50.0000	51.68
	64 1,1,2-Trichloroethane	97	9.499	9.499	(0.908)	89090	50.0000	51.98
	65 Tetrachloroethene	164	9.633	9.633	(0.921)	87388	50.0000	52.74
	66 2-Hexanone	43	9.749	9.749	(0.932)	148301	100.000	108.6
	67 Dibromochloromethane	129	9.889	9.889	(0.945)	76902	50.0000	52.36
	68 1,2-Dibromoethane	107	10.004	10.004	(0.956)	83536	50.0000	52.81
	70 Chlorobenzene	112	10.491	10.491	(1.003)	288241	50.0000	52.89
	71 1,1,1,2-Tetrachloroethane	131	10.570	10.570	(1.010)	87651	50.0000	52.40
	72 Ethylbenzene	106	10.594	10.594	(1.013)	166620	50.0000	53.48
	73 m + p-Xylene	106	10.710	10.710	(1.024)	413191	100.000	109.3
	74 Xylene-o	106	11.105	11.105	(1.062)	194047	50.0000	53.89
M	75 Xylenes (total)	106				607238	150.000	
	76 Styrene	104	11.117	11.117	(1.063)	327145	50.0000	54.90
	77 Bromoform	173	11.312	11.312	(1.081)	45136	50.0000	54.33
	78 Isopropylbenzene	105	11.470	11.470	(1.097)	519849	50.0000	55.22
	79 Bromobenzene	156	11.781	11.781	(0.922)	107941	50.0000	50.29
	81 n-Propylbenzene	120	11.878	11.878	(0.930)	138420	50.0000	51.91
	82 2-Chlorotoluene	126	11.969	11.969	(0.937)	120119	50.0000	51.86
	83 1,1,2,2-Tetrachloroethane	83	11.768	11.768	(0.921)	125369	50.0000	51.82
	84 1,2,3-Trichloropropane	110	11.817	11.817	(0.925)	35926	50.0000	48.91
	85 4-Chlorotoluene	126	12.079	12.079	(0.945)	133663	50.0000	52.62
	86 1,3,5-Trimethylbenzene	105	12.048	12.048	(0.943)	429493	50.0000	53.55
	87 tert-Butylbenzene	119	12.377	12.377	(0.969)	361986	50.0000	53.04
	88 1,2,4-Trimethylbenzene	105	12.425	12.425	(0.972)	424100	50.0000	53.76
	89 sec-Butylbenzene	105	12.596	12.596	(0.986)	540628	50.0000	53.46
	90 4-Isopropyltoluene	119	12.742	12.742	(0.997)	432306	50.0000	53.14
	91 1,3-Dichlorobenzene	146	12.717	12.717	(0.995)	207739	50.0000	51.25
	93 1,4-Dichlorobenzene	146	12.803	12.803	(1.002)	216219	50.0000	51.11
	94 n-Butylbenzene	91	13.149	13.149	(1.029)	386230	50.0000	53.08
	95 1,2-Dichlorobenzene	146	13.180	13.180	(1.031)	196768	50.0000	50.84
	96 1,2-Dibromo-3-chloropropane	157	13.958	13.958	(1.092)	16545	50.0000	48.67
	97 1,2,4-Trichlorobenzene	180	14.786	14.786	(1.157)	99980	50.0000	50.52
	98 Hexachlorobutadiene	225	14.956	14.956	(1.170)	48840	50.0000	50.93
	99 Naphthalene	128	15.041	15.041	(1.177)	260962	50.0000	50.70
	100 1,2,3-Trichlorobenzene	180	15.291	15.291	(1.197)	87517	50.0000	50.26
	101 1,1,2-trichlorotrifluoroethane	101	3.544	3.544	(0.480)	104954	50.0000	51.56

Compounds	QUANT SIG MASS	RT	EXP RT	REL RT	RESPONSE	AMOUNTS CAL-AMT (ng)	AMOUNTS ON-COL (ng)
102 Methyl acetate	43	4.176	4.176	(0.566)	90623	50.0000	50.00
104 Cyclohexane	56	6.701	6.701	(0.908)	236591	50.0000	51.25
105 Methyl Cyclohexane	83	7.966	7.966	(1.079)	230028	50.0000	52.10
157 2-Chlorobenzotrifluoride	180	11.367	11.367	(1.087)	156009	50.0000	54.71
158 3-Chlorobenzotrifluoride	180	10.460	10.460	(1.000)	167472	50.0000	54.11
159 4-Chlorobenzotrifluoride	180	10.515	10.515	(1.005)	155176	50.0000	53.44
160 3-Chlorotoluene	126	12.030	12.030	(0.941)	119633	50.0000	51.22
161 2,4-Dichlorobenzotrifluoride	214	12.845	12.845	(1.005)	104810	50.0000	53.46
162 2,5-Dichlorobenzotrifluoride	214	12.894	12.894	(1.009)	122645	50.0000	53.54
163 3,4-Dichlorobenzotrifluoride	214	12.486	12.486	(0.977)	121978	50.0000	53.58
164 Dichlorotoluene(2,4+2,5+2,6)	125	14.104	14.104	(1.104)	462191	150.000	159.3
165 Dichlorotoluene(2,3+3,4)	125	14.518	14.518	(1.136)	299719	100.000	105.1
166 1,3,5-Trichlorobenzene	180	14.165	14.165	(1.109)	125254	50.0000	51.89
167 2,3,6-Trichlorotoluene	159	16.282	16.282	(1.274)	39487	50.0000	51.21
168 2,4,5-Trichlorotoluene	159	16.167	16.167	(1.265)	43071	50.0000	50.37

QC Flag Legend

Q - Qualifier signal failed the ratio test.

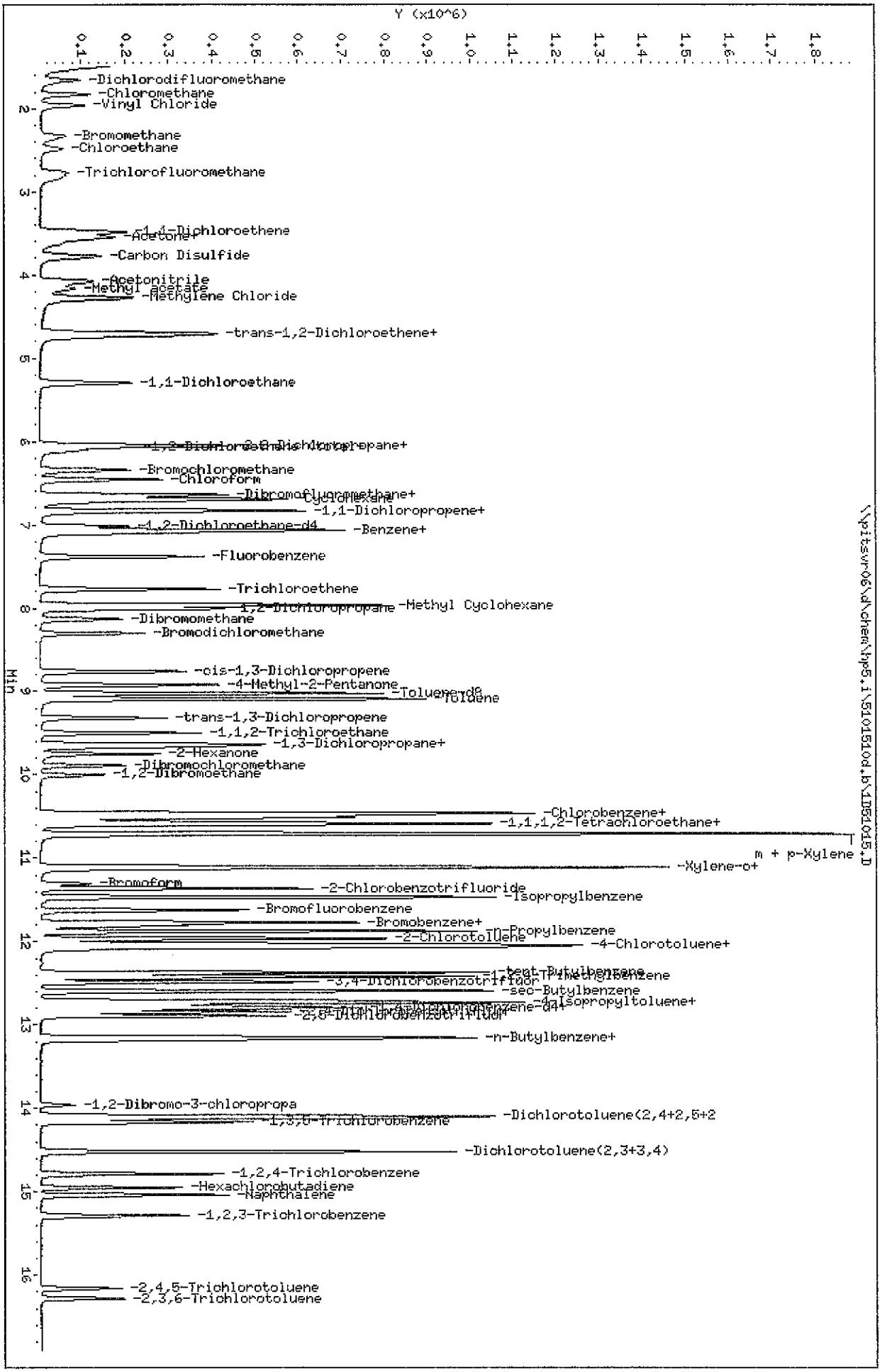

Data File: \\pitsvr06\d\chem\hp5,i\5101510d,b\1051015.D
Date : 15-OCT-2010 19:09
Client ID: vstd15
Sample Info: VSTD15 5ml
Purge Volume: 5.0
Column phase: DB 624

Instrument: hp5,i
Operator: 403808
Column diameter: 0.20

TestAmerica Pittsburgh

VOLATILE REPORT SW-846 Method

Data file : \\pitsvr06\d\chem\hp5.i\5101510d.b\1D51015.D
Lab Smp Id: vstd15 Client Smp ID: vstd15
Inj Date : 15-OCT-2010 19:09 MS Autotune Date: 12-SEP-2010 08:53
Operator : 403808 Inst ID: hp5.i
Smp Info : VSTD15 5ml
Misc Info : vstd15,5101510d.b,8260ee.m,1-dwlistee.sub
Comment :
Method : \\pitsvr06\d\chem\hp5.i\5101510d.b\8260ee.m
Meth Date : 15-Oct-2010 23:06 hp5.i Quant Type: ISTD
Cal Date : 15-OCT-2010 18:45 Cal File: 1C51015.D
Als bottle: 4 Calibration Sample, Level: 4
Dil Factor: 1.00000
Integrator: HP RTE Compound Sublist: 1-dwlistee.sub
Target Version: 4.14
Processing Host: PITPC-002

Concentration Formula: Amt * DF * 1/Vo*Vt * CpndVariable

Name	Value	Description
DF	1.000	Dilution Factor
Vo	5.000	Sample Volume
Vt	1.000	mg/L conversion (1.0 if no conversion)
Cpnd Variable		Local Compound Variable

Compounds	QUANT SIG MASS	RT	EXP RT	REL RT	RESPONSE	AMOUNTS CAL-AMT (ng)	AMOUNTS ON-COL (ng)
* 46 Fluorobenzene	96	7.384	7.384	(1.000)	394712	50.0000	
* 69 Chlorobenzene-d5	119	10.456	10.456	(1.000)	90690	50.0000	(M)
* 92 1,4-Dichlorobenzene-d4	152	12.780	12.780	(1.000)	128307	50.0000	
$ 39 Dibromofluoromethane	113	6.642	6.642	(0.899)	135111	75.0000	74.31
$ 43 1,2-Dichloroethane-d4	65	7.013	7.013	(0.950)	164482	75.0000	72.30
$ 59 Toluene-d8	98	9.026	9.026	(0.863)	598201	75.0000	78.15
$ 80 Bromofluorobenzene	95	11.624	11.624	(0.910)	211331	75.0000	77.21
2 Chloromethane	50	1.830	1.830	(0.248)	199646	75.0000	69.92
3 Vinyl Chloride	62	1.957	1.957	(0.265)	180704	75.0000	69.39
4 Bromomethane	94	2.335	2.335	(0.316)	84918	75.0000	76.92
5 Chloroethane	64	2.487	2.487	(0.337)	92136	75.0000	68.27
6 Trichlorofluoromethane	101	2.766	2.766	(0.375)	150739	75.0000	71.22
1 Dichlorodifluoromethane	85	1.653	1.653	(0.224)	183598	75.0000	69.35
12 1,1-Dichloroethene	96	3.484	3.484	(0.472)	145166	75.0000	70.60
13 Acetone	43	3.630	3.630	(0.492)	109007	150.000	130.7
15 Carbon Disulfide	76	3.776	3.776	(0.511)	399089	75.0000	73.41
17 Acetonitrile	40	4.081	4.081	(0.553)	252014	1500.00	1387(M)
18 Methylene Chloride	84	4.275	4.275	(0.579)	173110	75.0000	69.66
19 trans-1,2-Dichloroethene	96	4.695	4.695	(0.636)	158984	75.0000	69.91
20 Methyl tert-butyl ether	73	4.725	4.725	(0.640)	393804	75.0000	71.87
24 1,1-Dichloroethane	63	5.297	5.297	(0.717)	307504	75.0000	72.41
27 2,2-Dichloropropane	77	6.045	6.045	(0.819)	140364	75.0000	73.34

	Compounds	QUANT SIG MASS	RT	EXP RT	REL RT	RESPONSE	AMOUNTS CAL-AMT (ng)	AMOUNTS ON-COL (ng)
28	cis-1,2-dichloroethene	96	6.058	6.058	(0.820)	175212	75.0000	71.92
M 29	1,2-Dichloroethene (total)	96				334196	150.000	
30	Bromochloromethane	128	6.344	6.344	(0.859)	76658	75.0000	72.41
31	2-Butanone	43	6.106	6.106	(0.827)	166386	150.000	140.2
37	Chloroform	83	6.459	6.459	(0.875)	272128	75.0000	70.90
38	1,1,1-Trichloroethane	97	6.642	6.642	(0.899)	208203	75.0000	71.12
40	1,1-Dichloropropene	75	6.836	6.836	(0.926)	234983	75.0000	71.34
41	Carbon Tetrachloride	117	6.830	6.830	(0.925)	172596	75.0000	71.06
42	Benzene	78	7.067	7.067	(0.957)	716666	75.0000	71.78
45	1,2-Dichloroethane	62	7.098	7.098	(0.961)	205810	75.0000	70.70
47	Trichloroethene	130	7.773	7.773	(1.053)	162322	75.0000	70.80
49	1,2-Dichloropropane	63	8.010	8.010	(1.085)	181264	75.0000	72.03
50	Dibromomethane	93	8.132	8.132	(1.101)	88970	75.0000	71.27
53	Bromodichloromethane	83	8.302	8.302	(1.124)	183648	75.0000	71.98
57	cis-1,3-Dichloropropene	75	8.759	8.759	(1.186)	222827	75.0000	73.42
58	4-Methyl-2-Pentanone	43	8.923	8.923	(0.853)	319749	150.000	150.0
60	Toluene	91	9.087	9.087	(0.869)	717874	75.0000	74.22
61	trans-1,3-Dichloropropene	75	9.318	9.318	(0.891)	184403	75.0000	77.08
63	1,3-Dichloropropane	76	9.665	9.665	(0.924)	252574	75.0000	74.12
64	1,1,2-Trichloroethane	97	9.501	9.501	(0.909)	134947	75.0000	72.56
65	Tetrachloroethene	164	9.635	9.635	(0.921)	130419	75.0000	72.53
66	2-Hexanone	43	9.750	9.750	(0.933)	220114	150.000	148.6
67	Dibromochloromethane	129	9.890	9.890	(0.946)	120431	75.0000	75.56
68	1,2-Dibromoethane	107	10.000	10.000	(0.956)	127561	75.0000	74.32
70	Chlorobenzene	112	10.486	10.486	(1.003)	439352	75.0000	74.30
71	1,1,1,2-Tetrachloroethane	131	10.565	10.565	(1.010)	136314	75.0000	75.11
72	Ethylbenzene	106	10.596	10.596	(1.013)	250870	75.0000	74.20
73	m + p-Xylene	106	10.711	10.711	(1.024)	620923	150.000	151.4
74	Xylene-o	106	11.107	11.107	(1.062)	297880	75.0000	76.24
M 75	Xylenes (total)	106				918803	225.000	
76	Styrene	104	11.119	11.119	(1.063)	499650	75.0000	77.27
77	Bromoform	173	11.308	11.308	(1.081)	67566	75.0000	74.95
78	Isopropylbenzene	105	11.466	11.466	(1.097)	774405	75.0000	75.81
79	Bromobenzene	156	11.776	11.776	(0.921)	168540	75.0000	72.98
81	n-Propylbenzene	120	11.880	11.880	(0.930)	211388	75.0000	73.67
82	2-Chlorotoluene	126	11.971	11.971	(0.937)	181298	75.0000	72.74
83	1,1,2,2-Tetrachloroethane	83	11.764	11.764	(0.921)	184556	75.0000	70.90
84	1,2,3-Trichloropropane	110	11.813	11.813	(0.924)	56043	75.0000	70.90
85	4-Chlorotoluene	126	12.074	12.074	(0.945)	198477	75.0000	72.62
86	1,3,5-Trimethylbenzene	105	12.050	12.050	(0.943)	640282	75.0000	74.19
87	tert-Butylbenzene	119	12.378	12.378	(0.969)	538189	75.0000	73.28
88	1,2,4-Trimethylbenzene	105	12.427	12.427	(0.972)	625048	75.0000	73.64
89	sec-Butylbenzene	105	12.597	12.597	(0.986)	806708	75.0000	74.13
90	4-Isopropyltoluene	119	12.737	12.737	(0.997)	651309	75.0000	74.40
91	1,3-Dichlorobenzene	146	12.713	12.713	(0.995)	316056	75.0000	72.47
93	1,4-Dichlorobenzene	146	12.798	12.798	(1.001)	320889	75.0000	70.49
94	n-Butylbenzene	91	13.151	13.151	(1.029)	584730	75.0000	74.69
95	1,2-Dichlorobenzene	146	13.175	13.175	(1.031)	296753	75.0000	71.25
96	1,2-Dibromo-3-chloropropane	157	13.960	13.960	(1.092)	26049	75.0000	71.21
97	1,2,4-Trichlorobenzene	180	14.787	14.787	(1.157)	157581	75.0000	73.99
98	Hexachlorobutadiene	225	14.952	14.952	(1.170)	73181	75.0000	70.92
99	Naphthalene	128	15.037	15.037	(1.177)	415666	75.0000	75.04
100	1,2,3-Trichlorobenzene	180	15.286	15.286	(1.196)	139102	75.0000	74.24
101	1,1,2-trichlorotrifluoroethane	101	3.551	3.551	(0.481)	153719	75.0000	69.88

Compounds	QUANT SIG MASS	RT	EXP RT	REL RT	RESPONSE	AMOUNTS CAL-AMT (ng)	AMOUNTS ON-COL (ng)
102 Methyl acetate	43	4.166	4.166	(0.564)	140160	75.0000	71.57
104 Cyclohexane	56	6.702	6.702	(0.908)	359303	75.0000	72.02
105 Methyl Cyclohexane	83	7.968	7.968	(1.079)	346009	75.0000	72.53
157 2-Chlorobenzotrifluoride	180	11.362	11.362	(1.087)	229872	75.0000	74.29
158 3-Chlorobenzotrifluoride	180	10.462	10.462	(1.001)	247178	75.0000	73.60
159 4-Chlorobenzotrifluoride	180	10.517	10.517	(1.006)	236966	75.0000	75.22
160 3-Chlorotoluene	126	12.026	12.026	(0.941)	183488	75.0000	73.01
161 2,4-Dichlorobenzotrifluoride	214	12.847	12.847	(1.005)	146436	75.0000	69.42
162 2,5-Dichlorobenzotrifluoride	214	12.895	12.895	(1.009)	185158	75.0000	75.12
163 3,4-Dichlorobenzotrifluoride	214	12.488	12.488	(0.977)	175160	75.0000	71.50
164 Dichlorotoluene(2,4+2,5+2,6)	125	14.100	14.100	(1.103)	703770	225.000	225.4
165 Dichlorotoluene(2,3+3,4)	125	14.520	14.520	(1.136)	462127	150.000	150.6
166 1,3,5-Trichlorobenzene	180	14.167	14.167	(1.109)	190253	75.0000	73.24
167 2,3,6-Trichlorotoluene	159	16.278	16.278	(1.274)	61672	75.0000	74.33
168 2,4,5-Trichlorotoluene	159	16.156	16.156	(1.264)	66116	75.0000	71.86

QC Flag Legend

M - Compound response manually integrated.

Data File Name: 1D51015.D
Inj. Date and Time: 15-OCT-2010 19:09
Instrument ID: hp5.i
Client ID: vstd15
Compound Name: Acetonitrile
CAS #: 75-05-8

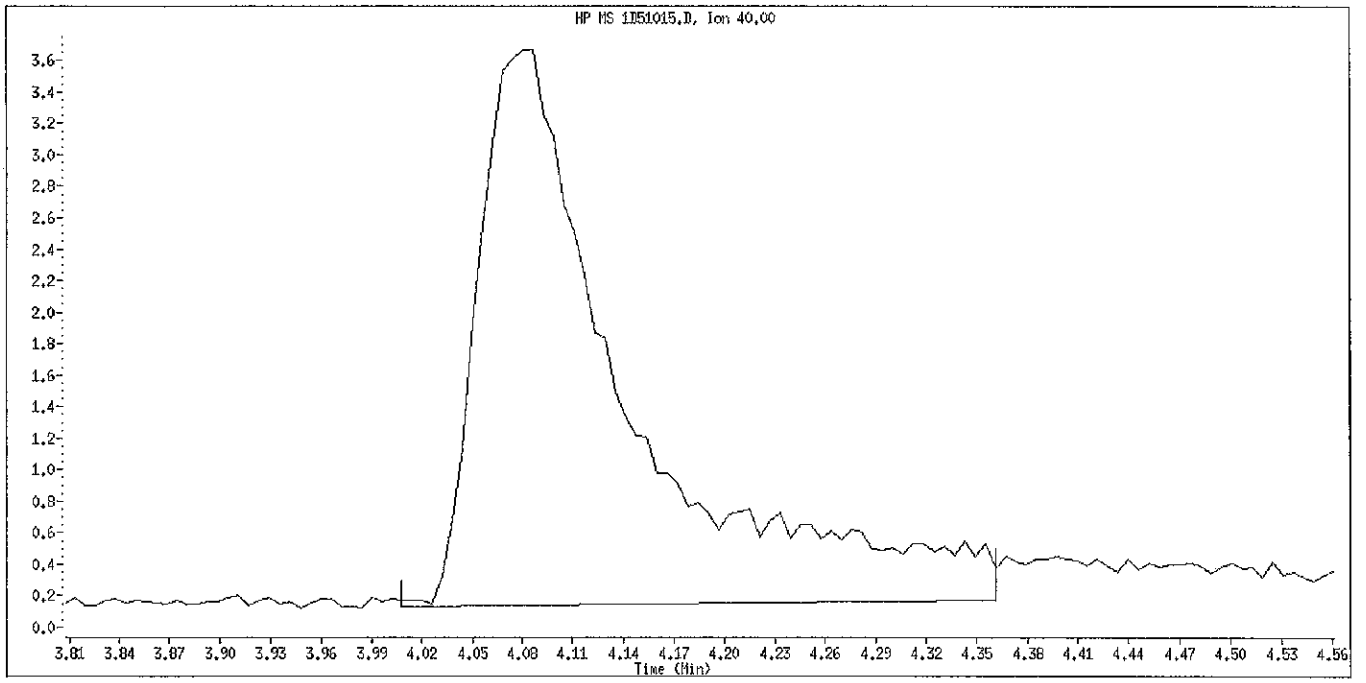

Original Integration

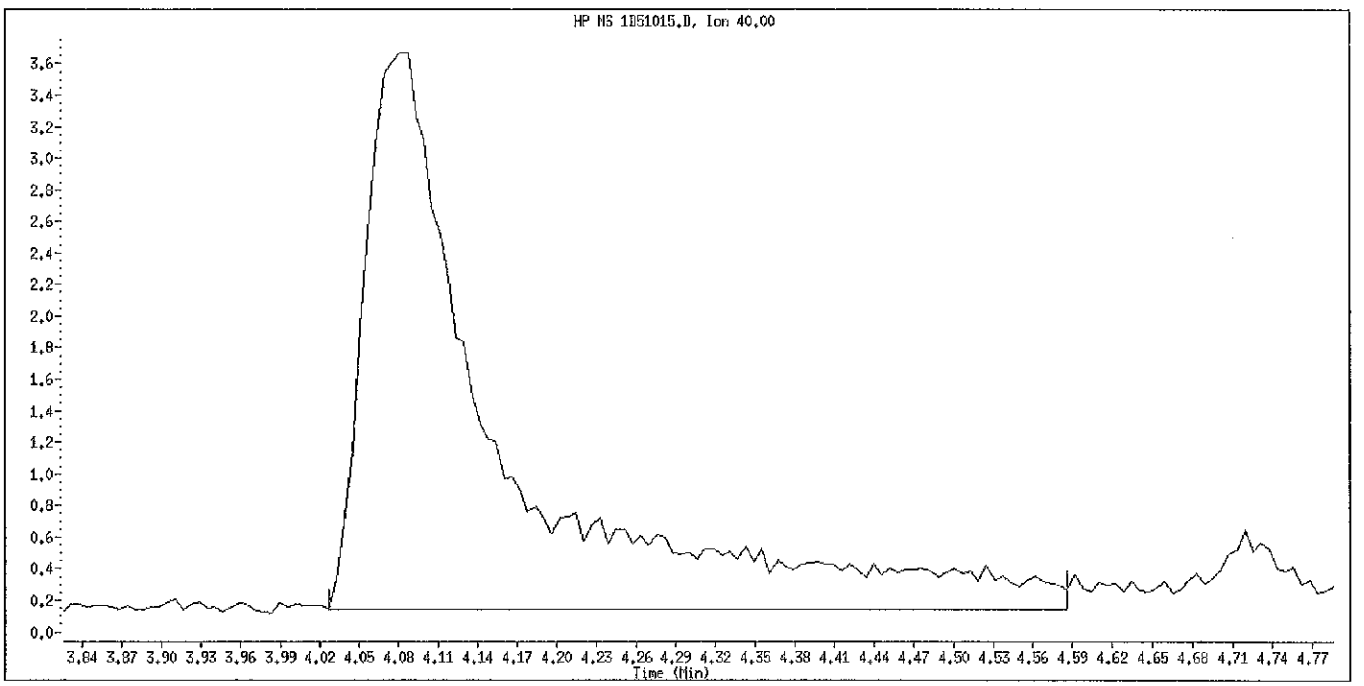

Manual Integration

Manually Integrated By: lipayj
Manual Integration Reason: Peak Integrated Incorrectly

Data File Name: 1D51015.D
Inj. Date and Time: 15-OCT-2010 19:09
Instrument ID: hp5.i
Client ID: vstd15
Compound Name: Chlorobenzene-d5
CAS #:

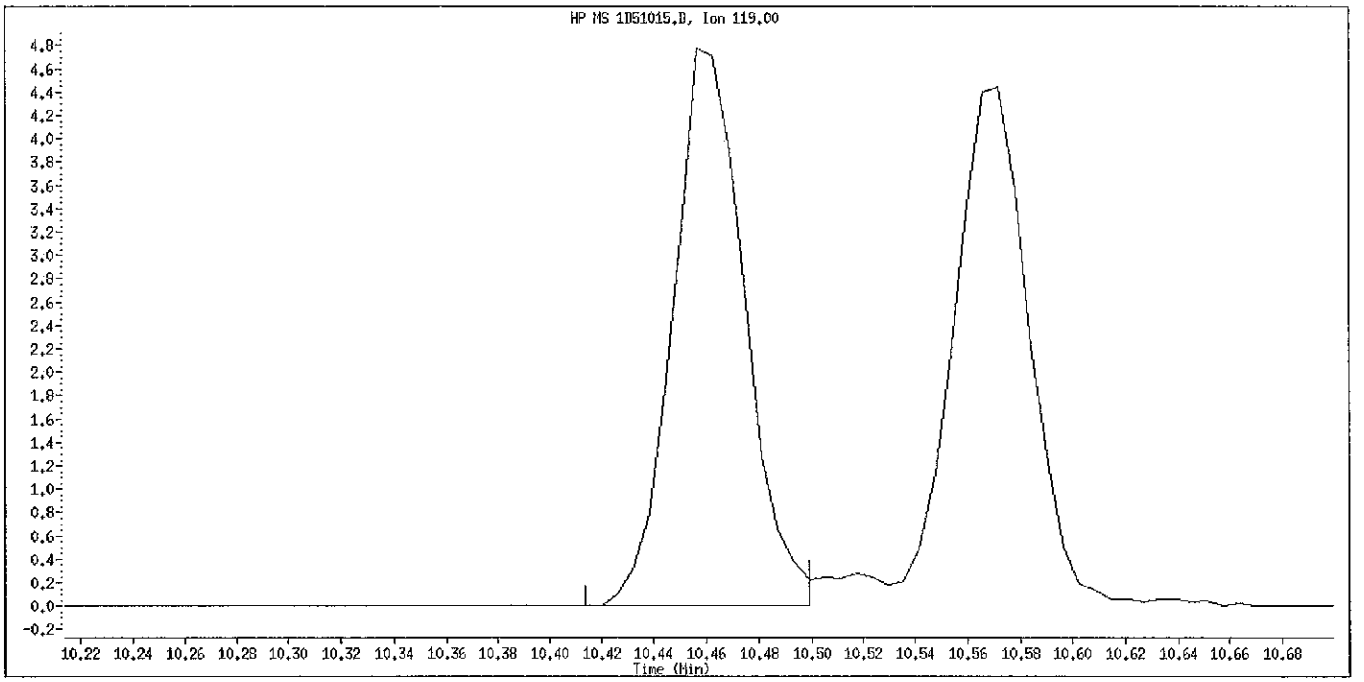

Original Integration

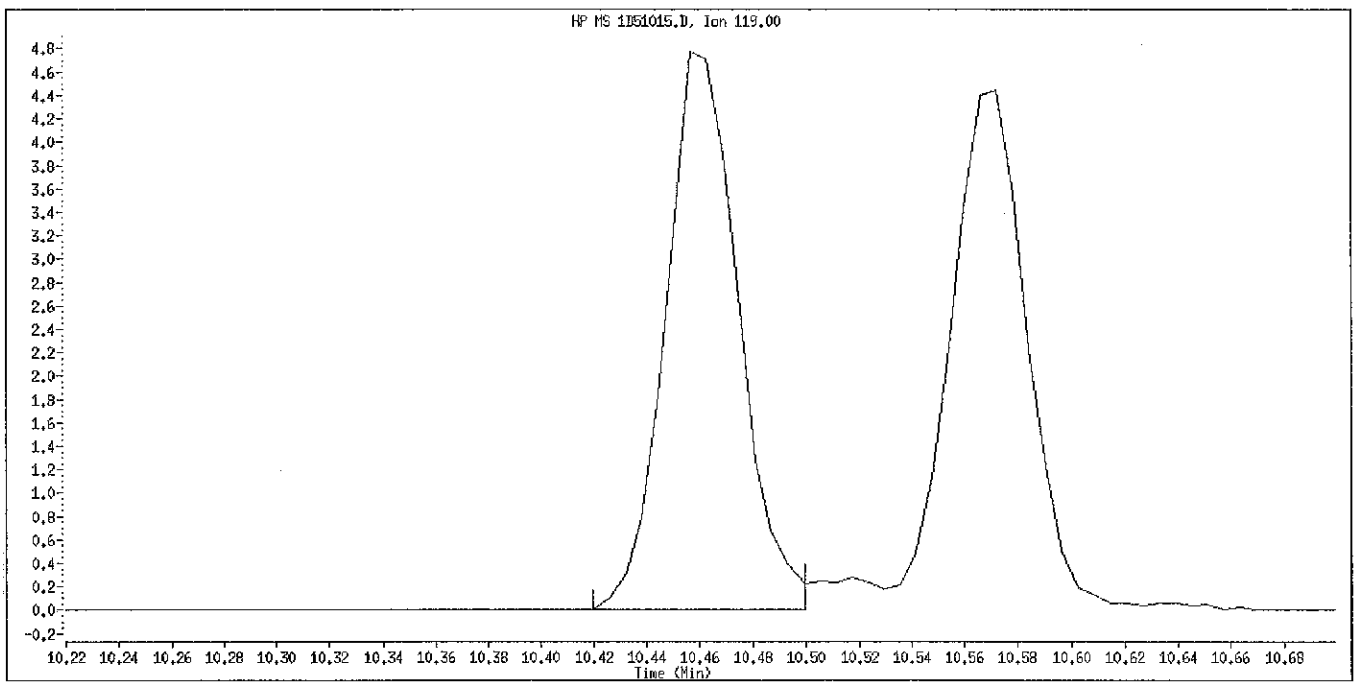

Manual Integration

Manually Integrated By: lipayj
Manual Integration Reason: Peak Integrated Incorrectly

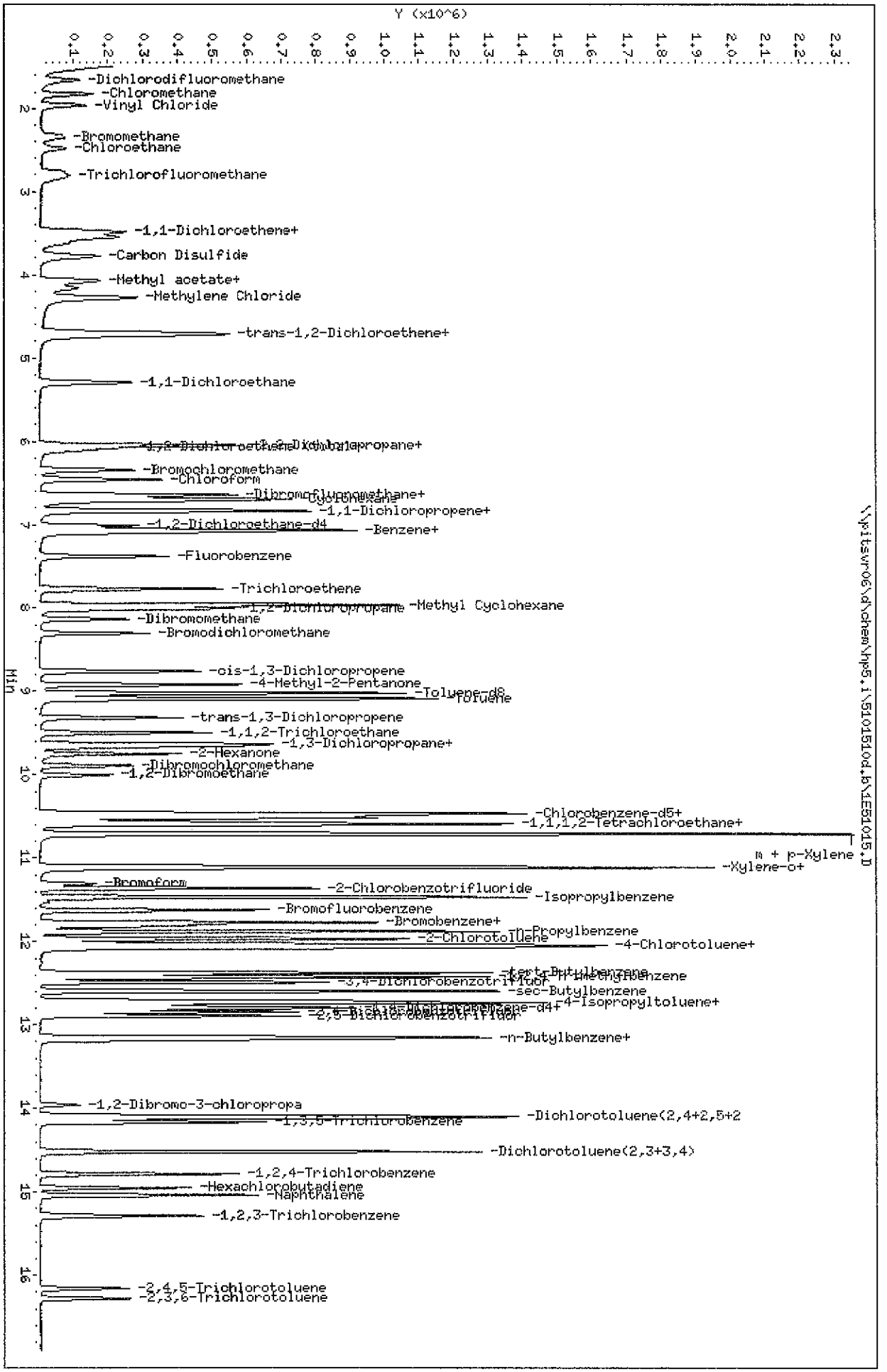

Data File: \\pitsvr06\d\chem\hp5.i\5101510d.b\1E51015.D
Date : 15-OCT-2010 19:34
Client ID: vstd20
Sample Info: VSTD20 5ml
Purge Volume: 5.0
Column phase: DB 624

Instrument: hp5.i
Operator: 403808
Column diameter: 0.20

TestAmerica Pittsburgh

VOLATILE REPORT SW-846 Method

Data file : \\pitsvr06\d\chem\hp5.i\5101510d.b\1E51015.D
Lab Smp Id: vstd20 Client Smp ID: vstd20
Inj Date : 15-OCT-2010 19:34 MS Autotune Date: 12-SEP-2010 08:53
Operator : 403808 Inst ID: hp5.i
Smp Info : VSTD20 5ml
Misc Info : vstd20,5101510d.b,8260ee.m,1-dwlistee.sub
Comment :
Method : \\pitsvr06\d\chem\hp5.i\5101510d.b\8260ee.m
Meth Date : 15-Oct-2010 23:06 hp5.i Quant Type: ISTD
Cal Date : 15-OCT-2010 19:09 Cal File: 1D51015.D
Als bottle: 5 Calibration Sample, Level: 5
Dil Factor: 1.00000
Integrator: HP RTE Compound Sublist: 1-dwlistee.sub
Target Version: 4.14
Processing Host: PITPC-002

Concentration Formula: Amt * DF * 1/Vo*Vt * CpndVariable

Name	Value	Description
DF	1.000	Dilution Factor
Vo	5.000	Sample Volume
Vt	1.000	mg/L conversion (1.0 if no conversion)
Cpnd Variable		Local Compound Variable

	Compounds	QUANT SIG MASS	RT	EXP RT	REL RT	RESPONSE	AMOUNTS CAL-AMT (ng)	AMOUNTS ON-COL (ng)
* 46	Fluorobenzene	96	7.385	7.385	(1.000)	403430	50.0000	
* 69	Chlorobenzene-d5	119	10.463	10.463	(1.000)	92810	50.0000	
* 92	1,4-Dichlorobenzene-d4	152	12.775	12.775	(1.000)	127788	50.0000	
$ 39	Dibromofluoromethane	113	6.636	6.636	(0.899)	178091	100.000	95.84
$ 43	1,2-Dichloroethane-d4	65	7.014	7.014	(0.950)	218005	100.000	93.76
$ 59	Toluene-d8	98	9.021	9.021	(0.862)	791116	100.000	101.0
$ 80	Bromofluorobenzene	95	11.625	11.625	(0.910)	282313	100.000	103.6
2	Chloromethane	50	1.824	1.824	(0.247)	258238	100.000	88.49
3	Vinyl Chloride	62	1.958	1.958	(0.265)	234057	100.000	87.93
4	Bromomethane	94	2.354	2.354	(0.319)	109740	100.000	97.25
5	Chloroethane	64	2.481	2.481	(0.336)	122778	100.000	89.00
6	Trichlorofluoromethane	101	2.798	2.798	(0.379)	201246	100.000	93.02
1	Dichlorodifluoromethane	85	1.654	1.654	(0.224)	235773	100.000	87.13
12	1,1-Dichloroethene	96	3.479	3.479	(0.471)	187159	100.000	89.06
13	Acetone	43	3.625	3.625	(0.491)	169713	200.000	199.1
15	Carbon Disulfide	76	3.777	3.777	(0.512)	508430	100.000	91.50
17	Acetonitrile	40	4.075	4.075	(0.552)	345874	2000.00	1863(M)
18	Methylene Chloride	84	4.276	4.276	(0.579)	225209	100.000	88.67
19	trans-1,2-Dichloroethene	96	4.696	4.696	(0.636)	210661	100.000	90.64
20	Methyl tert-butyl ether	73	4.726	4.726	(0.640)	534629	100.000	95.46
24	1,1-Dichloroethane	63	5.298	5.298	(0.717)	394245	100.000	90.83
27	2,2-Dichloropropane	77	6.046	6.046	(0.819)	180944	100.000	92.49

	Compounds	QUANT SIG MASS	RT	EXP RT	REL RT	RESPONSE	AMOUNTS CAL-AMT (ng)	AMOUNTS ON-COL (ng)
	28 cis-1,2-dichloroethene	96	6.058	6.058	(0.820)	229966	100.000	92.36
M	29 1,2-Dichloroethene (total)	96				440627	200.000	
	30 Bromochloromethane	128	6.344	6.344	(0.859)	100307	100.000	92.70
	31 2-Butanone	43	6.107	6.107	(0.827)	237113	200.000	195.5
	37 Chloroform	83	6.454	6.454	(0.874)	355018	100.000	90.50
	38 1,1,1-Trichloroethane	97	6.642	6.642	(0.900)	274537	100.000	91.76
	40 1,1-Dichloropropene	75	6.837	6.837	(0.926)	308984	100.000	91.77
	41 Carbon Tetrachloride	117	6.831	6.831	(0.925)	222193	100.000	89.50
	42 Benzene	78	7.068	7.068	(0.957)	924396	100.000	90.58
	45 1,2-Dichloroethane	62	7.099	7.099	(0.961)	273459	100.000	91.90
	47 Trichloroethene	130	7.774	7.774	(1.053)	214099	100.000	91.36
	49 1,2-Dichloropropane	63	8.005	8.005	(1.084)	239148	100.000	92.98
	50 Dibromomethane	93	8.133	8.133	(1.101)	119046	100.000	93.30
	53 Bromodichloromethane	83	8.303	8.303	(1.124)	245481	100.000	94.14
	57 cis-1,3-Dichloropropene	75	8.759	8.759	(1.186)	303818	100.000	97.94
	58 4-Methyl-2-Pentanone	43	8.918	8.918	(0.852)	446590	200.000	204.7
	60 Toluene	91	9.088	9.088	(0.869)	935610	100.000	94.52
	61 trans-1,3-Dichloropropene	75	9.319	9.319	(0.891)	250420	100.000	102.3
	63 1,3-Dichloropropane	76	9.666	9.666	(0.924)	340655	100.000	97.68
	64 1,1,2-Trichloroethane	97	9.496	9.496	(0.908)	186294	100.000	97.88
	65 Tetrachloroethene	164	9.635	9.635	(0.921)	169626	100.000	92.18
	66 2-Hexanone	43	9.751	9.751	(0.932)	317820	200.000	209.6
	67 Dibromochloromethane	129	9.891	9.891	(0.945)	163114	100.000	100.0
	68 1,2-Dibromoethane	107	10.000	10.000	(0.956)	171805	100.000	97.80
	70 Chlorobenzene	112	10.487	10.487	(1.002)	563447	100.000	93.11
	71 1,1,1,2-Tetrachloroethane	131	10.566	10.566	(1.010)	177946	100.000	95.81
	72 Ethylbenzene	106	10.597	10.597	(1.013)	331770	100.000	95.89
	73 m + p-Xylene	106	10.712	10.712	(1.024)	807437	200.000	192.4
	74 Xylene-o	106	11.102	11.102	(1.061)	393685	100.000	98.46
M	75 Xylenes (total)	106				1201122	300.000	
	76 Styrene	104	11.120	11.120	(1.063)	654119	100.000	98.85
	77 Bromoform	173	11.308	11.308	(1.081)	94151	100.000	102.0
	78 Isopropylbenzene	105	11.467	11.467	(1.096)	1004256	100.000	96.07
	79 Bromobenzene	156	11.777	11.777	(0.922)	221901	100.000	96.48
	81 n-Propylbenzene	120	11.880	11.880	(0.930)	278449	100.000	97.43
	82 2-Chlorotoluene	126	11.965	11.965	(0.937)	236984	100.000	95.47
	83 1,1,2,2-Tetrachloroethane	83	11.765	11.765	(0.921)	245422	100.000	94.66
	84 1,2,3-Trichloropropane	110	11.813	11.813	(0.925)	75437	100.000	95.83
	85 4-Chlorotoluene	126	12.075	12.075	(0.945)	244961	100.000	90.00
	86 1,3,5-Trimethylbenzene	105	12.051	12.051	(0.943)	832464	100.000	96.85
	87 tert-Butylbenzene	119	12.379	12.379	(0.969)	703951	100.000	96.24
	88 1,2,4-Trimethylbenzene	105	12.428	12.428	(0.973)	822746	100.000	97.32
	89 sec-Butylbenzene	105	12.598	12.598	(0.986)	1038857	100.000	95.85
	90 4-Isopropyltoluene	119	12.738	12.738	(0.997)	840385	100.000	96.39
	91 1,3-Dichlorobenzene	146	12.714	12.714	(0.995)	410133	100.000	94.42
	93 1,4-Dichlorobenzene	146	12.799	12.799	(1.002)	419712	100.000	92.57
	94 n-Butylbenzene	91	13.146	13.146	(1.029)	766543	100.000	98.31
	95 1,2-Dichlorobenzene	146	13.176	13.176	(1.031)	391903	100.000	94.48
	96 1,2-Dibromo-3-chloropropane	157	13.955	13.955	(1.092)	36482	100.000	100.1
	97 1,2,4-Trichlorobenzene	180	14.788	14.788	(1.158)	215258	100.000	101.5
	98 Hexachlorobutadiene	225	14.952	14.952	(1.170)	94018	100.000	91.48
	99 Naphthalene	128	15.038	15.038	(1.177)	591061	100.000	107.1
	100 1,2,3-Trichlorobenzene	180	15.287	15.287	(1.197)	188244	100.000	100.9
	101 1,1,2-trichlorotrifluoroethane	101	3.546	3.546	(0.480)	195495	100.000	86.95

Compounds	QUANT SIG MASS	RT	EXP RT	REL RT	RESPONSE	AMOUNTS CAL-AMT (ng)	AMOUNTS ON-COL (ng)
102 Methyl acetate	43	4.160	4.160	(0.563)	197121	100.000	98.48
104 Cyclohexane	56	6.697	6.697	(0.907)	467677	100.000	91.72
105 Methyl Cyclohexane	83	7.969	7.969	(1.079)	453932	100.000	93.10
157 2-Chlorobenzotrifluoride	180	11.363	11.363	(1.086)	298157	100.000	94.15
158 3-Chlorobenzotrifluoride	180	10.463	10.463	(1.000)	327470	100.000	95.28
159 4-Chlorobenzotrifluoride	180	10.518	10.518	(1.005)	306435	100.000	95.04
160 3-Chlorotoluene	126	12.026	12.026	(0.941)	261795	100.000	104.6
161 2,4-Dichlorobenzotrifluoride	214	12.848	12.848	(1.006)	197365	100.000	93.94
162 2,5-Dichlorobenzotrifluoride	214	12.896	12.896	(1.010)	240095	100.000	97.81
163 3,4-Dichlorobenzotrifluoride	214	12.489	12.489	(0.978)	228823	100.000	93.78
164 Dichlorotoluene(2,4+2,5+2,6)	125	14.095	14.095	(1.103)	927671	300.000	298.3
165 Dichlorotoluene(2,3+3,4)	125	14.521	14.521	(1.137)	612665	200.000	200.4
166 1,3,5-Trichlorobenzene	180	14.168	14.168	(1.109)	246770	100.000	95.39
167 2,3,6-Trichlorotoluene	159	16.279	16.279	(1.274)	82728	100.000	100.1
168 2,4,5-Trichlorotoluene	159	16.157	16.157	(1.265)	94394	100.000	103.0

QC Flag Legend

M - Compound response manually integrated.

Data File Name: 1E51015.D
Inj. Date and Time: 15-OCT-2010 19:34
Instrument ID: hp5.i
Client ID: vstd20
Compound Name: Acetonitrile
CAS #: 75-05-8

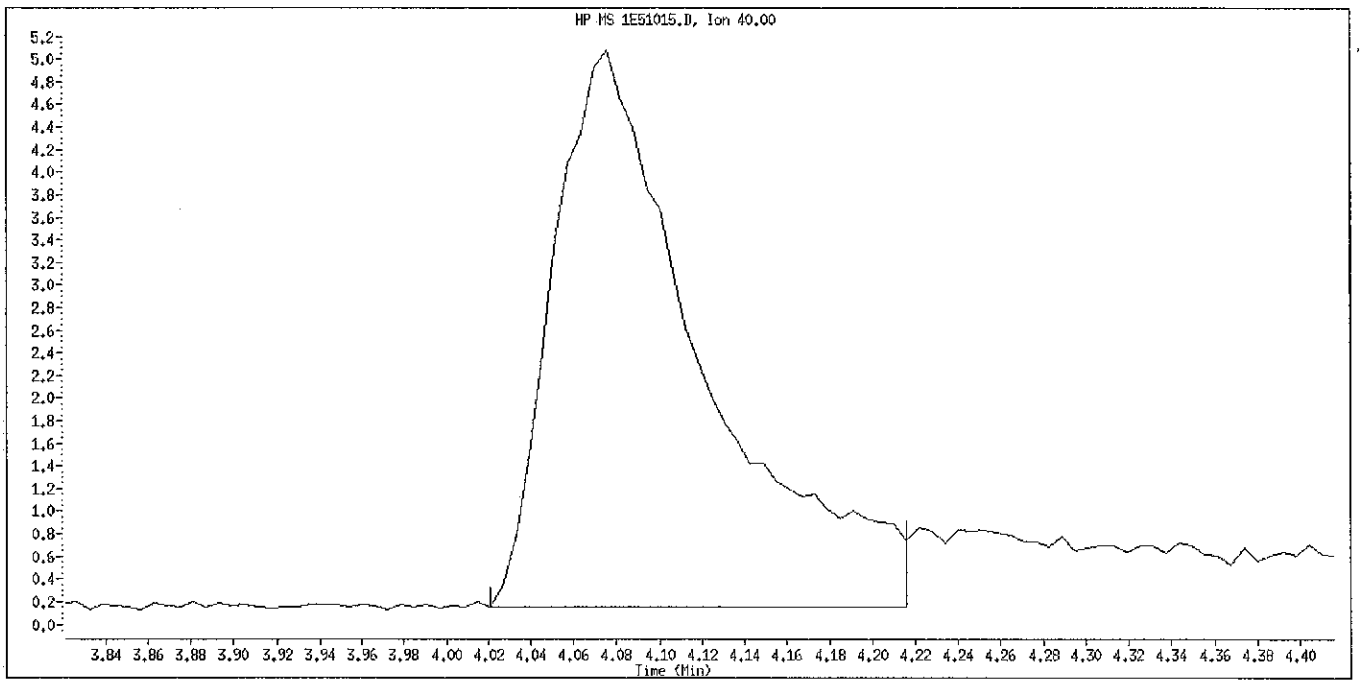

Original Integration

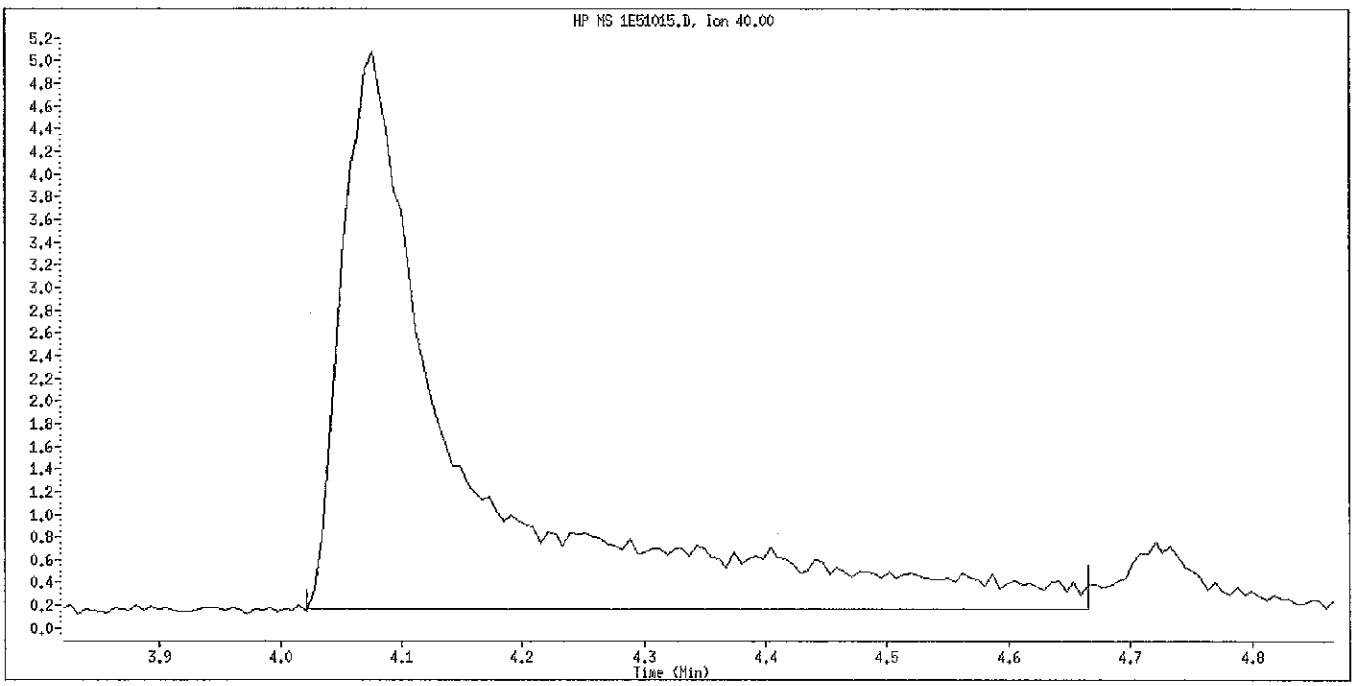

Manual Integration

Manually Integrated By: lipayj
Manual Integration Reason: Peak Integrated Incorrectly

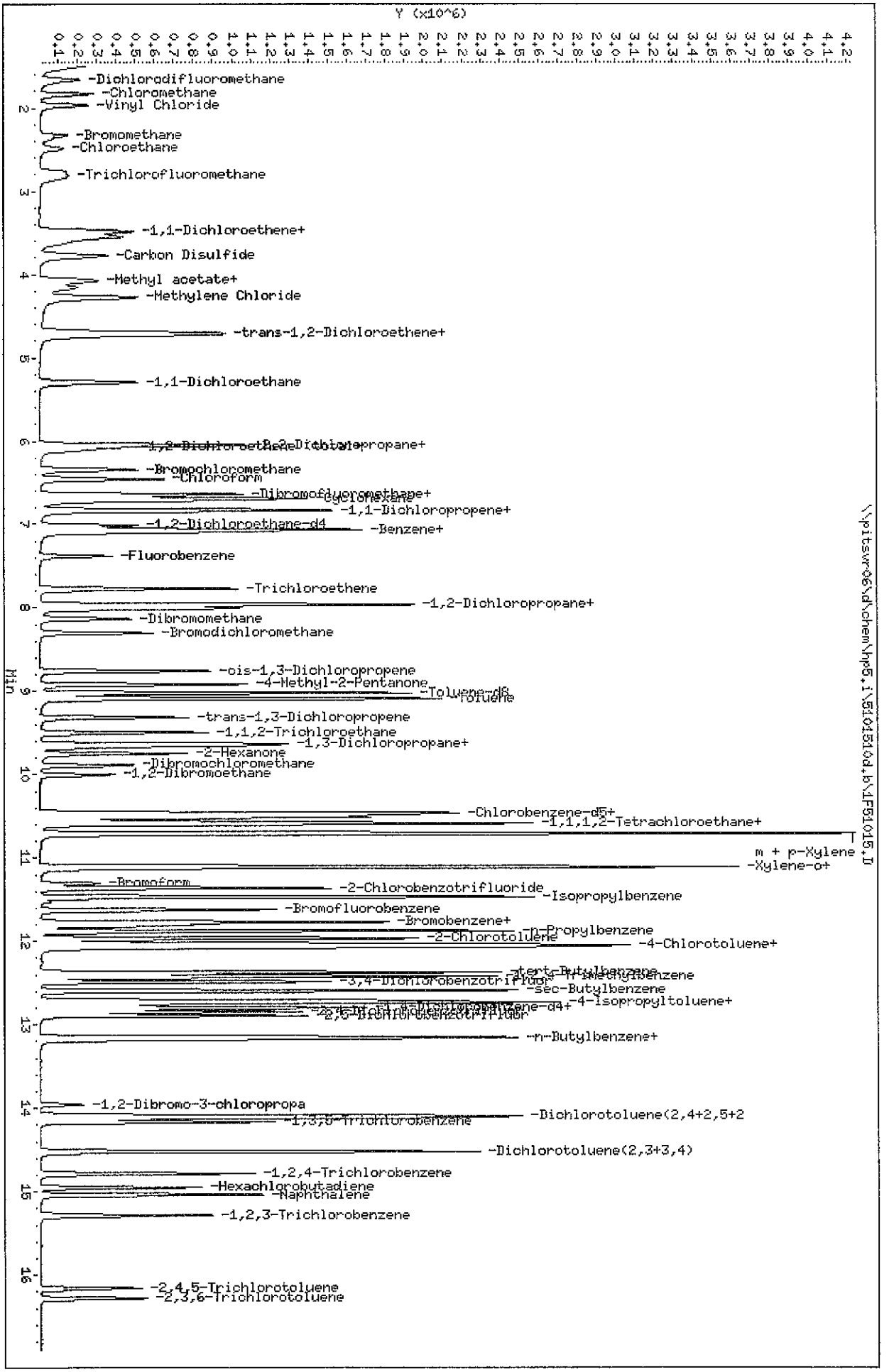

Data File: \\pitsvr06\d\chem\hp5.i\5101510d.b\1F51015.D
Date : 15-OCT-2010 19:58
Client ID: vstd35
Sample Info: VSTD35 5ml
Purge Volume: 5.0
Column phase: DB 624

Instrument: hp5.i
Operator: 403808
Column diameter: 0.20

TestAmerica Pittsburgh

VOLATILE REPORT SW-846 Method

Data file : \\pitsvr06\d\chem\hp5.i\5101510d.b\1F51015.D
Lab Smp Id: vstd35 Client Smp ID: vstd35
Inj Date : 15-OCT-2010 19:58 MS Autotune Date: 12-SEP-2010 08:53
Operator : 403808 Inst ID: hp5.i
Smp Info : VSTD35 5ml
Misc Info : vstd35,5101510d.b,8260ee.m,1-dwlistee.sub
Comment :
Method : \\pitsvr06\d\chem\hp5.i\5101510d.b\8260ee.m
Meth Date : 15-Oct-2010 23:06 hp5.i Quant Type: ISTD
Cal Date : 15-OCT-2010 19:34 Cal File: 1E51015.D
Als bottle: 6 Calibration Sample, Level: 6
Dil Factor: 1.00000
Integrator: HP RTE Compound Sublist: 1-dwlistee.sub
Target Version: 4.14
Processing Host: PITPC-002

Concentration Formula: Amt * DF * 1/Vo*Vt * CpndVariable

Name	Value	Description
DF	1.000	Dilution Factor
Vo	5.000	Sample Volume
Vt	1.000	mg/L conversion (1.0 if no conversion)
Cpnd Variable		Local Compound Variable

Compounds	QUANT SIG MASS	RT	EXP RT	REL RT	RESPONSE	AMOUNTS CAL-AMT (ng)	AMOUNTS ON-COL (ng)
* 46 Fluorobenzene	96	7.385	7.385	(1.000)	386634	50.0000	
* 69 Chlorobenzene-d5	119	10.457	10.457	(1.000)	100234	50.0000	
* 92 1,4-Dichlorobenzene-d4	152	12.775	12.775	(1.000)	129772	50.0000	
$ 39 Dibromofluoromethane	113	6.643	6.643	(0.900)	320132	175.000	179.8
$ 43 1,2-Dichloroethane-d4	65	7.014	7.014	(0.950)	395004	175.000	177.2
$ 59 Toluene-d8	98	9.021	9.021	(0.863)	1385975	175.000	163.8
$ 80 Bromofluorobenzene	95	11.625	11.625	(0.910)	509884	175.000	184.2
2 Chloromethane	50	1.825	1.825	(0.247)	474743	175.000	169.8
3 Vinyl Chloride	62	1.965	1.965	(0.266)	444369	175.000	174.2
4 Bromomethane	94	2.330	2.330	(0.315)	186525	175.000	172.5
5 Chloroethane	64	2.482	2.482	(0.336)	229963	175.000	173.9
6 Trichlorofluoromethane	101	2.804	2.804	(0.380)	381150	175.000	183.8
1 Dichlorodifluoromethane	85	1.654	1.654	(0.224)	449167	175.000	173.2
12 1,1-Dichloroethene	96	3.485	3.485	(0.472)	360419	175.000	178.9
13 Acetone	43	3.625	3.625	(0.491)	285037	350.000	348.9
15 Carbon Disulfide	76	3.777	3.777	(0.512)	995549	175.000	187.0
17 Acetonitrile	40	4.076	4.076	(0.552)	583568	3500.00	3280(QM)
18 Methylene Chloride	84	4.276	4.276	(0.579)	398909	175.000	163.9
19 trans-1,2-Dichloroethene	96	4.696	4.696	(0.636)	396546	175.000	178.0
20 Methyl tert-butyl ether	73	4.726	4.726	(0.640)	956419	175.000	178.2
24 1,1-Dichloroethane	63	5.298	5.298	(0.717)	730177	175.000	175.5
27 2,2-Dichloropropane	77	6.047	6.047	(0.819)	349280	175.000	186.3

	Compounds	QUANT SIG MASS	RT	EXP RT	REL RT	RESPONSE	AMOUNTS CAL-AMT (ng)	AMOUNTS ON-COL (ng)
28	cis-1,2-dichloroethene	96	6.059	6.059	(0.820)	421401	175.000	176.6
M 29	1,2-Dichloroethene (total)	96				817947	350.000	
30	Bromochloromethane	128	6.345	6.345	(0.859)	181391	175.000	174.9
31	2-Butanone	43	6.107	6.107	(0.827)	430469	350.000	370.4
37	Chloroform	83	6.454	6.454	(0.874)	642429	175.000	170.9
38	1,1,1-Trichloroethane	97	6.643	6.643	(0.900)	518586	175.000	180.8
40	1,1-Dichloropropene	75	6.837	6.837	(0.926)	596585	175.000	184.9
41	Carbon Tetrachloride	117	6.831	6.831	(0.925)	443349	175.000	186.3
42	Benzene	78	7.069	7.069	(0.957)	1680321	175.000	171.8
45	1,2-Dichloroethane	62	7.099	7.099	(0.961)	491354	175.000	172.3
47	Trichloroethene	130	7.774	7.774	(1.053)	400236	175.000	178.2
49	1,2-Dichloropropane	63	8.005	8.005	(1.084)	444960	175.000	180.5
50	Dibromomethane	93	8.133	8.133	(1.101)	218888	175.000	179.0
53	Bromodichloromethane	83	8.304	8.304	(1.124)	461420	175.000	184.6
57	cis-1,3-Dichloropropene	75	8.760	8.760	(1.186)	578127	175.000	194.5
58	4-Methyl-2-Pentanone	43	8.918	8.918	(0.853)	792854	350.000	336.5
60	Toluene	91	9.088	9.088	(0.869)	1681266	175.000	157.3
61	trans-1,3-Dichloropropene	75	9.319	9.319	(0.891)	483965	175.000	183.0
63	1,3-Dichloropropane	76	9.660	9.660	(0.924)	601381	175.000	159.7
64	1,1,2-Trichloroethane	97	9.496	9.496	(0.908)	323733	175.000	157.5
65	Tetrachloroethene	164	9.636	9.636	(0.921)	322504	175.000	162.3
66	2-Hexanone	43	9.745	9.745	(0.932)	579218	350.000	353.7
67	Dibromochloromethane	129	9.885	9.885	(0.945)	304821	175.000	173.0
68	1,2-Dibromoethane	107	10.001	10.001	(0.956)	317372	175.000	167.3
70	Chlorobenzene	112	10.487	10.487	(1.003)	1037237	175.000	158.7
71	1,1,1,2-Tetrachloroethane	131	10.567	10.567	(1.010)	335529	175.000	167.3
72	Ethylbenzene	106	10.591	10.591	(1.013)	615051	175.000	164.6
73	m + p-Xylene	106	10.706	10.706	(1.024)	1460599	350.000	322.3
74	Xylene-o	106	11.102	11.102	(1.062)	721655	175.000	167.1
M 75	Xylenes (total)	106				2182254	525.000	
76	Styrene	104	11.114	11.114	(1.063)	1189798	175.000	166.5
77	Bromoform	173	11.309	11.309	(1.081)	181060	175.000	181.7
78	Isopropylbenzene	105	11.467	11.467	(1.097)	1822517	175.000	161.4
79	Bromobenzene	156	11.777	11.777	(0.922)	407926	175.000	174.6
81	n-Propylbenzene	120	11.875	11.875	(0.930)	524953	175.000	180.9
82	2-Chlorotoluene	126	11.966	11.966	(0.937)	450396	175.000	178.7
83	1,1,2,2-Tetrachloroethane	83	11.765	11.765	(0.921)	441424	175.000	167.6
84	1,2,3-Trichloropropane	110	11.814	11.814	(0.925)	136083	175.000	170.2
85	4-Chlorotoluene	126	12.075	12.075	(0.945)	478883	175.000	173.2
86	1,3,5-Trimethylbenzene	105	12.051	12.051	(0.943)	1504511	175.000	172.4
87	tert-Butylbenzene	119	12.373	12.373	(0.969)	1283176	175.000	172.8
88	1,2,4-Trimethylbenzene	105	12.428	12.428	(0.973)	1495549	175.000	174.2
89	sec-Butylbenzene	105	12.592	12.592	(0.986)	1869580	175.000	169.8
90	4-Isopropyltoluene	119	12.738	12.738	(0.997)	1560109	175.000	176.2
91	1,3-Dichlorobenzene	146	12.714	12.714	(0.995)	760446	175.000	172.4
93	1,4-Dichlorobenzene	146	12.799	12.799	(1.002)	780946	175.000	169.6
94	n-Butylbenzene	91	13.146	13.146	(1.029)	1428085	175.000	180.4
95	1,2-Dichlorobenzene	146	13.176	13.176	(1.031)	708048	175.000	168.1
96	1,2-Dibromo-3-chloropropane	157	13.955	13.955	(1.092)	71471	175.000	193.2
97	1,2,4-Trichlorobenzene	180	14.782	14.782	(1.157)	406381	175.000	188.7
98	Hexachlorobutadiene	225	14.953	14.953	(1.170)	184272	175.000	176.6
99	Naphthalene	128	15.038	15.038	(1.177)	1089062	175.000	194.4
100	1,2,3-Trichlorobenzene	180	15.287	15.287	(1.197)	355486	175.000	187.6
101	1,1,2-trichlorotrifluoroethane	101	3.552	3.552	(0.481)	378189	175.000	175.5

Compounds	QUANT SIG MASS	RT	EXP RT	REL RT	RESPONSE	AMOUNTS CAL-AMT (ng)	AMOUNTS ON-COL (ng)
102 Methyl acetate	43	4.155	4.155	(0.563)	334638	175.000	174.4
104 Cyclohexane	56	6.697	6.697	(0.907)	902209	175.000	184.6
105 Methyl Cyclohexane	83	7.963	7.963	(1.078)	863930	175.000	184.9
157 2-Chlorobenzotrifluoride	180	11.363	11.363	(1.087)	540620	175.000	158.1
158 3-Chlorobenzotrifluoride	180	10.463	10.463	(1.001)	568690	175.000	153.2
159 4-Chlorobenzotrifluoride	180	10.518	10.518	(1.006)	532007	175.000	152.8
160 3-Chlorotoluene	126	12.027	12.027	(0.941)	440129	175.000	173.1
161 2,4-Dichlorobenzotrifluoride	214	12.848	12.848	(1.006)	374459	175.000	175.5
162 2,5-Dichlorobenzotrifluoride	214	12.897	12.897	(1.010)	405414	175.000	162.6
163 3,4-Dichlorobenzotrifluoride	214	12.489	12.489	(0.978)	418510	175.000	168.9
164 Dichlorotoluene(2,4+2,5+2,6)	125	14.095	14.095	(1.103)	1680134	525.000	532.0
165 Dichlorotoluene(2,3+3,4)	125	14.521	14.521	(1.137)	1126260	350.000	362.8
166 1,3,5-Trichlorobenzene	180	14.168	14.168	(1.109)	454427	175.000	173.0
167 2,3,6-Trichlorotoluene	159	16.279	16.279	(1.274)	168749	175.000	201.1
168 2,4,5-Trichlorotoluene	159	16.163	16.163	(1.265)	191059	175.000	205.3

QC Flag Legend

Q - Qualifier signal failed the ratio test.
M - Compound response manually integrated.

Data File Name: 1F51015.D
Inj. Date and Time: 15-OCT-2010 19:58
Instrument ID: hp5.i
Client ID: vstd35
Compound Name: Acetonitrile
CAS #: 75-05-8

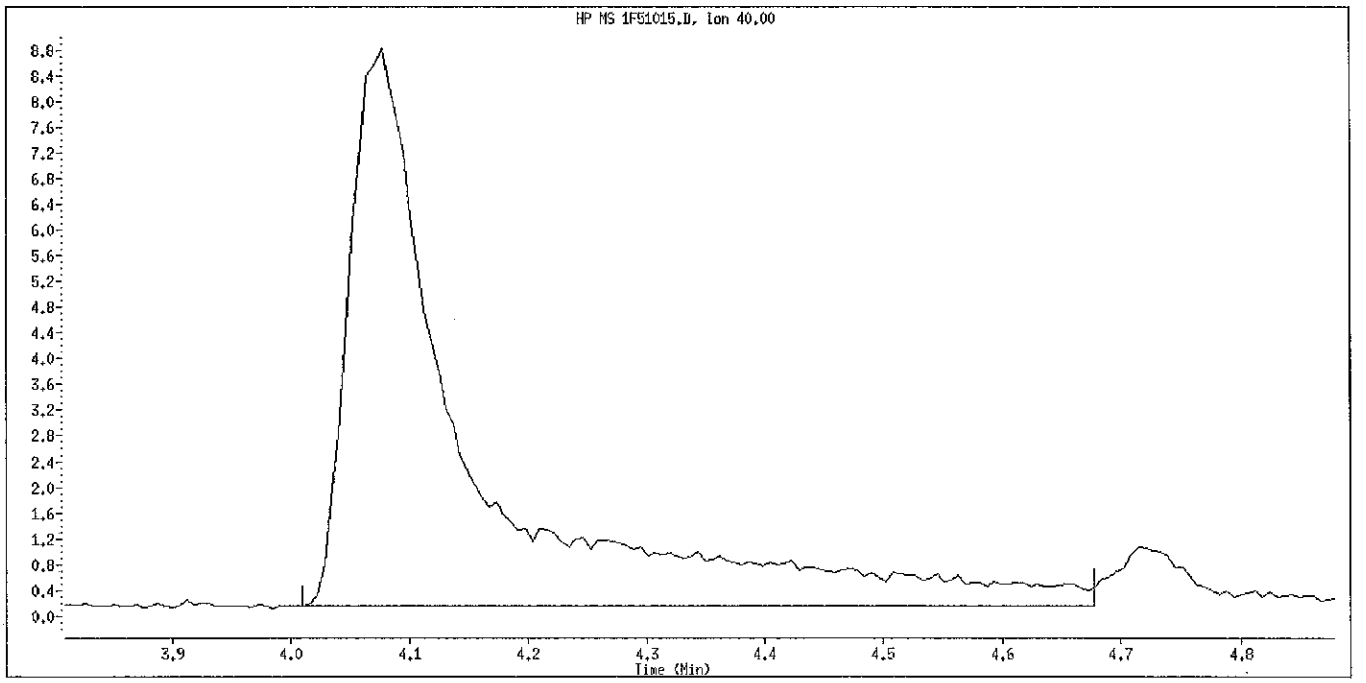

Original Integration

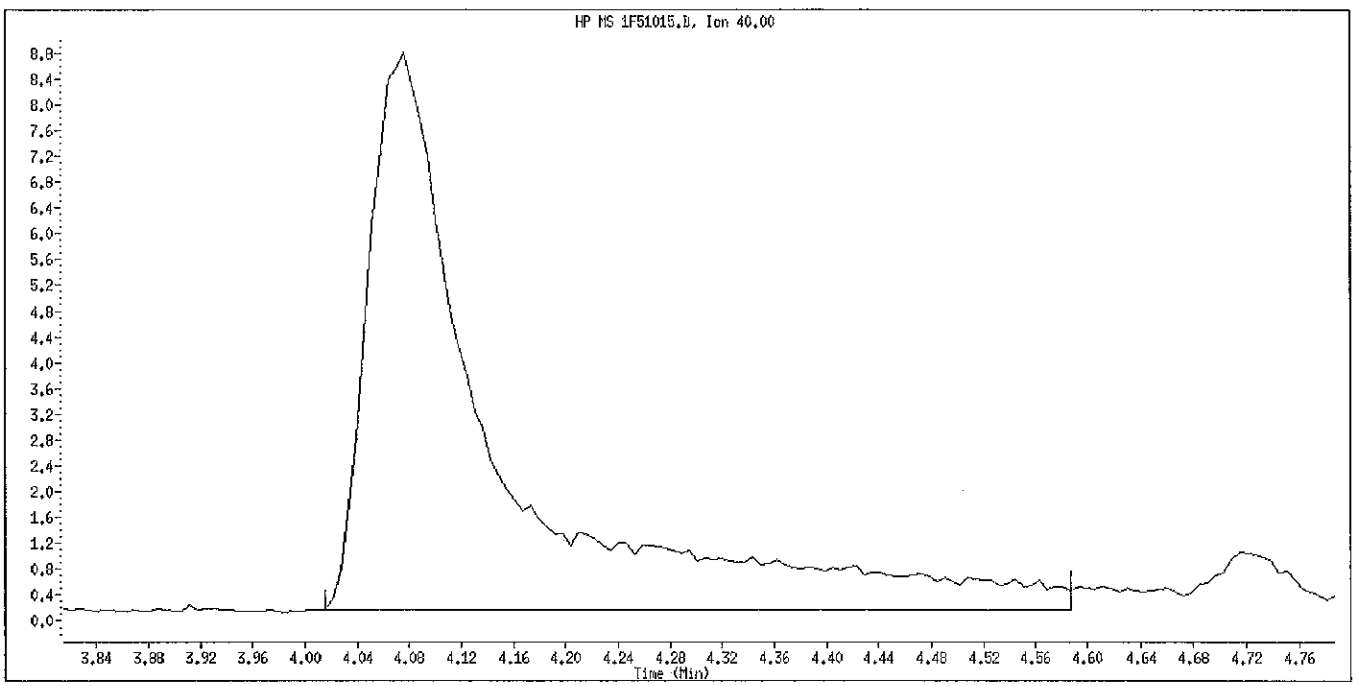

Manual Integration

Manually Integrated By: lipayj
Manual Integration Reason: Peak Integrated Incorrectly



Data File: \\pitsvr06\d\chem\hp5.i\5101510d.b\1051015.D
Date : 15-OCT-2010 20:23
Client ID: vstd40
Sample Info: VSTD40 5ml
Purge Volume: 5.0
Column phase: DB 624

Instrument: hp5.i
Operator: 403808
Column diameter: 0.20

TestAmerica Pittsburgh

VOLATILE REPORT SW-846 Method

Data file : \\pitsvr06\d\chem\hp5.i\5101510d.b\1G51015.D
Lab Smp Id: vstd40 Client Smp ID: vstd40
Inj Date : 15-OCT-2010 20:23 MS Autotune Date: 12-SEP-2010 08:53
Operator : 403808 Inst ID: hp5.i
Smp Info : VSTD40 5ml
Misc Info : vstd40,5101510d.b,8260ee.m,1-dwlistee.sub
Comment :
Method : \\pitsvr06\d\chem\hp5.i\5101510d.b\8260ee.m
Meth Date : 15-Oct-2010 23:06 hp5.i Quant Type: ISTD
Cal Date : 15-OCT-2010 19:58 Cal File: 1F51015.D
Als bottle: 7 Calibration Sample, Level: 7
Dil Factor: 1.00000
Integrator: HP RTE Compound Sublist: 1-dwlistee.sub
Target Version: 4.14
Processing Host: PITPC-002

Concentration Formula: Amt * DF * 1/Vo*Vt * CpndVariable

Name	Value	Description
DF	1.000	Dilution Factor
Vo	5.000	Sample Volume
Vt	1.000	mg/L conversion (1.0 if no conversion)
Cpnd Variable		Local Compound Variable

	Compounds	QUANT SIG MASS	RT	EXP RT	REL RT	RESPONSE	AMOUNTS CAL-AMT (ng)	AMOUNTS ON-COL (ng)
* 46	Fluorobenzene	96	7.381	7.381	(1.000)	389925	50.0000	
* 69	Chlorobenzene-d5	119	10.459	10.459	(1.000)	103325	50.0000	
* 92	1,4-Dichlorobenzene-d4	152	12.777	12.777	(1.000)	135242	50.0000	
$ 39	Dibromofluoromethane	113	6.638	6.638	(0.899)	359929	200.000	200.4
$ 43	1,2-Dichloroethane-d4	65	7.009	7.009	(0.950)	443885	200.000	197.5
$ 59	Toluene-d8	98	9.023	9.023	(0.863)	1538937	200.000	176.4
$ 80	Bromofluorobenzene	95	11.621	11.621	(0.910)	579490	200.000	200.8
2	Chloromethane	50	1.826	1.826	(0.248)	536841	200.000	190.3
3	Vinyl Chloride	62	1.960	1.960	(0.266)	496707	200.000	193.1
4	Bromomethane	94	2.325	2.325	(0.315)	220424	200.000	202.1
5	Chloroethane	64	2.483	2.483	(0.337)	260038	200.000	195.0
6	Trichlorofluoromethane	101	2.794	2.794	(0.379)	437750	200.000	209.4
1	Dichlorodifluoromethane	85	1.656	1.656	(0.224)	503838	200.000	192.6
12	1,1-Dichloroethene	96	3.475	3.475	(0.471)	405651	200.000	199.7
13	Acetone	43	3.621	3.621	(0.491)	343778	400.000	417.3
15	Carbon Disulfide	76	3.773	3.773	(0.511)	1133745	200.000	211.1
17	Acetonitrile	40	4.065	4.065	(0.551)	687616	4000.00	3832(M)
18	Methylene Chloride	84	4.272	4.272	(0.579)	463186	200.000	188.7
19	trans-1,2-Dichloroethene	96	4.692	4.692	(0.636)	449549	200.000	200.1
20	Methyl tert-butyl ether	73	4.722	4.722	(0.640)	1131881	200.000	209.1
24	1,1-Dichloroethane	63	5.294	5.294	(0.717)	827639	200.000	197.3
27	2,2-Dichloropropane	77	6.042	6.042	(0.819)	400597	200.000	211.9

	Compounds	QUANT SIG MASS	RT	EXP RT	REL RT	RESPONSE	AMOUNTS CAL-AMT (ng)	AMOUNTS ON-COL (ng)
	28 cis-1,2-dichloroethene	96	6.054	6.054	(0.820)	487961	200.000	202.8
M	29 1,2-Dichloroethene (total)	96				937510	400.000	
	30 Bromochloromethane	128	6.346	6.346	(0.860)	211348	200.000	202.1
	31 2-Butanone	43	6.103	6.103	(0.827)	513356	400.000	438.0
	37 Chloroform	83	6.456	6.456	(0.875)	743981	200.000	196.2
	38 1,1,1-Trichloroethane	97	6.644	6.644	(0.900)	595882	200.000	206.0
	40 1,1-Dichloropropene	75	6.833	6.833	(0.926)	671438	200.000	206.3
	41 Carbon Tetrachloride	117	6.827	6.827	(0.925)	499799	200.000	208.3
	42 Benzene	78	7.064	7.064	(0.957)	1906136	200.000	193.3
	45 1,2-Dichloroethane	62	7.095	7.095	(0.961)	567575	200.000	197.4
	47 Trichloroethene	130	7.770	7.770	(1.053)	455914	200.000	201.3
	49 1,2-Dichloropropane	63	8.007	8.007	(1.085)	507983	200.000	204.3
	50 Dibromomethane	93	8.129	8.129	(1.101)	252950	200.000	205.1
	53 Bromodichloromethane	83	8.299	8.299	(1.124)	529164	200.000	210.0
	57 cis-1,3-Dichloropropene	75	8.755	8.755	(1.186)	676413	200.000	225.6
	58 4-Methyl-2-Pentanone	43	8.920	8.920	(0.853)	930213	400.000	383.0
	60 Toluene	91	9.090	9.090	(0.869)	1900125	200.000	172.4
	61 trans-1,3-Dichloropropene	75	9.315	9.315	(0.891)	572456	200.000	210.0
	63 1,3-Dichloropropane	76	9.662	9.662	(0.924)	713232	200.000	183.7
	64 1,1,2-Trichloroethane	97	9.498	9.498	(0.908)	381674	200.000	180.1
	65 Tetrachloroethene	164	9.631	9.631	(0.921)	368222	200.000	179.7
	66 2-Hexanone	43	9.747	9.747	(0.932)	687759	400.000	407.4
	67 Dibromochloromethane	129	9.887	9.887	(0.945)	358371	200.000	197.4
	68 1,2-Dibromoethane	107	10.003	10.003	(0.956)	371459	200.000	189.9
	70 Chlorobenzene	112	10.489	10.489	(1.003)	1181673	200.000	175.4
	71 1,1,1,2-Tetrachloroethane	131	10.568	10.568	(1.010)	393561	200.000	190.3
	72 Ethylbenzene	106	10.593	10.593	(1.013)	716940	200.000	186.1
	73 m + p-Xylene	106	10.708	10.708	(1.024)	1657312	400.000	354.7
	74 Xylene-o	106	11.104	11.104	(1.062)	824847	200.000	185.3
M	75 Xylenes (total)	106				2482159	600.000	
	76 Styrene	104	11.116	11.116	(1.063)	1364534	200.000	185.2
	77 Bromoform	173	11.304	11.304	(1.081)	215143	200.000	209.5
	78 Isopropylbenzene	105	11.469	11.469	(1.097)	2039537	200.000	175.2
	79 Bromobenzene	156	11.779	11.779	(0.922)	471671	200.000	193.8
	81 n-Propylbenzene	120	11.876	11.876	(0.930)	601958	200.000	199.0
	82 2-Chlorotoluene	126	11.968	11.968	(0.937)	499739	200.000	190.2
	83 1,1,2,2-Tetrachloroethane	83	11.767	11.767	(0.921)	519004	200.000	189.2
	84 1,2,3-Trichloropropane	110	11.809	11.809	(0.924)	159654	200.000	191.6
	85 4-Chlorotoluene	126	12.077	12.077	(0.945)	569979	200.000	197.9
	86 1,3,5-Trimethylbenzene	105	12.053	12.053	(0.943)	1688797	200.000	185.6
	87 tert-Butylbenzene	119	12.375	12.375	(0.969)	1460938	200.000	188.7
	88 1,2,4-Trimethylbenzene	105	12.424	12.424	(0.972)	1640696	200.000	183.4
	89 sec-Butylbenzene	105	12.594	12.594	(0.986)	2084115	200.000	181.7
	90 4-Isopropyltoluene	119	12.740	12.740	(0.997)	1707179	200.000	185.0
	91 1,3-Dichlorobenzene	146	12.710	12.710	(0.995)	868404	200.000	188.9
	93 1,4-Dichlorobenzene	146	12.801	12.801	(1.002)	891982	200.000	185.9
	94 n-Butylbenzene	91	13.148	13.148	(1.029)	1588020	200.000	192.4
	95 1,2-Dichlorobenzene	146	13.178	13.178	(1.031)	813138	200.000	185.2
	96 1,2-Dibromo-3-chloropropane	157	13.957	13.957	(1.092)	82558	200.000	214.1
	97 1,2,4-Trichlorobenzene	180	14.784	14.784	(1.157)	453536	200.000	202.0
	98 Hexachlorobutadiene	225	14.954	14.954	(1.170)	206546	200.000	189.9
	99 Naphthalene	128	15.034	15.034	(1.177)	1249891	200.000	214.1
	100 1,2,3-Trichlorobenzene	180	15.289	15.289	(1.197)	404618	200.000	204.9
	101 1,1,2-trichlorotrifluoroethane	101	3.548	3.548	(0.481)	429461	200.000	197.6

Compounds	QUANT SIG MASS	RT	EXP RT	REL RT	RESPONSE	AMOUNTS CAL-AMT (ng)	AMOUNTS ON-COL (ng)
102 Methyl acetate	43	4.156	4.156	(0.563)	392137	200.000	202.7
104 Cyclohexane	56	6.699	6.699	(0.908)	1007477	200.000	204.4
105 Methyl Cyclohexane	83	7.965	7.965	(1.079)	972337	200.000	206.3
157 2-Chlorobenzotrifluoride	180	11.365	11.365	(1.087)	622078	200.000	176.4
158 3-Chlorobenzotrifluoride	180	10.459	10.459	(1.000)	680649	200.000	177.9
159 4-Chlorobenzotrifluoride	180	10.520	10.520	(1.006)	620694	200.000	172.9
160 3-Chlorotoluene	126	12.028	12.028	(0.941)	493459	200.000	186.3
161 2,4-Dichlorobenzotrifluoride	214	12.844	12.844	(1.005)	413339	200.000	185.9
162 2,5-Dichlorobenzotrifluoride	214	12.892	12.892	(1.009)	476703	200.000	183.5
163 3,4-Dichlorobenzotrifluoride	214	12.485	12.485	(0.977)	471735	200.000	182.7
164 Dichlorotoluene(2,4+2,5+2,6)	125	14.097	14.097	(1.103)	1900360	600.000	577.4
165 Dichlorotoluene(2,3+3,4)	125	14.516	14.516	(1.136)	1279677	400.000	395.5
166 1,3,5-Trichlorobenzene	180	14.164	14.164	(1.109)	513168	200.000	187.4
167 2,3,6-Trichlorotoluene	159	16.281	16.281	(1.274)	188474	200.000	215.5
168 2,4,5-Trichlorotoluene	159	16.159	16.159	(1.265)	221976	200.000	228.9

QC Flag Legend

M - Compound response manually integrated.

Data File Name: 1G51015.D
Inj. Date and Time: 15-OCT-2010 20:23
Instrument ID: hp5.i
Client ID: vstd40
Compound Name: Acetonitrile
CAS #: 75-05-8

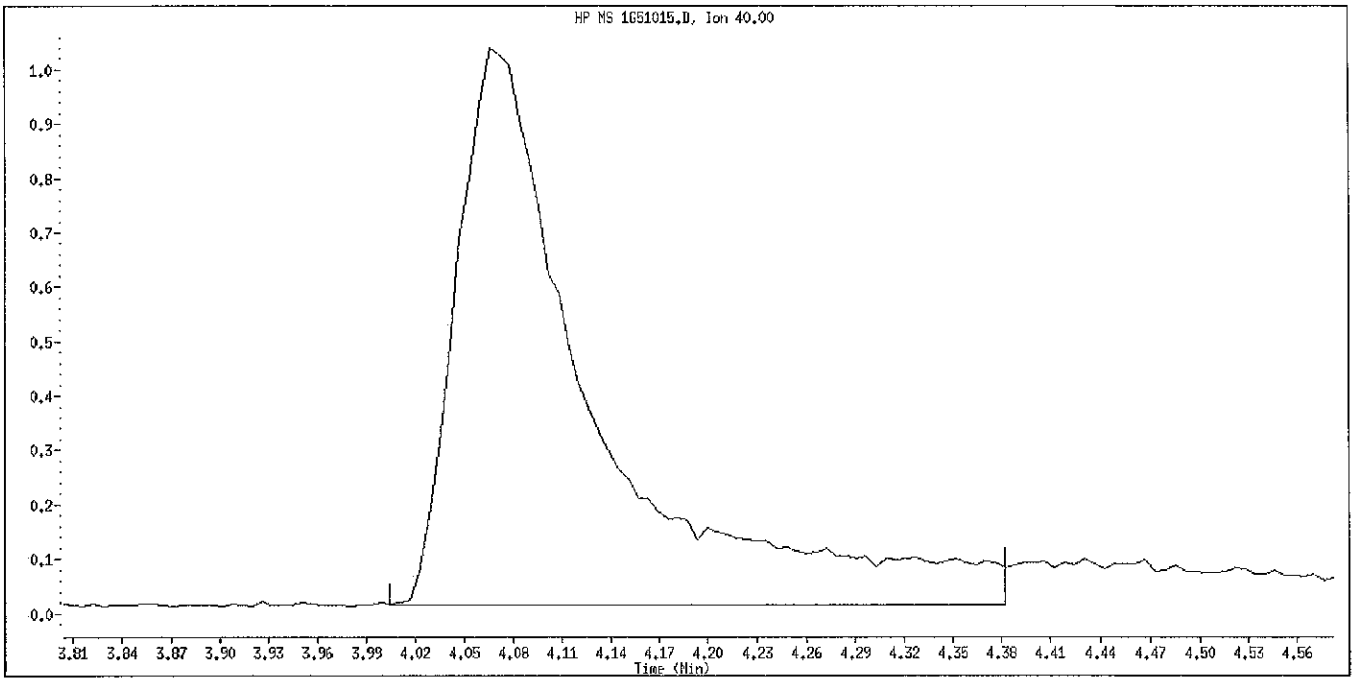

Original Integration

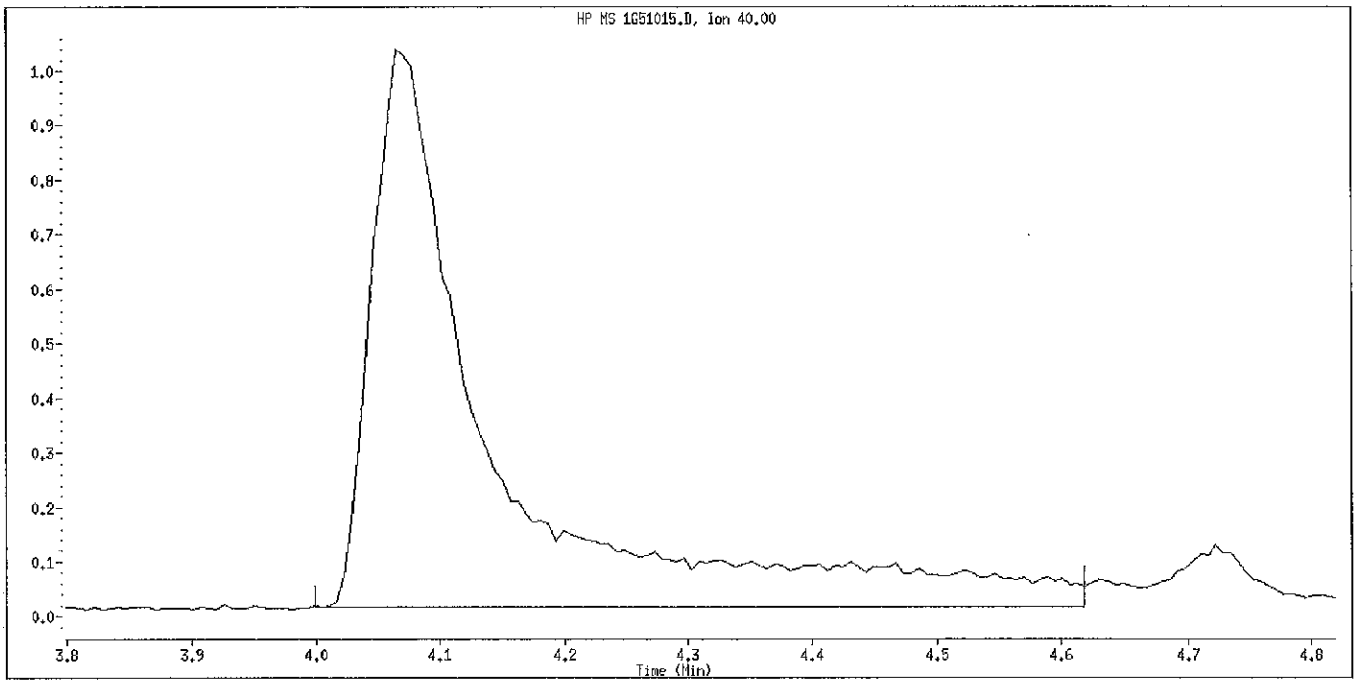

Manual Integration

Manually Integrated By: lipayj
Manual Integration Reason: Peak Integrated Incorrectly

TestAmerica Pittsburgh

CONTINUING CALIBRATION COMPOUNDS

Instrument ID: hp5.i Injection Date: 15-OCT-2010 22:44
Lab File ID: VR51015.D Init. Cal. Date(s): 15-OCT-2010 15-OCT-2010
Analysis Type: WATER Init. Cal. Times: 17:56 22:20
Lab Sample ID: vstd10 Quant Type: ISTD
Method: \\pitsvr06\d\chem\hp5.i\5101510d.b\8260ee.m

COMPOUND	RRF / AMOUNT	RF10	MIN RRF	%D / %DRIFT	MAX %D / %DRIFT	CURVE TYPE
$ 39 Dibromofluoromethane	0.23031	0.23707	0.010	-2.93693	20.00000	Averaged
$ 43 1,2-Dichloroethane-d4	0.28819	0.28941	0.010	-0.42558	20.00000	Averaged
$ 59 Toluene-d8	4.22034	4.44233	0.010	-5.25997	20.00000	Averaged
$ 80 Bromofluorobenzene	1.06664	1.11634	0.010	-4.65992	20.00000	Averaged
2 Chloromethane	0.36167	0.36451	0.100	-0.78321	20.00000	Averaged
3 Vinyl Chloride	0.32988	0.32803	0.010	0.56168	20.00000	Averaged
4 Bromomethane	0.13985	0.12140	0.010	13.19550	20.00000	Averaged
5 Chloroethane	0.17096	0.18122	0.010	-6.00042	20.00000	Averaged
6 Trichlorofluoromethane	0.26813	0.28334	0.010	-5.67384	20.00000	Averaged
1 Dichlorodifluoromethane	0.33537	0.32117	0.010	4.23428	20.00000	Averaged
12 1,1-Dichloroethene	0.26046	0.26616	0.010	-2.18566	20.00000	Averaged
13 Acetone	0.10564	0.11404	0.010	-7.95241	20.00000	Averaged
15 Carbon Disulfide	0.68866	0.67781	0.010	1.57641	20.00000	Averaged
17 Acetonitrile	0.02301	0.02420	0.010	-5.15733	20.00000	Averaged
18 Methylene Chloride	0.31480	0.31003	0.010	1.51419	20.00000	Averaged
19 trans-1,2-Dichloroethene	0.28806	0.29108	0.010	-1.04912	20.00000	Averaged
20 Methyl tert-butyl ether	0.69413	0.70010	0.010	-0.85900	20.00000	Averaged
24 1,1-Dichloroethane	0.53792	0.54804	0.100	-1.88084	20.00000	Averaged
27 2,2-Dichloropropane	0.24246	0.24371	0.010	-0.51548	20.00000	Averaged
28 cis-1,2-dichloroethene	0.30860	0.31360	0.010	-1.62245	20.00000	Averaged
M 29 1,2-Dichloroethene (total)	0.29833	0.30234	0.010	-1.34565	20.00000	Averaged
30 Bromochloromethane	0.13411	0.14131	0.010	-5.36406	20.00000	Averaged
31 2-Butanone	0.15029	0.15495	0.010	-3.09656	20.00000	Averaged
37 Chloroform	0.48620	0.49875	0.010	-2.58136	20.00000	Averaged
38 1,1,1-Trichloroethane	0.37082	0.38313	0.010	-3.32027	20.00000	Averaged
40 1,1-Dichloropropene	0.41727	0.43525	0.010	-4.30784	20.00000	Averaged
41 Carbon Tetrachloride	0.30769	0.30433	0.010	1.09281	20.00000	Averaged
42 Benzene	1.26473	1.33183	0.010	-5.30545	20.00000	Averaged
45 1,2-Dichloroethane	0.36877	0.37620	0.010	-2.01369	20.00000	Averaged
47 Trichloroethene	0.29043	0.29918	0.010	-3.01291	20.00000	Averaged
49 1,2-Dichloropropane	0.31878	0.32743	0.010	-2.71341	20.00000	Averaged
50 Dibromomethane	0.15813	0.16212	0.010	-2.52379	20.00000	Averaged
53 Bromodichloromethane	0.32319	0.32895	0.010	-1.78273	20.00000	Averaged
57 cis-1,3-Dichloropropene	0.38445	0.37678	0.010	1.99366	20.00000	Averaged
58 4-Methyl-2-Pentanone	1.17517	1.18921	0.010	-1.19471	20.00000	Averaged
60 Toluene	5.33261	5.73513	0.010	-7.54826	20.00000	Averaged
61 trans-1,3-Dichloropropene	1.31894	1.35451	0.010	-2.69631	20.00000	Averaged
63 1,3-Dichloropropane	1.87875	1.98021	0.010	-5.40031	20.00000	Averaged
64 1,1,2-Trichloroethane	1.02535	1.06449	0.010	-3.81736	20.00000	Averaged
65 Tetrachloroethene	0.99132	1.03076	0.010	-3.97921	20.00000	Averaged
66 2-Hexanone	0.81680	0.82076	0.010	-0.48437	20.00000	Averaged
67 Dibromochloromethane	0.87868	0.92291	0.010	-5.03355	20.00000	Averaged
68 1,2-Dibromoethane	0.94634	1.00696	0.010	-6.40539	20.00000	Averaged

TestAmerica Pittsburgh

CONTINUING CALIBRATION COMPOUNDS

Instrument ID: hp5.i Injection Date: 15-OCT-2010 22:44
Lab File ID: VR51015.D Init. Cal. Date(s): 15-OCT-2010 15-OCT-2010
Analysis Type: WATER Init. Cal. Times: 17:56 22:20
Lab Sample ID: vstd10 Quant Type: ISTD
Method: \\pitsvr06\d\chem\hp5.i\5101510d.b\8260ee.m

COMPOUND	RRF / AMOUNT	RF10	MIN RRF	%D / %DRIFT	MAX %D / %DRIFT	CURVE TYPE
70 Chlorobenzene	3.26020	3.48808	0.300	-6.98984	20.00000	Averaged
71 1,1,1,2-Tetrachloroethane	1.00060	1.03976	0.010	-3.91421	20.00000	Averaged
72 Ethylbenzene	1.86398	1.94999	0.010	-4.61464	20.00000	Averaged
73 m + p-Xylene	2.26088	2.45138	0.010	-8.42591	20.00000	Averaged
74 Xylene-o	2.15402	2.34949	0.010	-9.07434	20.00000	Averaged
M 75 Xylenes (total)	2.22526	2.41741	0.010	-8.63513	20.00000	Averaged
76 Styrene	3.56508	3.92090	0.010	-9.98057	20.00000	Averaged
77 Bromoform	0.49702	0.51590	0.100	-3.79985	20.00000	Averaged
78 Isopropylbenzene	5.63155	6.23545	0.010	-10.72362	20.00000	Averaged
79 Bromobenzene	0.89996	0.93894	0.010	-4.33119	20.00000	Averaged
81 n-Propylbenzene	1.11820	1.21686	0.010	-8.82310	20.00000	Averaged
82 2-Chlorotoluene	0.97125	0.98826	0.010	-1.75157	20.00000	Averaged
83 1,1,2,2-Tetrachloroethane	1.01443	1.04483	0.300	-2.99724	20.00000	Averaged
84 1,2,3-Trichloropropane	0.30801	0.30570	0.010	0.74897	20.00000	Averaged
85 4-Chlorotoluene	1.06502	1.11244	0.010	-4.45235	20.00000	Averaged
86 1,3,5-Trimethylbenzene	3.36310	3.66975	0.010	-9.11800	20.00000	Averaged
87 tert-Butylbenzene	2.86191	3.01602	0.010	-5.38479	20.00000	Averaged
88 1,2,4-Trimethylbenzene	3.30767	3.61555	0.010	-9.30779	20.00000	Averaged
89 sec-Butylbenzene	4.24087	4.61761	0.010	-8.88358	20.00000	Averaged
90 4-Isopropyltoluene	3.41146	3.73797	0.010	-9.57125	20.00000	Averaged
91 1,3-Dichlorobenzene	1.69959	1.79079	0.010	-5.36601	20.00000	Averaged
93 1,4-Dichlorobenzene	1.77396	1.82060	0.010	-2.62944	20.00000	Averaged
94 n-Butylbenzene	3.05083	3.26747	0.010	-7.10122	20.00000	Averaged
95 1,2-Dichlorobenzene	1.62299	1.66599	0.010	-2.64936	20.00000	Averaged
96 1,2-Dibromo-3-chloropropane	0.14254	0.14375	0.010	-0.84619	20.00000	Averaged
97 1,2,4-Trichlorobenzene	0.82991	0.90730	0.010	-9.32512	20.00000	Averaged
98 Hexachlorobutadiene	0.40214	0.42959	0.010	-6.82641	20.00000	Averaged
99 Naphthalene	2.15846	2.26791	0.010	-5.07103	20.00000	Averaged
100 1,2,3-Trichlorobenzene	0.73015	0.77945	0.010	-6.75187	20.00000	Averaged
101 1,1,2-trichlorotrifluoroeth	0.27865	0.28455	0.010	-2.11924	20.00000	Averaged
102 Methyl acetate	0.24807	0.24918	0.010	-0.44822	20.00000	Averaged
104 Cyclohexane	0.63195	0.64576	0.010	-2.18408	20.00000	Averaged
105 Methyl Cyclohexane	0.60430	0.62859	0.010	-4.01949	20.00000	Averaged
157 2-Chlorobenzotrifluoride	1.70602	1.74519	0.010	-2.29618	20.00000	Averaged
158 3-Chlorobenzotrifluoride	1.85149	1.83738	0.010	0.76208	20.00000	Averaged
159 4-Chlorobenzotrifluoride	1.73697	1.72661	0.010	0.59616	20.00000	Averaged
160 3-Chlorotoluene	0.97941	1.00179	0.010	-2.28555	20.00000	Averaged
161 2,4-Dichlorobenzotrifluorid	0.82201	0.84007	0.010	-2.19714	20.00000	Averaged
162 2,5-Dichlorobenzotrifluorid	0.96047	0.96957	0.010	-0.94718	20.00000	Averaged
163 3,4-Dichlorobenzotrifluorid	0.95468	0.94010	0.010	1.52769	20.00000	Averaged
164 Dichlorotoluene(2,4+2,5+2,6	1.21676	1.28122	0.010	-5.29706	20.00000	Averaged
165 Dichlorotoluene(2,3+3,4)	1.19614	1.28213	0.010	-7.18846	20.00000	Averaged
166 1,3,5-Trichlorobenzene	1.01222	1.04603	0.010	-3.34013	20.00000	Averaged

TestAmerica Pittsburgh

CONTINUING CALIBRATION COMPOUNDS

Instrument ID: hp5.i Injection Date: 15-OCT-2010 22:44
Lab File ID: VR51015.D Init. Cal. Date(s): 15-OCT-2010 15-OCT-2010
Analysis Type: WATER Init. Cal. Times: 17:56 22:20
Lab Sample ID: vstd10 Quant Type: ISTD
Method: \\pitsvr06\d\chem\hp5.i\5101510d.b\8260ee.m

COMPOUND	RRF / AMOUNT	RF10	MIN RRF	%D / %DRIFT	MAX %D / %DRIFT	CURVE TYPE
167 2,3,6-Trichlorotoluene	0.32332	0.33923	0.010	-4.92021	20.00000	Averaged
168 2,4,5-Trichlorotoluene	0.35855	0.35570	0.010	0.79377	20.00000	Averaged

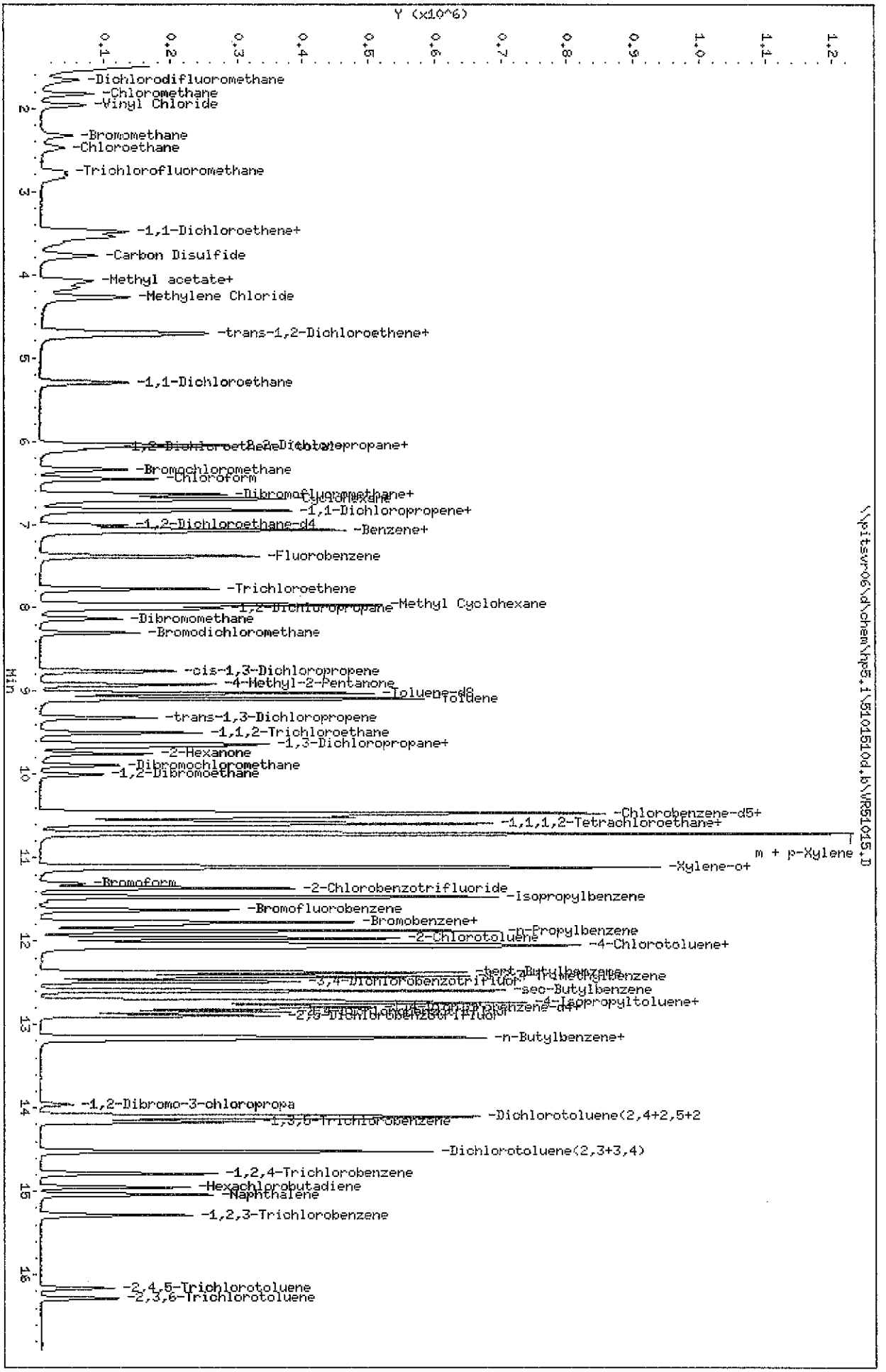

Data File: \\pitsvr06\d\chem\hp5.i\5101510d.b\VR51015.D
Date : 15-OCT-2010 22:44
Client ID: vstd10
Sample Info: VSTD10 5ml
Purge Volume: 5.0
Column phase: DB 624

Instrument: hp5.i
Operator: 403808
Column diameter: 0.20

TestAmerica Pittsburgh

VOLATILE REPORT SW-846 Method

Data file : \\pitsvr06\d\chem\hp5.i\5101510d.b\VR51015.D
Lab Smp Id: vstd10 Client Smp ID: vstd10
Inj Date : 15-OCT-2010 22:44 MS Autotune Date: 12-SEP-2010 08:53
Operator : 403808 Inst ID: hp5.i
Smp Info : VSTD10 5ml
Misc Info : vstd10,5101510d.b,8260ee.m,1-dwlistee.sub
Comment :
Method : \\pitsvr06\d\chem\hp5.i\5101510d.b\8260ee.m
Meth Date : 15-Oct-2010 23:07 hp5.i Quant Type: ISTD
Cal Date : 15-OCT-2010 22:20 Cal File: 1A51015C.D
Als bottle: 3 Continuing Calibration Sample
Dil Factor: 1.00000
Integrator: HP RTE Compound Sublist: 1-dwlistee.sub
Target Version: 4.14
Processing Host: PITPC-002

Concentration Formula: Amt * DF * 1/Vo*Vt * CpndVariable

Name	Value	Description
DF	1.000	Dilution Factor
Vo	5.000	Sample Volume
Vt	1.000	mg/L conversion (1.0 if no conversion)
Cpnd Variable		Local Compound Variable

	Compounds	QUANT SIG MASS	RT	EXP RT	REL RT	RESPONSE	AMOUNTS CAL-AMT (ng)	AMOUNTS ON-COL (ng)
* 46	Fluorobenzene	96	7.379	7.379	(1.000)	355938	50.0000	
* 69	Chlorobenzene-d5	119	10.463	10.463	(1.000)	82667	50.0000	
* 92	1,4-Dichlorobenzene-d4	152	12.775	12.775	(1.000)	116027	50.0000	
$ 39	Dibromofluoromethane	113	6.642	6.642	(0.900)	84383	50.0000	51.47
$ 43	1,2-Dichloroethane-d4	65	7.013	7.013	(0.951)	103013	50.0000	50.21
$ 59	Toluene-d8	98	9.021	9.021	(0.862)	367234	50.0000	52.63
$ 80	Bromofluorobenzene	95	11.625	11.625	(0.910)	129526	50.0000	52.33
2	Chloromethane	50	1.824	1.824	(0.247)	129742	50.0000	50.39
3	Vinyl Chloride	62	1.958	1.958	(0.265)	116759	50.0000	49.72
4	Bromomethane	94	2.323	2.323	(0.315)	43210	50.0000	43.40
5	Chloroethane	64	2.475	2.475	(0.336)	64504	50.0000	53.00
6	Trichlorofluoromethane	101	2.761	2.761	(0.374)	100851	50.0000	52.84
1	Dichlorodifluoromethane	85	1.648	1.648	(0.223)	114318	50.0000	47.88
12	1,1-Dichloroethene	96	3.473	3.473	(0.471)	94735	50.0000	51.09
13	Acetone	43	3.625	3.625	(0.491)	81184	100.000	108.0(M)
15	Carbon Disulfide	76	3.771	3.771	(0.511)	241257	50.0000	49.21
17	Acetonitrile	40	4.081	4.081	(0.553)	172265	1000.00	1052(QM)
18	Methylene Chloride	84	4.276	4.276	(0.580)	110351	50.0000	49.24
19	trans-1,2-Dichloroethene	96	4.690	4.690	(0.636)	103607	50.0000	50.52
20	Methyl tert-butyl ether	73	4.726	4.726	(0.641)	249191	50.0000	50.43
24	1,1-Dichloroethane	63	5.298	5.298	(0.718)	195069	50.0000	50.94
27	2,2-Dichloropropane	77	6.046	6.046	(0.819)	86744	50.0000	50.26

	Compounds	QUANT SIG MASS	RT	EXP RT	REL RT	RESPONSE	AMOUNTS CAL-AMT (ng)	AMOUNTS ON-COL (ng)
28	cis-1,2-dichloroethene	96	6.058	6.058	(0.821)	111623	50.0000	50.81
M 29	1,2-Dichloroethene (total)	96				215230	100.000	
30	Bromochloromethane	128	6.338	6.338	(0.859)	50296	50.0000	52.68
31	2-Butanone	43	6.107	6.107	(0.828)	110302	100.000	103.1
37	Chloroform	83	6.454	6.454	(0.875)	177525	50.0000	51.29
38	1,1,1-Trichloroethane	97	6.642	6.642	(0.900)	136370	50.0000	51.66
40	1,1-Dichloropropene	75	6.837	6.837	(0.927)	154922	50.0000	52.15
41	Carbon Tetrachloride	117	6.831	6.831	(0.926)	108321	50.0000	49.45
42	Benzene	78	7.068	7.068	(0.958)	474050	50.0000	52.65
45	1,2-Dichloroethane	62	7.099	7.099	(0.962)	133903	50.0000	51.01
47	Trichloroethene	130	7.774	7.774	(1.054)	106491	50.0000	51.51
49	1,2-Dichloropropane	63	8.011	8.011	(1.086)	116546	50.0000	51.36
50	Dibromomethane	93	8.133	8.133	(1.102)	57705	50.0000	51.26
53	Bromodichloromethane	83	8.303	8.303	(1.125)	117087	50.0000	50.89
57	cis-1,3-Dichloropropene	75	8.753	8.753	(1.186)	134112	50.0000	49.00
58	4-Methyl-2-Pentanone	43	8.918	8.918	(0.852)	196617	100.000	101.2
60	Toluene	91	9.088	9.088	(0.869)	474106	50.0000	53.77
61	trans-1,3-Dichloropropene	75	9.319	9.319	(0.891)	111973	50.0000	51.35
63	1,3-Dichloropropane	76	9.660	9.660	(0.923)	163698	50.0000	52.70
64	1,1,2-Trichloroethane	97	9.496	9.496	(0.908)	87998	50.0000	51.91
65	Tetrachloroethene	164	9.635	9.635	(0.921)	85210	50.0000	51.99
66	2-Hexanone	43	9.751	9.751	(0.932)	135699	100.000	100.5
67	Dibromochloromethane	129	9.885	9.885	(0.945)	76294	50.0000	52.52
68	1,2-Dibromoethane	107	10.000	10.000	(0.956)	83242	50.0000	53.20
70	Chlorobenzene	112	10.487	10.487	(1.002)	288349	50.0000	53.49
71	1,1,1,2-Tetrachloroethane	131	10.566	10.566	(1.010)	85954	50.0000	51.96 (Q)
72	Ethylbenzene	106	10.591	10.591	(1.012)	161200	50.0000	52.31
73	m + p-Xylene	106	10.706	10.706	(1.023)	405296	100.000	108.4
74	Xylene-o	106	11.102	11.102	(1.061)	194225	50.0000	54.54
M 75	Xylenes (total)	106				599521	150.000	
76	Styrene	104	11.120	11.120	(1.063)	324129	50.0000	54.99
77	Bromoform	173	11.308	11.308	(1.081)	42648	50.0000	51.90
78	Isopropylbenzene	105	11.467	11.467	(1.096)	515466	50.0000	55.36
79	Bromobenzene	156	11.777	11.777	(0.922)	108942	50.0000	52.16
81	n-Propylbenzene	120	11.874	11.874	(0.930)	141189	50.0000	54.41
82	2-Chlorotoluene	126	11.965	11.965	(0.937)	114665	50.0000	50.88
83	1,1,2,2-Tetrachloroethane	83	11.765	11.765	(0.921)	121229	50.0000	51.50
84	1,2,3-Trichloropropane	110	11.813	11.813	(0.925)	35470	50.0000	49.62
85	4-Chlorotoluene	126	12.075	12.075	(0.945)	129073	50.0000	52.23
86	1,3,5-Trimethylbenzene	105	12.051	12.051	(0.943)	425790	50.0000	54.56
87	tert-Butylbenzene	119	12.379	12.379	(0.969)	349940	50.0000	52.69
88	1,2,4-Trimethylbenzene	105	12.422	12.422	(0.972)	419501	50.0000	54.65
89	sec-Butylbenzene	105	12.592	12.592	(0.986)	535767	50.0000	54.44
90	4-Isopropyltoluene	119	12.738	12.738	(0.997)	433706	50.0000	54.78
91	1,3-Dichlorobenzene	146	12.714	12.714	(0.995)	207780	50.0000	52.68
93	1,4-Dichlorobenzene	146	12.799	12.799	(1.002)	211239	50.0000	51.31
94	n-Butylbenzene	91	13.152	13.152	(1.030)	379115	50.0000	53.55
95	1,2-Dichlorobenzene	146	13.176	13.176	(1.031)	193300	50.0000	51.32
96	1,2-Dibromo-3-chloropropane	157	13.961	13.961	(1.093)	16679	50.0000	50.42
97	1,2,4-Trichlorobenzene	180	14.788	14.788	(1.158)	105271	50.0000	54.66
98	Hexachlorobutadiene	225	14.952	14.952	(1.170)	49844	50.0000	53.41
99	Naphthalene	128	15.038	15.038	(1.177)	263139	50.0000	52.54
100	1,2,3-Trichlorobenzene	180	15.287	15.287	(1.197)	90437	50.0000	53.38
101	1,1,2-trichlorotrifluoroethane	101	3.546	3.546	(0.481)	101283	50.0000	51.06

Compounds	QUANT SIG MASS	RT	EXP RT	REL RT	RESPONSE	AMOUNTS CAL-AMT (ng)	AMOUNTS ON-COL (ng)
102 Methyl acetate	43	4.160	4.160	(0.564)	88694	50.0000	50.22
104 Cyclohexane	56	6.697	6.697	(0.908)	229849	50.0000	51.09
105 Methyl Cyclohexane	83	7.963	7.963	(1.079)	223738	50.0000	52.01
157 2-Chlorobenzotrifluoride	180	11.363	11.363	(1.086)	144270	50.0000	51.15
158 3-Chlorobenzotrifluoride	180	10.463	10.463	(1.000)	151891	50.0000	49.62
159 4-Chlorobenzotrifluoride	180	10.518	10.518	(1.005)	142734	50.0000	49.70
160 3-Chlorotoluene	126	12.026	12.026	(0.941)	116235	50.0000	51.14
161 2,4-Dichlorobenzotrifluoride	214	12.848	12.848	(1.006)	97471	50.0000	51.10
162 2,5-Dichlorobenzotrifluoride	214	12.896	12.896	(1.010)	112496	50.0000	50.47
163 3,4-Dichlorobenzotrifluoride	214	12.489	12.489	(0.978)	109077	50.0000	49.24
164 Dichlorotoluene(2,4+2,5+2,6)	125	14.101	14.101	(1.104)	445967	150.000	157.9
165 Dichlorotoluene(2,3+3,4)	125	14.520	14.520	(1.137)	297523	100.000	107.2
166 1,3,5-Trichlorobenzene	180	14.162	14.162	(1.109)	121368	50.0000	51.67
167 2,3,6-Trichlorotoluene	159	16.285	16.285	(1.275)	39360	50.0000	52.46
168 2,4,5-Trichlorotoluene	159	16.163	16.163	(1.265)	41271	50.0000	49.60

QC Flag Legend

Q - Qualifier signal failed the ratio test.
M - Compound response manually integrated.

Data File Name: VR51015.D
Inj. Date and Time: 15-OCT-2010 22:44
Instrument ID: hp5.i
Client ID: vstd10
Compound Name: Acetone
CAS #: 67-64-1

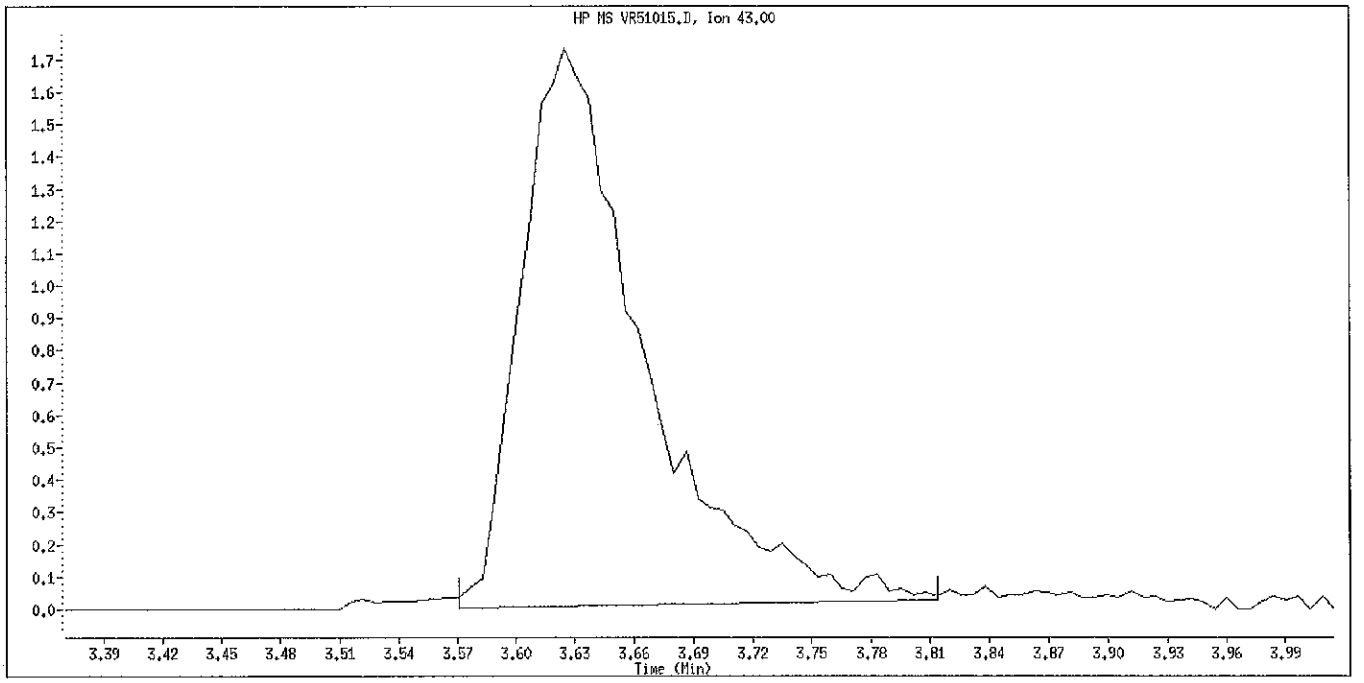

Original Integration

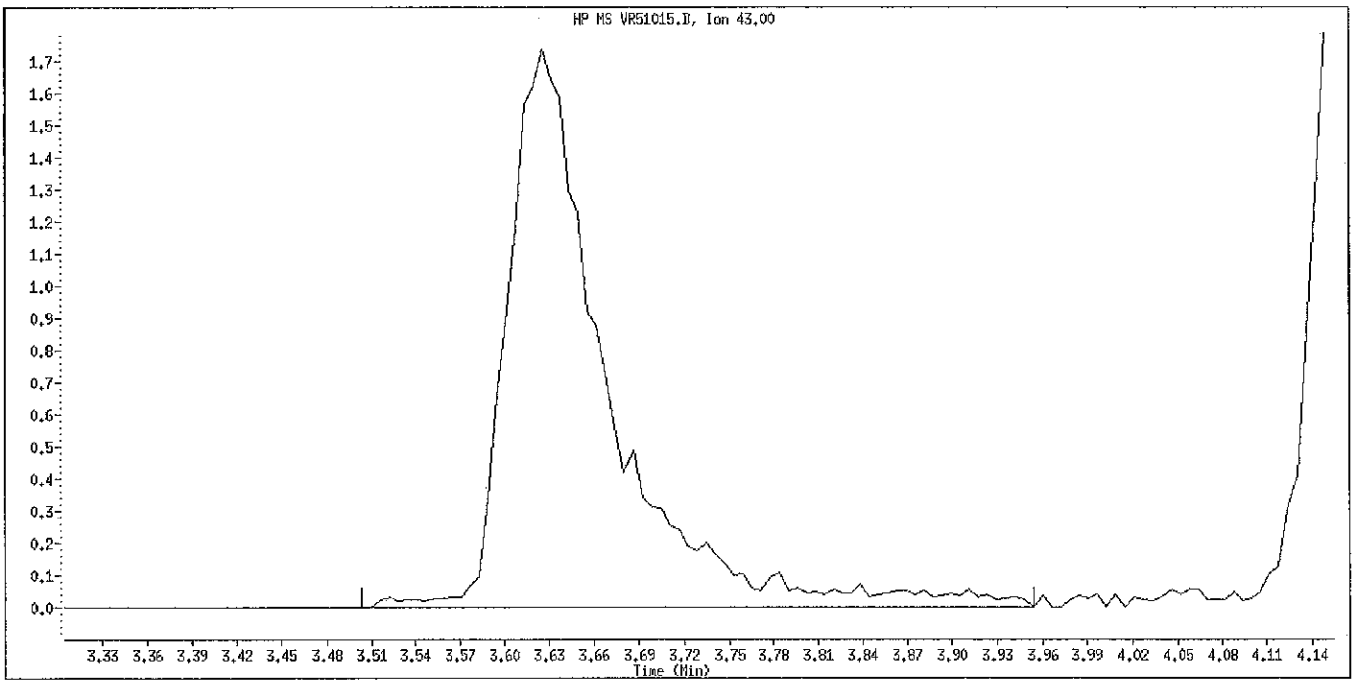

Manual Integration

Manually Integrated By: lipayj
Manual Integration Reason: Peak Integrated Incorrectly

Data File Name: VR51015.D
Inj. Date and Time: 15-OCT-2010 22:44
Instrument ID: hp5.i
Client ID: vstd10
Compound Name: Acetonitrile
CAS #: 75-05-8

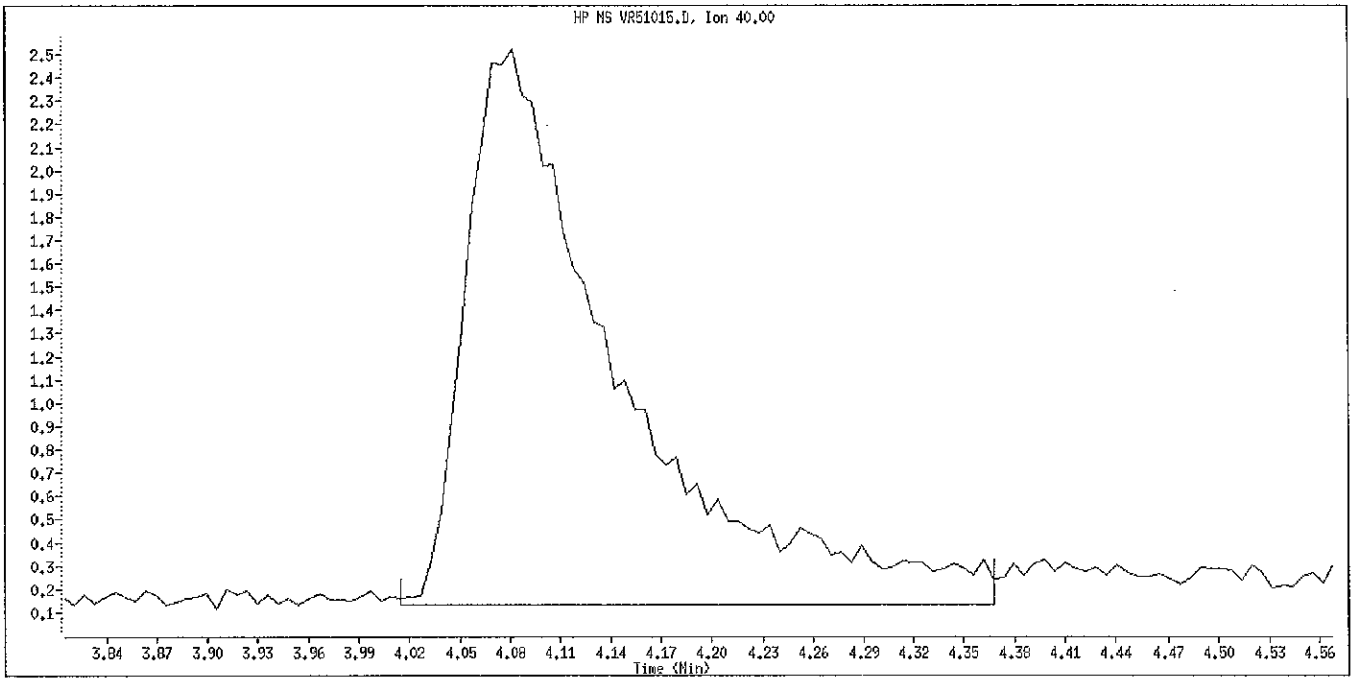

Original Integration

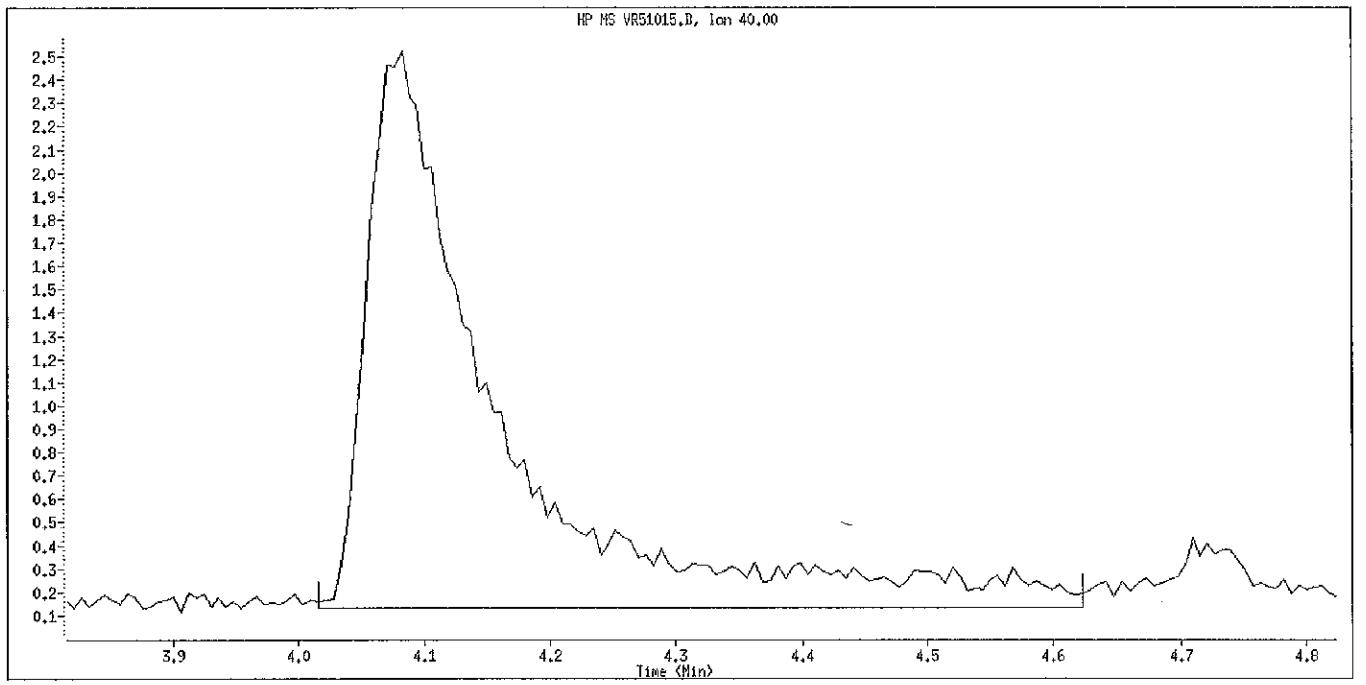

Manual Integration

Manually Integrated By: lipayj
Manual Integration Reason: Peak Integrated Incorrectly

MANUAL INTEGRATION SUMMARY REPORT

Sample Name	Data File	Lot No.	Compound	Code
vstd5	3081010d.b/1A30810.D	methods	Methyl Acetate	WFI
vstd5	3081010d.b/1A30810.D	methods	Chloromethane	WFI
vstd5	3081010d.b/1A30810.D	methods	Bromomethane	WFI
vstd5	3081010d.b/1A30810.D	methods	1,1,2-trichloro-1,2,2-trifluor	WFI
vstd5	3081010d.b/1A30810.D	methods	trans-1,2-Dichloroethene	WFI
vstd5	3081010d.b/1A30810.D	methods	2,2-Dichloropropane	WFI
vstd5	3081010d.b/1A30810.D	methods	Vinyl Chloride	WFI
vstd10	3081010d.b/1B30810.D	methods	Chloromethane	WFI
vstd10	3081010d.b/1B30810.D	methods	Bromomethane	WFI
vstd10	3081010d.b/1B30810.D	methods	Chloroethane	WFI
vstd10	3081010d.b/1B30810.D	methods	1,1-Dichloroethene	WFI
vstd10	3081010d.b/1B30810.D	methods	Acetone	WFI
vstd25	3081010d.b/1C30810.D	methods	1,1-Dichloroethene	WFI
vstd25	3081010d.b/1C30810.D	methods	2-Butanone	WFI
vstd40	3081010d.b/1D30810.D	methods	Acetone	WFI
vstd40	3081010d.b/1D30810.D	methods	2-Butanone	WFI
vstd50	3081010d.b/1E30810.D	methods	Acetone	WFI
vstd50	3081010d.b/1E30810.D	methods	2-Butanone	WFI
vstd125	3081010d.b/1F30810.D	methods	Acetone	WFI
vstd250	3081010d.b/1G30810.D	methods	Acetone	WFI
bfb	3081010d.b/BF30810K.D	methods	No Manual Integrations	

Legend

BAS - Baseline Event
SP - Split Peak
TAIL - Peak Tailing or Fronting
NOID - Analyte not Identified by the Data System
MSID - Analyte Misidentified by the Data System
PNF - Peak Not Found
PC - Poor Chromatography
WI - Wrong Isomer
SN - Other See Narrative
PFS - Peak Split
WFP - Peak Identified Incorrectly
WFI - Peak Integrated Incorrectly
PFT - Peak Tailing
PFF - Peak Fronting
PAB - Peak Added Back

TestAmerica Pittsburgh

INITIAL CALIBRATION DATA

Start Cal Date : 10-AUG-2010 08:16
End Cal Date : 10-AUG-2010 10:40
Quant Method : ISTD
Target Version : 4.14
Integrator : HP RTE
Method file : \\pitsvr06\d\chem\hp3.i\3081010d.b\8260bsoil.m
Last Edit : 10-Aug-2010 10:51 hp3.i

Calibration File Names:
Level 1: \\pitsvr06\d\chem\hp3.i\3081010d.b\1A30810.D
Level 2: \\pitsvr06\d\chem\hp3.i\3081010d.b\1B30810.D
Level 3: \\pitsvr06\d\chem\hp3.i\3081010d.b\1C30810.D
Level 4: \\pitsvr06\d\chem\hp3.i\3081010d.b\1D30810.D
Level 5: \\pitsvr06\d\chem\hp3.i\3081010d.b\1E30810.D
Level 6: \\pitsvr06\d\chem\hp3.i\3081010d.b\1F30810.D
Level 7: \\pitsvr06\d\chem\hp3.i\3081010d.b\1G30810.D

Compound	5.0000 Level 1	10.0000 Level 2	25.0000 Level 3	40.0000 Level 4	50.0000 Level 5	125.0000 Level 6	250.0000 Level 7	Curve	Coefficients b	Coefficients m1	Coefficients m2	%RSD or R^2	
1 Dichlorodifluoromethane	0.35084	0.35624	0.34411	0.35029	0.35648	0.35556	0.34460	AVRG		0.35116		1.50202	
168 N,N-Diethylaniline	+++++	+++++	+++++	+++++	+++++	+++++	+++++	AVRG		0.000e+000		0.000e+000	<-
167 4-Chlorobenzotrifluoride	1.83155	2.12804	1.89427	2.05395	1.85270	1.87433	1.64125	AVRG		1.89658		8.34200	
164 trans-1,4-Dichloro-2-butene	+++++	+++++	+++++	+++++	+++++	+++++	+++++	AVRG		0.000e+000		0.000e+000	<-

(1001 - 1251)

1116

C0J250457

(1001 - 1251)

1117

C0J250457

TestAmerica Pittsburgh

INITIAL CALIBRATION DATA

Start Cal Date : 10-AUG-2010 08:16
End Cal Date : 10-AUG-2010 10:40
Quant Method : ISTD
Target Version : 4.14
Integrator : HP RTE
Method file : \\pitsvr06\d\chem\hp3.i\30810l0d.b\8260bsoil.m
Last Edit : 10-Aug-2010 10:51 hp3.i

Compound	5.0000 Level 1	10.0000 Level 2	25.0000 Level 3	40.0000 Level 4	50.0000 Level 5	125.0000 Level 6	250.0000 Level 7	Curve	Coefficients b	m1	m2	%RSD or R^2	
155 N-Heptane	+++++	+++++	+++++	+++++	+++++	+++++	+++++	AVRG		0.000e+000		0.000e+000	<-
2 Chloromethane	0.40048	0.39995	0.39360	0.41194	0.39668	0.39691	0.39157	AVRG		0.39873		1.66398	
3 Vinyl Chloride	0.35996	0.35774	0.34564	0.36784	0.36657	0.37260	0.37408	AVRG		0.36349		2.72273	
4 Bromomethane	0.14595	0.14149	0.12648	0.13472	0.12986	0.12379	0.11495	AVRG		0.13104		8.11598	
5 Chloroethane	0.13042	0.15169	0.13002	0.13641	0.16121	0.11972	0.10899	AVRG		0.13407		13.33491	
7 Dichlorofluoromethane	+++++	+++++	+++++	+++++	+++++	+++++	+++++	AVRG		0.000e+000		0.000e+000	<-
166 Trichlorofluoromethane	0.49050	0.45708	0.43311	0.44973	0.44461	0.42431	0.37915	AVRG		0.43978		7.74094	

TestAmerica Pittsburgh

INITIAL CALIBRATION DATA

Start Cal Date : 10-AUG-2010 08:16
End Cal Date : 10-AUG-2010 10:40
Quant Method : ISTD
Target Version : 4.14
Integrator : HP RTE
Method file : \\pitsvr06\d\chem\hp3.i\3081010d.b\8260bsoil.m
Last Edit : 10-Aug-2010 10:51 hp3.i

Compound	5.0000 Level 1	10.0000 Level 2	25.0000 Level 3	40.0000 Level 4	50.0000 Level 5	125.0000 Level 6	250.0000 Level 7	Curve	Coefficients b	Coefficients m1	Coefficients m2	%RSD or R^2	
8 Ethyl Ether	+++++	+++++	+++++	+++++	+++++	+++++	+++++	AVRG		0.000e+000		0.000e+000	<-
9 Ethanol	+++++	+++++	+++++	+++++	+++++	+++++	+++++	AVRG		0.000e+000		0.000e+000	<-
10 1,1,2-trichloro-1,2,2-trifluo	0.32493	0.32331	0.30790	0.32100	0.32148	0.32387	0.31322	AVRG		0.31939		1.99266	
156 Methyl Acetate	0.13395	0.13353	0.13255	0.12322	0.12245	0.14125	0.13834	AVRG		0.13218		5.35367	
157 Cyclohexane	0.60903	0.64695	0.60526	0.63150	0.62518	0.64643	0.60425	AVRG		0.62409		2.96395	
158 Methyl Cyclohexane	0.52300	0.57727	0.56486	0.59493	0.61021	0.63290	0.58554	AVRG		0.58410		5.98520	
11 Acrolein	+++++	+++++	+++++	+++++	+++++	+++++	+++++	AVRG		0.000e+000		0.000e+000	<-

TestAmerica Pittsburgh

INITIAL CALIBRATION DATA

Start Cal Date : 10-AUG-2010 08:16
End Cal Date : 10-AUG-2010 10:40
Quant Method : ISTD
Target Version : 4.14
Integrator : HP RTE
Method file : \\pitsvr06\d\chem\hp3.i\3081010d.b\8260bsoil.m
Last Edit : 10-Aug-2010 10:51 hp3.i

Compound	5.0000 Level 1	10.0000 Level 2	25.0000 Level 3	40.0000 Level 4	50.0000 Level 5	125.0000 Level 6	Curve	Coefficients b	m1	m2	%RSD or R^2	
	250.0000 Level 7											
12 1,1-Dichloroethene	0.30083	0.30618	0.28365	0.29691	0.29149	0.30355						
	0.28669						AVRG		0.29561		2.90712	
13 Acetone	8933	15882	33591	51585	66772	170793						
	315033						QUAD	0.02400	8.33765	6.32745	0.99893	
14 Iodomethane	+++++	+++++	+++++	+++++	+++++	+++++						
	+++++						AVRG		0.000e+000		0.000e+000	<-
15 Carbon Disulfide	0.85726	0.87601	0.88431	0.95045	0.95593	0.98253						
	0.92993						AVRG		0.91949		5.13373	
16 3-Chloro-1-propene	+++++	+++++	+++++	+++++	+++++	+++++						
	+++++						AVRG		0.000e+000		0.000e+000	<-
17 Acetonitrile	0.01533	0.01425	0.01357	0.01260	0.01187	0.01332						
	0.01285						AVRG		0.01340		8.49684	
18 Methylene Chloride	32969	74315	119886	179798	216227	531384						
	1054831						QUAD	-0.10082	3.12891	0.19885	0.99935	

(1001 - 1251)

1119

C0J250457

TestAmerica Pittsburgh

INITIAL CALIBRATION DATA

Start Cal Date : 10-AUG-2010 08:16
End Cal Date : 10-AUG-2010 10:40
Quant Method : ISTD
Target Version : 4.14
Integrator : HP RTE
Method file : \\pitsvr06\d\chem\hp3.i\3081010d.b\8260bsoil.m
Last Edit : 10-Aug-2010 10:51 hp3.i

Compound	5.0000 Level 1	10.0000 Level 2	25.0000 Level 3	40.0000 Level 4	50.0000 Level 5	125.0000 Level 6	250.0000 Level 7	Curve	Coefficients b	Coefficients m1	Coefficients m2	%RSD or R^2	
19 trans-1,2-Dichloroethene	0.29087	0.31065	0.29363	0.31089	0.30626	0.32220	0.30342	AVRG		0.30542		3.52194	
20 Methyl tert-butyl ether	0.57743	0.62011	0.66709	0.67818	0.65951	0.73985	0.69446	AVRG		0.66237		7.87227	
21 tert-Butyl Alcohol	+++++	+++++	+++++	+++++	+++++	+++++	+++++	AVRG		0.000e+000		0.000e+000	<-
22 Acrylonitrile	+++++	+++++	+++++	+++++	+++++	+++++	+++++	AVRG		0.000e+000		0.000e+000	<-
23 Hexane	+++++	+++++	+++++	+++++	+++++	+++++	+++++	AVRG		0.000e+000		0.000e+000	<-
24 1,1-Dichloroethane	0.46203	0.49939	0.49136	0.50025	0.48481	0.52018	0.49375	AVRG		0.49311		3.57179	
25 Isopropyl Ether	+++++	+++++	+++++	+++++	+++++	+++++	+++++	AVRG		0.000e+000		0.000e+000	<-

TestAmerica Pittsburgh

INITIAL CALIBRATION DATA

Start Cal Date : 10-AUG-2010 08:16
End Cal Date : 10-AUG-2010 10:40
Quant Method : ISTD
Target Version : 4.14
Integrator : HP RTE
Method file : \\pitsvr06\d\chem\hp3.i\3081010d.b\8260bsoil.m
Last Edit : 10-Aug-2010 10:51 hp3.i

	Compound	5.0000 Level 1	10.0000 Level 2	25.0000 Level 3	40.0000 Level 4	50.0000 Level 5	125.0000 Level 6	Curve	Coefficients b	m1	m2	%RSD or R^2	
		250.0000 Level 7											
	26 2-Chloro-1,3-butadiene	+++++	+++++	+++++	+++++	+++++	+++++						
		+++++						AVRG		0.000e+000		0.000e+000	<-
	27 2,2-Dichloropropane	0.39402	0.41648	0.40366	0.43560	0.43004	0.45754						
		0.43203						AVRG		0.42420		5.02756	
	28 cis-1,2-dichloroethene	0.27277	0.29672	0.29991	0.30986	0.29870	0.31463						
		0.30064						AVRG		0.29903		4.44272	
M	29 1,2-Dichloroethene (total)	0.28182	0.30368	0.29677	0.31037	0.30248	0.31842						
		0.30203						AVRG		0.30223		3.76496	
	30 Bromochloromethane	0.11397	0.12397	0.11817	0.11840	0.11550	0.12523						
		0.11933						AVRG		0.11922		3.45452	
	31 2-Butanone	0.10366	0.09960	0.10396	0.09921	0.09639	0.10420						
		0.09576						AVRG		0.10040		3.57683	
	32 Vinyl Acetate	+++++	+++++	+++++	+++++	+++++	+++++						
		+++++						AVRG		0.000e+000		0.000e+000	<-

TestAmerica Pittsburgh

INITIAL CALIBRATION DATA

Start Cal Date : 10-AUG-2010 08:16
End Cal Date : 10-AUG-2010 10:40
Quant Method : ISTD
Target Version : 4.14
Integrator : HP RTE
Method file : \\pitsvr06\d\chem\hp3.i\3081010d.b\8260bsoil.m
Last Edit : 10-Aug-2010 10:51 hp3.i

Compound	5.0000 Level 1	10.0000 Level 2	25.0000 Level 3	40.0000 Level 4	50.0000 Level 5	125.0000 Level 6	250.0000 Level 7	Curve	Coefficients b	Coefficients m1	Coefficients m2	%RSD or R^2	
33 Ethyl Acetate	+++++	+++++	+++++	+++++	+++++	+++++	+++++	AVRG		0.000e+000		0.000e+000	<-
34 Propionitrile	+++++	+++++	+++++	+++++	+++++	+++++	+++++	AVRG		0.000e+000		0.000e+000	<-
35 Tetrahydrofuran	+++++	+++++	+++++	+++++	+++++	+++++	+++++	AVRG		0.000e+000		0.000e+000	<-
36 Methacrylonitrile	+++++	+++++	+++++	+++++	+++++	+++++	+++++	AVRG		0.000e+000		0.000e+000	<-
37 Chloroform	0.44433	0.48595	0.46198	0.46995	0.45395	0.47690	0.45090	AVRG		0.46342		3.23065	
38 1,1,1-Trichloroethane	0.39811	0.42165	0.42074	0.42523	0.42782	0.45129	0.42411	AVRG		0.42413		3.66196	
40 1,1-Dichloropropene	0.35797	0.39301	0.37881	0.37693	0.38295	0.39793	0.39154	AVRG		0.38273		3.49991	

TestAmerica Pittsburgh

INITIAL CALIBRATION DATA

Start Cal Date : 10-AUG-2010 08:16
End Cal Date : 10-AUG-2010 10:40
Quant Method : ISTD
Target Version : 4.14
Integrator : HP RTE
Method file : \\pitsvr06\d\chem\hp3.i\3081010d.b\8260bsoil.m
Last Edit : 10-Aug-2010 10:51 hp3.i

Compound	5.0000 Level 1	10.0000 Level 2	25.0000 Level 3	40.0000 Level 4	50.0000 Level 5	125.0000 Level 6	250.0000 Level 7	Curve	Coefficients b	Coefficients m1	Coefficients m2	%RSD or R^2	
41 Carbon Tetrachloride	0.32436	0.33495	0.33190	0.34393	0.34811	0.36236	0.34892	AVRG		0.34208		3.71073	
42 Benzene	1.03003	1.10209	1.05391	1.05892	1.03730	1.06298	0.97310	AVRG		1.04548		3.76713	
44 Isobutanol	+++++	+++++	+++++	+++++	+++++	+++++	+++++	AVRG		0.000e+000		0.000e+000	<-
45 1,2-Dichloroethane	0.31105	0.31422	0.30942	0.29599	0.29042	0.30873	0.29473	AVRG		0.30351		3.12206	
47 Trichloroethene	0.27261	0.27934	0.25499	0.25938	0.26641	0.27154	0.27416	AVRG		0.26835		3.21135	
48 n-Butanol	+++++	+++++	+++++	+++++	+++++	+++++	+++++	AVRG		0.000e+000		0.000e+000	<-
49 1,2-Dichloropropane	0.23569	0.25145	0.24904	0.24885	0.24254	0.26036	0.25965	AVRG		0.24965		3.52361	

TestAmerica Pittsburgh

INITIAL CALIBRATION DATA

Start Cal Date : 10-AUG-2010 08:16
End Cal Date : 10-AUG-2010 10:40
Quant Method : ISTD
Target Version : 4.14
Integrator : HP RTE
Method file : \\pitsvr06\d\chem\hp3.i\3081010d.b\8260bsoil.m
Last Edit : 10-Aug-2010 10:51 hp3.i

Compound	5.0000 Level 1	10.0000 Level 2	25.0000 Level 3	40.0000 Level 4	50.0000 Level 5	125.0000 Level 6	250.0000 Level 7	Curve	Coefficients b	Coefficients m1	Coefficients m2	%RSD or R^2	
50 Dibromomethane	0.10833	0.12594	0.11493	0.11669	0.11621	0.12553	0.12443	AVRG		0.11887		5.57772	
51 Methyl methacrylate	+++++	+++++	+++++	+++++	+++++	+++++	+++++	AVRG		0.000e+000		0.000e+000	<-
52 1,4-Dioxane	+++++	+++++	+++++	+++++	+++++	+++++	+++++	AVRG		0.000e+000		0.000e+000	<-
53 Bromodichloromethane	0.26836	0.26989	0.26787	0.27328	0.27058	0.30370	0.30454	AVRG		0.27975		5.98521	
54 2-Nitropropane	+++++	+++++	+++++	+++++	+++++	+++++	+++++	AVRG		0.000e+000		0.000e+000	<-
55 2-Methylfuran	+++++	+++++	+++++	+++++	+++++	+++++	+++++	AVRG		0.000e+000		0.000e+000	<-
56 2-Chloroethyl vinyl ether	+++++	+++++	+++++	+++++	+++++	+++++	+++++	AVRG		0.000e+000		0.000e+000	<-

TestAmerica Pittsburgh

INITIAL CALIBRATION DATA

Start Cal Date : 10-AUG-2010 08:16
End Cal Date : 10-AUG-2010 10:40
Quant Method : ISTD
Target Version : 4.14
Integrator : HP RTE
Method file : \\pitsvr06\d\chem\hp3.i\3081010d.b\8260bsoil.m
Last Edit : 10-Aug-2010 10:51 hp3.i

Compound	5.0000 Level 1 / 250.0000 Level 7	10.0000 Level 2	25.0000 Level 3	40.0000 Level 4	50.0000 Level 5	125.0000 Level 6	Curve	Coefficients b	Coefficients m1	Coefficients m2	%RSD or R^2	
57 cis-1,3-Dichloropropene	0.29189 / 0.37788	0.30706	0.31255	0.33876	0.33288	0.37782	AVRG		0.33412		10.09687	
58 4-Methyl-2-Pentanone	0.55647 / 0.69599	0.65405	0.74499	0.70157	0.73643	0.77834	AVRG		0.69541		10.51334	
60 Toluene	4.89093 / 3.91761	5.19599	4.98636	4.86182	4.95666	4.62183	AVRG		4.77589		8.69411	
61 trans-1,3-Dichloropropene	1.09056 / 1.29378	1.19286	1.26308	1.27334	1.32669	1.36841	AVRG		1.25839		7.30705	
62 Ethyl methacrylate	+++++ / +++++	+++++	+++++	+++++	+++++	+++++	AVRG		0.000e+000		0.000e+000	<-
63 1,3-Dichloropropane	1.35978 / 1.26620	1.38857	1.37471	1.33936	1.34863	1.39801	AVRG		1.35361		3.24060	
64 1,1,2-Trichloroethane	0.68009 / 0.70195	0.74696	0.75895	0.71833	0.72947	0.75693	AVRG		0.72753		4.05526	

TestAmerica Pittsburgh

INITIAL CALIBRATION DATA

Start Cal Date : 10-AUG-2010 08:16
End Cal Date : 10-AUG-2010 10:40
Quant Method : ISTD
Target Version : 4.14
Integrator : HP RTE
Method file : \\pitsvr06\d\chem\hp3.i\3081010d.b\8260bsoil.m
Last Edit : 10-Aug-2010 10:51 hp3.i

Compound	5.0000 Level 1	10.0000 Level 2	25.0000 Level 3	40.0000 Level 4	50.0000 Level 5	125.0000 Level 6	Curve	Coefficients b	Coefficients m1	Coefficients m2	%RSD or R^2
	250.0000 Level 7										
65 Tetrachloroethene	1.01923	1.03219	0.98101	0.97409	1.03277	1.00539					
	0.92948						AVRG		0.99631		3.75961
66 2-Hexanone	0.55923	0.60660	0.69245	0.62232	0.67916	0.70945					
	0.61377						AVRG		0.64043		8.49222
67 Dibromochloromethane	0.57462	0.64432	0.65702	0.68979	0.69324	0.76252					
	0.74313						AVRG		0.68066		9.28548
68 1,2-Dibromoethane	0.66409	0.71805	0.68009	0.67887	0.68138	0.73040					
	0.67580						AVRG		0.68981		3.54478
70 Chlorobenzene	3.25809	3.44706	3.20046	3.17529	3.19204	3.05442					
	2.63254						AVRG		3.13713		8.02863
71 1,1,1,2-Tetrachloroethane	0.86724	0.96837	0.97299	0.98854	1.05330	1.03793					
	0.95201						AVRG		0.97720		6.25670
72 Ethylbenzene	1.71653	1.85898	1.75561	1.81871	1.79931	1.79014					
	1.62002						AVRG		1.76562		4.44648

TestAmerica Pittsburgh

INITIAL CALIBRATION DATA

Start Cal Date : 10-AUG-2010 08:16
End Cal Date : 10-AUG-2010 10:40
Quant Method : ISTD
Target Version : 4.14
Integrator : HP RTE
Method file : \\pitsvr06\d\chem\hp3.i\3081010d.b\8260bsoil.m
Last Edit : 10-Aug-2010 10:51 hp3.i

Compound	5.0000 Level 1	10.0000 Level 2	25.0000 Level 3	40.0000 Level 4	50.0000 Level 5	125.0000 Level 6	Curve	Coefficients b	m1	m2	%RSD or R^2
	250.0000 Level 7										
73 m + p-Xylene	2.08952	2.28129	2.19499	2.19176	2.23093	2.06329					
	1.71867						AVRG		2.11006		8.94219
74 Xylene-o	1.94590	2.11381	2.19767	2.22629	2.29487	2.18240					
	1.91324						AVRG		2.12488		6.78552
M 75 Xylenes (total)	2.04165	2.22546	2.19588	2.20327	2.25225	2.10299					
	1.78353						AVRG		2.11500		7.73959
76 Styrene	3.14132	3.50425	3.46813	3.62974	3.62634	3.52271					
	2.98423						AVRG		3.41096		7.31478
77 Bromoform	0.35326	0.36716	0.40415	0.41241	0.42521	0.49977					
	0.49007						AVRG		0.42172		13.28594
78 Isopropylbenzene	5.47758	6.08050	6.02184	6.05582	6.24706	5.68777					
	4.49940						AVRG		5.72428		10.48453
79 Bromobenzene	0.67839	0.78084	0.75353	0.74247	0.75835	0.73490					
	0.70322						AVRG		0.73596		4.72457

(1001 - 1251)

1127

C0J250457

TestAmerica Pittsburgh

INITIAL CALIBRATION DATA

Start Cal Date : 10-AUG-2010 08:16
End Cal Date : 10-AUG-2010 10:40
Quant Method : ISTD
Target Version : 4.14
Integrator : HP RTE
Method file : \\pitsvr06\d\chem\hp3.i\30810l0d.b\8260bsoil.m
Last Edit : 10-Aug-2010 10:51 hp3.i

Compound	5.0000 Level 1	10.0000 Level 2	25.0000 Level 3	40.0000 Level 4	50.0000 Level 5	125.0000 Level 6	250.0000 Level 7	Curve	Coefficients b	Coefficients m1	Coefficients m2	%RSD or R^2
81 n-Propylbenzene	0.90849	1.03571	1.02106	1.01836	1.05487	1.01036	0.95805	AVRG		1.00099		5.04500
82 2-Chlorotoluene	0.73279	0.83066	0.78481	0.78625	0.81723	0.80004	0.75594	AVRG		0.78682		4.30966
83 1,1,2,2-Tetrachloroethane	0.86220	0.96406	0.99790	0.95431	0.96423	0.98854	0.87781	AVRG		0.94415		5.61780
84 1,2,3-Trichloropropane	0.19532	0.20363	0.19145	0.17957	0.18328	0.18888	0.18249	AVRG		0.18923		4.44062
85 4-Chlorotoluene	0.81324	0.81678	0.78871	0.77788	0.81593	0.79311	0.74546	AVRG		0.79302		3.25925
86 1,3,5-Trimethylbenzene	3.06008	3.27740	3.14562	3.11820	3.23431	2.86302	2.44137	AVRG		3.02000		9.54606
87 tert-Butylbenzene	2.43930	2.77636	2.68880	2.69402	2.85107	2.58207	2.32932	AVRG		2.62299		7.07399

(1001 - 1251)

1129

C0J250457

TestAmerica Pittsburgh

INITIAL CALIBRATION DATA

Start Cal Date : 10-AUG-2010 08:16
End Cal Date : 10-AUG-2010 10:40
Quant Method : ISTD
Target Version : 4.14
Integrator : HP RTE
Method file : \\pitsvr06\d\chem\hp3.i\3081010d.b\8260bsoil.m
Last Edit : 10-Aug-2010 10:51 hp3.i

Compound	5.0000 Level 1 / 250.0000 Level 7	10.0000 Level 2	25.0000 Level 3	40.0000 Level 4	50.0000 Level 5	125.0000 Level 6	Curve	Coefficients b	Coefficients m1	Coefficients m2	%RSD or R^2
88 1,2,4-Trimethylbenzene	3.00866 / 2.53043	3.24785	3.19144	3.14526	3.21581	2.91575	AVRG		3.03646		8.33280
89 sec-Butylbenzene	3.89962 / 3.06530	4.22853	4.01550	4.04186	4.24697	3.66804	AVRG		3.88083		10.57076
90 4-Isopropyltoluene	3.30947 / 2.68611	3.66554	3.49321	3.53201	3.66834	3.21727	AVRG		3.36742		10.23289
91 1,3-Dichlorobenzene	1.58040 / 1.38589	1.61389	1.56588	1.56624	1.57084	1.51154	AVRG		1.54210		4.87655
93 1,4-Dichlorobenzene	1.61551 / 1.41710	1.64953	1.56662	1.54006	1.55922	1.53544	AVRG		1.55478		4.72436
94 n-Butylbenzene	3.00524 / 2.58618	3.30525	3.11000	3.19005	3.38849	3.03560	AVRG		3.08869		8.46131
95 1,2-Dichlorobenzene	1.41791 / 1.29105	1.49679	1.43755	1.40070	1.43224	1.38971	AVRG		1.40942		4.43973

TestAmerica Pittsburgh

INITIAL CALIBRATION DATA

Start Cal Date : 10-AUG-2010 08:16
End Cal Date : 10-AUG-2010 10:40
Quant Method : ISTD
Target Version : 4.14
Integrator : HP RTE
Method file : \\pitsvr06\d\chem\hp3.i\3081010d.b\8260bsoil.m
Last Edit : 10-Aug-2010 10:51 hp3.i

Compound	5.0000 Level 1	10.0000 Level 2	25.0000 Level 3	40.0000 Level 4	50.0000 Level 5	125.0000 Level 6	Curve	Coefficients b	m1	m2	%RSD or R^2	
	250.0000 Level 7											
96 1,2-Dibromo-3-chloropropane	1808	4000	10186	17474	22814	74586						
	168588						QUAD	0.07731	9.84886	-2.15999	0.99923	
97 1,2,4-Trichlorobenzene	1.09883	1.02360	1.03162	1.06981	1.09021	1.09542						
	1.03809						AVRG		1.06394		3.03912	
98 Hexachlorobutadiene	0.69001	0.69394	0.61904	0.67853	0.71694	0.72147						
	0.69557						AVRG		0.68793		4.92927	
99 Naphthalene	1.59438	1.37781	1.51978	1.60852	1.68618	1.76467						
	1.65857						AVRG		1.60141		7.81051	
100 1,2,3-Trichlorobenzene	0.97410	0.77421	0.79186	0.86452	0.88645	0.90509						
	0.86558						AVRG		0.86597		7.82600	
101 Tetrahydrothiophene	+++++	+++++	+++++	+++++	+++++	+++++						
	+++++						AVRG		0.000e+000		0.000e+000	<-
102 Cyclohexanone	+++++	+++++	+++++	+++++	+++++	+++++						
	+++++						AVRG		0.000e+000		0.000e+000	<-

TestAmerica Pittsburgh

INITIAL CALIBRATION DATA

Start Cal Date : 10-AUG-2010 08:16
End Cal Date : 10-AUG-2010 10:40
Quant Method : ISTD
Target Version : 4.14
Integrator : HP RTE
Method file : \\pitsvr06\d\chem\hp3.i\3081010d.b\8260bsoil.m
Last Edit : 10-Aug-2010 10:51 hp3.i

Compound	5.0000 Level 1	10.0000 Level 2	25.0000 Level 3	40.0000 Level 4	50.0000 Level 5	125.0000 Level 6	250.0000 Level 7	Curve	Coefficients b	Coefficients m1	Coefficients m2	%RSD or R^2	
104 1,4-Dichlorobutane	+++++	+++++	+++++	+++++	+++++	+++++	+++++	AVRG		0.000e+000		0.000e+000	<-
105 1-Chlorohexane	+++++	+++++	+++++	+++++	+++++	+++++	+++++	AVRG		0.000e+000		0.000e+000	<-
165 1,3,5-Trichlorobenzene	1.17941	1.33837	1.36763	1.40972	1.26019	1.29162	1.23971	AVRG		1.29809		6.12195	
$ 39 Dibromofluoromethane	0.21122	0.19885	0.22085	0.21846	0.21122	0.21480	0.20944	AVRG		0.21212		3.38086	
$ 43 1,2-Dichloroethane-d4	0.24552	0.24244	0.24089	0.23373	0.22140	0.22739	0.21893	AVRG		0.23290		4.54550	
$ 59 Toluene-d8	3.74277	3.85998	4.03527	3.95568	4.05324	3.64408	3.18986	AVRG		3.78298		7.96797	
$ 80 Bromofluorobenzene	1.79767	1.72045	1.74071	1.73418	1.73393	1.66488	1.51222	AVRG		1.70058		5.39087	

TestAmerica Pittsburgh

INITIAL CALIBRATION DATA

Start Cal Date : 10-AUG-2010 08:16
End Cal Date : 10-AUG-2010 10:40
Quant Method : ISTD
Target Version : 4.14
Integrator : HP RTE
Method file : \\pitsvr06\d\chem\hp3.i\3081010d.b\8260bsoil.m
Last Edit : 10-Aug-2010 10:51 hp3.i

Curve	Formula	Units
Averaged	Amt = Rsp/m1	Response
Quad	Amt = b + m1*Rsp + m2*Rsp^2	Response

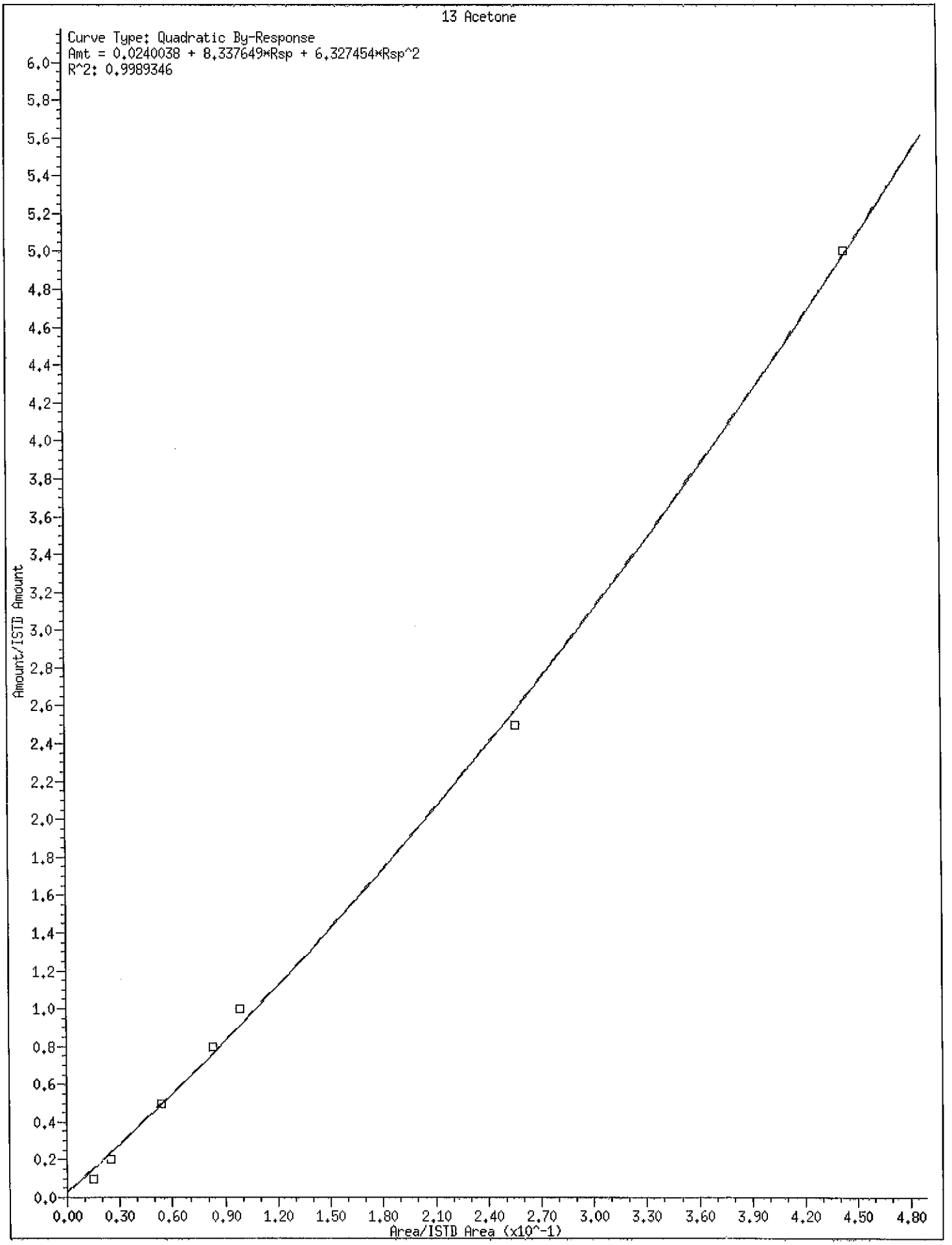
13 Acetone
Curve Type: Quadratic By-Response
Amt = 0.0240038 + 8.337649*Rsp + 6.327454*Rsp^2
R^2: 0.9989346
Amount/ISTD Amount
Area/ISTD Area (x10^-1)
0.0
0.2
0.4
0.6
0.8
1.0
1.2
1.4
1.6
1.8
2.0
2.2
2.4
2.6
2.8
3.0
3.2
3.4
3.6
3.8
4.0
4.2
4.4
4.6
4.8
5.0
5.2
5.4
5.6
5.8
6.0
0.00
0.30
0.60
0.90
1.20
1.50
1.80
2.10
2.40
2.70
3.00
3.30
3.60
3.90
4.20
4.50
4.80

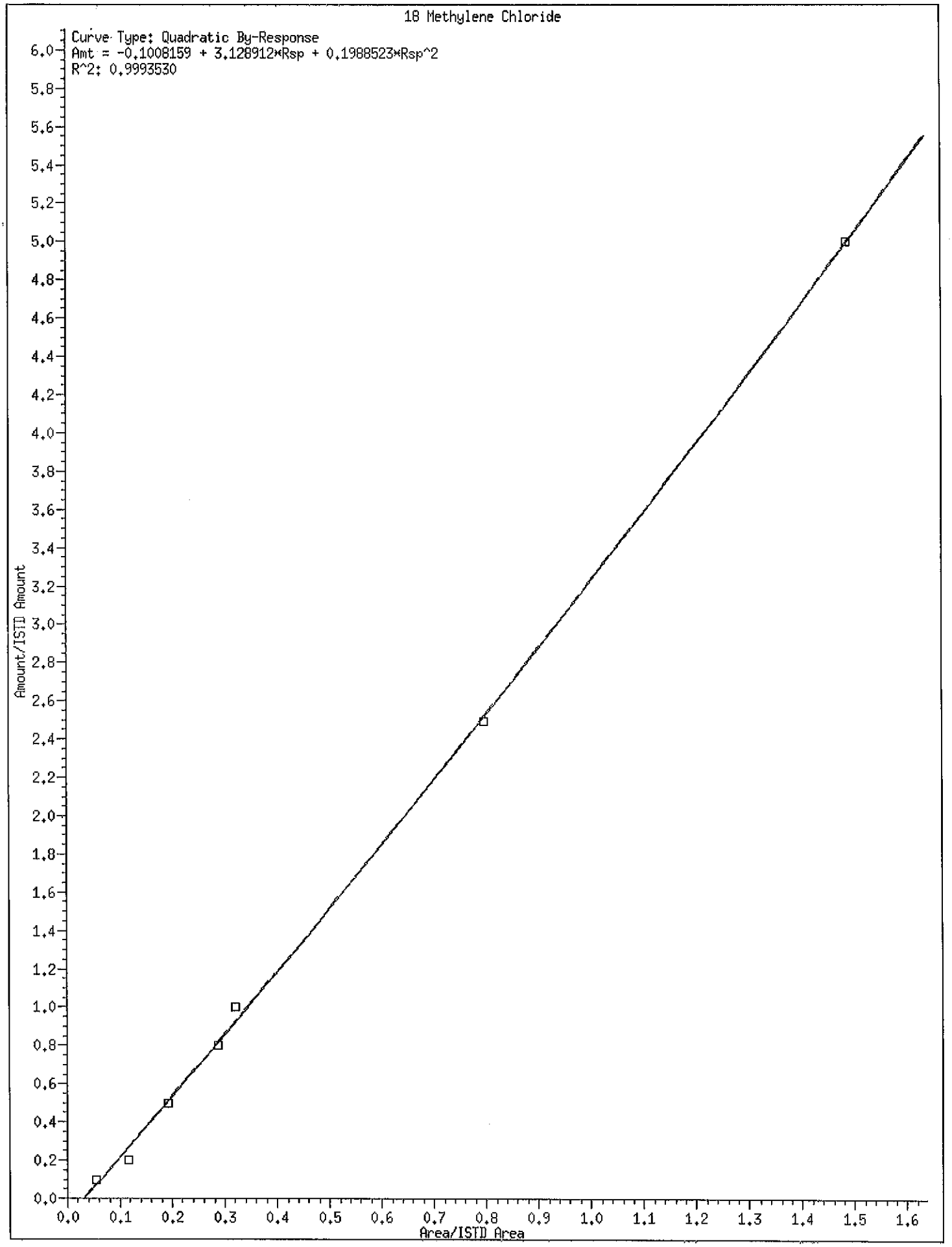
18 Methylene Chloride
Curve Type: Quadratic By-Response
Amt = -0.1008159 + 3.128912*Rsp + 0.1988523*Rsp^2
R^2: 0.9993530
Amount/ISTD Amount
Area/ISTD Area
0.0
0.2
0.4
0.6
0.8
1.0
1.2
1.4
1.6
1.8
2.0
2.2
2.4
2.6
2.8
3.0
3.2
3.4
3.6
3.8
4.0
4.2
4.4
4.6
4.8
5.0
5.2
5.4
5.6
5.8
6.0
0.1
0.3
0.5
0.7
0.9
1.1
1.3
1.5

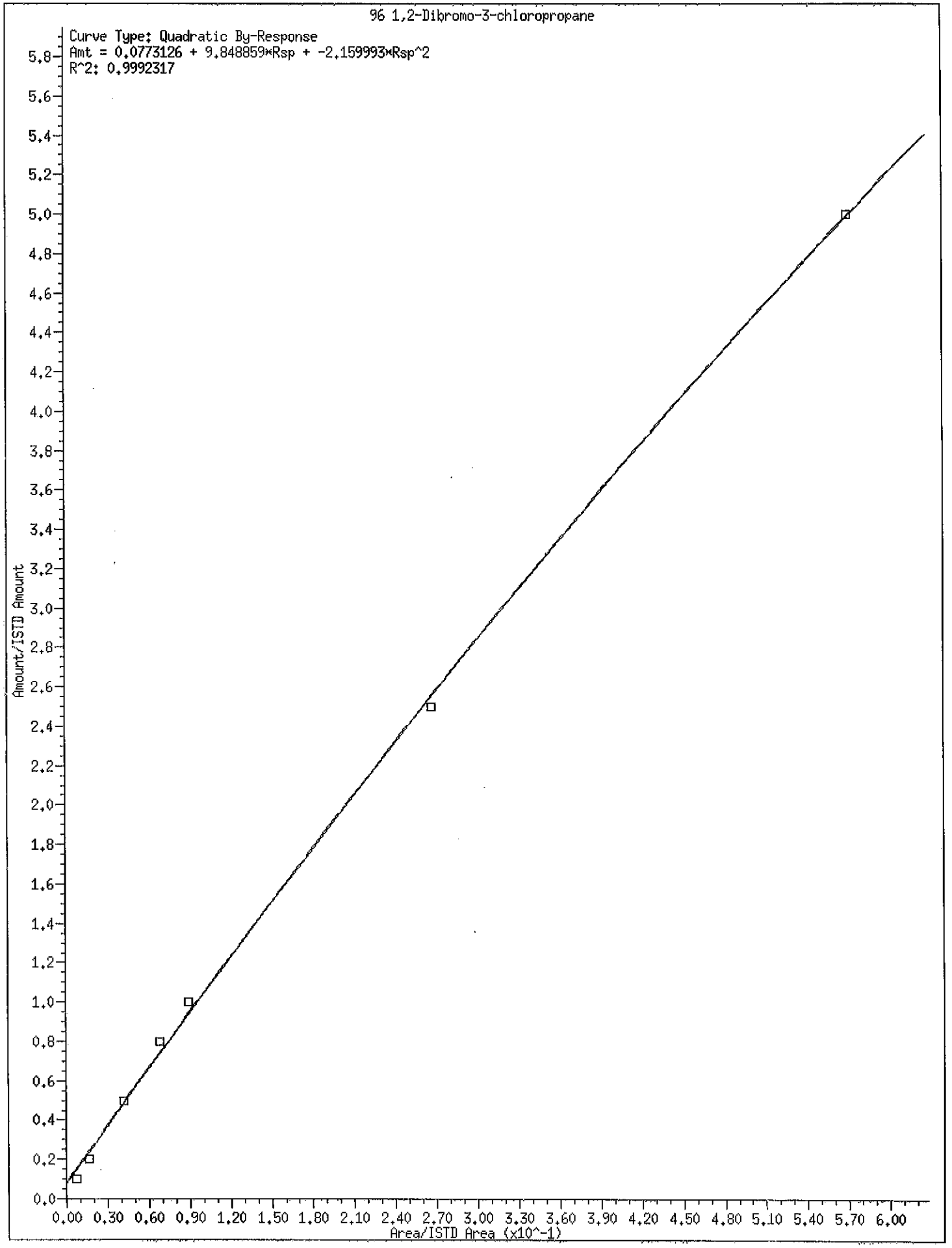
96 1,2-Dibromo-3-chloropropane
Curve Type: Quadratic By-Response
Amt = 0.0773126 + 9.848859*Rsp + -2.159993*Rsp^2
R^2: 0.9992317
Amount/ISTD Amount
0.0
0.2
0.4
0.6
0.8
1.0
1.2
1.4
1.6
1.8
2.0
2.2
2.4
2.6
2.8
3.0
3.2
3.4
3.6
3.8
4.0
4.2
4.4
4.6
4.8
5.0
5.2
5.4
5.6
5.8
0.00 0.30 0.60 0.90 1.20 1.50 1.80 2.10 2.40 2.70 3.00 3.30 3.60 3.90 4.20 4.50 4.80 5.10 5.40 5.70 6.00
Area/ISTD Area (x10^-1)

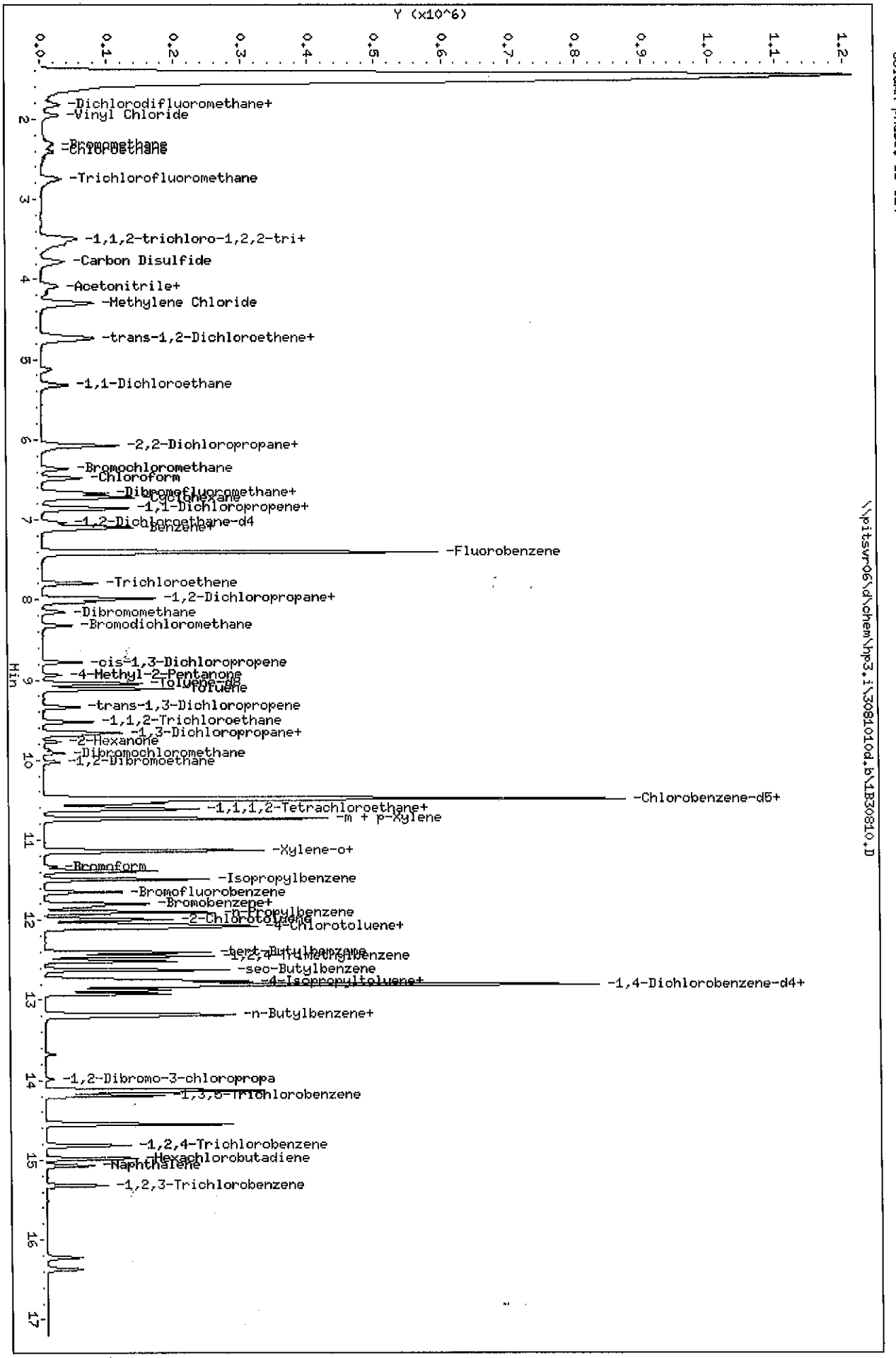

Data File: \\pitsvr06\d\chem\hp3.i\30810d0d.b\1B30810.D
Date : 10-AUG-2010 08:40
Client ID: vstd10
Sample Info: VSTD10 5ML
Purge Volume: 5.0
Column phase: DB 624

\\pitsvr06\d\chem\hp3.i\30810d0d.b\1B30810.D

Instrument: hp3.i
Operator: 10099
Column diameter: 0.18

TestAmerica Pittsburgh

VOLATILE REPORT SW-846 Method

Data file : \\pitsvr06\d\chem\hp3.i\3081010d.b\1B30810.D
Lab Smp Id: vstd10 Client Smp ID: vstd10
Inj Date : 10-AUG-2010 08:40
Operator : 10099 Inst ID: hp3.i
Smp Info : VSTD10 5ML
Misc Info : ,3081010d.b,8260bsoil.m,4-dwsoil.sub
Comment :
Method : \\pitsvr06\d\chem\hp3.i\3081010d.b\8260bsoil.m
Meth Date : 10-Aug-2010 08:51 hp3.i Quant Type: ISTD
Cal Date : 10-AUG-2010 08:16 Cal File: 1A30810.D
Als bottle: 3 Calibration Sample, Level: 2
Dil Factor: 1.00000
Integrator: HP RTE Compound Sublist: 4-dwsoil.sub
Target Version: 4.14
Processing Host: PITPC-110

Concentration Formula: Amt * DF * 1/Vo * CpndVariable

Name	Value	Description
DF	1.000	Dilution Factor
Vo	5.000	Sample Amount
Cpnd Variable		Local Compound Variable

Compounds	QUANT SIG MASS	RT	EXP RT	REL RT	RESPONSE	AMOUNTS CAL-AMT (ng)	AMOUNTS ON-COL (ng)
* 46 Fluorobenzene	96	7.402	7.402	(1.000)	642148	250.000	
* 69 Chlorobenzene-d5	119	10.486	10.486	(1.000)	147511	250.000	
* 92 1,4-Dichlorobenzene-d4	152	12.804	12.804	(1.000)	246497	250.000	
$ 39 Dibromofluoromethane	113	6.672	6.672	(0.901)	25538	50.0000	47.07
$ 43 1,2-Dichloroethane-d4	65	7.037	7.037	(0.951)	31136	50.0000	49.37
$ 59 Toluene-d8	98	9.044	9.044	(0.863)	113878	50.0000	51.56
$ 80 Bromofluorobenzene	95	11.654	11.654	(1.111)	50757	50.0000	47.85
1 Dichlorodifluoromethane	85	1.634	1.634	(0.221)	45752	50.0000	50.77(Q)
2 Chloromethane	50	1.823	1.823	(0.246)	51366	50.0000	49.93(M)
3 Vinyl Chloride	62	1.957	1.957	(0.264)	45945	50.0000	49.69
4 Bromomethane	94	2.316	2.316	(0.313)	18172	50.0000	48.47(M)
5 Chloroethane	64	2.413	2.413	(0.326)	19482	50.0000	58.16(M)
166 Trichlorofluoromethane	101	2.748	2.748	(0.371)	58702	50.0000	46.59
10 1,1,2-trichloro-1,2,2-trifluor	101	3.569	3.569	(0.482)	41522	50.0000	49.75(Q)
12 1,1-Dichloroethene	96	3.484	3.484	(0.471)	39322	50.0000	50.89(M)
15 Carbon Disulfide	76	3.776	3.776	(0.510)	112506	50.0000	51.09
13 Acetone	43	3.618	3.618	(0.489)	15882	50.0000	42.34(M)
17 Acetonitrile	40	4.086	4.086	(0.552)	36609	1000.00	929.5
18 Methylene Chloride	84	4.299	4.299	(0.581)	74315	50.0000	53.68
19 trans-1,2-Dichloroethene	96	4.713	4.713	(0.637)	39897	50.0000	53.40(Q)
20 Methyl tert-butyl ether	73	4.749	4.749	(0.642)	79641	50.0000	53.70
24 1,1-Dichloroethane	63	5.327	5.327	(0.720)	64136	50.0000	54.04
27 2,2-Dichloropropane	77	6.069	6.069	(0.820)	53488	50.0000	52.85

	Compounds	QUANT SIG MASS	RT	EXP RT	REL RT	RESPONSE	AMOUNTS CAL-AMT (ng)	AMOUNTS ON-COL (ng)
	28 cis-1,2-dichloroethene	96	6.075	6.075	(0.821)	38107	50.0000	54.39
M	29 1,2-Dichloroethene (total)	96				78004	100.000	
	30 Bromochloromethane	128	6.361	6.361	(0.859)	15921	50.0000	54.38
	31 2-Butanone	43	6.124	6.124	(0.827)	12791	50.0000	48.04
	37 Chloroform	83	6.483	6.483	(0.876)	62410	50.0000	54.68
	38 1,1,1-Trichloroethane	97	6.665	6.665	(0.901)	54152	50.0000	52.96
	40 1,1-Dichloropropene	75	6.860	6.860	(0.927)	50474	50.0000	54.89
	41 Carbon Tetrachloride	117	6.854	6.854	(0.926)	43018	50.0000	51.63
	42 Benzene	78	7.091	7.091	(0.958)	141541	50.0000	53.50
	45 1,2-Dichloroethane	62	7.116	7.116	(0.961)	40355	50.0000	50.51
	47 Trichloroethene	130	7.797	7.797	(1.053)	35876	50.0000	51.24
	49 1,2-Dichloropropane	63	8.034	8.034	(1.085)	32294	50.0000	53.34
	50 Dibromomethane	93	8.156	8.156	(1.102)	16175	50.0000	58.13
	53 Bromodichloromethane	83	8.326	8.326	(1.125)	34662	50.0000	50.28
	57 cis-1,3-Dichloropropene	75	8.776	8.776	(1.186)	39436	50.0000	52.60
	58 4-Methyl-2-Pentanone	43	8.935	8.935	(0.852)	19296	50.0000	58.77(Q)
	60 Toluene	91	9.111	9.111	(0.869)	153293	50.0000	53.12
	61 trans-1,3-Dichloropropene	75	9.336	9.336	(0.890)	35192	50.0000	54.69
	63 1,3-Dichloropropane	76	9.683	9.683	(0.923)	40966	50.0000	51.06
	64 1,1,2-Trichloroethane	97	9.519	9.519	(0.908)	22037	50.0000	54.92
	65 Tetrachloroethene	164	9.659	9.659	(0.921)	30452	50.0000	50.64
	66 2-Hexanone	43	9.768	9.768	(0.932)	17896	50.0000	54.24
	67 Dibromochloromethane	129	9.914	9.914	(0.945)	19009	50.0000	56.06
	68 1,2-Dibromoethane	107	10.024	10.024	(0.956)	21184	50.0000	54.06
	70 Chlorobenzene	112	10.510	10.510	(1.002)	101696	50.0000	52.90
	71 1,1,1,2-Tetrachloroethane	131	10.595	10.595	(1.010)	28569	50.0000	55.83(Q)
	72 Ethylbenzene	106	10.620	10.620	(1.013)	54844	50.0000	54.15
	73 m + p-Xylene	106	10.735	10.735	(1.024)	134606	100.000	109.2
	74 Xylene-o	106	11.131	11.131	(1.061)	62362	50.0000	54.31
	76 Styrene	104	11.143	11.143	(1.063)	103383	50.0000	55.78
	77 Bromoform	173	11.338	11.338	(1.081)	10832	50.0000	51.97
	78 Isopropylbenzene	105	11.496	11.496	(1.096)	179388	50.0000	55.50
	79 Bromobenzene	156	11.806	11.806	(0.922)	38495	50.0000	57.55
	81 n-Propylbenzene	120	11.903	11.903	(0.930)	51060	50.0000	57.00
	82 2-Chlorotoluene	126	11.995	11.995	(0.937)	40951	50.0000	56.68
	83 1,1,2,2-Tetrachloroethane	83	11.794	11.794	(1.125)	28442	50.0000	55.91
	84 1,2,3-Trichloropropane	110	11.836	11.836	(0.924)	10039	50.0000	52.13
	85 4-Chlorotoluene	126	12.104	12.104	(0.945)	40267	50.0000	50.22
	86 1,3,5-Trimethylbenzene	105	12.074	12.074	(0.943)	161574	50.0000	53.55
	87 tert-Butylbenzene	119	12.408	12.408	(0.969)	136873	50.0000	56.91
	88 1,2,4-Trimethylbenzene	105	12.451	12.451	(0.972)	160117	50.0000	53.97
	89 sec-Butylbenzene	105	12.621	12.621	(0.986)	208464	50.0000	54.22
	90 4-Isopropyltoluene	119	12.767	12.767	(0.997)	180709	50.0000	55.38
	91 1,3-Dichlorobenzene	146	12.737	12.737	(0.995)	79564	50.0000	51.06
	93 1,4-Dichlorobenzene	146	12.828	12.828	(1.002)	81321	50.0000	51.05
	94 n-Butylbenzene	91	13.175	13.175	(1.029)	162947	50.0000	54.99
	95 1,2-Dichlorobenzene	146	13.205	13.205	(1.031)	73791	50.0000	52.78
	96 1,2-Dibromo-3-chloropropane	157	13.990	13.990	(1.093)	4000	50.0000	55.03
	97 1,2,4-Trichlorobenzene	180	14.817	14.817	(1.157)	50463	50.0000	46.58
	98 Hexachlorobutadiene	225	14.982	14.982	(1.170)	34211	50.0000	50.28
	99 Naphthalene	128	15.073	15.073	(1.177)	67925	50.0000	43.21
	100 1,2,3-Trichlorobenzene	180	15.322	15.322	(1.197)	38168	50.0000	39.74
	156 Methyl Acetate	43	4.177	4.177	(0.564)	17149	50.0000	49.84
	157 Cyclohexane	56	6.720	6.720	(0.908)	83088	50.0000	53.11

Compounds	QUANT SIG MASS	RT	EXP RT	REL RT	RESPONSE	AMOUNTS CAL-AMT (ng)	AMOUNTS ON-COL (ng)
158 Methyl Cyclohexane	83	7.986	7.986	(1.079)	74139	50.0000	55.19
165 1,3,5-Trichlorobenzene	180	14.197	14.197	(1.109)	65981	50.0000	56.74
167 4-Chlorobenzotrifluoride	180	10.541	10.541	(1.005)	62782	50.0000	58.09
M 75 Xylenes (total)	106				196968	150.000	

QC Flag Legend

Q - Qualifier signal failed the ratio test.
M - Compound response manually integrated.

Data File Name: 1B30810.D
Inj. Date and Time: 10-AUG-2010 08:40
Instrument ID: hp3.i
Client ID: vstd10
Compound Name: Chloromethane
CAS #: 74-87-3

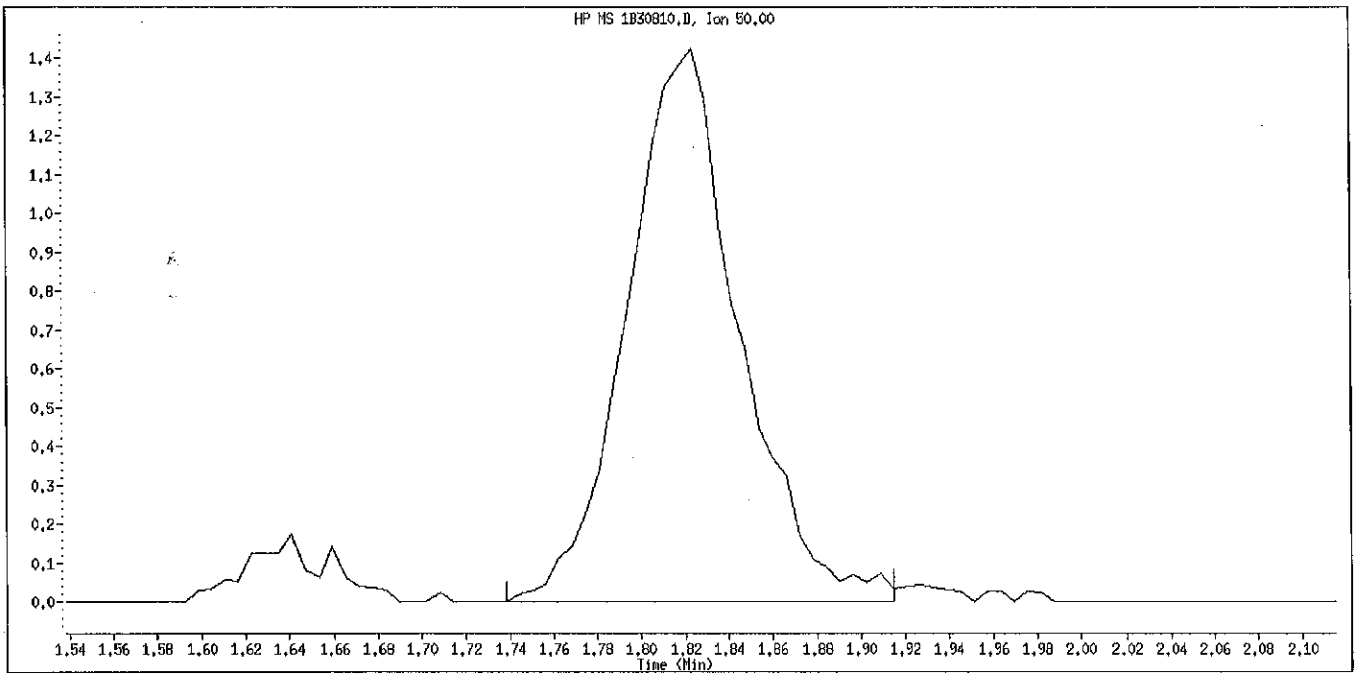

Original Integration

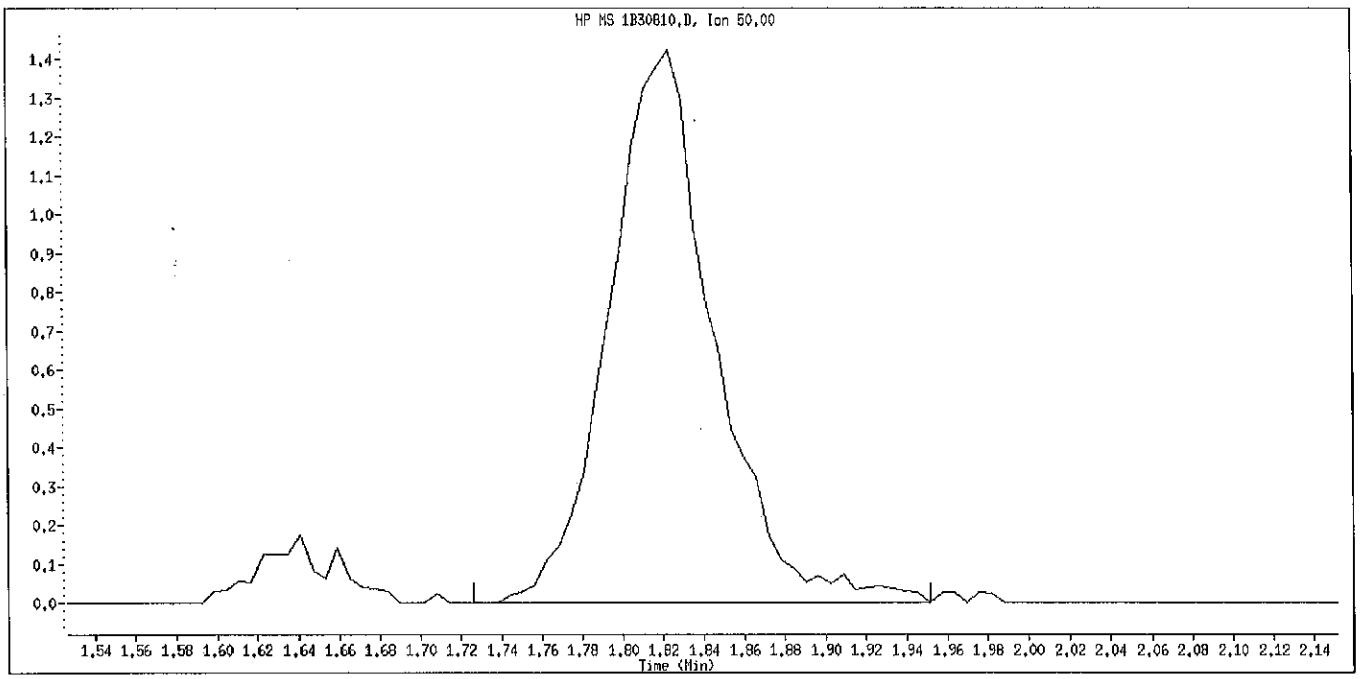

Manual Integration

Manually Integrated By: gordonk
Manual Integration Reason: Peak Integrated Incorrectly

Data File Name: 1B30810.D
Inj. Date and Time: 10-AUG-2010 08:40
Instrument ID: hp3.i
Client ID: vstd10
Compound Name: Bromomethane
CAS #: 74-83-9

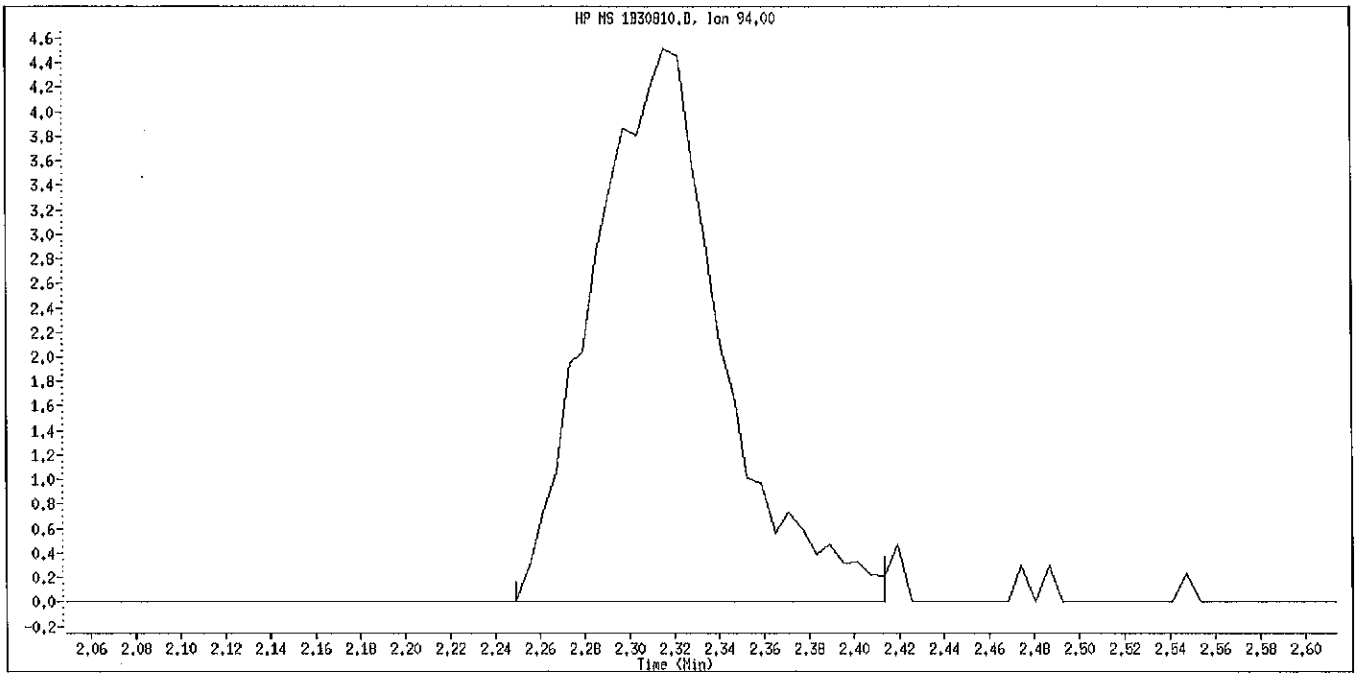

Original Integration

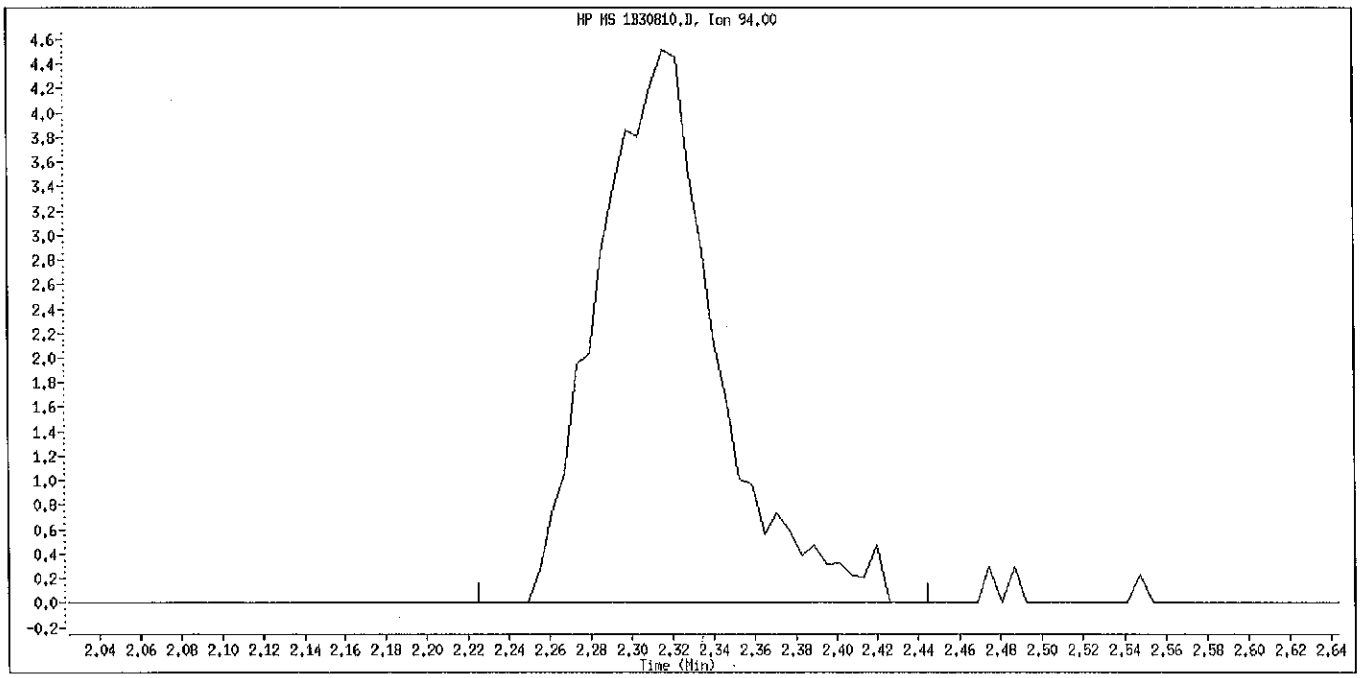

Manual Integration

Manually Integrated By: gordonk
Manual Integration Reason: Peak Integrated Incorrectly

Data File Name: 1B30810.D
Inj. Date and Time: 10-AUG-2010 08:40
Instrument ID: hp3.i
Client ID: vstd10
Compound Name: Chloroethane
CAS #: 75-00-3

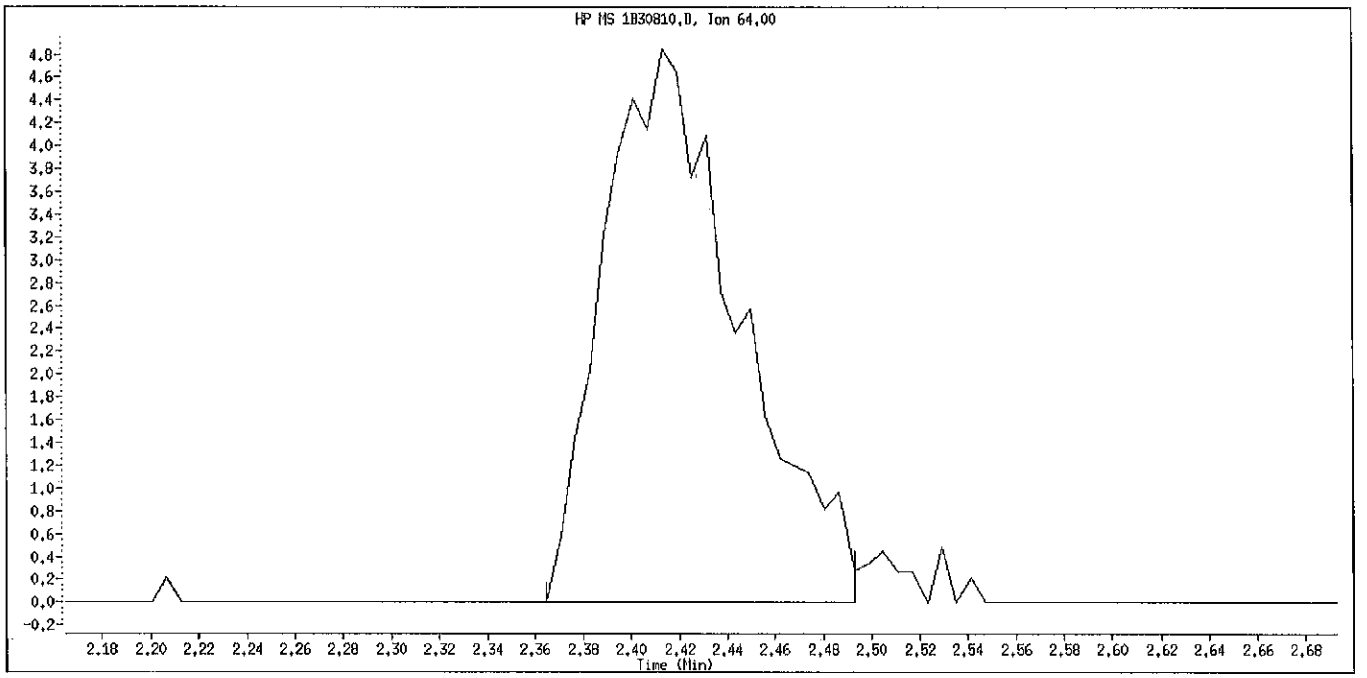

Original Integration

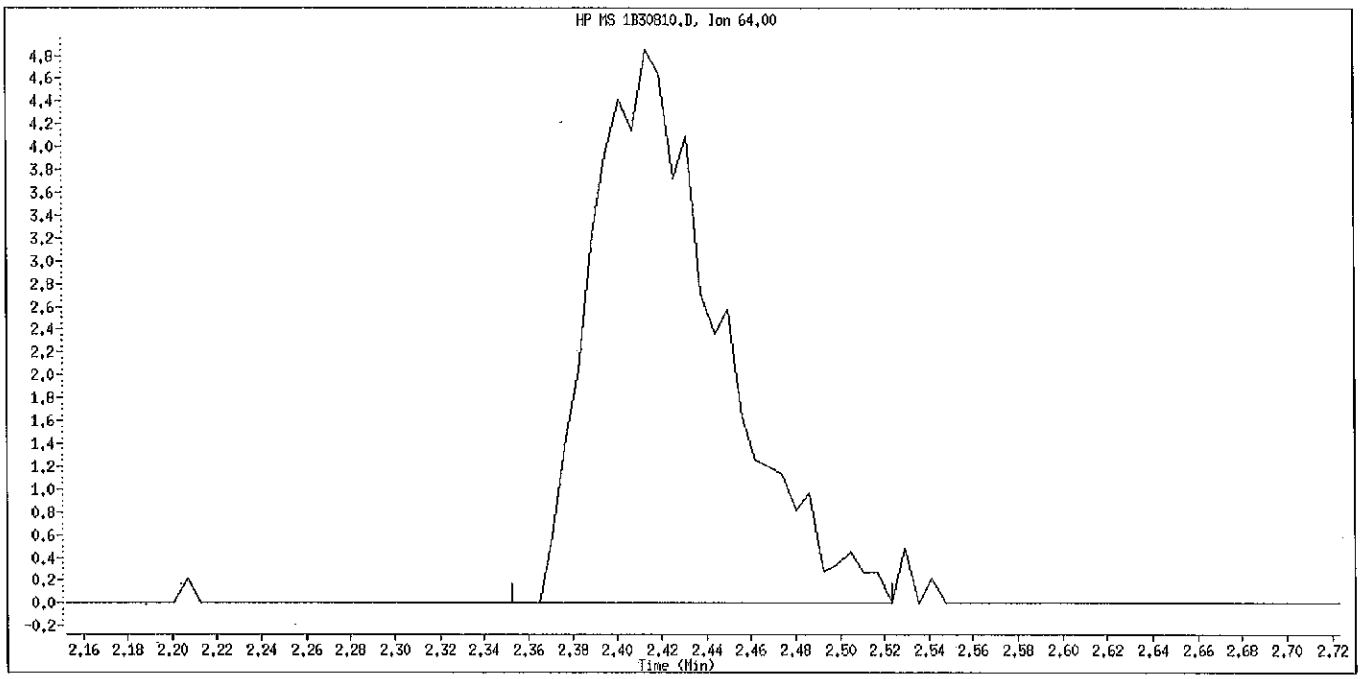

Manual Integration

Manually Integrated By: gordonk
Manual Integration Reason: Peak Integrated Incorrectly

Data File Name: 1B30810.D
Inj. Date and Time: 10-AUG-2010 08:40
Instrument ID: hp3.i
Client ID: vstd10
Compound Name: 1,1-Dichloroethene
CAS #: 75-35-4

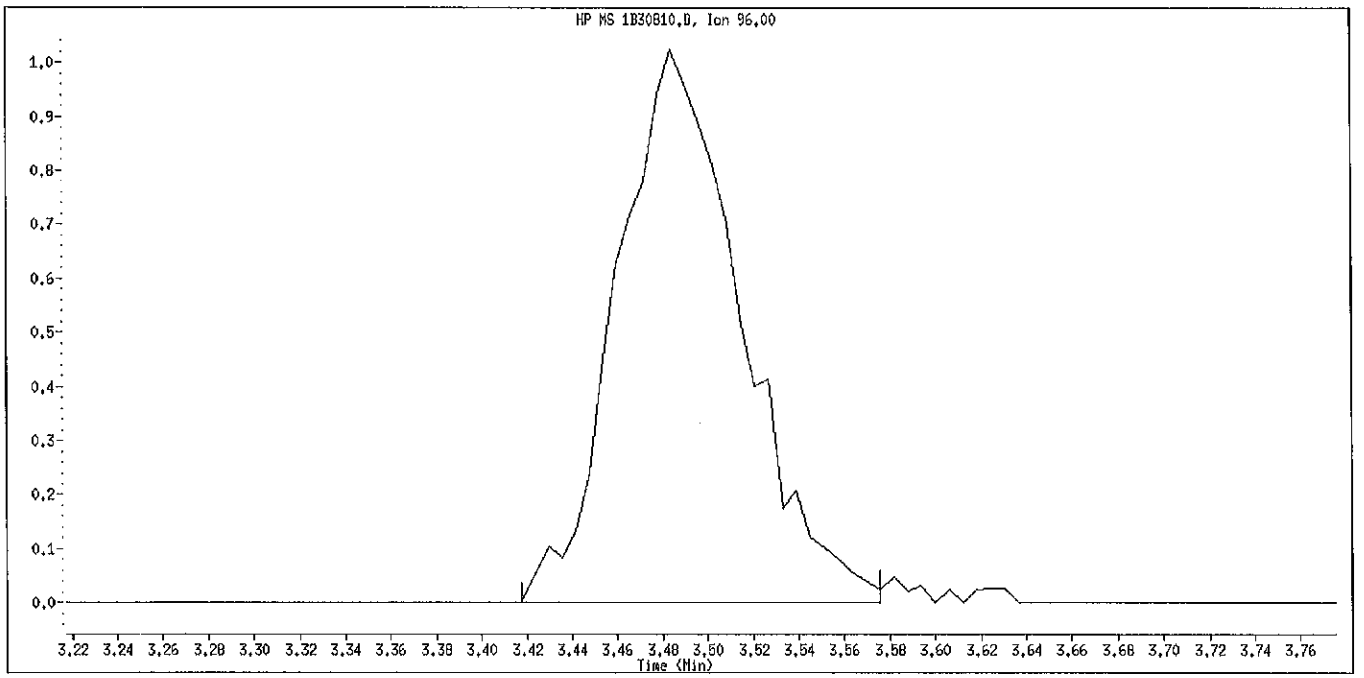

Original Integration

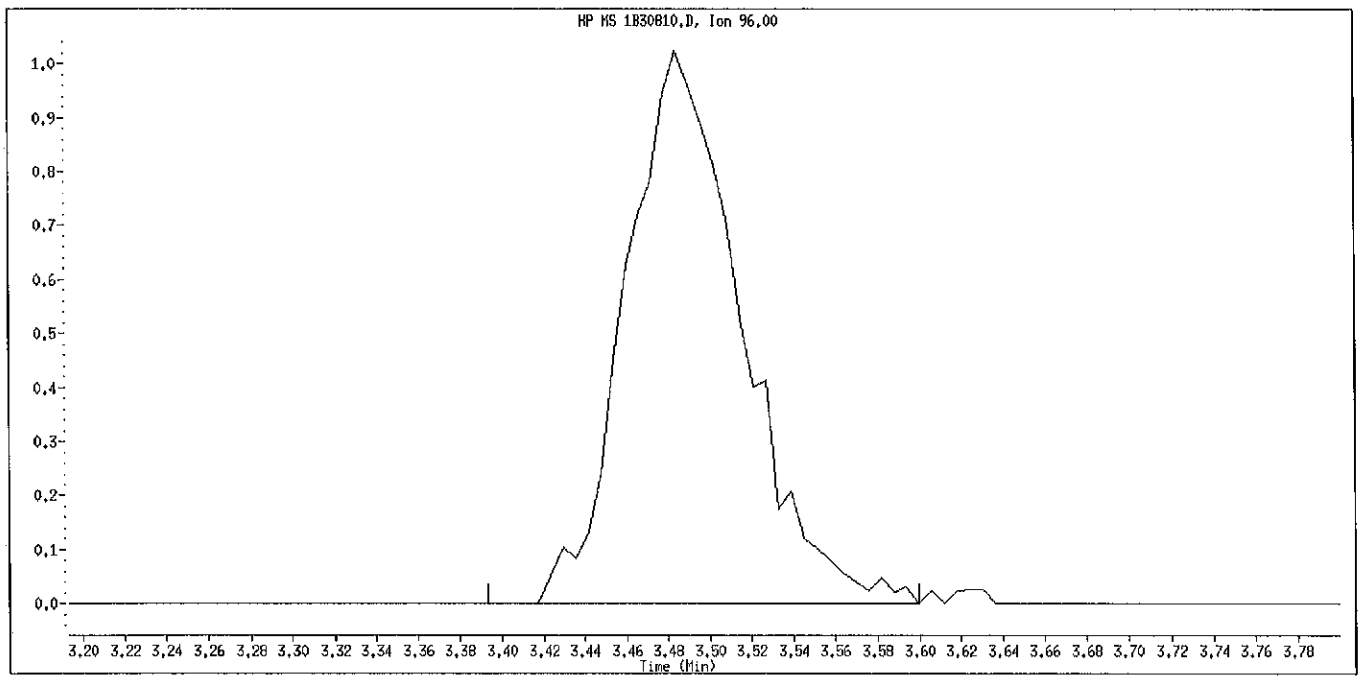

Manual Integration

Manually Integrated By: gordonk
Manual Integration Reason: Peak Integrated Incorrectly

Data File Name: 1B30810.D
Inj. Date and Time: 10-AUG-2010 08:40
Instrument ID: hp3.i
Client ID: vstd10
Compound Name: Acetone
CAS #: 67-64-1

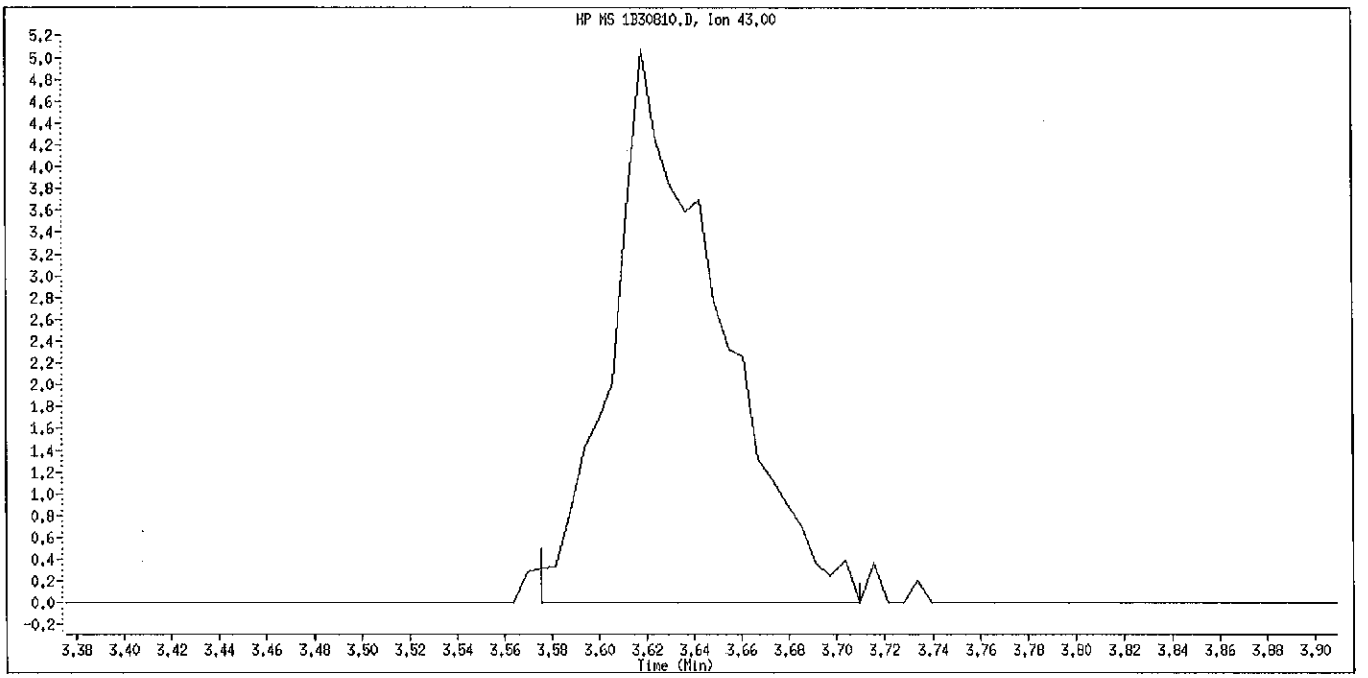

Original Integration

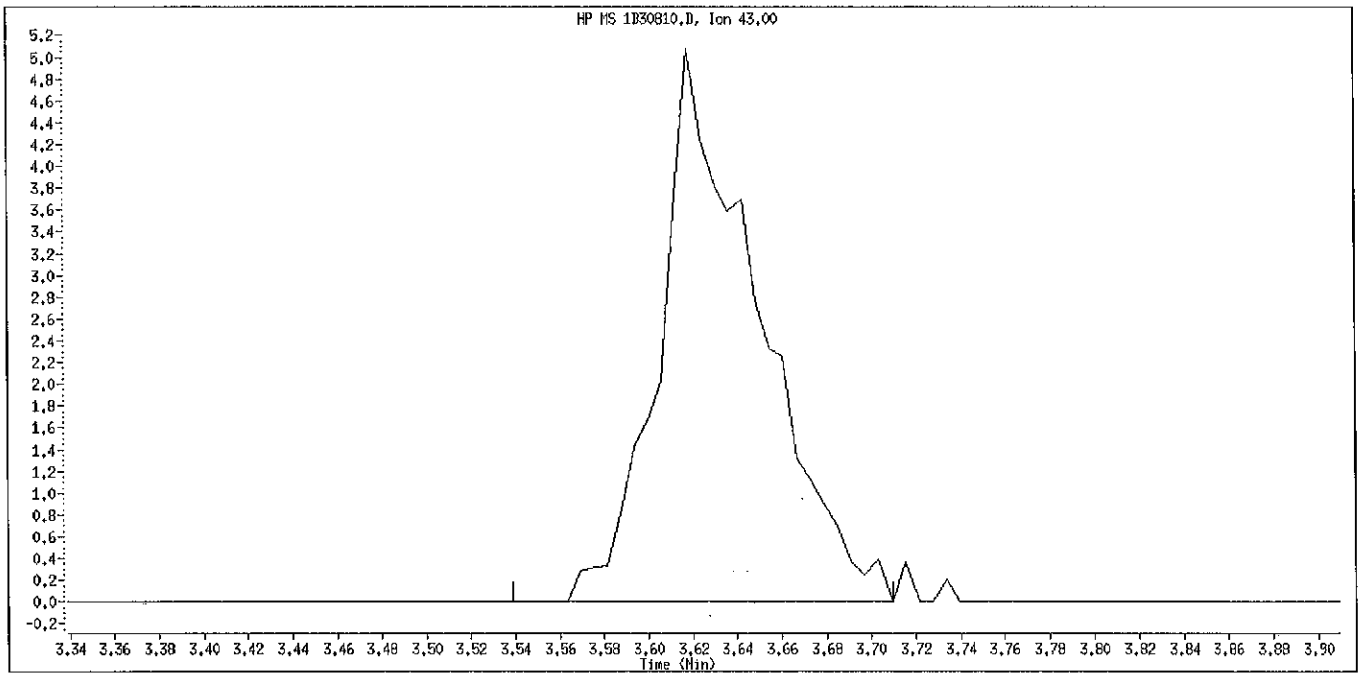

Manual Integration

Manually Integrated By: gordonk
Manual Integration Reason: Peak Integrated Incorrectly



Data File: \\pitsvr06\d\chem\hp3.i\30810d.b\1A30810.D
Date : 10-AUG-2010 08:16
Client ID: vstd5
Sample Info: VSTD5 5ML
Purge Volume: 5.0
Column phase: DB 624

\\pitsvr06\d\chem\hp3.i\30810d.b\1A30810.D

Instrument: hp3.i
Operator: 10099
Column diameter: 0.18

TestAmerica Pittsburgh

VOLATILE REPORT SW-846 Method

Data file : \\pitsvr06\d\chem\hp3.i\3081010d.b\1A30810.D
Lab Smp Id: vstd5 Client Smp ID: vstd5
Inj Date : 10-AUG-2010 08:16
Operator : 10099 Inst ID: hp3.i
Smp Info : VSTD5 5ML
Misc Info : ,3081010d.b,8260bsoil.m,4-dwsoil.sub
Comment :
Method : \\pitsvr06\d\chem\hp3.i\3081010d.b\8260bsoil.m
Meth Date : 10-Aug-2010 08:52 hp3.i Quant Type: ISTD
Cal Date : 10-AUG-2010 08:40 Cal File: 1B30810.D
Als bottle: 2 Calibration Sample, Level: 1
Dil Factor: 1.00000
Integrator: HP RTE Compound Sublist: 4-dwsoil.sub
Target Version: 4.14
Processing Host: PITPC-110

Concentration Formula: Amt * DF * 1/Vo * CpndVariable

Name	Value	Description
DF	1.000	Dilution Factor
Vo	5.000	Sample Amount
Cpnd Variable		Local Compound Variable

Compounds	QUANT SIG MASS	RT	EXP RT	REL RT	RESPONSE	AMOUNTS CAL-AMT (ng)	AMOUNTS ON-COL (ng)
* 46 Fluorobenzene	96	7.407	7.407	(1.000)	611643	250.000	
* 69 Chlorobenzene-d5	119	10.485	10.485	(1.000)	148759	250.000	
* 92 1,4-Dichlorobenzene-d4	152	12.803	12.803	(1.000)	245242	250.000	
$ 39 Dibromofluoromethane	113	6.665	6.665	(0.900)	12919	25.0000	25.75
$ 43 1,2-Dichloroethane-d4	65	7.036	7.036	(0.950)	15017	25.0000	25.16
$ 59 Toluene-d8	98	9.050	9.050	(0.863)	55677	25.0000	24.61
$ 80 Bromofluorobenzene	95	11.647	11.647	(1.111)	26742	25.0000	25.55
1 Dichlorodifluoromethane	85	1.640	1.640	(0.221)	21459	25.0000	24.81(Q)
2 Chloromethane	50	1.804	1.804	(0.244)	24495	25.0000	25.02(M)
3 Vinyl Chloride	62	1.944	1.944	(0.263)	22017	25.0000	25.08(M)
4 Bromomethane	94	2.309	2.309	(0.312)	8927	25.0000	25.39(M)
5 Chloroethane	64	2.419	2.419	(0.327)	7977	25.0000	23.11
166 Trichlorofluoromethane	101	2.741	2.741	(0.370)	30001	25.0000	25.88
10 1,1,2-trichloro-1,2,2-trifluor	101	3.538	3.538	(0.478)	19874	25.0000	25.06(QM)
12 1,1-Dichloroethene	96	3.483	3.483	(0.470)	18400	25.0000	24.78
15 Carbon Disulfide	76	3.781	3.781	(0.511)	52434	25.0000	24.73
13 Acetone	43	3.629	3.629	(0.490)	8933	25.0000	27.08
17 Acetonitrile	40	4.098	4.098	(0.553)	18758	500.000	518.3
18 Methylene Chloride	84	4.304	4.304	(0.581)	32969	25.0000	24.11
19 trans-1,2-Dichloroethene	96	4.712	4.712	(0.636)	17791	25.0000	24.18(QM)
20 Methyl tert-butyl ether	73	4.749	4.749	(0.641)	35318	25.0000	24.11
24 1,1-Dichloroethane	63	5.326	5.326	(0.719)	28260	25.0000	24.03
27 2,2-Dichloropropane	77	6.069	6.069	(0.819)	24100	25.0000	24.31(M)

	Compounds	QUANT SIG MASS	RT	EXP RT	REL RT	RESPONSE	AMOUNTS CAL-AMT (ng)	AMOUNTS ON-COL (ng)
	28 cis-1,2-dichloroethene	96	6.087	6.087	(0.822)	16684	25.0000	23.95
M	29 1,2-Dichloroethene (total)	96				34475	50.0000	
	30 Bromochloromethane	128	6.361	6.361	(0.859)	6971	25.0000	23.95
	31 2-Butanone	43	6.129	6.129	(0.828)	6340	25.0000	25.50
	37 Chloroform	83	6.488	6.488	(0.876)	27177	25.0000	23.88
	38 1,1,1-Trichloroethane	97	6.671	6.671	(0.901)	24350	25.0000	24.28
	40 1,1-Dichloropropene	75	6.853	6.853	(0.925)	21895	25.0000	23.83
	41 Carbon Tetrachloride	117	6.860	6.860	(0.926)	19839	25.0000	24.60
	42 Benzene	78	7.091	7.091	(0.957)	63001	25.0000	24.16
	45 1,2-Dichloroethane	62	7.121	7.121	(0.961)	19025	25.0000	24.87
	47 Trichloroethene	130	7.796	7.796	(1.053)	16674	25.0000	24.70
	49 1,2-Dichloropropane	63	8.028	8.028	(1.084)	14416	25.0000	24.19
	50 Dibromomethane	93	8.149	8.149	(1.100)	6626	25.0000	23.12
	53 Bromodichloromethane	83	8.320	8.320	(1.123)	16414	25.0000	24.93
	57 cis-1,3-Dichloropropene	75	8.782	8.782	(1.186)	17853	25.0000	24.37
	58 4-Methyl-2-Pentanone	43	8.940	8.940	(0.853)	8278	25.0000	22.98(Q)
	60 Toluene	91	9.110	9.110	(0.869)	72757	25.0000	24.24
	61 trans-1,3-Dichloropropene	75	9.342	9.342	(0.891)	16223	25.0000	23.88
	63 1,3-Dichloropropane	76	9.688	9.688	(0.924)	20228	25.0000	24.74
	64 1,1,2-Trichloroethane	97	9.524	9.524	(0.908)	10117	25.0000	23.83
	65 Tetrachloroethene	164	9.658	9.658	(0.921)	15162	25.0000	24.84
	66 2-Hexanone	43	9.767	9.767	(0.932)	8319	25.0000	23.98
	67 Dibromochloromethane	129	9.913	9.913	(0.945)	8548	25.0000	23.57
	68 1,2-Dibromoethane	107	10.029	10.029	(0.956)	9879	25.0000	24.02
	70 Chlorobenzene	112	10.510	10.510	(1.002)	48467	25.0000	24.30
	71 1,1,1,2-Tetrachloroethane	131	10.595	10.595	(1.010)	12901	25.0000	23.62(Q)
	72 Ethylbenzene	106	10.619	10.619	(1.013)	25535	25.0000	24.00
	73 m + p-Xylene	106	10.735	10.735	(1.024)	62167	50.0000	47.81
	74 Xylene-o	106	11.130	11.130	(1.061)	28947	25.0000	23.97
	76 Styrene	104	11.142	11.142	(1.063)	46730	25.0000	23.63
	77 Bromoform	173	11.337	11.337	(1.081)	5255	25.0000	24.52
	78 Isopropylbenzene	105	11.495	11.495	(1.096)	81484	25.0000	23.70
	79 Bromobenzene	156	11.805	11.805	(0.922)	16637	25.0000	23.24
	81 n-Propylbenzene	120	11.903	11.903	(0.930)	22280	25.0000	23.36
	82 2-Chlorotoluene	126	11.994	11.994	(0.937)	17971	25.0000	23.43
	83 1,1,2,2-Tetrachloroethane	83	11.793	11.793	(1.125)	12826	25.0000	23.60
	84 1,2,3-Trichloropropane	110	11.830	11.830	(0.924)	4790	25.0000	24.48
	85 4-Chlorotoluene	126	12.103	12.103	(0.945)	19944	25.0000	24.94
	86 1,3,5-Trimethylbenzene	105	12.079	12.079	(0.943)	75046	25.0000	24.14
	87 tert-Butylbenzene	119	12.408	12.408	(0.969)	59822	25.0000	23.38
	88 1,2,4-Trimethylbenzene	105	12.450	12.450	(0.972)	73785	25.0000	24.04
	89 sec-Butylbenzene	105	12.621	12.621	(0.986)	95635	25.0000	23.99
	90 4-Isopropyltoluene	119	12.767	12.767	(0.997)	81162	25.0000	23.72
	91 1,3-Dichlorobenzene	146	12.736	12.736	(0.995)	38758	25.0000	24.74
	93 1,4-Dichlorobenzene	146	12.833	12.833	(1.002)	39619	25.0000	24.74
	94 n-Butylbenzene	91	13.180	13.180	(1.029)	73701	25.0000	23.81
	95 1,2-Dichlorobenzene	146	13.205	13.205	(1.031)	34773	25.0000	24.32
	96 1,2-Dibromo-3-chloropropane	157	13.989	13.989	(1.093)	1808	25.0000	23.80
	97 1,2,4-Trichlorobenzene	180	14.817	14.817	(1.157)	26948	25.0000	25.89
	98 Hexachlorobutadiene	225	14.987	14.987	(1.171)	16922	25.0000	24.93
	99 Naphthalene	128	15.072	15.072	(1.177)	39101	25.0000	26.82
	100 1,2,3-Trichlorobenzene	180	15.328	15.328	(1.197)	23889	25.0000	27.86
	156 Methyl Acetate	43	4.195	4.195	(0.566)	8193	25.0000	25.04(M)
	157 Cyclohexane	56	6.726	6.726	(0.908)	37251	25.0000	24.24

Compounds	QUANT SIG MASS	RT	EXP RT	REL RT	RESPONSE	AMOUNTS CAL-AMT (ng)	AMOUNTS ON-COL (ng)
158 Methyl Cyclohexane	83	7.991	7.991	(1.079)	31989	25.0000	23.77
165 1,3,5-Trichlorobenzene	180	14.196	14.196	(1.109)	28924	25.0000	23.42
167 4-Chlorobenzotrifluoride	180	10.540	10.540	(1.005)	27246	25.0000	23.13
M 75 Xylenes (total)	106				91114	75.0000	

QC Flag Legend

Q - Qualifier signal failed the ratio test.
M - Compound response manually integrated.

Data File Name: 1A30810.D
Inj. Date and Time: 10-AUG-2010 08:16
Instrument ID: hp3.i
Client ID: vstd5
Compound Name: Chloromethane
CAS #: 74-87-3

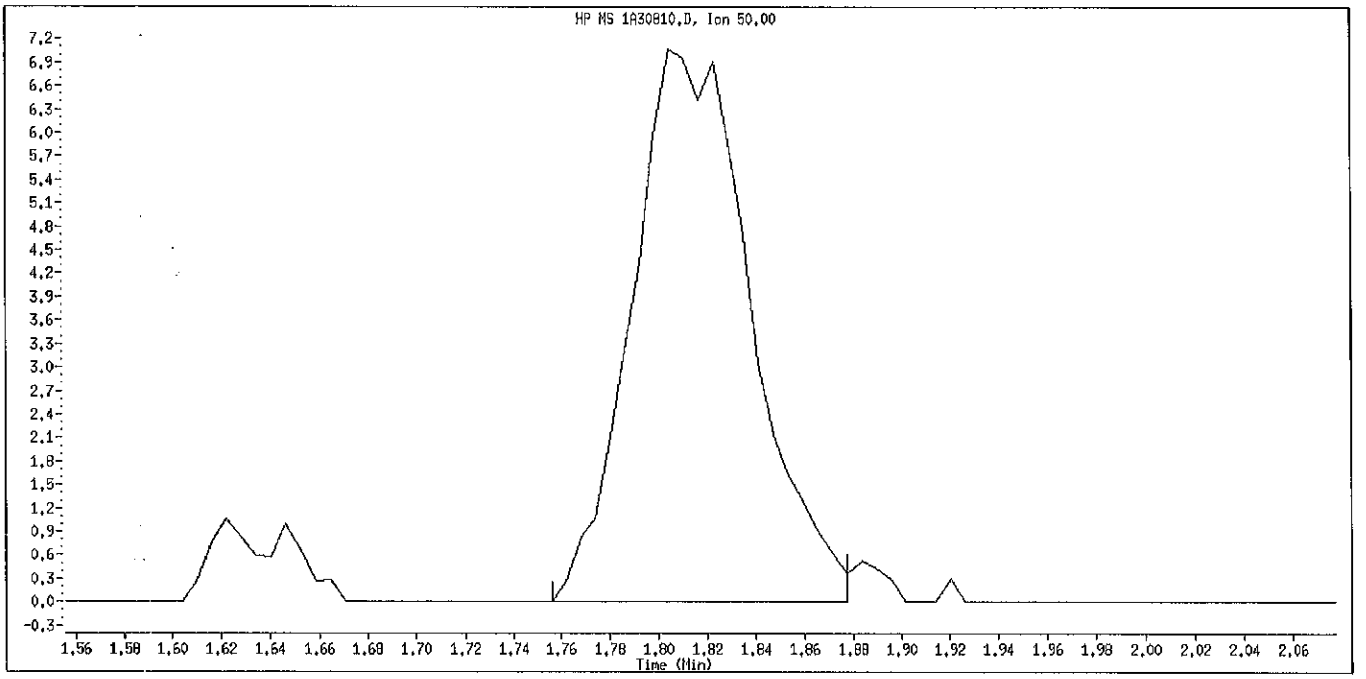

Original Integration

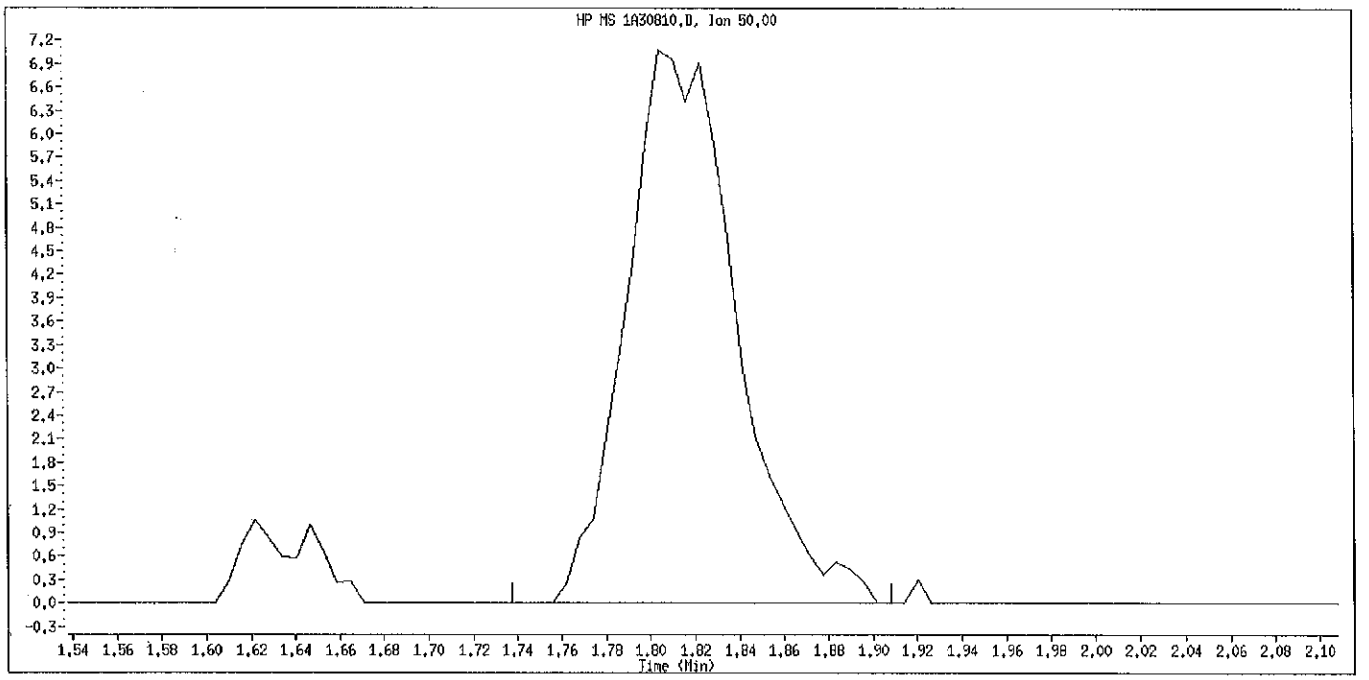

Manual Integration

Manually Integrated By: gordonk
Manual Integration Reason: Peak Integrated Incorrectly

Data File Name: 1A30810.D
Inj. Date and Time: 10-AUG-2010 08:16
Instrument ID: hp3.i
Client ID: vstd5
Compound Name: Vinyl Chloride
CAS #: 75-01-4

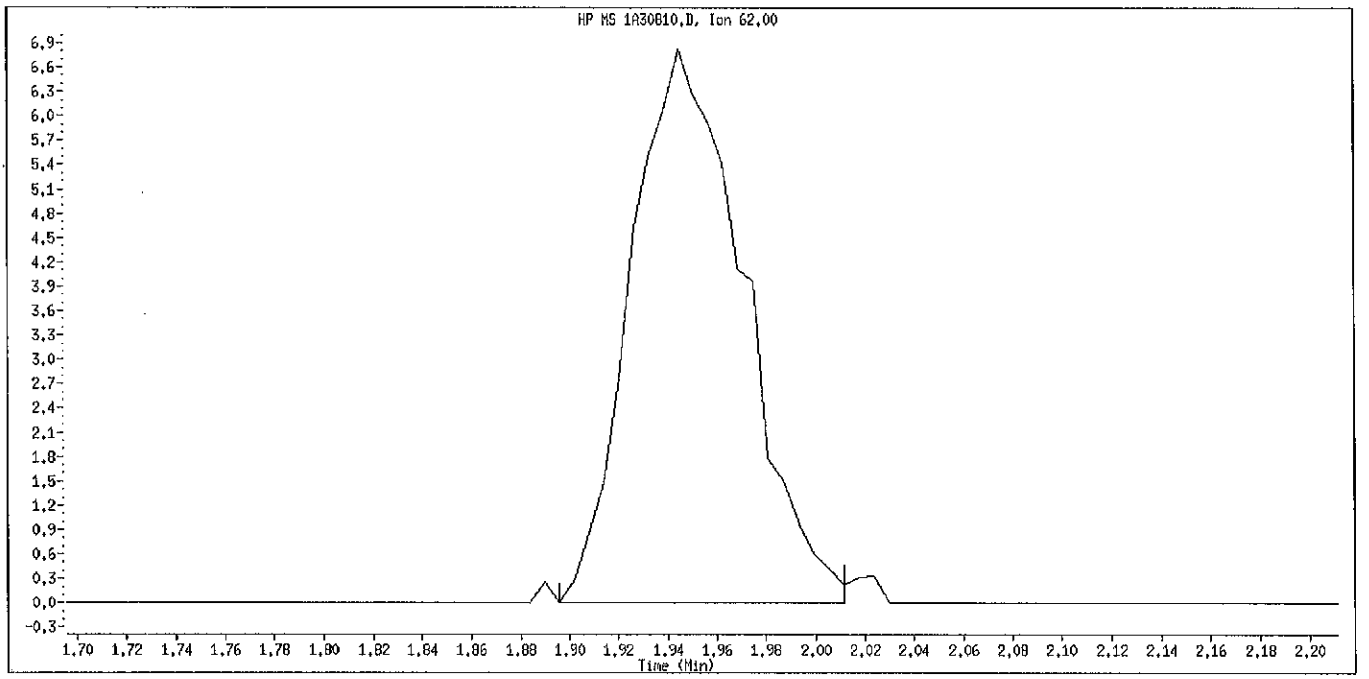

Original Integration

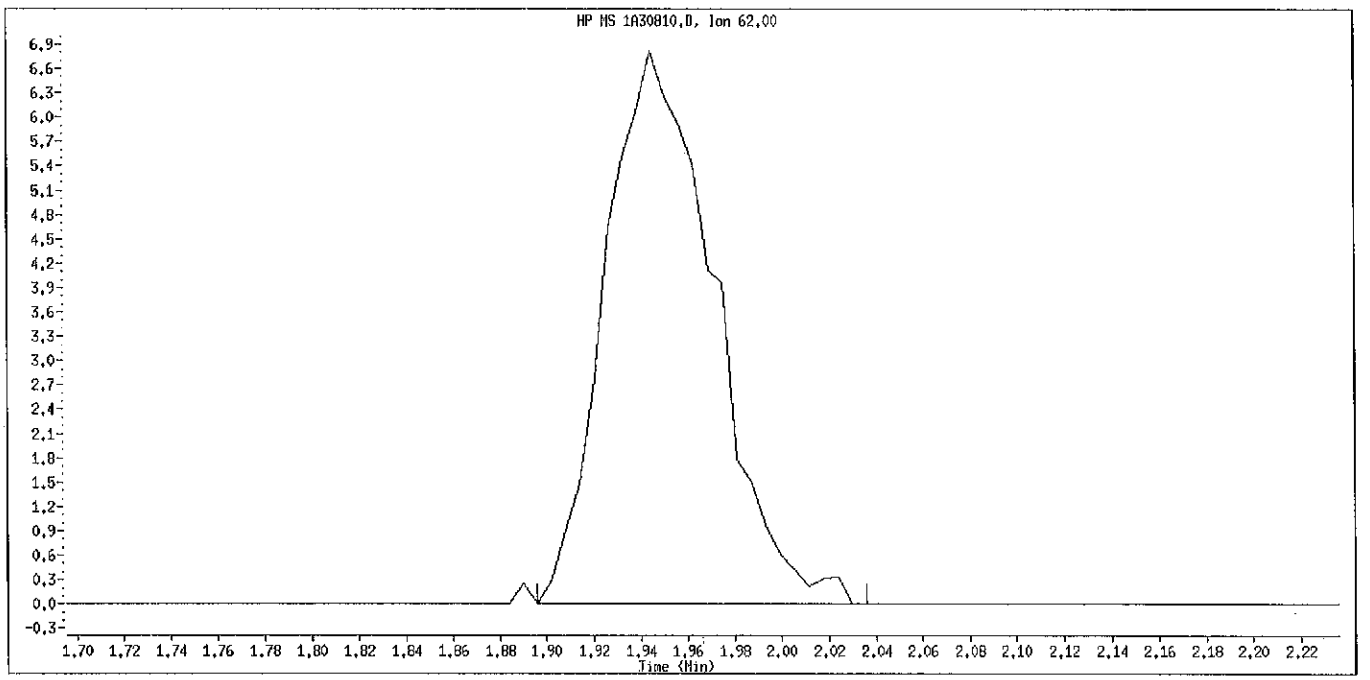

Manual Integration

Manually Integrated By: gordonk
Manual Integration Reason: Peak Integrated Incorrectly

Data File Name: 1A30810.D
Inj. Date and Time: 10-AUG-2010 08:16
Instrument ID: hp3.i
Client ID: vstd5
Compound Name: Bromomethane
CAS #: 74-83-9

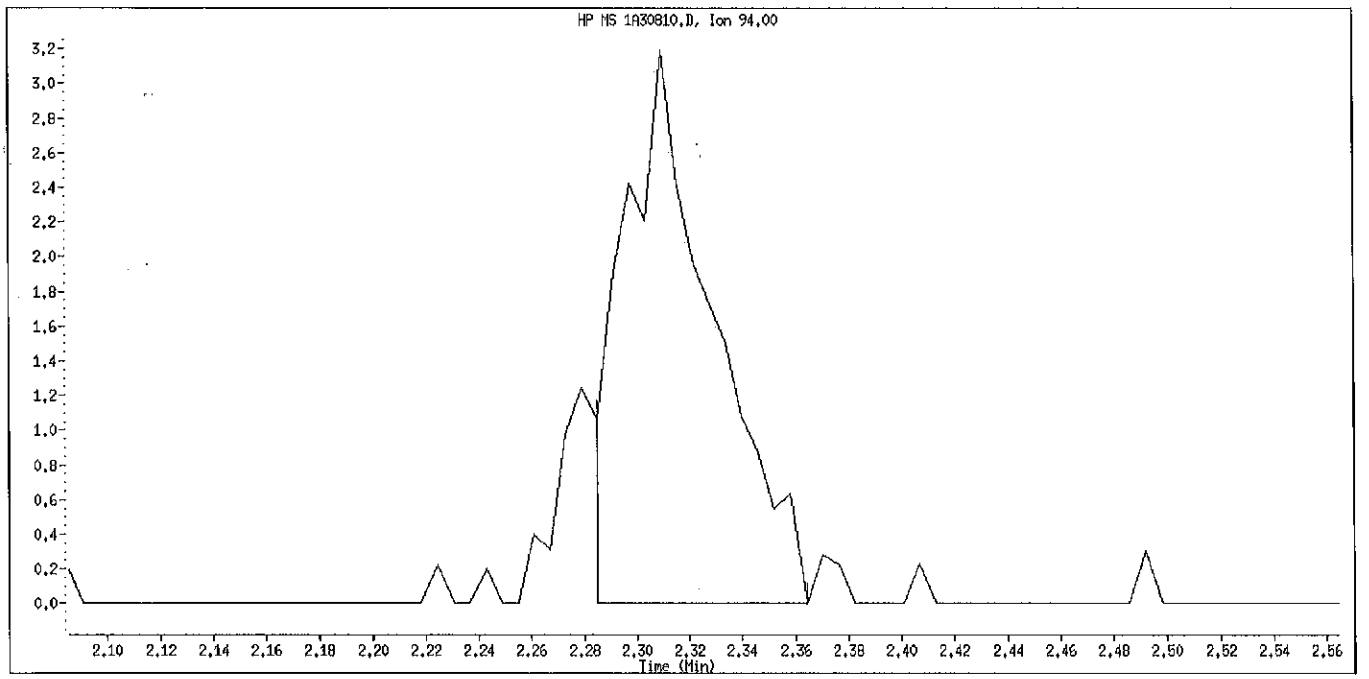

Original Integration

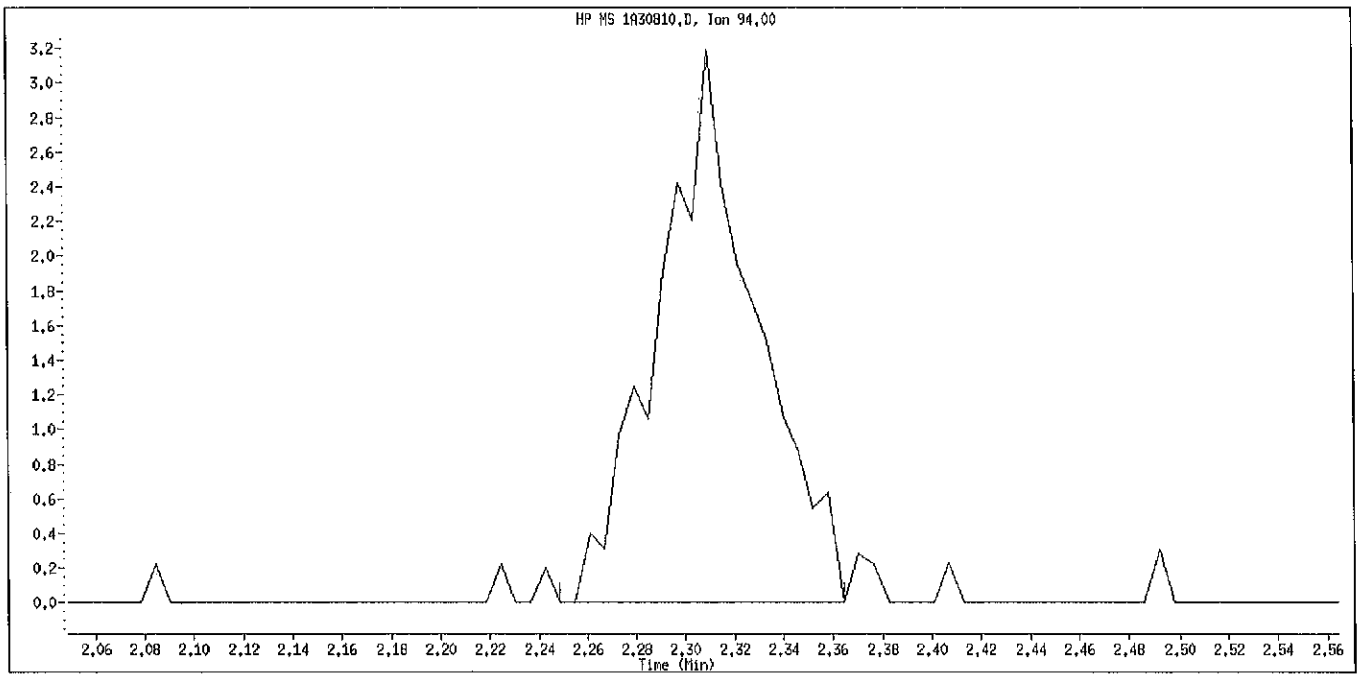

Manual Integration

Manually Integrated By: gordonk
Manual Integration Reason: Peak Integrated Incorrectly

Data File Name: 1A30810.D
Inj. Date and Time: 10-AUG-2010 08:16
Instrument ID: hp3.i
Client ID: vstd5
Compound Name: 1,1,2-trichloro-1,2,2-trifluoro
CAS #: 76-13-1

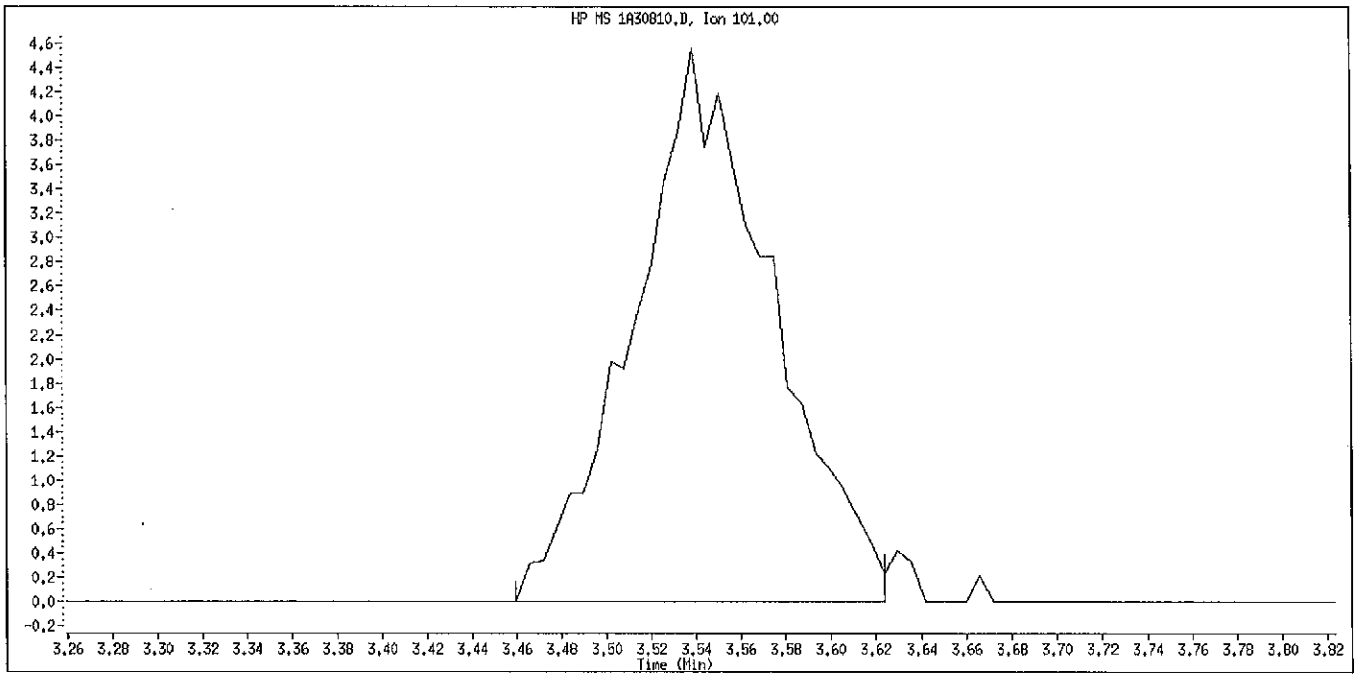

Original Integration

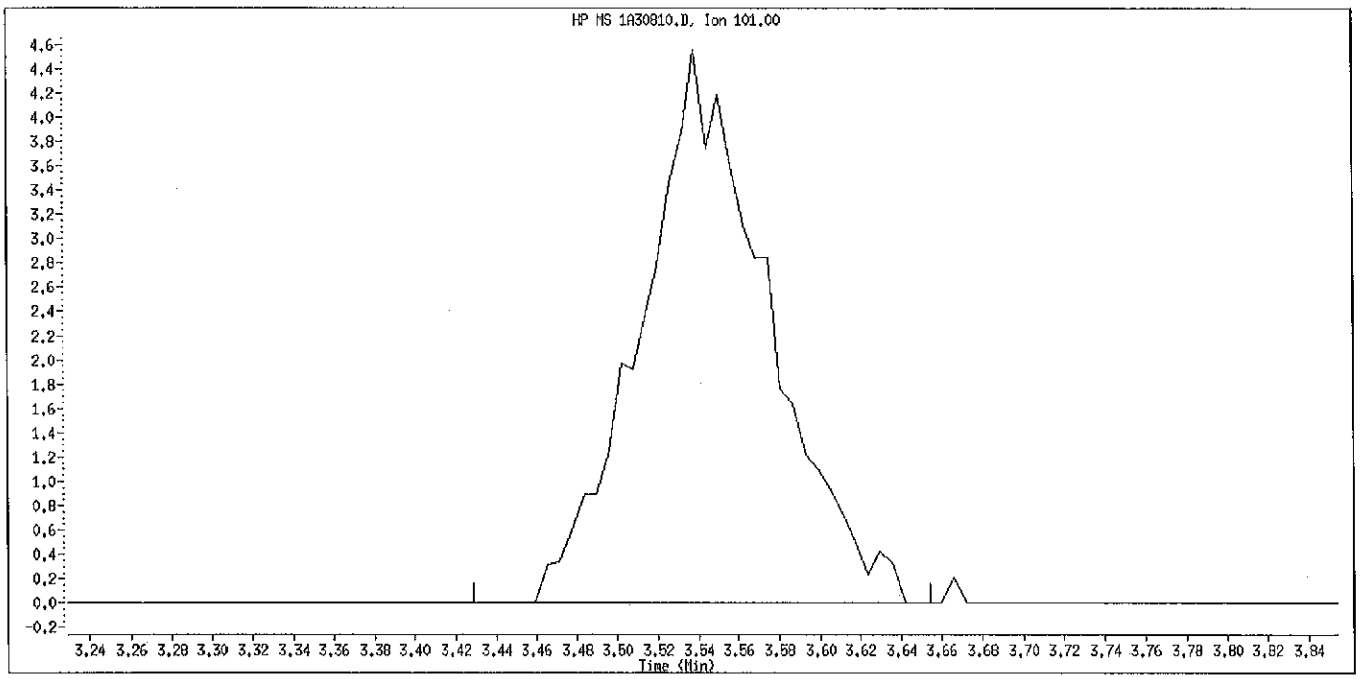

Manual Integration

Manually Integrated By: gordonk
Manual Integration Reason: Peak Integrated Incorrectly

Data File Name: 1A30810.D
Inj. Date and Time: 10-AUG-2010 08:16
Instrument ID: hp3.i
Client ID: vstd5
Compound Name: Methyl Acetate
CAS #: 79-20-9

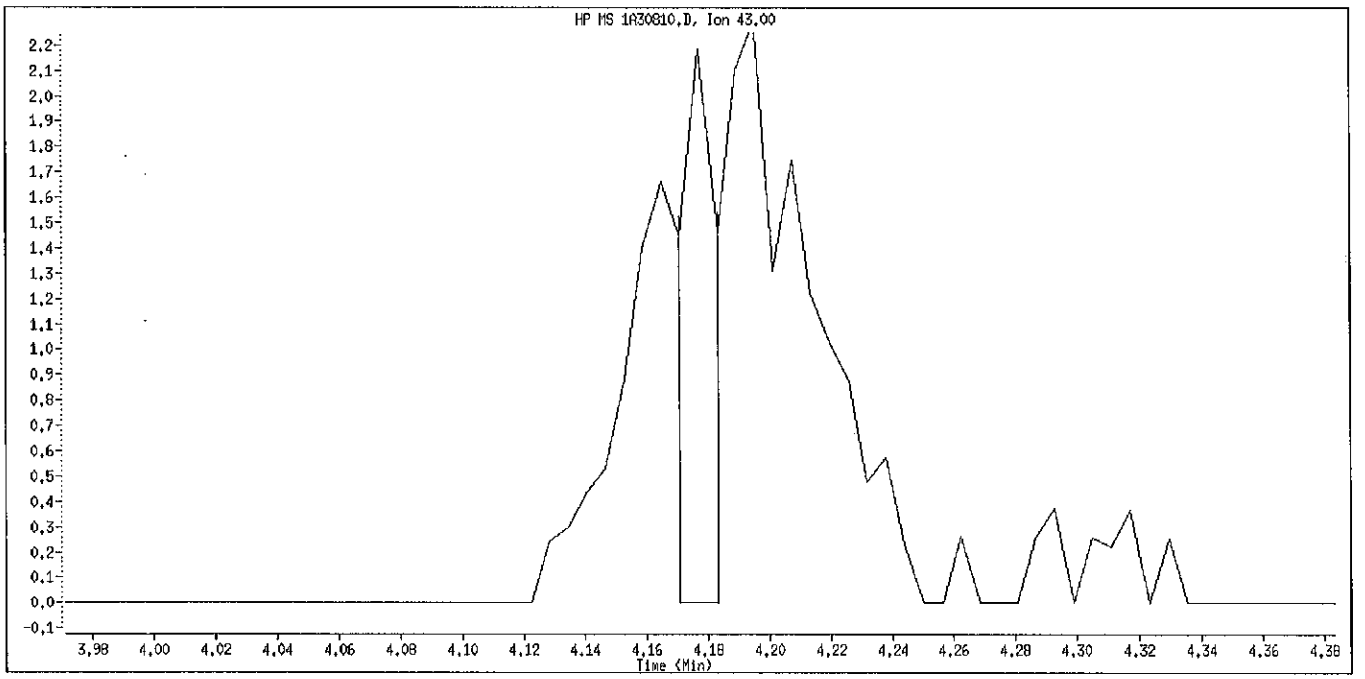

Original Integration

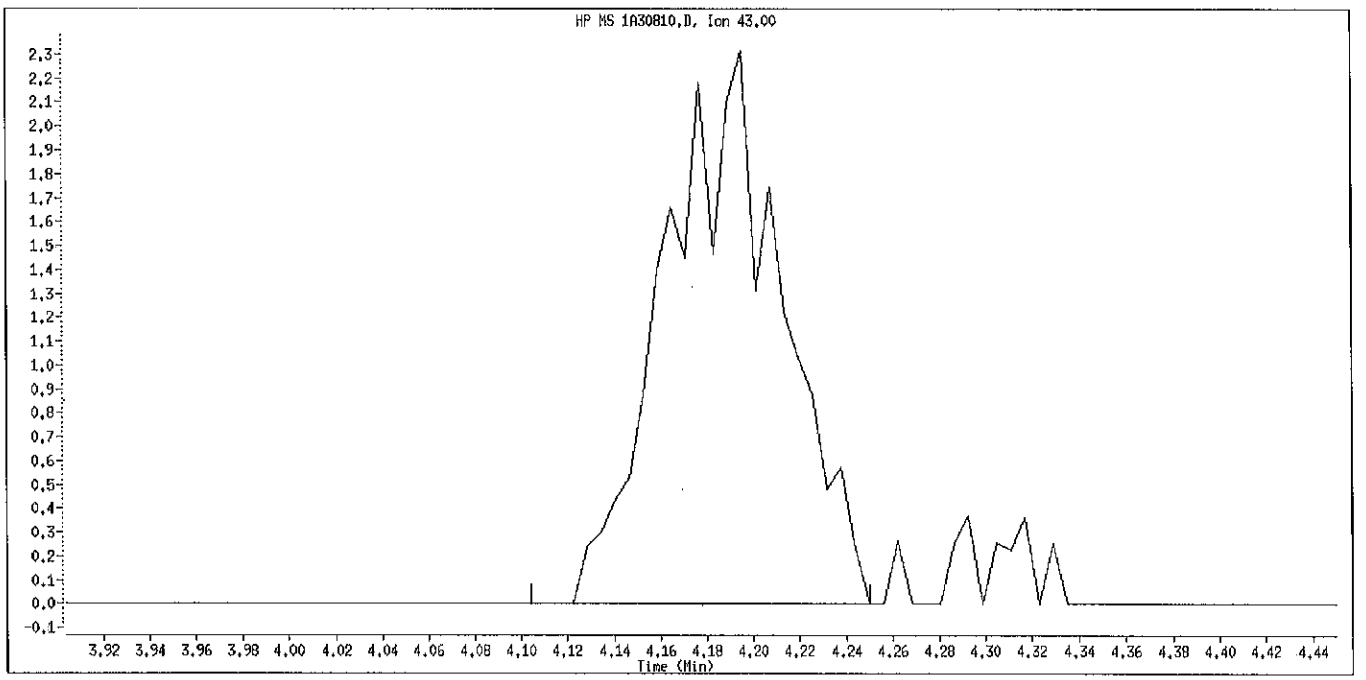

Manual Integration

Manually Integrated By: gordonk
Manual Integration Reason: Peak Integrated Incorrectly

Data File Name: 1A30810.D
Inj. Date and Time: 10-AUG-2010 08:16
Instrument ID: hp3.i
Client ID: vstd5
Compound Name: trans-1,2-Dichloroethene
CAS #: 156-60-5

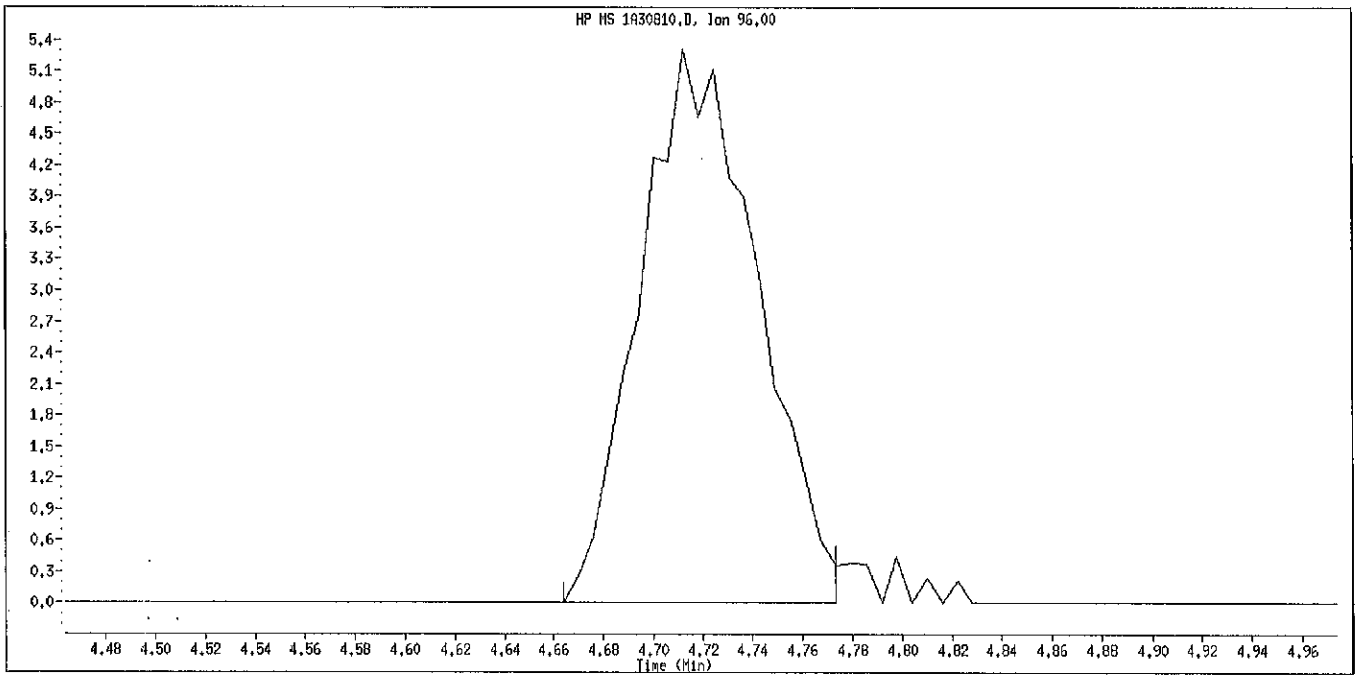

Original Integration

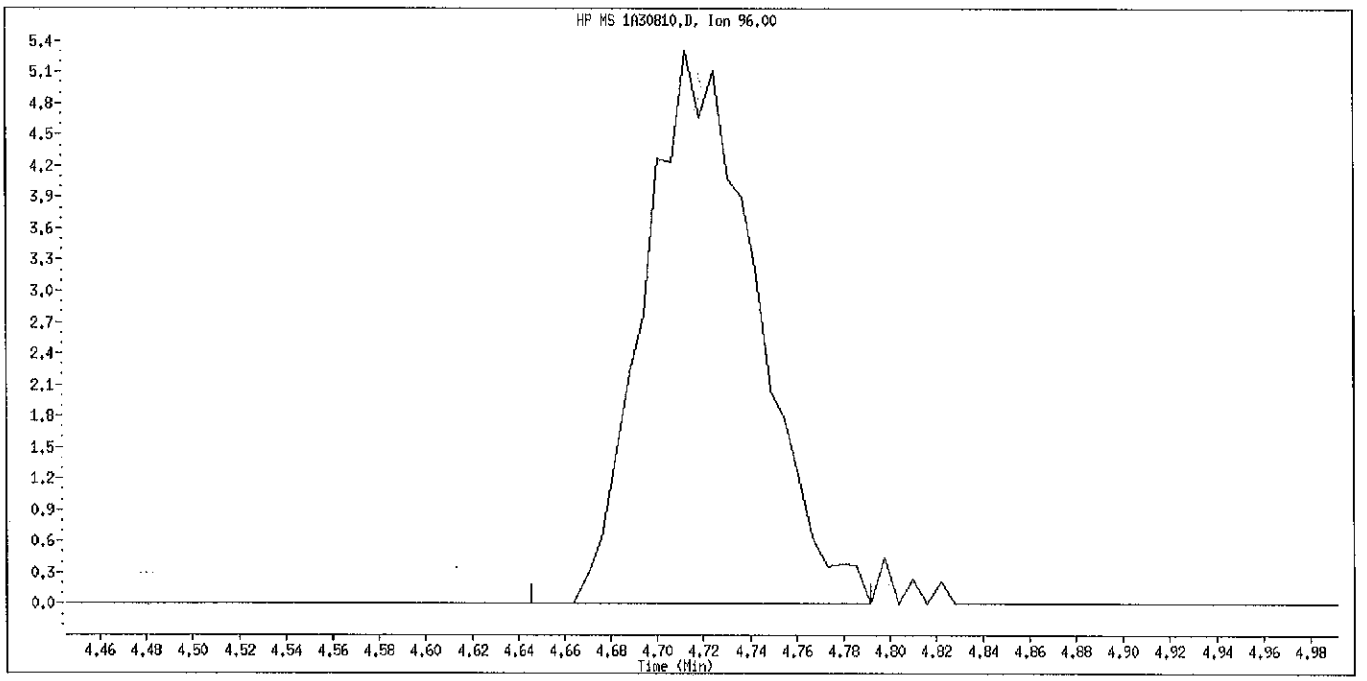

Manual Integration

Manually Integrated By: gordonk
Manual Integration Reason: Peak Integrated Incorrectly

Data File Name: 1A30810.D
Inj. Date and Time: 10-AUG-2010 08:16
Instrument ID: hp3.i
Client ID: vstd5
Compound Name: 2,2-Dichloropropane
CAS #: 594-20-7

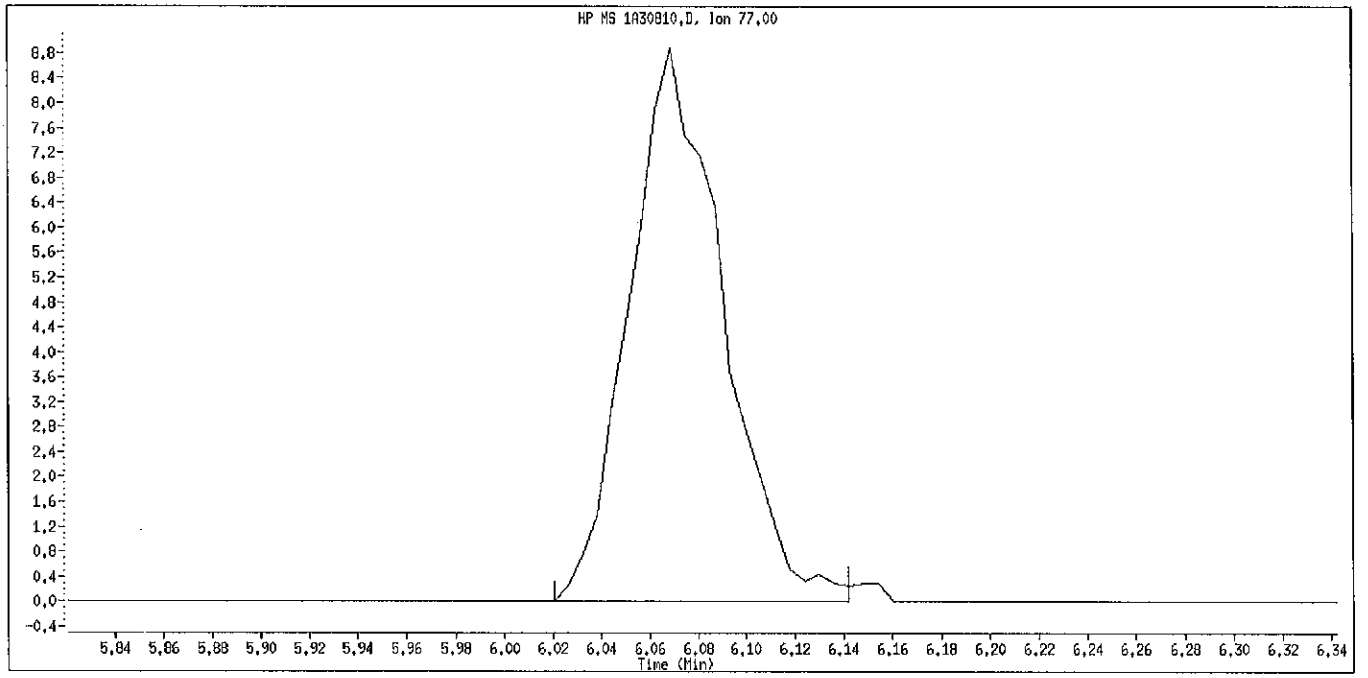

Original Integration

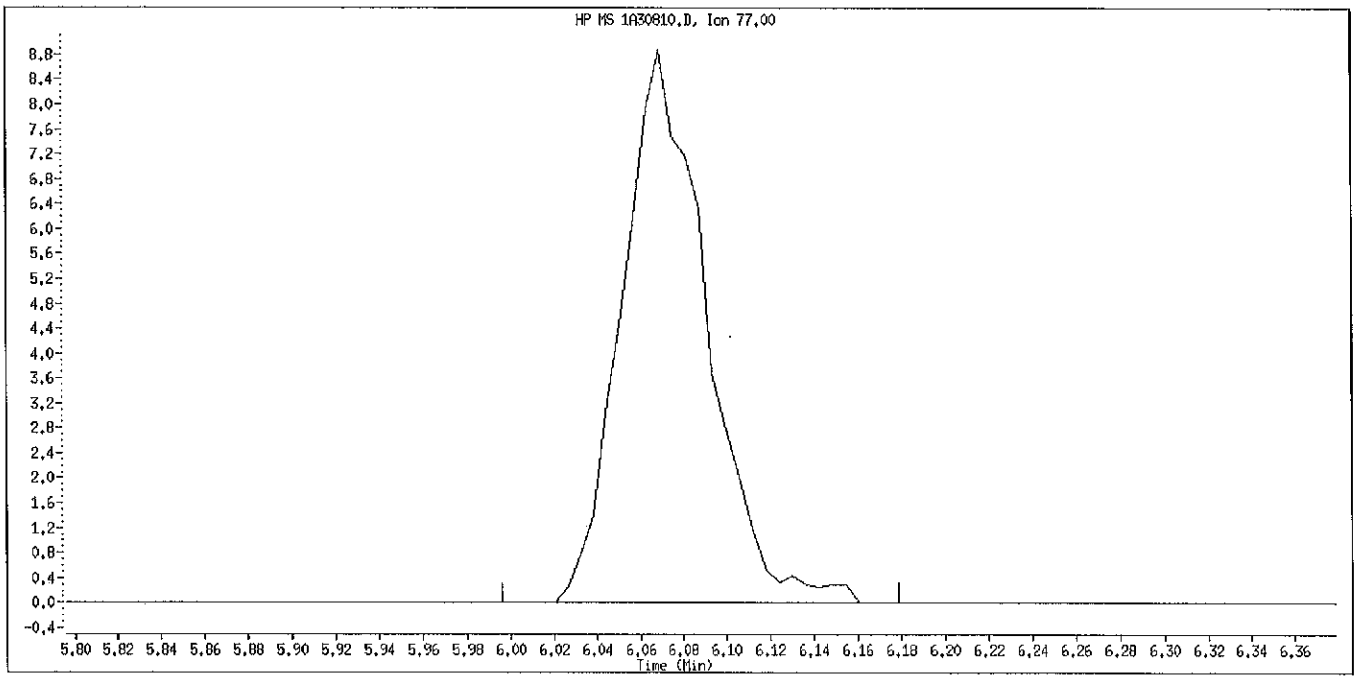

Manual Integration

Manually Integrated By: gordonk
Manual Integration Reason: Peak Integrated Incorrectly



Data File: \\pitsvr06\d\chem\hp3.i\30810d.b\1C30810.D
Date : 10-AUG-2010 09:03
Client ID: vstd25
Sample Info: VSTD25 5ML
Purge Volume: 5.0
Column phase: DB 624

Instrument: hp3.i
Operator: 10099
Column diameter: 0.18

TestAmerica Pittsburgh

VOLATILE REPORT SW-846 Method

Data file : \\pitsvr06\d\chem\hp3.i\3081010d.b\1C30810.D
Lab Smp Id: vstd25 Client Smp ID: vstd25
Inj Date : 10-AUG-2010 09:03
Operator : 10099 Inst ID: hp3.i
Smp Info : VSTD25 5ML
Misc Info : ,3081010d.b,8260bsoil.m,4-dwsoil.sub
Comment :
Method : \\pitsvr06\d\chem\hp3.i\3081010d.b\8260bsoil.m
Meth Date : 10-Aug-2010 09:13 hp3.i Quant Type: ISTD
Cal Date : 10-AUG-2010 08:16 Cal File: 1A30810.D
Als bottle: 4 Calibration Sample, Level: 3
Dil Factor: 1.00000
Integrator: HP RTE Compound Sublist: 4-dwsoil.sub
Target Version: 4.14
Processing Host: PITPC-110

Concentration Formula: Amt * DF * 1/Vo * CpndVariable

Name	Value	Description
DF	1.000	Dilution Factor
Vo	5.000	Sample Amount
Cpnd Variable		Local Compound Variable

Compounds	QUANT SIG MASS	RT	EXP RT	REL RT	RESPONSE	AMOUNTS CAL-AMT (ng)	AMOUNTS ON-COL (ng)
* 46 Fluorobenzene	96	7.407	7.407	(1.000)	625119	250.000	
* 69 Chlorobenzene-d5	119	10.486	10.486	(1.000)	144333	250.000	
* 92 1,4-Dichlorobenzene-d4	152	12.804	12.804	(1.000)	240443	250.000	
$ 39 Dibromofluoromethane	113	6.665	6.665	(0.900)	69029	125.000	134.6
$ 43 1,2-Dichloroethane-d4	65	7.036	7.036	(0.950)	75292	125.000	123.4
$ 59 Toluene-d8	98	9.044	9.044	(0.863)	291211	125.000	132.7
$ 80 Bromofluorobenzene	95	11.648	11.648	(1.111)	125621	125.000	123.7
1 Dichlorodifluoromethane	85	1.634	1.634	(0.221)	107556	125.000	121.7
2 Chloromethane	50	1.817	1.817	(0.245)	123024	125.000	122.9
3 Vinyl Chloride	62	1.951	1.951	(0.263)	108032	125.000	120.4
4 Bromomethane	94	2.310	2.310	(0.312)	39534	125.000	110.0
5 Chloroethane	64	2.413	2.413	(0.326)	40639	125.000	115.2
166 Trichlorofluoromethane	101	2.748	2.748	(0.371)	135373	125.000	114.3
10 1,1,2-trichloro-1,2,2-trifluor	101	3.544	3.544	(0.479)	96238	125.000	118.7
12 1,1-Dichloroethene	96	3.490	3.490	(0.471)	88659	125.000	116.8(M)
15 Carbon Disulfide	76	3.782	3.782	(0.511)	276398	125.000	127.5
13 Acetone	43	3.630	3.630	(0.490)	33591	125.000	99.62
17 Acetonitrile	40	4.086	4.086	(0.552)	84840	2500.00	2294
18 Methylene Chloride	84	4.299	4.299	(0.580)	119886	125.000	85.80
19 trans-1,2-Dichloroethene	96	4.712	4.712	(0.636)	91777	125.000	122.0(Q)
20 Methyl tert-butyl ether	73	4.749	4.749	(0.641)	208504	125.000	139.3
24 1,1-Dichloroethane	63	5.321	5.321	(0.718)	153578	125.000	127.8
27 2,2-Dichloropropane	77	6.075	6.075	(0.820)	126169	125.000	124.5

	Compounds	QUANT SIG MASS	RT	EXP RT	REL RT	RESPONSE	AMOUNTS CAL-AMT (ng)	ON-COL (ng)
28	cis-1,2-dichloroethene	96	6.087	6.087	(0.822)	93739	125.000	131.6
M 29	1,2-Dichloroethene (total)	96				185516	250.000	
30	Bromochloromethane	128	6.367	6.367	(0.860)	36935	125.000	124.2
31	2-Butanone	43	6.124	6.124	(0.827)	32494	125.000	127.9(M)
37	Chloroform	83	6.483	6.483	(0.875)	144396	125.000	124.2
38	1,1,1-Trichloroethane	97	6.671	6.671	(0.901)	131507	125.000	128.3
40	1,1-Dichloropropene	75	6.860	6.860	(0.926)	118401	125.000	126.1
41	Carbon Tetrachloride	117	6.854	6.854	(0.925)	103737	125.000	125.8
42	Benzene	78	7.091	7.091	(0.957)	329411	125.000	123.6
45	1,2-Dichloroethane	62	7.122	7.122	(0.961)	96712	125.000	123.7
47	Trichloroethene	130	7.797	7.797	(1.053)	79701	125.000	115.5
49	1,2-Dichloropropane	63	8.028	8.028	(1.084)	77839	125.000	127.8
50	Dibromomethane	93	8.150	8.150	(1.100)	35922	125.000	122.6
53	Bromodichloromethane	83	8.320	8.320	(1.123)	83726	125.000	124.4
57	cis-1,3-Dichloropropene	75	8.782	8.782	(1.186)	97689	125.000	130.4
58	4-Methyl-2-Pentanone	43	8.941	8.941	(0.853)	53763	125.000	153.8(Q)
60	Toluene	91	9.111	9.111	(0.869)	359848	125.000	123.6
61	trans-1,3-Dichloropropene	75	9.336	9.336	(0.890)	91152	125.000	138.3
63	1,3-Dichloropropane	76	9.689	9.689	(0.924)	99208	125.000	125.0
64	1,1,2-Trichloroethane	97	9.525	9.525	(0.908)	54771	125.000	133.0
65	Tetrachloroethene	164	9.658	9.658	(0.921)	70796	125.000	119.6
66	2-Hexanone	43	9.768	9.768	(0.932)	49972	125.000	148.5
67	Dibromochloromethane	129	9.914	9.914	(0.945)	47415	125.000	134.8
68	1,2-Dibromoethane	107	10.023	10.023	(0.956)	49080	125.000	123.0
70	Chlorobenzene	112	10.510	10.510	(1.002)	230966	125.000	119.3
71	1,1,1,2-Tetrachloroethane	131	10.595	10.595	(1.010)	70217	125.000	132.5(Q)
72	Ethylbenzene	106	10.620	10.620	(1.013)	126696	125.000	122.8
73	m + p-Xylene	106	10.735	10.735	(1.024)	316809	250.000	251.1
74	Xylene-o	106	11.131	11.131	(1.061)	158598	125.000	135.3
76	Styrene	104	11.143	11.143	(1.063)	250283	125.000	130.5
77	Bromoform	173	11.337	11.337	(1.081)	29166	125.000	140.2
78	Isopropylbenzene	105	11.496	11.496	(1.096)	434575	125.000	130.2
79	Bromobenzene	156	11.806	11.806	(0.922)	90591	125.000	129.1
81	n-Propylbenzene	120	11.903	11.903	(0.930)	122753	125.000	131.3(Q)
82	2-Chlorotoluene	126	11.994	11.994	(0.937)	94351	125.000	125.5
83	1,1,2,2-Tetrachloroethane	83	11.794	11.794	(1.125)	72015	125.000	136.6
84	1,2,3-Trichloropropane	110	11.836	11.836	(0.924)	23016	125.000	120.0(Q)
85	4-Chlorotoluene	126	12.104	12.104	(0.945)	94820	125.000	121.0
86	1,3,5-Trimethylbenzene	105	12.073	12.073	(0.943)	378171	125.000	124.1
87	tert-Butylbenzene	119	12.408	12.408	(0.969)	323251	125.000	128.9
88	1,2,4-Trimethylbenzene	105	12.451	12.451	(0.972)	383680	125.000	127.5
89	sec-Butylbenzene	105	12.627	12.627	(0.986)	482749	125.000	123.5
90	4-Isopropyltoluene	119	12.767	12.767	(0.997)	419959	125.000	125.2
91	1,3-Dichlorobenzene	146	12.737	12.737	(0.995)	188252	125.000	122.6
93	1,4-Dichlorobenzene	146	12.828	12.828	(1.002)	188341	125.000	120.0
94	n-Butylbenzene	91	13.175	13.175	(1.029)	373889	125.000	123.2
95	1,2-Dichlorobenzene	146	13.205	13.205	(1.031)	172824	125.000	123.3
96	1,2-Dibromo-3-chloropropane	157	13.990	13.990	(1.093)	10186	125.000	136.8
97	1,2,4-Trichlorobenzene	180	14.817	14.817	(1.157)	124023	125.000	121.5
98	Hexachlorobutadiene	225	14.981	14.981	(1.170)	74422	125.000	111.8
99	Naphthalene	128	15.073	15.073	(1.177)	182710	125.000	127.8
100	1,2,3-Trichlorobenzene	180	15.322	15.322	(1.197)	95198	125.000	113.2
156	Methyl Acetate	43	4.177	4.177	(0.564)	41429	125.000	123.9
157	Cyclohexane	56	6.720	6.720	(0.907)	189179	125.000	120.5

Compounds	QUANT SIG MASS	RT	EXP RT	REL RT	RESPONSE	AMOUNTS CAL-AMT (ng)	AMOUNTS ON-COL (ng)
158 Methyl Cyclohexane	83	7.991	7.991	(1.079)	176551	125.000	128.3
165 1,3,5-Trichlorobenzene	180	14.197	14.197	(1.109)	164419	125.000	135.8
167 4-Chlorobenzotrifluoride	180	10.540	10.540	(1.005)	136703	125.000	119.6
M 75 Xylenes (total)	106				475407	375.000	

QC Flag Legend

Q - Qualifier signal failed the ratio test.
M - Compound response manually integrated.

Data File Name: 1C30810.D
Inj. Date and Time: 10-AUG-2010 09:03
Instrument ID: hp3.i
Client ID: vstd25
Compound Name: 1,1-Dichloroethene
CAS #: 75-35-4

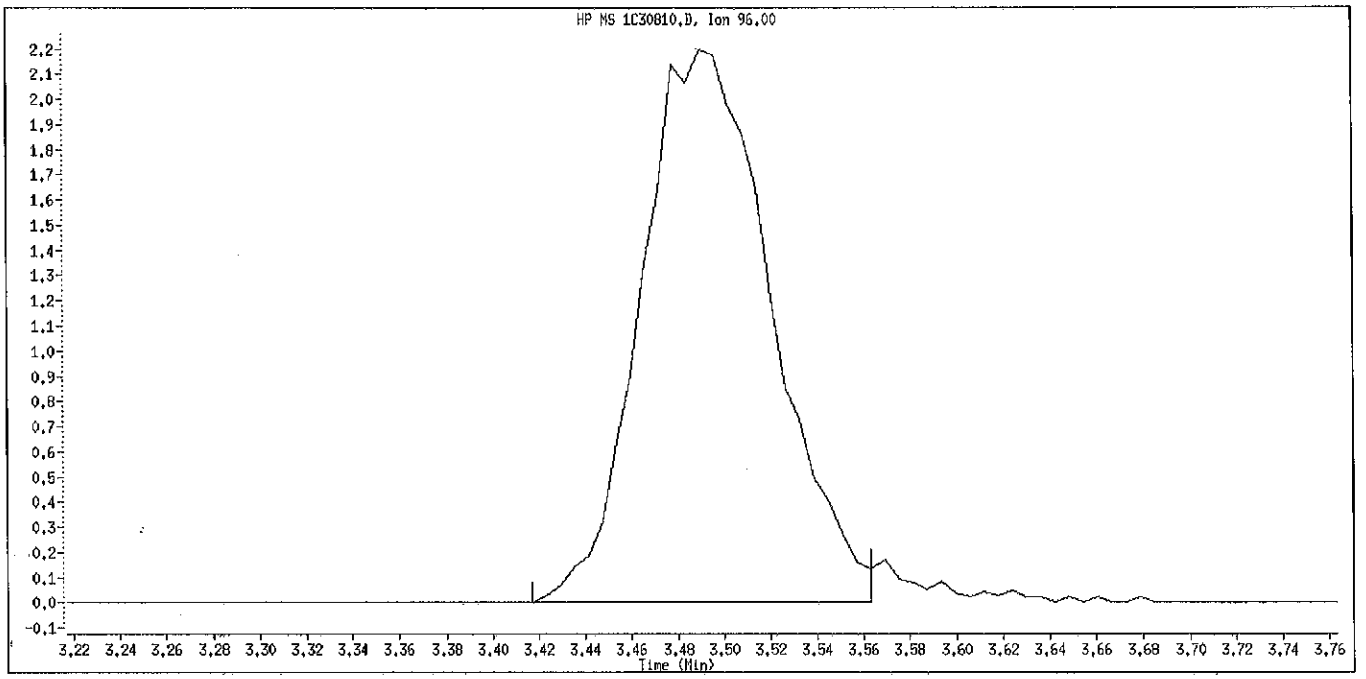

Original Integration

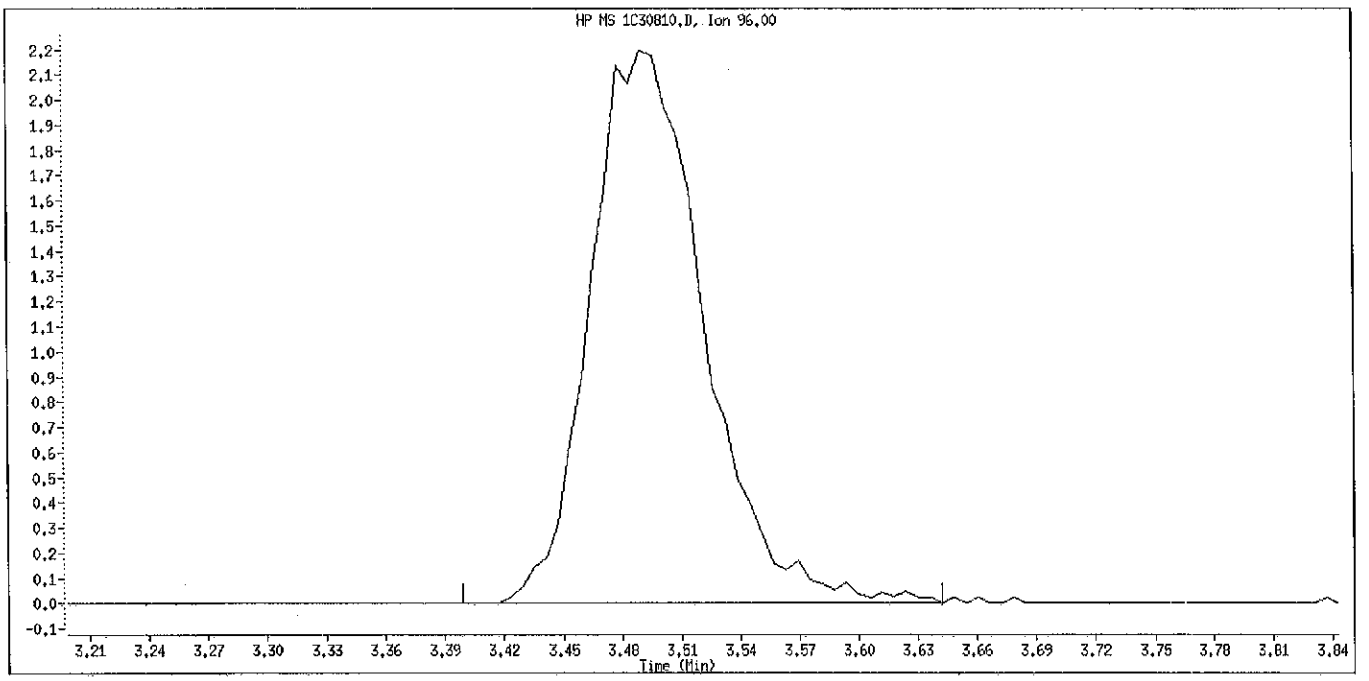

Manual Integration

Manually Integrated By: gordonk
Manual Integration Reason: Peak Integrated Incorrectly

Data File Name: 1C30810.D
Inj. Date and Time: 10-AUG-2010 09:03
Instrument ID: hp3.i
Client ID: vstd25
Compound Name: 2-Butanone
CAS #: 78-93-3

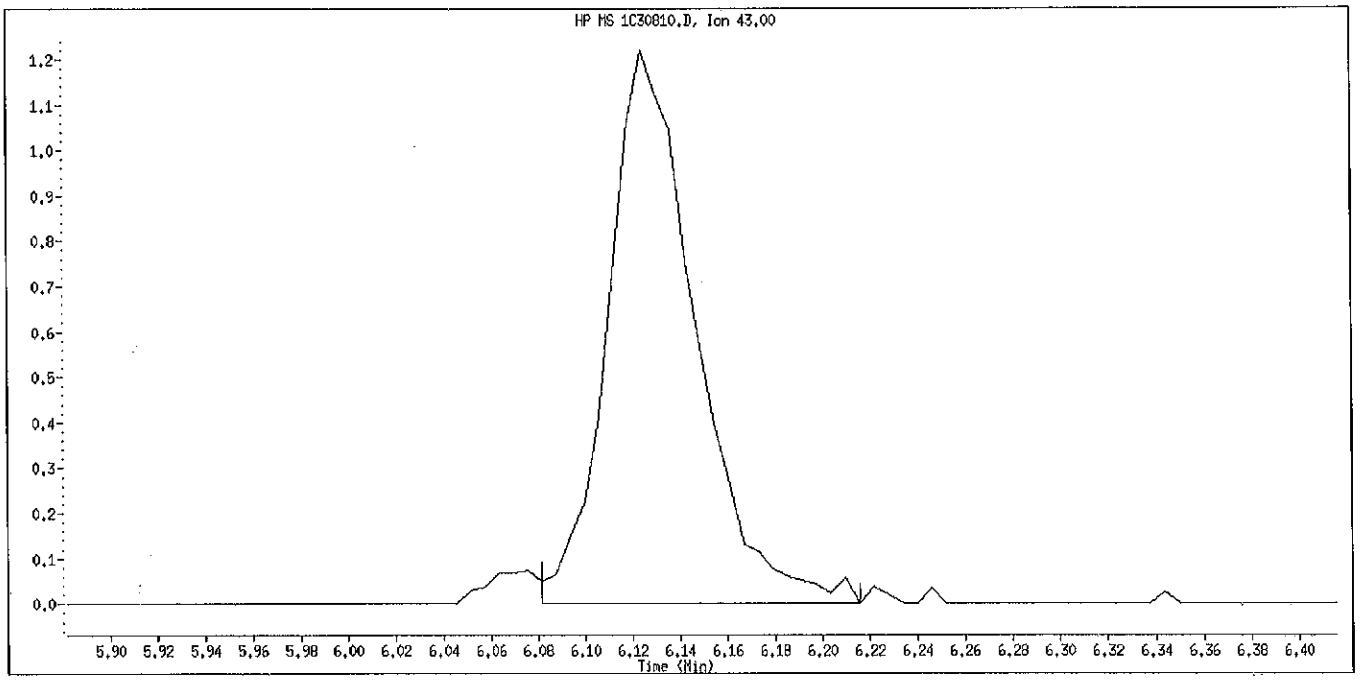

Original Integration

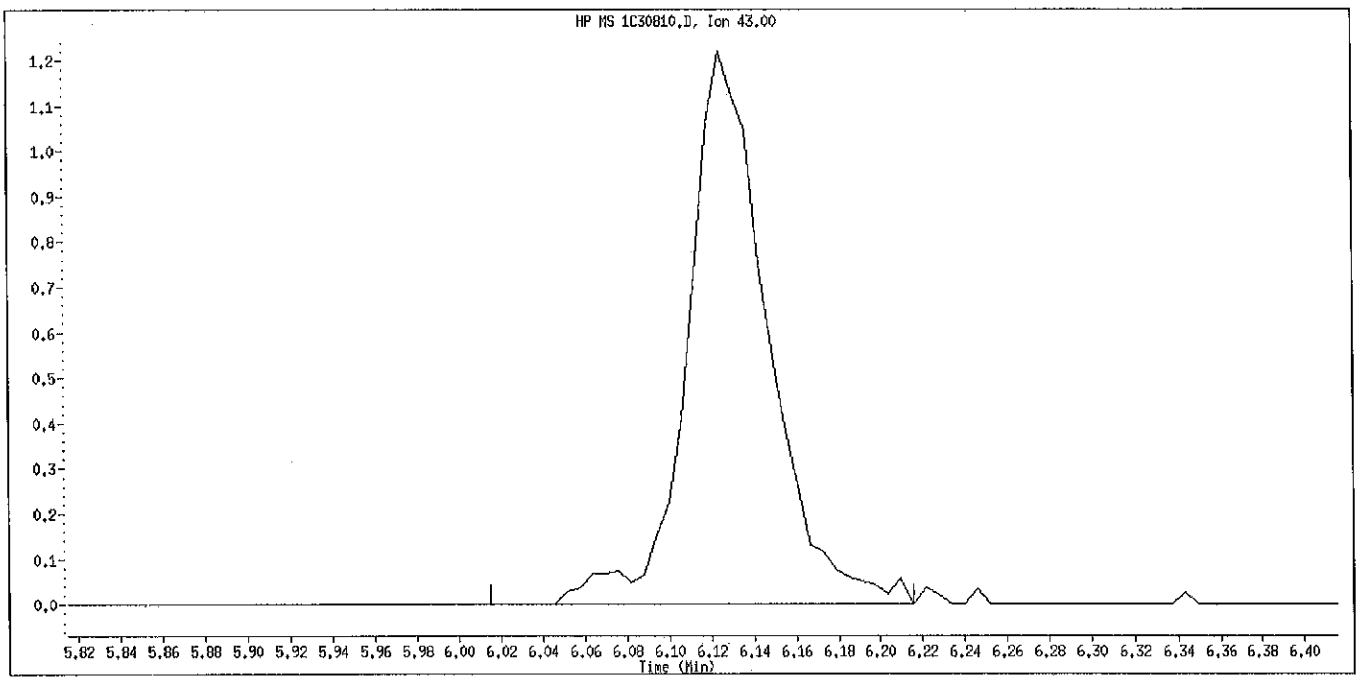

Manual Integration

Manually Integrated By: gordonk
Manual Integration Reason: Peak Integrated Incorrectly

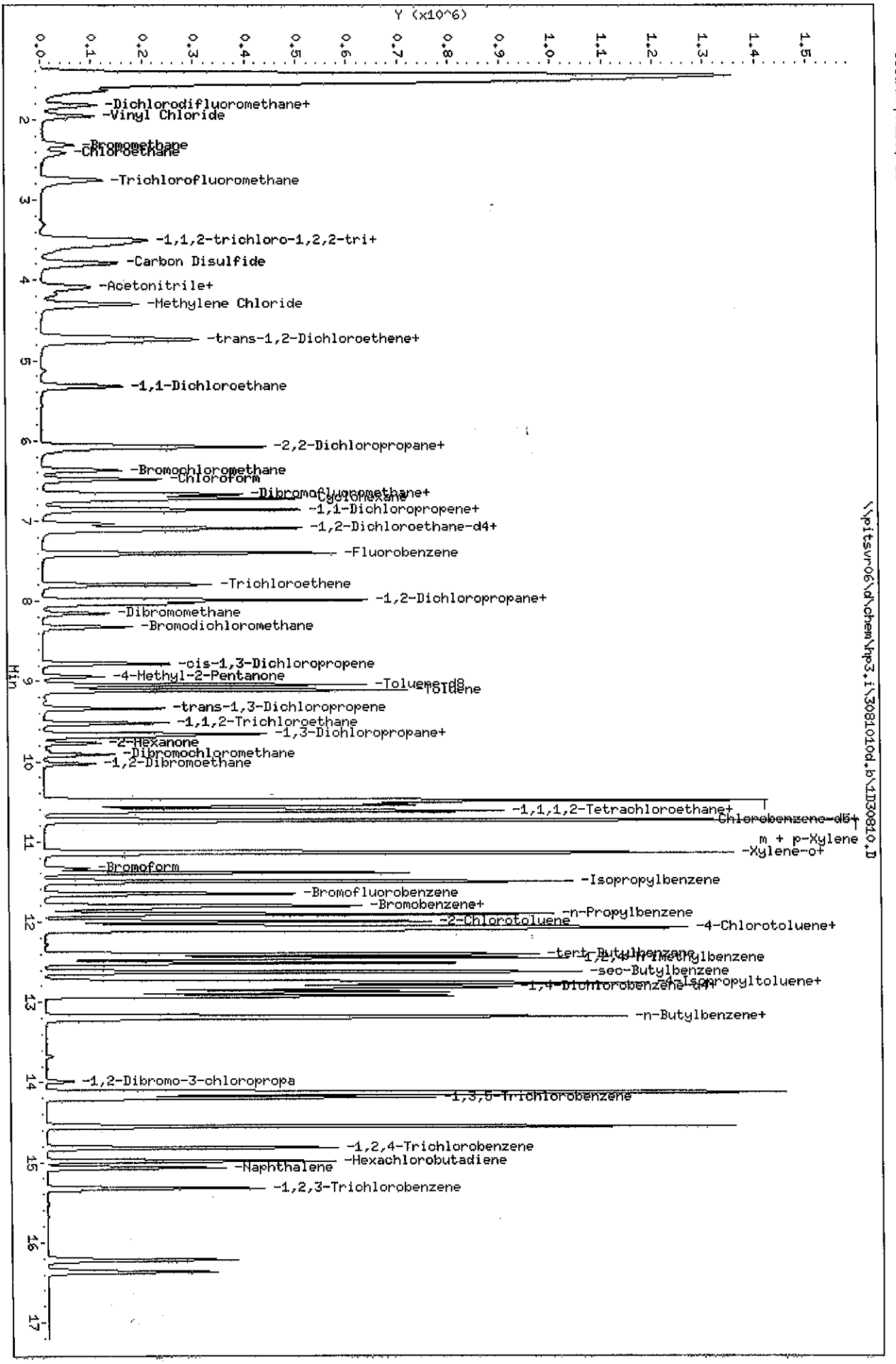

Data File: \\pitsvr06\d\chem\hp3.i\30810d.b\1D30810.D
Date : 10-AUG-2010 09:27
Client ID: vstd40
Sample Info: VSTD40 5ML
Purge Volume: 5.0
Column phase: DB 624

Instrument: hp3.i
Operator: 10099
Column diameter: 0.18

TestAmerica Pittsburgh

VOLATILE REPORT SW-846 Method

Data file : \\pitsvr06\d\chem\hp3.i\3081010d.b\1D30810.D
Lab Smp Id: vstd40 Client Smp ID: vstd40
Inj Date : 10-AUG-2010 09:27
Operator : 10099 Inst ID: hp3.i
Smp Info : VSTD40 5ML
Misc Info : ,3081010d.b,8260bsoil.m,4-dwsoil.sub
Comment :
Method : \\pitsvr06\d\chem\hp3.i\3081010d.b\8260bsoil.m
Meth Date : 10-Aug-2010 09:38 hp3.i Quant Type: ISTD
Cal Date : 10-AUG-2010 09:03 Cal File: 1C30810.D
Als bottle: 5 Calibration Sample, Level: 4
Dil Factor: 1.00000
Integrator: HP RTE Compound Sublist: 4-dwsoil.sub
Target Version: 4.14
Processing Host: PITPC-110

Concentration Formula: Amt * DF * 1/Vo * CpndVariable

Name	Value	Description
DF	1.000	Dilution Factor
Vo	5.000	Sample Amount
Cpnd Variable		Local Compound Variable

Compounds	QUANT SIG MASS	RT	EXP RT	REL RT	RESPONSE	AMOUNTS CAL-AMT (ng)	AMOUNTS ON-COL (ng)
* 46 Fluorobenzene	96	7.401	7.401	(1.000)	622669	250.000	
* 69 Chlorobenzene-d5	119	10.486	10.486	(1.000)	150128	250.000	
* 92 1,4-Dichlorobenzene-d4	152	12.803	12.803	(1.000)	255763	250.000	
$ 39 Dibromofluoromethane	113	6.665	6.665	(0.901)	108823	200.000	207.8
$ 43 1,2-Dichloroethane-d4	65	7.036	7.036	(0.951)	116429	200.000	192.4
$ 59 Toluene-d8	98	9.044	9.044	(0.863)	475087	200.000	203.9
$ 80 Bromofluorobenzene	95	11.648	11.648	(1.111)	208279	200.000	197.8
1 Dichlorodifluoromethane	85	1.640	1.640	(0.222)	174494	200.000	199.9
2 Chloromethane	50	1.817	1.817	(0.246)	205203	200.000	207.0
3 Vinyl Chloride	62	1.950	1.950	(0.264)	183233	200.000	207.6
4 Bromomethane	94	2.315	2.315	(0.313)	67110	200.000	195.3
5 Chloroethane	64	2.413	2.413	(0.326)	67953	200.000	198.6
166 Trichlorofluoromethane	101	2.753	2.753	(0.372)	224025	200.000	195.4
10 1,1,2-trichloro-1,2,2-trifluor	101	3.544	3.544	(0.479)	159899	200.000	201.4
12 1,1-Dichloroethene	96	3.484	3.484	(0.471)	147903	200.000	200.0
15 Carbon Disulfide	76	3.782	3.782	(0.511)	473453	200.000	217.9
13 Acetone	43	3.630	3.630	(0.490)	51585	200.000	164.7(M)
17 Acetonitrile	40	4.080	4.080	(0.551)	125502	4000.00	3502
18 Methylene Chloride	84	4.299	4.299	(0.581)	179798	200.000	144.2
19 trans-1,2-Dichloroethene	96	4.718	4.718	(0.638)	154864	200.000	208.4
20 Methyl tert-butyl ether	73	4.749	4.749	(0.642)	337824	200.000	218.2
24 1,1-Dichloroethane	63	5.321	5.321	(0.719)	249194	200.000	206.6
27 2,2-Dichloropropane	77	6.069	6.069	(0.820)	216989	200.000	215.3

	Compounds	QUANT SIG MASS	RT	EXP RT	REL RT	RESPONSE	AMOUNTS CAL-AMT (ng)	AMOUNTS ON-COL (ng)
	28 cis-1,2-dichloroethene	96	6.081	6.081	(0.822)	154351	200.000	213.8
M	29 1,2-Dichloroethene (total)	96				309215	400.000	
	30 Bromochloromethane	128	6.367	6.367	(0.860)	58977	200.000	199.5
	31 2-Butanone	43	6.130	6.130	(0.828)	49420	200.000	193.8(M)
	37 Chloroform	83	6.483	6.483	(0.876)	234099	200.000	202.5
	38 1,1,1-Trichloroethane	97	6.665	6.665	(0.901)	211821	200.000	205.7
	40 1,1-Dichloropropene	75	6.860	6.860	(0.927)	187760	200.000	200.2
	41 Carbon Tetrachloride	117	6.854	6.854	(0.926)	171324	200.000	208.2
	42 Benzene	78	7.091	7.091	(0.958)	527483	200.000	199.4
	45 1,2-Dichloroethane	62	7.121	7.121	(0.962)	147443	200.000	190.0
	47 Trichloroethene	130	7.797	7.797	(1.053)	129204	200.000	192.8
	49 1,2-Dichloropropane	63	8.028	8.028	(1.085)	123961	200.000	202.8
	50 Dibromomethane	93	8.150	8.150	(1.101)	58129	200.000	200.5
	53 Bromodichloromethane	83	8.320	8.320	(1.124)	136130	200.000	203.4
	57 cis-1,3-Dichloropropene	75	8.776	8.776	(1.186)	168747	200.000	223.0
	58 4-Methyl-2-Pentanone	43	8.940	8.940	(0.853)	84260	200.000	215.2(Q)
	60 Toluene	91	9.111	9.111	(0.869)	583916	200.000	193.5
	61 trans-1,3-Dichloropropene	75	9.336	9.336	(0.890)	152931	200.000	215.4
	63 1,3-Dichloropropane	76	9.683	9.683	(0.923)	160860	200.000	194.9
	64 1,1,2-Trichloroethane	97	9.518	9.518	(0.908)	86273	200.000	197.2
	65 Tetrachloroethene	164	9.658	9.658	(0.921)	116990	200.000	192.7
	66 2-Hexanone	43	9.768	9.768	(0.932)	74742	200.000	200.9
	67 Dibromochloromethane	129	9.914	9.914	(0.945)	82846	200.000	220.6
	68 1,2-Dibromoethane	107	10.023	10.023	(0.956)	81534	200.000	197.5
	70 Chlorobenzene	112	10.510	10.510	(1.002)	381360	200.000	192.3
	71 1,1,1,2-Tetrachloroethane	131	10.595	10.595	(1.010)	118726	200.000	211.2
	72 Ethylbenzene	106	10.619	10.619	(1.013)	218432	200.000	204.7
	73 m + p-Xylene	106	10.735	10.735	(1.024)	526472	400.000	400.6
	74 Xylene-o	106	11.130	11.130	(1.061)	267383	200.000	213.5
	76 Styrene	104	11.143	11.143	(1.063)	435940	200.000	215.3
	77 Bromoform	173	11.331	11.331	(1.081)	49531	200.000	220.0
	78 Isopropylbenzene	105	11.495	11.495	(1.096)	727319	200.000	206.7
	79 Bromobenzene	156	11.806	11.806	(0.922)	151917	200.000	201.3
	81 n-Propylbenzene	120	11.903	11.903	(0.930)	208367	200.000	206.0
	82 2-Chlorotoluene	126	11.994	11.994	(0.937)	160874	200.000	200.9
	83 1,1,2,2-Tetrachloroethane	83	11.794	11.794	(1.125)	114615	200.000	202.7
	84 1,2,3-Trichloropropane	110	11.836	11.836	(0.924)	36742	200.000	182.5
	85 4-Chlorotoluene	126	12.104	12.104	(0.945)	159163	200.000	193.0
	86 1,3,5-Trimethylbenzene	105	12.073	12.073	(0.943)	638016	200.000	197.3
	87 tert-Butylbenzene	119	12.402	12.402	(0.969)	551224	200.000	204.5
	88 1,2,4-Trimethylbenzene	105	12.451	12.451	(0.972)	643552	200.000	199.7
	89 sec-Butylbenzene	105	12.621	12.621	(0.986)	827007	200.000	199.7
	90 4-Isopropyltoluene	119	12.767	12.767	(0.997)	722685	200.000	202.4
	91 1,3-Dichlorobenzene	146	12.743	12.743	(0.995)	320470	200.000	197.4
	93 1,4-Dichlorobenzene	146	12.828	12.828	(1.002)	315112	200.000	191.2
	94 n-Butylbenzene	91	13.181	13.181	(1.029)	652717	200.000	203.2
	95 1,2-Dichlorobenzene	146	13.205	13.205	(1.031)	286598	200.000	193.1
	96 1,2-Dibromo-3-chloropropane	157	13.990	13.990	(1.093)	17474	200.000	213.9
	97 1,2,4-Trichlorobenzene	180	14.817	14.817	(1.157)	218894	200.000	203.5
	98 Hexachlorobutadiene	225	14.987	14.987	(1.171)	138834	200.000	203.2
	99 Naphthalene	128	15.073	15.073	(1.177)	329120	200.000	214.8
	100 1,2,3-Trichlorobenzene	180	15.322	15.322	(1.197)	176890	200.000	204.2
	156 Methyl Acetate	43	4.183	4.183	(0.565)	61379	200.000	184.8
	157 Cyclohexane	56	6.720	6.720	(0.908)	314574	200.000	203.6

Compounds	QUANT SIG MASS	RT	EXP RT	REL RT	RESPONSE	AMOUNTS CAL-AMT (ng)	AMOUNTS ON-COL (ng)
158 Methyl Cyclohexane	83	7.985	7.985	(1.079)	296358	200.000	214.4
165 1,3,5-Trichlorobenzene	180	14.197	14.197	(1.109)	288443	200.000	217.7
167 4-Chlorobenzotrifluoride	180	10.540	10.540	(1.005)	246684	200.000	210.5
M 75 Xylenes (total)	106				793855	600.000	

QC Flag Legend

Q - Qualifier signal failed the ratio test.
M - Compound response manually integrated.

Data File Name: 1D30810.D
Inj. Date and Time: 10-AUG-2010 09:27
Instrument ID: hp3.i
Client ID: vstd40
Compound Name: Acetone
CAS #: 67-64-1

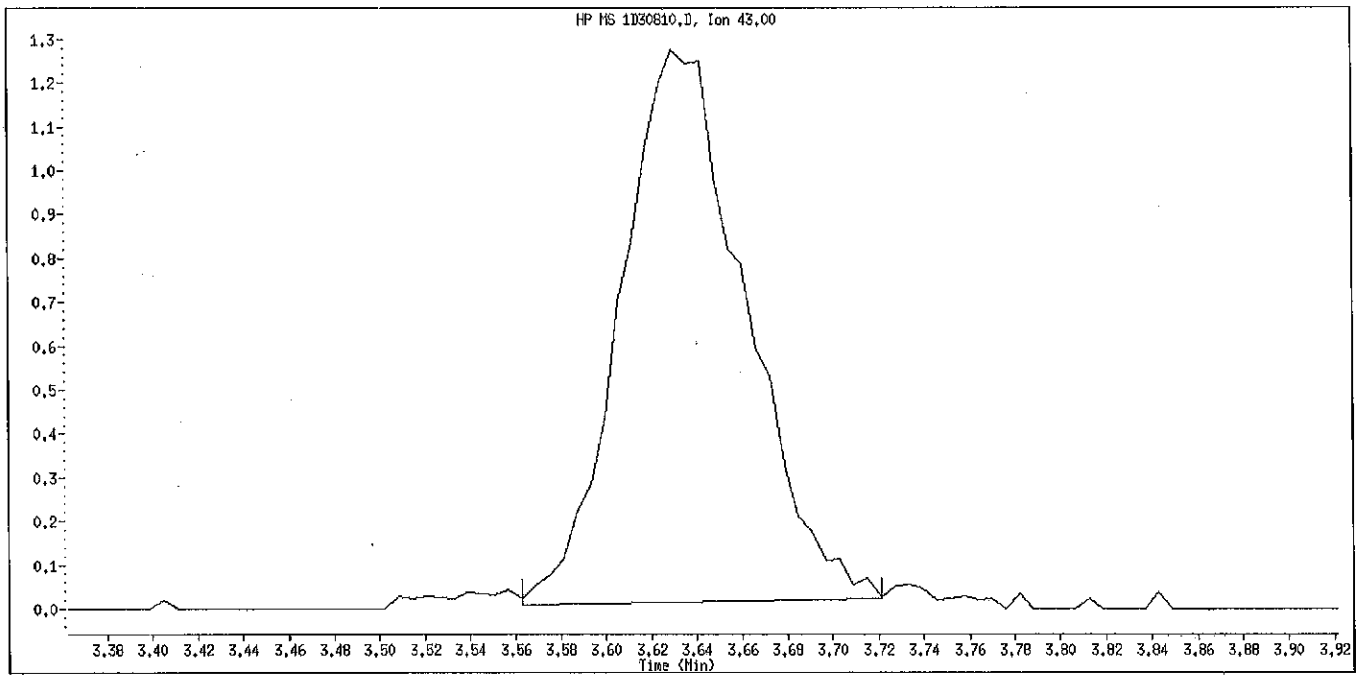

Original Integration

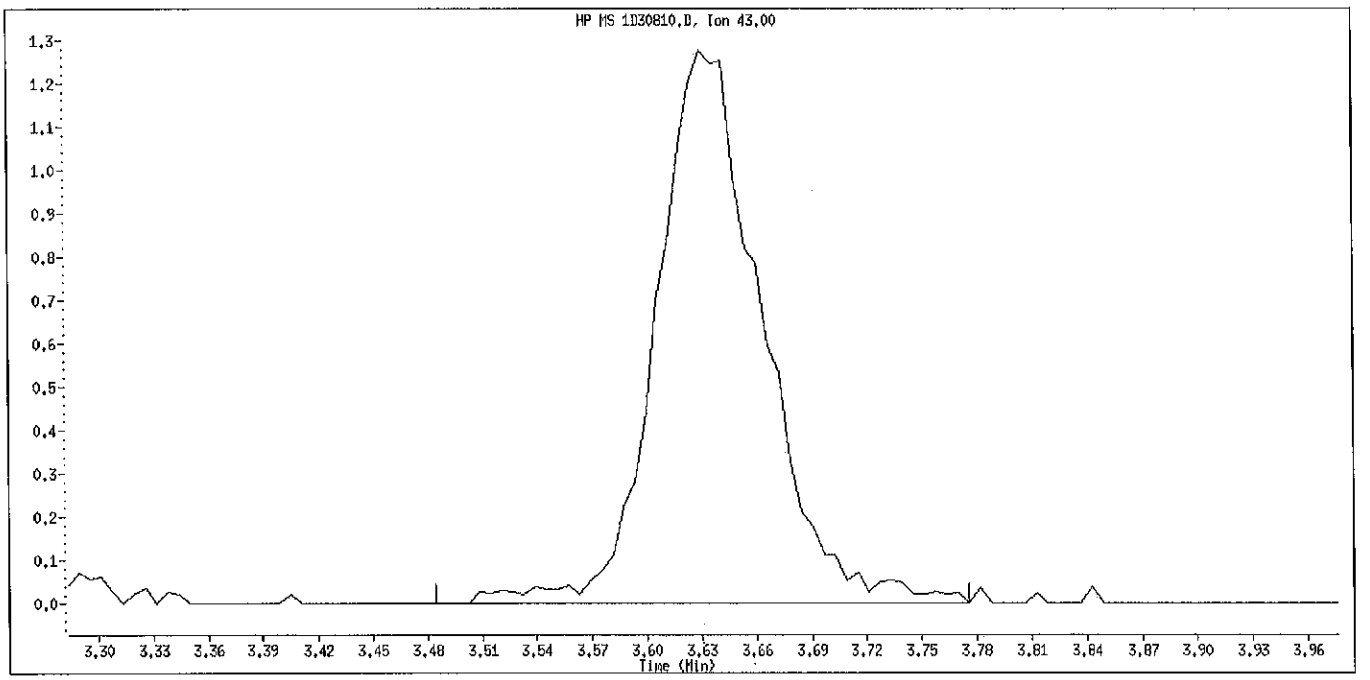

Manual Integration

Manually Integrated By: gordonk
Manual Integration Reason: Peak Integrated Incorrectly

Data File Name: 1D30810.D
Inj. Date and Time: 10-AUG-2010 09:27
Instrument ID: hp3.i
Client ID: vstd40
Compound Name: 2-Butanone
CAS #: 78-93-3

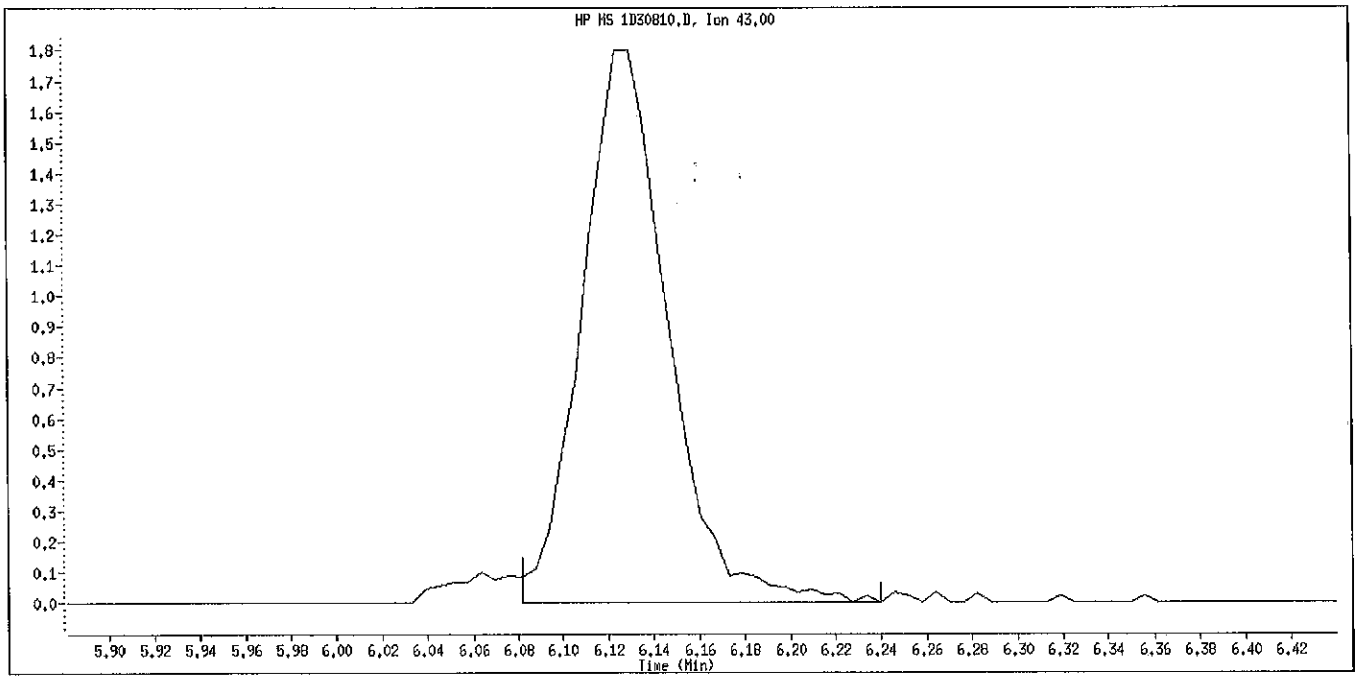

Original Integration

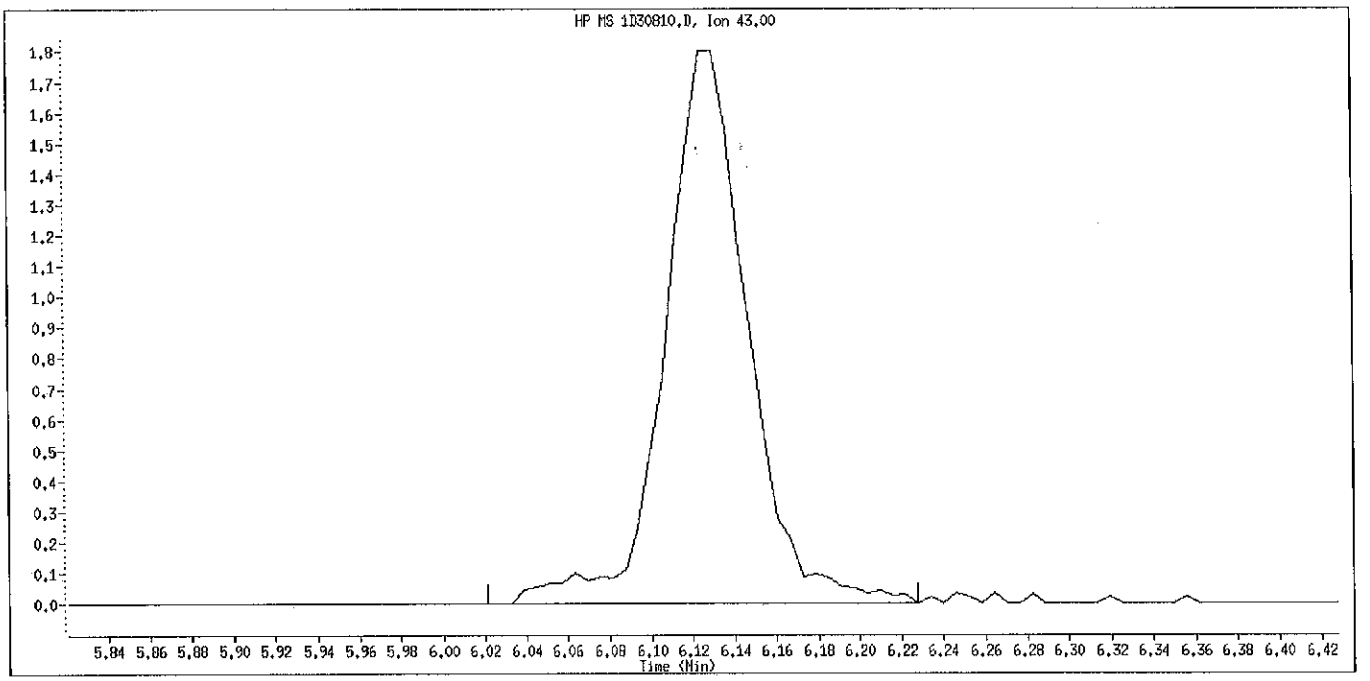

Manual Integration

Manually Integrated By: gordonk
Manual Integration Reason: Peak Integrated Incorrectly

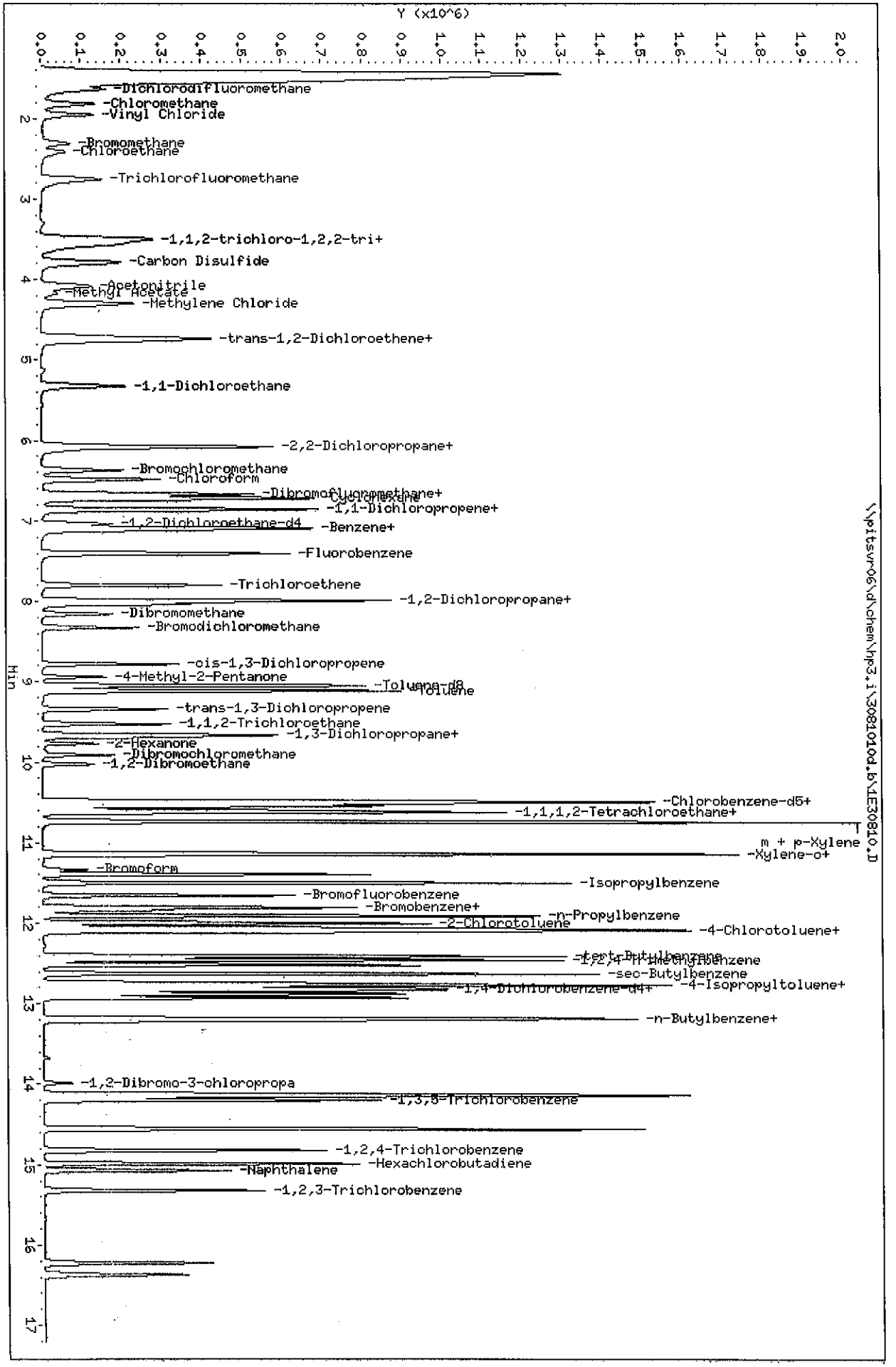

Data File: \\pitsvr06\d\chem\hp3.i\30810d.b\1E30810.D
Date : 10-AUG-2010 09:52
Client ID: vstd50
Sample Info: VSTD50 5ML
Purge Volume: 5.0
Column phase: DB 624

Instrument: hp3.i
Operator: 10099
Column diameter: 0.18

TestAmerica Pittsburgh

VOLATILE REPORT SW-846 Method

Data file : \\pitsvr06\d\chem\hp3.i\3081010d.b\1E30810.D
Lab Smp Id: vstd50 Client Smp ID: vstd50
Inj Date : 10-AUG-2010 09:52
Operator : 10099 Inst ID: hp3.i
Smp Info : VSTD50 5ML
Misc Info : ,3081010d.b,8260bsoil.m,4-dwsoil.sub
Comment :
Method : \\pitsvr06\d\chem\hp3.i\3081010d.b\8260bsoil.m
Meth Date : 10-Aug-2010 10:06 hp3.i Quant Type: ISTD
Cal Date : 10-AUG-2010 09:27 Cal File: 1D30810.D
Als bottle: 6 Calibration Sample, Level: 5
Dil Factor: 1.00000
Integrator: HP RTE Compound Sublist: 4-dwsoil.sub
Target Version: 4.14
Processing Host: PITPC-110

Concentration Formula: Amt * DF * 1/Vo * CpndVariable

Name	Value	Description
DF	1.000	Dilution Factor
Vo	5.000	Sample Amount
Cpnd Variable		Local Compound Variable

	Compounds	QUANT SIG MASS	RT	EXP RT	REL RT	RESPONSE	AMOUNTS CAL-AMT (ng)	AMOUNTS ON-COL (ng)
* 46	Fluorobenzene	96	7.405	7.405	(1.000)	674480	250.000	
* 69	Chlorobenzene-d5	119	10.483	10.483	(1.000)	152136	250.000	
* 92	1,4-Dichlorobenzene-d4	152	12.807	12.807	(1.000)	255865	250.000	
$ 39	Dibromofluoromethane	113	6.669	6.669	(0.901)	142461	250.000	248.7
$ 43	1,2-Dichloroethane-d4	65	7.034	7.034	(0.950)	149333	250.000	230.0
$ 59	Toluene-d8	98	9.048	9.048	(0.863)	616644	250.000	259.9
$ 80	Bromofluorobenzene	95	11.651	11.651	(1.111)	263793	250.000	248.0
1	Dichlorodifluoromethane	85	1.638	1.638	(0.221)	240438	250.000	254.4
2	Chloromethane	50	1.814	1.814	(0.245)	267554	250.000	247.0
3	Vinyl Chloride	62	1.948	1.948	(0.263)	247245	250.000	256.1
4	Bromomethane	94	2.307	2.307	(0.312)	87588	250.000	236.7
5	Chloroethane	64	2.423	2.423	(0.327)	108734	250.000	293.9
166	Trichlorofluoromethane	101	2.745	2.745	(0.371)	299881	250.000	242.9
10	1,1,2-trichloro-1,2,2-trifluor	101	3.548	3.548	(0.479)	216835	250.000	251.7
12	1,1-Dichloroethene	96	3.481	3.481	(0.470)	196601	250.000	245.4
15	Carbon Disulfide	76	3.785	3.785	(0.511)	644757	250.000	267.9
13	Acetone	43	3.621	3.621	(0.489)	66772	250.000	205.9(M)
17	Acetonitrile	40	4.083	4.083	(0.551)	160158	5000.00	4259
18	Methylene Chloride	84	4.296	4.296	(0.580)	216227	250.000	172.2
19	trans-1,2-Dichloroethene	96	4.716	4.716	(0.637)	206565	250.000	253.9
20	Methyl tert-butyl ether	73	4.747	4.747	(0.641)	444825	250.000	259.4
24	1,1-Dichloroethane	63	5.318	5.318	(0.718)	326998	250.000	248.2
27	2,2-Dichloropropane	77	6.067	6.067	(0.819)	290051	250.000	260.7

	Compounds	QUANT SIG MASS	RT	EXP RT	REL RT	RESPONSE	AMOUNTS CAL-AMT (ng)	AMOUNTS ON-COL (ng)
	28 cis-1,2-dichloroethene	96	6.079	6.079	(0.821)	201469	250.000	253.3
M	29 1,2-Dichloroethene (total)	96				408034	500.000	
	30 Bromochloromethane	128	6.365	6.365	(0.860)	77902	250.000	243.4
	31 2-Butanone	43	6.121	6.121	(0.827)	65010	250.000	237.2(M)
	37 Chloroform	83	6.480	6.480	(0.875)	306177	250.000	243.8
	38 1,1,1-Trichloroethane	97	6.669	6.669	(0.901)	288556	250.000	256.8
	40 1,1-Dichloropropene	75	6.864	6.864	(0.927)	258292	250.000	254.2
	41 Carbon Tetrachloride	117	6.851	6.851	(0.925)	234796	250.000	260.7
	42 Benzene	78	7.089	7.089	(0.957)	699635	250.000	244.4
	45 1,2-Dichloroethane	62	7.119	7.119	(0.961)	195881	250.000	236.0
	47 Trichloroethene	130	7.794	7.794	(1.053)	179689	250.000	249.8
	49 1,2-Dichloropropane	63	8.032	8.032	(1.085)	163587	250.000	246.2(Q)
	50 Dibromomethane	93	8.153	8.153	(1.101)	78382	250.000	249.4
	53 Bromodichloromethane	83	8.324	8.324	(1.124)	182503	250.000	250.7
	57 cis-1,3-Dichloropropene	75	8.780	8.780	(1.186)	224519	250.000	266.2
	58 4-Methyl-2-Pentanone	43	8.938	8.938	(0.853)	112038	250.000	277.2
	60 Toluene	91	9.115	9.115	(0.869)	754087	250.000	248.6
	61 trans-1,3-Dichloropropene	75	9.334	9.334	(0.890)	201837	250.000	275.2
	63 1,3-Dichloropropane	76	9.686	9.686	(0.924)	205175	250.000	246.9
	64 1,1,2-Trichloroethane	97	9.522	9.522	(0.908)	110979	250.000	251.2
	65 Tetrachloroethene	164	9.656	9.656	(0.921)	157121	250.000	257.8
	66 2-Hexanone	43	9.765	9.765	(0.932)	103324	250.000	273.8
	67 Dibromochloromethane	129	9.911	9.911	(0.945)	105466	250.000	270.2
	68 1,2-Dibromoethane	107	10.027	10.027	(0.956)	103662	250.000	248.6
	70 Chlorobenzene	112	10.514	10.514	(1.003)	485624	250.000	244.0
	71 1,1,1,2-Tetrachloroethane	131	10.593	10.593	(1.010)	160245	250.000	277.4
	72 Ethylbenzene	106	10.617	10.617	(1.013)	273740	250.000	251.6
	73 m + p-Xylene	106	10.733	10.733	(1.024)	678811	500.000	509.5
	74 Xylene-o	106	11.128	11.128	(1.062)	349133	250.000	270.5
	76 Styrene	104	11.140	11.140	(1.063)	551697	250.000	263.8
	77 Bromoform	173	11.329	11.329	(1.081)	64690	250.000	276.6
	78 Isopropylbenzene	105	11.493	11.493	(1.096)	950403	250.000	264.3
	79 Bromobenzene	156	11.803	11.803	(0.922)	194034	250.000	256.6
	81 n-Propylbenzene	120	11.901	11.901	(0.929)	269905	250.000	264.8
	82 2-Chlorotoluene	126	11.992	11.992	(0.936)	209100	250.000	260.7
	83 1,1,2,2-Tetrachloroethane	83	11.791	11.791	(1.125)	146694	250.000	255.2
	84 1,2,3-Trichloropropane	110	11.834	11.834	(0.924)	46895	250.000	238.0
	85 4-Chlorotoluene	126	12.101	12.101	(0.945)	208769	250.000	255.2
	86 1,3,5-Trimethylbenzene	105	12.077	12.077	(0.943)	827548	250.000	256.7
	87 tert-Butylbenzene	119	12.406	12.406	(0.969)	729489	250.000	269.0
	88 1,2,4-Trimethylbenzene	105	12.454	12.454	(0.972)	822813	250.000	255.4
	89 sec-Butylbenzene	105	12.625	12.625	(0.986)	1086652	250.000	262.4
	90 4-Isopropyltoluene	119	12.765	12.765	(0.997)	938601	250.000	262.0
	91 1,3-Dichlorobenzene	146	12.740	12.740	(0.995)	401922	250.000	248.3
	93 1,4-Dichlorobenzene	146	12.825	12.825	(1.001)	398950	250.000	244.7
	94 n-Butylbenzene	91	13.178	13.178	(1.029)	866996	250.000	268.7
	95 1,2-Dichlorobenzene	146	13.209	13.209	(1.031)	366461	250.000	249.0
	96 1,2-Dibromo-3-chloropropane	157	13.993	13.993	(1.093)	22814	250.000	274.4
	97 1,2,4-Trichlorobenzene	180	14.821	14.821	(1.157)	278947	250.000	258.1
	98 Hexachlorobutadiene	225	14.985	14.985	(1.170)	183439	250.000	267.4
	99 Naphthalene	128	15.070	15.070	(1.177)	431435	250.000	276.4
	100 1,2,3-Trichlorobenzene	180	15.320	15.320	(1.196)	226812	250.000	260.4
	156 Methyl Acetate	43	4.175	4.175	(0.564)	82587	250.000	234.0
	157 Cyclohexane	56	6.718	6.718	(0.907)	421669	250.000	250.8

Compounds	QUANT SIG MASS	RT	EXP RT	REL RT	RESPONSE	AMOUNTS CAL-AMT (ng)	AMOUNTS ON-COL (ng)
158 Methyl Cyclohexane	83	7.989	7.989	(1.079)	411574	250.000	270.0
165 1,3,5-Trichlorobenzene	180	14.194	14.194	(1.108)	322439	250.000	238.0
167 4-Chlorobenzotrifluoride	180	10.544	10.544	(1.006)	281862	250.000	234.3
M 75 Xylenes (total)	106				1027944	750.000	

QC Flag Legend

Q - Qualifier signal failed the ratio test.
M - Compound response manually integrated.

Data File Name: 1E30810.D
Inj. Date and Time: 10-AUG-2010 09:52
Instrument ID: hp3.i
Client ID: vstd50
Compound Name: Acetone
CAS #: 67-64-1

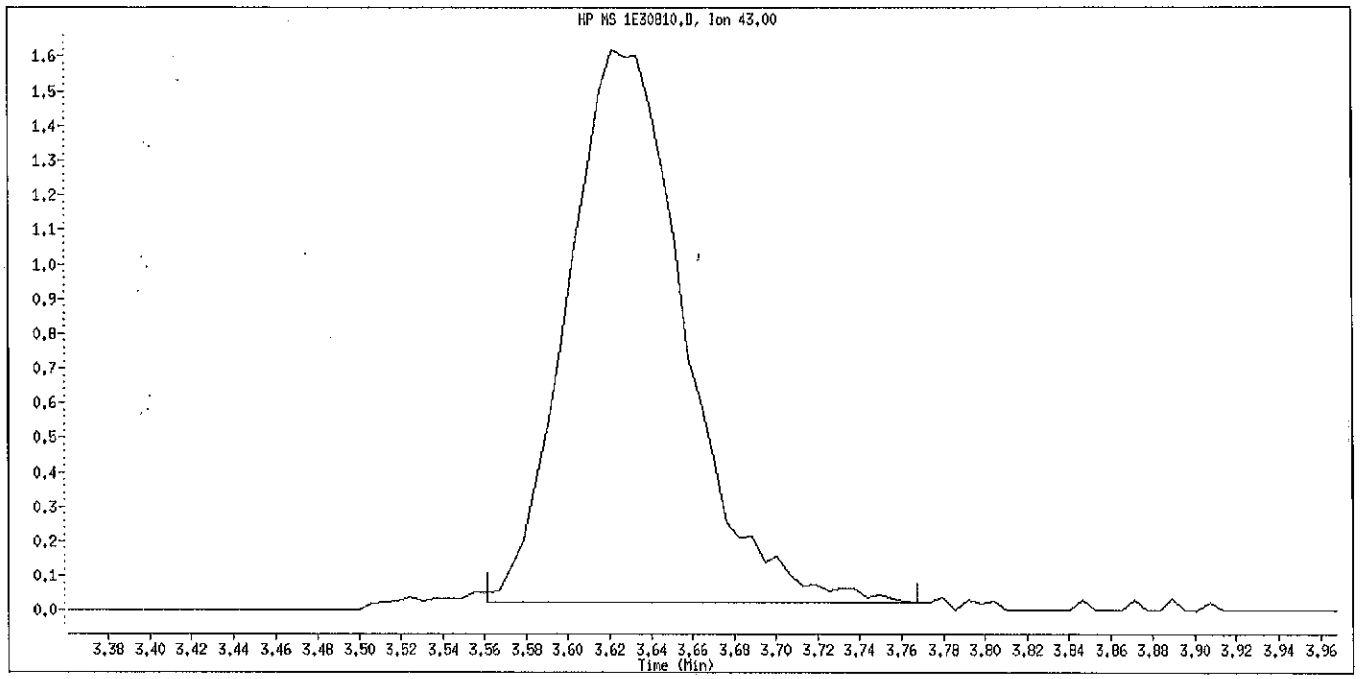

Original Integration

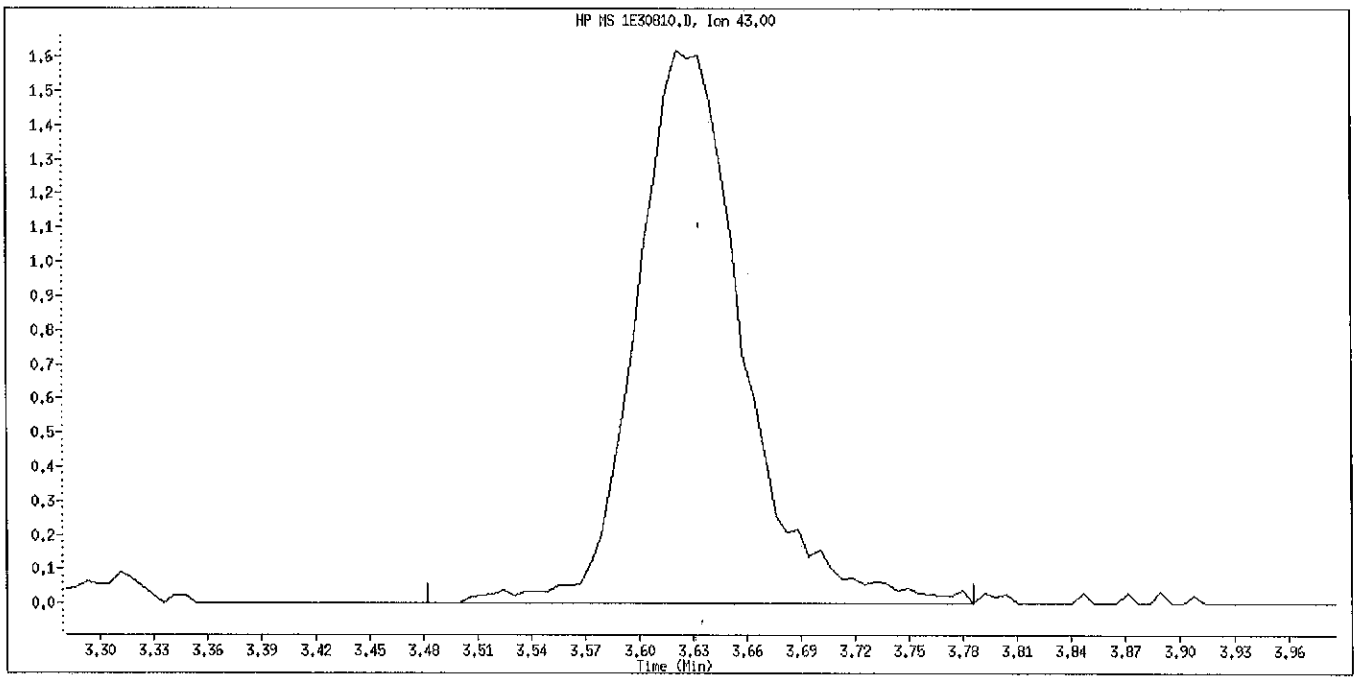

Manual Integration

Manually Integrated By: gordonk
Manual Integration Reason: Peak Integrated Incorrectly

Data File Name: 1E30810.D
Inj. Date and Time: 10-AUG-2010 09:52
Instrument ID: hp3.i
Client ID: vstd50
Compound Name: 2-Butanone
CAS #: 78-93-3

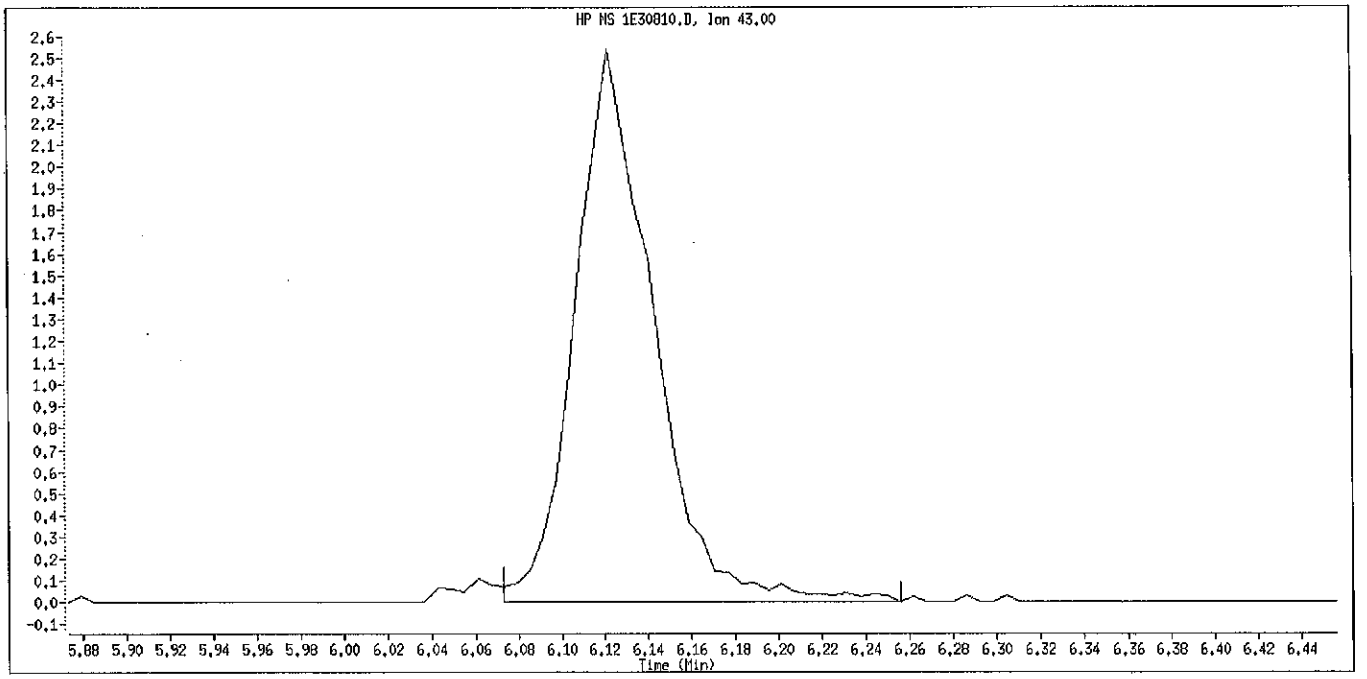

Original Integration

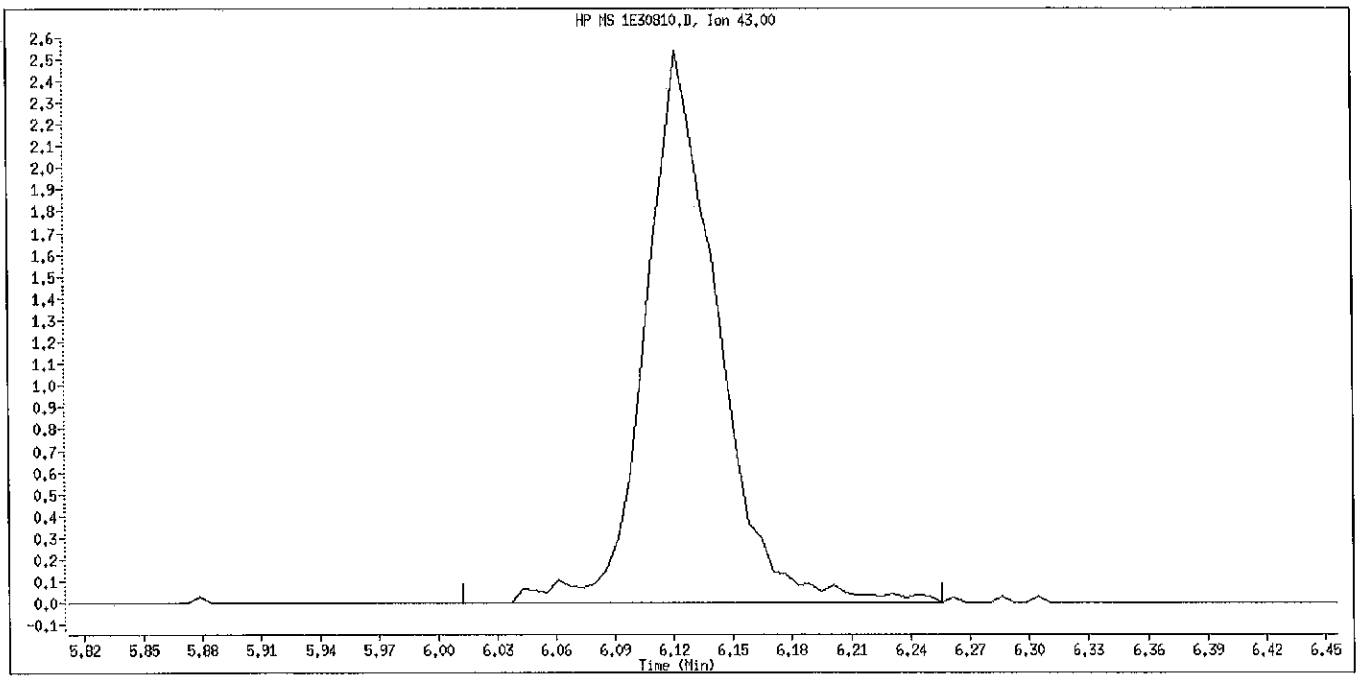

Manual Integration

Manually Integrated By: gordonk
Manual Integration Reason: Peak Integrated Incorrectly



Data File: \\pitsvr06\d\chem\hp3.i\30810d.b\LF30810.D
Date : 10-AUG-2010 10:16
Client ID: vstd125
Sample Info: VSTD125 5ML
Purge Volume: 5.0
Column phase: DB 624

Instrument: hp3.i
Operator: 10099
Column diameter: 0.18

TestAmerica Pittsburgh

VOLATILE REPORT SW-846 Method

Data file : \\pitsvr06\d\chem\hp3.i\3081010d.b\1F30810.D
Lab Smp Id: vstd125 Client Smp ID: vstd125
Inj Date : 10-AUG-2010 10:16
Operator : 10099 Inst ID: hp3.i
Smp Info : VSTD125 5ML
Misc Info : ,3081010d.b,8260bsoil.m,4-dwsoil.sub
Comment :
Method : \\pitsvr06\d\chem\hp3.i\3081010d.b\8260bsoil.m
Meth Date : 10-Aug-2010 10:26 hp3.i Quant Type: ISTD
Cal Date : 10-AUG-2010 09:52 Cal File: 1E30810.D
Als bottle: 7 Calibration Sample, Level: 6
Dil Factor: 1.00000
Integrator: HP RTE Compound Sublist: 4-dwsoil.sub
Target Version: 4.14
Processing Host: PITPC-110

Concentration Formula: Amt * DF * 1/Vo * CpndVariable

Name	Value	Description
DF	1.000	Dilution Factor
Vo	5.000	Sample Amount
Cpnd Variable		Local Compound Variable

Compounds	QUANT SIG MASS	RT	EXP RT	REL RT	RESPONSE	AMOUNTS CAL-AMT (ng)	AMOUNTS ON-COL (ng)	
* 46 Fluorobenzene	96	7.404	7.404	(1.000)	665707	250.000		
* 69 Chlorobenzene-d5	119	10.482	10.482	(1.000)	162007	250.000		
* 92 1,4-Dichlorobenzene-d4	152	12.806	12.806	(1.000)	279223	250.000		(Q)
$ 39 Dibromofluoromethane	113	6.668	6.668	(0.901)	357488	625.000	632.9	
$ 43 1,2-Dichloroethane-d4	65	7.033	7.033	(0.950)	378436	625.000	600.2	
$ 59 Toluene-d8	98	9.046	9.046	(0.863)	1475915	625.000	579.6	
$ 80 Bromofluorobenzene	95	11.650	11.650	(1.111)	674306	625.000	596.2	
1 Dichlorodifluoromethane	85	1.637	1.637	(0.221)	591742	625.000	632.0	
2 Chloromethane	50	1.819	1.819	(0.246)	660565	625.000	619.3	
3 Vinyl Chloride	62	1.959	1.959	(0.265)	620109	625.000	647.7	
4 Bromomethane	94	2.312	2.312	(0.312)	206023	625.000	570.1	
5 Chloroethane	64	2.403	2.403	(0.325)	199242	625.000	527.1	
166 Trichlorofluoromethane	101	2.738	2.738	(0.370)	706161	625.000	582.8	
10 1,1,2-trichloro-1,2,2-trifluor	101	3.547	3.547	(0.479)	539010	625.000	633.1	
12 1,1-Dichloroethene	96	3.480	3.480	(0.470)	505195	625.000	641.4	
15 Carbon Disulfide	76	3.772	3.772	(0.509)	1635187	625.000	678.7	
13 Acetone	43	3.632	3.632	(0.491)	170793	625.000	553.2	(M)
17 Acetonitrile	40	4.076	4.076	(0.551)	443345	12500.0	12310	
18 Methylene Chloride	84	4.295	4.295	(0.580)	531384	625.000	457.1	
19 trans-1,2-Dichloroethene	96	4.709	4.709	(0.636)	536230	625.000	665.8	
20 Methyl tert-butyl ether	73	4.751	4.751	(0.642)	1231311	625.000	722.0	
24 1,1-Dichloroethane	63	5.323	5.323	(0.719)	865721	625.000	666.8	
27 2,2-Dichloropropane	77	6.065	6.065	(0.819)	761465	625.000	687.5	

	Compounds	QUANT SIG MASS	RT	EXP RT	REL RT	RESPONSE	AMOUNTS CAL-AMT (ng)	AMOUNTS ON-COL (ng)
28	cis-1,2-dichloroethene	96	6.084	6.084	(0.822)	523636	625.000	665.3
M 29	1,2-Dichloroethene (total)	96				1059866	1250.00	
30	Bromochloromethane	128	6.369	6.369	(0.860)	208408	625.000	663.3
31	2-Butanone	43	6.126	6.126	(0.827)	173411	625.000	647.6
37	Chloroform	83	6.479	6.479	(0.875)	793692	625.000	643.4
38	1,1,1-Trichloroethane	97	6.668	6.668	(0.901)	751071	625.000	673.6
40	1,1-Dichloropropene	75	6.856	6.856	(0.926)	662269	625.000	658.1
41	Carbon Tetrachloride	117	6.856	6.856	(0.926)	603071	625.000	672.7
42	Benzene	78	7.087	7.087	(0.957)	1769088	625.000	628.9
45	1,2-Dichloroethane	62	7.118	7.118	(0.961)	513807	625.000	634.3
47	Trichloroethene	130	7.793	7.793	(1.053)	451921	625.000	636.7
49	1,2-Dichloropropane	63	8.030	8.030	(1.085)	433313	625.000	662.8(Q)
50	Dibromomethane	93	8.152	8.152	(1.101)	208919	625.000	673.9
53	Bromodichloromethane	83	8.322	8.322	(1.124)	505443	625.000	703.0
57	cis-1,3-Dichloropropene	75	8.779	8.779	(1.186)	628790	625.000	745.8
58	4-Methyl-2-Pentanone	43	8.937	8.937	(0.853)	315241	625.000	716.8(Q)
60	Toluene	91	9.113	9.113	(0.869)	1871923	625.000	580.2
61	trans-1,3-Dichloropropene	75	9.338	9.338	(0.891)	554231	625.000	695.7
63	1,3-Dichloropropane	76	9.685	9.685	(0.924)	566218	625.000	641.4
64	1,1,2-Trichloroethane	97	9.521	9.521	(0.908)	306570	625.000	650.9
65	Tetrachloroethene	164	9.655	9.655	(0.921)	407199	625.000	623.5
66	2-Hexanone	43	9.770	9.770	(0.932)	287340	625.000	701.6
67	Dibromochloromethane	129	9.910	9.910	(0.945)	308833	625.000	731.2
68	1,2-Dibromoethane	107	10.026	10.026	(0.956)	295823	625.000	666.9
70	Chlorobenzene	112	10.512	10.512	(1.003)	1237094	625.000	586.6
71	1,1,1,2-Tetrachloroethane	131	10.591	10.591	(1.010)	420379	625.000	668.7
72	Ethylbenzene	106	10.616	10.616	(1.013)	725040	625.000	625.1(Q)
73	m + p-Xylene	106	10.737	10.737	(1.024)	1671338	1250.00	1174
74	Xylene-o	106	11.127	11.127	(1.062)	883909	625.000	632.7
76	Styrene	104	11.145	11.145	(1.063)	1426760	625.000	633.8
77	Bromoform	173	11.334	11.334	(1.081)	202417	625.000	795.9
78	Isopropylbenzene	105	11.492	11.492	(1.096)	2303648	625.000	594.8
79	Bromobenzene	156	11.802	11.802	(0.922)	513004	625.000	618.4
81	n-Propylbenzene	120	11.905	11.905	(0.930)	705289	625.000	626.6(Q)
82	2-Chlorotoluene	126	11.997	11.997	(0.937)	558477	625.000	632.7
83	1,1,2,2-Tetrachloroethane	83	11.790	11.790	(1.125)	400376	625.000	651.4
84	1,2,3-Trichloropropane	110	11.839	11.839	(0.924)	131848	625.000	619.2
85	4-Chlorotoluene	126	12.100	12.100	(0.945)	553635	625.000	617.7
86	1,3,5-Trimethylbenzene	105	12.076	12.076	(0.943)	1998550	625.000	565.0
87	tert-Butylbenzene	119	12.404	12.404	(0.969)	1802432	625.000	599.9
88	1,2,4-Trimethylbenzene	105	12.453	12.453	(0.972)	2035364	625.000	576.4
89	sec-Butylbenzene	105	12.623	12.623	(0.986)	2560503	625.000	561.0
90	4-Isopropyltoluene	119	12.769	12.769	(0.997)	2245838	625.000	569.0
91	1,3-Dichlorobenzene	146	12.739	12.739	(0.995)	1055141	625.000	598.1
93	1,4-Dichlorobenzene	146	12.830	12.830	(1.002)	1071822	625.000	605.0
94	n-Butylbenzene	91	13.177	13.177	(1.029)	2119021	625.000	592.9
95	1,2-Dichlorobenzene	146	13.207	13.207	(1.031)	970095	625.000	604.4
96	1,2-Dibromo-3-chloropropane	157	13.986	13.986	(1.092)	74586	625.000	806.2
97	1,2,4-Trichlorobenzene	180	14.819	14.819	(1.157)	764669	625.000	644.2
98	Hexachlorobutadiene	225	14.984	14.984	(1.170)	503627	625.000	663.4
99	Naphthalene	128	15.069	15.069	(1.177)	1231838	625.000	708.2
100	1,2,3-Trichlorobenzene	180	15.324	15.324	(1.197)	631806	625.000	659.1
156	Methyl Acetate	43	4.167	4.167	(0.563)	235086	625.000	683.6
157	Cyclohexane	56	6.716	6.716	(0.907)	1075831	625.000	647.9

Compounds	QUANT SIG MASS	RT	EXP RT	REL RT	RESPONSE	AMOUNTS CAL-AMT (ng)	AMOUNTS ON-COL (ng)
158 Methyl Cyclohexane	83	7.988	7.988	(1.079)	1053323	625.000	689.1
165 1,3,5-Trichlorobenzene	180	14.199	14.199	(1.109)	901628	625.000	615.7
167 4-Chlorobenzotrifluoride	180	10.543	10.543	(1.006)	759136	625.000	600.1
M 75 Xylenes (total)	106				2555247	1875.00	

QC Flag Legend

Q - Qualifier signal failed the ratio test.
M - Compound response manually integrated.

Data File Name: 1F30810.D
Inj. Date and Time: 10-AUG-2010 10:16
Instrument ID: hp3.i
Client ID: vstd125
Compound Name: Acetone
CAS #: 67-64-1

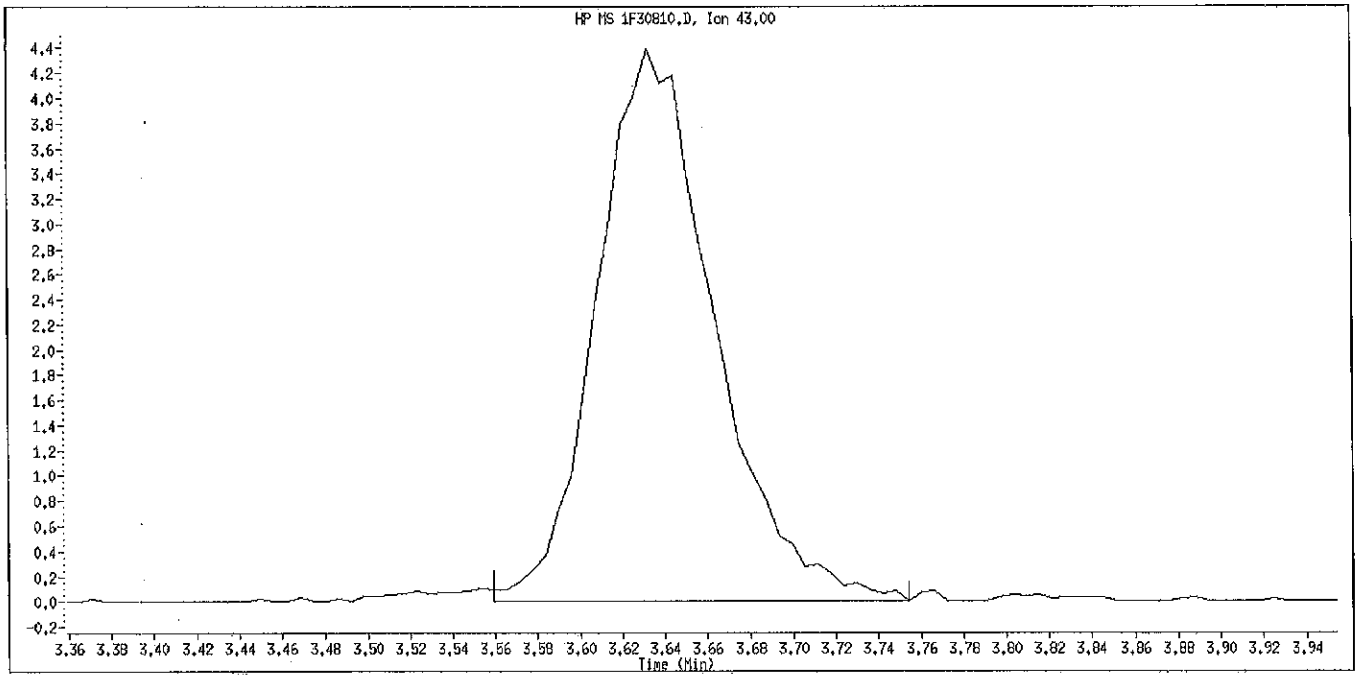

Original Integration

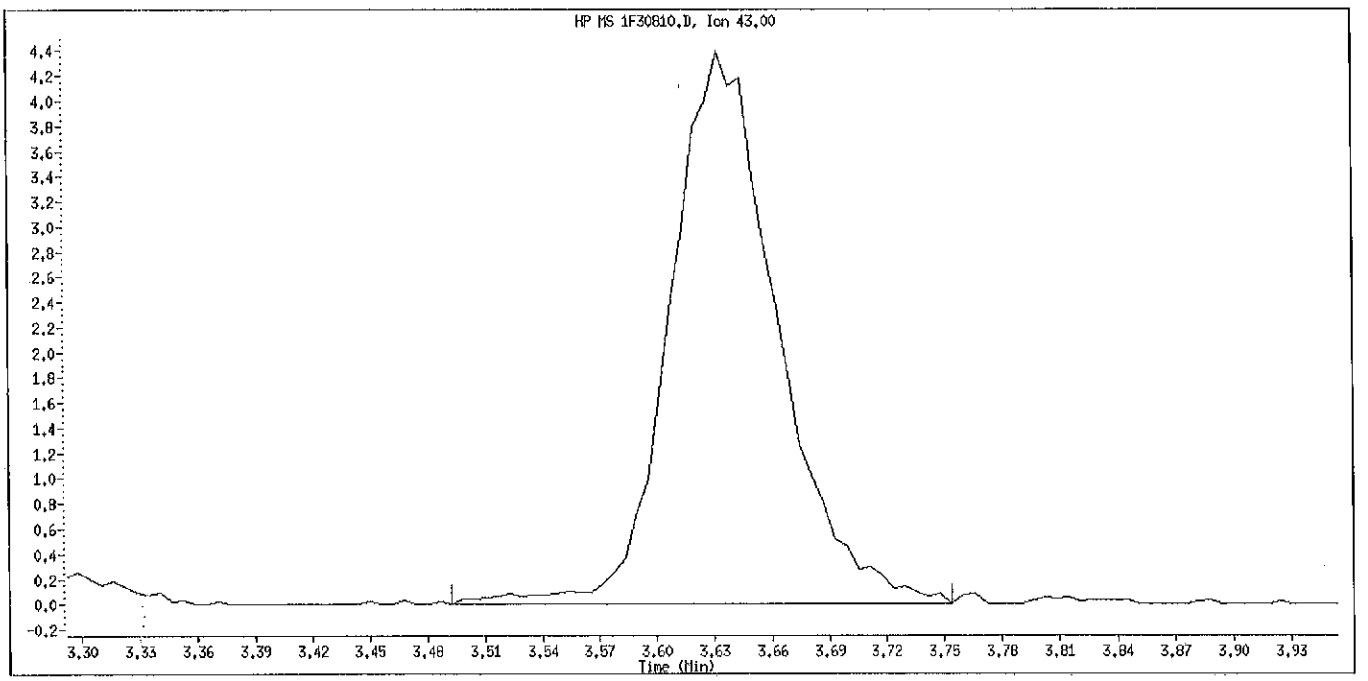

Manual Integration

Manually Integrated By: gordonk
Manual Integration Reason: Peak Integrated Incorrectly

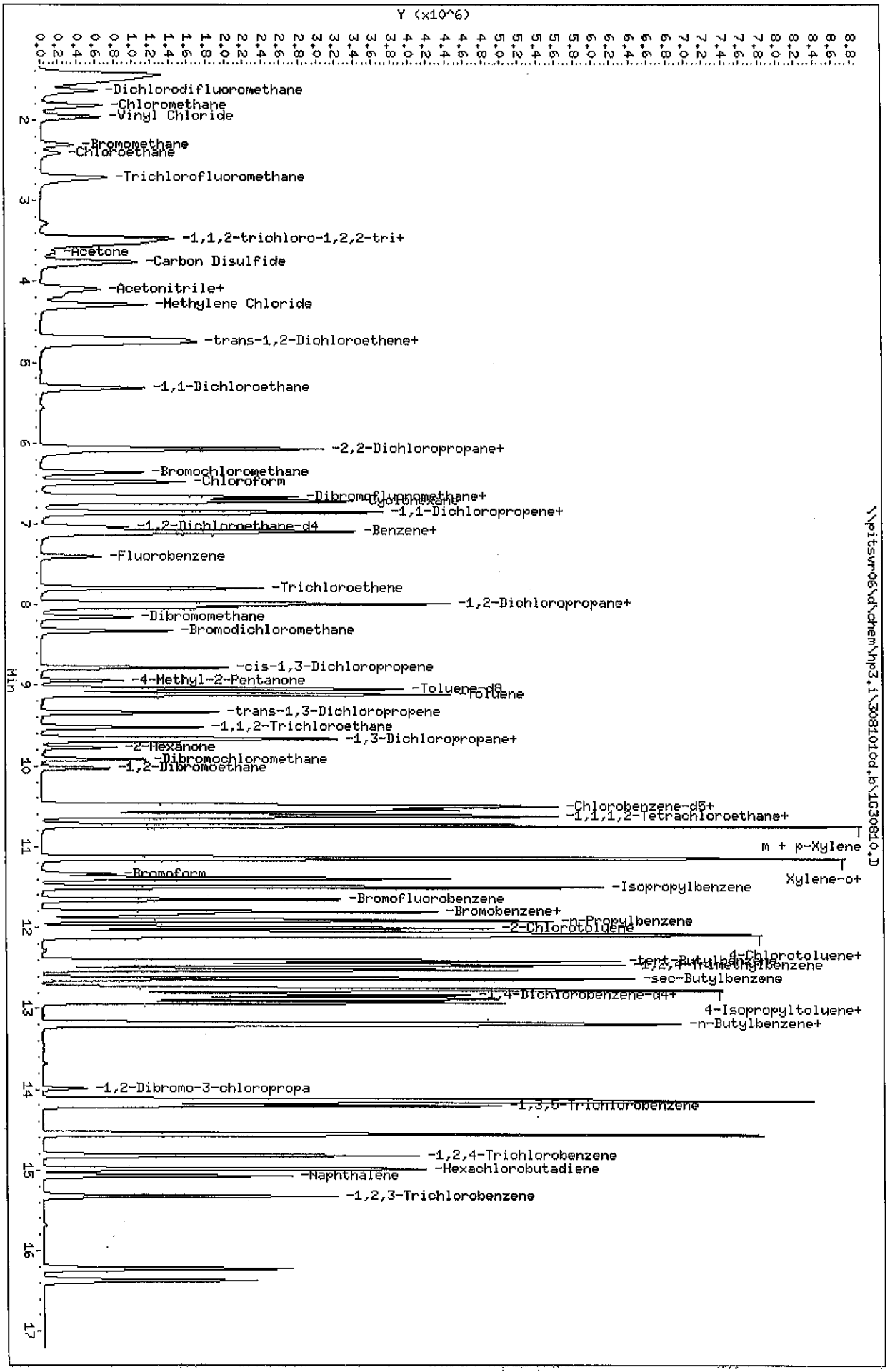

Data File: \\pitsvr06\d\chem\hp3.i\30810d.b\1G30810.D
Date : 10-AUG-2010 10:40
Client ID: wstd250
Sample Info: WSTD250 5ML
Purge Volume: 5.0
Column phase: DB 624

Instrument: hp3.i
Operator: 10099
Column diameter: 0.18

TestAmerica Pittsburgh

VOLATILE REPORT SW-846 Method

Data file : \\pitsvr06\d\chem\hp3.i\3081010d.b\1G30810.D
Lab Smp Id: vstd250 Client Smp ID: vstd250
Inj Date : 10-AUG-2010 10:40
Operator : 10099 Inst ID: hp3.i
Smp Info : VSTD250 5ML
Misc Info : ,3081010d.b,8260bsoil.m,4-dwsoil.sub
Comment :
Method : \\pitsvr06\d\chem\hp3.i\3081010d.b\8260bsoil.m
Meth Date : 10-Aug-2010 10:51 hp3.i Quant Type: ISTD
Cal Date : 10-AUG-2010 10:16 Cal File: 1F30810.D
Als bottle: 8 Calibration Sample, Level: 7
Dil Factor: 1.00000
Integrator: HP RTE Compound Sublist: 4-dwsoil.sub
Target Version: 4.14
Processing Host: PITPC-110

Concentration Formula: Amt * DF * 1/Vo * CpndVariable

Name	Value	Description
DF	1.000	Dilution Factor
Vo	5.000	Sample Amount
Cpnd Variable		Local Compound Variable

	Compounds	QUANT SIG MASS	RT	EXP RT	REL RT	RESPONSE	AMOUNTS CAL-AMT (ng)	ON-COL (ng)	
*	46 Fluorobenzene	96	7.403	7.403	(1.000)	708845	250.000		
*	69 Chlorobenzene-d5	119	10.487	10.487	(1.000)	183772	250.000		(Q)
*	92 1,4-Dichlorobenzene-d4	152	12.805	12.805	(1.000)	295688	250.000		(Q)
$	39 Dibromofluoromethane	113	6.667	6.667	(0.901)	742301	1250.00	1232	
$	43 1,2-Dichloroethane-d4	65	7.032	7.032	(0.950)	775928	1250.00	1163	
$	59 Toluene-d8	98	9.045	9.045	(0.863)	2931034	1250.00	1027	
$	80 Bromofluorobenzene	95	11.649	11.649	(1.111)	1389519	1250.00	1091	
	1 Dichlorodifluoromethane	85	1.636	1.636	(0.221)	1221357	1250.00	1223	
	2 Chloromethane	50	1.818	1.818	(0.246)	1387828	1250.00	1224	
	3 Vinyl Chloride	62	1.958	1.958	(0.265)	1325813	1250.00	1293	
	4 Bromomethane	94	2.305	2.305	(0.311)	407424	1250.00	1075	
	5 Chloroethane	64	2.414	2.414	(0.326)	386274	1250.00	985.4	
	166 Trichlorofluoromethane	101	2.706	2.706	(0.366)	1343792	1250.00	1053	
	10 1,1,2-trichloro-1,2,2-trifluor	101	3.528	3.528	(0.477)	1110137	1250.00	1222	
	12 1,1-Dichloroethene	96	3.467	3.467	(0.468)	1016104	1250.00	1206	
	15 Carbon Disulfide	76	3.759	3.759	(0.508)	3295870	1250.00	1266	
	13 Acetone	43	3.643	3.643	(0.492)	315033	1250.00	977.0	(M)
	17 Acetonitrile	40	4.093	4.093	(0.553)	911174	25000.0	23820	
	18 Methylene Chloride	84	4.288	4.288	(0.579)	1054831	1250.00	892.1	
	19 trans-1,2-Dichloroethene	96	4.702	4.702	(0.635)	1075393	1250.00	1240	
	20 Methyl tert-butyl ether	73	4.757	4.757	(0.643)	2461311	1250.00	1321	
	24 1,1-Dichloroethane	63	5.316	5.316	(0.718)	1749947	1250.00	1252	
	27 2,2-Dichloropropane	77	6.064	6.064	(0.819)	1531215	1250.00	1277	

	Compounds	QUANT SIG MASS	RT	EXP RT	REL RT	RESPONSE	AMOUNTS CAL-AMT (ng)	ON-COL (ng)
	28 cis-1,2-dichloroethene	96	6.077	6.077	(0.821)	1065546	1250.00	1258
M	29 1,2-Dichloroethene (total)	96				2140939	2500.00	
	30 Bromochloromethane	128	6.363	6.363	(0.859)	422943	1250.00	1251
	31 2-Butanone	43	6.125	6.125	(0.827)	339407	1250.00	1183
	37 Chloroform	83	6.478	6.478	(0.875)	1598106	1250.00	1211
	38 1,1,1-Trichloroethane	97	6.667	6.667	(0.901)	1503126	1250.00	1250
	40 1,1-Dichloropropene	75	6.855	6.855	(0.926)	1387712	1250.00	1284
	41 Carbon Tetrachloride	117	6.849	6.849	(0.925)	1236659	1250.00	1279
	42 Benzene	78	7.087	7.087	(0.957)	3448898	1250.00	1150
	45 1,2-Dichloroethane	62	7.117	7.117	(0.961)	1044582	1250.00	1208
	47 Trichloroethene	130	7.792	7.792	(1.053)	971668	1250.00	1282
	49 1,2-Dichloropropane	63	8.029	8.029	(1.085)	920241	1250.00	1309(Q)
	50 Dibromomethane	93	8.151	8.151	(1.101)	441005	1250.00	1319
	53 Bromodichloromethane	83	8.321	8.321	(1.124)	1079346	1250.00	1381
	57 cis-1,3-Dichloropropene	75	8.778	8.778	(1.186)	1339281	1250.00	1445
	58 4-Methyl-2-Pentanone	43	8.942	8.942	(0.853)	639515	1250.00	1251
	60 Toluene	91	9.112	9.112	(0.869)	3599737	1250.00	995.5
	61 trans-1,3-Dichloropropene	75	9.337	9.337	(0.890)	1188804	1250.00	1291
	63 1,3-Dichloropropane	76	9.684	9.684	(0.923)	1163464	1250.00	1157
	64 1,1,2-Trichloroethane	97	9.520	9.520	(0.908)	644990	1250.00	1199
	65 Tetrachloroethene	164	9.660	9.660	(0.921)	854066	1250.00	1153
	66 2-Hexanone	43	9.769	9.769	(0.932)	563971	1250.00	1190
	67 Dibromochloromethane	129	9.915	9.915	(0.945)	682829	1250.00	1386
	68 1,2-Dibromoethane	107	10.025	10.025	(0.956)	620961	1250.00	1220
	70 Chlorobenzene	112	10.512	10.512	(1.002)	2418934	1250.00	1022
	71 1,1,1,2-Tetrachloroethane	131	10.597	10.597	(1.010)	874767	1250.00	1212
	72 Ethylbenzene	106	10.621	10.621	(1.013)	1488571	1250.00	1131(Q)
	73 m + p-Xylene	106	10.737	10.737	(1.024)	3158431	2500.00	1975
	74 Xylene-o	106	11.132	11.132	(1.061)	1758004	1250.00	1107
	76 Styrene	104	11.144	11.144	(1.063)	2742090	1250.00	1071
	77 Bromoform	173	11.333	11.333	(1.081)	450303	1250.00	1493
	78 Isopropylbenzene	105	11.497	11.497	(1.096)	4134317	1250.00	948.7
	79 Bromobenzene	156	11.807	11.807	(0.922)	1039664	1250.00	1186
	81 n-Propylbenzene	120	11.905	11.905	(0.930)	1416417	1250.00	1188(Q)
	82 2-Chlorotoluene	126	11.996	11.996	(0.937)	1117612	1250.00	1193
	83 1,1,2,2-Tetrachloroethane	83	11.795	11.795	(1.125)	806582	1250.00	1149
	84 1,2,3-Trichloropropane	110	11.844	11.844	(0.925)	269802	1250.00	1198
	85 4-Chlorotoluene	126	12.105	12.105	(0.945)	1102118	1250.00	1163(Q)
	86 1,3,5-Trimethylbenzene	105	12.081	12.081	(0.943)	3609423	1250.00	979.2
	87 tert-Butylbenzene	119	12.410	12.410	(0.969)	3443766	1250.00	1090
	88 1,2,4-Trimethylbenzene	105	12.452	12.452	(0.972)	3741083	1250.00	1014
	89 sec-Butylbenzene	105	12.629	12.629	(0.986)	4531859	1250.00	953.9
	90 4-Isopropyltoluene	119	12.768	12.768	(0.997)	3971253	1250.00	964.6
	91 1,3-Dichlorobenzene	146	12.744	12.744	(0.995)	2048953	1250.00	1105
	93 1,4-Dichlorobenzene	146	12.829	12.829	(1.002)	2095097	1250.00	1123
	94 n-Butylbenzene	91	13.176	13.176	(1.029)	3823519	1250.00	1019
	95 1,2-Dichlorobenzene	146	13.206	13.206	(1.031)	1908745	1250.00	1129
	96 1,2-Dibromo-3-chloropropane	157	13.991	13.991	(1.093)	168588	1250.00	1642
	97 1,2,4-Trichlorobenzene	180	14.819	14.819	(1.157)	1534758	1250.00	1215
	98 Hexachlorobutadiene	225	14.989	14.989	(1.171)	1028360	1250.00	1266
	99 Naphthalene	128	15.068	15.068	(1.177)	2452091	1250.00	1302
	100 1,2,3-Trichlorobenzene	180	15.324	15.324	(1.197)	1279702	1250.00	1249
	156 Methyl Acetate	43	4.179	4.179	(0.564)	490308	1250.00	1318
	157 Cyclohexane	56	6.715	6.715	(0.907)	2141597	1250.00	1204

	Compounds	QUANT SIG MASS	RT	EXP RT	REL RT	RESPONSE	AMOUNTS CAL-AMT (ng)	AMOUNTS ON-COL (ng)
	158 Methyl Cyclohexane	83	7.987	7.987	(1.079)	2075279	1250.00	1254
	165 1,3,5-Trichlorobenzene	180	14.198	14.198	(1.109)	1832842	1250.00	1185
	167 4-Chlorobenzotrifluoride	180	10.542	10.542	(1.005)	1508079	1250.00	1058
M	75 Xylenes (total)	106				4916435	3750.00	

QC Flag Legend

Q - Qualifier signal failed the ratio test.
M - Compound response manually integrated.

Data File Name: 1G30810.D
Inj. Date and Time: 10-AUG-2010 10:40
Instrument ID: hp3.i
Client ID: vstd250
Compound Name: Acetone
CAS #: 67-64-1

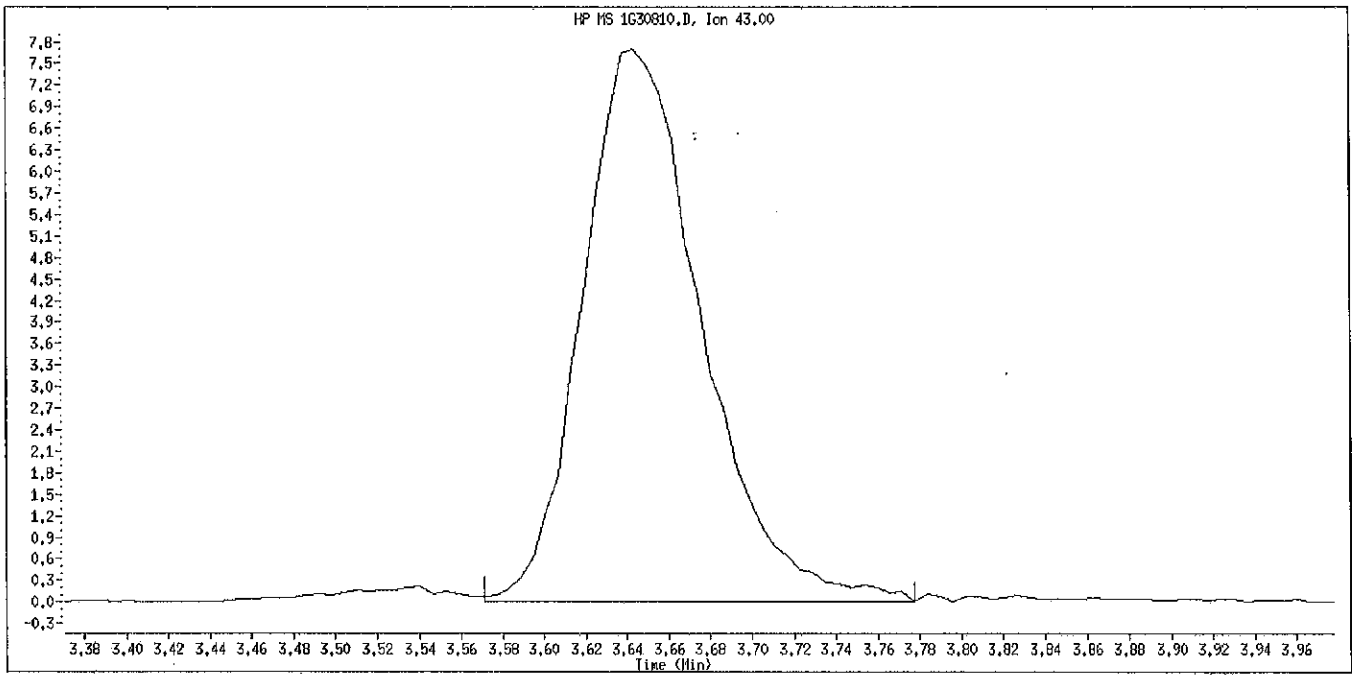

Original Integration

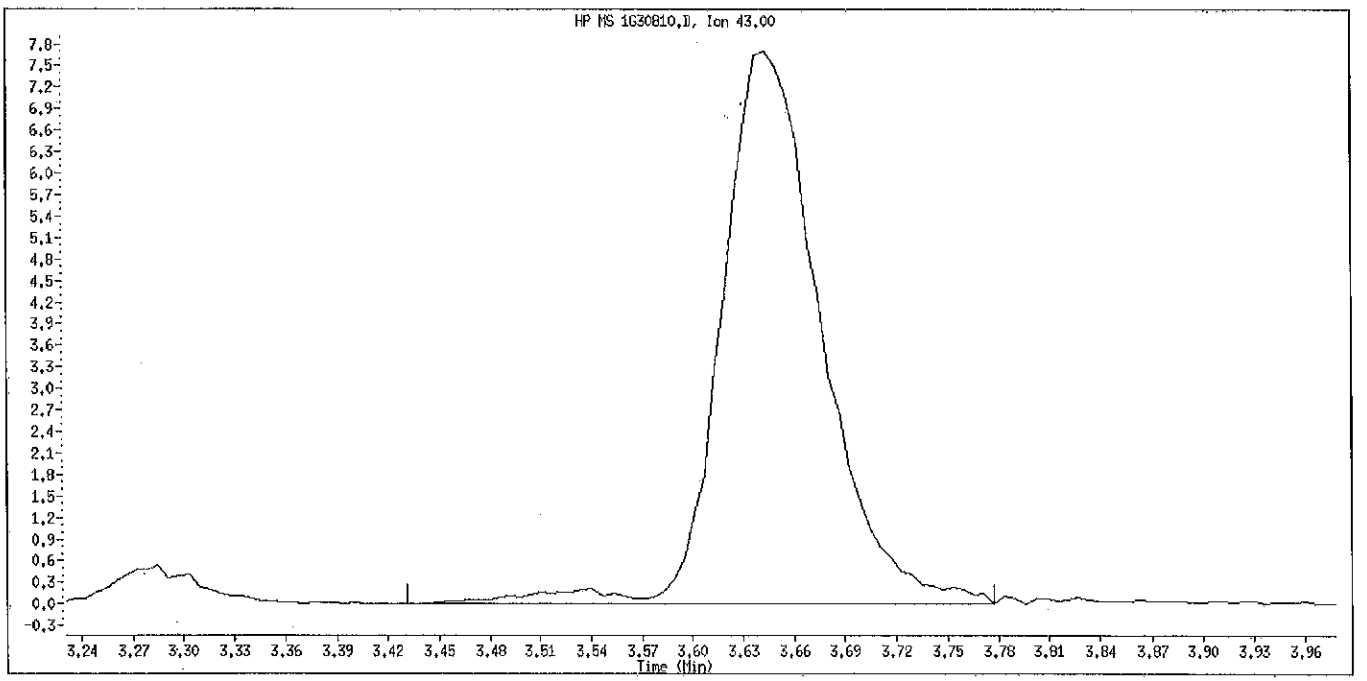

Manual Integration

Manually Integrated By: gordonk
Manual Integration Reason: Peak Integrated Incorrectly

TestAmerica Pittsburgh

CONTINUING CALIBRATION COMPOUNDS

Instrument ID: hp3.i Injection Date: 10-AUG-2010 12:26
Lab File ID: 3081005.D Init. Cal. Date(s): 12-APR-2010 10-AUG-2010
Analysis Type: SOIL Init. Cal. Times: 04:57 10:40
Lab Sample ID: VER40 Quant Type: ISTD
Method: \\pitsvr06\d\chem\hp3.i\3081010d.b\8260bsoil.m

COMPOUND	RRF / AMOUNT	RF40	CCAL RRF40	MIN RRF	%D / %DRIFT	MAX %D / %DRIFT	CURVE TYPE
$ 39 Dibromofluoromethane	0.21212	0.23240	0.23240	0.010	-9.56294	20.00000	Averaged
$ 43 1,2-Dichloroethane-d4	0.23290	0.24747	0.24747	0.010	-6.25462	20.00000	Averaged
$ 59 Toluene-d8	3.78298	4.45995	4.45995	0.010	-17.89519	20.00000	Averaged
$ 80 Bromofluorobenzene	1.70058	1.94167	1.94167	0.010	-14.17728	20.00000	Averaged
1 Dichlorodifluoromethane	0.35116	0.31910	0.31910	0.010	9.13057	20.00000	Averaged
2 Chloromethane	0.39873	0.38757	0.38757	0.100	2.80102	20.00000	Averaged
3 Vinyl Chloride	0.36349	0.34728	0.34728	0.010	4.46069	20.00000	Averaged
4 Bromomethane	0.13104	0.12049	0.12049	0.010	8.05105	20.00000	Averaged
5 Chloroethane	0.13407	0.10909	0.10909	0.010	18.62975	20.00000	Averaged
166 Trichlorofluoromethane	0.43978	0.40923	0.40923	0.010	6.94835	20.00000	Averaged
10 1,1,2-trichloro-1,2,2-trifl	0.31939	0.31070	0.31070	0.010	2.72077	20.00000	Averaged
12 1,1-Dichloroethene	0.29561	0.28470	0.28470	0.010	3.69065	20.00000	Averaged
15 Carbon Disulfide	0.91949	0.92153	0.92153	0.010	-0.22210	20.00000	Averaged
13 Acetone	200	161	0.08839	0.010	19.34819	20.00000	Quadratic
17 Acetonitrile	0.01340	0.01267	0.01267	0.001	5.48603	20.00000	Averaged
18 Methylene Chloride	200	199	0.35179	0.010	0.56011	20.00000	Quadratic
19 trans-1,2-Dichloroethene	0.30542	0.30679	0.30679	0.010	-0.44841	20.00000	Averaged
20 Methyl tert-butyl ether	0.66237	0.67926	0.67926	0.010	-2.54861	20.00000	Averaged
24 1,1-Dichloroethane	0.49311	0.49969	0.49969	0.100	-1.33425	20.00000	Averaged
27 2,2-Dichloropropane	0.42420	0.40802	0.40802	0.010	3.81433	20.00000	Averaged
28 cis-1,2-dichloroethene	0.29903	0.31695	0.31695	0.010	-5.99254	20.00000	Averaged
M 29 1,2-Dichloroethene (total)	0.30223	0.31187	0.31187	0.010	-3.19120	20.00000	Averaged
30 Bromochloromethane	0.11922	0.12105	0.12105	0.010	-1.53333	20.00000	Averaged
31 2-Butanone	0.10040	0.09330	0.09330	0.010	7.07048	20.00000	Averaged
37 Chloroform	0.46342	0.46901	0.46901	0.010	-1.20627	20.00000	Averaged
38 1,1,1-Trichloroethane	0.42413	0.42243	0.42243	0.010	0.40115	20.00000	Averaged
40 1,1-Dichloropropene	0.38273	0.38990	0.38990	0.010	-1.87182	20.00000	Averaged
41 Carbon Tetrachloride	0.34208	0.33091	0.33091	0.010	3.26324	20.00000	Averaged
42 Benzene	1.04548	1.09784	1.09784	0.010	-5.00909	20.00000	Averaged
45 1,2-Dichloroethane	0.30351	0.29657	0.29657	0.010	2.28690	20.00000	Averaged
47 Trichloroethene	0.26835	0.27554	0.27554	0.010	-2.68113	20.00000	Averaged
49 1,2-Dichloropropane	0.24965	0.25656	0.25656	0.010	-2.76443	20.00000	Averaged
50 Dibromomethane	0.11887	0.11870	0.11870	0.010	0.13985	20.00000	Averaged
53 Bromodichloromethane	0.27975	0.28292	0.28292	0.010	-1.13272	20.00000	Averaged
57 cis-1,3-Dichloropropene	0.33412	0.34443	0.34443	0.010	-3.08530	20.00000	Averaged
58 4-Methyl-2-Pentanone	0.69541	0.77943	0.77943	0.010	-12.08219	20.00000	Averaged
60 Toluene	4.77589	5.25637	5.25637	0.010	-10.06073	20.00000	Averaged
61 trans-1,3-Dichloropropene	1.25839	1.35290	1.35290	0.010	-7.51041	20.00000	Averaged
63 1,3-Dichloropropane	1.35361	1.45224	1.45224	0.010	-7.28627	20.00000	Averaged
64 1,1,2-Trichloroethane	0.72753	0.78309	0.78309	0.010	-7.63683	20.00000	Averaged
65 Tetrachloroethene	0.99631	1.05739	1.05739	0.010	-6.13075	20.00000	Averaged
66 2-Hexanone	0.64043	0.67512	0.67512	0.010	-5.41686	20.00000	Averaged
67 Dibromochloromethane	0.68066	0.71273	0.71273	0.010	-4.71099	20.00000	Averaged

TestAmerica Pittsburgh

CONTINUING CALIBRATION COMPOUNDS

Instrument ID: hp3.i Injection Date: 10-AUG-2010 12:26
Lab File ID: 3081005.D Init. Cal. Date(s): 12-APR-2010 10-AUG-2010
Analysis Type: SOIL Init. Cal. Times: 04:57 10:40
Lab Sample ID: VER40 Quant Type: ISTD
Method: \\pitsvr06\d\chem\hp3.i\3081010d.b\8260bsoil.m

COMPOUND	RRF / AMOUNT	RF40	CCAL RRF40	MIN RRF	%D / %DRIFT	MAX %D / %DRIFT	CURVE TYPE
68 1,2-Dibromoethane	0.68981	0.73444	0.73444	0.010	-6.46920	20.00000	Averaged
70 Chlorobenzene	3.13713	3.31190	3.31190	0.300	-5.57091	20.00000	Averaged
71 1,1,1,2-Tetrachloroethane	0.97720	1.03251	1.03251	0.010	-5.66016	20.00000	Averaged
72 Ethylbenzene	1.76562	1.88695	1.88695	0.010	-6.87188	20.00000	Averaged
73 m + p-Xylene	2.11006	2.29774	2.29774	0.010	-8.89427	20.00000	Averaged
74 Xylene-o	2.12488	2.33156	2.33156	0.010	-9.72640	20.00000	Averaged
76 Styrene	3.41096	3.77825	3.77825	0.010	-10.76801	20.00000	Averaged
77 Bromoform	0.42172	0.43800	0.43800	0.100	-3.86160	20.00000	Averaged
78 Isopropylbenzene	5.72428	6.42426	6.42426	0.010	-12.22819	20.00000	Averaged
79 Bromobenzene	0.73596	0.75205	0.75205	0.010	-2.18657	20.00000	Averaged
81 n-Propylbenzene	1.00099	1.07299	1.07299	0.010	-7.19318	20.00000	Averaged
82 2-Chlorotoluene	0.78682	0.82677	0.82677	0.010	-5.07740	20.00000	Averaged
83 1,1,2,2-Tetrachloroethane	0.94415	1.03437	1.03437	0.300	-9.55603	20.00000	Averaged
84 1,2,3-Trichloropropane	0.18923	0.19666	0.19666	0.010	-3.92752	20.00000	Averaged
85 4-Chlorotoluene	0.79302	0.82597	0.82597	0.010	-4.15593	20.00000	Averaged
86 1,3,5-Trimethylbenzene	3.02000	3.26467	3.26467	0.010	-8.10169	20.00000	Averaged
87 tert-Butylbenzene	2.62299	2.86451	2.86451	0.010	-9.20790	20.00000	Averaged
88 1,2,4-Trimethylbenzene	3.03646	3.33499	3.33499	0.010	-9.83155	20.00000	Averaged
89 sec-Butylbenzene	3.88083	4.32238	4.32238	0.010	-11.37773	20.00000	Averaged
90 4-Isopropyltoluene	3.36742	3.70991	3.70991	0.010	-10.17052	20.00000	Averaged
91 1,3-Dichlorobenzene	1.54210	1.61916	1.61916	0.010	-4.99723	20.00000	Averaged
93 1,4-Dichlorobenzene	1.55478	1.60708	1.60708	0.010	-3.36341	20.00000	Averaged
94 n-Butylbenzene	3.08869	3.47496	3.47496	0.010	-12.50608	20.00000	Averaged
95 1,2-Dichlorobenzene	1.40942	1.47619	1.47619	0.010	-4.73755	20.00000	Averaged
96 1,2-Dibromo-3-chloropropane	200	201	0.09379	0.010	-0.51906	20.00000	Quadratic
97 1,2,4-Trichlorobenzene	1.06394	1.11156	1.11156	0.010	-4.47516	20.00000	Averaged
98 Hexachlorobutadiene	0.68793	0.75326	0.75326	0.010	-9.49680	20.00000	Averaged
99 Naphthalene	1.60141	1.65206	1.65206	0.010	-3.16246	20.00000	Averaged
100 1,2,3-Trichlorobenzene	0.86597	0.86899	0.86899	0.010	-0.34879	20.00000	Averaged
156 Methyl Acetate	0.13218	0.13585	0.13585	0.010	-2.77092	20.00000	Averaged
157 Cyclohexane	0.62409	0.63229	0.63229	0.010	-1.31413	20.00000	Averaged
158 Methyl Cyclohexane	0.58410	0.61350	0.61350	0.010	-5.03229	20.00000	Averaged
165 1,3,5-Trichlorobenzene	1.29809	1.38142	1.38142	0.010	-6.41873	20.00000	Averaged
167 4-Chlorobenzotrifluoride	1.89658	1.97989	1.97989	0.010	-4.39233	20.00000	Averaged
M 75 Xylenes (total)	2.11500	2.30901	2.30901	0.010	-9.17294	20.00000	Averaged

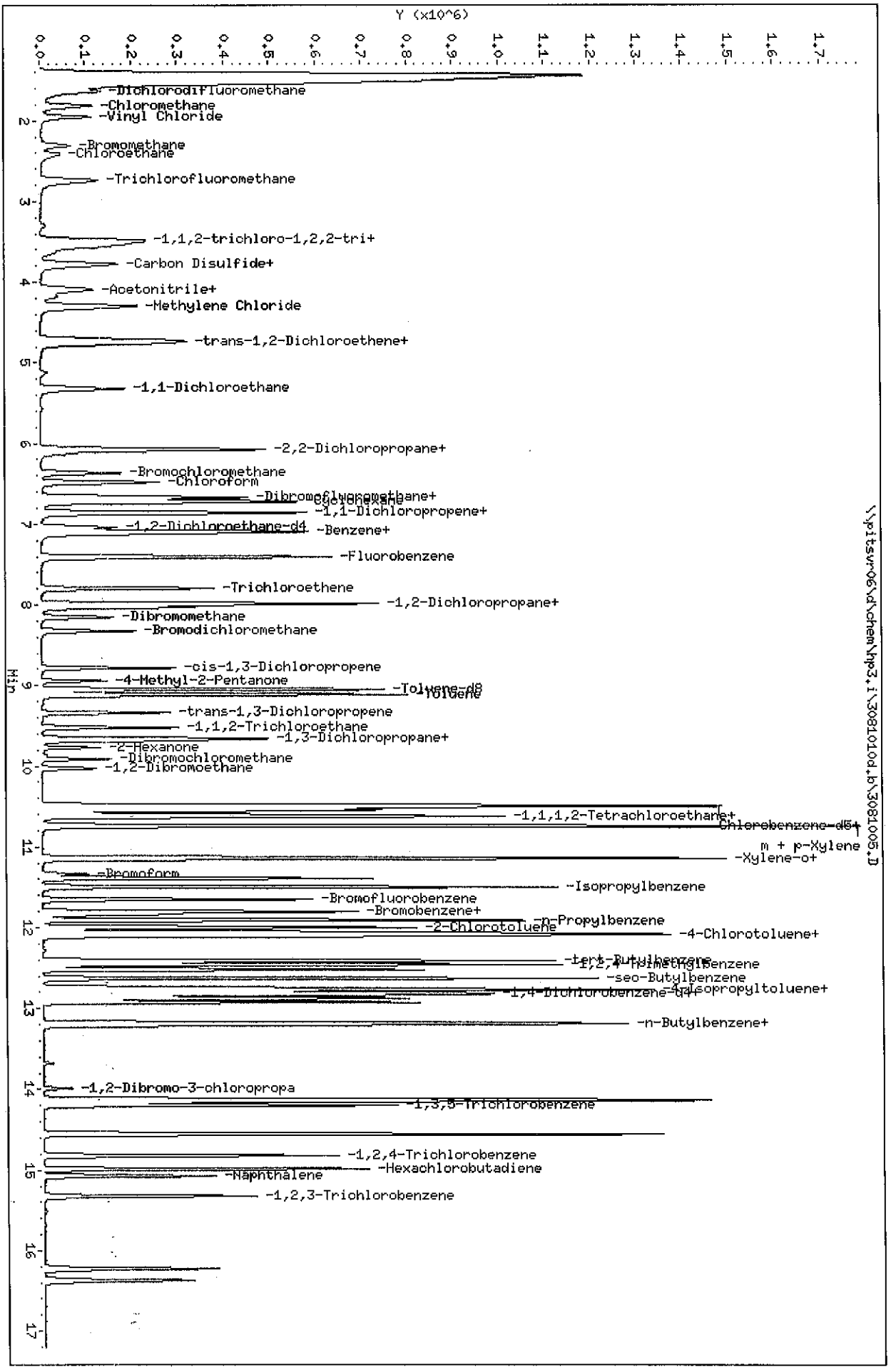

Data File: \\pitsvr06\d\chem\hp3.i\30810l0d.b\3081005.D
Date : 10-AUG-2010 12:26
Client ID: VER40
Sample Info: BLANK MS 5.00G/5ML
Purge Volume: 5.0
Column phase: DB 624

\\pitsvr06\d\chem\hp3.i\30810l0d.b\3081005.D

Instrument: hp3.i
Operator: 10099
Column diameter: 0.18

TestAmerica Pittsburgh

VOLATILE REPORT SW-846 Method

Data file : \\pitsvr06\d\chem\hp3.i\3081010d.b\3081005.D
Lab Smp Id: VER40 Client Smp ID: VER40
Inj Date : 10-AUG-2010 12:26
Operator : 10099 Inst ID: hp3.i
Smp Info : BLANK MS 5.00G/5ML
Misc Info : ,3081010d.b,8260bsoil.m,4-dwsoil.sub
Comment :
Method : \\pitsvr06\d\chem\hp3.i\3081010d.b\8260bsoil.m
Meth Date : 11-Aug-2010 04:20 hp3.i Quant Type: ISTD
Cal Date : 10-AUG-2010 09:27 Cal File: 1D30810.D
Als bottle: 4 Continuing Calibration Sample
Dil Factor: 1.00000
Integrator: HP RTE Compound Sublist: 4-dwsoil.sub
Target Version: 4.14
Processing Host: PITPC-110

Concentration Formula: Amt * DF * 1/Vo * CpndVariable

Name	Value	Description
DF	1.000	Dilution Factor
Vo	5.000	Sample Amount
Cpnd Variable		Local Compound Variable

	Compounds	QUANT SIG MASS	RT	EXP RT	REL RT	RESPONSE	AMOUNTS CAL-AMT (ng)	ON-COL (ng)
*	46 Fluorobenzene	96	7.405	7.405	(1.000)	702596	250.000	
*	69 Chlorobenzene-d5	119	10.483	10.483	(1.000)	159454	250.000	
*	92 1,4-Dichlorobenzene-d4	152	12.807	12.807	(1.000)	271543	250.000	
$	39 Dibromofluoromethane	113	6.669	6.669	(0.901)	130629	200.000	219.1
$	43 1,2-Dichloroethane-d4	65	7.034	7.034	(0.950)	139095	200.000	212.5
$	59 Toluene-d8	98	9.048	9.048	(0.863)	568926	200.000	235.8
$	80 Bromofluorobenzene	95	11.651	11.651	(1.111)	247686	200.000	228.4
	1 Dichlorodifluoromethane	85	1.638	1.638	(0.221)	179358	200.000	181.7
	2 Chloromethane	50	1.820	1.820	(0.246)	217842	200.000	194.4
	3 Vinyl Chloride	62	1.954	1.954	(0.264)	195196	200.000	191.1
	4 Bromomethane	94	2.307	2.307	(0.312)	67723	200.000	183.9
	5 Chloroethane	64	2.404	2.404	(0.325)	61317	200.000	162.7
	166 Trichlorofluoromethane	101	2.733	2.733	(0.369)	230016	200.000	186.1
	10 1,1,2-trichloro-1,2,2-trifluor	101	3.542	3.542	(0.478)	174636	200.000	194.6
	12 1,1-Dichloroethene	96	3.481	3.481	(0.470)	160026	200.000	192.6
	15 Carbon Disulfide	76	3.773	3.773	(0.510)	517971	200.000	200.4
	13 Acetone	43	3.639	3.639	(0.492)	49682	200.000	161.3
	17 Acetonitrile	40	4.089	4.089	(0.552)	142376	4000.00	3780
	18 Methylene Chloride	84	4.296	4.296	(0.580)	197735	200.000	198.9
	19 trans-1,2-Dichloroethene	96	4.710	4.710	(0.636)	172438	200.000	200.9
	20 Methyl tert-butyl ether	73	4.759	4.759	(0.643)	381794	200.000	205.1
	24 1,1-Dichloroethane	63	5.318	5.318	(0.718)	280864	200.000	202.7
	27 2,2-Dichloropropane	77	6.073	6.073	(0.820)	229336	200.000	192.4

	Compounds	QUANT SIG MASS	RT	EXP RT	REL RT	RESPONSE	AMOUNTS CAL-AMT (ng)	AMOUNTS ON-COL (ng)
	28 cis-1,2-dichloroethene	96	6.085	6.085	(0.822)	178152	200.000	212.0
M	29 1,2-Dichloroethene (total)	96				350590	400.000	
	30 Bromochloromethane	128	6.365	6.365	(0.860)	68040	200.000	203.1
	31 2-Butanone	43	6.127	6.127	(0.827)	52440	200.000	185.8
	37 Chloroform	83	6.480	6.480	(0.875)	263621	200.000	202.4
	38 1,1,1-Trichloroethane	97	6.669	6.669	(0.901)	237440	200.000	199.2
	40 1,1-Dichloropropene	75	6.857	6.857	(0.926)	219153	200.000	203.7
	41 Carbon Tetrachloride	117	6.857	6.857	(0.926)	185999	200.000	193.5
	42 Benzene	78	7.089	7.089	(0.957)	617073	200.000	210.0
	45 1,2-Dichloroethane	62	7.119	7.119	(0.961)	166693	200.000	195.4
	47 Trichloroethene	130	7.794	7.794	(1.053)	154876	200.000	205.4
	49 1,2-Dichloropropane	63	8.032	8.032	(1.085)	144204	200.000	205.5(Q)
	50 Dibromomethane	93	8.153	8.153	(1.101)	66719	200.000	199.7
	53 Bromodichloromethane	83	8.324	8.324	(1.124)	159020	200.000	202.3
	57 cis-1,3-Dichloropropene	75	8.780	8.780	(1.186)	193594	200.000	206.2
	58 4-Methyl-2-Pentanone	43	8.944	8.944	(0.853)	99426	200.000	224.2
	60 Toluene	91	9.114	9.114	(0.869)	670520	200.000	220.1
	61 trans-1,3-Dichloropropene	75	9.340	9.340	(0.891)	172580	200.000	215.0
	63 1,3-Dichloropropane	76	9.686	9.686	(0.924)	185252	200.000	214.6
	64 1,1,2-Trichloroethane	97	9.522	9.522	(0.908)	99893	200.000	215.3
	65 Tetrachloroethene	164	9.656	9.656	(0.921)	134884	200.000	212.3
	66 2-Hexanone	43	9.771	9.771	(0.932)	86120	200.000	210.8
	67 Dibromochloromethane	129	9.911	9.911	(0.945)	90918	200.000	209.4
	68 1,2-Dibromoethane	107	10.027	10.027	(0.956)	93687	200.000	212.9
	70 Chlorobenzene	112	10.514	10.514	(1.003)	422476	200.000	211.1
	71 1,1,1,2-Tetrachloroethane	131	10.599	10.599	(1.011)	131710	200.000	211.3
	72 Ethylbenzene	106	10.617	10.617	(1.013)	240705	200.000	213.7
	73 m + p-Xylene	106	10.733	10.733	(1.024)	586214	400.000	435.6
	74 Xylene-o	106	11.128	11.128	(1.062)	297421	200.000	219.4
	76 Styrene	104	11.146	11.146	(1.063)	481966	200.000	221.5
	77 Bromoform	173	11.335	11.335	(1.081)	55873	200.000	207.7
	78 Isopropylbenzene	105	11.493	11.493	(1.096)	819499	200.000	224.4
	79 Bromobenzene	156	11.803	11.803	(0.922)	163371	200.000	204.4
	81 n-Propylbenzene	120	11.907	11.907	(0.930)	233090	200.000	214.4
	82 2-Chlorotoluene	126	11.992	11.992	(0.936)	179602	200.000	210.2
	83 1,1,2,2-Tetrachloroethane	83	11.791	11.791	(1.125)	131948	200.000	219.1
	84 1,2,3-Trichloropropane	110	11.840	11.840	(0.924)	42722	200.000	207.8
	85 4-Chlorotoluene	126	12.101	12.101	(0.945)	179430	200.000	208.3
	86 1,3,5-Trimethylbenzene	105	12.077	12.077	(0.943)	709199	200.000	216.2
	87 tert-Butylbenzene	119	12.406	12.406	(0.969)	622271	200.000	218.4
	88 1,2,4-Trimethylbenzene	105	12.454	12.454	(0.972)	724474	200.000	219.7
	89 sec-Butylbenzene	105	12.625	12.625	(0.986)	938970	200.000	222.8
	90 4-Isopropyltoluene	119	12.765	12.765	(0.997)	805919	200.000	220.3
	91 1,3-Dichlorobenzene	146	12.740	12.740	(0.995)	351737	200.000	210.0
	93 1,4-Dichlorobenzene	146	12.831	12.831	(1.002)	349112	200.000	206.7
	94 n-Butylbenzene	91	13.178	13.178	(1.029)	754881	200.000	225.0
	95 1,2-Dichlorobenzene	146	13.209	13.209	(1.031)	320680	200.000	209.5
	96 1,2-Dibromo-3-chloropropane	157	13.987	13.987	(1.092)	20375	200.000	201.0
	97 1,2,4-Trichlorobenzene	180	14.821	14.821	(1.157)	241468	200.000	209.0
	98 Hexachlorobutadiene	225	14.985	14.985	(1.170)	163634	200.000	219.0
	99 Naphthalene	128	15.070	15.070	(1.177)	358884	200.000	206.3
	100 1,2,3-Trichlorobenzene	180	15.326	15.326	(1.197)	188775	200.000	200.7
	156 Methyl Acetate	43	4.181	4.181	(0.565)	76356	200.000	205.5
	157 Cyclohexane	56	6.718	6.718	(0.907)	355394	200.000	202.6

Compounds	QUANT SIG MASS	RT	EXP RT	REL RT	RESPONSE	AMOUNTS CAL-AMT (ng)	AMOUNTS ON-COL (ng)
158 Methyl Cyclohexane	83	7.989	7.989	(1.079)	344832	200.000	210.1
165 1,3,5-Trichlorobenzene	180	14.200	14.200	(1.109)	300091	200.000	212.8
167 4-Chlorobenzotrifluoride	180	10.544	10.544	(1.006)	252561	200.000	208.8
M 75 Xylenes (total)	106				883635	600.000	

QC Flag Legend

Q - Qualifier signal failed the ratio test.

TestAmerica Pittsburgh

CONTINUING CALIBRATION COMPOUNDS

Instrument ID: hp3.i
Lab File ID: CC31029.D
Analysis Type: SOIL
Lab Sample ID: vstd40
Method: \\pitsvr06\d\chem\hp3.i\3102910d.b\8260bsoil.m

Injection Date: 29-OCT-2010 05:55
Init. Cal. Date(s): 12-APR-2010 10-AUG-2010
Init. Cal. Times: 04:57 10:40
Quant Type: ISTD

COMPOUND	RRF / AMOUNT	RF40	CCAL RRF40	MIN RRF	%D / %DRIFT	MAX %D / %DRIFT	CURVE TYPE	
$ 39 Dibromofluoromethane	0.21212	0.22510	0.22510	0.010	-6.12127	20.00000	Averaged	
$ 43 1,2-Dichloroethane-d4	0.23290	0.21100	0.21100	0.010	9.40085	20.00000	Averaged	
$ 59 Toluene-d8	3.78298	3.54082	3.54082	0.010	6.40141	20.00000	Averaged	
$ 80 Bromofluorobenzene	1.70058	1.65081	1.65081	0.010	2.92654	20.00000	Averaged	
1 Dichlorodifluoromethane	0.35116	0.26564	0.26564	0.010	24.35325	20.00000	Averaged	<-
2 Chloromethane	0.39873	0.40704	0.40704	0.100	-2.08187	20.00000	Averaged	
3 Vinyl Chloride	0.36349	0.39036	0.39036	0.010	-7.39100	20.00000	Averaged	
4 Bromomethane	0.13104	0.12479	0.12479	0.010	4.76567	20.00000	Averaged	
5 Chloroethane	0.13407	0.11324	0.11324	0.010	15.53120	20.00000	Averaged	
166 Trichlorofluoromethane	0.43978	0.40737	0.40737	0.010	7.37010	20.00000	Averaged	
10 1,1,2-trichloro-1,2,2-trifl	0.31939	0.37412	0.37412	0.010	-17.13686	20.00000	Averaged	
12 1,1-Dichloroethene	0.29561	0.34802	0.34802	0.010	-17.72795	20.00000	Averaged	
15 Carbon Disulfide	0.91949	1.02907	1.02907	0.010	-11.91789	20.00000	Averaged	
13 Acetone	200	248	0.13413	0.010	-23.93849	20.00000	Quadratic	<-
18 Methylene Chloride	200	238	0.41141	0.010	-18.81860	20.00000	Quadratic	
19 trans-1,2-Dichloroethene	0.30542	0.34950	0.34950	0.010	-14.43353	20.00000	Averaged	
20 Methyl tert-butyl ether	0.66237	0.78416	0.78416	0.010	-18.38544	20.00000	Averaged	
24 1,1-Dichloroethane	0.49311	0.49032	0.49032	0.100	0.56635	20.00000	Averaged	
27 2,2-Dichloropropane	0.42420	0.42654	0.42654	0.010	-0.55194	20.00000	Averaged	
28 cis-1,2-dichloroethene	0.29903	0.31066	0.31066	0.010	-3.88756	20.00000	Averaged	
M 29 1,2-Dichloroethene (total)	0.30223	0.33008	0.33008	0.010	-9.21624	20.00000	Averaged	
30 Bromochloromethane	0.11922	0.12120	0.12120	0.010	-1.66112	20.00000	Averaged	
31 2-Butanone	0.10040	0.10390	0.10390	0.010	-3.48966	20.00000	Averaged	
37 Chloroform	0.46342	0.43422	0.43422	0.010	6.30214	20.00000	Averaged	
38 1,1,1-Trichloroethane	0.42413	0.47358	0.47358	0.010	-11.65709	20.00000	Averaged	
40 1,1-Dichloropropene	0.38273	0.32460	0.32460	0.010	15.18994	20.00000	Averaged	
41 Carbon Tetrachloride	0.34208	0.36973	0.36973	0.010	-8.08341	20.00000	Averaged	
42 Benzene	1.04548	0.99937	0.99937	0.010	4.41032	20.00000	Averaged	
45 1,2-Dichloroethane	0.30351	0.24475	0.24475	0.010	19.35814	20.00000	Averaged	
47 Trichloroethene	0.26835	0.25815	0.25815	0.010	3.79918	20.00000	Averaged	
49 1,2-Dichloropropane	0.24965	0.23936	0.23936	0.010	4.12159	20.00000	Averaged	
50 Dibromomethane	0.11887	0.11789	0.11789	0.010	0.82381	20.00000	Averaged	
53 Bromodichloromethane	0.27975	0.27266	0.27266	0.010	2.53319	20.00000	Averaged	
57 cis-1,3-Dichloropropene	0.33412	0.33875	0.33875	0.010	-1.38637	20.00000	Averaged	
58 4-Methyl-2-Pentanone	0.69541	0.62430	0.62430	0.010	10.22524	20.00000	Averaged	
60 Toluene	4.77589	4.10853	4.10853	0.010	13.97340	20.00000	Averaged	
61 trans-1,3-Dichloropropene	1.25839	1.03400	1.03400	0.010	17.83101	20.00000	Averaged	
63 1,3-Dichloropropane	1.35361	1.17399	1.17399	0.010	13.26932	20.00000	Averaged	
64 1,1,2-Trichloroethane	0.72753	0.63962	0.63962	0.010	12.08306	20.00000	Averaged	
65 Tetrachloroethene	0.99631	0.90446	0.90446	0.010	9.21883	20.00000	Averaged	
66 2-Hexanone	0.64043	0.63006	0.63006	0.010	1.61904	20.00000	Averaged	
67 Dibromochloromethane	0.68066	0.67574	0.67574	0.010	0.72360	20.00000	Averaged	
68 1,2-Dibromoethane	0.68981	0.65984	0.65984	0.010	4.34548	20.00000	Averaged	

TestAmerica Pittsburgh

CONTINUING CALIBRATION COMPOUNDS

Instrument ID: hp3.i Injection Date: 29-OCT-2010 05:55
Lab File ID: CC31029.D Init. Cal. Date(s): 12-APR-2010 10-AUG-2010
Analysis Type: SOIL Init. Cal. Times: 04:57 10:40
Lab Sample ID: vstd40 Quant Type: ISTD
Method: \\pitsvr06\d\chem\hp3.i\3102910d.b\8260bsoil.m

COMPOUND	RRF / AMOUNT	RF40	CCAL RRF40	MIN RRF	%D / %DRIFT	MAX %D / %DRIFT	CURVE TYPE
70 Chlorobenzene	3.13713	3.03572	3.03572	0.300	3.23265	20.00000	Averaged
71 1,1,1,2-Tetrachloroethane	0.97720	0.88613	0.88613	0.010	9.31965	20.00000	Averaged
72 Ethylbenzene	1.76562	1.68723	1.68723	0.010	4.43933	20.00000	Averaged
73 m + p-Xylene	2.11006	2.07899	2.07899	0.010	1.47279	20.00000	Averaged
74 Xylene-o	2.12488	2.08826	2.08826	0.010	1.72371	20.00000	Averaged
76 Styrene	3.41096	3.54514	3.54514	0.010	-3.93368	20.00000	Averaged
77 Bromoform	0.42172	0.45611	0.45611	0.100	-8.15652	20.00000	Averaged
78 Isopropylbenzene	5.72428	5.53445	5.53445	0.010	3.31620	20.00000	Averaged
79 Bromobenzene	0.73596	0.73350	0.73350	0.010	0.33435	20.00000	Averaged
81 n-Propylbenzene	1.00099	0.97739	0.97739	0.010	2.35693	20.00000	Averaged
82 2-Chlorotoluene	0.78682	0.75624	0.75624	0.010	3.88564	20.00000	Averaged
83 1,1,2,2-Tetrachloroethane	0.94415	0.91677	0.91677	0.300	2.89978	20.00000	Averaged
84 1,2,3-Trichloropropane	0.18923	0.16666	0.16666	0.010	11.92727	20.00000	Averaged
85 4-Chlorotoluene	0.79302	0.78574	0.78574	0.010	0.91738	20.00000	Averaged
86 1,3,5-Trimethylbenzene	3.02000	2.83278	2.83278	0.010	6.19923	20.00000	Averaged
87 tert-Butylbenzene	2.62299	2.34575	2.34575	0.010	10.56985	20.00000	Averaged
88 1,2,4-Trimethylbenzene	3.03646	2.92853	2.92853	0.010	3.55446	20.00000	Averaged
89 sec-Butylbenzene	3.88083	3.69465	3.69465	0.010	4.79740	20.00000	Averaged
90 4-Isopropyltoluene	3.36742	3.34370	3.34370	0.010	0.70451	20.00000	Averaged
91 1,3-Dichlorobenzene	1.54210	1.47422	1.47422	0.010	4.40147	20.00000	Averaged
93 1,4-Dichlorobenzene	1.55478	1.45302	1.45302	0.010	6.54516	20.00000	Averaged
94 n-Butylbenzene	3.08869	2.96153	2.96153	0.010	4.11671	20.00000	Averaged
95 1,2-Dichlorobenzene	1.40942	1.34796	1.34796	0.010	4.36103	20.00000	Averaged
96 1,2-Dibromo-3-chloropropane	200	193	0.08950	0.010	3.57124	20.00000	Quadratic
97 1,2,4-Trichlorobenzene	1.06394	0.99040	0.99040	0.010	6.91204	20.00000	Averaged
98 Hexachlorobutadiene	0.68793	0.68497	0.68497	0.010	0.43043	20.00000	Averaged
99 Naphthalene	1.60141	1.33515	1.33515	0.010	16.62690	20.00000	Averaged
100 1,2,3-Trichlorobenzene	0.86597	0.76840	0.76840	0.010	11.26706	20.00000	Averaged
156 Methyl Acetate	0.13218	0.12345	0.12345	0.010	6.61074	20.00000	Averaged
157 Cyclohexane	0.62409	0.68732	0.68732	0.010	-10.13213	20.00000	Averaged
158 Methyl Cyclohexane	0.58410	0.67164	0.67164	0.010	-14.98601	20.00000	Averaged
M 75 Xylenes (total)	2.11500	2.08208	2.08208	0.010	1.55682	20.00000	Averaged

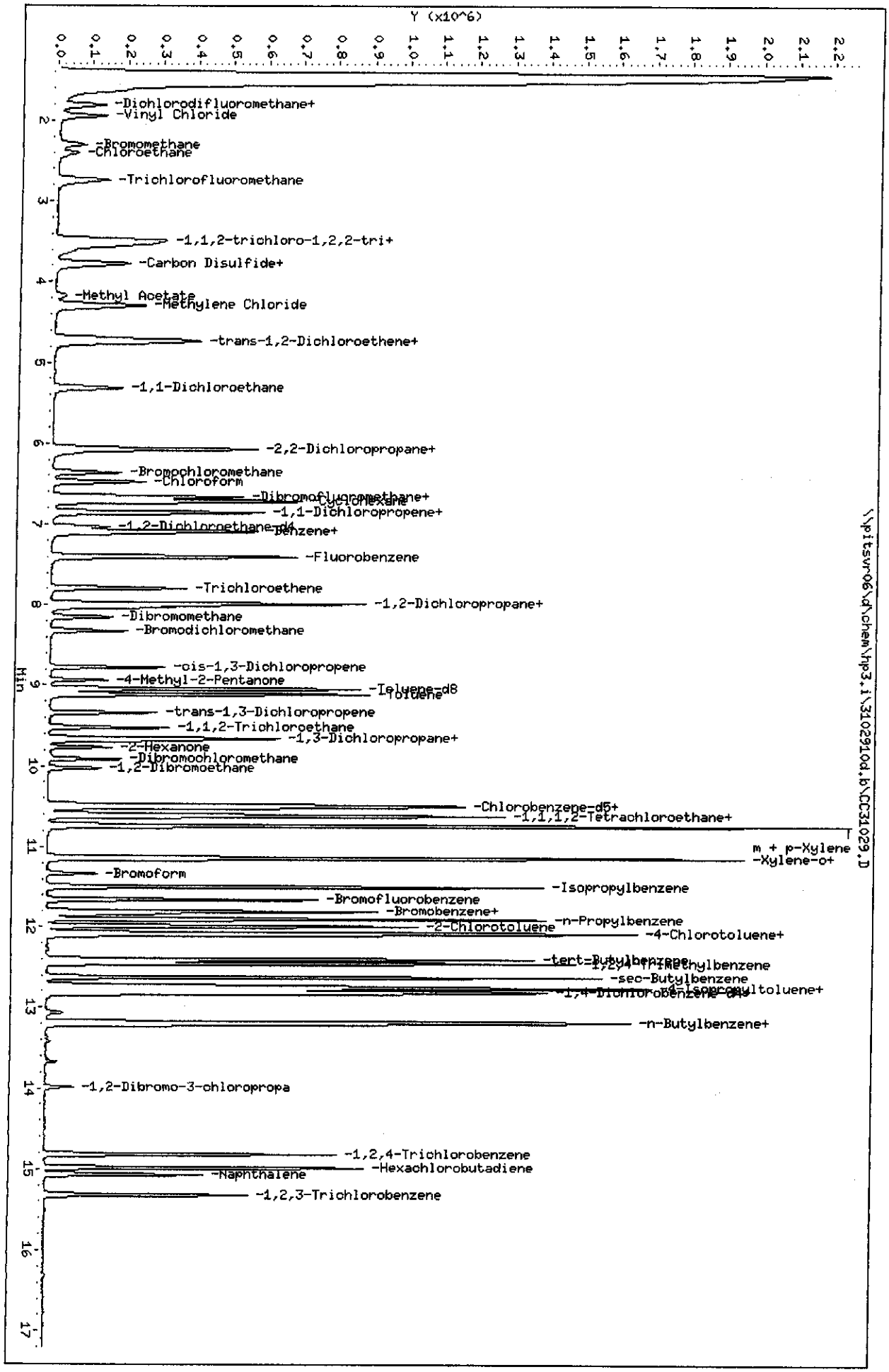

Data File: \\pitsvr06\d\chem\hp3.i\3102910d.b\CC31029.D
Date : 29-OCT-2010 05:55
Client ID: vstd40
Sample Info: VSTD40 5ML
Purge Volume: 5.0
Column phase: DB 624

Instrument: hp3.i
Operator: 10099
Column diameter: 0.18

TestAmerica Pittsburgh

VOLATILE REPORT SW-846 Method

Data file : \\pitsvr06\d\chem\hp3.i\3102910d.b\CC31029.D
Lab Smp Id: vstd40 Client Smp ID: vstd40
Inj Date : 29-OCT-2010 05:55
Operator : 10099 Inst ID: hp3.i
Smp Info : VSTD40 5ML
Misc Info : ,3102910d.b,8260bsoil.m,4-dwsoil.sub
Comment :
Method : \\pitsvr06\d\chem\hp3.i\3102910d.b\8260bsoil.m
Meth Date : 29-Oct-2010 06:04 hp3.i Quant Type: ISTD
Cal Date : 10-AUG-2010 09:27 Cal File: 1D30810.D
Als bottle: 2 Continuing Calibration Sample
Dil Factor: 1.00000
Integrator: HP RTE Compound Sublist: 4-dwsoil.sub
Target Version: 4.14
Processing Host: PITPC-110

Concentration Formula: Amt * DF * 1/Vo * CpndVariable

Name	Value	Description
DF	1.000	Dilution Factor
Vo	5.000	Sample Amount
Cpnd Variable		Local Compound Variable

	Compounds	QUANT SIG MASS	RT	EXP RT	REL RT	RESPONSE	AMOUNTS CAL-AMT (ng)	AMOUNTS ON-COL (ng)
*	46 Fluorobenzene	96	7.403	7.403	(1.000)	796244	250.000	
*	69 Chlorobenzene-d5	119	10.488	10.488	(1.000)	240526	250.000	
*	92 1,4-Dichlorobenzene-d4	152	12.805	12.805	(1.000)	408959	250.000	
$	39 Dibromofluoromethane	113	6.667	6.667	(0.901)	143390	200.000	212.2
$	43 1,2-Dichloroethane-d4	65	7.032	7.032	(0.950)	134409	200.000	181.2
$	59 Toluene-d8	98	9.046	9.046	(0.863)	681327	200.000	187.2
$	80 Bromofluorobenzene	95	11.650	11.650	(1.111)	317650	200.000	194.1
	1 Dichlorodifluoromethane	85	1.630	1.630	(0.220)	169213	200.000	151.3
	2 Chloromethane	50	1.807	1.807	(0.244)	259280	200.000	204.2
	3 Vinyl Chloride	62	1.940	1.940	(0.262)	248655	200.000	214.8
	4 Bromomethane	94	2.305	2.305	(0.311)	79492	200.000	190.5
	5 Chloroethane	64	2.409	2.409	(0.325)	72136	200.000	168.9
	166 Trichlorofluoromethane	101	2.737	2.737	(0.370)	259493	200.000	185.2
	10 1,1,2-trichloro-1,2,2-trifluor	101	3.534	3.534	(0.477)	238313	200.000	234.3
	12 1,1-Dichloroethene	96	3.479	3.479	(0.470)	221688	200.000	235.4
	15 Carbon Disulfide	76	3.778	3.778	(0.510)	655514	200.000	223.8
	13 Acetone	43	3.625	3.625	(0.490)	85439	200.000	247.9
	18 Methylene Chloride	84	4.289	4.289	(0.579)	262069	200.000	237.6
	19 trans-1,2-Dichloroethene	96	4.708	4.708	(0.636)	222630	200.000	228.9
	20 Methyl tert-butyl ether	73	4.745	4.745	(0.641)	499503	200.000	236.8
	24 1,1-Dichloroethane	63	5.311	5.311	(0.717)	312330	200.000	198.9
	27 2,2-Dichloropropane	77	6.065	6.065	(0.819)	271702	200.000	201.1
	28 cis-1,2-dichloroethene	96	6.077	6.077	(0.821)	197888	200.000	207.8

Compounds	QUANT SIG MASS	RT	EXP RT	REL RT	RESPONSE	AMOUNTS CAL-AMT (ng)	ON-COL (ng)
M 29 1,2-Dichloroethene (total)	96				120518	400.000	
30 Bromochloromethane	128	6.369	6.369	(0.860)	77206	200.000	203.3
31 2-Butanone	43	6.120	6.120	(0.827)	66183	200.000	207.0
37 Chloroform	83	6.479	6.479	(0.875)	276594	200.000	187.4
38 1,1,1-Trichloroethane	97	6.661	6.661	(0.900)	301666	200.000	223.3
40 1,1-Dichloropropene	75	6.856	6.856	(0.926)	206767	200.000	169.6
41 Carbon Tetrachloride	117	6.850	6.850	(0.925)	235515	200.000	216.2
42 Benzene	78	7.087	7.087	(0.957)	636592	200.000	191.2
45 1,2-Dichloroethane	62	7.117	7.117	(0.961)	155907	200.000	161.3
47 Trichloroethene	130	7.793	7.793	(1.053)	164442	200.000	192.4
49 1,2-Dichloropropane	63	8.024	8.024	(1.084)	152474	200.000	191.8(Q)
50 Dibromomethane	93	8.152	8.152	(1.101)	75094	200.000	198.4
53 Bromodichloromethane	83	8.322	8.322	(1.124)	173683	200.000	194.9
57 cis-1,3-Dichloropropene	75	8.778	8.778	(1.186)	215782	200.000	202.8
58 4-Methyl-2-Pentanone	43	8.942	8.942	(0.853)	120128	200.000	179.5
60 Toluene	91	9.113	9.113	(0.869)	790567	200.000	172.0
61 trans-1,3-Dichloropropene	75	9.338	9.338	(0.890)	198964	200.000	164.3
63 1,3-Dichloropropane	76	9.685	9.685	(0.923)	225901	200.000	173.5
64 1,1,2-Trichloroethane	97	9.520	9.520	(0.908)	123076	200.000	175.8
65 Tetrachloroethene	164	9.654	9.654	(0.921)	174037	200.000	181.6
66 2-Hexanone	43	9.770	9.770	(0.932)	121236	200.000	196.8
67 Dibromochloromethane	129	9.916	9.916	(0.945)	130026	200.000	198.6
68 1,2-Dibromoethane	107	10.025	10.025	(0.956)	126966	200.000	191.3
70 Chlorobenzene	112	10.512	10.512	(1.002)	584135	200.000	193.5
71 1,1,1,2-Tetrachloroethane	131	10.591	10.591	(1.010)	170509	200.000	181.4
72 Ethylbenzene	106	10.615	10.615	(1.012)	324659	200.000	191.1
73 m + p-Xylene	106	10.737	10.737	(1.024)	800081	400.000	394.1
74 Xylene-o	106	11.132	11.132	(1.061)	401824	200.000	196.6
76 Styrene	104	11.139	11.139	(1.062)	682158	200.000	207.9
77 Bromoform	173	11.339	11.339	(1.081)	87766	200.000	216.3
78 Isopropylbenzene	105	11.498	11.498	(1.096)	1064944	200.000	193.4
79 Bromobenzene	156	11.802	11.802	(0.922)	239976	200.000	199.3
81 n-Propylbenzene	120	11.905	11.905	(0.930)	319771	200.000	195.3
82 2-Chlorotoluene	126	11.996	11.996	(0.937)	247418	200.000	192.2
83 1,1,2,2-Tetrachloroethane	83	11.790	11.790	(1.124)	176406	200.000	194.2
84 1,2,3-Trichloropropane	110	11.838	11.838	(0.924)	54526	200.000	176.1
85 4-Chlorotoluene	126	12.100	12.100	(0.945)	257069	200.000	198.2
86 1,3,5-Trimethylbenzene	105	12.075	12.075	(0.943)	926794	200.000	187.6
87 tert-Butylbenzene	119	12.404	12.404	(0.969)	767451	200.000	178.9
88 1,2,4-Trimethylbenzene	105	12.453	12.453	(0.972)	958118	200.000	192.9
89 sec-Butylbenzene	105	12.623	12.623	(0.986)	1208769	200.000	190.4
90 4-Isopropyltoluene	119	12.769	12.769	(0.997)	1093948	200.000	198.6
91 1,3-Dichlorobenzene	146	12.745	12.745	(0.995)	482317	200.000	191.2
93 1,4-Dichlorobenzene	146	12.830	12.830	(1.002)	475380	200.000	186.9
94 n-Butylbenzene	91	13.177	13.177	(1.029)	968917	200.000	191.8
95 1,2-Dichlorobenzene	146	13.207	13.207	(1.031)	441007	200.000	191.3
96 1,2-Dibromo-3-chloropropane	157	13.986	13.986	(1.092)	29282	200.000	192.8
97 1,2,4-Trichlorobenzene	180	14.819	14.819	(1.157)	324027	200.000	186.2
98 Hexachlorobutadiene	225	14.983	14.983	(1.170)	224099	200.000	199.1
99 Naphthalene	128	15.068	15.068	(1.177)	436817	200.000	166.7
100 1,2,3-Trichlorobenzene	180	15.324	15.324	(1.197)	251396	200.000	177.5
156 Methyl Acetate	43	4.173	4.173	(0.564)	78634	200.000	186.8
157 Cyclohexane	56	6.716	6.716	(0.907)	437819	200.000	220.3
158 Methyl Cyclohexane	83	7.987	7.987	(1.079)	427829	200.000	230.0

Compounds	QUANT SIG MASS	RT	EXP RT	REL RT	RESPONSE	AMOUNTS CAL-AMT (ng)	ON-COL (ng)
M 75 Xylenes (total)	106				1201905	600.000	

QC Flag Legend

Q - Qualifier signal failed the ratio test.

TestAmerica Pittsburgh

CONTINUING CALIBRATION COMPOUNDS

Instrument ID: hp5.i Injection Date: 01-NOV-2010 07:53
Lab File ID: CC51101.D Init. Cal. Date(s): 31-JUL-2010 15-OCT-2010
Analysis Type: WATER Init. Cal. Times: 09:27 22:20
Lab Sample ID: vstd10 Quant Type: ISTD
Method: \\pitsvr06\d\chem\hp5.i\5110110d.b\8260ee.m

COMPOUND	RRF / AMOUNT	RF10	MIN RRF	%D / %DRIFT	MAX %D / %DRIFT	CURVE TYPE	
$ 39 Dibromofluoromethane	0.23031	0.23242	0.010	-0.91801	20.00000	Averaged	
$ 43 1,2-Dichloroethane-d4	0.28819	0.27304	0.010	5.25658	20.00000	Averaged	
$ 59 Toluene-d8	4.22034	4.03797	0.010	4.32113	20.00000	Averaged	
$ 80 Bromofluorobenzene	1.06664	1.06891	0.010	-0.21275	20.00000	Averaged	
2 Chloromethane	0.36167	0.32025	0.100	11.45397	20.00000	Averaged	
3 Vinyl Chloride	0.32988	0.37876	0.010	-14.81587	20.00000	Averaged	
4 Bromomethane	0.13985	0.12299	0.010	12.05571	20.00000	Averaged	
5 Chloroethane	0.17096	0.21877	0.010	-27.96503	20.00000	Averaged	<-
6 Trichlorofluoromethane	0.26813	0.33567	0.010	-25.19142	20.00000	Averaged	<-
1 Dichlorodifluoromethane	0.33537	0.33841	0.010	-0.90374	20.00000	Averaged	
12 1,1-Dichloroethene	0.26046	0.27394	0.010	-5.17572	20.00000	Averaged	
13 Acetone	0.10564	0.08399	0.010	20.49653	20.00000	Averaged	<-
15 Carbon Disulfide	0.68866	0.89986	0.010	-30.66760	20.00000	Averaged	<-
17 Acetonitrile	0.02301	0.01630	0.010	29.17615	20.00000	Averaged	<-
18 Methylene Chloride	0.31480	0.33996	0.010	-7.99250	20.00000	Averaged	
19 trans-1,2-Dichloroethene	0.28806	0.31235	0.010	-8.43235	20.00000	Averaged	
20 Methyl tert-butyl ether	0.69413	0.66920	0.010	3.59204	20.00000	Averaged	
24 1,1-Dichloroethane	0.53792	0.56697	0.100	-5.39946	20.00000	Averaged	
27 2,2-Dichloropropane	0.24246	0.35464	0.010	-46.27069	20.00000	Averaged	<-
28 cis-1,2-dichloroethene	0.30860	0.31329	0.010	-1.51993	20.00000	Averaged	
M 29 1,2-Dichloroethene (total)	0.29833	0.31282	0.010	-4.85718	20.00000	Averaged	
30 Bromochloromethane	0.13411	0.13413	0.010	-0.01245	20.00000	Averaged	
31 2-Butanone	0.15029	0.12596	0.010	16.19060	20.00000	Averaged	
37 Chloroform	0.48620	0.49675	0.010	-2.16887	20.00000	Averaged	
38 1,1,1-Trichloroethane	0.37082	0.41016	0.010	-10.61046	20.00000	Averaged	
40 1,1-Dichloropropene	0.41727	0.44401	0.010	-6.40672	20.00000	Averaged	
41 Carbon Tetrachloride	0.30769	0.34649	0.010	-12.61124	20.00000	Averaged	
42 Benzene	1.26473	1.32657	0.010	-4.88894	20.00000	Averaged	
45 1,2-Dichloroethane	0.36877	0.34647	0.010	6.04680	20.00000	Averaged	
47 Trichloroethene	0.29043	0.30860	0.010	-6.25561	20.00000	Averaged	
49 1,2-Dichloropropane	0.31878	0.31527	0.010	1.10237	20.00000	Averaged	
50 Dibromomethane	0.15813	0.15064	0.010	4.73891	20.00000	Averaged	
53 Bromodichloromethane	0.32319	0.34713	0.010	-7.40683	20.00000	Averaged	
57 cis-1,3-Dichloropropene	0.38445	0.41627	0.010	-8.27719	20.00000	Averaged	
58 4-Methyl-2-Pentanone	1.17517	0.87330	0.010	25.68718	20.00000	Averaged	<-
60 Toluene	5.33261	5.30465	0.010	0.52441	20.00000	Averaged	
61 trans-1,3-Dichloropropene	1.31894	1.39555	0.010	-5.80795	20.00000	Averaged	
63 1,3-Dichloropropane	1.87875	1.73089	0.010	7.87043	20.00000	Averaged	
64 1,1,2-Trichloroethane	1.02535	0.86462	0.010	15.67552	20.00000	Averaged	
65 Tetrachloroethene	0.99132	0.96084	0.010	3.07407	20.00000	Averaged	
66 2-Hexanone	0.81680	0.65419	0.010	19.90809	20.00000	Averaged	
67 Dibromochloromethane	0.87868	0.83355	0.010	5.13575	20.00000	Averaged	
68 1,2-Dibromoethane	0.94634	0.86164	0.010	8.95036	20.00000	Averaged	

TestAmerica Pittsburgh

CONTINUING CALIBRATION COMPOUNDS

Instrument ID: hp5.i Injection Date: 01-NOV-2010 07:53
Lab File ID: CC51101.D Init. Cal. Date(s): 31-JUL-2010 15-OCT-2010
Analysis Type: WATER Init. Cal. Times: 09:27 22:20
Lab Sample ID: vstd10 Quant Type: ISTD
Method: \\pitsvr06\d\chem\hp5.i\5110110d.b\8260ee.m

COMPOUND	RRF / AMOUNT	RF10	MIN RRF	%D / %DRIFT	MAX %D / %DRIFT	CURVE TYPE	
70 Chlorobenzene	3.26020	3.13901	0.300	3.71718	20.00000	Averaged	
71 1,1,1,2-Tetrachloroethane	1.00060	0.98581	0.010	1.47765	20.00000	Averaged	
72 Ethylbenzene	1.86398	1.86298	0.010	0.05358	20.00000	Averaged	
73 m + p-Xylene	2.26088	2.27225	0.010	-0.50317	20.00000	Averaged	
74 Xylene-o	2.15402	2.14845	0.010	0.25873	20.00000	Averaged	
M 75 Xylenes (total)	2.22526	2.23099	0.010	-0.25733	20.00000	Averaged	
76 Styrene	3.56508	3.59005	0.010	-0.70041	20.00000	Averaged	
77 Bromoform	0.49702	0.49426	0.100	0.55461	20.00000	Averaged	
78 Isopropylbenzene	5.63155	5.77427	0.010	-2.53443	20.00000	Averaged	
79 Bromobenzene	0.89996	0.85352	0.010	5.15980	20.00000	Averaged	
81 n-Propylbenzene	1.11820	1.14261	0.010	-2.18285	20.00000	Averaged	
82 2-Chlorotoluene	0.97125	0.93670	0.010	3.55694	20.00000	Averaged	
83 1,1,2,2-Tetrachloroethane	1.01443	0.85102	0.300	16.10838	20.00000	Averaged	
84 1,2,3-Trichloropropane	0.30801	0.25306	0.010	17.83944	20.00000	Averaged	
85 4-Chlorotoluene	1.06502	1.02665	0.010	3.60239	20.00000	Averaged	
86 1,3,5-Trimethylbenzene	3.36310	3.39061	0.010	-0.81791	20.00000	Averaged	
87 tert-Butylbenzene	2.86191	2.83555	0.010	0.92125	20.00000	Averaged	
88 1,2,4-Trimethylbenzene	3.30767	3.26630	0.010	1.25082	20.00000	Averaged	
89 sec-Butylbenzene	4.24087	4.24591	0.010	-0.11906	20.00000	Averaged	
90 4-Isopropyltoluene	3.41146	3.43317	0.010	-0.63643	20.00000	Averaged	
91 1,3-Dichlorobenzene	1.69959	1.63553	0.010	3.76923	20.00000	Averaged	
93 1,4-Dichlorobenzene	1.77396	1.71086	0.010	3.55665	20.00000	Averaged	
94 n-Butylbenzene	3.05083	3.11923	0.010	-2.24203	20.00000	Averaged	
95 1,2-Dichlorobenzene	1.62299	1.48617	0.010	8.43015	20.00000	Averaged	
96 1,2-Dibromo-3-chloropropane	0.14254	0.12563	0.010	11.86396	20.00000	Averaged	
97 1,2,4-Trichlorobenzene	0.82991	0.84492	0.010	-1.80890	20.00000	Averaged	
98 Hexachlorobutadiene	0.40214	0.42252	0.010	-5.06911	20.00000	Averaged	
99 Naphthalene	2.15846	1.89623	0.010	12.14894	20.00000	Averaged	
100 1,2,3-Trichlorobenzene	0.73015	0.71595	0.010	1.94464	20.00000	Averaged	
101 1,1,2-trichlorotrifluoroeth	0.27865	0.28162	0.010	-1.06820	20.00000	Averaged	
102 Methyl acetate	0.24807	0.18192	0.010	26.66716	20.00000	Averaged	<-
104 Cyclohexane	0.63195	0.61935	0.010	1.99453	20.00000	Averaged	
105 Methyl Cyclohexane	0.60430	0.63899	0.010	-5.74117	20.00000	Averaged	
157 2-Chlorobenzotrifluoride	1.70602	1.67210	0.010	1.98844	20.00000	Averaged	
158 3-Chlorobenzotrifluoride	1.85149	1.77057	0.010	4.37058	20.00000	Averaged	
159 4-Chlorobenzotrifluoride	1.73697	1.64533	0.010	5.27562	20.00000	Averaged	
160 3-Chlorotoluene	0.97941	0.96907	0.010	1.05510	20.00000	Averaged	
161 2,4-Dichlorobenzotrifluorid	0.82201	0.82766	0.010	-0.68675	20.00000	Averaged	
162 2,5-Dichlorobenzotrifluorid	0.96047	0.96691	0.010	-0.67002	20.00000	Averaged	
163 3,4-Dichlorobenzotrifluorid	0.95468	0.91372	0.010	4.29071	20.00000	Averaged	
164 Dichlorotoluene(2,4+2,5+2,6	1.21676	1.27287	0.010	-4.61076	20.00000	Averaged	
165 Dichlorotoluene(2,3+3,4)	1.19614	1.27188	0.010	-6.33164	20.00000	Averaged	
166 1,3,5-Trichlorobenzene	1.01222	1.02627	0.010	-1.38777	20.00000	Averaged	

TestAmerica Pittsburgh

CONTINUING CALIBRATION COMPOUNDS

Instrument ID: hp5.i Injection Date: 01-NOV-2010 07:53
Lab File ID: CC51101.D Init. Cal. Date(s): 31-JUL-2010 15-OCT-2010
Analysis Type: WATER Init. Cal. Times: 09:27 22:20
Lab Sample ID: vstd10 Quant Type: ISTD
Method: \\pitsvr06\d\chem\hp5.i\5110110d.b\8260ee.m

COMPOUND	RRF / AMOUNT	RF10	MIN RRF	%D / %DRIFT	MAX %D / %DRIFT	CURVE TYPE
167 2,3,6-Trichlorotoluene	0.32332	0.33601	0.010	-3.92472	20.00000	Averaged
168 2,4,5-Trichlorotoluene	0.35855	0.39726	0.010	-10.79722	20.00000	Averaged

Data File: \\pitsvr06\d\chem\hp5.i\5110110d.b\CC51101.D
Date : 01-NOV-2010 07:53
Client ID: VSTD10
Sample Info: VSTD10 5ml
Purge Volume: 5.0
Column phase: DB 624
Instrument: hp5.i
Operator: 001562
Column diameter: 0.20
Y (x10^6)
Min
\\pitsvr06\d\chem\hp5.i\5110110d.b\CC51101.D
-Dichlorodifluoromethane
-Chloromethane
-Vinyl Chloride
-Bromomethane
-Chloroethane
-Trichlorofluoromethane
-1,1-Dichloroethene+
-Carbon Disulfide
-Acetonitrile+
-Methylene Chloride
-trans-1,2-Dichloroethene+
-1,1-Dichloroethane
-2,2-Dichloropropane+
-Bromochloromethane
-Chloroform
-1,1-Dichloropropene+
-1,2-Dichloroethane-d4
-Benzene+
-Fluorobenzene
-Trichloroethene
-1,2-Dichloropropane+
-Dibromomethane
-Bromodichloromethane
-cis-1,3-Dichloropropene
-4-Methyl-2-Pentanone
-Toluene-d8
-Toluene
-trans-1,3-Dichloropropene
-1,1,2-Trichloroethane
-1,3-Dichloropropane+
-2-Hexanone
-Dibromochloromethane
-1,2-Dibromoethane
-Chlorobenzene-d5+
-1,1,1,2-Tetrachloroethane+
m + p-Xylene
-Xylene-o+
-Bromoform
-2-Chlorobenzotrifluoride
-Isopropylbenzene
-Bromofluorobenzene
-Bromobenzene+
-n-Propylbenzene
-2-Chlorotoluene
-4-Chlorotoluene+
-tert-Butylbenzene
-1,3,5-Trimethylbenzene
-3,4-Dichlorobenzotrifluor
-sec-Butylbenzene
-4-Isopropyltoluene+
-n-Butylbenzene+
-1,2-Dibromo-3-chloropropa
-Dichlorotoluene(2,4+2,5+2
-1,3,5-Trichlorobenzene
-Dichlorotoluene(2,3+3,4)
-1,2,4-Trichlorobenzene
-Hexachlorobutadiene
-Naphthalene
-1,2,3-Trichlorobenzene
-2,4,5-Trichlorotoluene
-2,3,6-Trichlorotoluene

TestAmerica Pittsburgh

VOLATILE REPORT SW-846 Method

Data file : \\pitsvr06\d\chem\hp5.i\5110110d.b\CC51101.D
Lab Smp Id: vstd10 Client Smp ID: VSTD10
Inj Date : 01-NOV-2010 07:53 MS Autotune Date: 12-SEP-2010 08:53
Operator : 001562 Inst ID: hp5.i
Smp Info : VSTD10 5ml
Misc Info : vstd10,5110110d.b,8260ee.m,1-dwlistee.sub
Comment :
Method : \\pitsvr06\d\chem\hp5.i\5110110d.b\8260ee.m
Meth Date : 01-Nov-2010 08:12 hp5.i Quant Type: ISTD
Cal Date : 21-SEP-2010 21:56 Cal File: 1A50921N.D
Als bottle: 3 Continuing Calibration Sample
Dil Factor: 1.00000
Integrator: HP RTE Compound Sublist: 1-dwlistee.sub
Target Version: 4.14

Concentration Formula: Amt * DF * 1/Vo*Vt * CpndVariable

Name	Value	Description
DF	1.000	Dilution Factor
Vo	5.000	Sample Volume
Vt	1.000	mg/L conversion (1.0 if no conversion)
Cpnd Variable		Local Compound Variable

Compounds	QUANT SIG MASS	RT	EXP RT	REL RT	RESPONSE	AMOUNTS CAL-AMT (ng)	AMOUNTS ON-COL (ng)
* 46 Fluorobenzene	96	7.381	7.381	(1.000)	433607	50.0000	
* 69 Chlorobenzene-d5	119	10.460	10.460	(1.000)	109734	50.0000	
* 92 1,4-Dichlorobenzene-d4	152	12.777	12.777	(1.000)	150780	50.0000	
$ 39 Dibromofluoromethane	113	6.639	6.639	(0.899)	100780	50.0000	50.46
$ 43 1,2-Dichloroethane-d4	65	7.016	7.016	(0.951)	118391	50.0000	47.37
$ 59 Toluene-d8	98	9.024	9.024	(0.863)	443103	50.0000	47.84
$ 80 Bromofluorobenzene	95	11.628	11.628	(0.910)	161170	50.0000	50.11
2 Chloromethane	50	1.839	1.839	(0.249)	138862	50.0000	44.27
3 Vinyl Chloride	62	1.979	1.979	(0.268)	164233	50.0000	57.41
4 Bromomethane	94	2.338	2.338	(0.317)	53330	50.0000	43.97
5 Chloroethane	64	2.472	2.472	(0.335)	94862	50.0000	63.98
6 Trichlorofluoromethane	101	2.764	2.764	(0.375)	145549	50.0000	62.60
1 Dichlorodifluoromethane	85	1.657	1.657	(0.225)	146735	50.0000	50.45
12 1,1-Dichloroethene	96	3.476	3.476	(0.471)	118784	50.0000	52.59
13 Acetone	43	3.616	3.616	(0.490)	72836	100.000	79.50(M)
15 Carbon Disulfide	76	3.774	3.774	(0.511)	390185	50.0000	65.33
17 Acetonitrile	40	4.072	4.072	(0.552)	141338	1000.00	708.2
18 Methylene Chloride	84	4.279	4.279	(0.580)	147407	50.0000	54.00
19 trans-1,2-Dichloroethene	96	4.693	4.693	(0.636)	135437	50.0000	54.22
20 Methyl tert-butyl ether	73	4.723	4.723	(0.640)	290170	50.0000	48.20
24 1,1-Dichloroethane	63	5.295	5.295	(0.717)	245842	50.0000	52.70
27 2,2-Dichloropropane	77	6.043	6.043	(0.819)	153775	50.0000	73.14
28 cis-1,2-dichloroethene	96	6.061	6.061	(0.821)	135843	50.0000	50.76

	Compounds	QUANT SIG MASS	RT	EXP RT	REL RT	RESPONSE	AMOUNTS CAL-AMT (ng)	ON-COL (ng)
M	29 1,2-Dichloroethene (total)	96				271280	100.000	105.0
	30 Bromochloromethane	128	6.341	6.341	(0.859)	58159	50.0000	50.01
	31 2-Butanone	43	6.104	6.104	(0.827)	109233	100.000	83.81
	37 Chloroform	83	6.457	6.457	(0.875)	215393	50.0000	51.08
	38 1,1,1-Trichloroethane	97	6.645	6.645	(0.900)	177849	50.0000	55.30
	40 1,1-Dichloropropene	75	6.834	6.834	(0.926)	192525	50.0000	53.20
	41 Carbon Tetrachloride	117	6.828	6.828	(0.925)	150241	50.0000	56.30
	42 Benzene	78	7.071	7.071	(0.958)	575208	50.0000	52.44
	45 1,2-Dichloroethane	62	7.095	7.095	(0.961)	150233	50.0000	46.98
	47 Trichloroethene	130	7.777	7.777	(1.054)	133812	50.0000	53.13
	49 1,2-Dichloropropane	63	8.008	8.008	(1.085)	136703	50.0000	49.45
	50 Dibromomethane	93	8.130	8.130	(1.101)	65317	50.0000	47.63
	53 Bromodichloromethane	83	8.300	8.300	(1.124)	150518	50.0000	53.70
	57 cis-1,3-Dichloropropene	75	8.762	8.762	(1.187)	180498	50.0000	54.14
	58 4-Methyl-2-Pentanone	43	8.921	8.921	(0.853)	191662	100.000	74.31
	60 Toluene	91	9.091	9.091	(0.869)	582100	50.0000	49.74
	61 trans-1,3-Dichloropropene	75	9.322	9.322	(0.891)	153139	50.0000	52.90
	63 1,3-Dichloropropane	76	9.669	9.669	(0.924)	189937	50.0000	46.06
	64 1,1,2-Trichloroethane	97	9.498	9.498	(0.908)	94878	50.0000	42.16
	65 Tetrachloroethene	164	9.638	9.638	(0.921)	105437	50.0000	48.46
	66 2-Hexanone	43	9.754	9.754	(0.933)	143574	100.000	80.09
	67 Dibromochloromethane	129	9.894	9.894	(0.946)	91469	50.0000	47.43
	68 1,2-Dibromoethane	107	10.003	10.003	(0.956)	94551	50.0000	45.52
	70 Chlorobenzene	112	10.490	10.490	(1.003)	344456	50.0000	48.14
	71 1,1,1,2-Tetrachloroethane	131	10.569	10.569	(1.010)	108177	50.0000	49.26 (Q)
	72 Ethylbenzene	106	10.593	10.593	(1.013)	204432	50.0000	49.97
	73 m + p-Xylene	106	10.709	10.709	(1.024)	498687	100.000	100.5
	74 Xylene-o	106	11.105	11.105	(1.062)	235758	50.0000	49.87
M	75 Xylenes (total)	106				734445	150.000	150.4
	76 Styrene	104	11.123	11.123	(1.063)	393951	50.0000	50.35
	77 Bromoform	173	11.311	11.311	(1.081)	54237	50.0000	49.72
	78 Isopropylbenzene	105	11.470	11.470	(1.097)	633634	50.0000	51.27
	79 Bromobenzene	156	11.780	11.780	(0.922)	128694	50.0000	47.42
	81 n-Propylbenzene	120	11.883	11.883	(0.930)	172283	50.0000	51.09
	82 2-Chlorotoluene	126	11.968	11.968	(0.937)	141236	50.0000	48.22
	83 1,1,2,2-Tetrachloroethane	83	11.768	11.768	(0.921)	128317	50.0000	41.94
	84 1,2,3-Trichloropropane	110	11.816	11.816	(0.925)	38157	50.0000	41.08
	85 4-Chlorotoluene	126	12.078	12.078	(0.945)	154799	50.0000	48.20
	86 1,3,5-Trimethylbenzene	105	12.054	12.054	(0.943)	511236	50.0000	50.41
	87 tert-Butylbenzene	119	12.382	12.382	(0.969)	427544	50.0000	49.54
	88 1,2,4-Trimethylbenzene	105	12.431	12.431	(0.973)	492493	50.0000	49.37
	89 sec-Butylbenzene	105	12.601	12.601	(0.986)	640199	50.0000	50.06
	90 4-Isopropyltoluene	119	12.741	12.741	(0.997)	517653	50.0000	50.32
	91 1,3-Dichlorobenzene	146	12.717	12.717	(0.995)	246605	50.0000	48.12
	93 1,4-Dichlorobenzene	146	12.802	12.802	(1.002)	257964	50.0000	48.22
	94 n-Butylbenzene	91	13.149	13.149	(1.029)	470317	50.0000	51.12
	95 1,2-Dichlorobenzene	146	13.179	13.179	(1.031)	224085	50.0000	45.78
	96 1,2-Dibromo-3-chloropropane	157	13.958	13.958	(1.092)	18943	50.0000	44.07
	97 1,2,4-Trichlorobenzene	180	14.791	14.791	(1.158)	127397	50.0000	50.90
	98 Hexachlorobutadiene	225	14.955	14.955	(1.170)	63708	50.0000	52.53
	99 Naphthalene	128	15.041	15.041	(1.177)	285913	50.0000	43.92
	100 1,2,3-Trichlorobenzene	180	15.290	15.290	(1.197)	107951	50.0000	49.03
	101 1,1,2-trichlorotrifluoroethane	101	3.549	3.549	(0.481)	122114	50.0000	50.53
	102 Methyl acetate	43	4.157	4.157	(0.563)	78881	50.0000	36.67

Compounds	QUANT SIG MASS	RT	EXP RT	REL RT	RESPONSE	AMOUNTS CAL-AMT (ng)	AMOUNTS ON-COL (ng)
104 Cyclohexane	56	6.700	6.700	(0.908)	268554	50.0000	49.00
105 Methyl Cyclohexane	83	7.965	7.965	(1.079)	277071	50.0000	52.87
157 2-Chlorobenzotrifluoride	180	11.366	11.366	(1.087)	183486	50.0000	49.00
158 3-Chlorobenzotrifluoride	180	10.466	10.466	(1.001)	194292	50.0000	47.81
159 4-Chlorobenzotrifluoride	180	10.520	10.520	(1.006)	180549	50.0000	47.36
160 3-Chlorotoluene	126	12.029	12.029	(0.941)	146117	50.0000	49.47
161 2,4-Dichlorobenzotrifluoride	214	12.850	12.850	(1.006)	124794	50.0000	50.34
162 2,5-Dichlorobenzotrifluoride	214	12.899	12.899	(1.010)	145790	50.0000	50.34
163 3,4-Dichlorobenzotrifluoride	214	12.492	12.492	(0.978)	137771	50.0000	47.85
164 Dichlorotoluene(2,4+2,5+2,6)	125	14.098	14.098	(1.103)	575768	150.000	156.9
165 Dichlorotoluene(2,3+3,4)	125	14.523	14.523	(1.137)	383548	100.000	106.3
166 1,3,5-Trichlorobenzene	180	14.171	14.171	(1.109)	154741	50.0000	50.69
167 2,3,6-Trichlorotoluene	159	16.288	16.288	(1.275)	50664	50.0000	51.96
168 2,4,5-Trichlorotoluene	159	16.166	16.166	(1.265)	59899	50.0000	55.40

QC Flag Legend

Q - Qualifier signal failed the ratio test.
M - Compound response manually integrated.

Data File Name: CC51101.D
Inj. Date and Time: 01-NOV-2010 07:53
Instrument ID: hp5.i
Client ID: VSTD10
Compound Name: Acetone
CAS #: 67-64-1

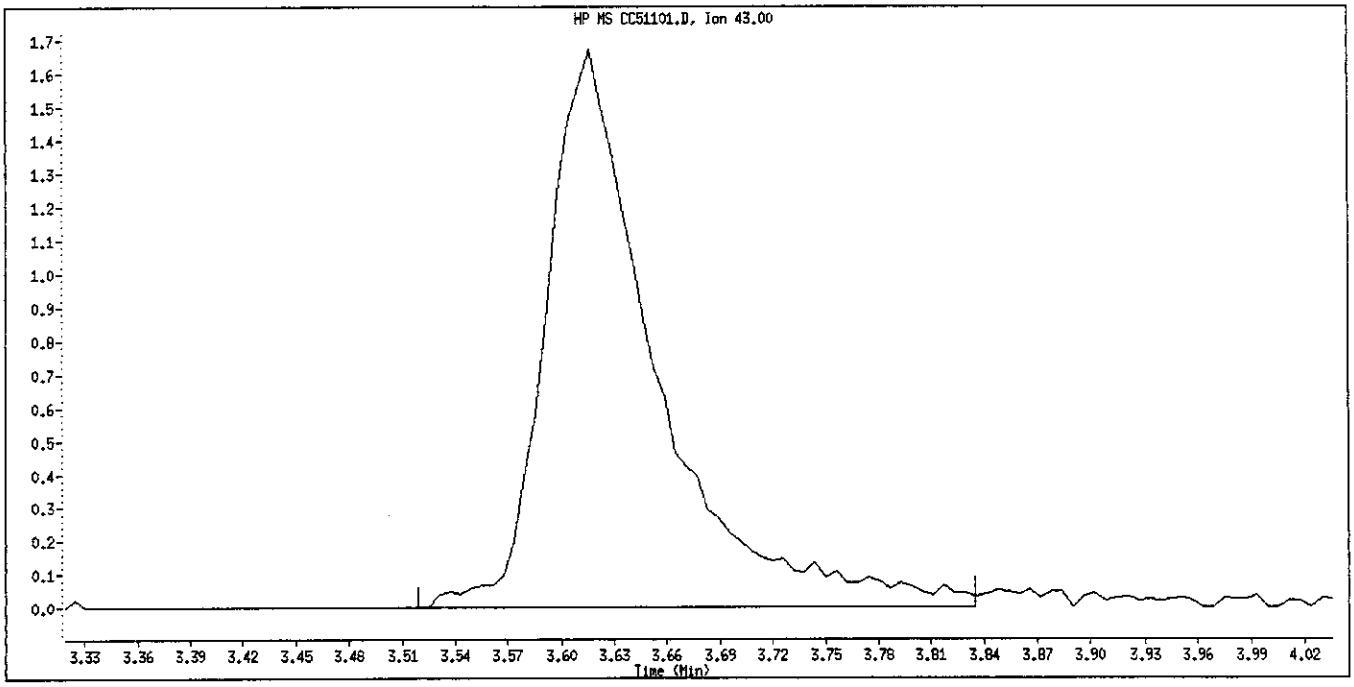

Original Integration

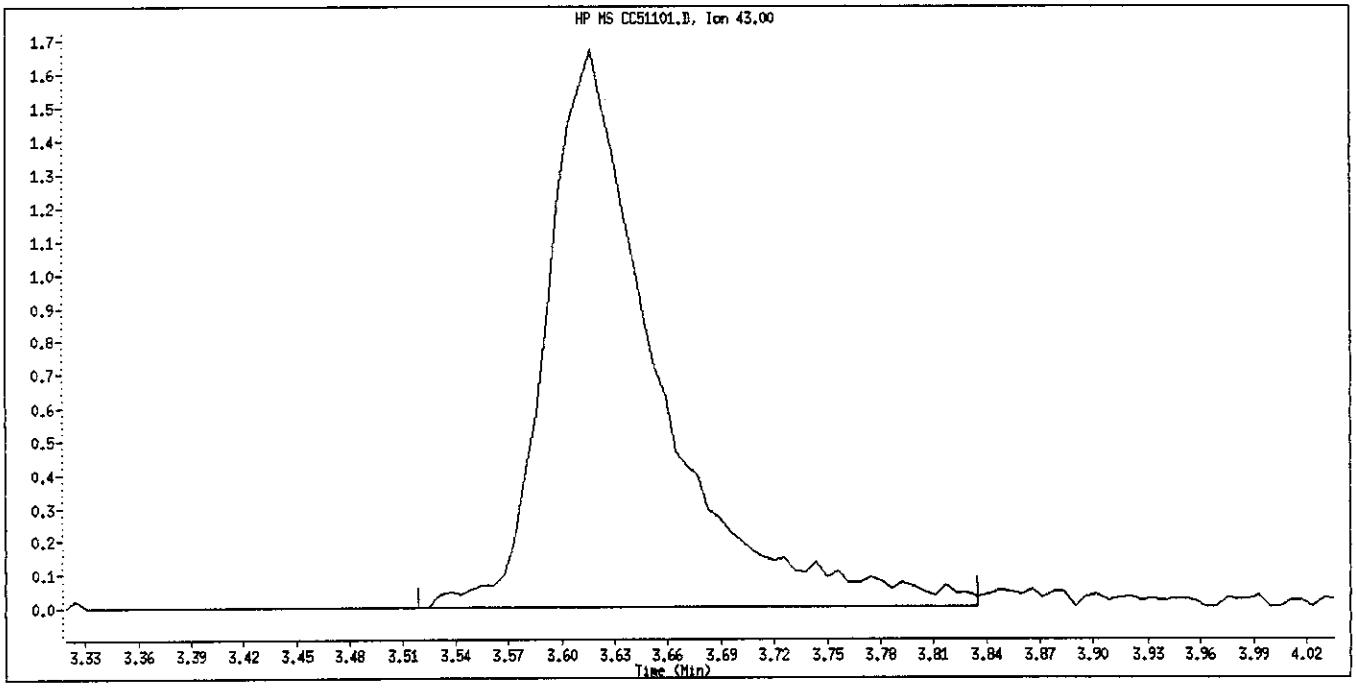

Manual Integration

Manually Integrated By: fergusond
Manual Integration Reason: Peak Integrated Incorrectly

GC/MS VOLATILE
QC DATA

Data File: \\PITSVR06\D\chem\hp5.i\5101510d.b\BF51015B.D

Date : 15-OCT-2010 15:16

Client ID: BFB 1ul

Instrument: hp5.i

Sample Info: BFB 1UL

Volume Injected (uL): 1.0

Operator: 403808

Column phase: DB624 20m

Column diameter: 0.20

1 bfb

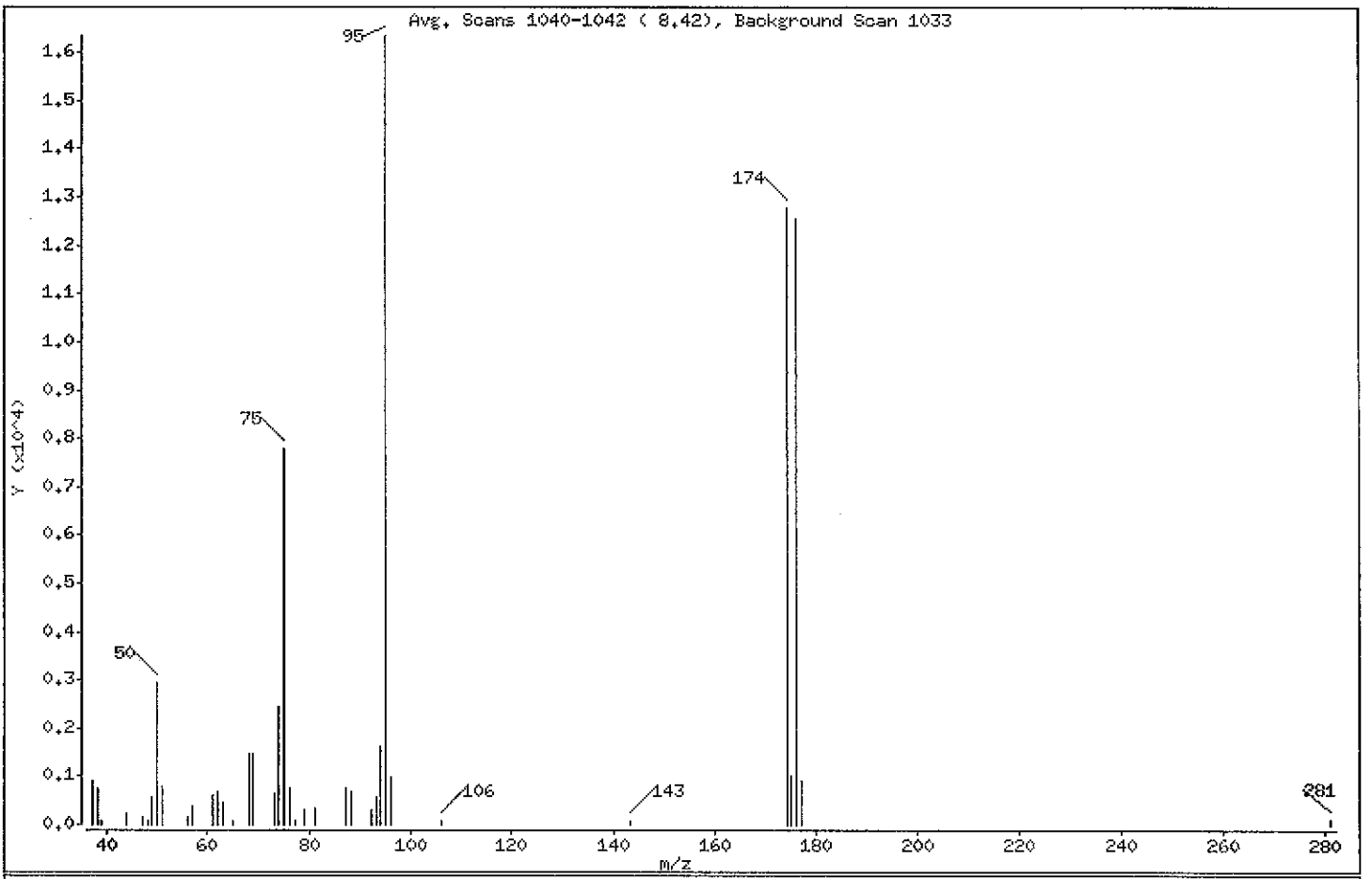

m/e	ION ABUNDANCE CRITERIA	% RELATIVE ABUNDANCE
95	Base Peak, 100% relative abundance	100.00
50	15.00 - 40.00% of mass 95	18.05
75	30.00 - 60.00% of mass 95	47.68
96	5.00 - 9.00% of mass 95	6.01
173	Less than 2.00% of mass 174	0.00 (0.00)
174	50.00 - 100.00% of mass 95	78.05
175	5.00 - 9.00% of mass 174	6.19 (7.93)
176	95.00 - 101.00% of mass 174	76.80 (98.39)
177	5.00 - 9.00% of mass 176	5.54 (7.21)

Date : 15-OCT-2010 15:16

Client ID: BFB 1ul Instrument: hp5.i

Sample Info: BFB 1UL

Volume Injected (uL): 1.0 Operator: 403808

Column phase: DB624 20m Column diameter: 0.20

Data File: BF51015B.D
Spectrum: Avg. Scans 1040-1042 (8.42), Background Scan 1033
Location of Maximum: 95.00
Number of points: 38

m/z	Y	m/z	Y	m/z	Y	m/z	Y
37.00	912	57.00	387	76.00	770	96.00	983
38.00	745	61.00	620	77.00	76	106.00	68
39.00	91	62.00	667	79.00	290	143.00	78
44.00	209	63.00	466	81.00	330	174.00	12760
47.00	160	65.00	69	87.00	764	175.00	1012
48.00	80	68.00	1465	88.00	660	176.00	12555
49.00	573	69.00	1474	92.00	294	177.00	905
50.00	2950	73.00	630	93.00	550	281.00	108
51.00	774	74.00	2429	94.00	1620		
56.00	160	75.00	7794	95.00	16348		

Data File: \\PITSVR06\D\chem\hp5.i\5101510d.b\BF51015B.D

Page 1

Date : 15-OCT-2010 15:16

Client ID: BFB 1ul

Instrument: hp5.i

Sample Info: BFB 1UL

Volume Injected (uL): 1.0

Operator: 403808

Column phase: DB624 20m

Column diameter: 0.20

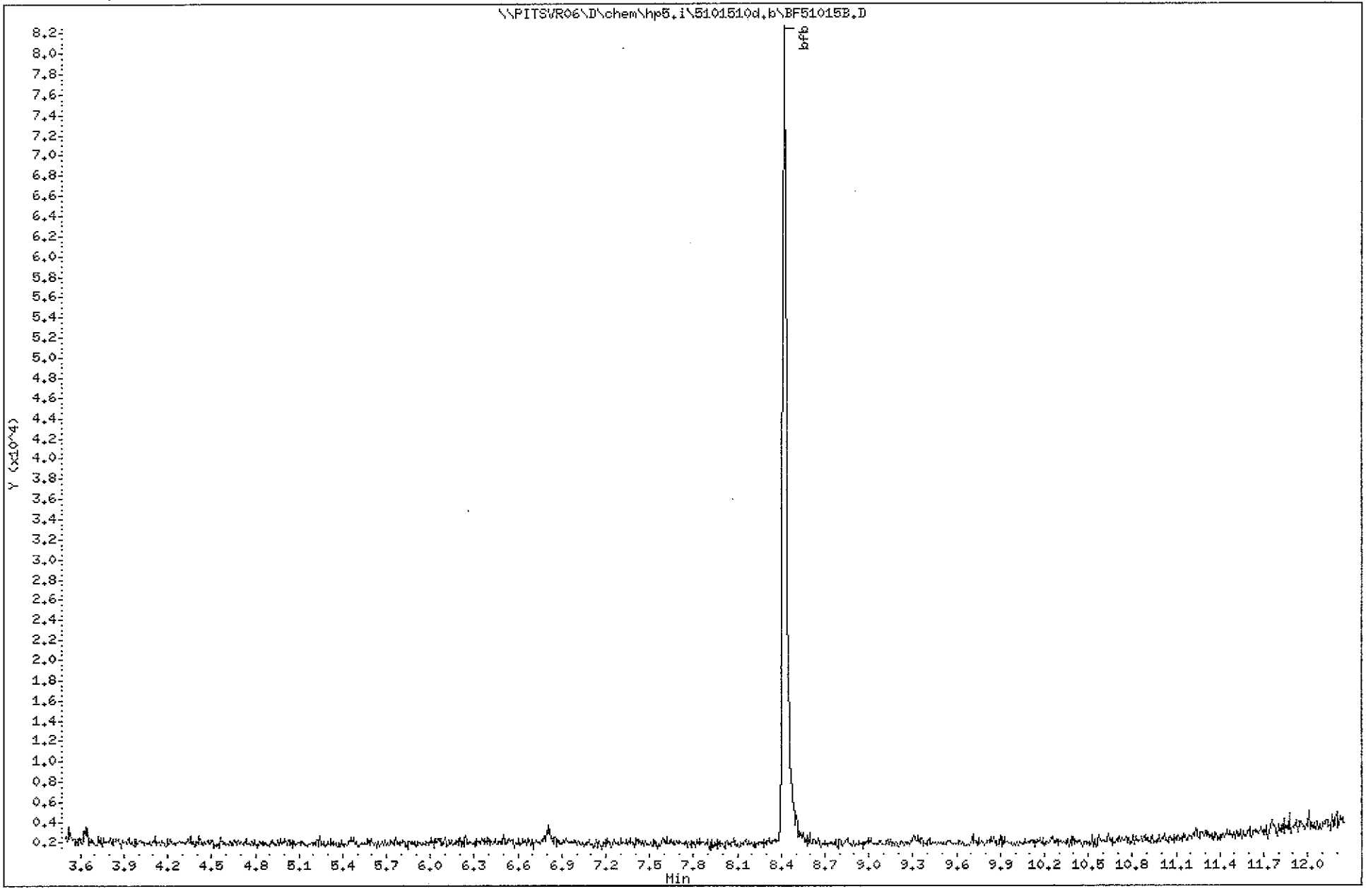

(1001 - 1251)
1207
C0J250457

Data File: \\pitsvr06\d\chem\hp3.i\3081010d.b\BF30810K.D

Date : 10-AUG-2010 06:40

Client ID: 31019D

Instrument: hp3.i

Sample Info: BFB 1UL

Operator: 10099

Column phase: DB624 20m

Column diameter: 0.18

1 bfb

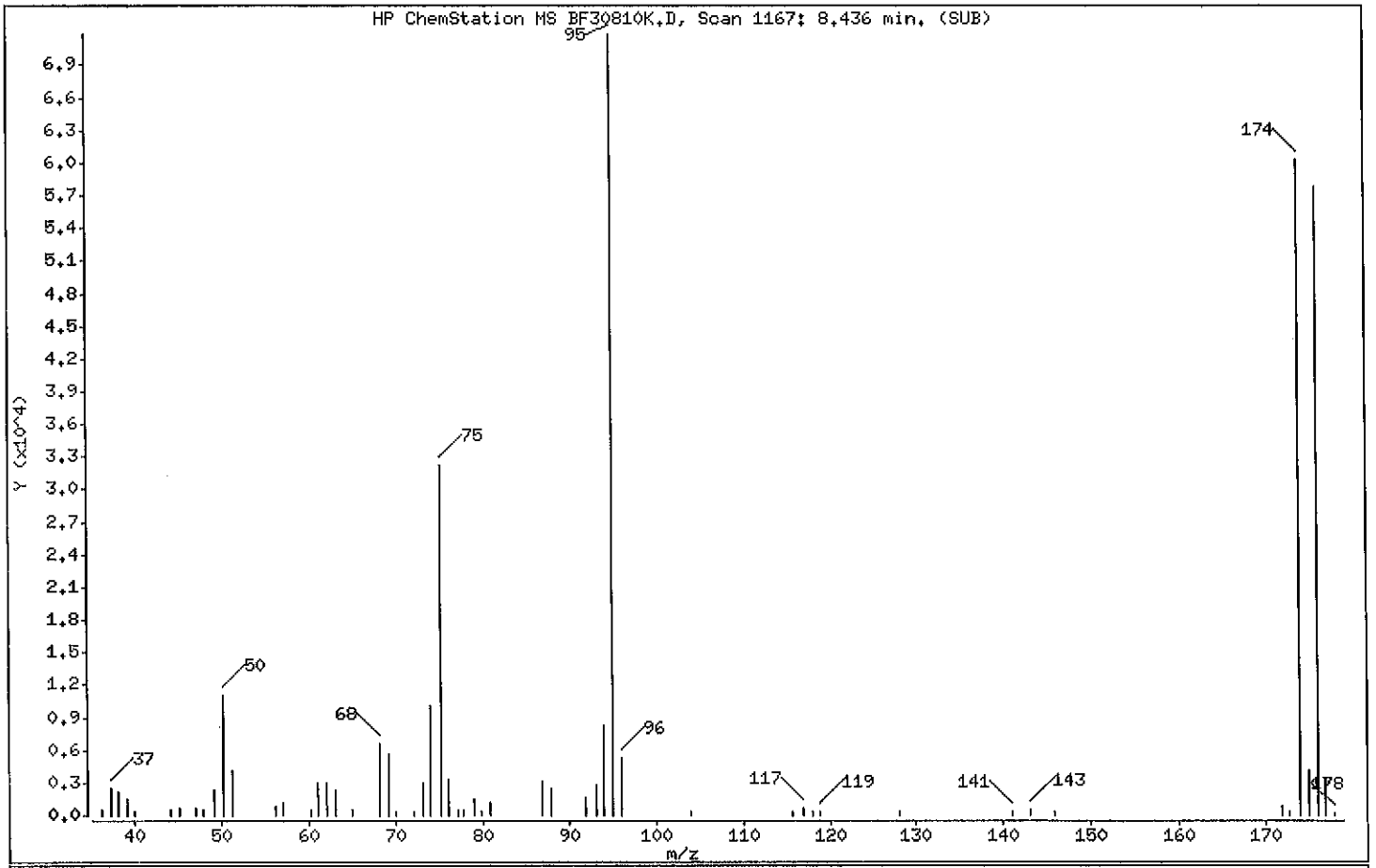

m/e	ION ABUNDANCE CRITERIA	% RELATIVE ABUNDANCE
95	Base Peak, 100% relative abundance	100.00
50	15.00 - 40.00% of mass 95	15.46
75	30.00 - 60.00% of mass 95	44.84
96	5.00 - 9.00% of mass 95	7.39
173	Less than 2.00% of mass 174	0.42 (0.50)
174	50.00 - 100.00% of mass 95	83.81
175	5.00 - 9.00% of mass 174	5.70 (6.80)
176	95.00 - 101.00% of mass 174	80.40 (95.94)
177	5.00 - 9.00% of mass 176	4.53 (5.63)

Data File: \\pitsvr06\d\chem\hp3.i\3081010d.b\BF30810K.D

Date : 10-AUG-2010 06:40

Client ID: 31019D

Instrument: hp3.i

Sample Info: BFB 1UL

Operator: 10099

Column phase: DB624 20m

Column diameter: 0.18

Data File: BF30810K.D
Spectrum: HP ChemStation MS BF30810K.D, Scan 1167: 8.436 min. (SUB)
Location of Maximum: 95.00
Number of points: 55

m/z	Y	m/z	Y	m/z	Y	m/z	Y
36.10	491	60.10	435	77.70	442	118.00	338
37.10	2483	61.10	2907	78.90	1416	118.90	411
38.10	2086	62.10	2922	79.70	318	128.10	334
39.10	1469	63.10	2269	80.90	1093	141.00	345
40.00	292	65.00	573	87.00	3062	143.00	550
44.10	485	68.00	6605	88.00	2466	145.80	274
45.10	670	69.10	5649	92.00	1702	172.00	898
47.10	658	70.00	378	93.10	2753	172.70	304
47.90	576	72.00	387	94.00	8190	174.00	60240
49.10	2379	73.10	3023	95.00	71880	175.00	4099
50.10	11112	74.00	9998	96.10	5312	176.00	57792
51.10	4144	75.10	32232	104.00	357	177.00	3254
56.10	843	76.10	3312	115.80	303	178.00	215
57.00	1203	77.00	518	117.00	595		

Data File: \\pitsvr06\d\chem\hp3.i\3081010d.b\BF30810K.D
Date : 10-AUG-2010 06:40
Client ID: 31019D
Sample Info: BFB 1UL

Instrument: hp3.i
Operator: 10099
Column diameter: 0.18

Column phase: DB624 20m

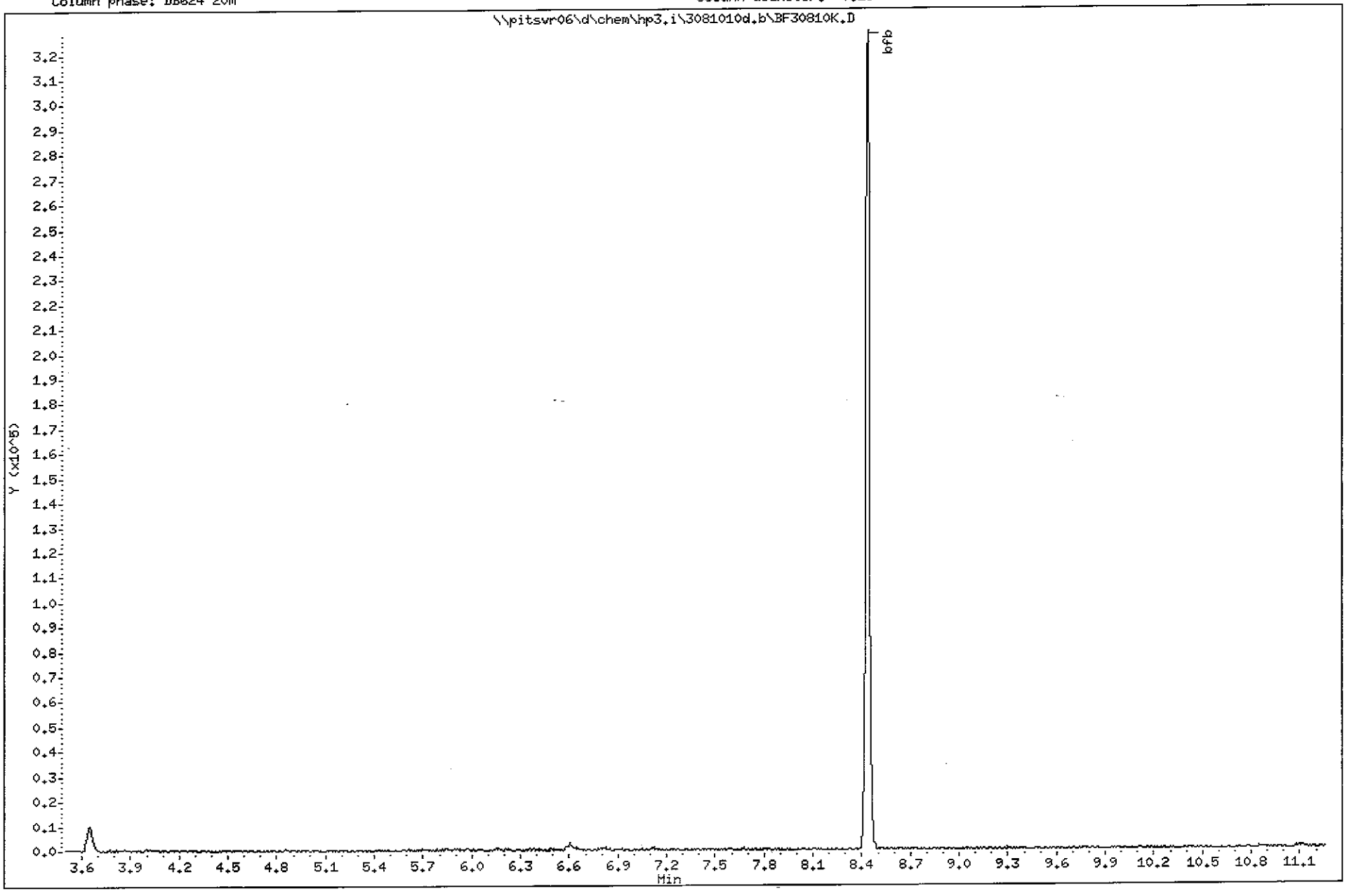

(1001 - 1251)
1210
C0J250457

Data File: \\pitsvr06\d\chem\hp3.i\3102910d.b\BF31029.D

Date : 29-OCT-2010 05:22

Client ID: 31019D

Instrument: hp3.i

Sample Info: BFB 1UL

Operator: 10099

Column phase: DB624 20m

Column diameter: 0.18

1 bfb

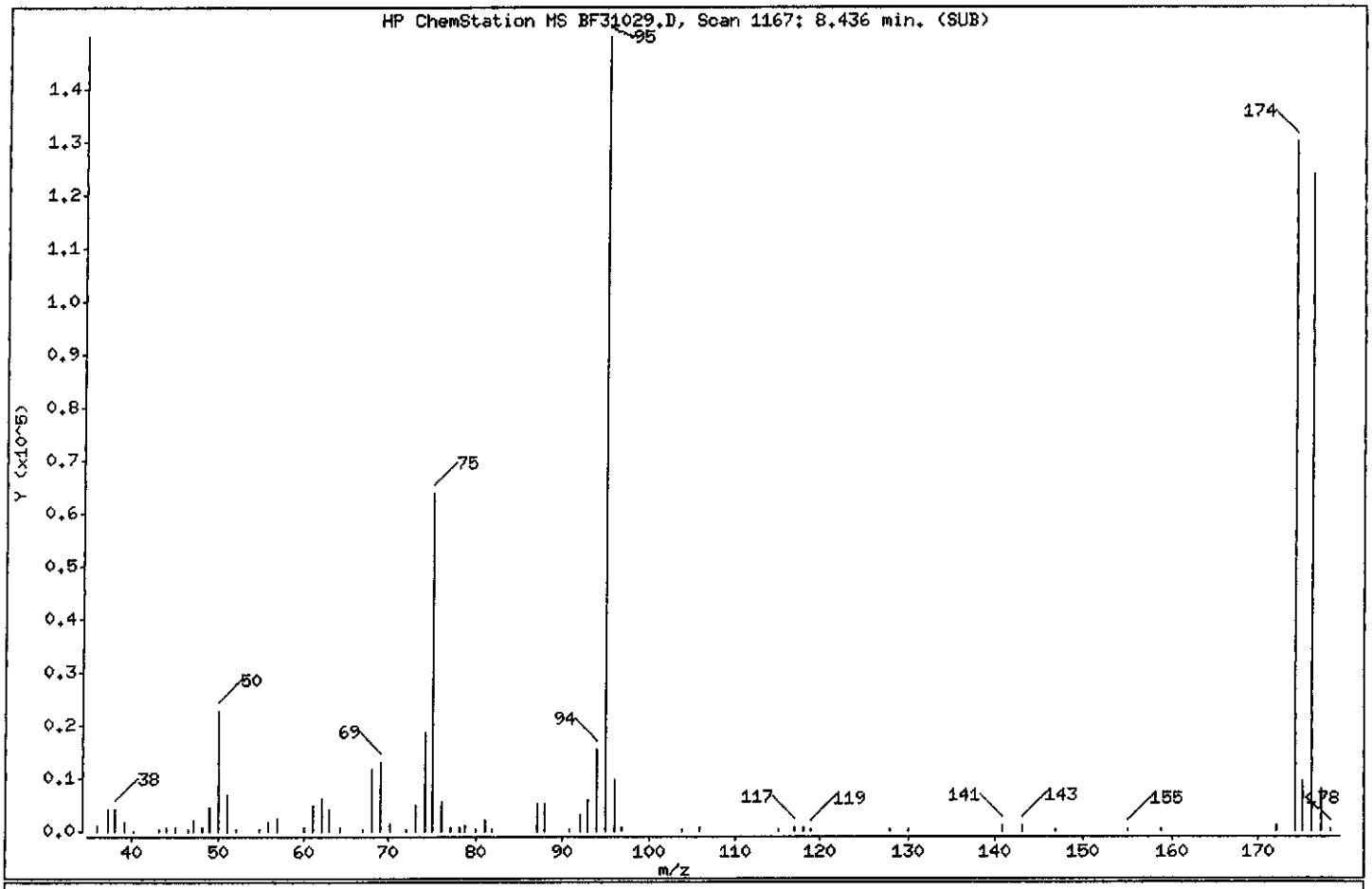

m/e	ION ABUNDANCE CRITERIA	% RELATIVE ABUNDANCE
95	Base Peak, 100% relative abundance	100.00
50	15.00 - 40.00% of mass 95	15.25
75	30.00 - 60.00% of mass 95	42.60
96	5.00 - 9.00% of mass 95	6.40
173	Less than 2.00% of mass 174	0.00 (0.00)
174	50.00 - 100.00% of mass 95	86.63
175	5.00 - 9.00% of mass 174	6.19 (7.14)
176	95.00 - 101.00% of mass 174	82.44 (95.16)
177	5.00 - 9.00% of mass 176	5.17 (6.27)

Date : 29-OCT-2010 05:22

Client ID: 31019D Instrument: hp3.i

Sample Info: BFB 1UL

Operator: 10099

Column phase: DB624 20m Column diameter: 0.18

Data File: BF31029.D

Spectrum: HP ChemStation MS BF31029.D, Scan 1167: 8.436 min. (SUB)

Location of Maximum: 95.10

Number of points: 66

m/z	Y	m/z	Y	m/z	Y	m/z	Y
36.00	990	57.00	2405	78.80	1152	118.10	692
37.20	4031	60.00	807	79.90	421	118.90	491
38.10	4050	61.10	4744	81.00	2027	127.90	379
39.20	1701	62.10	6310	81.90	297	129.90	450
40.30	59	63.10	3994	87.00	5230	140.90	987
43.10	301	64.30	522	88.00	5220	143.10	1053
44.00	582	67.10	496	90.80	302	146.90	215
45.10	777	68.00	11731	92.00	3021	155.00	332
46.40	365	69.10	12954	93.00	5939	158.80	211
47.10	2065	70.10	1429	94.00	15427	171.90	1017
48.10	647	72.00	389	95.10	149824	174.00	129848
49.10	4513	73.00	4806	96.00	9591	175.00	9272
50.10	22864	74.10	18608	97.00	601	176.00	123560
51.20	6794	75.00	63848	103.90	353	177.00	7751
52.10	402	76.00	5545	106.00	569	178.10	294
54.90	352	77.00	736	115.10	240		
56.00	1551	78.10	737	117.00	749		

Data File: \\pitsvr06\d\chem\hp3.i\3102910d.b\BF31029.D

Date : 29-OCT-2010 05:22

Client ID: 31019D

Sample Info: BFB 1UL

Column phase: DB624 20m

Instrument: hp3.i

Operator: 10099

Column diameter: 0.18

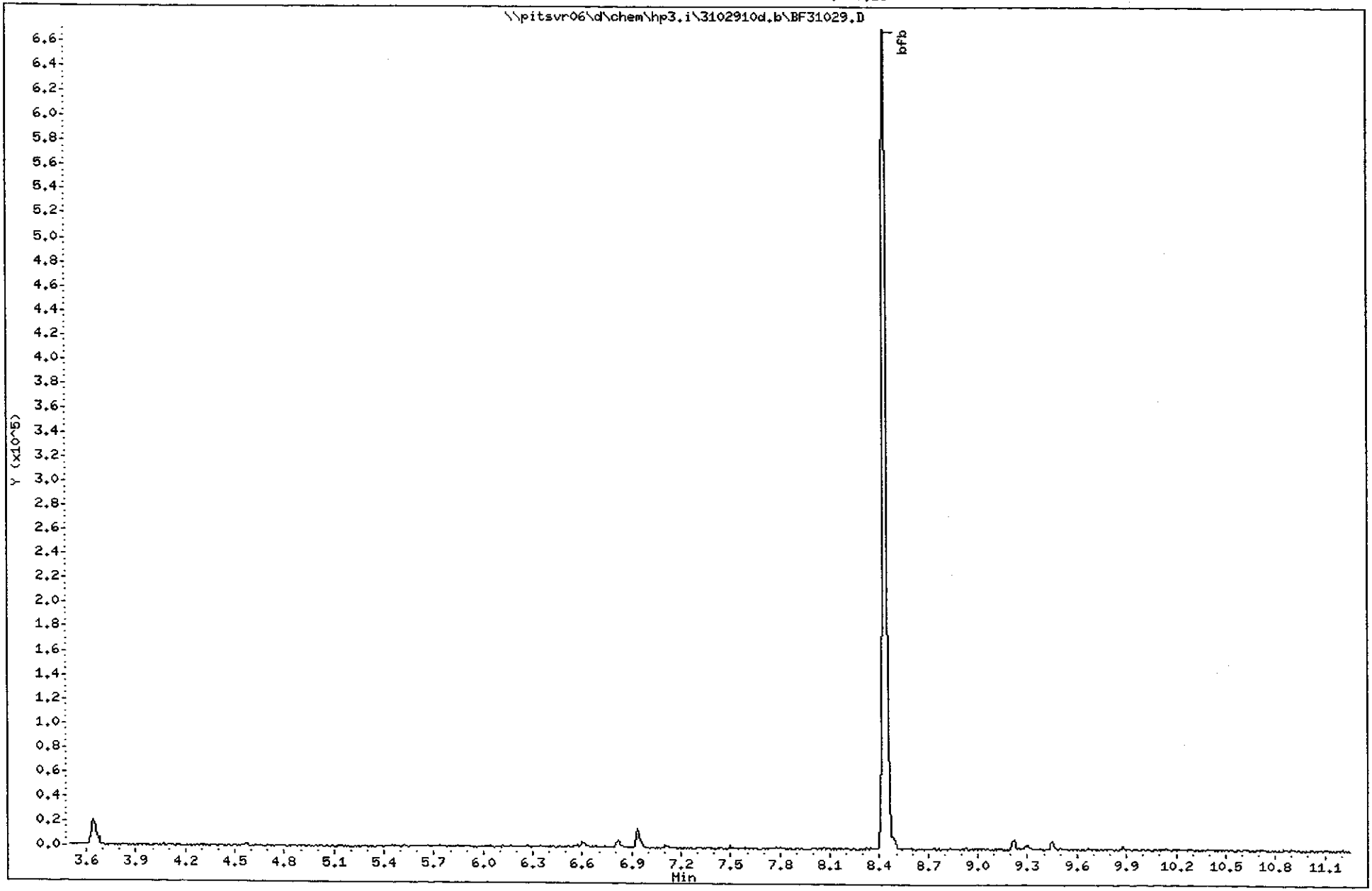

(1001 - 1251)
1213
C0J250457

Data File: \\PITSVR06\D\chem\hp5.i\5110110d.b\BF51101.D

Date : 01-NOV-2010 07:15

Client ID: BFB 1ul

Instrument: hp5.i

Sample Info: BFB 1UL

Volume Injected (uL): 1.0

Operator: 001562

Column phase: DB624 20m

Column diameter: 0.20

1 bfb

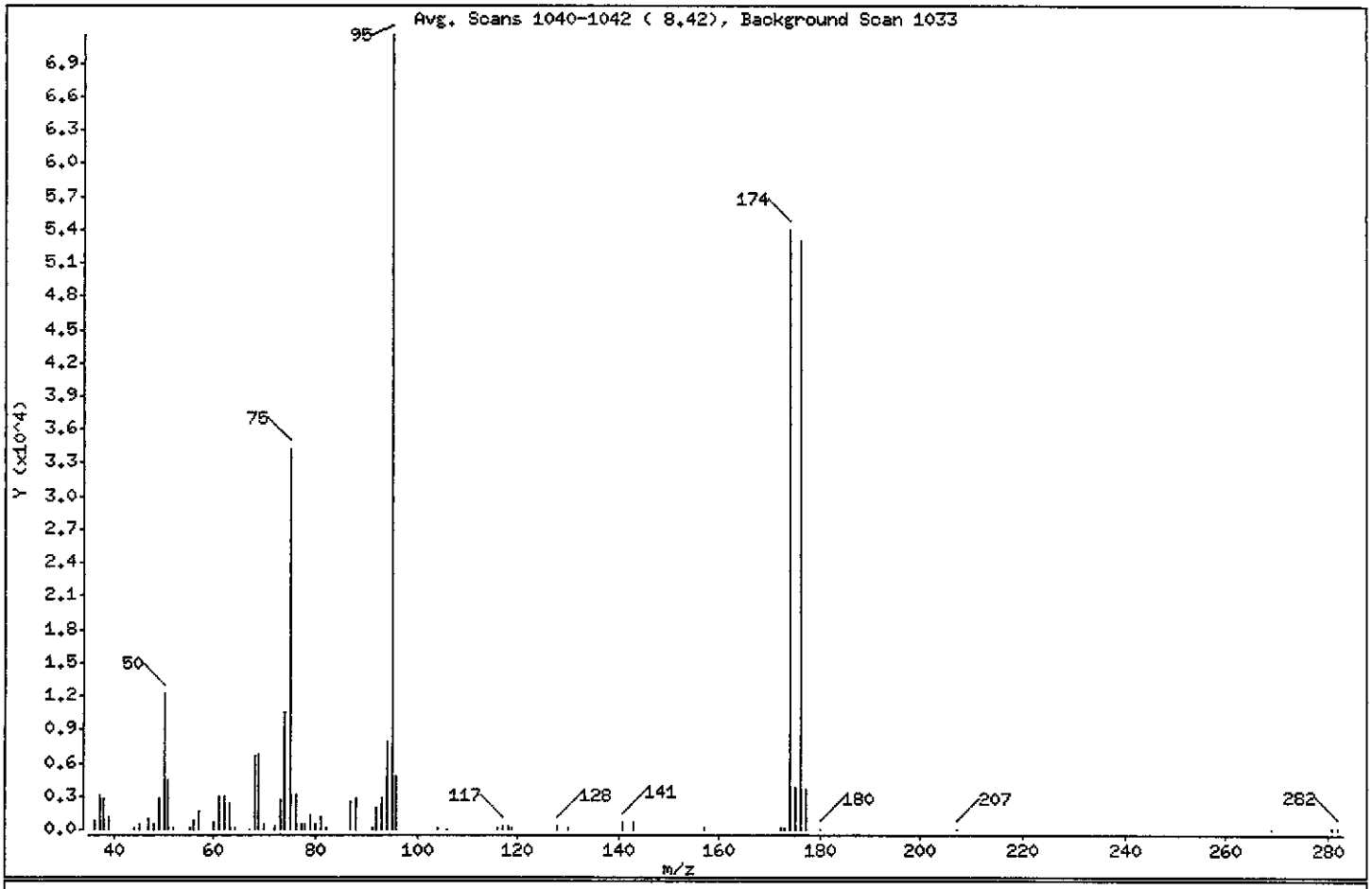

m/e	ION ABUNDANCE CRITERIA	% RELATIVE ABUNDANCE
95	Base Peak, 100% relative abundance	100.00
50	15.00 - 40.00% of mass 95	16.94
75	30.00 - 60.00% of mass 95	47.77
96	5.00 - 9.00% of mass 95	6.72
173	Less than 2.00% of mass 174	0.16 (0.21)
174	50.00 - 100.00% of mass 95	75.48
175	5.00 - 9.00% of mass 174	5.21 (6.90)
176	95.00 - 101.00% of mass 174	74.06 (98.12)
177	5.00 - 9.00% of mass 176	5.12 (6.92)

Date : 01-NOV-2010 07:15

Client ID: BFB 1ul Instrument: hp5.i

Sample Info: BFB 1UL

Volume Injected (uL): 1.0 Operator: 001562

Column phase: DB624 20m Column diameter: 0.20

Data File: BF51101.D
Spectrum: Avg. Scans 1040-1042 (8.42), Background Scan 1033
Location of Maximum: 95.00
Number of points: 65

m/z	Y	m/z	Y	m/z	Y	m/z	Y
36.00	764	62.00	2930	82.00	166	141.00	624
37.00	3203	63.00	2230	87.00	2470	143.00	586
38.00	2775	64.00	93	88.00	2726	157.00	84
39.00	1171	67.00	77	91.00	97	172.00	98
44.00	185	68.00	6556	92.00	1924	173.00	112
45.00	527	69.00	6804	93.00	2788	174.00	54024
47.00	1003	70.00	431	94.00	7828	175.00	3730
48.00	427	72.00	363	95.00	71576	176.00	53008
49.00	2740	73.00	2609	96.00	4813	177.00	3666
50.00	12126	74.00	10466	104.00	241	180.00	74
51.00	4465	75.00	34192	106.00	77	207.00	7
52.00	86	76.00	3087	116.00	91	269.00	70
55.00	151	77.00	444	117.00	338	281.00	180
56.00	885	78.00	518	118.00	262	282.00	192
57.00	1653	79.00	1262	119.00	185		
60.00	601	80.00	430	128.00	293		
61.00	2902	81.00	1083	130.00	191		

Data File: \\PITSVR06\D\chem\hp5.i\5110110d.b\BF51101.D

Page 1

Date : 01-NOV-2010 07:15

Client ID: BFB 1ul

Instrument: hp5.i

Sample Info: BFB 1UL

Volume Injected (uL): 1.0

Operator: 001562

Column phase: DB624 20m

Column diameter: 0.20

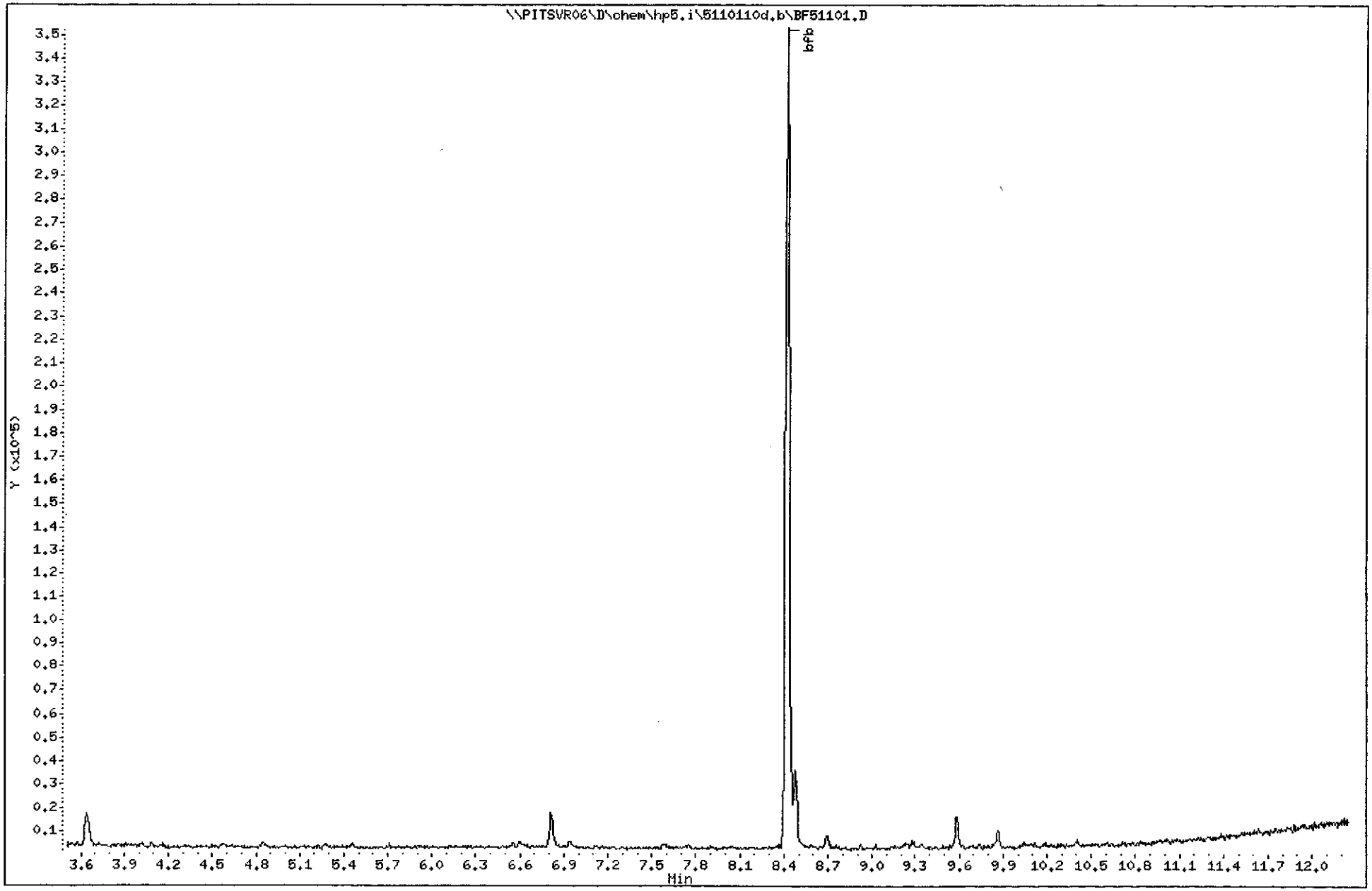

(1001 - 1251)

1216

C0J250457

METHOD BLANK REPORT

GC/MS Volatiles

Client Lot #...: C0J250457 **Work Order #...:** L89151AA **Matrix.....:** SOLID
MB Lot-Sample #: C0J290000-058

Prep Date.....: 10/29/10 **Analysis Time..:** 06:37
Analysis Date..: 10/29/10 **Prep Batch #...:** 0302058 **Final Wgt/Vol..:** 5 mL
Dilution Factor: 1 **Initial Wgt/Vol:** 5 g **Instrument ID..:** HP3
Analyst ID.....: 010099

PARAMETER	RESULT	REPORTING LIMIT	UNITS	METHOD
Acetone	ND	20	ug/kg	SW846 8260B
Benzene	ND	5.0	ug/kg	SW846 8260B
Bromodichloromethane	ND	5.0	ug/kg	SW846 8260B
Bromoform	ND	5.0	ug/kg	SW846 8260B
Bromomethane	ND	5.0	ug/kg	SW846 8260B
2-Butanone	ND	5.0	ug/kg	SW846 8260B
Carbon disulfide	ND	5.0	ug/kg	SW846 8260B
Carbon tetrachloride	ND	5.0	ug/kg	SW846 8260B
Chlorobenzene	ND	5.0	ug/kg	SW846 8260B
Chloroethane	ND	5.0	ug/kg	SW846 8260B
Chloroform	ND	5.0	ug/kg	SW846 8260B
Chloromethane	ND	5.0	ug/kg	SW846 8260B
Cyclohexane	ND	5.0	ug/kg	SW846 8260B
Dibromochloromethane	ND	5.0	ug/kg	SW846 8260B
1,2-Dibromo-3-chloro-propane	ND	5.0	ug/kg	SW846 8260B
1,2-Dibromoethane	ND	5.0	ug/kg	SW846 8260B
1,3-Dichlorobenzene	ND	5.0	ug/kg	SW846 8260B
1,4-Dichlorobenzene	ND	5.0	ug/kg	SW846 8260B
1,2-Dichlorobenzene	ND	5.0	ug/kg	SW846 8260B
Dichlorodifluoromethane	ND	5.0	ug/kg	SW846 8260B
1,1-Dichloroethane	ND	5.0	ug/kg	SW846 8260B
1,2-Dichloroethane	ND	5.0	ug/kg	SW846 8260B
1,1-Dichloroethene	ND	5.0	ug/kg	SW846 8260B
cis-1,2-Dichloroethene	ND	5.0	ug/kg	SW846 8260B
trans-1,2-Dichloroethene	ND	5.0	ug/kg	SW846 8260B
1,2-Dichloropropane	ND	5.0	ug/kg	SW846 8260B
cis-1,3-Dichloropropene	ND	5.0	ug/kg	SW846 8260B
trans-1,3-Dichloropropene	ND	5.0	ug/kg	SW846 8260B
Ethylbenzene	ND	5.0	ug/kg	SW846 8260B
2-Hexanone	ND	5.0	ug/kg	SW846 8260B
Isopropylbenzene	ND	5.0	ug/kg	SW846 8260B
Methyl acetate	ND	5.0	ug/kg	SW846 8260B
Methylene chloride	ND	5.0	ug/kg	SW846 8260B
Methylcyclohexane	ND	5.0	ug/kg	SW846 8260B
4-Methyl-2-pentanone	ND	5.0	ug/kg	SW846 8260B
Methyl tert-butyl ether	ND	5.0	ug/kg	SW846 8260B
Styrene	ND	5.0	ug/kg	SW846 8260B
1,1,2,2-Tetrachloroethane	ND	5.0	ug/kg	SW846 8260B
1,2,4-Trichloro-benzene	**1.1 J**	**5.0**	**ug/kg**	**SW846 8260B**

(Continued on next page)

METHOD BLANK REPORT

GC/MS Volatiles

Client Lot #...: C0J250457 **Work Order #...:** L89151AA **Matrix.....:** SOLID

PARAMETER	RESULT	REPORTING LIMIT	UNITS	METHOD
Tetrachloroethene	ND	5.0	ug/kg	SW846 8260B
1,1,1-Trichloroethane	ND	5.0	ug/kg	SW846 8260B
1,1,2-Trichloroethane	ND	5.0	ug/kg	SW846 8260B
Trichloroethene	ND	5.0	ug/kg	SW846 8260B
Trichlorofluoromethane	ND	5.0	ug/kg	SW846 8260B
1,1,2-Trichloro-1,2,2-trifluoroethane	ND	5.0	ug/kg	SW846 8260B
Toluene	ND	5.0	ug/kg	SW846 8260B
Vinyl chloride	ND	5.0	ug/kg	SW846 8260B
Xylenes (total)	ND	15	ug/kg	SW846 8260B

SURROGATE	PERCENT RECOVERY	RECOVERY LIMITS
1,2-Dichloroethane-d4	94	(52 - 124)
Toluene-d8	102	(72 - 127)
4-Bromofluorobenzene	88	(63 - 120)
Dibromofluoromethane	102	(68 - 121)

NOTE(S):

Calculations are performed before rounding to avoid round-off errors in calculated results.

J Estimated result. Result is less than RL.

Data File: \\pitsvr06\d\chem\hp3.i\3102910d.b\3102901.D
Date : 29-OCT-2010 06:37
Client ID: INTRA-LAB BLANK
Sample Info: VBLK 5.00G/5ML
Purge Volume: 5.0
Column phase: DB 624

Instrument: hp3.i
Operator: 10099
Column diameter: 0.18

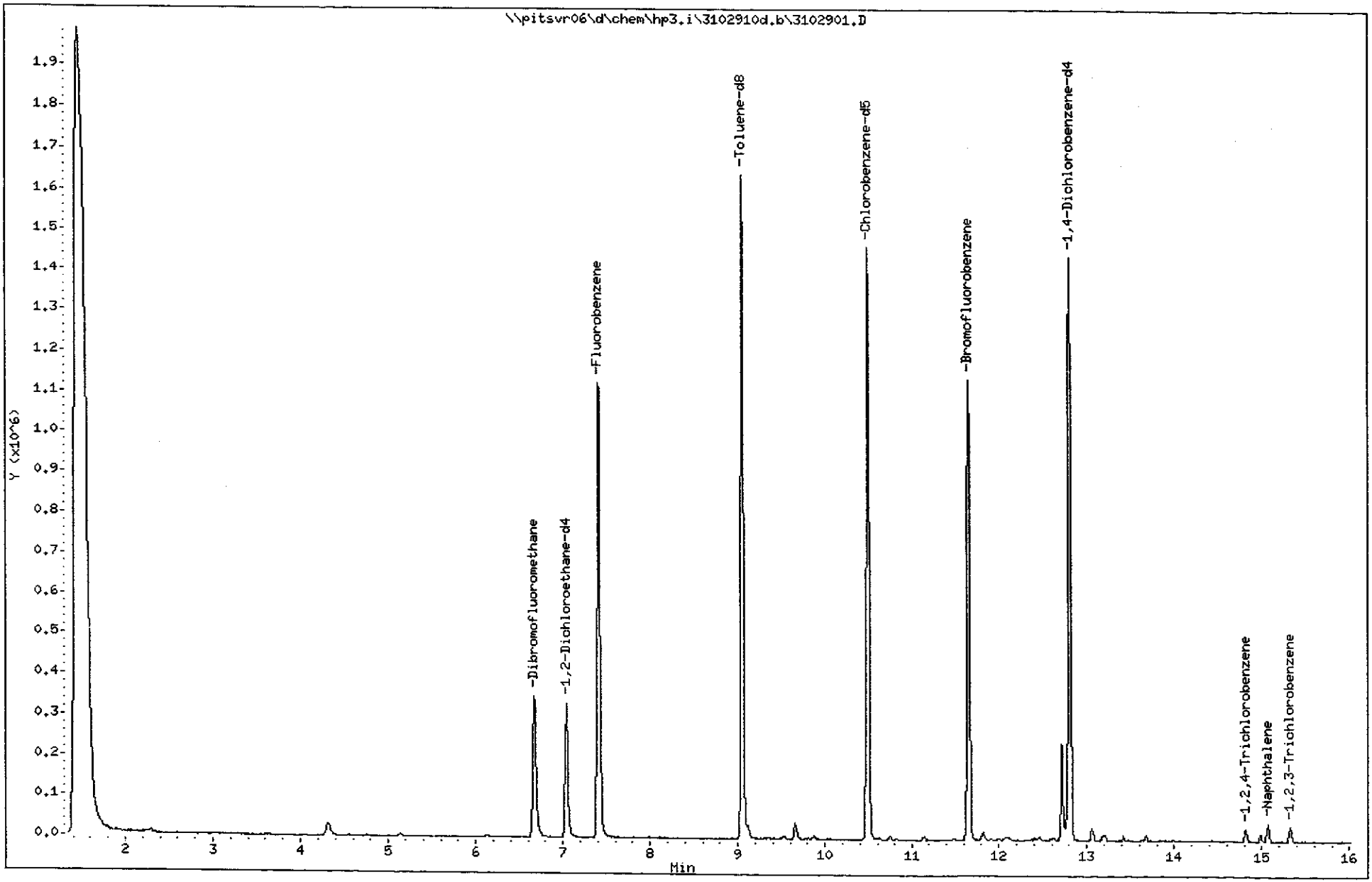

TestAmerica Pittsburgh

VOLATILE REPORT SW-846 Method

Data file : \\pitsvr06\d\chem\hp3.i\3102910d.b\3102901.D
Lab Smp Id: INTRA-LAB BLANK Client Smp ID: INTRA-LAB BLANK
Inj Date : 29-OCT-2010 06:37
Operator : 10099 Inst ID: hp3.i
Smp Info : VBLK 5.00G/5ML
Misc Info : ,3102910d.b,8260bsoil.m,4-dwsoil.sub
Comment :
Method : \\pitsvr06\d\chem\hp3.i\3102910d.b\8260bsoil.m
Meth Date : 29-Oct-2010 06:04 hp3.i Quant Type: ISTD
Cal Date : 10-AUG-2010 09:27 Cal File: 1D30810.D
Als bottle: 1
Dil Factor: 1.00000
Integrator: HP RTE Compound Sublist: 4-dwsoil.sub
Target Version: 4.14
Processing Host: PITPC-110

Concentration Formula: Amt * DF * 1/Vo * CpndVariable

Name	Value	Description
DF	1.000	Dilution Factor
Vo	5.000	Sample Amount
Cpnd Variable		Local Compound Variable

Compounds	QUANT SIG MASS	RT	EXP RT	REL RT	RESPONSE	CONCENTRATIONS ON-COLUMN (ng)	CONCENTRATIONS FINAL (ug/Kg)
* 46 Fluorobenzene	96	7.408	7.403	(1.000)	1263214	250.000	
* 69 Chlorobenzene-d5	119	10.486	10.488	(1.000)	325042	250.000	
* 92 1,4-Dichlorobenzene-d4	152	12.804	12.805	(1.000)	480442	250.000	
$ 39 Dibromofluoromethane	113	6.672	6.667	(0.901)	272789	254.513	50.90
$ 43 1,2-Dichloroethane-d4	65	7.043	7.032	(0.951)	275329	233.963	46.79
$ 59 Toluene-d8	98	9.050	9.046	(0.863)	1251949	254.538	50.91
$ 80 Bromofluorobenzene	95	11.654	11.650	(1.111)	485811	219.721	43.94
1 Dichlorodifluoromethane	85	Compound Not Detected.					
2 Chloromethane	50	Compound Not Detected.					
3 Vinyl Chloride	62	Compound Not Detected.					
4 Bromomethane	94	Compound Not Detected.					
5 Chloroethane	64	Compound Not Detected.					
166 Trichlorofluoromethane	101	Compound Not Detected.					
10 1,1,2-trichloro-1,2,2-trifluor	101	Compound Not Detected.					
12 1,1-Dichloroethene	96	Compound Not Detected.					
15 Carbon Disulfide	76	Compound Not Detected.					
13 Acetone	43	Compound Not Detected.					
18 Methylene Chloride	84	Compound Not Detected.					
19 trans-1,2-Dichloroethene	96	Compound Not Detected.					
20 Methyl tert-butyl ether	73	Compound Not Detected.					
24 1,1-Dichloroethane	63	Compound Not Detected.					
27 2,2-Dichloropropane	77	Compound Not Detected.					
28 cis-1,2-dichloroethene	96	Compound Not Detected.					

Compounds	QUANT SIG MASS	RT	EXP RT	REL RT	RESPONSE	CONCENTRATIONS ON-COLUMN (ng)	CONCENTRATIONS FINAL (ug/Kg)
M 29 1,2-Dichloroethene (total)	96	Compound Not Detected.					
30 Bromochloromethane	128	Compound Not Detected.					
31 2-Butanone	43	Compound Not Detected.					
37 Chloroform	83	Compound Not Detected.					
38 1,1,1-Trichloroethane	97	Compound Not Detected.					
40 1,1-Dichloropropene	75	Compound Not Detected.					
41 Carbon Tetrachloride	117	Compound Not Detected.					
42 Benzene	78	Compound Not Detected.					
45 1,2-Dichloroethane	62	Compound Not Detected.					
47 Trichloroethene	130	Compound Not Detected.					
49 1,2-Dichloropropane	63	Compound Not Detected.					
50 Dibromomethane	93	Compound Not Detected.					
53 Bromodichloromethane	83	Compound Not Detected.					
57 cis-1,3-Dichloropropene	75	Compound Not Detected.					
58 4-Methyl-2-Pentanone	43	Compound Not Detected.					
60 Toluene	91	Compound Not Detected.					
61 trans-1,3-Dichloropropene	75	Compound Not Detected.					
63 1,3-Dichloropropane	76	Compound Not Detected.					
64 1,1,2-Trichloroethane	97	Compound Not Detected.					
65 Tetrachloroethene	164	Compound Not Detected.					
66 2-Hexanone	43	Compound Not Detected.					
67 Dibromochloromethane	129	Compound Not Detected.					
68 1,2-Dibromoethane	107	Compound Not Detected.					
70 Chlorobenzene	112	Compound Not Detected.					
71 1,1,1,2-Tetrachloroethane	131	Compound Not Detected.					
72 Ethylbenzene	106	Compound Not Detected.					
73 m + p-Xylene	106	Compound Not Detected.					
74 Xylene-o	106	Compound Not Detected.					
76 Styrene	104	Compound Not Detected.					
77 Bromoform	173	Compound Not Detected.					
78 Isopropylbenzene	105	Compound Not Detected.					
79 Bromobenzene	156	Compound Not Detected.					
81 n-Propylbenzene	120	Compound Not Detected.					
82 2-Chlorotoluene	126	Compound Not Detected.					
83 1,1,2,2-Tetrachloroethane	83	Compound Not Detected.					
84 1,2,3-Trichloropropane	110	Compound Not Detected.					
85 4-Chlorotoluene	126	Compound Not Detected.					
86 1,3,5-Trimethylbenzene	105	Compound Not Detected.					
87 tert-Butylbenzene	119	Compound Not Detected.					
88 1,2,4-Trimethylbenzene	105	Compound Not Detected.					
89 sec-Butylbenzene	105	Compound Not Detected.					
90 4-Isopropyltoluene	119	Compound Not Detected.					
91 1,3-Dichlorobenzene	146	Compound Not Detected.					
93 1,4-Dichlorobenzene	146	Compound Not Detected.					
94 n-Butylbenzene	91	Compound Not Detected.					
95 1,2-Dichlorobenzene	146	Compound Not Detected.					
96 1,2-Dibromo-3-chloropropane	157	Compound Not Detected.					
97 1,2,4-Trichlorobenzene	180	14.817	14.819	(1.157)	11512	5.63030	1.126
98 Hexachlorobutadiene	225	Compound Not Detected.					
99 Naphthalene	128	15.073	15.068	(1.177)	40508	13.1624	2.632
100 1,2,3-Trichlorobenzene	180	15.328	15.324	(1.197)	15939	9.57759	1.916
156 Methyl Acetate	43	Compound Not Detected.					
157 Cyclohexane	56	Compound Not Detected.					
158 Methyl Cyclohexane	83	Compound Not Detected.					

Compounds	QUANT SIG MASS	RT	EXP RT	REL RT	RESPONSE	CONCENTRATIONS ON-COLUMN (ng)	CONCENTRATIONS FINAL (ug/Kg)
M 75 Xylenes (total)	106	Compound Not Detected.					

Data File: \\pitsvr06\d\chem\hp3.i\3102910d.b\3102901.D

Date : 29-OCT-2010 06:37

Client ID: INTRA-LAB BLANK

Instrument: hp3.i

Sample Info: VBLK 5.00G/5ML

Purge Volume: 5.0

Operator: 10099

Column phase: DB 624

Column diameter: 0.18

97 1,2,4-Trichlorobenzene

Concentration: 1.126 ug/Kg

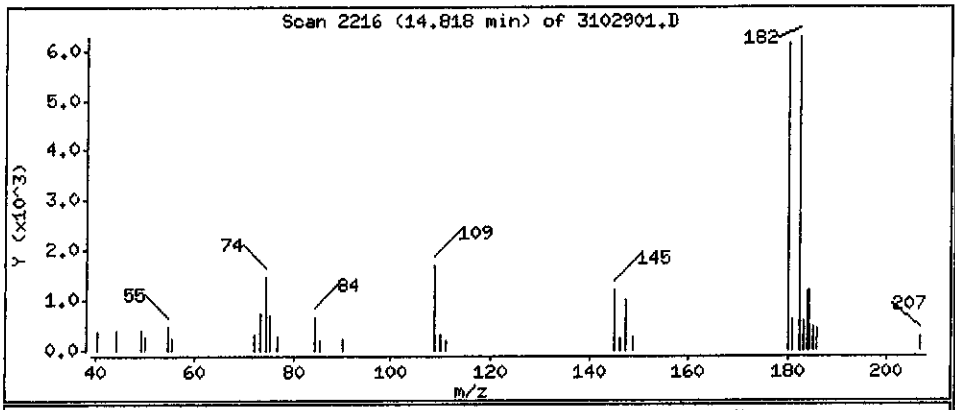

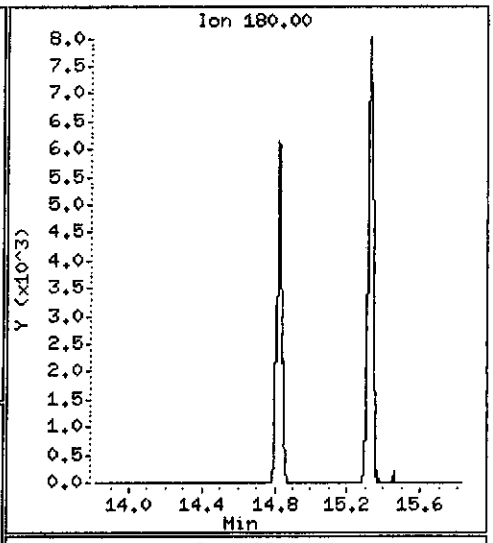

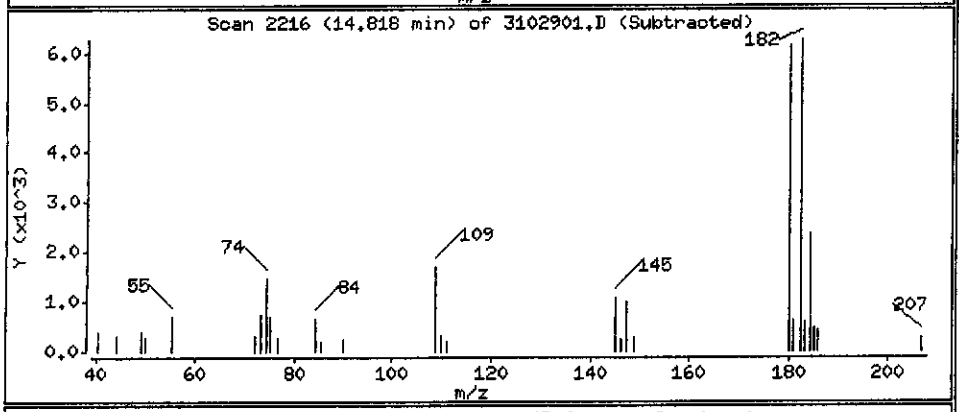

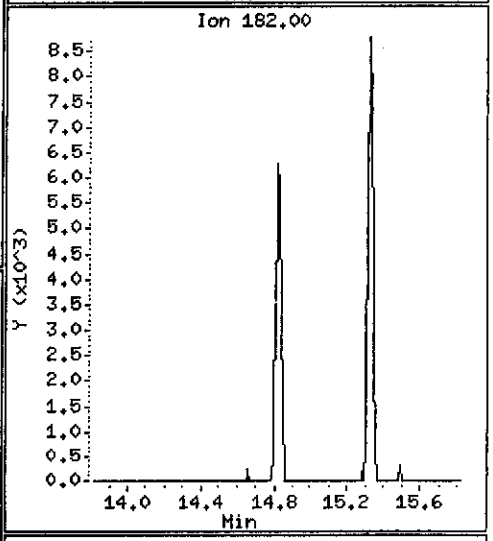

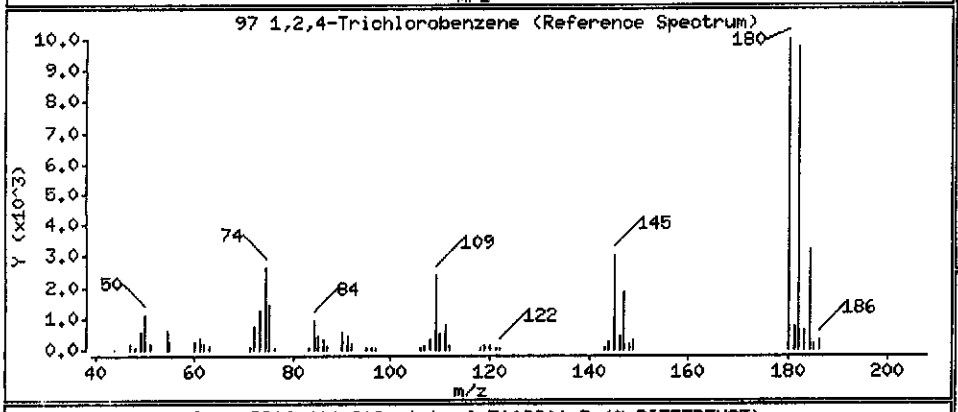

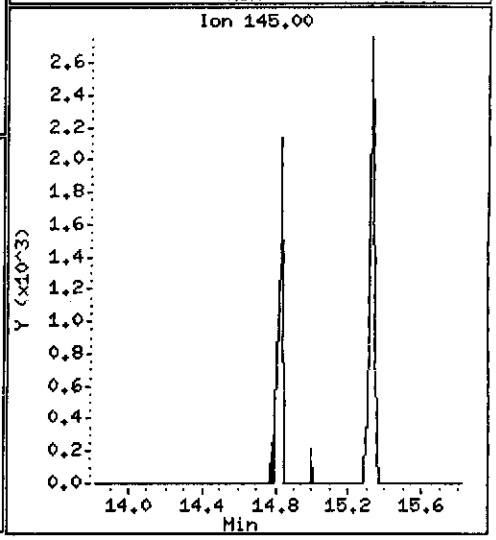

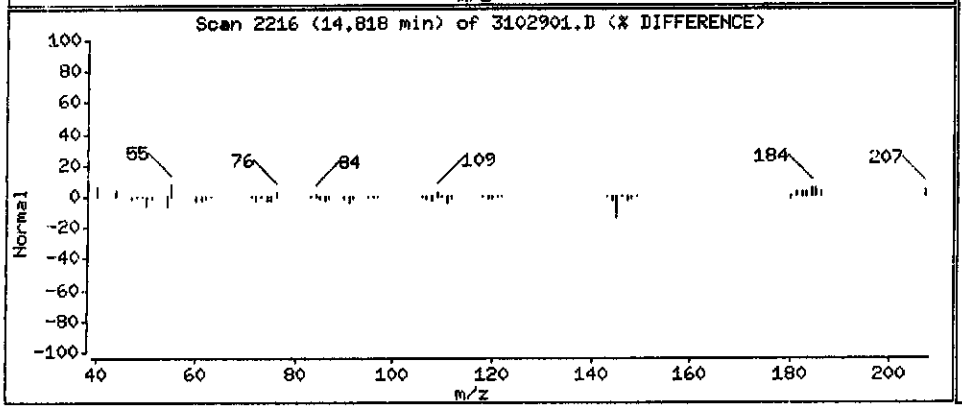

Data File: \\pitsvr06\d\chem\hp3.i\3102910d.b\3102901.D

Date : 29-OCT-2010 06:37

Client ID: INTRA-LAB BLANK

Instrument: hp3.i

Sample Info: VBLK 5.00G/5ML

Purge Volume: 5.0

Operator: 10099

Column phase: DB 624

Column diameter: 0.18

99 Naphthalene

Concentration: 2.632 ug/Kg

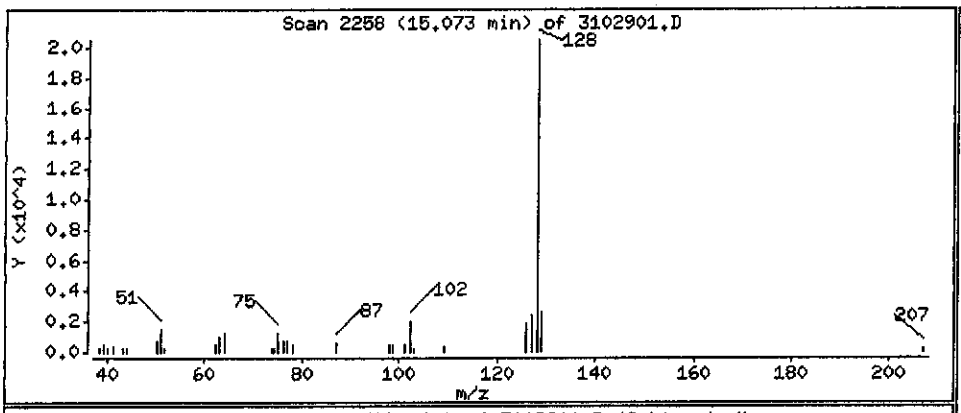

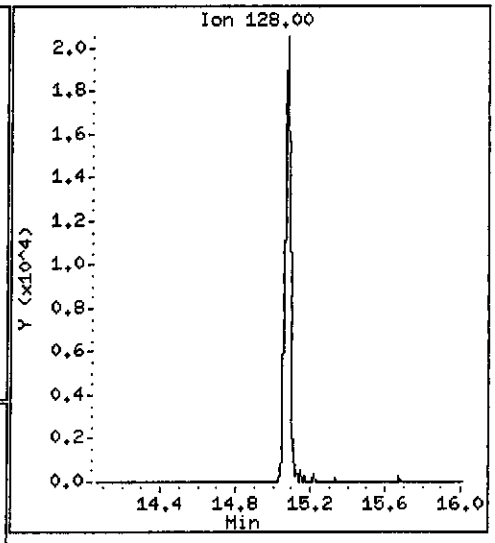

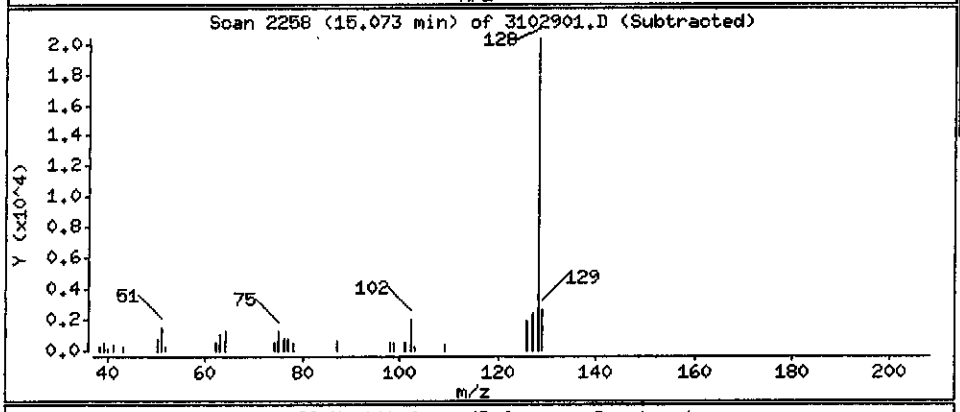

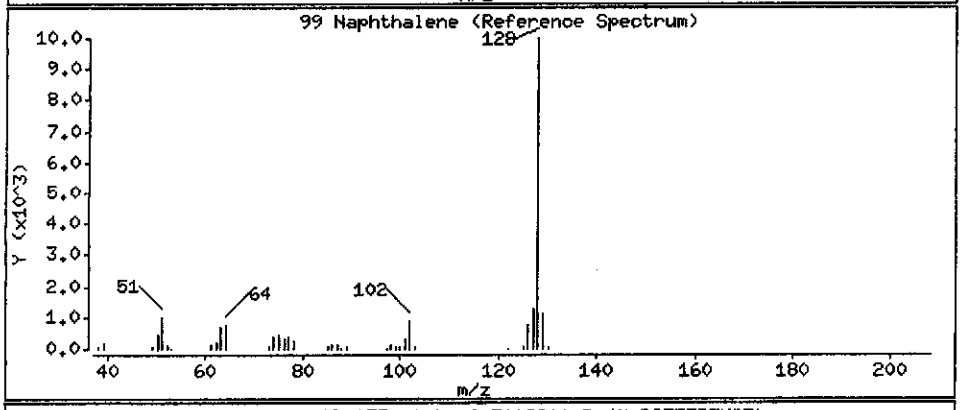

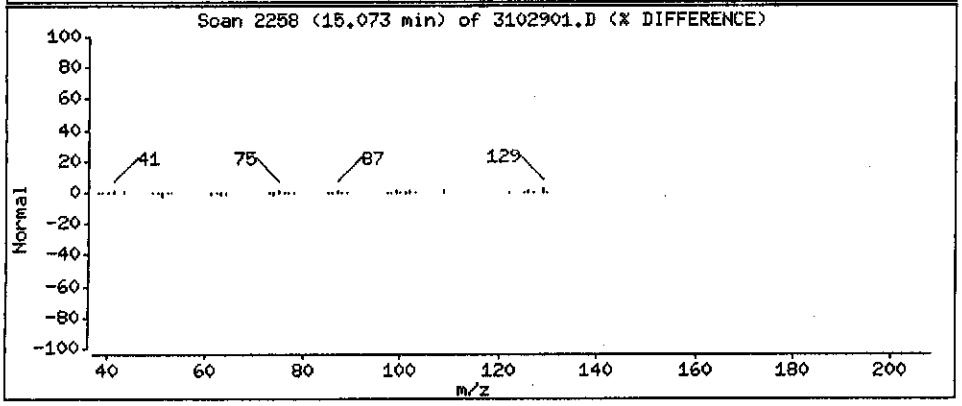

Data File: \\pitsvr06\d\chem\hp3.i\3102910d.b\3102901.D

Date : 29-OCT-2010 06:37

Client ID: INTRA-LAB BLANK

Instrument: hp3.i

Sample Info: VBLK 5.00G/5ML

Purge Volume: 5.0

Operator: 10099

Column phase: DB 624

Column diameter: 0.18

100 1,2,3-Trichlorobenzene

Concentration: 1.916 ug/Kg

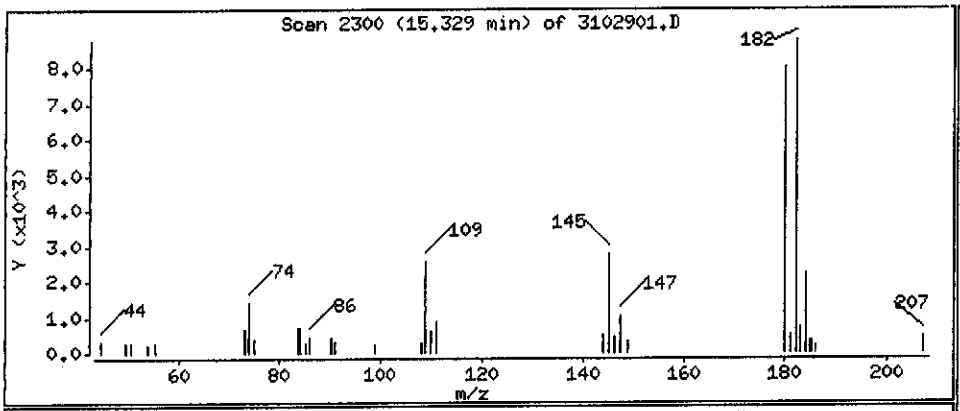

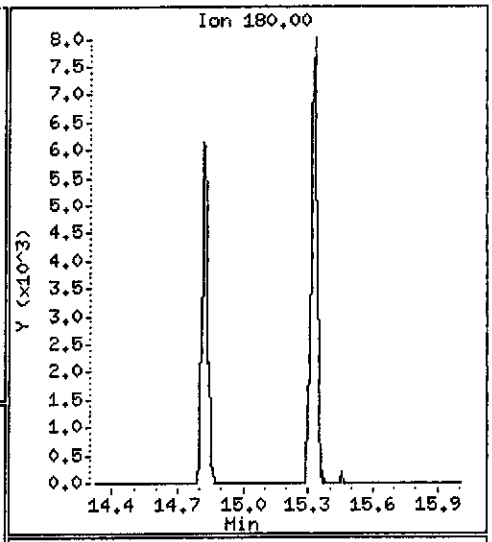

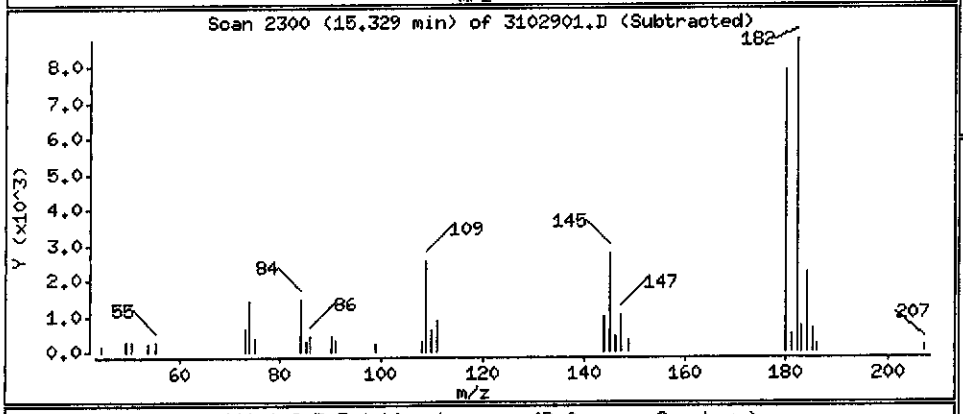

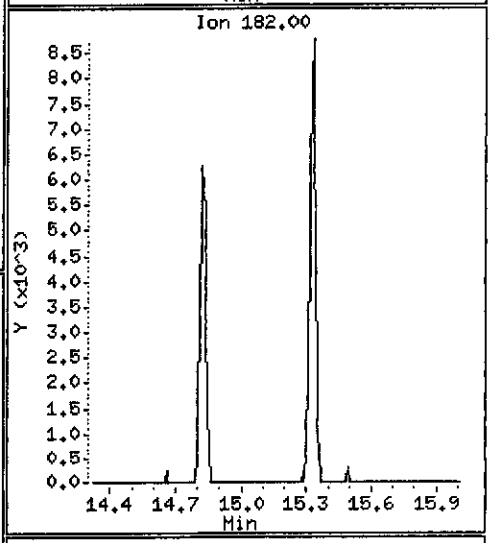

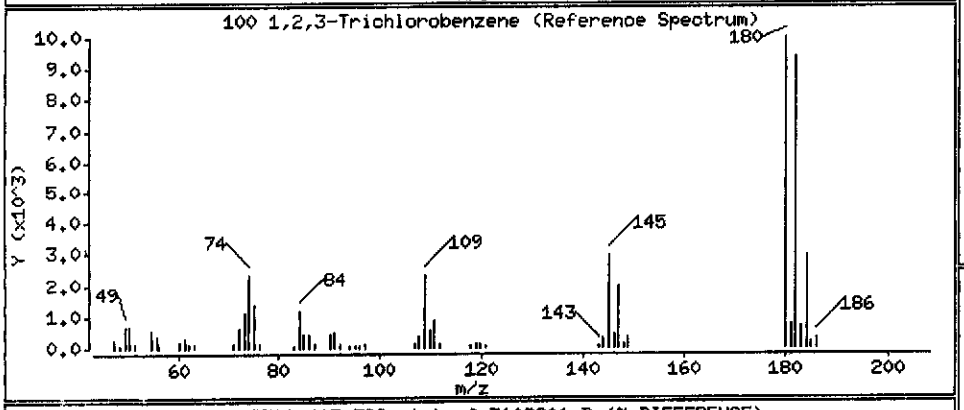

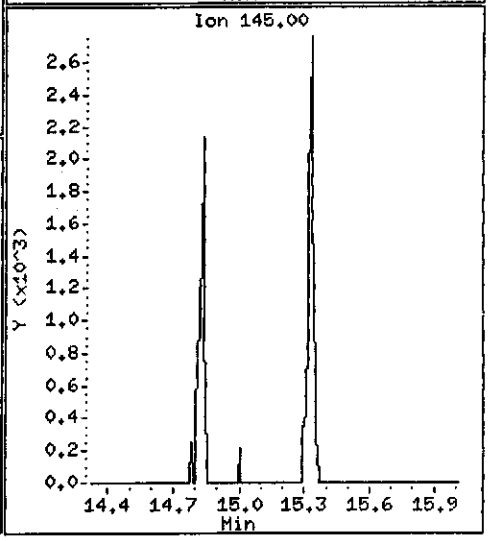

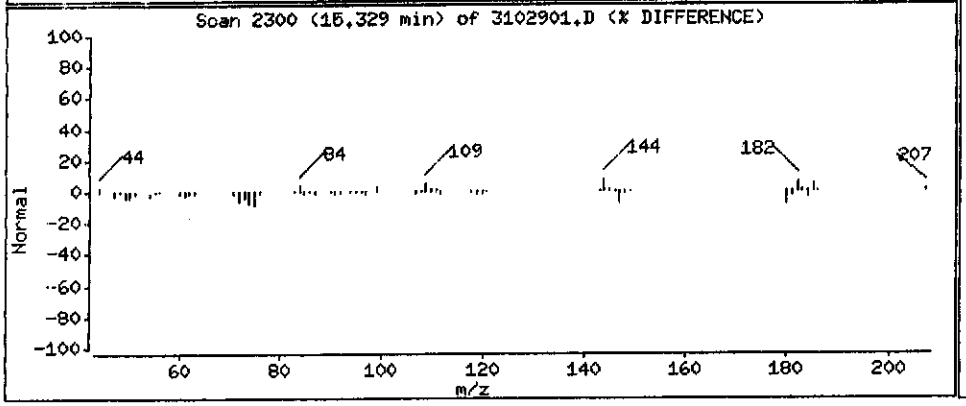

METHOD BLANK REPORT

GC/MS Volatiles

Client Lot #...: C0J250457 **Work Order #...:** L9DLD1AA **Matrix.....:** WATER
MB Lot-Sample #: C0K010000-199

Prep Date.....: 11/01/10 **Analysis Time..:** 08:53
Analysis Date..: 11/01/10 **Prep Batch #...:** 0305199 **Final Wgt/Vol..:** 5 mL
Dilution Factor: 1 **Initial Wgt/Vol:** 5 mL **Instrument ID..:** HP5
Analyst ID.....: 001562

PARAMETER	RESULT	REPORTING LIMIT	UNITS	METHOD
Acetone	ND	5.0	ug/L	SW846 8260B
Benzene	ND	1.0	ug/L	SW846 8260B
Bromodichloromethane	ND	1.0	ug/L	SW846 8260B
Bromoform	ND	1.0	ug/L	SW846 8260B
Bromomethane	ND	1.0	ug/L	SW846 8260B
2-Butanone	ND	5.0	ug/L	SW846 8260B
Carbon disulfide	ND	1.0	ug/L	SW846 8260B
Carbon tetrachloride	ND	1.0	ug/L	SW846 8260B
Chlorobenzene	ND	1.0	ug/L	SW846 8260B
Chloroethane	ND	1.0	ug/L	SW846 8260B
Chloroform	ND	1.0	ug/L	SW846 8260B
Chloromethane	ND	1.0	ug/L	SW846 8260B
Cyclohexane	ND	1.0	ug/L	SW846 8260B
Dibromochloromethane	ND	1.0	ug/L	SW846 8260B
1,2-Dibromo-3-chloro-propane	ND	1.0	ug/L	SW846 8260B
1,2-Dibromoethane	ND	1.0	ug/L	SW846 8260B
1,3-Dichlorobenzene	ND	1.0	ug/L	SW846 8260B
1,4-Dichlorobenzene	ND	1.0	ug/L	SW846 8260B
1,2-Dichlorobenzene	ND	1.0	ug/L	SW846 8260B
Dichlorodifluoromethane	ND	1.0	ug/L	SW846 8260B
1,1-Dichloroethane	ND	1.0	ug/L	SW846 8260B
1,2-Dichloroethane	ND	1.0	ug/L	SW846 8260B
1,1-Dichloroethene	ND	1.0	ug/L	SW846 8260B
cis-1,2-Dichloroethene	ND	1.0	ug/L	SW846 8260B
trans-1,2-Dichloroethene	ND	1.0	ug/L	SW846 8260B
1,2-Dichloropropane	ND	1.0	ug/L	SW846 8260B
cis-1,3-Dichloropropene	ND	1.0	ug/L	SW846 8260B
trans-1,3-Dichloropropene	ND	1.0	ug/L	SW846 8260B
Ethylbenzene	ND	1.0	ug/L	SW846 8260B
2-Hexanone	ND	5.0	ug/L	SW846 8260B
Isopropylbenzene	ND	1.0	ug/L	SW846 8260B
Methyl acetate	ND	1.0	ug/L	SW846 8260B
Methylene chloride	ND	1.0	ug/L	SW846 8260B
Methylcyclohexane	ND	1.0	ug/L	SW846 8260B
4-Methyl-2-pentanone	ND	5.0	ug/L	SW846 8260B
Methyl tert-butyl ether	ND	1.0	ug/L	SW846 8260B
Styrene	ND	1.0	ug/L	SW846 8260B
1,1,2,2-Tetrachloroethane	ND	1.0	ug/L	SW846 8260B
1,2,4-Trichloro-benzene	ND	1.0	ug/L	SW846 8260B

(Continued on next page)

METHOD BLANK REPORT

GC/MS Volatiles

Client Lot #...: C0J250457 **Work Order #...:** L9DLD1AA **Matrix.....:** WATER

PARAMETER	RESULT	REPORTING LIMIT	UNITS	METHOD
Tetrachloroethene	ND	1.0	ug/L	SW846 8260B
1,1,1-Trichloroethane	ND	1.0	ug/L	SW846 8260B
1,1,2-Trichloroethane	ND	1.0	ug/L	SW846 8260B
Trichloroethene	ND	1.0	ug/L	SW846 8260B
Trichlorofluoromethane	ND	1.0	ug/L	SW846 8260B
1,1,2-Trichloro-1,2,2-trifluoroethane	ND	1.0	ug/L	SW846 8260B
Toluene	ND	1.0	ug/L	SW846 8260B
Vinyl chloride	ND	1.0	ug/L	SW846 8260B
Xylenes (total)	ND	3.0	ug/L	SW846 8260B

SURROGATE	PERCENT RECOVERY	RECOVERY LIMITS
Toluene-d8	93	(71 - 118)
1,2-Dichloroethane-d4	94	(64 - 135)
4-Bromofluorobenzene	107	(70 - 118)
Dibromofluoromethane	95	(70 - 128)

NOTE(S):

Calculations are performed before rounding to avoid round-off errors in calculated results.

Data File: \\pitsvr06\d\chem\hp5.i\5110110d.b\51101001.D
Date : 01-NOV-2010 08:53
Client ID: INTRA-LAB BLANK
Sample Info: VBLK 5ml
Purge Volume: 5.0
Column phase: DB 624

Instrument: hp5.i
Operator: 001562
Column diameter: 0.20

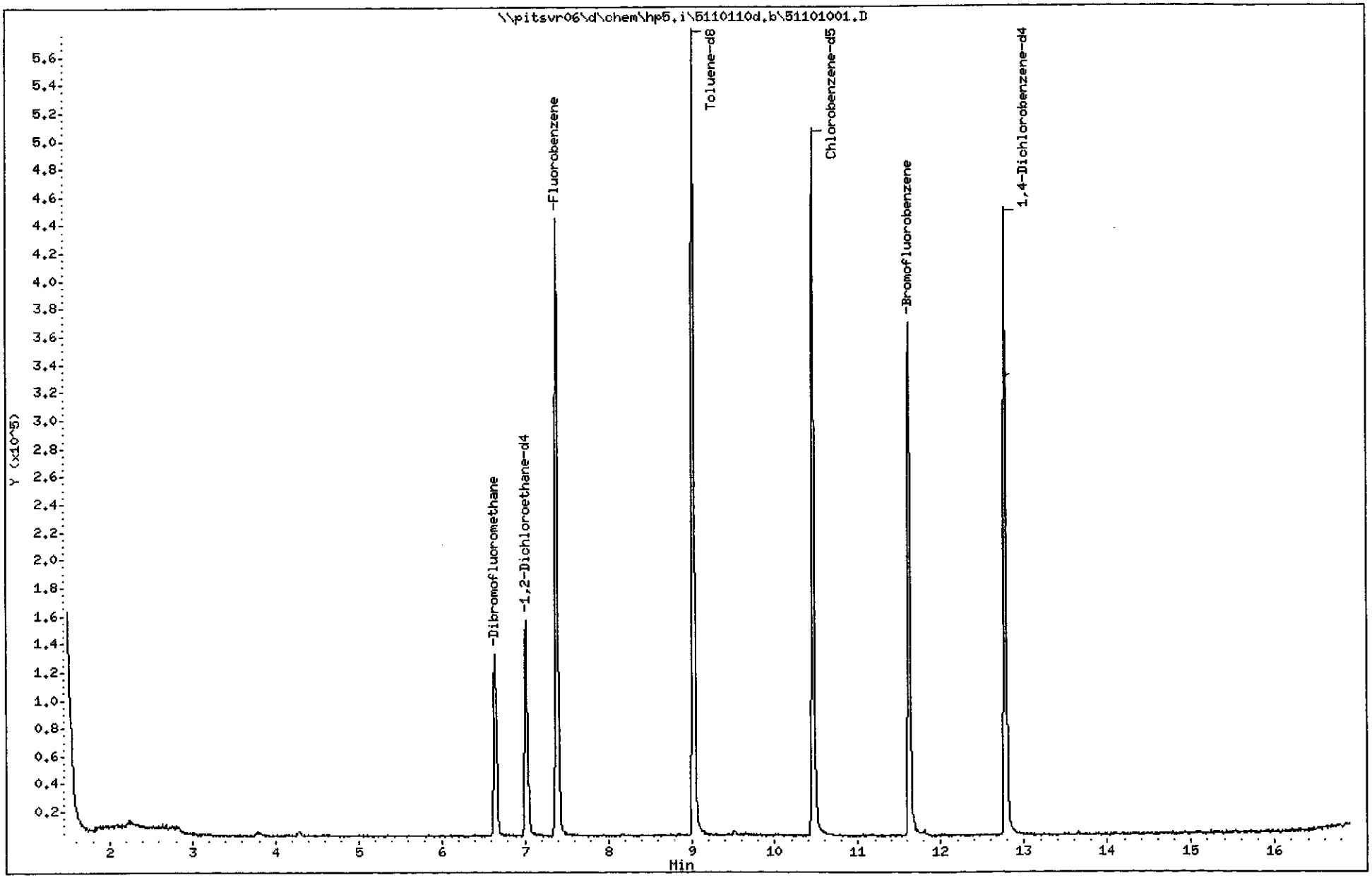

TestAmerica Pittsburgh

VOLATILE REPORT SW-846 Method

Data file : \\pitsvr06\d\chem\hp5.i\5110110d.b\51101001.D
Lab Smp Id: 19d1d1aa Client Smp ID: INTRA-LAB BLANK
Inj Date : 01-NOV-2010 08:53 MS Autotune Date: 12-SEP-2010 08:53
Operator : 001562 Inst ID: hp5.i
Smp Info : VBLK 5ml
Misc Info : vblk,5110110d.b,8260ee.m,1-dwlistee.sub
Comment :
Method : \\PITSVR06\D\chem\hp5.i\5110110d.b\8260ee.m
Meth Date : 01-Nov-2010 11:35 fergusond Quant Type: ISTD
Cal Date : 21-SEP-2010 21:56 Cal File: 1A50921N.D
Als bottle: 4
Dil Factor: 1.00000
Integrator: HP RTE Compound Sublist: 1-dwlistee.sub
Target Version: 4.14
Processing Host: PITPC-002

Concentration Formula: Amt * DF * 1/Vo*Vt * CpndVariable

Name	Value	Description
DF	1.000	Dilution Factor
Vo	5.000	Sample Volume
Vt	1.000	mg/L conversion (1.0 if no conversion)
Cpnd Variable		Local Compound Variable

Compounds	QUANT SIG MASS	RT	EXP RT	REL RT	RESPONSE	CONCENTRATIONS ON-COLUMN (ng)	CONCENTRATIONS FINAL (UG/L)
* 46 Fluorobenzene	96	7.383	7.381	(1.000)	474313	50.0000	
* 69 Chlorobenzene-d5	119	10.462	10.460	(1.000)	111464	50.0000	
* 92 1,4-Dichlorobenzene-d4	152	12.779	12.777	(1.000)	148218	50.0000	
$ 39 Dibromofluoromethane	113	6.641	6.639	(0.899)	103363	47.3108	9.462
$ 43 1,2-Dichloroethane-d4	65	7.018	7.016	(0.951)	128577	47.0322	9.406
$ 59 Toluene-d8	98	9.026	9.024	(0.863)	437121	46.4611	9.292
$ 80 Bromofluorobenzene	95	11.630	11.628	(0.910)	169496	53.6057	10.72
2 Chloromethane	50	Compound Not Detected.					
3 Vinyl Chloride	62	Compound Not Detected.					
4 Bromomethane	94	Compound Not Detected.					
5 Chloroethane	64	Compound Not Detected.					
6 Trichlorofluoromethane	101	Compound Not Detected.					
1 Dichlorodifluoromethane	85	Compound Not Detected.					
12 1,1-Dichloroethene	96	Compound Not Detected.					
13 Acetone	43	Compound Not Detected.					
15 Carbon Disulfide	76	Compound Not Detected.					
18 Methylene Chloride	84	Compound Not Detected.					
19 trans-1,2-Dichloroethene	96	Compound Not Detected.					
20 Methyl tert-butyl ether	73	Compound Not Detected.					
24 1,1-Dichloroethane	63	Compound Not Detected.					
27 2,2-Dichloropropane	77	Compound Not Detected.					
28 cis-1,2-dichloroethene	96	Compound Not Detected.					

	Compounds	QUANT SIG MASS	RT	EXP RT	REL RT	RESPONSE	CONCENTRATIONS ON-COLUMN (ng)	CONCENTRATIONS FINAL (UG/L)
M	29 1,2-Dichloroethene (total)	96	Compound Not Detected.					
	30 Bromochloromethane	128	Compound Not Detected.					
	31 2-Butanone	43	Compound Not Detected.					
	37 Chloroform	83	Compound Not Detected.					
	38 1,1,1-Trichloroethane	97	Compound Not Detected.					
	40 1,1-Dichloropropene	75	Compound Not Detected.					
	41 Carbon Tetrachloride	117	Compound Not Detected.					
	42 Benzene	78	Compound Not Detected.					
	45 1,2-Dichloroethane	62	Compound Not Detected.					
	47 Trichloroethene	130	Compound Not Detected.					
	49 1,2-Dichloropropane	63	Compound Not Detected.					
	50 Dibromomethane	93	Compound Not Detected.					
	53 Bromodichloromethane	83	Compound Not Detected.					
	57 cis-1,3-Dichloropropene	75	Compound Not Detected.					
	58 4-Methyl-2-Pentanone	43	Compound Not Detected.					
	60 Toluene	91	Compound Not Detected.					
	61 trans-1,3-Dichloropropene	75	Compound Not Detected.					
	63 1,3-Dichloropropane	76	Compound Not Detected.					
	64 1,1,2-Trichloroethane	97	Compound Not Detected.					
	65 Tetrachloroethene	164	Compound Not Detected.					
	66 2-Hexanone	43	Compound Not Detected.					
	67 Dibromochloromethane	129	Compound Not Detected.					
	68 1,2-Dibromoethane	107	Compound Not Detected.					
	70 Chlorobenzene	112	Compound Not Detected.					
	71 1,1,1,2-Tetrachloroethane	131	Compound Not Detected.					
	72 Ethylbenzene	106	Compound Not Detected.					
	73 m + p-Xylene	106	Compound Not Detected.					
	74 Xylene-o	106	Compound Not Detected.					
M	75 Xylenes (total)	106	Compound Not Detected.					
	76 Styrene	104	Compound Not Detected.					
	77 Bromoform	173	Compound Not Detected.					
	78 Isopropylbenzene	105	Compound Not Detected.					
	79 Bromobenzene	156	Compound Not Detected.					
	81 n-Propylbenzene	120	Compound Not Detected.					
	82 2-Chlorotoluene	126	Compound Not Detected.					
	83 1,1,2,2-Tetrachloroethane	83	Compound Not Detected.					
	84 1,2,3-Trichloropropane	110	Compound Not Detected.					
	85 4-Chlorotoluene	126	Compound Not Detected.					
	86 1,3,5-Trimethylbenzene	105	Compound Not Detected.					
	87 tert-Butylbenzene	119	Compound Not Detected.					
	88 1,2,4-Trimethylbenzene	105	Compound Not Detected.					
	89 sec-Butylbenzene	105	Compound Not Detected.					
	90 4-Isopropyltoluene	119	Compound Not Detected.					
	91 1,3-Dichlorobenzene	146	Compound Not Detected.					
	93 1,4-Dichlorobenzene	146	Compound Not Detected.					
	94 n-Butylbenzene	91	Compound Not Detected.					
	95 1,2-Dichlorobenzene	146	Compound Not Detected.					
	96 1,2-Dibromo-3-chloropropane	157	Compound Not Detected.					
	97 1,2,4-Trichlorobenzene	180	Compound Not Detected.					
	98 Hexachlorobutadiene	225	Compound Not Detected.					
	99 Naphthalene	128	Compound Not Detected.					
	100 1,2,3-Trichlorobenzene	180	Compound Not Detected.					
	101 1,1,2-trichlorotrifluoroethane	101	Compound Not Detected.					
	102 Methyl acetate	43	Compound Not Detected.					

Compounds	QUANT SIG MASS	RT	EXP RT	REL RT	RESPONSE	CONCENTRATIONS ON-COLUMN (ng)	CONCENTRATIONS FINAL (UG/L)
104 Cyclohexane	56	Compound Not Detected.					
105 Methyl Cyclohexane	83	Compound Not Detected.					
157 2-Chlorobenzotrifluoride	180	Compound Not Detected.					
158 3-Chlorobenzotrifluoride	180	Compound Not Detected.					
159 4-Chlorobenzotrifluoride	180	Compound Not Detected.					
160 3-Chlorotoluene	126	Compound Not Detected.					
161 2,4-Dichlorobenzotrifluoride	214	Compound Not Detected.					
162 2,5-Dichlorobenzotrifluoride	214	Compound Not Detected.					
163 3,4-Dichlorobenzotrifluoride	214	Compound Not Detected.					
164 Dichlorotoluene(2,4+2,5+2,6)	125	Compound Not Detected.					
165 Dichlorotoluene(2,3+3,4)	125	Compound Not Detected.					
166 1,3,5-Trichlorobenzene	180	Compound Not Detected.					
167 2,3,6-Trichlorotoluene	159	Compound Not Detected.					
168 2,4,5-Trichlorotoluene	159	Compound Not Detected.					

LABORATORY CONTROL SAMPLE EVALUATION REPORT

GC/MS Volatiles

Client Lot #...: C0J250457 **Work Order #...:** L89151AC **Matrix.....:** SOLID
LCS Lot-Sample#: C0J290000-058
Prep Date.....: 10/29/10 **Analysis Date..:** 10/29/10
Prep Batch #...: 0302058 **Analysis Time..:** 07:47
Dilution Factor: 1 **Initial Wgt/Vol:** 5 g **Final Wgt/Vol..:** 5 mL
Analyst ID.....: 010099 **Instrument ID..:** HP3

PARAMETER	PERCENT RECOVERY	RECOVERY LIMITS	METHOD
Benzene	**100**	**(77 - 120)**	**SW846 8260B**
Chlorobenzene	**98**	**(79 - 120)**	**SW846 8260B**
1,1-Dichloroethene	**95**	**(59 - 129)**	**SW846 8260B**
Trichloroethene	**104**	**(76 - 119)**	**SW846 8260B**
Toluene	**102**	**(78 - 124)**	**SW846 8260B**

SURROGATE	PERCENT RECOVERY	RECOVERY LIMITS
1,2-Dichloroethane-d4	92	(52 - 124)
Toluene-d8	104	(72 - 127)
4-Bromofluorobenzene	93	(63 - 120)
Dibromofluoromethane	106	(68 - 121)

NOTE(S):

Calculations are performed before rounding to avoid round-off errors in calculated results.

Bold print denotes control parameters

Data File: \\pitsvr06\d\chem\hp3.i\3102910d.b\3102904.D
Date : 29-OCT-2010 07:47
Client ID: INTRA-LAB CHECK
Sample Info: BLANK MS 5.00G/5ML
Purge Volume: 5.0
Column phase: DB 624

\\pitsvr06\d\chem\hp3.i\3102910d.b\3102904.D

Instrument: hp3.i
Operator: 10099
Column diameter: 0.18

TestAmerica Pittsburgh

VOLATILE REPORT SW-846 Method

Data file : \\pitsvr06\d\chem\hp3.i\3102910d.b\3102904.D
Lab Smp Id: L89151AC Client Smp ID: INTRA-LAB CHECK
Inj Date : 29-OCT-2010 07:47
Operator : 10099 Inst ID: hp3.i
Smp Info : BLANK MS 5.00G/5ML
Misc Info : 189151ac,3102910d.b,8260bsoil.m,4-dwsoil.sub
Comment :
Method : \\pitsvr06\d\chem\hp3.i\3102910d.b\8260bsoil.m
Meth Date : 29-Oct-2010 06:04 hp3.i Quant Type: ISTD
Cal Date : 10-AUG-2010 09:27 Cal File: 1D30810.D
Als bottle: 4
Dil Factor: 1.00000
Integrator: HP RTE Compound Sublist: 4-dwsoil.sub
Target Version: 4.14
Processing Host: PITPC-110

Concentration Formula: Amt * DF * 1/Vo * CpndVariable

Name	Value	Description
DF	1.000	Dilution Factor
Vo	5.000	Sample Amount
Cpnd Variable		Local Compound Variable

	Compounds	QUANT SIG MASS	RT	EXP RT	REL RT	RESPONSE	CONCENTRATIONS ON-COLUMN (ng)	FINAL (ug/Kg)
* 46	Fluorobenzene	96	7.402	7.403	(1.000)	963460	250.000	
* 69	Chlorobenzene-d5	119	10.486	10.488	(1.000)	220544	250.000	
* 92	1,4-Dichlorobenzene-d4	152	12.810	12.805	(1.000)	360747	250.000	
$ 39	Dibromofluoromethane	113	6.666	6.667	(0.901)	217349	265.879	53.18
$ 43	1,2-Dichloroethane-d4	65	7.037	7.032	(0.951)	205791	229.279	45.86
$ 59	Toluene-d8	98	9.045	9.046	(0.863)	863815	258.840	51.77
$ 80	Bromofluorobenzene	95	11.648	11.650	(1.111)	347930	231.921	46.38
1	Dichlorodifluoromethane	85	1.635	1.630	(0.221)	167344	123.654	24.73
2	Chloromethane	50	1.817	1.807	(0.246)	227977	148.359	29.67
3	Vinyl Chloride	62	1.957	1.940	(0.264)	217293	155.117	31.02
4	Bromomethane	94	2.304	2.305	(0.311)	78874	156.188	31.24
5	Chloroethane	64	2.414	2.409	(0.326)	82154	159.007	31.80
156	Trichlorofluoromethane	101	2.748	2.737	(0.371)	288687	170.332	34.07
10	1,1,2-trichloro-1,2,2-trifluor	101	3.545	3.534	(0.479)	227753	185.034	37.01
12	1,1-Dichloroethene	96	3.484	3.479	(0.471)	217118	190.579	38.12
15	Carbon Disulfide	76	3.782	3.778	(0.511)	648090	182.892	36.58
13	Acetone	43	3.624	3.625	(0.490)	89697	213.768	42.75
18	Methylene Chloride	84	4.293	4.289	(0.580)	255181	185.463	37.09
19	trans-1,2-Dichloroethene	96	4.713	4.708	(0.637)	238448	202.584	40.52
20	Methyl tert-butyl ether	73	4.750	4.745	(0.642)	478187	187.327	37.46
24	1,1-Dichloroethane	63	5.322	5.311	(0.719)	366455	192.834	38.57
27	2,2-Dichloropropane	77	6.070	6.065	(0.820)	282793	172.985	34.60
28	cis-1,2-dichloroethene	96	6.082	6.077	(0.822)	238779	207.197	41.44

Compounds	QUANT SIG MASS	RT	EXP RT	REL RT	RESPONSE	CONCENTRATIONS ON-COLUMN (ng)	CONCENTRATIONS FINAL (ug/Kg)
M 29 1,2-Dichloroethene (total)	96				477227	409.781	81.96
30 Bromochloromethane	128	6.368	6.369	(0.860)	95257	207.321	41.46
31 2-Butanone	43	6.118	6.120	(0.827)	79666	205.905	41.18
37 Chloroform	83	6.477	6.479	(0.875)	351534	196.832	39.37
38 1,1,1-Trichloroethane	97	6.672	6.661	(0.901)	314969	192.695	38.54
40 1,1-Dichloropropene	75	6.855	6.856	(0.926)	279529	189.511	37.90
41 Carbon Tetrachloride	117	6.855	6.850	(0.926)	256555	194.609	38.92
42 Benzene	78	7.092	7.087	(0.958)	802771	199.243	39.85
45 1,2-Dichloroethane	62	7.116	7.117	(0.961)	201171	171.990	34.40
47 Trichloroethene	130	7.797	7.793	(1.053)	214267	207.188	41.44
49 1,2-Dichloropropane	63	8.029	8.024	(1.085)	184145	191.394	38.28
50 Dibromomethane	93	8.156	8.152	(1.102)	90250	197.012	39.40
53 Bromodichloromethane	83	8.321	8.322	(1.124)	206726	191.751	38.35
57 cis-1,3-Dichloropropene	75	8.777	8.778	(1.186)	243553	189.147	37.83
58 4-Methyl-2-Pentanone	43	8.941	8.942	(0.853)	121001	197.240	39.45(Q)
60 Toluene	91	9.112	9.113	(0.869)	862353	204.680	40.94
61 trans-1,3-Dichloropropene	75	9.337	9.338	(0.890)	197635	178.030	35.61
63 1,3-Dichloropropane	76	9.689	9.685	(0.924)	224949	188.380	37.68
64 1,1,2-Trichloroethane	97	9.519	9.520	(0.908)	125119	194.948	38.99
65 Tetrachloroethene	164	9.659	9.654	(0.921)	182328	207.446	41.49
66 2-Hexanone	43	9.769	9.770	(0.932)	121620	215.269	43.05
67 Dibromochloromethane	129	9.915	9.916	(0.945)	127702	212.672	42.53
68 1,2-Dibromoethane	107	10.024	10.025	(0.956)	120171	197.476	39.50
70 Chlorobenzene	112	10.511	10.512	(1.002)	544385	196.706	39.34
71 1,1,1,2-Tetrachloroethane	131	10.596	10.591	(1.010)	176847	205.145	41.03
72 Ethylbenzene	106	10.620	10.615	(1.013)	311981	200.298	40.06
73 m + p-Xylene	106	10.736	10.737	(1.024)	745219	400.344	80.07
74 Xylene-o	106	11.131	11.132	(1.061)	391063	208.620	41.72
76 Styrene	104	11.143	11.139	(1.063)	623201	207.108	41.42
77 Bromoform	173	11.332	11.339	(1.081)	74422	200.044	40.01
78 Isopropylbenzene	105	11.496	11.498	(1.096)	1050725	208.072	41.61
79 Bromobenzene	156	11.806	11.802	(0.922)	220878	207.987	41.60
81 n-Propylbenzene	120	11.904	11.905	(0.929)	300200	207.836	41.57
82 2-Chlorotoluene	126	11.995	11.996	(0.936)	233913	206.024	41.20
83 1,1,2,2-Tetrachloroethane	83	11.794	11.790	(1.125)	161471	193.864	38.77
84 1,2,3-Trichloropropane	110	11.843	11.838	(0.924)	51206	187.528	37.50
85 4-Chlorotoluene	126	12.105	12.100	(0.945)	231646	202.432	40.49
86 1,3,5-Trimethylbenzene	105	12.080	12.075	(0.943)	890144	204.263	40.85
87 tert-Butylbenzene	119	12.403	12.404	(0.968)	810151	214.046	42.81
88 1,2,4-Trimethylbenzene	105	12.451	12.453	(0.972)	909414	207.554	41.51
89 sec-Butylbenzene	105	12.622	12.623	(0.985)	1179228	210.577	42.12
90 4-Isopropyltoluene	119	12.768	12.769	(0.997)	1032948	212.578	42.52
91 1,3-Dichlorobenzene	146	12.743	12.745	(0.995)	451928	203.093	40.62
93 1,4-Dichlorobenzene	146	12.829	12.830	(1.001)	437933	195.198	39.04
94 n-Butylbenzene	91	13.181	13.177	(1.029)	923367	207.175	41.44
95 1,2-Dichlorobenzene	146	13.206	13.207	(1.031)	417072	205.073	41.01
96 1,2-Dibromo-3-chloropropane	157	13.990	13.986	(1.092)	25520	190.808	38.16
97 1,2,4-Trichlorobenzene	180	14.824	14.819	(1.157)	297326	193.665	38.73
98 Hexachlorobutadiene	225	14.988	14.983	(1.170)	219383	221.002	44.20
99 Naphthalene	128	15.073	15.068	(1.177)	397817	172.154	34.43
100 1,2,3-Trichlorobenzene	180	15.323	15.324	(1.196)	234407	187.588	37.52
156 Methyl Acetate	43	4.184	4.173	(0.565)	92133	180.861	36.17
157 Cyclohexane	56	6.721	6.716	(0.908)	460048	191.278	38.26
158 Methyl Cyclohexane	83	7.986	7.987	(1.079)	473644	210.411	42.08

Compounds	QUANT SIG MASS	RT	EXP RT	REL RT	RESPONSE	CONCENTRATIONS ON-COLUMN (ng)	CONCENTRATIONS FINAL (ug/Kg)
M 75 Xylenes (total)	106				1136282	608.964	121.8

QC Flag Legend

Q - Qualifier signal failed the ratio test.

LABORATORY CONTROL SAMPLE EVALUATION REPORT

GC/MS Volatiles

Client Lot #...: C0J250457 **Work Order #...:** L9DLD1AC **Matrix.....:** WATER
LCS Lot-Sample#: C0K010000-199
Prep Date.....: 11/01/10 **Analysis Date..:** 11/01/10
Prep Batch #...: 0305199 **Analysis Time..:** 10:23
Dilution Factor: 1 **Initial Wgt/Vol:** 5 mL **Final Wgt/Vol..:** 5 mL
Analyst ID.....: 001562 **Instrument ID..:** HP5

PARAMETER	PERCENT RECOVERY	RECOVERY LIMITS	METHOD
Benzene	**92**	**(80 - 120)**	**SW846 8260B**
Chlorobenzene	**89**	**(80 - 120)**	**SW846 8260B**
1,1-Dichloroethene	**90**	**(65 - 136)**	**SW846 8260B**
Trichloroethene	**92**	**(73 - 120)**	**SW846 8260B**
Toluene	**91**	**(80 - 123)**	**SW846 8260B**

SURROGATE	PERCENT RECOVERY	RECOVERY LIMITS
Toluene-d8	90	(71 - 118)
1,2-Dichloroethane-d4	89	(64 - 135)
4-Bromofluorobenzene	93	(70 - 118)
Dibromofluoromethane	91	(70 - 128)

NOTE(S):

Calculations are performed before rounding to avoid round-off errors in calculated results.

Bold print denotes control parameters



Data File: \\pitsvr06\d\chem\hp5.i\5110110d.b\51101004.D
Date : 01-NOV-2010 10:23
Client ID: INTRA-LAB CHECK
Sample Info: BLKNS 5ml
Purge Volume: 5.0
Column phase: DB 624

Instrument: hp5.i
Operator: 001562
Column diameter: 0.20

TestAmerica Pittsburgh

VOLATILE REPORT SW-846 Method

Data file : \\pitsvr06\d\chem\hp5.i\5110110d.b\51101004.D
Lab Smp Id: 19d1d1ac Client Smp ID: INTRA-LAB CHECK
Inj Date : 01-NOV-2010 10:23 MS Autotune Date: 12-SEP-2010 08:53
Operator : 001562 Inst ID: hp5.i
Smp Info : BLKMS 5ml
Misc Info : lcs,5110110d.b,8260ee.m,1-dwlistee.sub
Comment :
Method : \\PITSVR06\D\chem\hp5.i\5110110d.b\8260ee.m
Meth Date : 01-Nov-2010 11:35 fergusond Quant Type: ISTD
Cal Date : 21-SEP-2010 21:56 Cal File: 1A50921N.D
Als bottle: 7
Dil Factor: 1.00000
Integrator: HP RTE Compound Sublist: 1-dwlistee.sub
Target Version: 4.14
Processing Host: PITSVR06

Concentration Formula: Amt * DF * 1/Vo*Vt * CpndVariable

Name	Value	Description
DF	1.000	Dilution Factor
Vo	5.000	Sample Volume
Vt	1.000	mg/L conversion (1.0 if no conversion)
Cpnd Variable		Local Compound Variable

Compounds	QUANT SIG MASS	RT	EXP RT	REL RT	RESPONSE	CONCENTRATIONS ON-COLUMN (ng)	FINAL (UG/L)	
* 46 Fluorobenzene	96	7.383	7.381	(1.000)	479789	50.0000		
* 69 Chlorobenzene-d5	119	10.461	10.460	(1.000)	120055	50.0000		(M)
* 92 1,4-Dichlorobenzene-d4	152	12.779	12.777	(1.000)	165153	50.0000		
$ 39 Dibromofluoromethane	113	6.640	6.639	(0.899)	100116	45.3016	9.060	
$ 43 1,2-Dichloroethane-d4	65	7.018	7.016	(0.951)	123332	44.5987	8.920	
$ 59 Toluene-d8	98	9.025	9.024	(0.863)	456170	45.0162	9.003	
$ 80 Bromofluorobenzene	95	11.629	11.628	(0.910)	163211	46.3250	9.265	
2 Chloromethane	50	1.834	1.839	(0.249)	118869	34.2508	6.850	
3 Vinyl Chloride	62	1.968	1.979	(0.267)	139924	44.2028	8.840	
4 Bromomethane	94	2.339	2.338	(0.317)	42969	32.0190	6.404	
5 Chloroethane	64	2.485	2.472	(0.337)	89107	54.3159	10.86	
6 Trichlorofluoromethane	101	2.808	2.764	(0.380)	102237	39.7365	7.947	
1 Dichlorodifluoromethane	85	1.652	1.657	(0.224)	102073	31.7176	6.344	
12 1,1-Dichloroethene	96	3.489	3.476	(0.473)	112321	44.9401	8.988	
13 Acetone	43	3.629	3.616	(0.492)	27750	27.3747	5.475	
15 Carbon Disulfide	76	3.781	3.774	(0.512)	332943	50.3829	10.08	
18 Methylene Chloride	84	4.280	4.279	(0.580)	135601	44.8905	8.978	
19 trans-1,2-Dichloroethene	96	4.700	4.693	(0.637)	125240	45.3086	9.062	
20 Methyl tert-butyl ether	73	4.724	4.723	(0.640)	306662	46.0401	9.208	
24 1,1-Dichloroethane	63	5.302	5.295	(0.718)	231594	44.8669	8.973	
27 2,2-Dichloropropane	77	6.044	6.043	(0.819)	124854	53.6649	10.73	
28 cis-1,2-dichloroethene	96	6.062	6.061	(0.821)	134313	45.3574	9.071	

	Compounds	QUANT SIG MASS	RT	EXP RT	REL RT	RESPONSE	CONCENTRATIONS ON-COLUMN (ng)	CONCENTRATIONS FINAL (UG/L)
M	29 1,2-Dichloroethene (total)	96				259553	90.6660	18.13
	30 Bromochloromethane	128	6.348	6.341	(0.860)	55864	43.4095	8.682
	31 2-Butanone	43	6.111	6.104	(0.828)	47679	33.0607	6.612
	37 Chloroform	83	6.458	6.457	(0.875)	209837	44.9764	8.995
	38 1,1,1-Trichloroethane	97	6.646	6.645	(0.900)	172753	48.5497	9.710
	40 1,1-Dichloropropene	75	6.841	6.834	(0.927)	187513	46.8306	9.366
	41 Carbon Tetrachloride	117	6.835	6.828	(0.926)	139996	47.4160	9.483
	42 Benzene	78	7.072	7.071	(0.958)	557582	45.9441	9.189
	45 1,2-Dichloroethane	62	7.097	7.095	(0.961)	150263	42.4634	8.493
	47 Trichloroethene	130	7.778	7.777	(1.054)	127877	45.8844	9.177
	49 1,2-Dichloropropane	63	8.015	8.008	(1.086)	139165	45.4940	9.099
	50 Dibromomethane	93	8.137	8.130	(1.102)	64715	42.6491	8.530
	53 Bromodichloromethane	83	8.301	8.300	(1.124)	147885	47.6852	9.537
	57 cis-1,3-Dichloropropene	75	8.764	8.762	(1.187)	184657	50.0549	10.01
	58 4-Methyl-2-Pentanone	43	8.922	8.921	(0.853)	95313	33.7785	6.756
	60 Toluene	91	9.092	9.091	(0.869)	581764	45.4356	9.087
	61 trans-1,3-Dichloropropene	75	9.323	9.322	(0.891)	153038	48.3240	9.665
	63 1,3-Dichloropropane	76	9.664	9.669	(0.924)	192277	42.6234	8.525
	64 1,1,2-Trichloroethane	97	9.500	9.498	(0.908)	100285	40.7338	8.147
	65 Tetrachloroethene	164	9.640	9.638	(0.921)	106748	44.8474	8.969
	66 2-Hexanone	43	9.755	9.754	(0.933)	52673	26.8573	5.371
	67 Dibromochloromethane	129	9.895	9.894	(0.946)	93936	44.5237	8.905
	68 1,2-Dibromoethane	107	10.005	10.003	(0.956)	95839	42.1779	8.436
	70 Chlorobenzene	112	10.491	10.490	(1.003)	346880	44.3124	8.862
	71 1,1,1,2-Tetrachloroethane	131	10.570	10.569	(1.010)	107104	44.5796	8.916(Q)
	72 Ethylbenzene	106	10.595	10.593	(1.013)	205730	45.9671	9.193
	73 m + p-Xylene	106	10.710	10.709	(1.024)	501907	92.4562	18.49
	74 Xylene-o	106	11.106	11.105	(1.062)	238852	46.1815	9.236
M	75 Xylenes (total)	106				740759	138.638	27.73
	76 Styrene	104	11.124	11.123	(1.063)	394603	46.0978	9.220
	77 Bromoform	173	11.313	11.311	(1.081)	54163	45.3861	9.077
	78 Isopropylbenzene	105	11.471	11.470	(1.097)	623229	46.0903	9.218
	79 Bromobenzene	156	11.781	11.780	(0.922)	132820	44.6812	8.936
	81 n-Propylbenzene	120	11.878	11.883	(0.930)	168145	45.5247	9.105
	82 2-Chlorotoluene	126	11.970	11.968	(0.937)	140200	43.7020	8.740
	83 1,1,2,2-Tetrachloroethane	83	11.769	11.768	(0.921)	132545	39.5572	7.911
	84 1,2,3-Trichloropropane	110	11.817	11.816	(0.925)	39729	39.0503	7.810
	85 4-Chlorotoluene	126	12.079	12.078	(0.945)	144342	41.0316	8.206(Q)
	86 1,3,5-Trimethylbenzene	105	12.055	12.054	(0.943)	513328	46.2103	9.242
	87 tert-Butylbenzene	119	12.377	12.382	(0.969)	434506	45.9645	9.193
	88 1,2,4-Trimethylbenzene	105	12.426	12.431	(0.972)	480424	43.9729	8.794
	89 sec-Butylbenzene	105	12.596	12.601	(0.986)	642790	45.8879	9.178
	90 4-Isopropyltoluene	119	12.742	12.741	(0.997)	500243	44.3941	8.879
	91 1,3-Dichlorobenzene	146	12.718	12.717	(0.995)	247397	44.0691	8.814
	93 1,4-Dichlorobenzene	146	12.803	12.802	(1.002)	260112	44.3916	8.878
	94 n-Butylbenzene	91	13.150	13.149	(1.029)	456150	45.2662	9.053
	95 1,2-Dichlorobenzene	146	13.180	13.179	(1.031)	231643	43.2102	8.642
	96 1,2-Dibromo-3-chloropropane	157	13.965	13.958	(1.093)	18636	39.5808	7.916
	97 1,2,4-Trichlorobenzene	180	14.786	14.791	(1.157)	119129	43.4582	8.692
	98 Hexachlorobutadiene	225	14.957	14.955	(1.170)	58834	44.2932	8.859
	99 Naphthalene	128	15.042	15.041	(1.177)	291867	40.9379	8.188
	100 1,2,3-Trichlorobenzene	180	15.291	15.290	(1.197)	103137	42.7648	8.553
	101 1,1,2-trichlorotrifluoroethane	101	3.562	3.549	(0.483)	116501	43.5707	8.714
	102 Methyl acetate	43	4.164	4.157	(0.564)	83177	34.9418	6.988

Compounds	QUANT SIG MASS	RT	EXP RT	REL RT	RESPONSE	CONCENTRATIONS ON-COLUMN (ng)	CONCENTRATIONS FINAL (UG/L)
104 Cyclohexane	56	6.707	6.700	(0.909)	262286	43.2524	8.650
105 Methyl Cyclohexane	83	7.967	7.965	(1.079)	266829	46.0153	9.203
157 2-Chlorobenzotrifluoride	180	11.367	11.366	(1.087)	175304	42.7954	8.559
158 3-Chlorobenzotrifluoride	180	10.461	10.466	(1.000)	188764	42.4607	8.492
159 4-Chlorobenzotrifluoride	180	10.522	10.520	(1.006)	174555	41.8533	8.371
160 3-Chlorotoluene	126	12.030	12.029	(0.941)	162005	50.0782	10.02(Q)
161 2,4-Dichlorobenzotrifluoride	214	12.852	12.850	(1.006)	114864	42.3048	8.461
162 2,5-Dichlorobenzotrifluoride	214	12.900	12.899	(1.010)	140714	44.3544	8.871
163 3,4-Dichlorobenzotrifluoride	214	12.493	12.492	(0.978)	131580	41.7266	8.345
164 Dichlorotoluene(2,4+2,5+2,6)	125	14.105	14.098	(1.104)	554653	138.006	27.60
165 Dichlorotoluene(2,3+3,4)	125	14.525	14.523	(1.137)	371935	94.1385	18.83
166 1,3,5-Trichlorobenzene	180	14.172	14.171	(1.109)	148319	44.3613	8.872
167 2,3,6-Trichlorotoluene	159	16.283	16.288	(1.274)	50547	47.3306	9.466
168 2,4,5-Trichlorotoluene	159	16.161	16.166	(1.265)	57670	48.6952	9.739

QC Flag Legend

Q - Qualifier signal failed the ratio test.
M - Compound response manually integrated.

Data File Name: 51101004.D
Inj. Date and Time: 01-NOV-2010 10:23
Instrument ID: hp5.i
Client ID: INTRA-LAB CHECK
Compound Name: Chlorobenzene-d5
CAS #:

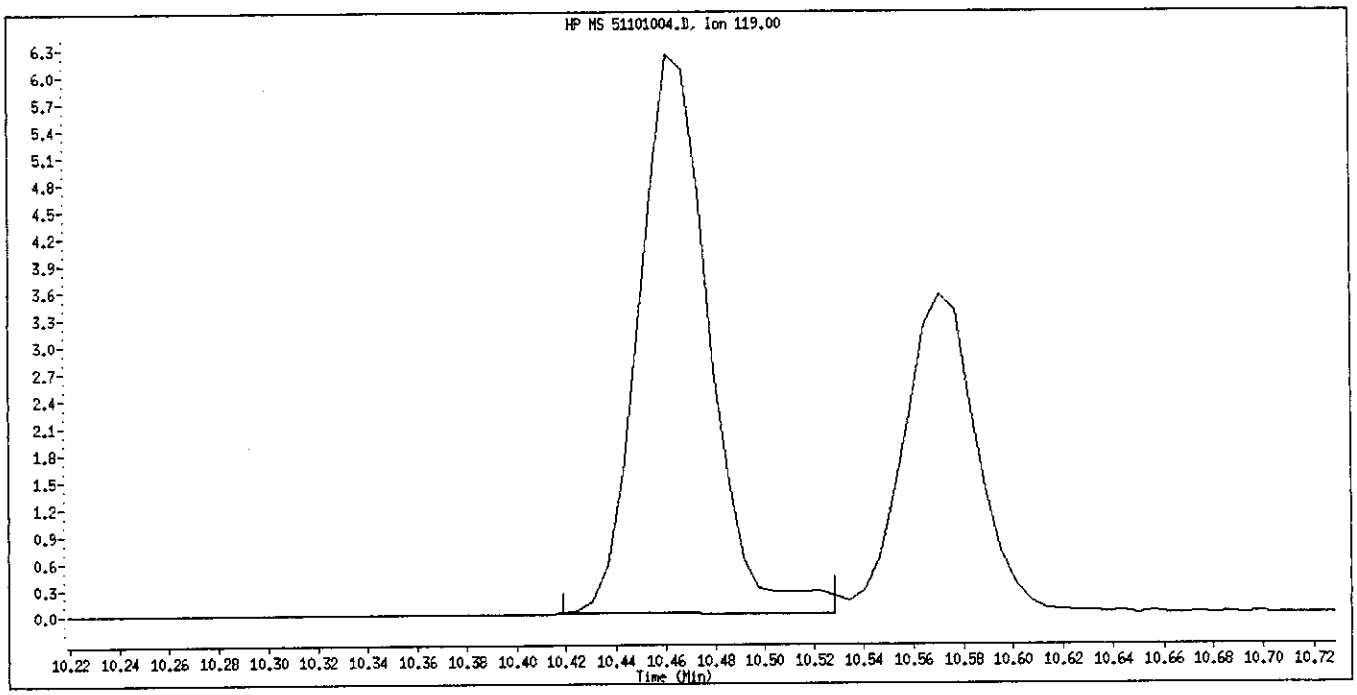

Original Integration

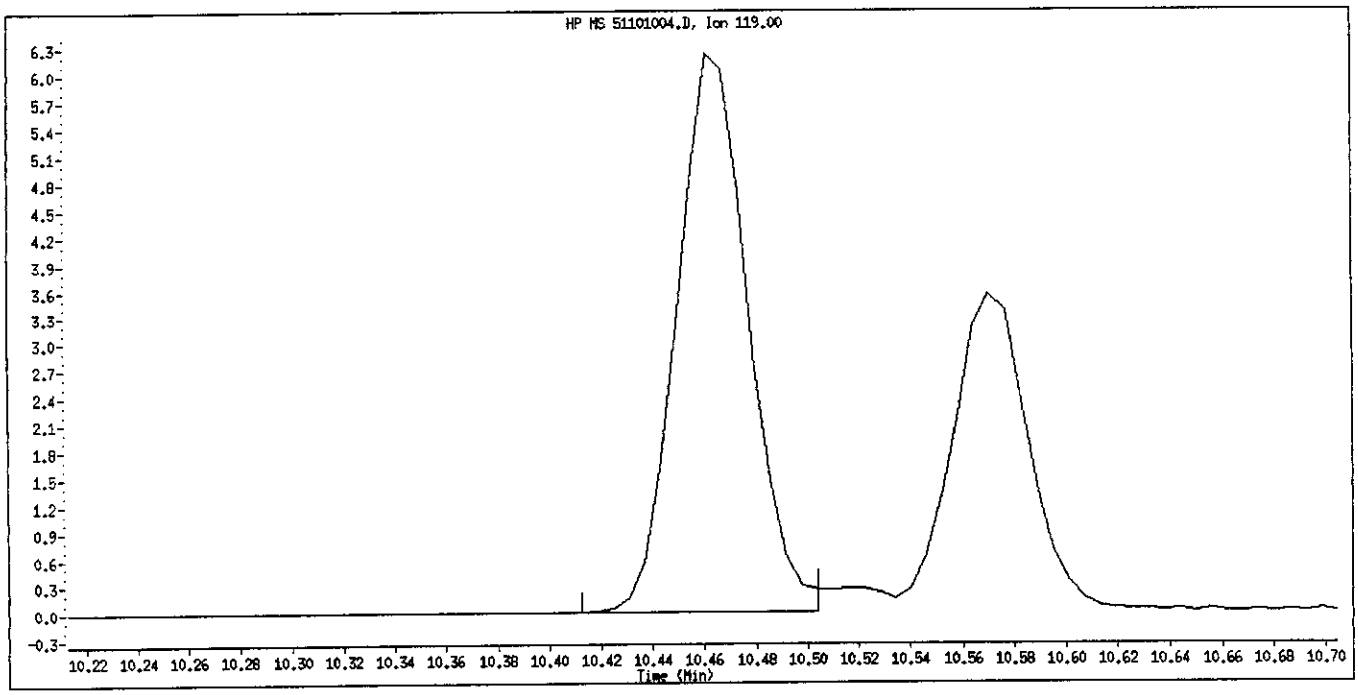

Manual Integration

Manually Integrated By: fergusond
Manual Integration Reason: Peak Integrated Incorrectly

GC/MS VOLATILE
MISCELLANEOUS

(1001 - 1251)

TestAmerica Pittsburgh
GC/MS VOA INSTRUMENT LOG

Page# 1 of 2

Standard IDs
BFB: VOA 0981-10
VOA: VOA 0951-10
SURR: VOA 25 1009-10 2 10/16/10
MS/LCS: VOA 0992-10
INT: VOA 0999-10

VOA 0962-10, 1004-10 Acetone
VOA 0964-10 Ketone
VOA 0967-10 EE

Inst ID : hp5.i
Batch ID : 5101510d.b
Matrix : WATER Level: LOW
Method : 8260B LL H2O
Balance ID:
Analyst: JL
Reviewed by/Date:

Comments: (1) Internal outside QC limits; (2) Surrogate outside control limits

Date	Time	File ID	Sample ID	AS Posn	pH <2	Res Cl2 Y/N	Comments
15-OCT-2010	14:47	BF51015.D	BFB 1UL	6			176√
15-OCT-2010	15:16	BF51015B.D	BFB 1UL	6			/ 15:16
15-OCT-2010	15:55	CC51015.D	VSTD10 5ml	3			1,1-DCEthene ↑
15-OCT-2010	16:19	AC51015.D	APPIX10 5ml	3			/
15-OCT-2010	16:44	CC51015B.D	VSTD10 5ml	3			1,1-DCEthene ↑
15-OCT-2010	17:32	5101501.D	vblk 5ml	1			OK
15-OCT-2010	17:56	1A51015.D	VSTD1 5ml	1			
15-OCT-2010	18:21	1B51015.D	VSTD5 5ml	2			/
15-OCT-2010	18:45	1C51015.D	VSTD10 5ml	3			/
15-OCT-2010	19:09	1D51015.D	VSTD15 5ml	4			/
15-OCT-2010	19:34	1E51015.D	VSTD20 5ml	5			/
15-OCT-2010	19:58	1F51015.D	VSTD35 5ml	6			/
15-OCT-2010	20:23	1G51015.D	VSTD40 5ml	7			/
15-OCT-2010	20:59	5101502.D	vblk 5ml	1			
15-OCT-2010	21:31	5101503.D	vblk 5ml	2			
15-OCT-2010	21:55	1A51015B.D	VBLK 5ml	1			
15-OCT-2010	22:20	1A51015C.D	VSTD1 5ml	1			/
15-OCT-2010	22:44	VR51015.D	VSTD10 5ml	3			/ D.O.2
15-OCT-2010	23:24	5101504.D	vblk 5ml	1			X (1)↓
16-OCT-2010	00:40	5101506.D	mdlv02 5ml	2			/ use 5101505 for S/L
16-OCT-2010	01:19	5101506B.D	mdlv02 5ml	2			/
16-OCT-2010	01:43	5101507.D	mdlv03 5ml	3			/

1244

C0J250457

TestAmerica Pittsburgh
GC/MS VOA INSTRUMENT LOG

Page# 2of2

Page 2 of Batch 5101510d.b on Instrument HP5.I
For header information, refer to the first page of this batch's log.

Comments: (1) Internal outside QC limits; (2) Surrogate outside control limits

Date	Time	File ID	Sample ID	AS Posn	pH <2	Res Cl2 Y/N	Comments
16-OCT-2010	02:08	5101508.D	mdlv04 5ml	4			✓ 02:08 10-16-10
~~16~~ 15 OCT-2010	23:59	5101505.D	vblk 5ml	1			✓ run after 5101504

SL 10/16/10

Form ID: VOARunLog R0.4:10/04/2010

(1001 - 1251)

1245

C0J250457

TestAmerica Pittsburgh | ***GCMS Volatile Run Log*** | **Logbook ID: MV3575**

Method:	Balance ID: 40019078	Inst ID:	Analyst:	Reviewed by:	Date:
8260B		HP3	KLG		

Standard:		Standard:		Standard:		Standard:		Standard:	
VOAC697-10	BFB	VOA0782-10	VOA	VOA0725-10	SURR	VOA0783-10	MS/LCS	VOA0724-10	INT
Standard:		Standard:		Standard:		Standard:		Methanol Lot#:	

(1) Internal outside QC limits (2) Surrogate outside control limits

Date	File ID	Lot No./Sample No.	Vol./Wt.	pH	TrayPos.	Pass/Fail	Comments	Residual Chlorine Yes/No (624)
8/10/10	1. BF30810	BFB	1µl					
	2. CC30810	VStd40	5ml				Int too ↑ ↓EM	
	3. BF30810K	BFB	1µl				0640	
	4. CC30810K	VStd40	5ml					
	5. 30810O1	VBLK	5ml					
	6. 1A30810	VStd5	5ml					
	7. 1B30810	VStd10	5ml					
	8. 1C30810	VStd25	5ml					
	9. 1D30810	VStd40	5ml					
	10. 1E30810	VStd50	5ml					
	11. 1F30810	VStd125	5ml					
	12. 1G30810	VStd250	5ml					
	13. 30810O2	VBLK	5.00g/5ml				Carryover ↓	
	14. 30810O3	VBLK	5.00g/5ml					
	15. 30810O4	VBLK	5.00g/5ml					
	16. 30810O5	Blank MS	5.00g/5ml				Verifies ICAL	
	17. 30810O6	Blank MS	5.00g/5ml					
	18. 30810O7	COH060568-011 MS	5.00g/5ml					
	19. 30810O8	COH060568-011 MSD	5.00g/5ml					
	20. 30810O9	COH060568-011	5.00g/5ml					
	21. 30810I0	COH060568-012	5.00g/5ml					
	22. 30810I1	COH060568-014	5.00g/5ml					

(1001 – 1251)

1246

C0J250457

TestAmerica Pittsburgh
GC/MS VOA INSTRUMENT LOG

Page# 1 of 2

Standard IDs
BFB: VOA0980-10
VOA: VOA1024-10
SURR: VOA1000-10
MS/LCS: VOA1025-10
INT: VOA0999-10

Inst ID : hp3.i
Batch ID : 3102910d.b
Matrix : SOIL Level: LOW
Method : 8260B
Balance ID: 40019078
Analyst: KLG
Reviewed by/Date:

Comments: (1) Internal outside QC limits; (2) Surrogate outside control limits

Date	Time	File ID	Sample ID	AS Posn	pH <2	Res Cl2 Y/N	Comments
29-OCT-2010	05:22	BF31029.D	BFB 1UL	1			
29-OCT-2010	05:55	CC31029.D	VSTD40 5ML	2			
29-OCT-2010	06:37	3102901.D	VBLK 5.00G/5ML	1			
29-OCT-2010	07:00	3102902.D	A0J260440-007 3.96G/5ML	2			
29-OCT-2010	07:23	3102903.D	A0J260440-008 6.48G/5ML	3			
29-OCT-2010	07:47	3102904.D	BLANK MS 5.00G/5ML	4			
29-OCT-2010	08:10	3102905.D	A0J260440-008MS 5.80G/5ML	5			
29-OCT-2010	08:33	3102906.D	A0J260440-008MSD 6.46G/5ML	6			(2) 1↑
29-OCT-2010	08:55	3102907.D	A0J260440-011 5.45G/5ML	7			
29-OCT-2010	09:18	3102908.D	A0J260440-002 3.67G/5ML	8			
29-OCT-2010	09:42	3102909.D	A0J260440-001 4.90G/5ML	9			
29-OCT-2010	10:05	3102910.D	C0J270469-004 5.00G/5ML	10			
29-OCT-2010	10:28	3102911.D	C0J250457-002 4.98G/5ML	11			
29-OCT-2010	10:51	3102912.D	C0J250457-003 4.47G/5ML	12			
29-OCT-2010	11:14	3102913.D	C0J250457-004 5.01G/5ML	13			(1)3↓
29-OCT-2010	11:38	3102914.D	C0J220519-001 3.69G/5ML	14			
29-OCT-2010	12:02	3102915.D	C0J220519-004 4.05G/5ML	15			(1)3↓
29-OCT-2010	12:24	3102916.D	C0J220519-005 4.19G/5ML	16			(1)3↓
29-OCT-2010	12:49	3102917.D	C0J220519-008 4.58G/5ML	17			
29-OCT-2010	13:15	3102918.D	C0J270536-001 4.96G/5ML	18			
29-OCT-2010	13:40	3102919.D	C0J280479-001 4.69G/5ML	19			
29-OCT-2010	14:05	3102920.D	C0J270573-001 5.00G/5ML	20			

(1001 - 1251)
1247
C0J250457

TestAmerica Pittsburgh
GC/MS VOA INSTRUMENT LOG

Page# 2 of 2

Page 2 of Batch 3102910d.b on Instrument HP3.I
For header information, refer to the first page of this batch's log.

Comments: (1) Internal outside QC limits; (2) Surrogate outside control limits

Date	Time	File ID	Sample ID	AS Posn	pH <2	Res Cl2 Y/N	Comments
29-OCT-2010	14:30	3102921.D	C0J270573-002 5.00G/5ML	21			
29-OCT-2010	14:55	3102922.D	C0J270573-003 5.00G/5ML	22			
29-OCT-2010	15:20	3102923.D	VBLK 5.00G/5ML	23			
29-OCT-2010	15:45	3102924.D	C0J220519-004 4.75G/5ML	24			
29-OCT-2010	16:10	3102925.D	C0J220519-005 4.38G/5ML	25			
29-OCT-2010	16:35	3102926.D	C0J250457-004 4.99G/5ML	26			

Form ID: VOARunLog R0.4:10/04/2010

(1001 - 1251)

1248

C0J250457

TestAmerica Pittsburgh
GC/MS VOA INSTRUMENT LOG

Page# 1 of 2

(1001 - 1251)

Standard IDs
BFB: VOA0981-10
VOA: VOA1048-10
SURR: VOA1000-10
MS/LCS: VOA1049-10
INT: VOA0999-10

VOA0964-10 KETONES
VOA0967-10 C.A.

Inst ID : hp5.i
Batch ID : 5110110d.b
Matrix : WATER Level: LOW
Method : 8260bLL
Balance ID:
Analyst: DZH
Reviewed by/Date:

Comments: (1) Internal outside QC limits; (2) Surrogate outside control limits

Date	Time	File ID	Sample ID	AS Posn	pH <2	Res Cl2 Y/N	Comments
01-NOV-2010	07:15	BF51101.D	BFB 1UL	6			✓
01-NOV-2010	07:53	CC51101.D	VSTD10 5ml	3			✓
01-NOV-2010	08:17	AC51101.D	APPIX10 5ml	4			✓NA
01-NOV-2010	08:53	51101001.D	VBLK 5ml	4			✓
01-NOV-2010	09:34	51101002.D	C0J230453-002 5ml	5	✓		✓
01-NOV-2010	09:59	51101003.D	C0J230453-004 5ml	6	✓		✓
01-NOV-2010	10:23	51101004.D	BLKMS 5ml	7	✓		✓
01-NOV-2010	10:48	51101005.D	C0J230453-002ms 5ml	8	✓		✓
01-NOV-2010	11:12	51101006.D	C0J230453-002msd 5ml	9	✓		✓
01-NOV-2010	11:51	51101007.D	C0J290413-001 5ml	10	✓		✓
01-NOV-2010	12:15	51101008.D	C0J290413-002 5ml	11	✓		✓
01-NOV-2010	12:39	51101009.D	C0J270587-001 5ml	12	✓		✓
01-NOV-2010	13:04	51101010.D	C0J250457-005 5ml	13	✓		✓
01-NOV-2010	13:28	51101011.D	C0J230416-002 12.5x 2ml/25ml)/	14	✓		✓
01-NOV-2010	13:53	51101012.D	C0J220513-004 5ml	15	✓		✓
01-NOV-2010	14:17	51101013.D	C0J250411-001 5ml	16	✓		✓
01-NOV-2010	14:41	51101014.D	C0J220513-006 4x 6.25ml)/5ml	17	✓		✓
01-NOV-2010	15:06	51101015.D	C0J250411-002 5ml	18	✓		✓
01-NOV-2010	15:30	51101016.D	C0J230453-001 5ml	19	✓		✓
01-NOV-2010	15:55	51101017.D	C0J230453-003 5ml	20	✓		✓
01-NOV-2010	16:19	51101018.D	C0J230453-005 5ml	21	✓		✓
01-NOV-2010	16:44	51101019.D	C0J250459-001 25x 1ml/25ml)/5m	22	X	pH 7	✓

1249

C0J250457

TestAmerica Pittsburgh
GC/MS VOA INSTRUMENT LOG

Page# 2 of 2
NLJ

Page 2 of Batch 5110110d.b on Instrument HP5.I
For header information, refer to the first page of this batch's log.

Comments: (1) Internal outside QC limits; (2) Surrogate outside control limits

Date	Time	File ID	Sample ID	AS Posn	pH <2	Res Cl2 Y/N	Comments
01-NOV-2010	17:08	51101020.D	C0J250459-003 5x 5ml/25ml)/5ml	23	✓		✓
01-NOV-2010	17:32	51101021.D	C0J250459-004 5x 5ml/25ml)/5ml	24	✓		✓
01-NOV-2010	17:57	51101022.D	C0J250459-002 5ml	25	✓		✓
01-NOV-2010	18:21	51101023.D	C0J250459-005 5ml	26	✓		✓
01-NOV-2010	18:46	51101024.D	C0J250459-006 20x 1.25ml/25ml)	27	✓		
01-NOV-2010	19:10	51101025.D	blank 5ml	28			
01-NOV-2010	19:35	51101026.D	blank 5ml	29			

Form ID: VOARunLog R0.4:10/04/2010

REQUESTED BY: **GORDONK**

METHOD: QK Volatile Organics, GC/MS (8260B)

STORAGE LOCATION	WORK ORDER #	PICKED CNTR#	CONTROL #	CLIENT #	ANALYSIS	LOTID	SMP#	SFX	MATRIX DESCRIPTION	QTY RCVD	QTY REQD
14D,CLP1	L8241-1-AC	___ ___ ___	903477	371899	A-4E-QK	C0J250457	002		SOLID	0	4 1
14D,CLP1	L8243-1-AK	___ ___ ___	903478	371899	A-4E-QK	C0J250457	003		SOLID	0	4 1
14D,CLP1	L8244-1-AT	___ ___ ___	903479	371899	A-4E-QK	C0J250457	004		SOLID	0	4 1
CLP1	L8245-1-AA	___ ___ ___	903480	371899	I-25-QK	C0J250457	005		WATER	0	2 1

RELINQUISHED BY	RECEIVED BY	DATE/TIME
F2	Kathy Gordon	10/26/10 0400
Kathy Gordon	F2	10/26/10 1100
F2	Kathy Gordon	10/29/10 0400
Kathy Gordon	F2	10/29/10 1200
CLP1	Dan Ferguson	11/1/10 06:35
DLZ	CLP1	11/1/10 14:30

***** END OF REPORT *****

TCQP

GC/MS VOLATILE DATA

GC/MS VOLATILE
QC SUMMARY

SW846 8260B SURROGATE RECOVERY

Lab Name: TestAmerica Laboratories, Inc. Client: MACTEC Engineering and Consulting Inc

Lab Code: TALPIT SDG No:

Lot #: C0J250457

Extraction: XXA58QK01

	CLIENT ID.	SRG01	SRG02	SRG03	SRG04	TOT OUT
01	B1-0708	99	118	98	89	00
02	INTRA-LAB QC	95	94	94	106	00
03	METHOD BLK. L9CRT1AA	93	102	93	99	00
04	LCS L9CRT1AC	95	98	112	111	00
05	LAB MS/MSD D	94	100	111	108	00
06	LAB MS/MSD S	93	101	104	105	00

SURROGATES		QC LIMITS
SRG01	= 1,2-Dichloroethane-d4	(64-124)
SRG02	= Toluene-d8	(80-120)
SRG03	= 4-Bromofluorobenzene	(75-120)
SRG04	= Dibromofluoromethane	(80-120)

\# Column to be used to flag recovery values
* Values outside of required QC Limits
D System monitoring Compound diluted out

FORM II

SW846 8260B CHECK SAMPLE RECOVERY

Lab Name: TestAmerica Laboratories, Inc. Client: MACTEC Engineering and Consulting Inc

Lab Code: TALPIT SDG No:

Lot #: C0J300000 WO #: L9CRT1AC
BATCH: 0303055

COMPOUND	SPIKE ADDED (mg/L)	SAMPLE CONCENT. (mg/L)	% REC	QC LIMITS REC	QUAL
Chloroform	0.400	0.410	103	72 - 124	
1,2-Dichloroethane	0.400	0.361	90	67 - 132	
1,1-Dichloroethene	0.400	0.447	112	65 - 130	
Tetrachloroethene	0.400	0.401	100	70 - 130	
Trichloroethene	0.400	0.393	98	70 - 130	
Vinyl chloride	0.400	0.332	83	51 - 133	
Benzene	0.400	0.412	103	76 - 120	
2-Butanone	0.400	0.241	60	10 - 150	
Carbon tetrachloride	0.400	0.470	117	67 - 136	
Chlorobenzene	0.400	0.412	103	78 - 118	

NOTES(S):

* Values outside of QC limits

Spike Recovery: 0 out of 10 outside limits

COMMENTS:

FORM III

SW846 8260B MATRIX SPIKE/MATRIX SPIKE DUPLICATE RECOVERY

Lab Name: TestAmerica Laboratories, Inc. Client: MACTEC Engineering and Consulting Inc

Lab Code: TALPIT SDG No:

Matrix Spike ID: LAB MS/MSD Level: (low/med) LOW

Lot #: C0J270511 WO #: L86L31CT
BATCH: 0303055

COMPOUND	SPIKE ADDED (mg/L)	SAMPLE CONCENT. (mg/L)	MS CONCENT. (mg/L)	MS % REC	LIMITS REC	QUAL
Benzene	1.60	ND	1.61	101	76 - 120	
2-Butanone	1.60	ND	1.18	74	10 - 150	
Carbon tetrachloride	1.60	ND	1.79	112	67 - 136	
Chlorobenzene	1.60	ND	1.65	103	78 - 118	
Chloroform	1.60	ND	1.61	101	72 - 124	
1,2-Dichloroethane	1.60	ND	1.41	88	67 - 132	
1,1-Dichloroethene	1.60	ND	1.69	106	65 - 130	
Tetrachloroethene	1.60	ND	1.63	102	70 - 130	
Trichloroethene	1.60	ND	1.56	98	70 - 130	
Vinyl chloride	1.60	ND	1.27	80	51 - 133	

NOTES(S):

Column to be used to flag recovery and RPD values with an asterisk
* Values outside of QC limits

RPD: 0 out of 0 outside limits
Spike Recovery: 0 out of 10 outside limits

COMMENTS:

FORM III

SW846 8260B MATRIX SPIKE/MATRIX SPIKE DUPLICATE RECOVERY

Lab Name: TestAmerica Laboratories, Inc. Client: MACTEC Engineering and Consulting Inc

Lab Code: TALPIT SDG No:

Matrix Spike ID: LAB MS/MSD Level: (low/med) LOW

Lot #: C0J270511 WO #: L86L31CU
BATCH: 0303055

COMPOUND	SPIKE ADDED (mg/L)	MSD CONCENT. (mg/L)	MSD % REC	% RPD		QC LIMITS RPD	QC LIMITS REC	QUAL
Benzene	1.60	1.68	105	4.0		20	76 - 120	
2-Butanone	1.60	1.24	78	4.7		34	10 - 150	
Carbon tetrachloride	1.60	1.97	123	9.3		20	67 - 136	
Chlorobenzene	1.60	1.70	106	3.0		20	78 - 118	
Chloroform	1.60	1.70	106	5.5		20	72 - 124	
1,2-Dichloroethane	1.60	1.49	93	5.3		20	67 - 132	
1,1-Dichloroethene	1.60	1.88	117	10		20	65 - 130	
Tetrachloroethene	1.60	1.73	108	6.1		20	70 - 130	
Trichloroethene	1.60	1.57	98	0.31		20	70 - 130	
Vinyl chloride	1.60	1.48	93	15		20	51 - 133	

NOTES(S):

Column to be used to flag recovery and RPD values with an asterisk
* Values outside of QC limits

RPD: 0 out of 10 outside limits
Spike Recovery: 0 out of 10 outside limits

COMMENTS:

FORM III

SW846 8260B METHOD BLANK SUMMARY

BLANK WORKORDER NO.: L9CRT1AA

Lab Name: TestAmerica Laboratories, Inc.

Lab Code: TALPIT

SDG Number:

Lab File ID: 7103001.D

Lot Number: C0J250457

Date Analyzed: 10/30/10

Time Analyzed: 09:01

Matrix: SOLID

Date Extracted: 10/30/10

GC Column: ID: .00

Extraction Method: 1311/5030B

Instrument ID: HP7

Level: (low/med) LOW

THIS METHOD BLANK APPLIES TO THE FOLLOWING SAMPLES, LCS, LCSD, MS , MSD:

	CLIENT ID.	SAMPLE WORK ORDER #	LAB FILE ID	DATE ANALYZED	TIME ANALYZED
01	B1-0708	L82401AA	7103012.D	10/30/10	13:58
02	INTRA-LAB QC	L86L31AA	7103002.D	10/30/10	09:41
03	LAB MS/MSD	L86L31CT S	7103004.D	10/30/10	10:28
04	LAB MS/MSD	L86L31CU D	7103005.D	10/30/10	10:54
05	CHECK SAMPLE	L9CRT1AC C	7103003.D	10/30/10	10:05
06					
07					
08					
09					
10					
11					
12					
13					
14					
15					
16					
17					
18					
19					
20					
21					
22					
23					
24					
25					
26					
27					
28					
29					
30					

COMMENTS:

FORM IV

5A
VOLATILE ORGANIC INSTRUMENT PERFORMANCE CHECK
BROMOFLUOROBENZENE (BFB)

Lab Name: TESTAMERICA PITTSBURGH Contract:

Lab Code: TA Case No.: SAS No.: SDG No.:

Lab File ID: BF71018 BFB Injection Date: 10/18/10

Instrument ID: HP7 BFB Injection Time: 0644

GC Column: DB624 20M ID: 0.20 (mm) Heated Purge: (Y/N) N

m/e	ION ABUNDANCE CRITERIA	% RELATIVE ABUNDANCE
50	15.0 - 40.0% of mass 95	27.0
75	30.0 - 60.0% of mass 95	57.7
95	Base Peak, 100% relative abundance	100.0
96	5.0 - 9.0% of mass 95	6.7
173	Less than 2.0% of mass 174	0.1 (0.1)1
174	50.0 - 100.0% of mass 95	78.1
175	5.0 - 9.0% of mass 174	5.7 (7.3)1
176	95.0 - 101.0% of mass 174	77.0 (98.6)1
177	5.0 - 9.0% of mass 176	5.4 (7.0)2

1-Value is % mass 174 2-Value is % mass 176

THIS CHECK APPLIES TO THE FOLLOWING SAMPLES, MS, MSD, BLANKS, AND STANDARDS:

	EPA SAMPLE NO.	LAB SAMPLE ID	LAB FILE ID	DATE ANALYZED	TIME ANALYZED
01	VSTD5	VSTD5	1A71018	10/18/10	0713
02	VSTD10	VSTD10	1B71018	10/18/10	0737
03	VSTD25	VSTD25	1C71018	10/18/10	0801
04	VSTD40	VSTD40	1D71018	10/18/10	0825
05	VSTD50	VSTD50	1E71018	10/18/10	0849
06	VSTD125	VSTD125	1F71018	10/18/10	0915
07	VSTD250	VSTD250	1G71018	10/18/10	0940
08					
09					
10					
11					
12					
13					
14					
15					
16					
17					
18					
19					
20					
21					
22					

AG 10/19/10

5A

VOLATILE ORGANIC INSTRUMENT PERFORMANCE CHECK
BROMOFLUOROBENZENE (BFB)

Lab Name: TESTAMERICAPITTSBURGH Contract:

Lab Code: TA Case No.: SAS No.: SDG No.:

Lab File ID: BF71030 BFB Injection Date: 10/30/10

Instrument ID: HP7 BFB Injection Time: 0740

GC Column: DB624 20M ID: 0.20 (mm) Heated Purge: (Y/N) N

m/e	ION ABUNDANCE CRITERIA	% RELATIVE ABUNDANCE
50	15.0 - 40.0% of mass 95	26.7
75	30.0 - 60.0% of mass 95	52.9
95	Base Peak, 100% relative abundance	100.0
96	5.0 - 9.0% of mass 95	7.0
173	Less than 2.0% of mass 174	0.0 (0.0)1
174	50.0 - 100.0% of mass 95	89.6
175	5.0 - 9.0% of mass 174	6.5 (7.3)1
176	95.0 - 101.0% of mass 174	86.2 (96.2)1
177	5.0 - 9.0% of mass 176	6.0 (7.0)2

1-Value is % mass 174 2-Value is % mass 176

THIS CHECK APPLIES TO THE FOLLOWING SAMPLES, MS, MSD, BLANKS, AND STANDARDS:

	EPA SAMPLE NO.	LAB SAMPLE ID	LAB FILE ID	DATE ANALYZED	TIME ANALYZED
01	VSTD40	VSTD40	CC71030	10/30/10	0811
02	INTRA-LAB BL	L9CRT1AA	7103001	10/30/10	0901
03	INTRA-LAB CH	L9CRT1AC	7103003	10/30/10	1005
04	B1-0708	L82401AA	7103012	10/30/10	1358
05					
06					
07					
08					
09					
10					
11					
12					
13					
14					
15					
16					
17					
18					
19					
20					
21					
22					

8A

VOLATILE INTERNAL STANDARD AREA AND RT SUMMARY

Lab Name: TESTAMERICAPITTSBURGH Contract:

Lab Code: TA Case No.: SAS No.: SDG No.: C0J250457

Lab File ID (Standard): CC71030 Date Analyzed: 10/30/10

Instrument ID: HP7 Time Analyzed: 0811

GC Column: DB 624 ID: 0.18 (mm) Heated Purge: (Y/N) N

		IS1(CBZ) AREA #	RT #	IS2(DCB) AREA #	RT #	IS3 AREA #	RT #
	12 HOUR STD	151815	10.45	264219	12.78	551886	7.35
	UPPER LIMIT	303630	10.65	528438	12.98	1103772	7.55
	LOWER LIMIT	75908	10.25	132110	12.58	275943	7.15
	EPA SAMPLE NO.						
01	INTRA-LAB BL	147862	10.45	206720	12.78	462326	7.36
02	INTRA-LAB CH	156336	10.45	278064	12.78	586378	7.35
03	B1-0708	176523	10.45	267539	12.78	751810	7.36
04							
05							
06							
07							
08							
09							
10							
11							
12							
13							
14							
15							
16							
17							
18							
19							
20							
21							
22							

IS1 (CBZ) = Chlorobenzene-d5
IS2 (DCB) = 1,4-Dichlorobenzene-d4
IS3 = Fluorobenzene

AREA UPPER LIMIT = +100% of internal standard area
AREA LOWER LIMIT = - 50% of internal standard area
RT UPPER LIMIT = + 0.20 minutes of internal standard RT
RT LOWER LIMIT = - 0.20 minutes of internal standard RT

Column used to flag values outside QC limits with an asterisk.
* Values outside of QC limits.

GC/MS VOLATILE
SAMPLE DATA

MACTEC Engineering and Consulting Inc

Client Sample ID: B1-0708

TCLP GC/MS Volatiles

Lot-Sample #...: C0J250457-001	**Work Order #...:** L82401AA	**Matrix.....:** SOLID
Date Sampled...: 10/21/10	**Date Received..:** 10/23/10	**MS Run #.....:** 0303034
Leach Date.....: 10/28/10	**Prep Date.....:** 10/30/10	**Analysis Date..:** 10/30/10
Leach Batch #..: P030110	**Prep Batch #...:** 0303055	**Analysis Time..:** 13:58
Dilution Factor: 4	**Initial Wgt/Vol:** 5 mL	**Final Wgt/Vol..:** 5 mL
% Moisture.....:	**Analyst ID.....:** 403808	**Instrument ID..:** HP7
	Method.....: SW846 8260B	

PARAMETER	RESULT	REPORTING LIMIT	UNITS	MDL
Benzene	ND	0.20	mg/L	0.040
2-Butanone	ND	0.20	mg/L	0.043
Carbon tetrachloride	ND	0.20	mg/L	0.043
Chlorobenzene	ND	0.20	mg/L	0.021
Chloroform	ND	0.20	mg/L	0.040
1,2-Dichloroethane	ND	0.20	mg/L	0.038
1,1-Dichloroethene	ND	0.20	mg/L	0.043
Tetrachloroethene	ND	0.20	mg/L	0.033
Trichloroethene	ND	0.20	mg/L	0.032
Vinyl chloride	ND	0.20	mg/L	0.052

SURROGATE	PERCENT RECOVERY	RECOVERY LIMITS
1,2-Dichloroethane-d4	99	(64 - 124)
Toluene-d8	118	(80 - 120)
4-Bromofluorobenzene	98	(75 - 120)
Dibromofluoromethane	89	(80 - 120)

NOTE(S):

Analysis performed in accordance with USEPA Toxicity Characteristic Leaching Procedure Method 1311

Data File: \\pitsvr06\d\chem\hp7.i\7103010d.b\7103012.D
Date : 30-OCT-2010 13:58
Client ID: B1-0708
Sample Info: C0J250457-001 x4 125ul/5ml
Volume Injected (uL): 5.0
Column phase: DB 624

Instrument: hp7.i

Operator: 403808
Column diameter: 0.18

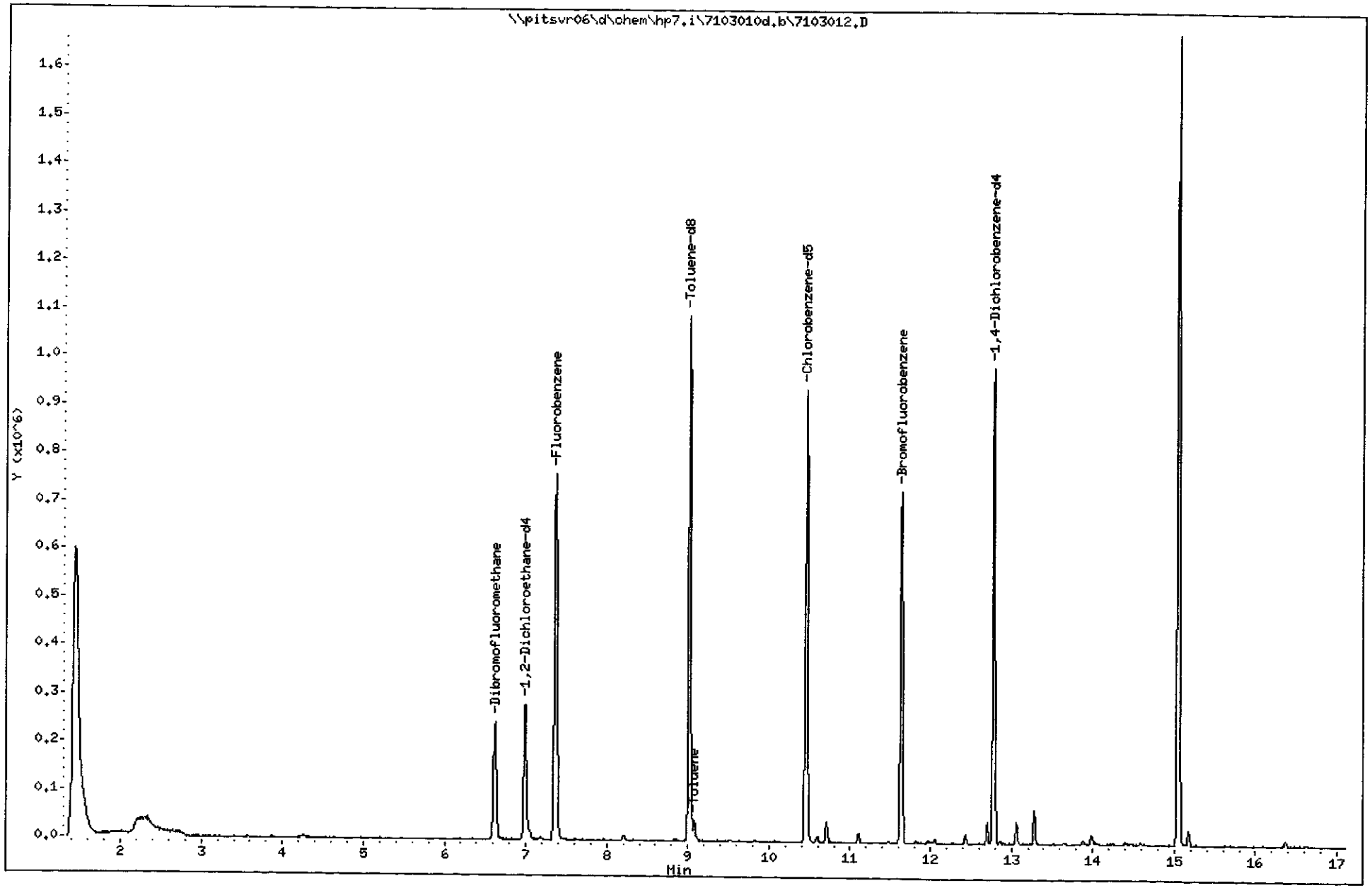

(2001 - 2125)
2013
C0J250457

TestAmerica Pittsburgh

VOLATILE REPORT SW-846 Method

Data file : \\pitsvr06\d\chem\hp7.i\7103010d.b\7103012.D
Lab Smp Id: l82401aa Client Smp ID: B1-0708
Inj Date : 30-OCT-2010 13:58 MS Autotune Date: 29-DEC-2009 18:31
Operator : 403808 Inst ID: hp7.i
Smp Info : C0J250457-001 x4 125ul/5ml
Misc Info : l82401aa,7103010d.b,8260bh2o.m,tclp.sub
Comment :
Method : \\pitsvr06\d\chem\hp7.i\7103010d.b\8260bh2o.m
Meth Date : 30-Oct-2010 08:58 lipayj Quant Type: ISTD
Cal Date : 18-OCT-2010 08:25 Cal File: 1D71018.D
Als bottle: 7
Dil Factor: 4.00000
Integrator: HP RTE Compound Sublist: tclp.sub
Target Version: 4.14
Processing Host: PITPC-002

Concentration Formula: Amt * DF * (Vf/Vo)/Vi * CpndVariable

Name	Value	Description
DF	4.000	Dilution Factor
Vf	5.000	FinalVolume
Vo	5.000	Sample Volume
Vi	5.000	Purge Volume
Cpnd Variable		Local Compound Variable

Compounds	QUANT SIG MASS	RT	EXP RT	REL RT	RESPONSE	CONCENTRATIONS ON-COLUMN (ng)	CONCENTRATIONS FINAL (UG/L)
* 46 Fluorobenzene	96	7.363	7.352	(1.000)	751810	250.000	
* 69 Chlorobenzene-d5	119	10.453	10.453	(1.000)	176523	250.000	
* 92 1,4-Dichlorobenzene-d4	152	12.782	12.782	(1.000)	267539	250.000	
$ 43 1,2-Dichloroethane-d4	65	6.986	6.975	(0.949)	230409	247.205	49.44
$ 39 Dibromofluoromethane	113	6.621	6.604	(0.899)	176275	221.538	44.31
$ 59 Toluene-d8	98	9.018	9.012	(0.863)	741467	294.991	59.00
$ 80 Bromofluorobenzene	95	11.626	11.627	(1.112)	227297	246.155	49.23
3 Vinyl Chloride	62	Compound Not Detected.					
12 1,1-Dichloroethene	96	Compound Not Detected.					
31 2-Butanone	43	Compound Not Detected.					
37 Chloroform	83	Compound Not Detected.					
41 Carbon Tetrachloride	117	Compound Not Detected.					
42 Benzene	78	Compound Not Detected.					
45 1,2-Dichloroethane	62	Compound Not Detected.					
47 Trichloroethene	130	Compound Not Detected.					
60 Toluene	91	9.084	9.079	(0.869)	29095	9.43385	7.547
65 Tetrachloroethene	164	Compound Not Detected.					
70 Chlorobenzene	112	Compound Not Detected.					
93 1,4-Dichlorobenzene	146	Compound Not Detected.					

Data File: \\pitsvr06\d\chem\hp7.i\7103010d.b\7103012.D

Date : 30-OCT-2010 13:58

Client ID: B1-0708

Instrument: hp7.i

Sample Info: C0J250457-001 x4 125ul/5ml

Volume Injected (uL): 5.0

Operator: 403808

Column phase: DB 624

Column diameter: 0.18

60 Toluene

Concentration: 7.547 UG/L

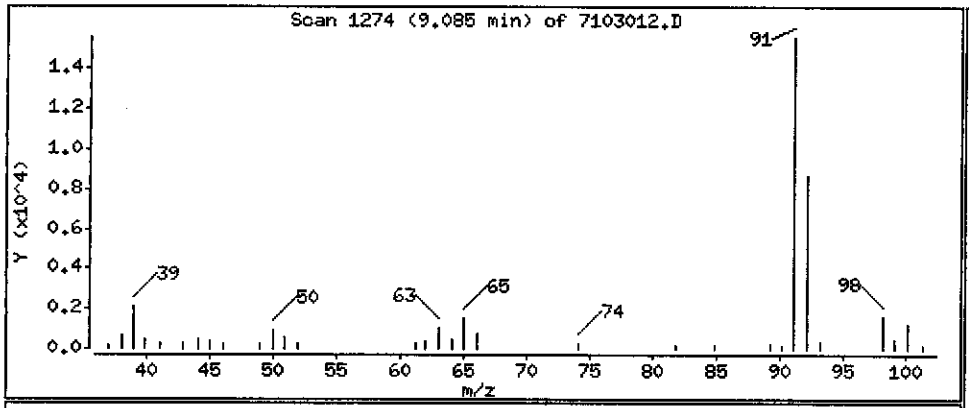

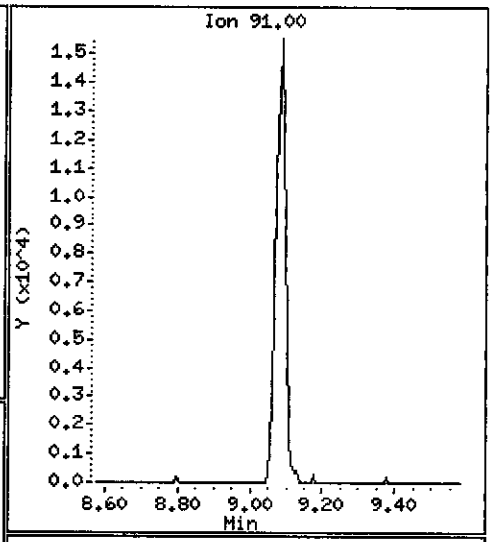

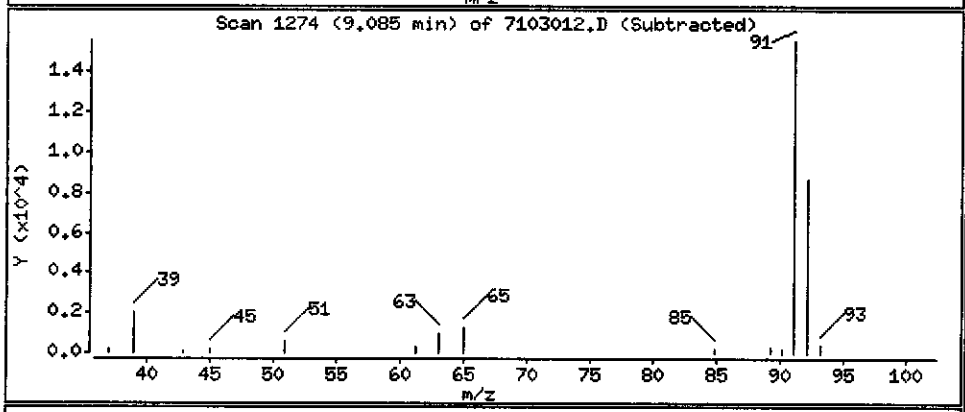

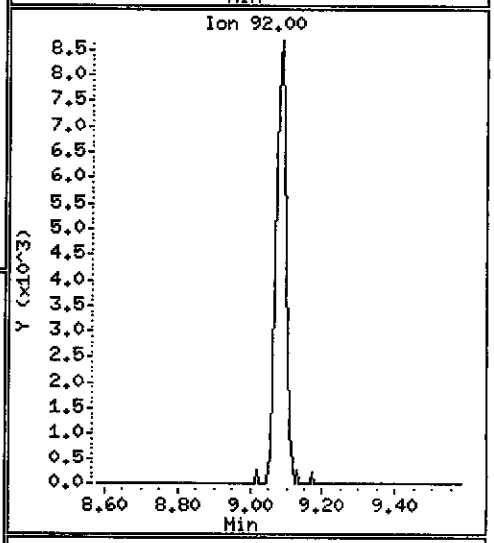

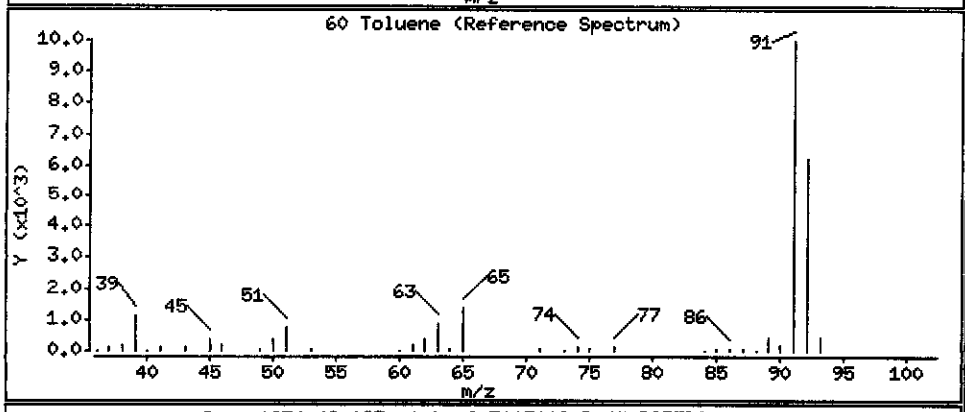

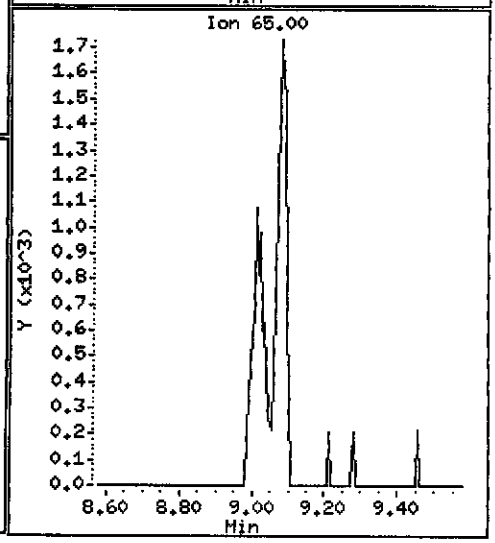

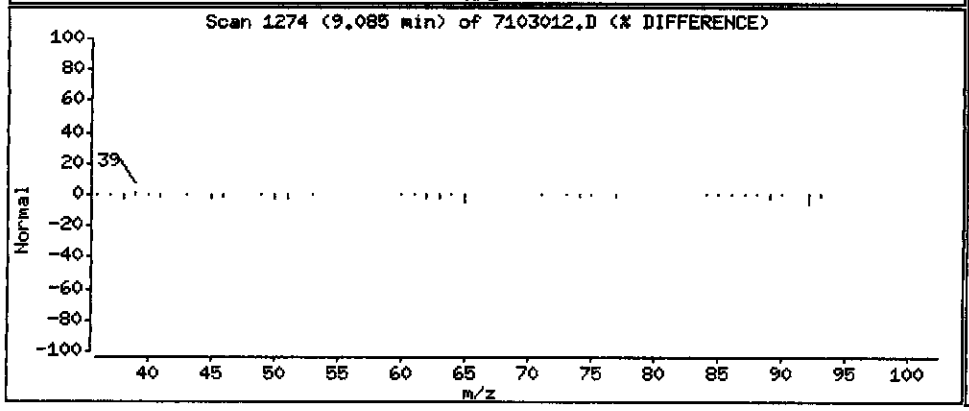

GC/MS VOLATILE
CALIBRATION DATA

TestAmerica Pittsburgh

INITIAL CALIBRATION DATA

Start Cal Date : 18-OCT-2010 07:13
End Cal Date : 18-OCT-2010 09:40
Quant Method : ISTD
Target Version : 4.14
Integrator : HP RTE
Method file : \\PITSVR06\D\chem\hp7.i\7101810d.b\8260bh2o.m
Last Edit : 19-Oct-2010 07:31 journetp

Calibration File Names:
Level 1: \\PITSVR06\D\chem\hp7.i\7101810d.b\1A71018.D
Level 2: \\PITSVR06\D\chem\hp7.i\7101810d.b\1B71018.D
Level 3: \\PITSVR06\D\chem\hp7.i\7101810d.b\1C71018.D
Level 4: \\PITSVR06\D\chem\hp7.i\7101810d.b\1D71018.D
Level 5: \\PITSVR06\D\chem\hp7.i\7101810d.b\1E71018.D
Level 6: \\PITSVR06\D\chem\hp7.i\7101810d.b\1F71018.D
Level 7: \\PITSVR06\D\chem\hp7.i\7101810d.b\1G71018.D

Compound	5.0000 Level 1	10.0000 Level 2	25.0000 Level 3	40.0000 Level 4	50.0000 Level 5	125.0000 Level 6	Curve	Coefficients b	m1	m2	%RSD or R^2	
	250.0000 Level 7											
1 Dichlorodifluoromethane	0.44284	0.38238	0.31611	0.37762	0.33189	0.38960						
	0.33885						AVRG		0.36847		11.73148	
2 Chloromethane	0.74304	0.61029	0.52521	0.61931	0.53440	0.61847						
	0.51843						AVRG		0.59559		13.30805	
3 Vinyl Chloride	0.75383	0.67935	0.58492	0.69698	0.63070	0.72667						
	0.52802						AVRG		0.65721		12.24386	
159 1,3-Butadiene	+++++	+++++	+++++	+++++	+++++	+++++						
	+++++						AVRG		0.000e+000		0.000e+000	<-

(2001 - 2125)

TestAmerica Pittsburgh

INITIAL CALIBRATION DATA

Start Cal Date : 18-OCT-2010 07:13
End Cal Date : 18-OCT-2010 09:40
Quant Method : ISTD
Target Version : 4.14
Integrator : HP RTE
Method file : \\PITSVR06\D\chem\hp7.i\7101810d.b\8260bh2o.m
Last Edit : 19-Oct-2010 07:31 journetp

Compound	5.0000 Level 1 / 250.0000 Level 7	10.0000 Level 2	25.0000 Level 3	40.0000 Level 4	50.0000 Level 5	125.0000 Level 6	Curve	Coefficients b	Coefficients m1	Coefficients m2	%RSD or R^2	
4 Bromomethane	43602 / 1225088	65165	143316	230473	298993	722402	QUAD	0.14505	1.31096	1.24078	0.99185	
5 Chloroethane	27313 / 924861	44677	105787	168404	211918	535520	QUAD	0.14355	1.93840	2.00649	0.99249	
7 Dichlorofluoromethane	+++++ / +++++	+++++	+++++	+++++	+++++	+++++	AVRG		0.000e+000		0.000e+000	<-
164 Vinyl Bromide	+++++ / +++++	+++++	+++++	+++++	+++++	+++++	AVRG		0.000e+000		0.000e+000	<-
6 Trichlorofluoromethane	69680 / +++++	98904	377218	614786	877255	2052164	QUAD	0.03052	0.92841	-0.02293	0.99837	
9 Ethanol	+++++ / +++++	+++++	+++++	+++++	+++++	+++++	AVRG		0.000e+000		0.000e+000	<-
10 Freon-113	+++++ / +++++	+++++	+++++	+++++	+++++	+++++	AVRG		0.000e+000		0.000e+000	<-

2018

C0J250457

TestAmerica Pittsburgh

INITIAL CALIBRATION DATA

Start Cal Date : 18-OCT-2010 07:13
End Cal Date : 18-OCT-2010 09:40
Quant Method : ISTD
Target Version : 4.14
Integrator : HP RTE
Method file : \\PITSVR06\D\chem\hp7.i\7101810d.b\8260bh2o.m
Last Edit : 19-Oct-2010 07:31 journetp

Compound	5.0000 Level 1 / 250.0000 Level 7	10.0000 Level 2	25.0000 Level 3	40.0000 Level 4	50.0000 Level 5	125.0000 Level 6	Curve	Coefficients b	Coefficients m1	Coefficients m2	%RSD or R^2	
12 1,1-Dichloroethene	0.38483	0.34244	0.27787	0.31354	0.27702	0.31961						
	0.31265						AVRG		0.31828		11.75889	
101 1,1,2-trichlorotrifluoroethan	0.39341	0.33592	0.26578	0.31477	0.27260	0.31848						
	0.30699						AVRG		0.31542		13.50058	
11 Acrolein	+++++	+++++	+++++	+++++	+++++	+++++						
	+++++						AVRG		0.000e+000		0.000e+000	<-
13 Acetone	12487	17758	45986	67821	98335	207156						
	454487						QUAD	-0.04523	8.65350	0.70378	0.99973	
15 Carbon Disulfide	0.90773	0.80809	0.67575	0.78771	0.73327	0.87825						
	0.78462						AVRG		0.79649		9.98972	
8 Diethyl Ether	+++++	+++++	+++++	+++++	+++++	+++++						
	+++++						AVRG		0.000e+000		0.000e+000	<-
16 3-Chloro-1-propene	+++++	+++++	+++++	+++++	+++++	+++++						
	+++++						AVRG		0.000e+000		0.000e+000	<-

(2001 - 2125)
2019
C0J250457

TestAmerica Pittsburgh

INITIAL CALIBRATION DATA

Start Cal Date : 18-OCT-2010 07:13
End Cal Date : 18-OCT-2010 09:40
Quant Method : ISTD
Target Version : 4.14
Integrator : HP RTE
Method file : \\PITSVR06\D\chem\hp7.i\7101810d.b\8260bh2o.m
Last Edit : 19-Oct-2010 07:31 journetp

Compound	5.0000 Level 1 / 250.0000 Level 7	10.0000 Level 2	25.0000 Level 3	40.0000 Level 4	50.0000 Level 5	125.0000 Level 6	Curve	Coefficients b	Coefficients m1	Coefficients m2	%RSD or R^2	
17 Acetonitrile	0.03858 / 0.02059	0.02214	0.02094	0.02416	0.01818	0.01997	AVRG		0.02351		29.33012	
155 Methyl acetate	19917 / 827417	29918	93120	130545	182721	359374	QUAD	-0.08533	5.07892	-0.05758	0.99935	
18 Methylene Chloride	0.41697 / 0.30685	0.37364	0.29072	0.33841	0.28881	0.32903	AVRG		0.33492		13.97613	
14 Iodomethane	+++++ / +++++	+++++	+++++	+++++	+++++	+++++	AVRG		0.000e+000		0.000e+000	<-
19 trans-1,2-Dichloroethene	0.37902 / 0.31583	0.35443	0.28232	0.33507	0.28712	0.33770	AVRG		0.32736		10.69131	
20 Methyl tert-butyl ether	1.02960 / 0.73306	0.89418	0.73905	0.84620	0.73662	0.80315	AVRG		0.82598		13.19023	
22 Acrylonitrile	+++++ / +++++	+++++	+++++	+++++	+++++	+++++	AVRG		0.000e+000		0.000e+000	<-

(2001 - 2125)
2020
C0J250457

TestAmerica Pittsburgh

INITIAL CALIBRATION DATA

Start Cal Date : 18-OCT-2010 07:13
End Cal Date : 18-OCT-2010 09:40
Quant Method : ISTD
Target Version : 4.14
Integrator : HP RTE
Method file : \\PITSVR06\D\chem\hp7.i\7101810d.b\8260bh2o.m
Last Edit : 19-Oct-2010 07:31 journetp

Compound	5.0000 Level 1	10.0000 Level 2	25.0000 Level 3	40.0000 Level 4	50.0000 Level 5	125.0000 Level 6	250.0000 Level 7	Curve	Coefficients b	Coefficients m1	Coefficients m2	%RSD or R^2	
21 tert-Butyl Alcohol	+++++	+++++	+++++	+++++	+++++	+++++	+++++	AVRG		0.000e+000		0.000e+000	<-
163 2,2,4-Trimethyl Pentane	+++++	+++++	+++++	+++++	+++++	+++++	+++++	AVRG		0.000e+000		0.000e+000	<-
23 Hexane	+++++	+++++	+++++	+++++	+++++	+++++	+++++	AVRG		0.000e+000		0.000e+000	<-
24 1,1-Dichloroethane	0.68965	0.61010	0.50414	0.57313	0.51430	0.56497	0.52696	AVRG		0.56904		11.39929	
25 Isopropyl Ether	+++++	+++++	+++++	+++++	+++++	+++++	+++++	AVRG		0.000e+000		0.000e+000	<-
26 2-Chloro-1,3-butadiene	+++++	+++++	+++++	+++++	+++++	+++++	+++++	AVRG		0.000e+000		0.000e+000	<-
158 1,2-Epoxybutane	+++++	+++++	+++++	+++++	+++++	+++++	+++++	AVRG		0.000e+000		0.000e+000	<-

(2001 - 2125)

TestAmerica Pittsburgh

INITIAL CALIBRATION DATA

Start Cal Date : 18-OCT-2010 07:13
End Cal Date : 18-OCT-2010 09:40
Quant Method : ISTD
Target Version : 4.14
Integrator : HP RTE
Method file : \\PITSVR06\D\chem\hp7.i\7101810d.b\8260bh2o.m
Last Edit : 19-Oct-2010 07:31 journetp

	Compound	5.0000 Level 1	10.0000 Level 2	25.0000 Level 3	40.0000 Level 4	50.0000 Level 5	125.0000 Level 6	Curve	Coefficients b	m1	m2	%RSD or R^2	
		250.0000 Level 7											
	27 2,2-Dichloropropane	0.34876	0.31143	0.23254	0.30483	0.24396	0.33281						
		0.30118						AVRG		0.29650		14.58200	
	28 cis-1,2-dichloroethene	0.40253	0.38031	0.30431	0.34969	0.30601	0.36105						
		0.34901						AVRG		0.35041		10.30472	
	32 Vinyl Acetate	+++++	+++++	+++++	+++++	+++++	+++++						
		+++++						AVRG		0.000e+000		0.000e+000	<-
	31 2-Butanone	0.15157	0.11370	0.13636	0.11891	0.13734	0.11158						
		0.11345						AVRG		0.12613		12.35340	
M	29 1,2-Dichloroethene (total)	0.39078	0.36737	0.29332	0.34238	0.29656	0.34938						
		0.33242						AVRG		0.33889		10.45799	
	35 Tetrahydrofuran	+++++	+++++	+++++	+++++	+++++	+++++						
		+++++						AVRG		0.000e+000		0.000e+000	<-
	33 Ethyl Acetate	+++++	+++++	+++++	+++++	+++++	+++++						
		+++++						AVRG		0.000e+000		0.000e+000	<-

2022

C0J250457

TestAmerica Pittsburgh

INITIAL CALIBRATION DATA

Start Cal Date : 18-OCT-2010 07:13
End Cal Date : 18-OCT-2010 09:40
Quant Method : ISTD
Target Version : 4.14
Integrator : HP RTE
Method file : \\PITSVR06\D\chem\hp7.i\7101810d.b\8260bh2o.m
Last Edit : 19-Oct-2010 07:31 journetp

Compound	5.0000 Level 1	10.0000 Level 2	25.0000 Level 3	40.0000 Level 4	50.0000 Level 5	125.0000 Level 6	Curve	Coefficients b	Coefficients m1	Coefficients m2	%RSD or R^2	
	250.0000 Level 7											
30 Bromochloromethane	0.16566	0.16053	0.13266	0.15618	0.13708	0.15655						
	0.15412						AVRG		0.15182		8.06078	
37 Chloroform	0.61161	0.56305	0.47614	0.53020	0.48099	0.52578						
	0.49101						AVRG		0.52554		9.33890	
38 1,1,1-Trichloroethane	0.42814	0.39641	0.33039	0.39393	0.36106	0.43476						
	0.43233						AVRG		0.39672		9.96745	
102 Cyclohexane	0.74741	0.63161	0.52444	0.57657	0.51455	0.57178						
	0.53224						AVRG		0.58551		13.98137	
34 Propionitrile	+++++	+++++	+++++	+++++	+++++	+++++						
	+++++						AVRG		0.000e+000		0.000e+000	<-
41 Carbon Tetrachloride	0.31561	0.26718	0.23662	0.27969	0.26576	0.33592						
	0.35557						AVRG		0.29376		14.59450	
40 1,1-Dichloropropene	0.45222	0.42702	0.39183	0.40100	0.39530	0.41942						
	0.43234						AVRG		0.41702		5.31086	

(2001 - 2125)
2023
C0J250457

TestAmerica Pittsburgh

INITIAL CALIBRATION DATA

Start Cal Date : 18-OCT-2010 07:13
End Cal Date : 18-OCT-2010 09:40
Quant Method : ISTD
Target Version : 4.14
Integrator : HP RTE
Method file : \\PITSVR06\D\chem\hp7.i\7101810d.b\8260bh2o.m
Last Edit : 19-Oct-2010 07:31 journetp

Compound	5.0000 Level 1	10.0000 Level 2	25.0000 Level 3	40.0000 Level 4	50.0000 Level 5	125.0000 Level 6	250.0000 Level 7	Curve	Coefficients b	Coefficients m1	Coefficients m2	%RSD or R^2	
36 Methacrylonitrile	+++++	+++++	+++++	+++++	+++++	+++++	+++++	AVRG		0.000e+000		0.000e+000	<-
42 Benzene	1.31148	1.21857	1.12192	1.13499	1.10559	1.09246	0.98621	AVRG		1.13875		8.99931	
45 1,2-Dichloroethane	0.42748	0.37797	0.35903	0.35966	0.36901	0.36596	0.38204	AVRG		0.37731		6.29353	
52 1,4-Dioxane	+++++	+++++	+++++	+++++	+++++	+++++	+++++	AVRG		0.000e+000		0.000e+000	<-
48 n-Butanol	+++++	+++++	+++++	+++++	+++++	+++++	+++++	AVRG		0.000e+000		0.000e+000	<-
157 N-Heptane	+++++	+++++	+++++	+++++	+++++	+++++	+++++	AVRG		0.000e+000		0.000e+000	<-
44 Isobutanol	+++++	+++++	+++++	+++++	+++++	+++++	+++++	AVRG		0.000e+000		0.000e+000	<-

(2001 - 2125)
2024
C0J250457

(2001 - 2125)

TestAmerica Pittsburgh

INITIAL CALIBRATION DATA

Start Cal Date : 18-OCT-2010 07:13
End Cal Date : 18-OCT-2010 09:40
Quant Method : ISTD
Target Version : 4.14
Integrator : HP RTE
Method file : \\PITSVR06\D\chem\hp7.i\7101810d.b\8260bh2o.m
Last Edit : 19-Oct-2010 07:31 journetp

Compound	5.0000 Level 1	10.0000 Level 2	25.0000 Level 3	40.0000 Level 4	50.0000 Level 5	125.0000 Level 6	250.0000 Level 7	Curve	Coefficients b	Coefficients m1	Coefficients m2	%RSD or R^2	
47 Trichloroethene	0.30848	0.28058	0.27343	0.27167	0.28316	0.28953	0.29916	AVRG		0.28657		4.70198	
162 Ethyl Acrylate	+++++	+++++	+++++	+++++	+++++	+++++	+++++	AVRG		0.000e+000		0.000e+000	<-
156 Methyl cyclohexane	0.70174	0.64692	0.55753	0.60930	0.55818	0.62675	0.58468	AVRG		0.61216		8.46397	
49 1,2-Dichloropropane	0.29843	0.26992	0.27496	0.25612	0.28409	0.26933	0.28373	AVRG		0.27665		4.90101	
50 Dibromomethane	0.18848	0.15315	0.15924	0.16140	0.16975	0.16613	0.17485	AVRG		0.16757		6.94389	
51 Methyl methacrylate	+++++	+++++	+++++	+++++	+++++	+++++	+++++	AVRG		0.000e+000		0.000e+000	<-
53 Bromodichloromethane	0.26777	0.25362	0.27818	0.28602	0.31723	0.32973	0.33918	AVRG		0.29596		11.08930	

2025

C0J250457

TestAmerica Pittsburgh

INITIAL CALIBRATION DATA

Start Cal Date : 18-OCT-2010 07:13
End Cal Date : 18-OCT-2010 09:40
Quant Method : ISTD
Target Version : 4.14
Integrator : HP RTE
Method file : \\PITSVR06\D\chem\hp7.i\7101810d.b\8260bh2o.m
Last Edit : 19-Oct-2010 07:31 journetp

Compound	5.0000 Level 1 / 250.0000 Level 7	10.0000 Level 2	25.0000 Level 3	40.0000 Level 4	50.0000 Level 5	125.0000 Level 6	Curve	Coefficients b	m1	m2	%RSD or R^2	
55 2-Methylfuran	+++++ / +++++	+++++	+++++	+++++	+++++	+++++	AVRG		0.000e+000		0.000e+000	<-
54 2-Nitropropane	+++++ / +++++	+++++	+++++	+++++	+++++	+++++	AVRG		0.000e+000		0.000e+000	<-
57 cis-1,3-Dichloropropene	0.35739 / 0.39095	0.30112	0.38215	0.33146	0.41268	0.37968	AVRG		0.36506		10.44296	
58 4-Methyl-2-Pentanone	16708 / 953187	28491	106995	130314	225067	425341	QUAD	0.06235	0.59334	0.33640	0.99966	
60 Toluene	5.02229 / +++++	4.85626	4.42108	4.25518	4.21057	3.44174	AVRG		4.36785		12.80779	
56 2-Chloroethyl vinyl ether	+++++ / +++++	+++++	+++++	+++++	+++++	+++++	AVRG		0.000e+000		0.000e+000	<-
61 trans-1,3-Dichloropropene	1.19901 / +++++	1.12576	1.36233	1.16604	1.35063	1.04656	AVRG		1.20839		10.39066	

TestAmerica Pittsburgh

INITIAL CALIBRATION DATA

Start Cal Date : 18-OCT-2010 07:13
End Cal Date : 18-OCT-2010 09:40
Quant Method : ISTD
Target Version : 4.14
Integrator : HP RTE
Method file : \\PITSVR06\D\chem\hp7.i\7101810d.b\8260bh2o.m
Last Edit : 19-Oct-2010 07:31 journetp

Compound	5.0000 Level 1 / 250.0000 Level 7	10.0000 Level 2	25.0000 Level 3	40.0000 Level 4	50.0000 Level 5	125.0000 Level 6	Curve	Coefficients b	Coefficients m1	Coefficients m2	%RSD or R^2	
64 1,1,2-Trichloroethane	12181 / 827772	23326	87944	99468	183330	348457	QUAD	0.02095	0.96712	0.34690	0.99972	
65 Tetrachloroethene	0.92166 / 0.61695	0.87577	0.82762	0.79152	0.80350	0.71533	AVRG		0.79319		12.78907	
63 1,3-Dichloropropane	22104 / 1372828	37685	155759	166904	322862	582744	QUAD	0.02692	0.53174	0.13776	0.99924	
66 2-Hexanone	10744 / 520247	15282	72599	68587	151964	235936	QUAD	0.10335	0.61407	1.40476	0.99633	
67 Dibromochloromethane	0.63511 / 0.59031	0.56066	0.70342	0.69093	0.74680	0.69467	AVRG		0.66027		10.14487	
62 Ethyl methacrylate	+++++ / +++++	+++++	+++++	+++++	+++++	+++++	AVRG		0.000e+000		0.000e+000	<-
68 1,2-Dibromoethane	13025 / 810796	21193	88709	101256	183367	348410	QUAD	0.03957	0.88203	0.39881	0.99976	

TestAmerica Pittsburgh

INITIAL CALIBRATION DATA

Start Cal Date : 18-OCT-2010 07:13
End Cal Date : 18-OCT-2010 09:40
Quant Method : ISTD
Target Version : 4.14
Integrator : HP RTE
Method file : \\PITSVR06\D\chem\hp7.i\7101810d.b\8260bh2o.m
Last Edit : 19-Oct-2010 07:31 journetp

Compound	5.0000 Level 1 / 250.0000 Level 7	10.0000 Level 2	25.0000 Level 3	40.0000 Level 4	50.0000 Level 5	125.0000 Level 6	Curve	Coefficients b	Coefficients m1	Coefficients m2	%RSD or R^2
70 Chlorobenzene	3.32648	3.03574	2.86915	2.67622	2.70884	2.37527					
	+++++						AVRG		2.83195		11.55541
71 1,1,1,2-Tetrachloroethane	0.84696	0.93815	0.79389	0.94865	0.84321	0.90183					
	0.78861						AVRG		0.86590		7.51274
72 Ethylbenzene	1.74749	1.68887	1.57609	1.52043	1.53128	1.35083					
	1.13774						AVRG		1.50753		13.73367
73 m + p-Xylene	2.25869	2.12768	2.02633	1.96544	1.96670	1.77358					
	+++++						AVRG		2.01974		8.14004
74 Xylene-o	2.41474	2.30137	2.06725	2.24148	2.11823	2.16096					
	1.71819						AVRG		2.14603		10.34453
M 75 Xylenes (total)	2.31071	2.18558	2.03997	2.05746	2.01721	1.90271					
	1.42686						AVRG		1.99150		14.10793
76 Styrene	3.57322	3.69326	3.43727	3.38021	3.39213	3.08106					
	2.24793						AVRG		3.25787		14.85579

TestAmerica Pittsburgh

INITIAL CALIBRATION DATA

Start Cal Date : 18-OCT-2010 07:13
End Cal Date : 18-OCT-2010 09:40
Quant Method : ISTD
Target Version : 4.14
Integrator : HP RTE
Method file : \\PITSVR06\D\chem\hp7.i\7101810d.b\8260bh2o.m
Last Edit : 19-Oct-2010 07:31 journetp

Compound	5.0000 Level 1 / 250.0000 Level 7	10.0000 Level 2	25.0000 Level 3	40.0000 Level 4	50.0000 Level 5	125.0000 Level 6	Curve	Coefficients b	Coefficients m1	Coefficients m2	%RSD or R^2
77 Bromoform	0.34452	0.33955	0.37696	0.41255	0.43942	0.45156					
	0.38945						AVRG		0.39343		11.09956
78 Isopropylbenzene	6.03044	6.20290	5.09769	5.54571	4.87695	4.42815					
	+++++						AVRG		5.36364		12.82212
83 1,1,2,2-Tetrachloroethane	0.91666	0.68587	0.74905	0.72146	0.76380	0.67432					
	0.67832						AVRG		0.74135		11.45054
79 Bromobenzene	0.80016	0.71277	0.75842	0.69553	0.75503	0.70301					
	0.71723						AVRG		0.73459		5.14956
84 1,2,3-Trichloropropane	6477	9681	35722	46059	75168	154139					
	364302						QUAD	-0.06191	5.57186	0.42921	0.99829
81 n-Propylbenzene	0.96820	0.84228	0.88928	0.82259	0.89661	0.83239					
	0.83217						AVRG		0.86907		6.04851
82 2-Chlorotoluene	0.81198	0.75006	0.74921	0.71004	0.75168	0.71883					
	0.71953						AVRG		0.74447		4.62980

TestAmerica Pittsburgh

INITIAL CALIBRATION DATA

Start Cal Date : 18-OCT-2010 07:13
End Cal Date : 18-OCT-2010 09:40
Quant Method : ISTD
Target Version : 4.14
Integrator : HP RTE
Method file : \\PITSVR06\D\chem\hp7.i\7101810d.b\8260bh2o.m
Last Edit : 19-Oct-2010 07:31 journetp

Compound	5.0000 Level 1 / 250.0000 Level 7	10.0000 Level 2	25.0000 Level 3	40.0000 Level 4	50.0000 Level 5	125.0000 Level 6	Curve	Coefficients b	Coefficients m1	Coefficients m2	%RSD or R^2	
86 1,3,5-Trimethylbenzene	2.88589	2.54085	2.66032	2.62797	2.68736	2.58759						
	2.18788						AVRG		2.59684		8.12656	
85 4-Chlorotoluene	0.91416	0.75920	0.84623	0.77001	0.78914	0.81476						
	0.89405						AVRG		0.82679		7.30545	
87 tert-Butylbenzene	2.32842	2.20178	2.28778	2.32742	2.38369	2.29414						
	1.95623						AVRG		2.25421		6.32291	
103 t-1,4-Dichloro-2-butene	+++++	+++++	+++++	+++++	+++++	+++++						
	+++++						AVRG		0.000e+000		0.000e+000	<-
88 1,2,4-Trimethylbenzene	3.08902	2.66504	2.66696	2.69270	2.69544	2.47401						
	2.00243						AVRG		2.61223		12.47790	
89 sec-Butylbenzene	3.92410	3.44054	3.54558	3.50828	3.48547	3.10649						
	2.37488						AVRG		3.34076		14.60819	
161 Dichloroethyl Ether	+++++	+++++	+++++	+++++	+++++	+++++						
	+++++						AVRG		0.000e+000		0.000e+000	<-

TestAmerica Pittsburgh

INITIAL CALIBRATION DATA

Start Cal Date : 18-OCT-2010 07:13
End Cal Date : 18-OCT-2010 09:40
Quant Method : ISTD
Target Version : 4.14
Integrator : HP RTE
Method file : \\PITSVR06\D\chem\hp7.i\7101810d.b\8260bh2o.m
Last Edit : 19-Oct-2010 07:31 journetp

Compound	5.0000 Level 1 / 250.0000 Level 7	10.0000 Level 2	25.0000 Level 3	40.0000 Level 4	50.0000 Level 5	125.0000 Level 6	Curve	Coefficients b	Coefficients m1	Coefficients m2	%RSD or R^2	
91 1,3-Dichlorobenzene	1.71218 / 1.38471	1.54383	1.49826	1.49862	1.51031	1.49725	AVRG		1.52074		6.42851	
90 4-Isopropyltoluene	3.42789 / 2.21630	2.91055	2.99432	2.96360	2.98576	2.73823	AVRG		2.89095		12.56837	
93 1,4-Dichlorobenzene	1.71255 / 1.31142	1.53214	1.51209	1.48245	1.51025	1.46679	AVRG		1.50396		7.83569	
160 Benzyl Chloride	+++++ / +++++	+++++	+++++	+++++	+++++	+++++	AVRG		0.000e+000		0.000e+000	<-
94 n-Butylbenzene	3.51345 / 2.18204	3.15020	3.05696	3.11596	3.10609	2.85863	AVRG		2.99762		13.64049	
95 1,2-Dichlorobenzene	1.64066 / 1.34870	1.50160	1.43734	1.49443	1.47793	1.49540	AVRG		1.48515		5.86995	
96 1,2-Dibromo-3-chloropropane	0.09746 / 0.11124	0.08484	0.09807	0.11824	0.11133	0.11714	AVRG		0.10547		11.68658	

TestAmerica Pittsburgh

INITIAL CALIBRATION DATA

Start Cal Date : 18-OCT-2010 07:13
End Cal Date : 18-OCT-2010 09:40
Quant Method : ISTD
Target Version : 4.14
Integrator : HP RTE
Method file : \\PITSVR06\D\chem\hp7.i\7101810d.b\8260bh2o.m
Last Edit : 19-Oct-2010 07:31 journetp

Compound	5.0000 Level 1 / 250.0000 Level 7	10.0000 Level 2	25.0000 Level 3	40.0000 Level 4	50.0000 Level 5	125.0000 Level 6	Curve	Coefficients b	Coefficients m1	Coefficients m2	%RSD or R^2	
97 1,2,4-Trichlorobenzene	1.11983 / 0.94071	1.04168	0.92510	1.05270	0.98655	1.03781	AVRG		1.01491		6.73712	
166 1,3,5-Trichlorobenzene	1.31894 / 1.08156	1.19089	1.07509	1.21095	1.11108	1.20656	AVRG		1.17072		7.47327	
98 Hexachlorobutadiene	0.63913 / 0.56494	0.53970	0.48518	0.53703	0.50898	0.54878	AVRG		0.54625		8.91505	
99 Naphthalene	2.29813 / +++++	1.90495	1.69951	2.05517	1.80709	1.70337	AVRG		1.91137		12.14262	
100 1,2,3-Trichlorobenzene	0.91444 / 0.68575	0.79147	0.68120	0.82019	0.73835	0.75922	AVRG		0.77009		10.59529	
104 1,4-Dichlorobutane	+++++ / +++++	+++++	+++++	+++++	+++++	+++++	AVRG		0.000e+000		0.000e+000	<-
105 1-Chlorohexane	+++++ / +++++	+++++	+++++	+++++	+++++	+++++	AVRG		0.000e+000		0.000e+000	<-

TestAmerica Pittsburgh

INITIAL CALIBRATION DATA

Start Cal Date : 18-OCT-2010 07:13
End Cal Date : 18-OCT-2010 09:40
Quant Method : ISTD
Target Version : 4.14
Integrator : HP RTE
Method file : \\PITSVR06\D\chem\hp7.i\7101810d.b\8260bh2o.m
Last Edit : 19-Oct-2010 07:31 journetp

Compound	5.0000 Level 1	10.0000 Level 2	25.0000 Level 3	40.0000 Level 4	50.0000 Level 5	125.0000 Level 6	Curve	Coefficients b	m1	m2	%RSD or R^2
	250.0000 Level 7										
$ 39 Dibromofluoromethane	0.27593	0.25535	0.23461	0.26087	0.24649	0.28366					
	0.29523						AVRG		0.26459		8.10029
$ 43 1,2-Dichloroethane-d4	0.33289	0.31210	0.30840	0.30457	0.30634	0.30044					
	0.30481						AVRG		0.30994		3.46473
$ 59 Toluene-d8	3.69127	3.93246	3.71854	3.58389	3.49966	2.93279					
	+++++						AVRG		3.55977		9.55692
$ 80 Bromofluorobenzene	1.53347	1.47715	1.33631	1.34378	1.26482	1.21149					
	0.98721						AVRG		1.30775		13.80694

TestAmerica Pittsburgh

INITIAL CALIBRATION DATA

Start Cal Date : 18-OCT-2010 07:13
End Cal Date : 18-OCT-2010 09:40
Quant Method : ISTD
Target Version : 4.14
Integrator : HP RTE
Method file : \\PITSVR06\D\chem\hp7.i\7101810d.b\8260bh2o.m
Last Edit : 19-Oct-2010 07:31 journetp

Curve	Formula	Units
Averaged	Amt = Rsp/m1	Response
Quad	Amt = b + m1*Rsp + m2*Rsp^2	Response

(2001 - 2125)
2034
C0J250457

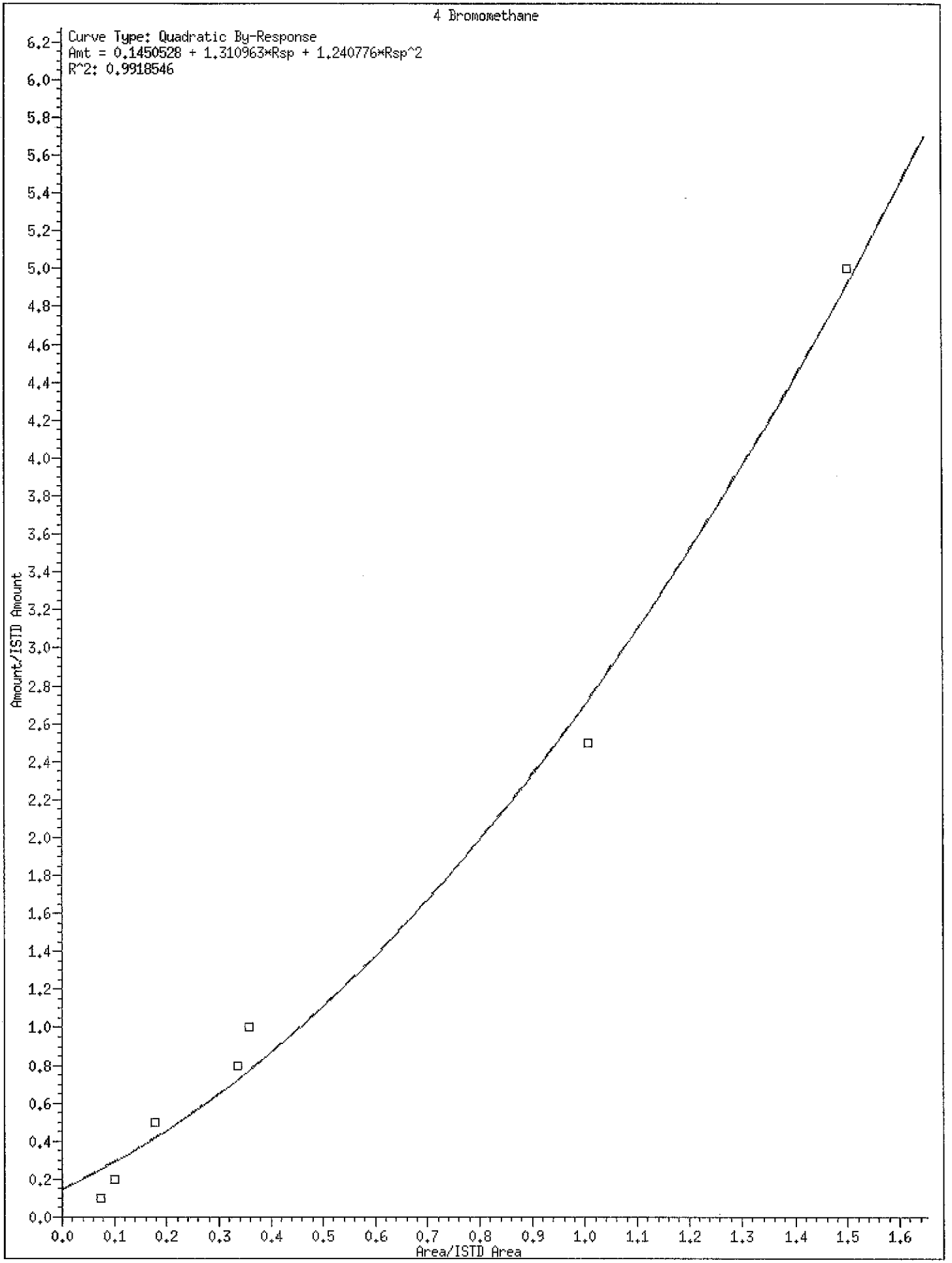
4 Bromomethane
Curve Type: Quadratic By-Response
Amt = 0.1450528 + 1.310963*Rsp + 1.240776*Rsp^2
R^2: 0.9918546
Amount/ISTD Amount
Area/ISTD Area
0.0
0.2
0.4
0.6
0.8
1.0
1.2
1.4
1.6
1.8
2.0
2.2
2.4
2.6
2.8
3.0
3.2
3.4
3.6
3.8
4.0
4.2
4.4
4.6
4.8
5.0
5.2
5.4
5.6
5.8
6.0
6.2
0.0
0.1
0.2
0.3
0.4
0.5
0.6
0.7
0.8
0.9
1.0
1.1
1.2
1.3
1.4
1.5
1.6

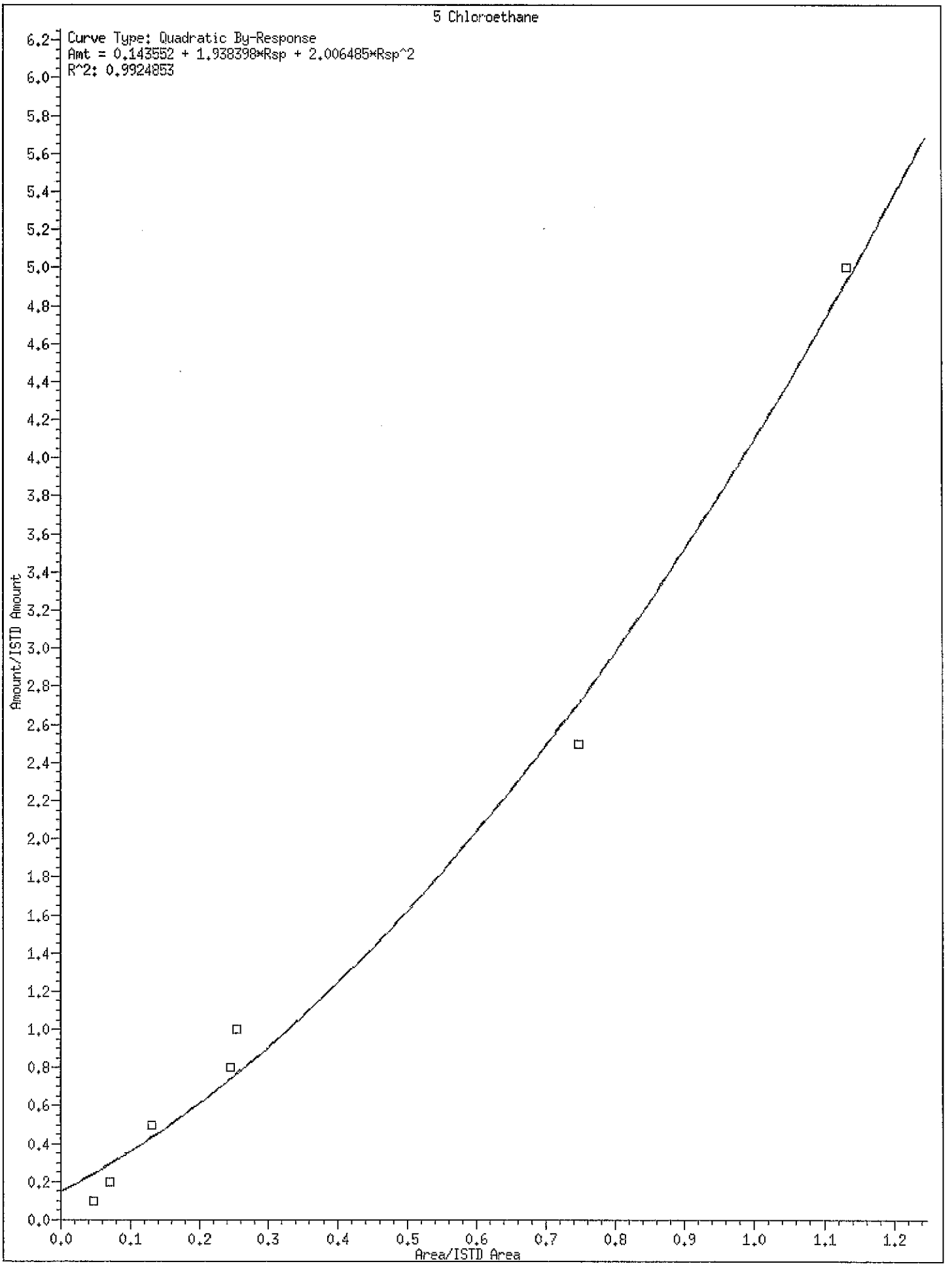
5 Chloroethane
Curve Type: Quadratic By-Response
Amt = 0.143552 + 1.938398*Rsp + 2.006485*Rsp^2
R^2: 0.9924853
Amount/ISTD Amount
Area/ISTD Area
0.0
0.2
0.4
0.6
0.8
1.0
1.2
1.4
1.6
1.8
2.0
2.2
2.4
2.6
2.8
3.0
3.2
3.4
3.6
3.8
4.0
4.2
4.4
4.6
4.8
5.0
5.2
5.4
5.6
5.8
6.0
6.2
0.0
0.1
0.2
0.3
0.4
0.5
0.6
0.7
0.8
0.9
1.0
1.1
1.2

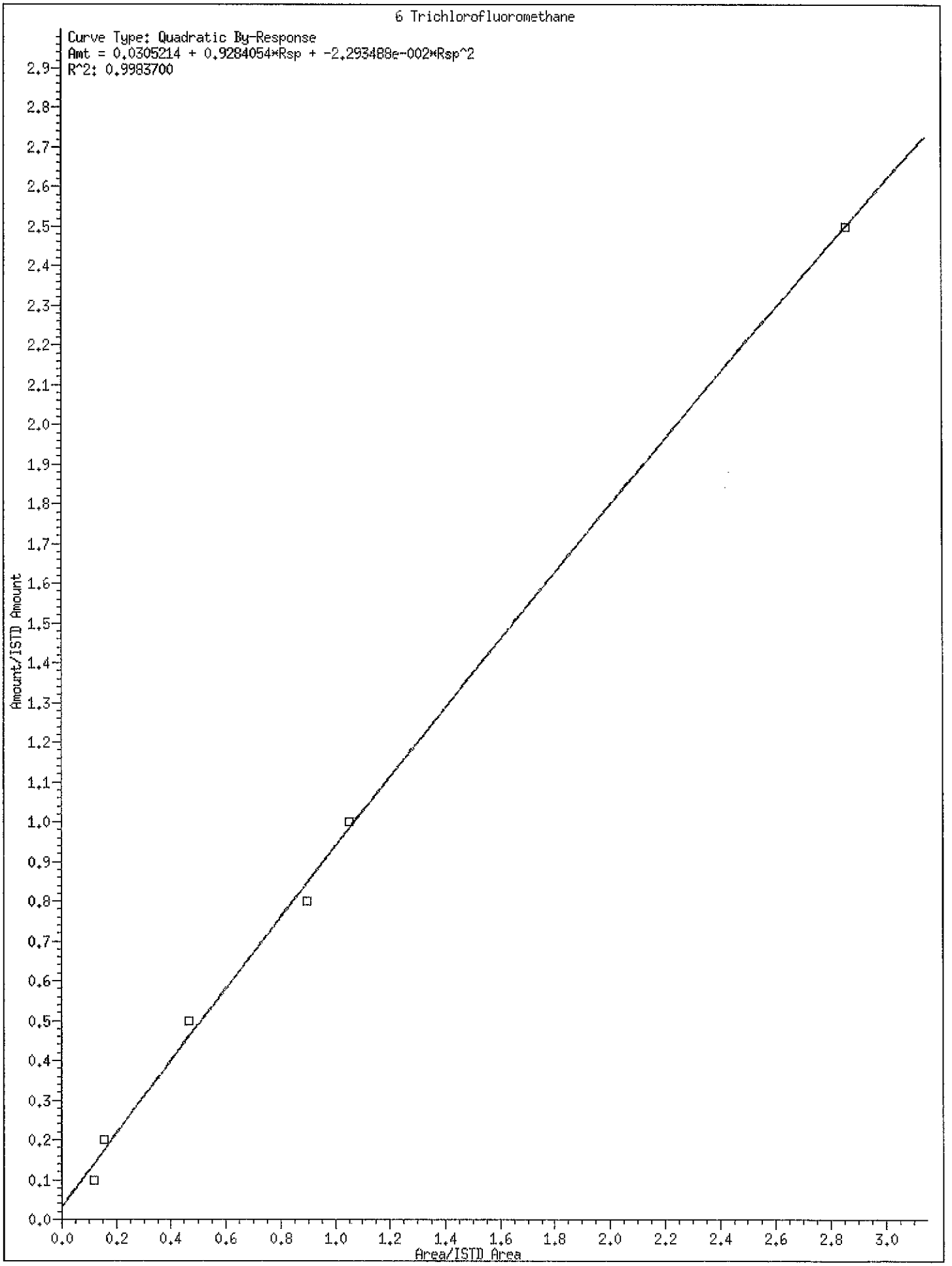
6 Trichlorofluoromethane
Curve Type: Quadratic By-Response
Amt = 0.0305214 + 0.9284054*Rsp + -2.293488e-002*Rsp^2
R^2: 0.9983700
Amount/ISTD Amount
Area/ISTD Area
0.0
0.1
0.2
0.3
0.4
0.5
0.6
0.7
0.8
0.9
1.0
1.1
1.2
1.3
1.4
1.5
1.6
1.7
1.8
1.9
2.0
2.1
2.2
2.3
2.4
2.5
2.6
2.7
2.8
2.9
0.0
0.2
0.4
0.6
0.8
1.0
1.2
1.4
1.6
1.8
2.0
2.2
2.4
2.6
2.8
3.0

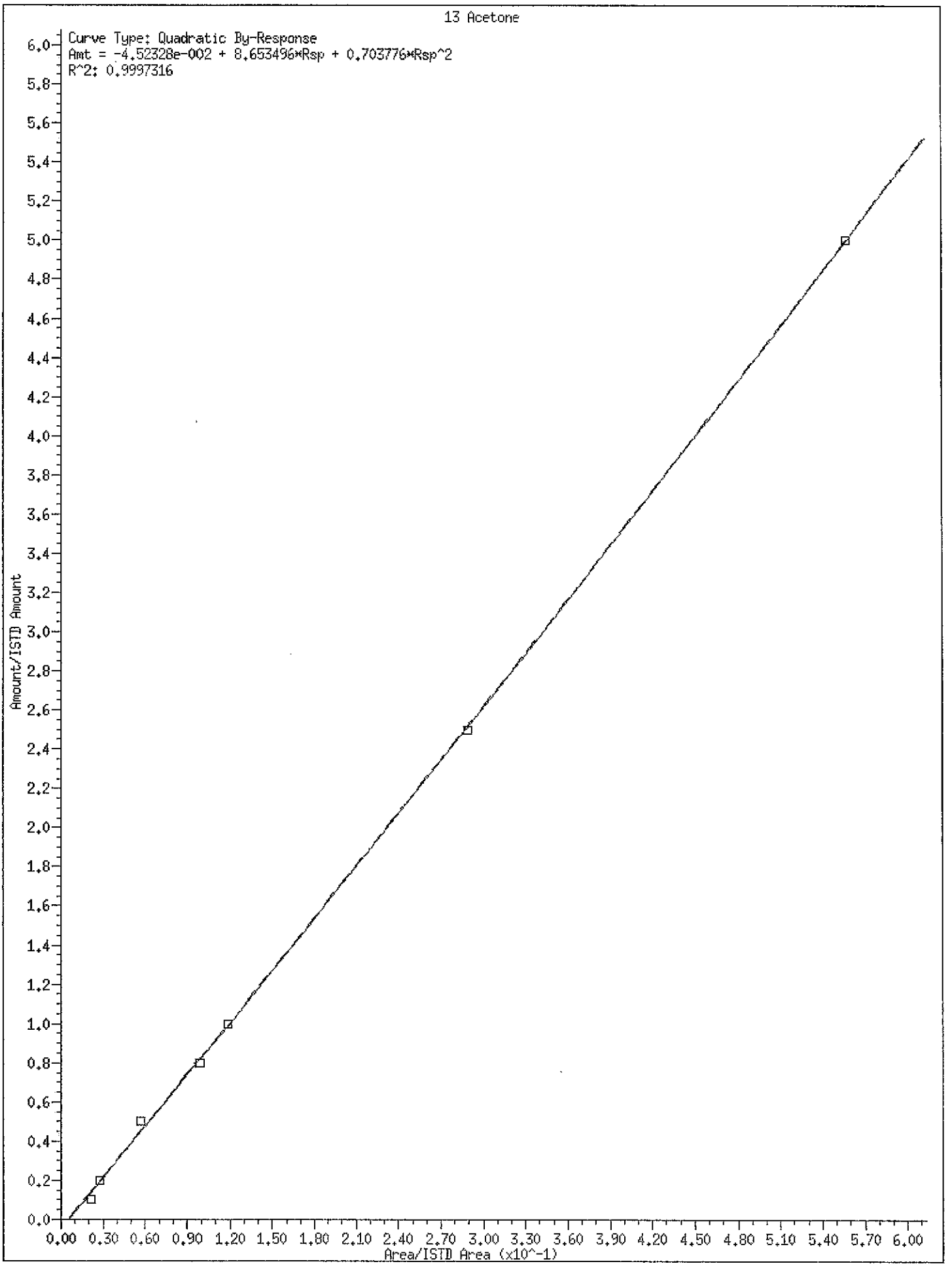
13 Acetone
Curve Type: Quadratic By-Response
Amt = -4.52328e-002 + 8.653496*Rsp + 0.703776*Rsp^2
R^2: 0.9997316
Amount/ISTD Amount
Area/ISTD Area (x10^-1)
0.0
0.2
0.4
0.6
0.8
1.0
1.2
1.4
1.6
1.8
2.0
2.2
2.4
2.6
2.8
3.0
3.2
3.4
3.6
3.8
4.0
4.2
4.4
4.6
4.8
5.0
5.2
5.4
5.6
5.8
6.0
0.00 0.30 0.60 0.90 1.20 1.50 1.80 2.10 2.40 2.70 3.00 3.30 3.60 3.90 4.20 4.50 4.80 5.10 5.40 5.70 6.00

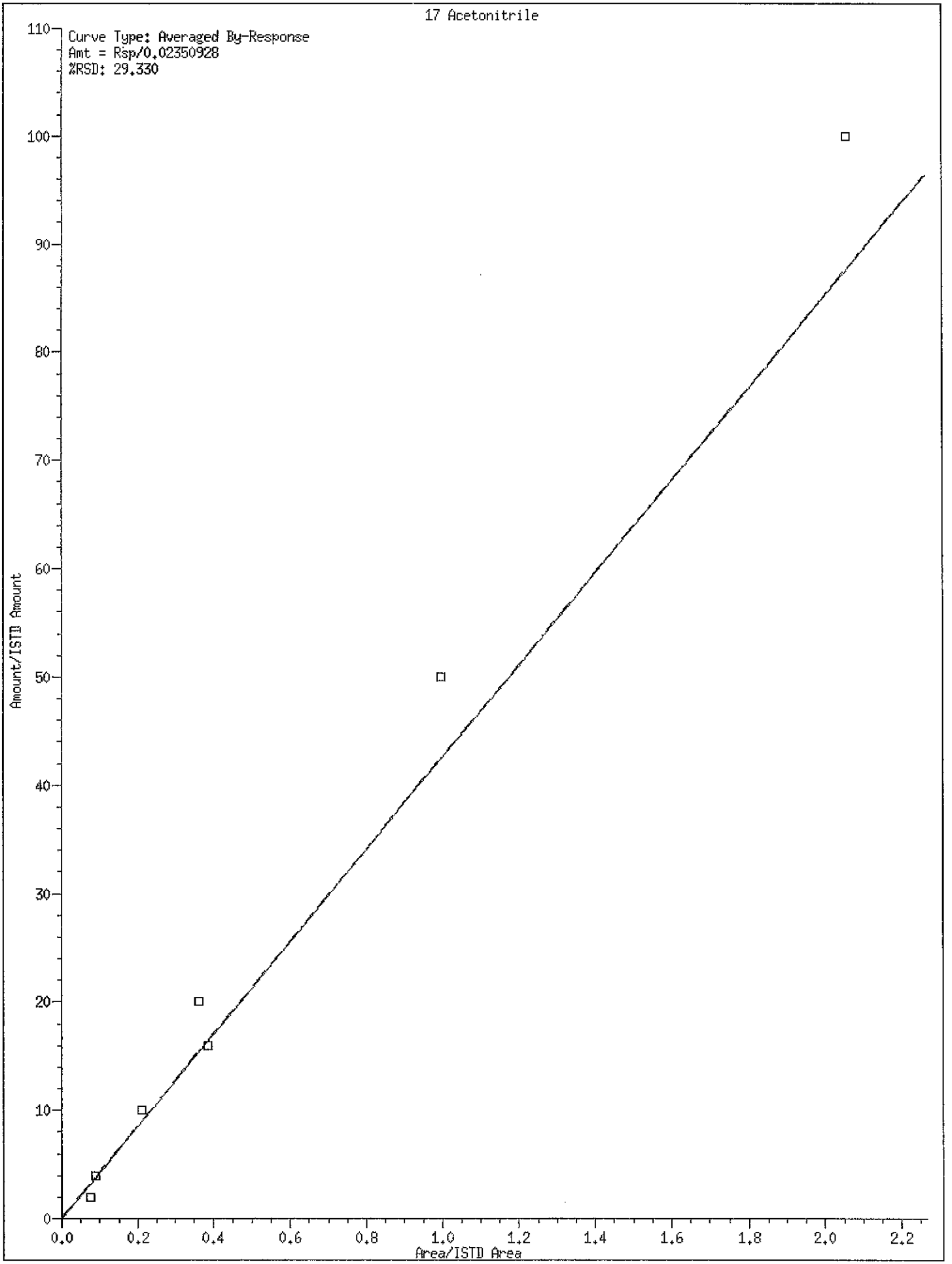
17 Acetonitrile
Curve Type: Averaged By-Response
Amt = Rsp/0.02350928
%RSD: 29.330
Amount/ISTD Amount
Area/ISTD Area
0
10
20
30
40
50
60
70
80
90
100
110
0.0
0.2
0.4
0.6
0.8
1.0
1.2
1.4
1.6
1.8
2.0
2.2

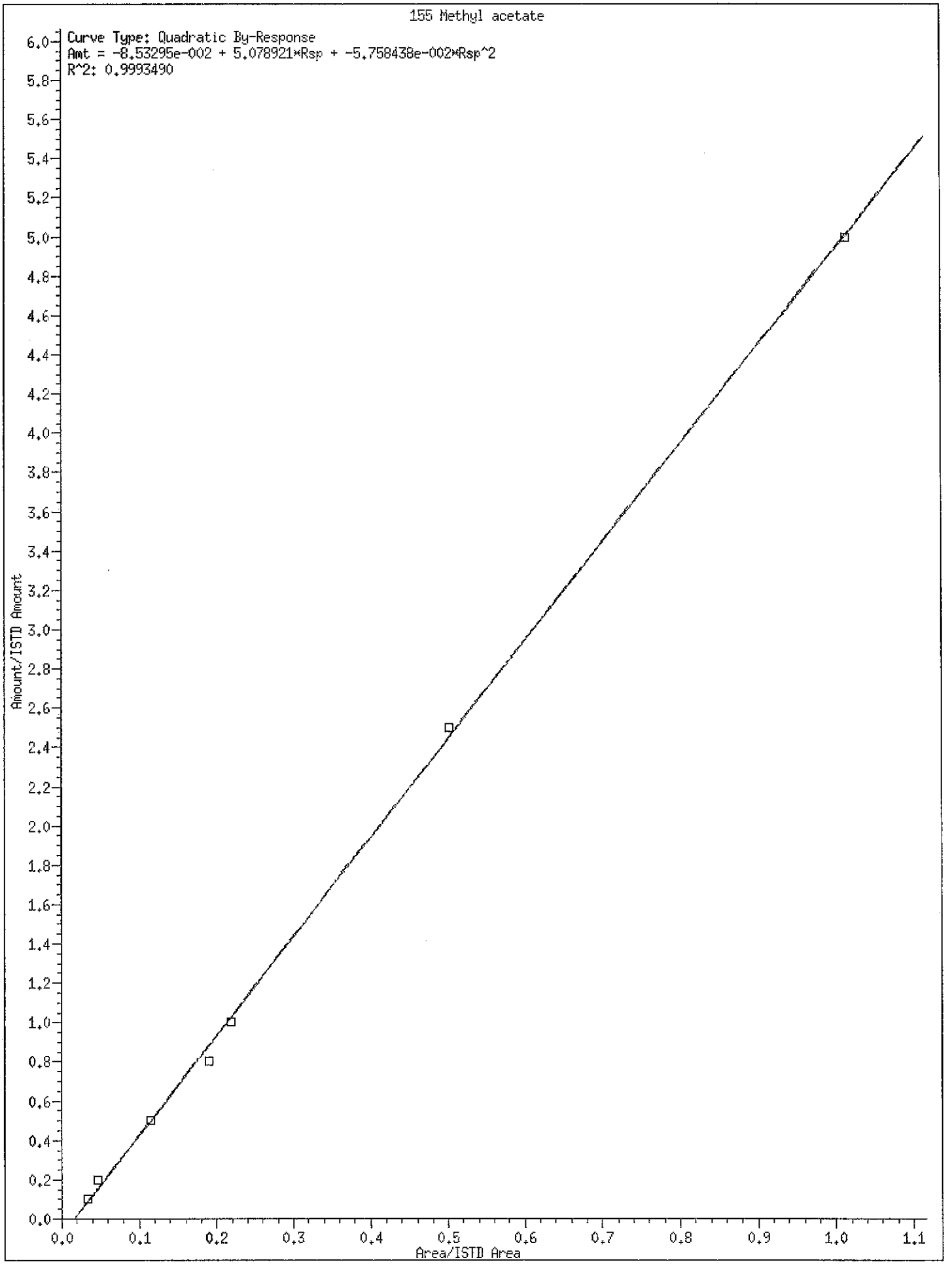
155 Methyl acetate
Curve Type: Quadratic By-Response
Amt = -8.53295e-002 + 5.078921*Rsp + -5.758438e-002*Rsp^2
R^2: 0.9993490
Amount/ISTD Amount
Area/ISTD Area
0.0
0.1
0.2
0.3
0.4
0.5
0.6
0.7
0.8
0.9
1.0
1.1
0.2
0.4
0.6
0.8
1.0
1.2
1.4
1.6
1.8
2.0
2.2
2.4
2.6
2.8
3.0
3.2
3.4
3.6
3.8
4.0
4.2
4.4
4.6
4.8
5.0
5.2
5.4
5.6
5.8
6.0

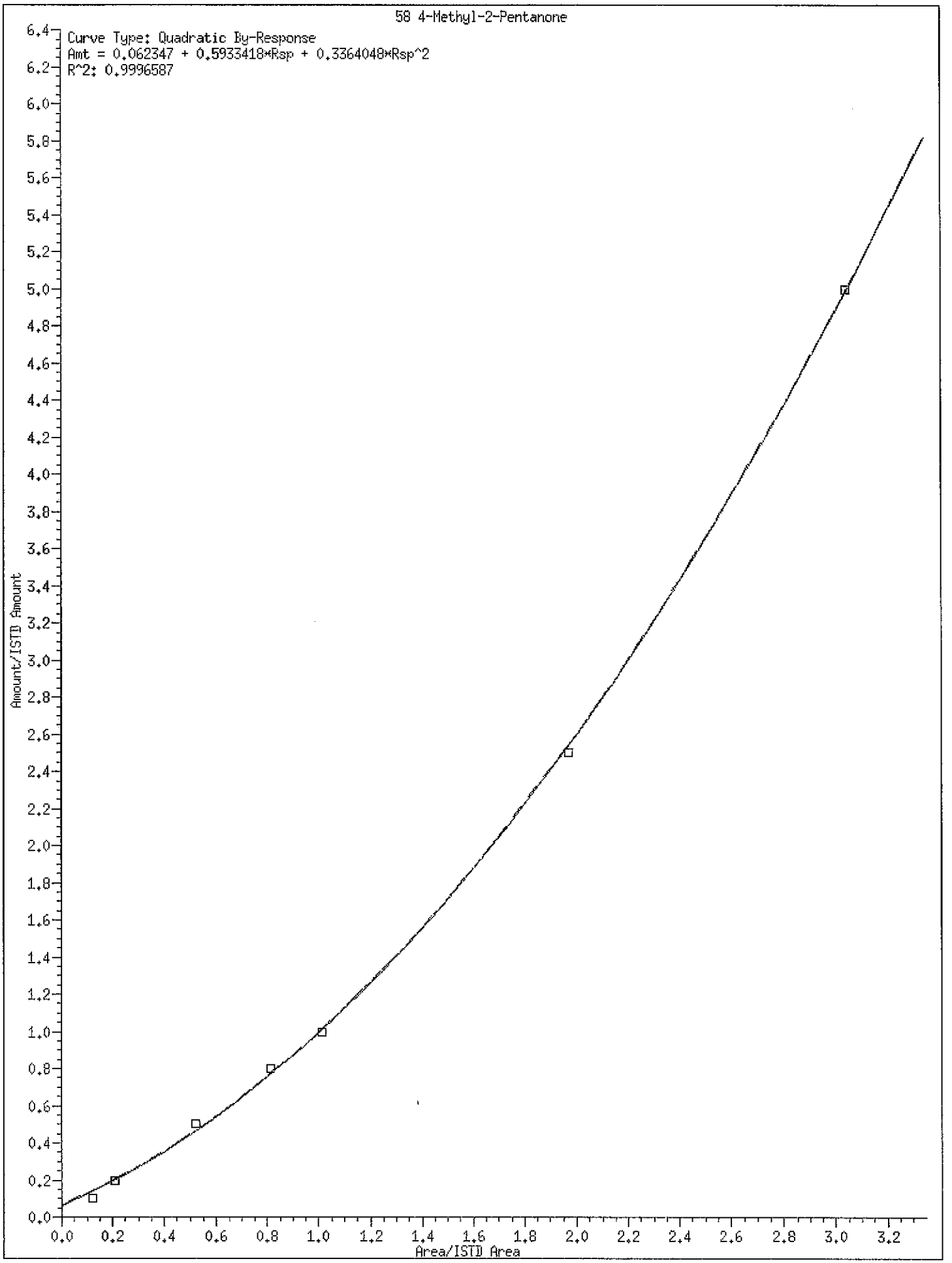
58 4-Methyl-2-Pentanone
Curve Type: Quadratic By-Response
Amt = 0.062347 + 0.5933418*Rsp + 0.3364048*Rsp^2
R^2: 0.9996587
Amount/ISTD Amount
Area/ISTD Area
0.0
0.2
0.4
0.6
0.8
1.0
1.2
1.4
1.6
1.8
2.0
2.2
2.4
2.6
2.8
3.0
3.2
6.4
6.2
6.0
5.8
5.6
5.4
5.2
5.0
4.8
4.6
4.4
4.2
4.0
3.8
3.6
3.4

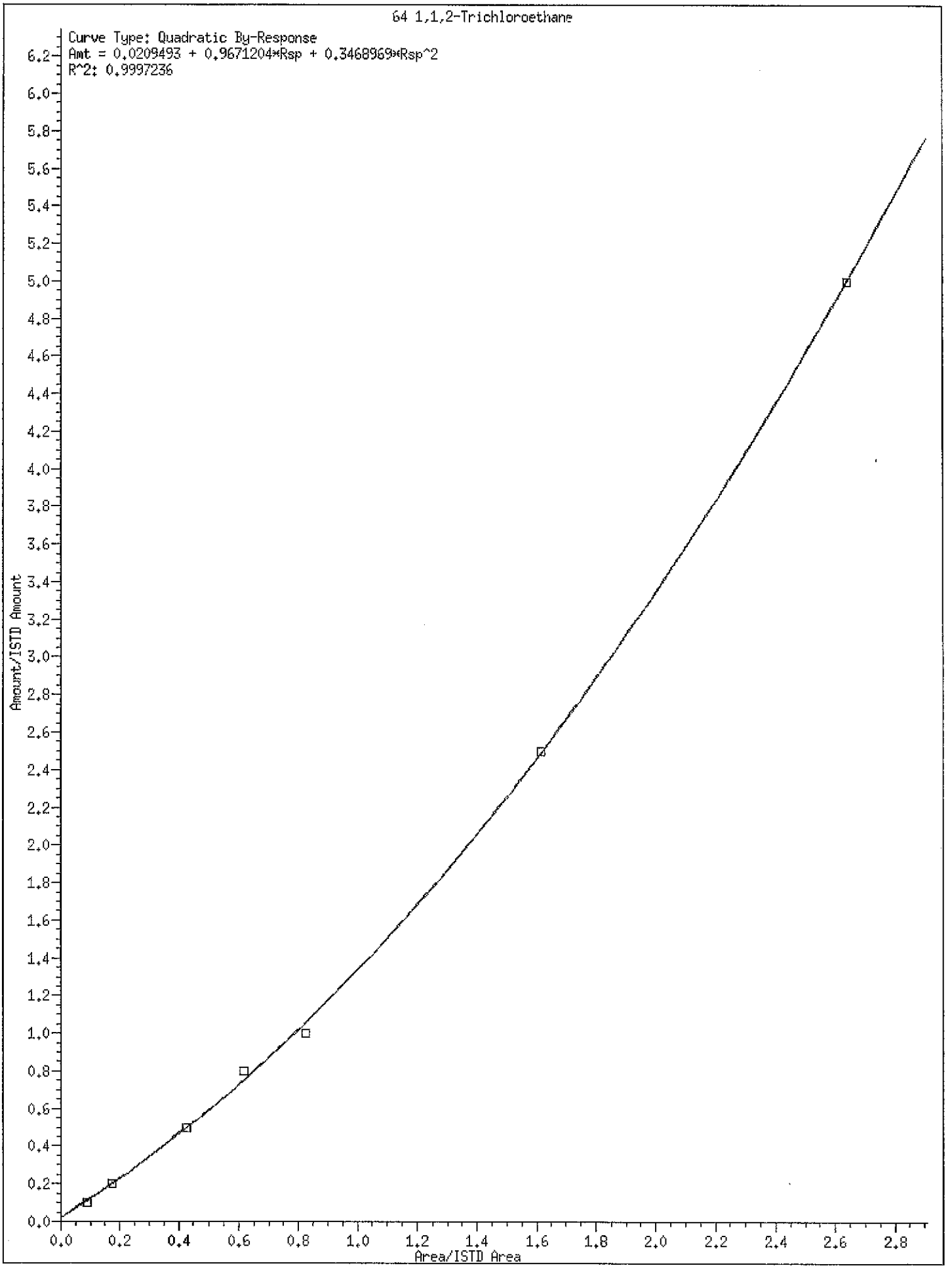
64 1,1,2-Trichloroethane
Curve Type: Quadratic By-Response
Amt = 0.0209493 + 0.9671204*Rsp + 0.3468969*Rsp^2
R^2: 0.9997236
Amount/ISTD Amount
Area/ISTD Area
0.0
0.2
0.4
0.6
0.8
1.0
1.2
1.4
1.6
1.8
2.0
2.2
2.4
2.6
2.8
3.0
3.2
3.4
3.6
3.8
4.0
4.2
4.4
4.6
4.8
5.0
5.2
5.4
5.6
5.8
6.0
6.2

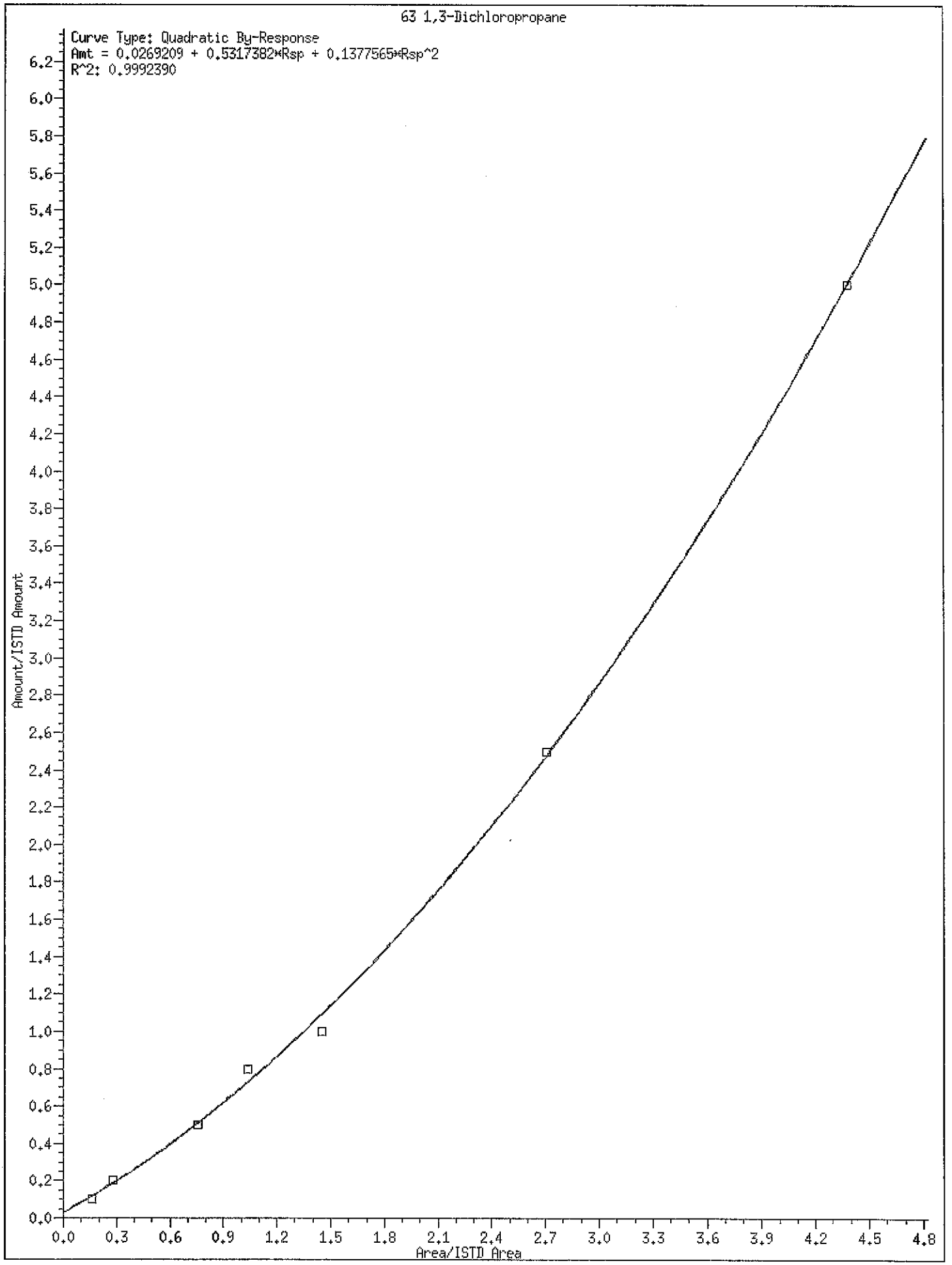
63 1,3-Dichloropropane
Curve Type: Quadratic By-Response
Amt = 0.0269209 + 0.5317382*Rsp + 0.1377565*Rsp^2
R^2: 0.9992390
Amount/ISTD Amount
Area/ISTD Area
0.0 0.2 0.4 0.6 0.8 1.0 1.2 1.4 1.6 1.8 2.0 2.2 2.4 2.6 2.8 3.0 3.2 3.4 3.6 3.8 4.0 4.2 4.4 4.6 4.8 5.0 5.2 5.4 5.6 5.8 6.0 6.2
0.0 0.3 0.6 0.9 1.2 1.5 1.8 2.1 2.4 2.7 3.0 3.3 3.6 3.9 4.2 4.5 4.8

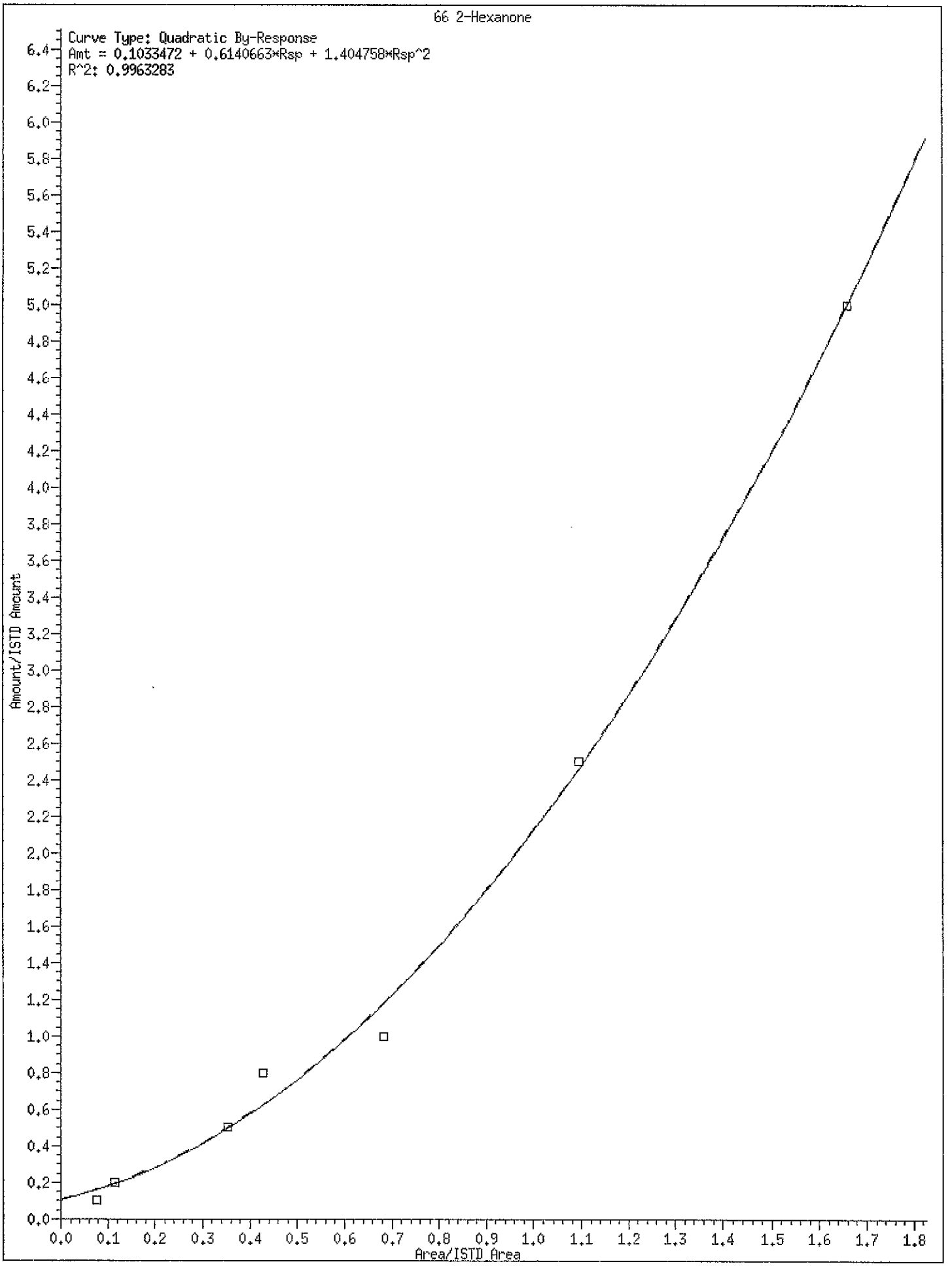
66 2-Hexanone
Curve Type: Quadratic By-Response
Amt = 0.1033472 + 0.6140663*Rsp + 1.404758*Rsp^2
R^2: 0.9963283
Amount/ISTD Amount
Area/ISTD Area
0.0
0.2
0.4
0.6
0.8
1.0
1.2
1.4
1.6
1.8
2.0
2.2
2.4
2.6
2.8
3.0
3.2
3.4
3.6
3.8
4.0
4.2
4.4
4.6
4.8
5.0
5.2
5.4
5.6
5.8
6.0
6.2
6.4
0.0
0.1
0.2
0.3
0.4
0.5
0.6
0.7
0.8
0.9
1.0
1.1
1.2
1.3
1.4
1.5
1.6
1.7
1.8

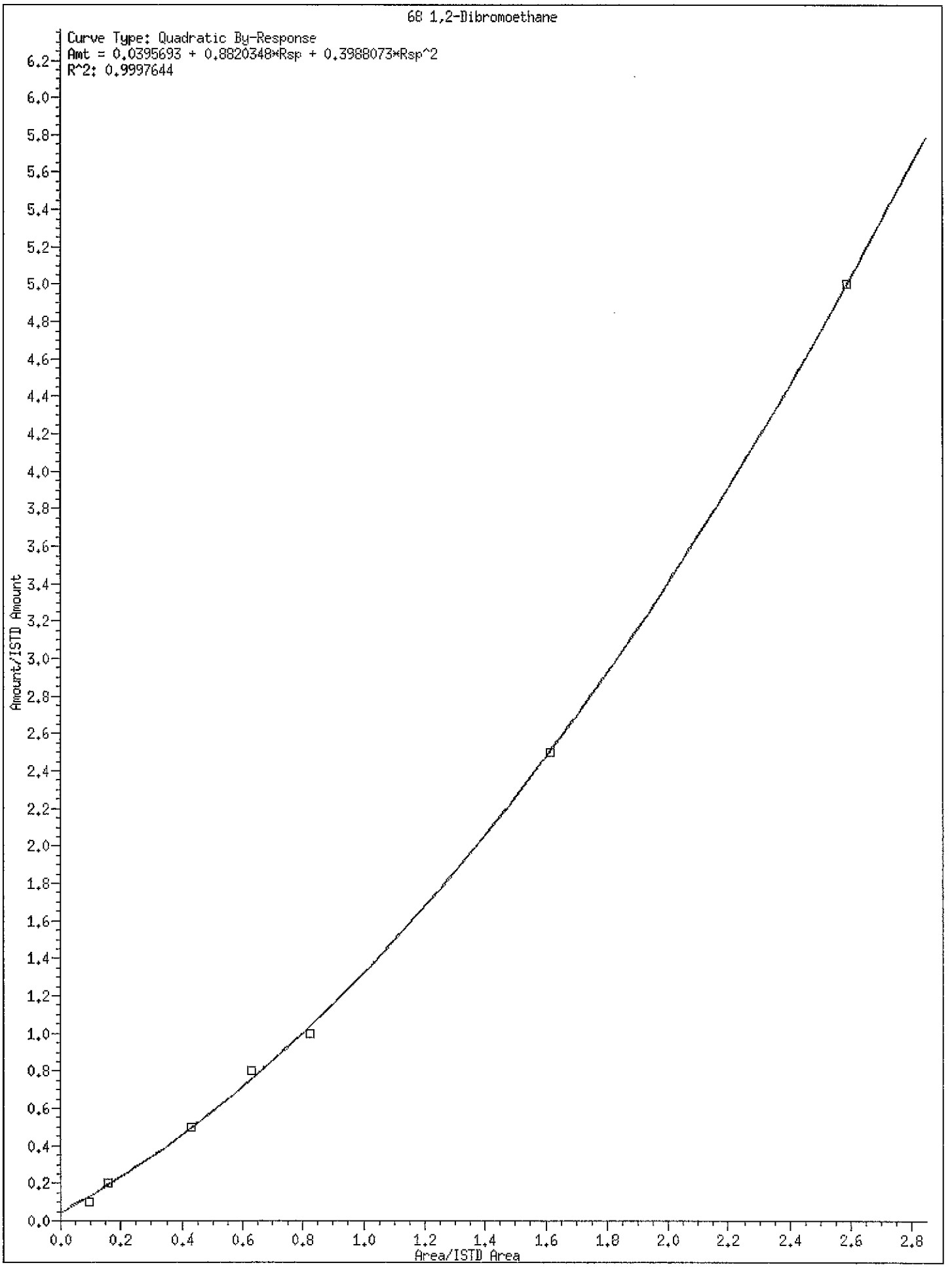
68 1,2-Dibromoethane
Curve Type: Quadratic By-Response
Amt = 0.0395693 + 0.8820348*Rsp + 0.3988073*Rsp^2
R^2: 0.9997644
Amount/ISTD Amount
Area/ISTD Area
0.0
0.2
0.4
0.6
0.8
1.0
1.2
1.4
1.6
1.8
2.0
2.2
2.4
2.6
2.8
3.0
3.2
3.4
3.6
3.8
4.0
4.2
4.4
4.6
4.8
5.0
5.2
5.4
5.6
5.8
6.0
6.2

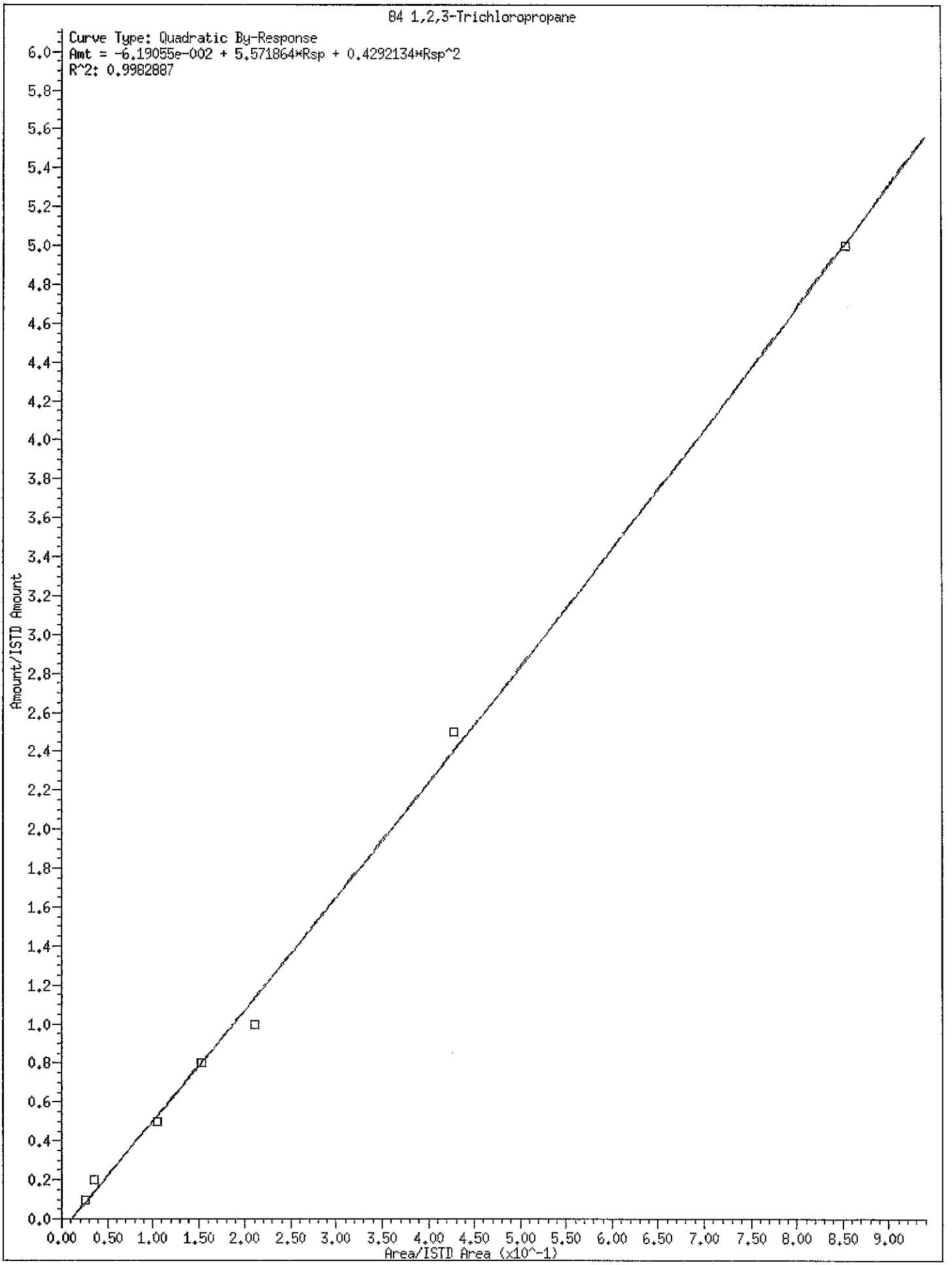
84 1,2,3-Trichloropropane
Curve Type: Quadratic By-Response
Amt = -6.19055e-002 + 5.571864*Rsp + 0.4292134*Rsp^2
R^2: 0.9982887
Amount/ISTD Amount
Area/ISTD Area (x10^-1)

Data File: \\PITSVR06\D\chem\hp7.i\7101810d.b\1A71018.D
Date : 18-OCT-2010 07:13
Client ID: vstd5
Sample Info: vstd5 5ml
Volume Injected (uL): 5.0
Column phase: DB 624

Instrument: hp7.i
Operator: 034635
Column diameter: 0.18

TestAmerica Pittsburgh

VOLATILE REPORT SW-846 Method

Data file : \\PITSVR06\D\chem\hp7.i\7101810d.b\1A71018.D
Lab Smp Id: vstd5 Client Smp ID: vstd5
Inj Date : 18-OCT-2010 07:13 MS Autotune Date: 29-DEC-2009 18:31
Operator : 034635 Inst ID: hp7.i
Smp Info : vstd5 5ml
Misc Info : vstd5,7101810d.b,8260bh2o.m,1-vtcl.sub
Comment :
Method : \\PITSVR06\D\chem\hp7.i\7101810d.b\8260bh2o.m
Meth Date : 18-Oct-2010 08:53 hp7.i Quant Type: ISTD
Cal Date : 03-SEP-2010 00:03 Cal File: 1G70902N.D
Als bottle: 7 Calibration Sample, Level: 1
Dil Factor: 1.00000
Integrator: HP RTE Compound Sublist: 1-vtcl.sub
Target Version: 4.14

Concentration Formula: Amt * DF * (Vf/Vo)/Vi * CpndVariable

Name	Value	Description
DF	1.000	Dilution Factor
Vf	5.000	FinalVolume
Vo	5.000	Sample Volume
Vi	5.000	Purge Volume
Cpnd Variable		Local Compound Variable

Compounds	QUANT SIG MASS	RT	EXP RT	REL RT	RESPONSE	AMOUNTS CAL-AMT (ng)	ON-COL (ng)
* 46 Fluorobenzene	96	7.352	7.352	(1.000)	576351	250.000	
* 69 Chlorobenzene-d5	119	10.453	10.453	(1.000)	138164	250.000	
* 92 1,4-Dichlorobenzene-d4	152	12.782	12.782	(1.000)	243689	250.000	
$ 39 Dibromofluoromethane	113	6.604	6.604	(0.898)	15903	25.0000	26.87
$ 43 1,2-Dichloroethane-d4	65	6.981	6.981	(0.950)	19186	25.0000	26.46
$ 59 Toluene-d8	98	9.012	9.012	(0.862)	51000	25.0000	24.73
$ 80 Bromofluorobenzene	95	11.621	11.621	(1.112)	21187	25.0000	26.95
1 Dichlorodifluoromethane	85	1.653	1.653	(0.225)	25523	25.0000	29.15 (M)
2 Chloromethane	50	1.781	1.781	(0.242)	42825	25.0000	29.75 (M)
3 Vinyl Chloride	62	1.915	1.915	(0.261)	43447	25.0000	27.76 (M)
4 Bromomethane	94	2.262	2.262	(0.308)	43602	25.0000	22.95
5 Chloroethane	64	2.359	2.359	(0.321)	27313	25.0000	34.05 (M)
6 Trichlorofluoromethane	101	2.699	2.699	(0.367)	69680	25.0000	29.96 (M)
101 1,1,2-trichlorotrifluoroethane	101	3.460	3.460	(0.471)	22674	25.0000	30.03 (M)
12 1,1-Dichloroethene	96	3.411	3.411	(0.464)	22180	25.0000	29.18
13 Acetone	43	3.593	3.593	(0.489)	12487	25.0000	36.55 (M)
15 Carbon Disulfide	76	3.721	3.721	(0.506)	52317	25.0000	28.55
17 Acetonitrile	40	4.025	4.025	(0.548)	44466	500.000	729.1 (M)
155 Methyl acetate	43	4.110	4.110	(0.559)	19917	25.0000	32.98 (M)
18 Methylene Chloride	84	4.195	4.195	(0.571)	24032	25.0000	29.37 (M)
19 trans-1,2-Dichloroethene	96	4.621	4.621	(0.629)	21845	25.0000	28.06 (M)
20 Methyl tert-butyl ether	73	4.694	4.694	(0.639)	59341	25.0000	29.34 (M)

	Compounds	QUANT SIG MASS	RT	EXP RT	REL RT	RESPONSE	AMOUNTS CAL-AMT (ng)	ON-COL (ng)
24	1,1-Dichloroethane	63	5.241	5.241	(0.713)	39748	25.0000	29.01(M)
27	2,2-Dichloropropane	77	6.002	6.002	(0.816)	20101	25.0000	29.12
28	cis-1,2-dichloroethene	96	6.014	6.014	(0.818)	23200	25.0000	28.02
M 29	1,2-Dichloroethene (total)	96				45045	50.0000	56.07
30	Bromochloromethane	128	6.306	6.306	(0.858)	9548	25.0000	26.94
31	2-Butanone	43	6.081	6.081	(0.827)	8736	25.0000	29.12
37	Chloroform	83	6.421	6.421	(0.873)	35250	25.0000	28.04
102	Cyclohexane	56	6.664	6.664	(0.907)	43077	25.0000	30.14
38	1,1,1-Trichloroethane	97	6.610	6.610	(0.899)	24676	25.0000	27.64
40	1,1-Dichloropropene	75	6.798	6.798	(0.925)	26064	25.0000	27.04
41	Carbon Tetrachloride	117	6.798	6.798	(0.925)	18190	25.0000	28.72
42	Benzene	78	7.041	7.041	(0.958)	75587	25.0000	27.40
45	1,2-Dichloroethane	62	7.060	7.060	(0.960)	24638	25.0000	28.05
47	Trichloroethene	130	7.747	7.747	(1.054)	17779	25.0000	27.20
156	Methyl cyclohexane	83	7.942	7.942	(1.080)	40445	25.0000	27.90
49	1,2-Dichloropropane	63	7.984	7.984	(1.086)	17200	25.0000	27.14
50	Dibromomethane	93	8.106	8.106	(1.103)	10863	25.0000	28.46
53	Bromodichloromethane	83	8.276	8.276	(1.126)	15433	25.0000	24.66
57	cis-1,3-Dichloropropene	75	8.738	8.738	(1.189)	20598	25.0000	26.05
58	4-Methyl-2-Pentanone	43	8.908	8.908	(0.852)	16708	25.0000	28.01
60	Toluene	91	9.079	9.079	(0.869)	69390	25.0000	27.07
61	trans-1,3-Dichloropropene	75	9.304	9.304	(0.890)	16566	25.0000	24.70
63	1,3-Dichloropropane	76	9.656	9.656	(0.924)	22104	25.0000	27.55
64	1,1,2-Trichloroethane	97	9.486	9.486	(0.908)	12181	25.0000	26.13
65	Tetrachloroethene	164	9.620	9.620	(0.920)	12734	25.0000	26.98
66	2-Hexanone	43	9.748	9.748	(0.933)	10744	25.0000	30.11
67	Dibromochloromethane	129	9.881	9.881	(0.945)	8775	25.0000	24.52
68	1,2-Dibromoethane	107	9.991	9.991	(0.956)	13025	25.0000	27.91
70	Chlorobenzene	112	10.484	10.484	(1.003)	45960	25.0000	27.94
71	1,1,1,2-Tetrachloroethane	131	10.569	10.569	(1.011)	11702	25.0000	24.01
72	Ethylbenzene	106	10.593	10.593	(1.013)	24144	25.0000	26.75
73	m + p-Xylene	106	10.709	10.709	(1.024)	62414	50.0000	53.92
74	Xylene-o	106	11.110	11.110	(1.063)	33363	25.0000	26.76
M 75	Xylenes (total)	106				95777	75.0000	80.68
76	Styrene	104	11.116	11.116	(1.063)	49369	25.0000	25.37
77	Bromoform	173	11.298	11.298	(1.081)	4760	25.0000	25.69
78	Isopropylbenzene	105	11.469	11.469	(1.097)	83319	25.0000	26.36
79	Bromobenzene	156	11.779	11.779	(0.922)	19499	25.0000	26.97
81	n-Propylbenzene	120	11.882	11.882	(0.930)	23594	25.0000	27.49
82	2-Chlorotoluene	126	11.973	11.973	(0.937)	19787	25.0000	26.88
83	1,1,2,2-Tetrachloroethane	83	11.767	11.767	(0.921)	22338	25.0000	29.83
84	1,2,3-Trichloropropane	110	11.815	11.815	(0.924)	6477	25.0000	31.49
85	4-Chlorotoluene	126	12.077	12.077	(0.945)	22277	25.0000	27.79
86	1,3,5-Trimethylbenzene	105	12.053	12.053	(0.943)	70326	25.0000	26.93
87	tert-Butylbenzene	119	12.387	12.387	(0.969)	56741	25.0000	25.46
88	1,2,4-Trimethylbenzene	105	12.436	12.436	(0.973)	75276	25.0000	27.79
89	sec-Butylbenzene	105	12.606	12.606	(0.986)	95626	25.0000	27.22
90	4-Isopropyltoluene	119	12.752	12.752	(0.998)	83534	25.0000	27.88
91	1,3-Dichlorobenzene	146	12.721	12.721	(0.995)	41724	25.0000	27.38
93	1,4-Dichlorobenzene	146	12.807	12.807	(1.002)	41733	25.0000	27.45
94	n-Butylbenzene	91	13.159	13.159	(1.029)	85619	25.0000	27.37
95	1,2-Dichlorobenzene	146	13.184	13.184	(1.031)	39981	25.0000	27.01
96	1,2-Dibromo-3-chloropropane	157	13.968	13.968	(1.093)	2375	25.0000	26.87
97	1,2,4-Trichlorobenzene	180	14.801	14.801	(1.158)	27289	25.0000	27.05

Compounds	QUANT SIG MASS	RT	EXP RT	REL RT	RESPONSE	AMOUNTS CAL-AMT (ng)	AMOUNTS ON-COL (ng)
98 Hexachlorobutadiene	225	14.972	14.972	(1.171)	15575	25.0000	29.04
99 Naphthalene	128	15.051	15.051	(1.177)	56003	25.0000	28.88
100 1,2,3-Trichlorobenzene	180	15.306	15.306	(1.197)	22284	25.0000	28.51
166 1,3,5-Trichlorobenzene	180	14.175	14.175	(1.109)	32141	25.0000	27.50

QC Flag Legend

M - Compound response manually integrated.

Data File Name: 1A71018.D
Inj. Date and Time: 18-OCT-2010 07:13
Instrument ID: hp7.i
Client ID: vstd5
Compound Name: Dichlorodifluoromethane
CAS #: 75-71-8

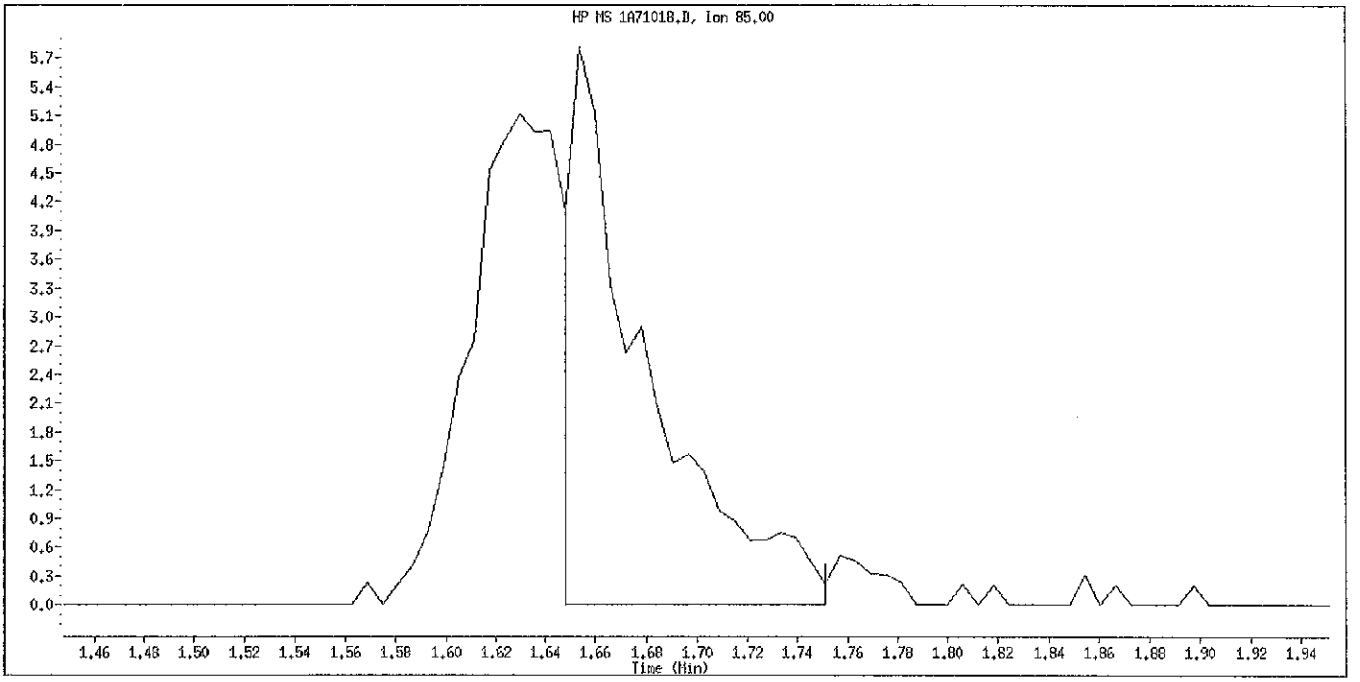

Original Integration

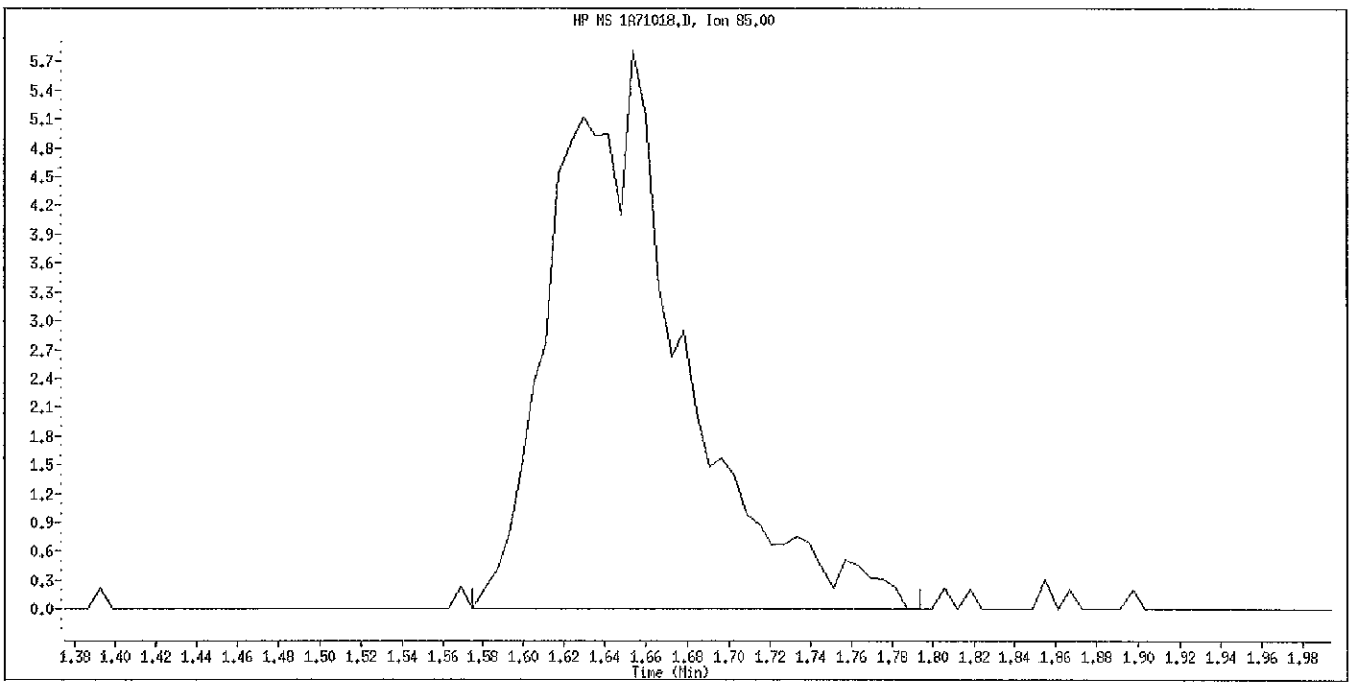

Manual Integration

Manually Integrated By: journetp
Manual Integration Reason: Peak Integrated Incorrectly

Data File Name: 1A71018.D
Inj. Date and Time: 18-OCT-2010 07:13
Instrument ID: hp7.i
Client ID: vstd5
Compound Name: Chloromethane
CAS #: 74-87-3

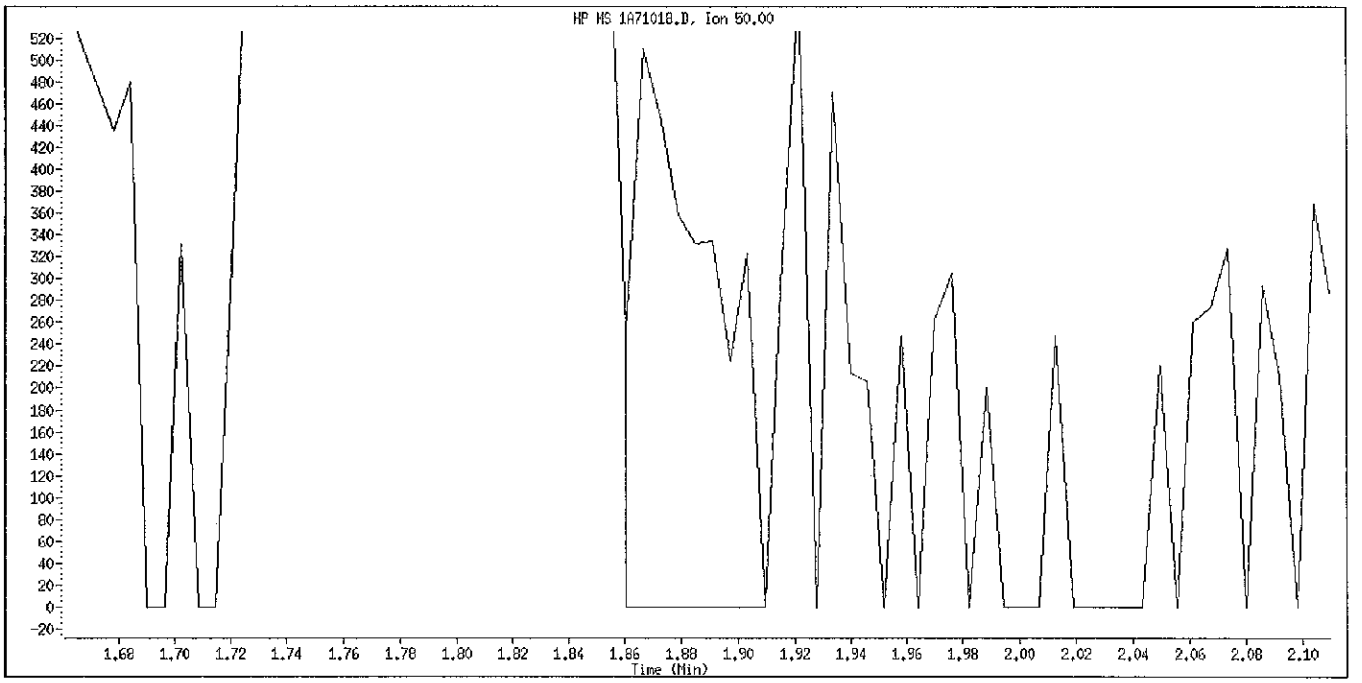

Original Integration

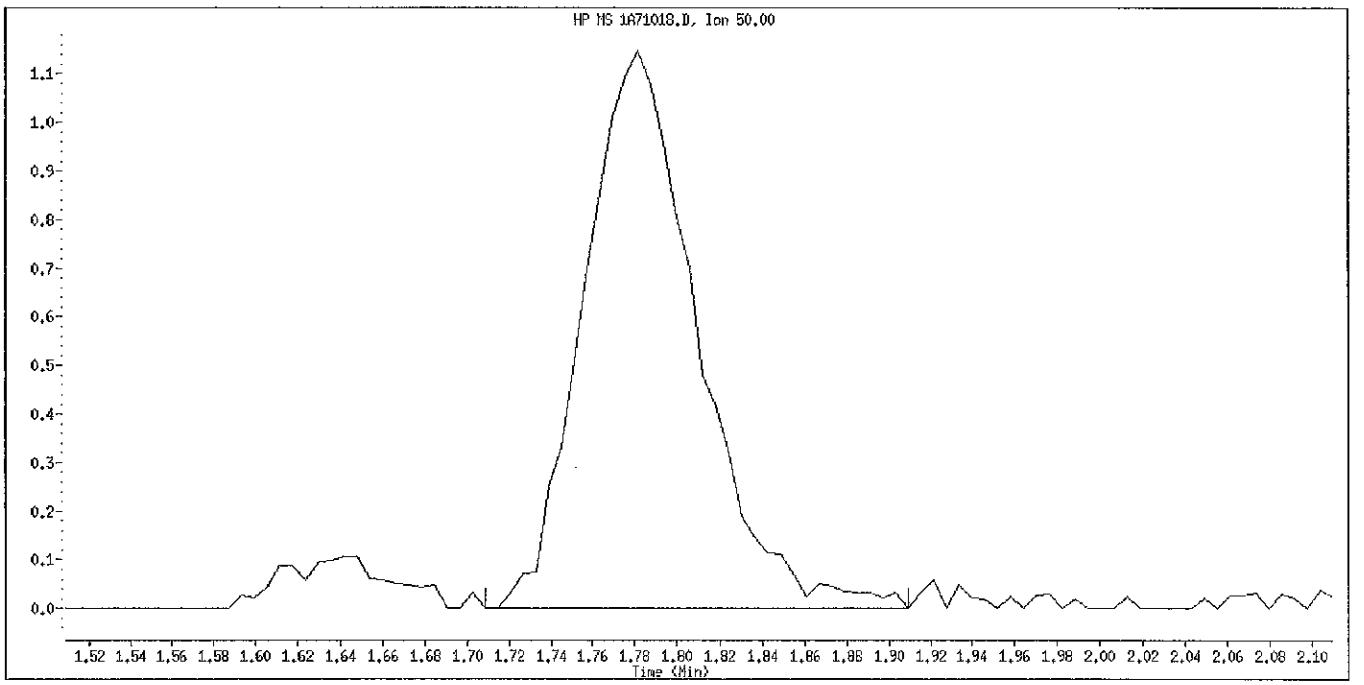

Manual Integration

Manually Integrated By: journetp
Manual Integration Reason: Peak Integrated Incorrectly

Data File Name: 1A71018.D
Inj. Date and Time: 18-OCT-2010 07:13
Instrument ID: hp7.i
Client ID: vstd5
Compound Name: Vinyl Chloride
CAS #: 75-01-4

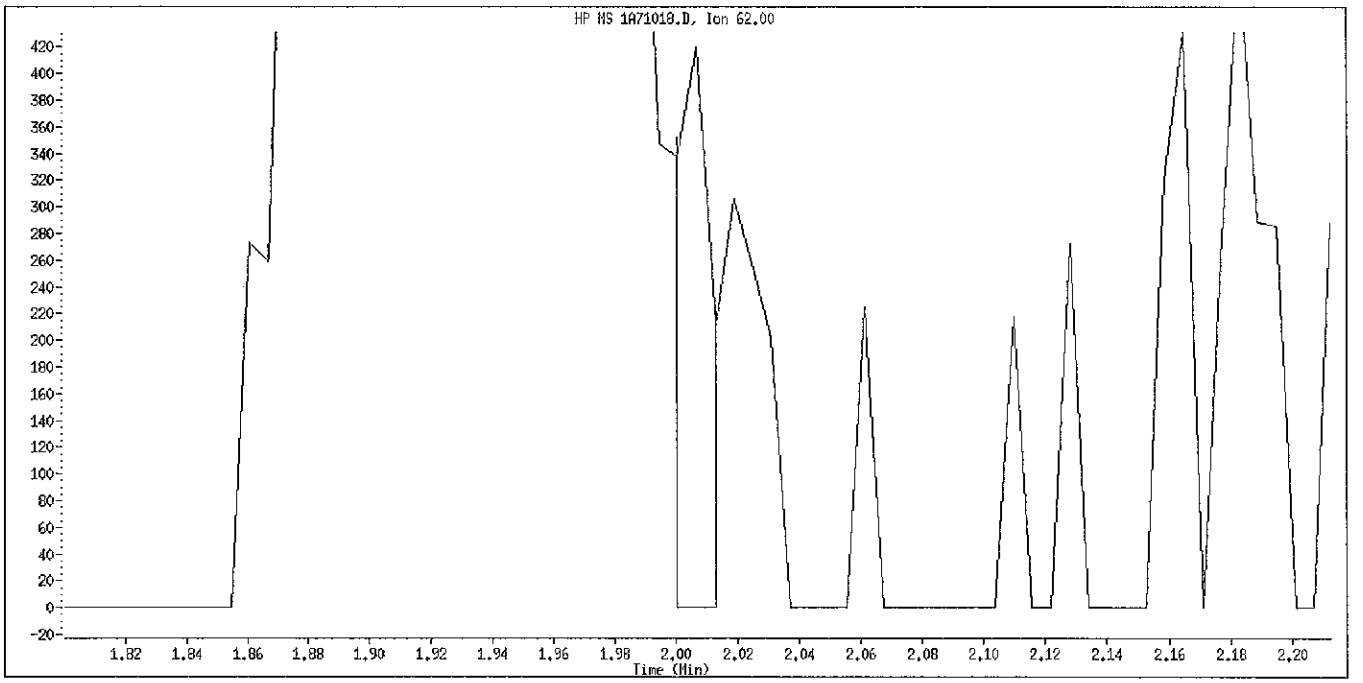

Original Integration

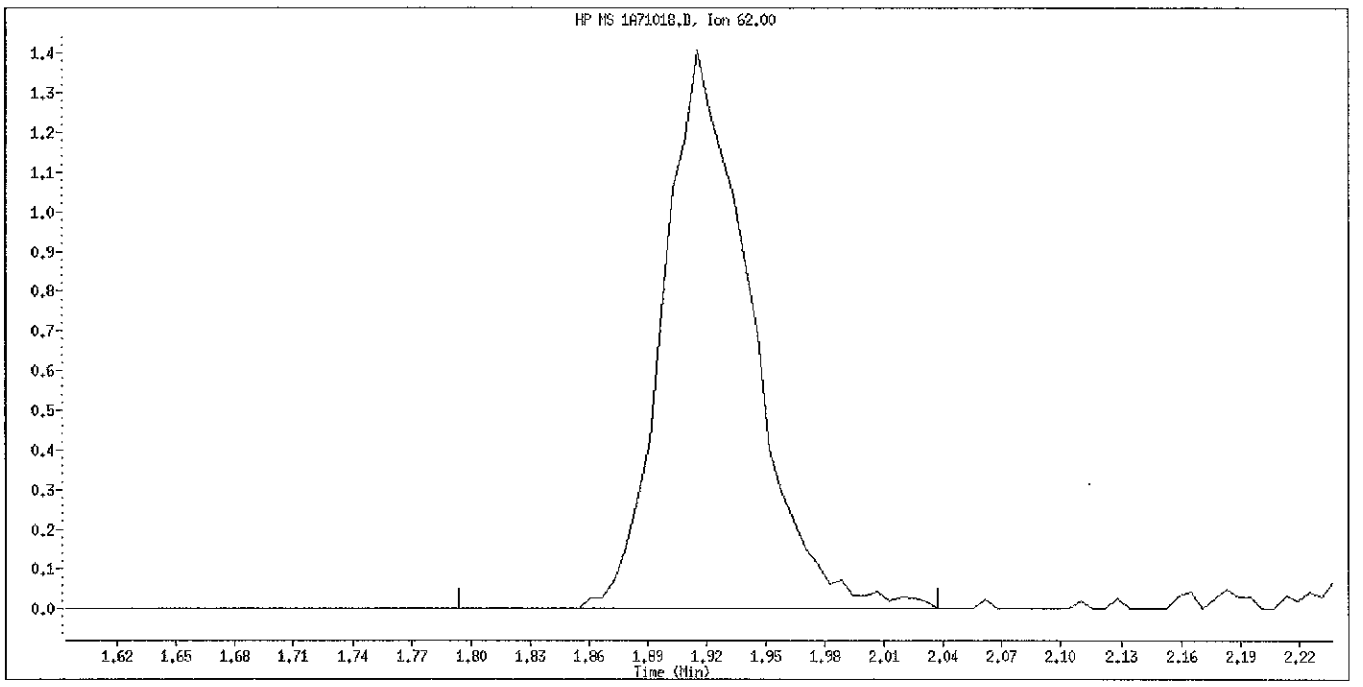

Manual Integration

Manually Integrated By: journetp
Manual Integration Reason: Peak Integrated Incorrectly

Data File Name: 1A71018.D
Inj. Date and Time: 18-OCT-2010 07:13
Instrument ID: hp7.i
Client ID: vstd5
Compound Name: Chloroethane
CAS #: 75-00-3

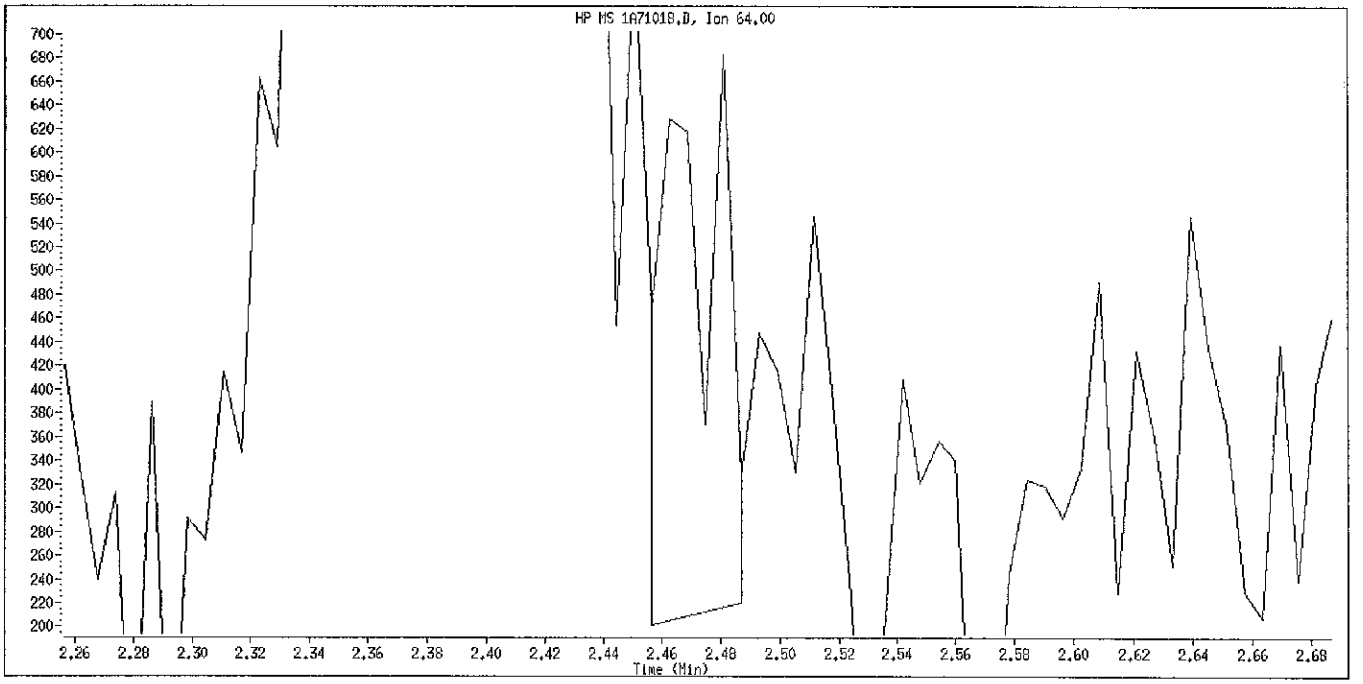

Original Integration

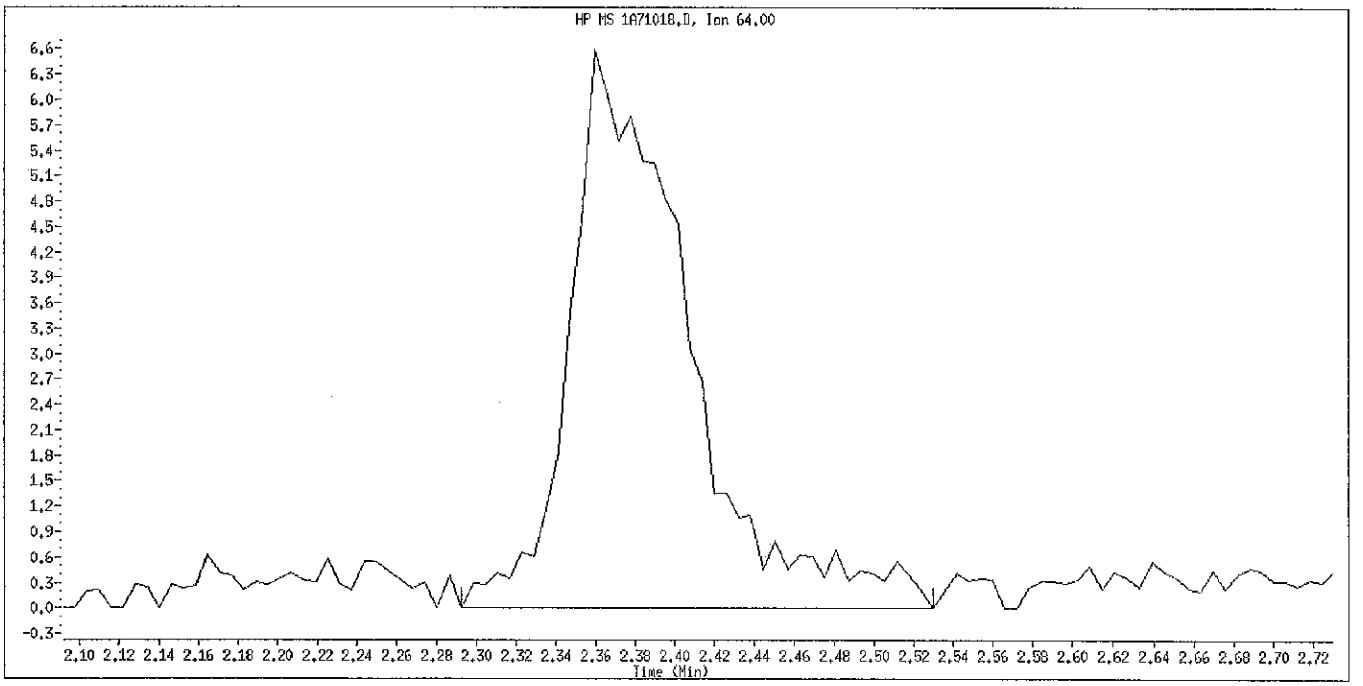

Manual Integration

Manually Integrated By: journetp
Manual Integration Reason: Peak Integrated Incorrectly

Data File Name: 1A71018.D
Inj. Date and Time: 18-OCT-2010 07:13
Instrument ID: hp7.i
Client ID: vstd5
Compound Name: Trichlorofluoromethane
CAS #: 75-69-4

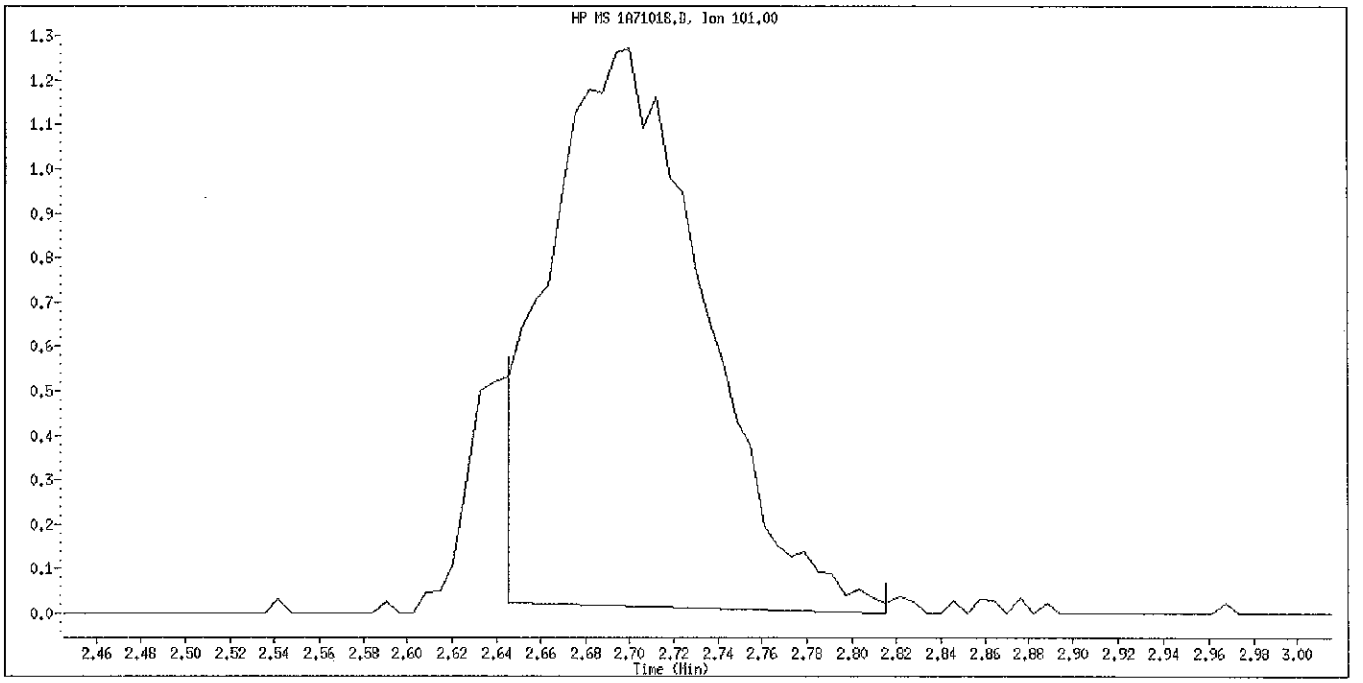

Original Integration

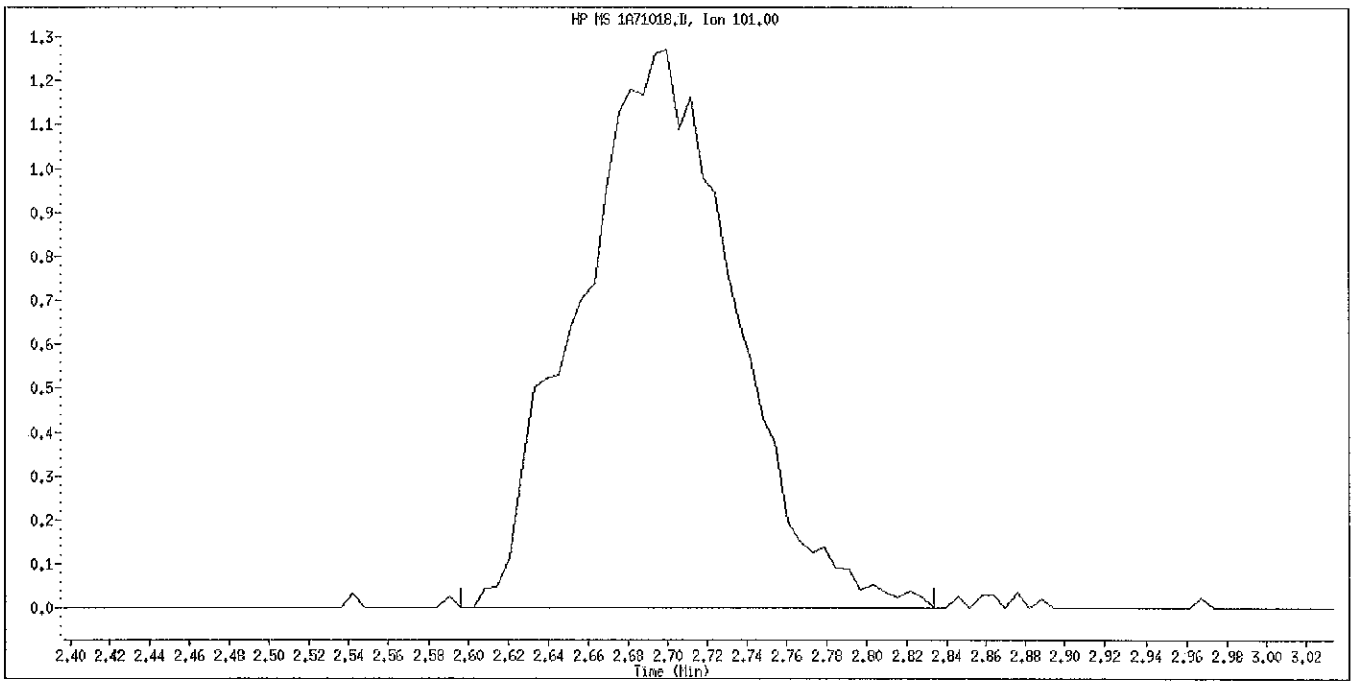

Manual Integration

Manually Integrated By: journetp
Manual Integration Reason: Peak Integrated Incorrectly

Data File Name: 1A71018.D
Inj. Date and Time: 18-OCT-2010 07:13
Instrument ID: hp7.i
Client ID: vstd5
Compound Name: 1,1,2-trichlorotrifluoroethane
CAS #: 76-13-1

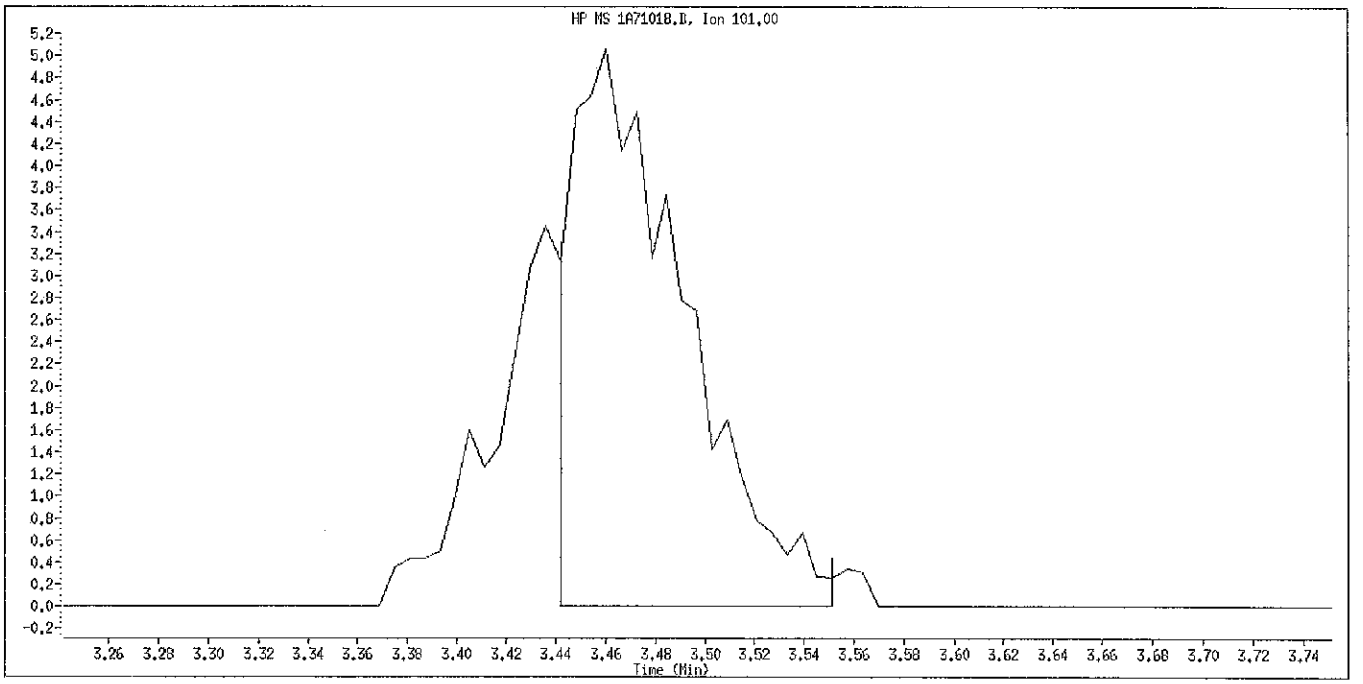

Original Integration

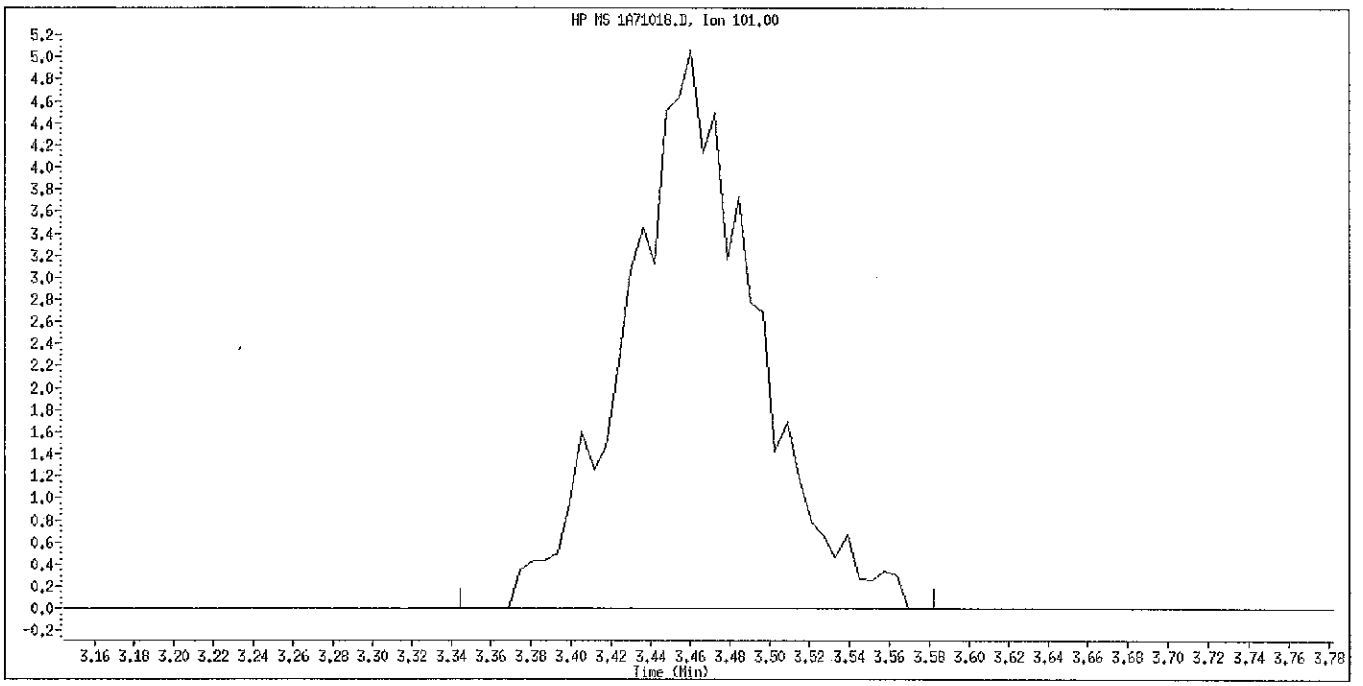

Manual Integration

Manually Integrated By: journetp
Manual Integration Reason: Peak Integrated Incorrectly

Data File Name: 1A71018.D
Inj. Date and Time: 18-OCT-2010 07:13
Instrument ID: hp7.i
Client ID: vstd5
Compound Name: Acetone
CAS #: 67-64-1

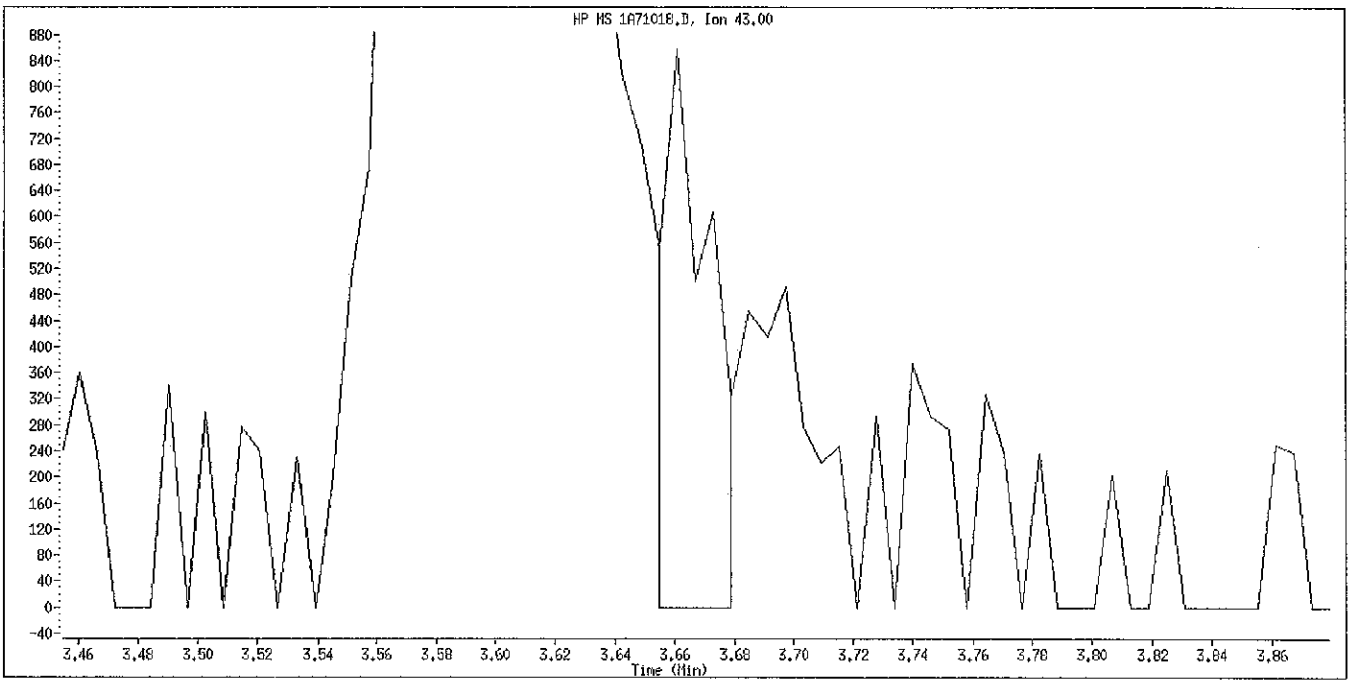

Original Integration

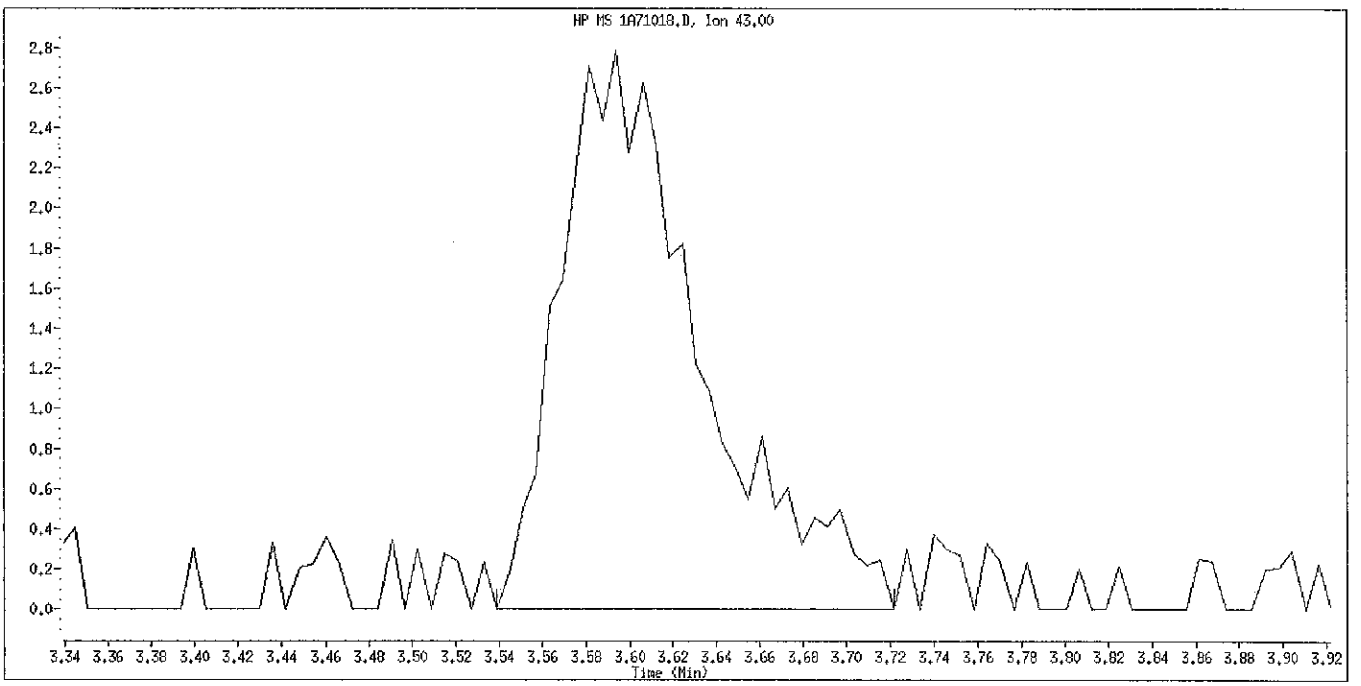

Manual Integration

Manually Integrated By: journetp
Manual Integration Reason: Peak Integrated Incorrectly

Data File Name: 1A71018.D
Inj. Date and Time: 18-OCT-2010 07:13
Instrument ID: hp7.i
Client ID: vstd5
Compound Name: Acetonitrile
CAS #: 75-05-8

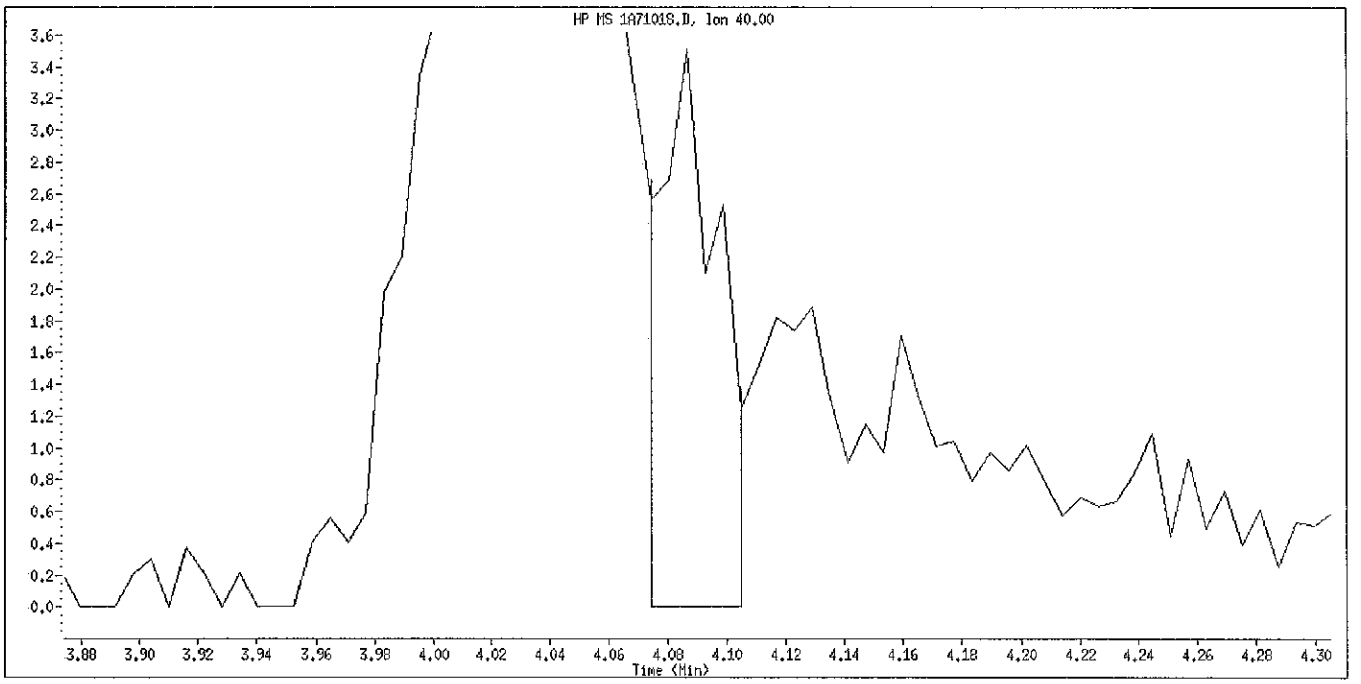

Original Integration

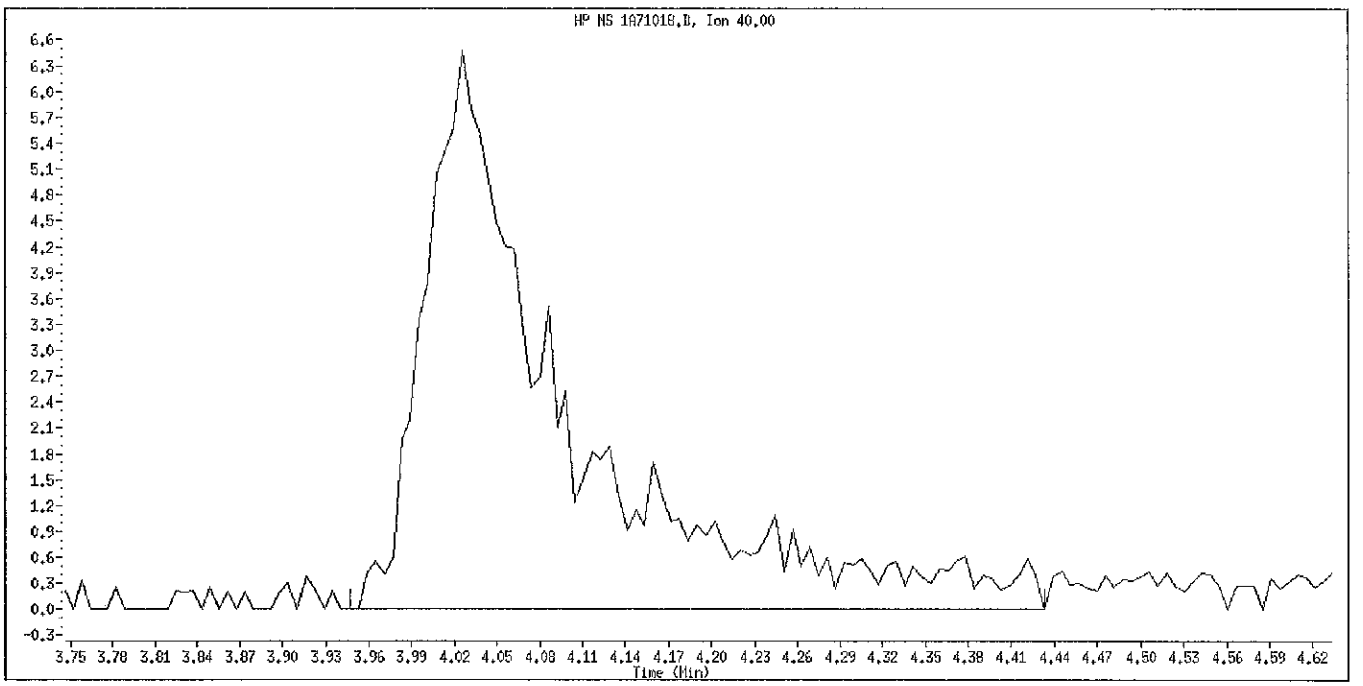

Manual Integration

Manually Integrated By: journetp
Manual Integration Reason: Peak Integrated Incorrectly

Data File Name: 1A71018.D
Inj. Date and Time: 18-OCT-2010 07:13
Instrument ID: hp7.i
Client ID: vstd5
Compound Name: Methyl acetate
CAS #: 79-20-9

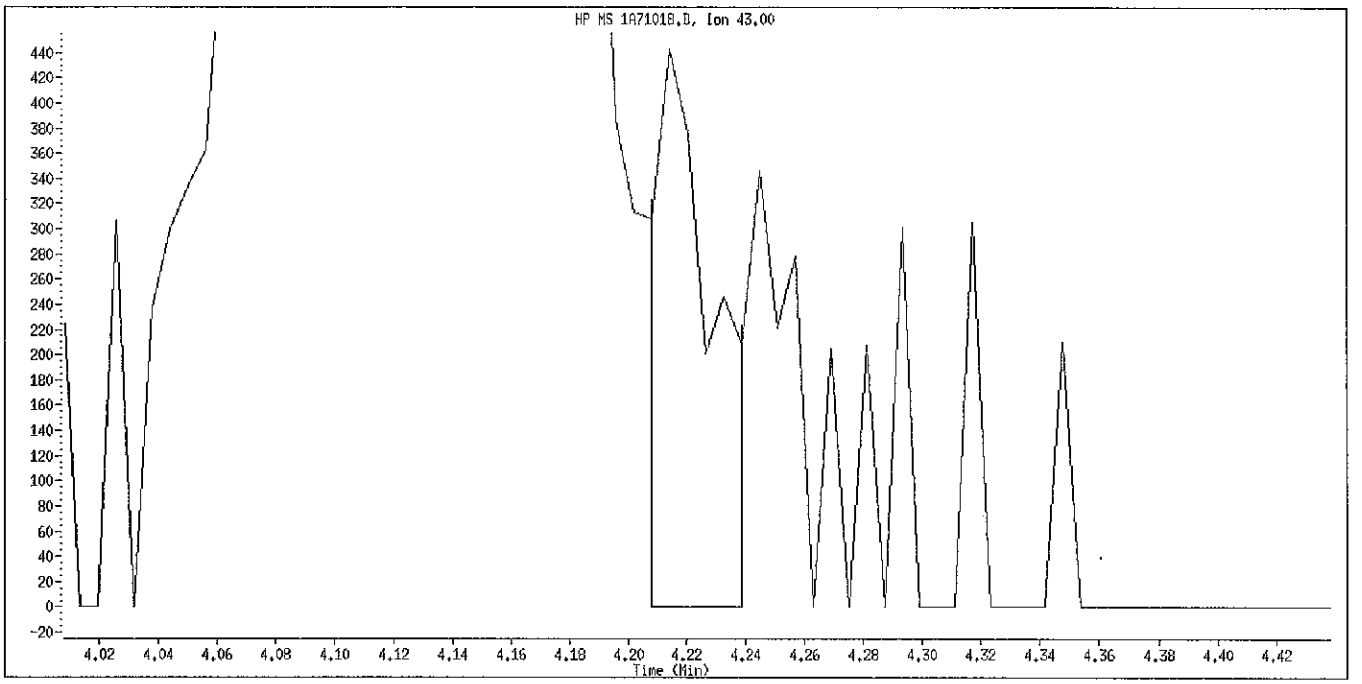

Original Integration

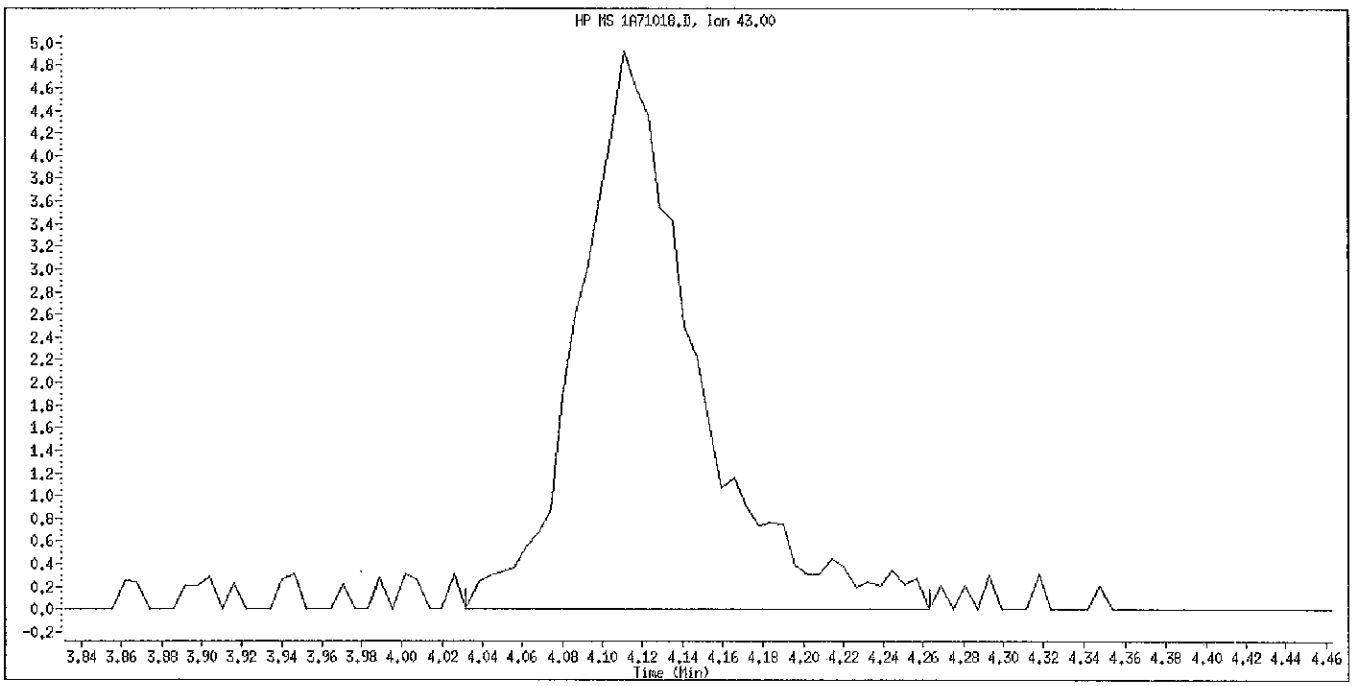

Manual Integration

Manually Integrated By: journetp
Manual Integration Reason: Peak Integrated Incorrectly

Data File Name: 1A71018.D
Inj. Date and Time: 18-OCT-2010 07:13
Instrument ID: hp7.i
Client ID: vstd5
Compound Name: Methylene Chloride
CAS #: 75-09-2

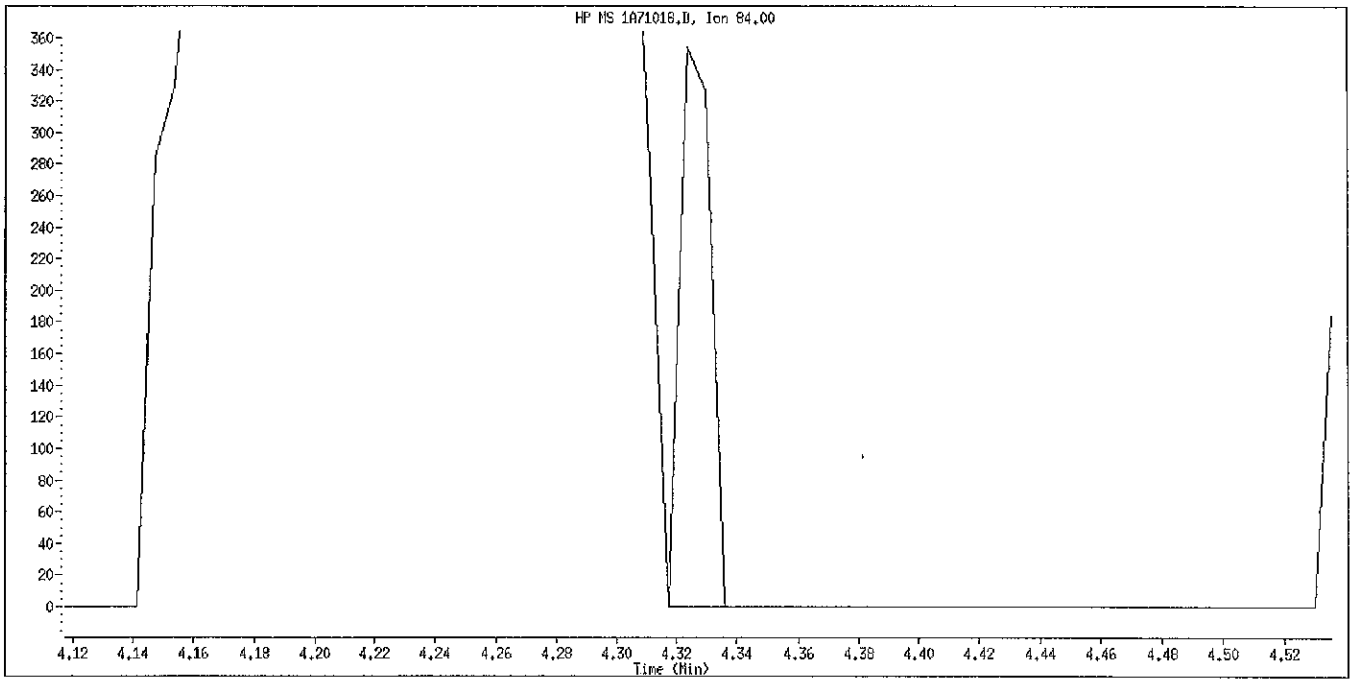

Original Integration

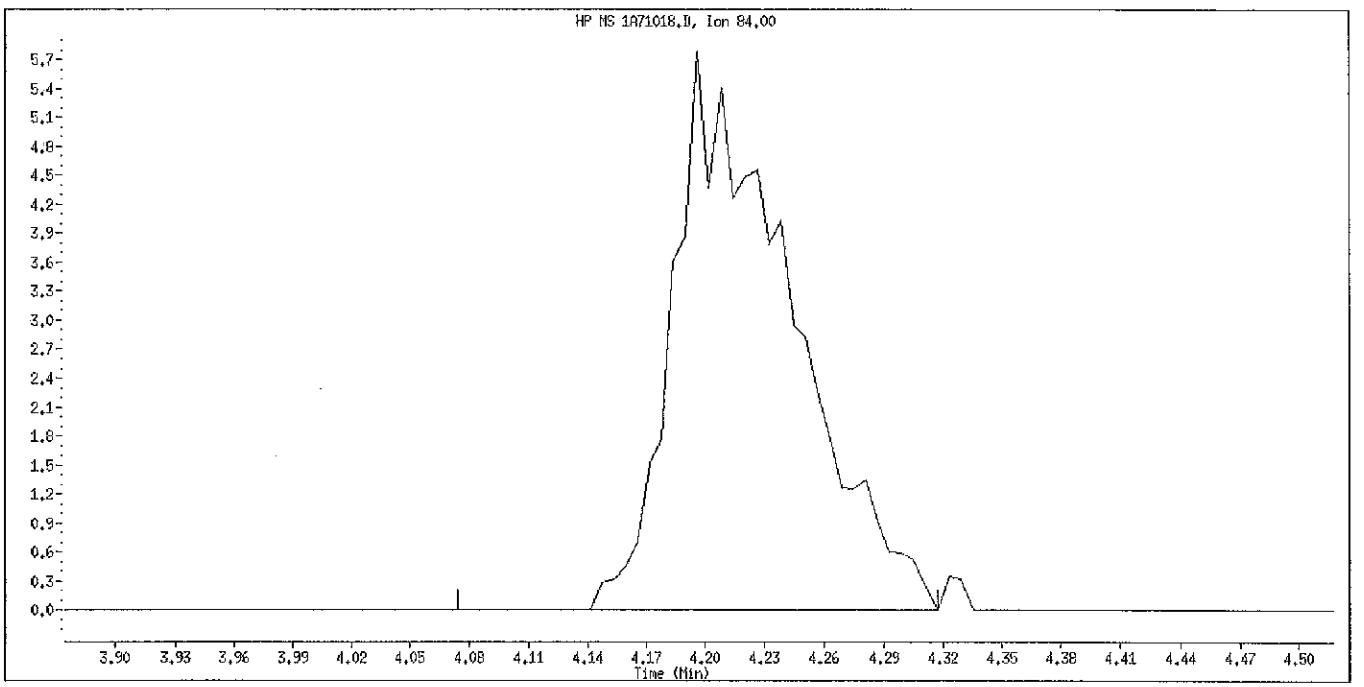

Manual Integration

Manually Integrated By: journetp
Manual Integration Reason: Peak Identified Incorrectly

Data File Name: 1A71018.D
Inj. Date and Time: 18-OCT-2010 07:13
Instrument ID: hp7.i
Client ID: vstd5
Compound Name: trans-1,2-Dichloroethene
CAS #: 156-60-5

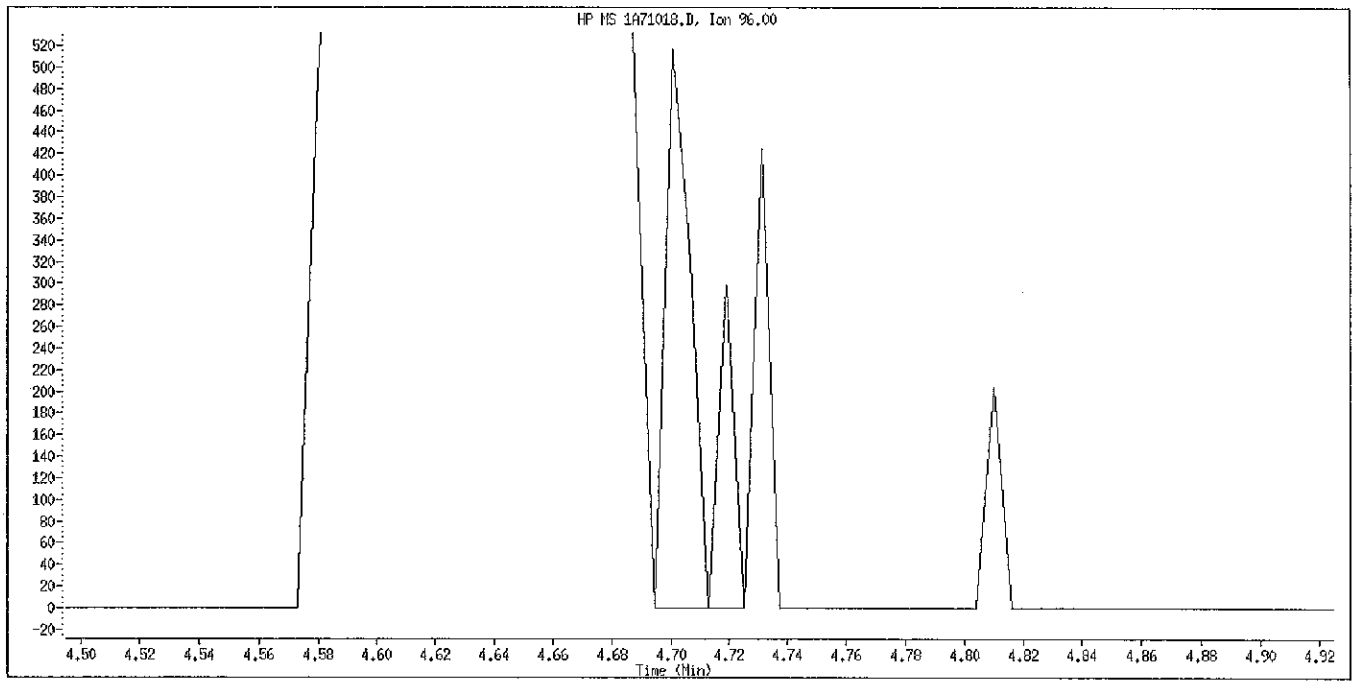

Original Integration

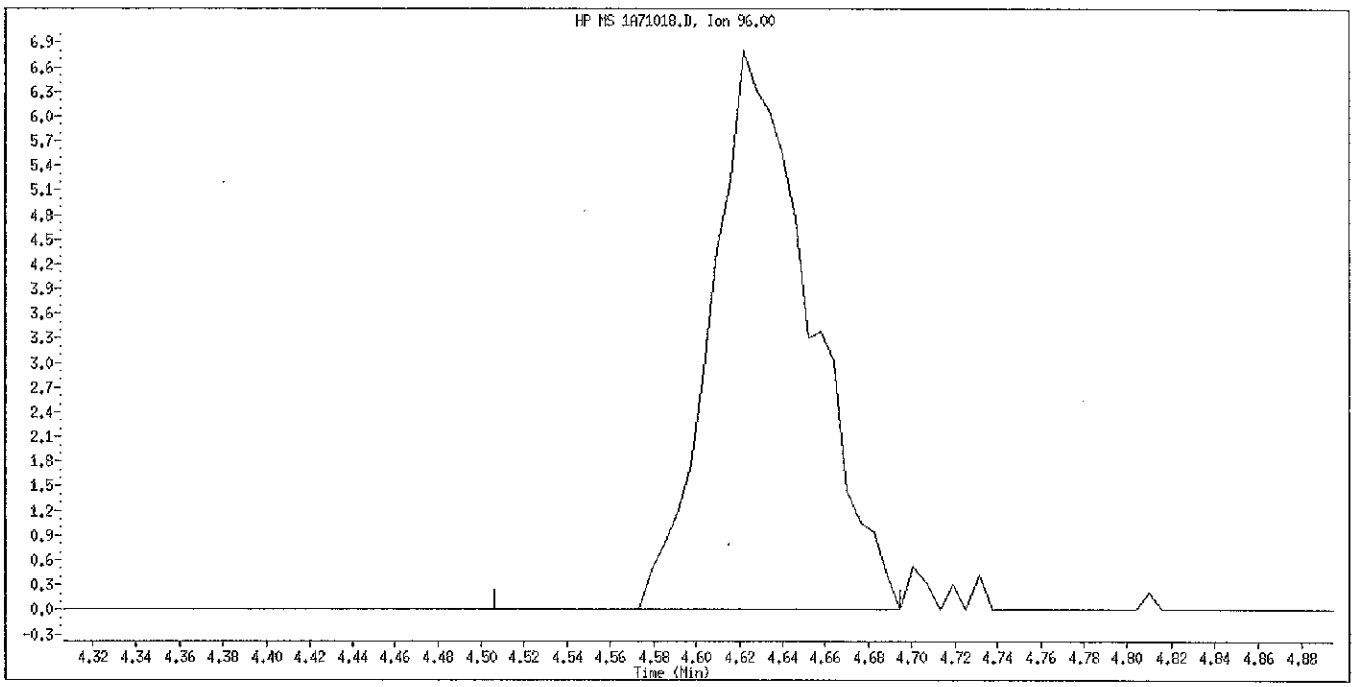

Manual Integration

Manually Integrated By: journetp
Manual Integration Reason: Peak Integrated Incorrectly

Data File Name: 1A71018.D
Inj. Date and Time: 18-OCT-2010 07:13
Instrument ID: hp7.i
Client ID: vstd5
Compound Name: Methyl tert-butyl ether
CAS #: 1634-04-4

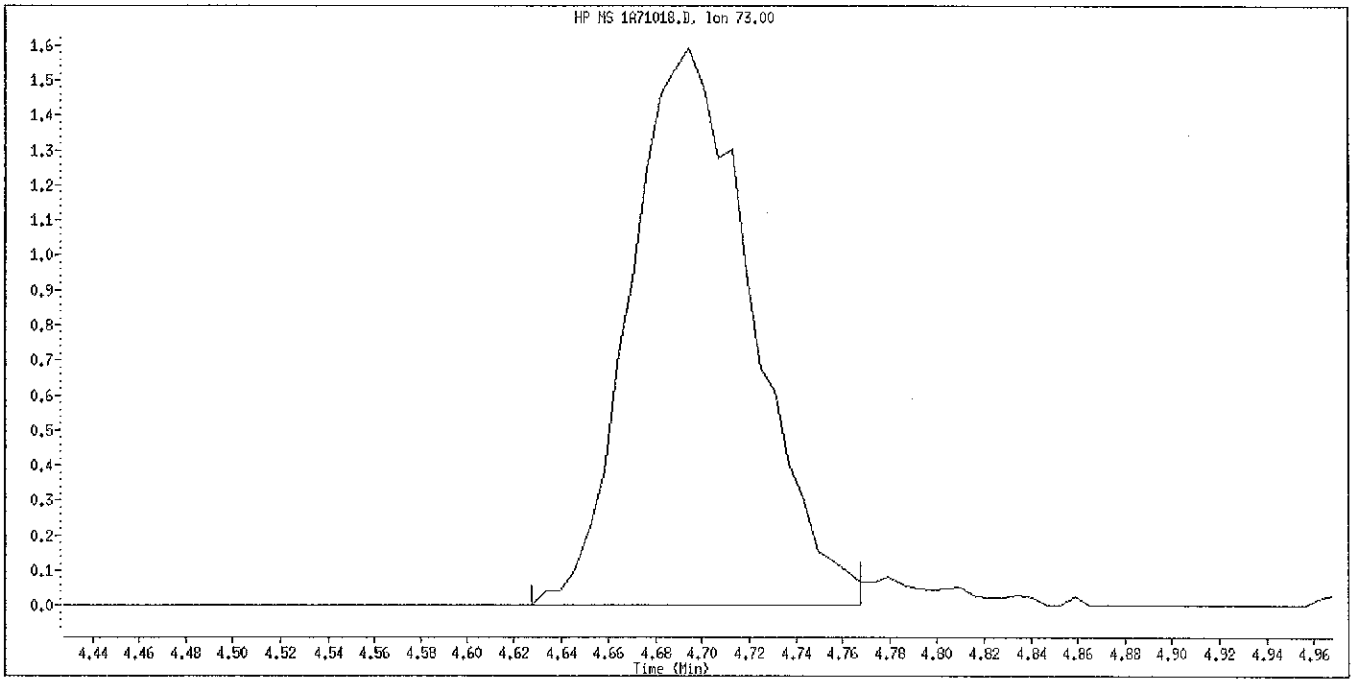

Original Integration

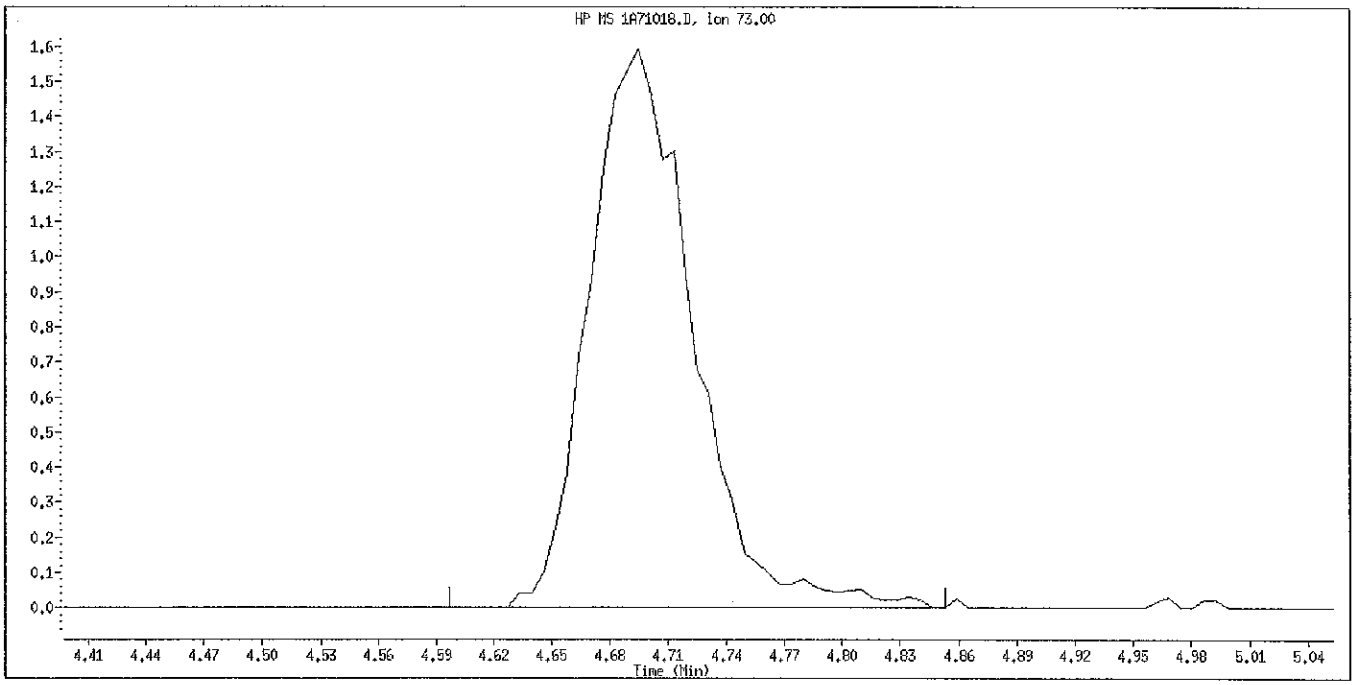

Manual Integration

Manually Integrated By: journetp
Manual Integration Reason: Unknown

Data File Name: 1A71018.D
Inj. Date and Time: 18-OCT-2010 07:13
Instrument ID: hp7.i
Client ID: vstd5
Compound Name: 1,1-Dichloroethane
CAS #: 75-34-3

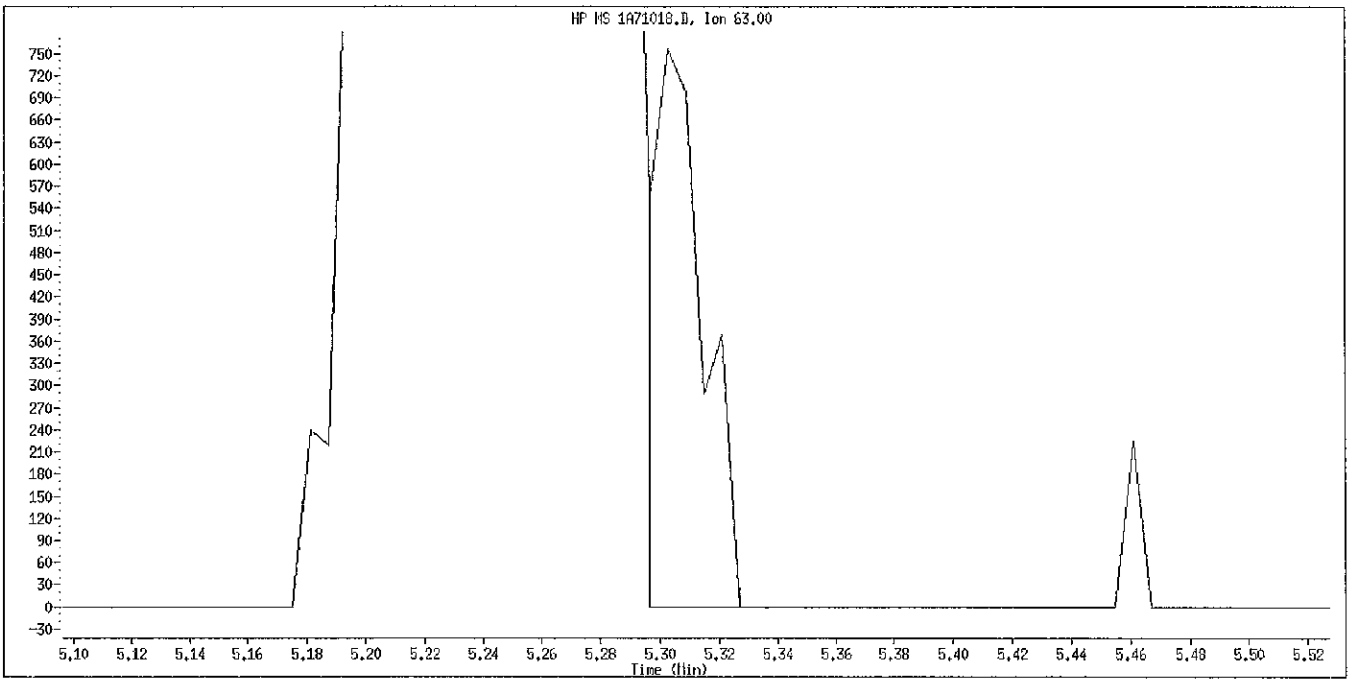

Original Integration

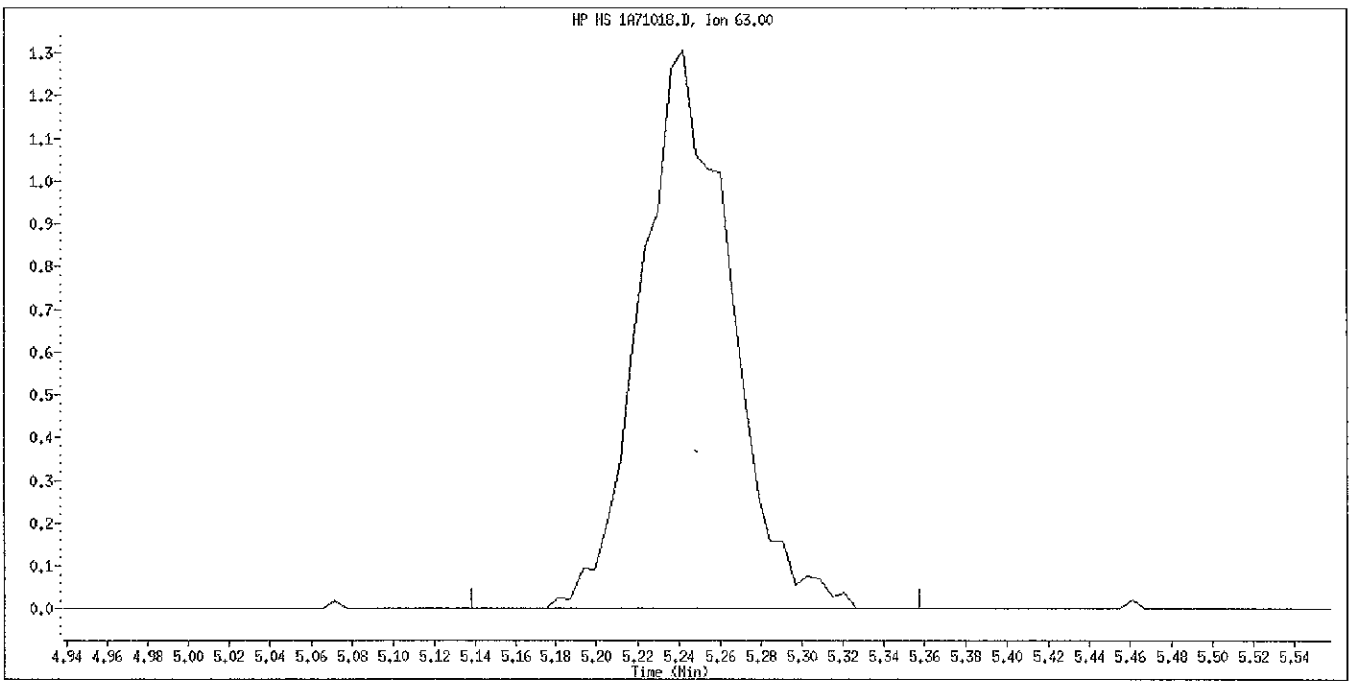

Manual Integration

Manually Integrated By: journetp
Manual Integration Reason: Peak Integrated Incorrectly

Data File: \\PITSVR06\D\chem\hp7.i\71018i0d.b\1B71018.D

Date : 18-OCT-2010 07:37

Client ID: vstd10

Sample Info: vstd10 5ml

Volume Injected (uL): 5.0

Column phase: DB 624

Instrument: hp7.i

Operator: 034635

Column diameter: 0.18

TestAmerica Pittsburgh

VOLATILE REPORT SW-846 Method

Data file : \\PITSVR06\D\chem\hp7.i\7101810d.b\1B71018.D
Lab Smp Id: vstd10 Client Smp ID: vstd10
Inj Date : 18-OCT-2010 07:37 MS Autotune Date: 29-DEC-2009 18:31
Operator : 034635 Inst ID: hp7.i
Smp Info : vstd10 5ml
Misc Info : vstd10,7101810d.b,8260bh2o.m,1-vtcl.sub
Comment :
Method : \\PITSVR06\D\chem\hp7.i\7101810d.b\8260bh2o.m
Meth Date : 18-Oct-2010 08:52 hp7.i Quant Type: ISTD
Cal Date : 18-OCT-2010 07:13 Cal File: 1A71018.D
Als bottle: 7 Calibration Sample, Level: 2
Dil Factor: 1.00000
Integrator: HP RTE Compound Sublist: 1-vtcl.sub
Target Version: 4.14
Processing Host: PITPC-088

Concentration Formula: Amt * DF * (Vf/Vo)/Vi * CpndVariable

Name	Value	Description
DF	1.000	Dilution Factor
Vf	5.000	FinalVolume
Vo	5.000	Sample Volume
Vi	5.000	Purge Volume
Cpnd Variable		Local Compound Variable

Compounds	QUANT SIG MASS	RT	EXP RT	REL RT	RESPONSE	AMOUNTS CAL-AMT (ng)	AMOUNTS ON-COL (ng)
* 46 Fluorobenzene	96	7.353	7.353	(1.000)	638429	250.000	
* 69 Chlorobenzene-d5	119	10.454	10.454	(1.000)	134824	250.000	
* 92 1,4-Dichlorobenzene-d4	152	12.783	12.783	(1.000)	274178	250.000	
$ 39 Dibromofluoromethane	113	6.611	6.611	(0.899)	32604	50.0000	46.27
$ 43 1,2-Dichloroethane-d4	65	6.976	6.976	(0.949)	39851	50.0000	46.88
$ 59 Toluene-d8	98	9.007	9.007	(0.862)	106038	50.0000	53.27
$ 80 Bromofluorobenzene	95	11.622	11.622	(1.112)	39831	50.0000	48.16
1 Dichlorodifluoromethane	85	1.648	1.648	(0.224)	48824	50.0000	43.17
2 Chloromethane	50	1.782	1.782	(0.242)	77925	50.0000	41.07(Q)
3 Vinyl Chloride	62	1.922	1.922	(0.261)	86743	50.0000	45.06
4 Bromomethane	94	2.263	2.263	(0.308)	65165	50.0000	33.73
5 Chloroethane	64	2.372	2.372	(0.323)	44677	50.0000	36.92(Q)
6 Trichlorofluoromethane	101	2.707	2.707	(0.368)	98904	50.0000	32.03(M)
101 1,1,2-trichlorotrifluoroethane	101	3.455	3.455	(0.470)	42892	50.0000	42.69
12 1,1-Dichloroethene	96	3.418	3.418	(0.465)	43725	50.0000	44.49
13 Acetone	43	3.613	3.613	(0.491)	17758	50.0000	32.10(M)
15 Carbon Disulfide	76	3.728	3.728	(0.507)	103181	50.0000	44.51
17 Acetonitrile	40	4.038	4.038	(0.549)	56549	1000.00	574.0
155 Methyl acetate	43	4.105	4.105	(0.558)	29918	50.0000	33.90
18 Methylene Chloride	84	4.209	4.209	(0.572)	47709	50.0000	44.80(Q)
19 trans-1,2-Dichloroethene	96	4.634	4.634	(0.630)	45256	50.0000	46.76(Q)

	Compounds	QUANT SIG MASS	RT	EXP RT	REL RT	RESPONSE	AMOUNTS CAL-AMT (ng)	AMOUNTS ON-COL (ng)
	20 Methyl tert-butyl ether	73	4.701	4.701	(0.639)	114174	50.0000	43.42
	24 1,1-Dichloroethane	63	5.249	5.249	(0.714)	77901	50.0000	44.23(Q)
	27 2,2-Dichloropropane	77	6.003	6.003	(0.816)	39765	50.0000	44.65
	28 cis-1,2-dichloroethene	96	6.009	6.009	(0.817)	48560	50.0000	47.24
M	29 1,2-Dichloroethene (total)	96				93816	100.000	
	30 Bromochloromethane	128	6.307	6.307	(0.858)	20497	50.0000	48.45(Q)
	31 2-Butanone	43	6.082	6.082	(0.827)	14518	50.0000	37.51
	37 Chloroform	83	6.416	6.416	(0.873)	71893	50.0000	46.03
	102 Cyclohexane	56	6.672	6.672	(0.907)	80648	50.0000	42.25
	38 1,1,1-Trichloroethane	97	6.611	6.611	(0.899)	50616	50.0000	46.29
	40 1,1-Dichloropropene	75	6.799	6.799	(0.925)	54524	50.0000	47.21
	41 Carbon Tetrachloride	117	6.799	6.799	(0.925)	34115	50.0000	42.33
	42 Benzene	78	7.037	7.037	(0.957)	155594	50.0000	46.46
	45 1,2-Dichloroethane	62	7.067	7.067	(0.961)	48261	50.0000	44.21
	47 Trichloroethene	130	7.748	7.748	(1.054)	35826	50.0000	45.48
	156 Methyl cyclohexane	83	7.949	7.949	(1.081)	82602	50.0000	46.09
	49 1,2-Dichloropropane	63	7.985	7.985	(1.086)	34465	50.0000	45.22
	50 Dibromomethane	93	8.101	8.101	(1.102)	19555	50.0000	40.63
	53 Bromodichloromethane	83	8.283	8.283	(1.127)	32384	50.0000	47.36
	57 cis-1,3-Dichloropropene	75	8.739	8.739	(1.189)	38449	50.0000	42.13
	58 4-Methyl-2-Pentanone	43	8.910	8.910	(0.852)	28491	50.0000	43.69
	60 Toluene	91	9.080	9.080	(0.869)	130948	50.0000	48.35
	61 trans-1,3-Dichloropropene	75	9.305	9.305	(0.890)	30356	50.0000	46.94
	63 1,3-Dichloropropane	76	9.651	9.651	(0.923)	37685	50.0000	43.68
	64 1,1,2-Trichloroethane	97	9.487	9.487	(0.908)	23326	50.0000	49.06
	65 Tetrachloroethene	164	9.627	9.627	(0.921)	23615	50.0000	47.51
	66 2-Hexanone	43	9.737	9.737	(0.931)	15282	50.0000	36.44
	67 Dibromochloromethane	129	9.877	9.877	(0.945)	15118	50.0000	44.14
	68 1,2-Dibromoethane	107	9.992	9.992	(0.956)	21193	50.0000	41.68
	70 Chlorobenzene	112	10.479	10.479	(1.002)	81858	50.0000	45.63
	71 1,1,1,2-Tetrachloroethane	131	10.564	10.564	(1.010)	25297	50.0000	55.38
	72 Ethylbenzene	106	10.588	10.588	(1.013)	45540	50.0000	48.32
	73 m + p-Xylene	106	10.710	10.710	(1.024)	114745	100.000	94.20
	74 Xylene-o	106	11.105	11.105	(1.062)	62056	50.0000	47.65
M	75 Xylenes (total)	106				176801	150.000	
	76 Styrene	104	11.117	11.117	(1.063)	99588	50.0000	51.68
	77 Bromoform	173	11.300	11.300	(1.081)	9156	50.0000	49.28
	78 Isopropylbenzene	105	11.470	11.470	(1.097)	167260	50.0000	51.43
	79 Bromobenzene	156	11.780	11.780	(0.922)	39085	50.0000	44.54
	81 n-Propylbenzene	120	11.883	11.883	(0.930)	46187	50.0000	43.50
	82 2-Chlorotoluene	126	11.968	11.968	(0.936)	41130	50.0000	46.19(Q)
	83 1,1,2,2-Tetrachloroethane	83	11.762	11.762	(0.920)	37610	50.0000	37.41
	84 1,2,3-Trichloropropane	110	11.810	11.810	(0.924)	9681	50.0000	33.21
	85 4-Chlorotoluene	126	12.078	12.078	(0.945)	41631	50.0000	41.52
	86 1,3,5-Trimethylbenzene	105	12.054	12.054	(0.943)	139329	50.0000	44.02
	87 tert-Butylbenzene	119	12.382	12.382	(0.969)	120736	50.0000	47.28
	88 1,2,4-Trimethylbenzene	105	12.431	12.431	(0.972)	146139	50.0000	43.14
	89 sec-Butylbenzene	105	12.607	12.607	(0.986)	188664	50.0000	43.84
	90 4-Isopropyltoluene	119	12.747	12.747	(0.997)	159602	50.0000	42.45
	91 1,3-Dichlorobenzene	146	12.716	12.716	(0.995)	84657	50.0000	45.08
	93 1,4-Dichlorobenzene	146	12.802	12.802	(1.001)	84016	50.0000	44.73
	94 n-Butylbenzene	91	13.160	13.160	(1.029)	172743	50.0000	44.83
	95 1,2-Dichlorobenzene	146	13.179	13.179	(1.031)	82341	50.0000	45.76
	96 1,2-Dibromo-3-chloropropane	157	13.969	13.969	(1.093)	4652	50.0000	43.52

Compounds	QUANT SIG MASS	RT	EXP RT	REL RT	RESPONSE	AMOUNTS CAL-AMT (ng)	AMOUNTS ON-COL (ng)
97 1,2,4-Trichlorobenzene	180	14.796	14.796	(1.157)	57121	50.0000	46.51
98 Hexachlorobutadiene	225	14.967	14.967	(1.171)	29595	50.0000	42.22
99 Naphthalene	128	15.046	15.046	(1.177)	104459	50.0000	41.44
100 1,2,3-Trichlorobenzene	180	15.301	15.301	(1.197)	43401	50.0000	43.28
166 1,3,5-Trichlorobenzene	180	14.176	14.176	(1.109)	65303	50.0000	45.14

QC Flag Legend

Q - Qualifier signal failed the ratio test.
M - Compound response manually integrated.

Data File Name: 1B71018.D
Inj. Date and Time: 18-OCT-2010 07:37
Instrument ID: hp7.i
Client ID: vstd10
Compound Name: Trichlorofluoromethane
CAS #: 75-69-4

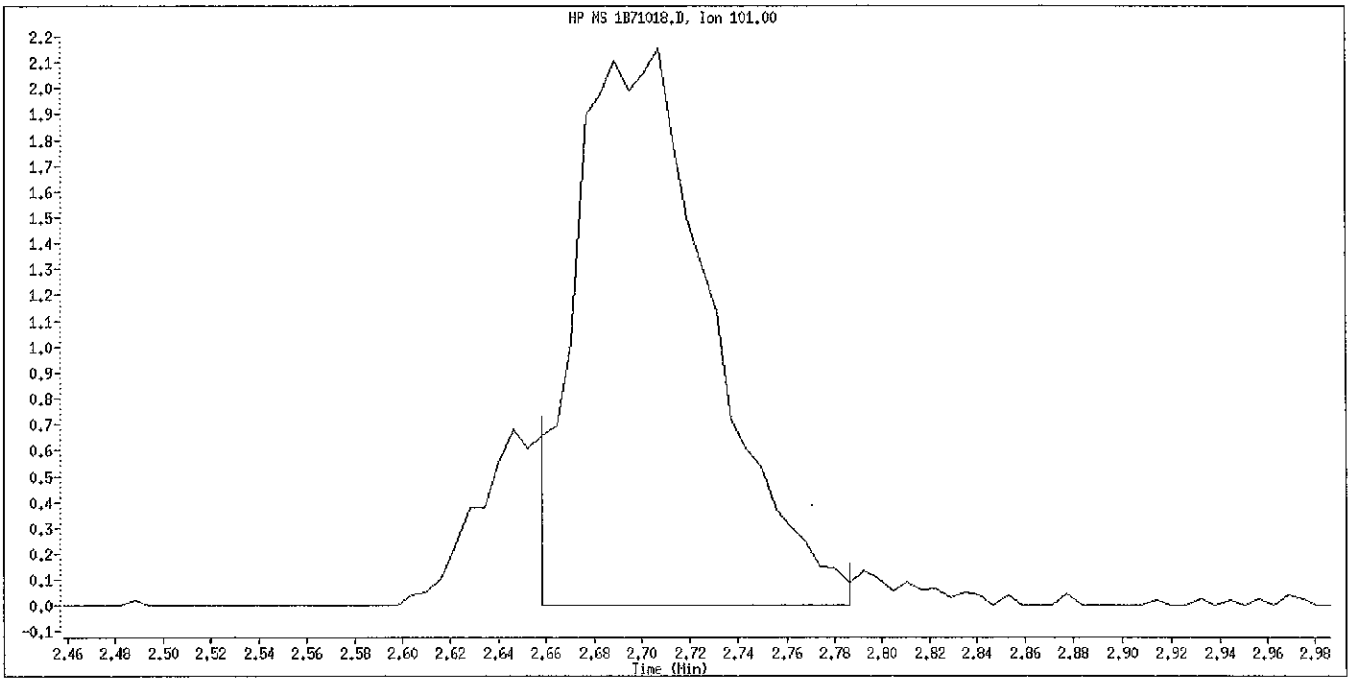

Original Integration

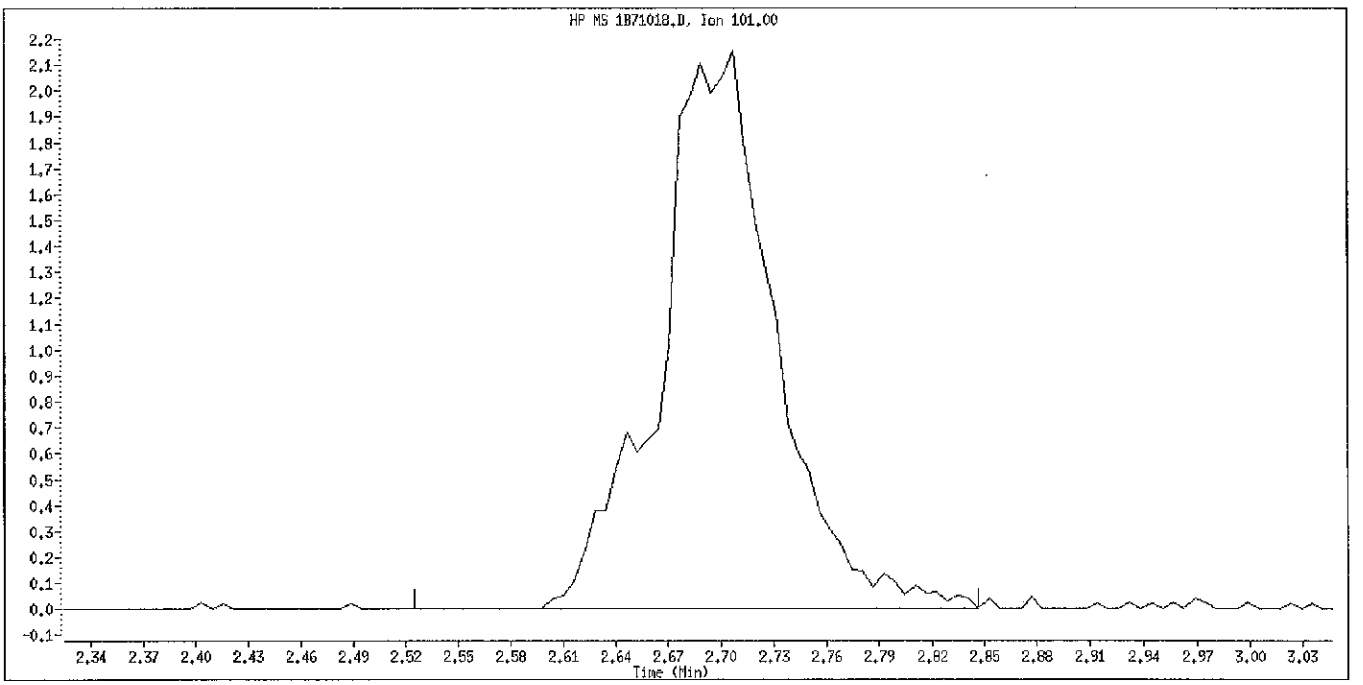

Manual Integration

Manually Integrated By: journetp
Manual Integration Reason: Peak Integrated Incorrectly

Data File Name: 1B71018.D
Inj. Date and Time: 18-OCT-2010 07:37
Instrument ID: hp7.i
Client ID: vstd10
Compound Name: Acetone
CAS #: 67-64-1

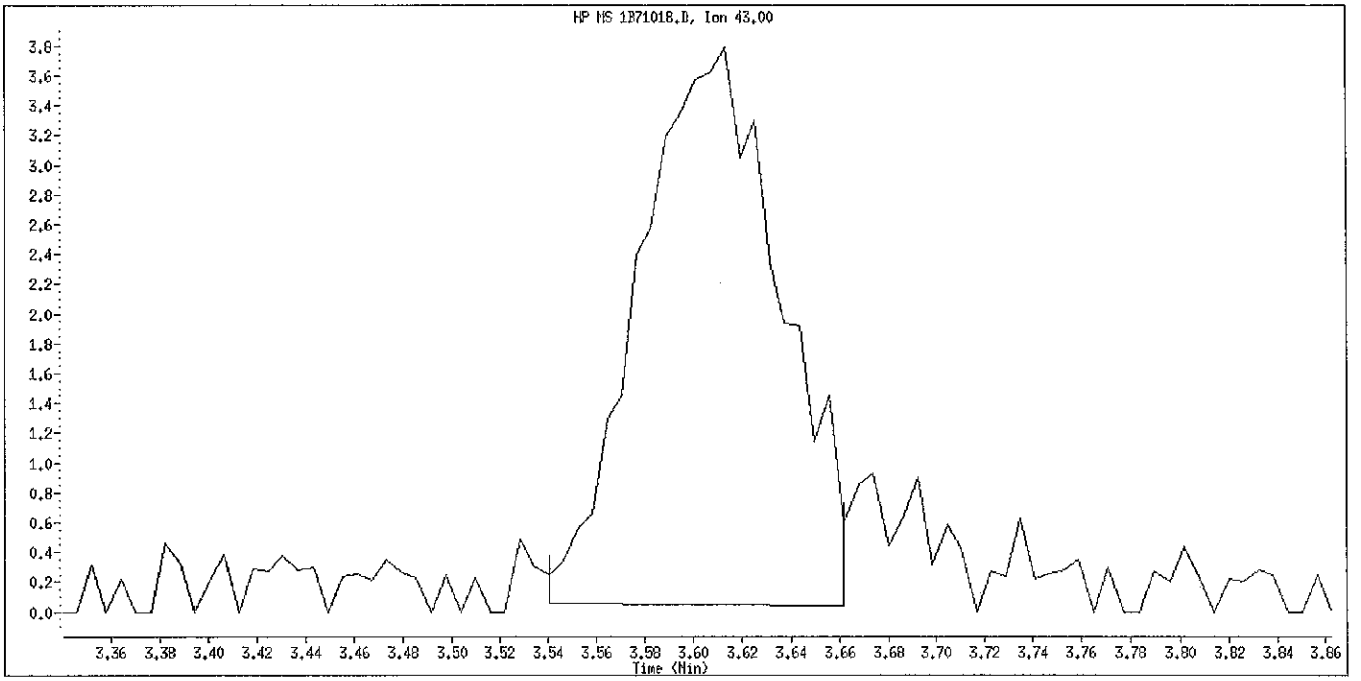

Original Integration

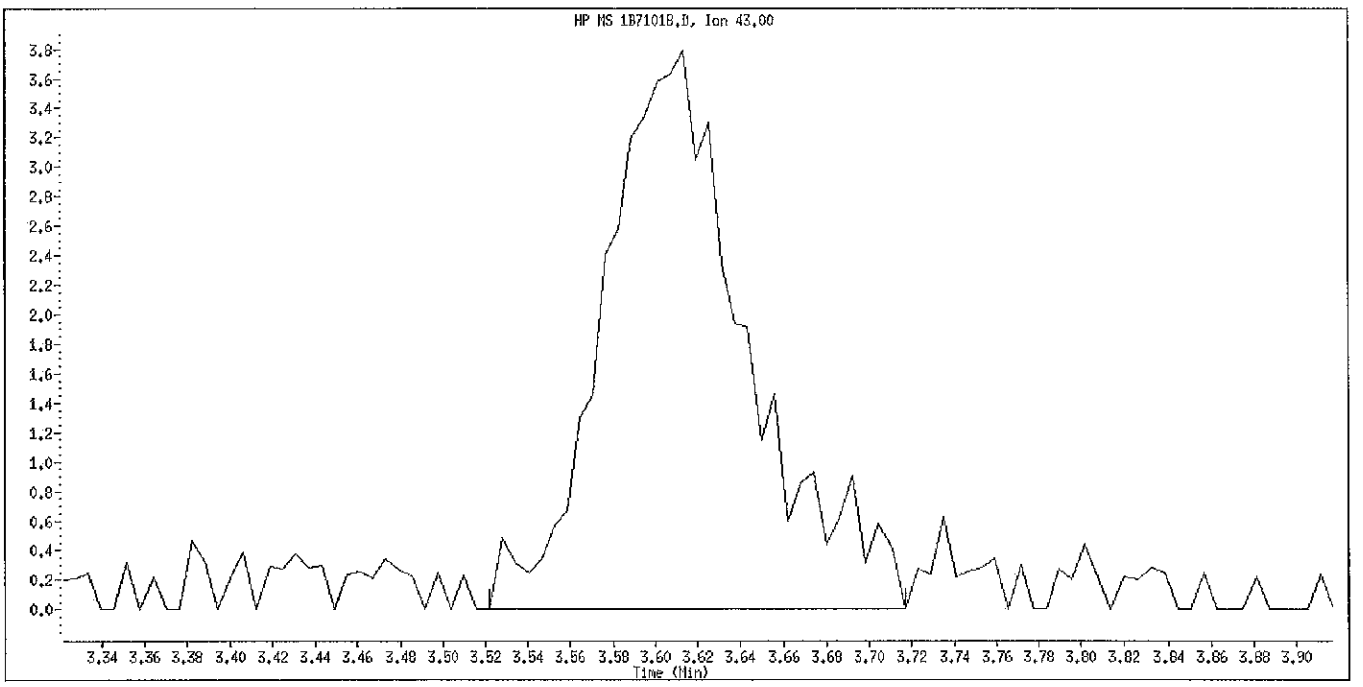

Manual Integration

Manually Integrated By: journetp
Manual Integration Reason: Peak Integrated Incorrectly

Data File: \\PITSVR06\D\chem\hp7.i\71018l0d.b\1C71018.D
Date : 18-OCT-2010 08:01
Client ID: vstd25
Sample Info: vstd25 5ml
Volume Injected (ul): 5.0
Column phase: DB 624
Instrument: hp7.i
Operator: 034635
Column diameter: 0.18
Page 4
Y (x10^6)
Min
\\PITSVR06\D\chem\hp7.i\71018l0d.b\1C71018.D
-Dichlorodifluoromethane
-Chloromethane
-Vinyl Chloride
-Bromomethane
-Chloroethane
-Trichlorofluoromethane
-1,1,2-trichlorotrifluoroe+
-Acetone
-Carbon Disulfide
-Acetonitrile
-Methyl acetate
-Methylene Chloride
-trans-1,2-Dichloroethene
-Methyl tert-butyl ether
-1,1-Dichloroethane
-1,2-Dichloroethene (total
-2,2-Dichloropropane+
-Bromochloromethane
-Chloroform
-Dibromofluoromethane+
-Cyclohexane
-1,1-Dichloropropene+
-1,2-Dichloroethane-d4
-Benzene+
-Fluorobenzene
-Trichloroethene
-Methyl cyclohexane+
-Dibromomethane
-Bromodichloromethane
-cis-1,3-Dichloropropene
-4-Methyl-2-Pentanone
-Toluene-d8
-Toluene
-trans-1,3-Dichloropropene
-1,1,2-Trichloroethane
-1,3-Dichloropropane+
-2-Hexanone
-Dibromochloromethane
-1,2-Dibromoethane
-1,1,1,2-Tetrachloroethane+
-Xylenes (total)
Chlorobenzene-d5+
-Xylene-o+
-Bromoform
-Isopropylbenzene
-Bromofluorobenzene
-Bromobenzene+
-n-Propylbenzene
-2-Chlorotoluene
-4-Chlorotoluene+
-tert-Butylbenzene
-1,2,4-Trimethylbenzene
-sec-Butylbenzene
1,4-Dichlorobenzene-d4+
-n-Butylbenzene+
-1,2-Dibromo-3-chloropropa
-1,3,5-Trichlorobenzene
-1,2,4-Trichlorobenzene
-Hexachlorobutadiene
-Naphthalene
-1,2,3-Trichlorobenzene

TestAmerica Pittsburgh

VOLATILE REPORT SW-846 Method

Data file : \\PITSVR06\D\chem\hp7.i\7101810d.b\1C71018.D
Lab Smp Id: vstd25 Client Smp ID: vstd25
Inj Date : 18-OCT-2010 08:01 MS Autotune Date: 29-DEC-2009 18:31
Operator : 034635 Inst ID: hp7.i
Smp Info : vstd25 5ml
Misc Info : vstd,7101810d.b,8260bh2o.m,1-vtcl.sub
Comment :
Method : \\PITSVR06\D\chem\hp7.i\7101810d.b\8260bh2o.m
Meth Date : 18-Oct-2010 08:53 hp7.i Quant Type: ISTD
Cal Date : 18-OCT-2010 07:37 Cal File: 1B71018.D
Als bottle: 7 Calibration Sample, Level: 3
Dil Factor: 1.00000
Integrator: HP RTE Compound Sublist: 1-vtcl.sub
Target Version: 4.14
Processing Host: PITPC-088

Concentration Formula: Amt * DF * (Vf/Vo)/Vi * CpndVariable

Name	Value	Description
DF	1.000	Dilution Factor
Vf	5.000	FinalVolume
Vo	5.000	Sample Volume
Vi	5.000	Purge Volume
Cpnd Variable		Local Compound Variable

Compounds	QUANT SIG MASS	RT	EXP RT	REL RT	RESPONSE	AMOUNTS CAL-AMT (ng)	ON-COL (ng)
* 46 Fluorobenzene	96	7.359	7.359	(1.000)	808468	250.000	
* 69 Chlorobenzene-d5	119	10.455	10.455	(1.000)	205966	250.000	
* 92 1,4-Dichlorobenzene-d4	152	12.784	12.784	(1.000)	338466	250.000	
$ 39 Dibromofluoromethane	113	6.617	6.617	(0.899)	94839	125.000	110.4
$ 43 1,2-Dichloroethane-d4	65	6.988	6.988	(0.950)	124667	125.000	119.5
$ 59 Toluene-d8	98	9.013	9.013	(0.862)	382946	125.000	121.9
$ 80 Bromofluorobenzene	95	11.622	11.622	(1.112)	137617	125.000	111.0
1 Dichlorodifluoromethane	85	1.649	1.649	(0.224)	127781	125.000	95.76
2 Chloromethane	50	1.801	1.801	(0.245)	212306	125.000	97.02
3 Vinyl Chloride	62	1.941	1.941	(0.264)	236445	125.000	102.0
4 Bromomethane	94	2.287	2.287	(0.311)	143316	125.000	121.2
5 Chloroethane	64	2.403	2.403	(0.327)	105787	125.000	79.42
6 Trichlorofluoromethane	101	2.731	2.731	(0.371)	377218	125.000	117.6
101 1,1,2-trichlorotrifluoroethane	101	3.479	3.479	(0.473)	107439	125.000	91.11
12 1,1-Dichloroethene	96	3.449	3.449	(0.469)	112326	125.000	95.52
13 Acetone	43	3.595	3.595	(0.489)	45986	125.000	79.95
15 Carbon Disulfide	76	3.747	3.747	(0.509)	273163	125.000	98.46
17 Acetonitrile	40	4.045	4.045	(0.550)	169290	2500.00	1724
155 Methyl acetate	43	4.130	4.130	(0.561)	93120	125.000	99.31
18 Methylene Chloride	84	4.227	4.227	(0.574)	117518	125.000	91.93(Q)
19 trans-1,2-Dichloroethene	96	4.647	4.647	(0.631)	114124	125.000	96.23

	Compounds	QUANT SIG MASS	RT	EXP RT	REL RT	RESPONSE	AMOUNTS CAL-AMT (ng)	AMOUNTS ON-COL (ng)
	20 Methyl tert-butyl ether	73	4.714	4.714	(0.641)	298748	125.000	96.04
	24 1,1-Dichloroethane	63	5.261	5.261	(0.715)	203790	125.000	96.97
	27 2,2-Dichloropropane	77	6.015	6.015	(0.817)	94000	125.000	88.06
	28 cis-1,2-dichloroethene	96	6.027	6.027	(0.819)	123012	125.000	97.18
M	29 1,2-Dichloroethene (total)	96				237136	250.000	
	30 Bromochloromethane	128	6.313	6.313	(0.858)	53624	125.000	101.7
	31 2-Butanone	43	6.082	6.082	(0.826)	55121	125.000	128.5
	37 Chloroform	83	6.429	6.429	(0.874)	192471	125.000	101.3
	102 Cyclohexane	56	6.678	6.678	(0.907)	211995	125.000	95.07
	38 1,1,1-Trichloroethane	97	6.617	6.617	(0.899)	133553	125.000	100.2
	40 1,1-Dichloropropene	75	6.812	6.812	(0.926)	158389	125.000	111.4
	41 Carbon Tetrachloride	117	6.812	6.812	(0.926)	95648	125.000	101.5
	42 Benzene	78	7.043	7.043	(0.957)	453519	125.000	110.8
	45 1,2-Dichloroethane	62	7.073	7.073	(0.961)	145132	125.000	111.4
	47 Trichloroethene	130	7.755	7.755	(1.054)	110528	125.000	116.0
	156 Methyl cyclohexane	83	7.955	7.955	(1.081)	225373	125.000	103.3
	49 1,2-Dichloropropane	63	7.992	7.992	(1.086)	111147	125.000	120.9
	50 Dibromomethane	93	8.113	8.113	(1.102)	64371	125.000	116.5
	53 Bromodichloromethane	83	8.284	8.284	(1.126)	112449	125.000	133.4
	57 cis-1,3-Dichloropropene	75	8.740	8.740	(1.188)	154479	125.000	145.1
	58 4-Methyl-2-Pentanone	43	8.910	8.910	(0.852)	106995	125.000	114.6
	60 Toluene	91	9.080	9.080	(0.869)	455296	125.000	111.9
	61 trans-1,3-Dichloropropene	75	9.305	9.305	(0.890)	140297	125.000	146.5
	63 1,3-Dichloropropane	76	9.652	9.652	(0.923)	155759	125.000	126.1
	64 1,1,2-Trichloroethane	97	9.488	9.488	(0.908)	87944	125.000	122.2
	65 Tetrachloroethene	164	9.628	9.628	(0.921)	85231	125.000	115.1
	66 2-Hexanone	43	9.743	9.743	(0.932)	72599	125.000	131.1
	67 Dibromochloromethane	129	9.883	9.883	(0.945)	72440	125.000	147.1
	68 1,2-Dibromoethane	107	9.993	9.993	(0.956)	88709	125.000	124.6
	70 Chlorobenzene	112	10.485	10.485	(1.003)	295474	125.000	112.7
	71 1,1,1,2-Tetrachloroethane	131	10.564	10.564	(1.010)	81757	125.000	111.2
	72 Ethylbenzene	106	10.588	10.588	(1.013)	162310	125.000	114.7
	73 m + p-Xylene	106	10.710	10.710	(1.024)	417356	250.000	231.0
	74 Xylene-o	106	11.105	11.105	(1.062)	212892	125.000	109.6
M	75 Xylenes (total)	106				630248	375.000	
	76 Styrene	104	11.118	11.118	(1.063)	353980	125.000	118.2
	77 Bromoform	173	11.306	11.306	(1.081)	38820	125.000	140.1
	78 Isopropylbenzene	105	11.470	11.470	(1.097)	524975	125.000	104.2
	79 Bromobenzene	156	11.780	11.780	(0.922)	128349	125.000	125.3
	81 n-Propylbenzene	120	11.884	11.884	(0.930)	150495	125.000	122.8
	82 2-Chlorotoluene	126	11.975	11.975	(0.937)	126791	125.000	119.9
	83 1,1,2,2-Tetrachloroethane	83	11.762	11.762	(0.920)	126764	125.000	116.8
	84 1,2,3-Trichloropropane	110	11.811	11.811	(0.924)	35722	125.000	119.3
	85 4-Chlorotoluene	126	12.078	12.078	(0.945)	143210	125.000	126.4
	86 1,3,5-Trimethylbenzene	105	12.054	12.054	(0.943)	450214	125.000	122.6
	87 tert-Butylbenzene	119	12.382	12.382	(0.969)	387168	125.000	126.2
	88 1,2,4-Trimethylbenzene	105	12.431	12.431	(0.972)	451338	125.000	115.9
	89 sec-Butylbenzene	105	12.601	12.601	(0.986)	600029	125.000	120.4
	90 4-Isopropyltoluene	119	12.747	12.747	(0.997)	506738	125.000	118.1
	91 1,3-Dichlorobenzene	146	12.717	12.717	(0.995)	253555	125.000	115.0
	93 1,4-Dichlorobenzene	146	12.808	12.808	(1.002)	255896	125.000	116.5
	94 n-Butylbenzene	91	13.161	13.161	(1.029)	517338	125.000	114.7
	95 1,2-Dichlorobenzene	146	13.179	13.179	(1.031)	243245	125.000	114.4
	96 1,2-Dibromo-3-chloropropane	157	13.964	13.964	(1.092)	16596	125.000	161.0

Compounds	QUANT SIG MASS	RT	EXP RT	REL RT	RESPONSE	AMOUNTS CAL-AMT (ng)	AMOUNTS ON-COL (ng)
97 1,2,4-Trichlorobenzene	180	14.797	14.797	(1.157)	156558	125.000	107.0
98 Hexachlorobutadiene	225	14.967	14.967	(1.171)	82109	125.000	102.9
99 Naphthalene	128	15.046	15.046	(1.177)	287613	125.000	101.1
100 1,2,3-Trichlorobenzene	180	15.302	15.302	(1.197)	115282	125.000	99.83
166 1,3,5-Trichlorobenzene	180	14.176	14.176	(1.109)	181941	125.000	107.1

QC Flag Legend

Q - Qualifier signal failed the ratio test.

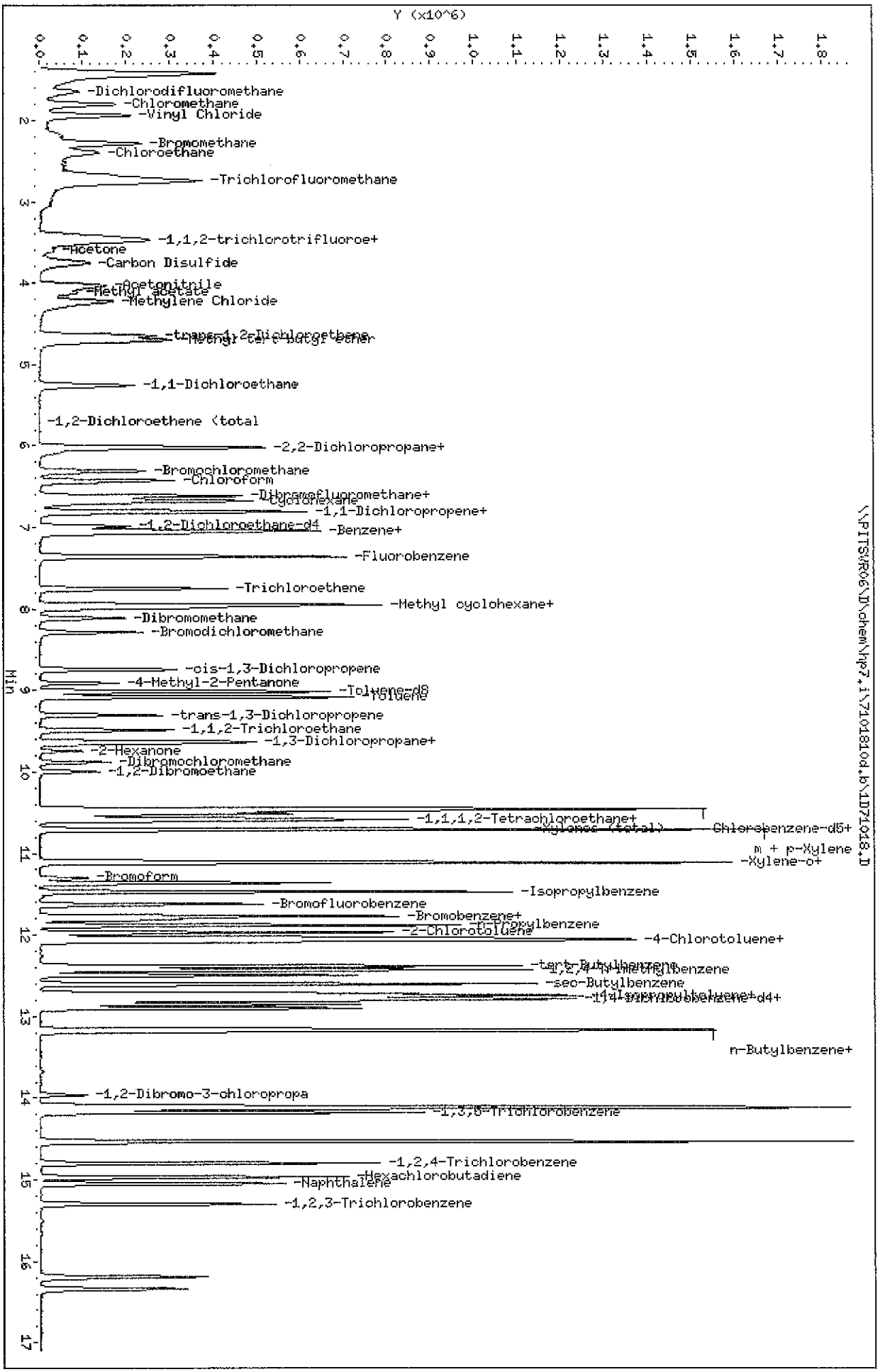

Data File: \\PITS\R06\D\chem\hp7.i\71018l0d.b\1D71018.D
Date : 18-OCT-2010 08:25
Client ID: vstd40
Sample Info: vstd40 5ml
Volume Injected (uL): 5.0
Column phase: DB 624

Instrument: hp7.i
Operator: 034635
Column diameter: 0.18

TestAmerica Pittsburgh

VOLATILE REPORT SW-846 Method

Data file : \\PITSVR06\D\chem\hp7.i\7101810d.b\1D71018.D
Lab Smp Id: vstd40 Client Smp ID: vstd40
Inj Date : 18-OCT-2010 08:25 MS Autotune Date: 29-DEC-2009 18:31
Operator : 034635 Inst ID: hp7.i
Smp Info : vstd40 5ml
Misc Info : vstd,7101810d.b,8260bh2o.m,1-vtcl.sub
Comment :
Method : \\PITSVR06\D\chem\hp7.i\7101810d.b\8260bh2o.m
Meth Date : 18-Oct-2010 08:53 hp7.i Quant Type: ISTD
Cal Date : 18-OCT-2010 08:01 Cal File: 1C71018.D
Als bottle: 7 Calibration Sample, Level: 4
Dil Factor: 1.00000
Integrator: HP RTE Compound Sublist: 1-vtcl.sub
Target Version: 4.14
Processing Host: PITPC-088

Concentration Formula: Amt * DF * (Vf/Vo)/Vi * CpndVariable

Name	Value	Description
DF	1.000	Dilution Factor
Vf	5.000	FinalVolume
Vo	5.000	Sample Volume
Vi	5.000	Purge Volume
Cpnd Variable		Local Compound Variable

Compounds	QUANT SIG MASS	RT	EXP RT	REL RT	RESPONSE	AMOUNTS CAL-AMT (ng)	AMOUNTS ON-COL (ng)
* 46 Fluorobenzene	96	7.359	7.359	(1.000)	687350	250.000	
* 69 Chlorobenzene-d5	119	10.455	10.455	(1.000)	160786	250.000	
* 92 1,4-Dichlorobenzene-d4	152	12.778	12.778	(1.000)	302011	250.000	
$ 39 Dibromofluoromethane	113	6.611	6.611	(0.898)	143447	200.000	204.4
$ 43 1,2-Dichloroethane-d4	65	6.988	6.988	(0.950)	167475	200.000	191.7
$ 59 Toluene-d8	98	9.013	9.013	(0.862)	460992	200.000	189.6
$ 80 Bromofluorobenzene	95	11.622	11.622	(1.112)	172849	200.000	185.5
1 Dichlorodifluoromethane	85	1.649	1.649	(0.224)	207644	200.000	198.5
2 Chloromethane	50	1.795	1.795	(0.244)	340548	200.000	197.8
3 Vinyl Chloride	62	1.935	1.935	(0.263)	383256	200.000	207.2
4 Bromomethane	94	2.281	2.281	(0.310)	230473	200.000	301.2
5 Chloroethane	64	2.397	2.397	(0.326)	168404	200.000	169.3
6 Trichlorofluoromethane	101	2.725	2.725	(0.370)	614786	200.000	230.0
101 1,1,2-trichlorotrifluoroethane	101	3.479	3.479	(0.473)	173088	200.000	189.8
12 1,1-Dichloroethene	96	3.449	3.449	(0.469)	172411	200.000	187.2
13 Acetone	43	3.607	3.607	(0.490)	67821	200.000	157.6
15 Carbon Disulfide	76	3.753	3.753	(0.510)	433147	200.000	197.6
17 Acetonitrile	40	4.033	4.033	(0.548)	265682	4000.00	3550
155 Methyl acetate	43	4.124	4.124	(0.560)	130545	200.000	175.8
18 Methylene Chloride	84	4.221	4.221	(0.574)	186087	200.000	187.8
19 trans-1,2-Dichloroethene	96	4.647	4.647	(0.631)	184250	200.000	197.9

	Compounds	QUANT SIG MASS	RT	EXP RT	REL RT	RESPONSE	AMOUNTS CAL-AMT (ng)	AMOUNTS ON-COL (ng)
	20 Methyl tert-butyl ether	73	4.708	4.708	(0.640)	465310	200.000	190.7
	24 1,1-Dichloroethane	63	5.255	5.255	(0.714)	315154	200.000	190.6
	27 2,2-Dichloropropane	77	6.009	6.009	(0.817)	167620	200.000	204.9
	28 cis-1,2-dichloroethene	96	6.028	6.028	(0.819)	192286	200.000	193.0
M	29 1,2-Dichloroethene (total)	96				376536	400.000	
	30 Bromochloromethane	128	6.307	6.307	(0.857)	85882	200.000	204.2
	31 2-Butanone	43	6.088	6.088	(0.827)	65388	200.000	177.6
	37 Chloroform	83	6.429	6.429	(0.874)	291545	200.000	192.7
	102 Cyclohexane	56	6.678	6.678	(0.907)	317044	200.000	181.7
	38 1,1,1-Trichloroethane	97	6.623	6.623	(0.900)	216614	200.000	204.6
	40 1,1-Dichloropropene	75	6.812	6.812	(0.926)	220502	200.000	189.3
	41 Carbon Tetrachloride	117	6.806	6.806	(0.925)	153796	200.000	204.8
	42 Benzene	78	7.043	7.043	(0.957)	624111	200.000	186.5
	45 1,2-Dichloroethane	62	7.067	7.067	(0.960)	197772	200.000	185.3
	47 Trichloroethene	130	7.755	7.755	(1.054)	149386	200.000	189.0
	156 Methyl cyclohexane	83	7.955	7.955	(1.081)	335043	200.000	191.8
	49 1,2-Dichloropropane	63	7.986	7.986	(1.085)	140835	200.000	182.2
	50 Dibromomethane	93	8.107	8.107	(1.102)	88750	200.000	193.3
	53 Bromodichloromethane	83	8.284	8.284	(1.126)	157279	200.000	214.6
	57 cis-1,3-Dichloropropene	75	8.746	8.746	(1.188)	182261	200.000	191.1
	58 4-Methyl-2-Pentanone	43	8.910	8.910	(0.852)	130314	200.000	183.9
	60 Toluene	91	9.080	9.080	(0.869)	547339	200.000	178.5
	61 trans-1,3-Dichloropropene	75	9.305	9.305	(0.890)	149986	200.000	189.7
	63 1,3-Dichloropropane	76	9.652	9.652	(0.923)	166904	200.000	172.6
	64 1,1,2-Trichloroethane	97	9.488	9.488	(0.908)	99468	200.000	178.4
	65 Tetrachloroethene	164	9.628	9.628	(0.921)	101812	200.000	180.9
	66 2-Hexanone	43	9.743	9.743	(0.932)	68587	200.000	156.1
	67 Dibromochloromethane	129	9.883	9.883	(0.945)	88873	200.000	218.3
	68 1,2-Dibromoethane	107	9.993	9.993	(0.956)	101256	200.000	182.4
	70 Chlorobenzene	112	10.485	10.485	(1.003)	344239	200.000	173.9
	71 1,1,1,2-Tetrachloroethane	131	10.564	10.564	(1.010)	122024	200.000	220.7
	72 Ethylbenzene	106	10.589	10.589	(1.013)	195571	200.000	182.0
	73 m + p-Xylene	106	10.710	10.710	(1.024)	505625	400.000	367.8
	74 Xylene-o	106	11.105	11.105	(1.062)	288319	200.000	198.3
M	75 Xylenes (total)	106				793944	600.000	
	76 Styrene	104	11.118	11.118	(1.063)	434792	200.000	189.5
	77 Bromoform	173	11.306	11.306	(1.081)	53066	200.000	182.9
	78 Isopropylbenzene	105	11.470	11.470	(1.097)	713338	200.000	192.0
	79 Bromobenzene	156	11.780	11.780	(0.922)	168045	200.000	183.7
	81 n-Propylbenzene	120	11.884	11.884	(0.930)	198744	200.000	182.8
	82 2-Chlorotoluene	126	11.969	11.969	(0.937)	171551	200.000	184.3
	83 1,1,2,2-Tetrachloroethane	83	11.768	11.768	(0.921)	174311	200.000	184.1
	84 1,2,3-Trichloropropane	110	11.811	11.811	(0.924)	46059	200.000	175.0
	85 4-Chlorotoluene	126	12.078	12.078	(0.945)	186042	200.000	183.4
	86 1,3,5-Trimethylbenzene	105	12.054	12.054	(0.943)	634941	200.000	195.0
	87 tert-Butylbenzene	119	12.383	12.383	(0.969)	562324	200.000	204.8
	88 1,2,4-Trimethylbenzene	105	12.431	12.431	(0.973)	650579	200.000	191.8
	89 sec-Butylbenzene	105	12.601	12.601	(0.986)	847632	200.000	192.9
	90 4-Isopropyltoluene	119	12.747	12.747	(0.998)	716032	200.000	190.5
	91 1,3-Dichlorobenzene	146	12.717	12.717	(0.995)	362080	200.000	189.1
	93 1,4-Dichlorobenzene	146	12.802	12.802	(1.002)	358172	200.000	187.0
	94 n-Butylbenzene	91	13.161	13.161	(1.030)	752844	200.000	192.3
	95 1,2-Dichlorobenzene	146	13.179	13.179	(1.031)	361067	200.000	195.8
	96 1,2-Dibromo-3-chloropropane	157	13.964	13.964	(1.093)	28567	200.000	130.4

	Compounds	QUANT SIG MASS	RT	EXP RT	REL RT	RESPONSE	AMOUNTS CAL-AMT (ng)	AMOUNTS ON-COL (ng)
97	1,2,4-Trichlorobenzene	180	14.797	14.797	(1.158)	254342	200.000	204.6
98	Hexachlorobutadiene	225	14.967	14.967	(1.171)	129750	200.000	193.6
99	Naphthalene	128	15.046	15.046	(1.178)	496548	200.000	208.9
100	1,2,3-Trichlorobenzene	180	15.302	15.302	(1.198)	198164	200.000	206.2
166	1,3,5-Trichlorobenzene	180	14.176	14.176	(1.109)	292577	200.000	202.7

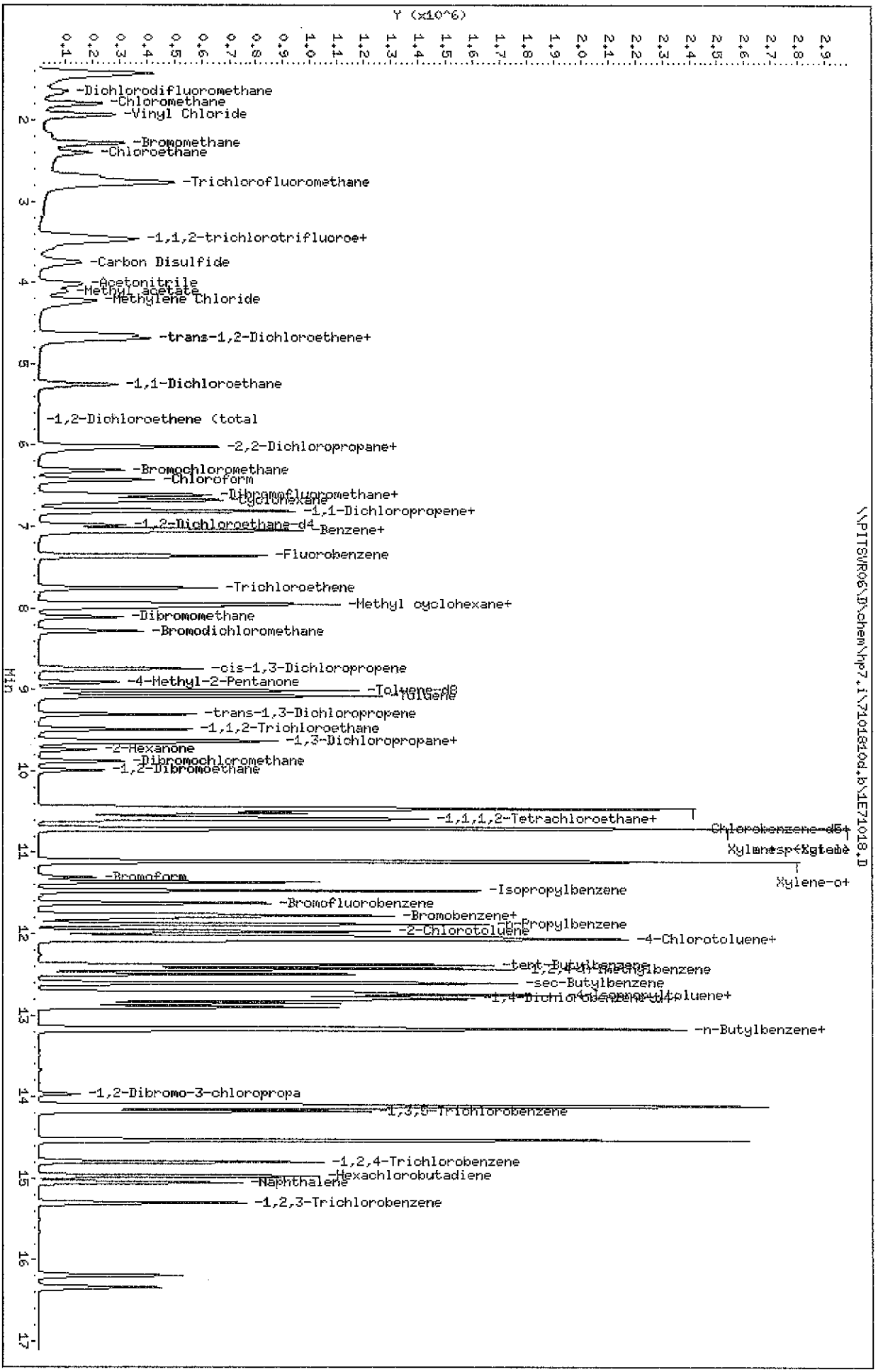

Data File: \\PITSVR06\D\chem\hp7.i\7101810d.b\1E71018.D
Date : 18-OCT-2010 08:49
Client ID: vstd50
Sample Info: vstd50 5ml
Volume Injected (uL): 5.0
Column phase: DB 624

\\PITSVR06\D\chem\hp7.i\7101810d.b\1E71018.D

Instrument: hp7.i
Operator: 034635
Column diameter: 0.18

TestAmerica Pittsburgh

VOLATILE REPORT SW-846 Method

Data file : \\PITSVR06\D\chem\hp7.i\7101810d.b\1E71018.D
Lab Smp Id: vstd50 Client Smp ID: vstd50
Inj Date : 18-OCT-2010 08:49 MS Autotune Date: 29-DEC-2009 18:31
Operator : 034635 Inst ID: hp7.i
Smp Info : vstd50 5ml
Misc Info : vstd,7101810d.b,8260bh2o.m,1-vtcl.sub
Comment :
Method : \\PITSVR06\D\chem\hp7.i\7101810d.b\8260bh2o.m
Meth Date : 18-Oct-2010 09:14 hp7.i Quant Type: ISTD
Cal Date : 18-OCT-2010 07:13 Cal File: 1A71018.D
Als bottle: 7 Calibration Sample, Level: 5
Dil Factor: 1.00000
Integrator: HP RTE Compound Sublist: 1-vtcl.sub
Target Version: 4.14
Processing Host: PITPC-088

Concentration Formula: Amt * DF * (Vf/Vo)/Vi * CpndVariable

Name	Value	Description
DF	1.000	Dilution Factor
Vf	5.000	FinalVolume
Vo	5.000	Sample Volume
Vi	5.000	Purge Volume
Cpnd Variable		Local Compound Variable

	Compounds	QUANT SIG MASS	RT	EXP RT	REL RT	RESPONSE	AMOUNTS CAL-AMT (ng)	AMOUNTS ON-COL (ng)
* 46	Fluorobenzene	96	7.358	7.358	(1.000)	832568	250.000	
* 69	Chlorobenzene-d5	119	10.453	10.453	(1.000)	222808	250.000	
* 92	1,4-Dichlorobenzene-d4	152	12.782	12.782	(1.000)	357078	250.000	
$ 39	Dibromofluoromethane	113	6.610	6.610	(0.898)	205222	250.000	240.1
$ 43	1,2-Dichloroethane-d4	65	6.980	6.980	(0.949)	255051	250.000	243.5
$ 59	Toluene-d8	98	9.012	9.012	(0.862)	779753	250.000	234.5
$ 80	Bromofluorobenzene	95	11.627	11.627	(1.112)	281813	250.000	222.3
1	Dichlorodifluoromethane	85	1.647	1.647	(0.224)	276321	250.000	218.5
2	Chloromethane	50	1.793	1.793	(0.244)	444928	250.000	213.9(Q)
3	Vinyl Chloride	62	1.933	1.933	(0.263)	525103	250.000	232.3
4	Bromomethane	94	2.280	2.280	(0.310)	298993	250.000	176.0(Q)
5	Chloroethane	64	2.401	2.401	(0.326)	211918	250.000	182.9(Q)
6	Trichlorofluoromethane	101	2.748	2.748	(0.374)	877255	250.000	261.1
101	1,1,2-trichlorotrifluoroethane	101	3.484	3.484	(0.474)	226956	250.000	208.1
12	1,1-Dichloroethene	96	3.447	3.447	(0.469)	230638	250.000	210.1
13	Acetone	43	3.575	3.575	(0.486)	98335	250.000	199.2(Q)
15	Carbon Disulfide	76	3.751	3.751	(0.510)	610498	250.000	230.6
17	Acetonitrile	40	4.007	4.007	(0.545)	302738	5000.00	3436
155	Methyl acetate	43	4.110	4.110	(0.559)	182721	250.000	209.5
18	Methylene Chloride	84	4.226	4.226	(0.574)	240454	250.000	203.4(Q)
19	trans-1,2-Dichloroethene	96	4.645	4.645	(0.631)	239044	250.000	212.5(Q)

	Compounds	QUANT SIG MASS	RT	EXP RT	REL RT	RESPONSE	AMOUNTS CAL-AMT (ng)	ON-COL (ng)
20	Methyl tert-butyl ether	73	4.700	4.700	(0.639)	613290	250.000	209.9
24	1,1-Dichloroethane	63	5.253	5.253	(0.714)	428188	250.000	216.4 (Q)
27	2,2-Dichloropropane	77	6.014	6.014	(0.817)	203110	250.000	203.7
28	cis-1,2-dichloroethene	96	6.026	6.026	(0.819)	254772	250.000	213.0
M 29	1,2-Dichloroethene (total)	96				493816	500.000	
30	Bromochloromethane	128	6.305	6.305	(0.857)	114128	250.000	222.9 (Q)
31	2-Butanone	43	6.074	6.074	(0.826)	114341	250.000	263.8
37	Chloroform	83	6.427	6.427	(0.874)	400460	250.000	220.5
102	Cyclohexane	56	6.676	6.676	(0.907)	428396	250.000	207.5
38	1,1,1-Trichloroethane	97	6.616	6.616	(0.899)	300611	250.000	233.1
40	1,1-Dichloropropene	75	6.810	6.810	(0.926)	329112	250.000	236.4
41	Carbon Tetrachloride	117	6.810	6.810	(0.926)	221263	250.000	241.8
42	Benzene	78	7.041	7.041	(0.957)	920482	250.000	231.0
45	1,2-Dichloroethane	62	7.066	7.066	(0.960)	307228	250.000	242.1
47	Trichloroethene	130	7.753	7.753	(1.054)	235746	250.000	249.7
156	Methyl cyclohexane	83	7.953	7.953	(1.081)	464725	250.000	221.9
49	1,2-Dichloropropane	63	7.990	7.990	(1.086)	236528	250.000	258.4 (Q)
50	Dibromomethane	93	8.112	8.112	(1.102)	141327	250.000	256.3
53	Bromodichloromethane	83	8.282	8.282	(1.126)	264117	250.000	292.2
57	cis-1,3-Dichloropropene	75	8.744	8.744	(1.188)	343585	250.000	300.8
58	4-Methyl-2-Pentanone	43	8.908	8.908	(0.852)	225067	250.000	233.9
60	Toluene	91	9.079	9.079	(0.869)	938148	250.000	226.9
61	trans-1,3-Dichloropropene	75	9.304	9.304	(0.890)	300931	250.000	278.3
63	1,3-Dichloropropane	76	9.650	9.650	(0.923)	322862	250.000	249.5
64	1,1,2-Trichloroethane	97	9.486	9.486	(0.908)	183330	250.000	243.9
65	Tetrachloroethene	164	9.626	9.626	(0.921)	179026	250.000	235.2
66	2-Hexanone	43	9.741	9.741	(0.932)	151964	250.000	264.1
67	Dibromochloromethane	129	9.881	9.881	(0.945)	166392	250.000	288.3
68	1,2-Dibromoethane	107	9.991	9.991	(0.956)	183367	250.000	243.7
70	Chlorobenzene	112	10.483	10.483	(1.003)	603551	250.000	227.5
71	1,1,1,2-Tetrachloroethane	131	10.568	10.568	(1.011)	187874	250.000	239.0
72	Ethylbenzene	106	10.593	10.593	(1.013)	341182	250.000	234.4 (Q)
73	m + p-Xylene	106	10.708	10.708	(1.024)	876391	500.000	469.5
74	Xylene-o	106	11.104	11.104	(1.062)	471959	250.000	234.7
M 75	Xylenes (total)	106				1348350	750.000	
76	Styrene	104	11.116	11.116	(1.063)	755794	250.000	240.8
77	Bromoform	173	11.304	11.304	(1.081)	97906	250.000	298.2
78	Isopropylbenzene	105	11.475	11.475	(1.098)	1086623	250.000	213.2
79	Bromobenzene	156	11.779	11.779	(0.922)	269603	250.000	254.5
81	n-Propylbenzene	120	11.882	11.882	(0.930)	320158	250.000	254.5 (Q)
82	2-Chlorotoluene	126	11.973	11.973	(0.937)	268407	250.000	248.8 (Q)
83	1,1,2,2-Tetrachloroethane	83	11.766	11.766	(0.921)	272737	250.000	248.5
84	1,2,3-Trichloropropane	110	11.809	11.809	(0.924)	75168	250.000	249.4
85	4-Chlorotoluene	126	12.077	12.077	(0.945)	281784	250.000	239.9
86	1,3,5-Trimethylbenzene	105	12.058	12.058	(0.943)	959597	250.000	250.8
87	tert-Butylbenzene	119	12.387	12.387	(0.969)	851163	250.000	260.6
88	1,2,4-Trimethylbenzene	105	12.429	12.429	(0.972)	962481	250.000	242.5
89	sec-Butylbenzene	105	12.606	12.606	(0.986)	1244585	250.000	241.7
90	4-Isopropyltoluene	119	12.746	12.746	(0.997)	1066148	250.000	242.8
91	1,3-Dichlorobenzene	146	12.715	12.715	(0.995)	539297	250.000	241.5
93	1,4-Dichlorobenzene	146	12.806	12.806	(1.002)	539278	250.000	242.0
94	n-Butylbenzene	91	13.159	13.159	(1.029)	1109117	250.000	242.0
95	1,2-Dichlorobenzene	146	13.177	13.177	(1.031)	527736	250.000	243.3
96	1,2-Dibromo-3-chloropropane	157	13.962	13.962	(1.092)	39753	250.000	279.3

Compounds	QUANT SIG MASS	RT	EXP RT	REL RT	RESPONSE	AMOUNTS CAL-AMT (ng)	AMOUNTS ON-COL (ng)
97 1,2,4-Trichlorobenzene	180	14.801	14.801	(1.158)	352277	250.000	238.3
98 Hexachlorobutadiene	225	14.971	14.971	(1.171)	181746	250.000	231.2
99 Naphthalene	128	15.050	15.050	(1.177)	645273	250.000	227.1
100 1,2,3-Trichlorobenzene	180	15.300	15.300	(1.197)	263649	250.000	230.2
166 1,3,5-Trichlorobenzene	180	14.181	14.181	(1.109)	396742	250.000	231.7

QC Flag Legend

Q - Qualifier signal failed the ratio test.

Data File: \\PITSVR06\D\chem\hp7.i\71018l0d.b\1F71018.D
Date : 18-OCT-2010 09:15
Client ID: vstd125
Sample Info: vstd125 5ml
Volume Injected (uL): 5.0
Column Phase: DB 624

Instrument: hp7.i
Operator: 034635
Column diameter: 0.18

\\PITSVR06\D\chem\hp7.i\71018l0d.b\1F71018.D

Y (x10^6)

Min

-Dichlorodifluoromethane
-Chloromethane
-Vinyl Chloride
-Bromomethane
-Chloroethane
-Trichlorofluoromethane
-1,1,2-trichlorotrifluoroe+
-Carbon Disulfide
-acetonitrile
-Methyl acetate
-Methylene Chloride
-trans-1,2-Dichloroethene
-Methyl tert-butyl ether
-1,1-Dichloroethane
-1,2-Dichloroethene (total
-2,2-Dichloropropane+
-Bromochloromethane
-Chloroform
-Dibromofluoromethane+
-Cyclohexane
-1,1-Dichloropropene+
-1,2-Dichloroethane-d4
-Benzene+
-Fluorobenzene
-Trichloroethene
-Methyl cyclohexane+
-Dibromomethane
-Bromodichloromethane
-cis-1,3-Dichloropropene
-4-Methyl-2-Pentanone
-Toluene-d8
-Toluene
-trans-1,3-Dichloropropene
-1,1,2-Trichloroethane
-1,3-Dichloropropane+
-2-Hexanone
-Dibromochloromethane
-1,2-Dibromoethane
-Chlorobenzene-d5+
-1,1,1,2-Tetrachloroethane+
-Xylenes (total)
-m + p-Xylene
-Xylene-o+
-Bromoform
-Isopropylbenzene
-Bromofluorobenzene
-Bromobenzene+
-n-Propylbenzene
-2-Chlorotoluene
-4-Chlorotoluene+
-tert-Butylbenzene
-1,2,4-Trimethylbenzene
-sec-Butylbenzene
-4-Isopropyltoluene+
-1,4-Dichlorobenzene-d4
-n-Butylbenzene+
-1,2-Dibromo-3-chloropropa
-1,3,5-Trichlorobenzene
-1,2,4-Trichlorobenzene
-Hexachlorobutadiene
-Naphthalene
-1,2,3-Trichlorobenzene

TestAmerica Pittsburgh

VOLATILE REPORT SW-846 Method

Data file : \\PITSVR06\D\chem\hp7.i\7101810d.b\1F71018.D
Lab Smp Id: vstd125 Client Smp ID: vstd125
Inj Date : 18-OCT-2010 09:15 MS Autotune Date: 29-DEC-2009 18:31
Operator : 034635 Inst ID: hp7.i
Smp Info : vstd125 5ml
Misc Info : vstd,7101810d.b,8260bh2o.m,1-vtcl.sub
Comment :
Method : \\PITSVR06\D\chem\hp7.i\7101810d.b\8260bh2o.m
Meth Date : 18-Oct-2010 09:38 hp7.i Quant Type: ISTD
Cal Date : 18-OCT-2010 08:49 Cal File: 1E71018.D
Als bottle: 7 Calibration Sample, Level: 6
Dil Factor: 1.00000
Integrator: HP RTE Compound Sublist: 1-vtcl.sub
Target Version: 4.14
Processing Host: PITPC-088

Concentration Formula: Amt * DF * (Vf/Vo)/Vi * CpndVariable

Name	Value	Description
DF	1.000	Dilution Factor
Vf	5.000	FinalVolume
Vo	5.000	Sample Volume
Vi	5.000	Purge Volume
Cpnd Variable		Local Compound Variable

	Compounds	QUANT SIG MASS	RT	EXP RT	REL RT	RESPONSE	AMOUNTS CAL-AMT (ng)	ON-COL (ng)	
*	46 Fluorobenzene	96	7.357	7.357	(1.000)	717212	250.000		
*	69 Chlorobenzene-d5	119	10.458	10.458	(1.000)	215583	250.000		
*	92 1,4-Dichlorobenzene-d4	152	12.788	12.788	(1.000)	359892	250.000		(Q)
$	39 Dibromofluoromethane	113	6.609	6.609	(0.898)	508615	625.000	696.2	
$	43 1,2-Dichloroethane-d4	65	6.980	6.980	(0.949)	538706	625.000	600.2	
$	59 Toluene-d8	98	9.011	9.011	(0.862)	1580649	625.000	497.4	
$	80 Bromofluorobenzene	95	11.626	11.626	(1.112)	652944	625.000	544.3	
	1 Dichlorodifluoromethane	85	1.640	1.640	(0.223)	698568	625.000	657.8	
	2 Chloromethane	50	1.792	1.792	(0.244)	1108939	625.000	637.4	
	3 Vinyl Chloride	62	1.932	1.932	(0.263)	1302943	625.000	678.7	
	4 Bromomethane	94	2.273	2.273	(0.309)	722402	625.000	524.7	
	5 Chloroethane	64	2.382	2.382	(0.324)	535520	625.000	566.9	
	6 Trichlorofluoromethane	101	2.735	2.735	(0.372)	2052164	625.000	702.9	
	101 1,1,2-trichlorotrifluoroethane	101	3.477	3.477	(0.473)	571043	625.000	628.9	
	12 1,1-Dichloroethene	96	3.422	3.422	(0.465)	573062	625.000	625.9	
	13 Acetone	43	3.580	3.580	(0.487)	207156	625.000	507.8	
	15 Carbon Disulfide	76	3.738	3.738	(0.508)	1574736	625.000	701.5	
	17 Acetonitrile	40	4.018	4.018	(0.546)	716315	12500.0	10070	
	155 Methyl acetate	43	4.116	4.116	(0.559)	359374	625.000	494.3	
	18 Methylene Chloride	84	4.219	4.219	(0.573)	589967	625.000	601.8	
	19 trans-1,2-Dichloroethene	96	4.639	4.639	(0.631)	605512	625.000	644.3	

	Compounds	QUANT SIG MASS	RT	EXP RT	REL RT	RESPONSE	AMOUNTS CAL-AMT (ng)	ON-COL (ng)
20	Methyl tert-butyl ether	73	4.699	4.699	(0.639)	1440064	625.000	591.2
24	1,1-Dichloroethane	63	5.247	5.247	(0.713)	1013015	625.000	610.6
27	2,2-Dichloropropane	77	6.013	6.013	(0.817)	596740	625.000	721.5
28	cis-1,2-dichloroethene	96	6.019	6.019	(0.818)	647373	625.000	647.4
M 29	1,2-Dichloroethene (total)	96				1252885	1250.00	
30	Bromochloromethane	128	6.305	6.305	(0.857)	280695	625.000	650.4
31	2-Butanone	43	6.074	6.074	(0.826)	200069	625.000	530.0
37	Chloroform	83	6.420	6.420	(0.873)	942742	625.000	617.2
102	Cyclohexane	56	6.676	6.676	(0.907)	1025220	625.000	596.7
38	1,1,1-Trichloroethane	97	6.615	6.615	(0.899)	779535	625.000	711.3
40	1,1-Dichloropropene	75	6.803	6.803	(0.925)	752030	625.000	634.0
41	Carbon Tetrachloride	117	6.803	6.803	(0.925)	602311	625.000	769.1
42	Benzene	78	7.041	7.041	(0.957)	1958821	625.000	579.4
45	1,2-Dichloroethane	62	7.065	7.065	(0.960)	656181	625.000	604.1
47	Trichloroethene	130	7.752	7.752	(1.054)	519128	625.000	638.4
156	Methyl cyclohexane	83	7.953	7.953	(1.081)	1123788	625.000	637.2
49	1,2-Dichloropropane	63	7.989	7.989	(1.086)	482917	625.000	608.3(Q)
50	Dibromomethane	93	8.105	8.105	(1.102)	297881	625.000	624.0
53	Bromodichloromethane	83	8.281	8.281	(1.126)	591219	625.000	734.5
57	cis-1,3-Dichloropropene	75	8.743	8.743	(1.188)	680771	625.000	664.8
58	4-Methyl-2-Pentanone	43	8.908	8.908	(0.852)	425341	625.000	462.9
60	Toluene	91	9.078	9.078	(0.868)	1854951	625.000	472.4
61	trans-1,3-Dichloropropene	75	9.303	9.303	(0.890)	564054	625.000	527.2
63	1,3-Dichloropropane	76	9.656	9.656	(0.923)	582744	625.000	465.6
64	1,1,2-Trichloroethane	97	9.485	9.485	(0.907)	348457	625.000	481.4
65	Tetrachloroethene	164	9.625	9.625	(0.920)	385530	625.000	529.7
66	2-Hexanone	43	9.741	9.741	(0.931)	235936	625.000	419.0
67	Dibromochloromethane	129	9.881	9.881	(0.945)	374398	625.000	650.6
68	1,2-Dibromoethane	107	9.990	9.990	(0.955)	348410	625.000	481.0
70	Chlorobenzene	112	10.483	10.483	(1.002)	1280168	625.000	507.8
71	1,1,1,2-Tetrachloroethane	131	10.568	10.568	(1.010)	486046	625.000	644.8
72	Ethylbenzene	106	10.592	10.592	(1.013)	728042	625.000	523.5
73	m + p-Xylene	106	10.708	10.708	(1.024)	1911770	1250.00	1072
74	Xylene-o	106	11.109	11.109	(1.062)	1164668	625.000	606.0
M 75	Xylenes (total)	106				3076438	1875.00	
76	Styrene	104	11.115	11.115	(1.063)	1660558	625.000	550.9
77	Bromoform	173	11.304	11.304	(1.081)	243371	625.000	737.6
78	Isopropylbenzene	105	11.474	11.474	(1.097)	2386584	625.000	498.6
79	Bromobenzene	156	11.778	11.778	(0.921)	632518	625.000	590.3
81	n-Propylbenzene	120	11.887	11.887	(0.930)	748928	625.000	588.6(Q)
82	2-Chlorotoluene	126	11.973	11.973	(0.936)	646752	625.000	595.4
83	1,1,2,2-Tetrachloroethane	83	11.766	11.766	(0.920)	606704	625.000	549.2
84	1,2,3-Trichloropropane	110	11.815	11.815	(0.924)	154139	625.000	507.7
85	4-Chlorotoluene	126	12.082	12.082	(0.945)	733066	625.000	624.2(Q)
86	1,3,5-Trimethylbenzene	105	12.058	12.058	(0.943)	2328129	625.000	603.3
87	tert-Butylbenzene	119	12.386	12.386	(0.969)	2064110	625.000	621.8
88	1,2,4-Trimethylbenzene	105	12.435	12.435	(0.972)	2225943	625.000	559.9
89	sec-Butylbenzene	105	12.605	12.605	(0.986)	2795002	625.000	542.2
90	4-Isopropyltoluene	119	12.751	12.751	(0.997)	2463664	625.000	559.9
91	1,3-Dichlorobenzene	146	12.721	12.721	(0.995)	1347121	625.000	602.7
93	1,4-Dichlorobenzene	146	12.806	12.806	(1.001)	1319713	625.000	591.5
94	n-Butylbenzene	91	13.165	13.165	(1.029)	2571998	625.000	560.3
95	1,2-Dichlorobenzene	146	13.183	13.183	(1.031)	1345459	625.000	618.8
96	1,2-Dibromo-3-chloropropane	157	13.967	13.967	(1.092)	105396	625.000	717.9

	Compounds	QUANT SIG MASS	RT	EXP RT	REL RT	RESPONSE	AMOUNTS CAL-AMT (ng)	ON-COL (ng)
97	1,2,4-Trichlorobenzene	180	14.800	14.800	(1.157)	933753	625.000	632.7
98	Hexachlorobutadiene	225	14.971	14.971	(1.171)	493754	625.000	632.8
99	Naphthalene	128	15.050	15.050	(1.177)	1532573	625.000	545.1
100	1,2,3-Trichlorobenzene	180	15.305	15.305	(1.197)	683091	625.000	601.3
166	1,3,5-Trichlorobenzene	180	14.180	14.180	(1.109)	1085579	625.000	638.3

QC Flag Legend

Q - Qualifier signal failed the ratio test.

Data File: \\PITSVR06\D\chem\hp7.i\71018l0d.b\lG71018.D
Date : 18-OCT-2010 09:40
Client ID: vstd250
Sample Info: vstd250 5ml
Volume Injected (uL): 5.0
Column phase: DB 624

Instrument: hp7.i
Operator: 034635
Column diameter: 0.18

TestAmerica Pittsburgh

VOLATILE REPORT SW-846 Method

Data file : \\PITSVR06\D\chem\hp7.i\7101810d.b\1G71018.D
Lab Smp Id: vstd250 Client Smp ID: vstd250
Inj Date : 18-OCT-2010 09:40 MS Autotune Date: 29-DEC-2009 18:31
Operator : 034635 Inst ID: hp7.i
Smp Info : vstd250 5ml
Misc Info : vstd,7101810d.b,8260bh2o.m,1-vtcl.sub
Comment :
Method : \\PITSVR06\D\chem\hp7.i\7101810d.b\8260bh2o.m
Meth Date : 18-Oct-2010 10:03 hp7.i Quant Type: ISTD
Cal Date : 18-OCT-2010 09:15 Cal File: 1F71018.D
Als bottle: 7 Calibration Sample, Level: 7
Dil Factor: 1.00000
Integrator: HP RTE Compound Sublist: 1-vtcl.sub
Target Version: 4.14
Processing Host: PITPC-088

Concentration Formula: Amt * DF * (Vf/Vo)/Vi * CpndVariable

Name	Value	Description
DF	1.000	Dilution Factor
Vf	5.000	FinalVolume
Vo	5.000	Sample Volume
Vi	5.000	Purge Volume
Cpnd Variable		Local Compound Variable

	Compounds	QUANT SIG MASS	RT	EXP RT	REL RT	RESPONSE	AMOUNTS CAL-AMT (ng)	ON-COL (ng)	
*	46 Fluorobenzene	96	7.354	7.354	(1.000)	815333	250.000		
*	69 Chlorobenzene-d5	119	10.456	10.456	(1.000)	313152	250.000		(Q)
*	92 1,4-Dichlorobenzene-d4	152	12.785	12.785	(1.000)	426059	250.000		(Q)
$	39 Dibromofluoromethane	113	6.606	6.606	(0.898)	1203535	1250.00	1422	
$	43 1,2-Dichloroethane-d4	65	6.977	6.977	(0.949)	1242620	1250.00	1226	
$	59 Toluene-d8	98	9.009	9.009	(0.862)	3295857	1250.00	739.1	
$	80 Bromofluorobenzene	95	11.624	11.624	(1.112)	1545734	1250.00	906.6	
	1 Dichlorodifluoromethane	85	1.632	1.632	(0.222)	1381391	1250.00	1134	
	2 Chloromethane	50	1.790	1.790	(0.243)	2113457	1250.00	1065	
	3 Vinyl Chloride	62	1.942	1.942	(0.264)	2152556	1250.00	972.4	
	4 Bromomethane	94	2.270	2.270	(0.309)	1225088	1250.00	804.2	
	5 Chloroethane	64	2.386	2.386	(0.324)	924861	1250.00	874.8	
	6 Trichlorofluoromethane	101	2.696	2.696	(0.367)	1275417	1250.00	376.4	
	101 1,1,2-trichlorotrifluoroethane	101	3.432	3.432	(0.467)	1251511	1250.00	1211	
	12 1,1-Dichloroethene	96	3.402	3.402	(0.463)	1274555	1250.00	1224	
	13 Acetone	43	3.621	3.621	(0.492)	454487	1250.00	1012	
	15 Carbon Disulfide	76	3.700	3.700	(0.503)	3198618	1250.00	1228	
	17 Acetonitrile	40	4.046	4.046	(0.550)	1678931	25000.0	21450	
	155 Methyl acetate	43	4.125	4.125	(0.561)	827417	1250.00	1037	
	18 Methylene Chloride	84	4.198	4.198	(0.571)	1250912	1250.00	1129	
	19 trans-1,2-Dichloroethene	96	4.618	4.618	(0.628)	1287514	1250.00	1199	

	Compounds	QUANT SIG MASS	RT	EXP RT	REL RT	RESPONSE	AMOUNTS CAL-AMT (ng)	ON-COL (ng)
20	Methyl tert-butyl ether	73	4.709	4.709	(0.640)	2988420	1250.00	1089
24	1,1-Dichloroethane	63	5.238	5.238	(0.712)	2148226	1250.00	1143
27	2,2-Dichloropropane	77	6.004	6.004	(0.816)	1227830	1250.00	1273
28	cis-1,2-dichloroethene	96	6.010	6.010	(0.817)	1422791	1250.00	1244
M 29	1,2-Dichloroethene (total)	96				2710305	2500.00	
30	Bromochloromethane	128	6.302	6.302	(0.857)	628283	1250.00	1272
31	2-Butanone	43	6.083	6.083	(0.827)	462487	1250.00	1106
37	Chloroform	83	6.418	6.418	(0.873)	2001703	1250.00	1155
102	Cyclohexane	56	6.673	6.673	(0.907)	2169745	1250.00	1119
38	1,1,1-Trichloroethane	97	6.606	6.606	(0.898)	1762459	1250.00	1383
40	1,1-Dichloropropene	75	6.801	6.801	(0.925)	1762500	1250.00	1304
41	Carbon Tetrachloride	117	6.801	6.801	(0.925)	1449526	1250.00	1568
42	Benzene	78	7.038	7.038	(0.957)	4020453	1250.00	1059
45	1,2-Dichloroethane	62	7.063	7.063	(0.960)	1557432	1250.00	1268
47	Trichloroethene	130	7.750	7.750	(1.054)	1219569	1250.00	1314
156	Methyl cyclohexane	83	7.950	7.950	(1.081)	2383528	1250.00	1185
49	1,2-Dichloropropane	63	7.987	7.987	(1.086)	1156653	1250.00	1287
50	Dibromomethane	93	8.109	8.109	(1.103)	712802	1250.00	1314
53	Bromodichloromethane	83	8.279	8.279	(1.126)	1382723	1250.00	1468
57	cis-1,3-Dichloropropene	75	8.741	8.741	(1.189)	1593791	1250.00	1355
58	4-Methyl-2-Pentanone	43	8.911	8.911	(0.852)	953187	1250.00	746.4
60	Toluene	91	9.082	9.082	(0.869)	3761816	1250.00	687.6
61	trans-1,3-Dichloropropene	75	9.301	9.301	(0.890)	1331066	1250.00	879.4
63	1,3-Dichloropropane	76	9.653	9.653	(0.923)	1372828	1250.00	788.7
64	1,1,2-Trichloroethane	97	9.489	9.489	(0.908)	827772	1250.00	818.7
65	Tetrachloroethene	164	9.629	9.629	(0.921)	965992	1250.00	937.5
66	2-Hexanone	43	9.744	9.744	(0.932)	520247	1250.00	673.1
67	Dibromochloromethane	129	9.878	9.878	(0.945)	924291	1250.00	1098
68	1,2-Dibromoethane	107	9.994	9.994	(0.956)	810796	1250.00	801.3
70	Chlorobenzene	112	10.480	10.480	(1.002)	2951047	1250.00	831.9
71	1,1,1,2-Tetrachloroethane	131	10.565	10.565	(1.010)	1234775	1250.00	1122
72	Ethylbenzene	106	10.596	10.596	(1.013)	1781428	1250.00	906.3 (Q)
73	m + p-Xylene	106	10.711	10.711	(1.024)	4012067	2500.00	1586 (Q)
74	Xylene-o	106	11.107	11.107	(1.062)	2690271	1250.00	968.6 (Q)
M 75	Xylenes (total)	106				6702338	3750.00	
76	Styrene	104	11.119	11.119	(1.063)	3519715	1250.00	820.1
77	Bromoform	173	11.307	11.307	(1.081)	609781	1250.00	1235
78	Isopropylbenzene	105	11.472	11.472	(1.097)	4503694	1250.00	670.3
79	Bromobenzene	156	11.782	11.782	(0.922)	1527902	1250.00	1216
81	n-Propylbenzene	120	11.885	11.885	(0.930)	1772760	1250.00	1188 (Q)
82	2-Chlorotoluene	126	11.976	11.976	(0.937)	1532809	1250.00	1201 (Q)
83	1,1,2,2-Tetrachloroethane	83	11.770	11.770	(0.921)	1445023	1250.00	1128
84	1,2,3-Trichloropropane	110	11.812	11.812	(0.924)	364302	1250.00	1046
85	4-Chlorotoluene	126	12.080	12.080	(0.945)	1904591	1250.00	1370 (Q)
86	1,3,5-Trimethylbenzene	105	12.061	12.061	(0.943)	4660833	1250.00	1026
87	tert-Butylbenzene	119	12.390	12.390	(0.969)	4167354	1250.00	1061
88	1,2,4-Trimethylbenzene	105	12.432	12.432	(0.972)	4265776	1250.00	922.3
89	sec-Butylbenzene	105	12.609	12.609	(0.986)	5059189	1250.00	847.7
90	4-Isopropyltoluene	119	12.749	12.749	(0.997)	4721378	1250.00	922.4
91	1,3-Dichlorobenzene	146	12.724	12.724	(0.995)	2949840	1250.00	1121
93	1,4-Dichlorobenzene	146	12.809	12.809	(1.002)	2793720	1250.00	1067
94	n-Butylbenzene	91	13.162	13.162	(1.029)	4648386	1250.00	870.4
95	1,2-Dichlorobenzene	146	13.186	13.186	(1.031)	2873138	1250.00	1118
96	1,2-Dibromo-3-chloropropane	157	13.965	13.965	(1.092)	236976	1250.00	1330

	Compounds	QUANT SIG MASS	RT	EXP RT	REL RT	RESPONSE	AMOUNTS CAL-AMT (ng)	ON-COL (ng)
97	1,2,4-Trichlorobenzene	180	14.804	14.804	(1.158)	2003999	1250.00	1145
98	Hexachlorobutadiene	225	14.974	14.974	(1.171)	1203484	1250.00	1300
99	Naphthalene	128	15.053	15.053	(1.177)	2928710	1250.00	899.1
100	1,2,3-Trichlorobenzene	180	15.303	15.303	(1.197)	1460850	1250.00	1093
166	1,3,5-Trichlorobenzene	180	14.184	14.184	(1.109)	2304048	1250.00	1140

QC Flag Legend

Q - Qualifier signal failed the ratio test.

TestAmerica Pittsburgh

CONTINUING CALIBRATION COMPOUNDS

Instrument ID: hp7.i Injection Date: 18-OCT-2010 11:10
Lab File ID: 7101803.D Init. Cal. Date(s): 18-OCT-2010 18-OCT-2010
Analysis Type: WATER Init. Cal. Times: 07:13 09:40
Lab Sample ID: 18m9w1aa Quant Type: ISTD
Method: \\PITSVR06\D\chem\hp7.i\7101810d.b\8260bh2o.m

COMPOUND	RRF / AMOUNT	RF40	CCAL RRF40	MIN RRF	%D / %DRIFT	MAX %D / %DRIFT	CURVE TYPE
$ 39 Dibromofluoromethane	0.26459	0.32199	0.32199	0.010	-21.69352	20.00000	Averaged
$ 43 1,2-Dichloroethane-d4	0.30994	0.37926	0.37926	0.010	-22.36716	20.00000	Averaged
$ 59 Toluene-d8	3.55977	4.50944	4.50944	0.010	-26.67779	20.00000	Averaged
$ 80 Bromofluorobenzene	1.30775	1.52980	1.52980	0.010	-16.97944	20.00000	Averaged
1 Dichlorodifluoromethane	0.36847	0.37376	0.37376	0.010	-1.43515	20.00000	Averaged
2 Chloromethane	0.59559	0.63841	0.63841	0.100	-7.18965	20.00000	Averaged
3 Vinyl Chloride	0.65721	0.70639	0.70639	0.010	-7.48313	20.00000	Averaged
4 Bromomethane	200	174	0.40256	0.010	13.00904	0.000e+000	Quadratic
5 Chloroethane	200	169	0.27879	0.010	15.53843	0.000e+000	Quadratic
6 Trichlorofluoromethane	200	195	1.02803	0.010	2.68091	0.000e+000	Quadratic
101 1,1,2-trichlorotrifluoroeth	0.31542	0.30723	0.30723	0.010	2.59826	20.00000	Averaged
12 1,1-Dichloroethene	0.31828	0.30149	0.30149	0.010	5.27430	20.00000	Averaged
13 Acetone	200	220	0.13273	0.010	-10.19920	0.000e+000	Quadratic
15 Carbon Disulfide	0.79649	0.79630	0.79630	0.010	0.02411	20.00000	Averaged
17 Acetonitrile	0.02351	0.02062	0.02062	0.001	12.27178	20.00000	Averaged
155 Methyl acetate	200	205	0.22278	0.010	-2.25184	0.000e+000	Quadratic
18 Methylene Chloride	0.33492	0.32428	0.32428	0.010	3.17730	20.00000	Averaged
19 trans-1,2-Dichloroethene	0.32736	0.32229	0.32229	0.010	1.54778	20.00000	Averaged
20 Methyl tert-butyl ether	0.82598	0.81176	0.81176	0.010	1.72206	20.00000	Averaged
24 1,1-Dichloroethane	0.56904	0.55422	0.55422	0.100	2.60282	20.00000	Averaged
27 2,2-Dichloropropane	0.29650	0.28379	0.28379	0.010	4.28578	20.00000	Averaged
28 cis-1,2-dichloroethene	0.35041	0.34321	0.34321	0.010	2.05613	20.00000	Averaged
M 29 1,2-Dichloroethene (total)	0.33889	0.33275	0.33275	0.010	1.81061	20.00000	Averaged
30 Bromochloromethane	0.15182	0.14922	0.14922	0.010	1.71724	20.00000	Averaged
31 2-Butanone	0.12613	0.13000	0.13000	0.010	-3.06517	20.00000	Averaged
37 Chloroform	0.52554	0.51863	0.51863	0.010	1.31414	20.00000	Averaged
102 Cyclohexane	0.58551	0.57330	0.57330	0.010	2.08610	20.00000	Averaged
38 1,1,1-Trichloroethane	0.39672	0.39126	0.39126	0.010	1.37528	20.00000	Averaged
40 1,1-Dichloropropene	0.41702	0.41000	0.41000	0.010	1.68330	20.00000	Averaged
41 Carbon Tetrachloride	0.29376	0.29420	0.29420	0.010	-0.15002	20.00000	Averaged
42 Benzene	1.13875	1.15383	1.15383	0.010	-1.32443	20.00000	Averaged
45 1,2-Dichloroethane	0.37731	0.36760	0.36760	0.010	2.57159	20.00000	Averaged
47 Trichloroethene	0.28657	0.28953	0.28953	0.010	-1.03242	20.00000	Averaged
156 Methyl cyclohexane	0.61216	0.61225	0.61225	0.010	-0.01553	20.00000	Averaged
49 1,2-Dichloropropane	0.27665	0.27697	0.27697	0.010	-0.11263	20.00000	Averaged
50 Dibromomethane	0.16757	0.16953	0.16953	0.010	-1.16909	20.00000	Averaged
53 Bromodichloromethane	0.29596	0.30830	0.30830	0.010	-4.16801	20.00000	Averaged
57 cis-1,3-Dichloropropene	0.36506	0.38296	0.38296	0.010	-4.90385	20.00000	Averaged
58 4-Methyl-2-Pentanone	200	197	1.03982	0.010	1.41162	0.000e+000	Quadratic
60 Toluene	4.36785	4.40354	4.40354	0.010	-0.81715	20.00000	Averaged
61 trans-1,3-Dichloropropene	1.20839	1.28552	1.28552	0.010	-6.38319	20.00000	Averaged
63 1,3-Dichloropropane	200	196	1.38341	0.010	1.98236	0.000e+000	Quadratic

TestAmerica Pittsburgh

CONTINUING CALIBRATION COMPOUNDS

Instrument ID: hp7.i Injection Date: 18-OCT-2010 11:10
Lab File ID: 7101803.D Init. Cal. Date(s): 18-OCT-2010 18-OCT-2010
Analysis Type: WATER Init. Cal. Times: 07:13 09:40
Lab Sample ID: l8m9w1aa Quant Type: ISTD
Method: \\PITSVR06\D\chem\hp7.i\7101810d.b\8260bh2o.m

COMPOUND	RRF / AMOUNT	RF40	CCAL RRF40	MIN RRF	%D / %DRIFT	MAX %D / %DRIFT	CURVE TYPE
64 1,1,2-Trichloroethane	200	204	0.83164	0.010	-2.24253	0.000e+000	Quadratic
65 Tetrachloroethene	0.79319	0.82182	0.82182	0.010	-3.60894	20.00000	Averaged
66 2-Hexanone	200	170	0.57210	0.010	15.16811	0.000e+000	Quadratic
67 Dibromochloromethane	0.66027	0.74377	0.74377	0.010	-12.64580	20.00000	Averaged
68 1,2-Dibromoethane	200	196	0.81544	0.010	1.91478	0.000e+000	Quadratic
70 Chlorobenzene	2.83195	2.76318	2.76318	0.300	2.42846	20.00000	Averaged
71 1,1,1,2-Tetrachloroethane	0.86590	0.92805	0.92805	0.010	-7.17795	20.00000	Averaged
72 Ethylbenzene	1.50753	1.52994	1.52994	0.010	-1.48664	20.00000	Averaged
73 m + p-Xylene	2.01974	1.99082	1.99082	0.010	1.43169	20.00000	Averaged
74 Xylene-o	2.14603	2.25618	2.25618	0.010	-5.13252	20.00000	Averaged
M 75 Xylenes (total)	1.99150	2.07927	2.07927	0.010	-4.40752	20.00000	Averaged
76 Styrene	3.25787	3.26861	3.26861	0.010	-0.32967	20.00000	Averaged
77 Bromoform	0.39343	0.38711	0.38711	0.100	1.60689	20.00000	Averaged
78 Isopropylbenzene	5.36364	5.42523	5.42523	0.010	-1.14831	20.00000	Averaged
79 Bromobenzene	0.73459	0.77167	0.77167	0.010	-5.04794	20.00000	Averaged
81 n-Propylbenzene	0.86907	0.91701	0.91701	0.010	-5.51644	20.00000	Averaged
82 2-Chlorotoluene	0.74447	0.79789	0.79789	0.010	-7.17509	20.00000	Averaged
83 1,1,2,2-Tetrachloroethane	0.74135	0.80103	0.80103	0.300	-8.04936	20.00000	Averaged
84 1,2,3-Trichloropropane	200	225	0.21276	0.010	-12.36056	0.000e+000	Quadratic
85 4-Chlorotoluene	0.82679	0.80661	0.80661	0.010	2.44090	20.00000	Averaged
86 1,3,5-Trimethylbenzene	2.59684	2.97738	2.97738	0.010	-14.65394	20.00000	Averaged
87 tert-Butylbenzene	2.25421	2.65335	2.65335	0.010	-17.70659	20.00000	Averaged
88 1,2,4-Trimethylbenzene	2.61223	2.95126	2.95126	0.010	-12.97863	20.00000	Averaged
89 sec-Butylbenzene	3.34076	3.90577	3.90577	0.010	-16.91255	20.00000	Averaged
90 4-Isopropyltoluene	2.89095	3.29102	3.29102	0.010	-13.83861	20.00000	Averaged
91 1,3-Dichlorobenzene	1.52074	1.56371	1.56371	0.010	-2.82585	20.00000	Averaged
93 1,4-Dichlorobenzene	1.50396	1.54347	1.54347	0.010	-2.62744	20.00000	Averaged
94 n-Butylbenzene	2.99762	3.31198	3.31198	0.010	-10.48701	20.00000	Averaged
95 1,2-Dichlorobenzene	1.48515	1.59684	1.59684	0.010	-7.52021	20.00000	Averaged

Data File: \\PITSVR06\D\chem\hp7.i\7101810d.b\7101803.D
Date : 18-OCT-2010 11:10
Client ID:
Sample Info: blkms 500ul/5ml
Volume Injected (uL): 5.0
Column phase: RB 624
Instrument: hp7.i
Operator: 034635
Column diameter: 0.18
Page 1
Y (x10^6)
Min
\\PITSVR06\D\chem\hp7.i\7101810d.b\7101803.D
-Dichlorodifluoromethane
-Chloromethane
-Vinyl Chloride
-Bromomethane
-Chloroethane
-Trichlorofluoromethane
-1,1,2-trichlorotrifluoroe+
-Carbon Disulfide
-Acetonitrile
-Methyl acetate
-Methylene Chloride
-trans-1,2-Dichloroethene+
-1,1-Dichloroethane
-1,2-Dichloroethene (total
-2,2-Dichloropropane+
-Bromochloromethane
-Chloroform
-Dibromofluoromethane+
-Cyclohexane
-1,1-Dichloropropene+
-1,2-Dichloroethane-d4
-Benzene+
-Fluorobenzene
-Trichloroethene
-Methyl cyclohexane+
-Dibromomethane
-Bromodichloromethane
-cis-1,3-Dichloropropene
-4-Methyl-2-Pentanone
-Toluene-d8
-Toluene
-trans-1,3-Dichloropropene
-1,1,2-Trichloroethane
-1,3-Dichloropropane+
-2-Hexanone
-Dibromochloromethane
-1,2-Dibromoethane
-1,1,1,2-Tetrachloroethane+
m + p-Xylene
Xylene-o+
-Bromoform
-Isopropylbenzene
-Bromofluorobenzene
-Bromobenzene+
-n-Propylbenzene
-2-Chlorotoluene
-4-Chlorotoluene+
-sec-Butylbenzene
-n-Butylbenzene+
-1,2-Dibromo-3-chloropropa
-1,3,5-Trichlorobenzene
-1,2,4-Trichlorobenzene
-Hexachlorobutadiene
-Naphthalene
-1,2,3-Trichlorobenzene

TestAmerica Pittsburgh

VOLATILE REPORT SW-846 Method

Data file : \\PITSVR06\D\chem\hp7.i\7101810d.b\7101803.D
Lab Smp Id:
Inj Date : 18-OCT-2010 11:10 MS Autotune Date: 29-DEC-2009 18:31
Operator : 034635 Inst ID: hp7.i
Smp Info : blkms 500ul/5ml
Misc Info : ,7101810d.b,8260bh2o.m,1-vtcl.sub
Comment :
Method : \\PITSVR06\D\chem\hp7.i\7101810d.b\8260bh2o.m
Meth Date : 18-Oct-2010 11:34 journetp Quant Type: ISTD
Cal Date : 18-OCT-2010 09:40 Cal File: 1G71018.D
Als bottle: 10 Continuing Calibration Sample
Dil Factor: 1.00000
Integrator: HP RTE Compound Sublist: a.sub
Target Version: 4.14
Processing Host: PITSVR06

Concentration Formula: Amt * DF * (Vf/Vo)/Vi * CpndVariable

Name	Value	Description
DF	1.000	Dilution Factor
Vf	5.000	FinalVolume
Vo	5.000	Sample Volume
Vi	5.000	Purge Volume
Cpnd Variable		Local Compound Variable

Compounds	QUANT SIG MASS	RT	EXP RT	REL RT	RESPONSE	AMOUNTS CAL-AMT (ng)	AMOUNTS ON-COL (ng)
* 46 Fluorobenzene	96	7.357	7.357	(1.000)	825523	250.000	
* 69 Chlorobenzene-d5	119	10.452	10.452	(1.000)	202402	250.000	
* 92 1,4-Dichlorobenzene-d4	152	12.781	12.781	(1.000)	326666	250.000	
$ 39 Dibromofluoromethane	113	6.609	6.609	(0.898)	212648	200.000	243.4
$ 43 1,2-Dichloroethane-d4	65	6.980	6.980	(0.949)	250471	200.000	244.7
$ 59 Toluene-d8	98	9.011	9.011	(0.862)	730175	200.000	253.4
$ 80 Bromofluorobenzene	95	11.626	11.626	(1.112)	247707	200.000	234.0
1 Dichlorodifluoromethane	85	1.647	1.647	(0.224)	246836	200.000	202.9
2 Chloromethane	50	1.799	1.799	(0.245)	421620	200.000	214.4
3 Vinyl Chloride	62	1.938	1.938	(0.264)	466513	200.000	215.0
4 Bromomethane	94	2.285	2.285	(0.311)	265856	200.000	174.0
5 Chloroethane	64	2.388	2.388	(0.325)	184120	200.000	168.9
6 Trichlorofluoromethane	101	2.747	2.747	(0.373)	678931	200.000	194.6
101 1,1,2-trichlorotrifluoroethane	101	3.483	3.483	(0.473)	202898	200.000	194.8
12 1,1-Dichloroethene	96	3.453	3.453	(0.469)	199112	200.000	189.4
13 Acetone	43	3.593	3.593	(0.488)	87660	200.000	220.4
15 Carbon Disulfide	76	3.751	3.751	(0.510)	525889	200.000	200.0
17 Acetonitrile	40	4.018	4.018	(0.546)	272413	4000.00	3509
155 Methyl acetate	43	4.110	4.110	(0.559)	147126	200.000	190.8
18 Methylene Chloride	84	4.231	4.231	(0.575)	214159	200.000	193.6
19 trans-1,2-Dichloroethene	96	4.645	4.645	(0.631)	212846	200.000	196.9

	Compounds	QUANT SIG MASS	RT	EXP RT	REL RT	RESPONSE	AMOUNTS CAL-AMT (ng)	ON-COL (ng)
20	Methyl tert-butyl ether	73	4.699	4.699	(0.639)	536098	200.000	196.6
24	1,1-Dichloroethane	63	5.253	5.253	(0.714)	366020	200.000	194.8
27	2,2-Dichloropropane	77	6.013	6.013	(0.817)	187423	200.000	191.4
28	cis-1,2-dichloroethene	96	6.019	6.019	(0.818)	226662	200.000	195.9
M 29	1,2-Dichloroethene (total)	96				439508	400.000	392.8
30	Bromochloromethane	128	6.311	6.311	(0.858)	98546	200.000	196.6
31	2-Butanone	43	6.080	6.080	(0.826)	85852	200.000	206.1
37	Chloroform	83	6.426	6.426	(0.874)	342515	200.000	197.4
102	Cyclohexane	56	6.676	6.676	(0.907)	378617	200.000	195.8
38	1,1,1-Trichloroethane	97	6.615	6.615	(0.899)	258396	200.000	197.2
40	1,1-Dichloropropene	75	6.810	6.810	(0.926)	270770	200.000	196.6
41	Carbon Tetrachloride	117	6.810	6.810	(0.926)	194297	200.000	200.3
42	Benzene	78	7.041	7.041	(0.957)	762010	200.000	202.6
45	1,2-Dichloroethane	62	7.071	7.071	(0.961)	242773	200.000	194.8
47	Trichloroethene	130	7.752	7.752	(1.054)	191210	200.000	202.1
156	Methyl cyclohexane	83	7.953	7.953	(1.081)	404343	200.000	200.0
49	1,2-Dichloropropane	63	7.989	7.989	(1.086)	182913	200.000	200.2
50	Dibromomethane	93	8.111	8.111	(1.102)	111961	200.000	202.3
53	Bromodichloromethane	83	8.281	8.281	(1.126)	203606	200.000	208.3
57	cis-1,3-Dichloropropene	75	8.743	8.743	(1.188)	252916	200.000	209.8
58	4-Methyl-2-Pentanone	43	8.908	8.908	(0.852)	168369	200.000	197.2
60	Toluene	91	9.078	9.078	(0.869)	713029	200.000	201.6
61	trans-1,3-Dichloropropene	75	9.303	9.303	(0.890)	208154	200.000	212.8
63	1,3-Dichloropropane	76	9.656	9.656	(0.924)	224004	200.000	196.0
64	1,1,2-Trichloroethane	97	9.485	9.485	(0.907)	134661	200.000	204.5
65	Tetrachloroethene	164	9.631	9.631	(0.921)	133070	200.000	207.2
66	2-Hexanone	43	9.741	9.741	(0.932)	92636	200.000	169.7
67	Dibromochloromethane	129	9.881	9.881	(0.945)	120432	200.000	225.3
68	1,2-Dibromoethane	107	9.990	9.990	(0.956)	132037	200.000	196.2
70	Chlorobenzene	112	10.483	10.483	(1.003)	447418	200.000	195.1
71	1,1,1,2-Tetrachloroethane	131	10.568	10.568	(1.011)	150272	200.000	214.4
72	Ethylbenzene	106	10.592	10.592	(1.013)	247731	200.000	203.0
73	m + p-Xylene	106	10.708	10.708	(1.024)	644714	400.000	394.3
74	Xylene-o	106	11.109	11.109	(1.063)	365324	200.000	210.3
M 75	Xylenes (total)	106				1010038	600.000	604.5
76	Styrene	104	11.115	11.115	(1.063)	529258	200.000	200.6
77	Bromoform	173	11.304	11.304	(1.081)	62681	200.000	196.8
78	Isopropylbenzene	105	11.474	11.474	(1.098)	878462	200.000	202.3
79	Bromobenzene	156	11.778	11.778	(0.921)	201663	200.000	210.1
81	n-Propylbenzene	120	11.881	11.881	(0.930)	239646	200.000	211.0
82	2-Chlorotoluene	126	11.973	11.973	(0.937)	208515	200.000	214.4
83	1,1,2,2-Tetrachloroethane	83	11.766	11.766	(0.921)	209335	200.000	216.1
84	1,2,3-Trichloropropane	110	11.815	11.815	(0.924)	55600	200.000	224.7
85	4-Chlorotoluene	126	12.082	12.082	(0.945)	210794	200.000	195.1
86	1,3,5-Trimethylbenzene	105	12.058	12.058	(0.943)	778086	200.000	229.3
87	tert-Butylbenzene	119	12.386	12.386	(0.969)	693408	200.000	235.4
88	1,2,4-Trimethylbenzene	105	12.435	12.435	(0.973)	771261	200.000	226.0
89	sec-Butylbenzene	105	12.605	12.605	(0.986)	1020706	200.000	233.8
90	4-Isopropyltoluene	119	12.751	12.751	(0.998)	860051	200.000	227.7
91	1,3-Dichlorobenzene	146	12.721	12.721	(0.995)	408649	200.000	205.6
93	1,4-Dichlorobenzene	146	12.806	12.806	(1.002)	403360	200.000	205.2
94	n-Butylbenzene	91	13.159	13.159	(1.029)	865529	200.000	221.0
95	1,2-Dichlorobenzene	146	13.183	13.183	(1.031)	417306	200.000	215.0

TestAmerica Pittsburgh

CONTINUING CALIBRATION COMPOUNDS

Instrument ID: hp7.i Injection Date: 18-OCT-2010 12:30
Lab File ID: 7101806.D Init. Cal. Date(s): 18-OCT-2010 18-OCT-2010
Analysis Type: WATER Init. Cal. Times: 07:13 09:40
Lab Sample ID: DOD Quant Type: ISTD
Method: \\PITSVR06\D\chem\hp7.i\7101810d.b\8260bh2o.m

COMPOUND	RRF / AMOUNT	RF40	CCAL RRF40	MIN RRF	%D / %DRIFT	MAX %D / %DRIFT	CURVE TYPE	
$ 39 Dibromofluoromethane	0.26459	0.32368	0.32368	0.010	-22.33250	20.00000	Averaged	<- Spiked at 50
$ 43 1,2-Dichloroethane-d4	0.30994	0.37279	0.37279	0.010	-20.27859	20.00000	Averaged	<-
$ 59 Toluene-d8	3.55977	4.14464	4.14464	0.010	-16.43018	20.00000	Averaged	
$ 80 Bromofluorobenzene	1.30775	1.76784	1.76784	0.010	-35.18193	20.00000	Averaged	<-
96 1,2-Dibromo-3-chloropropane	0.10547	0.09364	0.09364	0.010	11.22195	20.00000	Averaged	
97 1,2,4-Trichlorobenzene	1.01491	0.99999	0.99999	0.010	1.47034	20.00000	Averaged	
98 Hexachlorobutadiene	0.54625	0.53548	0.53548	0.010	1.97161	20.00000	Averaged	
99 Naphthalene	1.91137	1.78466	1.78466	0.010	6.62910	20.00000	Averaged	
100 1,2,3-Trichlorobenzene	0.77009	0.75779	0.75779	0.010	1.59657	20.00000	Averaged	
166 1,3,5-Trichlorobenzene	1.17072	1.16798	1.16798	0.010	0.23464	20.00000	Averaged	

Data File: \\PITSVR06\D\chem\hp7.i\7101810d.b\7101806.D
Date : 18-OCT-2010 12:30
Client ID: DOD
Sample Info: DODSTD5ml
Volume Injected (uL): 5.0
Column phase: DB 624

Instrument: hp7.i
Operator: 034635
Column diameter: 0.18

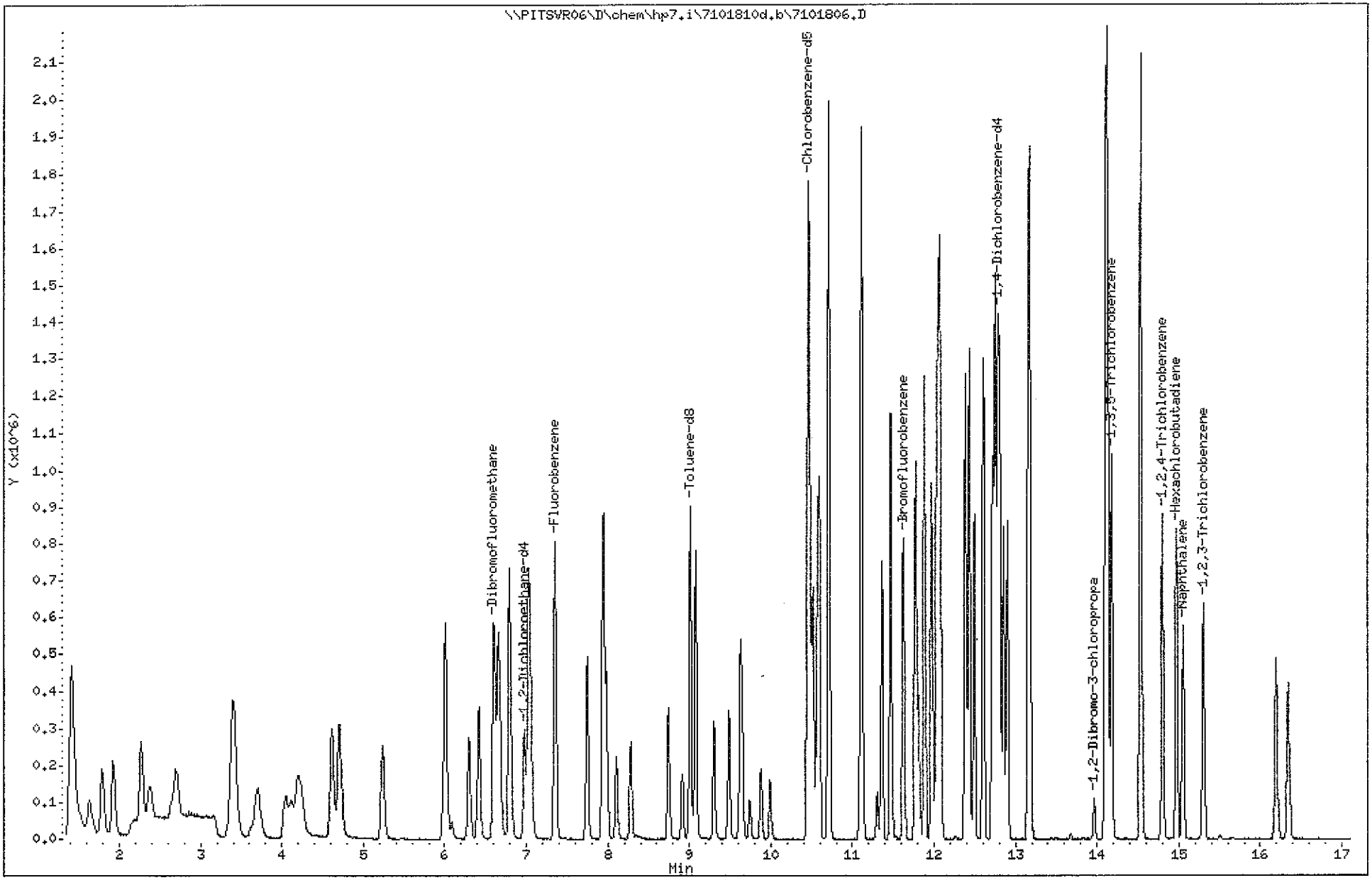

TestAmerica Pittsburgh

VOLATILE REPORT SW-846 Method

Data file : \\PITSVR06\D\chem\hp7.i\7101810d.b\7101806.D
Lab Smp Id: DOD Client Smp ID: DOD
Inj Date : 18-OCT-2010 12:30 MS Autotune Date: 29-DEC-2009 18:31
Operator : 034635 Inst ID: hp7.i
Smp Info : DODSTD5ml
Misc Info : 1aa,7101810d.b,8260bh2o.m,b.sub
Comment :
Method : \\PITSVR06\D\chem\hp7.i\7101810d.b\8260bh2o.m
Meth Date : 18-Oct-2010 12:55 hp7.i Quant Type: ISTD
Cal Date : 18-OCT-2010 08:25 Cal File: 1D71018.D
Als bottle: 13 Continuing Calibration Sample
Dil Factor: 1.00000
Integrator: HP RTE Compound Sublist: b.sub
Target Version: 4.14
Processing Host: PITPC-088

Concentration Formula: Amt * DF * (Vf/Vo)/Vi * CpndVariable

Name	Value	Description
DF	1.000	Dilution Factor
Vf	5.000	FinalVolume
Vo	5.000	Sample Volume
Vi	5.000	Purge Volume
Cpnd Variable		Local Compound Variable

	Compounds	QUANT SIG MASS	RT	EXP RT	REL RT	RESPONSE	AMOUNTS CAL-AMT (ng)	AMOUNTS ON-COL (ng)
* 46	Fluorobenzene	96	7.351	7.351	(1.000)	783284	250.000	
* 69	Chlorobenzene-d5	119	10.453	10.453	(1.000)	187935	250.000	
* 92	1,4-Dichlorobenzene-d4	152	12.782	12.782	(1.000)	357432	250.000	
$ 39	Dibromofluoromethane	113	6.603	6.603	(0.898)	202827	200.000	244.7
$ 43	1,2-Dichloroethane-d4	65	6.980	6.980	(0.950)	233599	200.000	240.6
$ 59	Toluene-d8	98	9.012	9.012	(0.862)	623139	200.000	232.9
$ 80	Bromofluorobenzene	95	11.627	11.627	(1.112)	265791	200.000	270.4
96	1,2-Dibromo-3-chloropropane	157	13.962	13.962	(1.092)	26775	200.000	177.6
97	1,2,4-Trichlorobenzene	180	14.801	14.801	(1.158)	285943	200.000	197.0
98	Hexachlorobutadiene	225	14.971	14.971	(1.171)	153118	200.000	196.0
99	Naphthalene	128	15.050	15.050	(1.177)	510317	200.000	186.7
100	1,2,3-Trichlorobenzene	180	15.300	15.300	(1.197)	216688	200.000	196.8
166	1,3,5-Trichlorobenzene	180	14.181	14.181	(1.109)	333978	200.000	199.5

TestAmerica Pittsburgh

CONTINUING CALIBRATION COMPOUNDS

Instrument ID: hp7.i Injection Date: 30-OCT-2010 08:11
Lab File ID: CC71030.D Init. Cal. Date(s): 29-MAY-2010 18-OCT-2010
Analysis Type: WATER Init. Cal. Times: 09:43 09:40
Lab Sample ID: vstd40 Quant Type: ISTD
Method: \\pitsvr06\d\chem\hp7.i\7103010d.b\8260bh2o.m

COMPOUND	RRF / AMOUNT	RF40	CCAL RRF40	MIN RRF	%D / %DRIFT	MAX %D / %DRIFT	CURVE TYPE	
$ 39 Dibromofluoromethane	0.26459	0.27807	0.27807	0.010	-5.09321	20.00000	Averaged	
$ 43 1,2-Dichloroethane-d4	0.30994	0.28896	0.28896	0.010	6.76696	20.00000	Averaged	
$ 59 Toluene-d8	3.55977	3.55139	3.55139	0.010	0.23522	20.00000	Averaged	
$ 80 Bromofluorobenzene	1.30775	1.38561	1.38561	0.010	-5.95386	20.00000	Averaged	
1 Dichlorodifluoromethane	0.36847	0.43870	0.43870	0.010	-19.06153	20.00000	Averaged	
2 Chloromethane	0.59559	0.57296	0.57296	0.100	3.80071	20.00000	Averaged	
3 Vinyl Chloride	0.65721	0.58029	0.58029	0.010	11.70444	20.00000	Averaged	
4 Bromomethane	200	275	0.61958	0.010	-37.46206	0.000e+000	Quadratic	
5 Chloroethane	200	239	0.39425	0.010	-19.31537	0.000e+000	Quadratic	
6 Trichlorofluoromethane	200	300	1.62910	0.010	-50.19262	0.000e+000	Quadratic	
101 1,1,2-trichlorotrifluoroeth	0.31542	0.36174	0.36174	0.010	-14.68492	20.00000	Averaged	
12 1,1-Dichloroethene	0.31828	0.38084	0.38084	0.010	-19.65662	20.00000	Averaged	
13 Acetone	200	174	0.10651	0.010	12.85118	0.000e+000	Quadratic	
15 Carbon Disulfide	0.79649	1.05334	1.05334	0.010	-32.24741	20.00000	Averaged	<-
155 Methyl acetate	200	166	0.18508	0.010	16.82269	0.000e+000	Quadratic	
18 Methylene Chloride	0.33492	0.38500	0.38500	0.010	-14.95387	20.00000	Averaged	
19 trans-1,2-Dichloroethene	0.32736	0.39592	0.39592	0.010	-20.94383	20.00000	Averaged	<-
20 Methyl tert-butyl ether	0.82598	0.87055	0.87055	0.010	-5.39574	20.00000	Averaged	
24 1,1-Dichloroethane	0.56904	0.65261	0.65261	0.100	-14.68625	20.00000	Averaged	
27 2,2-Dichloropropane	0.29650	0.40955	0.40955	0.010	-38.12816	20.00000	Averaged	<-
28 cis-1,2-dichloroethene	0.35041	0.39166	0.39166	0.010	-11.77086	20.00000	Averaged	
M 29 1,2-Dichloroethene (total)	0.33889	0.39379	0.39379	0.010	-16.20131	20.00000	Averaged	
30 Bromochloromethane	0.15182	0.16287	0.16287	0.010	-7.27571	20.00000	Averaged	
31 2-Butanone	0.12613	0.09456	0.09456	0.010	25.03181	20.00000	Averaged	<-
37 Chloroform	0.52554	0.56492	0.56492	0.010	-7.49324	20.00000	Averaged	
102 Cyclohexane	0.58551	0.71046	0.71046	0.010	-21.33998	20.00000	Averaged	<-
38 1,1,1-Trichloroethane	0.39672	0.49122	0.49122	0.010	-23.82013	20.00000	Averaged	<-
40 1,1-Dichloropropene	0.41702	0.42773	0.42773	0.010	-2.56858	20.00000	Averaged	
41 Carbon Tetrachloride	0.29376	0.37047	0.37047	0.010	-26.11239	20.00000	Averaged	<-
42 Benzene	1.13875	1.20584	1.20584	0.010	-5.89221	20.00000	Averaged	
45 1,2-Dichloroethane	0.37731	0.34606	0.34606	0.010	8.28206	20.00000	Averaged	
47 Trichloroethene	0.28657	0.28646	0.28646	0.010	0.03965	20.00000	Averaged	
156 Methyl cyclohexane	0.61216	0.75165	0.75165	0.010	-22.78770	20.00000	Averaged	<-
49 1,2-Dichloropropane	0.27665	0.26423	0.26423	0.010	4.49143	20.00000	Averaged	
50 Dibromomethane	0.16757	0.14495	0.14495	0.010	13.49912	20.00000	Averaged	
53 Bromodichloromethane	0.29596	0.28321	0.28321	0.010	4.30944	20.00000	Averaged	
57 cis-1,3-Dichloropropene	0.36506	0.33004	0.33004	0.010	9.59422	20.00000	Averaged	
58 4-Methyl-2-Pentanone	200	127	0.71268	0.010	36.25072	0.000e+000	Quadratic	
60 Toluene	4.36785	4.19465	4.19465	0.010	3.96533	20.00000	Averaged	
61 trans-1,3-Dichloropropene	1.20839	1.11620	1.11620	0.010	7.62893	20.00000	Averaged	
63 1,3-Dichloropropane	200	176	1.26149	0.010	12.01873	0.000e+000	Quadratic	
64 1,1,2-Trichloroethane	200	167	0.69702	0.010	16.48882	0.000e+000	Quadratic	

TestAmerica Pittsburgh

CONTINUING CALIBRATION COMPOUNDS

Instrument ID: hp7.i Injection Date: 30-OCT-2010 08:11
Lab File ID: CC71030.D Init. Cal. Date(s): 29-MAY-2010 18-OCT-2010
Analysis Type: WATER Init. Cal. Times: 09:43 09:40
Lab Sample ID: vstd40 Quant Type: ISTD
Method: \\pitsvr06\d\chem\hp7.i\7103010d.b\8260bh2o.m

COMPOUND	RRF / AMOUNT	RF40	CCAL RRF40	MIN RRF	%D / %DRIFT	MAX %D / %DRIFT	CURVE TYPE	
65 Tetrachloroethene	0.79319	0.83710	0.83710	0.010	-5.53620	20.00000	Averaged	
66 2-Hexanone	200	119	0.42586	0.010	40.55070	0.000e+000	Quadratic	
67 Dibromochloromethane	0.66027	0.63858	0.63858	0.010	3.28491	20.00000	Averaged	
68 1,2-Dibromoethane	200	185	0.77464	0.010	7.58365	0.000e+000	Quadratic	
70 Chlorobenzene	2.83195	2.92791	2.92791	0.300	-3.38864	20.00000	Averaged	
71 1,1,1,2-Tetrachloroethane	0.86590	0.89127	0.89127	0.010	-2.92938	20.00000	Averaged	
72 Ethylbenzene	1.50753	1.68481	1.68481	0.010	-11.75969	20.00000	Averaged	
73 m + p-Xylene	2.01974	2.15849	2.15849	0.010	-6.87004	20.00000	Averaged	
74 Xylene-o	2.14603	2.25096	2.25096	0.010	-4.88951	20.00000	Averaged	
M 75 Xylenes (total)	1.99150	2.18932	2.18932	0.010	-9.93320	20.00000	Averaged	
76 Styrene	3.25787	3.69486	3.69486	0.010	-13.41346	20.00000	Averaged	
77 Bromoform	0.39343	0.34843	0.34843	0.100	11.43666	20.00000	Averaged	
78 Isopropylbenzene	5.36364	5.68215	5.68215	0.010	-5.93841	20.00000	Averaged	
79 Bromobenzene	0.73459	0.77860	0.77860	0.010	-5.99133	20.00000	Averaged	
81 n-Propylbenzene	0.86907	0.96960	0.96960	0.010	-11.56697	20.00000	Averaged	
82 2-Chlorotoluene	0.74447	0.80060	0.80060	0.010	-7.53903	20.00000	Averaged	
83 1,1,2,2-Tetrachloroethane	0.74135	0.61860	0.61860	0.300	16.55854	20.00000	Averaged	
84 1,2,3-Trichloropropane	200	189	0.18106	0.010	5.72996	0.000e+000	Quadratic	
85 4-Chlorotoluene	0.82679	0.83581	0.83581	0.010	-1.09094	20.00000	Averaged	
86 1,3,5-Trimethylbenzene	2.59684	2.73630	2.73630	0.010	-5.37031	20.00000	Averaged	
87 tert-Butylbenzene	2.25421	2.25967	2.25967	0.010	-0.24243	20.00000	Averaged	
88 1,2,4-Trimethylbenzene	2.61223	2.77899	2.77899	0.010	-6.38396	20.00000	Averaged	
89 sec-Butylbenzene	3.34076	3.68321	3.68321	0.010	-10.25068	20.00000	Averaged	
90 4-Isopropyltoluene	2.89095	3.16376	3.16376	0.010	-9.43660	20.00000	Averaged	
91 1,3-Dichlorobenzene	1.52074	1.51404	1.51404	0.010	0.44056	20.00000	Averaged	
93 1,4-Dichlorobenzene	1.50396	1.48699	1.48699	0.010	1.12840	20.00000	Averaged	
94 n-Butylbenzene	2.99762	3.33140	3.33140	0.010	-11.13481	20.00000	Averaged	
95 1,2-Dichlorobenzene	1.48515	1.39993	1.39993	0.010	5.73804	20.00000	Averaged	
96 1,2-Dibromo-3-chloropropane	0.10547	0.06449	0.06449	0.010	38.85442	20.00000	Averaged	<-
97 1,2,4-Trichlorobenzene	1.01491	0.74812	0.74812	0.010	26.28733	20.00000	Averaged	<-
98 Hexachlorobutadiene	0.54625	0.46125	0.46125	0.010	15.56125	20.00000	Averaged	
99 Naphthalene	1.91137	1.01081	1.01081	0.010	47.11577	20.00000	Averaged	<-
100 1,2,3-Trichlorobenzene	0.77009	0.41408	0.41408	0.010	46.22978	20.00000	Averaged	<-



Data File: \\pitsvr06\d\chem\hp7.i\7103010d.b\CC71030.D
Date : 30-OCT-2010 08:11
Client ID: vstd40
Sample Info: vstd40 5ml
Volume Injected (uL): 5.0
Column phase: DB 624

Instrument: hp7.i
Operator: 403808
Column diameter: 0.18

TestAmerica Pittsburgh

VOLATILE REPORT SW-846 Method

Data file : \\pitsvr06\d\chem\hp7.i\7103010d.b\CC71030.D
Lab Smp Id: vstd40 Client Smp ID: vstd40
Inj Date : 30-OCT-2010 08:11 MS Autotune Date: 29-DEC-2009 18:31
Operator : 403808 Inst ID: hp7.i
Smp Info : vstd40 5ml
Misc Info : vstd40,7103010d.b,8260bh2o.m,1-vtcl.sub
Comment :
Method : \\pitsvr06\d\chem\hp7.i\7103010d.b\8260bh2o.m
Meth Date : 30-Oct-2010 08:36 hp7.i Quant Type: ISTD
Cal Date : 18-OCT-2010 08:25 Cal File: 1D71018.D
Als bottle: 4 Continuing Calibration Sample
Dil Factor: 1.00000
Integrator: HP RTE Compound Sublist: 1-vtcl.sub
Target Version: 4.14
Processing Host: PITPC-002

Concentration Formula: Amt * DF * (Vf/Vo)/Vi * CpndVariable

Name	Value	Description
DF	1.000	Dilution Factor
Vf	5.000	FinalVolume
Vo	5.000	Sample Volume
Vi	5.000	Purge Volume
Cpnd Variable		Local Compound Variable

Compounds	QUANT SIG MASS	RT	EXP RT	REL RT	RESPONSE	AMOUNTS CAL-AMT (ng)	AMOUNTS ON-COL (ng)
* 46 Fluorobenzene	96	7.352	7.352	(1.000)	551886	250.000	
* 69 Chlorobenzene-d5	119	10.453	10.453	(1.000)	151815	250.000	
* 92 1,4-Dichlorobenzene-d4	152	12.782	12.782	(1.000)	264219	250.000	
$ 39 Dibromofluoromethane	113	6.604	6.604	(0.898)	122769	200.000	210.2
$ 43 1,2-Dichloroethane-d4	65	6.975	6.975	(0.949)	127580	200.000	186.5
$ 59 Toluene-d8	98	9.012	9.012	(0.862)	431324	200.000	199.5
$ 80 Bromofluorobenzene	95	11.627	11.627	(1.112)	168285	200.000	211.9
1 Dichlorodifluoromethane	85	1.629	1.629	(0.222)	193692	200.000	238.1
2 Chloromethane	50	1.787	1.787	(0.243)	252965	200.000	192.4
3 Vinyl Chloride	62	1.927	1.927	(0.262)	256202	200.000	176.6
4 Bromomethane	94	2.268	2.268	(0.308)	273552	200.000	274.9
5 Chloroethane	64	2.383	2.383	(0.324)	174065	200.000	238.6
6 Trichlorofluoromethane	101	2.699	2.699	(0.367)	719264	200.000	300.4
101 1,1,2-trichlorotrifluoroethane	101	3.466	3.466	(0.471)	159712	200.000	229.4
12 1,1-Dichloroethene	96	3.399	3.399	(0.462)	168146	200.000	239.3
13 Acetone	43	3.581	3.581	(0.487)	47023	200.000	174.3
15 Carbon Disulfide	76	3.691	3.691	(0.502)	465057	200.000	264.5
155 Methyl acetate	43	4.110	4.110	(0.559)	81715	200.000	166.4
18 Methylene Chloride	84	4.195	4.195	(0.571)	169982	200.000	229.9
19 trans-1,2-Dichloroethene	96	4.627	4.627	(0.629)	174801	200.000	241.9
20 Methyl tert-butyl ether	73	4.694	4.694	(0.639)	384354	200.000	210.8

	Compounds	QUANT SIG MASS	RT	EXP RT	REL RT	RESPONSE	AMOUNTS CAL-AMT (ng)	AMOUNTS ON-COL (ng)
	24 1,1-Dichloroethane	63	5.241	5.241	(0.713)	288131	200.000	229.4
	27 2,2-Dichloropropane	77	6.008	6.008	(0.817)	180821	200.000	276.2
	28 cis-1,2-dichloroethene	96	6.014	6.014	(0.818)	172922	200.000	223.5
M	29 1,2-Dichloroethene (total)	96				347723	400.000	
	30 Bromochloromethane	128	6.299	6.299	(0.857)	71909	200.000	214.6
	31 2-Butanone	43	6.074	6.074	(0.826)	41748	200.000	149.9
	37 Chloroform	83	6.421	6.421	(0.873)	249417	200.000	215.0
	102 Cyclohexane	56	6.670	6.670	(0.907)	313675	200.000	242.7
	38 1,1,1-Trichloroethane	97	6.616	6.616	(0.900)	216876	200.000	247.6
	40 1,1-Dichloropropene	75	6.804	6.804	(0.926)	188846	200.000	205.1
	41 Carbon Tetrachloride	117	6.798	6.798	(0.925)	163566	200.000	252.2
	42 Benzene	78	7.035	7.035	(0.957)	532391	200.000	211.8
	45 1,2-Dichloroethane	62	7.060	7.060	(0.960)	152788	200.000	183.4
	47 Trichloroethene	130	7.747	7.747	(1.054)	126473	200.000	199.9
	156 Methyl cyclohexane	83	7.948	7.948	(1.081)	331862	200.000	245.6
	49 1,2-Dichloropropane	63	7.984	7.984	(1.086)	116659	200.000	191.0
	50 Dibromomethane	93	8.106	8.106	(1.103)	63997	200.000	173.0
	53 Bromodichloromethane	83	8.282	8.282	(1.127)	125039	200.000	191.4
	57 cis-1,3-Dichloropropene	75	8.738	8.738	(1.189)	145714	200.000	180.8
	58 4-Methyl-2-Pentanone	43	8.908	8.908	(0.852)	86557	200.000	127.5
	60 Toluene	91	9.079	9.079	(0.869)	509449	200.000	192.1
	61 trans-1,3-Dichloropropene	75	9.304	9.304	(0.890)	135565	200.000	184.7
	63 1,3-Dichloropropane	76	9.650	9.650	(0.923)	153211	200.000	176.0
	64 1,1,2-Trichloroethane	97	9.486	9.486	(0.908)	84654	200.000	167.0
	65 Tetrachloroethene	164	9.626	9.626	(0.921)	101668	200.000	211.1
	66 2-Hexanone	43	9.742	9.742	(0.932)	51721	200.000	118.9
	67 Dibromochloromethane	129	9.881	9.881	(0.945)	77557	200.000	193.4
	68 1,2-Dibromoethane	107	9.991	9.991	(0.956)	94081	200.000	184.8
	70 Chlorobenzene	112	10.477	10.477	(1.002)	355601	200.000	206.8
	71 1,1,1,2-Tetrachloroethane	131	10.562	10.562	(1.010)	108246	200.000	205.8
	72 Ethylbenzene	106	10.593	10.593	(1.013)	204624	200.000	223.5
	73 m + p-Xylene	106	10.708	10.708	(1.024)	524307	400.000	427.5
	74 Xylene-o	106	11.104	11.104	(1.062)	273384	200.000	209.8
M	75 Xylenes (total)	106				797691	600.000	
	76 Styrene	104	11.116	11.116	(1.063)	448748	200.000	226.8
	77 Bromoform	173	11.304	11.304	(1.081)	42318	200.000	177.1
	78 Isopropylbenzene	105	11.469	11.469	(1.097)	690109	200.000	211.9
	79 Bromobenzene	156	11.779	11.779	(0.922)	164577	200.000	212.0
	81 n-Propylbenzene	120	11.882	11.882	(0.930)	204949	200.000	223.1
	82 2-Chlorotoluene	126	11.973	11.973	(0.937)	169227	200.000	215.1
	83 1,1,2,2-Tetrachloroethane	83	11.767	11.767	(0.921)	130756	200.000	166.9
	84 1,2,3-Trichloropropane	110	11.809	11.809	(0.924)	38271	200.000	188.5
	85 4-Chlorotoluene	126	12.077	12.077	(0.945)	176670	200.000	202.2
	86 1,3,5-Trimethylbenzene	105	12.058	12.058	(0.943)	578385	200.000	210.7
	87 tert-Butylbenzene	119	12.387	12.387	(0.969)	477639	200.000	200.5
	88 1,2,4-Trimethylbenzene	105	12.429	12.429	(0.972)	587410	200.000	212.8
	89 sec-Butylbenzene	105	12.606	12.606	(0.986)	778540	200.000	220.5
	90 4-Isopropyltoluene	119	12.746	12.746	(0.997)	668740	200.000	218.9
	91 1,3-Dichlorobenzene	146	12.721	12.721	(0.995)	320030	200.000	199.1
	93 1,4-Dichlorobenzene	146	12.806	12.806	(1.002)	314312	200.000	197.7
	94 n-Butylbenzene	91	13.159	13.159	(1.029)	704175	200.000	222.3
	95 1,2-Dichlorobenzene	146	13.184	13.184	(1.031)	295911	200.000	188.5
	96 1,2-Dibromo-3-chloropropane	157	13.962	13.962	(1.092)	13632	200.000	122.3
	97 1,2,4-Trichlorobenzene	180	14.801	14.801	(1.158)	158134	200.000	147.4

Compounds	QUANT SIG MASS	RT	EXP RT	REL RT	RESPONSE	AMOUNTS CAL-AMT (ng)	AMOUNTS ON-COL (ng)
98 Hexachlorobutadiene	225	14.971	14.971	(1.171)	97496	200.000	168.9
99 Naphthalene	128	15.051	15.051	(1.177)	213661	200.000	105.8
100 1,2,3-Trichlorobenzene	180	15.306	15.306	(1.197)	87526	200.000	107.5

GC/MS VOLATILE
QC DATA

Data File: \\PITSVR06\D\chem\hp7.i\7101810d.b\BF71018.D

Date : 18-OCT-2010 06:44

Client ID: BFB

Instrument: hp7.i

Sample Info: BFB 1UL

Volume Injected (uL): 1.0

Operator: 034635

Column phase: DB624 20m

Column diameter: 0.20

1 bfb

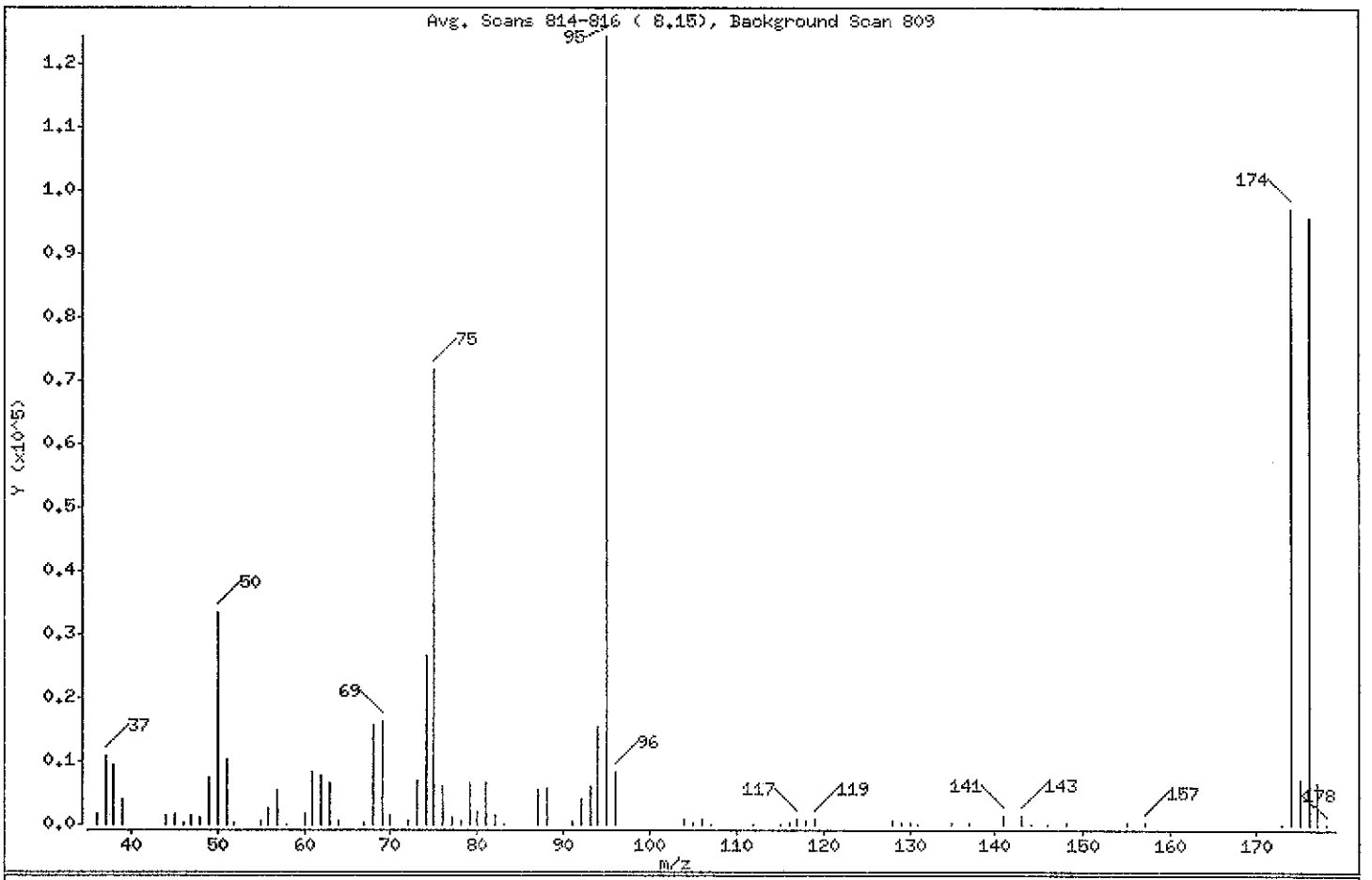

m/e	ION ABUNDANCE CRITERIA	% RELATIVE ABUNDANCE
95	Base Peak, 100% relative abundance	100.00
50	15.00 - 40.00% of mass 95	26.97
75	30.00 - 60.00% of mass 95	57.67
96	5.00 - 9.00% of mass 95	6.73
173	Less than 2.00% of mass 174	0.11 (0.14)
174	50.00 - 100.00% of mass 95	78.11
175	5.00 - 9.00% of mass 174	5.74 (7.34)
176	95.00 - 101.00% of mass 174	77.02 (98.61)
177	5.00 - 9.00% of mass 176	5.36 (6.96)

Data File: \\PITS\R06\D\chem\hp7.i\7101810d.b\BF71018.D

Date : 18-OCT-2010 06:44

Client ID: BFB

Instrument: hp7.i

Sample Info: BFB 1UL

Volume Injected (uL): 1.0

Operator: 034635

Column phase: DB624 20m

Column diameter: 0.20

Data File: BF71018.D
Spectrum: Avg. Scans 814-816 (8.15), Background Scan 809
Location of Maximum: 95.00
Number of points: 75

m/z	Y	m/z	Y	m/z	Y	m/z	Y
36.00	1674	62.00	7825	87.00	5509	129.00	229
37.00	10827	63.00	6674	88.00	5784	130.00	421
38.00	9464	64.00	647	91.00	698	131.00	131
39.00	3995	67.00	275	92.00	4104	135.00	266
44.00	1508	68.00	15776	93.00	6012	137.00	152
45.00	1808	69.00	16218	94.00	15517	141.00	1442
46.00	336	70.00	1548	95.00	124176	143.00	1350
47.00	1312	72.00	596	96.00	8354	144.00	104
48.00	1138	73.00	6846	104.00	761	146.00	111
49.00	7293	74.00	26672	105.00	417	148.00	153
50.00	33488	75.00	71608	106.00	810	155.00	229
51.00	10240	76.00	5906	107.00	111	157.00	230
52.00	415	77.00	1041	112.00	103	173.00	138
55.00	624	78.00	592	115.00	101	174.00	96992
56.00	2624	79.00	6581	116.00	416	175.00	7122
57.00	5431	80.00	1944	117.00	916	176.00	95640
58.00	114	81.00	6466	118.00	483	177.00	6655
60.00	1574	82.00	1475	119.00	848	178.00	116
61.00	8185	83.00	118	128.00	538		

Data File: \\PITSVR06\D\chem\hp7.i\7101810d.b\BF71018.D

Page 1

Date : 18-OCT-2010 06:44

Client ID: BFB

Instrument: hp7.i

Sample Info: BFB 1UL

Volume Injected (uL): 1.0

Operator: 034635

Column phase: DB624 20m

Column diameter: 0.20

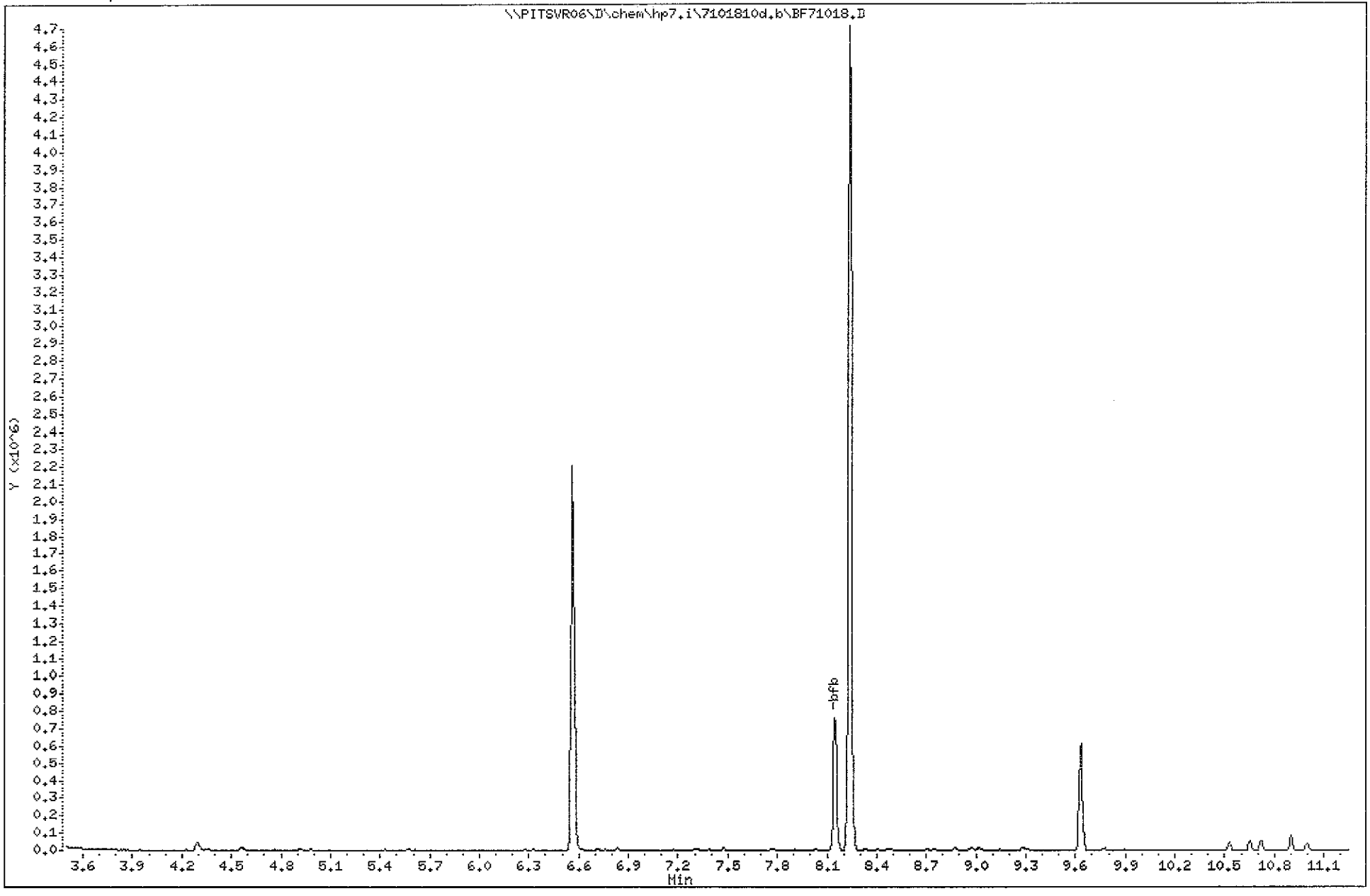

(2001 - 2125)

2107

C0J250457

Data File: \\pitsvr06\d\chem\hp7.i\7103010d.b\BF71030.D

Date : 30-OCT-2010 07:40

Client ID: BFB

Instrument: hp7.i

Sample Info: BFB 1UL

Volume Injected (uL): 1.0

Operator: 403808

Column phase: DB624 20m

Column diameter: 0.20

1 bfb

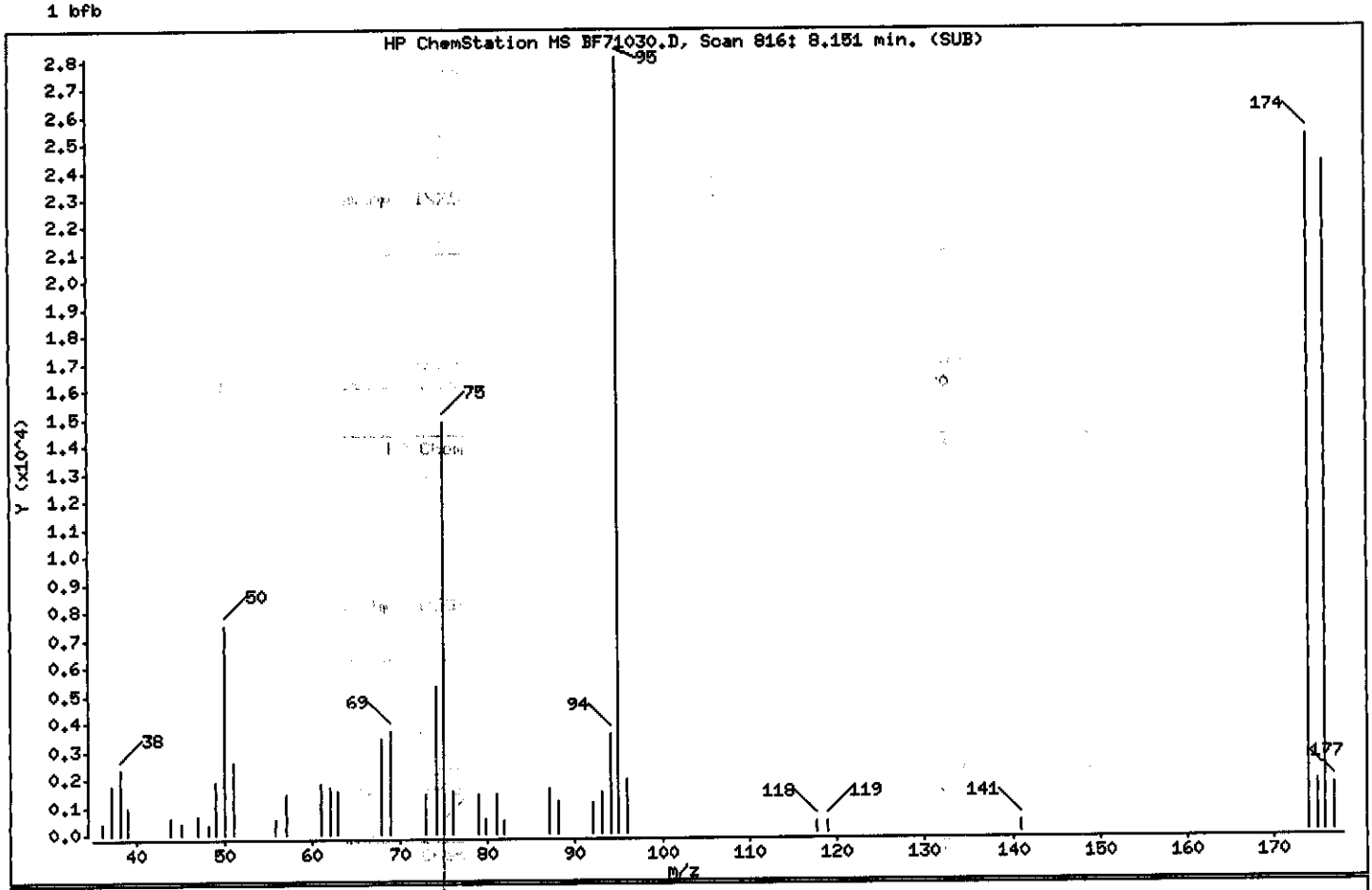

m/e	ION ABUNDANCE CRITERIA	% RELATIVE ABUNDANCE
95	Base Peak, 100% relative abundance	100.00
50	15.00 - 40.00% of mass 95	26.72
75	30.00 - 60.00% of mass 95	52.88
96	5.00 - 9.00% of mass 95	6.99
173	Less than 2.00% of mass 174	0.00 (0.00)
174	50.00 - 100.00% of mass 95	89.58
175	5.00 - 9.00% of mass 174	6.53 (7.28)
176	95.00 - 101.00% of mass 174	86.17 (96.19)
177	5.00 - 9.00% of mass 176	6.01 (6.97)

Data File: \\pitsvr06\d\chem\hp7.i\7103010d.b\BF71030.D

Date : 30-OCT-2010 07:40

Client ID: BFB

Instrument: hp7.i

Sample Info: BFB 1UL

Volume Injected (uL): 1.0

Operator: 403808

Column phase: DB624 20m

Column diameter: 0.20

Data File: BF71030.D

Spectrum: HP ChemStation MS BF71030.D, Scan 816: 8.151 min. (SUB)

Location of Maximum: 94.95

Number of points: 40

m/z	Y	m/z	Y	m/z	Y	m/z	Y
35.95	395	55.95	537	78.95	1394	117.75	381
37.05	1722	57.05	1402	79.85	522	119.05	373
38.05	2301	61.05	1777	80.95	1432	140.95	359
38.95	994	62.05	1703	81.85	466	173.85	25176
43.95	558	63.05	1528	86.95	1640	174.95	1834
45.05	402	67.95	3399	87.95	1147	175.85	24216
47.05	632	69.05	3665	91.95	1129	176.85	1689
48.15	323	72.95	1411	92.95	1517		
49.05	1870	74.05	5292	94.05	3543		
50.05	7509	75.05	14861	94.95	28104		
51.05	2616	76.05	1521	95.95	1964		

Data File: \\pitsvr06\d\chem\hp7.i\7103010d.b\BF71030.D

Page 1

Date : 30-OCT-2010 07:40

Client ID: BFB

Instrument: hp7.i

Sample Info: BFB 1UL

Volume Injected (uL): 1.0

Operator: 403808

Column phase: DB624 20m

Column diameter: 0.20

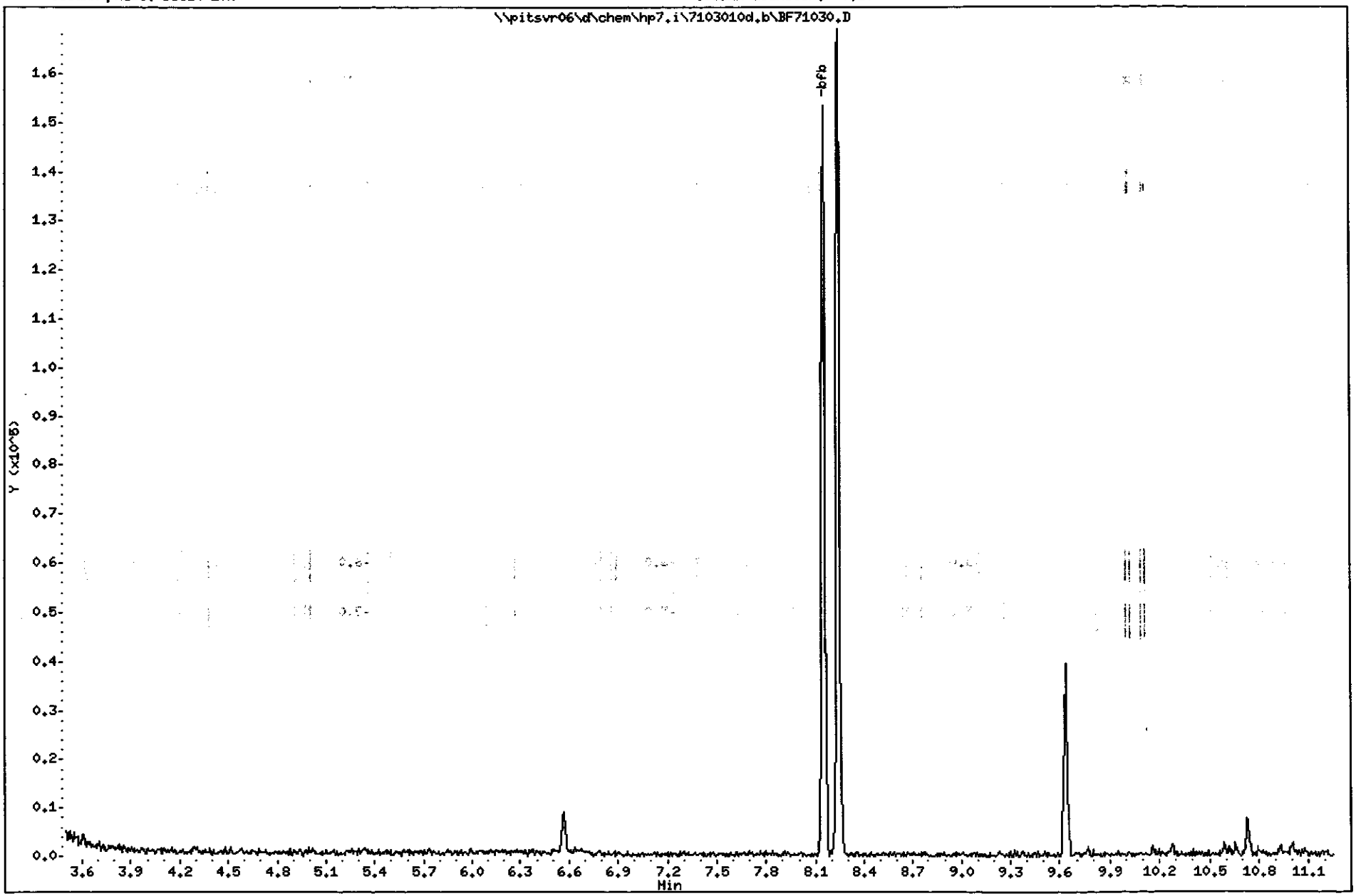

(2001 - 2125)
2110
C0J250457

METHOD BLANK REPORT

GC/MS Volatiles

Client Lot #...: C0J250457 **Work Order #...:** L9CRT1AA **Matrix.....:** SOLID
MB Lot-Sample #: C0J300000-055

Prep Date.....: 10/30/10 **Analysis Time..:** 09:01
Analysis Date..: 10/30/10 **Prep Batch #...:** 0303055 **Final Wgt/Vol..:** 5 mL
Dilution Factor: 1 **Initial Wgt/Vol:** 5 mL **Instrument ID..:** HP7
Analyst ID.....: 403808

PARAMETER	RESULT	REPORTING LIMIT	UNITS	METHOD
Benzene	ND	0.050	mg/L	SW846 8260B
2-Butanone	ND	0.050	mg/L	SW846 8260B
Carbon tetrachloride	ND	0.050	mg/L	SW846 8260B
Chlorobenzene	ND	0.050	mg/L	SW846 8260B
Chloroform	ND	0.050	mg/L	SW846 8260B
1,2-Dichloroethane	ND	0.050	mg/L	SW846 8260B
1,1-Dichloroethene	ND	0.050	mg/L	SW846 8260B
Tetrachloroethene	ND	0.050	mg/L	SW846 8260B
Trichloroethene	ND	0.050	mg/L	SW846 8260B
Vinyl chloride	ND	0.050	mg/L	SW846 8260B

SURROGATE	PERCENT RECOVERY	RECOVERY LIMITS
1,2-Dichloroethane-d4	93	(64 - 124)
Toluene-d8	102	(80 - 120)
4-Bromofluorobenzene	93	(75 - 120)
Dibromofluoromethane	99	(80 - 120)

NOTE(S):

Calculations are performed before rounding to avoid round-off errors in calculated results.

Data File: \\pitsvr06\d\chem\hp7.i\7103010d.b\7103001.D
Date : 30-OCT-2010 09:01
Client ID: INTRA-LAB BLANK
Sample Info: pblk 500ul/5ml
Volume Injected (uL): 5.0
Column phase: DB 624

Instrument: hp7.i
Operator: 403808
Column diameter: 0.18

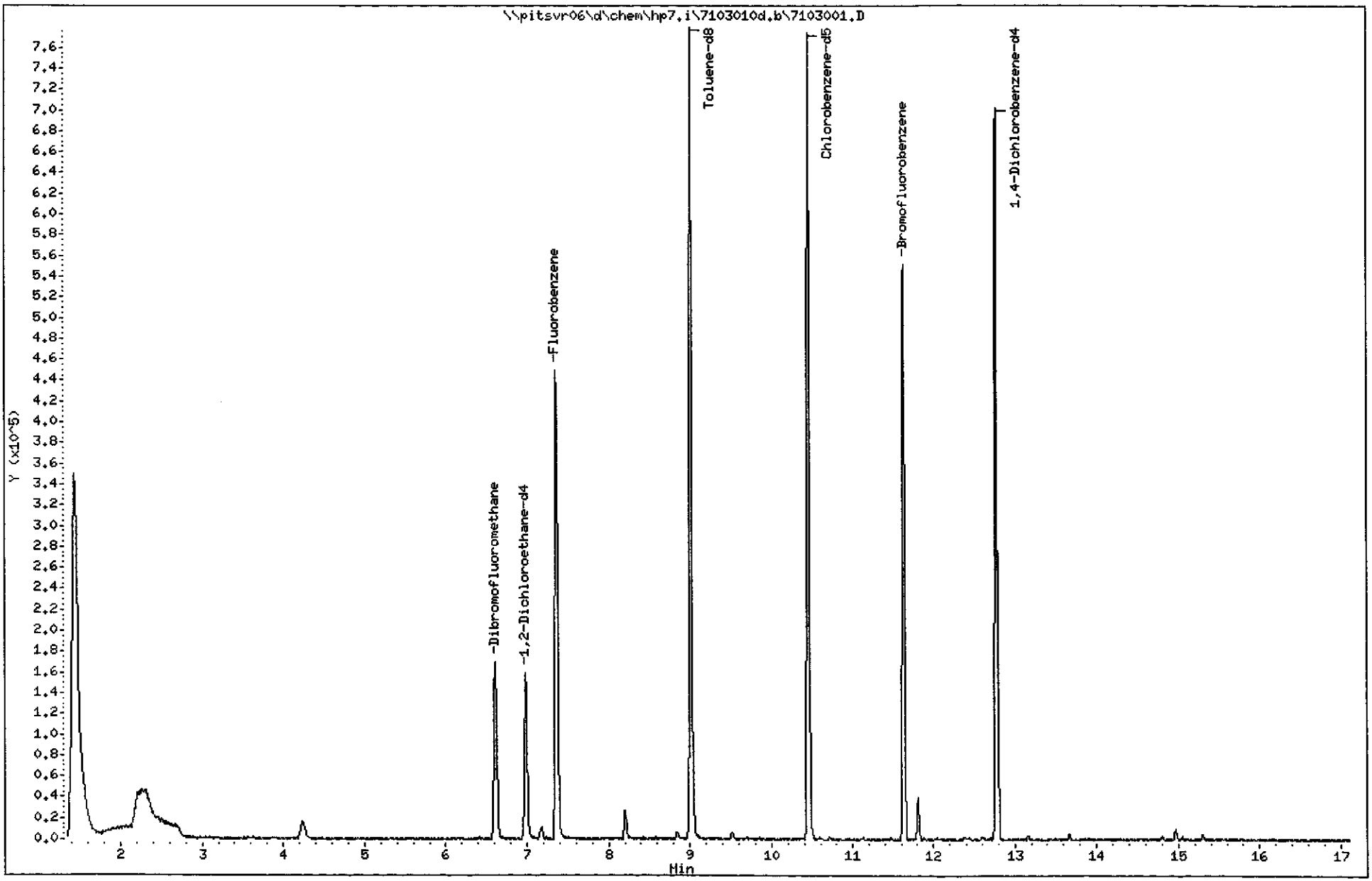

TestAmerica Pittsburgh

VOLATILE REPORT SW-846 Method

Data file : \\pitsvr06\d\chem\hp7.i\7103010d.b\7103001.D
Lab Smp Id: 19crt1aa Client Smp ID: INTRA-LAB BLANK
Inj Date : 30-OCT-2010 09:01 MS Autotune Date: 29-DEC-2009 18:31
Operator : 403808 Inst ID: hp7.i
Smp Info : pblk 500ul/5ml
Misc Info : pblk,7103010d.b,8260bh2o.m,tclp.sub
Comment :
Method : \\pitsvr06\d\chem\hp7.i\7103010d.b\8260bh2o.m
Meth Date : 30-Oct-2010 08:58 lipayj Quant Type: ISTD
Cal Date : 18-OCT-2010 08:25 Cal File: 1D71018.D
Als bottle: 1
Dil Factor: 1.00000
Integrator: HP RTE Compound Sublist: tclp.sub
Target Version: 4.14
Processing Host: PITPC-002

Concentration Formula: Amt * DF * (Vf/Vo)/Vi * CpndVariable

Name	Value	Description
DF	1.000	Dilution Factor
Vf	5.000	FinalVolume
Vo	5.000	Sample Volume
Vi	5.000	Purge Volume
Cpnd Variable		Local Compound Variable

Compounds	QUANT SIG MASS	RT	EXP RT	REL RT	RESPONSE	CONCENTRATIONS ON-COLUMN (ng)	CONCENTRATIONS FINAL (UG/L)
* 46 Fluorobenzene	96	7.359	7.352	(1.000)	462326	250.000	
* 69 Chlorobenzene-d5	119	10.454	10.453	(1.000)	147862	250.000	
* 92 1,4-Dichlorobenzene-d4	152	12.783	12.782	(1.000)	206720	250.000	
$ 43 1,2-Dichloroethane-d4	65	6.988	6.975	(0.950)	133076	232.176	46.44
$ 39 Dibromofluoromethane	113	6.611	6.604	(0.898)	120633	246.538	49.31
$ 59 Toluene-d8	98	9.013	9.012	(0.862)	534652	253.941	50.79
$ 80 Bromofluorobenzene	95	11.622	11.627	(1.112)	178884	231.276	46.26
3 Vinyl Chloride	62	Compound Not Detected.					
12 1,1-Dichloroethene	96	Compound Not Detected.					
31 2-Butanone	43	Compound Not Detected.					
37 Chloroform	83	Compound Not Detected.					
41 Carbon Tetrachloride	117	Compound Not Detected.					
42 Benzene	78	Compound Not Detected.					
45 1,2-Dichloroethane	62	Compound Not Detected.					
47 Trichloroethene	130	Compound Not Detected.					
60 Toluene	91	Compound Not Detected.					
65 Tetrachloroethene	164	Compound Not Detected.					
70 Chlorobenzene	112	Compound Not Detected.					
93 1,4-Dichlorobenzene	146	Compound Not Detected.					

LABORATORY CONTROL SAMPLE EVALUATION REPORT

GC/MS Volatiles

Client Lot #...: C0J250457 **Work Order #...:** L9CRT1AC **Matrix.....:** SOLID
LCS Lot-Sample#: C0J300000-055
Prep Date.....: 10/30/10 **Analysis Date..:** 10/30/10
Prep Batch #...: 0303055 **Analysis Time..:** 10:05
Dilution Factor: 1 **Initial Wgt/Vol:** 5 mL **Final Wgt/Vol..:** 5 mL
Analyst ID.....: 403808 **Instrument ID..:** HP7

PARAMETER	PERCENT RECOVERY	RECOVERY LIMITS	METHOD
Benzene	**103**	**(76 - 120)**	**SW846 8260B**
2-Butanone	**60**	**(10 - 150)**	**SW846 8260B**
Carbon tetrachloride	**117**	**(67 - 136)**	**SW846 8260B**
Chlorobenzene	**103**	**(78 - 118)**	**SW846 8260B**
Chloroform	**103**	**(72 - 124)**	**SW846 8260B**
1,2-Dichloroethane	**90**	**(67 - 132)**	**SW846 8260B**
1,1-Dichloroethene	**112**	**(65 - 130)**	**SW846 8260B**
Tetrachloroethene	**100**	**(70 - 130)**	**SW846 8260B**
Trichloroethene	**98**	**(70 - 130)**	**SW846 8260B**
Vinyl chloride	**83**	**(51 - 133)**	**SW846 8260B**

SURROGATE	PERCENT RECOVERY	RECOVERY LIMITS
1,2-Dichloroethane-d4	95	(64 - 124)
Toluene-d8	98	(80 - 120)
4-Bromofluorobenzene	112	(75 - 120)
Dibromofluoromethane	111	(80 - 120)

NOTE(S):

Calculations are performed before rounding to avoid round-off errors in calculated results.

Bold print denotes control parameters

Data File: \\pitsvr06\d\chem\hp7.i\7103010d.b\7103003.D
Date : 30-OCT-2010 10:05
Client ID: INTRA-LAB CHECK
Sample Info: blkms 500ul/5ml
Volume Injected (uL): 5.0
Column phase: DB 624

Instrument: hp7.i
Operator: 403808
Column diameter: 0.18

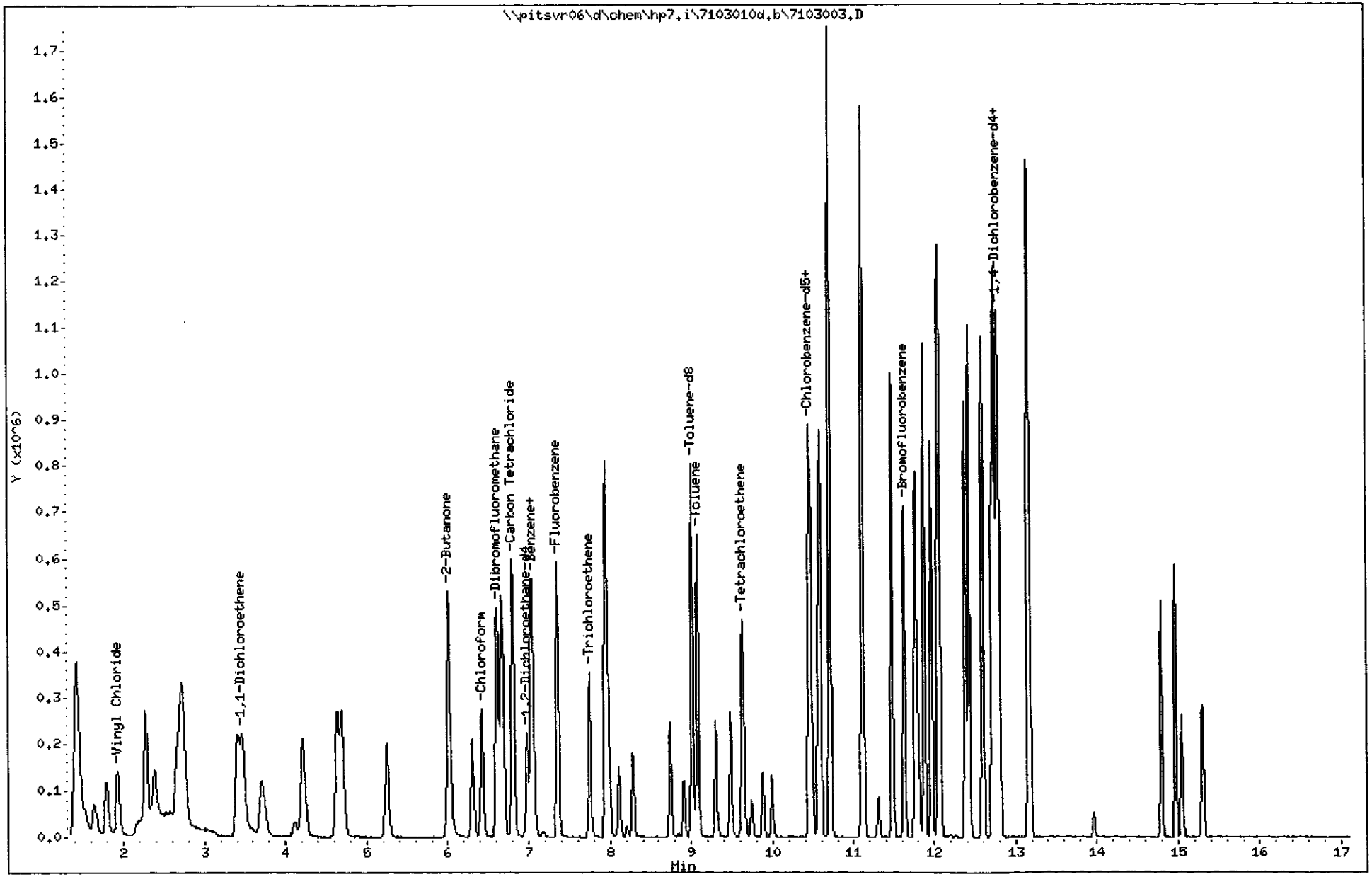

TestAmerica Pittsburgh

VOLATILE REPORT SW-846 Method

Data file : \\pitsvr06\d\chem\hp7.i\7103010d.b\7103003.D
Lab Smp Id: l9crt1ac Client Smp ID: INTRA-LAB CHECK
Inj Date : 30-OCT-2010 10:05 MS Autotune Date: 29-DEC-2009 18:31
Operator : 403808 Inst ID: hp7.i
Smp Info : blkms 500ul/5ml
Misc Info : blkms,7103010d.b,8260bh2o.m,tclp.sub
Comment :
Method : \\pitsvr06\d\chem\hp7.i\7103010d.b\8260bh2o.m
Meth Date : 30-Oct-2010 08:58 lipayj Quant Type: ISTD
Cal Date : 18-OCT-2010 08:25 Cal File: 1D71018.D
Als bottle: 3
Dil Factor: 1.00000
Integrator: HP RTE Compound Sublist: tclp.sub
Target Version: 4.14
Processing Host: PITPC-002

Concentration Formula: Amt * DF * (Vf/Vo)/Vi * CpndVariable

Name	Value	Description
DF	1.000	Dilution Factor
Vf	5.000	FinalVolume
Vo	5.000	Sample Volume
Vi	5.000	Purge Volume
Cpnd Variable		Local Compound Variable

	Compounds	QUANT SIG MASS	RT	EXP RT	REL RT	RESPONSE	CONCENTRATIONS ON-COLUMN (ng)	CONCENTRATIONS FINAL (UG/L)
*	46 Fluorobenzene	96	7.352	7.352	(1.000)	586378	250.000	
*	69 Chlorobenzene-d5	119	10.453	10.453	(1.000)	156336	250.000	
*	92 1,4-Dichlorobenzene-d4	152	12.782	12.782	(1.000)	278064	250.000	
$	43 1,2-Dichloroethane-d4	65	6.981	6.975	(0.950)	172780	237.674	47.53
$	39 Dibromofluoromethane	113	6.610	6.604	(0.899)	172575	278.077	55.62
$	59 Toluene-d8	98	9.012	9.012	(0.862)	545868	245.215	49.04
$	80 Bromofluorobenzene	95	11.627	11.627	(1.112)	229456	280.580	56.12
	3 Vinyl Chloride	62	1.927	1.927	(0.262)	255856	165.979	33.20
	12 1,1-Dichloroethene	96	3.411	3.399	(0.464)	166763	223.384	44.68
	31 2-Butanone	43	6.081	6.074	(0.827)	35664	120.552	24.11(M)
	37 Chloroform	83	6.421	6.421	(0.873)	252897	205.164	41.03
	41 Carbon Tetrachloride	117	6.804	6.798	(0.926)	161882	234.944	46.99
	42 Benzene	78	7.035	7.035	(0.957)	550704	206.183	41.24
	45 1,2-Dichloroethane	62	7.060	7.060	(0.960)	159564	180.302	36.06
	47 Trichloroethene	130	7.753	7.747	(1.055)	132199	196.680	39.34
	60 Toluene	91	9.079	9.079	(0.869)	497897	182.286	36.46
	65 Tetrachloroethene	164	9.626	9.626	(0.921)	99444	200.485	40.10
	70 Chlorobenzene	112	10.483	10.477	(1.003)	364437	205.787	41.16
	93 1,4-Dichlorobenzene	146	12.807	12.806	(1.002)	326562	195.221	39.04

QC Flag Legend

M - Compound response manually integrated.

Data File Name: 7103003.D
Inj. Date and Time: 30-OCT-2010 10:05
Instrument ID: hp7.i
Client ID: INTRA-LAB CHECK
Compound Name: 2-Butanone
CAS #: 78-93-3

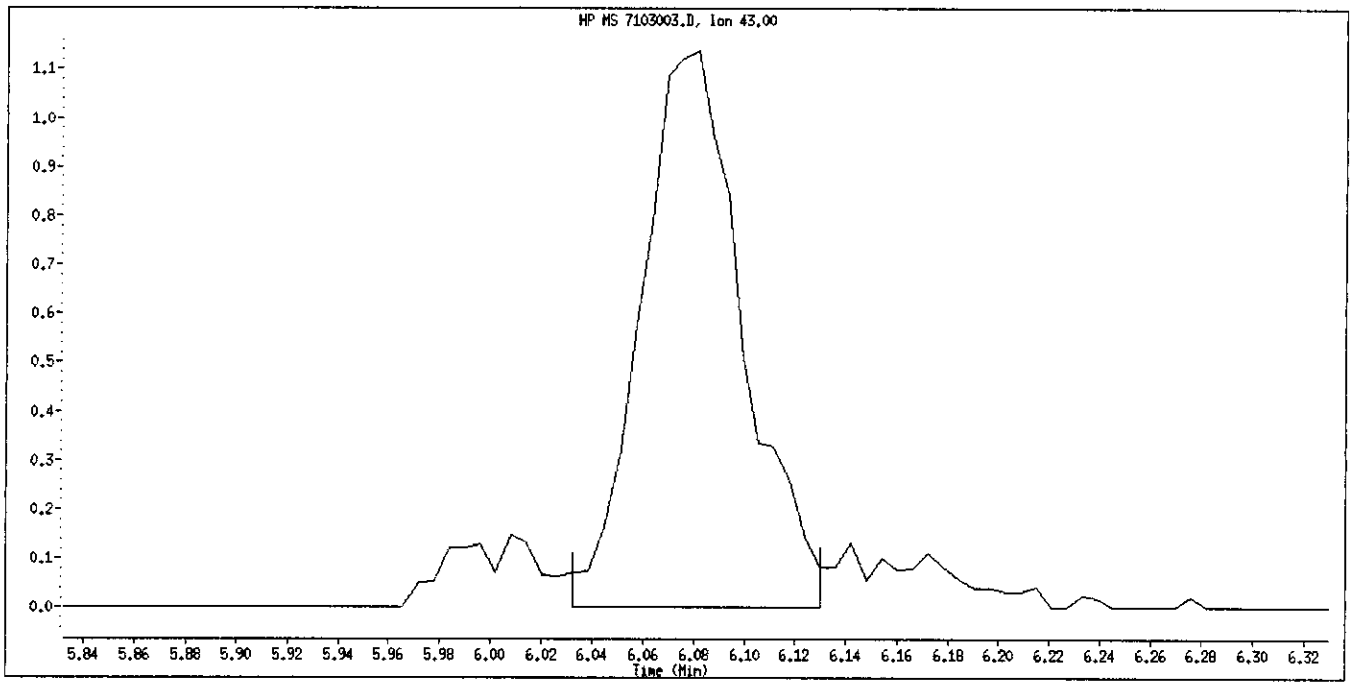

Original Integration

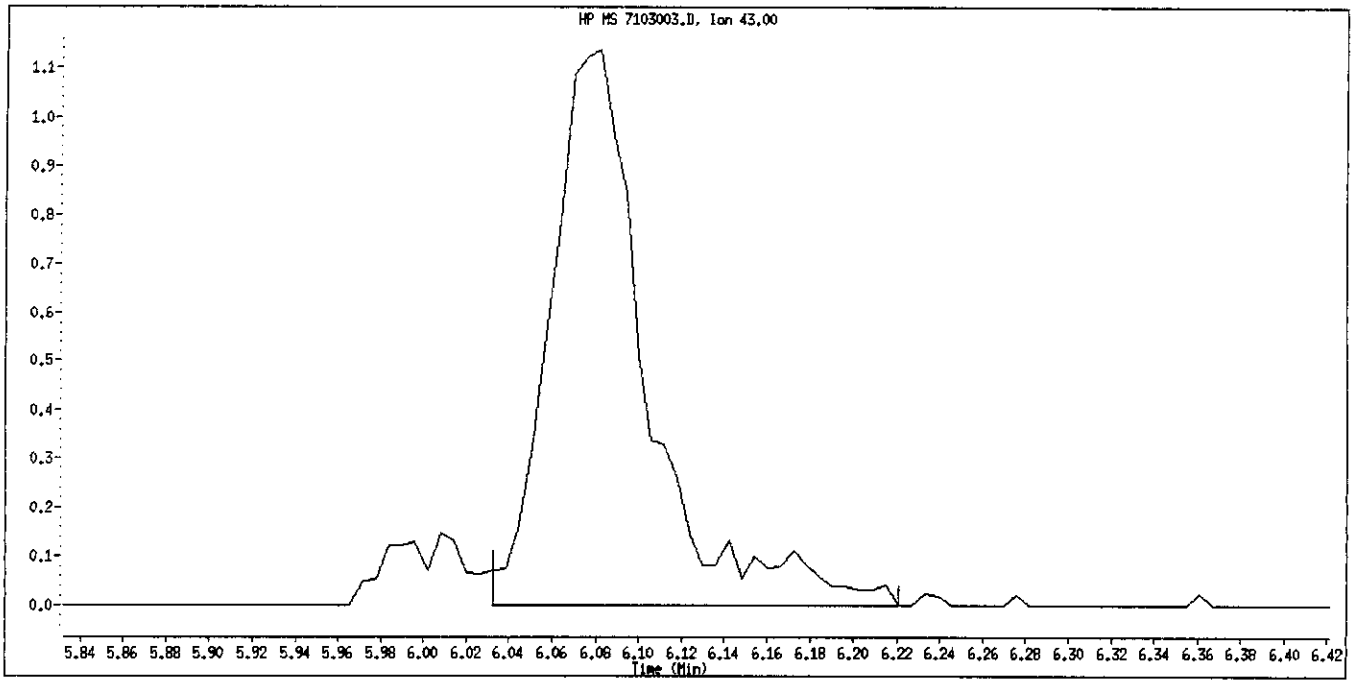

Manual Integration

Manually Integrated By: lipayj
Manual Integration Reason: Peak Integrated Incorrectly

GC/MS VOLATILE
MISCELLANEOUS

TestAmerica Pittsburgh
GC/MS VOA INSTRUMENT LOG

Page# 1 of 2

Standard IDs
BFB: VOA 0980-10
VOA: VOA 1011-10
SURR: VOA 1007-10
MS/LCS: VOA 1012-10
INT: VOA 0999-10

VOA 1004-10 Acetonitrile
VOA 1962-10 Acetonitrile

Inst ID : hp7.i
Batch ID : 7101810d.b
Matrix : WATER Level: LOW
Method : 8260B
Balance ID: TM
Analyst: Patricia Flynn
Reviewed by/Date:

Comments: (1) Internal outside QC limits; (2) Surrogate outside control limits

Date	Time	File ID	Sample ID	AS Posn	pH <2	Res Cl2 Y/N	Comments
18-OCT-2010	06:44	BF71018.D	BFB 1UL	6		NA	
18-OCT-2010	07:13	1A71018.D	vstd5 5ml	7			
18-OCT-2010	07:37	1B71018.D	vstd10 5ml	7			
18-OCT-2010	08:01	1C71018.D	vstd25 5ml	7			
18-OCT-2010	08:25	1D71018.D	vstd40 5ml	7			
18-OCT-2010	08:49	1E71018.D	vstd50 5ml	7			
18-OCT-2010	09:15	1F71018.D	vstd125 5ml	7			
18-OCT-2010	09:40	1G71018.D	vstd250 5ml	7			
18-OCT-2010	10:09	7101801.D	pblk 500ul/5ml	8	5		
18-OCT-2010	10:35	7101802.D	pblk 500ul/5ml	9	5		
18-OCT-2010	11:10	7101803.D	blkms 500ul/5ml	10	5		Verification #1
18-OCT-2010	11:34	7101804.D	c0j130412-001ms 125ul/5ml	11	5		
18-OCT-2010	12:02	7101805.D	c0j130412-001msd 125ul/5ml	12	5		
18-OCT-2010	12:30	7101806.D	DODSTD5ml	13	~		Verification #2
18-OCT-2010	13:03	7101807.D	c0j130556-001 125ul/5ml	14	5		
18-OCT-2010	13:33	7101808.D	c0j130412-001 125ul/5ml	12	5		
18-OCT-2010	14:01	7101809.D	c0j130538-001 125ul/5ml	14	5		
18-OCT-2010	14:30	7101810.D	c0j130563-001 125ul/5ml	15	8		
18-OCT-2010	14:56	7101811.D	c0j130562-001 125ul/5ml	16	10		
18-OCT-2010	15:21	7101812.D	c0j130567-001 125ul/5ml	17	9		
18-OCT-2010	15:47	7101813.D	c0j130540-001 125ul/5ml	18	6		
18-OCT-2010	16:11	7101814.D	c0j130542-001 125ul/5ml	19	10	✓	

(2001 - 2125)
2120
C0J250457

TestAmerica Pittsburgh
GC/MS VOA INSTRUMENT LOG

Page# 1 of 1

Standard IDs
BFB: LOA 0980-CO
VOA: LOA 1048-CO
SURR: LOA 1009-CO
MS/LCS: LOA 1049-CO
INT: LOA 0979-CO

Inst ID : hp7.i
Batch ID : 7103010d.b
Matrix : WATER Level: LOW
Method : 8260B TCL
Balance ID:
Analyst: JL
Reviewed by/Date:

Comments: (1) Internal outside QC limits; (2) Surrogate outside control limits

Date	Time	File ID	Sample ID	AS Posn	pH <2	Res Cl2 Y/N	Comments
30-OCT-2010	07:40	BF71030.D	BFB 1UL	6			07:40
30-OCT-2010	08:11	CC71030.D	vstd40 5ml	4			
30-OCT-2010	09:01	7103001.D	pblk 500ul/5ml	1			
30-OCT-2010	09:41	7103002.D	C0J270511-001 x4 125ul/5ml	2	7		
30-OCT-2010	10:05	7103003.D	blkms 500ul/5ml	3			
30-OCT-2010	10:28	7103004.D	C0J270511-001 ms x4 125ul/5ml	4	7		
30-OCT-2010	10:54	7103005.D	C0J270511-001 msd x4 125ul/5ml	5	7		
30-OCT-2010	11:34	7103006.D	vblk 5ml	1			
30-OCT-2010	11:58	7103007.D	C0J270440-005 x4 125ul/5ml	2	5		
30-OCT-2010	12:23	7103008.D	C0J270469-001 x4 125ul/5ml	3	5		
30-OCT-2010	12:46	7103009.D	C0J270469-002 x4 125ul/5ml	4	5		
30-OCT-2010	13:10	7103010.D	C0J270469-003 x4 125ul/5ml	5	5		
30-OCT-2010	13:34	7103011.D	C0J270577-001 x4 125ul/5ml	6	5		
30-OCT-2010	13:58	7103012.D	C0J250457-001 x4 125ul/5ml	7	5		13:58

Form ID: VOARunLog R0.4:10/04/2010

(2001 - 2125)
2121
C0J250457

REQUESTED BY: **GORDONK**

METHOD: QK Volatile Organics, GC/MS (8260B)

STORAGE LOCATION	WORK ORDER #	PICKED CNTR#	CONTROL #	CLIENT #	ANALYSIS	LOTID	SMP#	SFX	MATRIX DESCRIPTION	QTY RCVD	QTY REQD
14D	L8240-1-AA	___ ___ ___	903476	371899	A-58-QK	C0J250457	001		SOLID	0	2	1

RELINQUISHED BY	RECEIVED BY	DATE/TIME
CCM		10/30/10 09:00
	CCM	10/30/10 11:30

***** END OF REPORT *****

TestAmerica Pittsburgh

ZHE (Method 1311) LEACHATE LOGBOOK

Logbook ID: OP3706

Analyst [signature]	Date 10-28-10	Lot # See List Below	Probe 010451
Checked By MBM	Date 10/29/10	Matrix: Solids	pH Instrument ACCUMET AR25
Solution #1 - Log Book # Ricca 1006566 5/12	Room Temp. 24°C/23°C		Batch # P030110

	Lab Smp ID #	Client ID	Vessel	Weight (gm)	Extraction Fluid No. / Volume	ZHE Pressure Initial	ZHE Pressure Final	pH after tumbling
1.	L8240	COJ250457-001	B10	25g	500 mL TCLP#1	10 psi	10 psi	5.08
2.	L853E	COJ270440-005	Q					5.05
3.	L86C3	COJ270469-001	SP					4.98
4.	L86C4	-002	B7					4.98
5.	L86C6	-003	J1					4.94
6.	L8523	COJ270440-001	BI					5.00
7.	L8528	-002	D1					4.99
8.	L8529	-003	F2					5.06
9.	L853D	-004	BIT					5.25
10.	L868J	COJ270577-001	BV					4.82
11.	L86L3	COJ270511-001	G					6.21
12.	PB-TCLP	L875MIAA	BX	N/A	500mL TCLP#1	N/A	N/A	4.91
13.	L88MA	COJ280485-001	E10	25g				4.94
14.								
15.								
16.								
17.					[signature]			
18.								
19.					10-28-10			
20.								
21.								
22.								
23.								

Extract(s) (Record line number from above)	Extract(s) Relinquished Date	Time	Analyst	Location	Extract(s) Received Date	Time	Analyst	Location
ALL ABOVE	10-29-10	12:00	[signature]	TCLP113	10-29-10	12:00	[signature]	CLP1

* = Sample determined to have free-liquid, % solid determination was performed
<5 = Extraction fluid No. 1 5.7ml Glacial Acetic Acid dil 500mL + 64.3 mL of 1 N NaOH dil to 1 L (pH 4.93 + 0.05)

Date/Time On	10-28-10 (1700)
Date/Time Off	10-29-10 (1100)

Agitation Apparatus RPM's 30±2 checked by [signature]

pH Calibration	Calibration Slope	(4.0)	(7.0)	(10.0)
Date 10-29-10	97.6%	4.00	7.00	10.00
pH Standard ID	Ricca	1002441	1001437	1002419
Filter Lot ID #	J11673049		Balance ID #	14536813

printed on: 12-Oct-10 2:24:54 PM

(2001 - 2125)
2123
C0J250457

TestAmerica

THE LEADER IN ENVIRONMENTAL TESTING

TestAmerica Pittsburgh
ZHE Extractions
Level 1 & 2 Review

Level 1 Review Checklist for Organic Extractions

Lot Number(s) COJ 250457, -270440, -270469, -270577, -270511

QC Batch P030110

Sample Preparation	Yes	No	N/A
1) Was all sample preparation documentation completed and reviewed?	X		
2) Where applicable were special instructions followed and copies attached?			X
3) Were samples weighed and measured to the appropriate number of significant figures?	X		

Documentation	Yes	No	N/A
1) Were method deviations approved and documented in Clouseau?			X
2) Is all paperwork completed including analyst's signature and date?	X		
3) Is copy of extraction log to be in the documentation placed in the folder?	X		
4) Are all sample vials clearly and accurately labeled?	X		
5) Is all paperwork complete?	X		

QC Data	Yes	No	N/A
1) Is a prep blank extracted with every batch of samples?	X		
2) Has the temperature of the room been documented on the prep sheet?	X		
3) Was the pressure checked on all vessels?	X		
4) Were samples extracted at reduced volume due to insufficient sample? If so, document in Clouseau.			X
5) Were holding time violations documented in Clouseau?			X

Analyst's Signature [signature] Date 10-29-10

Second Level Reviewer [signature] Date 10/29/10

RQC157 TestAmerica Laboratories, Inc. Run Date: 10/28/10
TCLP/ZHE PRE-PREP BATCH SUMMARY Time: 11:07:10

PRE-PREP BATCH NUMBER: **P030110** PRE-PREP DATE: 10/28/10 INITIALS: JLP

GROUP: MSVOC

LOT NUMBER	WORK ORDER	QC		GCV	GCS	HPL	MSV	MSS	DXN	MET	WET	OTH
C0J250457	L8240	01					X					
SOLID	TC EXP DATE:		11/04/10									
C0J270440	L8523	01					X					
SOLID	TC EXP DATE:		11/09/10									
C0J270440	L8528	01					X					
SOLID	TC EXP DATE:		11/09/10									
C0J270440	L8529	01					X					
SOLID	TC EXP DATE:		11/09/10									
C0J270440	L853D	01					X					
SOLID	TC EXP DATE:		11/09/10									
C0J270440	L853E	01					X					
SOLID	TC EXP DATE:		11/08/10									
C0J270469	L86C3	01					X					
SOLID	TC EXP DATE:		11/08/10									
C0J270469	L86C4	01					X					
SOLID	TC EXP DATE:		11/09/10									
C0J270469	L86C6	01					X					
SOLID	TC EXP DATE:		11/09/10									
C0J270511	L86L3	01					X					
SOLID	TC EXP DATE:		11/10/10									
C0J270577	L868J	01					X					
SOLID	TC EXP DATE:		11/09/10									
C0J280000	L875MB	01					X					
SOLID	TC EXP DATE:		11/04/10									

EXTRACTION FLUID: TCLP#1

GC/MS SEMIVOLATILE DATA

GC/MS SEMIVOLATILE
QC SUMMARY

SW846 8270C SURROGATE RECOVERY

Lab Name: TestAmerica Laboratories, Inc. Client: MACTEC Engineering and Consulting Inc

Lab Code: TALPIT SDG No:

Lot #: C0J250457

Extraction: XXA4FQL01

	CLIENT ID.	SRG01	SRG02	SRG03	SRG04	SRG05	SRG06	TOT OUT
01	B7-0204	67	66	65	63	62	66	00
02	B6-0406	93	85	79	82	73	89	00
03	B8-0002	97	91	85	87	80	103	00
04	INTRA-LAB QC	82	82	78	80	70	90	00
05	METHOD BLK. L9EH21AA	102	86	86	79	81	100	00
06	LCS L9EH21AC	110	91	87	84	82	99	00
07	LAB MS/MSD D	100	87	85	83	80	94	00
08	LAB MS/MSD S	94	86	77	81	76	93	00

SURROGATES		QC LIMITS
SRG01	= 2,4,6-Tribromophenol	(35-124)
SRG02	= 2-Fluorobiphenyl	(35-105)
SRG03	= 2-Fluorophenol	(39-103)
SRG04	= Nitrobenzene-d5	(25-104)
SRG05	= Phenol-d5	(25-105)
SRG06	= Terphenyl-d14	(25-127)

\# Column to be used to flag recovery values
* Values outside of required QC Limits
D System monitoring Compound diluted out

FORM II

SW846 8270C CHECK SAMPLE RECOVERY

Lab Name: TestAmerica Laboratories, Inc. Client: MACTEC Engineering and Consulting Inc

Lab Code: TALPIT SDG No:

Lot #: C0K020000 WO #: L9EH21AC
BATCH: 0306077

COMPOUND	SPIKE ADDED (ug/kg)	SAMPLE CONCENT. (ug/kg)	% REC	QC LIMITS REC	QUAL
1,2,4-Trichlorobenzene	6670	5300	80	43 - 100	
1,4-Dichlorobenzene	6670	4830	72	35 - 99	
2,4-Dinitrotoluene	6670	6140	92	45 - 124	
2-Chlorophenol	6670	4870	73	40 - 101	
4-Chloro-3-methylphenol	6670	5300	80	47 - 109	
4-Nitrophenol	6670	7670	115	36 - 127	
Acenaphthene	6670	5630	84	47 - 104	
N-Nitrosodi-n-propylamine	6670	4680	70	42 - 107	
Pentachlorophenol	6670	5360	80	17 - 122	
Phenol	6670	4910	74	41 - 102	
Pyrene	6670	6250	94	41 - 115	
Butyl benzyl phthalate	6670	5680	85	41 - 118	
4-Bromophenyl phenyl ethe	6670	6300	94	47 - 110	
4-Methylphenol	13300	10000	75	42 - 105	
Hexachloroethane	6670	4840	73	37 - 97	
Naphthalene	6670	5280	79	43 - 100	

NOTES(S):

* Values outside of QC limits

Spike Recovery: 0 out of 16 outside limits

COMMENTS:

FORM III

SW846 8270C MATRIX SPIKE/MATRIX SPIKE DUPLICATE RECOVERY

Lab Name: TestAmerica Laboratories, Inc. Client: MACTEC Engineering and Consulting Inc

Lab Code: TALPIT SDG No:

Matrix Spike ID: LAB MS/MSD Level: (low/med) LOW

Lot #: C0J280479 WO #: L88K51D4
BATCH: 0306077

COMPOUND	SPIKE ADDED (ug/kg)	SAMPLE CONCENT. (ug/kg)	MS CONCENT. (ug/kg)	MS % REC	LIMITS REC	QUAL
4-Chloro-3-methylphenol	7520	ND	6080	81	47- 109	
4-Nitrophenol	7520	ND	8160	108	36- 127	
Acenaphthene	7520	27	6140	81	47- 104	
N-Nitrosodi-n-propylamine	7520	ND	5010	67	42- 107	
Pentachlorophenol	7520	ND	4390	58	17- 122	
Phenol	7520	ND	5190	69	41- 102	
Pyrene	7520	920	8960	107	41- 115	
Butyl benzyl phthalate	7520	ND	6570	87	41- 118	
4-Bromophenyl phenyl ethe	7520	ND	6490	86	47- 110	
4-Methylphenol	15000	ND	10700	71	42- 105	
Hexachloroethane	7520	ND	4920	65	37- 97	
Naphthalene	7520	ND	5680	76	43- 100	
1,2,4-Trichlorobenzene	7520	ND	5800	77	43- 100	
1,4-Dichlorobenzene	7520	ND	4880	65	35- 99	
2,4-Dinitrotoluene	7520	ND	6740	90	45- 124	
2-Chlorophenol	7520	ND	5200	69	40- 101	

NOTES(S):

Results and reporting limits have been adjusted for dry weight.

Column to be used to flag recovery and RPD values with an asterisk
* Values outside of QC limits

RPD: 0 out of 0 outside limits
Spike Recovery: 0 out of 16 outside limits

COMMENTS:

FORM III

SW846 8270C MATRIX SPIKE/MATRIX SPIKE DUPLICATE RECOVERY

Lab Name: TestAmerica Laboratories, Inc. Client: MACTEC Engineering and Consulting Inc

Lab Code: TALPIT SDG No:

Matrix Spike ID: LAB MS/MSD Level:(low/med) LOW

Lot #: C0J280479 WO #: L88K51D5
BATCH: 0306077

COMPOUND	SPIKE ADDED (ug/kg)	MSD CONCENT. (ug/kg)	MSD % REC	% RPD		QC LIMITS RPD	QC LIMITS REC	QUAL
1,2,4-Trichlorobenzene	7520	5760	77	0.76		36	43 - 100	
1,4-Dichlorobenzene	7520	5200	69	6.4		49	35 - 99	
2,4-Dinitrotoluene	7520	6910	92	2.5		41	45 - 124	
2-Chlorophenol	7520	5590	74	7.3		42	40 - 101	
4-Chloro-3-methylphenol	7520	6120	81	0.67		36	47 - 109	
4-Nitrophenol	7520	8040	107	1.4		43	36 - 127	
Acenaphthene	7520	6220	82	1.3		40	47 - 104	
N-Nitrosodi-n-propylamine	7520	5280	70	5.1		43	42 - 107	
Pentachlorophenol	7520	4370	58	0.48		52	17 - 122	
Phenol	7520	5760	77	10		39	41 - 102	
Pyrene	7520	9350	112	4.3		43	41 - 115	
Butyl benzyl phthalate	7520	6660	89	1.5		41	41 - 118	
4-Bromophenyl phenyl ethe	7520	6680	89	2.8		46	47 - 110	
4-Methylphenol	15000	11600	77	7.8		43	42 - 105	
Hexachloroethane	7520	5240	70	6.3		48	37 - 97	
Naphthalene	7520	5740	76	1.1		32	43 - 100	

NOTES(S):

Results and reporting limits have been adjusted for dry weight.

Column to be used to flag recovery and RPD values with an asterisk
* Values outside of QC limits

RPD: 0 out of 16 outside limits
Spike Recovery: 0 out of 16 outside limits

COMMENTS:

FORM III

SW846 8270C METHOD BLANK SUMMARY

BLANK WORKORDER NO.: L9EH21AA

Lab Name: TestAmerica Laboratories, Inc.

Lab Code: TALPIT

SDG Number:

Lab File ID: N1102017.

Lot Number: C0J250457

Date Analyzed: 11/02/10

Time Analyzed: 12:19

Matrix: SOLID

Date Extracted:11/02/10

GC Column: DB5 ID: .32

Extraction Method: 3541

Instrument ID: 733

Level:(low/med) LOW

THIS METHOD BLANK APPLIES TO THE FOLLOWING SAMPLES, LCS, LCSD, MS , MSD:

	CLIENT ID.	SAMPLE WORK ORDER #	LAB FILE ID	DATE ANALYZED	TIME ANALYZED
01	B7-0204	L82411AD	N1102023.	11/02/10	15:42
02	B6-0406	L82431AL	N1102024.	11/02/10	16:02
03	B8-0002	L82441AU	N1102025.	11/02/10	16:23
04	INTRA-LAB QC	L88K51AD	N1102019.	11/02/10	14:21
05	LAB MS/MSD	L88K51D4 S	N1102020.	11/02/10	14:41
06	LAB MS/MSD	L88K51D5 D	N1102021.	11/02/10	15:01
07	CHECK SAMPLE	L9EH21AC C	N1102018.	11/02/10	12:39
08					
09					
10					
11					
12					
13					
14					
15					
16					
17					
18					
19					
20					
21					
22					
23					
24					
25					
26					
27					
28					
29					
30					

COMMENTS:

FORM IV

FORM 5
SEMIVOLATILE ORGANIC INSTRUMENT PERFORMANCE CHECK
DECAFLUOROTRIPHENYLPHOSPHINE (DFTPP)

Lab Name: TESTAMERICA PITTSBURGH Contract:

Lab Code: TA Case No.: SAS No.: SDG No.:

Lab File ID: N0927DF2 DFTPP Injection Date: 09/27/10

Instrument ID: 733 DFTPP Injection Time: 1817

m/e	ION ABUNDANCE CRITERIA	% RELATIVE ABUNDANCE
51	30.0 - 60.0% of mass 198	38.8
68	Less than 2.0% of mass 69	0.0 (0.0)1
69	Mass 69 relative abundance	49.4
70	Less than 2.0% of mass 69	0.2 (0.3)1
127	40.0 - 60.0% of mass 198	51.8
197	Less than 1.0% of mass 198	0.0
198	Base Peak, 100% relative abundance	100.0
199	5.0 to 9.0% of mass 198	7.3
275	10.0 - 30.0% of mass 198	24.8
365	Greater than 1.0% of mass 198	3.56
441	Present, but less than mass 443	9.6
442	40.0 - 99.0% of mass 198	59.0
443	17.0 - 23.0% of mass 442	11.8 (20.0)2

1-Value is % mass 69 2-Value is % mass 442

THIS CHECK APPLIES TO THE FOLLOWING SAMPLES, MS, MSD, BLANKS, AND STANDARDS:

	EPA SAMPLE NO.	LAB SAMPLE ID	LAB FILE ID	DATE ANALYZED	TIME ANALYZED
01	SSTD4.0	SSTD4.0	N09270CC	09/27/10	1853
02	SSTD0.4	SSTD0.4	N0927IC1	09/27/10	1914
03	SSTD2.0	SSTD2.0	N0927IC2	09/27/10	1935
04	SSTD10	SSTD10	N0927IC4	09/27/10	1956
05	SSTD20	SSTD20	N0927IC5	09/27/10	2017
06	SSTD40	SSTD40	N0927IC6	09/27/10	2038
07	SSTD60	SSTD60	N0927IC7	09/27/10	2059
08	SSTD80	SSTD80	N0927IC8	09/27/10	2120
09					
10					
11					
12					
13					
14					
15					
16					
17					
18					
19					
20					
21					
22					

FORM 5
SEMIVOLATILE ORGANIC INSTRUMENT PERFORMANCE CHECK
DECAFLUOROTRIPHENYLPHOSPHINE (DFTPP)

Lab Name: TESTAMERICA PITTSBURGH Contract:

Lab Code: TA Case No.: SAS No.: SDG No.:

Lab File ID: N1102DF1 DFTPP Injection Date: 11/02/10

Instrument ID: 733 DFTPP Injection Time: 0941

m/e	ION ABUNDANCE CRITERIA	% RELATIVE ABUNDANCE
51	30.0 - 60.0% of mass 198	48.6
68	Less than 2.0% of mass 69	0.0 (0.0)1
69	Mass 69 relative abundance	51.0
70	Less than 2.0% of mass 69	0.2 (0.3)1
127	40.0 - 60.0% of mass 198	55.8
197	Less than 1.0% of mass 198	0.2
198	Base Peak, 100% relative abundance	100.0
199	5.0 to 9.0% of mass 198	6.8
275	10.0 - 30.0% of mass 198	27.7
365	Greater than 1.0% of mass 198	4.25
441	Present, but less than mass 443	3.6
442	40.0 - 99.0% of mass 198	51.8
443	17.0 - 23.0% of mass 442	10.7 (20.6)2

1-Value is % mass 69 2-Value is % mass 442

THIS CHECK APPLIES TO THE FOLLOWING SAMPLES, MS, MSD, BLANKS, AND STANDARDS:

	EPA SAMPLE NO.	LAB SAMPLE ID	LAB FILE ID	DATE ANALYZED	TIME ANALYZED
01	SSTD4.0	SSTD4.0	N11020CC	11/02/10	0956
02	INTRA-LAB BL	L9EH21AA	N1102017	11/02/10	1219
03	INTRA-LAB CH	L9EH21AC	N1102018	11/02/10	1239
04	B7-0204	L82411AD	N1102023	11/02/10	1542
05	B6-0406	L82431AL	N1102024	11/02/10	1602
06	B8-0002	L82441AU	N1102025	11/02/10	1623
07					
08					
09					
10					
11					
12					
13					
14					
15					
16					
17					
18					
19					
20					
21					
22					

FORM 8
SEMIVOLATILE INTERNAL STANDARD AREA AND RT SUMMARY

Lab Name: TESTAMERICA PITTSBURGH Contract:

Lab Code: TA Case No.: SAS No.: SDG No.: C0J250457

Lab File ID (Standard): N11020CC Date Analyzed: 11/02/10

Instrument ID: 733 Time Analyzed: 0956

		IS1(DCB) AREA #	RT #	IS2(NPT) AREA #	RT #	IS3(ANT) AREA #	RT #
	12 HOUR STD	124338	4.46	441780	5.43	256931	6.78
	UPPER LIMIT	248676	4.96	883560	5.93	513862	7.28
	LOWER LIMIT	62169	3.96	220890	4.93	128466	6.28
	CLIENT SAMPLE NO.						
01	INTRA-LAB BL	111202	4.45	407028	5.43	224854	6.77
02	INTRA-LAB CH	104489	4.46	351248	5.44	195003	6.78
03	B7-0204	93626	4.45	325639	5.43	183643	6.77
04	B6-0406	91102	4.45	308390	5.43	175939	6.77
05	B8-0002	91862	4.45	322522	5.42	181523	6.77
06							
07							
08							
09							
10							
11							
12							
13							
14							
15							
16							
17							
18							
19							
20							
21							
22							

IS1 (DCB) = 1,4-Dichlorobenzene-d4
IS2 (NPT) = Naphthalene-d8
IS3 (ANT) = Acenaphthene-d10

AREA UPPER LIMIT = +100% of internal standard area
AREA LOWER LIMIT = - 50% of internal standard area
RT UPPER LIMIT = + 0.50 minutes of internal standard RT
RT LOWER LIMIT = - 0.50 minutes of internal standard RT

Column used to flag internal standard area values with an asterisk.
* Values outside of QC limits.

FORM 8
SEMIVOLATILE INTERNAL STANDARD AREA AND RT SUMMARY

Lab Name: TESTAMERICA PITTSBURGH Contract:

Lab Code: TA Case No.: SAS No.: SDG No.: C0J250457

Lab File ID (Standard): N11020CC Date Analyzed: 11/02/10

Instrument ID: 733 Time Analyzed: 0956

		IS4(PHN) AREA	#	RT	#	IS5(CRY) AREA	#	RT	#	IS6(PRY) AREA	#	RT	#
	12 HOUR STD	415088		7.92		393407		9.96		313545		11.29	
	UPPER LIMIT	830176		8.42		786814		10.46		627090		11.79	
	LOWER LIMIT	207544		7.42		196704		9.46		156773		10.79	
	CLIENT SAMPLE NO.												
01	INTRA-LAB BL	363592		7.91		343562		9.94		285604		11.27	
02	INTRA-LAB CH	324304		7.92		335758		9.95		264475		11.28	
03	B7-0204	296408		7.92		289548		9.95		285137		11.28	
04	B6-0406	276996		7.92		267694		9.95		259535		11.28	
05	B8-0002	290655		7.90		267329		9.93		273061		11.26	
06													
07													
08													
09													
10													
11													
12													
13													
14													
15													
16													
17													
18													
19													
20													
21													
22													

IS4 (PHN) = Phenanthrene-d10
IS5 (CRY) = Chrysene-d12
IS6 (PRY) = Perylene-d12

AREA UPPER LIMIT = +100% of internal standard area
AREA LOWER LIMIT = - 50% of internal standard area
RT UPPER LIMIT = + 0.50 minutes of internal standard RT
RT LOWER LIMIT = - 0.50 minutes of internal standard RT

Column used to flag internal standard area values with an asterisk.
* Values outside of QC limits.

GC/MS SEMIVOLATILE
SAMPLE DATA

MACTEC Engineering and Consulting Inc

Client Sample ID: B7-0204

GC/MS Semivolatiles

Lot-Sample #...:	C0J250457-002	**Work Order #...:**	L82411AD	**Matrix.....:**	SOLID
Date Sampled...:	10/22/10 12:45	**Date Received..:**	10/23/10 09:30	**MS Run #.....:**	0306046
Prep Date.....:	11/02/10	**Analysis Date..:**	11/02/10		
Prep Batch #...:	0306077	**Analysis Time..:**	15:42		
Dilution Factor:	3.97	**Initial Wgt/Vol:**	15.1 g	**Final Wgt/Vol..:**	5 mL
% Moisture.....:	17	**Analyst ID.....:**	003200	**Instrument ID..:**	733
		Method.....:	SW846 8270C		

PARAMETER	RESULT	REPORTING LIMIT	UNITS	MDL
Acenaphthene	**390**	**320**	**ug/kg**	**31**
Acenaphthylene	**3800**	**320**	**ug/kg**	**37**
Acetophenone	ND	1600	ug/kg	130
Anthracene	**2500**	**320**	**ug/kg**	**31**
Atrazine	ND	1600	ug/kg	160
Benzo(a)anthracene	**8300**	**320**	**ug/kg**	**40**
Benzo(a)pyrene	**9100**	**320**	**ug/kg**	**32**
Benzo(b)fluoranthene	**13000**	**320**	**ug/kg**	**50**
Benzo(ghi)perylene	**6500**	**320**	**ug/kg**	**32**
Benzo(k)fluoranthene	ND	320	ug/kg	65
Benzaldehyde	ND	1600	ug/kg	240
1,1'-Biphenyl	**280 J**	**1600**	**ug/kg**	**150**
bis(2-Chloroethoxy) methane	ND	1600	ug/kg	110
bis(2-Chloroethyl)-ether	ND	320	ug/kg	43
bis(2-Ethylhexyl) phthalate	**1400 J**	**1600**	**ug/kg**	**260**
4-Bromophenyl phenyl ether	ND	1600	ug/kg	140
Butyl benzyl phthalate	ND	1600	ug/kg	220
Caprolactam	ND	8100	ug/kg	1200
Carbazole	**1600**	**320**	**ug/kg**	**29**
4-Chloroaniline	ND	1600	ug/kg	130
4-Chloro-3-methylphenol	ND	1600	ug/kg	150
2-Chloronaphthalene	ND	320	ug/kg	33
2-Chlorophenol	ND	1600	ug/kg	130
4-Chlorophenyl phenyl ether	ND	1600	ug/kg	180
Chrysene	**9200**	**320**	**ug/kg**	**38**
Dibenz(a,h)anthracene	**2000**	**320**	**ug/kg**	**36**
Dibenzofuran	**1100 J**	**1600**	**ug/kg**	**160**
3,3'-Dichlorobenzidine	ND	1600	ug/kg	170
2,4-Dichlorophenol	ND	320	ug/kg	32
Diethyl phthalate	ND	1600	ug/kg	170
2,4-Dimethylphenol	ND	1600	ug/kg	250
Dimethyl phthalate	ND	1600	ug/kg	170

(Continued on next page)

MACTEC Engineering and Consulting Inc

Client Sample ID: B7-0204

GC/MS Semivolatiles

Lot-Sample #...: C0J250457-002 **Work Order #...:** L82411AD **Matrix.....:** SOLID

PARAMETER	RESULT	REPORTING LIMIT	UNITS	MDL
Di-n-butyl phthalate	ND	1600	ug/kg	200
4,6-Dinitro-2-methylphenol	ND	8100	ug/kg	640
2,4-Dinitrophenol	ND	8100	ug/kg	1900
2,4-Dinitrotoluene	ND	1600	ug/kg	130
2,6-Dinitrotoluene	ND	1600	ug/kg	160
Di-n-octyl phthalate	ND	1600	ug/kg	170
Fluoranthene	**19000**	**320**	**ug/kg**	**34**
Fluorene	**910**	**320**	**ug/kg**	**42**
Hexachlorobenzene	ND	320	ug/kg	34
Hexachlorobutadiene	ND	320	ug/kg	36
Hexachlorocyclopentadiene	ND	1600	ug/kg	170
Hexachloroethane	ND	1600	ug/kg	110
Indeno(1,2,3-cd)pyrene	**5300**	**320**	**ug/kg**	**33**
Isophorone	ND	1600	ug/kg	120
2-Methylnaphthalene	**930**	**320**	**ug/kg**	**29**
2-Methylphenol	ND	1600	ug/kg	110
4-Methylphenol	**220 J**	**1600**	**ug/kg**	**160**
Naphthalene	**3500**	**320**	**ug/kg**	**28**
2-Nitroaniline	ND	8100	ug/kg	720
3-Nitroaniline	ND	8100	ug/kg	660
4-Nitroaniline	ND	8100	ug/kg	650
Nitrobenzene	ND	320	ug/kg	130
2-Nitrophenol	ND	1600	ug/kg	180
4-Nitrophenol	ND	8100	ug/kg	550
N-Nitrosodi-n-propylamine	ND	320	ug/kg	37
N-Nitrosodiphenylamine	ND	320	ug/kg	150
2,2'-oxybis (1-Chloropropane)	ND	320	ug/kg	34
Pentachlorophenol	ND	1600	ug/kg	140
Phenanthrene	**13000**	**320**	**ug/kg**	**51**
Phenol	ND	320	ug/kg	38
Pyrene	**17000**	**320**	**ug/kg**	**32**
2,4,5-Trichlorophenol	ND	1600	ug/kg	170
2,4,6-Trichlorophenol	ND	1600	ug/kg	240

(Continued on next page)

MACTEC Engineering and Consulting Inc

Client Sample ID: B7-0204

GC/MS Semivolatiles

Lot-Sample #...: C0J250457-002 **Work Order #...:** L82411AD **Matrix.....:** SOLID

SURROGATE	PERCENT RECOVERY	RECOVERY LIMITS
2,4,6-Tribromophenol	67	(35 - 124)
2-Fluorobiphenyl	66	(35 - 105)
2-Fluorophenol	65	(39 - 103)
Nitrobenzene-d5	63	(25 - 104)
Phenol-d5	62	(25 - 105)
Terphenyl-d14	66	(25 - 127)

NOTE(S):

Results and reporting limits have been adjusted for dry weight.

J Estimated result. Result is less than RL.

Data File: \\PITSVR06\D\chem\733.i\N110210.b\N1102023.D

Page 6

Date : 02-NOV-2010 15:42

Client ID: B7-0204

Instrument: 733.i

Sample Info: C0J250457-002 X4 11/2/10 soil(0306070)8270c

Volume Injected (uL): 2.0

Operator: 3200

Column phase: DB5-MS

Column diameter: 0.32

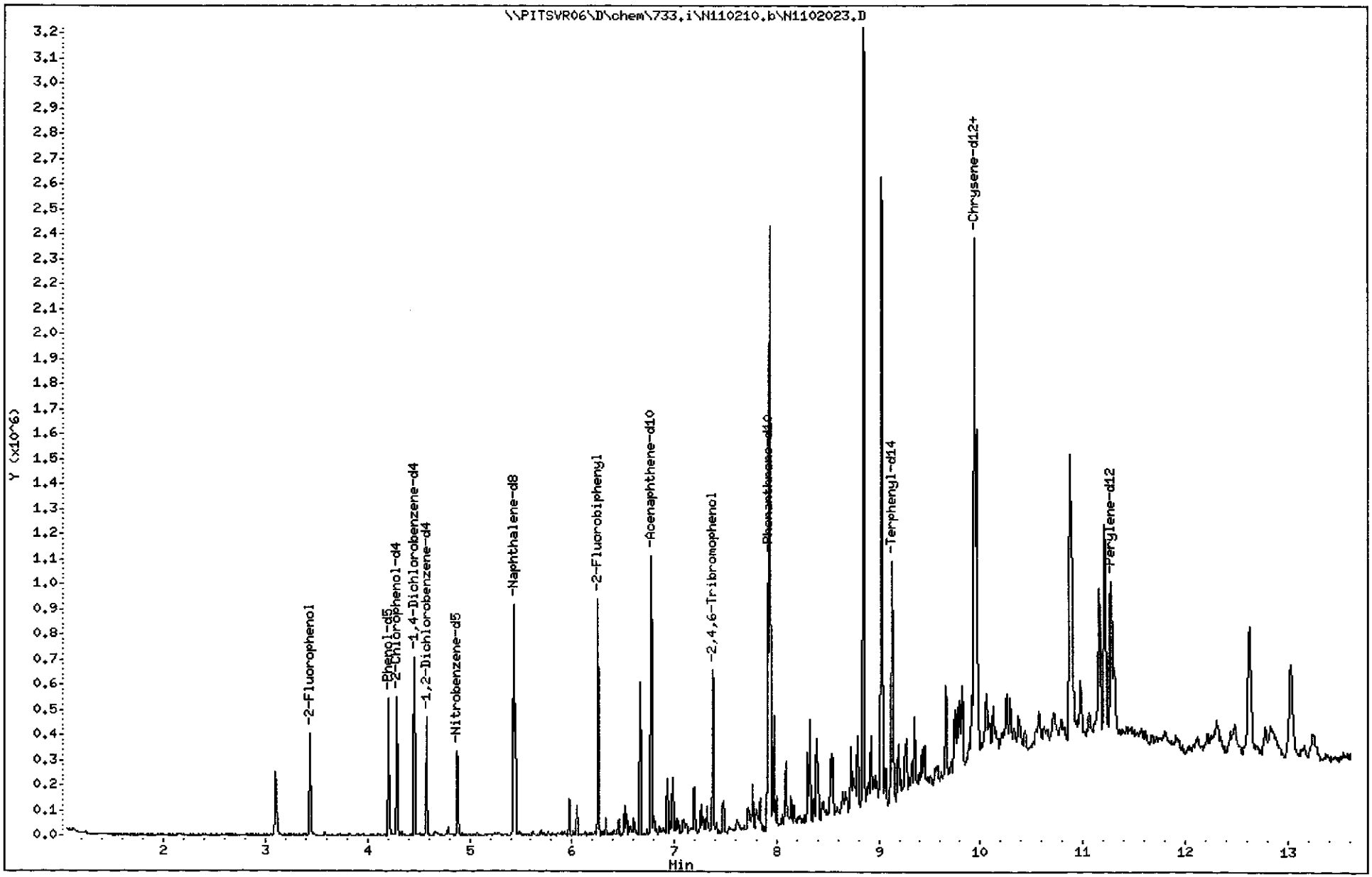

(3001 - 3250)

3016

C0J250457

TestAmerica Pittsburgh

Semivolatile REPORT SW-846 Method 8270

Data file : \\PITSVR06\D\chem\733.i\N110210.b\N1102023.D
Lab Smp Id: L82411AD Client Smp ID: B7-0204
Inj Date : 02-NOV-2010 15:42
Operator : 3200 Inst ID: 733.i
Smp Info : C0J250457-002 X4 11/2/10 soil(0306070)8270c
Misc Info : L82411AD,N110210.b,8270ll.m,padep.sub
Comment :
Method : \\PITSVR06\D\chem\733.i\N110210.b\8270ll.m
Meth Date : 03-Nov-2010 05:24 piccolinov Quant Type: ISTD
Cal Date : 27-SEP-2010 21:20 Cal File: N0927IC8.D
Als bottle: 26
Dil Factor: 4.00000
Integrator: HP RTE Compound Sublist: padep.sub
Target Version: 4.14
Processing Host: PITPC-502

Concentration Formula: Amt * DF * Uf * Vt/(Vi * Ws)*gpc * CpndVariable

Name	Value	Description
DF	4.000	Dilution Factor
Uf	1.000	ng unit correction factor
Vt	5000.000	Volume of final extract (uL)(1000 low, 2
Vi	2.000	Volume injected (uL)
Ws	15.100	Weight of sample extracted (g)
gpc	1.000	gpc correction factor
Cpnd Variable		Local Compound Variable

	Compounds	QUANT SIG MASS	RT	EXP RT	REL RT	RESPONSE	CONCENTRATIONS ON-COLUMN (NG)	FINAL (ug/kg)
* 1	1,4-Dichlorobenzene-d4	152	4.454	4.459	(1.000)	93626	8.00000	
* 2	Naphthalene-d8	136	5.432	5.431	(1.000)	325639	8.00000	
* 3	Acenaphthene-d10	164	6.772	6.777	(1.000)	183643	8.00000	
* 4	Phenanthrene-d10	188	7.916	7.920	(1.000)	296408	8.00000	
* 5	Chrysene-d12	240	9.946	9.956	(1.000)	289548	8.00000	
* 6	Perylene-d12	264	11.276	11.291	(1.000)	285137	8.00000	
198	1,4-Dioxane	88	Compound Not Detected.					
10	N-Nitrosodimethylamine	74	Compound Not Detected.					
9	Pyridine	79	Compound Not Detected.					
16	Methyl methanesulfonate	80	Compound Not Detected.					
206	Benzaldehyde	77	Compound Not Detected.					
21	Aniline	93	Compound Not Detected.					
22	Phenol	94	Compound Not Detected.					
23	bis(2-Chloroethyl)ether	93	Compound Not Detected.					
24	2-Chlorophenol	128	Compound Not Detected.					
26	1,3-Dichlorobenzene	146	Compound Not Detected.					
27	1,4-Dichlorobenzene	146	Compound Not Detected.					
28	1,2-Dichlorobenzene	146	Compound Not Detected.					
29	Benzyl Alcohol	108	Compound Not Detected.					

	Compounds	QUANT SIG MASS	RT	EXP RT	REL RT	RESPONSE	CONCENTRATIONS ON-COLUMN (NG)	CONCENTRATIONS FINAL (ug/kg)
30	2-Methylphenol	108	4.668	4.672	(1.048)	935	0.07156	47.388
31	2,2'-oxybis(1-Chloropropane)	45	Compound Not Detected.					
37	Acetophenone	105	Compound Not Detected.					
32	N-Nitroso-di-n-propylamine	70	Compound Not Detected.					
192	4-Methylphenol	108	4.785	4.785	(1.074)	3487	0.27172	179.95
34	Hexachloroethane	117	Compound Not Detected.					
35	Nitrobenzene	77	Compound Not Detected.					
41	Isophorone	82	Compound Not Detected.					
42	2-Nitrophenol	139	Compound Not Detected.					
43	2,4-Dimethylphenol	107	Compound Not Detected.					
44	bis(2-Chloroethoxy)methane	93	Compound Not Detected.					
48	2,4-Dichlorophenol	162	Compound Not Detected.					
49	Benzoic Acid	122	Compound Not Detected.					
50	1,2,4-Trichlorobenzene	180	Compound Not Detected.					
51	Naphthalene	128	5.448	5.447	(1.003)	183931	4.41941	2926.8
52	4-Chloroaniline	127	Compound Not Detected.					
54	2,6-Dichlorophenol	162	Compound Not Detected.					
56	Hexachlorobutadiene	224	Compound Not Detected.					
208	Caprolactam	113	Compound Not Detected.					
59	4-Chloro-3-Methylphenol	107	Compound Not Detected.					
62	2-Methylnaphthalene	142	5.971	5.981	(1.099)	32617	1.16032	768.42
63	1-Methylnaphthalene	142	6.051	6.056	(1.114)	23345	0.86136	570.44
64	Hexachlorocyclopentadiene	236	Compound Not Detected.					
66	2,4,6-Trichlorophenol	196	Compound Not Detected.					
67	2,4,5-Trichlorophenol	196	Compound Not Detected.					
209	1,1'-Biphenyl	154	6.329	6.334	(0.935)	11985	0.35368	234.22
70	2-Chloronaphthalene	162	Compound Not Detected.					
73	2-Nitroaniline	65	Compound Not Detected.					
76	Dimethylphthalate	163	Compound Not Detected.					
78	2,6-Dinitrotoluene	165	Compound Not Detected.					
79	Acenaphthylene	152	6.666	6.670	(0.984)	188944	4.76353	3154.6
81	3-Nitroaniline	138	Compound Not Detected.					
82	Acenaphthene	153	6.799	6.804	(1.004)	12290	0.48290	319.80
83	2,4-Dinitrophenol	184	Compound Not Detected.					
85	4-Nitrophenol	109	Compound Not Detected.					
86	Dibenzofuran	168	6.927	6.937	(1.023)	53516	1.42058	940.78
87	2,4-Dinitrotoluene	165	Compound Not Detected.					
91	2,3,5,6-Tetrachlorophenol	231	Compound Not Detected.					
88	2,3,4,6-Tetrachlorophenol	231	Compound Not Detected.					
92	2-Naphthylamine	143	Compound Not Detected.					
93	Diethylphthalate	149	Compound Not Detected.					
94	Fluorene	166	7.194	7.199	(1.062)	34648	1.14331	757.16
95	4-Chlorophenyl-phenylether	204	Compound Not Detected.					
96	4-Nitroaniline	138	Compound Not Detected.					
98	4,6-Dinitro-2-methylphenol	198	Compound Not Detected.					
99	N-Nitrosodiphenylamine (1)	169	Compound Not Detected.					
100	1,2-Diphenylhydrazine	77	Compound Not Detected.					
106	4-Bromophenyl-phenylether	248	Compound Not Detected.					
107	Hexachlorobenzene	283	Compound Not Detected.					
210	Atrazine	200	Compound Not Detected.					
111	Pentachlorophenol	265	Compound Not Detected.					
115	Phenanthrene	178	7.932	7.942	(1.002)	686783	16.5499	10960
116	Anthracene	178	7.969	7.979	(1.007)	131710	3.16922	2098.8
119	Carbazole	167	8.092	8.097	(1.022)	73124	2.03305	1346.4
120	Di-n-Butylphthalate	149	Compound Not Detected.					

Compounds	QUANT SIG MASS	RT	EXP RT	REL RT	RESPONSE	CONCENTRATIONS ON-COLUMN (NG)	CONCENTRATIONS FINAL (ug/kg)
123 Fluoranthene	202	8.845	8.855	(1.117)	1082943	23.4088	15502
124 Benzidine	184	Compound Not Detected.					
125 Pyrene	202	9.022	9.032	(0.907)	907545	20.7160	13719
131 Butylbenzylphthalate	149	Compound Not Detected.					
135 3,3'-Dichlorobenzidine	252	Compound Not Detected.					
136 Benzo(a)Anthracene	228	9.935	9.945	(0.999)	427035	10.4162	6898.1
137 Chrysene	228	9.962	9.977	(1.002)	455652	11.5025	7617.5
139 bis(2-ethylhexyl)Phthalate	149	9.914	9.924	(0.997)	46436	1.73015	1145.8
140 Di-n-octylphthalate	149	Compound Not Detected.					
141 Benzo(b)fluoranthene	252	10.875	10.885	(0.964)	763417	16.8180	11138
142 Benzo(k)fluoranthene	252	Compound Not Detected.					
143 7,12-dimethylbenz[a]anthracen	256	Compound Not Detected.					
146 Benzo(a)pyrene	252	11.217	11.233	(0.995)	400508	11.3576	7521.6
149 Indeno(1,2,3-cd)pyrene	276	12.622	12.643	(1.119)	297389	6.63266	4392.5
150 Dibenz(a,h)anthracene	278	12.622	12.654	(1.119)	82087	2.53148	1676.5
151 Benzo(g,h,i)perylene	276	13.028	13.054	(1.155)	301949	8.08626	5355.1
$ 154 Nitrobenzene-d5	82	4.876	4.881	(0.898)	84366	6.33018	4192.2
$ 155 2-Fluorobiphenyl	172	6.254	6.259	(0.923)	197732	6.60095	4371.5
$ 156 Terphenyl-d14	244	9.128	9.138	(0.918)	199536	6.61414	4380.2
$ 157 Phenol-d5	99	4.203	4.208	(0.944)	141511	9.23595	6116.5
$ 158 2-Fluorophenol	112	3.439	3.438	(0.772)	114314	9.72237	6438.6
$ 159 2,4,6-Tribromophenol	330	7.381	7.386	(0.933)	36477	10.0923	6683.6
$ 186 2-Chlorophenol-d4	132	4.288	4.288	(0.963)	139844	8.98062	5947.4
$ 187 1,2-Dichlorobenzene-d4	152	4.577	4.576	(1.028)	63112	5.29294	3505.2

Data File: \\PITSVR06\D\chem\733.i\N110210.b\N1102023.D

Date : 02-NOV-2010 15:42

Client ID: B7-0204

Instrument: 733.i

Sample Info: C0J250457-002 X4 11/2/10 soil(0306070)8270c

Volume Injected (uL): 2.0

Operator: 3200

Column phase: DB5-MS

Column diameter: 0.32

30 2-Methylphenol

Concentration: 47.388 ug/kg

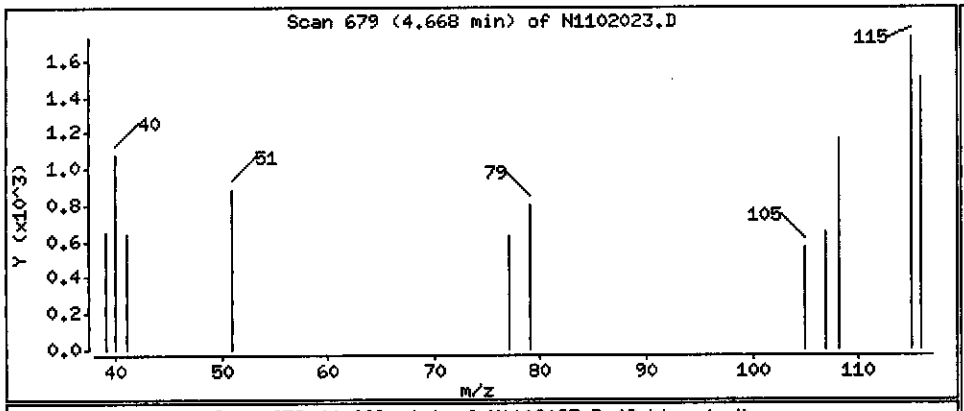

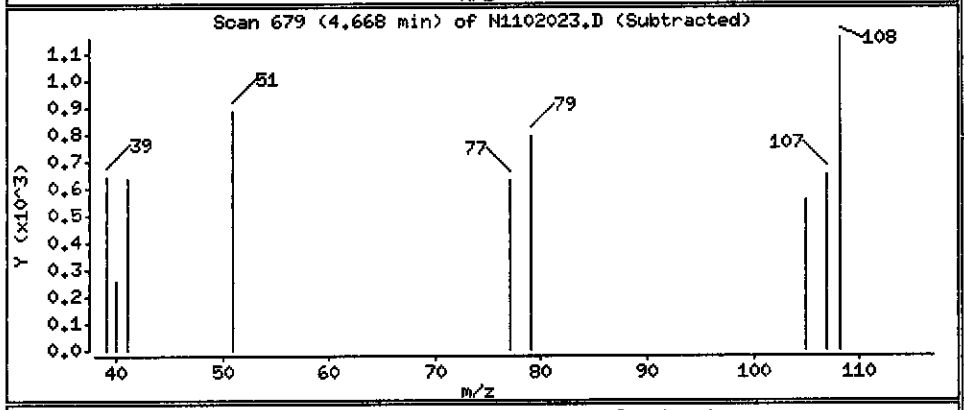

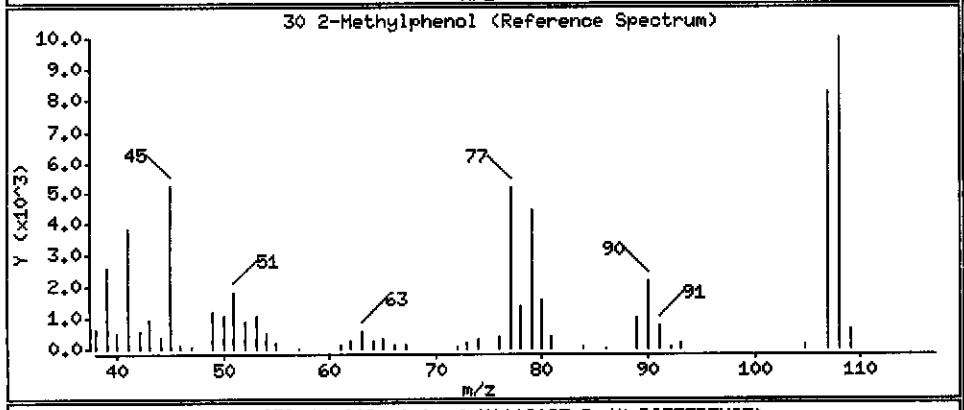

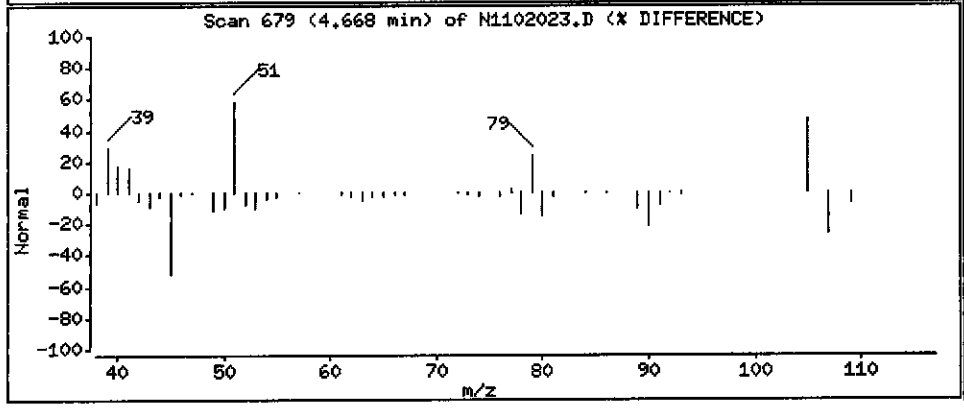

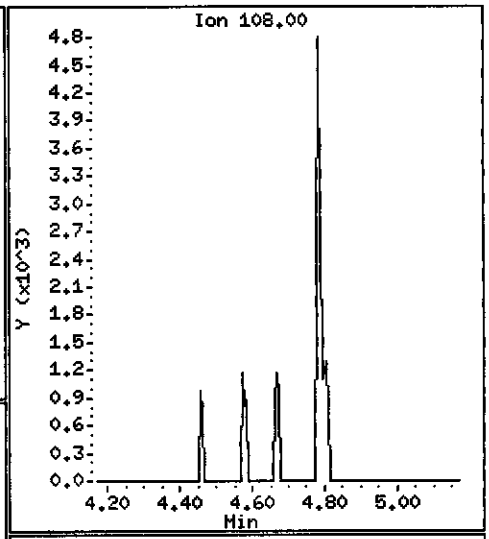

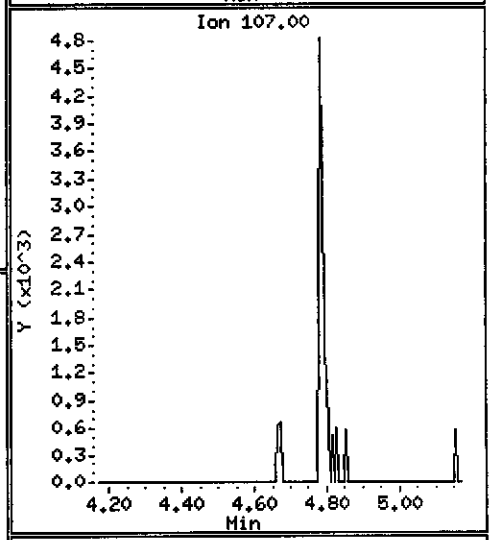

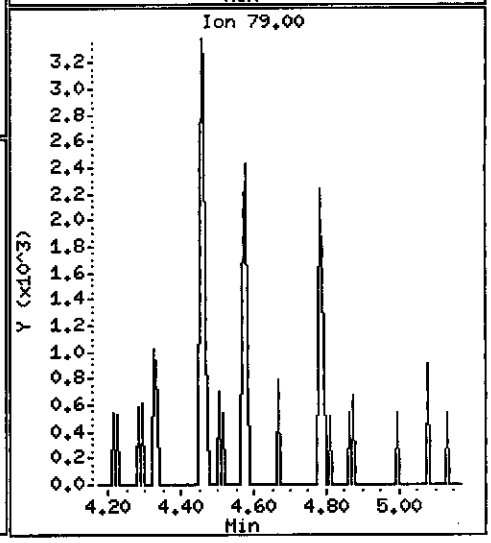

Data File: \\PITSVR06\D\chem\733.i\N110210.b\N1102023.D

Date : 02-NOV-2010 15:42

Client ID: B7-0204 Instrument: 733.i

Sample Info: C0J250457-002 X4 11/2/10 soil(0306070)8270c

Volume Injected (uL): 2.0 Operator: 3200

Column phase: DB5-MS Column diameter: 0.32

192 4-Methylphenol Concentration: 179.95 ug/kg

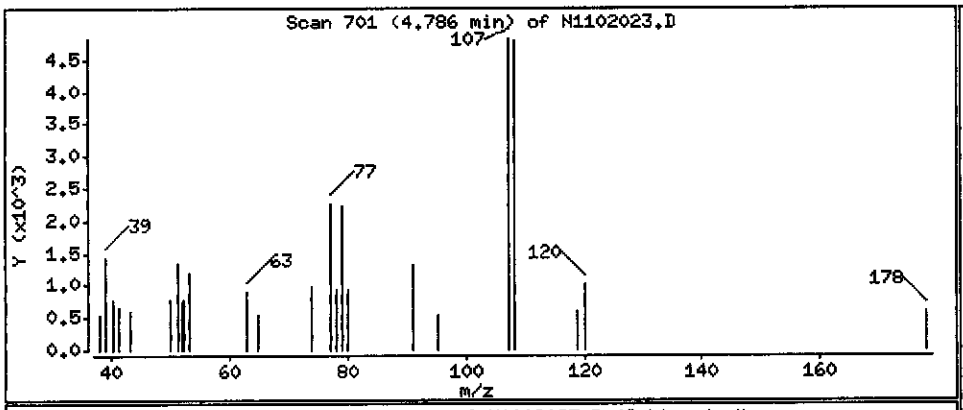

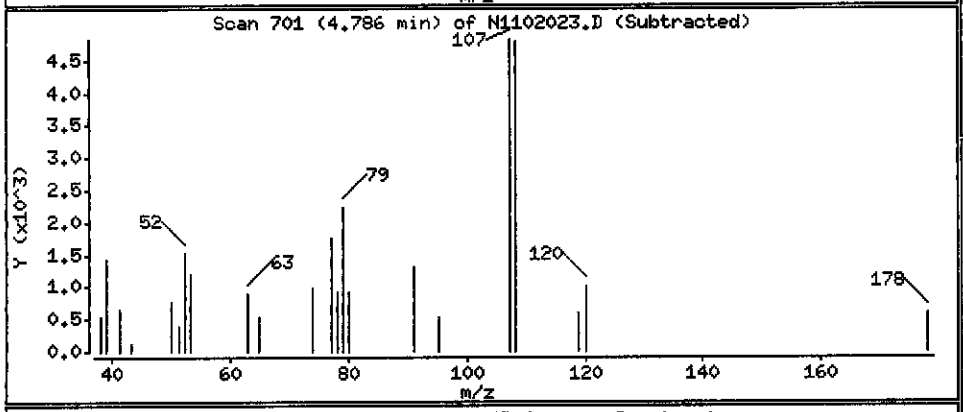

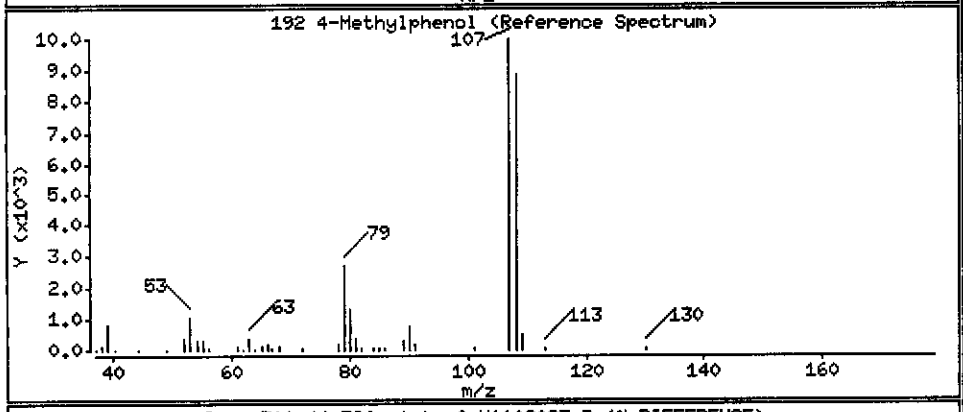

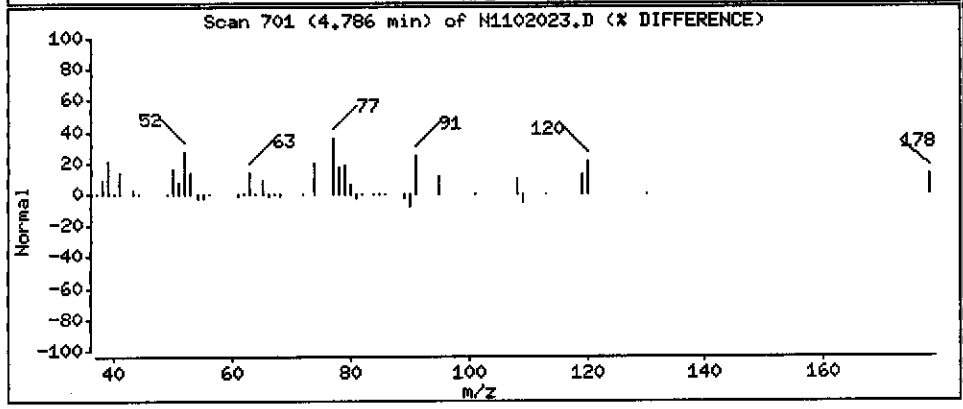

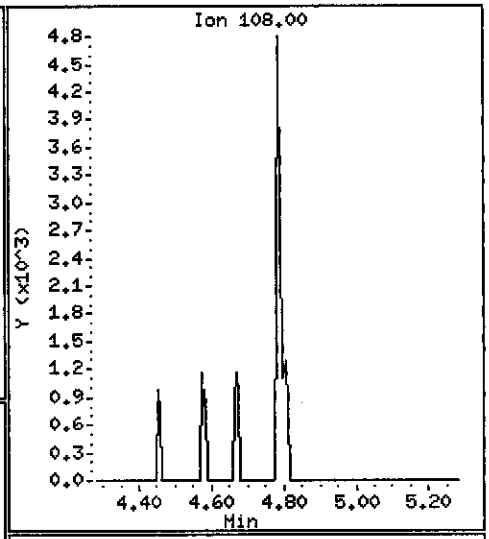

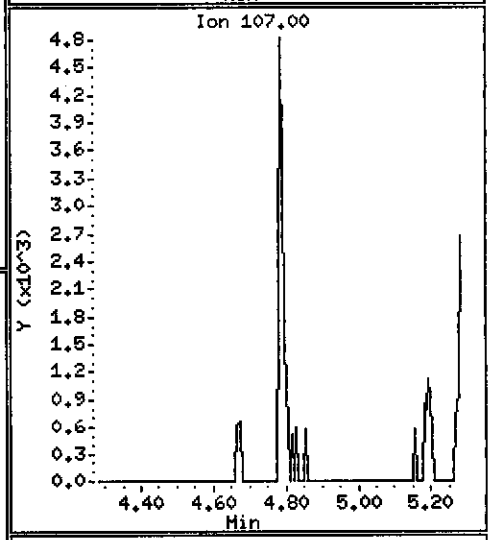

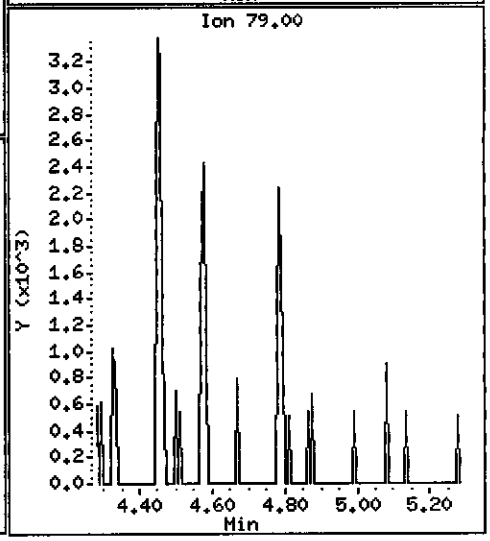

Data File: \\PITSVR06\D\chem\733.i\N110210.b\N1102023.D

Date : 02-NOV-2010 15:42

Client ID: B7-0204 Instrument: 733.i

Sample Info: C0J250457-002 X4 11/2/10 soil(0306070)8270c

Volume Injected (uL): 2.0 Operator: 3200

Column phase: DB5-MS Column diameter: 0.32

51 Naphthalene Concentration: 2926.8 ug/kg

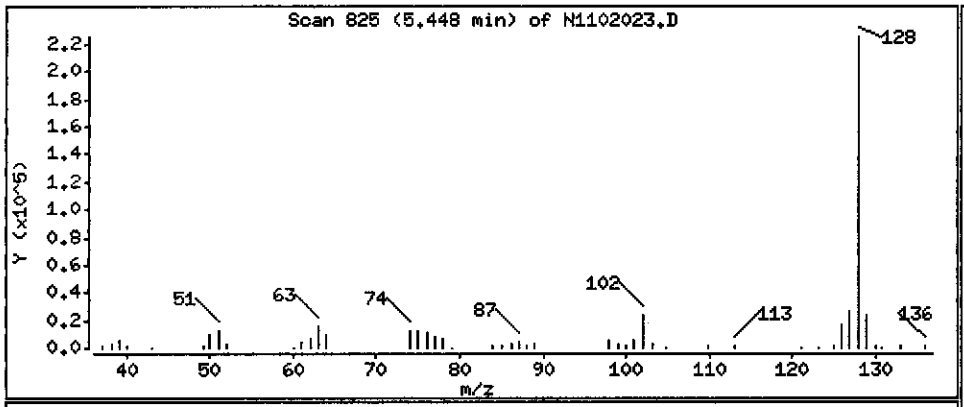

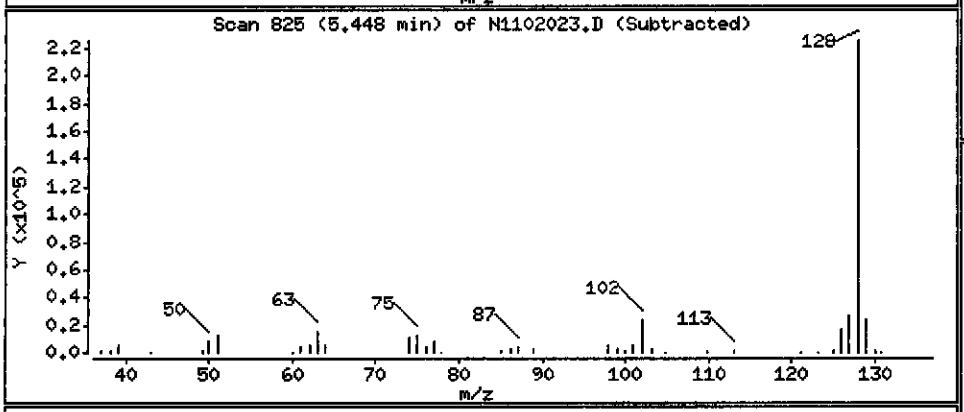

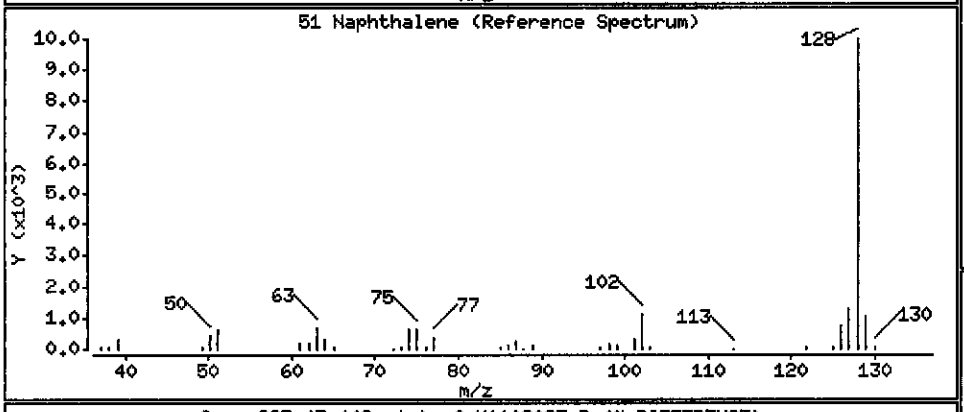

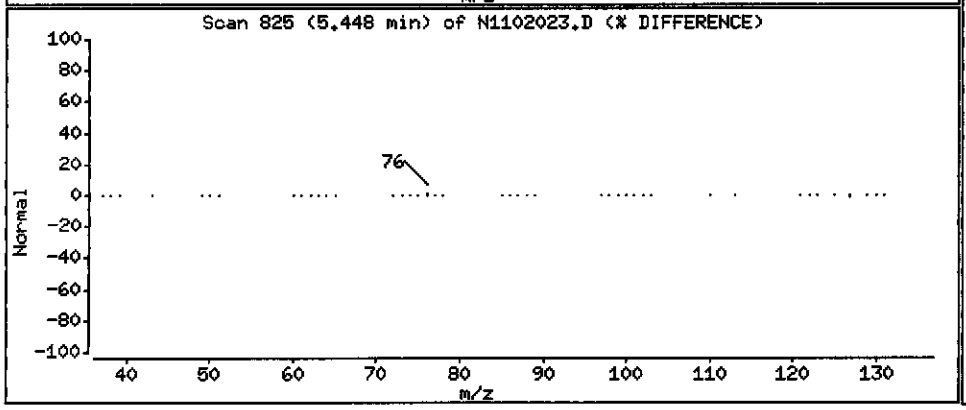

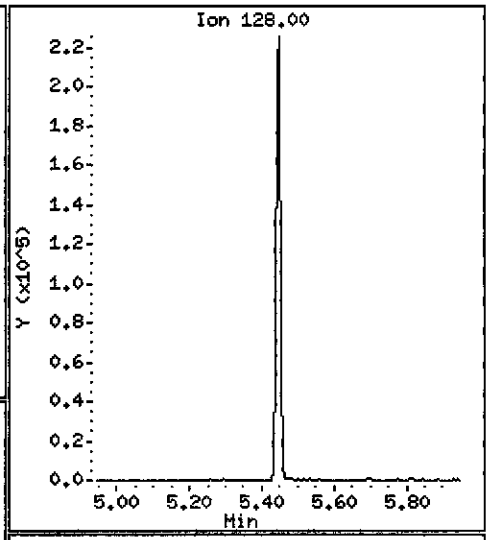

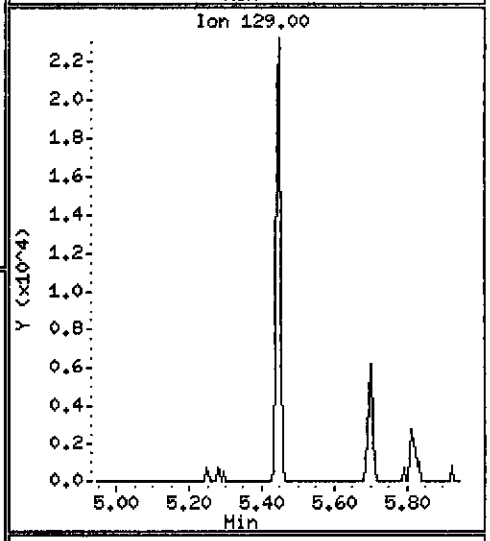

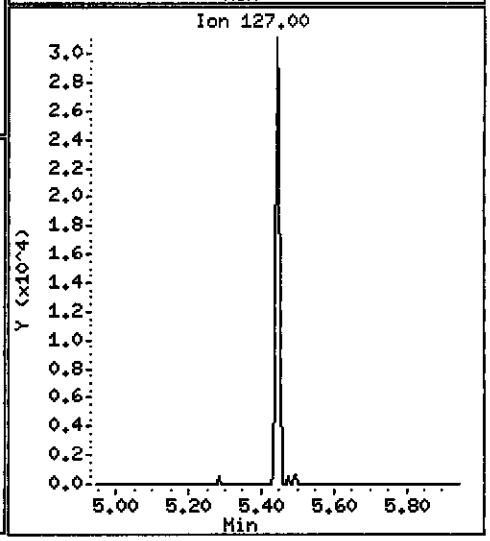

Data File: \\PITSVR06\D\chem\733.i\N110210.b\N1102023.D

Date : 02-NOV-2010 15:42

Client ID: B7-0204

Instrument: 733.i

Sample Info: C0J250457-002 X4 11/2/10 soil(0306070)8270c

Volume Injected (uL): 2.0

Operator: 3200

Column phase: DB5-MS

Column diameter: 0.32

62 2-Methylnaphthalene

Concentration: 768.42 ug/kg

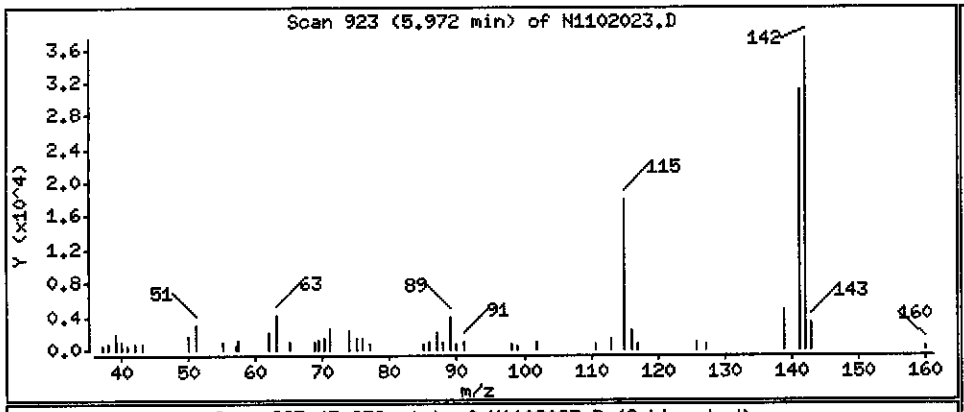

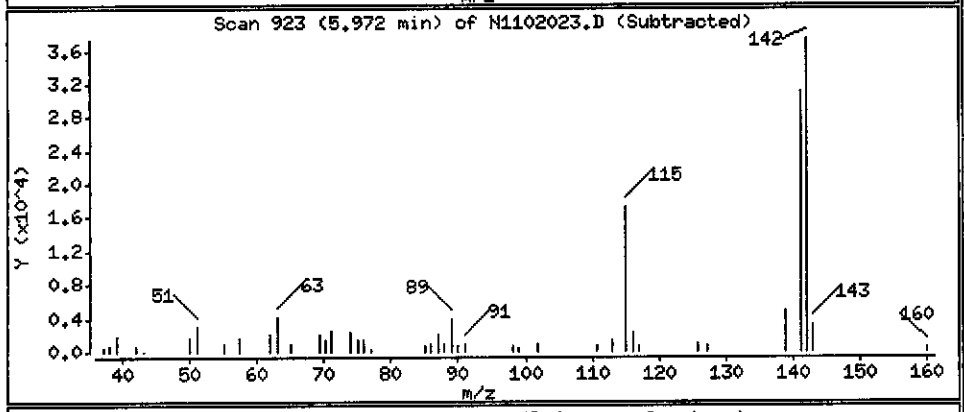

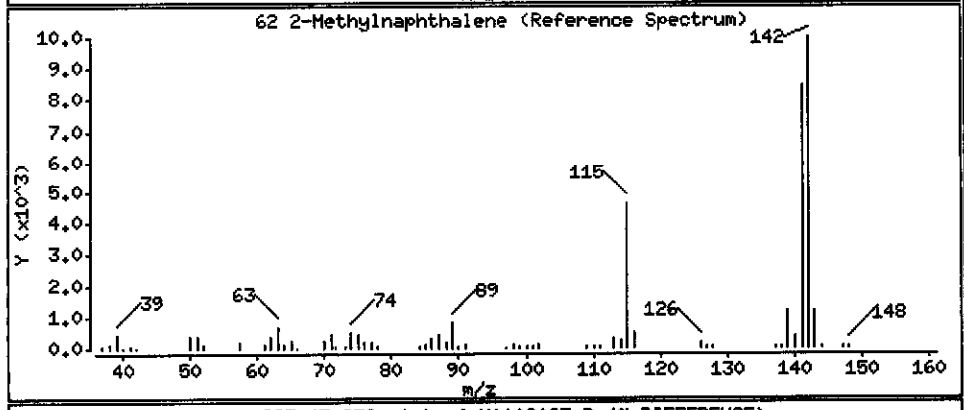

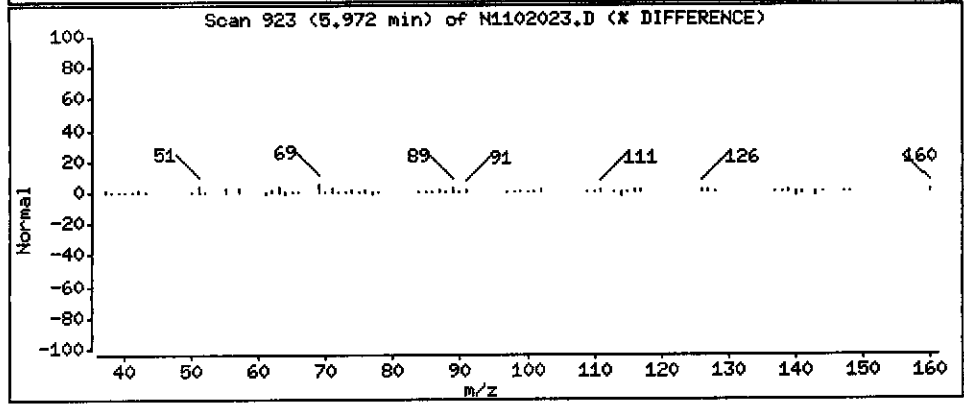

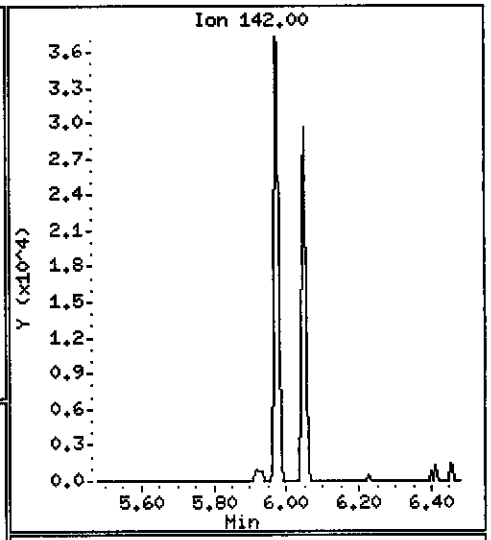

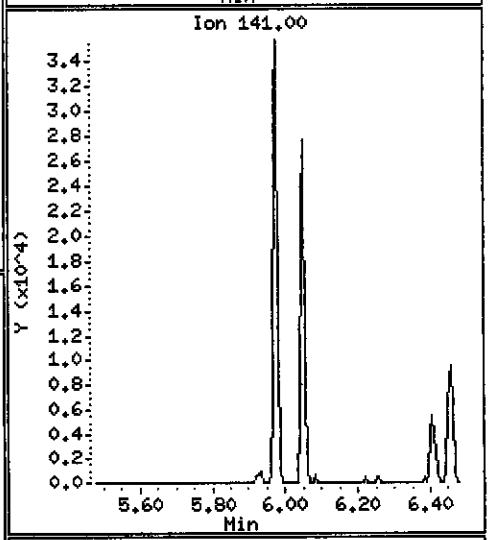

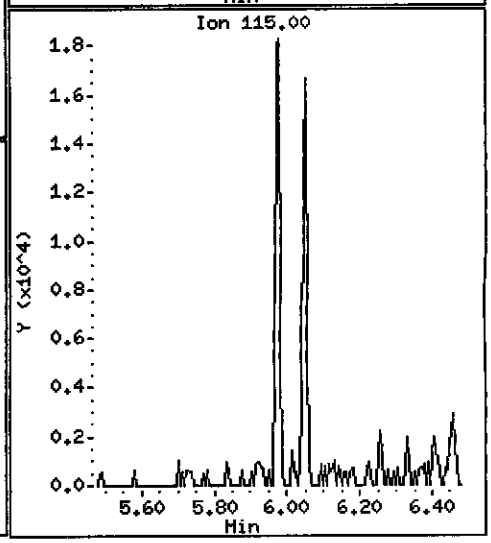

Data File: \\PITSVR06\D\chem\733.i\N110210.b\N1102023.D

Date : 02-NOV-2010 15:42

Client ID: B7-0204

Instrument: 733.i

Sample Info: C0J250457-002 X4 11/2/10 soil(0306070)8270c

Volume Injected (uL): 2.0

Operator: 3200

Column phase: DB5-MS

Column diameter: 0.32

63 1-Methylnaphthalene

Concentration: 570.44 ug/kg

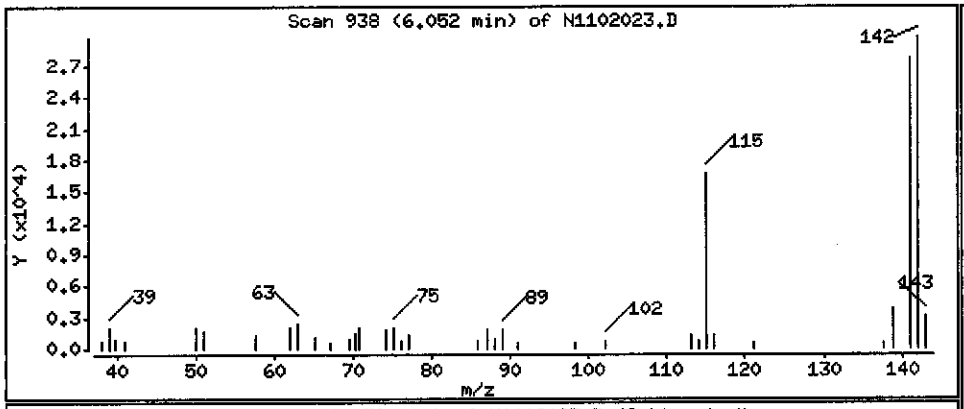

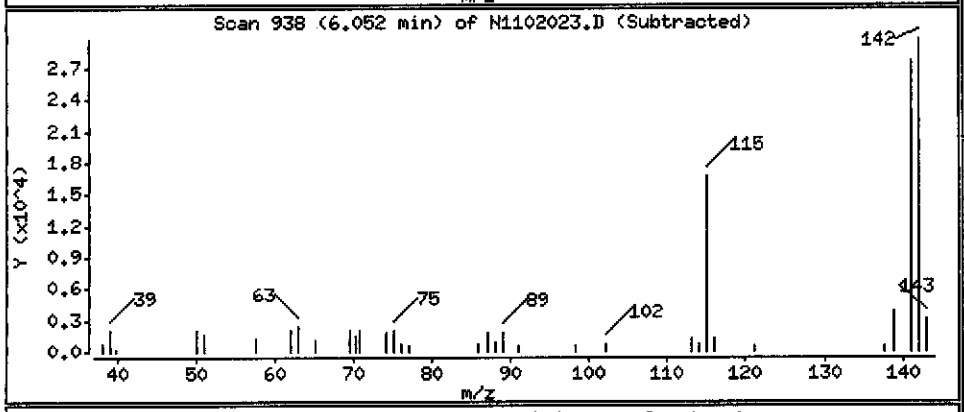

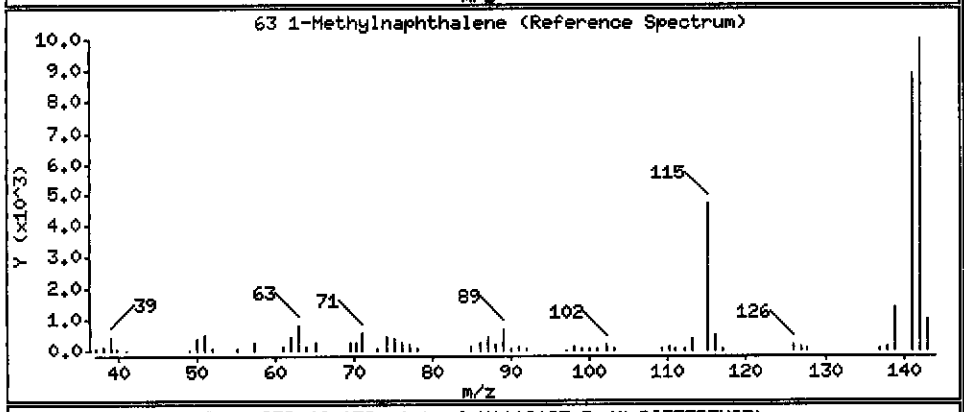

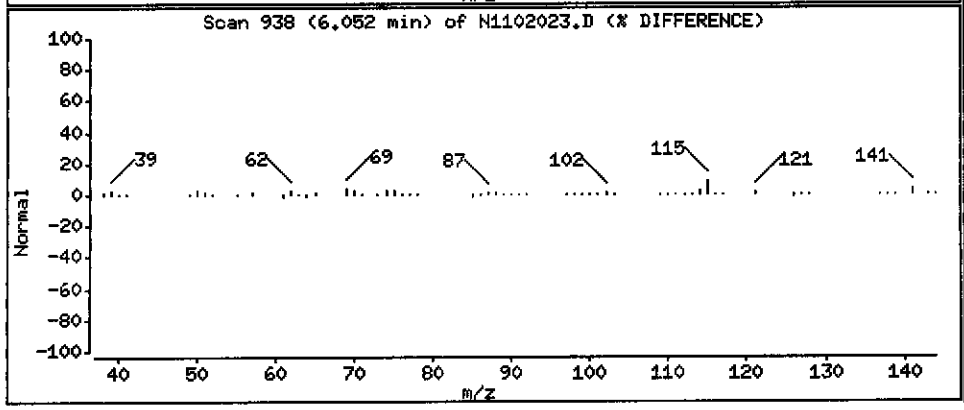

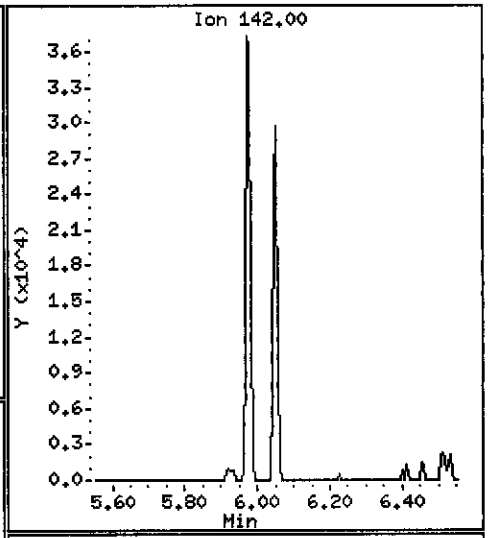

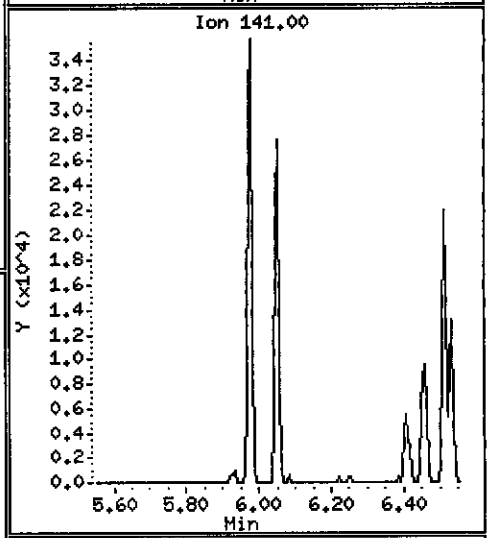

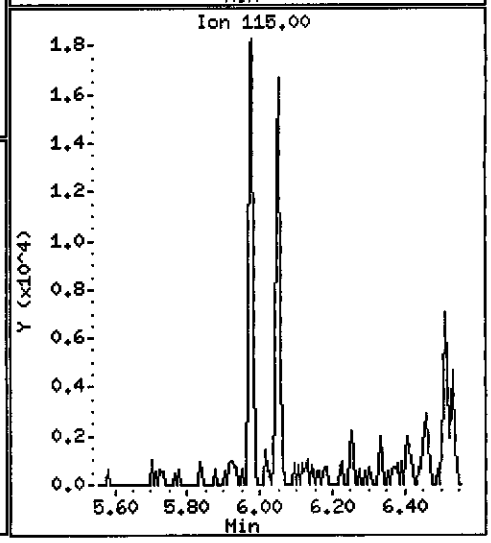

Data File: \\PITSVR06\D\chem\733.i\N110210.b\N1102023.D

Date : 02-NOV-2010 15:42

Client ID: B7-0204 Instrument: 733.i

Sample Info: C0J250457-002 X4 11/2/10 soil(0306070)8270c

Volume Injected (uL): 2.0 Operator: 3200

Column phase: DB5-MS Column diameter: 0.32

209 1,1'-Biphenyl Concentration: 234.22 ug/kg

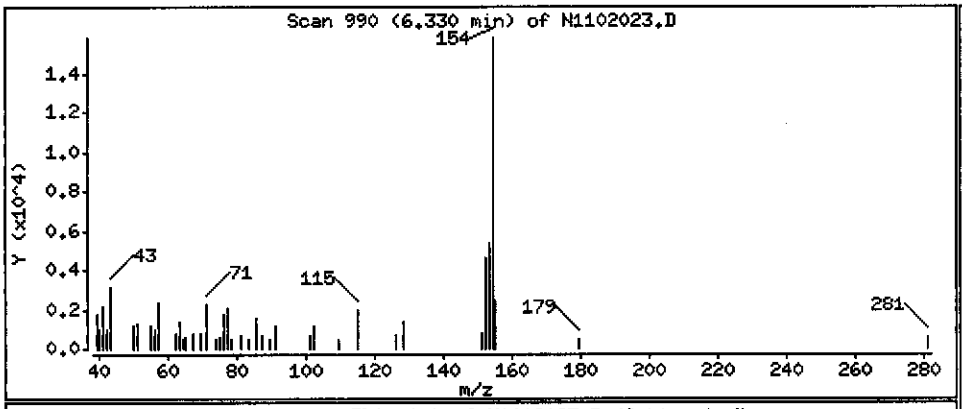

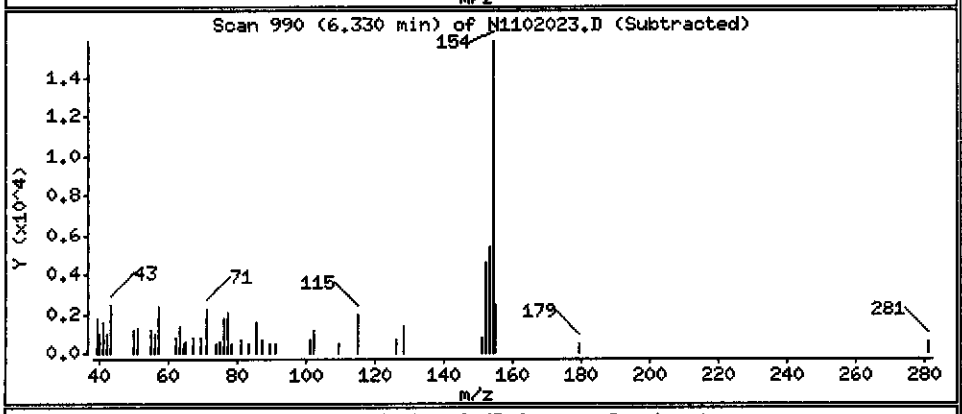

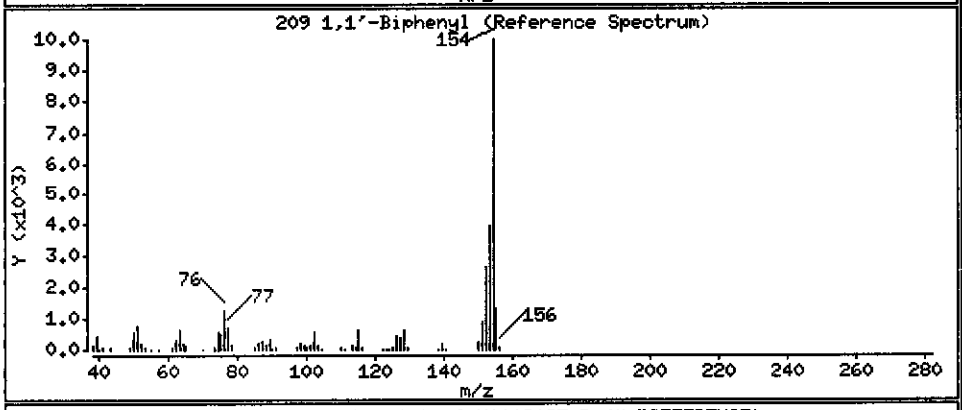

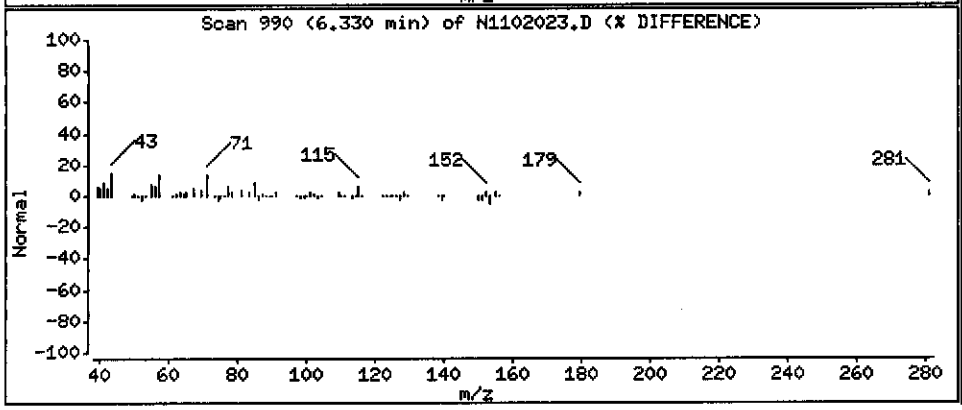

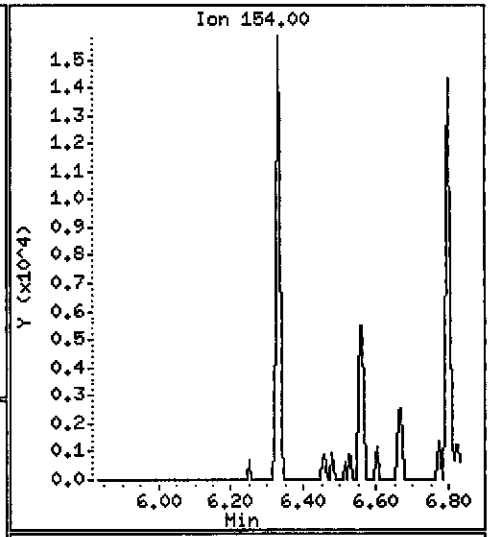

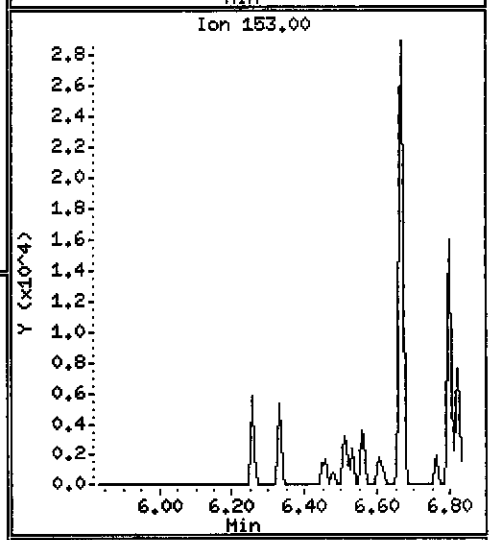

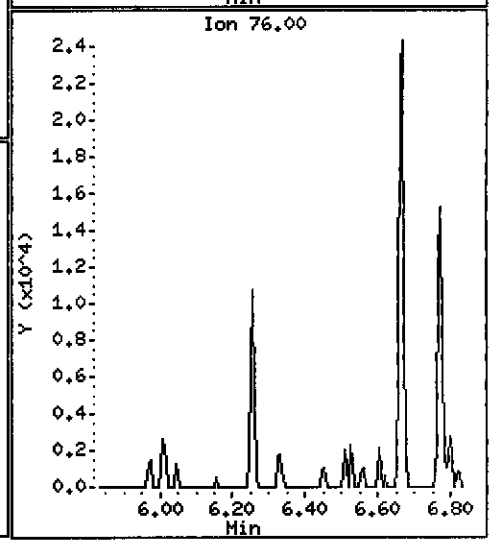

Data File: \\PITSVR06\D\chem\733.i\N110210.b\N1102023.D

Date : 02-NOV-2010 15:42

Client ID: B7-0204 Instrument: 733.i

Sample Info: C0J250457-002 X4 11/2/10 soil(0306070)8270c

Volume Injected (uL): 2.0 Operator: 3200

Column phase: DB5-MS Column diameter: 0.32

79 Acenaphthylene Concentration: 3154.6 ug/kg

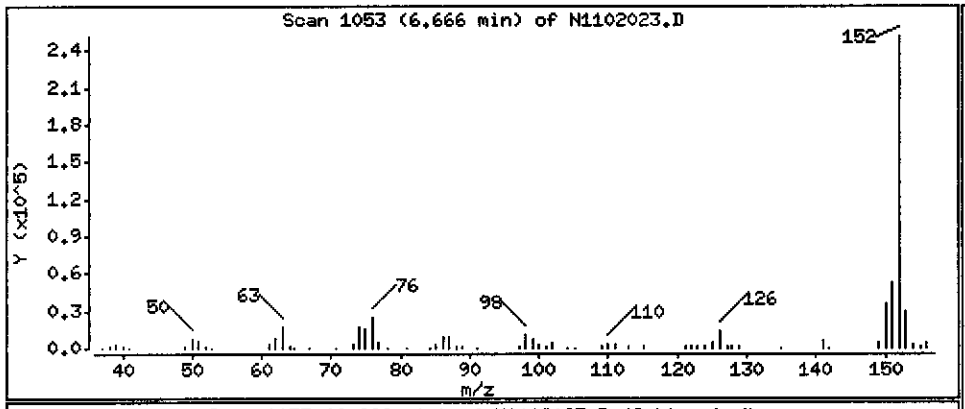

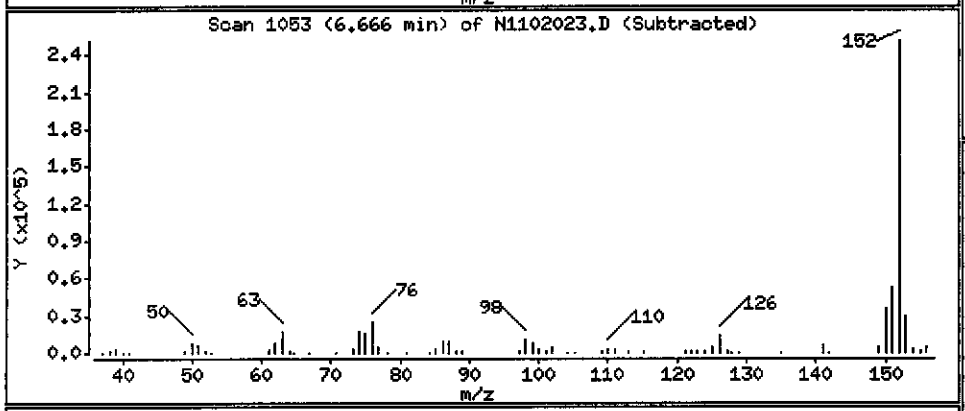

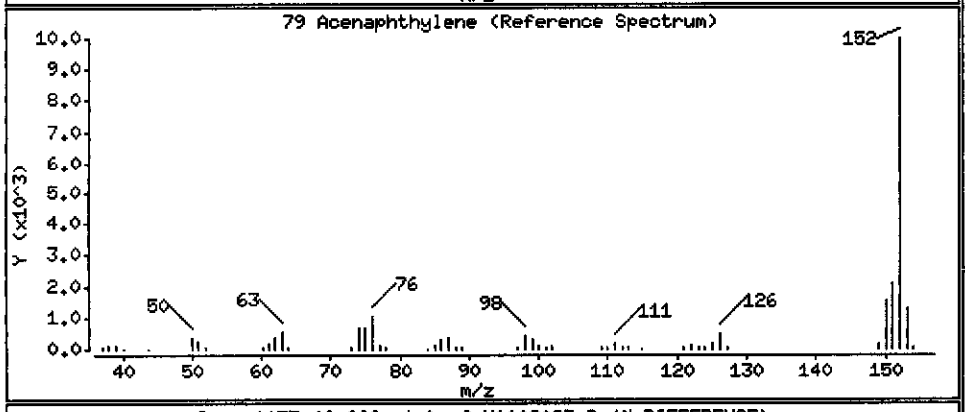

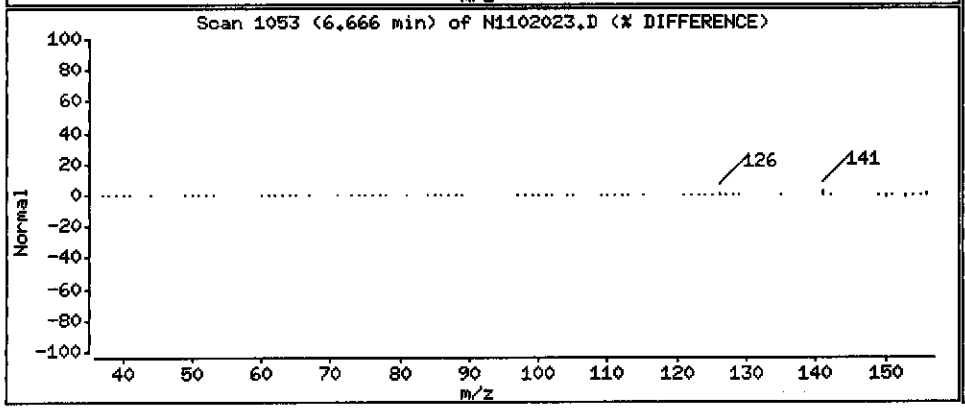

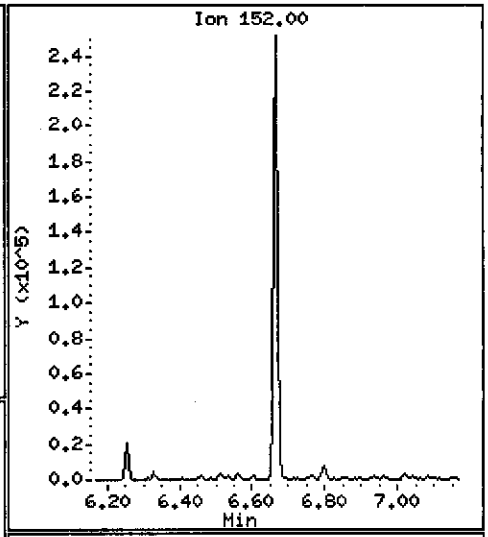

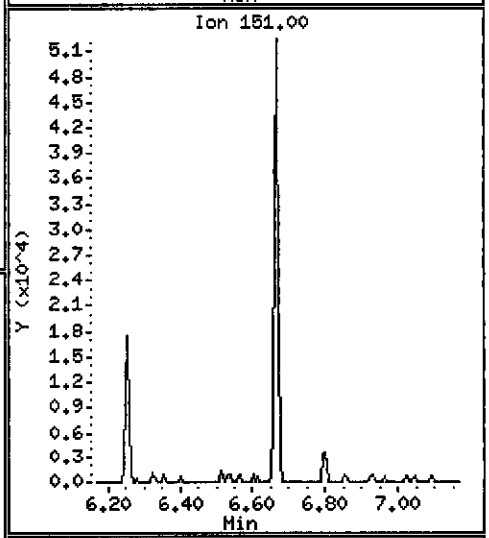

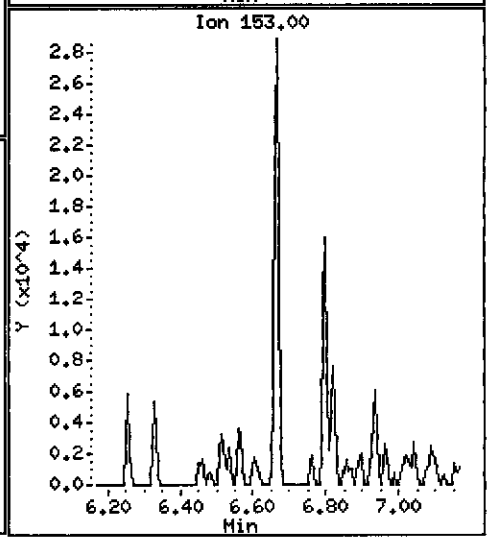

Data File: \\PITSVR06\D\chem\733.i\N110210.b\N1102023.D

Date : 02-NOV-2010 15:42

Client ID: B7-0204

Instrument: 733.i

Sample Info: C0J250457-002 X4 11/2/10 soil(0306070)8270c

Volume Injected (uL): 2.0

Operator: 3200

Column phase: DB5-MS

Column diameter: 0.32

82 Acenaphthene

Concentration: 319.80 ug/kg

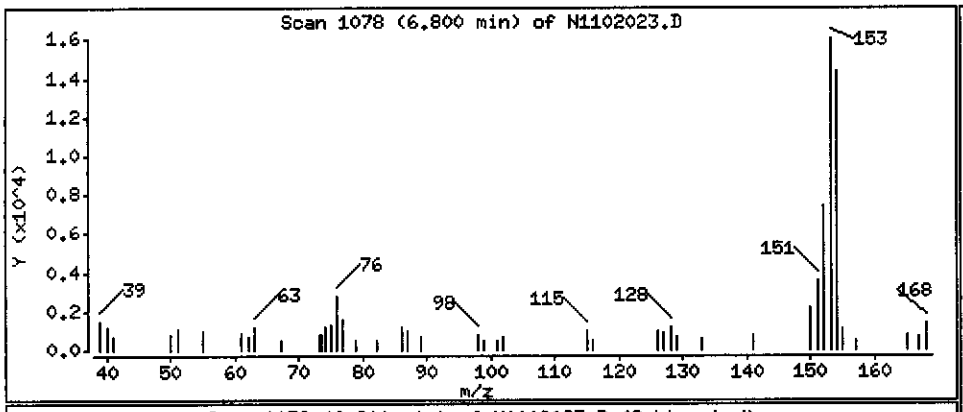

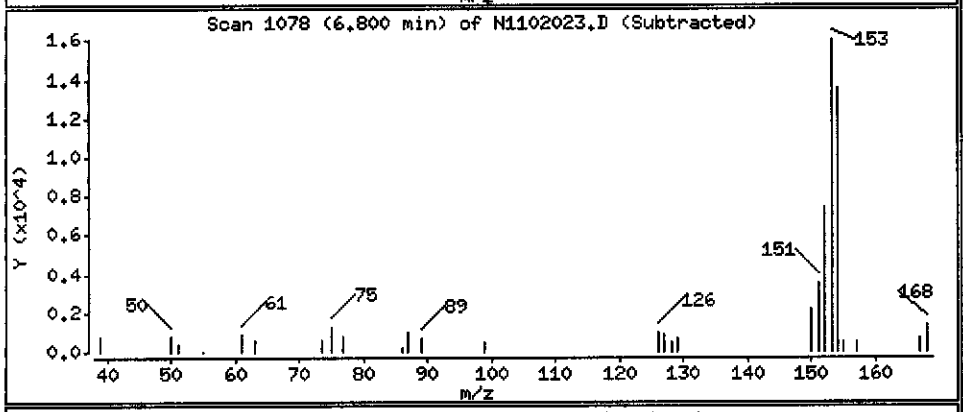

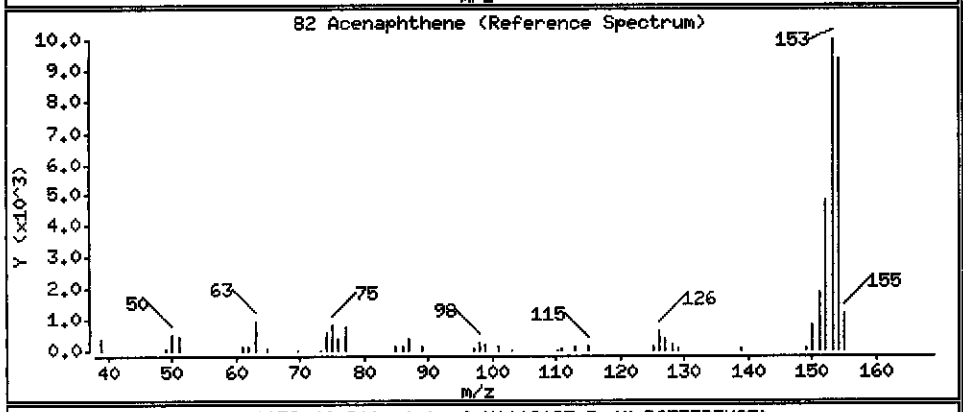

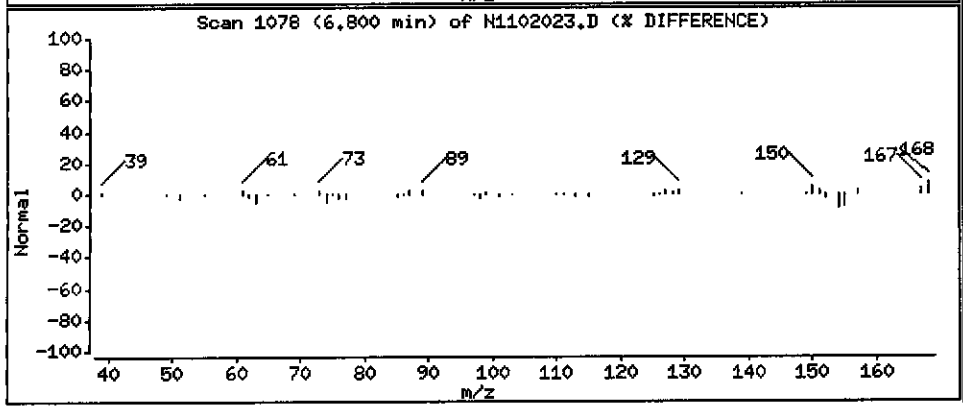

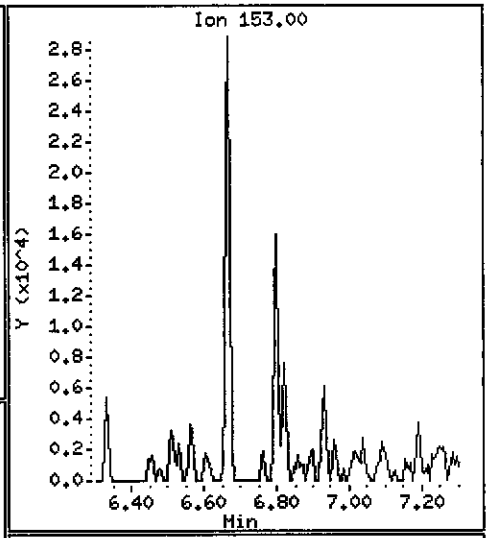

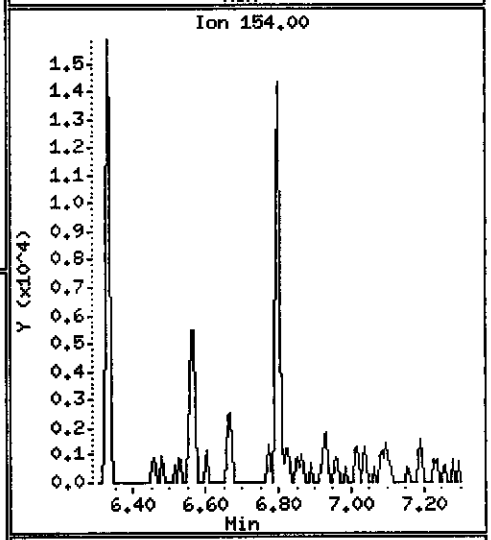

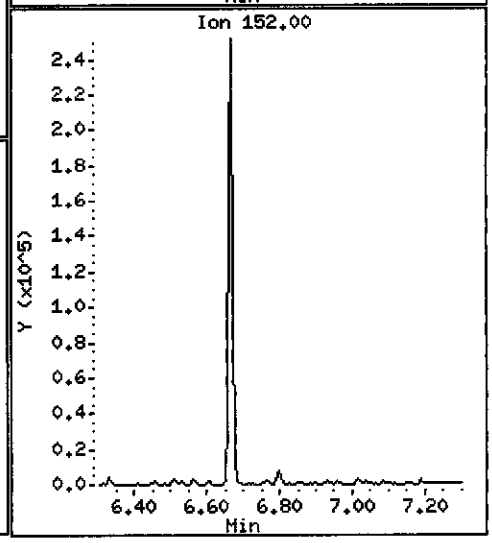

Data File: \\PITSVR06\D\chem\733.i\N110210.b\N1102023.D

Date : 02-NOV-2010 15:42

Client ID: B7-0204 Instrument: 733.i

Sample Info: C0J250457-002 X4 11/2/10 soil(0306070)8270c

Volume Injected (uL): 2.0 Operator: 3200

Column phase: DB5-MS Column diameter: 0.32

86 Dibenzofuran Concentration: 940.78 ug/kg

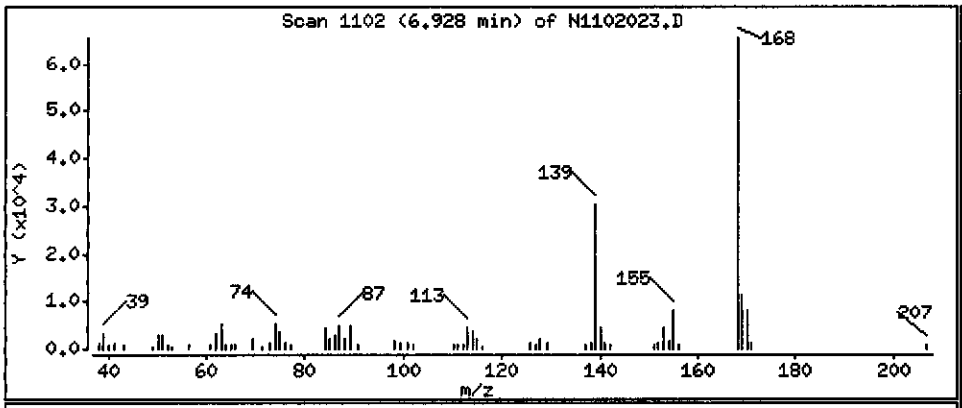

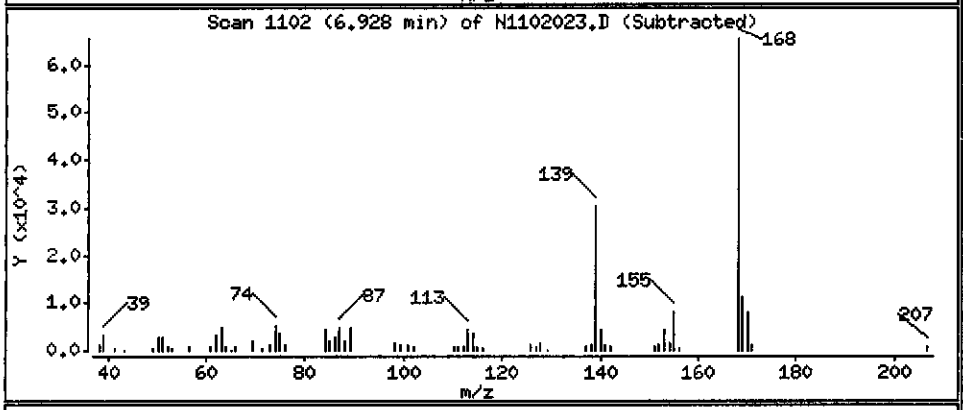

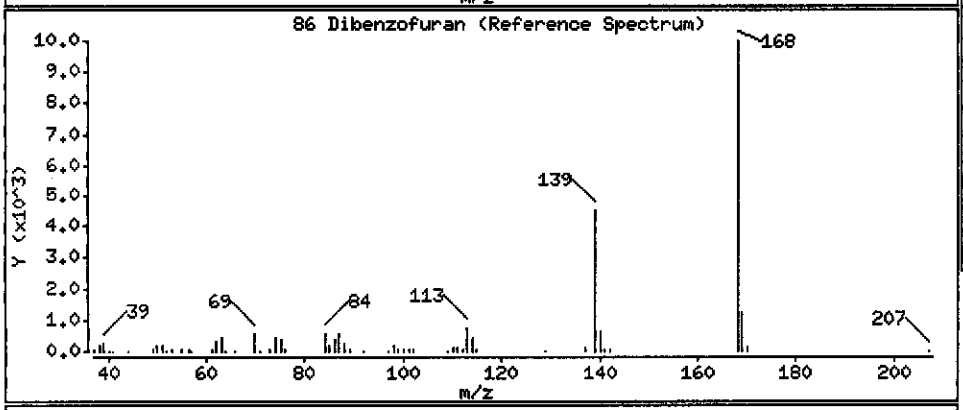

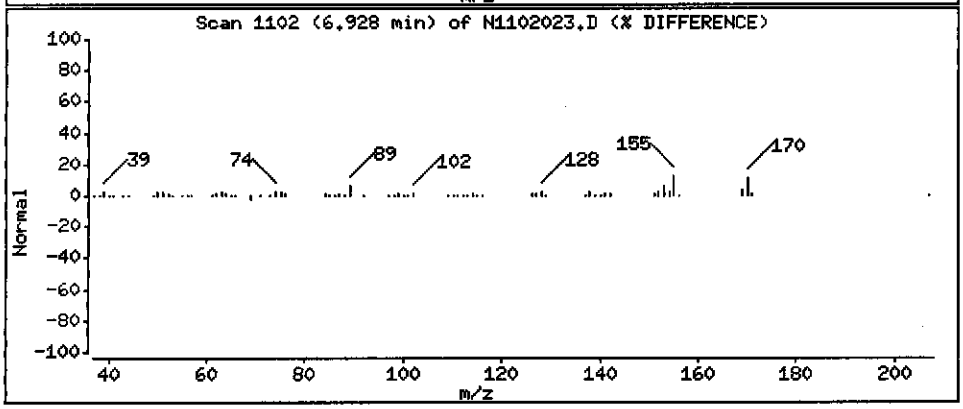

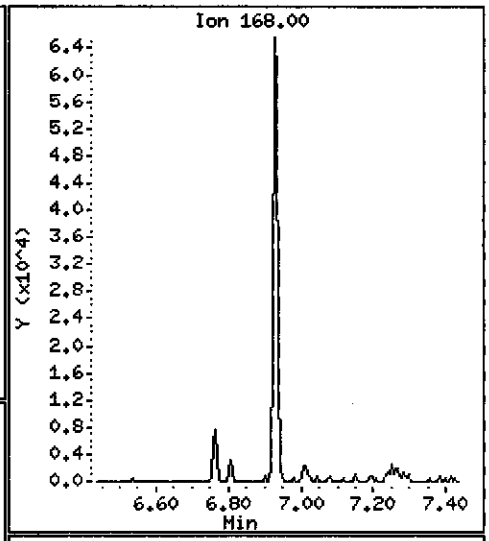

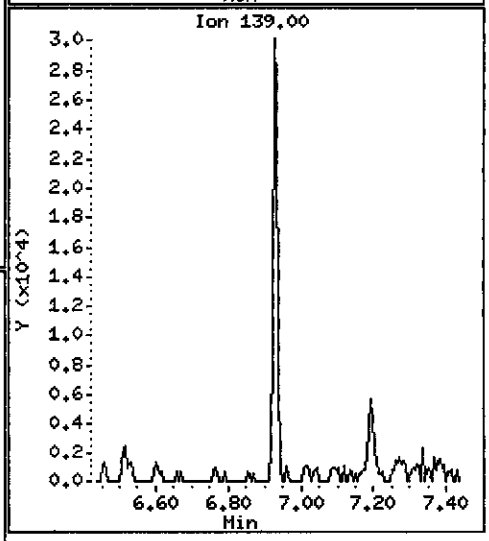

Data File: \\PITSVR06\D\chem\733.i\N110210.b\N1102023.D

Date : 02-NOV-2010 15:42

Client ID: B7-0204

Instrument: 733.i

Sample Info: C0J250457-002 X4 11/2/10 soil(0306070)8270c

Volume Injected (uL): 2.0

Operator: 3200

Column phase: DB5-MS

Column diameter: 0.32

94 Fluorene

Concentration: 757.16 ug/kg

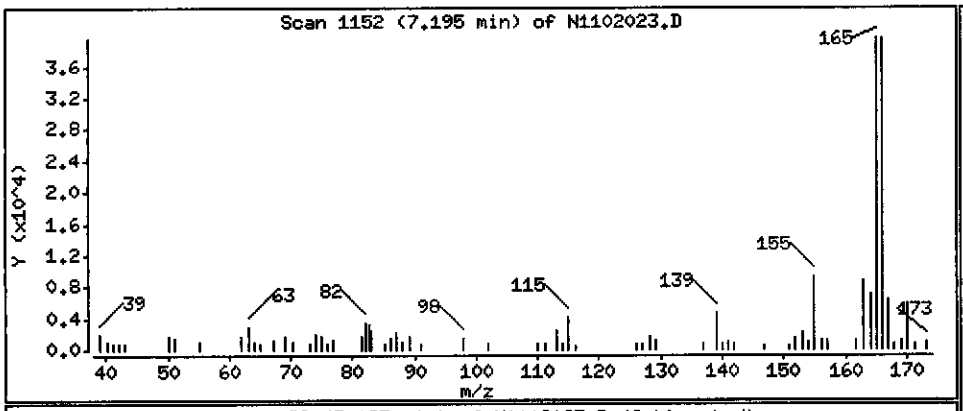

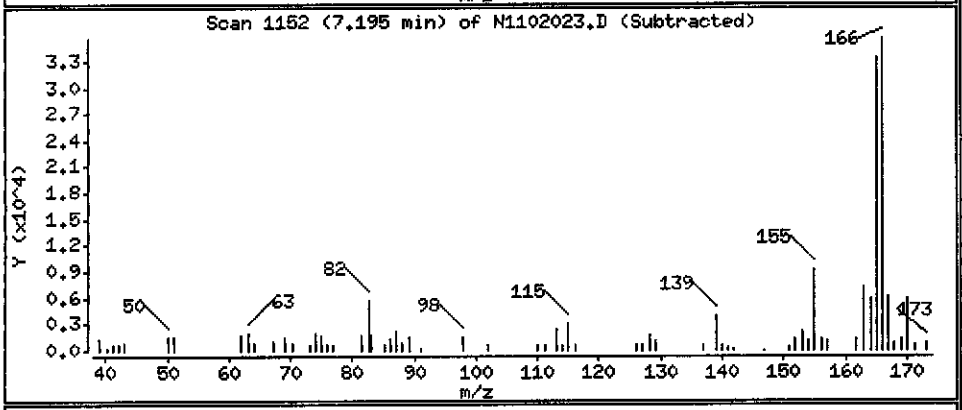

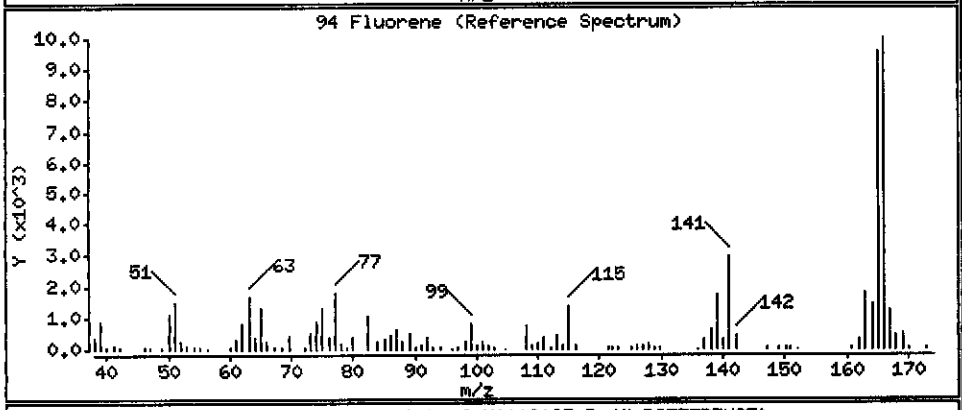

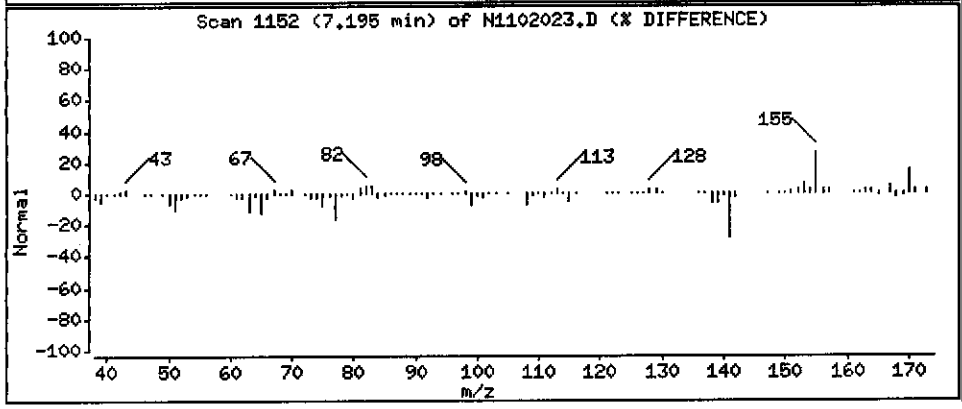

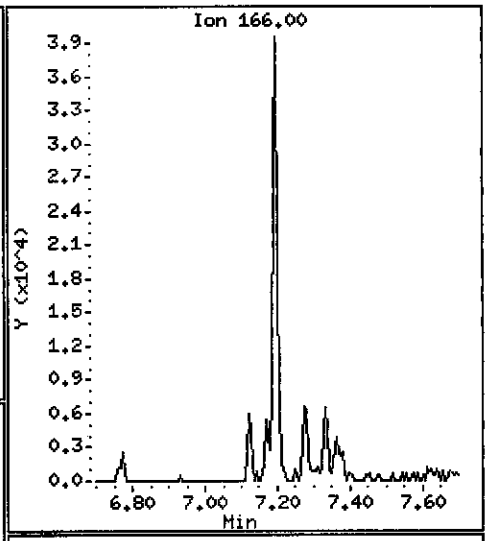

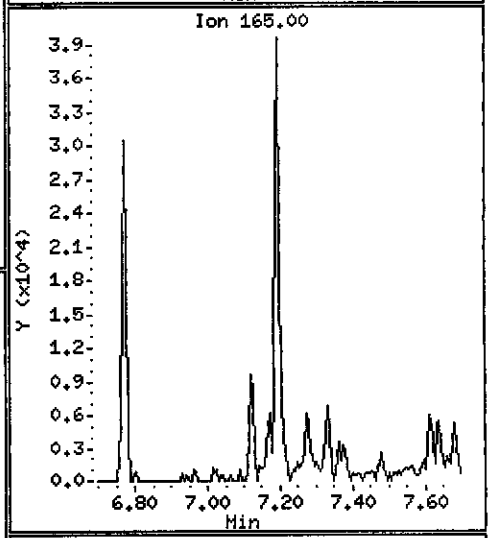

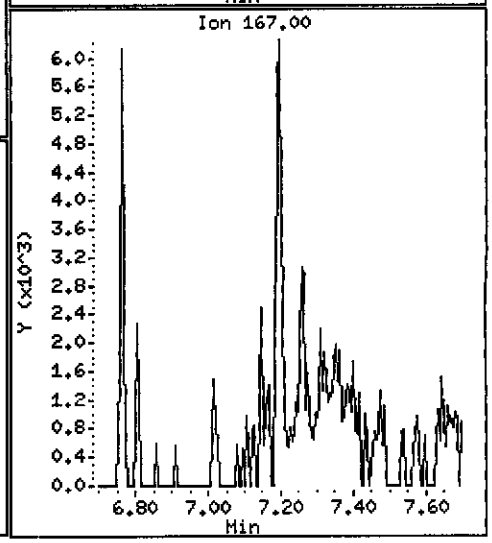

Data File: \\PITSVR06\D\chem\733.i\N110210.b\N1102023.D

Date : 02-NOV-2010 15:42

Client ID: B7-0204 Instrument: 733.i

Sample Info: C0J250457-002 X4 11/2/10 soil(0306070)8270c

Volume Injected (uL): 2.0 Operator: 3200

Column phase: DB5-MS Column diameter: 0.32

115 Phenanthrene Concentration: 10960 ug/kg

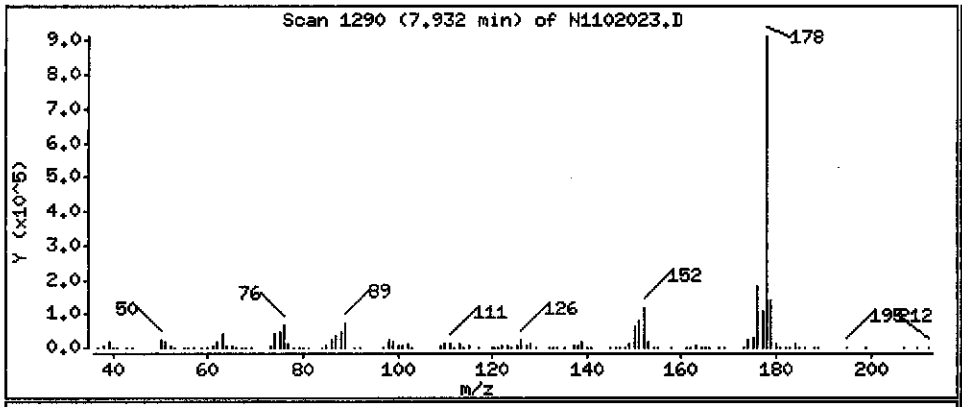

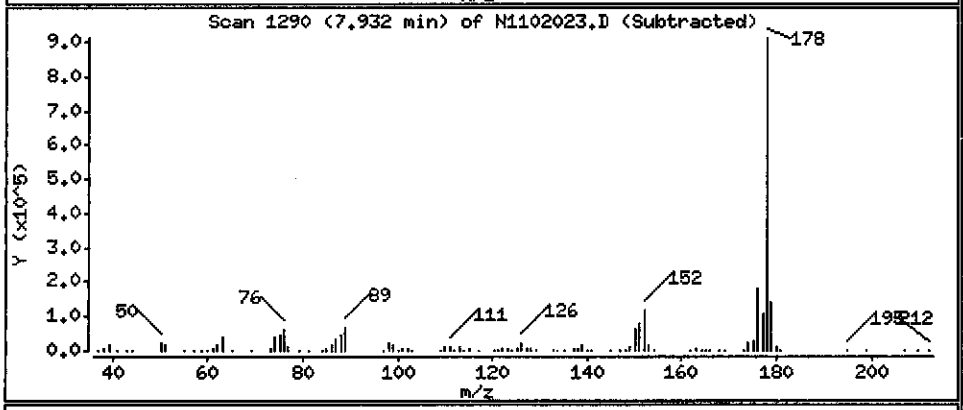

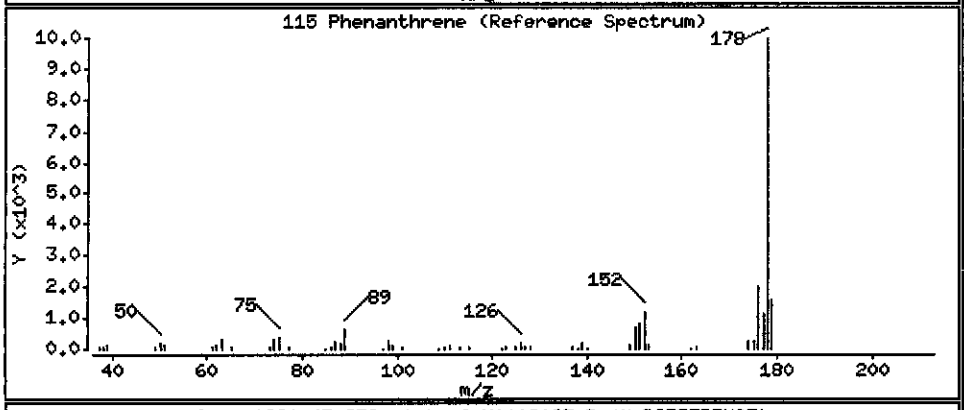

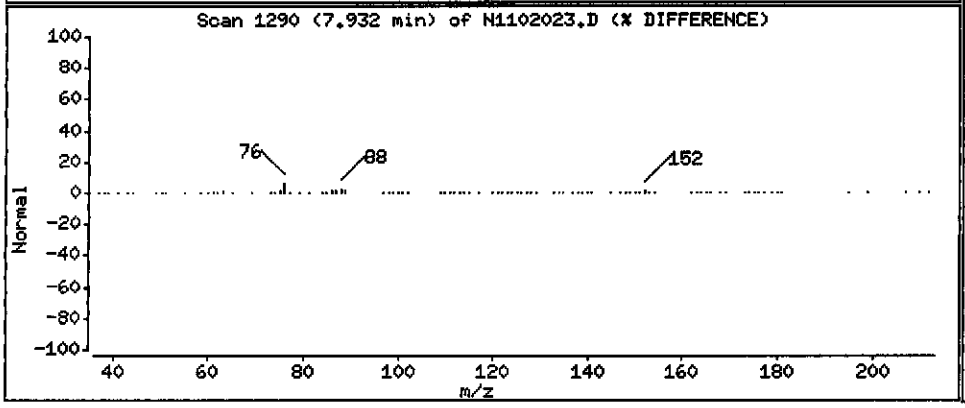

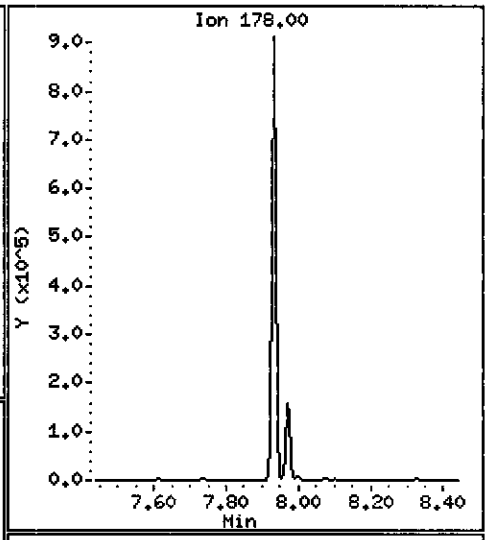

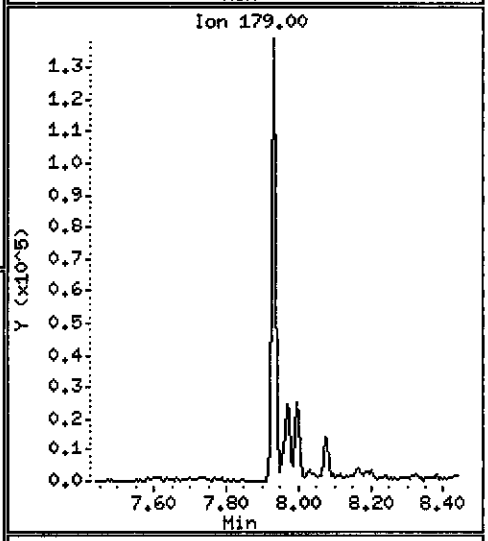

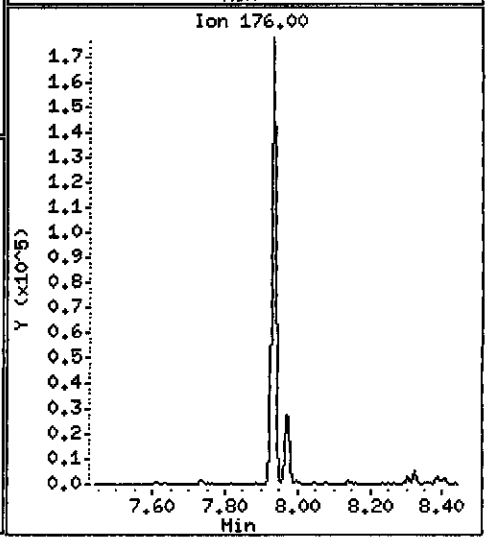

Data File: \\PITSVR06\D\chem\733.i\N110210.b\N1102023.D

Date : 02-NOV-2010 15:42

Client ID: B7-0204 Instrument: 733.i

Sample Info: C0J250457-002 X4 11/2/10 soil(0306070)8270c

Volume Injected (uL): 2.0 Operator: 3200

Column phase: DB5-MS Column diameter: 0.32

116 Anthracene Concentration: 2098.8 ug/kg

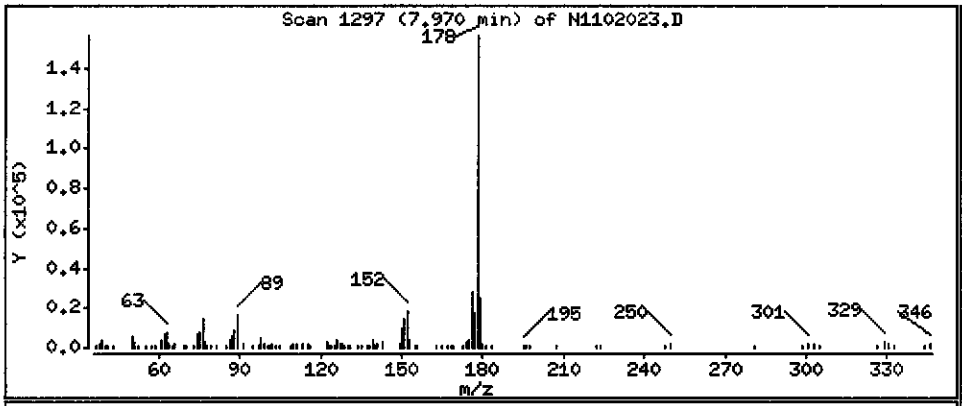

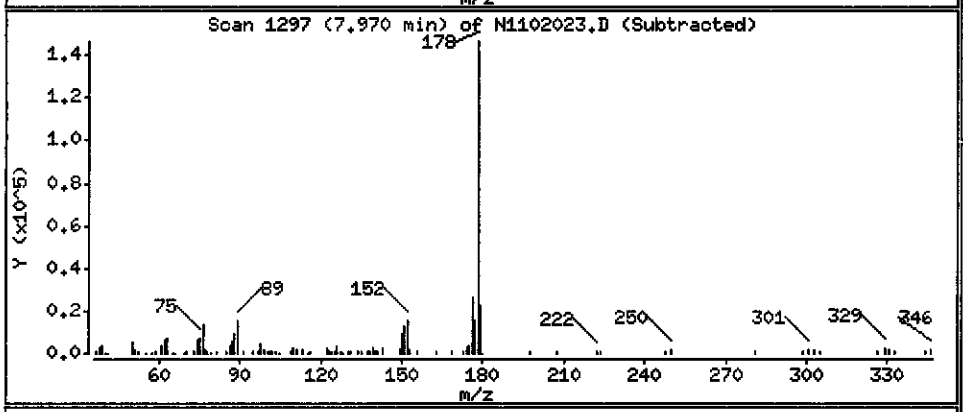

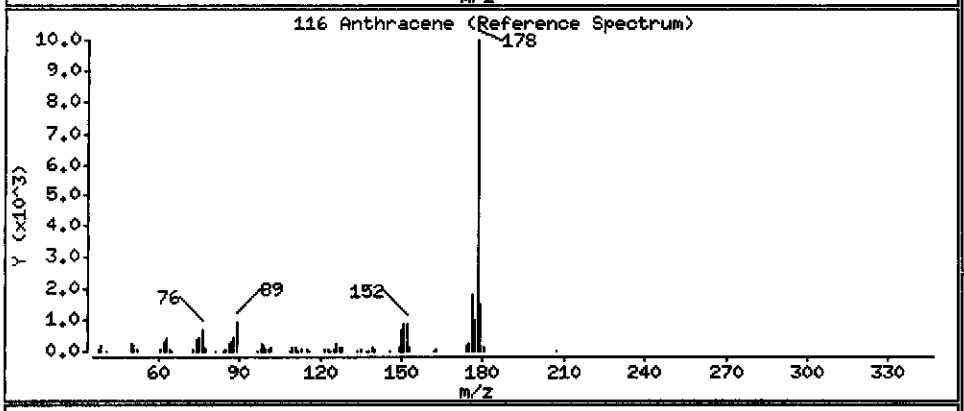

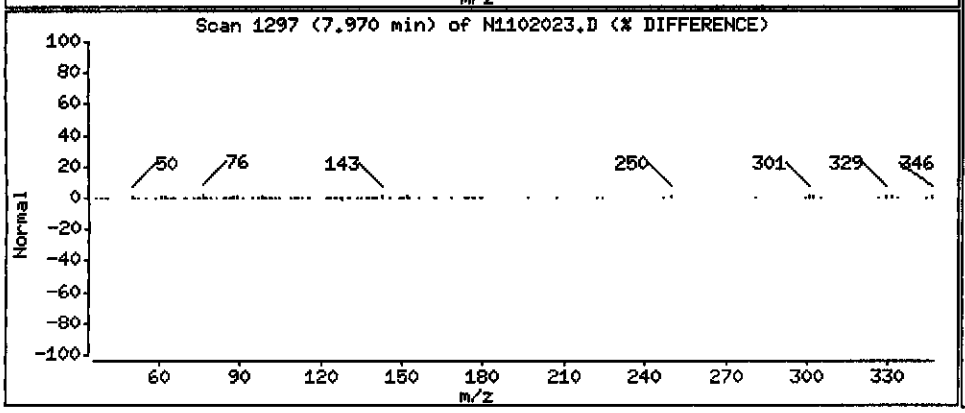

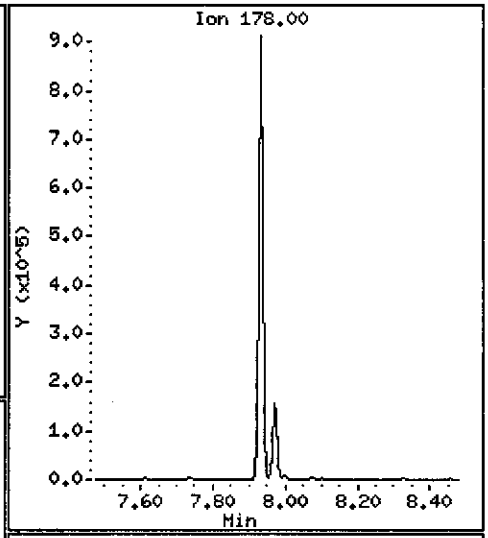

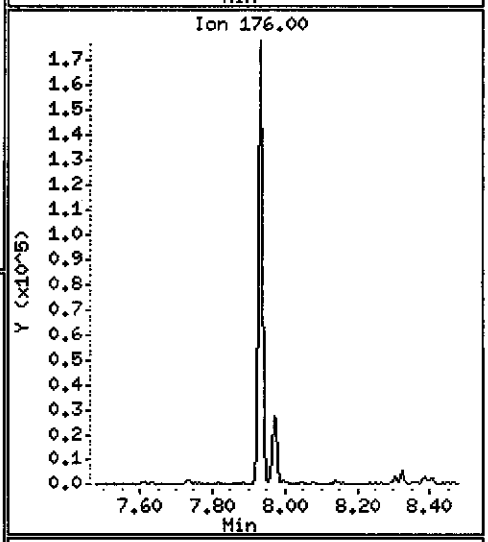

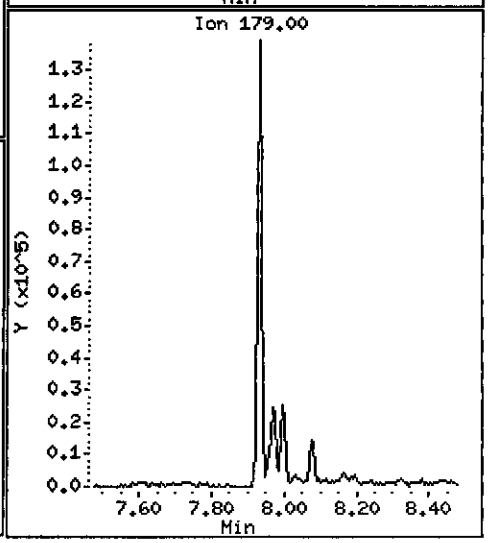

Data File: \\PITSVR06\D\chem\733.i\N110210.b\N1102023.D

Date : 02-NOV-2010 15:42

Client ID: B7-0204

Instrument: 733.i

Sample Info: C0J250457-002 X4 11/2/10 soil(0306070)8270c

Volume Injected (uL): 2.0

Operator: 3200

Column phase: DB5-MS

Column diameter: 0.32

119 Carbazole

Concentration: 1346.4 ug/kg

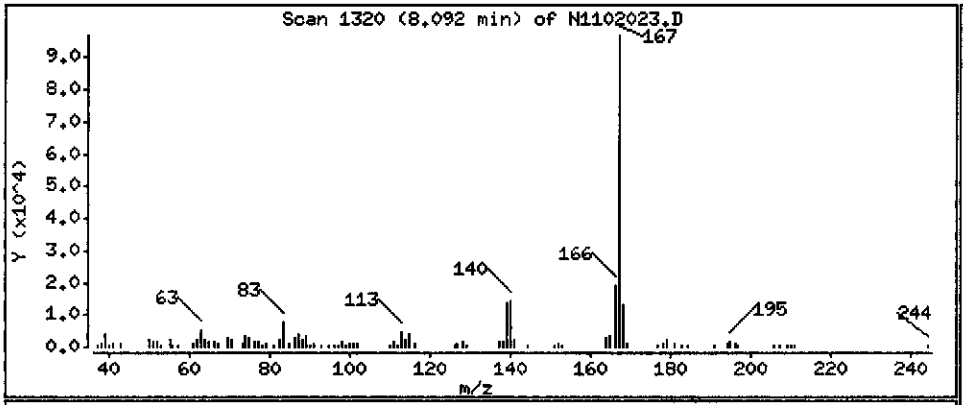

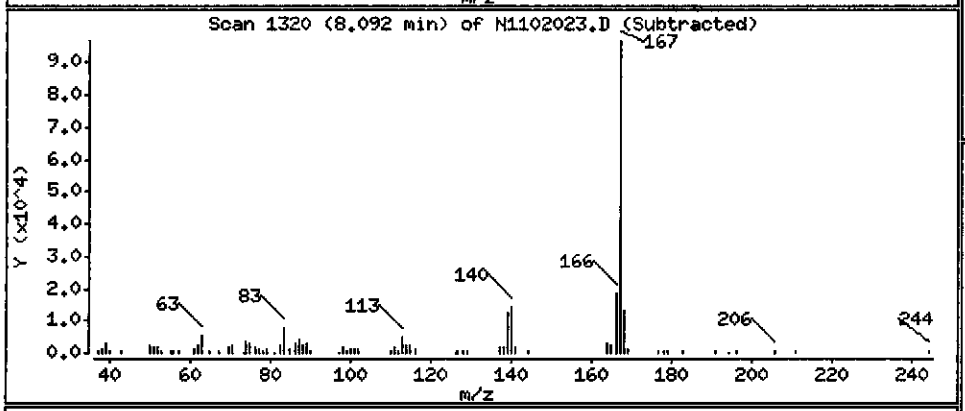

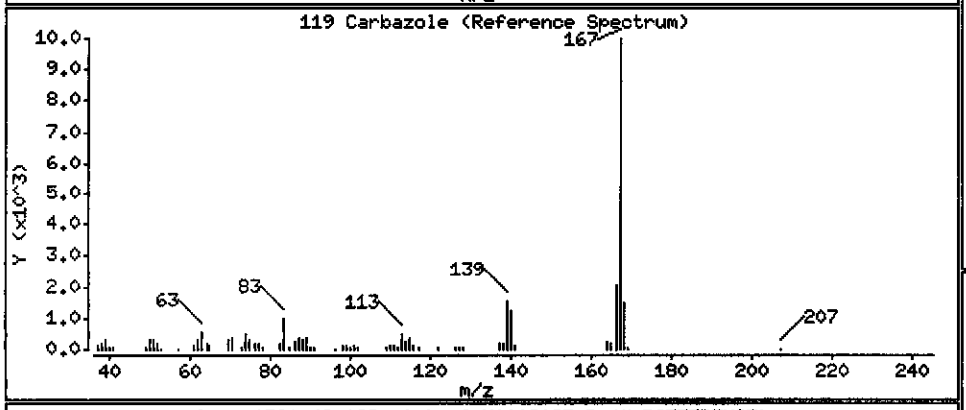

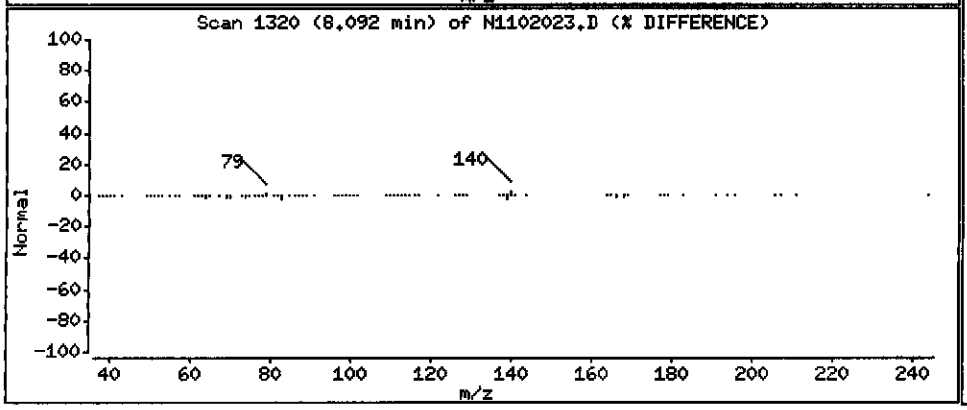

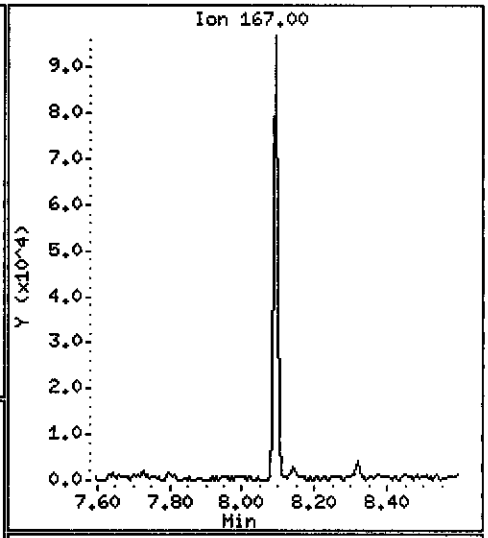

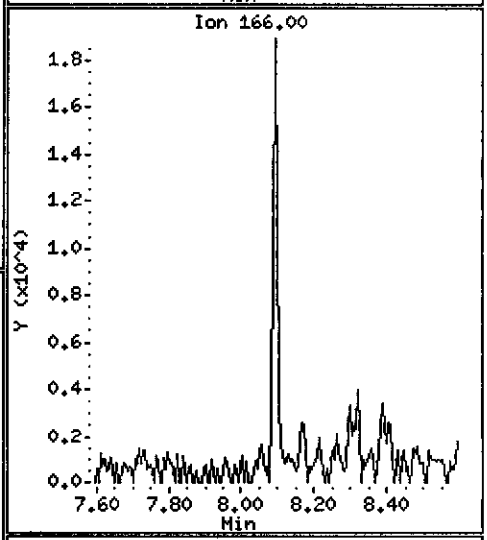

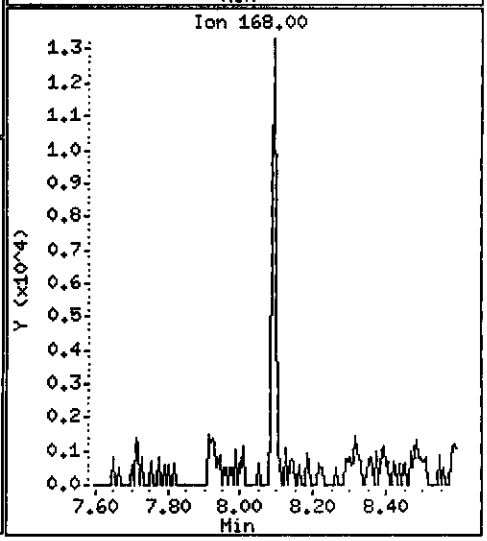

Data File: \\PITSVR06\D\chem\733.i\N110210.b\N1102023.D

Date : 02-NOV-2010 15:42

Client ID: B7-0204

Instrument: 733.i

Sample Info: C0J250457-002 X4 11/2/10 soil(0306070)8270c

Volume Injected (uL): 2.0

Operator: 3200

Column phase: DB5-MS

Column diameter: 0.32

123 Fluoranthene

Concentration: 15502 ug/kg

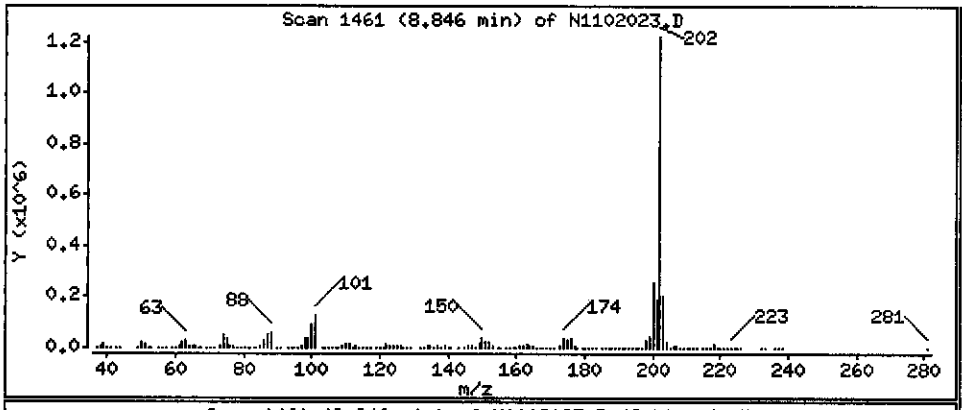

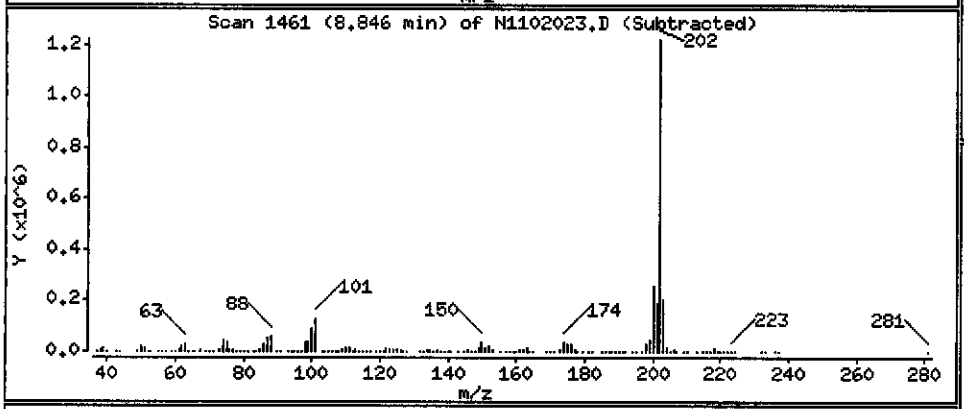

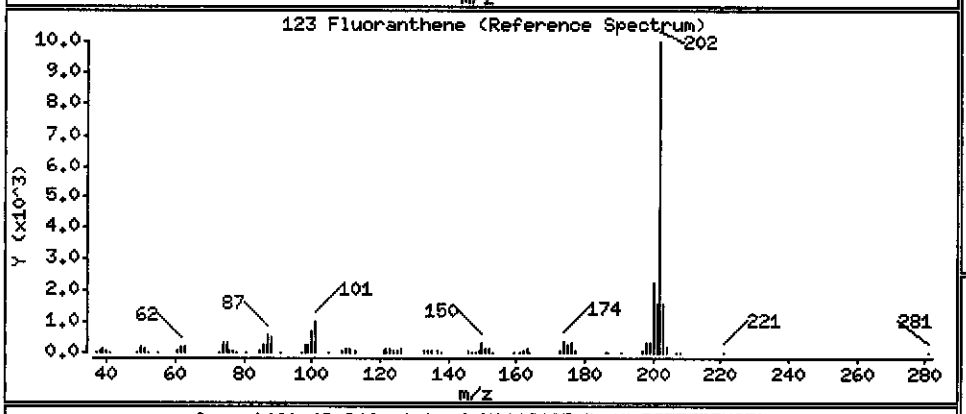

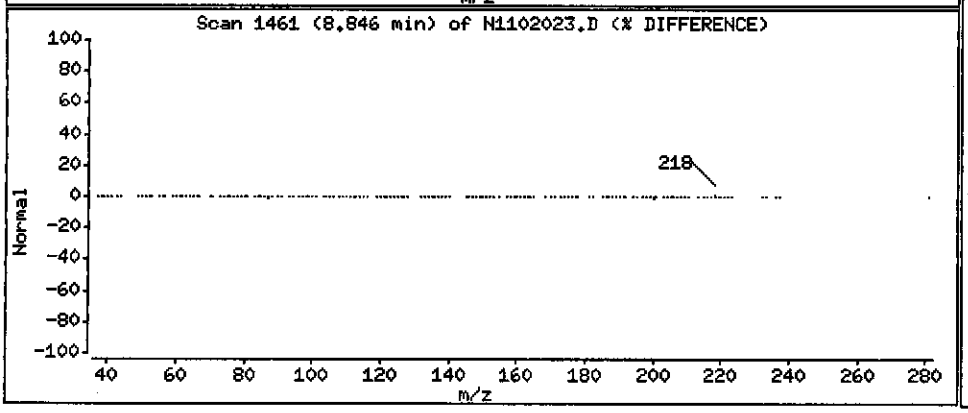

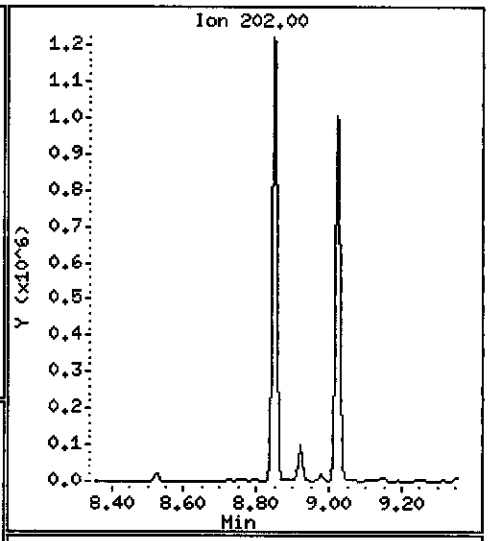

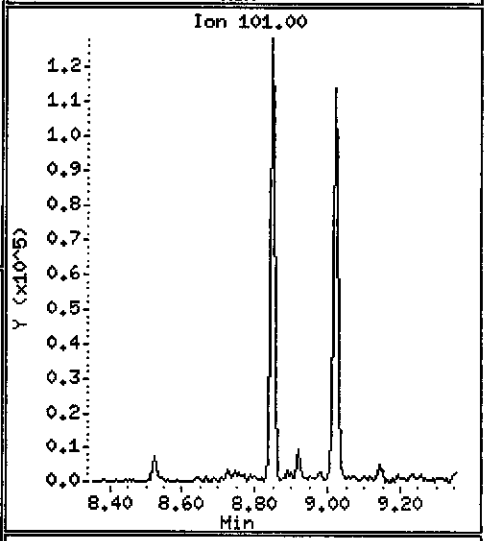

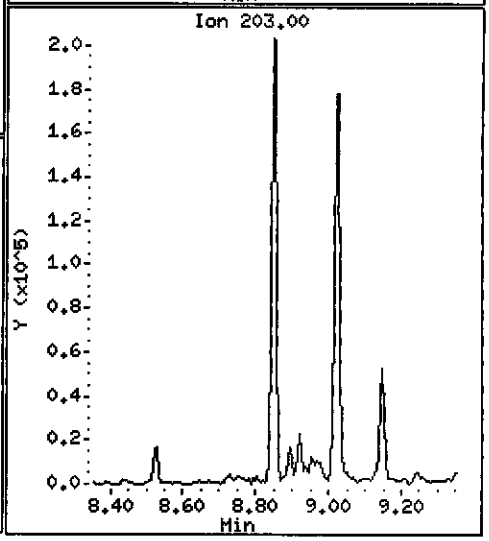

Data File: \\PITSVR06\D\chem\733.i\N110210.b\N1102023.D

Date : 02-NOV-2010 15:42

Client ID: B7-0204

Instrument: 733.i

Sample Info: C0J250457-002 X4 11/2/10 soil(0306070)8270c

Volume Injected (uL): 2.0

Operator: 3200

Column phase: DB5-MS

Column diameter: 0.32

125 Pyrene

Concentration: 13719 ug/kg

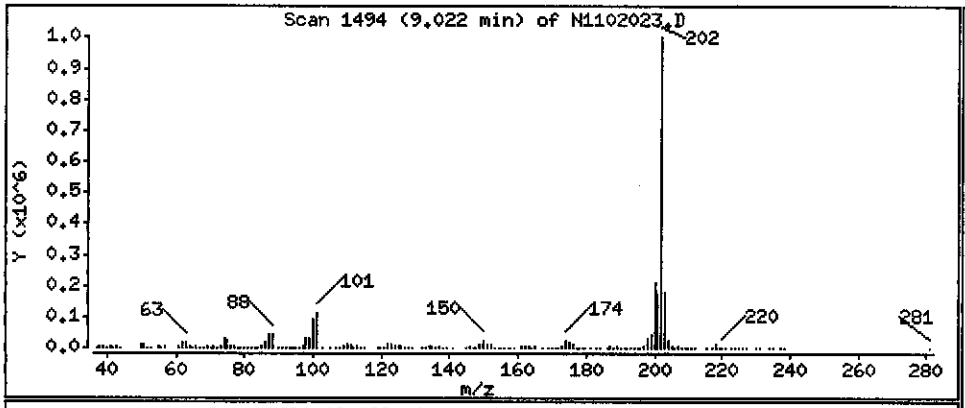

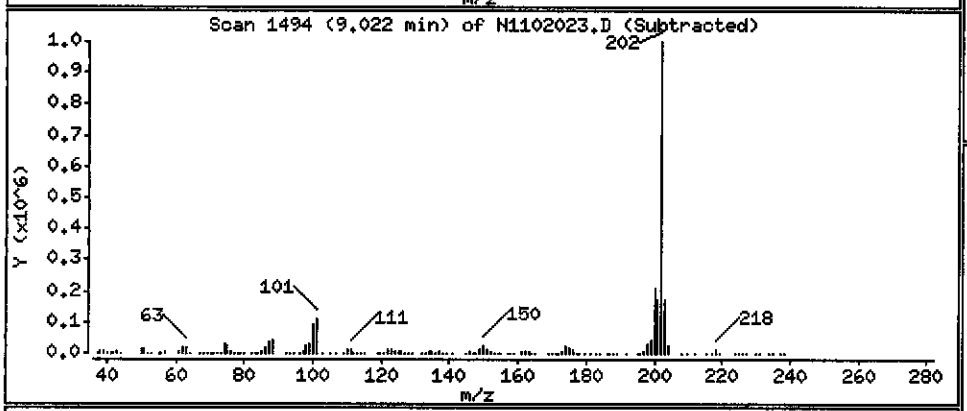

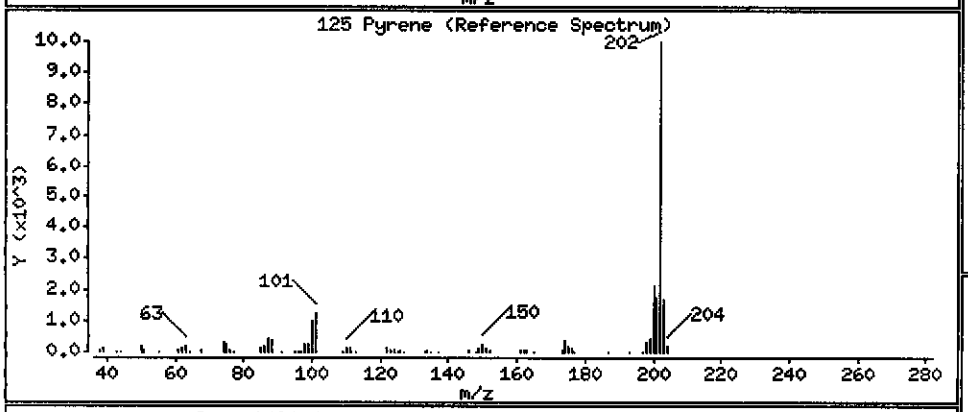

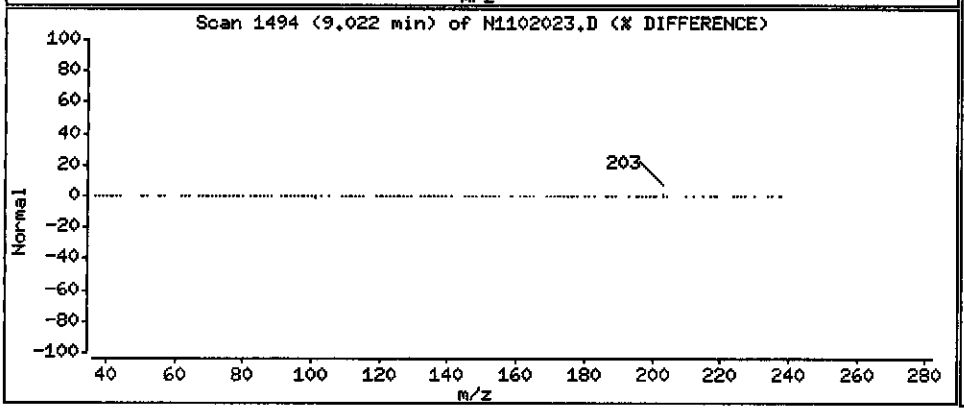

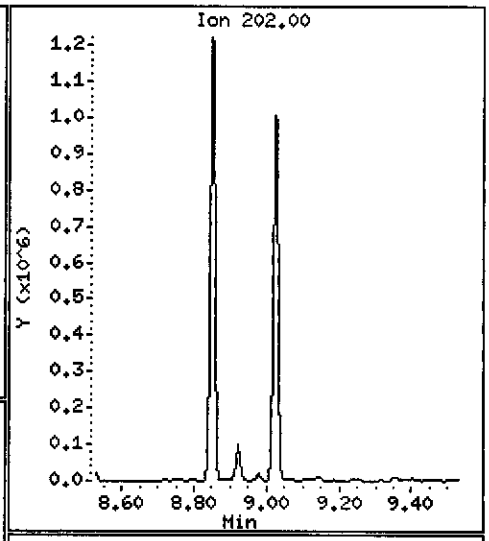

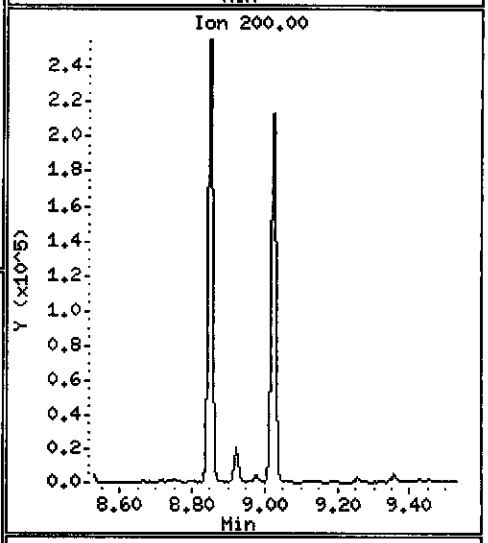

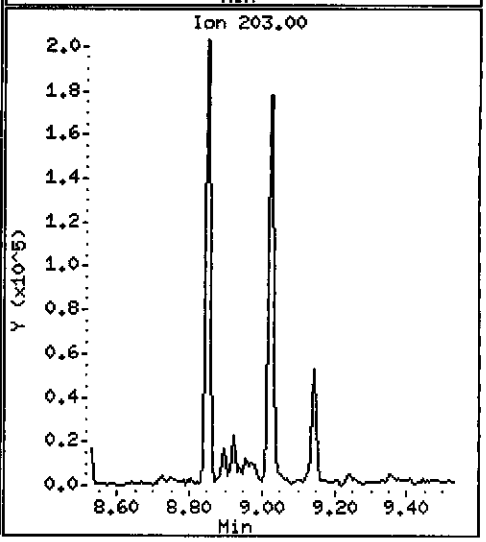

Data File: \\PITSVR06\D\chem\733.i\N110210.b\N1102023.D

Date : 02-NOV-2010 15:42

Client ID: B7-0204 Instrument: 733.i

Sample Info: C0J250457-002 X4 11/2/10 soil(0306070)8270c

Volume Injected (uL): 2.0 Operator: 3200

Column phase: DB5-MS Column diameter: 0.32

136 Benzo(a)Anthracene Concentration: 6898.1 ug/kg

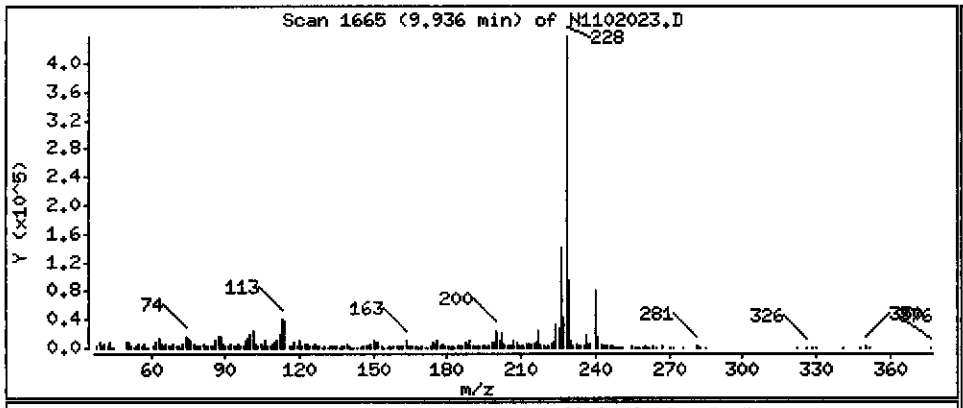

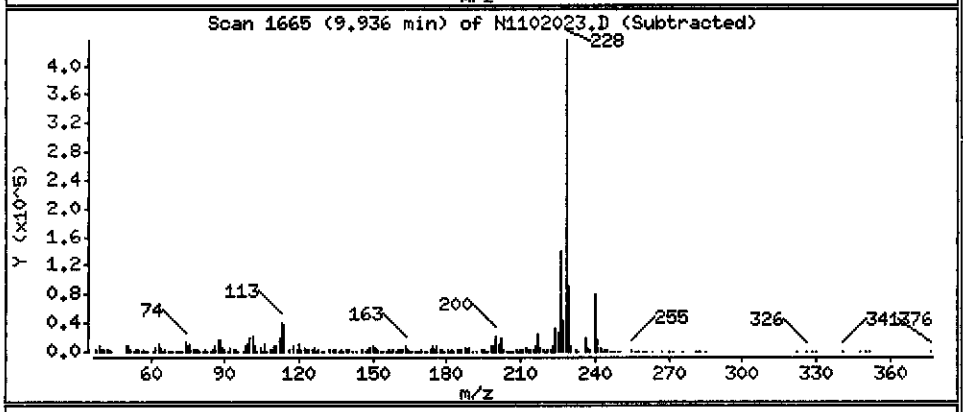

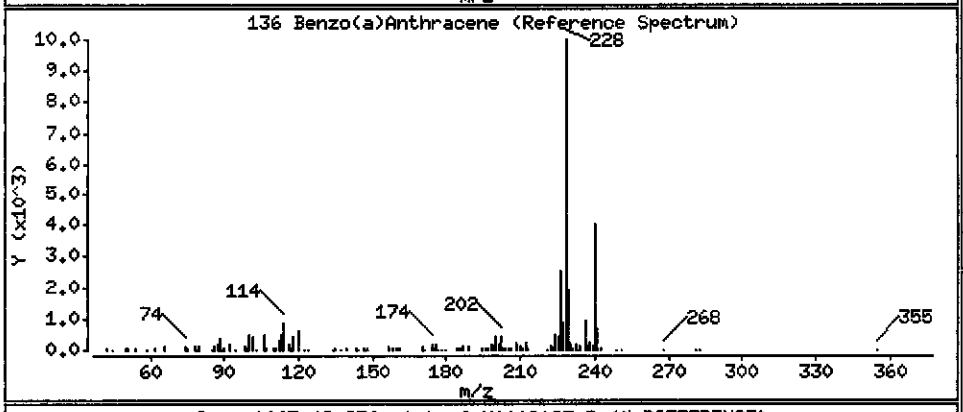

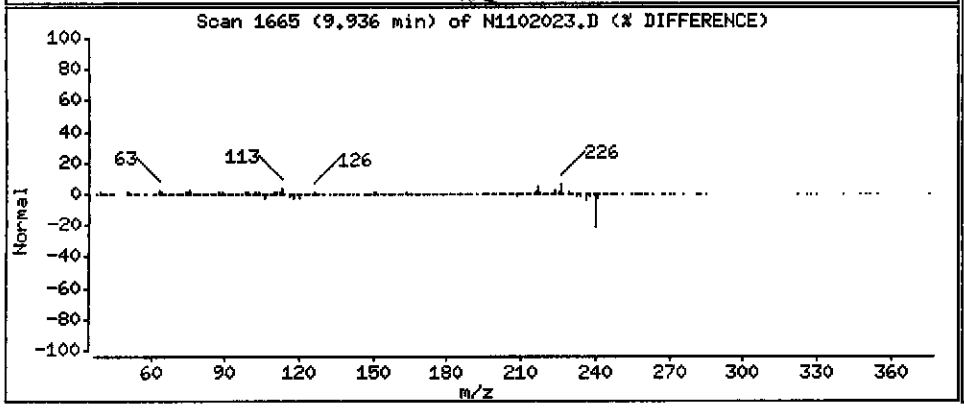

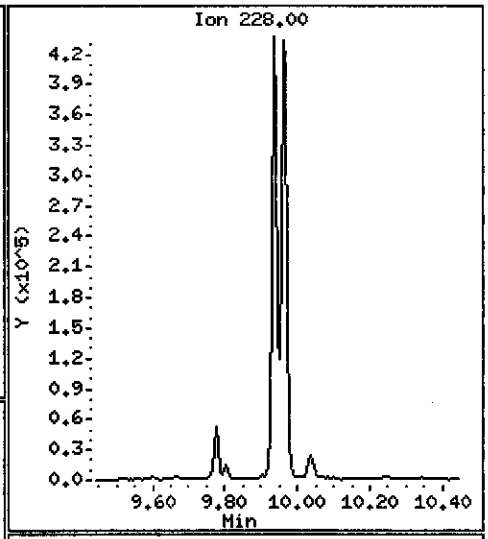

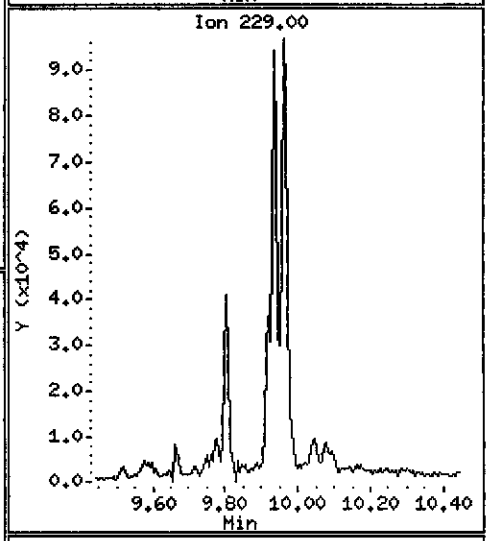

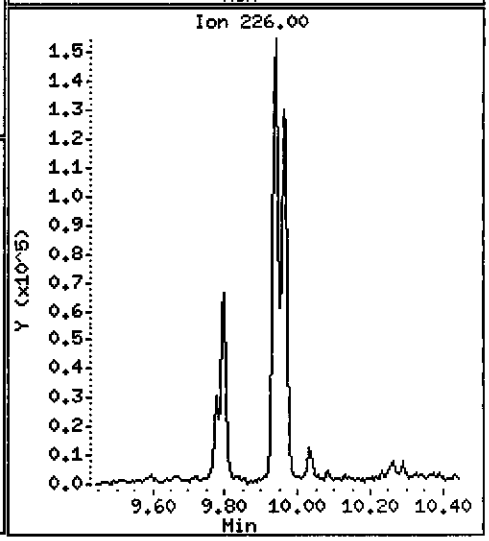

Data File: \\PITSVR06\D\chem\733.i\N110210.b\N1102023.D

Date : 02-NOV-2010 15:42

Client ID: B7-0204

Instrument: 733.i

Sample Info: C0J250457-002 X4 11/2/10 soil(0306070)8270c

Volume Injected (uL): 2.0

Operator: 3200

Column phase: DB5-MS

Column diameter: 0.32

137 Chrysene

Concentration: 7617.5 ug/kg

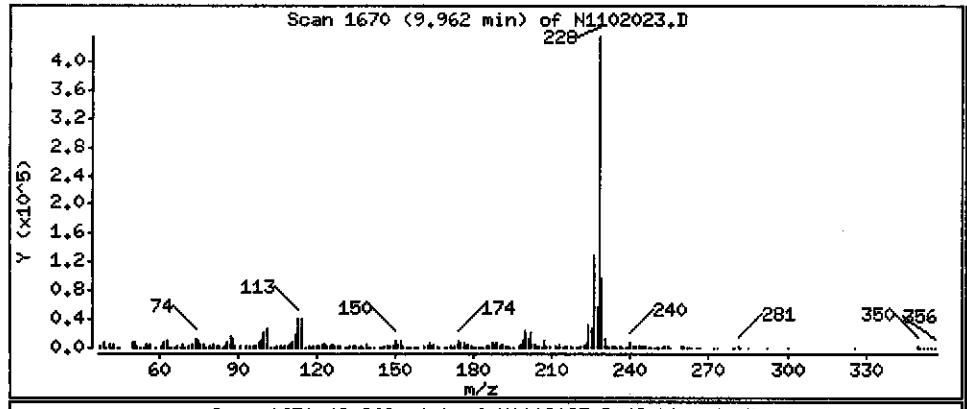

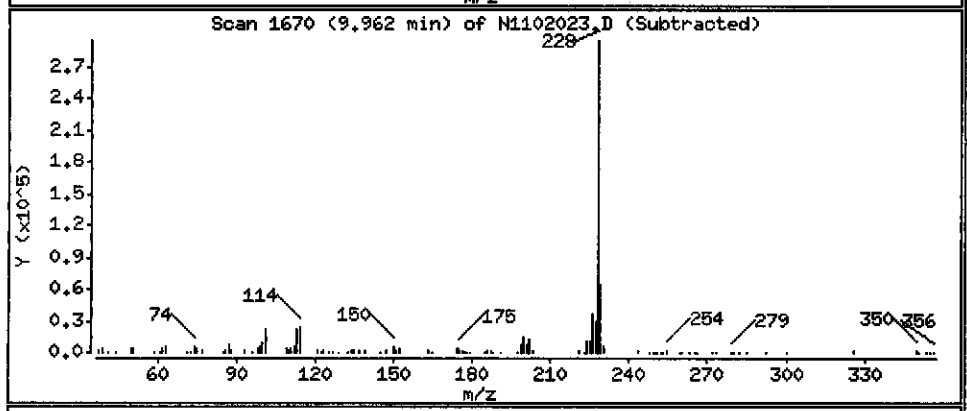

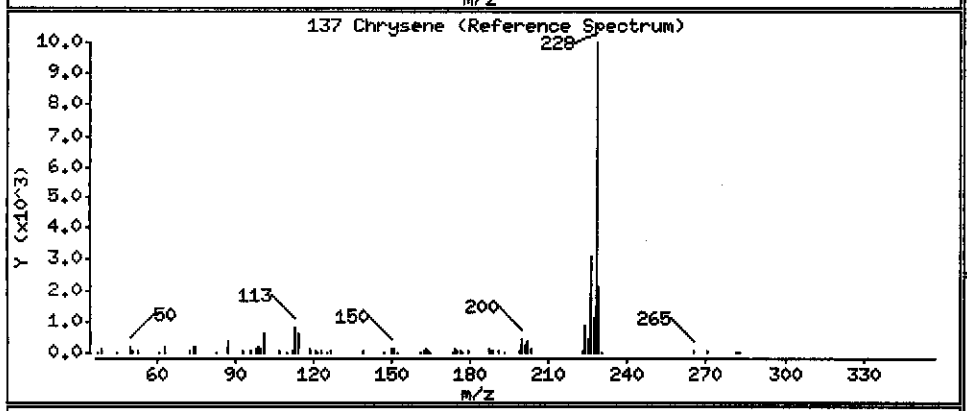

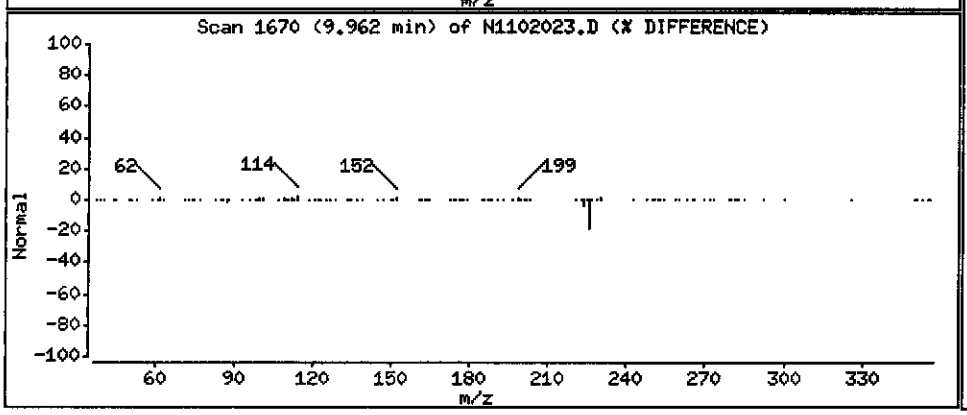

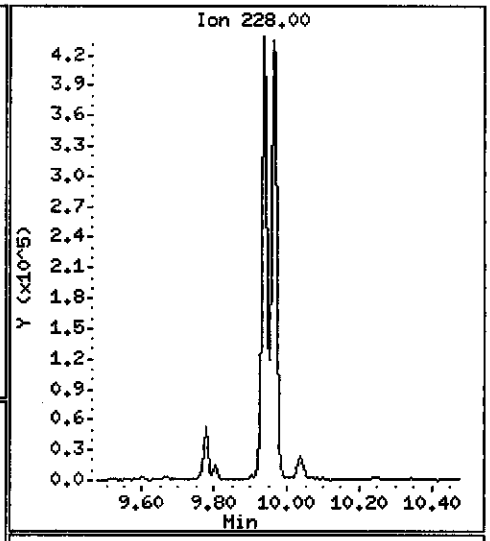

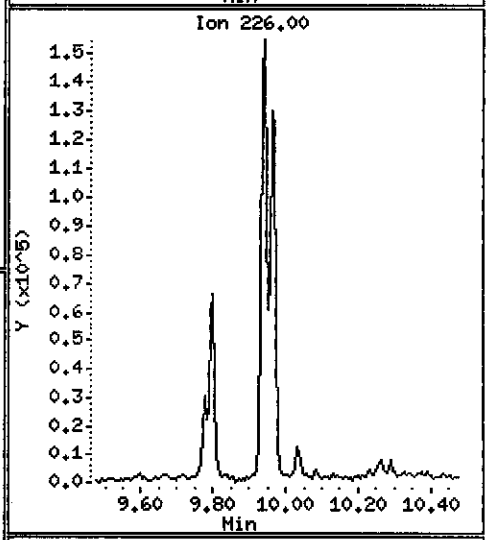

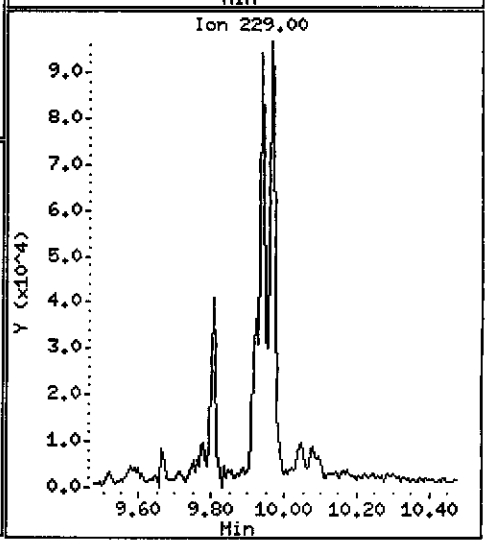

Data File: \\PITSVR06\D\chem\733.i\N110210.b\N1102023.D

Date : 02-NOV-2010 15:42

Client ID: B7-0204

Instrument: 733.i

Sample Info: C0J250457-002 X4 11/2/10 soil(0306070)8270c

Volume Injected (uL): 2.0

Operator: 3200

Column phase: DB5-MS

Column diameter: 0.32

139 bis(2-ethylhexyl)Phthalate

Concentration: 1145.8 ug/kg

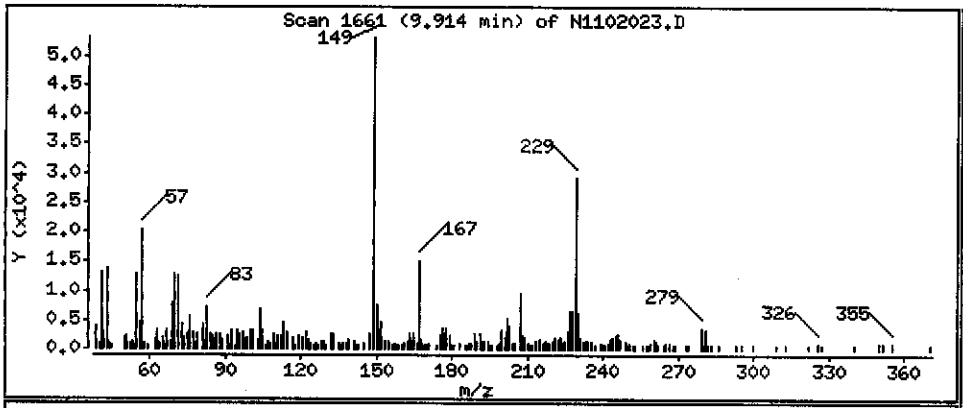

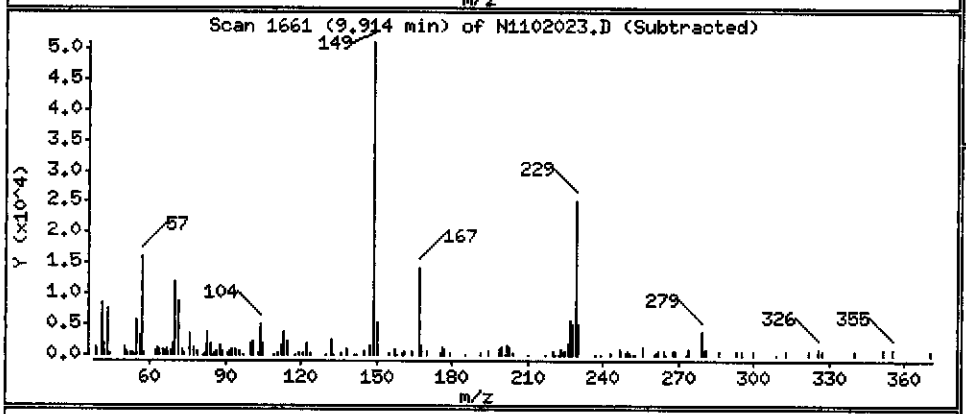

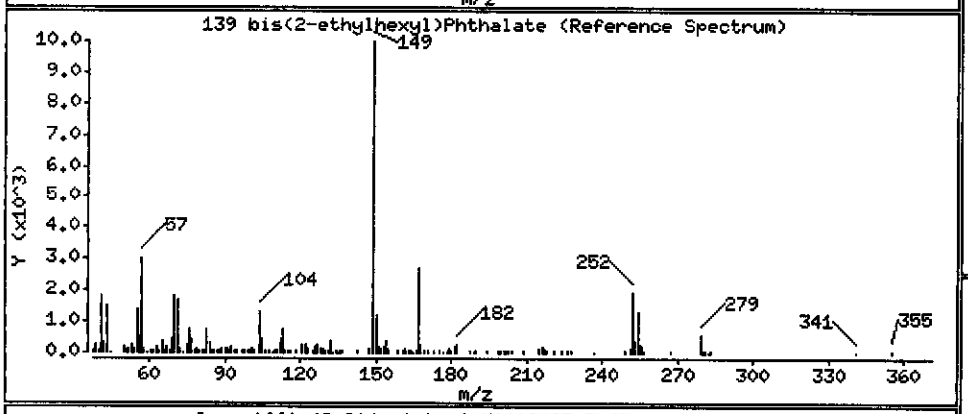

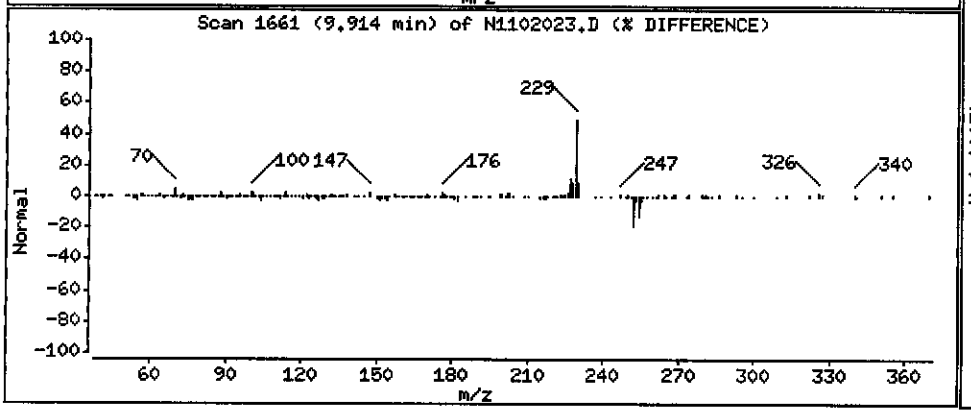

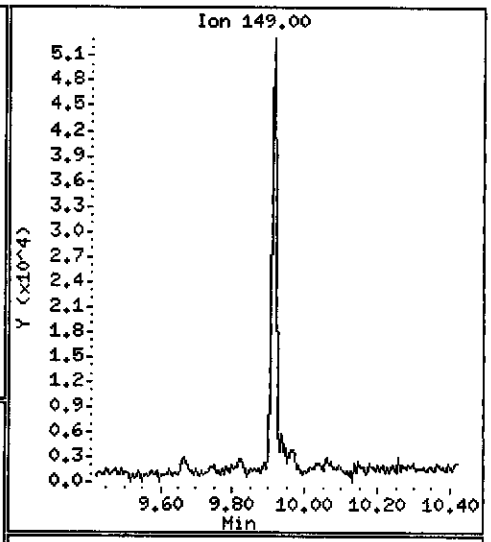

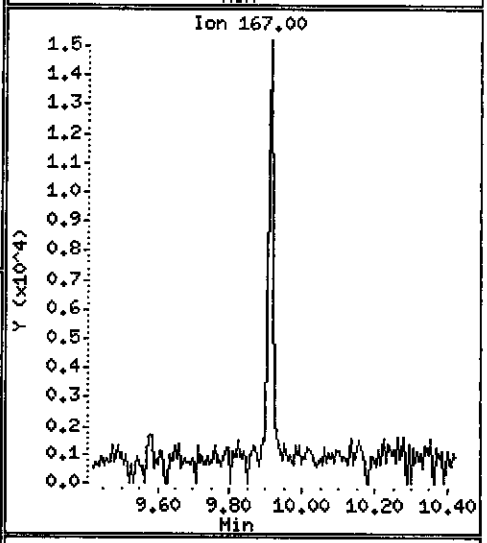

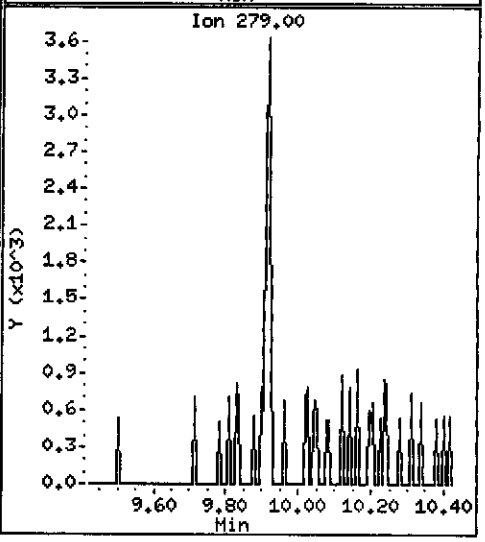

Data File: \\PITSVR06\D\chem\733.i\N110210.b\N1102023.D

Date : 02-NOV-2010 15:42

Client ID: B7-0204

Instrument: 733.i

Sample Info: C0J250457-002 X4 11/2/10 soil(0306070)8270c

Volume Injected (uL): 2.0

Operator: 3200

Column phase: DB5-MS

Column diameter: 0.32

141 Benzo(b)fluoranthene

Concentration: 11138 ug/kg

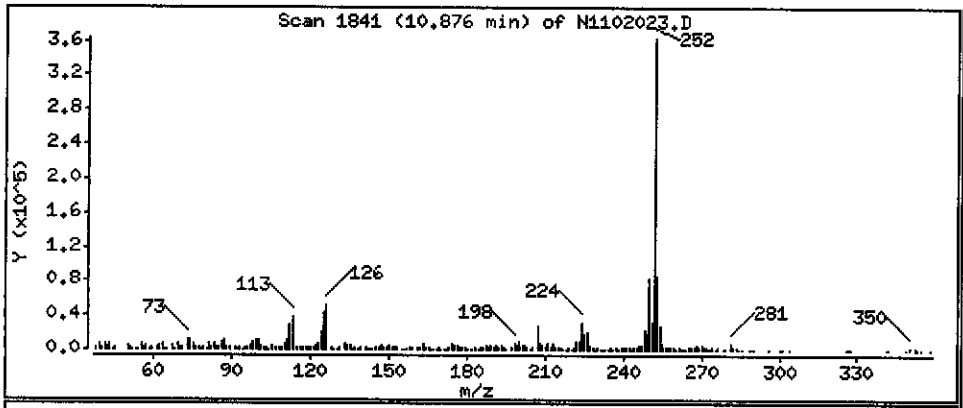

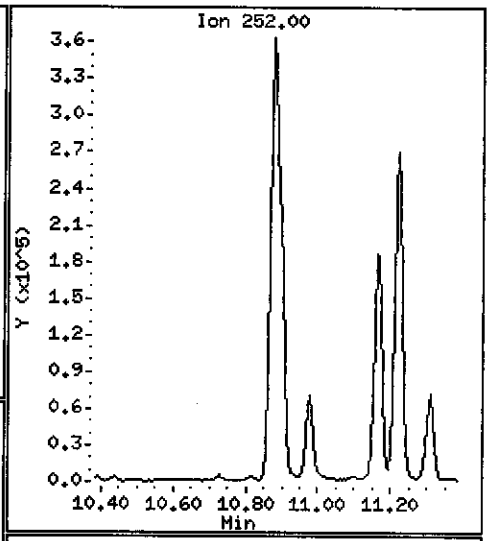

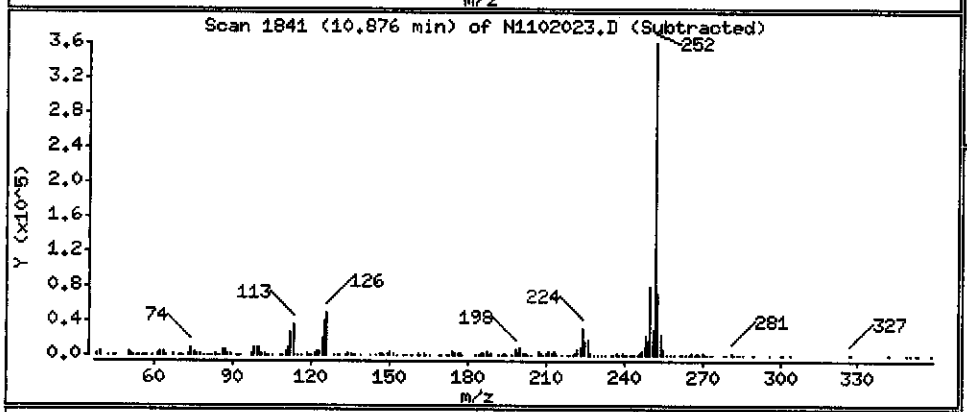

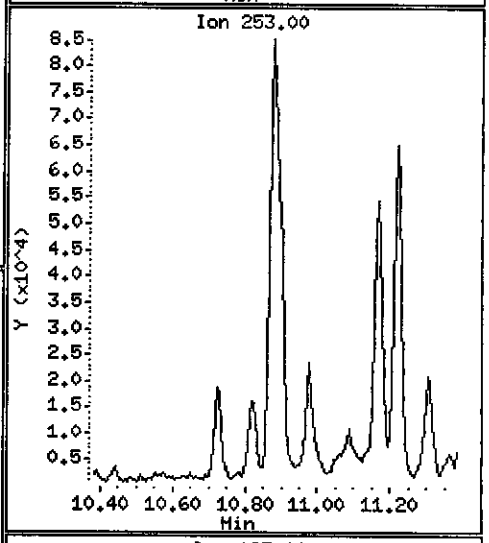

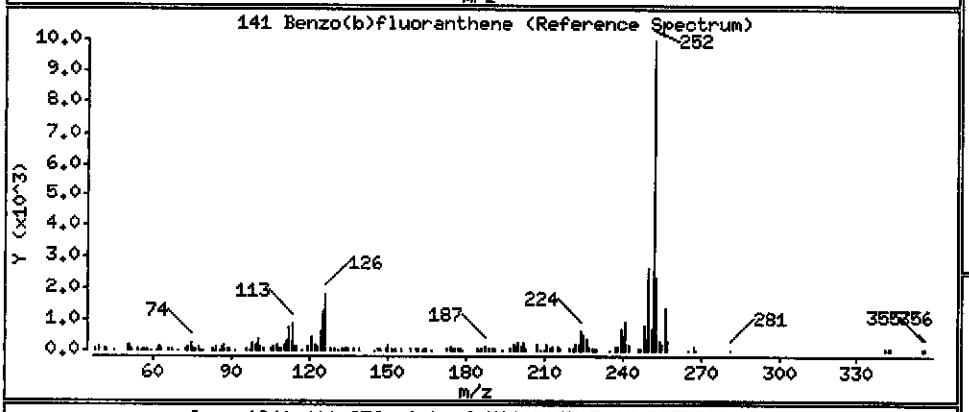

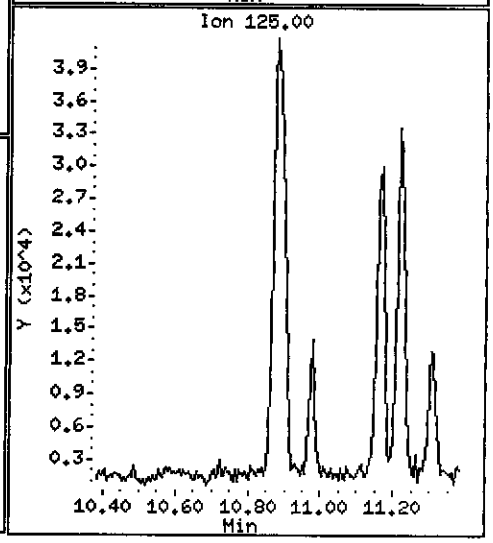

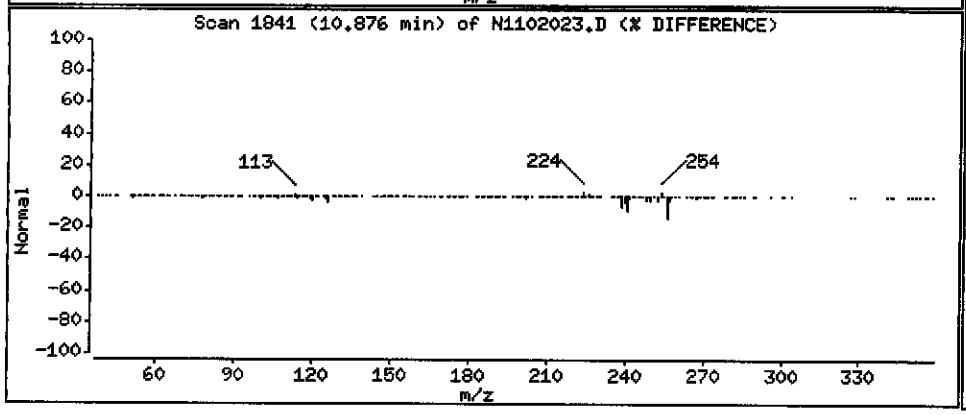

Data File: \\PITSVR06\D\chem\733.i\N110210.b\N1102023.D

Date : 02-NOV-2010 15:42

Client ID: B7-0204

Instrument: 733.i

Sample Info: C0J250457-002 X4 11/2/10 soil(0306070)8270c

Volume Injected (uL): 2.0

Operator: 3200

Column phase: DB5-MS

Column diameter: 0.32

146 Benzo(a)pyrene

Concentration: 7521.6 ug/kg

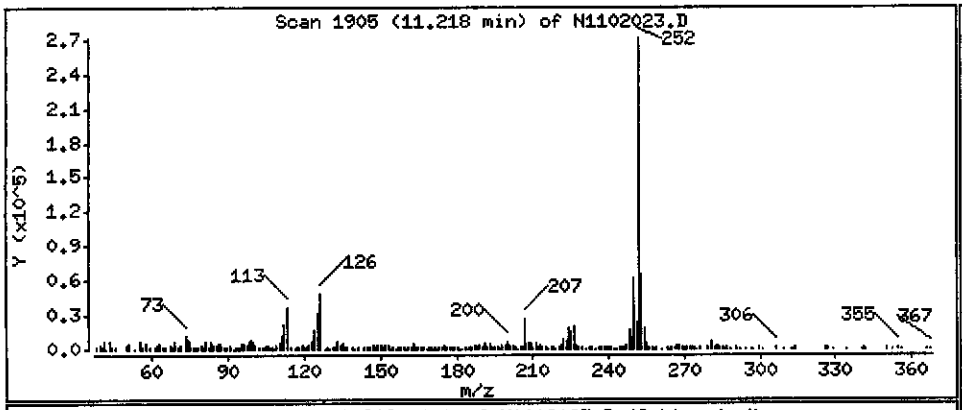

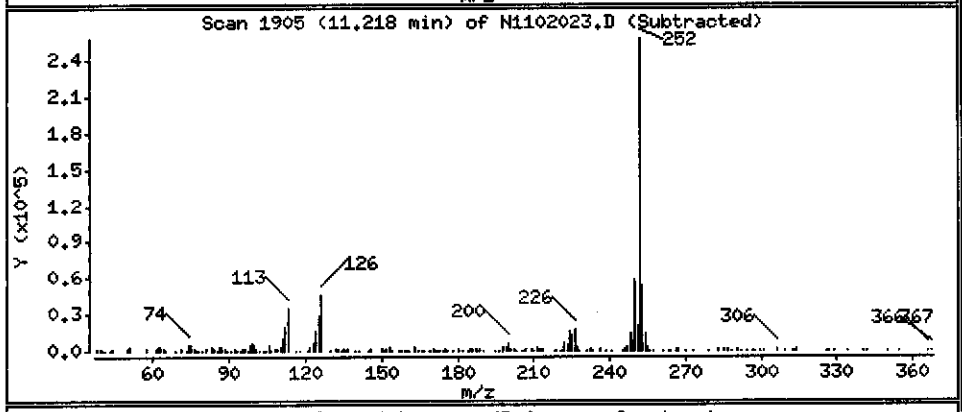

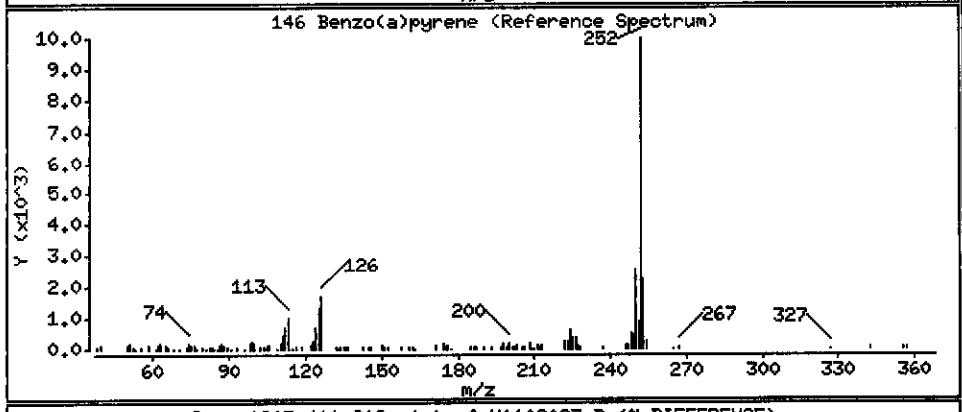

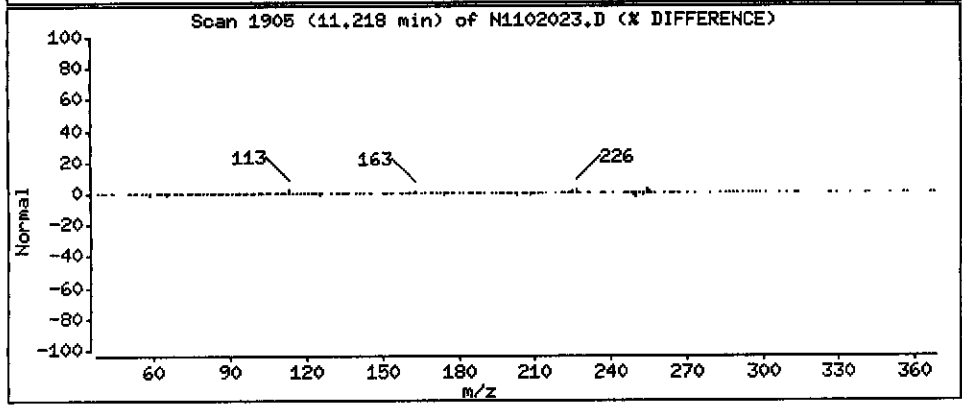

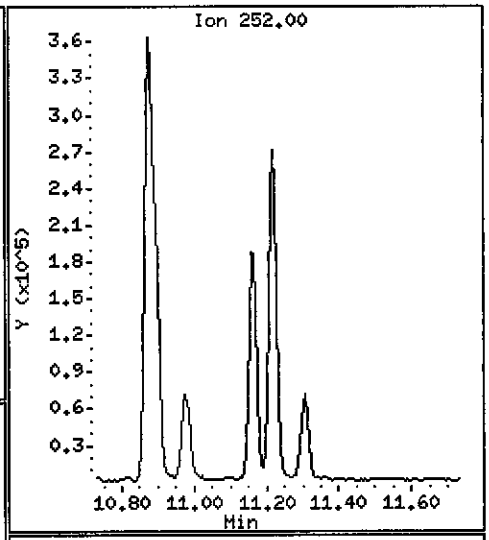

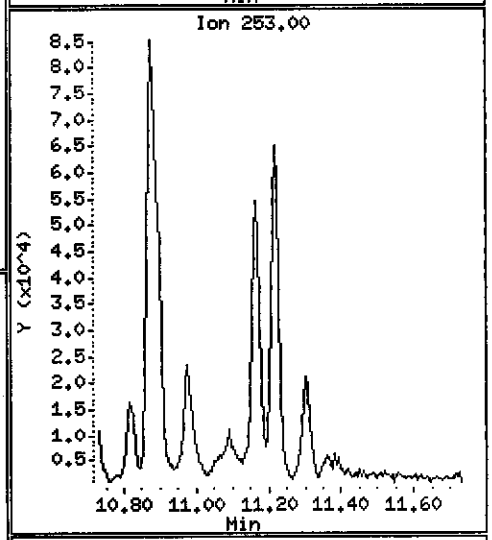

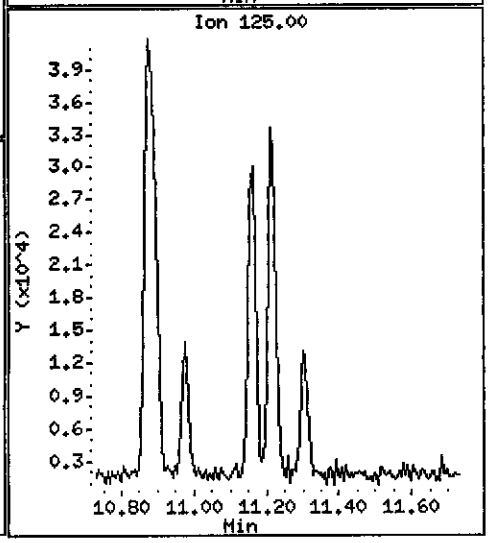

Data File: \\PITSVR06\D\chem\733.i\N110210.b\N1102023.D

Date : 02-NOV-2010 15:42

Client ID: B7-0204

Instrument: 733.i

Sample Info: C0J250457-002 X4 11/2/10 soil(0306070)8270c

Volume Injected (uL): 2.0

Operator: 3200

Column phase: DB5-MS

Column diameter: 0.32

149 Indeno(1,2,3-cd)pyrene

Concentration: 4392.5 ug/kg

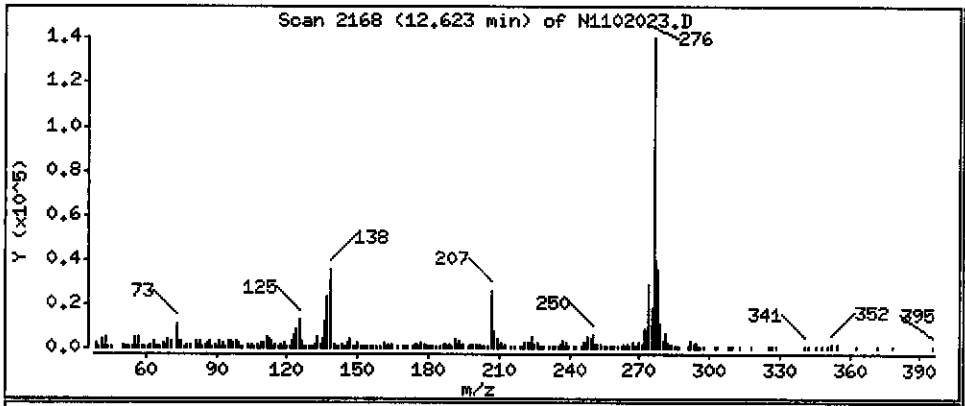

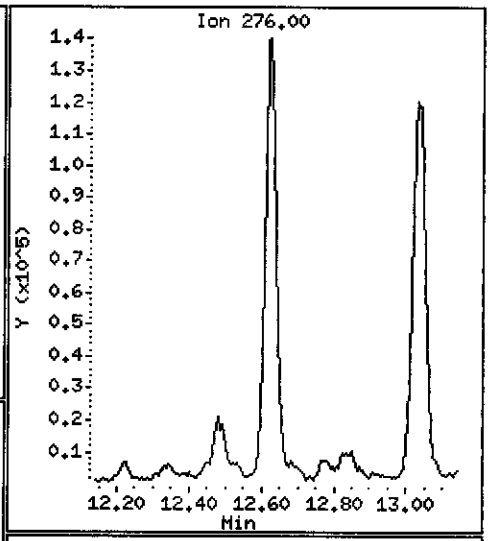

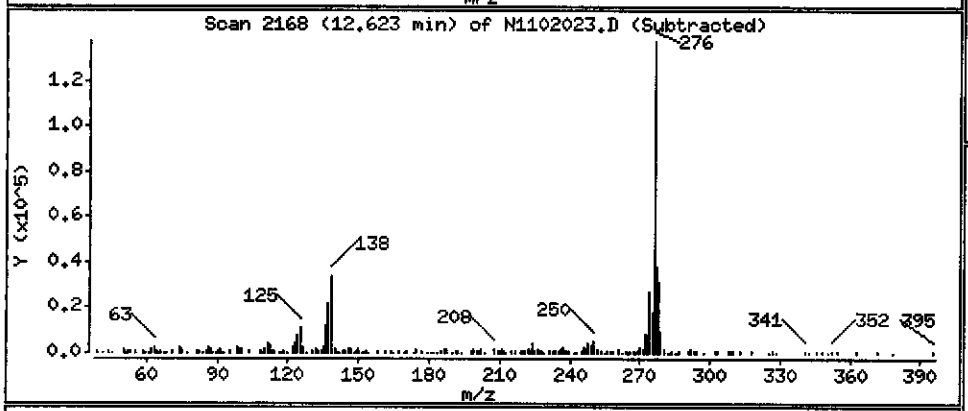

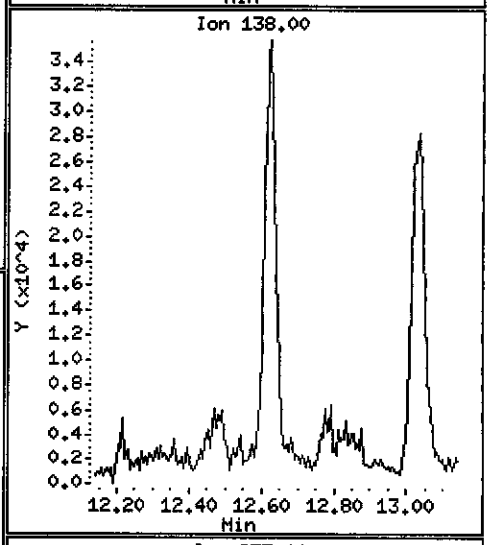

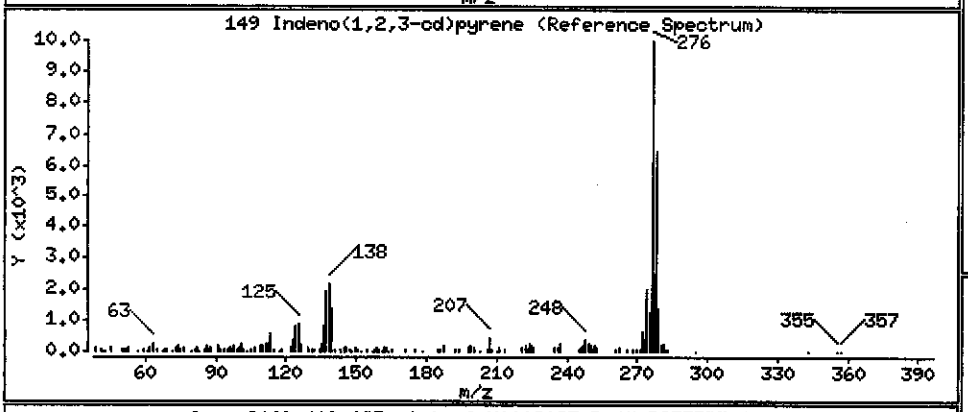

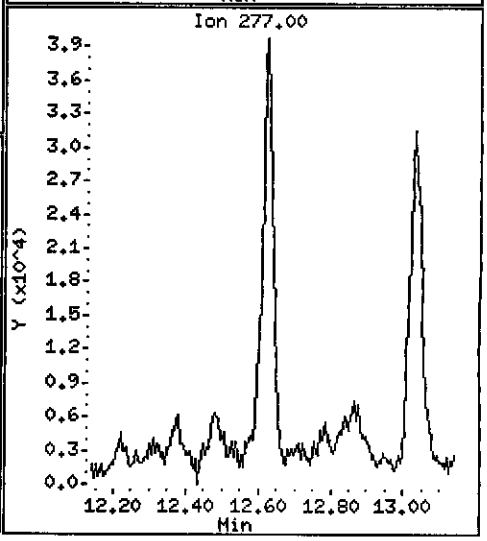

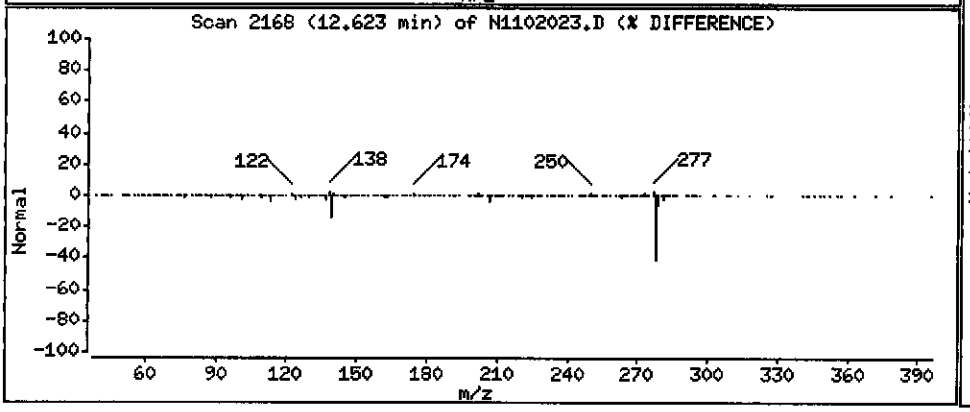

Data File: \\PITSVR06\D\chem\733.i\N110210.b\N1102023.D

Date : 02-NOV-2010 15:42

Client ID: B7-0204 Instrument: 733.i

Sample Info: C0J250457-002 X4 11/2/10 soil(0306070)8270c

Volume Injected (uL): 2.0 Operator: 3200

Column phase: DB5-MS Column diameter: 0.32

150 Dibenz(a,h)anthracene Concentration: 1676.5 ug/kg

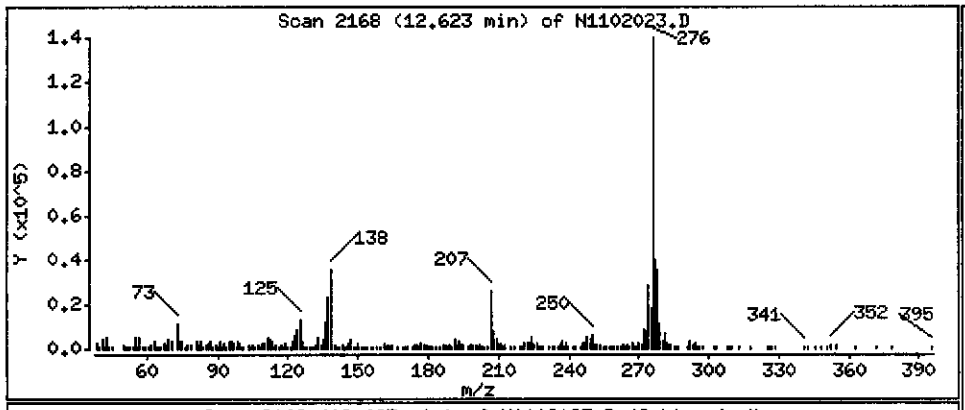

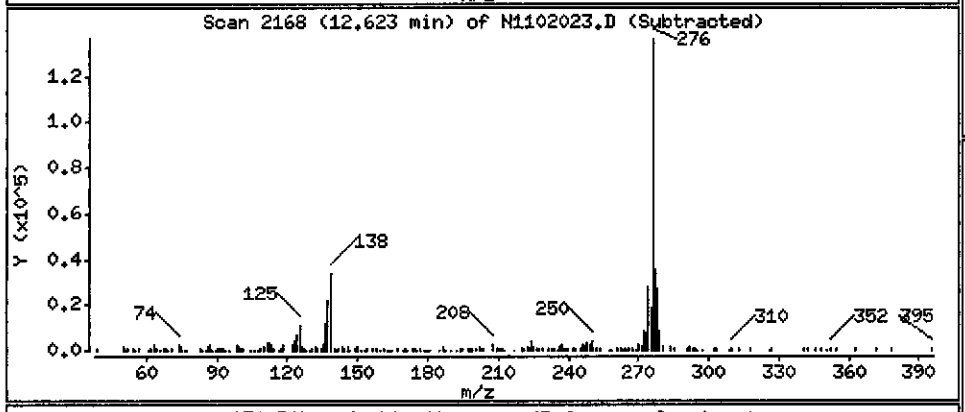

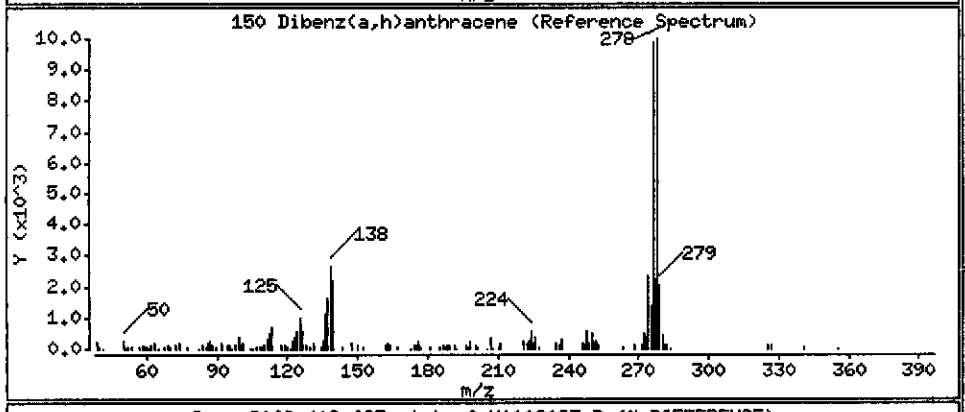

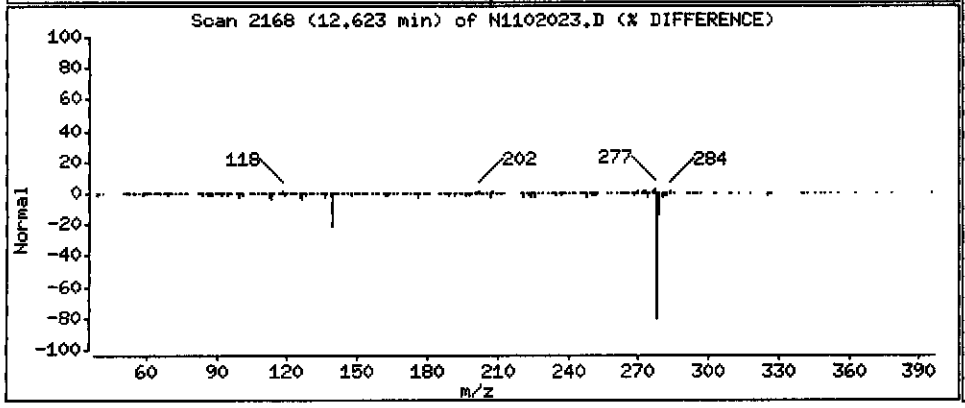

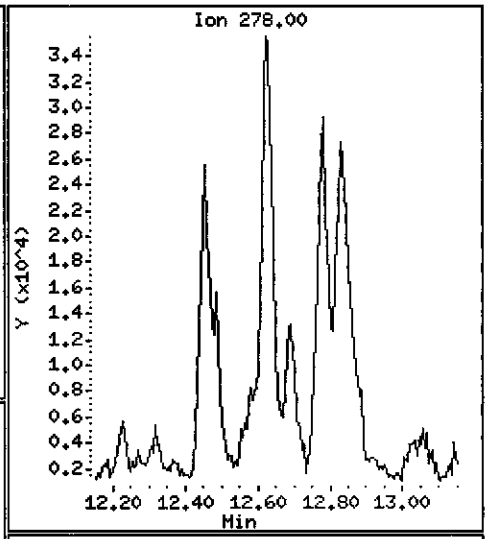

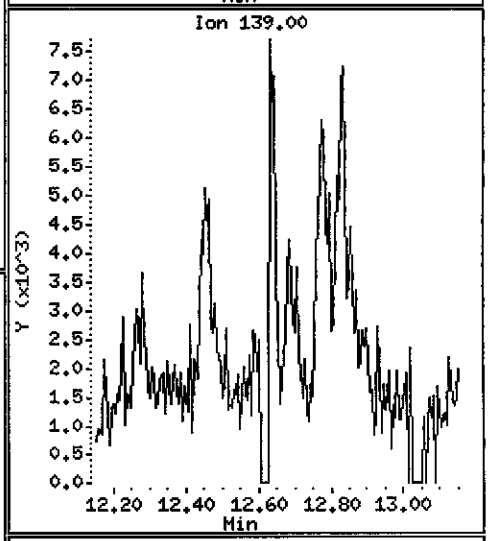

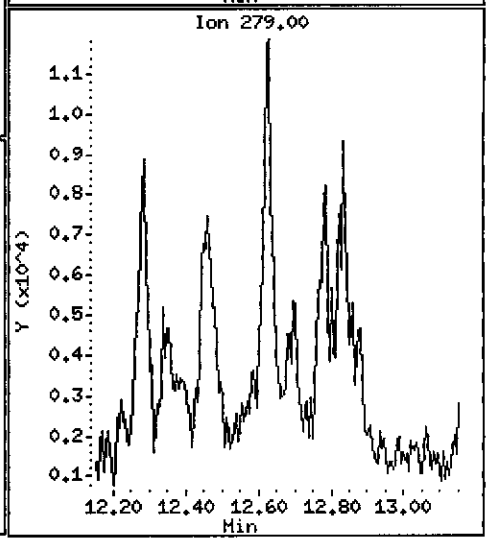

Data File: \\PITSVR06\D\chem\733.i\N110210.b\N1102023.D

Date : 02-NOV-2010 15:42

Client ID: B7-0204

Instrument: 733.i

Sample Info: C0J250457-002 X4 11/2/10 soil(0306070)8270c

Volume Injected (uL): 2.0

Operator: 3200

Column phase: DB5-MS

Column diameter: 0.32

151 Benzo(g,h,i)perylene

Concentration: 5355.1 ug/kg

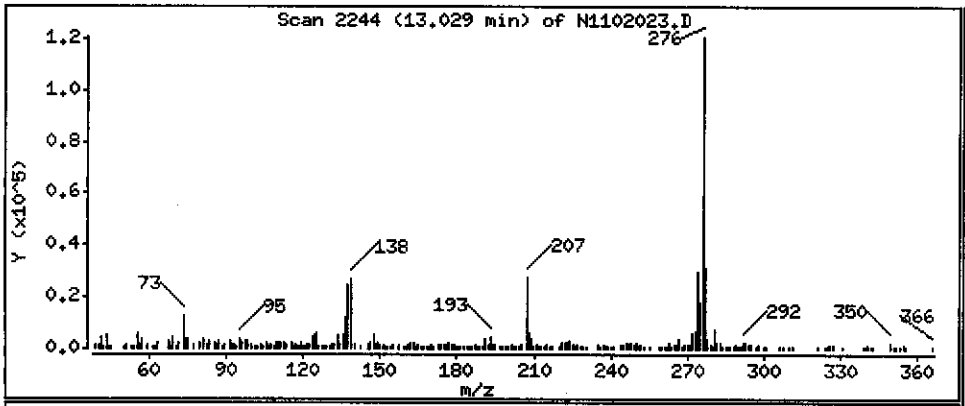

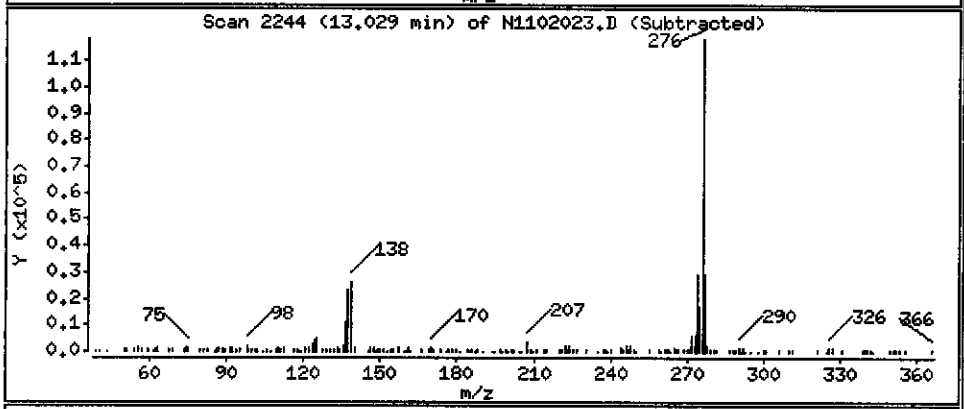

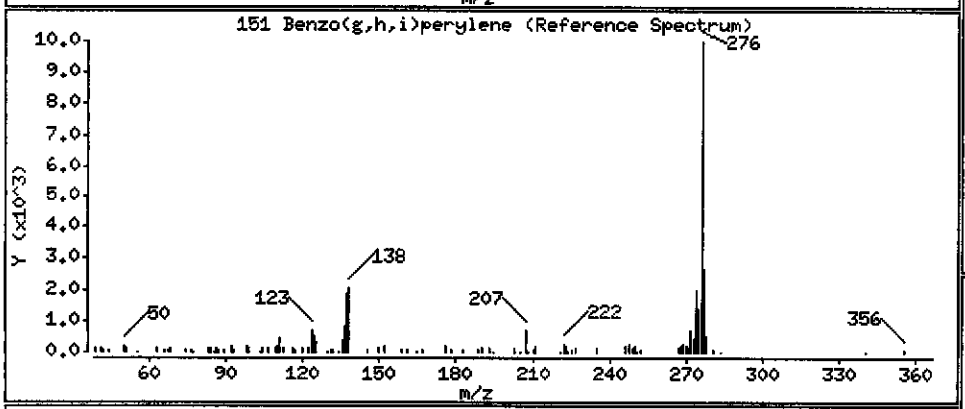

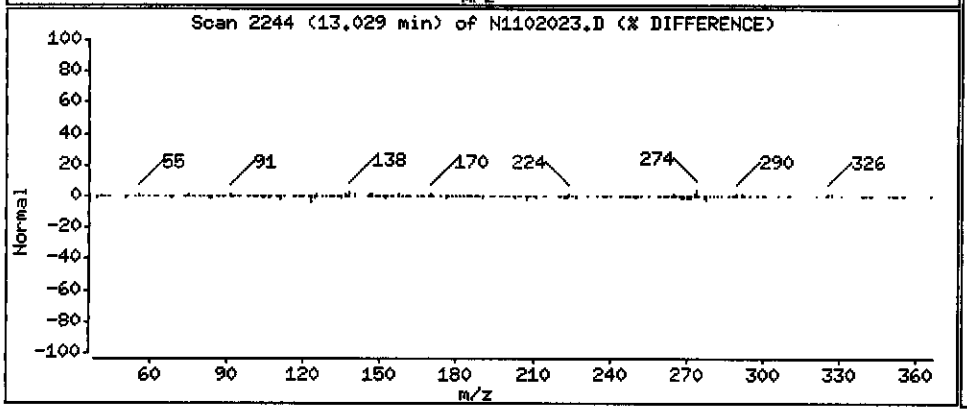

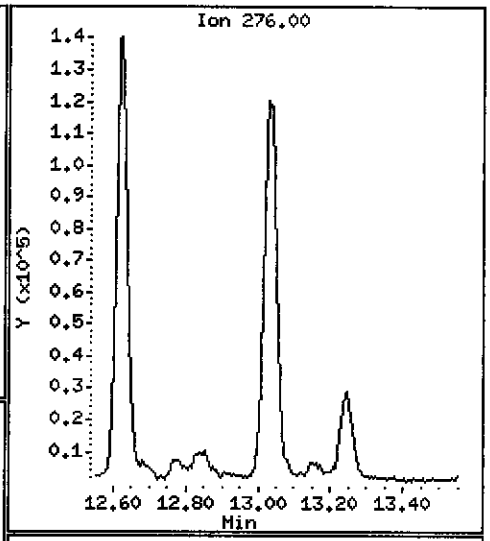

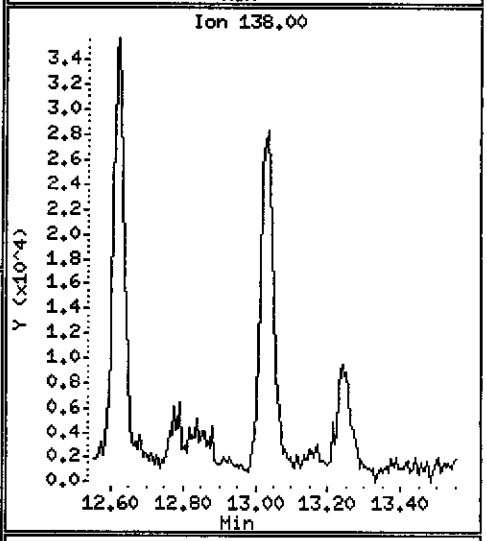

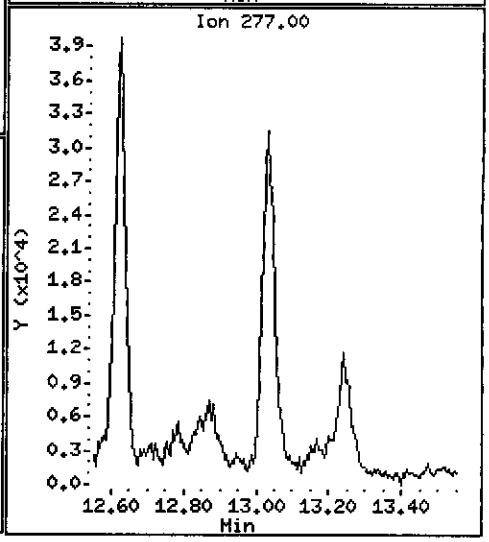

MACTEC Engineering and Consulting Inc

Client Sample ID: B6-0406

GC/MS Semivolatiles

Lot-Sample #...:	C0J250457-003	**Work Order #...:**	L82431AL	**Matrix.....:**	SOLID
Date Sampled...:	10/22/10 11:20	**Date Received..:**	10/23/10 09:30	**MS Run #.....:**	0306046
Prep Date.....:	11/02/10	**Analysis Date..:**	11/02/10		
Prep Batch #...:	0306077	**Analysis Time..:**	16:02		
Dilution Factor:	2	**Initial Wgt/Vol:**	15 g	**Final Wgt/Vol..:**	5 mL
% Moisture.....:	15	**Analyst ID.....:**	003200	**Instrument ID..:**	733
		Method.....:	SW846 8270C		

PARAMETER	RESULT	REPORTING LIMIT	UNITS	MDL
Acenaphthene	**200**	**160**	**ug/kg**	**15**
Acenaphthylene	**710**	**160**	**ug/kg**	**18**
Acetophenone	ND	780	ug/kg	65
Anthracene	**730**	**160**	**ug/kg**	**15**
Atrazine	ND	780	ug/kg	77
Benzo(a)anthracene	**3700**	**160**	**ug/kg**	**20**
Benzo(a)pyrene	**3900**	**160**	**ug/kg**	**16**
Benzo(b)fluoranthene	**5600**	**160**	**ug/kg**	**25**
Benzo(ghi)perylene	**3100**	**160**	**ug/kg**	**16**
Benzo(k)fluoranthene	ND	160	ug/kg	32
Benzaldehyde	ND	780	ug/kg	120
1,1'-Biphenyl	**100 J**	**780**	**ug/kg**	**73**
bis(2-Chloroethoxy) methane	ND	780	ug/kg	52
bis(2-Chloroethyl)-ether	ND	160	ug/kg	21
bis(2-Ethylhexyl) phthalate	**560 J**	**780**	**ug/kg**	**130**
4-Bromophenyl phenyl ether	ND	780	ug/kg	69
Butyl benzyl phthalate	ND	780	ug/kg	110
Caprolactam	ND	4000	ug/kg	600
Carbazole	**210**	**160**	**ug/kg**	**15**
4-Chloroaniline	ND	780	ug/kg	63
4-Chloro-3-methylphenol	ND	780	ug/kg	73
2-Chloronaphthalene	ND	160	ug/kg	16
2-Chlorophenol	ND	780	ug/kg	65
4-Chlorophenyl phenyl ether	ND	780	ug/kg	88
Chrysene	**3200**	**160**	**ug/kg**	**19**
Dibenz(a,h)anthracene	**790**	**160**	**ug/kg**	**18**
Dibenzofuran	**490 J**	**780**	**ug/kg**	**78**
3,3'-Dichlorobenzidine	ND	780	ug/kg	83
2,4-Dichlorophenol	ND	160	ug/kg	16
Diethyl phthalate	ND	780	ug/kg	86
2,4-Dimethylphenol	ND	780	ug/kg	120
Dimethyl phthalate	ND	780	ug/kg	86

(Continued on next page)

MACTEC Engineering and Consulting Inc

Client Sample ID: B6-0406

GC/MS Semivolatiles

Lot-Sample #...: C0J250457-003 **Work Order #...:** L82431AL **Matrix.....:** SOLID

PARAMETER	RESULT	REPORTING LIMIT	UNITS	MDL
Di-n-butyl phthalate	ND	780	ug/kg	99
4,6-Dinitro-2-methylphenol	ND	4000	ug/kg	320
2,4-Dinitrophenol	ND	4000	ug/kg	940
2,4-Dinitrotoluene	ND	780	ug/kg	64
2,6-Dinitrotoluene	ND	780	ug/kg	81
Di-n-octyl phthalate	ND	780	ug/kg	83
Fluoranthene	**5000**	**160**	**ug/kg**	**17**
Fluorene	**300**	**160**	**ug/kg**	**21**
Hexachlorobenzene	ND	160	ug/kg	17
Hexachlorobutadiene	ND	160	ug/kg	18
Hexachlorocyclopentadiene	ND	780	ug/kg	85
Hexachloroethane	ND	780	ug/kg	57
Indeno(1,2,3-cd)pyrene	**2600**	**160**	**ug/kg**	**16**
Isophorone	ND	780	ug/kg	59
2-Methylnaphthalene	**800**	**160**	**ug/kg**	**14**
2-Methylphenol	ND	780	ug/kg	55
4-Methylphenol	ND	780	ug/kg	77
Naphthalene	**1600**	**160**	**ug/kg**	**14**
2-Nitroaniline	ND	4000	ug/kg	350
3-Nitroaniline	ND	4000	ug/kg	330
4-Nitroaniline	ND	4000	ug/kg	320
Nitrobenzene	ND	160	ug/kg	66
2-Nitrophenol	ND	780	ug/kg	87
4-Nitrophenol	ND	4000	ug/kg	270
N-Nitrosodi-n-propylamine	ND	160	ug/kg	19
N-Nitrosodiphenylamine	ND	160	ug/kg	73
2,2'-oxybis (1-Chloropropane)	ND	160	ug/kg	17
Pentachlorophenol	ND	780	ug/kg	71
Phenanthrene	**2500**	**160**	**ug/kg**	**25**
Phenol	ND	160	ug/kg	19
Pyrene	**4800**	**160**	**ug/kg**	**16**
2,4,5-Trichlorophenol	ND	780	ug/kg	84
2,4,6-Trichlorophenol	ND	780	ug/kg	120

(Continued on next page)

MACTEC Engineering and Consulting Inc

Client Sample ID: B6-0406

GC/MS Semivolatiles

Lot-Sample #...: C0J250457-003 **Work Order #...:** L82431AL **Matrix.....:** SOLID

SURROGATE	PERCENT RECOVERY	RECOVERY LIMITS
2,4,6-Tribromophenol	93	(35 - 124)
2-Fluorobiphenyl	85	(35 - 105)
2-Fluorophenol	79	(39 - 103)
Nitrobenzene-d5	82	(25 - 104)
Phenol-d5	73	(25 - 105)
Terphenyl-d14	89	(25 - 127)

NOTE(S):

Results and reporting limits have been adjusted for dry weight.

J Estimated result. Result is less than RL.

Data File: \\PITSVR06\D\chem\733.i\N110210.b\N1102024.D
Date : 02-NOV-2010 16:02
Client ID: B6-0406
Instrument: 733.i
Sample Info: C0J250457-003 X2 11/2/10 soil(0306070)8270c
Volume Injected (uL): 2.0
Operator: 3200
Column phase: DB5-MS
Column diameter: 0.32

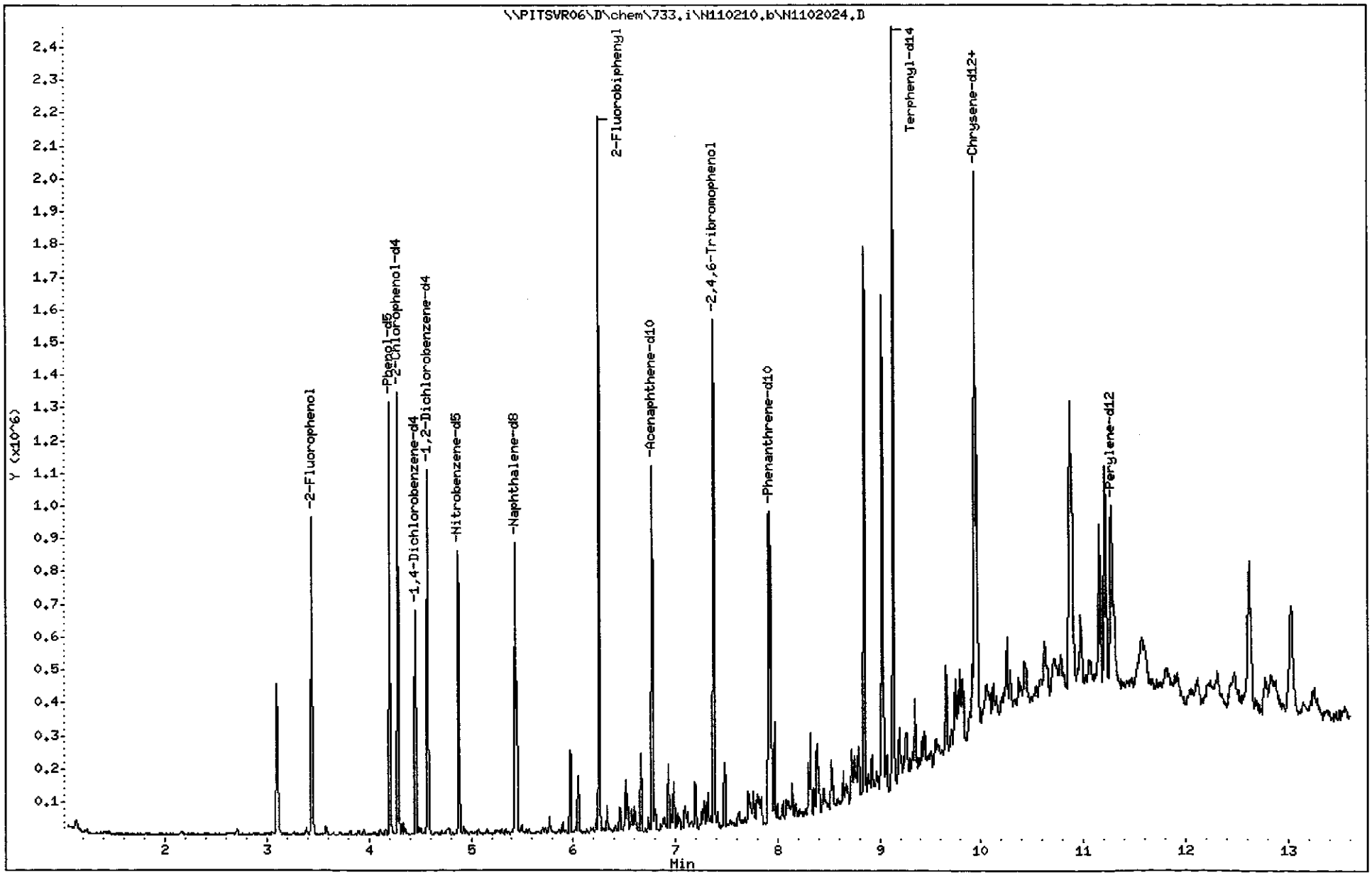

TestAmerica Pittsburgh

Semivolatile REPORT SW-846 Method 8270

Data file : \\PITSVR06\D\chem\733.i\N110210.b\N1102024.D
Lab Smp Id: L82431AL Client Smp ID: B6-0406
Inj Date : 02-NOV-2010 16:02
Operator : 3200 Inst ID: 733.i
Smp Info : C0J250457-003 X2 11/2/10 soil(0306070)8270c
Misc Info : L82431AL,N110210.b,8270ll.m,padep.sub
Comment :
Method : \\PITSVR06\D\chem\733.i\N110210.b\8270ll.m
Meth Date : 03-Nov-2010 05:24 piccolinov Quant Type: ISTD
Cal Date : 27-SEP-2010 21:20 Cal File: N0927IC8.D
Als bottle: 27
Dil Factor: 2.00000
Integrator: HP RTE Compound Sublist: padep.sub
Target Version: 4.14
Processing Host: PITPC-502

Concentration Formula: Amt * DF * Uf * Vt/(Vi * Ws)*gpc * CpndVariable

Name	Value	Description
DF	2.000	Dilution Factor
Uf	1.000	ng unit correction factor
Vt	5000.000	Volume of final extract (uL)(1000 low, 2
Vi	2.000	Volume injected (uL)
Ws	15.000	Weight of sample extracted (g)
gpc	1.000	gpc correction factor
Cpnd Variable		Local Compound Variable

	Compounds	QUANT SIG MASS	RT	EXP RT	REL RT	RESPONSE	CONCENTRATIONS ON-COLUMN (NG)	FINAL (ug/kg)
* 1	1,4-Dichlorobenzene-d4	152	4.454	4.459	(1.000)	91102	8.00000	
* 2	Naphthalene-d8	136	5.427	5.431	(1.000)	308390	8.00000	
* 3	Acenaphthene-d10	164	6.773	6.777	(1.000)	175939	8.00000	
* 4	Phenanthrene-d10	188	7.916	7.920	(1.000)	276996	8.00000	
* 5	Chrysene-d12	240	9.946	9.956	(1.000)	267694	8.00000	
* 6	Perylene-d12	264	11.276	11.291	(1.000)	259535	8.00000	
198	1,4-Dioxane	88	Compound Not Detected.					
10	N-Nitrosodimethylamine	74	Compound Not Detected.					
9	Pyridine	79	Compound Not Detected.					
16	Methyl methanesulfonate	80	Compound Not Detected.					
206	Benzaldehyde	77	Compound Not Detected.					
21	Aniline	93	Compound Not Detected.					
22	Phenol	94	Compound Not Detected.					
23	bis(2-Chloroethyl)ether	93	Compound Not Detected.					
24	2-Chlorophenol	128	Compound Not Detected.					
26	1,3-Dichlorobenzene	146	Compound Not Detected.					
27	1,4-Dichlorobenzene	146	Compound Not Detected.					
28	1,2-Dichlorobenzene	146	Compound Not Detected.					
29	Benzyl Alcohol	108	Compound Not Detected.					

	Compounds	QUANT SIG MASS	RT	EXP RT	REL RT	RESPONSE	CONCENTRATIONS ON-COLUMN (NG)	CONCENTRATIONS FINAL (ug/kg)
30	2-Methylphenol	108	Compound Not Detected.					
31	2,2'-oxybis(1-Chloropropane)	45	Compound Not Detected.					
37	Acetophenone	105	Compound Not Detected.					
32	N-Nitroso-di-n-propylamine	70	Compound Not Detected.					
192	4-Methylphenol	108	Compound Not Detected.					
34	Hexachloroethane	117	Compound Not Detected.					
35	Nitrobenzene	77	Compound Not Detected.					
41	Isophorone	82	Compound Not Detected.					
42	2-Nitrophenol	139	Compound Not Detected.					
43	2,4-Dimethylphenol	107	Compound Not Detected.					
44	bis(2-Chloroethoxy)methane	93	Compound Not Detected.					
48	2,4-Dichlorophenol	162	Compound Not Detected.					
49	Benzoic Acid	122	Compound Not Detected.					
50	1,2,4-Trichlorobenzene	180	Compound Not Detected.					
51	Naphthalene	128	5.443	5.447	(1.003)	160157	4.06342	1354.5
52	4-Chloroaniline	127	Compound Not Detected.					
54	2,6-Dichlorophenol	162	Compound Not Detected.					
56	Hexachlorobutadiene	224	Compound Not Detected.					
208	Caprolactam	113	Compound Not Detected.					
59	4-Chloro-3-Methylphenol	107	Compound Not Detected.					
62	2-Methylnaphthalene	142	5.971	5.981	(1.100)	54135	2.03351	677.84
63	1-Methylnaphthalene	142	6.052	6.056	(1.115)	37032	1.44279	480.93
64	Hexachlorocyclopentadiene	236	Compound Not Detected.					
66	2,4,6-Trichlorophenol	196	Compound Not Detected.					
67	2,4,5-Trichlorophenol	196	Compound Not Detected.					
209	1,1'-Biphenyl	154	6.329	6.334	(0.935)	8327	0.25649	85.497
70	2-Chloronaphthalene	162	Compound Not Detected.					
73	2-Nitroaniline	65	Compound Not Detected.					
76	Dimethylphthalate	163	Compound Not Detected.					
78	2,6-Dinitrotoluene	165	Compound Not Detected.					
79	Acenaphthylene	152	6.666	6.670	(0.984)	68189	1.79441	598.14
81	3-Nitroaniline	138	Compound Not Detected.					
82	Acenaphthene	153	6.794	6.804	(1.003)	12560	0.51512	171.71
83	2,4-Dinitrophenol	184	Compound Not Detected.					
85	4-Nitrophenol	109	Compound Not Detected.					
86	Dibenzofuran	168	6.928	6.937	(1.023)	44920	1.24461	414.87
87	2,4-Dinitrotoluene	165	Compound Not Detected.					
91	2,3,5,6-Tetrachlorophenol	231	Compound Not Detected.					
88	2,3,4,6-Tetrachlorophenol	231	Compound Not Detected.					
92	2-Naphthylamine	143	Compound Not Detected.					
93	Diethylphthalate	149	Compound Not Detected.					
94	Fluorene	166	7.195	7.199	(1.062)	21742	0.74886	249.62
95	4-Chlorophenyl-phenylether	204	Compound Not Detected.					
96	4-Nitroaniline	138	Compound Not Detected.					
98	4,6-Dinitro-2-methylphenol	198	Compound Not Detected.					
99	N-Nitrosodiphenylamine (1)	169	Compound Not Detected.					
100	1,2-Diphenylhydrazine	77	Compound Not Detected.					
106	4-Bromophenyl-phenylether	248	Compound Not Detected.					
107	Hexachlorobenzene	283	Compound Not Detected.					
210	Atrazine	200	Compound Not Detected.					
111	Pentachlorophenol	265	Compound Not Detected.					
115	Phenanthrene	178	7.932	7.942	(1.002)	246966	6.36839	2122.8
116	Anthracene	178	7.969	7.979	(1.007)	72177	1.85844	619.48
119	Carbazole	167	8.092	8.097	(1.022)	17665	0.52555	175.18
120	Di-n-Butylphthalate	149	Compound Not Detected.					

Compounds	QUANT SIG MASS	RT	EXP RT	REL RT	RESPONSE	CONCENTRATIONS ON-COLUMN (NG)	CONCENTRATIONS FINAL (ug/kg)
123 Fluoranthene	202	8.846	8.855	(1.117)	549850	12.7185	4239.5
124 Benzidine	184	Compound Not Detected.					
125 Pyrene	202	9.022	9.032	(0.907)	493499	12.1845	4061.5
131 Butylbenzylphthalate	149	Compound Not Detected.					
135 3,3'-Dichlorobenzidine	252	Compound Not Detected.					
136 Benzo(a)Anthracene	228	9.935	9.945	(0.999)	357535	9.43291	3144.3
137 Chrysene	228	9.962	9.977	(1.002)	300735	8.21153	2737.2
139 bis(2-ethylhexyl)Phthalate	149	9.914	9.924	(0.997)	35329	1.42377	474.59
140 Di-n-octylphthalate	149	Compound Not Detected.					
141 Benzo(b)fluoranthene	252	10.876	10.885	(0.964)	589325	14.2634	4754.5
142 Benzo(k)fluoranthene	252	Compound Not Detected.					
143 7,12-dimethylbenz[a]anthracen	256	Compound Not Detected.					
146 Benzo(a)pyrene	252	11.217	11.233	(0.995)	317780	9.90053	3300.2
149 Indeno(1,2,3-cd)pyrene	276	12.622	12.643	(1.119)	267845	6.56302	2187.7
150 Dibenz(a,h)anthracene	278	12.628	12.654	(1.120)	56847	1.99450	664.83
151 Benzo(g,h,i)perylene	276	13.034	13.054	(1.156)	267128	7.85943	2619.8
$ 154 Nitrobenzene-d5	82	4.876	4.881	(0.899)	205816	16.3066	5435.5
$ 155 2-Fluorobiphenyl	172	6.255	6.259	(0.923)	489366	17.0520	5684.0
$ 156 Terphenyl-d14	244	9.129	9.138	(0.918)	493960	17.7103	5903.4
$ 157 Phenol-d5	99	4.203	4.208	(0.944)	328017	22.0017	7333.9
$ 158 2-Fluorophenol	112	3.439	3.438	(0.772)	270647	23.6562	7885.4
$ 159 2,4,6-Tribromophenol	330	7.382	7.386	(0.933)	94211	27.8925	9297.5
$ 186 2-Chlorophenol-d4	132	4.283	4.288	(0.962)	336431	22.2038	7401.3
$ 187 1,2-Dichlorobenzene-d4	152	4.577	4.576	(1.028)	152835	13.1728	4390.9

Data File: \\PITSVR06\D\chem\733.i\N110210.b\N1102024.D

Date : 02-NOV-2010 16:02

Client ID: B6-0406

Instrument: 733.i

Sample Info: C0J250457-003 X2 11/2/10 soil(0306070)8270c

Volume Injected (uL): 2.0

Operator: 3200

Column phase: DB5-MS

Column diameter: 0.32

51 Naphthalene

Concentration: 1354.5 ug/kg

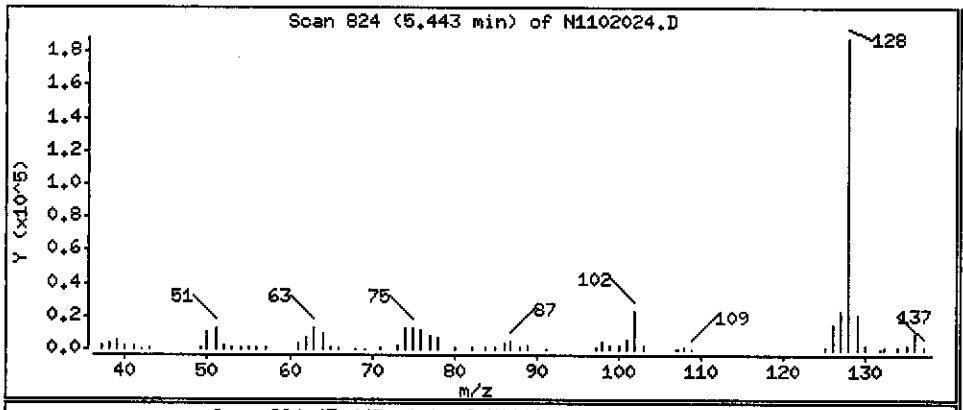

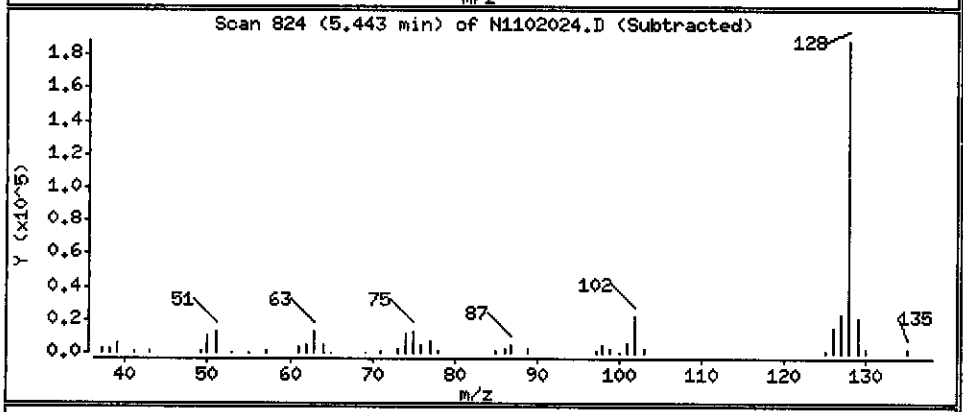

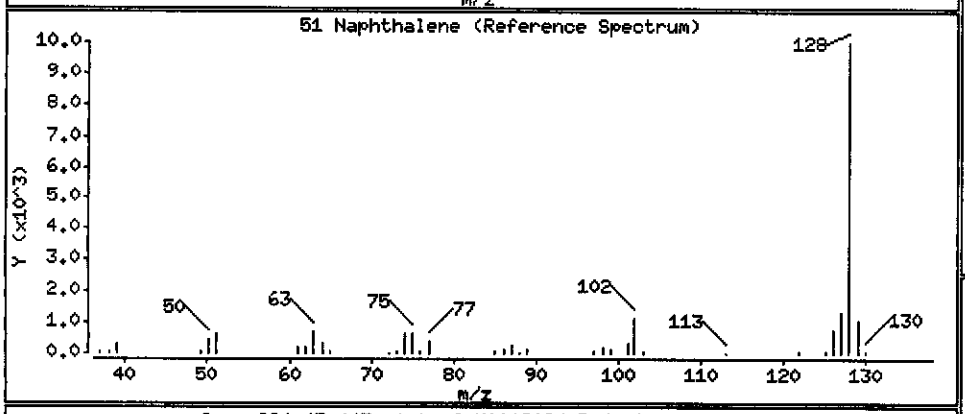

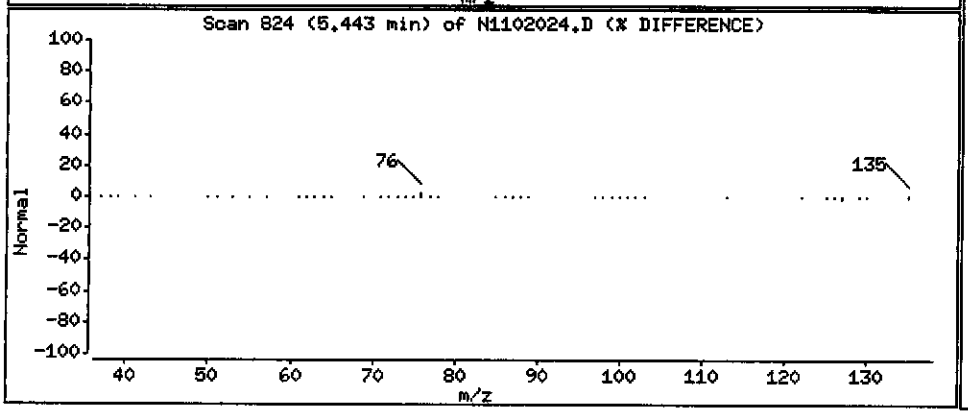

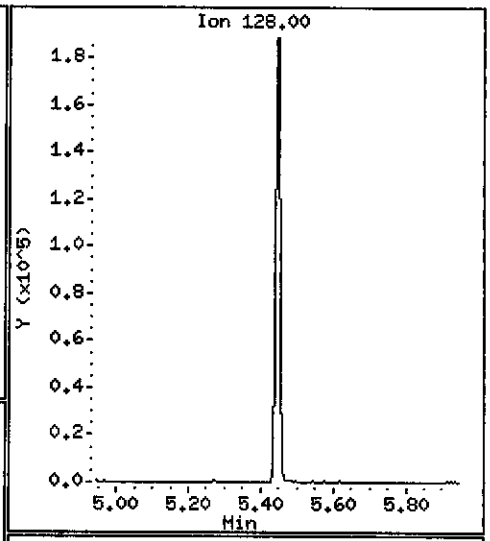

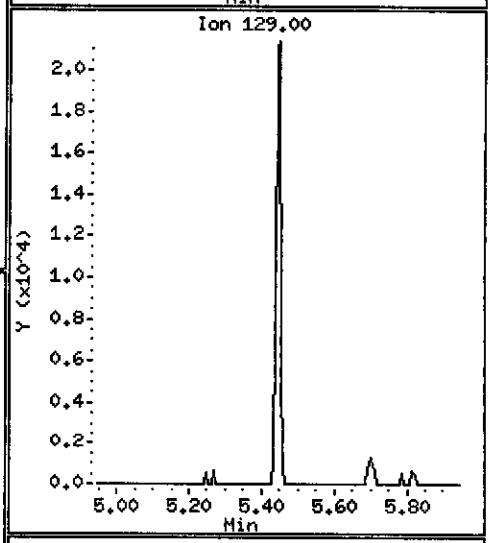

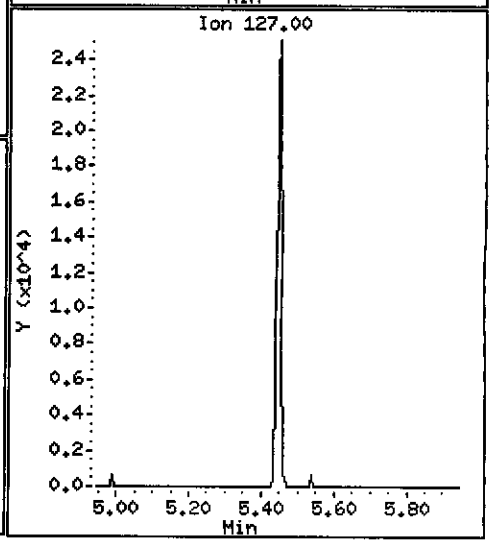

Data File: \\PITSVR06\D\chem\733.i\N110210.b\N1102024.D

Date : 02-NOV-2010 16:02

Client ID: B6-0406

Instrument: 733.i

Sample Info: C0J250457-003 X2 11/2/10 soil(0306070)8270c

Volume Injected (uL): 2.0

Operator: 3200

Column phase: DB5-MS

Column diameter: 0.32

62 2-Methylnaphthalene

Concentration: 677.84 ug/kg

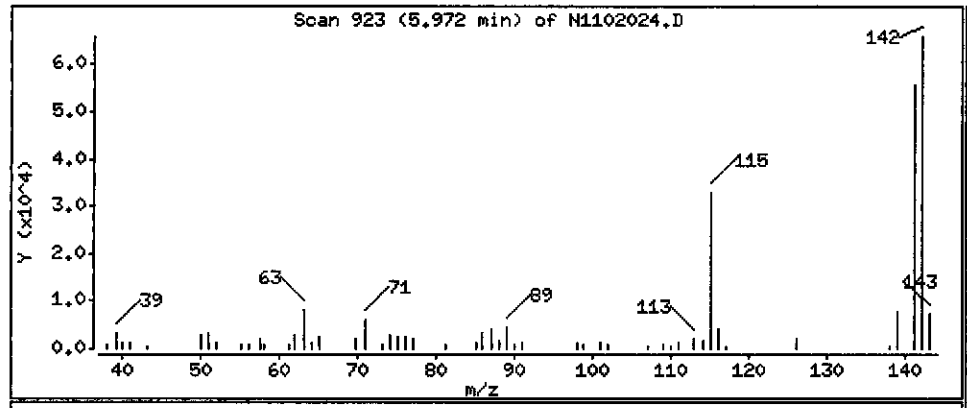

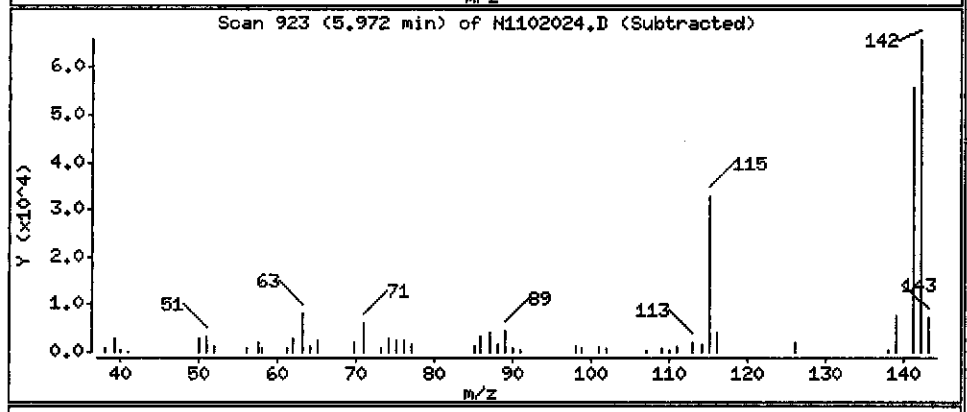

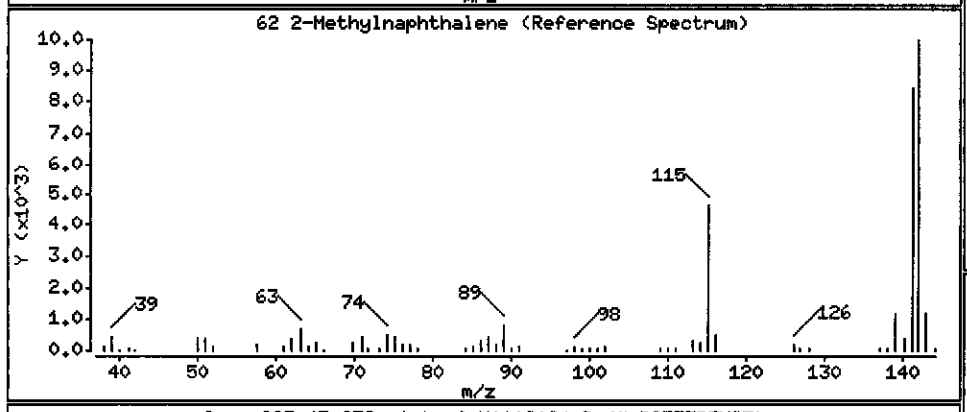

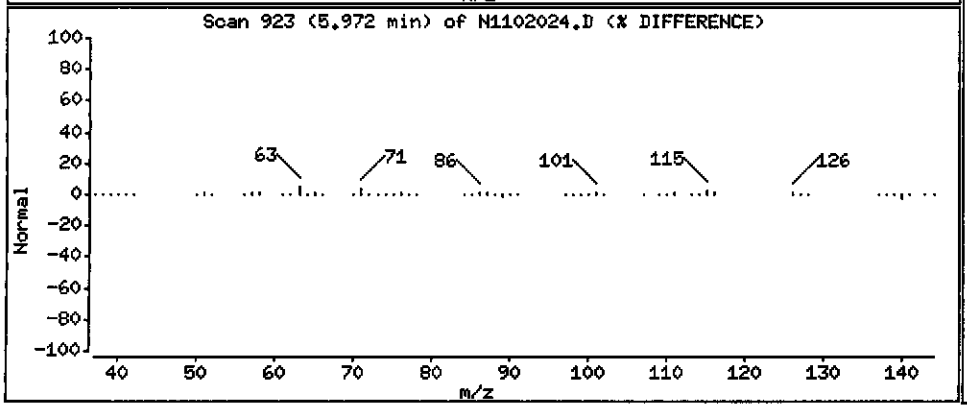

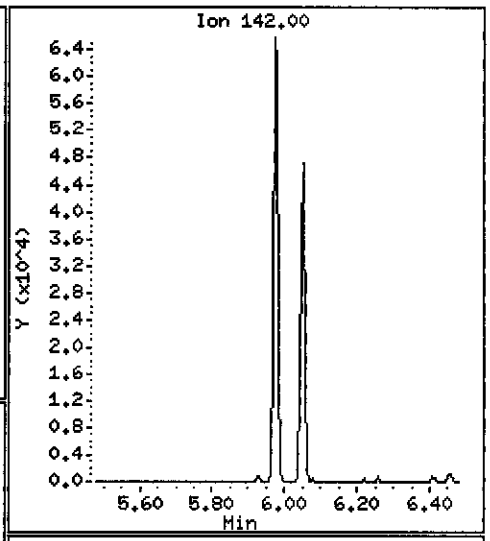

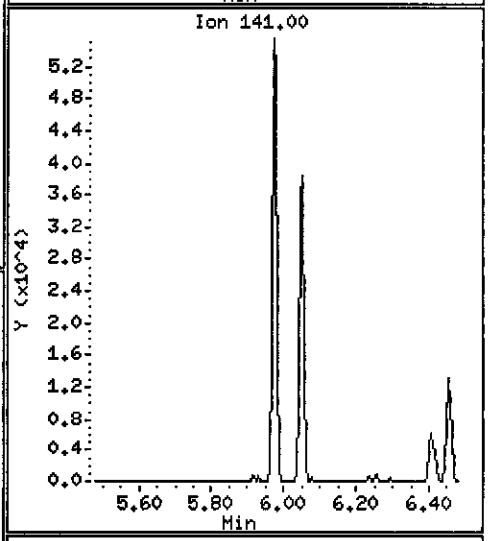

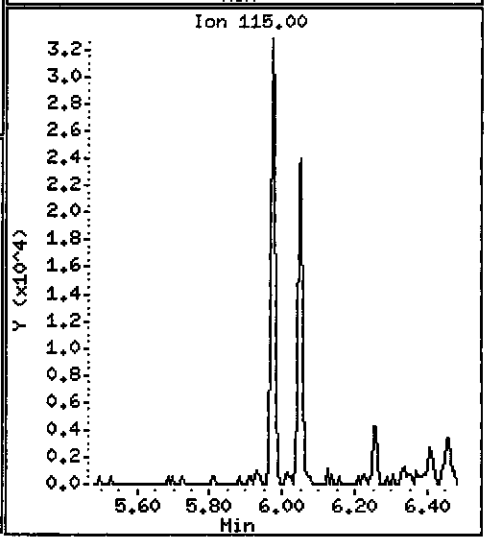

Data File: \\PITSVR06\D\chem\733.i\N110210.b\N1102024.D

Date : 02-NOV-2010 16:02

Client ID: B6-0406

Instrument: 733.i

Sample Info: C0J250457-003 X2 11/2/10 soil(0306070)8270c

Volume Injected (uL): 2.0

Operator: 3200

Column phase: DB5-MS

Column diameter: 0.32

63 1-Methylnaphthalene

Concentration: 480.93 ug/kg

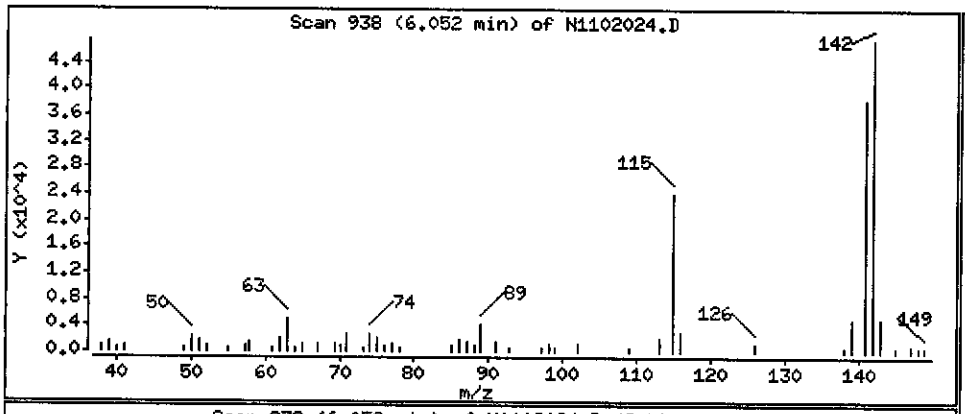

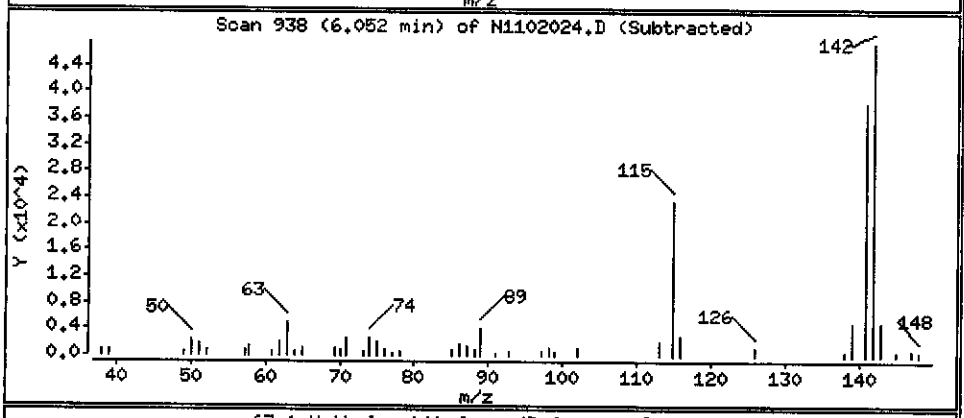

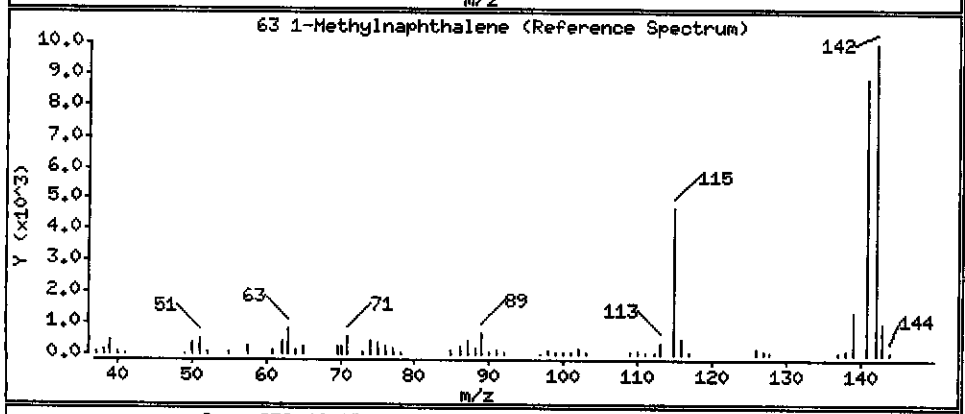

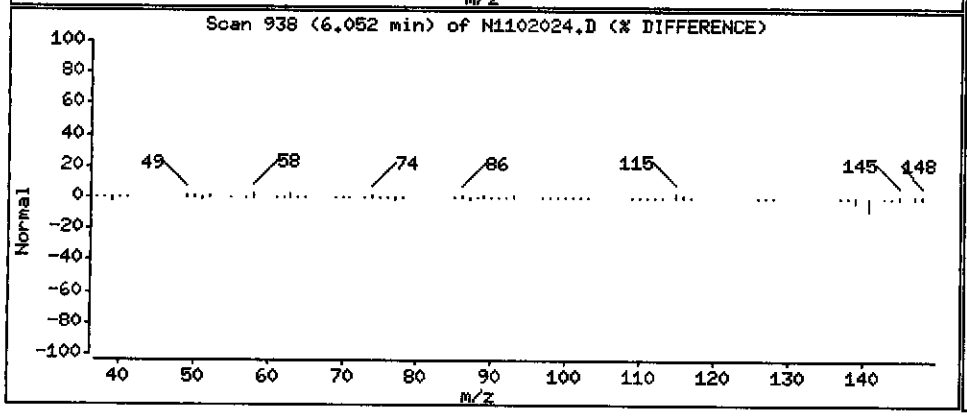

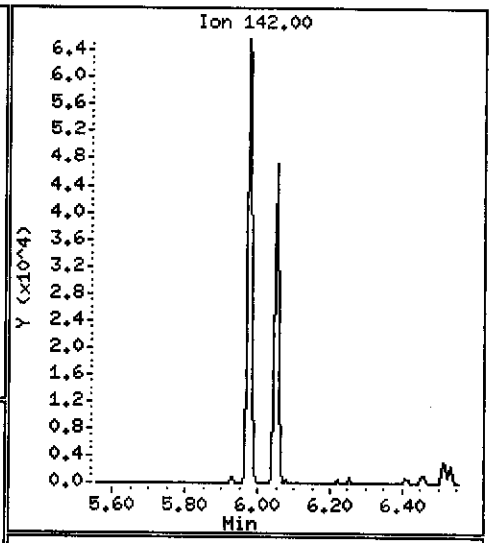

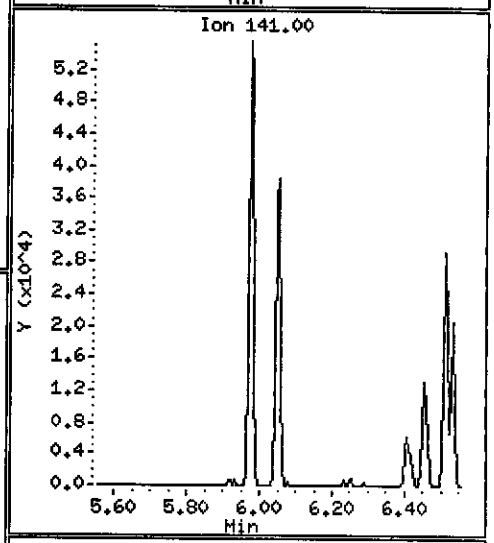

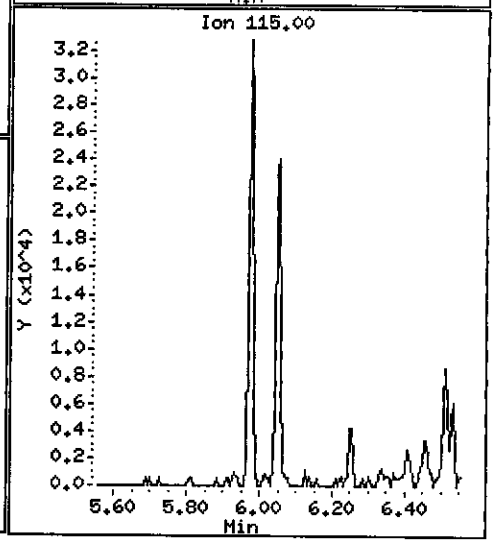

Data File: \\PITSVR06\D\chem\733.i\N110210.b\N1102024.D

Date : 02-NOV-2010 16:02

Client ID: B6-0406

Instrument: 733.i

Sample Info: C0J250457-003 X2 11/2/10 soil(0306070)8270c

Volume Injected (uL): 2.0

Operator: 3200

Column phase: DB5-MS

Column diameter: 0.32

209 1,1'-Biphenyl

Concentration: 85.497 ug/kg

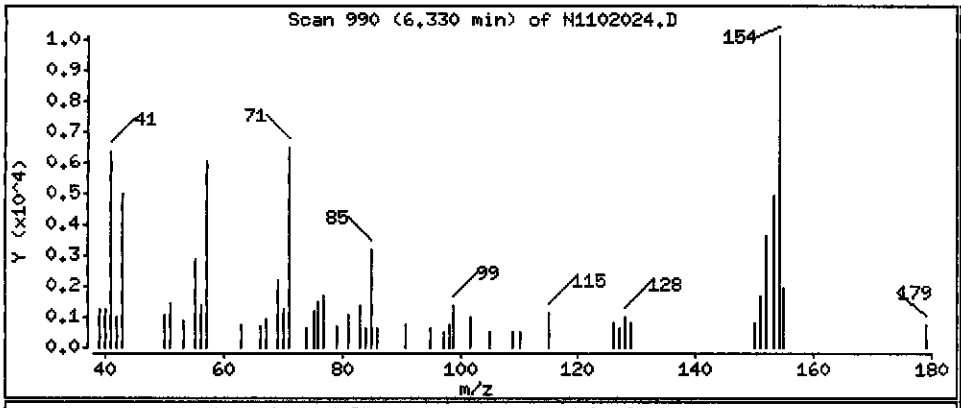

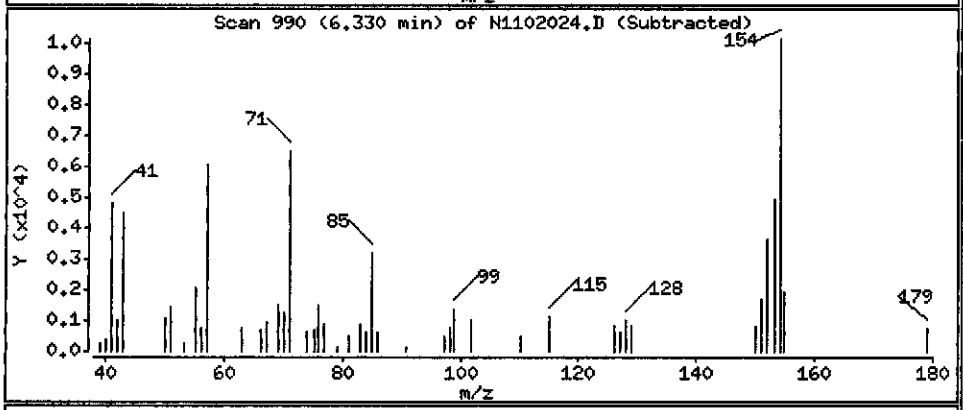

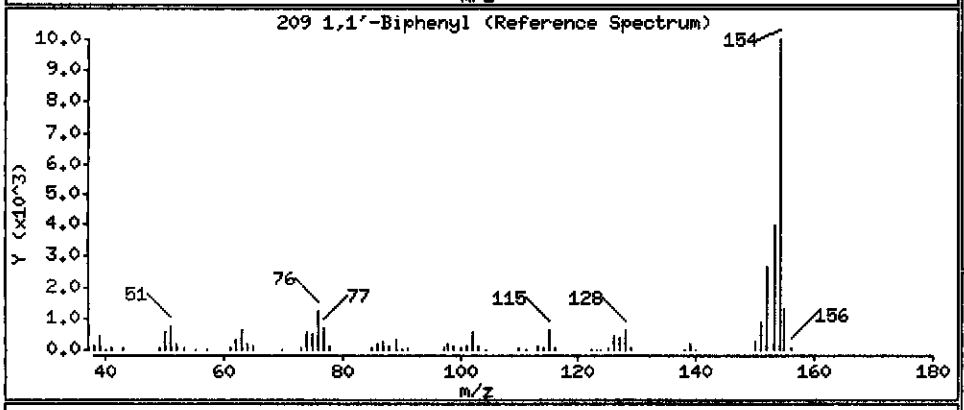

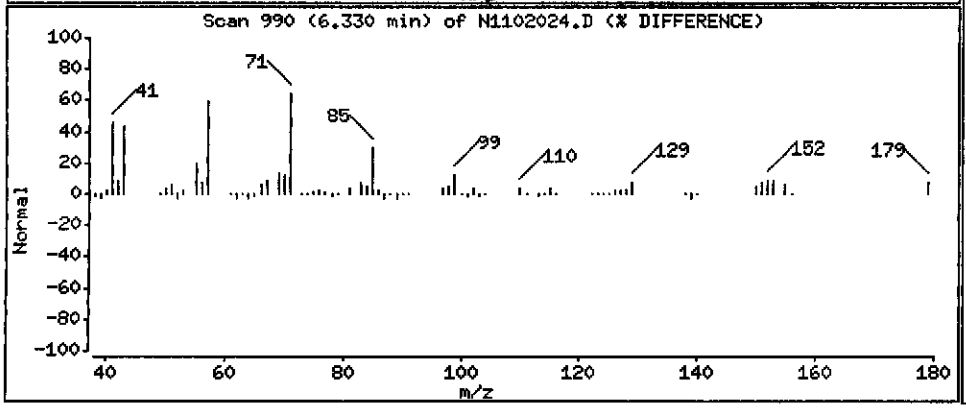

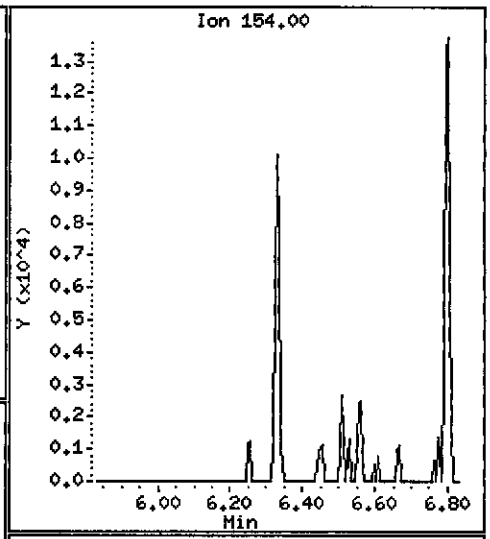

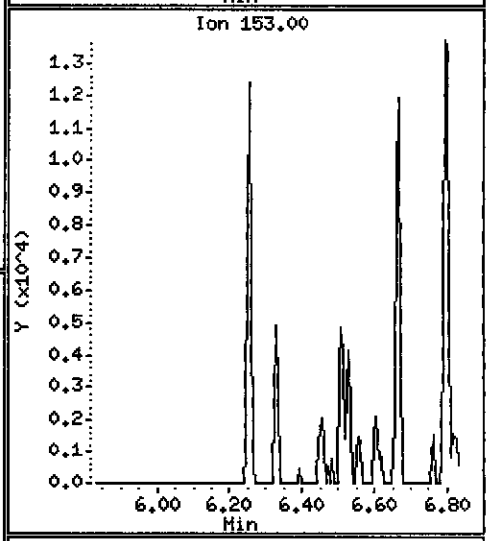

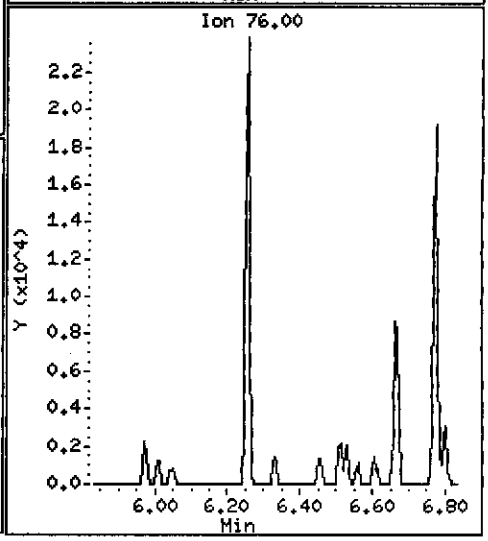

Data File: \\PITSVR06\D\chem\733.i\N110210.b\N1102024.D

Date : 02-NOV-2010 16:02

Client ID: B6-0406 Instrument: 733.i

Sample Info: C0J250457-003 X2 11/2/10 soil(0306070)8270c

Volume Injected (uL): 2.0 Operator: 3200

Column phase: DB5-MS Column diameter: 0.32

79 Acenaphthylene Concentration: 598.14 ug/kg

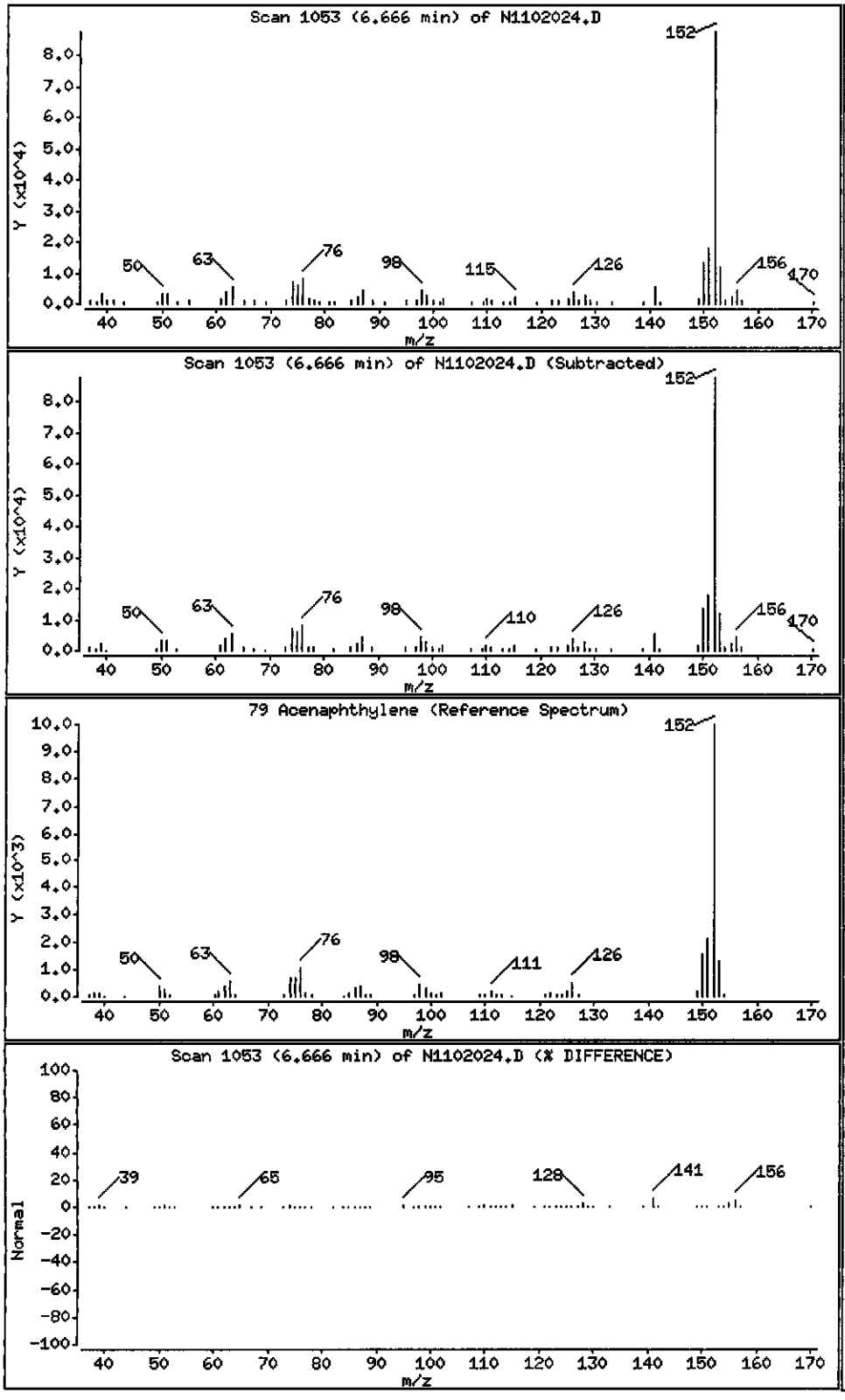

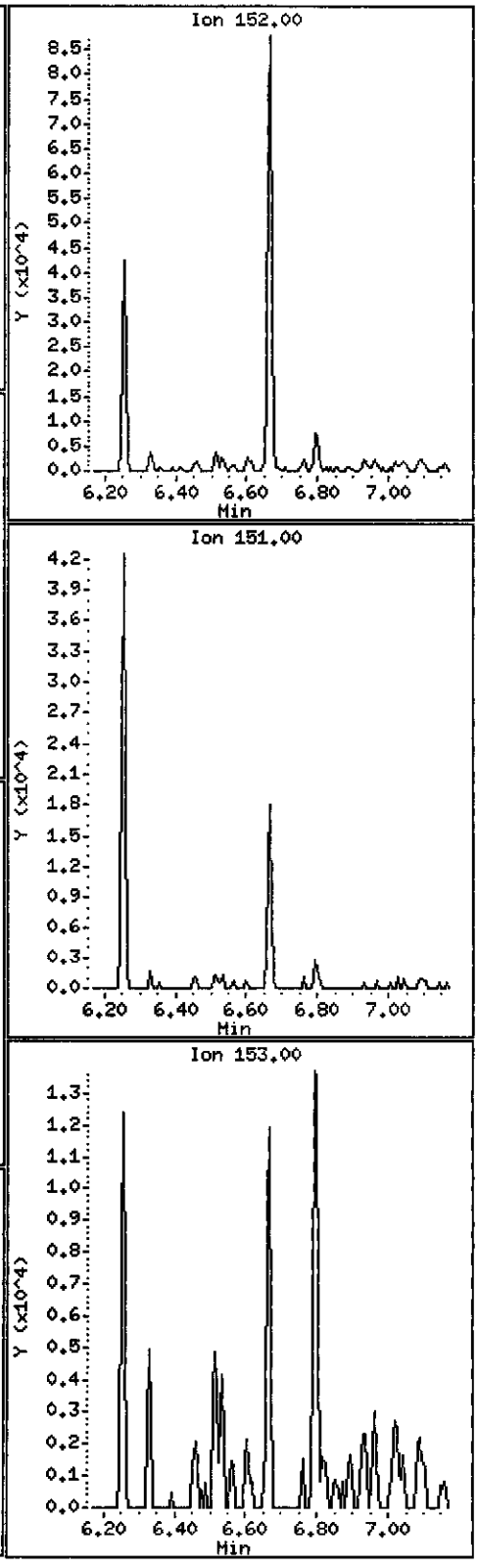

Data File: \\PITSVR06\D\chem\733.i\N110210.b\N1102024.D

Date : 02-NOV-2010 16:02

Client ID: B6-0406

Instrument: 733.i

Sample Info: C0J250457-003 X2 11/2/10 soil(0306070)8270c

Volume Injected (uL): 2.0

Operator: 3200

Column phase: DB5-MS

Column diameter: 0.32

82 Acenaphthene

Concentration: 171.71 ug/kg

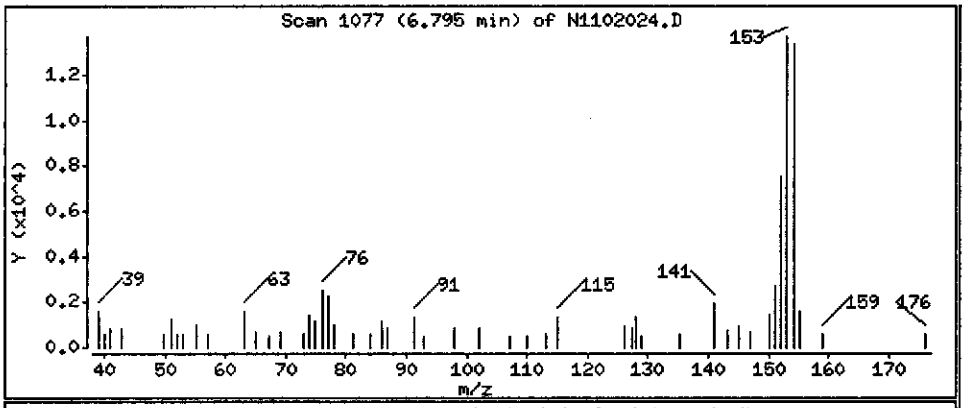

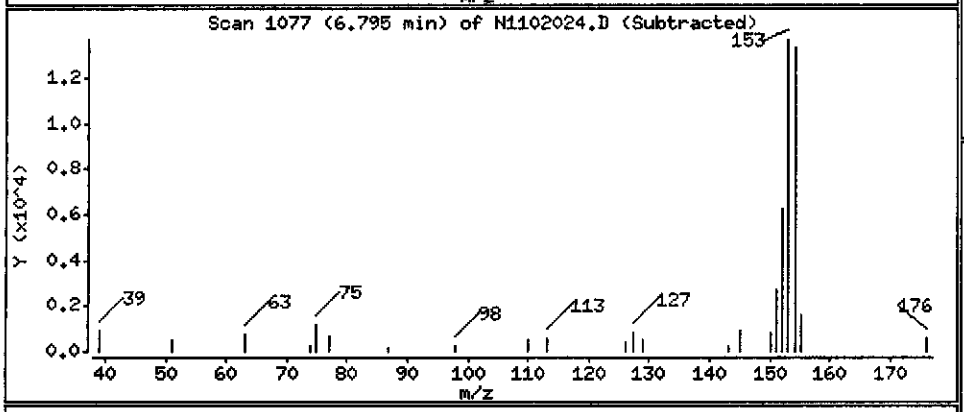

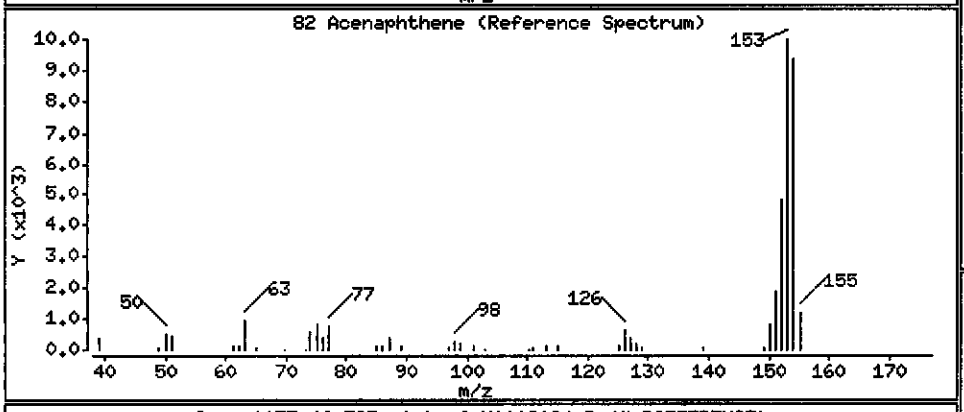

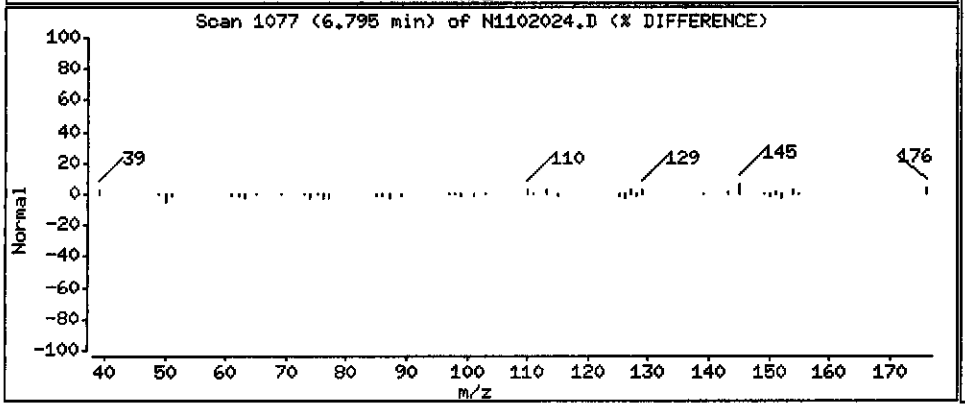

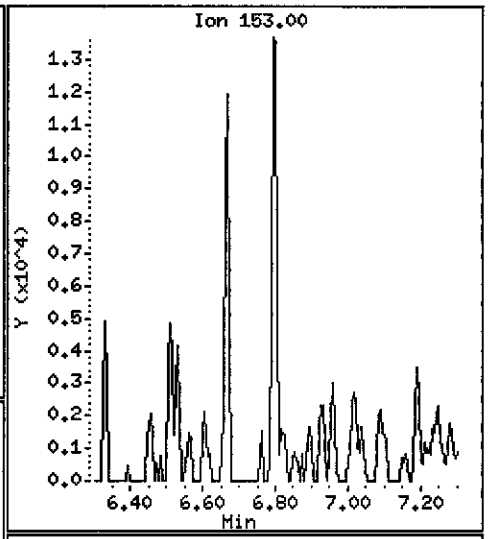

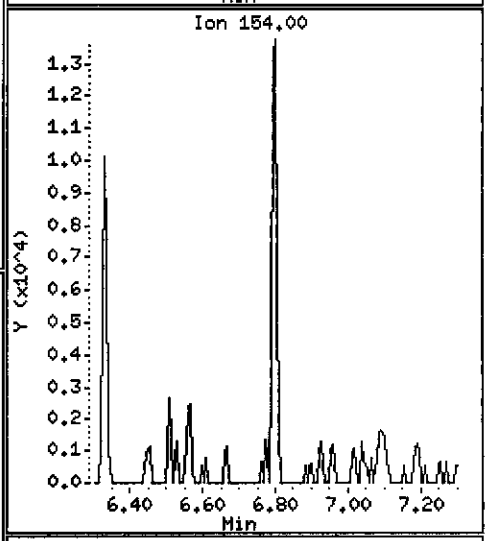

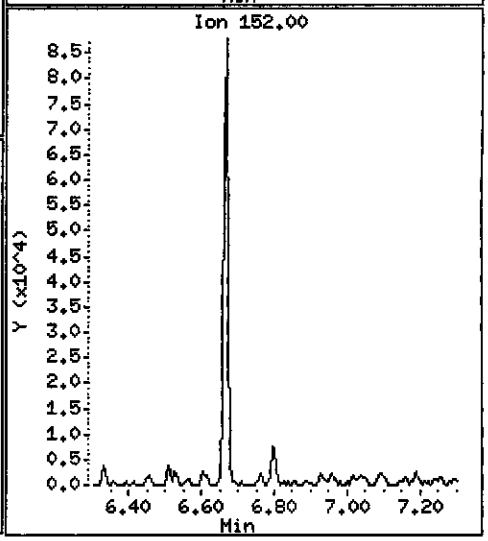

Data File: \\PITSVR06\D\chem\733.i\N110210.b\N1102024.D

Date : 02-NOV-2010 16:02

Client ID: B6-0406

Instrument: 733.i

Sample Info: C0J250457-003 X2 11/2/10 soil(0306070)8270c

Volume Injected (uL): 2.0

Operator: 3200

Column phase: DB5-MS

Column diameter: 0.32

86 Dibenzofuran

Concentration: 414.87 ug/kg

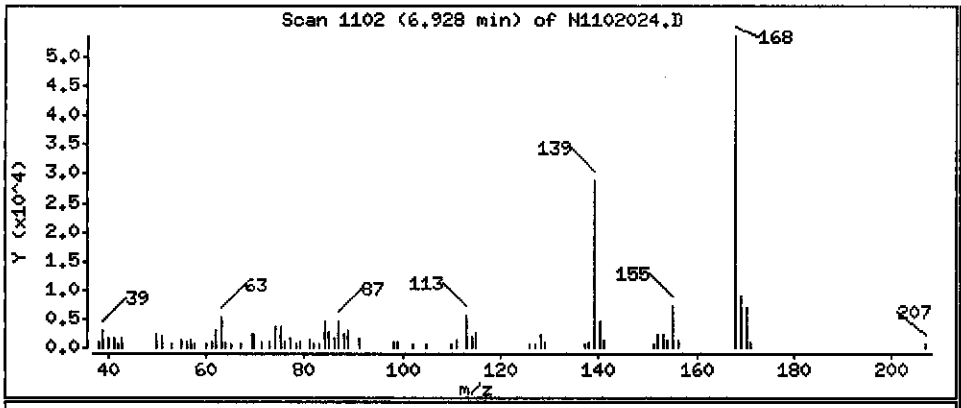

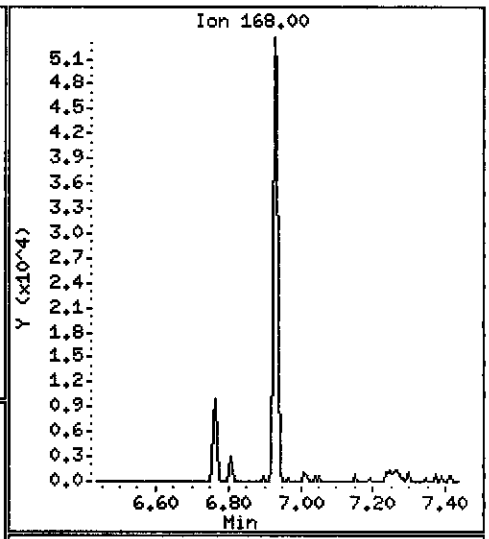

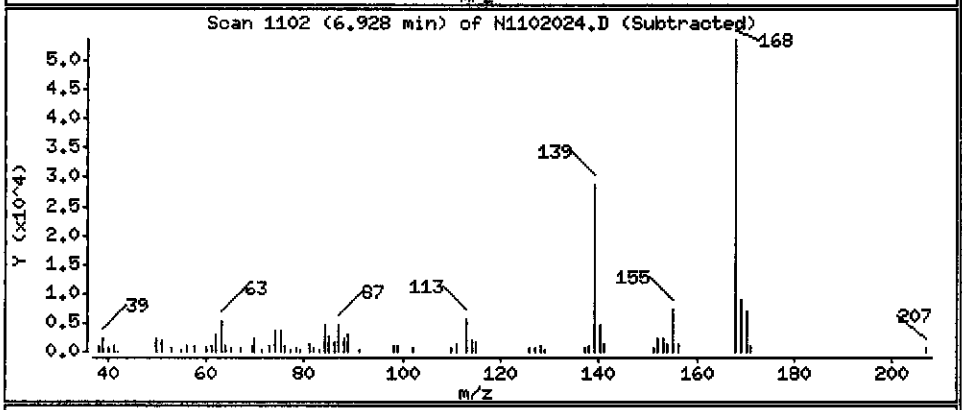

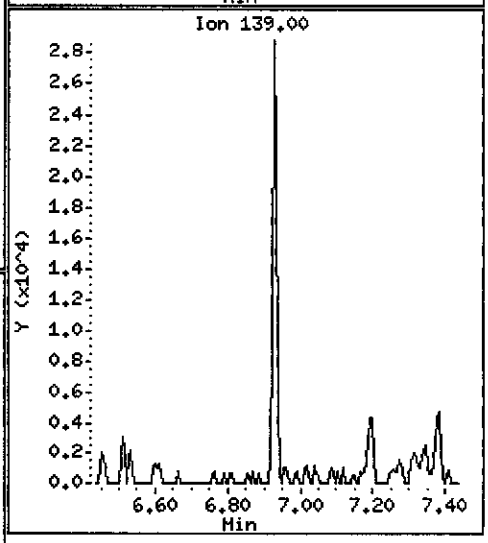

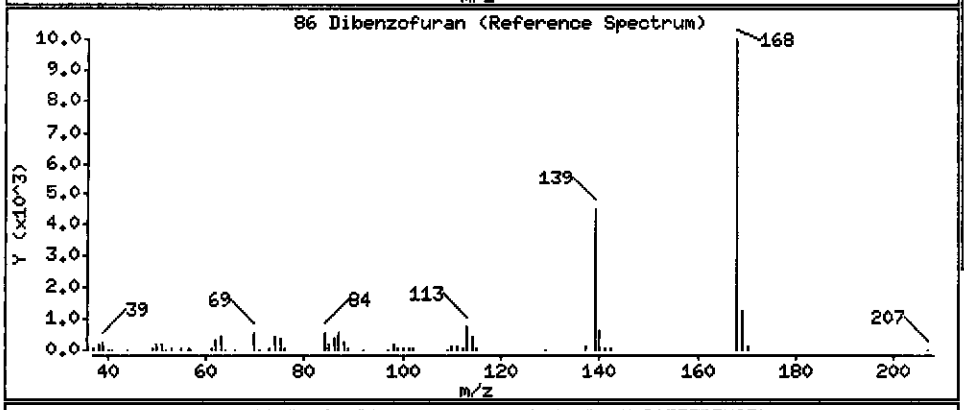

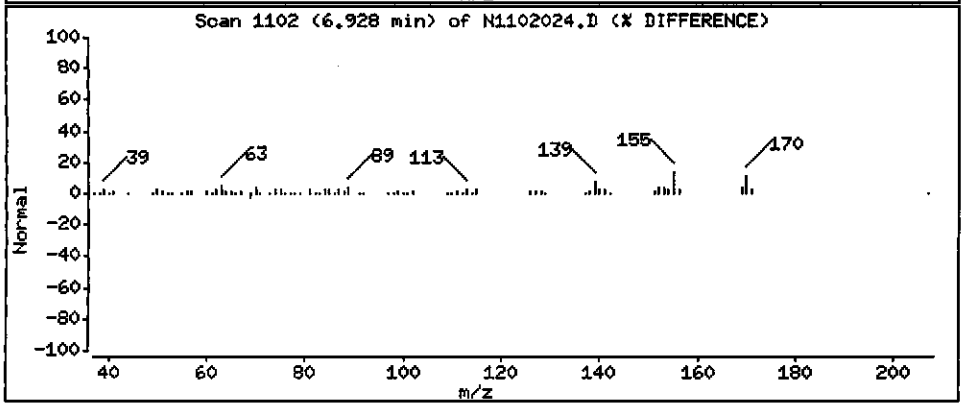

Data File: \\PITSVR06\D\chem\733.i\N110210.b\N1102024.D

Date : 02-NOV-2010 16:02

Client ID: B6-0406

Instrument: 733.i

Sample Info: C0J250457-003 X2 11/2/10 soil(0306070)8270c

Volume Injected (uL): 2.0

Operator: 3200

Column phase: DB5-MS

Column diameter: 0.32

94 Fluorene

Concentration: 249.62 ug/kg

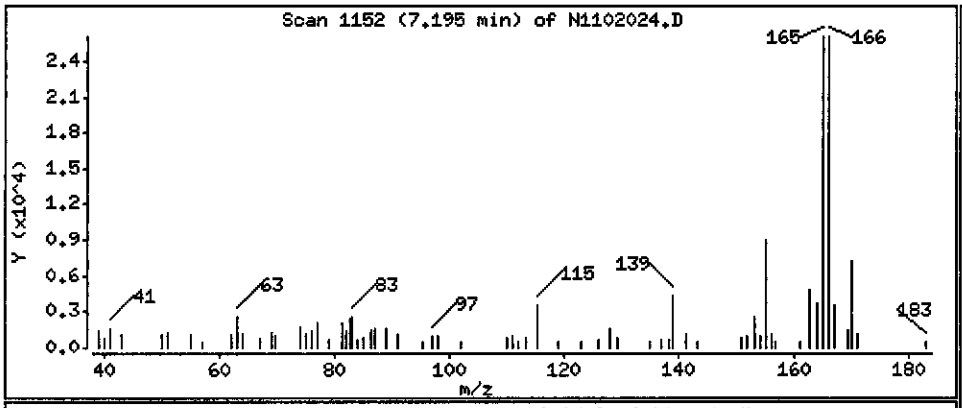

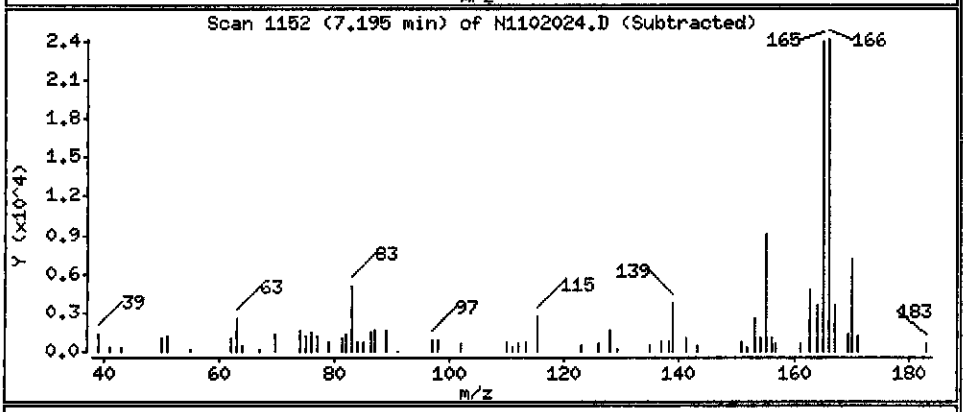

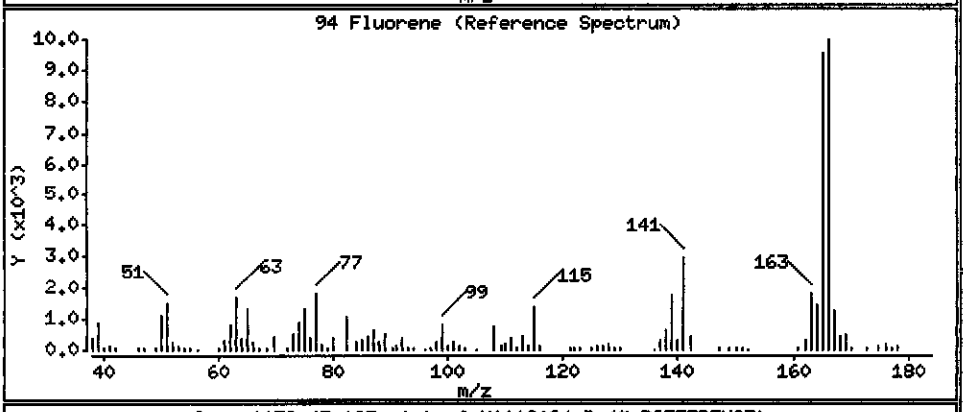

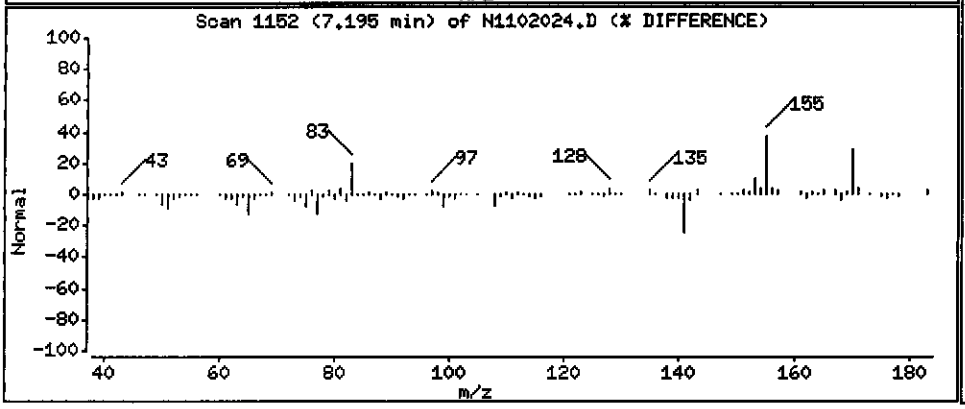

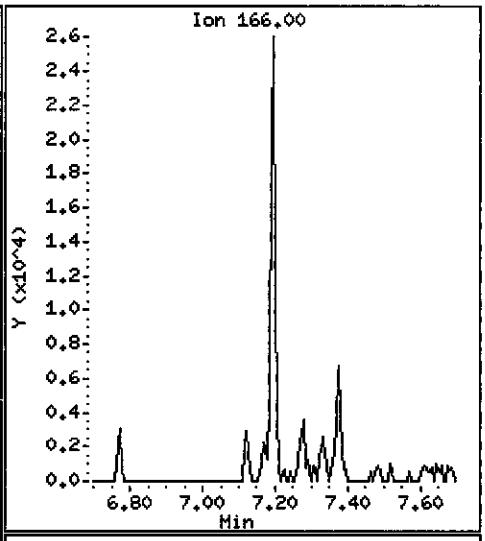

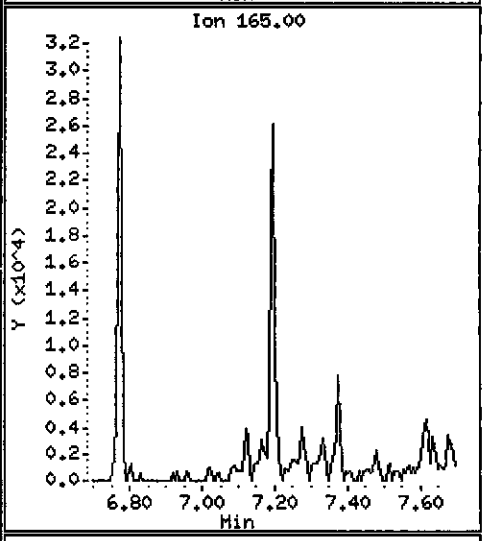

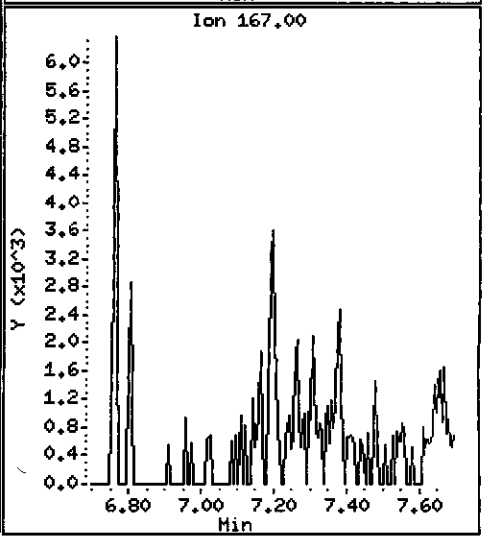

Data File: \\PITSVR06\D\chem\733.i\N110210.b\N1102024.D

Date : 02-NOV-2010 16:02

Client ID: B6-0406

Instrument: 733.i

Sample Info: C0J250457-003 X2 11/2/10 soil(0306070)8270c

Volume Injected (uL): 2.0

Operator: 3200

Column phase: DB5-MS

Column diameter: 0.32

115 Phenanthrene

Concentration: 2122.8 ug/kg

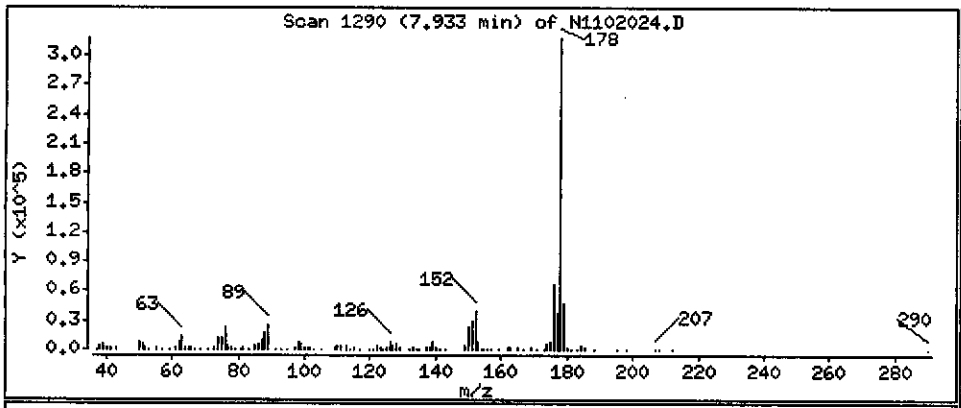

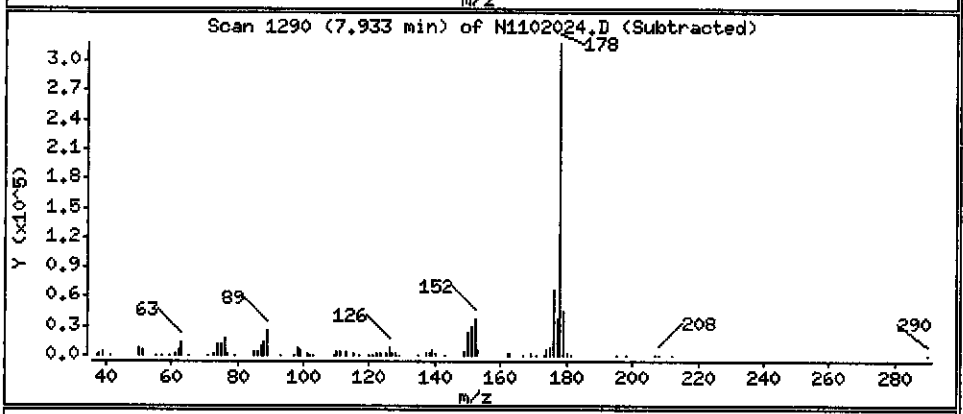

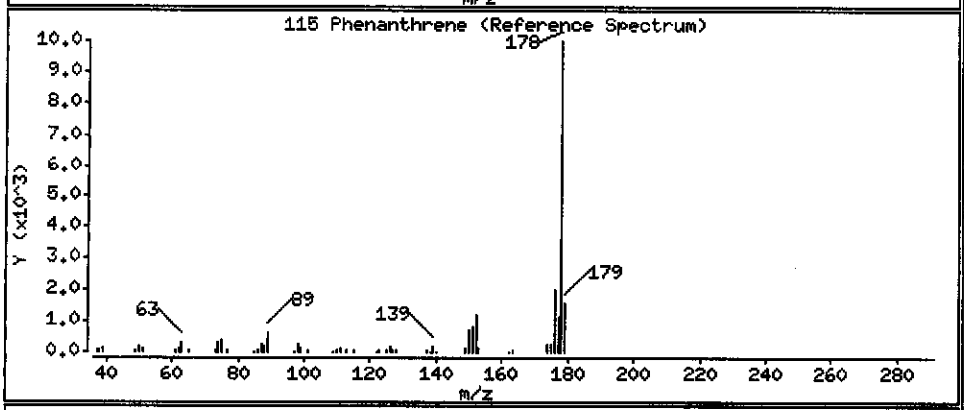

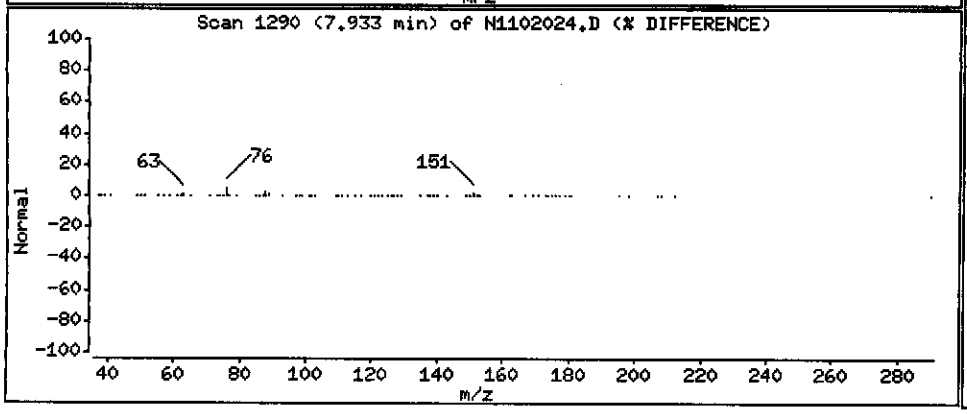

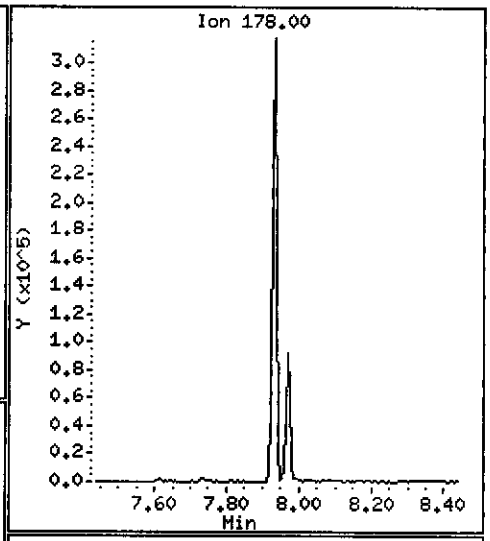

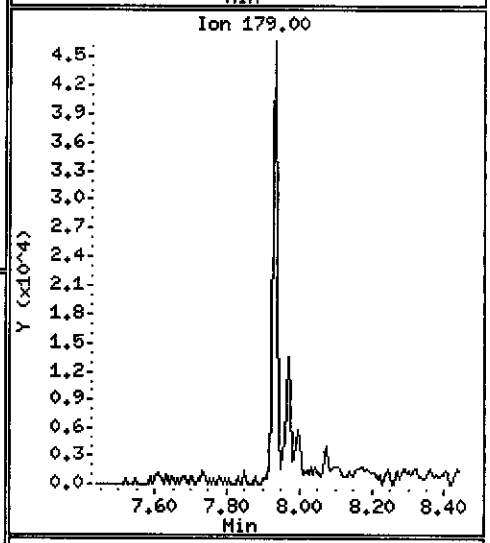

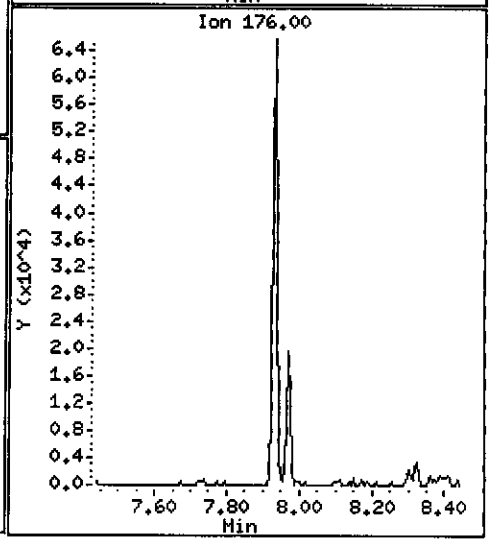

Data File: \\PITSVR06\D\chem\733.i\N110210.b\N1102024.D

Date : 02-NOV-2010 16:02

Client ID: B6-0406

Instrument: 733.i

Sample Info: C0J250457-003 X2 11/2/10 soil(0306070)8270c

Volume Injected (uL): 2.0

Operator: 3200

Column phase: DB5-MS

Column diameter: 0.32

116 Anthracene

Concentration: 619.48 ug/kg

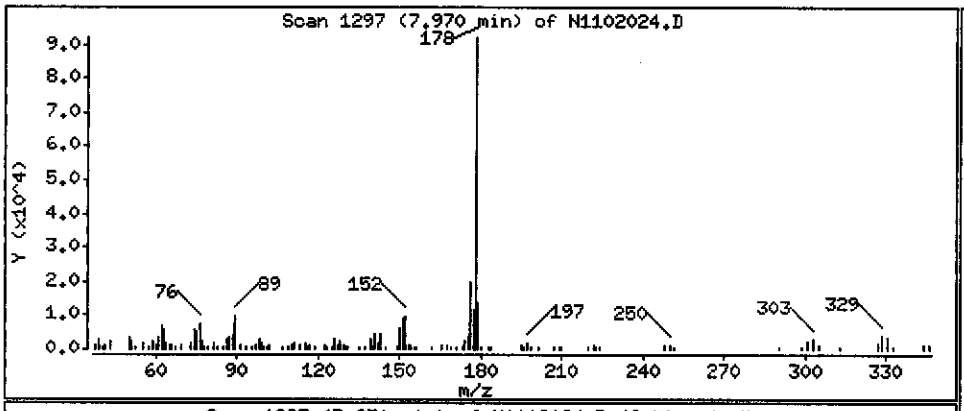

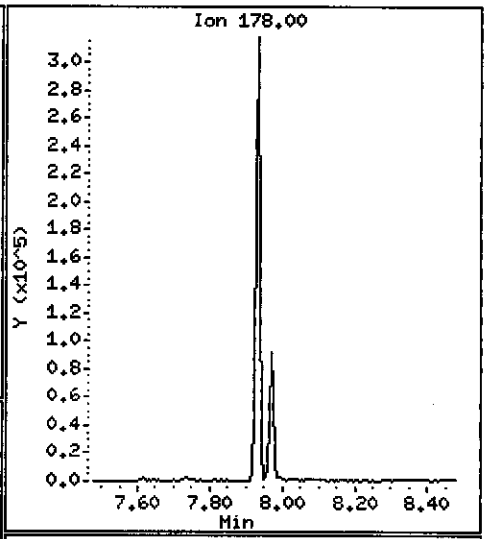

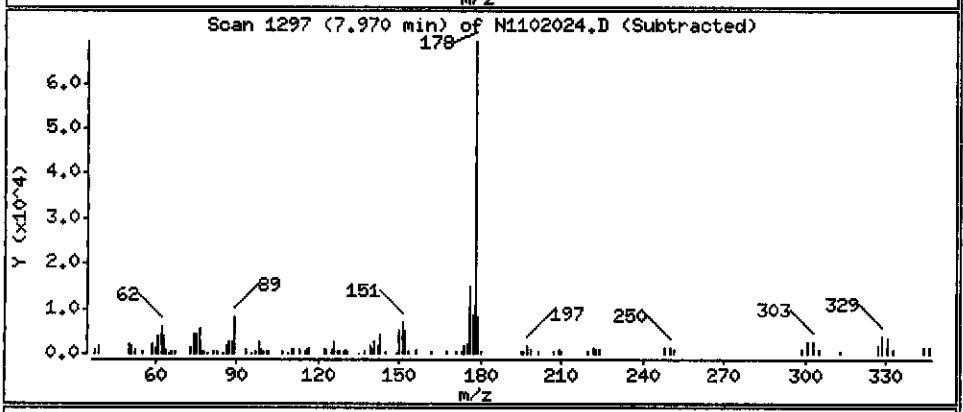

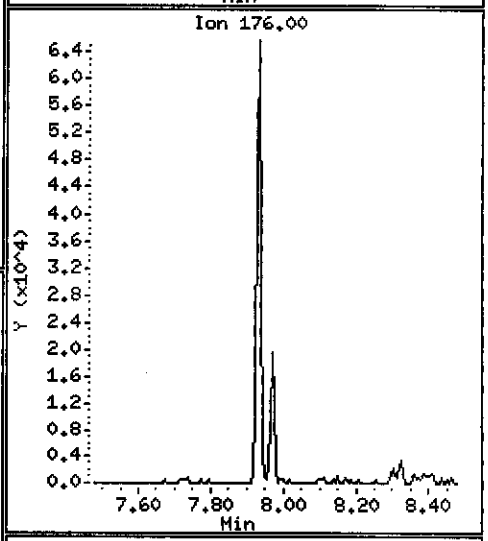

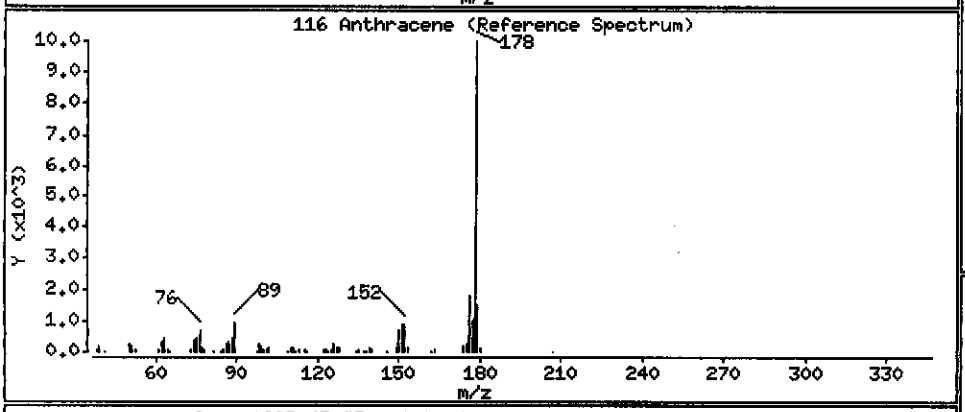

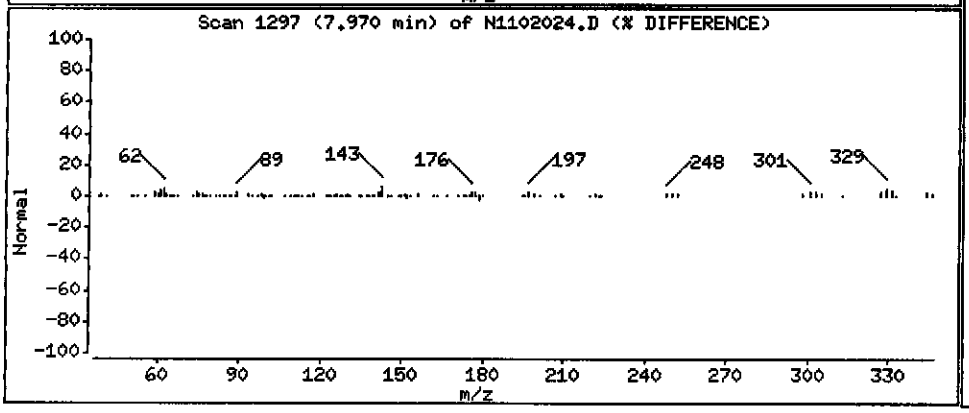

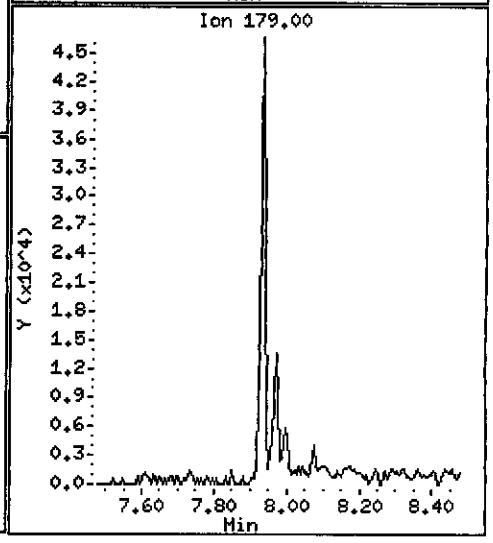

Data File: \\PITSVR06\D\chem\733.i\N110210.b\N1102024.D

Date : 02-NOV-2010 16:02

Client ID: B6-0406

Instrument: 733.i

Sample Info: C0J250457-003 X2 11/2/10 soil(0306070)8270c

Volume Injected (uL): 2.0

Operator: 3200

Column phase: DB5-MS

Column diameter: 0.32

119 Carbazole

Concentration: 175.18 ug/kg

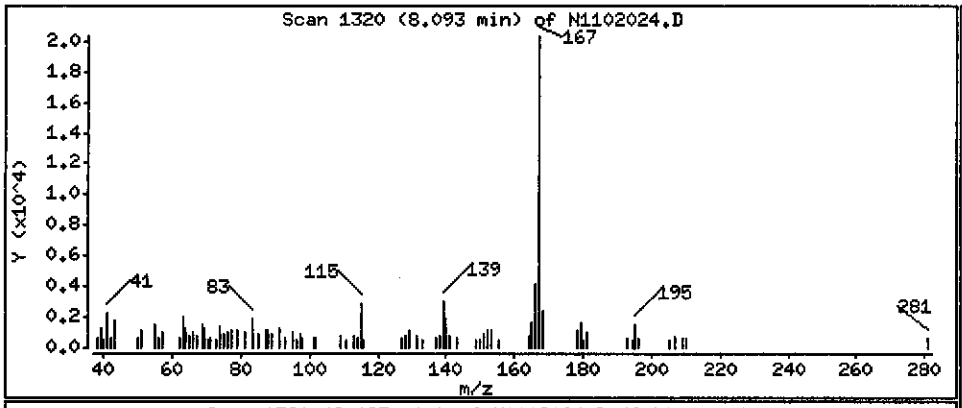

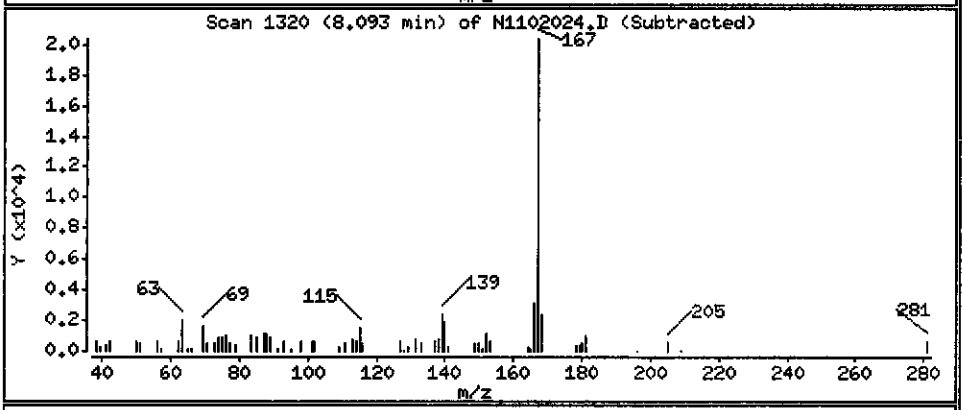

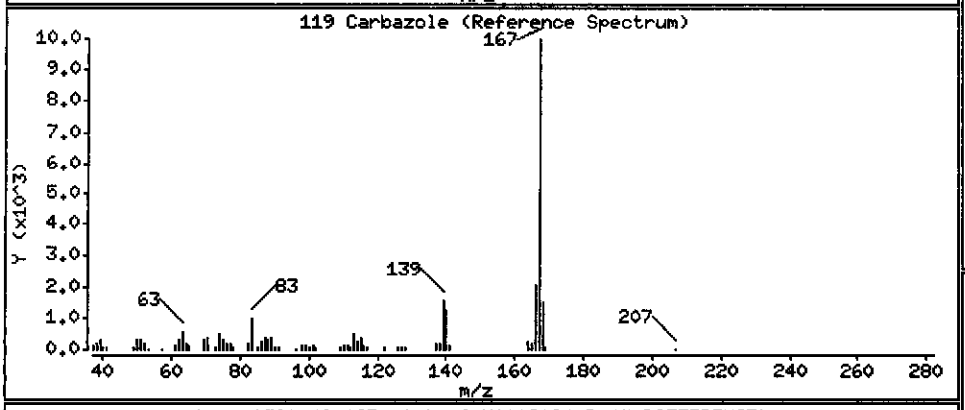

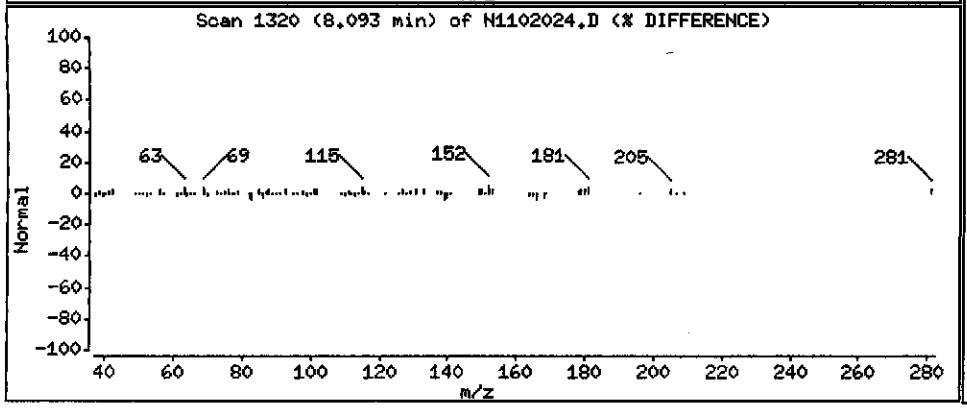

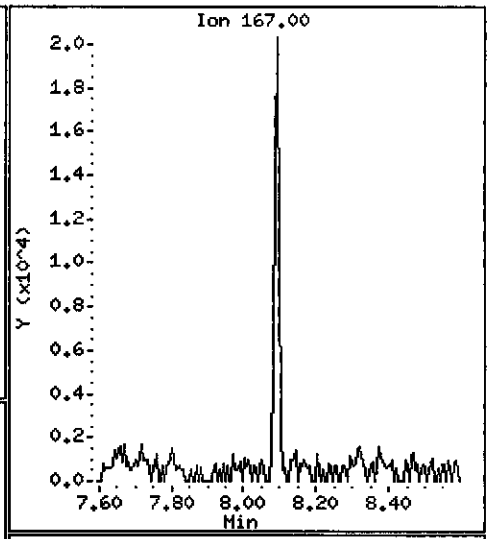

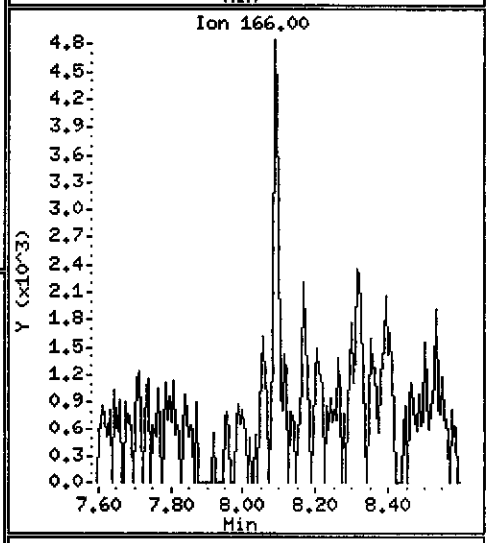

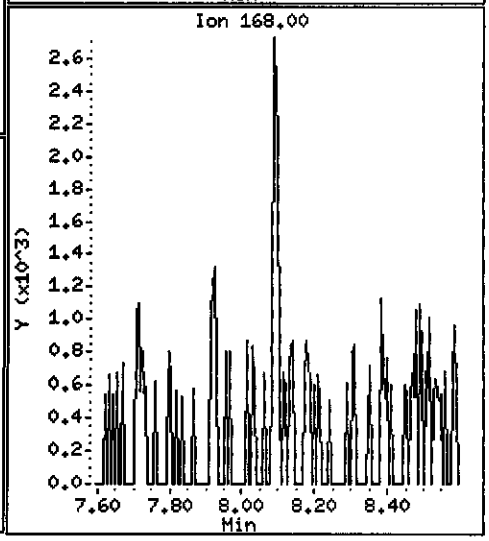

Data File: \\PITSVR06\D\chem\733.i\N110210.b\N1102024.D

Date : 02-NOV-2010 16:02

Client ID: B6-0406

Instrument: 733.i

Sample Info: C0J250457-003 X2 11/2/10 soil(0306070)8270c

Volume Injected (uL): 2.0

Operator: 3200

Column phase: DB5-MS

Column diameter: 0.32

123 Fluoranthene

Concentration: 4239.5 ug/kg

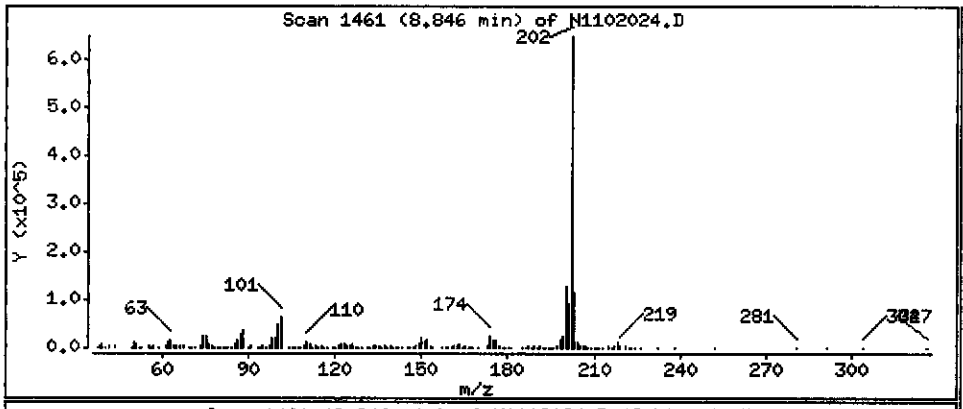

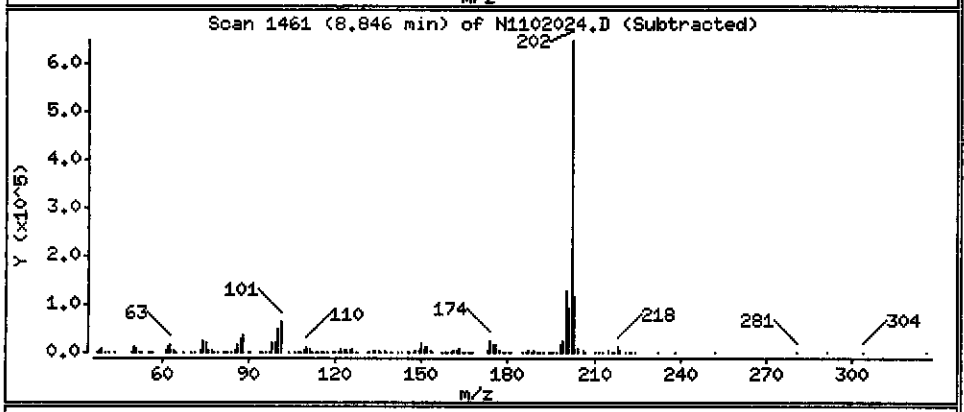

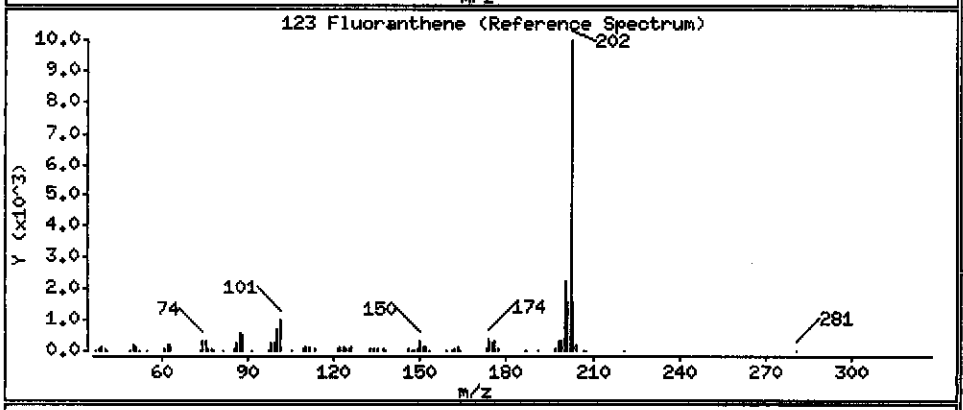

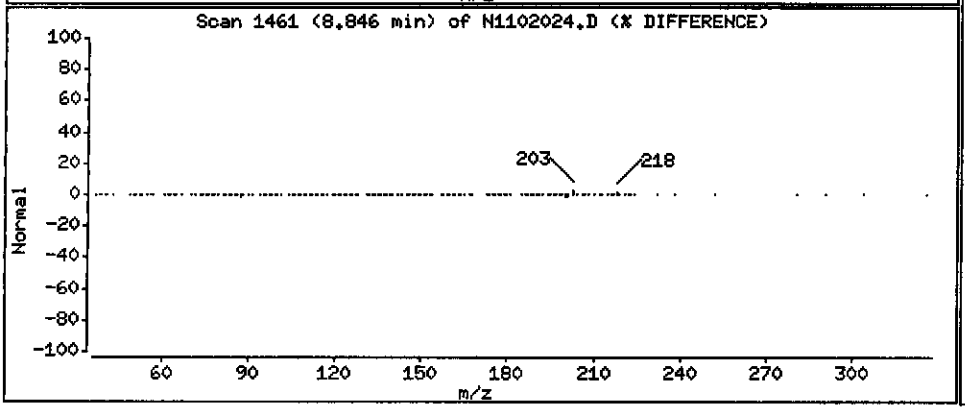

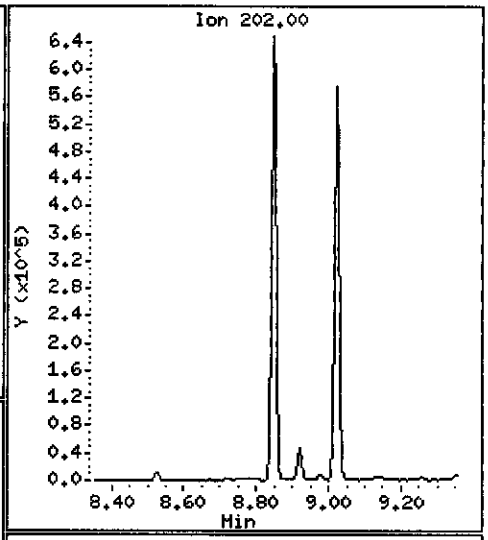

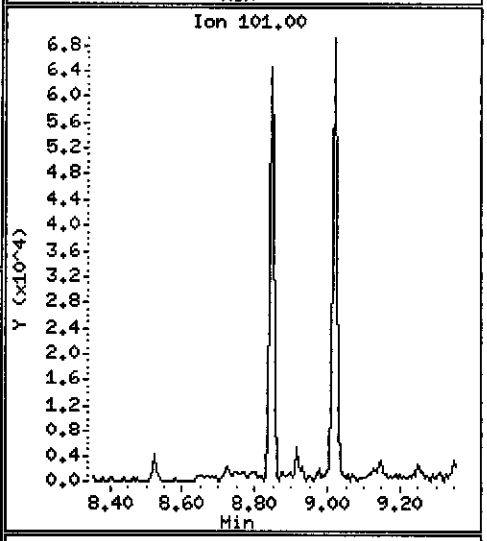

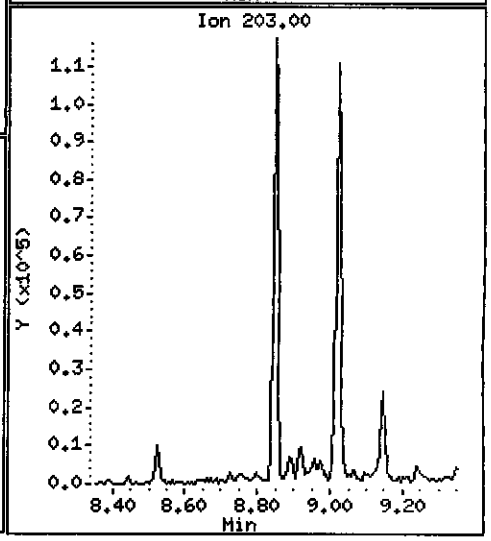

Data File: \\PITSVR06\D\chem\733.i\N110210.b\N1102024.D

Date : 02-NOV-2010 16:02

Client ID: B6-0406

Instrument: 733.i

Sample Info: C0J250457-003 X2 11/2/10 soil(0306070)8270c

Volume Injected (uL): 2.0

Operator: 3200

Column phase: DB5-MS

Column diameter: 0.32

125 Pyrene

Concentration: 4061.5 ug/kg

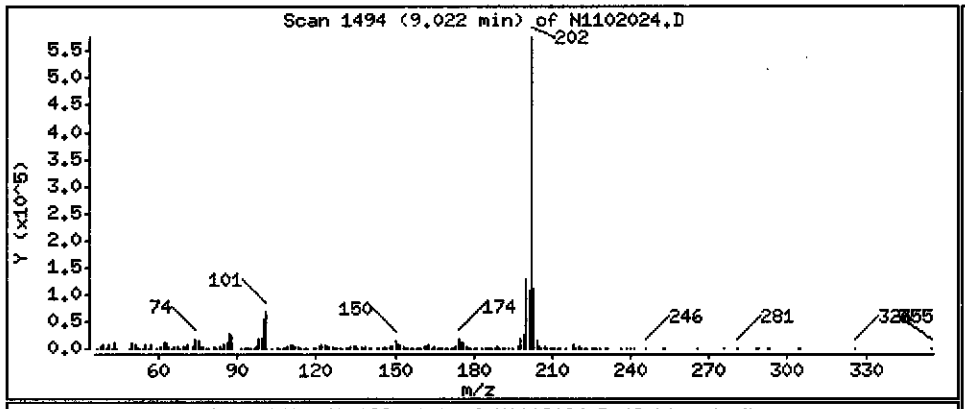

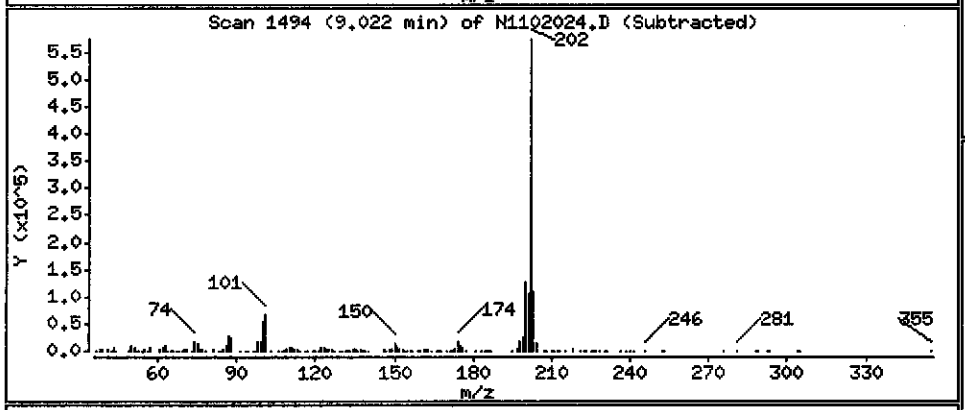

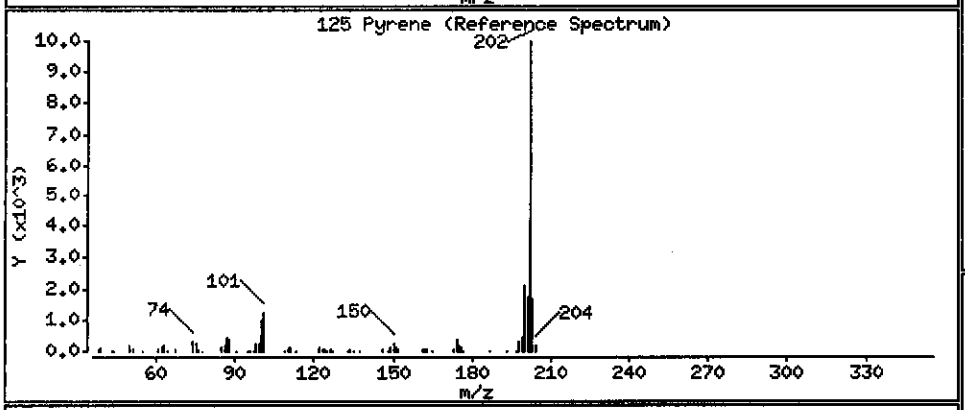

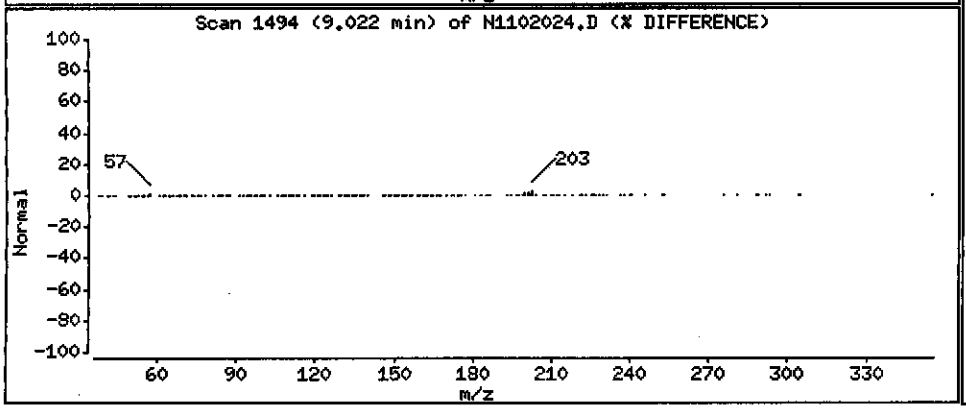

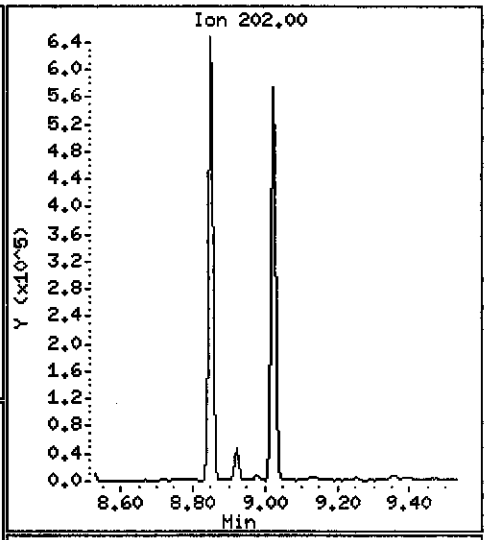

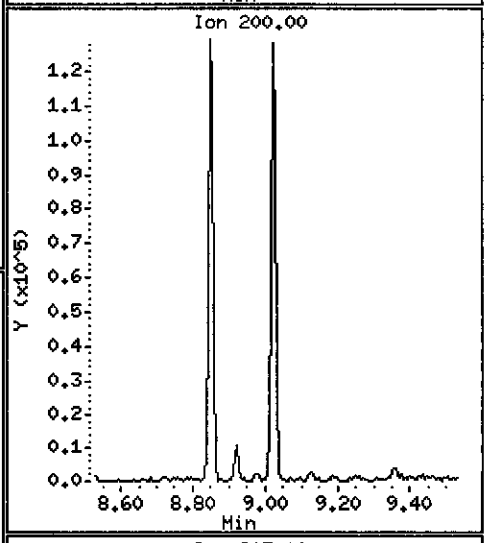

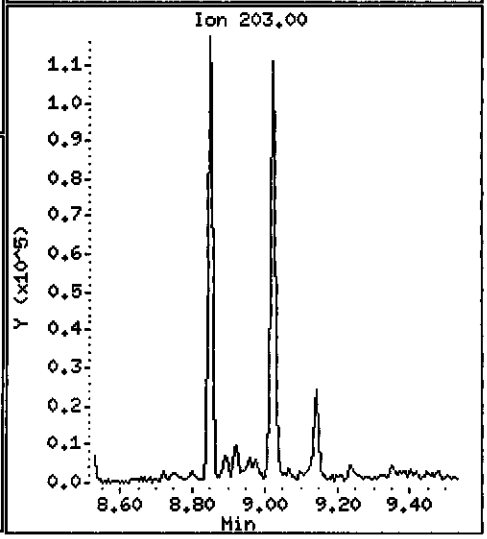

Data File: \\PITSVR06\D\chem\733.i\N110210.b\N1102024.D

Date : 02-NOV-2010 16:02

Client ID: B6-0406

Instrument: 733.i

Sample Info: C0J250457-003 X2 11/2/10 soil(0306070)8270c

Volume Injected (uL): 2.0

Operator: 3200

Column phase: DB5-MS

Column diameter: 0.32

136 Benzo(a)Anthracene

Concentration: 3144.3 ug/kg

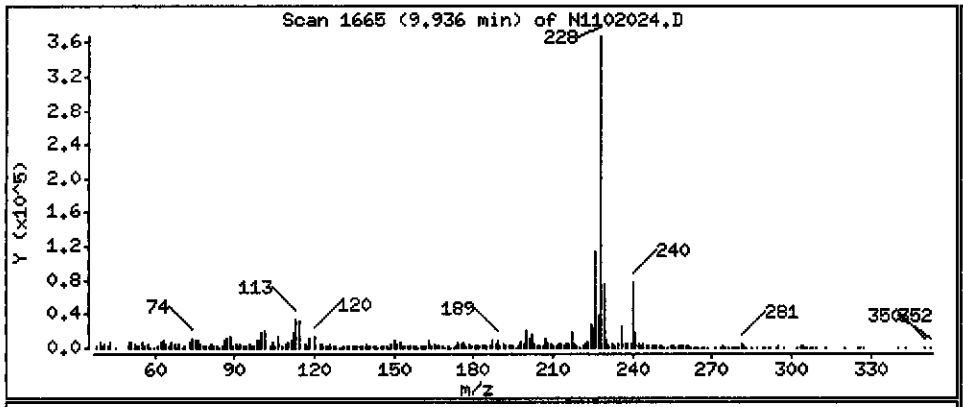

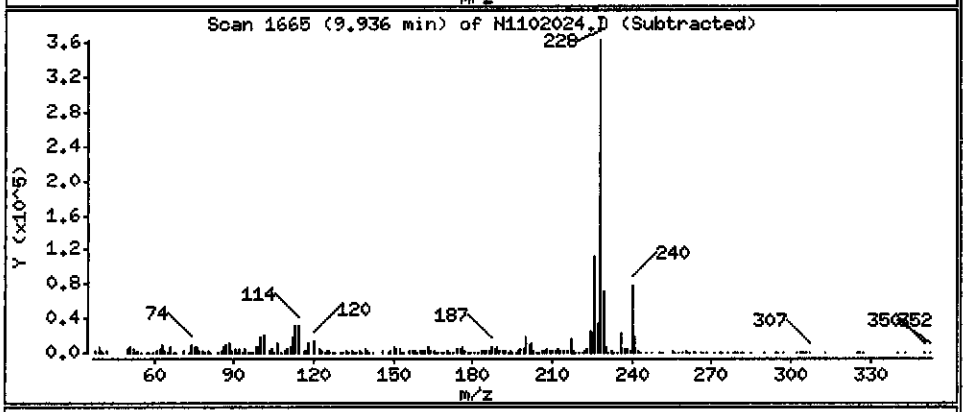

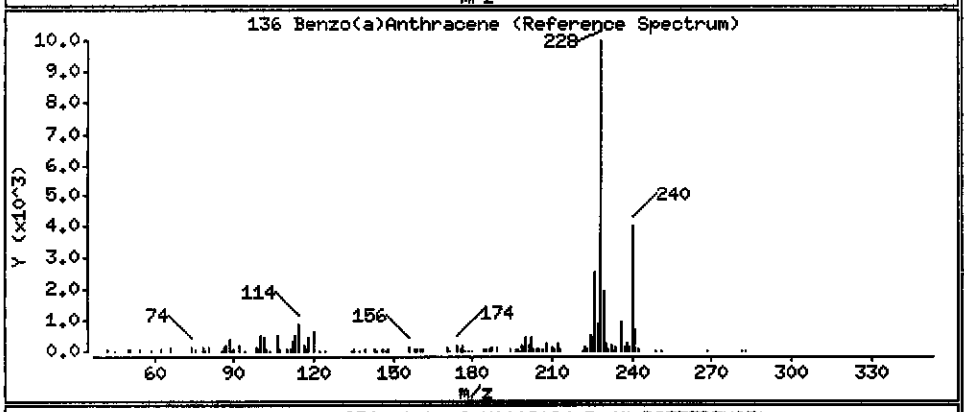

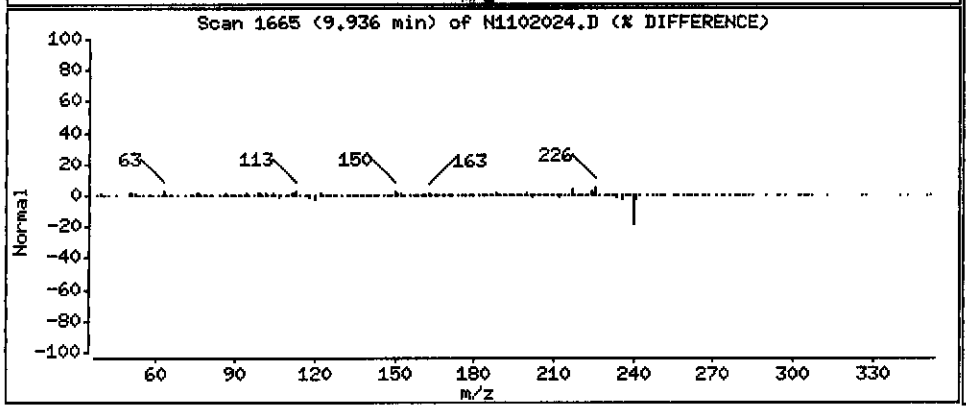

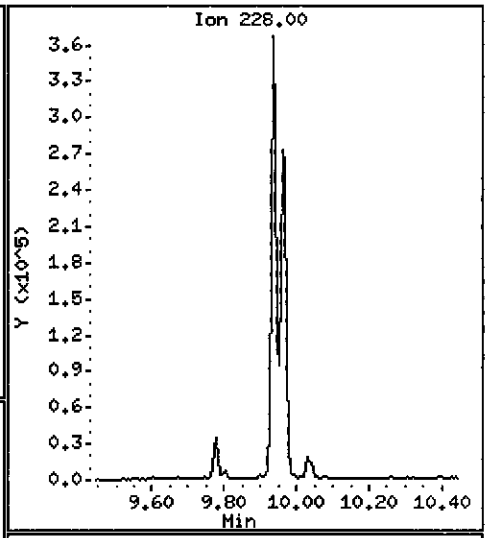

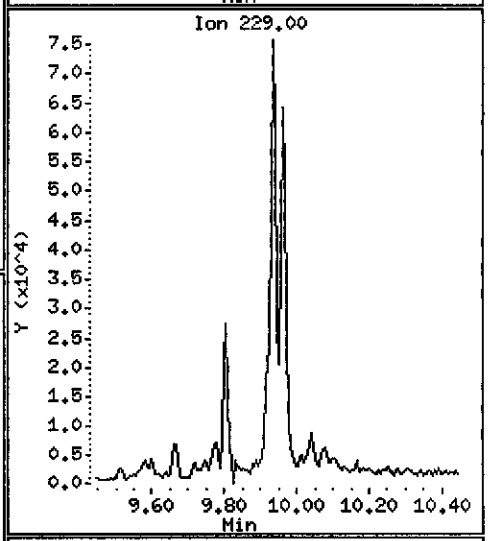

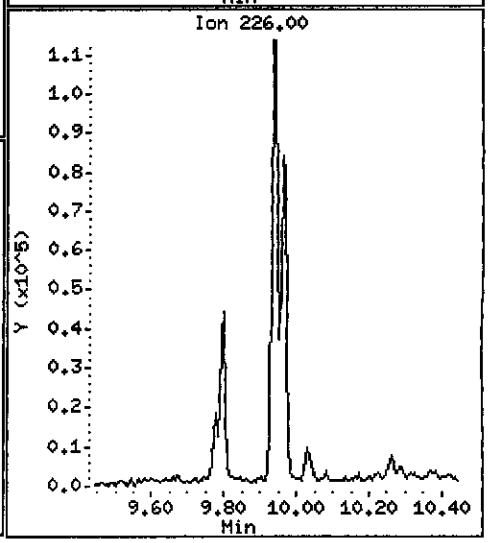

Data File: \\PITSVR06\D\chem\733.i\N110210.b\N1102024.D

Date : 02-NOV-2010 16:02

Client ID: B6-0406 Instrument: 733.i

Sample Info: C0J250457-003 X2 11/2/10 soil(0306070)8270c

Volume Injected (uL): 2.0 Operator: 3200

Column phase: DB5-MS Column diameter: 0.32

137 Chrysene Concentration: 2737.2 ug/kg

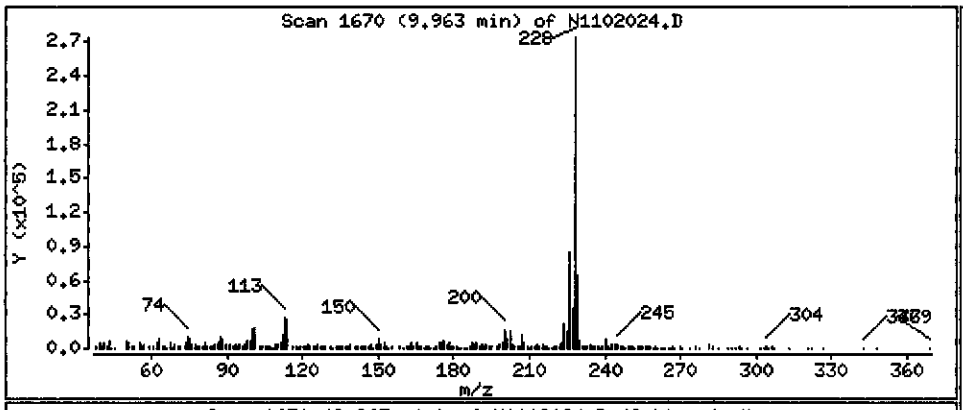

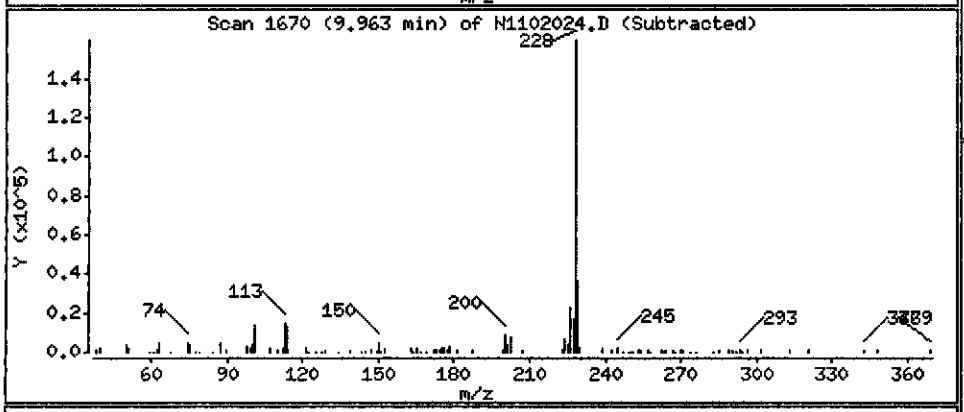

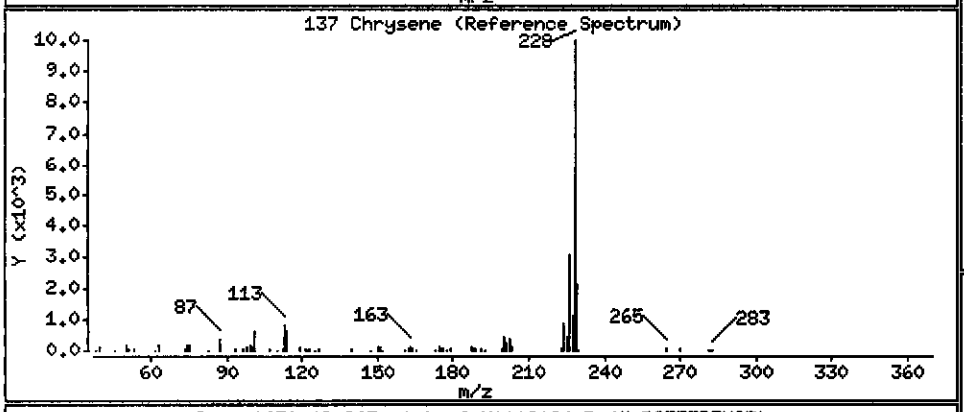

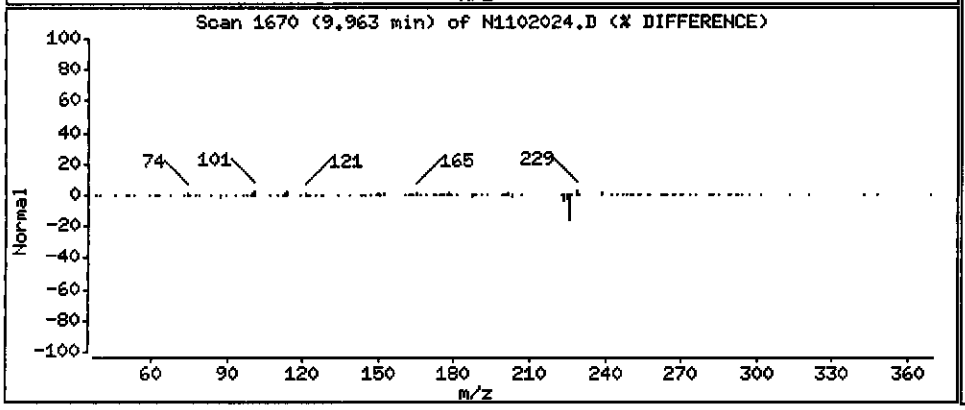

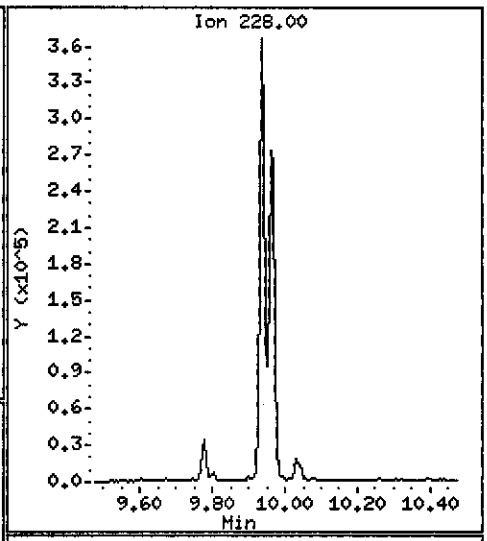

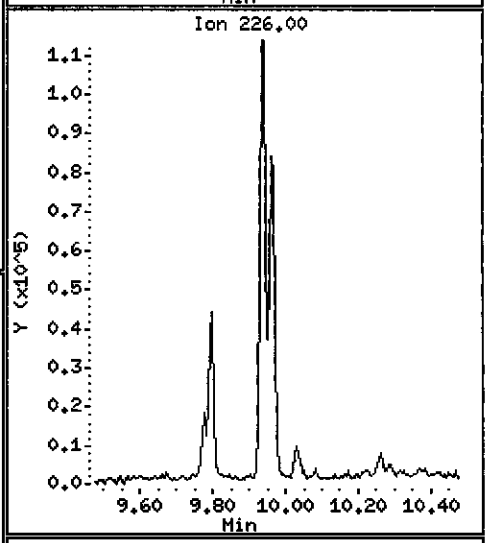

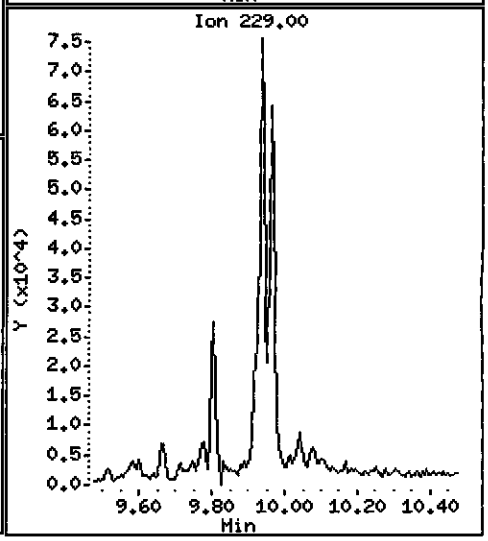

Data File: \\PITSVR06\D\chem\733.i\N110210.b\N1102024.D

Date : 02-NOV-2010 16:02

Client ID: B6-0406

Instrument: 733.i

Sample Info: C0J250457-003 X2 11/2/10 soil(0306070)8270c

Volume Injected (uL): 2.0

Operator: 3200

Column phase: DB5-MS

Column diameter: 0.32

139 bis(2-ethylhexyl)Phthalate

Concentration: 474.59 ug/kg

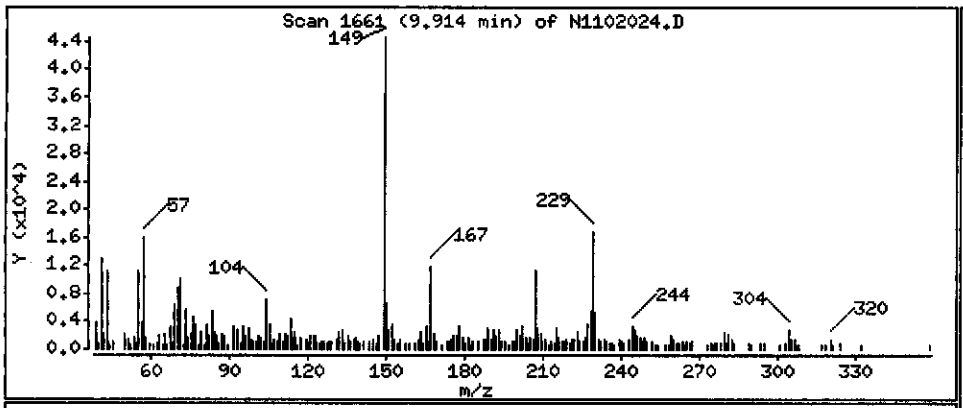

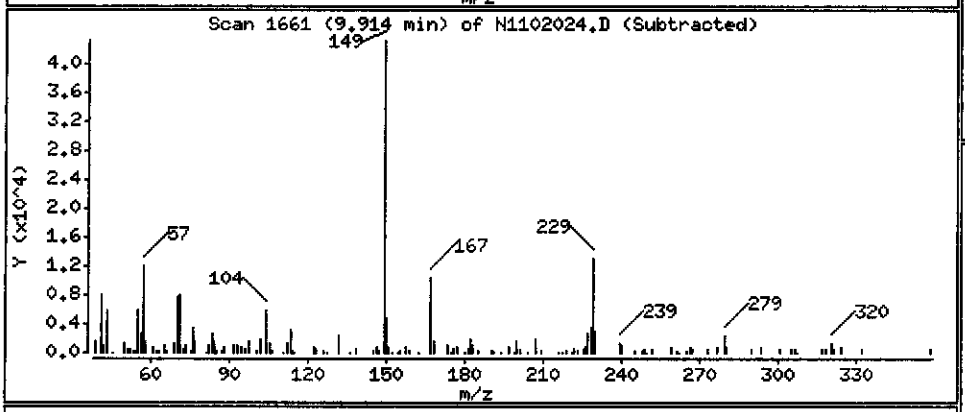

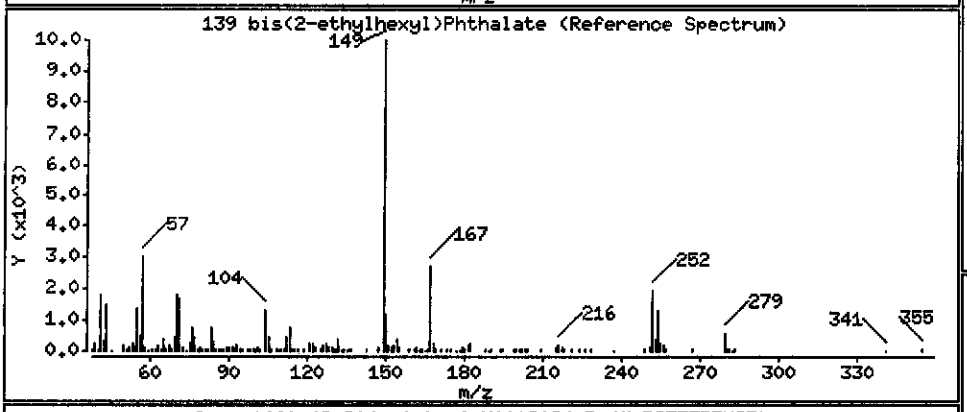

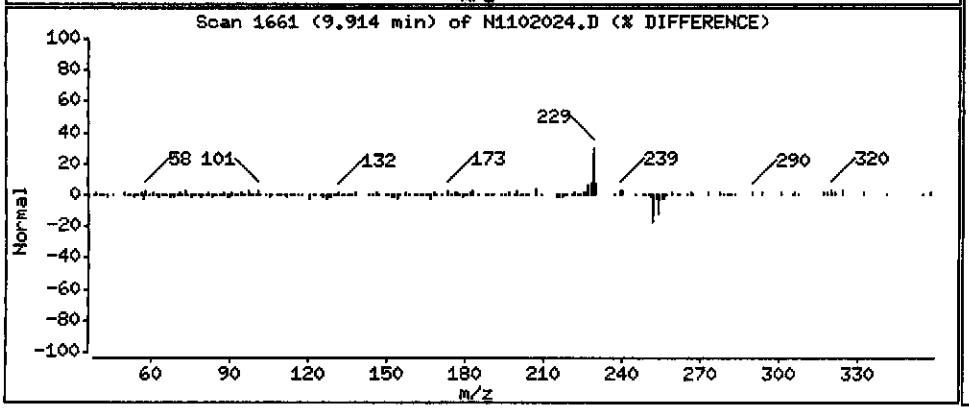

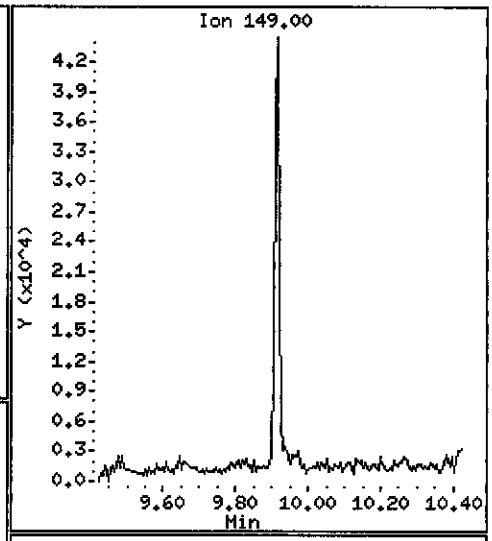

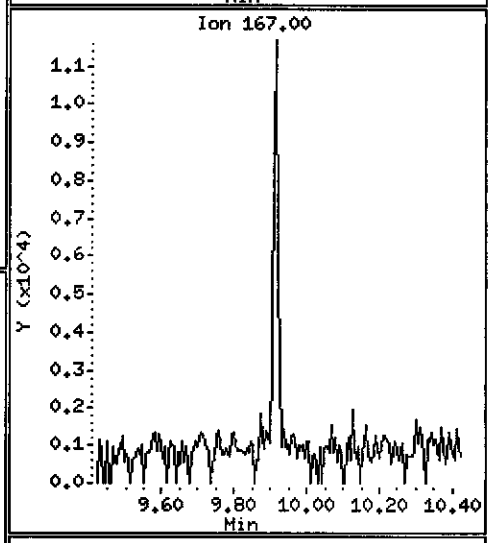

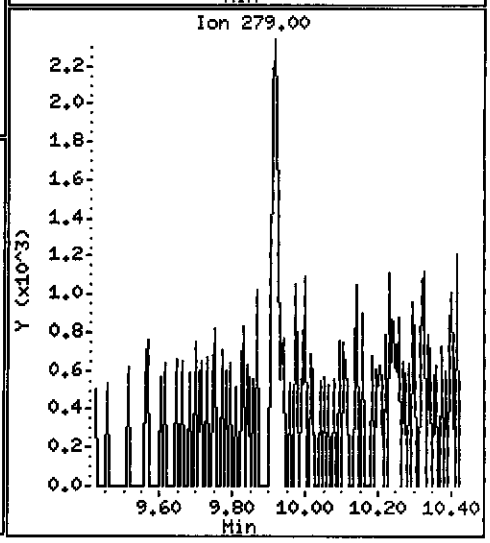

Data File: \\PITSVR06\D\chem\733.i\N110210.b\N1102024.D

Date : 02-NOV-2010 16:02

Client ID: B6-0406 Instrument: 733.i

Sample Info: C0J250457-003 X2 11/2/10 soil(0306070)8270c

Volume Injected (uL): 2.0 Operator: 3200

Column phase: DB5-MS Column diameter: 0.32

141 Benzo(b)fluoranthene Concentration: 4754.5 ug/kg

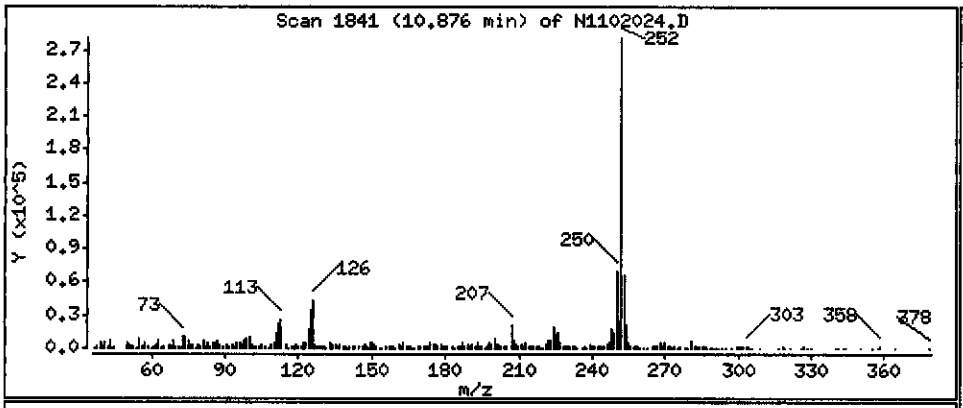

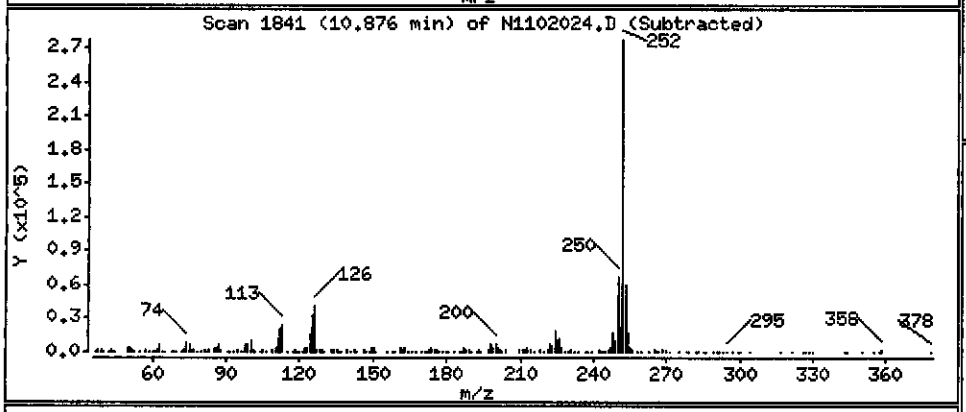

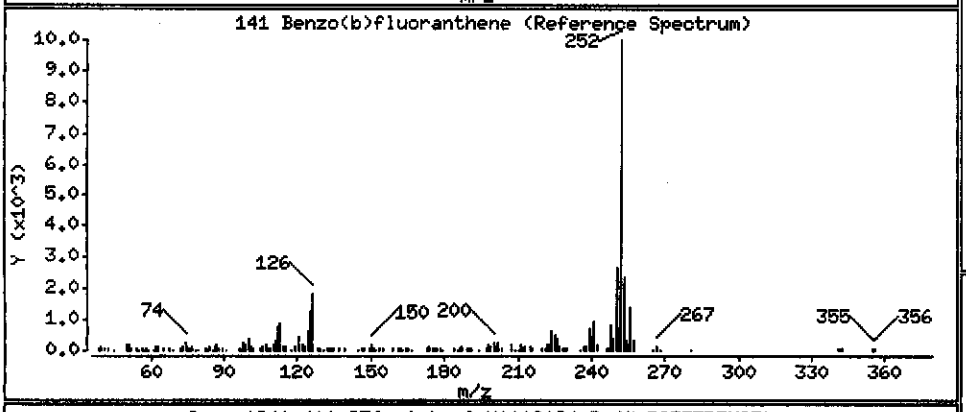

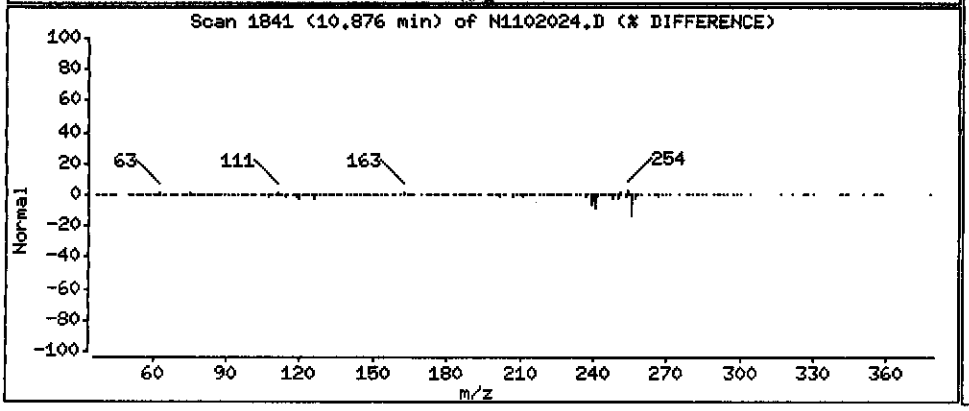

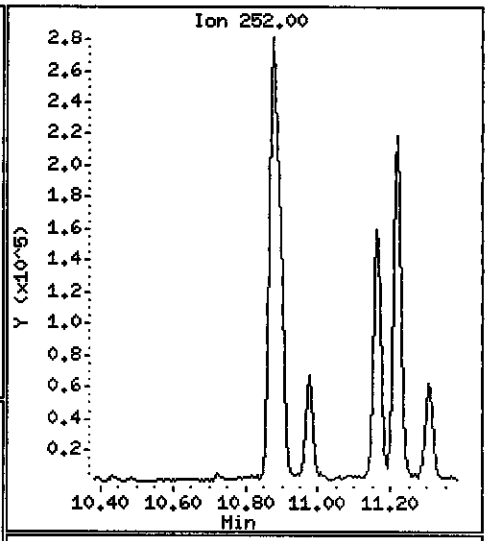

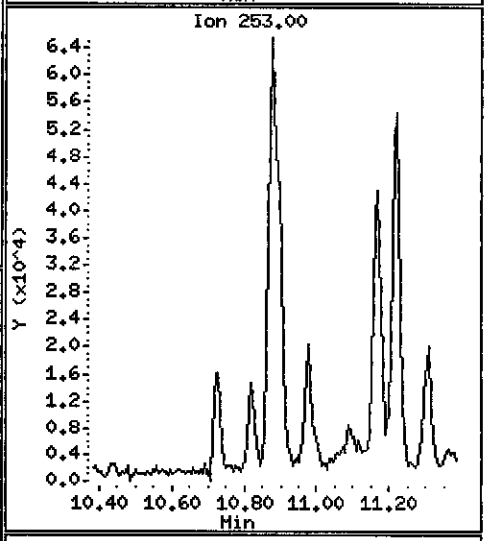

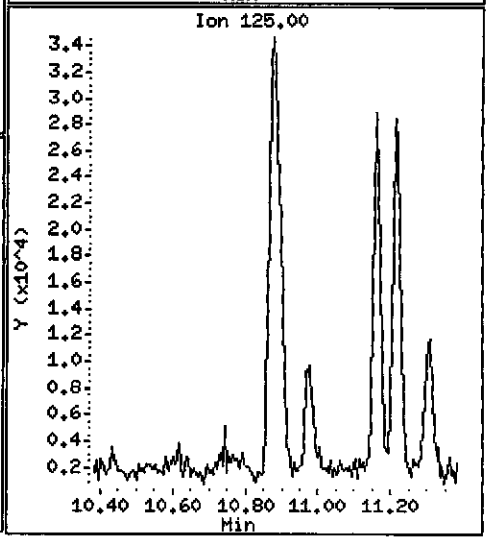

Data File: \\PITSVR06\D\chem\733.i\N110210.b\N1102024.D

Date : 02-NOV-2010 16:02

Client ID: B6-0406

Instrument: 733.i

Sample Info: C0J250457-003 X2 11/2/10 soil(03060702)8270c

Volume Injected (uL): 2.0

Operator: 3200

Column phase: DB5-MS

Column diameter: 0.32

146 Benzo(a)pyrene

Concentration: 3300.2 ug/kg

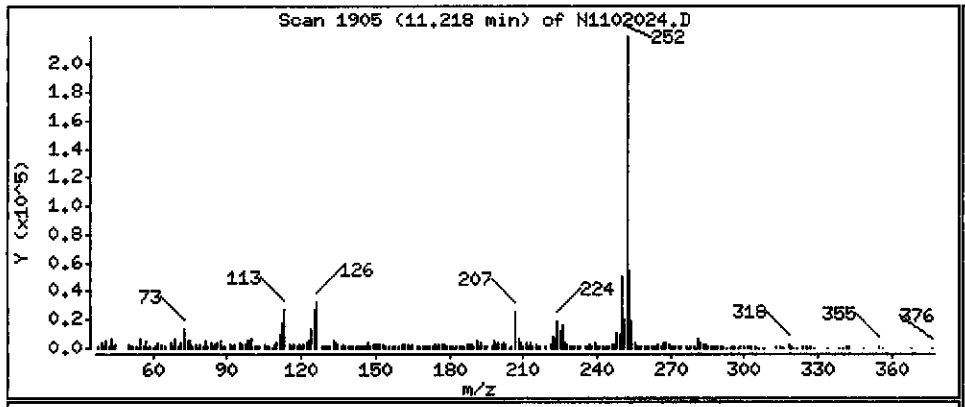

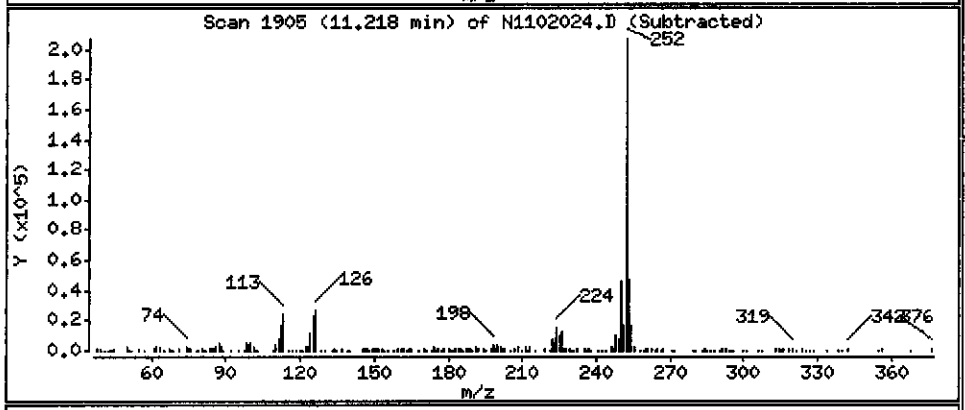

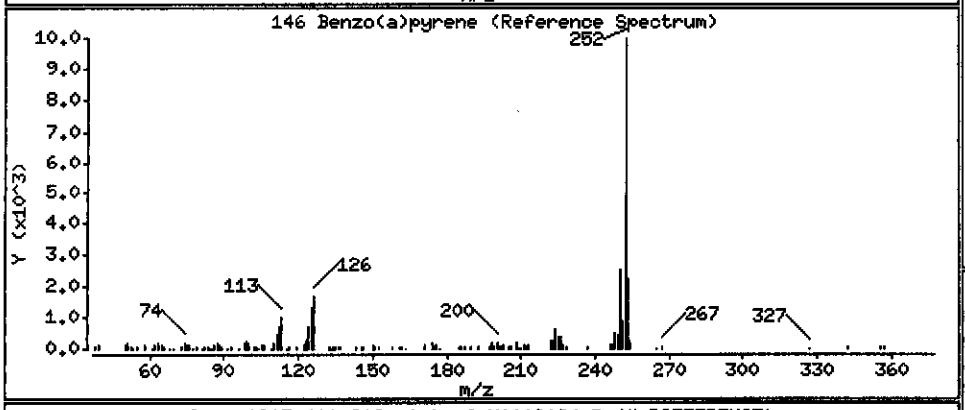

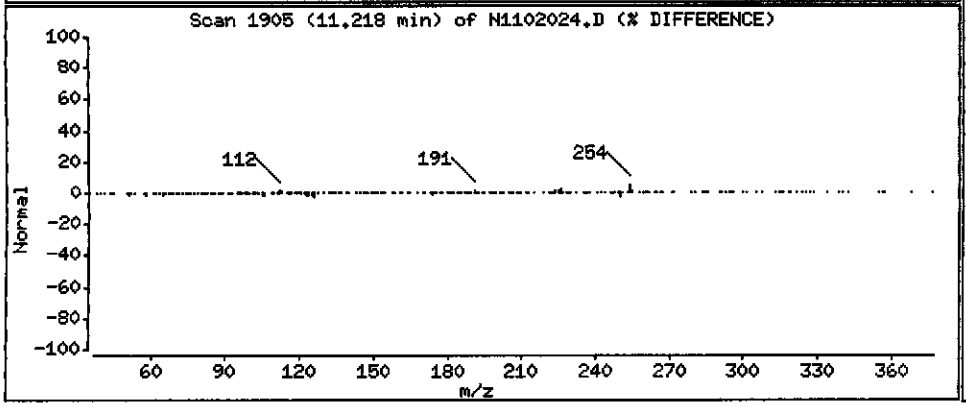

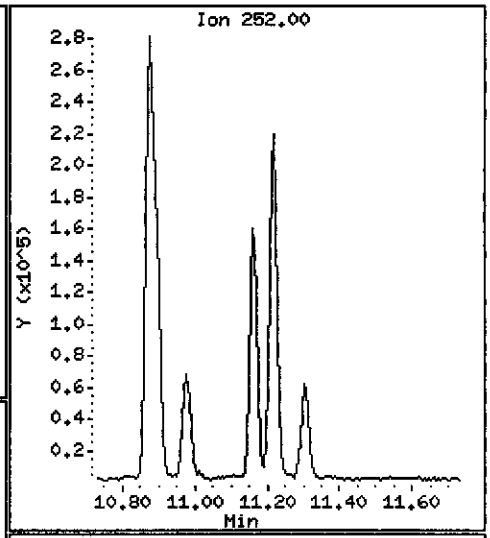

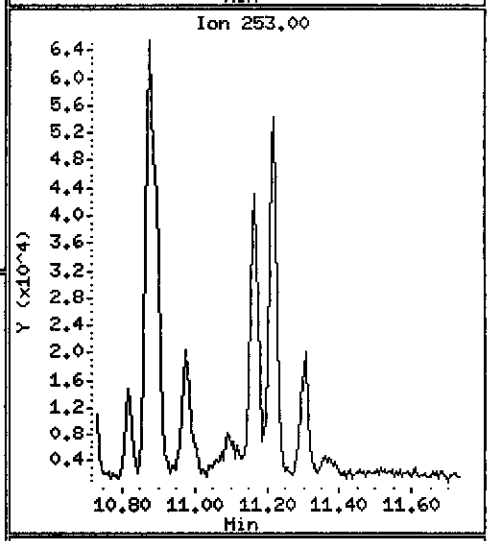

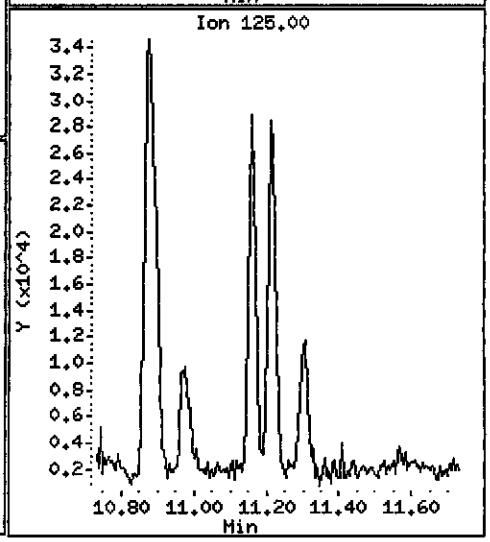

Data File: \\PITSVR06\D\chem\733.i\N110210.b\N1102024.D

Date : 02-NOV-2010 16:02

Client ID: B6-0406 Instrument: 733.i

Sample Info: C0J250457-003 X2 11/2/10 soil(0306070)8270c

Volume Injected (uL): 2.0 Operator: 3200

Column phase: DB5-MS Column diameter: 0.32

149 Indeno(1,2,3-cd)pyrene Concentration: 2187.7 ug/kg

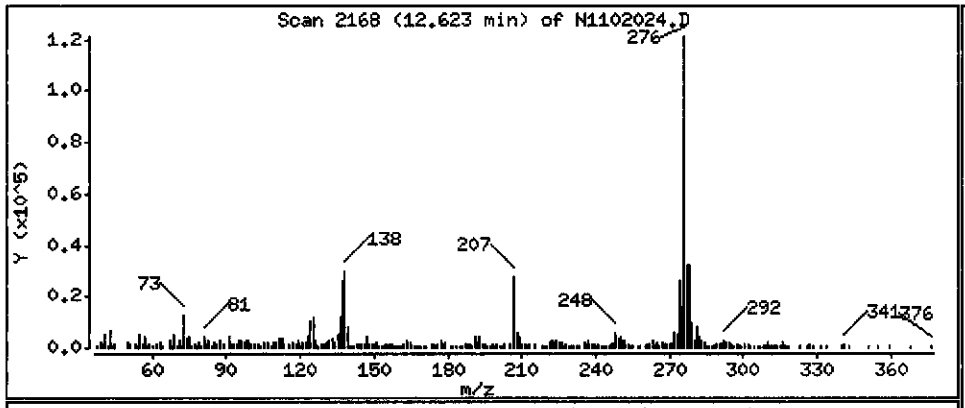

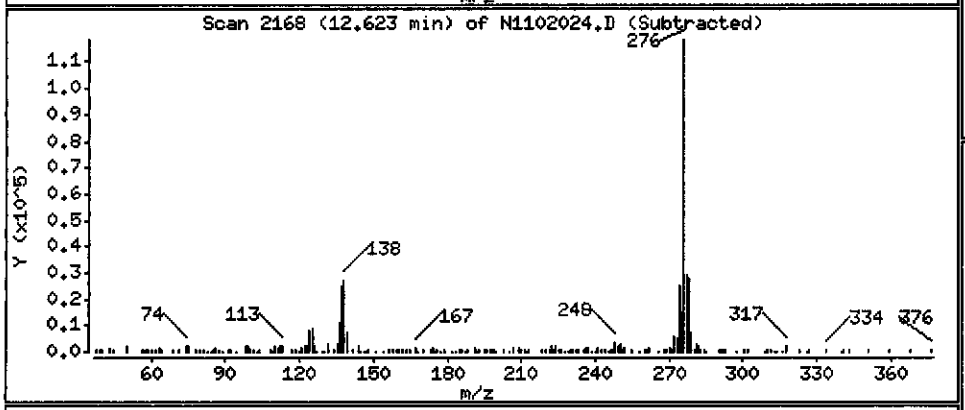

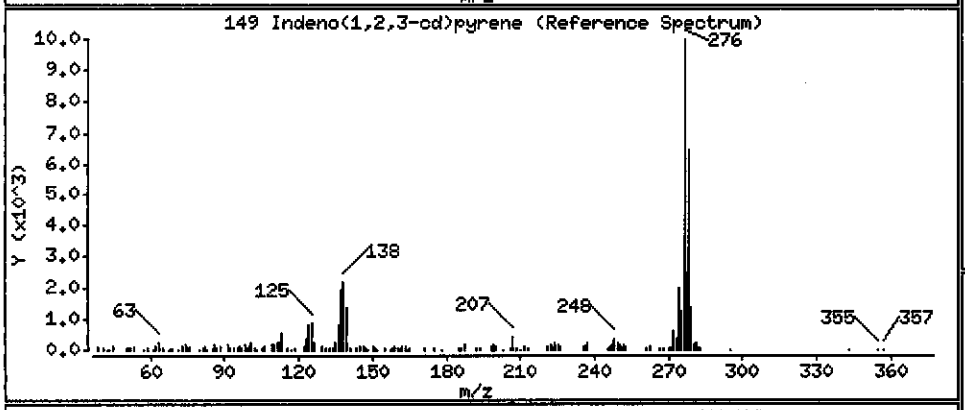

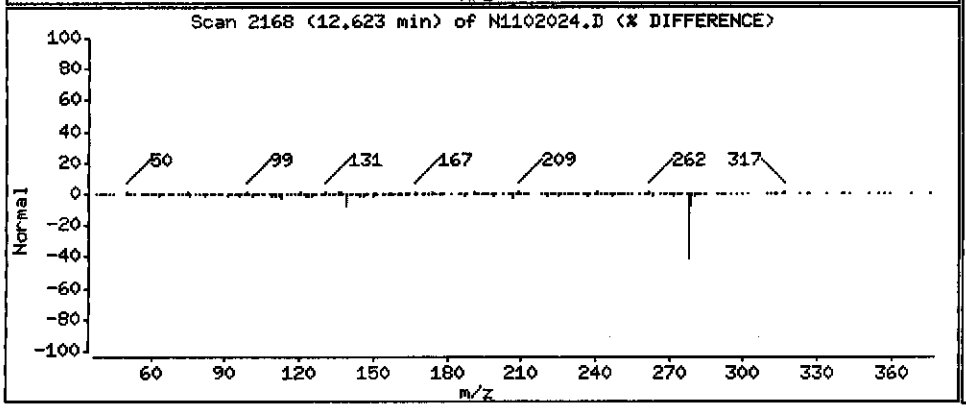

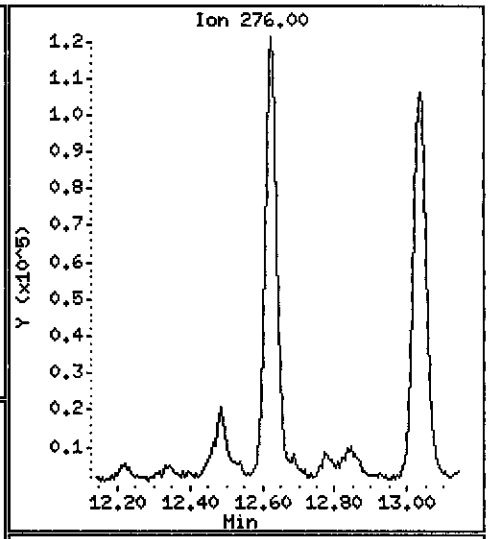

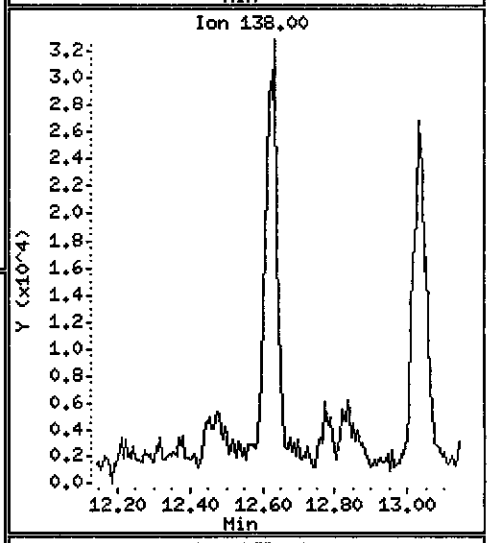

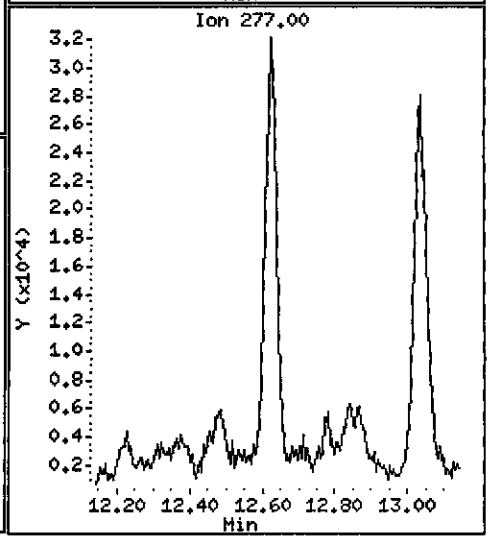

Data File: \\PITSVR06\D\chem\733.i\N110210.b\N1102024.D

Date : 02-NOV-2010 16:02

Client ID: B6-0406

Instrument: 733.i

Sample Info: C0J250457-003 X2 11/2/10 soil(0306070)8270c

Volume Injected (uL): 2.0

Operator: 3200

Column phase: DB5-MS

Column diameter: 0.32

150 Dibenz(a,h)anthracene

Concentration: 664.83 ug/kg

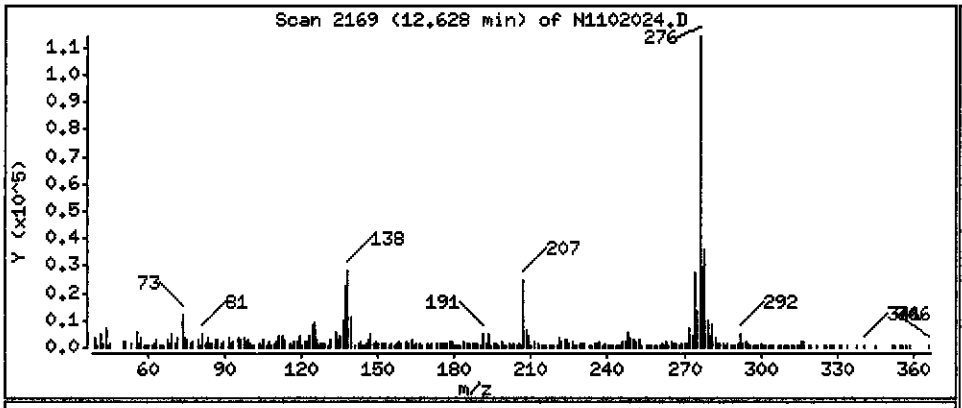

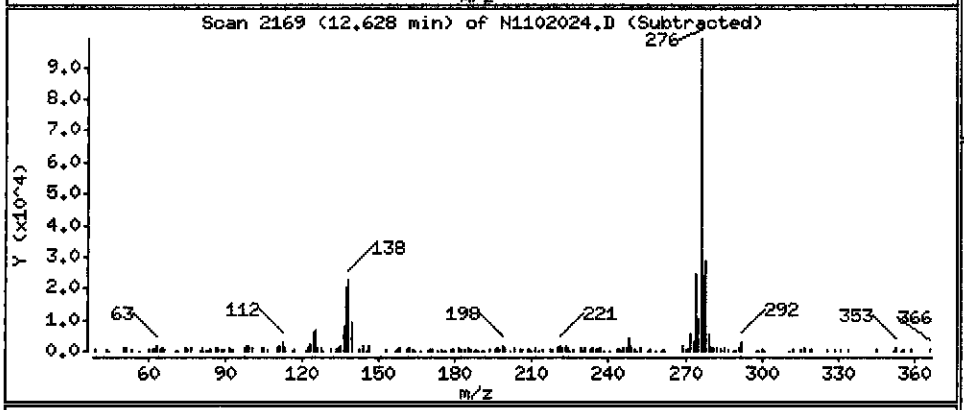

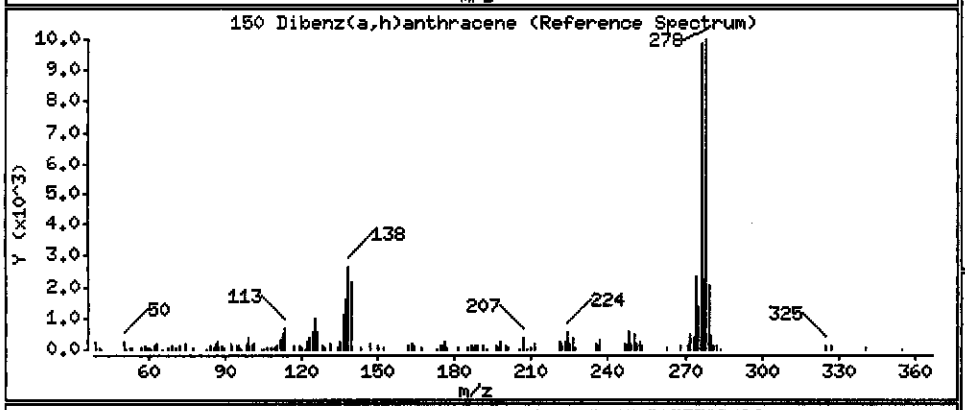

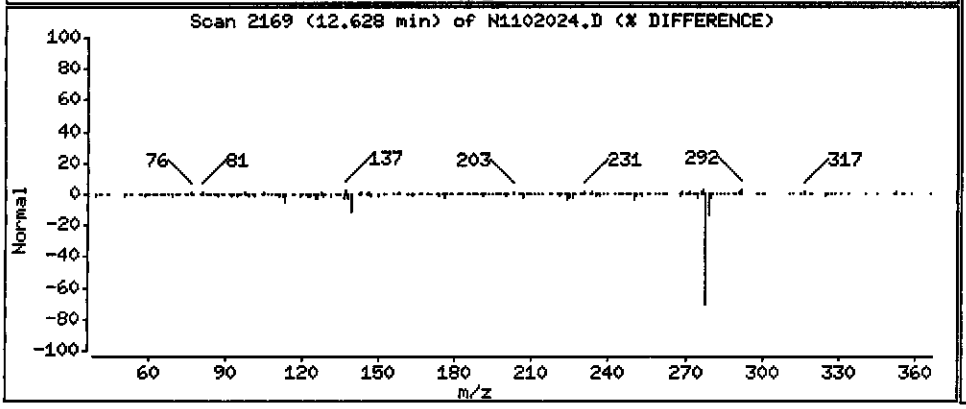

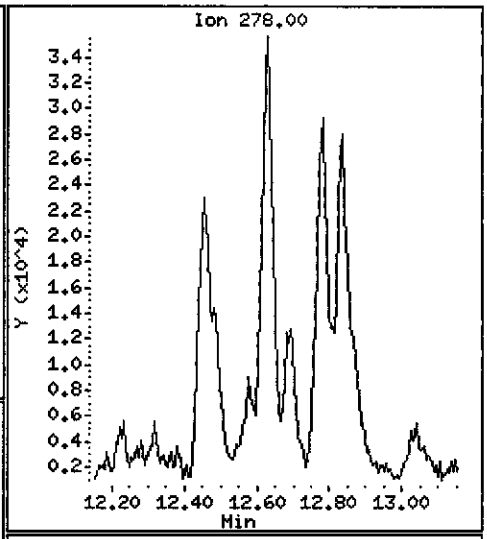

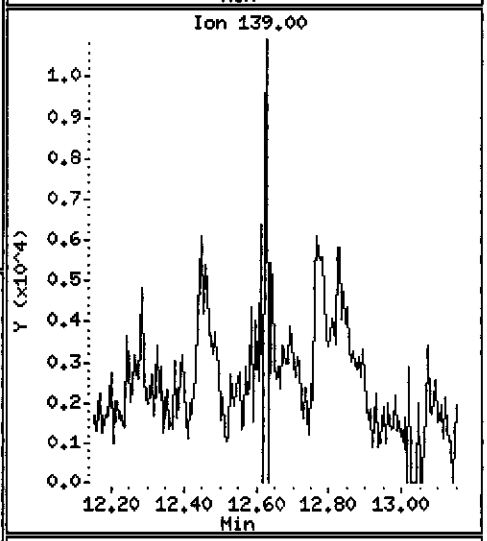

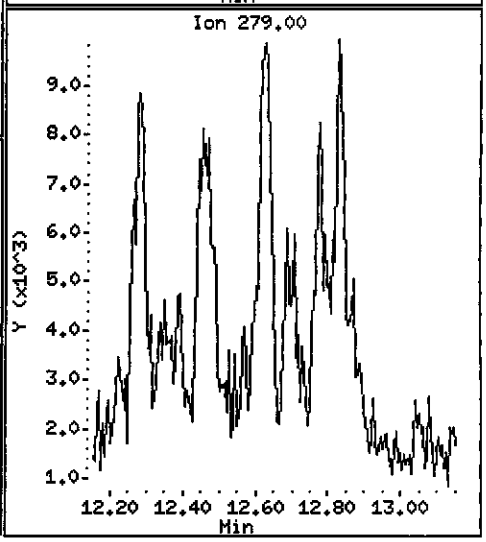

Data File: \\PITSVR06\D\chem\733.i\N110210.b\N1102024.D

Date : 02-NOV-2010 16:02

Client ID: B6-0406 Instrument: 733.i

Sample Info: C0J250457-003 X2 11/2/10 soil(0306070)8270c

Volume Injected (uL): 2.0 Operator: 3200

Column phase: DB5-MS Column diameter: 0.32

151 Benzo(g,h,i)perylene Concentration: 2619.8 ug/kg

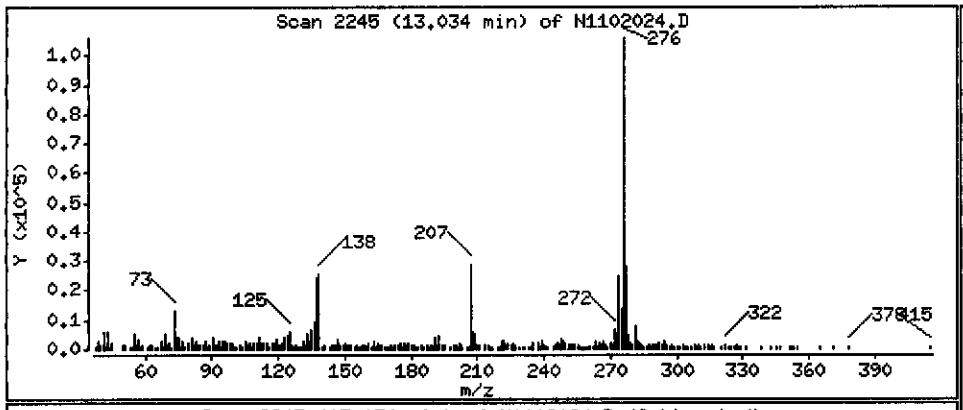

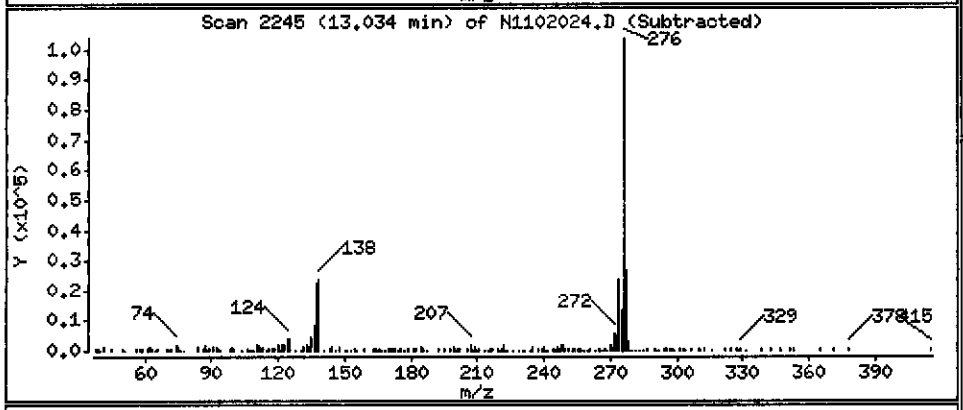

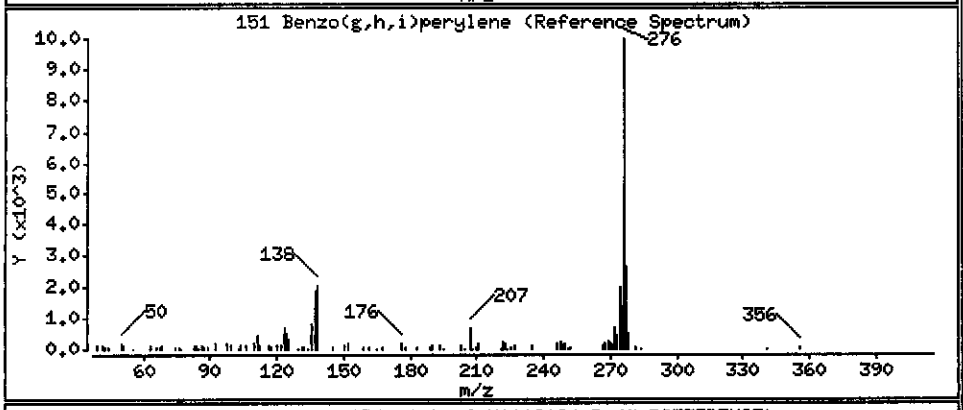

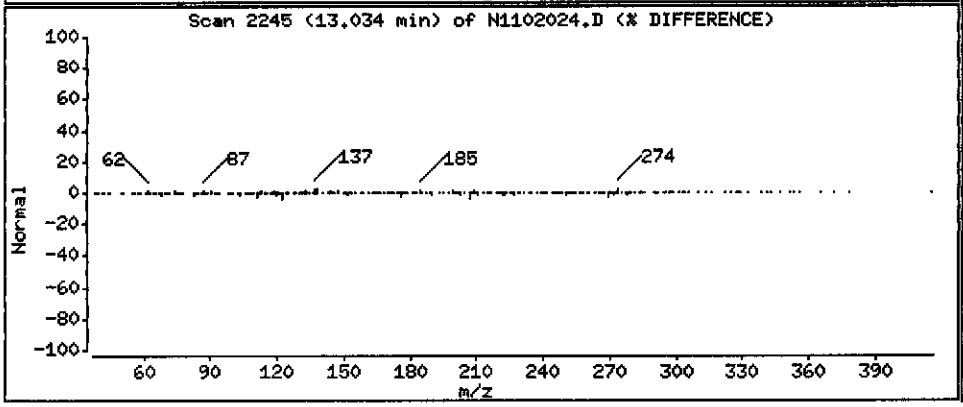

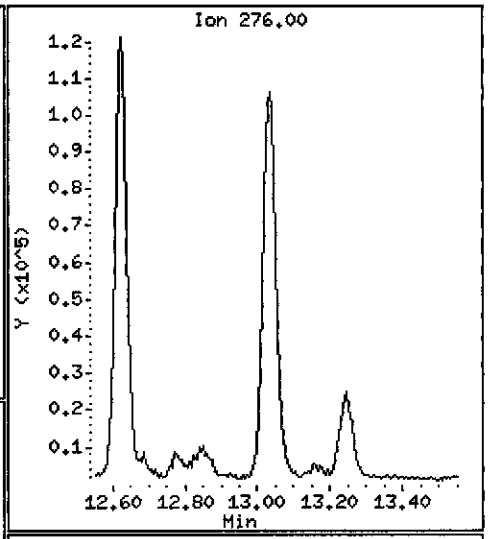

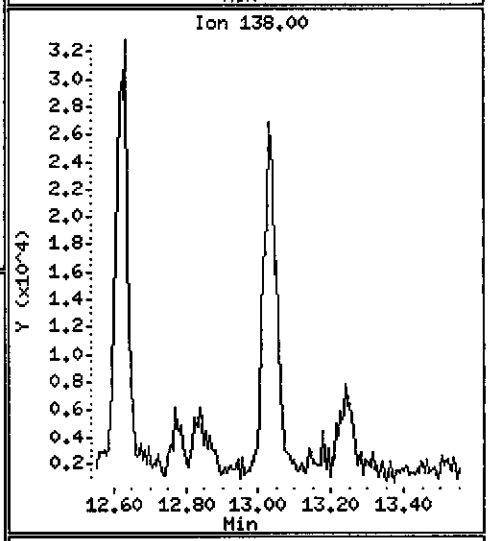

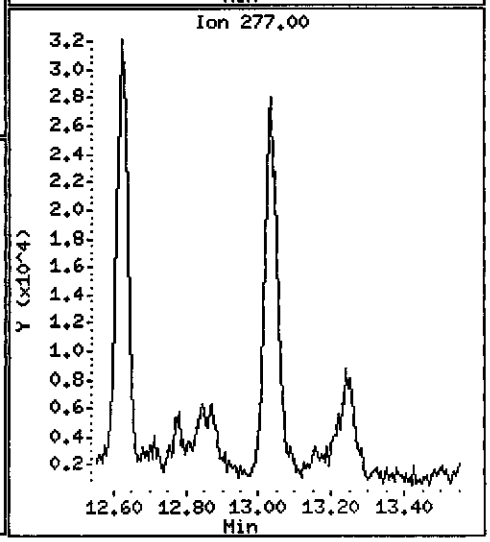

MACTEC Engineering and Consulting Inc

Client Sample ID: B8-0002

GC/MS Semivolatiles

Lot-Sample #...:	C0J250457-004	**Work Order #...:**	L82441AU	**Matrix.....:**	SOLID
Date Sampled...:	10/22/10 13:40	**Date Received..:**	10/23/10 09:30	**MS Run #.....:**	0306046
Prep Date.....:	11/02/10	**Analysis Date..:**	11/02/10		
Prep Batch #...:	0306077	**Analysis Time..:**	16:23		
Dilution Factor:	0.99	**Initial Wgt/Vol:**	15.2 g	**Final Wgt/Vol..:**	5 mL
% Moisture.....:	19	**Analyst ID.....:**	003200	**Instrument ID..:**	733
		Method.....:	SW846 8270C		

PARAMETER	RESULT	REPORTING LIMIT	UNITS	MDL
Acenaphthene	ND	82	ug/kg	7.9
Acenaphthylene	ND	82	ug/kg	9.4
Acetophenone	ND	400	ug/kg	34
Anthracene	ND	82	ug/kg	8.0
Atrazine	ND	400	ug/kg	40
Benzo(a)anthracene	**39 J**	**82**	**ug/kg**	**10**
Benzo(a)pyrene	ND	82	ug/kg	8.2
Benzo(b)fluoranthene	ND	82	ug/kg	13
Benzo(ghi)perylene	ND	82	ug/kg	8.1
Benzo(k)fluoranthene	ND	82	ug/kg	17
Benzaldehyde	ND	400	ug/kg	61
1,1'-Biphenyl	**55 J**	**400**	**ug/kg**	**38**
bis(2-Chloroethoxy) methane	ND	400	ug/kg	27
bis(2-Chloroethyl)-ether	ND	82	ug/kg	11
bis(2-Ethylhexyl) phthalate	**430**	**400**	**ug/kg**	**66**
4-Bromophenyl phenyl ether	ND	400	ug/kg	36
Butyl benzyl phthalate	ND	400	ug/kg	56
Caprolactam	ND	2100	ug/kg	310
Carbazole	ND	82	ug/kg	7.5
4-Chloroaniline	ND	400	ug/kg	33
4-Chloro-3-methylphenol	ND	400	ug/kg	38
2-Chloronaphthalene	ND	82	ug/kg	8.5
2-Chlorophenol	ND	400	ug/kg	33
4-Chlorophenyl phenyl ether	ND	400	ug/kg	45
Chrysene	**58 J**	**82**	**ug/kg**	**9.7**
Dibenz(a,h)anthracene	ND	82	ug/kg	9.1
Dibenzofuran	**130 J**	**400**	**ug/kg**	**40**
3,3'-Dichlorobenzidine	ND	400	ug/kg	43
2,4-Dichlorophenol	ND	82	ug/kg	8.2
Diethyl phthalate	ND	400	ug/kg	45
2,4-Dimethylphenol	ND	400	ug/kg	64
Dimethyl phthalate	ND	400	ug/kg	45

(Continued on next page)

MACTEC Engineering and Consulting Inc

Client Sample ID: B8-0002

GC/MS Semivolatiles

Lot-Sample #...: C0J250457-004 **Work Order #...:** L82441AU **Matrix.....:** SOLID

PARAMETER	RESULT	REPORTING LIMIT	UNITS	MDL
Di-n-butyl phthalate	ND	400	ug/kg	51
4,6-Dinitro-2-methylphenol	ND	2100	ug/kg	160
2,4-Dinitrophenol	ND	2100	ug/kg	490
2,4-Dinitrotoluene	ND	400	ug/kg	33
2,6-Dinitrotoluene	ND	400	ug/kg	42
Di-n-octyl phthalate	ND	400	ug/kg	43
Fluoranthene	**48 J**	**82**	**ug/kg**	**8.7**
Fluorene	ND	82	ug/kg	11
Hexachlorobenzene	ND	82	ug/kg	8.7
Hexachlorobutadiene	ND	82	ug/kg	9.2
Hexachlorocyclopentadiene	ND	400	ug/kg	44
Hexachloroethane	ND	400	ug/kg	29
Indeno(1,2,3-cd)pyrene	ND	82	ug/kg	8.4
Isophorone	ND	400	ug/kg	31
2-Methylnaphthalene	**460**	**82**	**ug/kg**	**7.4**
2-Methylphenol	ND	400	ug/kg	29
4-Methylphenol	ND	400	ug/kg	40
Naphthalene	**270**	**82**	**ug/kg**	**7.0**
2-Nitroaniline	ND	2100	ug/kg	180
3-Nitroaniline	ND	2100	ug/kg	170
4-Nitroaniline	ND	2100	ug/kg	170
Nitrobenzene	ND	82	ug/kg	34
2-Nitrophenol	ND	400	ug/kg	45
4-Nitrophenol	ND	2100	ug/kg	140
N-Nitrosodi-n-propylamine	ND	82	ug/kg	9.6
N-Nitrosodiphenylamine	ND	82	ug/kg	38
2,2'-oxybis(1-Chloropropane)	ND	82	ug/kg	8.8
Pentachlorophenol	ND	400	ug/kg	37
Phenanthrene	**330**	**82**	**ug/kg**	**13**
Phenol	ND	82	ug/kg	9.7
Pyrene	**64 J**	**82**	**ug/kg**	**8.3**
2,4,5-Trichlorophenol	ND	400	ug/kg	44
2,4,6-Trichlorophenol	ND	400	ug/kg	61

(Continued on next page)

MACTEC Engineering and Consulting Inc

Client Sample ID: B8-0002

GC/MS Semivolatiles

Lot-Sample #...: C0J250457-004 **Work Order #...:** L82441AU **Matrix.....:** SOLID

SURROGATE	PERCENT RECOVERY	RECOVERY LIMITS
2,4,6-Tribromophenol	97	(35 - 124)
2-Fluorobiphenyl	91	(35 - 105)
2-Fluorophenol	85	(39 - 103)
Nitrobenzene-d5	87	(25 - 104)
Phenol-d5	80	(25 - 105)
Terphenyl-d14	103	(25 - 127)

NOTE(S):

Results and reporting limits have been adjusted for dry weight.

J Estimated result. Result is less than RL.

Data File: \\PITSVR06\D\chem\733.i\N110210.b\N1102025.D
Date : 02-NOV-2010 16:23
Client ID: B8-0002
Instrument: 733.i
Sample Info: C0J250457-004 11/2/10 soil(0306070)8270c
Volume Injected (uL): 2.0
Operator: 3200
Column phase: DB5-MS
Column diameter: 0.32

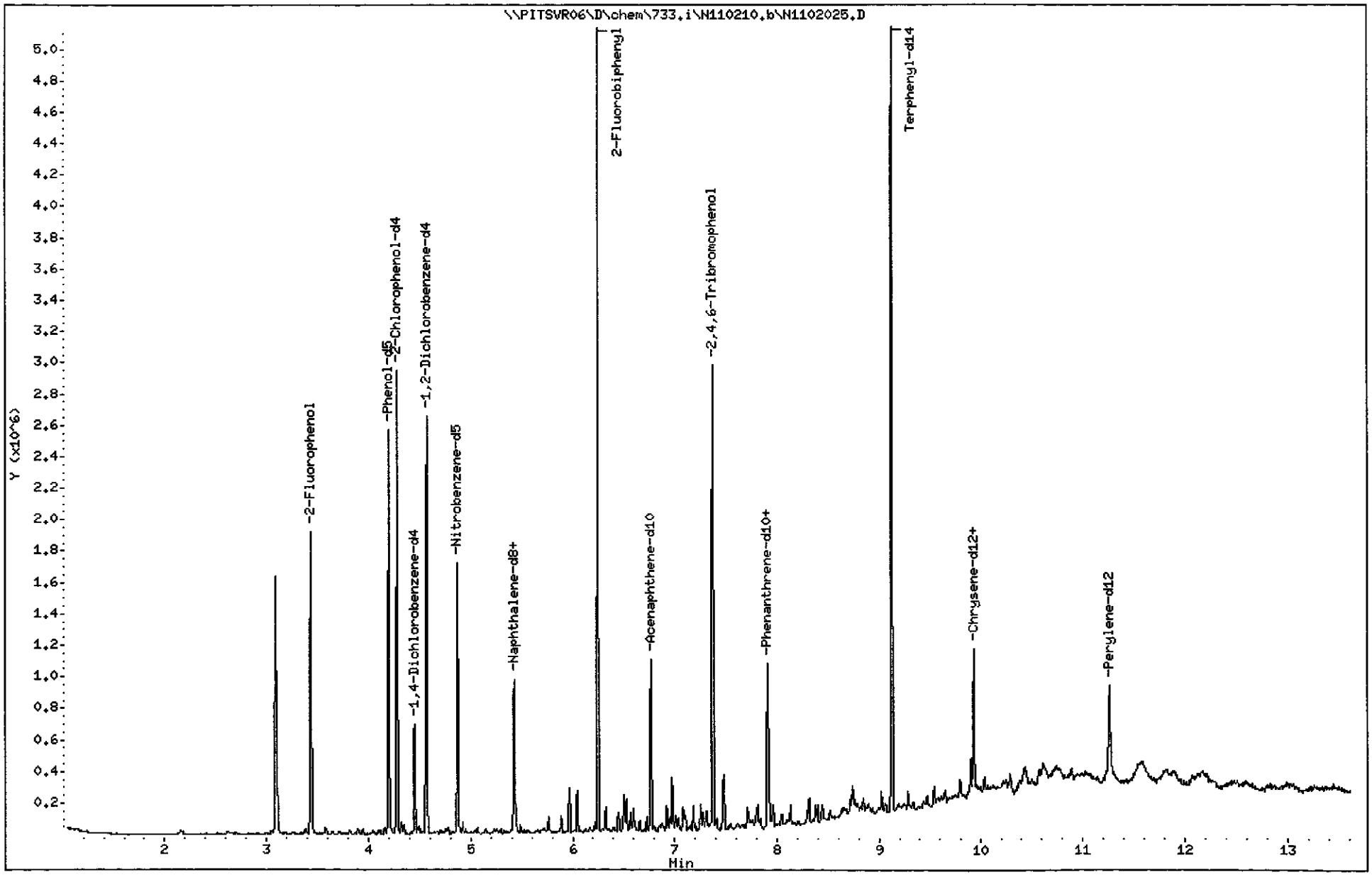

TestAmerica Pittsburgh

Semivolatile REPORT SW-846 Method 8270

Data file : \\PITSVR06\D\chem\733.i\N110210.b\N1102025.D
Lab Smp Id: L82441AU Client Smp ID: B8-0002
Inj Date : 02-NOV-2010 16:23
Operator : 3200 Inst ID: 733.i
Smp Info : C0J250457-004 11/2/10 soil(0306070)8270c
Misc Info : L82441AU,N110210.b,8270ll.m,padep.sub
Comment :
Method : \\PITSVR06\D\chem\733.i\N110210.b\8270ll.m
Meth Date : 03-Nov-2010 05:24 piccolinov Quant Type: ISTD
Cal Date : 27-SEP-2010 21:20 Cal File: N0927IC8.D
Als bottle: 28
Dil Factor: 1.00000
Integrator: HP RTE Compound Sublist: padep.sub
Target Version: 4.14
Processing Host: PITPC-502

Concentration Formula: Amt * DF * Uf * Vt/(Vi * Ws)*gpc * CpndVariable

Name	Value	Description
DF	1.000	Dilution Factor
Uf	1.000	ng unit correction factor
Vt	5000.000	Volume of final extract (uL)(1000 low, 2
Vi	2.000	Volume injected (uL)
Ws	15.200	Weight of sample extracted (g)
gpc	1.000	gpc correction factor
Cpnd Variable		Local Compound Variable

	Compounds	QUANT SIG MASS	RT	EXP RT	REL RT	RESPONSE	CONCENTRATIONS ON-COLUMN (NG)	CONCENTRATIONS FINAL (ug/kg)
* 1	1,4-Dichlorobenzene-d4	152	4.452	4.459	(1.000)	91862	8.00000	
* 2	Naphthalene-d8	136	5.424	5.431	(1.000)	322522	8.00000	
* 3	Acenaphthene-d10	164	6.765	6.777	(1.000)	181523	8.00000	
* 4	Phenanthrene-d10	188	7.903	7.920	(1.000)	290655	8.00000	
* 5	Chrysene-d12	240	9.933	9.956	(1.000)	267329	8.00000	
* 6	Perylene-d12	264	11.258	11.291	(1.000)	273061	8.00000	
198	1,4-Dioxane	88	Compound Not Detected.					
10	N-Nitrosodimethylamine	74	Compound Not Detected.					
9	Pyridine	79	Compound Not Detected.					
16	Methyl methanesulfonate	80	Compound Not Detected.					
206	Benzaldehyde	77	Compound Not Detected.					
21	Aniline	93	Compound Not Detected.					
22	Phenol	94	Compound Not Detected.					
23	bis(2-Chloroethyl)ether	93	Compound Not Detected.					
24	2-Chlorophenol	128	Compound Not Detected.					
26	1,3-Dichlorobenzene	146	Compound Not Detected.					
27	1,4-Dichlorobenzene	146	Compound Not Detected.					
28	1,2-Dichlorobenzene	146	Compound Not Detected.					
29	Benzyl Alcohol	108	Compound Not Detected.					

	Compounds	QUANT SIG MASS	RT	EXP RT	REL RT	RESPONSE	CONCENTRATIONS ON-COLUMN (NG)	CONCENTRATIONS FINAL (ug/kg)
30	2-Methylphenol	108	Compound Not Detected.					
31	2,2'-oxybis(1-Chloropropane)	45	Compound Not Detected.					
37	Acetophenone	105	Compound Not Detected.					
32	N-Nitroso-di-n-propylamine	70	Compound Not Detected.					
192	4-Methylphenol	108	Compound Not Detected.					
34	Hexachloroethane	117	Compound Not Detected.					
35	Nitrobenzene	77	Compound Not Detected.					
41	Isophorone	82	Compound Not Detected.					
42	2-Nitrophenol	139	Compound Not Detected.					
43	2,4-Dimethylphenol	107	Compound Not Detected.					
44	bis(2-Chloroethoxy)methane	93	Compound Not Detected.					
48	2,4-Dichlorophenol	162	Compound Not Detected.					
49	Benzoic Acid	122	Compound Not Detected.					
50	1,2,4-Trichlorobenzene	180	Compound Not Detected.					
51	Naphthalene	128	5.440	5.447	(1.003)	54191	1.31466	216.23
52	4-Chloroaniline	127	Compound Not Detected.					
54	2,6-Dichlorophenol	162	Compound Not Detected.					
56	Hexachlorobutadiene	224	Compound Not Detected.					
208	Caprolactam	113	Compound Not Detected.					
59	4-Chloro-3-Methylphenol	107	Compound Not Detected.					
62	2-Methylnaphthalene	142	5.969	5.981	(1.100)	63248	2.27173	373.64
63	1-Methylnaphthalene	142	6.044	6.056	(1.114)	51564	1.92094	315.94
64	Hexachlorocyclopentadiene	236	Compound Not Detected.					
66	2,4,6-Trichlorophenol	196	Compound Not Detected.					
67	2,4,5-Trichlorophenol	196	Compound Not Detected.					
209	1,1'-Biphenyl	154	6.322	6.334	(0.934)	9031	0.26962	44.345
70	2-Chloronaphthalene	162	Compound Not Detected.					
73	2-Nitroaniline	65	Compound Not Detected.					
76	Dimethylphthalate	163	Compound Not Detected.					
78	2,6-Dinitrotoluene	165	Compound Not Detected.					
79	Acenaphthylene	152	Compound Not Detected.					
81	3-Nitroaniline	138	Compound Not Detected.					
82	Acenaphthene	153	Compound Not Detected.					
83	2,4-Dinitrophenol	184	Compound Not Detected.					
85	4-Nitrophenol	109	Compound Not Detected.					
86	Dibenzofuran	168	6.920	6.937	(1.023)	23451	0.62978	103.58
87	2,4-Dinitrotoluene	165	Compound Not Detected.					
91	2,3,5,6-Tetrachlorophenol	231	Compound Not Detected.					
88	2,3,4,6-Tetrachlorophenol	231	Compound Not Detected.					
92	2-Naphthylamine	143	Compound Not Detected.					
93	Diethylphthalate	149	Compound Not Detected.					
94	Fluorene	166	Compound Not Detected.					
95	4-Chlorophenyl-phenylether	204	Compound Not Detected.					
96	4-Nitroaniline	138	Compound Not Detected.					
98	4,6-Dinitro-2-methylphenol	198	Compound Not Detected.					
99	N-Nitrosodiphenylamine (1)	169	Compound Not Detected.					
100	1,2-Diphenylhydrazine	77	Compound Not Detected.					
106	4-Bromophenyl-phenylether	248	Compound Not Detected.					
107	Hexachlorobenzene	283	Compound Not Detected.					
210	Atrazine	200	Compound Not Detected.					
111	Pentachlorophenol	265	Compound Not Detected.					
115	Phenanthrene	178	7.925	7.942	(1.003)	65895	1.61935	266.34
116	Anthracene	178	Compound Not Detected.					
119	Carbazole	167	Compound Not Detected.					

Compounds	QUANT SIG MASS	RT	EXP RT	REL RT	RESPONSE	CONCENTRATIONS ON-COLUMN (NG)	CONCENTRATIONS FINAL (ug/kg)
120 Di-n-Butylphthalate	149	Compound Not Detected.					
123 Fluoranthene	202	8.838	8.855	(1.118)	10652	0.23481	38.620
124 Benzidine	184	Compound Not Detected.					
125 Pyrene	202	9.014	9.032	(0.908)	12663	0.31308	51.493
131 Butylbenzylphthalate	149	9.479	9.496	(0.954)	4315	0.24174	39.759
135 3,3'-Dichlorobenzidine	252	Compound Not Detected.					
136 Benzo(a)Anthracene	228	9.928	9.945	(0.999)	7261	0.19183	31.551
137 Chrysene	228	9.955	9.977	(1.002)	10420	0.28491	46.859
139 bis(2-ethylhexyl)Phthalate	149	9.901	9.924	(0.997)	52452	2.11672	348.14
140 Di-n-octylphthalate	149	Compound Not Detected.					
141 Benzo(b)fluoranthene	252	Compound Not Detected.					
142 Benzo(k)fluoranthene	252	Compound Not Detected.					
143 7,12-dimethylbenz[a]anthracen	256	Compound Not Detected.					
146 Benzo(a)pyrene	252	Compound Not Detected.					
149 Indeno(1,2,3-cd)pyrene	276	Compound Not Detected.					
150 Dibenz(a,h)anthracene	278	Compound Not Detected.					
151 Benzo(g,h,i)perylene	276	Compound Not Detected.					
$ 154 Nitrobenzene-d5	82	4.874	4.881	(0.899)	458984	34.7715	5719.0
$ 155 2-Fluorobiphenyl	172	6.247	6.259	(0.923)	1078261	36.4163	5989.5
$ 156 Terphenyl-d14	244	9.121	9.138	(0.918)	1147995	41.2161	6779.0
$ 157 Phenol-d5	99	4.196	4.208	(0.942)	717853	47.7515	7853.9
$ 158 2-Fluorophenol	112	3.437	3.438	(0.772)	588155	50.9829	8385.4
$ 159 2,4,6-Tribromophenol	330	7.374	7.386	(0.933)	206615	58.2967	9588.3
$ 186 2-Chlorophenol-d4	132	4.281	4.288	(0.962)	705791	46.1954	7597.9
$ 187 1,2-Dichlorobenzene-d4	152	4.570	4.576	(1.026)	341876	29.2223	4806.3

Data File: \\PITSVR06\D\chem\733.i\N110210.b\N1102025.D

Date : 02-NOV-2010 16:23

Client ID: B8-0002 Instrument: 733.i

Sample Info: C0J250457-004 11/2/10 soil(0306070)8270c

Volume Injected (uL): 2.0 Operator: 3200

Column phase: DB5-MS Column diameter: 0.32

51 Naphthalene Concentration: 216.23 ug/kg

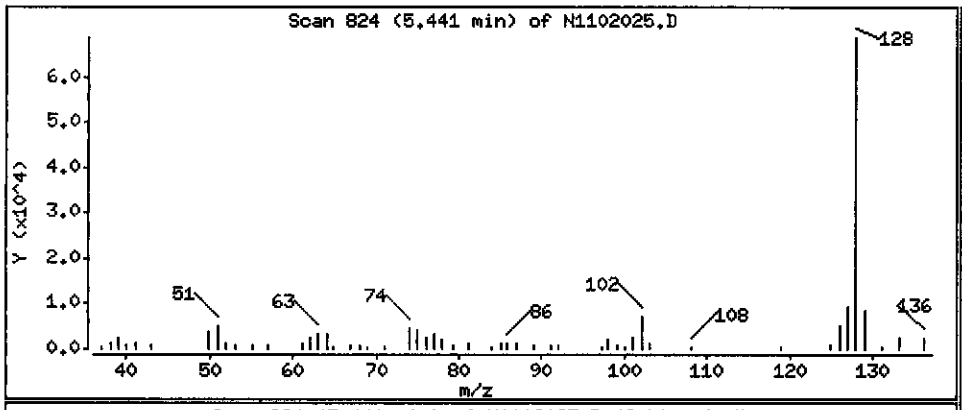

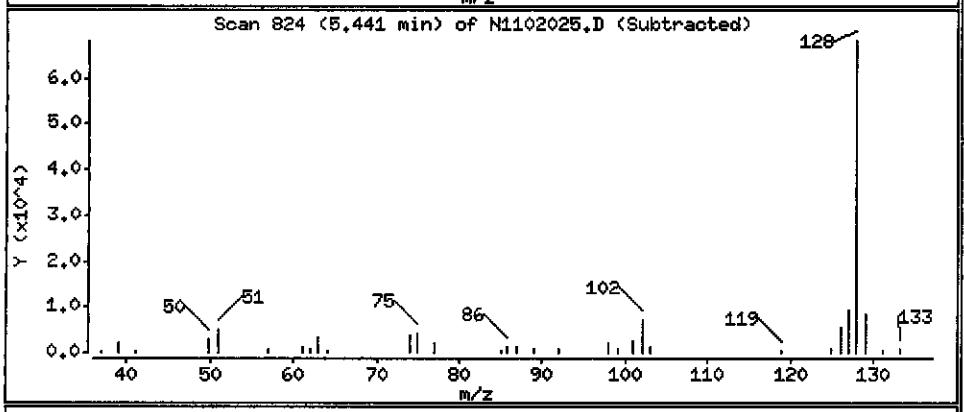

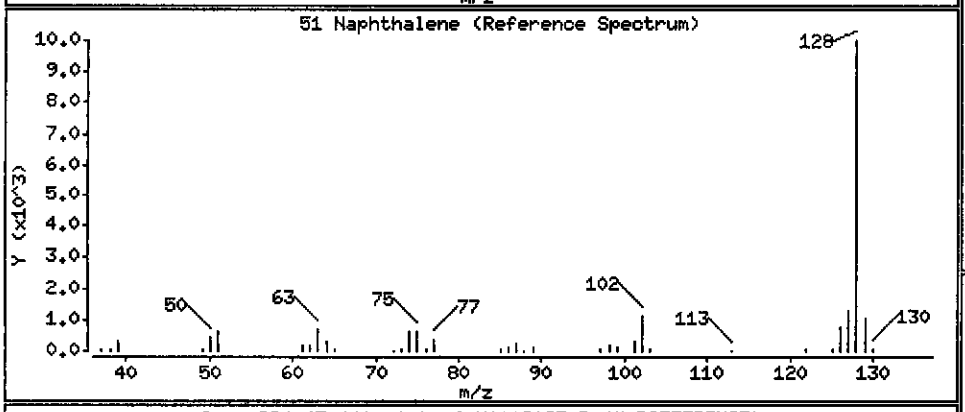

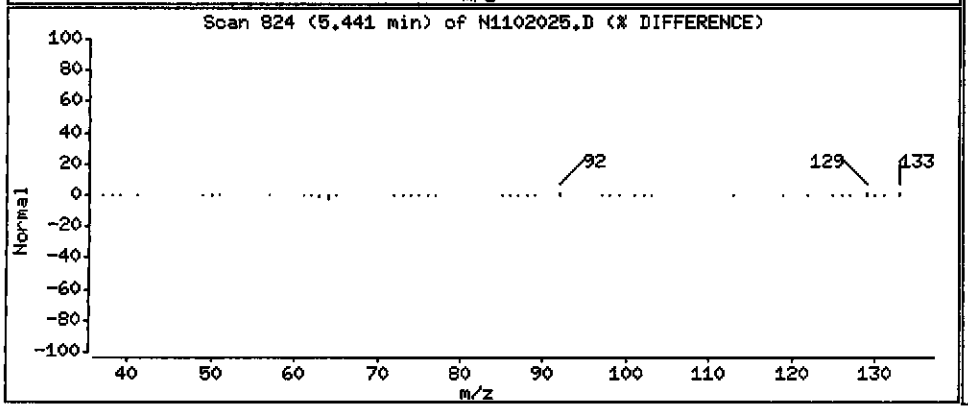

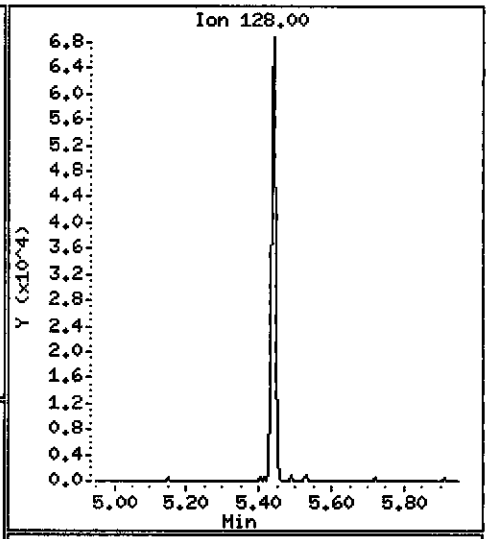

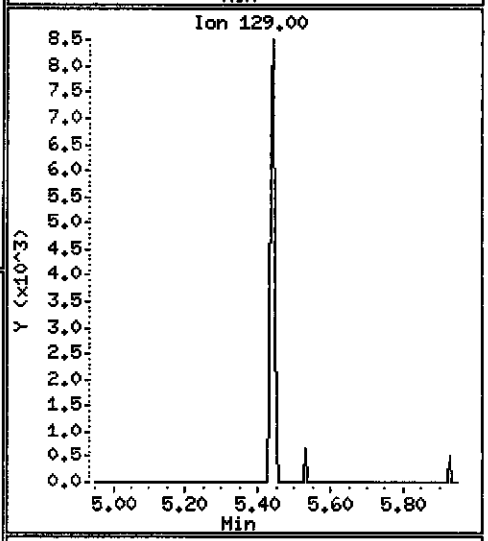

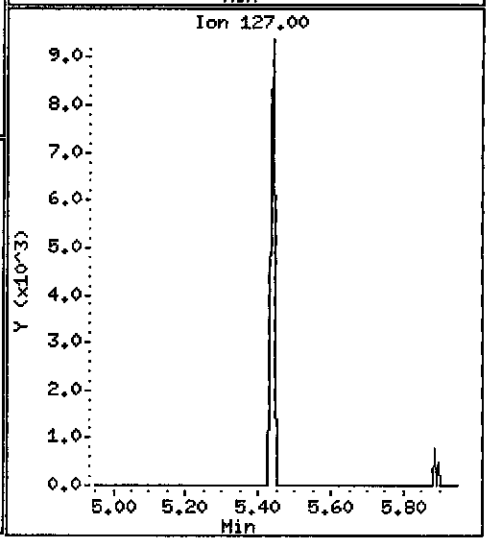

Data File: \\PITSVR06\D\chem\733.i\N110210.b\N1102025.D

Date : 02-NOV-2010 16:23

Client ID: B8-0002 Instrument: 733.i

Sample Info: C0J250457-004 11/2/10 soil(0306070)8270c

Volume Injected (uL): 2.0 Operator: 3200

Column phase: DB5-MS Column diameter: 0.32

62 2-Methylnaphthalene Concentration: 373.64 ug/kg

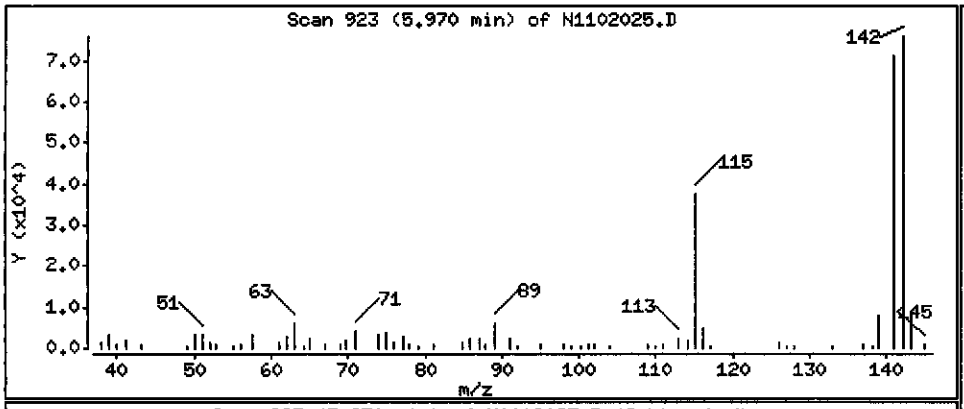

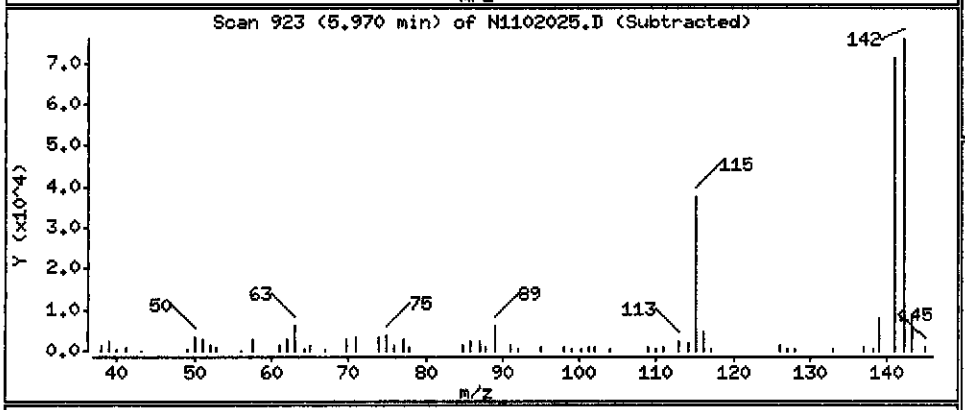

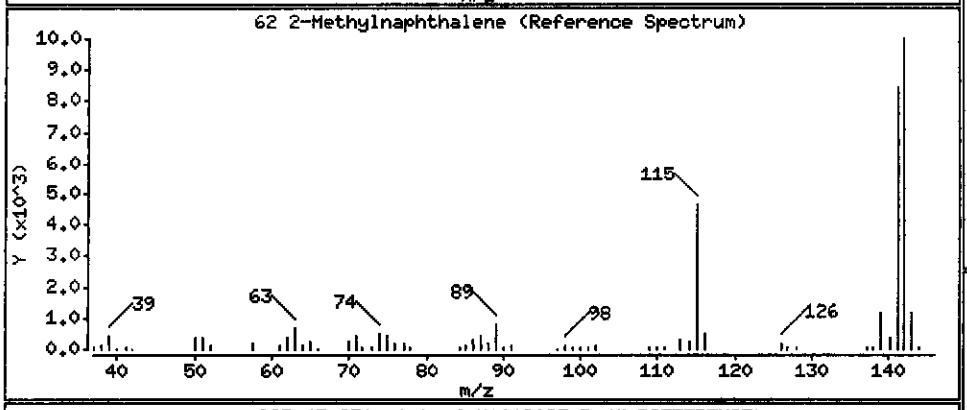

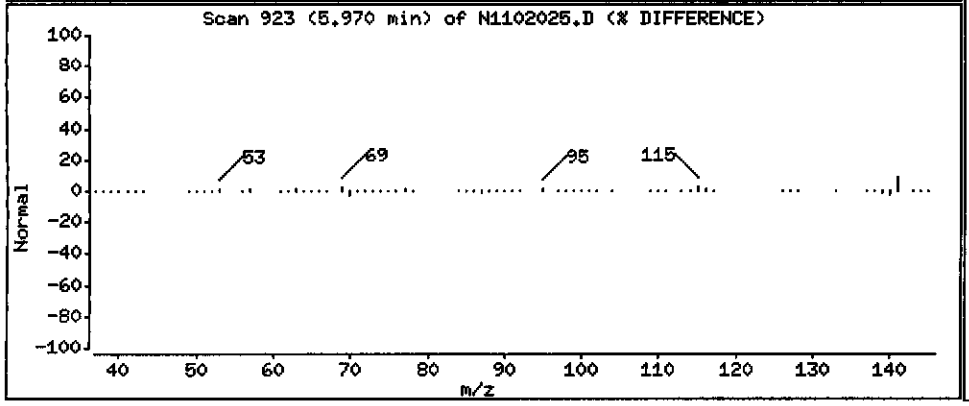

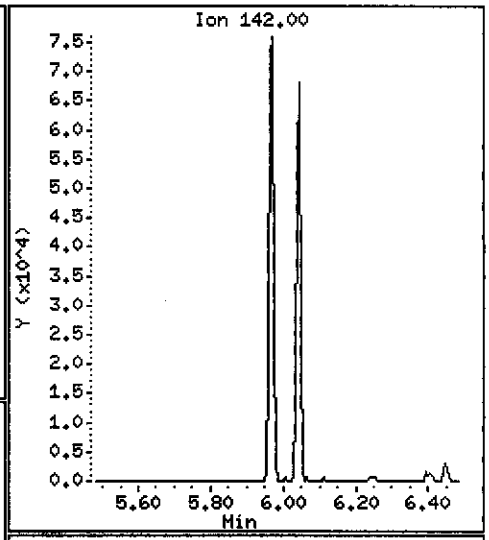

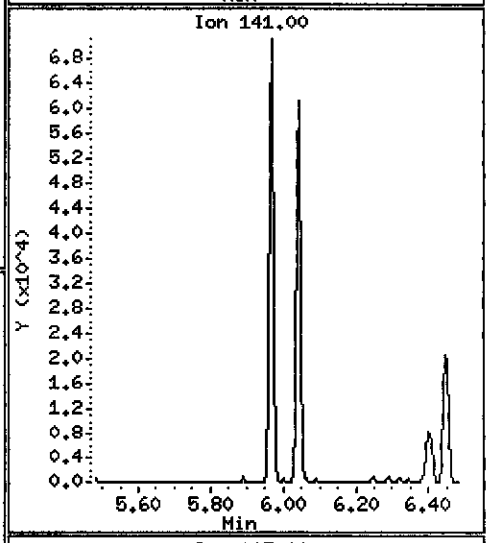

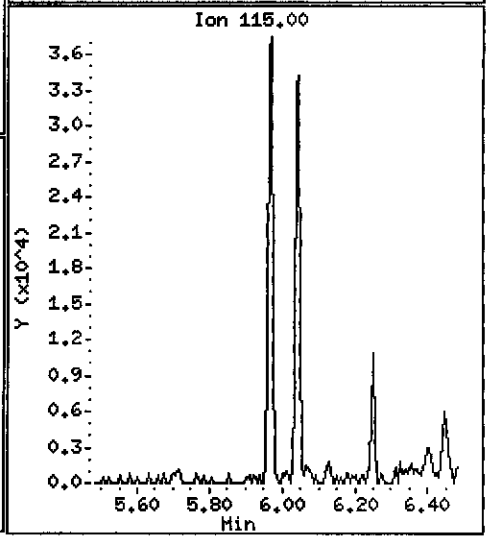

Data File: \\PITSVR06\D\chem\733.i\N110210.b\N1102025.D

Date : 02-NOV-2010 16:23

Client ID: B8-0002 Instrument: 733.i

Sample Info: C0J250457-004 11/2/10 soil(0306070)8270c

Volume Injected (uL): 2.0 Operator: 3200

Column phase: DB5-MS Column diameter: 0.32

63 1-Methylnaphthalene Concentration: 315.94 ug/kg

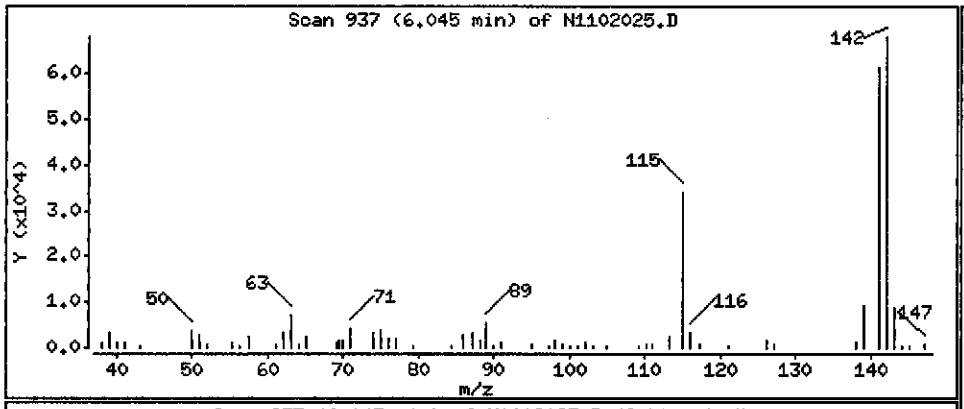

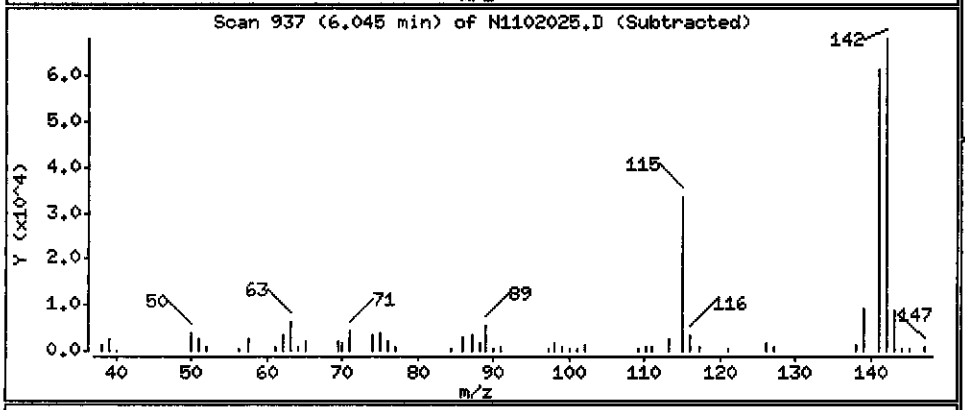

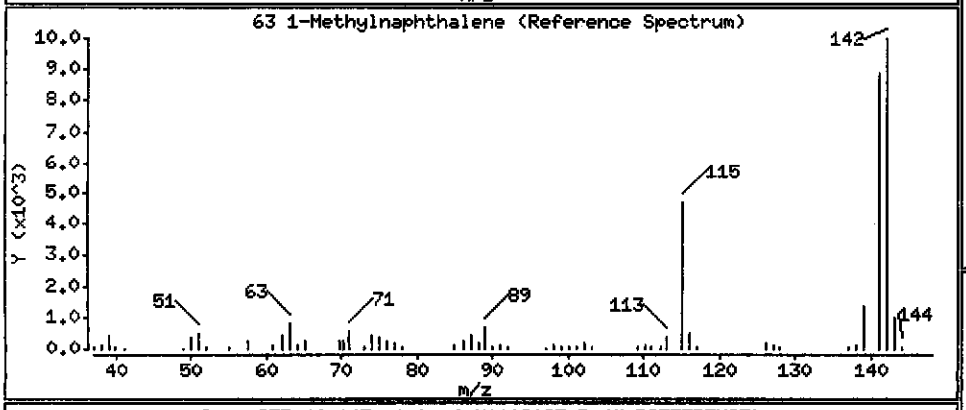

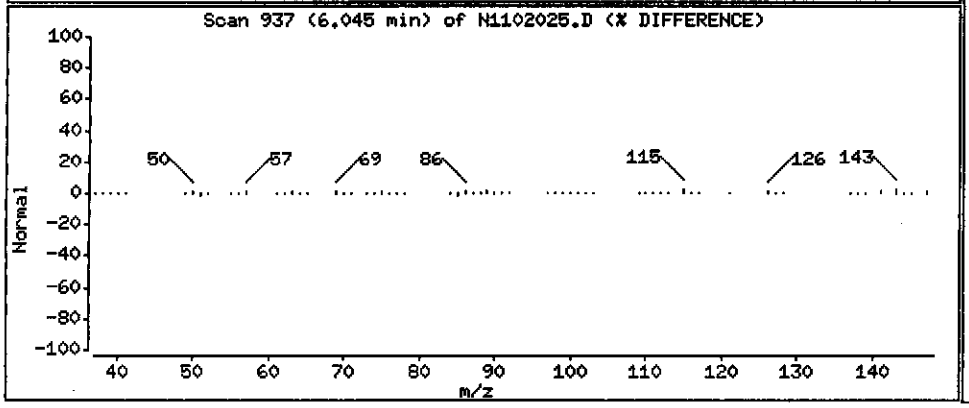

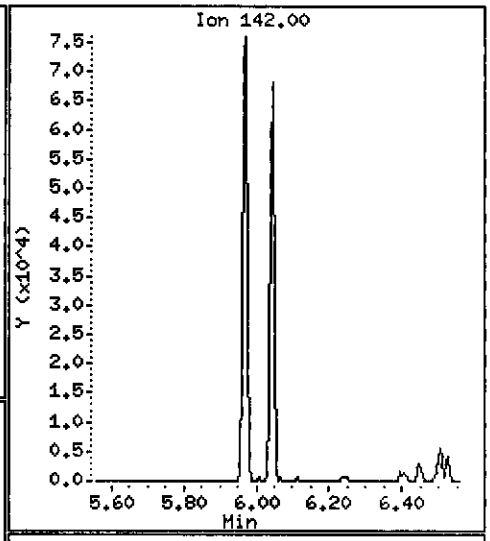

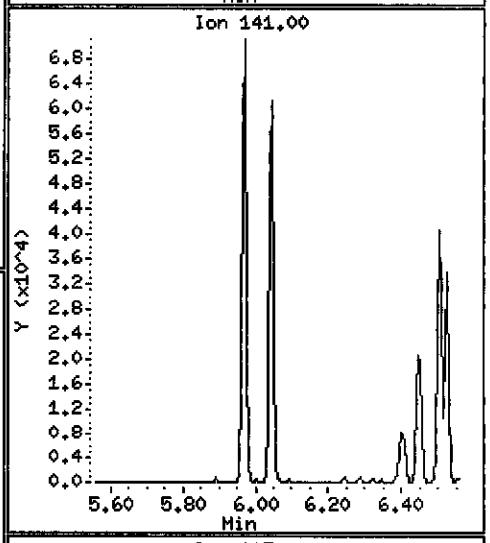

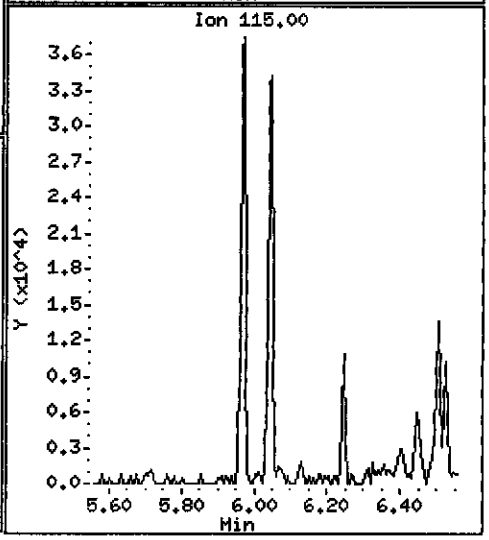

Data File: \\PITSVR06\D\chem\733.i\N110210.b\N1102025.D

Date : 02-NOV-2010 16:23

Client ID: B8-0002

Instrument: 733.i

Sample Info: C0J250457-004 11/2/10 soil(0306070)8270c

Volume Injected (uL): 2.0

Operator: 3200

Column phase: DB5-MS

Column diameter: 0.32

209 1,1'-Biphenyl

Concentration: 44.345 ug/kg

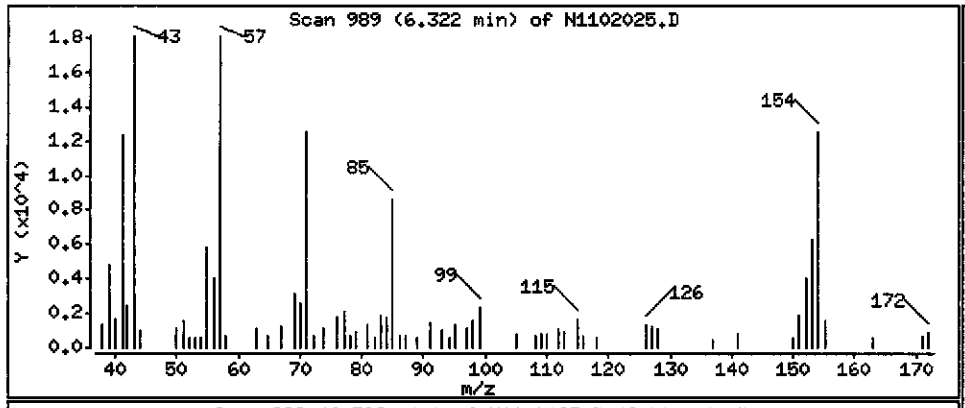

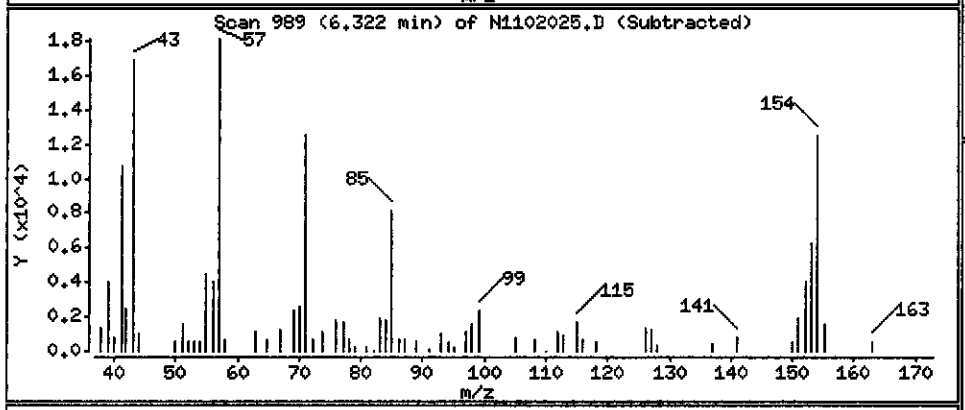

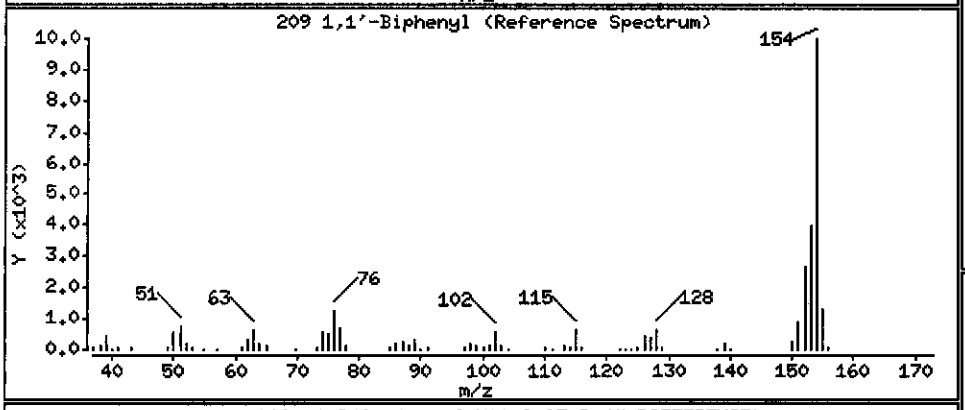

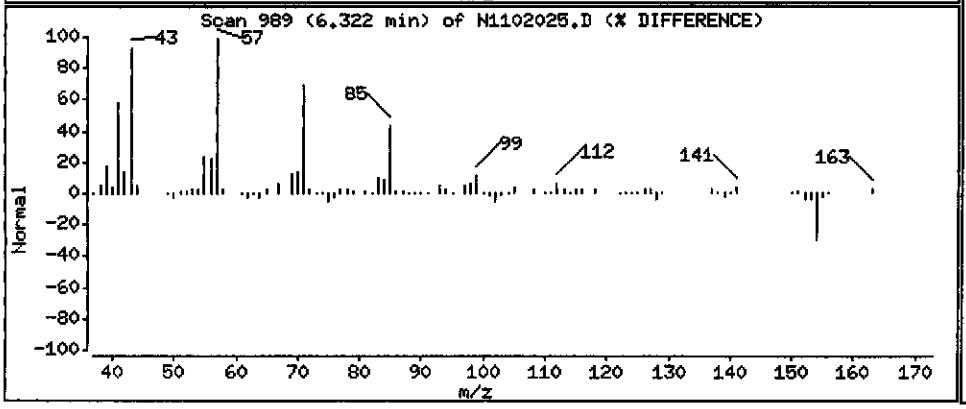

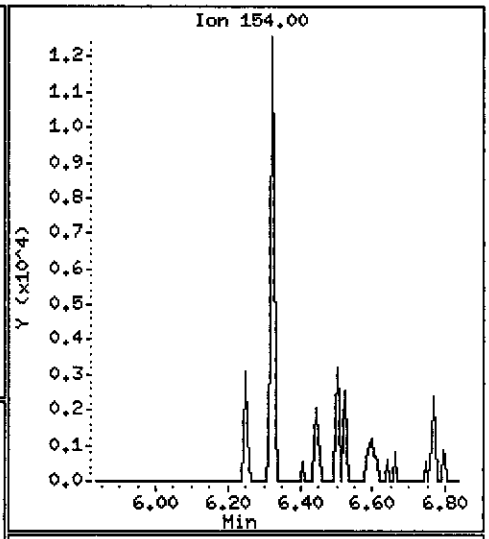

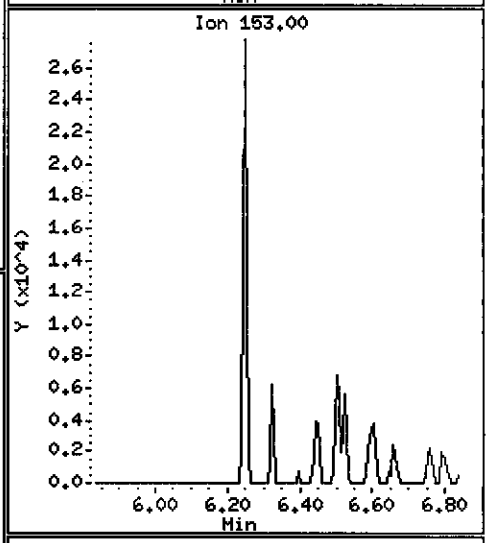

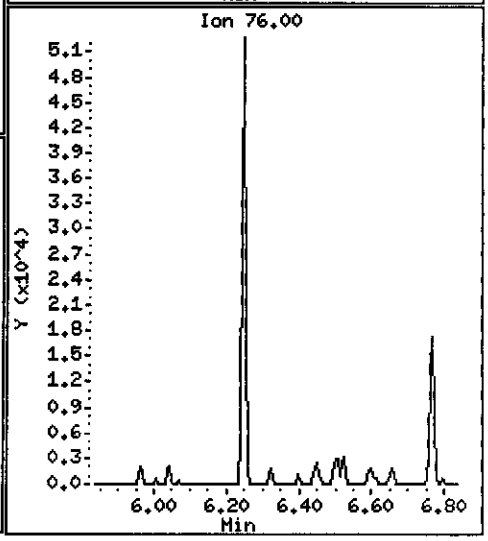

Data File: \\PITSVR06\D\chem\733.i\N110210.b\N1102025.D

Date : 02-NOV-2010 16:23

Client ID: B8-0002

Instrument: 733.i

Sample Info: C0J250457-004 11/2/10 soil(0306070)8270c

Volume Injected (uL): 2.0

Operator: 3200

Column phase: DB5-MS

Column diameter: 0.32

86 Dibenzofuran

Concentration: 103.58 ug/kg

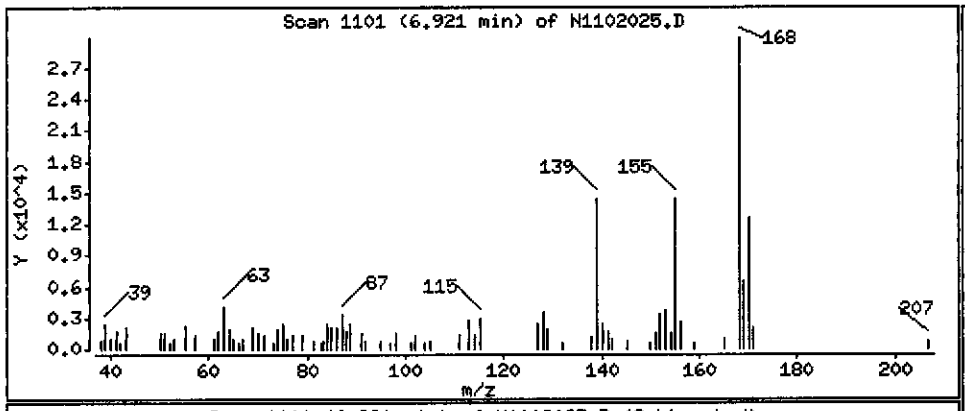

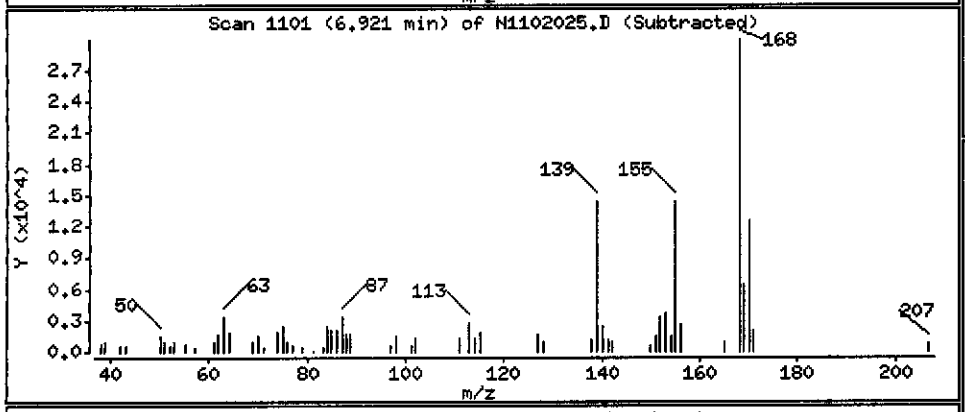

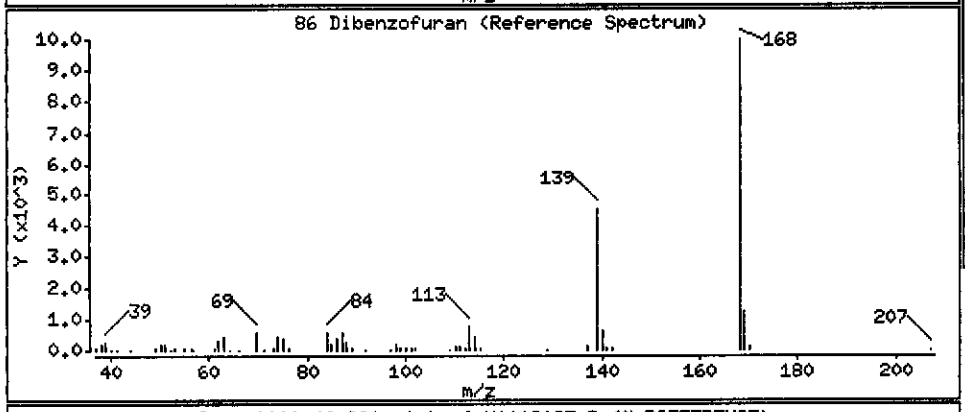

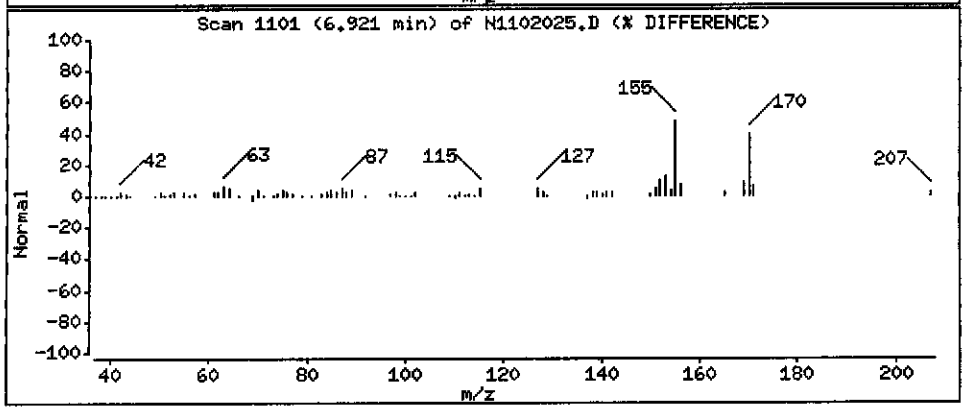

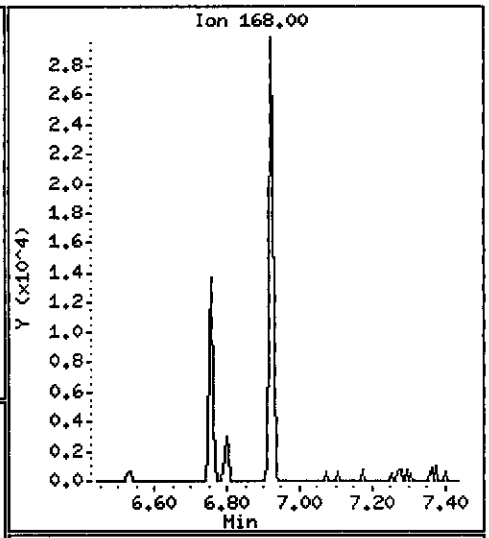

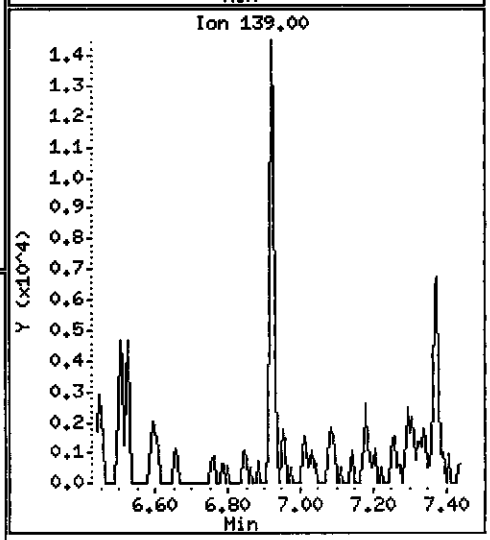

Data File: \\PITSVR06\D\chem\733.i\N110210.b\N1102025.D

Date : 02-NOV-2010 16:23

Client ID: B8-0002

Instrument: 733.i

Sample Info: C0J250457-004 11/2/10 soil(0306070)8270c

Volume Injected (uL): 2.0

Operator: 3200

Column phase: DB5-MS

Column diameter: 0.32

115 Phenanthrene

Concentration: 266.34 ug/kg

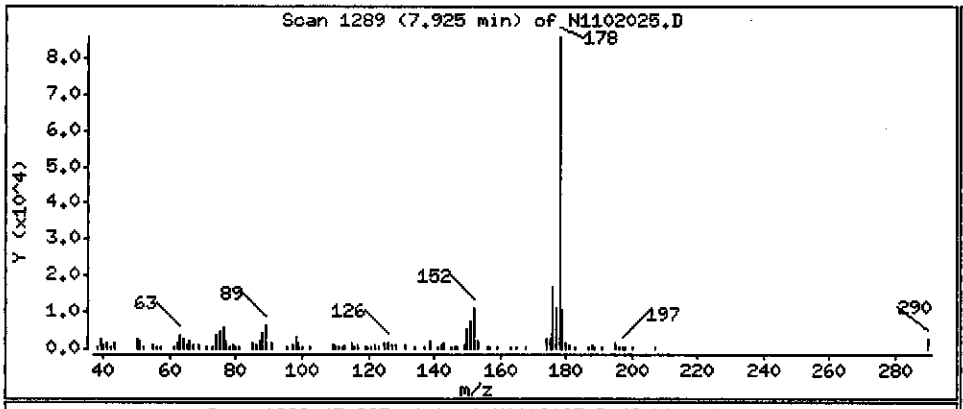

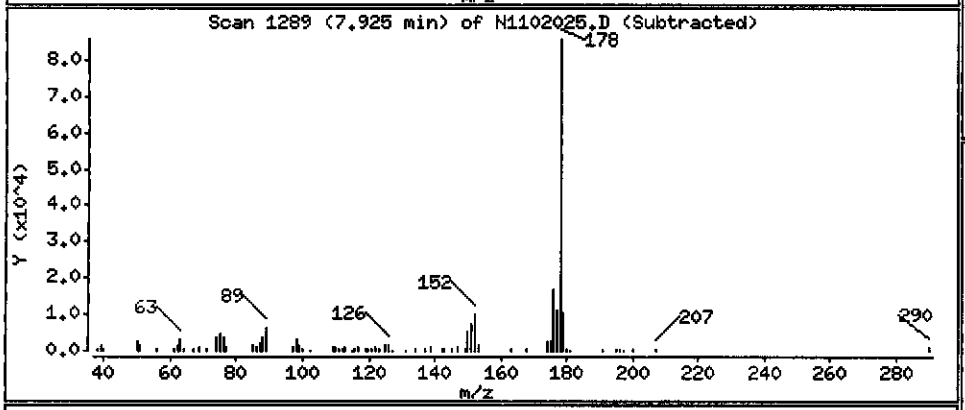

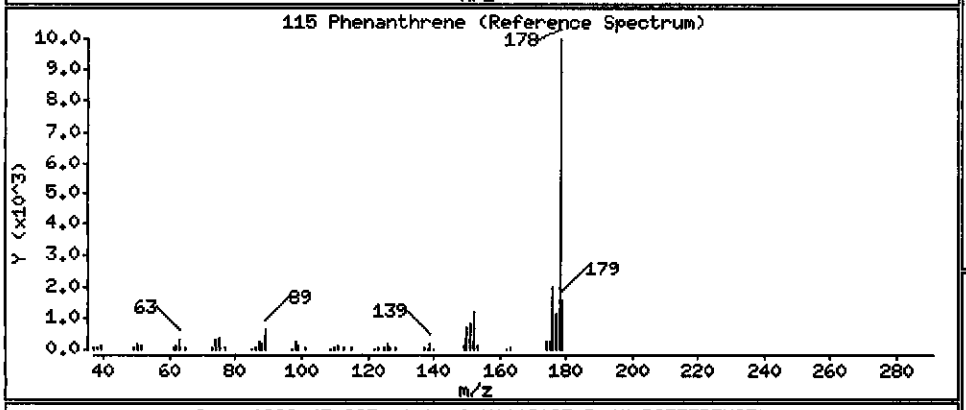

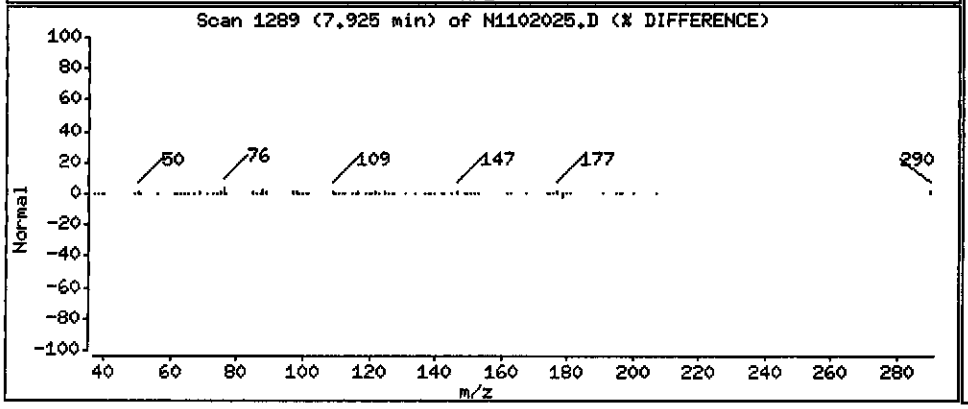

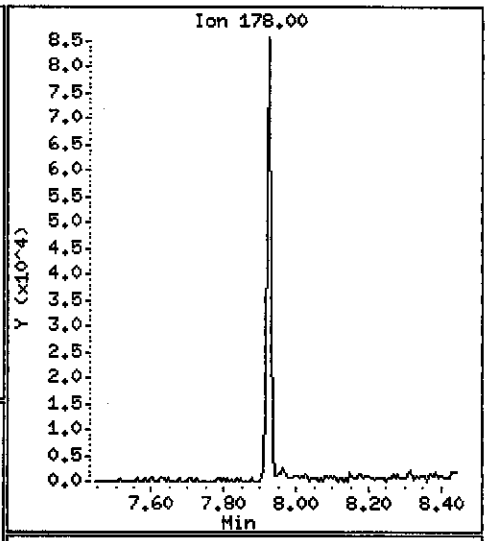

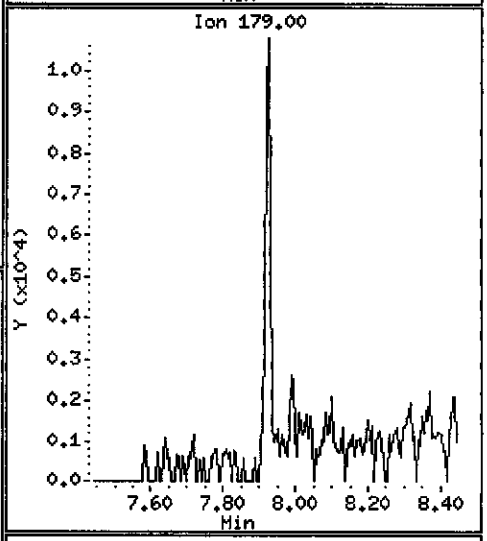

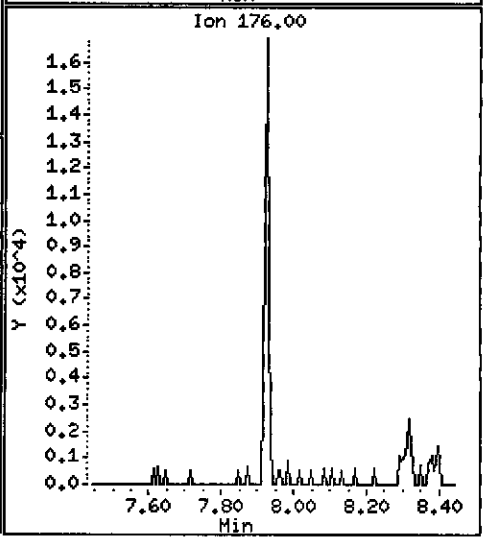

Data File: \\PITSVR06\D\chem\733.i\N110210.b\N1102025.D

Date : 02-NOV-2010 16:23

Client ID: B8-0002

Instrument: 733.i

Sample Info: C0J250457-004 11/2/10 soil(0306070)8270c

Volume Injected (uL): 2.0

Operator: 3200

Column phase: DB5-MS

Column diameter: 0.32

123 Fluoranthene

Concentration: 38.620 ug/kg

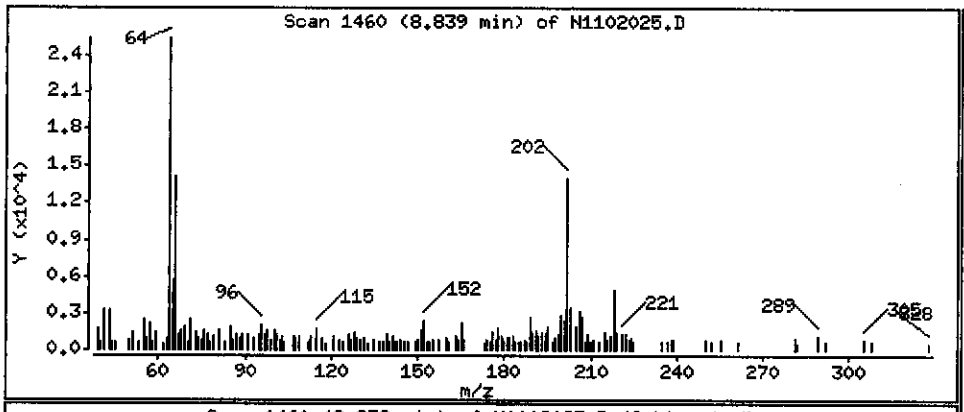

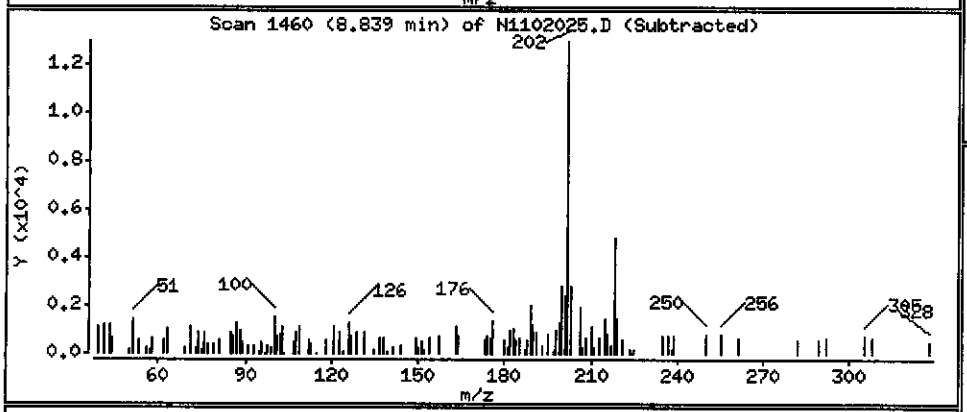

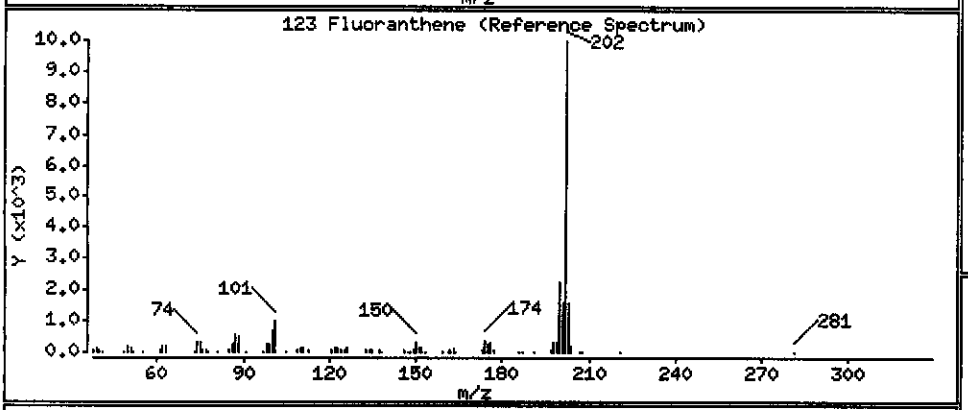

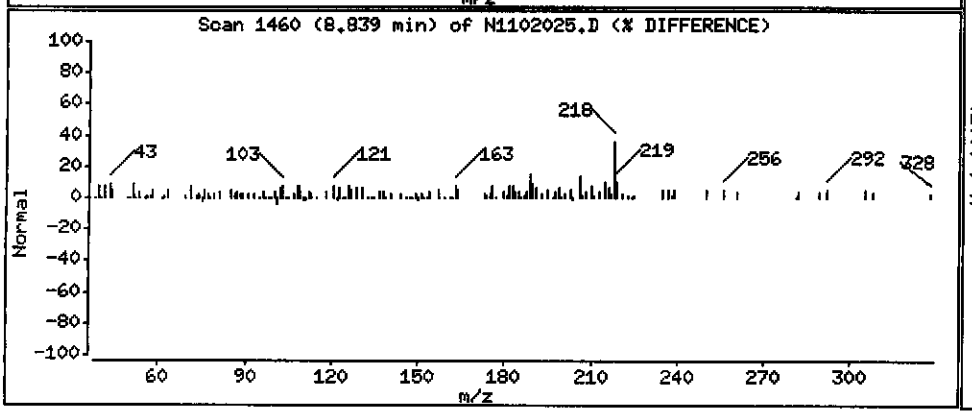

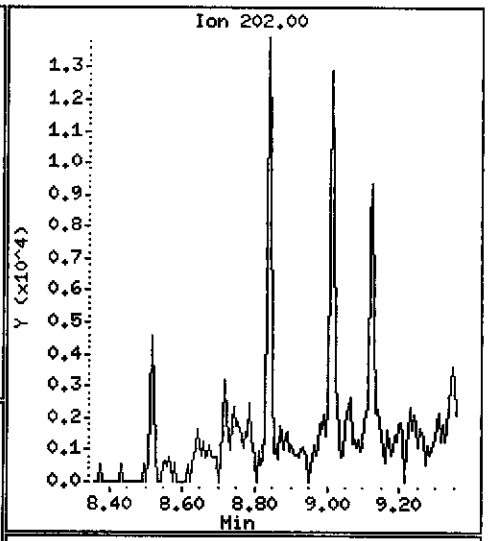

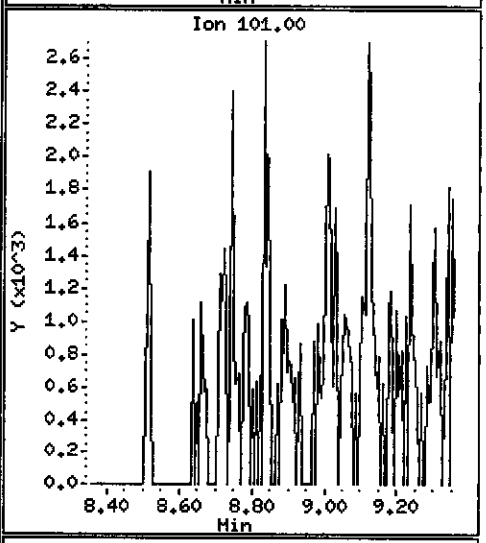

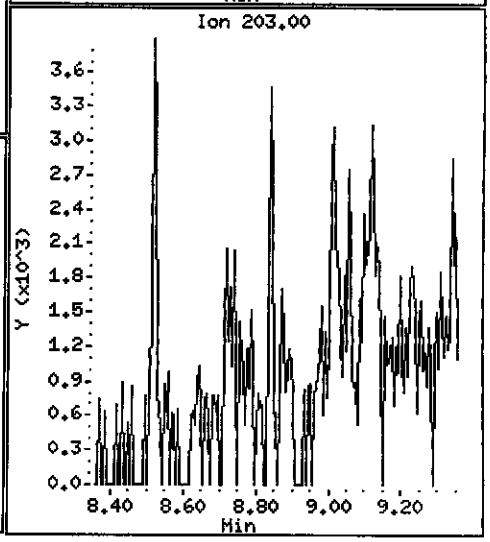

Data File: \\PITSVR06\D\chem\733.i\N110210.b\N1102025.D

Date : 02-NOV-2010 16:23

Client ID: B8-0002

Instrument: 733.i

Sample Info: C0J250457-004 11/2/10 soil(0306070)8270c

Volume Injected (uL): 2.0

Operator: 3200

Column phase: DB5-MS

Column diameter: 0.32

125 Pyrene

Concentration: 51.493 ug/kg

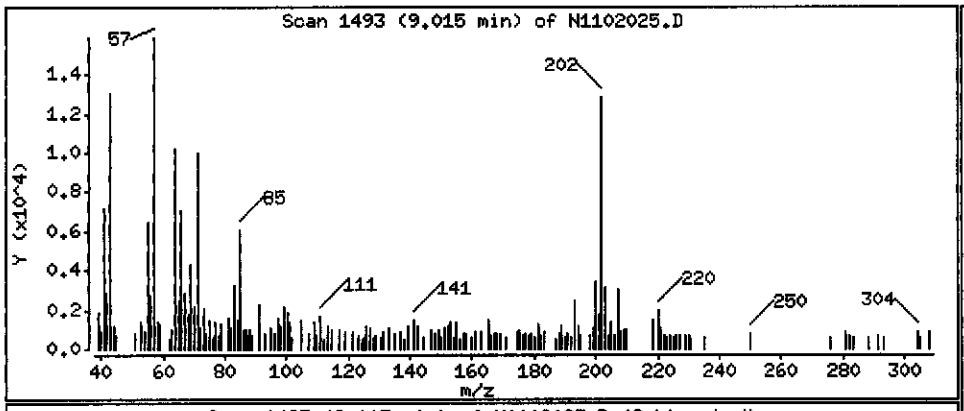

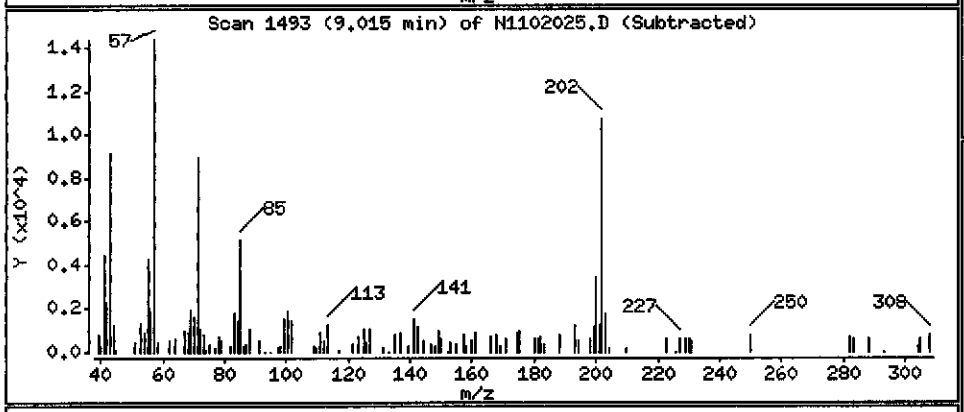

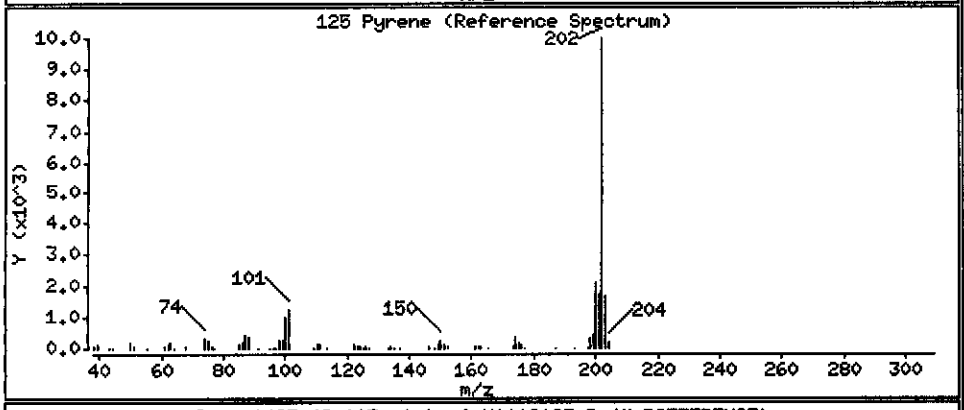

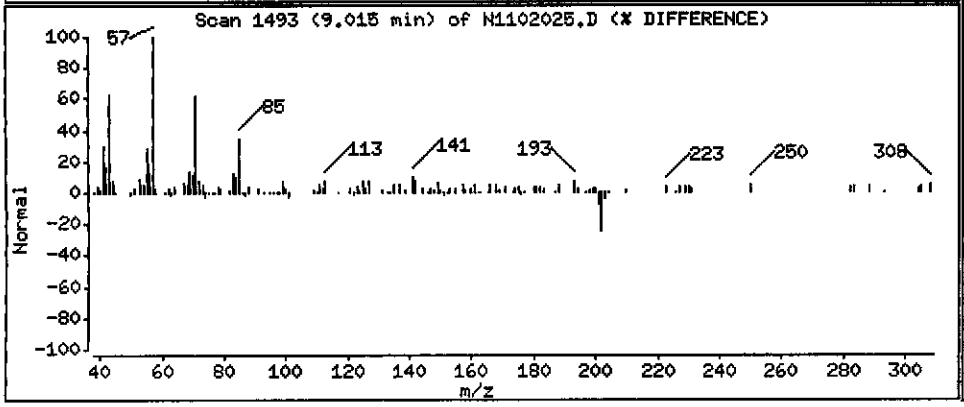

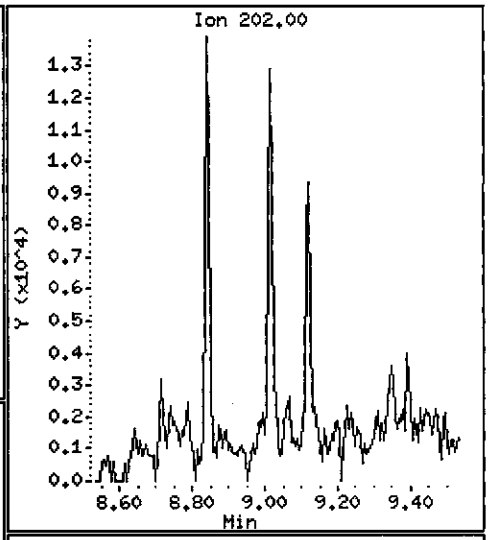

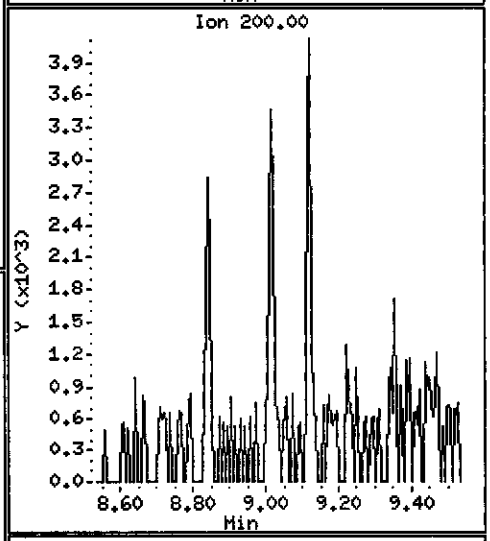

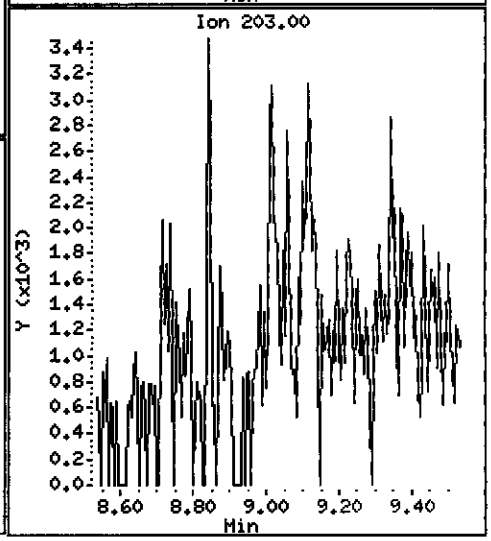

Data File: \\PITSVR06\D\chem\733.i\N110210.b\N1102025.D

Date : 02-NOV-2010 16:23

Client ID: B8-0002

Instrument: 733.i

Sample Info: C0J250457-004 11/2/10 soil(0306070)8270c

Volume Injected (uL): 2.0

Operator: 3200

Column phase: DB5-MS

Column diameter: 0.32

131 Butylbenzylphthalate

Concentration: 39.759 ug/kg

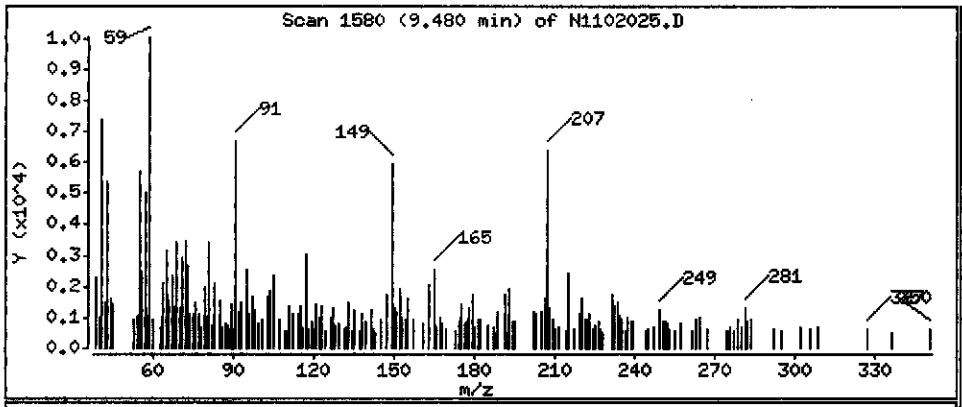

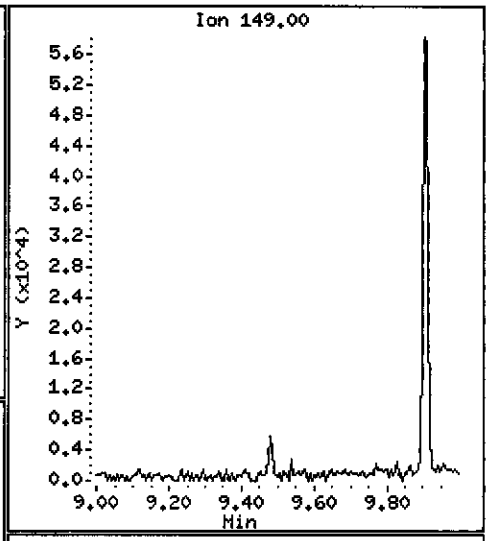

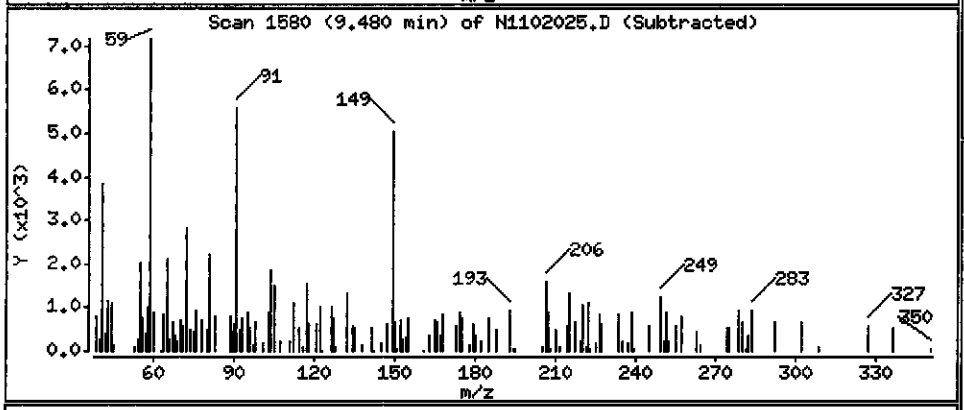

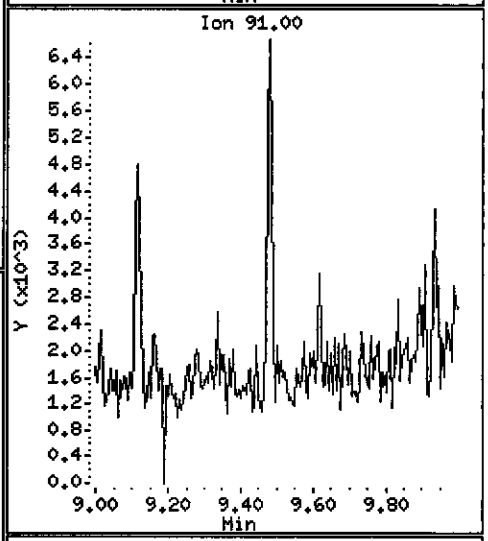

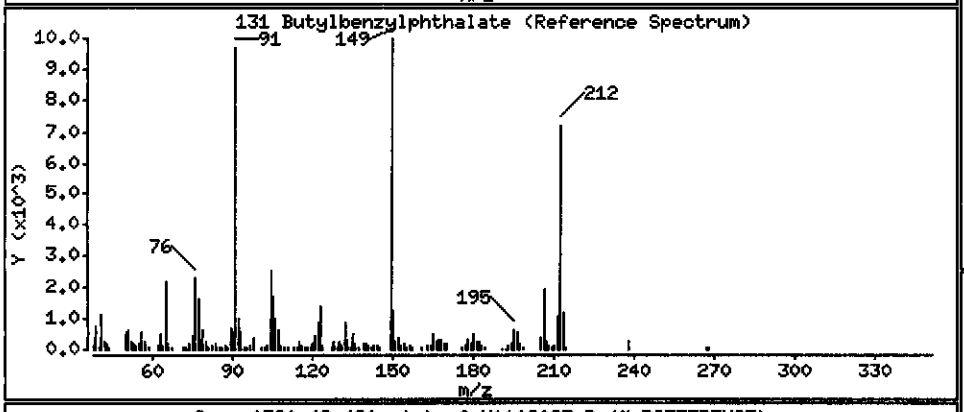

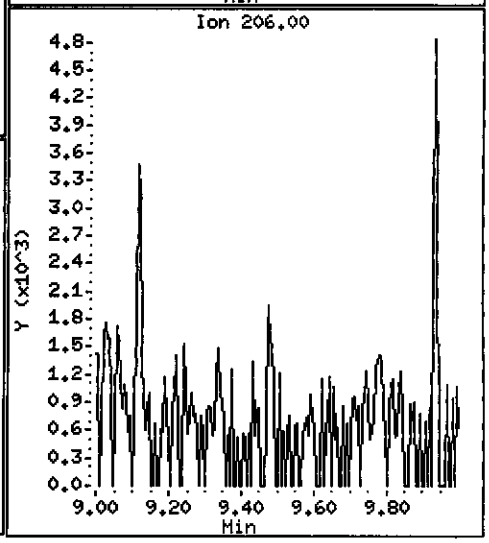

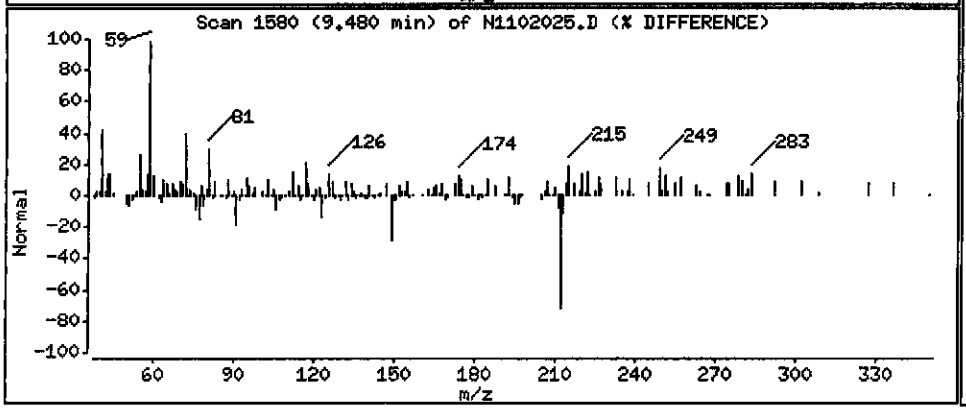

Data File: \\PITSVR06\D\chem\733.i\N110210.b\N1102025.D

Date : 02-NOV-2010 16:23

Client ID: B8-0002

Instrument: 733.i

Sample Info: C0J250457-004 11/2/10 soil(0306070)8270c

Volume Injected (uL): 2.0

Operator: 3200

Column phase: DB5-MS

Column diameter: 0.32

136 Benzo(a)Anthracene

Concentration: 31.551 ug/kg

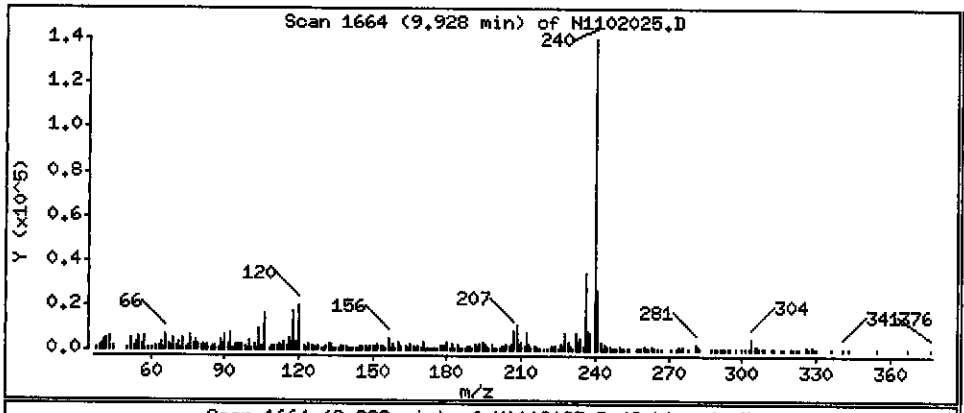

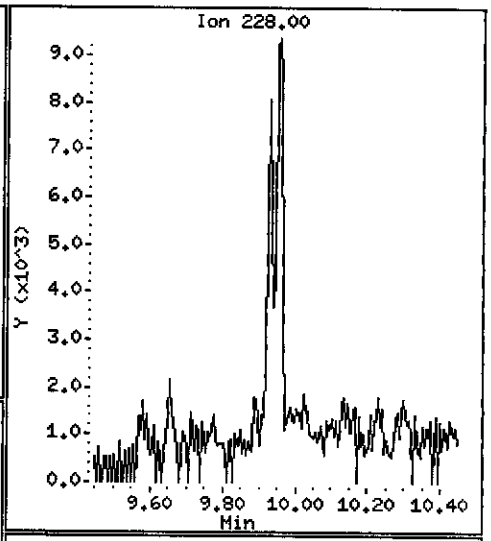

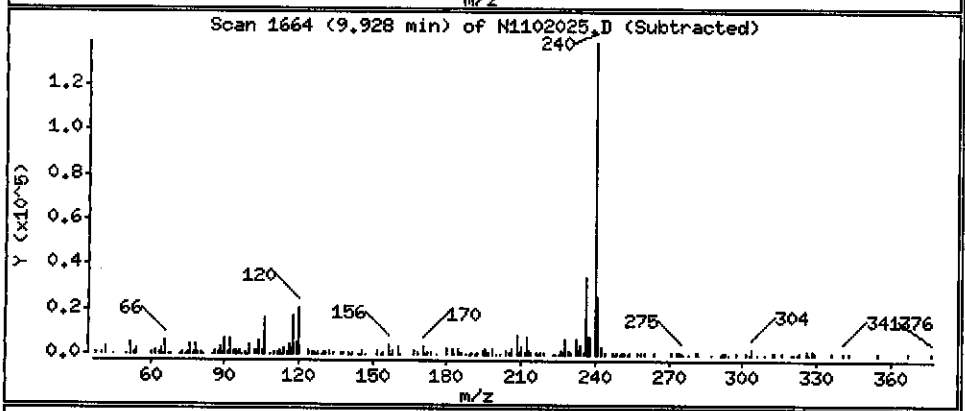

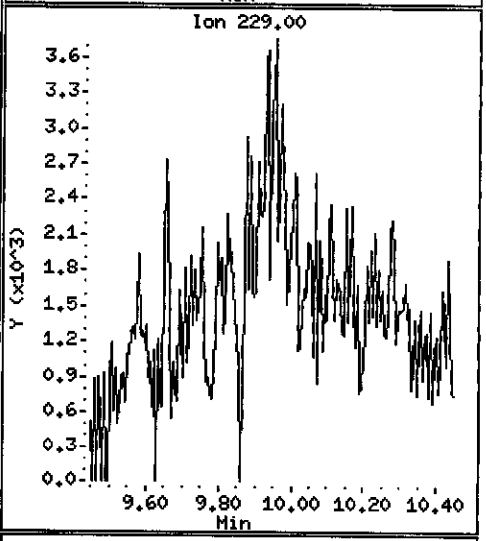

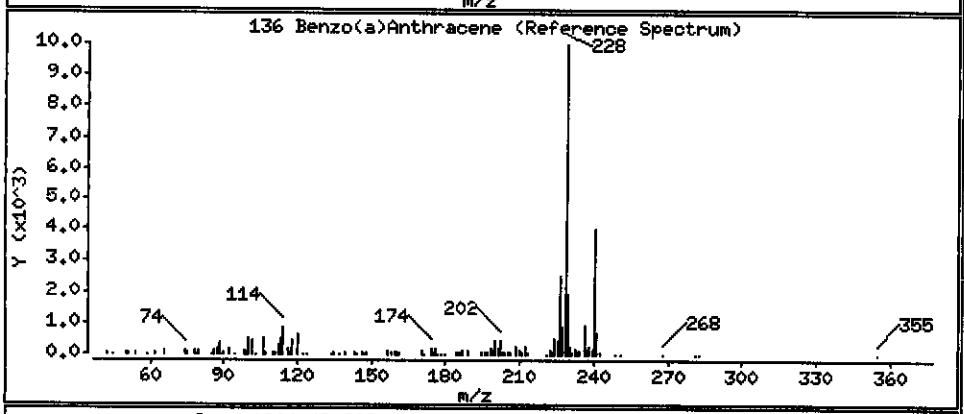

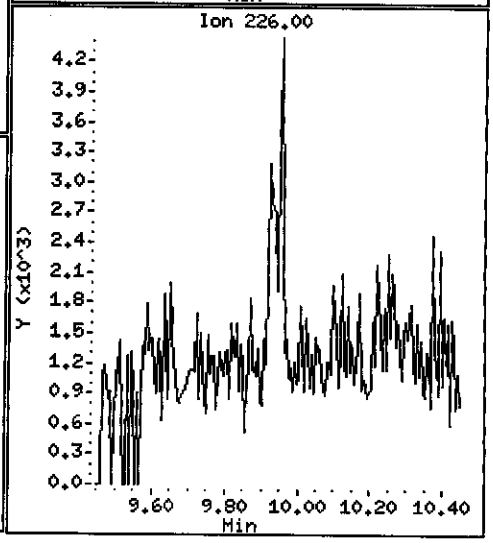

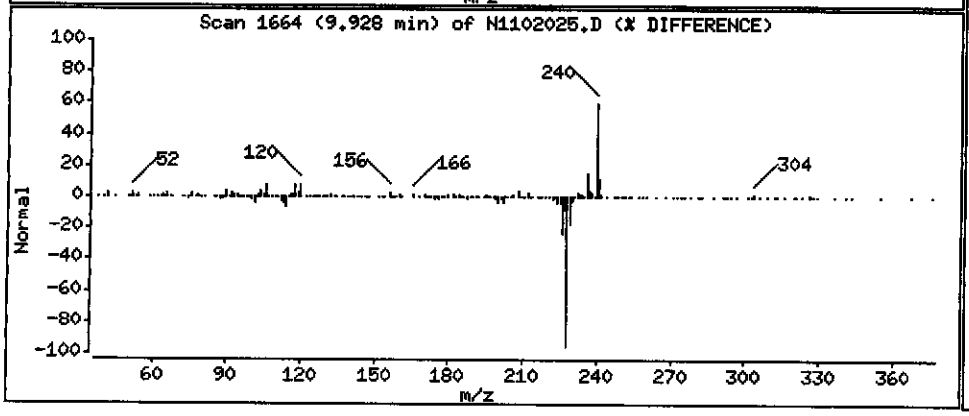

Data File: \\PITSVR06\D\chem\733.i\N110210.b\N1102025.D

Date : 02-NOV-2010 16:23

Client ID: B8-0002

Instrument: 733.i

Sample Info: C0J250457-004 11/2/10 soil(0306070)8270c

Volume Injected (uL): 2.0

Operator: 3200

Column phase: DB5-MS

Column diameter: 0.32

137 Chrysene

Concentration: 46.859 ug/kg

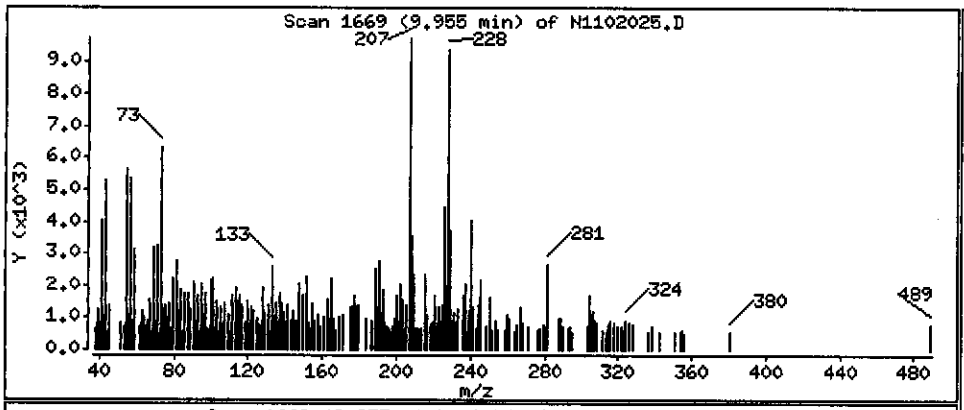

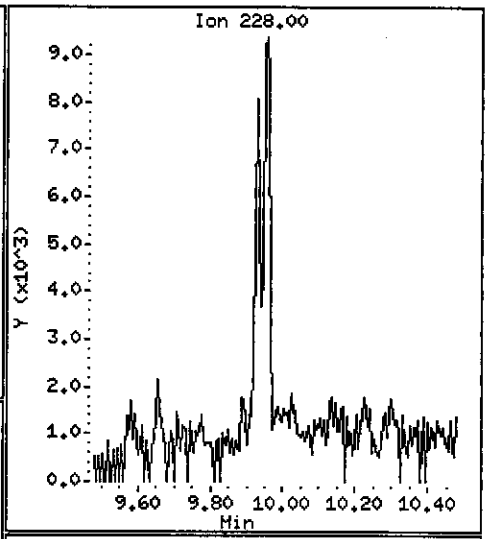

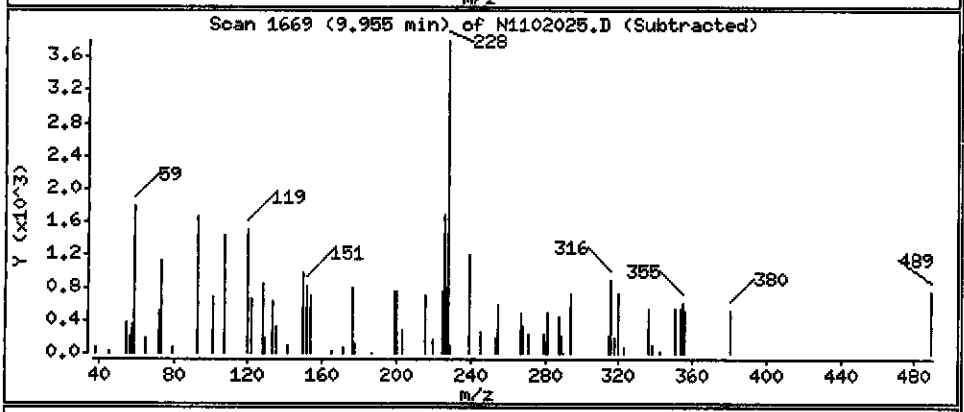

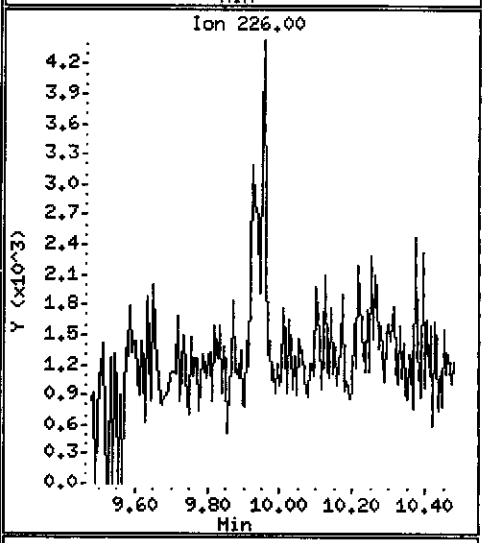

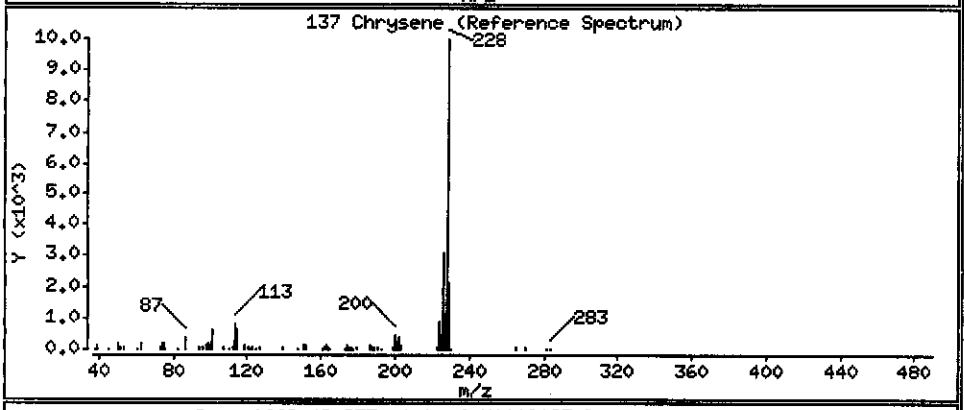

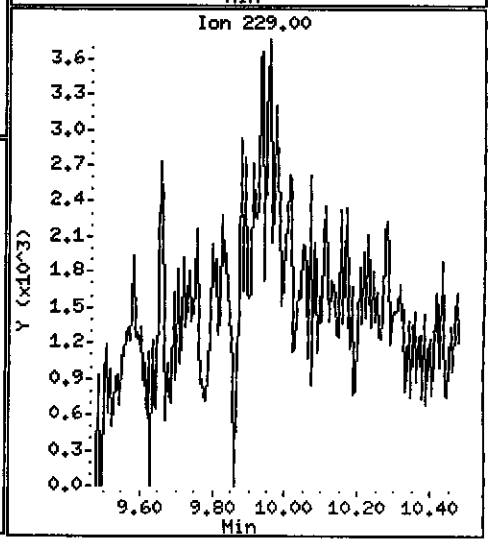

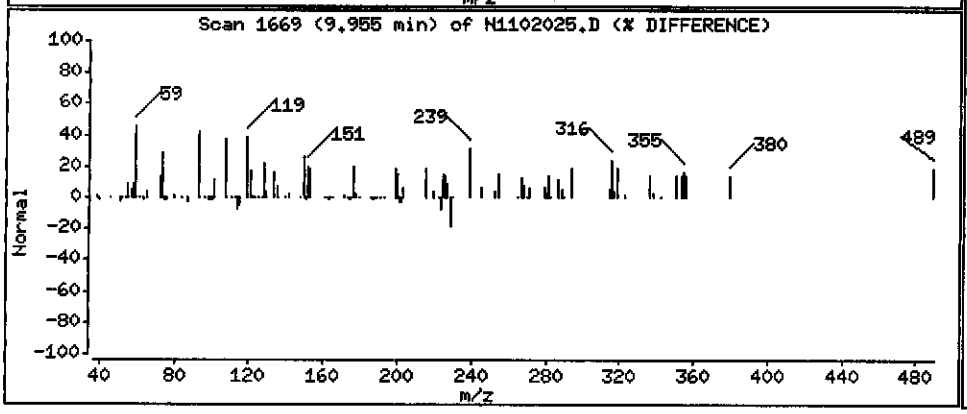

Data File: \\PITSVR06\D\chem\733.i\N110210.b\N1102025.D

Date : 02-NOV-2010 16:23

Client ID: B8-0002 Instrument: 733.i

Sample Info: C0J250457-004 11/2/10 soil(0306070)8270c

Volume Injected (uL): 2.0 Operator: 3200

Column phase: DB5-MS Column diameter: 0.32

139 bis(2-ethylhexyl)Phthalate Concentration: 348.14 ug/kg

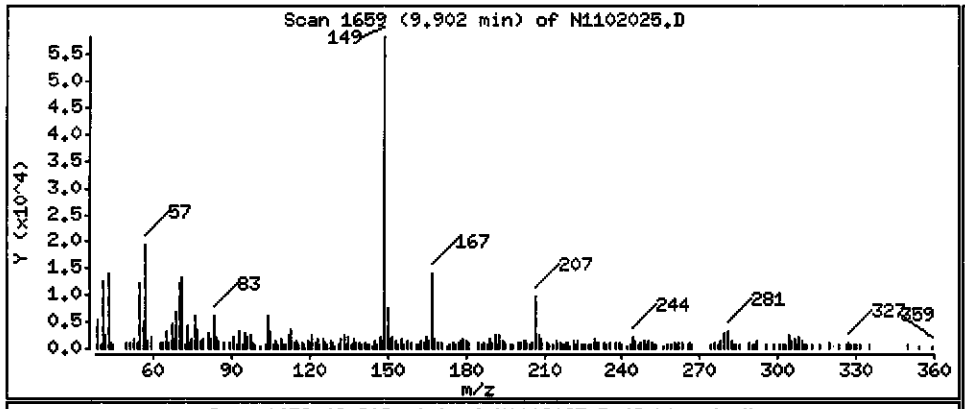

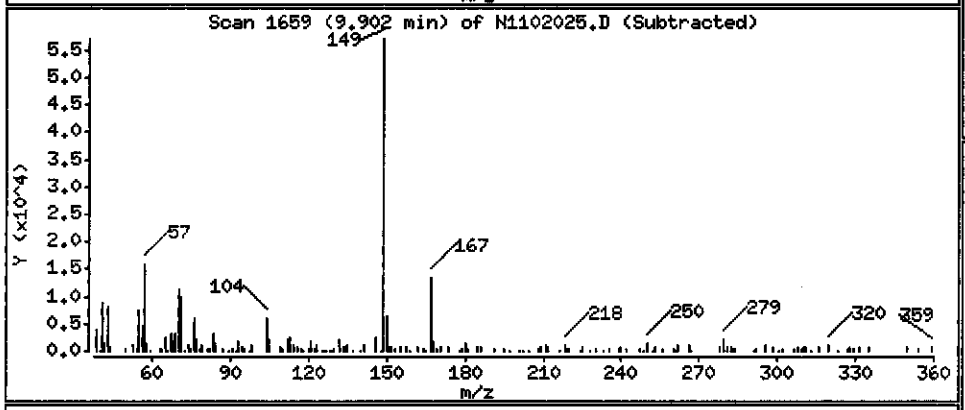

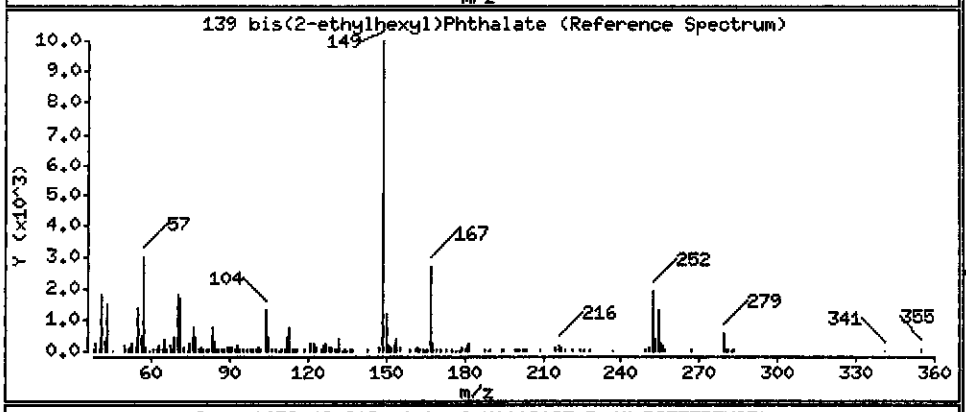

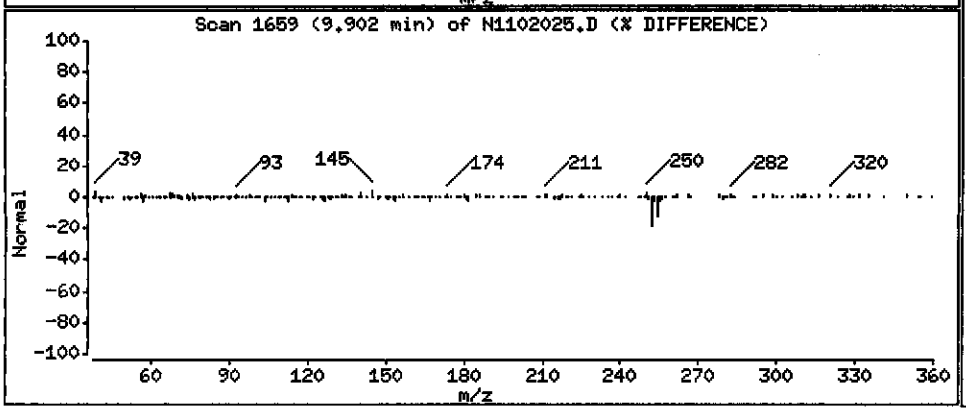

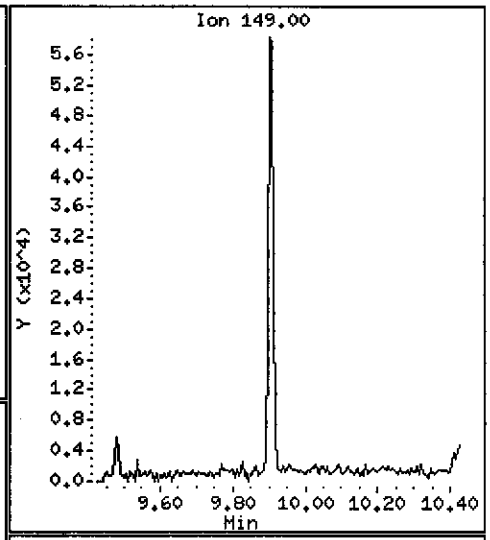

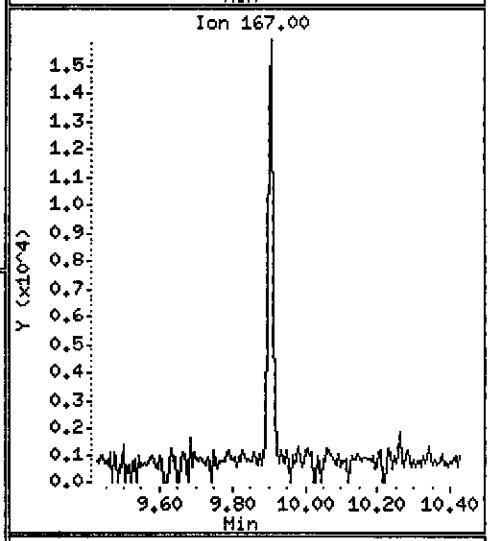

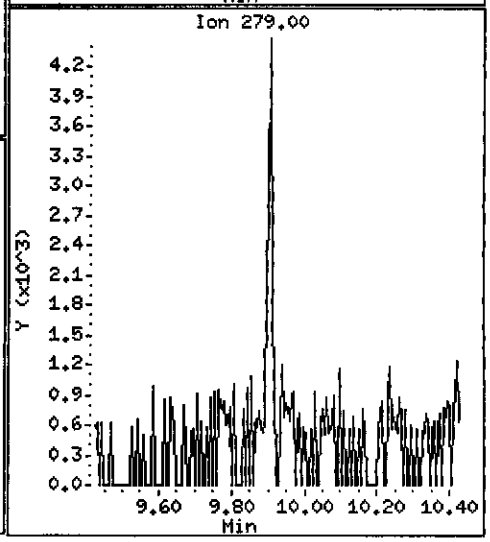

GC/MS SEMIVOLATILE
CALIBRATION DATA

(3001 - 3250)

3091

C0J250457

TestAmerica Pittsburgh

INITIAL CALIBRATION DATA

Start Cal Date : 27-SEP-2010 18:53
End Cal Date : 27-SEP-2010 21:20
Quant Method : ISTD
Origin : Included
Target Version : 4.14
Integrator : HP RTE
Method file : \\PITSVR06\D\chem\733.i\N092710.b\8270ll.m
Last Edit : 01-Oct-2010 10:04 piccolinov

Calibration File Names:
Level 1: \\PITSVR06\D\chem\733.i\N092710.b\N0927IC1.D
Level 2: \\PITSVR06\D\chem\733.i\N092710.b\N0927IC2.D
Level 3: \\PITSVR06\D\chem\733.i\N092710.b\N09270CC.D
Level 4: \\PITSVR06\D\chem\733.i\N092710.b\N0927IC4.D
Level 5: \\PITSVR06\D\chem\733.i\N092710.b\N0927IC5.D
Level 6: \\PITSVR06\D\chem\733.i\N092710.b\N0927IC6.D
Level 7: \\PITSVR06\D\chem\733.i\N092710.b\N0927IC7.D
Level 8: \\PITSVR06\D\chem\733.i\N092710.b\N0927IC8.D

Compound	0.4000000 Level 1	2.0000 Level 2	4.0000 Level 3	10.0000 Level 4	20.0000 Level 5	40.0000 Level 6	Curve	Coefficients b	m1	m2	%RSD or R^2	
	60.0000 Level 7	80.0000 Level 8										
198 1,4-Dioxane	+++++	0.29479	0.29938	0.29760	0.28117	0.27595						
	0.26842	0.27458					AVRG		0.28455		4.39903	
226 n-Decane	+++++	+++++	+++++	+++++	+++++	+++++						
	+++++	+++++					AVRG		0.000e+000		0.000e+000	<-
227 n-Octadecane	+++++	+++++	+++++	+++++	+++++	+++++						
	+++++	+++++					AVRG		0.000e+000		0.000e+000	<-

TestAmerica Pittsburgh

INITIAL CALIBRATION DATA

Start Cal Date : 27-SEP-2010 18:53
End Cal Date : 27-SEP-2010 21:20
Quant Method : ISTD
Origin : Included
Target Version : 4.14
Integrator : HP RTE
Method file : \\PITSVR06\D\chem\733.i\N092710.b\827011.m
Last Edit : 01-Oct-2010 10:04 piccolinov

Compound	0.4000000 Level 1	2.0000 Level 2	4.0000 Level 3	10.0000 Level 4	20.0000 Level 5	40.0000 Level 6	60.0000 Level 7	80.0000 Level 8	Curve	Coefficients b	Coefficients m1	Coefficients m2	%RSD or R^2	
7 N-Nitrosomorpholine	+++++	+++++	+++++	+++++	+++++	+++++	+++++	+++++	AVRG		0.000e+000		0.000e+000	<-
8 Ethyl methanesulfonate	+++++	+++++	+++++	+++++	+++++	+++++	+++++	+++++	AVRG		0.000e+000		0.000e+000	<-
9 Pyridine	0.53882	0.73353	0.78196	0.80377	0.76076	0.75219	0.75072	0.75225	AVRG		0.73425		11.15063	
199 Thionazin	+++++	+++++	+++++	+++++	+++++	+++++	+++++	+++++	AVRG		0.000e+000		0.000e+000	<-
200 Sulfotepp	+++++	+++++	+++++	+++++	+++++	+++++	+++++	+++++	AVRG		0.000e+000		0.000e+000	<-
10 N-Nitrosodimethylamine	0.35092	0.35440	0.38837	0.38873	0.38064	0.38433	0.36437	0.37407	AVRG		0.37323		4.02465	
11 Ethyl methacrylate	+++++	+++++	+++++	+++++	+++++	+++++	+++++	+++++	AVRG		0.000e+000		0.000e+000	<-

(3001 - 3250)

3093

C0J250457

TestAmerica Pittsburgh

INITIAL CALIBRATION DATA

Start Cal Date : 27-SEP-2010 18:53
End Cal Date : 27-SEP-2010 21:20
Quant Method : ISTD
Origin : Included
Target Version : 4.14
Integrator : HP RTE
Method file : \\PITSVR06\D\chem\733.i\N092710.b\827011.m
Last Edit : 01-Oct-2010 10:04 piccolinov

Compound	0.4000000 Level 1	2.0000 Level 2	4.0000 Level 3	10.0000 Level 4	20.0000 Level 5	40.0000 Level 6	60.0000 Level 7	80.0000 Level 8	Curve	Coefficients b	m1	m2	%RSD or R^2	
12 3-Chloropropionitrile	+++++	+++++	+++++	+++++	+++++	+++++	+++++	+++++	AVRG		0.000e+000		0.000e+000	<-
13 Malononitrile	+++++	+++++	+++++	+++++	+++++	+++++	+++++	+++++	AVRG		0.000e+000		0.000e+000	<-
14 2-Picoline	+++++	+++++	+++++	+++++	+++++	+++++	+++++	+++++	AVRG		0.000e+000		0.000e+000	<-
15 N-Nitrosomethylethylamine	+++++	+++++	+++++	+++++	+++++	+++++	+++++	+++++	AVRG		0.000e+000		0.000e+000	<-
16 Methyl methanesulfonate	0.59672	0.53463	0.52121	0.53274	0.52186	0.52362	0.51115	0.49538	AVRG		0.52966		5.62706	
18 1,3-Dichloro-2-propanol	+++++	+++++	+++++	+++++	+++++	+++++	+++++	+++++	AVRG		0.000e+000		0.000e+000	<-
19 N-Nitrosodiethylamine	+++++	+++++	+++++	+++++	+++++	+++++	+++++	+++++	AVRG		0.000e+000		0.000e+000	<-

TestAmerica Pittsburgh

INITIAL CALIBRATION DATA

Start Cal Date : 27-SEP-2010 18:53
End Cal Date : 27-SEP-2010 21:20
Quant Method : ISTD
Origin : Included
Target Version : 4.14
Integrator : HP RTE
Method file : \\PITSVR06\D\chem\733.i\N092710.b\8270ll.m
Last Edit : 01-Oct-2010 10:04 piccolinov

Compound	0.4000000 Level 1 / 60.0000 Level 7	2.0000 Level 2 / 80.0000 Level 8	4.0000 Level 3	10.0000 Level 4	20.0000 Level 5	40.0000 Level 6	Curve	Coefficients b	Coefficients m1	Coefficients m2	%RSD or R^2	
21 Aniline	1.83815	1.72814	1.80449	1.79293	1.72409	1.62422						
	1.57098	1.51653					AVRG		1.69994		6.89110	
206 Benzaldehyde	0.79804	0.86287	0.88477	0.87724	0.83460	0.68829						
	0.61499	+++++					AVRG		0.79440		13.08136	
22 Phenol	1.53766	1.51039	1.55835	1.53155	1.48384	1.42055						
	1.37433	1.33914					AVRG		1.46948		5.55934	
23 bis(2-Chloroethyl)ether	0.98298	0.96264	1.01716	0.97611	0.94651	0.93094						
	0.91224	0.91312					AVRG		0.95521		3.83297	
24 2-Chlorophenol	1.45448	1.28296	1.35959	1.35040	1.31384	1.29826						
	1.26471	1.25489					AVRG		1.32239		4.92640	
25 Pentachloroethane	+++++	+++++	+++++	+++++	+++++	+++++						
	+++++	+++++					AVRG		0.000e+000		0.000e+000	<-
26 1,3-Dichlorobenzene	1.67991	1.56673	1.63075	1.58888	1.61652	1.54836						
	1.53916	1.54251					AVRG		1.58910		3.15150	

(3001 - 3250)

3095

C0J250457

TestAmerica Pittsburgh

INITIAL CALIBRATION DATA

Start Cal Date : 27-SEP-2010 18:53
End Cal Date : 27-SEP-2010 21:20
Quant Method : ISTD
Origin : Included
Target Version : 4.14
Integrator : HP RTE
Method file : \\PITSVR06\D\chem\733.i\N092710.b\8270ll.m
Last Edit : 01-Oct-2010 10:04 piccolinov

Compound	0.4000000 Level 1 / 60.0000 Level 7	2.0000 Level 2 / 80.0000 Level 8	4.0000 Level 3	10.0000 Level 4	20.0000 Level 5	40.0000 Level 6	Curve	Coefficients b	m1	m2	%RSD or R^2	
27 1,4-Dichlorobenzene	1.71628	1.63850	1.65451	1.58301	1.59556	1.58229						
	1.57337	1.58162					AVRG		1.61564		3.11105	
28 1,2-Dichlorobenzene	1.58073	1.53285	1.54930	1.55257	1.51187	1.48778						
	1.46368	1.45008					AVRG		1.51611		3.03466	
29 Benzyl Alcohol	0.65889	0.76808	0.77156	0.72860	0.72779	0.73653						
	0.71671	0.70881					AVRG		0.72712		4.88810	
30 2-Methylphenol	1.18713	1.17350	1.12852	1.15359	1.12311	1.08296						
	1.05402	1.02928					AVRG		1.11651		5.07067	
31 2,2'-oxybis(1-Chloropropane)	1.18339	1.13139	1.15655	1.09887	1.06790	1.03274						
	1.00588	0.98713					AVRG		1.08298		6.61945	
32 N-Nitroso-di-n-propylamine	0.88599	0.81606	0.76720	0.77253	0.76308	0.70219						
	0.66603	0.64512					AVRG		0.75227		10.55447	
M 195 Cresols, total	+++++	+++++	+++++	+++++	+++++	+++++						
	+++++	+++++					AVRG		0.000e+000		0.000e+000	<-

TestAmerica Pittsburgh

INITIAL CALIBRATION DATA

Start Cal Date : 27-SEP-2010 18:53
End Cal Date : 27-SEP-2010 21:20
Quant Method : ISTD
Origin : Included
Target Version : 4.14
Integrator : HP RTE
Method file : \\PITSVR06\D\chem\733.i\N092710.b\8270ll.m
Last Edit : 01-Oct-2010 10:04 piccolinov

Compound	0.4000000 Level 1 / 60.0000 Level 7	2.0000 Level 2 / 80.0000 Level 8	4.0000 Level 3	10.0000 Level 4	20.0000 Level 5	40.0000 Level 6	Curve	Coefficients b	Coefficients mi	Coefficients m2	%RSD or R^2	
192 4-Methylphenol	1.15282	1.10861	1.16774	1.13110	1.10478	1.06411						
	1.02910	1.01394					AVRG		1.09653		5.12056	
203 3&4-Methylphenol total	+++++	+++++	+++++	+++++	+++++	+++++						
	+++++	+++++					AVRG		0.000e+000		0.000e+000	<-
193 3-Methylphenol	+++++	+++++	+++++	+++++	+++++	+++++						
	+++++	+++++					AVRG		0.000e+000		0.000e+000	<-
34 Hexachloroethane	0.67526	0.66881	0.68511	0.66907	0.66799	0.63527						
	0.63542	0.63586					AVRG		0.65910		3.07714	
35 Nitrobenzene	0.33380	0.34068	0.34344	0.33205	0.32496	0.32220						
	0.31428	0.30121					AVRG		0.32658		4.30217	
36 N-Nitrosopyrrolidine	0.46492	0.47427	0.47205	0.50107	0.48750	0.49386						
	0.50198	0.50766					AVRG		0.48791		3.25255	
37 Acetophenone	1.88909	1.67393	1.75983	1.72708	1.71991	1.62994						
	1.58864	1.58752					AVRG		1.69699		5.93607	

(3001 - 3250)

3096

C0J250457

TestAmerica Pittsburgh

INITIAL CALIBRATION DATA

Start Cal Date : 27-SEP-2010 18:53
End Cal Date : 27-SEP-2010 21:20
Quant Method : ISTD
Origin : Included
Target Version : 4.14
Integrator : HP RTE
Method file : \\PITSVR06\D\chem\733.i\N092710.b\827011.m
Last Edit : 01-Oct-2010 10:04 piccolinov

Compound	0.4000000 Level 1 / 60.0000 Level 7	2.0000 Level 2 / 80.0000 Level 8	4.0000 Level 3	10.0000 Level 4	20.0000 Level 5	40.0000 Level 6	Curve	Coefficients b	Coefficients m1	Coefficients m2	%RSD or R^2	
39 o-Toluidine	+++++ / +++++	+++++ / +++++	+++++	+++++	+++++	+++++	AVRG		0.000e+000		0.000e+000	<-
40 N-Nitrosopiperidine	+++++ / +++++	+++++ / +++++	+++++	+++++	+++++	+++++	AVRG		0.000e+000		0.000e+000	<-
41 Isophorone	0.54805 / 0.55382	0.52453 / 0.52795	0.56123	0.55794	0.54102	0.55178	AVRG		0.54579		2.48219	
42 2-Nitrophenol	0.14278 / 0.19841	0.17482 / 0.19931	0.18392	0.18718	0.18923	0.19968	AVRG		0.18442		10.26234	
43 2,4-Dimethylphenol	0.31574 / 0.34370	0.30665 / 0.33829	0.34807	0.34121	0.34505	0.35010	AVRG		0.33610		4.75729	
44 bis(2-Chloroethoxy)methane	0.32135 / 0.33323	0.32513 / 0.32548	0.33985	0.33748	0.33552	0.33636	AVRG		0.33180		2.06122	
45 O,O,O-Triethyl phosphorothioa	+++++ / +++++	+++++ / +++++	+++++	+++++	+++++	+++++	AVRG		0.000e+000		0.000e+000	<-

(3001 - 3250)

3098

C0J250457

TestAmerica Pittsburgh

INITIAL CALIBRATION DATA

Start Cal Date : 27-SEP-2010 18:53
End Cal Date : 27-SEP-2010 21:20
Quant Method : ISTD
Origin : Included
Target Version : 4.14
Integrator : HP RTE
Method file : \\PITSVR06\D\chem\733.i\N092710.b\827011.m
Last Edit : 01-Oct-2010 10:04 piccolinov

Compound	0.4000000 Level 1 / 60.0000 Level 7	2.0000 Level 2 / 80.0000 Level 8	4.0000 Level 3	10.0000 Level 4	20.0000 Level 5	40.0000 Level 6	Curve	Coefficients b	m1	m2	%RSD or R^2	
46 2,4-Toluenediamene	+++++ / +++++	+++++ / +++++	+++++	+++++	+++++	+++++	AVRG		0.000e+000		0.000e+000	<-
47 1,3,5-Trichlorobenzene	+++++ / +++++	+++++ / +++++	+++++	+++++	+++++	+++++	AVRG		0.000e+000		0.000e+000	<-
48 2,4-Dichlorophenol	0.34117 / 0.32587	0.28840 / 0.32512	0.31164	0.30555	0.31419	0.32362	AVRG		0.31694		5.00026	
49 Benzoic Acid	0.14531 / 0.13431	0.13839 / 0.13790	0.16813	0.12318	0.12919	0.14444	AVRG		0.14010		9.64349	
50 1,2,4-Trichlorobenzene	0.43346 / 0.41248	0.38878 / 0.40553	0.42175	0.39332	0.40219	0.40563	AVRG		0.40789		3.57433	
51 Naphthalene	1.05085 / 1.03814	0.99753 / 0.99312	1.03520	1.01609	1.01938	1.02933	AVRG		1.02246		1.95408	
52 4-Chloroaniline	0.42261 / 0.43538	0.39423 / 0.42499	0.42227	0.41999	0.42013	0.43715	AVRG		0.42209		3.09768	

TestAmerica Pittsburgh

INITIAL CALIBRATION DATA

Start Cal Date : 27-SEP-2010 18:53
End Cal Date : 27-SEP-2010 21:20
Quant Method : ISTD
Origin : Included
Target Version : 4.14
Integrator : HP RTE
Method file : \\PITSVR06\D\chem\733.i\N092710.b\827011.m
Last Edit : 01-Oct-2010 10:04 piccolinov

Compound	0.4000000 Level 1	2.0000 Level 2	4.0000 Level 3	10.0000 Level 4	20.0000 Level 5	40.0000 Level 6	Curve	Coefficients b	m1	m2	%RSD or R^2	
	60.0000 Level 7	80.0000 Level 8										
53 a,a-Dimethyl-phenethylamine	+++++	+++++	+++++	+++++	+++++	+++++						
	+++++	+++++					AVRG		0.000e+000		0.000e+000	<-
54 2,6-Dichlorophenol	0.28111	0.29728	0.30282	0.30336	0.30816	0.31458						
	0.32280	0.31276					AVRG		0.30536		4.13350	
55 Hexachloropropene	+++++	+++++	+++++	+++++	+++++	+++++						
	+++++	+++++					AVRG		0.000e+000		0.000e+000	<-
56 Hexachlorobutadiene	0.28450	0.27324	0.28790	0.27547	0.28230	0.28912						
	0.29017	0.29027					AVRG		0.28412		2.34414	
208 Caprolactam	0.05711	0.07185	0.07225	0.08199	0.08073	0.08375						
	0.08565	0.08319					AVRG		0.07707		12.42925	
57 1,2,3-Trichlorobenzene	+++++	+++++	+++++	+++++	+++++	+++++						
	+++++	+++++					AVRG		0.000e+000		0.000e+000	<-
58 N-Nitrosodi-n-butylamine	+++++	+++++	+++++	+++++	+++++	+++++						
	+++++	+++++					AVRG		0.000e+000		0.000e+000	<-

(3001 - 3250)

3100

C0J250457

TestAmerica Pittsburgh

INITIAL CALIBRATION DATA

Start Cal Date : 27-SEP-2010 18:53
End Cal Date : 27-SEP-2010 21:20
Quant Method : ISTD
Origin : Included
Target Version : 4.14
Integrator : HP RTE
Method file : \\PITSVR06\D\chem\733.i\N092710.b\827011.m
Last Edit : 01-Oct-2010 10:04 piccolinov

Compound	0.4000000 Level 1	2.0000 Level 2	4.0000 Level 3	10.0000 Level 4	20.0000 Level 5	40.0000 Level 6	60.0000 Level 7	80.0000 Level 8	Curve	Coefficients b	Coefficients m1	Coefficients m2	%RSD or R^2	
59 4-Chloro-3-Methylphenol	0.28582	0.28942	0.30698	0.30415	0.30056	0.31247	0.31280	0.30737	AVRG		0.30245		3.31856	
60 p-Phenylene diamine	+++++	+++++	+++++	+++++	+++++	+++++	+++++	+++++	AVRG		0.000e+000		0.000e+000	<-
61 Safrole	+++++	+++++	+++++	+++++	+++++	+++++	+++++	+++++	AVRG		0.000e+000		0.000e+000	<-
62 2-Methylnaphthalene	0.69222	0.66831	0.68310	0.66794	0.68581	0.70516	0.71950	0.70268	AVRG		0.69059		2.61632	
63 1-Methylnaphthalene	0.62090	0.65845	0.67347	0.65196	0.65847	0.68125	0.69373	0.68840	AVRG		0.66583		3.54661	
64 Hexachlorocyclopentadiene	0.43706	0.44860	0.52498	0.53880	0.55828	0.59016	0.59861	0.63886	AVRG		0.54192		13.08657	
65 1,2,4,5-Tetrachlorobenzene	0.69522	0.65267	0.73489	0.71740	0.71592	0.73024	0.71162	0.75418	AVRG		0.71402		4.25124	

TestAmerica Pittsburgh

INITIAL CALIBRATION DATA

Start Cal Date : 27-SEP-2010 18:53
End Cal Date : 27-SEP-2010 21:20
Quant Method : ISTD
Origin : Included
Target Version : 4.14
Integrator : HP RTE
Method file : \\PITSVR06\D\chem\733.i\N092710.b\827011.m
Last Edit : 01-Oct-2010 10:04 piccolinov

Compound	0.4000000 Level 1	2.0000 Level 2	4.0000 Level 3	10.0000 Level 4	20.0000 Level 5	40.0000 Level 6	Curve	Coefficients b	m1	m2	%RSD or R^2	
	60.0000 Level 7	80.0000 Level 8										
66 2,4,6-Trichlorophenol	0.38466	0.38663	0.42596	0.41508	0.40505	0.42223						
	0.43039	0.45507					AVRG		0.41563		5.63220	
67 2,4,5-Trichlorophenol	0.41091	0.39976	0.43074	0.42530	0.43958	0.45922						
	0.44736	0.47119					AVRG		0.43551		5.49093	
209 1,1'-Biphenyl	1.44341	1.35802	1.48096	1.50402	1.49830	1.52096						
	1.46579	1.53810					AVRG		1.47619		3.82091	
68 1,2,3,5-Tetrachlorobenzene	+++++	+++++	+++++	+++++	+++++	+++++						
	+++++	+++++					AVRG		0.000e+000		0.000e+000	<-
69 1,4-Dinitrobenzene	+++++	+++++	+++++	+++++	+++++	+++++						
	+++++	+++++					AVRG		0.000e+000		0.000e+000	<-
70 2-Chloronaphthalene	1.16581	1.15646	1.18547	1.17661	1.17935	1.19082						
	1.16593	1.22221					AVRG		1.18033		1.72240	
71 Isosafrole 1	+++++	+++++	+++++	+++++	+++++	+++++						
	+++++	+++++					AVRG		0.000e+000		0.000e+000	<-

(3001 - 3250)

3102

C0J250457

TestAmerica Pittsburgh

INITIAL CALIBRATION DATA

Start Cal Date : 27-SEP-2010 18:53
End Cal Date : 27-SEP-2010 21:20
Quant Method : ISTD
Origin : Included
Target Version : 4.14
Integrator : HP RTE
Method file : \\PITSVR06\D\chem\733.i\N092710.b\8270ll.m
Last Edit : 01-Oct-2010 10:04 piccolinov

Compound	0.4000000 Level 1 / 60.0000 Level 7	2.0000 Level 2 / 80.0000 Level 8	4.0000 Level 3	10.0000 Level 4	20.0000 Level 5	40.0000 Level 6	Curve	Coefficients b	Coefficients m1	Coefficients m2	%RSD or R^2	
M 188 Isosafrole, Total	+++++	+++++	+++++	+++++	+++++	+++++						
	+++++	+++++					AVRG		0.000e+000		0.000e+000	<-
72 Isosafrole 2	+++++	+++++	+++++	+++++	+++++	+++++						
	+++++	+++++					AVRG		0.000e+000		0.000e+000	<-
73 2-Nitroaniline	0.26503	0.27249	0.30723	0.31371	0.31663	0.31306						
	0.29425	0.30739					AVRG		0.29872		6.62471	
74 1,2,3,4-Tetrachlorobenzene	+++++	+++++	+++++	+++++	+++++	+++++						
	+++++	+++++					AVRG		0.000e+000		0.000e+000	<-
75 1,4-Naphthoquinone	+++++	+++++	+++++	+++++	+++++	+++++						
	+++++	+++++					AVRG		0.000e+000		0.000e+000	<-
76 Dimethylphthalate	1.27795	1.21999	1.22369	1.28858	1.27615	1.31326						
	1.28994	1.34111					AVRG		1.27883		3.20969	
77 m-Dinitrobenzene	+++++	+++++	+++++	+++++	+++++	+++++						
	+++++	+++++					AVRG		0.000e+000		0.000e+000	<-

(3001 - 3250)

3103

C0J250457

TestAmerica Pittsburgh

INITIAL CALIBRATION DATA

Start Cal Date : 27-SEP-2010 18:53
End Cal Date : 27-SEP-2010 21:20
Quant Method : ISTD
Origin : Included
Target Version : 4.14
Integrator : HP RTE
Method file : \\PITSVR06\D\chem\733.i\N092710.b\827011.m
Last Edit : 01-Oct-2010 10:04 piccolinov

Compound	0.4000000 Level 1	2.0000 Level 2	4.0000 Level 3	10.0000 Level 4	20.0000 Level 5	40.0000 Level 6	60.0000 Level 7	80.0000 Level 8	Curve	Coefficients b	Coefficients m1	Coefficients m2	%RSD or R^2	
78 2,6-Dinitrotoluene	0.22207	0.22570	0.23408	0.27217	0.27350	0.28130	0.27824	0.30776	AVRG		0.26185		11.77734	
79 Acenaphthylene	1.62979	1.59837	1.74927	1.72835	1.76229	1.78887	1.74845	1.81784	AVRG		1.72790		4.38960	
80 1,2-Dinitrobenzene	+++++	+++++	+++++	+++++	+++++	+++++	+++++	+++++	AVRG		0.000e+000		0.000e+000	<-
81 3-Nitroaniline	0.25196	0.24699	0.27948	0.29214	0.29560	0.30160	0.29576	0.31308	AVRG		0.28458		8.30331	
82 Acenaphthene	1.15982	1.03600	1.10126	1.08810	1.08662	1.10111	1.11953	1.17707	AVRG		1.10869		3.99251	
83 2,4-Dinitrophenol	7353	12988	54911	127335	218163	274066	447283	626100	QUAD	0.26435	6.30315	-0.69228	0.99949	
84 Pentachlorobenzene	+++++	+++++	+++++	+++++	+++++	+++++	+++++	+++++	AVRG		0.000e+000		0.000e+000	<-

TestAmerica Pittsburgh

INITIAL CALIBRATION DATA

Start Cal Date : 27-SEP-2010 18:53
End Cal Date : 27-SEP-2010 21:20
Quant Method : ISTD
Origin : Included
Target Version : 4.14
Integrator : HP RTE
Method file : \\PITSVR06\D\chem\733.i\N092710.b\8270ll.m
Last Edit : 01-Oct-2010 10:04 piccolinov

Compound	0.4000000 Level 1	2.0000 Level 2	4.0000 Level 3	10.0000 Level 4	20.0000 Level 5	40.0000 Level 6	60.0000 Level 7	80.0000 Level 8	Curve	Coefficients b	Coefficients m1	Coefficients m2	%RSD or R^2	
85 4-Nitrophenol	0.17991	0.18196	0.20405	0.22953	0.22292	0.22216	0.21997	0.22921	AVRG		0.21121		9.60394	
86 Dibenzofuran	1.58662	1.58089	1.61893	1.64643	1.63980	1.68867	1.63903	1.72836	AVRG		1.64109		3.00269	
87 2,4-Dinitrotoluene	+++++	0.29201	0.34394	0.38318	0.37671	0.39308	0.39253	0.42148	AVRG		0.37185		11.32812	
88 2,3,4,6-Tetrachlorophenol	0.37276	0.33525	0.37447	0.39410	0.38577	0.39432	0.41260	0.44370	AVRG		0.38912		8.11383	
89 1-Naphthylamine	+++++	+++++	+++++	+++++	+++++	+++++	+++++	+++++	AVRG		0.000e+000		0.000e+000	<-
90 Zinophos	+++++	+++++	+++++	+++++	+++++	+++++	+++++	+++++	AVRG		0.000e+000		0.000e+000	<-
91 2,3,5,6-Tetrachlorophenol	0.28713	0.32064	0.36330	0.37893	0.37865	0.40142	0.41129	0.45229	AVRG		0.37421		13.85841	

(3001 - 3250)

3105

C0J250457

TestAmerica Pittsburgh

INITIAL CALIBRATION DATA

Start Cal Date : 27-SEP-2010 18:53
End Cal Date : 27-SEP-2010 21:20
Quant Method : ISTD
Origin : Included
Target Version : 4.14
Integrator : HP RTE
Method file : \\PITSVR06\D\chem\733.i\N092710.b\8270ll.m
Last Edit : 01-Oct-2010 10:04 piccolinov

Compound	0.4000000 Level 1 / 60.0000 Level 7	2.0000 Level 2 / 80.0000 Level 8	4.0000 Level 3	10.0000 Level 4	20.0000 Level 5	40.0000 Level 6	Curve	Coefficients b	Coefficients m1	Coefficients m2	%RSD or R^2	
92 2-Naphthylamine	0.98989	0.97480	1.00844	0.98276	0.92207	0.83797						
	0.73720	0.73602					AVRG		0.89864		12.61748	
93 Diethylphthalate	1.19960	1.20649	1.23019	1.28251	1.28055	1.30676						
	1.27520	1.32393					AVRG		1.26315		3.63449	
94 Fluorene	1.23806	1.21541	1.27232	1.30563	1.33954	1.39569						
	1.37251	1.42217					AVRG		1.32017		5.68565	
95 4-Chlorophenyl-phenylether	0.68148	0.70296	0.72604	0.73759	0.77030	0.80395						
	0.80791	0.84183					AVRG		0.75901		7.40204	
96 4-Nitroaniline	0.25919	0.25954	0.27809	0.31865	0.31921	0.32725						
	0.31726	0.33129					AVRG		0.30131		10.11724	
97 5-Nitro-o-toluidine	+++++	+++++	+++++	+++++	+++++	+++++						
	+++++	+++++					AVRG		0.000e+000		0.000e+000	<-
98 4,6-Dinitro-2-methylphenol	10755	24360	92706	215713	337170	422672						
	642552	912588					QUAD	0.20894	6.78783	-0.37338	0.99970	

(3001 - 3250)

3106

C0J250457

TestAmerica Pittsburgh

INITIAL CALIBRATION DATA

Start Cal Date : 27-SEP-2010 18:53
End Cal Date : 27-SEP-2010 21:20
Quant Method : ISTD
Origin : Included
Target Version : 4.14
Integrator : HP RTE
Method file : \\PITSVR06\D\chem\733.i\N092710.b\827011.m
Last Edit : 01-Oct-2010 10:04 piccolinov

Compound	0.4000000 Level 1	2.0000 Level 2	4.0000 Level 3	10.0000 Level 4	20.0000 Level 5	40.0000 Level 6	60.0000 Level 7	80.0000 Level 8	Curve	Coefficients b	Coefficients m1	Coefficients m2	%RSD or R^2	
99 N-Nitrosodiphenylamine (1)	0.48185	0.45807	0.48320	0.48110	0.49080	0.52066	0.52319	0.52282	AVRG		0.49521		4.89504	
100 1,2-Diphenylhydrazine	0.77329	0.80605	0.84554	0.81898	0.81422	0.81723	0.76340	0.72718	AVRG		0.79574		4.79257	
101 Diphenylamine	+++++	+++++	+++++	+++++	+++++	+++++	+++++	+++++	AVRG		0.000e+000		0.000e+000	<-
202 N-Nitroso&Diphenylamine	+++++	+++++	+++++	+++++	+++++	+++++	+++++	+++++	AVRG		0.000e+000		0.000e+000	<-
102 Tetraethyl dithiopyrophosphat	+++++	+++++	+++++	+++++	+++++	+++++	+++++	+++++	AVRG		0.000e+000		0.000e+000	<-
103 Diallate 1	+++++	+++++	+++++	+++++	+++++	+++++	+++++	+++++	AVRG		0.000e+000		0.000e+000	<-
M 189 Diallate, Total	+++++	+++++	+++++	+++++	+++++	+++++	+++++	+++++	AVRG		0.000e+000		0.000e+000	<-

(3001 - 3250)

3107

C0J250457

TestAmerica Pittsburgh

INITIAL CALIBRATION DATA

Start Cal Date : 27-SEP-2010 18:53
End Cal Date : 27-SEP-2010 21:20
Quant Method : ISTD
Origin : Included
Target Version : 4.14
Integrator : HP RTE
Method file : \\PITSVR06\D\chem\733.i\N092710.b\827011.m
Last Edit : 01-Oct-2010 10:04 piccolinov

Compound	0.4000000 Level 1 / 60.0000 Level 7	2.0000 Level 2 / 80.0000 Level 8	4.0000 Level 3	10.0000 Level 4	20.0000 Level 5	40.0000 Level 6	Curve	Coefficients b	m1	m2	%RSD or R^2	
104 Phorate	+++++ / +++++	+++++ / +++++	+++++	+++++	+++++	+++++	AVRG		0.000e+000		0.000e+000	<-
105 1,3,5-Trinitrobenzene	+++++ / +++++	+++++ / +++++	+++++	+++++	+++++	+++++	AVRG		0.000e+000		0.000e+000	<-
106 4-Bromophenyl-phenylether	0.21910 / 0.27197	0.22584 / 0.27326	0.24024	0.24113	0.24836	0.26215	AVRG		0.24776		8.13897	
107 Hexachlorobenzene	0.25414 / 0.27093	0.21796 / 0.28211	0.23409	0.23811	0.24437	0.26014	AVRG		0.25023		8.33071	
210 Atrazine	0.20596 / 0.22924	0.19554 / 0.22375	0.21686	0.22840	0.23222	0.24089	AVRG		0.22161		6.69395	
108 Phenacetin	+++++ / +++++	+++++ / +++++	+++++	+++++	+++++	+++++	AVRG		0.000e+000		0.000e+000	<-
109 Diallate 2	+++++ / +++++	+++++ / +++++	+++++	+++++	+++++	+++++	AVRG		0.000e+000		0.000e+000	<-

TestAmerica Pittsburgh

INITIAL CALIBRATION DATA

Start Cal Date : 27-SEP-2010 18:53
End Cal Date : 27-SEP-2010 21:20
Quant Method : ISTD
Origin : Included
Target Version : 4.14
Integrator : HP RTE
Method file : \\PITSVR06\D\chem\733.i\N092710.b\827011.m
Last Edit : 01-Oct-2010 10:04 piccolinov

Compound	0.4000000 Level 1	2.0000 Level 2	4.0000 Level 3	10.0000 Level 4	20.0000 Level 5	40.0000 Level 6	60.0000 Level 7	80.0000 Level 8	Curve	Coefficients b	m1	m2	%RSD or R^2	
110 Dimethoate	+++++	+++++	+++++	+++++	+++++	+++++	+++++	+++++	AVRG		0.000e+000		0.000e+000	<-
111 Pentachlorophenol	14913	33206	114616	212931	344218	456362	724471	1014492	QUAD	0.16865	6.57564	-0.58360	0.99903	
112 Pentachloronitrobenzene	+++++	+++++	+++++	+++++	+++++	+++++	+++++	+++++	AVRG		0.000e+000		0.000e+000	<-
113 4-Aminobiphenyl	+++++	+++++	+++++	+++++	+++++	+++++	+++++	+++++	AVRG		0.000e+000		0.000e+000	<-
114 Pronamide	+++++	+++++	+++++	+++++	+++++	+++++	+++++	+++++	AVRG		0.000e+000		0.000e+000	<-
115 Phenanthrene	1.15060	1.01243	1.07568	1.10477	1.12514	1.18629	1.16688	1.13833	AVRG		1.12001		4.96636	
116 Anthracene	1.04674	1.05584	1.08129	1.10797	1.14010	1.20058	1.17888	1.16200	AVRG		1.12167		5.13605	

(3001 - 3250)

3109

C0J250457

TestAmerica Pittsburgh

INITIAL CALIBRATION DATA

Start Cal Date : 27-SEP-2010 18:53
End Cal Date : 27-SEP-2010 21:20
Quant Method : ISTD
Origin : Included
Target Version : 4.14
Integrator : HP RTE
Method file : \\PITSVR06\D\chem\733.i\N092710.b\827011.m
Last Edit : 01-Oct-2010 10:04 piccolinov

Compound	0.4000000 Level 1	2.0000 Level 2	4.0000 Level 3	10.0000 Level 4	20.0000 Level 5	40.0000 Level 6	Curve	Coefficients b	m1	m2	%RSD or R^2	
	60.0000 Level 7	80.0000 Level 8										
117 Dinoseb	+++++	+++++	+++++	+++++	+++++	+++++						
	+++++	+++++					AVRG		0.000e+000		0.000e+000	<-
118 Disulfoton	+++++	+++++	+++++	+++++	+++++	+++++						
	+++++	+++++					AVRG		0.000e+000		0.000e+000	<-
119 Carbazole	0.90953	0.90574	0.92229	0.95300	0.98984	1.04226						
	1.02935	1.01410					AVRG		0.97076		5.69948	
120 Di-n-Butylphthalate	1.12854	1.07899	1.15599	1.24145	1.28271	1.32187						
	1.28498	1.22021					AVRG		1.21434		7.03486	
121 4-Nitroquinoline 1-oxide	+++++	+++++	+++++	+++++	+++++	+++++						
	+++++	+++++					AVRG		0.000e+000		0.000e+000	<-
122 Methapyrilene	+++++	+++++	+++++	+++++	+++++	+++++						
	+++++	+++++					AVRG		0.000e+000		0.000e+000	<-
123 Fluoranthene	1.21584	1.12194	1.14882	1.21515	1.28426	1.35381						
	1.35610	1.29294					AVRG		1.24861		7.03780	

TestAmerica Pittsburgh

INITIAL CALIBRATION DATA

Start Cal Date : 27-SEP-2010 18:53
End Cal Date : 27-SEP-2010 21:20
Quant Method : ISTD
Origin : Included
Target Version : 4.14
Integrator : HP RTE
Method file : \\PITSVR06\D\chem\733.i\N092710.b\827011.m
Last Edit : 01-Oct-2010 10:04 piccolinov

Compound	0.4000000 Level 1	2.0000 Level 2	4.0000 Level 3	10.0000 Level 4	20.0000 Level 5	40.0000 Level 6	Curve	Coefficients b	m1	m2	%RSD or R^2	
	60.0000 Level 7	80.0000 Level 8										
124 Benzidine	0.35256	0.47652	0.52197	0.46383	0.49783	0.49115						
	0.48350	0.45739					AVRG		0.46809		10.86496	
125 Pyrene	1.18038	1.16293	1.27553	1.23087	1.22987	1.25070						
	1.24045	1.11253					AVRG		1.21041		4.44923	
126 Aramite 1	+++++	+++++	+++++	+++++	+++++	+++++						
	+++++	+++++					AVRG		0.000e+000		0.000e+000	<-
M 191 Aramite, Total	+++++	+++++	+++++	+++++	+++++	+++++						
	+++++	+++++					AVRG		0.000e+000		0.000e+000	<-
127 Aramite 2	+++++	+++++	+++++	+++++	+++++	+++++						
	+++++	+++++					AVRG		0.000e+000		0.000e+000	<-
128 p-Dimethylamino azobenzene	+++++	+++++	+++++	+++++	+++++	+++++						
	+++++	+++++					AVRG		0.000e+000		0.000e+000	<-
129 p-Chlorobenzilate	+++++	+++++	+++++	+++++	+++++	+++++						
	+++++	+++++					AVRG		0.000e+000		0.000e+000	<-

TestAmerica Pittsburgh

INITIAL CALIBRATION DATA

Start Cal Date : 27-SEP-2010 18:53
End Cal Date : 27-SEP-2010 21:20
Quant Method : ISTD
Origin : Included
Target Version : 4.14
Integrator : HP RTE
Method file : \\PITSVR06\D\chem\733.i\N092710.b\8270ll.m
Last Edit : 01-Oct-2010 10:04 piccolinov

Compound	0.4000000 Level 1	2.0000 Level 2	4.0000 Level 3	10.0000 Level 4	20.0000 Level 5	40.0000 Level 6	Curve	Coefficients b	m1	m2	%RSD or R^2	
	60.0000 Level 7	80.0000 Level 8										
130 Famphur	+++++	+++++	+++++	+++++	+++++	+++++						
	+++++	+++++					AVRG		0.000e+000		0.000e+000	<-
131 Butylbenzylphthalate	0.49998	0.49054	0.54442	0.54718	0.55576	0.55608						
	0.55230	0.52711					AVRG		0.53417		4.83597	
132 3,3'-Dimethylbenzidine	+++++	+++++	+++++	+++++	+++++	+++++						
	+++++	+++++					AVRG		0.000e+000		0.000e+000	<-
133 3,3'-Dimethoxybenzidine	+++++	+++++	+++++	+++++	+++++	+++++						
	+++++	+++++					AVRG		0.000e+000		0.000e+000	<-
134 2-Acetylaminofluorene	+++++	+++++	+++++	+++++	+++++	+++++						
	+++++	+++++					AVRG		0.000e+000		0.000e+000	<-
135 3,3'-Dichlorobenzidine	0.30381	0.33034	0.37194	0.37691	0.39857	0.40952						
	0.44517	0.45640					AVRG		0.38658		13.58224	
136 Benzo(a)Anthracene	1.13431	1.07330	1.14245	1.14958	1.10649	1.13199						
	1.17188	1.15180					AVRG		1.13272		2.68982	

(3001 - 3250)

3112

C0J250457

TestAmerica Pittsburgh

INITIAL CALIBRATION DATA

Start Cal Date : 27-SEP-2010 18:53
End Cal Date : 27-SEP-2010 21:20
Quant Method : ISTD
Origin : Included
Target Version : 4.14
Integrator : HP RTE
Method file : \\PITSVR06\D\chem\733.i\N092710.b\827011.m
Last Edit : 01-Oct-2010 10:04 piccolinov

Compound	0.4000000 Level 1 / 60.0000 Level 7	2.0000 Level 2 / 80.0000 Level 8	4.0000 Level 3	10.0000 Level 4	20.0000 Level 5	40.0000 Level 6	Curve	Coefficients b	Coefficients m1	Coefficients m2	%RSD or R^2	
137 Chrysene	1.07793	1.03959	1.08341	1.06910	1.12122	1.14124						
	1.15070	1.07272					AVRG		1.09449		3.55382	
138 4,4'-Methylene bis(o-chloroan	+++++	+++++	+++++	+++++	+++++	+++++						
	+++++	+++++					AVRG		0.000e+000		0.000e+000	<-
139 bis(2-ethylhexyl)Phthalate	0.74253	0.65856	0.71129	0.73649	0.76153	0.77471						
	0.79460	0.75270					AVRG		0.74155		5.64507	
140 Di-n-octylphthalate	+++++	1.12690	1.30898	1.38021	1.45188	1.55464						
	1.59709	1.54445					AVRG		1.42345		11.67552	
141 Benzo(b)fluoranthene	0.99118	1.17390	1.21174	1.31052	1.21166	1.29976						
	1.52160	1.46824					AVRG		1.27358		13.23230	
204 6-Methylchrysene	+++++	+++++	+++++	+++++	+++++	+++++						
	+++++	+++++					AVRG		0.000e+000		0.000e+000	<-
142 Benzo(k)fluoranthene	1.41152	1.32908	1.36844	1.34255	1.44264	1.51338						
	1.46812	1.62055					AVRG		1.43704		6.77963	

(3001 - 3250)

3113

C0J250457

TestAmerica Pittsburgh

INITIAL CALIBRATION DATA

Start Cal Date : 27-SEP-2010 18:53
End Cal Date : 27-SEP-2010 21:20
Quant Method : ISTD
Origin : Included
Target Version : 4.14
Integrator : HP RTE
Method file : \\PITSVR06\D\chem\733.i\N092710.b\8270ll.m
Last Edit : 01-Oct-2010 10:04 piccolinov

Compound	0.4000000 Level 1 / 60.0000 Level 7	2.0000 Level 2 / 80.0000 Level 8	4.0000 Level 3	10.0000 Level 4	20.0000 Level 5	40.0000 Level 6	Curve	Coefficients b	Coefficients m1	Coefficients m2	%RSD or R^2	
143 7,12-dimethylbenz[a]anthracen	+++++ / 0.72755	0.52950 / 0.75841	0.59472	0.59942	0.61112	0.67198	AVRG		0.64181		12.63005	
144 Hexachlorophene	+++++ / +++++	+++++ / +++++	+++++	+++++	+++++	+++++	AVRG		0.000e+000		0.000e+000	<-
145 Hexachlorophene product	+++++ / +++++	+++++ / +++++	+++++	+++++	+++++	+++++	AVRG		0.000e+000		0.000e+000	<-
146 Benzo(a)pyrene	0.89455 / 1.07165	0.93342 / 1.09240	0.92054	0.98737	0.98546	1.02964	AVRG		0.98938		7.23662	
148 3-Methylcholanthrene	+++++ / +++++	+++++ / +++++	+++++	+++++	+++++	+++++	AVRG		0.000e+000		0.000e+000	<-
149 Indeno(1,2,3-cd)pyrene	1.03345 / 1.46320	1.08857 / 1.53459	1.13258	1.20582	1.23895	1.36667	AVRG		1.25798		14.35794	
150 Dibenz(a,h)anthracene	20259 / 4499435	121936 / 6831804	241834	664384	1409979	2760639	QUAD	0.03471	0.98345	-0.01690	0.99994	

(3001 - 3250)

3114

C0J250457

TestAmerica Pittsburgh

INITIAL CALIBRATION DATA

Start Cal Date : 27-SEP-2010 18:53
End Cal Date : 27-SEP-2010 21:20
Quant Method : ISTD
Origin : Included
Target Version : 4.14
Integrator : HP RTE
Method file : \\PITSVR06\D\chem\733.i\N092710.b\827011.m
Last Edit : 01-Oct-2010 10:04 piccolinov

Compound	0.4000000 Level 1 / 60.0000 Level 7	2.0000 Level 2 / 80.0000 Level 8	4.0000 Level 3	10.0000 Level 4	20.0000 Level 5	40.0000 Level 6	Curve	Coefficients b	Coefficients m1	Coefficients m2	%RSD or R^2	
151 Benzo(g,h,i)perylene	0.91941 / 1.16314	0.94948 / 1.18743	0.97769	1.02666	1.03509	1.12242	AVRG		1.04766		9.54804	
211 Benzenethiol	+++++ / +++++	+++++ / +++++	+++++	+++++	+++++	+++++	AVRG		0.000e+000		0.000e+000	<-
212 Kepone	+++++ / +++++	+++++ / +++++	+++++	+++++	+++++	+++++	AVRG		0.000e+000		0.000e+000	<-
213 Dibenzo(a,h) acridine	+++++ / +++++	+++++ / +++++	+++++	+++++	+++++	+++++	AVRG		0.000e+000		0.000e+000	<-
214 Methyl parathion	+++++ / +++++	+++++ / +++++	+++++	+++++	+++++	+++++	AVRG		0.000e+000		0.000e+000	<-
215 Parathion	+++++ / +++++	+++++ / +++++	+++++	+++++	+++++	+++++	AVRG		0.000e+000		0.000e+000	<-
216 Isodrin	+++++ / +++++	+++++ / +++++	+++++	+++++	+++++	+++++	AVRG		0.000e+000		0.000e+000	<-

(3001 - 3250)

3115

C0J250457

TestAmerica Pittsburgh

INITIAL CALIBRATION DATA

Start Cal Date : 27-SEP-2010 18:53
End Cal Date : 27-SEP-2010 21:20
Quant Method : ISTD
Origin : Included
Target Version : 4.14
Integrator : HP RTE
Method file : \\PITSVR06\D\chem\733.i\N092710.b\8270ll.m
Last Edit : 01-Oct-2010 10:04 piccolinov

Compound	0.4000000 Level 1	2.0000 Level 2	4.0000 Level 3	10.0000 Level 4	20.0000 Level 5	40.0000 Level 6	Curve	Coefficients b	m1	m2	%RSD or R^2	
	60.0000 Level 7	80.0000 Level 8										
217 Indene	2.33918	2.18889	2.24288	2.24624	2.20420	2.14044						
	2.11530	2.12125					AVRG		2.19980		3.45402	
218 Quinoline	+++++	+++++	+++++	+++++	+++++	+++++						
	+++++	+++++					AVRG		0.000e+000		0.000e+000	<-
219 1,4-Dithiane	+++++	+++++	+++++	+++++	+++++	+++++						
	+++++	+++++					AVRG		0.000e+000		0.000e+000	<-
220 1,4-Oxathiane	+++++	+++++	+++++	+++++	+++++	+++++						
	+++++	+++++					AVRG		0.000e+000		0.000e+000	<-
221 Benzothiazole	+++++	+++++	+++++	+++++	+++++	+++++						
	+++++	+++++					AVRG		0.000e+000		0.000e+000	<-
222 Dimethyl Disulfide	+++++	+++++	+++++	+++++	+++++	+++++						
	+++++	+++++					AVRG		0.000e+000		0.000e+000	<-
223 p-Chlorophenylmethylsulfide	+++++	+++++	+++++	+++++	+++++	+++++						
	+++++	+++++					AVRG		0.000e+000		0.000e+000	<-

TestAmerica Pittsburgh

INITIAL CALIBRATION DATA

Start Cal Date : 27-SEP-2010 18:53
End Cal Date : 27-SEP-2010 21:20
Quant Method : ISTD
Origin : Included
Target Version : 4.14
Integrator : HP RTE
Method file : \\PITSVR06\D\chem\733.i\N092710.b\827011.m
Last Edit : 01-Oct-2010 10:04 piccolinov

Compound	0.4000000 Level 1 / 60.0000 Level 7	2.0000 Level 2 / 80.0000 Level 8	4.0000 Level 3	10.0000 Level 4	20.0000 Level 5	40.0000 Level 6	Curve	Coefficients b	m1	m2	%RSD or R^2	
224 p-Chlorophenylmethylsulfone	+++++ / +++++	+++++ / +++++	+++++	+++++	+++++	+++++	AVRG		0.000e+000		0.000e+000	<-
225 p-Chlorophenylmethylsulfoxide	+++++ / +++++	+++++ / +++++	+++++	+++++	+++++	+++++	AVRG		0.000e+000		0.000e+000	<-
230 PTE	+++++ / +++++	+++++ / +++++	+++++	+++++	+++++	+++++	AVRG		0.000e+000		0.000e+000	<-
229 PXE	+++++ / +++++	+++++ / +++++	+++++	+++++	+++++	+++++	AVRG		0.000e+000		0.000e+000	<-
$ 154 Nitrobenzene-d5	0.33405 / 0.32334	0.33195 / 0.31375	0.33298	0.32480	0.33043	0.32806	AVRG		0.32742		2.04941	
$ 155 2-Fluorobiphenyl	1.25498 / 1.30425	1.25686 / 1.37604	1.29812	1.31233	1.30356	1.33328	AVRG		1.30493		3.00585	

TestAmerica Pittsburgh

INITIAL CALIBRATION DATA

Start Cal Date : 27-SEP-2010 18:53
End Cal Date : 27-SEP-2010 21:20
Quant Method : ISTD
Origin : Included
Target Version : 4.14
Integrator : HP RTE
Method file : \\PITSVR06\D\chem\733.i\N092710.b\8270ll.m
Last Edit : 01-Oct-2010 10:04 piccolinov

Compound	0.4000000 Level 1	2.0000 Level 2	4.0000 Level 3	10.0000 Level 4	20.0000 Level 5	40.0000 Level 6	Curve	Coefficients b	m1	m2	%RSD or R^2
	60.0000 Level 7	80.0000 Level 8									
$ 156 Terphenyl-d14	0.78869	0.77115	0.81716	0.84236	0.83917	0.85425					
	0.89084	0.86455					AVRG		0.83352		4.74633
$ 157 Phenol-d5	1.38819	1.29733	1.38969	1.32970	1.32372	1.27898					
	1.23857	1.22732					AVRG		1.30919		4.66368
$ 158 2-Fluorophenol	1.00916	0.97502	1.02290	1.00942	1.03074	1.01603					
	0.99161	0.98244					AVRG		1.00466		1.96485
$ 159 2,4,6-Tribromophenol	0.07673	0.08031	0.09392	0.09619	0.10061	0.10700					
	0.11123	0.11442					AVRG		0.09755		14.05655
$ 186 2-Chlorophenol-d4	1.32009	1.36325	1.38250	1.34054	1.34588	1.30584					
	1.30398	1.28231					AVRG		1.33055		2.51772
$ 187 1,2-Dichlorobenzene-d4	1.25251	0.99801	1.02426	1.00694	0.99462	0.96421					
	0.96004	0.95018					AVRG		1.01885		9.59898

TestAmerica Pittsburgh

INITIAL CALIBRATION DATA

Start Cal Date : 27-SEP-2010 18:53
End Cal Date : 27-SEP-2010 21:20
Quant Method : ISTD
Origin : Included
Target Version : 4.14
Integrator : HP RTE
Method file : \\PITSVR06\D\chem\733.i\N092710.b\8270ll.m
Last Edit : 01-Oct-2010 10:04 piccolinov

Curve	Formula	Units
Averaged	Amt = Rsp/m1	Response
Quad	Amt = b + m1*Rsp + m2*Rsp^2	Response

(3001 - 3250)

3118

C0J250457

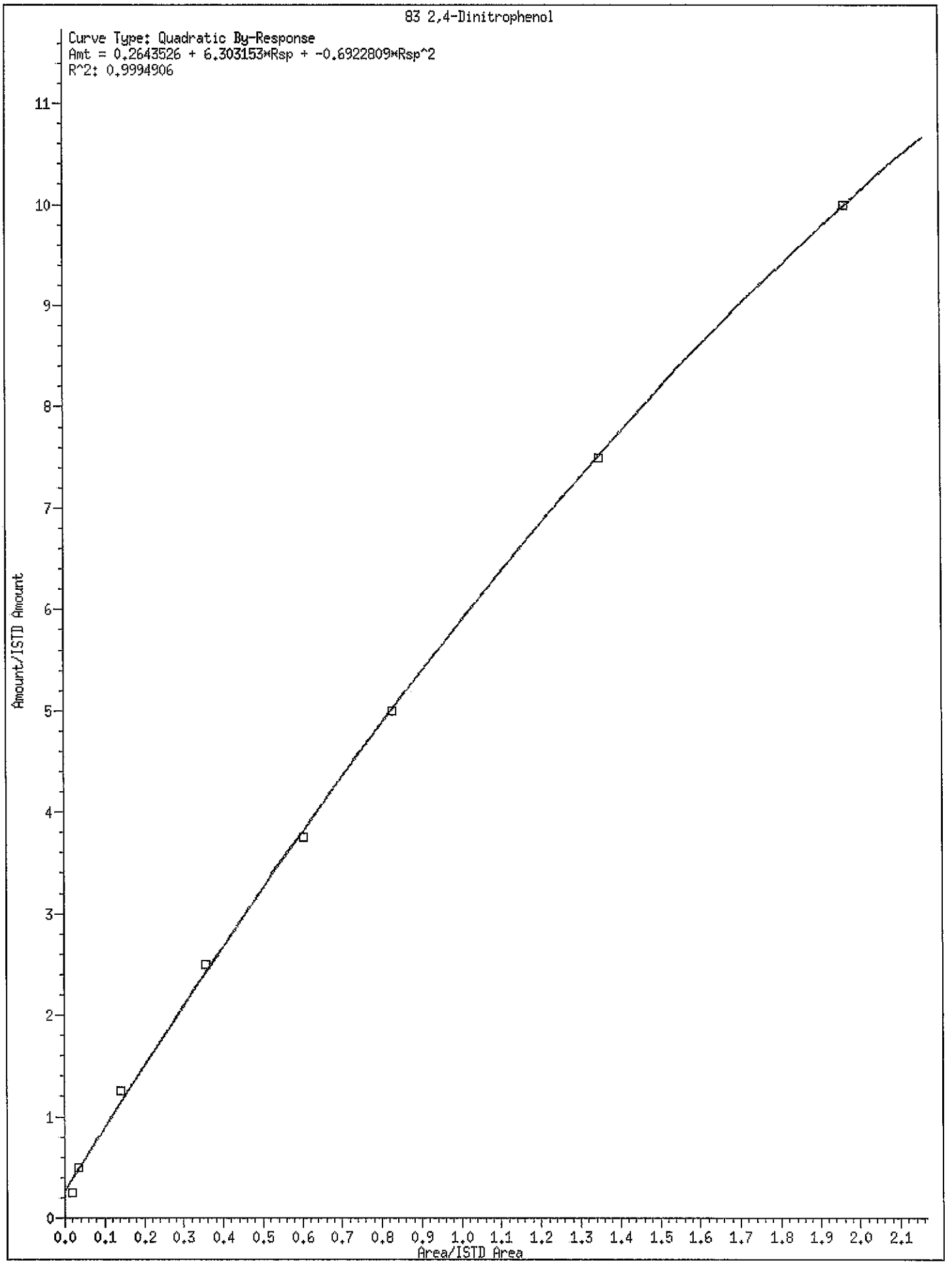
83 2,4-Dinitrophenol
Curve Type: Quadratic By-Response
Amt = 0.2643526 + 6.303153*Rsp + -0.6922809*Rsp^2
R^2: 0.9994906
Amount/ISTD Amount
Area/ISTD Area
0
1
2
3
4
5
6
7
8
9
10
11
0.0 0.1 0.2 0.3 0.4 0.5 0.6 0.7 0.8 0.9 1.0 1.1 1.2 1.3 1.4 1.5 1.6 1.7 1.8 1.9 2.0 2.1

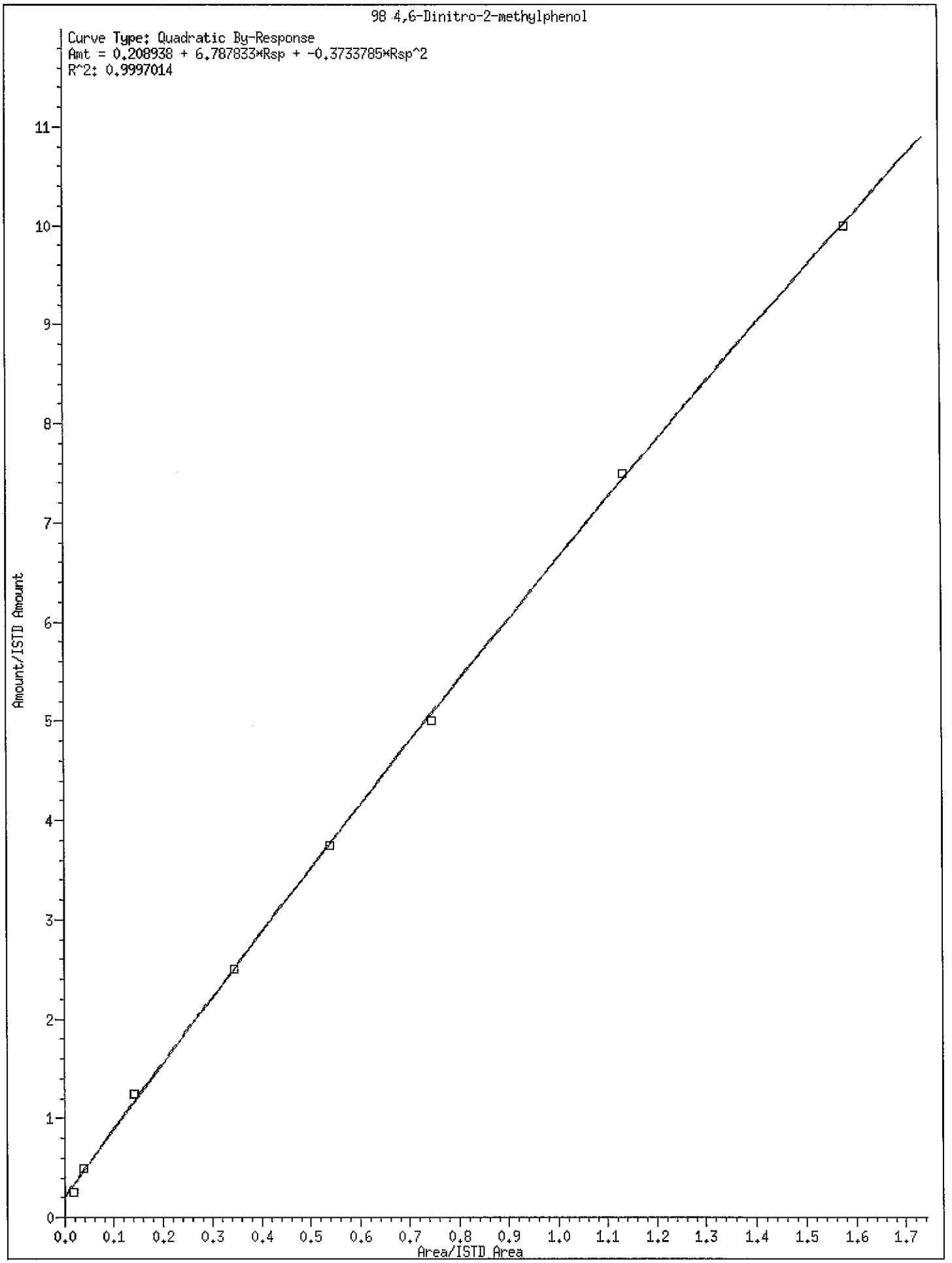
98 4,6-Dinitro-2-methylphenol
Curve Type: Quadratic By-Response
Amt = 0.208938 + 6.787833*Rsp + -0.3733785*Rsp^2
R^2: 0.9997014
Amount/ISTD Amount
Area/ISTD Area
0
1
2
3
4
5
6
7
8
9
10
11
0.0
0.1
0.2
0.3
0.4
0.5
0.6
0.7
0.8
0.9
1.0
1.1
1.2
1.3
1.4
1.5
1.6
1.7

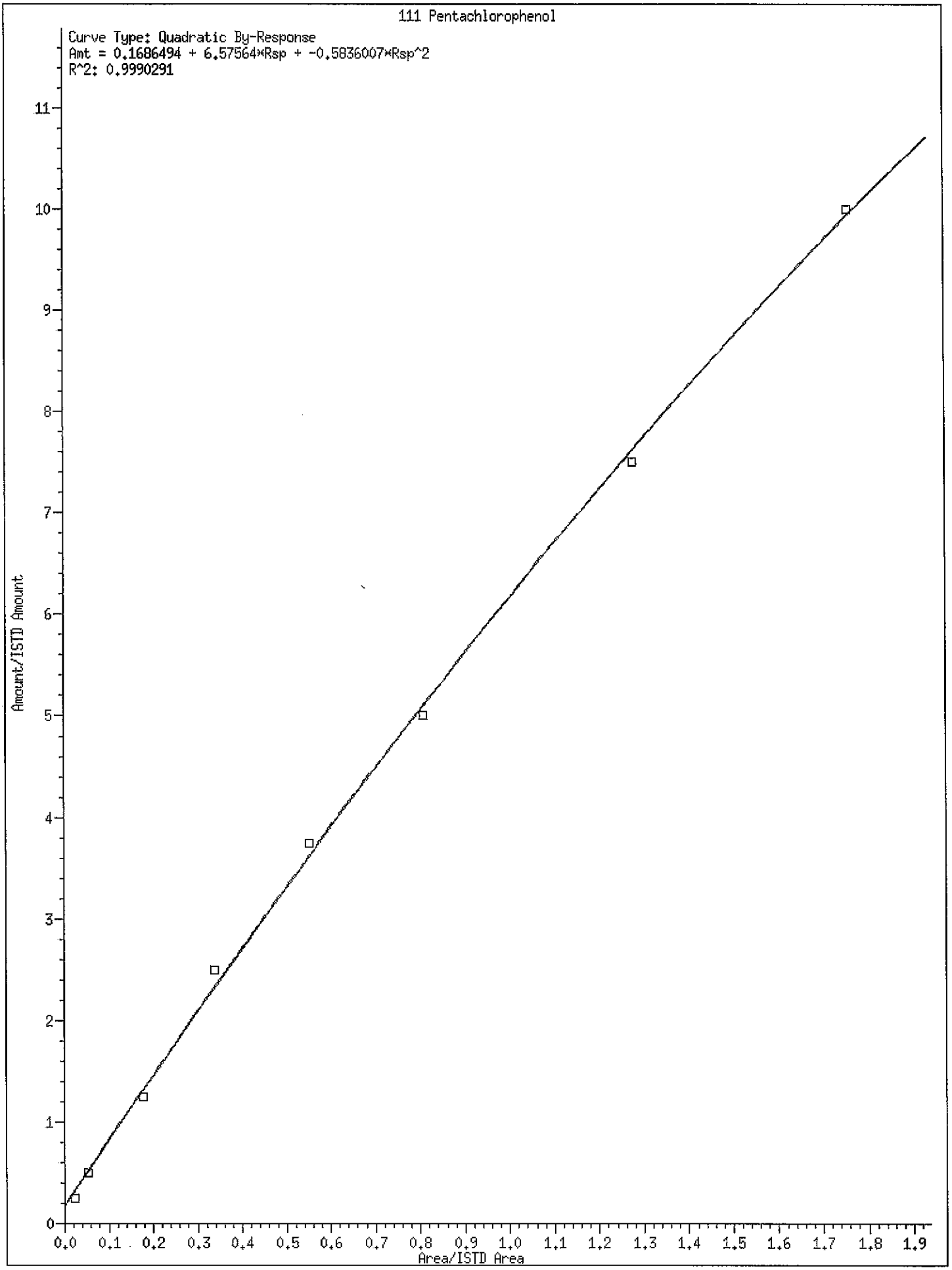
111 Pentachlorophenol
Curve Type: Quadratic By-Response
Amt = 0.1686494 + 6.57564*Rsp + -0.5836007*Rsp^2
R^2: 0.9990291
Amount/ISTD Amount
Area/ISTD Area
0
1
2
3
4
5
6
7
8
9
10
11
0.0
0.1
0.2
0.3
0.4
0.5
0.6
0.7
0.8
0.9
1.0
1.1
1.2
1.3
1.4
1.5
1.6
1.7
1.8
1.9

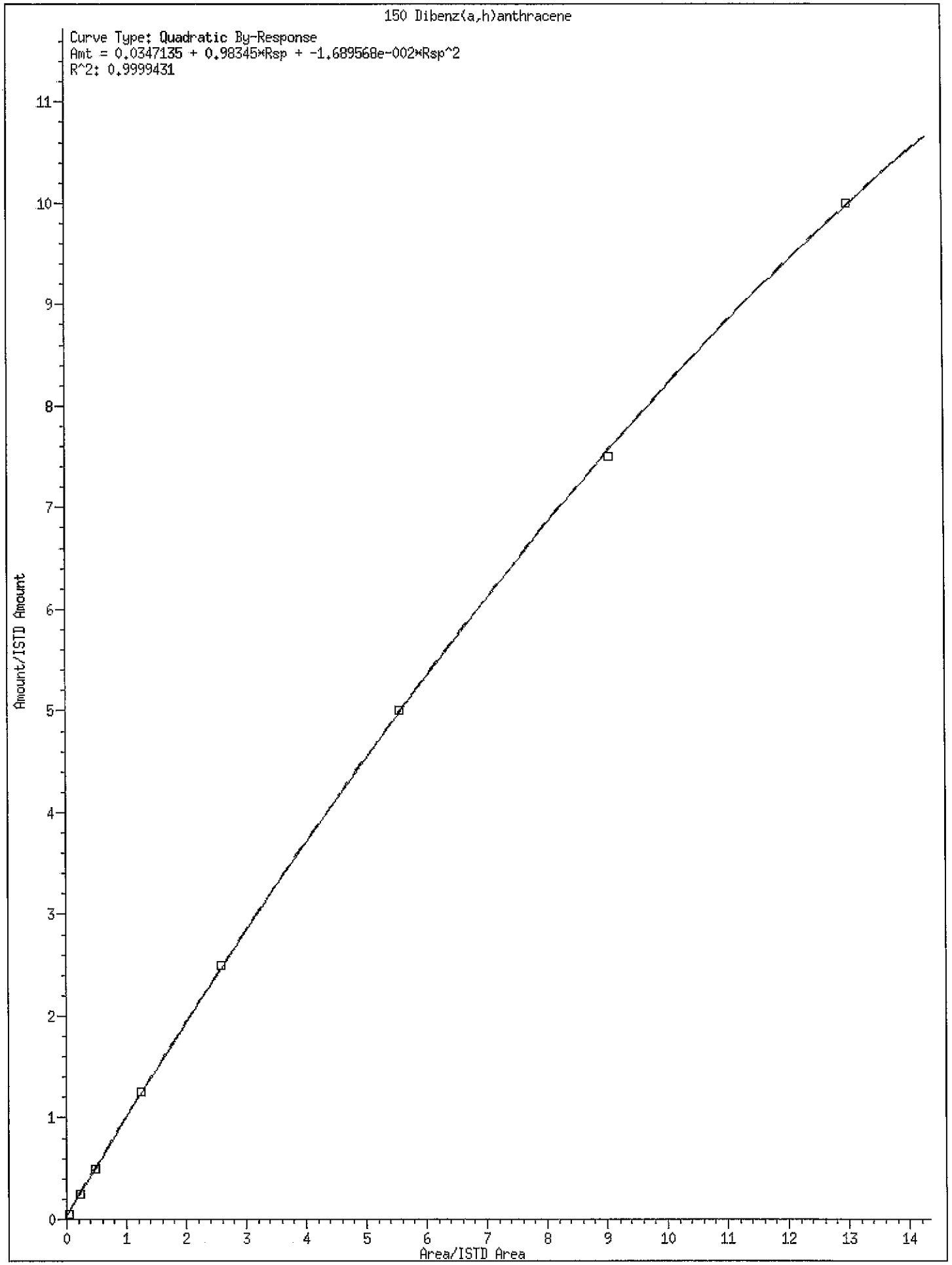
150 Dibenz(a,h)anthracene
Curve Type: Quadratic By-Response
Amt = 0.0347135 + 0.98345*Rsp + -1.689568e-002*Rsp^2
R^2: 0.9999431
Amount/ISTD Amount
Area/ISTD Area
0
1
2
3
4
5
6
7
8
9
10
11
12
13
14

Data File: \\PITSVR06\D\chem\733.i\N092710.b\N0927IC1.D
Date : 27-SEP-2010 19:14
Client ID: sstd0.4
Sample Info: SSTD0.4(0.2ug/ml) BNA0660-10 8270c/d

Instrument: 733.i
Operator: 3200
Column diameter: 0.32

Column phase: DB5-MS

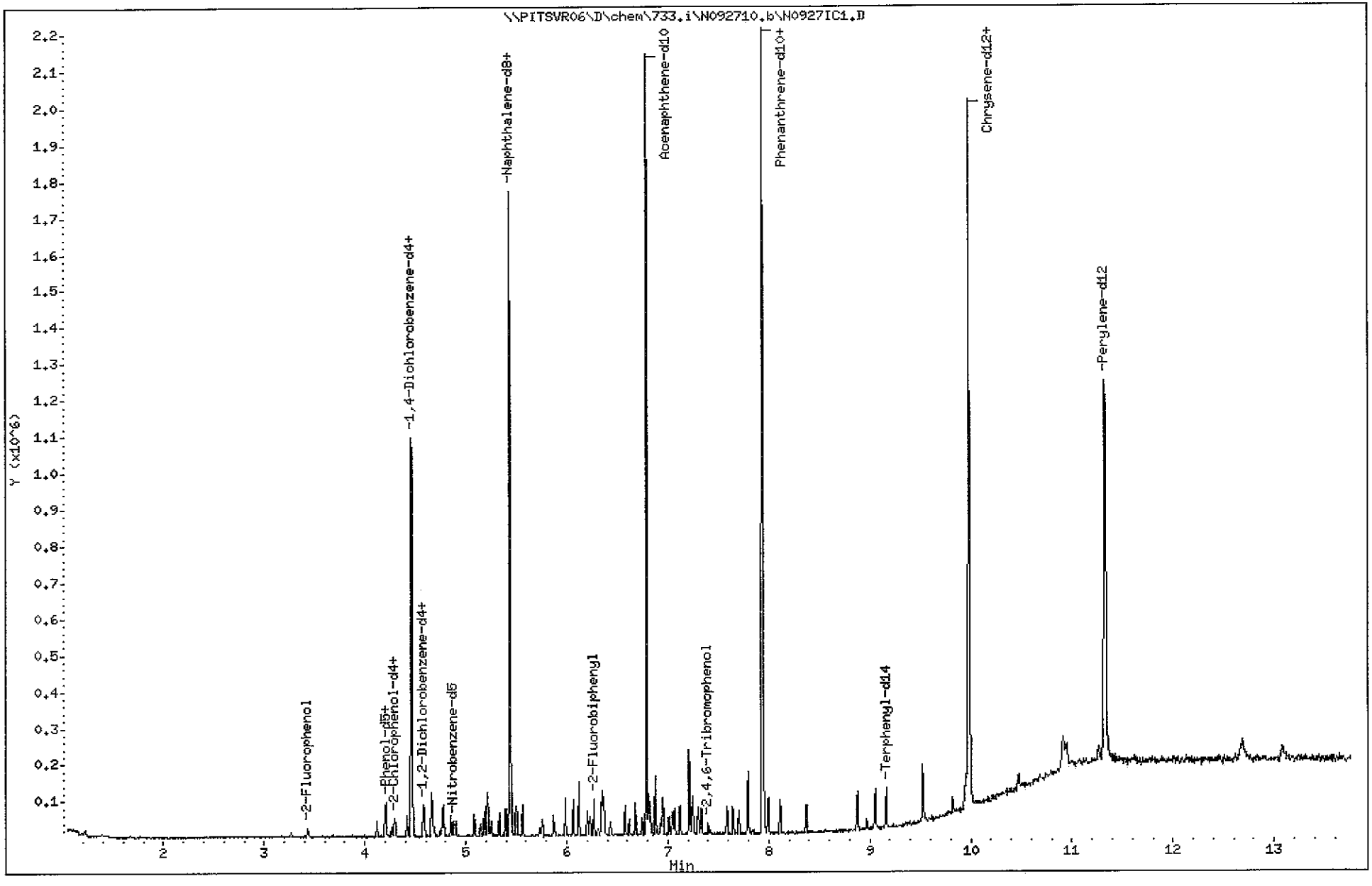

TestAmerica Pittsburgh

Semivolatile REPORT SW-846 Method 8270

Data file : \\PITSVR06\D\chem\733.i\N092710.b\N0927IC1.D
Lab Smp Id: sstd0.4 Client Smp ID: sstd0.4
Inj Date : 27-SEP-2010 19:14
Operator : 3200 Inst ID: 733.i
Smp Info : SSTD0.4(0.2ug/ml) BNA0660-10 8270c/d
Misc Info : sstd0.4,N092710.b,8270ll.m,padepi.sub,1,1
Comment :
Method : \\PITSVR06\D\chem\733.i\N092710.b\8270ll.m
Meth Date : 01-Oct-2010 09:41 piccolinov Quant Type: ISTD
Cal Date : 27-SEP-2010 19:14 Cal File: N0927IC1.D
Als bottle: 86 Calibration Sample, Level: 1
Dil Factor: 1.00000
Integrator: HP RTE Compound Sublist: padepi.sub
Target Version: 4.14
Processing Host: PITPC-502

	Compounds	QUANT SIG MASS	RT	EXP RT	REL RT	RESPONSE	AMOUNTS CAL-AMT (NG)	AMOUNTS ON-COL (NG)
* 1	1,4-Dichlorobenzene-d4	152	4.460	4.460	(1.000)	155080	8.00000	
* 2	Naphthalene-d8	136	5.437	5.437	(1.000)	637748	8.00000	
* 3	Acenaphthene-d10	164	6.789	6.789	(1.000)	390062	8.00000	
* 4	Phenanthrene-d10	188	7.938	7.938	(1.000)	639163	8.00000	
* 5	Chrysene-d12	240	9.978	9.978	(1.000)	639542	8.00000	
* 6	Perylene-d12	264	11.324	11.324	(1.000)	537519	8.00000	
198	1,4-Dioxane	88	1.212	1.212	(0.272)	3274	0.40000	0.51413(M)
10	N-Nitrosodimethylamine	74	1.677	1.677	(0.376)	2721	0.40000	0.37875
9	Pyridine	79	1.783	1.783	(0.400)	4178	0.40000	0.58591(M)
16	Methyl methanesulfonate	80	3.263	3.263	(0.732)	4627	0.40000	0.43690
206	Benzaldehyde	77	4.118	4.118	(0.923)	6188	0.40000	0.37303
21	Aniline	93	4.209	4.209	(0.944)	14253	0.40000	0.41055
22	Phenol	94	4.209	4.209	(0.944)	11923	0.40000	0.40083
23	bis(2-Chloroethyl)ether	93	4.267	4.267	(0.957)	7622	0.40000	0.39929
24	2-Chlorophenol	128	4.300	4.300	(0.964)	11278	0.40000	0.42720
26	1,3-Dichlorobenzene	146	4.417	4.417	(0.990)	13026	0.40000	0.41567
27	1,4-Dichlorobenzene	146	4.476	4.476	(1.004)	13308	0.40000	0.41655
28	1,2-Dichlorobenzene	146	4.593	4.593	(1.030)	12257	0.40000	0.40692
217	Indene	116	4.663	4.663	(1.046)	18138	0.40000	0.41506
29	Benzyl Alcohol	108	4.572	4.572	(1.025)	5109	0.40000	0.36015
30	2-Methylphenol	108	4.668	4.668	(1.047)	9205	0.40000	0.40911
31	2,2'-oxybis(1-Chloropropane)	45	4.684	4.684	(1.050)	9176	0.40000	0.41430
37	Acetophenone	105	4.770	4.770	(1.069)	14648	0.40000	0.42873
32	N-Nitroso-di-n-propylamine	70	4.775	4.775	(1.071)	6870	0.40000	0.43729
192	4-Methylphenol	108	4.780	4.780	(1.072)	8939	0.40000	0.40447
34	Hexachloroethane	117	4.855	4.855	(1.089)	5236	0.40000	0.40042
35	Nitrobenzene	77	4.898	4.898	(0.901)	10644	0.40000	0.40242
36	N-Nitrosopyrrolidine	100	4.748	4.748	(1.065)	3605	0.40000	0.38899
41	Isophorone	82	5.085	5.085	(0.935)	17476	0.40000	0.40008
42	2-Nitrophenol	139	5.144	5.144	(0.946)	4553	0.40000	0.33172
43	2,4-Dimethylphenol	107	5.186	5.186	(0.954)	10068	0.40000	0.38514
44	bis(2-Chloroethoxy)methane	93	5.256	5.256	(0.967)	10247	0.40000	0.38839
48	2,4-Dichlorophenol	162	5.331	5.331	(0.980)	10879	0.40000	0.43783

	Compounds	QUANT SIG MASS	RT	EXP RT	REL RT	RESPONSE	AMOUNTS CAL-AMT (NG)	AMOUNTS ON-COL (NG)
49	Benzoic Acid	122	5.218	5.218	(0.960)	23167	2.00000	2.1005 (M)
50	1,2,4-Trichlorobenzene	180	5.400	5.400	(0.993)	13822	0.40000	0.42358
51	Naphthalene	128	5.453	5.453	(1.003)	33509	0.40000	0.41012
52	4-Chloroaniline	127	5.496	5.496	(1.011)	13476	0.40000	0.40756
54	2,6-Dichlorophenol	162	5.507	5.507	(1.013)	8964	0.40000	0.37970
56	Hexachlorobutadiene	225	5.560	5.560	(1.023)	9072	0.40000	0.40603
208	Caprolactam	113	5.731	5.731	(1.054)	1821	0.40000	0.32264
59	4-Chloro-3-Methylphenol	107	5.870	5.870	(1.080)	9114	0.40000	0.38547
62	2-Methylnaphthalene	142	5.988	5.988	(1.101)	22073	0.40000	0.40845
63	1-Methylnaphthalene	142	6.062	6.062	(1.115)	19799	0.40000	0.38139
64	Hexachlorocyclopentadiene	237	6.121	6.121	(0.902)	8524	0.40000	0.35872
65	1,2,4,5-Tetrachlorobenzene	216	6.121	6.121	(0.902)	13559	0.40000	0.39724
66	2,4,6-Trichlorophenol	196	6.207	6.207	(0.914)	7502	0.40000	0.38172
67	2,4,5-Trichlorophenol	196	6.228	6.228	(0.917)	8014	0.40000	0.39446
209	1,1'-Biphenyl	154	6.346	6.346	(0.935)	28151	0.40000	0.39912
70	2-Chloronaphthalene	162	6.362	6.362	(0.937)	22737	0.40000	0.39820
73	2-Nitroaniline	65	6.436	6.436	(0.948)	5169	0.40000	0.36605
76	Dimethylphthalate	163	6.575	6.575	(0.969)	24924	0.40000	0.40811
78	2,6-Dinitrotoluene	165	6.618	6.618	(0.975)	4331	0.40000	0.37243
79	Acenaphthylene	152	6.682	6.682	(0.984)	31786	0.40000	0.38887
81	3-Nitroaniline	138	6.746	6.746	(0.994)	4914	0.40000	0.37656
82	Acenaphthene	153	6.816	6.816	(1.004)	22620	0.40000	0.42318
83	2,4-Dinitrophenol	184	6.832	6.832	(1.006)	7353	2.00000	1.5056
85	4-Nitrophenol	109	6.874	6.874	(1.013)	17544	2.00000	1.8094
86	Dibenzofuran	168	6.949	6.949	(1.024)	30944	0.40000	0.39463
87	2,4-Dinitrotoluene	165	6.928	6.928	(1.020)	5071	0.40000	0.32523
91	2,3,5,6-Tetrachlorophenol	232	7.013	7.013	(1.033)	5600	0.40000	0.34030
88	2,3,4,6-Tetrachlorophenol	232	7.045	7.045	(1.038)	7270	0.40000	0.40392
92	2-Naphthylamine	143	7.067	7.067	(1.041)	19306	0.40000	0.40037
93	Diethylphthalate	149	7.120	7.120	(1.049)	23396	0.40000	0.39021
94	Fluorene	166	7.211	7.211	(1.062)	24146	0.40000	0.39370
95	4-Chlorophenyl-phenylether	204	7.211	7.211	(1.062)	13291	0.40000	0.38284
96	4-Nitroaniline	138	7.216	7.216	(1.063)	5055	0.40000	0.37177
98	4,6-Dinitro-2-methylphenol	198	7.243	7.243	(0.913)	10755	2.00000	1.3563
99	N-Nitrosodiphenylamine (1)	169	7.296	7.296	(0.919)	15399	0.40000	0.40487
100	1,2-Diphenylhydrazine	77	7.329	7.329	(0.923)	24713	0.40000	0.38142
106	4-Bromophenyl-phenylether	248	7.590	7.590	(0.956)	7002	0.40000	0.37845
107	Hexachlorobenzene	284	7.649	7.649	(0.964)	8122	0.40000	0.43062
210	Atrazine	200	7.702	7.702	(0.970)	6582	0.40000	0.38917
111	Pentachlorophenol	266	7.793	7.793	(0.982)	14913	2.00000	1.5776
115	Phenanthrene	178	7.954	7.954	(1.002)	36771	0.40000	0.42384
116	Anthracene	178	7.996	7.996	(1.007)	33452	0.40000	0.39023
119	Carbazole	167	8.114	8.114	(1.022)	29067	0.40000	0.39432
120	Di-n-Butylphthalate	149	8.376	8.376	(1.055)	36066	0.40000	0.39211
123	Fluoranthene	202	8.878	8.878	(1.118)	38856	0.40000	0.41375
124	Benzidine	184	8.969	8.969	(0.899)	11274	0.40000	0.31343
125	Pyrene	202	9.054	9.054	(0.907)	37745	0.40000	0.38943
131	Butylbenzylphthalate	149	9.524	9.524	(0.954)	15988	0.40000	0.38421
135	3,3'-Dichlorobenzidine	252	9.941	9.941	(0.996)	9715	0.40000	0.35148
136	Benzo(a)Anthracene	228	9.973	9.973	(0.999)	36272	0.40000	0.40334
137	Chrysene	228	10.000	10.000	(1.002)	34469	0.40000	0.40390
139	bis(2-ethylhexyl)Phthalate	149	9.957	9.957	(0.998)	23744	0.40000	0.41702
140	Di-n-octylphthalate	149	10.475	10.475	(0.925)	27109	0.40000	0.33974 (M)
141	Benzo(b)fluoranthene	252	10.924	10.924	(0.965)	26639	0.40000	0.33833

	Compounds	QUANT SIG MASS	RT	EXP RT	REL RT	RESPONSE	AMOUNTS CAL-AMT (NG)	AMOUNTS ON-COL (NG)
142	Benzo(k)fluoranthene	252	10.945	10.945	(0.967)	37936	0.40000	0.41990
143	7,12-dimethylbenz[a]anthracen	256	10.908	10.908	(0.963)	12942	0.40000	0.34939
146	Benzo(a)pyrene	252	11.266	11.266	(0.995)	24042	0.40000	0.38984
149	Indeno(1,2,3-cd)pyrene	276	12.687	12.687	(1.120)	27775	0.40000	0.37358(M)
150	Dibenz(a,h)anthracene	278	12.697	12.697	(1.121)	20259	0.40000	0.33803(M)
151	Benzo(g,h,i)perylene	276	13.087	13.087	(1.156)	24710	0.40000	0.38333(M)
$ 154	Nitrobenzene-d5	82	4.882	4.882	(0.898)	10652	0.40000	0.40375
$ 155	2-Fluorobiphenyl	172	6.271	6.271	(0.924)	24476	0.40000	0.39200
$ 156	Terphenyl-d14	244	9.161	9.161	(0.918)	25220	0.40000	0.39197
$ 157	Phenol-d5	99	4.198	4.198	(0.941)	10764	0.40000	0.41094
$ 158	2-Fluorophenol	112	3.434	3.434	(0.770)	7825	0.40000	0.40200
$ 159	2,4,6-Tribromophenol	330	7.398	7.398	(0.932)	2452	0.40000	0.35363
$ 186	2-Chlorophenol-d4	132	4.289	4.289	(0.962)	10236	0.40000	0.39068
$ 187	1,2-Dichlorobenzene-d4	152	4.583	4.583	(1.028)	9712	0.40000	0.46804

QC Flag Legend

M - Compound response manually integrated.

Data File Name: N0927IC1.D
Inj. Date and Time: 27-SEP-2010 19:14
Instrument ID: 733.i
Client ID: sstd0.4
Compound Name: 1,4-Dioxane
CAS #: 123-91-1

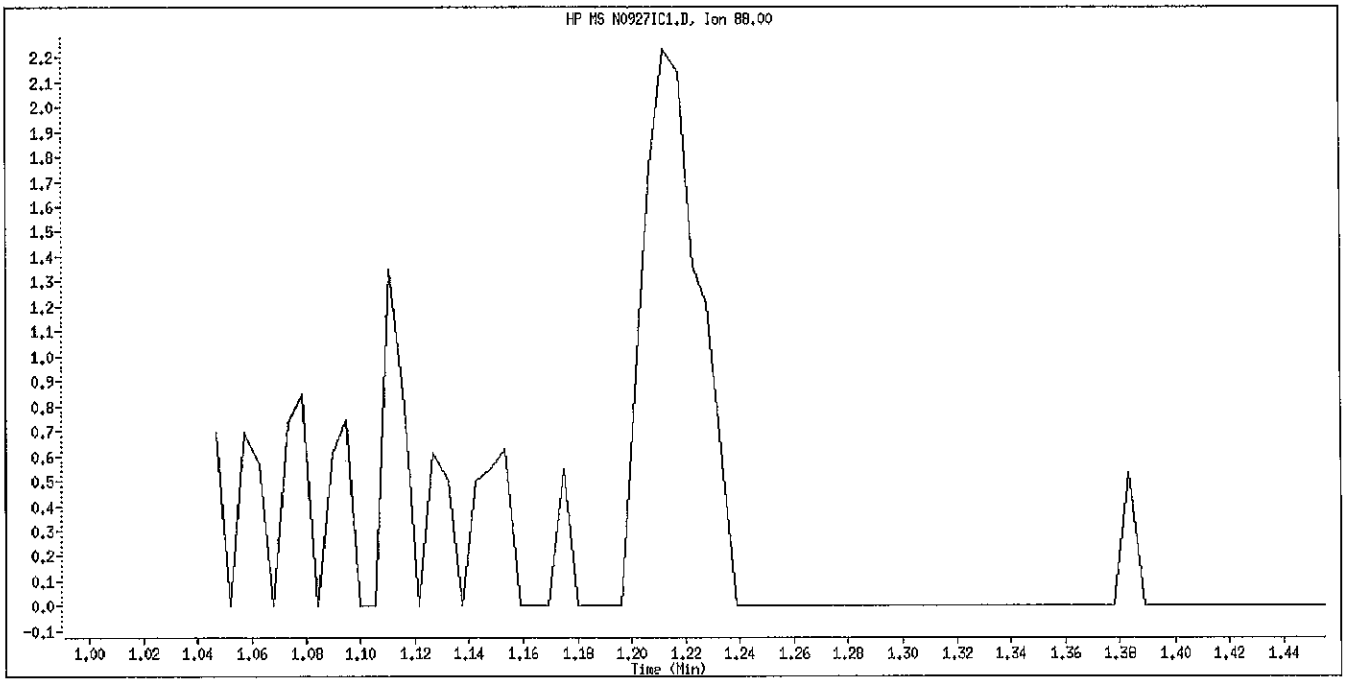

Original Integration

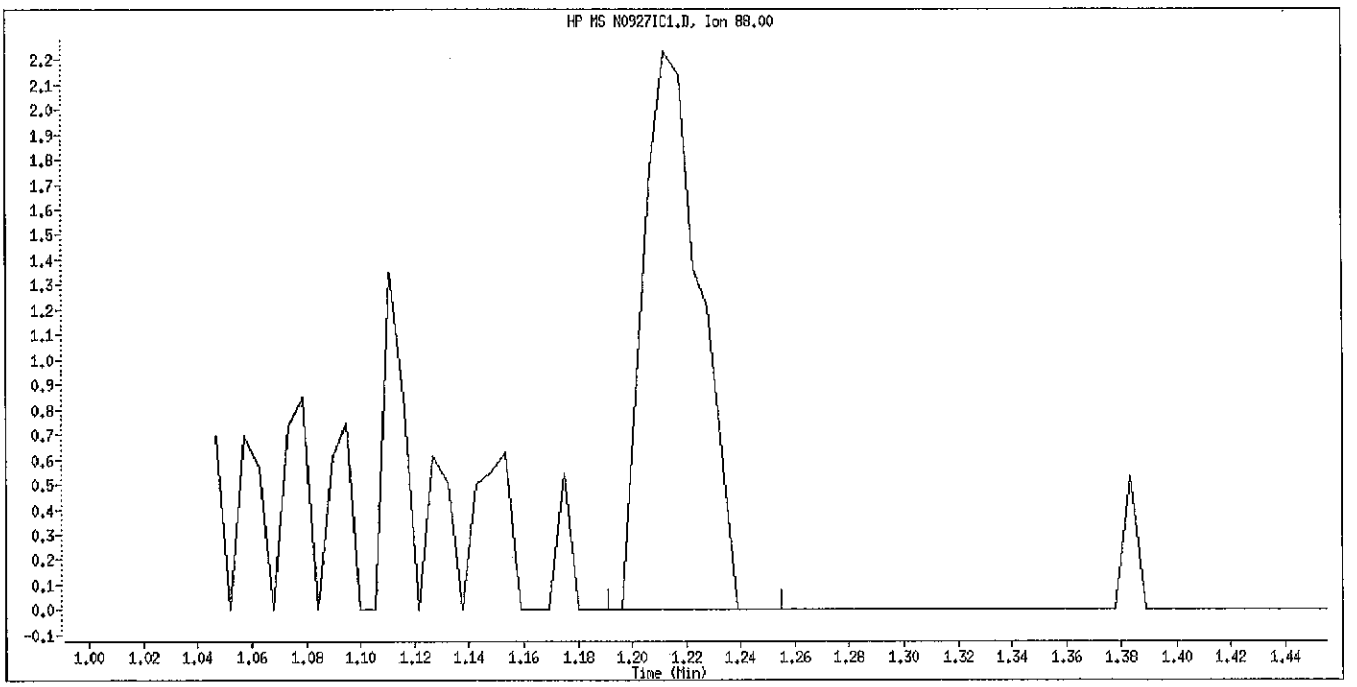

Manual Integration

Manually Integrated By: piccolinov
Manual Integration Reason: Peak Not Found

Data File Name: N0927IC1.D
Inj. Date and Time: 27-SEP-2010 19:14
Instrument ID: 733.i
Client ID: sstd0.4
Compound Name: Pyridine
CAS #: 110-86-1

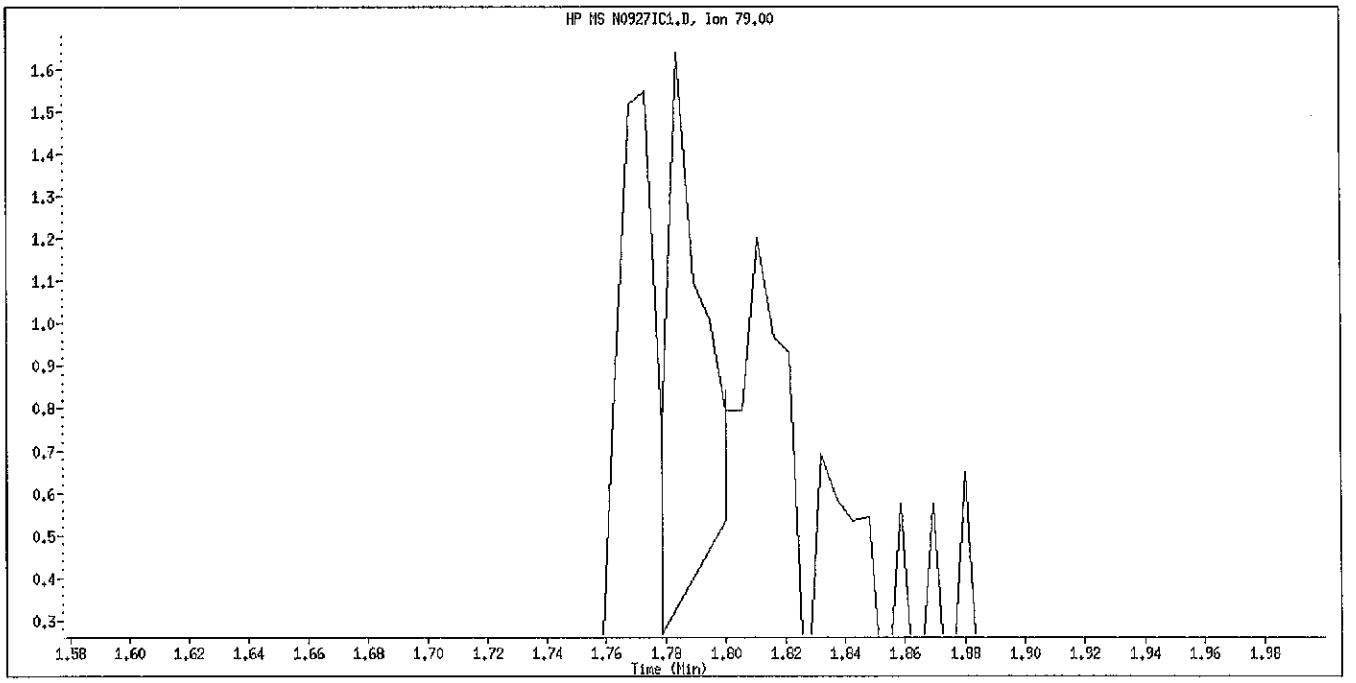

Original Integration

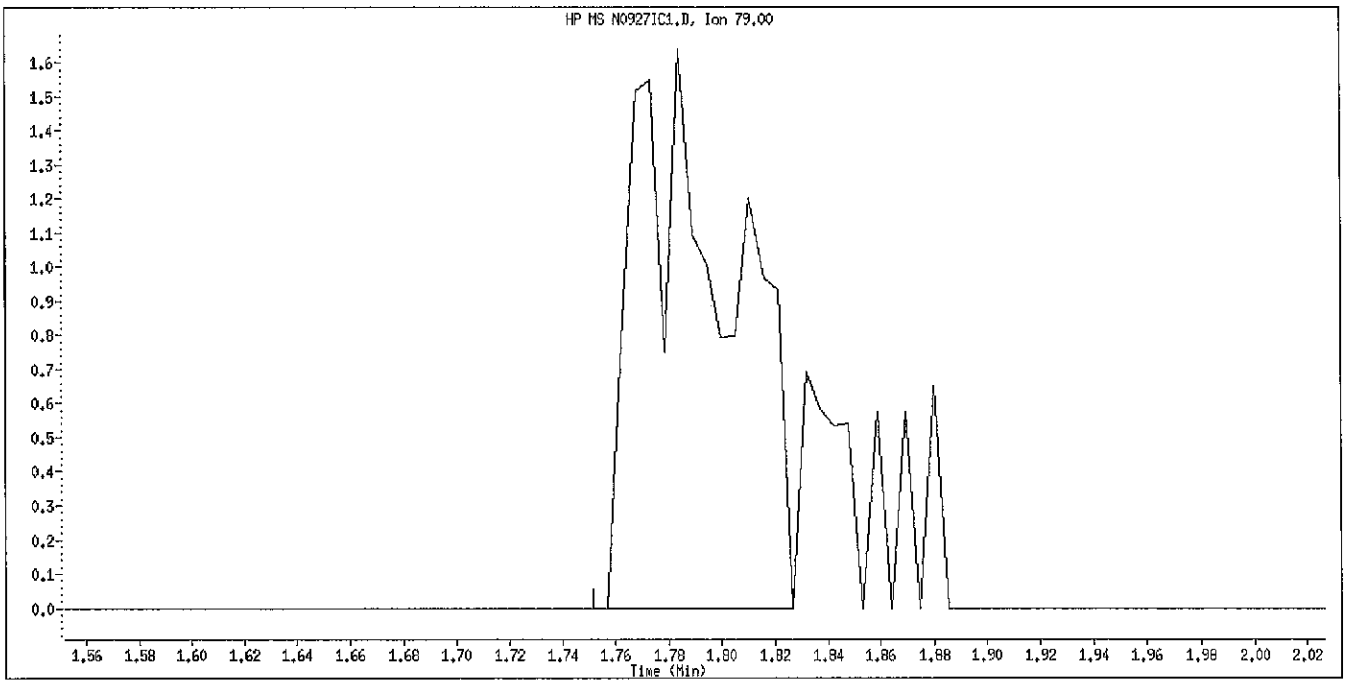

Manual Integration

Manually Integrated By: piccolinov
Manual Integration Reason: Peak Not Found

Data File Name: N0927IC1.D
Inj. Date and Time: 27-SEP-2010 19:14
Instrument ID: 733.i
Client ID: sstd0.4
Compound Name: Benzoic Acid
CAS #: 65-85-0

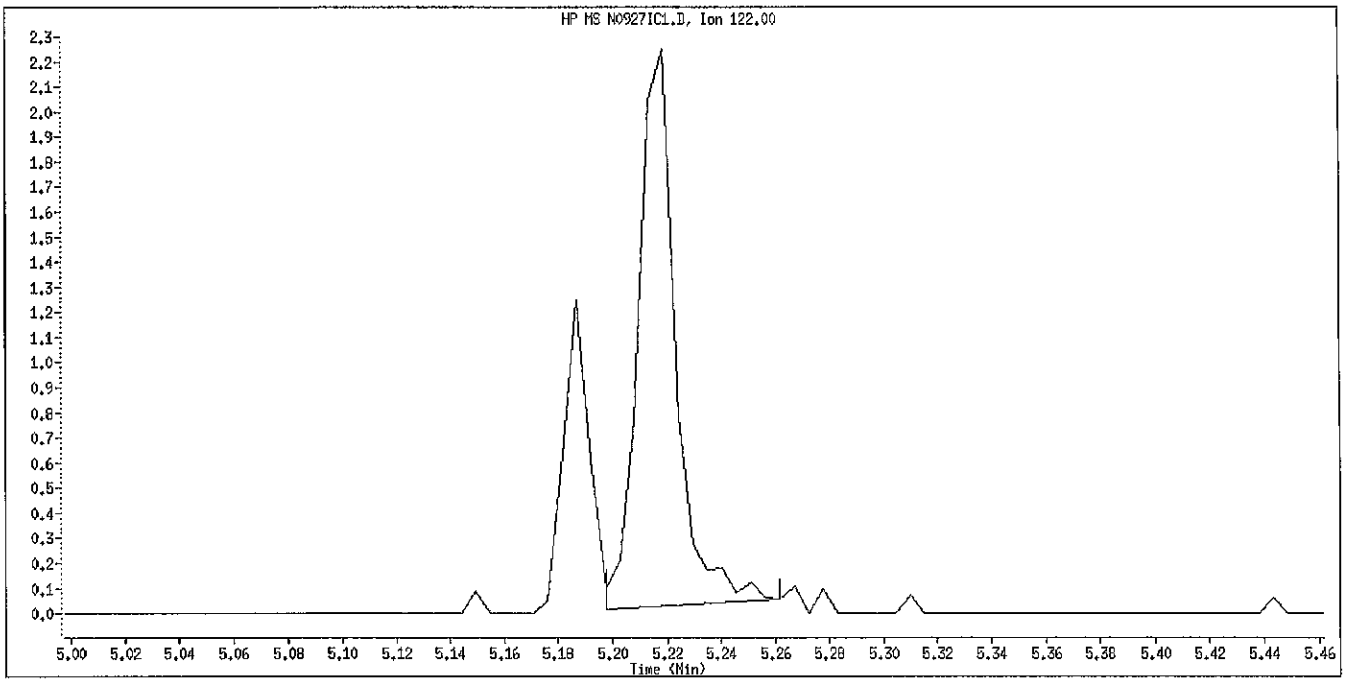

Original Integration

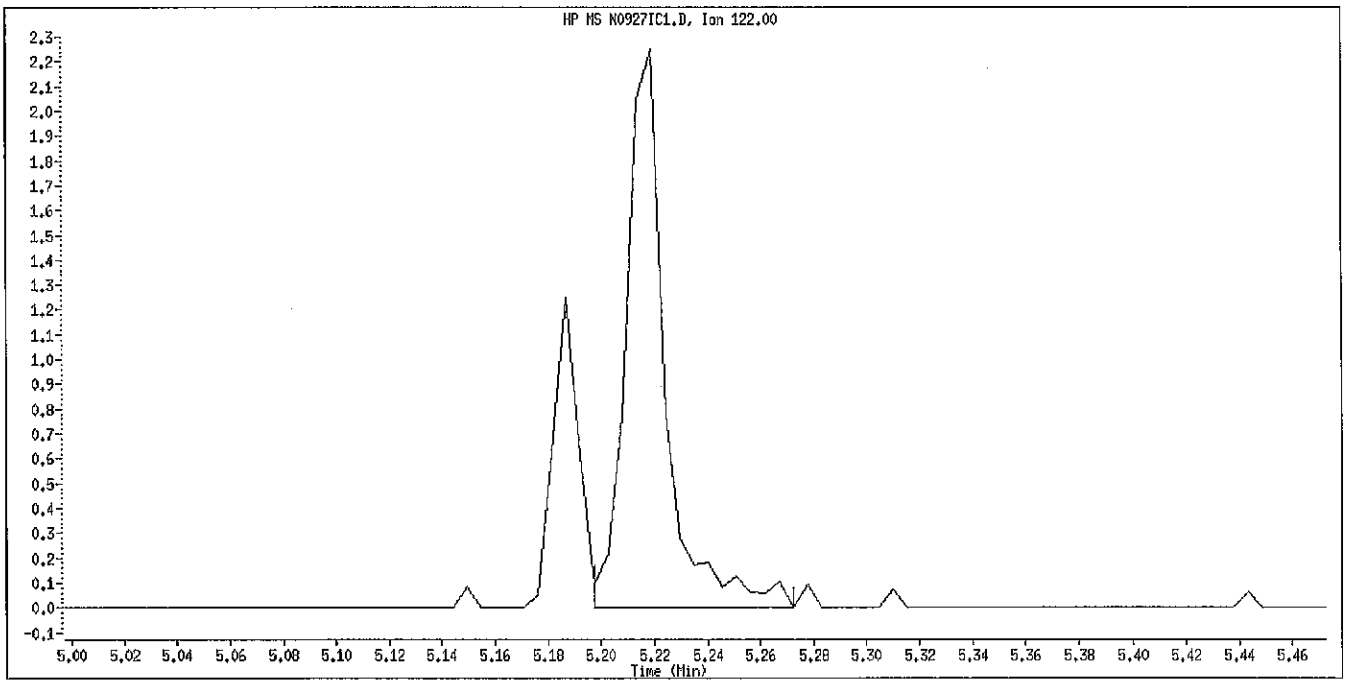

Manual Integration

Manually Integrated By: piccolinov
Manual Integration Reason: Poor Chromatography

Data File Name: N0927IC1.D
Inj. Date and Time: 27-SEP-2010 19:14
Instrument ID: 733.i
Client ID: sstd0.4
Compound Name: Di-n-octylphthalate
CAS #: 117-84-0

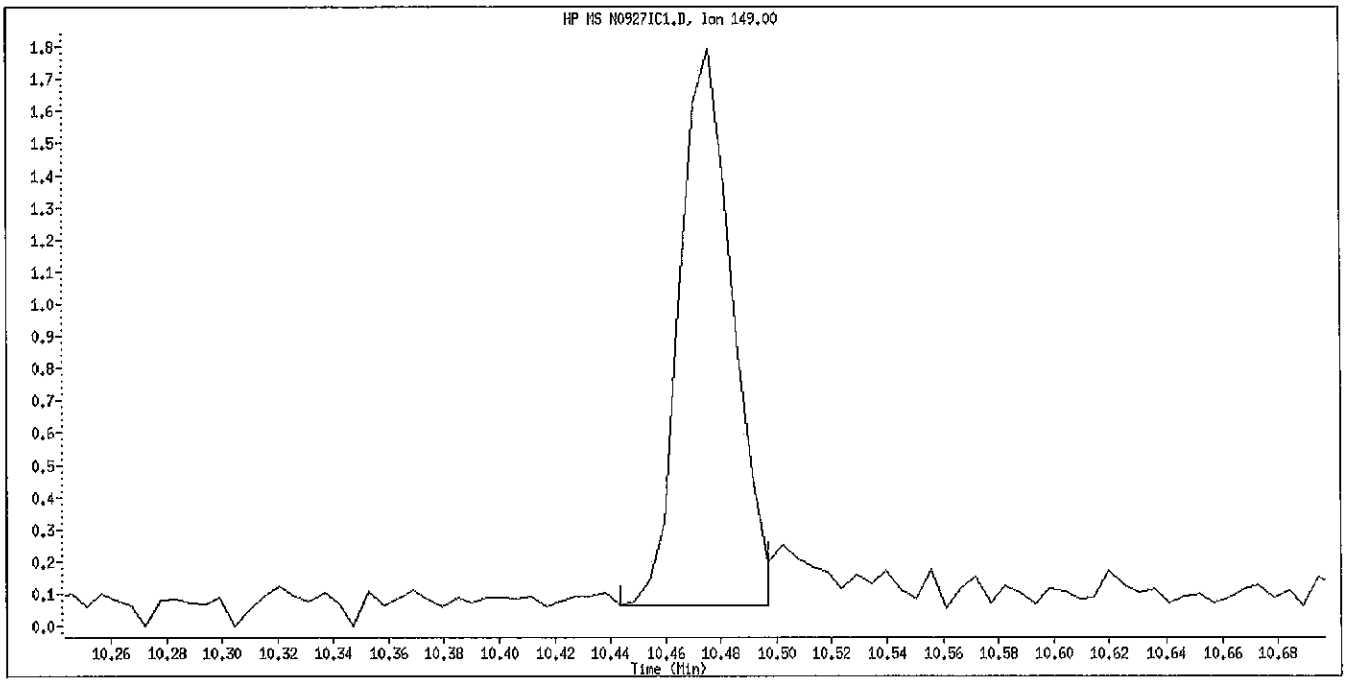

Original Integration

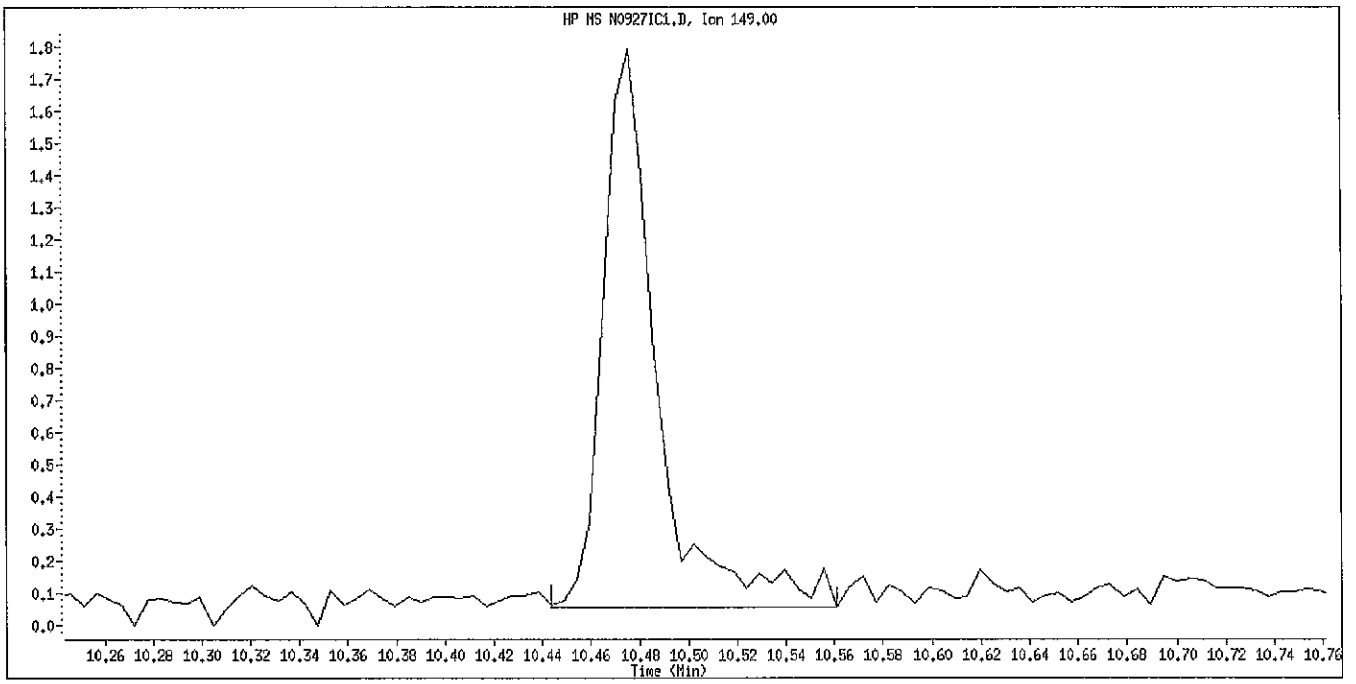

Manual Integration

Manually Integrated By: piccolinov
Manual Integration Reason: Poor Chromatography

Data File Name: N0927IC1.D
Inj. Date and Time: 27-SEP-2010 19:14
Instrument ID: 733.i
Client ID: sstd0.4
Compound Name: Indeno(1,2,3-cd)pyrene
CAS #: 193-39-5

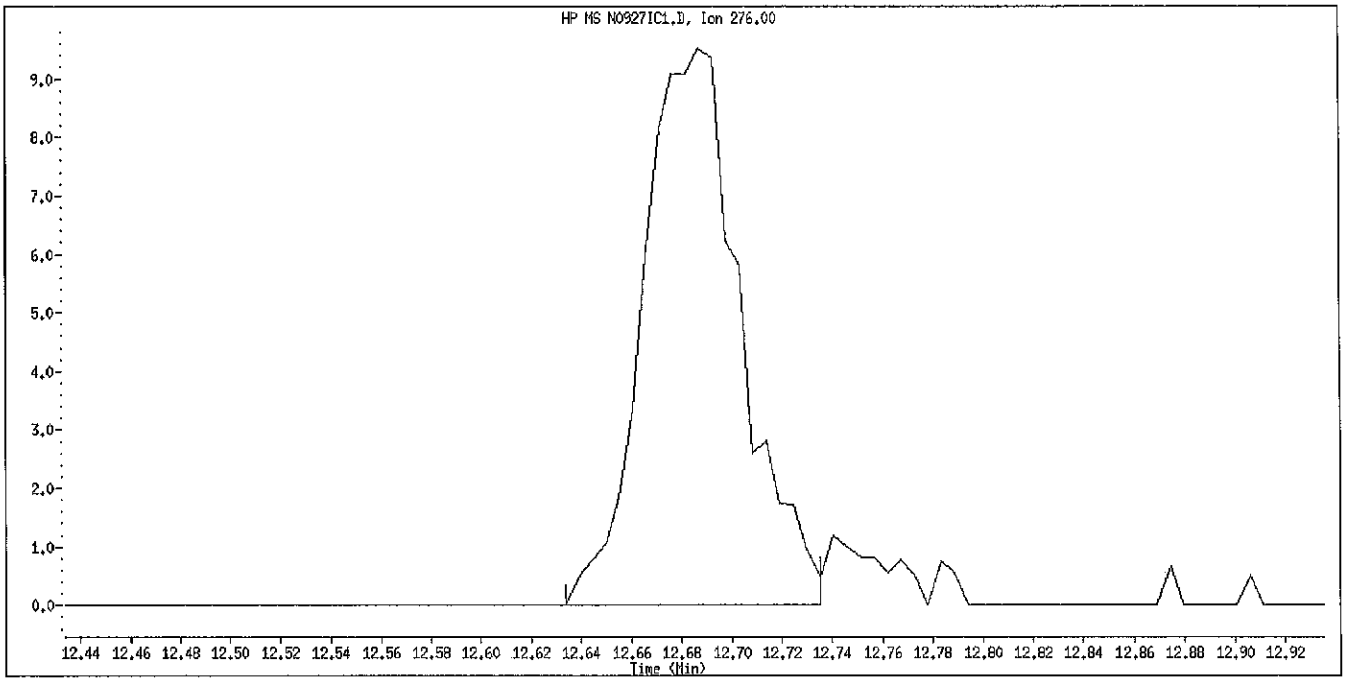

Original Integration

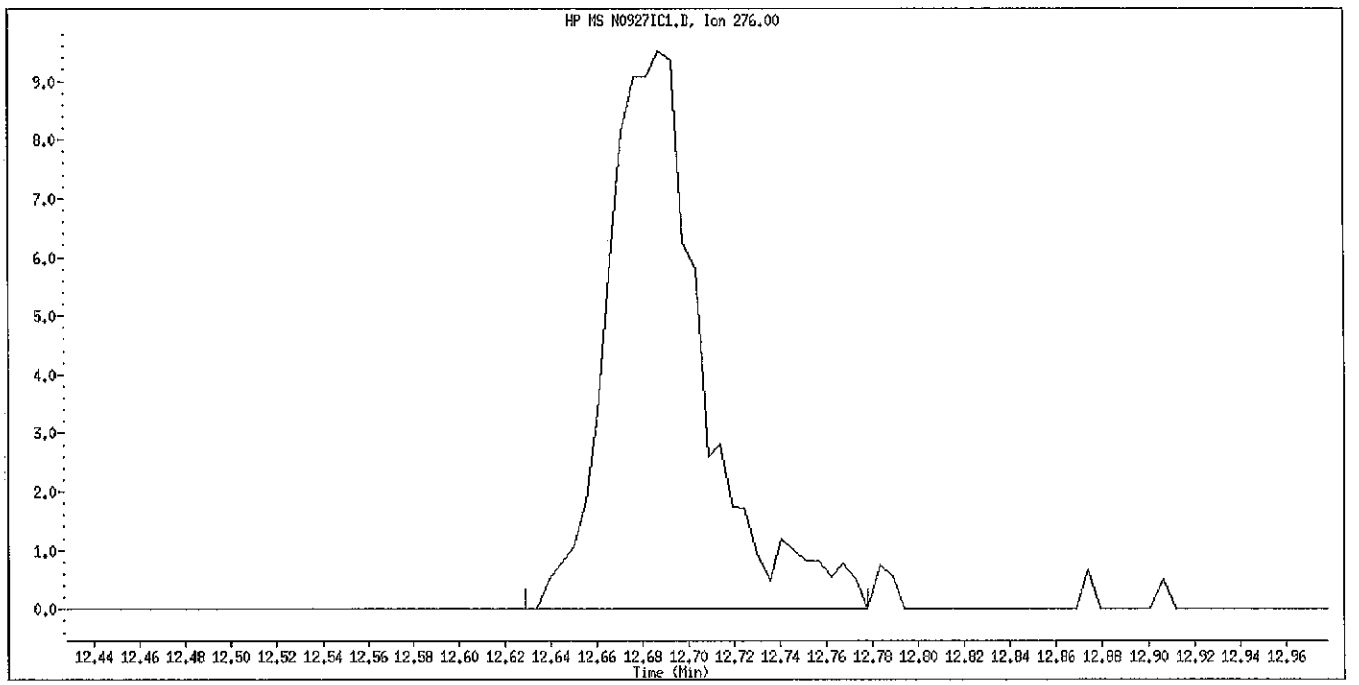

Manual Integration

Manually Integrated By: piccolinov
Manual Integration Reason: Poor Chromatography

Data File Name: N0927IC1.D
Inj. Date and Time: 27-SEP-2010 19:14
Instrument ID: 733.i
Client ID: sstd0.4
Compound Name: Dibenz(a,h)anthracene
CAS #: 53-70-3

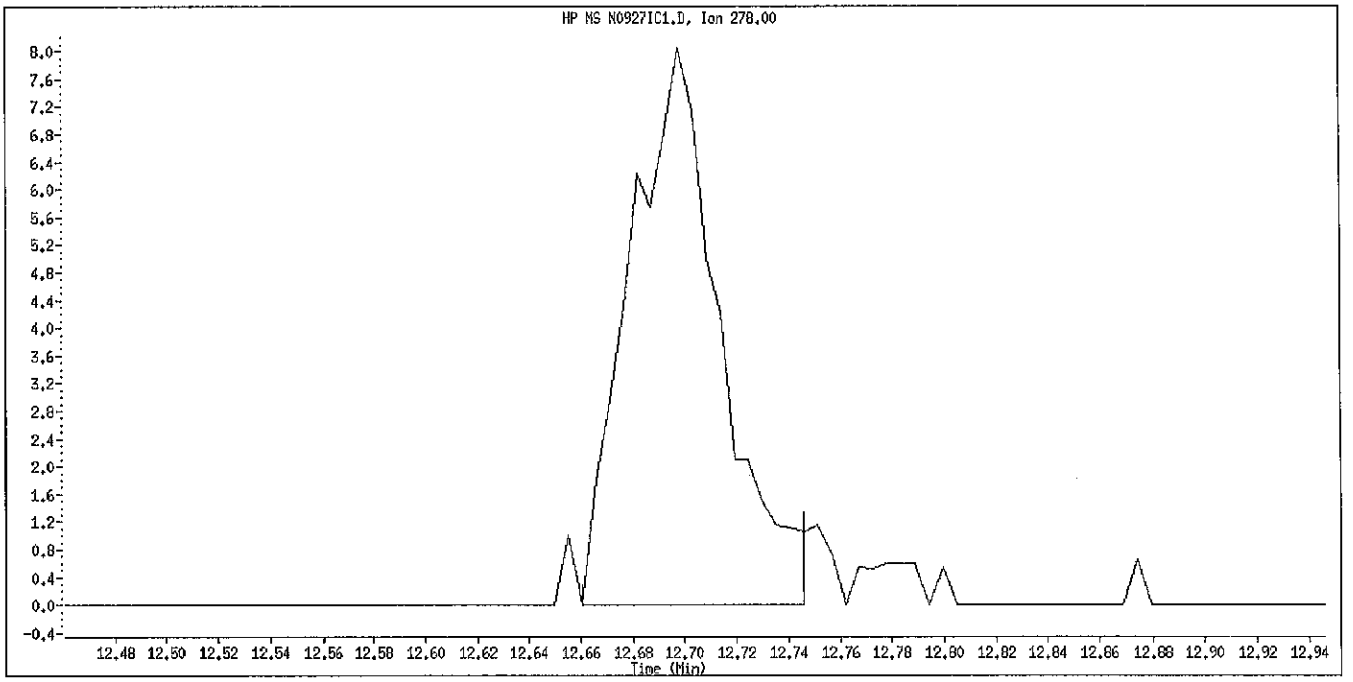

Original Integration

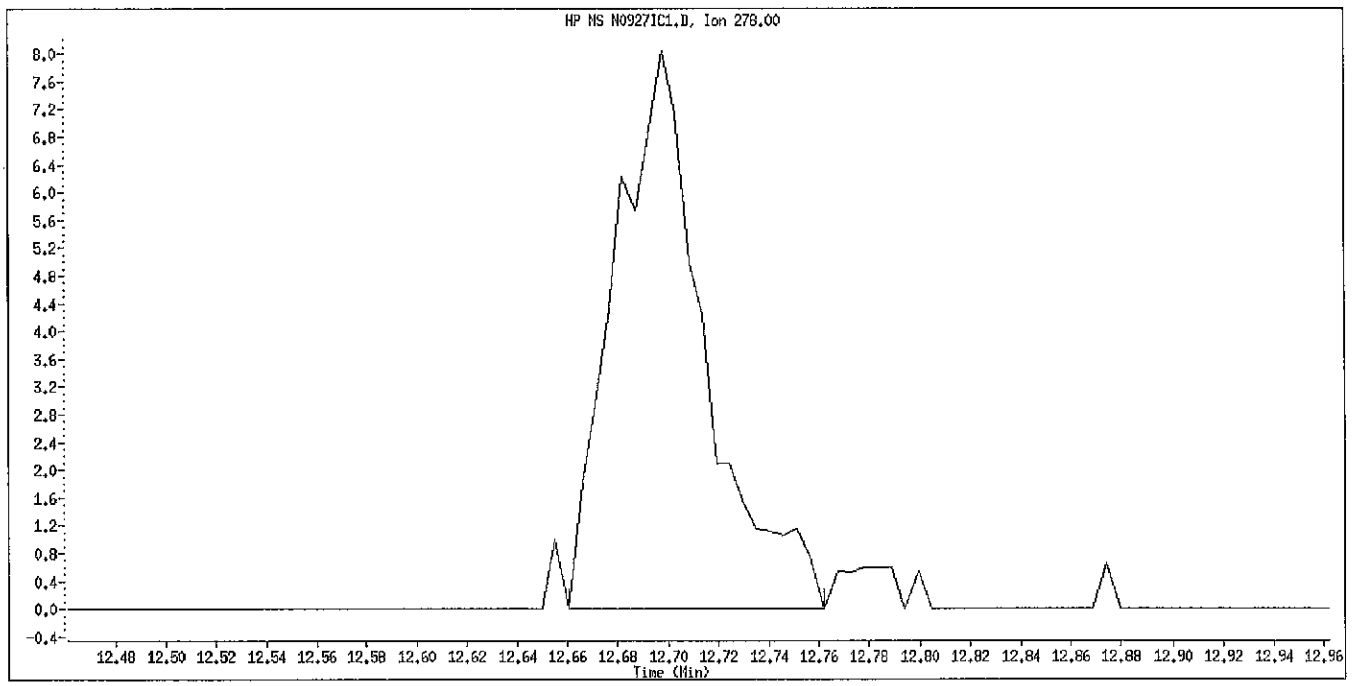

Manual Integration

Manually Integrated By: piccolinov
Manual Integration Reason: Poor Chromatography

Data File Name: N0927IC1.D
Inj. Date and Time: 27-SEP-2010 19:14
Instrument ID: 733.i
Client ID: sstd0.4
Compound Name: Benzo(g,h,i)perylene
CAS #: 191-24-2

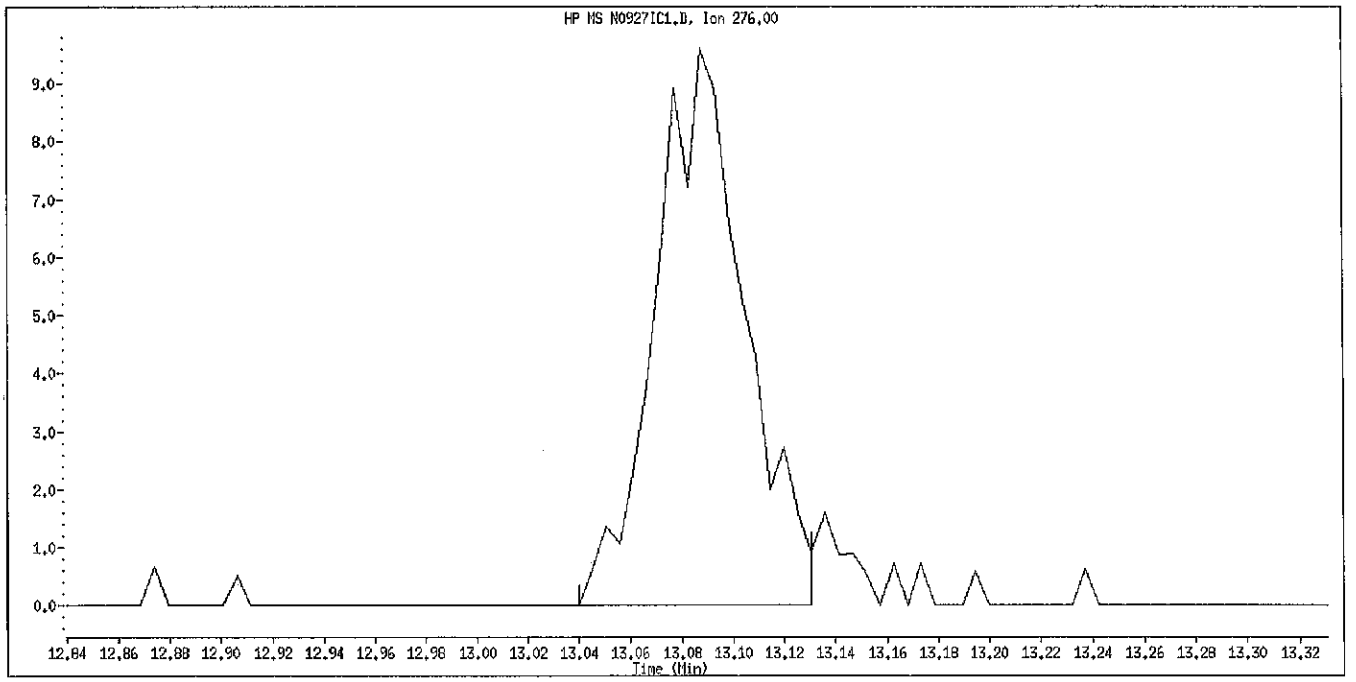

Original Integration

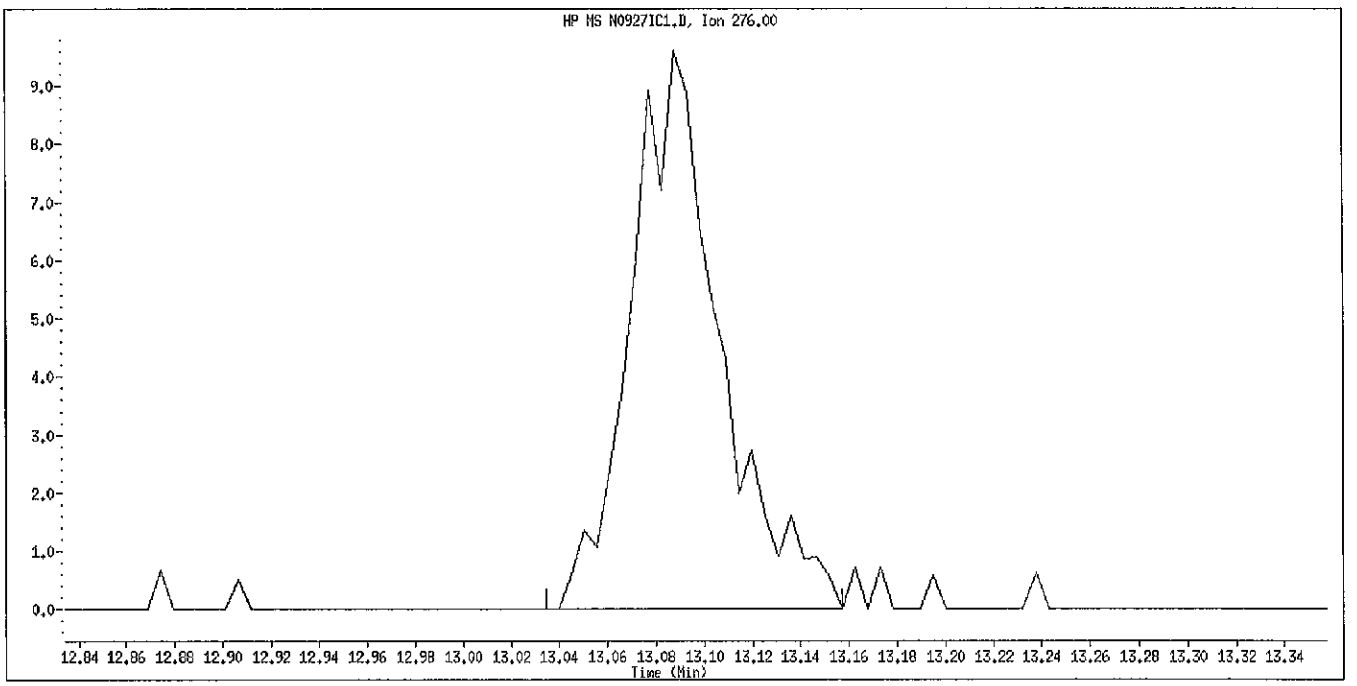

Manual Integration

Manually Integrated By: piccolinov
Manual Integration Reason: Poor Chromatography

Data File: \\PITSVR06\D\chem\733.i\N092710.b\N0927IC2.D
Date : 27-SEP-2010 19:35
Client ID: sstd2.0
Sample Info: SSTD2.0(1.0ug/ml) BNA0661-10 8270c/d

Instrument: 733.i

Operator: 3200
Column diameter: 0.32

Column phase: DB5-MS

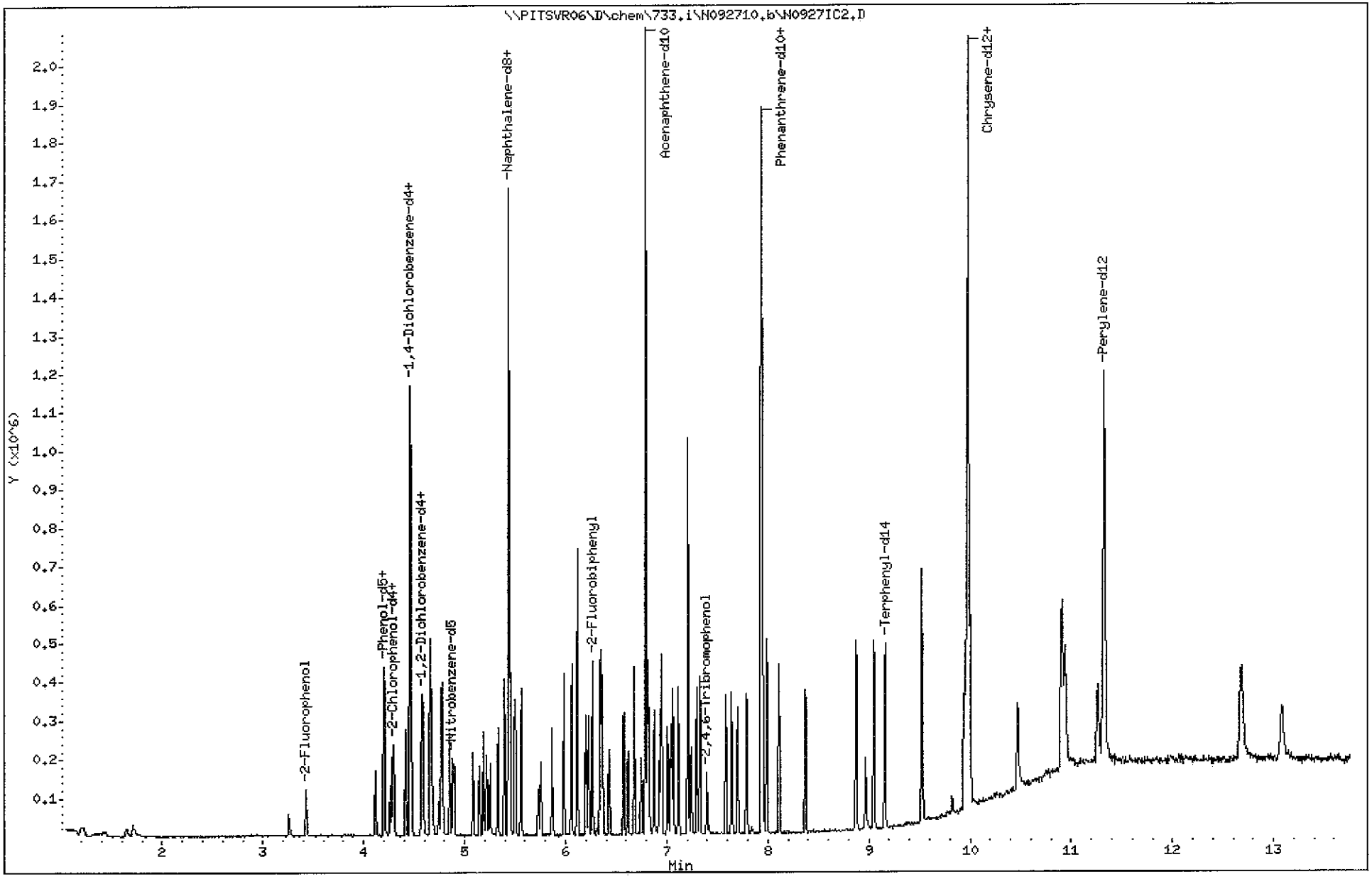

TestAmerica Pittsburgh

Semivolatile REPORT SW-846 Method 8270

Data file : \\PITSVR06\D\chem\733.i\N092710.b\N0927IC2.D
Lab Smp Id: sstd2.0 Client Smp ID: sstd2.0
Inj Date : 27-SEP-2010 19:35
Operator : 3200 Inst ID: 733.i
Smp Info : SSTD2.0(1.0ug/ml) BNA0661-10 8270c/d
Misc Info : sstd2.0,N092710.b,8270ll.m,padepi.sub,1,2
Comment :
Method : \\PITSVR06\D\chem\733.i\N092710.b\8270ll.m
Meth Date : 01-Oct-2010 09:41 piccolinov Quant Type: ISTD
Cal Date : 27-SEP-2010 19:35 Cal File: N0927IC2.D
Als bottle: 87 Calibration Sample, Level: 2
Dil Factor: 1.00000
Integrator: HP RTE Compound Sublist: padepi.sub
Target Version: 4.14
Processing Host: PITPC-502

	Compounds	QUANT SIG MASS	RT	EXP RT	REL RT	RESPONSE	AMOUNTS CAL-AMT (NG)	ON-COL (NG)
* 1	1,4-Dichlorobenzene-d4	152	4.460	4.460	(1.000)	150303	8.00000	
* 2	Naphthalene-d8	136	5.438	5.438	(1.000)	598223	8.00000	
* 3	Acenaphthene-d10	164	6.789	6.789	(1.000)	366943	8.00000	
* 4	Phenanthrene-d10	188	7.938	7.938	(1.000)	622217	8.00000	
* 5	Chrysene-d12	240	9.978	9.978	(1.000)	620386	8.00000	
* 6	Perylene-d12	264	11.325	11.325	(1.000)	527542	8.00000	
198	1,4-Dioxane	88	1.196	1.196	(0.268)	11077	2.00000	1.7948
10	N-Nitrosodimethylamine	74	1.650	1.650	(0.370)	13317	2.00000	1.9126
9	Pyridine	79	1.703	1.703	(0.382)	27563	2.00000	2.8349(M)
16	Methyl methanesulfonate	80	3.258	3.258	(0.731)	20089	2.00000	1.9572
206	Benzaldehyde	77	4.118	4.118	(0.923)	32423	2.00000	2.0167
21	Aniline	93	4.203	4.203	(0.943)	64936	2.00000	1.9299
22	Phenol	94	4.209	4.209	(0.944)	56754	2.00000	1.9686
23	bis(2-Chloroethyl)ether	93	4.262	4.262	(0.956)	36172	2.00000	1.9552
24	2-Chlorophenol	128	4.300	4.300	(0.964)	48208	2.00000	1.8841
26	1,3-Dichlorobenzene	146	4.417	4.417	(0.990)	58871	2.00000	1.9383
27	1,4-Dichlorobenzene	146	4.476	4.476	(1.004)	61568	2.00000	1.9884
28	1,2-Dichlorobenzene	146	4.588	4.588	(1.029)	57598	2.00000	1.9730
217	Indene	116	4.658	4.658	(1.044)	82249	2.00000	1.9420
29	Benzyl Alcohol	108	4.572	4.572	(1.025)	28861	2.00000	2.0992
30	2-Methylphenol	108	4.663	4.663	(1.046)	44095	2.00000	2.0221
31	2,2'-oxybis(1-Chloropropane)	45	4.679	4.679	(1.049)	42513	2.00000	1.9805
37	Acetophenone	105	4.770	4.770	(1.069)	62899	2.00000	1.8995
32	N-Nitroso-di-n-propylamine	70	4.775	4.775	(1.071)	30664	2.00000	2.0138
192	4-Methylphenol	108	4.780	4.780	(1.072)	41657	2.00000	1.9448
34	Hexachloroethane	117	4.850	4.850	(1.087)	25131	2.00000	1.9829
35	Nitrobenzene	77	4.898	4.898	(0.901)	50951	2.00000	2.0298(M)
36	N-Nitrosopyrrolidine	100	4.743	4.743	(1.063)	17821	2.00000	1.9841
41	Isophorone	82	5.085	5.085	(0.935)	78446	2.00000	1.9145
42	2-Nitrophenol	139	5.144	5.144	(0.946)	26145	2.00000	2.0307
43	2,4-Dimethylphenol	107	5.181	5.181	(0.953)	45862	2.00000	1.8703
44	bis(2-Chloroethoxy)methane	93	5.251	5.251	(0.966)	48625	2.00000	1.9648
48	2,4-Dichlorophenol	162	5.331	5.331	(0.980)	43132	2.00000	1.8506

Compounds	QUANT SIG MASS	RT	EXP RT	REL RT	RESPONSE	AMOUNTS CAL-AMT (NG)	AMOUNTS ON-COL (NG)
49 Benzoic Acid	122	5.218	5.218	(0.960)	41393	4.00000	3.8633(M)
50 1,2,4-Trichlorobenzene	180	5.395	5.395	(0.992)	58144	2.00000	1.8996
51 Naphthalene	128	5.454	5.454	(1.003)	149186	2.00000	1.9466
52 4-Chloroaniline	127	5.491	5.491	(1.010)	58959	2.00000	1.9009
54 2,6-Dichlorophenol	162	5.502	5.502	(1.012)	44460	2.00000	2.0077
56 Hexachlorobutadiene	225	5.560	5.560	(1.023)	40864	2.00000	1.9498
208 Caprolactam	113	5.731	5.731	(1.054)	10746	2.00000	2.0297
59 4-Chloro-3-Methylphenol	107	5.865	5.865	(1.079)	43285	2.00000	1.9516
62 2-Methylnaphthalene	142	5.988	5.988	(1.101)	99949	2.00000	1.9717
63 1-Methylnaphthalene	142	6.063	6.063	(1.115)	98475	2.00000	2.0223
64 Hexachlorocyclopentadiene	237	6.116	6.116	(0.901)	41153	2.00000	1.8410
65 1,2,4,5-Tetrachlorobenzene	216	6.116	6.116	(0.901)	59873	2.00000	1.8646
66 2,4,6-Trichlorophenol	196	6.201	6.201	(0.913)	35468	2.00000	1.9184
67 2,4,5-Trichlorophenol	196	6.228	6.228	(0.917)	36672	2.00000	1.9188
209 1,1'-Biphenyl	154	6.346	6.346	(0.935)	124579	2.00000	1.8775
70 2-Chloronaphthalene	162	6.356	6.356	(0.936)	106089	2.00000	1.9750
73 2-Nitroaniline	65	6.431	6.431	(0.947)	24997	2.00000	1.8817
76 Dimethylphthalate	163	6.575	6.575	(0.969)	111917	2.00000	1.9480
78 2,6-Dinitrotoluene	165	6.618	6.618	(0.975)	20705	2.00000	1.8926
79 Acenaphthylene	152	6.677	6.677	(0.983)	146628	2.00000	1.9069
81 3-Nitroaniline	138	6.746	6.746	(0.994)	22658	2.00000	1.8457
82 Acenaphthene	153	6.816	6.816	(1.004)	95038	2.00000	1.8900
83 2,4-Dinitrophenol	184	6.826	6.826	(1.006)	12988	4.00000	2.8270
85 4-Nitrophenol	109	6.875	6.875	(1.013)	33384	4.00000	3.6600
86 Dibenzofuran	168	6.944	6.944	(1.023)	145024	2.00000	1.9660
87 2,4-Dinitrotoluene	165	6.928	6.928	(1.020)	26788	2.00000	1.8263
91 2,3,5,6-Tetrachlorophenol	232	7.008	7.008	(1.032)	29414	2.00000	1.9001
88 2,3,4,6-Tetrachlorophenol	232	7.045	7.045	(1.038)	30754	2.00000	1.8163
92 2-Naphthylamine	143	7.062	7.062	(1.040)	89424	2.00000	1.9713
93 Diethylphthalate	149	7.115	7.115	(1.048)	110678	2.00000	1.9622
94 Fluorene	166	7.211	7.211	(1.062)	111497	2.00000	1.9325
95 4-Chlorophenyl-phenylether	204	7.206	7.206	(1.061)	64487	2.00000	1.9746
96 4-Nitroaniline	138	7.211	7.211	(1.062)	23809	2.00000	1.8614
98 4,6-Dinitro-2-methylphenol	198	7.243	7.243	(0.913)	24360	4.00000	3.1558
99 N-Nitrosodiphenylamine (1)	169	7.297	7.297	(0.919)	71255	2.00000	1.9244
100 1,2-Diphenylhydrazine	77	7.329	7.329	(0.923)	125384	2.00000	1.9879
106 4-Bromophenyl-phenylether	248	7.585	7.585	(0.956)	35130	2.00000	1.9504
107 Hexachlorobenzene	284	7.644	7.644	(0.963)	33904	2.00000	1.8465
210 Atrazine	200	7.703	7.703	(0.970)	30417	2.00000	1.8474
111 Pentachlorophenol	266	7.793	7.793	(0.982)	33206	4.00000	3.5829(M)
115 Phenanthrene	178	7.954	7.954	(1.002)	157488	2.00000	1.8647
116 Anthracene	178	7.991	7.991	(1.007)	164240	2.00000	1.9681
119 Carbazole	167	8.114	8.114	(1.022)	140891	2.00000	1.9634
120 Di-n-Butylphthalate	149	8.370	8.370	(1.055)	167841	2.00000	1.8745
123 Fluoranthene	202	8.873	8.873	(1.118)	174523	2.00000	1.9090
124 Benzidine	184	8.969	8.969	(0.899)	73906	2.00000	2.1005(M)
125 Pyrene	202	9.049	9.049	(0.907)	180366	2.00000	1.9183
131 Butylbenzylphthalate	149	9.524	9.524	(0.954)	76081	2.00000	1.8848
135 3,3'-Dichlorobenzidine	252	9.941	9.941	(0.996)	51235	2.00000	1.9109
136 Benzo(a)Anthracene	228	9.973	9.973	(0.999)	166465	2.00000	1.9082
137 Chrysene	228	10.000	10.000	(1.002)	161236	2.00000	1.9477
139 bis(2-ethylhexyl)Phthalate	149	9.957	9.957	(0.998)	102141	2.00000	1.8493
140 Di-n-octylphthalate	149	10.470	10.470	(0.925)	148622	2.00000	1.8685(M)
141 Benzo(b)fluoranthene	252	10.919	10.919	(0.964)	154821	2.00000	2.0035

Compounds	QUANT SIG MASS	RT	EXP RT	REL RT	RESPONSE	AMOUNTS CAL-AMT (NG)	AMOUNTS ON-COL (NG)
142 Benzo(k)fluoranthene	252	10.940	10.940	(0.966)	175286	2.00000	1.9504(M)
143 7,12-dimethylbenz[a]anthracen	256	10.903	10.903	(0.963)	69834	2.00000	1.9209
146 Benzo(a)pyrene	252	11.260	11.260	(0.994)	123104	2.00000	1.9988(M)
149 Indeno(1,2,3-cd)pyrene	276	12.676	12.676	(1.119)	143566	2.00000	1.9524(M)
150 Dibenz(a,h)anthracene	278	12.687	12.687	(1.120)	121936	2.00000	2.0357(M)
151 Benzo(g,h,i)perylene	276	13.082	13.082	(1.155)	125222	2.00000	1.9611(M)
$ 154 Nitrobenzene-d5	82	4.882	4.882	(0.898)	49645	2.00000	2.0061
$ 155 2-Fluorobiphenyl	172	6.266	6.266	(0.923)	115299	2.00000	1.9630
$ 156 Terphenyl-d14	244	9.161	9.161	(0.918)	119603	2.00000	1.9163
$ 157 Phenol-d5	99	4.198	4.198	(0.941)	48748	2.00000	1.9202
$ 158 2-Fluorophenol	112	3.429	3.429	(0.769)	36637	2.00000	1.9420
$ 159 2,4,6-Tribromophenol	330	7.398	7.398	(0.932)	12493	2.00000	1.8508
$ 186 2-Chlorophenol-d4	132	4.289	4.289	(0.962)	51225	2.00000	2.0172
$ 187 1,2-Dichlorobenzene-d4	152	4.577	4.577	(1.026)	37501	2.00000	1.8647

QC Flag Legend

M - Compound response manually integrated.

Data File Name: N0927IC2.D
Inj. Date and Time: 27-SEP-2010 19:35
Instrument ID: 733.i
Client ID: sstd2.0
Compound Name: Pyridine
CAS #: 110-86-1

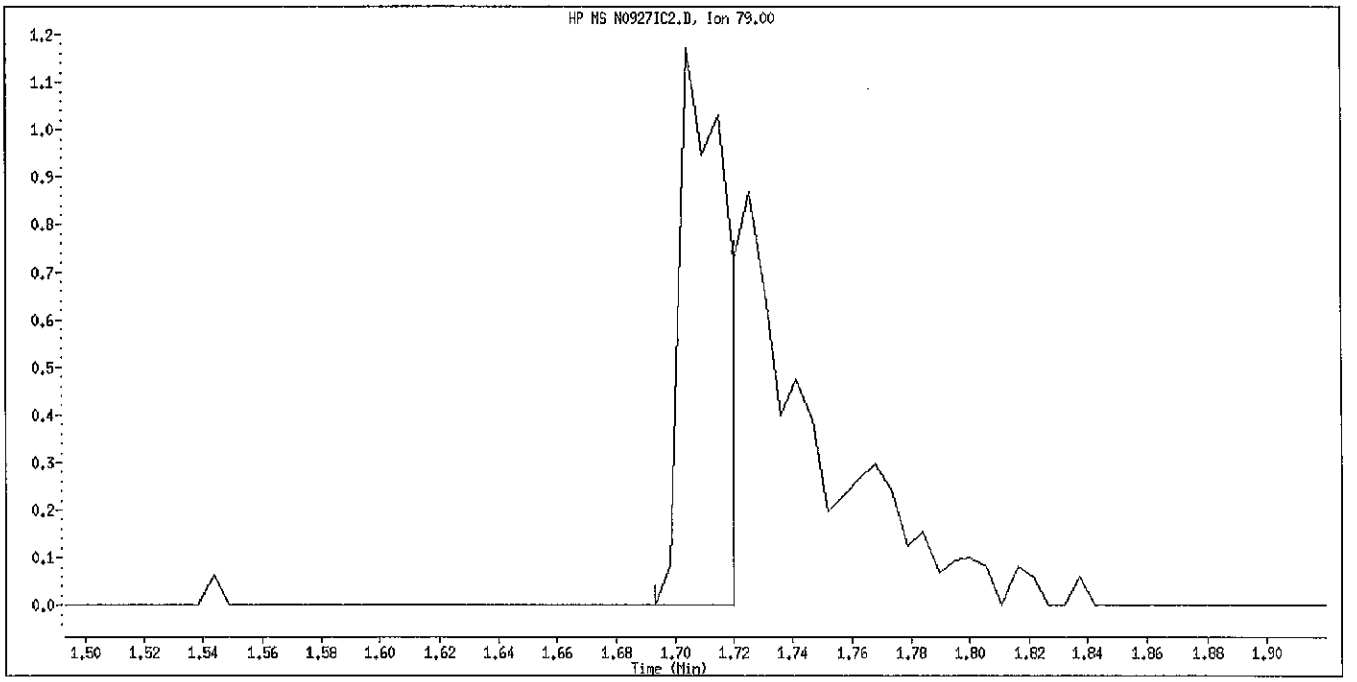

Original Integration

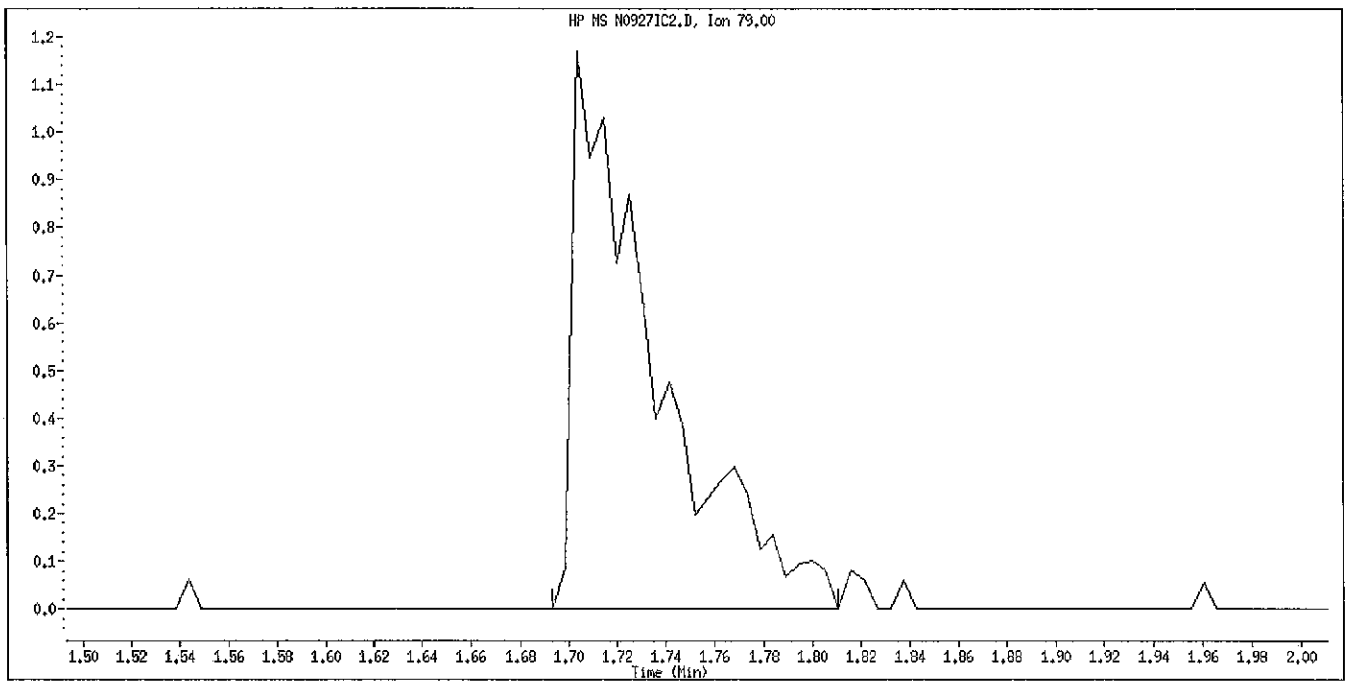

Manual Integration

Manually Integrated By: piccolinov
Manual Integration Reason: Poor Chromatography

Data File Name: N0927IC2.D
Inj. Date and Time: 27-SEP-2010 19:35
Instrument ID: 733.i
Client ID: sstd2.0
Compound Name: Nitrobenzene
CAS #: 98-95-3

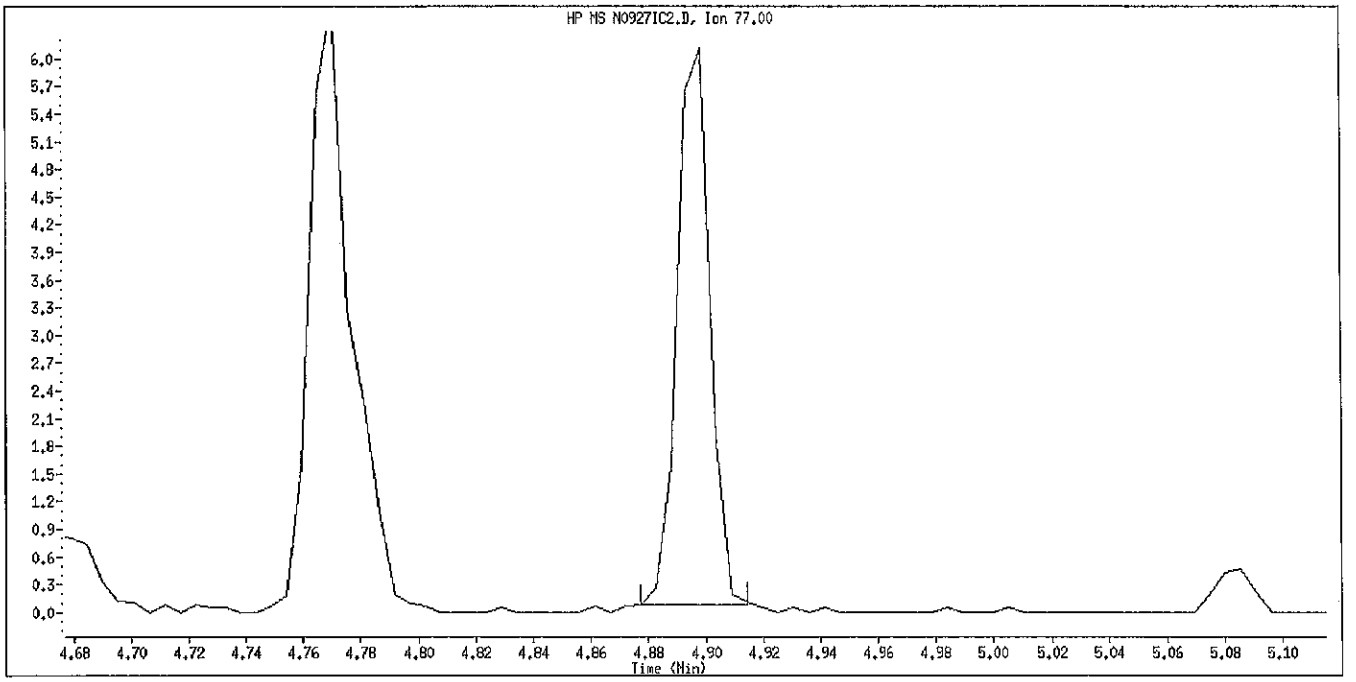

Original Integration

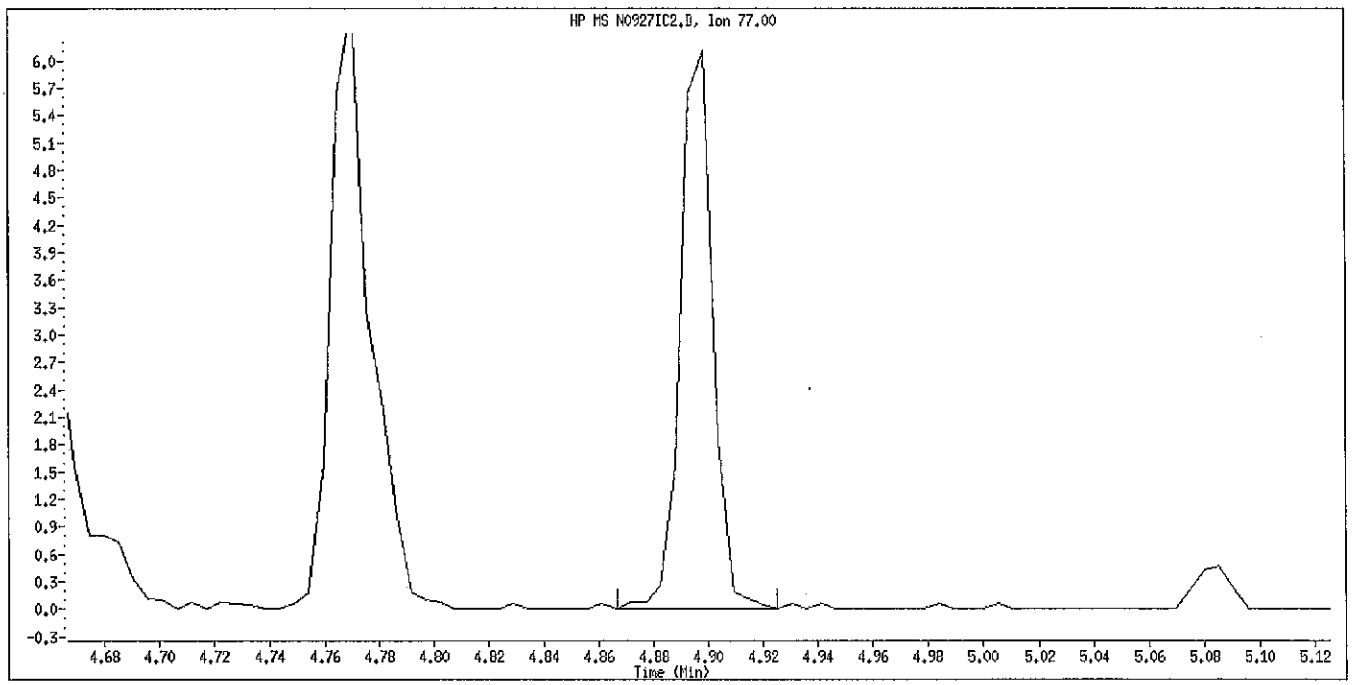

Manual Integration

Manually Integrated By: piccolinov
Manual Integration Reason: Poor Chromatography

Data File Name: N0927IC2.D
Inj. Date and Time: 27-SEP-2010 19:35
Instrument ID: 733.i
Client ID: sstd2.0
Compound Name: Benzoic Acid
CAS #: 65-85-0

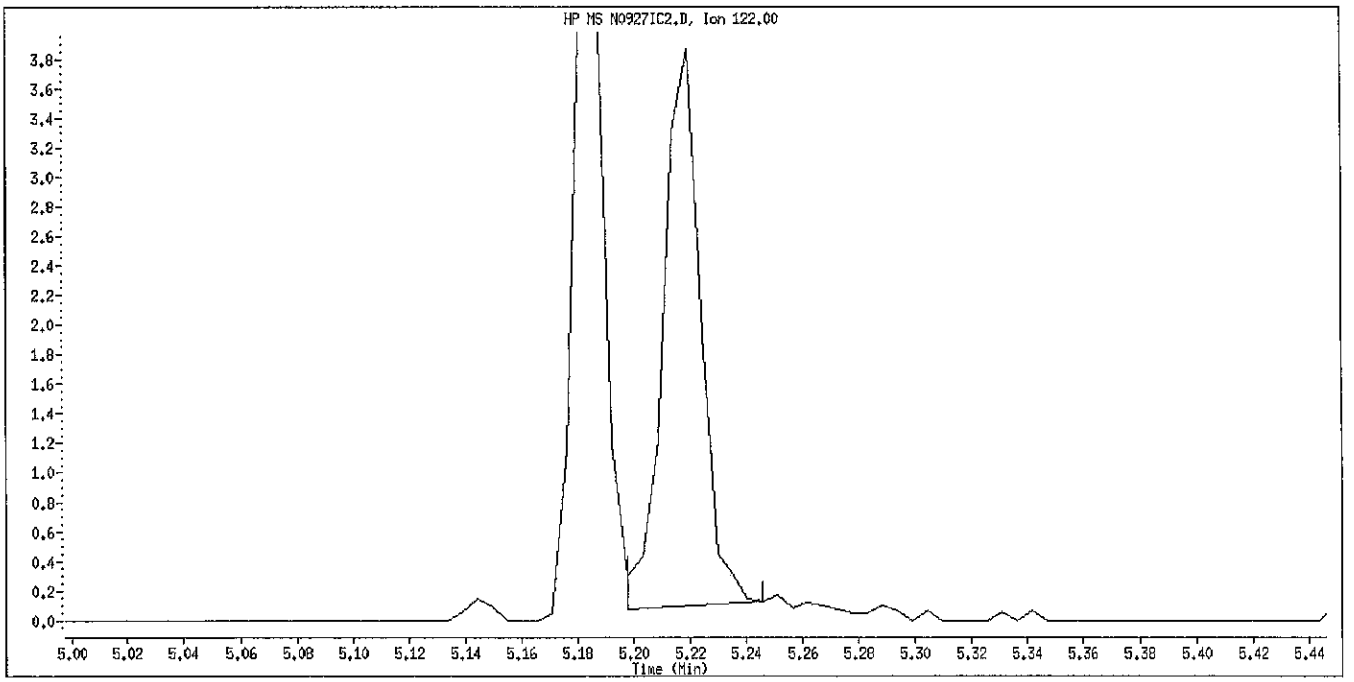

Original Integration

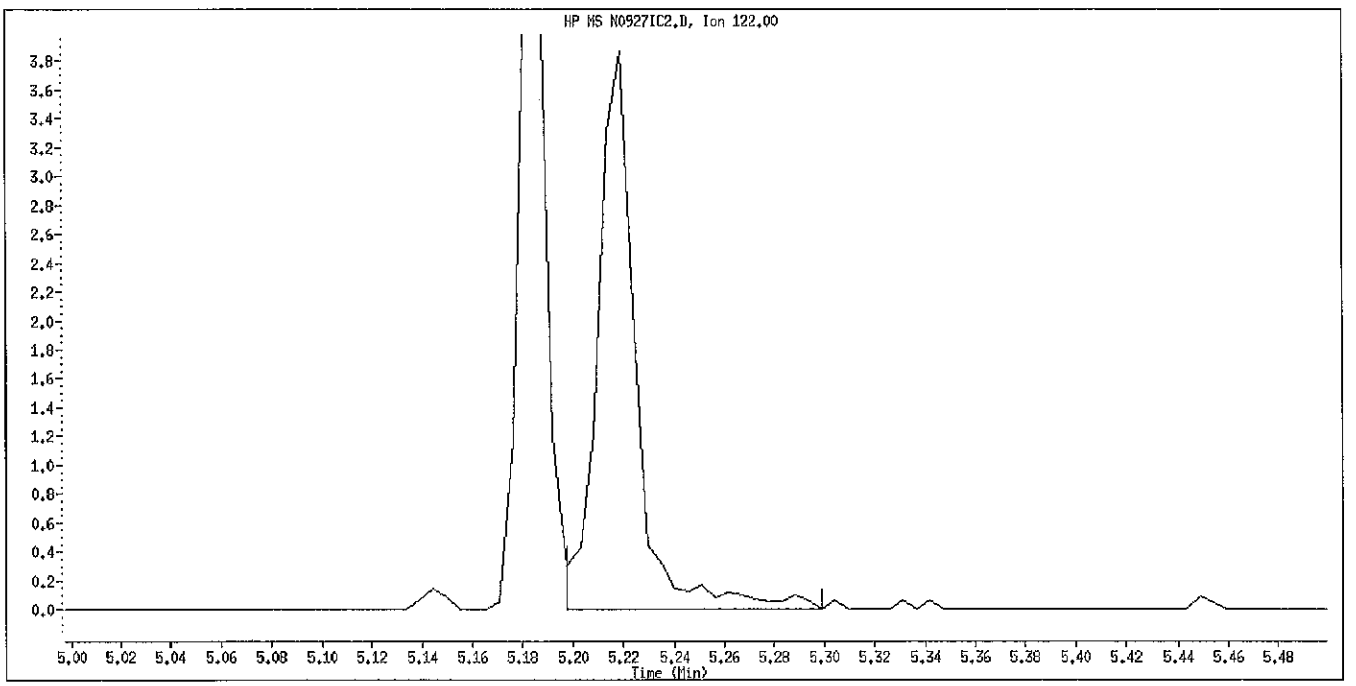

Manual Integration

Manually Integrated By: piccolinov
Manual Integration Reason: Poor Chromatography

Data File Name: N0927IC2.D
Inj. Date and Time: 27-SEP-2010 19:35
Instrument ID: 733.i
Client ID: sstd2.0
Compound Name: Pentachlorophenol
CAS #: 87-86-5

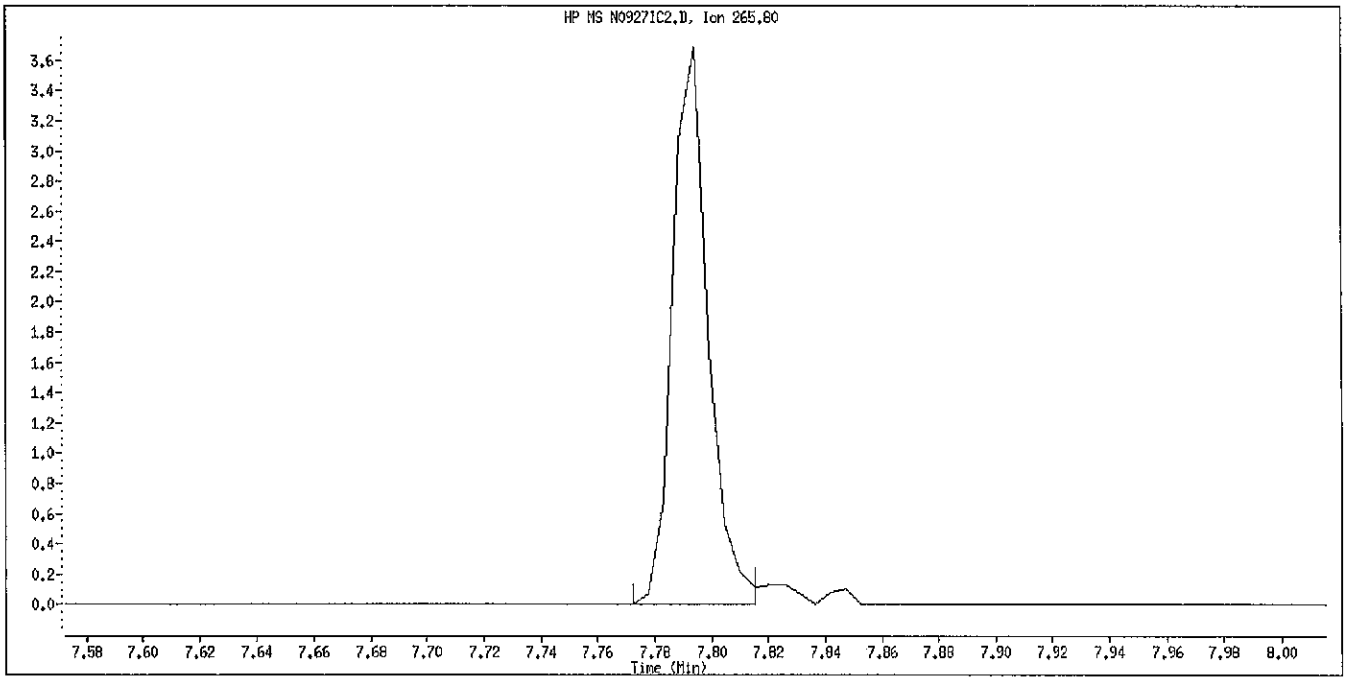

Original Integration

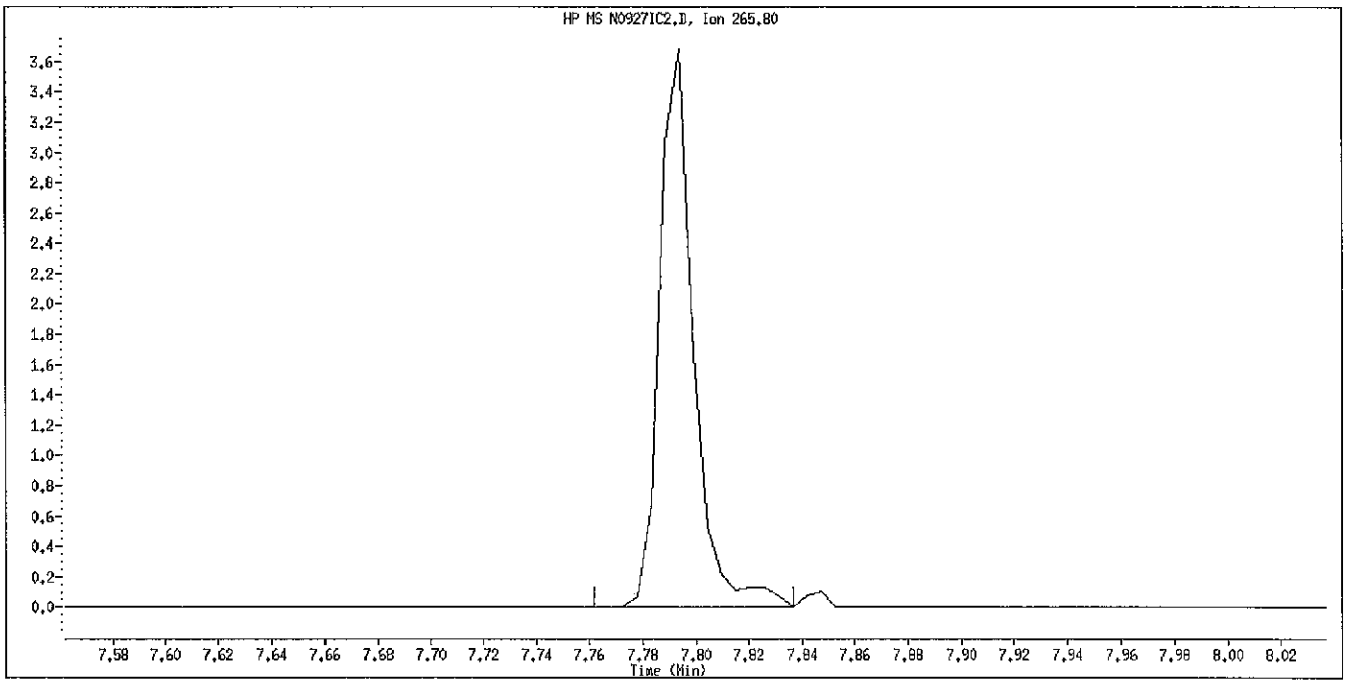

Manual Integration

Manually Integrated By: piccolinov
Manual Integration Reason: Poor Chromatography

Data File Name: N0927IC2.D
Inj. Date and Time: 27-SEP-2010 19:35
Instrument ID: 733.i
Client ID: sstd2.0
Compound Name: Benzidine
CAS #: 92-87-5

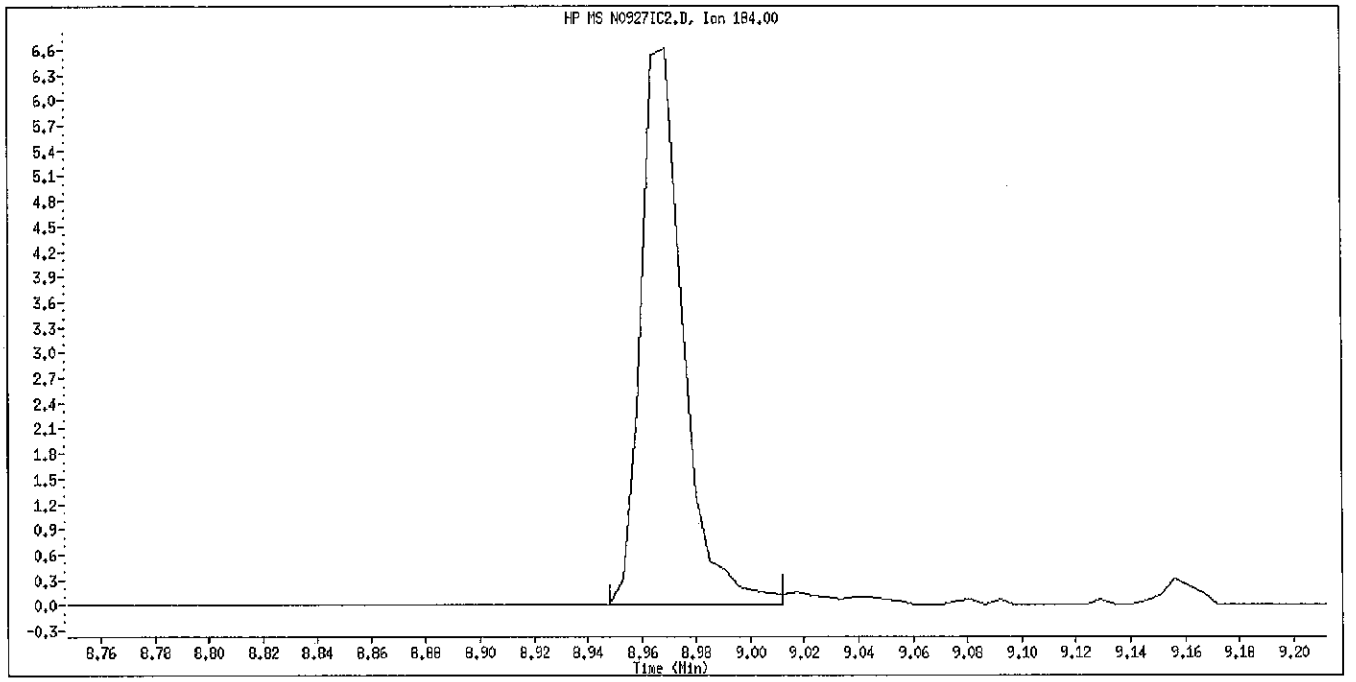

Original Integration

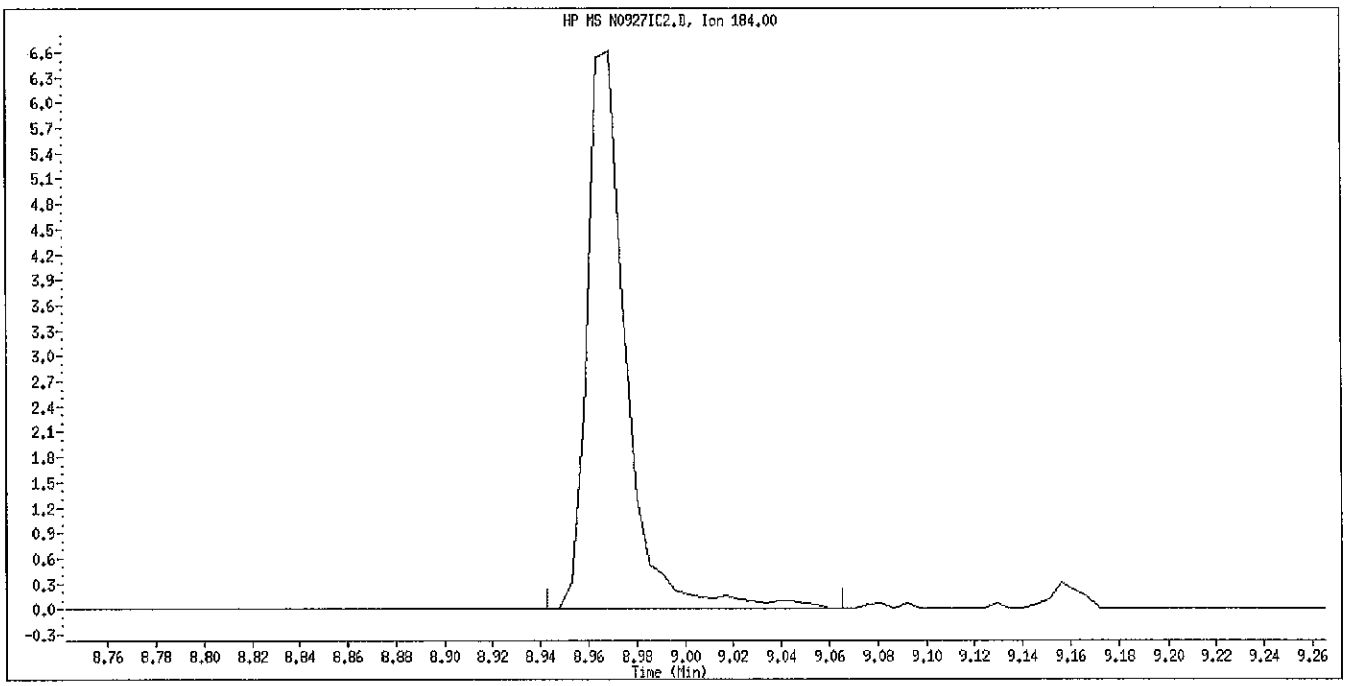

Manual Integration

Manually Integrated By: piccolinov
Manual Integration Reason: Poor Chromatography

Data File Name: N0927IC2.D
Inj. Date and Time: 27-SEP-2010 19:35
Instrument ID: 733.i
Client ID: sstd2.0
Compound Name: Di-n-octylphthalate
CAS #: 117-84-0

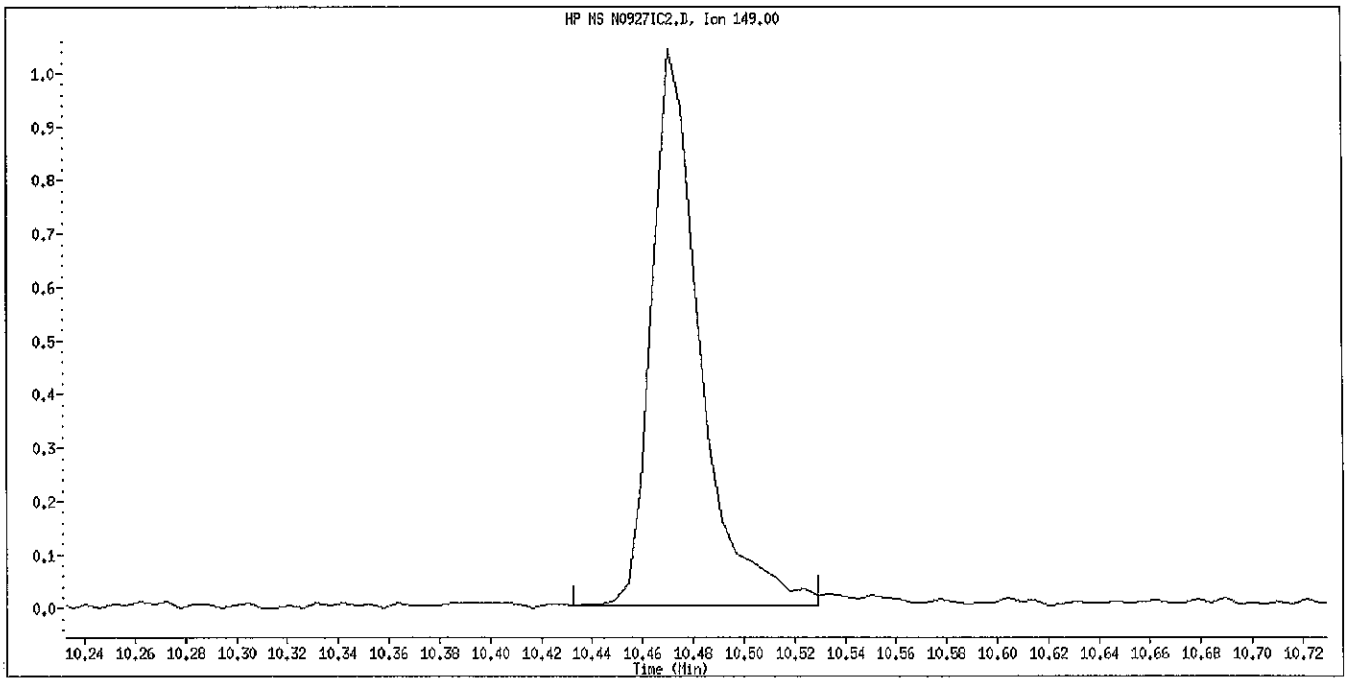

Original Integration

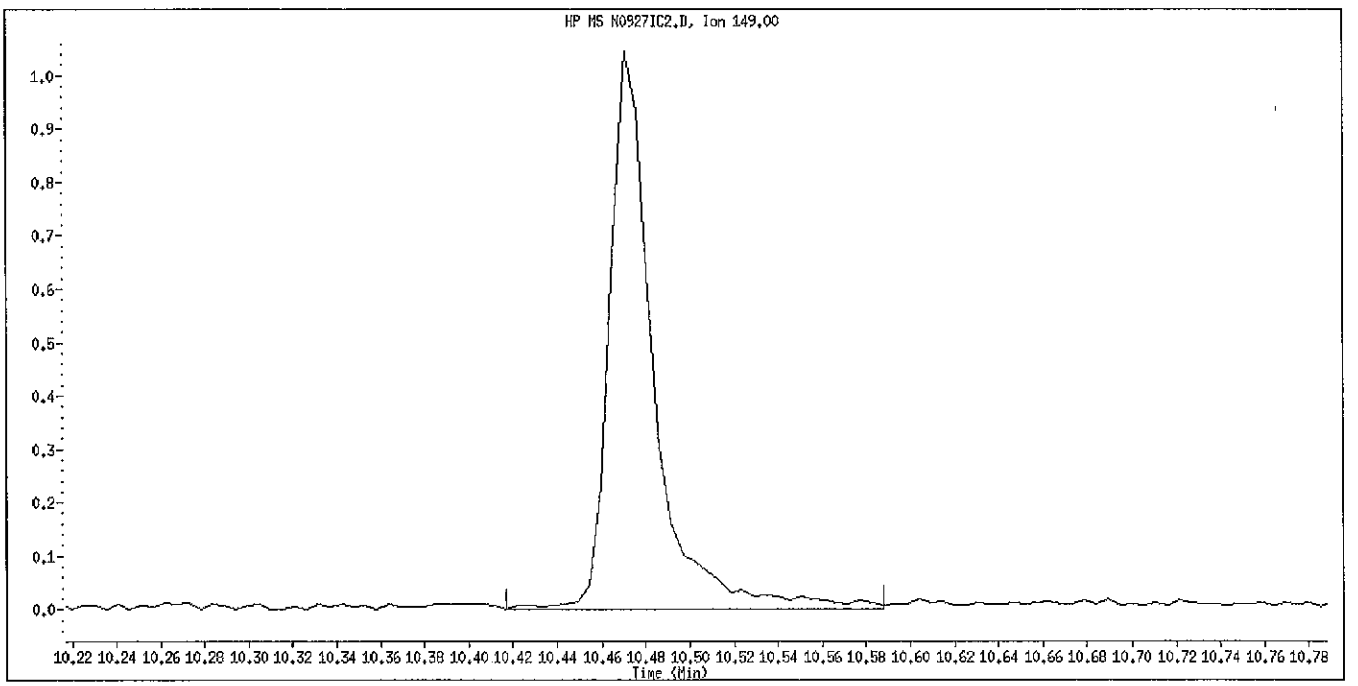

Manual Integration

Manually Integrated By: piccolinov
Manual Integration Reason: Poor Chromatography

Data File Name: N0927IC2.D
Inj. Date and Time: 27-SEP-2010 19:35
Instrument ID: 733.i
Client ID: sstd2.0
Compound Name: Benzo(k)fluoranthene
CAS #: 207-08-9

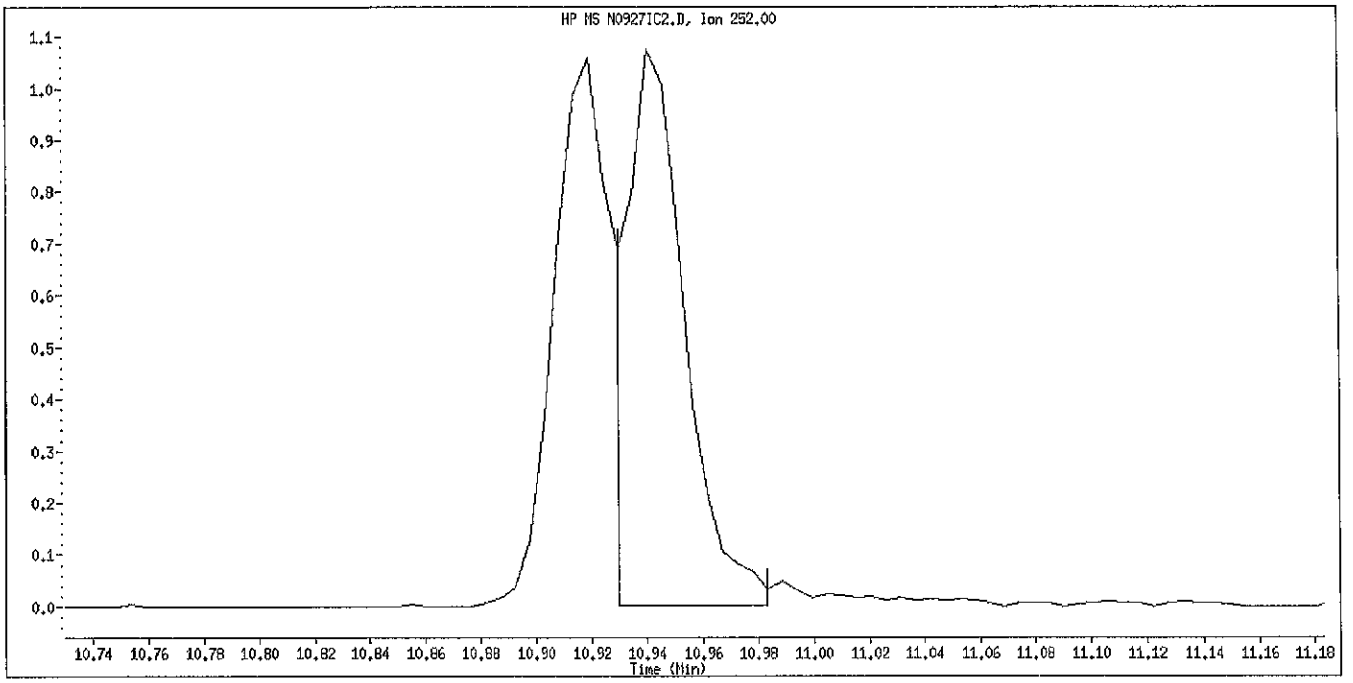

Original Integration

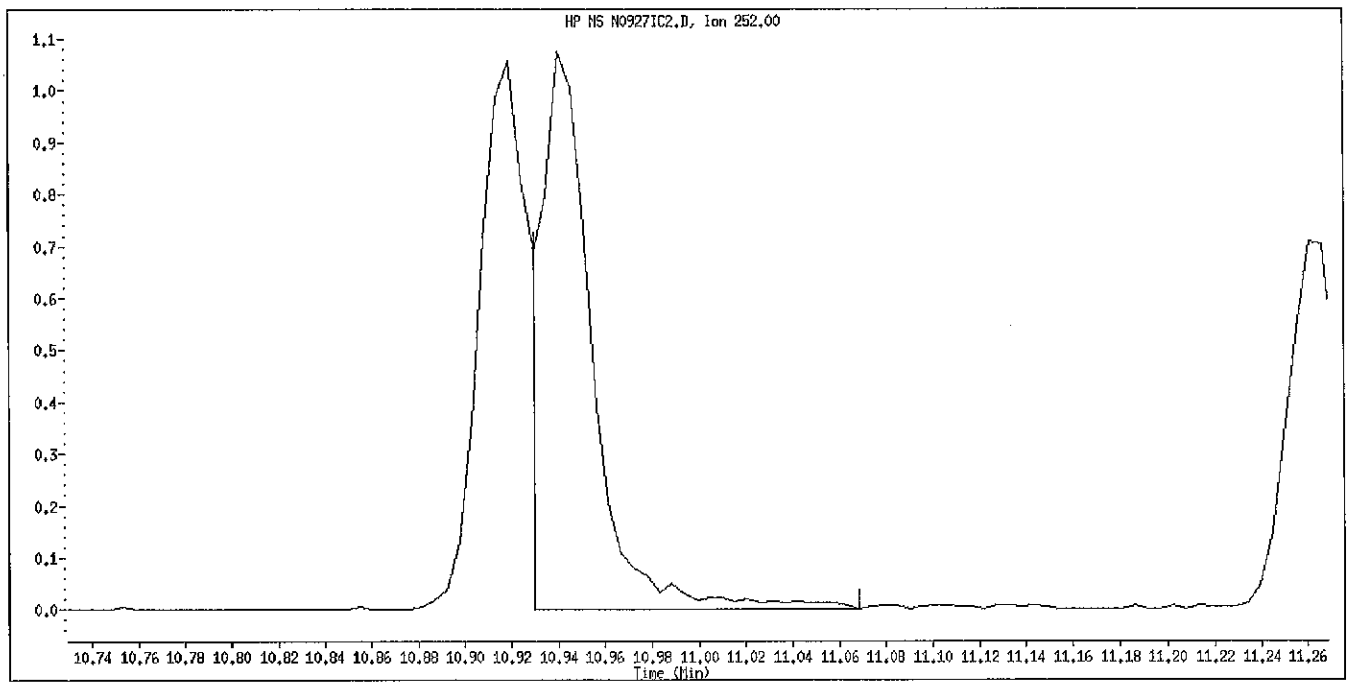

Manual Integration

Manually Integrated By: piccolinov
Manual Integration Reason: Poor Chromatography

Data File Name: N0927IC2.D
Inj. Date and Time: 27-SEP-2010 19:35
Instrument ID: 733.i
Client ID: sstd2.0
Compound Name: Benzo(a)pyrene
CAS #: 50-32-8

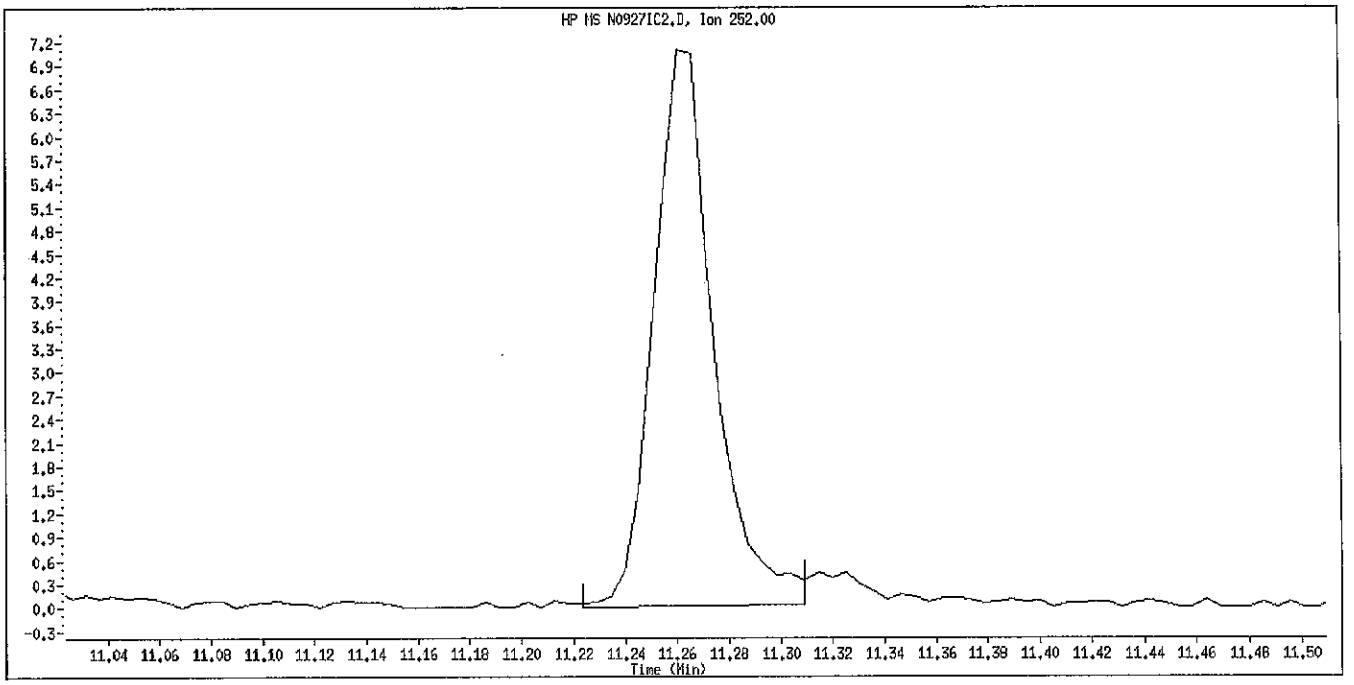

Original Integration

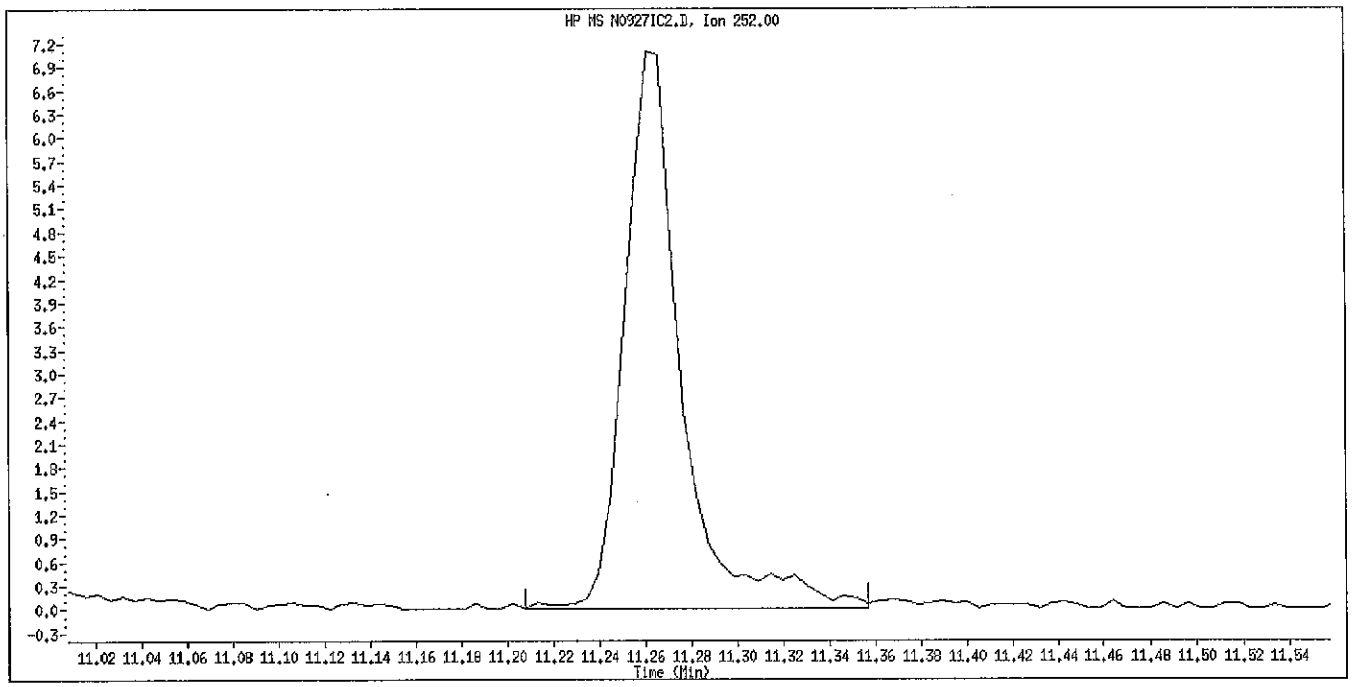

Manual Integration

Manually Integrated By: piccolinov
Manual Integration Reason: Poor Chromatography

Data File Name: N0927IC2.D
Inj. Date and Time: 27-SEP-2010 19:35
Instrument ID: 733.i
Client ID: sstd2.0
Compound Name: Indeno(1,2,3-cd)pyrene
CAS #: 193-39-5

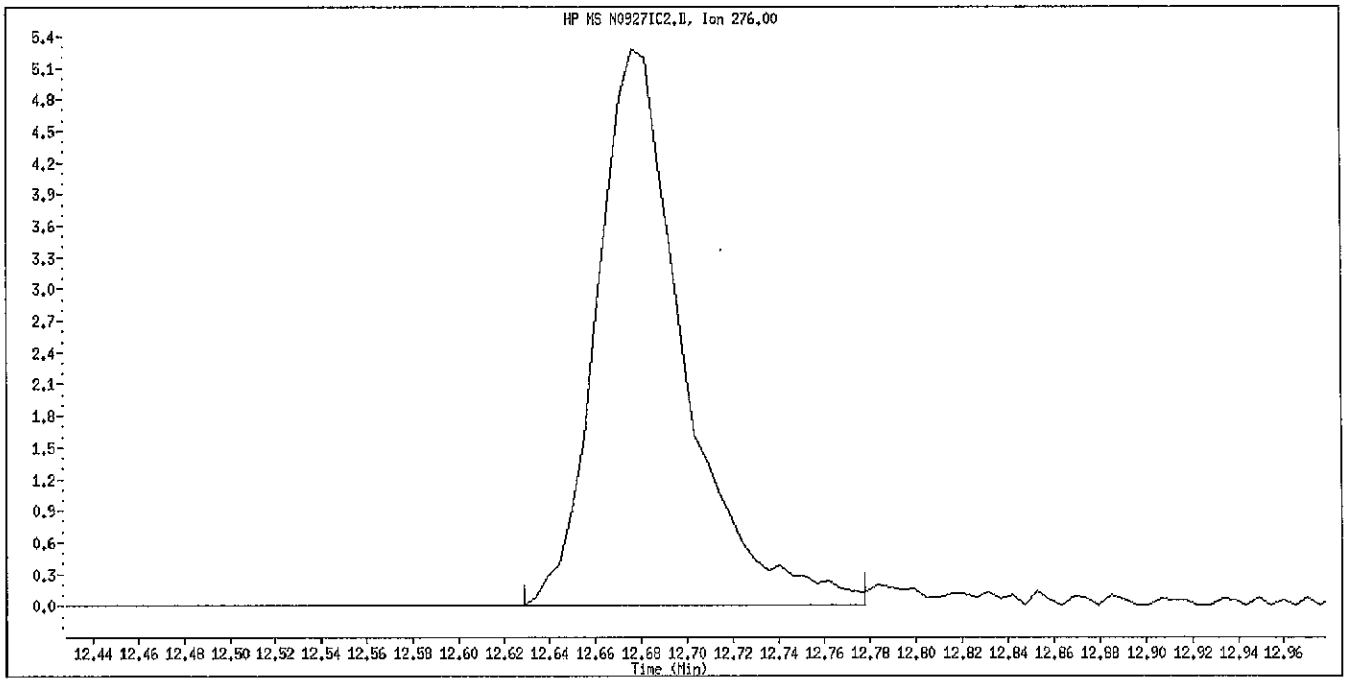

Original Integration

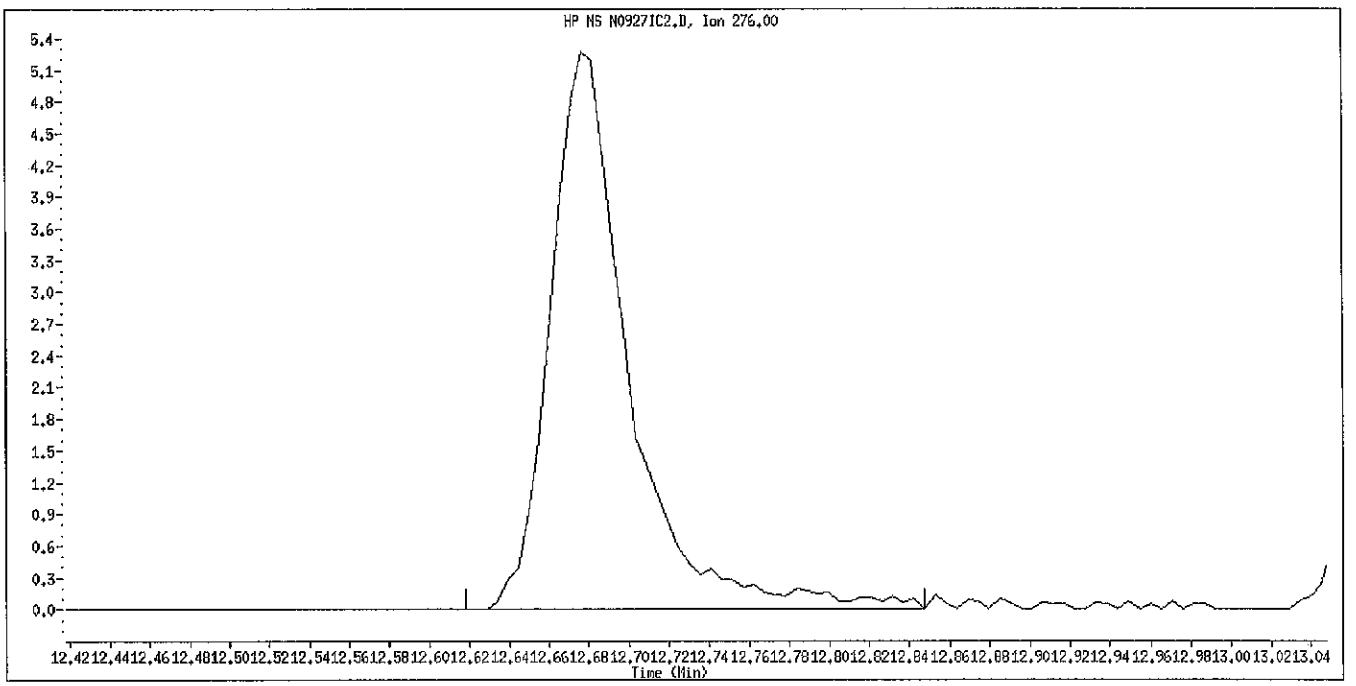

Manual Integration

Manually Integrated By: piccolinov
Manual Integration Reason: Poor Chromatography

Data File Name: N0927IC2.D
Inj. Date and Time: 27-SEP-2010 19:35
Instrument ID: 733.i
Client ID: sstd2.0
Compound Name: Dibenz(a,h)anthracene
CAS #: 53-70-3

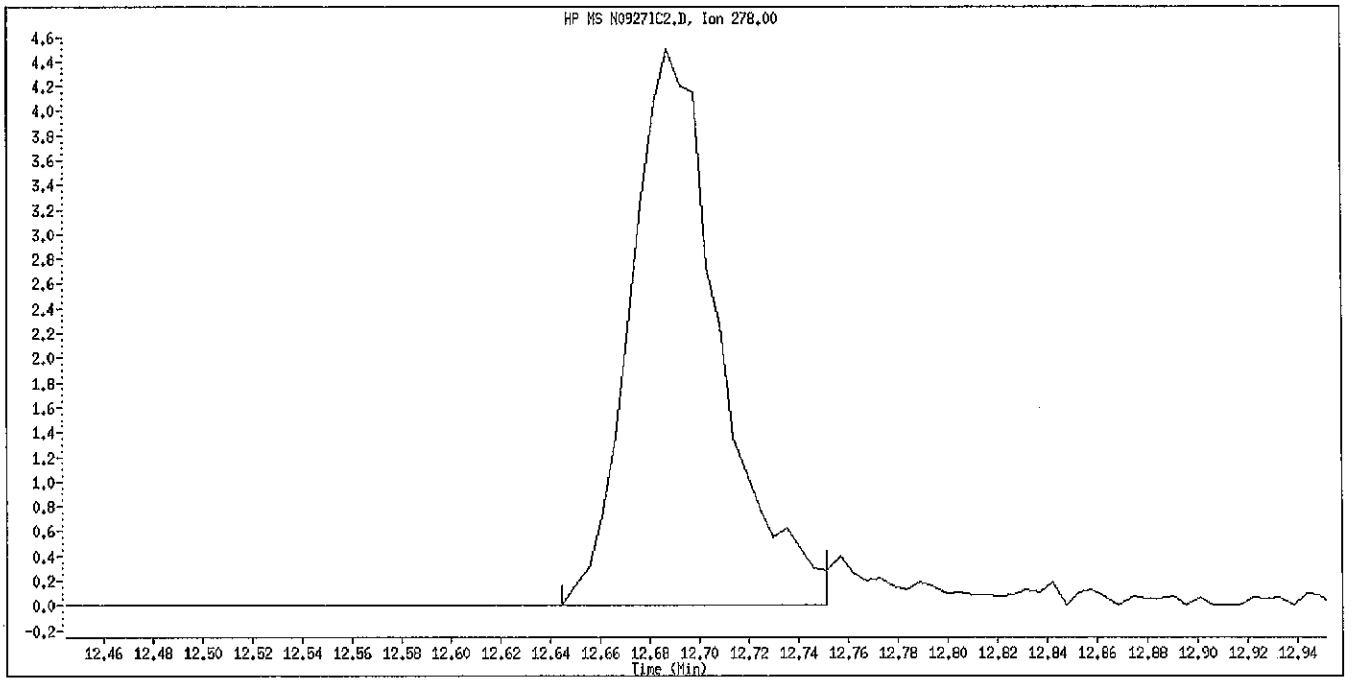

Original Integration

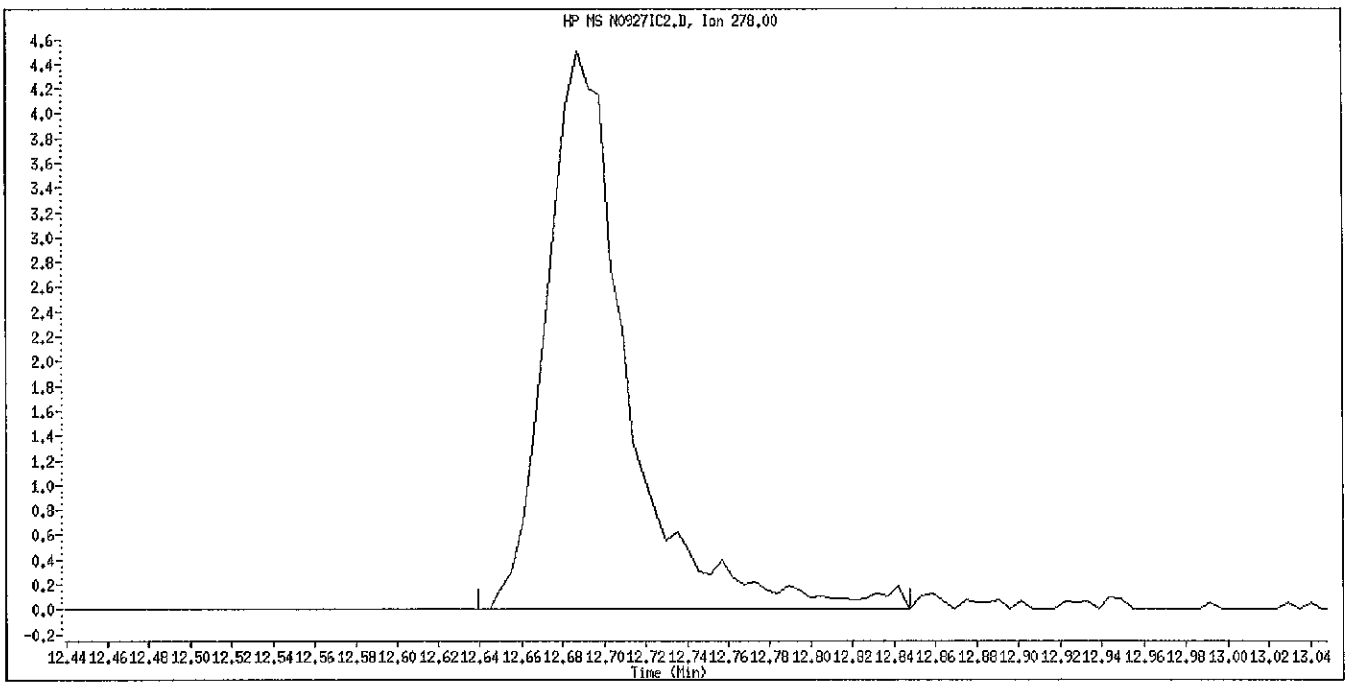

Manual Integration

Manually Integrated By: piccolinov
Manual Integration Reason: Poor Chromatography

Data File Name: N0927IC2.D
Inj. Date and Time: 27-SEP-2010 19:35
Instrument ID: 733.i
Client ID: sstd2.0
Compound Name: Benzo(g,h,i)perylene
CAS #: 191-24-2

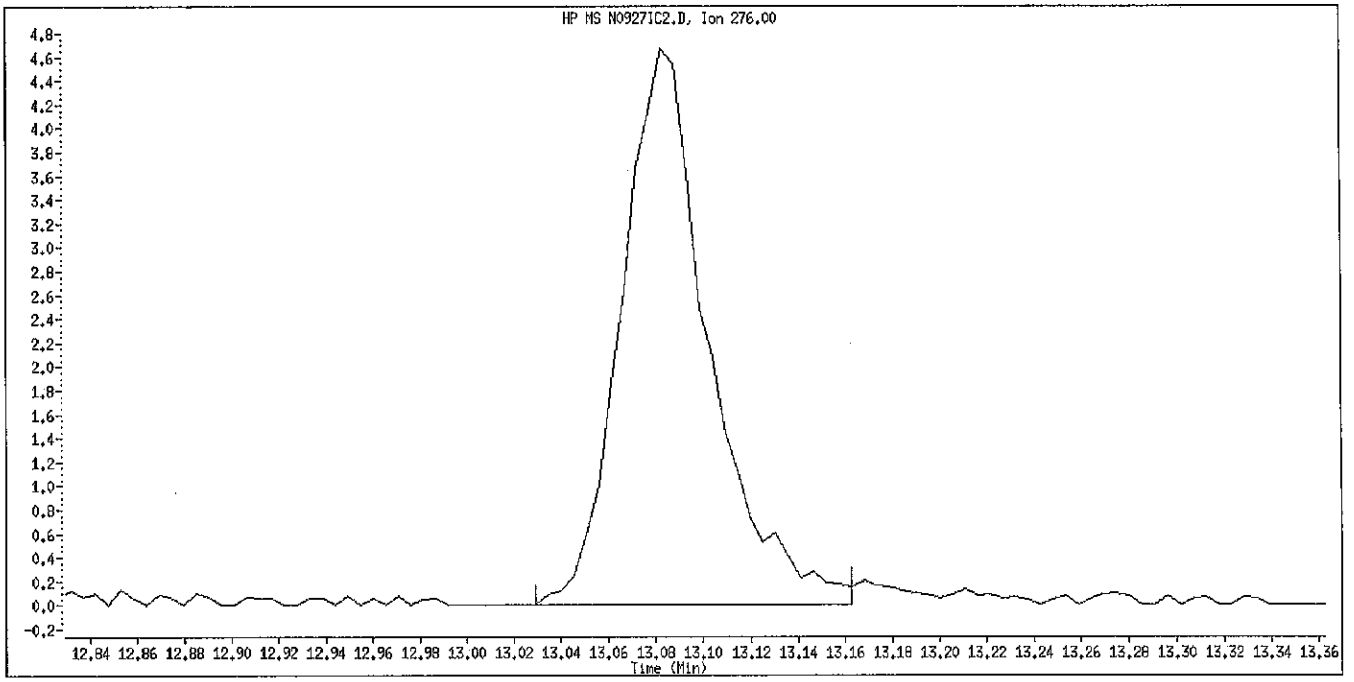

Original Integration

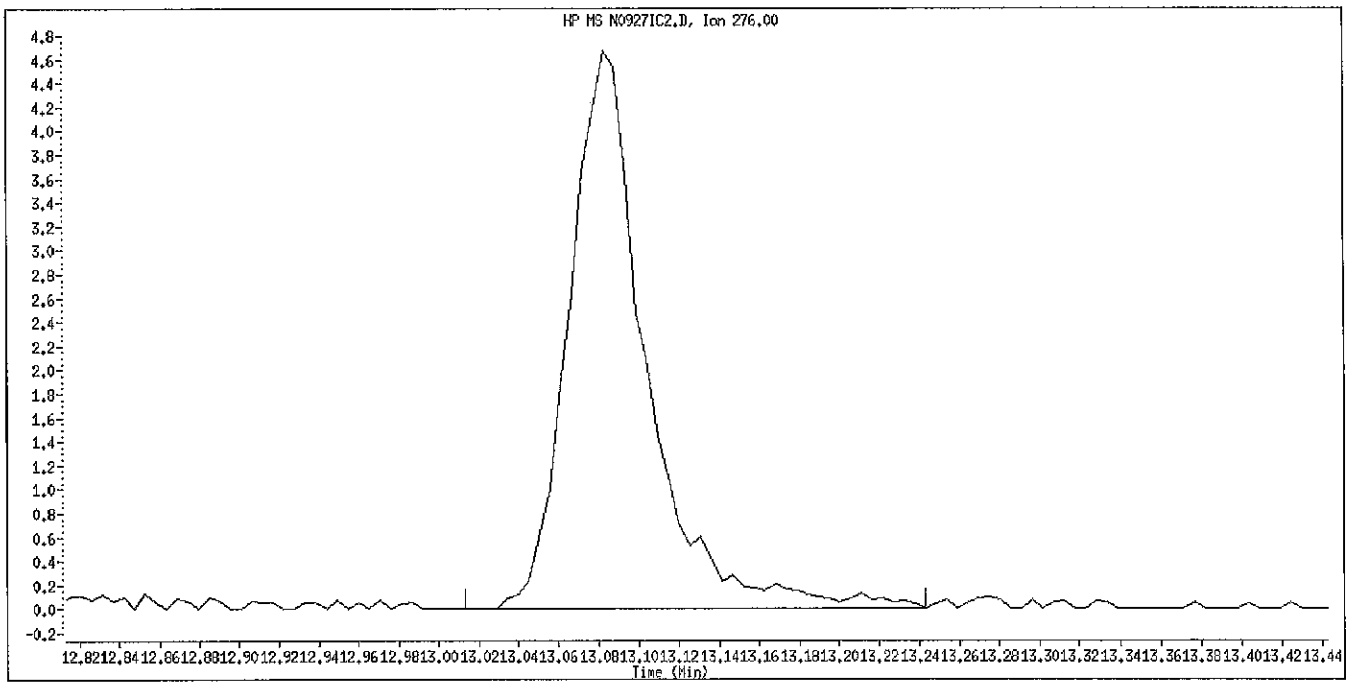

Manual Integration

Manually Integrated By: piccolinov
Manual Integration Reason: Poor Chromatography

Data File: \\PITSVR06\D\chem\733.i\N092710.b\N09270CC.D
Date : 27-SEP-2010 18:53
Client ID: sstd4.0
Sample Info: SSTD4.0(2.0ug/ml) BNA0744-10 8270c/d

Instrument: 733.i

Operator: 3200
Column diameter: 0.32

Column phase: DB5-MS

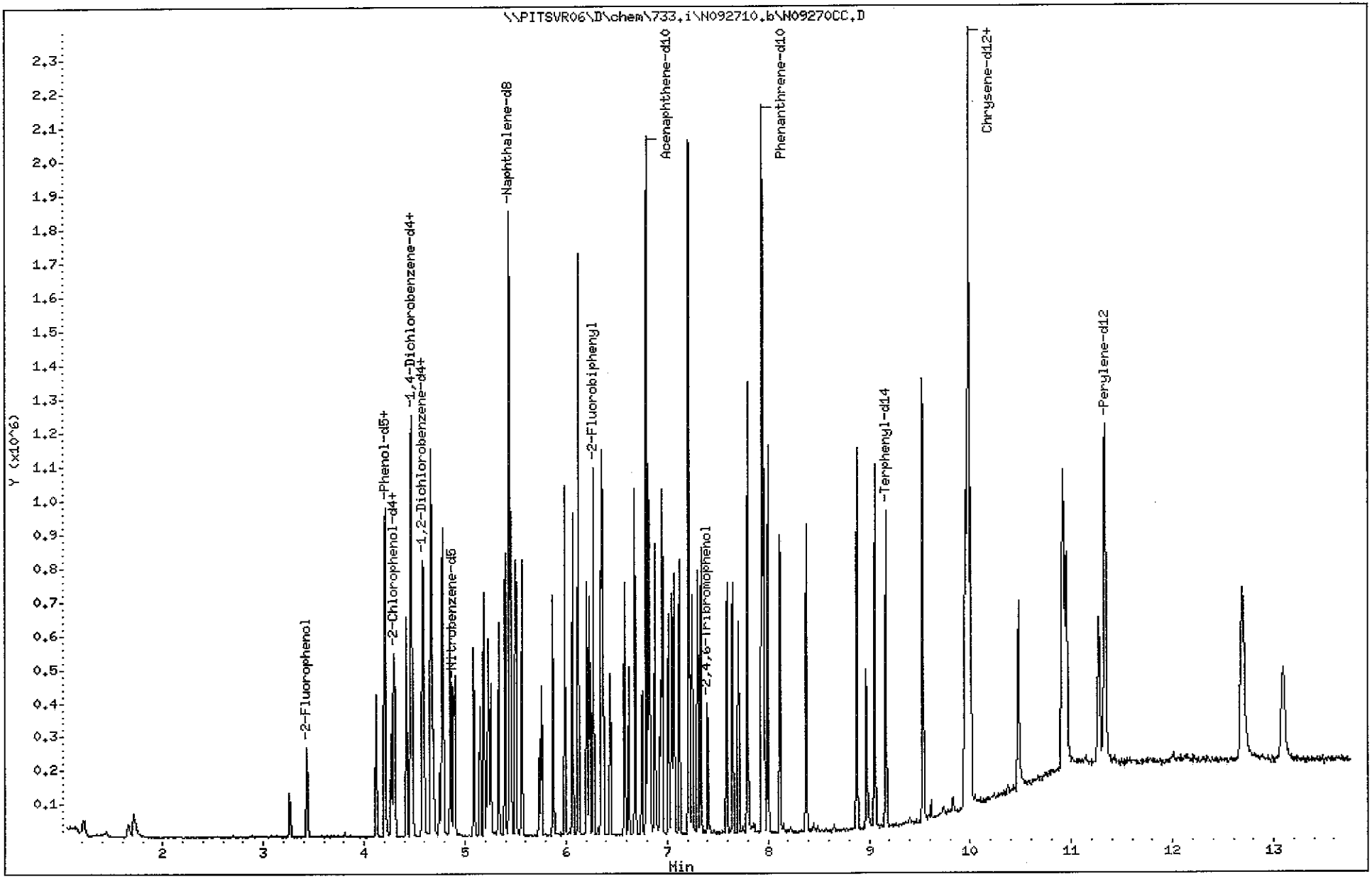

TestAmerica Pittsburgh

Semivolatile REPORT SW-846 Method 8270

Data file : \\PITSVR06\D\chem\733.i\N092710.b\N09270CC.D
Lab Smp Id: sstd4.0 Client Smp ID: sstd4.0
Inj Date : 27-SEP-2010 18:53
Operator : 3200 Inst ID: 733.i
Smp Info : SSTD4.0(2.0ug/ml) BNA0744-10 8270c/d
Misc Info : sstd4.0,N092710.b,8270ll.m,padepi.sub,1,3
Comment :
Method : \\PITSVR06\D\chem\733.i\N092710.b\8270ll.m
Meth Date : 01-Oct-2010 09:41 piccolinov Quant Type: ISTD
Cal Date : 27-SEP-2010 18:53 Cal File: N09270CC.D
Als bottle: 2 Calibration Sample, Level: 3
Dil Factor: 1.00000
Integrator: HP RTE Compound Sublist: padepi.sub
Target Version: 4.14
Processing Host: PITPC-502

	Compounds	QUANT SIG MASS	RT	EXP RT	REL RT	RESPONSE	AMOUNTS CAL-AMT (NG)	AMOUNTS ON-COL (NG)
* 1	1,4-Dichlorobenzene-d4	152	4.466	4.466	(1.000)	171113	8.00000	
* 2	Naphthalene-d8	136	5.438	5.438	(1.000)	662341	8.00000	
* 3	Acenaphthene-d10	164	6.795	6.795	(1.000)	389458	8.00000	
* 4	Phenanthrene-d10	188	7.938	7.938	(1.000)	650075	8.00000	
* 5	Chrysene-d12	240	9.984	9.984	(1.000)	604290	8.00000	
* 6	Perylene-d12	264	11.330	11.330	(1.000)	507215	8.00000	
198	1,4-Dioxane	88	1.218	1.218	(0.273)	25614	4.00000	3.6454
10	N-Nitrosodimethylamine	74	1.661	1.661	(0.372)	33228	4.00000	4.1918
9	Pyridine	79	1.709	1.709	(0.383)	66902	4.00000	6.0442(M)
16	Methyl methanesulfonate	80	3.259	3.259	(0.730)	44593	4.00000	3.8161
206	Benzaldehyde	77	4.119	4.119	(0.922)	75698	4.00000	4.1357
21	Aniline	93	4.209	4.209	(0.943)	154386	4.00000	4.0303
22	Phenol	94	4.209	4.209	(0.943)	133327	4.00000	4.0622
23	bis(2-Chloroethyl)ether	93	4.268	4.268	(0.956)	87025	4.00000	4.1318
24	2-Chlorophenol	128	4.300	4.300	(0.963)	116322	4.00000	3.9934
26	1,3-Dichlorobenzene	146	4.418	4.418	(0.989)	139521	4.00000	4.0351
27	1,4-Dichlorobenzene	146	4.477	4.477	(1.002)	141554	4.00000	4.0156
28	1,2-Dichlorobenzene	146	4.594	4.594	(1.029)	132553	4.00000	3.9883
217	Indene	116	4.658	4.658	(1.043)	191893	4.00000	3.9797
29	Benzyl Alcohol	108	4.573	4.573	(1.024)	66012	4.00000	4.2174(M)
30	2-Methylphenol	108	4.669	4.669	(1.045)	96552	4.00000	3.8891
31	2,2'-oxybis(1-Chloropropane)	45	4.685	4.685	(1.049)	98950	4.00000	4.0490
37	Acetophenone	105	4.770	4.770	(1.068)	150565	4.00000	3.9940
32	N-Nitroso-di-n-propylamine	70	4.776	4.776	(1.069)	65639	4.00000	3.7866
192	4-Methylphenol	108	4.781	4.781	(1.071)	99908	4.00000	4.0971
34	Hexachloroethane	117	4.856	4.856	(1.087)	58616	4.00000	4.0626
35	Nitrobenzene	77	4.899	4.899	(0.901)	113736	4.00000	4.0923
36	N-Nitrosopyrrolidine	100	4.744	4.744	(1.062)	40387	4.00000	3.9496
41	Isophorone	82	5.086	5.086	(0.935)	185863	4.00000	4.0970
42	2-Nitrophenol	139	5.150	5.150	(0.947)	60908	4.00000	4.2728
43	2,4-Dimethylphenol	107	5.187	5.187	(0.954)	115269	4.00000	4.2458
44	bis(2-Chloroethoxy)methane	93	5.256	5.256	(0.967)	112549	4.00000	4.1075
48	2,4-Dichlorophenol	162	5.331	5.331	(0.980)	103205	4.00000	3.9993

Compounds	QUANT SIG MASS	RT	EXP RT	REL RT	RESPONSE	AMOUNTS CAL-AMT (NG)	AMOUNTS ON-COL (NG)
49 Benzoic Acid	122	5.235	5.235	(0.963)	139196	10.0000	11.734(M)
50 1,2,4-Trichlorobenzene	180	5.401	5.401	(0.993)	139672	4.00000	4.1214
51 Naphthalene	128	5.454	5.454	(1.003)	342828	4.00000	4.0401
52 4-Chloroaniline	127	5.497	5.497	(1.011)	139842	4.00000	4.0723
54 2,6-Dichlorophenol	162	5.508	5.508	(1.013)	100286	4.00000	4.0902
56 Hexachlorobutadiene	225	5.566	5.566	(1.024)	95344	4.00000	4.1088
208 Caprolactam	113	5.737	5.737	(1.055)	23928	4.00000	4.0820
59 4-Chloro-3-Methylphenol	107	5.871	5.871	(1.080)	101663	4.00000	4.1401(M)
62 2-Methylnaphthalene	142	5.988	5.988	(1.101)	226223	4.00000	4.0307
63 1-Methylnaphthalene	142	6.063	6.063	(1.115)	223034	4.00000	4.1368
64 Hexachlorocyclopentadiene	237	6.122	6.122	(0.901)	102228	4.00000	4.3087
65 1,2,4,5-Tetrachlorobenzene	216	6.122	6.122	(0.901)	143105	4.00000	4.1991
66 2,4,6-Trichlorophenol	196	6.207	6.207	(0.914)	82947	4.00000	4.2270
67 2,4,5-Trichlorophenol	196	6.234	6.234	(0.917)	83878	4.00000	4.1350
209 1,1'-Biphenyl	154	6.346	6.346	(0.934)	288385	4.00000	4.0950
70 2-Chloronaphthalene	162	6.362	6.362	(0.936)	230845	4.00000	4.0491
73 2-Nitroaniline	65	6.437	6.437	(0.947)	59827	4.00000	4.2433
76 Dimethylphthalate	163	6.576	6.576	(0.968)	238287	4.00000	3.9078
78 2,6-Dinitrotoluene	165	6.619	6.619	(0.974)	45582	4.00000	3.9258
79 Acenaphthylene	152	6.683	6.683	(0.983)	340633	4.00000	4.1738
81 3-Nitroaniline	138	6.752	6.752	(0.994)	54422	4.00000	4.1769
82 Acenaphthene	153	6.816	6.816	(1.003)	214447	4.00000	4.0181
83 2,4-Dinitrophenol	184	6.832	6.832	(1.006)	54911	10.0000	11.261(M)
85 4-Nitrophenol	109	6.880	6.880	(1.013)	99336	10.0000	10.261
86 Dibenzofuran	168	6.950	6.950	(1.023)	315252	4.00000	4.0266
87 2,4-Dinitrotoluene	165	6.934	6.934	(1.020)	66976	4.00000	4.3022
91 2,3,5,6-Tetrachlorophenol	232	7.014	7.014	(1.032)	70745	4.00000	4.3058
88 2,3,4,6-Tetrachlorophenol	232	7.046	7.046	(1.037)	72920	4.00000	4.0577
92 2-Naphthylamine	143	7.067	7.067	(1.040)	196372	4.00000	4.0787
93 Diethylphthalate	149	7.121	7.121	(1.048)	239554	4.00000	4.0016
94 Fluorene	166	7.217	7.217	(1.062)	247757	4.00000	4.0460
95 4-Chlorophenyl-phenylether	204	7.212	7.212	(1.061)	141381	4.00000	4.0788
96 4-Nitroaniline	138	7.217	7.217	(1.062)	54153	4.00000	3.9889
98 4,6-Dinitro-2-methylphenol	198	7.249	7.249	(0.913)	92706	10.0000	11.495
99 N-Nitrosodiphenylamine (1)	169	7.303	7.303	(0.920)	157058	4.00000	4.0600
100 1,2-Diphenylhydrazine	77	7.335	7.335	(0.924)	274833	4.00000	4.1705
106 4-Bromophenyl-phenylether	248	7.591	7.591	(0.956)	78086	4.00000	4.1496
107 Hexachlorobenzene	284	7.650	7.650	(0.964)	76087	4.00000	3.9663
210 Atrazine	200	7.709	7.709	(0.971)	70487	4.00000	4.0977
111 Pentachlorophenol	266	7.794	7.794	(0.982)	114616	10.0000	11.837(M)
115 Phenanthrene	178	7.960	7.960	(1.003)	349635	4.00000	3.9624
116 Anthracene	178	7.997	7.997	(1.007)	351459	4.00000	4.0310
119 Carbazole	167	8.115	8.115	(1.022)	299778	4.00000	3.9985
120 Di-n-Butylphthalate	149	8.376	8.376	(1.055)	375739	4.00000	4.0165
123 Fluoranthene	202	8.878	8.878	(1.118)	373408	4.00000	3.9094
124 Benzidine	184	8.969	8.969	(0.898)	157710	4.00000	4.6017
125 Pyrene	202	9.055	9.055	(0.907)	385396	4.00000	4.2082
131 Butylbenzylphthalate	149	9.530	9.530	(0.955)	164495	4.00000	4.1836
135 3,3'-Dichlorobenzidine	252	9.947	9.947	(0.996)	112381	4.00000	4.3030
136 Benzo(a)Anthracene	228	9.974	9.974	(0.999)	345185	4.00000	4.0624
137 Chrysene	228	10.006	10.006	(1.002)	327348	4.00000	4.0596
139 bis(2-ethylhexyl)Phthalate	149	9.958	9.958	(0.997)	214913	4.00000	3.9948
140 Di-n-octylphthalate	149	10.476	10.476	(0.925)	331967	4.00000	4.3409(M)
141 Benzo(b)fluoranthene	252	10.924	10.924	(0.964)	307306	4.00000	4.1362

Compounds	QUANT SIG MASS	RT	EXP RT	REL RT	RESPONSE	AMOUNTS CAL-AMT (NG)	AMOUNTS ON-COL (NG)
142 Benzo(k)fluoranthene	252	10.951	10.951	(0.967)	347046	4.00000	4.0162
143 7,12-dimethylbenz[a]anthracen	256	10.908	10.908	(0.963)	150825	4.00000	4.3150
146 Benzo(a)pyrene	252	11.272	11.272	(0.995)	233457	4.00000	3.9425
149 Indeno(1,2,3-cd)pyrene	276	12.687	12.687	(1.120)	287232	4.00000	4.0627
150 Dibenz(a,h)anthracene	278	12.698	12.698	(1.121)	241834	4.00000	4.1992
151 Benzo(g,h,i)perylene	276	13.099	13.099	(1.156)	247950	4.00000	4.0388
$ 154 Nitrobenzene-d5	82	4.883	4.883	(0.898)	110273	4.00000	4.0246
$ 155 2-Fluorobiphenyl	172	6.271	6.271	(0.923)	252782	4.00000	4.0548
$ 156 Terphenyl-d14	244	9.162	9.162	(0.918)	246901	4.00000	4.0612
$ 157 Phenol-d5	99	4.199	4.199	(0.940)	118897	4.00000	4.1139
$ 158 2-Fluorophenol	112	3.435	3.435	(0.769)	87516	4.00000	4.0748
$ 159 2,4,6-Tribromophenol	330	7.404	7.404	(0.933)	30529	4.00000	4.3290
$ 186 2-Chlorophenol-d4	132	4.290	4.290	(0.961)	118282	4.00000	4.0915
$ 187 1,2-Dichlorobenzene-d4	152	4.583	4.583	(1.026)	87632	4.00000	3.8275

QC Flag Legend

M - Compound response manually integrated.

Data File Name: N09270CC.D
Inj. Date and Time: 27-SEP-2010 18:53
Instrument ID: 733.i
Client ID: sstd4.0
Compound Name: Pyridine
CAS #: 110-86-1

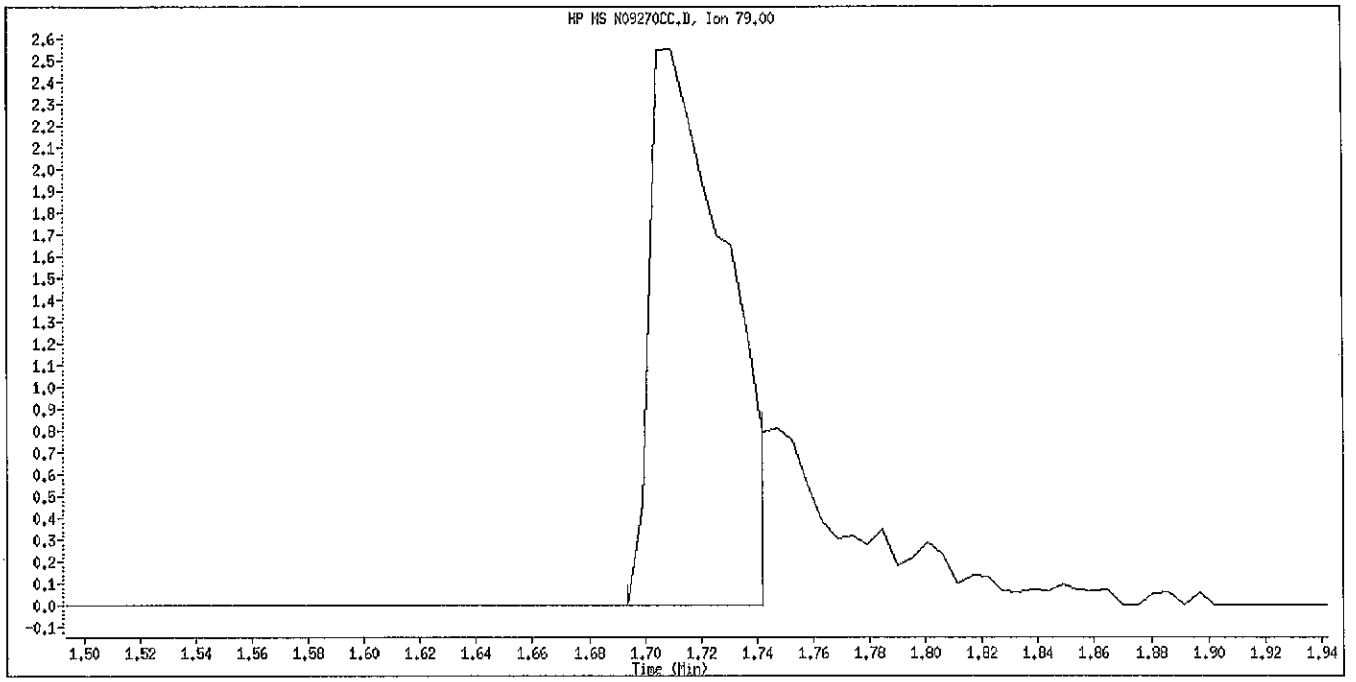

Original Integration

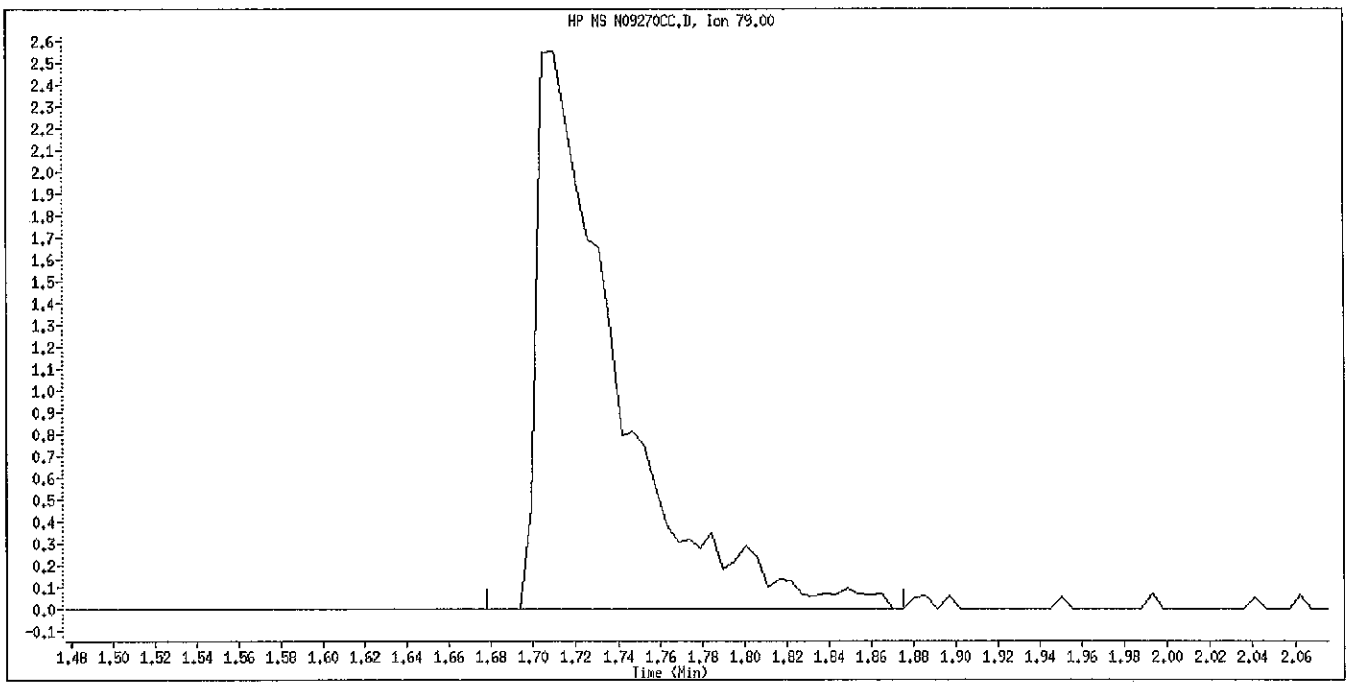

Manual Integration

Manually Integrated By: piccolinov
Manual Integration Reason: Poor Chromatography

Data File Name: N09270CC.D
Inj. Date and Time: 27-SEP-2010 18:53
Instrument ID: 733.i
Client ID: sstd4.0
Compound Name: Benzyl Alcohol
CAS #: 100-51-6

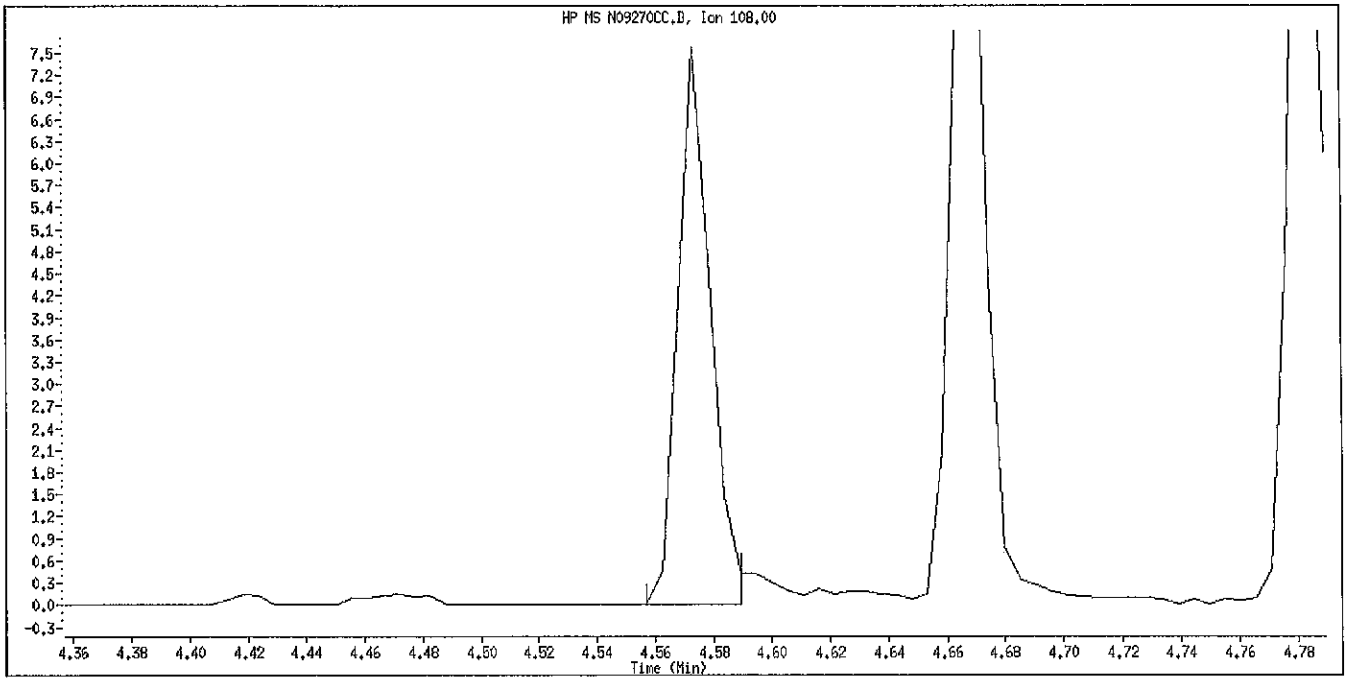

Original Integration

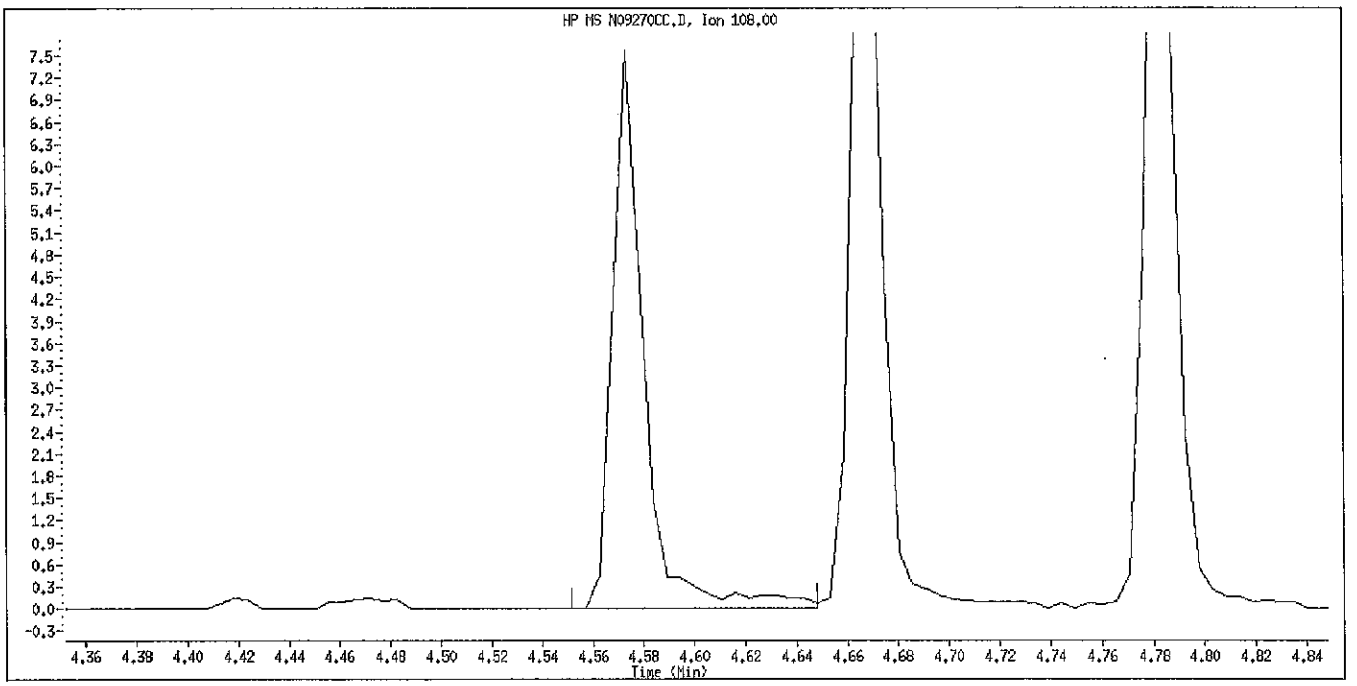

Manual Integration

Manually Integrated By: piccolinov
Manual Integration Reason: Poor Chromatography

Data File Name: N09270CC.D
Inj. Date and Time: 27-SEP-2010 18:53
Instrument ID: 733.i
Client ID: sstd4.0
Compound Name: Benzoic Acid
CAS #: 65-85-0

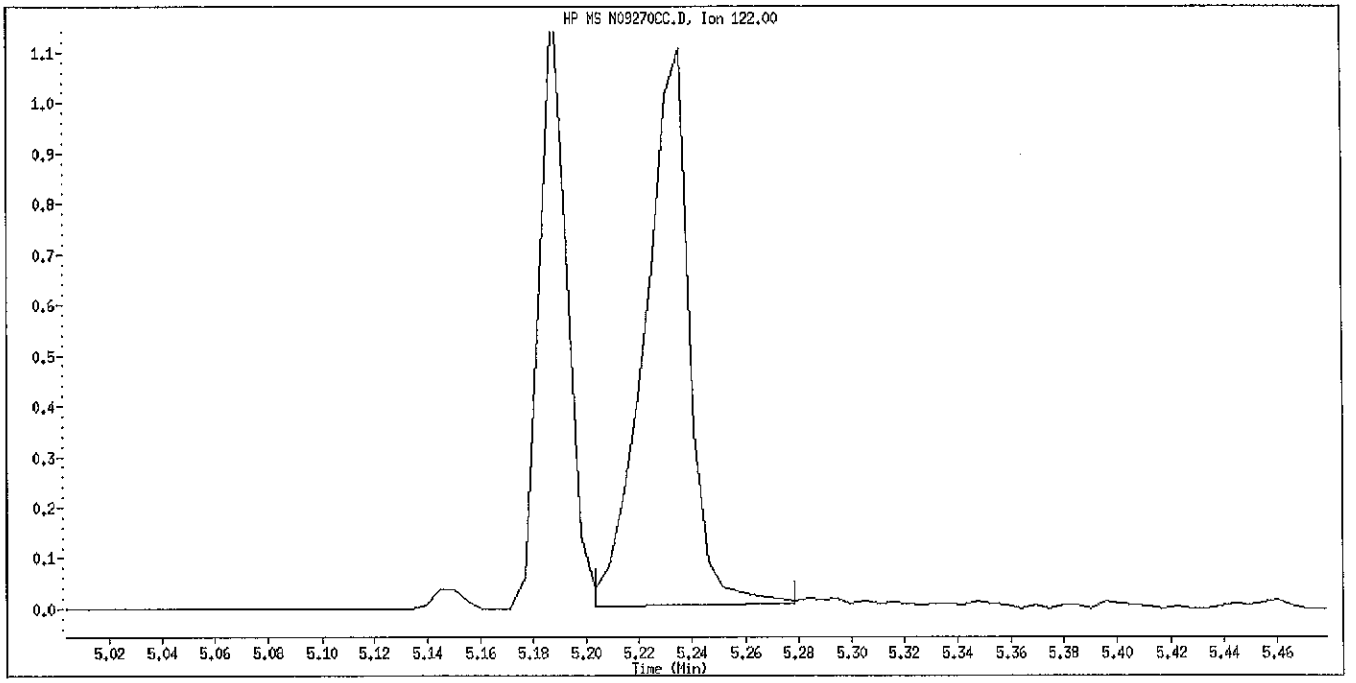

Original Integration

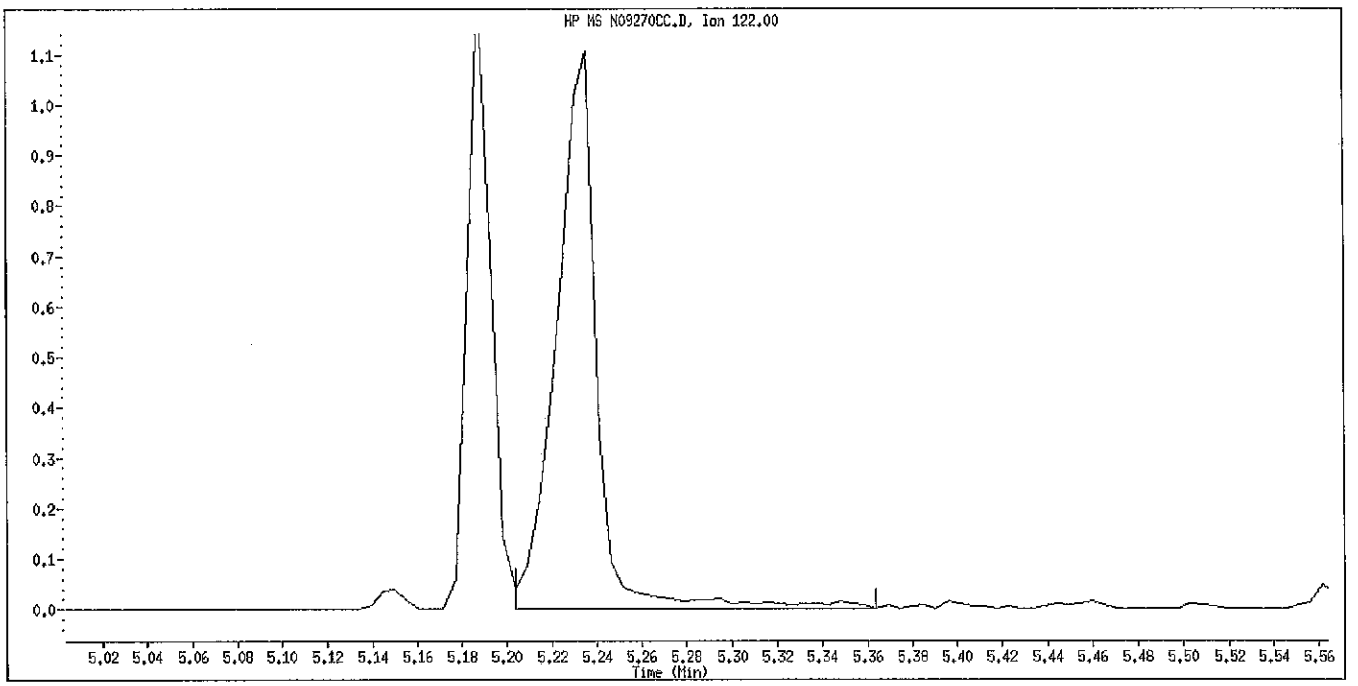

Manual Integration

Manually Integrated By: piccolinov
Manual Integration Reason: Poor Chromatography

Data File Name: N09270CC.D
Inj. Date and Time: 27-SEP-2010 18:53
Instrument ID: 733.i
Client ID: sstd4.0
Compound Name: 4-Chloro-3-Methylphenol
CAS #: 59-50-7

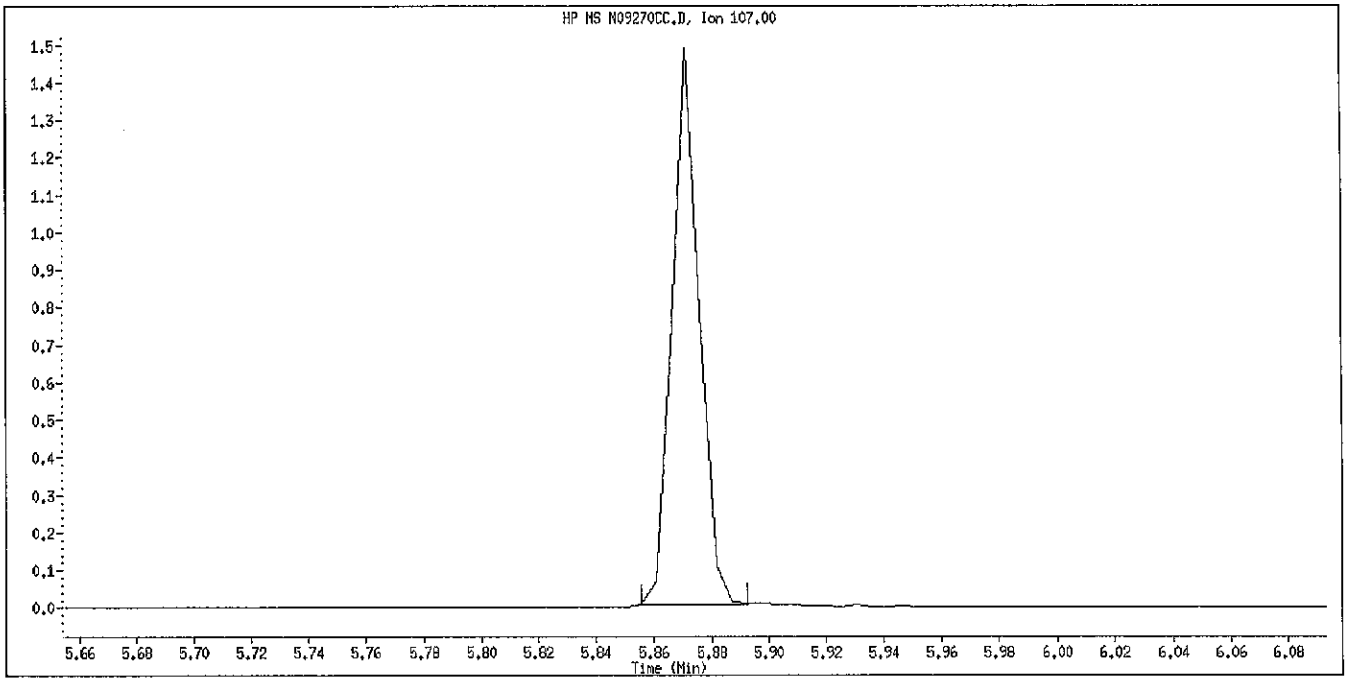

Original Integration

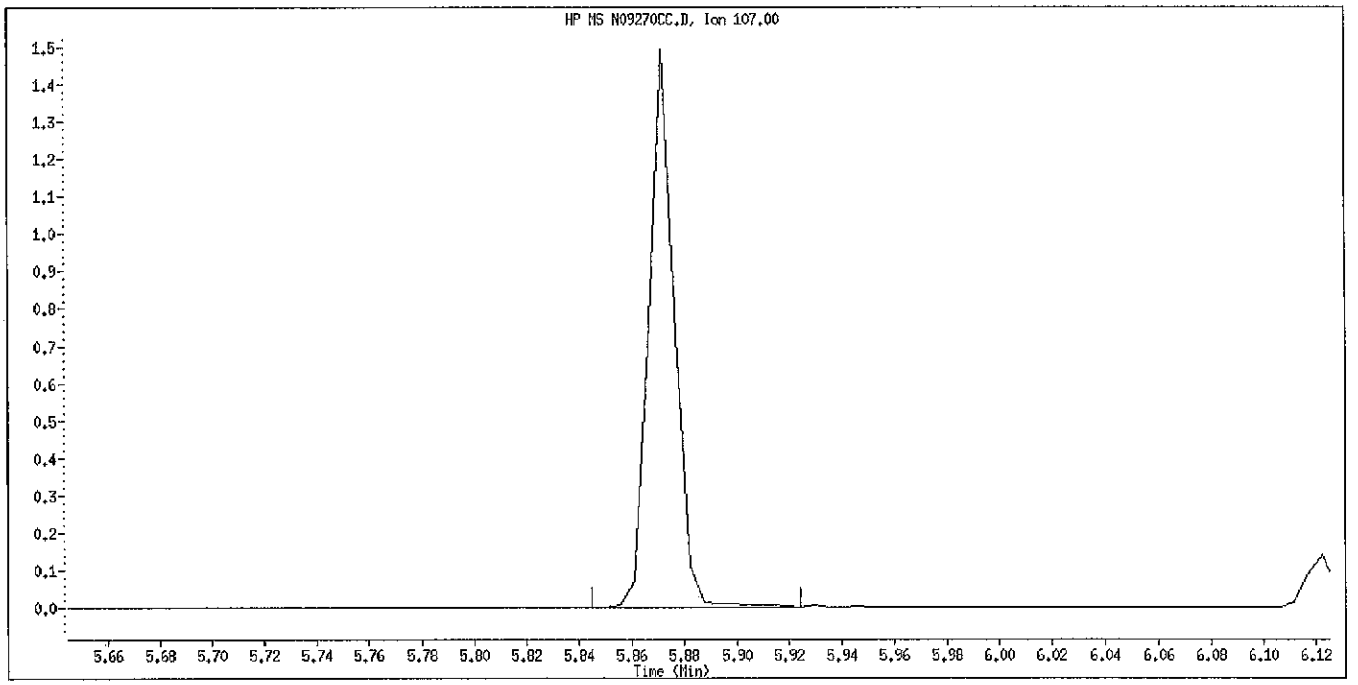

Manual Integration

Manually Integrated By: piccolinov
Manual Integration Reason: Poor Chromatography

Data File Name: N09270CC.D
Inj. Date and Time: 27-SEP-2010 18:53
Instrument ID: 733.i
Client ID: sstd4.0
Compound Name: 2,4-Dinitrophenol
CAS #: 51-28-5

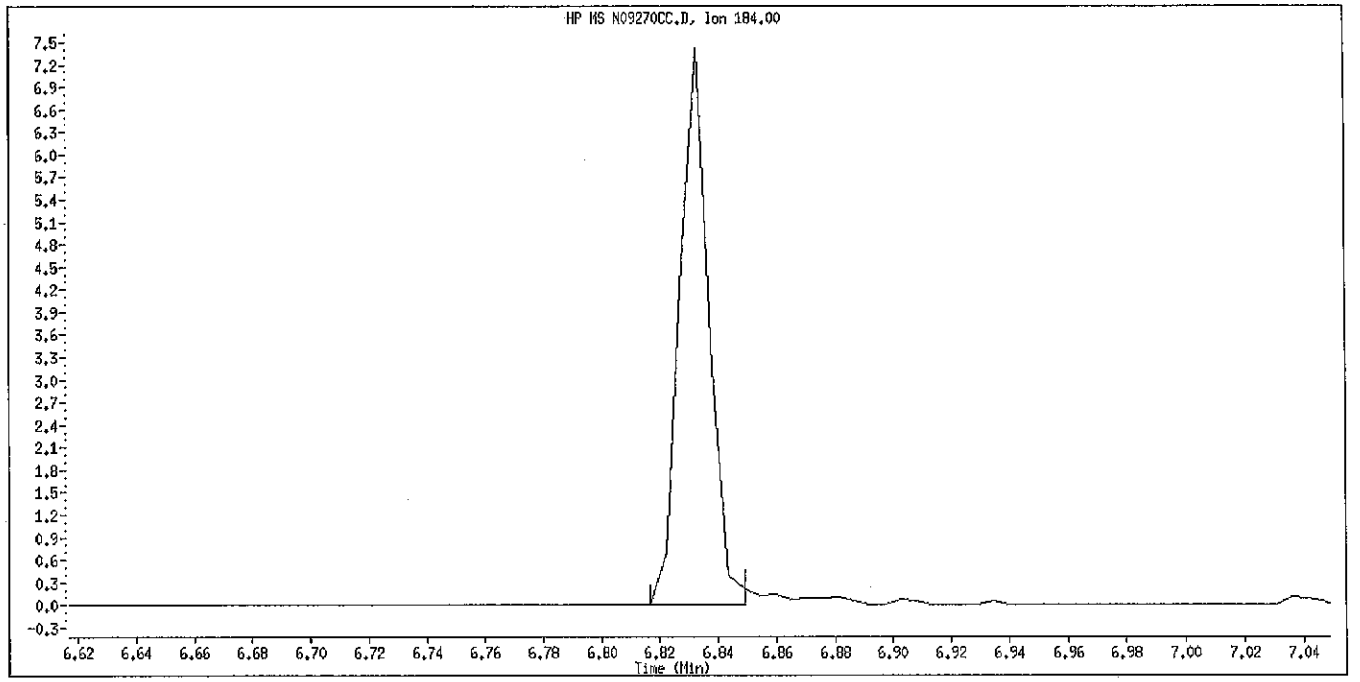

Original Integration

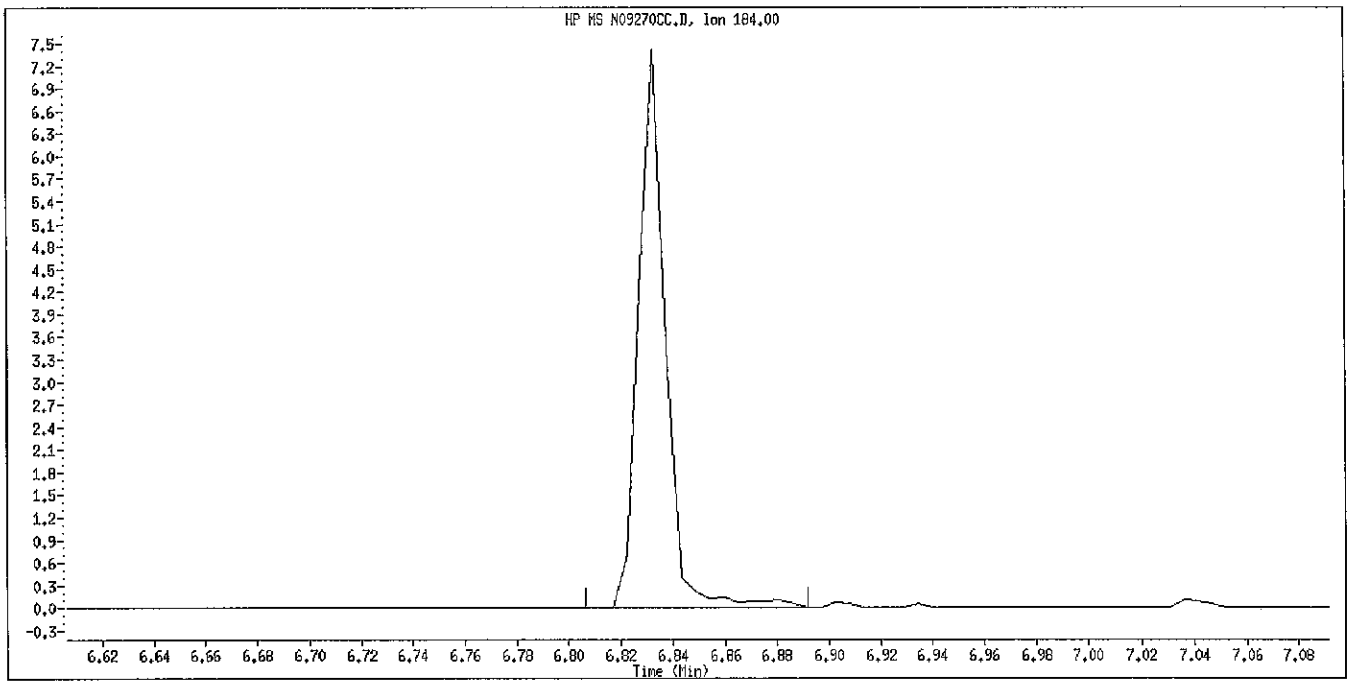

Manual Integration

Manually Integrated By: piccolinov
Manual Integration Reason: Poor Chromatography

Data File Name: N09270CC.D
Inj. Date and Time: 27-SEP-2010 18:53
Instrument ID: 733.i
Client ID: sstd4.0
Compound Name: Pentachlorophenol
CAS #: 87-86-5

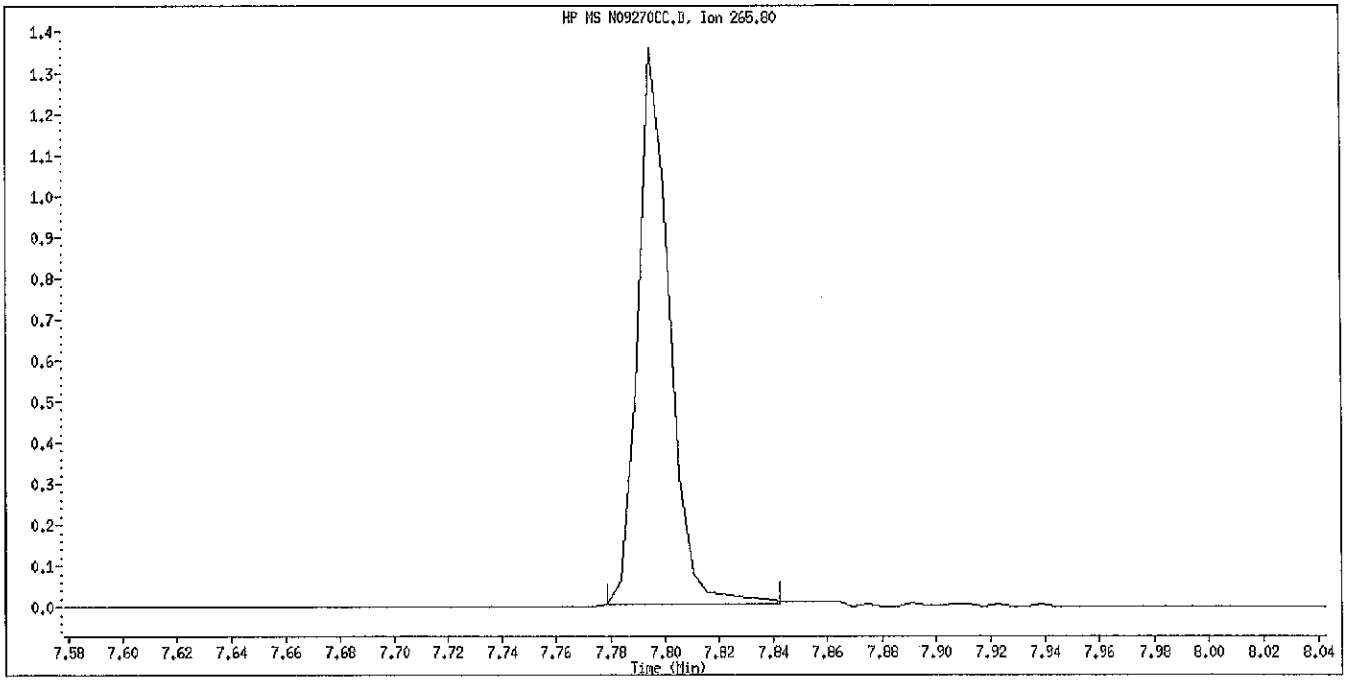

Original Integration

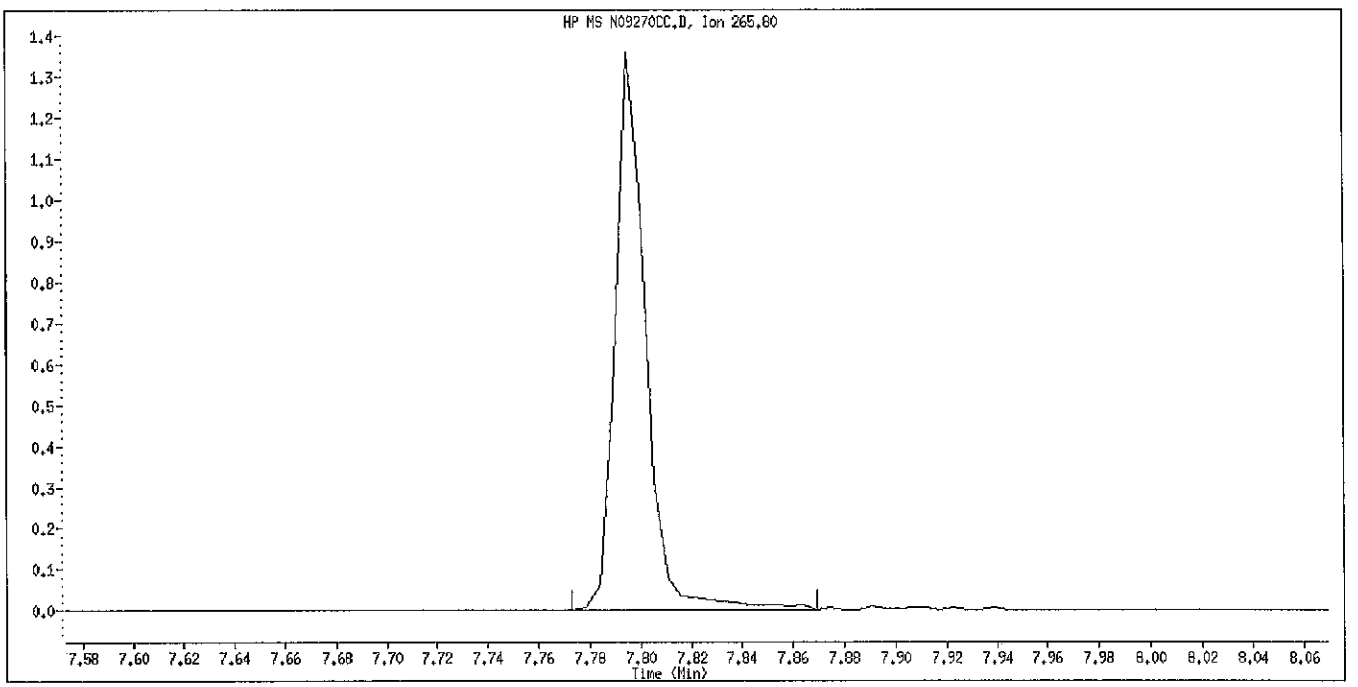

Manual Integration

Manually Integrated By: piccolinov
Manual Integration Reason: Poor Chromatography

Data File Name: N09270CC.D
Inj. Date and Time: 27-SEP-2010 18:53
Instrument ID: 733.i
Client ID: sstd4.0
Compound Name: Di-n-octylphthalate
CAS #: 117-84-0

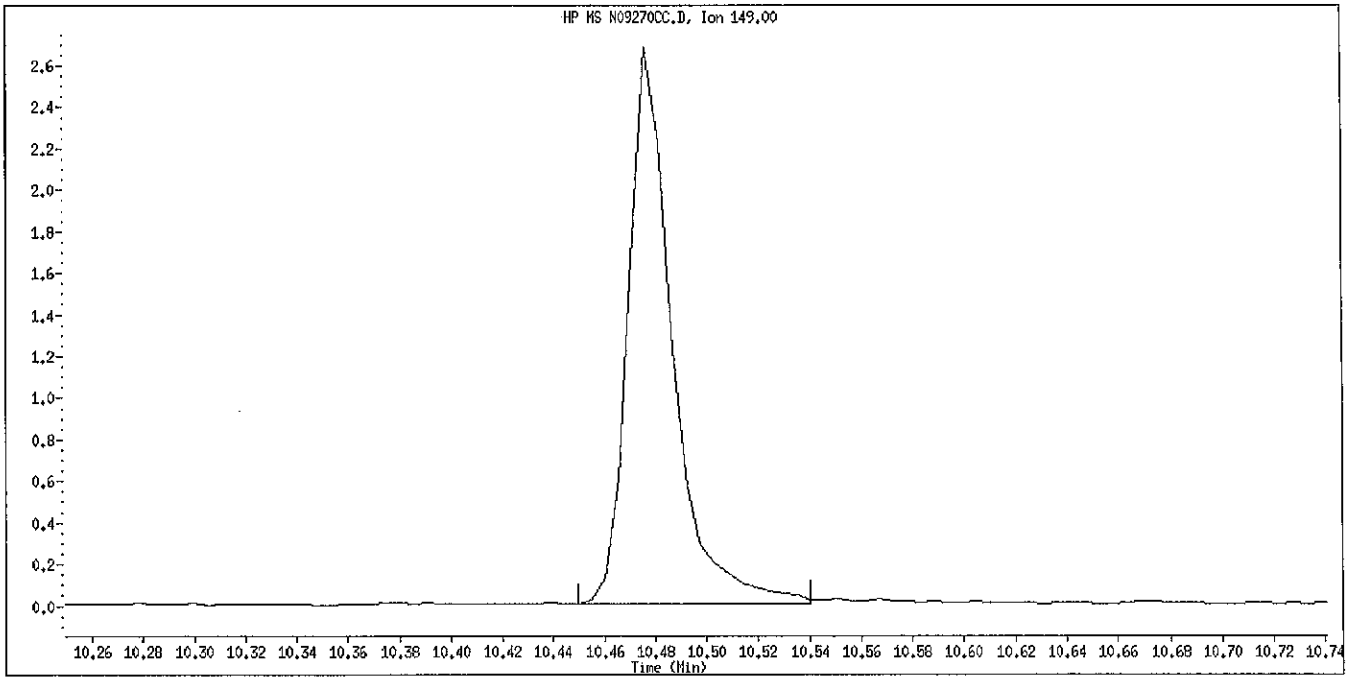

Original Integration

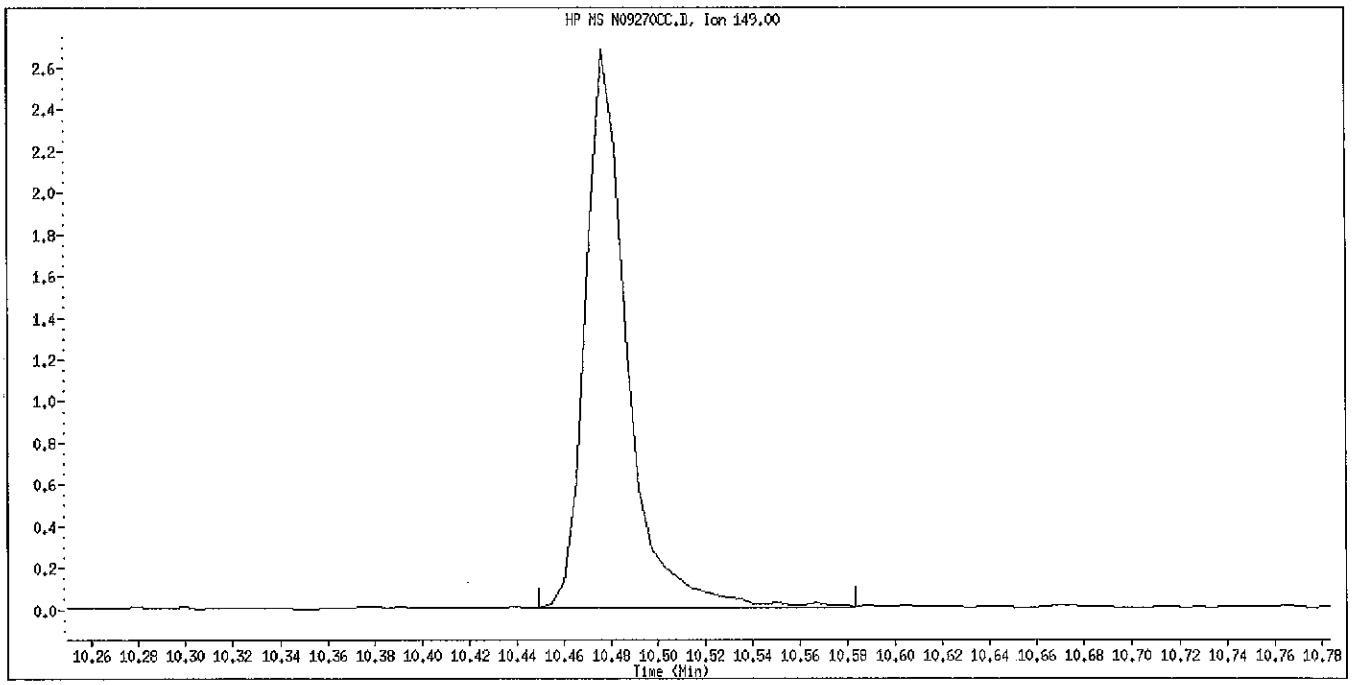

Manual Integration

Manually Integrated By: piccolinov
Manual Integration Reason: Poor Chromatography

Data File: \\PITSVR06\D\chem\733.i\N092710.b\N0927IC4.D
Date : 27-SEP-2010 19:56
Client ID: sstd10
Sample Info: SSTD10(5.0ug/ml) BNA0662-10 8270c/d

Instrument: 733.i

Operator: 3200
Column diameter: 0.32

Column phase: DB5-MS

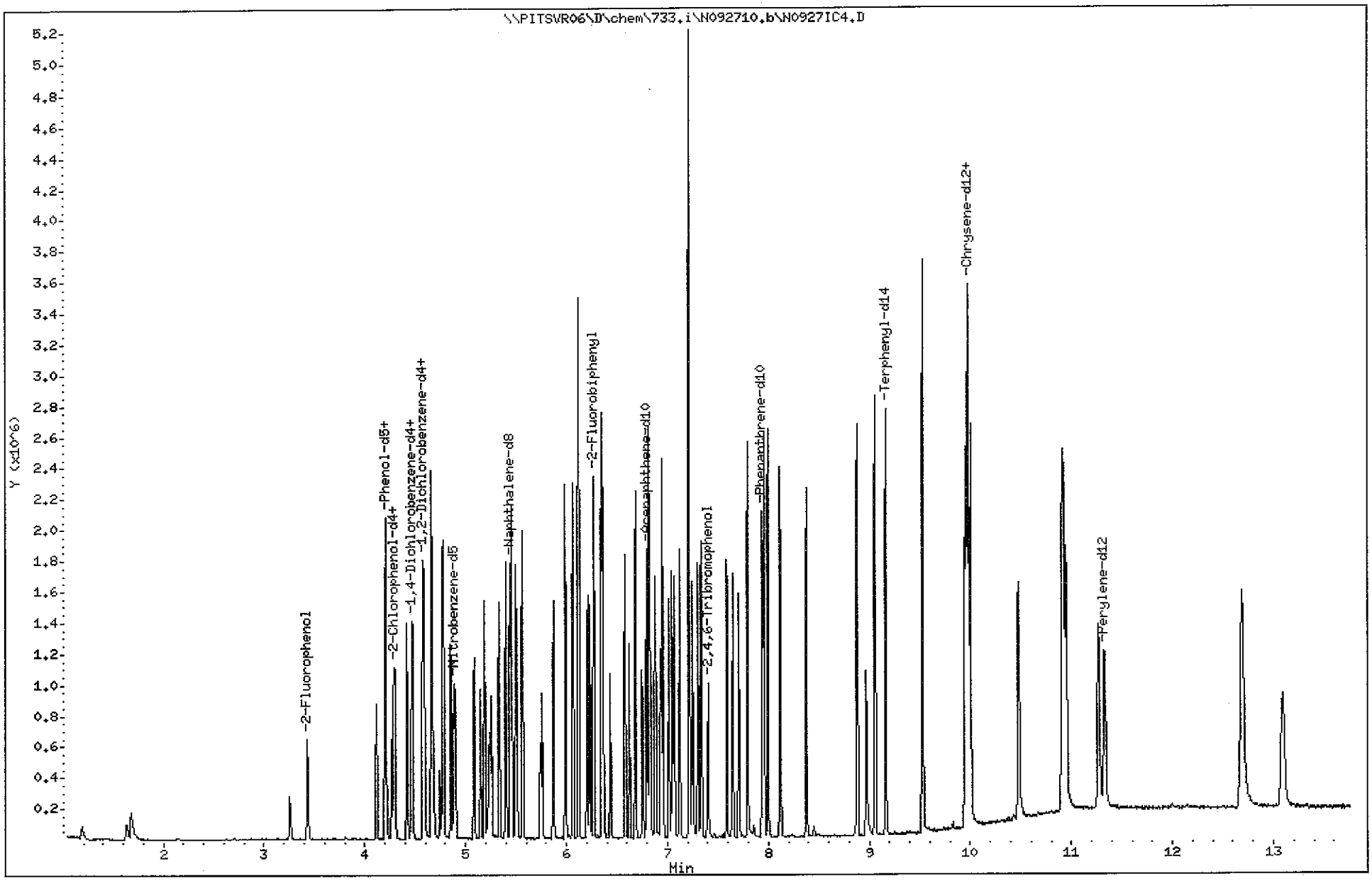

TestAmerica Pittsburgh

Semivolatile REPORT SW-846 Method 8270

Data file : \\PITSVR06\D\chem\733.i\N092710.b\N0927IC4.D
Lab Smp Id: sstd10 Client Smp ID: sstd10
Inj Date : 27-SEP-2010 19:56
Operator : 3200 Inst ID: 733.i
Smp Info : SSTD10(5.0ug/ml) BNA0662-10 8270c/d
Misc Info : sstd10,N092710.b,8270ll.m,padepi.sub,1,4
Comment :
Method : \\PITSVR06\D\chem\733.i\N092710.b\8270ll.m
Meth Date : 01-Oct-2010 09:41 piccolinov Quant Type: ISTD
Cal Date : 27-SEP-2010 19:56 Cal File: N0927IC4.D
Als bottle: 88 Calibration Sample, Level: 4
Dil Factor: 1.00000
Integrator: HP RTE Compound Sublist: padepi.sub
Target Version: 4.14
Processing Host: PITPC-502

	Compounds	QUANT SIG MASS	RT	EXP RT	REL RT	RESPONSE	AMOUNTS CAL-AMT (NG)	AMOUNTS ON-COL (NG)
* 1	1,4-Dichlorobenzene-d4	152	4.462	4.462	(1.000)	149327	8.00000	
* 2	Naphthalene-d8	136	5.440	5.440	(1.000)	598320	8.00000	
* 3	Acenaphthene-d10	164	6.791	6.791	(1.000)	359535	8.00000	
* 4	Phenanthrene-d10	188	7.940	7.940	(1.000)	628471	8.00000	
* 5	Chrysene-d12	240	9.986	9.986	(1.000)	636380	8.00000	
* 6	Perylene-d12	264	11.332	11.332	(1.000)	530727	8.00000	
198	1,4-Dioxane	88	1.187	1.187	(0.266)	55549	10.0000	9.0592
10	N-Nitrosodimethylamine	74	1.631	1.631	(0.366)	72560	10.0000	10.489
9	Pyridine	79	1.673	1.673	(0.375)	150030	10.0000	11.249(M)
16	Methyl methanesulfonate	80	3.255	3.255	(0.729)	99440	10.0000	9.7513
206	Benzaldehyde	77	4.115	4.115	(0.922)	163745	10.0000	10.251
21	Aniline	93	4.206	4.206	(0.943)	334666	10.0000	10.011
22	Phenol	94	4.211	4.211	(0.944)	285878	10.0000	9.9809
23	bis(2-Chloroethyl)ether	93	4.264	4.264	(0.956)	182199	10.0000	9.9125
24	2-Chlorophenol	128	4.302	4.302	(0.964)	252064	10.0000	9.9159
26	1,3-Dichlorobenzene	146	4.419	4.419	(0.990)	296579	10.0000	9.8288
27	1,4-Dichlorobenzene	146	4.478	4.478	(1.004)	295483	10.0000	9.6052
28	1,2-Dichlorobenzene	146	4.590	4.590	(1.029)	289800	10.0000	9.9916
217	Indene	116	4.660	4.660	(1.044)	419281	10.0000	9.9643
29	Benzyl Alcohol	108	4.574	4.574	(1.025)	136000	10.0000	9.9566
30	2-Methylphenol	108	4.670	4.670	(1.047)	215328	10.0000	9.9389
31	2,2'-oxybis(1-Chloropropane)	45	4.681	4.681	(1.049)	205114	10.0000	9.6177
37	Acetophenone	105	4.772	4.772	(1.069)	322375	10.0000	9.7991
32	N-Nitroso-di-n-propylamine	70	4.777	4.777	(1.071)	144200	10.0000	9.5322
192	4-Methylphenol	108	4.783	4.783	(1.072)	211130	10.0000	9.9213
34	Hexachloroethane	117	4.852	4.852	(1.087)	124887	10.0000	9.9185
35	Nitrobenzene	77	4.900	4.900	(0.901)	248342	10.0000	9.8388(M)
36	N-Nitrosopyrrolidine	100	4.745	4.745	(1.063)	93529	10.0000	10.481
41	Isophorone	82	5.087	5.087	(0.935)	417286	10.0000	10.182
42	2-Nitrophenol	139	5.146	5.146	(0.946)	139990	10.0000	10.871
43	2,4-Dimethylphenol	107	5.189	5.189	(0.954)	255190	10.0000	10.405
44	bis(2-Chloroethoxy)methane	93	5.253	5.253	(0.966)	252404	10.0000	10.197
48	2,4-Dichlorophenol	162	5.333	5.333	(0.980)	228523	10.0000	9.8031

Compounds	QUANT SIG MASS	RT	EXP RT	REL RT	RESPONSE	AMOUNTS CAL-AMT (NG)	ON-COL (NG)
49 Benzoic Acid	122	5.242	5.242	(0.964)	184258	20.0000	17.138 (M)
50 1,2,4-Trichlorobenzene	180	5.397	5.397	(0.992)	294164	10.0000	9.6089
51 Naphthalene	128	5.456	5.456	(1.003)	759930	10.0000	9.9138
52 4-Chloroaniline	127	5.498	5.498	(1.011)	314107	10.0000	10.126
54 2,6-Dichlorophenol	162	5.504	5.504	(1.012)	226881	10.0000	10.244
56 Hexachlorobutadiene	225	5.563	5.563	(1.023)	206023	10.0000	9.8285
208 Caprolactam	113	5.739	5.739	(1.055)	61321	10.0000	11.580
59 4-Chloro-3-Methylphenol	107	5.872	5.872	(1.080)	227473	10.0000	10.255
62 2-Methylnaphthalene	142	5.990	5.990	(1.101)	499556	10.0000	9.8533
63 1-Methylnaphthalene	142	6.065	6.065	(1.115)	487601	10.0000	10.012
64 Hexachlorocyclopentadiene	237	6.118	6.118	(0.901)	242146	10.0000	11.055
65 1,2,4,5-Tetrachlorobenzene	216	6.123	6.123	(0.902)	322411	10.0000	10.248
66 2,4,6-Trichlorophenol	196	6.209	6.209	(0.914)	186545	10.0000	10.298
67 2,4,5-Trichlorophenol	196	6.236	6.236	(0.918)	191138	10.0000	10.207
209 1,1'-Biphenyl	154	6.348	6.348	(0.935)	675936	10.0000	10.397
70 2-Chloronaphthalene	162	6.364	6.364	(0.937)	528790	10.0000	10.047
73 2-Nitroaniline	65	6.433	6.433	(0.947)	140987	10.0000	10.832
76 Dimethylphthalate	163	6.578	6.578	(0.969)	579112	10.0000	10.288
78 2,6-Dinitrotoluene	165	6.620	6.620	(0.975)	122320	10.0000	11.412
79 Acenaphthylene	152	6.684	6.684	(0.984)	776752	10.0000	10.310
81 3-Nitroaniline	138	6.748	6.748	(0.994)	131292	10.0000	10.915
82 Acenaphthene	153	6.818	6.818	(1.004)	489012	10.0000	9.9252
83 2,4-Dinitrophenol	184	6.834	6.834	(1.006)	127335	20.0000	28.287
85 4-Nitrophenol	109	6.882	6.882	(1.013)	206313	20.0000	23.085
86 Dibenzofuran	168	6.951	6.951	(1.024)	739936	10.0000	10.238
87 2,4-Dinitrotoluene	165	6.935	6.935	(1.021)	172210	10.0000	11.982
91 2,3,5,6-Tetrachlorophenol	232	7.016	7.016	(1.033)	170299	10.0000	11.228
88 2,3,4,6-Tetrachlorophenol	232	7.048	7.048	(1.038)	177118	10.0000	10.676
92 2-Naphthylamine	143	7.069	7.069	(1.041)	441669	10.0000	9.9371
93 Diethylphthalate	149	7.122	7.122	(1.049)	576382	10.0000	10.429
94 Fluorene	166	7.219	7.219	(1.063)	586775	10.0000	10.380
95 4-Chlorophenyl-phenylether	204	7.213	7.213	(1.062)	331488	10.0000	10.359
96 4-Nitroaniline	138	7.219	7.219	(1.063)	143209	10.0000	11.427
98 4,6-Dinitro-2-methylphenol	198	7.251	7.251	(0.913)	215713	20.0000	27.667
99 N-Nitrosodiphenylamine (1)	169	7.299	7.299	(0.919)	377950	10.0000	10.106
100 1,2-Diphenylhydrazine	77	7.336	7.336	(0.924)	643380	10.0000	10.099
106 4-Bromophenyl-phenylether	248	7.593	7.593	(0.956)	189431	10.0000	10.413
107 Hexachlorobenzene	284	7.651	7.651	(0.964)	187058	10.0000	10.086
210 Atrazine	200	7.710	7.710	(0.971)	179427	10.0000	10.789
111 Pentachlorophenol	266	7.796	7.796	(0.982)	212931	20.0000	22.747
115 Phenanthrene	178	7.956	7.956	(1.002)	867895	10.0000	10.174
116 Anthracene	178	7.999	7.999	(1.007)	870408	10.0000	10.326
119 Carbazole	167	8.116	8.116	(1.022)	748665	10.0000	10.329
120 Di-n-Butylphthalate	149	8.378	8.378	(1.055)	975269	10.0000	10.784
123 Fluoranthene	202	8.880	8.880	(1.118)	954611	10.0000	10.338
124 Benzidine	184	8.971	8.971	(0.898)	368967	10.0000	10.223
125 Pyrene	202	9.056	9.056	(0.907)	979124	10.0000	10.152
131 Butylbenzylphthalate	149	9.526	9.526	(0.954)	435270	10.0000	10.512
135 3,3'-Dichlorobenzidine	252	9.943	9.943	(0.996)	299820	10.0000	10.901
136 Benzo(a)Anthracene	228	9.975	9.975	(0.999)	914462	10.0000	10.219
137 Chrysene	228	10.002	10.002	(1.002)	850442	10.0000	10.015
139 bis(2-ethylhexyl)Phthalate	149	9.959	9.959	(0.997)	585858	10.0000	10.341
140 Di-n-octylphthalate	149	10.477	10.477	(0.925)	915642	10.0000	11.443
141 Benzo(b)fluoranthene	252	10.921	10.921	(0.964)	869413	10.0000	11.183

	Compounds	QUANT SIG MASS	RT	EXP RT	REL RT	RESPONSE	AMOUNTS CAL-AMT (NG)	AMOUNTS ON-COL (NG)
	142 Benzo(k)fluoranthene	252	10.947	10.947	(0.966)	890662	10.0000	9.8507
	143 7,12-dimethylbenz[a]anthracen	256	10.910	10.910	(0.963)	397661	10.0000	10.873
	146 Benzo(a)pyrene	252	11.268	11.268	(0.994)	655028	10.0000	10.572
	149 Indeno(1,2,3-cd)pyrene	276	12.684	12.684	(1.119)	799953	10.0000	10.814
	150 Dibenz(a,h)anthracene	278	12.694	12.694	(1.120)	664384	10.0000	11.025
	151 Benzo(g,h,i)perylene	276	13.095	13.095	(1.156)	681095	10.0000	10.603
$	154 Nitrobenzene-d5	82	4.884	4.884	(0.898)	242919	10.0000	9.8144
$	155 2-Fluorobiphenyl	172	6.273	6.273	(0.924)	589786	10.0000	10.248
$	156 Terphenyl-d14	244	9.163	9.163	(0.918)	670074	10.0000	10.466
$	157 Phenol-d5	99	4.200	4.200	(0.941)	248201	10.0000	9.8407
$	158 2-Fluorophenol	112	3.431	3.431	(0.769)	188417	10.0000	10.053
$	159 2,4,6-Tribromophenol	330	7.400	7.400	(0.932)	75562	10.0000	11.083
$	186 2-Chlorophenol-d4	132	4.291	4.291	(0.962)	250223	10.0000	9.9182
$	187 1,2-Dichlorobenzene-d4	152	4.580	4.580	(1.026)	187954	10.0000	9.4068

QC Flag Legend

M - Compound response manually integrated.

Data File Name: N0927IC4.D
Inj. Date and Time: 27-SEP-2010 19:56
Instrument ID: 733.i
Client ID: sstd10
Compound Name: Pyridine
CAS #: 110-86-1

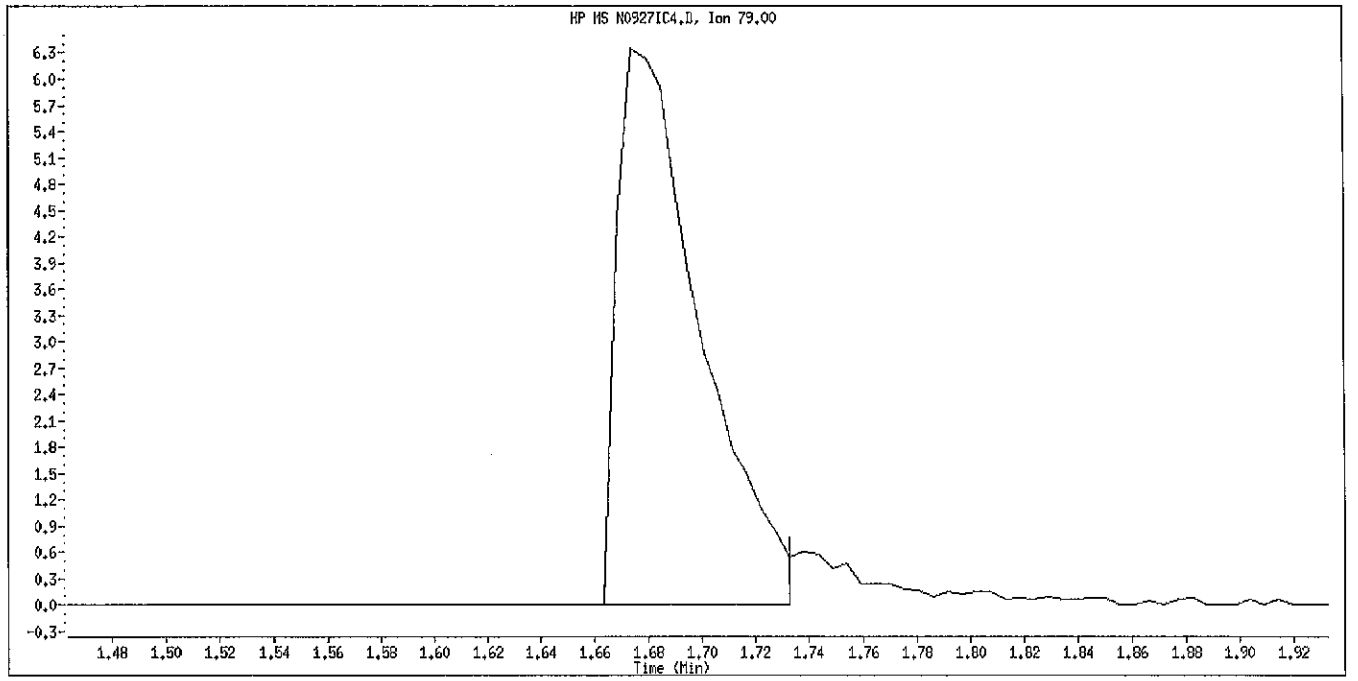

Original Integration

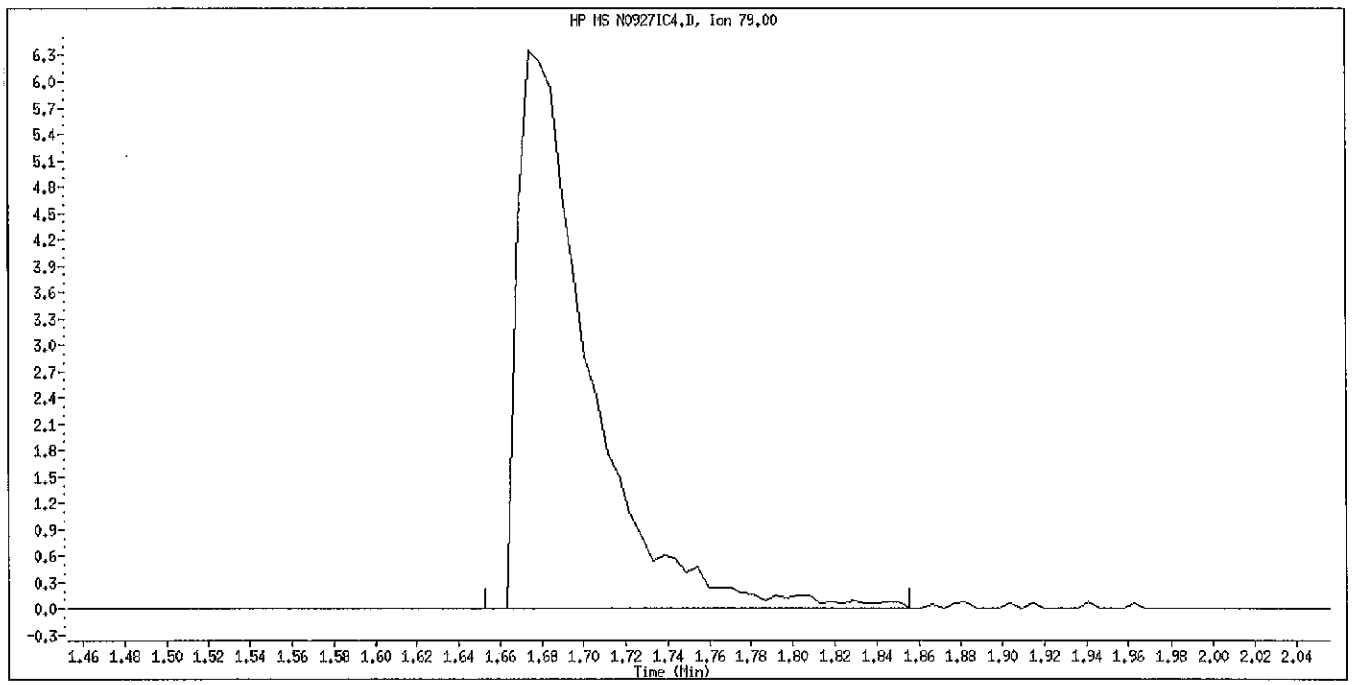

Manual Integration

Manually Integrated By: piccolinov
Manual Integration Reason: Poor Chromatography

Data File Name: N0927IC4.D
Inj. Date and Time: 27-SEP-2010 19:56
Instrument ID: 733.i
Client ID: sstd10
Compound Name: Nitrobenzene
CAS #: 98-95-3

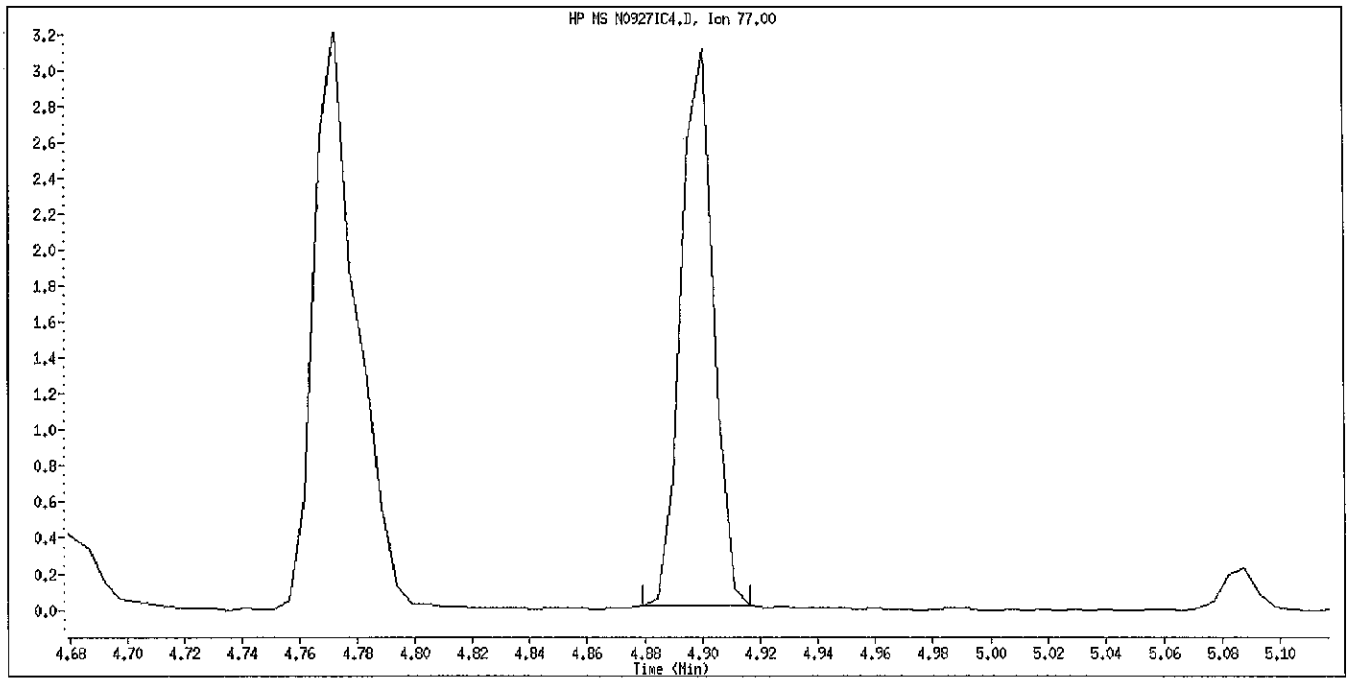

Original Integration

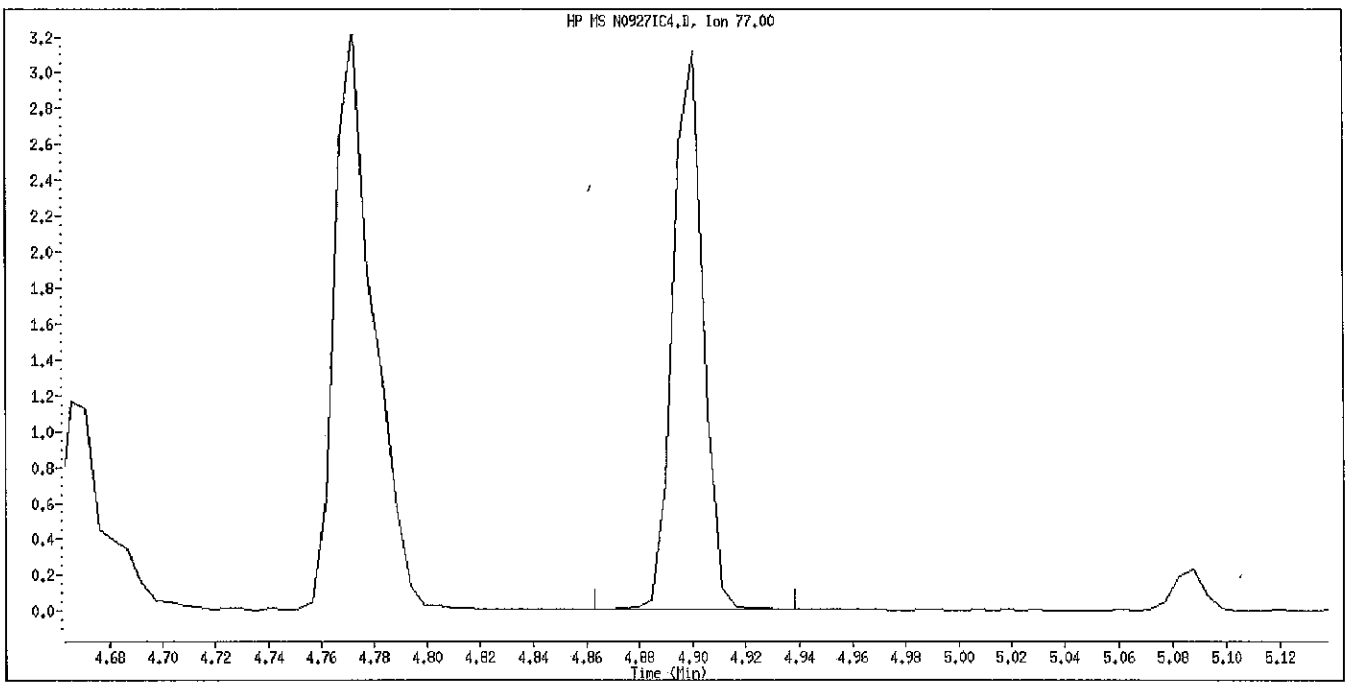

Manual Integration

Manually Integrated By: piccolinov
Manual Integration Reason: Poor Chromatography

Data File Name: N0927IC4.D
Inj. Date and Time: 27-SEP-2010 19:56
Instrument ID: 733.i
Client ID: sstd10
Compound Name: Benzoic Acid
CAS #: 65-85-0

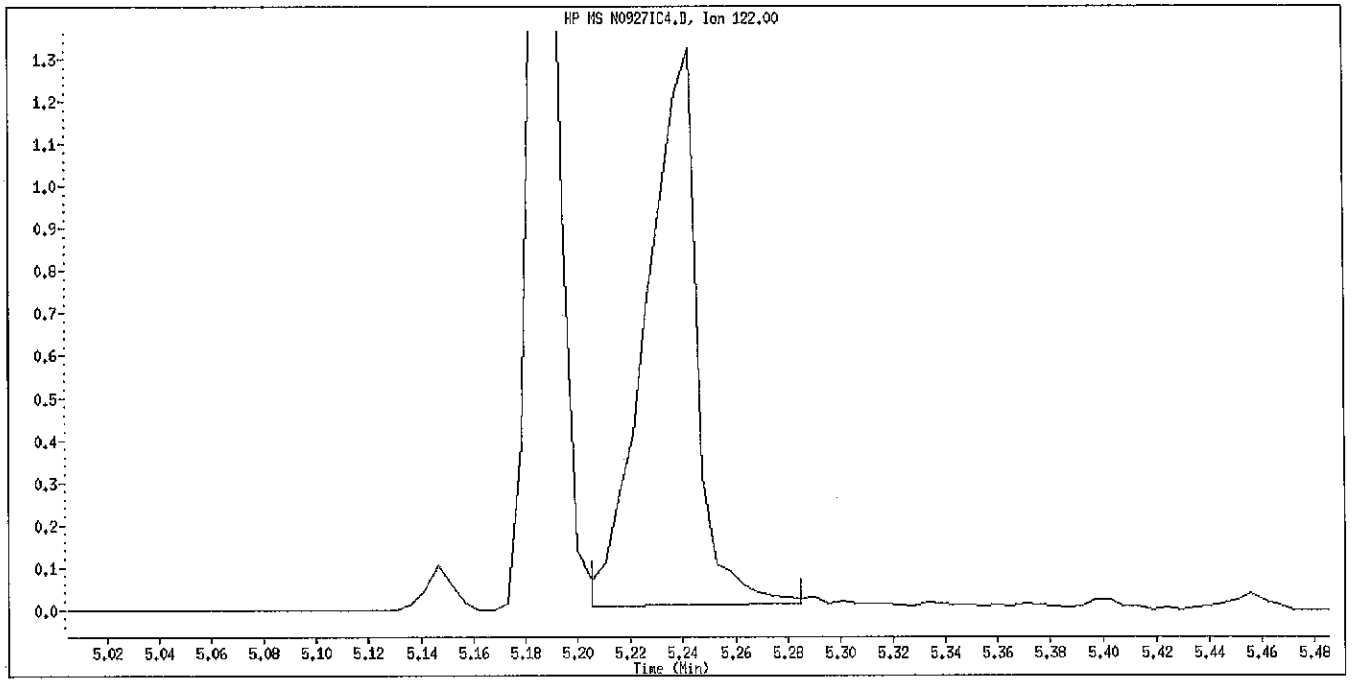

Original Integration

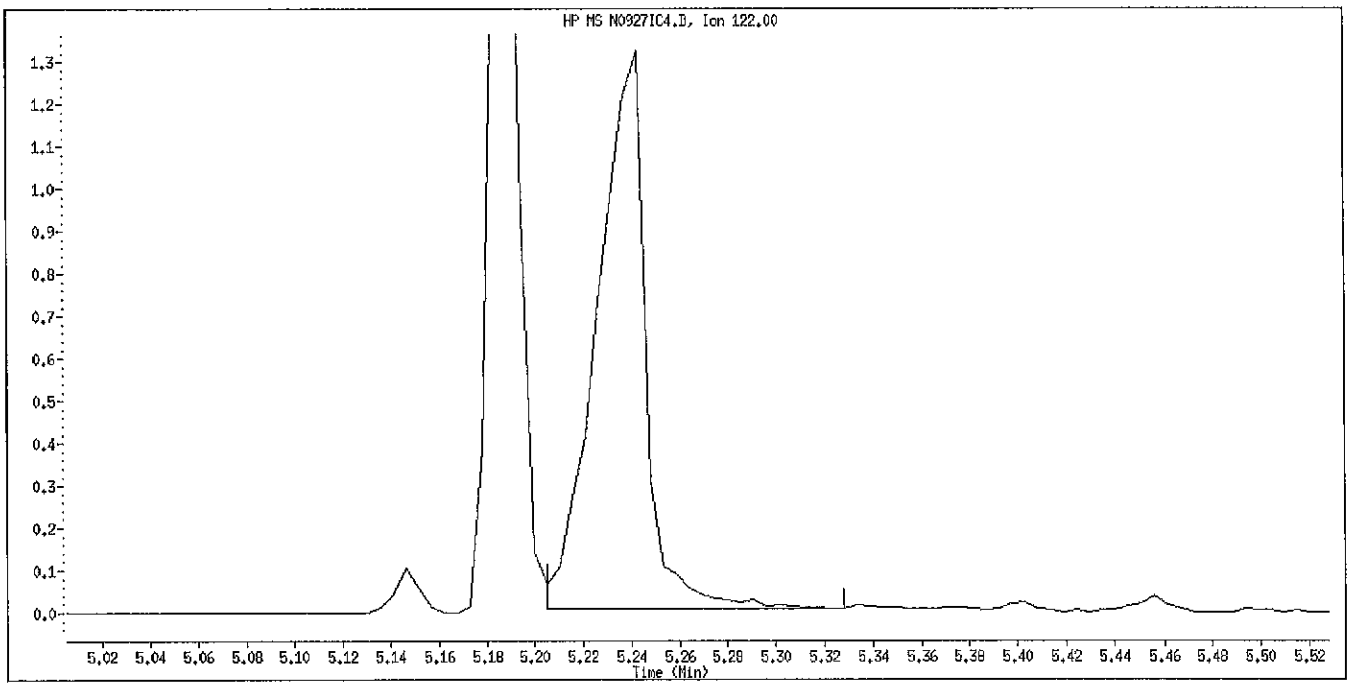

Manual Integration

Manually Integrated By: piccolinov
Manual Integration Reason: Poor Chromatography

Data File: \\PITSVR06\D\chem\733.i\N092710.b\N0927IC5.D
Date : 27-SEP-2010 20:17
Client ID: sstd20
Sample Info: SSTD20(10ug/ml) BNA0663-10 8270c/d

Instrument: 733.i

Operator: 3200
Column diameter: 0.32

Column phase: DB5-MS

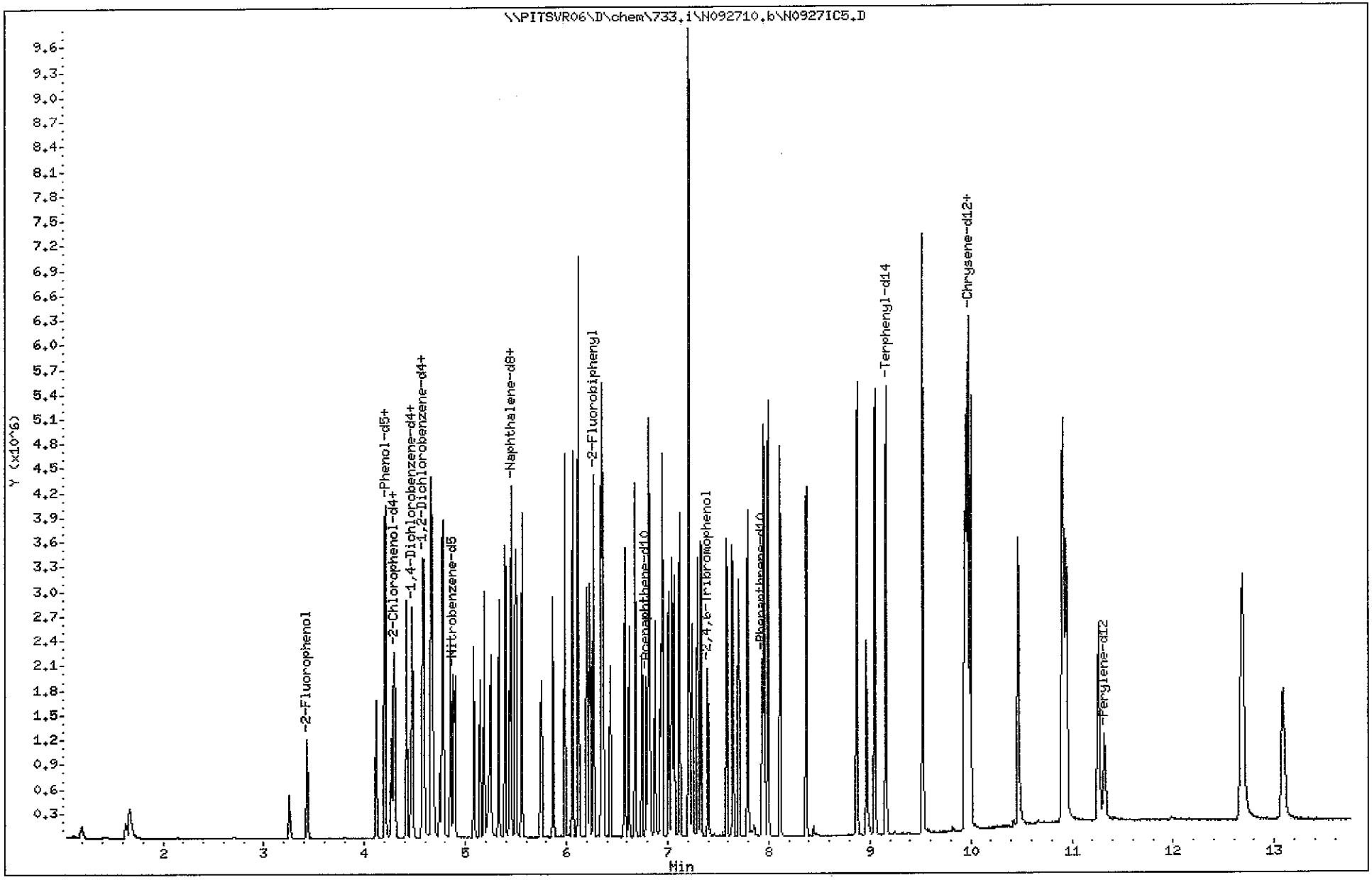

(3001 - 3250)
3167
C0J250457

TestAmerica Pittsburgh

Semivolatile REPORT SW-846 Method 8270

Data file : \\PITSVR06\D\chem\733.i\N092710.b\N0927IC5.D
Lab Smp Id: sstd20 Client Smp ID: sstd20
Inj Date : 27-SEP-2010 20:17
Operator : 3200 Inst ID: 733.i
Smp Info : SSTD20(10ug/ml) BNA0663-10 8270c/d
Misc Info : sstd20,N092710.b,8270ll.m,padepi.sub,1,5
Comment :
Method : \\PITSVR06\D\chem\733.i\N092710.b\8270ll.m
Meth Date : 01-Oct-2010 09:50 piccolinov Quant Type: ISTD
Cal Date : 27-SEP-2010 20:17 Cal File: N0927IC5.D
Als bottle: 89 Calibration Sample, Level: 5
Dil Factor: 1.00000
Integrator: HP RTE Compound Sublist: padepi.sub
Target Version: 4.14
Processing Host: PITPC-502

	Compounds	QUANT SIG MASS	RT	EXP RT	REL RT	RESPONSE	AMOUNTS CAL-AMT (NG)	AMOUNTS ON-COL (NG)
* 1	1,4-Dichlorobenzene-d4	152	4.458	4.458	(1.000)	149764	8.00000	
* 2	Naphthalene-d8	136	5.436	5.436	(1.000)	588500	8.00000	
* 3	Acenaphthene-d10	164	6.788	6.788	(1.000)	361083	8.00000	
* 4	Phenanthrene-d10	188	7.936	7.936	(1.000)	623840	8.00000	
* 5	Chrysene-d12	240	9.977	9.977	(1.000)	654031	8.00000	
* 6	Perylene-d12	264	11.323	11.323	(1.000)	544723	8.00000	
198	1,4-Dioxane	88	1.189	1.189	(0.267)	105273	20.0000	17.626
10	N-Nitrosodimethylamine	74	1.632	1.632	(0.366)	142516	20.0000	20.431
9	Pyridine	79	1.670	1.670	(0.375)	284838	20.0000	21.022
16	Methyl methanesulfonate	80	3.251	3.251	(0.729)	195389	20.0000	19.277
206	Benzaldehyde	77	4.117	4.117	(0.923)	312482	20.0000	19.603
21	Aniline	93	4.207	4.207	(0.944)	645517	20.0000	19.398
22	Phenol	94	4.207	4.207	(0.944)	555565	20.0000	19.468
23	bis(2-Chloroethyl)ether	93	4.266	4.266	(0.957)	354383	20.0000	19.374
24	2-Chlorophenol	128	4.298	4.298	(0.964)	491913	20.0000	19.432
26	1,3-Dichlorobenzene	146	4.416	4.416	(0.990)	605241	20.0000	20.000
27	1,4-Dichlorobenzene	146	4.474	4.474	(1.004)	597393	20.0000	19.487
28	1,2-Dichlorobenzene	146	4.592	4.592	(1.030)	566061	20.0000	19.565
217	Indene	116	4.656	4.656	(1.044)	825275	20.0000	19.643
29	Benzyl Alcohol	108	4.571	4.571	(1.025)	272493	20.0000	19.913
30	2-Methylphenol	108	4.667	4.667	(1.047)	420502	20.0000	19.479
31	2,2'-oxybis(1-Chloropropane)	45	4.677	4.677	(1.049)	399831	20.0000	18.941
37	Acetophenone	105	4.768	4.768	(1.069)	643950	20.0000	19.612
32	N-Nitroso-di-n-propylamine	70	4.774	4.774	(1.071)	285703	20.0000	19.054
192	4-Methylphenol	108	4.779	4.779	(1.072)	413639	20.0000	19.502
34	Hexachloroethane	117	4.848	4.848	(1.087)	250102	20.0000	19.844
35	Nitrobenzene	77	4.897	4.897	(0.901)	478098	20.0000	19.401(M)
36	N-Nitrosopyrrolidine	100	4.742	4.742	(1.064)	182525	20.0000	20.314
41	Isophorone	82	5.083	5.083	(0.935)	795977	20.0000	19.797
42	2-Nitrophenol	139	5.142	5.142	(0.946)	278410	20.0000	21.554
43	2,4-Dimethylphenol	107	5.185	5.185	(0.954)	507656	20.0000	20.827
44	bis(2-Chloroethoxy)methane	93	5.254	5.254	(0.967)	493629	20.0000	20.220
48	2,4-Dichlorophenol	162	5.329	5.329	(0.980)	462253	20.0000	20.128

Compounds	QUANT SIG MASS	RT	EXP RT	REL RT	RESPONSE	AMOUNTS CAL-AMT (NG)	ON-COL (NG)
49 Benzoic Acid	122	5.244	5.244	(0.965)	285112	30.0000	27.519(M)
50 1,2,4-Trichlorobenzene	180	5.393	5.393	(0.992)	591723	20.0000	19.720
51 Naphthalene	128	5.452	5.452	(1.003)	1499763	20.0000	19.913
52 4-Chloroaniline	127	5.495	5.495	(1.011)	618117	20.0000	20.206
54 2,6-Dichlorophenol	162	5.506	5.506	(1.013)	453384	20.0000	20.644
56 Hexachlorobutadiene	225	5.559	5.559	(1.023)	415331	20.0000	20.115
208 Caprolactam	113	5.746	5.746	(1.057)	118778	20.0000	22.183
59 4-Chloro-3-Methylphenol	107	5.869	5.869	(1.080)	442197	20.0000	20.213
62 2-Methylnaphthalene	142	5.986	5.986	(1.101)	1009000	20.0000	20.186
63 1-Methylnaphthalene	142	6.061	6.061	(1.115)	968772	20.0000	20.178
64 Hexachlorocyclopentadiene	237	6.115	6.115	(0.901)	503967	20.0000	22.263
65 1,2,4,5-Tetrachlorobenzene	216	6.120	6.120	(0.902)	646264	20.0000	20.361
66 2,4,6-Trichlorophenol	196	6.205	6.205	(0.914)	365645	20.0000	20.078
67 2,4,5-Trichlorophenol	196	6.232	6.232	(0.918)	396811	20.0000	20.870
209 1,1'-Biphenyl	154	6.344	6.344	(0.935)	1352526	20.0000	20.568
70 2-Chloronaphthalene	162	6.360	6.360	(0.937)	1064609	20.0000	20.113
73 2-Nitroaniline	65	6.430	6.430	(0.947)	285822	20.0000	21.465
76 Dimethylphthalate	163	6.574	6.574	(0.969)	1151993	20.0000	20.300
78 2,6-Dinitrotoluene	165	6.617	6.617	(0.975)	246895	20.0000	22.281
79 Acenaphthylene	152	6.681	6.681	(0.984)	1590835	20.0000	20.811
81 3-Nitroaniline	138	6.745	6.745	(0.994)	266838	20.0000	21.637
82 Acenaphthene	153	6.814	6.814	(1.004)	980902	20.0000	19.859
83 2,4-Dinitrophenol	184	6.830	6.830	(1.006)	218163	30.0000	43.020
85 4-Nitrophenol	109	6.878	6.878	(1.013)	301854	30.0000	32.835
86 Dibenzofuran	168	6.948	6.948	(1.024)	1480259	20.0000	20.313
87 2,4-Dinitrotoluene	165	6.932	6.932	(1.021)	340058	20.0000	22.750
91 2,3,5,6-Tetrachlorophenol	232	7.012	7.012	(1.033)	341808	20.0000	21.904
88 2,3,4,6-Tetrachlorophenol	232	7.044	7.044	(1.038)	348234	20.0000	20.714
92 2-Naphthylamine	143	7.065	7.065	(1.041)	832357	20.0000	18.903(M)
93 Diethylphthalate	149	7.119	7.119	(1.049)	1155964	20.0000	20.656
94 Fluorene	166	7.210	7.210	(1.062)	1209210	20.0000	21.026
95 4-Chlorophenyl-phenylether	204	7.210	7.210	(1.062)	695359	20.0000	21.289
96 4-Nitroaniline	138	7.215	7.215	(1.063)	288151	20.0000	22.249
98 4,6-Dinitro-2-methylphenol	198	7.247	7.247	(0.913)	337170	30.0000	39.953
99 N-Nitrosodiphenylamine (1)	169	7.300	7.300	(0.920)	765448	20.0000	20.492
100 1,2-Diphenylhydrazine	77	7.327	7.327	(0.923)	1269856	20.0000	20.064
106 4-Bromophenyl-phenylether	248	7.589	7.589	(0.956)	387347	20.0000	21.143
107 Hexachlorobenzene	284	7.648	7.648	(0.964)	381115	20.0000	20.558
210 Atrazine	200	7.706	7.706	(0.971)	362166	20.0000	21.522
111 Pentachlorophenol	266	7.792	7.792	(0.982)	344218	30.0000	35.383
115 Phenanthrene	178	7.952	7.952	(1.002)	1754771	20.0000	20.574
116 Anthracene	178	7.995	7.995	(1.007)	1778098	20.0000	20.989
119 Carbazole	167	8.112	8.112	(1.022)	1543749	20.0000	21.148
120 Di-n-Butylphthalate	149	8.374	8.374	(1.055)	2000517	20.0000	21.786
123 Fluoranthene	202	8.876	8.876	(1.118)	2002937	20.0000	21.454
124 Benzidine	184	8.967	8.967	(0.899)	813985	20.0000	21.526
125 Pyrene	202	9.053	9.053	(0.907)	2010936	20.0000	20.230
131 Butylbenzylphthalate	149	9.523	9.523	(0.954)	908706	20.0000	21.068
135 3,3'-Dichlorobenzidine	252	9.939	9.939	(0.996)	651689	20.0000	22.372
136 Benzo(a)Anthracene	228	9.972	9.972	(0.999)	1809197	20.0000	19.737
137 Chrysene	228	9.998	9.998	(1.002)	1833279	20.0000	20.797
139 bis(2-ethylhexyl)Phthalate	149	9.950	9.950	(0.997)	1245158	20.0000	21.093
140 Di-n-octylphthalate	149	10.468	10.468	(0.925)	1977176	20.0000	23.131
141 Benzo(b)fluoranthene	252	10.917	10.917	(0.964)	1650043	20.0000	20.540

Compounds	QUANT SIG MASS	RT	EXP RT	REL RT	RESPONSE	AMOUNTS CAL-AMT (NG)	AMOUNTS ON-COL (NG)
142 Benzo(k)fluoranthene	252	10.944	10.944	(0.967)	1964601	20.0000	20.925
143 7,12-dimethylbenz[a]anthracen	256	10.901	10.901	(0.963)	832227	20.0000	21.699
146 Benzo(a)pyrene	252	11.264	11.264	(0.995)	1342002	20.0000	20.872
149 Indeno(1,2,3-cd)pyrene	276	12.680	12.680	(1.120)	1687214	20.0000	21.738
150 Dibenz(a,h)anthracene	278	12.691	12.691	(1.121)	1409979	20.0000	22.176
151 Benzo(g,h,i)perylene	276	13.086	13.086	(1.156)	1409595	20.0000	21.088
$ 154 Nitrobenzene-d5	82	4.880	4.880	(0.898)	486143	20.0000	19.975
$ 155 2-Fluorobiphenyl	172	6.269	6.269	(0.924)	1176730	20.0000	20.286
$ 156 Terphenyl-d14	244	9.160	9.160	(0.918)	1372107	20.0000	20.677
$ 157 Phenol-d5	99	4.197	4.197	(0.941)	495615	20.0000	19.673
$ 158 2-Fluorophenol	112	3.433	3.433	(0.770)	385918	20.0000	20.422
$ 159 2,4,6-Tribromophenol	330	7.397	7.397	(0.932)	156909	20.0000	22.469
$ 186 2-Chlorophenol-d4	132	4.288	4.288	(0.962)	503912	20.0000	19.932
$ 187 1,2-Dichlorobenzene-d4	152	4.581	4.581	(1.028)	372394	20.0000	18.850

QC Flag Legend

M - Compound response manually integrated.

Data File Name: N0927IC5.D
Inj. Date and Time: 27-SEP-2010 20:17
Instrument ID: 733.i
Client ID: sstd20
Compound Name: Nitrobenzene
CAS #: 98-95-3

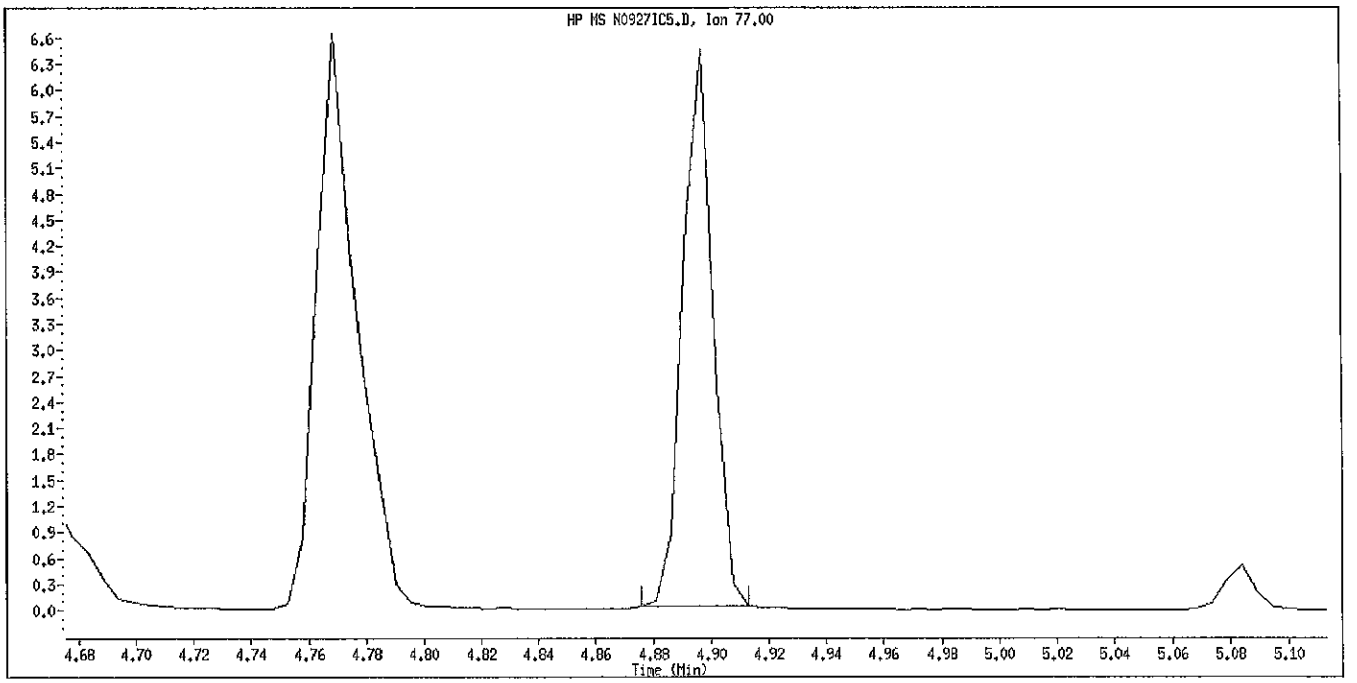

Original Integration

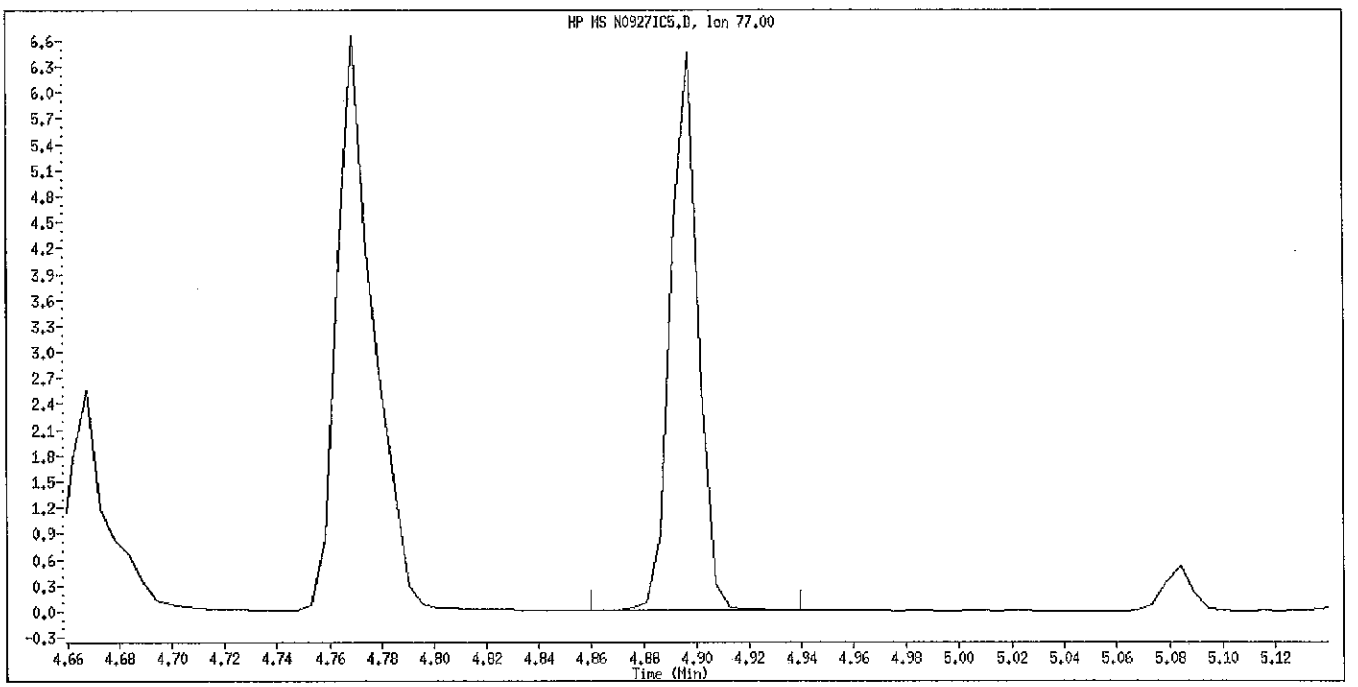

Manual Integration

Manually Integrated By: piccolinov
Manual Integration Reason: Poor Chromatography

Data File Name: N0927IC5.D
Inj. Date and Time: 27-SEP-2010 20:17
Instrument ID: 733.i
Client ID: sstd20
Compound Name: Benzoic Acid
CAS #: 65-85-0

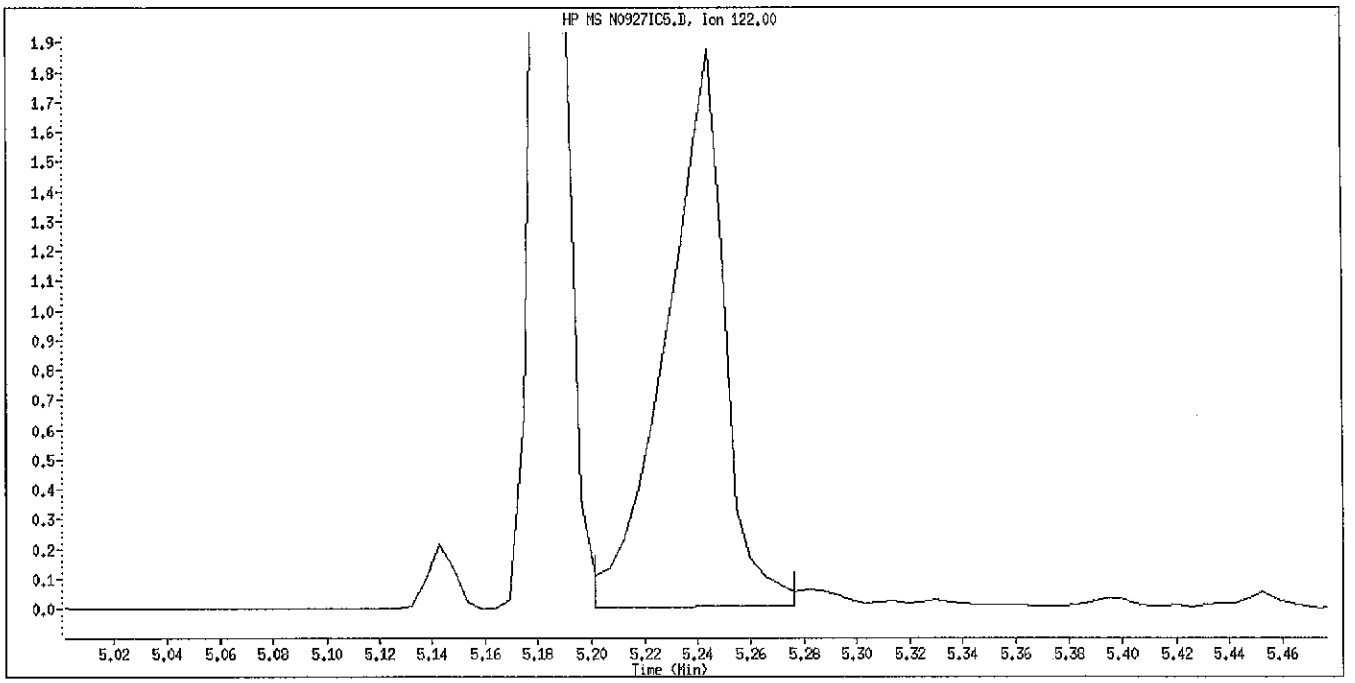

Original Integration

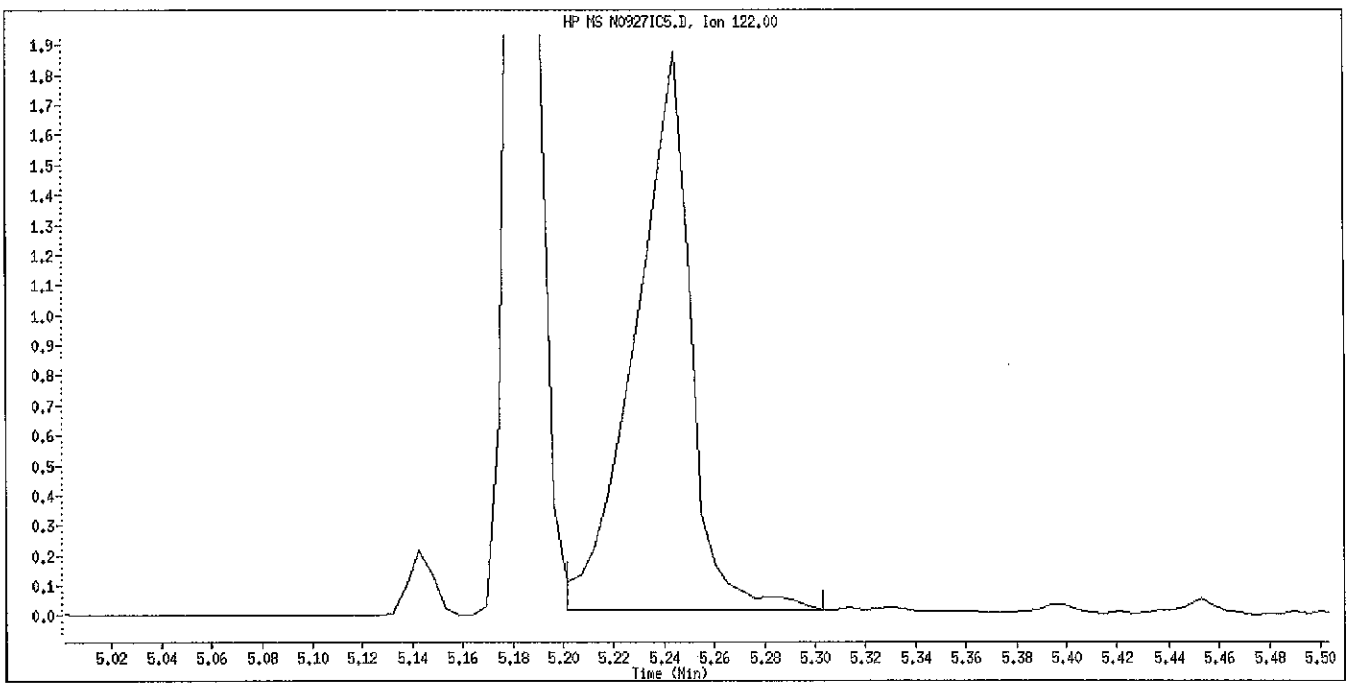

Manual Integration

Manually Integrated By: piccolinov
Manual Integration Reason: Poor Chromatography

Data File Name: N0927IC5.D
Inj. Date and Time: 27-SEP-2010 20:17
Instrument ID: 733.i
Client ID: sstd20
Compound Name: 2-Naphthylamine
CAS #: 91-59-8

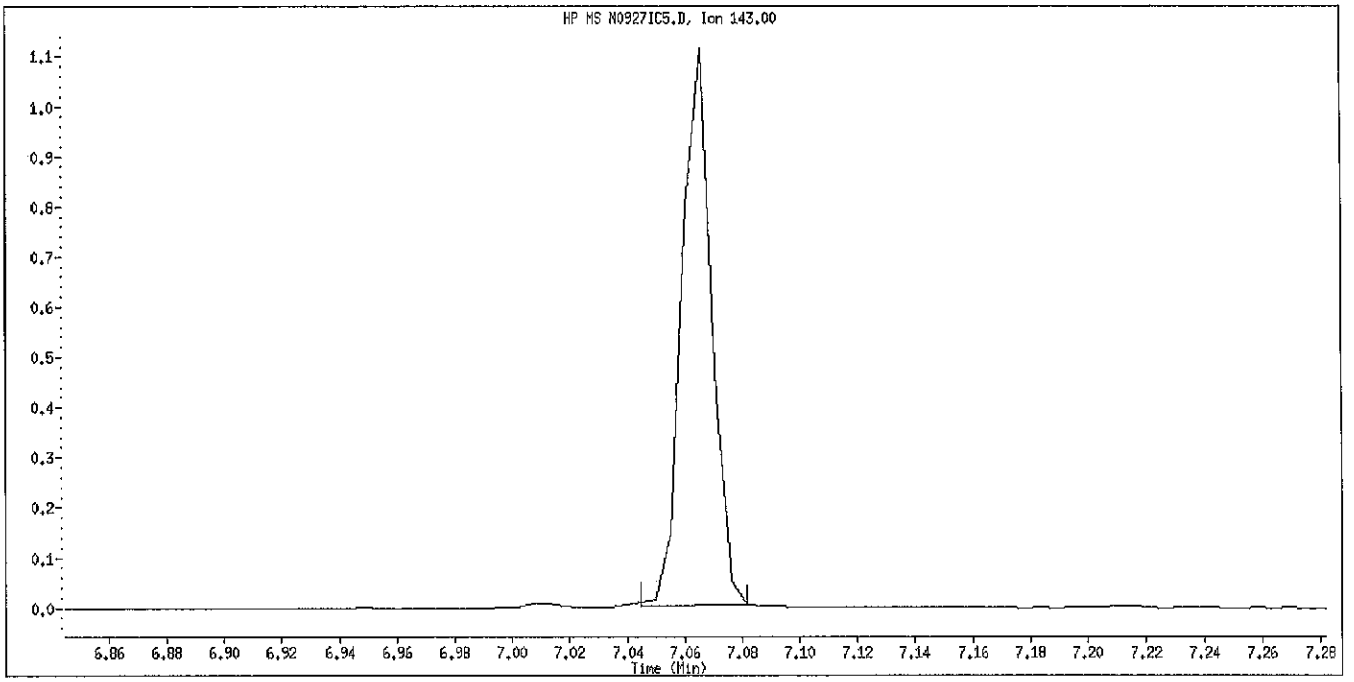

Original Integration

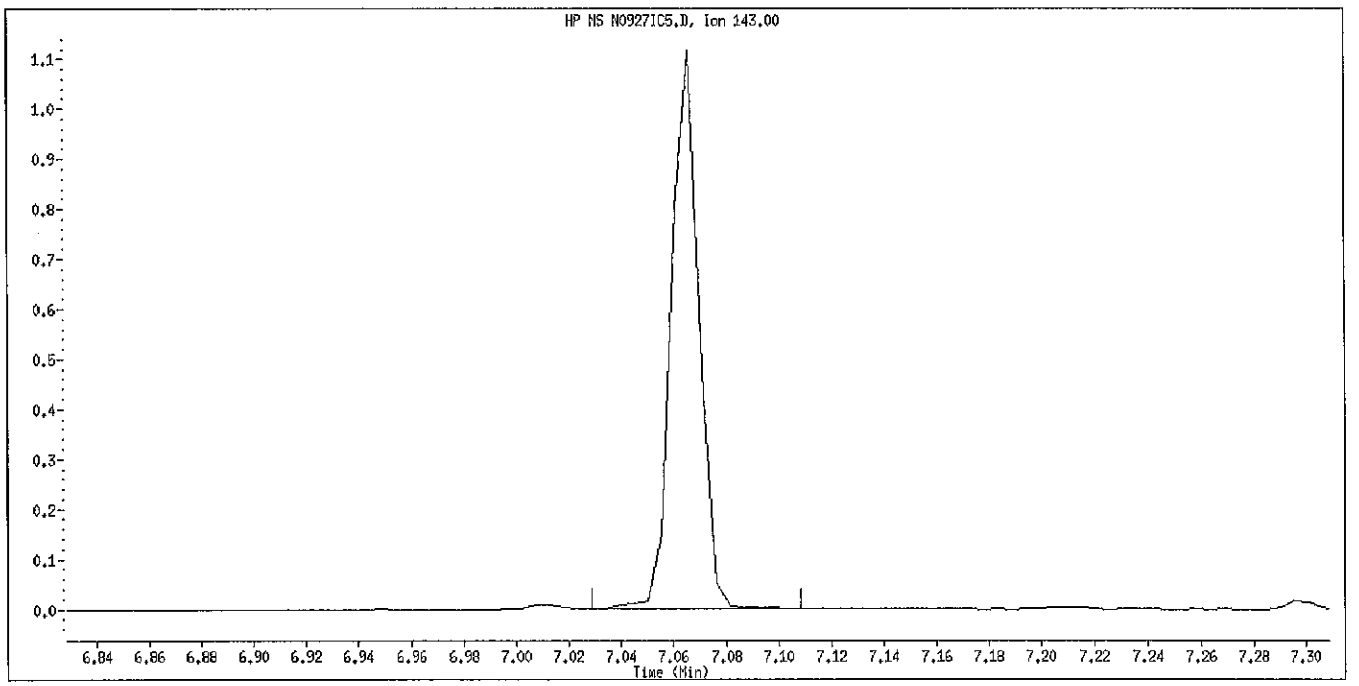

Manual Integration

Manually Integrated By: piccolinov
Manual Integration Reason: Poor Chromatography

Data File: \\PITSVR06\D\chem\733.i\N092710.b\N0927IC6.D
Date : 27-SEP-2010 20:38
Client ID: sstd40
Sample Info: SSTD40(20ug/ml) BNA0664-10 8270c/d

Instrument: 733.i

Operator: 3200
Column diameter: 0.32

Column phase: DB5-MS

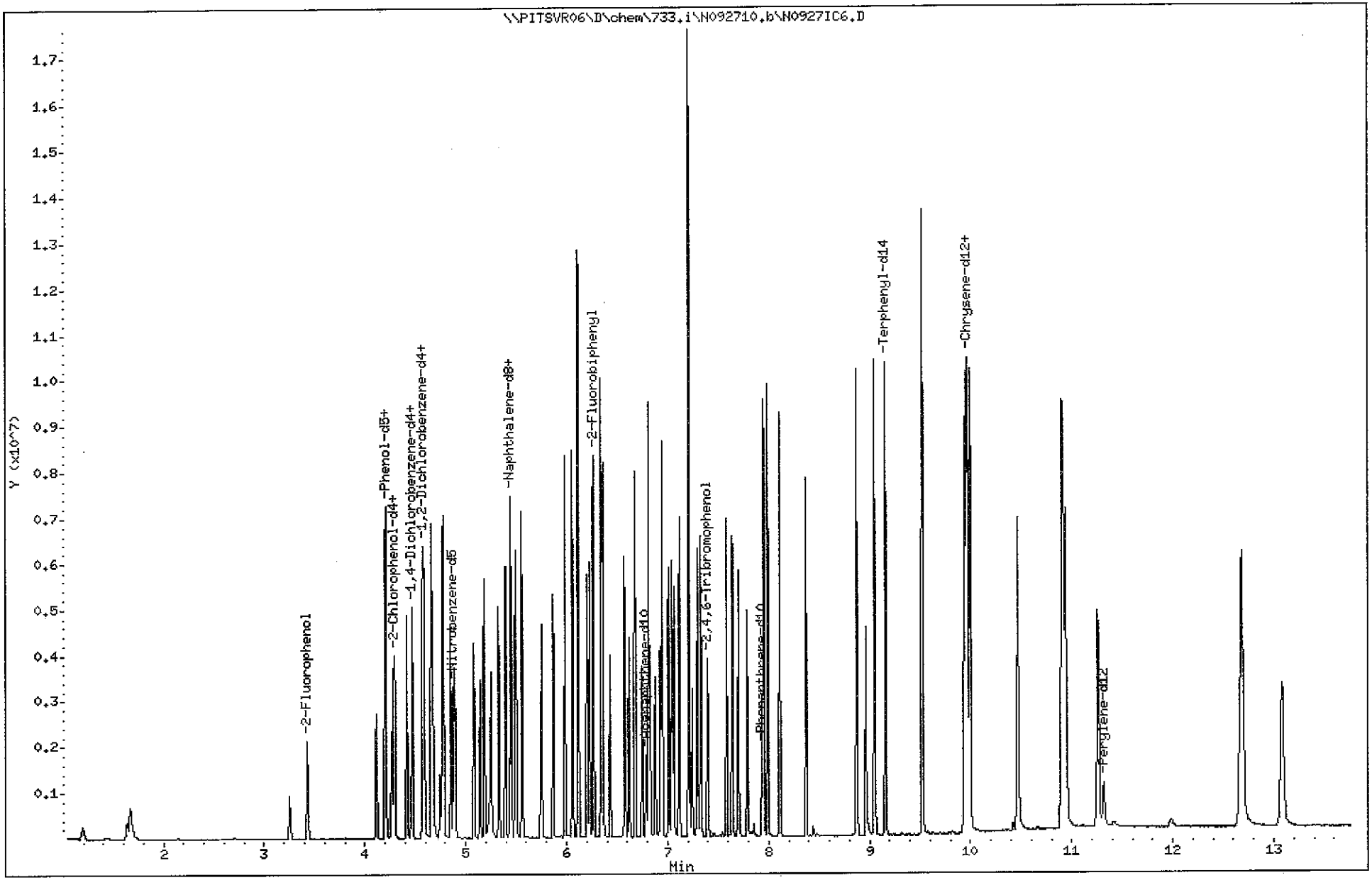

TestAmerica Pittsburgh

Semivolatile REPORT SW-846 Method 8270

Data file : \\PITSVR06\D\chem\733.i\N092710.b\N0927IC6.D
Lab Smp Id: sstd40 Client Smp ID: sstd40
Inj Date : 27-SEP-2010 20:38
Operator : 3200 Inst ID: 733.i
Smp Info : SSTD40(20ug/ml) BNA0664-10 8270c/d
Misc Info : sstd40,N092710.b,8270ll.m,padepi.sub,1,6
Comment :
Method : \\PITSVR06\D\chem\733.i\N092710.b\8270ll.m
Meth Date : 01-Oct-2010 09:53 piccolinov Quant Type: ISTD
Cal Date : 27-SEP-2010 20:38 Cal File: N0927IC6.D
Als bottle: 90 Calibration Sample, Level: 6
Dil Factor: 1.00000
Integrator: HP RTE Compound Sublist: padepi.sub
Target Version: 4.14
Processing Host: PITPC-502

	Compounds	QUANT SIG MASS	RT	EXP RT	REL RT	RESPONSE	AMOUNTS CAL-AMT (NG)	AMOUNTS ON-COL (NG)
* 1	1,4-Dichlorobenzene-d4	152	4.462	4.462	(1.000)	138992	8.00000	
* 2	Naphthalene-d8	136	5.434	5.434	(1.000)	526475	8.00000	
* 3	Acenaphthene-d10	164	6.786	6.786	(1.000)	330708	8.00000	
* 4	Phenanthrene-d10	188	7.935	7.935	(1.000)	565115	8.00000	
* 5	Chrysene-d12	240	9.975	9.975	(1.000)	620398	8.00000	
* 6	Perylene-d12	264	11.316	11.316	(1.000)	496814	8.00000	
198	1,4-Dioxane	88	1.193	1.193	(0.267)	191773	40.0000	35.394
10	N-Nitrosodimethylamine	74	1.636	1.636	(0.367)	267095	40.0000	41.043
9	Pyridine	79	1.668	1.668	(0.374)	522741	40.0000	41.300
16	Methyl methanesulfonate	80	3.250	3.250	(0.728)	363893	40.0000	38.897
206	Benzaldehyde	77	4.115	4.115	(0.922)	478336	40.0000	33.400
21	Aniline	93	4.206	4.206	(0.943)	1128771	40.0000	37.083
22	Phenol	94	4.206	4.206	(0.943)	987228	40.0000	37.704
23	bis(2-Chloroethyl)ether	93	4.265	4.265	(0.956)	646967	40.0000	38.413
24	2-Chlorophenol	128	4.297	4.297	(0.963)	902237	40.0000	38.660
26	1,3-Dichlorobenzene	146	4.414	4.414	(0.989)	1076051	40.0000	38.584
27	1,4-Dichlorobenzene	146	4.473	4.473	(1.002)	1099631	40.0000	38.868
28	1,2-Dichlorobenzene	146	4.590	4.590	(1.029)	1033945	40.0000	38.748
217	Indene	116	4.655	4.655	(1.043)	1487517	40.0000	38.446
29	Benzyl Alcohol	108	4.569	4.569	(1.024)	511860	40.0000	40.253
30	2-Methylphenol	108	4.665	4.665	(1.045)	752611	40.0000	37.950
31	2,2'-oxybis(1-Chloropropane)	45	4.681	4.681	(1.049)	717714	40.0000	37.155
37	Acetophenone	105	4.767	4.767	(1.068)	1132746	40.0000	37.615
32	N-Nitroso-di-n-propylamine	70	4.777	4.777	(1.071)	487994	40.0000	35.803
192	4-Methylphenol	108	4.777	4.777	(1.071)	739515	40.0000	37.952
34	Hexachloroethane	117	4.852	4.852	(1.087)	441486	40.0000	38.102
35	Nitrobenzene	77	4.895	4.895	(0.901)	848143	40.0000	38.719
36	N-Nitrosopyrrolidine	100	4.745	4.745	(1.063)	343212	40.0000	40.960
41	Isophorone	82	5.082	5.082	(0.935)	1452497	40.0000	40.318
42	2-Nitrophenol	139	5.141	5.141	(0.946)	525636	40.0000	44.472
43	2,4-Dimethylphenol	107	5.183	5.183	(0.954)	921584	40.0000	41.869
44	bis(2-Chloroethoxy)methane	93	5.253	5.253	(0.967)	885438	40.0000	40.451
48	2,4-Dichlorophenol	162	5.328	5.328	(0.980)	851878	40.0000	41.212

	Compounds	QUANT SIG MASS	RT	EXP RT	REL RT	RESPONSE	AMOUNTS CAL-AMT (NG)	AMOUNTS ON-COL (NG)
49	Benzoic Acid	122	5.248	5.248	(0.966)	380217	40.0000	40.848
50	1,2,4-Trichlorobenzene	180	5.397	5.397	(0.993)	1067761	40.0000	39.814
51	Naphthalene	128	5.451	5.451	(1.003)	2709586	40.0000	40.180
52	4-Chloroaniline	127	5.493	5.493	(1.011)	1150742	40.0000	41.693
54	2,6-Dichlorophenol	162	5.504	5.504	(1.013)	828084	40.0000	41.774
56	Hexachlorobutadiene	225	5.557	5.557	(1.023)	761061	40.0000	40.997
208	Caprolactam	113	5.750	5.750	(1.058)	220462	40.0000	44.898
59	4-Chloro-3-Methylphenol	107	5.867	5.867	(1.080)	822549	40.0000	41.677
62	2-Methylnaphthalene	142	5.985	5.985	(1.101)	1856257	40.0000	41.252
63	1-Methylnaphthalene	142	6.060	6.060	(1.115)	1793318	40.0000	41.450
64	Hexachlorocyclopentadiene	237	6.113	6.113	(0.901)	975852	40.0000	45.721
65	1,2,4,5-Tetrachlorobenzene	216	6.118	6.118	(0.902)	1207482	40.0000	41.273
66	2,4,6-Trichlorophenol	196	6.204	6.204	(0.914)	698182	40.0000	41.538
67	2,4,5-Trichlorophenol	196	6.230	6.230	(0.918)	759344	40.0000	42.960
209	1,1'-Biphenyl	154	6.343	6.343	(0.935)	2514961	40.0000	41.454
70	2-Chloronaphthalene	162	6.359	6.359	(0.937)	1969070	40.0000	40.512
73	2-Nitroaniline	65	6.433	6.433	(0.948)	517658	40.0000	42.018
76	Dimethylphthalate	163	6.572	6.572	(0.969)	2171526	40.0000	41.473
78	2,6-Dinitrotoluene	165	6.615	6.615	(0.975)	465136	40.0000	44.744
79	Acenaphthylene	152	6.679	6.679	(0.984)	2957969	40.0000	41.857
81	3-Nitroaniline	138	6.749	6.749	(0.994)	498715	40.0000	43.402
82	Acenaphthene	153	6.813	6.813	(1.004)	1820735	40.0000	40.206
83	2,4-Dinitrophenol	184	6.829	6.829	(1.006)	274066	40.0000	54.677
85	4-Nitrophenol	109	6.877	6.877	(1.013)	367355	40.0000	42.981
86	Dibenzofuran	168	6.946	6.946	(1.024)	2792288	40.0000	41.519
87	2,4-Dinitrotoluene	165	6.930	6.930	(1.021)	649976	40.0000	46.043
91	2,3,5,6-Tetrachlorophenol	232	7.010	7.010	(1.033)	663766	40.0000	45.229
88	2,3,4,6-Tetrachlorophenol	232	7.042	7.042	(1.038)	652032	40.0000	41.937
92	2-Naphthylamine	143	7.064	7.064	(1.041)	1385617	40.0000	35.185
93	Diethylphthalate	149	7.117	7.117	(1.049)	2160787	40.0000	41.782
94	Fluorene	166	7.208	7.208	(1.062)	2307825	40.0000	43.129
95	4-Chlorophenyl-phenylether	204	7.208	7.208	(1.062)	1329356	40.0000	43.630
96	4-Nitroaniline	138	7.219	7.219	(1.064)	541114	40.0000	44.576
98	4,6-Dinitro-2-methylphenol	198	7.245	7.245	(0.913)	422672	40.0000	51.978
99	N-Nitrosodiphenylamine (1)	169	7.299	7.299	(0.920)	1471176	40.0000	42.858
100	1,2-Diphenylhydrazine	77	7.331	7.331	(0.924)	2309146	40.0000	40.230
106	4-Bromophenyl-phenylether	248	7.582	7.582	(0.956)	740736	40.0000	43.789
107	Hexachlorobenzene	284	7.646	7.646	(0.964)	735053	40.0000	43.093
210	Atrazine	200	7.705	7.705	(0.971)	680655	40.0000	43.803
111	Pentachlorophenol	266	7.790	7.790	(0.982)	456362	40.0000	49.361
115	Phenanthrene	178	7.951	7.951	(1.002)	3351949	40.0000	42.782
116	Anthracene	178	7.993	7.993	(1.007)	3392336	40.0000	43.443
119	Carbazole	167	8.111	8.111	(1.022)	2944984	40.0000	43.711
120	Di-n-Butylphthalate	149	8.367	8.367	(1.055)	3735039	40.0000	44.004
123	Fluoranthene	202	8.875	8.875	(1.118)	3825284	40.0000	44.267
124	Benzidine	184	8.966	8.966	(0.899)	1523527	40.0000	42.040
125	Pyrene	202	9.051	9.051	(0.907)	3879672	40.0000	40.949
131	Butylbenzylphthalate	149	9.521	9.521	(0.954)	1724953	40.0000	41.785
135	3,3'-Dichlorobenzidine	252	9.938	9.938	(0.996)	1270325	40.0000	44.856
136	Benzo(a)Anthracene	228	9.970	9.970	(0.999)	3511424	40.0000	40.320
137	Chrysene	228	9.997	9.997	(1.002)	3540124	40.0000	41.929
139	bis(2-ethylhexyl)Phthalate	149	9.949	9.949	(0.997)	2403141	40.0000	42.400
140	Di-n-octylphthalate	149	10.467	10.467	(0.925)	3861836	40.0000	47.644
141	Benzo(b)fluoranthene	252	10.916	10.916	(0.965)	3228699	40.0000	43.333

	Compounds	QUANT SIG MASS	RT	EXP RT	REL RT	RESPONSE	AMOUNTS CAL-AMT (NG)	AMOUNTS ON-COL (NG)
142	Benzo(k)fluoranthene	252	10.942	10.942	(0.967)	3759341	40.0000	43.200
143	7,12-dimethylbenz[a]anthracen	256	10.905	10.905	(0.964)	1669249	40.0000	46.233
146	Benzo(a)pyrene	252	11.257	11.257	(0.995)	2557698	40.0000	42.969
149	Indeno(1,2,3-cd)pyrene	276	12.678	12.678	(1.120)	3394904	40.0000	46.419
150	Dibenz(a,h)anthracene	278	12.689	12.689	(1.121)	2760639	40.0000	46.144
151	Benzo(g,h,i)perylene	276	13.084	13.084	(1.156)	2788164	40.0000	44.668
$ 154	Nitrobenzene-d5	82	4.879	4.879	(0.898)	863572	40.0000	39.719
$ 155	2-Fluorobiphenyl	172	6.268	6.268	(0.924)	2204626	40.0000	41.240
$ 156	Terphenyl-d14	244	9.158	9.158	(0.918)	2649877	40.0000	41.732
$ 157	Phenol-d5	99	4.195	4.195	(0.940)	888841	40.0000	38.333
$ 158	2-Fluorophenol	112	3.431	3.431	(0.769)	706102	40.0000	40.217
$ 159	2,4,6-Tribromophenol	330	7.395	7.395	(0.932)	302332	40.0000	46.290
$ 186	2-Chlorophenol-d4	132	4.286	4.286	(0.960)	907510	40.0000	38.893
$ 187	1,2-Dichlorobenzene-d4	152	4.580	4.580	(1.026)	670085	40.0000	37.082

Data File: \\PITSVR06\D\chem\733.i\N092710.b\N0927IC7.D
Date : 27-SEP-2010 20:59
Client ID: sstd60
Sample Info: SSTD60(30ug/ml) BNA0666-10 8270c/d

Instrument: 733.i
Operator: 3200
Column diameter: 0.32

Column phase: DB5-MS

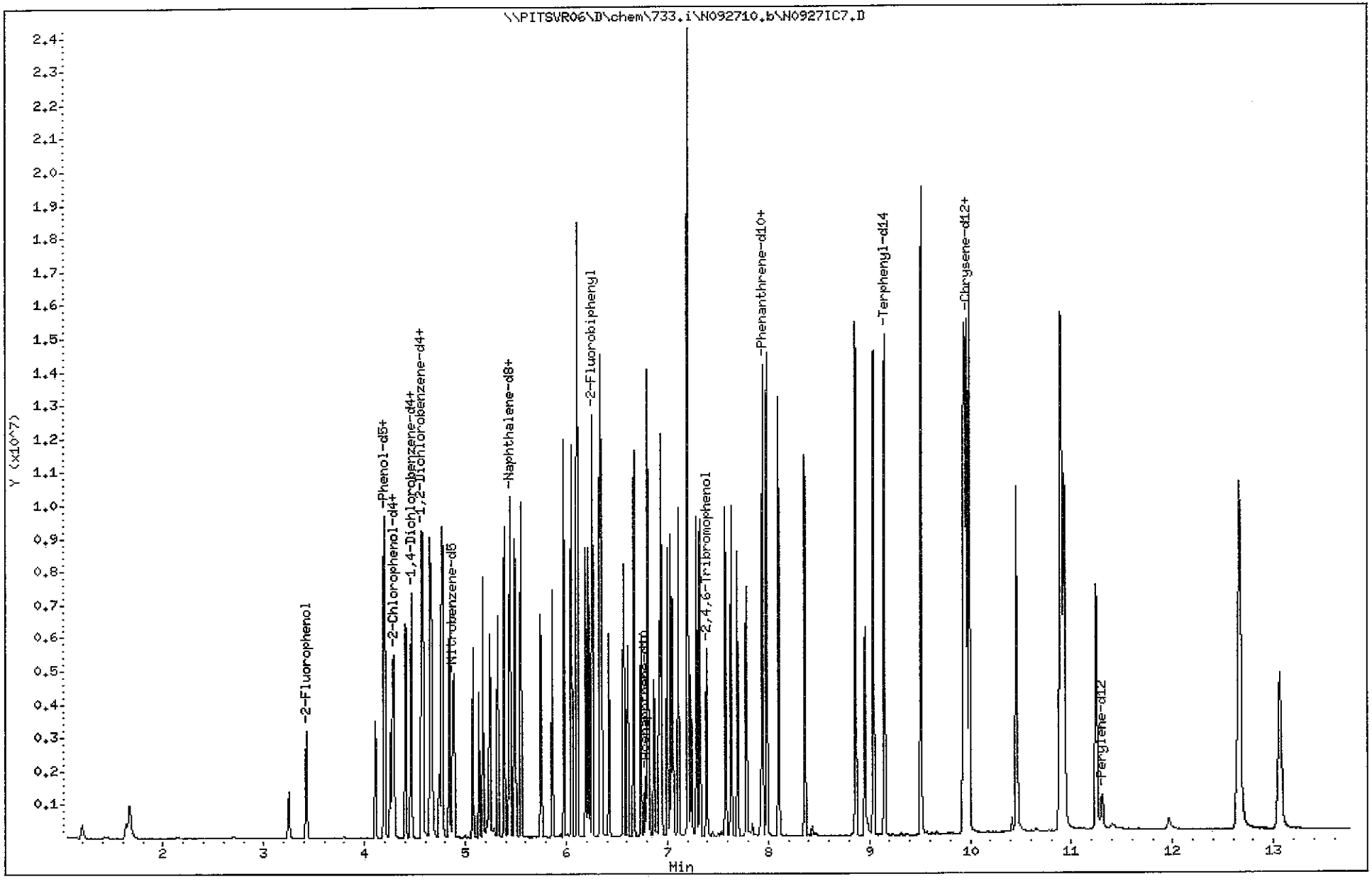

TestAmerica Pittsburgh

Semivolatile REPORT SW-846 Method 8270

Data file : \\PITSVR06\D\chem\733.i\N092710.b\N0927IC7.D
Lab Smp Id: sstd60 Client Smp ID: sstd60
Inj Date : 27-SEP-2010 20:59
Operator : 3200 Inst ID: 733.i
Smp Info : SSTD60(30ug/ml) BNA0666-10 8270c/d
Misc Info : sstd60,N092710.b,8270ll.m,padepi.sub,1,7
Comment :
Method : \\PITSVR06\D\chem\733.i\N092710.b\8270ll.m
Meth Date : 01-Oct-2010 10:00 piccolinov Quant Type: ISTD
Cal Date : 27-SEP-2010 20:59 Cal File: N0927IC7.D
Als bottle: 91 Calibration Sample, Level: 7
Dil Factor: 1.00000
Integrator: HP RTE Compound Sublist: padepi.sub
Target Version: 4.14
Processing Host: PITPC-502

Compounds	QUANT SIG MASS	RT	EXP RT	REL RT	RESPONSE	AMOUNTS CAL-AMT (NG)	ON-COL (NG)	
* 1 1,4-Dichlorobenzene-d4	152	4.454	4.454	(1.000)	133642	8.00000		
* 2 Naphthalene-d8	136	5.426	5.426	(1.000)	505746	8.00000		
* 3 Acenaphthene-d10	164	6.778	6.778	(1.000)	331542	8.00000		
* 4 Phenanthrene-d10	188	7.926	7.926	(1.000)	567025	8.00000		
* 5 Chrysene-d12	240	9.967	9.967	(1.000)	627989	8.00000		(MH)
* 6 Perylene-d12	264	11.303	11.303	(1.000)	496979	8.00000		
198 1,4-Dioxane	88	1.195	1.195	(0.268)	269040	60.0000	52.692	
10 N-Nitrosodimethylamine	74	1.633	1.633	(0.367)	365209	60.0000	58.594	
9 Pyridine	79	1.665	1.665	(0.374)	752458	60.0000	61.561	
16 Methyl methanesulfonate	80	3.247	3.247	(0.729)	512337	60.0000	57.373	
206 Benzaldehyde	77	4.107	4.107	(0.922)	616413	60.0000	46.449	
21 Aniline	93	4.197	4.197	(0.942)	1574618	60.0000	54.607	
22 Phenol	94	4.203	4.203	(0.944)	1377509	60.0000	55.413	
23 bis(2-Chloroethyl)ether	93	4.256	4.256	(0.956)	914351	60.0000	56.942	
24 2-Chlorophenol	128	4.294	4.294	(0.964)	1267642	60.0000	56.968	
26 1,3-Dichlorobenzene	146	4.411	4.411	(0.990)	1542722	60.0000	57.872	
27 1,4-Dichlorobenzene	146	4.465	4.465	(1.002)	1577014	60.0000	58.255	
28 1,2-Dichlorobenzene	146	4.582	4.582	(1.029)	1467064	60.0000	57.567	
217 Indene	116	4.652	4.652	(1.044)	2120195	60.0000	57.402	
29 Benzyl Alcohol	108	4.566	4.566	(1.025)	718372	60.0000	58.929	
30 2-Methylphenol	108	4.662	4.662	(1.047)	1056459	60.0000	56.016	
31 2,2'-oxybis(1-Chloropropane)	45	4.673	4.673	(1.049)	1008207	60.0000	55.032	
37 Acetophenone	105	4.764	4.764	(1.070)	1592318	60.0000	55.656	
32 N-Nitroso-di-n-propylamine	70	4.769	4.769	(1.071)	667568	60.0000	52.062	
192 4-Methylphenol	108	4.774	4.774	(1.072)	1031482	60.0000	55.711	
34 Hexachloroethane	117	4.844	4.844	(1.088)	636891	60.0000	57.554	
35 Nitrobenzene	77	4.887	4.887	(0.901)	1192105	60.0000	57.107	
36 N-Nitrosopyrrolidine	100	4.742	4.742	(1.065)	503145	60.0000	62.089	
41 Isophorone	82	5.074	5.074	(0.935)	2100674	60.0000	60.599	
42 2-Nitrophenol	139	5.138	5.138	(0.947)	752605	60.0000	65.308	
43 2,4-Dimethylphenol	107	5.175	5.175	(0.954)	1303705	60.0000	61.414	
44 bis(2-Chloroethoxy)methane	93	5.245	5.245	(0.967)	1263964	60.0000	60.094	
48 2,4-Dichlorophenol	162	5.325	5.325	(0.981)	1236062	60.0000	61.918	

Compounds	QUANT SIG MASS	RT	EXP RT	REL RT	RESPONSE	AMOUNTS CAL-AMT (NG)	AMOUNTS ON-COL (NG)
49 Benzoic Acid	122	5.250	5.250	(0.968)	509451	60.0000	57.389
50 1,2,4-Trichlorobenzene	180	5.389	5.389	(0.993)	1564577	60.0000	60.625
51 Naphthalene	128	5.442	5.442	(1.003)	3937771	60.0000	60.672
52 4-Chloroaniline	127	5.485	5.485	(1.011)	1651433	60.0000	61.949
54 2,6-Dichlorophenol	162	5.496	5.496	(1.013)	1224397	60.0000	63.647
56 Hexachlorobutadiene	225	5.549	5.549	(1.023)	1100656	60.0000	61.468
208 Caprolactam	113	5.752	5.752	(1.060)	324889	60.0000	67.451
59 4-Chloro-3-Methylphenol	107	5.864	5.864	(1.081)	1186489	60.0000	62.199
62 2-Methylnaphthalene	142	5.976	5.976	(1.101)	2729118	60.0000	62.668
63 1-Methylnaphthalene	142	6.051	6.051	(1.115)	2631378	60.0000	62.818
64 Hexachlorocyclopentadiene	237	6.105	6.105	(0.901)	1488474	60.0000	68.014
65 1,2,4,5-Tetrachlorobenzene	216	6.110	6.110	(0.901)	1769498	60.0000	60.283
66 2,4,6-Trichlorophenol	196	6.195	6.195	(0.914)	1070186	60.0000	62.983
67 2,4,5-Trichlorophenol	196	6.222	6.222	(0.918)	1112381	60.0000	62.362
209 1,1'-Biphenyl	154	6.334	6.334	(0.935)	3644789	60.0000	59.936
70 2-Chloronaphthalene	162	6.350	6.350	(0.937)	2899167	60.0000	59.570
73 2-Nitroaniline	65	6.425	6.425	(0.948)	731666	60.0000	59.347
76 Dimethylphthalate	163	6.569	6.569	(0.969)	3207522	60.0000	60.945
78 2,6-Dinitrotoluene	165	6.612	6.612	(0.976)	691852	60.0000	65.392
79 Acenaphthylene	152	6.671	6.671	(0.984)	4347627	60.0000	61.168
81 3-Nitroaniline	138	6.740	6.740	(0.994)	735415	60.0000	63.262
82 Acenaphthene	153	6.804	6.804	(1.004)	2783785	60.0000	61.125
83 2,4-Dinitrophenol	184	6.820	6.820	(1.006)	447283	60.0000	83.260
85 4-Nitrophenol	109	6.869	6.869	(1.013)	546974	60.0000	63.257
86 Dibenzofuran	168	6.938	6.938	(1.024)	4075557	60.0000	60.383
87 2,4-Dinitrotoluene	165	6.922	6.922	(1.021)	976059	60.0000	67.526
91 2,3,5,6-Tetrachlorophenol	232	7.002	7.002	(1.033)	1022711	60.0000	67.973
88 2,3,4,6-Tetrachlorophenol	232	7.034	7.034	(1.038)	1025947	60.0000	64.920
92 2-Naphthylamine	143	7.056	7.056	(1.041)	1833103	60.0000	47.981
93 Diethylphthalate	149	7.109	7.109	(1.049)	3170859	60.0000	60.991
94 Fluorene	166	7.200	7.200	(1.062)	3412833	60.0000	63.075
95 4-Chlorophenyl-phenylether	204	7.200	7.200	(1.062)	2008925	60.0000	64.877
96 4-Nitroaniline	138	7.210	7.210	(1.064)	788877	60.0000	64.086
98 4,6-Dinitro-2-methylphenol	198	7.237	7.237	(0.913)	642552	60.0000	75.385
99 N-Nitrosodiphenylamine (1)	169	7.291	7.291	(0.920)	2224964	60.0000	63.899
100 1,2-Diphenylhydrazine	77	7.323	7.323	(0.924)	3246489	60.0000	56.862
106 4-Bromophenyl-phenylether	248	7.574	7.574	(0.956)	1156603	60.0000	66.847
107 Hexachlorobenzene	284	7.638	7.638	(0.964)	1152194	60.0000	66.168
210 Atrazine	200	7.697	7.697	(0.971)	974872	60.0000	62.152
111 Pentachlorophenol	266	7.782	7.782	(0.982)	724471	60.0000	74.871
115 Phenanthrene	178	7.942	7.942	(1.002)	4962366	60.0000	62.657
116 Anthracene	178	7.985	7.985	(1.007)	5013407	60.0000	63.386
119 Carbazole	167	8.103	8.103	(1.022)	4377486	60.0000	64.029
120 Di-n-Butylphthalate	149	8.359	8.359	(1.055)	5464639	60.0000	63.534
123 Fluoranthene	202	8.861	8.861	(1.118)	5767061	60.0000	65.498
124 Benzidine	184	8.957	8.957	(0.899)	2277249	60.0000	61.773(M)
125 Pyrene	202	9.043	9.043	(0.907)	5842412	60.0000	60.787(M)
131 Butylbenzylphthalate	149	9.513	9.513	(0.954)	2601264	60.0000	61.919(M)
135 3,3'-Dichlorobenzidine	252	9.930	9.930	(0.996)	2096715	60.0000	70.923(M)
136 Benzo(a)Anthracene	228	9.962	9.962	(0.999)	5519460	60.0000	62.224(M)
137 Chrysene	228	9.988	9.988	(1.002)	5419717	60.0000	62.903(M)
139 bis(2-ethylhexyl)Phthalate	149	9.940	9.940	(0.997)	3742516	60.0000	64.431(M)
140 Di-n-octylphthalate	149	10.453	10.453	(0.925)	5952886	60.0000	71.144
141 Benzo(b)fluoranthene	252	10.902	10.902	(0.965)	5671533	60.0000	73.285

Compounds	QUANT SIG MASS	RT	EXP RT	REL RT	RESPONSE	AMOUNTS CAL-AMT (NG)	AMOUNTS ON-COL (NG)
142 Benzo(k)fluoranthene	252	10.929	10.929	(0.967)	5472179	60.0000	62.437
143 7,12-dimethylbenz[a]anthracen	256	10.891	10.891	(0.964)	2711821	60.0000	72.481
146 Benzo(a)pyrene	252	11.244	11.244	(0.995)	3994392	60.0000	65.970
149 Indeno(1,2,3-cd)pyrene	276	12.659	12.659	(1.120)	5453852	60.0000	72.051
150 Dibenz(a,h)anthracene	278	12.665	12.665	(1.121)	4499435	60.0000	72.561
151 Benzo(g,h,i)perylene	276	13.065	13.065	(1.156)	4335436	60.0000	67.908
$ 154 Nitrobenzene-d5	82	4.876	4.876	(0.899)	1226454	60.0000	58.901
$ 155 2-Fluorobiphenyl	172	6.260	6.260	(0.924)	3243098	60.0000	60.439
$ 156 Terphenyl-d14	244	9.150	9.150	(0.918)	4195802	60.0000	64.469(M)
$ 157 Phenol-d5	99	4.192	4.192	(0.941)	1241440	60.0000	56.261
$ 158 2-Fluorophenol	112	3.423	3.423	(0.769)	993904	60.0000	59.034
$ 159 2,4,6-Tribromophenol	330	7.387	7.387	(0.932)	473027	60.0000	70.147
$ 186 2-Chlorophenol-d4	132	4.278	4.278	(0.960)	1306999	60.0000	58.499
$ 187 1,2-Dichlorobenzene-d4	152	4.571	4.571	(1.026)	962265	60.0000	55.998

QC Flag Legend

M - Compound response manually integrated.
H - Operator selected an alternate compound hit.

Data File Name: N0927IC7.D
Inj. Date and Time: 27-SEP-2010 20:59
Instrument ID: 733.i
Client ID: sstd60
Compound Name: Benzidine
CAS #: 92-87-5

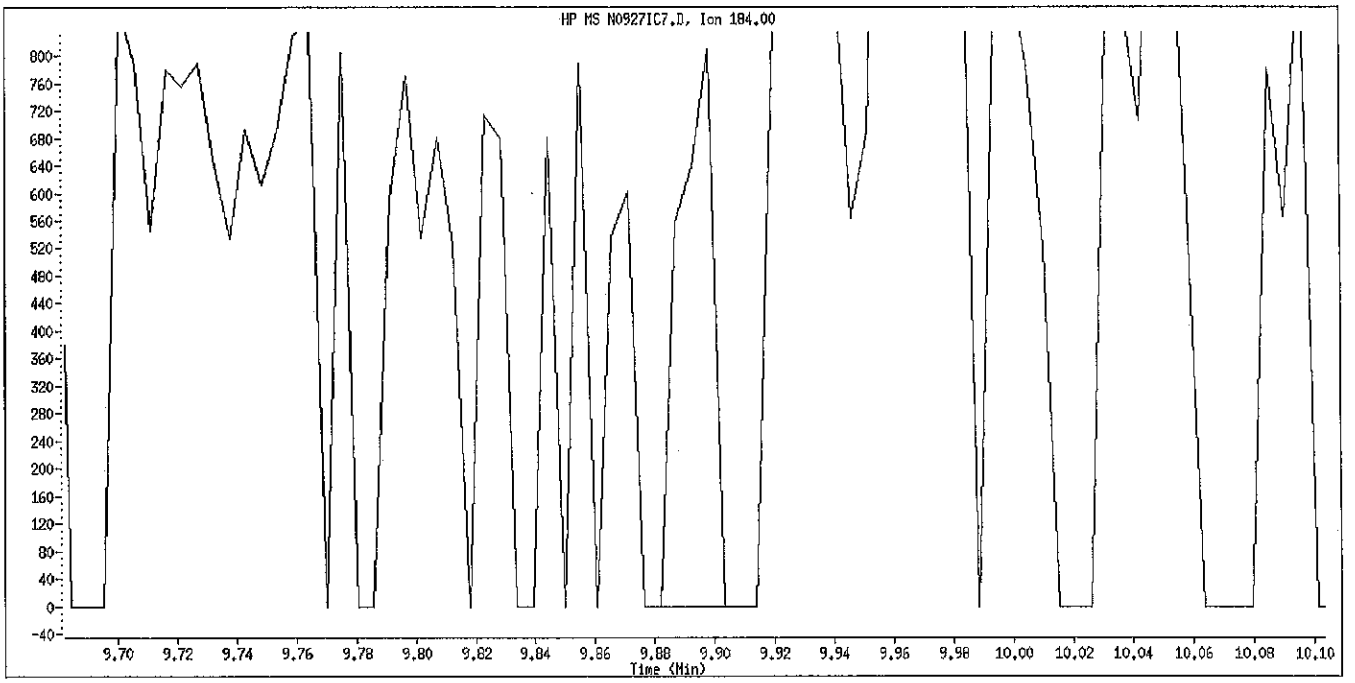

Original Integration

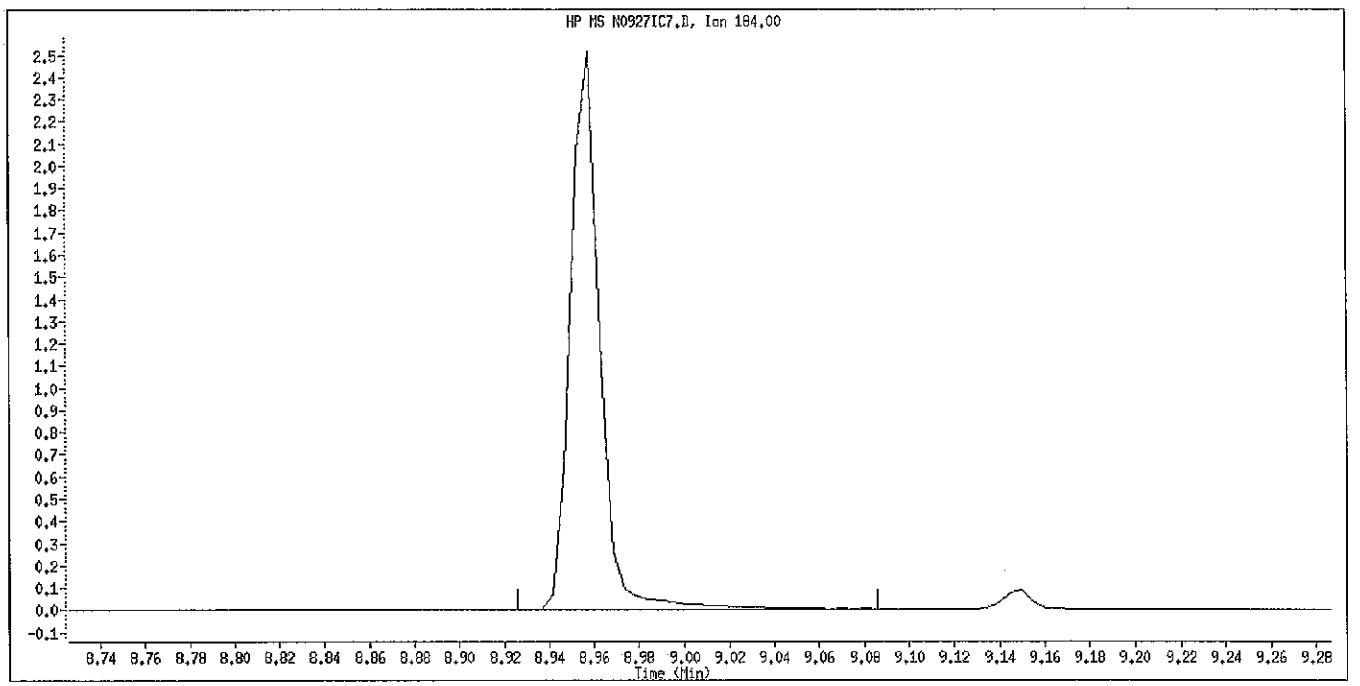

Manual Integration

Manually Integrated By: piccolinov
Manual Integration Reason: Peak Not Found

Data File Name: N0927IC7.D
Inj. Date and Time: 27-SEP-2010 20:59
Instrument ID: 733.i
Client ID: sstd60
Compound Name: Pyrene
CAS #: 129-00-0

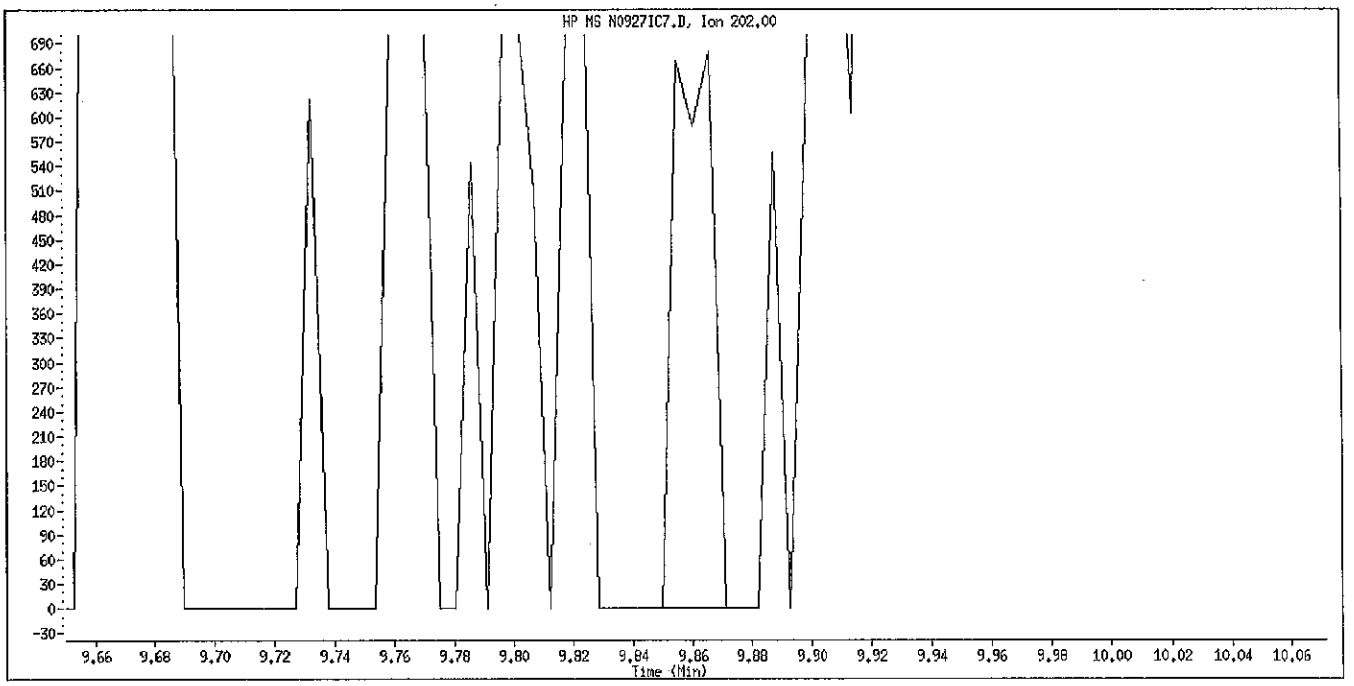

Original Integration

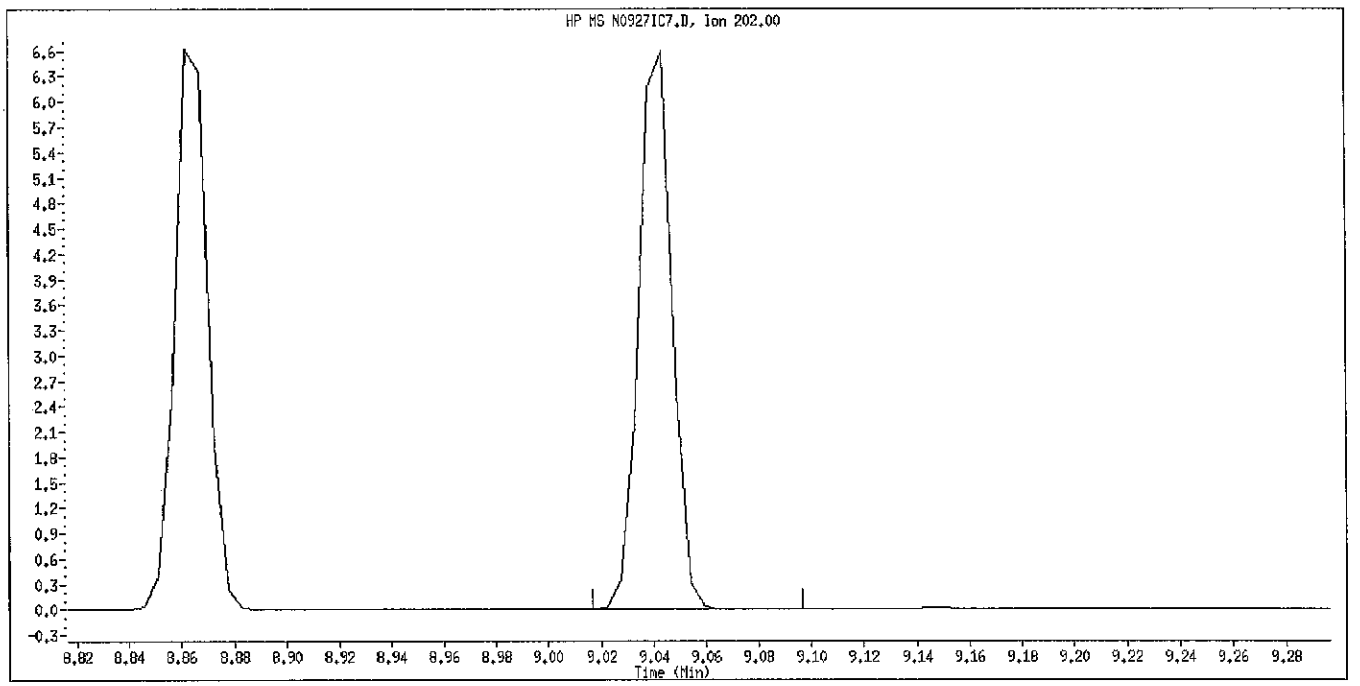

Manual Integration

Manually Integrated By: piccolinov
Manual Integration Reason: Peak Not Found

Data File Name: N0927IC7.D
Inj. Date and Time: 27-SEP-2010 20:59
Instrument ID: 733.i
Client ID: sstd60
Compound Name: Terphenyl-d14
CAS #: 1718-51-0

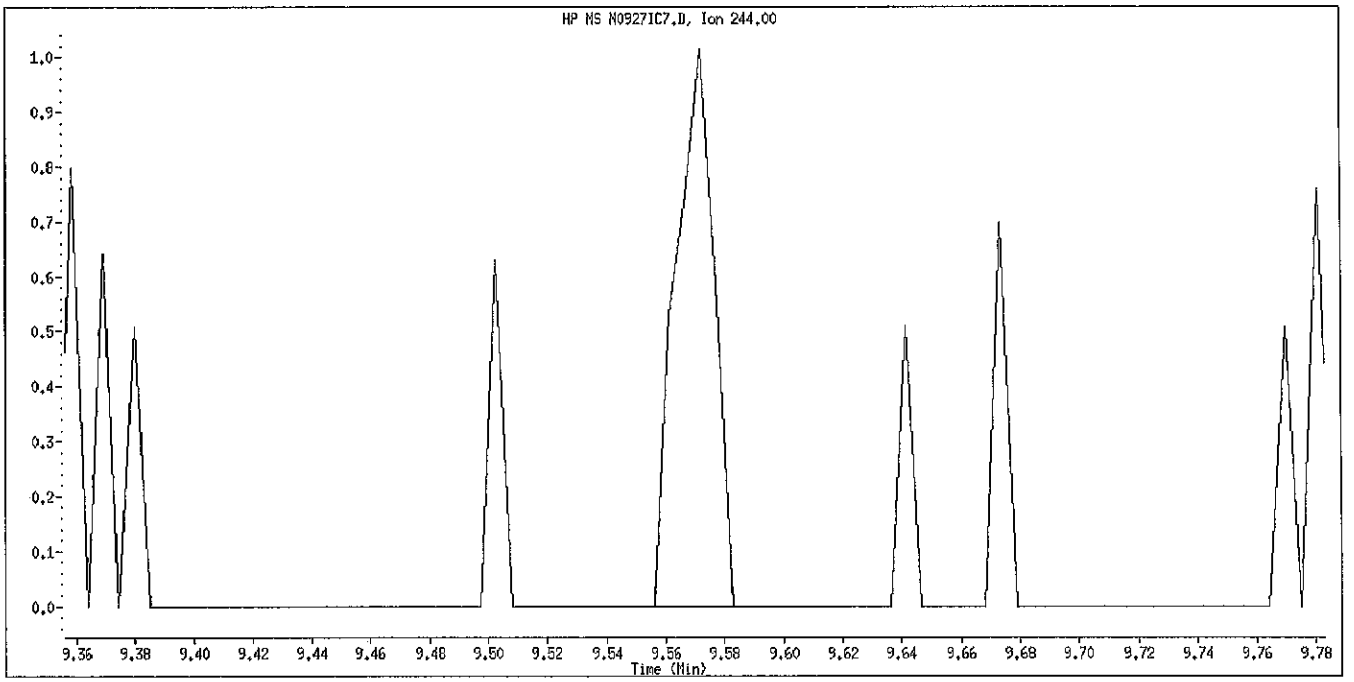

Original Integration

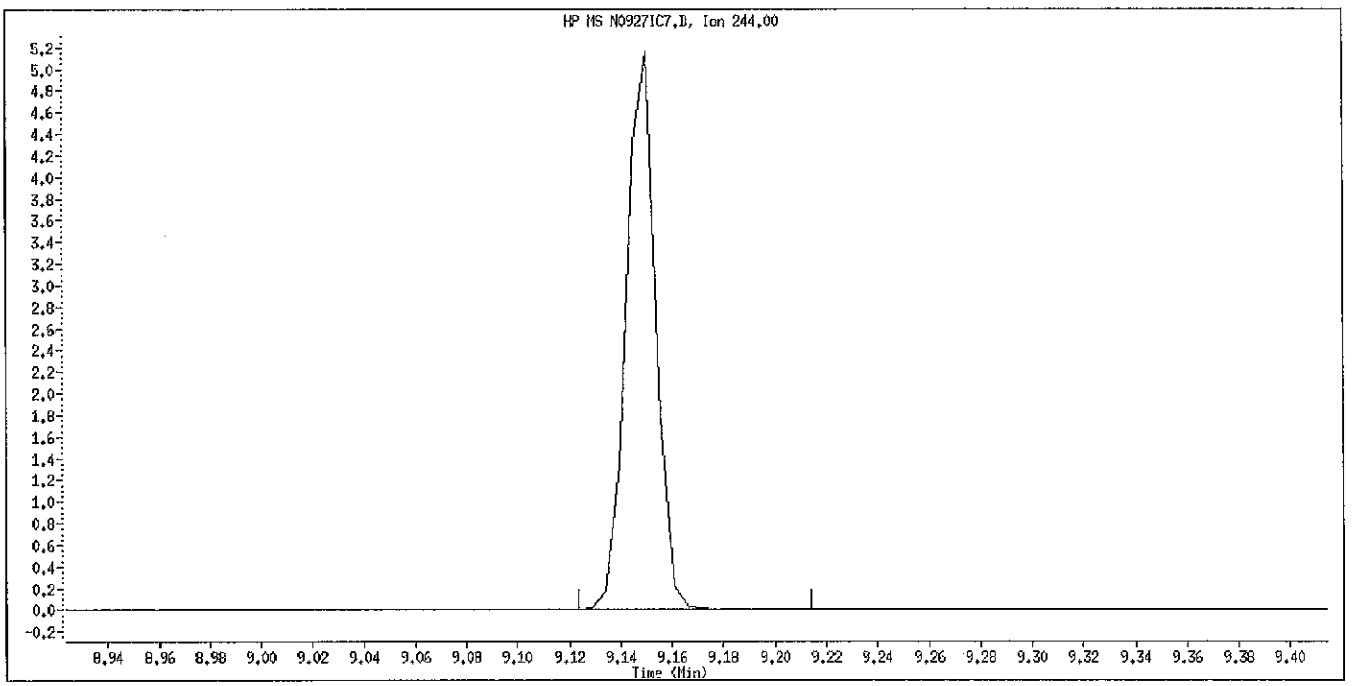

Manual Integration

Manually Integrated By: piccolinov
Manual Integration Reason: Peak Not Found

Data File Name: N0927IC7.D
Inj. Date and Time: 27-SEP-2010 20:59
Instrument ID: 733.i
Client ID: sstd60
Compound Name: Butylbenzylphthalate
CAS #: 85-68-7

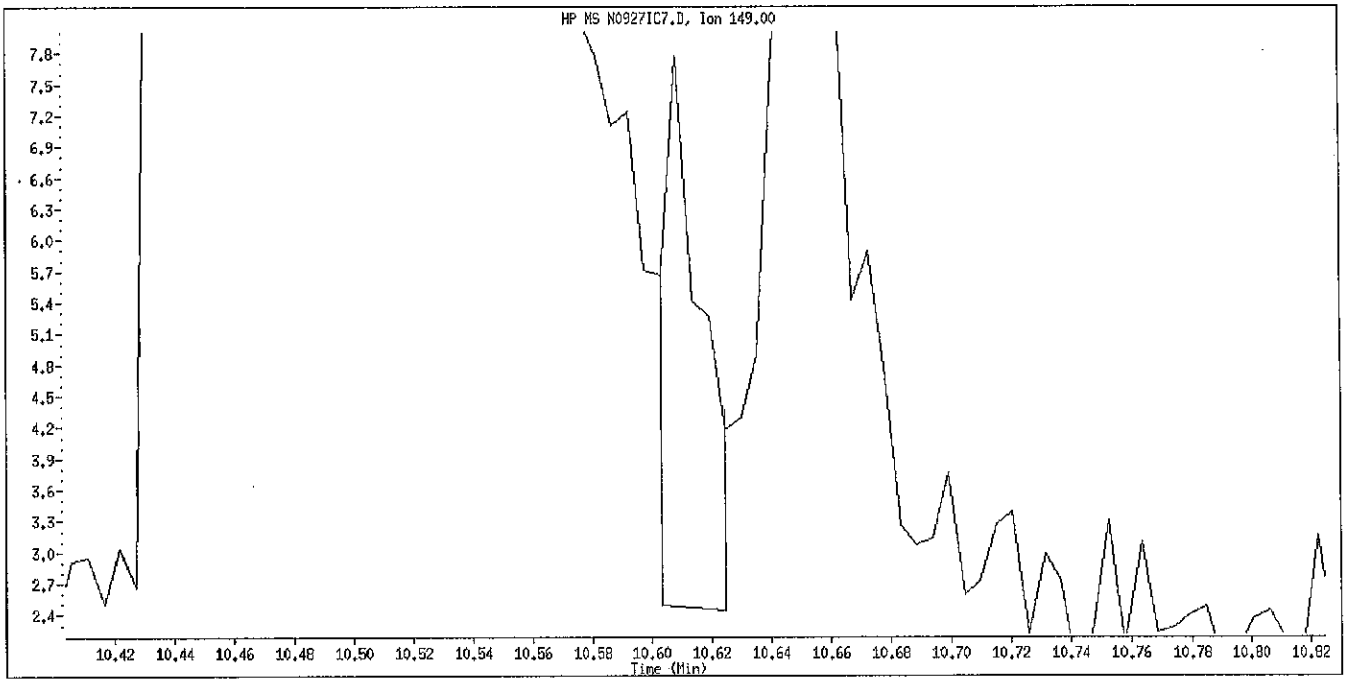

Original Integration

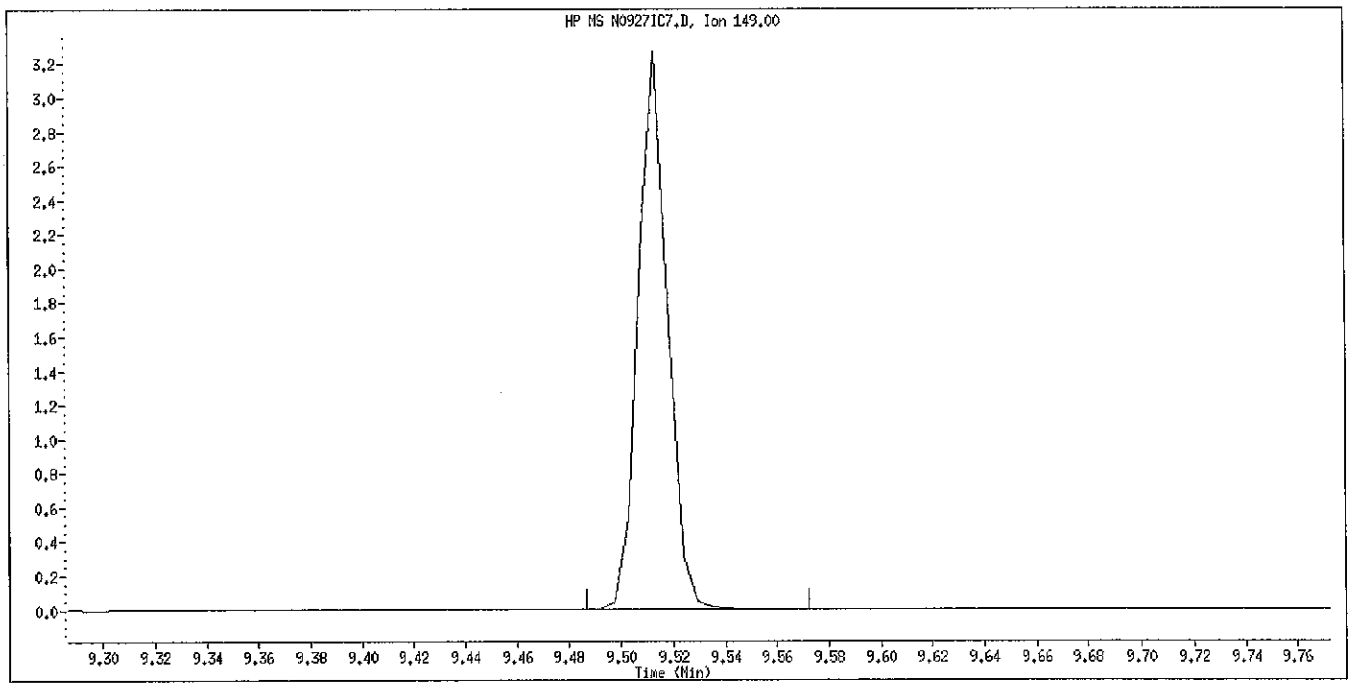

Manual Integration

Manually Integrated By: piccolinov
Manual Integration Reason: Peak Not Found

Data File Name: N0927IC7.D
Inj. Date and Time: 27-SEP-2010 20:59
Instrument ID: 733.i
Client ID: sstd60
Compound Name: 3,3'-Dichlorobenzidine
CAS #: 91-94-1

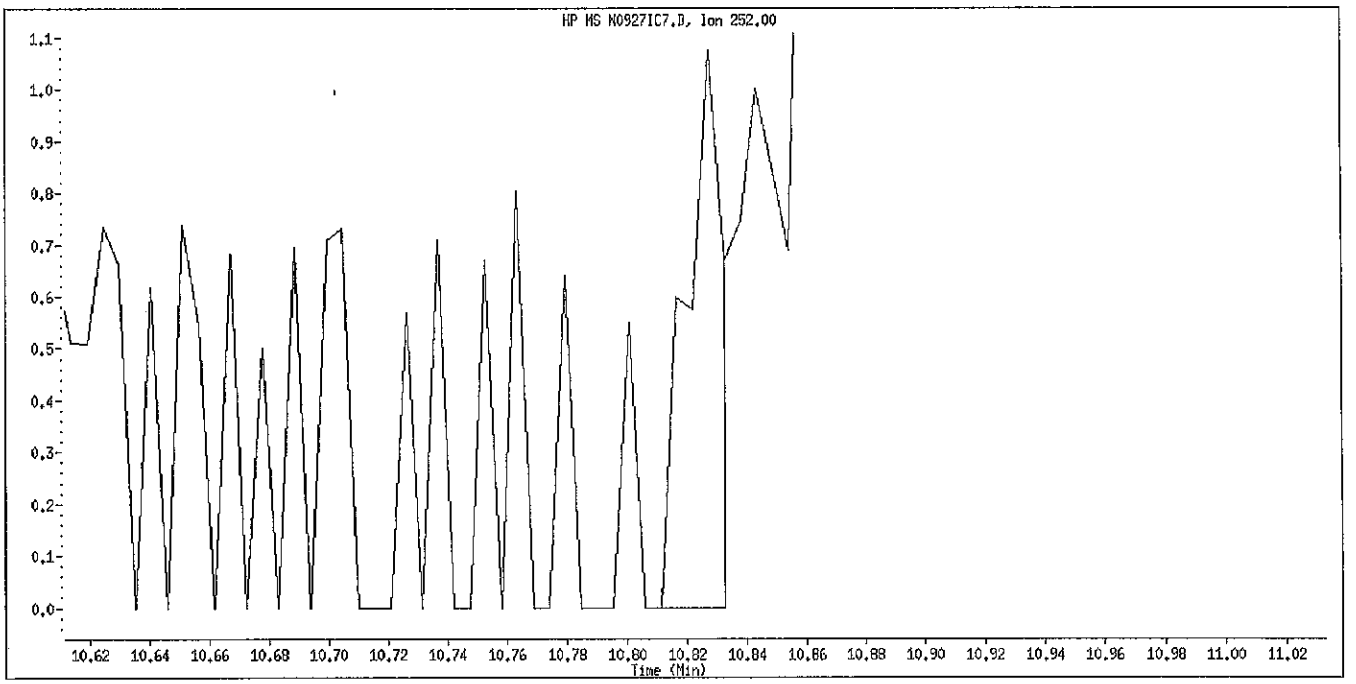

Original Integration

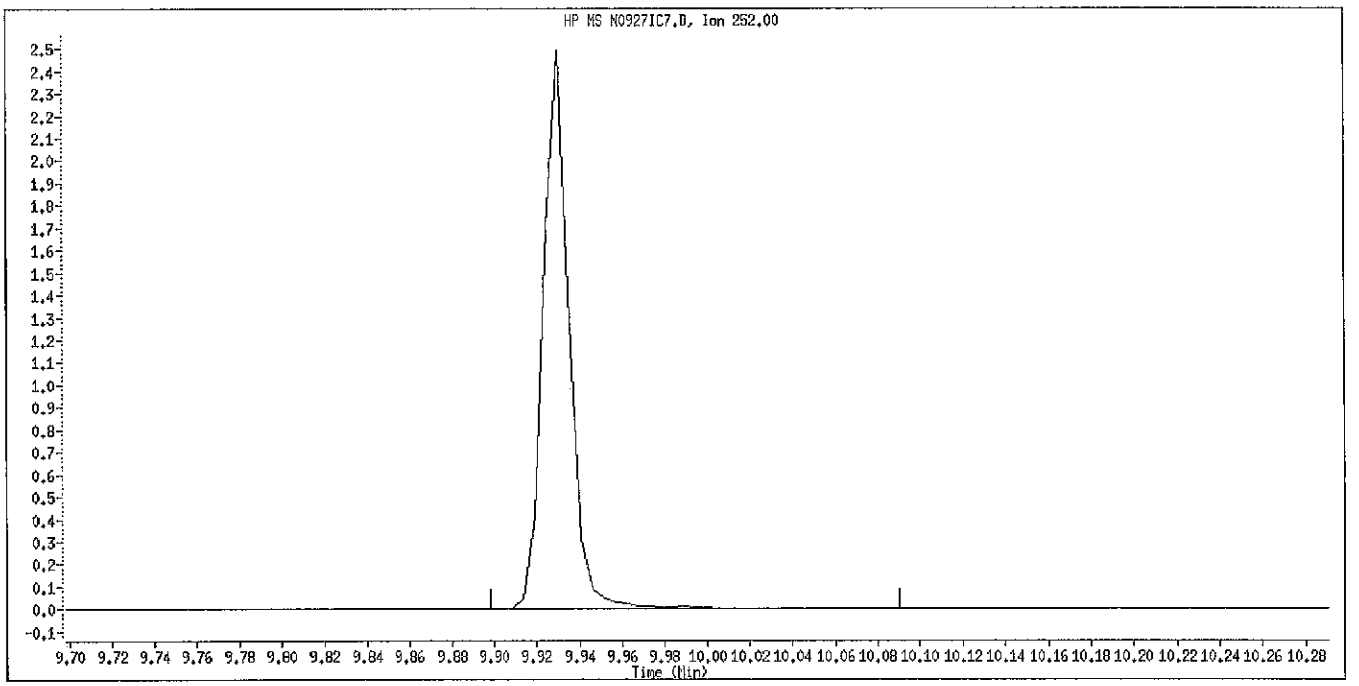

Manual Integration

Manually Integrated By: piccolinov
Manual Integration Reason: Peak Not Found

Data File Name: N0927IC7.D
Inj. Date and Time: 27-SEP-2010 20:59
Instrument ID: 733.i
Client ID: sstd60
Compound Name: bis(2-ethylhexyl)Phthalate
CAS #: 117-81-7

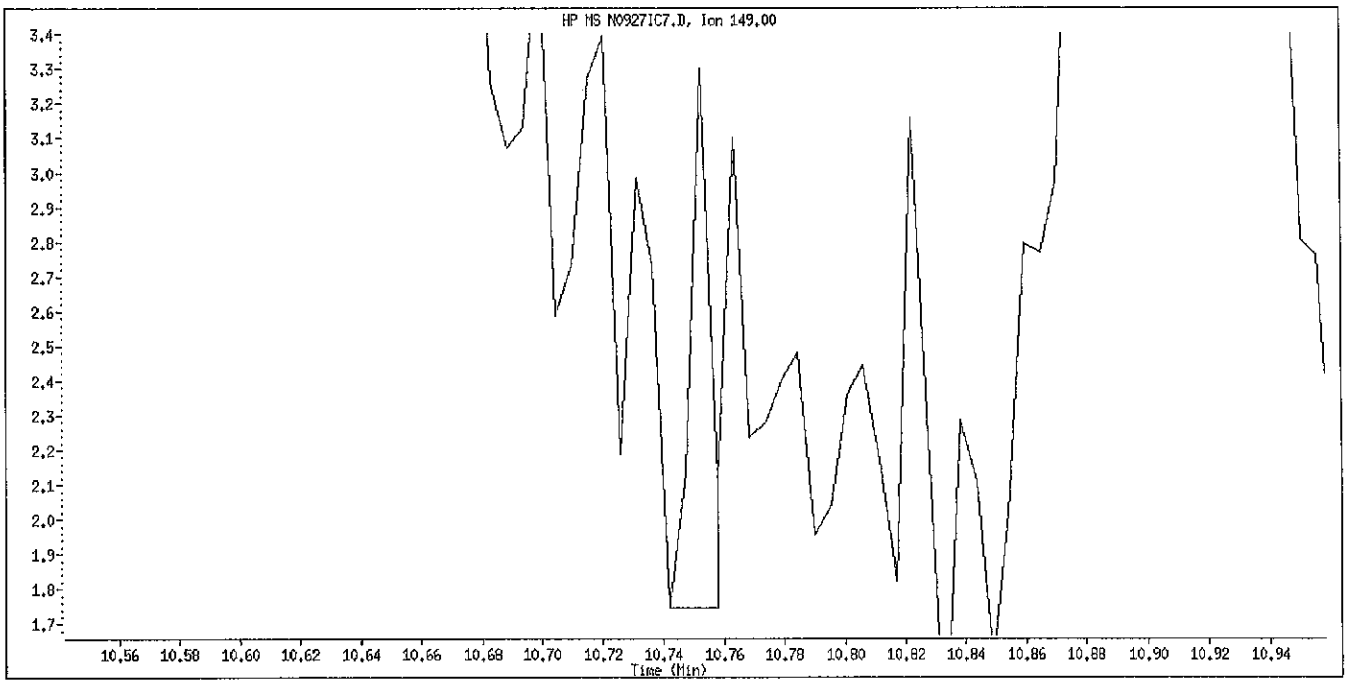

Original Integration

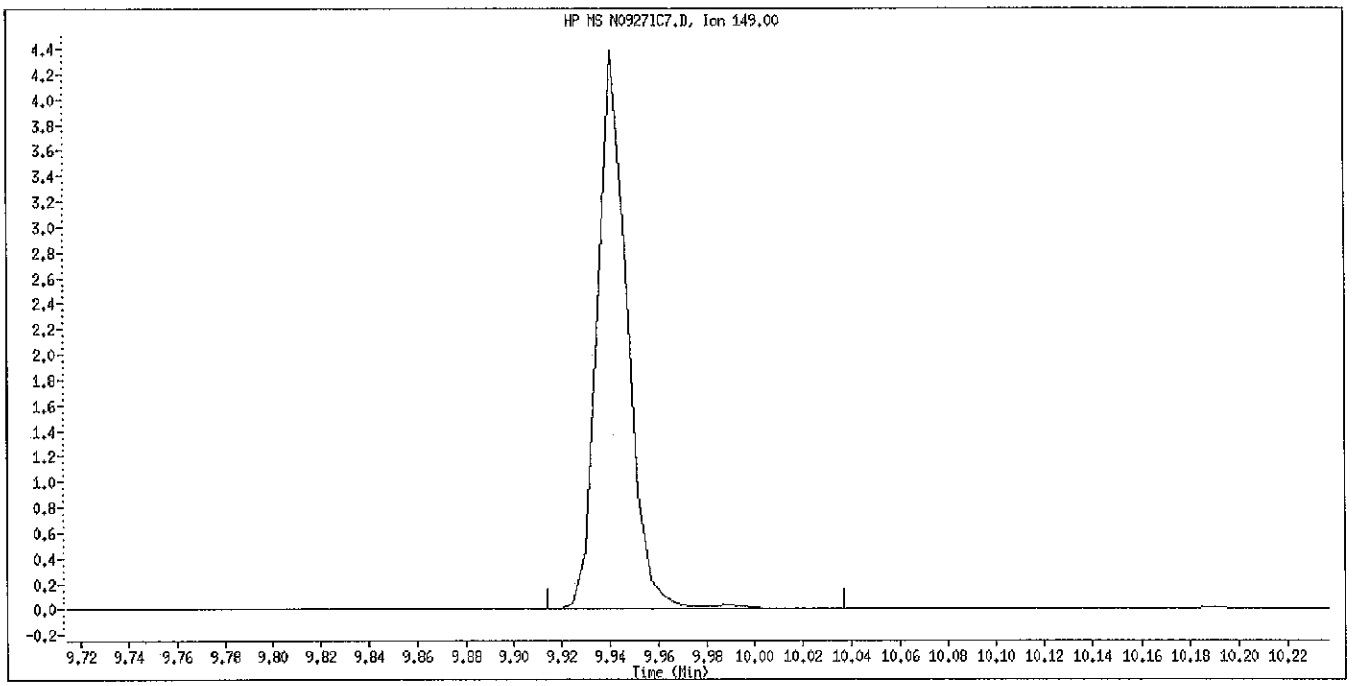

Manual Integration

Manually Integrated By: piccolinov
Manual Integration Reason: Peak Not Found

Data File Name: N0927IC7.D
Inj. Date and Time: 27-SEP-2010 20:59
Instrument ID: 733.i
Client ID: sstd60
Compound Name: Benzo(a)Anthracene
CAS #: 56-55-3

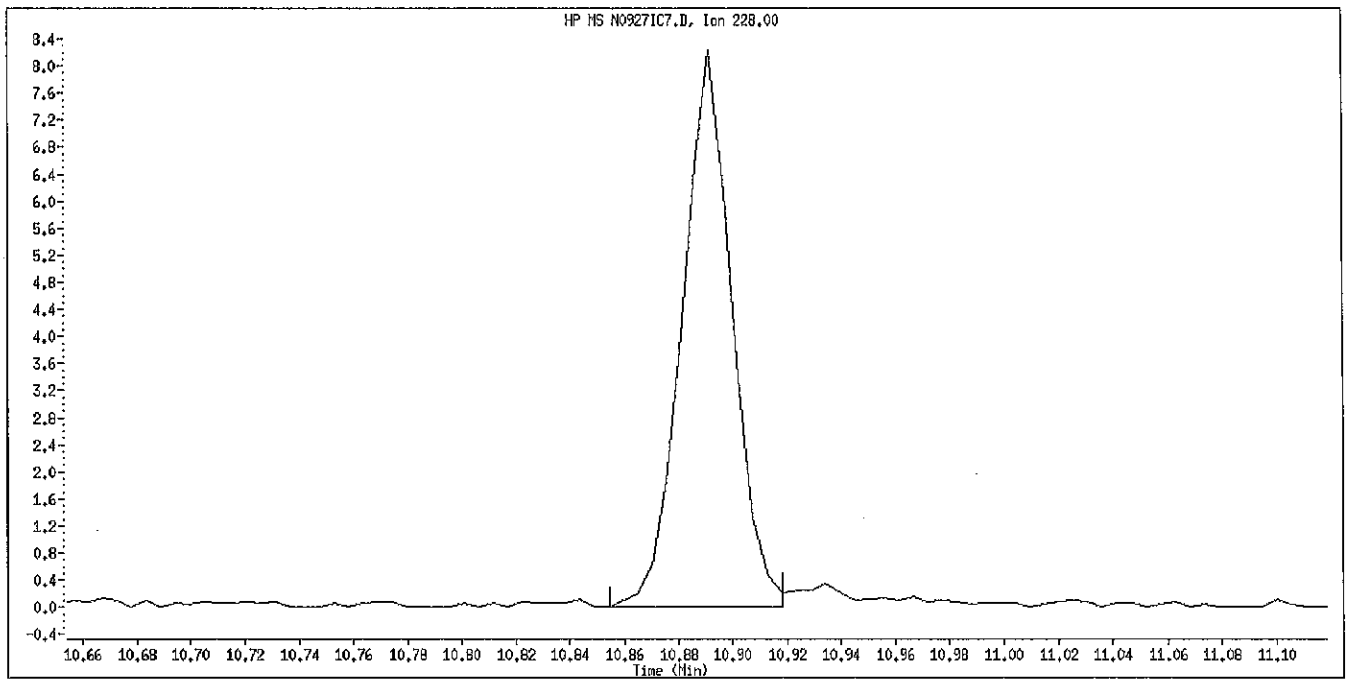

Original Integration

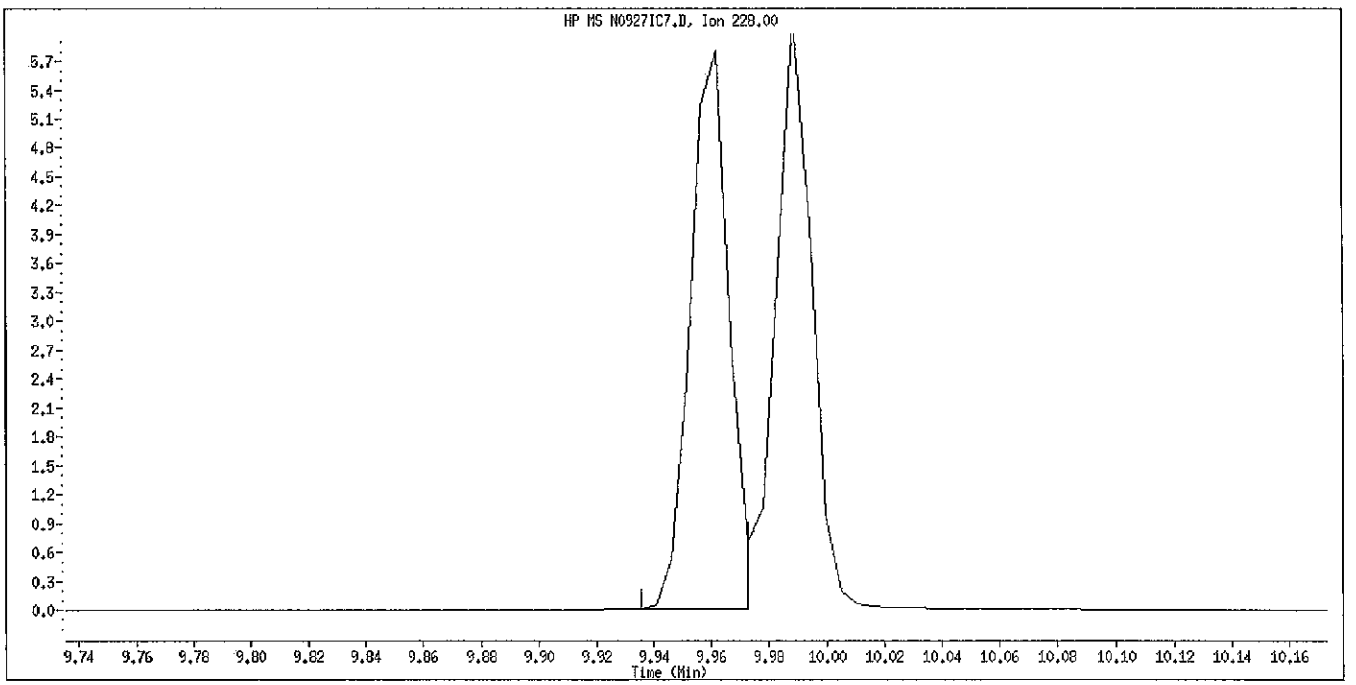

Manual Integration

Manually Integrated By: piccolinov
Manual Integration Reason: Peak Not Found

Data File Name: N0927IC7.D
Inj. Date and Time: 27-SEP-2010 20:59
Instrument ID: 733.i
Client ID: sstd60
Compound Name: Chrysene-d12
CAS #: 1719-03-5

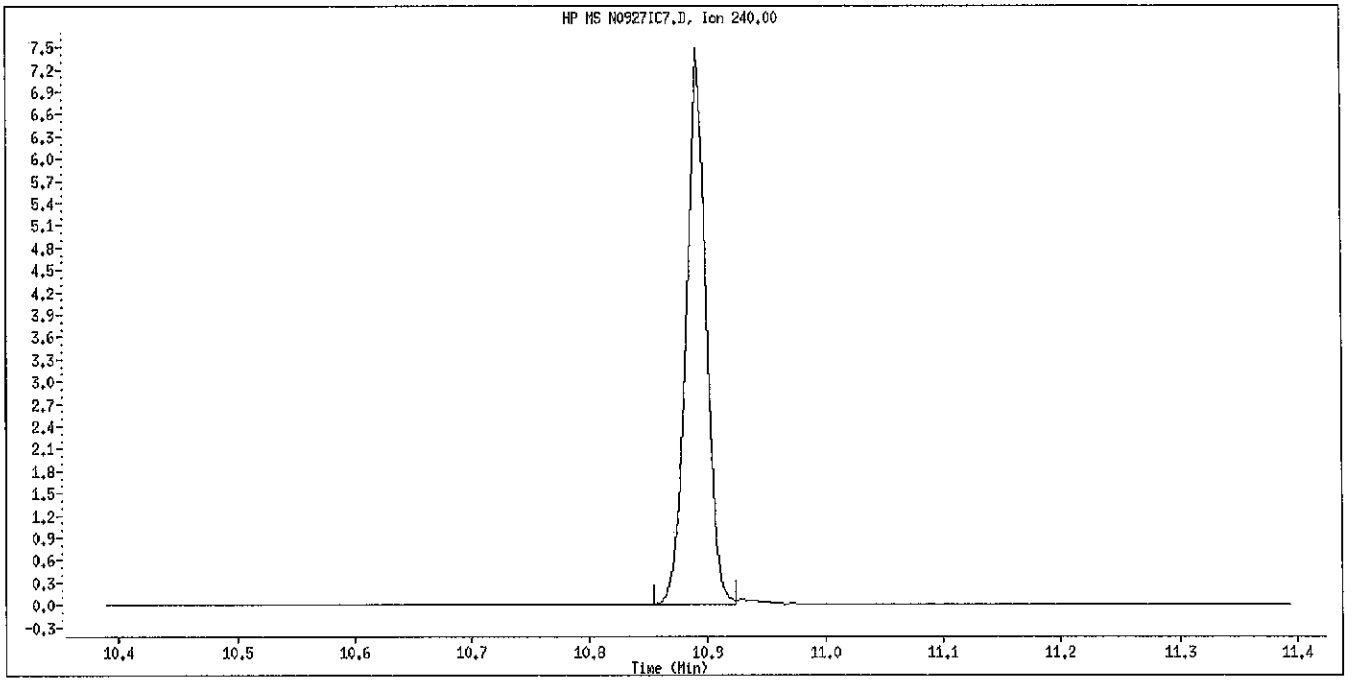

Original Integration

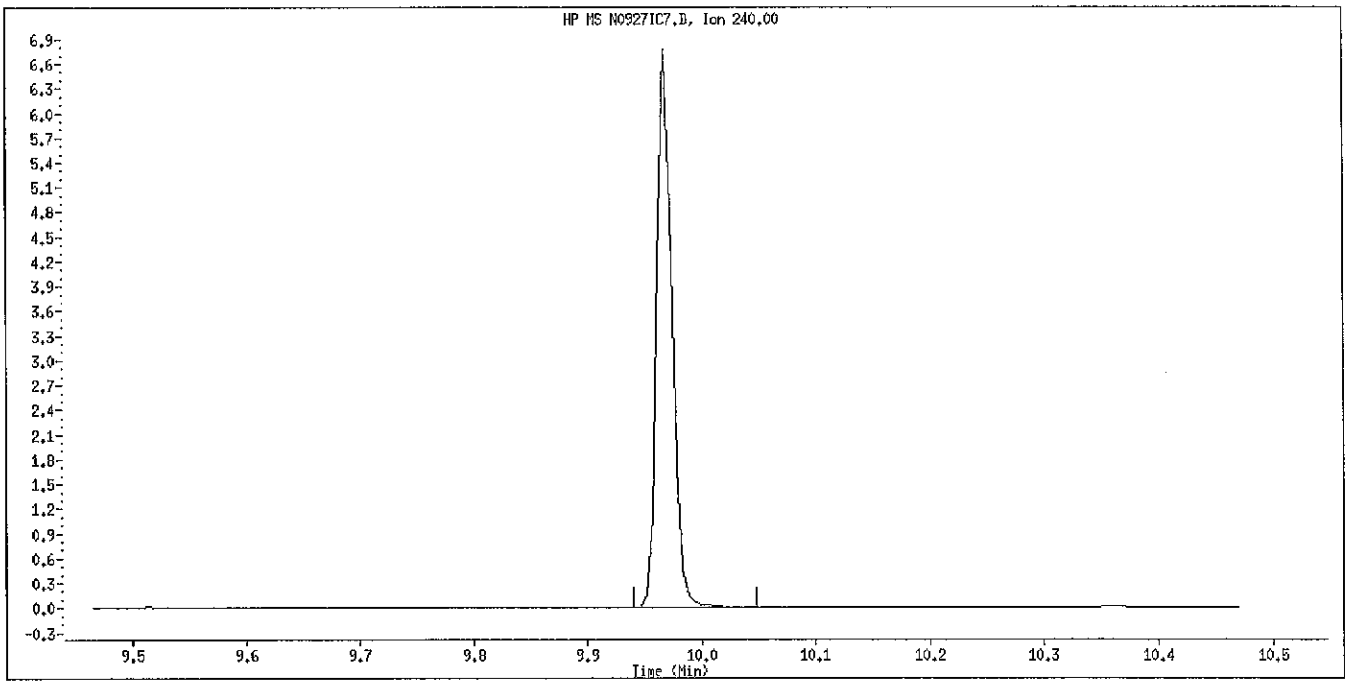

Manual Integration

Manually Integrated By: piccolinov
Manual Integration Reason: Peak Not Found

Data File Name: N0927IC7.D
Inj. Date and Time: 27-SEP-2010 20:59
Instrument ID: 733.i
Client ID: sstd60
Compound Name: Chrysene
CAS #: 218-01-9

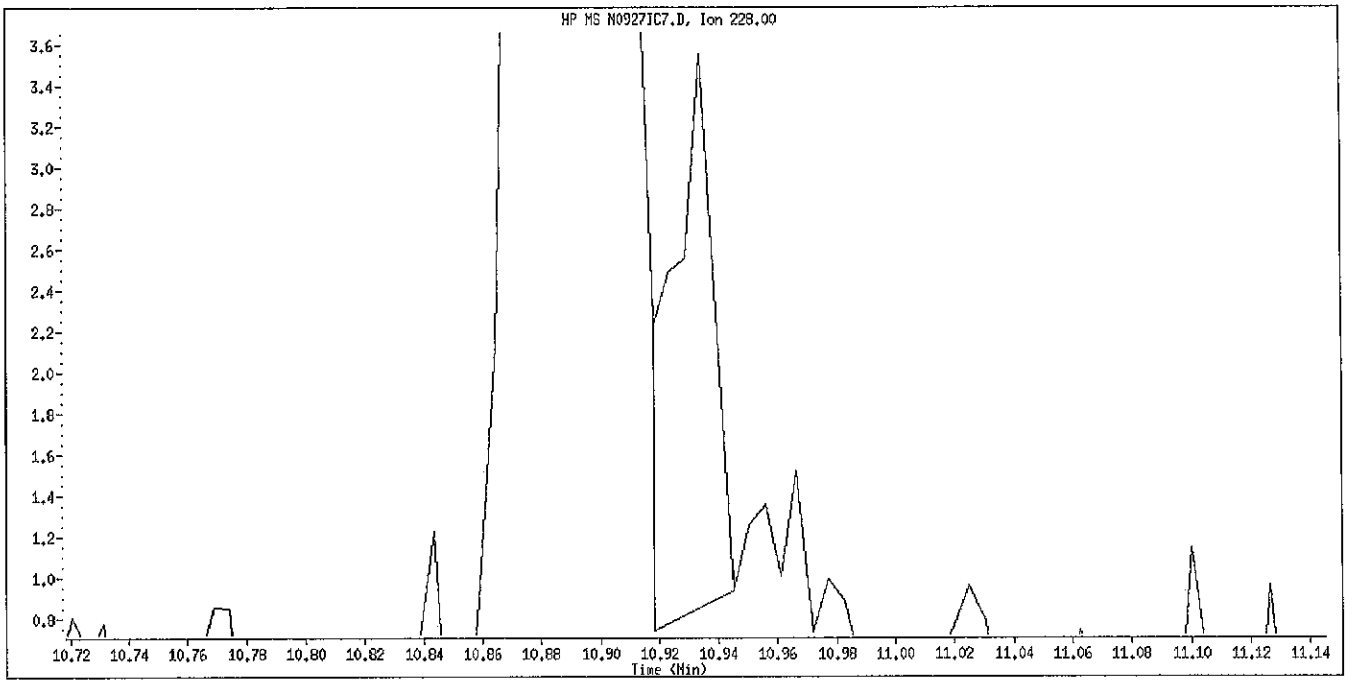

Original Integration

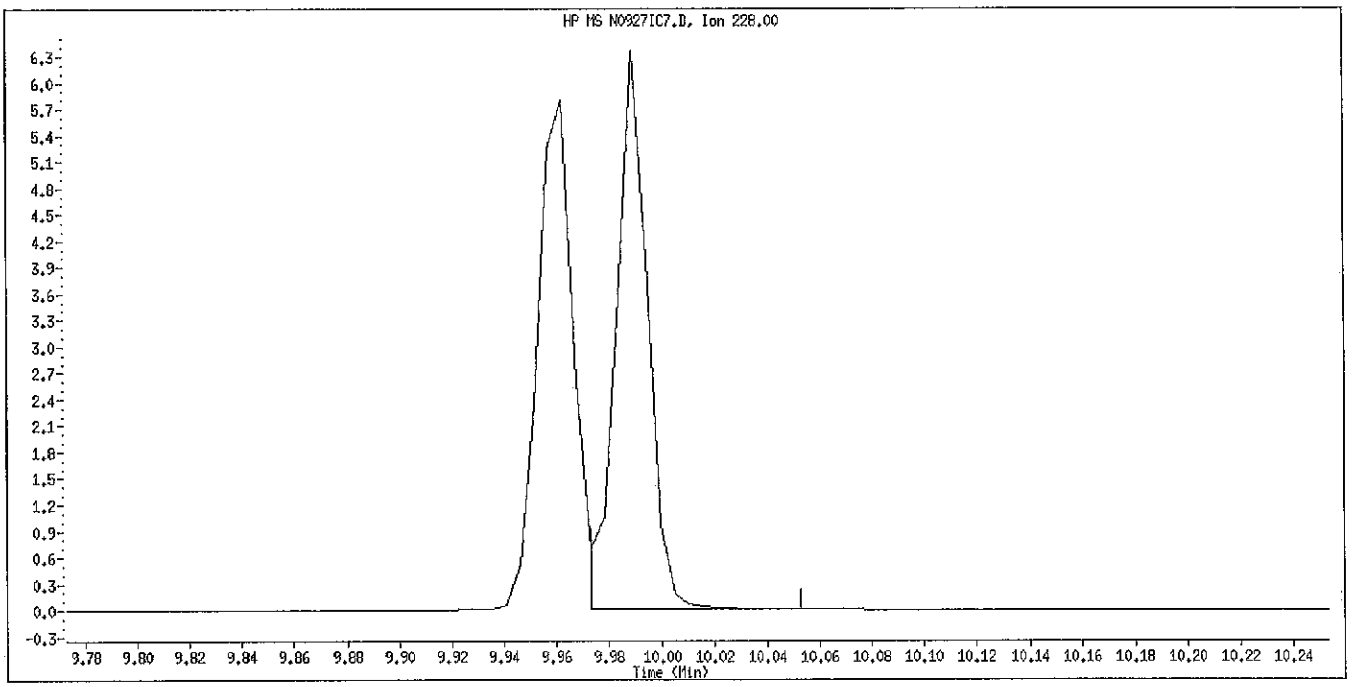

Manual Integration

Manually Integrated By: piccolinov
Manual Integration Reason: Peak Not Found

Data File: \\PITSVR06\D\chem\733.i\N092710.b\N0927IC8.D
Date : 27-SEP-2010 21:20
Client ID: sstd80
Sample Info: SSTD80(40ug/ml) BNA0667-10 8270c/d

Instrument: 733.i

Operator: 3200
Column diameter: 0.32

Column phase: DB5-MS

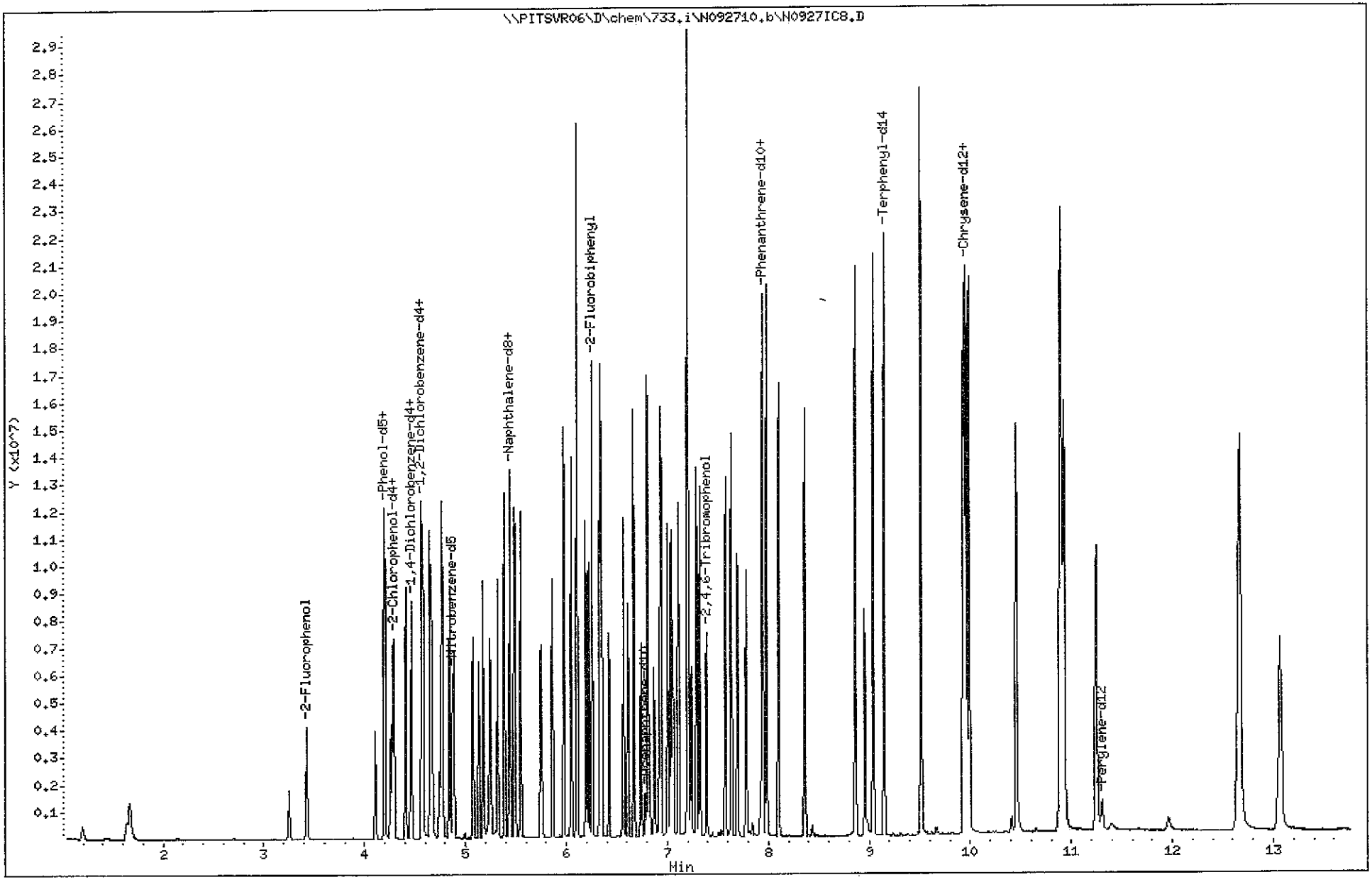

TestAmerica Pittsburgh

Semivolatile REPORT SW-846 Method 8270

Data file : \\PITSVR06\D\chem\733.i\N092710.b\N0927IC8.D
Lab Smp Id: sstd80 Client Smp ID: sstd80
Inj Date : 27-SEP-2010 21:20
Operator : 3200 Inst ID: 733.i
Smp Info : SSTD80(40ug/ml) BNA0667-10 8270c/d
Misc Info : sstd80,N092710.b,8270ll.m,padepi.sub,1,8
Comment :
Method : \\PITSVR06\D\chem\733.i\N092710.b\8270ll.m
Meth Date : 01-Oct-2010 10:04 piccolinov Quant Type: ISTD
Cal Date : 27-SEP-2010 21:20 Cal File: N0927IC8.D
Als bottle: 92 Calibration Sample, Level: 8
Dil Factor: 1.00000
Integrator: HP RTE Compound Sublist: padepi.sub
Target Version: 4.14
Processing Host: PITPC-502

Compounds	QUANT SIG MASS	RT	EXP RT	REL RT	RESPONSE	AMOUNTS CAL-AMT (NG)	ON-COL (NG)	
* 1 1,4-Dichlorobenzene-d4	152	4.451	4.451	(1.000)	132845	8.00000		
* 2 Naphthalene-d8	136	5.429	5.429	(1.000)	516712	8.00000		
* 3 Acenaphthene-d10	164	6.781	6.781	(1.000)	317995	8.00000		
* 4 Phenanthrene-d10	188	7.924	7.924	(1.000)	576273	8.00000		
* 5 Chrysene-d12	240	9.970	9.970	(1.000)	674407	8.00000		(MR)
* 6 Perylene-d12	264	11.300	11.300	(1.000)	524382	8.00000		
198 1,4-Dioxane	88	1.198	1.198	(0.269)	364762	80.0000	72.792	
10 N-Nitrosodimethylamine	74	1.636	1.636	(0.368)	496935	80.0000	80.180	
9 Pyridine	79	1.663	1.663	(0.374)	999320	80.0000	81.961	
16 Methyl methanesulfonate	80	3.249	3.249	(0.730)	658087	80.0000	74.822	
206 Benzaldehyde	77	4.110	4.110	(0.923)	778731	80.0000	61.032	
21 Aniline	93	4.200	4.200	(0.944)	2014635	80.0000	71.368	
22 Phenol	94	4.206	4.206	(0.945)	1778976	80.0000	72.904	
23 bis(2-Chloroethyl)ether	93	4.259	4.259	(0.957)	1213040	80.0000	76.475	
24 2-Chlorophenol	128	4.291	4.291	(0.964)	1667062	80.0000	75.917	
26 1,3-Dichlorobenzene	146	4.409	4.409	(0.990)	2049154	80.0000	77.655	
27 1,4-Dichlorobenzene	146	4.467	4.467	(1.004)	2101101	80.0000	78.315	
28 1,2-Dichlorobenzene	146	4.580	4.580	(1.029)	1926355	80.0000	76.516	
217 Indene	116	4.649	4.649	(1.044)	2817981	80.0000	77.144	
29 Benzyl Alcohol	108	4.564	4.564	(1.025)	941623	80.0000	77.986	
30 2-Methylphenol	108	4.665	4.665	(1.048)	1367353	80.0000	73.750	
31 2,2'-oxybis(1-Chloropropane)	45	4.670	4.670	(1.049)	1311354	80.0000	72.920	
37 Acetophenone	105	4.761	4.761	(1.070)	2108942	80.0000	74.839	
32 N-Nitroso-di-n-propylamine	70	4.772	4.772	(1.072)	857007	80.0000	68.604	
192 4-Methylphenol	108	4.772	4.772	(1.072)	1346969	80.0000	73.975	
34 Hexachloroethane	117	4.841	4.841	(1.088)	844711	80.0000	77.180	
35 Nitrobenzene	77	4.890	4.890	(0.901)	1556385	80.0000	73.786	
36 N-Nitrosopyrrolidine	100	4.745	4.745	(1.066)	674401	80.0000	83.238	
41 Isophorone	82	5.076	5.076	(0.935)	2727971	80.0000	77.385	
42 2-Nitrophenol	139	5.135	5.135	(0.946)	1029847	80.0000	86.460	
43 2,4-Dimethylphenol	107	5.178	5.178	(0.954)	1747971	80.0000	80.520	
44 bis(2-Chloroethoxy)methane	93	5.242	5.242	(0.966)	1681819	80.0000	78.477	
48 2,4-Dichlorophenol	162	5.322	5.322	(0.980)	1679929	80.0000	82.063	

Compounds	QUANT SIG MASS	RT	EXP RT	REL RT	RESPONSE	AMOUNTS CAL-AMT (NG)	AMOUNTS ON-COL (NG)
49 Benzoic Acid	122	5.258	5.258	(0.969)	712527	80.0000	78.739
50 1,2,4-Trichlorobenzene	180	5.386	5.386	(0.992)	2095439	80.0000	79.537
51 Naphthalene	128	5.445	5.445	(1.003)	5131568	80.0000	77.705
52 4-Chloroaniline	127	5.488	5.488	(1.011)	2195997	80.0000	80.550
54 2,6-Dichlorophenol	162	5.493	5.493	(1.012)	1616081	80.0000	81.940
56 Hexachlorobutadiene	225	5.552	5.552	(1.023)	1499867	80.0000	81.732
208 Caprolactam	113	5.760	5.760	(1.061)	429830	80.0000	86.353
59 4-Chloro-3-Methylphenol	107	5.862	5.862	(1.080)	1588233	80.0000	81.303
62 2-Methylnaphthalene	142	5.974	5.974	(1.100)	3630850	80.0000	81.401
63 1-Methylnaphthalene	142	6.054	6.054	(1.115)	3557048	80.0000	82.712
64 Hexachlorocyclopentadiene	237	6.108	6.108	(0.901)	2031540	80.0000	94.311
65 1,2,4,5-Tetrachlorobenzene	216	6.108	6.108	(0.901)	2398257	80.0000	84.500
66 2,4,6-Trichlorophenol	196	6.193	6.193	(0.913)	1447099	80.0000	87.590
67 2,4,5-Trichlorophenol	196	6.225	6.225	(0.918)	1498371	80.0000	86.555
209 1,1'-Biphenyl	154	6.332	6.332	(0.934)	4891088	80.0000	83.355
70 2-Chloronaphthalene	162	6.348	6.348	(0.936)	3886581	80.0000	82.838
73 2-Nitroaniline	65	6.423	6.423	(0.947)	977486	80.0000	82.321
76 Dimethylphthalate	163	6.567	6.567	(0.968)	4264675	80.0000	83.896
78 2,6-Dinitrotoluene	165	6.610	6.610	(0.975)	978664	80.0000	94.026
79 Acenaphthylene	152	6.668	6.668	(0.983)	5780637	80.0000	84.164
81 3-Nitroaniline	138	6.738	6.738	(0.994)	995574	80.0000	88.013
82 Acenaphthene	153	6.802	6.802	(1.003)	3743033	80.0000	84.934
83 2,4-Dinitrophenol	184	6.823	6.823	(1.006)	626100	80.0000	114.11
85 4-Nitrophenol	109	6.871	6.871	(1.013)	728873	80.0000	86.815
86 Dibenzofuran	168	6.936	6.936	(1.023)	5496106	80.0000	84.254
87 2,4-Dinitrotoluene	165	6.925	6.925	(1.021)	1340281	80.0000	94.220
91 2,3,5,6-Tetrachlorophenol	232	7.000	7.000	(1.032)	1438264	80.0000	96.693
88 2,3,4,6-Tetrachlorophenol	232	7.037	7.037	(1.038)	1410938	80.0000	91.221
92 2-Naphthylamine	143	7.058	7.058	(1.041)	2340511	80.0000	65.523(M)
93 Diethylphthalate	149	7.112	7.112	(1.049)	4210019	80.0000	83.849
94 Fluorene	166	7.203	7.203	(1.062)	4522424	80.0000	86.181
95 4-Chlorophenyl-phenylether	204	7.197	7.197	(1.061)	2676982	80.0000	88.730
96 4-Nitroaniline	138	7.213	7.213	(1.064)	1053498	80.0000	87.961
98 4,6-Dinitro-2-methylphenol	198	7.240	7.240	(0.914)	912588	80.0000	101.33
99 N-Nitrosodiphenylamine (1)	169	7.288	7.288	(0.920)	3012842	80.0000	84.459
100 1,2-Diphenylhydrazine	77	7.320	7.320	(0.924)	4190529	80.0000	73.107
106 4-Bromophenyl-phenylether	248	7.577	7.577	(0.956)	1574707	80.0000	88.234
107 Hexachlorobenzene	284	7.635	7.635	(0.964)	1625718	80.0000	90.191
210 Atrazine	200	7.699	7.699	(0.972)	1289435	80.0000	80.775
111 Pentachlorophenol	266	7.785	7.785	(0.982)	1014492	80.0000	99.558
115 Phenanthrene	178	7.945	7.945	(1.003)	6559909	80.0000	81.308
116 Anthracene	178	7.983	7.983	(1.007)	6696265	80.0000	82.876
119 Carbazole	167	8.105	8.105	(1.023)	5843970	80.0000	83.571
120 Di-n-Butylphthalate	149	8.362	8.362	(1.055)	7031733	80.0000	80.386
123 Fluoranthene	202	8.864	8.864	(1.119)	7450891	80.0000	82.841
124 Benzidine	184	8.955	8.955	(0.898)	3084669	80.0000	78.171(M)
125 Pyrene	202	9.040	9.040	(0.907)	7502971	80.0000	73.531(M)
131 Butylbenzylphthalate	149	9.510	9.510	(0.954)	3554888	80.0000	78.943(M)
135 3,3'-Dichlorobenzidine	252	9.927	9.927	(0.996)	3077991	80.0000	94.448(M)
136 Benzo(a)Anthracene	228	9.959	9.959	(0.999)	7767793	80.0000	81.347(M)
137 Chrysene	228	9.991	9.991	(1.002)	7234491	80.0000	78.409(M)
139 bis(2-ethylhexyl)Phthalate	149	9.938	9.938	(0.997)	5076257	80.0000	81.203(M)
140 Di-n-octylphthalate	149	10.456	10.456	(0.925)	8098844	80.0000	90.082
141 Benzo(b)fluoranthene	252	10.905	10.905	(0.965)	7699205	80.0000	92.228

Compounds	QUANT SIG MASS	RT	EXP RT	REL RT	RESPONSE	AMOUNTS CAL-AMT (NG)	AMOUNTS ON-COL (NG)
142 Benzo(k)fluoranthene	252	10.931	10.931	(0.967)	8497879	80.0000	90.216
143 7,12-dimethylbenz[a]anthracen	256	10.894	10.894	(0.964)	3976967	80.0000	97.579
146 Benzo(a)pyrene	252	11.247	11.247	(0.995)	5728351	80.0000	88.330
149 Indeno(1,2,3-cd)pyrene	276	12.662	12.662	(1.121)	8047133	80.0000	97.591
150 Dibenz(a,h)anthracene	278	12.673	12.673	(1.121)	6831804	80.0000	100.58
151 Benzo(g,h,i)perylene	276	13.068	13.068	(1.156)	6226672	80.0000	90.672
$ 154 Nitrobenzene-d5	82	4.873	4.873	(0.898)	1621193	80.0000	76.660
$ 155 2-Fluorobiphenyl	172	6.257	6.257	(0.923)	4375747	80.0000	84.360
$ 156 Terphenyl-d14	244	9.147	9.147	(0.917)	5830594	80.0000	82.978(M)
$ 157 Phenol-d5	99	4.195	4.195	(0.942)	1630437	80.0000	74.997
$ 158 2-Fluorophenol	112	3.426	3.426	(0.770)	1305124	80.0000	78.230
$ 159 2,4,6-Tribromophenol	330	7.390	7.390	(0.933)	659375	80.0000	93.835
$ 186 2-Chlorophenol-d4	132	4.281	4.281	(0.962)	1703486	80.0000	77.100
$ 187 1,2-Dichlorobenzene-d4	152	4.569	4.569	(1.026)	1262262	80.0000	74.608

QC Flag Legend

M - Compound response manually integrated.
H - Operator selected an alternate compound hit.

Data File Name: N0927IC8.D
Inj. Date and Time: 27-SEP-2010 21:20
Instrument ID: 733.i
Client ID: sstd80
Compound Name: 2-Naphthylamine
CAS #: 91-59-8

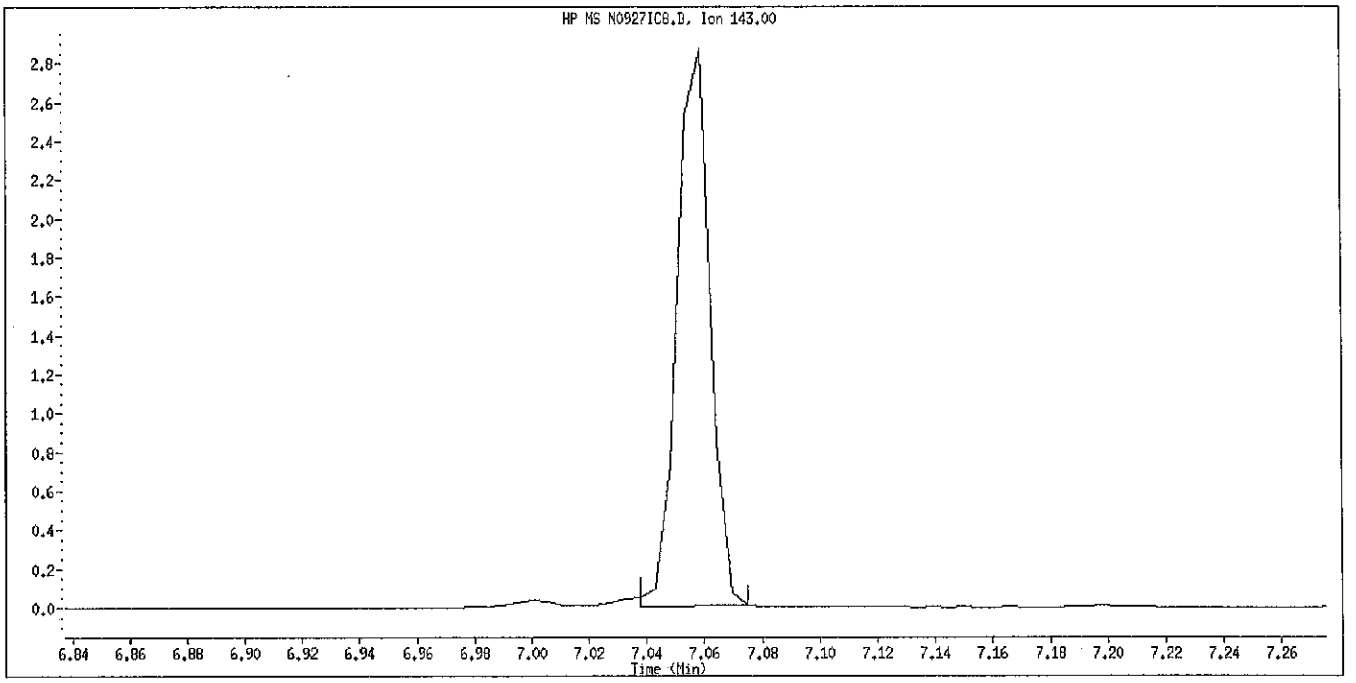

Original Integration

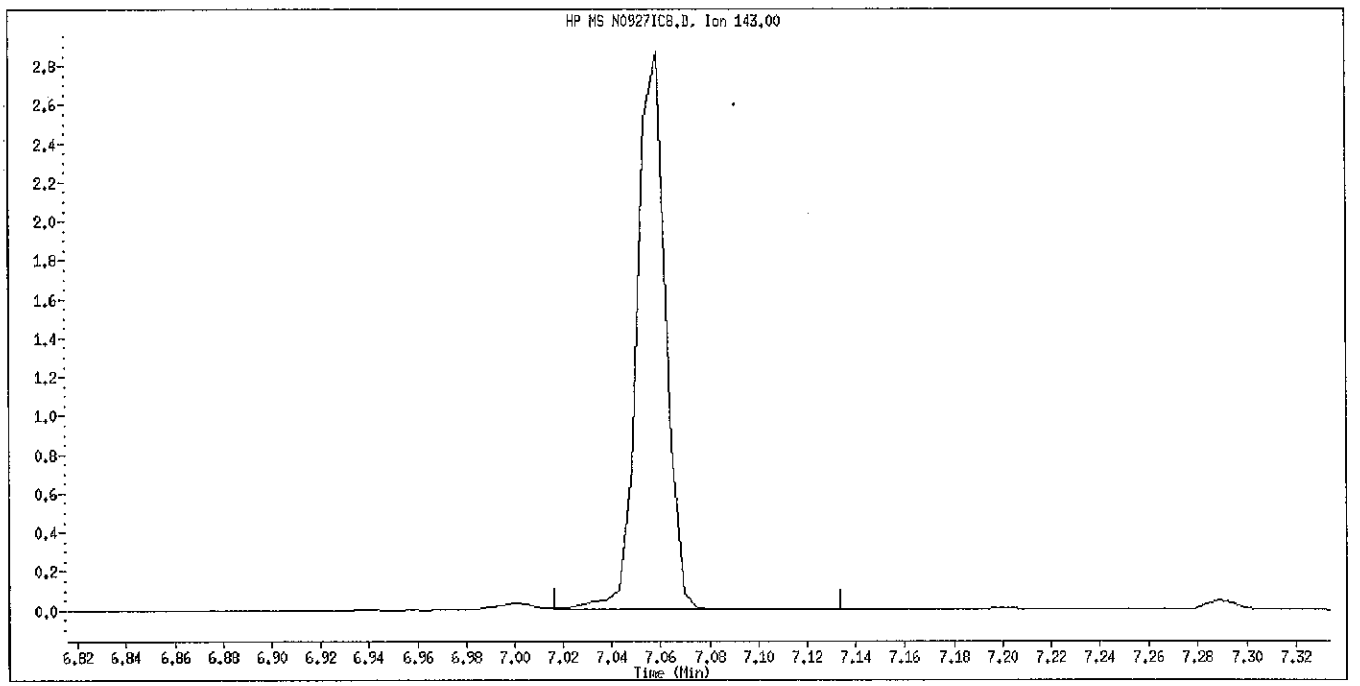

Manual Integration

Manually Integrated By: piccolinov
Manual Integration Reason: Poor Chromatography

Data File Name: N0927IC8.D
Inj. Date and Time: 27-SEP-2010 21:20
Instrument ID: 733.i
Client ID: sstd80
Compound Name: Benzidine
CAS #: 92-87-5

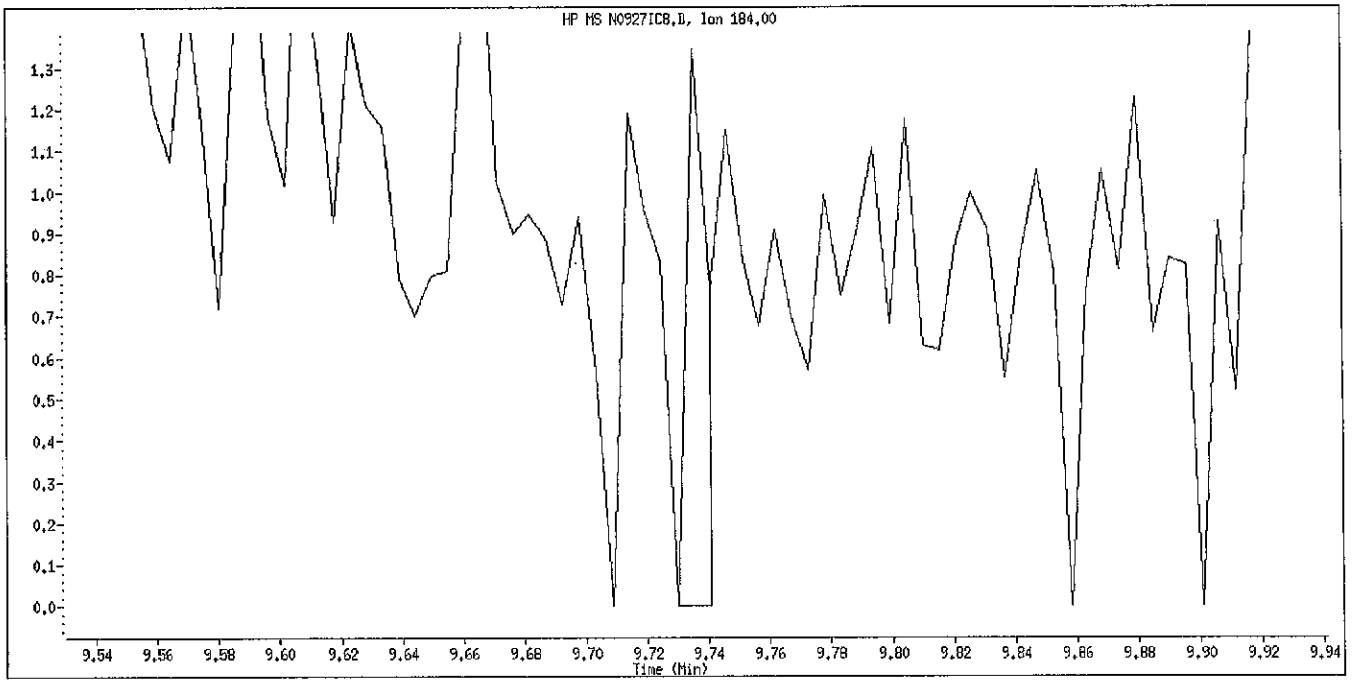

Original Integration

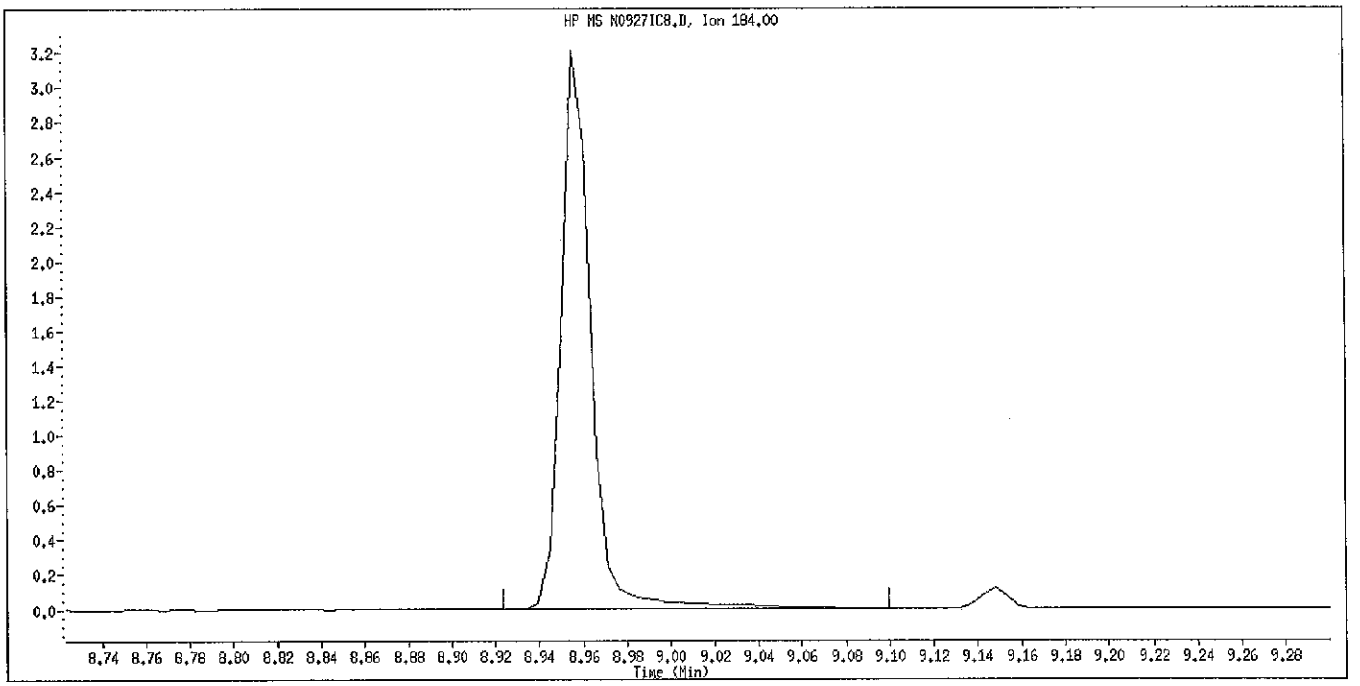

Manual Integration

Manually Integrated By: piccolinov
Manual Integration Reason: Peak Not Found

Data File Name: N0927IC8.D
Inj. Date and Time: 27-SEP-2010 21:20
Instrument ID: 733.i
Client ID: sstd80
Compound Name: Pyrene
CAS #: 129-00-0

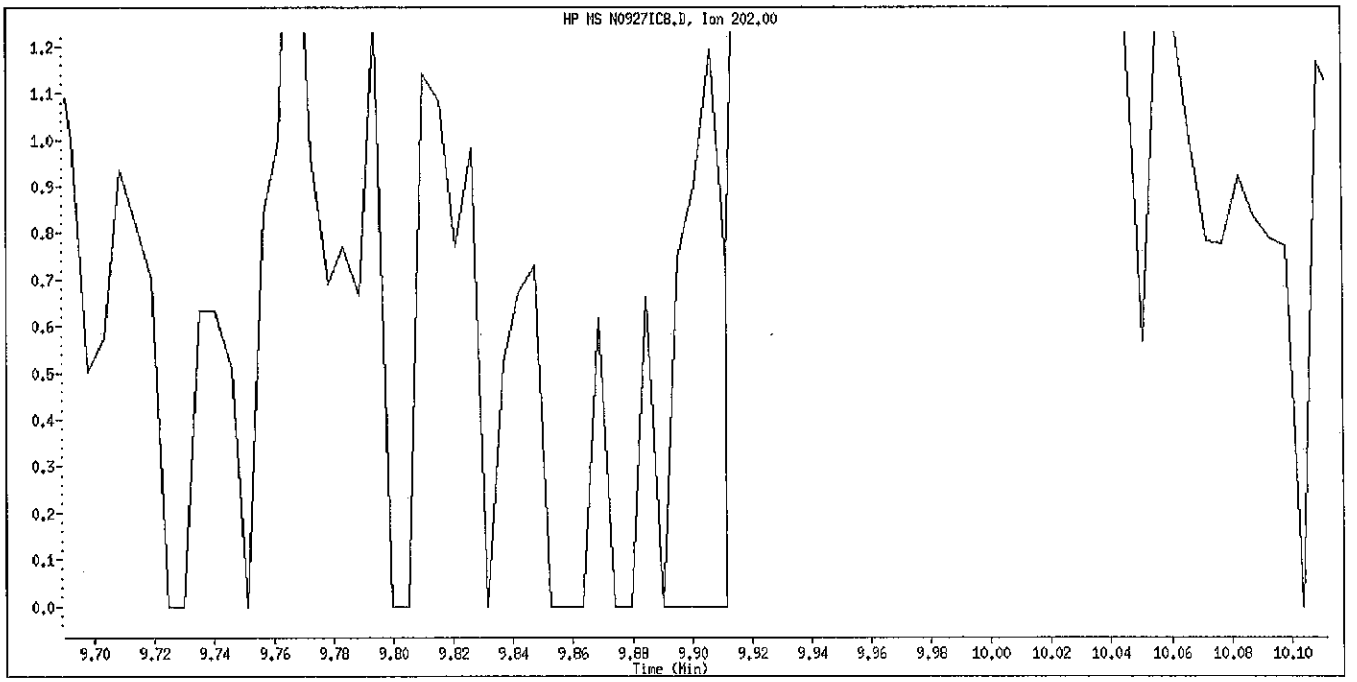

Original Integration

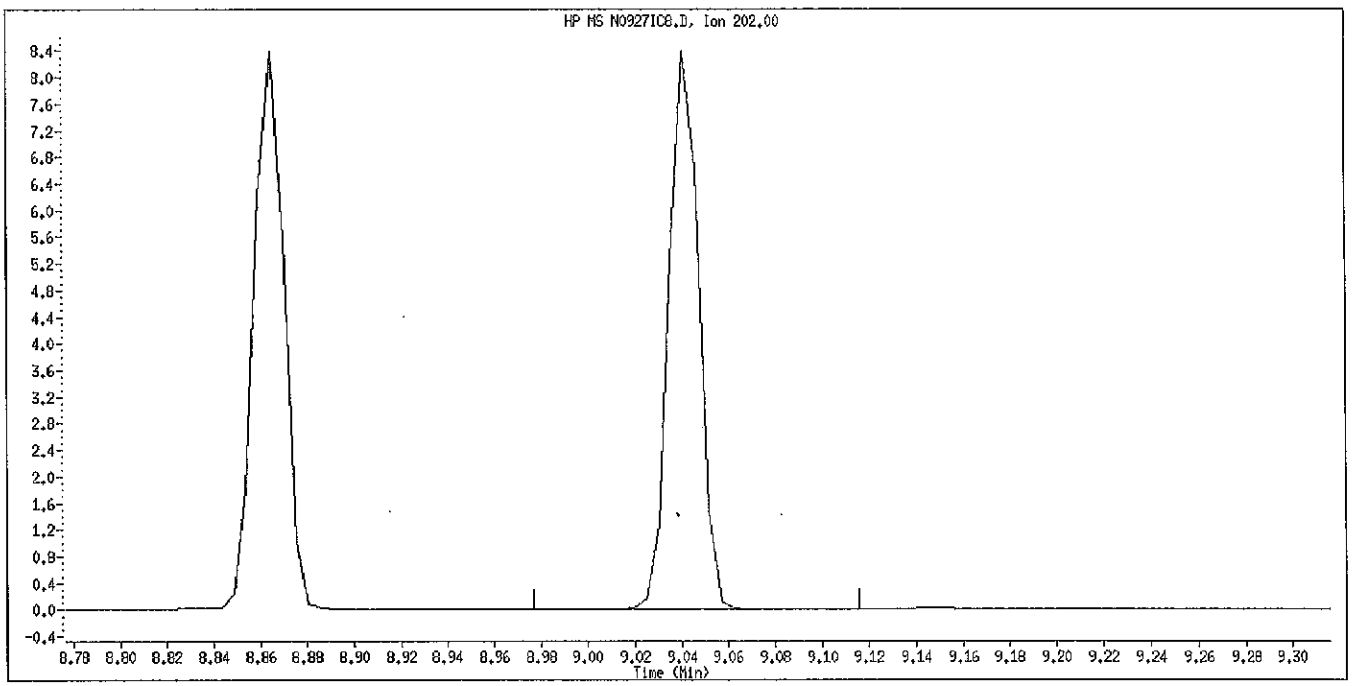

Manual Integration

Manually Integrated By: piccolinov
Manual Integration Reason: Peak Not Found

Data File Name: N0927IC8.D
Inj. Date and Time: 27-SEP-2010 21:20
Instrument ID: 733.i
Client ID: sstd80
Compound Name: Terphenyl-d14
CAS #: 1718-51-0

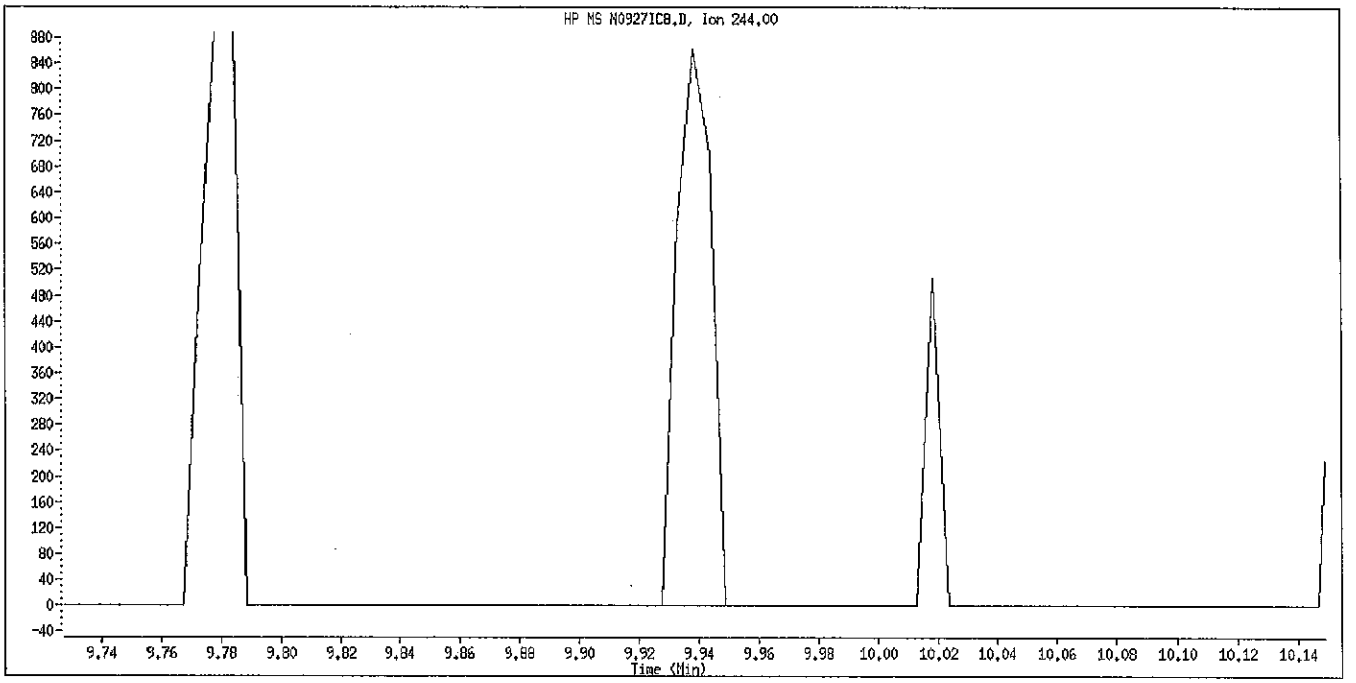

Original Integration

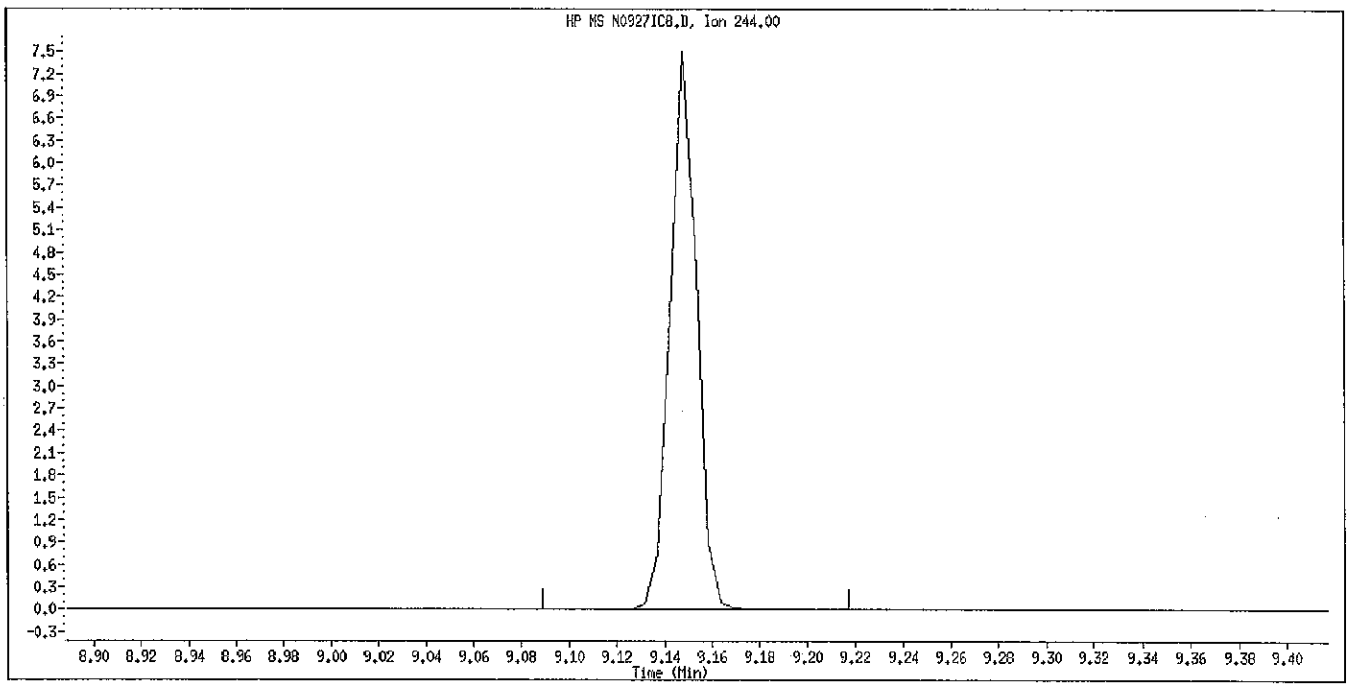

Manual Integration

Manually Integrated By: piccolinov
Manual Integration Reason: Peak Not Found

Data File Name: N0927IC8.D
Inj. Date and Time: 27-SEP-2010 21:20
Instrument ID: 733.i
Client ID: sstd80
Compound Name: Butylbenzylphthalate
CAS #: 85-68-7

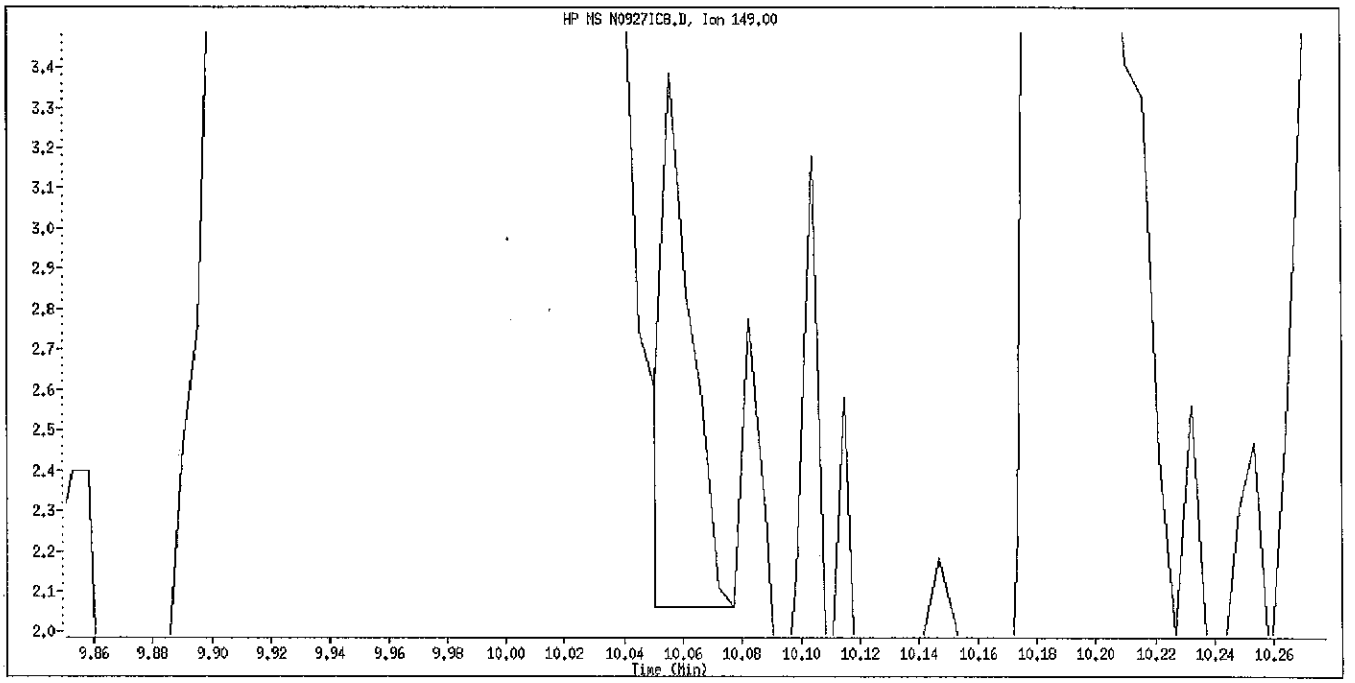

Original Integration

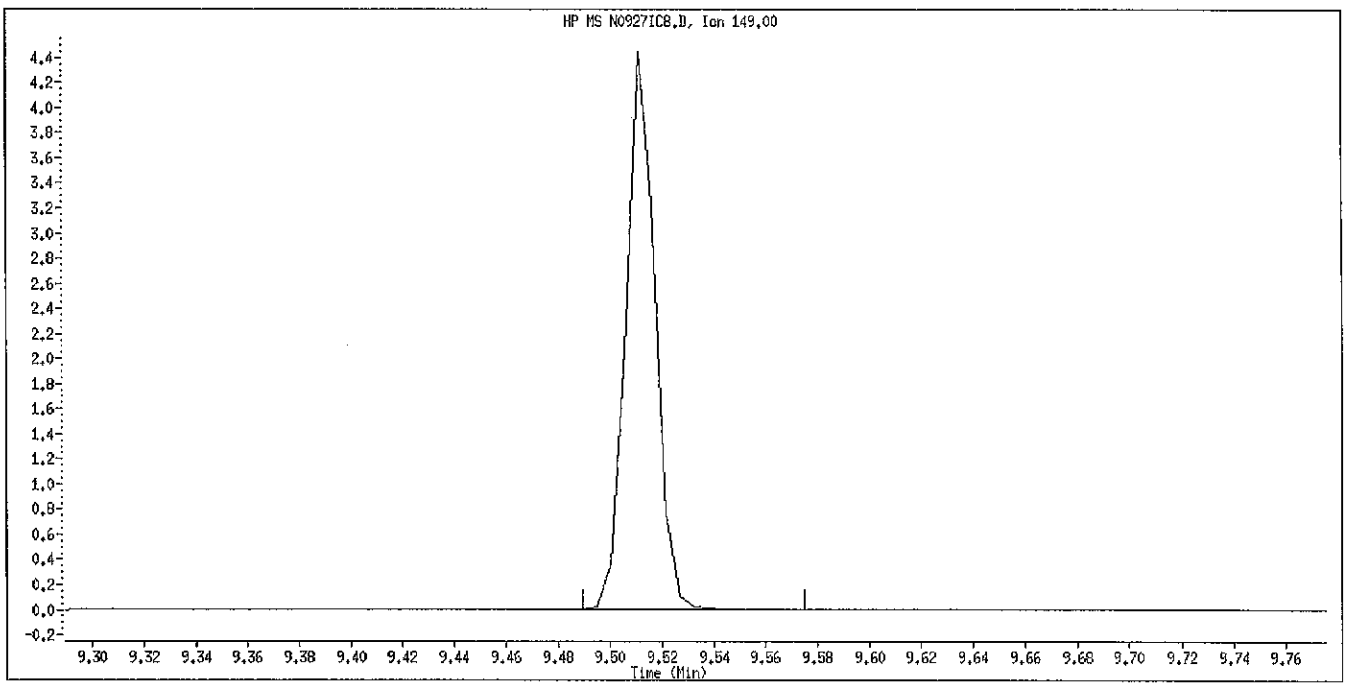

Manual Integration

Manually Integrated By: piccolinov
Manual Integration Reason: Peak Not Found

Data File Name: N0927IC8.D
Inj. Date and Time: 27-SEP-2010 21:20
Instrument ID: 733.i
Client ID: sstd80
Compound Name: 3,3'-Dichlorobenzidine
CAS #: 91-94-1

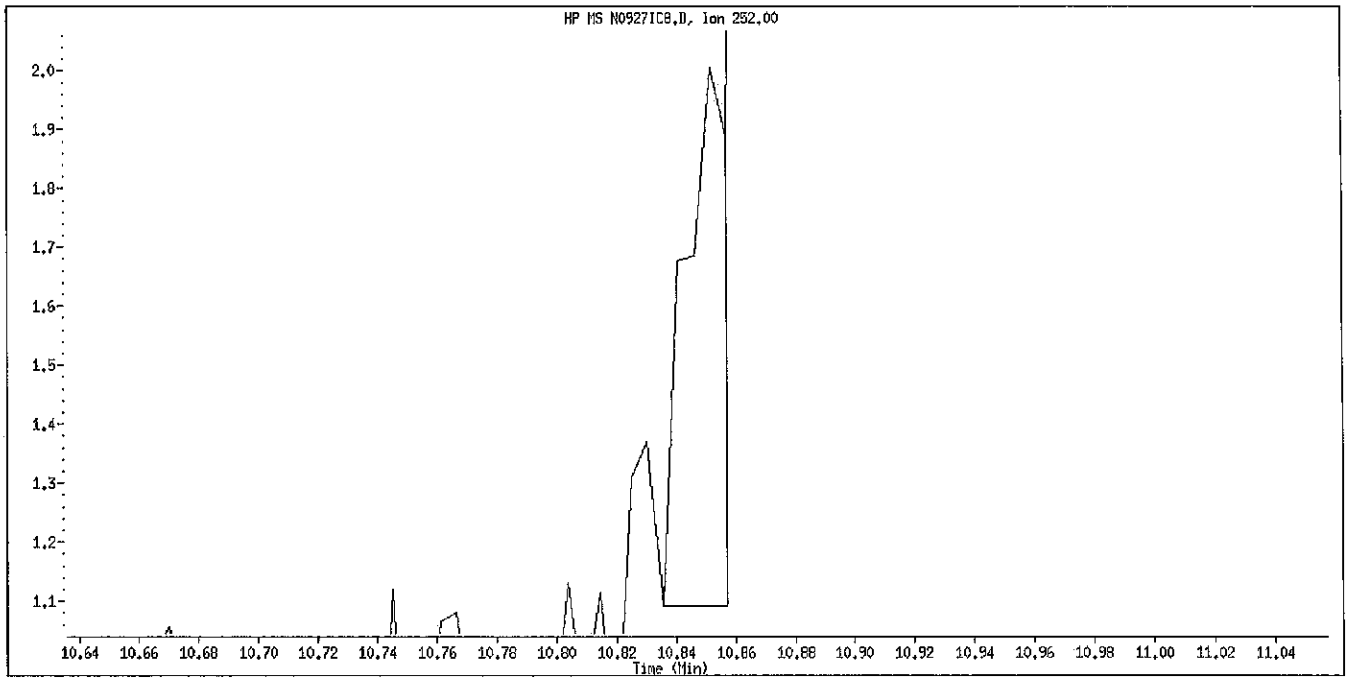

Original Integration

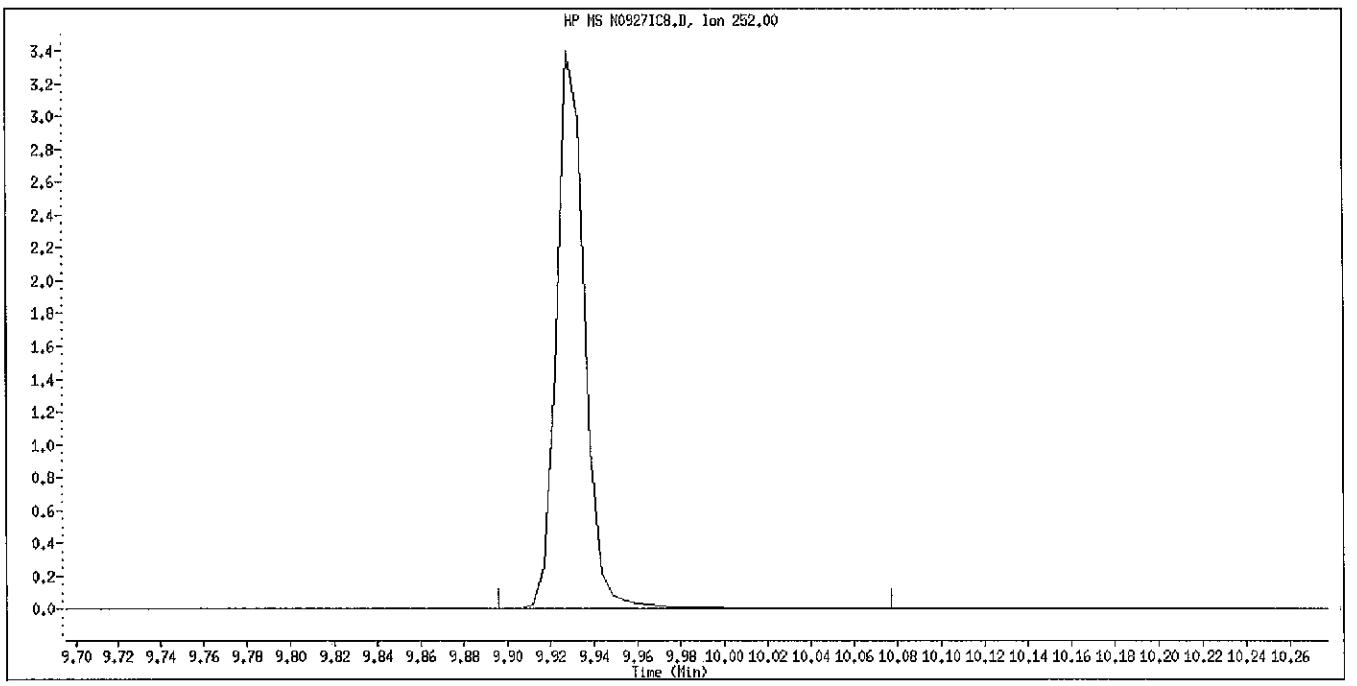

Manual Integration

Manually Integrated By: piccolinov
Manual Integration Reason: Peak Not Found

Data File Name: N0927IC8.D
Inj. Date and Time: 27-SEP-2010 21:20
Instrument ID: 733.i
Client ID: sstd80
Compound Name: bis(2-ethylhexyl)Phthalate
CAS #: 117-81-7

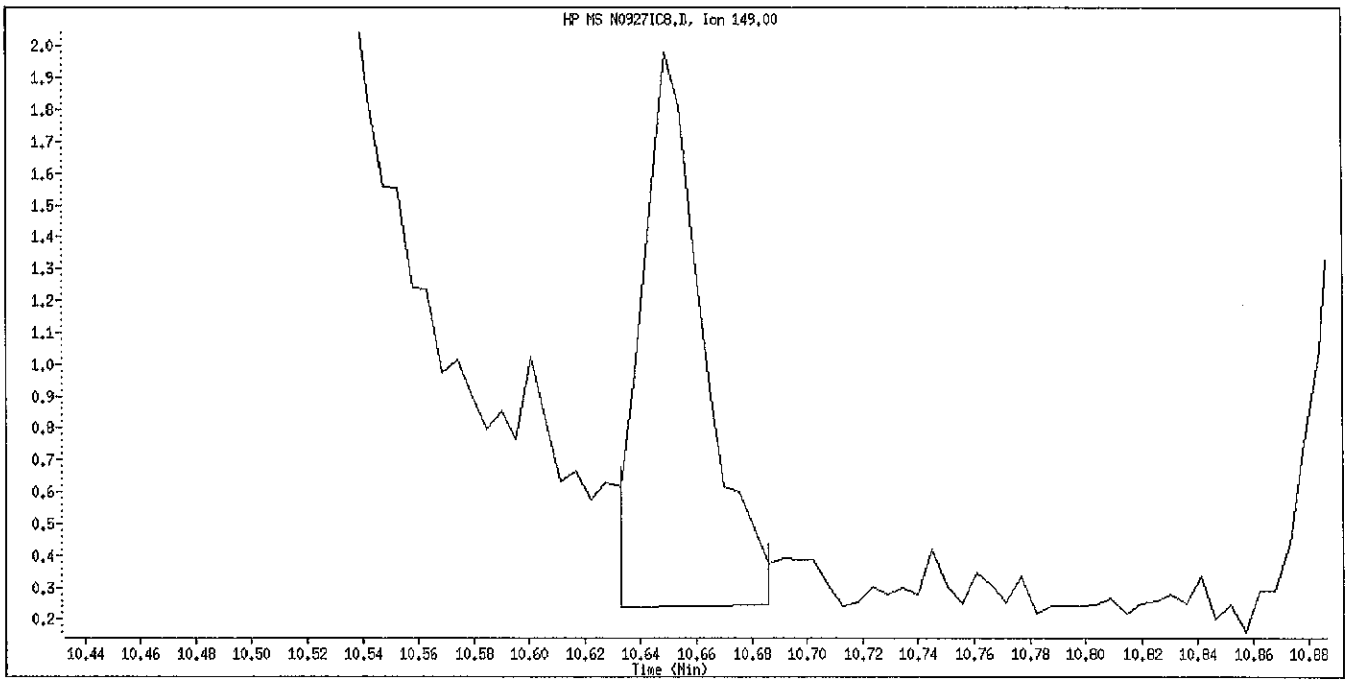

Original Integration

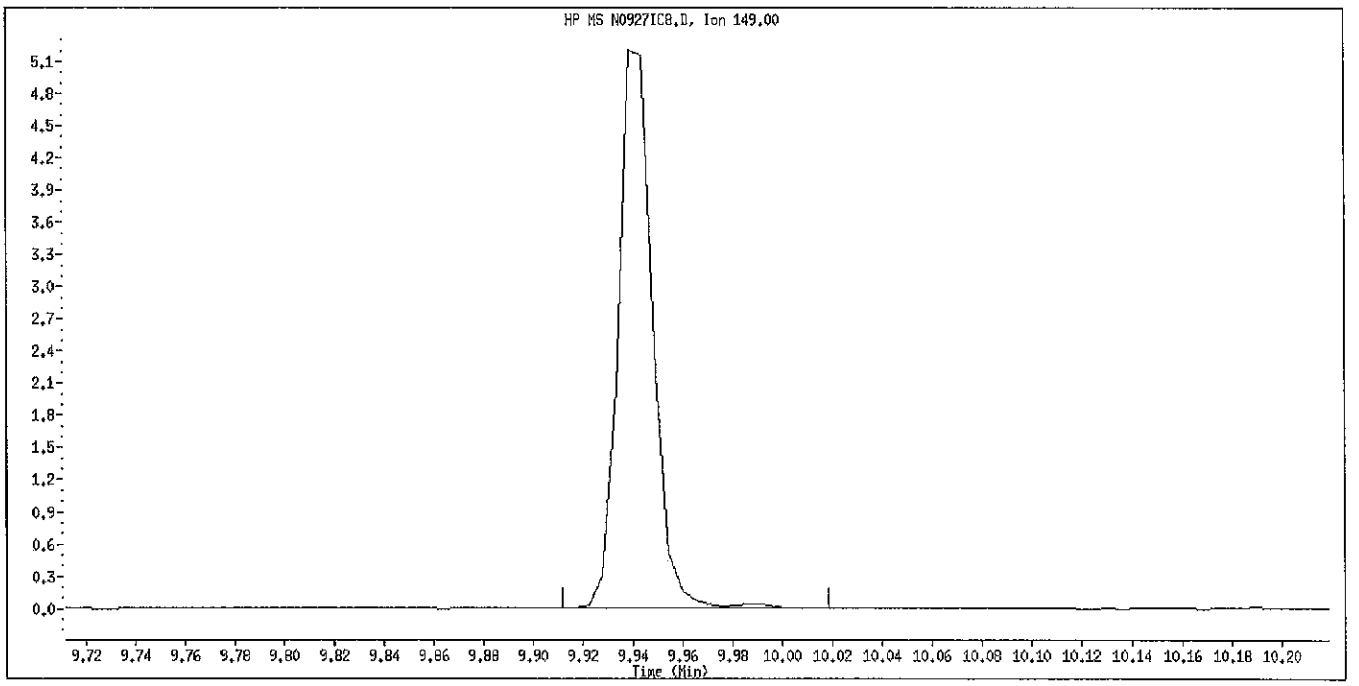

Manual Integration

Manually Integrated By: piccolinov
Manual Integration Reason: Peak Not Found

Data File Name: N0927IC8.D
Inj. Date and Time: 27-SEP-2010 21:20
Instrument ID: 733.i
Client ID: sstd80
Compound Name: Benzo(a)Anthracene
CAS #: 56-55-3

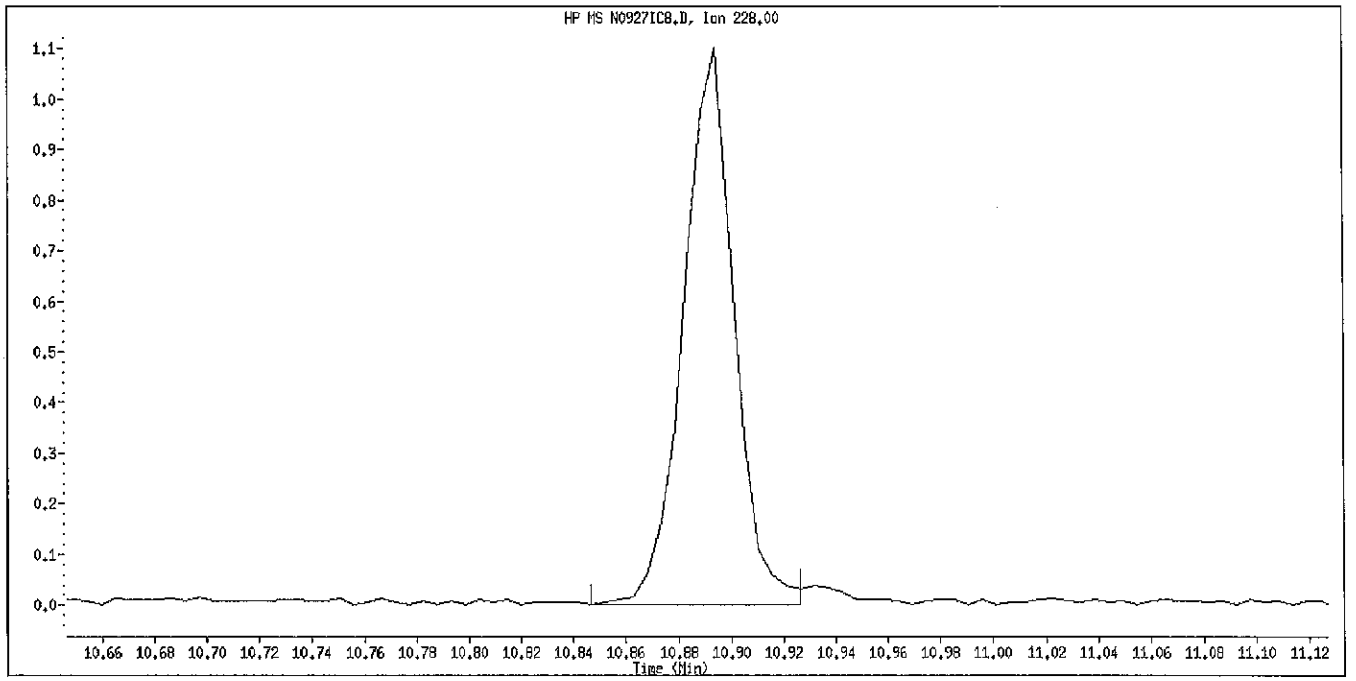

Original Integration

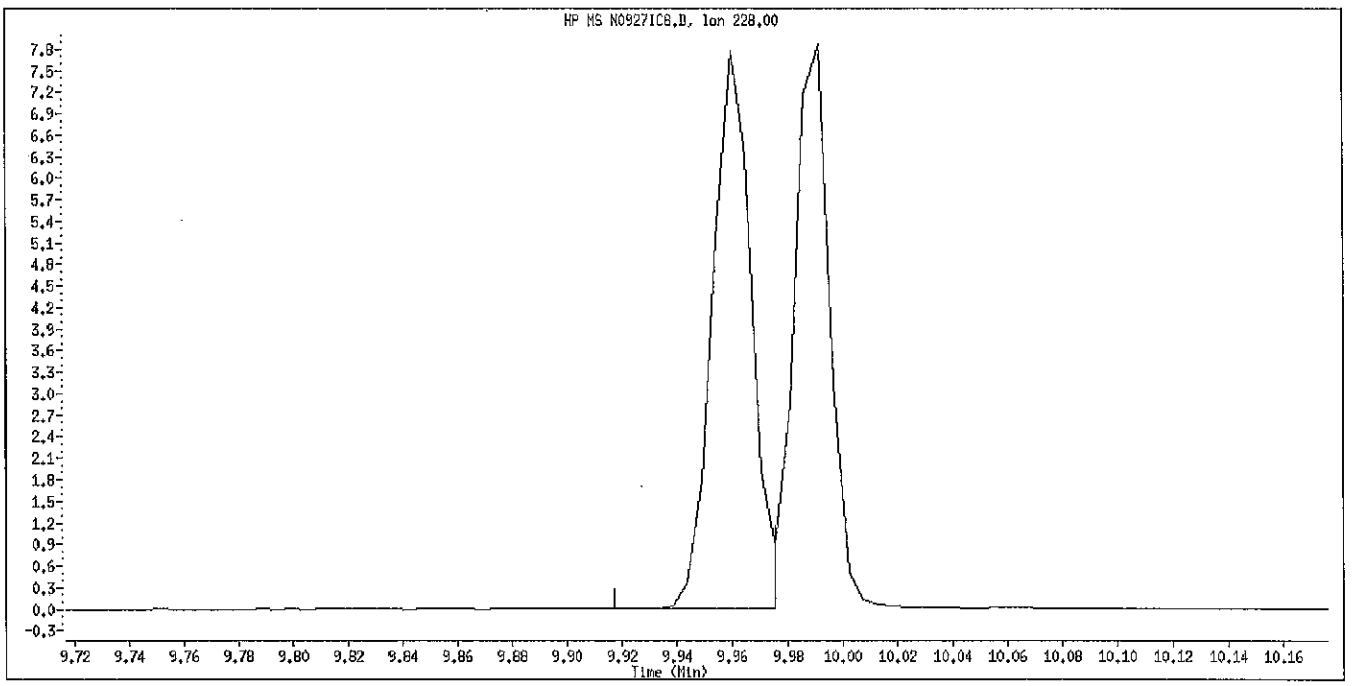

Manual Integration

Manually Integrated By: piccolinov
Manual Integration Reason: Peak Not Found

Data File Name: N0927IC8.D
Inj. Date and Time: 27-SEP-2010 21:20
Instrument ID: 733.i
Client ID: sstd80
Compound Name: Chrysene-d12
CAS #: 1719-03-5

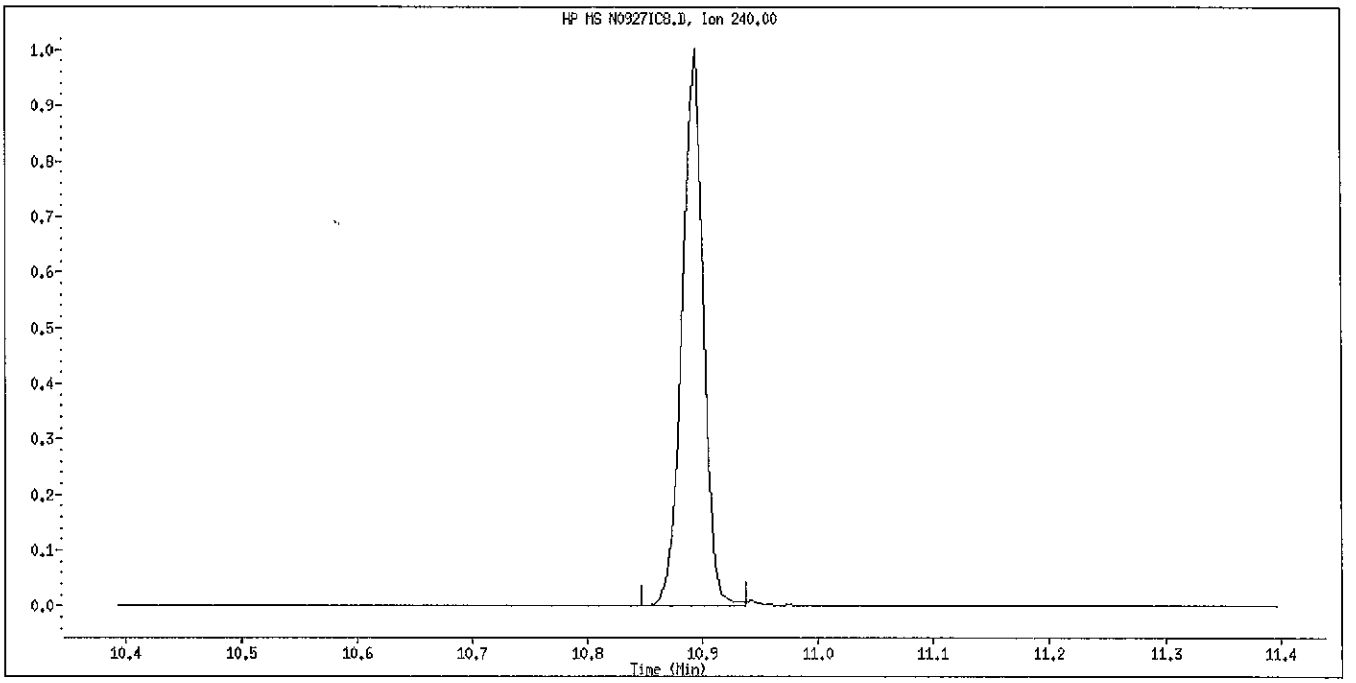

Original Integration

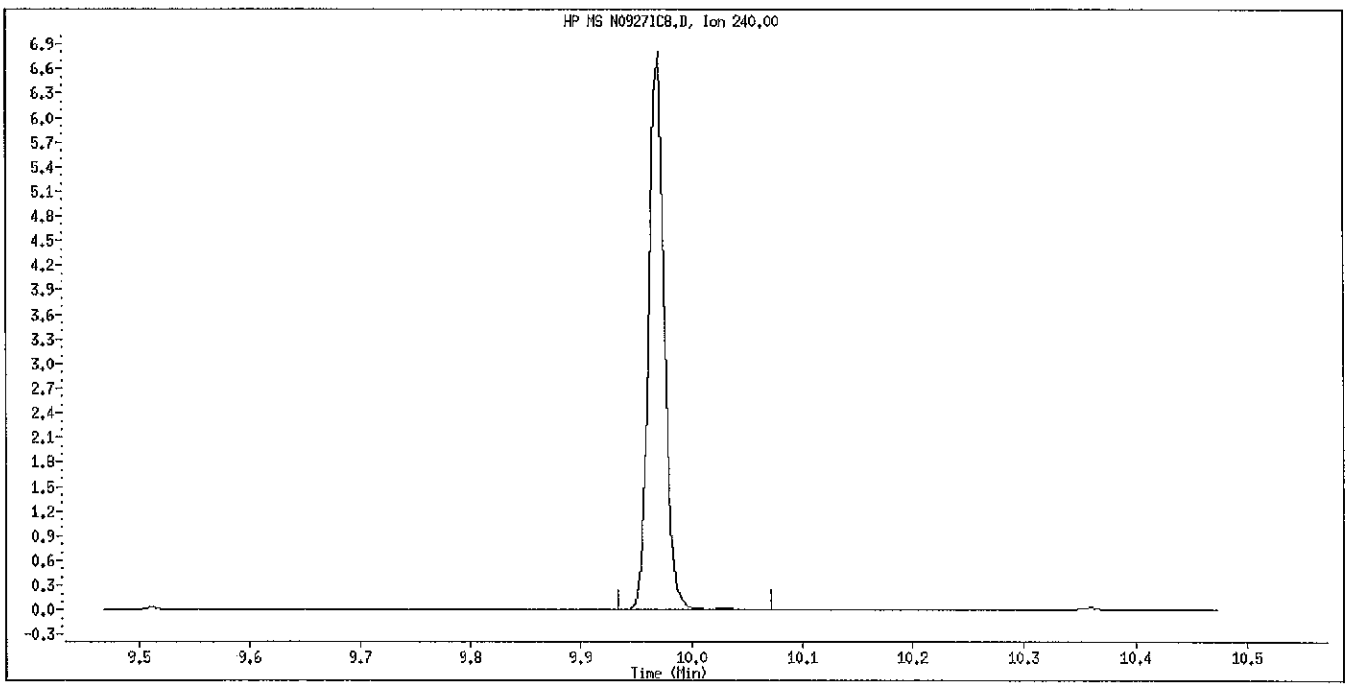

Manual Integration

Manually Integrated By: piccolinov
Manual Integration Reason: Peak Not Found

Data File Name: N0927IC8.D
Inj. Date and Time: 27-SEP-2010 21:20
Instrument ID: 733.i
Client ID: sstd80
Compound Name: Chrysene
CAS #: 218-01-9

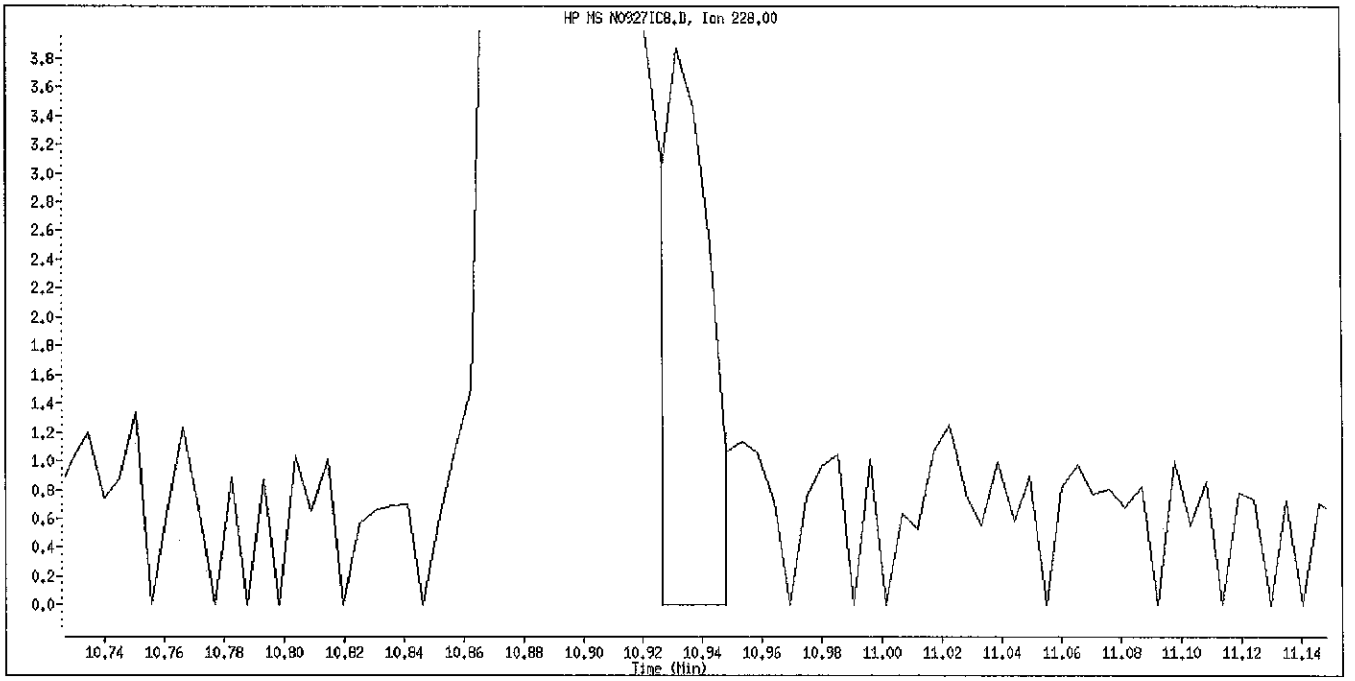

Original Integration

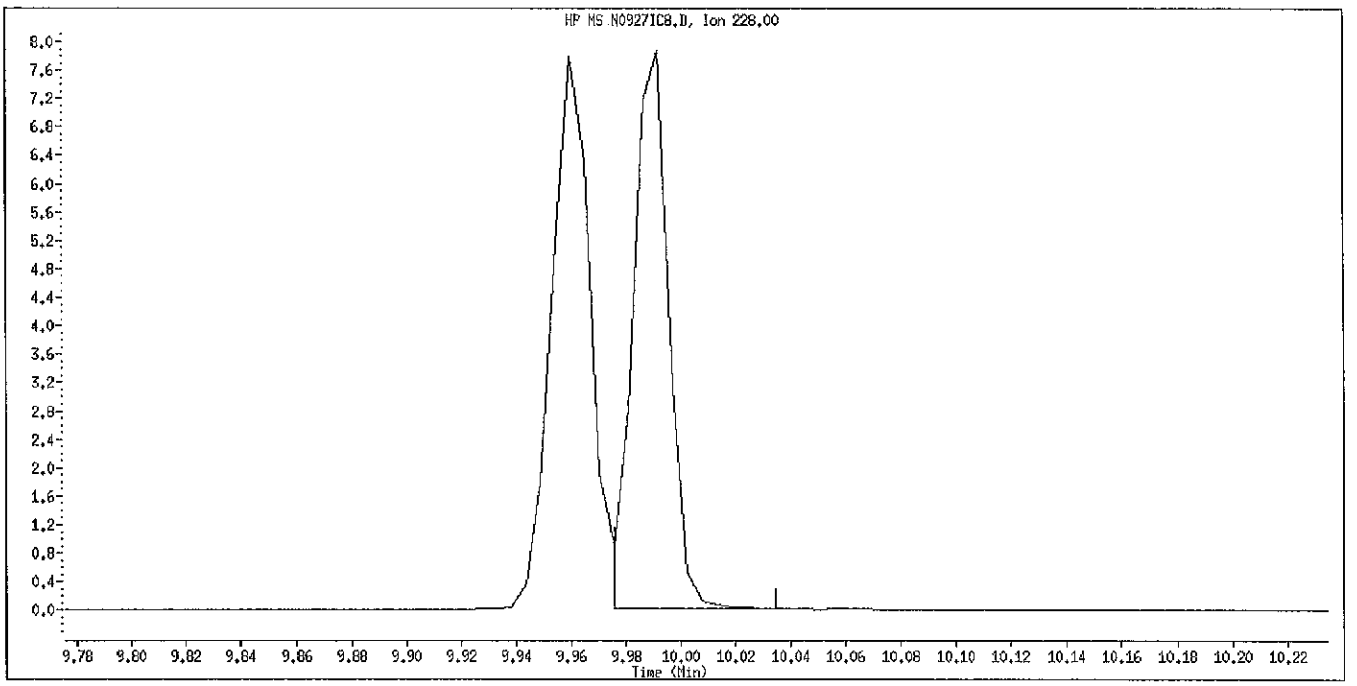

Manual Integration

Manually Integrated By: piccolinov
Manual Integration Reason: Peak Not Found

Data File: \\PITSVR06\D\chem\733.i\N092710.b\N0927SV2.D
Date : 27-SEP-2010 22:02
Client ID: sstdv20
Sample Info: SSTDV20(10ug/ml) BNA0670-10 8270c/d

Column phase: DB5-MS

Instrument: 733.i

Operator: 3200
Column diameter: 0.32

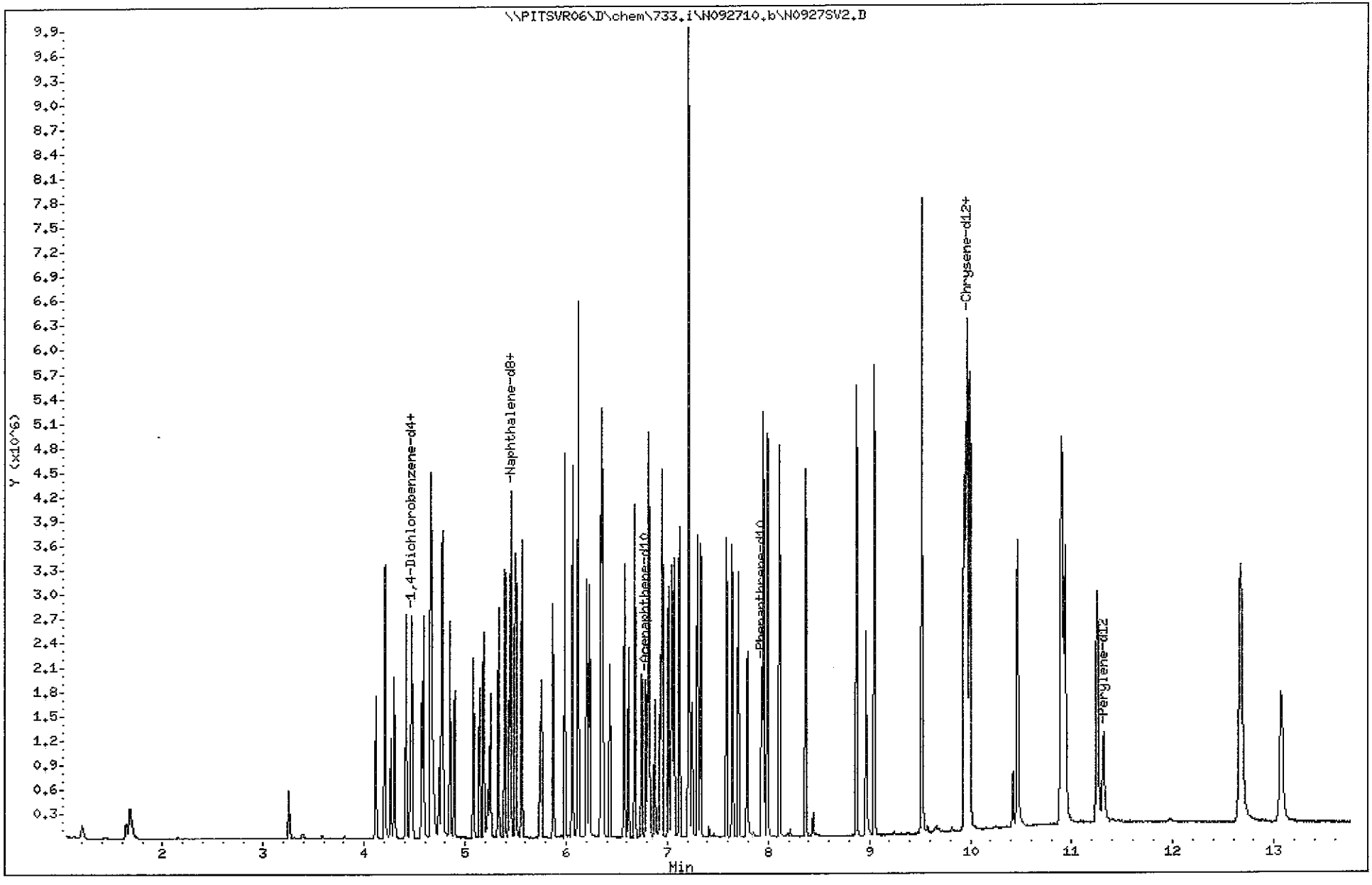

TestAmerica Pittsburgh

Semivolatile REPORT SW-846 Method 8270

Data file : \\PITSVR06\D\chem\733.i\N092710.b\N0927SV2.D
Lab Smp Id: sstdv20 Client Smp ID: sstdv20
Inj Date : 27-SEP-2010 22:02
Operator : 3200 Inst ID: 733.i
Smp Info : SSTDV20(10ug/ml) BNA0670-10 8270c/d
Misc Info : sstdv20,N092710.b,8270ll.m,padepi.sub
Comment :
Method : \\PITSVR06\D\chem\733.i\N092710.b\8270ll.m
Meth Date : 01-Oct-2010 10:16 bachas Quant Type: ISTD
Cal Date : 27-SEP-2010 21:20 Cal File: N0927IC8.D
Als bottle: 94
Dil Factor: 1.00000
Integrator: HP RTE Compound Sublist: padepi.sub
Target Version: 4.14
Processing Host: PITPC-502

Compounds	QUANT SIG MASS	RT	EXP RT	REL RT	RESPONSE	CONCENTRATIONS ON-COLUMN (NG)	FINAL (NG)
* 1 1,4-Dichlorobenzene-d4	152	4.459	4.451	(1.000)	152388	8.00000	
* 2 Naphthalene-d8	136	5.437	5.429	(1.000)	579695	8.00000	
* 3 Acenaphthene-d10	164	6.788	6.781	(1.000)	358956	8.00000	
* 4 Phenanthrene-d10	188	7.937	7.924	(1.000)	633018	8.00000	
* 5 Chrysene-d12	240	9.972	9.970	(1.000)	666301	8.00000	
* 6 Perylene-d12	264	11.313	11.300	(1.000)	543363	8.00000	
198 1,4-Dioxane	88	1.201	1.199	(0.269)	109245	20.1546	20.155
10 N-Nitrosodimethylamine	74	1.639	1.637	(0.368)	142177	19.9983	19.998
9 Pyridine	79	1.676	1.663	(0.376)	296700	21.2135	21.214
16 Methyl methanesulfonate	80	3.252	3.250	(0.729)	200905	19.9127	19.913
206 Benzaldehyde	77	4.112	4.110	(0.922)	327620	21.6506	21.651
21 Aniline	93	4.203	4.200	(0.943)	662840	20.4698	20.470
22 Phenol	94	4.208	4.206	(0.944)	558887	19.9664	19.966
23 bis(2-Chloroethyl)ether	93	4.262	4.260	(0.956)	348664	19.1622	19.162
24 2-Chlorophenol	128	4.299	4.292	(0.964)	483540	19.1961	19.196
26 1,3-Dichlorobenzene	146	4.417	4.409	(0.990)	586619	19.3795	19.380
27 1,4-Dichlorobenzene	146	4.475	4.468	(1.004)	609687	19.8107	19.811
28 1,2-Dichlorobenzene	146	4.587	4.580	(1.029)	565889	19.5948	19.595
217 Indene	116	4.657	4.650	(1.044)	862020	20.5719	20.572
29 Benzyl Alcohol	108	4.571	4.564	(1.025)	254793	18.3958	18.396
30 2-Methylphenol	108	4.668	4.666	(1.047)	416360	19.5769	19.577
31 2,2'-oxybis(1-Chloropropane)	45	4.678	4.671	(1.049)	431070	20.8961	20.896
37 Acetophenone	105	4.769	4.762	(1.069)	615286	19.0343	19.034
32 N-Nitroso-di-n-propylamine	70	4.774	4.772	(1.071)	271021	18.9132	18.913
192 4-Methylphenol	108	4.780	4.772	(1.072)	435201	20.8358	20.836
34 Hexachloroethane	117	4.849	4.842	(1.087)	251470	20.0297	20.030
35 Nitrobenzene	77	4.897	4.890	(0.901)	460442	19.4571	19.457
36 N-Nitrosopyrrolidine	100	4.742	4.746	(1.063)	184178	19.8168	19.817
41 Isophorone	82	5.084	5.077	(0.935)	800775	20.2477	20.248
42 2-Nitrophenol	139	5.143	5.136	(0.946)	271985	20.3533	20.353
43 2,4-Dimethylphenol	107	5.186	5.178	(0.954)	444110	18.2353	18.235
44 bis(2-Chloroethoxy)methane	93	5.255	5.243	(0.967)	479590	19.9472	19.947
48 2,4-Dichlorophenol	162	5.330	5.323	(0.980)	466006	20.2908	20.291

	Compounds	QUANT SIG MASS	RT	EXP RT	REL RT	RESPONSE	CONCENTRATIONS ON-COLUMN (NG)	FINAL (NG)
49	Benzoic Acid	122	5.234	5.259	(0.963)	162117	15.9686	15.968(M)
50	1,2,4-Trichlorobenzene	180	5.399	5.387	(0.993)	582695	19.7145	19.714
51	Naphthalene	128	5.453	5.446	(1.003)	1505175	20.3158	20.316
52	4-Chloroaniline	127	5.496	5.488	(1.011)	610919	19.9740	19.974
54	2,6-Dichlorophenol	162	5.506	5.494	(1.013)	480025	21.6942	21.694
56	Hexachlorobutadiene	225	5.560	5.552	(1.023)	397373	19.3013	19.301
208	Caprolactam	113	5.741	5.761	(1.056)	117957	21.1229	21.123
59	4-Chloro-3-Methylphenol	107	5.870	5.862	(1.080)	448388	20.4595	20.459
62	2-Methylnaphthalene	142	5.987	5.974	(1.101)	992685	19.8372	19.837
63	1-Methylnaphthalene	142	6.062	6.055	(1.115)	992960	20.5806	20.581
64	Hexachlorocyclopentadiene	237	6.115	6.108	(0.901)	405627	16.6818	16.682
65	1,2,4,5-Tetrachlorobenzene	216	6.121	6.108	(0.902)	640297	19.9858	19.986
66	2,4,6-Trichlorophenol	196	6.206	6.193	(0.914)	364289	19.5336	19.534
67	2,4,5-Trichlorophenol	196	6.233	6.226	(0.918)	400752	20.5083	20.508
209	1,1'-Biphenyl	154	6.345	6.332	(0.935)	1310585	19.7866	19.786
70	2-Chloronaphthalene	162	6.361	6.348	(0.937)	1054070	19.9028	19.903
73	2-Nitroaniline	65	6.436	6.423	(0.948)	277514	20.7044	20.704
76	Dimethylphthalate	163	6.575	6.567	(0.969)	1158089	20.1826	20.182
78	2,6-Dinitrotoluene	165	6.623	6.610	(0.976)	252253	21.4698	21.470
79	Acenaphthylene	152	6.682	6.669	(0.984)	1467028	18.9220	18.922
81	3-Nitroaniline	138	6.751	6.738	(0.994)	262726	20.5757	20.576
82	Acenaphthene	153	6.815	6.803	(1.004)	969931	19.4975	19.498
83	2,4-Dinitrophenol	184	6.831	6.824	(1.006)	132933	20.0294	20.029
85	4-Nitrophenol	109	6.879	6.872	(1.013)	197264	20.8148	20.815
86	Dibenzofuran	168	6.949	6.936	(1.024)	1469622	19.9582	19.958
87	2,4-Dinitrotoluene	165	6.933	6.925	(1.021)	343569	20.5919	20.592
91	2,3,5,6-Tetrachlorophenol	232	7.013	7.000	(1.033)	351203	20.9168	20.917
88	2,3,4,6-Tetrachlorophenol	232	7.045	7.038	(1.038)	361447	20.7018	20.702
92	2-Naphthylamine	143	7.066	7.059	(1.041)	879835	21.8204	21.820
93	Diethylphthalate	149	7.120	7.112	(1.049)	1161677	20.4964	20.496
94	Fluorene	166	7.210	7.203	(1.062)	1203840	20.3231	20.323
95	4-Chlorophenyl-phenylether	204	7.210	7.198	(1.062)	689324	20.2407	20.241
96	4-Nitroaniline	138	7.216	7.214	(1.063)	289755	21.4322	21.432
98	4,6-Dinitro-2-methylphenol	198	7.243	7.241	(0.913)	204617	18.9122	18.912
99	N-Nitrosodiphenylamine (1)	169	7.296	7.289	(0.919)	799736	20.4094	20.409
100	1,2-Diphenylhydrazine	77	7.328	7.321	(0.923)	1237090	19.6475	19.647
106	4-Bromophenyl-phenylether	248	7.584	7.577	(0.956)	380812	19.4249	19.425
107	Hexachlorobenzene	284	7.643	7.636	(0.963)	373623	18.8697	18.870
210	Atrazine	200	7.702	7.700	(0.970)	353483	20.1586	20.158
111	Pentachlorophenol	266	7.793	7.785	(0.982)	222837	19.2889	19.289
115	Phenanthrene	178	7.953	7.946	(1.002)	1704075	19.2282	19.228
116	Anthracene	178	7.996	7.983	(1.007)	1811385	20.4088	20.409
119	Carbazole	167	8.113	8.106	(1.022)	1572700	20.4742	20.474
120	Di-n-Butylphthalate	149	8.370	8.362	(1.055)	1941487	20.2054	20.205
123	Fluoranthene	202	8.872	8.865	(1.118)	1974633	19.9864	19.986
124	Benzidine	184	8.963	8.955	(0.899)	883757	22.6684	22.668
125	Pyrene	202	9.048	9.041	(0.907)	2015362	19.9913	19.991
131	Butylbenzylphthalate	149	9.518	9.511	(0.954)	939219	21.1108	21.111
135	3,3'-Dichlorobenzidine	252	9.935	9.928	(0.996)	640857	19.9039	19.904
136	Benzo(a)Anthracene	228	9.967	9.960	(0.999)	1969987	20.8813	20.881
137	Chrysene	228	9.994	9.992	(1.002)	1832785	20.1057	20.106
139	bis(2-ethylhexyl)Phthalate	149	9.951	9.938	(0.998)	1248957	20.2221	20.222
140	Di-n-octylphthalate	149	10.464	10.457	(0.925)	2025403	20.9493	20.949
141	Benzo(b)fluoranthene	252	10.907	10.905	(0.964)	1703984	19.6988	19.699

Compounds	QUANT SIG MASS	RT	EXP RT	REL RT	RESPONSE	CONCENTRATIONS ON-COLUMN (NG)	FINAL (NG)
142 Benzo(k)fluoranthene	252	10.934	10.932	(0.966)	1821267	18.6598	18.660
143 7,12-dimethylbenz[a]anthracen	256	10.897	10.895	(0.963)	794895	18.2348	18.235
146 Benzo(a)pyrene	252	11.254	11.247	(0.995)	1508026	22.4412	22.441
149 Indeno(1,2,3-cd)pyrene	276	12.670	12.663	(1.120)	1740307	20.3682	20.368
150 Dibenz(a,h)anthracene	278	12.675	12.674	(1.120)	1453017	20.3500	20.350
151 Benzo(g,h,i)perylene	276	13.071	13.069	(1.155)	1415705	19.8953	19.895
$ 154 Nitrobenzene-d5	82	Compound Not Detected.					
$ 155 2-Fluorobiphenyl	172	Compound Not Detected.					
$ 156 Terphenyl-d14	244	Compound Not Detected.					
$ 157 Phenol-d5	99	Compound Not Detected.					
$ 158 2-Fluorophenol	112	Compound Not Detected.					
$ 159 2,4,6-Tribromophenol	329	Compound Not Detected.					
$ 186 2-Chlorophenol-d4	132	Compound Not Detected.					
$ 187 1,2-Dichlorobenzene-d4	152	Compound Not Detected.					

QC Flag Legend

M - Compound response manually integrated.

Data File Name: N0927SV2.D
Inj. Date and Time: 27-SEP-2010 22:02
Instrument ID: 733.i
Client ID: sstdv20
Compound Name: Benzoic Acid
CAS #: 65-85-0

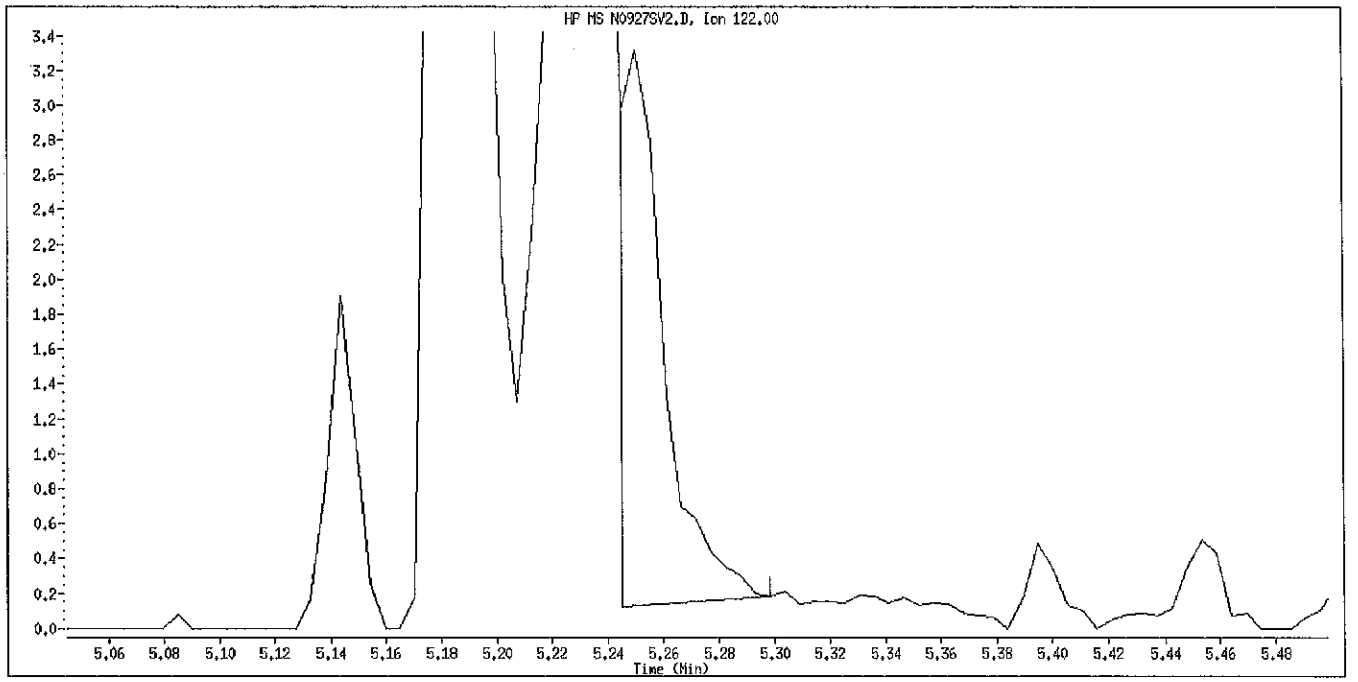

Original Integration

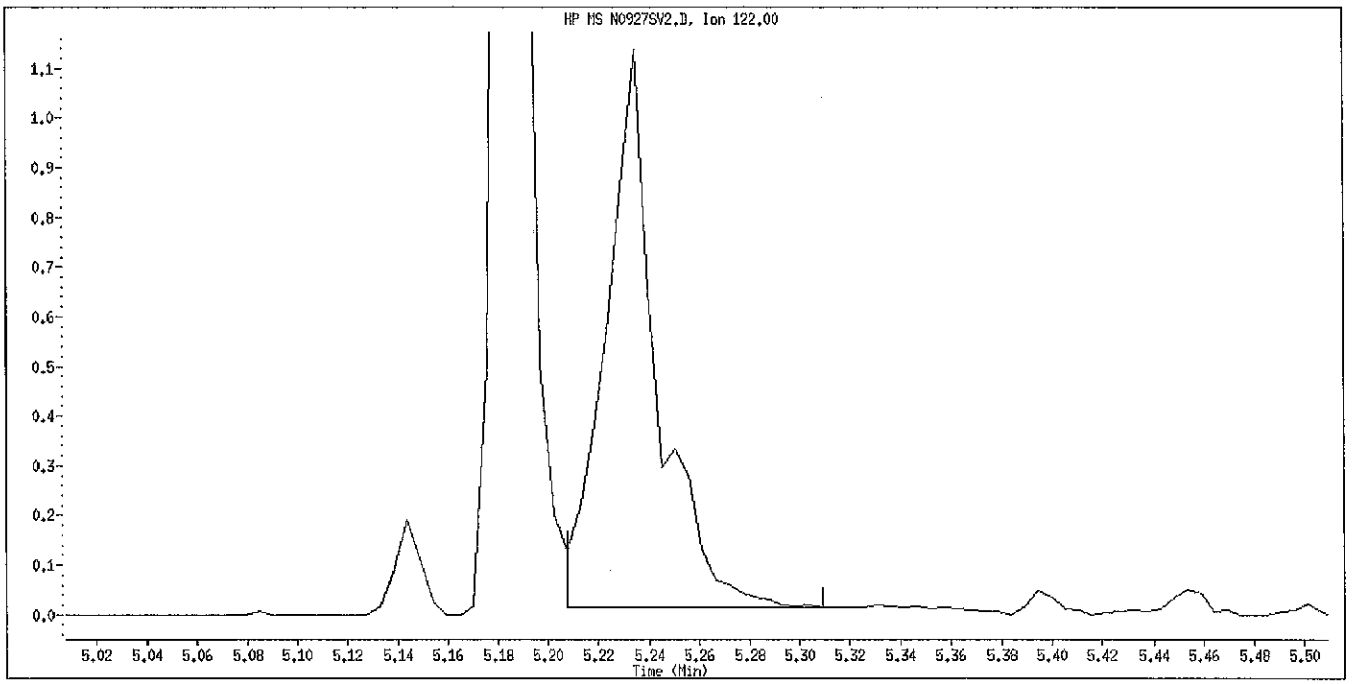

Manual Integration

Manually Integrated By: piccolinov
Manual Integration Reason: Poor Chromatography

TestAmerica Pittsburgh

CONTINUING CALIBRATION COMPOUNDS

Instrument ID: 733.i Injection Date: 02-NOV-2010 09:56
Lab File ID: N11020CC.D Init. Cal. Date(s): 27-SEP-2010 27-SEP-2010
Analysis Type: Init. Cal. Times: 18:53 21:20
Lab Sample ID: sstd4.0 Quant Type: ISTD
Method: \\PITSVR06\D\chem\733.i\N110210.b\8270ll.m

COMPOUND	RRF / AMOUNT	RF4	CCAL RRF4	MIN RRF	%D / %DRIFT	MAX %D / %DRIFT	CURVE TYPE	
198 1,4-Dioxane	0.28455	0.35616	0.35616	0.010	-25.16334	25.00000	Averaged	<-
10 N-Nitrosodimethylamine	0.37323	0.40274	0.40274	0.010	-7.90707	25.00000	Averaged	
9 Pyridine	0.73425	0.84428	0.84428	0.010	-14.98530	25.00000	Averaged	
16 Methyl methanesulfonate	0.52966	0.61745	0.61745	0.010	-16.57326	25.00000	Averaged	
206 Benzaldehyde	0.79440	0.86616	0.86616	0.010	-9.03252	25.00000	Averaged	
21 Aniline	1.69994	1.63656	1.63656	0.010	3.72874	25.00000	Averaged	
22 Phenol	1.46948	1.51090	1.51090	0.010	-2.81879	20.00000	Averaged	
23 bis(2-Chloroethyl)ether	0.95521	0.94681	0.94681	0.010	0.88011	25.00000	Averaged	
24 2-Chlorophenol	1.32239	1.27382	1.27382	0.010	3.67306	25.00000	Averaged	
26 1,3-Dichlorobenzene	1.58910	1.54167	1.54167	0.010	2.98497	25.00000	Averaged	
27 1,4-Dichlorobenzene	1.61564	1.56289	1.56289	0.010	3.26543	20.00000	Averaged	
28 1,2-Dichlorobenzene	1.51611	1.50673	1.50673	0.010	0.61838	25.00000	Averaged	
217 Indene	2.19980	2.06896	2.06896	0.010	5.94783	25.00000	Averaged	
29 Benzyl Alcohol	0.72712	0.75073	0.75073	0.010	-3.24651	25.00000	Averaged	
30 2-Methylphenol	1.11651	1.05537	1.05537	0.010	5.47663	25.00000	Averaged	
31 2,2'-oxybis(1-Chloropropane	1.08298	0.97724	0.97724	0.010	9.76393	25.00000	Averaged	
37 Acetophenone	1.69699	1.62485	1.62485	0.010	4.25148	25.00000	Averaged	
32 N-Nitroso-di-n-propylamine	0.75227	0.70630	0.70630	0.050	6.11131	25.00000	Averaged	
192 4-Methylphenol	1.09653	1.05292	1.05292	0.010	3.97674	25.00000	Averaged	
34 Hexachloroethane	0.65910	0.66842	0.66842	0.010	-1.41416	25.00000	Averaged	
35 Nitrobenzene	0.32658	0.33652	0.33652	0.010	-3.04596	25.00000	Averaged	
36 N-Nitrosopyrrolidine	0.48791	0.45939	0.45939	0.010	5.84551	25.00000	Averaged	
41 Isophorone	0.54579	0.52117	0.52117	0.010	4.51111	25.00000	Averaged	
42 2-Nitrophenol	0.18442	0.17761	0.17761	0.010	3.69159	20.00000	Averaged	
43 2,4-Dimethylphenol	0.33610	0.32376	0.32376	0.010	3.67079	25.00000	Averaged	
44 bis(2-Chloroethoxy)methane	0.33180	0.31857	0.31857	0.010	3.98756	25.00000	Averaged	
48 2,4-Dichlorophenol	0.31694	0.30275	0.30275	0.010	4.47779	20.00000	Averaged	
49 Benzoic Acid	0.14010	0.16693	0.16693	0.010	-19.14526	25.00000	Averaged	
50 1,2,4-Trichlorobenzene	0.40789	0.40921	0.40921	0.010	-0.32244	25.00000	Averaged	
51 Naphthalene	1.02246	0.99942	0.99942	0.010	2.25287	25.00000	Averaged	
52 4-Chloroaniline	0.42209	0.39062	0.39062	0.010	7.45540	25.00000	Averaged	
54 2,6-Dichlorophenol	0.30536	0.28783	0.28783	0.010	5.74163	25.00000	Averaged	
56 Hexachlorobutadiene	0.28412	0.29996	0.29996	0.010	-5.57464	20.00000	Averaged	
208 Caprolactam	0.07707	0.06701	0.06701	0.010	13.04719	25.00000	Averaged	
59 4-Chloro-3-Methylphenol	0.30245	0.28634	0.28634	0.010	5.32668	20.00000	Averaged	
62 2-Methylnaphthalene	0.69059	0.63333	0.63333	0.010	8.29171	25.00000	Averaged	
63 1-Methylnaphthalene	0.66583	0.62330	0.62330	0.010	6.38730	25.00000	Averaged	
64 Hexachlorocyclopentadiene	0.54192	0.52170	0.52170	0.050	3.73006	25.00000	Averaged	
65 1,2,4,5-Tetrachlorobenzene	0.71402	0.73420	0.73420	0.010	-2.82727	25.00000	Averaged	
66 2,4,6-Trichlorophenol	0.41563	0.39430	0.39430	0.010	5.13290	20.00000	Averaged	
67 2,4,5-Trichlorophenol	0.43551	0.39674	0.39674	0.010	8.90062	25.00000	Averaged	
209 1,1'-Biphenyl	1.47619	1.40437	1.40437	0.010	4.86560	25.00000	Averaged	

TestAmerica Pittsburgh

CONTINUING CALIBRATION COMPOUNDS

Instrument ID: 733.i Injection Date: 02-NOV-2010 09:56
Lab File ID: N11020CC.D Init. Cal. Date(s): 27-SEP-2010 27-SEP-2010
Analysis Type: Init. Cal. Times: 18:53 21:20
Lab Sample ID: sstd4.0 Quant Type: ISTD
Method: \\PITSVR06\D\chem\733.i\N110210.b\8270ll.m

COMPOUND	RRF / AMOUNT	RF4	CCAL RRF4	MIN RRF	%D / %DRIFT	MAX %D / %DRIFT	CURVE TYPE	
70 2-Chloronaphthalene	1.18033	1.15802	1.15802	0.010	1.89024	25.00000	Averaged	
73 2-Nitroaniline	0.29872	0.28989	0.28989	0.010	2.95688	25.00000	Averaged	
76 Dimethylphthalate	1.27883	1.25245	1.25245	0.010	2.06354	25.00000	Averaged	
78 2,6-Dinitrotoluene	0.26185	0.24653	0.24653	0.010	5.85047	25.00000	Averaged	
79 Acenaphthylene	1.72790	1.60025	1.60025	0.010	7.38774	25.00000	Averaged	
81 3-Nitroaniline	0.28458	0.25310	0.25310	0.010	11.06207	25.00000	Averaged	
82 Acenaphthene	1.10869	1.02535	1.02535	0.010	7.51694	20.00000	Averaged	
83 2,4-Dinitrophenol	10.00000	10.94979	0.14297	0.050	-9.49787	25.00000	Quadratic	
85 4-Nitrophenol	0.21121	0.26382	0.26382	0.050	-24.90834	25.00000	Averaged	
86 Dibenzofuran	1.64109	1.50457	1.50457	0.010	8.31908	25.00000	Averaged	
87 2,4-Dinitrotoluene	0.37185	0.35166	0.35166	0.010	5.42974	25.00000	Averaged	
91 2,3,5,6-Tetrachlorophenol	0.37421	0.37289	0.37289	0.010	0.35099	25.00000	Averaged	
88 2,3,4,6-Tetrachlorophenol	0.38912	0.37679	0.37679	0.010	3.16790	25.00000	Averaged	
92 2-Naphthylamine	0.89864	0.84225	0.84225	0.010	6.27547	25.00000	Averaged	
93 Diethylphthalate	1.26315	1.23122	1.23122	0.010	2.52825	25.00000	Averaged	
94 Fluorene	1.32017	1.18707	1.18707	0.010	10.08205	25.00000	Averaged	
95 4-Chlorophenyl-phenylether	0.75901	0.70190	0.70190	0.010	7.52407	25.00000	Averaged	
96 4-Nitroaniline	0.30131	0.25967	0.25967	0.010	13.81869	25.00000	Averaged	
98 4,6-Dinitro-2-methylphenol	10.00000	10.52385	0.13161	0.010	-5.23850	25.00000	Quadratic	
99 N-Nitrosodiphenylamine (1)	0.49521	0.47371	0.47371	0.010	4.34155	20.00000	Averaged	
100 1,2-Diphenylhydrazine	0.79574	0.85892	0.85892	0.010	-7.93997	25.00000	Averaged	
106 4-Bromophenyl-phenylether	0.24776	0.23969	0.23969	0.010	3.25422	25.00000	Averaged	
107 Hexachlorobenzene	0.25023	0.22950	0.22950	0.010	8.28366	25.00000	Averaged	
210 Atrazine	0.22161	0.21336	0.21336	0.010	3.72031	25.00000	Averaged	
111 Pentachlorophenol	10.00000	10.09384	0.13501	0.010	-0.93837	20.00000	Quadratic	
115 Phenanthrene	1.12001	1.02307	1.02307	0.010	8.65568	25.00000	Averaged	
116 Anthracene	1.12167	1.01290	1.01290	0.010	9.69720	25.00000	Averaged	
119 Carbazole	0.97076	0.86656	0.86656	0.010	10.73369	25.00000	Averaged	
120 Di-n-Butylphthalate	1.21434	1.09688	1.09688	0.010	9.67283	25.00000	Averaged	
123 Fluoranthene	1.24861	1.14294	1.14294	0.010	8.46262	20.00000	Averaged	
124 Benzidine	0.46809	0.64486	0.64486	0.010	-37.76300	25.00000	Averaged	<-
125 Pyrene	1.21041	1.20453	1.20453	0.010	0.48525	25.00000	Averaged	
131 Butylbenzylphthalate	0.53417	0.53685	0.53685	0.010	-0.50208	25.00000	Averaged	
135 3,3'-Dichlorobenzidine	0.38658	0.36183	0.36183	0.010	6.40325	25.00000	Averaged	
136 Benzo(a)Anthracene	1.13272	1.06904	1.06904	0.010	5.62265	25.00000	Averaged	
137 Chrysene	1.09449	1.05156	1.05156	0.010	3.92250	25.00000	Averaged	
139 bis(2-ethylhexyl)Phthalate	0.74155	0.69844	0.69844	0.010	5.81346	25.00000	Averaged	
140 Di-n-octylphthalate	1.42345	1.40562	1.40562	0.010	1.25236	20.00000	Averaged	
141 Benzo(b)fluoranthene	1.27358	1.29832	1.29832	0.010	-1.94287	25.00000	Averaged	
142 Benzo(k)fluoranthene	1.43704	1.23207	1.23207	0.010	14.26337	25.00000	Averaged	
143 7,12-dimethylbenz(a)anthrac	0.64181	0.56562	0.56562	0.010	11.87242	25.00000	Averaged	
146 Benzo(a)pyrene	0.98938	0.93873	0.93873	0.010	5.11922	20.00000	Averaged	

TestAmerica Pittsburgh

CONTINUING CALIBRATION COMPOUNDS

Instrument ID: 733.i Injection Date: 02-NOV-2010 09:56
Lab File ID: N11020CC.D Init. Cal. Date(s): 27-SEP-2010 27-SEP-2010
Analysis Type: Init. Cal. Times: 18:53 21:20
Lab Sample ID: sstd4.0 Quant Type: ISTD
Method: \\PITSVR06\D\chem\733.i\N110210.b\827011.m

COMPOUND	RRF / AMOUNT	RF4	CCAL RRF4	MIN RRF	%D / %DRIFT	MAX %D / %DRIFT	CURVE TYPE
149 Indeno(1,2,3-cd)pyrene	1.25798	1.21482	1.21482	0.010	3.43059	25.00000	Averaged
150 Dibenz(a,h)anthracene	4.00000	4.21775	1.01036	0.010	-5.44377	25.00000	Quadratic
151 Benzo(g,h,i)perylene	1.04766	1.05552	1.05552	0.010	-0.74946	25.00000	Averaged
$ 154 Nitrobenzene-d5	0.32742	0.33656	0.33656	0.010	-2.79057	25.00000	Averaged
$ 155 2-Fluorobiphenyl	1.30493	1.27399	1.27399	0.010	2.37065	25.00000	Averaged
$ 156 Terphenyl-d14	0.83352	0.83372	0.83372	0.010	-0.02338	25.00000	Averaged
$ 157 Phenol-d5	1.30919	1.28178	1.28178	0.010	2.09352	25.00000	Averaged
$ 158 2-Fluorophenol	1.00466	1.06526	1.06526	0.010	-6.03119	25.00000	Averaged
$ 159 2,4,6-Tribromophenol	0.09755	0.08638	0.08638	0.010	11.44944	25.00000	Averaged
$ 186 2-Chlorophenol-d4	1.33055	1.31744	1.31744	0.010	0.98519	25.00000	Averaged
$ 187 1,2-Dichlorobenzene-d4	1.01885	1.00283	1.00283	0.010	1.57184	25.00000	Averaged

Data File: \\PITSVR06\D\chem\733.i\N110210.b\N11020CC.D
Date : 02-NOV-2010 09:56
Client ID: SSTD4.0
Sample Info: SSTD4.0(2.0ug/ml) BNA0823-10 8270c/d

Column phase: DB5-MS

Instrument: 733.i

Operator: 3200
Column diameter: 0.32

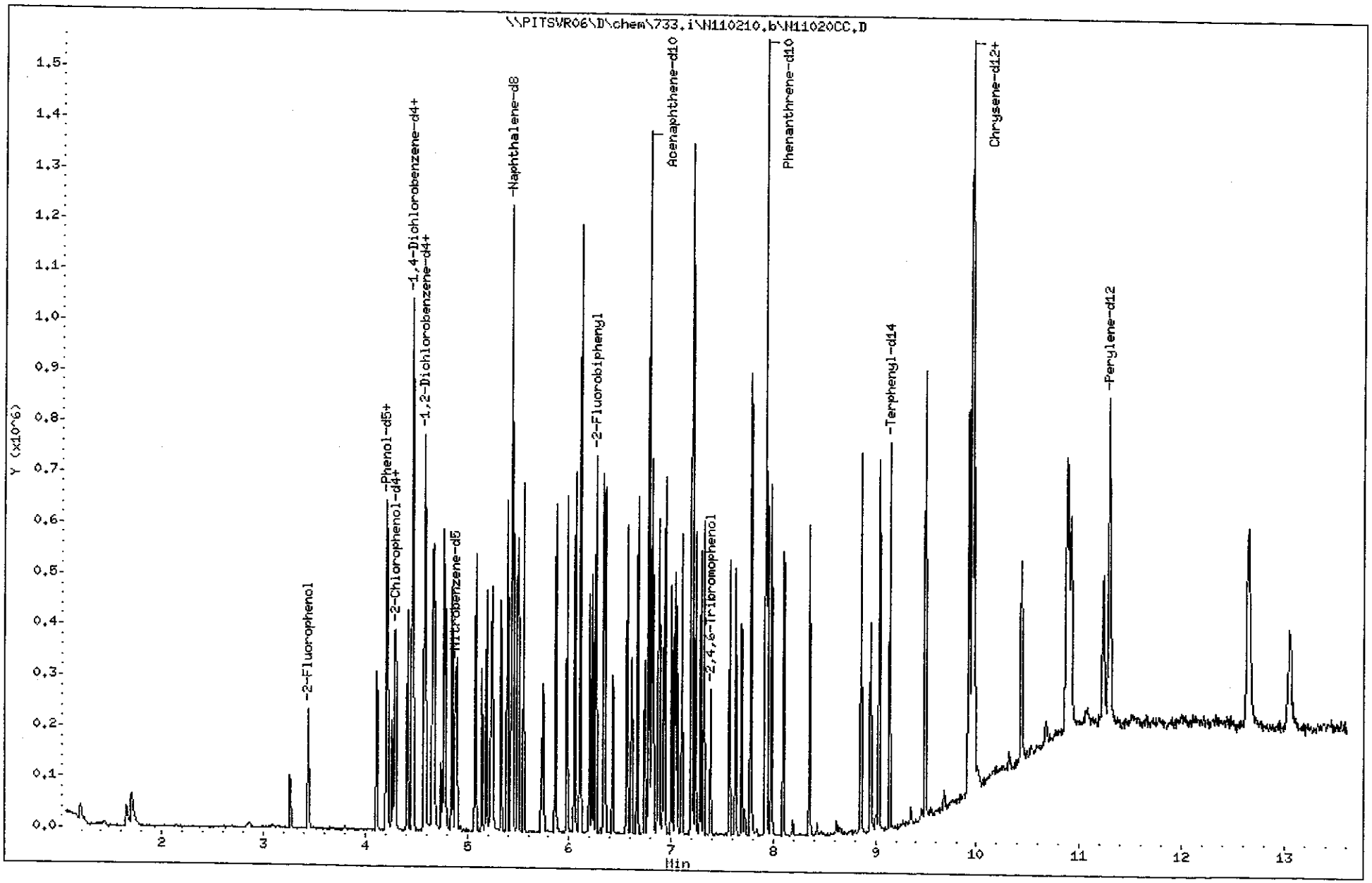

(3001 - 3250)
3213
C0J250457

TestAmerica Pittsburgh

Semivolatile REPORT SW-846 Method 8270

Data file : \\PITSVR06\D\chem\733.i\N110210.b\N11020CC.D
Lab Smp Id: sstd4.0 Client Smp ID: SSTD4.0
Inj Date : 02-NOV-2010 09:56
Operator : 3200 Inst ID: 733.i
Smp Info : SSTD4.0(2.0ug/ml) BNA0823-10 8270c/d
Misc Info : sstd4.0,N110210.b,8270ll.m,padepi.sub,2,3
Comment :
Method : \\PITSVR06\D\chem\733.i\N110210.b\8270ll.m
Meth Date : 02-Nov-2010 12:33 piccolinov Quant Type: ISTD
Cal Date : 27-SEP-2010 21:20 Cal File: N0927IC8.D
Als bottle: 2 Continuing Calibration Sample
Dil Factor: 1.00000
Integrator: HP RTE Compound Sublist: padepi.sub
Target Version: 4.14
Processing Host: PITPC-502

	Compounds	QUANT SIG MASS	RT	EXP RT	REL RT	RESPONSE	AMOUNTS CAL-AMT (NG)	ON-COL (NG)
* 1	1,4-Dichlorobenzene-d4	152	4.459	4.459	(1.000)	124338	8.00000	
* 2	Naphthalene-d8	136	5.431	5.431	(1.000)	441780	8.00000	
* 3	Acenaphthene-d10	164	6.777	6.777	(1.000)	256931	8.00000	
* 4	Phenanthrene-d10	188	7.920	7.920	(1.000)	415088	8.00000	
* 5	Chrysene-d12	240	9.956	9.956	(1.000)	393407	8.00000	
* 6	Perylene-d12	264	11.291	11.291	(1.000)	313545	8.00000	
198	1,4-Dioxane	88	1.189	1.189	(0.267)	22142	4.00000	5.0065
10	N-Nitrosodimethylamine	74	1.649	1.649	(0.370)	25038	4.00000	4.3163
9	Pyridine	79	1.697	1.697	(0.381)	52488	4.00000	4.5994(M)
16	Methyl methanesulfonate	80	3.257	3.257	(0.730)	38386	4.00000	4.6629
206	Benzaldehyde	77	4.112	4.112	(0.922)	53848	4.00000	4.3613
21	Aniline	93	4.202	4.202	(0.942)	101743	4.00000	3.8508
22	Phenol	94	4.218	4.218	(0.946)	93931	4.00000	4.1128
23	bis(2-Chloroethyl)ether	93	4.261	4.261	(0.956)	58862	4.00000	3.9648
24	2-Chlorophenol	128	4.298	4.298	(0.964)	79192	4.00000	3.8531
26	1,3-Dichlorobenzene	146	4.416	4.416	(0.990)	95844	4.00000	3.8806
27	1,4-Dichlorobenzene	146	4.469	4.469	(1.002)	97163	4.00000	3.8694
28	1,2-Dichlorobenzene	146	4.587	4.587	(1.029)	93672	4.00000	3.9753
217	Indene	116	4.656	4.656	(1.044)	128625	4.00000	3.7621
29	Benzyl Alcohol	108	4.571	4.571	(1.025)	46672	4.00000	4.1299
30	2-Methylphenol	108	4.672	4.672	(1.048)	65611	4.00000	3.7809
31	2,2'-oxybis(1-Chloropropane)	45	4.678	4.678	(1.049)	60754	4.00000	3.6094
37	Acetophenone	105	4.769	4.769	(1.069)	101015	4.00000	3.8299
32	N-Nitroso-di-n-propylamine	70	4.774	4.774	(1.071)	43910	4.00000	3.7555
192	4-Methylphenol	108	4.785	4.785	(1.073)	65459	4.00000	3.8409
34	Hexachloroethane	117	4.849	4.849	(1.087)	41555	4.00000	4.0566
35	Nitrobenzene	77	4.897	4.897	(0.902)	74335	4.00000	4.1218
36	N-Nitrosopyrrolidine	100	4.742	4.742	(1.063)	28560	4.00000	3.7662
41	Isophorone	82	5.078	5.078	(0.935)	115121	4.00000	3.8196
42	2-Nitrophenol	139	5.143	5.143	(0.947)	39232	4.00000	3.8523
43	2,4-Dimethylphenol	107	5.185	5.185	(0.955)	71516	4.00000	3.8532
44	bis(2-Chloroethoxy)methane	93	5.249	5.249	(0.967)	70369	4.00000	3.8405
48	2,4-Dichlorophenol	162	5.330	5.330	(0.981)	66875	4.00000	3.8209

	Compounds	QUANT SIG MASS	RT	EXP RT	REL RT	RESPONSE	AMOUNTS CAL-AMT (NG)	AMOUNTS ON-COL (NG)
49	Benzoic Acid	122	5.239	5.239	(0.965)	92182	10.0000	11.914
50	1,2,4-Trichlorobenzene	180	5.394	5.394	(0.993)	90390	4.00000	4.0129
51	Naphthalene	128	5.447	5.447	(1.003)	220762	4.00000	3.9099
52	4-Chloroaniline	127	5.490	5.490	(1.011)	86285	4.00000	3.7018
54	2,6-Dichlorophenol	162	5.500	5.500	(1.013)	63578	4.00000	3.7703
56	Hexachlorobutadiene	225	5.554	5.554	(1.023)	66258	4.00000	4.2230
208	Caprolactam	113	5.730	5.730	(1.055)	14802	4.00000	3.4781
59	4-Chloro-3-Methylphenol	107	5.869	5.869	(1.081)	63249	4.00000	3.7869
62	2-Methylnaphthalene	142	5.981	5.981	(1.101)	139896	4.00000	3.6683
63	1-Methylnaphthalene	142	6.056	6.056	(1.115)	137681	4.00000	3.7445
64	Hexachlorocyclopentadiene	237	6.109	6.109	(0.901)	67021	4.00000	3.8508
65	1,2,4,5-Tetrachlorobenzene	216	6.109	6.109	(0.901)	94320	4.00000	4.1131
66	2,4,6-Trichlorophenol	196	6.200	6.200	(0.915)	50654	4.00000	3.7947
67	2,4,5-Trichlorophenol	196	6.227	6.227	(0.919)	50968	4.00000	3.6440
209	1,1'-Biphenyl	154	6.334	6.334	(0.935)	180413	4.00000	3.8054
70	2-Chloronaphthalene	162	6.350	6.350	(0.937)	148766	4.00000	3.9244
73	2-Nitroaniline	65	6.425	6.425	(0.948)	37241	4.00000	3.8817
76	Dimethylphthalate	163	6.564	6.564	(0.968)	160896	4.00000	3.9174
78	2,6-Dinitrotoluene	165	6.612	6.612	(0.976)	31671	4.00000	3.7660
79	Acenaphthylene	152	6.670	6.670	(0.984)	205577	4.00000	3.7045
81	3-Nitroaniline	138	6.740	6.740	(0.994)	32514	4.00000	3.5575
82	Acenaphthene	153	6.804	6.804	(1.004)	131722	4.00000	3.6993
83	2,4-Dinitrophenol	184	6.820	6.820	(1.006)	45918	10.0000	10.950
85	4-Nitrophenol	109	6.879	6.879	(1.015)	84731	10.0000	12.491
86	Dibenzofuran	168	6.937	6.937	(1.024)	193285	4.00000	3.6672
87	2,4-Dinitrotoluene	165	6.921	6.921	(1.021)	45176	4.00000	3.7828
91	2,3,5,6-Tetrachlorophenol	232	7.002	7.002	(1.033)	47904	4.00000	3.9860
88	2,3,4,6-Tetrachlorophenol	232	7.034	7.034	(1.038)	48405	4.00000	3.8733
92	2-Naphthylamine	143	7.055	7.055	(1.041)	108200	4.00000	3.7490
93	Diethylphthalate	149	7.103	7.103	(1.048)	158169	4.00000	3.8989
94	Fluorene	166	7.199	7.199	(1.062)	152497	4.00000	3.5967
95	4-Chlorophenyl-phenylether	204	7.194	7.194	(1.061)	90170	4.00000	3.6990
96	4-Nitroaniline	138	7.205	7.205	(1.063)	33359	4.00000	3.4472
98	4,6-Dinitro-2-methylphenol	198	7.237	7.237	(0.914)	68285	10.0000	10.524
99	N-Nitrosodiphenylamine (1)	169	7.285	7.285	(0.920)	98316	4.00000	3.8263
100	1,2-Diphenylhydrazine	77	7.317	7.317	(0.924)	178263	4.00000	4.3176
106	4-Bromophenyl-phenylether	248	7.573	7.573	(0.956)	49747	4.00000	3.8698
107	Hexachlorobenzene	284	7.632	7.632	(0.964)	47632	4.00000	3.6686
210	Atrazine	200	7.691	7.691	(0.971)	44282	4.00000	3.8512
111	Pentachlorophenol	266	7.782	7.782	(0.982)	70050	10.0000	10.094
115	Phenanthrene	178	7.942	7.942	(1.003)	212332	4.00000	3.6538
116	Anthracene	178	7.979	7.979	(1.007)	210222	4.00000	3.6121
119	Carbazole	167	8.097	8.097	(1.022)	179850	4.00000	3.5706
120	Di-n-Butylphthalate	149	8.353	8.353	(1.055)	227651	4.00000	3.6131
123	Fluoranthene	202	8.855	8.855	(1.118)	237211	4.00000	3.6615
124	Benzidine	184	8.946	8.946	(0.899)	126846	4.00000	5.5105
125	Pyrene	202	9.032	9.032	(0.907)	236936	4.00000	3.9806
131	Butylbenzylphthalate	149	9.496	9.496	(0.954)	105601	4.00000	4.0201
135	3,3'-Dichlorobenzidine	252	9.913	9.913	(0.996)	71173	4.00000	3.7439
136	Benzo(a)Anthracene	228	9.945	9.945	(0.999)	210283	4.00000	3.7751
137	Chrysene	228	9.977	9.977	(1.002)	206845	4.00000	3.8431
139	bis(2-ethylhexyl)Phthalate	149	9.924	9.924	(0.997)	137386	4.00000	3.7675
140	Di-n-octylphthalate	149	10.431	10.431	(0.924)	220363	4.00000	3.9499
141	Benzo(b)fluoranthene	252	10.885	10.885	(0.964)	203541	4.00000	4.0777

Compounds	QUANT SIG MASS	RT	EXP RT	REL RT	RESPONSE	AMOUNTS CAL-AMT (NG)	AMOUNTS ON-COL (NG)
142 Benzo(k)fluoranthene	252	10.912	10.912	(0.966)	193154	4.00000	3.4295
143 7,12-dimethylbenz[a]anthracen	256	10.869	10.869	(0.963)	88673	4.00000	3.5251
146 Benzo(a)pyrene	252	11.233	11.233	(0.995)	147167	4.00000	3.7952
149 Indeno(1,2,3-cd)pyrene	276	12.643	12.643	(1.120)	190451	4.00000	3.8628
150 Dibenz(a,h)anthracene	278	12.654	12.654	(1.121)	158396	4.00000	4.2178
151 Benzo(g,h,i)perylene	276	13.054	13.054	(1.156)	165476	4.00000	4.0300
$ 154 Nitrobenzene-d5	82	4.881	4.881	(0.899)	74342	4.00000	4.1116
$ 155 2-Fluorobiphenyl	172	6.259	6.259	(0.924)	163664	4.00000	3.9052
$ 156 Terphenyl-d14	244	9.138	9.138	(0.918)	163995	4.00000	4.0009
$ 157 Phenol-d5	99	4.208	4.208	(0.944)	79687	4.00000	3.9162
$ 158 2-Fluorophenol	112	3.438	3.438	(0.771)	66226	4.00000	4.2412
$ 159 2,4,6-Tribromophenol	330	7.386	7.386	(0.933)	17928	4.00000	3.5420
$ 186 2-Chlorophenol-d4	132	4.288	4.288	(0.962)	81904	4.00000	3.9606
$ 187 1,2-Dichlorobenzene-d4	152	4.576	4.576	(1.026)	62345	4.00000	3.9371

QC Flag Legend

M - Compound response manually integrated.

Data File Name: N11020CC.D
Inj. Date and Time: 02-NOV-2010 09:56
Instrument ID: 733.i
Client ID: SSTD4.0
Compound Name: Pyridine
CAS #: 110-86-1

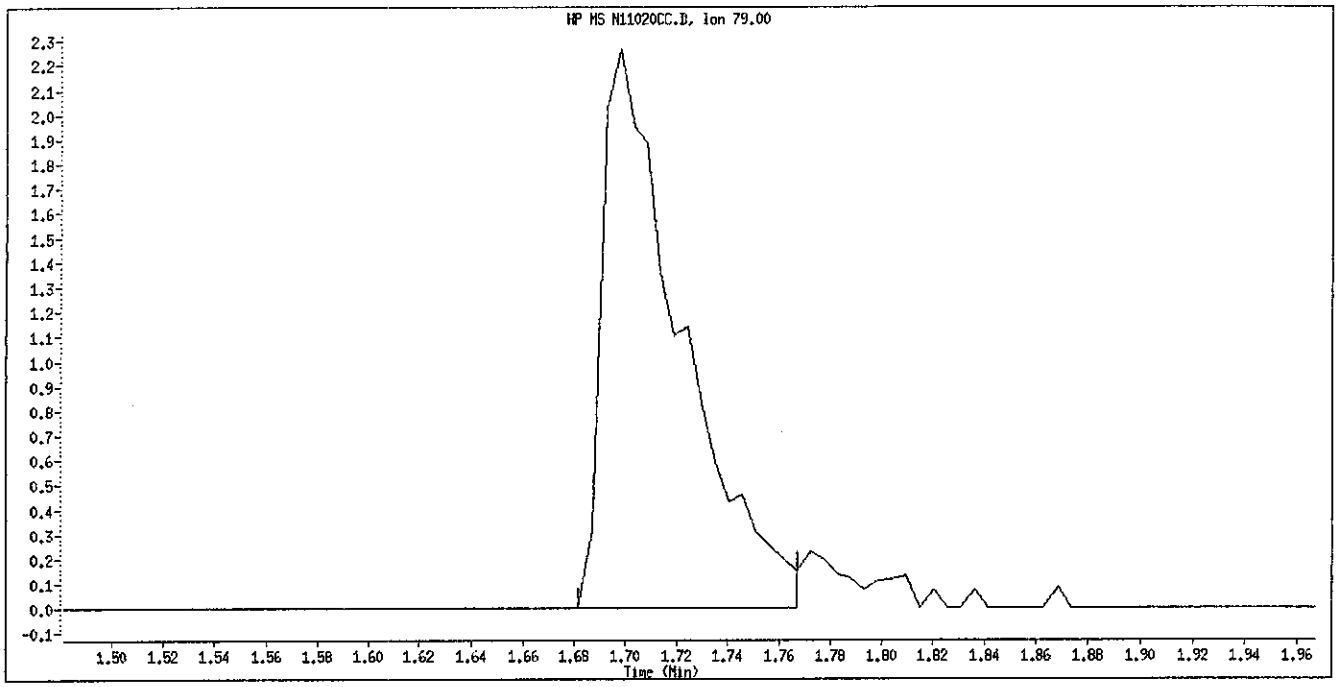

Original Integration

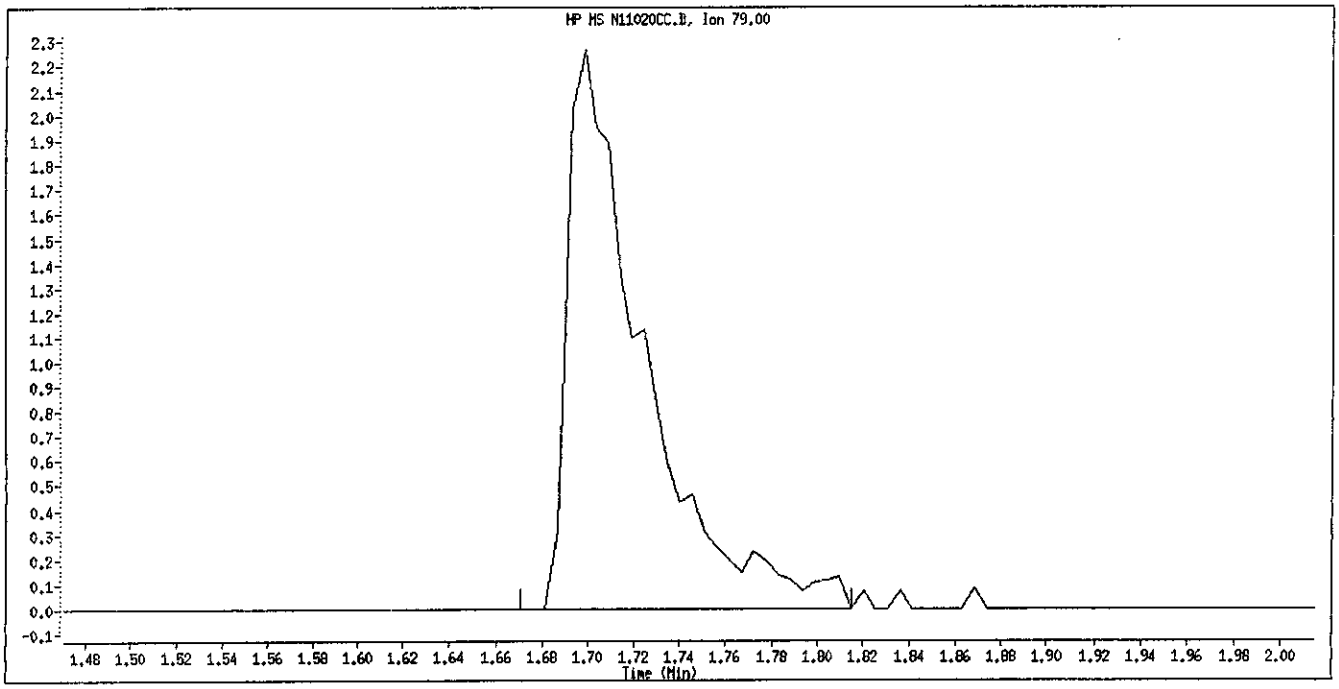

Manual Integration

Manually Integrated By: piccolinov
Manual Integration Reason: Poor Chromatography

GC/MS SEMIVOLATILE
QC DATA

Data File: \\PITSVR06\D\chem\733.i\N092710.b\N0927DF2.D

Date : 27-SEP-2010 18:17

Client ID: DFTPP

Instrument: 733.i

Sample Info: DFTPP050 (25ug/ml) BNA0464-10

Operator: 3200

Column phase:

Column diameter: 2.00

1 dftpp

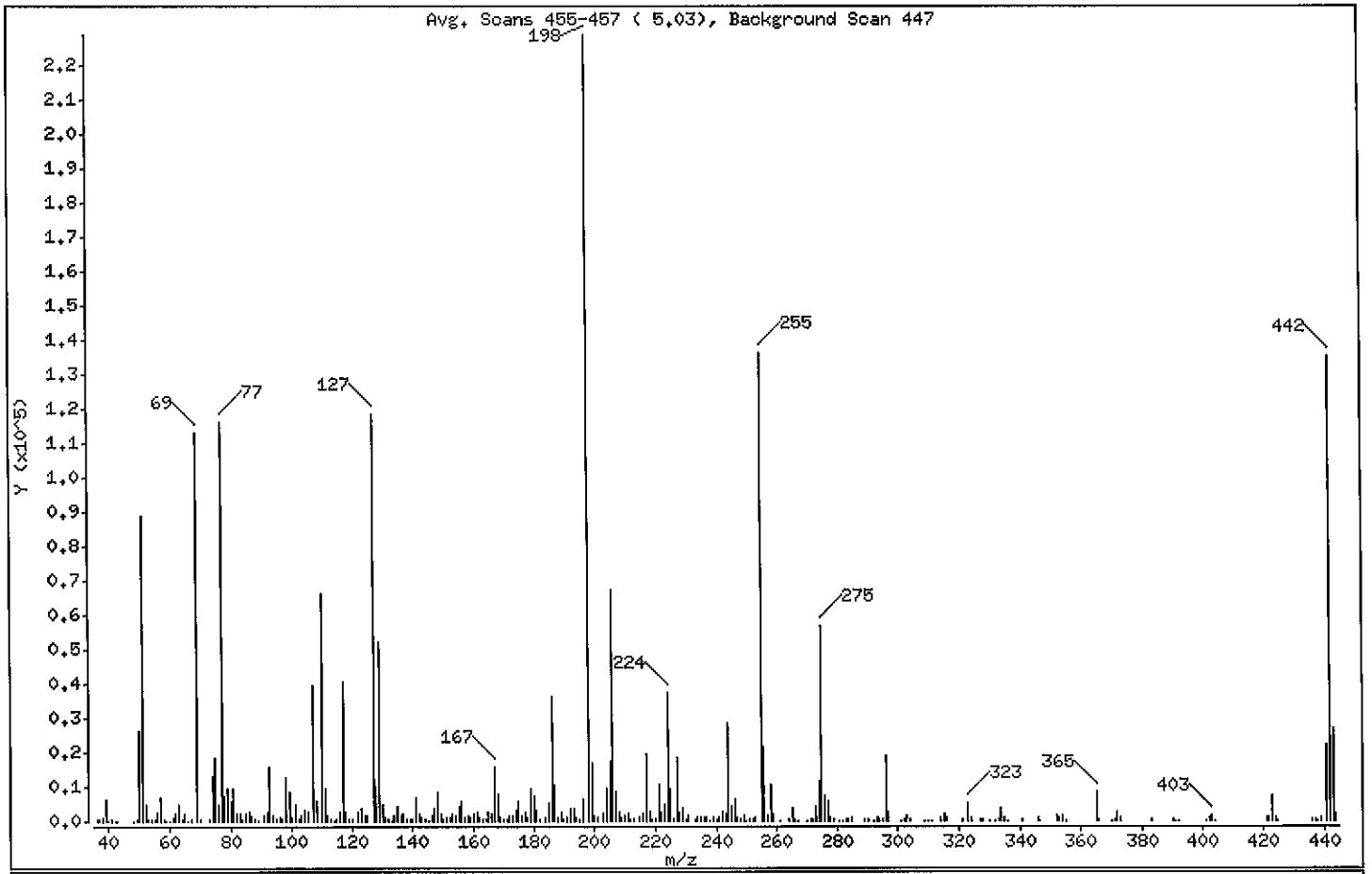

m/e	ION ABUNDANCE CRITERIA	% RELATIVE ABUNDANCE
198	Base Peak, 100% relative abundance	100.00
51	30.00 - 60.00% of mass 198	38.81
68	Less than 2.00% of mass 69	0.00 (0.00)
69	Mass 69 relative abundance	49.38
70	Less than 2.00% of mass 69	0.17 (0.34)
127	40.00 - 60.00% of mass 198	51.81
197	Less than 1.00% of mass 198	0.00
199	5.00 - 9.00% of mass 198	7.31
275	10.00 - 30.00% of mass 198	24.80
365	Greater than 1.00% of mass 198	3.56
441	Present, but less than mass 443	9.60
442	40.00 - 99.00% of mass 198	59.01
443	17.00 - 23.00% of mass 442	11.81 (20.01)

Data File: \\PITSVR06\D\chem\733.i\N092710.b\N0927DF2.D

Date : 27-SEP-2010 18:17

Client ID: DFTPP

Instrument: 733.i

Sample Info: DFTPP050 (25ug/ml) BNA0464-10

Operator: 3200

Column phase:

Column diameter: 2.00

Data File: N0927DF2.D

Spectrum: Avg. Scans 455-457 (5.03), Background Scan 447

Location of Maximum: 198.00

Number of points: 289

m/z	Y	m/z	Y	m/z	Y	m/z	Y
36.00	652	119.00	493	195.00	331	278.00	1290
37.00	704	120.00	347	196.00	6477	279.00	304
38.00	1120	122.00	2518	198.00	229056	281.00	205
39.00	6108	123.00	3787	199.00	16736	282.00	103
40.00	259	124.00	1590	200.00	1472	283.00	598
41.00	341	125.00	1546	201.00	1306	284.00	330
42.00	110	127.00	118672	203.00	2093	285.00	1075
43.00	23	128.00	9818	204.00	9500	289.00	317
48.00	142	129.00	52288	205.00	17208	290.00	372
49.00	336	130.00	5000	206.00	67608	292.00	239
50.00	26112	131.00	913	207.00	8162	293.00	1082
51.00	88888	132.00	695	208.00	2591	294.00	473
52.00	4734	133.00	233	209.00	1103	295.00	351
53.00	447	134.00	1802	210.00	1653	296.00	18768
54.00	444	135.00	3986	211.00	2346	297.00	2778
55.00	570	136.00	1434	212.00	448	301.00	123
56.00	2629	137.00	2175	213.00	505	302.00	276
57.00	6850	138.00	274	215.00	1016	303.00	1766
58.00	450	139.00	423	216.00	1863	304.00	474
59.00	127	140.00	396	217.00	19488	309.00	116
60.00	20	141.00	6739	218.00	2781	310.00	197
61.00	1193	142.00	2007	219.00	299	311.00	136
62.00	1887	143.00	1050	220.00	276	314.00	1072
63.00	4501	144.00	455	221.00	10780	315.00	2002
64.00	396	145.00	191	222.00	2578	316.00	809
65.00	2340	146.00	1415	223.00	4661	321.00	435
66.00	236	147.00	3939	224.00	37200	323.00	5257
67.00	504	148.00	8291	225.00	9370	324.00	1025
69.00	113112	149.00	1867	226.00	739	327.00	720
70.00	383	150.00	500	227.00	18344	328.00	684
73.00	736	151.00	852	228.00	2652	330.00	116
74.00	13057	152.00	1202	229.00	3627	332.00	191
75.00	18664	153.00	1953	230.00	396	333.00	681
76.00	4732	154.00	1731	231.00	1524	334.00	3934
77.00	116288	155.00	4373	233.00	474	335.00	827

Data File: \\PITSVR06\D\chem\733.i\N092710.b\N0927DF2.D

Date : 27-SEP-2010 18:17

Client ID: DFTPP

Instrument: 733.i

Sample Info: DFTPP050 (25ug/ml) BNA0464-10

Operator: 3200

Column phase:

Column diameter: 2.00

Data File: N0927DF2.D
Spectrum: Avg. Scans 455-457 (5.03), Background Scan 447
Location of Maximum: 198.00
Number of points: 289

m/z	Y	m/z	Y	m/z	Y	m/z	Y
78.00	7320	156.00	5761	234.00	1138	336.00	107
79.00	9553	157.00	1000	235.00	1059	341.00	703
80.00	6042	158.00	1337	236.00	1171	346.00	1035
81.00	9713	159.00	1071	237.00	1046	347.00	172
82.00	2154	160.00	2155	238.00	220	352.00	1564
83.00	2054	161.00	2878	239.00	942	353.00	1132
84.00	721	162.00	818	240.00	581	354.00	1524
85.00	2081	163.00	570	241.00	922	355.00	234
86.00	2714	164.00	498	242.00	2406	365.00	8165
87.00	1800	165.00	2858	243.00	2044	366.00	528
88.00	345	166.00	2022	244.00	28408	370.00	103
89.00	173	167.00	15892	245.00	4182	371.00	514
91.00	1652	168.00	7685	246.00	6093	372.00	2686
92.00	2456	169.00	1147	247.00	1130	373.00	871
93.00	15837	170.00	496	248.00	421	383.00	498
94.00	1484	171.00	616	249.00	1358	390.00	328
95.00	408	172.00	1507	250.00	109	391.00	102
96.00	854	173.00	1338	251.00	554	392.00	103
97.00	297	174.00	3099	252.00	406	401.00	114
98.00	12450	175.00	5588	253.00	1202	402.00	955
99.00	8461	176.00	1323	255.00	136576	403.00	1480
100.00	855	177.00	2474	256.00	21424	404.00	171
101.00	4842	178.00	1264	257.00	1829	421.00	1043
102.00	419	179.00	9557	258.00	10680	422.00	1096
103.00	1833	180.00	7502	259.00	2131	423.00	7123
104.00	2900	181.00	3179	261.00	142	424.00	1208
105.00	2808	182.00	703	264.00	280	425.00	141
107.00	39360	184.00	1184	265.00	3564	436.00	425
108.00	6041	185.00	5022	266.00	592	437.00	415
110.00	66296	186.00	36184	267.00	103	438.00	153
111.00	9359	187.00	10717	270.00	106	439.00	991
112.00	1528	188.00	966	271.00	389	441.00	22000
113.00	311	189.00	2605	272.00	442	442.00	135168
114.00	103	190.00	378	273.00	4465	443.00	27048
115.00	466	191.00	1284	274.00	11400	444.00	2367

Date : 27-SEP-2010 18:17

Client ID: DFTPP Instrument: 733.i

Sample Info: DFTPP050 (25ug/ml) BNA0464-10

Operator: 3200

Column phase: Column diameter: 2.00

Data File: N0927DF2.D
Spectrum: Avg. Scans 455-457 (5.03), Background Scan 447
Location of Maximum: 198.00
Number of points: 289

m/z	Y	m/z	Y	m/z	Y	m/z	Y
116.00	2434	192.00	3576	275.00	56808		
117.00	40360	193.00	3505	276.00	7496		
118.00	2650	194.00	988	277.00	5673		

Data File: \\PITSVR06\D\chem\733.i\N092710.b\N0927DF2.D

Date : 27-SEP-2010 18:17

Client ID: DFTPP

Sample Info: DFTPP050 (25ug/ml) BNA0464-10

Column phase:

Instrument: 733.i

Operator: 3200

Column diameter: 2.00

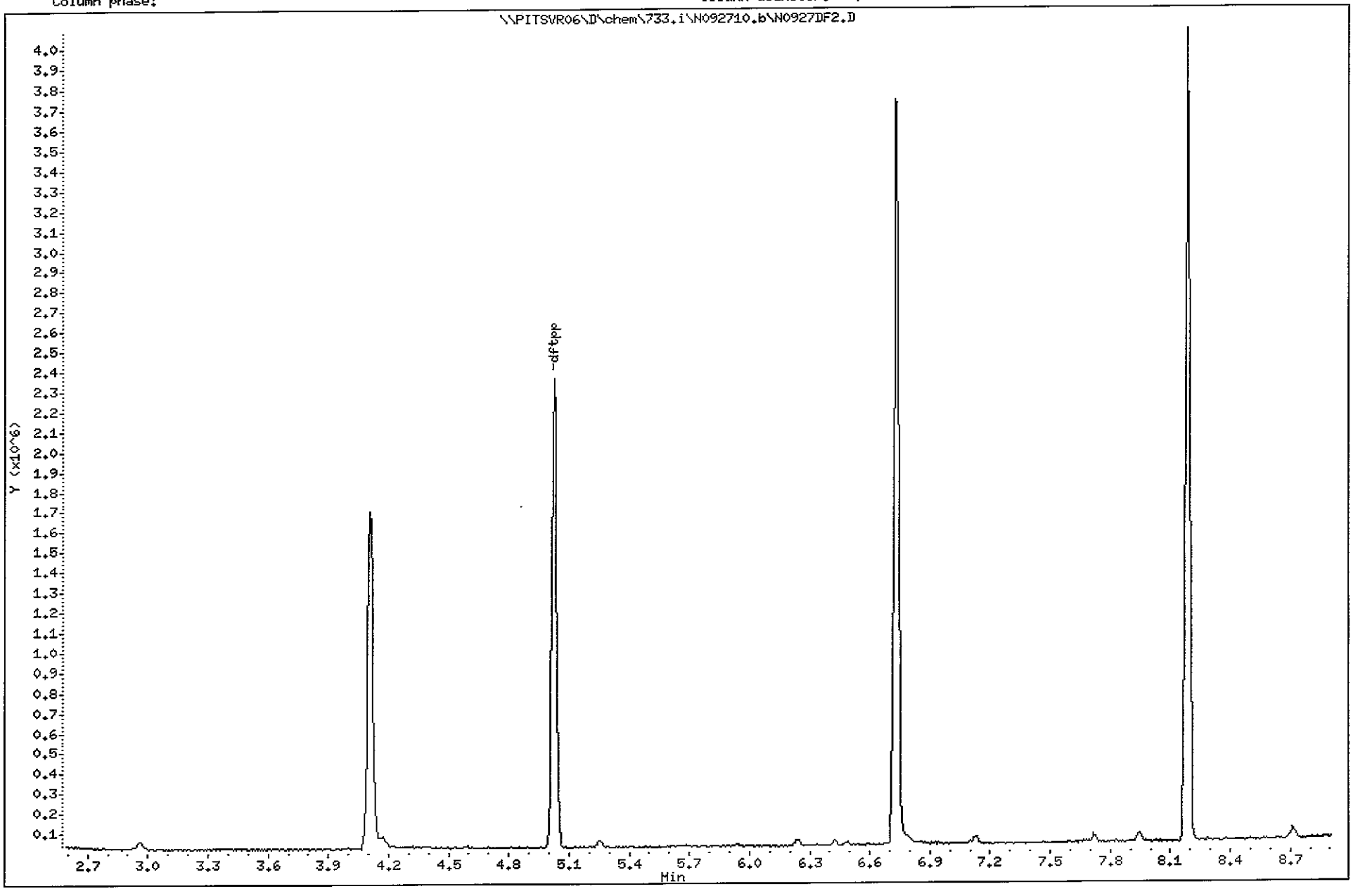

(3001 - 3250)
3223
C0J250457

Data File: N0927DF2.D
Inj Date: 27-SEP-2010 18:17
Instrument ID: 733.i
Compound Name: Pentachlorophenol
Operator Name: 3200
Report Date: 10/01/2010

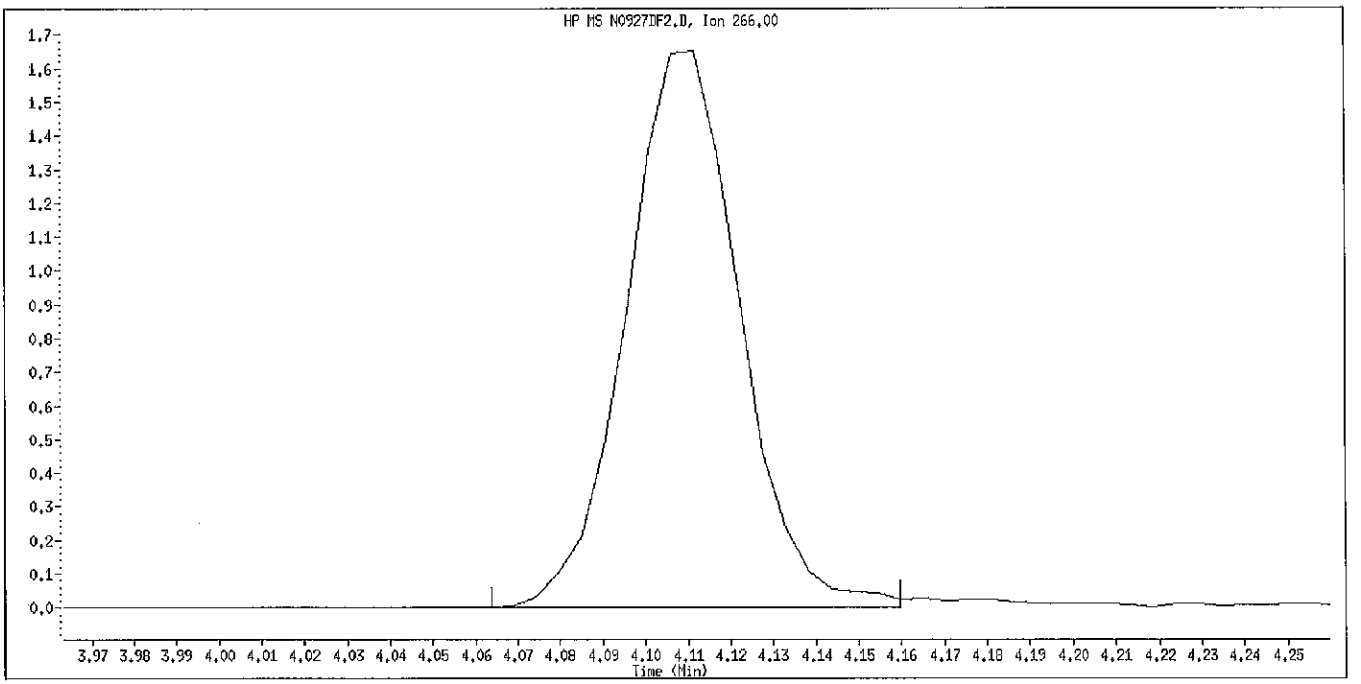

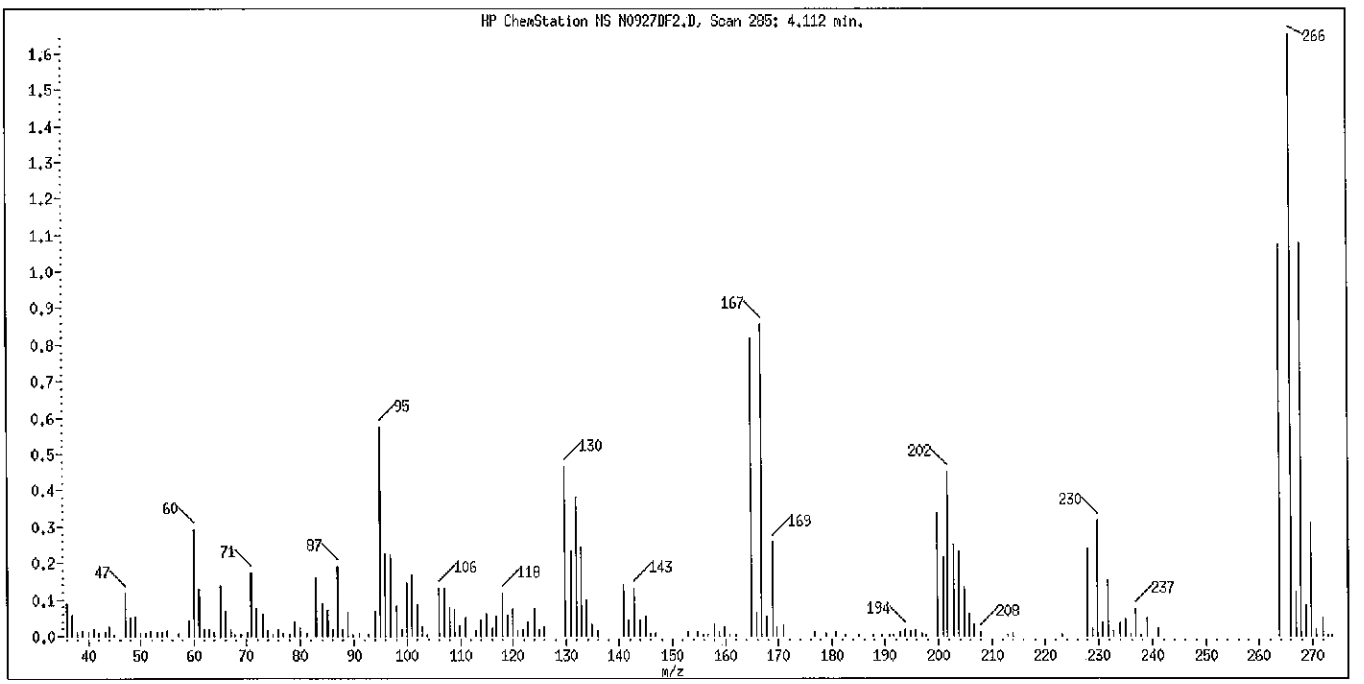

Tailing Factor = 0.839 Good
Acceptance Criteria 0 - 5
Tailing Factor = (T3 - T2) / (T2 - T1)
T1 = 4.082668 T2 = 4.111633 T3 = 4.135927

Data File: N0927DF2.D
Inj Date: 27-SEP-2010 18:17
Instrument ID: 733.i
Compound Name: Benzidine
Operator Name: 3200
Report Date: 10/01/2010

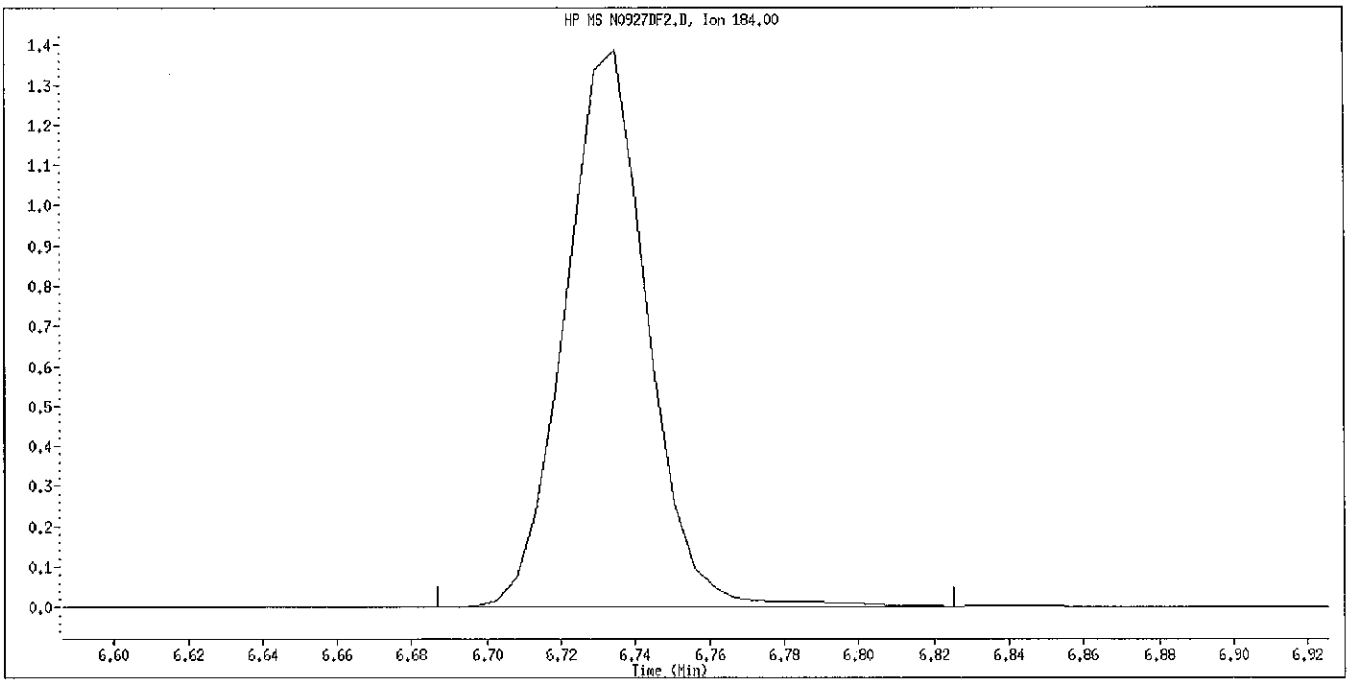

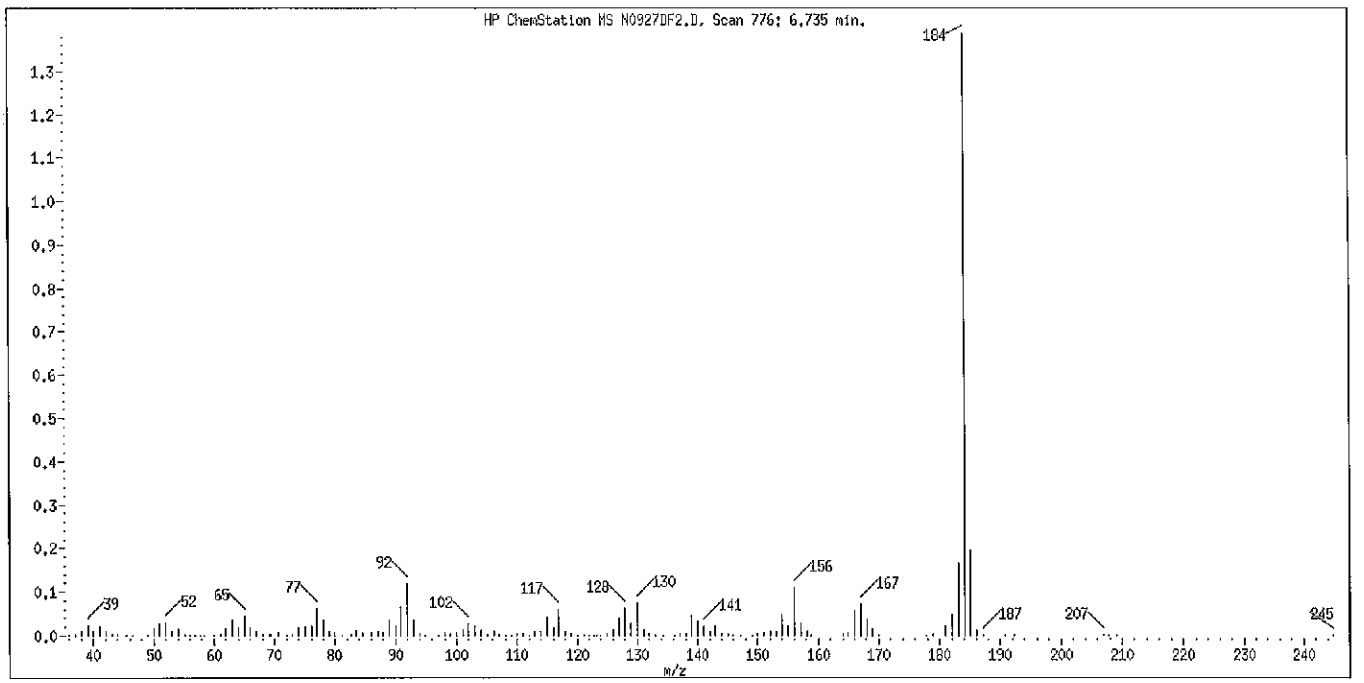

Tailing Factor = 0.813 Good
Acceptance Criteria 0 - 3
Tailing Factor = (T3 - T2) / (T2 - T1)
T1 = 6.710052 T2 = 6.734617 T3 = 6.754588

Data File: N0927DF2.D
Inj Date: 27-SEP-2010 18:17
Instrument ID: 733.i
Compound Name: 4,4'-DDT
Operator Name: 3200
Report Date: 10/01/2010

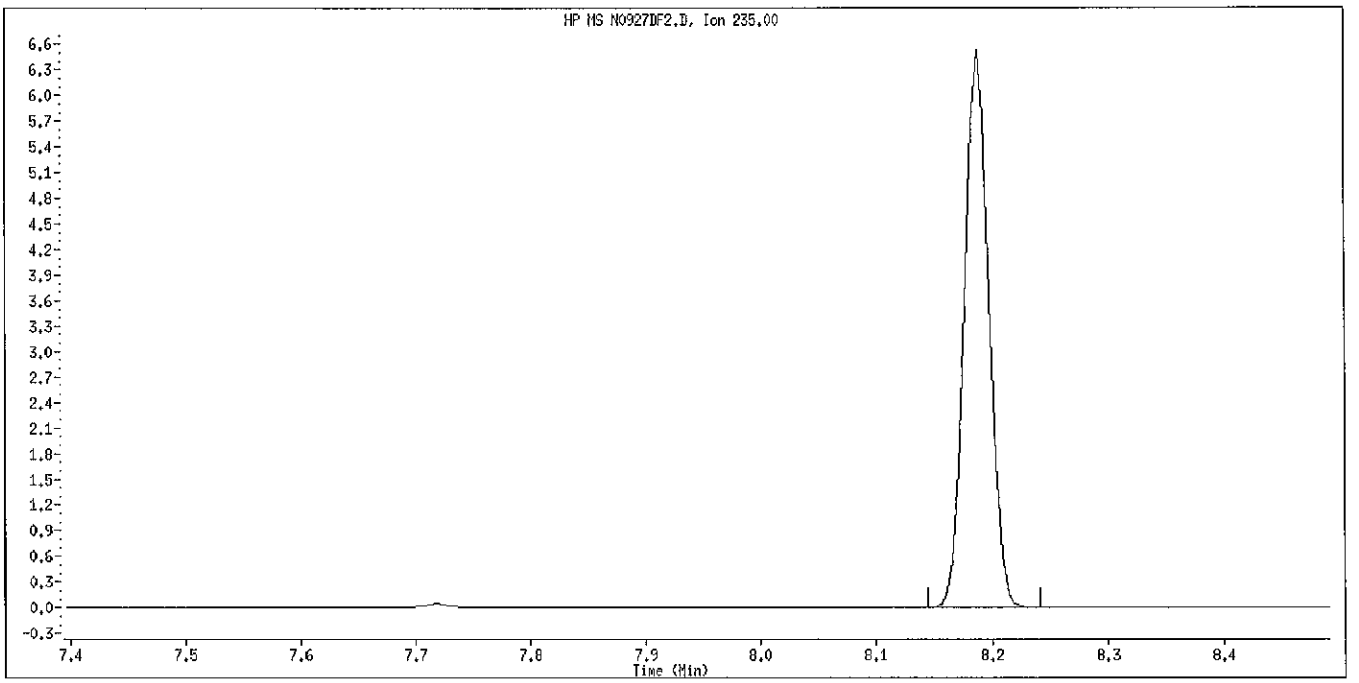

Degradation = 0.175% Good
Acceptance Criteria 0 - 20 %
DDT Area = 961751
DDE Area = 898
DDD Area = 785

Data File: \\PITSVR06\D\chem\733.i\N110210.b\N1102DF1.D

Date : 02-NOV-2010 09:41

Client ID:

Instrument: 733.i

Sample Info: DFTPP050 (25ug/ml) BNA0464-10

Operator: 3200

Column phase:

Column diameter: 2.00

1 dftpp

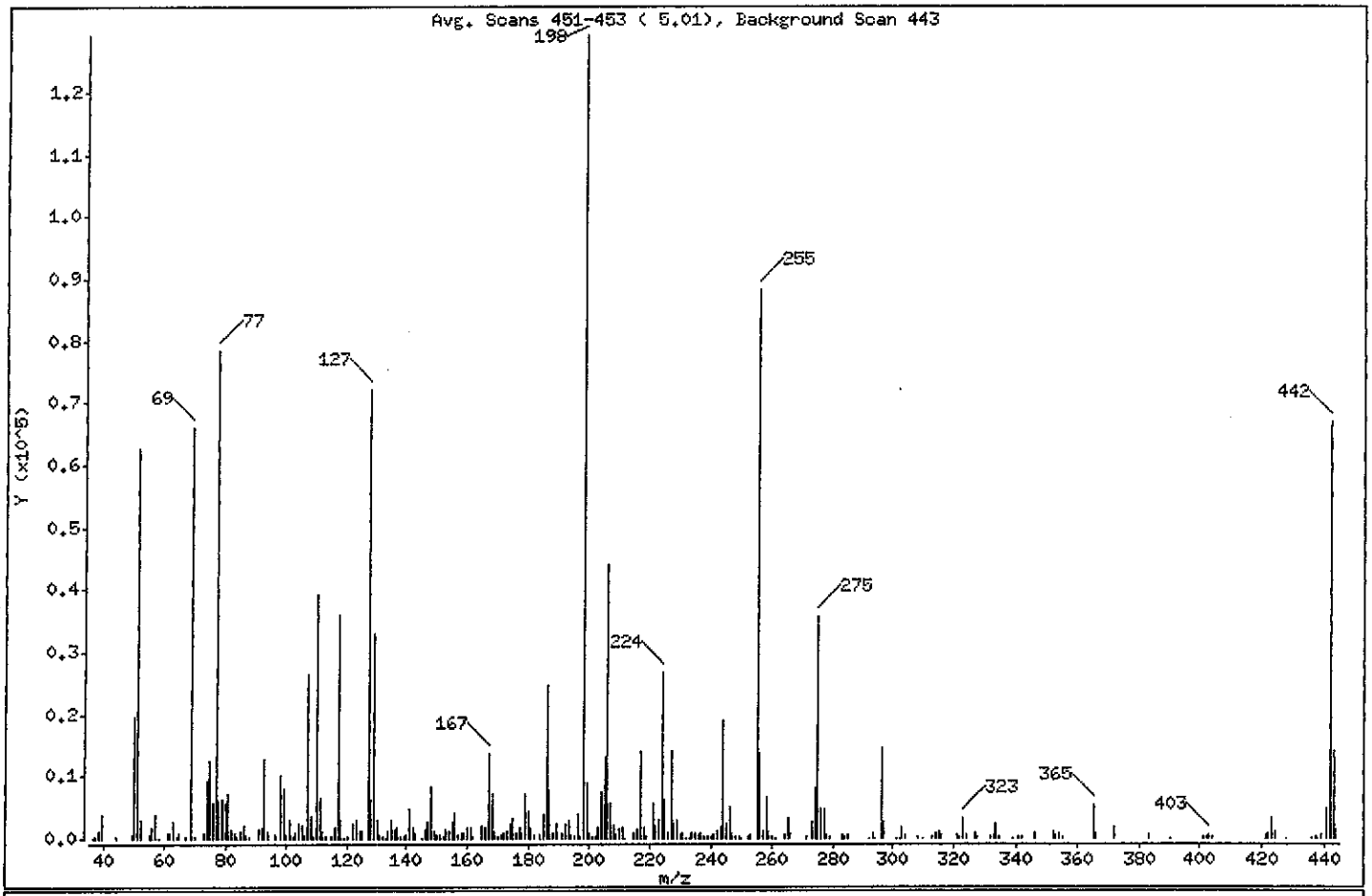

m/e	ION ABUNDANCE CRITERIA	% RELATIVE ABUNDANCE
198	Base Peak, 100% relative abundance	100.00
51	30.00 - 60.00% of mass 198	48.57
68	Less than 2.00% of mass 69	0.00 (0.00)
69	Mass 69 relative abundance	51.04
70	Less than 2.00% of mass 69	0.17 (0.34)
127	40.00 - 60.00% of mass 198	55.78
197	Less than 1.00% of mass 198	0.20
199	5.00 - 9.00% of mass 198	6.79
275	10.00 - 30.00% of mass 198	27.68
365	Greater than 1.00% of mass 198	4.25
441	Present, but less than mass 443	3.58
442	40.00 - 99.00% of mass 198	51.79
443	17.00 - 23.00% of mass 442	10.69 (20.64)

Date : 02-NOV-2010 09:41

Client ID: Instrument: 733.i

Sample Info: DFTPP050 (25ug/ml) BNA0464-10

Operator: 3200

Column phase: Column diameter: 2.00

Data File: N1102DF1.D
Spectrum: Avg. Scans 451-453 (5.01), Background Scan 443
Location of Maximum: 198.00
Number of points: 262

m/z	Y	m/z	Y	m/z	Y	m/z	Y
36.00	128	124.00	1125	196.00	3975	274.00	7918
37.00	434	125.00	1227	197.00	258	275.00	35784
38.00	1073	127.00	72096	198.00	129256	276.00	4860
39.00	4011	128.00	6184	199.00	8772	277.00	4738
44.00	429	129.00	33032	200.00	785	278.00	669
49.00	596	130.00	3082	201.00	271	279.00	174
50.00	19512	131.00	611	202.00	302	283.00	451
51.00	62784	132.00	199	203.00	1763	284.00	234
52.00	2876	133.00	146	204.00	7293	285.00	727
55.00	480	134.00	1305	205.00	12937	292.00	133
56.00	1706	135.00	3037	206.00	44064	293.00	998
57.00	3852	136.00	1409	207.00	5705	294.00	130
58.00	108	137.00	1649	208.00	2179	296.00	14636
61.00	922	138.00	337	209.00	728	297.00	2645
62.00	1034	139.00	152	210.00	1369	301.00	113
63.00	2727	140.00	658	211.00	1674	302.00	113
64.00	232	141.00	4680	212.00	111	303.00	1698
65.00	871	142.00	1745	215.00	845	304.00	533
67.00	363	143.00	1000	216.00	1583	308.00	295
69.00	65976	145.00	109	217.00	14057	310.00	103
70.00	222	146.00	1491	218.00	1851	313.00	190
73.00	847	147.00	2671	219.00	215	314.00	799
74.00	9276	148.00	8270	221.00	5541	315.00	1226
75.00	12567	149.00	1096	222.00	2086	316.00	497
76.00	5761	150.00	475	223.00	2867	321.00	508
77.00	78592	151.00	597	224.00	26752	322.00	359
78.00	5946	152.00	409	225.00	6284	323.00	3381
79.00	6239	153.00	1479	226.00	793	324.00	450
80.00	5674	154.00	1110	227.00	13839	327.00	919
81.00	7087	155.00	2661	228.00	2362	328.00	302
82.00	1390	156.00	4068	229.00	3097	332.00	208
83.00	1010	157.00	589	230.00	580	333.00	557
84.00	260	158.00	876	231.00	939	334.00	2400
85.00	1281	159.00	769	232.00	119	335.00	388
86.00	2068	160.00	1729	233.00	120	339.00	113

Data File: \\PITSVR06\D\chem\733.i\N110210.b\N1102DF1.D

Date : 02-NOV-2010 09:41

Client ID:

Instrument: 733.i

Sample Info: DFTPP050 (25ug/ml) BNA0464-10

Operator: 3200

Column phase:

Column diameter: 2.00

Data File: N1102DF1.D
Spectrum: Avg. Scans 451-453 (5.01), Background Scan 443
Location of Maximum: 198.00
Number of points: 262

m/z	Y	m/z	Y	m/z	Y	m/z	Y
87.00	728	161.00	1916	234.00	832	341.00	241
88.00	392	162.00	413	235.00	781	342.00	262
91.00	1357	165.00	2034	236.00	624	346.00	967
92.00	1832	166.00	1649	237.00	955	352.00	1208
93.00	12886	167.00	13708	238.00	223	353.00	490
94.00	1042	168.00	7209	239.00	404	354.00	940
96.00	473	169.00	1059	240.00	202	355.00	441
98.00	10241	170.00	367	241.00	586	365.00	5496
99.00	7883	171.00	645	242.00	1283	366.00	863
100.00	566	172.00	826	243.00	1664	372.00	1744
101.00	3014	173.00	1146	244.00	18896	383.00	573
102.00	240	174.00	2354	245.00	2445	390.00	134
103.00	930	175.00	3163	246.00	5059	401.00	276
104.00	2278	176.00	915	247.00	986	402.00	335
105.00	2054	177.00	1767	248.00	321	403.00	631
106.00	514	178.00	940	249.00	300	404.00	191
107.00	26560	179.00	7215	250.00	113	421.00	642
108.00	3570	180.00	4566	252.00	444	422.00	759
109.00	176	181.00	1868	253.00	602	423.00	3299
110.00	39216	182.00	513	255.00	88120	424.00	1110
111.00	6632	184.00	545	256.00	13569	428.00	137
112.00	1126	185.00	3808	257.00	1081	436.00	124
113.00	154	186.00	24536	258.00	6511	437.00	265
115.00	326	187.00	7744	259.00	1289	438.00	101
116.00	1694	188.00	745	260.00	156	439.00	666
117.00	36008	189.00	2381	261.00	103	441.00	4622
118.00	2860	191.00	764	264.00	584	442.00	66936
119.00	136	192.00	2492	265.00	3183	443.00	13818
120.00	418	193.00	2855	266.00	870	444.00	1389
122.00	2245	194.00	635	271.00	437		
123.00	2893	195.00	180	273.00	2537		

Data File: \\PITSVR06\D\chem\733.i\N110210.b\N1102DF1.D

Page 1

Date : 02-NOV-2010 09:41

Client ID:

Instrument: 733.i

Sample Info: DFTPP050 (25ug/ml) BNA0464-10

Operator: 3200

Column phase:

Column diameter: 2.00

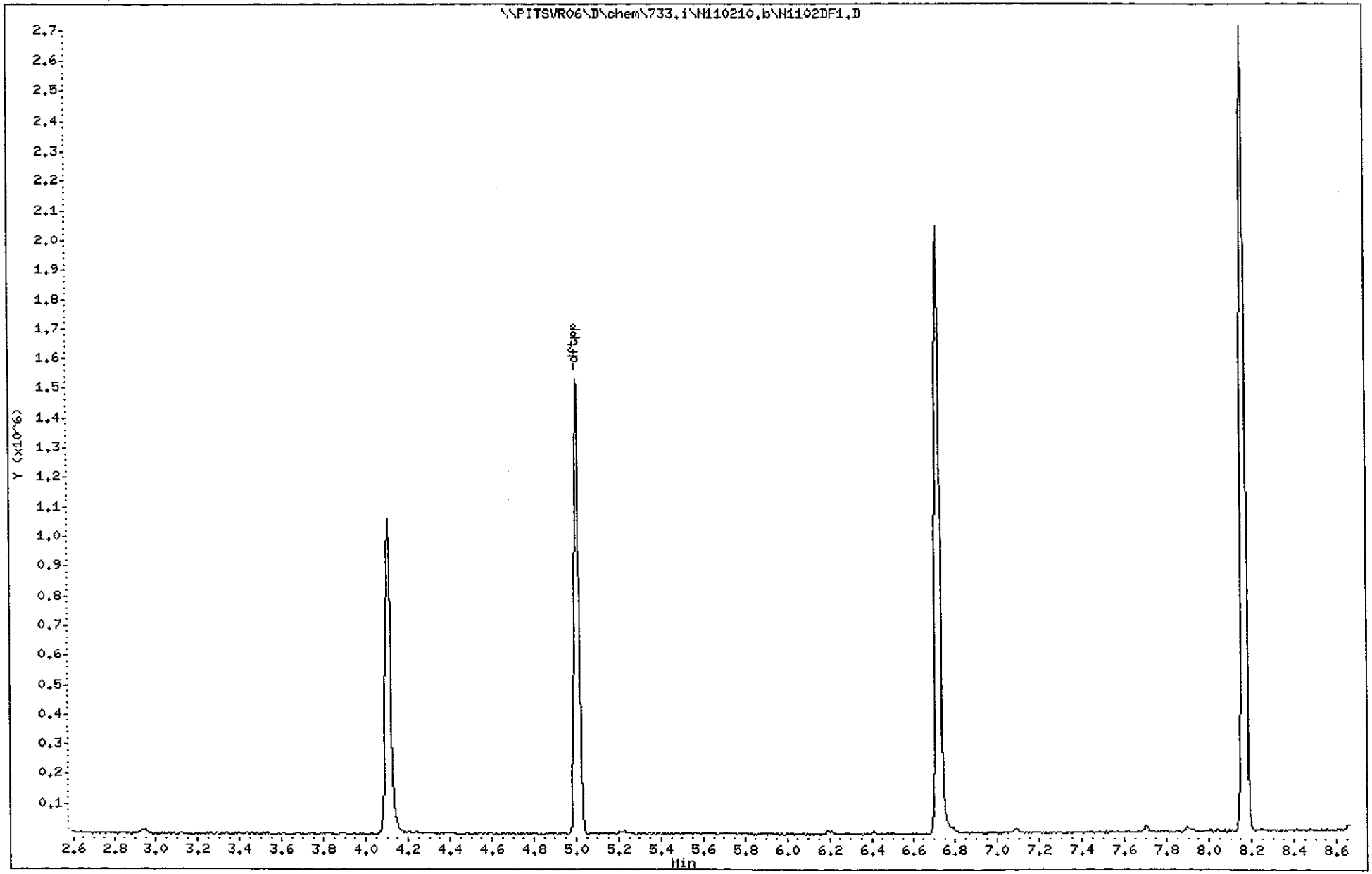

(3001 - 3250)

3230

C0J250457

Data File: N1102DF1.D
Inj Date: 02-NOV-2010 09:41
Instrument ID: 733.i
Compound Name: Pentachlorophenol
Operator Name: 3200
Report Date: 11/02/2010

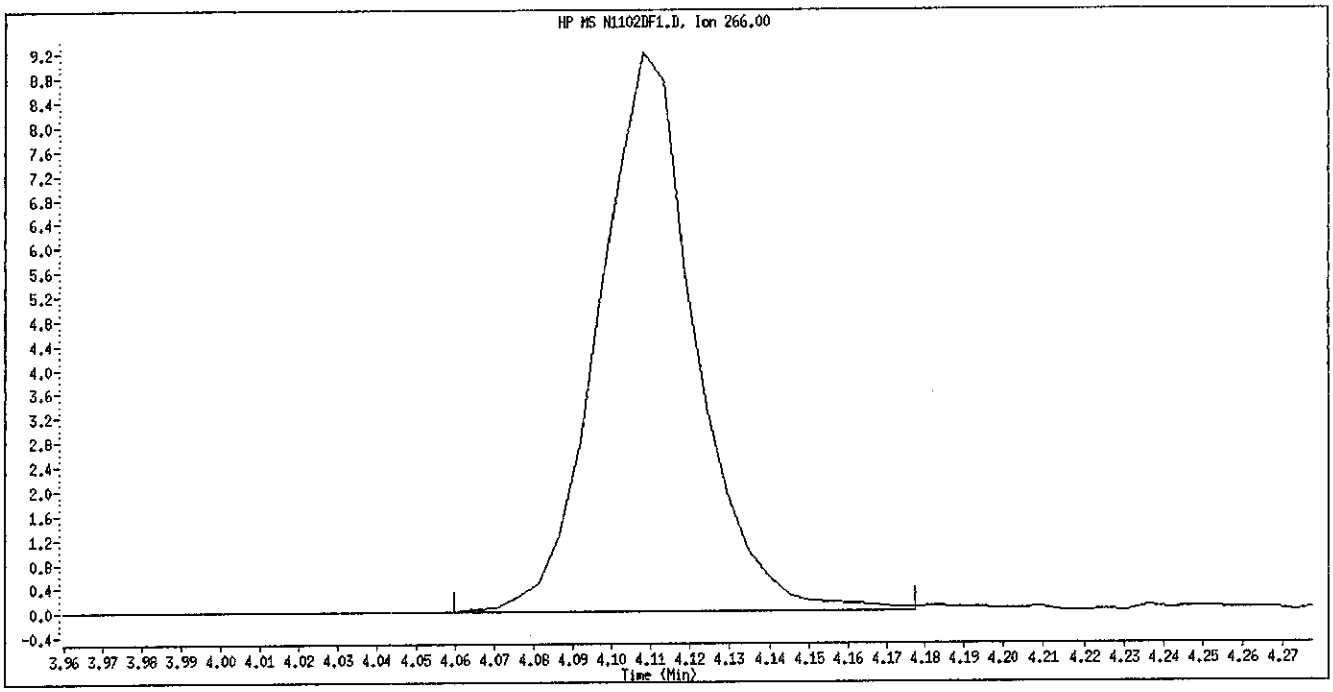

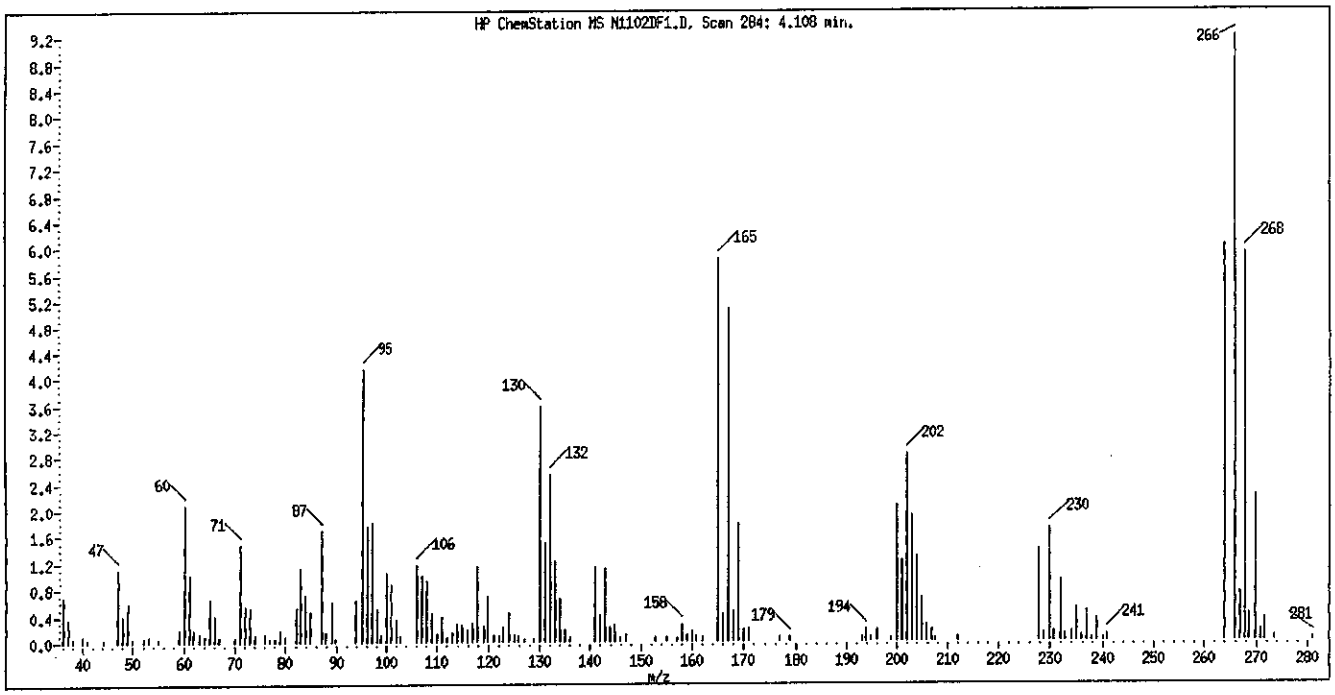

Tailing Factor = 1.18 Good
Acceptance Criteria 0 - 5
Tailing Factor = (T3 - T2) / (T2 - T1)
T1 = 4.084261 T2 = 4.107917 T3 = 4.135713

Data File: N1102DF1.D
Inj Date: 02-NOV-2010 09:41
Instrument ID: 733.i
Compound Name: Benzidine
Operator Name: 3200
Report Date: 11/02/2010

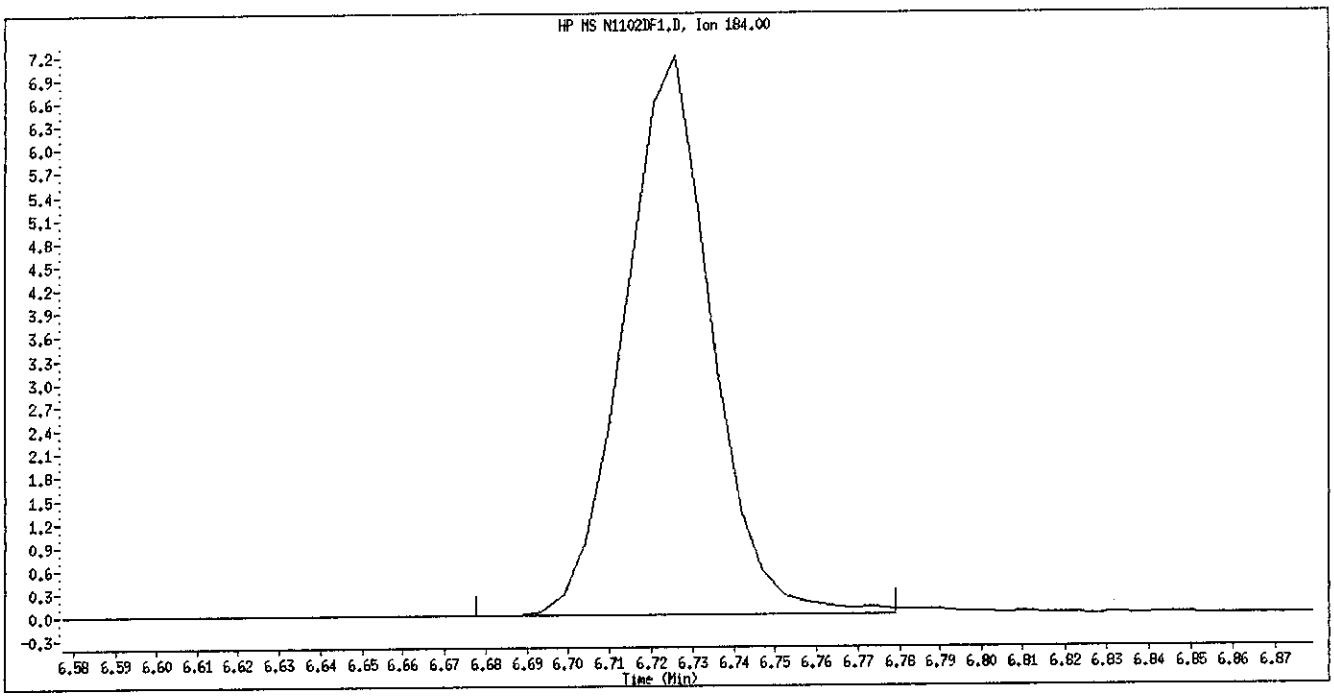

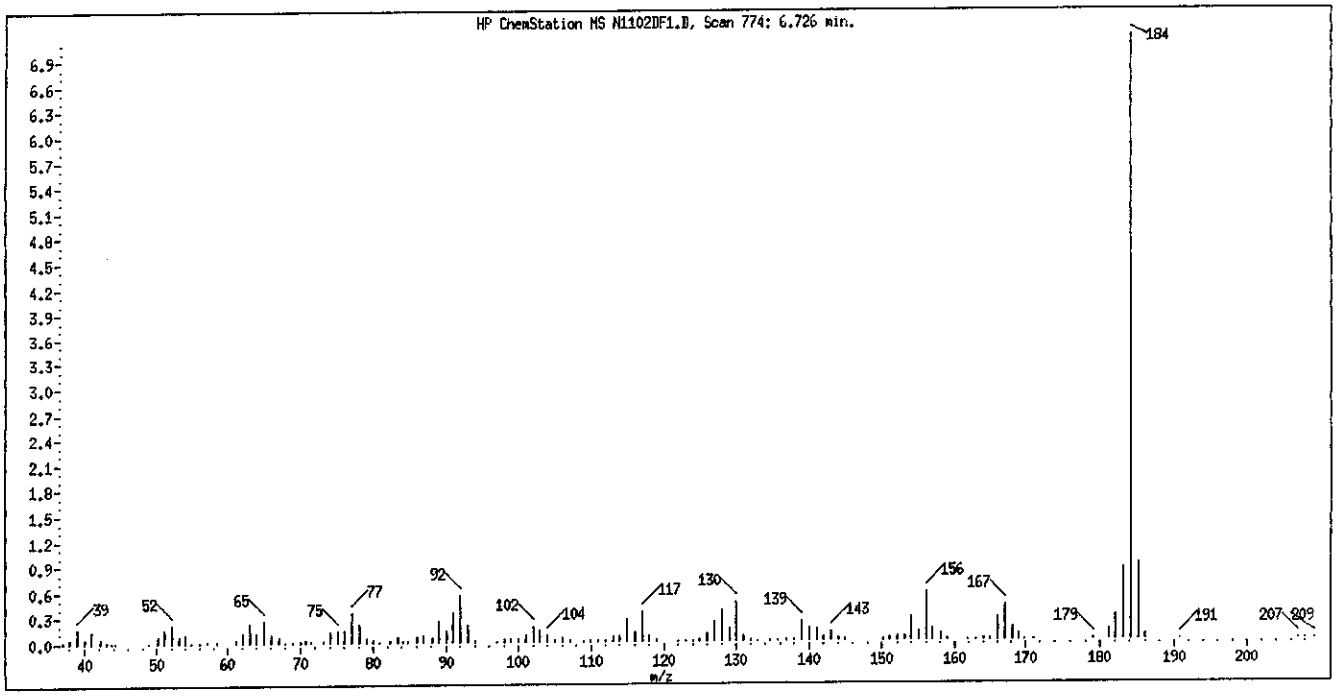

Tailing Factor = 0.877 Good
Acceptance Criteria 0 - 3
Tailing Factor = (T3 - T2) / (T2 - T1)
T1 = 6.702417 T2 = 6.725567 T3 = 6.745872

Data File: N1102DF1.D
Inj Date: 02-NOV-2010 09:41
Instrument ID: 733.i
Compound Name: 4,4'-DDT
Operator Name: 3200
Report Date: 11/02/2010

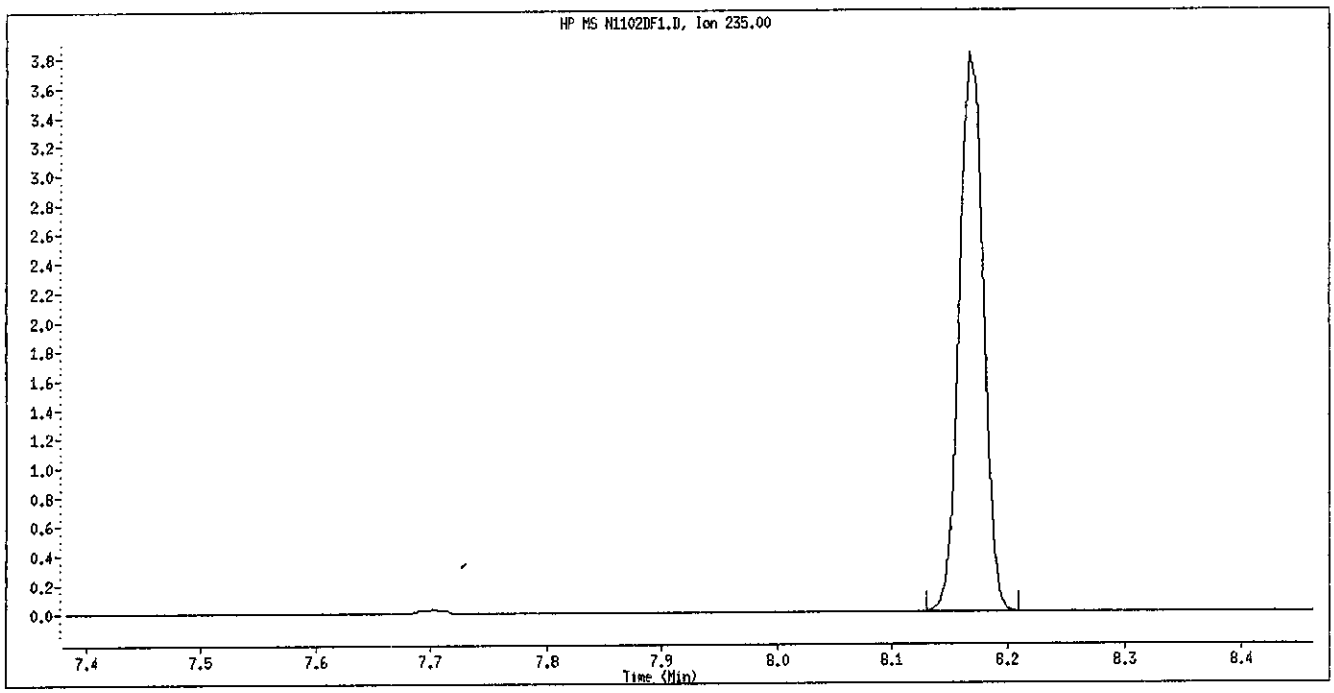

Degradation = 0.0998% Good
Acceptance Criteria 0 - 20 %
DDT Area = 553467
DDE Area = 195
DDD Area = 358

METHOD BLANK REPORT

GC/MS Semivolatiles

Client Lot #...: C0J250457 **Work Order #...:** L9EH21AA **Matrix.....:** SOLID
MB Lot-Sample #: C0K020000-077

Prep Date.....: 11/02/10 **Analysis Time..:** 12:19
Analysis Date..: 11/02/10 **Prep Batch #...:** 0306077 **Final Wgt/Vol..:** 5 mL
Dilution Factor: 1 **Initial Wgt/Vol:** 15 g **Instrument ID..:** 733
Analyst ID.....: 003200

PARAMETER	RESULT	REPORTING LIMIT	UNITS	METHOD
Acenaphthene	ND	67	ug/kg	SW846 8270C
Acenaphthylene	ND	67	ug/kg	SW846 8270C
Acetophenone	ND	330	ug/kg	SW846 8270C
Anthracene	ND	67	ug/kg	SW846 8270C
Atrazine	ND	330	ug/kg	SW846 8270C
Benzo(a)anthracene	ND	67	ug/kg	SW846 8270C
Benzo(a)pyrene	ND	67	ug/kg	SW846 8270C
Benzo(b)fluoranthene	ND	67	ug/kg	SW846 8270C
Benzo(ghi)perylene	ND	67	ug/kg	SW846 8270C
Benzo(k)fluoranthene	ND	67	ug/kg	SW846 8270C
Benzaldehyde	ND	330	ug/kg	SW846 8270C
1,1'-Biphenyl	ND	330	ug/kg	SW846 8270C
bis(2-Chloroethoxy) methane	ND	330	ug/kg	SW846 8270C
bis(2-Chloroethyl)-ether	ND	67	ug/kg	SW846 8270C
bis(2-Ethylhexyl) phthalate	ND	330	ug/kg	SW846 8270C
4-Bromophenyl phenyl ether	ND	330	ug/kg	SW846 8270C
Butyl benzyl phthalate	ND	330	ug/kg	SW846 8270C
Caprolactam	ND	1700	ug/kg	SW846 8270C
Carbazole	ND	67	ug/kg	SW846 8270C
4-Chloroaniline	ND	330	ug/kg	SW846 8270C
4-Chloro-3-methylphenol	ND	330	ug/kg	SW846 8270C
2-Chloronaphthalene	ND	67	ug/kg	SW846 8270C
2-Chlorophenol	ND	330	ug/kg	SW846 8270C
4-Chlorophenyl phenyl ether	ND	330	ug/kg	SW846 8270C
Chrysene	ND	67	ug/kg	SW846 8270C
Dibenz(a,h)anthracene	ND	67	ug/kg	SW846 8270C
Dibenzofuran	ND	330	ug/kg	SW846 8270C
3,3'-Dichlorobenzidine	ND	330	ug/kg	SW846 8270C
2,4-Dichlorophenol	ND	67	ug/kg	SW846 8270C
Diethyl phthalate	ND	330	ug/kg	SW846 8270C
2,4-Dimethylphenol	ND	330	ug/kg	SW846 8270C
Dimethyl phthalate	ND	330	ug/kg	SW846 8270C
Di-n-butyl phthalate	ND	330	ug/kg	SW846 8270C
4,6-Dinitro-2-methylphenol	ND	1700	ug/kg	SW846 8270C

(Continued on next page)

METHOD BLANK REPORT

GC/MS Semivolatiles

Client Lot #...: C0J250457 **Work Order #...:** L9EH21AA **Matrix.....:** SOLID

PARAMETER	RESULT	REPORTING LIMIT	UNITS	METHOD
2,4-Dinitrophenol	ND	1700	ug/kg	SW846 8270C
2,4-Dinitrotoluene	ND	330	ug/kg	SW846 8270C
2,6-Dinitrotoluene	ND	330	ug/kg	SW846 8270C
Di-n-octyl phthalate	ND	330	ug/kg	SW846 8270C
Fluoranthene	ND	67	ug/kg	SW846 8270C
Fluorene	ND	67	ug/kg	SW846 8270C
Hexachlorobenzene	ND	67	ug/kg	SW846 8270C
Hexachlorobutadiene	ND	67	ug/kg	SW846 8270C
Hexachlorocyclopenta-diene	ND	330	ug/kg	SW846 8270C
Hexachloroethane	ND	330	ug/kg	SW846 8270C
Indeno(1,2,3-cd)pyrene	ND	67	ug/kg	SW846 8270C
Isophorone	ND	330	ug/kg	SW846 8270C
2-Methylnaphthalene	ND	67	ug/kg	SW846 8270C
2-Methylphenol	ND	330	ug/kg	SW846 8270C
4-Methylphenol	ND	330	ug/kg	SW846 8270C
Naphthalene	ND	67	ug/kg	SW846 8270C
2-Nitroaniline	ND	1700	ug/kg	SW846 8270C
3-Nitroaniline	ND	1700	ug/kg	SW846 8270C
4-Nitroaniline	ND	1700	ug/kg	SW846 8270C
Nitrobenzene	ND	67	ug/kg	SW846 8270C
2-Nitrophenol	ND	330	ug/kg	SW846 8270C
4-Nitrophenol	ND	1700	ug/kg	SW846 8270C
N-Nitrosodi-n-propyl-amine	ND	67	ug/kg	SW846 8270C
N-Nitrosodiphenylamine	ND	67	ug/kg	SW846 8270C
2,2'-oxybis (1-Chloropropane)	ND	67	ug/kg	SW846 8270C
Pentachlorophenol	ND	330	ug/kg	SW846 8270C
Phenanthrene	ND	67	ug/kg	SW846 8270C
Phenol	ND	67	ug/kg	SW846 8270C
Pyrene	ND	67	ug/kg	SW846 8270C
2,4,5-Trichloro-phenol	ND	330	ug/kg	SW846 8270C
2,4,6-Trichloro-phenol	ND	330	ug/kg	SW846 8270C

SURROGATE	PERCENT RECOVERY	RECOVERY LIMITS
2,4,6-Tribromophenol	102	(35 - 124)
2-Fluorobiphenyl	86	(35 - 105)
2-Fluorophenol	86	(39 - 103)
Nitrobenzene-d5	79	(25 - 104)
Phenol-d5	81	(25 - 105)
Terphenyl-d14	100	(25 - 127)

(Continued on next page)

METHOD BLANK REPORT

GC/MS Semivolatiles

Client Lot #...: C0J250457 **Work Order #...:** L9EH21AA **Matrix.....:** SOLID

NOTE(S):

Calculations are performed before rounding to avoid round-off errors in calculated results.

Data File: \\PITSVR06\D\chem\733.i\N110210.b\N1102017.D
Date : 02-NOV-2010 12:19
Client ID: INTRA-LAB BLANK
Sample Info: C0J280479-BLK 11/2/10 soil(030607O)8270c
Volume Injected (uL): 2.0
Column phase: DB5-MS

Instrument: 733.i
Operator: 3200
Column diameter: 0.32

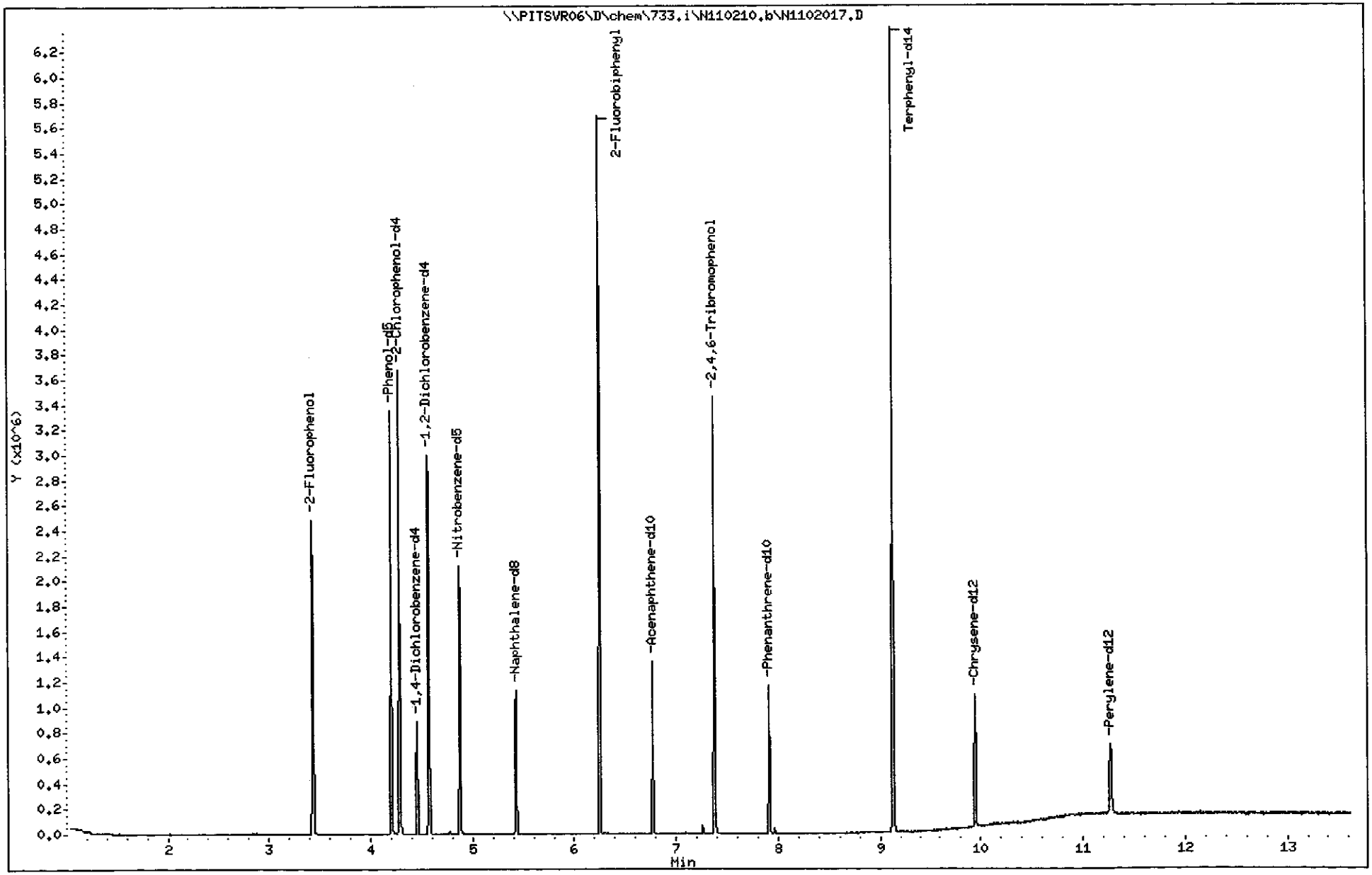

TestAmerica Pittsburgh

Semivolatile REPORT SW-846 Method 8270

Data file : \\PITSVR06\D\chem\733.i\N110210.b\N1102017.D
Lab Smp Id: L9EH21AA Client Smp ID: INTRA-LAB BLANK
Inj Date : 02-NOV-2010 12:19
Operator : 3200 Inst ID: 733.i
Smp Info : C0J280479-BLK 11/2/10 soil(0306070)8270c
Misc Info : L9EH21AA,N110210.b,8270ll.m,padep.sub
Comment :
Method : \\PITSVR06\D\chem\733.i\N110210.b\8270ll.m
Meth Date : 03-Nov-2010 05:24 piccolinov Quant Type: ISTD
Cal Date : 27-SEP-2010 21:20 Cal File: N0927IC8.D
Als bottle: 20 QC Sample: METHOD BLANK
Dil Factor: 1.00000
Integrator: HP RTE Compound Sublist: padep.sub
Target Version: 4.14
Processing Host: PITPC-502

Concentration Formula: Amt * DF * Uf * Vt/(Vi * Ws)*gpc * CpndVariable

Name	Value	Description
DF	1.000	Dilution Factor
Uf	1.000	ng unit correction factor
Vt	5000.000	Volume of final extract (uL)(1000 low, 2
Vi	2.000	Volume injected (uL)
Ws	15.000	Weight of sample extracted (g)
gpc	1.000	gpc correction factor
Cpnd Variable		Local Compound Variable

	Compounds	QUANT SIG MASS	RT	EXP RT	REL RT	RESPONSE	CONCENTRATIONS ON-COLUMN (NG)	CONCENTRATIONS FINAL (ug/kg)
* 1	1,4-Dichlorobenzene-d4	152	4.451	4.459	(1.000)	111202	8.00000	
* 2	Naphthalene-d8	136	5.428	5.431	(1.000)	407028	8.00000	
* 3	Acenaphthene-d10	164	6.769	6.777	(1.000)	224854	8.00000	
* 4	Phenanthrene-d10	188	7.912	7.920	(1.000)	363592	8.00000	
* 5	Chrysene-d12	240	9.942	9.956	(1.000)	343562	8.00000	
* 6	Perylene-d12	264	11.267	11.291	(1.000)	285604	8.00000	
198	1,4-Dioxane	88	Compound Not Detected.					
10	N-Nitrosodimethylamine	74	Compound Not Detected.					
9	Pyridine	79	Compound Not Detected.					
16	Methyl methanesulfonate	80	Compound Not Detected.					
206	Benzaldehyde	77	Compound Not Detected.					
21	Aniline	93	Compound Not Detected.					
22	Phenol	94	Compound Not Detected.					
23	bis(2-Chloroethyl)ether	93	Compound Not Detected.					
24	2-Chlorophenol	128	Compound Not Detected.					
26	1,3-Dichlorobenzene	146	Compound Not Detected.					
27	1,4-Dichlorobenzene	146	Compound Not Detected.					
28	1,2-Dichlorobenzene	146	Compound Not Detected.					
29	Benzyl Alcohol	108	Compound Not Detected.					

	Compounds	QUANT SIG MASS	RT	EXP RT	REL RT	RESPONSE	CONCENTRATIONS ON-COLUMN (NG)	CONCENTRATIONS FINAL (ug/kg)
30	2-Methylphenol	108	Compound Not Detected.					
31	2,2'-oxybis(1-Chloropropane)	45	Compound Not Detected.					
37	Acetophenone	105	Compound Not Detected.					
32	N-Nitroso-di-n-propylamine	70	Compound Not Detected.					
192	4-Methylphenol	108	Compound Not Detected.					
34	Hexachloroethane	117	Compound Not Detected.					
35	Nitrobenzene	77	Compound Not Detected.					
41	Isophorone	82	Compound Not Detected.					
42	2-Nitrophenol	139	Compound Not Detected.					
43	2,4-Dimethylphenol	107	Compound Not Detected.					
44	bis(2-Chloroethoxy)methane	93	Compound Not Detected.					
48	2,4-Dichlorophenol	162	Compound Not Detected.					
49	Benzoic Acid	122	Compound Not Detected.					
50	1,2,4-Trichlorobenzene	180	Compound Not Detected.					
51	Naphthalene	128	Compound Not Detected.					
52	4-Chloroaniline	127	Compound Not Detected.					
54	2,6-Dichlorophenol	162	Compound Not Detected.					
56	Hexachlorobutadiene	224	Compound Not Detected.					
208	Caprolactam	113	Compound Not Detected.					
59	4-Chloro-3-Methylphenol	107	Compound Not Detected.					
62	2-Methylnaphthalene	142	Compound Not Detected.					
63	1-Methylnaphthalene	142	Compound Not Detected.					
64	Hexachlorocyclopentadiene	236	Compound Not Detected.					
66	2,4,6-Trichlorophenol	196	Compound Not Detected.					
67	2,4,5-Trichlorophenol	196	Compound Not Detected.					
209	1,1'-Biphenyl	154	Compound Not Detected.					
70	2-Chloronaphthalene	162	Compound Not Detected.					
73	2-Nitroaniline	65	Compound Not Detected.					
76	Dimethylphthalate	163	Compound Not Detected.					
78	2,6-Dinitrotoluene	165	Compound Not Detected.					
79	Acenaphthylene	152	Compound Not Detected.					
81	3-Nitroaniline	138	Compound Not Detected.					
82	Acenaphthene	153	Compound Not Detected.					
83	2,4-Dinitrophenol	184	Compound Not Detected.					
85	4-Nitrophenol	109	Compound Not Detected.					
86	Dibenzofuran	168	Compound Not Detected.					
87	2,4-Dinitrotoluene	165	Compound Not Detected.					
91	2,3,5,6-Tetrachlorophenol	231	Compound Not Detected.					
88	2,3,4,6-Tetrachlorophenol	231	Compound Not Detected.					
92	2-Naphthylamine	143	Compound Not Detected.					
93	Diethylphthalate	149	Compound Not Detected.					
94	Fluorene	166	Compound Not Detected.					
95	4-Chlorophenyl-phenylether	204	Compound Not Detected.					
96	4-Nitroaniline	138	Compound Not Detected.					
98	4,6-Dinitro-2-methylphenol	198	Compound Not Detected.					
99	N-Nitrosodiphenylamine (1)	169	Compound Not Detected.					
100	1,2-Diphenylhydrazine	77	Compound Not Detected.					
106	4-Bromophenyl-phenylether	248	Compound Not Detected.					
107	Hexachlorobenzene	283	Compound Not Detected.					
210	Atrazine	200	Compound Not Detected.					
111	Pentachlorophenol	265	Compound Not Detected.					
115	Phenanthrene	178	Compound Not Detected.					
116	Anthracene	178	Compound Not Detected.					
119	Carbazole	167	Compound Not Detected.					

Compounds	QUANT SIG MASS	RT	EXP RT	REL RT	RESPONSE	CONCENTRATIONS ON-COLUMN (NG)	CONCENTRATIONS FINAL (ug/kg)
120 Di-n-Butylphthalate	149	Compound Not Detected.					
123 Fluoranthene	202	Compound Not Detected.					
124 Benzidine	184	Compound Not Detected.					
125 Pyrene	202	Compound Not Detected.					
131 Butylbenzylphthalate	149	Compound Not Detected.					
135 3,3'-Dichlorobenzidine	252	Compound Not Detected.					
136 Benzo(a)Anthracene	228	Compound Not Detected.					
137 Chrysene	228	Compound Not Detected.					
139 bis(2-ethylhexyl)Phthalate	149	Compound Not Detected.					
140 Di-n-octylphthalate	149	Compound Not Detected.					
141 Benzo(b)fluoranthene	252	Compound Not Detected.					
142 Benzo(k)fluoranthene	252	Compound Not Detected.					
143 7,12-dimethylbenz[a]anthracen	256	Compound Not Detected.					
146 Benzo(a)pyrene	252	Compound Not Detected.					
149 Indeno(1,2,3-cd)pyrene	276	Compound Not Detected.					
150 Dibenz(a,h)anthracene	278	Compound Not Detected.					
151 Benzo(g,h,i)perylene	276	Compound Not Detected.					
$ 154 Nitrobenzene-d5	82	4.873	4.881	(0.898)	528004	31.6955	5282.6
$ 155 2-Fluorobiphenyl	172	6.251	6.259	(0.923)	1259958	34.3526	5725.4
$ 156 Terphenyl-d14	244	9.125	9.138	(0.918)	1437649	40.1625	6693.8
$ 157 Phenol-d5	99	4.200	4.208	(0.944)	886714	48.7258	8121.0
$ 158 2-Fluorophenol	112	3.430	3.438	(0.771)	716671	51.3188	8553.1
$ 159 2,4,6-Tribromophenol	330	7.378	7.386	(0.932)	271741	61.2915	10215
$ 186 2-Chlorophenol-d4	132	4.280	4.288	(0.962)	877103	47.4239	7904.0
$ 187 1,2-Dichlorobenzene-d4	152	4.574	4.576	(1.028)	414911	29.2971	4882.8

LABORATORY CONTROL SAMPLE EVALUATION REPORT

GC/MS Semivolatiles

Client Lot #...: C0J250457 **Work Order #...:** L9EH21AC **Matrix.....:** SOLID
LCS Lot-Sample#: C0K020000-077
Prep Date.....: 11/02/10 **Analysis Date..:** 11/02/10
Prep Batch #...: 0306077 **Analysis Time..:** 12:39
Dilution Factor: 1 **Initial Wgt/Vol:** 15 g **Final Wgt/Vol..:** 5 mL
Analyst ID.....: 003200 **Instrument ID..:** 733

PARAMETER	PERCENT RECOVERY	RECOVERY LIMITS	METHOD
Acenaphthene	**84**	**(47 - 104)**	**SW846 8270C**
1,2,4-Trichloro-benzene	**80**	**(43 - 100)**	**SW846 8270C**
1,4-Dichlorobenzene	**72**	**(35 - 99)**	**SW846 8270C**
4-Bromophenyl phenyl ether	**94**	**(47 - 110)**	**SW846 8270C**
Butyl benzyl phthalate	**85**	**(41 - 118)**	**SW846 8270C**
4-Chloro-3-methylphenol	**80**	**(47 - 109)**	**SW846 8270C**
2-Chlorophenol	**73**	**(40 - 101)**	**SW846 8270C**
2,4-Dinitrotoluene	**92**	**(45 - 124)**	**SW846 8270C**
Hexachloroethane	**73**	**(37 - 97)**	**SW846 8270C**
4-Methylphenol	**75**	**(42 - 105)**	**SW846 8270C**
Naphthalene	**79**	**(43 - 100)**	**SW846 8270C**
4-Nitrophenol	**115**	**(36 - 127)**	**SW846 8270C**
N-Nitrosodi-n-propyl-amine	**70**	**(42 - 107)**	**SW846 8270C**
Pentachlorophenol	**80**	**(17 - 122)**	**SW846 8270C**
Phenol	**74**	**(41 - 102)**	**SW846 8270C**
Pyrene	**94**	**(41 - 115)**	**SW846 8270C**

SURROGATE	PERCENT RECOVERY	RECOVERY LIMITS
2,4,6-Tribromophenol	110	(35 - 124)
2-Fluorobiphenyl	91	(35 - 105)
2-Fluorophenol	87	(39 - 103)
Nitrobenzene-d5	84	(25 - 104)
Phenol-d5	82	(25 - 105)
Terphenyl-d14	99	(25 - 127)

NOTE(S):

Calculations are performed before rounding to avoid round-off errors in calculated results.

Bold print denotes control parameters

Data File: \\PITSVR06\D\chem\733.i\N110210.b\N1102018.D
Date : 02-NOV-2010 12:39
Client ID: INTRA-LAB CHECK
Sample Info: C0J280479-LCS 11/2/10 soil(0306070)8270c
Volume Injected (uL): 2.0
Column phase: DB5-MS

Instrument: 733.i

Operator: 3200
Column diameter: 0.32

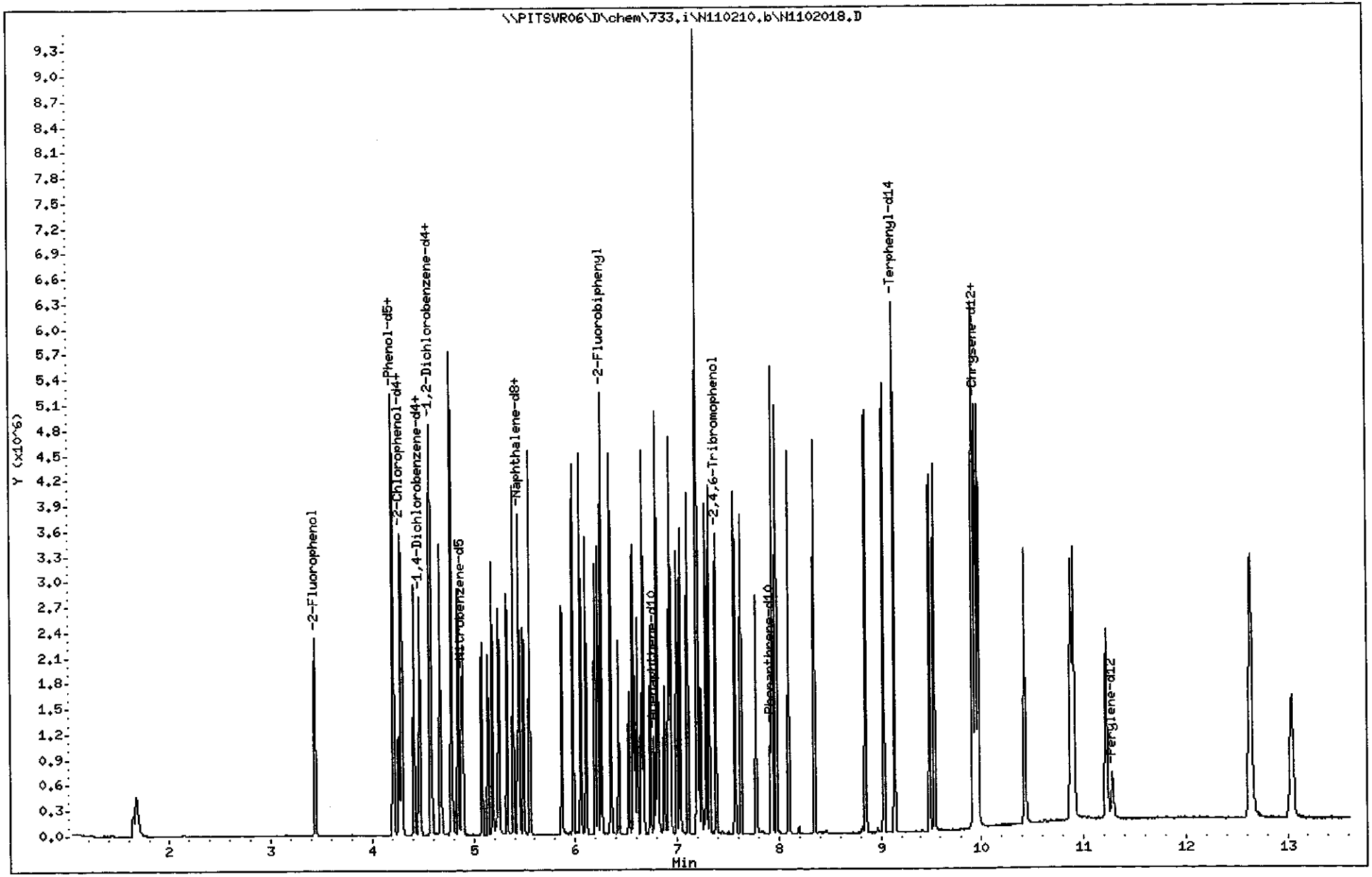

TestAmerica Pittsburgh

Semivolatile REPORT SW-846 Method 8270

Data file : \\PITSVR06\D\chem\733.i\N110210.b\N1102018.D
Lab Smp Id: L9EH21AC Client Smp ID: INTRA-LAB CHECK
Inj Date : 02-NOV-2010 12:39
Operator : 3200 Inst ID: 733.i
Smp Info : C0J280479-LCS 11/2/10 soil(0306070)8270c
Misc Info : L9EH21AC,N110210.b,8270ll.m,padep.sub
Comment :
Method : \\PITSVR06\D\chem\733.i\N110210.b\8270ll.m
Meth Date : 03-Nov-2010 05:24 piccolinov Quant Type: ISTD
Cal Date : 27-SEP-2010 21:20 Cal File: N0927IC8.D
Als bottle: 21 QC Sample: METHOD SPIKE
Dil Factor: 1.00000
Integrator: HP RTE Compound Sublist: padep.sub
Target Version: 4.14
Processing Host: PITPC-502

Concentration Formula: Amt * DF * Uf * Vt/(Vi * Ws)*gpc * CpndVariable

Name	Value	Description
DF	1.000	Dilution Factor
Uf	1.000	ng unit correction factor
Vt	5000.000	Volume of final extract (uL)(1000 low, 2
Vi	2.000	Volume injected (uL)
Ws	15.000	Weight of sample extracted (g)
gpc	1.000	gpc correction factor
Cpnd Variable		Local Compound Variable

	Compounds	QUANT SIG MASS	RT	EXP RT	REL RT	RESPONSE	CONCENTRATIONS ON-COLUMN (NG)	FINAL (ug/kg)
* 1	1,4-Dichlorobenzene-d4	152	4.457	4.459	(1.000)	104489	8.00000	
* 2	Naphthalene-d8	136	5.435	5.431	(1.000)	351248	8.00000	
* 3	Acenaphthene-d10	164	6.776	6.777	(1.000)	195003	8.00000	
* 4	Phenanthrene-d10	188	7.919	7.920	(1.000)	324304	8.00000	
* 5	Chrysene-d12	240	9.949	9.956	(1.000)	335758	8.00000	
* 6	Perylene-d12	264	11.284	11.291	(1.000)	264475	8.00000	
198	1,4-Dioxane	88	Compound Not Detected.					
10	N-Nitrosodimethylamine	74	1.647	1.649	(0.370)	173014	35.4915	5915.2
9	Pyridine	79	1.674	1.697	(0.376)	344000	35.8702	5978.4
16	Methyl methanesulfonate	80	Compound Not Detected.					
206	Benzaldehyde	77	Compound Not Detected.					
21	Aniline	93	4.206	4.202	(0.944)	591630	26.6462	4441.0
22	Phenol	94	4.217	4.218	(0.946)	565169	29.4466	4907.8
23	bis(2-Chloroethyl)ether	93	4.265	4.261	(0.957)	338486	27.1306	4521.8
24	2-Chlorophenol	128	4.297	4.298	(0.964)	504959	29.2359	4872.6
26	1,3-Dichlorobenzene	146	4.414	4.416	(0.990)	594822	28.6586	4776.4
27	1,4-Dichlorobenzene	146	4.473	4.469	(1.004)	611774	28.9911	4831.8
28	1,2-Dichlorobenzene	146	4.585	4.587	(1.029)	572174	28.8947	4815.8
29	Benzyl Alcohol	108	4.569	4.571	(1.025)	282135	29.7077	4951.3

	Compounds	QUANT SIG MASS	RT	EXP RT	REL RT	RESPONSE	CONCENTRATIONS ON-COLUMN (NG)	CONCENTRATIONS FINAL (ug/kg)
30	2-Methylphenol	108	4.671	4.672	(1.048)	405794	27.8267	4637.8
31	2,2'-oxybis(1-Chloropropane)	45	4.676	4.678	(1.049)	366842	25.9345	4322.4
37	Acetophenone	105	Compound Not Detected.					
32	N-Nitroso-di-n-propylamine	70	4.772	4.774	(1.071)	275767	28.0663	4677.7
192	4-Methylphenol	108	4.783	4.785	(1.073)	863155	60.2683	10045
34	Hexachloroethane	117	4.847	4.849	(1.087)	249839	29.0221	4837.0
35	Nitrobenzene	77	4.895	4.897	(0.901)	455501	31.7672	5294.5
41	Isophorone	82	5.082	5.078	(0.935)	734190	30.6379	5106.3
42	2-Nitrophenol	139	5.141	5.143	(0.946)	269128	33.2380	5539.7
43	2,4-Dimethylphenol	107	5.184	5.185	(0.954)	469958	31.8468	5307.8
44	bis(2-Chloroethoxy)methane	93	5.248	5.249	(0.966)	438662	30.1112	5018.5
48	2,4-Dichlorophenol	162	5.333	5.330	(0.981)	456509	32.8052	5467.5
49	Benzoic Acid	122	5.253	5.239	(0.967)	211005	34.3017	5716.9
50	1,2,4-Trichlorobenzene	180	5.392	5.394	(0.992)	570005	31.8279	5304.6
51	Naphthalene	128	5.451	5.447	(1.003)	1422900	31.6961	5282.7
52	4-Chloroaniline	127	5.488	5.490	(1.010)	546345	29.4805	4913.4
54	2,6-Dichlorophenol	162	Compound Not Detected.					
56	Hexachlorobutadiene	225	5.552	5.554	(1.022)	432774	34.6924	5782.1
208	Caprolactam	113	Compound Not Detected.					
59	4-Chloro-3-Methylphenol	107	5.862	5.869	(1.079)	422509	31.8172	5302.9
62	2-Methylnaphthalene	142	5.980	5.981	(1.100)	942189	31.0737	5179.0
63	1-Methylnaphthalene	142	6.054	6.056	(1.114)	904313	30.9337	5155.6
64	Hexachlorocyclopentadiene	237	6.108	6.109	(0.901)	485117	36.7250	6120.8
66	2,4,6-Trichlorophenol	196	6.199	6.200	(0.915)	358066	35.3427	5890.4
67	2,4,5-Trichlorophenol	196	6.225	6.227	(0.919)	384350	36.2059	6034.3
209	1,1'-Biphenyl	154	Compound Not Detected.					
70	2-Chloronaphthalene	162	6.348	6.350	(0.937)	979077	34.0299	5671.6
73	2-Nitroaniline	65	6.423	6.425	(0.948)	267354	36.7168	6119.5
76	Dimethylphthalate	163	6.567	6.564	(0.969)	1145753	36.7558	6126.0
78	2,6-Dinitrotoluene	165	6.610	6.612	(0.976)	244768	38.3483	6391.4
79	Acenaphthylene	152	6.669	6.670	(0.984)	1453054	34.4993	5749.9
81	3-Nitroaniline	138	6.738	6.740	(0.994)	242529	34.9635	5827.2
82	Acenaphthene	153	6.802	6.804	(1.004)	913185	33.7908	5631.8
83	2,4-Dinitrophenol	184	6.818	6.820	(1.006)	146115	36.7888	6131.5
85	4-Nitrophenol	109	6.877	6.879	(1.015)	236791	45.9928	7665.5
86	Dibenzofuran	168	6.936	6.937	(1.024)	1365470	34.1349	5689.1
87	2,4-Dinitrotoluene	165	6.920	6.921	(1.021)	334143	36.8650	6144.2
91	2,3,5,6-Tetrachlorophenol	232	7.000	7.002	(1.033)	346612	37.9997	6333.3
88	2,3,4,6-Tetrachlorophenol	232	7.032	7.034	(1.038)	341654	36.0206	6003.4
92	2-Naphthylamine	143	Compound Not Detected.					
93	Diethylphthalate	149	7.101	7.103	(1.048)	1155478	37.5279	6254.6
94	Fluorene	166	7.198	7.199	(1.062)	1213179	37.7003	6283.4
95	4-Chlorophenyl-phenylether	204	7.192	7.194	(1.061)	715636	38.6807	6446.8
96	4-Nitroaniline	138	7.208	7.205	(1.064)	260051	35.4074	5901.2
98	4,6-Dinitro-2-methylphenol	198	7.235	7.237	(0.914)	212768	36.0124	6002.1
99	N-Nitrosodiphenylamine (1)	169	7.283	7.285	(0.920)	733460	36.5362	6089.4
100	1,2-Diphenylhydrazine	77	7.315	7.317	(0.924)	1178400	36.5310	6088.5
106	4-Bromophenyl-phenylether	248	7.566	7.573	(0.955)	379403	37.7758	6296.0
107	Hexachlorobenzene	284	7.630	7.632	(0.964)	374408	36.9097	6151.6
210	Atrazine	200	Compound Not Detected.					
111	Pentachlorophenol	266	7.775	7.782	(0.982)	200872	32.1413	5356.9
115	Phenanthrene	178	7.935	7.942	(1.002)	1651323	36.3702	6061.7
116	Anthracene	178	7.972	7.979	(1.007)	1648254	36.2489	6041.5
119	Carbazole	167	8.095	8.097	(1.022)	1346959	34.2278	5704.6

Compounds	QUANT SIG MASS	RT	EXP RT	REL RT	RESPONSE	CONCENTRATIONS ON-COLUMN (NG)	CONCENTRATIONS FINAL (ug/kg)
120 Di-n-Butylphthalate	149	8.346	8.353	(1.054)	1828136	37.1369	6189.5
123 Fluoranthene	202	8.854	8.855	(1.118)	1863903	36.8243	6137.4
124 Benzidine	184	Compound Not Detected.					
125 Pyrene	202	9.030	9.032	(0.908)	1903747	37.4750	6245.8
131 Butylbenzylphthalate	149	9.495	9.496	(0.954)	764235	34.0886	5681.4
135 3,3'-Dichlorobenzidine	252	9.911	9.913	(0.996)	511608	31.5325	5255.4
136 Benzo(a)Anthracene	228	9.943	9.945	(0.999)	1609739	33.8606	5643.4
137 Chrysene	228	9.970	9.977	(1.002)	1589739	34.6081	5768.0
139 bis(2-ethylhexyl)Phthalate	149	9.917	9.924	(0.997)	1111848	35.7246	5954.1
140 Di-n-octylphthalate	149	10.424	10.431	(0.924)	1623508	34.4999	5750.0
141 Benzo(b)fluoranthene	252	10.878	10.885	(0.964)	1409851	33.4852	5580.9
142 Benzo(k)fluoranthene	252	10.905	10.912	(0.966)	1674462	35.2463	5874.4
143 7,12-dimethylbenz[a]anthracen	256	Compound Not Detected.					
146 Benzo(a)pyrene	252	11.220	11.233	(0.994)	1157730	35.3957	5899.3
149 Indeno(1,2,3-cd)pyrene	276	12.636	12.643	(1.120)	1587080	38.1619	6360.3
150 Dibenz(a,h)anthracene	278	12.641	12.654	(1.120)	1319906	36.1757	6029.3
151 Benzo(g,h,i)perylene	276	13.042	13.054	(1.156)	1278721	36.9198	6153.3
$ 154 Nitrobenzene-d5	82	4.879	4.881	(0.898)	481459	33.4912	5581.9
$ 155 2-Fluorobiphenyl	172	6.257	6.259	(0.924)	1163635	36.5830	6097.2
$ 156 Terphenyl-d14	244	9.131	9.138	(0.918)	1379119	39.4229	6570.5
$ 157 Phenol-d5	99	4.206	4.208	(0.944)	841237	49.1967	8199.4
$ 158 2-Fluorophenol	112	3.437	3.438	(0.771)	687445	52.3886	8731.4
$ 159 2,4,6-Tribromophenol	330	7.385	7.386	(0.933)	259991	65.7454	10958
$ 186 2-Chlorophenol-d4	132	4.286	4.288	(0.962)	818581	47.1032	7850.5
$ 187 1,2-Dichlorobenzene-d4	152	4.575	4.576	(1.026)	398634	29.9561	4992.7

GC/MS SEMIVOLATILE
MISCELLANEOUS

Batch# 0306077

Soxtherm Extraction Worksheet

MeCl

TestAmerica Pittsburgh

Baker

Logbook ID: OP3679 OP0206-10

Start Date\Time	Date Completed	Parameter	Method	Solvent	Solvent Lot	Solvent Mfg	GPC Number
11-2-10 04:30	11-2-10	8270C	Soxtherm	MeCl/Acetone	OP0137-10	BAKER	N/A

	Lot Number	Sample ID	Sample Weight (g)	Final Volume (mL)	Surrogate #	Surr Vol (mL)	Matrix Spike Lot #	MS Vol (mL)	GPC Date
1.	CQJ280479	BLK	15.0,	5.0	BNA0819-1e	0.5	N/A	N/A	N/A
2.		LCS	15.0,				BNA0821-10	0.5	
3.		MS-001	15.0,						
4.		MSD-001	15.0,				BNA0821-10	0.5	
5.		001	15.0,				N/A	N/A	
6.	CQJ270536	001	15.2,						
7.	CQJ250457	002	15.1,						
8.		003	15.0,						
9.		004	15.2.		BNA0819-10	0.5			
10.									
11.									
12.									
13.									
14.									
15.									
16.									
17.									
18.									
19.									
20.									
21.									
22.									
23.									
24.									
Analyst:		KG	KG	KG	JM	JM	JM	JM	JM	KG

KG 11-2-10

Extract(s) (record line # from above)	Date	Time	Extract(s) Received	Analyst	Location	Date	Time	Extract(s) Relinquished	Analyst	Location
All Above	11-2-10	11:20			ORG PREP	11-2-10	11:30			RE-04-B25
"	11/2/10	1130			Mpour	11/2/10	1400			Mpour

Start Temp: End Temp: (+/- 5%)

Sodium Sulfate Mfg/Lot Number: Baker/OP0207-10

Magnesium Sulfate Mfg/Lot Number: BAKER/OP0208-10

N2 Blow Down Temp: 32 °

Comments:

Reviewed by: Date: 11-2-10

Balance ID: 112012250

Cleanups TBA: N/A

H2SO4: N/A

Carboprep: N/A

printed on: 30-Aug-10 7:52:58 AM

v2 06/18/2005

(3001 - 3250)

3247

CQJ250457

Simulate Run Sequence Wed Nov 03 06:17:56 2010

LL 8270c/625
11/2/10
VVP

Instrument Name: GC/MS Instrument 732-3
Sequence File: C:\HPCHEM\1\SEQUENCE\N110210.S
Comment: TAPITT HP5973-733 LOG 2ul inj(100ul+1ul IS)
Operator: 3200
Data Path: D:\HPCHEM\1\data\N110210.B\
Method Path: C:\HPCHEM\1\METHODS\

Line	Type	Vial	DataFile	Method	Sample Name
1)	Sample	1	N1102DFT	DFTPLL	DFTPP050 (25ug/ml) BNA0464-10
2)	Sample	1	N1102DF1	DFTPPL	DFTPP050 (25ug/ml) BNA0464-10
3)	Sample	2	N11020CC	LLFAST	SSTD4.0(2.0ug/ml) BNA0823-10 8270c/d
4)	Sample	99	N1102MCC	LLFAST	SSTD4.0(2.0ug/ml) BNA0805-10 ml625
5)	Sample	3	N1102001	LLFAST	C0J290413-BLK 10/31/10 h2o(0304049)8270c
6)	Sample	7	N1102005	LLFAST	C0J280569-BLK 10/29/10 soil(0302038)8270c
7)	Sample	8	N1102006	LLFAST	C0J280569-LCS 10/29/10 soil(0302038)8270c
8)	Sample	4	N1102002	LLFAST	C0J290413-LCS 10/31/10 h2o(0304049)8270c
9)	Sample	5	N1102003	LLFAST	C0J290413-LCSD 10/31/10 h2o(0304049)8270c
10)	Sample	20	N1102017	LLFAST	C0J280479-BLK 11/2/10 soil(0306070)8270c
11)	Sample	21	N1102018	LLFAST	C0J280479-LCS 11/2/10 soil(0306070)8270c
12)	Sample	6	N1102004	LLFAST	C0J290413-001 10/31/10 h2o(0304049)8270c
13)	Sample	9	N1102007	LLFAST	C0J280569-001 X2 10/29/10 soil(0302038)8270c
14)	Sample	11	N1102008	LLFAST	C0J280569-001MS X2 10/29/10soil(0302038)8270c
15)	Sample	12	N1102009	LLFAST	C0J280569-001MSD X2 10/29/10soil(0302038)8270
16)	Sample	22	N1102019	LLFAST	C0J280479-001 X2 11/2/10 soil(0306070)8270c
17)	Sample	23	N1102020	LLFAST	C0J280479-001MS X2 11/2/10 soil(0306070)8270c
18)	Sample	24	N1102021	LLFAST	C0J280479-001MSD X2 11/2/10soil(0306070)8270c
19)	Sample	25	N1102022	LLFAST	C0J270536-001 11/2/10 soil(0306070)8270c
20)	Sample	26	N1102023	LLFAST	C0J250457-002 X4 11/2/10 soil(0306070)8270c
21)	Sample	27	N1102024	LLFAST	C0J250457-003 X2 11/2/10 soil(0306070)8270c
22)	Sample	28	N1102025	LLFAST	C0J250457-004 11/2/10 soil(0306070)8270c
23)	Sample	29	N1102026	LLFAST	C0J280565-001 11/01/10 h2o (0305348) 8270c
24)	Sample	30	N1102027	LLFAST	C0J280565-002 11/01/10 h2o (0305348) 8270c
25)	Sample	31	N1102028	LLFAST	C0J280565-003 11/01/10 h2o (0305348) 8270c
26)	Sample	32	N1102029	LLFAST	C0J280565-005 11/01/10 h2o (0305348) 8270c
27)	Sample	33	N1102030	LLFAST	C0J280565-006 11/01/10 h2o (0305348) 8270c
28)	Sample	34	N1102031	LLFAST	C0J280565-007 11/01/10 h2o (0305348) 8270c
29)	Sample	35	N1102032	LLFAST	C0J280565-008 11/01/10 h2o (0305348) 8270c
30)	Sample	36	N1102033	LLFAST	C0J280565-009 11/01/10 h2o (0305348) 8270c
31)	Sample	37	N1102034	LLFAST	C0J280565-010 11/01/10 h2o (0305348) 8270c
32)	Sample	38	N1102035	LLFAST	C0J280565-010MS 11/01/10 h2o (0305348) 8270c
33)	Sample	39	N1102036	LLFAST	C0J280565-010MSD 11/01/10 h2o (0305348) 8270c
34)	Sample	40	N1102037	LLFAST	C0J280565-011 11/01/10 h2o (0305348) 8270c
35)	Sample	41	N1102038	LLFAST	C0J280565-012 11/01/10 h2o (0305348) 8270c
36)	Sample	42	N1102039	LLFAST	C0J280565-013 11/01/10 h2o (0305348) 8270c
37)	Sample	43	N1102040	LLFAST	C0J280565-014 11/01/10 h2o (0305348) 8270c
38)	Sample	100	N1102B01	LLFAST	BLK 8270c
39)	Sample	100	N1102B02	LLFAST	BLK 8270c
40)	Sample	13	N1102010	LLFAST	C0J290415-BLK 10/31/10 h2o(0304053)625
41)	Sample	14	N1102011	LLFAST	C0J290415-LCS 10/31/10 h2o(0304053)625
42)	Sample	15	N1102012	LLFAST	C0J290415-LCSD 10/31/10 h2o(0304053)625
43)	Sample	16	N1102013	LLFAST	C0J290415-001 10/31/10 h2o(0304053)625
44)	Sample	17	N1102014	LLFAST	C0J290416-001 10/31/10 h2o(0304053)625
45)	Sample	100	N1102B03	LLFAST	BLK 8270c
46)	Sample	100	N1102B04	LLFAST	BLK 8270c
47)	Sample	18	N1102015	LLFAST	CRQL 10/18/10 8270c
48)	Sample	19	N1102016	LLFAST	CRQL 10/25/10 8270c
49)	Sample	100	N1102B05	LLFAST	BLK 8270c

Bytes Needed: 2450000 Space on drive D: 1023932928
Sequence Verification Done!

Simulate Run Sequence Fri Oct 01 09:23:34 2010

LL8270c/d 9/27/10 WP

Instrument Name: GC/MS Instrument 732-3
Sequence File: C:\HPCHEM\1\SEQUENCE\N092710.S
Comment: TAPITT HP5973-733 LOG 2ul inj(100ul+1ul IS)
Operator: 3200
Data Path: D:\HPCHEM\1\data\N092710.B\
Method Path: C:\HPCHEM\1\METHODS\

Line	Type	Vial	DataFile	Method	Sample Name
1)	Sample	1	N0927DFT	DFTPLL	DFTPP050 (25ug/ml) BNA0464-10
2)	Sample	1	N0927DF2	DFTPPL	DFTPP050 (25ug/ml) BNA0464-10
3)	Sample	2	N09270CC	LLFAST	SSTD4.0(2.0ug/ml) BNA0744-10 8270c/d
4)	Sample	86	N0927IC1	LLFAST	SSTD0.4(0.2ug/ml) BNA0660-10 8270c/d
5)	Sample	87	N0927IC2	LLFAST	SSTD2.0(1.0ug/ml) BNA0661-10 8270c/d
6)	Sample	88	N0927IC4	LLFAST	SSTD10(5.0ug/ml) BNA0662-10 8270c/d
7)	Sample	89	N0927IC5	LLFAST	SSTD20(10ug/ml) BNA0663-10 8270c/d
8)	Sample	90	N0927IC6	LLFAST	SSTD40(20ug/ml) BNA0664-10 8270c/d
9)	Sample	91	N0927IC7	LLFAST	SSTD60(30ug/ml) BNA0666-10 8270c/d
10)	Sample	92	N0927IC8	LLFAST	SSTD80(40ug/ml) BNA0667-10 8270c/d
11)	Sample	93	N0927SV1	LLFAST	SSTDV20(40ug/ml) BNA0670-10 8270c/d
12)	Sample	94	N0927SV2	LLFAST	SSTDV20(40ug/ml) BNA0670-10 8270c/d
13)	Sample	3	N0927001	LLFAST	C0I160418-BLK 9/22/10 H2O42 (0265318)
14)	Sample	4	N0927002	LLFAST	C0I160418-lcs 9/22/10 H2O42 (0265318)
15)	Sample	5	N0927003	LLFAST	C0I160418-004 9/22/10 H2O42 (0265318)
16)	Sample	6	N0927004	LLFAST	C0I160418-004ms 9/22/10 H2O42 (0265318)
17)	Sample	7	N0927005	LLFAST	C0I160418-004msd 9/22/10 H2O42 (0265318)
18)	Sample	8	N0927006	LLFAST	C0I160418-001 9/22/10 H2O42 (0265318)
19)	Sample	9	N0927007	LLFAST	C0I160418-002 9/22/10 H2O42 (0265318)
20)	Sample	11	N0927008	LLFAST	C0I160418-003 9/22/10 H2O42 (0265318)
21)	Sample	12	N0927009	LLFAST	C0I160418-005 9/22/10 H2O42 (0265318)
22)	Sample	13	N0927010	LLFAST	C0I160418-006 9/22/10 H2O42 (0265318)
23)	Sample	14	N0927011	LLFAST	C0I160418-007 9/22/10 H2O42 (0265318)
24)	Sample	15	N0927012	LLFAST	C0I160418-008 9/22/10 H2O42 (0265318)
25)	Sample	16	N0927013	LLFAST	C0I160417-001 9/22/10 H2O42 (0265318)
26)	Sample	17	N0927014	LLFAST	C0I160417-002 9/22/10 H2O42 (0265318)
27)	Sample	18	N0927015	LLFAST	C0I160417-003 9/22/10 H2O42 (0265318)
28)	Sample	19	N0927016	LLFAST	C0I160417-004 9/22/10 H2O42 (0265318)
29)	Sample	20	N0927017	LLFAST	C0I160417-005 9/22/10 H2O42 (0265318)
30)	Sample	21	N0927018	LLFAST	C0I160417-006 9/22/10 H2O42 (0265318)
31)	Sample	22	N0927019	LLFAST	C0I160417-007 9/22/10 H2O42 (0265318)
32)	Sample	23	N0927020	LLFAST	C0I170571-sblk 9/22/10 H2O42 (0265319)
33)	Sample	24	N0927021	LLFAST	C0I170571-lcs 9/22/10 H2O42 (0265319)
34)	Sample	28	N0927025	LLFAST	C0I170571-001 9/22/10 H2O42 (0265319)
35)	Sample	100	N0927B01	LLFAST	BLK 8270c
36)	Sample	100	N0927B02	LLFAST	BLK 8270c
37)	Sample	100	N0927B03	LLFAST	BLK 8270c
38)	Sample	100	N0927B04	LLFAST	BLK 8270c
39)	Sample	100	N0927B05	LLFAST	BLK 8270c

Bytes Needed: 1914413 Space on drive D: 1023932928
Sequence Verification Done!

REQUESTED BY: **GEEHRINK**

METHOD: QL Base/Neutrals and Acids (8270C)

STORAGE LOCATION	WORK ORDER #	PICKED CNTR#	CONTROL #	CLIENT #	ANALYSIS	LOTID	SMP#	SFX	MATRIX DESCRIPTION	QTY RCVD	QTY REQD
14D,CLP1	L8241-1-AD	___ ___ ___	907715	371899	A-4F-QL	C0J250457	002		SOLID	0	4 1
14D,CLP1	L8243-1-AL	___ ___ ___	907716	371899	A-4F-QL	C0J250457	003		SOLID	0	4 1
14D,CLP1	L8244-1-AU	___ ___ ___	907717	371899	A-4F-QL	C0J250457	004		SOLID	0	4 1
16B,CLP1,OUT	L86VC-1-AD	___ ___ ___	907714	431778	A-4F-QL	C0J270536	001		SOLID	0	8 1
17B,CLP1,OUT	L88K5-1-AD	___ ___ ___	907713	506188	A-4F-QL	C0J280479	001		SOLID	0	8 1
20D,CLP1	L9C02-1-AA	___ ___ ___	907712	371899	A-4F-QL	C0J300437	001		SOLID	0	4 1

KG 11-2-10

RELINQUISHED BY	RECEIVED BY	DATE/TIME
K. Geehrink	K. Geehrink	11-2-10 03:15
K. Geehrink	K. Geehrink	11-2-10 05:30

***** END OF REPORT *****



GC/MS SEMIVOLATILE DATA

GC/MS SEMIVOLATILE
QC SUMMARY

SW846 8270C SURROGATE RECOVERY

Lab Name: TestAmerica Laboratories, Inc. Client: MACTEC Engineering and Consulting Inc

Lab Code: TALPIT SDG No:

Lot #: C0J250457

Extraction: XXA62QL01

	CLIENT ID.	SRG01	SRG02	SRG03	SRG04	SRG05	SRG06	TOT OUT
01	B1-0708	87	85	103	105	93	102	00
02	METHOD BLK. L86DE1AA	89	85	97	100	90	90	00
03	METHOD BLK. L86DE1AE	86	84	100	98	90	98	00
04	LCS L86DE1AC	94	92	104	106	94	101	00
05	LCSD L86DE1AD	90	93	99	103	92	99	00

SURROGATES		QC LIMITS
SRG01	= Nitrobenzene-d5	(39-115)
SRG02	= 2-Fluorobiphenyl	(35-115)
SRG03	= Terphenyl-d14	(30-143)
SRG04	= 2-Fluorophenol	(20-110)
SRG05	= Phenol-d5	(30-118)
SRG06	= 2,4,6-Tribromophenol	(19-138)

\# Column to be used to flag recovery values
* Values outside of required QC Limits
D System monitoring Compound diluted out

FORM II

SW846 8270C CHECK SAMPLE RECOVERY

Lab Name: TestAmerica Laboratories, Inc. Client: MACTEC Engineering and Consulting Inc

Lab Code: TALPIT SDG No:

Lot #: C0J270000 WO #: L86DE1AC
BATCH: 0300308

COMPOUND	SPIKE ADDED (mg/L)	SAMPLE CONCENT. (mg/L)	% REC	QC LIMITS REC	QUAL
1,4-Dichlorobenzene	0.250	0.221	88	37- 115	
2,4-Dinitrotoluene	0.250	0.181	72	40- 115	
Hexachlorobenzene	0.250	0.234	93	45- 115	
Hexachlorobutadiene	0.250	0.229	92	42- 115	
Hexachloroethane	0.250	0.231	92	25- 106	
Nitrobenzene	0.250	0.231	93	40- 115	
Pentachlorophenol	0.250	0.123	49	16- 140	
Pyridine	0.250	0.179	72	22- 105	
2,4,5-Trichlorophenol	0.250	0.215	86	35- 115	
2,4,6-Trichlorophenol	0.250	0.213	85	40- 115	
Cresols (total)	0.750	0.700	93	29- 144	

NOTES(S):

* Values outside of QC limits

Spike Recovery: 0 out of 11 outside limits

COMMENTS:

FORM III

SW846 8270C CHECK SAMPLE DUPLICATE RECOVERY

Lab Name: TestAmerica Laboratories, Inc. Client: MACTEC Engineering and Consulting Inc

Lab Code: TALPIT SDG No:

Lot #: C0J270000 WO #: L86DE1AD
BATCH: 0300308

COMPOUND	SPIKE ADDED (mg/L)	SAMPLE CONCENT. (mg/L)	% REC	QC LIMITS REC	QUAL
1,4-Dichlorobenzene	0.250	0.217	87	37- 115	
2,4-Dinitrotoluene	0.250	0.174	69	40- 115	
Hexachlorobenzene	0.250	0.228	91	45- 115	
Hexachlorobutadiene	0.250	0.220	88	42- 115	
Hexachloroethane	0.250	0.217	87	25- 106	
Nitrobenzene	0.250	0.221	88	40- 115	
Pentachlorophenol	0.250	0.108	43	16- 140	
Pyridine	0.250	0.170	68	22- 105	
2,4,5-Trichlorophenol	0.250	0.223	89	35- 115	
2,4,6-Trichlorophenol	0.250	0.212	85	40- 115	
Cresols (total)	0.750	0.667	89	29- 144	

NOTES(S):

* Values outside of QC limits

Spike Recovery: 0 out of 11 outside limits

COMMENTS:

FORM III

SW846 8270C METHOD BLANK SUMMARY

BLANK WORKORDER NO.: L86DE1AA

Lab Name: TestAmerica Laboratories, Inc.

Lab Code: TALPIT

SDG Number:

Lab File ID: F1028001.

Lot Number: C0J250457

Date Analyzed: 10/28/10

Time Analyzed: 04:24

Matrix: SOLID

Date Extracted:10/27/10

GC Column: HP5MS ID: .25

Extraction Method: 1311/3510C

Instrument ID: 722

Level:(low/med) LOW

THIS METHOD BLANK APPLIES TO THE FOLLOWING SAMPLES, LCS, LCSD, MS , MSD:

	CLIENT ID.	SAMPLE WORK ORDER #	LAB FILE ID	DATE ANALYZED	TIME ANALYZED
01	B1-0708	L82401AC	F1028007.	10/28/10	06:30
02	CHECK SAMPLE	L86DE1AC C	F1028003.	10/28/10	05:06
03	DUPLICATE CHECK	L86DE1AD L	F1028004.	10/28/10	05:27
04					
05					
06					
07					
08					
09					
10					
11					
12					
13					
14					
15					
16					
17					
18					
19					
20					
21					
22					
23					
24					
25					
26					
27					
28					
29					
30					

COMMENTS:

FORM IV

FORM 5
SEMIVOLATILE ORGANIC INSTRUMENT PERFORMANCE CHECK
DECAFLUOROTRIPHENYLPHOSPHINE (DFTPP)

Lab Name: TESTAMERICA PITTSBURGH Contract:

Lab Code: TA Case No.: SAS No.: SDG No.:

Lab File ID: F0902DF1 DFTPP Injection Date: 09/02/10

Instrument ID: 722 DFTPP Injection Time: 0124

m/e	ION ABUNDANCE CRITERIA	% RELATIVE ABUNDANCE
51	30.0 - 60.0% of mass 198	40.5
68	Less than 2.0% of mass 69	0.0 (0.0)1
69	Mass 69 relative abundance	56.2
70	Less than 2.0% of mass 69	0.0 (0.0)1
127	40.0 - 60.0% of mass 198	58.0
197	Less than 1.0% of mass 198	0.0
198	Base Peak, 100% relative abundance	100.0
199	5.0 to 9.0% of mass 198	7.0
275	10.0 - 30.0% of mass 198	24.9
365	Greater than 1.0% of mass 198	2.83
441	Present, but less than mass 443	8.4
442	40.0 - 100.0% of mass 198	42.1
443	17.0 - 23.0% of mass 442	8.9 (21.1)2

1-Value is % mass 69 2-Value is % mass 442

THIS CHECK APPLIES TO THE FOLLOWING SAMPLES, MS, MSD, BLANKS, AND STANDARDS:

	EPA SAMPLE NO.	LAB SAMPLE ID	LAB FILE ID	DATE ANALYZED	TIME ANALYZED
01	SSTD4	SSTD4	F09020C1	09/02/10	0140
02	SSTD.4	SSTD.4	F09020C2	09/02/10	0202
03	SSTD2	SSTD2	F09020C3	09/02/10	0221
04	SSTD10	SSTD10	F09020C4	09/02/10	0241
05	SSTD20	SSTD20	F09020C5	09/02/10	0301
06	SSTD40	SSTD40	F09020C6	09/02/10	0321
07	SSTD60	SSTD60	F09020C7	09/02/10	0341
08	SSTD80	SSTD80	F09020C8	09/02/10	0400
09					
10					
11					
12					
13					
14					
15					
16					
17					
18					
19					
20					
21					
22					

FORM 5
SEMIVOLATILE ORGANIC INSTRUMENT PERFORMANCE CHECK
DECAFLUOROTRIPHENYLPHOSPHINE (DFTPP)

Lab Name: TESTAMERICA PITTSBURGH Contract:

Lab Code: TA Case No.: SAS No.: SDG No.:

Lab File ID: F1028DF1 DFTPP Injection Date: 10/28/10

Instrument ID: 722 DFTPP Injection Time: 0300

m/e	ION ABUNDANCE CRITERIA	% RELATIVE ABUNDANCE
51	30.0 - 60.0% of mass 198	41.7
68	Less than 2.0% of mass 69	0.0 (0.0)1
69	Mass 69 relative abundance	54.2
70	Less than 2.0% of mass 69	0.0 (0.0)1
127	40.0 - 60.0% of mass 198	57.3
197	Less than 1.0% of mass 198	0.0
198	Base Peak, 100% relative abundance	100.0
199	5.0 to 9.0% of mass 198	7.1
275	10.0 - 30.0% of mass 198	25.4
365	Greater than 1.0% of mass 198	3.31
441	Present, but less than mass 443	9.1
442	40.0 - 100.0% of mass 198	51.6
443	17.0 - 23.0% of mass 442	9.9 (19.2)2

1-Value is % mass 69 2-Value is % mass 442

THIS CHECK APPLIES TO THE FOLLOWING SAMPLES, MS, MSD, BLANKS, AND STANDARDS:

	EPA SAMPLE NO.	LAB SAMPLE ID	LAB FILE ID	DATE ANALYZED	TIME ANALYZED
01	SSTD4	SSTD4	F10280C2	10/28/10	0341
02	INTRA-LAB BL	L86DE1AA	F1028001	10/28/10	0424
03	INTRA-LAB CH	L86DE1AC	F1028003	10/28/10	0506
04	INTRA-LAB CH	L86DE1AD	F1028004	10/28/10	0527
05	B1-0708	L82401AC	F1028007	10/28/10	0630
06					
07					
08					
09					
10					
11					
12					
13					
14					
15					
16					
17					
18					
19					
20					
21					
22					

FORM 8
SEMIVOLATILE INTERNAL STANDARD AREA AND RT SUMMARY

Lab Name: TESTAMERICA PITTSBURGH Contract:

Lab Code: TA Case No.: SAS No.: SDG No.: C0J250457

Lab File ID (Standard): F10280C2 Date Analyzed: 10/28/10

Instrument ID: 722 Time Analyzed: 0341

		IS1 (DCB) AREA #	RT #	IS2 (NPT) AREA #	RT #	IS3 (ANT) AREA #	RT #
	12 HOUR STD	131730	4.15	488250	5.14	251537	6.48
	UPPER LIMIT	263460	4.65	976500	5.64	503074	6.98
	LOWER LIMIT	65865	3.65	244125	4.64	125769	5.98
	CLIENT SAMPLE NO.						
01	INTRA-LAB BL	106292	4.15	384271	5.13	214698	6.48
02	INTRA-LAB CH	103754	4.15	370287	5.13	202977	6.48
03	INTRA-LAB CH	106447	4.15	381255	5.14	204729	6.48
04	B1-0708	102153	4.15	379551	5.13	206759	6.48
05							
06							
07							
08							
09							
10							
11							
12							
13							
14							
15							
16							
17							
18							
19							
20							
21							
22							

IS1 (DCB) = 1,4-Dichlorobenzene-d4
IS2 (NPT) = Naphthalene-d8
IS3 (ANT) = Acenaphthene-d10

AREA UPPER LIMIT = +100% of internal standard area
AREA LOWER LIMIT = - 50% of internal standard area
RT UPPER LIMIT = + 0.50 minutes of internal standard RT
RT LOWER LIMIT = - 0.50 minutes of internal standard RT

Column used to flag internal standard area values with an asterisk.
* Values outside of QC limits.

FORM 8
SEMIVOLATILE INTERNAL STANDARD AREA AND RT SUMMARY

Lab Name: TESTAMERICA PITTSBURGH Contract:

Lab Code: TA Case No.: SAS No.: SDG No.: C0J250457

Lab File ID (Standard): F10280C2 Date Analyzed: 10/28/10

Instrument ID: 722 Time Analyzed: 0341

		IS4(PHN) AREA #	RT #	IS5(CRY) AREA #	RT #	IS6(PRY) AREA #	RT #
	12 HOUR STD	346895	7.63	286155	9.90	252756	11.43
	UPPER LIMIT	693790	8.13	572310	10.40	505512	11.93
	LOWER LIMIT	173448	7.13	143078	9.40	126378	10.93
	CLIENT SAMPLE NO.						
01	INTRA-LAB BL	306932	7.63	220843	9.90	213225	11.44
02	INTRA-LAB CH	286668	7.63	209648	9.90	206573	11.43
03	INTRA-LAB CH	290374	7.62	225232	9.90	208643	11.43
04	B1-0708	275596	7.63	219031	9.89	204587	11.43
05							
06							
07							
08							
09							
10							
11							
12							
13							
14							
15							
16							
17							
18							
19							
20							
21							
22							

IS4 (PHN) = Phenanthrene-d10
IS5 (CRY) = Chrysene-d12
IS6 (PRY) = Perylene-d12

AREA UPPER LIMIT = +100% of internal standard area
AREA LOWER LIMIT = - 50% of internal standard area
RT UPPER LIMIT = + 0.50 minutes of internal standard RT
RT LOWER LIMIT = - 0.50 minutes of internal standard RT

Column used to flag internal standard area values with an asterisk.
* Values outside of QC limits.

GC/MS SEMIVOLATILE
SAMPLE DATA

MACTEC Engineering and Consulting Inc

Client Sample ID: B1-0708

TCLP GC/MS Semivolatiles

Lot-Sample #...:	C0J250457-001	**Work Order #...:**	L82401AC	**Matrix.....:**	SOLID
Date Sampled...:	10/21/10 14:00	**Date Received..:**	10/23/10 09:30	**MS Run #.....:**	
Leach Date.....:	10/27/10	**Prep Date.....:**	10/27/10	**Analysis Date..:**	10/28/10
Leach Batch #..:	P029905	**Prep Batch #...:**	0300308	**Analysis Time..:**	06:30
Dilution Factor:	1	**Initial Wgt/Vol:**	200 mL	**Final Wgt/Vol..:**	10 mL
% Moisture.....:		**Analyst ID.....:**	007062	**Instrument ID..:**	722
		Method.....:	SW846 8270C		

PARAMETER	RESULT	REPORTING LIMIT	UNITS	MDL
1,4-Dichlorobenzene	ND	0.050	mg/L	0.0012
2,4-Dinitrotoluene	ND	0.050	mg/L	0.0010
Hexachlorobenzene	ND	0.050	mg/L	0.0011
Hexachlorobutadiene	ND	0.050	mg/L	0.0013
Hexachloroethane	ND	0.050	mg/L	0.0013
Nitrobenzene	ND	0.050	mg/L	0.0013
Pentachlorophenol	ND	0.25	mg/L	0.0022
Pyridine	**0.0056 J**	**0.10**	**mg/L**	**0.00083**
2,4,5-Trichloro-phenol	ND	0.050	mg/L	0.0013
2,4,6-Trichloro-phenol	ND	0.050	mg/L	0.0011
Cresols (total)	**2.0**	**0.050**	**mg/L**	**0.0040**

SURROGATE	PERCENT RECOVERY	RECOVERY LIMITS
Nitrobenzene-d5	87	(39 - 115)
2-Fluorobiphenyl	85	(35 - 115)
Terphenyl-d14	103	(30 - 143)
2-Fluorophenol	105	(20 - 110)
Phenol-d5	93	(30 - 118)
2,4,6-Tribromophenol	102	(19 - 138)

NOTE(S):

Analysis performed in accordance with USEPA Toxicity Characteristic Leaching Procedure Method 1311

J Estimated result. Result is less than RL.

Data File: \\PITSVR06\d\chem\722.i\102810.b\F1028007.D
Date : 28-OCT-2010 06:30
Client ID: B1-0708
Sample Info: C0J250457-001 10/27/10 TCLP (0300308)
Volume Injected (uL): 2.0
Column phase: Hp5-MS

Instrument: 722.i
Operator: 007062
Column diameter: 0.25

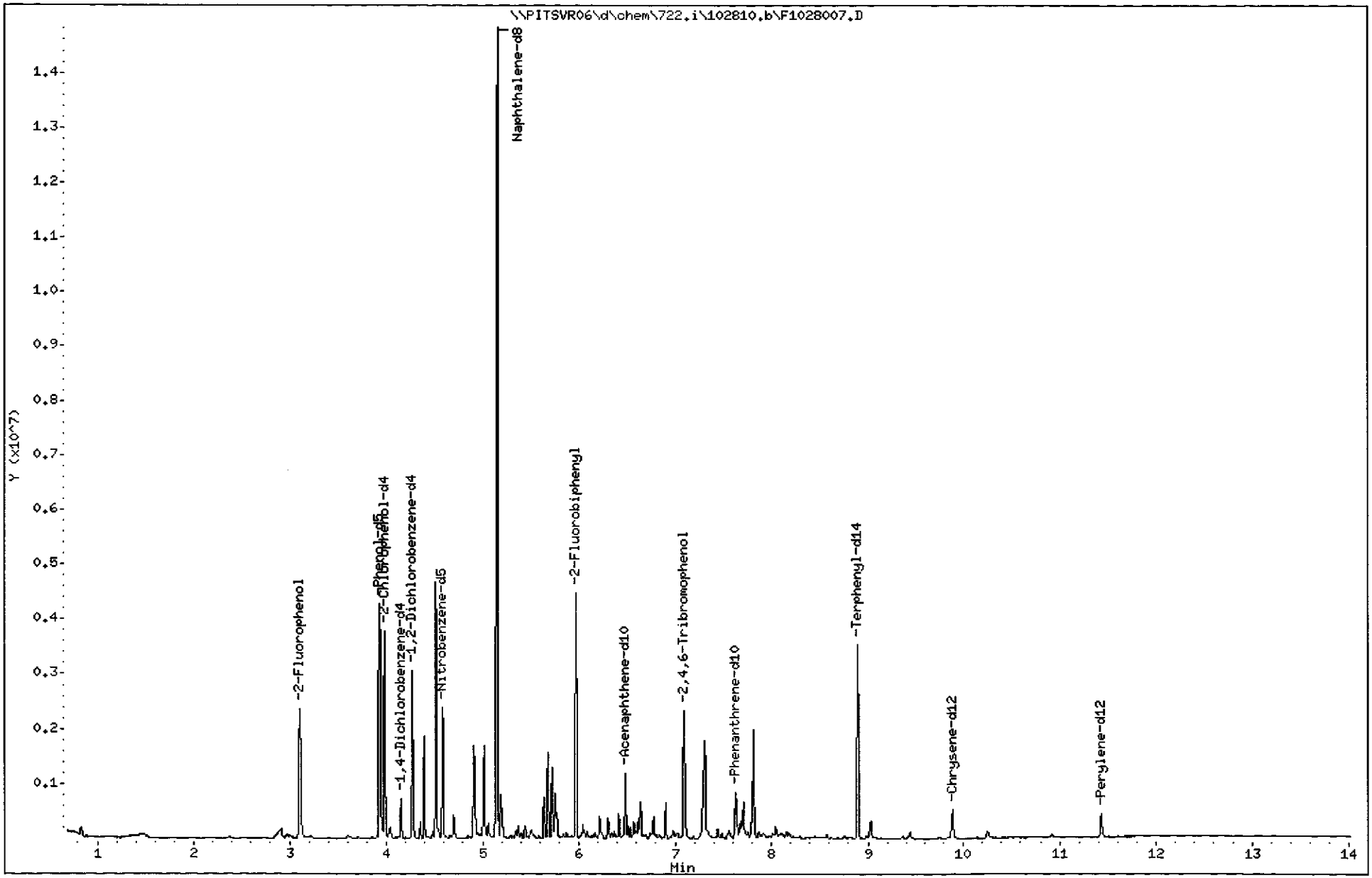

Test America Pittsburgh

Semivolatile REPORT SW-846 Method 8270

Data file : \\PITSVR06\d\chem\722.i\102810.b\F1028007.D
Lab Smp Id: l82401ac Client Smp ID: B1-0708
Inj Date : 28-OCT-2010 06:30
Operator : 007062 Inst ID: 722.i
Smp Info : C0J250457-001 10/27/10 TCLP (0300308)
Misc Info : l82401ac,102810.b,ll.m,tclp.sub
Comment :
Method : \\PITSVR06\d\chem\722.i\102810.b\LL.m
Meth Date : 28-Oct-2010 04:37 722.i Quant Type: ISTD
Cal Date : 02-SEP-2010 04:00 Cal File: F09020C8.D
Als bottle: 9
Dil Factor: 1.00000
Integrator: HP RTE Compound Sublist: tclp.sub
Target Version: 4.14
Processing Host: PITPC-503

Concentration Formula: Amt * DF * Uf * Vt/(Vo * Vi)*1 * CpndVariable

Name	Value	Description
DF	1.000	Dilution Factor
Uf	0.00100	ng unit correction factor
Vt	10000.000	Volume of final extract (uL)
Vo	200.000	Volume of sample extracted (mL)
Vi	2.000	Volume injected (uL)
Cpnd Variable		Local Compound Variable

	Compounds	QUANT SIG MASS	RT	EXP RT	REL RT	RESPONSE	CONCENTRATIONS ON-COLUMN (NG)	FINAL (mg/L)
* 1	1,4-Dichlorobenzene-d4	152	4.150	4.153	(1.000)	102153	8.00000	
* 2	Naphthalene-d8	136	5.133	5.136	(1.000)	379551	8.00000	
* 3	Acenaphthene-d10	164	6.480	6.482	(1.000)	206759	8.00000	
* 4	Phenanthrene-d10	188	7.628	7.625	(1.000)	275596	8.00000	
* 5	Chrysene-d12	240	9.893	9.896	(1.000)	219031	8.00000	
* 6	Perylene-d12	264	11.426	11.434	(1.000)	204587	8.00000	
9	Pyridine	79	1.159	1.092	(0.279)	4541	0.22534	0.0056335(QM)
198	1,4-Dioxane	88	Compound Not Detected.					
27	1,4-Dichlorobenzene	146	Compound Not Detected.					
M 195	Cresols, total	100				1263404	79.9038	1.9976
30	2-Methylphenol	108	4.391	4.393	(1.058)	307517	19.3232	0.48308
192	4-Methylphenol	108	4.514	4.511	(1.088)	955887	60.5807	1.5145
34	Hexachloroethane	117	Compound Not Detected.					
35	Nitrobenzene	77	Compound Not Detected.					
56	Hexachlorobutadiene	224	Compound Not Detected.					
66	2,4,6-Trichlorophenol	196	Compound Not Detected.					
67	2,4,5-Trichlorophenol	196	Compound Not Detected.					
87	2,4-Dinitrotoluene	165	Compound Not Detected.					
107	Hexachlorobenzene	283	Compound Not Detected.					
111	Pentachlorophenol	265	Compound Not Detected.					

Compounds	QUANT SIG MASS	RT	EXP RT	REL RT	RESPONSE	CONCENTRATIONS ON-COLUMN (NG)	CONCENTRATIONS FINAL (mg/L)
$ 154 Nitrobenzene-d5	82	4.583	4.586	(0.893)	678682	34.8025	0.87006(aR)
$ 155 2-Fluorobiphenyl	172	5.972	5.969	(0.922)	1166636	34.0867	0.85217(aR)
$ 156 Terphenyl-d14	244	8.894	8.891	(0.899)	929902	41.0531	1.0263(aR)
$ 157 Phenol-d5	99	3.926	3.928	(0.946)	1150967	55.8796	1.3970(aR)
$ 158 2-Fluorophenol	112	3.103	3.116	(0.748)	943129	63.1102	1.5778(aR)
$ 159 2,4,6-Tribromophenol	330	7.094	7.091	(0.930)	186128	61.4649	1.5366(aR)
$ 186 2-Chlorophenol-d4	132	3.979	3.982	(0.959)	1019974	55.9091	1.3977(aR)
$ 187 1,2-Dichlorobenzene-d4	152	4.268	4.270	(1.028)	460504	36.6932	0.91733(aR)

QC Flag Legend

a - Target compound detected but, quantitated amount Below Limit Of Quantitation(BLOQ).
Q - Qualifier signal failed the ratio test.
R - Spike/Surrogate failed recovery limits.
M - Compound response manually integrated.

Data File: \\PITSVR06\d\chem\722.i\102810.b\F1028007.D

Date : 28-OCT-2010 06:30

Client ID: B1-0708

Instrument: 722.i

Sample Info: C0J250457-001 10/27/10 TCLP (0300308)

Volume Injected (uL): 2.0

Operator: 007062

Column phase: Hp5-MS

Column diameter: 0.25

9 Pyridine

Concentration: 5.6335 mg/L

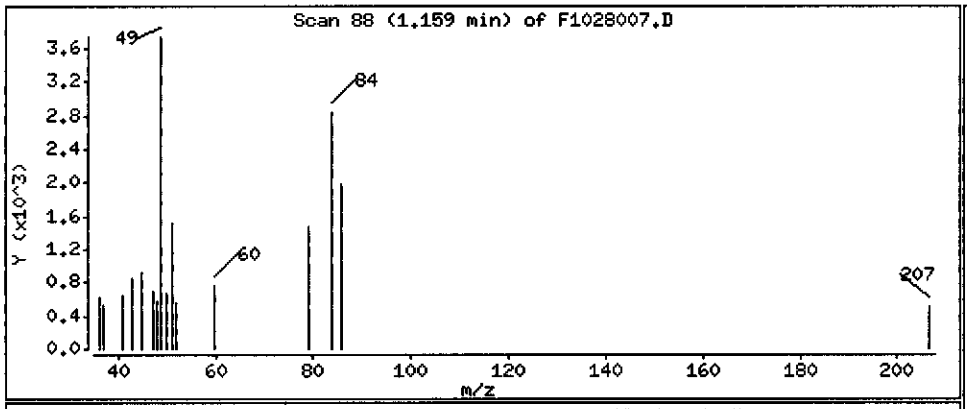

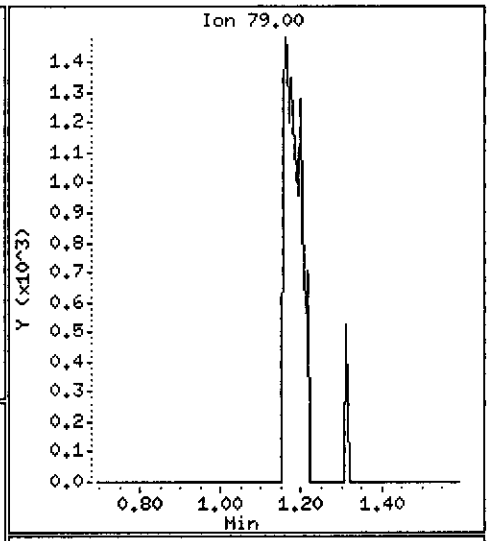

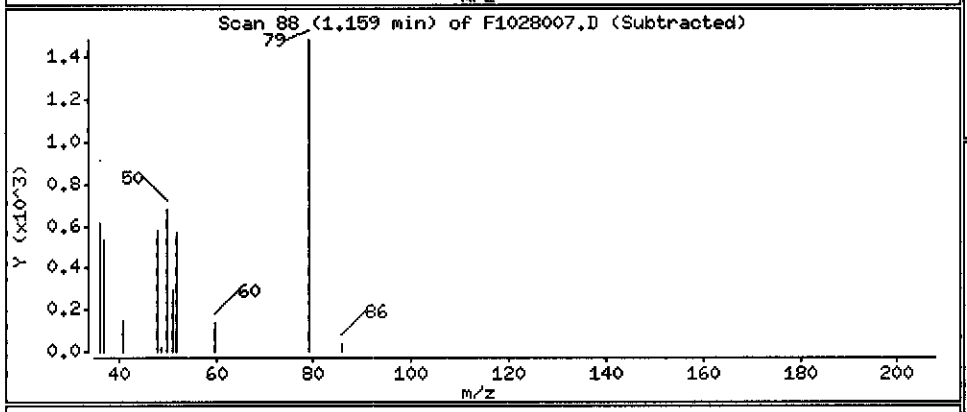

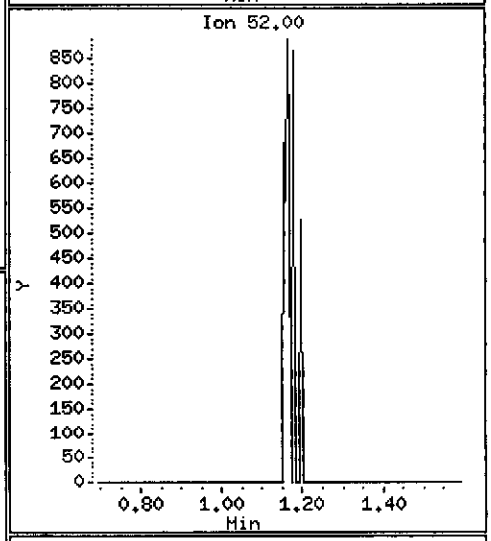

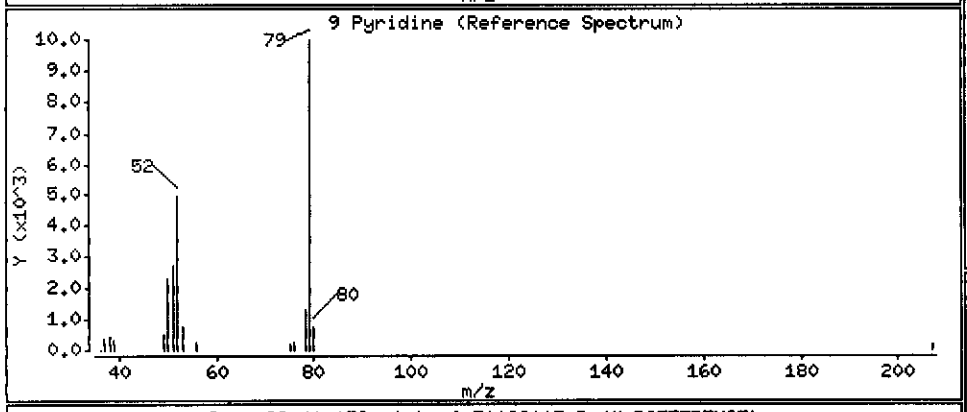

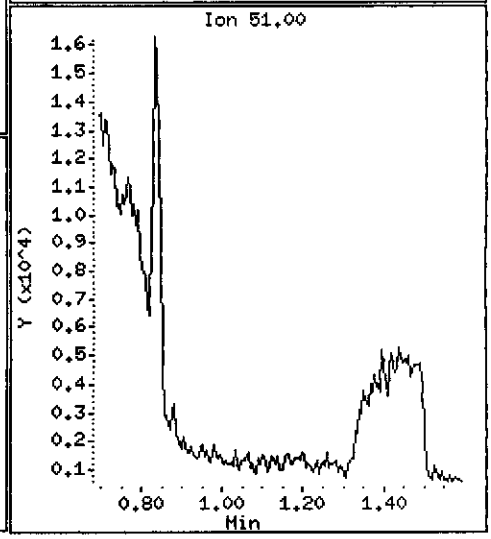

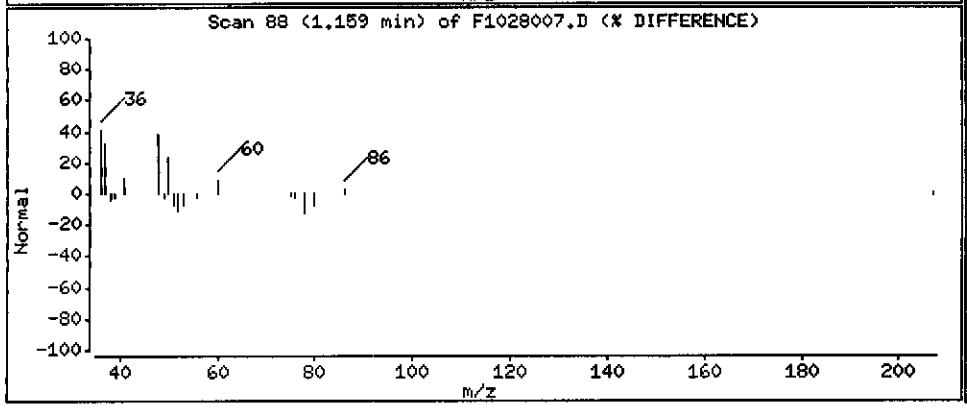

Data File: \\PITSVR06\d\chem\722.i\102810.b\F1028007.D

Date : 28-OCT-2010 06:30

Client ID: B1-0708

Instrument: 722.i

Sample Info: C0J250457-001 10/27/10 TCLP (0300308)

Volume Injected (uL): 2.0

Operator: 007062

Column phase: Hp5-MS

Column diameter: 0.25

30 2-Methylphenol

Concentration: 483.08 mg/L

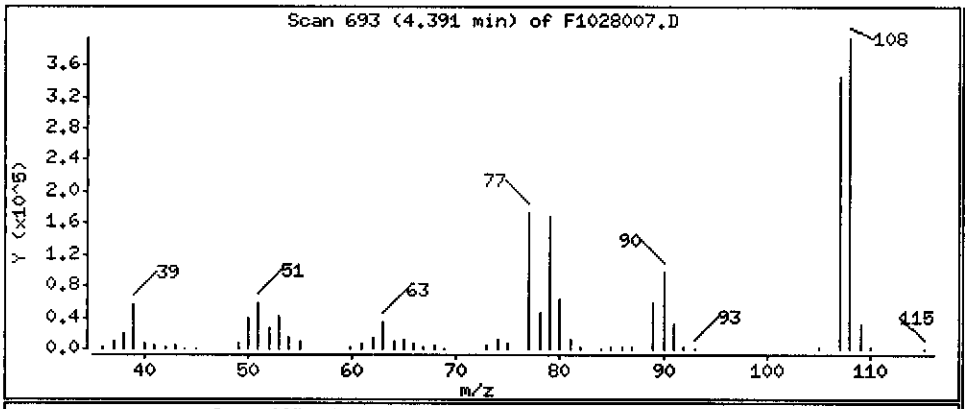

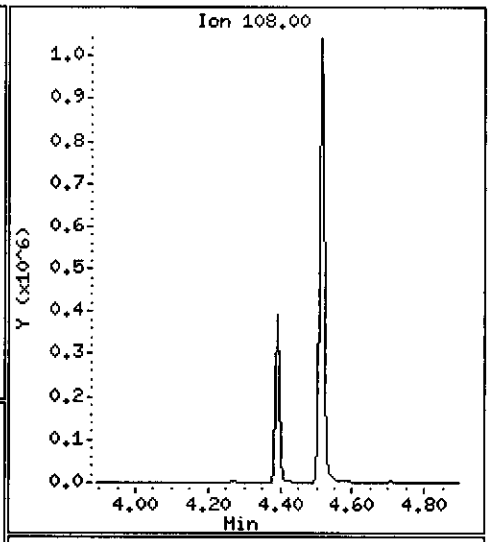

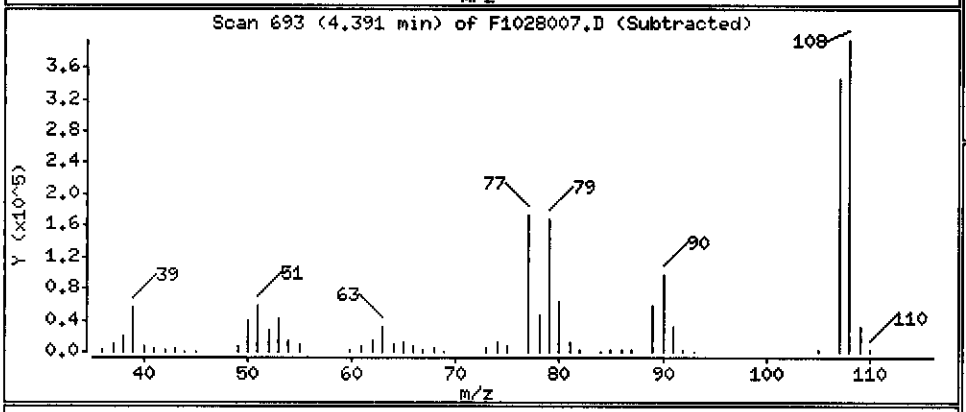

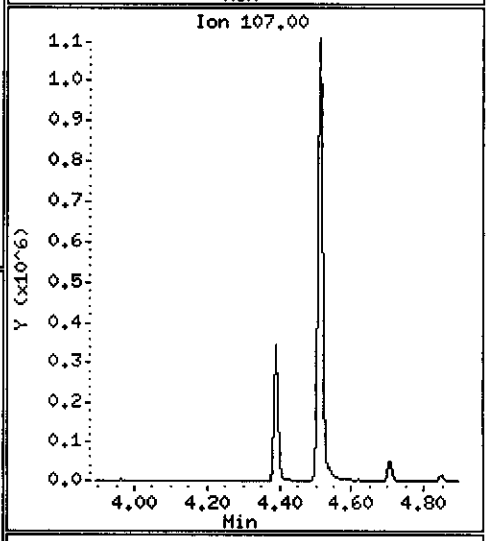

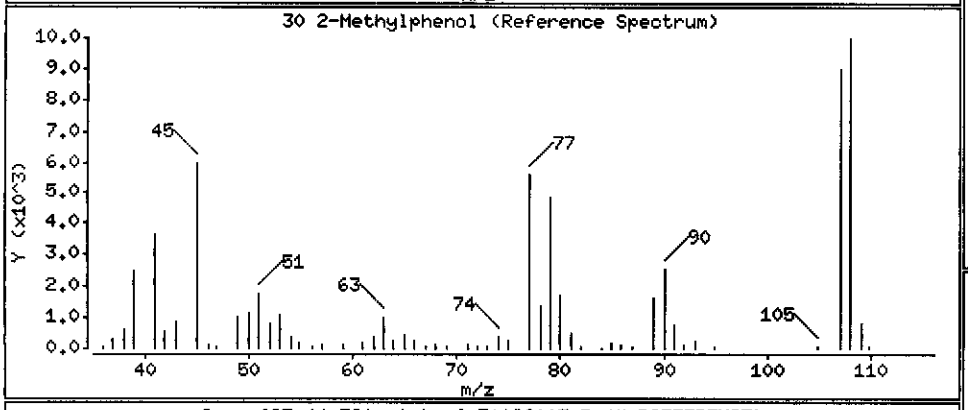

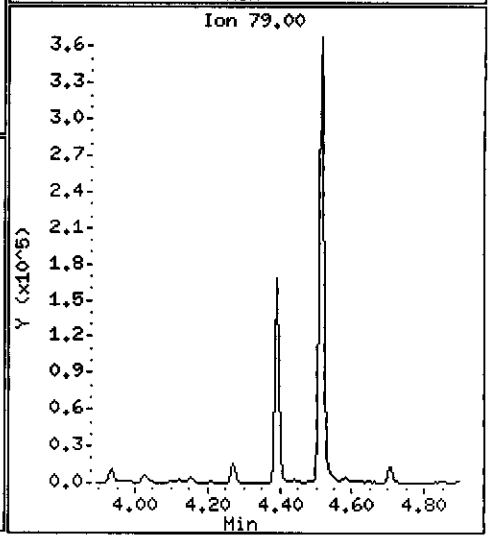

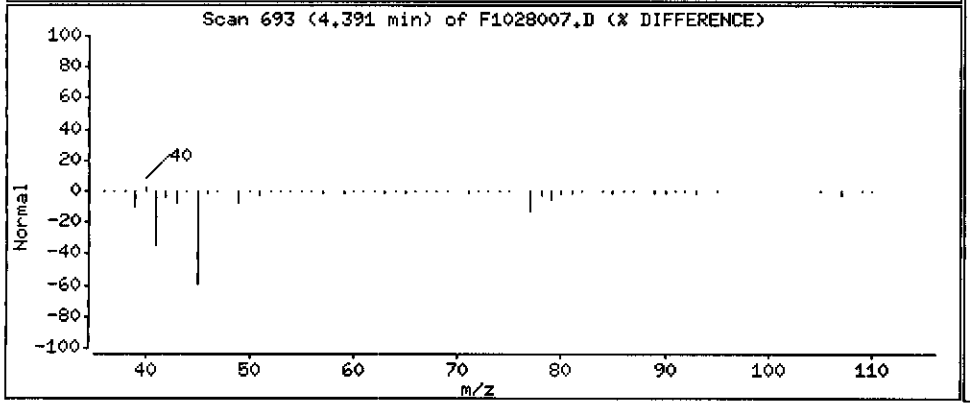

Data File: \\PITSVR06\d\chem\722.i\102810.b\F1028007.D

Date : 28-OCT-2010 06:30

Client ID: B1-0708

Instrument: 722.i

Sample Info: C0J250457-001 10/27/10 TCLP (0300308)

Volume Injected (uL): 2.0

Operator: 007062

Column phase: Hp5-MS

Column diameter: 0.25

192 4-Methylphenol

Concentration: 1514.5 mg/L

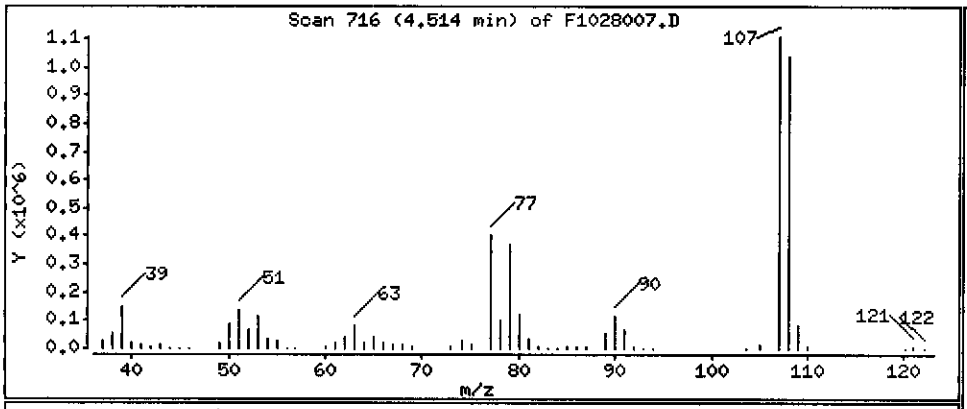

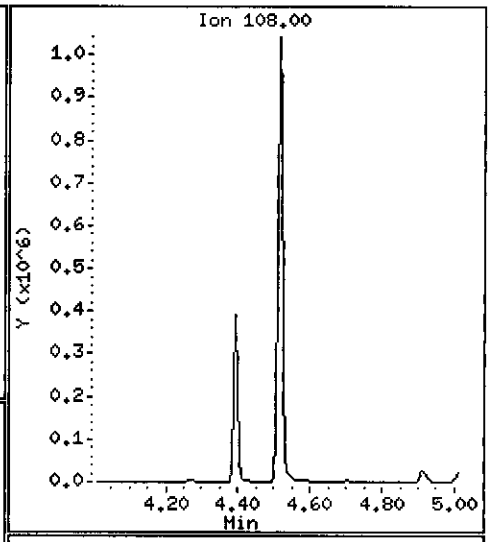

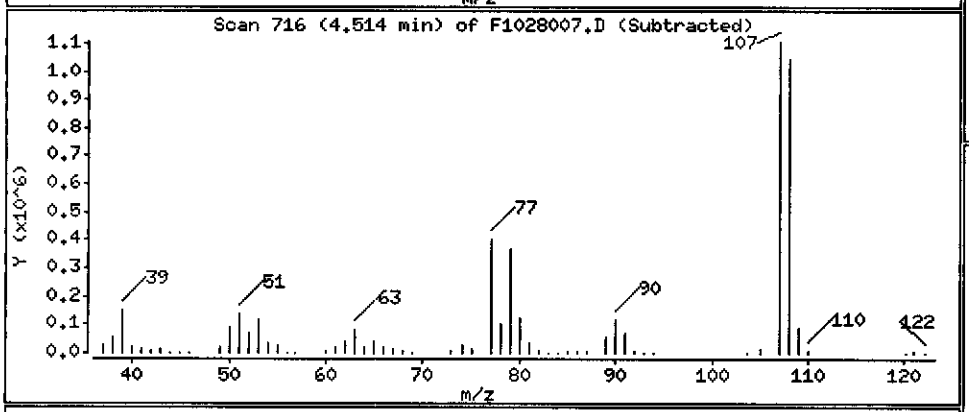

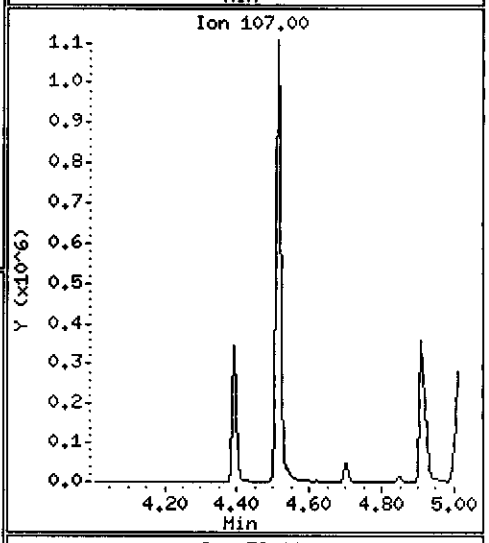

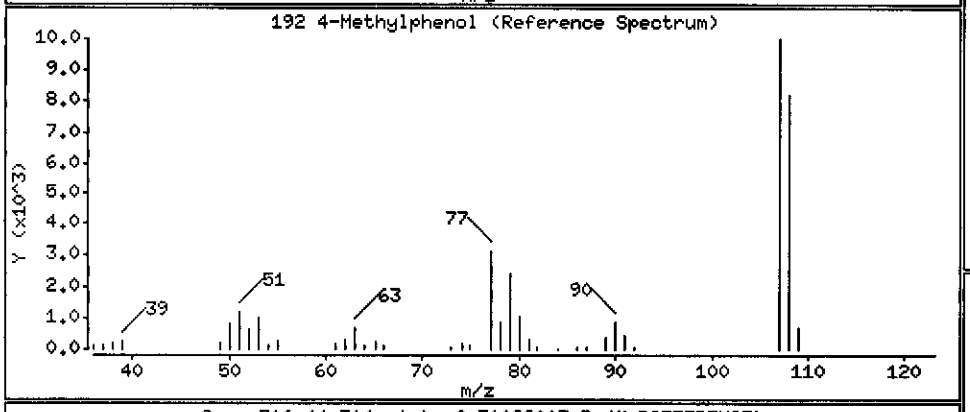

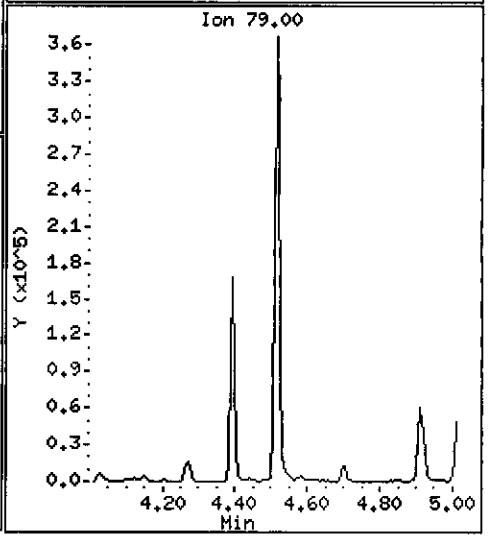

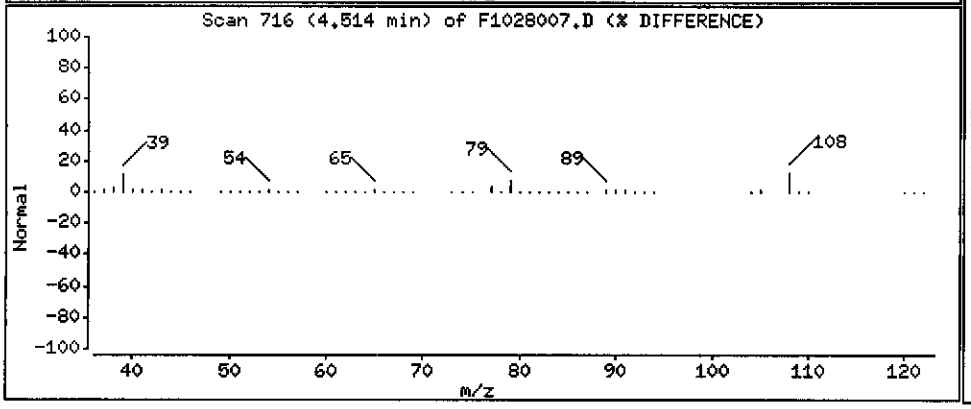

Data File Name: F1028007.D
Inj. Date and Time: 28-OCT-2010 06:30
Instrument ID: 722.i
Client ID: B1-0708
Compound Name: Pyridine
CAS #: 110-86-1

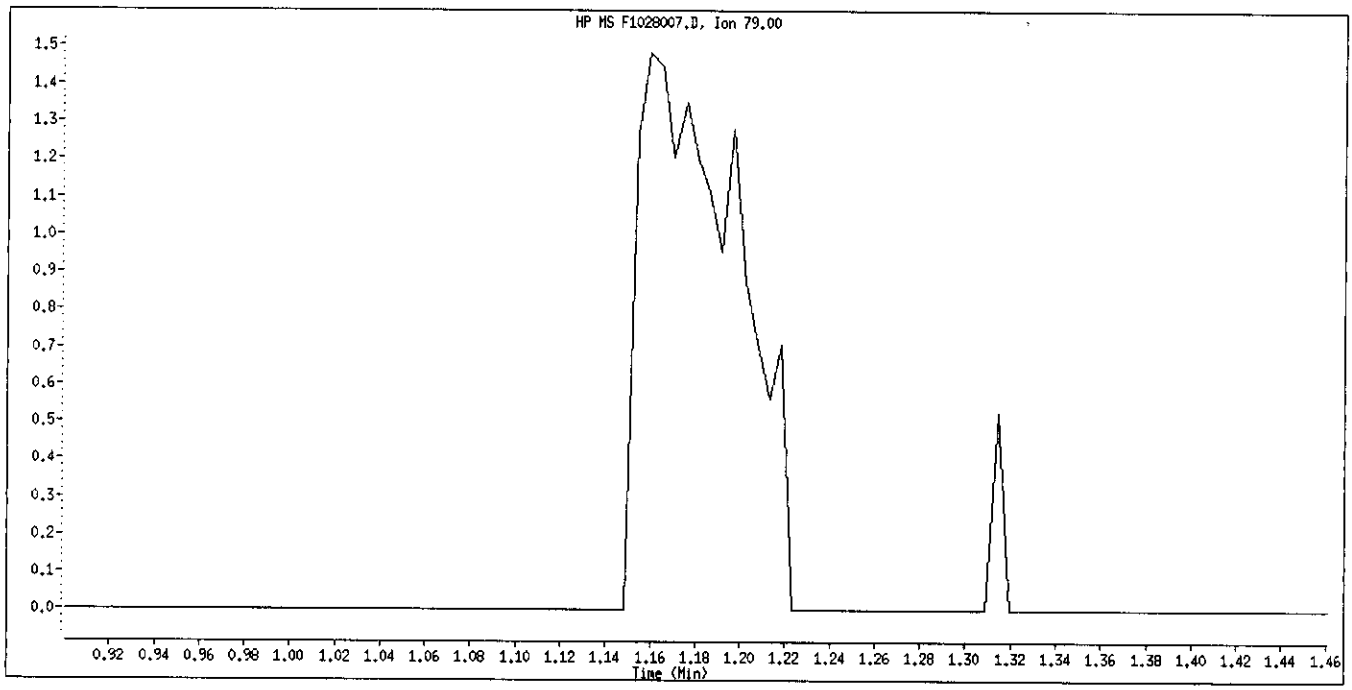

Original Integration

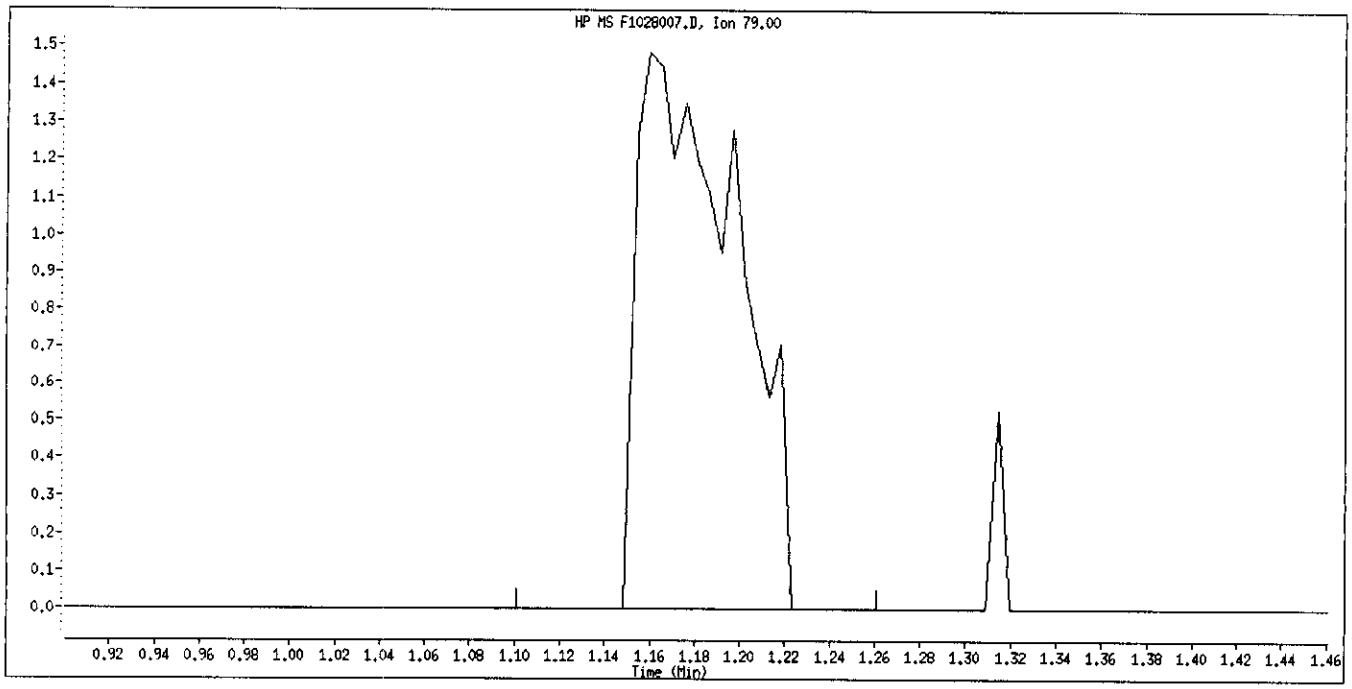

Manual Integration

Manually Integrated By: bungardf
Manual Integration Reason: Peak Not Found

GC/MS SEMIVOLATILE
CALIBRATION DATA

Report Date : 02-Sep-2010 05:11

8270D

(4001 - 4162)

Test America Pittsburgh

INITIAL CALIBRATION DATA

Start Cal Date : 02-SEP-2010 01:40
End Cal Date : 02-SEP-2010 04:00
Quant Method : ISTD
Origin : Included
Target Version : 4.14
Integrator : HP RTE
Method file : \\PITSVR06\d\chem\722.i\090210.b\8270D.m
Last Edit : 02-Sep-2010 05:07 722.i

Calibration File Names:
Level 1: \\PITSVR06\d\chem\722.i\090210.b\F09020C2.D
Level 2: \\PITSVR06\d\chem\722.i\090210.b\F09020C3.D
Level 3: \\PITSVR06\d\chem\722.i\090210.b\F09020C1.D
Level 4: \\PITSVR06\d\chem\722.i\090210.b\F09020C4.D
Level 5: \\PITSVR06\d\chem\722.i\090210.b\F09020C5.D
Level 6: \\PITSVR06\d\chem\722.i\090210.b\F09020C6.D
Level 7: \\PITSVR06\d\chem\722.i\090210.b\F09020C7.D
Level 8: \\PITSVR06\d\chem\722.i\090210.b\F09020C8.D

Compound	0.4000000 Level 1	2.0000 Level 2	4.0000 Level 3	10.0000 Level 4	20.0000 Level 5	40.0000 Level 6	Curve	Coefficients b	m1	m2	%RSD or R^2	
	60.0000 Level 7	80.0000 Level 8										
227 Indene	2.54383	2.41104	2.52407	2.50094	2.41111	2.40678						
	2.36312	2.29217					AVRG		2.43163		3.52884	
225 n-Decane	+++++	+++++	+++++	+++++	+++++	+++++						
	+++++	+++++					AVRG		0.000e+000		0.000e+000	<-
226 n-Octadecane	+++++	+++++	+++++	+++++	+++++	+++++						
	+++++	+++++					AVRG		0.000e+000		0.000e+000	<-

4021

C0J250457

Test America Pittsburgh

INITIAL CALIBRATION DATA

Start Cal Date : 02-SEP-2010 01:40
End Cal Date : 02-SEP-2010 04:00
Quant Method : ISTD
Origin : Included
Target Version : 4.14
Integrator : HP RTE
Method file : \\PITSVR06\d\chem\722.i\090210.b\8270D.m
Last Edit : 02-Sep-2010 05:07 722.i

Compound	0.4000000 Level 1	2.0000 Level 2	4.0000 Level 3	10.0000 Level 4	20.0000 Level 5	40.0000 Level 6	Curve	Coefficients b	m1	m2	%RSD or R^2	
	60.0000 Level 7	80.0000 Level 8										
224 Pentachloroanisole	+++++	+++++	+++++	+++++	+++++	+++++						
	+++++	+++++					AVRG		0.000e+000		0.000e+000	<-
203 3&4 Methylphenol total	+++++	+++++	+++++	+++++	+++++	+++++						
	+++++	+++++					AVRG		0.000e+000		0.000e+000	<-
198 1,4-Dioxane	+++++	14459	21295	37816	59506	111558						
	162410	216356					QUAD	-0.20530	2.90658	0.15904	0.99813	
7 N-Nitrosomorpholine	+++++	+++++	+++++	+++++	+++++	+++++						
	+++++	+++++					AVRG		0.000e+000		0.000e+000	<-
8 Ethyl methanesulfonate	+++++	+++++	+++++	+++++	+++++	+++++						
	+++++	+++++					AVRG		0.000e+000		0.000e+000	<-
9 Pyridine	1.62953	1.55807	1.64191	1.61142	1.57527	1.56863						
	1.56161	1.47895					AVRG		1.57817		3.25111	
199 Thionazin	+++++	+++++	+++++	+++++	+++++	+++++						
	+++++	+++++					AVRG		0.000e+000		0.000e+000	<-

(4001 - 4162)

4022

C0J250457

Test America Pittsburgh

INITIAL CALIBRATION DATA

Start Cal Date : 02-SEP-2010 01:40
End Cal Date : 02-SEP-2010 04:00
Quant Method : ISTD
Origin : Included
Target Version : 4.14
Integrator : HP RTE
Method file : \\PITSVR06\d\chem\722.i\090210.b\8270D.m
Last Edit : 02-Sep-2010 05:07 722.i

Compound	0.4000000 Level 1	2.0000 Level 2	4.0000 Level 3	10.0000 Level 4	20.0000 Level 5	40.0000 Level 6	Curve	Coefficients b	m1	m2	%RSD or R^2	
	60.0000 Level 7	80.0000 Level 8										
200 Sulfotepp	+++++	+++++	+++++	+++++	+++++	+++++						
	+++++	+++++					AVRG		0.000e+000		0.000e+000	<-
10 N-Nitrosodimethylamine	0.74427	0.90410	0.88660	0.92406	0.87525	0.86073						
	0.84994	0.82900					AVRG		0.85925		6.44098	
11 Ethyl methacrylate	+++++	+++++	+++++	+++++	+++++	+++++						
	+++++	+++++					AVRG		0.000e+000		0.000e+000	<-
12 3-Chloropropionitrile	+++++	+++++	+++++	+++++	+++++	+++++						
	+++++	+++++					AVRG		0.000e+000		0.000e+000	<-
13 Malononitrile	+++++	+++++	+++++	+++++	+++++	+++++						
	+++++	+++++					AVRG		0.000e+000		0.000e+000	<-
14 2-Picoline	+++++	+++++	+++++	+++++	+++++	+++++						
	+++++	+++++					AVRG		0.000e+000		0.000e+000	<-
15 N-Nitrosomethylethylamine	+++++	+++++	+++++	+++++	+++++	+++++						
	+++++	+++++					AVRG		0.000e+000		0.000e+000	<-

Test America Pittsburgh

INITIAL CALIBRATION DATA

Start Cal Date : 02-SEP-2010 01:40
End Cal Date : 02-SEP-2010 04:00
Quant Method : ISTD
Origin : Included
Target Version : 4.14
Integrator : HP RTE
Method file : \\PITSVR06\d\chem\722.i\090210.b\8270D.m
Last Edit : 02-Sep-2010 05:07 722.i

Compound	0.4000000 Level 1	2.0000 Level 2	4.0000 Level 3	10.0000 Level 4	20.0000 Level 5	40.0000 Level 6	Curve	Coefficients b	m1	m2	%RSD or R^2	
	60.0000 Level 7	80.0000 Level 8										
16 Methyl methanesulfonate	0.70520	0.68347	0.74309	0.75232	0.69353	0.70039						
	0.67986	0.66048					AVRG		0.70229		4.45818	
18 1,3-Dichloro-2-propanol	+++++	+++++	+++++	+++++	+++++	+++++						
	+++++	+++++					AVRG		0.000e+000		0.000e+000	<-
19 N-Nitrosodiethylamine	+++++	+++++	+++++	+++++	+++++	+++++						
	+++++	+++++					AVRG		0.000e+000		0.000e+000	<-
220 Benzaldehyde	4430	21148	40058	100992	192891	283789						
	338331	+++++					QUAD	0.17913	0.27554	0.23367	0.99514	
21 Aniline	2.09367	2.00630	2.02291	2.11585	2.01414	2.01290						
	1.96877	1.90734					AVRG		2.01774		3.25375	
22 Phenol	2.02477	1.73576	1.89633	1.84328	1.74942	1.74454						
	1.71481	1.68592					AVRG		1.79935		6.36091	
23 bis(2-Chloroethyl)ether	1.52075	1.30040	1.32614	1.35196	1.27579	1.29614						
	1.23539	1.23944					AVRG		1.31825		6.89864	

(4001 - 4162)

4024

C0J250457

Test America Pittsburgh

INITIAL CALIBRATION DATA

Start Cal Date : 02-SEP-2010 01:40
End Cal Date : 02-SEP-2010 04:00
Quant Method : ISTD
Origin : Included
Target Version : 4.14
Integrator : HP RTE
Method file : \\PITSVR06\d\chem\722.i\090210.b\8270D.m
Last Edit : 02-Sep-2010 05:07 722.i

Compound	0.4000000 Level 1	2.0000 Level 2	4.0000 Level 3	10.0000 Level 4	20.0000 Level 5	40.0000 Level 6	Curve	Coefficients b	m1	m2	%RSD or R^2	
	60.0000 Level 7	80.0000 Level 8										
24 2-Chlorophenol	1.54082	1.43471	1.45540	1.45965	1.42456	1.39932						
	1.40109	1.35666					AVRG		1.43403		3.80884	
25 Pentachloroethane	+++++	+++++	+++++	+++++	+++++	+++++						
	+++++	+++++					AVRG		0.000e+000		0.000e+000	<-
26 1,3-Dichlorobenzene	1.80088	1.62956	1.68221	1.70007	1.62961	1.64602						
	1.63477	1.57328					AVRG		1.66205		4.07523	
27 1,4-Dichlorobenzene	1.68550	1.65954	1.69872	1.71304	1.66345	1.63385						
	1.63201	1.57378					AVRG		1.65749		2.68125	
28 1,2-Dichlorobenzene	1.71745	1.52586	1.61208	1.59523	1.55876	1.56812						
	1.55306	1.52024					AVRG		1.58135		3.99650	
29 Benzyl Alcohol	+++++	24451	21145	73532	110159	265332						
	411209	580897					QUAD	0.01590	1.37897	-0.01874	0.99680	<-
30 2-Methylphenol	5200	13799	46658	118822	228626	406536						
	621142	836669					QUAD	0.01304	0.77798	0.00666	0.99947	

Test America Pittsburgh

INITIAL CALIBRATION DATA

Start Cal Date : 02-SEP-2010 01:40
End Cal Date : 02-SEP-2010 04:00
Quant Method : ISTD
Origin : Included
Target Version : 4.14
Integrator : HP RTE
Method file : \\PITSVR06\d\chem\722.i\090210.b\8270D.m
Last Edit : 02-Sep-2010 05:07 722.i

Compound	0.4000000 Level 1	2.0000 Level 2	4.0000 Level 3	10.0000 Level 4	20.0000 Level 5	40.0000 Level 6	Curve	Coefficients b	m1	m2	%RSD or R^2	
	60.0000 Level 7	80.0000 Level 8										
31 2,2'-oxybis(1-Chloropropane)	1.32960	1.24549	1.26573	1.25488	1.19297	1.19500						
	1.20009	1.15096					AVRG		1.22934		4.53845	
32 N-Nitroso-di-n-propylamine	1.04789	1.02571	1.02768	1.02775	0.96973	0.94312						
	0.93237	0.91048					AVRG		0.98559		5.36480	
M 195 Cresols, total	+++++	+++++	+++++	+++++	+++++	+++++						
	+++++	+++++					AVRG		0.000e+000		0.000e+000	<-
192 4-Methylphenol	1.32855	1.28132	1.23679	1.31223	1.20889	1.19527						
	1.17213	1.15039					AVRG		1.23570		5.31821	
193 3-Methylphenol	+++++	+++++	+++++	+++++	+++++	+++++						
	+++++	+++++					AVRG		0.000e+000		0.000e+000	<-
34 Hexachloroethane	0.54758	0.62394	0.63671	0.63229	0.63194	0.63732						
	0.62490	0.60923					AVRG		0.61799		4.83171	
35 Nitrobenzene	0.46521	0.42767	0.42674	0.41585	0.39968	0.40175						
	0.40025	0.39423					AVRG		0.41642		5.64184	

Test America Pittsburgh

INITIAL CALIBRATION DATA

Start Cal Date : 02-SEP-2010 01:40
End Cal Date : 02-SEP-2010 04:00
Quant Method : ISTD
Origin : Included
Target Version : 4.14
Integrator : HP RTE
Method file : \\PITSVR06\d\chem\722.i\090210.b\8270D.m
Last Edit : 02-Sep-2010 05:07 722.i

Compound	0.4000000 Level 1	2.0000 Level 2	4.0000 Level 3	10.0000 Level 4	20.0000 Level 5	40.0000 Level 6	60.0000 Level 7	80.0000 Level 8	Curve	Coefficients b	Coefficients m1	Coefficients m2	%RSD or R^2	
36 N-Nitrosopyrrolidine	0.60487	0.63255	0.68954	0.69230	0.62015	0.62727	0.62353	0.60910	AVRG		0.63741		5.37229	
37 Acetophenone	1.96562	1.90659	2.02159	1.97170	1.82046	1.83722	1.80716	1.74778	AVRG		1.88477		5.09199	
39 o-Toluidine	+++++	+++++	+++++	+++++	+++++	+++++	+++++	+++++	AVRG		0.000e+000		0.000e+000	<-
40 N-Nitrosopiperidine	+++++	+++++	+++++	+++++	+++++	+++++	+++++	+++++	AVRG		0.000e+000		0.000e+000	<-
41 Isophorone	0.73973	0.70392	0.71881	0.68298	0.67094	0.66304	0.66323	0.64327	AVRG		0.68574		4.73835	
42 2-Nitrophenol	0.17188	0.19298	0.21237	0.21251	0.20446	0.21277	0.21122	0.21570	AVRG		0.20424		7.31336	
43 2,4-Dimethylphenol	0.43635	0.37392	0.39179	0.39593	0.36214	0.38155	0.37239	0.36743	AVRG		0.38519		6.14881	

Test America Pittsburgh

INITIAL CALIBRATION DATA

Start Cal Date : 02-SEP-2010 01:40
End Cal Date : 02-SEP-2010 04:00
Quant Method : ISTD
Origin : Included
Target Version : 4.14
Integrator : HP RTE
Method file : \\PITSVR06\d\chem\722.i\090210.b\8270D.m
Last Edit : 02-Sep-2010 05:07 722.i

Compound	0.4000000 Level 1	2.0000 Level 2	4.0000 Level 3	10.0000 Level 4	20.0000 Level 5	40.0000 Level 6	Curve	Coefficients b	m1	m2	%RSD or R^2	
	60.0000 Level 7	80.0000 Level 8										
44 bis(2-Chloroethoxy)methane	0.42387	0.40115	0.41363	0.39913	0.38458	0.39402						
	0.39334	0.38726					AVRG		0.39962		3.32620	
45 O,O,O-Triethyl phosphorothioa	+++++	+++++	+++++	+++++	+++++	+++++						
	+++++	+++++					AVRG		0.000e+000		0.000e+000	<-
46 2,4-Toluenediamene	+++++	+++++	+++++	+++++	+++++	+++++						
	+++++	+++++					AVRG		0.000e+000		0.000e+000	<-
47 1,3,5-Trichlorobenzene	+++++	+++++	+++++	+++++	+++++	+++++						
	+++++	+++++					AVRG		0.000e+000		0.000e+000	<-
48 2,4-Dichlorophenol	0.29878	0.29282	0.29500	0.30165	0.29875	0.30197						
	0.30182	0.30056					AVRG		0.29892		1.13484	
49 Benzoic Acid	0.13442	0.13817	0.18209	0.17978	0.16552	0.15755						
	0.16024	0.14416					AVRG		0.15774		11.38293	
50 1,2,4-Trichlorobenzene	0.35323	0.33541	0.33946	0.33186	0.32955	0.34394						
	0.34058	0.33842					AVRG		0.33906		2.18219	

(4001 - 4162) 4028 C0J250457

Test America Pittsburgh

INITIAL CALIBRATION DATA

Start Cal Date : 02-SEP-2010 01:40
End Cal Date : 02-SEP-2010 04:00
Quant Method : ISTD
Origin : Included
Target Version : 4.14
Integrator : HP RTE
Method file : \\PITSVR06\d\chem\722.i\090210.b\8270D.m
Last Edit : 02-Sep-2010 05:07 722.i

Compound	0.4000000 Level 1	2.0000 Level 2	4.0000 Level 3	10.0000 Level 4	20.0000 Level 5	40.0000 Level 6	Curve	Coefficients b	m1	m2	%RSD or R^2	
	60.0000 Level 7	80.0000 Level 8										
51 Naphthalene	1.17391	1.05080	1.09393	1.06553	1.04186	1.04722						
	1.03195	0.98304					AVRG		1.06103		5.21550	
52 4-Chloroaniline	0.43307	0.44219	0.43092	0.45342	0.43135	0.44397						
	0.44079	0.43492					AVRG		0.43883		1.76799	
221 Caprolactam	0.07872	0.09390	0.10188	0.10137	0.10135	0.10286						
	0.10656	0.09784					AVRG		0.09806		8.81462	
53 a,a-Dimethyl-phenethylamine	+++++	+++++	+++++	+++++	+++++	+++++						
	+++++	+++++					AVRG		0.000e+000		0.000e+000	<-
54 2,6-Dichlorophenol	0.30498	0.29328	0.29158	0.30497	0.28423	0.29495						
	0.29547	0.30025					AVRG		0.29621		2.37276	
55 Hexachloropropene	+++++	+++++	+++++	+++++	+++++	+++++						
	+++++	+++++					AVRG		0.000e+000		0.000e+000	<-
56 Hexachlorobutadiene	0.21183	0.19172	0.20382	0.19637	0.19904	0.20116						
	0.20460	0.20236					AVRG		0.20136		2.96994	

Test America Pittsburgh

INITIAL CALIBRATION DATA

Start Cal Date : 02-SEP-2010 01:40
End Cal Date : 02-SEP-2010 04:00
Quant Method : ISTD
Origin : Included
Target Version : 4.14
Integrator : HP RTE
Method file : \\PITSVR06\d\chem\722.i\090210.b\8270D.m
Last Edit : 02-Sep-2010 05:07 722.i

Compound	0.4000000 Level 1 / 60.0000 Level 7	2.0000 Level 2 / 80.0000 Level 8	4.0000 Level 3	10.0000 Level 4	20.0000 Level 5	40.0000 Level 6	Curve	Coefficients b	Coefficients m1	Coefficients m2	%RSD or R^2	
57 1,2,3-Trichlorobenzene	+++++	+++++	+++++	+++++	+++++	+++++						
	+++++	+++++					AVRG		0.000e+000		0.000e+000	<-
58 N-Nitrosodi-n-butylamine	+++++	+++++	+++++	+++++	+++++	+++++						
	+++++	+++++					AVRG		0.000e+000		0.000e+000	<-
59 4-Chloro-3-Methylphenol	0.31070	0.29836	0.33345	0.31316	0.30218	0.30397						
	0.29979	0.30599					AVRG		0.30845		3.66434	
60 p-Phenylene diamine	+++++	+++++	+++++	+++++	+++++	+++++						
	+++++	+++++					AVRG		0.000e+000		0.000e+000	<-
61 Safrole	+++++	+++++	+++++	+++++	+++++	+++++						
	+++++	+++++					AVRG		0.000e+000		0.000e+000	<-
62 2-Methylnaphthalene	0.73687	0.69778	0.72622	0.70302	0.67447	0.68892						
	0.68002	0.68021					AVRG		0.69844		3.24987	
64 Hexachlorocyclopentadiene	1683	9306	23495	63856	138822	288095						
	453516	642122					QUAD	0.11548	2.41046	-0.06770	0.99916	

Test America Pittsburgh

INITIAL CALIBRATION DATA

Start Cal Date : 02-SEP-2010 01:40
End Cal Date : 02-SEP-2010 04:00
Quant Method : ISTD
Origin : Included
Target Version : 4.14
Integrator : HP RTE
Method file : \\PITSVR06\d\chem\722.i\090210.b\8270D.m
Last Edit : 02-Sep-2010 05:07 722.i

Compound	0.4000000 Level 1	2.0000 Level 2	4.0000 Level 3	10.0000 Level 4	20.0000 Level 5	40.0000 Level 6	Curve	Coefficients b	m1	m2	%RSD or R^2	
	60.0000 Level 7	80.0000 Level 8										
65 1,2,4,5-Tetrachlorobenzene	0.58729	0.51865	0.55906	0.54607	0.56493	0.60731						
	0.62021	0.60981					AVRG		0.57667		6.14725	
66 2,4,6-Trichlorophenol	0.39580	0.34713	0.36403	0.36573	0.37421	0.38900						
	0.39055	0.39410					AVRG		0.37757		4.65931	
67 2,4,5-Trichlorophenol	0.37077	0.39300	0.38765	0.39780	0.38673	0.40962						
	0.41579	0.40148					AVRG		0.39535		3.58754	
68 1,2,3,5-Tetrachlorobenzene	+++++	+++++	+++++	+++++	+++++	+++++						
	+++++	+++++					AVRG		0.000e+000		0.000e+000	<-
222 1,1'-Biphenyl	1.55830	1.50023	1.48470	1.48323	1.52955	1.56399						
	1.54400	1.51302					AVRG		1.52213		2.08805	
69 1,4-Dinitrobenzene	+++++	+++++	+++++	+++++	+++++	+++++						
	+++++	+++++					AVRG		0.000e+000		0.000e+000	<-
70 2-Chloronaphthalene	1.18527	1.11316	1.21716	1.13377	1.16297	1.18677						
	1.18897	1.18126					AVRG		1.17117		2.85138	

Test America Pittsburgh

INITIAL CALIBRATION DATA

Start Cal Date : 02-SEP-2010 01:40
End Cal Date : 02-SEP-2010 04:00
Quant Method : ISTD
Origin : Included
Target Version : 4.14
Integrator : HP RTE
Method file : \\PITSVR06\d\chem\722.i\090210.b\8270D.m
Last Edit : 02-Sep-2010 05:07 722.i

Compound	0.4000000 Level 1 / 60.0000 Level 7	2.0000 Level 2 / 80.0000 Level 8	4.0000 Level 3	10.0000 Level 4	20.0000 Level 5	40.0000 Level 6	Curve	Coefficients b	m1	m2	%RSD or R^2	
219 1-Chloronaphthalene	+++++ / +++++	+++++ / +++++	+++++	+++++	+++++	+++++	AVRG		0.000e+000		0.000e+000	<-
71 Isosafrole 1	+++++ / +++++	+++++ / +++++	+++++	+++++	+++++	+++++	AVRG		0.000e+000		0.000e+000	<-
M 188 Isosafrole, total	+++++ / +++++	+++++ / +++++	+++++	+++++	+++++	+++++	AVRG		0.000e+000		0.000e+000	<-
72 Isosafrole 2	+++++ / +++++	+++++ / +++++	+++++	+++++	+++++	+++++	AVRG		0.000e+000		0.000e+000	<-
73 2-Nitroaniline	0.30623 / 0.34664	0.34604 / 0.34982	0.35570	0.34408	0.34001	0.35450	AVRG		0.34288		4.57835	
74 1,2,3,4-Tetrachlorobenzene	+++++ / +++++	+++++ / +++++	+++++	+++++	+++++	+++++	AVRG		0.000e+000		0.000e+000	<-
75 1,4-Naphthoquinone	+++++ / +++++	+++++ / +++++	+++++	+++++	+++++	+++++	AVRG		0.000e+000		0.000e+000	<-

(4001 - 4162)

4032

C0J250457

Test America Pittsburgh

INITIAL CALIBRATION DATA

Start Cal Date : 02-SEP-2010 01:40
End Cal Date : 02-SEP-2010 04:00
Quant Method : ISTD
Origin : Included
Target Version : 4.14
Integrator : HP RTE
Method file : \\PITSVR06\d\chem\722.i\090210.b\8270D.m
Last Edit : 02-Sep-2010 05:07 722.i

Compound	0.4000000 Level 1	2.0000 Level 2	4.0000 Level 3	10.0000 Level 4	20.0000 Level 5	40.0000 Level 6	Curve	Coefficients b	m1	m2	%RSD or R^2	
	60.0000 Level 7	80.0000 Level 8										
76 Dimethylphthalate	1.43161	1.27705	1.26965	1.24258	1.25144	1.29973						
	1.27053	1.25941					AVRG		1.28775		4.70887	
77 m-Dinitrobenzene	+++++	+++++	+++++	+++++	+++++	+++++						
	+++++	+++++					AVRG		0.000e+000		0.000e+000	<-
78 2,6-Dinitrotoluene	0.29792	0.27281	0.30049	0.29272	0.29110	0.30309						
	0.31687	0.31036					AVRG		0.29817		4.48293	
79 Acenaphthylene	1.91749	1.83791	1.85348	1.82311	1.82398	1.86655						
	1.82323	1.77936					AVRG		1.84064		2.19182	
80 1,2-Dinitrobenzene	+++++	+++++	+++++	+++++	+++++	+++++						
	+++++	+++++					AVRG		0.000e+000		0.000e+000	<-
81 3-Nitroaniline	0.27377	0.30067	0.30741	0.30253	0.30931	0.32526						
	0.32965	0.32921					AVRG		0.30973		6.04075	
82 Acenaphthene	1.20766	1.08110	1.15142	1.12883	1.14723	1.17696						
	1.15327	1.11844					AVRG		1.14562		3.31738	

(4001 - 4162)

4033

C0J250457

Test America Pittsburgh

INITIAL CALIBRATION DATA

Start Cal Date : 02-SEP-2010 01:40
End Cal Date : 02-SEP-2010 04:00
Quant Method : ISTD
Origin : Included
Target Version : 4.14
Integrator : HP RTE
Method file : \\PITSVR06\d\chem\722.i\090210.b\8270D.m
Last Edit : 02-Sep-2010 05:07 722.i

Compound	0.4000000 Level 1	2.0000 Level 2	4.0000 Level 3	10.0000 Level 4	20.0000 Level 5	40.0000 Level 6	Curve	Coefficients b	m1	m2	%RSD or R^2	
	60.0000 Level 7	80.0000 Level 8										
83 2,4-Dinitrophenol	+++++	6036	21244	48750	78328	106654						
	172778	245954					QUAD	0.25778	6.57120	-0.67668	0.99719	
84 Pentachlorobenzene	+++++	+++++	+++++	+++++	+++++	+++++						
	+++++	+++++					AVRG		0.000e+000		0.000e+000	<-
85 4-Nitrophenol	+++++	0.17686	0.19161	0.19344	0.21333	0.20915						
	0.21010	0.21404					AVRG		0.20122		7.02590	
86 Dibenzofuran	1.72412	1.58646	1.64282	1.56473	1.58725	1.60202						
	1.61619	1.57724					AVRG		1.61260		3.17433	
87 2,4-Dinitrotoluene	0.37328	0.36662	0.38354	0.38057	0.39029	0.40868						
	0.41378	0.40913					AVRG		0.39074		4.57081	
88 2,3,4,6-Tetrachlorophenol	0.36259	0.28880	0.33710	0.29754	0.30760	0.32261						
	0.32320	0.30968					AVRG		0.31864		7.35642	
89 1-Naphthylamine	+++++	+++++	+++++	+++++	+++++	+++++						
	+++++	+++++					AVRG		0.000e+000		0.000e+000	<-

(4001 - 4162)

4034

C0J250457

Test America Pittsburgh

INITIAL CALIBRATION DATA

Start Cal Date : 02-SEP-2010 01:40
End Cal Date : 02-SEP-2010 04:00
Quant Method : ISTD
Origin : Included
Target Version : 4.14
Integrator : HP RTE
Method file : \\PITSVR06\d\chem\722.i\090210.b\8270D.m
Last Edit : 02-Sep-2010 05:07 722.i

Compound	0.4000000 Level 1	2.0000 Level 2	4.0000 Level 3	10.0000 Level 4	20.0000 Level 5	40.0000 Level 6	Curve	Coefficients b	m1	m2	%RSD or R^2	
	60.0000 Level 7	80.0000 Level 8										
90 Zinophos	+++++	+++++	+++++	+++++	+++++	+++++						
	+++++	+++++					AVRG		0.000e+000		0.000e+000	<-
91 2,3,5,6-Tetrachlorophenol	0.29742	0.27324	0.31995	0.28825	0.30022	0.32251						
	0.33779	0.33986					AVRG		0.30991		7.71139	
92 2-Naphthylamine	1.12501	1.10216	1.07625	1.06784	1.03699	1.03838						
	+++++	+++++					AVRG		1.07444		3.24431	
93 Diethylphthalate	1.46507	1.20423	1.26169	1.23179	1.22037	1.25491						
	1.25695	1.22039					AVRG		1.26443		6.61574	
94 Fluorene	1.40758	1.25680	1.33449	1.25401	1.28873	1.35297						
	1.34587	1.34296					AVRG		1.32293		3.98156	
95 4-Chlorophenyl-phenylether	0.66114	0.63241	0.62789	0.60141	0.61614	0.66081						
	0.68011	0.68711					AVRG		0.64588		4.78779	
96 4-Nitroaniline	0.27377	0.30067	0.32854	0.30253	0.30931	0.32526						
	0.32965	0.32921					AVRG		0.31237		6.33769	

Test America Pittsburgh

INITIAL CALIBRATION DATA

Start Cal Date : 02-SEP-2010 01:40
End Cal Date : 02-SEP-2010 04:00
Quant Method : ISTD
Origin : Included
Target Version : 4.14
Integrator : HP RTE
Method file : \\PITSVR06\d\chem\722.i\090210.b\8270D.m
Last Edit : 02-Sep-2010 05:07 722.i

Compound	0.4000000 Level 1 / 60.0000 Level 7	2.0000 Level 2 / 80.0000 Level 8	4.0000 Level 3	10.0000 Level 4	20.0000 Level 5	40.0000 Level 6	Curve	Coefficients b	m1	m2	%RSD or R^2	
97 5-Nitro-o-toluidine	+++++ / +++++	+++++ / +++++	+++++	+++++	+++++	+++++	AVRG		0.000e+000		0.000e+000	<-
98 4,6-Dinitro-2-methylphenol	5114 / 232819	10942 / 332018	34290	78287	121274	151203	QUAD	0.12339	7.05727	-0.60749	0.99957	
99 N-Nitrosodiphenylamine	0.61394 / 0.56815	0.56933 / 0.58479	0.57514	0.54696	0.54045	0.56571	AVRG		0.57056		3.97456	
100 1,2-Diphenylhydrazine	0.98326 / 0.88848	0.90641 / 0.87297	0.95635	0.90097	0.89579	0.89149	AVRG		0.91197		4.13580	
101 Diphenylamine	+++++ / +++++	+++++ / +++++	+++++	+++++	+++++	+++++	AVRG		0.000e+000		0.000e+000	<-
202 N-Nitroso&Diphenylamine	+++++ / +++++	+++++ / +++++	+++++	+++++	+++++	+++++	AVRG		0.000e+000		0.000e+000	<-
102 Tetraethyl dithiopyrophosphat	+++++ / +++++	+++++ / +++++	+++++	+++++	+++++	+++++	AVRG		0.000e+000		0.000e+000	<-

Test America Pittsburgh

INITIAL CALIBRATION DATA

Start Cal Date : 02-SEP-2010 01:40
End Cal Date : 02-SEP-2010 04:00
Quant Method : ISTD
Origin : Included
Target Version : 4.14
Integrator : HP RTE
Method file : \\PITSVR06\d\chem\722.i\090210.b\8270D.m
Last Edit : 02-Sep-2010 05:07 722.i

Compound	0.4000000 Level 1	2.0000 Level 2	4.0000 Level 3	10.0000 Level 4	20.0000 Level 5	40.0000 Level 6	Curve	Coefficients b	m1	m2	%RSD or R^2	
	60.0000 Level 7	80.0000 Level 8										
103 Diallate 1	+++++	+++++	+++++	+++++	+++++	+++++						
	+++++	+++++					AVRG		0.000e+000		0.000e+000	<-
M 189 Diallate, total	+++++	+++++	+++++	+++++	+++++	+++++						
	+++++	+++++					AVRG		0.000e+000		0.000e+000	<-
104 Phorate	+++++	+++++	+++++	+++++	+++++	+++++						
	+++++	+++++					AVRG		0.000e+000		0.000e+000	<-
105 1,3,5-Trinitrobenzene	+++++	+++++	+++++	+++++	+++++	+++++						
	+++++	+++++					AVRG		0.000e+000		0.000e+000	<-
106 4-Bromophenyl-phenylether	0.23603	0.20438	0.21863	0.21694	0.21884	0.22545						
	0.23047	0.23109					AVRG		0.22273		4.54138	
107 Hexachlorobenzene	0.20407	0.21129	0.20814	0.21046	0.20768	0.21521						
	0.21955	0.22254					AVRG		0.21237		2.96023	
108 Phenacetin	+++++	+++++	+++++	+++++	+++++	+++++						
	+++++	+++++					AVRG		0.000e+000		0.000e+000	<-

Test America Pittsburgh

INITIAL CALIBRATION DATA

Start Cal Date : 02-SEP-2010 01:40
End Cal Date : 02-SEP-2010 04:00
Quant Method : ISTD
Origin : Included
Target Version : 4.14
Integrator : HP RTE
Method file : \\PITSVR06\d\chem\722.i\090210.b\8270D.m
Last Edit : 02-Sep-2010 05:07 722.i

Compound	0.4000000 Level 1	2.0000 Level 2	4.0000 Level 3	10.0000 Level 4	20.0000 Level 5	40.0000 Level 6	Curve	Coefficients b	m1	m2	%RSD or R^2	
	60.0000 Level 7	80.0000 Level 8										
223 Atrazine	0.23595	0.21873	0.23300	0.21981	0.22980	0.23824						
	+++++	+++++					AVRG		0.22926		3.59579	
109 Diallate 2	+++++	+++++	+++++	+++++	+++++	+++++						
	+++++	+++++					AVRG		0.000e+000		0.000e+000	<-
110 Dimethoate	+++++	+++++	+++++	+++++	+++++	+++++						
	+++++	+++++					AVRG		0.000e+000		0.000e+000	<-
111 Pentachlorophenol	0.15029	0.11886	0.18205	0.12756	0.13730	0.14219						
	0.14788	0.14642					AVRG		0.14407		13.00920	
112 Pentachloronitrobenzene	+++++	+++++	+++++	+++++	+++++	+++++						
	+++++	+++++					AVRG		0.000e+000		0.000e+000	<-
113 4-Aminobiphenyl	+++++	+++++	+++++	+++++	+++++	+++++						
	+++++	+++++					AVRG		0.000e+000		0.000e+000	<-
114 Pronamide	+++++	+++++	+++++	+++++	+++++	+++++						
	+++++	+++++					AVRG		0.000e+000		0.000e+000	<-

(4001 - 4162)

4038

C0J250457

Test America Pittsburgh

INITIAL CALIBRATION DATA

Start Cal Date : 02-SEP-2010 01:40
End Cal Date : 02-SEP-2010 04:00
Quant Method : ISTD
Origin : Included
Target Version : 4.14
Integrator : HP RTE
Method file : \\PITSVR06\d\chem\722.i\090210.b\8270D.m
Last Edit : 02-Sep-2010 05:07 722.i

Compound	0.4000000 Level 1	2.0000 Level 2	4.0000 Level 3	10.0000 Level 4	20.0000 Level 5	40.0000 Level 6	Curve	Coefficients b	m1	m2	%RSD or R^2	
	60.0000 Level 7	80.0000 Level 8										
115 Phenanthrene	1.28239	1.13249	1.12808	1.08317	1.10949	1.11073						
	1.12543	1.12072					AVRG		1.13656		5.36016	
116 Anthracene	1.19708	1.14858	1.16024	1.12550	1.07999	1.14136						
	1.14178	1.11667					AVRG		1.13890		2.98552	
117 Dinoseb	+++++	+++++	+++++	+++++	+++++	+++++						
	+++++	+++++					AVRG		0.000e+000		0.000e+000	<-
118 Disulfoton	+++++	+++++	+++++	+++++	+++++	+++++						
	+++++	+++++					AVRG		0.000e+000		0.000e+000	<-
119 Carbazole	1.09657	1.00931	1.04270	1.02047	1.02233	1.00988						
	1.02107	0.99100					AVRG		1.02667		3.09940	
120 Di-n-Butylphthalate	1.37117	1.26476	1.34477	1.28868	1.31069	1.33530						
	1.31994	1.27914					AVRG		1.31431		2.72742	
121 4-Nitroquinoline 1-oxide	+++++	+++++	+++++	+++++	+++++	+++++						
	+++++	+++++					AVRG		0.000e+000		0.000e+000	<-

(4001 - 4162)

4039

C0J250457

Test America Pittsburgh

INITIAL CALIBRATION DATA

Start Cal Date : 02-SEP-2010 01:40
End Cal Date : 02-SEP-2010 04:00
Quant Method : ISTD
Origin : Included
Target Version : 4.14
Integrator : HP RTE
Method file : \\PITSVR06\d\chem\722.i\090210.b\8270D.m
Last Edit : 02-Sep-2010 05:07 722.i

Compound	0.4000000 Level 1	2.0000 Level 2	4.0000 Level 3	10.0000 Level 4	20.0000 Level 5	40.0000 Level 6	Curve	Coefficients b	Coefficients m1	Coefficients m2	%RSD or R^2	
	60.0000 Level 7	80.0000 Level 8										
122 Methapyrilene	+++++	+++++	+++++	+++++	+++++	+++++						
	+++++	+++++					AVRG		0.000e+000		0.000e+000	<-
123 Fluoranthene	1.20302	1.13502	1.15025	1.11592	1.12750	1.14857						
	1.16650	1.12686					AVRG		1.14670		2.42812	
124 Benzidine	+++++	0.53675	0.59359	0.57900	0.55005	0.48763						
	0.43221	+++++					AVRG		0.52987		11.40177	
125 Pyrene	1.45003	1.23742	1.26477	1.28217	1.19908	1.21429						
	1.16010	1.16469					AVRG		1.24657		7.46136	
126 Aramite 1	+++++	+++++	+++++	+++++	+++++	+++++						
	+++++	+++++					AVRG		0.000e+000		0.000e+000	<-
M 191 Aramite, total	+++++	+++++	+++++	+++++	+++++	+++++						
	+++++	+++++					AVRG		0.000e+000		0.000e+000	<-
127 Aramite 2	+++++	+++++	+++++	+++++	+++++	+++++						
	+++++	+++++					AVRG		0.000e+000		0.000e+000	<-

Test America Pittsburgh

INITIAL CALIBRATION DATA

Start Cal Date : 02-SEP-2010 01:40
End Cal Date : 02-SEP-2010 04:00
Quant Method : ISTD
Origin : Included
Target Version : 4.14
Integrator : HP RTE
Method file : \\PITSVR06\d\chem\722.i\090210.b\8270D.m
Last Edit : 02-Sep-2010 05:07 722.i

Compound	0.4000000 Level 1	2.0000 Level 2	4.0000 Level 3	10.0000 Level 4	20.0000 Level 5	40.0000 Level 6	Curve	Coefficients b	m1	m2	%RSD or R^2	
	60.0000 Level 7	80.0000 Level 8										
128 p-Dimethylamino azobenzene	+++++	+++++	+++++	+++++	+++++	+++++						
	+++++	+++++					AVRG		0.000e+000		0.000e+000	<-
129 p-Chlorobenzilate	+++++	+++++	+++++	+++++	+++++	+++++						
	+++++	+++++					AVRG		0.000e+000		0.000e+000	<-
130 Famphur	+++++	+++++	+++++	+++++	+++++	+++++						
	+++++	+++++					AVRG		0.000e+000		0.000e+000	<-
131 Butylbenzylphthalate	0.73514	0.61467	0.59137	0.61565	0.61646	0.61477						
	0.59728	0.60370					AVRG		0.62363		7.38340	
132 3,3'-Dimethylbenzidine	+++++	+++++	+++++	+++++	+++++	+++++						
	+++++	+++++					AVRG		0.000e+000		0.000e+000	<-
133 3,3'-Dimethoxybenzidine	+++++	+++++	+++++	+++++	+++++	+++++						
	+++++	+++++					AVRG		0.000e+000		0.000e+000	<-
134 2-Acetylaminofluorene	+++++	+++++	+++++	+++++	+++++	+++++						
	+++++	+++++					AVRG		0.000e+000		0.000e+000	<-

Test America Pittsburgh

INITIAL CALIBRATION DATA

Start Cal Date : 02-SEP-2010 01:40
End Cal Date : 02-SEP-2010 04:00
Quant Method : ISTD
Origin : Included
Target Version : 4.14
Integrator : HP RTE
Method file : \\PITSVR06\d\chem\722.i\090210.b\8270D.m
Last Edit : 02-Sep-2010 05:07 722.i

Compound	0.4000000 Level 1	2.0000 Level 2	4.0000 Level 3	10.0000 Level 4	20.0000 Level 5	40.0000 Level 6	60.0000 Level 7	80.0000 Level 8	Curve	Coefficients b	m1	m2	%RSD or R^2	
135 3,3'-Dichlorobenzidine	0.42799	0.38710	0.39258	0.41290	0.40124	0.41011	0.39969	0.40783	AVRG		0.40493		3.15468	
136 Benzo(a)Anthracene	1.27726	1.11499	1.15747	1.13692	1.09996	1.09602	1.11289	1.12119	AVRG		1.13959		5.18134	
137 Chrysene	1.17724	1.08214	1.08525	1.06490	1.06964	1.06183	1.07306	1.07213	AVRG		1.08578		3.48057	
138 4,4'-Methylene bis(o-chloroan	+++++	+++++	+++++	+++++	+++++	+++++	+++++	+++++	AVRG		0.000e+000		0.000e+000	<-
139 bis(2-ethylhexyl)Phthalate	1.00198	0.84291	0.87898	0.87642	0.84999	0.89351	0.90064	0.89323	AVRG		0.89221		5.48421	
140 Di-n-octylphthalate	1.82628	1.52117	1.61099	1.57452	1.56139	1.56671	1.53153	1.50727	AVRG		1.58748		6.42488	
141 Benzo(b)fluoranthene	1.46736	1.18101	1.27439	1.37009	1.38492	1.31927	1.28995	1.35775	AVRG		1.33059		6.43188	

(4001 - 4162)

4042

C0J250457

Test America Pittsburgh

INITIAL CALIBRATION DATA

Start Cal Date : 02-SEP-2010 01:40
End Cal Date : 02-SEP-2010 04:00
Quant Method : ISTD
Origin : Included
Target Version : 4.14
Integrator : HP RTE
Method file : \\PITSVR06\d\chem\722.i\090210.b\8270D.m
Last Edit : 02-Sep-2010 05:07 722.i

Compound	0.4000000 Level 1	2.0000 Level 2	4.0000 Level 3	10.0000 Level 4	20.0000 Level 5	40.0000 Level 6	Curve	Coefficients b	m1	m2	%RSD or R^2	
	60.0000 Level 7	80.0000 Level 8										
142 Benzo(k)fluoranthene	1.25450	1.27047	1.29499	1.16586	1.18847	1.26053						
	1.32625	1.30594					AVRG		1.25838		4.43704	
143 7,12-dimethylbenz[a]anthracen	0.60744	0.56023	0.58302	0.59288	0.59160	0.62197						
	0.61668	0.65357					AVRG		0.60342		4.68058	
213 Dinocap 1(1)	+++++	+++++	+++++	+++++	+++++	+++++						
	+++++	+++++					AVRG		0.000e+000		0.000e+000	<-
(2)	+++++	+++++	+++++	+++++	+++++	+++++						
	+++++	+++++					AVRG		0.000e+000		0.000e+000	<-
214 Dinocap 2	+++++	+++++	+++++	+++++	+++++	+++++						
	+++++	+++++					AVRG		0.000e+000		0.000e+000	<-
215 Dinocap 4	+++++	+++++	+++++	+++++	+++++	+++++						
	+++++	+++++					AVRG		0.000e+000		0.000e+000	<-
M 218 Dinocap, total	+++++	+++++	+++++	+++++	+++++	+++++						
	+++++	+++++					AVRG		0.000e+000		0.000e+000	<-

Test America Pittsburgh

INITIAL CALIBRATION DATA

Start Cal Date : 02-SEP-2010 01:40
End Cal Date : 02-SEP-2010 04:00
Quant Method : ISTD
Origin : Included
Target Version : 4.14
Integrator : HP RTE
Method file : \\PITSVR06\d\chem\722.i\090210.b\8270D.m
Last Edit : 02-Sep-2010 05:07 722.i

Compound	0.4000000 Level 1 / 60.0000 Level 7	2.0000 Level 2 / 80.0000 Level 8	4.0000 Level 3	10.0000 Level 4	20.0000 Level 5	40.0000 Level 6	Curve	Coefficients b	m1	m2	%RSD or R^2	
216 Dinocap 3	+++++ / +++++	+++++ / +++++	+++++	+++++	+++++	+++++	AVRG		0.000e+000		0.000e+000	<-
144 Hexachlorophene	+++++ / +++++	+++++ / +++++	+++++	+++++	+++++	+++++	AVRG		0.000e+000		0.000e+000	<-
145 Hexachlorophene product	+++++ / +++++	+++++ / +++++	+++++	+++++	+++++	+++++	AVRG		0.000e+000		0.000e+000	<-
146 Benzo(a)pyrene	1.04420 / 0.99401	0.93911 / 1.00700	0.95264	0.96537	0.94999	0.99089	AVRG		0.98040		3.59573	
148 3-Methylcholanthrene	+++++ / +++++	+++++ / +++++	+++++	+++++	+++++	+++++	AVRG		0.000e+000		0.000e+000	<-
149 Indeno(1,2,3-cd)pyrene	1.25171 / 1.31036	1.17637 / 1.32691	1.15373	1.16573	1.20363	1.24446	AVRG		1.22911		5.33012	
150 Dibenz(a,h)anthracene	1.01176 / 1.10784	0.94974 / 1.10742	0.94136	0.96686	1.01484	1.03733	AVRG		1.01714		6.39658	

(4001 - 4162)

4044

C0J250457

Test America Pittsburgh

INITIAL CALIBRATION DATA

Start Cal Date : 02-SEP-2010 01:40
End Cal Date : 02-SEP-2010 04:00
Quant Method : ISTD
Origin : Included
Target Version : 4.14
Integrator : HP RTE
Method file : \\PITSVR06\d\chem\722.i\090210.b\8270D.m
Last Edit : 02-Sep-2010 05:07 722.i

Compound	0.4000000 Level 1	2.0000 Level 2	4.0000 Level 3	10.0000 Level 4	20.0000 Level 5	40.0000 Level 6	Curve	Coefficients b	m1	m2	%RSD or R^2	
	60.0000 Level 7	80.0000 Level 8										
151 Benzo(g,h,i)perylene	1.15577	0.95021	0.98590	0.96064	1.03285	1.05100						
	1.08333	1.08053					AVRG		1.03753		6.75011	
204 Benzenethiol	+++++	+++++	+++++	+++++	+++++	+++++						
	+++++	+++++					AVRG		0.000e+000		0.000e+000	<-
205 1-Methylnaphthalene	0.66986	0.67980	0.67663	0.68524	0.65584	0.65457						
	0.65721	0.65844					AVRG		0.66720		1.83151	
206 Kepone	+++++	+++++	+++++	+++++	+++++	+++++						
	+++++	+++++					AVRG		0.000e+000		0.000e+000	<-
207 6-Methylchrysene	+++++	+++++	+++++	+++++	+++++	+++++						
	+++++	+++++					AVRG		0.000e+000		0.000e+000	<-
208 Dibenzo(a,h)acridine	+++++	+++++	+++++	+++++	+++++	+++++						
	+++++	+++++					AVRG		0.000e+000		0.000e+000	<-
209 Dibenz(a,j)acridine	+++++	+++++	+++++	+++++	+++++	+++++						
	+++++	+++++					AVRG		0.000e+000		0.000e+000	<-

(4001 - 4162)

4045

C0J250457

Test America Pittsburgh

INITIAL CALIBRATION DATA

Start Cal Date : 02-SEP-2010 01:40
End Cal Date : 02-SEP-2010 04:00
Quant Method : ISTD
Origin : Included
Target Version : 4.14
Integrator : HP RTE
Method file : \\PITSVR06\d\chem\722.i\090210.b\8270D.m
Last Edit : 02-Sep-2010 05:07 722.i

Compound	0.4000000 Level 1	2.0000 Level 2	4.0000 Level 3	10.0000 Level 4	20.0000 Level 5	40.0000 Level 6	60.0000 Level 7	80.0000 Level 8	Curve	Coefficients b	m1	m2	%RSD or R^2	
210 Isodrin	+++++	+++++	+++++	+++++	+++++	+++++	+++++		AVRG		0.000e+000		0.000e+000	<-
211 Parathion	+++++	+++++	+++++	+++++	+++++	+++++	+++++		AVRG		0.000e+000		0.000e+000	<-
212 Methyl parathion	+++++	+++++	+++++	+++++	+++++	+++++	+++++		AVRG		0.000e+000		0.000e+000	<-
$ 154 Nitrobenzene-d5	0.45315	0.41999	0.41252	0.40633	0.39851	0.39914	0.40588	0.39274	AVRG		0.41103		4.63239	
$ 155 2-Fluorobiphenyl	1.38833	1.27723	1.34120	1.28932	1.32855	1.34514	1.30865	1.31571	AVRG		1.32427		2.64606	
$ 156 Terphenyl-d14	0.90849	0.81333	0.85839	0.81386	0.80870	0.81599	0.79941	0.80041	AVRG		0.82732		4.54755	

Test America Pittsburgh

INITIAL CALIBRATION DATA

Start Cal Date : 02-SEP-2010 01:40
End Cal Date : 02-SEP-2010 04:00
Quant Method : ISTD
Origin : Included
Target Version : 4.14
Integrator : HP RTE
Method file : \\PITSVR06\d\chem\722.i\090210.b\8270D.m
Last Edit : 02-Sep-2010 05:07 722.i

Compound	0.4000000 Level 1	2.0000 Level 2	4.0000 Level 3	10.0000 Level 4	20.0000 Level 5	40.0000 Level 6	Curve	Coefficients b	m1	m2	%RSD or R^2
	60.0000 Level 7	80.0000 Level 8									
$ 157 Phenol-d5	1.68972	1.59230	1.62747	1.69339	1.58365	1.60528					
	1.56272	1.54987					AVRG		1.61305		3.34845
$ 158 2-Fluorophenol	1.26043	1.18139	1.15225	1.16745	1.15365	1.17921					
	1.15027	1.11804					AVRG		1.17034		3.54800
$ 159 2,4,6-Tribromophenol	0.08267	0.08833	0.08721	0.08392	0.08645	0.08871					
	0.09201	0.09392					AVRG		0.08790		4.29620
$ 186 2-Chlorophenol-d4	1.56432	1.38448	1.45889	1.42931	1.41597	1.40778					
	1.40168	1.36728					AVRG		1.42872		4.29515
$ 187 1,2-Dichlorobenzene-d4	1.01436	0.93222	1.00771	0.99287	0.96442	0.98630					
	0.99133	0.97356					AVRG		0.98285		2.66004

Test America Pittsburgh

INITIAL CALIBRATION DATA

Start Cal Date : 02-SEP-2010 01:40
End Cal Date : 02-SEP-2010 04:00
Quant Method : ISTD
Origin : Included
Target Version : 4.14
Integrator : HP RTE
Method file : \\PITSVR06\d\chem\722.i\090210.b\8270D.m
Last Edit : 02-Sep-2010 05:07 722.i

Curve	Formula	Units
Averaged	Amt = Rsp/m1	Response
Quad	Amt = b + m1*Rsp + m2*Rsp^2	Response

(4001 - 4162)

4048

C0J250457

Test America Pittsburgh

INITIAL CALIBRATION DATA

Start Cal Date : 02-SEP-2010 01:40
End Cal Date : 02-SEP-2010 04:00
Quant Method : ISTD
Origin : Included
Target Version : 4.14
Integrator : HP RTE
Method file : \\PITSVR06\d\chem\722.i\090210.b\LL.m
Last Edit : 02-Sep-2010 04:59 bungardf

Calibration File Names:
Level 1: \\PITSVR06\d\chem\722.i\090210.b\F09020C2.D
Level 2: \\PITSVR06\d\chem\722.i\090210.b\F09020C3.D
Level 3: \\PITSVR06\d\chem\722.i\090210.b\F09020C1.D
Level 4: \\PITSVR06\d\chem\722.i\090210.b\F09020C4.D
Level 5: \\PITSVR06\d\chem\722.i\090210.b\F09020C5.D
Level 6: \\PITSVR06\d\chem\722.i\090210.b\F09020C6.D
Level 7: \\PITSVR06\d\chem\722.i\090210.b\F09020C7.D
Level 8: \\PITSVR06\d\chem\722.i\090210.b\F09020C8.D

Compound	0.4000000 Level 1	2.0000 Level 2	4.0000 Level 3	10.0000 Level 4	20.0000 Level 5	40.0000 Level 6	Curve	Coefficients b	m1	m2	%RSD or R^2	
	60.0000 Level 7	80.0000 Level 8										
227 Indene	2.54383	2.41104	2.52407	2.50094	2.41111	2.40678						
	2.36312	2.29217					AVRG		2.43163		3.52884	
225 n-Decane	+++++	+++++	+++++	+++++	+++++	+++++						
	+++++	+++++					AVRG		0.000e+000		0.000e+000	<-
226 n-Octadecane	+++++	+++++	+++++	+++++	+++++	+++++						
	+++++	+++++					AVRG		0.000e+000		0.000e+000	<-

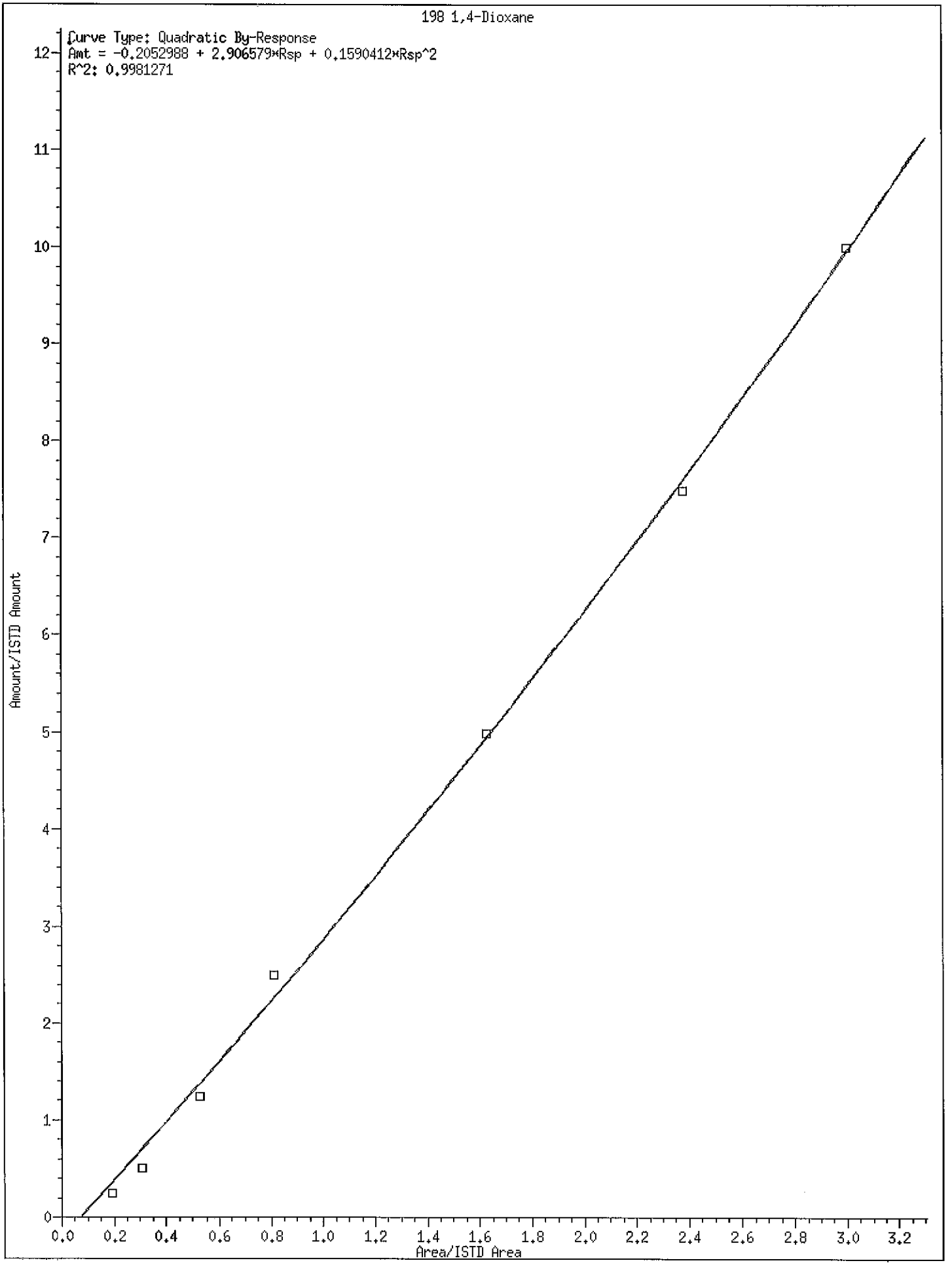
198 1,4-Dioxane
Curve Type: Quadratic By-Response
Amt = -0.2052988 + 2.906579*Rsp + 0.1590412*Rsp^2
R^2: 0.9981271
Amount/ISTD Amount
Area/ISTD Area
0
1
2
3
4
5
6
7
8
9
10
11
12
0.0
0.2
0.4
0.6
0.8
1.0
1.2
1.4
1.6
1.8
2.0
2.2
2.4
2.6
2.8
3.0
3.2

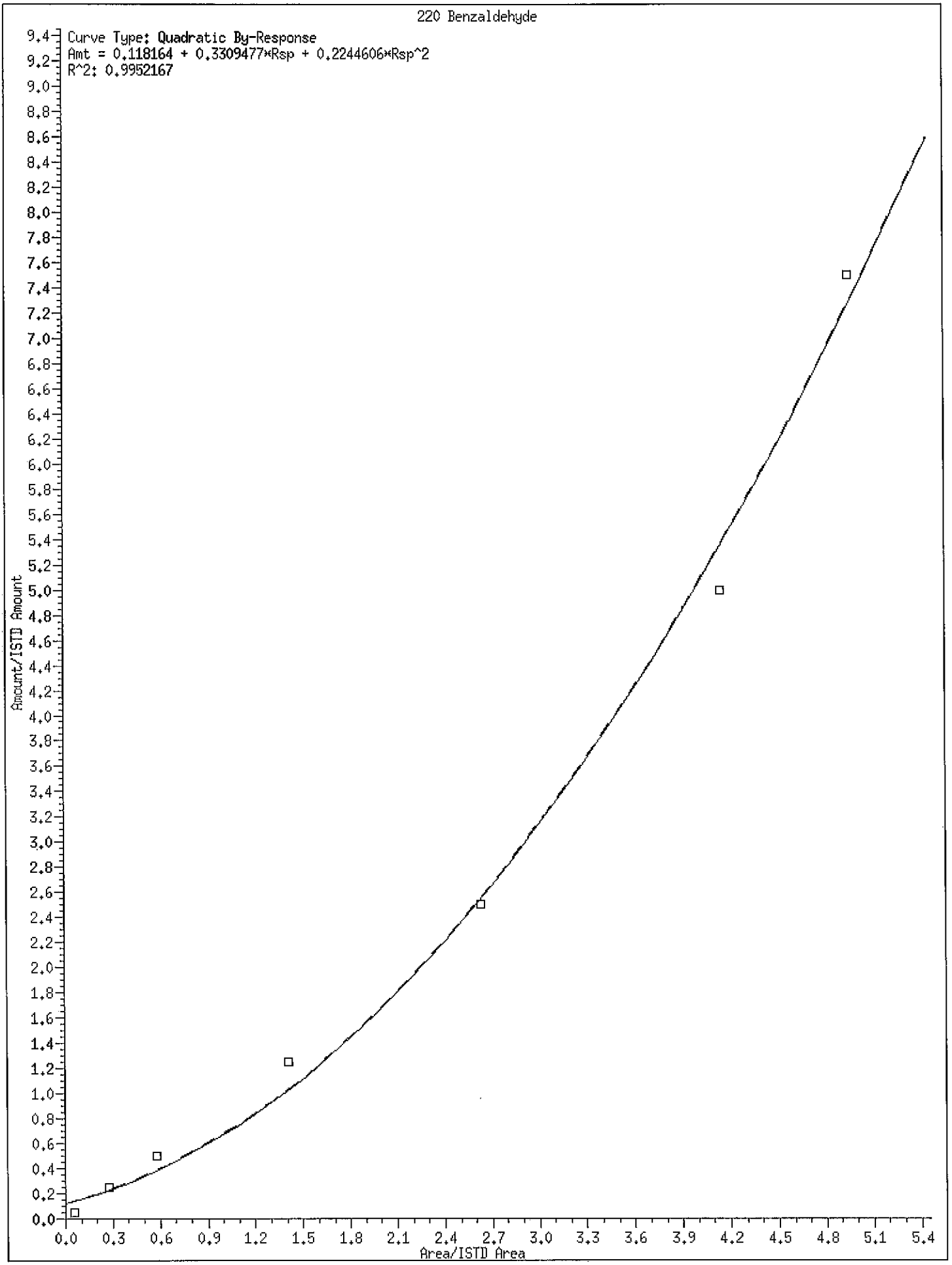
220 Benzaldehyde
Curve Type: Quadratic By-Response
Amt = 0.118164 + 0.3309477*Rsp + 0.2244606*Rsp^2
R^2: 0.9952167
Amount/ISTD Amount
Area/ISTD Area
0.0 0.3 0.6 0.9 1.2 1.5 1.8 2.1 2.4 2.7 3.0 3.3 3.6 3.9 4.2 4.5 4.8 5.1 5.4
0.0 0.2 0.4 0.6 0.8 1.0 1.2 1.4 1.6 1.8 2.0 2.2 2.4 2.6 2.8 3.0 3.2 3.4 3.6 3.8 4.0 4.2 4.4 4.6 4.8 5.0 5.2 5.4 5.6 5.8 6.0 6.2 6.4 6.6 6.8 7.0 7.2 7.4 7.6 7.8 8.0 8.2 8.4 8.6 8.8 9.0 9.2 9.4

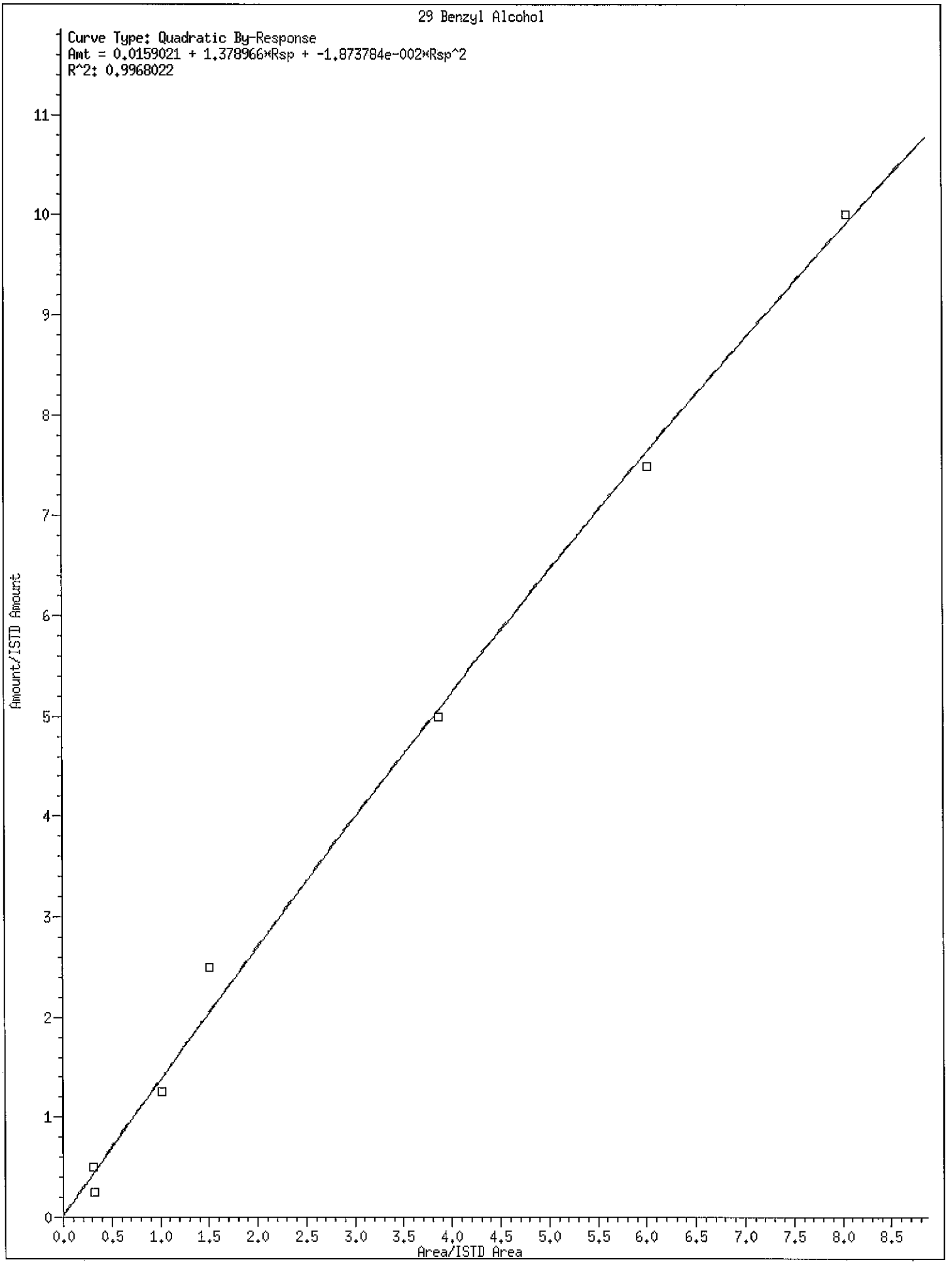
29 Benzyl Alcohol
Curve Type: Quadratic By-Response
Amt = 0.0159021 + 1.378966*Rsp + -1.873784e-002*Rsp^2
R^2: 0.9968022
Amount/ISTD Amount
Area/ISTD Area
0
1
2
3
4
5
6
7
8
9
10
11
0.0
0.5
1.0
1.5
2.0
2.5
3.0
3.5
4.0
4.5
5.0
5.5
6.0
6.5
7.0
7.5
8.0
8.5

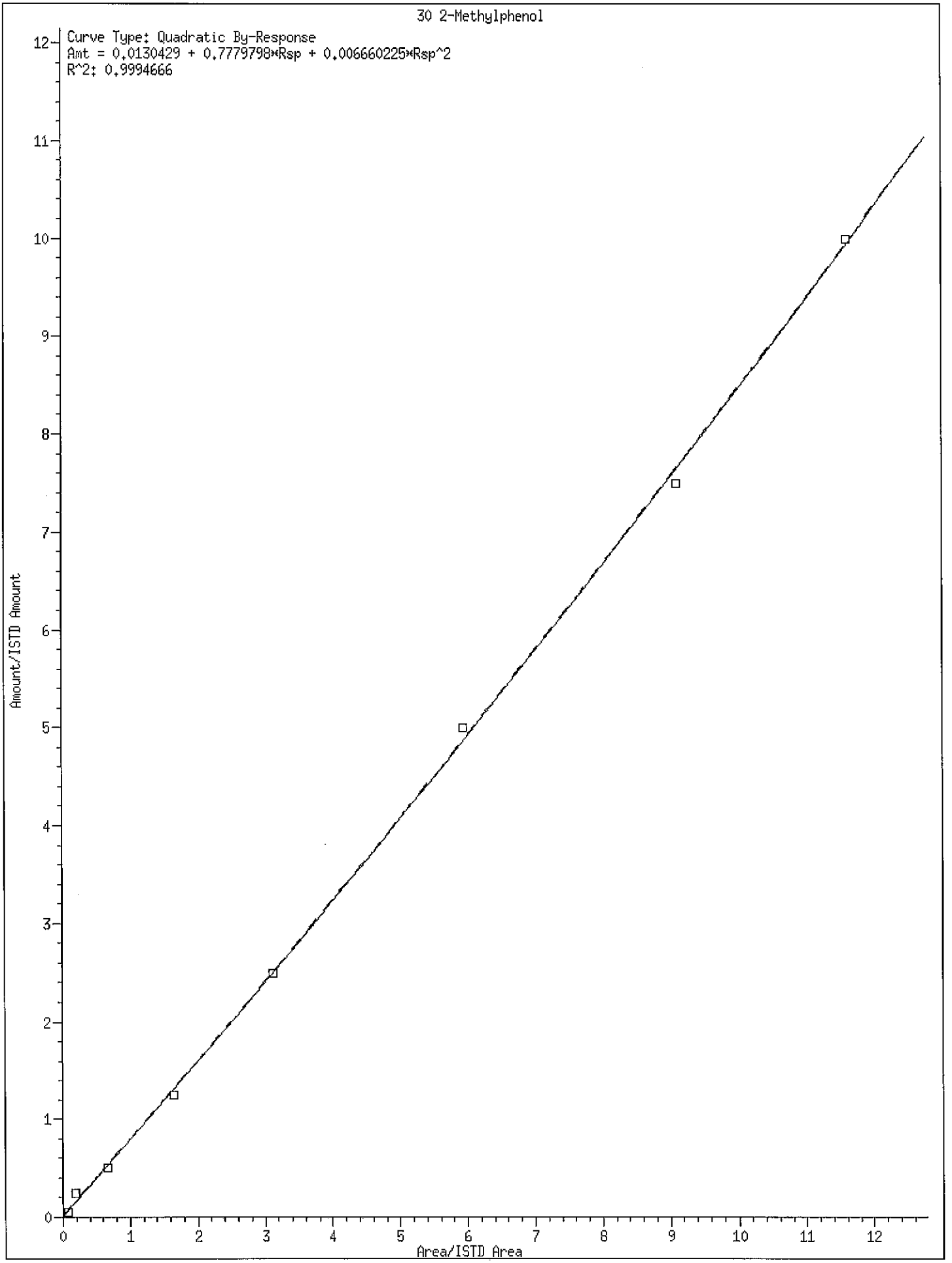
30 2-Methylphenol
Curve Type: Quadratic By-Response
Amt = 0.0130429 + 0.7779798*Rsp + 0.006660225*Rsp^2
R^2: 0.9994666
Amount/ISTD Amount
Area/ISTD Area
0
1
2
3
4
5
6
7
8
9
10
11
12

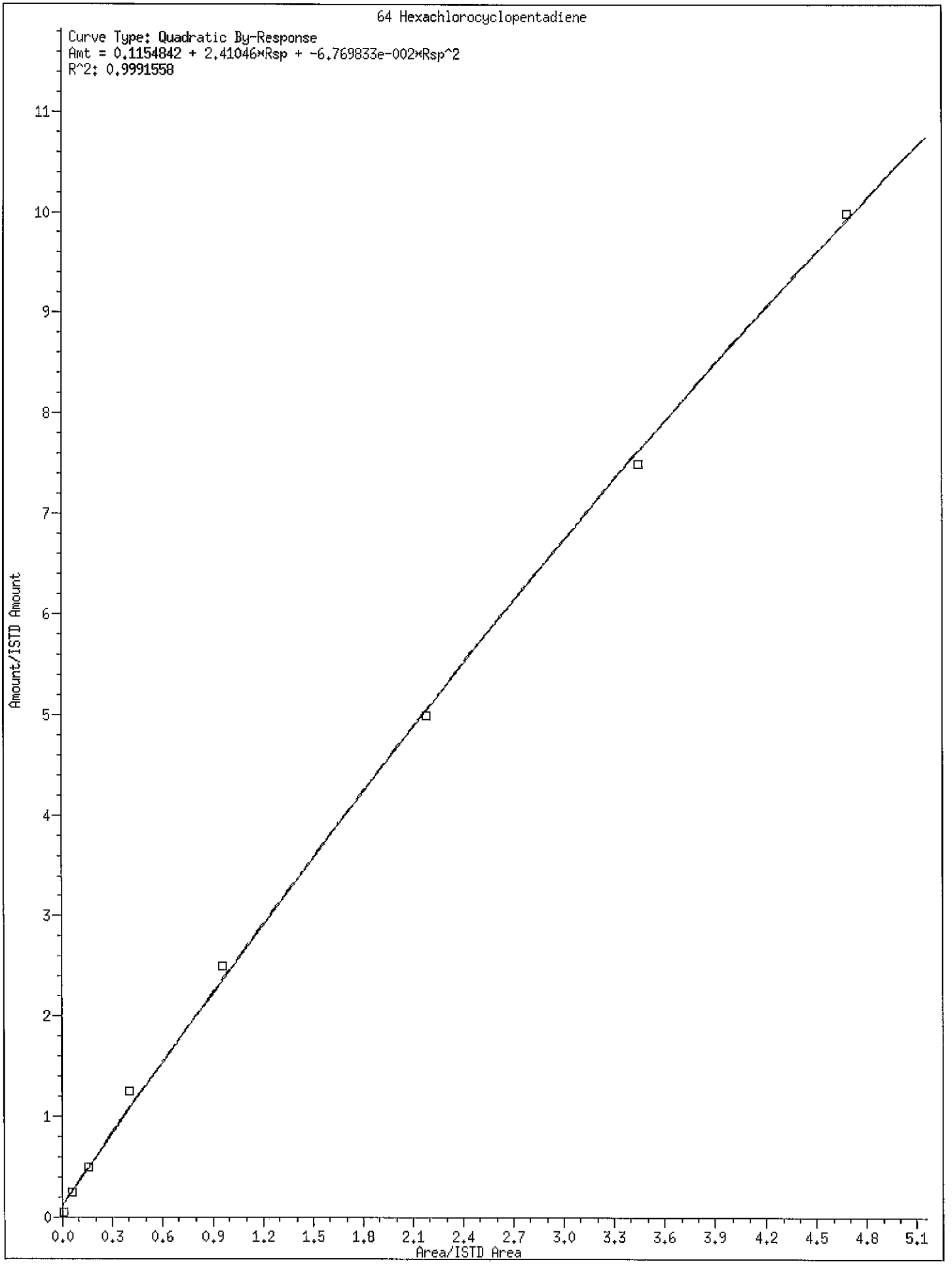
64 Hexachlorocyclopentadiene
Curve Type: Quadratic By-Response
Amt = 0.1154842 + 2.41046*Rsp + -6.769833e-002*Rsp^2
R^2: 0.9991558
Amount/ISTD Amount
Area/ISTD Area
0
1
2
3
4
5
6
7
8
9
10
11
0.0
0.3
0.6
0.9
1.2
1.5
1.8
2.1
2.4
2.7
3.0
3.3
3.6
3.9
4.2
4.5
4.8
5.1

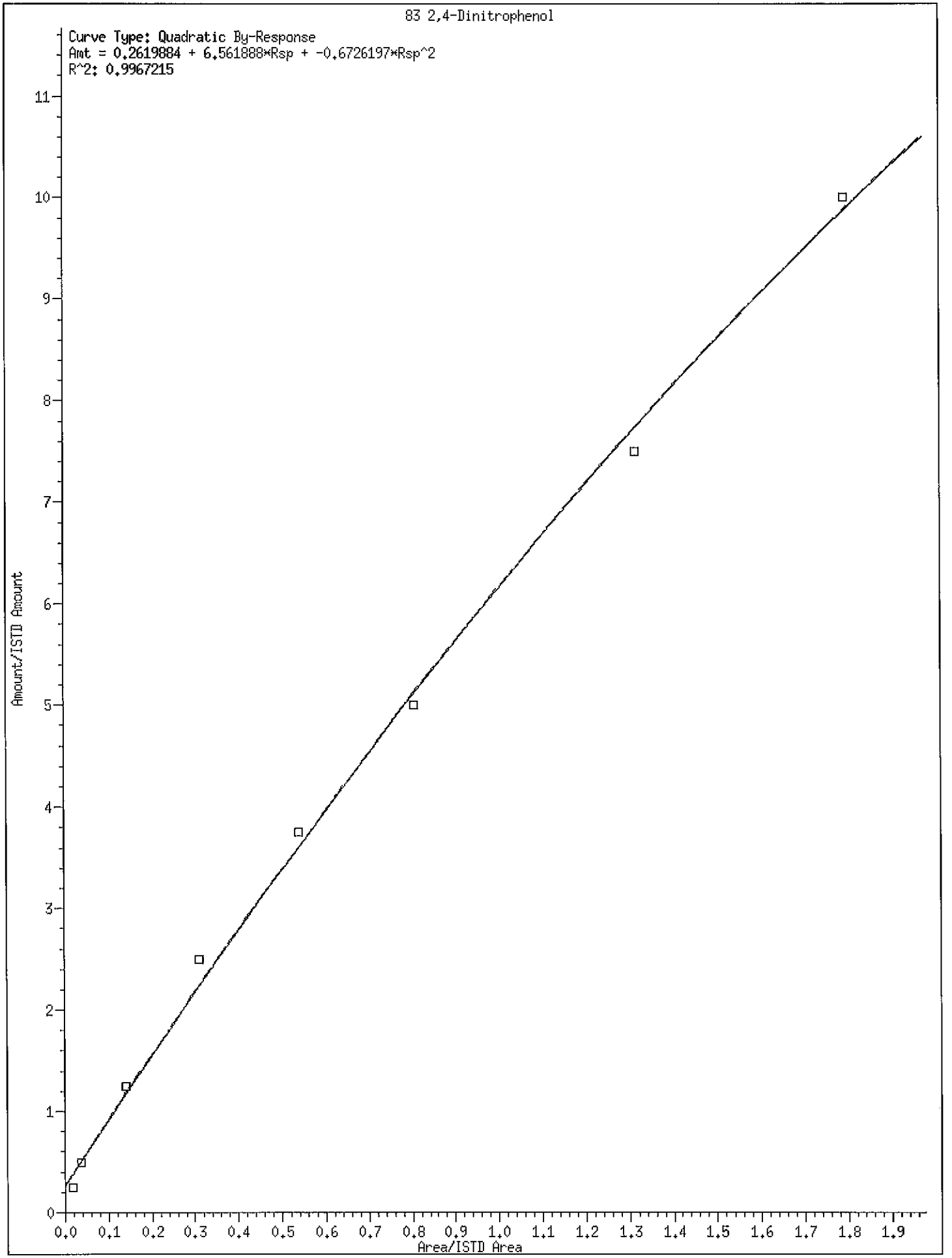
83 2,4-Dinitrophenol
Curve Type: Quadratic By-Response
Amt = 0.2619884 + 6.561888*Rsp + -0.6726197*Rsp^2
R^2: 0.9967215
Amount/ISTD Amount
Area/ISTD Area
0
1
2
3
4
5
6
7
8
9
10
11
0.0
0.1
0.2
0.3
0.4
0.5
0.6
0.7
0.8
0.9
1.0
1.1
1.2
1.3
1.4
1.5
1.6
1.7
1.8
1.9

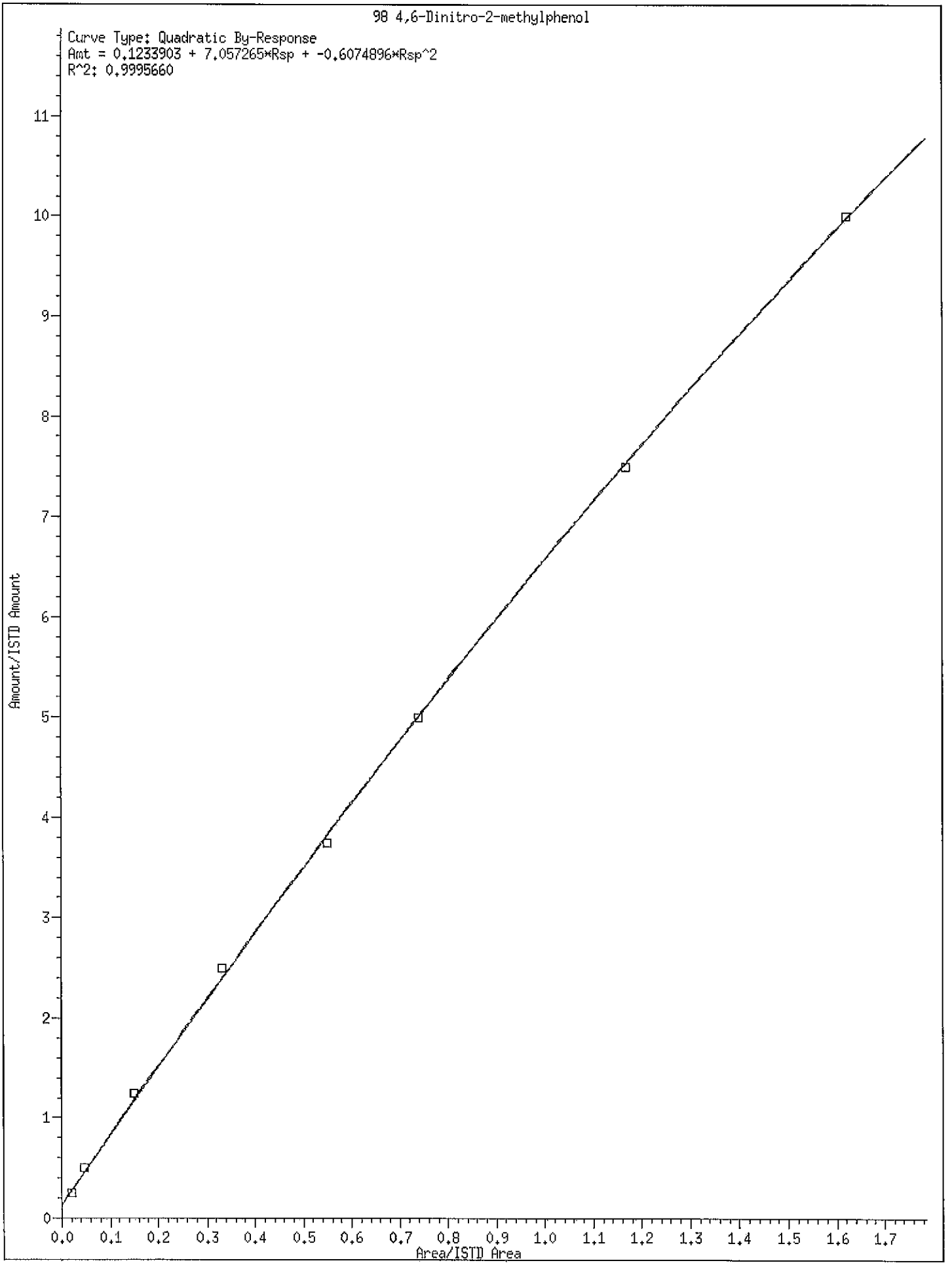
98 4,6-Dinitro-2-methylphenol
Curve Type: Quadratic By-Response
Amt = 0.1233903 + 7.057265*Rsp + -0.6074896*Rsp^2
R^2: 0.9995660
Amount/ISTD Amount
Area/ISTD Area
0
1
2
3
4
5
6
7
8
9
10
11
0.0
0.1
0.2
0.3
0.4
0.5
0.6
0.7
0.8
0.9
1.0
1.1
1.2
1.3
1.4
1.5
1.6
1.7

Data File: \\PITSVR06\d\chem\722.i\090210.b\F09020C2.D
Date : 02-SEP-2010 02:02
Client ID: SSTD.4
Sample Info: SSTD.4 (.2ug/ml) BNA0660-10

Instrument: 722.i
Operator: 007062
Column diameter: 0.25

Column phase: Hp5-MS

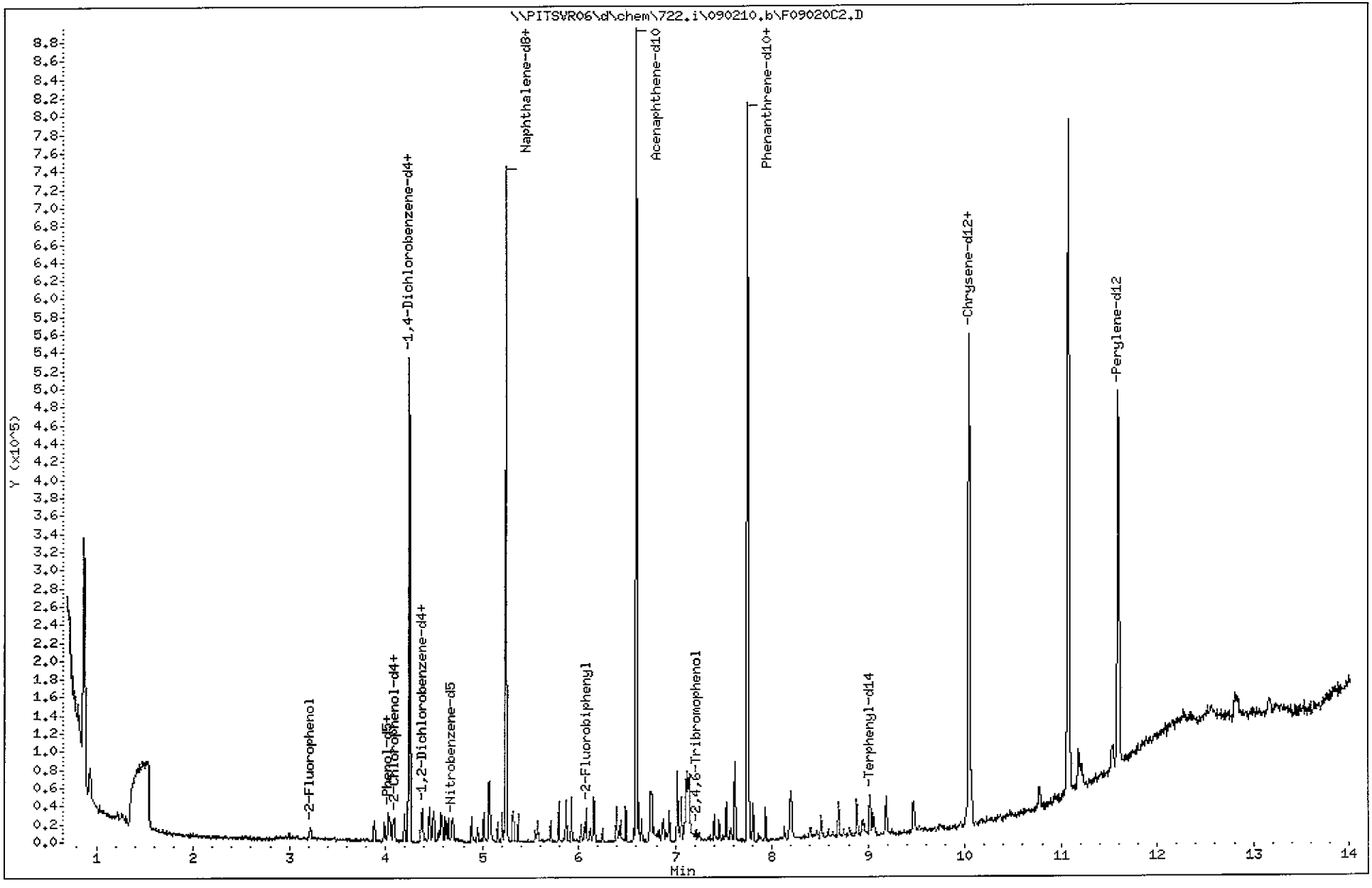

Test America Pittsburgh

Semivolatile REPORT SW-846 Method 8270

Data file : \\PITSVR06\d\chem\722.i\090210.b\F09020C2.D
Lab Smp Id: sstd.4 Client Smp ID: SSTD.4
Inj Date : 02-SEP-2010 02:02
Operator : 007062 Inst ID: 722.i
Smp Info : SSTD.4 (.2ug/ml) BNA0660-10
Misc Info : sstd.4,090210.b,ll.m,2-root.sub,1,1
Comment :
Method : \\PITSVR06\d\chem\722.i\090210.b\LL.m
Meth Date : 02-Sep-2010 03:40 722.i Quant Type: ISTD
Cal Date : 18-AUG-2010 02:51 Cal File: F08180A9.D
Als bottle: 3 Calibration Sample, Level: 1
Dil Factor: 1.00000
Integrator: HP RTE Compound Sublist: 2-root.sub
Target Version: 4.14

	Compounds	QUANT SIG MASS	RT	EXP RT	REL RT	RESPONSE	AMOUNTS CAL-AMT (NG)	AMOUNTS ON-COL (NG)
* 1	1,4-Dichlorobenzene-d4	152	4.246	4.246	(1.000)	75752	8.00000	
* 2	Naphthalene-d8	136	5.245	5.245	(1.000)	286836	8.00000	
* 3	Acenaphthene-d10	164	6.596	6.596	(1.000)	158968	8.00000	
* 4	Phenanthrene-d10	188	7.745	7.745	(1.000)	242173	8.00000	
* 5	Chrysene-d12	240	10.042	10.042	(1.000)	208368	8.00000	
* 6	Perylene-d12	264	11.591	11.591	(1.000)	186784	8.00000	
198	1,4-Dioxane	88	0.869	0.869	(0.205)	11728	0.40000	2.6815(M)
220	Benzaldehyde	77	3.882	3.882	(0.914)	4430	0.40000	0.46024
10	N-Nitrosodimethylamine	74	1.217	1.217	(0.287)	2819	0.40000	0.34474(M)
9	Pyridine	79	1.265	1.265	(0.298)	6172	0.40000	0.40934(M)
16	Methyl methanesulfonate	80	2.996	2.996	(0.706)	2671	0.40000	0.39827(M)
21	Aniline	93	3.989	3.989	(0.940)	7930	0.40000	0.41184
22	Phenol	94	4.037	4.037	(0.951)	7669	0.40000	0.44609
23	bis(2-Chloroethyl)ether	93	4.053	4.053	(0.955)	5760	0.40000	0.45754
24	2-Chlorophenol	128	4.091	4.091	(0.964)	5836	0.40000	0.42650
26	1,3-Dichlorobenzene	146	4.198	4.198	(0.989)	6821	0.40000	0.43013
27	1,4-Dichlorobenzene	146	4.262	4.262	(1.004)	6384	0.40000	0.40385
28	1,2-Dichlorobenzene	146	4.379	4.379	(1.031)	6505	0.40000	0.43204
227	Indene	116	4.449	4.449	(1.048)	9635	0.40000	0.41506(A)
29	Benzyl Alcohol	108	Compound Not Detected.					
30	2-Methylphenol	108	4.497	4.497	(1.059)	5200	0.40000	0.45640
31	2,2'-oxybis(1-Chloropropane)	45	4.486	4.486	(1.057)	5036	0.40000	0.42872
37	Acetophenone	105	4.572	4.572	(1.077)	7445	0.40000	0.41287
32	N-Nitroso-di-n-propylamine	70	4.582	4.582	(1.079)	3969	0.40000	0.42070(M)
192	4-Methylphenol	108	4.614	4.614	(1.087)	5032	0.40000	0.42586
34	Hexachloroethane	117	4.646	4.646	(1.094)	2074	0.40000	0.35371
35	Nitrobenzene	77	4.700	4.700	(0.896)	6672	0.40000	0.58854(M)
36	N-Nitrosopyrrolidine	100	4.545	4.545	(1.070)	2291	0.40000	0.37718
41	Isophorone	82	4.887	4.887	(0.932)	10609	0.40000	0.42771(M)
42	2-Nitrophenol	139	4.951	4.951	(0.944)	2465	0.40000	0.33934(M)
43	2,4-Dimethylphenol	107	5.015	5.015	(0.956)	6258	0.40000	0.45016
44	bis(2-Chloroethoxy)methane	93	5.068	5.068	(0.966)	6079	0.40000	0.42240
48	2,4-Dichlorophenol	162	5.154	5.154	(0.983)	4285	0.40000	0.40012
49	Benzoic Acid	122	5.074	5.074	(0.967)	9639	2.00000	1.7582

Compounds	QUANT SIG MASS	RT	EXP RT	REL RT	RESPONSE	AMOUNTS CAL-AMT (NG)	AMOUNTS ON-COL (NG)
50 1,2,4-Trichlorobenzene	180	5.202	5.202	(0.992)	5066	0.40000	0.41661
51 Naphthalene	128	5.261	5.261	(1.003)	16836	0.40000	0.43796
52 4-Chloroaniline	127	5.309	5.309	(1.012)	6211	0.40000	0.39425
54 2,6-Dichlorophenol	162	5.319	5.319	(1.014)	4374	0.40000	0.41264
56 Hexachlorobutadiene	225	5.368	5.368	(1.023)	3038	0.40000	0.42109
221 Caprolactam	113	5.549	5.549	(1.058)	1129	0.40000	0.31078
59 4-Chloro-3-Methylphenol	107	5.709	5.709	(1.089)	4456	0.40000	0.40246
62 2-Methylnaphthalene	142	5.795	5.795	(1.105)	10568	0.40000	0.42044
205 1-Methylnaphthalene	142	5.870	5.870	(1.119)	9607	0.40000	0.40084
64 Hexachlorocyclopentadiene	237	5.928	5.928	(0.899)	1683	0.40000	0.25076
65 1,2,4,5-Tetrachlorobenzene	216	5.928	5.928	(0.899)	4668	0.40000	0.41074
66 2,4,6-Trichlorophenol	196	6.025	6.025	(0.913)	3146	0.40000	0.42196(M)
67 2,4,5-Trichlorophenol	196	6.062	6.062	(0.919)	2947	0.40000	0.37596(M)
222 1,1'-Biphenyl	154	6.158	6.158	(0.934)	12386	0.40000	0.40916
70 2-Chloronaphthalene	162	6.169	6.169	(0.935)	9421	0.40000	0.40532
73 2-Nitroaniline	65	6.249	6.249	(0.947)	2434	0.40000	0.35828
76 Dimethylphthalate	163	6.393	6.393	(0.969)	11379	0.40000	0.44329(M)
78 2,6-Dinitrotoluene	165	6.436	6.436	(0.976)	2368	0.40000	0.40201
79 Acenaphthylene	152	6.484	6.484	(0.983)	15241	0.40000	0.41473
81 3-Nitroaniline	138	6.570	6.570	(0.996)	2176	0.40000	0.35676
82 Acenaphthene	153	6.623	6.623	(1.004)	9599	0.40000	0.42024
83 2,4-Dinitrophenol	184	6.650	6.650	(1.008)	2925	2.00000	1.0253
85 4-Nitrophenol	109	6.735	6.735	(1.021)	6950	2.00000	1.7185
86 Dibenzofuran	168	6.757	6.757	(1.024)	13704	0.40000	0.42632
87 2,4-Dinitrotoluene	165	6.746	6.746	(1.023)	2967	0.40000	0.38472
91 2,3,5,6-Tetrachlorophenol	232	6.831	6.831	(1.036)	2364	0.40000	0.38926
88 2,3,4,6-Tetrachlorophenol	232	6.863	6.863	(1.040)	2882	0.40000	0.45335
92 2-Naphthylamine	143	6.879	6.879	(1.043)	8942	0.40000	0.42675
93 Diethylphthalate	149	6.938	6.938	(1.052)	11645	0.40000	0.46118
94 Fluorene	166	7.018	7.018	(1.064)	11188	0.40000	0.42652
95 4-Chlorophenyl-phenylether	204	7.024	7.024	(1.065)	5255	0.40000	0.41322
96 4-Nitroaniline	138	6.570	6.570	(0.996)	2176	0.40000	0.35329
98 4,6-Dinitro-2-methylphenol	198	7.061	7.061	(0.912)	5114	2.00000	1.3441
99 N-Nitrosodiphenylamine	169	7.114	7.114	(0.919)	7434	0.40000	0.43195
100 1,2-Diphenylhydrazine	77	7.141	7.141	(0.922)	11906	0.40000	0.42865
106 4-Bromophenyl-phenylether	248	7.398	7.398	(0.955)	2858	0.40000	0.42618
107 Hexachlorobenzene	284	7.451	7.451	(0.962)	2471	0.40000	0.38701(M)
223 Atrazine	200	7.526	7.526	(0.972)	2857	0.40000	0.41167(M)
111 Pentachlorophenol	266	7.611	7.611	(0.983)	9099	2.00000	2.0912
115 Phenanthrene	178	7.761	7.761	(1.002)	15528	0.40000	0.45042
116 Anthracene	178	7.804	7.804	(1.008)	14495	0.40000	0.41926
119 Carbazole	167	7.932	7.932	(1.024)	13278	0.40000	0.42512
120 Di-n-Butylphthalate	149	8.199	8.199	(1.059)	16603	0.40000	0.41572
123 Fluoranthene	202	8.696	8.696	(1.123)	14567	0.40000	0.41861
124 Benzidine	184	8.808	8.808	(0.877)	5276	0.40000	0.38472(M)
125 Pyrene	202	8.883	8.883	(0.885)	15107	0.40000	0.46096
131 Butylbenzylphthalate	149	9.476	9.476	(0.944)	7659	0.40000	0.46938
135 3,3'-Dichlorobenzidine	252	10.010	10.010	(0.997)	4459	0.40000	0.42321(M)
136 Benzo(a)Anthracene	228	10.031	10.031	(0.999)	13307	0.40000	0.44729
137 Chrysene	228	10.069	10.069	(1.003)	12265	0.40000	0.43292
139 bis(2-ethylhexyl)Phthalate	149	10.069	10.069	(1.003)	10439	0.40000	0.44928(M)
140 Di-n-octylphthalate	149	10.768	10.768	(0.929)	17056	0.40000	0.45684(M)
141 Benzo(b)fluoranthene	252	11.185	11.185	(0.965)	13704	0.40000	0.44240
142 Benzo(k)fluoranthene	252	11.212	11.212	(0.967)	11716	0.40000	0.40093

Compounds	QUANT SIG MASS	RT	EXP RT	REL RT	RESPONSE	AMOUNTS CAL-AMT (NG)	AMOUNTS ON-COL (NG)
143 7,12-dimethylbenz[a]anthracen	256	11.174	11.174	(0.964)	5673	0.40000	0.40750
146 Benzo(a)pyrene	252	11.532	11.532	(0.995)	9752	0.40000	0.42769
149 Indeno(1,2,3-cd)pyrene	276	12.809	12.809	(1.105)	11690	0.40000	0.41204
150 Dibenz(a,h)anthracene	278	12.841	12.841	(1.108)	9449	0.40000	0.40299
151 Benzo(g,h,i)perylene	276	13.156	13.156	(1.135)	10794	0.40000	0.44824(M)
$ 154 Nitrobenzene-d5	82	4.684	4.684	(0.893)	6499	0.40000	0.43820
$ 155 2-Fluorobiphenyl	172	6.083	6.083	(0.922)	11035	0.40000	0.41896
$ 156 Terphenyl-d14	244	9.022	9.022	(0.898)	9465	0.40000	0.43721(M)
$ 157 Phenol-d5	99	4.027	4.027	(0.948)	6400	0.40000	0.41668
$ 158 2-Fluorophenol	112	3.220	3.220	(0.758)	4774	0.40000	0.42806
$ 159 2,4,6-Tribromophenol	330	7.211	7.211	(0.931)	1001	0.40000	0.37989(M)
$ 186 2-Chlorophenol-d4	132	4.080	4.080	(0.961)	5925	0.40000	0.43529
$ 187 1,2-Dichlorobenzene-d4	152	4.369	4.369	(1.029)	3842	0.40000	0.41227

QC Flag Legend

A - Target compound detected but, quantitated amount exceeded maximum amount.
M - Compound response manually integrated.

Data File Name: F09020C2.D
Inj. Date and Time: 02-SEP-2010 02:02
Instrument ID: 722.i
Client ID: SSTD.4
Compound Name: 1,4-Dioxane
CAS #: 123-91-1

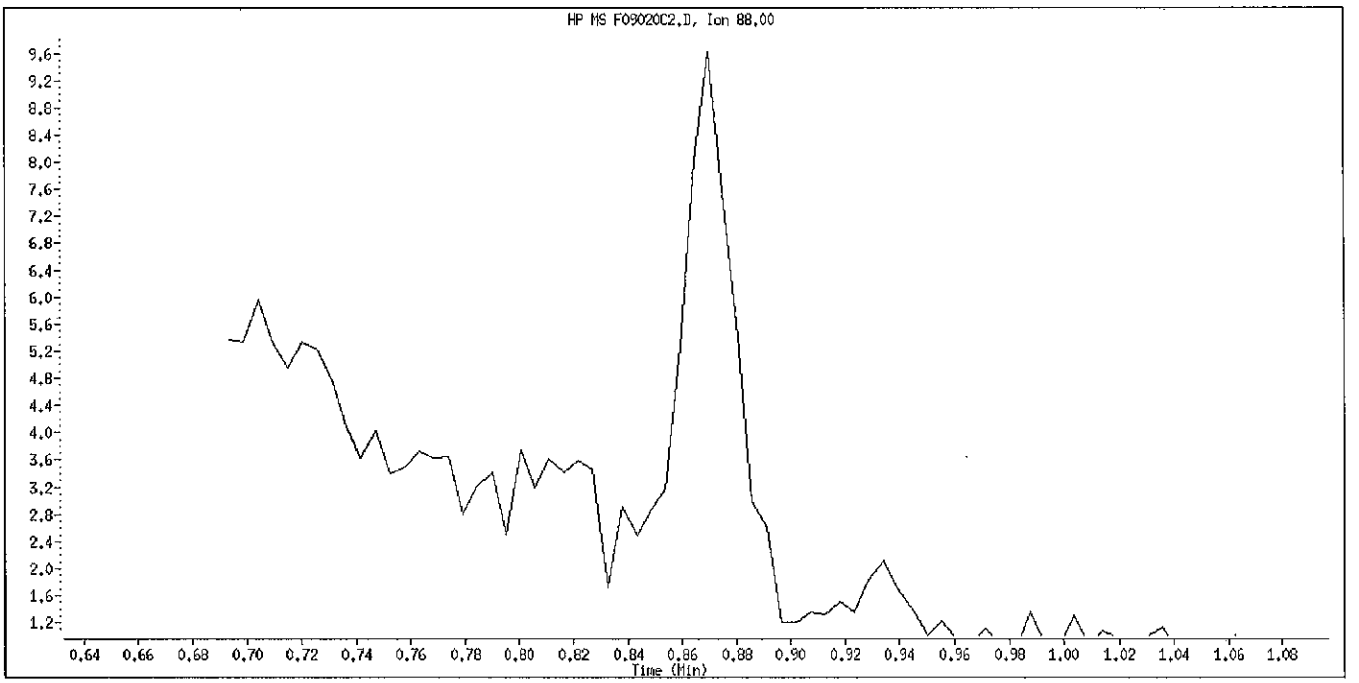

Original Integration

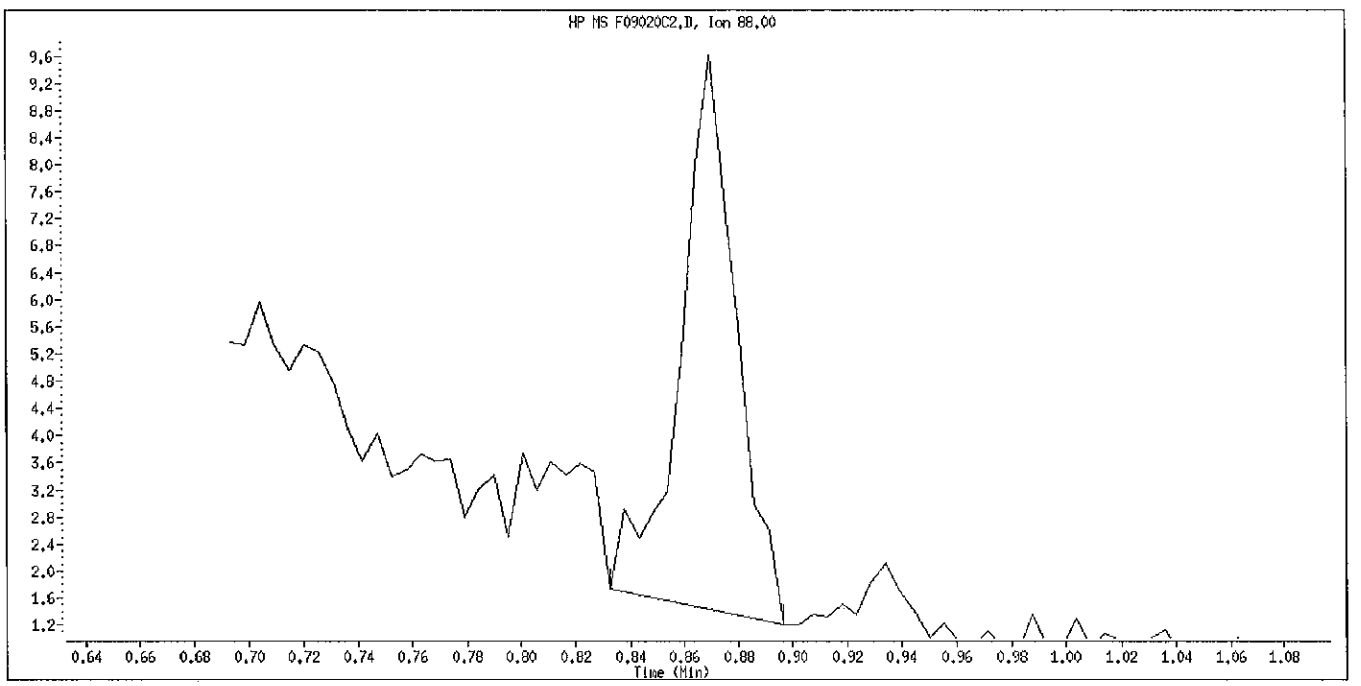

Manual Integration

Manually Integrated By: bungardf
Manual Integration Reason: Peak Not Found

Data File Name: F09020C2.D
Inj. Date and Time: 02-SEP-2010 02:02
Instrument ID: 722.i
Client ID: SSTD.4
Compound Name: N-Nitrosodimethylamine
CAS #: 62-75-9

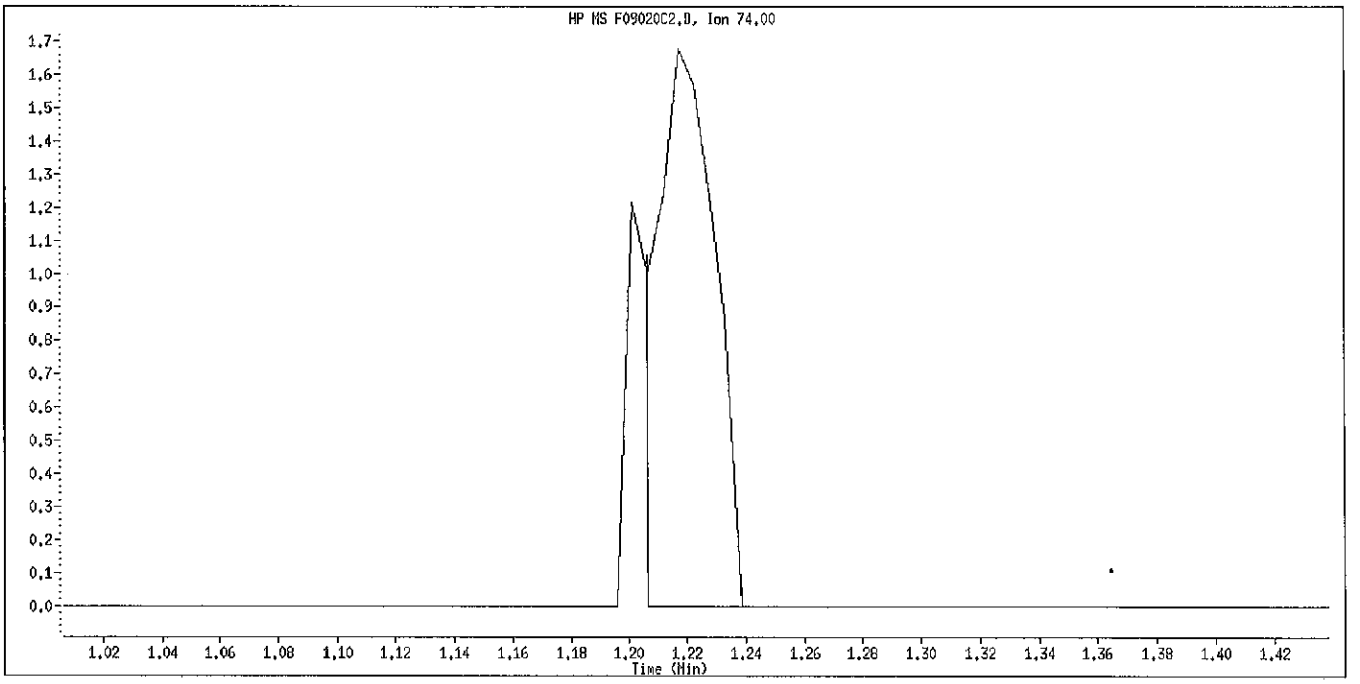

Original Integration

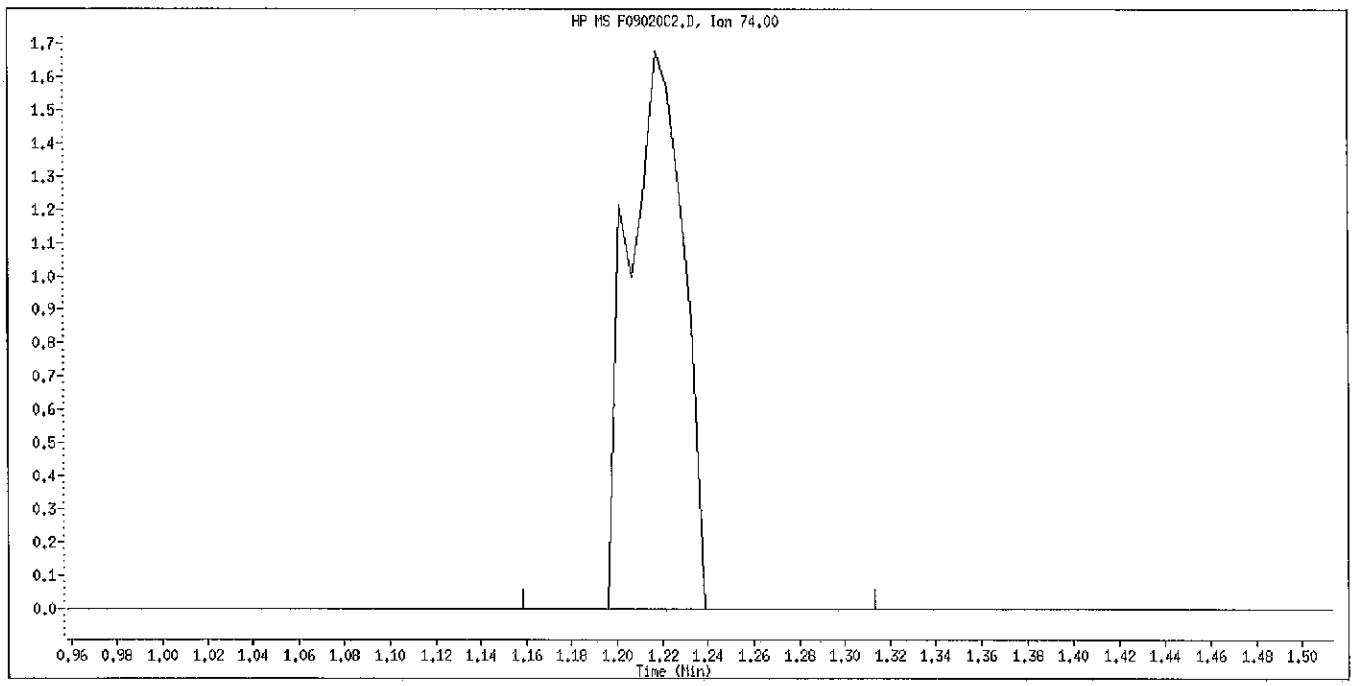

Manual Integration

Manually Integrated By: bungardf
Manual Integration Reason: Peak Not Found

Data File Name: F09020C2.D
Inj. Date and Time: 02-SEP-2010 02:02
Instrument ID: 722.i
Client ID: SSTD.4
Compound Name: Pyridine
CAS #: 110-86-1

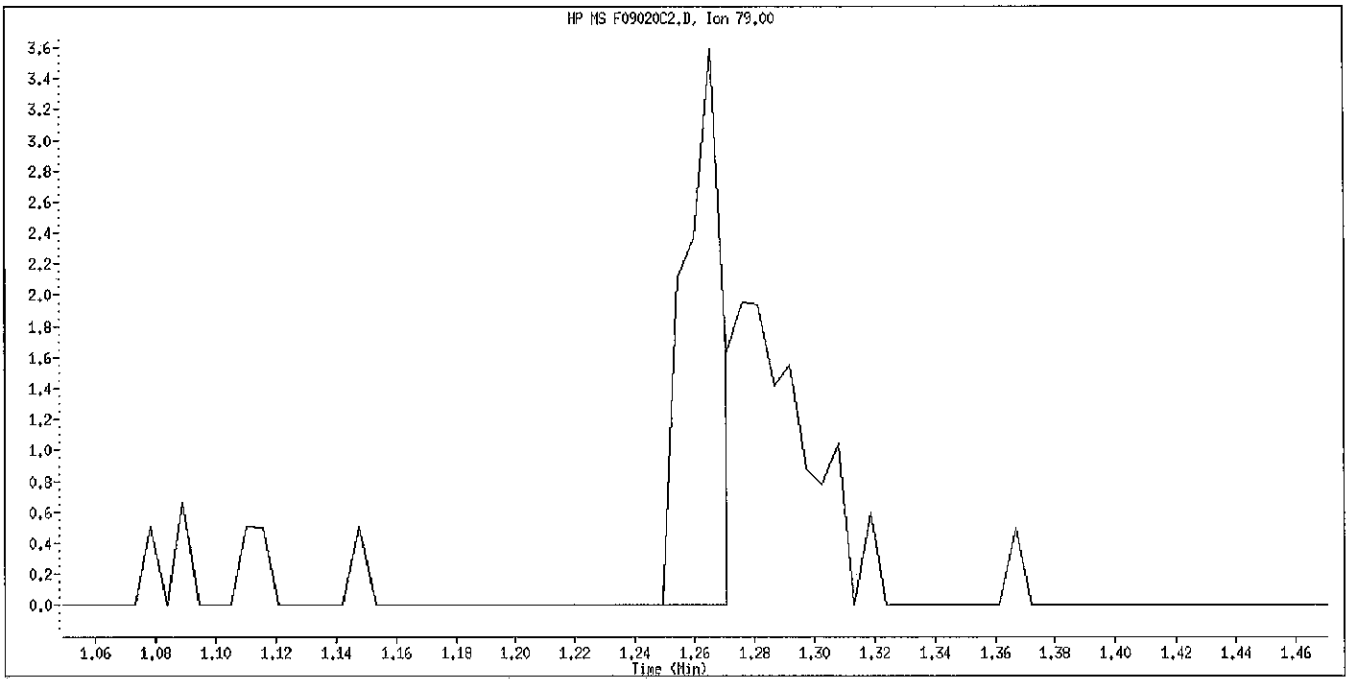

Original Integration

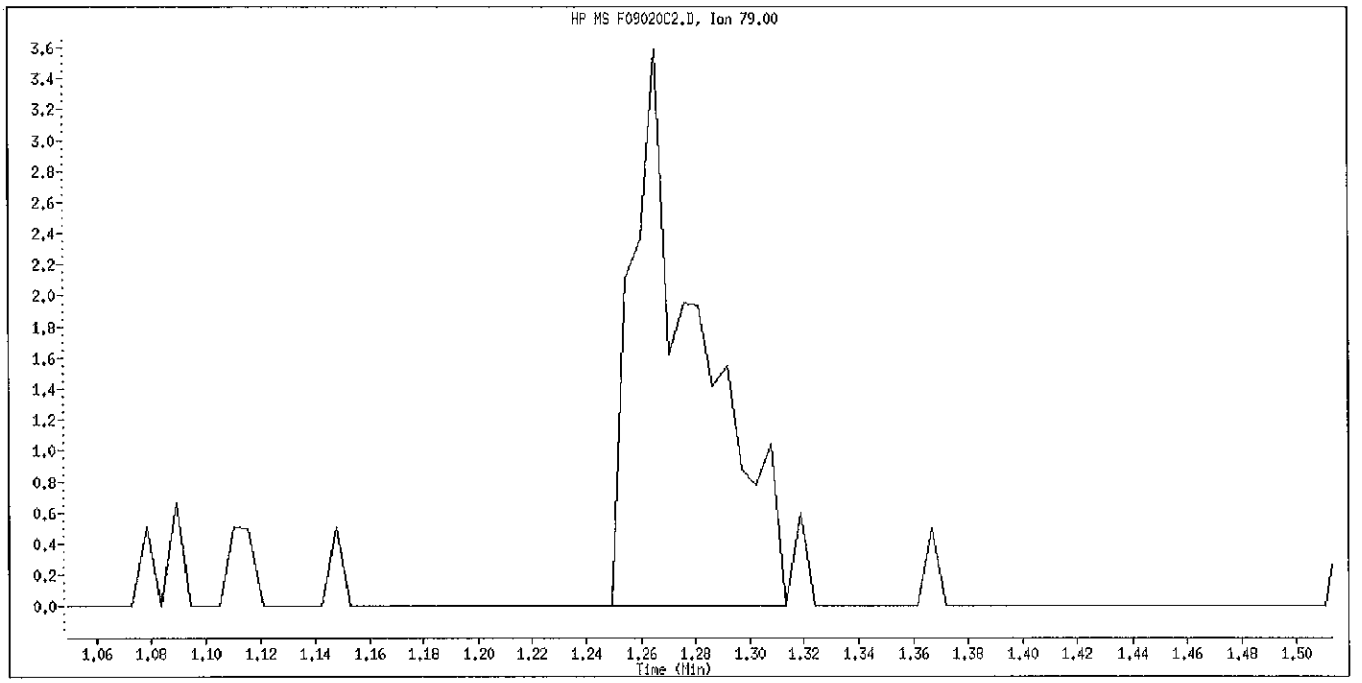

Manual Integration

Manually Integrated By: bungardf
Manual Integration Reason: Peak Not Found

Data File Name: F09020C2.D
Inj. Date and Time: 02-SEP-2010 02:02
Instrument ID: 722.i
Client ID: SSTD.4
Compound Name: Methyl methanesulfonate
CAS #: 66-27-3

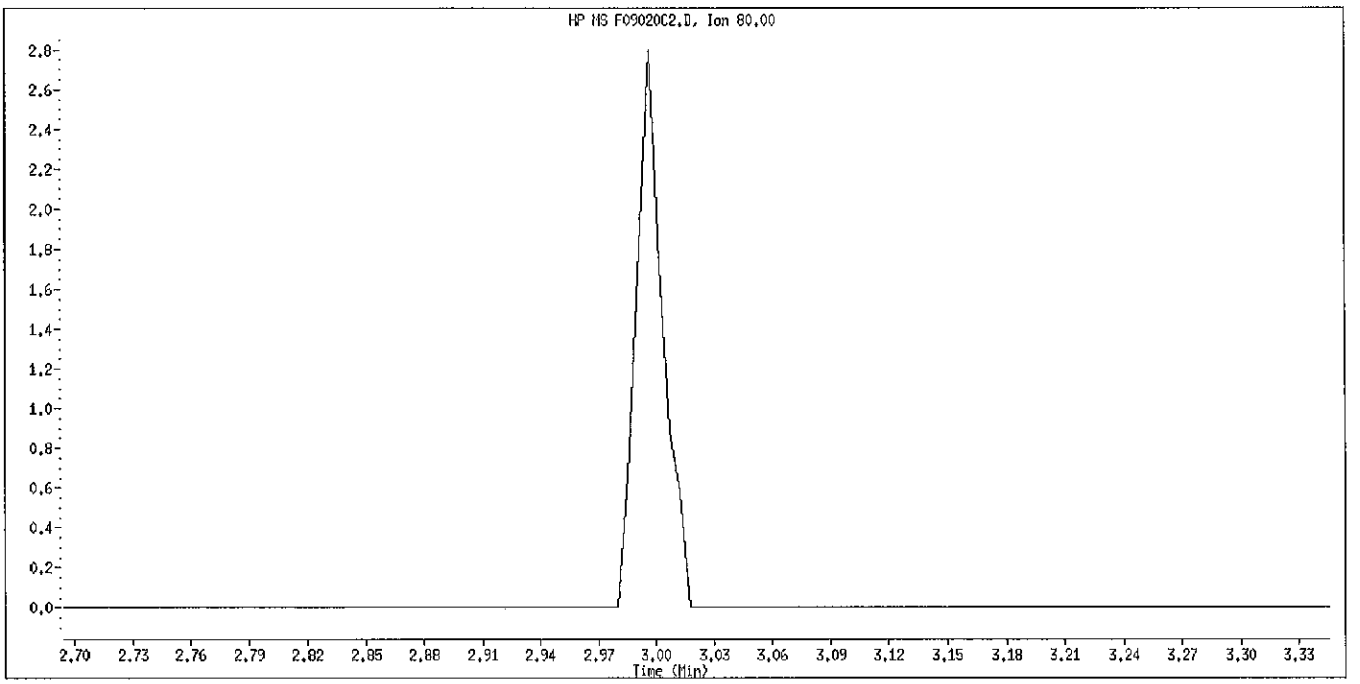

Original Integration

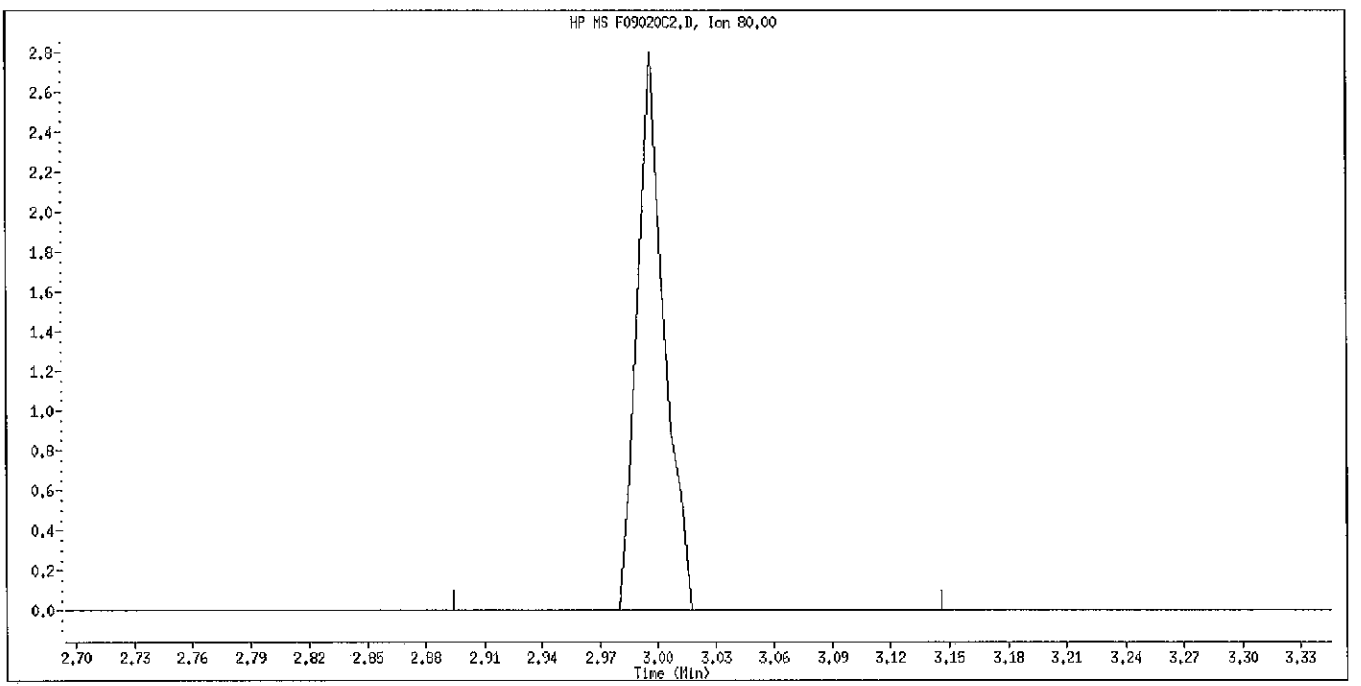

Manual Integration

Manually Integrated By: bungardf
Manual Integration Reason: Peak Not Found

Data File Name: F09020C2.D
Inj. Date and Time: 02-SEP-2010 02:02
Instrument ID: 722.i
Client ID: SSTD.4
Compound Name: N-Nitroso-di-n-propylamine
CAS #: 621-64-7

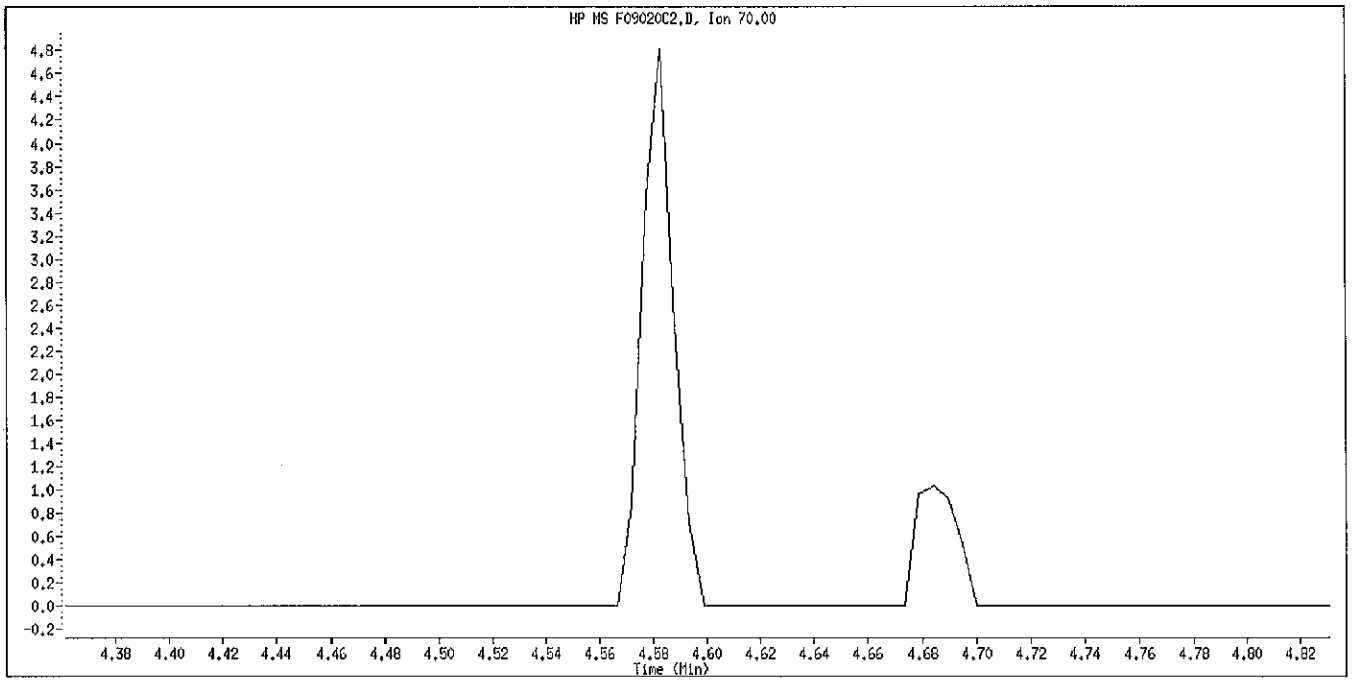

Original Integration

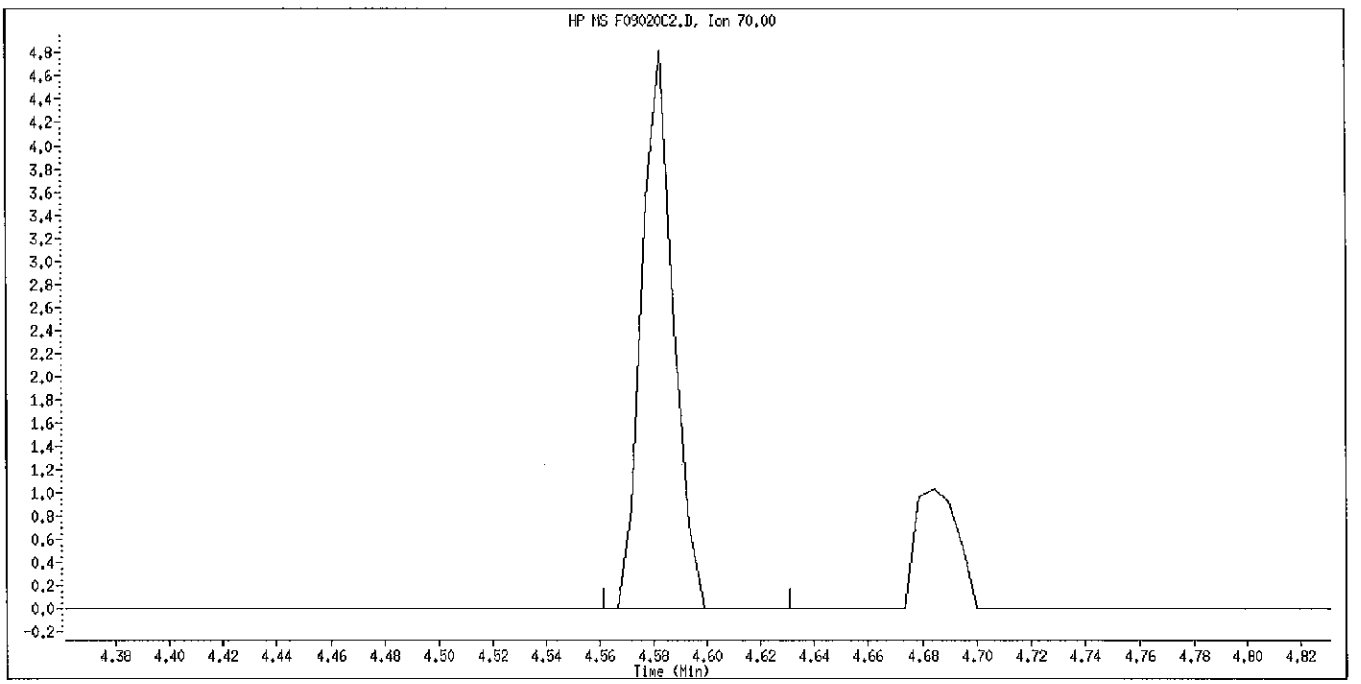

Manual Integration

Manually Integrated By: bungardf
Manual Integration Reason: Peak Not Found

Data File Name: F09020C2.D
Inj. Date and Time: 02-SEP-2010 02:02
Instrument ID: 722.i
Client ID: SSTD.4
Compound Name: Isophorone
CAS #: 78-59-1

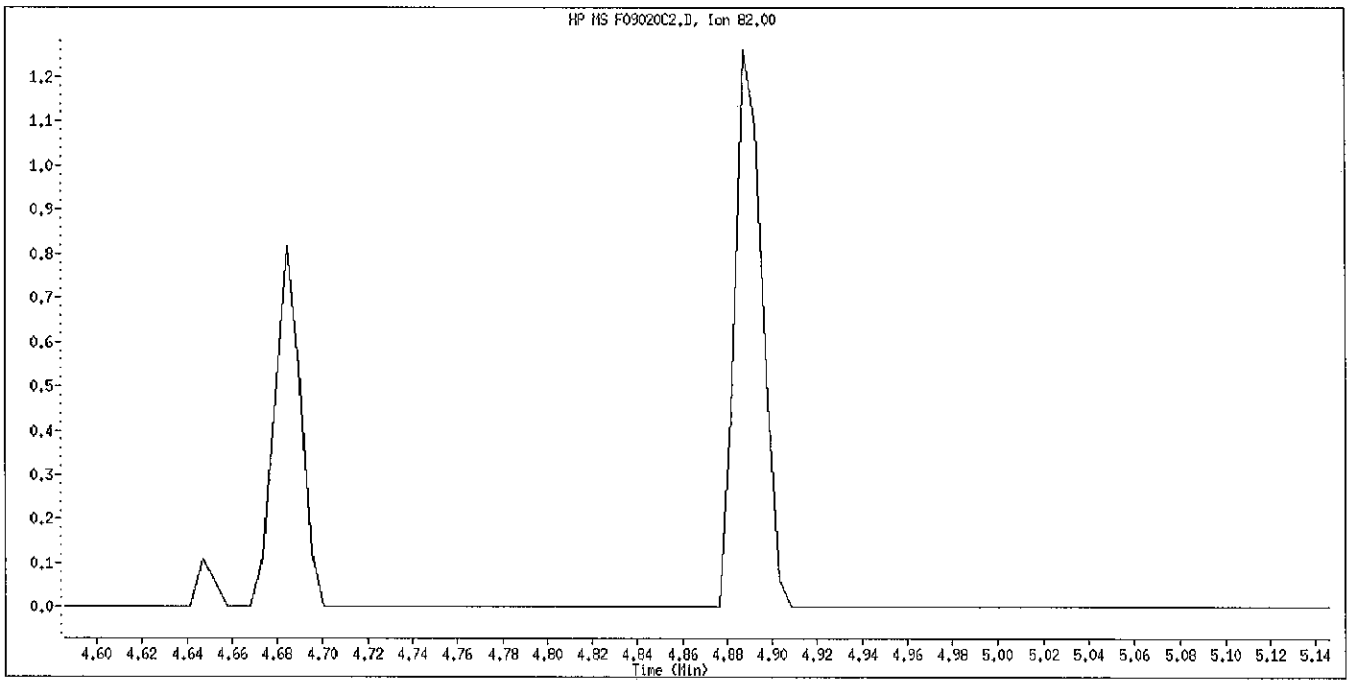

Original Integration

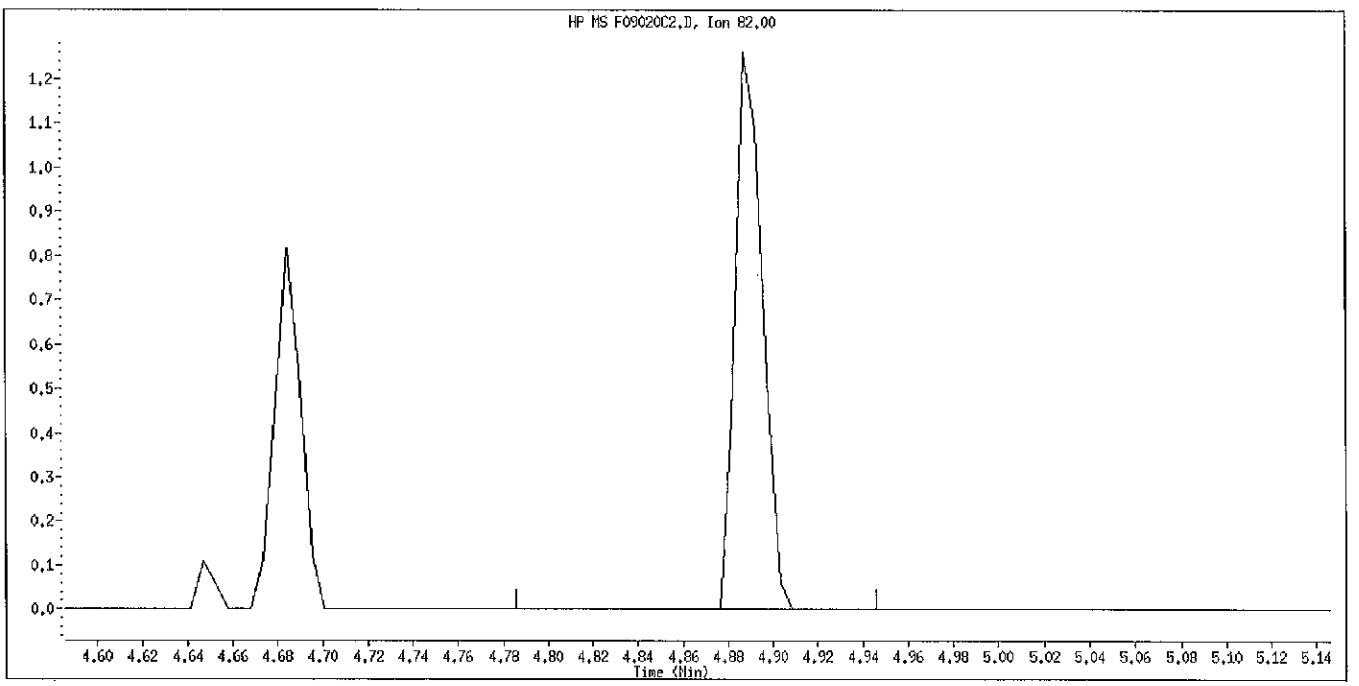

Manual Integration

Manually Integrated By: bungardf
Manual Integration Reason: Peak Not Found

Data File Name: F09020C2.D
Inj. Date and Time: 02-SEP-2010 02:02
Instrument ID: 722.i
Client ID: SSTD.4
Compound Name: 2-Nitrophenol
CAS #: 88-75-5

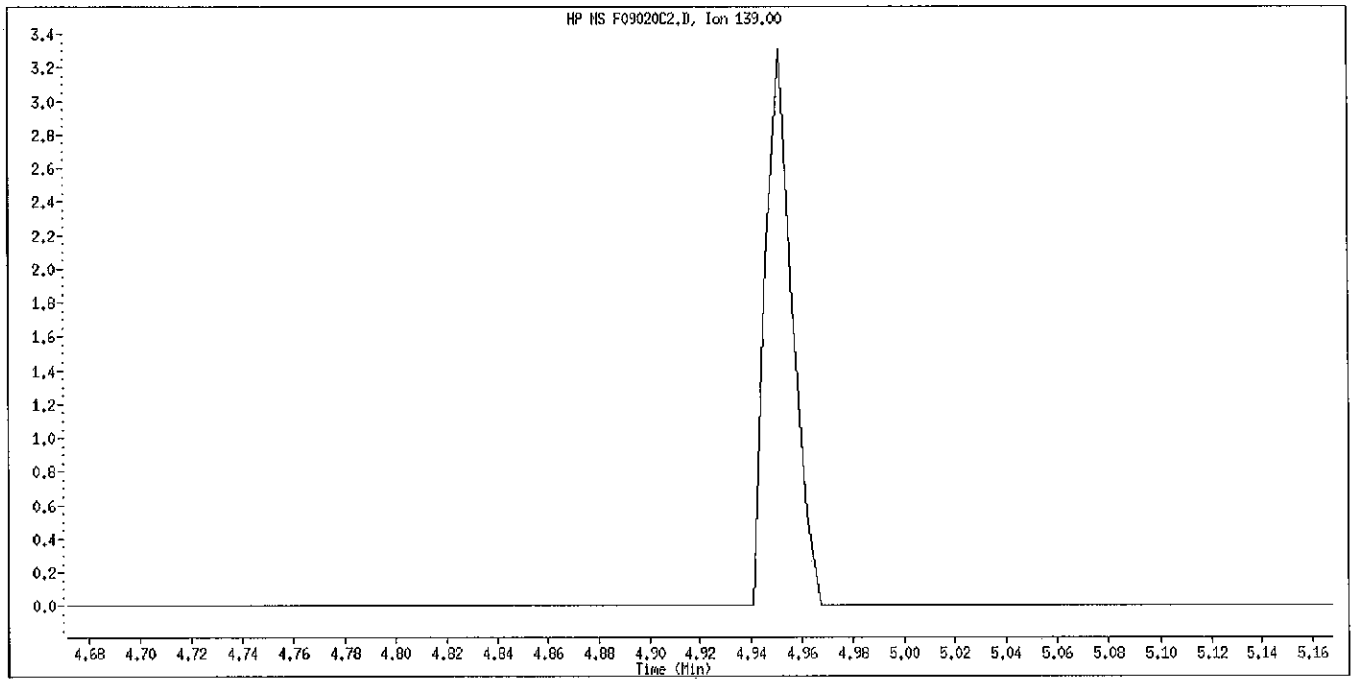

Original Integration

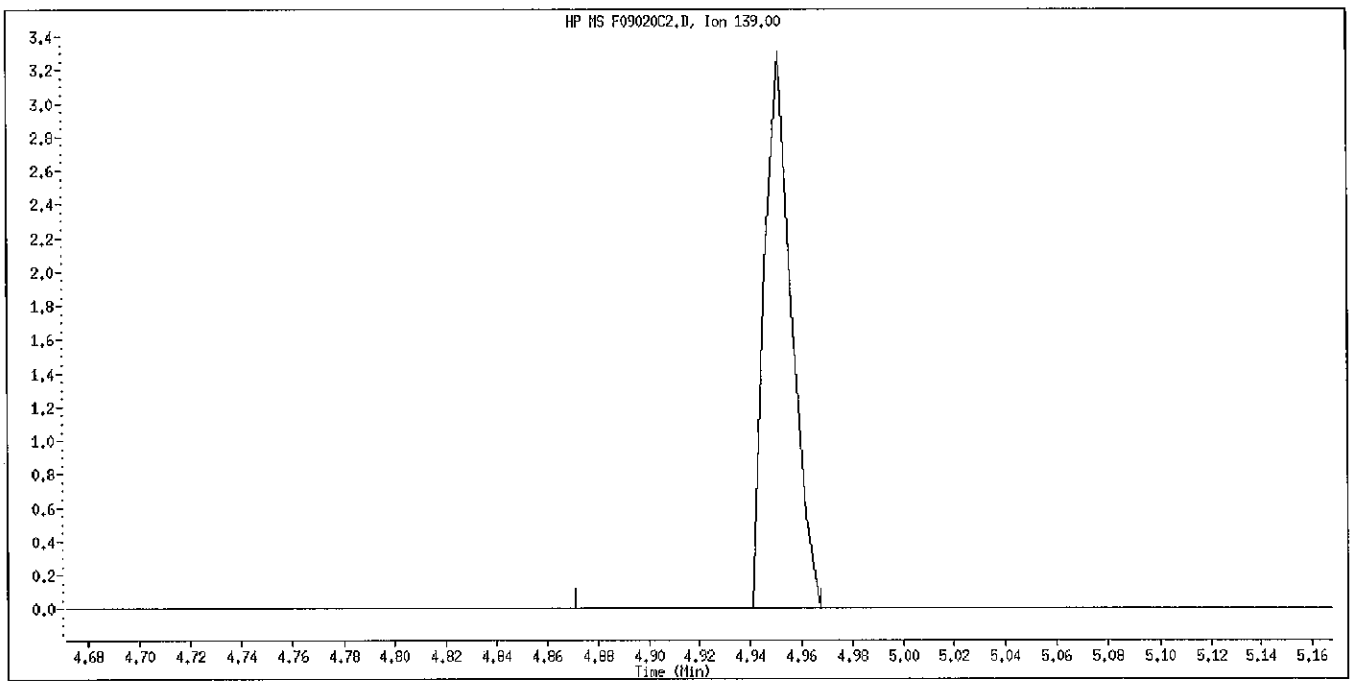

Manual Integration

Manually Integrated By: bungardf
Manual Integration Reason: Peak Not Found

Data File Name: F09020C2.D
Inj. Date and Time: 02-SEP-2010 02:02
Instrument ID: 722.i
Client ID: SSTD.4
Compound Name: 2,4,6-Trichlorophenol
CAS #: 88-06-2

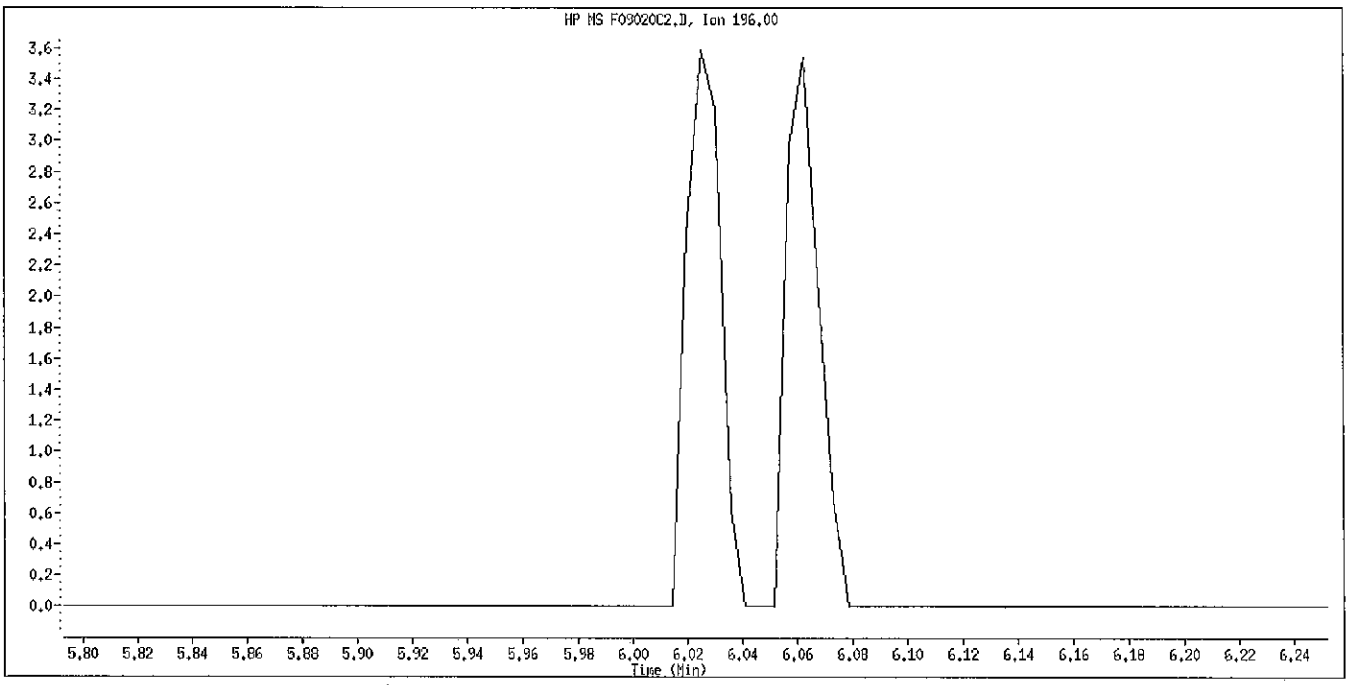

Original Integration

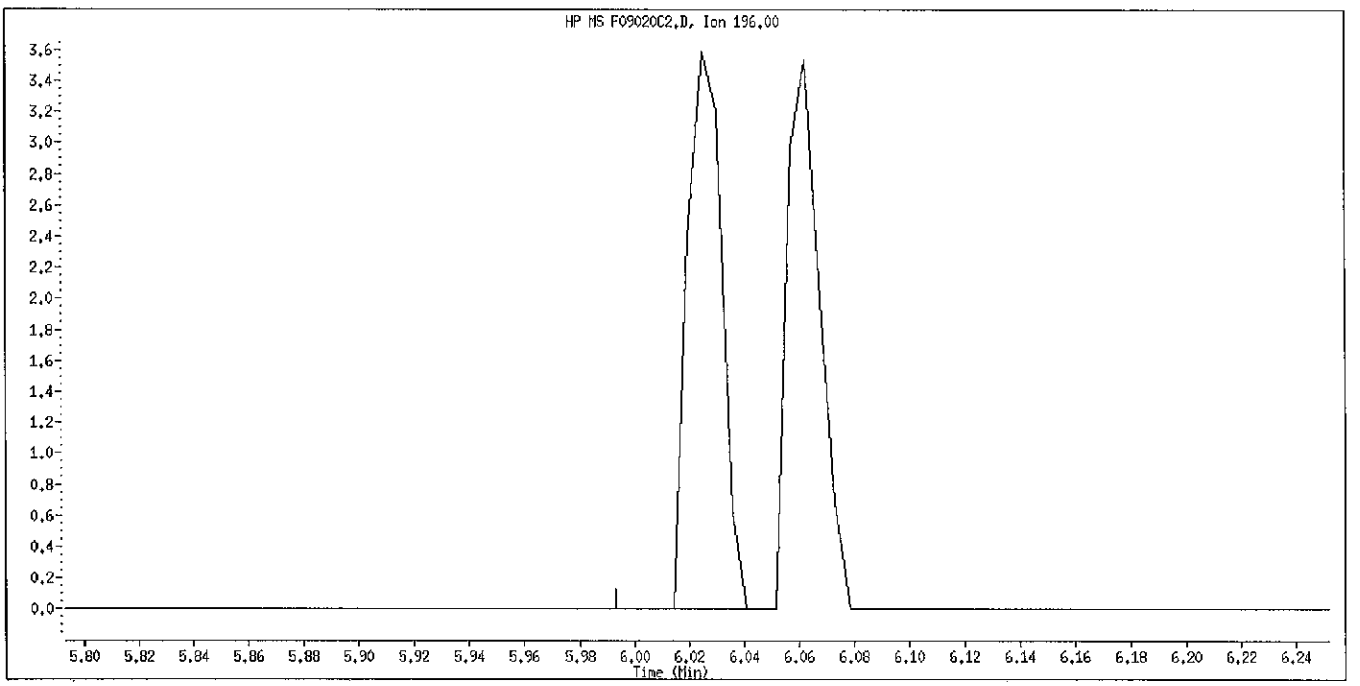

Manual Integration

Manually Integrated By: bungardf
Manual Integration Reason: Peak Not Found

Data File Name: F09020C2.D
Inj. Date and Time: 02-SEP-2010 02:02
Instrument ID: 722.i
Client ID: SSTD.4
Compound Name: 2,4,5-Trichlorophenol
CAS #: 95-95-4

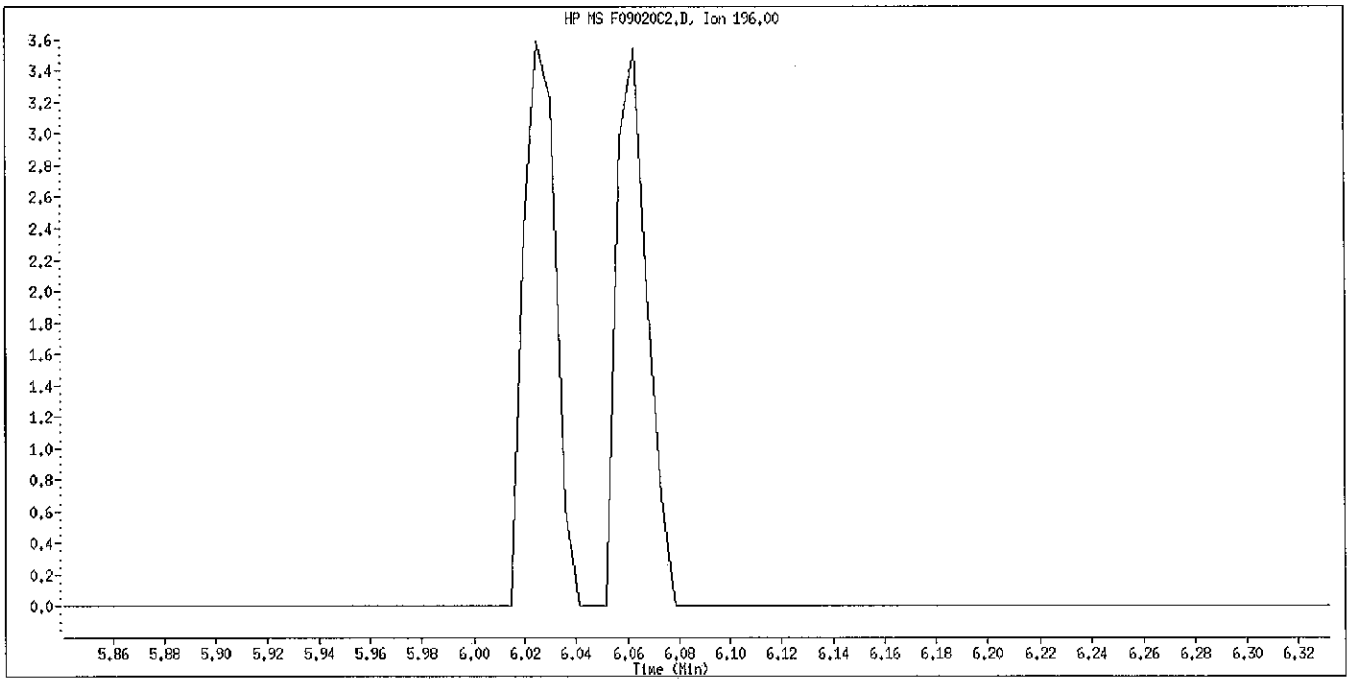

Original Integration

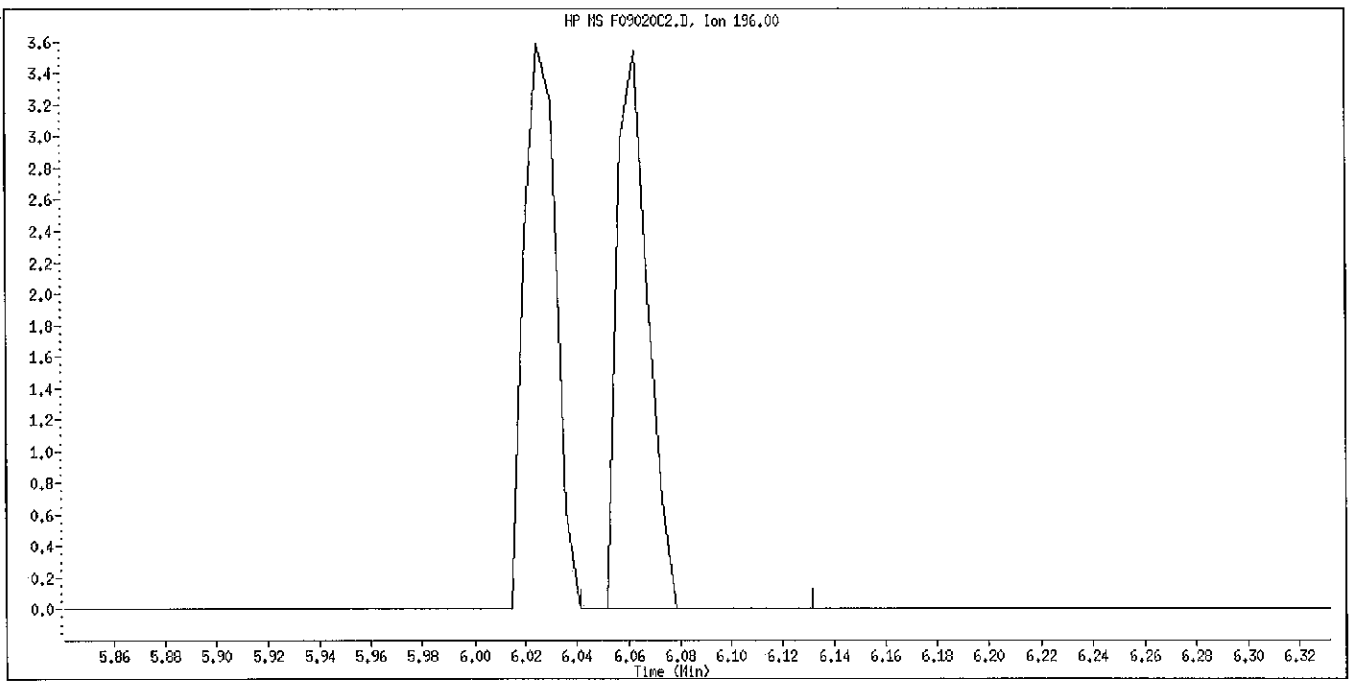

Manual Integration

Manually Integrated By: bungardf
Manual Integration Reason: Peak Not Found

Data File Name: F09020C2.D
Inj. Date and Time: 02-SEP-2010 02:02
Instrument ID: 722.i
Client ID: SSTD.4
Compound Name: Dimethylphthalate
CAS #: 131-11-3

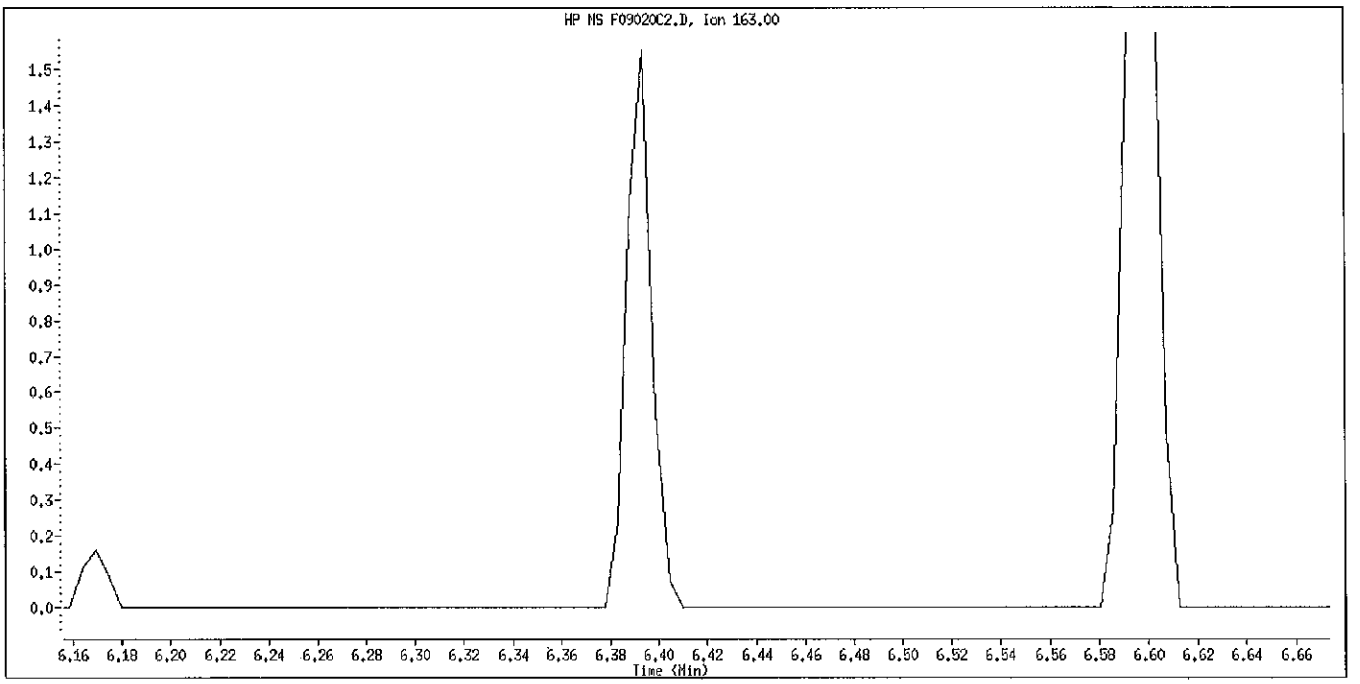

Original Integration

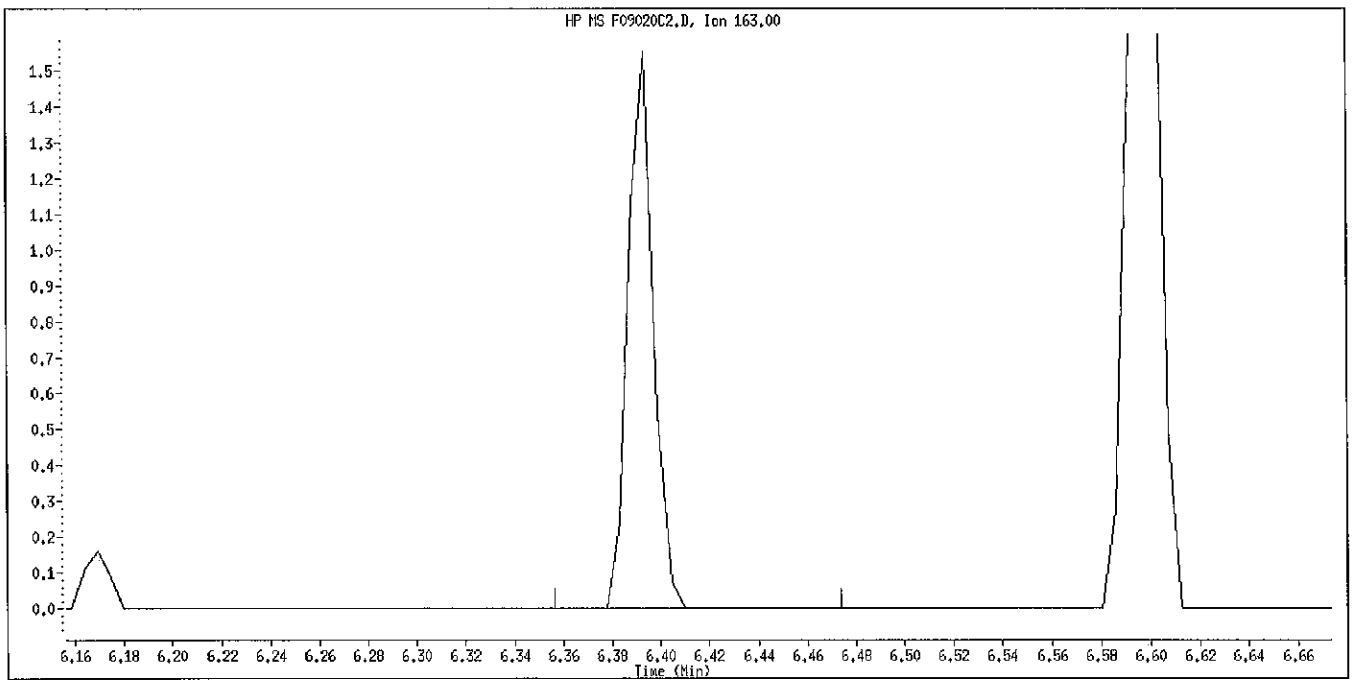

Manual Integration

Manually Integrated By: bungardf
Manual Integration Reason: Peak Not Found

Data File Name: F09020C2.D
Inj. Date and Time: 02-SEP-2010 02:02
Instrument ID: 722.i
Client ID: SSTD.4
Compound Name: 2,4,6-Tribromophenol
CAS #: 118-79-6

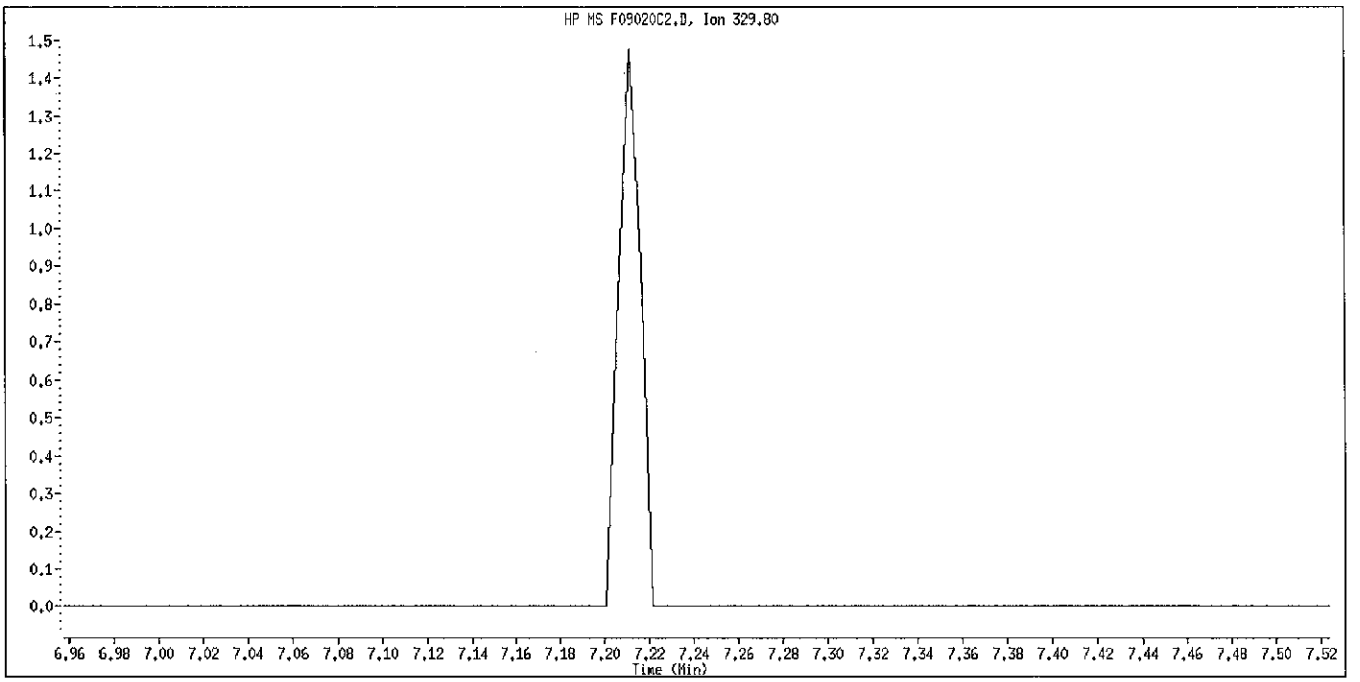

Original Integration

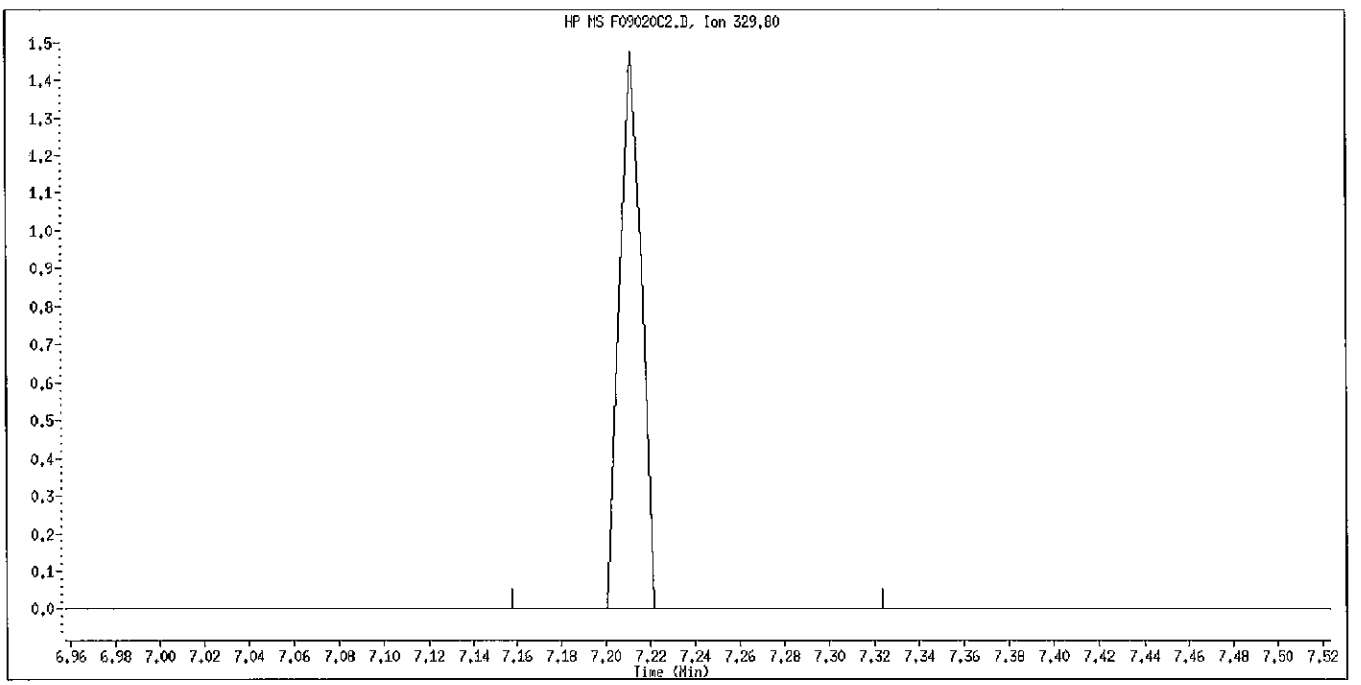

Manual Integration

Manually Integrated By: bungardf
Manual Integration Reason: Peak Not Found

Data File Name: F09020C2.D
Inj. Date and Time: 02-SEP-2010 02:02
Instrument ID: 722.i
Client ID: SSTD.4
Compound Name: Hexachlorobenzene
CAS #: 118-74-1

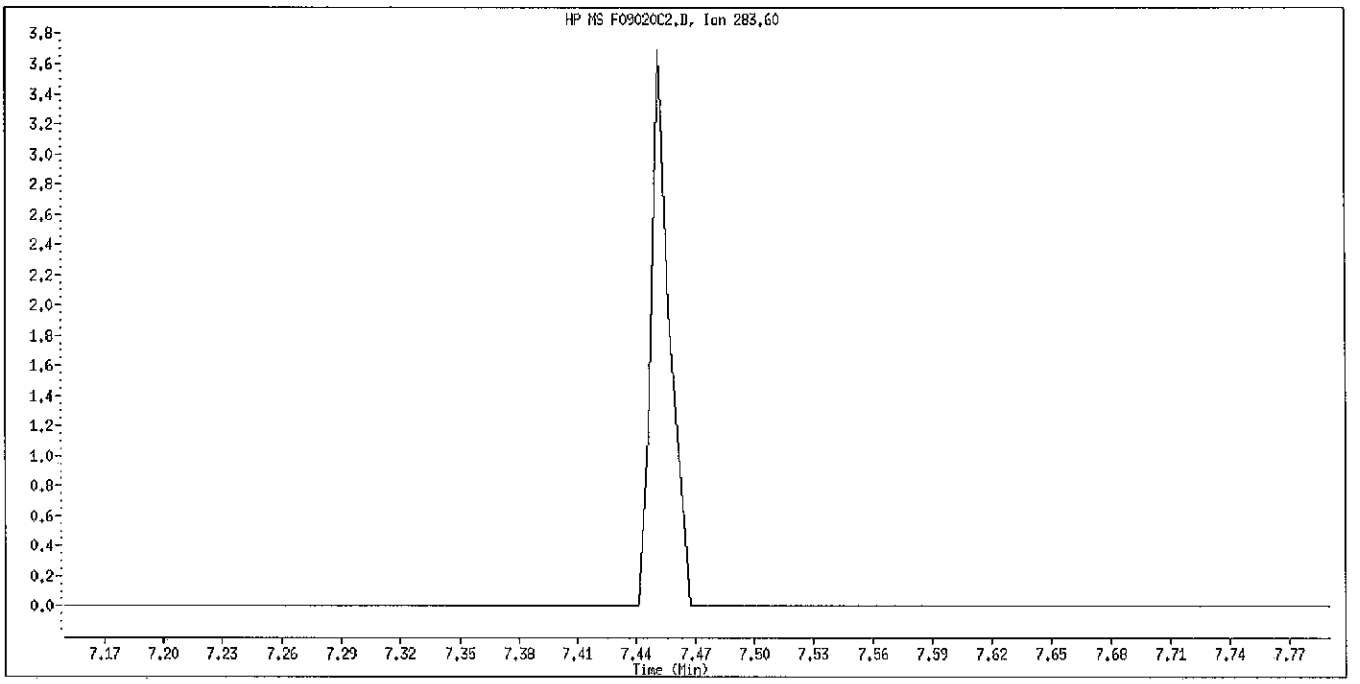

Original Integration

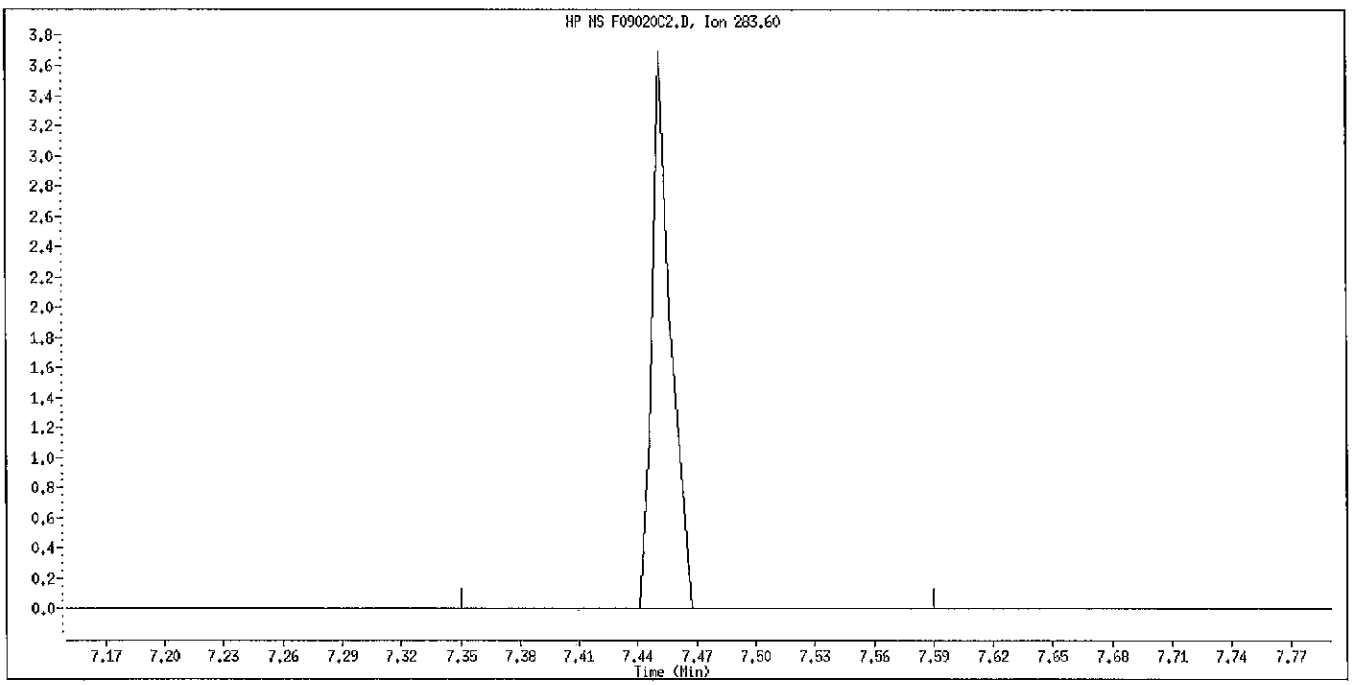

Manual Integration

Manually Integrated By: bungardf
Manual Integration Reason: Peak Not Found

Data File Name: F09020C2.D
Inj. Date and Time: 02-SEP-2010 02:02
Instrument ID: 722.i
Client ID: SSTD.4
Compound Name: Atrazine
CAS #: 1912-24-9

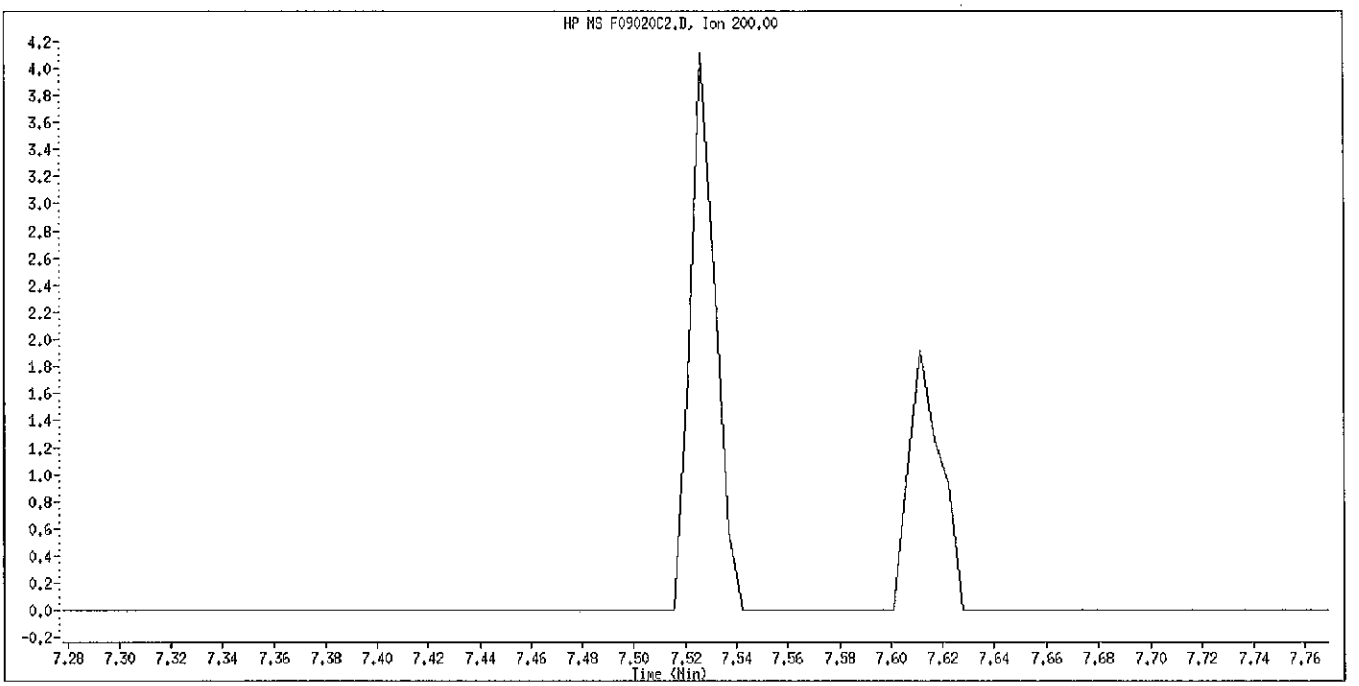

Original Integration

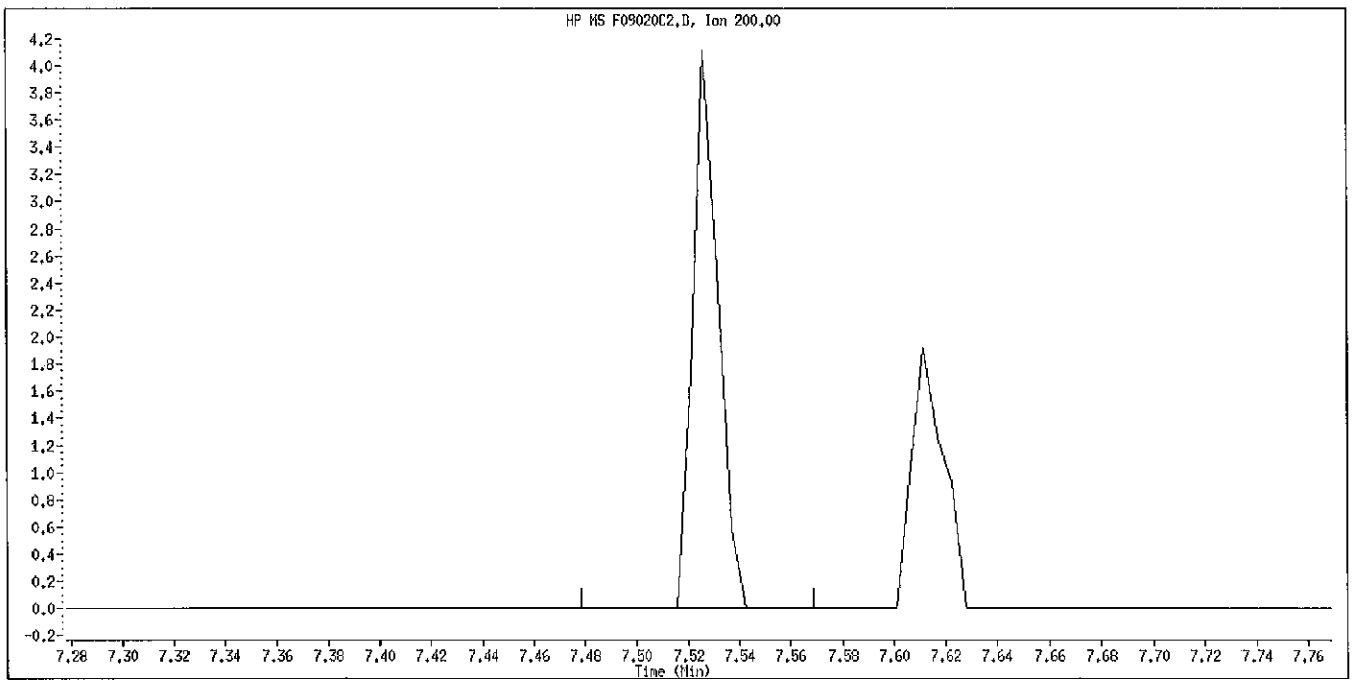

Manual Integration

Manually Integrated By: bungardf
Manual Integration Reason: Peak Not Found

Data File Name: F09020C2.D
Inj. Date and Time: 02-SEP-2010 02:02
Instrument ID: 722.i
Client ID: SSTD.4
Compound Name: Benzidine
CAS #: 92-87-5

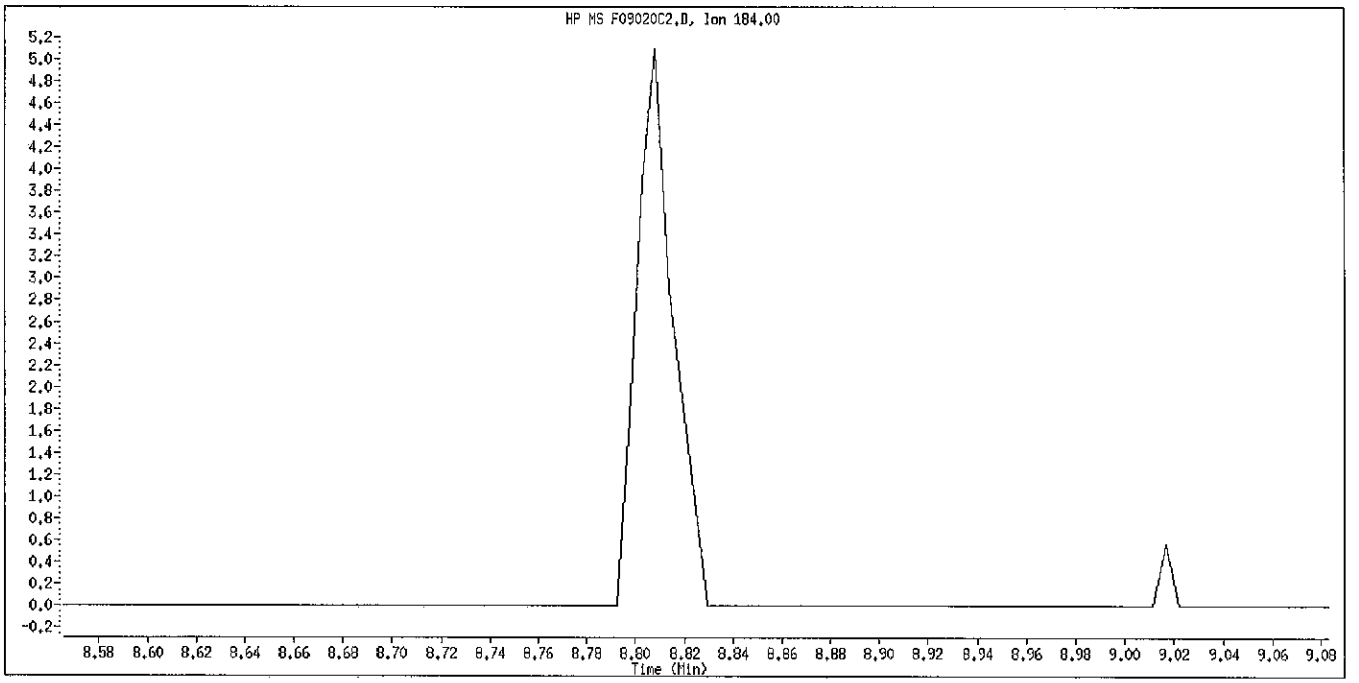

Original Integration

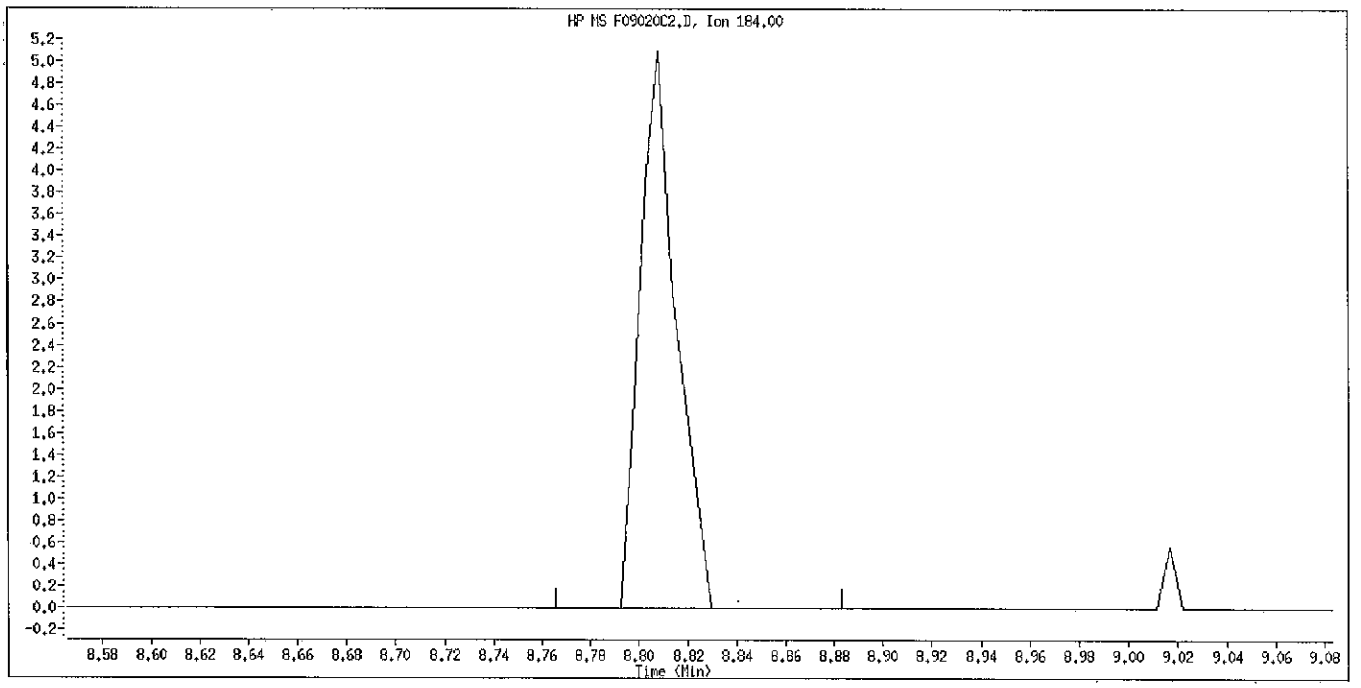

Manual Integration

Manually Integrated By: bungardf
Manual Integration Reason: Peak Not Found

Data File Name: F09020C2.D
Inj. Date and Time: 02-SEP-2010 02:02
Instrument ID: 722.i
Client ID: SSTD.4
Compound Name: Terphenyl-d14
CAS #: 1718-51-0

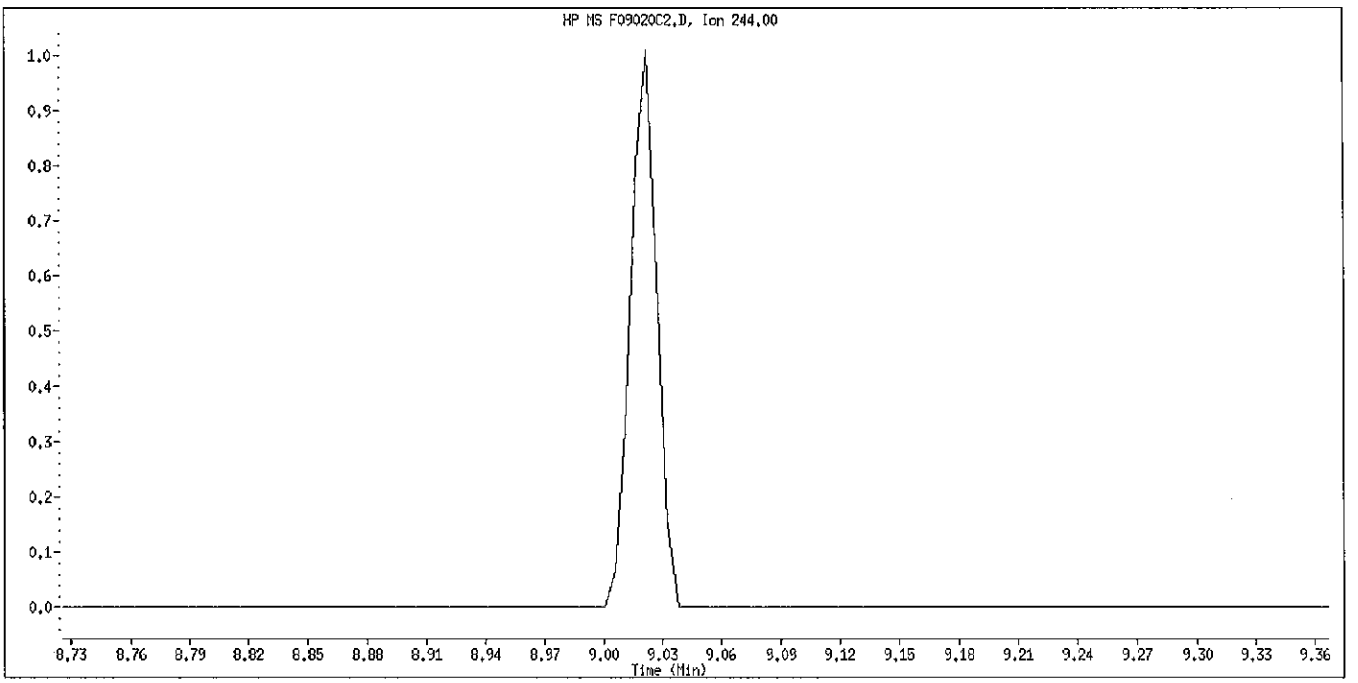

Original Integration

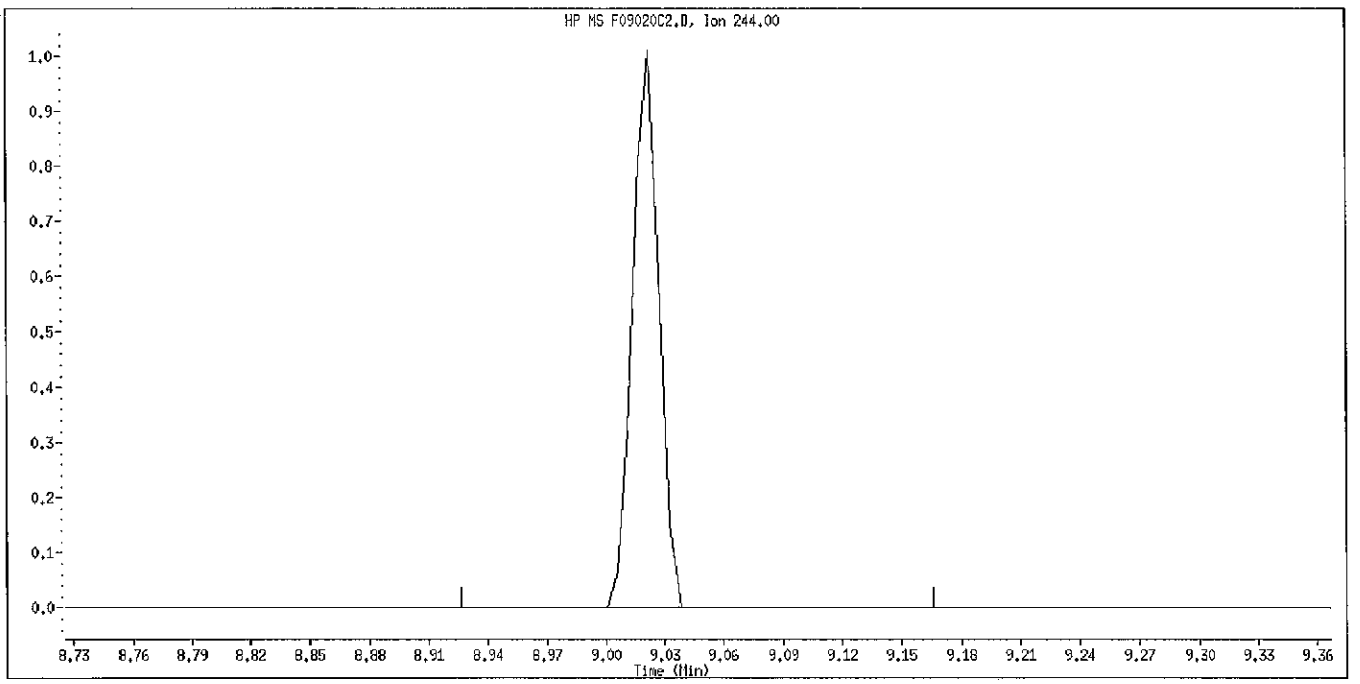

Manual Integration

Manually Integrated By: bungardf
Manual Integration Reason: Peak Not Found

Data File Name: F09020C2.D
Inj. Date and Time: 02-SEP-2010 02:02
Instrument ID: 722.i
Client ID: SSTD.4
Compound Name: 3,3'-Dichlorobenzidine
CAS #: 91-94-1

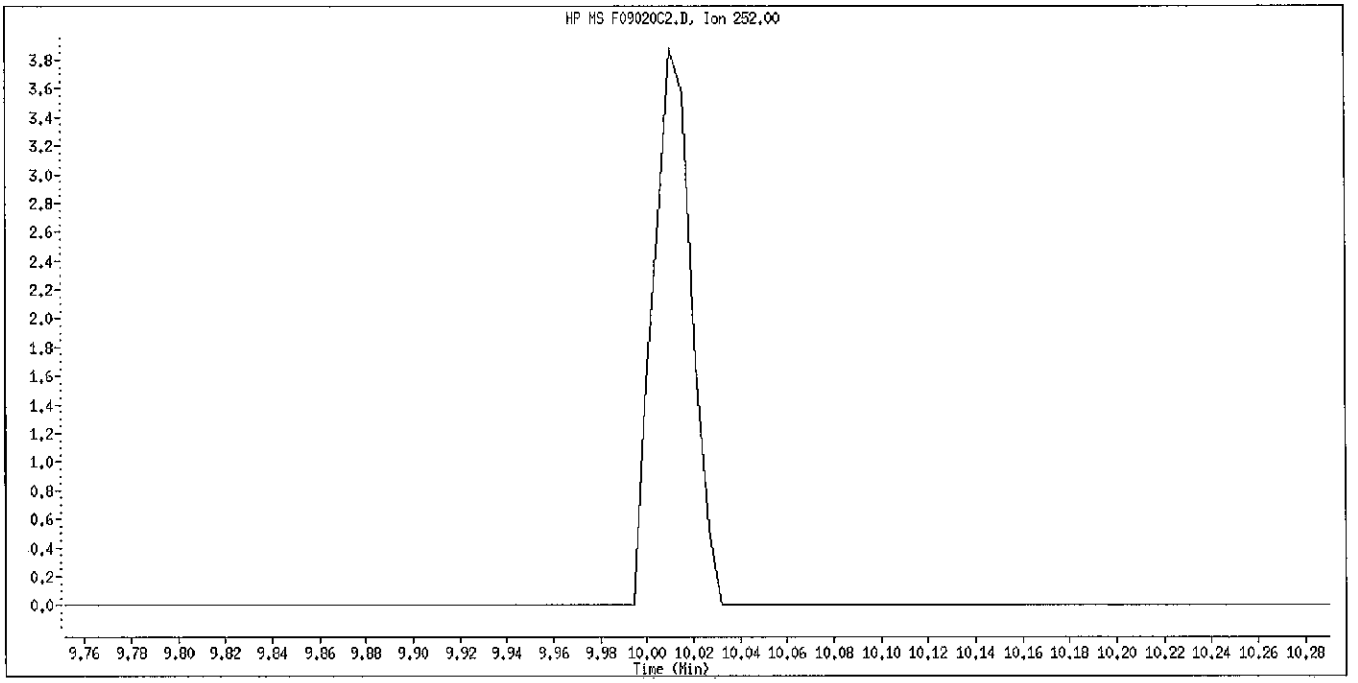

Original Integration

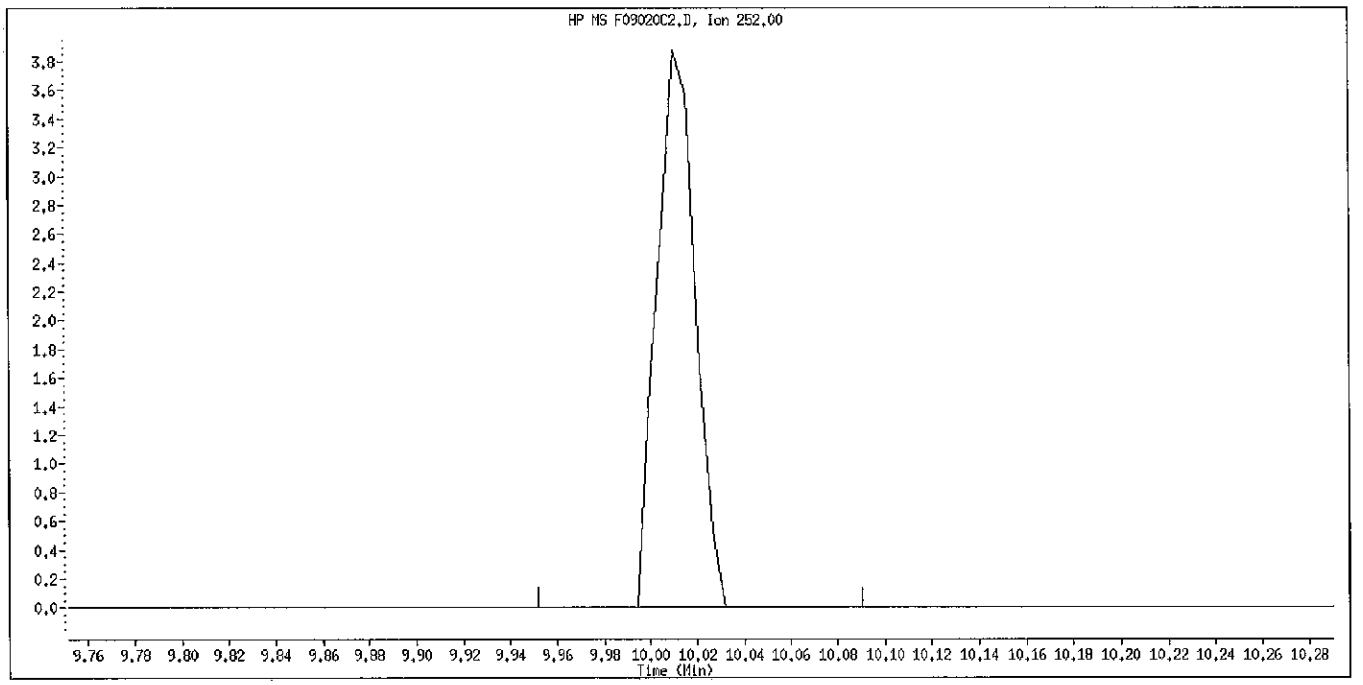

Manual Integration

Manually Integrated By: bungardf
Manual Integration Reason: Peak Not Found

Data File Name: F09020C2.D
Inj. Date and Time: 02-SEP-2010 02:02
Instrument ID: 722.i
Client ID: SSTD.4
Compound Name: bis(2-ethylhexyl)Phthalate
CAS #: 117-81-7

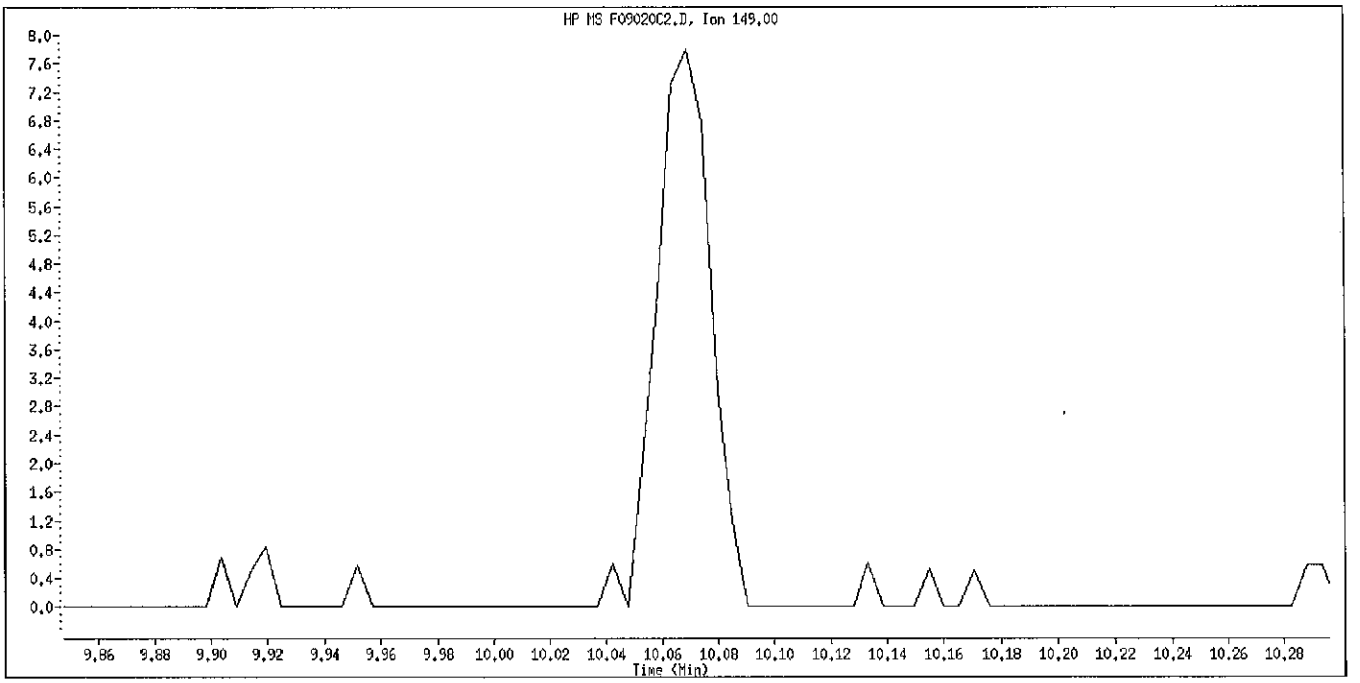

Original Integration

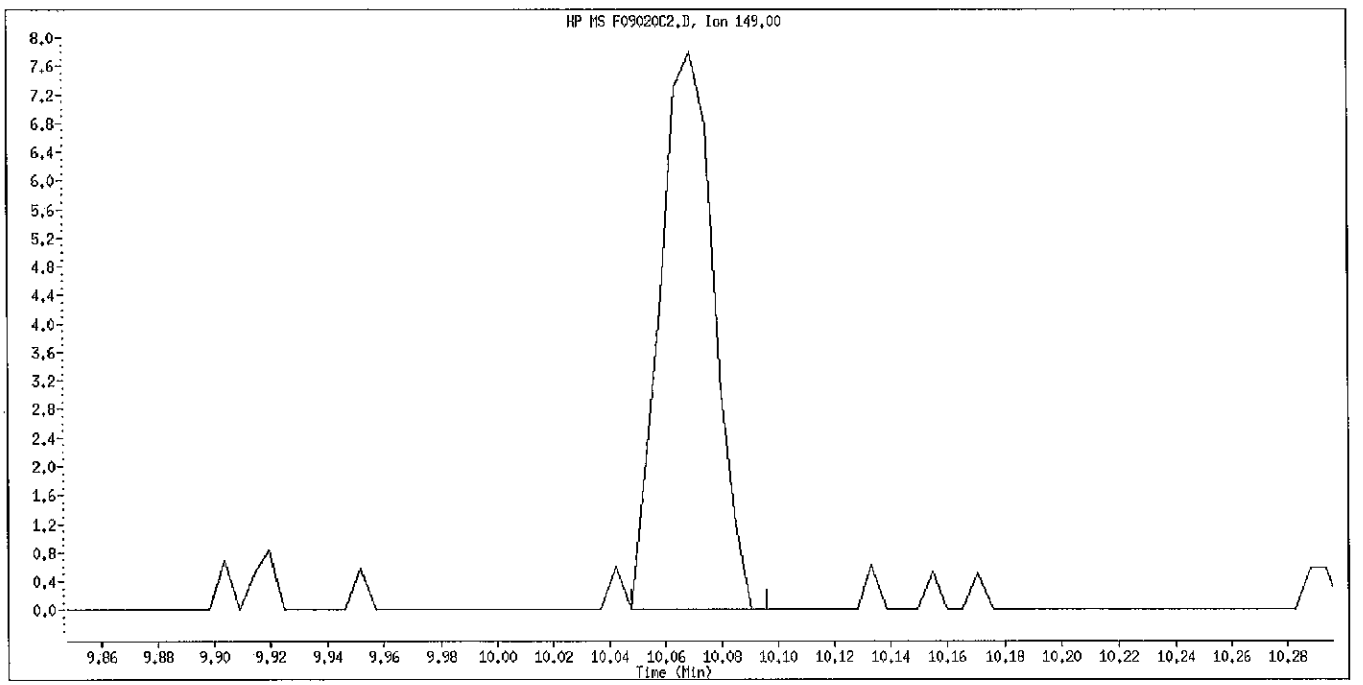

Manual Integration

Manually Integrated By: bungardf
Manual Integration Reason: Peak Not Found

Data File Name: F09020C2.D
Inj. Date and Time: 02-SEP-2010 02:02
Instrument ID: 722.i
Client ID: SSTD.4
Compound Name: Di-n-octylphthalate
CAS #: 117-84-0

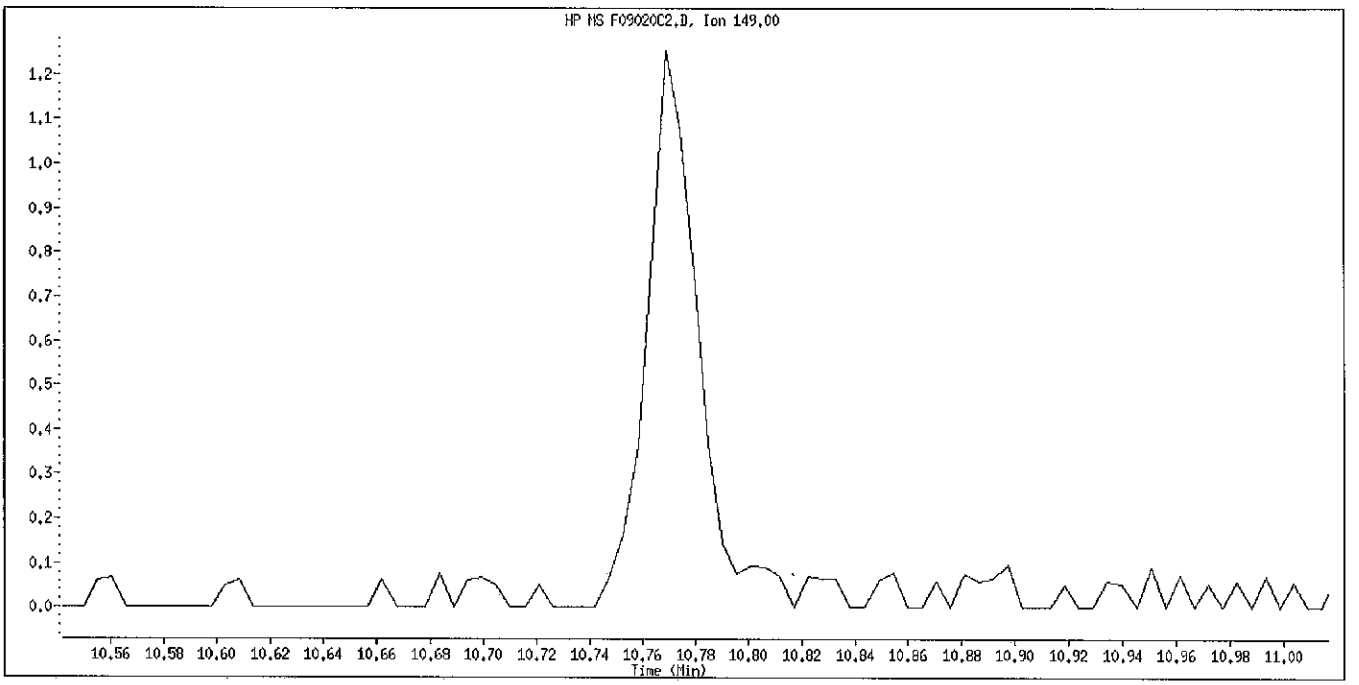

Original Integration

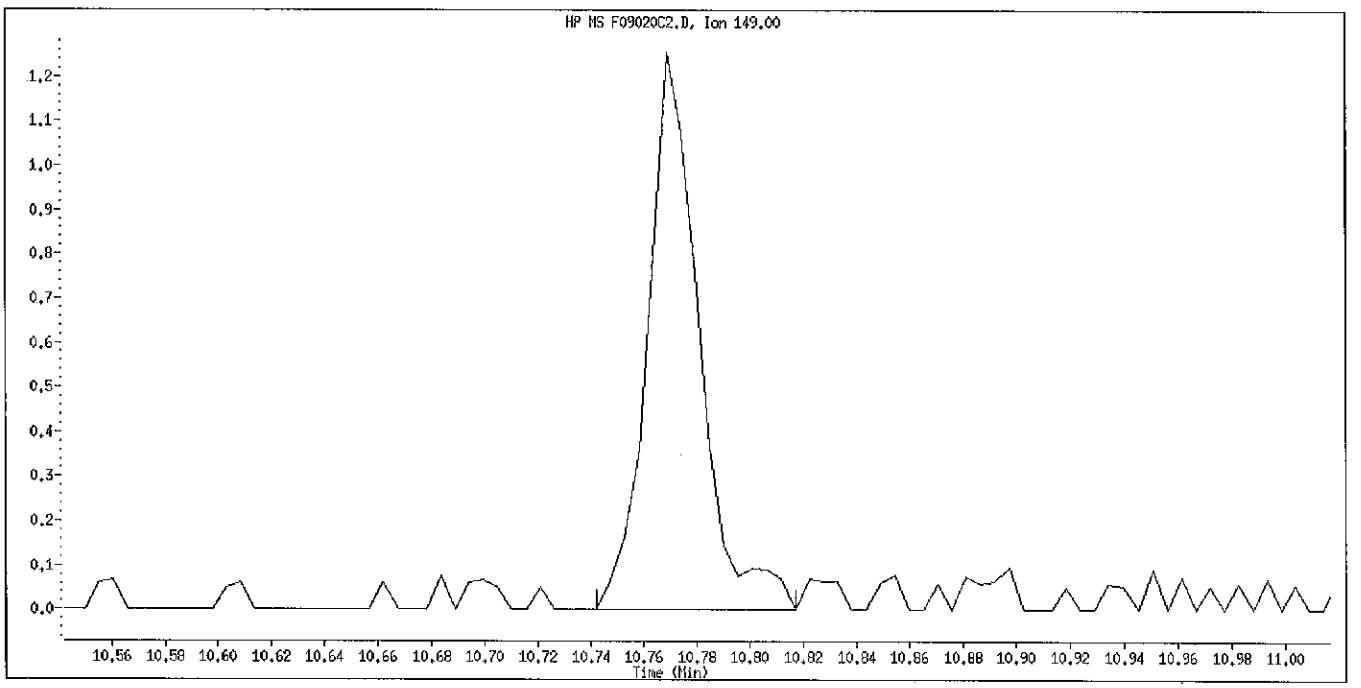

Manual Integration

Manually Integrated By: bungardf
Manual Integration Reason: Peak Not Found

Data File Name: F09020C2.D
Inj. Date and Time: 02-SEP-2010 02:02
Instrument ID: 722.i
Client ID: SSTD.4
Compound Name: Benzo(g,h,i)perylene
CAS #: 191-24-2

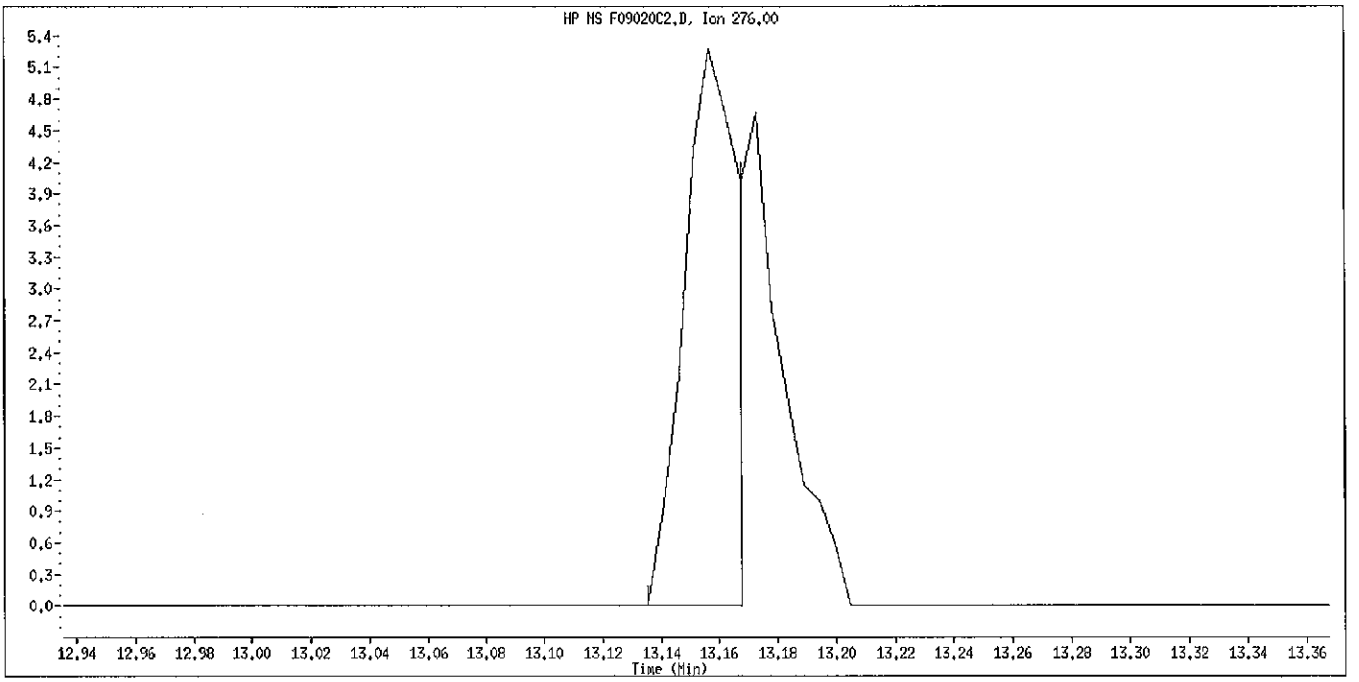

Original Integration

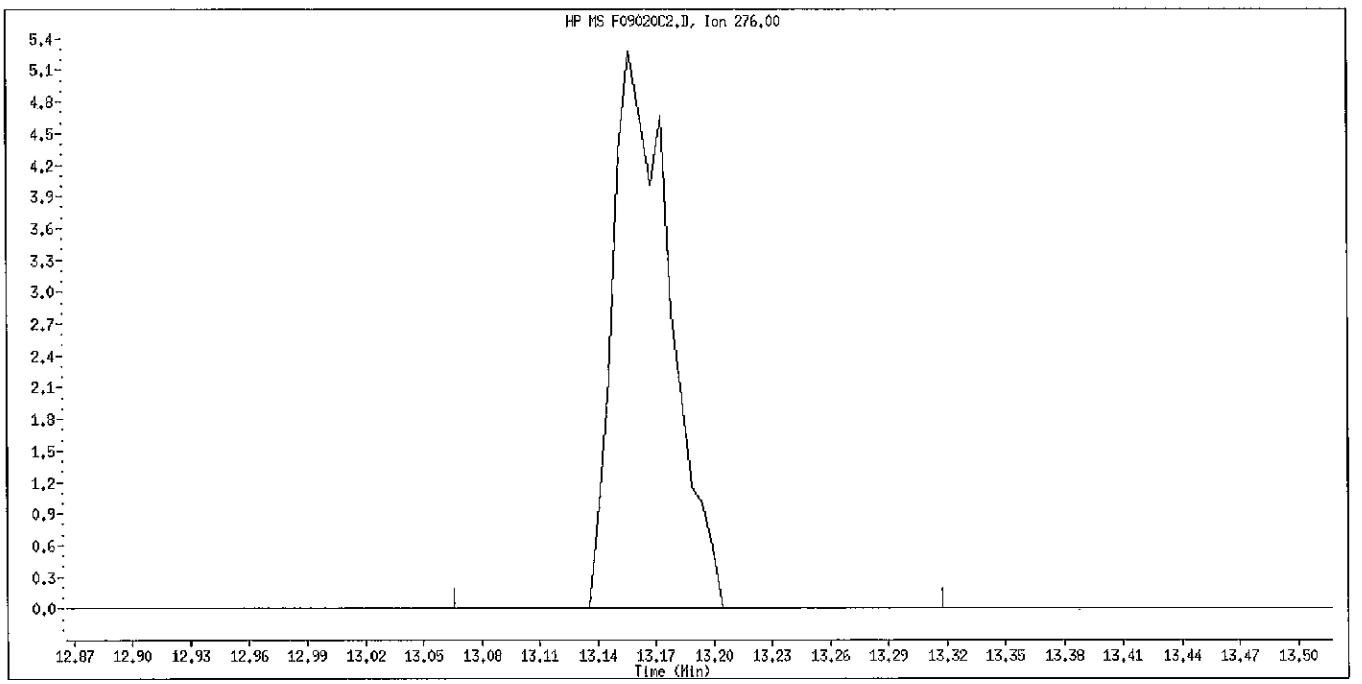

Manual Integration

Manually Integrated By: bungardf
Manual Integration Reason: Peak Not Found

Data File: \\PITSVR06\d\chem\722.i\090210.b\F09020C3.D
Date : 02-SEP-2010 02:21
Client ID: SSTD2
Sample Info: SSTD2 (1ug/ml) BNA0661-10

Instrument: 722.i
Operator: 007062
Column diameter: 0.25

Column phase: Hp5-MS

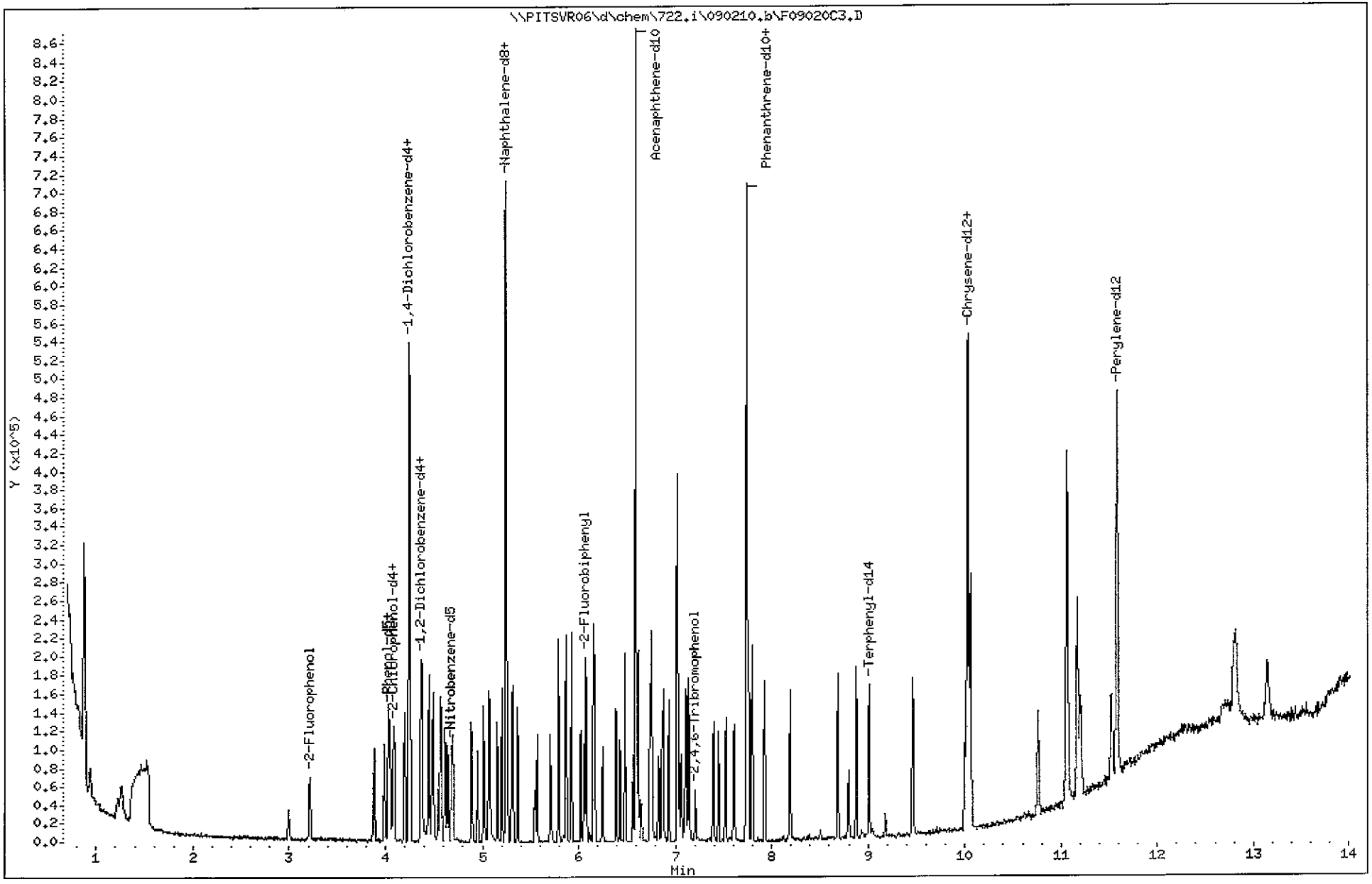

Test America Pittsburgh

Semivolatile REPORT SW-846 Method 8270

Data file : \\PITSVR06\d\chem\722.i\090210.b\F09020C3.D
Lab Smp Id: sstd2 Client Smp ID: SSTD2
Inj Date : 02-SEP-2010 02:21
Operator : 007062 Inst ID: 722.i
Smp Info : SSTD2 (1ug/ml) BNA0661-10
Misc Info : sstd2,090210.b,ll.m,2-root.sub,1,2
Comment :
Method : \\PITSVR06\d\chem\722.i\090210.b\LL.m
Meth Date : 02-Sep-2010 03:40 722.i Quant Type: ISTD
Cal Date : 18-AUG-2010 00:29 Cal File: F08180A2.D
Als bottle: 4 Calibration Sample, Level: 2
Dil Factor: 1.00000
Integrator: HP RTE Compound Sublist: 2-root.sub
Target Version: 4.14

	Compounds	QUANT SIG MASS	RT	EXP RT	REL RT	RESPONSE	AMOUNTS CAL-AMT (NG)	ON-COL (NG)
* 1	1,4-Dichlorobenzene-d4	152	4.243	4.243	(1.000)	75257	8.00000	
* 2	Naphthalene-d8	136	5.242	5.242	(1.000)	279095	8.00000	
* 3	Acenaphthene-d10	164	6.594	6.594	(1.000)	157810	8.00000	
* 4	Phenanthrene-d10	188	7.743	7.743	(1.000)	236693	8.00000	
* 5	Chrysene-d12	240	10.034	10.034	(1.000)	211614	8.00000	
* 6	Perylene-d12	264	11.584	11.584	(1.000)	192344	8.00000	
198	1,4-Dioxane	88	0.867	0.867	(0.204)	14459	2.00000	3.3277
220	Benzaldehyde	77	3.880	3.880	(0.914)	21148	2.00000	2.2116
10	N-Nitrosodimethylamine	74	1.225	1.225	(0.289)	17010	2.00000	2.0939
9	Pyridine	79	1.257	1.257	(0.296)	29314	2.00000	1.9570
16	Methyl methanesulfonate	80	2.993	2.993	(0.705)	12859	2.00000	1.9300
21	Aniline	93	3.987	3.987	(0.940)	37747	2.00000	1.9732
22	Phenol	94	4.035	4.035	(0.951)	32657	2.00000	1.9121
23	bis(2-Chloroethyl)ether	93	4.051	4.051	(0.955)	24466	2.00000	1.9562
24	2-Chlorophenol	128	4.089	4.089	(0.963)	26993	2.00000	1.9856
26	1,3-Dichlorobenzene	146	4.195	4.195	(0.989)	30659	2.00000	1.9460
27	1,4-Dichlorobenzene	146	4.259	4.259	(1.004)	31223	2.00000	1.9881
28	1,2-Dichlorobenzene	146	4.377	4.377	(1.031)	28708	2.00000	1.9192
227	Indene	116	4.446	4.446	(1.048)	45362	2.00000	1.9670(A)
29	Benzyl Alcohol	108	4.495	4.495	(1.059)	24451	2.00000	3.1779
30	2-Methylphenol	108	4.377	4.377	(1.031)	13799	2.00000	1.2191(M)
31	2,2'-oxybis(1-Chloropropane)	45	4.484	4.484	(1.057)	23433	2.00000	2.0080
37	Acetophenone	105	4.569	4.569	(1.077)	35871	2.00000	2.0024
32	N-Nitroso-di-n-propylamine	70	4.580	4.580	(1.079)	19298	2.00000	2.0590
192	4-Methylphenol	108	4.612	4.612	(1.087)	24107	2.00000	2.0536
34	Hexachloroethane	117	4.644	4.644	(1.094)	11739	2.00000	2.0152
35	Nitrobenzene	77	4.698	4.698	(0.896)	29840	2.00000	2.5442(H)
36	N-Nitrosopyrrolidine	100	4.543	4.543	(1.070)	11901	2.00000	1.9722
41	Isophorone	82	4.885	4.885	(0.932)	49115	2.00000	2.0350
42	2-Nitrophenol	139	4.949	4.949	(0.944)	13465	2.00000	1.9050
43	2,4-Dimethylphenol	107	5.013	5.013	(0.956)	26090	2.00000	1.9288
44	bis(2-Chloroethoxy)methane	93	5.066	5.066	(0.966)	27990	2.00000	1.9988
48	2,4-Dichlorophenol	162	5.152	5.152	(0.983)	20431	2.00000	1.9607
49	Benzoic Acid	122	5.077	5.077	(0.968)	19281	4.00000	3.6146

	Compounds	QUANT SIG MASS	RT	EXP RT	REL RT	RESPONSE	AMOUNTS CAL-AMT (NG)	AMOUNTS ON-COL (NG)
50	1,2,4-Trichlorobenzene	180	5.200	5.200	(0.992)	23403	2.00000	1.9780
51	Naphthalene	128	5.258	5.258	(1.003)	73318	2.00000	1.9601
52	4-Chloroaniline	127	5.307	5.307	(1.012)	30853	2.00000	2.0127
54	2,6-Dichlorophenol	162	5.317	5.317	(1.014)	20463	2.00000	1.9840
56	Hexachlorobutadiene	225	5.365	5.365	(1.023)	13377	2.00000	1.9056
221	Caprolactam	113	5.542	5.542	(1.057)	6552	2.00000	1.8536
59	4-Chloro-3-Methylphenol	107	5.707	5.707	(1.089)	20818	2.00000	1.9324
62	2-Methylnaphthalene	142	5.793	5.793	(1.105)	48687	2.00000	1.9907
205	1-Methylnaphthalene	142	5.867	5.867	(1.119)	47432	2.00000	2.0340
64	Hexachlorocyclopentadiene	237	5.921	5.921	(0.898)	9306	2.00000	1.3967
65	1,2,4,5-Tetrachlorobenzene	216	5.926	5.926	(0.899)	20462	2.00000	1.8137
66	2,4,6-Trichlorophenol	196	6.022	6.022	(0.913)	13695	2.00000	1.8503
67	2,4,5-Trichlorophenol	196	6.060	6.060	(0.919)	15505	2.00000	1.9925
222	1,1'-Biphenyl	154	6.151	6.151	(0.933)	59188	2.00000	1.9695
70	2-Chloronaphthalene	162	6.167	6.167	(0.935)	43917	2.00000	1.9033
73	2-Nitroaniline	65	6.247	6.247	(0.947)	13652	2.00000	2.0243
76	Dimethylphthalate	163	6.391	6.391	(0.969)	50383	2.00000	1.9772
78	2,6-Dinitrotoluene	165	6.434	6.434	(0.976)	10763	2.00000	1.8406
79	Acenaphthylene	152	6.482	6.482	(0.983)	72510	2.00000	1.9876
81	3-Nitroaniline	138	6.562	6.562	(0.995)	11862	2.00000	1.9591
82	Acenaphthene	153	6.615	6.615	(1.003)	42652	2.00000	1.8810
83	2,4-Dinitrophenol	184	6.642	6.642	(1.007)	6036	4.00000	2.1312
85	4-Nitrophenol	109	6.733	6.733	(1.021)	13955	4.00000	3.4759
86	Dibenzofuran	168	6.749	6.749	(1.023)	62590	2.00000	1.9614
87	2,4-Dinitrotoluene	165	6.738	6.738	(1.022)	14464	2.00000	1.8893
91	2,3,5,6-Tetrachlorophenol	232	6.824	6.824	(1.035)	10780	2.00000	1.7881
88	2,3,4,6-Tetrachlorophenol	232	6.861	6.861	(1.041)	11394	2.00000	1.8055
92	2-Naphthylamine	143	6.872	6.872	(1.042)	43483	2.00000	2.0904
93	Diethylphthalate	149	6.931	6.931	(1.051)	47510	2.00000	1.8954
94	Fluorene	166	7.016	7.016	(1.064)	49584	2.00000	1.9042
95	4-Chlorophenyl-phenylether	204	7.016	7.016	(1.064)	24950	2.00000	1.9763
96	4-Nitroaniline	138	6.562	6.562	(0.995)	11862	2.00000	1.9400
98	4,6-Dinitro-2-methylphenol	198	7.059	7.059	(0.912)	10942	4.00000	2.9424
99	N-Nitrosodiphenylamine	169	7.112	7.112	(0.919)	33689	2.00000	2.0028
100	1,2-Diphenylhydrazine	77	7.139	7.139	(0.922)	53635	2.00000	1.9757
106	4-Bromophenyl-phenylether	248	7.395	7.395	(0.955)	12094	2.00000	1.8452
107	Hexachlorobenzene	284	7.449	7.449	(0.962)	12503	2.00000	2.0036
223	Atrazine	200	7.524	7.524	(0.972)	12943	2.00000	1.9082
111	Pentachlorophenol	266	7.609	7.609	(0.983)	14067	4.00000	3.3079
115	Phenanthrene	178	7.759	7.759	(1.002)	67013	2.00000	1.9889
116	Anthracene	178	7.796	7.796	(1.007)	67965	2.00000	2.0114
119	Carbazole	167	7.924	7.924	(1.023)	59724	2.00000	1.9565
120	Di-n-Butylphthalate	149	8.191	8.191	(1.058)	74840	2.00000	1.9173
123	Fluoranthene	202	8.688	8.688	(1.122)	67163	2.00000	1.9747
124	Benzidine	184	8.800	8.800	(0.877)	28396	2.00000	2.0388
125	Pyrene	202	8.880	8.880	(0.885)	65464	2.00000	1.9669
131	Butylbenzylphthalate	149	9.463	9.463	(0.943)	32518	2.00000	1.9623
135	3,3'-Dichlorobenzidine	252	10.002	10.002	(0.997)	20479	2.00000	1.9139
136	Benzo(a)Anthracene	228	10.024	10.024	(0.999)	58987	2.00000	1.9523
137	Chrysene	228	10.061	10.061	(1.003)	57249	2.00000	1.9897
139	bis(2-ethylhexyl)Phthalate	149	10.061	10.061	(1.003)	44593	2.00000	1.8898
140	Di-n-octylphthalate	149	10.761	10.761	(0.929)	73147	2.00000	1.9026
141	Benzo(b)fluoranthene	252	11.178	11.178	(0.965)	56790	2.00000	1.7804
142	Benzo(k)fluoranthene	252	11.204	11.204	(0.967)	61092	2.00000	2.0302

Compounds	QUANT SIG MASS	RT	EXP RT	REL RT	RESPONSE	AMOUNTS CAL-AMT (NG)	AMOUNTS ON-COL (NG)
143 7,12-dimethylbenz[a]anthracen	256	11.167	11.167	(0.964)	26939	2.00000	1.8791
146 Benzo(a)pyrene	252	11.525	11.525	(0.995)	45158	2.00000	1.9232
149 Indeno(1,2,3-cd)pyrene	276	12.796	12.796	(1.105)	56567	2.00000	1.9362
150 Dibenz(a,h)anthracene	278	12.823	12.823	(1.107)	45669	2.00000	1.8914
151 Benzo(g,h,i)perylene	276	13.154	13.154	(1.136)	45692	2.00000	1.8426
$ 154 Nitrobenzene-d5	82	4.682	4.682	(0.893)	29304	2.00000	2.0306
$ 155 2-Fluorobiphenyl	172	6.076	6.076	(0.921)	50390	2.00000	1.9272
$ 156 Terphenyl-d14	244	9.014	9.014	(0.898)	43028	2.00000	1.9571
$ 157 Phenol-d5	99	4.024	4.024	(0.948)	29958	2.00000	1.9633
$ 158 2-Fluorophenol	112	3.218	3.218	(0.758)	22227	2.00000	2.0061
$ 159 2,4,6-Tribromophenol	330	7.208	7.208	(0.931)	5227	2.00000	2.0296
$ 186 2-Chlorophenol-d4	132	4.078	4.078	(0.961)	26048	2.00000	1.9262
$ 187 1,2-Dichlorobenzene-d4	152	4.366	4.366	(1.029)	17539	2.00000	1.8944

QC Flag Legend

A - Target compound detected but, quantitated amount exceeded maximum amount.
M - Compound response manually integrated.
H - Operator selected an alternate compound hit.

Data File Name: F09020C3.D
Inj. Date and Time: 02-SEP-2010 02:21
Instrument ID: 722.i
Client ID: SSTD2
Compound Name: 2-Methylphenol
CAS #: 95-48-7

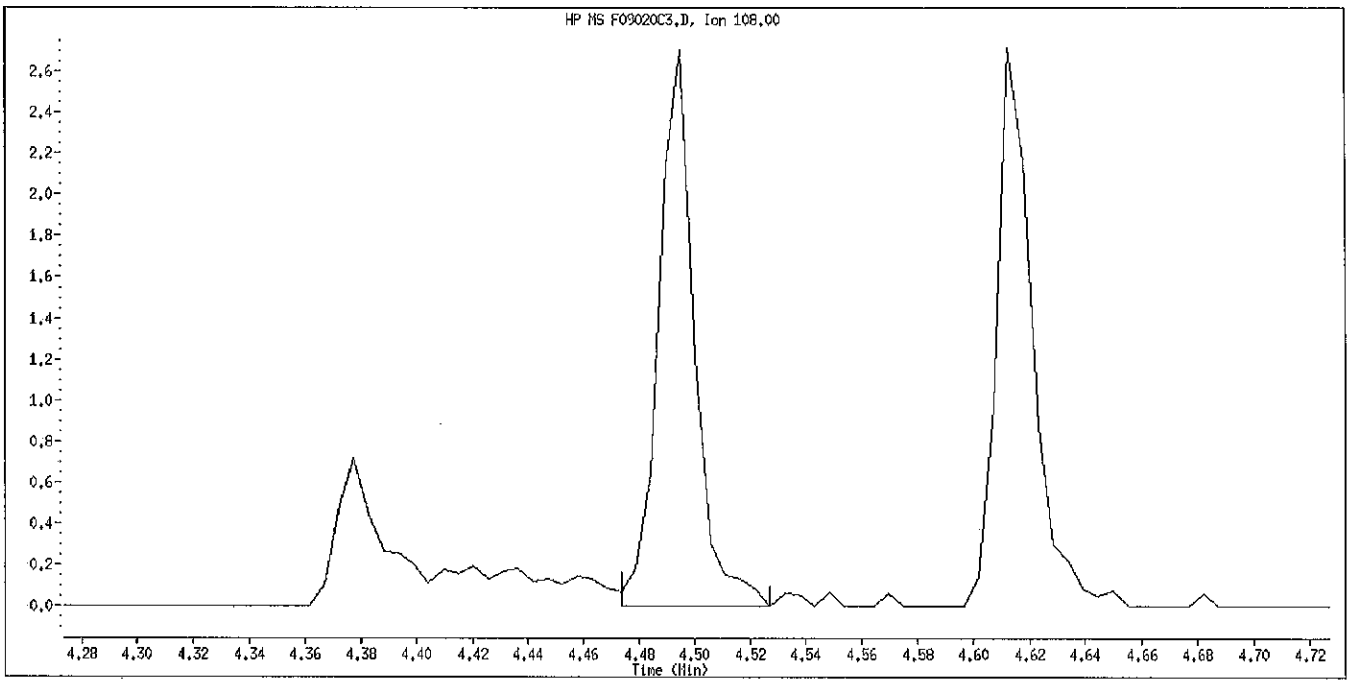

Original Integration

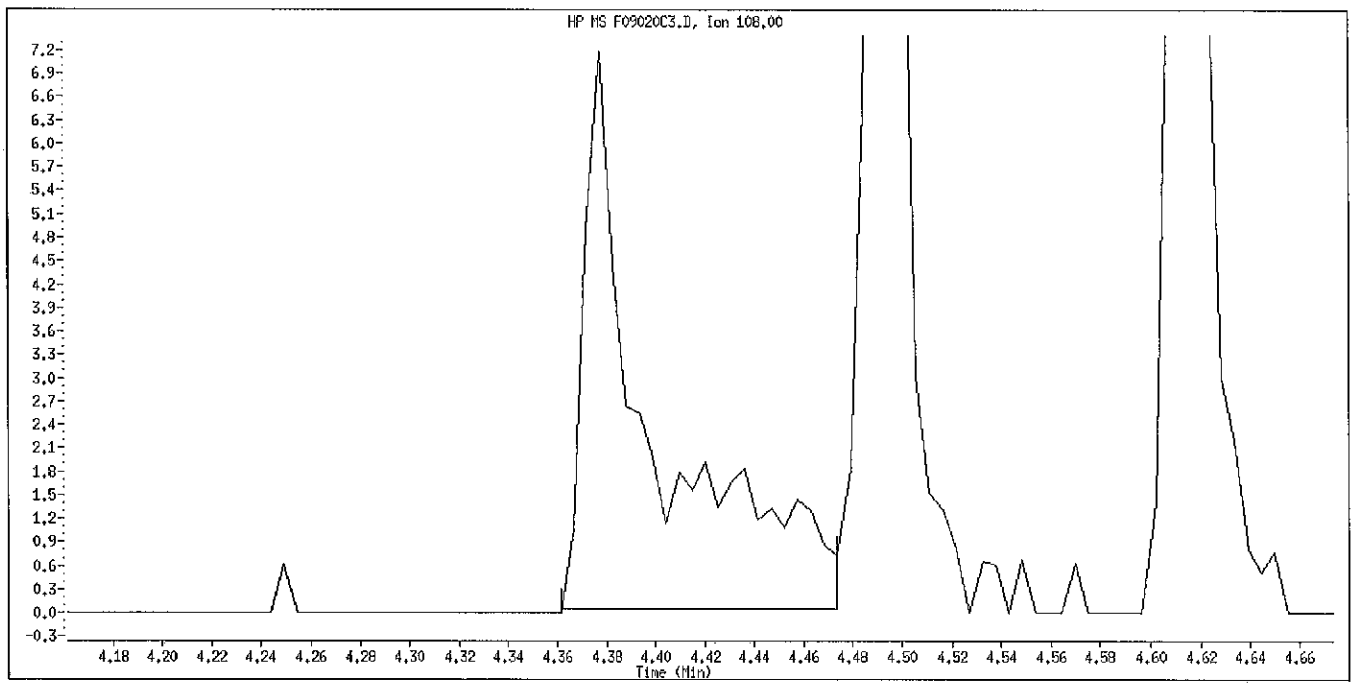

Manual Integration

Manually Integrated By: bungardf
Manual Integration Reason: Peak Not Found

Data File: \\PITSVR06\d\chem\722.i\090210.b\F09020C1.D
Date : 02-SEP-2010 01:40
Client ID: SSTD4
Sample Info: SSTD4 (2ug/ml) BNA0675-10

Instrument: 722.i

Operator: 007062
Column diameter: 0.25

Column phase: Hp5-MS

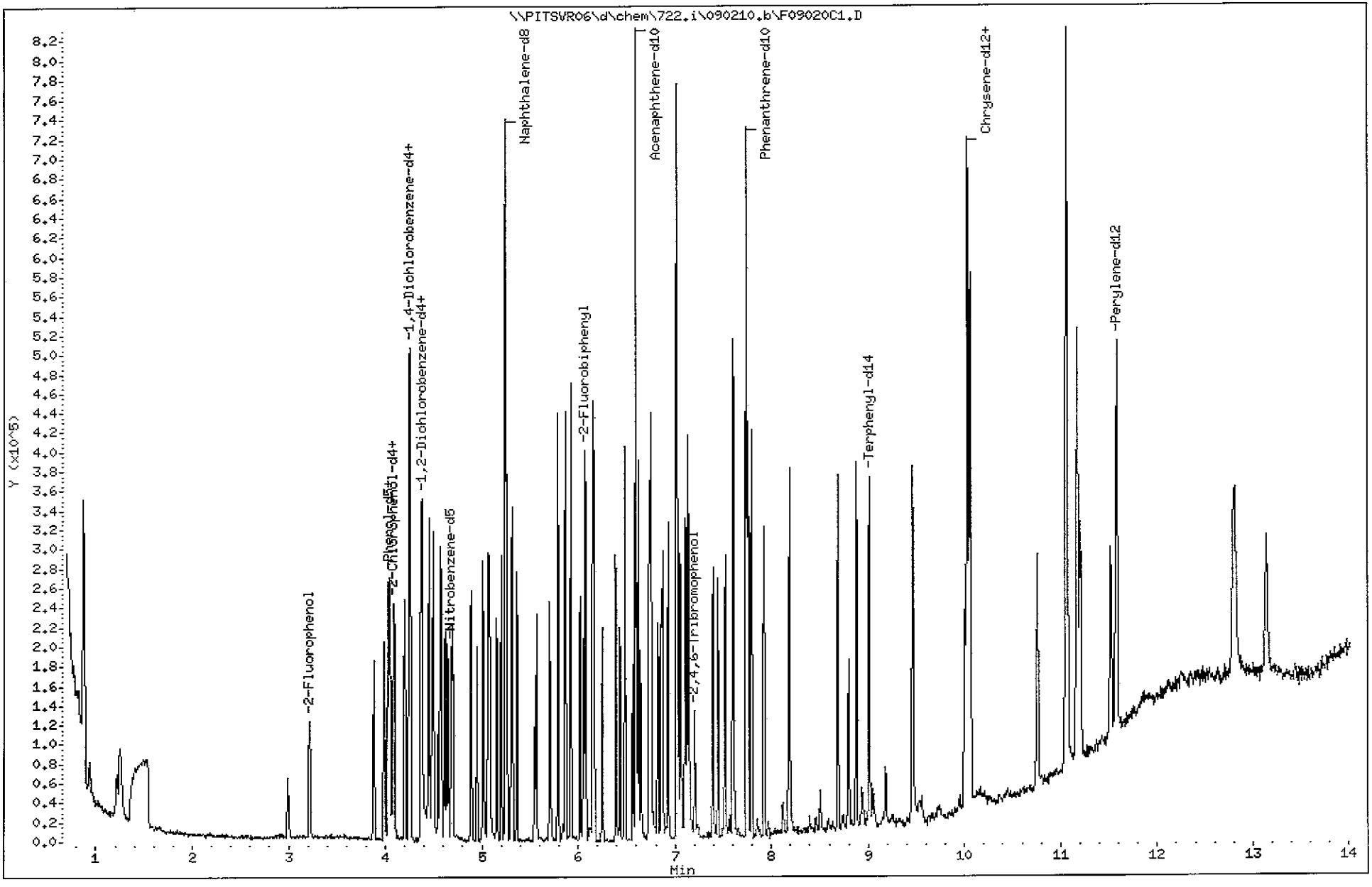

Test America Pittsburgh

Semivolatile REPORT SW-846 Method 8270

Data file : \\PITSVR06\d\chem\722.i\090210.b\F09020C1.D
Lab Smp Id: sstd4 Client Smp ID: SSTD4
Inj Date : 02-SEP-2010 01:40
Operator : 007062 Inst ID: 722.i
Smp Info : SSTD4 (2ug/ml) BNA0675-10
Misc Info : sstd4,090210.b,ll.m,2-root.sub,1,3
Comment :
Method : \\PITSVR06\d\chem\722.i\090210.b\LL.m
Meth Date : 02-Sep-2010 02:56 722.i Quant Type: ISTD
Cal Date : 02-SEP-2010 02:41 Cal File: F09020C4.D
Als bottle: 2 Calibration Sample, Level: 3
Dil Factor: 1.00000
Integrator: HP RTE Compound Sublist: 2-root.sub
Target Version: 4.14
Processing Host: PITPC-503

Compounds	QUANT SIG MASS	RT	EXP RT	REL RT	RESPONSE	AMOUNTS CAL-AMT (NG)	AMOUNTS ON-COL (NG)
* 1 1,4-Dichlorobenzene-d4	152	4.242	4.242	(1.000)	69391	8.00000	
* 2 Naphthalene-d8	136	5.241	5.241	(1.000)	264796	8.00000	
* 3 Acenaphthene-d10	164	6.593	6.593	(1.000)	149928	8.00000	
* 4 Phenanthrene-d10	188	7.742	7.742	(1.000)	227951	8.00000	
* 5 Chrysene-d12	240	10.033	10.033	(1.000)	211363	8.00000	
* 6 Perylene-d12	264	11.577	11.577	(1.000)	187180	8.00000	
198 1,4-Dioxane	88	0.872	0.872	(0.206)	21295	4.00000	4.0830
220 Benzaldehyde	77	3.879	3.879	(0.914)	40058	4.00000	4.0386
10 N-Nitrosodimethylamine	74	1.219	1.219	(0.287)	30761	4.00000	4.1010
9 Pyridine	79	1.251	1.251	(0.295)	56967	4.00000	4.0787
16 Methyl methanesulfonate	80	2.992	2.992	(0.705)	25782	4.00000	4.1225
21 Aniline	93	3.986	3.986	(0.940)	70186	4.00000	3.9286
22 Phenol	94	4.034	4.034	(0.951)	65794	4.00000	4.0454(H)
23 bis(2-Chloroethyl)ether	93	4.050	4.050	(0.955)	46011	4.00000	3.8584
24 2-Chlorophenol	128	4.093	4.093	(0.965)	50496	4.00000	3.9532
26 1,3-Dichlorobenzene	146	4.194	4.194	(0.989)	58365	4.00000	3.9507
27 1,4-Dichlorobenzene	146	4.258	4.258	(1.004)	58938	4.00000	4.0225
28 1,2-Dichlorobenzene	146	4.376	4.376	(1.031)	55932	4.00000	3.9986
227 Indene	116	4.445	4.445	(1.048)	87574	4.00000	4.0466(A)
29 Benzyl Alcohol	108	4.381	4.381	(1.033)	21145	4.00000	2.6800(Q)
30 2-Methylphenol	108	4.494	4.494	(1.059)	46658	4.00000	4.5053
31 2,2'-oxybis(1-Chloropropane)	45	4.483	4.483	(1.057)	43915	4.00000	3.9742
37 Acetophenone	105	4.568	4.568	(1.077)	70140	4.00000	4.1123
32 N-Nitroso-di-n-propylamine	70	4.579	4.579	(1.079)	35656	4.00000	3.9823
192 4-Methylphenol	108	4.616	4.616	(1.088)	42911	4.00000	3.8358
34 Hexachloroethane	117	4.643	4.643	(1.094)	22091	4.00000	4.1743
35 Nitrobenzene	77	4.697	4.697	(0.896)	56500	4.00000	3.6512(Q)
36 N-Nitrosopyrrolidine	100	4.542	4.542	(1.071)	23924	4.00000	4.2121
41 Isophorone	82	4.889	4.889	(0.933)	95169	4.00000	4.0419
42 2-Nitrophenol	139	4.948	4.948	(0.944)	28118	4.00000	4.3027
43 2,4-Dimethylphenol	107	5.012	5.012	(0.956)	51872	4.00000	3.9228
44 bis(2-Chloroethoxy)methane	93	5.065	5.065	(0.966)	54764	4.00000	4.0409
48 2,4-Dichlorophenol	162	5.151	5.151	(0.983)	39057	4.00000	3.9722

	Compounds	QUANT SIG MASS	RT	EXP RT	REL RT	RESPONSE	AMOUNTS CAL-AMT (NG)	AMOUNTS ON-COL (NG)
49	Benzoic Acid	122	5.081	5.081	(0.969)	60270	10.0000	11.480
50	1,2,4-Trichlorobenzene	180	5.199	5.199	(0.992)	44944	4.00000	3.9938
51	Naphthalene	128	5.257	5.257	(1.003)	144834	4.00000	3.9923
52	4-Chloroaniline	127	5.306	5.306	(1.012)	57053	4.00000	3.9184
54	2,6-Dichlorophenol	162	5.316	5.316	(1.014)	38604	4.00000	3.9046
56	Hexachlorobutadiene	225	5.364	5.364	(1.023)	26985	4.00000	4.0574
221	Caprolactam	113	5.551	5.551	(1.059)	13489	4.00000	4.1142
59	4-Chloro-3-Methylphenol	107	5.706	5.706	(1.089)	44148	4.00000	4.2489
62	2-Methylnaphthalene	142	5.792	5.792	(1.105)	96150	4.00000	4.0572
205	1-Methylnaphthalene	142	5.866	5.866	(1.119)	89585	4.00000	3.9926
64	Hexachlorocyclopentadiene	237	5.920	5.920	(0.898)	23495	4.00000	4.6198
65	1,2,4,5-Tetrachlorobenzene	216	5.925	5.925	(0.899)	41909	4.00000	4.0455
66	2,4,6-Trichlorophenol	196	6.021	6.021	(0.913)	27289	4.00000	3.9550
67	2,4,5-Trichlorophenol	196	6.053	6.053	(0.918)	29060	4.00000	4.0036
222	1,1'-Biphenyl	154	6.150	6.150	(0.933)	111299	4.00000	3.9418
70	2-Chloronaphthalene	162	6.166	6.166	(0.935)	91243	4.00000	4.1886
73	2-Nitroaniline	65	6.246	6.246	(0.947)	26665	4.00000	4.2094
76	Dimethylphthalate	163	6.390	6.390	(0.969)	95178	4.00000	3.8910
78	2,6-Dinitrotoluene	165	6.433	6.433	(0.976)	22526	4.00000	4.1307
79	Acenaphthylene	152	6.481	6.481	(0.983)	138944	4.00000	3.9903
81	3-Nitroaniline	138	6.561	6.561	(0.995)	23045	4.00000	4.1529
82	Acenaphthene	153	6.620	6.620	(1.004)	86315	4.00000	4.0321
83	2,4-Dinitrophenol	184	6.641	6.641	(1.007)	21244	10.0000	9.5580
85	4-Nitrophenol	109	6.732	6.732	(1.021)	35910	10.0000	9.9526
86	Dibenzofuran	168	6.753	6.753	(1.024)	123152	4.00000	4.0326
87	2,4-Dinitrotoluene	165	6.737	6.737	(1.022)	28752	4.00000	4.0802
91	2,3,5,6-Tetrachlorophenol	232	6.823	6.823	(1.035)	23985	4.00000	4.3425
88	2,3,4,6-Tetrachlorophenol	232	6.860	6.860	(1.041)	25270	4.00000	4.1939
92	2-Naphthylamine	143	6.871	6.871	(1.042)	80680	4.00000	3.9394
93	Diethylphthalate	149	6.930	6.930	(1.051)	94581	4.00000	3.9101
94	Fluorene	166	7.015	7.015	(1.064)	100039	4.00000	4.0648
95	4-Chlorophenyl-phenylether	204	7.015	7.015	(1.064)	47069	4.00000	3.9821
96	4-Nitroaniline	138	7.031	7.031	(1.066)	24629	4.00000	4.3606(Q)
98	4,6-Dinitro-2-methylphenol	198	7.058	7.058	(0.912)	34290	10.0000	11.204
99	N-Nitrosodiphenylamine	169	7.106	7.106	(0.918)	65552	4.00000	3.9916
100	1,2-Diphenylhydrazine	77	7.138	7.138	(0.922)	109000	4.00000	4.0837
106	4-Bromophenyl-phenylether	248	7.394	7.394	(0.955)	24918	4.00000	3.9933
107	Hexachlorobenzene	284	7.448	7.448	(0.962)	23723	4.00000	3.9933
223	Atrazine	200	7.523	7.523	(0.972)	26556	4.00000	4.1080
111	Pentachlorophenol	266	7.603	7.603	(0.982)	51874	10.0000	12.582
115	Phenanthrene	178	7.758	7.758	(1.002)	128573	4.00000	3.9016
116	Anthracene	178	7.795	7.795	(1.007)	132239	4.00000	4.0083
119	Carbazole	167	7.929	7.929	(1.024)	118842	4.00000	4.0017
120	Di-n-Butylphthalate	149	8.190	8.190	(1.058)	153271	4.00000	4.0833
123	Fluoranthene	202	8.687	8.687	(1.122)	131100	4.00000	3.9972
124	Benzidine	184	8.799	8.799	(0.877)	62732	4.00000	4.2863
125	Pyrene	202	8.879	8.879	(0.885)	133663	4.00000	3.8660
131	Butylbenzylphthalate	149	9.462	9.462	(0.943)	62497	4.00000	3.7006
135	3,3'-Dichlorobenzidine	252	10.001	10.001	(0.997)	41488	4.00000	3.8759
136	Benzo(a)Anthracene	228	10.023	10.023	(0.999)	122323	4.00000	3.9515
137	Chrysene	228	10.060	10.060	(1.003)	114691	4.00000	3.9378
139	bis(2-ethylhexyl)Phthalate	149	10.060	10.060	(1.003)	92892	4.00000	3.9063
140	Di-n-octylphthalate	149	10.760	10.760	(0.929)	150773	4.00000	3.9455
141	Benzo(b)fluoranthene	252	11.177	11.177	(0.965)	119270	4.00000	3.8524

Compounds	QUANT SIG MASS	RT	EXP RT	REL RT	RESPONSE	AMOUNTS CAL-AMT (NG)	AMOUNTS ON-COL (NG)
142 Benzo(k)fluoranthene	252	11.203	11.203	(0.968)	121198	4.00000	4.1558
143 7,12-dimethylbenz[a]anthracen	256	11.171	11.171	(0.965)	54565	4.00000	3.9804
146 Benzo(a)pyrene	252	11.518	11.518	(0.995)	89158	4.00000	3.9070
149 Indeno(1,2,3-cd)pyrene	276	12.795	12.795	(1.105)	107978	4.00000	3.8883
150 Dibenz(a,h)anthracene	278	12.817	12.817	(1.107)	88102	4.00000	3.8922
151 Benzo(g,h,i)perylene	276	13.142	13.142	(1.135)	92270	4.00000	3.8925
$ 154 Nitrobenzene-d5	82	4.681	4.681	(0.893)	54617	4.00000	3.9009
$ 155 2-Fluorobiphenyl	172	6.075	6.075	(0.921)	100542	4.00000	4.0519
$ 156 Terphenyl-d14	244	9.013	9.013	(0.898)	90716	4.00000	4.0465
$ 157 Phenol-d5	99	4.023	4.023	(0.948)	56466	4.00000	3.9437
$ 158 2-Fluorophenol	112	3.217	3.217	(0.758)	39978	4.00000	3.8719
$ 159 2,4,6-Tribromophenol	330	7.207	7.207	(0.931)	9940	4.00000	4.0785
$ 186 2-Chlorophenol-d4	132	4.077	4.077	(0.961)	50617	4.00000	3.9990
$ 187 1,2-Dichlorobenzene-d4	152	4.365	4.365	(1.029)	34963	4.00000	4.0848

QC Flag Legend

A - Target compound detected but, quantitated amount exceeded maximum amount.
Q - Qualifier signal failed the ratio test.
H - Operator selected an alternate compound hit.

Data File: \\PITSVR06\d\chem\722.i\090210.b\F09020C4.D
Date : 02-SEP-2010 02:41
Client ID: SSTD10
Sample Info: SSTD10 (5ug/ml) BNA0663-10

Instrument: 722.i

Operator: 007062
Column diameter: 0.25

Column phase: Hp5-MS

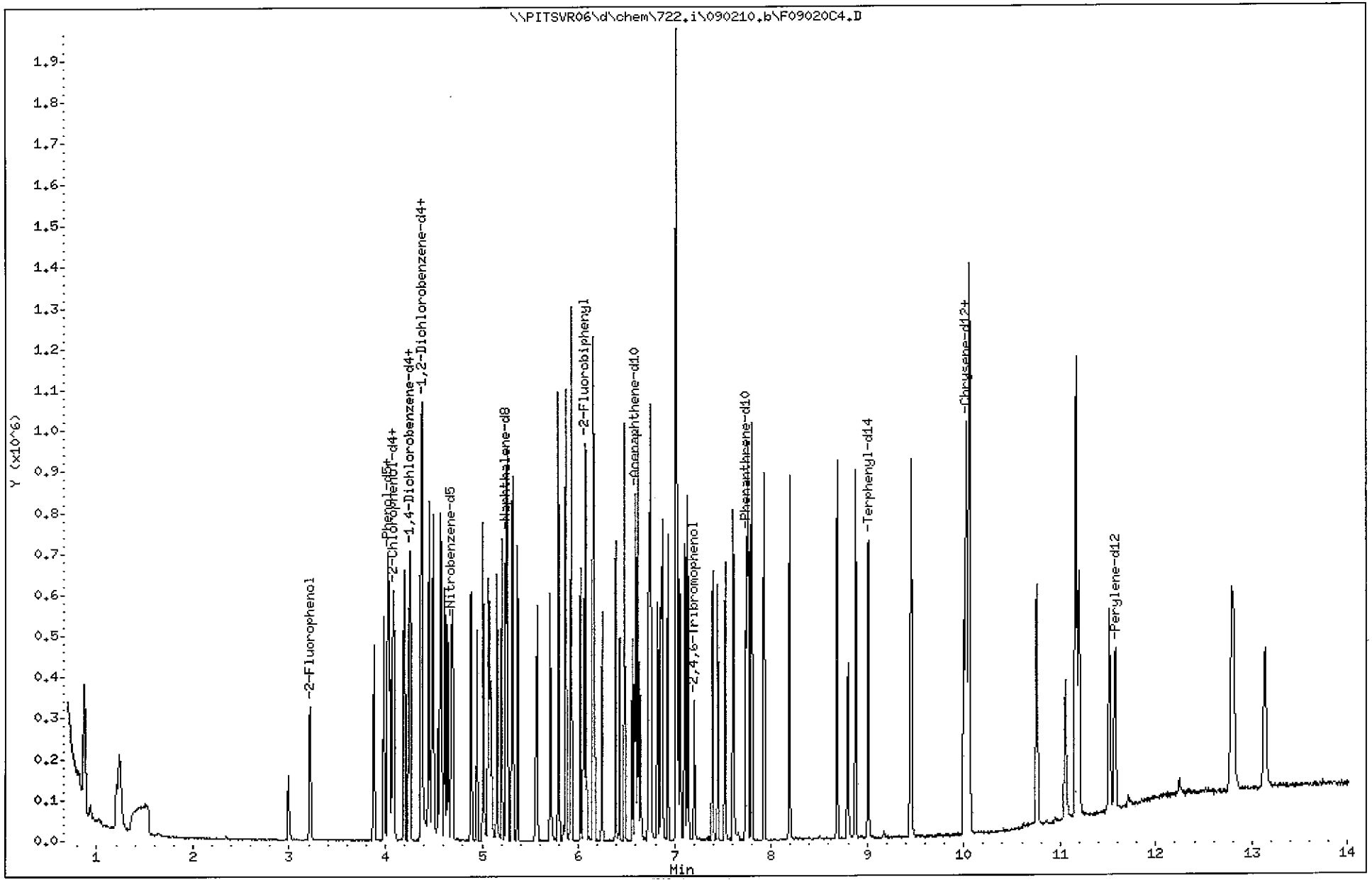

Test America Pittsburgh

Semivolatile REPORT SW-846 Method 8270

Data file : \\PITSVR06\d\chem\722.i\090210.b\F09020C4.D
Lab Smp Id: sstd10 Client Smp ID: SSTD10
Inj Date : 02-SEP-2010 02:41
Operator : 007062 Inst ID: 722.i
Smp Info : SSTD10 (5ug/ml) BNA0663-10
Misc Info : sstd10,090210.b,ll.m,2-root.sub,1,4
Comment :
Method : \\PITSVR06\d\chem\722.i\090210.b\LL.m
Meth Date : 02-Sep-2010 03:40 722.i Quant Type: ISTD
Cal Date : 02-SEP-2010 02:41 Cal File: F09020C4.D
Als bottle: 5 Calibration Sample, Level: 4
Dil Factor: 1.00000
Integrator: HP RTE Compound Sublist: 2-root.sub
Target Version: 4.14

	Compounds	QUANT SIG MASS	RT	EXP RT	REL RT	RESPONSE	AMOUNTS CAL-AMT (NG)	ON-COL (NG)
* 1	1,4-Dichlorobenzene-d4	152	4.243	4.243	(1.000)	71757	8.00000	
* 2	Naphthalene-d8	136	5.242	5.242	(1.000)	276800	8.00000	
* 3	Acenaphthene-d10	164	6.594	6.594	(1.000)	157462	8.00000	
* 4	Phenanthrene-d10	188	7.737	7.737	(1.000)	236582	8.00000	
* 5	Chrysene-d12	240	10.029	10.029	(1.000)	213838	8.00000	
* 6	Perylene-d12	264	11.578	11.578	(1.000)	191883	8.00000	
198	1,4-Dioxane	88	0.862	0.862	(0.203)	37816	10.0000	9.1278
220	Benzaldehyde	77	3.880	3.880	(0.914)	100992	10.0000	11.076
10	N-Nitrosodimethylamine	74	1.209	1.209	(0.285)	82885	10.0000	10.700
9	Pyridine	79	1.241	1.241	(0.293)	144538	10.0000	10.120
16	Methyl methanesulfonate	80	2.993	2.993	(0.705)	67480	10.0000	10.622
21	Aniline	93	3.987	3.987	(0.940)	189784	10.0000	10.405
22	Phenol	94	4.035	4.035	(0.951)	165335	10.0000	10.153
23	bis(2-Chloroethyl)ether	93	4.051	4.051	(0.955)	121266	10.0000	10.169
24	2-Chlorophenol	128	4.088	4.088	(0.963)	130925	10.0000	10.101
26	1,3-Dichlorobenzene	146	4.195	4.195	(0.989)	152490	10.0000	10.151
27	1,4-Dichlorobenzene	146	4.259	4.259	(1.004)	153653	10.0000	10.261
28	1,2-Dichlorobenzene	146	4.377	4.377	(1.031)	143086	10.0000	10.032
227	Indene	116	4.446	4.446	(1.048)	224325	10.0000	10.201(A)
29	Benzyl Alcohol	108	4.377	4.377	(1.031)	73532	10.0000	10.023(MH)
30	2-Methylphenol	108	4.494	4.494	(1.059)	118822	10.0000	11.009
31	2,2'-oxybis(1-Chloropropane)	45	4.484	4.484	(1.057)	112558	10.0000	10.116
37	Acetophenone	105	4.569	4.569	(1.077)	176854	10.0000	10.354
32	N-Nitroso-di-n-propylamine	70	4.580	4.580	(1.079)	92185	10.0000	10.315
192	4-Methylphenol	108	4.612	4.612	(1.087)	117702	10.0000	10.516
34	Hexachloroethane	117	4.644	4.644	(1.094)	56714	10.0000	10.211
35	Nitrobenzene	77	4.697	4.697	(0.896)	143884	10.0000	12.205(H)
36	N-Nitrosopyrrolidine	100	4.542	4.542	(1.070)	62097	10.0000	10.793
41	Isophorone	82	4.890	4.890	(0.933)	236311	10.0000	9.8724
42	2-Nitrophenol	139	4.948	4.948	(0.944)	73527	10.0000	10.489
43	2,4-Dimethylphenol	107	5.012	5.012	(0.956)	136992	10.0000	10.212
44	bis(2-Chloroethoxy)methane	93	5.066	5.066	(0.966)	138098	10.0000	9.9437
48	2,4-Dichlorophenol	162	5.151	5.151	(0.983)	104371	10.0000	10.099
49	Benzoic Acid	122	5.087	5.087	(0.970)	124409	20.0000	23.516

	Compounds	QUANT SIG MASS	RT	EXP RT	REL RT	RESPONSE	AMOUNTS CAL-AMT (NG)	AMOUNTS ON-COL (NG)
50	1,2,4-Trichlorobenzene	180	5.199	5.199	(0.992)	114823	10.0000	9.7850
51	Naphthalene	128	5.258	5.258	(1.003)	368675	10.0000	9.9381
52	4-Chloroaniline	127	5.306	5.306	(1.012)	156883	10.0000	10.319
54	2,6-Dichlorophenol	162	5.317	5.317	(1.014)	105521	10.0000	10.316
56	Hexachlorobutadiene	225	5.365	5.365	(1.023)	67944	10.0000	9.7590
221	Caprolactam	113	5.557	5.557	(1.060)	35075	10.0000	10.005
59	4-Chloro-3-Methylphenol	107	5.707	5.707	(1.089)	108353	10.0000	10.141
62	2-Methylnaphthalene	142	5.792	5.792	(1.105)	243244	10.0000	10.028
205	1-Methylnaphthalene	142	5.867	5.867	(1.119)	237092	10.0000	10.251
64	Hexachlorocyclopentadiene	237	5.926	5.926	(0.899)	63856	10.0000	9.6053
65	1,2,4,5-Tetrachlorobenzene	216	5.926	5.926	(0.899)	107482	10.0000	9.5478
66	2,4,6-Trichlorophenol	196	6.022	6.022	(0.913)	71986	10.0000	9.7475
67	2,4,5-Trichlorophenol	196	6.054	6.054	(0.918)	78297	10.0000	10.084
222	1,1'-Biphenyl	154	6.156	6.156	(0.934)	291940	10.0000	9.7361
70	2-Chloronaphthalene	162	6.166	6.166	(0.935)	223158	10.0000	9.6926
73	2-Nitroaniline	65	6.246	6.246	(0.947)	67724	10.0000	10.064
76	Dimethylphthalate	163	6.391	6.391	(0.969)	244574	10.0000	9.6190
78	2,6-Dinitrotoluene	165	6.433	6.433	(0.976)	57615	10.0000	9.8748
79	Acenaphthylene	152	6.482	6.482	(0.983)	358839	10.0000	9.8579
81	3-Nitroaniline	138	6.562	6.562	(0.995)	59546	10.0000	9.8562
82	Acenaphthene	153	6.620	6.620	(1.004)	222184	10.0000	9.8202
83	2,4-Dinitrophenol	184	6.642	6.642	(1.007)	48750	20.0000	17.251
85	4-Nitrophenol	109	6.727	6.727	(1.020)	76147	20.0000	19.008
86	Dibenzofuran	168	6.754	6.754	(1.024)	307981	10.0000	9.6728
87	2,4-Dinitrotoluene	165	6.743	6.743	(1.023)	74906	10.0000	9.8057
91	2,3,5,6-Tetrachlorophenol	232	6.823	6.823	(1.035)	56736	10.0000	9.4315
88	2,3,4,6-Tetrachlorophenol	232	6.855	6.855	(1.040)	58565	10.0000	9.3006
92	2-Naphthylamine	143	6.872	6.872	(1.042)	210180	10.0000	10.127
93	Diethylphthalate	149	6.930	6.930	(1.051)	242450	10.0000	9.6937
94	Fluorene	166	7.016	7.016	(1.064)	246824	10.0000	9.4996
95	4-Chlorophenyl-phenylether	204	7.016	7.016	(1.064)	118375	10.0000	9.3973
96	4-Nitroaniline	138	6.562	6.562	(0.995)	59546	10.0000	9.7602
98	4,6-Dinitro-2-methylphenol	198	7.058	7.058	(0.912)	78287	20.0000	21.062
99	N-Nitrosodiphenylamine	169	7.107	7.107	(0.919)	161752	10.0000	9.6207
100	1,2-Diphenylhydrazine	77	7.139	7.139	(0.923)	266443	10.0000	9.8195
106	4-Bromophenyl-phenylether	248	7.395	7.395	(0.956)	64154	10.0000	9.7925
107	Hexachlorobenzene	284	7.448	7.448	(0.963)	62240	10.0000	9.9785
223	Atrazine	200	7.523	7.523	(0.972)	65005	10.0000	9.5882
111	Pentachlorophenol	266	7.603	7.603	(0.983)	75444	20.0000	17.749
115	Phenanthrene	178	7.758	7.758	(1.003)	320324	10.0000	9.5113
116	Anthracene	178	7.796	7.796	(1.008)	332841	10.0000	9.8549
119	Carbazole	167	7.924	7.924	(1.024)	301782	10.0000	9.8906
120	Di-n-Butylphthalate	149	8.191	8.191	(1.059)	381097	10.0000	9.7676
123	Fluoranthene	202	8.688	8.688	(1.123)	330008	10.0000	9.7075
124	Benzidine	184	8.800	8.800	(0.877)	154766	10.0000	10.997
125	Pyrene	202	8.880	8.880	(0.885)	342720	10.0000	10.190
131	Butylbenzylphthalate	149	9.462	9.462	(0.944)	164561	10.0000	9.8271
135	3,3'-Dichlorobenzidine	252	9.997	9.997	(0.997)	110367	10.0000	10.207
136	Benzo(a)Anthracene	228	10.018	10.018	(0.999)	303896	10.0000	9.9536
137	Chrysene	228	10.055	10.055	(1.003)	284645	10.0000	9.7902
139	bis(2-ethylhexyl)Phthalate	149	10.055	10.055	(1.003)	234266	10.0000	9.8247
140	Di-n-octylphthalate	149	10.755	10.755	(0.929)	377654	10.0000	9.8466
141	Benzo(b)fluoranthene	252	11.172	11.172	(0.965)	328622	10.0000	10.327
142	Benzo(k)fluoranthene	252	11.199	11.199	(0.967)	279635	10.0000	9.3151

Compounds	QUANT SIG MASS	RT	EXP RT	REL RT	RESPONSE	AMOUNTS CAL-AMT (NG)	AMOUNTS ON-COL (NG)
143 7,12-dimethylbenz[a]anthracen	256	11.161	11.161	(0.964)	142204	10.0000	9.9433
146 Benzo(a)pyrene	252	11.514	11.514	(0.994)	231547	10.0000	9.8850
149 Indeno(1,2,3-cd)pyrene	276	12.791	12.791	(1.105)	279604	10.0000	9.5933
150 Dibenz(a,h)anthracene	278	12.812	12.812	(1.107)	231906	10.0000	9.6278
151 Benzo(g,h,i)perylene	276	13.138	13.138	(1.135)	230413	10.0000	9.3141
$ 154 Nitrobenzene-d5	82	4.681	4.681	(0.893)	140589	10.0000	9.8231
$ 155 2-Fluorobiphenyl	172	6.081	6.081	(0.922)	253774	10.0000	9.7271
$ 156 Terphenyl-d14	244	9.014	9.014	(0.899)	217542	10.0000	9.7917
$ 157 Phenol-d5	99	4.024	4.024	(0.948)	151891	10.0000	10.440
$ 158 2-Fluorophenol	112	3.217	3.217	(0.758)	104716	10.0000	9.9121
$ 159 2,4,6-Tribromophenol	330	7.208	7.208	(0.932)	24816	10.0000	9.6406
$ 186 2-Chlorophenol-d4	132	4.078	4.078	(0.961)	128204	10.0000	9.9431
$ 187 1,2-Dichlorobenzene-d4	152	4.366	4.366	(1.029)	89057	10.0000	10.088

QC Flag Legend

A - Target compound detected but, quantitated amount exceeded maximum amount.
M - Compound response manually integrated.
H - Operator selected an alternate compound hit.

Data File Name: F09020C4.D
Inj. Date and Time: 02-SEP-2010 02:41
Instrument ID: 722.i
Client ID: SSTD10
Compound Name: Benzyl Alcohol
CAS #: 100-51-6

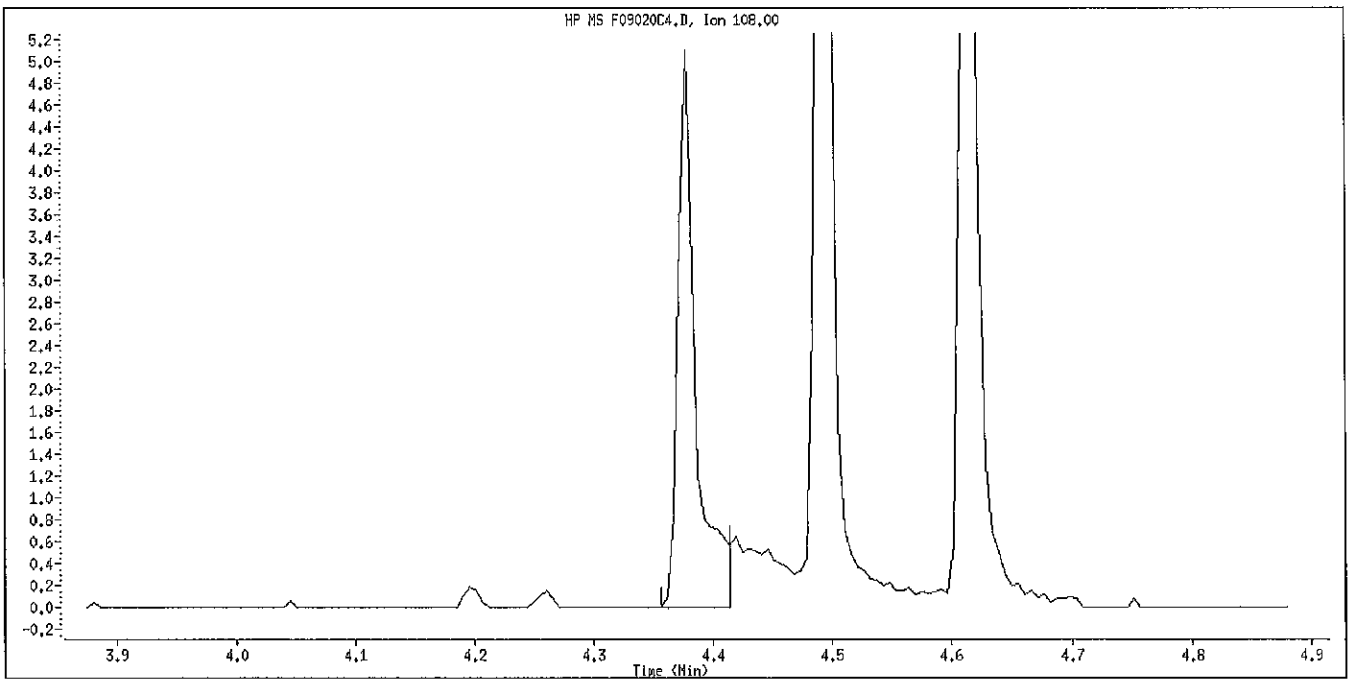

Original Integration

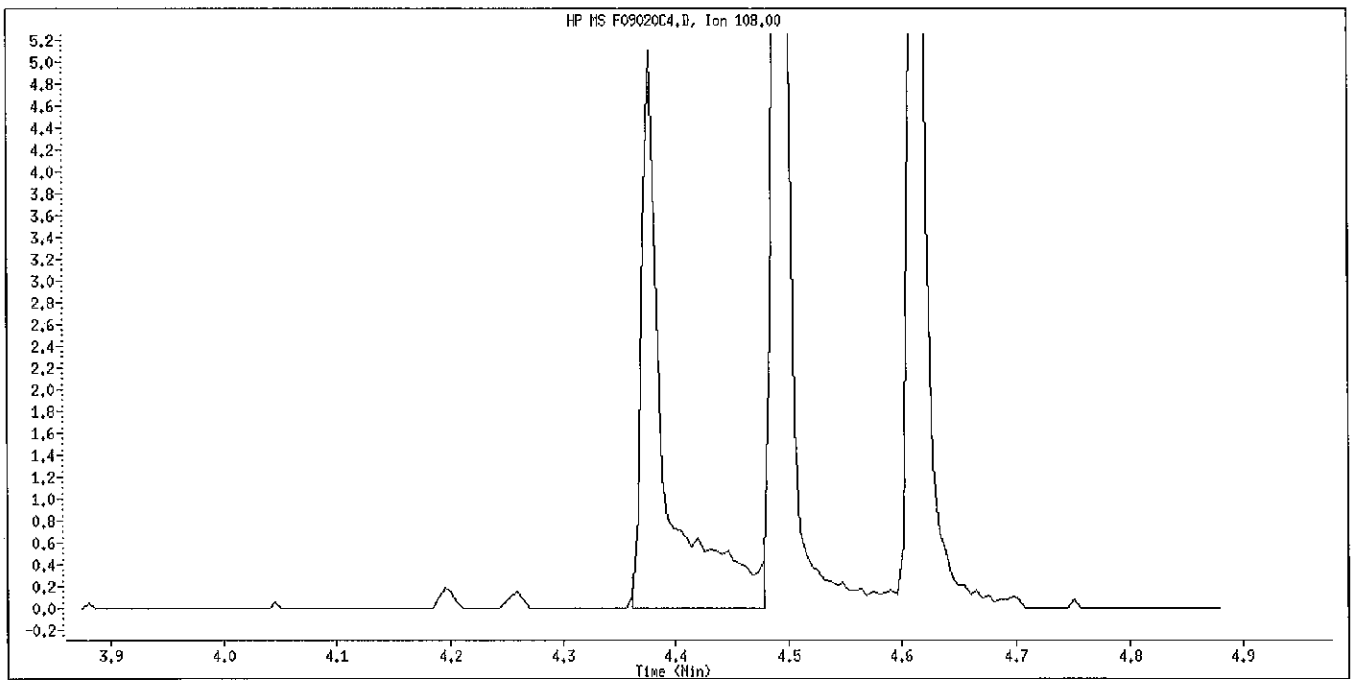

Manual Integration

Manually Integrated By: bungardf
Manual Integration Reason: Peak Not Found

Data File: \\PITSVR06\d\chem\722.i\090210.b\F09020C5.D
Date : 02-SEP-2010 03:01
Client ID: SSTD20
Sample Info: SSTD20 (10ug/ml) BNA0664-10

Instrument: 722.i

Operator: 007062
Column diameter: 0.25

Column phase: Hp5-MS

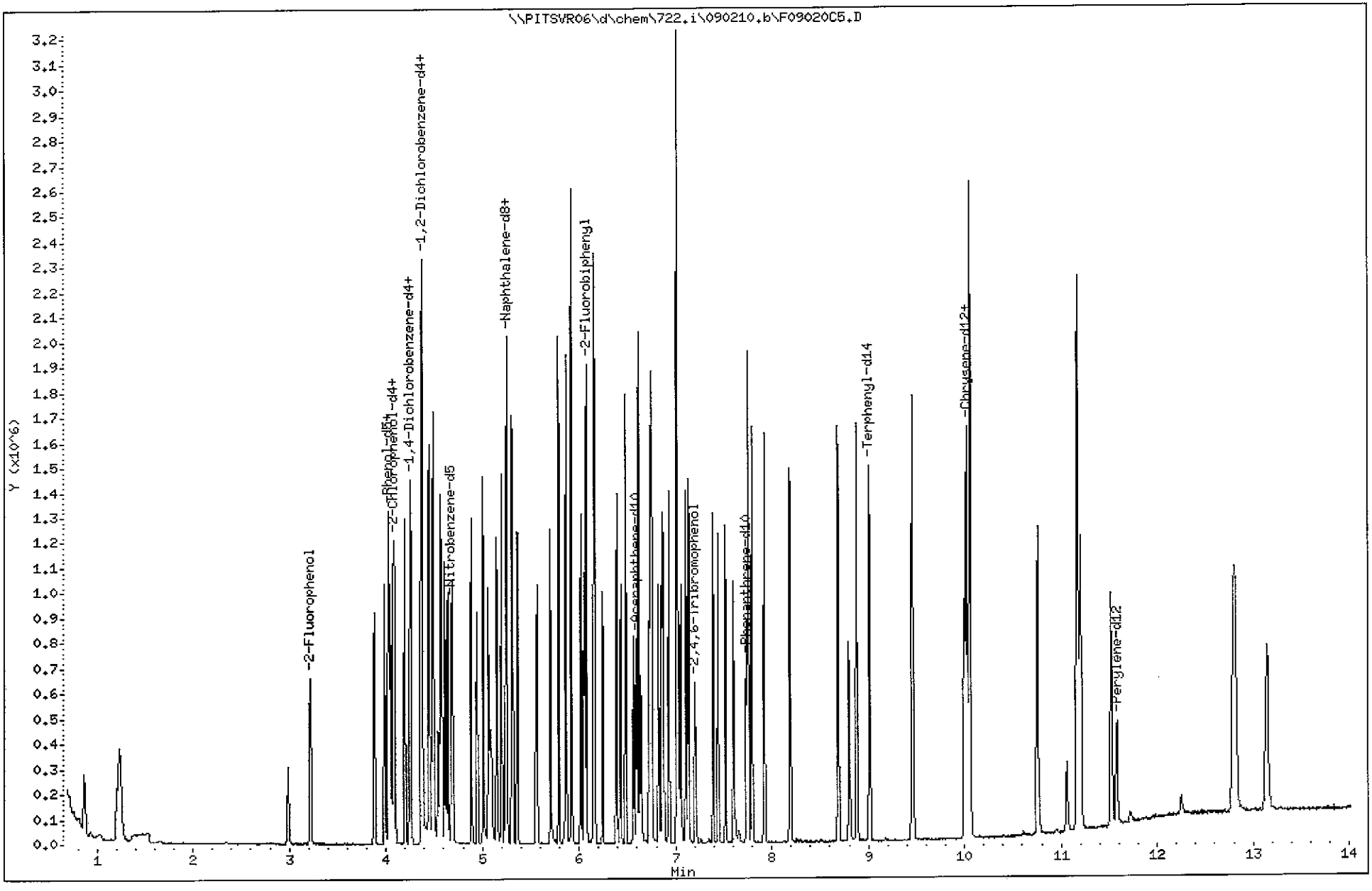

Test America Pittsburgh

Semivolatile REPORT SW-846 Method 8270

Data file : \\PITSVR06\d\chem\722.i\090210.b\F09020C5.D
Lab Smp Id: sstd20 Client Smp ID: SSTD20
Inj Date : 02-SEP-2010 03:01
Operator : 007062 Inst ID: 722.i
Smp Info : SSTD20 (10ug/ml) BNA0664-10
Misc Info : sstd20,090210.b,ll.m,2-root.sub,1,5
Comment :
Method : \\PITSVR06\d\chem\722.i\090210.b\LL.m
Meth Date : 02-Sep-2010 03:49 722.i Quant Type: ISTD
Cal Date : 02-SEP-2010 03:41 Cal File: F09020C7.D
Als bottle: 6 Calibration Sample, Level: 5
Dil Factor: 1.00000
Integrator: HP RTE Compound Sublist: 2-root.sub
Target Version: 4.14
Processing Host: PITPC-503

	Compounds	QUANT SIG MASS	RT	EXP RT	REL RT	RESPONSE	AMOUNTS CAL-AMT (NG)	ON-COL (NG)
* 1	1,4-Dichlorobenzene-d4	152	4.245	4.245	(1.000)	73320	8.00000	(Q)
* 2	Naphthalene-d8	136	5.239	5.239	(1.000)	271274	8.00000	
* 3	Acenaphthene-d10	164	6.591	6.591	(1.000)	144913	8.00000	
* 4	Phenanthrene-d10	188	7.739	7.739	(1.000)	220587	8.00000	
* 5	Chrysene-d12	240	10.031	10.031	(1.000)	210505	8.00000	
* 6	Perylene-d12	264	11.580	11.580	(1.000)	188633	8.00000	
198	1,4-Dioxane	88	0.864	0.864	(0.204)	59506	20.0000	14.057
220	Benzaldehyde	77	3.882	3.882	(0.914)	192891	20.0000	20.705
10	N-Nitrosodimethylamine	74	1.206	1.206	(0.284)	160434	20.0000	20.271
9	Pyridine	79	1.238	1.238	(0.292)	288747	20.0000	19.785
16	Methyl methanesulfonate	80	2.990	2.990	(0.704)	127124	20.0000	19.584
21	Aniline	93	3.984	3.984	(0.938)	369192	20.0000	19.810
22	Phenol	94	4.032	4.032	(0.950)	320669	20.0000	19.271
23	bis(2-Chloroethyl)ether	93	4.048	4.048	(0.953)	233853	20.0000	19.192
24	2-Chlorophenol	128	4.091	4.091	(0.964)	261122	20.0000	19.716
26	1,3-Dichlorobenzene	146	4.197	4.197	(0.989)	298708	20.0000	19.461
27	1,4-Dichlorobenzene	146	4.256	4.256	(1.002)	304911	20.0000	19.928
28	1,2-Dichlorobenzene	146	4.374	4.374	(1.030)	285720	20.0000	19.606
227	Indene	116	4.448	4.448	(1.048)	441956	20.0000	19.670(A)
29	Benzyl Alcohol	108	4.374	4.374	(1.030)	110159	20.0000	14.696
30	2-Methylphenol	108	4.491	4.491	(1.058)	228626	20.0000	20.732
31	2,2'-oxybis(1-Chloropropane)	45	4.481	4.481	(1.055)	218671	20.0000	19.233
37	Acetophenone	105	4.566	4.566	(1.075)	333690	20.0000	19.119
32	N-Nitroso-di-n-propylamine	70	4.577	4.577	(1.078)	177751	20.0000	19.466
192	4-Methylphenol	108	4.614	4.614	(1.087)	221589	20.0000	19.375
34	Hexachloroethane	117	4.646	4.646	(1.094)	115834	20.0000	20.410
35	Nitrobenzene	77	4.694	4.694	(0.896)	271054	20.0000	19.051(H)
36	N-Nitrosopyrrolidine	100	4.545	4.545	(1.070)	113674	20.0000	19.336
41	Isophorone	82	4.887	4.887	(0.933)	455023	20.0000	19.397
42	2-Nitrophenol	139	4.945	4.945	(0.944)	138664	20.0000	20.184
43	2,4-Dimethylphenol	107	5.009	5.009	(0.956)	245596	20.0000	18.680
44	bis(2-Chloroethoxy)methane	93	5.063	5.063	(0.966)	260814	20.0000	19.162
48	2,4-Dichlorophenol	162	5.148	5.148	(0.983)	202608	20.0000	20.004

	Compounds	QUANT SIG MASS	RT	EXP RT	REL RT	RESPONSE	AMOUNTS CAL-AMT (NG)	ON-COL (NG)
49	Benzoic Acid	122	5.084	5.084	(0.970)	168377	30.0000	31.115(Q)
50	1,2,4-Trichlorobenzene	180	5.202	5.202	(0.993)	223496	20.0000	19.434
51	Naphthalene	128	5.255	5.255	(1.003)	706574	20.0000	19.434
52	4-Chloroaniline	127	5.309	5.309	(1.013)	292536	20.0000	19.634
54	2,6-Dichlorophenol	162	5.314	5.314	(1.014)	192761	20.0000	19.228
56	Hexachlorobutadiene	225	5.367	5.367	(1.024)	134986	20.0000	19.783
221	Caprolactam	113	5.560	5.560	(1.061)	68737	20.0000	20.006
59	4-Chloro-3-Methylphenol	107	5.704	5.704	(1.089)	204933	20.0000	19.571
62	2-Methylnaphthalene	142	5.789	5.789	(1.105)	457416	20.0000	19.242
205	1-Methylnaphthalene	142	5.864	5.864	(1.119)	444780	20.0000	19.623
64	Hexachlorocyclopentadiene	237	5.923	5.923	(0.899)	138822	20.0000	22.690
65	1,2,4,5-Tetrachlorobenzene	216	5.923	5.923	(0.899)	204665	20.0000	19.755
66	2,4,6-Trichlorophenol	196	6.019	6.019	(0.913)	135569	20.0000	19.947
67	2,4,5-Trichlorophenol	196	6.051	6.051	(0.918)	140104	20.0000	19.607
222	1,1'-Biphenyl	154	6.153	6.153	(0.934)	554129	20.0000	20.080
70	2-Chloronaphthalene	162	6.163	6.163	(0.935)	421325	20.0000	19.884
73	2-Nitroaniline	65	6.243	6.243	(0.947)	123180	20.0000	19.890
76	Dimethylphthalate	163	6.388	6.388	(0.969)	453376	20.0000	19.375
78	2,6-Dinitrotoluene	165	6.430	6.430	(0.976)	105462	20.0000	19.641
79	Acenaphthylene	152	6.478	6.478	(0.983)	660797	20.0000	19.725
81	3-Nitroaniline	138	6.564	6.564	(0.996)	112057	20.0000	20.154
82	Acenaphthene	153	6.617	6.617	(1.004)	415623	20.0000	19.961
83	2,4-Dinitrophenol	184	6.639	6.639	(1.007)	78328	30.0000	30.118
85	4-Nitrophenol	109	6.724	6.724	(1.020)	115928	30.0000	31.445(Q)
86	Dibenzofuran	168	6.751	6.751	(1.024)	575033	20.0000	19.624
87	2,4-Dinitrotoluene	165	6.740	6.740	(1.023)	141394	20.0000	20.112
91	2,3,5,6-Tetrachlorophenol	232	6.820	6.820	(1.035)	108763	20.0000	19.646
88	2,3,4,6-Tetrachlorophenol	232	6.858	6.858	(1.041)	111437	20.0000	19.230
92	2-Naphthylamine	143	6.874	6.874	(1.043)	375682	20.0000	19.668
93	Diethylphthalate	149	6.933	6.933	(1.052)	442118	20.0000	19.208
94	Fluorene	166	7.013	7.013	(1.064)	466884	20.0000	19.525
95	4-Chlorophenyl-phenylether	204	7.018	7.018	(1.065)	223217	20.0000	19.255
96	4-Nitroaniline	138	6.564	6.564	(0.996)	112057	20.0000	19.958
98	4,6-Dinitro-2-methylphenol	198	7.055	7.055	(0.912)	121274	30.0000	34.992
99	N-Nitrosodiphenylamine	169	7.109	7.109	(0.919)	298039	20.0000	19.012
100	1,2-Diphenylhydrazine	77	7.136	7.136	(0.922)	493998	20.0000	19.526
106	4-Bromophenyl-phenylether	248	7.392	7.392	(0.955)	120682	20.0000	19.757
107	Hexachlorobenzene	284	7.445	7.445	(0.962)	114530	20.0000	19.693
223	Atrazine	200	7.520	7.520	(0.972)	126728	20.0000	20.048
111	Pentachlorophenol	266	7.606	7.606	(0.983)	113574	30.0000	28.657
115	Phenanthrene	178	7.755	7.755	(1.002)	611846	20.0000	19.485
116	Anthracene	178	7.798	7.798	(1.008)	595577	20.0000	18.913
119	Carbazole	167	7.926	7.926	(1.024)	563782	20.0000	19.817
120	Di-n-Butylphthalate	149	8.188	8.188	(1.058)	722803	20.0000	19.869
123	Fluoranthene	202	8.685	8.685	(1.122)	621777	20.0000	19.616
124	Benzidine	184	8.797	8.797	(0.877)	289471	20.0000	20.894
125	Pyrene	202	8.877	8.877	(0.885)	631030	20.0000	19.059
131	Butylbenzylphthalate	149	9.459	9.459	(0.943)	324422	20.0000	19.680
135	3,3'-Dichlorobenzidine	252	9.999	9.999	(0.997)	211155	20.0000	19.838
136	Benzo(a)Anthracene	228	10.020	10.020	(0.999)	578869	20.0000	19.260
137	Chrysene	228	10.058	10.058	(1.003)	562914	20.0000	19.668
139	bis(2-ethylhexyl)Phthalate	149	10.058	10.058	(1.003)	447319	20.0000	19.057
140	Di-n-octylphthalate	149	10.758	10.758	(0.929)	736326	20.0000	19.530
141	Benzo(b)fluoranthene	252	11.174	11.174	(0.965)	653105	20.0000	20.877

Compounds	QUANT SIG MASS	RT	EXP RT	REL RT	RESPONSE	AMOUNTS CAL-AMT (NG)	AMOUNTS ON-COL (NG)
142 Benzo(k)fluoranthene	252	11.201	11.201	(0.967)	560461	20.0000	18.991
143 7,12-dimethylbenz[a]anthracen	256	11.169	11.169	(0.964)	278987	20.0000	19.844
146 Benzo(a)pyrene	252	11.521	11.521	(0.995)	448001	20.0000	19.455
149 Indeno(1,2,3-cd)pyrene	276	12.793	12.793	(1.105)	567609	20.0000	19.810
150 Dibenz(a,h)anthracene	278	12.814	12.814	(1.107)	478580	20.0000	20.211
151 Benzo(g,h,i)perylene	276	13.151	13.151	(1.136)	487073	20.0000	20.028
$ 154 Nitrobenzene-d5	82	4.684	4.684	(0.894)	270263	20.0000	19.268
$ 155 2-Fluorobiphenyl	172	6.078	6.078	(0.922)	481309	20.0000	20.046
$ 156 Terphenyl-d14	244	9.011	9.011	(0.898)	425589	20.0000	19.459
$ 157 Phenol-d5	99	4.021	4.021	(0.947)	290283	20.0000	19.526
$ 158 2-Fluorophenol	112	3.214	3.214	(0.757)	211464	20.0000	19.590
$ 159 2,4,6-Tribromophenol	330	7.205	7.205	(0.931)	47672	20.0000	19.863
$ 186 2-Chlorophenol-d4	132	4.075	4.075	(0.960)	259547	20.0000	19.700
$ 187 1,2-Dichlorobenzene-d4	152	4.363	4.363	(1.028)	176779	20.0000	19.599

QC Flag Legend

A - Target compound detected but, quantitated amount exceeded maximum amount.
Q - Qualifier signal failed the ratio test.
H - Operator selected an alternate compound hit.

Data File Name: F09020C5.D
Inj. Date and Time: 02-SEP-2010 03:01
Instrument ID: 722.i
Client ID: SSTD20
Compound Name: Nitrobenzene
CAS #: 98-95-3

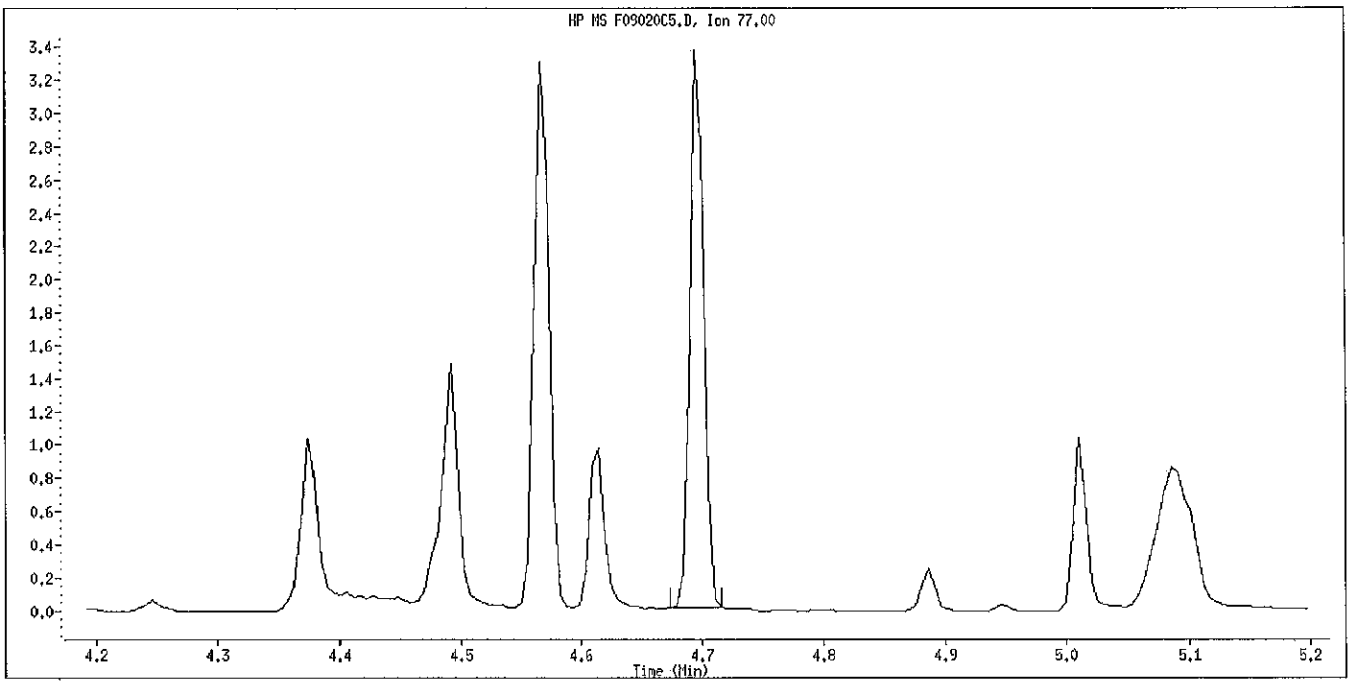

Original Integration

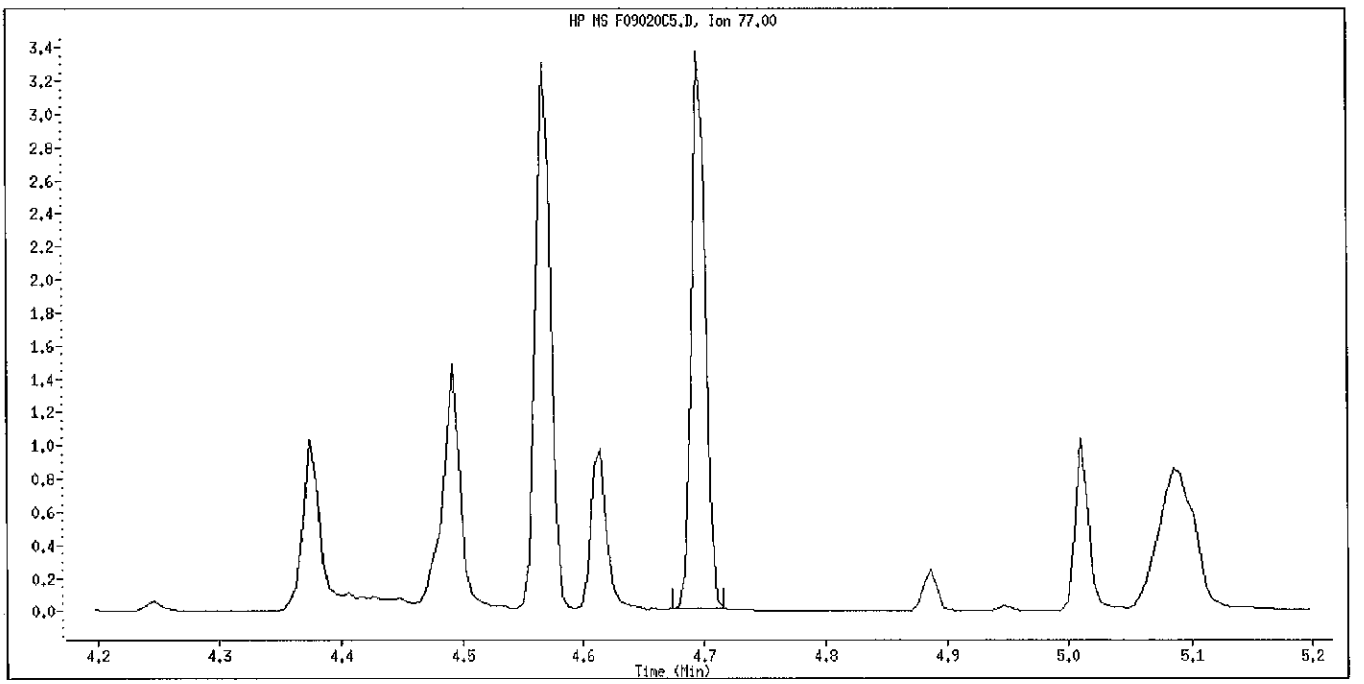

Manual Integration

Manually Integrated By: bungardf
Manual Integration Reason: Unknown

Data File: \\PITSVR06\d\chem\722.i\090210.b\F09020C6.D
Date : 02-SEP-2010 03:21
Client ID: SSTD40
Sample Info: SSTD40 (20ug/ml) BNA0665-10

Instrument: 722.i
Operator: 007062
Column diameter: 0.25

Column phase: Hp5-MS

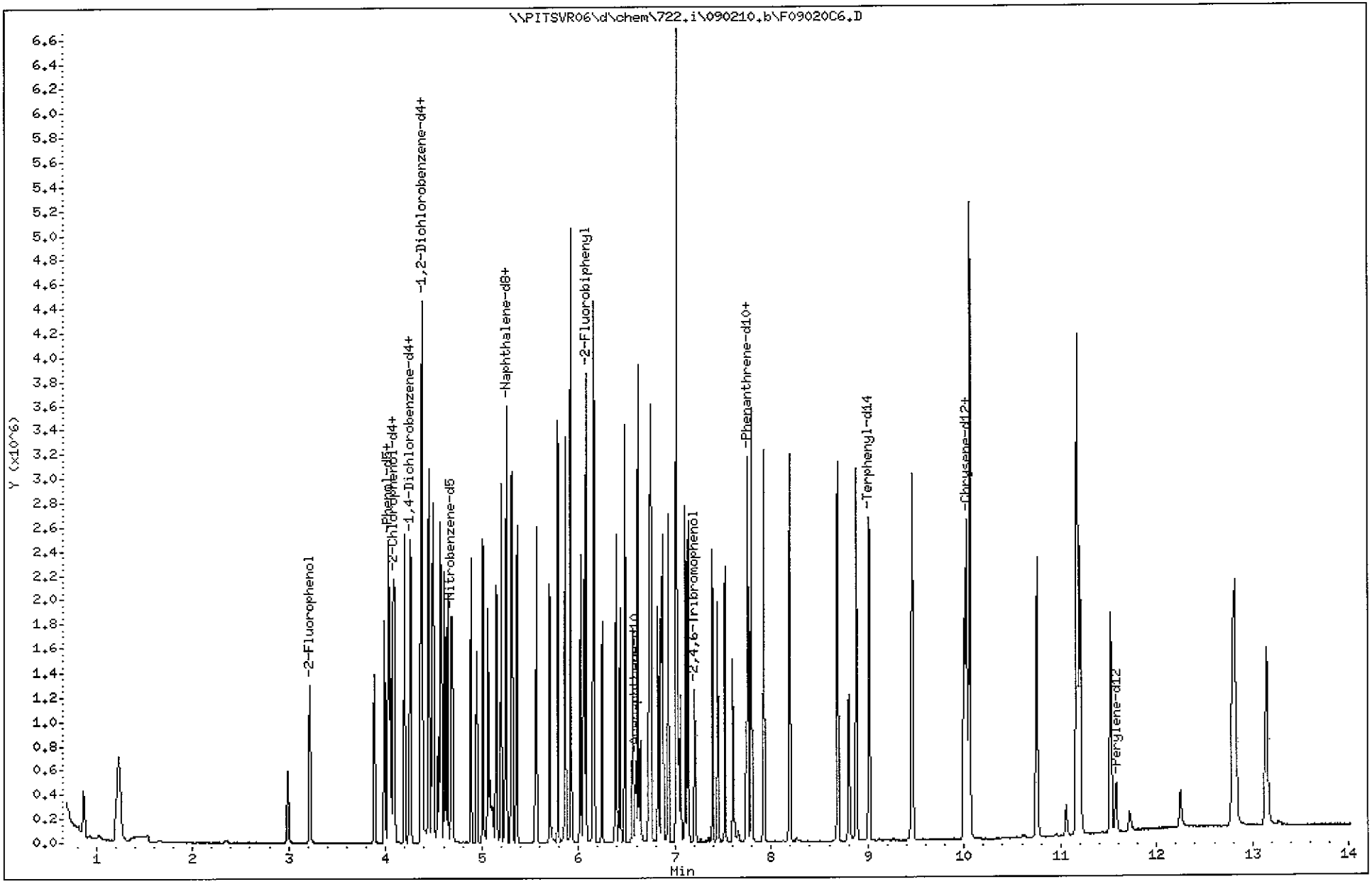

Test America Pittsburgh

Semivolatile REPORT SW-846 Method 8270

Data file : \\PITSVR06\d\chem\722.i\090210.b\F09020C6.D
Lab Smp Id: sstd40 Client Smp ID: SSTD40
Inj Date : 02-SEP-2010 03:21
Operator : 007062 Inst ID: 722.i
Smp Info : SSTD40 (20ug/ml) BNA0665-10
Misc Info : sstd40,090210.b,ll.m,2-root.sub,1,6
Comment :
Method : \\PITSVR06\d\chem\722.i\090210.b\LL.m
Meth Date : 02-Sep-2010 03:49 722.i Quant Type: ISTD
Cal Date : 02-SEP-2010 03:01 Cal File: F09020C5.D
Als bottle: 7 Calibration Sample, Level: 6
Dil Factor: 1.00000
Integrator: HP RTE Compound Sublist: 2-root.sub
Target Version: 4.14
Processing Host: PITPC-503

	Compounds	QUANT SIG MASS	RT	EXP RT	REL RT	RESPONSE	AMOUNTS CAL-AMT (NG)	ON-COL (NG)
* 1	1,4-Dichlorobenzene-d4	152	4.244	4.244	(1.000)	68523	8.00000	(Q)
* 2	Naphthalene-d8	136	5.238	5.238	(1.000)	248524	8.00000	
* 3	Acenaphthene-d10	164	6.590	6.590	(1.000)	132213	8.00000	
* 4	Phenanthrene-d10	188	7.738	7.738	(1.000)	204306	8.00000	
* 5	Chrysene-d12	240	10.030	10.030	(1.000)	199570	8.00000	
* 6	Perylene-d12	264	11.579	11.579	(1.000)	182033	8.00000	
198	1,4-Dioxane	88	0.868	0.868	(0.205)	111558	40.0000	28.198
220	Benzaldehyde	77	3.881	3.881	(0.914)	283789	40.0000	32.594
10	N-Nitrosodimethylamine	74	1.210	1.210	(0.285)	294899	40.0000	39.869
9	Pyridine	79	1.237	1.237	(0.291)	537436	40.0000	39.404
16	Methyl methanesulfonate	80	2.989	2.989	(0.704)	239965	40.0000	39.555
21	Aniline	93	3.988	3.988	(0.940)	689651	40.0000	39.595
22	Phenol	94	4.031	4.031	(0.950)	597706	40.0000	38.435
23	bis(2-Chloroethyl)ether	93	4.052	4.052	(0.955)	444078	40.0000	38.996
24	2-Chlorophenol	128	4.090	4.090	(0.964)	479427	40.0000	38.733
26	1,3-Dichlorobenzene	146	4.196	4.196	(0.989)	563950	40.0000	39.314
27	1,4-Dichlorobenzene	146	4.255	4.255	(1.003)	559781	40.0000	39.147
28	1,2-Dichlorobenzene	146	4.378	4.378	(1.031)	537262	40.0000	39.448
227	Indene	116	4.447	4.447	(1.048)	824598	40.0000	39.269(A)
29	Benzyl Alcohol	108	4.378	4.378	(1.031)	265332	40.0000	37.874
30	2-Methylphenol	108	4.496	4.496	(1.059)	406536	40.0000	39.445
31	2,2'-oxybis(1-Chloropropane)	45	4.485	4.485	(1.057)	409424	40.0000	38.532
37	Acetophenone	105	4.570	4.570	(1.077)	629459	40.0000	38.590
32	N-Nitroso-di-n-propylamine	70	4.581	4.581	(1.079)	323126	40.0000	37.864
192	4-Methylphenol	108	4.613	4.613	(1.087)	409518	40.0000	38.314
34	Hexachloroethane	117	4.645	4.645	(1.094)	218356	40.0000	41.168
35	Nitrobenzene	77	4.699	4.699	(0.897)	499223	40.0000	38.299
36	N-Nitrosopyrrolidine	100	4.544	4.544	(1.070)	214911	40.0000	39.115
41	Isophorone	82	4.885	4.885	(0.933)	823907	40.0000	38.337
42	2-Nitrophenol	139	4.950	4.950	(0.945)	264389	40.0000	42.008
43	2,4-Dimethylphenol	107	5.014	5.014	(0.957)	474126	40.0000	39.363
44	bis(2-Chloroethoxy)methane	93	5.067	5.067	(0.967)	489619	40.0000	39.266
48	2,4-Dichlorophenol	162	5.153	5.153	(0.984)	375239	40.0000	40.441

Compounds	QUANT SIG MASS	RT	EXP RT	REL RT	RESPONSE	AMOUNTS CAL-AMT (NG)	ON-COL (NG)
49 Benzoic Acid	122	5.088	5.088	(0.971)	195777	40.0000	39.490(QM)
50 1,2,4-Trichlorobenzene	180	5.201	5.201	(0.993)	427389	40.0000	40.565
51 Naphthalene	128	5.254	5.254	(1.003)	1301299	40.0000	39.069
52 4-Chloroaniline	127	5.308	5.308	(1.013)	551688	40.0000	40.417
54 2,6-Dichlorophenol	162	5.318	5.318	(1.015)	366511	40.0000	39.907
56 Hexachlorobutadiene	225	5.366	5.366	(1.024)	249963	40.0000	39.988
221 Caprolactam	113	5.569	5.569	(1.063)	127817	40.0000	40.608
59 4-Chloro-3-Methylphenol	107	5.703	5.703	(1.089)	377724	40.0000	39.374
62 2-Methylnaphthalene	142	5.788	5.788	(1.105)	856063	40.0000	39.308
205 1-Methylnaphthalene	142	5.868	5.868	(1.120)	813385	40.0000	39.170
64 Hexachlorocyclopentadiene	237	5.922	5.922	(0.899)	288095	40.0000	51.611
65 1,2,4,5-Tetrachlorobenzene	216	5.922	5.922	(0.899)	401474	40.0000	42.474
66 2,4,6-Trichlorophenol	196	6.018	6.018	(0.913)	257154	40.0000	41.470
67 2,4,5-Trichlorophenol	196	6.055	6.055	(0.919)	270783	40.0000	41.535
222 1,1'-Biphenyl	154	6.152	6.152	(0.934)	1033901	40.0000	41.065
70 2-Chloronaphthalene	162	6.162	6.162	(0.935)	784531	40.0000	40.583
73 2-Nitroaniline	65	6.248	6.248	(0.948)	234346	40.0000	41.476
76 Dimethylphthalate	163	6.387	6.387	(0.969)	859206	40.0000	40.246
78 2,6-Dinitrotoluene	165	6.429	6.429	(0.976)	200363	40.0000	40.899
79 Acenaphthylene	152	6.483	6.483	(0.984)	1233914	40.0000	40.371
81 3-Nitroaniline	138	6.563	6.563	(0.996)	215017	40.0000	42.387
82 Acenaphthene	153	6.616	6.616	(1.004)	778048	40.0000	40.956
83 2,4-Dinitrophenol	184	6.643	6.643	(1.008)	106654	40.0000	44.949
85 4-Nitrophenol	109	6.729	6.729	(1.021)	138265	40.0000	41.106
86 Dibenzofuran	168	6.750	6.750	(1.024)	1059039	40.0000	39.613
87 2,4-Dinitrotoluene	165	6.739	6.739	(1.023)	270163	40.0000	42.120
91 2,3,5,6-Tetrachlorophenol	232	6.825	6.825	(1.036)	213203	40.0000	42.210
88 2,3,4,6-Tetrachlorophenol	232	6.857	6.857	(1.041)	213264	40.0000	40.336
92 2-Naphthylamine	143	6.873	6.873	(1.043)	686436	40.0000	39.389
93 Diethylphthalate	149	6.932	6.932	(1.052)	829577	40.0000	39.502
94 Fluorene	166	7.017	7.017	(1.065)	894401	40.0000	40.997
95 4-Chlorophenyl-phenylether	204	7.017	7.017	(1.065)	436838	40.0000	41.301
96 4-Nitroaniline	138	6.563	6.563	(0.996)	215017	40.0000	41.974
98 4,6-Dinitro-2-methylphenol	198	7.060	7.060	(0.912)	151203	40.0000	47.105
99 N-Nitrosodiphenylamine	169	7.108	7.108	(0.919)	577891	40.0000	39.802
100 1,2-Diphenylhydrazine	77	7.140	7.140	(0.923)	910688	40.0000	38.865
106 4-Bromophenyl-phenylether	248	7.391	7.391	(0.955)	230299	40.0000	40.706
107 Hexachlorobenzene	284	7.450	7.450	(0.963)	219847	40.0000	40.815
223 Atrazine	200	7.525	7.525	(0.972)	243373	40.0000	41.568
111 Pentachlorophenol	266	7.605	7.605	(0.983)	145254	40.0000	39.571
115 Phenanthrene	178	7.760	7.760	(1.003)	1134641	40.0000	39.013
116 Anthracene	178	7.797	7.797	(1.008)	1165934	40.0000	39.975
119 Carbazole	167	7.925	7.925	(1.024)	1031620	40.0000	39.152
120 Di-n-Butylphthalate	149	8.192	8.192	(1.059)	1364045	40.0000	40.484
123 Fluoranthene	202	8.689	8.689	(1.123)	1173297	40.0000	39.966
124 Benzidine	184	8.801	8.801	(0.878)	486586	40.0000	37.046
125 Pyrene	202	8.876	8.876	(0.885)	1211677	40.0000	38.602
131 Butylbenzylphthalate	149	9.464	9.464	(0.944)	613447	40.0000	39.252
135 3,3'-Dichlorobenzidine	252	9.998	9.998	(0.997)	409232	40.0000	40.554
136 Benzo(a)Anthracene	228	10.019	10.019	(0.999)	1093661	40.0000	38.382
137 Chrysene	228	10.062	10.062	(1.003)	1059550	40.0000	39.048
139 bis(2-ethylhexyl)Phthalate	149	10.057	10.057	(1.003)	891591	40.0000	40.065
140 Di-n-octylphthalate	149	10.756	10.756	(0.929)	1425962	40.0000	39.194
141 Benzo(b)fluoranthene	252	11.173	11.173	(0.965)	1200754	40.0000	39.776

Compounds	QUANT SIG MASS	RT	EXP RT	REL RT	RESPONSE	AMOUNTS CAL-AMT (NG)	AMOUNTS ON-COL (NG)
142 Benzo(k)fluoranthene	252	11.205	11.205	(0.968)	1147288	40.0000	40.286
143 7,12-dimethylbenz[a]anthracen	256	11.168	11.168	(0.964)	566094	40.0000	41.725
146 Benzo(a)pyrene	252	11.520	11.520	(0.995)	901874	40.0000	40.585
149 Indeno(1,2,3-cd)pyrene	276	12.797	12.797	(1.105)	1132661	40.0000	40.965
150 Dibenz(a,h)anthracene	278	12.819	12.819	(1.107)	944139	40.0000	41.318
151 Benzo(g,h,i)perylene	276	13.150	13.150	(1.136)	956587	40.0000	40.761
$ 154 Nitrobenzene-d5	82	4.682	4.682	(0.894)	495985	40.0000	38.598
$ 155 2-Fluorobiphenyl	172	6.077	6.077	(0.922)	889222	40.0000	40.593
$ 156 Terphenyl-d14	244	9.010	9.010	(0.898)	814240	40.0000	39.270
$ 157 Phenol-d5	99	4.025	4.025	(0.948)	549994	40.0000	39.586
$ 158 2-Fluorophenol	112	3.213	3.213	(0.757)	404014	40.0000	40.048
$ 159 2,4,6-Tribromophenol	330	7.204	7.204	(0.931)	90625	40.0000	40.768
$ 186 2-Chlorophenol-d4	132	4.079	4.079	(0.961)	482328	40.0000	39.173
$ 187 1,2-Dichlorobenzene-d4	152	4.367	4.367	(1.029)	337921	40.0000	40.086

QC Flag Legend

A - Target compound detected but, quantitated amount exceeded maximum amount.
Q - Qualifier signal failed the ratio test.
M - Compound response manually integrated.

Data File Name: F09020C6.D
Inj. Date and Time: 02-SEP-2010 03:21
Instrument ID: 722.i
Client ID: SSTD40
Compound Name: Benzoic Acid
CAS #: 65-85-0

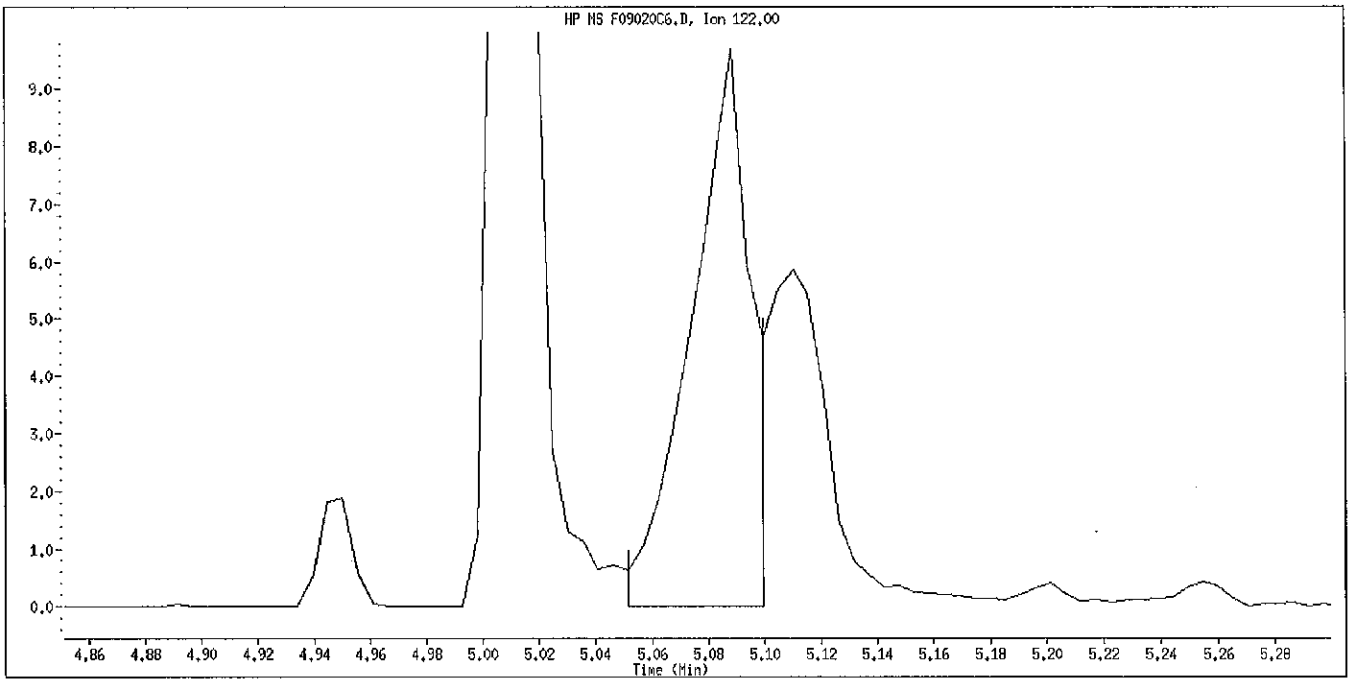

Original Integration

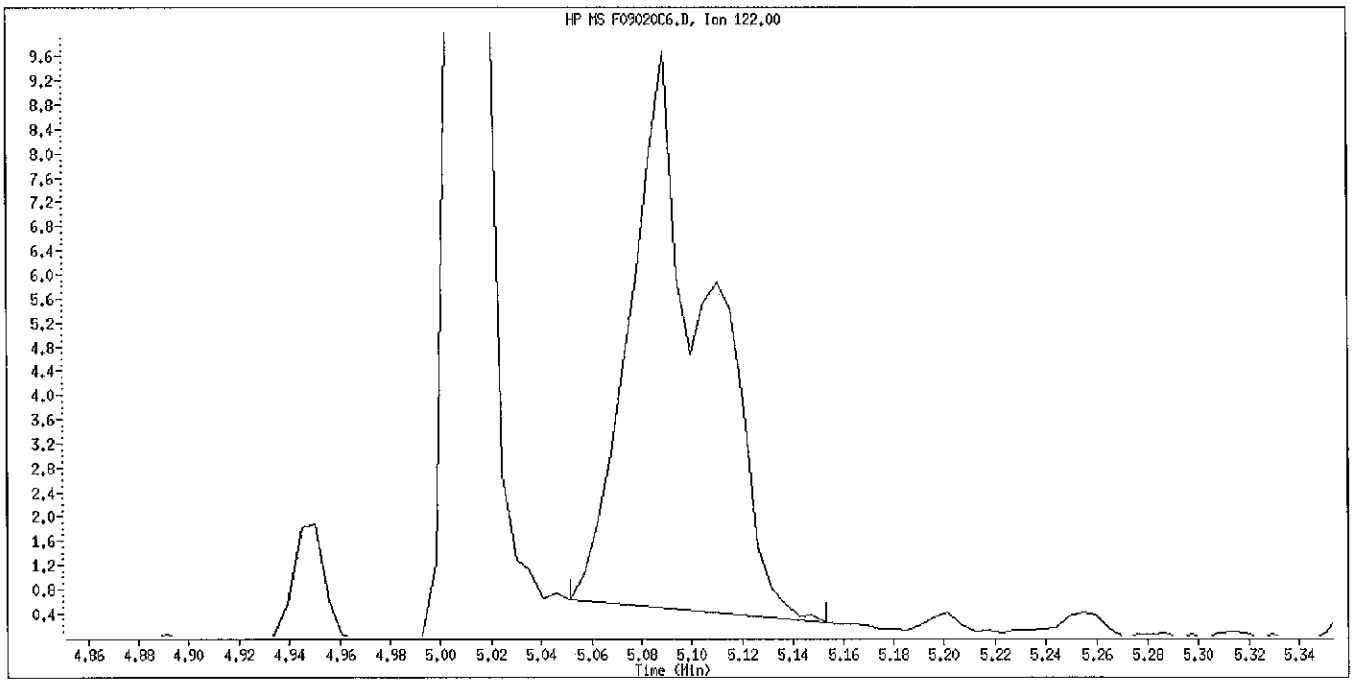

Manual Integration

Manually Integrated By: bungardf
Manual Integration Reason: Peak Not Found

Data File: \\PITSVR06\d\chem\722.i\090210.b\F09020C7.D
Date : 02-SEP-2010 03:41
Client ID: SSTD60
Sample Info: SSTD60 (30ug/ml) BNA0666-10

Instrument: 722.i

Operator: 007062
Column diameter: 0.25

Column phase: Hp5-MS

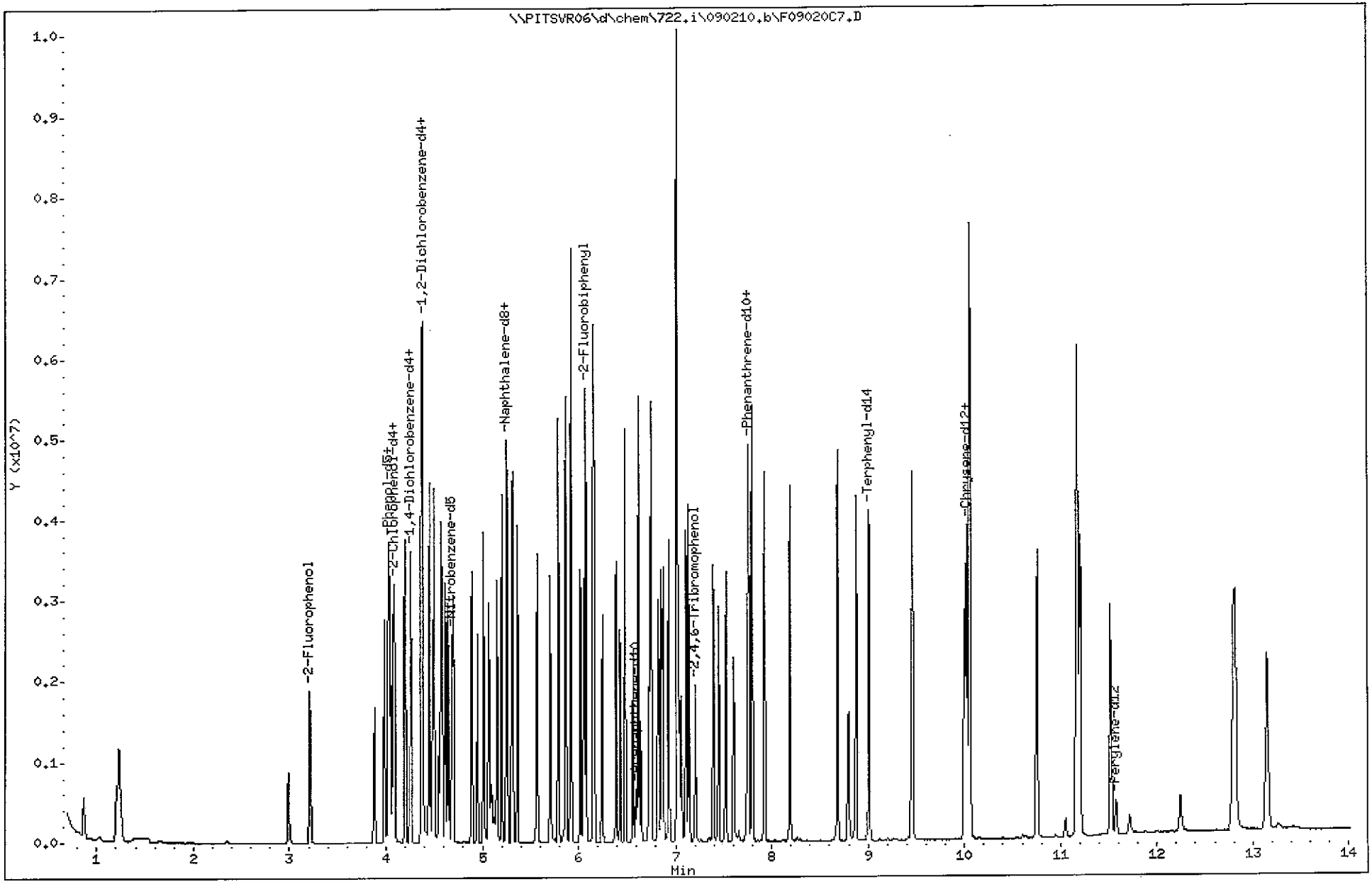

Test America Pittsburgh

Semivolatile REPORT SW-846 Method 8270

Data file : \\PITSVR06\d\chem\722.i\090210.b\F09020C7.D
Lab Smp Id: sstd60 Client Smp ID: SSTD60
Inj Date : 02-SEP-2010 03:41
Operator : 007062 Inst ID: 722.i
Smp Info : SSTD60 (30ug/ml) BNA0666-10
Misc Info : sstd60,090210.b,ll.m,2-root.sub,1,7
Comment :
Method : \\PITSVR06\d\chem\722.i\090210.b\LL.m
Meth Date : 02-Sep-2010 03:49 722.i Quant Type: ISTD
Cal Date : 02-SEP-2010 03:21 Cal File: F09020C6.D
Als bottle: 8 Calibration Sample, Level: 7
Dil Factor: 1.00000
Integrator: HP RTE Compound Sublist: 2-root.sub
Target Version: 4.14
Processing Host: PITPC-503

	Compounds	QUANT SIG MASS	RT	EXP RT	REL RT	RESPONSE	AMOUNTS CAL-AMT (NG)	ON-COL (NG)
* 1	1,4-Dichlorobenzene-d4	152	4.244	4.244	(1.000)	68270	8.00000	(Q)
* 2	Naphthalene-d8	136	5.237	5.237	(1.000)	245752	8.00000	
* 3	Acenaphthene-d10	164	6.589	6.589	(1.000)	131497	8.00000	
* 4	Phenanthrene-d10	188	7.737	7.737	(1.000)	199527	8.00000	
* 5	Chrysene-d12	240	10.029	10.029	(1.000)	199860	8.00000	
* 6	Perylene-d12	264	11.573	11.573	(1.000)	181458	8.00000	
198	1,4-Dioxane	88	0.862	0.862	(0.203)	162410	60.0000	41.204
220	Benzaldehyde	77	3.880	3.880	(0.914)	338331	60.0000	39.002
10	N-Nitrosodimethylamine	74	1.204	1.204	(0.284)	435193	60.0000	59.054
9	Pyridine	79	1.231	1.231	(0.290)	799584	60.0000	58.842
16	Methyl methanesulfonate	80	2.988	2.988	(0.704)	348106	60.0000	57.594
21	Aniline	93	3.987	3.987	(0.940)	1008060	60.0000	58.090
22	Phenol	94	4.035	4.035	(0.951)	878027	60.0000	56.671
23	bis(2-Chloroethyl)ether	93	4.051	4.051	(0.955)	632552	60.0000	55.752
24	2-Chlorophenol	128	4.089	4.089	(0.963)	717391	60.0000	58.173
26	1,3-Dichlorobenzene	146	4.195	4.195	(0.989)	837045	60.0000	58.568
27	1,4-Dichlorobenzene	146	4.260	4.260	(1.004)	835630	60.0000	58.655
28	1,2-Dichlorobenzene	146	4.377	4.377	(1.031)	795206	60.0000	58.603
227	Indene	116	4.447	4.447	(1.048)	1209978	60.0000	57.836(A)
29	Benzyl Alcohol	108	4.377	4.377	(1.031)	411209	60.0000	58.915
30	2-Methylphenol	108	4.495	4.495	(1.059)	621142	60.0000	60.491
31	2,2'-oxybis(1-Chloropropane)	45	4.484	4.484	(1.057)	614478	60.0000	58.044
37	Acetophenone	105	4.569	4.569	(1.077)	925312	60.0000	56.938
32	N-Nitroso-di-n-propylamine	70	4.585	4.585	(1.081)	477396	60.0000	56.149
192	4-Methylphenol	108	4.612	4.612	(1.087)	600162	60.0000	56.358
34	Hexachloroethane	117	4.644	4.644	(1.094)	319964	60.0000	60.548
35	Nitrobenzene	77	4.698	4.698	(0.897)	737725	60.0000	57.234
36	N-Nitrosopyrrolidine	100	4.548	4.548	(1.072)	319261	60.0000	58.323
41	Isophorone	82	4.890	4.890	(0.934)	1222428	60.0000	57.522
42	2-Nitrophenol	139	4.949	4.949	(0.945)	389317	60.0000	62.554
43	2,4-Dimethylphenol	107	5.013	5.013	(0.957)	686368	60.0000	57.627
44	bis(2-Chloroethoxy)methane	93	5.066	5.066	(0.967)	724979	60.0000	58.797
48	2,4-Dichlorophenol	162	5.152	5.152	(0.984)	556293	60.0000	60.630

Compounds	QUANT SIG MASS	RT	EXP RT	REL RT	RESPONSE	AMOUNTS CAL-AMT (NG)	AMOUNTS ON-COL (NG)
49 Benzoic Acid	122	5.098	5.098	(0.973)	295353	60.0000	60.247(M)
50 1,2,4-Trichlorobenzene	180	5.200	5.200	(0.993)	627743	60.0000	60.254
51 Naphthalene	128	5.253	5.253	(1.003)	1902026	60.0000	57.749
52 4-Chloroaniline	127	5.307	5.307	(1.013)	812430	60.0000	60.191
54 2,6-Dichlorophenol	162	5.317	5.317	(1.015)	544591	60.0000	59.966
56 Hexachlorobutadiene	225	5.365	5.365	(1.024)	377099	60.0000	61.007
221 Caprolactam	113	5.574	5.574	(1.064)	196398	60.0000	63.100
59 4-Chloro-3-Methylphenol	107	5.707	5.707	(1.090)	552561	60.0000	58.249
62 2-Methylnaphthalene	142	5.793	5.793	(1.106)	1253380	60.0000	58.201
205 1-Methylnaphthalene	142	5.868	5.868	(1.120)	1211321	60.0000	58.991
64 Hexachlorocyclopentadiene	237	5.921	5.921	(0.899)	453516	60.0000	81.689
65 1,2,4,5-Tetrachlorobenzene	216	5.926	5.926	(0.899)	611670	60.0000	65.065
66 2,4,6-Trichlorophenol	196	6.022	6.022	(0.914)	385173	60.0000	62.454
67 2,4,5-Trichlorophenol	196	6.055	6.055	(0.919)	410060	60.0000	63.241
222 1,1'-Biphenyl	154	6.151	6.151	(0.934)	1522735	60.0000	60.810
70 2-Chloronaphthalene	162	6.167	6.167	(0.936)	1172598	60.0000	60.987
73 2-Nitroaniline	65	6.247	6.247	(0.948)	341870	60.0000	60.835
76 Dimethylphthalate	163	6.391	6.391	(0.970)	1253031	60.0000	59.012
78 2,6-Dinitrotoluene	165	6.434	6.434	(0.976)	312503	60.0000	64.137
79 Acenaphthylene	152	6.482	6.482	(0.984)	1798122	60.0000	59.151
81 3-Nitroaniline	138	6.562	6.562	(0.996)	325114	60.0000	64.440
82 Acenaphthene	153	6.615	6.615	(1.004)	1137390	60.0000	60.197
83 2,4-Dinitrophenol	184	6.642	6.642	(1.008)	172778	60.0000	73.214
85 4-Nitrophenol	109	6.728	6.728	(1.021)	207205	60.0000	61.938(Q)
86 Dibenzofuran	168	6.749	6.749	(1.024)	1593935	60.0000	59.946
87 2,4-Dinitrotoluene	165	6.744	6.744	(1.024)	408077	60.0000	63.968
91 2,3,5,6-Tetrachlorophenol	232	6.824	6.824	(1.036)	333139	60.0000	66.314
88 2,3,4,6-Tetrachlorophenol	232	6.856	6.856	(1.041)	318751	60.0000	60.616
92 2-Naphthylamine	143	6.872	6.872	(1.043)	921925	60.0000	53.190
93 Diethylphthalate	149	6.931	6.931	(1.052)	1239641	60.0000	59.350
94 Fluorene	166	7.016	7.016	(1.065)	1327336	60.0000	61.173
95 4-Chlorophenyl-phenylether	204	7.016	7.016	(1.065)	670742	60.0000	63.762
96 4-Nitroaniline	138	6.562	6.562	(0.996)	325114	60.0000	63.812
98 4,6-Dinitro-2-methylphenol	198	7.059	7.059	(0.912)	232819	60.0000	74.268
99 N-Nitrosodiphenylamine	169	7.107	7.107	(0.919)	850207	60.0000	59.960
100 1,2-Diphenylhydrazine	77	7.139	7.139	(0.923)	1329568	60.0000	58.100
106 4-Bromophenyl-phenylether	248	7.395	7.395	(0.956)	344887	60.0000	62.420
107 Hexachlorobenzene	284	7.449	7.449	(0.963)	328549	60.0000	62.456
223 Atrazine	200	7.524	7.524	(0.972)	350760	60.0000	61.345
111 Pentachlorophenol	266	7.604	7.604	(0.983)	221296	60.0000	61.731
115 Phenanthrene	178	7.759	7.759	(1.003)	1684159	60.0000	59.294
116 Anthracene	178	7.796	7.796	(1.008)	1708618	60.0000	59.984
119 Carbazole	167	7.924	7.924	(1.024)	1527986	60.0000	59.378
120 Di-n-Butylphthalate	149	8.191	8.191	(1.059)	1975233	60.0000	60.028
123 Fluoranthene	202	8.688	8.688	(1.123)	1745611	60.0000	60.885
124 Benzidine	184	8.800	8.800	(0.877)	647868	60.0000	49.253
125 Pyrene	202	8.880	8.880	(0.885)	1738928	60.0000	55.319
131 Butylbenzylphthalate	149	9.463	9.463	(0.944)	895290	60.0000	57.204
135 3,3'-Dichlorobenzidine	252	9.997	9.997	(0.997)	599119	60.0000	59.284
136 Benzo(a)Anthracene	228	10.018	10.018	(0.999)	1668170	60.0000	58.460
137 Chrysene	228	10.056	10.056	(1.003)	1608463	60.0000	59.191
139 bis(2-ethylhexyl)Phthalate	149	10.056	10.056	(1.003)	1350009	60.0000	60.577
140 Di-n-octylphthalate	149	10.756	10.756	(0.929)	2084312	60.0000	57.470
141 Benzo(b)fluoranthene	252	11.178	11.178	(0.966)	1755534	60.0000	58.337

Compounds	QUANT SIG MASS	RT	EXP RT	REL RT	RESPONSE	AMOUNTS CAL-AMT (NG)	AMOUNTS ON-COL (NG)
142 Benzo(k)fluoranthene	252	11.204	11.204	(0.968)	1804935	60.0000	63.579
143 7,12-dimethylbenz[a]anthracen	256	11.172	11.172	(0.965)	839265	60.0000	62.055
146 Benzo(a)pyrene	252	11.520	11.520	(0.995)	1352786	60.0000	61.070
149 Indeno(1,2,3-cd)pyrene	276	12.796	12.796	(1.106)	1783320	60.0000	64.702
150 Dibenz(a,h)anthracene	278	12.818	12.818	(1.108)	1507694	60.0000	66.189
151 Benzo(g,h,i)perylene	276	13.149	13.149	(1.136)	1474342	60.0000	63.022
$ 154 Nitrobenzene-d5	82	4.682	4.682	(0.894)	748087	60.0000	58.873
$ 155 2-Fluorobiphenyl	172	6.076	6.076	(0.922)	1290630	60.0000	59.238
$ 156 Terphenyl-d14	244	9.009	9.009	(0.898)	1198279	60.0000	57.708
$ 157 Phenol-d5	99	4.024	4.024	(0.948)	800153	60.0000	57.804
$ 158 2-Fluorophenol	112	3.212	3.212	(0.757)	588965	60.0000	58.597
$ 159 2,4,6-Tribromophenol	330	7.203	7.203	(0.931)	137693	60.0000	63.426
$ 186 2-Chlorophenol-d4	132	4.078	4.078	(0.961)	717696	60.0000	58.505
$ 187 1,2-Dichlorobenzene-d4	152	4.366	4.366	(1.029)	507587	60.0000	60.436

QC Flag Legend

A - Target compound detected but, quantitated amount exceeded maximum amount.
Q - Qualifier signal failed the ratio test.
M - Compound response manually integrated.

Data File Name: F09020C7.D
Inj. Date and Time: 02-SEP-2010 03:41
Instrument ID: 722.i
Client ID: SSTD60
Compound Name: Benzoic Acid
CAS #: 65-85-0

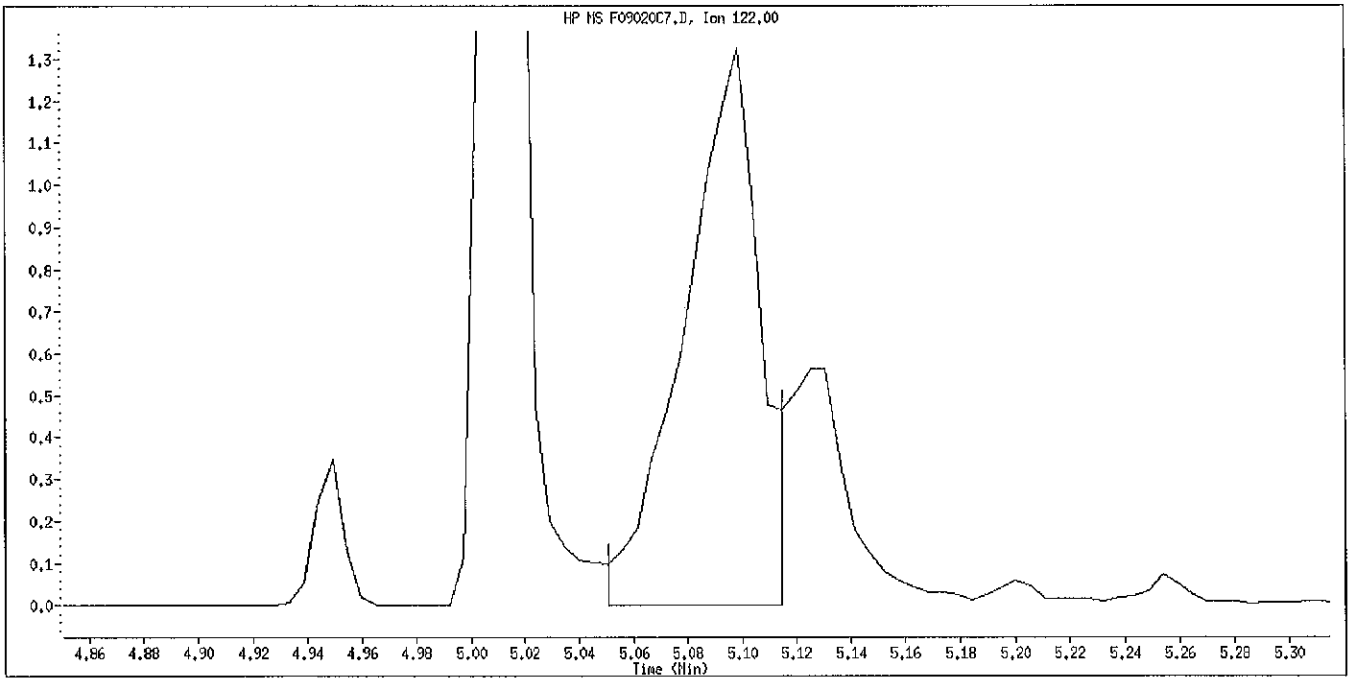

Original Integration

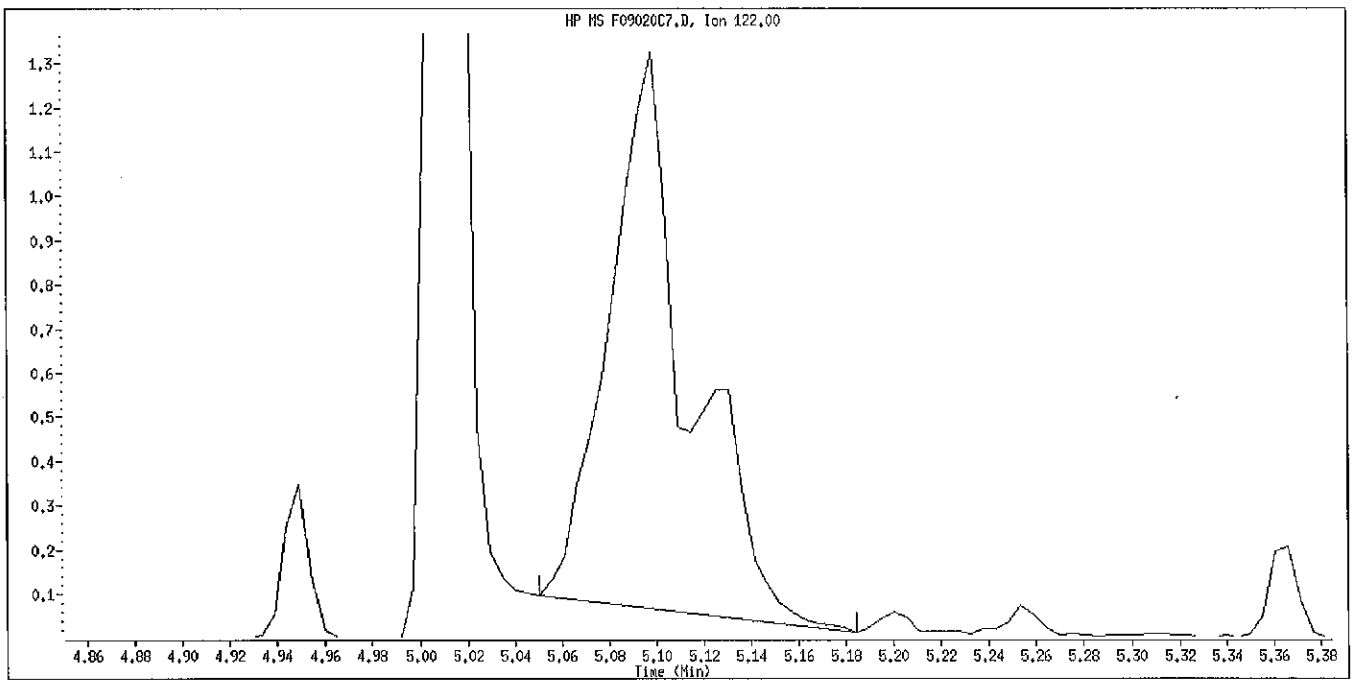

Manual Integration

Manually Integrated By: bungardf
Manual Integration Reason: Peak Not Found

Data File: \\PITSVR06\d\chem\722.i\090210.b\F09020C8.D
Date : 02-SEP-2010 04:00
Client ID: SSTD80
Sample Info: SSTD80 (40ug/ml) BNA0667-10

Instrument: 722.i
Operator: 007062
Column diameter: 0.25

Column phase: Hp5-MS

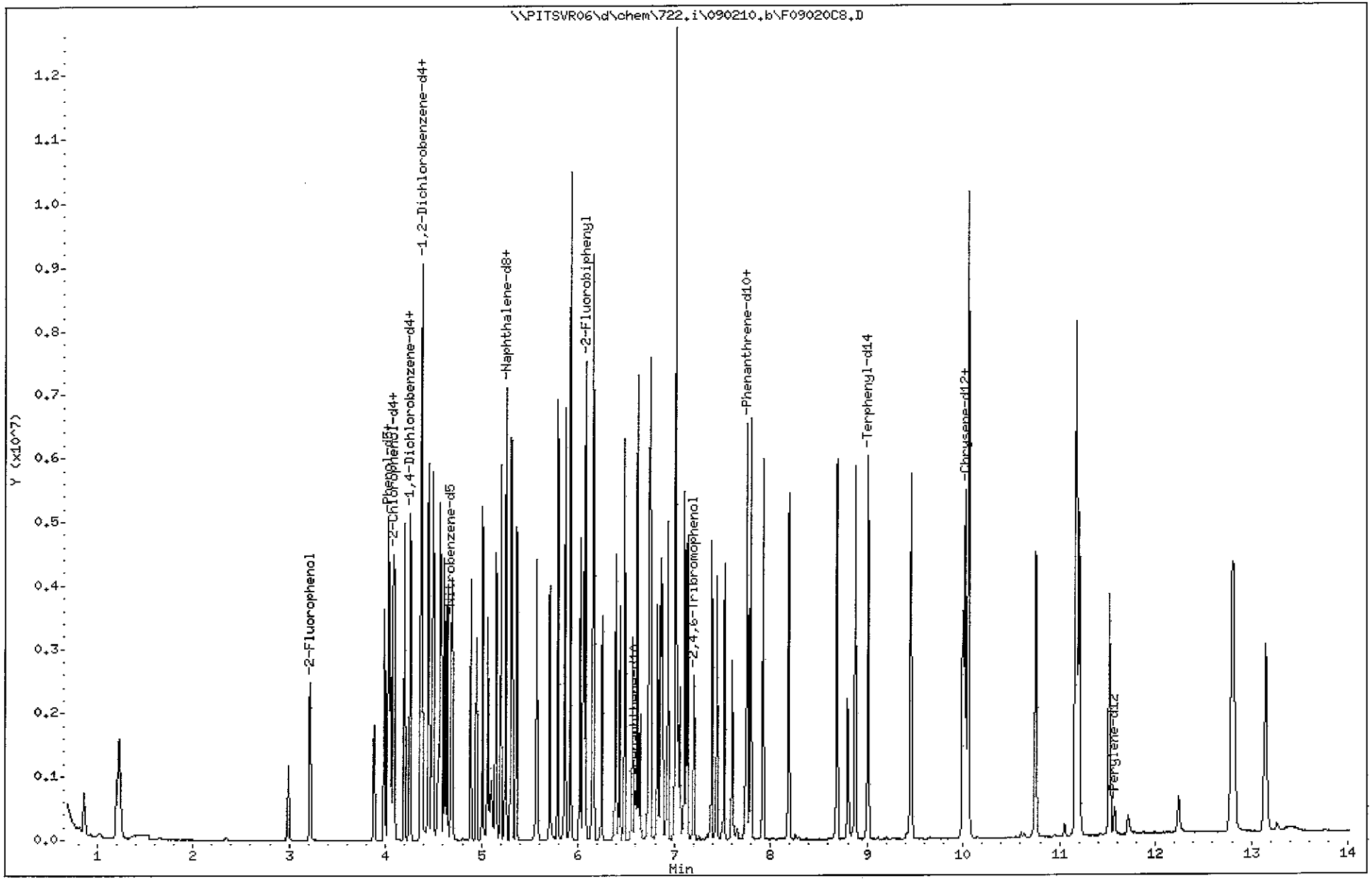

Test America Pittsburgh

Semivolatile REPORT SW-846 Method 8270

Data file : \\PITSVR06\d\chem\722.i\090210.b\F09020C8.D
Lab Smp Id: sstd80 Client Smp ID: SSTD80
Inj Date : 02-SEP-2010 04:00
Operator : 007062 Inst ID: 722.i
Smp Info : SSTD80 (40ug/ml) BNA0667-10
Misc Info : sstd80,090210.b,ll.m,2-root.sub,1,8
Comment :
Method : \\PITSVR06\d\chem\722.i\090210.b\LL.m
Meth Date : 02-Sep-2010 04:44 722.i Quant Type: ISTD
Cal Date : 02-SEP-2010 04:00 Cal File: F09020C8.D
Als bottle: 9 Calibration Sample, Level: 8
Dil Factor: 1.00000
Integrator: HP RTE Compound Sublist: 2-root.sub
Target Version: 4.14
Processing Host: PITPC-503

	Compounds	QUANT SIG MASS	RT	EXP RT	REL RT	RESPONSE	AMOUNTS CAL-AMT (NG)	AMOUNTS ON-COL (NG)
* 1	1,4-Dichlorobenzene-d4	152	4.246	4.246	(1.000)	72043	8.00000	
* 2	Naphthalene-d8	136	5.239	5.239	(1.000)	254949	8.00000	
* 3	Acenaphthene-d10	164	6.591	6.591	(1.000)	136935	8.00000	
* 4	Phenanthrene-d10	188	7.739	7.739	(1.000)	204541	8.00000	
* 5	Chrysene-d12	240	10.031	10.031	(1.000)	200515	8.00000	
* 6	Perylene-d12	264	11.575	11.575	(1.000)	181380	8.00000	
198	1,4-Dioxane	88	0.864	0.864	(0.204)	216356	80.0000	54.751
220	Benzaldehyde	77	3.882	3.882	(0.914)	380528	80.0000	44.225
10	N-Nitrosodimethylamine	74	1.206	1.206	(0.284)	597237	80.0000	77.184
9	Pyridine	79	1.227	1.227	(0.289)	1065482	80.0000	74.970
16	Methyl methanesulfonate	80	2.990	2.990	(0.704)	475827	80.0000	75.237
21	Aniline	93	3.989	3.989	(0.940)	1374107	80.0000	75.623
22	Phenol	94	4.032	4.032	(0.950)	1214586	80.0000	74.957
23	bis(2-Chloroethyl)ether	93	4.053	4.053	(0.955)	892928	80.0000	75.217
24	2-Chlorophenol	128	4.091	4.091	(0.964)	977379	80.0000	75.684
26	1,3-Dichlorobenzene	146	4.197	4.197	(0.989)	1133437	80.0000	75.727
27	1,4-Dichlorobenzene	146	4.256	4.256	(1.002)	1133799	80.0000	75.960
28	1,2-Dichlorobenzene	146	4.379	4.379	(1.031)	1095224	80.0000	76.908
227	Indene	116	4.449	4.449	(1.048)	1651351	80.0000	75.412(A)
29	Benzyl Alcohol	108	4.379	4.379	(1.031)	580897	80.0000	79.028
30	2-Methylphenol	108	4.497	4.497	(1.059)	836669	80.0000	77.551
31	2,2'-oxybis(1-Chloropropane)	45	4.481	4.481	(1.055)	829189	80.0000	74.900
37	Acetophenone	105	4.571	4.571	(1.077)	1259156	80.0000	74.186
32	N-Nitroso-di-n-propylamine	70	4.587	4.587	(1.081)	655936	80.0000	73.903
192	4-Methylphenol	108	4.614	4.614	(1.087)	828775	80.0000	74.477
34	Hexachloroethane	117	4.646	4.646	(1.094)	438910	80.0000	78.867
35	Nitrobenzene	77	4.700	4.700	(0.897)	1005073	80.0000	75.736
36	N-Nitrosopyrrolidine	100	4.550	4.550	(1.072)	438814	80.0000	76.446
41	Isophorone	82	4.892	4.892	(0.934)	1640019	80.0000	75.046
42	2-Nitrophenol	139	4.951	4.951	(0.945)	549934	80.0000	84.491
43	2,4-Dimethylphenol	107	5.009	5.009	(0.956)	936766	80.0000	76.312
44	bis(2-Chloroethoxy)methane	93	5.068	5.068	(0.967)	987303	80.0000	77.524
48	2,4-Dichlorophenol	162	5.148	5.148	(0.983)	766278	80.0000	80.440

Compounds	QUANT SIG MASS	RT	EXP RT	REL RT	RESPONSE	AMOUNTS CAL-AMT (NG)	AMOUNTS ON-COL (NG)
49 Benzoic Acid	122	5.111	5.111	(0.976)	367534	80.0000	72.266
50 1,2,4-Trichlorobenzene	180	5.202	5.202	(0.993)	862803	80.0000	79.850
51 Naphthalene	128	5.255	5.255	(1.003)	2506247	80.0000	74.120
52 4-Chloroaniline	127	5.309	5.309	(1.013)	1108816	80.0000	79.287
54 2,6-Dichlorophenol	162	5.314	5.314	(1.014)	765478	80.0000	81.090
56 Hexachlorobutadiene	225	5.367	5.367	(1.024)	515903	80.0000	80.395
221 Caprolactam	113	5.581	5.581	(1.065)	249435	80.0000	77.630
59 4-Chloro-3-Methylphenol	107	5.709	5.709	(1.090)	780126	80.0000	79.362
62 2-Methylnaphthalene	142	5.789	5.789	(1.105)	1734180	80.0000	77.912
205 1-Methylnaphthalene	142	5.864	5.864	(1.119)	1678686	80.0000	78.950
64 Hexachlorocyclopentadiene	237	5.923	5.923	(0.899)	642122	80.0000	105.92
65 1,2,4,5-Tetrachlorobenzene	216	5.923	5.923	(0.899)	835039	80.0000	84.598
66 2,4,6-Trichlorophenol	196	6.019	6.019	(0.913)	539655	80.0000	83.502
67 2,4,5-Trichlorophenol	196	6.057	6.057	(0.919)	549765	80.0000	81.240
222 1,1'-Biphenyl	154	6.153	6.153	(0.934)	2071853	80.0000	79.521
70 2-Chloronaphthalene	162	6.163	6.163	(0.935)	1617556	80.0000	80.689
73 2-Nitroaniline	65	6.249	6.249	(0.948)	479031	80.0000	81.621
76 Dimethylphthalate	163	6.388	6.388	(0.969)	1724571	80.0000	78.239
78 2,6-Dinitrotoluene	165	6.431	6.431	(0.976)	424993	80.0000	83.271
79 Acenaphthylene	152	6.484	6.484	(0.984)	2436565	80.0000	77.336
81 3-Nitroaniline	138	6.564	6.564	(0.996)	450797	80.0000	85.032
82 Acenaphthene	153	6.617	6.617	(1.004)	1531541	80.0000	78.102
83 2,4-Dinitrophenol	184	6.644	6.644	(1.008)	245954	80.0000	96.064
85 4-Nitrophenol	109	6.730	6.730	(1.021)	293097	80.0000	83.415
86 Dibenzofuran	168	6.751	6.751	(1.024)	2159796	80.0000	78.246
87 2,4-Dinitrotoluene	165	6.746	6.746	(1.024)	560245	80.0000	83.766
91 2,3,5,6-Tetrachlorophenol	232	6.826	6.826	(1.036)	465386	80.0000	87.732
88 2,3,4,6-Tetrachlorophenol	232	6.858	6.858	(1.041)	424055	80.0000	77.750
92 2-Naphthylamine	143	6.874	6.874	(1.043)	1189397	80.0000	67.381
93 Diethylphthalate	149	6.933	6.933	(1.052)	1671139	80.0000	77.214
94 Fluorene	166	7.018	7.018	(1.065)	1838978	80.0000	81.211
95 4-Chlorophenyl-phenylether	204	7.018	7.018	(1.065)	940888	80.0000	85.107
96 4-Nitroaniline	138	6.564	6.564	(0.996)	450797	80.0000	84.312
98 4,6-Dinitro-2-methylphenol	198	7.061	7.061	(0.912)	332018	80.0000	99.684
99 N-Nitrosodiphenylamine	169	7.109	7.109	(0.919)	1196130	80.0000	81.995
100 1,2-Diphenylhydrazine	77	7.141	7.141	(0.923)	1785576	80.0000	76.579
106 4-Bromophenyl-phenylether	248	7.392	7.392	(0.955)	472668	80.0000	83.003
107 Hexachlorobenzene	284	7.446	7.446	(0.962)	455186	80.0000	83.831
223 Atrazine	200	7.526	7.526	(0.972)	467406	80.0000	79.741
111 Pentachlorophenol	266	7.606	7.606	(0.983)	299490	80.0000	81.306
115 Phenanthrene	178	7.755	7.755	(1.002)	2292322	80.0000	78.885
116 Anthracene	178	7.798	7.798	(1.008)	2284039	80.0000	78.438
119 Carbazole	167	7.926	7.926	(1.024)	2026992	80.0000	77.220
120 Di-n-Butylphthalate	149	8.193	8.193	(1.059)	2616375	80.0000	77.860
123 Fluoranthene	202	8.690	8.690	(1.123)	2304890	80.0000	78.616
124 Benzidine	184	8.797	8.797	(0.877)	846116	80.0000	65.746
125 Pyrene	202	8.877	8.877	(0.885)	2335385	80.0000	74.746
131 Butylbenzylphthalate	149	9.459	9.459	(0.943)	1210510	80.0000	77.443
135 3,3'-Dichlorobenzidine	252	9.999	9.999	(0.997)	817762	80.0000	80.573
136 Benzo(a)Anthracene	228	10.020	10.020	(0.999)	2248154	80.0000	78.708
137 Chrysene	228	10.058	10.058	(1.003)	2149776	80.0000	78.994
139 bis(2-ethylhexyl)Phthalate	149	10.052	10.052	(1.002)	1791062	80.0000	80.092
140 Di-n-octylphthalate	149	10.758	10.758	(0.929)	2733892	80.0000	75.958
141 Benzo(b)fluoranthene	252	11.180	11.180	(0.966)	2462687	80.0000	81.633

Compounds	QUANT SIG MASS	RT	EXP RT	REL RT	RESPONSE	AMOUNTS CAL-AMT (NG)	AMOUNTS ON-COL (NG)
142 Benzo(k)fluoranthene	252	11.206	11.206	(0.968)	2368721	80.0000	83.024
143 7,12-dimethylbenz[a]anthracen	256	11.174	11.174	(0.965)	1185446	80.0000	86.648
146 Benzo(a)pyrene	252	11.522	11.522	(0.995)	1826498	80.0000	82.170
149 Indeno(1,2,3-cd)pyrene	276	12.798	12.798	(1.106)	2406756	80.0000	86.366
150 Dibenz(a,h)anthracene	278	12.820	12.820	(1.108)	2008640	80.0000	87.100
151 Benzo(g,h,i)perylene	276	13.151	13.151	(1.136)	1959860	80.0000	83.315
$ 154 Nitrobenzene-d5	82	4.684	4.684	(0.894)	1001289	80.0000	76.440
$ 155 2-Fluorobiphenyl	172	6.078	6.078	(0.922)	1801672	80.0000	79.483
$ 156 Terphenyl-d14	244	9.011	9.011	(0.898)	1604952	80.0000	77.398
$ 157 Phenol-d5	99	4.027	4.027	(0.948)	1116575	80.0000	76.866
$ 158 2-Fluorophenol	112	3.215	3.215	(0.757)	805467	80.0000	76.425
$ 159 2,4,6-Tribromophenol	330	7.205	7.205	(0.931)	192102	80.0000	85.475
$ 186 2-Chlorophenol-d4	132	4.075	4.075	(0.960)	985033	80.0000	76.560
$ 187 1,2-Dichlorobenzene-d4	152	4.368	4.368	(1.029)	701385	80.0000	79.244

QC Flag Legend

A - Target compound detected but, quantitated amount exceeded maximum amount.

Data File: \\PITSVR06\d\chem\722.i\090210.b\F09020V1.D
Date : 02-SEP-2010 04:20
Client ID: SSTDVER
Sample Info: SSTDVER (20ug/ml) BNA0670-10

Instrument: 722.i

Operator: 007062
Column diameter: 0.25

Column phase: Hp5-MS

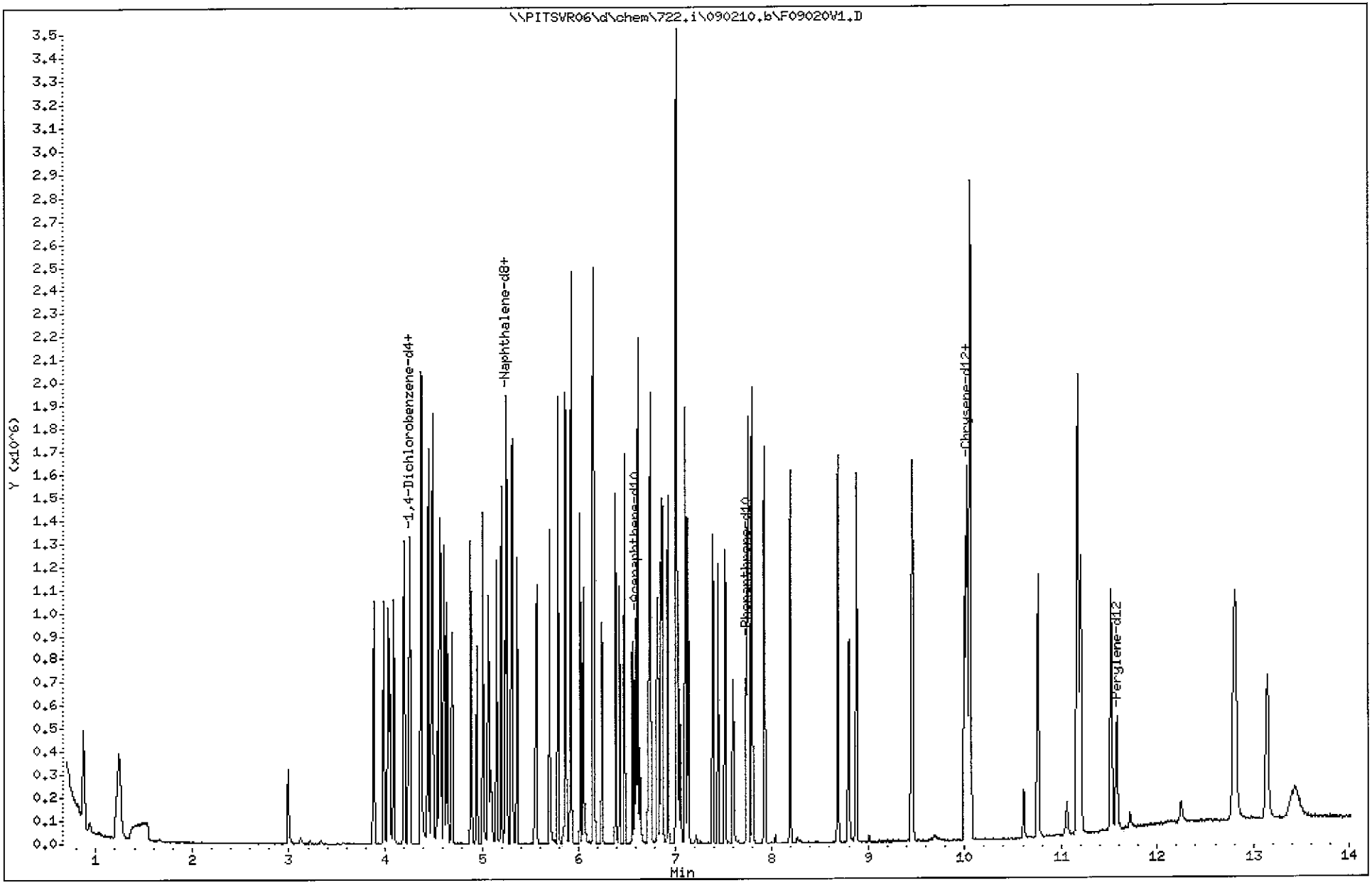

Test America Pittsburgh

Semivolatile REPORT SW-846 Method 8270

Data file : \\PITSVR06\d\chem\722.i\090210.b\F09020V1.D
Lab Smp Id: sstdver Client Smp ID: SSTDVER
Inj Date : 02-SEP-2010 04:20
Operator : 007062 Inst ID: 722.i
Smp Info : SSTDVER (20ug/ml) BNA0670-10
Misc Info : sstdver,090210.b,ll.m,2-root.sub
Comment :
Method : \\PITSVR06\d\chem\722.i\090210.b\LL.m
Meth Date : 02-Sep-2010 04:44 722.i Quant Type: ISTD
Cal Date : 02-SEP-2010 04:00 Cal File: F09020C8.D
Als bottle: 10
Dil Factor: 1.00000
Integrator: HP RTE Compound Sublist: 2-root.sub
Target Version: 4.14
Processing Host: PITPC-503

Compounds	QUANT SIG MASS	RT	EXP RT	REL RT	RESPONSE	CONCENTRATIONS ON-COLUMN (NG)	FINAL (NG)
* 1 1,4-Dichlorobenzene-d4	152	4.243	4.246	(1.000)	83688	8.00000	(Q)
* 2 Naphthalene-d8	136	5.237	5.239	(1.000)	315439	8.00000	
* 3 Acenaphthene-d10	164	6.589	6.591	(1.000)	176604	8.00000	
* 4 Phenanthrene-d10	188	7.737	7.739	(1.000)	263934	8.00000	
* 5 Chrysene-d12	240	10.029	10.031	(1.000)	254442	8.00000	
* 6 Perylene-d12	264	11.578	11.575	(1.000)	221534	8.00000	
198 1,4-Dioxane	88	0.867	0.864	(0.204)	68203	14.8580	14.858
220 Benzaldehyde	77	3.880	3.882	(0.914)	211317	21.1420	21.142
10 N-Nitrosodimethylamine	74	1.214	1.206	(0.286)	150592	16.7537	16.754
9 Pyridine	79	1.241	1.227	(0.293)	286969	17.3823	17.382
16 Methyl methanesulfonate	80	2.988	2.990	(0.704)	131394	17.8848	17.885
21 Aniline	93	3.987	3.989	(0.940)	395077	18.7173	18.717
22 Phenol	94	4.030	4.032	(0.950)	323541	17.1886	17.188
23 bis(2-Chloroethyl)ether	93	4.051	4.053	(0.955)	227189	16.4746	16.475
24 2-Chlorophenol	128	4.088	4.091	(0.963)	253364	16.8894	16.889
26 1,3-Dichlorobenzene	146	4.195	4.197	(0.989)	287629	16.5430	16.543
27 1,4-Dichlorobenzene	146	4.259	4.256	(1.004)	291706	16.8237	16.824
28 1,2-Dichlorobenzene	146	4.377	4.379	(1.031)	276333	16.7044	16.704
227 Indene	116	4.446	4.449	(1.048)	454135	17.8531	17.853(A)
29 Benzyl Alcohol	108	4.372	4.379	(1.030)	138547	16.2258	16.226
30 2-Methylphenol	108	4.489	4.497	(1.058)	224709	17.9302	17.930
31 2,2'-oxybis(1-Chloropropane)	45	4.484	4.481	(1.057)	248852	19.3507	19.351
37 Acetophenone	105	4.569	4.571	(1.077)	342949	17.3940	17.394
32 N-Nitroso-di-n-propylamine	70	4.580	4.587	(1.079)	173769	16.8540	16.854
192 4-Methylphenol	108	4.612	4.614	(1.087)	234454	18.1373	18.137
34 Hexachloroethane	117	4.644	4.646	(1.094)	113057	17.4881	17.488
35 Nitrobenzene	77	4.697	4.700	(0.897)	269423	16.4087	16.409
36 N-Nitrosopyrrolidine	100	4.543	4.550	(1.070)	115378	17.3033	17.303
41 Isophorone	82	4.884	4.892	(0.933)	456566	16.8857	16.886
42 2-Nitrophenol	139	4.949	4.951	(0.945)	139179	17.2828	17.283
43 2,4-Dimethylphenol	107	5.007	5.009	(0.956)	243792	16.0517	16.052
44 bis(2-Chloroethoxy)methane	93	5.066	5.068	(0.967)	265191	16.8300	16.830
48 2,4-Dichlorophenol	162	5.146	5.148	(0.983)	204247	17.3292	17.329

Compounds	QUANT SIG MASS	RT	EXP RT	REL RT	RESPONSE	CONCENTRATIONS ON-COLUMN (NG)	CONCENTRATIONS FINAL (NG)
49 Benzoic Acid	122	5.093	5.111	(0.972)	106954	16.9970	16.997(M)
50 1,2,4-Trichlorobenzene	180	5.200	5.202	(0.993)	220568	16.4985	16.498
51 Naphthalene	128	5.253	5.255	(1.003)	704491	16.8392	16.839
52 4-Chloroaniline	127	5.306	5.309	(1.013)	291210	16.8301	16.830
54 2,6-Dichlorophenol	162	5.312	5.314	(1.014)	214745	18.3863	18.386
56 Hexachlorobutadiene	225	5.365	5.367	(1.024)	124584	15.6914	15.691
221 Caprolactam	113	5.552	5.581	(1.060)	68156	17.1441	17.144
59 4-Chloro-3-Methylphenol	107	5.702	5.709	(1.089)	207097	17.0279	17.028
62 2-Methylnaphthalene	142	5.787	5.789	(1.105)	451254	16.3858	16.386
205 1-Methylnaphthalene	142	5.862	5.864	(1.119)	477231	18.1405	18.140
64 Hexachlorocyclopentadiene	237	5.921	5.923	(0.899)	111633	14.2788	14.279
65 1,2,4,5-Tetrachlorobenzene	216	5.921	5.923	(0.899)	212431	16.6872	16.687
66 2,4,6-Trichlorophenol	196	6.017	6.019	(0.913)	139113	16.6902	16.690
67 2,4,5-Trichlorophenol	196	6.049	6.057	(0.918)	147301	16.8776	16.878
222 1,1'-Biphenyl	154	6.151	6.153	(0.934)	571121	16.9968	16.997
70 2-Chloronaphthalene	162	6.161	6.163	(0.935)	431743	16.6992	16.699
73 2-Nitroaniline	65	6.241	6.249	(0.947)	125245	16.5467	16.547
76 Dimethylphthalate	163	6.386	6.388	(0.969)	464323	16.3334	16.333
78 2,6-Dinitrotoluene	165	6.428	6.431	(0.976)	110504	16.7882	16.788
79 Acenaphthylene	152	6.482	6.484	(0.984)	634210	15.6082	15.608
81 3-Nitroaniline	138	6.562	6.564	(0.996)	116596	17.0528	17.053
82 Acenaphthene	153	6.615	6.617	(1.004)	422268	16.6970	16.697
83 2,4-Dinitrophenol	184	6.642	6.644	(1.008)	54318	16.4499	16.450
85 4-Nitrophenol	109	6.722	6.730	(1.020)	74910	16.5305	16.530
86 Dibenzofuran	168	6.749	6.751	(1.024)	594840	16.7094	16.709
87 2,4-Dinitrotoluene	165	6.738	6.746	(1.023)	142387	16.5073	16.507
91 2,3,5,6-Tetrachlorophenol	232	6.824	6.826	(1.036)	127608	18.6525	18.652
88 2,3,4,6-Tetrachlorophenol	232	6.856	6.858	(1.041)	126603	17.9984	17.998
92 2-Naphthylamine	143	6.872	6.874	(1.043)	447067	19.6380	19.638
93 Diethylphthalate	149	6.931	6.933	(1.052)	462624	16.5739	16.574
94 Fluorene	166	7.016	7.018	(1.065)	479704	16.4258	16.426
95 4-Chlorophenyl-phenylether	204	7.016	7.018	(1.065)	237194	16.6358	16.636
96 4-Nitroaniline	138	6.562	6.564	(0.996)	116596	16.9086	16.909
98 4,6-Dinitro-2-methylphenol	198	7.053	7.061	(0.912)	77777	18.0968	18.097
99 N-Nitrosodiphenylamine	169	7.107	7.109	(0.919)	385519	20.4805	20.480
100 1,2-Diphenylhydrazine	77	7.134	7.141	(0.922)	507373	16.8633	16.863
106 4-Bromophenyl-phenylether	248	7.390	7.392	(0.955)	121904	16.5898	16.590
107 Hexachlorobenzene	284	7.443	7.446	(0.962)	116442	16.6193	16.619
223 Atrazine	200	7.518	7.526	(0.972)	131109	17.3343	17.334
111 Pentachlorophenol	266	7.604	7.606	(0.983)	71914	15.1299	15.130
115 Phenanthrene	178	7.753	7.755	(1.002)	594646	15.8584	15.858
116 Anthracene	178	7.796	7.798	(1.008)	645534	17.1802	17.180
119 Carbazole	167	7.924	7.926	(1.024)	583255	17.2196	17.220
120 Di-n-Butylphthalate	149	8.191	8.193	(1.059)	722066	16.6523	16.652
123 Fluoranthene	202	8.688	8.690	(1.123)	623088	16.4700	16.470
124 Benzidine	184	8.800	8.797	(0.877)	334558	20.4867	20.487
125 Pyrene	202	8.875	8.877	(0.885)	649382	16.3789	16.379
131 Butylbenzylphthalate	149	9.463	9.459	(0.944)	336898	16.9853	16.985
135 3,3'-Dichlorobenzidine	252	9.997	9.999	(0.997)	221235	17.1781	17.178
136 Benzo(a)Anthracene	228	10.018	10.020	(0.999)	611295	16.8657	16.866
137 Chrysene	228	10.056	10.058	(1.003)	572179	16.5689	16.569
139 bis(2-ethylhexyl)Phthalate	149	10.056	10.052	(1.003)	444941	15.6797	15.680
140 Di-n-octylphthalate	149	10.761	10.758	(0.929)	751072	17.0853	17.085
141 Benzo(b)fluoranthene	252	11.172	11.180	(0.965)	589688	16.0039	16.004

	Compounds	QUANT SIG MASS	RT	EXP RT	REL RT	RESPONSE	CONCENTRATIONS ON-COLUMN (NG)	FINAL (NG)
142	Benzo(k)fluoranthene	252	11.199	11.206	(0.967)	571532	16.4014	16.401
143	7,12-dimethylbenz[a]anthracen	256	11.167	11.174	(0.964)	284855	17.0471	17.047
146	Benzo(a)pyrene	252	11.519	11.522	(0.995)	520051	19.1554	19.155
149	Indeno(1,2,3-cd)pyrene	276	12.791	12.798	(1.105)	553880	16.2732	16.273
150	Dibenz(a,h)anthracene	278	12.812	12.820	(1.107)	462489	16.4198	16.420
151	Benzo(g,h,i)perylene	276	13.149	13.151	(1.136)	463484	16.1318	16.132
$ 154	Nitrobenzene-d5	82	Compound Not Detected.					
$ 155	2-Fluorobiphenyl	172	Compound Not Detected.					
$ 156	Terphenyl-d14	244	Compound Not Detected.					
$ 157	Phenol-d5	99	Compound Not Detected.					
$ 158	2-Fluorophenol	112	Compound Not Detected.					
$ 159	2,4,6-Tribromophenol	329	Compound Not Detected.					
$ 186	2-Chlorophenol-d4	132	Compound Not Detected.					
$ 187	1,2-Dichlorobenzene-d4	152	Compound Not Detected.					

QC Flag Legend

A - Target compound detected but, quantitated amount exceeded maximum amount.
Q - Qualifier signal failed the ratio test.
M - Compound response manually integrated.

Data File Name: F09020V1.D
Inj. Date and Time: 02-SEP-2010 04:20
Instrument ID: 722.i
Client ID: SSTDVER
Compound Name: Benzoic Acid
CAS #: 65-85-0

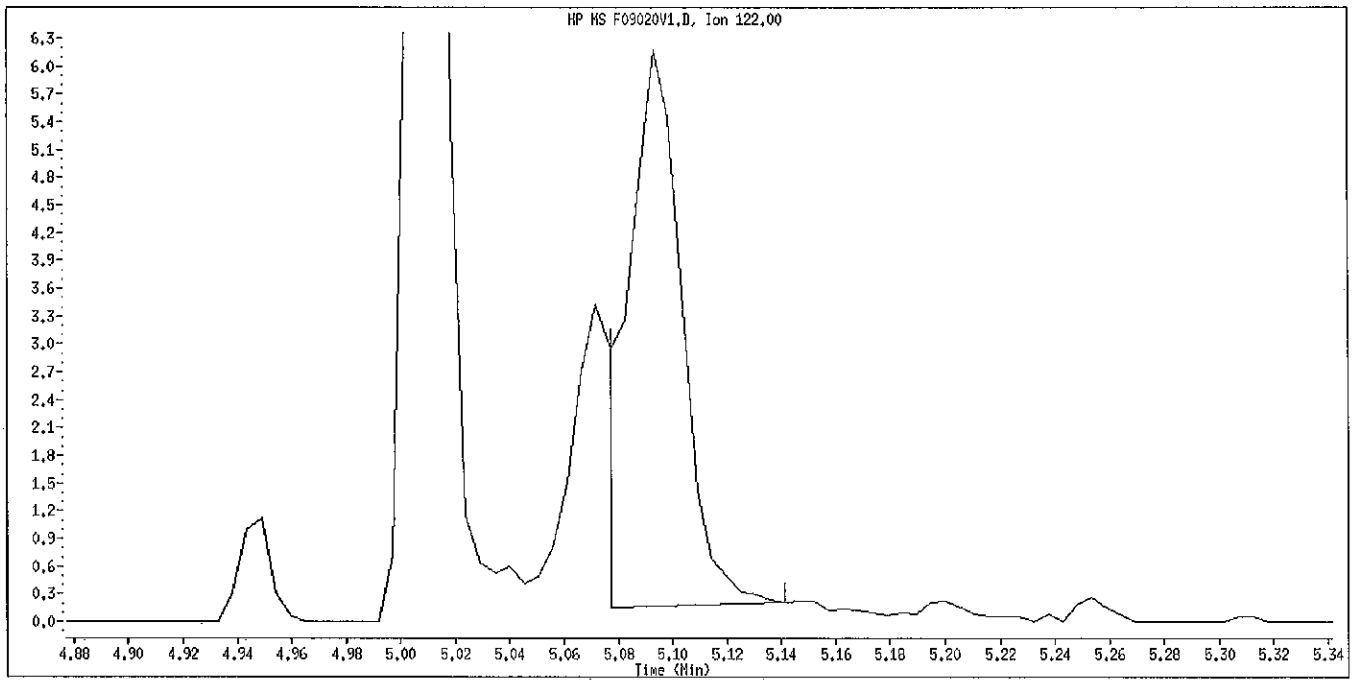

Original Integration

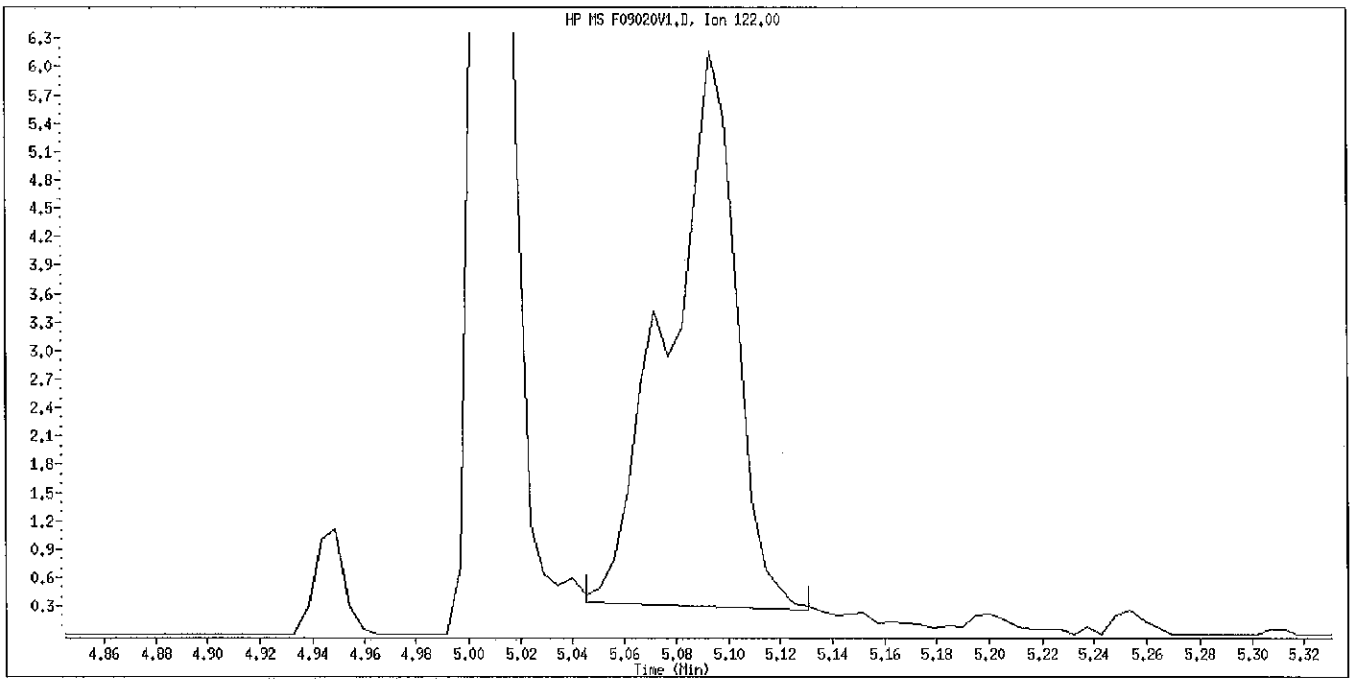

Manual Integration

Manually Integrated By: bungardf
Manual Integration Reason: Peak Not Found

Test America Pittsburgh

CONTINUING CALIBRATION COMPOUNDS

Instrument ID: 722.i Injection Date: 28-OCT-2010 03:41
Lab File ID: F10280C2.D Init. Cal. Date(s): 02-SEP-2010 02-SEP-2010
Analysis Type: Init. Cal. Times: 01:40 04:00
Lab Sample ID: sstd4 Quant Type: ISTD
Method: \\PITSVR06\d\chem\722.i\102810.b\LL.m

COMPOUND	RRF / AMOUNT	RF4	CCAL RRF4	MIN RRF	%D / %DRIFT	MAX %D / %DRIFT	CURVE TYPE	
198 1,4-Dioxane	4.00000	0.23230	0.16054	0.010	94.19245	25.00000	Quadratic	<-
220 Benzaldehyde	4.00000	3.00476	1.12586	0.010	24.88105	25.00000	Quadratic	
10 N-Nitrosodimethylamine	0.85925	0.83612	0.83612	0.010	2.69145	25.00000	Averaged	
9 Pyridine	1.57817	1.04183	1.04183	0.010	33.98525	25.00000	Averaged	<-
16 Methyl methanesulfonate	0.70229	0.75251	0.75251	0.010	-7.15040	25.00000	Averaged	
21 Aniline	2.01774	1.71927	1.71927	0.010	14.79196	25.00000	Averaged	
22 Phenol	1.79935	1.76772	1.76772	0.010	1.75790	20.00000	Averaged	
23 bis(2-Chloroethyl)ether	1.31825	1.41855	1.41855	0.010	-7.60864	25.00000	Averaged	
24 2-Chlorophenol	1.43403	1.47899	1.47899	0.010	-3.13587	25.00000	Averaged	
26 1,3-Dichlorobenzene	1.66205	1.67239	1.67239	0.010	-0.62217	25.00000	Averaged	
27 1,4-Dichlorobenzene	1.65749	1.71313	1.71313	0.010	-3.35682	20.00000	Averaged	
28 1,2-Dichlorobenzene	1.58135	1.62895	1.62895	0.010	-3.01031	25.00000	Averaged	
227 Indene	2.43163	2.46199	2.46199	0.010	-1.24842	25.00000	Averaged	
29 Benzyl Alcohol	4.00000	2.21436	0.37937	0.010	44.64100	25.00000	Quadratic	<-
30 2-Methylphenol	4.00000	4.09179	1.27439	0.010	-2.29475	25.00000	Quadratic	
31 2,2'-oxybis(1-Chloropropane	1.22934	1.34384	1.34384	0.010	-9.31389	25.00000	Averaged	
37 Acetophenone	1.88477	1.91920	1.91920	0.010	-1.82692	25.00000	Averaged	
32 N-Nitroso-di-n-propylamine	0.98559	0.96370	0.96370	0.050	2.22124	25.00000	Averaged	
192 4-Methylphenol	1.23570	1.22933	1.22933	0.010	0.51489	25.00000	Averaged	
34 Hexachloroethane	0.61799	0.65063	0.65063	0.010	-5.28249	25.00000	Averaged	
35 Nitrobenzene	0.41642	0.40818	0.40818	0.010	1.97932	25.00000	Averaged	
36 N-Nitrosopyrrolidine	0.63741	0.59827	0.59827	0.010	6.14119	25.00000	Averaged	
41 Isophorone	0.68574	0.67078	0.67078	0.010	2.18110	25.00000	Averaged	
42 2-Nitrophenol	0.20424	0.20233	0.20233	0.010	0.93534	20.00000	Averaged	
43 2,4-Dimethylphenol	0.38519	0.35669	0.35669	0.010	7.39943	25.00000	Averaged	
44 bis(2-Chloroethoxy)methane	0.39962	0.39648	0.39648	0.010	0.78677	25.00000	Averaged	
48 2,4-Dichlorophenol	0.29892	0.30809	0.30809	0.010	-3.06905	20.00000	Averaged	
49 Benzoic Acid	0.15959	0.15577	0.15577	0.010	2.39244	25.00000	Averaged	
50 1,2,4-Trichlorobenzene	0.33906	0.32920	0.32920	0.010	2.90857	25.00000	Averaged	
51 Naphthalene	1.06103	1.06179	1.06179	0.010	-0.07143	25.00000	Averaged	
52 4-Chloroaniline	0.43883	0.41022	0.41022	0.010	6.51907	25.00000	Averaged	
54 2,6-Dichlorophenol	0.29621	0.29966	0.29966	0.010	-1.16430	25.00000	Averaged	
56 Hexachlorobutadiene	0.20136	0.19890	0.19890	0.010	1.22292	20.00000	Averaged	
221 Caprolactam	0.10082	0.08253	0.08253	0.010	18.14698	25.00000	Averaged	
59 4-Chloro-3-Methylphenol	0.30845	0.30010	0.30010	0.010	2.70609	20.00000	Averaged	
62 2-Methylnaphthalene	0.69844	0.67946	0.67946	0.010	2.71736	25.00000	Averaged	
205 1-Methylnaphthalene	0.66720	0.64180	0.64180	0.010	3.80633	25.00000	Averaged	
64 Hexachlorocyclopentadiene	4.00000	2.30891	0.14394	0.050	42.27735	25.00000	Quadratic	<-
65 1,2,4,5-Tetrachlorobenzene	0.57667	0.62419	0.62419	0.010	-8.24192	25.00000	Averaged	
66 2,4,6-Trichlorophenol	0.37757	0.40253	0.40253	0.010	-6.61001	20.00000	Averaged	
67 2,4,5-Trichlorophenol	0.39535	0.42029	0.42029	0.010	-6.30698	25.00000	Averaged	
222 1,1'-Biphenyl	1.52213	1.54928	1.54928	0.010	-1.78349	25.00000	Averaged	

Test America Pittsburgh

CONTINUING CALIBRATION COMPOUNDS

Instrument ID: 722.i
Lab File ID: F10280C2.D
Analysis Type:
Lab Sample ID: sstd4
Method: \\PITSVR06\d\chem\722.i\102810.b\LL.m

Injection Date: 28-OCT-2010 03:41
Init. Cal. Date(s): 02-SEP-2010 02-SEP-2010
Init. Cal. Times: 01:40 04:00
Quant Type: ISTD

COMPOUND	RRF / AMOUNT	RF4	CCAL RRF4	MIN RRF	%D / %DRIFT	MAX %D / %DRIFT	CURVE TYPE	
70 2-Chloronaphthalene	1.17117	1.20813	1.20813	0.010	-3.15628	25.00000	Averaged	
73 2-Nitroaniline	0.34288	0.33128	0.33128	0.010	3.38145	25.00000	Averaged	
76 Dimethylphthalate	1.28775	1.24741	1.24741	0.010	3.13257	25.00000	Averaged	
78 2,6-Dinitrotoluene	0.29817	0.28360	0.28360	0.010	4.88647	25.00000	Averaged	
79 Acenaphthylene	1.84064	1.93143	1.93143	0.010	-4.93251	25.00000	Averaged	
81 3-Nitroaniline	0.30973	0.28541	0.28541	0.010	7.84947	25.00000	Averaged	
82 Acenaphthene	1.14562	1.17739	1.17739	0.010	-2.77391	20.00000	Averaged	
83 2,4-Dinitrophenol	10.00000	8.34603	0.09198	0.050	16.53973	25.00000	Quadratic	
85 4-Nitrophenol	0.20528	0.18537	0.18537	0.050	9.69872	25.00000	Averaged	
86 Dibenzofuran	1.61260	1.64403	1.64403	0.010	-1.94869	25.00000	Averaged	
87 2,4-Dinitrotoluene	0.39074	0.38145	0.38145	0.010	2.37520	25.00000	Averaged	
91 2,3,5,6-Tetrachlorophenol	0.30991	0.28351	0.28351	0.010	8.51892	25.00000	Averaged	
88 2,3,4,6-Tetrachlorophenol	0.31864	0.29181	0.29181	0.010	8.42120	25.00000	Averaged	
92 2-Naphthylamine	1.03125	0.71034	0.71034	0.010	31.11813	25.00000	Averaged	<-
93 Diethylphthalate	1.26443	1.21192	1.21192	0.010	4.15272	25.00000	Averaged	
94 Fluorene	1.32293	1.25208	1.25208	0.010	5.35545	25.00000	Averaged	
95 4-Chlorophenyl-phenylether	0.64588	0.63847	0.63847	0.010	1.14726	25.00000	Averaged	
96 4-Nitroaniline	0.31237	0.26729	0.26729	0.010	14.42973	25.00000	Averaged	
98 4,6-Dinitro-2-methylphenol	10.00000	8.99634	0.11491	0.010	10.03663	25.00000	Quadratic	
99 N-Nitrosodiphenylamine	0.57056	0.58701	0.58701	0.010	-2.88299	20.00000	Averaged	
100 1,2-Diphenylhydrazine	0.91197	0.97424	0.97424	0.010	-6.82898	25.00000	Averaged	
106 4-Bromophenyl-phenylether	0.22273	0.24189	0.24189	0.010	-8.60333	25.00000	Averaged	
107 Hexachlorobenzene	0.21237	0.23583	0.23583	0.010	-11.04663	25.00000	Averaged	
223 Atrazine	0.22926	0.21634	0.21634	0.010	5.63532	25.00000	Averaged	
111 Pentachlorophenol	0.14407	0.16818	0.16818	0.025	-16.73227	20.00000	Averaged	
115 Phenanthrene	1.13656	1.16465	1.16465	0.010	-2.47107	25.00000	Averaged	
116 Anthracene	1.13890	1.18928	1.18928	0.010	-4.42392	25.00000	Averaged	
119 Carbazole	1.02667	1.03195	1.03195	0.010	-0.51519	25.00000	Averaged	
120 Di-n-Butylphthalate	1.31431	1.28694	1.28694	0.010	2.08242	25.00000	Averaged	
123 Fluoranthene	1.14670	1.09254	1.09254	0.010	4.72366	20.00000	Averaged	
124 Benzidine	0.51345	0.59536	0.59536	0.010	-15.95250	25.00000	Averaged	
125 Pyrene	1.24657	1.35188	1.35188	0.010	-8.44832	25.00000	Averaged	
131 Butylbenzylphthalate	0.62363	0.57825	0.57825	0.010	7.27735	25.00000	Averaged	
135 3,3'-Dichlorobenzidine	0.40493	0.35617	0.35617	0.010	12.04147	25.00000	Averaged	
136 Benzo(a)Anthracene	1.13959	1.13572	1.13572	0.010	0.33940	25.00000	Averaged	
137 Chrysene	1.08578	1.07377	1.07377	0.010	1.10587	25.00000	Averaged	
139 bis(2-ethylhexyl)Phthalate	0.89221	0.81951	0.81951	0.010	8.14769	25.00000	Averaged	
140 Di-n-octylphthalate	1.58748	1.48924	1.48924	0.010	6.18871	20.00000	Averaged	
141 Benzo(b)fluoranthene	1.33059	1.16410	1.16410	0.010	12.51306	25.00000	Averaged	
142 Benzo(k)fluoranthene	1.25838	1.28928	1.28928	0.010	-2.45616	25.00000	Averaged	
143 7,12-dimethylbenz[a]anthrac	0.60342	0.51474	0.51474	0.010	14.69640	25.00000	Averaged	
146 Benzo(a)pyrene	0.98040	0.97924	0.97924	0.010	0.11809	20.00000	Averaged	

Test America Pittsburgh

CONTINUING CALIBRATION COMPOUNDS

Instrument ID: 722.i Injection Date: 28-OCT-2010 03:41
Lab File ID: F10280C2.D Init. Cal. Date(s): 02-SEP-2010 02-SEP-2010
Analysis Type: Init. Cal. Times: 01:40 04:00
Lab Sample ID: sstd4 Quant Type: ISTD
Method: \\PITSVR06\d\chem\722.i\102810.b\LL.m

COMPOUND	RRF / AMOUNT	RF4	CCAL RRF4	MIN RRF	%D / %DRIFT	MAX %D / %DRIFT	CURVE TYPE
149 Indeno(1,2,3-cd)pyrene	1.22911	1.34500	1.34500	0.010	-9.42886	25.00000	Averaged
150 Dibenz(a,h)anthracene	1.01714	1.10550	1.10550	0.010	-8.68691	25.00000	Averaged
151 Benzo(g,h,i)perylene	1.03753	1.17354	1.17354	0.010	-13.10940	25.00000	Averaged
$ 154 Nitrobenzene-d5	0.41103	0.39938	0.39938	0.010	2.83546	25.00000	Averaged
$ 155 2-Fluorobiphenyl	1.32427	1.37263	1.37263	0.010	-3.65169	25.00000	Averaged
$ 156 Terphenyl-d14	0.82732	0.90054	0.90054	0.010	-8.84978	25.00000	Averaged
$ 157 Phenol-d5	1.61305	1.65000	1.65000	0.010	-2.29028	25.00000	Averaged
$ 158 2-Fluorophenol	1.17034	1.25886	1.25886	0.010	-7.56427	25.00000	Averaged
$ 159 2,4,6-Tribromophenol	0.08790	0.08726	0.08726	0.010	0.73126	25.00000	Averaged
$ 186 2-Chlorophenol-d4	1.42872	1.48129	1.48129	0.010	-3.67969	25.00000	Averaged
$ 187 1,2-Dichlorobenzene-d4	0.98285	1.01413	1.01413	0.010	-3.18328	25.00000	Averaged

Data File: \\PITSVR06\d\chem\722.i\102810.b\F10280C2.D
Date : 28-OCT-2010 03:41
Client ID: SSTD4
Sample Info: SSTD4 (2ug/ml) BNA0823-10

Column phase: Hp5-MS

Instrument: 722.i

Operator: 007062
Column diameter: 0.25

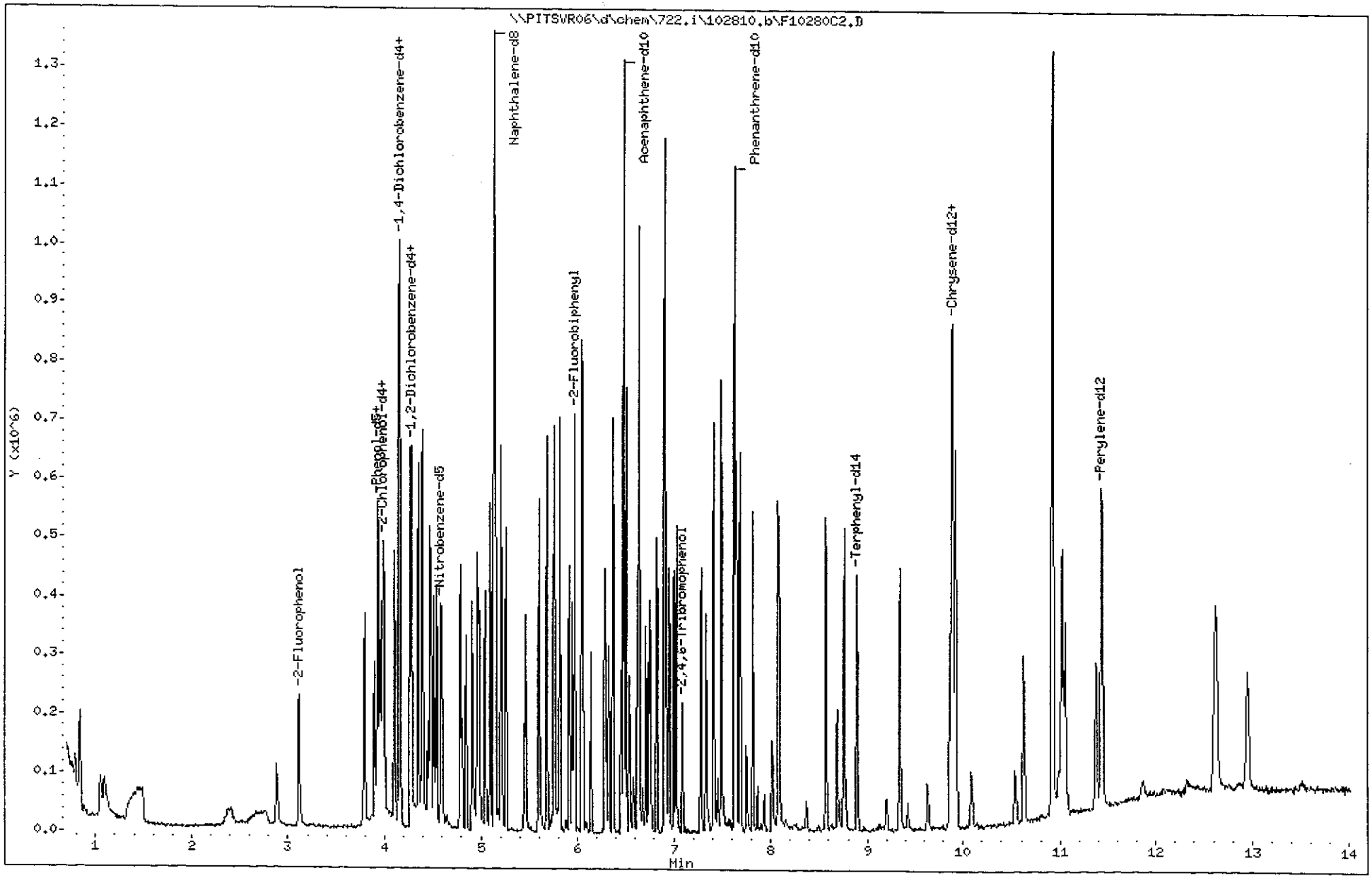

Test America Pittsburgh

Semivolatile REPORT SW-846 Method 8270

Data file : \\PITSVR06\d\chem\722.i\102810.b\F10280C2.D
Lab Smp Id: sstd4 Client Smp ID: SSTD4
Inj Date : 28-OCT-2010 03:41
Operator : 007062 Inst ID: 722.i
Smp Info : SSTD4 (2ug/ml) BNA0823-10
Misc Info : sstd4,102810.b,ll.m,2-root.sub,2,3
Comment :
Method : \\PITSVR06\d\chem\722.i\102810.b\LL.m
Meth Date : 28-Oct-2010 04:37 722.i Quant Type: ISTD
Cal Date : 02-SEP-2010 04:00 Cal File: F09020C8.D
Als bottle: 2 Continuing Calibration Sample
Dil Factor: 1.00000
Integrator: HP RTE Compound Sublist: 2-root.sub
Target Version: 4.14
Processing Host: PITPC-503

	Compounds	QUANT SIG MASS	RT	EXP RT	REL RT	RESPONSE	AMOUNTS CAL-AMT (NG)	AMOUNTS ON-COL (NG)
* 1	1,4-Dichlorobenzene-d4	152	4.153	4.153	(1.000)	131730	8.00000	
* 2	Naphthalene-d8	136	5.136	5.136	(1.000)	488250	8.00000	
* 3	Acenaphthene-d10	164	6.482	6.482	(1.000)	251537	8.00000	
* 4	Phenanthrene-d10	188	7.625	7.625	(1.000)	346895	8.00000	
* 5	Chrysene-d12	240	9.896	9.896	(1.000)	286155	8.00000	
* 6	Perylene-d12	264	11.434	11.434	(1.000)	252756	8.00000	
198	1,4-Dioxane	88	0.782	0.782	(0.188)	10574	4.00000	0.23230
220	Benzaldehyde	77	3.795	3.795	(0.914)	74155	4.00000	3.0048(H)
10	N-Nitrosodimethylamine	74	1.054	1.054	(0.254)	55071	4.00000	3.8923
9	Pyridine	79	1.092	1.092	(0.263)	68620	4.00000	2.6406
16	Methyl methanesulfonate	80	2.881	2.881	(0.694)	49564	4.00000	4.2860
21	Aniline	93	3.896	3.896	(0.938)	113240	4.00000	3.4083
22	Phenol	94	3.939	3.939	(0.949)	116431	4.00000	3.9297
23	bis(2-Chloroethyl)ether	93	3.960	3.960	(0.954)	93433	4.00000	4.3043
24	2-Chlorophenol	128	3.993	3.993	(0.961)	97414	4.00000	4.1254
26	1,3-Dichlorobenzene	146	4.105	4.105	(0.988)	110152	4.00000	4.0249(H)
27	1,4-Dichlorobenzene	146	4.163	4.163	(1.003)	112835	4.00000	4.1343(H)
28	1,2-Dichlorobenzene	146	4.281	4.281	(1.031)	107291	4.00000	4.1204
227	Indene	116	4.350	4.350	(1.048)	162159	4.00000	4.0499(A)
29	Benzyl Alcohol	108	4.286	4.286	(1.032)	24987	4.00000	2.2144
30	2-Methylphenol	108	4.393	4.393	(1.058)	83938	4.00000	4.0918
31	2,2'-oxybis(1-Chloropropane)	45	4.388	4.388	(1.057)	88512	4.00000	4.3726
37	Acetophenone	105	4.473	4.473	(1.077)	126408	4.00000	4.0731
32	N-Nitroso-di-n-propylamine	70	4.484	4.484	(1.080)	63474	4.00000	3.9112
192	4-Methylphenol	108	4.511	4.511	(1.086)	80970	4.00000	3.9794
34	Hexachloroethane	117	4.543	4.543	(1.094)	42854	4.00000	4.2113
35	Nitrobenzene	77	4.596	4.596	(0.895)	99647	4.00000	3.9208
36	N-Nitrosopyrrolidine	100	4.447	4.447	(1.071)	39405	4.00000	3.7544
41	Isophorone	82	4.789	4.789	(0.932)	163755	4.00000	3.9128
42	2-Nitrophenol	139	4.847	4.847	(0.944)	49393	4.00000	3.9626
43	2,4-Dimethylphenol	107	4.911	4.911	(0.956)	87076	4.00000	3.7040
44	bis(2-Chloroethoxy)methane	93	4.965	4.965	(0.967)	96790	4.00000	3.9685
48	2,4-Dichlorophenol	162	5.045	5.045	(0.982)	75213	4.00000	4.1228

Compounds	QUANT SIG MASS	RT	EXP RT	REL RT	RESPONSE	AMOUNTS CAL-AMT (NG)	AMOUNTS ON-COL (NG)
49 Benzoic Acid	122	4.986	4.986	(0.971)	95068	10.0000	9.7608
50 1,2,4-Trichlorobenzene	180	5.098	5.098	(0.993)	80365	4.00000	3.8836
51 Naphthalene	128	5.152	5.152	(1.003)	259209	4.00000	4.0028
52 4-Chloroaniline	127	5.205	5.205	(1.014)	100145	4.00000	3.7392
54 2,6-Dichlorophenol	162	5.211	5.211	(1.015)	73155	4.00000	4.0466
56 Hexachlorobutadiene	225	5.259	5.259	(1.024)	48556	4.00000	3.9511
221 Caprolactam	113	5.451	5.451	(1.061)	20147	4.00000	3.2741
59 4-Chloro-3-Methylphenol	107	5.595	5.595	(1.089)	73263	4.00000	3.8918
62 2-Methylnaphthalene	142	5.681	5.681	(1.106)	165873	4.00000	3.8913
205 1-Methylnaphthalene	142	5.755	5.755	(1.121)	156680	4.00000	3.8477
64 Hexachlorocyclopentadiene	237	5.814	5.814	(0.897)	18103	4.00000	2.3089
65 1,2,4,5-Tetrachlorobenzene	216	5.814	5.814	(0.897)	78504	4.00000	4.3297
66 2,4,6-Trichlorophenol	196	5.910	5.910	(0.912)	50625	4.00000	4.2644
67 2,4,5-Trichlorophenol	196	5.942	5.942	(0.917)	52859	4.00000	4.2523
222 1,1'-Biphenyl	154	6.044	6.044	(0.932)	194850	4.00000	4.0713
70 2-Chloronaphthalene	162	6.055	6.055	(0.934)	151945	4.00000	4.1262
73 2-Nitroaniline	65	6.140	6.140	(0.947)	41665	4.00000	3.8647
76 Dimethylphthalate	163	6.284	6.284	(0.970)	156885	4.00000	3.8747
78 2,6-Dinitrotoluene	165	6.327	6.327	(0.976)	35668	4.00000	3.8045
79 Acenaphthylene	152	6.370	6.370	(0.983)	242913	4.00000	4.1973
81 3-Nitroaniline	138	6.455	6.455	(0.996)	35896	4.00000	3.6860
82 Acenaphthene	153	6.503	6.503	(1.003)	148079	4.00000	4.1110
83 2,4-Dinitrophenol	184	6.541	6.541	(1.009)	28920	10.0000	8.3460
85 4-Nitrophenol	109	6.621	6.621	(1.021)	58284	10.0000	9.0301
86 Dibenzofuran	168	6.637	6.637	(1.024)	206767	4.00000	4.0779
87 2,4-Dinitrotoluene	165	6.637	6.637	(1.024)	47975	4.00000	3.9050
91 2,3,5,6-Tetrachlorophenol	232	6.712	6.712	(1.035)	35656	4.00000	3.6592
88 2,3,4,6-Tetrachlorophenol	232	6.744	6.744	(1.040)	36700	4.00000	3.6632
92 2-Naphthylamine	143	6.760	6.760	(1.043)	89339	4.00000	2.7553
93 Diethylphthalate	149	6.824	6.824	(1.053)	152421	4.00000	3.8339
94 Fluorene	166	6.904	6.904	(1.065)	157472	4.00000	3.7858
95 4-Chlorophenyl-phenylether	204	6.909	6.909	(1.066)	80299	4.00000	3.9541
96 4-Nitroaniline	138	6.925	6.925	(1.068)	33617	4.00000	3.4228
98 4,6-Dinitro-2-methylphenol	198	6.952	6.952	(0.912)	49827	10.0000	8.9963
99 N-Nitrosodiphenylamine	169	7.000	7.000	(0.918)	101815	4.00000	4.1153
100 1,2-Diphenylhydrazine	77	7.027	7.027	(0.922)	168980	4.00000	4.2732
106 4-Bromophenyl-phenylether	248	7.283	7.283	(0.955)	41955	4.00000	4.3441
107 Hexachlorobenzene	284	7.337	7.337	(0.962)	40904	4.00000	4.4419
223 Atrazine	200	7.417	7.417	(0.973)	37523	4.00000	3.7746
111 Pentachlorophenol	266	7.492	7.492	(0.982)	72924	10.0000	11.673
115 Phenanthrene	178	7.647	7.647	(1.003)	202005	4.00000	4.0988
116 Anthracene	178	7.684	7.684	(1.008)	206278	4.00000	4.1770
119 Carbazole	167	7.812	7.812	(1.025)	178990	4.00000	4.0206
120 Di-n-Butylphthalate	149	8.090	8.090	(1.061)	223216	4.00000	3.9167
123 Fluoranthene	202	8.571	8.571	(1.124)	189498	4.00000	3.8110
124 Benzidine	184	8.688	8.688	(0.878)	85183	4.00000	4.6381
125 Pyrene	202	8.758	8.758	(0.885)	193424	4.00000	4.3379
131 Butylbenzylphthalate	149	9.340	9.340	(0.944)	82734	4.00000	3.7089
135 3,3'-Dichlorobenzidine	252	9.869	9.869	(0.997)	50960	4.00000	3.5183
136 Benzo(a)Anthracene	228	9.890	9.890	(0.999)	162496	4.00000	3.9864
137 Chrysene	228	9.922	9.922	(1.003)	153632	4.00000	3.9558
139 bis(2-ethylhexyl)Phthalate	149	9.933	9.933	(1.004)	117254	4.00000	3.6741
140 Di-n-octylphthalate	149	10.627	10.627	(0.929)	188207	4.00000	3.7524
141 Benzo(b)fluoranthene	252	11.028	11.028	(0.964)	147116	4.00000	3.4995

Compounds	QUANT SIG MASS	RT	EXP RT	REL RT	RESPONSE	AMOUNTS CAL-AMT (NG)	AMOUNTS ON-COL (NG)
142 Benzo(k)fluoranthene	252	11.060	11.060	(0.967)	162937	4.00000	4.0982
143 7,12-dimethylbenz[a]anthracen	256	11.017	11.017	(0.964)	65052	4.00000	3.4121
146 Benzo(a)pyrene	252	11.381	11.381	(0.995)	123755	4.00000	3.9953
149 Indeno(1,2,3-cd)pyrene	276	12.615	12.615	(1.103)	169979	4.00000	4.3772
150 Dibenz(a,h)anthracene	278	12.631	12.631	(1.105)	139711	4.00000	4.3475
151 Benzo(g,h,i)perylene	276	12.951	12.951	(1.133)	148310	4.00000	4.5244
$ 154 Nitrobenzene-d5	82	4.586	4.586	(0.893)	97498	4.00000	3.8866
$ 155 2-Fluorobiphenyl	172	5.969	5.969	(0.921)	172633	4.00000	4.1461
$ 156 Terphenyl-d14	244	8.891	8.891	(0.899)	128847	4.00000	4.3540
$ 157 Phenol-d5	99	3.928	3.928	(0.946)	108677	4.00000	4.0916
$ 158 2-Fluorophenol	112	3.116	3.116	(0.750)	82915	4.00000	4.3026
$ 159 2,4,6-Tribromophenol	330	7.091	7.091	(0.930)	15135	4.00000	3.9707
$ 186 2-Chlorophenol-d4	132	3.982	3.982	(0.959)	97565	4.00000	4.1472
$ 187 1,2-Dichlorobenzene-d4	152	4.270	4.270	(1.028)	66796	4.00000	4.1273

QC Flag Legend

A - Target compound detected but, quantitated amount exceeded maximum amount.
H - Operator selected an alternate compound hit.

Data File Name: F10280C2.D
Inj. Date and Time: 28-OCT-2010 03:41
Instrument ID: 722.i
Client ID: SSTD4
Compound Name: Benzaldehyde
CAS #: 100-52-7

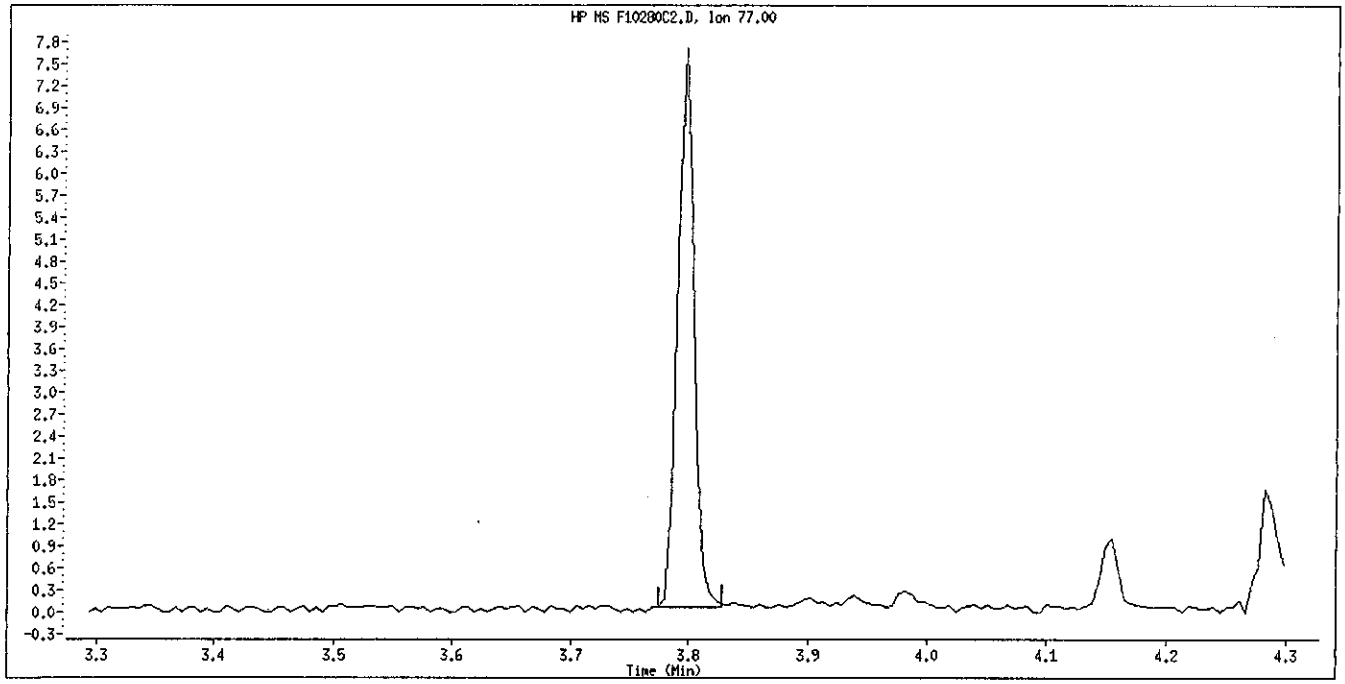

Original Integration

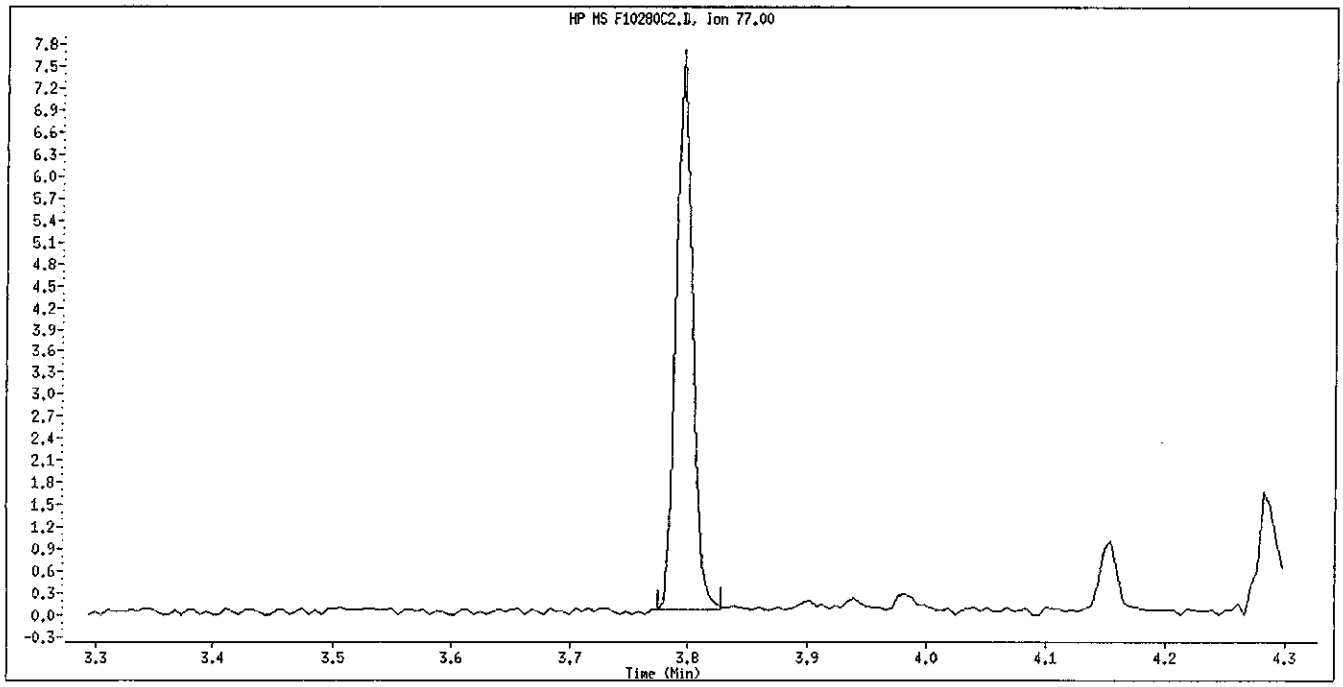

Manual Integration

Manually Integrated By: bungardf
Manual Integration Reason: Peak Not Found

Data File Name: F10280C2.D
Inj. Date and Time: 28-OCT-2010 03:41
Instrument ID: 722.i
Client ID: SSTD4
Compound Name: 1,3-Dichlorobenzene
CAS #: 541-73-1

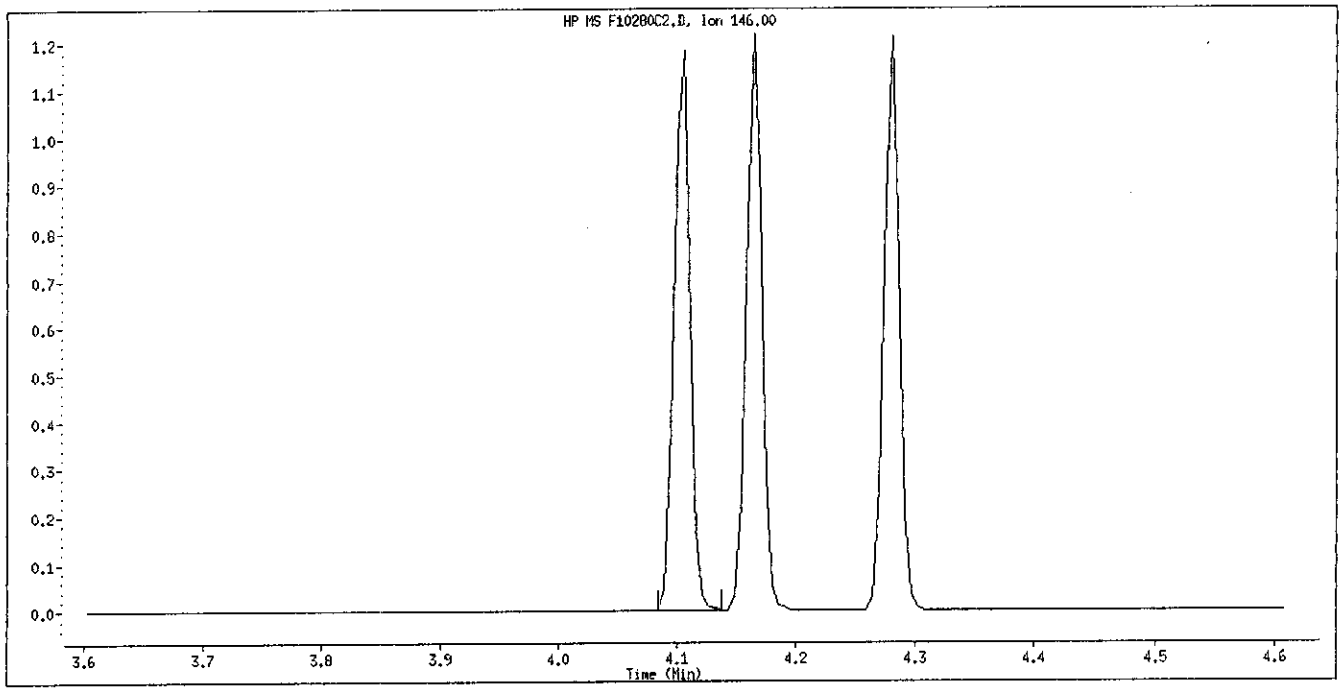

Original Integration

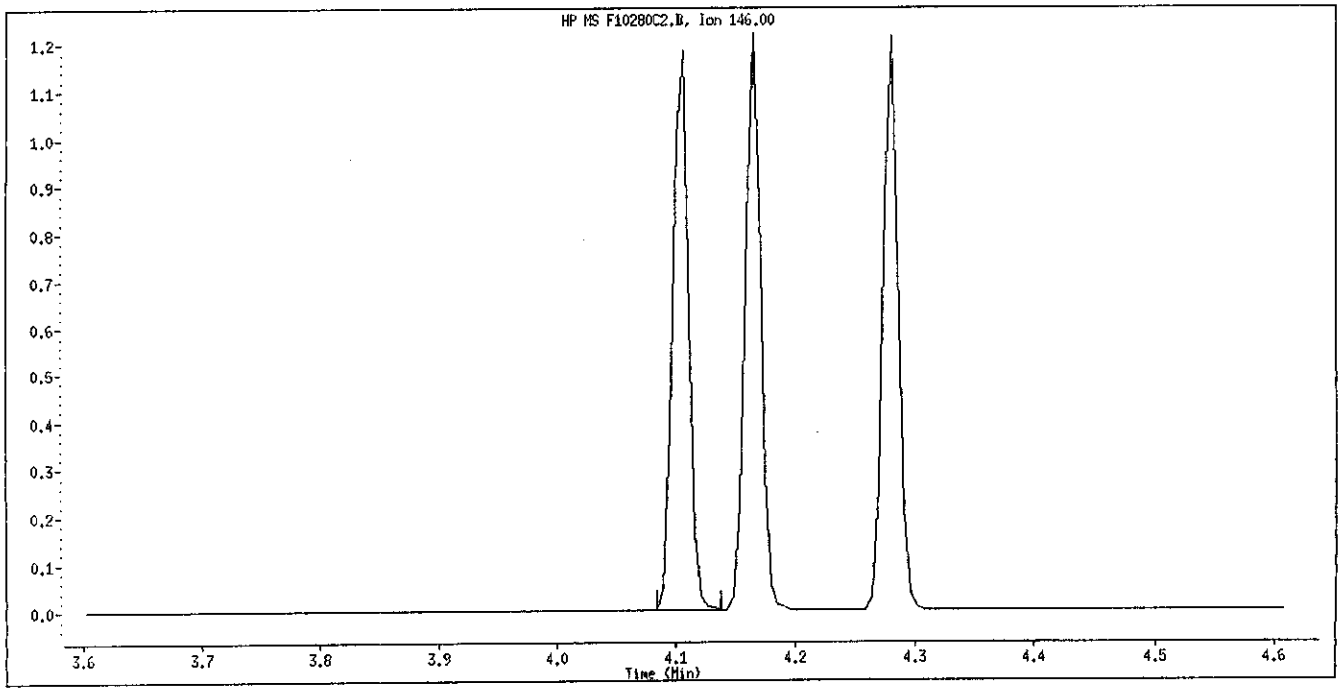

Manual Integration

Manually Integrated By: bungardf
Manual Integration Reason: Peak Not Found

Data File Name: F10280C2.D
Inj. Date and Time: 28-OCT-2010 03:41
Instrument ID: 722.i
Client ID: SSTD4
Compound Name: 1,4-Dichlorobenzene
CAS #: 106-46-7

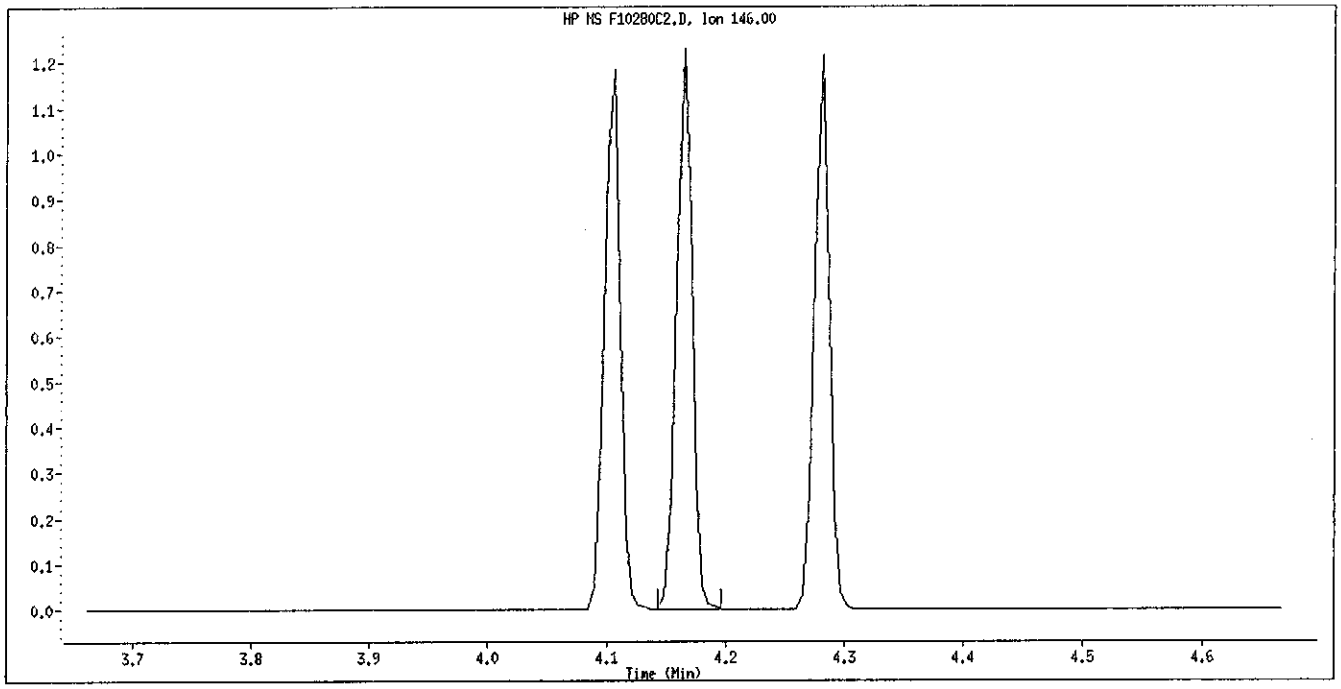

Original Integration

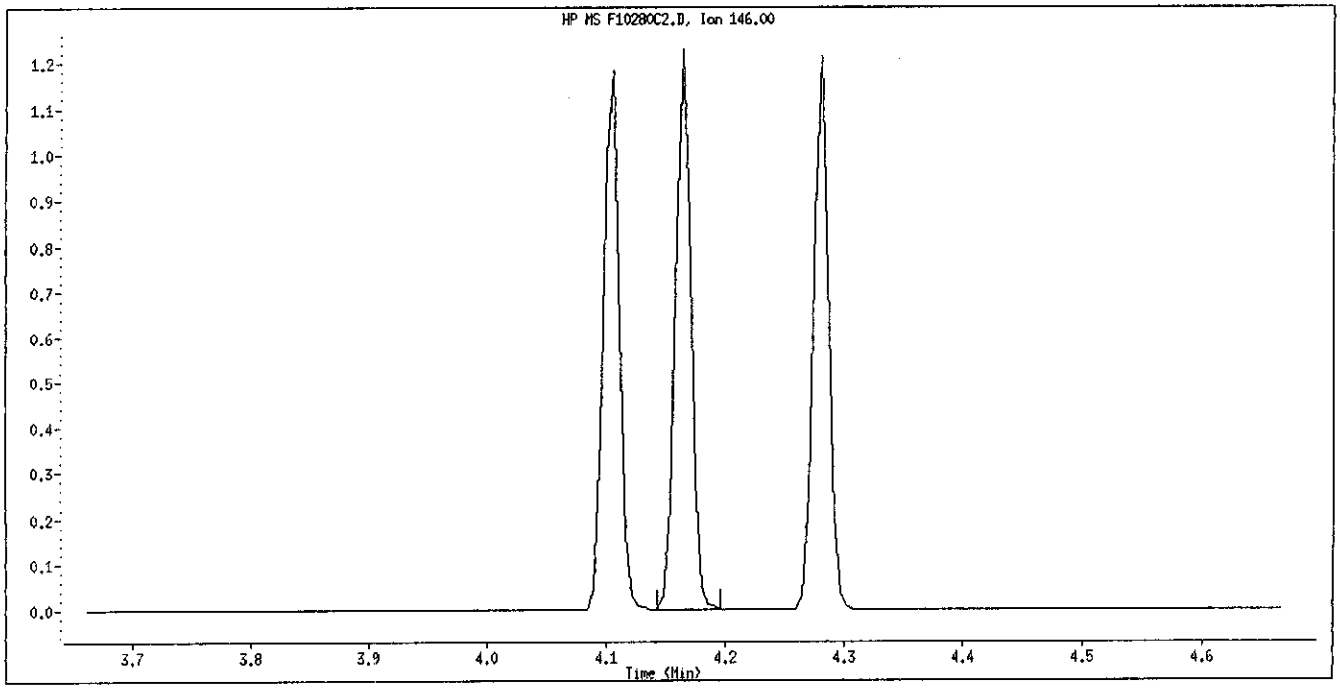

Manual Integration

Manually Integrated By: bungardf
Manual Integration Reason: Peak Not Found

GC/MS SEMIVOLATILE
QC DATA

Data File: \\PITSVR06\D\chem\722.i\090210.b\F0902DF1.D

Date : 02-SEP-2010 01:24

Client ID: DFTPP

Instrument: 722.i

Sample Info: DFTPP050 (25ug/ml) BNA0170-10

Operator: 007062

Column phase:

Column diameter: 2.00

1 dftpp

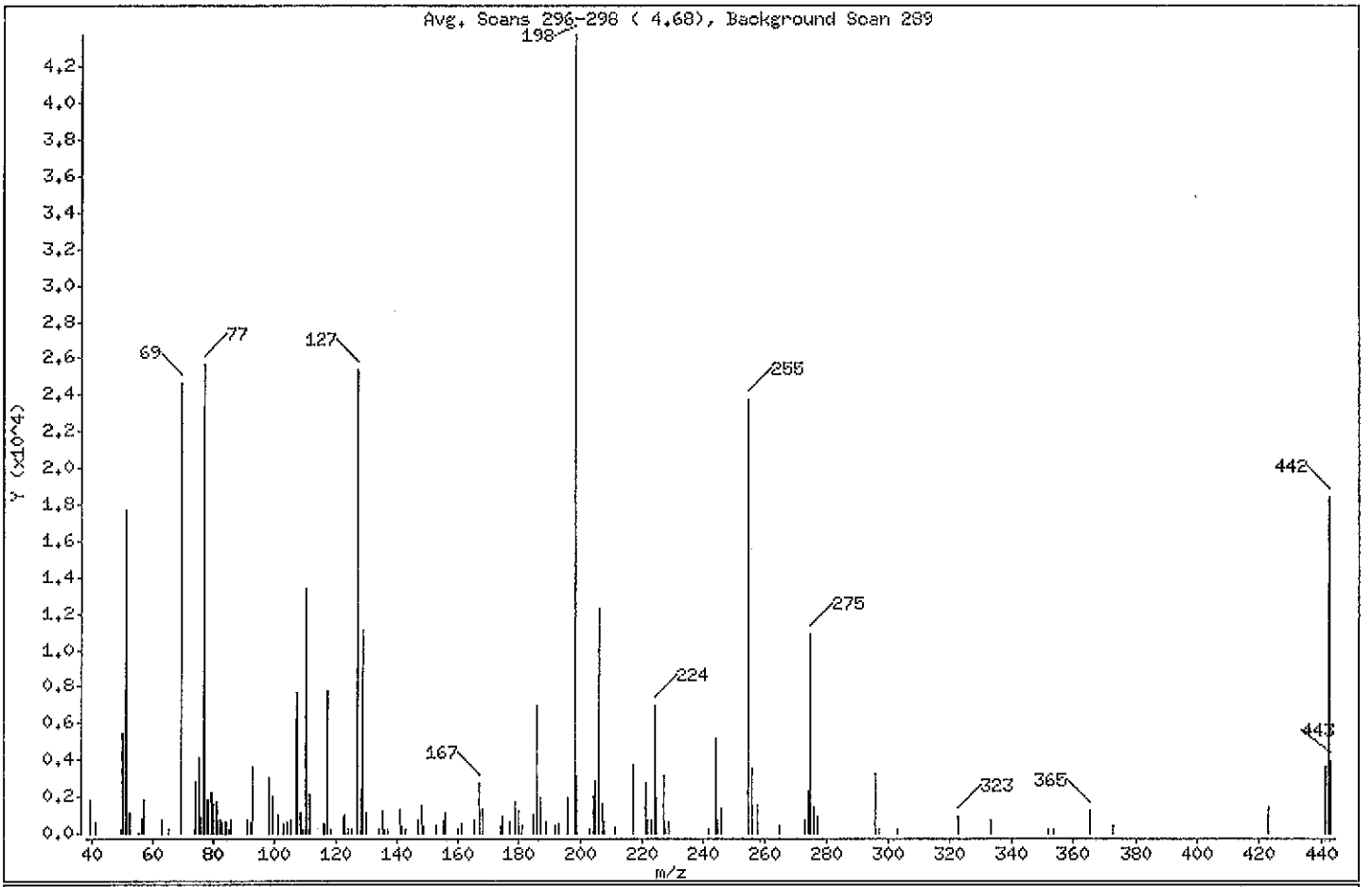

m/e	ION ABUNDANCE CRITERIA	% RELATIVE ABUNDANCE
198	Base Peak, 100% relative abundance	100.00
51	30.00 - 60.00% of mass 198	40.46
68	Less than 2.00% of mass 69	0.00 (0.00)
69	Mass 69 relative abundance	56.25
70	Less than 2.00% of mass 69	0.00 (0.00)
127	40.00 - 60.00% of mass 198	58.00
197	Less than 1.00% of mass 198	0.00
199	5.00 - 9.00% of mass 198	7.05
275	10.00 - 30.00% of mass 198	24.92
365	Greater than 1.00% of mass 198	2.83
441	Present, but less than mass 443	8.37
442	40.00 - 100.00% of mass 198	42.09
443	17.00 - 23.00% of mass 442	8.87 (21.08)

Date : 02-SEP-2010 01:24

Client ID: DFTPP Instrument: 722.i

Sample Info: DFTPP050 (25ug/ml) BNA0170-10

Operator: 007062

Column phase: Column diameter: 2.00

Data File: F0902DF1.D
Spectrum: Avg. Scans 296-298 (4.68), Background Scan 289
Location of Maximum: 198.00
Number of points: 125

m/z	Y	m/z	Y	m/z	Y	m/z	Y
39.00	1815	104.00	625	161.00	544	227.00	3163
41.00	593	105.00	690	165.00	691	228.00	233
49.00	168	107.00	7668	167.00	2751	229.00	631
50.00	5429	108.00	1113	168.00	1336	242.00	233
51.00	17696	109.00	198	174.00	426	244.00	5110
52.00	1088	110.00	13420	175.00	914	245.00	689
55.00	12	111.00	2125	177.00	644	246.00	1323
56.00	790	116.00	512	179.00	1755	255.00	23696
57.00	1770	117.00	7716	180.00	1209	256.00	3477
63.00	735	118.00	233	181.00	403	258.00	1544
65.00	189	122.00	867	185.00	1005	265.00	440
69.00	24600	123.00	1041	186.00	6955	273.00	743
74.00	2771	124.00	184	187.00	1921	274.00	2333
75.00	4132	125.00	217	189.00	602	275.00	10897
76.00	877	127.00	25368	192.00	370	276.00	1393
77.00	25616	128.00	2385	193.00	547	277.00	892
78.00	1822	129.00	11015	196.00	1951	296.00	3184
79.00	2250	130.00	1121	198.00	43736	297.00	180
80.00	1604	134.00	196	199.00	3083	303.00	171
81.00	1736	135.00	1166	203.00	178	323.00	909
82.00	661	136.00	188	204.00	1966	334.00	673
83.00	620	137.00	170	205.00	2769	352.00	168
84.00	653	141.00	1289	206.00	12310	354.00	175
85.00	223	142.00	409	207.00	1624	365.00	1236
86.00	656	143.00	212	208.00	556	372.00	363
91.00	671	147.00	728	211.00	350	423.00	1447
92.00	653	148.00	1539	217.00	3736	441.00	3660
93.00	3614	149.00	421	221.00	2755	442.00	18408
98.00	3028	153.00	408	222.00	713	443.00	3880
99.00	2027	155.00	754	223.00	738		
101.00	1004	156.00	1108	224.00	6914		
103.00	536	160.00	241	225.00	1880		

Data File: F0902DF1.D
Inj Date: 02-SEP-2010 01:24
Instrument ID: 722.i
Compound Name: Pentachlorophenol
Operator Name: 007062
Report Date: 09/02/2010

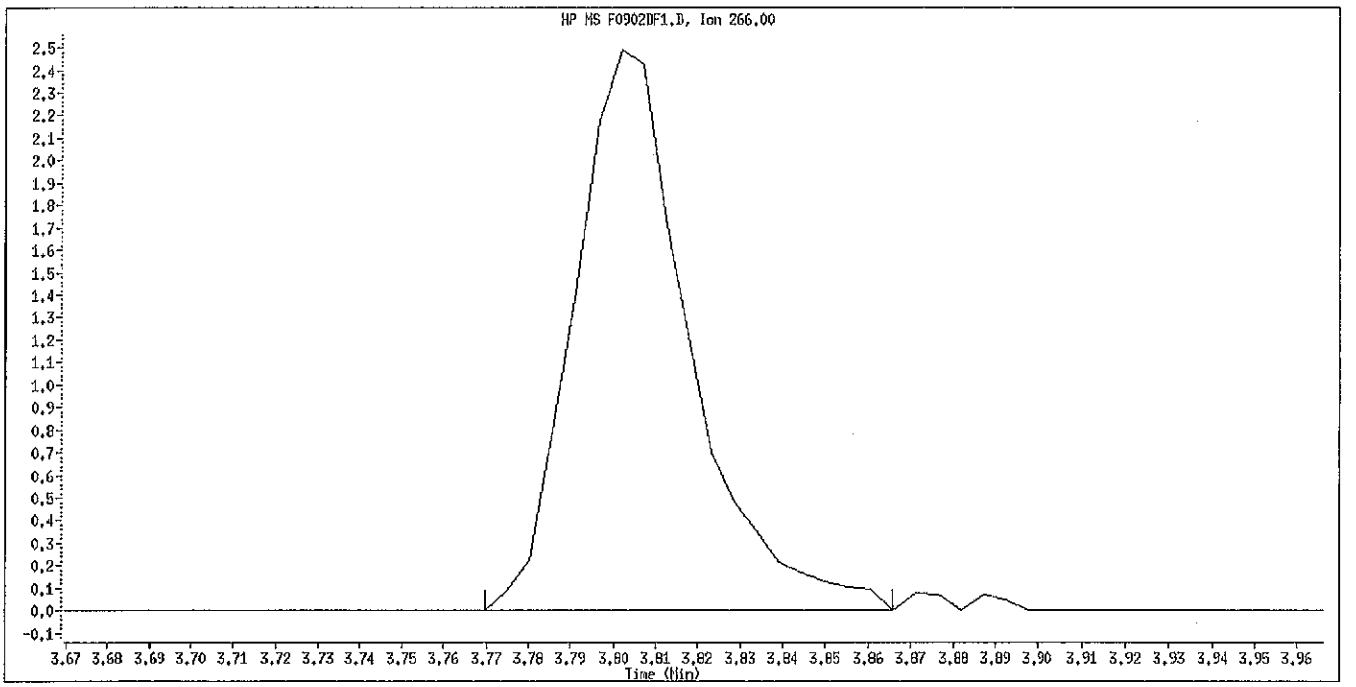

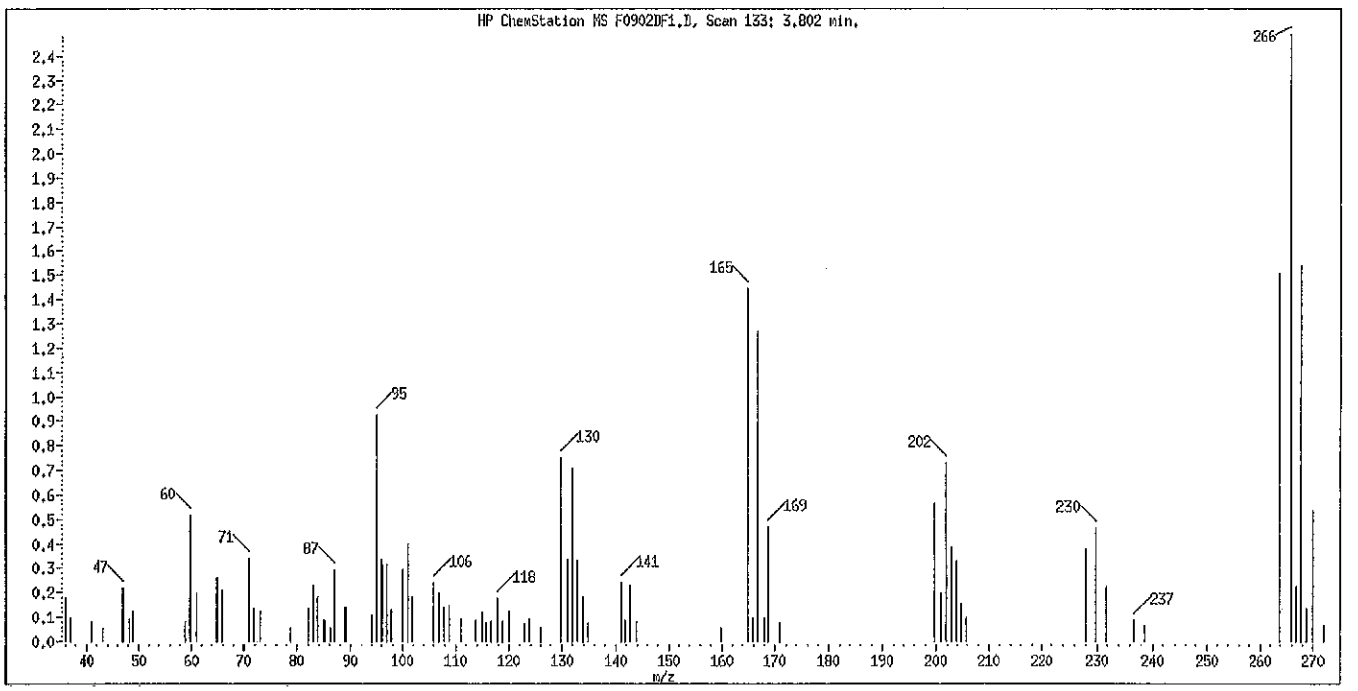

Tailing Factor = 1.71 Good
Acceptance Criteria 0 - 5
Tailing Factor = (T3 - T2) / (T2 - T1)
T1 = 3.780623 T2 = 3.801767 T3 = 3.83791

Data File: F0902DF1.D
Inj Date: 02-SEP-2010 01:24
Instrument ID: 722.i
Compound Name: Benzidine
Operator Name: 007062
Report Date: 09/02/2010

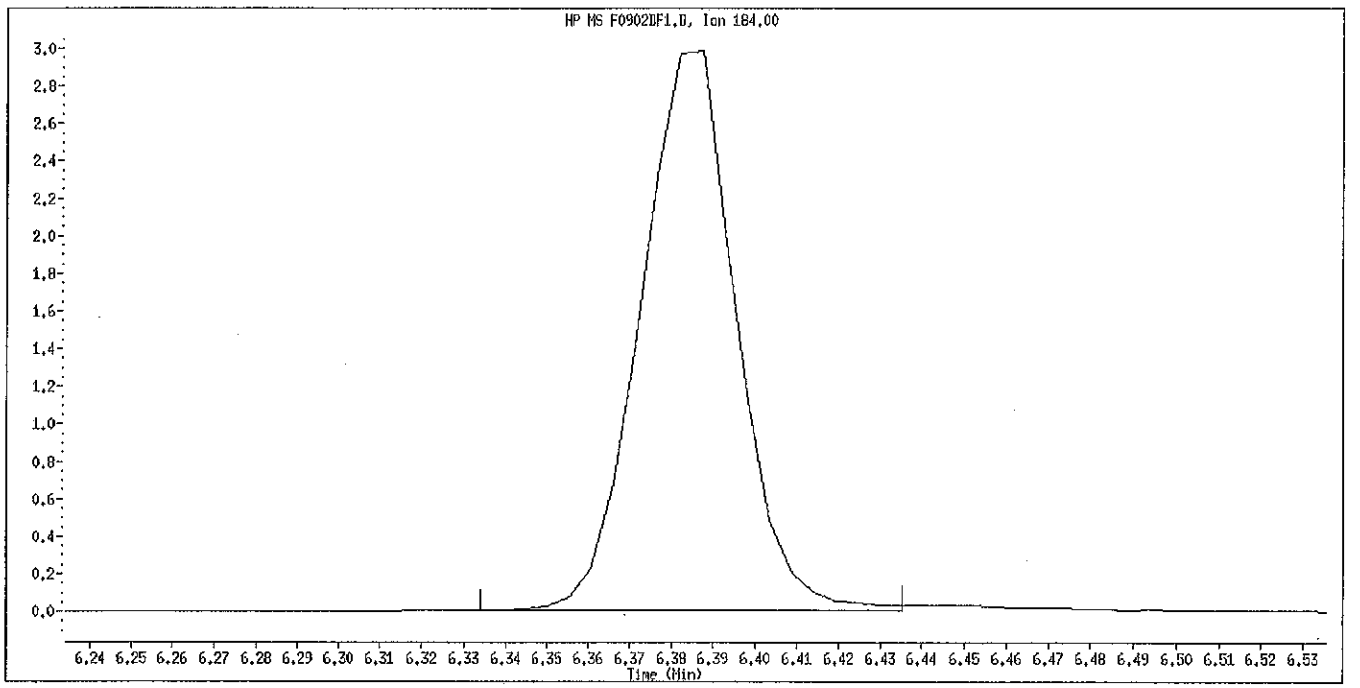

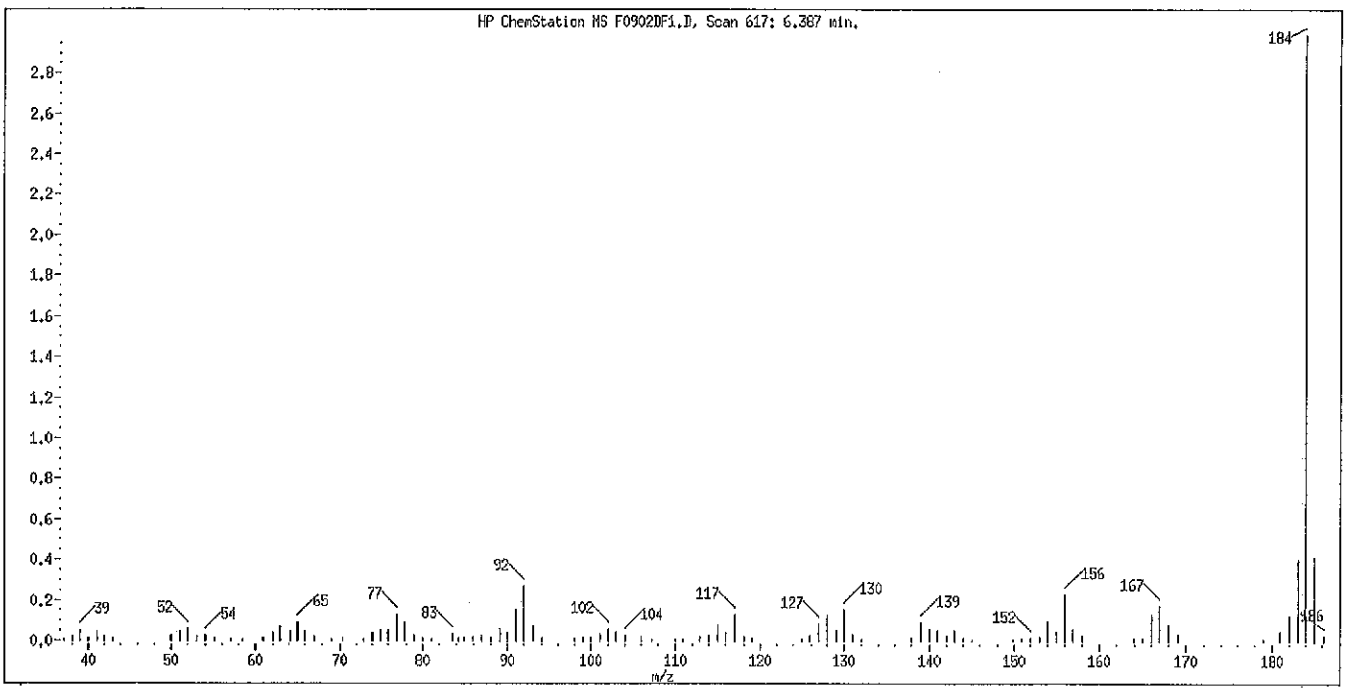

Tailing Factor = 0.758 Good
Acceptance Criteria 0 - 3
Tailing Factor = (T3 - T2) / (T2 - T1)
T1 = 6.361563 T2 = 6.38735 T3 = 6.40689

Data File: F0902DF1.D
Inj Date: 02-SEP-2010 01:24
Instrument ID: 722.i
Compound Name: 4,4'-DDT
Operator Name: 007062
Report Date: 09/02/2010

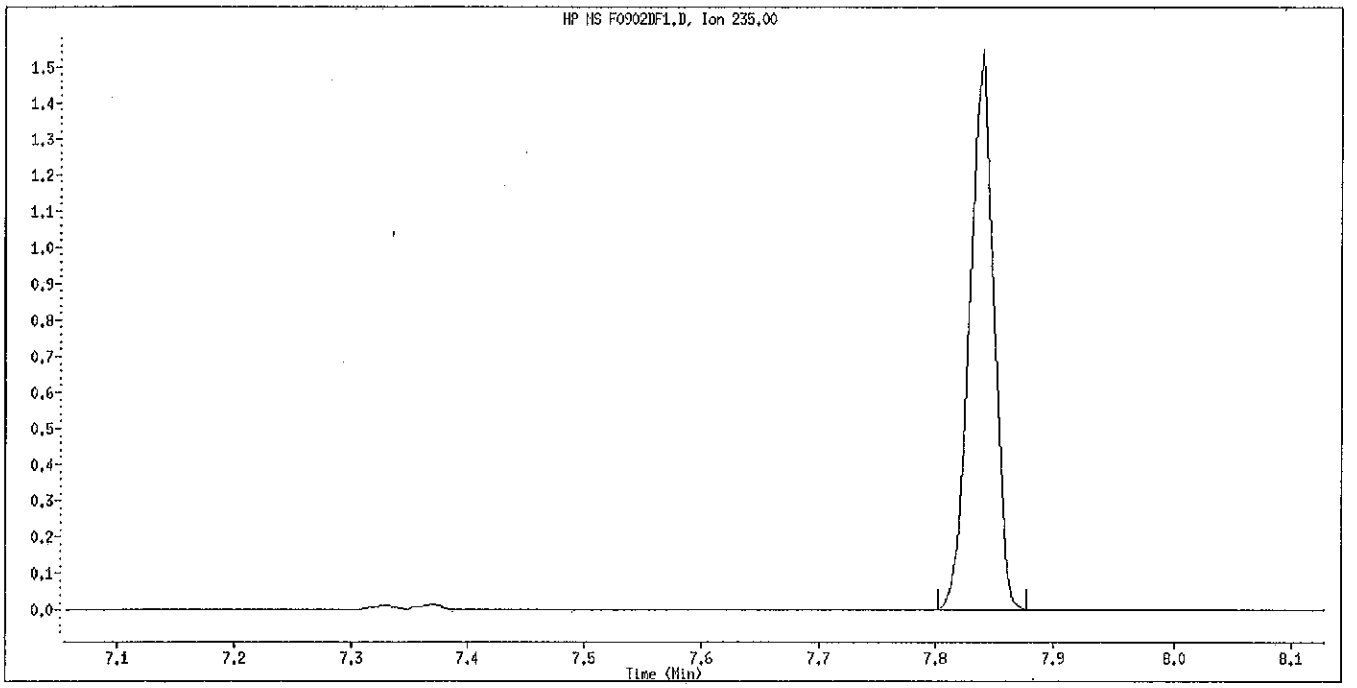

Degradation = 6.33% Good
Acceptance Criteria 0 - 20 %
DDT Area = 218910
DDE Area = 13180
DDD Area = 1609

Data File: \\PITSVR06\D\chem\722.i\090210.b\F0902DF1.D

Page 1

Date : 02-SEP-2010 01:24

Client ID: DFTPP

Instrument: 722.i

Sample Info: DFTPP050 (25ug/ml) BNA0170-10

Operator: 007062

Column phase:

Column diameter: 2.00

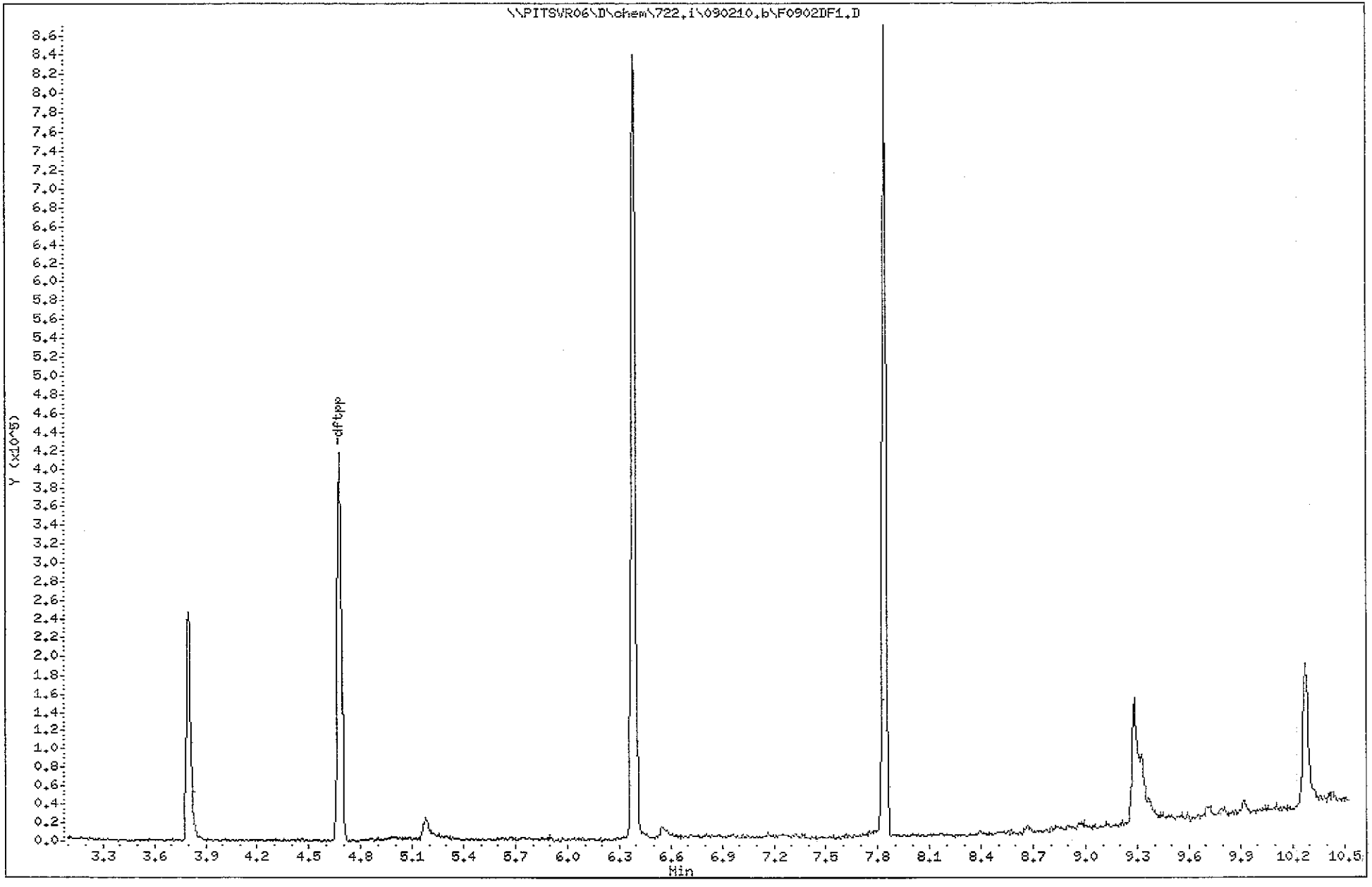

(4001 - 4162)

4134

C0J250457

Data File: \\PITSVR06\D\chem\722.i\102810.b\F1028DF1.D

Date : 28-OCT-2010 03:00

Client ID: DFTPP

Instrument: 722.i

Sample Info: DFTPP050 (25ug/ml) BNA0170-10

Operator: 007062

Column phase:

Column diameter: 2.00

1 dftpp

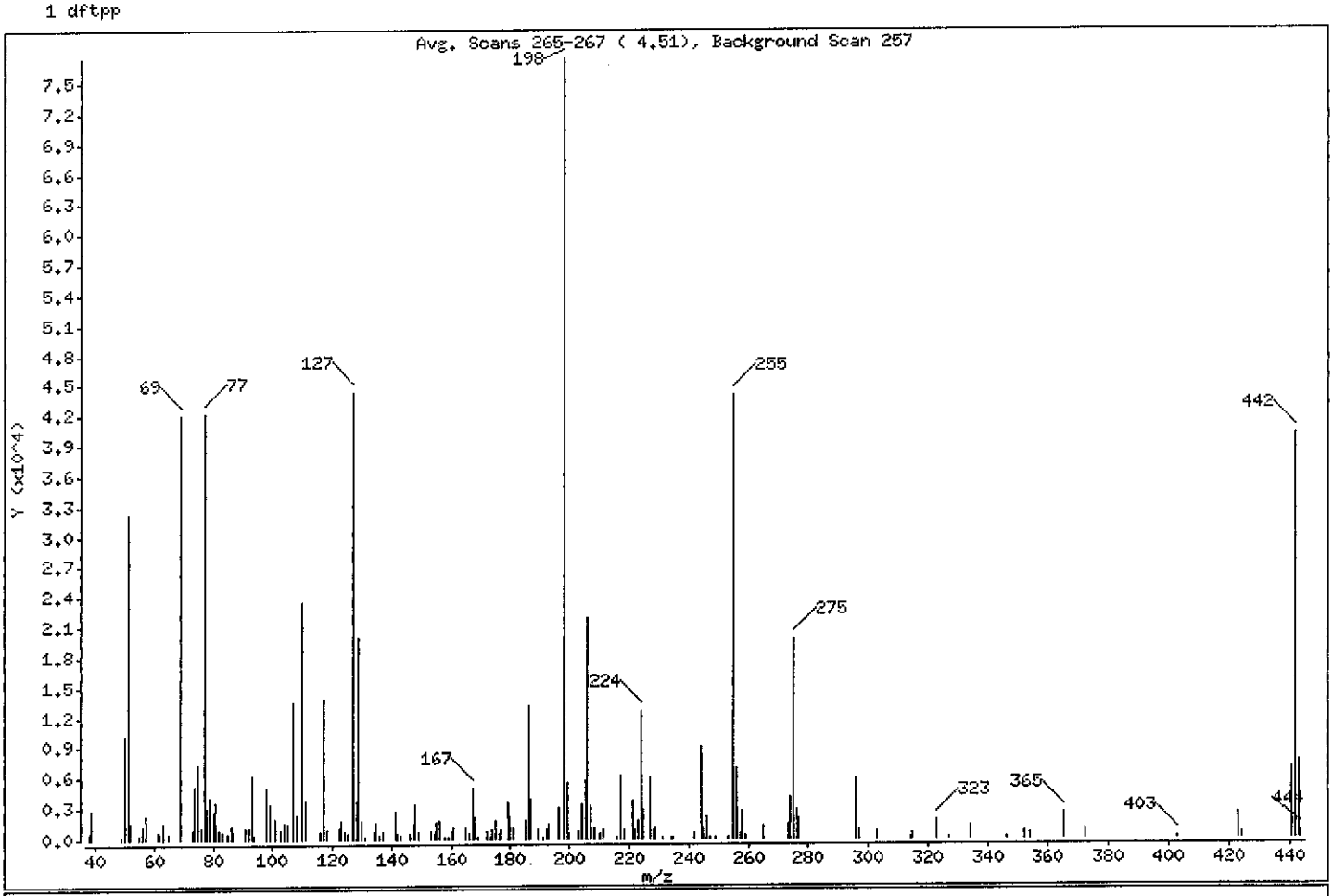

m/e	ION ABUNDANCE CRITERIA	% RELATIVE ABUNDANCE
198	Base Peak, 100% relative abundance	100.00
51	30.00 - 60.00% of mass 198	41.72
68	Less than 2.00% of mass 69	0.00 (0.00)
69	Mass 69 relative abundance	54.24
70	Less than 2.00% of mass 69	0.00 (0.00)
127	40.00 - 60.00% of mass 198	57.27
197	Less than 1.00% of mass 198	0.00
199	5.00 - 9.00% of mass 198	7.08
275	10.00 - 30.00% of mass 198	25.41
365	Greater than 1.00% of mass 198	3.31
441	Present, but less than mass 443	9.06
442	40.00 - 100.00% of mass 198	51.63
443	17.00 - 23.00% of mass 442	9.89 (19.16)

Data File: \\PITSVR06\D\chem\722.i\102810.b\F1028DF1.D

Date : 28-OCT-2010 03:00

Client ID: DFTPP

Instrument: 722.i

Sample Info: DFTPP050 (25ug/ml) BNA0170-10

Operator: 007062

Column phase:

Column diameter: 2.00

Data File: F1028DF1.D
Spectrum: Avg. Scans 265-267 (4.51), Background Scan 257
Location of Maximum: 198.00
Number of points: 158

m/z	Y	m/z	Y	m/z	Y	m/z	Y
38.00	636	110.00	23432	174.00	940	242.00	593
39.00	2869	111.00	3799	175.00	1847	244.00	9111
49.00	243	116.00	723	176.00	534	245.00	1068
50.00	10098	117.00	13932	177.00	951	246.00	2216
51.00	32336	118.00	960	179.00	3539	247.00	215
52.00	1516	122.00	1136	180.00	2162	249.00	170
55.00	362	123.00	1801	181.00	1001	253.00	203
56.00	1260	124.00	745	185.00	1737	255.00	44080
57.00	2337	125.00	602	186.00	13215	256.00	6954
61.00	680	127.00	44384	187.00	3914	257.00	461
62.00	459	128.00	3732	189.00	904	258.00	2591
63.00	1632	129.00	19992	191.00	213	259.00	378
65.00	453	130.00	1709	192.00	971	265.00	1225
69.00	42040	131.00	171	193.00	1392	273.00	1447
73.00	922	134.00	758	196.00	3033	274.00	4166
74.00	5104	135.00	1645	198.00	77504	275.00	19696
75.00	7258	136.00	410	199.00	5484	276.00	2823
76.00	1143	137.00	793	200.00	458	277.00	1873
77.00	42280	141.00	2728	203.00	784	296.00	5859
78.00	2958	142.00	590	204.00	3378	297.00	905
79.00	4037	143.00	379	205.00	5747	303.00	732
80.00	2630	146.00	597	206.00	21992	314.00	175
81.00	3476	147.00	1432	207.00	3190	315.00	582
82.00	891	148.00	3323	208.00	1011	323.00	1752
83.00	689	149.00	642	210.00	556	327.00	185
85.00	612	153.00	672	211.00	897	334.00	1302
86.00	1171	154.00	619	216.00	203	346.00	166
87.00	668	155.00	1526	217.00	6178	352.00	648
91.00	1004	156.00	1846	218.00	848	354.00	456
92.00	1022	158.00	243	221.00	3728	365.00	2563
93.00	6228	159.00	175	222.00	852	372.00	894
94.00	352	160.00	777	223.00	1751	403.00	215
98.00	4944	161.00	1096	224.00	12578	423.00	2471
99.00	3368	165.00	1032	225.00	2762	424.00	594
101.00	1928	166.00	559	227.00	6034	441.00	7022

Data File: \\PITSVR06\D\chem\722.i\102810.b\F1028DF1.D

Date : 28-OCT-2010 03:00

Client ID: DFTPP

Instrument: 722.i

Sample Info: DFTPP050 (25ug/ml) BNA0170-10

Operator: 007062

Column phase:

Column diameter: 2.00

Data File: F1028DF1.D
Spectrum: Avg. Scans 265-267 (4.51), Background Scan 257
Location of Maximum: 198.00
Number of points: 158

m/z	Y	m/z	Y	m/z	Y	m/z	Y
103.00	840	167.00	4964	228.00	861	442.00	40016
104.00	1670	168.00	2107	229.00	1026	443.00	7668
105.00	1349	169.00	234	231.00	177	444.00	683
107.00	13537	172.00	664	234.00	174		
108.00	2237	173.00	197	235.00	170		

Data File: F1028DF1.D
Inj Date: 28-OCT-2010 03:00
Instrument ID: 722.i
Compound Name: Pentachlorophenol
Operator Name: 007062
Report Date: 10/28/2010

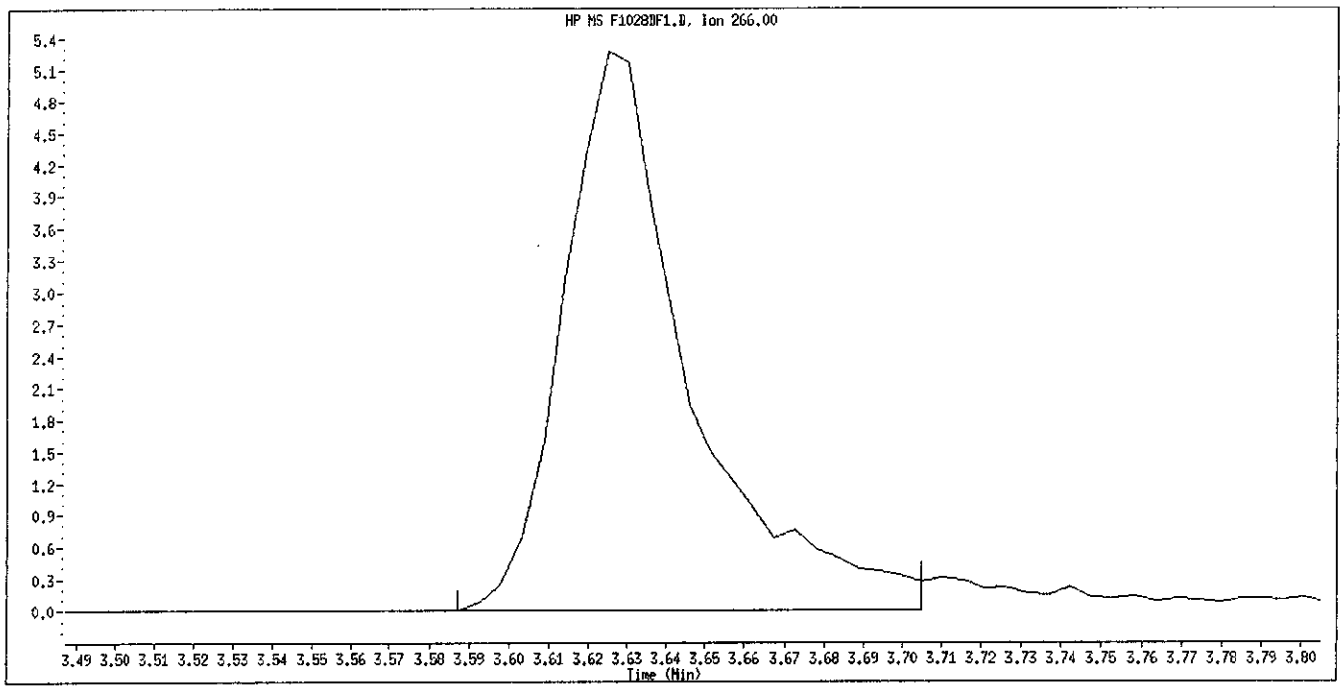

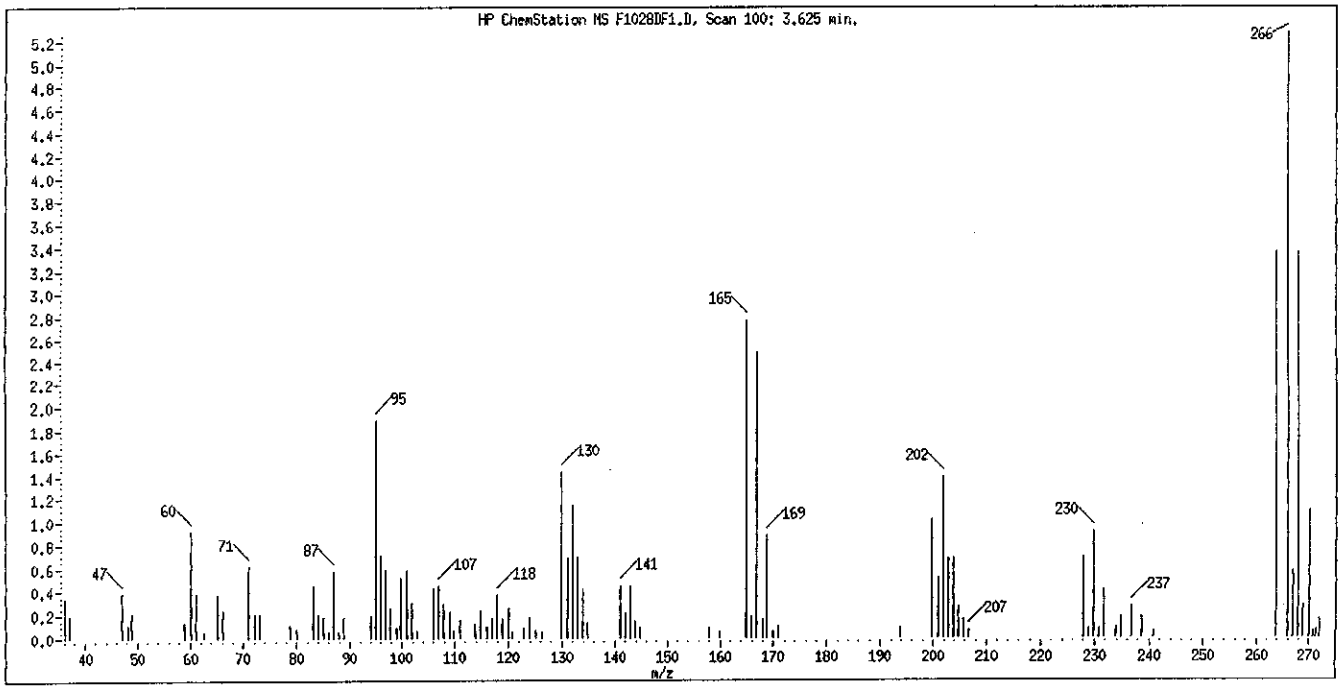

Tailing Factor = 2.44 Good
Acceptance Criteria 0 - 5
Tailing Factor = (T3 - T2) / (T2 - T1)
T1 = 3.601312 T2 = 3.624667 T3 = 3.681687

Data File: F1028DF1.D
Inj Date: 28-OCT-2010 03:00
Instrument ID: 722.i
Compound Name: Benzidine
Operator Name: 007062
Report Date: 10/28/2010

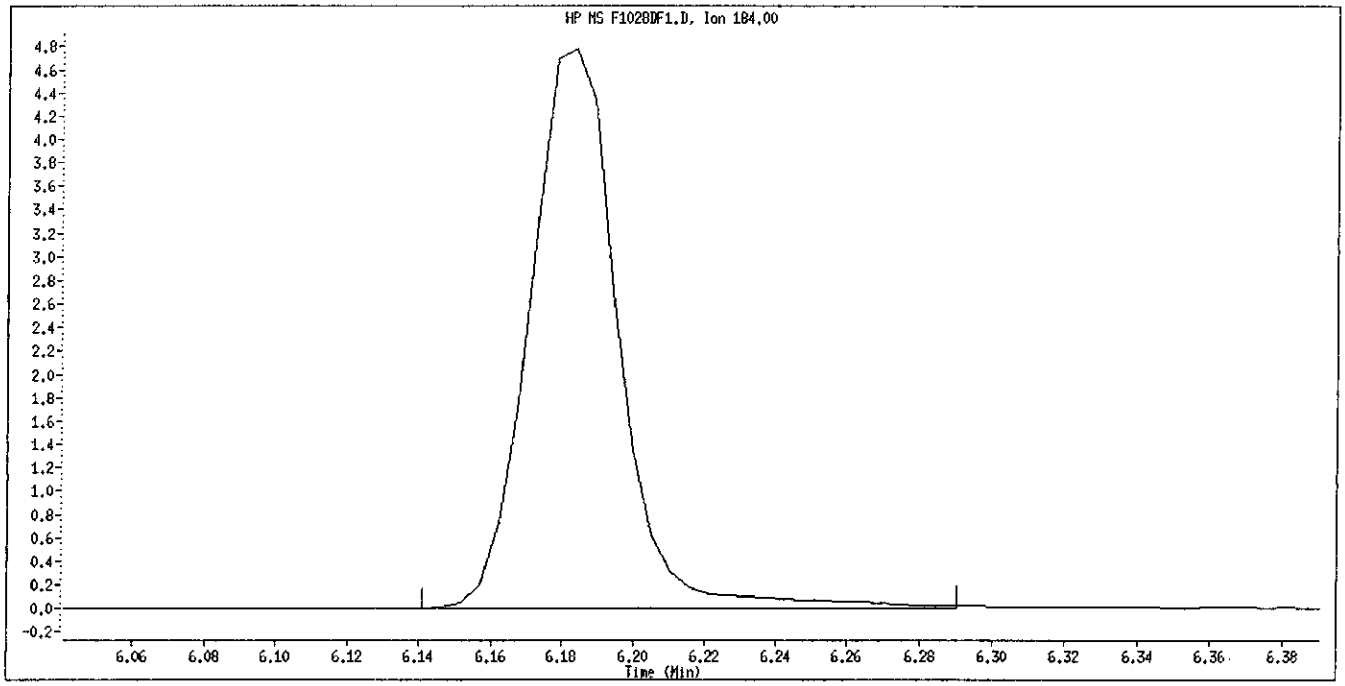

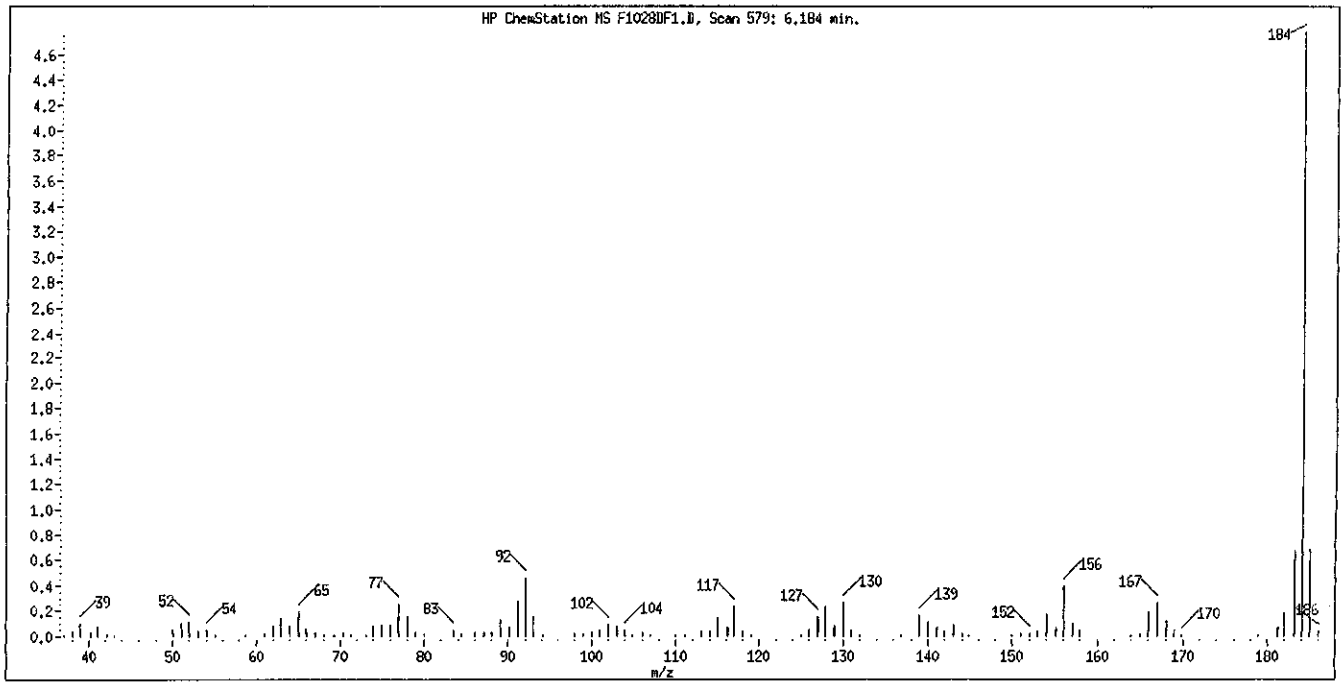

Tailing Factor = 0.996 Good
Acceptance Criteria 0 - 3
Tailing Factor = (T3 - T2) / (T2 - T1)
T1 = 6.15962 T2 = 6.18355 T3 = 6.207378

Data File: F1028DF1.D
Inj Date: 28-OCT-2010 03:00
Instrument ID: 722.i
Compound Name: 4,4'-DDT
Operator Name: 007062
Report Date: 10/28/2010

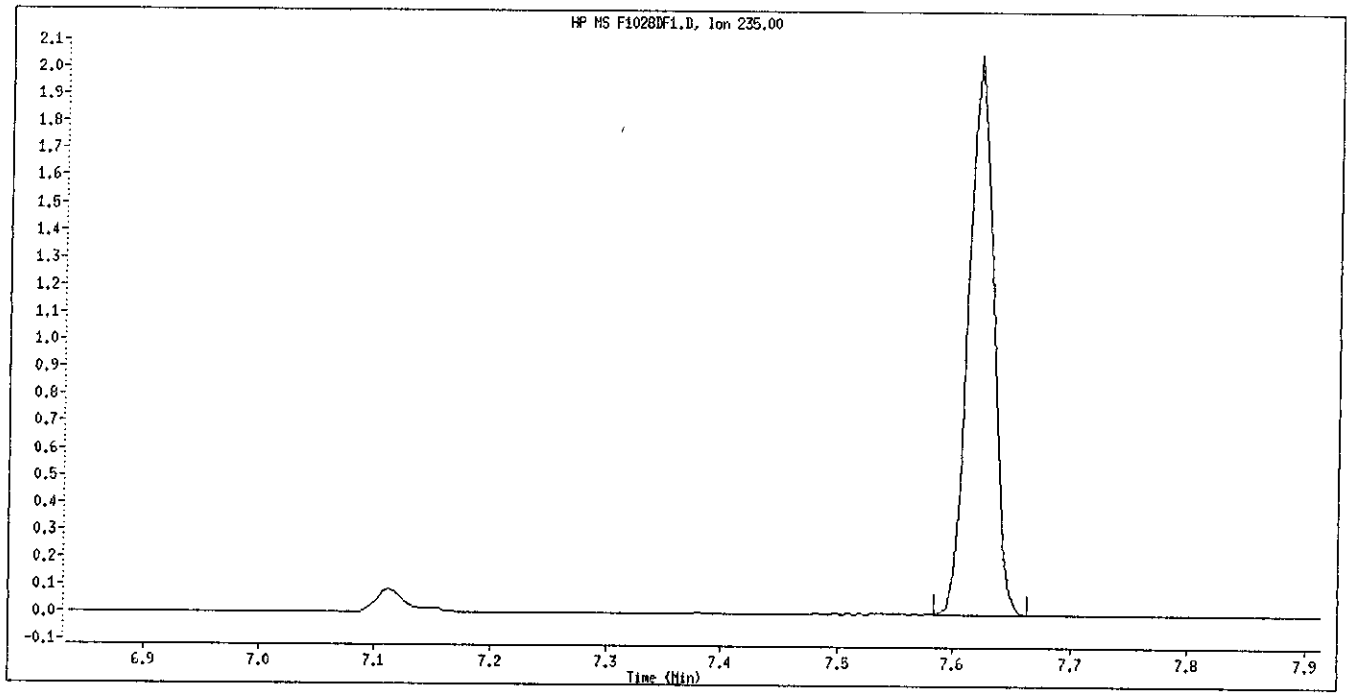

Degradation = 9.79% Good
Acceptance Criteria 0 - 20 %
DDT Area = 308488
DDE Area = 19797
DDD Area = 13669

Data File: \\PITSVR06\D\chem\722.i\102810.b\F1028DF1.D

Date : 28-OCT-2010 03:00

Client ID: DFTPP

Sample Info: DFTPP050 (25ug/ml) BNA0170-10

Column phase:

Page 1

Instrument: 722.i

Operator: 007062

Column diameter: 2.00

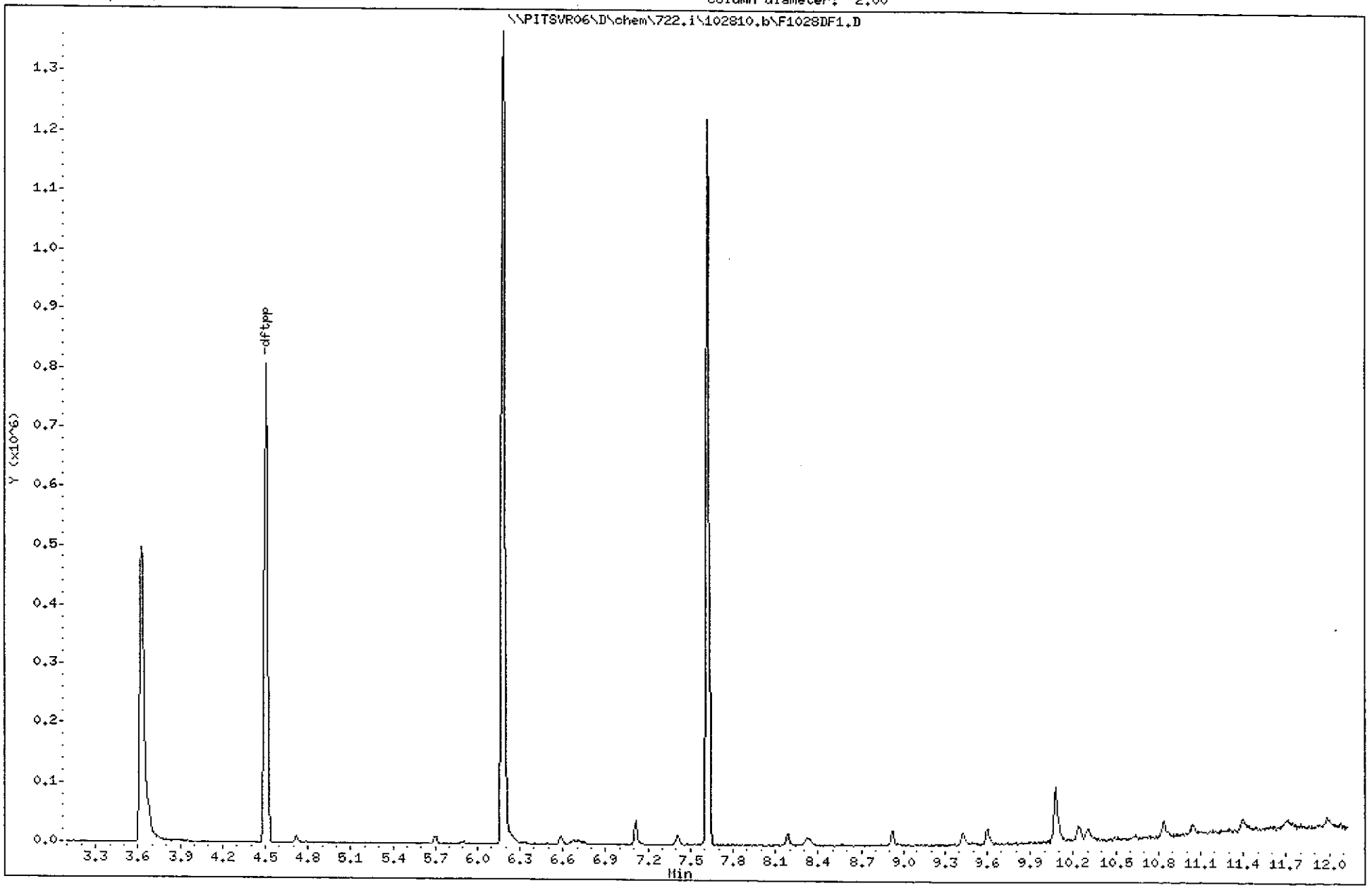

(4001 - 4162)

4141

C0J250457

METHOD BLANK REPORT

GC/MS Semivolatiles

Client Lot #...: C0J250457 **Work Order #...:** L86DE1AA **Matrix.....:** SOLID
MB Lot-Sample #: C0J270000-308

Prep Date.....: 10/27/10 **Analysis Time..:** 04:24
Analysis Date..: 10/28/10 **Prep Batch #...:** 0300308 **Final Wgt/Vol..:** 10 mL
Dilution Factor: 1 **Initial Wgt/Vol:** 200 mL **Instrument ID..:** 722
Analyst ID.....: 007062

PARAMETER	RESULT	REPORTING LIMIT	UNITS	METHOD
1,4-Dichlorobenzene	ND	0.050	mg/L	SW846 8270C
2,4-Dinitrotoluene	ND	0.050	mg/L	SW846 8270C
Hexachlorobenzene	ND	0.050	mg/L	SW846 8270C
Hexachlorobutadiene	ND	0.050	mg/L	SW846 8270C
Hexachloroethane	ND	0.050	mg/L	SW846 8270C
Nitrobenzene	ND	0.050	mg/L	SW846 8270C
Pentachlorophenol	ND	0.25	mg/L	SW846 8270C
Pyridine	ND	0.10	mg/L	SW846 8270C
2,4,5-Trichloro-phenol	ND	0.050	mg/L	SW846 8270C
2,4,6-Trichloro-phenol	ND	0.050	mg/L	SW846 8270C
Cresols (total)	ND	0.050	mg/L	SW846 8270C

SURROGATE	PERCENT RECOVERY	RECOVERY LIMITS
Nitrobenzene-d5	89	(39 - 115)
2-Fluorobiphenyl	85	(35 - 115)
Terphenyl-d14	97	(30 - 143)
2-Fluorophenol	100	(20 - 110)
Phenol-d5	90	(30 - 118)
2,4,6-Tribromophenol	90	(19 - 138)

NOTE(S):

Calculations are performed before rounding to avoid round-off errors in calculated results.

Data File: \\PITSVR06\d\chem\722.i\102810.b\F1028001.D
Date : 28-OCT-2010 04:24
Client ID: INTRA-LAB BLANK
Sample Info: C0J200437-BLK 10/27/10 TCLP (0300308)
Volume Injected (uL): 2.0
Column phase: Hp5-MS

Instrument: 722.i
Operator: 007062
Column diameter: 0.25

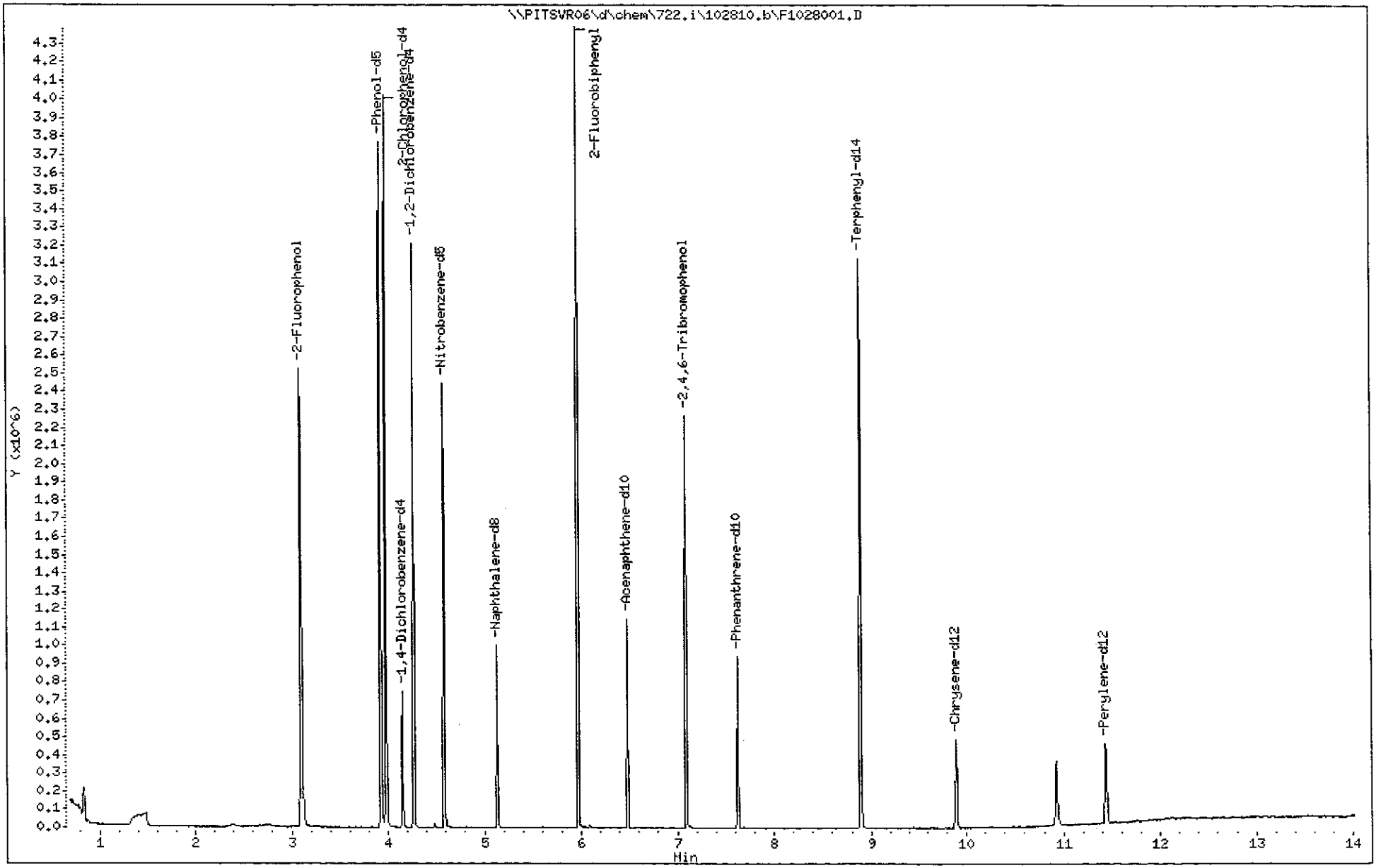

Test America Pittsburgh

Semivolatile REPORT SW-846 Method 8270

Data file : \\PITSVR06\d\chem\722.i\102810.b\F1028001.D
Lab Smp Id: 186de1aa Client Smp ID: INTRA-LAB BLANK
Inj Date : 28-OCT-2010 04:24
Operator : 007062 Inst ID: 722.i
Smp Info : C0J200437-BLK 10/27/10 TCLP (0300308)
Misc Info : 186de1aa,102810.b,ll.m,tclp.sub
Comment :
Method : \\PITSVR06\d\chem\722.i\102810.b\LL.m
Meth Date : 28-Oct-2010 04:37 722.i Quant Type: ISTD
Cal Date : 02-SEP-2010 04:00 Cal File: F09020C8.D
Als bottle: 3 QC Sample: METHOD BLANK
Dil Factor: 1.00000
Integrator: HP RTE Compound Sublist: tclp.sub
Target Version: 4.14
Processing Host: PITPC-503

Concentration Formula: Amt * DF * Uf * Vt/(Vo * Vi)*1 * CpndVariable

Name	Value	Description
DF	1.000	Dilution Factor
Uf	0.00100	ng unit correction factor
Vt	10000.000	Volume of final extract (uL)
Vo	200.000	Volume of sample extracted (mL)
Vi	2.000	Volume injected (uL)
Cpnd Variable		Local Compound Variable

Compounds	QUANT SIG MASS	RT	EXP RT	REL RT	RESPONSE	CONCENTRATIONS ON-COLUMN (NG)	CONCENTRATIONS FINAL (mg/L)
* 1 1,4-Dichlorobenzene-d4	152	4.150	4.153	(1.000)	106292	8.00000	
* 2 Naphthalene-d8	136	5.133	5.136	(1.000)	384271	8.00000	
* 3 Acenaphthene-d10	164	6.479	6.482	(1.000)	214698	8.00000	
* 4 Phenanthrene-d10	188	7.628	7.625	(1.000)	306932	8.00000	
* 5 Chrysene-d12	240	9.898	9.896	(1.000)	220843	8.00000	
* 6 Perylene-d12	264	11.437	11.434	(1.000)	213225	8.00000	
9 Pyridine	79	Compound Not Detected.					
198 1,4-Dioxane	88	Compound Not Detected.					
27 1,4-Dichlorobenzene	146	Compound Not Detected.					
M 195 Cresols, total	100	Compound Not Detected.					
30 2-Methylphenol	108	Compound Not Detected.					
192 4-Methylphenol	108	Compound Not Detected.					
34 Hexachloroethane	117	Compound Not Detected.					
35 Nitrobenzene	77	Compound Not Detected.					
56 Hexachlorobutadiene	224	Compound Not Detected.					
66 2,4,6-Trichlorophenol	196	Compound Not Detected.					
67 2,4,5-Trichlorophenol	196	Compound Not Detected.					
87 2,4-Dinitrotoluene	165	Compound Not Detected.					
107 Hexachlorobenzene	283	Compound Not Detected.					
111 Pentachlorophenol	265	Compound Not Detected.					

Compounds	QUANT SIG MASS	RT	EXP RT	REL RT	RESPONSE	CONCENTRATIONS ON-COLUMN (NG)	CONCENTRATIONS FINAL (mg/L)
$ 154 Nitrobenzene-d5	82	4.583	4.586	(0.893)	701826	35.5473	0.88868(aR)
$ 155 2-Fluorobiphenyl	172	5.972	5.969	(0.922)	1208718	34.0104	0.85026(aR)
$ 156 Terphenyl-d14	244	8.894	8.891	(0.899)	887325	38.8520	0.97130(aR)
$ 157 Phenol-d5	99	3.926	3.928	(0.946)	1158175	54.0400	1.3510(aR)
$ 158 2-Fluorophenol	112	3.098	3.116	(0.746)	937649	60.3003	1.5075(aR)
$ 159 2,4,6-Tribromophenol	330	7.094	7.091	(0.930)	183107	54.2939	1.3573(aR)
$ 186 2-Chlorophenol-d4	132	3.979	3.982	(0.959)	1027040	54.1042	1.3526(aR)
$ 187 1,2-Dichlorobenzene-d4	152	4.268	4.270	(1.028)	468447	35.8726	0.89682(aR)

QC Flag Legend

a - Target compound detected but, quantitated amount
Below Limit Of Quantitation(BLOQ).
R - Spike/Surrogate failed recovery limits.

METHOD BLANK REPORT

GC/MS Semivolatiles

Client Lot #...: C0J250457 **Work Order #...:** L86DE1AE **Matrix.....:** SOLID
MB Lot-Sample #: C0J270000-308

Prep Date.....: 10/27/10 **Analysis Time..:** 04:45
Analysis Date..: 10/28/10 **Prep Batch #...:** 0300308 **Final Wgt/Vol..:** 10 mL
Dilution Factor: 1 **Initial Wgt/Vol:** 200 mL **Instrument ID..:** 722
Analyst ID.....: 007062

PARAMETER	RESULT	REPORTING LIMIT	UNITS	METHOD
1,4-Dichlorobenzene	ND	0.050	mg/L	SW846 8270C
2,4-Dinitrotoluene	ND	0.050	mg/L	SW846 8270C
Hexachlorobenzene	ND	0.050	mg/L	SW846 8270C
Hexachlorobutadiene	ND	0.050	mg/L	SW846 8270C
Hexachloroethane	ND	0.050	mg/L	SW846 8270C
Nitrobenzene	ND	0.050	mg/L	SW846 8270C
Pentachlorophenol	ND	0.25	mg/L	SW846 8270C
Pyridine	ND	0.10	mg/L	SW846 8270C
2,4,5-Trichloro-phenol	ND	0.050	mg/L	SW846 8270C
2,4,6-Trichloro-phenol	ND	0.050	mg/L	SW846 8270C
Cresols (total)	ND	0.050	mg/L	SW846 8270C

SURROGATE	PERCENT RECOVERY	RECOVERY LIMITS
Nitrobenzene-d5	86	(39 - 115)
2-Fluorobiphenyl	84	(35 - 115)
Terphenyl-d14	100	(30 - 143)
2-Fluorophenol	98	(20 - 110)
Phenol-d5	90	(30 - 118)
2,4,6-Tribromophenol	98	(19 - 138)

NOTE(S):

Calculations are performed before rounding to avoid round-off errors in calculated results.

Data File: \\PITSVR06\d\chem\722.i\102810.b\F1028002.D
Date : 28-OCT-2010 04:45
Client ID: INTRA-LAB BLANK
Sample Info: C0J200437-BLK 10/27/10 TCLP (0300308)
Volume Injected (uL): 2.0
Column phase: Hp5-MS

Instrument: 722.i
Operator: 007062
Column diameter: 0.25

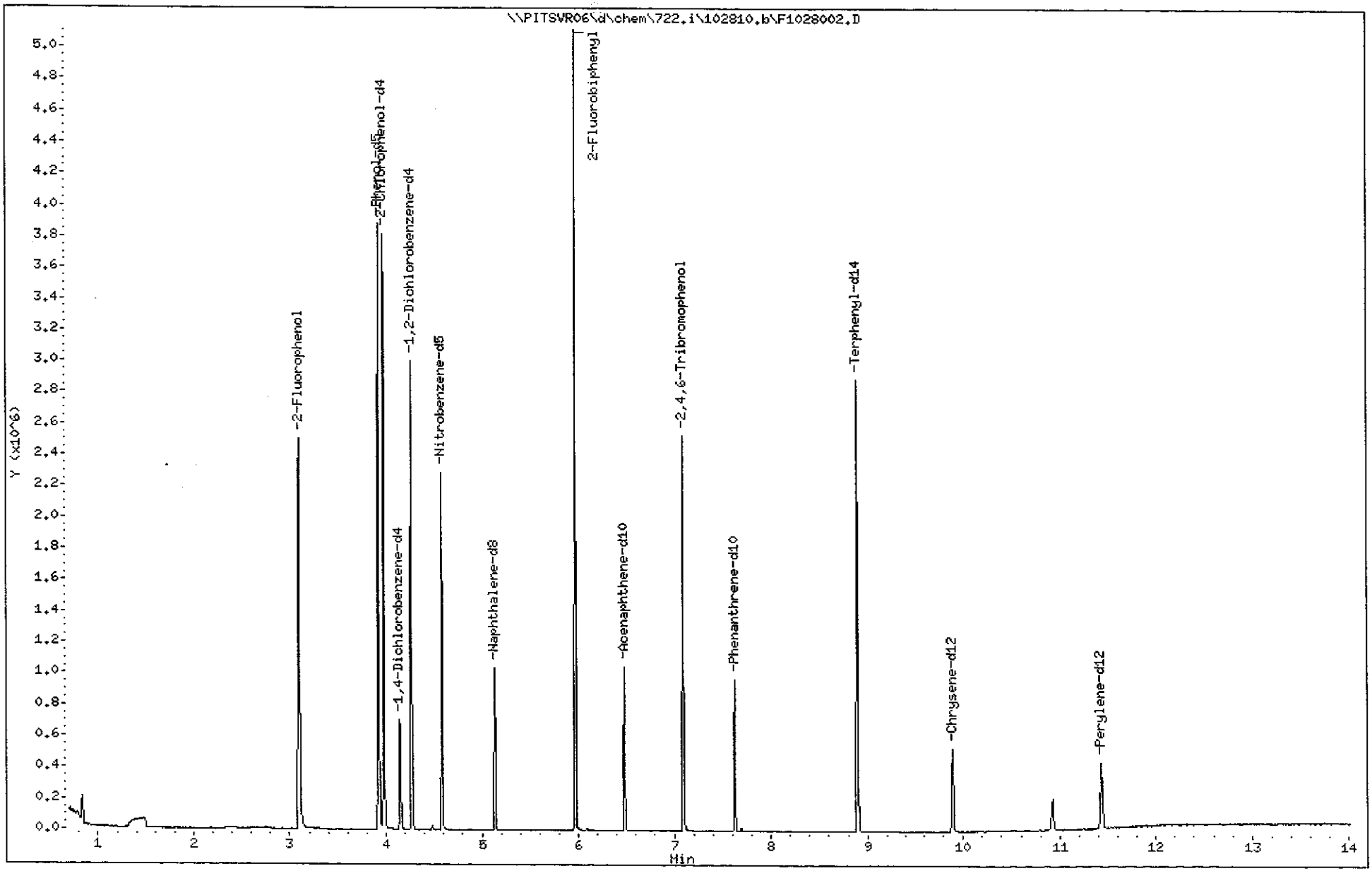

Test America Pittsburgh

Semivolatile REPORT SW-846 Method 8270

Data file : \\PITSVR06\d\chem\722.i\102810.b\F1028002.D
Lab Smp Id: 186de1ae Client Smp ID: INTRA-LAB BLANK
Inj Date : 28-OCT-2010 04:45
Operator : 007062 Inst ID: 722.i
Smp Info : C0J200437-BLK 10/27/10 TCLP (0300308)
Misc Info : 186de1ae,102810.b,ll.m,tclp.sub
Comment :
Method : \\PITSVR06\d\chem\722.i\102810.b\LL.m
Meth Date : 28-Oct-2010 04:37 722.i Quant Type: ISTD
Cal Date : 02-SEP-2010 04:00 Cal File: F09020C8.D
Als bottle: 4 QC Sample: METHOD BLANK
Dil Factor: 1.00000
Integrator: HP RTE Compound Sublist: tclp.sub
Target Version: 4.14
Processing Host: PITPC-503

Concentration Formula: Amt * DF * Uf * Vt/(Vo * Vi)*1 * CpndVariable

Name	Value	Description
DF	1.000	Dilution Factor
Uf	0.00100	ng unit correction factor
Vt	10000.000	Volume of final extract (uL)
Vo	200.000	Volume of sample extracted (mL)
Vi	2.000	Volume injected (uL)
Cpnd Variable		Local Compound Variable

	Compounds	QUANT SIG MASS	RT	EXP RT	REL RT	RESPONSE	CONCENTRATIONS ON-COLUMN (NG)	CONCENTRATIONS FINAL (mg/L)
* 1	1,4-Dichlorobenzene-d4	152	4.147	4.153	(1.000)	106752	8.00000	
* 2	Naphthalene-d8	136	5.136	5.136	(1.000)	394684	8.00000	
* 3	Acenaphthene-d10	164	6.482	6.482	(1.000)	220553	8.00000	
* 4	Phenanthrene-d10	188	7.625	7.625	(1.000)	293598	8.00000	
* 5	Chrysene-d12	240	9.895	9.896	(1.000)	218394	8.00000	
* 6	Perylene-d12	264	11.434	11.434	(1.000)	210329	8.00000	
9	Pyridine	79	Compound Not Detected.					
198	1,4-Dioxane	88	Compound Not Detected.					
27	1,4-Dichlorobenzene	146	Compound Not Detected.					
M 195	Cresols, total	100	Compound Not Detected.					
30	2-Methylphenol	108	Compound Not Detected.					
192	4-Methylphenol	108	Compound Not Detected.					
34	Hexachloroethane	117	Compound Not Detected.					
35	Nitrobenzene	77	Compound Not Detected.					
56	Hexachlorobutadiene	224	Compound Not Detected.					
66	2,4,6-Trichlorophenol	196	Compound Not Detected.					
67	2,4,5-Trichlorophenol	196	Compound Not Detected.					
87	2,4-Dinitrotoluene	165	Compound Not Detected.					
107	Hexachlorobenzene	283	Compound Not Detected.					
111	Pentachlorophenol	265	Compound Not Detected.					

Compounds	QUANT SIG MASS	RT	EXP RT	REL RT	RESPONSE	CONCENTRATIONS ON-COLUMN (NG)	FINAL (mg/L)
$ 154 Nitrobenzene-d5	82	4.585	4.586	(0.893)	694811	34.2635	0.85659(aR)
$ 155 2-Fluorobiphenyl	172	5.969	5.969	(0.921)	1224589	33.5422	0.83856(aR)
$ 156 Terphenyl-d14	244	8.896	8.891	(0.899)	901821	39.9295	0.99824(aR)
$ 157 Phenol-d5	99	3.923	3.928	(0.946)	1162025	53.9860	1.3496(aR)
$ 158 2-Fluorophenol	112	3.100	3.116	(0.748)	919537	58.8807	1.4720(aR)
$ 159 2,4,6-Tribromophenol	330	7.091	7.091	(0.930)	188911	58.5588	1.4640(aR)
$ 186 2-Chlorophenol-d4	132	3.976	3.982	(0.959)	1019636	53.4827	1.3371(aR)
$ 187 1,2-Dichlorobenzene-d4	152	4.270	4.270	(1.030)	455182	34.7066	0.86767(aR)

QC Flag Legend

a - Target compound detected but, quantitated amount
Below Limit Of Quantitation(BLOQ).
R - Spike/Surrogate failed recovery limits.

LABORATORY CONTROL SAMPLE EVALUATION REPORT

GC/MS Semivolatiles

Client Lot #...: C0J250457 **Work Order #...:** L86DE1AC-LCS **Matrix.....:** SOLID
LCS Lot-Sample#: C0J270000-308 L86DE1AD-LCSD
Prep Date.....: 10/27/10 **Analysis Date..:** 10/28/10
Prep Batch #...: 0300308 **Analysis Time..:** 05:06
Dilution Factor: 1 **Initial Wgt/Vol:** 200 mL **Final Wgt/Vol..:** 10 mL
Analyst ID.....: 007062 **Instrument ID..:** 722

PARAMETER	PERCENT RECOVERY	RECOVERY LIMITS	RPD	RPD LIMITS	METHOD
1,4-Dichlorobenzene	88	(37 - 115)			SW846 8270C
	87	(37 - 115)	1.8	(0-35)	SW846 8270C
2,4-Dinitrotoluene	72	(40 - 115)			SW846 8270C
	69	(40 - 115)	4.2	(0-42)	SW846 8270C
Hexachlorobenzene	93	(45 - 115)			SW846 8270C
	91	(45 - 115)	2.5	(0-22)	SW846 8270C
Hexachlorobutadiene	92	(42 - 115)			SW846 8270C
	88	(42 - 115)	4.1	(0-28)	SW846 8270C
Hexachloroethane	92	(25 - 106)			SW846 8270C
	87	(25 - 106)	6.0	(0-38)	SW846 8270C
Nitrobenzene	93	(40 - 115)			SW846 8270C
	88	(40 - 115)	4.8	(0-26)	SW846 8270C
Pentachlorophenol	49	(16 - 140)			SW846 8270C
	43	(16 - 140)	13	(0-40)	SW846 8270C
Pyridine	72	(22 - 105)			SW846 8270C
	68	(22 - 105)	5.4	(0-40)	SW846 8270C
2,4,5-Trichlorophenol	86	(35 - 115)			SW846 8270C
	89	(35 - 115)	3.9	(0-40)	SW846 8270C
2,4,6-Trichlorophenol	85	(40 - 115)			SW846 8270C
	85	(40 - 115)	0.62	(0-37)	SW846 8270C
Cresols (total)	93	(29 - 144)			SW846 8270C
	89	(29 - 144)	4.8	(0-33)	SW846 8270C

SURROGATE	PERCENT RECOVERY	RECOVERY LIMITS
Nitrobenzene-d5	94	(39 - 115)
	90	(39 - 115)
2-Fluorobiphenyl	92	(35 - 115)
	93	(35 - 115)
Terphenyl-d14	104	(30 - 143)
	99	(30 - 143)
2-Fluorophenol	106	(20 - 110)
	103	(20 - 110)
Phenol-d5	94	(30 - 118)
	92	(30 - 118)

(Continued on next page)

LABORATORY CONTROL SAMPLE EVALUATION REPORT

GC/MS Semivolatiles

Client Lot #...: C0J250457 **Work Order #...:** L86DE1AC-LCS **Matrix.....:** SOLID
LCS Lot-Sample#: C0J270000-308 L86DE1AD-LCSD

SURROGATE	PERCENT RECOVERY	RECOVERY LIMITS
2,4,6-Tribromophenol	101	(19 - 138)
	99	(19 - 138)

NOTE(S):

Calculations are performed before rounding to avoid round-off errors in calculated results.

Bold print denotes control parameters

Data File: \\PITSVR06\d\chem\722.i\102810.b\F1028003.D
Date : 28-OCT-2010 05:06
Client ID: INTRA-LAB CHECK
Sample Info: C0J200437-LCS 10/27/10 TCLP (0300308)
Volume Injected (uL): 2.0
Column phase: Hp5-MS

Instrument: 722.i
Operator: 007062
Column diameter: 0.25

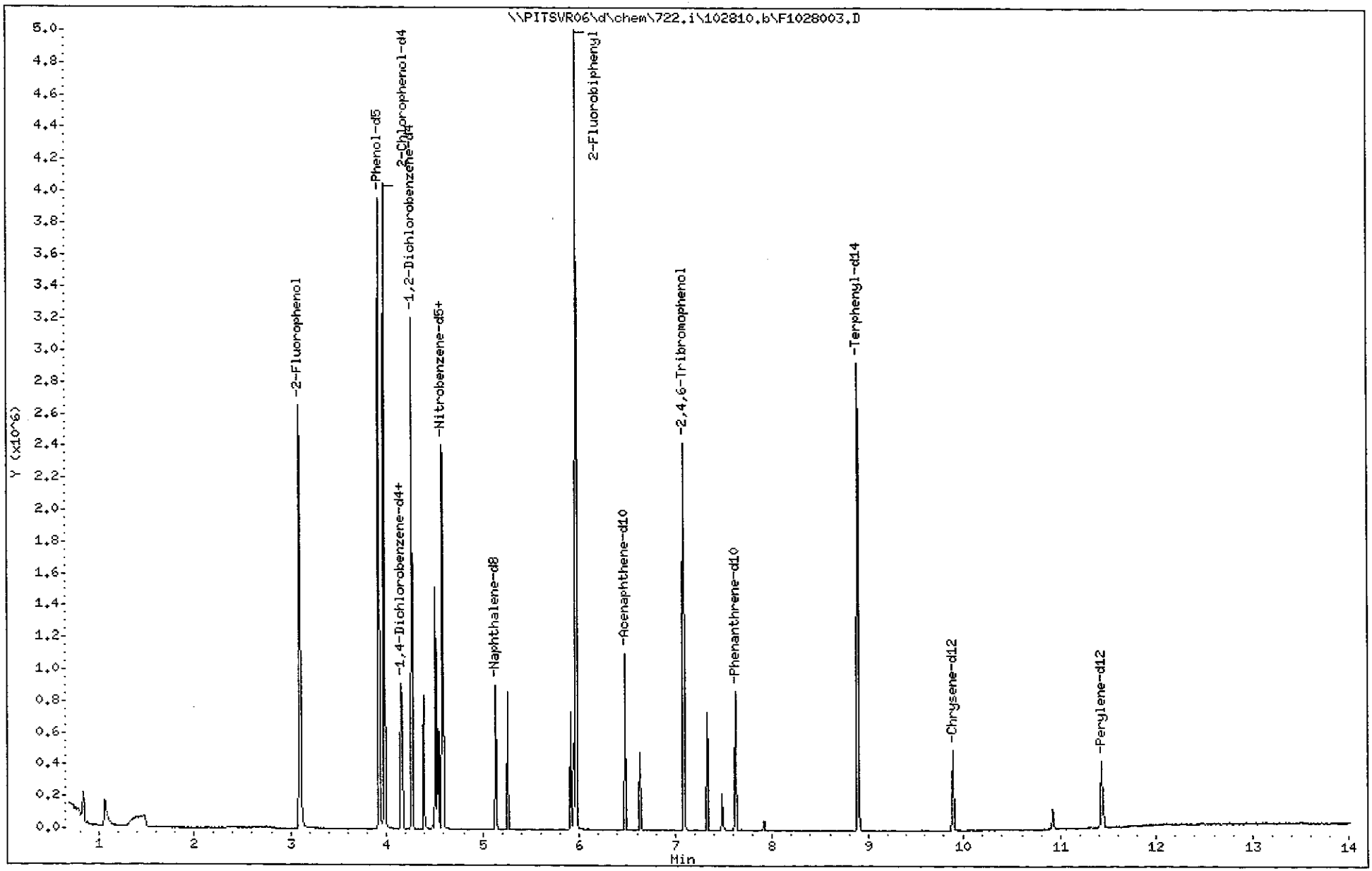

Test America Pittsburgh

Semivolatile REPORT SW-846 Method 8270

Data file : \\PITSVR06\d\chem\722.i\102810.b\F1028003.D
Lab Smp Id: l86de1ac Client Smp ID: INTRA-LAB CHECK
Inj Date : 28-OCT-2010 05:06
Operator : 007062 Inst ID: 722.i
Smp Info : C0J200437-LCS 10/27/10 TCLP (0300308)
Misc Info : l86de1ac,102810.b,ll.m,tclp.sub
Comment :
Method : \\PITSVR06\d\chem\722.i\102810.b\LL.m
Meth Date : 28-Oct-2010 04:37 722.i Quant Type: ISTD
Cal Date : 02-SEP-2010 04:00 Cal File: F09020C8.D
Als bottle: 5 QC Sample: METHOD SPIKE
Dil Factor: 1.00000
Integrator: HP RTE Compound Sublist: tclp.sub
Target Version: 4.14
Processing Host: PITPC-503

Concentration Formula: Amt * DF * Uf * Vt/(Vo * Vi)*1 * CpndVariable

Name	Value	Description
DF	1.000	Dilution Factor
Uf	0.00100	ng unit correction factor
Vt	10000.000	Volume of final extract (uL)
Vo	200.000	Volume of sample extracted (mL)
Vi	2.000	Volume injected (uL)
Cpnd Variable		Local Compound Variable

	Compounds	QUANT SIG MASS	RT	EXP RT	REL RT	RESPONSE	CONCENTRATIONS ON-COLUMN (NG)	FINAL (mg/L)
* 1	1,4-Dichlorobenzene-d4	152	4.149	4.153	(1.000)	103754	8.00000	
* 2	Naphthalene-d8	136	5.132	5.136	(1.000)	370287	8.00000	
* 3	Acenaphthene-d10	164	6.478	6.482	(1.000)	202977	8.00000	
* 4	Phenanthrene-d10	188	7.626	7.625	(1.000)	286668	8.00000	
* 5	Chrysene-d12	240	9.897	9.896	(1.000)	209648	8.00000	
* 6	Perylene-d12	264	11.430	11.434	(1.000)	206573	8.00000	
9	Pyridine	79	1.066	1.092	(0.257)	146876	7.17598	0.17940
198	1,4-Dioxane	88	Compound Not Detected.					
27	1,4-Dichlorobenzene	146	4.165	4.163	(1.004)	189969	8.83727	0.22093(R)
M 195	Cresols, total	100				450979	28.0009	0.70002
30	2-Methylphenol	108	4.389	4.393	(1.058)	143117	8.79081	0.21977
192	4-Methylphenol	108	4.512	4.511	(1.088)	307862	19.2101	0.48025
34	Hexachloroethane	117	4.539	4.543	(1.094)	74059	9.24022	0.23100
35	Nitrobenzene	77	4.597	4.596	(0.896)	178443	9.25799	0.23145
56	Hexachlorobutadiene	225	5.260	5.259	(1.025)	85425	9.16562	0.22914
66	2,4,6-Trichlorophenol	196	5.911	5.910	(0.913)	81612	8.51926	0.21298
67	2,4,5-Trichlorophenol	196	5.944	5.942	(0.918)	86203	8.59370	0.21484
87	2,4-Dinitrotoluene	165	6.633	6.637	(1.024)	71820	7.24445	0.18111(QR)
107	Hexachlorobenzene	284	7.333	7.337	(0.961)	71139	9.34816	0.23370
111	Pentachlorophenol	266	7.493	7.492	(0.982)	25363	4.91292	0.12282(R)

Compounds	QUANT SIG MASS	RT	EXP RT	REL RT	RESPONSE	CONCENTRATIONS ON-COLUMN (NG)	CONCENTRATIONS FINAL (mg/L)
$ 154 Nitrobenzene-d5	82	4.581	4.586	(0.893)	712992	37.4766	0.93692(aR)
$ 155 2-Fluorobiphenyl	172	5.970	5.969	(0.922)	1242921	36.9923	0.92481(aR)
$ 156 Terphenyl-d14	244	8.892	8.891	(0.899)	898228	41.4296	1.0357(aR)
$ 157 Phenol-d5	99	3.924	3.928	(0.946)	1179836	56.3973	1.4099(aR)
$ 158 2-Fluorophenol	112	3.096	3.116	(0.746)	968995	63.8405	1.5960(aR)
$ 159 2,4,6-Tribromophenol	330	7.092	7.091	(0.930)	191569	60.8183	1.5204(aR)
$ 186 2-Chlorophenol-d4	132	3.978	3.982	(0.959)	1034532	55.8320	1.3958(aR)
$ 187 1,2-Dichlorobenzene-d4	152	4.266	4.270	(1.028)	470505	36.9116	0.92279(aR)

QC Flag Legend

a - Target compound detected but, quantitated amount
Below Limit Of Quantitation(BLOQ).
Q - Qualifier signal failed the ratio test.
R - Spike/Surrogate failed recovery limits.

Data File: \\PITSVR06\d\chem\722.i\102810.b\F1028004.D
Date : 28-OCT-2010 05:27
Client ID: INTRA-LAB CHECK
Sample Info: C0J200437-LCSD 10/27/10 TCLP (0300308)
Volume Injected (uL): 2.0
Column phase: Hp5-MS

Instrument: 722.i
Operator: 007062
Column diameter: 0.25

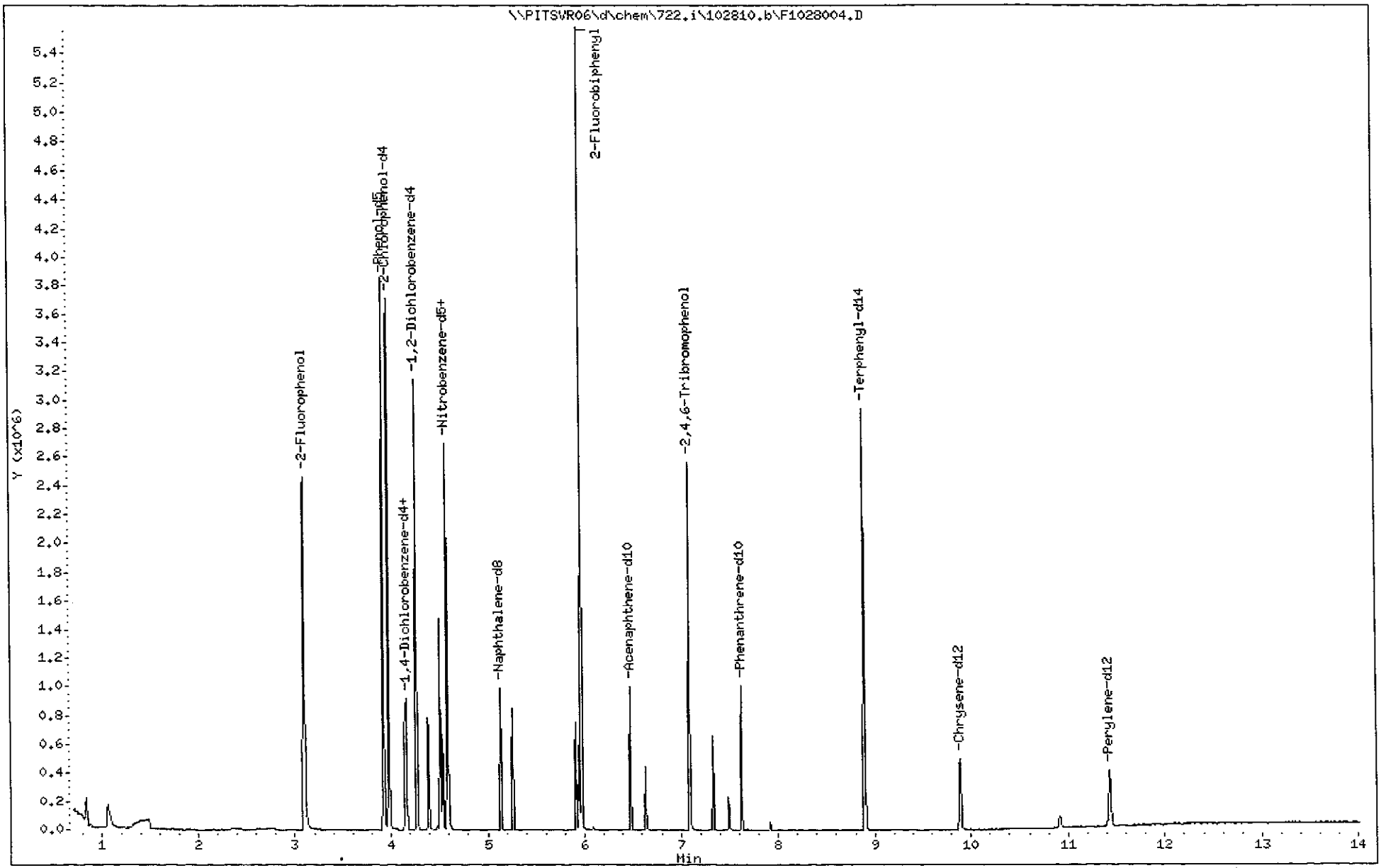

Test America Pittsburgh

Semivolatile REPORT SW-846 Method 8270

Data file : \\PITSVR06\d\chem\722.i\102810.b\F1028004.D
Lab Smp Id: l86de1ad Client Smp ID: INTRA-LAB CHECK
Inj Date : 28-OCT-2010 05:27
Operator : 007062 Inst ID: 722.i
Smp Info : C0J200437-LCSD 10/27/10 TCLP (0300308)
Misc Info : l86de1ad,102810.b,ll.m,tclp.sub
Comment :
Method : \\PITSVR06\d\chem\722.i\102810.b\LL.m
Meth Date : 28-Oct-2010 04:37 722.i Quant Type: ISTD
Cal Date : 02-SEP-2010 04:00 Cal File: F09020C8.D
Als bottle: 6 QC Sample: METHOD SPIKE
Dil Factor: 1.00000
Integrator: HP RTE Compound Sublist: tclp.sub
Target Version: 4.14
Processing Host: PITPC-503

Concentration Formula: Amt * DF * Uf * Vt/(Vo * Vi)*1 * CpndVariable

Name	Value	Description
DF	1.000	Dilution Factor
Uf	0.00100	ng unit correction factor
Vt	10000.000	Volume of final extract (uL)
Vo	200.000	Volume of sample extracted (mL)
Vi	2.000	Volume injected (uL)
Cpnd Variable		Local Compound Variable

	Compounds	QUANT SIG MASS	RT	EXP RT	REL RT	RESPONSE	CONCENTRATIONS ON-COLUMN (NG)	FINAL (mg/L)
* 1	1,4-Dichlorobenzene-d4	152	4.152	4.153	(1.000)	106447	8.00000	
* 2	Naphthalene-d8	136	5.135	5.136	(1.000)	381255	8.00000	
* 3	Acenaphthene-d10	164	6.481	6.482	(1.000)	204729	8.00000	
* 4	Phenanthrene-d10	188	7.624	7.625	(1.000)	290374	8.00000	
* 5	Chrysene-d12	240	9.895	9.896	(1.000)	225232	8.00000	
* 6	Perylene-d12	264	11.433	11.434	(1.000)	208643	8.00000	
9	Pyridine	79	1.059	1.092	(0.255)	142728	6.79690	0.16992
198	1,4-Dioxane	88	Compound Not Detected.					
27	1,4-Dichlorobenzene	146	4.163	4.163	(1.003)	191484	8.68239	0.21706(R)
M 195	Cresols, total	100				440922	26.6815	0.66704
30	2-Methylphenol	108	4.387	4.393	(1.057)	142600	8.53763	0.21344
192	4-Methylphenol	108	4.510	4.511	(1.086)	298322	18.1439	0.45360
34	Hexachloroethane	117	4.542	4.543	(1.094)	71533	8.69926	0.21748
35	Nitrobenzene	77	4.601	4.596	(0.896)	175046	8.82048	0.22051
56	Hexachlorobutadiene	225	5.258	5.259	(1.024)	84384	8.79347	0.21984
66	2,4,6-Trichlorophenol	196	5.910	5.910	(0.912)	81803	8.46613	0.21165
67	2,4,5-Trichlorophenol	196	5.942	5.942	(0.917)	90435	8.93844	0.22346
87	2,4-Dinitrotoluene	165	6.636	6.637	(1.024)	69487	6.94914	0.17373(QR)
107	Hexachlorobenzene	284	7.336	7.337	(0.962)	70257	9.11443	0.22786
111	Pentachlorophenol	266	7.491	7.492	(0.982)	22531	4.30865	0.10772(R)

Compounds	QUANT SIG MASS	RT	EXP RT	REL RT	RESPONSE	CONCENTRATIONS ON-COLUMN (NG)	CONCENTRATIONS FINAL (mg/L)
$ 154 Nitrobenzene-d5	82	4.585	4.586	(0.893)	707592	36.1228	0.90307(aR)
$ 155 2-Fluorobiphenyl	172	5.968	5.969	(0.921)	1267201	37.3922	0.93480(aR)
$ 156 Terphenyl-d14	244	8.896	8.891	(0.899)	922554	39.6074	0.99018(aR)
$ 157 Phenol-d5	99	3.922	3.928	(0.945)	1188552	55.3766	1.3844(aR)
$ 158 2-Fluorophenol	112	3.100	3.116	(0.747)	960535	61.6821	1.5420(aR)
$ 159 2,4,6-Tribromophenol	330	7.090	7.091	(0.930)	189179	59.2930	1.4823(aR)
$ 186 2-Chlorophenol-d4	132	3.981	3.982	(0.959)	1040159	54.7155	1.3679(aR)
$ 187 1,2-Dichlorobenzene-d4	152	4.270	4.270	(1.028)	468850	35.8512	0.89628(aR)

QC Flag Legend

a - Target compound detected but, quantitated amount
Below Limit Of Quantitation(BLOQ).
Q - Qualifier signal failed the ratio test.
R - Spike/Surrogate failed recovery limits.

GC/MS SEMIVOLATILE
MISCELLANEOUS

(1400) B# 300308 ("Solid")

TestAmerica Pittsburgh — ***Separatory Funnel Extraction Worksheet*** — **Logbook ID: OP3694**

	Start Date/Time	Date Completed	Parameter	Method	Solvent	Solvent Lot	Solvent Mfg	Cleanup Method	Balance ID:
	10/27/10	10/27/10	8270C	3510C	MeCl2	OP0206-10	Baker	NA	1120122641

	Lot Number	Sample ID	Sample Volume (mL)	Final Volume (mL)	pH	Surrogate #	Surr Vol (mL)	Matrix Spike Lot #	MS Vol (mL)	Cleanup Date
1.	OJ200437	Blk	200	10.0	5 2 11	BNA0819-10	1.0	NA	NA	NA
2.		LCS			5			BNA0784-10	0.5	
3.		LCS Dup			5			↓	↓	
4.		001			5			NA	NA	
5.	OJ220431	001			5					
6.	OJ250457	001			5					
7.		Blk (#Soln 2)			3					
8.										
9.										
10.										
11.										
12.										
13.										
14.										
15.										
16.										
17.										
18.										
19.										
20.										
21.										
22.										
23.										
24.										

F. Yushinski 10/27/10

Analyst: FY FY FY FY FY FY FY FY FY FY

Extract(s) (record line # from above)	Date	Time	Extract(s) Received	Analyst	Location
All Above	10/27/10	1950	F. Yushinski	Org Prep	
All Above	10/28/10	0300	[illegible]	Org Prep	

Date	Time	Extract(s) Relinquished	Analyst	Location
10/27/10	1955	F. Yushinski	Ref 04	
10/28/10	0400	[illegible]	Ref 02	

Sodium Sulfate Mfg/Lot Number: Baker OP0205-10 — Reviewed by: [signature] — Date: 10-27-10

Cleanups | TBA: | N2 Blow Down Temp: 21.0°C | H2SO4: | Carboprep:

(4001 - 4162)

4159

C0J250457

Simulate Run Sequence Thu Oct 28 04:39:20 2010

Instrument Name: GC/MS Instrument #1
Sequence File: C:\HPCHEM\1\SEQUENCE\102810.S
Comment: STL- PITT HP5973-2 LOG 2ul inj 100ul+1ul int
Operator: 007062
Data Path: d:\HPCHEM\1\DATA\102810.b\
Method Path: C:\HPCHEM\1\METHODS\

Line	Type	Vial	DataFile	Method	Sample Name
1)	Sample	99	F1028CL1	FFAST	Clean Out Blank
2)	Sample	99	F1028CL2	FFAST	Clean Out Blank
3)	Sample	1	F1028DF1	DFTPP	DFTPP050 (25ug/ml) BNA0170-10
4)	Sample	2	F10280C1	FFAST	SSTD4 (2ug/ml) BNA0823-10
5)	Sample	2	F10280C2	FFAST	SSTD4 (2ug/ml) BNA0823-10
6)	Sample	100	F10280B6	FFAST	Clean Out Blank
7)	Sample	3	F1028001	FFAST	C0J200437-BLK 10/27/10 TCLP (0300308)
8)	Sample	4	F1028002	FFAST	C0J200437-BLK 10/27/10 TCLP (0300308)
9)	Sample	5	F1028003	FFAST	C0J200437-LCS 10/27/10 TCLP (0300308)
10)	Sample	6	F1028004	FFAST	C0J200437-LCSD 10/27/10 TCLP (0300308)
11)	Sample	7	F1028005	FFAST	C0J200437-001 10/27/10 TCLP (0300308)
12)	Sample	8	F1028006	FFAST	C0J220431-001 10/27/10 TCLP (0300308)
13)	Sample	9	F1028007	FFAST	C0J250457-001 10/27/10 TCLP (0300308)
14)	Sample	10	F1028008	FFAST	C0J150492-LCS 10/26/10 2g/1ml (0299251)
15)	Sample	11	F1028009	FFAST	C0J150492-LCSD 10/26/10 2g/1ml (0299251)
16)	Sample	12	F1028010	FFAST	C0J210554-002 x10 10/26/10 Soil (0299053)
17)	Sample	13	F1028011	FFAST	C0J210554-003 x100 10/26/10 Soil (0299053)
18)	Sample	14	F1028012	FFAST	C0J210554-004 x10 10/26/10 Soil (0299053)
19)	Sample	15	F1028013	FFAST	C0J230415-004D x5 10/26/10 Soil (0299053)
20)	Sample	16	F1028014	FFAST	C0J230415-003 x10 10/26/10 Soil (0299053)
21)	Sample	17	F1028015	FFAST	C0J230415-005 x20 10/26/10 Soil (0299053)
22)	Sample	18	F1028016	FFAST	C0J200412-BLK 10/27/10 Soil (0300055)
23)	Sample	19	F1028017	FFAST	C0J200412-LCS 10/27/10 Soil (0300055)
24)	Sample	20	F1028018	FFAST	C0J200412-001 10/27/10 Soil (0300055)
25)	Sample	21	F1028019	FFAST	C0J200412-001S 10/27/10 Soil (0300055)
26)	Sample	22	F1028020	FFAST	C0J200412-001D 10/27/10 Soil (0300055)
27)	Sample	23	F1028021	FFAST	A0J260440-BLK 10/27/10 Soil (0300130)
28)	Sample	24	F1028022	FFAST	A0J260440-LCS 10/27/10 Soil (0300130)
29)	Sample	25	F1028023	FFAST	A0J260440-008S x2 10/27/10 Soil (0300130)
30)	Sample	26	F1028024	FFAST	A0J260440-008D x2 10/27/10 Soil (0300130)
31)	Sample	27	F1028025	FFAST	A0J260440-001 x20 10/27/10 Soil (0300130)
32)	Sample	28	F1028026	FFAST	A0J260440-002 x20 10/27/10 Soil (0300130)
33)	Sample	29	F1028027	FFAST	A0J260440-003 x20 10/27/10 Soil (0300130)
34)	Sample	30	F1028028	FFAST	A0J260440-004 x20 10/27/10 Soil (0300130)
35)	Sample	31	F1028029	FFAST	A0J260440-005 10/27/10 Soil (0300130)
36)	Sample	32	F1028030	FFAST	A0J260440-006 x20 10/27/10 Soil (0300130)
37)	Sample	33	F1028031	FFAST	A0J260440-007 x20 10/27/10 Soil (0300130)
38)	Sample	34	F1028032	FFAST	A0J260440-008 x2 10/27/10 Soil (0300130)
39)	Sample	100	F10280B1	FFAST	Clean Out Blank
40)	Sample	100	F10280B2	FFAST	Clean Out Blank
41)	Sample	100	F10280B3	FFAST	Clean Out Blank
42)	Sample	100	F10280B4	FFAST	Clean Out Blank
43)	Sample	100	F10280B5	FFAST	Clean Out Blank

Bytes Needed: 2162141 Space on drive D: 1023932928
Sequence Verification Done!

Simulate Run Sequence Thu Sep 02 04:54:48 2010

Instrument Name: GC/MS Instrument #1
Sequence File: C:\HPCHEM\1\SEQUENCE\090210.S
Comment: STL- PITT HP5973-2 LOG 2ul inj 100ul+1ul int
Operator: 007062
Data Path: d:\HPCHEM\1\DATA\090210.b\
Method Path: C:\HPCHEM\1\METHODS\

8270
9/2/10
FBB

Line	Type	Vial	DataFile	Method	Sample Name
1)	Sample	99	F0902CL1	FFAST	Clean Out Blank
2)	Sample	99	F0902CL2	FFAST	Clean Out Blank
3)	Sample	1	F0902DF1	DFTPP	DFTPP050 (25ug/ml) BNA0170-10
4)	Sample	2	F09020C1	FFAST	SSTD4 (2ug/ml) BNA0675-10
5)	Sample	3	F09020C2	FFAST	SSTD.4 (.2ug/ml) BNA0660-10
6)	Sample	4	F09020C3	FFAST	SSTD2 (1ug/ml) BNA0661-10
7)	Sample	5	F09020C4	FFAST	SSTD10 (5ug/ml) BNA0663-10
8)	Sample	6	F09020C5	FFAST	SSTD20 (10ug/ml) BNA0664-10
9)	Sample	7	F09020C6	FFAST	SSTD40 (20ug/ml) BNA0665-10
10)	Sample	8	F09020C7	FFAST	SSTD60 (30ug/ml) BNA0666-10
11)	Sample	9	F09020C8	FFAST	SSTD80 (40ug/ml) BNA0667-10
12)	Sample	10	F09020V1	FFAST	SSTDVER (20ug/ml) BNA0670-10
13)	Sample	100	F09020B6	FFAST	Clean Out Blank
14)	Sample	3	F0902001	FFAST	C0H300440-BLK 9/01/10 1g/10ml (0244399)
15)	Sample	4	F0902002	FFAST	C0H300440-LCS 9/01/10 1g/10ml (0244399)
16)	Sample	5	F0902003	FFAST	C0H300440-LCSD 9/01/10 1g/10ml (0244399)
17)	Sample	6	F0902004	FFAST	C0H300440-001 9/01/10 1g/10ml (0244399)
18)	Sample	7	F0902005	FFAST	C0H270586-BLK 8/31/10 Soil (0243092)
19)	Sample	8	F0902006	FFAST	C0H270586-LCS 8/31/10 Soil (0243092)
20)	Sample	9	F0902007	FFAST	C0H270586-002 x5 8/31/10 Soil (0243092)
21)	Sample	10	F0902008	FFAST	C0H270586-003 x5 8/31/10 Soil (0243092)
22)	Sample	11	F0902009	FFAST	C0H270586-005 x5 8/31/10 Soil (0243092)
23)	Sample	12	F0902010	FFAST	C0H270586-005S x5 8/31/10 Soil (0243092)
24)	Sample	13	F0902011	FFAST	C0H270586-005D x5 8/31/10 Soil (0243092)
25)	Sample	14	F0902012	FFAST	C0H270586-006 8/31/10 Soil (0243092)
26)	Sample	15	F0902013	FFAST	C0H270586-008 x5 8/31/10 Soil (0243092)
27)	Sample	16	F0902014	FFAST	C0H270586-009 8/31/10 Soil (0243092)
28)	Sample	17	F0902015	FFAST	C0H270586-011 x5 8/31/10 Soil (0243092)
29)	Sample	18	F0902016	FFAST	C0H270586-012 8/31/10 Soil (0243092)
30)	Sample	19	F0902017	FFAST	C0H270586-014 x5 8/31/10 Soil (0243092)
31)	Sample	20	F0902018	FFAST	C0H270586-015 8/31/10 Soil (0243092)
32)	Sample	21	F0902019	FFAST	C0H210433-001 x5 8/31/10 Soil (0243027)
33)	Sample	100	F09020B1	FFAST	Clean Out Blank
34)	Sample	100	F09020B2	FFAST	Clean Out Blank
35)	Sample	100	F09020B3	FFAST	Clean Out Blank
36)	Sample	100	F09020B4	FFAST	Clean Out Blank
37)	Sample	100	F09020B5	FFAST	Clean Out Blank

Bytes Needed: 1936905 Space on drive D: 1023932928
Sequence Verification Done!

10/27/10
27

PSR024 10/26/10 20:45:23 MT SAMPLE CUSTODIAN REMOVAL REQUEST PAGE 001

REQUESTED BY: **YUSHINSC**

METHOD: QL Base/Neutrals and Acids (8270C)

STORAGE LOCATION	WORK ORDER #	PICKED CNTR#	CONTROL #	CLIENT #	ANALYSIS	LOTID	SMP#	SFX	MATRIX DESCRIPTION		QTY RCVD	QTY REQD
10D SENT OUT	L8Q56-1-A6	___ ___ ___	904115	432370	A-62-QL	C0J200437	001		SOLID	Soln # 1	0	3 1
12D	L8XG0-1-AL	___ ___ ___	904116	117832	A-62-QL	C0J220431	001		SOLID		0	1 1
14D	L8240-1-AC	___ ___ ___	904117	371899	A-62-QL	C0J250457	001		SOLID	Soln #2	0	2 1

RELINQUISHED BY	RECEIVED BY	DATE/TIME
T. Yushinski	T. Yushinski	10/27/10 1230
T. Yushinski	T. Yushinski	10/27/10 1830

***** END OF REPORT *****

PCB DATA

PCB
QC SUMMARY

SW846 8082 SURROGATE RECOVERY

Lab Name: TestAmerica Laboratories, Inc. Client: MACTEC Engineering and Consulting Inc

Lab Code: TALPIT SDG No:

Lot #: C0J250457

Extraction: XXA4FQH01

	CLIENT ID.	SRG01	SRG02	TOT OUT
01	INTRA-LAB QC	97	73	00
02	B7-0204	94	71	00
03	B6-0406	95	71	00
04	B8-0002	92	67	00
05	METHOD BLK. L87KA1AA	109	85	00
06	LCS L87KA1AC	118	92	00
07	LAB MS/MSD D	95	71	00
08	LAB MS/MSD S	101	72	00

SURROGATES		QC LIMITS
SRG01	= Tetrachloro-m-xylene	(35-140)
SRG02	= Decachlorobiphenyl	(35-140)

\# Column to be used to flag recovery values
* Values outside of required QC Limits
D System monitoring Compound diluted out

FORM II

SW846 8082 CHECK SAMPLE RECOVERY

Lab Name: TestAmerica Laboratories, Inc. Client: MACTEC Engineering and Consulting Inc

Lab Code: TALPIT SDG No:

Lot #: C0J280000 WO #: L87KA1AC
BATCH: 0301057

COMPOUND	SPIKE ADDED (ug/kg)	SAMPLE CONCENT. (ug/kg)	% REC	QC LIMITS REC	QUAL
Aroclor 1016	1330	1170	88	55 - 130	
Aroclor 1260	1330	1080	81	54 - 130	

NOTES(S):

* Values outside of QC limits

Spike Recovery: 0 out of 2 outside limits

COMMENTS:

FORM III

SW846 8082 MATRIX SPIKE/MATRIX SPIKE DUPLICATE RECOVERY

Lab Name: TestAmerica Laboratories, Inc. Client: MACTEC Engineering and Consulting Inc

Lab Code: TALPIT SDG No:

Matrix Spike ID: LAB MS/MSD Level: (low/med) LOW

Lot #: C0J220550 WO #: L80RK1CK
BATCH: 0301057

COMPOUND	SPIKE ADDED (ug/kg)	SAMPLE CONCENT. (ug/kg)	MS CONCENT. (ug/kg)	MS % REC	LIMITS REC	QUAL
Aroclor 1016	1420	ND	1010	71	55 - 130	
Aroclor 1260	1420	ND	923	65	54 - 130	

NOTES(S):

Results and reporting limits have been adjusted for dry weight.

Column to be used to flag recovery and RPD values with an asterisk
* Values outside of QC limits

RPD: 0 out of 0 outside limits
Spike Recovery: 0 out of 2 outside limits

COMMENTS:

FORM III

SW846 8082 MATRIX SPIKE/MATRIX SPIKE DUPLICATE RECOVERY

Lab Name: TestAmerica Laboratories, Inc. Client: MACTEC Engineering and Consulting Inc

Lab Code: TALPIT SDG No:

Matrix Spike ID: LAB MS/MSD Level: (low/med) LOW

Lot #: C0J220550 WO #: L80RK1CL
BATCH: 0301057

COMPOUND	SPIKE ADDED (ug/kg)	MSD CONCENT. (ug/kg)	MSD % REC	% RPD	QC LIMITS RPD	QC LIMITS REC	QUAL
Aroclor 1016	1420	1040	73	3.2	35	55 - 130	
Aroclor 1260	1420	971	68	5.0	29	54 - 130	

NOTES(S):

Results and reporting limits have been adjusted for dry weight.

Column to be used to flag recovery and RPD values with an asterisk
* Values outside of QC limits

RPD: 0 out of 2 outside limits
Spike Recovery: 0 out of 2 outside limits

COMMENTS:

FORM III

SW846 8082 METHOD BLANK SUMMARY

BLANK WORKORDER NO.: L87KA1AA

Lab Name: TestAmerica Laboratories, Inc.

Lab Code: TALPIT

SDG Number:

Lab File ID: Y1100076.

Lot Number: C0J250457

Matrix: SOLID

Extraction Method: 3541

Date Extracted: 10/28/10

Date Analyzed(1): 11/03/10

Date Analyzed(2): N/A

Time Analyzed(1): 04:03

Time Analyzed(2): N/A

Instrument ID(1): S/T

Instrument ID(2): N/A

GC Column(1): MR1/MR2 ID: 053 GC Column(2): N/A ID: N/A

THIS METHOD BLANK APPLIES TO THE FOLLOWING SAMPLES, MS, AND MSD:

	CLIENT ID.	SAMPLE WORK ORDER #	DATE ANALYZED(1)	DATE ANALYZED(2)
01	INTRA-LAB QC	L80RK1AD	11/02/10	N/A
02	LAB MS/MSD	L80RK1CK S	11/02/10	N/A
03	LAB MS/MSD	L80RK1CL D	11/03/10	N/A
04	B7-0204	L82411AE	11/02/10	N/A
05	B6-0406	L82431AM	11/02/10	N/A
06	B8-0002	L82441AV	11/02/10	N/A
07	CHECK SAMPLE	L87KA1AC C	11/03/10	N/A
08				
09				
10				
11				
12				
13				
14				
15				
16				
17				
18				
19				
20				

COMMENTS:

FORM IV

PCB
SAMPLE DATA

MACTEC Engineering and Consulting Inc

Client Sample ID: B7-0204

GC Semivolatiles

Lot-Sample #...:	C0J250457-002	**Work Order #...:**	L82411AE	**Matrix.....:**	SOLID
Date Sampled...:	10/22/10	**Date Received..:**	10/23/10	**MS Run #.....:**	0301028
Prep Date.....:	10/28/10	**Analysis Date..:**	11/02/10		
Prep Batch #...:	0301057	**Analysis Time..:**	21:49		
Dilution Factor:	1	**Initial Wgt/Vol:**	15 g	**Final Wgt/Vol..:**	20 mL
% Moisture.....:	17	**Analyst ID.....:**	402360	**Instrument ID..:**	S/T
		Method.....:	SW846 8082		

PARAMETER	RESULT	REPORTING LIMIT	UNITS	MDL
Aroclor 1016	ND	20	ug/kg	3.0
Aroclor 1221	ND	20	ug/kg	3.8
Aroclor 1232	ND	20	ug/kg	3.4
Aroclor 1242	ND	20	ug/kg	3.3
Aroclor 1248	ND	20	ug/kg	1.9
Aroclor 1254	ND	20	ug/kg	2.9
Aroclor 1260	ND	20	ug/kg	2.9

SURROGATE	PERCENT RECOVERY	RECOVERY LIMITS
Tetrachloro-m-xylene	94	(35 - 140)
Decachlorobiphenyl	71	(35 - 140)

NOTE(S):

Results and reporting limits have been adjusted for dry weight.

Data File: \\PITSVR06\D\chem\gc14.i\10260.b\Y1100063.D
Report Date: 03-Nov-2010 10:26

TestAmerica Pittsburgh

Data file : \\PITSVR06\D\chem\gc14.i\10260.b\Y1100063.D
Lab Smp Id: L82411AE Client Smp ID: B7-0204
Inj Date : 02-NOV-2010 21:49
Operator : Inst ID: gc14.i
Smp Info : L82411AE,10260.B
Misc Info : C0J250457-002
Comment : 8082 PCB ANALYSIS
Method : \\PITSVR06\D\chem\gc14.i\10260.b\PCBA.m
Meth Date : 03-Nov-2010 10:26 gc14.i Quant Type: ESTD
Cal Date : 27-OCT-2010 01:21 Cal File: Y1001016.D
Als bottle: 24
Dil Factor: 1.00000
Integrator: Falcon Compound Sublist: PCB.sub
Target Version: 4.14 Sample Matrix: SOIL
Processing Host: PITPC-106

Concentration Formula: Amt * DF * (Vt/Vi)/Ws * CpndVariable

Name	Value	Description
DF	1.000	Dilution Factor
Vt	20000.000	Volume of final extract
Vi	1.000	volume injected
Ws	15.000	initial volume of sample
Cpnd Variable		Local Compound Variable

				CONCENTRATIONS ON-COL	FINAL		
RT	EXP RT	DLT RT	RESPONSE	(ng)	(ug/Kg)	TARGET RANGE	RATIO
$ 2 Tetrachloro-m-xylene					CAS #: 877-09-8		
5.304	5.303	0.001	318158	0.01871	24.950		
1 Aroclor-1221					CAS #: 11104-28-2		
Peaks not detected for Quant. or Qual. signal(s).							
4 Aroclor-1016					CAS #: 12674-11-2		
Peaks not detected for Quant. or Qual. signal(s).							
3 Aroclor-1232					CAS #: 11141-16-5		
Peaks not detected for Quant. or Qual. signal(s).							

RT	EXP RT	DLT RT	RESPONSE	CONCENTRATIONS ON-COL (ng)	CONCENTRATIONS FINAL (ug/Kg)	TARGET RANGE	RATIO

5 Aroclor-1242 CAS #: 53469-21-9

Peaks not detected for Quant. or Qual. signal(s).

---

6 Aroclor-1248 CAS #: 12672-29-6

Peaks not detected for Quant. or Qual. signal(s).

---

7 Aroclor-1254 CAS #: 11097-69-1

Peaks not detected for Quant. or Qual. signal(s).

---

8 Aroclor-1260 CAS #: 11096-82-5

Peaks not detected for Quant. or Qual. signal(s).

---

9 Aroclor-1262 CAS #: 37324-23-5

Peaks not detected for Quant. or Qual. signal(s).

---

10 Aroclor-1268 CAS #: 11100-14-4

Peaks not detected for Quant. or Qual. signal(s).

$ 11 Decachlorobiphenyl CAS #: 2051-24-3

23.703	23.707	-0.004	65616	0.01413	18.836		

Data File: \\PITSVR06\D\chem\gc14.i\10260.b\Y1100063.D
Date : 02-NOV-2010 21:49
Client ID: B7-0204
Sample Info: L82411AE,10260.B
Volume Injected (uL): 1.0
Column phase: MR-1

Instrument: gc14.i
Operator:
Column diameter: 0.53

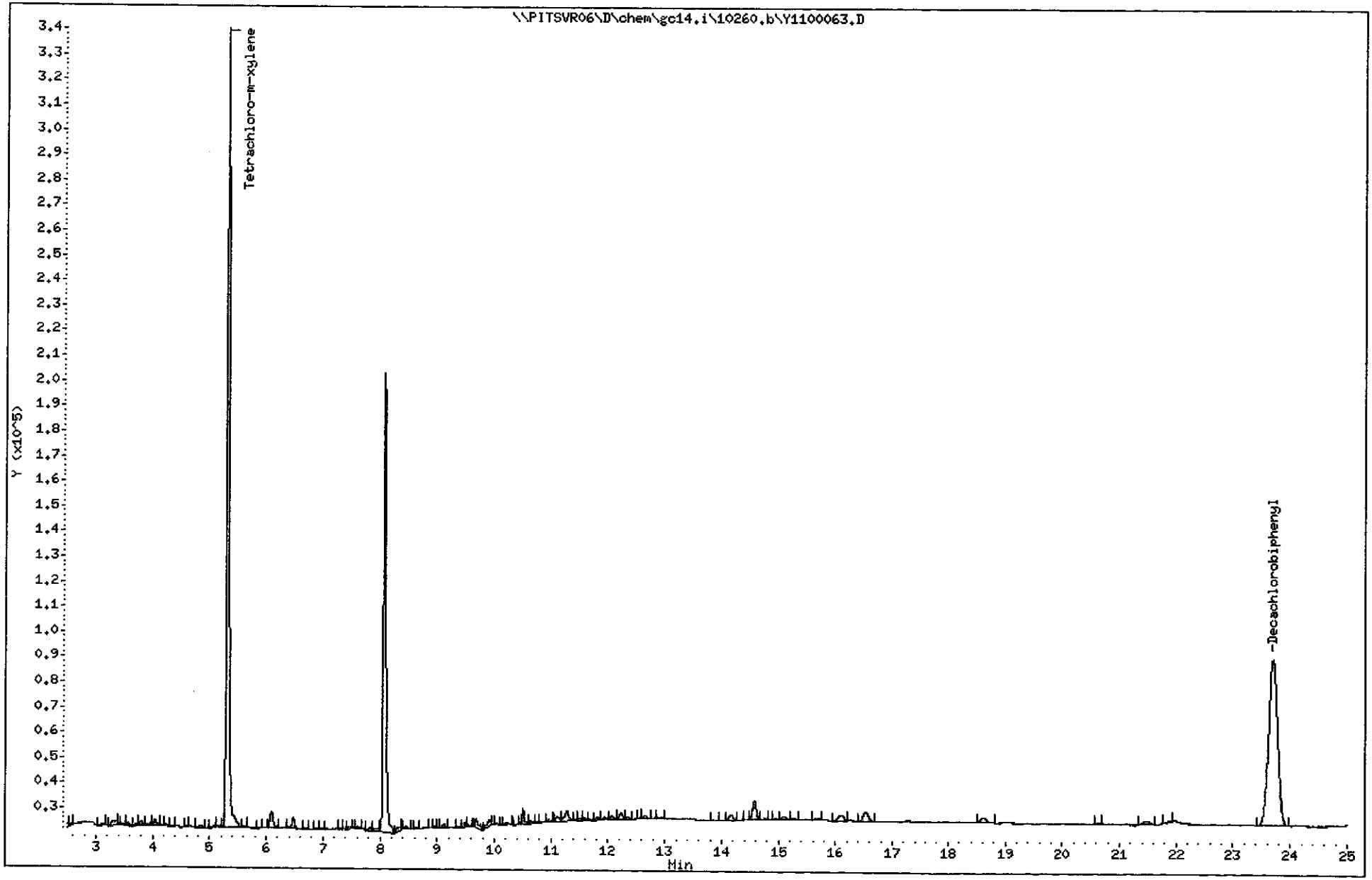

(5001 - 5120)

5012

C0J250457

MACTEC Engineering and Consulting Inc

Client Sample ID: B6-0406

GC Semivolatiles

Lot-Sample #...:	C0J250457-003	**Work Order #...:**	L82431AM	**Matrix.....:**	SOLID
Date Sampled...:	10/22/10	**Date Received..:**	10/23/10	**MS Run #.....:**	0301028
Prep Date.....:	10/28/10	**Analysis Date..:**	11/02/10		
Prep Batch #...:	0301057	**Analysis Time..:**	22:18		
Dilution Factor:	1	**Initial Wgt/Vol:**	15 g	**Final Wgt/Vol..:**	20 mL
% Moisture.....:	15	**Analyst ID.....:**	402360	**Instrument ID..:**	S/T
		Method.....:	SW846 8082		

PARAMETER	RESULT	REPORTING LIMIT	UNITS	MDL
Aroclor 1016	ND	20	ug/kg	2.9
Aroclor 1221	ND	20	ug/kg	3.8
Aroclor 1232	ND	20	ug/kg	3.4
Aroclor 1242	ND	20	ug/kg	3.2
Aroclor 1248	ND	20	ug/kg	1.9
Aroclor 1254	ND	20	ug/kg	2.8
Aroclor 1260	ND	20	ug/kg	2.8

SURROGATE	PERCENT RECOVERY	RECOVERY LIMITS
Tetrachloro-m-xylene	95	(35 - 140)
Decachlorobiphenyl	71	(35 - 140)

NOTE(S):

Results and reporting limits have been adjusted for dry weight.

Data File: \\PITSVR06\D\chem\gc14.i\10260.b\Y1100064.D
Report Date: 03-Nov-2010 10:26

TestAmerica Pittsburgh

Data file : \\PITSVR06\D\chem\gc14.i\10260.b\Y1100064.D
Lab Smp Id: L82431AM Client Smp ID: B6-0406
Inj Date : 02-NOV-2010 22:18
Operator : Inst ID: gc14.i
Smp Info : L82431AM,10260.B
Misc Info : C0J250457-003
Comment : 8082 PCB ANALYSIS
Method : \\PITSVR06\D\chem\gc14.i\10260.b\PCBA.m
Meth Date : 03-Nov-2010 10:26 gc14.i Quant Type: ESTD
Cal Date : 27-OCT-2010 01:21 Cal File: Y1001016.D
Als bottle: 25
Dil Factor: 1.00000
Integrator: Falcon Compound Sublist: PCB.sub
Target Version: 4.14 Sample Matrix: SOIL
Processing Host: PITPC-106

Concentration Formula: Amt * DF * (Vt/Vi)/Ws * CpndVariable

Name	Value	Description
DF	1.000	Dilution Factor
Vt	20000.000	Volume of final extract
Vi	1.000	volume injected
Ws	15.000	initial volume of sample
Cpnd Variable		Local Compound Variable

			CONCENTRATIONS				
				ON-COL	FINAL		
RT	EXP RT	DLT RT	RESPONSE	(ng)	(ug/Kg)	TARGET RANGE	RATIO
$ 2 Tetrachloro-m-xylene					CAS #: 877-09-8		
5.302	5.303	-0.001	323188	0.01901	25.345		
1 Aroclor-1221					CAS #: 11104-28-2		
Peaks not detected for Quant. or Qual. signal(s).							
4 Aroclor-1016					CAS #: 12674-11-2		
Peaks not detected for Quant. or Qual. signal(s).							
3 Aroclor-1232					CAS #: 11141-16-5		
Peaks not detected for Quant. or Qual. signal(s).							

Data File: \\PITSVR06\D\chem\gc14.i\10260.b\Y1100064.D
Report Date: 03-Nov-2010 10:26

RT	EXP RT	DLT RT	RESPONSE	CONCENTRATIONS ON-COL (ng)	CONCENTRATIONS FINAL (ug/Kg)	TARGET RANGE	RATIO

5 Aroclor-1242 CAS #: 53469-21-9

Peaks not detected for Quant. or Qual. signal(s).

---

6 Aroclor-1248 CAS #: 12672-29-6

Peaks not detected for Quant. or Qual. signal(s).

---

7 Aroclor-1254 CAS #: 11097-69-1

Peaks not detected for Quant. or Qual. signal(s).

---

8 Aroclor-1260 CAS #: 11096-82-5

Peaks not detected for Quant. or Qual. signal(s).

---

9 Aroclor-1262 CAS #: 37324-23-5

Peaks not detected for Quant. or Qual. signal(s).

---

10 Aroclor-1268 CAS #: 11100-14-4

Peaks not detected for Quant. or Qual. signal(s).

$ 11 Decachlorobiphenyl					CAS #: 2051-24-3		
23.692	23.707	-0.015	65572	0.01412	18.823		

Data File: \\PITSVR06\D\chem\gc14.i\10260.b\Y1100064.D
Date : 02-NOV-2010 22:18
Client ID: B6-0406
Sample Info: L82431AM,10260,B
Volume Injected (uL): 1.0
Column phase: MR-1

Instrument: gc14.i
Operator:
Column diameter: 0.53

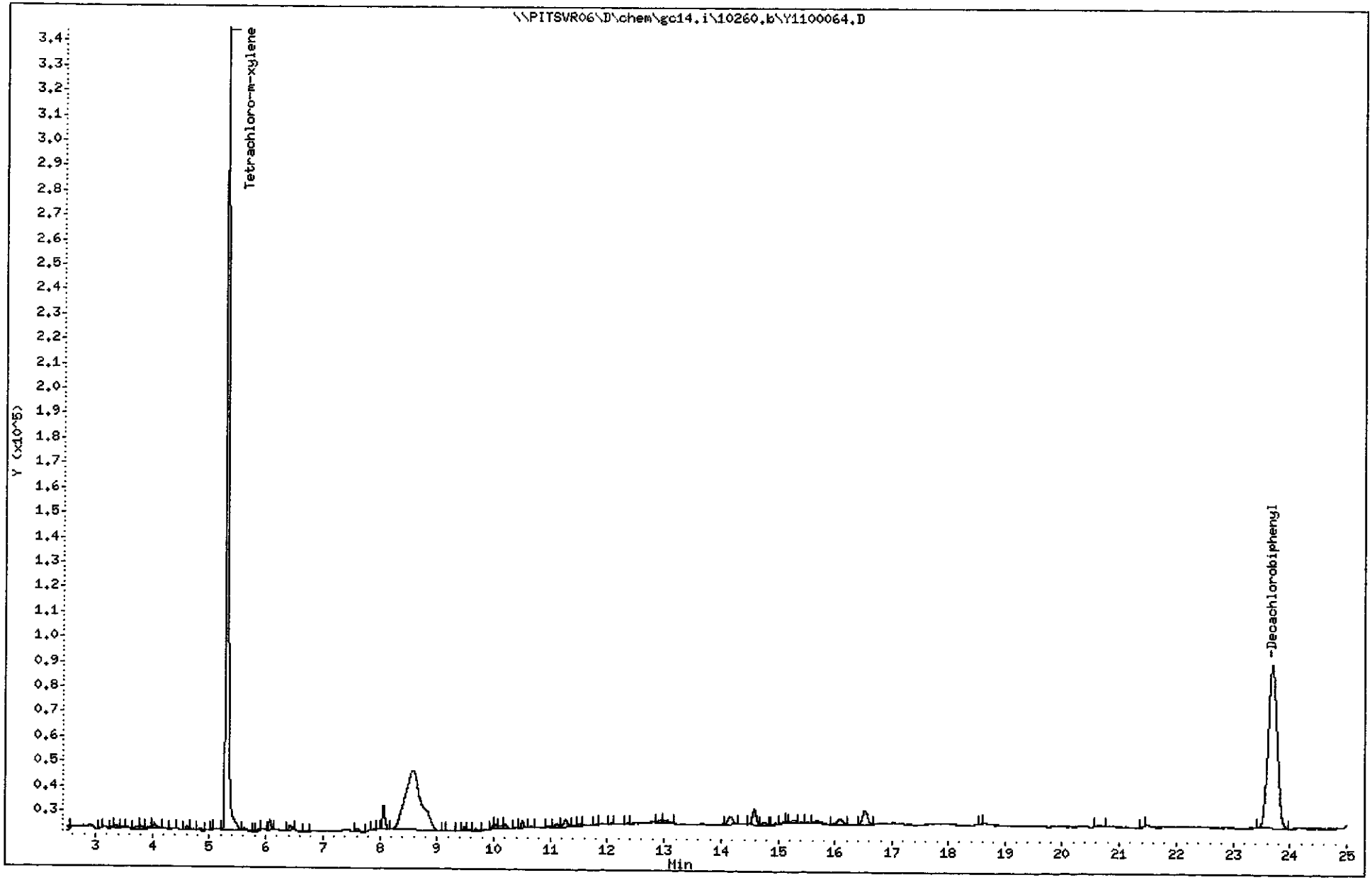

(5001 - 5120)

5016

C0J250457

MACTEC Engineering and Consulting Inc

Client Sample ID: B8-0002

GC Semivolatiles

Lot-Sample #...:	C0J250457-004	**Work Order #...:**	L82441AV	**Matrix.....:**	SOLID
Date Sampled...:	10/22/10	**Date Received..:**	10/23/10	**MS Run #.....:**	0301028
Prep Date.....:	10/28/10	**Analysis Date..:**	11/02/10		
Prep Batch #...:	0301057	**Analysis Time..:**	22:47		
Dilution Factor:	0.99	**Initial Wgt/Vol:**	15.2 g	**Final Wgt/Vol..:**	20 mL
% Moisture.....:	19	**Analyst ID.....:**	402360	**Instrument ID..:**	S/T
		Method.....:	SW846 8082		

PARAMETER	RESULT	REPORTING LIMIT	UNITS	MDL
Aroclor 1016	ND	20	ug/kg	3.0
Aroclor 1221	ND	20	ug/kg	3.9
Aroclor 1232	ND	20	ug/kg	3.5
Aroclor 1242	ND	20	ug/kg	3.3
Aroclor 1248	ND	20	ug/kg	1.9
Aroclor 1254	ND	20	ug/kg	2.9
Aroclor 1260	ND	20	ug/kg	2.9

SURROGATE	PERCENT RECOVERY	RECOVERY LIMITS
Tetrachloro-m-xylene	92	(35 - 140)
Decachlorobiphenyl	67	(35 - 140)

NOTE(S):

Results and reporting limits have been adjusted for dry weight.

Data File: \\PITSVR06\D\chem\gc14.i\10260.b\Y1100065.D
Report Date: 03-Nov-2010 10:26

TestAmerica Pittsburgh

Data file : \\PITSVR06\D\chem\gc14.i\10260.b\Y1100065.D
Lab Smp Id: L82441AV Client Smp ID: B8-0002
Inj Date : 02-NOV-2010 22:47
Operator : Inst ID: gc14.i
Smp Info : L82441AV,10260.B
Misc Info : C0J250457-004
Comment : 8082 PCB ANALYSIS
Method : \\PITSVR06\D\chem\gc14.i\10260.b\PCBA.m
Meth Date : 03-Nov-2010 10:26 gc14.i Quant Type: ESTD
Cal Date : 27-OCT-2010 01:21 Cal File: Y1001016.D
Als bottle: 26
Dil Factor: 1.00000
Integrator: Falcon Compound Sublist: PCB.sub
Target Version: 4.14 Sample Matrix: SOIL
Processing Host: PITPC-106

Concentration Formula: Amt * DF * (Vt/Vi)/Ws * CpndVariable

Name	Value	Description
DF	1.000	Dilution Factor
Vt	20000.000	Volume of final extract
Vi	1.000	volume injected
Ws	15.200	initial volume of sample
Cpnd Variable		Local Compound Variable

				CONCENTRATIONS ON-COL	FINAL		
RT	EXP RT	DLT RT	RESPONSE	(ng)	(ug/Kg)	TARGET RANGE	RATIO
$ 2 Tetrachloro-m-xylene					CAS #: 877-09-8		
5.301	5.303	-0.002	313956	0.01847	24.297		
1 Aroclor-1221					CAS #: 11104-28-2		
Peaks not detected for Quant. or Qual. signal(s).							
4 Aroclor-1016					CAS #: 12674-11-2		
Peaks not detected for Quant. or Qual. signal(s).							
3 Aroclor-1232					CAS #: 11141-16-5		
Peaks not detected for Quant. or Qual. signal(s).							

Data File: \\PITSVR06\D\chem\gc14.i\10260.b\Y1100065.D
Report Date: 03-Nov-2010 10:26

RT	EXP RT	DLT RT	RESPONSE	CONCENTRATIONS ON-COL (ng)	CONCENTRATIONS FINAL (ug/Kg)	TARGET RANGE	RATIO

5 Aroclor-1242 CAS #: 53469-21-9

Peaks not detected for Quant. or Qual. signal(s).

---

6 Aroclor-1248 CAS #: 12672-29-6

Peaks not detected for Quant. or Qual. signal(s).

---

7 Aroclor-1254 CAS #: 11097-69-1

Peaks not detected for Quant. or Qual. signal(s).

---

8 Aroclor-1260 CAS #: 11096-82-5

Peaks not detected for Quant. or Qual. signal(s).

---

9 Aroclor-1262 CAS #: 37324-23-5

Peaks not detected for Quant. or Qual. signal(s).

---

10 Aroclor-1268 CAS #: 11100-14-4

Peaks not detected for Quant. or Qual. signal(s).

$ 11 Decachlorobiphenyl					CAS #: 2051-24-3		
23.692	23.707	-0.015	62340	0.01342	17.660		

Data File: \\PITSVR06\D\chem\gc14,i\10260,b\Y1100065.D
Date : 02-NOV-2010 22:47
Client ID: B8-0002
Sample Info: L82441AV,10260,B
Volume Injected (uL): 1.0
Column phase: MR-1

Instrument: gc14.i
Operator:
Column diameter: 0.53

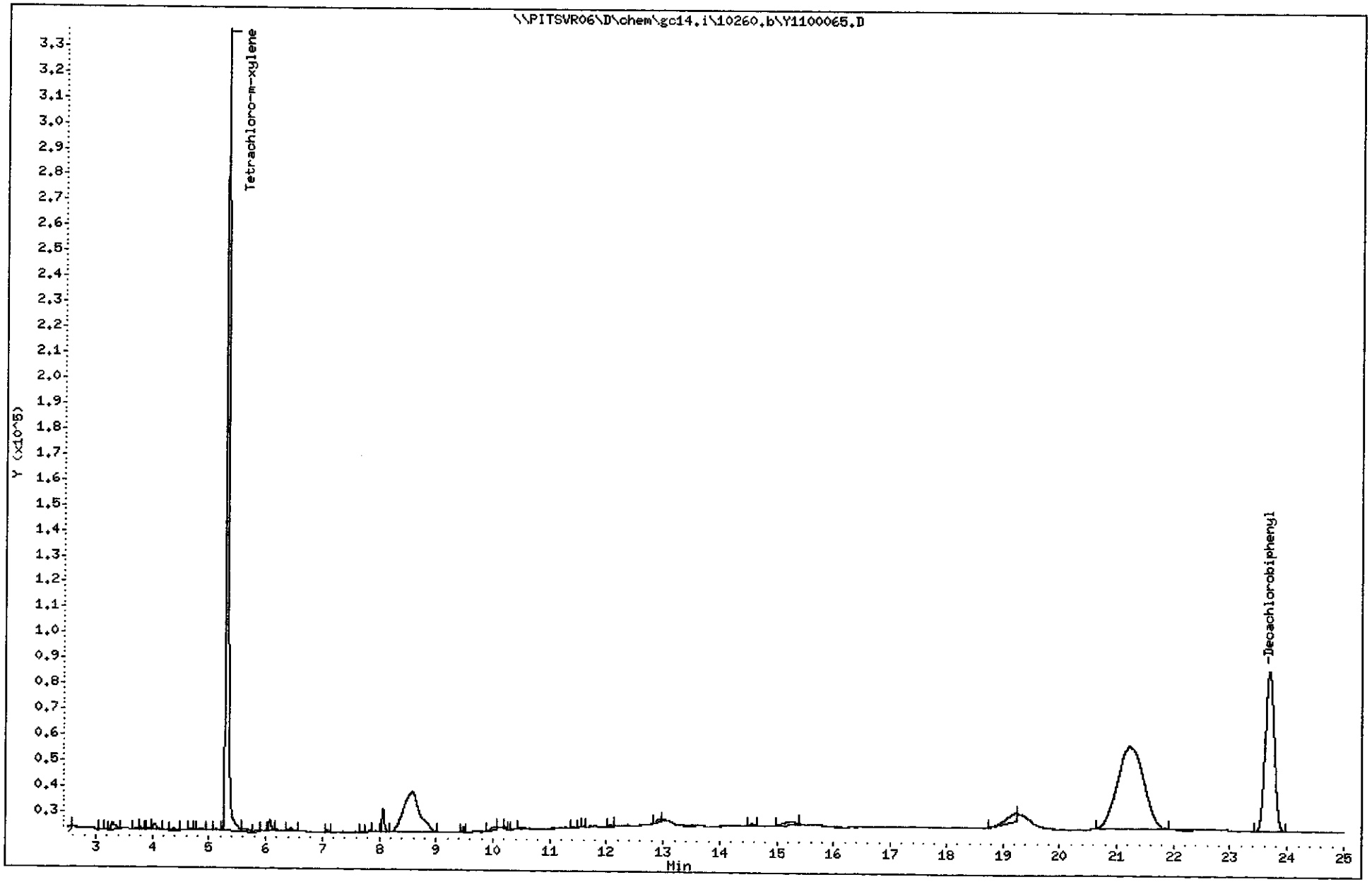

(5001 - 5120)

5020

C0J250457

PCB
CALIBRATION DATA

Report Date : 27-Oct-2010 13:27

TestAmerica Pittsburgh

INITIAL CALIBRATION DATA

6E
HP6890 GC-11
MR-1

Start Cal Date : 26-OCT-2010 16:47
End Cal Date : 27-OCT-2010 01:21
Quant Method : ESTD
Origin : Disabled
Target Version : 4.14
Integrator : Falcon
Method file : \\PITSVR06\D\chem\gc14.i\10260.b\PCBA.m
Last Edit : 27-Oct-2010 13:24 gc14.i
Curve Type : Average

Calibration File Names:
Level 1: \\PITSVR06\D\chem\gc14.i\10260.b\Y1001011.D
Level 2: \\PITSVR06\D\chem\gc14.i\10260.b\Y1001012.D
Level 3: \\PITSVR06\D\chem\gc14.i\10260.b\Y1001013.D
Level 4: \\PITSVR06\D\chem\gc14.i\10260.b\Y1001014.D
Level 5: \\PITSVR06\D\chem\gc14.i\10260.b\Y1001015.D
Level 6: \\PITSVR06\D\chem\gc14.i\10260.b\Y1001016.D
Level 7: \\PITSVR06\D\chem\gc14.i\10260.b\Y1001010.D

Compound	0.05000 Level 1	0.20000 Level 2	0.50000 Level 3	1.000 Level 4	2.000 Level 5	4.000 Level 6	0.01000 Level 7	RRF	% RSD	
1 Aroclor-1221(1)	+++++	+++++	171618	+++++	+++++	+++++	+++++	171618	0.000	
(2)	+++++	+++++	140990	+++++	+++++	+++++	+++++	140990	0.000	
(3)	+++++	+++++	464546	+++++	+++++	+++++	+++++	464546	0.000	<-
3 Aroclor-1232(1)	+++++	+++++	167716	+++++	+++++	+++++	+++++	167716	0.000	
(2)	+++++	+++++	230788	+++++	+++++	+++++	+++++	230788	0.000	<-
(3)	+++++	+++++	192048	+++++	+++++	+++++	+++++	192048	0.000	<-
(4)	+++++	+++++	151460	+++++	+++++	+++++	+++++	151460	0.000	<-
(5)	+++++	+++++	139506	+++++	+++++	+++++	+++++	139506	0.000	<-

Report Date : 27-Oct-2010 13:27

TestAmerica Pittsburgh

INITIAL CALIBRATION DATA

Start Cal Date : 26-OCT-2010 16:47
End Cal Date : 27-OCT-2010 01:21
Quant Method : ESTD
Origin : Disabled
Target Version : 4.14
Integrator : Falcon
Method file : \\PITSVR06\D\chem\gc14.i\10260.b\PCBA.m
Last Edit : 27-Oct-2010 13:24 gc14.i
Curve Type : Average

Compound	0.05000 Level 1	0.20000 Level 2	0.50000 Level 3	1.000 Level 4	2.000 Level 5	4.000 Level 6	RRF	% RSD
	0.01000 Level 7							
4 Aroclor-1016(1)	370400	377630	361376	344693	324760	303744		
	460300						363272	13.785
(2)	403480	404460	390106	370882	357151	339777		
	442800						386951	8.878
(3)	1765920	1879415	1832232	1751566	1735582	1708605		
	2049100						1817489	6.482
(4)	551720	563125	543206	523383	515046	494913		
	620200						544513	7.461
(5)	431360	453780	443256	427335	423989	409818		
	548700						448320	10.356
5 Aroclor-1242(1)	304250	329550	347860	357776	361765	+++++		
	+++++						340240	6.953
(2)	260950	281740	308846	324644	326072	+++++		
	+++++						300450	9.447
(3)	414100	446010	459166	481092	483069	+++++		
	+++++						456687	6.218
(4)	512400	518050	482216	506432	518925	+++++		
	+++++						507605	2.965
(5)	544000	538600	475614	504280	520736	+++++		
	+++++						516646	5.374
6 Aroclor-1248(1)	+++++	+++++	594672	+++++	+++++	+++++		
	+++++						594672	0.000

9.4 Ac 10/27

Report Date : 27-Oct-2010 13:27

TestAmerica Pittsburgh

INITIAL CALIBRATION DATA

Start Cal Date : 26-OCT-2010 16:47
End Cal Date : 27-OCT-2010 01:21
Quant Method : ESTD
Origin : Disabled
Target Version : 4.14
Integrator : Falcon
Method file : \\PITSVR06\D\chem\gc14.i\10260.b\PCBA.m
Last Edit : 27-Oct-2010 13:24 gc14.i
Curve Type : Average

Compound	0.05000 Level 1	0.20000 Level 2	0.50000 Level 3	1.000 Level 4	2.000 Level 5	4.000 Level 6	0.01000 Level 7	RRF	% RSD	
(2)	+++++	+++++	484596	+++++	+++++	+++++	+++++	484596	0.000	<-
(3)	+++++	+++++	459324	+++++	+++++	+++++	+++++	459324	0.000	<-
(4)	+++++	+++++	273368	+++++	+++++	+++++	+++++	273368	0.000	<-
(5)	+++++	+++++	432854	+++++	+++++	+++++	+++++	432854	0.000	<-
7 Aroclor-1254(1)	+++++	+++++	279710	+++++	+++++	+++++	+++++	279710	0.000	
(2)	+++++	+++++	309774	+++++	+++++	+++++	+++++	309774	0.000	<-
(3)	+++++	+++++	643778	+++++	+++++	+++++	+++++	643778	0.000	<-
(4)	+++++	+++++	828936	+++++	+++++	+++++	+++++	828936	0.000	<-
(5)	+++++	+++++	181744	+++++	+++++	+++++	+++++	181744	0.000	<-
8 Aroclor-1260(1)	889880	923385	892698	851777	826193	839492	1026600	892861	7.625	
(2)	1054640	1092175	1074946	1027922	1001693	1014615	1261700	1075384	8.213	

Report Date : 27-Oct-2010 13:27

TestAmerica Pittsburgh

INITIAL CALIBRATION DATA

Start Cal Date : 26-OCT-2010 16:47
End Cal Date : 27-OCT-2010 01:21
Quant Method : ESTD
Origin : Disabled
Target Version : 4.14
Integrator : Falcon
Method file : \\PITSVR06\D\chem\gc14.i\10260.b\PCBA.m
Last Edit : 27-Oct-2010 13:24 gc14.i
Curve Type : Average

Compound	0.05000 Level 1 / 0.01000 Level 7	0.20000 Level 2	0.50000 Level 3	1.000 Level 4	2.000 Level 5	4.000 Level 6	RRF	% RSD	
(3)	404180 / 463700	438800	427958	413005	402978	402039	421809	5.488	
(4)	624100 / 748100	653300	632824	612899	592908	583562	635385	8.657	
(5)	560940 / 659100	591305	569602	553656	538601	531947	572164	7.532	
9 Aroclor-1262(1)	+++++ / +++++	+++++	804842	+++++	+++++	+++++	804842	0.000	
(2)	+++++ / +++++	+++++	662552	+++++	+++++	+++++	662552	0.000	<-
(3)	+++++ / +++++	+++++	396084	+++++	+++++	+++++	396084	0.000	<-
(4)	+++++ / +++++	+++++	441880	+++++	+++++	+++++	441880	0.000	<-
(5)	+++++ / +++++	+++++	615634	+++++	+++++	+++++	615634	0.000	<-
10 Aroclor-1268(1)	+++++ / +++++	+++++	1314350	+++++	+++++	+++++	1314350	0.000	<-
(2)	+++++ / +++++	+++++	1091122	+++++	+++++	+++++	1091122	0.000	<-
(3)	+++++ / +++++	+++++	867944	+++++	+++++	+++++	867944	0.000	<-

Report Date : 27-Oct-2010 13:27

TestAmerica Pittsburgh

INITIAL CALIBRATION DATA

Start Cal Date : 26-OCT-2010 16:47
End Cal Date : 27-OCT-2010 01:21
Quant Method : ESTD
Origin : Disabled
Target Version : 4.14
Integrator : Falcon
Method file : \\PITSVR06\D\chem\gc14.i\10260.b\PCBA.m
Last Edit : 27-Oct-2010 13:24 gc14.i
Curve Type : Average

Compound	0.05000 Level 1 / 0.01000 Level 7	0.20000 Level 2	0.50000 Level 3	1.000 Level 4	2.000 Level 5	4.000 Level 6	RRF	% RSD	
(4)	+++++ / +++++	+++++	2006090	+++++	+++++	+++++	2006090	0.000	<-
$ 2 Tetrachloro-m-xylene	15862400 / 17804000	17285900	17710040	17325860	16978430	16049035	17002238	4.516	
$ 11 Decachlorobiphenyl	4663200 / 5124000	4783600	4809320	4468840	4345050	4319400	4644773	6.234	

Data File: \\PITSVR06\D\chem\gc14.i\10260.b\Y1001023.D
Report Date: 27-Oct-2010 13:24

7E
HP6890 GC-14
MR-1

TestAmerica Pittsburgh

CONTINUING CALIBRATION COMPOUNDS

Instrument ID: gc14.i
Lab File ID: Y1001023.D
Analysis Type:
Lab Sample ID: 2M1660
Method: \\PITSVR06\D\chem\gc14.i\10260.b\PCBA.m

Injection Date: 27-OCT-2010 05:06
Init. Cal. Date(s): 26-OCT-2010 27-OCT-2010
Init. Cal. Times: 16:47 01:21
Quant Type: ESTD

COMPOUND	RRF / AMOUNT	RF0.500	MIN RRF	%D / %DRIFT	MAX %D / %DRIFT	CURVE TYPE	
4 Aroclor-1016 (1)	363272	366074	400.000	-0.77140	15.00000	Averaged	
(2)	386951	399112	400.000	-3.14283	15.00000	Averaged	
(3)	1817489	1873968	400.000	-3.10756	15.00000	Averaged	
(4)	544513	552064	400.000	-1.38670	15.00000	Averaged	
(5)	448320	454582	400.000	-1.39684	15.00000	Averaged	
$ 2 Tetrachloro-m-xylene	17002238	++++	400.000	++++	15.00000	Averaged	<-
$ 11 Decachlorobiphenyl	4644773	100440	400.000	97.83757	15.00000	Averaged	<-
8 Aroclor-1260 (1)	892861	891806	400.000	0.11812	15.00000	Averaged	
(2)	1075384	1068094	400.000	0.67792	15.00000	Averaged	
(3)	421809	438840	400.000	-4.03773	15.00000	Averaged	
(4)	635385	532490	400.000	16.19406	15.00000	Averaged	<-
(5)	572164	524454	400.000	8.33859	15.00000	Averaged	

NA

Data File: \\PITSVR06\D\chem\gc14.i\10260.b\Y1100007.D
Report Date: 02-Nov-2010 07:32

7E
HP6890 GC-14
MR-1

TestAmerica Pittsburgh

CONTINUING CALIBRATION COMPOUNDS

Instrument ID: gc14.i
Lab File ID: Y1100007.D
Analysis Type:
Lab Sample ID: M1660
Method: \\PITSVR06\D\chem\gc14.i\10260.b\PCBA.m

Injection Date: 01-NOV-2010 17:04
Init. Cal. Date(s): 26-OCT-2010 27-OCT-2010
Init. Cal. Times: 16:47 01:21
Quant Type: ESTD

COMPOUND	RRF / AMOUNT	RF0.500	MIN RRF	%D / %DRIFT	MAX %D / %DRIFT	CURVE TYPE
4 Aroclor-1016 (1)	363272	368046	400.000	-1.31425	15.00000	Averaged
(2)	386951	404034	400.000	-4.41483	15.00000	Averaged
(3)	1817489	1904050	400.000	-4.76270	15.00000	Averaged
(4)	544513	554134	400.000	-1.76685	15.00000	Averaged
(5)	448320	465524	400.000	-3.83751	15.00000	Averaged
$ 2 Tetrachloro-m-xylene	17002238	18568360	400.000	-9.21127	15.00000	Averaged
$ 11 Decachlorobiphenyl	4644773	5143440	400.000	-10.73609	15.00000	Averaged
8 Aroclor-1260 (1)	892861	950180	400.000	-6.41974	15.00000	Averaged
(2)	1075384	1123348	400.000	-4.46015	15.00000	Averaged
(3)	421809	448800	400.000	-6.39899	15.00000	Averaged
(4)	635385	666250	400.000	-4.85776	15.00000	Averaged
(5)	572164	602672	400.000	-5.33196	15.00000	Averaged

Data File: \\PITSVR06\D\chem\gc14.i\10260.b\Y1100062.D
Report Date: 03-Nov-2010 10:26

TestAmerica Pittsburgh 7E

CONTINUING CALIBRATION COMPOUNDS HP6890 Gc-14

Instrument ID: gc14.i Injection Date: 02-NOV-2010 21:21 MR-1
Lab File ID: Y1100062.D Init. Cal. Date(s): 26-OCT-2010 27-OCT-2010
Analysis Type: Init. Cal. Times: 16:47 01:21
Lab Sample ID: MH1660 Quant Type: ESTD
Method: \\PITSVR06\D\chem\gc14.i\10260.b\PCBA.m

COMPOUND	RRF / AMOUNT	RF1	MIN RRF	%D / %DRIFT	MAX %D / %DRIFT	CURVE TYPE	
4 Aroclor-1016 (1)	363272	320547	400.000	11.76109	15.00000	Averaged	
(2)	386951	321763	400.000	16.84653	15.00000	Averaged	<-
(3)	1817489	1555557	400.000	14.41173	15.00000	Averaged	
(4)	544513	413461	400.000	24.06778	15.00000	Averaged	<-
(5)	448320	357518	400.000	20.25378	15.00000	Averaged	<-
$ 2 Tetrachloro-m-xylene	17002238	17796400	400.000	-4.67093	15.00000	Averaged	
$ 11 Decachlorobiphenyl	4644773	3705040	400.000	20.23205	15.00000	Averaged	<-
8 Aroclor-1260 (1)	892861	692646	400.000	22.42396	15.00000	Averaged	<-
(2)	1075384	859855	400.000	20.04207	15.00000	Averaged	<-
(3)	421809	331135	400.000	21.49637	15.00000	Averaged	<-
(4)	635385	497797	400.000	21.65422	15.00000	Averaged	<-
(5)	572164	451282	400.000	21.12722	15.00000	Averaged	<-

Data File: \\PITSVR06\D\chem\gc14.i\10260.b\Y1100079.D
Report Date: 03-Nov-2010 10:31

7E
HP6890 Gc-14
MR-1

TestAmerica Pittsburgh

CONTINUING CALIBRATION COMPOUNDS

Instrument ID: gc14.i
Lab File ID: Y1100079.D
Analysis Type:
Lab Sample ID: MH1660
Method: \\PITSVR06\D\chem\gc14.i\10260.b\PCBA.m

Injection Date: 03-NOV-2010 05:29
Init. Cal. Date(s): 26-OCT-2010 27-OCT-2010
Init. Cal. Times: 16:47 01:21
Quant Type: ESTD

COMPOUND	RRF / AMOUNT	RF1	MIN RRF	%D / %DRIFT	MAX %D / %DRIFT	CURVE TYPE
4 Aroclor-1016 (1)	363272	347872	400.000	4.23917	15.00000	Averaged
(2)	386951	380206	400.000	1.74306	15.00000	Averaged
(3)	1817489	1771056	400.000	2.55476	15.00000	Averaged
(4)	544513	521860	400.000	4.16028	15.00000	Averaged
(5)	448320	424555	400.000	5.30083	15.00000	Averaged
$ 2 Tetrachloro-m-xylene	17002238	18161900	400.000	-6.82064	15.00000	Averaged
$ 11 Decachlorobiphenyl	4644773	4363120	400.000	6.06387	15.00000	Averaged
8 Aroclor-1260 (1)	892861	814045	400.000	8.82732	15.00000	Averaged
(2)	1075384	982254	400.000	8.66019	15.00000	Averaged
(3)	421809	388191	400.000	7.96985	15.00000	Averaged
(4)	635385	581118	400.000	8.54074	15.00000	Averaged
(5)	572164	530676	400.000	7.25114	15.00000	Averaged

8D

PESTICIDE ANALYTICAL SEQUENCE

Lab Name: TESTAMERICA PITTSBURGH Contract:

Lab Code: TA Case No.: SAS No.: 40325 SDG No.: SDGA05064

GC Column: MR-1 ID: 0.53 (mm) Init. Calib. Date(s): 10/26/10 10/27/10

Instrument ID: GC14

THE ANALYTICAL SEQUENCE OF PERFORMANCE EVALUATION MIXTURES, BLANKS, SAMPLES, AND STANDARDS IS GIVEN BELOW:

					MEAN SURROGATE RT FROM INITIAL CALIBRATION	
	EPA SAMPLE NO.	LAB SAMPLE ID	DATE ANALYZED	TIME ANALYZED	RT #	RT #
01		M1242	10/26/10	1647		
02		M1242	10/26/10	1719		
03		M1242	10/26/10	1751		
04		M1242	10/26/10	1823		
05		M1242	10/26/10	1856		
06		M2154	10/26/10	1928		
07		M1232	10/26/10	2000		
08		M1248	10/26/10	2032		
09		M1262	10/26/10	2104		
10		M1268	10/26/10	2137		
11		XL1660	10/26/10	2209		
12		L1660	10/26/10	2241		
13		ML1660	10/26/10	2313		
14		M1660	10/26/10	2345		
15		MH1660	10/27/10	0017		
16		H1660	10/27/10	0049		
17		XH1660	10/27/10	0121		
18		2M2154	10/27/10	0153		
19		2M1232	10/27/10	0225		
20		2M1242	10/27/10	0257		
21		2M1248	10/27/10	0330		
22		2M1262	10/27/10	0402		
23		2M1268	10/27/10	0434		
24		2M1660	10/27/10	0506		
25						
26						
27						
28						
29						
30						
31						
32						

QC LIMITS

Column used to flag retention time values with an asterisk.
* Values outside of QC limits.

8D
PESTICIDE ANALYTICAL SEQUENCE

Lab Name: TESTAMERICA PITTSBURGH Contract:

Lab Code: TA Case No.: SAS No.: 40325 SDG No.: C0J250457

GC Column: MR-1 ID: 0.53 (mm) Init. Calib. Date(s): 10/26/10 10/27/10

Instrument ID: GC14

THE ANALYTICAL SEQUENCE OF PERFORMANCE EVALUATION MIXTURES, BLANKS, SAMPLES, AND STANDARDS IS GIVEN BELOW:

					MEAN SURROGATE RT FROM INITIAL CALIBRATION			
	EPA SAMPLE NO.	LAB SAMPLE ID	DATE ANALYZED	TIME ANALYZED	RT	#	RT	#
01		M2154	11/01/10	1411				
02		M1232	11/01/10	1440				
03		M1242	11/01/10	1509				
04		M1248	11/01/10	1538				
05		M1262	11/01/10	1607				
06		M1268	11/01/10	1636				
07		M1660	11/01/10	1704				
08		MH1660	11/02/10	2121				
09	B7-0204	L82411AE	11/02/10	2149				
10	B6-0406	L82431AM	11/02/10	2218				
11	B8-0002	L82441AV	11/02/10	2247				
12	PBLK1057	L87KA1AA	11/03/10	0403				
13	LCS1057	L87KA1AC	11/03/10	0432				
14		MH1660	11/03/10	0529				
15								
16								
17								
18								
19								
20								
21								
22								
23								
24								
25								
26								
27								
28								
29								
30								
31								
32								

QC LIMITS

Column used to flag retention time values with an asterisk.
* Values outside of QC limits.

Data File: \\PITSVR06\D\chem\gc14.i\10260.b\Y1001000.D
Report Date: 27-Oct-2010 13:23

TestAmerica Pittsburgh

Data file : \\PITSVR06\D\chem\gc14.i\10260.b\Y1001000.D
Lab Smp Id: M1242
Inj Date : 26-OCT-2010 16:47
Operator : Inst ID: gc14.i
Smp Info : M1242,10260.B
Misc Info : GC0447-10 0.02 UG/ML
Comment : 8082 PCB ANALYSIS
Method : \\PITSVR06\D\chem\gc14.i\10260.b\PCBA.m
Meth Date : 27-Oct-2010 13:23 gc14.i Quant Type: ESTD
Cal Date : 27-OCT-2010 01:21 Cal File: Y1001016.D
Als bottle: 2 Calibration Sample, Level: 1
Dil Factor: 1.00000
Integrator: Falcon Compound Sublist: 1242.sub
Target Version: 4.14 Sample Matrix: None
Processing Host: PITPC-106

				AMOUNTS			
				CAL-AMT	ON-COL		
RT	EXP RT	DLT RT	RESPONSE	(ng)	(ng)	TARGET RANGE	RATIO
5 Aroclor-1242					CAS #: 53469-21-9		
8.493	8.494	-0.001	6085	0.02000	0.017884	0.00- 0.00	0.00
8.583	8.582	0.001	5219	0.02000	0.017370	330.13- 330.13	0.00
9.176	9.175	0.001	8282	0.02000	0.018135	769.70- 769.70	0.00
9.783	9.784	-0.001	10248	0.02000	0.020189	532.48- 532.48	0.00
10.265	10.265	0.000	10880	0.02000	0.021059	334.30- 334.30	0.00
		Average of Peak Amounts =			0.01893		

Data File: \\PITSVR06\D\chem\gc14.i\10260.b\Y1001000.B
Date : 26-OCT-2010 16:47
Client ID:
Sample Info: M1242,10260.B

Instrument: gc14.i

Operator:
Column phase: MR-1
Column diameter: 0.53

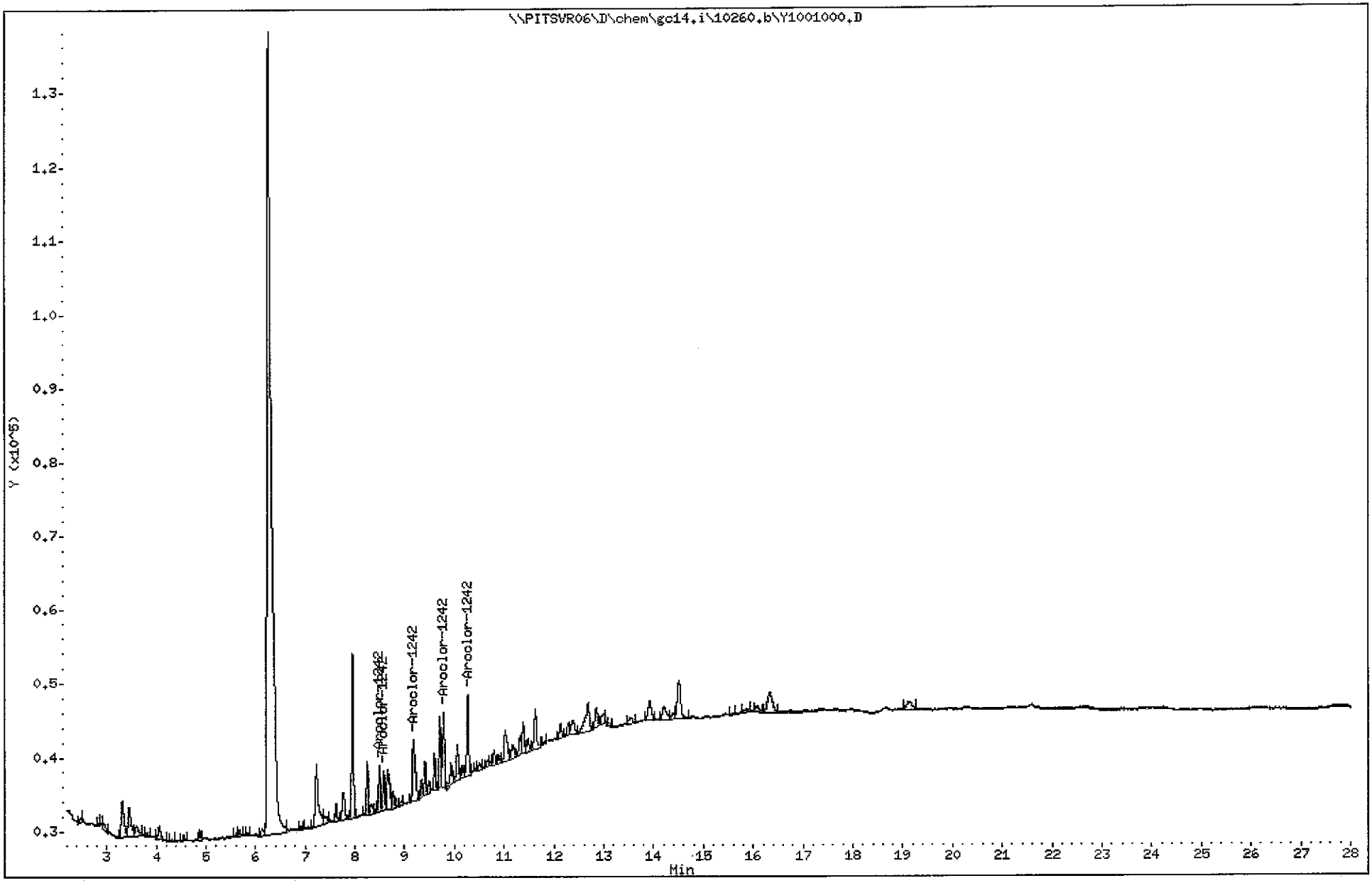

(5001 - 5120)

5034

C0J250457

Data File: \\PITSVR06\D\chem\gc14.i\10260.b\Y1001001.D
Report Date: 27-Oct-2010 13:23

TestAmerica Pittsburgh

Data file : \\PITSVR06\D\chem\gc14.i\10260.b\Y1001001.D
Lab Smp Id: M1242
Inj Date : 26-OCT-2010 17:19
Operator : Inst ID: gc14.i
Smp Info : M1242,10260.B
Misc Info : GC0447-10 0.10 UG/ML
Comment : 8082 PCB ANALYSIS
Method : \\PITSVR06\D\chem\gc14.i\10260.b\PCBA.m
Meth Date : 27-Oct-2010 13:23 gc14.i Quant Type: ESTD
Cal Date : 26-OCT-2010 22:41 Cal File: Y1001011.D
Als bottle: 3 Calibration Sample, Level: 2
Dil Factor: 1.00000
Integrator: Falcon Compound Sublist: 1242.sub
Target Version: 4.14 Sample Matrix: None
Processing Host: PITPC-106

				AMOUNTS			
				CAL-AMT	ON-COL		
RT	EXP RT	DLT RT	RESPONSE	(ng)	(ng)	TARGET RANGE	RATIO
5 Aroclor-1242					CAS #: 53469-21-9		
8.497	8.494	0.003	32955	0.10000	0.096858	0.00- 0.00	0.00
8.583	8.582	0.001	28174	0.10000	0.093772	330.13- 330.13	0.00
9.177	9.175	0.002	44601	0.10000	0.097662	769.70- 769.70	0.00
9.786	9.784	0.002	51805	0.10000	0.10206	532.48- 532.48	0.00
10.267	10.265	0.002	53860	0.10000	0.10425	334.30- 334.30	0.00
		Average of Peak Amounts =			0.09892		

Data File: \\PITSVR06\D\chem\gc14.i\10260.b\Y1001001.D
Date : 26-OCT-2010 17:19
Client ID:
Sample Info: M1242,10260,B

Instrument: gc14.i
Operator:
Column phase: MR-1
Column diameter: 0.53

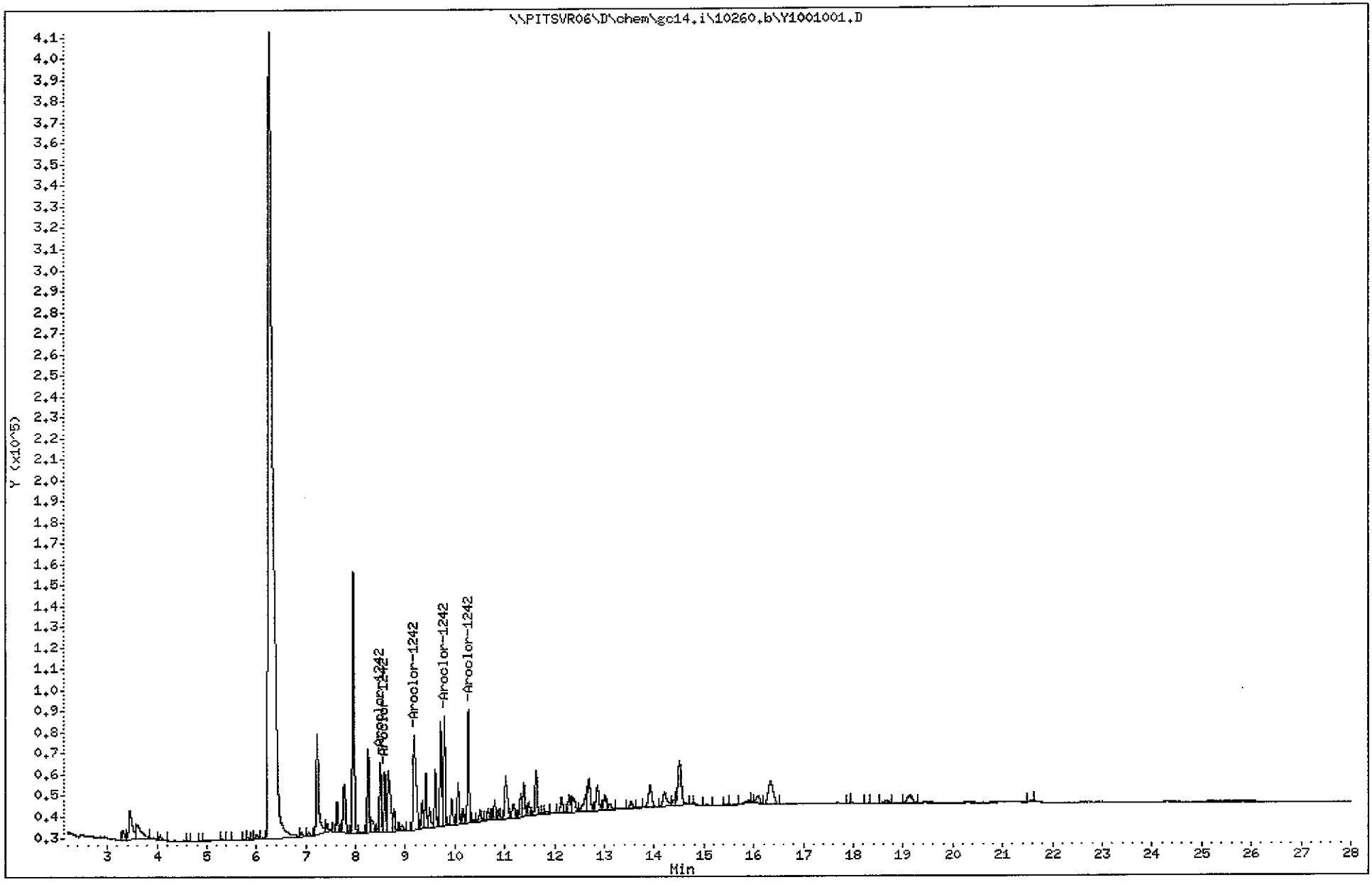

(5001 - 5120)

5036

C0J250457

Data File: \\PITSVR06\D\chem\gc14.i\10260.b\Y1001002.D
Report Date: 27-Oct-2010 13:23

TestAmerica Pittsburgh

Data file : \\PITSVR06\D\chem\gc14.i\10260.b\Y1001002.D
Lab Smp Id: M1242
Inj Date : 26-OCT-2010 17:51
Operator : Inst ID: gc14.i
Smp Info : M1242,10260.B
Misc Info : GC0447-10 0.25 UG/ML
Comment : 8082 PCB ANALYSIS
Method : \\PITSVR06\D\chem\gc14.i\10260.b\PCBA.m
Meth Date : 27-Oct-2010 13:23 gc14.i Quant Type: ESTD
Cal Date : 26-OCT-2010 23:13 Cal File: Y1001012.D
Als bottle: 4 Calibration Sample, Level: 4
Dil Factor: 1.00000
Integrator: Falcon Compound Sublist: 1242.sub
Target Version: 4.14 Sample Matrix: None
Processing Host: PITPC-106

				AMOUNTS			
				CAL-AMT	ON-COL		
RT	EXP RT	DLT RT	RESPONSE	(ng)	(ng)	TARGET RANGE	RATIO
5 Aroclor-1242					CAS #: 53469-21-9		
8.499	8.494	0.005	89444	0.25000	0.26288	0.00- 0.00	0.00
8.585	8.582	0.003	81161	0.25000	0.27013	330.13- 330.13	0.00
9.178	9.175	0.003	120273	0.25000	0.26336	769.70- 769.70	0.00
9.787	9.784	0.003	126608	0.25000	0.24942	532.48- 532.48	0.00
10.269	10.265	0.004	126070	0.25000	0.24402	334.30- 334.30	0.00
		Average of Peak Amounts =			0.25796		

Data File: \\PITSVR06\D\chem\gc14.i\10260.b\Y1001002.D
Date : 26-OCT-2010 17:51
Client ID:
Sample Info: M1242,10260.B

Instrument: gc14.i
Operator:
Column diameter: 0.53

Column phase: MR-1

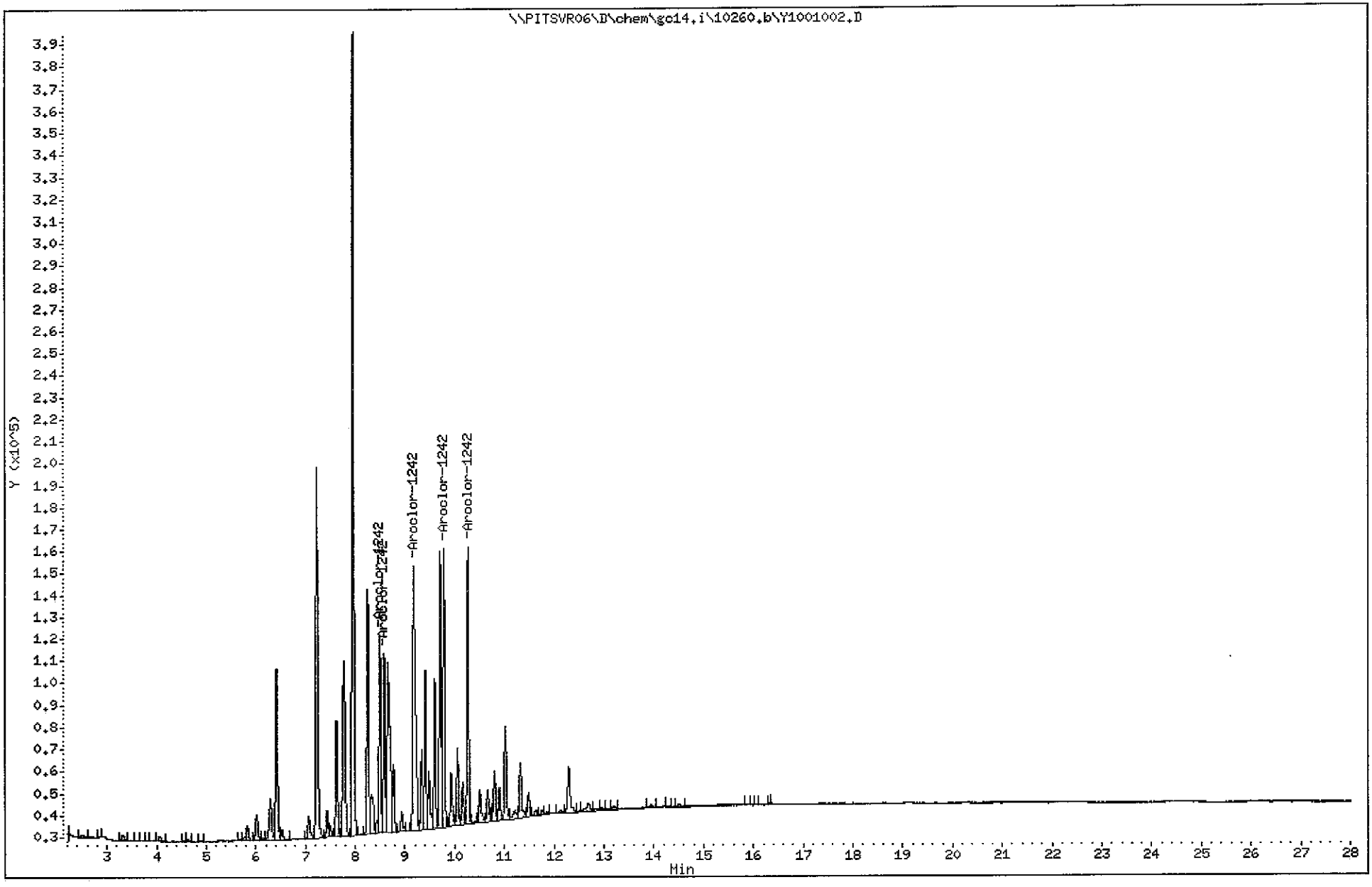

(5001 - 5120)

5038

C0J250457

Data File: \\PITSVR06\D\chem\gc14.i\10260.b\Y1001003.D
Report Date: 27-Oct-2010 13:23

TestAmerica Pittsburgh

Data file : \\PITSVR06\D\chem\gc14.i\10260.b\Y1001003.D
Lab Smp Id: M1242
Inj Date : 26-OCT-2010 18:23
Operator : Inst ID: gc14.i
Smp Info : M1242,10260.B
Misc Info : GC0447-10 0.50 UG/ML
Comment : 8082 PCB ANALYSIS
Method : \\PITSVR06\D\chem\gc14.i\10260.b\PCBA.m
Meth Date : 27-Oct-2010 13:23 gc14.i Quant Type: ESTD
Cal Date : 27-OCT-2010 00:17 Cal File: Y1001014.D
Als bottle: 5 Calibration Sample, Level: 3
Dil Factor: 1.00000
Integrator: Falcon Compound Sublist: 1242.sub
Target Version: 4.14 Sample Matrix: None
Processing Host: PITPC-106

				AMOUNTS			
				CAL-AMT	ON-COL		
RT	EXP RT	DLT RT	RESPONSE	(ng)	(ng)	TARGET RANGE	RATIO
5 Aroclor-1242					CAS #: 53469-21-9		
8.496	8.494	0.002	173930	0.50000	0.51120	0.00- 0.00	0.00
8.583	8.582	0.001	154423	0.50000	0.51397	330.13- 330.13	0.00
9.177	9.175	0.002	229583	0.50000	0.50271	769.70- 769.70	0.00
9.784	9.784	0.000	241108	0.50000	0.47499	532.48- 532.48	0.00
10.266	10.265	0.001	237807	0.50000	0.46029	334.30- 334.30	0.00
		Average of Peak Amounts =			0.49263		

Data File: \\PITSVR06\D\chem\gc14.i\10260.b\Y1001003.D
Date : 26-OCT-2010 18:23
Client ID:
Sample Info: M1242,10260.B

Instrument: gc14.i
Operator:
Column diameter: 0.53

Column phase: MR-1

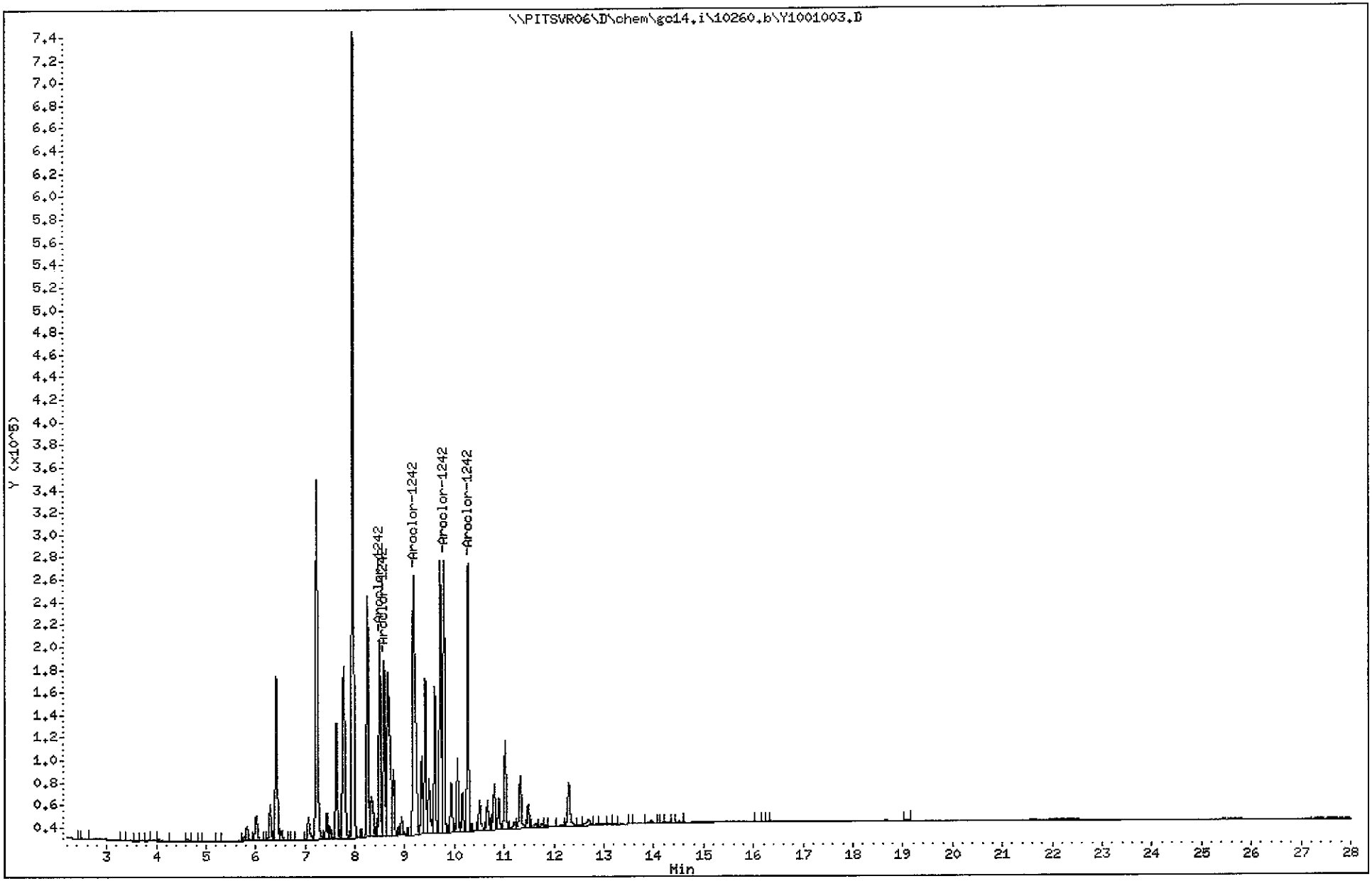

(5001 - 5120)

5040

C0J250457

Data File: \\PITSVR06\D\chem\gc14.i\10260.b\Y1001004.D
Report Date: 27-Oct-2010 13:23

TestAmerica Pittsburgh

Data file : \\PITSVR06\D\chem\gc14.i\10260.b\Y1001004.D
Lab Smp Id: M1242
Inj Date : 26-OCT-2010 18:56
Operator : Inst ID: gc14.i
Smp Info : M1242,10260.B
Misc Info : GC0447-10 1.0 UG/ML
Comment : 8082 PCB ANALYSIS
Method : \\PITSVR06\D\chem\gc14.i\10260.b\PCBA.m
Meth Date : 27-Oct-2010 13:23 gc14.i Quant Type: ESTD
Cal Date : 26-OCT-2010 23:45 Cal File: Y1001013.D
Als bottle: 6 Calibration Sample, Level: 5
Dil Factor: 1.00000
Integrator: Falcon Compound Sublist: 1242.sub
Target Version: 4.14 Sample Matrix: None
Processing Host: PITPC-106

				AMOUNTS				
				CAL-AMT	ON-COL			
RT	EXP RT	DLT RT	RESPONSE	(ng)	(ng)	TARGET RANGE		RATIO
5 Aroclor-1242					CAS #: 53469-21-9			
8.494	8.494	0.000	361765	1.00000	1.0633	0.00-	0.00	0.00
8.582	8.582	0.000	326072	1.00000	1.0853	330.13-	330.13	0.00
9.175	9.175	0.000	483069	1.00000	1.0578	769.70-	769.70	0.00
9.784	9.784	0.000	518925	1.00000	1.0223	532.48-	532.48	0.00
10.265	10.265	0.000	520736	1.00000	1.0079	334.30-	334.30	0.00
Average of Peak Amounts =					1.04732			

Data File: \\PITSVR06\D\chem\gc14.i\10260.b\Y1001004.D
Date : 26-OCT-2010 18:56
Client ID:
Sample Info: M1242,10260.B

Instrument: gc14.i

Operator:
Column phase: MR-1
Column diameter: 0.53

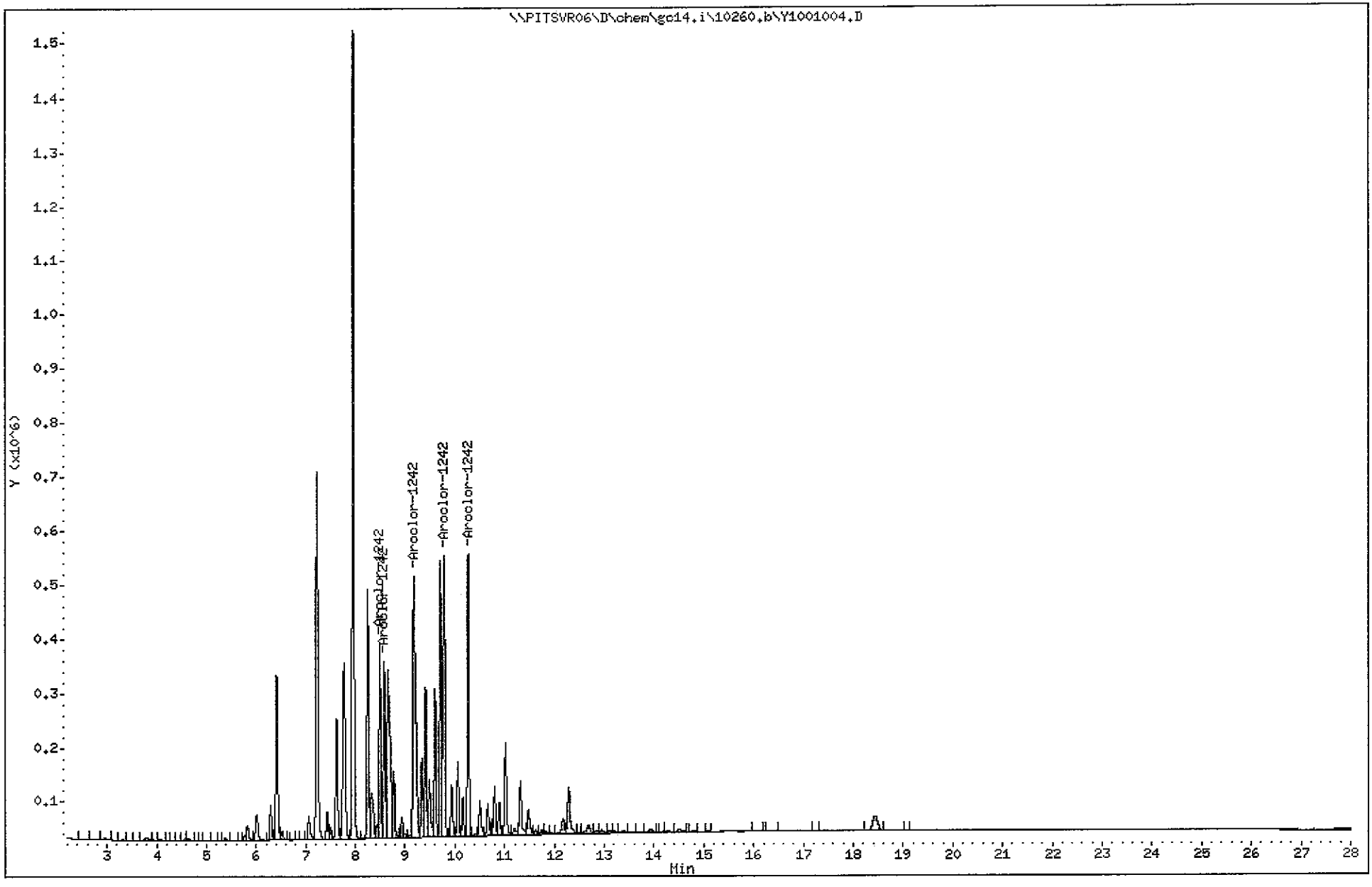

(5001 - 5120)

5042

C0J250457

Data File: \\PITSVR06\D\chem\gc14.i\10260.b\Y1001005.D
Report Date: 27-Oct-2010 13:24

TestAmerica Pittsburgh

Data file : \\PITSVR06\D\chem\gc14.i\10260.b\Y1001005.D
Lab Smp Id: M2154
Inj Date : 26-OCT-2010 19:28
Operator : Inst ID: gc14.i
Smp Info : M2154,10260.B
Misc Info : GC0445-10
Comment : 8082 PCB ANALYSIS
Method : \\PITSVR06\D\chem\gc14.i\10260.b\PCBA.m
Meth Date : 27-Oct-2010 13:24 gc14.i Quant Type: ESTD
Cal Date : 27-OCT-2010 00:49 Cal File: Y1001015.D
Als bottle: 7 Calibration Sample, Level: 3
Dil Factor: 1.00000
Integrator: Falcon Compound Sublist: 2154.sub
Target Version: 4.14 Sample Matrix: None
Processing Host: PITPC-106

				AMOUNTS			
				CAL-AMT	ON-COL		
RT	EXP RT	DLT RT	RESPONSE	(ng)	(ng)	TARGET RANGE	RATIO
1 Aroclor-1221					CAS #: 11104-28-2		
6.008	6.008	0.000	85809	0.50000	0.50000	0.00- 0.00	0.00
6.294	6.294	0.000	70495	0.50000	0.50000	136.57- 136.57	0.00
6.417	6.417	0.000	232273	0.50000	0.50000	86.04- 86.04	0.00
		Average of Peak Amounts =			0.50000		
7 Aroclor-1254					CAS #: 11097-69-1		
10.503	10.503	0.000	139855	0.50000	0.50000	0.00- 0.00	0.00
10.659	10.659	0.000	154887	0.50000	0.50000	112.23- 112.23	0.00
10.799	10.799	0.000	321889	0.50000	0.50000	97.40- 97.40	0.00
11.320	11.320	0.000	414468	0.50000	0.50000	71.09- 71.09	0.00
12.135	12.135	0.000	90872	0.50000	0.50000	85.01- 85.01	0.00
		Average of Peak Amounts =			0.50000		

Data File: \\PITSVR06\D\chem\gc14.i\10260.b\Y1001005.D
Date : 26-OCT-2010 19:28
Client ID:
Sample Info: M2154,10260,B

Instrument: gc14.i

Operator:
Column diameter: 0.53

Column phase: MR-1

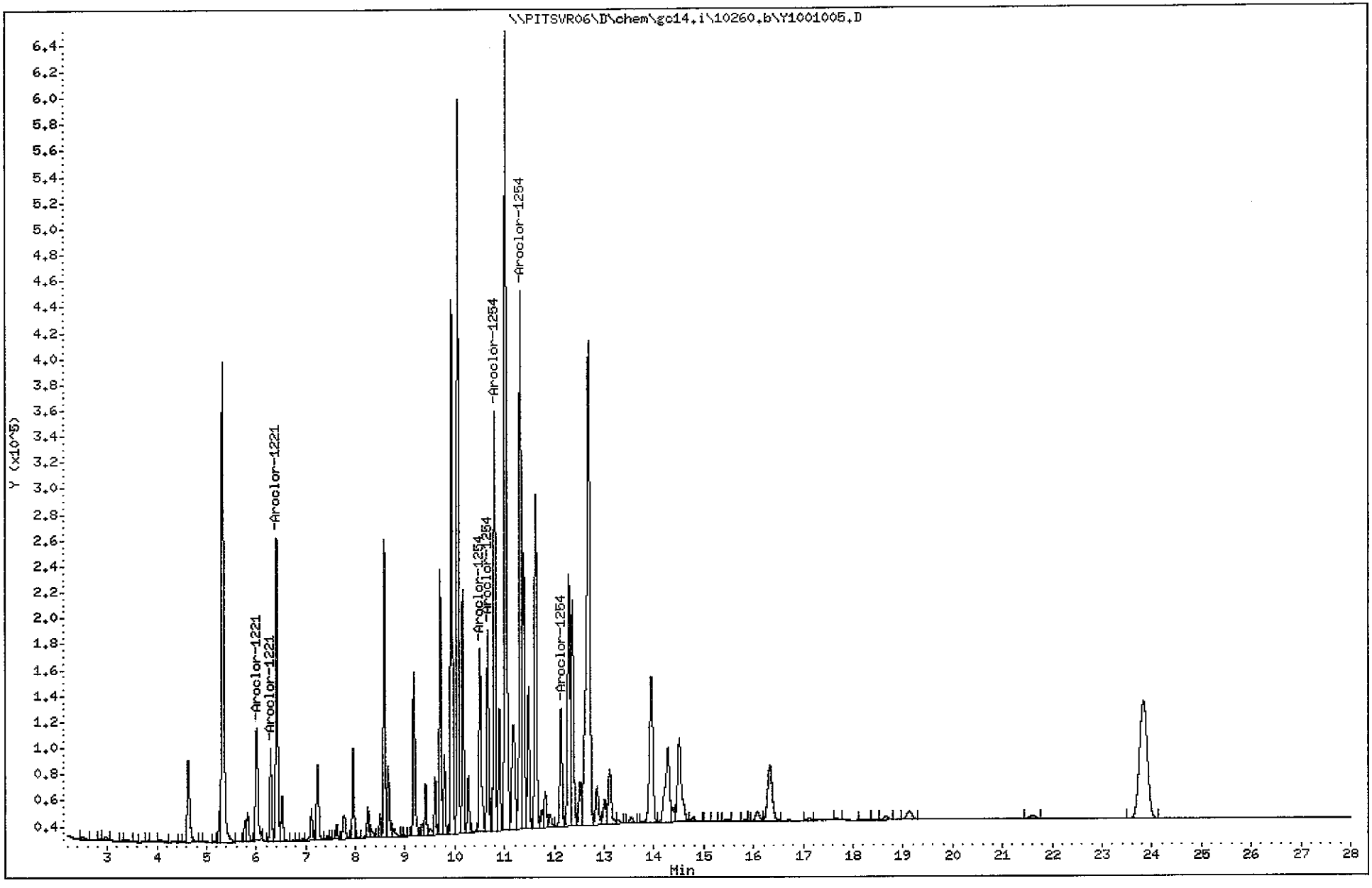

(5001 - 5120)

5044

C0J250457

Data File: \\PITSVR06\D\chem\gc14.i\10260.b\Y1001006.D
Report Date: 27-Oct-2010 13:24

TestAmerica Pittsburgh

Data file : \\PITSVR06\D\chem\gc14.i\10260.b\Y1001006.D
Lab Smp Id: M1232
Inj Date : 26-OCT-2010 20:00
Operator : Inst ID: gc14.i
Smp Info : M1232,10260.B
Misc Info : GC0446-10
Comment : 8082 PCB ANALYSIS
Method : \\PITSVR06\D\chem\gc14.i\10260.b\PCBA.m
Meth Date : 27-Oct-2010 13:24 gc14.i Quant Type: ESTD
Cal Date : 26-OCT-2010 23:45 Cal File: Y1001013.D
Als bottle: 8 Calibration Sample, Level: 3
Dil Factor: 1.00000
Integrator: Falcon Compound Sublist: 1232.sub
Target Version: 4.14 Sample Matrix: None
Processing Host: PITPC-106

				AMOUNTS			
				CAL-AMT	ON-COL		
RT	EXP RT	DLT RT	RESPONSE	(ng)	(ng)	TARGET RANGE	RATIO
3 Aroclor-1232					CAS #: 11141-16-5		
7.772	7.772	0.000	83858	0.50000	0.50000	0.00- 0.00	0.00
8.250	8.250	0.000	115394	0.50000	0.50000	166.26- 166.26	0.00
8.583	8.583	0.000	96024	0.50000	0.50000	85.99- 85.99	0.00
9.411	9.411	0.000	75730	0.50000	0.50000	94.18- 94.18	0.00
9.599	9.599	0.000	69753	0.50000	0.50000	0.00- 0.00	0.00
		Average of Peak Amounts =			0.50000		

Data File: \\PITSVR06\D\chem\gc14.i\10260.b\Y1001006.D
Date : 26-OCT-2010 20:00
Client ID:
Sample Info: M1232,10260.B

Column phase: MR-1

Instrument: gc14.i

Operator:
Column diameter: 0.53

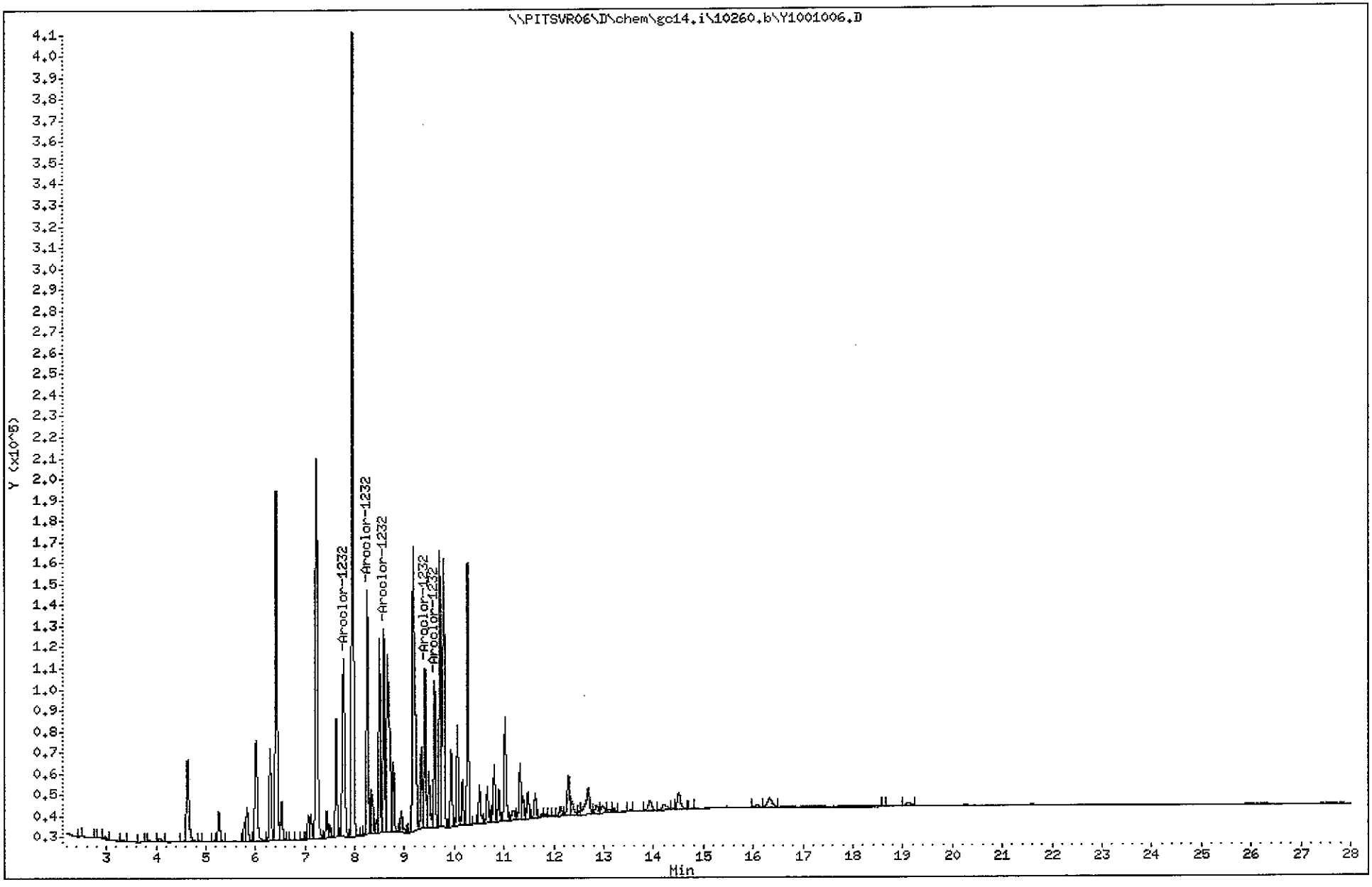

(5001 - 5120)

5046

C0J250457

Data File: \\PITSVR06\D\chem\gc14.i\10260.b\Y1001007.D
Report Date: 27-Oct-2010 13:24

TestAmerica Pittsburgh

Data file : \\PITSVR06\D\chem\gc14.i\10260.b\Y1001007.D
Lab Smp Id: M1248
Inj Date : 26-OCT-2010 20:32
Operator : Inst ID: gc14.i
Smp Info : M1248,10260.B
Misc Info : GC0451-10
Comment : 8082 PCB ANALYSIS
Method : \\PITSVR06\D\chem\gc14.i\10260.b\PCBA.m
Meth Date : 27-Oct-2010 13:24 gc14.i Quant Type: ESTD
Cal Date : 26-OCT-2010 23:45 Cal File: Y1001013.D
Als bottle: 9 Calibration Sample, Level: 3
Dil Factor: 1.00000
Integrator: Falcon Compound Sublist: 1248.sub
Target Version: 4.14 Sample Matrix: None
Processing Host: PITPC-106

				AMOUNTS			
				CAL-AMT	ON-COL		
RT	EXP RT	DLT RT	RESPONSE	(ng)	(ng)	TARGET RANGE	RATIO
6 Aroclor-1248					CAS #: 12672-29-6		
8.581	8.581	0.000	297336	0.50000	0.50000	0.00- 0.00	0.00
9.409	9.409	0.000	242298	0.50000	0.50000	134.57- 134.57	0.00
9.598	9.598	0.000	229662	0.50000	0.50000	83.67- 83.67	0.00
9.928	9.928	0.000	136684	0.50000	0.50000	63.86- 63.86	0.00
11.014	11.014	0.000	216427	0.50000	0.50000	148.08- 148.08	0.00
		Average of Peak Amounts =			0.50000		

Data File: \\PITSVR06\D\chem\gc14.i\10260.b\Y1001007.D
Date : 26-OCT-2010 20:32
Client ID:
Sample Info: M1248,10260.B

Instrument: gc14.i

Operator:
Column phase: HR-1
Column diameter: 0.53

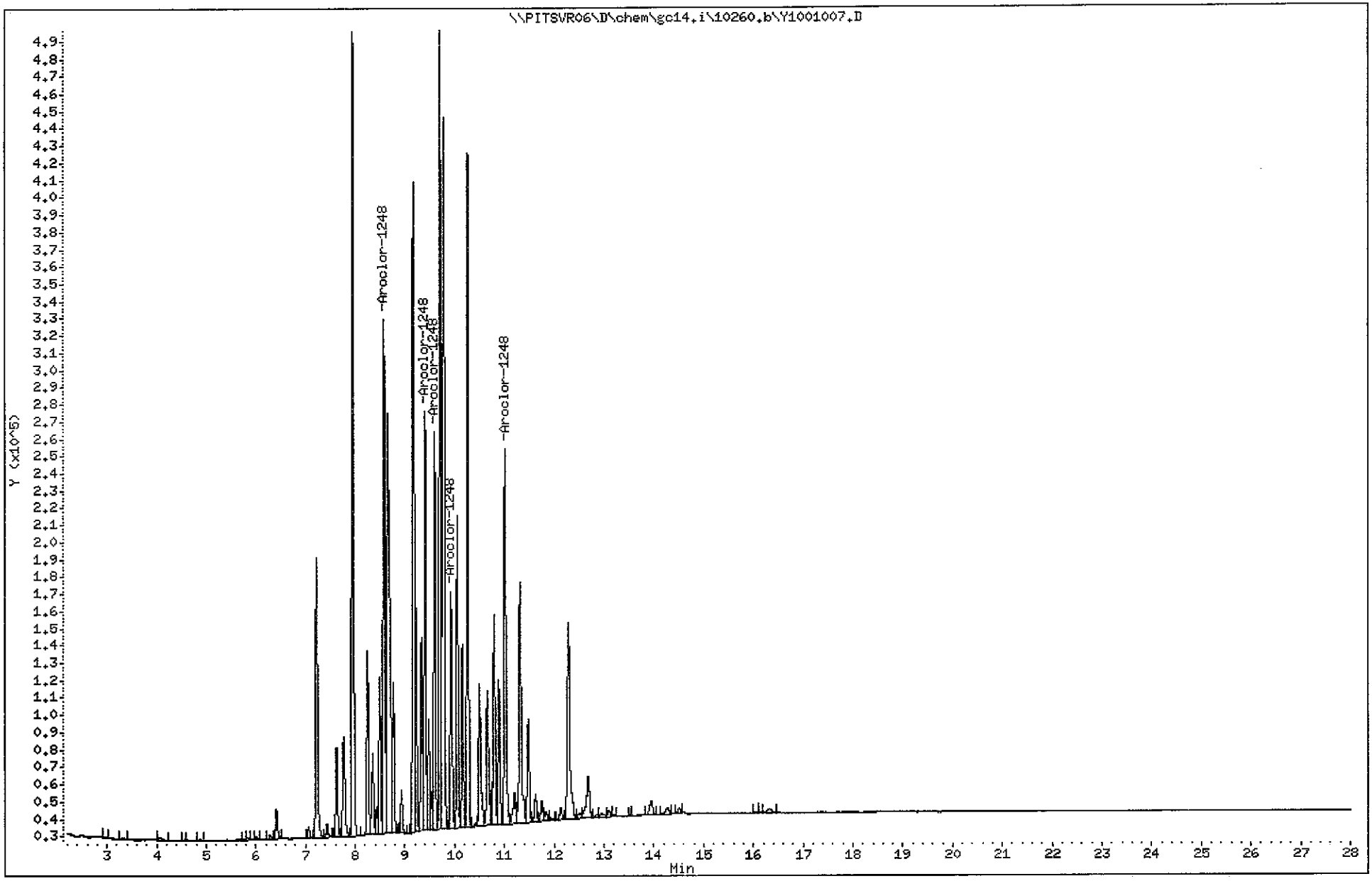

(5001 - 5120)

5048

C0J250457

Data File: \\PITSVR06\D\chem\gc14.i\10260.b\Y1001008.D
Report Date: 27-Oct-2010 13:24

TestAmerica Pittsburgh

Data file : \\PITSVR06\D\chem\gc14.i\10260.b\Y1001008.D
Lab Smp Id: M1262
Inj Date : 26-OCT-2010 21:04
Operator : Inst ID: gc14.i
Smp Info : M1262,10260.B
Misc Info : GC0449-10
Comment : 8082 PCB ANALYSIS
Method : \\PITSVR06\D\chem\gc14.i\10260.b\PCBA.m
Meth Date : 27-Oct-2010 13:24 gc14.i Quant Type: ESTD
Cal Date : 26-OCT-2010 23:45 Cal File: Y1001013.D
Als bottle: 10 Calibration Sample, Level: 3
Dil Factor: 1.00000
Integrator: Falcon Compound Sublist: 1262.sub
Target Version: 4.14 Sample Matrix: None
Processing Host: PITPC-106

				AMOUNTS			
				CAL-AMT	ON-COL		
RT	EXP RT	DLT RT	RESPONSE	(ng)	(ng)	TARGET RANGE	RATIO
9 Aroclor-1262					CAS #: 37324-23-5		
11.623	11.623	0.000	402421	0.50000	0.50000	0.00- 0.00	0.00
13.908	13.908	0.000	331276	0.50000	0.50000	0.00- 0.00	0.00
14.199	14.199	0.000	198042	0.50000	0.50000	0.00- 0.00	0.00
16.065	16.065	0.000	220940	0.50000	0.50000	0.00- 0.00	0.00
16.332	16.332	0.000	307817	0.50000	0.50000	0.00- 0.00	0.00
		Average of Peak Amounts =			0.50000		

Data File: \\PITSVR06\D\chem\gc14.i\10260.b\Y1001008.D
Date : 26-OCT-2010 21:04
Client ID:
Sample Info: M1262,10260,B

Instrument: gc14.i

Operator:
Column phase: MR-1
Column diameter: 0.53

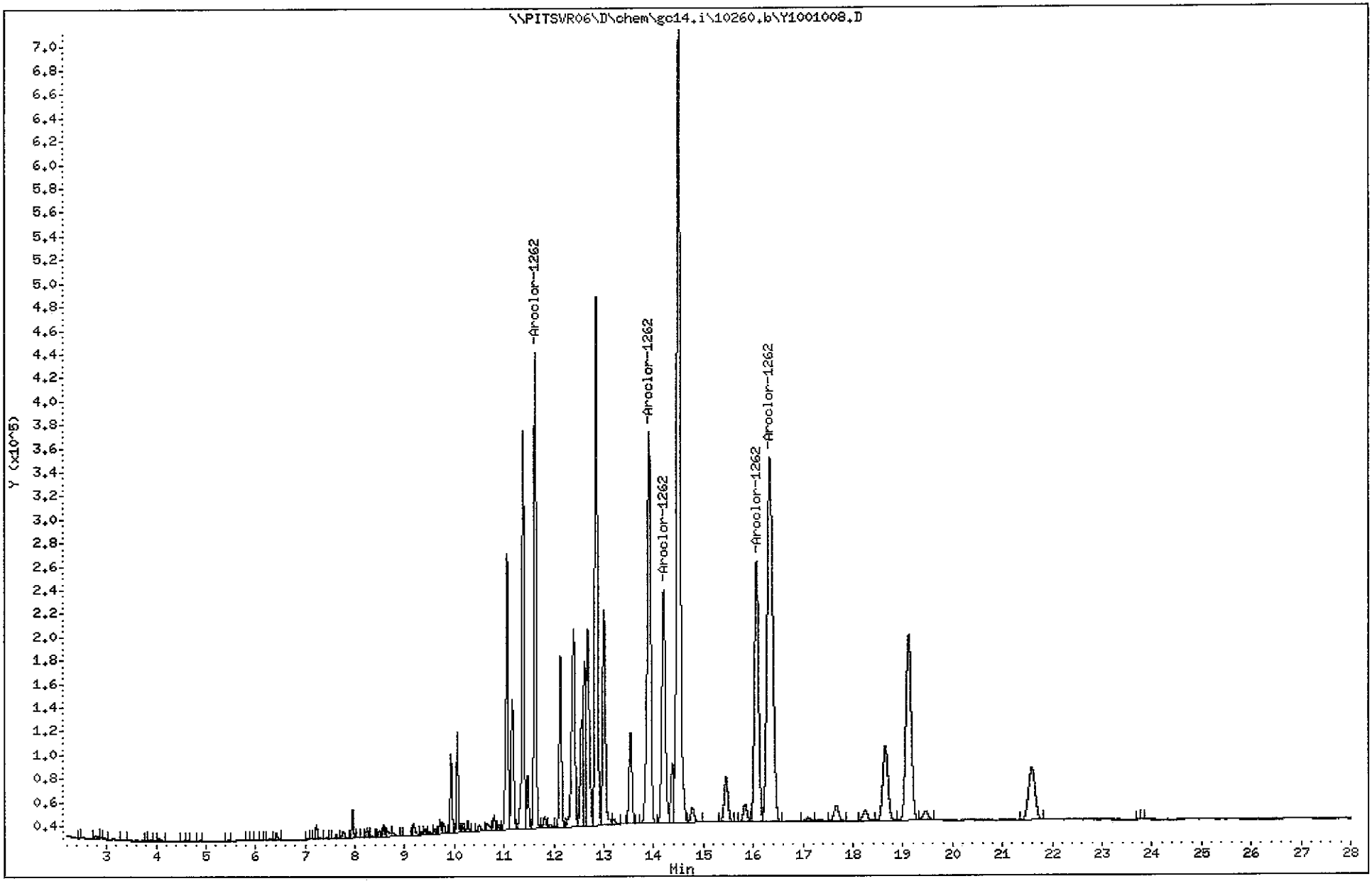

(5001 - 5120)

5050

C0J250457

Data File: \\PITSVR06\D\chem\gc14.i\10260.b\Y1001009.D
Report Date: 27-Oct-2010 13:24

TestAmerica Pittsburgh

Data file : \\PITSVR06\D\chem\gc14.i\10260.b\Y1001009.D
Lab Smp Id: M1268
Inj Date : 26-OCT-2010 21:37
Operator : Inst ID: gc14.i
Smp Info : M1268,10260.B
Misc Info : GC0450-10
Comment : 8082 PCB ANALYSIS
Method : \\PITSVR06\D\chem\gc14.i\10260.b\PCBA.m
Meth Date : 27-Oct-2010 13:24 gc14.i Quant Type: ESTD
Cal Date : 26-OCT-2010 23:45 Cal File: Y1001013.D
Als bottle: 11 Calibration Sample, Level: 3
Dil Factor: 1.00000
Integrator: Falcon Compound Sublist: 1268.sub
Target Version: 4.14 Sample Matrix: None
Processing Host: PITPC-106

				AMOUNTS			
				CAL-AMT	ON-COL		
RT	EXP RT	DLT RT	RESPONSE	(ng)	(ng)	TARGET RANGE	RATIO
10 Aroclor-1268					CAS #: 11100-14-4		
16.069	16.069	0.000	657175	0.50000	0.50000	0.00- 0.00	0.00
16.342	16.342	0.000	545561	0.50000	0.50000	0.00- 0.00	0.00
17.668	17.668	0.000	433972	0.50000	0.50000	0.00- 0.00	0.00
21.592	21.592	0.000	1003045	0.50000	0.50000	0.00- 0.00	0.00
		Average of Peak Amounts =			0.50000		

Data File: \\PITSVR06\D\chem\gc14.i\10260.b\Y1001009.D
Date : 26-OCT-2010 21:37
Client ID:
Sample Info: M1268,10260,B

Instrument: gc14.i
Operator:
Column phase: MR-1
Column diameter: 0.53

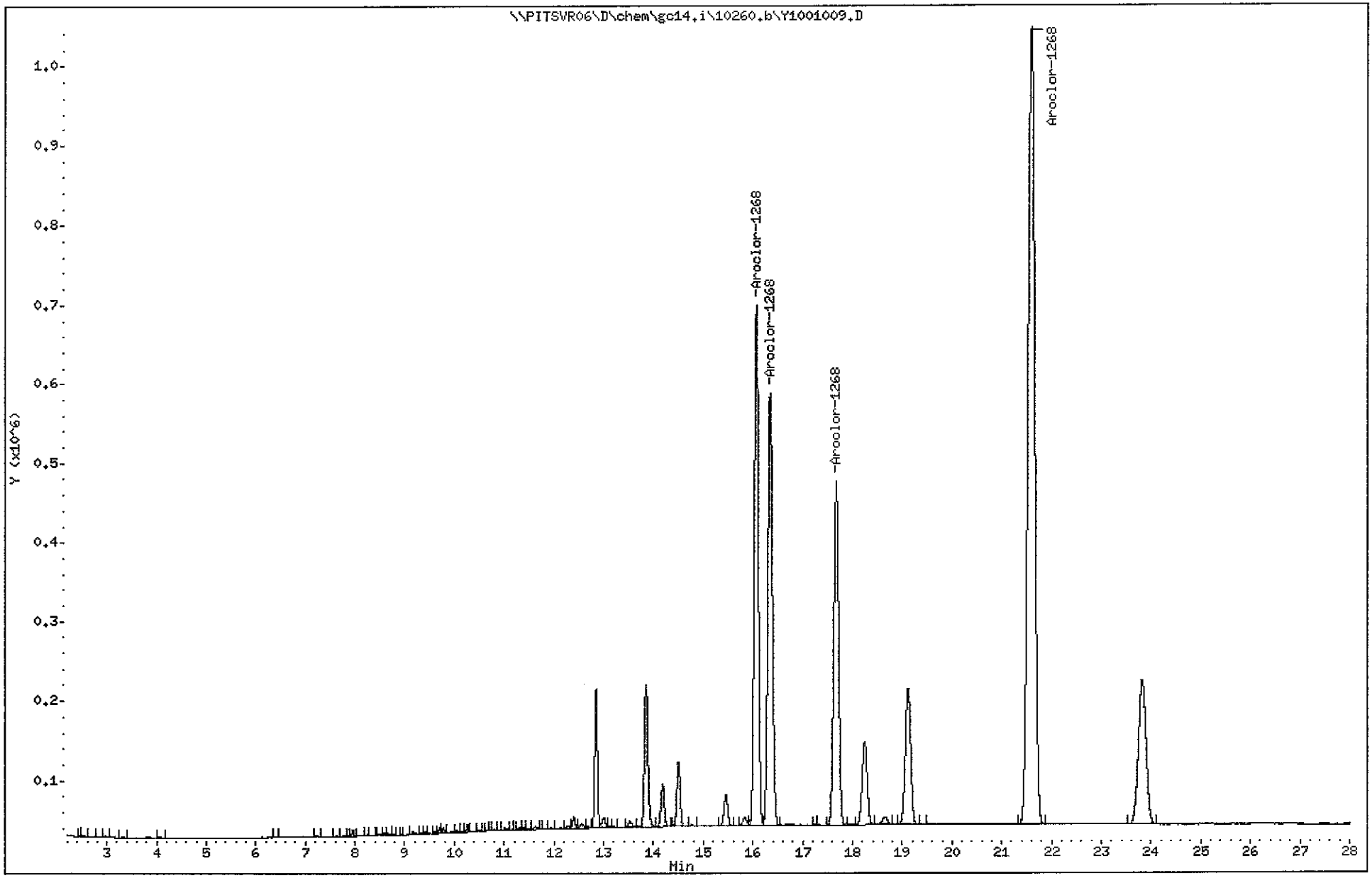

(5001 - 5120)

5052

C0J250457

Data File: \\PITSVR06\D\chem\gc14.i\10260.b\Y1001010.D
Report Date: 27-Oct-2010 13:24

TestAmerica Pittsburgh

Data file : \\PITSVR06\D\chem\gc14.i\10260.b\Y1001010.D
Lab Smp Id: XL1660
Inj Date : 26-OCT-2010 22:09
Operator : Inst ID: gc14.i
Smp Info : XL1660,10260.B
Misc Info : GC0782-10
Comment : 8082 PCB ANALYSIS
Method : \\PITSVR06\D\chem\gc14.i\10260.b\PCBA.m
Meth Date : 27-Oct-2010 13:24 gc14.i Quant Type: ESTD
Cal Date : 26-OCT-2010 23:45 Cal File: Y1001013.D
Als bottle: 12 Calibration Sample, Level: 7
Dil Factor: 1.00000
Integrator: Falcon Compound Sublist: 1660.sub
Target Version: 4.14 Sample Matrix: None
Processing Host: PITPC-106

				AMOUNTS				
				CAL-AMT	ON-COL			
RT	EXP RT	DLT RT	RESPONSE	(ng)	(ng)	TARGET RANGE		RATIO
4 Aroclor-1016					CAS #: 12674-11-2			
6.417	6.417	0.000	4603	0.01000	0.012671	0.00-	0.00	0.00
7.772	7.774	-0.002	4428	0.01000	0.011443	100.00-	100.00	0.00
7.953	7.958	-0.005	20491	0.01000	0.011274	223.51-	223.51	0.00
8.248	8.253	-0.005	6202	0.01000	0.011390	223.51-	223.51	0.00
8.495	8.497	-0.002	5487	0.01000	0.012239	317.56-	317.56	0.00
Average of Peak Amounts =					0.01180			
$ 2 Tetrachloro-m-xylene					CAS #: 877-09-8			
5.323	5.328	-0.005	8902	0.00050	0.00052358			
$ 11 Decachlorobiphenyl					CAS #: 2051-24-3			
23.828	23.831	-0.003	2562	0.00050	0.00055159			
8 Aroclor-1260					CAS #: 11096-82-5			
11.379	11.383	-0.004	10266	0.01000	0.011498	0.00-	0.00	0.00
11.622	11.627	-0.005	12617	0.01000	0.011732	115.86-	115.86	0.00
12.135	12.138	-0.003	4637	0.01000	0.010993	136.91-	136.91	0.00
12.853	12.856	-0.003	7481	0.01000	0.011774	140.00-	140.00	0.00
13.916	13.917	-0.001	6591	0.01000	0.011519	128.33-	128.33	0.00
Average of Peak Amounts =					0.01150			

Data File: \\PITSVR06\D\chem\gc14.i\10260.b\Y1001010.D
Date : 26-OCT-2010 22:09
Client ID:
Sample Info: XL1660,10260,B

Instrument: gc14.i

Operator:
Column diameter: 0.53

Column phase: MR-1

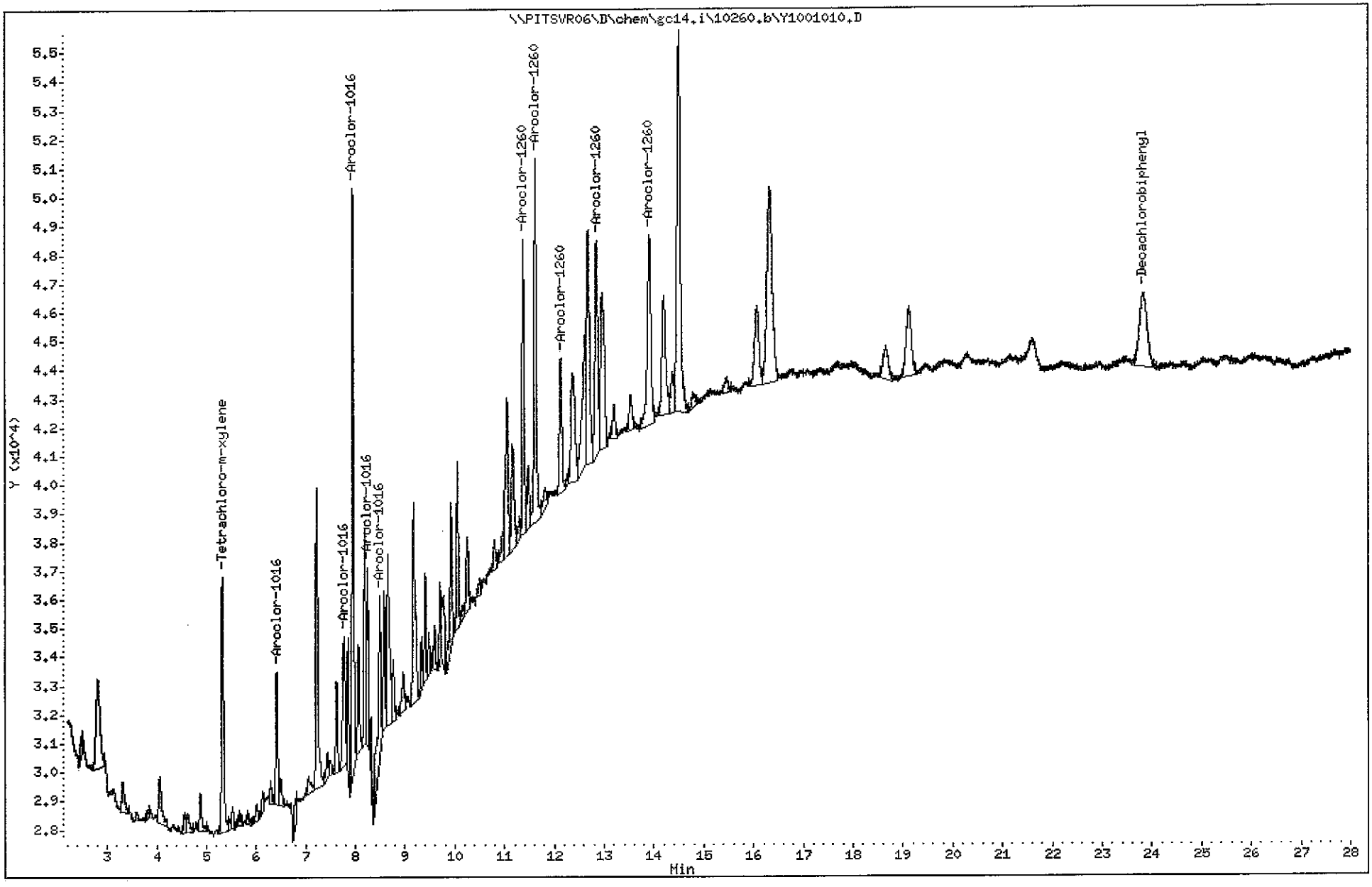

(5001 - 5120)

5054

C0J250457

Data File: \\PITSVR06\D\chem\gc14.i\10260.b\Y1001011.D
Report Date: 27-Oct-2010 13:24

TestAmerica Pittsburgh

Data file : \\PITSVR06\D\chem\gc14.i\10260.b\Y1001011.D
Lab Smp Id: L1660
Inj Date : 26-OCT-2010 22:41
Operator : Inst ID: gc14.i
Smp Info : L1660,10260.B
Misc Info : GC0783-10
Comment : 8082 PCB ANALYSIS
Method : \\PITSVR06\D\chem\gc14.i\10260.b\PCBA.m
Meth Date : 27-Oct-2010 13:24 gc14.i Quant Type: ESTD
Cal Date : 26-OCT-2010 22:09 Cal File: Y1001010.D
Als bottle: 13 Calibration Sample, Level: 1
Dil Factor: 1.00000
Integrator: Falcon Compound Sublist: 1660.sub
Target Version: 4.14 Sample Matrix: None
Processing Host: PITPC-106

				AMOUNTS			
				CAL-AMT	ON-COL		
RT	EXP RT	DLT RT	RESPONSE	(ng)	(ng)	TARGET RANGE	RATIO
4 Aroclor-1016					CAS #: 12674-11-2		
6.416	6.417	-0.001	18520	0.05000	0.050981	0.00- 0.00	0.00
7.771	7.774	-0.003	20174	0.05000	0.052136	100.00- 100.00	0.00
7.954	7.958	-0.004	88296	0.05000	0.048581	223.51- 223.51	0.00
8.250	8.253	-0.003	27586	0.05000	0.050662	223.51- 223.51	0.00
8.494	8.497	-0.003	21568	0.05000	0.048108	317.56- 317.56	0.00
Average of Peak Amounts =					0.05009		
$ 2 Tetrachloro-m-xylene					CAS #: 877-09-8		
5.324	5.328	-0.004	39656	0.00250	0.0023324		
$ 11 Decachlorobiphenyl					CAS #: 2051-24-3		
23.826	23.831	-0.005	11658	0.00250	0.0025099		
8 Aroclor-1260					CAS #: 11096-82-5		
11.381	11.383	-0.002	44494	0.05000	0.049833	0.00- 0.00	0.00
11.624	11.627	-0.003	52732	0.05000	0.049035	115.86- 115.86	0.00
12.136	12.138	-0.002	20209	0.05000	0.047910	136.91- 136.91	0.00
12.854	12.856	-0.002	31205	0.05000	0.049112	140.00- 140.00	0.00
13.919	13.917	0.002	28047	0.05000	0.049019	128.33- 128.33	0.00
Average of Peak Amounts =					0.04898		

Data File: \\PITSVR06\D\chem\gc14.i\10260.b\Y1001011.D
Date : 26-OCT-2010 22:41
Client ID:
Sample Info: L1660,10260,B

Instrument: gc14.i
Operator:
Column diameter: 0.53

Column phase: MR-1

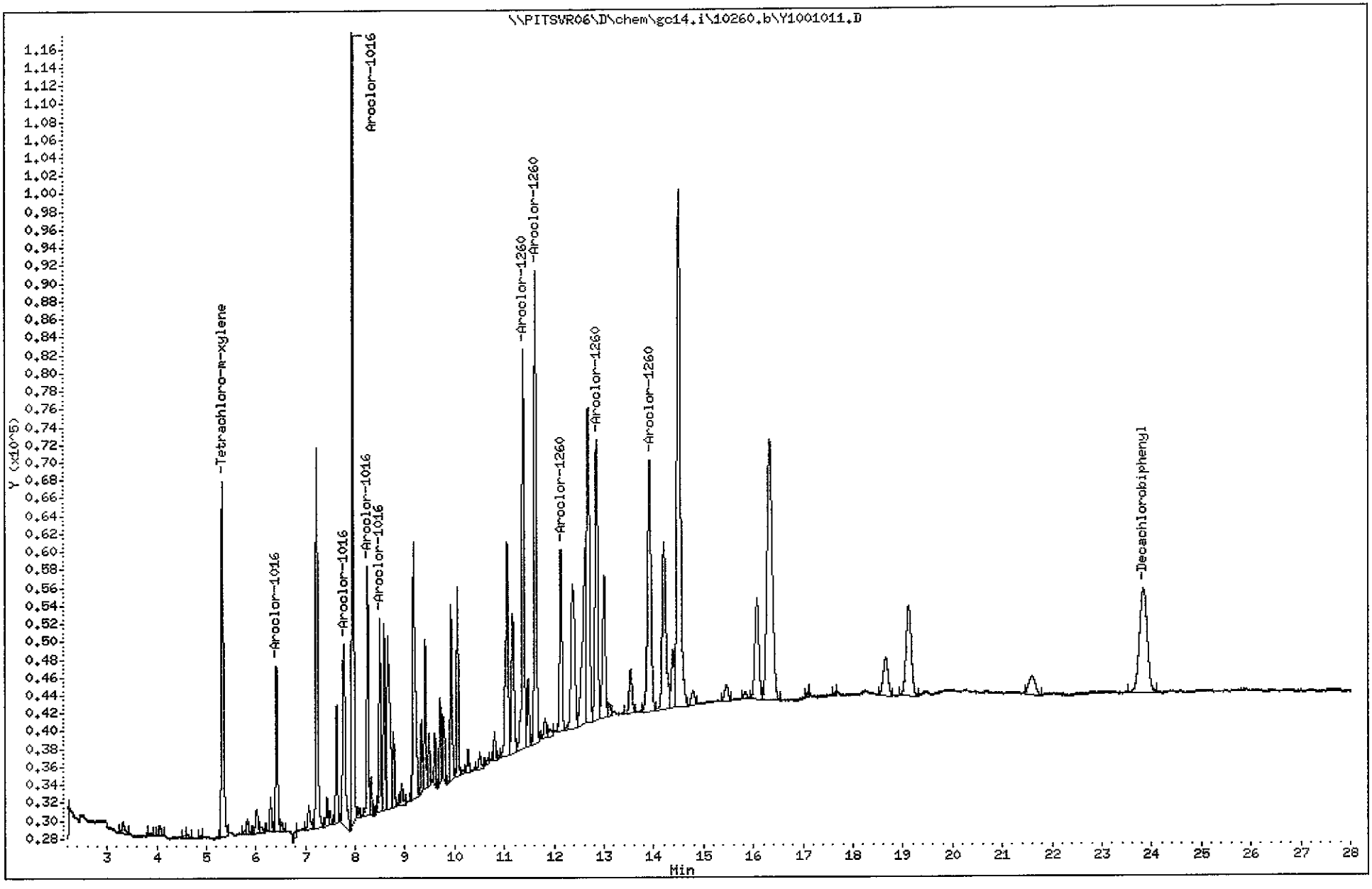

(5001 - 5120)

5056

C0J250457

Data File: \\PITSVR06\D\chem\gc14.i\10260.b\Y1001012.D
Report Date: 27-Oct-2010 13:24

TestAmerica Pittsburgh

Data file : \\PITSVR06\D\chem\gc14.i\10260.b\Y1001012.D
Lab Smp Id: ML1660
Inj Date : 26-OCT-2010 23:13
Operator : Inst ID: gc14.i
Smp Info : ML1660,10260.B
Misc Info : GC0784-10
Comment : 8082 PCB ANALYSIS
Method : \\PITSVR06\D\chem\gc14.i\10260.b\PCBA.m
Meth Date : 27-Oct-2010 13:24 gc14.i Quant Type: ESTD
Cal Date : 26-OCT-2010 22:41 Cal File: Y1001011.D
Als bottle: 14 Calibration Sample, Level: 2
Dil Factor: 1.00000
Integrator: Falcon Compound Sublist: 1660.sub
Target Version: 4.14 Sample Matrix: None
Processing Host: PITPC-106

				AMOUNTS			
				CAL-AMT	ON-COL		
RT	EXP RT	DLT RT	RESPONSE	(ng)	(ng)	TARGET RANGE	RATIO
4 Aroclor-1016					CAS #: 12674-11-2		
6.418	6.417	0.001	75526	0.20000	0.20790	0.00- 0.00	0.00
7.773	7.774	-0.001	80892	0.20000	0.20905	100.00- 100.00	0.00
7.955	7.958	-0.003	375883	0.20000	0.20681	223.51- 223.51	0.00
8.252	8.253	-0.001	112625	0.20000	0.20684	223.51- 223.51	0.00
8.497	8.497	0.000	90756	0.20000	0.20244	317.56- 317.56	0.00
Average of Peak Amounts =					0.20661		
$ 2 Tetrachloro-m-xylene					CAS #: 877-09-8		
5.327	5.328	-0.001	172859	0.01000	0.010167		
$ 11 Decachlorobiphenyl					CAS #: 2051-24-3		
23.836	23.831	0.005	47836	0.01000	0.010299		
8 Aroclor-1260					CAS #: 11096-82-5		
11.383	11.383	0.000	184677	0.20000	0.20684	0.00- 0.00	0.00
11.627	11.627	0.000	218435	0.20000	0.20312	115.86- 115.86	0.00
12.136	12.138	-0.002	87760	0.20000	0.20806	136.91- 136.91	0.00
12.857	12.856	0.001	130660	0.20000	0.20564	140.00- 140.00	0.00
13.921	13.917	0.004	118261	0.20000	0.20669	128.33- 128.33	0.00
Average of Peak Amounts =					0.20607		

Data File: \\PITSVR06\D\chem\gc14.i\10260.b\Y1001012.D
Date : 26-OCT-2010 23:13
Client ID:
Sample Info: ML1660,10260,B

Instrument: gc14.i
Operator:
Column diameter: 0.53

Column phase: MR-1

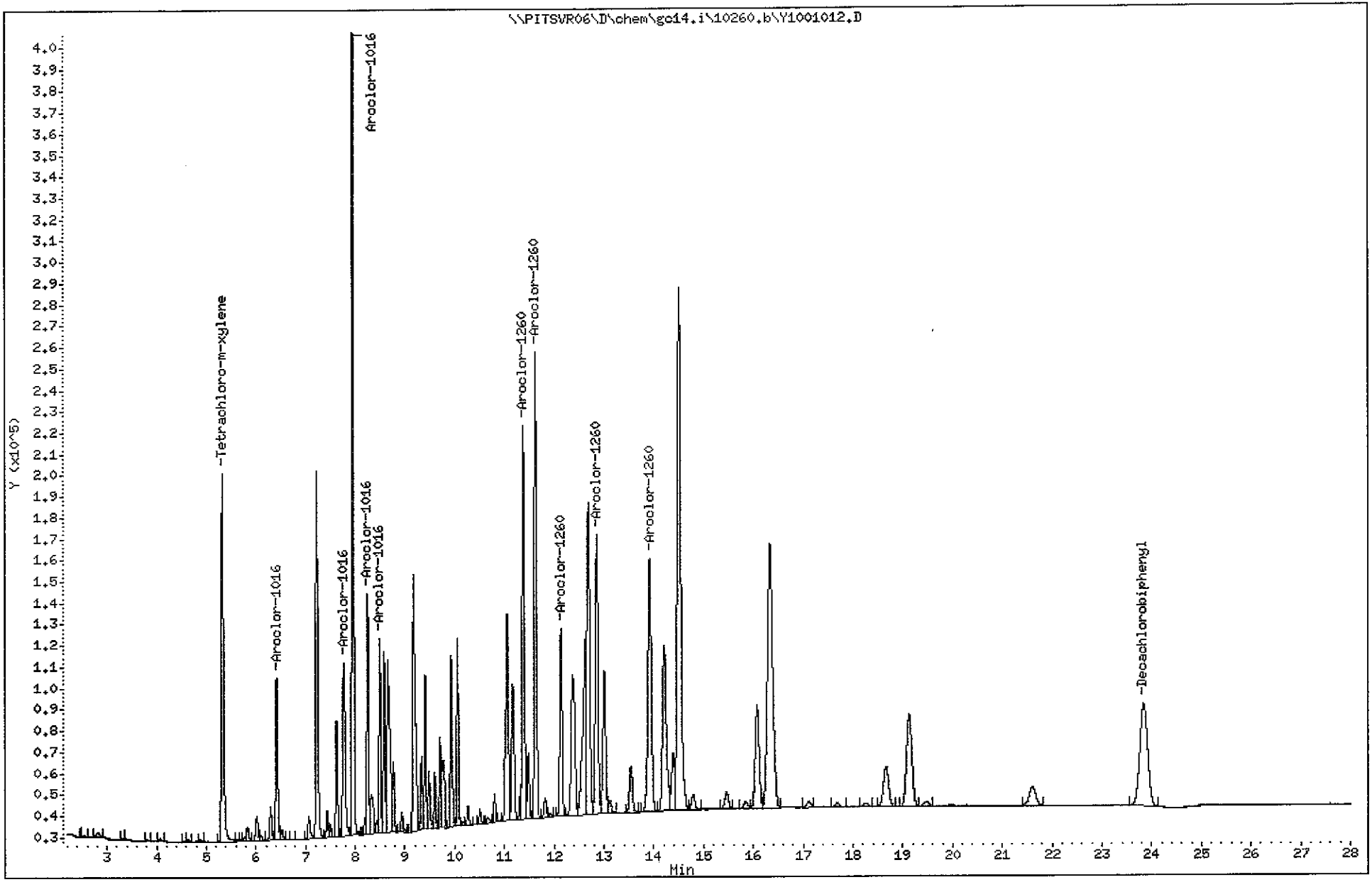

(5001 - 5120)

5058

C0J250457

Data File: \\PITSVR06\D\chem\gc14.i\10260.b\Y1001013.D
Report Date: 27-Oct-2010 13:24

TestAmerica Pittsburgh

Data file : \\PITSVR06\D\chem\gc14.i\10260.b\Y1001013.D
Lab Smp Id: M1660
Inj Date : 26-OCT-2010 23:45
Operator : Inst ID: gc14.i
Smp Info : M1660,10260.B
Misc Info : GC0785-10
Comment : 8082 PCB ANALYSIS
Method : \\PITSVR06\D\chem\gc14.i\10260.b\PCBA.m
Meth Date : 27-Oct-2010 13:24 gc14.i Quant Type: ESTD
Cal Date : 26-OCT-2010 23:13 Cal File: Y1001012.D
Als bottle: 15 Calibration Sample, Level: 3
Dil Factor: 1.00000
Integrator: Falcon Compound Sublist: 1660.sub
Target Version: 4.14 Sample Matrix: None
Processing Host: PITPC-106

				AMOUNTS			
				CAL-AMT	ON-COL		
RT	EXP RT	DLT RT	RESPONSE	(ng)	(ng)	TARGET RANGE	RATIO
4 Aroclor-1016					CAS #: 12674-11-2		
6.419	6.417	0.002	180688	0.50000	0.49739	0.00- 0.00	0.00
7.775	7.774	0.001	195053	0.50000	0.50408	100.00- 100.00	0.00
7.957	7.958	-0.001	916116	0.50000	0.50406	223.51- 223.51	0.00
8.254	8.253	0.001	271603	0.50000	0.49880	223.51- 223.51	0.00
8.497	8.497	0.000	221628	0.50000	0.49435	317.56- 317.56	0.00
Average of Peak Amounts =					0.49974		
$ 2 Tetrachloro-m-xylene					CAS #: 877-09-8		
5.328	5.328	0.000	442751	0.02500	0.026041		
$ 11 Decachlorobiphenyl					CAS #: 2051-24-3		
23.850	23.831	0.019	120233	0.02500	0.025886		
8 Aroclor-1260					CAS #: 11096-82-5		
11.384	11.383	0.001	446349	0.50000	0.49991	0.00- 0.00	0.00
11.628	11.627	0.001	537473	0.50000	0.49980	115.86- 115.86	0.00
12.138	12.138	0.000	213979	0.50000	0.50729	136.91- 136.91	0.00
12.857	12.856	0.001	316412	0.50000	0.49798	140.00- 140.00	0.00
13.921	13.917	0.004	284801	0.50000	0.49776	128.33- 128.33	0.00
Average of Peak Amounts =					0.50055		

Data File: \\PITSVR06\D\chem\gc14.i\10260.b\Y1001013.D
Date : 26-OCT-2010 23:45
Client ID:
Sample Info: M1660,10260.B

Instrument: gc14.i
Operator:
Column diameter: 0.53

Column phase: MR-1

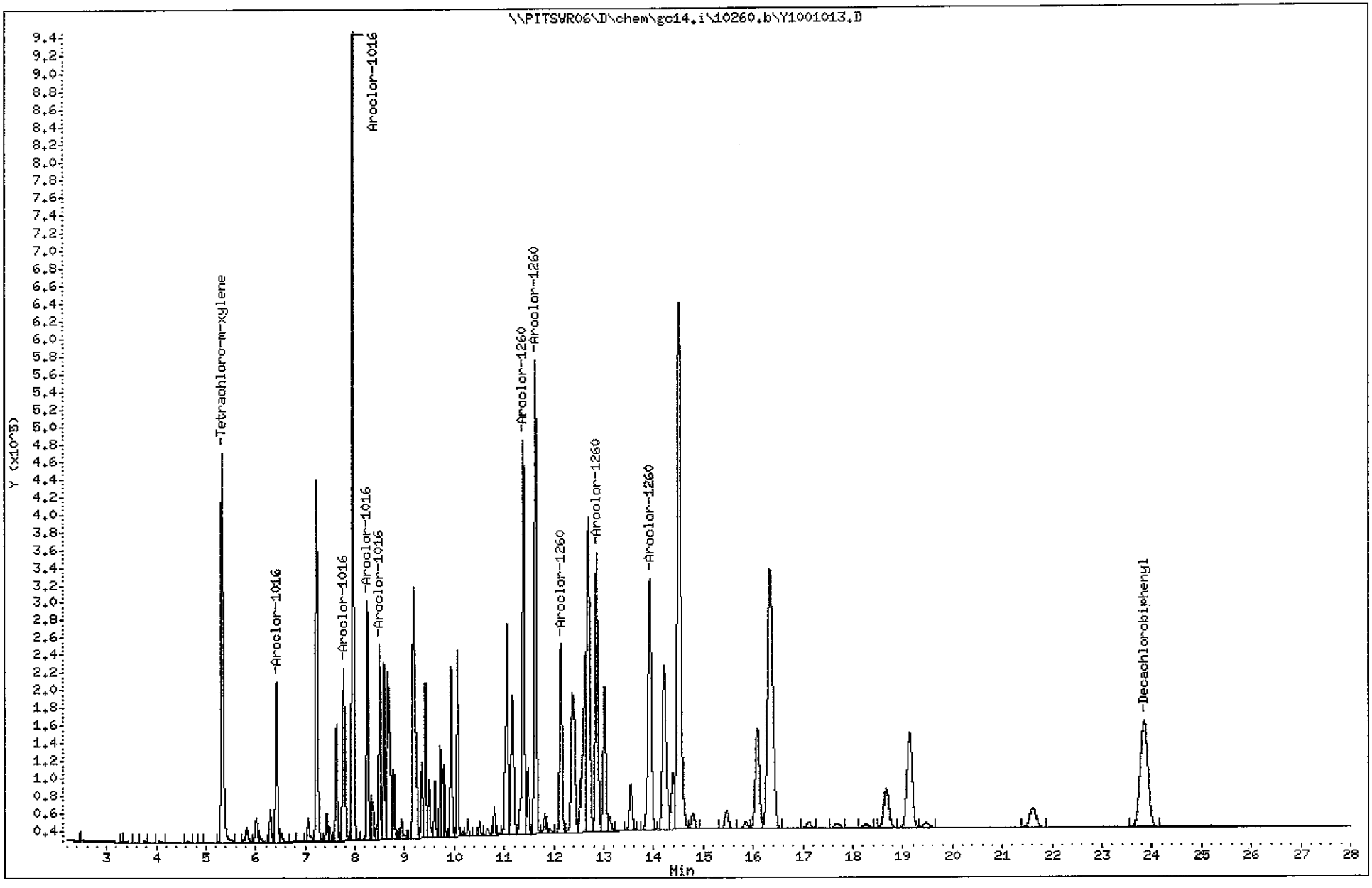

(5001 - 5120)

5060

C0J250457

Data File: \\PITSVR06\D\chem\gc14.i\10260.b\Y1001014.D
Report Date: 27-Oct-2010 13:24

TestAmerica Pittsburgh

Data file : \\PITSVR06\D\chem\gc14.i\10260.b\Y1001014.D
Lab Smp Id: MH1660
Inj Date : 27-OCT-2010 00:17
Operator : Inst ID: gc14.i
Smp Info : MH1660,10260.B
Misc Info : GC0786-10
Comment : 8082 PCB ANALYSIS
Method : \\PITSVR06\D\chem\gc14.i\10260.b\PCBA.m
Meth Date : 27-Oct-2010 13:24 gc14.i Quant Type: ESTD
Cal Date : 26-OCT-2010 23:45 Cal File: Y1001013.D
Als bottle: 16 Calibration Sample, Level: 4
Dil Factor: 1.00000
Integrator: Falcon Compound Sublist: 1660.sub
Target Version: 4.14 Sample Matrix: None
Processing Host: PITPC-106

				AMOUNTS			
				CAL-AMT	ON-COL		
RT	EXP RT	DLT RT	RESPONSE	(ng)	(ng)	TARGET RANGE	RATIO
4 Aroclor-1016					CAS #: 12674-11-2		
6.417	6.417	0.000	344693	1.00000	0.94886	0.00- 0.00	0.00
7.774	7.774	0.000	370882	1.00000	0.95847	100.00- 100.00	0.00
7.958	7.958	0.000	1751566	1.00000	0.96373	223.51- 223.51	0.00
8.253	8.253	0.000	523383	1.00000	0.96119	223.51- 223.51	0.00
8.497	8.497	0.000	427335	1.00000	0.95319	317.56- 317.56	0.00
Average of Peak Amounts =					0.95709		
$ 2 Tetrachloro-m-xylene					CAS #: 877-09-8		
5.328	5.328	0.000	866293	0.05000	0.050952		
$ 11 Decachlorobiphenyl					CAS #: 2051-24-3		
23.831	23.831	0.000	223442	0.05000	0.048106		
8 Aroclor-1260					CAS #: 11096-82-5		
11.383	11.383	0.000	851777	1.00000	0.95399	0.00- 0.00	0.00
11.627	11.627	0.000	1027922	1.00000	0.95586	115.86- 115.86	0.00
12.138	12.138	0.000	413005	1.00000	0.97913	136.91- 136.91	0.00
12.856	12.856	0.000	612899	1.00000	0.96461	140.00- 140.00	0.00
13.917	13.917	0.000	553656	1.00000	0.96765	128.33- 128.33	0.00
Average of Peak Amounts =					0.96425		

Data File: \\PITSVR06\D\chem\gc14.i\10260.b\Y1001014.D
Date : 27-OCT-2010 00:17
Client ID:
Sample Info: MH1660,10260,B

Instrument: gc14.i

Operator:
Column diameter: 0.53

Column phase: MR-1

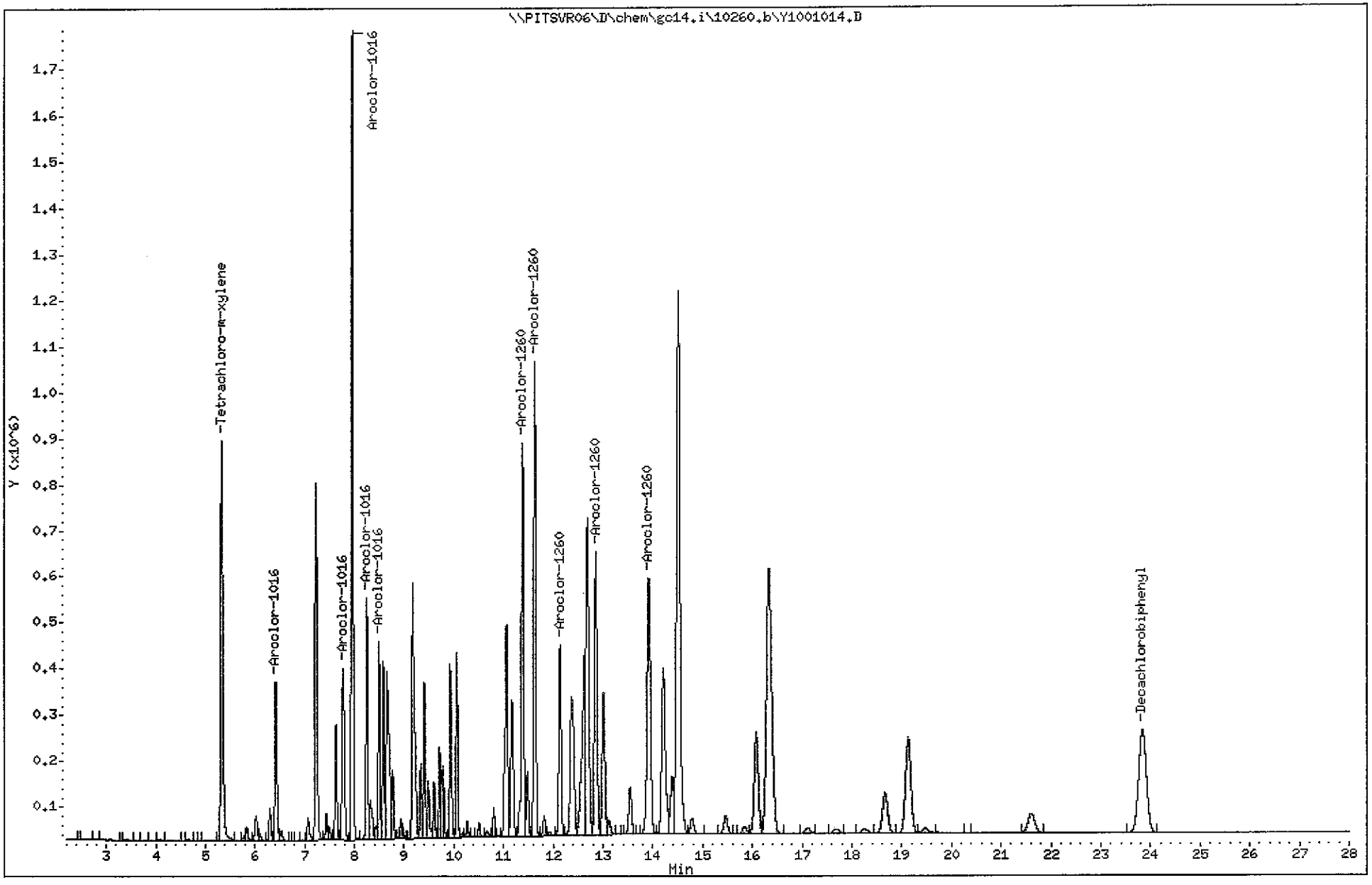

(5001 - 5120)

5062

C0J250457

Data File: \\PITSVR06\D\chem\gc14.i\10260.b\Y1001015.D
Report Date: 27-Oct-2010 13:24

TestAmerica Pittsburgh

Data file : \\PITSVR06\D\chem\gc14.i\10260.b\Y1001015.D
Lab Smp Id: H1660
Inj Date : 27-OCT-2010 00:49
Operator : Inst ID: gc14.i
Smp Info : H1660,10260.B
Misc Info : GC0787-10
Comment : 8082 PCB ANALYSIS
Method : \\PITSVR06\D\chem\gc14.i\10260.b\PCBA.m
Meth Date : 27-Oct-2010 13:24 gc14.i Quant Type: ESTD
Cal Date : 27-OCT-2010 00:17 Cal File: Y1001014.D
Als bottle: 17 Calibration Sample, Level: 5
Dil Factor: 1.00000
Integrator: Falcon Compound Sublist: 1660.sub
Target Version: 4.14 Sample Matrix: None
Processing Host: PITPC-106

				AMOUNTS				
				CAL-AMT	ON-COL			
RT	EXP RT	DLT RT	RESPONSE	(ng)	(ng)	TARGET RANGE		RATIO
4 Aroclor-1016						CAS #: 12674-11-2		
6.422	6.417	0.005	649519	2.00000	1.7880	0.00-	0.00	0.00
7.775	7.774	0.001	714302	2.00000	1.8460	100.00-	100.00	0.00
7.959	7.958	0.001	3471164	2.00000	1.9099	223.51-	223.51	0.00
8.253	8.253	0.000	1030091	2.00000	1.8918	223.51-	223.51	0.00
8.498	8.497	0.001	847978	2.00000	1.8914	317.56-	317.56	0.00
Average of Peak Amounts =					1.86542			
$ 2 Tetrachloro-m-xylene						CAS #: 877-09-8		
5.332	5.328	0.004	1697843	0.10000	0.099860			
$ 11 Decachlorobiphenyl						CAS #: 2051-24-3		
23.831	23.831	0.000	434505	0.10000	0.093547			
8 Aroclor-1260						CAS #: 11096-82-5		
11.383	11.383	0.000	1652385	2.00000	1.8507	0.00-	0.00	0.00
11.627	11.627	0.000	2003385	2.00000	1.8629	115.86-	115.86	0.00
12.136	12.138	-0.002	805955	2.00000	1.9107	136.91-	136.91	0.00
12.853	12.856	-0.003	1185815	2.00000	1.8663	140.00-	140.00	0.00
13.919	13.917	0.002	1077202	2.00000	1.8827	128.33-	128.33	0.00
Average of Peak Amounts =					1.87466			

Data File: \\PITSVR06\D\chem\gc14.i\10260.b\Y1001015.D
Date : 27-OCT-2010 00:49
Client ID:
Sample Info: H1660,10260.B

Instrument: gc14.i

Operator:
Column phase: MR-1
Column diameter: 0.53

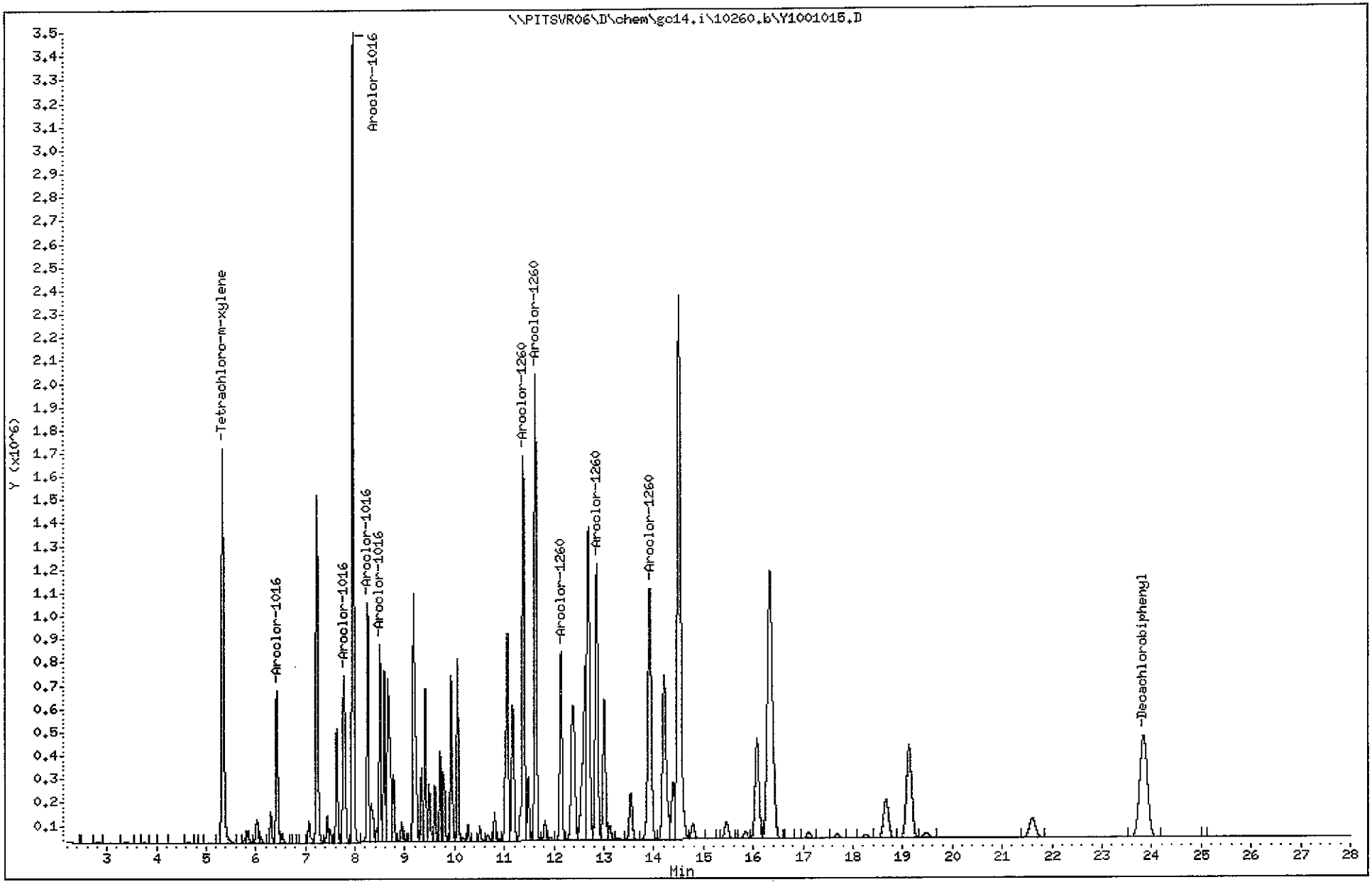

(5001 - 5120)

5064

C0J250457

Data File: \\PITSVR06\D\chem\gc14.i\10260.b\Y1001016.D
Report Date: 27-Oct-2010 13:24

TestAmerica Pittsburgh

Data file : \\PITSVR06\D\chem\gc14.i\10260.b\Y1001016.D
Lab Smp Id: XH1660
Inj Date : 27-OCT-2010 01:21
Operator : Inst ID: gc14.i
Smp Info : XH1660,10260.B
Misc Info : GC0788-10
Comment : 8082 PCB ANALYSIS
Method : \\PITSVR06\D\chem\gc14.i\10260.b\PCBA.m
Meth Date : 27-Oct-2010 13:24 gc14.i Quant Type: ESTD
Cal Date : 27-OCT-2010 00:49 Cal File: Y1001015.D
Als bottle: 18 Calibration Sample, Level: 6
Dil Factor: 1.00000
Integrator: Falcon Compound Sublist: 1660.sub
Target Version: 4.14 Sample Matrix: None
Processing Host: PITPC-106

				AMOUNTS			
				CAL-AMT	ON-COL		
RT	EXP RT	DLT RT	RESPONSE	(ng)	(ng)	TARGET RANGE	RATIO
4 Aroclor-1016					CAS #: 12674-11-2		
6.424	6.417	0.007	1214974	4.00000	3.3445	0.00- 0.00	0.00
7.777	7.774	0.003	1359106	4.00000	3.5123	100.00- 100.00	0.00
7.960	7.958	0.002	6834418	4.00000	3.7604	223.51- 223.51	0.00
8.256	8.253	0.003	1979653	4.00000	3.6356	223.51- 223.51	0.00
8.501	8.497	0.004	1639271	4.00000	3.6565	317.56- 317.56	0.00
Average of Peak Amounts =					3.58186		
$ 2 Tetrachloro-m-xylene					CAS #: 877-09-8		
5.336	5.328	0.008	3209807	0.20000	0.18879		
$ 11 Decachlorobiphenyl					CAS #: 2051-24-3		
23.841	23.831	0.010	863880	0.20000	0.18599		
8 Aroclor-1260					CAS #: 11096-82-5		
11.385	11.383	0.002	3357969	4.00000	3.7609	0.00- 0.00	0.00
11.628	11.627	0.001	4058458	4.00000	3.7740	115.86- 115.86	0.00
12.138	12.138	0.000	1608156	4.00000	3.8125	136.91- 136.91	0.00
12.856	12.856	0.000	2334246	4.00000	3.6738	140.00- 140.00	0.00
13.919	13.917	0.002	2127788	4.00000	3.7188	128.33- 128.33	0.00
Average of Peak Amounts =					3.74800		

Data File: \\PITSVR06\D\chem\gc14.i\10260.b\Y1001016.D
Date : 27-OCT-2010 01:21
Client ID:
Sample Info: XH1660,10260.B

Instrument: gc14.i

Operator:
Column phase: MR-1
Column diameter: 0.53

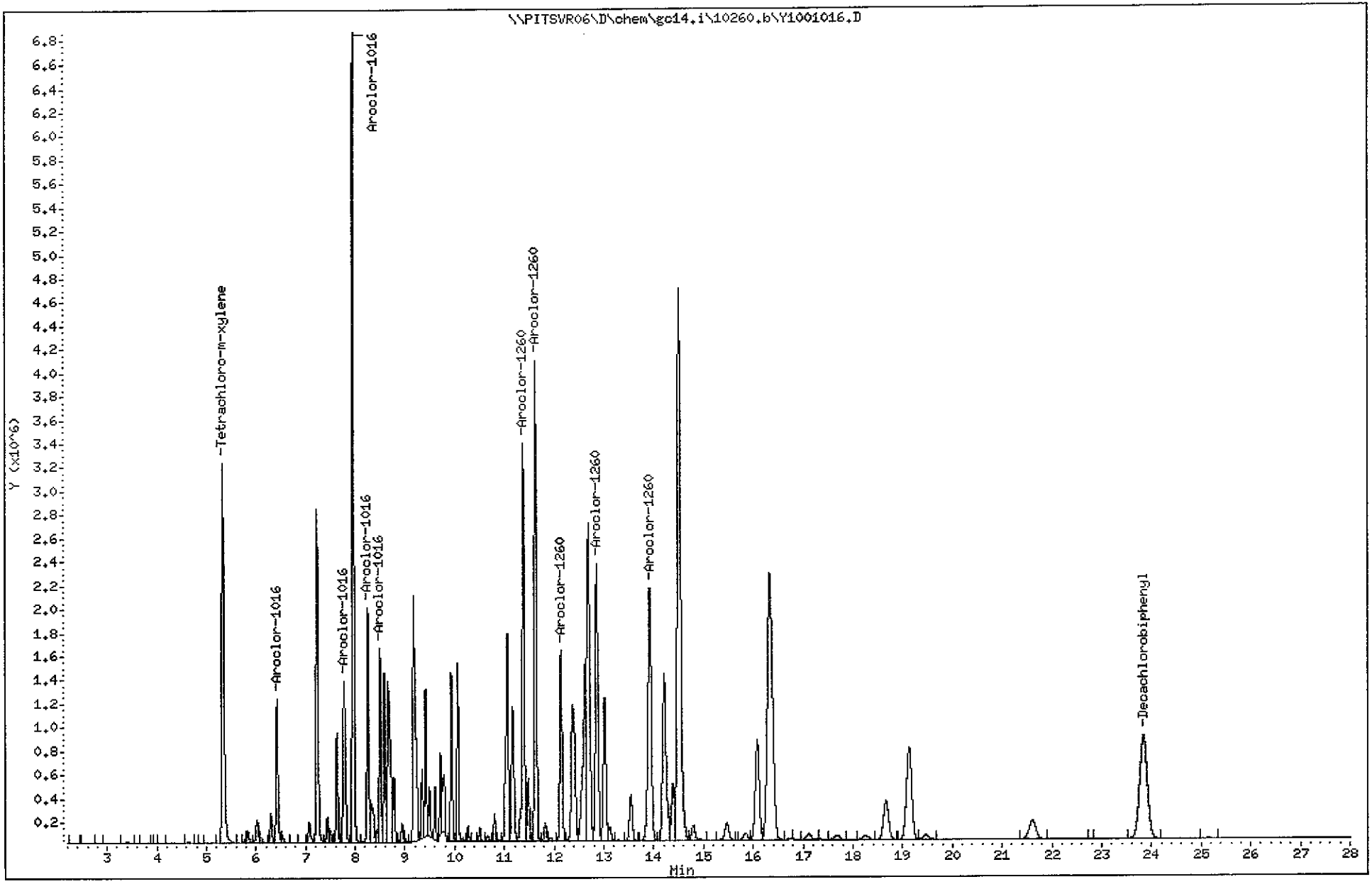

(5001 - 5120)

5066

C0J250457

Data File: \\PITSVR06\D\chem\gc14.i\10260.b\Y1001017.D
Report Date: 27-Oct-2010 13:24

TestAmerica Pittsburgh

Data file : \\PITSVR06\D\chem\gc14.i\10260.b\Y1001017.D
Lab Smp Id: 2M2154
Inj Date : 27-OCT-2010 01:53
Operator : Inst ID: gc14.i
Smp Info : 2M2154,10260.B
Misc Info : GC0861-10
Comment : 8082 PCB ANALYSIS
Method : \\PITSVR06\D\chem\gc14.i\10260.b\PCBA.m
Meth Date : 27-Oct-2010 13:24 gc14.i Quant Type: ESTD
Cal Date : 27-OCT-2010 01:21 Cal File: Y1001016.D
Als bottle: 19 Continuing Calibration Sample
Dil Factor: 1.00000
Integrator: Falcon Compound Sublist: 2154.sub
Target Version: 4.14 Sample Matrix: None
Processing Host: PITPC-106

RT	EXP RT	DLT RT	RESPONSE	AMOUNTS CAL-AMT (ng)	ON-COL (ng)	TARGET RANGE	RATIO
1 Aroclor-1221					CAS #: 11104-28-2		
6.009	6.008	0.001	86466	0.50000	0.50383	0.00- 0.00	0.00
6.294	6.294	0.000	70724	0.50000	0.50162	136.57- 136.57	0.00
6.416	6.417	-0.001	232132	0.50000	0.49970	86.04- 86.04	0.00
		Average of Peak Amounts =			0.50172		
7 Aroclor-1254					CAS #: 11097-69-1		
10.503	10.503	0.000	152148	0.50000	0.54395	0.00- 0.00	0.00
10.659	10.659	0.000	172620	0.50000	0.55724	112.23- 112.23	0.00
10.799	10.799	0.000	344020	0.50000	0.53438	97.40- 97.40	0.00
11.319	11.320	-0.001	450937	0.50000	0.54399	71.09- 71.09	0.00
12.136	12.135	0.001	87620	0.50000	0.48211	85.01- 85.01	0.00
		Average of Peak Amounts =			0.53233		

Data File: \\PITSVR06\D\chem\gc14.i\10260.b\Y1001017.D
Date : 27-OCT-2010 01:53
Client ID:
Sample Info: 2M2154,10260,B

Instrument: gc14.i
Operator:
Column diameter: 0.53

Column phase: MR-1

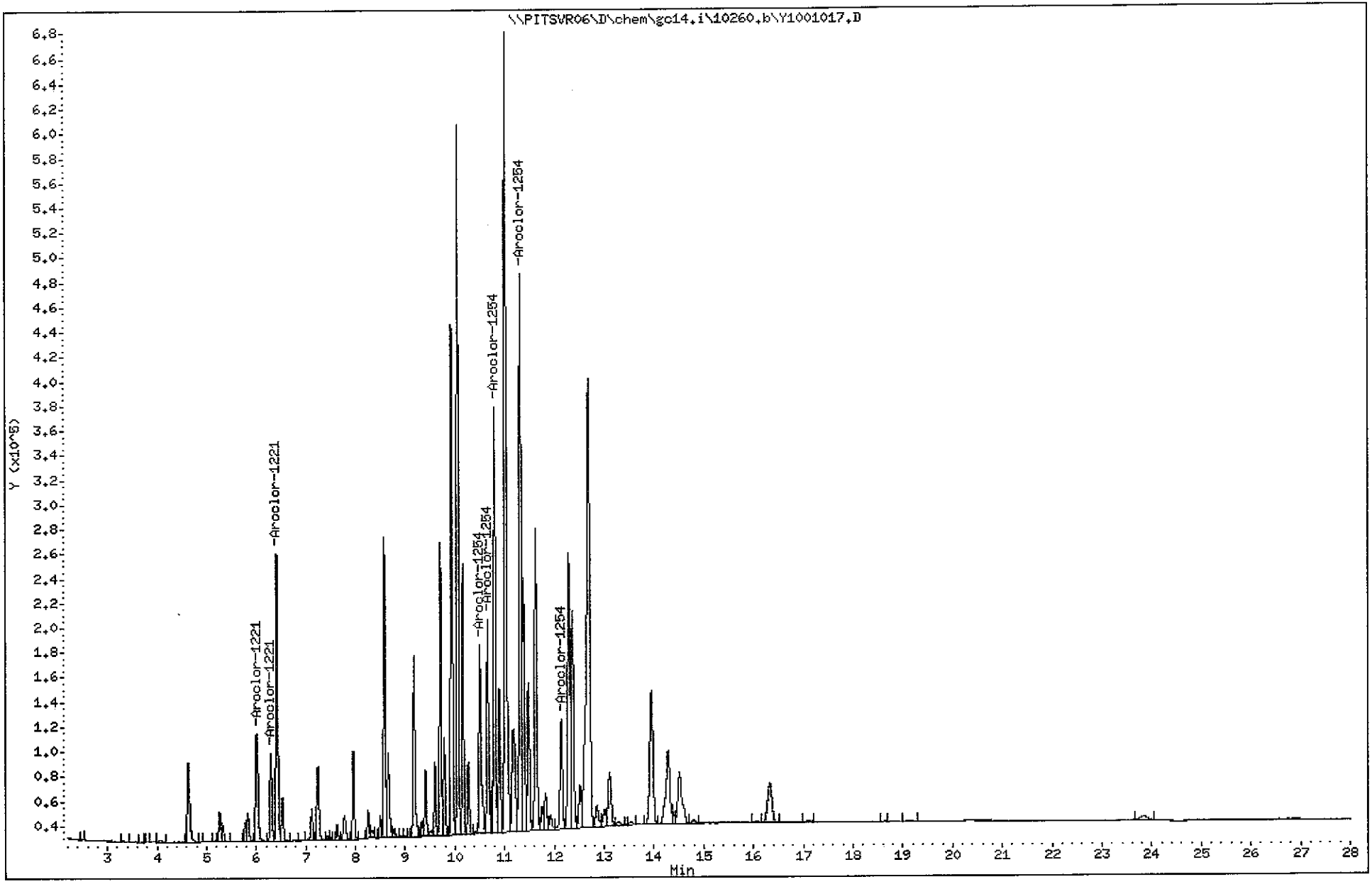

(5001 - 5120)

5068

C0J250457

Data File: \\PITSVR06\D\chem\gc14.i\10260.b\Y1001018.D
Report Date: 27-Oct-2010 13:24

TestAmerica Pittsburgh

Data file : \\PITSVR06\D\chem\gc14.i\10260.b\Y1001018.D
Lab Smp Id: 2M1232
Inj Date : 27-OCT-2010 02:25
Operator : Inst ID: gc14.i
Smp Info : 2M1232,10260.B
Misc Info : GC0862-10
Comment : 8082 PCB ANALYSIS
Method : \\PITSVR06\D\chem\gc14.i\10260.b\PCBA.m
Meth Date : 27-Oct-2010 13:24 gc14.i Quant Type: ESTD
Cal Date : 27-OCT-2010 01:21 Cal File: Y1001016.D
Als bottle: 20 Continuing Calibration Sample
Dil Factor: 1.00000
Integrator: Falcon Compound Sublist: 1232.sub
Target Version: 4.14 Sample Matrix: None
Processing Host: PITPC-106

				AMOUNTS			
				CAL-AMT	ON-COL		
RT	EXP RT	DLT RT	RESPONSE	(ng)	(ng)	TARGET RANGE	RATIO
3 Aroclor-1232					CAS #: 11141-16-5		
7.772	7.772	0.000	88428	0.50000	0.52725	0.00- 0.00	0.00
8.251	8.250	0.001	119070	0.50000	0.51593	166.26- 166.26	0.00
8.583	8.583	0.000	75756	0.50000	0.39446	85.99- 85.99	0.00
9.410	9.411	-0.001	68332	0.50000	0.45116	94.18- 94.18	0.00
9.600	9.599	0.001	65622	0.50000	0.47039	0.00- 0.00	0.00
		Average of Peak Amounts =			0.47184		

Data File: \\PITSVR06\D\chem\gc14.i\10260.b\Y1001018.D
Date : 27-OCT-2010 02:25
Client ID:
Sample Info: 2M1232,10260.B

Column phase: MR-1

Instrument: gc14.i

Operator:
Column diameter: 0.53

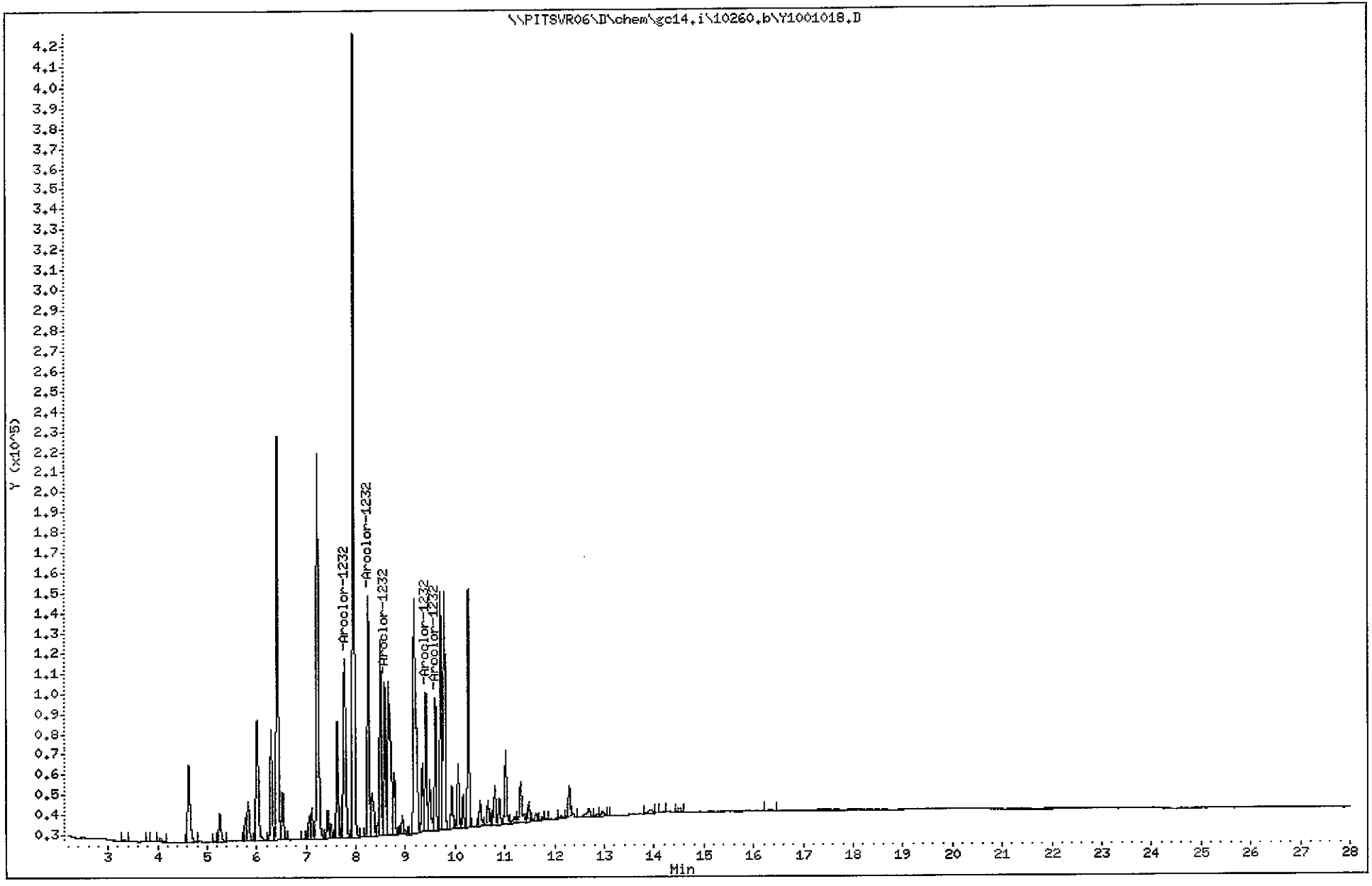

(5001 - 5120)

5070

C0J250457

Data File: \\PITSVR06\D\chem\gc14.i\10260.b\Y1001019.D
Report Date: 27-Oct-2010 13:24

TestAmerica Pittsburgh

Data file : \\PITSVR06\D\chem\gc14.i\10260.b\Y1001019.D
Lab Smp Id: 2M1242
Inj Date : 27-OCT-2010 02:57
Operator : Inst ID: gc14.i
Smp Info : 2M1242,10260.B
Misc Info : GC0863-10
Comment : 8082 PCB ANALYSIS
Method : \\PITSVR06\D\chem\gc14.i\10260.b\PCBA.m
Meth Date : 27-Oct-2010 13:24 gc14.i Quant Type: ESTD
Cal Date : 27-OCT-2010 01:21 Cal File: Y1001016.D
Als bottle: 21 Continuing Calibration Sample
Dil Factor: 1.00000
Integrator: Falcon Compound Sublist: 1242.sub
Target Version: 4.14 Sample Matrix: None
Processing Host: PITPC-106

RT	EXP RT	DLT RT	RESPONSE	AMOUNTS CAL-AMT (ng)	ON-COL (ng)	TARGET RANGE	RATIO
5 Aroclor-1242					CAS #: 53469-21-9		
8.496	8.494	0.002	184507	0.50000	0.54228	0.00- 0.00	0.00
8.583	8.582	0.001	164356	0.50000	0.54703	330.13- 330.13	0.00
9.176	9.175	0.001	244724	0.50000	0.53587	769.70- 769.70	0.00
9.785	9.784	0.001	255123	0.50000	0.50260	532.48- 532.48	0.00
10.266	10.265	0.001	248331	0.50000	0.48066	334.30- 334.30	0.00
		Average of Peak Amounts =			0.52169		

Data File: \\PITSVR06\D\chem\gc14.i\10260.b\Y1001019.D
Date : 27-OCT-2010 02:57
Client ID:
Sample Info: 2M1242,10260.B

Instrument: gc14.i
Operator:
Column diameter: 0.53
Column phase: MR-1

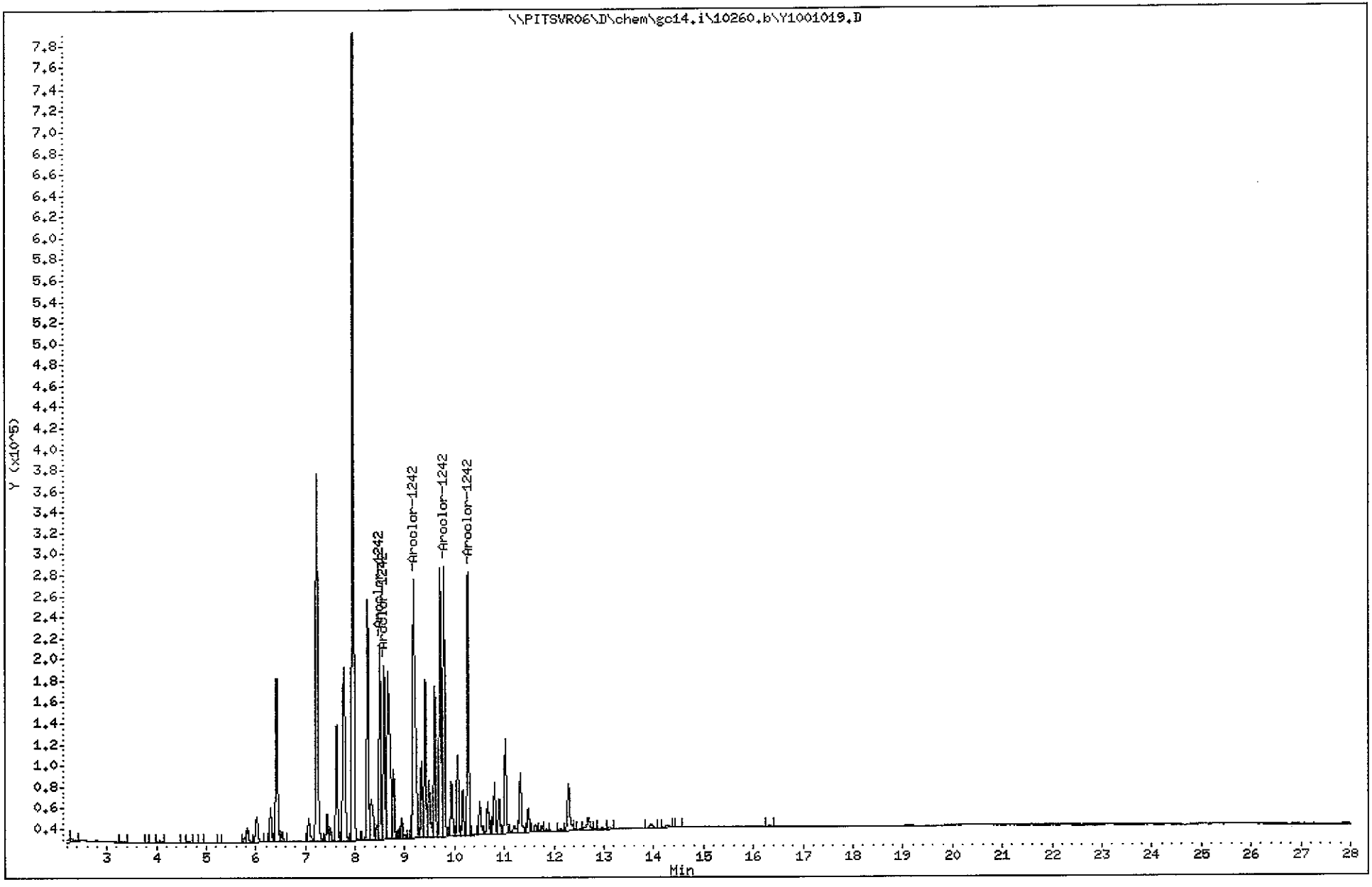

(5001 - 5120)

5072

C0J250457

Data File: \\PITSVR06\D\chem\gc14.i\10260.b\Y1001020.D
Report Date: 27-Oct-2010 13:24

TestAmerica Pittsburgh

Data file : \\PITSVR06\D\chem\gc14.i\10260.b\Y1001020.D
Lab Smp Id: 2M1248
Inj Date : 27-OCT-2010 03:30
Operator : Inst ID: gc14.i
Smp Info : 2M1248,10260.B
Misc Info : GC0864-10
Comment : 8082 PCB ANALYSIS
Method : \\PITSVR06\D\chem\gc14.i\10260.b\PCBA.m
Meth Date : 27-Oct-2010 13:24 gc14.i Quant Type: ESTD
Cal Date : 27-OCT-2010 01:21 Cal File: Y1001016.D
Als bottle: 22 Continuing Calibration Sample
Dil Factor: 1.00000
Integrator: Falcon Compound Sublist: 1248.sub
Target Version: 4.14 Sample Matrix: None
Processing Host: PITPC-106

RT	EXP RT	DLT RT	RESPONSE	AMOUNTS CAL-AMT (ng)	AMOUNTS ON-COL (ng)	TARGET RANGE	RATIO
6 Aroclor-1248					CAS #: 12672-29-6		
8.584	8.581	0.003	302152	0.50000	0.50810	0.00- 0.00	0.00
9.411	9.409	0.002	245280	0.50000	0.50615	134.57- 134.57	0.00
9.600	9.598	0.002	226823	0.50000	0.49382	83.67- 83.67	0.00
9.930	9.928	0.002	134108	0.50000	0.49058	63.86- 63.86	0.00
11.018	11.014	0.004	218053	0.50000	0.50376	148.08- 148.08	0.00
Average of Peak Amounts =					0.50048		

Data File: \\PITSVR06\D\chem\gc14.i\10260.b\Y1001020.D
Date : 27-OCT-2010 03:30
Client ID:
Sample Info: 2M1248,10260,B

Instrument: gc14.i

Operator:
Column phase: MR-1
Column diameter: 0.53

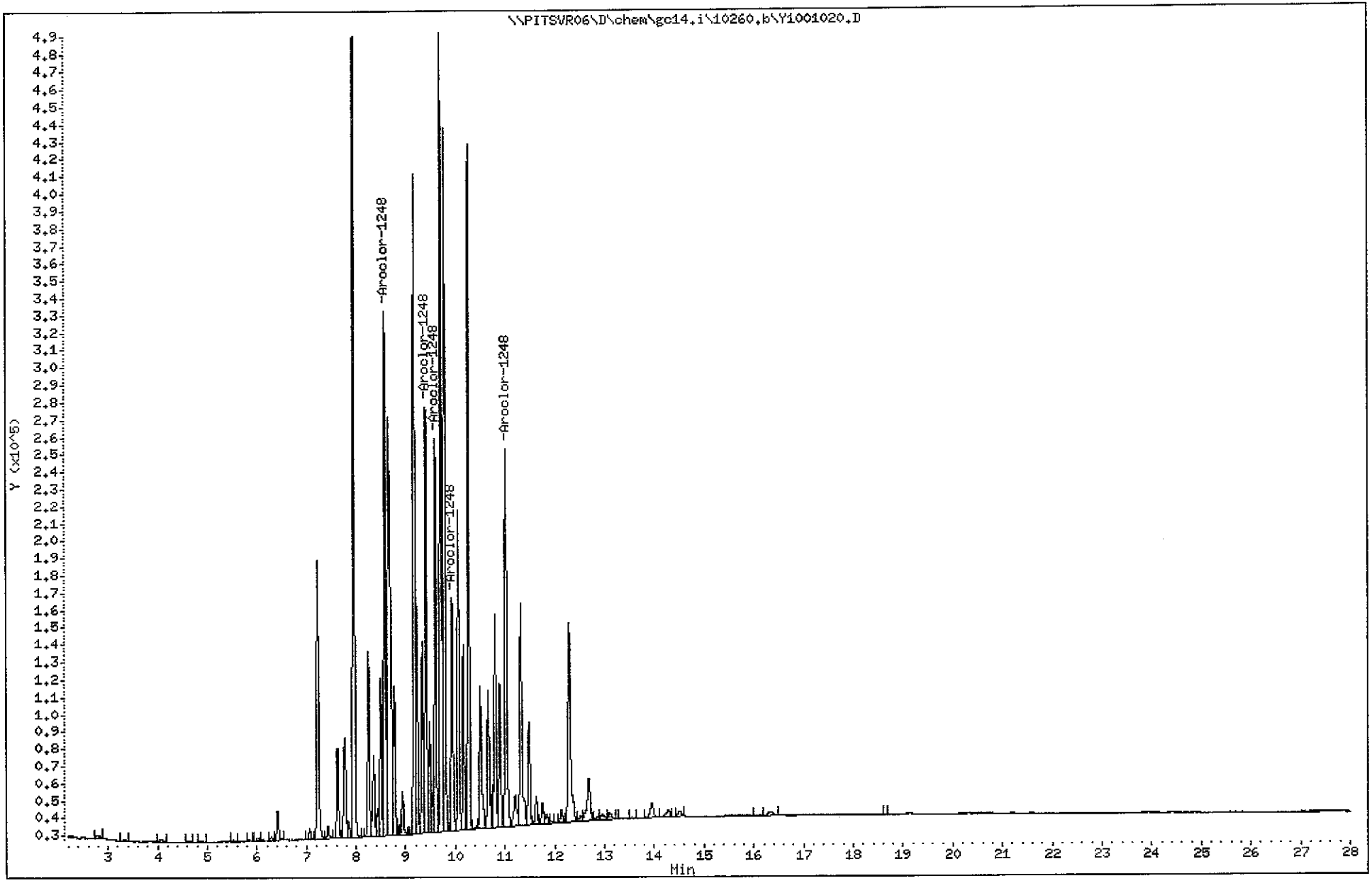

(5001 - 5120)

5074

C0J250457

Data File: \\PITSVR06\D\chem\gc14.i\10260.b\Y1001021.D
Report Date: 27-Oct-2010 13:24

TestAmerica Pittsburgh

Data file : \\PITSVR06\D\chem\gc14.i\10260.b\Y1001021.D
Lab Smp Id: 2M1262
Inj Date : 27-OCT-2010 04:02
Operator : Inst ID: gc14.i
Smp Info : 2M1262,10260.B
Misc Info : GC0865-10
Comment : 8082 PCB ANALYSIS
Method : \\PITSVR06\D\chem\gc14.i\10260.b\PCBA.m
Meth Date : 27-Oct-2010 13:24 gc14.i Quant Type: ESTD
Cal Date : 27-OCT-2010 01:21 Cal File: Y1001016.D
Als bottle: 23 Continuing Calibration Sample
Dil Factor: 1.00000
Integrator: Falcon Compound Sublist: 1262.sub
Target Version: 4.14 Sample Matrix: None
Processing Host: PITPC-106

RT	EXP RT	DLT RT	RESPONSE	AMOUNTS CAL-AMT (ng)	ON-COL (ng)	TARGET RANGE	RATIO
9 Aroclor-1262					CAS #: 37324-23-5		
11.625	11.623	0.002	435887	0.50000	0.54158	0.00- 0.00	0.00
13.916	13.908	0.008	354058	0.50000	0.53438	0.00- 0.00	0.00
14.206	14.199	0.007	213449	0.50000	0.53890	0.00- 0.00	0.00
16.080	16.065	0.015	234590	0.50000	0.53089	0.00- 0.00	0.00
16.340	16.332	0.008	335796	0.50000	0.54545	0.00- 0.00	0.00
		Average of Peak Amounts =			0.53824		

Data File: \\PITSVR06\D\chem\gc14.i\10260.b\Y1001021.D
Date : 27-OCT-2010 04:02
Client ID:
Sample Info: 2M1262,10260.B

Instrument: gc14.i

Operator:
Column phase: MR-1
Column diameter: 0.53

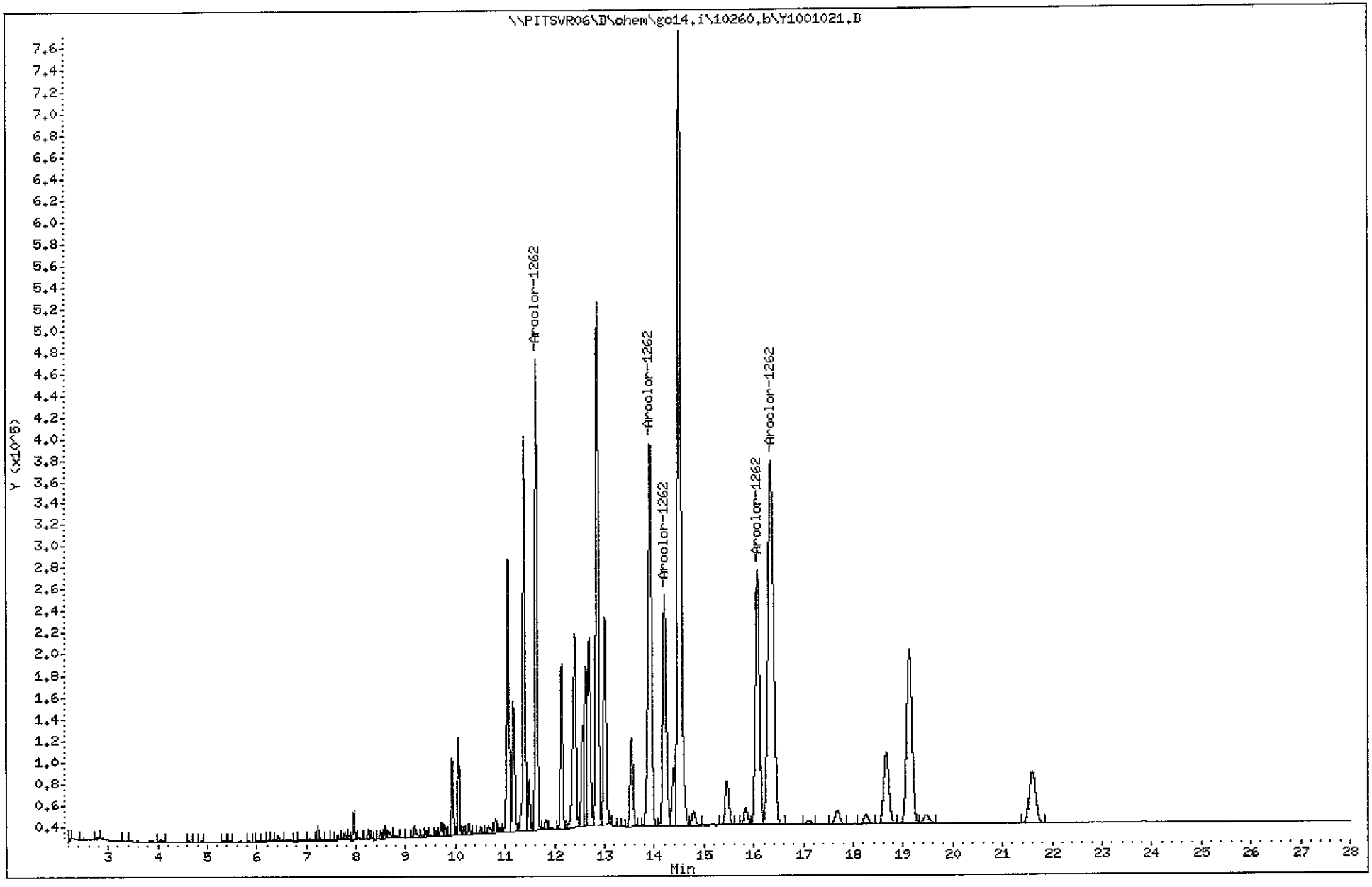

(5001 - 5120)

5076

C0J250457

Data File: \\PITSVR06\D\chem\gc14.i\10260.b\Y1001022.D
Report Date: 27-Oct-2010 13:24

TestAmerica Pittsburgh

Data file : \\PITSVR06\D\chem\gc14.i\10260.b\Y1001022.D
Lab Smp Id: 2M1268
Inj Date : 27-OCT-2010 04:34
Operator : Inst ID: gc14.i
Smp Info : 2M1268,10260.B
Misc Info : GC0866-10
Comment : 8082 PCB ANALYSIS
Method : \\PITSVR06\D\chem\gc14.i\10260.b\PCBA.m
Meth Date : 27-Oct-2010 13:24 gc14.i Quant Type: ESTD
Cal Date : 27-OCT-2010 01:21 Cal File: Y1001016.D
Als bottle: 24 Continuing Calibration Sample
Dil Factor: 1.00000
Integrator: Falcon Compound Sublist: 1268.sub
Target Version: 4.14 Sample Matrix: None
Processing Host: PITPC-106

				AMOUNTS				
				CAL-AMT	ON-COL			
RT	EXP RT	DLT RT	RESPONSE	(ng)	(ng)	TARGET RANGE		RATIO
10 Aroclor-1268					CAS #: 11100-14-4			
16.074	16.069	0.005	670801	0.50000	0.51037	0.00-	0.00	0.00
16.351	16.342	0.009	549670	0.50000	0.50376	0.00-	0.00	0.00
17.678	17.668	0.010	434717	0.50000	0.50086	0.00-	0.00	0.00
21.598	21.592	0.006	1046003	0.50000	0.52141	0.00-	0.00	0.00
		Average of Peak Amounts =			0.50910			

Data File: \\PITSVR06\D\chem\gc14.i\10260.b\Y1001022.D
Date : 27-OCT-2010 04:34
Client ID:
Sample Info: 2M1268,10260.B

Column phase: MR-1

Instrument: gc14.i

Operator:
Column diameter: 0.53

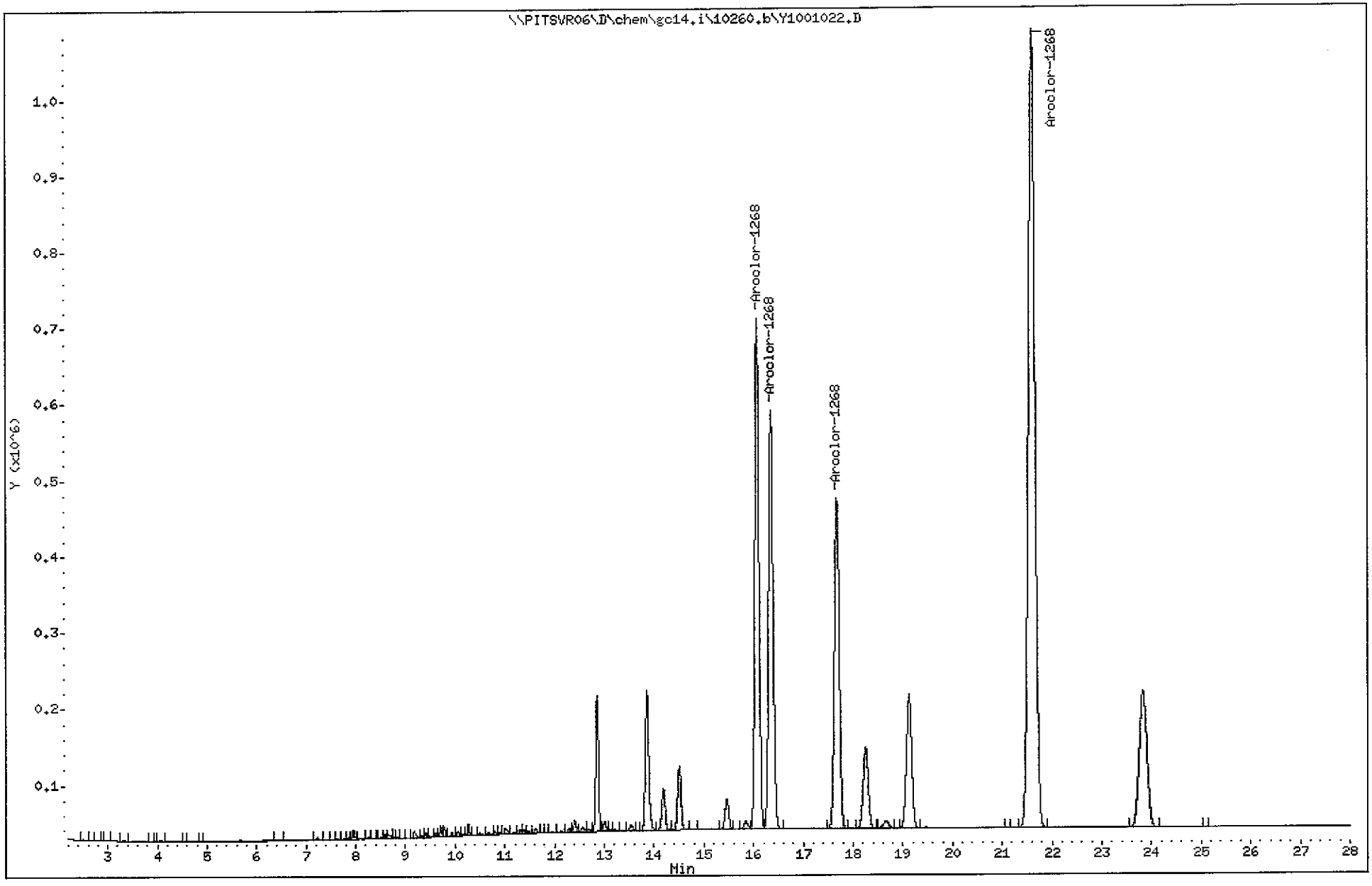

(5001 - 5120)

5078

C0J250457

Data File: \\PITSVR06\D\chem\gc14.i\10260.b\Y1001023.D
Report Date: 27-Oct-2010 13:24

TestAmerica Pittsburgh

Data file : \\PITSVR06\D\chem\gc14.i\10260.b\Y1001023.D
Lab Smp Id: 2M1660
Inj Date : 27-OCT-2010 05:06
Operator : Inst ID: gc14.i
Smp Info : 2M1660,10260.B
Misc Info : GC0867-10
Comment : 8082 PCB ANALYSIS
Method : \\PITSVR06\D\chem\gc14.i\10260.b\PCBA.m
Meth Date : 27-Oct-2010 13:24 gc14.i Quant Type: ESTD
Cal Date : 27-OCT-2010 01:21 Cal File: Y1001016.D
Als bottle: 25 Continuing Calibration Sample
Dil Factor: 1.00000
Integrator: Falcon Compound Sublist: 1660.sub
Target Version: 4.14 Sample Matrix: None
Processing Host: PITPC-106

				AMOUNTS			
				CAL-AMT	ON-COL		
RT	EXP RT	DLT RT	RESPONSE	(ng)	(ng)	TARGET RANGE	RATIO
4 Aroclor-1016					CAS #: 12674-11-2		
6.417	6.417	0.000	183037	0.50000	0.50386	0.00- 0.00	0.00
7.775	7.774	0.001	199556	0.50000	0.51571	100.00- 100.00	0.00
7.955	7.958	-0.003	936984	0.50000	0.51554	223.51- 223.51	0.00
8.251	8.253	-0.002	276032	0.50000	0.50693	223.51- 223.51	0.00
8.496	8.497	-0.001	227291	0.50000	0.50698	317.56- 317.56	0.00
		Average of Peak Amounts =			0.50980		
$ 2 Tetrachloro-m-xylene					CAS #: 877-09-8		

Peaks not detected for Quant. or Qual. signal(s).

$ 11 Decachlorobiphenyl					CAS #: 2051-24-3		
23.829	23.831	-0.002	2511	0.02500	0.00054061		
8 Aroclor-1260					CAS #: 11096-82-5		
11.382	11.383	-0.001	445903	0.50000	0.49941	0.00- 0.00	0.00
11.625	11.627	-0.002	534047	0.50000	0.49661	115.86- 115.86	0.00
12.135	12.138	-0.003	219420	0.50000	0.52019	136.91- 136.91	0.00
12.854	12.856	-0.002	266245	0.50000	0.41903	140.00- 140.00	0.00
13.918	13.917	0.001	262227	0.50000	0.45831	128.33- 128.33	0.00
		Average of Peak Amounts =			0.47871		

Data File: \\PITSVR06\D\chem\gc14.i\10260.b\Y1001023.D
Date : 27-OCT-2010 05:06
Client ID:
Sample Info: 2M1660,10260,B

Instrument: gc14.i
Operator:
Column diameter: 0.53

Column phase: MR-1

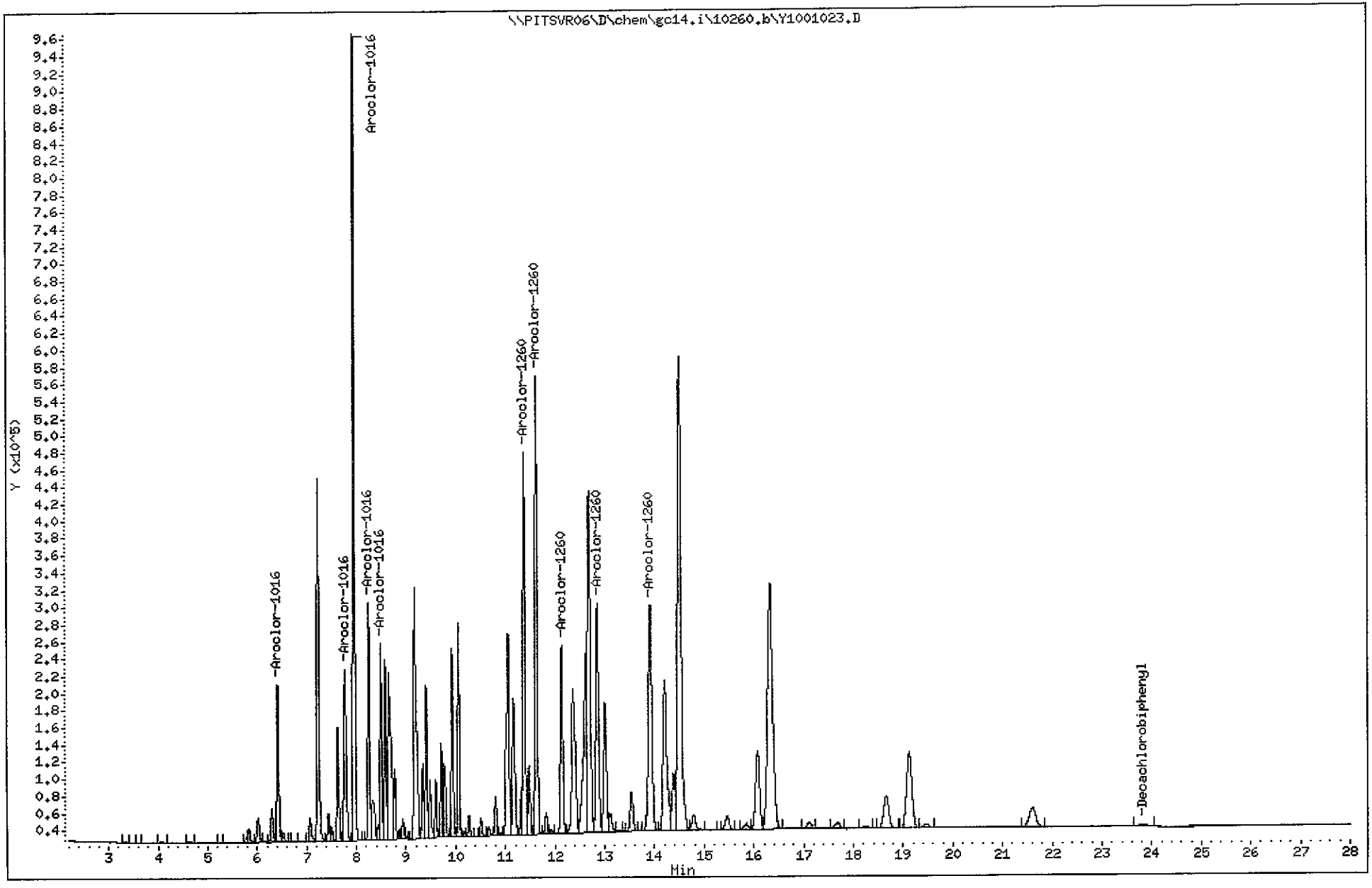

(5001 - 5120)

5080

C0J250457

Data File: \\PITSVR06\D\chem\gc14.i\10260.b\Y1100001.D
Report Date: 02-Nov-2010 07:32

TestAmerica Pittsburgh

Data file : \\PITSVR06\D\chem\gc14.i\10260.b\Y1100001.D
Lab Smp Id: M2154
Inj Date : 01-NOV-2010 14:11
Operator : Inst ID: gc14.i
Smp Info : M2154,10260.B
Misc Info : GC0445-10
Comment : 8082 PCB ANALYSIS
Method : \\PITSVR06\D\chem\gc14.i\10260.b\PCBA.m
Meth Date : 02-Nov-2010 07:32 gc14.i Quant Type: ESTD
Cal Date : 27-OCT-2010 01:21 Cal File: Y1001016.D
Als bottle: 2 Continuing Calibration Sample
Dil Factor: 1.00000
Integrator: Falcon Compound Sublist: 2154.sub
Target Version: 4.14 Sample Matrix: None
Processing Host: PITPC-106

				AMOUNTS				
				CAL-AMT	ON-COL			
RT	EXP RT	DLT RT	RESPONSE	(ng)	(ng)	TARGET RANGE		RATIO
1 Aroclor-1221					CAS #: 11104-28-2			
5.985	5.985	0.000	87891	0.50000	0.51213	0.00-	0.00	0.00
6.270	6.270	0.000	71695	0.50000	0.50851	136.57-	136.57	0.00
6.393	6.393	0.000	237670	0.50000	0.51162	86.04-	86.04	0.00
Average of Peak Amounts =					0.51075			
7 Aroclor-1254					CAS #: 11097-69-1			
10.475	10.475	0.000	150965	0.50000	0.53972	0.00-	0.00	0.00
10.632	10.632	0.000	163429	0.50000	0.52757	112.23-	112.23	0.00
10.771	10.771	0.000	345424	0.50000	0.53656	97.40-	97.40	0.00
11.287	11.287	0.000	445925	0.50000	0.53795	71.09-	71.09	0.00
12.098	12.098	0.000	97952	0.50000	0.53896	85.01-	85.01	0.00
Average of Peak Amounts =					0.53615			

Data File: \\PITSVR06\D\chem\gc14.i\10260.b\Y1100001.D
Date : 01-NOV-2010 14:11
Client ID:
Sample Info: M2154,10260,B

Instrument: gc14.i
Operator:
Column phase: MR-1
Column diameter: 0.53

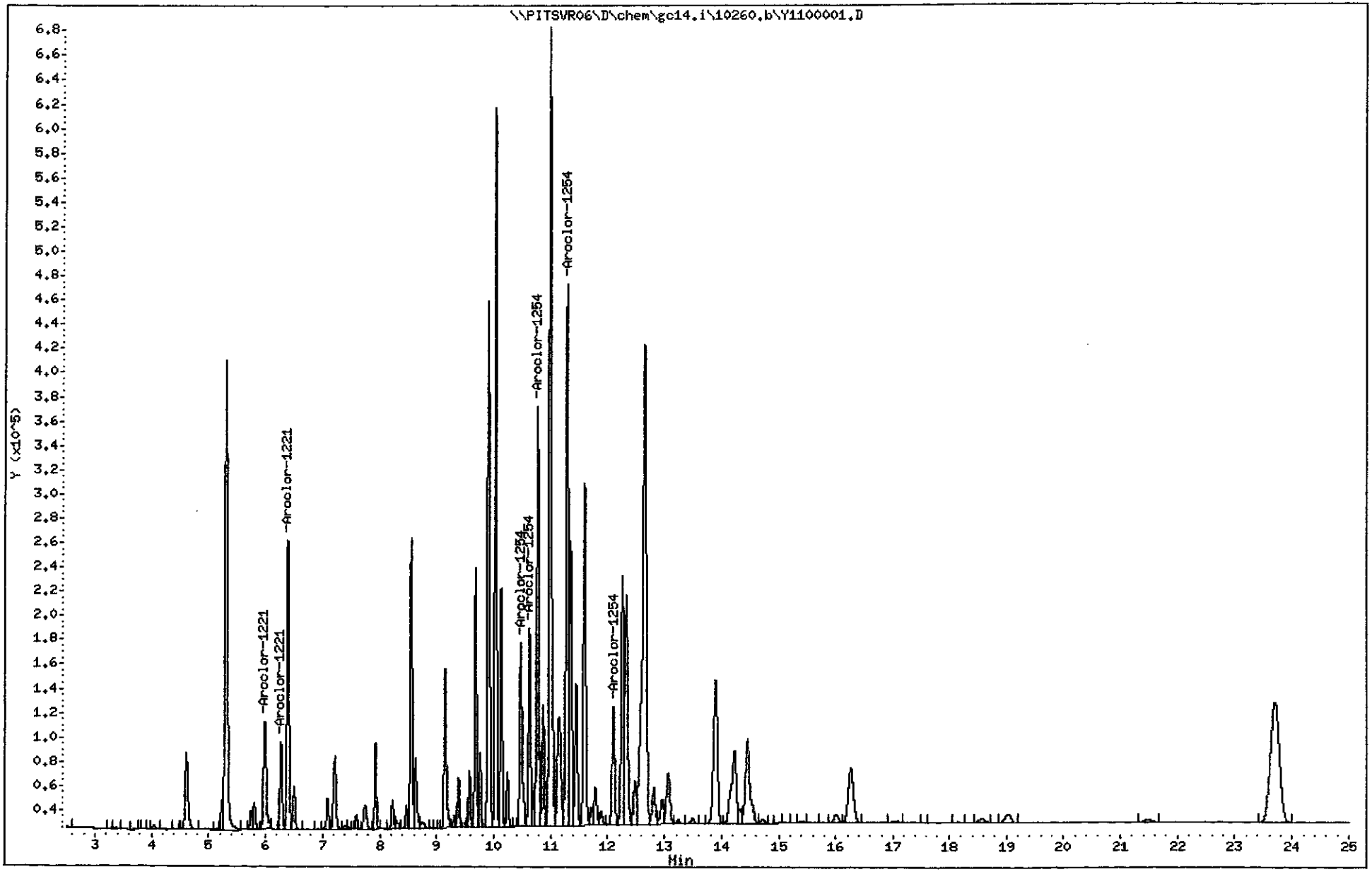

(5001 - 5120)

5082

C0J250457

Data File: \\PITSVR06\D\chem\gc14.i\10260.b\Y1100002.D
Report Date: 02-Nov-2010 07:32

TestAmerica Pittsburgh

Data file : \\PITSVR06\D\chem\gc14.i\10260.b\Y1100002.D
Lab Smp Id: M1232
Inj Date : 01-NOV-2010 14:40
Operator : Inst ID: gc14.i
Smp Info : M1232,10260.B
Misc Info : GC0446-10
Comment : 8082 PCB ANALYSIS
Method : \\PITSVR06\D\chem\gc14.i\10260.b\PCBA.m
Meth Date : 02-Nov-2010 07:32 gc14.i Quant Type: ESTD
Cal Date : 27-OCT-2010 01:21 Cal File: Y1001016.D
Als bottle: 3 Continuing Calibration Sample
Dil Factor: 1.00000
Integrator: Falcon Compound Sublist: 1232.sub
Target Version: 4.14 Sample Matrix: None
Processing Host: PITPC-106

RT	EXP RT	DLT RT	RESPONSE	AMOUNTS CAL-AMT (ng)	ON-COL (ng)	TARGET RANGE	RATIO
3 Aroclor-1232					CAS #: 11141-16-5		
7.746	7.746	0.000	86208	0.50000	0.51401	0.00- 0.00	0.00
8.226	8.226	0.000	118085	0.50000	0.51166	166.26- 166.26	0.00
8.557	8.557	0.000	99154	0.50000	0.51630	85.99- 85.99	0.00
9.384	9.384	0.000	81375	0.50000	0.53727	94.18- 94.18	0.00
9.575	9.575	0.000	71964	0.50000	0.51585	0.00- 0.00	0.00
		Average of Peak Amounts =			0.51902		

Data File: \\PITSVR06\D\chem\gc14.i\10260.b\Y1100002.D
Date : 01-NOV-2010 14:40
Client ID:
Sample Info: M1232,10260.B

Instrument: gc14.i
Operator:
Column diameter: 0.53

Column phase: MR-1

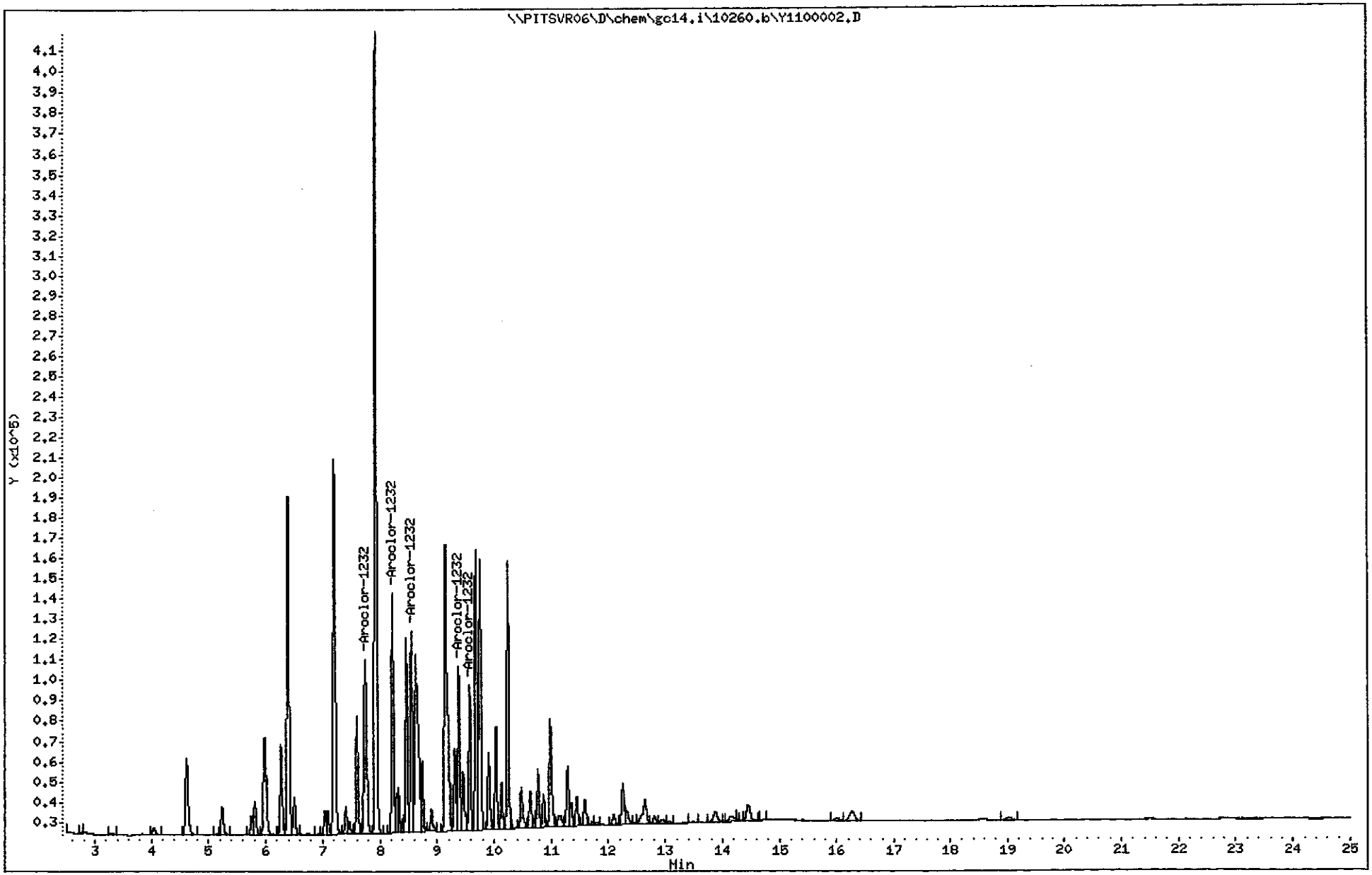

(5001 - 5120)

5084

C0J250457

Data File: \\PITSVR06\D\chem\gc14.i\10260.b\Y1100003.D
Report Date: 02-Nov-2010 07:32

TestAmerica Pittsburgh

Data file : \\PITSVR06\D\chem\gc14.i\10260.b\Y1100003.D
Lab Smp Id: M1242
Inj Date : 01-NOV-2010 15:09
Operator : Inst ID: gc14.i
Smp Info : M1242,10260.B
Misc Info : GC0447-10
Comment : 8082 PCB ANALYSIS
Method : \\PITSVR06\D\chem\gc14.i\10260.b\PCBA.m
Meth Date : 02-Nov-2010 07:32 gc14.i Quant Type: ESTD
Cal Date : 27-OCT-2010 01:21 Cal File: Y1001016.D
Als bottle: 4 Continuing Calibration Sample
Dil Factor: 1.00000
Integrator: Falcon Compound Sublist: 1242.sub
Target Version: 4.14 Sample Matrix: None
Processing Host: PITPC-106

				AMOUNTS			
				CAL-AMT	ON-COL		
RT	EXP RT	DLT RT	RESPONSE	(ng)	(ng)	TARGET RANGE	RATIO
5 Aroclor-1242					CAS #: 53469-21-9		
8.472	8.472	0.000	186823	0.50000	0.54909	0.00- 0.00	0.00
8.560	8.560	0.000	164468	0.50000	0.54740	330.13- 330.13	Q.00
9.151	9.151	0.000	247609	0.50000	0.54218	769.70- 769.70	0.00
9.762	9.762	0.000	259926	0.50000	0.51206	532.48- 532.48	0.00
10.243	10.243	0.000	257378	0.50000	0.49817	334.30- 334.30	0.00
		Average of Peak Amounts =			0.52978		

Data File: \\PITSVR06\D\chem\gc14.i\10260.b\Y1100003.D
Date : 01-NOV-2010 15:09
Client ID:
Sample Info: M1242,10260.B

Instrument: gc14.i
Operator:
Column phase: MR-1
Column diameter: 0.53

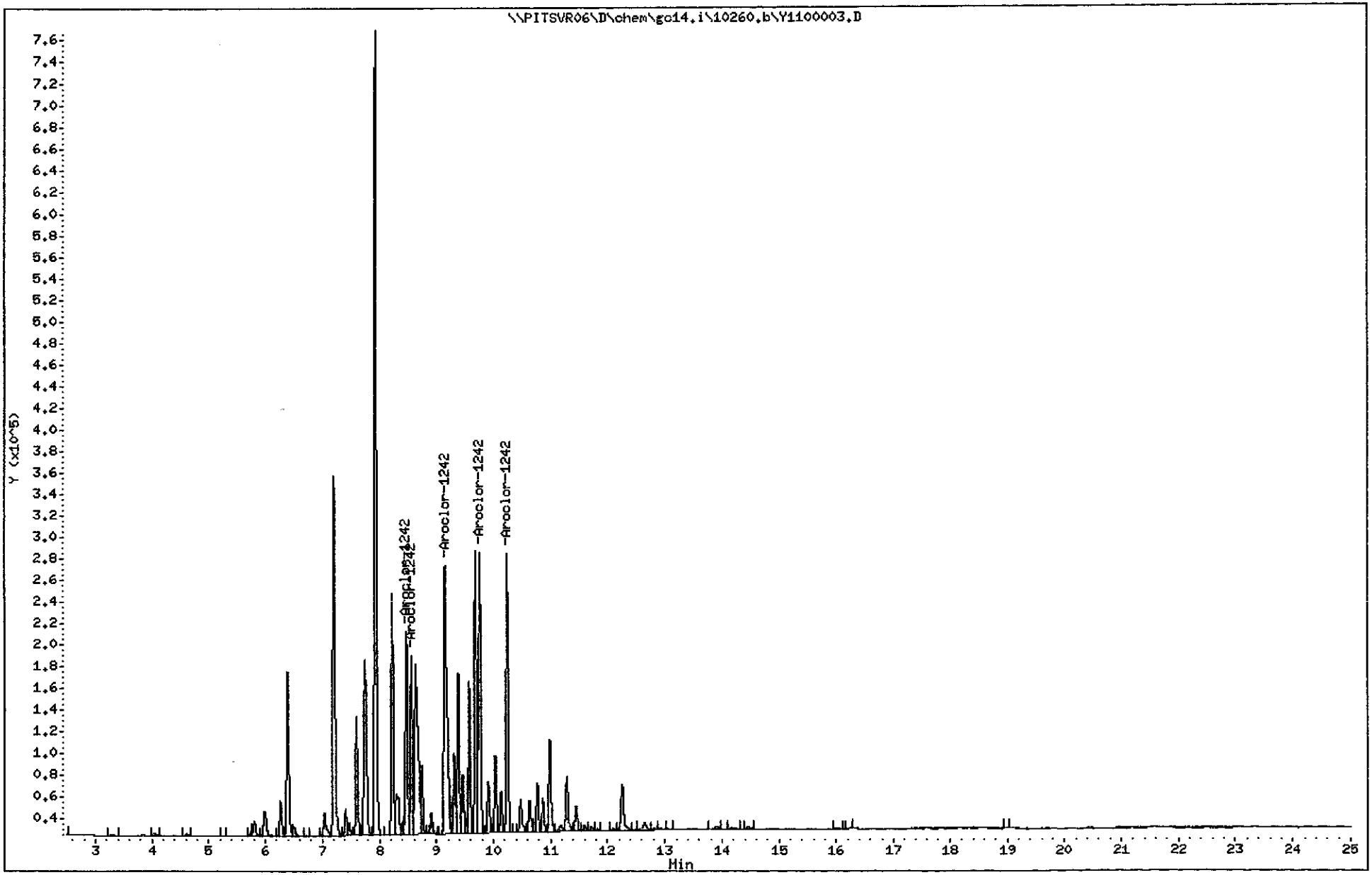

(5001 - 5120)

5086

C0J250457

Data File: \\PITSVR06\D\chem\gc14.i\10260.b\Y1100004.D
Report Date: 02-Nov-2010 07:32

TestAmerica Pittsburgh

Data file : \\PITSVR06\D\chem\gc14.i\10260.b\Y1100004.D
Lab Smp Id: M1248
Inj Date : 01-NOV-2010 15:38
Operator : Inst ID: gc14.i
Smp Info : M1248,10260.B
Misc Info : GC0451-10
Comment : 8082 PCB ANALYSIS
Method : \\PITSVR06\D\chem\gc14.i\10260.b\PCBA.m
Meth Date : 02-Nov-2010 07:32 gc14.i Quant Type: ESTD
Cal Date : 27-OCT-2010 01:21 Cal File: Y1001016.D
Als bottle: 5 Continuing Calibration Sample
Dil Factor: 1.00000
Integrator: Falcon Compound Sublist: 1248.sub
Target Version: 4.14 Sample Matrix: None
Processing Host: PITPC-106

				AMOUNTS			
				CAL-AMT	ON-COL		
RT	EXP RT	DLT RT	RESPONSE	(ng)	(ng)	TARGET RANGE	RATIO
6 Aroclor-1248					CAS #: 12672-29-6		
8.560	8.560	0.000	307136	0.50000	0.51648	0.00- 0.00	0.00
9.386	9.386	0.000	249474	0.50000	0.51481	134.57- 134.57	0.00
9.577	9.577	0.000	236789	0.50000	0.51552	83.67- 83.67	0.00
9.909	9.909	0.000	141613	0.50000	0.51803	63.86- 63.86	0.00
10.989	10.989	0.000	228609	0.50000	0.52814	148.08- 148.08	0.00
		Average of Peak Amounts =			0.51860		

Data File: \\PITSVR06\D\chem\gc14.i\10260.b\Y1100004.D
Date : 01-NOV-2010 15:38
Client ID:
Sample Info: M1248,10260,B

Instrument: gc14.i

Operator:
Column phase: MR-1
Column diameter: 0.53

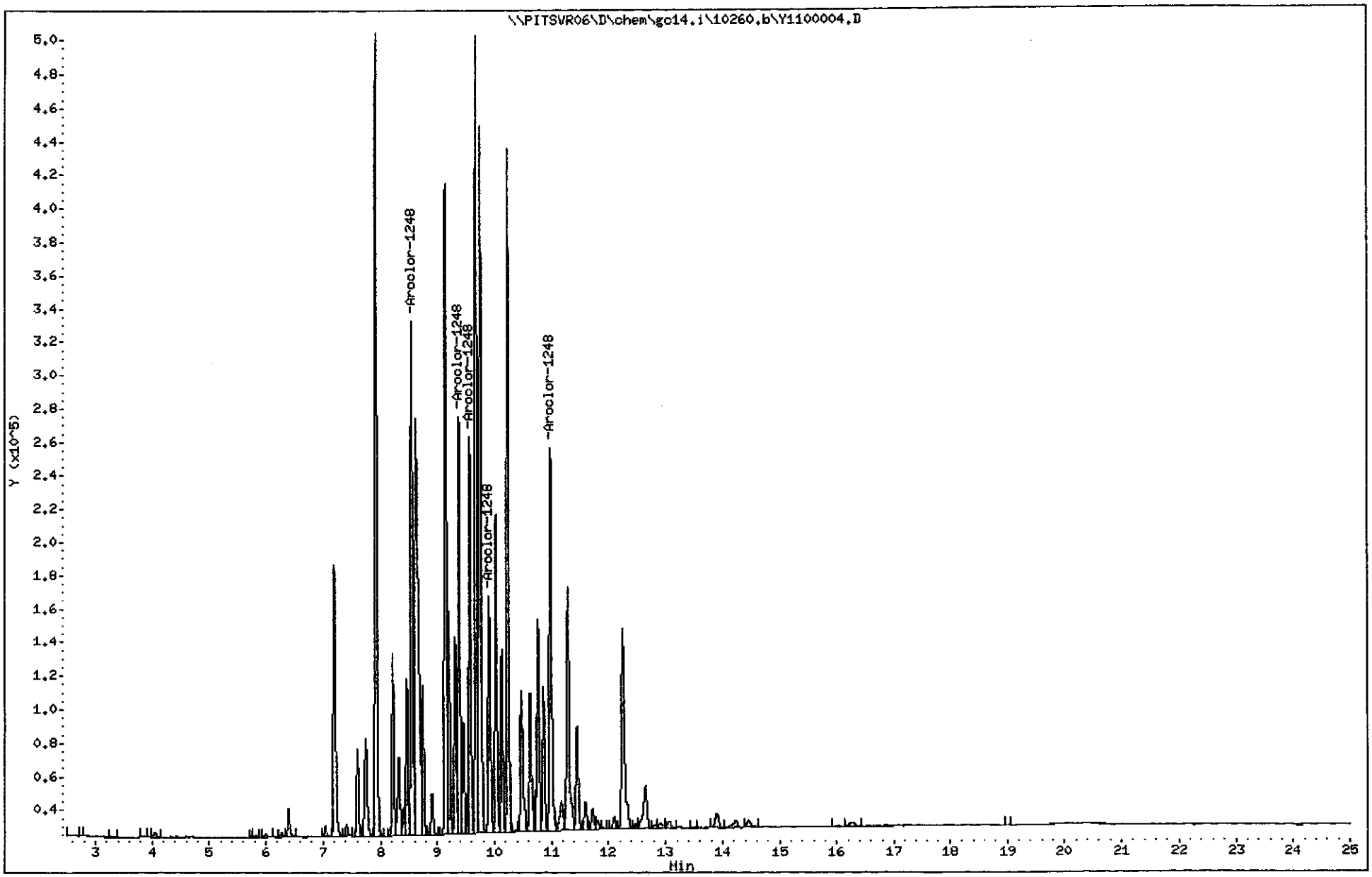

(5001 - 5120)

5088

C0J250457

Data File: \\PITSVR06\D\chem\gc14.i\10260.b\Y1100005.D
Report Date: 02-Nov-2010 07:32

TestAmerica Pittsburgh

Data file : \\PITSVR06\D\chem\gc14.i\10260.b\Y1100005.D
Lab Smp Id: M1262
Inj Date : 01-NOV-2010 16:07
Operator : Inst ID: gc14.i
Smp Info : M1262,10260.B
Misc Info : GC0449-10
Comment : 8082 PCB ANALYSIS
Method : \\PITSVR06\D\chem\gc14.i\10260.b\PCBA.m
Meth Date : 02-Nov-2010 07:32 gc14.i Quant Type: ESTD
Cal Date : 27-OCT-2010 01:21 Cal File: Y1001016.D
Als bottle: 6 Continuing Calibration Sample
Dil Factor: 1.00000
Integrator: Falcon Compound Sublist: 1262.sub
Target Version: 4.14 Sample Matrix: None
Processing Host: PITPC-106

RT	EXP RT	DLT RT	RESPONSE	AMOUNTS CAL-AMT (ng)	ON-COL (ng)	TARGET RANGE		RATIO
9 Aroclor-1262					CAS #: 37324-23-5			
11.595	11.595	0.000	426010	0.50000	0.52931	0.00-	0.00	0.00
13.871	13.871	0.000	349077	0.50000	0.52687	0.00-	0.00	0.00
14.159	14.159	0.000	209080	0.50000	0.52787	0.00-	0.00	0.00
16.014	16.014	0.000	236341	0.50000	0.53485	0.00-	0.00	0.00
16.279	16.279	0.000	331543	0.50000	0.53854	0.00-	0.00	0.00
		Average of Peak Amounts =			0.53149			

Data File: \\PITSVR06\D\chem\gc14.i\10260.b\Y1100005.D
Date : 01-NOV-2010 16:07
Client ID:
Sample Info: M1262,10260,B

Instrument: gc14.i
Operator:
Column diameter: 0.53

Column phase: MR-1

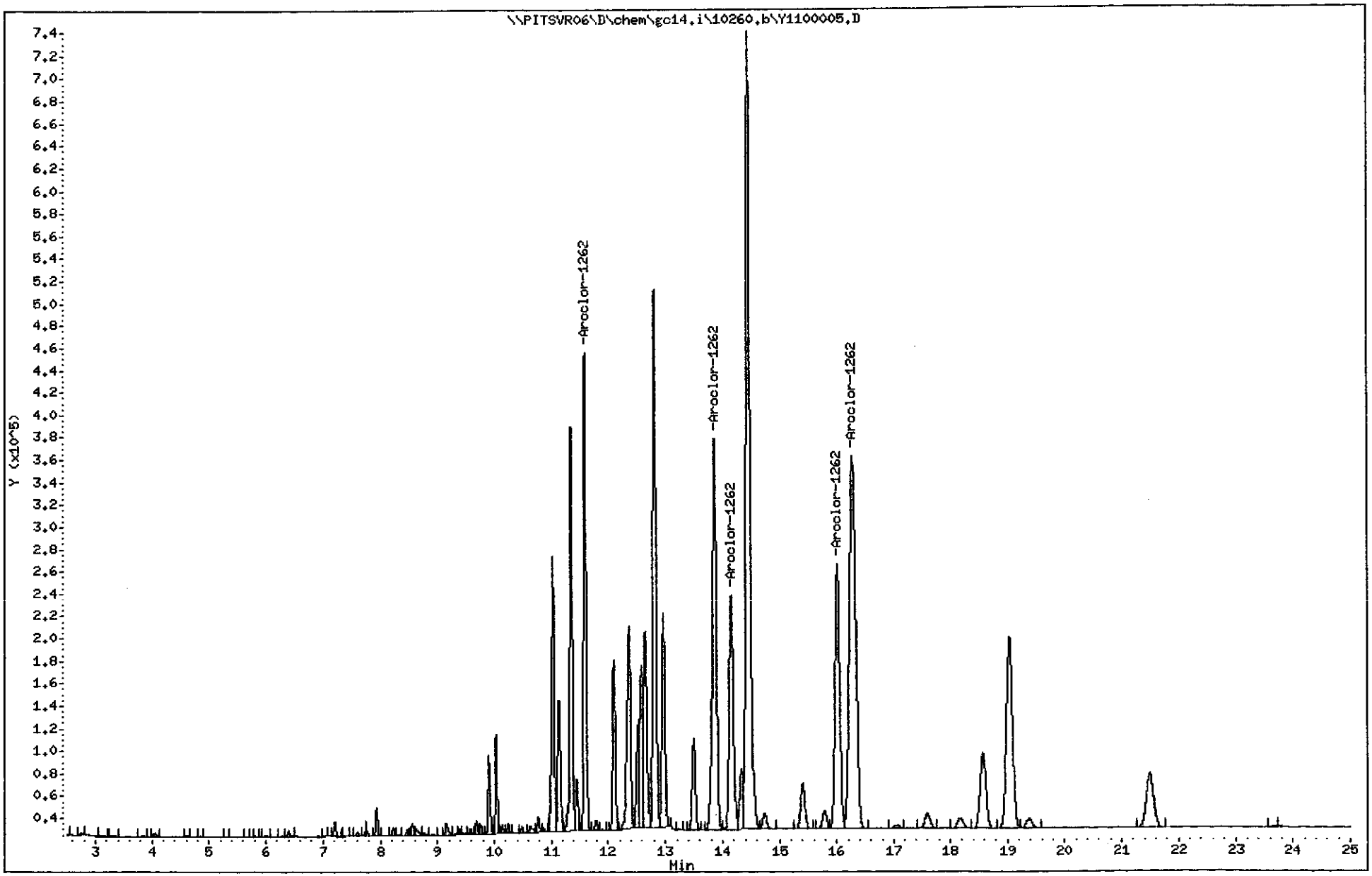

(5001 - 5120)

5090

C0J250457

Data File: \\PITSVR06\D\chem\gc14.i\10260.b\Y1100006.D
Report Date: 02-Nov-2010 07:32

TestAmerica Pittsburgh

Data file : \\PITSVR06\D\chem\gc14.i\10260.b\Y1100006.D
Lab Smp Id: M1268
Inj Date : 01-NOV-2010 16:36
Operator : Inst ID: gc14.i
Smp Info : M1268,10260.B
Misc Info : GC0450-10
Comment : 8082 PCB ANALYSIS
Method : \\PITSVR06\D\chem\gc14.i\10260.b\PCBA.m
Meth Date : 02-Nov-2010 07:32 gc14.i Quant Type: ESTD
Cal Date : 27-OCT-2010 01:21 Cal File: Y1001016.D
Als bottle: 7 Continuing Calibration Sample
Dil Factor: 1.00000
Integrator: Falcon Compound Sublist: 1268.sub
Target Version: 4.14 Sample Matrix: None
Processing Host: PITPC-106

				AMOUNTS				
				CAL-AMT	ON-COL			
RT	EXP RT	DLT RT	RESPONSE	(ng)	(ng)	TARGET RANGE		RATIO
10 Aroclor-1268					CAS #: 11100-14-4			
16.009	16.009	0.000	688248	0.50000	0.52364	0.00-	0.00	0.00
16.284	16.284	0.000	561827	0.50000	0.51491	0.00-	0.00	0.00
17.601	17.601	0.000	457058	0.50000	0.52660	0.00-	0.00	0.00
21.490	21.490	0.000	1075860	0.50000	0.53630	0.00-	0.00	0.00
		Average of Peak Amounts =			0.52536			

Data File: \\PITSVR06\D\chem\gc14.i\10260.b\Y1100006.D
Date : 01-NOV-2010 16:36
Client ID:
Sample Info: M1268,10260.B

Instrument: gc14.i
Operator:
Column diameter: 0.53

Column phase: MR-1

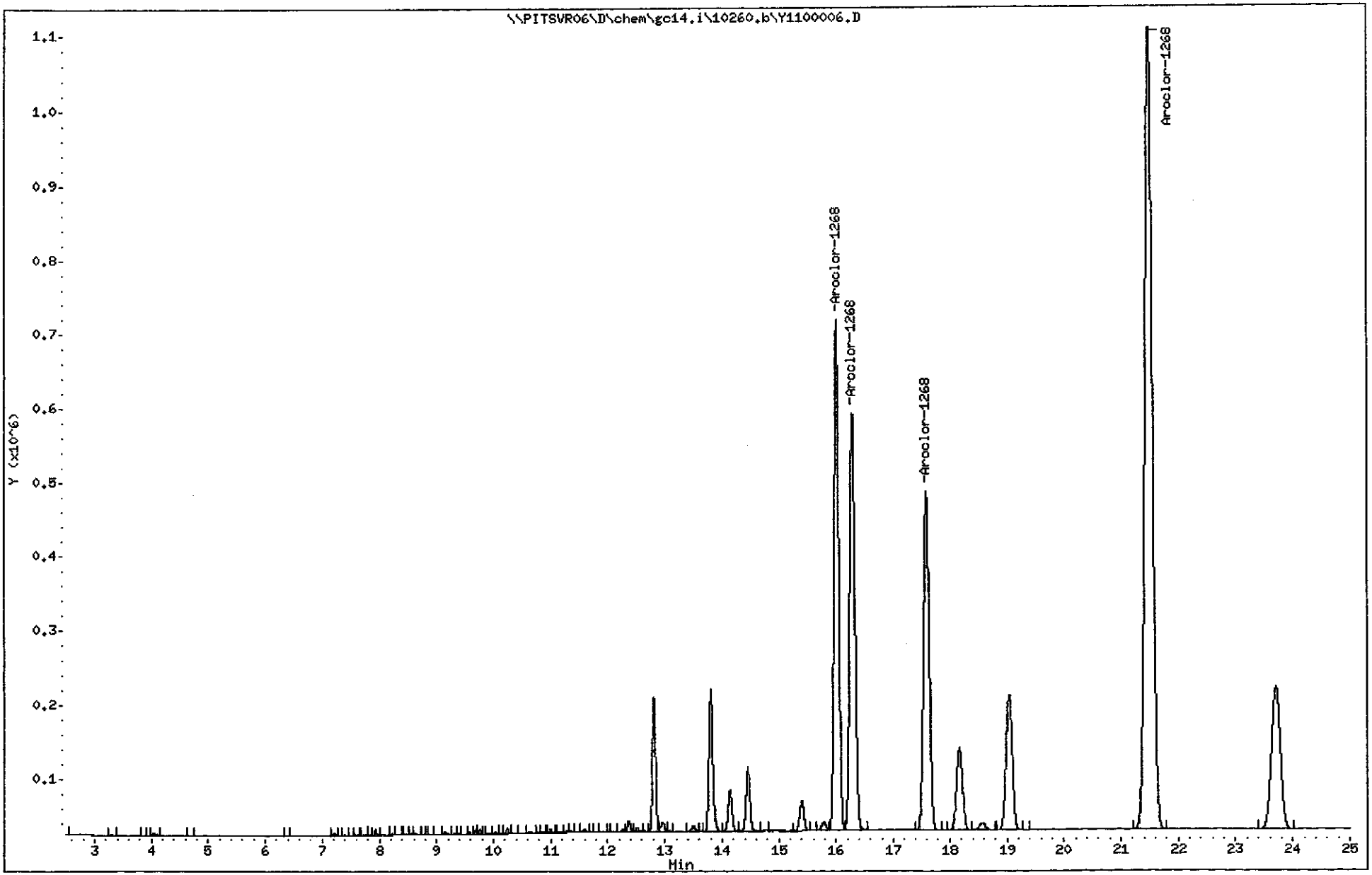

(5001 - 5120)

5092

C0J250457

Data File Name: Y1100006.D
Inj. Date and Time: 01-NOV-2010 16:36
Instrument ID: gc14.i
Client ID:
Compound Name: Aroclor-1268
CAS #: 11100-14-4

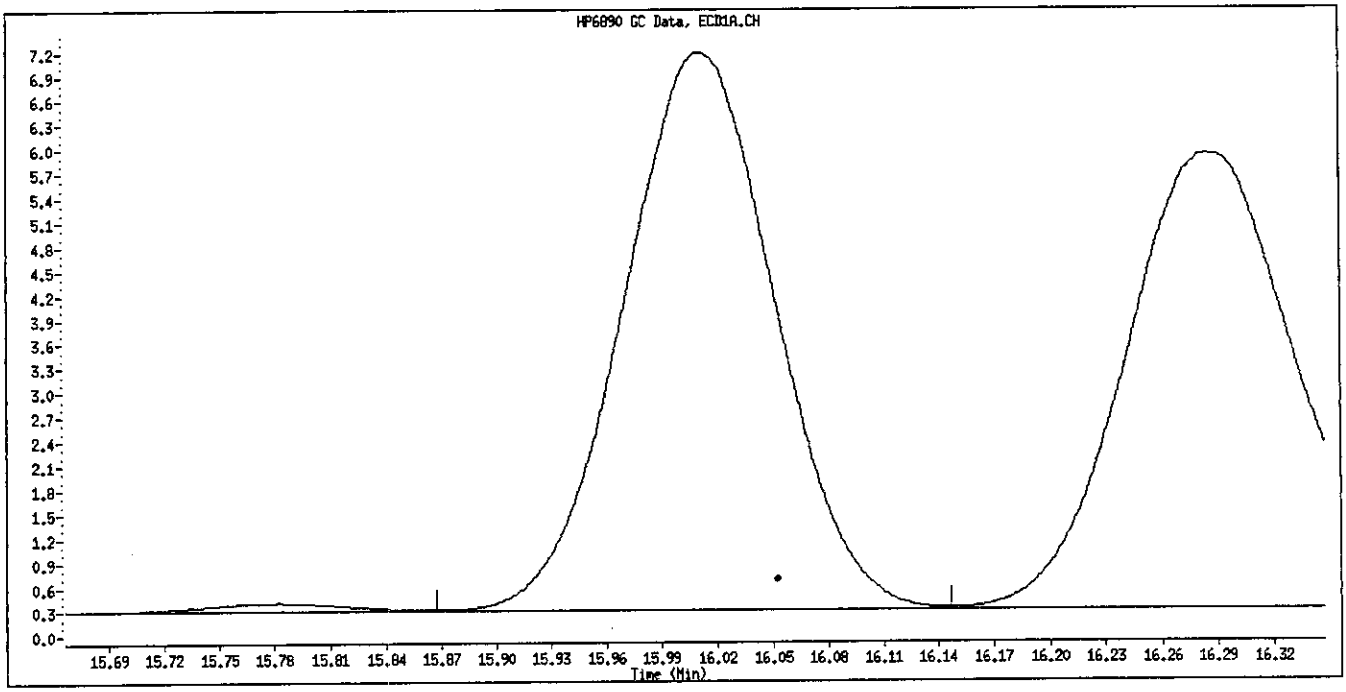

Original Integration

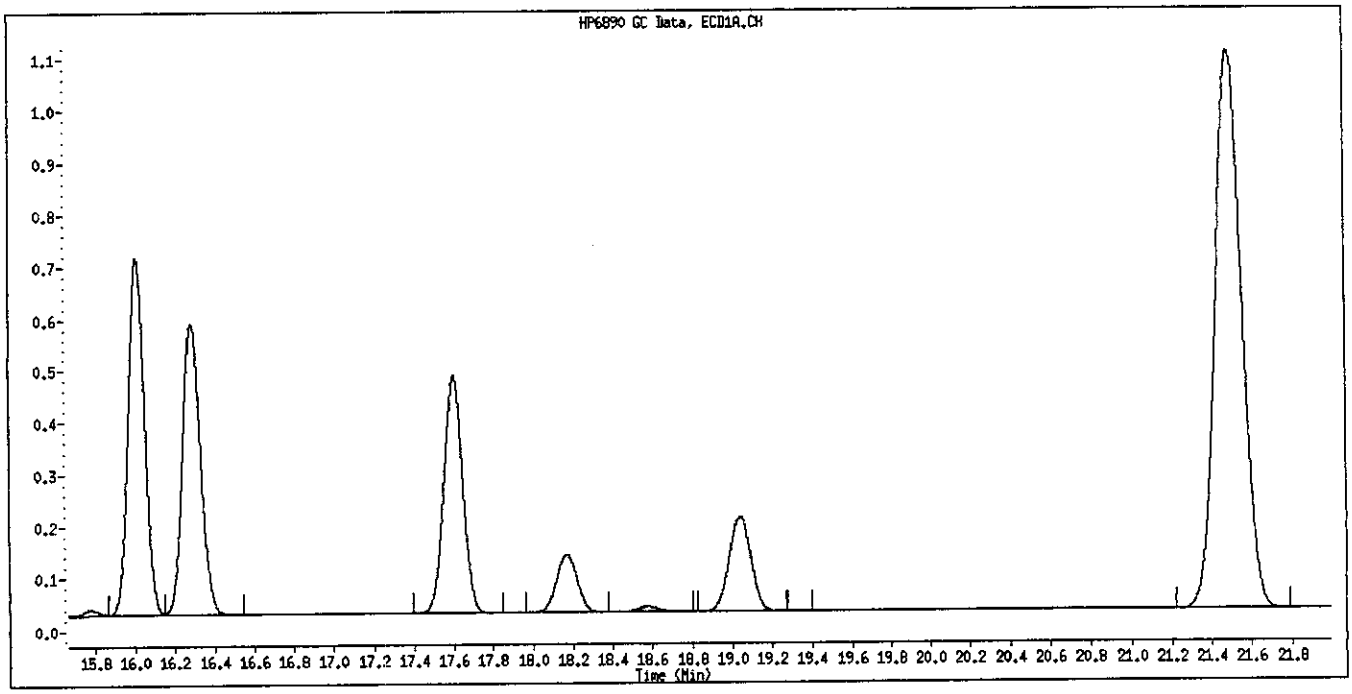

Manual Integration

Manually Integrated By: guptaa
Manual Integration Reason: Unknown

Data File: \\PITSVR06\D\chem\gc14.i\10260.b\Y1100007.D
Report Date: 02-Nov-2010 07:32

TestAmerica Pittsburgh

Data file : \\PITSVR06\D\chem\gc14.i\10260.b\Y1100007.D
Lab Smp Id: M1660
Inj Date : 01-NOV-2010 17:04
Operator : Inst ID: gc14.i
Smp Info : M1660,10260.B
Misc Info : GC0785-10
Comment : 8082 PCB ANALYSIS
Method : \\PITSVR06\D\chem\gc14.i\10260.b\PCBA.m
Meth Date : 02-Nov-2010 07:32 gc14.i Quant Type: ESTD
Cal Date : 27-OCT-2010 01:21 Cal File: Y1001016.D
Als bottle: 8 Continuing Calibration Sample
Dil Factor: 1.00000
Integrator: Falcon Compound Sublist: 1660.sub
Target Version: 4.14 Sample Matrix: None
Processing Host: PITPC-106

				AMOUNTS			
				CAL-AMT	ON-COL		
RT	EXP RT	DLT RT	RESPONSE	(ng)	(ng)	TARGET RANGE	RATIO
4 Aroclor-1016					CAS #: 12674-11-2		
6.395	6.395	0.000	184023	0.50000	0.50657	0.00- 0.00	0.00
7.750	7.750	0.000	202017	0.50000	0.52207	100.00- 100.00	0.00
7.931	7.931	0.000	952025	0.50000	0.52381	223.51- 223.51	0.00
8.228	8.228	0.000	277067	0.50000	0.50883	223.51- 223.51	0.00
8.473	8.473	0.000	232762	0.50000	0.51919	317.56- 317.56	0.00
		Average of Peak Amounts =			0.51609		
$ 2 Tetrachloro-m-xylene					CAS #: 877-09-8		
5.303	5.303	0.000	464209	0.02500	0.027303		
$ 11 Decachlorobiphenyl					CAS #: 2051-24-3		
23.707	23.707	0.000	128586	0.02500	0.027684		
8 Aroclor-1260					CAS #: 11096-82-5		
11.353	11.353	0.000	475090	0.50000	0.53210	0.00- 0.00	0.00
11.595	11.595	0.000	561674	0.50000	0.52230	115.86- 115.86	0.00
12.100	12.100	0.000	224400	0.50000	0.53199	136.91- 136.91	0.00
12.813	12.813	0.000	333125	0.50000	0.52429	140.00- 140.00	0.00
13.872	13.872	0.000	301336	0.50000	0.52666	128.33- 128.33	0.00
		Average of Peak Amounts =			0.52747		

Data File: \\PITSVR06\D\chem\gc14.i\10260.b\Y1100007.D
Date : 01-NOV-2010 17:04
Client ID:
Sample Info: M1660,10260.B

Instrument: gc14.i
Operator:
Column diameter: 0.53

Column phase: MR-1

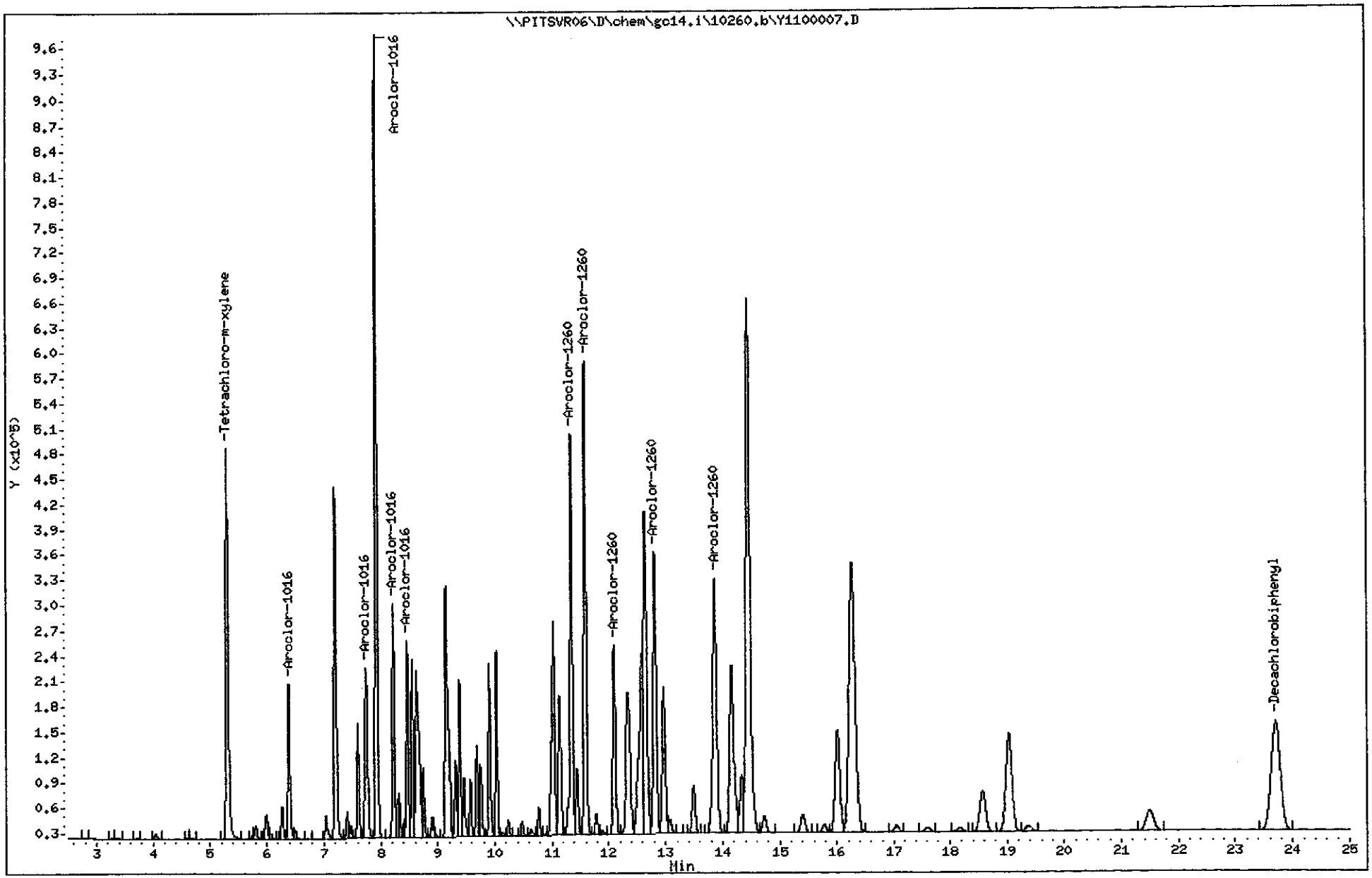

(5001 - 5120)
5095
C0J250457

Data File: \\PITSVR06\D\chem\gc14.i\10260.b\Y1100062.D
Report Date: 03-Nov-2010 10:26

TestAmerica Pittsburgh

Data file : \\PITSVR06\D\chem\gc14.i\10260.b\Y1100062.D
Lab Smp Id: MH1660
Inj Date : 02-NOV-2010 21:21
Operator : Inst ID: gc14.i
Smp Info : MH1660,10260.B
Misc Info : GC0785-10
Comment : 8082 PCB ANALYSIS
Method : \\PITSVR06\D\chem\gc14.i\10260.b\PCBA.m
Meth Date : 03-Nov-2010 10:26 gc14.i Quant Type: ESTD
Cal Date : 27-OCT-2010 01:21 Cal File: Y1001016.D
Als bottle: 23 Continuing Calibration Sample
Dil Factor: 1.00000
Integrator: Falcon Compound Sublist: 1660.sub
Target Version: 4.14 Sample Matrix: None
Processing Host: PITPC-106

RT	EXP RT	DLT RT	RESPONSE	AMOUNTS CAL-AMT (ng)	ON-COL (ng)	TARGET RANGE	RATIO
4 Aroclor-1016					CAS #: 12674-11-2		
6.392	6.395	-0.003	320547	1.00000	0.88239	0.00- 0.00	0.00
7.746	7.750	-0.004	321763	1.00000	0.83153	100.00- 100.00	0.00
7.929	7.931	-0.002	1555557	1.00000	0.85588	223.51- 223.51	0.00
8.223	8.228	-0.005	413461	1.00000	0.75932	223.51- 223.51	0.00
8.470	8.473	-0.003	357518	1.00000	0.79746	317.56- 317.56	0.00
		Average of Peak Amounts =			0.82532		
$ 2 Tetrachloro-m-xylene					CAS #: 877-09-8		
5.303	5.303	0.000	889820	0.05000	0.052335		
$ 11 Decachlorobiphenyl					CAS #: 2051-24-3		
23.696	23.707	-0.011	185252	0.05000	0.039884		
8 Aroclor-1260					CAS #: 11096-82-5		
11.349	11.353	-0.004	692646	1.00000	0.77576	0.00- 0.00	0.00
11.593	11.595	-0.002	859855	1.00000	0.79958	115.86- 115.86	0.00
12.098	12.100	-0.002	331135	1.00000	0.78504	136.91- 136.91	0.00
12.811	12.813	-0.002	497797	1.00000	0.78346	140.00- 140.00	0.00
13.865	13.872	-0.007	451282	1.00000	0.78873	128.33- 128.33	0.00
		Average of Peak Amounts =			0.78651		

Data File: \\PITSVR06\D\chem\gc14.i\10260.b\Y1100062.D
Date : 02-NOV-2010 21:21
Client ID:
Sample Info: MH1660,10260,B

Instrument: gc14.i
Operator:
Column diameter: 0.53

Column phase: HR-1

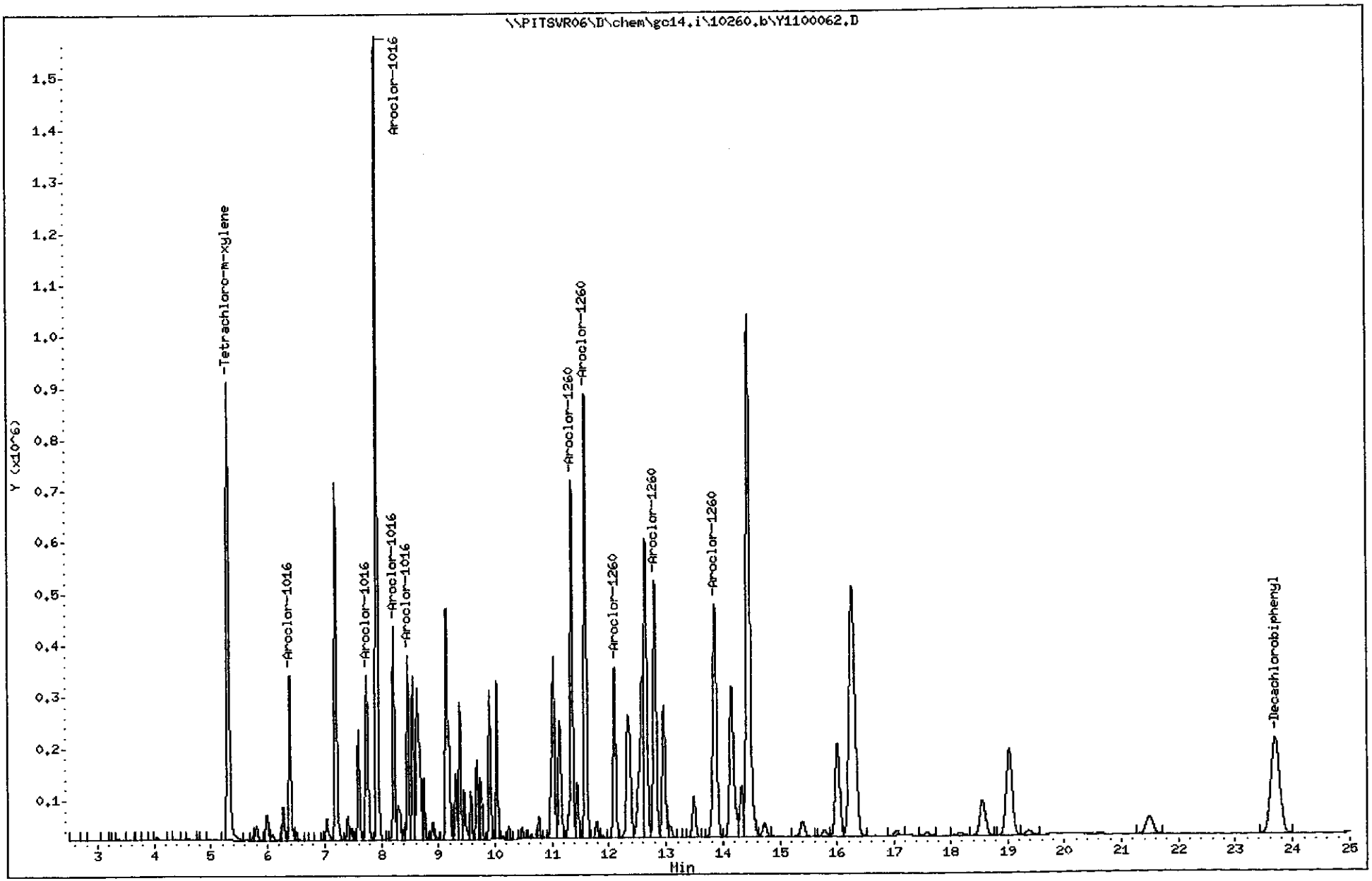

(5001 - 5120)

5097

C0J250457

Data File: \\PITSVR06\D\chem\gc14.i\10260.b\Y1100079.D
Report Date: 03-Nov-2010 10:31

TestAmerica Pittsburgh

Data file : \\PITSVR06\D\chem\gc14.i\10260.b\Y1100079.D
Lab Smp Id: MH1660
Inj Date : 03-NOV-2010 05:29
Operator : Inst ID: gc14.i
Smp Info : MH1660,10260.B
Misc Info : GC0785-10
Comment : 8082 PCB ANALYSIS
Method : \\PITSVR06\D\chem\gc14.i\10260.b\PCBA.m
Meth Date : 03-Nov-2010 10:31 gc14.i Quant Type: ESTD
Cal Date : 27-OCT-2010 01:21 Cal File: Y1001016.D
Als bottle: 40 Continuing Calibration Sample
Dil Factor: 1.00000
Integrator: Falcon Compound Sublist: 1660.sub
Target Version: 4.14 Sample Matrix: None
Processing Host: PITPC-106

				AMOUNTS			
				CAL-AMT	ON-COL		
RT	EXP RT	DLT RT	RESPONSE	(ng)	(ng)	TARGET RANGE	RATIO
4 Aroclor-1016					CAS #: 12674-11-2		
6.389	6.395	-0.006	347872	1.00000	0.95761	0.00- 0.00	0.00
7.746	7.750	-0.004	380206	1.00000	0.98257	100.00- 100.00	0.00
7.928	7.931	-0.003	1771056	1.00000	0.97445	223.51- 223.51	0.00
8.223	8.228	-0.005	521860	1.00000	0.95840	223.51- 223.51	0.00
8.468	8.473	-0.005	424555	1.00000	0.94699	317.56- 317.56	0.00
		Average of Peak Amounts =			0.96400		
$ 2 Tetrachloro-m-xylene					CAS #: 877-09-8		
5.299	5.303	-0.004	908095	0.05000	0.053410		
$ 11 Decachlorobiphenyl					CAS #: 2051-24-3		
23.693	23.707	-0.014	218156	0.05000	0.046968		
8 Aroclor-1260					CAS #: 11096-82-5		
11.348	11.353	-0.005	814045	1.00000	0.91173	0.00- 0.00	0.00
11.592	11.595	-0.003	982254	1.00000	0.91340	115.86- 115.86	0.00
12.097	12.100	-0.003	388191	1.00000	0.92030	136.91- 136.91	0.00
12.811	12.813	-0.002	581118	1.00000	0.91459	140.00- 140.00	0.00
13.866	13.872	-0.006	530676	1.00000	0.92749	128.33- 128.33	0.00
		Average of Peak Amounts =			0.91750		

Data File: \\PITSVR06\D\chem\gc14.i\10260.b\Y1100079.D
Date : 03-NOV-2010 05:29
Client ID:
Sample Info: MH1660,10260,B

Instrument: gc14.i
Operator:
Column diameter: 0.53

Column phase: MR-1

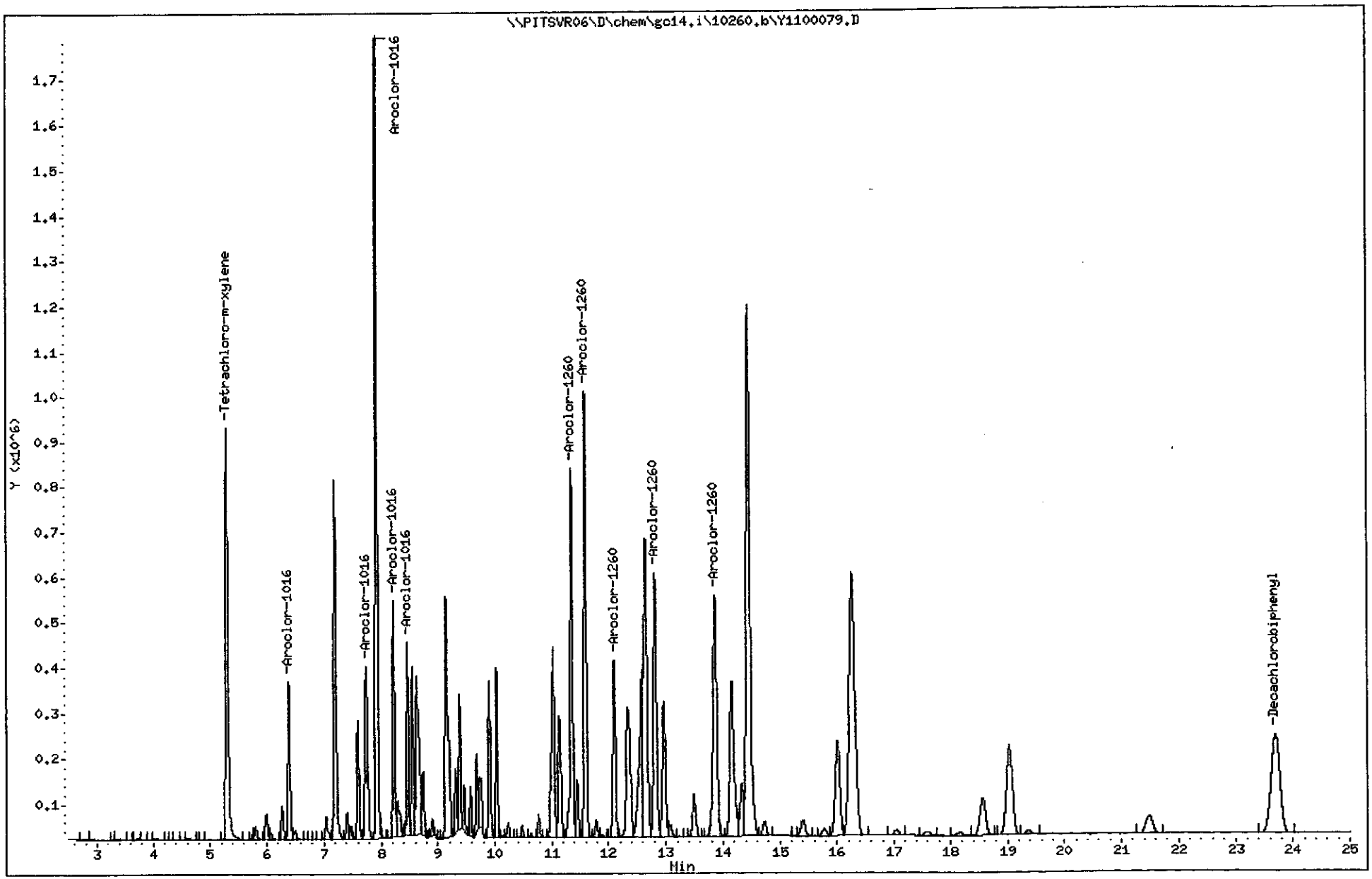

(5001 - 5120)
5099
C0J250457

PCB
QC DATA

METHOD BLANK REPORT

GC Semivolatiles

Client Lot #...: C0J250457 **Work Order #...:** L87KA1AA **Matrix.....:** SOLID
MB Lot-Sample #: C0J280000-057

Prep Date.....: 10/28/10 **Analysis Time..:** 04:03
Analysis Date..: 11/03/10 **Prep Batch #...:** 0301057 **Final Wgt/Vol..:** 20 mL
Dilution Factor: 1 **Initial Wgt/Vol:** 15 g **Instrument ID..:** S/T
Analyst ID.....: 402360

PARAMETER	RESULT	REPORTING LIMIT	UNITS	METHOD
Aroclor 1016	ND	17	ug/kg	SW846 8082
Aroclor 1221	ND	17	ug/kg	SW846 8082
Aroclor 1232	ND	17	ug/kg	SW846 8082
Aroclor 1242	ND	17	ug/kg	SW846 8082
Aroclor 1248	ND	17	ug/kg	SW846 8082
Aroclor 1254	ND	17	ug/kg	SW846 8082
Aroclor 1260	ND	17	ug/kg	SW846 8082

SURROGATE	PERCENT RECOVERY	RECOVERY LIMITS
Tetrachloro-m-xylene	109	(35 - 140)
Decachlorobiphenyl	85	(35 - 140)

NOTE(S):

Calculations are performed before rounding to avoid round-off errors in calculated results.

Data File: \\PITSVR06\D\chem\gc14.i\10260.b\Y1100076.D
Report Date: 03-Nov-2010 10:26

TestAmerica Pittsburgh

Data file : \\PITSVR06\D\chem\gc14.i\10260.b\Y1100076.D
Lab Smp Id: L87KA1AA Client Smp ID: PBLK1057
Inj Date : 03-NOV-2010 04:03
Operator : Inst ID: gc14.i
Smp Info : L87KA1AA,10260.B
Misc Info : C0J220550-BLK
Comment : 8082 PCB ANALYSIS
Method : \\PITSVR06\D\chem\gc14.i\10260.b\PCBA.m
Meth Date : 03-Nov-2010 10:26 gc14.i Quant Type: ESTD
Cal Date : 27-OCT-2010 01:21 Cal File: Y1001016.D
Als bottle: 37 QC Sample: BLANK
Dil Factor: 1.00000
Integrator: Falcon Compound Sublist: PCB.sub
Target Version: 4.14 Sample Matrix: SOIL
Processing Host: PITPC-106

Concentration Formula: Amt * DF * (Vt/Vi)/Ws * CpndVariable

Name	Value	Description
DF	1.000	Dilution Factor
Vt	20000.000	Volume of final extract
Vi	1.000	volume injected
Ws	15.000	initial volume of sample
Cpnd Variable		Local Compound Variable

RT	EXP RT	DLT RT	RESPONSE	CONCENTRATIONS ON-COL (ng)	CONCENTRATIONS FINAL (ug/Kg)	TARGET RANGE	RATIO
$ 2 Tetrachloro-m-xylene					CAS #: 877-09-8		
5.300	5.303	-0.003	371261	0.02184	29.115		
1 Aroclor-1221					CAS #: 11104-28-2		
Peaks not detected for Quant. or Qual. signal(s).							
4 Aroclor-1016					CAS #: 12674-11-2		
Peaks not detected for Quant. or Qual. signal(s).							
3 Aroclor-1232					CAS #: 11141-16-5		
Peaks not detected for Quant. or Qual. signal(s).							

Data File: \\PITSVR06\D\chem\gc14.i\10260.b\Y1100076.D
Report Date: 03-Nov-2010 10:26

RT	EXP RT	DLT RT	RESPONSE	CONCENTRATIONS ON-COL (ng)	CONCENTRATIONS FINAL (ug/Kg)	TARGET RANGE	RATIO

5 Aroclor-1242 CAS #: 53469-21-9

Peaks not detected for Quant. or Qual. signal(s).

---

6 Aroclor-1248 CAS #: 12672-29-6

Peaks not detected for Quant. or Qual. signal(s).

---

7 Aroclor-1254 CAS #: 11097-69-1

Peaks not detected for Quant. or Qual. signal(s).

---

8 Aroclor-1260 CAS #: 11096-82-5

Peaks not detected for Quant. or Qual. signal(s).

---

9 Aroclor-1262 CAS #: 37324-23-5

Peaks not detected for Quant. or Qual. signal(s).

---

10 Aroclor-1268 CAS #: 11100-14-4

Peaks not detected for Quant. or Qual. signal(s).

$ 11 Decachlorobiphenyl						CAS #: 2051-24-3	
23.690	23.707	-0.017	79423	0.01710	22.799		

Data File: \\PITSVR06\D\chem\gc14.i\10260.b\Y1100076.D
Date : 03-NOV-2010 04:03
Client ID: PBLK1057
Instrument: gc14.i
Sample Info: L87KA1AA,10260,B
Volume Injected (uL): 1.0
Operator:
Column phase: HR-1
Column diameter: 0.53

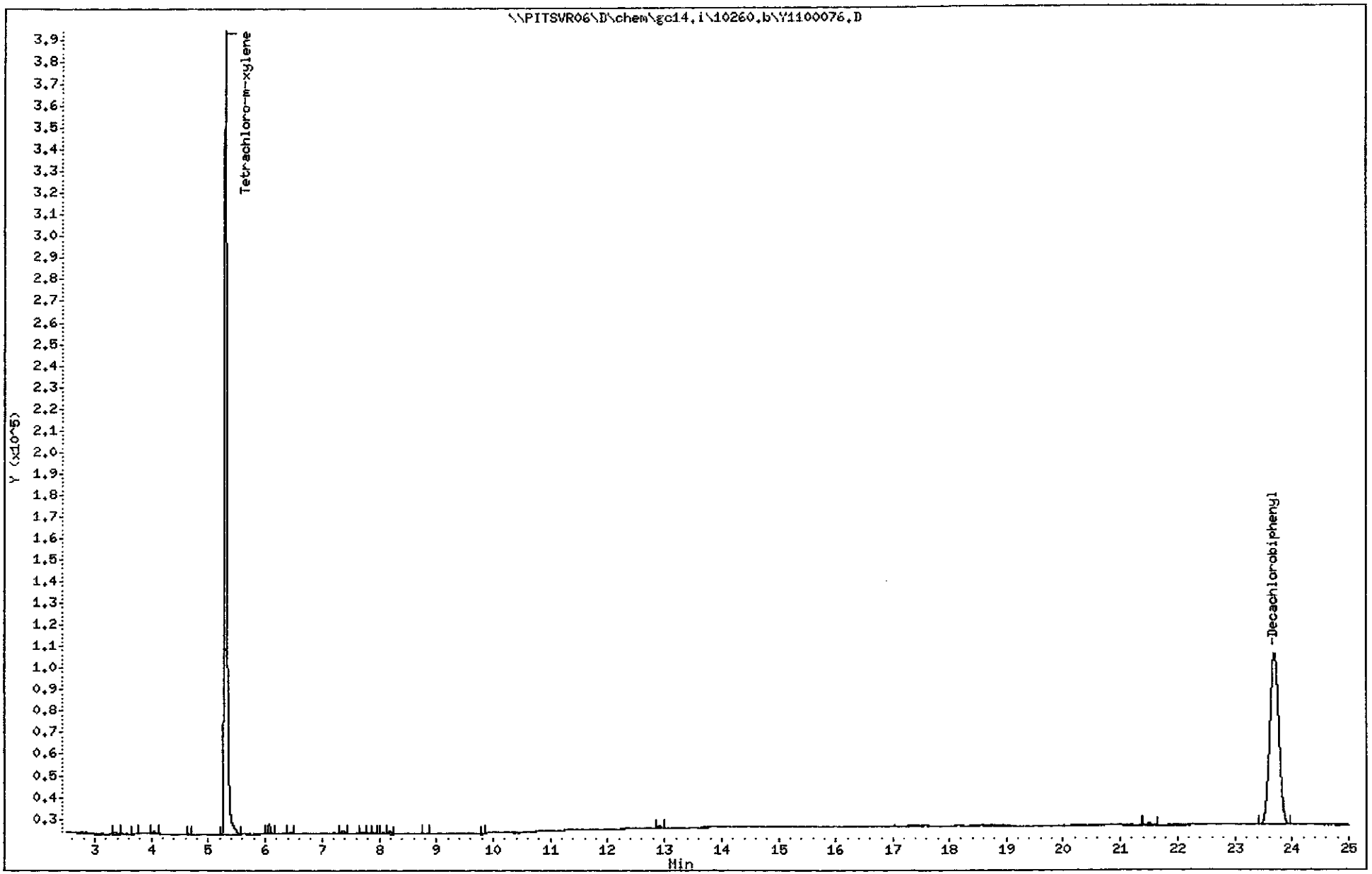

(5001 - 5120)

5104

C0J250457

LABORATORY CONTROL SAMPLE EVALUATION REPORT

GC Semivolatiles

Client Lot #...:	C0J250457	**Work Order #...:**	L87KA1AC	**Matrix.....:**	SOLID
LCS Lot-Sample#:	C0J280000-057				
Prep Date.....:	10/28/10	**Analysis Date..:**	11/03/10		
Prep Batch #...:	0301057	**Analysis Time..:**	04:32		
Dilution Factor:	1	**Initial Wgt/Vol:**	15 g	**Final Wgt/Vol..:**	20 mL
Analyst ID.....:	402360	**Instrument ID..:**	S/T		

PARAMETER	PERCENT RECOVERY	RECOVERY LIMITS	METHOD
Aroclor 1016	**88**	**(55 - 130)**	**SW846 8082**
Aroclor 1260	**81**	**(54 - 130)**	**SW846 8082**

SURROGATE	PERCENT RECOVERY	RECOVERY LIMITS
Tetrachloro-m-xylene	118	(35 - 140)
Decachlorobiphenyl	92	(35 - 140)

NOTE(S):

Calculations are performed before rounding to avoid round-off errors in calculated results.

Bold print denotes control parameters

Data File: \\PITSVR06\D\chem\gc14.i\10260.b\Y1100077.D
Report Date: 03-Nov-2010 10:26

TestAmerica Pittsburgh

Data file : \\PITSVR06\D\chem\gc14.i\10260.b\Y1100077.D
Lab Smp Id: L87KA1AC Client Smp ID: LCS1057
Inj Date : 03-NOV-2010 04:32
Operator : Inst ID: gc14.i
Smp Info : L87KA1AC,10260.B
Misc Info : C0J220550-LCS
Comment : 8082 PCB ANALYSIS
Method : \\PITSVR06\D\chem\gc14.i\10260.b\PCBA.m
Meth Date : 03-Nov-2010 10:26 gc14.i Quant Type: ESTD
Cal Date : 27-OCT-2010 01:21 Cal File: Y1001016.D
Als bottle: 38 QC Sample: LCS
Dil Factor: 1.00000
Integrator: Falcon Compound Sublist: 1660.sub
Target Version: 4.14 Sample Matrix: SOIL
Processing Host: PITPC-106

Concentration Formula: Amt * DF * (Vt/Vi)/Ws * CpndVariable

Name	Value	Description
DF	1.000	Dilution Factor
Vt	20000.000	Volume of final extract
Vi	1.000	volume injected
Ws	15.000	initial volume of sample
Cpnd Variable		Local Compound Variable

				CONCENTRATIONS ON-COL	FINAL		
RT	EXP RT	DLT RT	RESPONSE	(ng)	(ug/Kg)	TARGET RANGE	RATIO
4 Aroclor-1016					CAS #: 12674-11-2		
6.390	6.395	-0.005	319108	0.87843	1171.2	0.00- 0.00	0.00
7.746	7.750	-0.004	346212	0.89472	1193.0	100.00- 100.00	0.00
7.928	7.931	-0.003	1608539	0.88503	1180.0	223.51- 223.51	0.00
8.223	8.228	-0.005	477201	0.87638	1168.5	223.51- 223.51	0.00
8.469	8.473	-0.004	384929	0.85860	1144.8	317.56- 317.56	0.00
Average of Peak Concentrations =					1171.5		
$ 2 Tetrachloro-m-xylene					CAS #: 877-09-8		
5.302	5.303	-0.001	402824	0.02369	31.590		
$ 11 Decachlorobiphenyl					CAS #: 2051-24-3		
23.697	23.707	-0.010	85878	0.01849	24.652		
8 Aroclor-1260					CAS #: 11096-82-5		
11.347	11.353	-0.006	719396	0.80572	1074.3	0.00- 0.00	0.00
11.591	11.595	-0.004	877848	0.81631	1088.4	115.86- 115.86	0.00
12.096	12.100	-0.004	343490	0.81433	1085.8	136.91- 136.91	0.00
12.810	12.813	-0.003	511145	0.80447	1072.6	140.00- 140.00	0.00
13.865	13.872	-0.007	467862	0.81771	1090.3	128.33- 128.33	0.00
Average of Peak Concentrations =					1082.3		

Data File: \\PITSVR06\D\chem\gc14.i\10260.b\Y1100077.D
Date : 03-NOV-2010 04:32
Client ID: LCS1057
Sample Info: L87KA1AC,10260,B
Volume Injected (uL): 1.0
Column phase: MR-1

Instrument: gc14.i
Operator:
Column diameter: 0.53

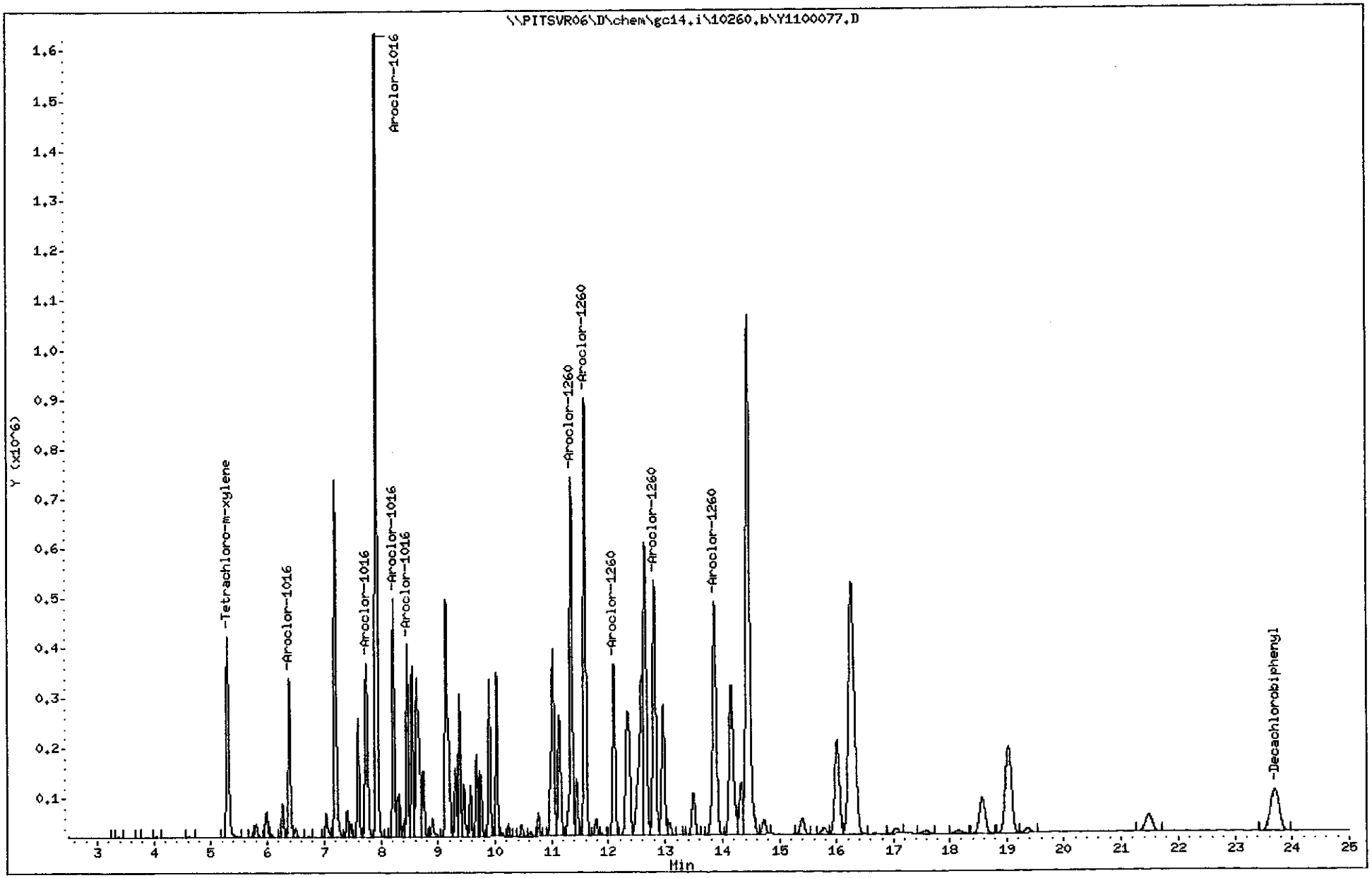

(5001 - 5120)

5107

C0J250457

PCB
MISCELLANEOUS

1/2 / 11/Ach 0301053 BA PCB 0301057 Pest PCB

Soxtherm Extraction Worksheet

TestAmerica Pittsburgh Baker
Logbook ID: OP3696 OP0198-10

Start Date/Time	Date Completed	Parameter	Method	Solvent	Solvent Lot	Solvent Mfg	GPC Number
10-28-10 / 04:40	10-28-10	8081A / 8082	Soxtherm	Hexane/Acetone	OP0151-10	Baker	N/A

	Lot Number	Sample ID	Sample Weight (g)	Final Volume (mL)	Surrogate #	Surr Vol (mL)	Matrix Spike Lot #	MS Vol (mL)	GPC Date
1.	COJ220550	BLK	15.0,	20.0	GC0480-10	0.5	N/A 760-10	N/A KG 10-28-10	N/A
2.	PEST	LCS	15.0,				GC0693-10	0.5	
3.		MS 001	15.0,						
4.		MSD 001	15.0,						
5.	PCB	LCS	15.0,				GC0693-10	0.5	
6.		MS 001	15.0,						
7.		MSD 001	15.0,						
8.		001	15.0,				N/A	N/A	
9.		002	15.2,						
10.		003	15.0,						
11.		004	15.3,						
12.		005	15.1,						
13.		006	15.0,						
14.		007	15.2,						
15.		008	15.2,						
16.	COJ250457	PCB 002	15.0,						
17.		003	15.0,						
18.		004	15.2,						
19.	COJ270511	PCB 001	15.0,						
20.	COJ270469	PCB 001	15.0,						
21.		002	15.0,	20.0	GC0480-10	0.5			
22.									
23.		KG 10-28-10							
24.									
Analyst:	KG	KG	KG	KG	JM	JM	JM	JM	KG

Extract(s) (record line # from above)	Date	Time	Extract(s) Received	Analyst	Location	Date	Time	Extract(s) Relinquished	Analyst	Location
All Above	10-28-10	0930	[signature]		Org. Prep	10-28-10	0940	[signature]		RF04-GC
all above	10-29-10	0915	[signature]			10-29-10	0915	[signature]		GC

Start Temp: End Temp: (+/- 5%)

Sodium Sulfate Mfg/Lot Number: Baker/OP0205-10
Comments:
Magnesium Sulfate Mfg/Lot Number: Baker/OP0199-10
N2 Blow Down Temp: 31°
Reviewed by: [signature]
Date: 10-28-10
Balance ID: 1120122641
Cleanups
TBA: GC0940-10
H2SO4: 304FCA
Carboprep:

printed on: 01-Oct-10 5:13:20 AM

v2 06/16/2005

COJ250457 5109 (5001 - 5120)

Sequence: C:\HPCHEM\1\SEQUENCE\C0J250457.S

Sequence Table (Front Injector):

Vial Information Part:

Line	Vial	Vial Information	
1	1	8082 PCB ANALYSIS	
2	2	GC0447-10	0.01 UG/ML
3	3	GC0447-10	0.10 UG/ML
4	4	GC0447-10	0.25 UG/ML
5	5	GC0447-10	0.50 UG/ML
6	6	GC0447-10	1.0 UG/ML
7	7	GC0445-10	
8	8	GC0446-10	
9	9	GC0451-10	
10	10	GC0449-10	
11	11	GC0450-10	
12	12	GC0782-10	
13	13	GC0783-10	
14	14	GC0784-10	
15	15	GC0785-10	
16	16	GC0786-10	
17	17	GC0787-10	
18	18	GC0788-10	
19	19	GC0861-10	
20	20	GC0862-10	
21	21	GC0863-10	
22	22	GC0864-10	
23	23	GC0865-10	
24	24	GC0866-10	
25	25	GC0867-10	
26	26	C0I030421-001	10X
27	27	C0I030421-002	10X
28	28	C0I030421-003	10X
29	29	C0I030421-004	10X
30	30	C0I030421-005	10X

Y1001000

1005

1010

1016

1023

1028

Y10260.PDF

AC 10-26-2010

HP6890 Cac-14

MR-1

EPA 608

Aroclor 1016, 1260 and 1242

11-1-10

1029	31	31	C0I030421-006	10X	
	32	32	C0I030421-007	10X	
	33	33	C0I030421-008	10X	
	34	34	C0I030421-009	10X	
	35	35	C0I030421-010	10X	
	36	36	C0I030421-011	10X	
1035	37	37	C0H200623-001	10X	
	38	38	C0H200623-002	10X	
	39	39	C0H200623-003	10X	
	40	40	C0H200623-004	10X	
	41	41	C0H200623-005	10X	
1040	42	42	C0H200623-005	10X	MS
	43	43	C0H200623-005	10X	MSD
	44	44	C0H200623-BLK		
	45	45	C0H200623-LCS		
1044	46	46	GC0786-10		
	47	47	C0J190451-001		
	48	48	C0J190451-002		
	49	49	C0J190451-003		
	50	50	C0J190451-004		
	51	51	C0J190451-005		
1050	52	52	C0J190451-006		
	53	53	C0J190451-007		
	54	54	C0J190451-007	MS	
	55	55	C0J190451-007	MSD	
	56	56	C0J190451-008		
	57	57	C0J190451-009		
1058	58	58	C0J190451-010		
	59	59	C0J190451-011		
	60	60	C0J190451-012		
	61	61	C0J190451-013		
	62	62	C0J190451-014		
	63	63	8082 PCB ANALYSIS		
1062	64	64	C0J190451-BLK		

Line	Vial	Vial Information
1063 65	65	C0J190451-LCS
1064 66	66	GC0786-10
67	1	8082 PCB ANALYSIS

Method and Injection Info Part:

Line	Vial	SampleName	Method	Inj	SampleType	InjVolume	DataFile
1	1	HEXANE	PCB1	2	Sample		
2	2	M1242,10260.B	PCB1	1	Sample		
3	3	M1242,10260.B	PCB1	1	Sample		
4	4	M1242,10260.B	PCB1	1	Sample		
5	5	M1242,10260.B	PCB1	1	Sample		
6	6	M1242,10260.B	PCB1	1	Sample		
7	7	M2154,10260.B	PCB1	1	Sample		
8	8	M1232,10260.B	PCB1	1	Sample		
9	9	M1248,10260.B	PCB1	1	Sample		
10	10	M1262,10260.B	PCB1	1	Sample		
11	11	M1268,10260.B	PCB1	1	Sample		
12	12	XL1660,10260.B	PCB1	1	Sample		
13	13	L1660,10260.B	PCB1	1	Sample		
14	14	ML1660,10260.B	PCB1	1	Sample		
15	15	M1660,10260.B	PCB1	1	Sample		
16	16	MH1660,10260.B	PCB1	1	Sample		
17	17	H1660,10260.B	PCB1	1	Sample		
18	18	XH1660,10260.B	PCB1	1	Sample		
19	19	2M2154,10260.B	PCB1	1	Sample		
20	20	2M1232,10260.B	PCB1	1	Sample		
21	21	2M1242,10260.B	PCB1	1	Sample		
22	22	2M1248,10260.B	PCB1	1	Sample		
23	23	2M1262,10260.B	PCB1	1	Sample		
24	24	2M1268,10260.B	PCB1	1	Sample		
25	25	2M1660,10260.B	PCB1	1	Sample		
26	26	L6HG81AC,10260.B	PCB1	1	Sample		
27	27	L6HHE1AC,10260.B	PCB1	1	Sample		
28	28	L6HHF1AC,10260.B	PCB1	1	Sample		
29	29	L6HHH1AC,10260.B	PCB1	1	Sample		
30	30	L6HHJ1AC,10260.B	PCB1	1	Sample		
31	31	L6HHL1AC,10260.B	PCB1	1	Sample		
32	32	L6HHM1AC,10260.B	PCB1	1	Sample		
33	33	L6HHP1AC,10260.B	PCB1	1	Sample		
34	34	L6HHR1AC,10260.B	PCB1	1	Sample		
35	35	L6HHW1AC,10260.B	PCB1	1	Sample		
36	36	L6HHX1AC,10260.B	PCB1	1	Sample		
37	37	L5XWJ1AC,10260.B	PCB1	1	Sample		
38	38	L5XWK1AC,10260.B	PCB1	1	Sample		
39	39	L5XWL1AC,10260.B	PCB1	1	Sample		
40	40	L5XWM1AC,10260.B	PCB1	1	Sample		
41	41	L5XWN1AC,10260.B	PCB1	1	Sample		
42	42	L5XWN1AH,10260.B	PCB1	1	Sample		
43	43	L5XWN1AJ,10260.B	PCB1	1	Sample		
44	44	L8LEM1AA,10260.B	PCB1	1	Sample		
45	45	L8LEM1AC,10260.B	PCB1	1	Sample		
46	46	MH1660,10260.B	PCB1	1	Sample		
47	47	L8PGD1AA,10260.B	PCB1	1	Sample		
48	48	L8PGF1AA,10260.B	PCB1	1	Sample		
49	49	L8PGG1AA,10260.B	PCB1	1	Sample		
50	50	L8PGH1AA,10260.B	PCB1	1	Sample		
51	51	L8PGJ1AA,10260.B	PCB1	1	Sample		
52	52	L8PGL1AA,10260.B	PCB1	1	Sample		
53	53	L8PGM1AA,10260.B	PCB1	1	Sample		
54	54	L8PGM1AC,10260.B	PCB1	1	Sample		

Line	Vial	SampleName	Method	Inj	SampleType	InjVolume	DataFile
55	55	L8PGM1AD,10260.B	PCB1	1	Sample		
56	56	L8PGN1AA,10260.B	PCB1	1	Sample		
57	57	L8PGP1AA,10260.B	PCB1	1	Sample		
58	58	L8PGQ1AA,10260.B	PCB1	1	Sample		
59	59	L8PGR1AA,10260.B	PCB1	1	Sample		
60	60	L8PGT1AA,10260.B	PCB1	1	Sample		
61	61	L8PG01AA,10260.B	PCB1	1	Sample		
62	62	L8PG11AA,10260.B	PCB1	1	Sample		
63	63	HEXANE	PCB1	1	Sample		
64	64	L8QGK1AA,10260.B	PCB1	1	Sample		
65	65	L8QGK1AC,10260.B	PCB1	1	Sample		
66	66	MH1660,10260.B	PCB1	1	Sample		
67	1	HEXANE	PCB1	10	Sample		

Sequence Table (Back Injector):

No entries - empty table!

Sequence: C:\HPCHEM\1\SEQUENCE\Y11010.S

Sequence Table (Front Injector):

Vial Information Part:

Y10260.PDF

AG 11-01-2010
HP6890 GC-14
MR-1

Line	Vial	Vial Information	
1	1	8082 PCB ANALYSIS	
Y1100001 2	2	GC0445-10	
3	3	GC0446-10	
4	4	GC0447-10	
5	5	GC0451-10	
6	6	GC0449-10	
7	7	GC0450-10	
007 8	8	GC0785-10	
9	9	C0J280479-001	Re-Run
10	10	C0J280479-001	MS
11	11	C0J280479-001	MSD
12	12	C0J200574-001	
13	13	C0J200574-002	
14	14	C0J200574-003	
15	15	C0J200574-004	
16	16	C0J200574-005	
17	17	C0J200574-006	
18	18	C0J290538-015	
19	19	C0J290538-016	
019 20	20	C0J290538-017	
21	21	C0J290580-001	
22	22	C0J290546-001	10X
23	23	C0J280485-001	
24	24	8082 PCB ANALYSIS	
25	25	C0J280479-BLK	
26	26	C0J280479-LCS	
027 27	27	GC0786-10	CCV failed
28	28	C0J260477-001	
29	29	C0J290547-001	
30	30	C0J290549-001	

Sequence: C:\HPCHEM\1\SEQUENCE\Y11010.S

31	31	C0J260477-BLK	
32	32	C0J260477-LCS	
33	33	C0J260477-LCSD	
34	34	C0J270511-001	
35	35	C0J270469-001	
36	36	C0J270469-002	10X
37	37	C0J250457-002	
38	38	C0J250457-003	
39	39	C0J250457-004	
40	40	C0J220550-001	
41	41	C0J220550-001 MS	
42	42	C0J220550-001 MSD	
43	43	C0J220550-002	
44	50	8082 PCB ANALYSIS	
45	51	C0J220550-BLK	
46	52	C0J220550-LCS	
47	53	GC0785-10	
48	44	C0J220550-003	
49	45	C0J220550-004	
50	46	C0J220550-005	
51	47	C0J220550-006	
52	48	C0J220550-007	
53	49	C0J220550-008	
54	51	C0J220550-BLK	
55	52	C0J220550-LCS	
56	54	GC0786-10	
57	1	8082 PCB ANALYSIS	

Method and Injection Info Part:

Line	Vial	SampleName	Method	Inj	SampleType	InjVolume	DataFile
1	1	HEXANE	PCB1	1	Sample		
2	2	M2154,10260.B	PCB1	1	Sample		
3	3	M1232,10260.B	PCB1	1	Sample		
4	4	M1242,10260.B	PCB1	1	Sample		
5	5	M1248,10260.B	PCB1	1	Sample		
6	6	M1262,10260.B	PCB1	1	Sample		
7	7	M1268,10260.B	PCB1	1	Sample		
8	8	M1660,10260.B	PCB1	1	Sample		
9	9	L88K51AE,10260.B	PCB1	1	Sample		

Sequence: C:\HPCHEM\1\SEQUENCE\Y11010.S

Line	Vial	SampleName	Method	Inj	SampleType	InjVolume	DataFile
10	10	L88K51D2,10260.B	PCB1	1	Sample		
11	11	L88K51D3,10260.B	PCB1	1	Sample		
12	12	L9CFR1A7,10260.B	PCB1	1	Sample		
13	13	L9CF21AJ,10260.B	PCB1	1	Sample		
14	14	L9CF31AJ,10260.B	PCB1	1	Sample		
15	15	L9CF41AJ,10260.B	PCB1	1	Sample		
16	16	L9CF61AJ,10260.B	PCB1	1	Sample		
17	17	L9CF71AJ,10260.B	PCB1	1	Sample		
18	18	L9A7G1AC,10260.B	PCB1	1	Sample		
19	19	L9A7L1AC,10260.B	PCB1	1	Sample		
20	20	L9A7N1AC,10260.B	PCB1	1	Sample		
21	21	L9CGQ1AG,10260.B	PCB1	1	Sample		
22	22	L9A7T1AA,10260.B	PCB1	1	Sample		
23	23	L88MA1A3,10260.B	PCB1	1	Sample		
24	24	HEXANE	PCB1	2	Sample		
25	25	L9CPR1AA,10260.B	PCB1	1	Sample		
26	26	L9CPR1AC,10260.B	PCB1	1	Sample		
27	27	MH1660,10260.B	PCB1	1	Sample		
28	28	L84L61AC,10260.B	PCB1	1	Sample		
29	29	L9A781AA,10260.B	PCB1	1	Sample		
30	30	L9A8J1AA,10260.B	PCB1	1	Sample		
31	31	L9A001AA,10260.B	PCB1	1	Sample		
32	32	L9A001AC,10260.B	PCB1	1	Sample		
33	33	L9A001AD,10260.B	PCB1	1	Sample		
34	34	L86L31A6,10260.B	PCB1	1	Sample		
35	35	L86C31AF,10260.B	PCB1	1	Sample		
36	36	L86C41AF,10260.B	PCB1	1	Sample		
37	37	L82411AE,10260.B	PCB1	1	Sample		
38	38	L82431AM,10260.B	PCB1	1	Sample		
39	39	L82441AV,10260.B	PCB1	1	Sample		
40	40	L80RK1AD,10260.B	PCB1	1	Sample		
41	41	L80RK1CK,10260.B	PCB1	1	Sample		
42	42	L80RK1CM,10260.B	PCB1	1	Sample		
43	43	L80RL1AP,10260.B	PCB1	1	Sample		
44	50	HEXANE	PCB1	1	Sample		
45	51	L87KA1AA,10260.B	PCB1	1	Sample		
46	52	L87KA1AC,10260.B	PCB1	1	Sample		
47	53	M1660,10260.B	PCB1	1	Sample		
48	44	L80RM1AP,10260.B	PCB1	1	Sample		
49	45	L80RP1AP,10260.B	PCB1	1	Sample		
50	46	L80RQ1AP,10260.B	PCB1	1	Sample		
51	47	L80RR1AP,10260.B	PCB1	1	Sample		
52	48	L80RT1AP,10260.B	PCB1	1	Sample		
53	49	L80RW1AP,10260.B	PCB1	1	Sample		
54	51	L87KA1AA,10260.B	PCB1	1	Sample		
55	52	L87KA1AC,10260.B	PCB1	1	Sample		
56	54	MH1660,10260.B	PCB1	1	Sample		
57	1	HEXANE	PCB1	10	Sample		

Sequence Table (Back Injector):

No entries - empty table!

Sequence Table (Front Injector):

Vial Information Part:

Line	Vial	Vial Information
1	1	8082 PCB ANALYSIS
2	2	GC0785-10
3	3	C0J280479-001
4	4	C0J280479-001 MS
5	5	C0J280479-001 MSD
6	6	C0J290538-015
7	7	C0J290538-016
8	8	C0J290538-017
9	9	C0J290580-001
10	10	C0J290546-001 10X
11	11	C0J280485-001
12	12	C0J280479-BLK
13	13	C0J280479-LCS
14	14	C0J260477-001
15	15	C0J290547-001
16	16	C0J290549-001
17	17	C0J270511-001
18	18	C0J270469-001
19	19	C0J270469-002 10X
20	20	C0J260477-BLK
21	21	C0J260477-LCS
22	22	C0J260477-LCSD
23	23	GC0785-10
24	24	C0J250457-002
25	25	C0J250457-003
26	26	C0J250457-004
27	27	C0J220550-001
28	28	C0J220550-001 MS
29	29	C0J220550-001 MSD
30	30	C0J220550-002

Y11000411

Y10260.PDF

ACe 11-02-2010

HP6890 CeC-14

MR-1

076	31	31	C0J220550-003
	32	32	C0J220550-004
	33	33	C0J220550-005
	34	34	C0J220550-006
	35	35	C0J220550-007
	36	36	C0J220550-008
	37	37	C0J220550-BLK
	38	38	C0J220550-LCS
	39	39	C0J220550-LCSD
079	40	40	GC0785-10
	41	1	8082 PCB ANALYSIS

Method and Injection Info Part:

Line	Vial	SampleName	Method	Inj	SampleType	InjVolume	DataFile
1	1	HEXANE	PCB1	2	Sample		
2	2	M1660,10260.B	PCB1	1	Sample		
3	3	L88K51AE,10260.B	PCB1	1	Sample		
4	4	L88K51D2,10260.B	PCB1	1	Sample		
5	5	L88K51D3,10260.B	PCB1	1	Sample		
6	6	L9A7G1AC,10260.B	PCB1	1	Sample		
7	7	L9A7L1AC,10260.B	PCB1	1	Sample		
8	8	L9A7N1AC,10260.B	PCB1	1	Sample		
9	9	L9CGQ1AG,10260.B	PCB1	1	Sample		
10	10	L9A7T1AA,10260.B	PCB1	1	Sample		
11	11	L88MA1A3,10260.B	PCB1	1	Sample		
12	12	L9CPR1AA,10260.B	PCB1	1	Sample		
13	13	L9CPR1AC,10260.B	PCB1	1	Sample		
14	14	L84L61AC,10260.B	PCB1	1	Sample		
15	15	L9A781AA,10260.B	PCB1	1	Sample		
16	16	L9A8J1AA,10260.B	PCB1	1	Sample		
17	17	L86L31A6,10260.B	PCB1	1	Sample		
18	18	L86C31AF,10260.B	PCB1	1	Sample		
19	19	L86C41AF,10260.B	PCB1	1	Sample		
20	20	L9A001AA,10260.B	PCB1	1	Sample		
21	21	L9A001AC,10260.B	PCB1	1	Sample		
22	22	L9A001AD,10260.B	PCB1	1	Sample		
23	23	MH1660,10260.B	PCB1	1	Sample		
24	24	L82411AE,10260.B	PCB1	1	Sample		
25	25	L82431AM,10260.B	PCB1	1	Sample		
26	26	L82441AV,10260.B	PCB1	1	Sample		
27	27	L80RK1AD,10260.B	PCB1	1	Sample		
28	28	L80RK1CK,10260.B	PCB1	1	Sample		
29	29	L80RK1CM,10260.B	PCB1	1	Sample		
30	30	L80RL1AP,10260.B	PCB1	1	Sample		
31	31	L80RM1AP,10260.B	PCB1	1	Sample		
32	32	L80RP1AP,10260.B	PCB1	1	Sample		
33	33	L80RQ1AP,10260.B	PCB1	1	Sample		
34	34	L80RR1AP,10260.B	PCB1	1	Sample		
35	35	L80RT1AP,10260.B	PCB1	1	Sample		
36	36	L80RW1AP,10260.B	PCB1	1	Sample		
37	37	L87KA1AA,10260.B	PCB1	1	Sample		
38	38	L87KA1AC,10260.B	PCB1	1	Sample		
39	39	L87KA1AD,10260.B	PCB1	1	Sample		
40	40	M1660,10260.B	PCB1	1	Sample		
41	1	HEXANE	PCB1	10	Sample		

Sequence: C:\HPCHEM\1\SEQUENCE\[illegible]

Sequence Table (Back Injector):

No entries - empty table!

REQUESTED BY: GREHRINK

METHOD: QH PCBs (8082)

STORAGE LOCATION	WORK ORDER #	PICKED CNTR#	CONTROL #	CLIENT #	ANALYSIS	LOTID	SMP#	SFX	MATRIX DESCRIPTION	QTY RCVD	QTY REQD
13D,CLP1	L80RK-1-AD	___ ___ ___	904955	051465	A-4F-QH	C0J220550	001		SOLID	0 6	1
13D,CLP1	L80RL-1-AP	___ ___ ___	904956	051465	A-4F-QH	C0J220550	002		SOLID	0 6	1
13D,CLP1	L80RM-1-AP	___ ___ ___	904957	051465	A-4F-QH	C0J220550	003		SOLID	0 6	1
13D,CLP1	L80RP-1-AP	___ ___ ___	904958	051465	A-4F-QH	C0J220550	004		SOLID	0 6	1
13D,CLP1	L80RQ-1-AP	___ ___ ___	904959	051465	A-4F-QH	C0J220550	005		SOLID	0 6	1
13D,CLP1	L80RR-1-AP	___ ___ ___	904960	051465	A-4F-QH	C0J220550	006		SOLID	0 6	1
13D,CLP1	L80RT-1-AP	___ ___ ___	904961	051465	A-4F-QH	C0J220550	007		SOLID	0 6	1
13D,CLP1	L80RW-1-AP	___ ___ ___	904962	051465	A-4F-QH	C0J220550	008		SOLID	0 6	1
14D,CLP1	L8241-1-AE	___ ___ ___	904964	371899	A-4F-QH	C0J250457	002		SOLID	0 4	1
14D,CLP1	L8243-1-AM	___ ___ ___	904965	371899	A-4F-QH	C0J250457	003		SOLID	0 4	1
14D,CLP1	L8244-1-AV	___ ___ ___	904966	371899	A-4F-QH	C0J250457	004		SOLID	0 4	1
16C	L86C3-1-AF	___ ___ ___	904967	353738	A-4F-QH	C0J270469	001		SOLID	0 1	1
16C	L86C4-1-AF	___ ___ ___	904968	353738	A-4F-QH	C0J270469	002		SOLID	0 1	1
17A	L86L3-1-A6	___ ___ ___	904963	432370	A-4F-QH	C0J270511	001		SOLID	0 4	1

RELINQUISHED BY	RECEIVED BY	DATE/TIME
K. Grehrink	K. Grehrink	10-28-10 03:10
K. Grehrink	K. Grehrink	10-28-10 05:30

***** END OF REPORT *****

METALS DATA

METALS RESULTS

MACTEC Engineering and Consulting Inc

Client Sample ID: B7-0204

TOTAL Metals

Lot-Sample #...: C0J250457-002 **Matrix.....:** SOLID
Date Sampled...: 10/22/10 **Date Received..:** 10/23/10
% Moisture.....: 17

PARAMETER	RESULT	REPORTING LIMIT	UNITS	METHOD	PREPARATION-ANALYSIS DATE	WORK ORDER #
Prep Batch #...: 0301449						
Silver	ND	0.42	mg/kg	SW846 6010B	10/28-11/02/10	L82411AF
		Dilution Factor: 0.7		Analysis Time..: 13:21	Analyst ID.....: 403938	
		Instrument ID..: 6500ICP		MS Run #.....: 0301240	MDL.....: 0.049	
Aluminum	**14000**	**16.9**	**mg/kg**	**SW846 6010B**	**10/28-11/02/10**	**L82411AG**
		Dilution Factor: 0.7		Analysis Time..: 13:21	Analyst ID.....: 403938	
		Instrument ID..: 6500ICP		MS Run #.....: 0301240	MDL.....: 0.91	
Arsenic	**6.3**	**0.84**	**mg/kg**	**SW846 6010B**	**10/28-11/02/10**	**L82411AH**
		Dilution Factor: 0.7		Analysis Time..: 13:21	Analyst ID.....: 403938	
		Instrument ID..: 6500ICP		MS Run #.....: 0301240	MDL.....: 0.19	
Barium	**119**	**16.9**	**mg/kg**	**SW846 6010B**	**10/28-11/02/10**	**L82411AJ**
		Dilution Factor: 0.7		Analysis Time..: 13:21	Analyst ID.....: 403938	
		Instrument ID..: 6500ICP		MS Run #.....: 0301240	MDL.....: 0.042	
Beryllium	**1.6**	**0.34**	**mg/kg**	**SW846 6010B**	**10/28-11/02/10**	**L82411AK**
		Dilution Factor: 0.7		Analysis Time..: 13:21	Analyst ID.....: 403938	
		Instrument ID..: 6500ICP		MS Run #.....: 0301240	MDL.....: 0.013	
Calcium	**49700 J**	**422**	**mg/kg**	**SW846 6010B**	**10/28-11/02/10**	**L82411AL**
		Dilution Factor: 0.7		Analysis Time..: 13:21	Analyst ID.....: 403938	
		Instrument ID..: 6500ICP		MS Run #.....: 0301240	MDL.....: 0.83	
Cadmium	**0.95**	**0.42**	**mg/kg**	**SW846 6010B**	**10/28-11/02/10**	**L82411AM**
		Dilution Factor: 0.7		Analysis Time..: 13:21	Analyst ID.....: 403938	
		Instrument ID..: 6500ICP		MS Run #.....: 0301240	MDL.....: 0.020	
Cobalt	**7.5**	**4.2**	**mg/kg**	**SW846 6010B**	**10/28-11/02/10**	**L82411AN**
		Dilution Factor: 0.7		Analysis Time..: 13:21	Analyst ID.....: 403938	
		Instrument ID..: 6500ICP		MS Run #.....: 0301240	MDL.....: 0.075	
Chromium	**7.9**	**0.42**	**mg/kg**	**SW846 6010B**	**10/28-11/02/10**	**L82411AP**
		Dilution Factor: 0.7		Analysis Time..: 13:21	Analyst ID.....: 403938	
		Instrument ID..: 6500ICP		MS Run #.....: 0301240	MDL.....: 0.072	

(Continued on next page)

MACTEC Engineering and Consulting Inc

Client Sample ID: B7-0204

TOTAL Metals

Lot-Sample #...: C0J250457-002 **Matrix.....:** SOLID

PARAMETER	RESULT	REPORTING LIMIT	UNITS	METHOD	PREPARATION-ANALYSIS DATE	WORK ORDER #
Copper	**116**	**2.1**	**mg/kg**	**SW846 6010B**	**10/28-11/02/10**	**L82411AQ**
		Dilution Factor: 0.7		Analysis Time..: 13:21	Analyst ID.....: 403938	
		Instrument ID..: 6500ICP		MS Run #.....: 0301240	MDL.....: 0.29	
Iron	**20800**	**8.4**	**mg/kg**	**SW846 6010B**	**10/28-11/02/10**	**L82411AR**
		Dilution Factor: 0.7		Analysis Time..: 13:21	Analyst ID.....: 403938	
		Instrument ID..: 6500ICP		MS Run #.....: 0301240	MDL.....: 2.5	
Potassium	**2300**	**422**	**mg/kg**	**SW846 6010B**	**10/28-11/02/10**	**L82411AT**
		Dilution Factor: 0.7		Analysis Time..: 13:21	Analyst ID.....: 403938	
		Instrument ID..: 6500ICP		MS Run #.....: 0301240	MDL.....: 35.6	
Magnesium	**2090**	**422**	**mg/kg**	**SW846 6010B**	**10/28-11/02/10**	**L82411AU**
		Dilution Factor: 0.7		Analysis Time..: 13:21	Analyst ID.....: 403938	
		Instrument ID..: 6500ICP		MS Run #.....: 0301240	MDL.....: 1.9	
Manganese	**292**	**1.3**	**mg/kg**	**SW846 6010B**	**10/28-11/02/10**	**L82411AV**
		Dilution Factor: 0.7		Analysis Time..: 13:21	Analyst ID.....: 403938	
		Instrument ID..: 6500ICP		MS Run #.....: 0301240	MDL.....: 0.041	
Sodium	**577**	**422**	**mg/kg**	**SW846 6010B**	**10/28-11/02/10**	**L82411AW**
		Dilution Factor: 0.7		Analysis Time..: 13:21	Analyst ID.....: 403938	
		Instrument ID..: 6500ICP		MS Run #.....: 0301240	MDL.....: 6.9	
Nickel	**34.0**	**3.4**	**mg/kg**	**SW846 6010B**	**10/28-11/02/10**	**L82411AX**
		Dilution Factor: 0.7		Analysis Time..: 13:21	Analyst ID.....: 403938	
		Instrument ID..: 6500ICP		MS Run #.....: 0301240	MDL.....: 0.32	
Lead	**82.6**	**0.25**	**mg/kg**	**SW846 6010B**	**10/28-11/02/10**	**L82411A0**
		Dilution Factor: 0.7		Analysis Time..: 13:21	Analyst ID.....: 403938	
		Instrument ID..: 6500ICP		MS Run #.....: 0301240	MDL.....: 0.12	
Selenium	**2.3**	**0.42**	**mg/kg**	**SW846 6010B**	**10/28-11/02/10**	**L82411A1**
		Dilution Factor: 0.7		Analysis Time..: 13:21	Analyst ID.....: 403938	
		Instrument ID..: 6500ICP		MS Run #.....: 0301240	MDL.....: 0.17	
Thallium	ND	0.84	mg/kg	SW846 6010B	10/28-11/02/10	L82411A2
		Dilution Factor: 0.7		Analysis Time..: 13:21	Analyst ID.....: 403938	
		Instrument ID..: 6500ICP		MS Run #.....: 0301240	MDL.....: 0.17	

(Continued on next page)

MACTEC Engineering and Consulting Inc

Client Sample ID: B7-0204

TOTAL Metals

Lot-Sample #...: C0J250457-002 **Matrix.....:** SOLID

PARAMETER	RESULT	REPORTING LIMIT	UNITS	METHOD	PREPARATION-ANALYSIS DATE	WORK ORDER #
Antimony	ND	0.84	mg/kg	SW846 6010B	10/28-11/02/10	L82411A3
		Dilution Factor: 0.7		Analysis Time..: 13:21	Analyst ID.....: 403938	
		Instrument ID..: 6500ICP		MS Run #.....: 0301240	MDL.....: 0.14	
Vanadium	**11.2**	**4.2**	**mg/kg**	**SW846 6010B**	**10/28-11/02/10**	**L82411A4**
		Dilution Factor: 0.7		Analysis Time..: 13:21	Analyst ID.....: 403938	
		Instrument ID..: 6500ICP		MS Run #.....: 0301240	MDL.....: 0.16	
Zinc	**523 J**	**1.7**	**mg/kg**	**SW846 6010B**	**10/28-11/02/10**	**L82411A5**
		Dilution Factor: 0.7		Analysis Time..: 13:21	Analyst ID.....: 403938	
		Instrument ID..: 6500ICP		MS Run #.....: 0301240	MDL.....: 0.19	
Prep Batch #...: 0312034						
Mercury	**0.62**	**0.040**	**mg/kg**	**SW846 7471A**	**11/08/10**	**L82411A6**
		Dilution Factor: 1		Analysis Time..: 09:51	Analyst ID.....: 031043	
		Instrument ID..: HGHYDRA		MS Run #.....: 0312033	MDL.....: 0.013	

NOTE(S):

Results and reporting limits have been adjusted for dry weight.

J Method blank contamination. The associated method blank contains the target analyte at a reportable level.

MACTEC Engineering and Consulting Inc

Client Sample ID: B6-0406

TOTAL Metals

Lot-Sample #...: C0J250457-003 **Matrix.....:** SOLID
Date Sampled...: 10/22/10 **Date Received..:** 10/23/10
% Moisture.....: 15

PARAMETER	RESULT	REPORTING LIMIT	UNITS	METHOD	PREPARATION-ANALYSIS DATE	WORK ORDER #
Prep Batch #...: 0301449						
Silver	ND	0.85	mg/kg	SW846 6010B	10/28-11/02/10	L82431AN
		Dilution Factor: 1.44		Analysis Time..: 13:51	Analyst ID.....: 403938	
		Instrument ID..: 6500ICP		MS Run #.....: 0301240	MDL.....: 0.099	
Aluminum	**10500**	**34.1**	**mg/kg**	**SW846 6010B**	**10/28-11/02/10**	**L82431AP**
		Dilution Factor: 1.44		Analysis Time..: 13:51	Analyst ID.....: 403938	
		Instrument ID..: 6500ICP		MS Run #.....: 0301240	MDL.....: 1.8	
Arsenic	**12.7**	**1.7**	**mg/kg**	**SW846 6010B**	**10/28-11/02/10**	**L82431AQ**
		Dilution Factor: 1.44		Analysis Time..: 13:51	Analyst ID.....: 403938	
		Instrument ID..: 6500ICP		MS Run #.....: 0301240	MDL.....: 0.38	
Barium	**271**	**34.1**	**mg/kg**	**SW846 6010B**	**10/28-11/02/10**	**L82431AR**
		Dilution Factor: 1.44		Analysis Time..: 13:51	Analyst ID.....: 403938	
		Instrument ID..: 6500ICP		MS Run #.....: 0301240	MDL.....: 0.085	
Beryllium	**1.2**	**0.68**	**mg/kg**	**SW846 6010B**	**10/28-11/02/10**	**L82431AT**
		Dilution Factor: 1.44		Analysis Time..: 13:51	Analyst ID.....: 403938	
		Instrument ID..: 6500ICP		MS Run #.....: 0301240	MDL.....: 0.026	
Calcium	**36100 J**	**852**	**mg/kg**	**SW846 6010B**	**10/28-11/02/10**	**L82431AU**
		Dilution Factor: 1.44		Analysis Time..: 13:51	Analyst ID.....: 403938	
		Instrument ID..: 6500ICP		MS Run #.....: 0301240	MDL.....: 1.7	
Cadmium	**0.47 B**	**0.85**	**mg/kg**	**SW846 6010B**	**10/28-11/02/10**	**L82431AV**
		Dilution Factor: 1.44		Analysis Time..: 13:51	Analyst ID.....: 403938	
		Instrument ID..: 6500ICP		MS Run #.....: 0301240	MDL.....: 0.041	
Cobalt	**6.6**	**4.3**	**mg/kg**	**SW846 6010B**	**10/28-11/02/10**	**L82431AW**
		Dilution Factor: 0.72		Analysis Time..: 13:26	Analyst ID.....: 403938	
		Instrument ID..: 6500ICP		MS Run #.....: 0301240	MDL.....: 0.076	
Chromium	**16.2**	**0.85**	**mg/kg**	**SW846 6010B**	**10/28-11/02/10**	**L82431AX**
		Dilution Factor: 1.44		Analysis Time..: 13:51	Analyst ID.....: 403938	
		Instrument ID..: 6500ICP		MS Run #.....: 0301240	MDL.....: 0.14	

(Continued on next page)

MACTEC Engineering and Consulting Inc

Client Sample ID: B6-0406

TOTAL Metals

Lot-Sample #...: C0J250457-003 **Matrix.....:** SOLID

PARAMETER	RESULT	REPORTING LIMIT	UNITS	METHOD	PREPARATION-ANALYSIS DATE	WORK ORDER #
Copper	**213**	**4.3**	**mg/kg**	**SW846 6010B**	**10/28-11/02/10**	**L82431A0**
		Dilution Factor: 1.44		Analysis Time..: 13:51	Analyst ID.....: 403938	
		Instrument ID..: 6500ICP		MS Run #.....: 0301240	MDL.....: 0.58	
Iron	**29700**	**17.0**	**mg/kg**	**SW846 6010B**	**10/28-11/02/10**	**L82431A1**
		Dilution Factor: 1.44		Analysis Time..: 13:51	Analyst ID.....: 403938	
		Instrument ID..: 6500ICP		MS Run #.....: 0301240	MDL.....: 5.1	
Potassium	**1590**	**852**	**mg/kg**	**SW846 6010B**	**10/28-11/02/10**	**L82431A2**
		Dilution Factor: 1.44		Analysis Time..: 13:51	Analyst ID.....: 403938	
		Instrument ID..: 6500ICP		MS Run #.....: 0301240	MDL.....: 71.9	
Magnesium	**3940**	**852**	**mg/kg**	**SW846 6010B**	**10/28-11/02/10**	**L82431A3**
		Dilution Factor: 1.44		Analysis Time..: 13:51	Analyst ID.....: 403938	
		Instrument ID..: 6500ICP		MS Run #.....: 0301240	MDL.....: 3.8	
Manganese	**398**	**2.6**	**mg/kg**	**SW846 6010B**	**10/28-11/02/10**	**L82431A4**
		Dilution Factor: 1.44		Analysis Time..: 13:51	Analyst ID.....: 403938	
		Instrument ID..: 6500ICP		MS Run #.....: 0301240	MDL.....: 0.082	
Sodium	**328 B**	**852**	**mg/kg**	**SW846 6010B**	**10/28-11/02/10**	**L82431A5**
		Dilution Factor: 1.44		Analysis Time..: 13:51	Analyst ID.....: 403938	
		Instrument ID..: 6500ICP		MS Run #.....: 0301240	MDL.....: 14.0	
Nickel	**18.6**	**3.4**	**mg/kg**	**SW846 6010B**	**10/28-11/02/10**	**L82431A6**
		Dilution Factor: 0.72		Analysis Time..: 13:26	Analyst ID.....: 403938	
		Instrument ID..: 6500ICP		MS Run #.....: 0301240	MDL.....: 0.33	
Lead	**335**	**0.26**	**mg/kg**	**SW846 6010B**	**10/28-11/02/10**	**L82431AA**
		Dilution Factor: 0.72		Analysis Time..: 13:26	Analyst ID.....: 403938	
		Instrument ID..: 6500ICP		MS Run #.....: 0301240	MDL.....: 0.12	
Selenium	**2.6**	**0.85**	**mg/kg**	**SW846 6010B**	**10/28-11/02/10**	**L82431AC**
		Dilution Factor: 1.44		Analysis Time..: 13:51	Analyst ID.....: 403938	
		Instrument ID..: 6500ICP		MS Run #.....: 0301240	MDL.....: 0.35	
Thallium	ND	0.85	mg/kg	SW846 6010B	10/28-11/02/10	L82431AD
		Dilution Factor: 0.72		Analysis Time..: 13:26	Analyst ID.....: 403938	
		Instrument ID..: 6500ICP		MS Run #.....: 0301240	MDL.....: 0.18	

(Continued on next page)

MACTEC Engineering and Consulting Inc

Client Sample ID: B6-0406

TOTAL Metals

Lot-Sample #...: C0J250457-003 **Matrix.....:** SOLID

PARAMETER	RESULT	REPORTING LIMIT	UNITS	METHOD	PREPARATION-ANALYSIS DATE	WORK ORDER #
Antimony	**0.41 B**	**1.7**	**mg/kg**	**SW846 6010B**	**10/28-11/02/10**	**L82431AE**
		Dilution Factor: 1.44		Analysis Time..: 13:51	Analyst ID.....: 403938	
		Instrument ID..: 6500ICP		MS Run #.....: 0301240	MDL.....: 0.28	
Vanadium	**15.3**	**8.5**	**mg/kg**	**SW846 6010B**	**10/28-11/02/10**	**L82431AF**
		Dilution Factor: 1.44		Analysis Time..: 13:51	Analyst ID.....: 403938	
		Instrument ID..: 6500ICP		MS Run #.....: 0301240	MDL.....: 0.32	
Zinc	**216 J**	**3.4**	**mg/kg**	**SW846 6010B**	**10/28-11/02/10**	**L82431AG**
		Dilution Factor: 1.44		Analysis Time..: 13:51	Analyst ID.....: 403938	
		Instrument ID..: 6500ICP		MS Run #.....: 0301240	MDL.....: 0.38	
Prep Batch #...: 0312034						
Mercury	**1.5**	**0.039**	**mg/kg**	**SW846 7471A**	**11/08/10**	**L82431AH**
		Dilution Factor: 1		Analysis Time..: 09:53	Analyst ID.....: 031043	
		Instrument ID..: HGHYDRA		MS Run #.....: 0312033	MDL.....: 0.013	

NOTE(S):

Results and reporting limits have been adjusted for dry weight.

J Method blank contamination. The associated method blank contains the target analyte at a reportable level.

B Estimated result. Result is less than RL.

MACTEC Engineering and Consulting Inc

Client Sample ID: B8-0002

TOTAL Metals

Lot-Sample #...: C0J250457-004 **Matrix.....:** SOLID
Date Sampled...: 10/22/10 **Date Received..:** 10/23/10
% Moisture.....: 19

PARAMETER	RESULT	REPORTING LIMIT	UNITS	METHOD	PREPARATION-ANALYSIS DATE	WORK ORDER #
Prep Batch #...: 0301449						
Silver	ND	0.61	mg/kg	SW846 6010B	10/28-11/02/10	L82441AW
		Dilution Factor: 0.99		Analysis Time..: 13:31	Analyst ID.....: 403938	
		Instrument ID..: 6500ICP		MS Run #.....: 0301240	MDL.....: 0.071	
Aluminum	**4570**	**24.5**	**mg/kg**	**SW846 6010B**	**10/28-11/02/10**	**L82441AX**
		Dilution Factor: 0.99		Analysis Time..: 13:31	Analyst ID.....: 403938	
		Instrument ID..: 6500ICP		MS Run #.....: 0301240	MDL.....: 1.3	
Arsenic	**47.0**	**1.2**	**mg/kg**	**SW846 6010B**	**10/28-11/02/10**	**L82441A0**
		Dilution Factor: 0.99		Analysis Time..: 13:31	Analyst ID.....: 403938	
		Instrument ID..: 6500ICP		MS Run #.....: 0301240	MDL.....: 0.27	
Barium	**34.5**	**24.5**	**mg/kg**	**SW846 6010B**	**10/28-11/02/10**	**L82441A1**
		Dilution Factor: 0.99		Analysis Time..: 13:31	Analyst ID.....: 403938	
		Instrument ID..: 6500ICP		MS Run #.....: 0301240	MDL.....: 0.061	
Beryllium	**0.66**	**0.49**	**mg/kg**	**SW846 6010B**	**10/28-11/02/10**	**L82441A2**
		Dilution Factor: 0.99		Analysis Time..: 13:31	Analyst ID.....: 403938	
		Instrument ID..: 6500ICP		MS Run #.....: 0301240	MDL.....: 0.018	
Calcium	**9000 J**	**613**	**mg/kg**	**SW846 6010B**	**10/28-11/02/10**	**L82441A3**
		Dilution Factor: 0.99		Analysis Time..: 13:31	Analyst ID.....: 403938	
		Instrument ID..: 6500ICP		MS Run #.....: 0301240	MDL.....: 1.2	
Cadmium	**0.12 B**	**0.61**	**mg/kg**	**SW846 6010B**	**10/28-11/02/10**	**L82441A4**
		Dilution Factor: 0.99		Analysis Time..: 13:31	Analyst ID.....: 403938	
		Instrument ID..: 6500ICP		MS Run #.....: 0301240	MDL.....: 0.029	
Cobalt	**8.7**	**6.1**	**mg/kg**	**SW846 6010B**	**10/28-11/02/10**	**L82441A5**
		Dilution Factor: 0.99		Analysis Time..: 13:31	Analyst ID.....: 403938	
		Instrument ID..: 6500ICP		MS Run #.....: 0301240	MDL.....: 0.11	
Chromium	**7.6**	**0.61**	**mg/kg**	**SW846 6010B**	**10/28-11/02/10**	**L82441A6**
		Dilution Factor: 0.99		Analysis Time..: 13:31	Analyst ID.....: 403938	
		Instrument ID..: 6500ICP		MS Run #.....: 0301240	MDL.....: 0.10	

(Continued on next page)

MACTEC Engineering and Consulting Inc

Client Sample ID: B8-0002

TOTAL Metals

Lot-Sample #...: C0J250457-004 **Matrix.....:** SOLID

PARAMETER	RESULT	REPORTING LIMIT	UNITS	METHOD	PREPARATION-ANALYSIS DATE	WORK ORDER #
Copper	**16.9**	**3.1**	**mg/kg**	**SW846 6010B**	**10/28-11/02/10**	**L82441AA**
		Dilution Factor: 0.99		Analysis Time..: 13:31	Analyst ID.....: 403938	
		Instrument ID..: 6500ICP		MS Run #.....: 0301240	MDL.....: 0.42	
Iron	**23700**	**12.3**	**mg/kg**	**SW846 6010B**	**10/28-11/02/10**	**L82441AC**
		Dilution Factor: 0.99		Analysis Time..: 13:31	Analyst ID.....: 403938	
		Instrument ID..: 6500ICP		MS Run #.....: 0301240	MDL.....: 3.6	
Potassium	**476 B**	**613**	**mg/kg**	**SW846 6010B**	**10/28-11/02/10**	**L82441AD**
		Dilution Factor: 0.99		Analysis Time..: 13:31	Analyst ID.....: 403938	
		Instrument ID..: 6500ICP		MS Run #.....: 0301240	MDL.....: 51.7	
Magnesium	**419 B**	**613**	**mg/kg**	**SW846 6010B**	**10/28-11/02/10**	**L82441AE**
		Dilution Factor: 0.99		Analysis Time..: 13:31	Analyst ID.....: 403938	
		Instrument ID..: 6500ICP		MS Run #.....: 0301240	MDL.....: 2.7	
Manganese	**57.7**	**1.8**	**mg/kg**	**SW846 6010B**	**10/28-11/02/10**	**L82441AF**
		Dilution Factor: 0.99		Analysis Time..: 13:31	Analyst ID.....: 403938	
		Instrument ID..: 6500ICP		MS Run #.....: 0301240	MDL.....: 0.059	
Sodium	**188 B**	**613**	**mg/kg**	**SW846 6010B**	**10/28-11/02/10**	**L82441AG**
		Dilution Factor: 0.99		Analysis Time..: 13:31	Analyst ID.....: 403938	
		Instrument ID..: 6500ICP		MS Run #.....: 0301240	MDL.....: 10.1	
Nickel	**21.1**	**4.9**	**mg/kg**	**SW846 6010B**	**10/28-11/02/10**	**L82441AH**
		Dilution Factor: 0.99		Analysis Time..: 13:31	Analyst ID.....: 403938	
		Instrument ID..: 6500ICP		MS Run #.....: 0301240	MDL.....: 0.47	
Lead	**6.7**	**0.37**	**mg/kg**	**SW846 6010B**	**10/28-11/02/10**	**L82441AJ**
		Dilution Factor: 0.99		Analysis Time..: 13:31	Analyst ID.....: 403938	
		Instrument ID..: 6500ICP		MS Run #.....: 0301240	MDL.....: 0.18	
Selenium	**1.4**	**0.61**	**mg/kg**	**SW846 6010B**	**10/28-11/02/10**	**L82441AK**
		Dilution Factor: 0.99		Analysis Time..: 13:31	Analyst ID.....: 403938	
		Instrument ID..: 6500ICP		MS Run #.....: 0301240	MDL.....: 0.25	
Thallium	**0.55 B**	**1.2**	**mg/kg**	**SW846 6010B**	**10/28-11/02/10**	**L82441AL**
		Dilution Factor: 0.99		Analysis Time..: 13:31	Analyst ID.....: 403938	
		Instrument ID..: 6500ICP		MS Run #.....: 0301240	MDL.....: 0.25	

(Continued on next page)

MACTEC Engineering and Consulting Inc

Client Sample ID: B8-0002

TOTAL Metals

Lot-Sample #...: C0J250457-004 **Matrix.....:** SOLID

PARAMETER	RESULT	REPORTING LIMIT	UNITS	METHOD	PREPARATION-ANALYSIS DATE	WORK ORDER #
Antimony	ND	1.2	mg/kg	SW846 6010B	10/28-11/02/10	L82441AM
		Dilution Factor: 0.99		Analysis Time..: 13:31	Analyst ID.....: 403938	
		Instrument ID..: 6500ICP		MS Run #.....: 0301240	MDL.....: 0.20	
Vanadium	**17.5**	**6.1**	**mg/kg**	**SW846 6010B**	**10/28-11/02/10**	**L82441AN**
		Dilution Factor: 0.99		Analysis Time..: 13:31	Analyst ID.....: 403938	
		Instrument ID..: 6500ICP		MS Run #.....: 0301240	MDL.....: 0.23	
Zinc	**15.0 J**	**2.5**	**mg/kg**	**SW846 6010B**	**10/28-11/02/10**	**L82441AP**
		Dilution Factor: 0.99		Analysis Time..: 13:31	Analyst ID.....: 403938	
		Instrument ID..: 6500ICP		MS Run #.....: 0301240	MDL.....: 0.27	
Prep Batch #...: 0312034						
Mercury	**0.058**	**0.041**	**mg/kg**	**SW846 7471A**	**11/08/10**	**L82441AQ**
		Dilution Factor: 1		Analysis Time..: 09:55	Analyst ID.....: 031043	
		Instrument ID..: HGHYDRA		MS Run #.....: 0312033	MDL.....: 0.013	

NOTE(S):

Results and reporting limits have been adjusted for dry weight.

J Method blank contamination. The associated method blank contains the target analyte at a reportable level.

B Estimated result. Result is less than RL.

METHOD BLANK REPORT

TOTAL Metals

Client Lot #...: C0J250457 **Matrix.....:** SOLID

PARAMETER	RESULT	REPORTING LIMIT	UNITS	METHOD	PREPARATION-ANALYSIS DATE	WORK ORDER #
MB Lot-Sample #: C0J280000-449 **Prep Batch #...:** 0301449						
Silver	ND	0.32	mg/kg	SW846 6010B	10/28-11/02/10	L89H01AA
		Dilution Factor: 0.63				
		Analysis Time..: 12:10		Analyst ID.....: 403938	Instrument ID..: 650	
Aluminum	ND	12.6	mg/kg	SW846 6010B	10/28-11/02/10	L89H01AC
		Dilution Factor: 0.63				
		Analysis Time..: 12:10		Analyst ID.....: 403938	Instrument ID..: 650	
Arsenic	ND	0.63	mg/kg	SW846 6010B	10/28-11/02/10	L89H01AD
		Dilution Factor: 0.63				
		Analysis Time..: 12:10		Analyst ID.....: 403938	Instrument ID..: 650	
Barium	ND	12.6	mg/kg	SW846 6010B	10/28-11/02/10	L89H01AE
		Dilution Factor: 0.63				
		Analysis Time..: 12:10		Analyst ID.....: 403938	Instrument ID..: 650	
Beryllium	ND	0.25	mg/kg	SW846 6010B	10/28-11/02/10	L89H01AF
		Dilution Factor: 0.63				
		Analysis Time..: 12:10		Analyst ID.....: 403938	Instrument ID..: 650	
Calcium	**1.1 B**	**315**	**mg/kg**	**SW846 6010B**	**10/28-11/02/10**	**L89H01AG**
		Dilution Factor: 0.63				
		Analysis Time..: 12:10		Analyst ID.....: 403938	Instrument ID..: 650	
Cadmium	ND	0.32	mg/kg	SW846 6010B	10/28-11/02/10	L89H01AH
		Dilution Factor: 0.63				
		Analysis Time..: 12:10		Analyst ID.....: 403938	Instrument ID..: 650	
Cobalt	ND	3.2	mg/kg	SW846 6010B	10/28-11/02/10	L89H01AJ
		Dilution Factor: 0.63				
		Analysis Time..: 12:10		Analyst ID.....: 403938	Instrument ID..: 650	
Chromium	ND	0.32	mg/kg	SW846 6010B	10/28-11/02/10	L89H01AK
		Dilution Factor: 0.63				
		Analysis Time..: 12:10		Analyst ID.....: 403938	Instrument ID..: 650	
Copper	ND	1.6	mg/kg	SW846 6010B	10/28-11/02/10	L89H01AL
		Dilution Factor: 0.63				
		Analysis Time..: 12:10		Analyst ID.....: 403938	Instrument ID..: 650	
Iron	ND	6.3	mg/kg	SW846 6010B	10/28-11/02/10	L89H01AM
		Dilution Factor: 0.63				
		Analysis Time..: 12:10		Analyst ID.....: 403938	Instrument ID..: 650	

(Continued on next page)

METHOD BLANK REPORT

TOTAL Metals

Client Lot #...: C0J250457 **Matrix.....:** SOLID

PARAMETER	RESULT	REPORTING LIMIT	UNITS	METHOD	PREPARATION-ANALYSIS DATE	WORK ORDER #
Potassium	ND	315	mg/kg	SW846 6010B	10/28-11/02/10	L89H01AN
		Dilution Factor: 0.63				
		Analysis Time..: 12:10		Analyst ID.....: 403938	Instrument ID..: 650	
Magnesium	ND	315	mg/kg	SW846 6010B	10/28-11/02/10	L89H01AP
		Dilution Factor: 0.63				
		Analysis Time..: 12:10		Analyst ID.....: 403938	Instrument ID..: 650	
Manganese	ND	0.94	mg/kg	SW846 6010B	10/28-11/02/10	L89H01AQ
		Dilution Factor: 0.63				
		Analysis Time..: 12:10		Analyst ID.....: 403938	Instrument ID..: 650	
Sodium	ND	315	mg/kg	SW846 6010B	10/28-11/02/10	L89H01AR
		Dilution Factor: 0.63				
		Analysis Time..: 12:10		Analyst ID.....: 403938	Instrument ID..: 650	
Nickel	ND	2.5	mg/kg	SW846 6010B	10/28-11/02/10	L89H01AT
		Dilution Factor: 0.63				
		Analysis Time..: 12:10		Analyst ID.....: 403938	Instrument ID..: 650	
Lead	ND	0.19	mg/kg	SW846 6010B	10/28-11/02/10	L89H01AU
		Dilution Factor: 0.63				
		Analysis Time..: 12:10		Analyst ID.....: 403938	Instrument ID..: 650	
Selenium	ND	0.32	mg/kg	SW846 6010B	10/28-11/02/10	L89H01AV
		Dilution Factor: 0.63				
		Analysis Time..: 12:10		Analyst ID.....: 403938	Instrument ID..: 650	
Thallium	ND	0.63	mg/kg	SW846 6010B	10/28-11/02/10	L89H01AW
		Dilution Factor: 0.63				
		Analysis Time..: 12:10		Analyst ID.....: 403938	Instrument ID..: 650	
Antimony	ND	0.63	mg/kg	SW846 6010B	10/28-11/02/10	L89H01AX
		Dilution Factor: 0.63				
		Analysis Time..: 12:10		Analyst ID.....: 403938	Instrument ID..: 650	
Vanadium	ND	3.2	mg/kg	SW846 6010B	10/28-11/02/10	L89H01A0
		Dilution Factor: 0.63				
		Analysis Time..: 12:10		Analyst ID.....: 403938	Instrument ID..: 650	
Zinc	**0.18 B**	**1.3**	**mg/kg**	**SW846 6010B**	**10/28-11/02/10**	**L89H01A1**
		Dilution Factor: 0.63				
		Analysis Time..: 12:10		Analyst ID.....: 403938	Instrument ID..: 650	

(Continued on next page)

METHOD BLANK REPORT

TOTAL Metals

Client Lot #...: C0J250457 **Matrix.....:** SOLID

PARAMETER	RESULT	REPORTING LIMIT	UNITS	METHOD	PREPARATION-ANALYSIS DATE	WORK ORDER #
MB Lot-Sample #: C0K080000-034 **Prep Batch #...:** 0312034						
Mercury	ND	0.033	mg/kg	SW846 7471A	11/08/10	L9NRH1AA

Dilution Factor: 1
Analysis Time..: 09:46 Analyst ID.....: 031043 Instrument ID..: HGH

NOTE(S):

Calculations are performed before rounding to avoid round-off errors in calculated results.

B Estimated result. Result is less than RL.

LABORATORY CONTROL SAMPLE EVALUATION REPORT

TOTAL Metals

Client Lot #...: C0J250457 **Matrix.....:** SOLID

PARAMETER	PERCENT RECOVERY	RECOVERY LIMITS	METHOD	PREPARATION-ANALYSIS DATE	WORK ORDER #
LCS Lot-Sample#: C0J280000-449 **Prep Batch #...:** 0301449					
Silver	92	(80 - 120)	SW846 6010B	10/28-11/02/10	L89H01A2
		Dilution Factor: 0.88	Analysis Time..: 12:15	Analyst ID.....: 403938	
		Instrument ID..: 6500ICP			
Aluminum	100	(80 - 120)	SW846 6010B	10/28-11/02/10	L89H01A3
		Dilution Factor: 0.88	Analysis Time..: 12:15	Analyst ID.....: 403938	
		Instrument ID..: 6500ICP			
Arsenic	103	(80 - 120)	SW846 6010B	10/28-11/02/10	L89H01A4
		Dilution Factor: 0.88	Analysis Time..: 12:15	Analyst ID.....: 403938	
		Instrument ID..: 6500ICP			
Barium	99	(80 - 120)	SW846 6010B	10/28-11/02/10	L89H01A5
		Dilution Factor: 0.88	Analysis Time..: 12:15	Analyst ID.....: 403938	
		Instrument ID..: 6500ICP			
Beryllium	100	(80 - 120)	SW846 6010B	10/28-11/02/10	L89H01A6
		Dilution Factor: 0.88	Analysis Time..: 12:15	Analyst ID.....: 403938	
		Instrument ID..: 6500ICP			
Calcium	102	(80 - 120)	SW846 6010B	10/28-11/02/10	L89H01A7
		Dilution Factor: 0.88	Analysis Time..: 12:15	Analyst ID.....: 403938	
		Instrument ID..: 6500ICP			
Cadmium	98	(80 - 120)	SW846 6010B	10/28-11/02/10	L89H01A8
		Dilution Factor: 0.88	Analysis Time..: 12:15	Analyst ID.....: 403938	
		Instrument ID..: 6500ICP			
Cobalt	103	(80 - 120)	SW846 6010B	10/28-11/02/10	L89H01A9
		Dilution Factor: 0.88	Analysis Time..: 12:15	Analyst ID.....: 403938	
		Instrument ID..: 6500ICP			
Chromium	99	(80 - 120)	SW846 6010B	10/28-11/02/10	L89H01CA
		Dilution Factor: 0.88	Analysis Time..: 12:15	Analyst ID.....: 403938	
		Instrument ID..: 6500ICP			
Copper	100	(80 - 120)	SW846 6010B	10/28-11/02/10	L89H01CC
		Dilution Factor: 0.88	Analysis Time..: 12:15	Analyst ID.....: 403938	
		Instrument ID..: 6500ICP			

(Continued on next page)

LABORATORY CONTROL SAMPLE EVALUATION REPORT

TOTAL Metals

Client Lot #...: C0J250457 **Matrix.....:** SOLID

PARAMETER	PERCENT RECOVERY	RECOVERY LIMITS	METHOD	PREPARATION-ANALYSIS DATE	WORK ORDER #
Iron	106	(80 - 120)	SW846 6010B	10/28-11/02/10	L89H01CD
		Dilution Factor: 0.88	Analysis Time..: 12:15	Analyst ID.....: 403938	
		Instrument ID..: 6500ICP			
Potassium	96	(80 - 120)	SW846 6010B	10/28-11/02/10	L89H01CE
		Dilution Factor: 0.88	Analysis Time..: 12:15	Analyst ID.....: 403938	
		Instrument ID..: 6500ICP			
Magnesium	98	(80 - 120)	SW846 6010B	10/28-11/02/10	L89H01CF
		Dilution Factor: 0.88	Analysis Time..: 12:15	Analyst ID.....: 403938	
		Instrument ID..: 6500ICP			
Manganese	100	(80 - 120)	SW846 6010B	10/28-11/02/10	L89H01CG
		Dilution Factor: 0.88	Analysis Time..: 12:15	Analyst ID.....: 403938	
		Instrument ID..: 6500ICP			
Sodium	101	(80 - 120)	SW846 6010B	10/28-11/02/10	L89H01CH
		Dilution Factor: 0.88	Analysis Time..: 12:15	Analyst ID.....: 403938	
		Instrument ID..: 6500ICP			
Nickel	104	(80 - 120)	SW846 6010B	10/28-11/02/10	L89H01CJ
		Dilution Factor: 0.88	Analysis Time..: 12:15	Analyst ID.....: 403938	
		Instrument ID..: 6500ICP			
Lead	99	(80 - 120)	SW846 6010B	10/28-11/02/10	L89H01CK
		Dilution Factor: 0.88	Analysis Time..: 12:15	Analyst ID.....: 403938	
		Instrument ID..: 6500ICP			
Selenium	102	(80 - 120)	SW846 6010B	10/28-11/02/10	L89H01CL
		Dilution Factor: 0.88	Analysis Time..: 12:15	Analyst ID.....: 403938	
		Instrument ID..: 6500ICP			
Thallium	96	(80 - 120)	SW846 6010B	10/28-11/02/10	L89H01CM
		Dilution Factor: 0.88	Analysis Time..: 12:15	Analyst ID.....: 403938	
		Instrument ID..: 6500ICP			
Antimony	98	(80 - 120)	SW846 6010B	10/28-11/02/10	L89H01CN
		Dilution Factor: 0.88	Analysis Time..: 12:15	Analyst ID.....: 403938	
		Instrument ID..: 6500ICP			
Vanadium	99	(80 - 120)	SW846 6010B	10/28-11/02/10	L89H01CP
		Dilution Factor: 0.88	Analysis Time..: 12:15	Analyst ID.....: 403938	
		Instrument ID..: 6500ICP			

(Continued on next page)

LABORATORY CONTROL SAMPLE EVALUATION REPORT

TOTAL Metals

Client Lot #...: C0J250457 **Matrix.....:** SOLID

PARAMETER	PERCENT RECOVERY	RECOVERY LIMITS	METHOD	PREPARATION-ANALYSIS DATE	WORK ORDER #
Zinc	99	(80 - 120)	SW846 6010B	10/28-11/02/10	L89H01CQ

Dilution Factor: 0.88 Analysis Time..: 12:15 Analyst ID.....: 403938
Instrument ID..: 6500ICP

LCS Lot-Sample#: C0K080000-034 **Prep Batch #...:** 0312034

Mercury	100	(80 - 120)	SW846 7471A	11/08/10	L9NRH1AC

Dilution Factor: 1 Analysis Time..: 09:48 Analyst ID.....: 031043
Instrument ID..: HGHYDRA

NOTE(S):

Calculations are performed before rounding to avoid round-off errors in calculated results.

LABORATORY CONTROL SAMPLE DATA REPORT

TOTAL Metals

Client Lot #...: C0J250457 **Matrix.....:** SOLID

PARAMETER	SPIKE AMOUNT	MEASURED AMOUNT	UNITS	PERCNT RECVRY	METHOD	PREPARATION-ANALYSIS DATE	WORK ORDER #
LCS Lot-Sample#: C0J280000-449 **Prep Batch #...:** 0301449							
Silver	4.40	4.04	mg/kg	92	SW846 6010B	10/28-11/02/10	L89H01A2
			Dilution Factor: 0.88		Analysis Time..: 12:15	Analyst ID.....: 403938	
			Instrument ID..: 6500ICP				
Aluminum	176	177	mg/kg	100	SW846 6010B	10/28-11/02/10	L89H01A3
			Dilution Factor: 0.88		Analysis Time..: 12:15	Analyst ID.....: 403938	
			Instrument ID..: 6500ICP				
Arsenic	176	182	mg/kg	103	SW846 6010B	10/28-11/02/10	L89H01A4
			Dilution Factor: 0.88		Analysis Time..: 12:15	Analyst ID.....: 403938	
			Instrument ID..: 6500ICP				
Barium	176	174	mg/kg	99	SW846 6010B	10/28-11/02/10	L89H01A5
			Dilution Factor: 0.88		Analysis Time..: 12:15	Analyst ID.....: 403938	
			Instrument ID..: 6500ICP				
Beryllium	4.40	4.39	mg/kg	100	SW846 6010B	10/28-11/02/10	L89H01A6
			Dilution Factor: 0.88		Analysis Time..: 12:15	Analyst ID.....: 403938	
			Instrument ID..: 6500ICP				
Calcium	4400	4480	mg/kg	102	SW846 6010B	10/28-11/02/10	L89H01A7
			Dilution Factor: 0.88		Analysis Time..: 12:15	Analyst ID.....: 403938	
			Instrument ID..: 6500ICP				
Cadmium	4.40	4.33	mg/kg	98	SW846 6010B	10/28-11/02/10	L89H01A8
			Dilution Factor: 0.88		Analysis Time..: 12:15	Analyst ID.....: 403938	
			Instrument ID..: 6500ICP				
Cobalt	44.0	45.4	mg/kg	103	SW846 6010B	10/28-11/02/10	L89H01A9
			Dilution Factor: 0.88		Analysis Time..: 12:15	Analyst ID.....: 403938	
			Instrument ID..: 6500ICP				
Chromium	17.6	17.4	mg/kg	99	SW846 6010B	10/28-11/02/10	L89H01CA
			Dilution Factor: 0.88		Analysis Time..: 12:15	Analyst ID.....: 403938	
			Instrument ID..: 6500ICP				
Copper	22.0	22.0	mg/kg	100	SW846 6010B	10/28-11/02/10	L89H01CC
			Dilution Factor: 0.88		Analysis Time..: 12:15	Analyst ID.....: 403938	
			Instrument ID..: 6500ICP				

(Continued on next page)

LABORATORY CONTROL SAMPLE DATA REPORT

TOTAL Metals

Client Lot #...: C0J250457 **Matrix.....:** SOLID

PARAMETER	SPIKE AMOUNT	MEASURED AMOUNT	UNITS	PERCNT RECVRY	METHOD	PREPARATION-ANALYSIS DATE	WORK ORDER #
Iron	88.0	93.6	mg/kg	106	SW846 6010B	10/28-11/02/10	L89H01CD
			Dilution Factor: 0.88		Analysis Time..: 12:15	Analyst ID.....: 403938	
			Instrument ID..: 6500ICP				
Potassium	4400	4200	mg/kg	96	SW846 6010B	10/28-11/02/10	L89H01CE
			Dilution Factor: 0.88		Analysis Time..: 12:15	Analyst ID.....: 403938	
			Instrument ID..: 6500ICP				
Magnesium	4400	4300	mg/kg	98	SW846 6010B	10/28-11/02/10	L89H01CF
			Dilution Factor: 0.88		Analysis Time..: 12:15	Analyst ID.....: 403938	
			Instrument ID..: 6500ICP				
Manganese	44.0	43.9	mg/kg	100	SW846 6010B	10/28-11/02/10	L89H01CG
			Dilution Factor: 0.88		Analysis Time..: 12:15	Analyst ID.....: 403938	
			Instrument ID..: 6500ICP				
Sodium	4400	4430	mg/kg	101	SW846 6010B	10/28-11/02/10	L89H01CH
			Dilution Factor: 0.88		Analysis Time..: 12:15	Analyst ID.....: 403938	
			Instrument ID..: 6500ICP				
Nickel	44.0	45.8	mg/kg	104	SW846 6010B	10/28-11/02/10	L89H01CJ
			Dilution Factor: 0.88		Analysis Time..: 12:15	Analyst ID.....: 403938	
			Instrument ID..: 6500ICP				
Lead	44.0	43.7	mg/kg	99	SW846 6010B	10/28-11/02/10	L89H01CK
			Dilution Factor: 0.88		Analysis Time..: 12:15	Analyst ID.....: 403938	
			Instrument ID..: 6500ICP				
Selenium	176	179	mg/kg	102	SW846 6010B	10/28-11/02/10	L89H01CL
			Dilution Factor: 0.88		Analysis Time..: 12:15	Analyst ID.....: 403938	
			Instrument ID..: 6500ICP				
Thallium	176	169	mg/kg	96	SW846 6010B	10/28-11/02/10	L89H01CM
			Dilution Factor: 0.88		Analysis Time..: 12:15	Analyst ID.....: 403938	
			Instrument ID..: 6500ICP				
Antimony	44.0	43.1	mg/kg	98	SW846 6010B	10/28-11/02/10	L89H01CN
			Dilution Factor: 0.88		Analysis Time..: 12:15	Analyst ID.....: 403938	
			Instrument ID..: 6500ICP				
Vanadium	44.0	43.5	mg/kg	99	SW846 6010B	10/28-11/02/10	L89H01CP
			Dilution Factor: 0.88		Analysis Time..: 12:15	Analyst ID.....: 403938	
			Instrument ID..: 6500ICP				

(Continued on next page)

LABORATORY CONTROL SAMPLE DATA REPORT

TOTAL Metals

Client Lot #...: C0J250457 **Matrix.....:** SOLID

PARAMETER	SPIKE AMOUNT	MEASURED AMOUNT	UNITS	PERCNT RECVRY	METHOD	PREPARATION-ANALYSIS DATE	WORK ORDER #
Zinc	44.0	43.6	mg/kg	99	SW846 6010B	10/28-11/02/10	L89H01CQ

Dilution Factor: 0.88 Analysis Time..: 12:15 Analyst ID.....: 403938
Instrument ID..: 6500ICP

LCS Lot-Sample#: C0K080000-034 **Prep Batch #...:** 0312034

Mercury	0.417	0.418	mg/kg	100	SW846 7471A	11/08/10	L9NRH1AC

Dilution Factor: 1 Analysis Time..: 09:48 Analyst ID.....: 031043
Instrument ID..: HGHYDRA

NOTE(S):

Calculations are performed before rounding to avoid round-off errors in calculated results.

MATRIX SPIKE SAMPLE EVALUATION REPORT

TOTAL Metals

Client Lot #...: C0J250457 **Matrix.....:** SOLID
Date Sampled...: 10/20/10 **Date Received..:** 10/22/10

PARAMETER	PERCENT RECOVERY	RECOVERY LIMITS	RPD	RPD LIMITS	METHOD	PREPARATION-ANALYSIS DATE	WORK ORDER #
MS Lot-Sample #: C0J220550-001 **Prep Batch #...:** 0301449						**% Moisture.....:** 6.4	
Silver	82	(75 - 125)			SW846 6010B	10/28-11/02/10	L80RK1CM
	84	(75 - 125)	10	(0-20)	SW846 6010B	10/28-11/02/10	L80RK1CN
		Dilution Factor: 0.84					
		Analysis Time..: 12:29			Instrument ID..: 6500ICP	Analyst ID.....: 403938	
		MS Run #.....: 0301240					
Aluminum	NC	(75 - 125)			SW846 6010B	10/28-11/02/10	L80RK1CP
	NC	(75 - 125)		(0-20)	SW846 6010B	10/28-11/02/10	L80RK1CQ
		Dilution Factor: 0.84					
		Analysis Time..: 12:29			Instrument ID..: 6500ICP	Analyst ID.....: 403938	
		MS Run #.....: 0301240					
Arsenic	89	(75 - 125)			SW846 6010B	10/28-11/02/10	L80RK1CR
	92	(75 - 125)	11	(0-20)	SW846 6010B	10/28-11/02/10	L80RK1CT
		Dilution Factor: 0.84					
		Analysis Time..: 12:29			Instrument ID..: 6500ICP	Analyst ID.....: 403938	
		MS Run #.....: 0301240					
Barium	88	(75 - 125)			SW846 6010B	10/28-11/02/10	L80RK1CU
	90	(75 - 125)	8.2	(0-20)	SW846 6010B	10/28-11/02/10	L80RK1CV
		Dilution Factor: 0.84					
		Analysis Time..: 12:29			Instrument ID..: 6500ICP	Analyst ID.....: 403938	
		MS Run #.....: 0301240					
Beryllium	85	(75 - 125)			SW846 6010B	10/28-11/02/10	L80RK1CW
	90	(75 - 125)	13	(0-20)	SW846 6010B	10/28-11/02/10	L80RK1CX
		Dilution Factor: 0.84					
		Analysis Time..: 12:29			Instrument ID..: 6500ICP	Analyst ID.....: 403938	
		MS Run #.....: 0301240					
Calcium	215 N	(75 - 125)			SW846 6010B	10/28-11/02/10	L80RK1C0
	133 N	(75 - 125)	17	(0-20)	SW846 6010B	10/28-11/02/10	L80RK1C1
		Dilution Factor: 0.84					
		Analysis Time..: 12:29			Instrument ID..: 6500ICP	Analyst ID.....: 403938	
		MS Run #.....: 0301240					
Cadmium	82	(75 - 125)			SW846 6010B	10/28-11/02/10	L80RK1C2
	85	(75 - 125)	12	(0-20)	SW846 6010B	10/28-11/02/10	L80RK1C3
		Dilution Factor: 0.84					
		Analysis Time..: 12:29			Instrument ID..: 6500ICP	Analyst ID.....: 403938	
		MS Run #.....: 0301240					

(Continued on next page)

MATRIX SPIKE SAMPLE EVALUATION REPORT

TOTAL Metals

Client Lot #...: C0J250457 **Matrix.....:** SOLID
Date Sampled...: 10/20/10 **Date Received..:** 10/22/10

PARAMETER	PERCENT RECOVERY	RECOVERY LIMITS	RPD	RPD LIMITS	METHOD	PREPARATION-ANALYSIS DATE	WORK ORDER #
Cobalt	103	(75 - 125)			SW846 6010B	10/28-11/02/10	L80RK1C4
	105	(75 - 125)	9.1	(0-20)	SW846 6010B	10/28-11/02/10	L80RK1C5
		Dilution Factor: 0.84					
		Analysis Time..: 12:29			Instrument ID..: 6500ICP	Analyst ID.....: 403938	
		MS Run #.....: 0301240					
Chromium	93	(75 - 125)			SW846 6010B	10/28-11/02/10	L80RK1C6
	97	(75 - 125)	8.8	(0-20)	SW846 6010B	10/28-11/02/10	L80RK1C7
		Dilution Factor: 0.84					
		Analysis Time..: 12:29			Instrument ID..: 6500ICP	Analyst ID.....: 403938	
		MS Run #.....: 0301240					
Copper	80	(75 - 125)			SW846 6010B	10/28-11/02/10	L80RK1C8
	81	(75 - 125)	4.7	(0-20)	SW846 6010B	10/28-11/02/10	L80RK1C9
		Dilution Factor: 0.84					
		Analysis Time..: 12:29			Instrument ID..: 6500ICP	Analyst ID.....: 403938	
		MS Run #.....: 0301240					
Iron	NC	(75 - 125)			SW846 6010B	10/28-11/02/10	L80RK1DA
	NC	(75 - 125)		(0-20)	SW846 6010B	10/28-11/02/10	L80RK1DC
		Dilution Factor: 0.84					
		Analysis Time..: 12:29			Instrument ID..: 6500ICP	Analyst ID.....: 403938	
		MS Run #.....: 0301240					
Potassium	97	(75 - 125)			SW846 6010B	10/28-11/02/10	L80RK1DD
	99	(75 - 125)	9.1	(0-20)	SW846 6010B	10/28-11/02/10	L80RK1DE
		Dilution Factor: 0.84					
		Analysis Time..: 12:29			Instrument ID..: 6500ICP	Analyst ID.....: 403938	
		MS Run #.....: 0301240					
Magnesium	103	(75 - 125)			SW846 6010B	10/28-11/02/10	L80RK1DF
	94	(75 - 125)	0.37	(0-20)	SW846 6010B	10/28-11/02/10	L80RK1DG
		Dilution Factor: 0.84					
		Analysis Time..: 12:29			Instrument ID..: 6500ICP	Analyst ID.....: 403938	
		MS Run #.....: 0301240					
Manganese	NC	(75 - 125)			SW846 6010B	10/28-11/02/10	L80RK1DH
	NC	(75 - 125)		(0-20)	SW846 6010B	10/28-11/02/10	L80RK1DJ
		Dilution Factor: 0.84					
		Analysis Time..: 12:29			Instrument ID..: 6500ICP	Analyst ID.....: 403938	
		MS Run #.....: 0301240					

(Continued on next page)

MATRIX SPIKE SAMPLE EVALUATION REPORT

TOTAL Metals

Client Lot #...: C0J250457 **Matrix.....:** SOLID
Date Sampled...: 10/20/10 **Date Received..:** 10/22/10

PARAMETER	PERCENT RECOVERY	RECOVERY LIMITS	RPD	RPD LIMITS	METHOD	PREPARATION-ANALYSIS DATE	WORK ORDER #
Sodium	90	(75 - 125)			SW846 6010B	10/28-11/02/10	L80RK1DK
	94	(75 - 125)	12	(0-20)	SW846 6010B	10/28-11/02/10	L80RK1DL
		Dilution Factor: 0.84					
		Analysis Time..: 12:29			Instrument ID..: 6500ICP	Analyst ID.....: 403938	
		MS Run #.....: 0301240					
Nickel	103	(75 - 125)			SW846 6010B	10/28-11/02/10	L80RK1DM
	106	(75 - 125)	8.4	(0-20)	SW846 6010B	10/28-11/02/10	L80RK1DN
		Dilution Factor: 0.84					
		Analysis Time..: 12:29			Instrument ID..: 6500ICP	Analyst ID.....: 403938	
		MS Run #.....: 0301240					
Lead	100	(75 - 125)			SW846 6010B	10/28-11/02/10	L80RK1DP
	100	(75 - 125)	7.6	(0-20)	SW846 6010B	10/28-11/02/10	L80RK1DQ
		Dilution Factor: 0.84					
		Analysis Time..: 12:29			Instrument ID..: 6500ICP	Analyst ID.....: 403938	
		MS Run #.....: 0301240					
Selenium	87	(75 - 125)			SW846 6010B	10/28-11/02/10	L80RK1DR
	90	(75 - 125)	12	(0-20)	SW846 6010B	10/28-11/02/10	L80RK1DT
		Dilution Factor: 0.84					
		Analysis Time..: 12:29			Instrument ID..: 6500ICP	Analyst ID.....: 403938	
		MS Run #.....: 0301240					
Thallium	93	(75 - 125)			SW846 6010B	10/28-11/02/10	L80RK1DU
	94	(75 - 125)	9.3	(0-20)	SW846 6010B	10/28-11/02/10	L80RK1DV
		Dilution Factor: 0.84					
		Analysis Time..: 12:29			Instrument ID..: 6500ICP	Analyst ID.....: 403938	
		MS Run #.....: 0301240					
Antimony	68 N	(75 - 125)			SW846 6010B	10/28-11/02/10	L80RK1DW
	73 N	(75 - 125)	15	(0-20)	SW846 6010B	10/28-11/02/10	L80RK1DX
		Dilution Factor: 0.84					
		Analysis Time..: 12:29			Instrument ID..: 6500ICP	Analyst ID.....: 403938	
		MS Run #.....: 0301240					
Vanadium	91	(75 - 125)			SW846 6010B	10/28-11/02/10	L80RK1D0
	92	(75 - 125)	7.7	(0-20)	SW846 6010B	10/28-11/02/10	L80RK1D1
		Dilution Factor: 0.84					
		Analysis Time..: 12:29			Instrument ID..: 6500ICP	Analyst ID.....: 403938	
		MS Run #.....: 0301240					

(Continued on next page)

MATRIX SPIKE SAMPLE EVALUATION REPORT

TOTAL Metals

Client Lot #...: C0J250457 **Matrix.....:** SOLID
Date Sampled...: 10/20/10 **Date Received..:** 10/22/10

PARAMETER	PERCENT RECOVERY	RECOVERY LIMITS	RPD	RPD LIMITS	METHOD	PREPARATION-ANALYSIS DATE	WORK ORDER #
Zinc	82	(75 - 125)			SW846 6010B	10/28-11/02/10	L80RK1D2
	88	(75 - 125)	9.9	(0-20)	SW846 6010B	10/28-11/02/10	L80RK1D3

Dilution Factor: 0.84
Analysis Time..: 12:29 Instrument ID..: 6500ICP Analyst ID.....: 403938
MS Run #.....: 0301240

NOTE(S):

Calculations are performed before rounding to avoid round-off errors in calculated results.

Results and reporting limits have been adjusted for dry weight.

NC The recovery and/or RPD were not calculated.

N Spiked analyte recovery is outside stated control limits.

MATRIX SPIKE SAMPLE DATA REPORT

TOTAL Metals

Client Lot #...: C0J250457 **Matrix.....:** SOLID
Date Sampled...: 10/20/10 **Date Received..:** 10/22/10

PARAMETER	SAMPLE AMOUNT	SPIKE AMT	MEASRD AMOUNT	UNITS	PERCNT RECVRY	RPD	METHOD	PREPARATION-ANALYSIS DATE	WORK ORDER #
MS Lot-Sample #: C0J220550-001 **Prep Batch #...:** 0301449									
								% Moisture.....: 6.4	
Silver									
	ND	4.49	3.67	mg/kg	82		SW846 6010B	10/28-11/02/10	L80RK1CM
	ND	4.86	4.07	mg/kg	84	10	SW846 6010B	10/28-11/02/10	L80RK1CN
			Dilution Factor: 0.84						
			Analysis Time..: 12:29		Instrument ID..: 6500ICP		Analyst ID.....: 403938		
			MS Run #.....: 0301240						
Aluminum									
	5370	179	6940 NC	mg/kg			SW846 6010B	10/28-11/02/10	L80RK1CP
	5370	194	7000 NC	mg/kg			SW846 6010B	10/28-11/02/10	L80RK1CQ
			Dilution Factor: 0.84						
			Analysis Time..: 12:29		Instrument ID..: 6500ICP		Analyst ID.....: 403938		
			MS Run #.....: 0301240						
Arsenic									
	3.0	179	162	mg/kg	89		SW846 6010B	10/28-11/02/10	L80RK1CR
	3.0	194	181	mg/kg	92	11	SW846 6010B	10/28-11/02/10	L80RK1CT
			Dilution Factor: 0.84						
			Analysis Time..: 12:29		Instrument ID..: 6500ICP		Analyst ID.....: 403938		
			MS Run #.....: 0301240						
Barium									
	37.7	179	196	mg/kg	88		SW846 6010B	10/28-11/02/10	L80RK1CU
	37.7	194	213	mg/kg	90	8.2	SW846 6010B	10/28-11/02/10	L80RK1CV
			Dilution Factor: 0.84						
			Analysis Time..: 12:29		Instrument ID..: 6500ICP		Analyst ID.....: 403938		
			MS Run #.....: 0301240						
Beryllium									
	0.18	4.49	3.98	mg/kg	85		SW846 6010B	10/28-11/02/10	L80RK1CW
	0.18	4.86	4.53	mg/kg	90	13	SW846 6010B	10/28-11/02/10	L80RK1CX
			Dilution Factor: 0.84						
			Analysis Time..: 12:29		Instrument ID..: 6500ICP		Analyst ID.....: 403938		
			MS Run #.....: 0301240						
Calcium									
	11000	4490	20600 N	mg/kg	215		SW846 6010B	10/28-11/02/10	L80RK1C0
	11000	4860	17400 N	mg/kg	133	17	SW846 6010B	10/28-11/02/10	L80RK1C1
			Dilution Factor: 0.84						
			Analysis Time..: 12:29		Instrument ID..: 6500ICP		Analyst ID.....: 403938		
			MS Run #.....: 0301240						

(Continued on next page)

MATRIX SPIKE SAMPLE DATA REPORT

TOTAL Metals

Client Lot #...: C0J250457 **Matrix.....:** SOLID
Date Sampled...: 10/20/10 **Date Received..:** 10/22/10

PARAMETER	SAMPLE AMOUNT	SPIKE AMT	MEASRD AMOUNT	UNITS	PERCNT RECVRY	RPD	METHOD	PREPARATION-ANALYSIS DATE	WORK ORDER #
Cadmium									
	0.072	4.49	3.74	mg/kg	82		SW846 6010B	10/28-11/02/10	L80RK1C2
	0.072	4.86	4.22	mg/kg	85	12	SW846 6010B	10/28-11/02/10	L80RK1C3
			Dilution Factor: 0.84						
			Analysis Time..: 12:29		Instrument ID..: 6500ICP		Analyst ID.....: 403938		
			MS Run #.....: 0301240						
Cobalt									
	5.1	44.9	51.2	mg/kg	103		SW846 6010B	10/28-11/02/10	L80RK1C4
	5.1	48.6	56.1	mg/kg	105	9.1	SW846 6010B	10/28-11/02/10	L80RK1C5
			Dilution Factor: 0.84						
			Analysis Time..: 12:29		Instrument ID..: 6500ICP		Analyst ID.....: 403938		
			MS Run #.....: 0301240						
Chromium									
	5.9	17.9	22.6	mg/kg	93		SW846 6010B	10/28-11/02/10	L80RK1C6
	5.9	19.4	24.7	mg/kg	97	8.8	SW846 6010B	10/28-11/02/10	L80RK1C7
			Dilution Factor: 0.84						
			Analysis Time..: 12:29		Instrument ID..: 6500ICP		Analyst ID.....: 403938		
			MS Run #.....: 0301240						
Copper									
	20.2	22.4	38.1	mg/kg	80		SW846 6010B	10/28-11/02/10	L80RK1C8
	20.2	24.3	39.9	mg/kg	81	4.7	SW846 6010B	10/28-11/02/10	L80RK1C9
			Dilution Factor: 0.84						
			Analysis Time..: 12:29		Instrument ID..: 6500ICP		Analyst ID.....: 403938		
			MS Run #.....: 0301240						
Iron									
	12300	89.7	12700	mg/kg			SW846 6010B	10/28-11/02/10	L80RK1DA
			Qualifiers: NC						
	12300	97.2	13000	mg/kg			SW846 6010B	10/28-11/02/10	L80RK1DC
			Qualifiers: NC						
			Dilution Factor: 0.84						
			Analysis Time..: 12:29		Instrument ID..: 6500ICP		Analyst ID.....: 403938		
			MS Run #.....: 0301240						
Potassium									
	513	4490	4870	mg/kg	97		SW846 6010B	10/28-11/02/10	L80RK1DD
	513	4860	5330	mg/kg	99	9.1	SW846 6010B	10/28-11/02/10	L80RK1DE
			Dilution Factor: 0.84						
			Analysis Time..: 12:29		Instrument ID..: 6500ICP		Analyst ID.....: 403938		
			MS Run #.....: 0301240						

(Continued on next page)

MATRIX SPIKE SAMPLE DATA REPORT

TOTAL Metals

Client Lot #...: C0J250457 **Matrix.....:** SOLID
Date Sampled...: 10/20/10 **Date Received..:** 10/22/10

PARAMETER	SAMPLE AMOUNT	SPIKE AMT	MEASRD AMOUNT	UNITS	PERCNT RECVRY	RPD	METHOD	PREPARATION-ANALYSIS DATE	WORK ORDER #
Magnesium									
	4310	4490	8910	mg/kg	103		SW846 6010B	10/28-11/02/10	L80RK1DF
	4310	4860	8880	mg/kg	94	0.37	SW846 6010B	10/28-11/02/10	L80RK1DG
			Dilution Factor: 0.84						
			Analysis Time..: 12:29		Instrument ID..: 6500ICP		Analyst ID.....: 403938		
			MS Run #.....: 0301240						
Manganese									
	618	44.9	604 NC	mg/kg			SW846 6010B	10/28-11/02/10	L80RK1DH
	618	48.6	639 NC	mg/kg			SW846 6010B	10/28-11/02/10	L80RK1DJ
			Dilution Factor: 0.84						
			Analysis Time..: 12:29		Instrument ID..: 6500ICP		Analyst ID.....: 403938		
			MS Run #.....: 0301240						
Sodium									
	37.8	4490	4080	mg/kg	90		SW846 6010B	10/28-11/02/10	L80RK1DK
	37.8	4860	4590	mg/kg	94	12	SW846 6010B	10/28-11/02/10	L80RK1DL
			Dilution Factor: 0.84						
			Analysis Time..: 12:29		Instrument ID..: 6500ICP		Analyst ID.....: 403938		
			MS Run #.....: 0301240						
Nickel									
	11.9	44.9	58.2	mg/kg	103		SW846 6010B	10/28-11/02/10	L80RK1DM
	11.9	48.6	63.4	mg/kg	106	8.4	SW846 6010B	10/28-11/02/10	L80RK1DN
			Dilution Factor: 0.84						
			Analysis Time..: 12:29		Instrument ID..: 6500ICP		Analyst ID.....: 403938		
			MS Run #.....: 0301240						
Lead									
	2.5	44.9	47.3	mg/kg	100		SW846 6010B	10/28-11/02/10	L80RK1DP
	2.5	48.6	51.1	mg/kg	100	7.6	SW846 6010B	10/28-11/02/10	L80RK1DQ
			Dilution Factor: 0.84						
			Analysis Time..: 12:29		Instrument ID..: 6500ICP		Analyst ID.....: 403938		
			MS Run #.....: 0301240						
Selenium									
	ND	179	156	mg/kg	87		SW846 6010B	10/28-11/02/10	L80RK1DR
	ND	194	175	mg/kg	90	12	SW846 6010B	10/28-11/02/10	L80RK1DT
			Dilution Factor: 0.84						
			Analysis Time..: 12:29		Instrument ID..: 6500ICP		Analyst ID.....: 403938		
			MS Run #.....: 0301240						

(Continued on next page)

MATRIX SPIKE SAMPLE DATA REPORT

TOTAL Metals

Client Lot #...: C0J250457 **Matrix.....:** SOLID
Date Sampled...: 10/20/10 **Date Received..:** 10/22/10

PARAMETER	SAMPLE AMOUNT	SPIKE AMT	MEASRD AMOUNT	UNITS	PERCNT RECVRY	RPD	METHOD	PREPARATION-ANALYSIS DATE	WORK ORDER #
Thallium									
	ND	179	167	mg/kg	93		SW846 6010B	10/28-11/02/10	L80RK1DU
	ND	194	184	mg/kg	94	9.3	SW846 6010B	10/28-11/02/10	L80RK1DV
			Dilution Factor: 0.84						
			Analysis Time..: 12:29		Instrument ID..: 6500ICP		Analyst ID.....: 403938		
			MS Run #.....: 0301240						
Antimony									
	ND	44.9	30.6 N	mg/kg	68		SW846 6010B	10/28-11/02/10	L80RK1DW
	ND	48.6	35.7 N	mg/kg	73	15	SW846 6010B	10/28-11/02/10	L80RK1DX
			Dilution Factor: 0.84						
			Analysis Time..: 12:29		Instrument ID..: 6500ICP		Analyst ID.....: 403938		
			MS Run #.....: 0301240						
Vanadium									
	9.3	44.9	50.2	mg/kg	91		SW846 6010B	10/28-11/02/10	L80RK1D0
	9.3	48.6	54.2	mg/kg	92	7.7	SW846 6010B	10/28-11/02/10	L80RK1D1
			Dilution Factor: 0.84						
			Analysis Time..: 12:29		Instrument ID..: 6500ICP		Analyst ID.....: 403938		
			MS Run #.....: 0301240						
Zinc									
	21.5	44.9	58.1	mg/kg	82		SW846 6010B	10/28-11/02/10	L80RK1D2
	21.5	48.6	64.2	mg/kg	88	9.9	SW846 6010B	10/28-11/02/10	L80RK1D3
			Dilution Factor: 0.84						
			Analysis Time..: 12:29		Instrument ID..: 6500ICP		Analyst ID.....: 403938		
			MS Run #.....: 0301240						

NOTE(S):

Calculations are performed before rounding to avoid round-off errors in calculated results.

Results and reporting limits have been adjusted for dry weight.

NC The recovery and/or RPD were not calculated.

N Spiked analyte recovery is outside stated control limits.

MATRIX SPIKE SAMPLE EVALUATION REPORT

TOTAL Metals

Client Lot #...: C0J250457 **Matrix.....:** SOLID
Date Sampled...: 10/27/10 **Date Received..:** 10/28/10

PARAMETER	PERCENT RECOVERY	RECOVERY LIMITS	RPD	RPD LIMITS	METHOD	PREPARATION-ANALYSIS DATE	WORK ORDER #
MS Lot-Sample #: C0J280479-001 **Prep Batch #...:** 0312034						**% Moisture.....:** 11	
Mercury	125	(75 - 125)			SW846 7471A	11/08/10	L88K51D6
	109	(75 - 125)	5.4	(0-20)	SW846 7471A	11/08/10	L88K51D7

Dilution Factor: 1
Analysis Time..: 09:58 Instrument ID..: HGHYDRA Analyst ID.....: 031043
MS Run #.....: 0312033

NOTE(S):

Calculations are performed before rounding to avoid round-off errors in calculated results.

Results and reporting limits have been adjusted for dry weight.

MATRIX SPIKE SAMPLE DATA REPORT

TOTAL Metals

Client Lot #...: C0J250457 **Matrix.....:** SOLID
Date Sampled...: 10/27/10 **Date Received..:** 10/28/10

PARAMETER	SAMPLE AMOUNT	SPIKE AMT	MEASRD AMOUNT	UNITS	PERCNT RECVRY	RPD	METHOD	PREPARATION-ANALYSIS DATE	WORK ORDER #
MS Lot-Sample #: C0J280479-001 **Prep Batch #...:** 0312034									
								% Moisture.....: 11	
Mercury									
	0.33	0.188	0.570	mg/kg	125		SW846 7471A	11/08/10	L88K51D6
	0.33	0.188	0.540	mg/kg	109	5.4	SW846 7471A	11/08/10	L88K51D7

Dilution Factor: 1
Analysis Time..: 09:58 Instrument ID..: HGHYDRA Analyst ID.....: 031043
MS Run #.....: 0312033

NOTE(S):

Calculations are performed before rounding to avoid round-off errors in calculated results.

Results and reporting limits have been adjusted for dry weight.

TestAmerica Pittsburgh

Metals Data Reporting Form

Initial Calibration Verification Standar

Instrument: ICP **Units:** ug/L

Chart Number: Q01102A.csv **Acceptable Range:** 90% - 110%

Standard Source: Inorganic Ventures **Standard ID:** MET5341-10

Element	WL/ Mass	True Conc	ICV1-1 11/2/2010 11:21 AM Found	% Rec	Found	% Rec	Found	% Rec	Found	% Rec	Found	% Rec
Aluminum	396.152	12500.0	12383.00	**99.1**								
Antimony	206.833	250.0	254.45	**101.8**								
Arsenic	189.042	250.0	261.26	**104.5**								
Barium	455.403	1000.0	1004.90	**100.5**								
Beryllium	313.042	1000.0	990.90	**99.1**								
Cadmium	214.438	250.0	252.92	**101.2**								
Calcium	317.933	25000.0	25660.00	**102.6**								
Chromium	267.716	1000.0	1017.40	**101.7**								
Cobalt	228.616	1000.0	1058.50	**105.9**								
Copper	324.754	1000.0	1003.90	**100.4**								
Iron	259.94	12500.0	13254.00	**106.0**								
Lead	220.353	250.0	260.01	**104.0**								
Magnesium	279.079	25000.0	24660.00	**98.6**								
Manganese	257.61	1000.0	1024.60	**102.5**								
Nickel	231.604	1000.0	1044.80	**104.5**								
Potassium	769.896	50000.0	49252.00	**98.5**								
Selenium	196.09	250.0	258.94	**103.6**								
Silver	371.03	500.0	490.66	**98.1**								
Sodium	589.592	50000.0	49873.00	**99.7**								
Thallium	190.856	500.0	513.75	**102.8**								
Vanadium	292.402	1000.0	1005.50	**100.6**								
Zinc	206.2	1000.0	993.86	**99.4**								

TestAmerica Pittsburgh

Metals Data Reporting Form

Initial Calibration Verification Standar

Instrument: CVAA **Units:** ug/L

Chart Number: G01108A.PRN **Acceptable Range:** 90% - 110%

Standard Source: Ultra **Standard ID:** MET5966-10

Element	WL/ Mass	True Conc	ICV6-1 11/8/2010 8:13 AM Found	% Rec	Found	% Rec	Found	% Rec	Found	% Rec	Found	% Rec
Mercury	253.7	2.5	2.55	**102.0**								

5.11.0 *Form 2A Equivalent*

TestAmerica Pittsburgh

Metals Data Reporting Form

Continuing Calibration Verification

Instrument: ICP **Units:** ug/L

Chart Number: Q01102A.csv **Acceptable Range:** 90% - 110%

Standard Source: Inorganic Ventures **Standard ID:** MET5702-10

Element	WL/ Mass	True Conc	CCV1-1 11/2/2010 11:46 AM Found	% Rec	CCV1-2 11/2/2010 12:43 PM Found	% Rec	CCV1-3 11/2/2010 1:40 PM Found	% Rec	CCV1-4 11/2/2010 1:56 PM Found	% Rec	Found	% Rec
Aluminum	396.152	25000.0	24734.00	**98.9**	24945.00	**99.8**	24600.00	**98.4**	24659.00	**98.6**		
Antimony	206.833	500.0	514.65	**102.9**	510.32	**102.1**	515.24	**103.0**	515.23	**103.0**		
Arsenic	189.042	500.0	541.48	**108.3**	532.64	**106.5**	528.26	**105.7**	526.57	**105.3**		
Barium	455.403	2000.0	1981.50	**99.1**	2000.90	**100.0**	1993.30	**99.7**	1999.50	**100.0**		
Beryllium	313.042	2000.0	2007.90	**100.4**	2060.50	**103.0**	2036.20	**101.8**	2016.40	**100.8**		
Cadmium	214.438	500.0	494.71	**98.9**	498.84	**99.8**	489.51	**97.9**	489.40	**97.9**		
Calcium	317.933	50000.0	51507.00	**103.0**	53617.00	**107.2**	52844.00	**105.7**	51761.00	**103.5**		
Chromium	267.716	2000.0	1972.40	**98.6**	2051.70	**102.6**	1953.50	**97.7**	1957.00	**97.9**		
Cobalt	228.616	2000.0	2127.30	**106.4**	2132.60	**106.6**	2098.70	**104.9**	2098.90	**104.9**		
Copper	324.754	2000.0	2002.90	**100.1**	2069.80	**103.5**	2041.50	**102.1**	2025.00	**101.3**		
Iron	259.94	25000.0	25724.00	**102.9**	26309.00	**105.2**	25830.00	**103.3**	25645.00	**102.6**		
Lead	220.353	500.0	515.81	**103.2**	519.27	**103.9**	512.03	**102.4**	513.38	**102.7**		
Magnesium	279.079	50000.0	49840.00	**99.7**	51169.00	**102.3**	50423.00	**100.8**	49608.00	**99.2**		
Manganese	257.61	2000.0	1977.40	**98.9**	2005.90	**100.3**	1964.30	**98.2**	1962.50	**98.1**		
Nickel	231.604	2000.0	2143.00	**107.2**	2151.80	**107.6**	2090.10	**104.5**	2086.30	**104.3**		
Potassium	769.896	125000.0	122410.00	**97.9**	123490.00	**98.8**	122100.00	**97.7**	122370.00	**97.9**		
Selenium	196.09	500.0	535.84	**107.2**	524.92	**105.0**	527.71	**105.5**	523.71	**104.7**		
Silver	371.03	1000.0	985.89	**98.6**	1008.20	**100.8**	975.64	**97.6**	985.17	**98.5**		
Sodium	589.592	125000.0	127510.00	**102.0**	130860.00	**104.7**	129760.00	**103.8**	128860.00	**103.1**		
Thallium	190.856	1000.0	992.76	**99.3**	996.36	**99.6**	977.56	**97.8**	977.54	**97.8**		
Vanadium	292.402	2000.0	1974.00	**98.7**	2048.10	**102.4**	1985.10	**99.3**	1996.60	**99.8**		
Zinc	206.2	2000.0	1990.30	**99.5**	2018.10	**100.9**	1973.90	**98.7**	1973.80	**98.7**		

TestAmerica Pittsburgh

Metals Data Reporting Form

Continuing Calibration Verification

Instrument: CVAA **Units:** ug/L

Chart Number: G01108A.PRN **Acceptable Range:** 90% - 110%

Standard Source: Inorganic Ventures **Standard ID:** MET5968-10

Element	WL/ Mass	True Conc	CCV6-1 11/8/2010 8:18 AM Found	% Rec	CCV6-2 11/8/2010 8:38 AM Found	% Rec	CCV6-3 11/8/2010 8:59 AM Found	% Rec	CCV6-4 11/8/2010 9:20 AM Found	% Rec	CCV6-5 11/8/2010 9:41 AM Found	% Rec
Mercury	253.7	5.0	4.94	**98.8**	4.86	**97.2**	4.94	**98.8**	4.92	**98.4**	5.06	**101.2**

TestAmerica Pittsburgh

Metals Data Reporting Form

Continuing Calibration Verification

Instrument: CVAA **Units:** ug/L

Chart Number: G01108A.PRN **Acceptable Range:** 90% - 110%

Standard Source: Inorganic Ventures **Standard ID:** MET5968-10

Element	WL/ Mass	True Conc	CCV6-6 11/8/2010 10:01 AM Found	% Rec	CCV6-7 11/8/2010 10:21 AM Found	% Rec	Found	% Rec	Found	% Rec	Found	% Rec
Mercury	253.7	5.0	5.05	**101.0**	5.00	**100.0**						

5.11.0 *Form 2A Equivalent*

TestAmerica Pittsburgh

Metals Data Reporting Form

Contract Required Detection Limit Standard

Instrument: ICP **Units:** ug/L

Chart Number: Q01102A.csv **Acceptable Range:** 50% - 150%

Standard Source: Inorganic Ventures **Standard ID:** MET5196-10

Element	WL/ Mass	True Conc	CRA/RLV 11/2/2010 11:31 AM Found	% Rec	Found	% Rec	Found	% Rec	Found	% Rec	Found	% Rec
Aluminum	396.152	200.0	209.51	**104.8**								
Antimony	206.833	10.0	10.36	**103.6**								
Arsenic	189.042	10.0	10.84	**108.4**								
Barium	455.403	200.0	201.84	**100.9**								
Beryllium	313.042	4.0	4.24	**106.0**								
Cadmium	214.438	5.0	5.07	**101.4**								
Calcium	317.933	5000.0	5312.30	**106.2**								
Chromium	267.716	5.0	5.07	**101.4**								
Cobalt	228.616	50.0	50.73	**101.5**								
Copper	324.754	25.0	23.04	**92.2**								
Iron	259.94	100.0	111.24	**111.2**								
Lead	220.353	3.0	3.71	**123.7**								
Magnesium	279.079	5000.0	5017.80	**100.4**								
Manganese	257.61	15.0	15.69	**104.6**								
Nickel	231.604	40.0	41.64	**104.1**								
Potassium	769.896	5000.0	4921.60	**98.4**								
Selenium	196.09	5.0	6.49	**129.8**								
Silver	371.03	5.0	4.97	**99.4**								
Sodium	589.592	5000.0	5106.20	**102.1**								
Thallium	190.856	10.0	10.50	**105.0**								
Vanadium	292.402	50.0	50.49	**101.0**								
Zinc	206.2	20.0	19.59	**98.0**								

TestAmerica Pittsburgh

Metals Data Reporting Form

Contract Required Detection Limit Standard

Instrument: CVAA **Units:** ug/L

Chart Number: G01108A.PRN **Acceptable Range:** 50% - 150%

Standard Source: Ultra **Standard ID:** MET5967-10

Element	WL/ Mass	True Conc	CRA/RLV 11/8/2010 8:16 AM Found	% Rec	Found	% Rec	Found	% Rec	Found	% Rec	Found	% Rec
Mercury	253.7	0.2	0.22	**108.5**								

5.11.0 *Form 2B Equivalent*

TestAmerica Pittsburgh

Metals Data Reporting Form

Initial Calibration Blank Results

Instrument: ICP **Units:** ug/L

Chart Number: Q01102A.csv

Standard Source: _____ **Standard ID:** _____

Element	WL/ Mass	Report Limit	ICB1 11/2/2010 11:26 AM Found	Q	Found	Q	Found	Q	Found	Q	Found	Q
Aluminum	396.152	200	10.8	U								
Antimony	206.833	10	1.6	U								
Arsenic	189.042	10	2.2	U								
Barium	455.403	200	0.5	U								
Beryllium	313.042	4	0.2	U								
Cadmium	214.438	5	0.2	U								
Calcium	317.933	5000	9.8	U								
Chromium	267.716	5	0.9	U								
Cobalt	228.616	50	0.9	U								
Copper	324.754	25	3.4	U								
Iron	259.94	100	29.8	U								
Lead	220.353	3	1.4	U								
Magnesium	279.079	5000	22.1	U								
Manganese	257.61	15	0.5	U								
Nickel	231.604	40	3.8	U								
Potassium	769.896	5000	750.0	U								
Selenium	196.09	5	2.1	U								
Silver	371.03	5	0.6	U								
Sodium	589.592	5000	82.1	U								
Thallium	190.856	10	2.1	U								
Vanadium	292.402	50	1.9	U								
Zinc	206.2	20	2.2	U								

U Result is less than the MDL
B Result is between MDL and RL

Form 3 Equivalent

TestAmerica Pittsburgh

Metals Data Reporting Form

Initial Calibration Blank Results

Instrument: CVAA **Units:** ug/L

Chart Number: G01108A.PRN

Standard Source: _____ **Standard ID:** _____

Element	WL/ Mass	Report Limit	ICB1 11/8/2010 8:14 AM Found	Q	Found	Q	Found	Q	Found	Q	Found	Q
Mercury	253.7	0.2	0.0	U								

5.11.0

U Result is less than the MDL

B Result is between MDL and RL

Form 3 Equivalent

TestAmerica Pittsburgh

Metals Data Reporting Form

Continuing Calibration Blank Result

Instrument: ICP **Units:** ug/L

Chart Number: Q01102A.csv

Standard Source: _____ **Standard ID:** _____

Element	WL/ Mass	Report Limit	CCB1 11/2/2010 11:50 AM Found	Q	CCB2 11/2/2010 12:47 PM Found	Q	CCB3 11/2/2010 1:45 PM Found	Q	CCB4 11/2/2010 2:01 PM Found	Q	Found	Q
Aluminum	396.152	200	**32.7**	**B**	**11.9**	**B**	10.8	U	10.8	U		
Antimony	206.833	10	1.6	U	1.6	U	1.6	U	1.6	U		
Arsenic	189.042	10	2.2	U	2.2	U	2.2	U	2.2	U		
Barium	455.403	200	0.5	U	**0.7**	**B**	0.5	U	0.5	U		
Beryllium	313.042	4	**0.3**	**B**	**0.3**	**B**	0.2	U	0.2	U		
Cadmium	214.438	5	0.2	U	0.2	U	0.2	U	0.2	U		
Calcium	317.933	5000	**44.1**	**B**	**39.8**	**B**	**12.2**	**B**	**12.1**	**B**		
Chromium	267.716	5	0.9	U	0.9	U	0.9	U	0.9	U		
Cobalt	228.616	50	0.9	U	0.9	U	0.9	U	0.9	U		
Copper	324.754	25	3.4	U	3.4	U	3.4	U	3.4	U		
Iron	259.94	100	29.8	U	29.8	U	29.8	U	29.8	U		
Lead	220.353	3	1.4	U	1.4	U	1.4	U	1.4	U		
Magnesium	279.079	5000	**46.3**	**B**	**27.3**	**B**	**26.2**	**B**	22.1	U		
Manganese	257.61	15	**0.7**	**B**	**1.6**	**B**	**0.9**	**B**	0.5	U		
Nickel	231.604	40	3.8	U	3.8	U	3.8	U	3.8	U		
Potassium	769.896	5000	750.0	U	750.0	U	750.0	U	750.0	U		
Selenium	196.09	5	2.1	U	**2.2**	**B**	2.1	U	2.1	U		
Silver	371.03	5	0.6	U	0.6	U	0.6	U	0.6	U		
Sodium	589.592	5000	82.1	U	82.1	U	82.1	U	82.1	U		
Thallium	190.856	10	2.1	U	**2.2**	**B**	2.1	U	2.1	U		
Vanadium	292.402	50	1.9	U	1.9	U	1.9	U	1.9	U		
Zinc	206.2	20	2.2	U	2.2	U	2.2	U	2.2	U		

5.11.0

U Result is less than the MDL
B Result is between MDL and RL

Form 3 Equivalent

TestAmerica Pittsburgh

Metals Data Reporting Form

Continuing Calibration Blank Result

Instrument: CVAA **Units:** ug/L

Chart Number: G01108A.PRN

Standard Source: _____ **Standard ID:** _____

Element	WL/ Mass	Report Limit	CCB1 11/8/2010 8:20 AM Found	Q	CCB2 11/8/2010 8:40 AM Found	Q	CCB3 11/8/2010 9:00 AM Found	Q	CCB4 11/8/2010 9:22 AM Found	Q	CCB5 11/8/2010 9:43 AM Found	Q
Mercury	253.7	0.2	0.0	U	0.0	U	0.0	U	0.0	U	0.0	U

5.11.0

U Result is less than the MDL
B Result is between MDL and RL

Form 3 Equivalent

TestAmerica Pittsburgh

Metals Data Reporting Form

Continuing Calibration Blank Result

Instrument: CVAA **Units:** ug/L

Chart Number: G01108A.PRN

Standard Source: _____ **Standard ID:** _____

Element	WL/ Mass	Report Limit	CCB6 11/8/2010 10:03 AM Found	Q	CCB7 11/8/2010 10:22 AM Found	Q	Found	Q	Found	Q	Found	Q
Mercury	253.7	0.2	0.0	U	0.0	U						

5.11.0

U Result is less than the MDL

B Result is between MDL and RL

Form 3 Equivalent

TestAmerica Pittsburgh

Metals Data Reporting Form

Interference Check Standard A

Instrument: ICP **Units:** ug/L

Chart Number: Q01102A.csv **Acceptable Range:** 80% - 120%

Standard Source: Inorganic Ventures **Standard ID:** MET5195-10

Element	WL/ Mass	Reporting Limit	True Conc	ICSA 11/2/2010 11:36 AM Found	Found	Found	Found	Found
Aluminum	396.152		500000	506000				
Antimony	206.833	10		-3				
Arsenic	189.042	10		-5				
Barium	455.403	200		0				
Beryllium	313.042	4		0				
Cadmium	214.438	5		0				
Calcium	317.933		500000	489000				
Chromium	267.716	5		1				
Cobalt	228.616	50		4				
Copper	324.754	25		-4				
Iron	259.94		200000	193000				
Lead	220.353	3		-2				
Magnesium	279.079		500000	511000				
Manganese	257.61	15		4				
Nickel	231.604	40		17				
Potassium	769.896	5000		-240				
Selenium	196.09	5		0				
Silver	371.03	5		0				
Sodium	589.592	5000		15				
Thallium	190.856	10		4				
Vanadium	292.402	50		3				
Zinc	206.2	20		2				

U Result is less than the MDL

B Result is between MDL and RL

Form 4 Equivalent

TestAmerica Pittsburgh

Metals Data Reporting Form

Interference Check Standard AB

Instrument: ICP **Units:** ug/L

Chart Number: Q01102A.csv **Acceptable Range:** 80% - 120%

Standard Source: Inorganic Ventures **Standard ID:** MET4574-10

Element	WL/ Mass	True Conc	ICSAB 11/2/2010 11:41 AM Found	% Rec	Found	% Rec	Found	% Rec	Found	% Rec	Found	% Rec
Aluminum	396.152	500000	510880.0	**102.2**								
Antimony	206.833	1000	991.6	**99.2**								
Arsenic	189.042	1000	1022.8	**102.3**								
Barium	455.403	500	491.6	**98.3**								
Beryllium	313.042	500	485.6	**97.1**								
Cadmium	214.438	1000	892.9	**89.3**								
Calcium	317.933	500000	487640.0	**97.5**								
Chromium	267.716	500	491.7	**98.3**								
Cobalt	228.616	500	529.7	**105.9**								
Copper	324.754	500	493.0	**98.6**								
Iron	259.94	200000	194950.0	**97.5**								
Lead	220.353	1000	1008.6	**100.9**								
Magnesium	279.079	500000	510690.0	**102.1**								
Manganese	257.61	500	475.6	**95.1**								
Nickel	231.604	1000	1060.8	**106.1**								
Potassium	769.896	10000	10043.0	**100.4**								
Selenium	196.09	1000	996.6	**99.7**								
Silver	371.03	1000	1050.6	**105.1**								
Sodium	589.592	10000	10710.0	**107.1**								
Thallium	190.856	1000	938.7	**93.9**								
Vanadium	292.402	500	479.3	**95.9**								
Zinc	206.2	1000	887.5	**88.8**								

NC Percent recovery was not calculated
U Result is less than the MDL
B Result is between MDL and RL

Form 4 Equivalent

TestAmerica Pittsburgh

Metals Data Reporting Form

Instrument Detection Limits

Instrument: ICP **Units:** ppb

Element	Wavelength	Reporting Limit	MDL	Date of MDL
Aluminum	396.152	200.0	10.8	4/23/2009
Antimony	206.833	10.0	1.6	4/23/2009
Arsenic	189.042	10.0	2.2	4/23/2009
Barium	455.403	200.0	0.50	4/23/2009
Beryllium	313.042	4.0	0.15	4/23/2009
Cadmium	214.438	5.0	0.24	4/23/2009
Calcium	317.933	5000.0	9.8	4/23/2009
Chromium	267.716	5.0	0.85	4/23/2009
Cobalt	228.616	50.0	0.89	4/23/2009
Copper	324.754	25.0	3.4	4/23/2009
Iron	259.940	100.0	29.8	4/23/2009
Lead	220.353	3.0	1.4	4/23/2009
Magnesium	279.079	5000.0	22.1	4/23/2009
Manganese	257.610	15.0	0.48	4/23/2009
Nickel	231.604	40.0	3.8	4/23/2009
Potassium	769.896	5000.0	750	4/23/2009
Selenium	196.090	5.0	2.1	4/23/2009
Silver	371.030	5.0	0.58	4/23/2009
Sodium	589.592	5000.0	82.1	4/23/2009
Thallium	190.856	10.0	2.1	4/23/2009
Vanadium	292.402	50.0	1.9	4/23/2009
Zinc	206.200	20.0	2.2	4/23/2009

TestAmerica Pittsburgh

Metals Data Reporting Form

Instrument Detection Limits

Instrument: CVAA **Units:** ppb

Element	Wavelength	Reporting Limit	MDL	Date of MDL
Mercury	253.700	0.2	0.011	3/23/2009

TestAmerica Pittsburgh

Metals Data Reporting Form

Inter-Element Correction Factors

Instrument: ICP **Date of IEC's:** 9/17/2010

Interfering Element	Wavelength /Mass	Correction Factor(s)
Aluminum	308.215	As(0.000002), Cd(0.000015), Pb(0.00016), Sb(0.000012), Se(0.000024)
Chromium	267.716	As(-0.002356), Sb(0.010436), V(-0.001513), Zn(0.000059)
Cobalt	228.616	Pb(-0.000301), Tl(0.001269)
Copper	324.754	Pb(0.000124)
Iron	259.94	Cd(0.000026), Cu(-0.00009), Ni(0.000055), Pb(0.000034), Sb(0.000034), Se(0.000001)
Manganese	257.61	Cr(0.000221), Se(0.000415), Tl(0.000515)
Molybdenum	202.03	Al(0.037634), B(0.025866), Pb(-0.00137), Sb(-0.000222), V(-0.000458)
Tin	189.989	Sb(-0.001179)
Vanadium	292.402	Be(0.000624), Sb(-0.000797), Tl(0.000338)

TestAmerica Pittsburgh

Metals Data Reporting Form

Linear Dynamic Ranges

Instrument: ICP **Units:** ppb

Element	Wavelength /Mass	Linear Range	Date of Linear Range
Aluminum	396.15	600000	9/24/2010
Antimony	206.83	10000	9/24/2010
Arsenic	189.04	10000	9/24/2010
Barium	455.40	50000	9/24/2010
Beryllium	313.04	5000	9/24/2010
Cadmium	214.44	5000	9/24/2010
Calcium	317.93	600000	9/24/2010
Chromium	267.72	25000	9/24/2010
Cobalt	228.62	10000	9/24/2010
Copper	324.75	25000	9/24/2010
Iron	259.94	500000	9/24/2010
Lead	220.35	10000	9/24/2010
Magnesium	279.08	600000	9/24/2010
Manganese	257.61	25000	9/24/2010
Nickel	231.60	10000	9/24/2010
Potassium	769.90	500000	9/24/2010
Selenium	196.09	10000	9/24/2010
Silver	371.03	2000	9/24/2010
Sodium	589.59	500000	9/24/2010
Thallium	190.86	5000	9/24/2010
Vanadium	292.40	10000	9/24/2010
Zinc	206.20	25000	9/24/2010

TestAmerica Pittsburgh

Metals Data Reporting Form

Linear Dynamic Ranges

Instrument: CVAA **Units:** ppb

Element	Wavelength /Mass	Linear Range	Date of Linear Range
Mercury	253.70	10	10/10/2010

METALS RAW DATA

Q01102A-6010B

Alexandra C. Cox 11/03/10

Report Author: Alexandra C. Cox

Published: 11/3/2010 8:07:51AM

Notes: A0J200473;C0J280544;C0J220550;C0J250457;C0J280418;C0J220519;C0J280485;C0J280479;C0J280562;C0J280564;C0J280567;C0J280568;C0J290494 (not reported);C0J290558 (not reported);C0J300460 (not reported)

STD1

Acquire Date: 02/11/2010 11:02:24 Sample Type: Standard

Method Name: 6500MET Method Revision: 1,145

Analyst Name: Acox

Elem	Avg	Units	Stddev	%RSD
Ag	-.00016	Cts/S	0.0001	49.0837
Al	.00105	Cts/S	0.0004	38.4512
As	-.00009	Cts/S	0.0000	45.2809
B_	.00135	Cts/S	0.0001	4.9486
Ba	.00808	Cts/S	0.0004	5.1699
Be	-.00001	Cts/S	0.0002	1,501.0818
Ca	.00497	Cts/S	0.0003	5.5691
Cd	.00056	Cts/S	0.0001	10.1312
Co	.00019	Cts/S	0.0001	51.6810
Cr	.00008	Cts/S	0.0000	10.7599
Cu	.00079	Cts/S	0.0001	12.6800
Fe	.00016	Cts/S	0.0001	64.3540
K_	.01122	Cts/S	0.0008	7.5383
Li	.00199	Cts/S	0.0009	46.7262
Mg	-.00024	Cts/S	0.0001	22.3395
Mn	.00004	Cts/S	0.0001	319.0226
Mo	.00059	Cts/S	0.0001	12.2215
Na	.00448	Cts/S	0.0000	0.2522
Ni	-.00042	Cts/S	0.0002	46.3099
Pb	.00003	Cts/S	0.0004	1,254.6204
Sb	.00005	Cts/S	0.0001	130.8856
Se	.00025	Cts/S	0.0000	19.8281
Si	.00035	Cts/S	0.0001	16.8762
Sn	.00014	Cts/S	0.0000	23.1807
Sr	.00028	Cts/S	0.0002	73.9950
Ti	-.00055	Cts/S	0.0001	17.1361
Tl	.00000	Cts/S	0.0002	24,558.8661
V_	.00011	Cts/S	0.0000	37.8504
Zn	.00084	Cts/S	0.0000	1.6248
In2306	3496.6	Cts/S	8.1655	0.2335
Y_2243	6877.8	Cts/S	5.3529	0.0778
Y_3600	125700.	Cts/S	215.4257	0.1714
Y_3710	15822.	Cts/S	54.8040	0.3464

STD2 MET 5000-10

Acquire Date: 02/11/2010 11:07:16 Sample Type: Standard

Method Name: 6500MET Method Revision: 1,145

Analyst Name: Acox

Elem	Avg	Units	Stddev	%RSD
Ag	.43147	Cts/S	0.0009	0.2043
As	.05178	Cts/S	0.0003	0.5185
Cd	2.8075	Cts/S	0.0034	0.1194
Pb	.47731	Cts/S	0.0004	0.0785

STD2

Acquire Date: 02/11/2010 11:07:16 Sample Type: Standard
Method Name: 6500MET Method Revision: 1,145
Analyst Name: Acox

Elem	Avg	Units	Stddev	%RSD
Sb	.12905	Cts/S	0.0001	0.0715
Se	.06506	Cts/S	0.0003	0.4003
Ti	.53053	Cts/S	0.0015	0.2736
In2306	3520.4	Cts/S	3.1690	0.0900
Y_2243	6950.3	Cts/S	1.3529	0.0195
Y_3600	127650.	Cts/S	195.9344	0.1535

STD3 MET 3003.10

Acquire Date: 02/11/2010 11:12:03 Sample Type: Standard
Method Name: 6500MET Method Revision: 1,145
Analyst Name: Acox

Elem	Avg	Units	Stddev	%RSD
Al	2.2682	Cts/S	0.0014	0.0634
Ca	10.730	Cts/S	0.0291	0.2716
Fe	3.4235	Cts/S	0.0027	0.0779
K_	3.4897	Cts/S	0.0043	0.1239
Mg	.97451	Cts/S	0.0026	0.2663
Na	32.407	Cts/S	0.1883	0.5812
Y_3710	14977.	Cts/S	10.1510	0.0678

STD4 MET 3004.10

Acquire Date: 02/11/2010 11:17:01 Sample Type: Standard
Method Name: 6500MET Method Revision: 1,145
Analyst Name: Acox

Elem	Avg	Units	Stddev	%RSD
B_	1.4719	Cts/S	0.0012	0.0781
Ba	10.738	Cts/S	0.0048	0.0443
Be	20.954	Cts/S	0.0106	0.0508
Co	8.3587	Cts/S	0.0139	0.1667
Cr	.53047	Cts/S	0.0008	0.1541
Cu	.51421	Cts/S	0.0002	0.0432
Li	3.5646	Cts/S	0.0035	0.0982
Mn	1.4349	Cts/S	0.0033	0.2291
Mo	3.0228	Cts/S	0.0011	0.0373
Ni	2.6290	Cts/S	0.0059	0.2229
Si	.08192	Cts/S	0.0007	0.8089
Sn	.65575	Cts/S	0.0010	0.1523
Sr	24.589	Cts/S	0.4320	1.7567
Ti	.67717	Cts/S	0.0007	0.0980
V_	.70583	Cts/S	0.0011	0.1490
Zn	3.0362	Cts/S	0.0004	0.0146
In2306	3376.9	Cts/S	3.4297	0.1016
Y_2243	6808.2	Cts/S	5.0231	0.0738
Y_3600	125380.	Cts/S	347.6512	0.2773
Y_3710	15273.	Cts/S	68.3655	0.4476

ICV1-1 MET 5341-10

Acquire Date: 02/11/2010 11:21:51 Sample Type: QC
Method Name: 6500MET Method Revision: 1,145
Analyst Name: Acox

Elem	Avg	Units	Stddev	%RSD
Ag	.49066	ppm	0.0004	0.0837
Al	12.383	ppm	0.0130	0.1054
As	.26126	ppm	0.0005	0.1984
B_	1.0287	ppm	0.0019	0.1849
Ba	1.0049	ppm	0.0017	0.1741
Be	.99090	ppm	0.0018	0.1814
Ca	25.660	ppm	0.0883	0.3440
Cd	.25292	ppm	0.0004	0.1562
Co	1.0585	ppm	0.0025	0.2404
Cr	1.0174	ppm	0.0032	0.3099
Cu	1.0039	ppm	0.0061	0.6063
Fe	13.254	ppm	0.0337	0.2543
K_	49.252	ppm	0.1461	0.2967
Li	1.0282	ppm	0.0028	0.2749
Mg	24.660	ppm	0.0887	0.3596
Mn	1.0246	ppm	0.0022	0.2164
Mo	.99998	ppm	0.0009	0.0936
Na	49.873	ppm	0.0559	0.1121
Ni	1.0448	ppm	0.0043	0.4134
Pb	.26001	ppm	0.0015	0.5687
Sb	.25445	ppm	0.0007	0.2689
Se	.25894	ppm	0.0017	0.6640
Si	F 1.1079	ppm	0.0068	0.6178
Sn	.97748	ppm	0.0013	0.1340
Sr	1.0358	ppm	0.0011	0.1086
Ti	.99196	ppm	0.0049	0.4901
Tl	.51375	ppm	0.0020	0.3983
V_	1.0055	ppm	0.0015	0.1475
Zn	.99386	ppm	0.0024	0.2452
In2306	3064.3	Cts/S	4.8280	0.1576
Y_2243	6627.6	Cts/S	13.9634	0.2107
Y_3600	120300.	Cts/S	266.6126	0.2216
Y_3710	15286.	Cts/S	71.1390	0.4654

ICB1

Acquire Date: 02/11/2010 11:26:29 Sample Type: QC
Method Name: 6500MET Method Revision: 1,145
Analyst Name: Acox

Elem	Avg	Units	Stddev	%RSD
Ag	.00006	ppm	0.0002	284.1430
Al	.00377	ppm	0.0052	139.1283
As	-.00005	ppm	0.0003	537.5957
B_	.00178	ppm	0.0006	32.0755
Ba	.00012	ppm	0.0002	158.9015
Be	.00010	ppm	0.0000	47.1583
Ca	.00519	ppm	0.0028	53.8809
Cd	.00003	ppm	0.0000	84.8099
Co	.00030	ppm	0.0001	28.0325
Cr	.00025	ppm	0.0002	78.7727
Cu	-.00163	ppm	0.0004	24.1115

ICB1

Acquire Date: 02/11/2010 11:26:29 Sample Type: QC
Method Name: 6500MET Method Revision: 1,145
Analyst Name: Acox

Elem	Avg	Units	Stddev	%RSD
Fe	.00072	ppm	0.0015	205.7704
K_	.07546	ppm	0.0394	52.1631
Li	.00038	ppm	0.0008	204.8525
Mg	.00717	ppm	0.0208	289.3575
Mn	.00033	ppm	0.0002	51.0215
Mo	.00132	ppm	0.0001	7.6151
Na	.00626	ppm	0.0076	121.5064
Ni	.00040	ppm	0.0007	173.0299
Pb	.00073	ppm	0.0004	56.6769
Sb	.00040	ppm	0.0004	91.5429
Se	.00150	ppm	0.0004	28.1400
Si	-.00310	ppm	0.0067	216.2915
Sn	.00031	ppm	0.0003	80.9882
Sr	.00016	ppm	0.0001	76.5094
Ti	-.00042	ppm	0.0014	324.3088
Tl	.00011	ppm	0.0004	334.2237
V_	.00031	ppm	0.0002	53.8393
Zn	.00055	ppm	0.0001	17.3704
In2306	3504.1	Cts/S	8.3408	0.2380
Y_2243	6875.2	Cts/S	22.9716	0.3341
Y_3600	128300.	Cts/S	394.9230	0.3078
Y_3710	15351.	Cts/S	45.5905	0.2970

CRA/RLV MET 5196-10

Acquire Date: 02/11/2010 11:31:24 Sample Type: QC
Method Name: 6500MET Method Revision: 1,145
Analyst Name: Acox

Elem	Avg	Units	Stddev	%RSD
Ag	.00497	ppm	0.0000	0.1791
Al	.20951	ppm	0.0136	6.4739
As	.01084	ppm	0.0011	9.8300
B_	.20380	ppm	0.0004	0.1900
Ba	.20184	ppm	0.0005	0.2574
Be	.00424	ppm	0.0001	1.4193
Ca	5.3123	ppm	0.0345	0.6489
Cd	.00507	ppm	0.0001	1.2595
Co	.05073	ppm	0.0001	0.2931
Cr	.00507	ppm	0.0000	0.5270
Cu	.02304	ppm	0.0004	1.8919
Fe	.11124	ppm	0.0024	2.1634
K_	4.9216	ppm	0.0215	0.4360
Li	.05085	ppm	0.0004	0.8752
Mg	5.0178	ppm	0.0377	0.7508
Mn	.01569	ppm	0.0004	2.7861
Mo	.04270	ppm	0.0002	0.3531
Na	5.1062	ppm	0.0274	0.5368
Ni	.04164	ppm	0.0002	0.5304
Pb	.00371	ppm	0.0004	11.4829
Sb	.01036	ppm	0.0009	8.8026
Se	.00649	ppm	0.0012	17.9919

CRA/RLV MET 5196-10

Acquire Date: 02/11/2010 11:31:24 Sample Type: QC
Method Name: 6500MET Method Revision: 1,145
Analyst Name: Acox

Elem	Avg	Units	Stddev	%RSD
Si	.49019	ppm	0.0079	1.6212
Sn	.10269	ppm	0.0004	0.3944
Sr	.05156	ppm	0.0001	0.2201
Ti	.05030	ppm	0.0005	0.9249
Tl	.01050	ppm	0.0007	6.3276
V_	.05049	ppm	0.0003	0.6457
Zn	.01959	ppm	0.0001	0.3839
In2306	3378.9	Cts/S	4.2448	0.1256
Y_2243	6754.8	Cts/S	13.9685	0.2068
Y_3600	124330.	Cts/S	536.5744	0.4316
Y_3710	15223.	Cts/S	42.5854	0.2797

ICSA MET 5195-10

Acquire Date: 02/11/2010 11:36:16 Sample Type: QC
Method Name: 6500MET Method Revision: 1,145
Analyst Name: Acox

Elem	Avg	Units	Stddev	%RSD
Ag	-.00032	ppm	0.0002	73.7713
Al	506.49	ppm	3.5476	0.7004
As	-.00468	ppm	0.0021	45.6725
B_	.00134	ppm	0.0010	73.5067
Ba	.00024	ppm	0.0004	153.0899
Be	.00000	ppm	0.0001	19,277.0286
Ca	489.03	ppm	5.2768	1.0790
Cd	.00023	ppm	0.0000	17.1338
Co	.00387	ppm	0.0003	7.7041
Cr	.00143	ppm	0.0002	16.4456
Cu	-.00444	ppm	0.0008	18.6275
Fe	193.34	ppm	0.4537	0.2346
K_	-.24049	ppm	0.0229	9.5097
Li	.00739	ppm	0.0002	3.1121
Mg	510.53	ppm	2.1507	0.4213
Mn	.00380	ppm	0.0003	8.3055
Mo	-.00233	ppm	0.0000	0.5456
Na	.01521	ppm	0.0058	37.9314
Ni	.01714	ppm	0.0006	3.5959
Pb	-.00151	ppm	0.0006	38.3886
Sb	-.00333	ppm	0.0019	57.0747
Se	.00000	ppm	0.0030	11,800.5846
Si	-.01664	ppm	0.0086	51.4700
Sn	.00241	ppm	0.0009	37.9579
Sr	.00481	ppm	0.0000	0.1812
Ti	.00796	ppm	0.0003	4.0044
Tl	.00395	ppm	0.0022	56.7286
V_	.00267	ppm	0.0002	7.4371
Zn	.00242	ppm	0.0006	23.2877
In2306	2452.5	Cts/S	4.6512	0.1897
Y_2243	5957.3	Cts/S	12.8785	0.2162
Y_3600	108560.	Cts/S	240.6151	0.2216
Y_3710	14853.	Cts/S	111.3817	0.7499

ICSAB MET 4574-10

Acquire Date: 02/11/2010 11:41:23 Sample Type: QC
Method Name: 6500MET Method Revision: 1,145
Analyst Name: Acox

Elem	Avg	Units	Stddev	%RSD
Ag	1.0506	ppm	0.0017	0.1575
Al	510.88	ppm	0.4814	0.0942
As	1.0228	ppm	0.0024	0.2352
B_	.93119	ppm	0.0042	0.4459
Ba	.49156	ppm	0.0009	0.1843
Be	.48562	ppm	0.0009	0.1931
Ca	487.64	ppm	4.8597	0.9966
Cd	.89286	ppm	0.0021	0.2383
Co	.52971	ppm	0.0008	0.1504
Cr	.49171	ppm	0.0017	0.3503
Cu	.49296	ppm	0.0044	0.8889
Fe	194.95	ppm	0.1405	0.0721
K_	10.043	ppm	0.0302	0.3008
Li	1.0916	ppm	0.0036	0.3266
Mg	510.69	ppm	1.6380	0.3207
Mn	.47564	ppm	0.0016	0.3346
Mo	.94697	ppm	0.0023	0.2414
Na	10.710	ppm	0.0238	0.2218
Ni	1.0608	ppm	0.0005	0.0496
Pb	1.0086	ppm	0.0031	0.3060
Sb	.99156	ppm	0.0036	0.3647
Se	.99657	ppm	0.0070	0.7070
Si	.97774	ppm	0.0053	0.5419
Sn	.86685	ppm	0.0033	0.3825
Sr	1.0183	ppm	0.0035	0.3427
Ti	.98960	ppm	0.0059	0.5964
Tl	.93870	ppm	0.0023	0.2410
V_	.47925	ppm	0.0010	0.2136
Zn	.88750	ppm	0.0019	0.2127
In2306	2452.6	Cts/S	4.6560	0.1898
Y_2243	5972.3	Cts/S	26.6535	0.4463
Y_3600	107500.	Cts/S	225.6951	0.2100
Y_3710	14498.	Cts/S	89.1968	0.6152

CCV1-1 MET 5702-10

Acquire Date: 02/11/2010 11:46:15 Sample Type: QC
Method Name: 6500MET Method Revision: 1,145
Analyst Name: Acox

Elem	Avg	Units	Stddev	%RSD
Ag	.98589	ppm	0.0021	0.2154
Al	24.734	ppm	0.0114	0.0461
As	.54148	ppm	0.0031	0.5696
B_	2.0108	ppm	0.0079	0.3941
Ba	1.9815	ppm	0.0052	0.2610
Be	2.0079	ppm	0.0075	0.3724
Ca	51.507	ppm	0.4533	0.8800
Cd	.49471	ppm	0.0007	0.1349
Co	2.1273	ppm	0.0025	0.1189

CCV1-1 MET 5702-10

Acquire Date: 02/11/2010 11:46:15 Sample Type: QC
Method Name: 6500MET Method Revision: 1,145
Analyst Name: Acox

Elem	Avg	Units	Stddev	%RSD
Cr	1.9724	ppm	0.0017	0.0871
Cu	2.0029	ppm	0.0107	0.5353
Fe	25.724	ppm	0.1078	0.4189
K_	122.41	ppm	0.2254	0.1841
Li	2.0525	ppm	0.0066	0.3224
Mg	49.840	ppm	0.4181	0.8389
Mn	1.9774	ppm	0.0043	0.2186
Mo	2.0069	ppm	0.0055	0.2731
Na	127.51	ppm	0.4303	0.3375
Ni	2.1430	ppm	0.0022	0.1020
Pb	.51581	ppm	0.0020	0.3952
Sb	.51465	ppm	0.0040	0.7848
Se	.53584	ppm	0.0030	0.5583
Si	2.0356	ppm	0.0077	0.3771
Sn	1.9287	ppm	0.0019	0.0984
Sr	2.0198	ppm	0.0064	0.3159
Ti	2.0167	ppm	0.0145	0.7195
Tl	.99276	ppm	0.0030	0.3000
V_	1.9740	ppm	0.0025	0.1246
Zn	1.9903	ppm	0.0016	0.0804
In2306	2839.3	Cts/S	8.2661	0.2911
Y_2243	6347.5	Cts/S	31.4151	0.4949
Y_3600	117430.	Cts/S	104.7425	0.0892
Y_3710	15114.	Cts/S	163.7926	1.0837

CCB1

Acquire Date: 02/11/2010 11:50:49 Sample Type: QC
Method Name: 6500MET Method Revision: 1,145
Analyst Name: Acox

Elem	Avg	Units	Stddev	%RSD
Ag	-.00002	ppm	0.0002	1,476.4290
Al	.03266	ppm	0.0182	55.6984
As	.00089	ppm	0.0011	126.5190
B_	.00206	ppm	0.0003	16.8421
Ba	.00042	ppm	0.0002	48.6493
Be	.00032	ppm	0.0001	31.4336
Ca	.04413	ppm	0.0119	26.9843
Cd	.00008	ppm	0.0001	85.1487
Co	.00027	ppm	0.0001	44.5746
Cr	.00027	ppm	0.0002	75.6582
Cu	-.00084	ppm	0.0014	169.8424
Fe	.01789	ppm	0.0054	30.4130
K_	.09850	ppm	0.0369	37.4420
Li	.00001	ppm	0.0009	13,077.7458
Mg	.04632	ppm	0.0226	48.7767
Mn	.00071	ppm	0.0003	37.3329
Mo	.00090	ppm	0.0002	19.2305
Na	.02186	ppm	0.0063	28.6951
Ni	.00021	ppm	0.0003	141.5658
Pb	-.00054	ppm	0.0004	68.5079

CCB1

Acquire Date: 02/11/2010 11:50:49 Sample Type: QC
Method Name: 6500MET Method Revision: 1,145
Analyst Name: Acox

Elem	Avg	Units	Stddev	%RSD
Sb	.00029	ppm	0.0007	228.8964
Se	.00071	ppm	0.0013	188.4035
Si	-.00449	ppm	0.0065	145.3830
Sn	.00038	ppm	0.0004	101.9459
Sr	.00035	ppm	0.0001	27.4125
Ti	-.00134	ppm	0.0007	49.4140
Tl	.00073	ppm	0.0005	62.5148
V_	.00021	ppm	0.0002	83.6482
Zn	.00056	ppm	0.0001	11.2905
In2306	3411.0	Cts/S	6.7405	0.1976
Y_2243	6694.7	Cts/S	5.6734	0.0847
Y_3600	124670.	Cts/S	66.5684	0.0534
Y_3710	14980.	Cts/S	119.8805	0.8003

L886K 4x Fe

Acquire Date: 02/11/2010 11:55:43 Sample Type: Unknown
Method Name: 6500MET Method Revision: 1,145
Analyst Name: Acox

Elem	Avg	Units	Stddev	%RSD
Ag	-.00085	ppm	0.0001	15.3331
Al	153.05	ppm	0.2627	0.1716
As	.08347	ppm	0.0014	1.6618
B_	.02073	ppm	0.0006	2.9125
Ba	1.6353	ppm	0.0022	0.1341
Be	.01188	ppm	0.0000	0.3272
Ca	78.486	ppm	0.1151	0.1466
Cd	.00440	ppm	0.0001	2.2886
Co	.20410	ppm	0.0013	0.6571
Cr	.20758	ppm	0.0025	1.1894
Cu	.25229	ppm	0.0036	1.4130
Fe	343.84	ppm	1.4811	0.4307
K_	12.008	ppm	0.0503	0.4191
Li	.18326	ppm	0.0013	0.7237
Mg	37.250	ppm	0.0145	0.0388
Mn	11.204	ppm	0.0090	0.0802
Mo	.00345	ppm	0.0004	10.8673
Na	9.4192	ppm	0.0293	0.3110
Ni	.37054	ppm	0.0032	0.8759
Pb	.33995	ppm	0.0044	1.3067
Sb	-.00198	ppm	0.0011	57.8243
Se	.00496	ppm	0.0012	25.0315
Si	F 46.196	ppm	0.0834	0.1805
Sn	.01131	ppm	0.0005	4.0566
Sr	.30566	ppm	0.0005	0.1795
Ti	.39693	ppm	0.0006	0.1628
Tl	.00023	ppm	0.0007	290.7562
V_	.24047	ppm	0.0028	1.1569
Zn	.80366	ppm	0.0050	0.6213
In2306	2814.1	Cts/S	12.7572	0.4533
Y_2243	7378.2	Cts/S	27.9987	0.3795

L886K 4x Fe

Acquire Date: 02/11/2010 11:55:43
Method Name: 6500MET
Analyst Name: Acox

Sample Type: Unknown
Method Revision: 1,145

Elem	Avg	Units	Stddev	%RSD
Y_3600	139540.	Cts/S	1,343.3208	0.9627
Y_3710	17613.	Cts/S	61.0869	0.3468

L886L 20x Pb

Acquire Date: 02/11/2010 12:00:31
Method Name: 6500MET
Analyst Name: Acox

Sample Type: Unknown
Method Revision: 1,145

Elem	Avg	Units	Stddev	%RSD
Ag	.00302	ppm	0.0001	2.2464
Al	123.36	ppm	0.0923	0.0748
As	.09870	ppm	0.0014	1.3958
B_	.01416	ppm	0.0003	1.8549
Ba	3.3472	ppm	0.0011	0.0336
Be	.00946	ppm	0.0000	0.0235
Ca	202.91	ppm	3.1444	1.5496
Cd	.00986	ppm	0.0001	1.2429
Co	.19874	ppm	0.0005	0.2657
Cr	.21495	ppm	0.0008	0.3897
Cu	3.6308	ppm	0.0111	0.3064
Fe	309.27	ppm	3.2033	1.0358
K_	9.0492	ppm	0.0160	0.1771
Li	.15392	ppm	0.0004	0.2323
Mg	41.632	ppm	0.2012	0.4833
Mn	9.6060	ppm	0.0221	0.2302
Mo	.01448	ppm	0.0001	0.6864
Na	3.0226	ppm	0.0094	0.3118
Ni	.41309	ppm	0.0011	0.2686
Pb	3.1183	ppm	0.0046	0.1472
Sb	-.00323	ppm	0.0009	28.5005
Se	.00469	ppm	0.0020	43.5818
Si	9.3785	ppm	0.0403	0.4298
Sn	.09887	ppm	0.0002	0.2299
Sr	.69338	ppm	0.0004	0.0528
Ti	.12214	ppm	0.0012	0.9868
Tl	.00120	ppm	0.0016	135.7635
V_	.21345	ppm	0.0003	0.1460
Zn	2.5016	ppm	0.0066	0.2655
In2306	2764.5	Cts/S	6.0635	0.2193
Y_2243	6921.3	Cts/S	11.8029	0.1705
Y_3600	127450.	Cts/S	99.4384	0.0780
Y_3710	16406.	Cts/S	124.0129	0.7559

L8RG6 rerun Pb

Acquire Date: 02/11/2010 12:05:27
Method Name: 6500MET
Analyst Name: Acox

Sample Type: Unknown
Method Revision: 1,145

Elem	Avg	Units	Stddev	%RSD

L8RG6 rerun Pb

Acquire Date: 02/11/2010 12:05:27 Sample Type: Unknown
Method Name: 6500MET Method Revision: 1,145
Analyst Name: Acox

Elem	Avg	Units	Stddev	%RSD
Ag	-.00013	ppm	0.0002	179.2838
Al	.10147	ppm	0.0064	6.3069
As	.04727	ppm	0.0006	1.3265
B_	.05465	ppm	0.0007	1.3219
Ba	.08965	ppm	0.0001	0.1353
Be	-.00001	ppm	0.0000	42.9154
Ca	52.058	ppm	0.2236	0.4296
Cd	.00002	ppm	0.0001	294.6263
Co	.00050	ppm	0.0002	40.6255
Cr	.00124	ppm	0.0003	26.9812
Cu	-.00062	ppm	0.0010	155.1365
Fe	1.3556	ppm	0.0025	0.1850
K_	3.6489	ppm	0.0415	1.1369
Li	.00553	ppm	0.0009	15.6435
Mg	13.185	ppm	0.0523	0.3965
Mn	.49495	ppm	0.0019	0.3753
Mo	.00360	ppm	0.0001	4.1285
Na	12.554	ppm	0.0267	0.2124
Ni	.00147	ppm	0.0003	22.1280
Pb	.00435	ppm	0.0005	12.6399
Sb	.00118	ppm	0.0007	62.5666
Se	.00078	ppm	0.0014	183.7352
Si	19.154	ppm	0.0498	0.2600
Sn	.00069	ppm	0.0004	57.4682
Sr	.17208	ppm	0.0003	0.1545
Ti	.00199	ppm	0.0005	24.3458
Tl	-.00111	ppm	0.0010	92.8512
V_	.00056	ppm	0.0001	9.3060
Zn	.00774	ppm	0.0001	1.1605
In2306	3144.5	Cts/S	5.7514	0.1829
Y_2243	6497.9	Cts/S	13.1190	0.2019
Y_3600	122010.	Cts/S	551.8923	0.4523
Y_3710	14756.	Cts/S	46.2100	0.3132

L89H0B

Acquire Date: 02/11/2010 12:10:16 Sample Type: Unknown
Method Name: 6500MET Method Revision: 1,145
Analyst Name: Acox

Elem	Avg	Units	Stddev	%RSD
Ag	-.00003	ppm	0.0002	765.9281
Al	.00158	ppm	0.0034	215.4342
As	.00026	ppm	0.0011	411.3077
B_	.00023	ppm	0.0001	28.8972
Ba	.00015	ppm	0.0001	77.7726
Be	.00001	ppm	0.0000	156.4472
Ca	.01730	ppm	0.0008	4.8602
Cd	.00005	ppm	0.0000	47.6457
Co	-.00018	ppm	0.0000	22.3944
Cr	.00071	ppm	0.0001	10.3217
Cu	-.00088	ppm	0.0004	41.8827

L89H0B

Acquire Date: 02/11/2010 12:10:16 Sample Type: Unknown
Method Name: 6500MET Method Revision: 1,145
Analyst Name: Acox

Elem	Avg	Units	Stddev	%RSD
Fe	.00700	ppm	0.0004	5.6657
K_	.26037	ppm	0.0573	22.0119
Li	-.00098	ppm	0.0002	17.2605
Mg	.01338	ppm	0.0084	62.9314
Mn	.00023	ppm	0.0003	110.3170
Mo	-.00040	ppm	0.0000	3.3825
Na	.00282	ppm	0.0069	244.7188
Ni	.00032	ppm	0.0003	84.0376
Pb	-.00046	ppm	0.0005	116.0376
Sb	-.00021	ppm	0.0004	173.8622
Se	.00149	ppm	0.0010	63.9443
Si	.04958	ppm	0.0052	10.3930
Sn	.03420	ppm	0.0002	0.5274
Sr	.00004	ppm	0.0000	55.5059
Ti	-.00077	ppm	0.0008	98.8309
Tl	.00025	ppm	0.0012	456.0754
V_	-.00013	ppm	0.0001	68.0914
Zn	.00287	ppm	0.0001	2.1552
In2306	3427.7	Cts/S	6.6400	0.1937
Y_2243	6694.6	Cts/S	18.4061	0.2749
Y_3600	126160.	Cts/S	142.0094	0.1126
Y_3710	14994.	Cts/S	72.3574	0.4826

L89H0C

Acquire Date: 02/11/2010 12:15:09 Sample Type: Unknown
Method Name: 6500MET Method Revision: 1,145
Analyst Name: Acox

Elem	Avg	Units	Stddev	%RSD
Ag	.04588	ppm	0.0003	0.5785
Al	2.0087	ppm	0.0069	0.3460
As	2.0643	ppm	0.0042	0.2012
B_	.96687	ppm	0.0015	0.1557
Ba	1.9799	ppm	0.0026	0.1302
Be	.04991	ppm	0.0001	0.2175
Ca	50.922	ppm	0.1160	0.2278
Cd	.04921	ppm	0.0002	0.3666
Co	.51622	ppm	0.0006	0.1156
Cr	.19791	ppm	0.0009	0.4686
Cu	.25034	ppm	0.0036	1.4495
Fe	1.0635	ppm	0.0046	0.4331
K_	47.782	ppm	0.0328	0.0686
Li	1.0241	ppm	0.0012	0.1187
Mg	48.903	ppm	0.1219	0.2492
Mn	.49923	ppm	0.0022	0.4390
Mo	1.0141	ppm	0.0010	0.0966
Na	50.360	ppm	0.0182	0.0361
Ni	.52009	ppm	0.0012	0.2357
Pb	.49606	ppm	0.0017	0.3403
Sb	.49027	ppm	0.0005	0.0992
Se	2.0316	ppm	0.0026	0.1262

L89H0C

Acquire Date: 02/11/2010 12:15:09 Sample Type: Unknown
Method Name: 6500MET Method Revision: 1,145
Analyst Name: Acox

Elem	Avg	Units	Stddev	%RSD
Si	8.4581	ppm	0.0095	0.1122
Sn	1.9508	ppm	0.0023	0.1160
Sr	1.0031	ppm	0.0023	0.2295
Ti	1.0083	ppm	0.0041	0.4031
Tl	1.9236	ppm	0.0041	0.2138
V_	.49470	ppm	0.0005	0.0949
Zn	.49571	ppm	0.0010	0.1952
In2306	2966.8	Cts/S	2.1460	0.0723
Y_2243	6345.0	Cts/S	10.4961	0.1654
Y_3600	118230.	Cts/S	313.1783	0.2649
Y_3710	14770.	Cts/S	22.6807	0.1536

L80RK

Acquire Date: 02/11/2010 12:19:40 Sample Type: Unknown
Method Name: 6500MET Method Revision: 1,145
Analyst Name: Acox

Elem	Avg	Units	Stddev	%RSD
Ag	-.00130	ppm	0.0002	16.1622
Al	56.442	ppm	0.2675	0.4740
As	.03141	ppm	0.0001	0.4637
B_	.01690	ppm	0.0007	4.1492
Ba	.39653	ppm	0.0014	0.3431
Be	.00185	ppm	0.0000	0.4775
Ca	115.60	ppm	0.6381	0.5520
Cd	.00076	ppm	0.0001	7.6390
Co	.05338	ppm	0.0002	0.3753
Cr	.06188	ppm	0.0002	0.2616
Cu	.21295	ppm	0.0017	0.8138
Fe	129.57	ppm	0.7567	0.5840
K_	5.3950	ppm	0.0597	1.1067
Li	.10297	ppm	0.0004	0.4049
Mg	45.375	ppm	0.2853	0.6289
Mn	6.5033	ppm	0.0417	0.6409
Mo	-.00095	ppm	0.0002	20.2705
Na	.39741	ppm	0.0071	1.7876
Ni	.12534	ppm	0.0003	0.2044
Pb	.02579	ppm	0.0014	5.2533
Sb	-.00172	ppm	0.0012	66.8762
Se	.00115	ppm	0.0008	69.0480
Si	2.6216	ppm	0.0222	0.8470
Sn	.01363	ppm	0.0002	1.8038
Sr	.13999	ppm	0.0007	0.5315
Ti	.62368	ppm	0.0026	0.4175
Tl	-.00028	ppm	0.0012	418.0616
V_	.09807	ppm	0.0006	0.5779
Zn	.22623	ppm	0.0005	0.2237
In2306	2890.8	Cts/S	3.8844	0.1344
Y_2243	6985.0	Cts/S	17.4211	0.2494
Y_3600	129900.	Cts/S	237.0187	0.1825
Y_3710	16454.	Cts/S	102.6989	0.6242

L80RKP 5x

Acquire Date: 02/11/2010 12:24:25 Sample Type: Unknown
Method Name: 6500MET Method Revision: 1,145
Analyst Name: Acox

Elem	Avg	Units	Stddev	%RSD
Ag	-.00011	ppm	0.0001	87.0947
Al	12.201	ppm	0.0214	0.1751
As	.00681	ppm	0.0018	26.1440
B_	.00356	ppm	0.0002	6.7983
Ba	.08761	ppm	0.0001	0.1245
Be	.00039	ppm	0.0000	0.8869
Ca	26.268	ppm	0.0511	0.1946
Cd	.00020	ppm	0.0001	35.9874
Co	.01077	ppm	0.0001	1.0609
Cr	.01427	ppm	0.0004	2.7939
Cu	.04636	ppm	0.0003	0.6245
Fe	29.690	ppm	0.0824	0.2775
K_	1.2706	ppm	0.0147	1.1580
Li	.02177	ppm	0.0009	4.1133
Mg	10.131	ppm	0.0156	0.1542
Mn	1.4666	ppm	0.0014	0.0955
Mo	-.00033	ppm	0.0001	30.7535
Na	.09279	ppm	0.0009	0.9629
Ni	.02501	ppm	0.0005	1.9622
Pb	.00397	ppm	0.0005	11.7583
Sb	-.00022	ppm	0.0004	161.6856
Se	.00170	ppm	0.0007	38.6124
Si	.56558	ppm	0.0029	0.5064
Sn	.00314	ppm	0.0003	9.9266
Sr	.03068	ppm	0.0000	0.0244
Ti	.13857	ppm	0.0020	1.4443
Tl	.00026	ppm	0.0014	531.4627
V_	.02183	ppm	0.0007	3.1403
Zn	.05310	ppm	0.0003	0.4763
In2306	3177.3	Cts/S	13.6407	0.4293
Y_2243	6694.7	Cts/S	29.7253	0.4440
Y_3600	124120.	Cts/S	2,814.9679	2.2680
Y_3710	14922.	Cts/S	81.9715	0.5493

L80RKS

Acquire Date: 02/11/2010 12:29:15 Sample Type: Unknown
Method Name: 6500MET Method Revision: 1,145
Analyst Name: Acox

Elem	Avg	Units	Stddev	%RSD
Ag	.04089	ppm	0.0010	2.4337
Al	77.390	ppm	0.2872	0.3712
As	1.8094	ppm	0.0027	0.1489
B_	.85262	ppm	0.0022	0.2545
Ba	2.1842	ppm	0.0088	0.4019
Be	.04436	ppm	0.0003	0.7651
Ca	229.78	ppm	2.5918	1.1280
Cd	.04170	ppm	0.0002	0.4749
Co	.57047	ppm	0.0014	0.2539

L80RKS

Acquire Date: 02/11/2010 12:29:15 Sample Type: Unknown
Method Name: 6500MET Method Revision: 1,145
Analyst Name: Acox

Elem	Avg	Units	Stddev	%RSD
Cr	.25187	ppm	0.0058	2.3183
Cu	.42478	ppm	0.0038	0.8847
Fe	141.68	ppm	0.8806	0.6215
K_	54.244	ppm	0.1915	0.3530
Li	1.0188	ppm	0.0071	0.7004
Mg	99.347	ppm	0.7694	0.7745
Mn	6.7282	ppm	0.0254	0.3774
Mo	.83793	ppm	0.0021	0.2498
Na	45.498	ppm	0.2702	0.5939
Ni	.64914	ppm	0.0014	0.2172
Pb	.52773	ppm	0.0002	0.0457
Sb	.34057	ppm	0.0006	0.1771
Se	1.7345	ppm	0.0063	0.3629
Si	7.8099	ppm	0.0363	0.4654
Sn	1.5768	ppm	0.0047	0.2964
Sr	1.0744	ppm	0.0051	0.4705
Ti	1.8824	ppm	0.0117	0.6204
Tl	1.8643	ppm	0.0079	0.4251
V_	.55946	ppm	0.0124	2.2082
Zn	.64778	ppm	0.0014	0.2238
In2306	2628.2	Cts/S	2.4956	0.0950
Y_2243	6781.0	Cts/S	7.7097	0.1137
Y_3600	123190.	Cts/S	2,408.1028	1.9548
Y_3710	16320.	Cts/S	167.3839	1.0256

L80RKD

Acquire Date: 02/11/2010 12:33:54 Sample Type: Unknown
Method Name: 6500MET Method Revision: 1,145
Analyst Name: Acox

Elem	Avg	Units	Stddev	%RSD
Ag	.04186	ppm	0.0005	1.1635
Al	71.998	ppm	0.1305	0.1813
As	1.8668	ppm	0.0079	0.4206
B_	.88783	ppm	0.0024	0.2665
Ba	2.1893	ppm	0.0074	0.3375
Be	.04659	ppm	0.0002	0.3832
Ca	179.54	ppm	0.3387	0.1886
Cd	.04347	ppm	0.0003	0.5860
Co	.57692	ppm	0.0013	0.2261
Cr	.25391	ppm	0.0004	0.1515
Cu	.41102	ppm	0.0031	0.7606
Fe	134.14	ppm	0.5227	0.3897
K_	54.861	ppm	0.1207	0.2201
Li	1.0552	ppm	0.0055	0.5169
Mg	91.365	ppm	0.5005	0.5478
Mn	6.5779	ppm	0.0339	0.5158
Mo	.87902	ppm	0.0025	0.2863
Na	47.202	ppm	0.1090	0.2308
Ni	.65213	ppm	0.0018	0.2721
Pb	.52569	ppm	0.0013	0.2447

L80RKD

Acquire Date: 02/11/2010 12:33:54
Method Name: 6500MET
Analyst Name: Acox

Sample Type: Unknown
Method Revision: 1,145

Elem	Avg	Units	Stddev	%RSD
Sb	.36695	ppm	0.0012	0.3319
Se	1.8027	ppm	0.0100	0.5548
Si	7.8032	ppm	0.0388	0.4974
Sn	1.6635	ppm	0.0051	0.3068
Sr	1.0595	ppm	0.0035	0.3284
Ti	1.7609	ppm	0.0056	0.3198
Tl	1.8893	ppm	0.0044	0.2350
V_	.55768	ppm	0.0004	0.0629
Zn	.66026	ppm	0.0012	0.1787
In2306	2704.0	Cts/S	1.5381	0.0569
Y_2243	6707.8	Cts/S	25.8205	0.3849
Y_3600	123620.	Cts/S	404.6610	0.3273
Y_3710	15520.	Cts/S	161.8964	1.0431

L80RL

Acquire Date: 02/11/2010 12:38:25
Method Name: 6500MET
Analyst Name: Acox

Sample Type: Unknown
Method Revision: 1,145

Elem	Avg	Units	Stddev	%RSD
Ag	-.00113	ppm	0.0004	34.5258
Al	65.183	ppm	0.1160	0.1779
As	.02663	ppm	0.0021	7.9015
B_	.02156	ppm	0.0005	2.5464
Ba	.47087	ppm	0.0009	0.1820
Be	.00208	ppm	0.0000	0.6131
Ca	158.79	ppm	0.7339	0.4622
Cd	.00082	ppm	0.0001	10.8100
Co	.06372	ppm	0.0003	0.5021
Cr	.07342	ppm	0.0002	0.2360
Cu	.20666	ppm	0.0029	1.4136
Fe	148.96	ppm	0.4510	0.3027
K_	6.3045	ppm	0.0209	0.3309
Li	.11581	ppm	0.0009	0.7657
Mg	52.879	ppm	0.1814	0.3430
Mn	7.6884	ppm	0.0307	0.3988
Mo	-.00081	ppm	0.0004	48.3232
Na	.95728	ppm	0.0032	0.3366
Ni	.14034	ppm	0.0002	0.1414
Pb	.03097	ppm	0.0009	2.9840
Sb	-.00185	ppm	0.0007	38.5624
Se	.00393	ppm	0.0012	30.4066
Si	2.6887	ppm	0.0227	0.8454
Sn	.01381	ppm	0.0006	4.4581
Sr	.19364	ppm	0.0003	0.1634
Ti	.75640	ppm	0.0020	0.2602
Tl	-.00017	ppm	0.0004	223.1061
V_	.10913	ppm	0.0003	0.2507
Zn	.26104	ppm	0.0003	0.1316
In2306	2808.6	Cts/S	7.3285	0.2609
Y_2243	6870.4	Cts/S	15.4871	0.2254

L80RL

Acquire Date: 02/11/2010 12:38:25 Sample Type: Unknown
Method Name: 6500MET Method Revision: 1,145
Analyst Name: Acox

Elem	Avg	Units	Stddev	%RSD
Y_3600	127400.	Cts/S	252.3329	0.1981
Y_3710	16300.	Cts/S	102.4547	0.6285

CCV1-2

Acquire Date: 02/11/2010 12:43:10 Sample Type: QC
Method Name: 6500MET Method Revision: 1,145
Analyst Name: Acox

Elem	Avg	Units	Stddev	%RSD
Ag	1.0082	ppm	0.0250	2.4802
Al	24.945	ppm	0.0981	0.3931
As	.53264	ppm	0.0011	0.2091
B_	1.9968	ppm	0.0047	0.2373
Ba	2.0009	ppm	0.0005	0.0266
Be	2.0605	ppm	0.0045	0.2204
Ca	53.617	ppm	0.2739	0.5109
Cd	.49884	ppm	0.0006	0.1283
Co	2.1326	ppm	0.0013	0.0600
Cr	2.0517	ppm	0.0543	2.6464
Cu	2.0698	ppm	0.0031	0.1522
Fe	26.309	ppm	0.0907	0.3448
K_	123.49	ppm	0.3585	0.2903
Li	2.0992	ppm	0.0024	0.1159
Mg	51.169	ppm	0.2282	0.4460
Mn	2.0059	ppm	0.0048	0.2405
Mo	2.0222	ppm	0.0019	0.0922
Na	130.86	ppm	0.2879	0.2200
Ni	2.1518	ppm	0.0037	0.1703
Pb	.51927	ppm	0.0014	0.2775
Sb	.51032	ppm	0.0023	0.4541
Se	.52492	ppm	0.0027	0.5216
Si	2.0993	ppm	0.0083	0.3971
Sn	1.9502	ppm	0.0035	0.1811
Sr	2.0312	ppm	0.0036	0.1749
Ti	2.0772	ppm	0.0083	0.3994
Tl	.99636	ppm	0.0033	0.3350
V_	2.0481	ppm	0.0486	2.3725
Zn	2.0181	ppm	0.0045	0.2252
In2306	2837.7	Cts/S	7.0380	0.2480
Y_2243	6352.4	Cts/S	17.4032	0.2740
Y_3600	112920.	Cts/S	2,474.4264	2.1913
Y_3710	14241.	Cts/S	104.1312	0.7312

CCB2

Acquire Date: 02/11/2010 12:47:46 Sample Type: QC
Method Name: 6500MET Method Revision: 1,145
Analyst Name: Acox

Elem	Avg	Units	Stddev	%RSD

CCB2

Acquire Date: 02/11/2010 12:47:46 Sample Type: QC
Method Name: 6500MET Method Revision: 1,145
Analyst Name: Acox

Elem	Avg	Units	Stddev	%RSD
Ag	.00032	ppm	0.0001	30.8994
Al	.01194	ppm	0.0055	46.1341
As	.00112	ppm	0.0013	113.7039
B_	.00164	ppm	0.0001	8.9711
Ba	.00066	ppm	0.0002	35.4192
Be	.00026	ppm	0.0001	22.4745
Ca	.03982	ppm	0.0107	26.7743
Cd	.00009	ppm	0.0000	20.0358
Co	.00056	ppm	0.0002	35.8203
Cr	.00013	ppm	0.0000	31.3434
Cu	-.00195	ppm	0.0015	75.9051
Fe	.02273	ppm	0.0074	32.7112
K_	.17007	ppm	0.0187	10.9872
Li	-.00014	ppm	0.0007	533.1896
Mg	.02733	ppm	0.0073	26.7208
Mn	.00165	ppm	0.0007	40.4081
Mo	.00119	ppm	0.0003	21.2032
Na	.02677	ppm	0.0032	11.8464
Ni	.00033	ppm	0.0001	19.3424
Pb	-.00079	ppm	0.0005	63.3431
Sb	.00076	ppm	0.0004	56.6904
Se	.00224	ppm	0.0014	62.7206
Si	-.00627	ppm	0.0012	19.0554
Sn	.00086	ppm	0.0002	17.6710
Sr	.00040	ppm	0.0001	28.3788
Ti	.00083	ppm	0.0020	238.6711
Tl	.00223	ppm	0.0010	45.6384
V_	.00021	ppm	0.0002	89.0397
Zn	.00068	ppm	0.0001	18.9247
In2306	3412.9	Cts/S	5.3318	0.1562
Y_2243	6693.0	Cts/S	6.1437	0.0918
Y_3600	124500.	Cts/S	524.1393	0.4210
Y_3710	14898.	Cts/S	55.5507	0.3729

L80RM

Acquire Date: 02/11/2010 12:52:41 Sample Type: Unknown
Method Name: 6500MET Method Revision: 1,145
Analyst Name: Acox

Elem	Avg	Units	Stddev	%RSD
Ag	-.00135	ppm	0.0003	24.1590
Al	76.745	ppm	0.0462	0.0602
As	.03403	ppm	0.0014	4.0282
B_	.02224	ppm	0.0003	1.3762
Ba	.53132	ppm	0.0010	0.1921
Be	.00247	ppm	0.0001	2.6398
Ca	134.79	ppm	0.8250	0.6121
Cd	.00094	ppm	0.0000	3.1765
Co	.07158	ppm	0.0002	0.2748
Cr	.09023	ppm	0.0004	0.4494
Cu	.25373	ppm	0.0012	0.4814

L80RM

Acquire Date: 02/11/2010 12:52:41
Method Name: 6500MET
Analyst Name: Acox

Sample Type: Unknown
Method Revision: 1,145

Elem	Avg	Units	Stddev	%RSD
Fe	173.19	ppm	0.3789	0.2188
K_	7.1530	ppm	0.0700	0.9785
Li	.13410	ppm	0.0003	0.2262
Mg	69.452	ppm	0.3023	0.4353
Mn	7.9885	ppm	0.0139	0.1743
Mo	-.00069	ppm	0.0002	35.2525
Na	.52845	ppm	0.0042	0.7884
Ni	.16442	ppm	0.0005	0.3220
Pb	.03966	ppm	0.0011	2.6736
Sb	-.00242	ppm	0.0013	53.8116
Se	.00004	ppm	0.0015	3,822.0054
Si	2.7460	ppm	0.0175	0.6356
Sn	.01287	ppm	0.0006	4.2762
Sr	.16433	ppm	0.0005	0.3262
Ti	.89639	ppm	0.0007	0.0821
Tl	-.00546	ppm	0.0007	13.0307
V_	.13847	ppm	0.0005	0.3521
Zn	.30205	ppm	0.0006	0.2058
In2306	2839.7	Cts/S	6.3379	0.2232
Y_2243	7172.0	Cts/S	16.4112	0.2288
Y_3600	132490.	Cts/S	346.2733	0.2614
Y_3710	16541.	Cts/S	74.7545	0.4519

L80RP

Acquire Date: 02/11/2010 12:57:26
Method Name: 6500MET
Analyst Name: Acox

Sample Type: Unknown
Method Revision: 1,145

Elem	Avg	Units	Stddev	%RSD
Ag	-.00110	ppm	0.0000	0.1888
Al	65.843	ppm	0.2145	0.3257
As	.02987	ppm	0.0014	4.6899
B_	.01968	ppm	0.0003	1.6999
Ba	.47151	ppm	0.0009	0.1928
Be	.00215	ppm	0.0000	0.9356
Ca	97.382	ppm	0.3726	0.3826
Cd	.00087	ppm	0.0000	4.9541
Co	.05732	ppm	0.0002	0.3726
Cr	.07945	ppm	0.0004	0.5494
Cu	.21216	ppm	0.0018	0.8453
Fe	152.43	ppm	0.3080	0.2021
K_	6.5061	ppm	0.0616	0.9474
Li	.11564	ppm	0.0012	1.0321
Mg	47.696	ppm	0.1789	0.3752
Mn	7.9082	ppm	0.0337	0.4256
Mo	.00035	ppm	0.0002	61.4701
Na	.43374	ppm	0.0058	1.3371
Ni	.13464	ppm	0.0006	0.4319
Pb	.03063	ppm	0.0020	6.4917
Sb	-.00292	ppm	0.0012	40.6445
Se	.00200	ppm	0.0010	49.1707

L80RP

Acquire Date: 02/11/2010 12:57:26 Sample Type: Unknown
Method Name: 6500MET Method Revision: 1,145
Analyst Name: Acox

Elem	Avg	Units	Stddev	%RSD
Si	2.8024	ppm	0.0124	0.4417
Sn	.01232	ppm	0.0004	3.2783
Sr	.16998	ppm	0.0014	0.8163
Ti	.92521	ppm	0.0030	0.3192
Tl	-.00256	ppm	0.0014	55.3119
V_	.12774	ppm	0.0002	0.1276
Zn	.30109	ppm	0.0009	0.2825
In2306	2895.1	Cts/S	6.5292	0.2255
Y_2243	7069.9	Cts/S	12.1116	0.1713
Y_3600	131570.	Cts/S	243.9732	0.1854
Y_3710	16603.	Cts/S	63.4185	0.3820

L80RQ

Acquire Date: 02/11/2010 13:02:09 Sample Type: Unknown
Method Name: 6500MET Method Revision: 1,145
Analyst Name: Acox

Elem	Avg	Units	Stddev	%RSD
Ag	-.00138	ppm	0.0001	5.7695
Al	53.618	ppm	0.0982	0.1831
As	.02559	ppm	0.0011	4.3252
B_	.01931	ppm	0.0004	2.0672
Ba	.40531	ppm	0.0002	0.0581
Be	.00206	ppm	0.0000	1.3011
Ca	218.38	ppm	2.3568	1.0792
Cd	.00075	ppm	0.0001	7.6854
Co	.05040	ppm	0.0002	0.4634
Cr	.06359	ppm	0.0003	0.4332
Cu	.20779	ppm	0.0001	0.0523
Fe	125.71	ppm	0.2301	0.1831
K_	6.1486	ppm	0.0571	0.9282
Li	.09576	ppm	0.0005	0.5149
Mg	81.559	ppm	0.2450	0.3004
Mn	8.4397	ppm	0.0063	0.0752
Mo	-.00134	ppm	0.0002	11.2741
Na	.50645	ppm	0.0059	1.1584
Ni	.12133	ppm	0.0014	1.1520
Pb	.02846	ppm	0.0006	2.0620
Sb	-.00210	ppm	0.0004	21.0905
Se	.00039	ppm	0.0012	302.8379
Si	2.5094	ppm	0.0132	0.5254
Sn	.01203	ppm	0.0002	1.5635
Sr	.22081	ppm	0.0003	0.1286
Ti	.70669	ppm	0.0042	0.5877
Tl	-.00076	ppm	0.0014	177.7340
V_	.09955	ppm	0.0010	1.0318
Zn	.21614	ppm	0.0001	0.0583
In2306	2791.4	Cts/S	8.2495	0.2955
Y_2243	7139.2	Cts/S	14.3486	0.2010
Y_3600	133490.	Cts/S	92.4492	0.0693
Y_3710	16765.	Cts/S	74.0728	0.4418

L80RR

Acquire Date: 02/11/2010 13:06:59 Sample Type: Unknown
Method Name: 6500MET Method Revision: 1,145
Analyst Name: Acox

Elem	Avg	Units	Stddev	%RSD
Ag	-.00104	ppm	0.0001	10.8461
Al	68.981	ppm	0.1038	0.1505
As	.04130	ppm	0.0006	1.5523
B_	.01513	ppm	0.0004	2.6392
Ba	.53113	ppm	0.0017	0.3220
Be	.00226	ppm	0.0001	2.9185
Ca	85.640	ppm	0.5657	0.6605
Cd	.00088	ppm	0.0001	7.2349
Co	.05665	ppm	0.0001	0.2224
Cr	.07778	ppm	0.0002	0.2327
Cu	.30834	ppm	0.0015	0.4792
Fe	160.44	ppm	0.5982	0.3728
K_	5.1783	ppm	0.0466	0.8995
Li	.12389	ppm	0.0010	0.8184
Mg	41.431	ppm	0.2632	0.6352
Mn	10.131	ppm	0.0266	0.2625
Mo	-.00137	ppm	0.0003	24.7543
Na	.35072	ppm	0.0032	0.9151
Ni	.13456	ppm	0.0007	0.5401
Pb	.03537	ppm	0.0011	3.1118
Sb	-.00127	ppm	0.0005	38.2441
Se	.00123	ppm	0.0017	138.6294
Si	2.5936	ppm	0.0131	0.5068
Sn	.01338	ppm	0.0002	1.7771
Sr	.11414	ppm	0.0004	0.3178
Ti	.62816	ppm	0.0044	0.7084
Tl	.00002	ppm	0.0014	5,747.3207
V_	.13088	ppm	0.0006	0.4890
Zn	.27403	ppm	0.0004	0.1476
In2306	2886.1	Cts/S	8.7740	0.3040
Y_2243	7065.0	Cts/S	28.1724	0.3988
Y_3600	132220.	Cts/S	538.2560	0.4071
Y_3710	16904.	Cts/S	126.6039	0.7490

L80RT

Acquire Date: 02/11/2010 13:11:40 Sample Type: Unknown
Method Name: 6500MET Method Revision: 1,145
Analyst Name: Acox

Elem	Avg	Units	Stddev	%RSD
Ag	-.00112	ppm	0.0003	25.7668
Al	54.754	ppm	0.2547	0.4651
As	.02752	ppm	0.0005	1.8146
B_	.01469	ppm	0.0003	1.8943
Ba	.38383	ppm	0.0012	0.3241
Be	.00209	ppm	0.0000	1.7928
Ca	139.09	ppm	0.0857	0.0616
Cd	.00072	ppm	0.0001	10.8956
Co	.05156	ppm	0.0001	0.1824

L80RT

Acquire Date: 02/11/2010 13:11:40 Sample Type: Unknown
Method Name: 6500MET Method Revision: 1,145
Analyst Name: Acox

Elem	Avg	Units	Stddev	%RSD
Cr	.06215	ppm	0.0005	0.8116
Cu	.20916	ppm	0.0010	0.4597
Fe	132.93	ppm	0.3200	0.2407
K_	4.8141	ppm	0.0539	1.1195
Li	.09880	ppm	0.0001	0.1373
Mg	39.866	ppm	0.2162	0.5423
Mn	6.0286	ppm	0.0363	0.6020
Mo	-.00093	ppm	0.0002	23.5499
Na	.39216	ppm	0.0063	1.6088
Ni	.12192	ppm	0.0014	1.1243
Pb	.02787	ppm	0.0004	1.5671
Sb	-.00216	ppm	0.0009	40.8196
Se	-.00072	ppm	0.0011	158.3650
Si	2.0383	ppm	0.0066	0.3221
Sn	.01251	ppm	0.0008	6.1866
Sr	.16137	ppm	0.0007	0.4303
Ti	.77680	ppm	0.0020	0.2593
Tl	-.00388	ppm	0.0017	43.8996
V_	.10456	ppm	0.0003	0.2997
Zn	.22593	ppm	0.0005	0.2400
In2306	2898.6	Cts/S	6.1583	0.2125
Y_2243	7154.9	Cts/S	8.9736	0.1254
Y_3600	134030.	Cts/S	167.2390	0.1248
Y_3710	16755.	Cts/S	115.6796	0.6904

L80RW

Acquire Date: 02/11/2010 13:16:23 Sample Type: Unknown
Method Name: 6500MET Method Revision: 1,145
Analyst Name: Acox

Elem	Avg	Units	Stddev	%RSD
Ag	-.00090	ppm	0.0003	29.7311
Al	48.640	ppm	0.1386	0.2850
As	.02151	ppm	0.0009	4.2810
B_	.01572	ppm	0.0002	1.2602
Ba	.51185	ppm	0.0012	0.2342
Be	.00149	ppm	0.0000	0.3474
Ca	70.024	ppm	0.3419	0.4882
Cd	.00070	ppm	0.0001	8.7548
Co	.04613	ppm	0.0002	0.4789
Cr	.05760	ppm	0.0003	0.5413
Cu	.16748	ppm	0.0020	1.2167
Fe	118.28	ppm	0.4775	0.4037
K_	5.3020	ppm	0.0329	0.6207
Li	.07624	ppm	0.0002	0.3156
Mg	35.185	ppm	0.1486	0.4224
Mn	7.8727	ppm	0.0256	0.3246
Mo	-.00097	ppm	0.0003	30.3394
Na	.38887	ppm	0.0037	0.9532
Ni	.09710	ppm	0.0010	1.0598
Pb	.03133	ppm	0.0010	3.3375

L80RW

Acquire Date: 02/11/2010 13:16:23 Sample Type: Unknown
Method Name: 6500MET Method Revision: 1,145
Analyst Name: Acox

Elem	Avg	Units	Stddev	%RSD
Sb	-.00095	ppm	0.0012	124.2605
Se	.00084	ppm	0.0009	104.7497
Si	2.8285	ppm	0.0233	0.8249
Sn	.01324	ppm	0.0003	2.6061
Sr	.09219	ppm	0.0003	0.2727
Ti	.73257	ppm	0.0021	0.2803
Tl	-.00307	ppm	0.0005	15.3728
V_	.09385	ppm	0.0001	0.1010
Zn	.20065	ppm	0.0002	0.0797
In2306	2964.6	Cts/S	8.8265	0.2977
Y_2243	6859.9	Cts/S	15.3770	0.2242
Y_3600	128390.	Cts/S	386.1799	0.3008
Y_3710	16229.	Cts/S	46.0307	0.2836

L8241

Acquire Date: 02/11/2010 13:21:06 Sample Type: Unknown
Method Name: 6500MET Method Revision: 1,145
Analyst Name: Acox

Elem	Avg	Units	Stddev	%RSD
Ag	-.00038	ppm	0.0003	82.6289
Al	165.37	ppm	0.3089	0.1868
As	.07448	ppm	0.0022	2.9158
B_	.38076	ppm	0.0008	0.2101
Ba	1.4114	ppm	0.0003	0.0200
Be	.01951	ppm	0.0000	0.1078
Ca	588.49	ppm	2.0959	0.3562
Cd	.01122	ppm	0.0001	1.0446
Co	.08938	ppm	0.0004	0.4367
Cr	.09333	ppm	0.0006	0.6796
Cu	1.3746	ppm	0.0045	0.3242
Fe	245.76	ppm	2.7798	1.1311
K_	27.262	ppm	0.0620	0.2274
Li	.22479	ppm	0.0011	0.5056
Mg	24.762	ppm	0.0936	0.3780
Mn	3.4537	ppm	0.0109	0.3168
Mo	.01097	ppm	0.0003	2.5156
Na	6.8307	ppm	0.0237	0.3475
Ni	.40243	ppm	0.0010	0.2574
Pb	.97789	ppm	0.0032	0.3249
Sb	-.00158	ppm	0.0009	56.6902
Se	.02776	ppm	0.0013	4.6460
Si	5.0097	ppm	0.0367	0.7322
Sn	.05336	ppm	0.0001	0.2310
Sr	2.6852	ppm	0.0172	0.6409
Ti	3.7585	ppm	0.0104	0.2762
Tl	-.00200	ppm	0.0004	18.6588
V_	.13211	ppm	0.0006	0.4900
Zn	6.1963	ppm	0.0035	0.0559
In2306	2545.2	Cts/S	3.4420	0.1352
Y_2243	7670.5	Cts/S	7.5520	0.0985

L8241

Acquire Date: 02/11/2010 13:21:06 Sample Type: Unknown
Method Name: 6500MET Method Revision: 1,145
Analyst Name: Acox

Elem	Avg	Units	Stddev	%RSD
Y_3600	140410.	Cts/S	238.2488	0.1697
Y_3710	18300.	Cts/S	88.1851	0.4819

L8243

Acquire Date: 02/11/2010 13:26:10 Sample Type: Unknown
Method Name: 6500MET Method Revision: 1,145
Analyst Name: Acox

Elem	Avg	Units	Stddev	%RSD
Ag	.00027	ppm	0.0002	91.8814
Al	111.65	ppm	0.2876	0.2576
As	.13084	ppm	0.0014	1.0351
B_	.29872	ppm	0.0010	0.3217
Ba	2.8257	ppm	0.0091	0.3220
Be	.01260	ppm	0.0001	0.8289
Ca	354.79	ppm	4.0234	1.1340
Cd	.00539	ppm	0.0001	1.3847
Co	.07706	ppm	0.0004	0.5685
Cr	.16320	ppm	0.0041	2.5237
Cu	2.2310	ppm	0.0129	0.5784
Fe	287.46	ppm	2.9807	1.0369
K_	16.821	ppm	0.0535	0.3180
Li	.18703	ppm	0.0008	0.4032
Mg	40.014	ppm	0.1214	0.3033
Mn	4.0470	ppm	0.0112	0.2758
Mo	.00989	ppm	0.0002	1.6323
Na	3.4542	ppm	0.0123	0.3552
Ni	.21807	ppm	0.0007	0.3306
Pb	3.9346	ppm	0.0142	0.3618
Sb	.00520	ppm	0.0015	28.0203
Se	.02564	ppm	0.0018	7.1643
Si	4.9807	ppm	0.0153	0.3075
Sn	.08203	ppm	0.0006	0.7016
Sr	1.5864	ppm	0.0052	0.3270
Ti	3.0873	ppm	0.0155	0.5035
Tl	-.00058	ppm	0.0004	72.2807
V_	.15350	ppm	0.0034	2.2110
Zn	2.1537	ppm	0.0103	0.4785
In2306	2614.3	Cts/S	12.1917	0.4663
Y_2243	8050.9	Cts/S	27.4263	0.3407
Y_3600	151530.	Cts/S	2,744.4252	1.8111
Y_3710	20020.	Cts/S	91.6080	0.4576

L8244

Acquire Date: 02/11/2010 13:31:05 Sample Type: Unknown
Method Name: 6500MET Method Revision: 1,145
Analyst Name: Acox

Elem	Avg	Units	Stddev	%RSD

L8244

Acquire Date: 02/11/2010 13:31:05 Sample Type: Unknown
Method Name: 6500MET Method Revision: 1,145
Analyst Name: Acox

Elem	Avg	Units	Stddev	%RSD
Ag	-.00007	ppm	0.0001	117.3972
Al	37.286	ppm	0.0751	0.2014
As	.38349	ppm	0.0057	1.4821
B_	.09460	ppm	0.0017	1.7731
Ba	.28180	ppm	0.0008	0.2868
Be	.00540	ppm	0.0001	1.0819
Ca	73.452	ppm	0.5217	0.7102
Cd	.00095	ppm	0.0001	12.6494
Co	.07130	ppm	0.0012	1.6325
Cr	.06173	ppm	0.0007	1.1249
Cu	.13825	ppm	0.0009	0.6742
Fe	193.05	ppm	0.8179	0.4237
K_	3.8851	ppm	0.0384	0.9886
Li	.05319	ppm	0.0002	0.4363
Mg	3.4210	ppm	0.0299	0.8745
Mn	.47078	ppm	0.0011	0.2344
Mo	.02511	ppm	0.0004	1.4580
Na	1.5316	ppm	0.0063	0.4130
Ni	.17173	ppm	0.0030	1.7727
Pb	.05474	ppm	0.0011	2.0171
Sb	.00015	ppm	0.0002	124.8647
Se	.01167	ppm	0.0012	10.3721
Si	1.8866	ppm	0.0172	0.9141
Sn	.01180	ppm	0.0004	3.6025
Sr	.52446	ppm	0.0008	0.1432
Ti	2.6525	ppm	0.0129	0.4869
Tl	.00447	ppm	0.0003	5.8494
V_	.14237	ppm	0.0013	0.9363
Zn	.12269	ppm	0.0019	1.5143
In2306	3140.8	Cts/S	45.7756	1.4575
Y_2243	6917.0	Cts/S	96.3474	1.3929
Y_3600	125970.	Cts/S	941.7774	0.7476
Y_3710	15522.	Cts/S	118.0635	0.7606

L87XC

Acquire Date: 02/11/2010 13:35:49 Sample Type: Unknown
Method Name: 6500MET Method Revision: 1,145
Analyst Name: Acox

Elem	Avg	Units	Stddev	%RSD
Ag	-.00154	ppm	0.0001	8.2236
Al	127.78	ppm	0.1342	0.1051
As	.14318	ppm	0.0021	1.4629
B_	.00766	ppm	0.0001	0.9669
Ba	1.4699	ppm	0.0017	0.1138
Be	.01014	ppm	0.0000	0.4699
Ca	15.841	ppm	0.0294	0.1859
Cd	.00594	ppm	0.0001	2.4556
Co	.26760	ppm	0.0012	0.4466
Cr	.25441	ppm	0.0006	0.2543
Cu	.31836	ppm	0.0008	0.2471

L87XC

Acquire Date: 02/11/2010 13:35:49 Sample Type: Unknown
Method Name: 6500MET Method Revision: 1,145
Analyst Name: Acox

Elem	Avg	Units	Stddev	%RSD
Fe	473.63	ppm	0.8753	0.1848
K_	11.445	ppm	0.0326	0.2845
Li	.20029	ppm	0.0007	0.3503
Mg	42.221	ppm	0.1009	0.2390
Mn	13.023	ppm	0.0185	0.1423
Mo	.01040	ppm	0.0004	3.9326
Na	1.1714	ppm	0.0017	0.1448
Ni	.52138	ppm	0.0035	0.6697
Pb	.30644	ppm	0.0027	0.8877
Sb	-.00019	ppm	0.0015	821.5792
Se	.00341	ppm	0.0007	19.3318
Si	2.6268	ppm	0.0153	0.5808
Sn	.01690	ppm	0.0008	4.5344
Sr	.14924	ppm	0.0002	0.1268
Ti	.81322	ppm	0.0034	0.4211
Tl	.00050	ppm	0.0008	161.8029
V_	.29726	ppm	0.0007	0.2333
Zn	.88741	ppm	0.0037	0.4191
In2306	2879.4	Cts/S	9.1025	0.3161
Y_2243	7695.2	Cts/S	23.9505	0.3112
Y_3600	142970.	Cts/S	542.2077	0.3793
Y_3710	18513.	Cts/S	28.6151	0.1546

CCV1-3

Acquire Date: 02/11/2010 13:40:40 Sample Type: QC
Method Name: 6500MET Method Revision: 1,145
Analyst Name: Acox

Elem	Avg	Units	Stddev	%RSD
Ag	.97564	ppm	0.0042	0.4259
Al	24.600	ppm	0.0846	0.3440
As	.52826	ppm	0.0049	0.9319
B_	2.0135	ppm	0.0119	0.5912
Ba	1.9933	ppm	0.0072	0.3631
Be	2.0362	ppm	0.0039	0.1894
Ca	52.844	ppm	0.0687	0.1301
Cd	.48951	ppm	0.0027	0.5599
Co	2.0987	ppm	0.0110	0.5233
Cr	1.9535	ppm	0.0061	0.3108
Cu	2.0415	ppm	0.0034	0.1659
Fe	25.830	ppm	0.0642	0.2484
K_	122.10	ppm	0.5087	0.4166
Li	2.0947	ppm	0.0093	0.4421
Mg	50.423	ppm	0.0799	0.1586
Mn	1.9643	ppm	0.0047	0.2394
Mo	2.0078	ppm	0.0100	0.4982
Na	129.76	ppm	0.4112	0.3169
Ni	2.0901	ppm	0.0110	0.5241
Pb	.51203	ppm	0.0023	0.4403
Sb	.51524	ppm	0.0037	0.7177
Se	.52771	ppm	0.0025	0.4669

CCV1-3

Acquire Date: 02/11/2010 13:40:40 Sample Type: QC
Method Name: 6500MET Method Revision: 1,145
Analyst Name: Acox

Elem	Avg	Units	Stddev	%RSD
Si	2.0435	ppm	0.0027	0.1337
Sn	1.9376	ppm	0.0085	0.4399
Sr	2.0281	ppm	0.0072	0.3534
Ti	2.0636	ppm	0.0047	0.2263
Tl	.97756	ppm	0.0044	0.4522
V_	1.9851	ppm	0.0044	0.2195
Zn	1.9739	ppm	0.0116	0.5898
In2306	2863.3	Cts/S	13.0325	0.4552
Y_2243	6365.6	Cts/S	36.8237	0.5785
Y_3600	117070.	Cts/S	225.2220	0.1924
Y_3710	14534.	Cts/S	22.2811	0.1533

CCB3

Acquire Date: 02/11/2010 13:45:16 Sample Type: QC
Method Name: 6500MET Method Revision: 1,145
Analyst Name: Acox

Elem	Avg	Units	Stddev	%RSD
Ag	.00020	ppm	0.0003	156.2778
Al	.00692	ppm	0.0052	75.2638
As	.00090	ppm	0.0010	114.3905
B_	.00098	ppm	0.0003	29.9459
Ba	.00006	ppm	0.0001	106.3014
Be	.00009	ppm	0.0000	8.5618
Ca	.01218	ppm	0.0031	25.0561
Cd	.00001	ppm	0.0000	294.2275
Co	.00020	ppm	0.0001	66.4432
Cr	-.00005	ppm	0.0002	472.5639
Cu	-.00122	ppm	0.0016	132.7406
Fe	.00621	ppm	0.0013	20.3119
K_	.04915	ppm	0.0336	68.3836
Li	.00028	ppm	0.0005	192.2652
Mg	.02625	ppm	0.0096	36.7478
Mn	.00086	ppm	0.0003	33.0661
Mo	.00069	ppm	0.0003	42.7635
Na	.00257	ppm	0.0027	106.9488
Ni	.00028	ppm	0.0002	63.1230
Pb	-.00119	ppm	0.0010	83.4727
Sb	-.00016	ppm	0.0003	174.0928
Se	.00121	ppm	0.0013	103.7780
Si	-.00680	ppm	0.0029	42.5126
Sn	.00030	ppm	0.0002	55.6013
Sr	.00013	ppm	0.0000	30.8974
Ti	-.00063	ppm	0.0016	247.6382
Tl	-.00012	ppm	0.0009	754.5277
V_	.00012	ppm	0.0002	145.0472
Zn	.00049	ppm	0.0001	15.0724
In2306	3431.8	Cts/S	4.6844	0.1365
Y_2243	6686.5	Cts/S	16.1766	0.2419
Y_3600	126220.	Cts/S	91.2860	0.0723
Y_3710	15233.	Cts/S	121.9485	0.8005

L8243 2x Yt.

Acquire Date: 02/11/2010 13:51:40 Sample Type: Unknown
Method Name: 6500MET Method Revision: 1,145
Analyst Name: Acox

Elem	Avg	Units	Stddev	%RSD
Ag	.00005	ppm	0.0005	893.5717
Al	61.673	ppm	0.0853	0.1383
As	.07446	ppm	0.0021	2.8432
B_	.17436	ppm	0.0004	0.2465
Ba	1.5903	ppm	0.0028	0.1786
Be	.00731	ppm	0.0000	0.4251
Ca	211.90	ppm	1.0313	0.4867
Cd	.00276	ppm	0.0001	2.1033
Co	.03817	ppm	0.0001	0.3236
Cr	.09528	ppm	0.0004	0.4478
Cu	1.2528	ppm	0.0063	0.5000
Fe	174.45	ppm	0.3456	0.1981
K_	9.3226	ppm	0.0529	0.5678
Li	.10285	ppm	0.0005	0.4966
Mg	23.147	ppm	0.0854	0.3690
Mn	2.3340	ppm	0.0013	0.0540
Mo	.00594	ppm	0.0002	3.2892
Na	1.9251	ppm	0.0120	0.6237
Ni	.10597	ppm	0.0004	0.3644
Pb	1.9875	ppm	0.0068	0.3438
Sb	.00240	ppm	0.0011	47.5794
Se	.01498	ppm	0.0034	23.0202
Si	2.8335	ppm	0.0081	0.2855
Sn	.04901	ppm	0.0006	1.2210
Sr	.89973	ppm	0.0015	0.1691
Ti	1.7721	ppm	0.0076	0.4298
Tl	.00120	ppm	0.0023	189.5063
V_	.08962	ppm	0.0003	0.3417
Zn	1.2701	ppm	0.0025	0.1995
In2306	2832.8	Cts/S	6.8517	0.2419
Y_2243	7374.6	Cts/S	9.1096	0.1235
Y_3600	137390.	Cts/S	220.1307	0.1602
Y_3710	17449.	Cts/S	107.8175	0.6179

CCV1-4

Acquire Date: 02/11/2010 13:56:31 Sample Type: QC
Method Name: 6500MET Method Revision: 1,145
Analyst Name: Acox

Elem	Avg	Units	Stddev	%RSD
Ag	.98517	ppm	0.0017	0.1739
Al	24.659	ppm	0.0664	0.2693
As	.52657	ppm	0.0015	0.2943
B_	2.0125	ppm	0.0120	0.5978
Ba	1.9995	ppm	0.0005	0.0261
Be	2.0164	ppm	0.0013	0.0643
Ca	51.761	ppm	0.1139	0.2200
Cd	.48940	ppm	0.0017	0.3573
Co	2.0989	ppm	0.0047	0.2223

CCV1-4

Acquire Date: 02/11/2010 13:56:31 Sample Type: QC
Method Name: 6500MET Method Revision: 1,145
Analyst Name: Acox

Elem	Avg	Units	Stddev	%RSD
Cr	1.9570	ppm	0.0045	0.2288
Cu	2.0250	ppm	0.0051	0.2537
Fe	25.645	ppm	0.0243	0.0949
K_	122.37	ppm	0.3531	0.2886
Li	2.0879	ppm	0.0071	0.3395
Mg	49.608	ppm	0.1241	0.2502
Mn	1.9625	ppm	0.0077	0.3901
Mo	2.0050	ppm	0.0109	0.5454
Na	128.86	ppm	0.3572	0.2772
Ni	2.0863	ppm	0.0038	0.1844
Pb	.51338	ppm	0.0010	0.1865
Sb	.51523	ppm	0.0018	0.3445
Se	.52371	ppm	0.0034	0.6469
Si	2.0338	ppm	0.0069	0.3374
Sn	1.9386	ppm	0.0112	0.5781
Sr	2.0354	ppm	0.0019	0.0953
Ti	2.0400	ppm	0.0038	0.1877
Tl	.97754	ppm	0.0016	0.1644
V_	1.9966	ppm	0.0015	0.0766
Zn	1.9738	ppm	0.0083	0.4187
In2306	2825.1	Cts/S	5.3053	0.1878
Y_2243	6281.3	Cts/S	21.4393	0.3413
Y_3600	115310.	Cts/S	65.3707	0.0567
Y_3710	14766.	Cts/S	74.7760	0.5064

CCB4

Acquire Date: 02/11/2010 14:01:06 Sample Type: QC
Method Name: 6500MET Method Revision: 1,145
Analyst Name: Acox

Elem	Avg	Units	Stddev	%RSD
Ag	.00010	ppm	0.0001	79.2680
Al	.00251	ppm	0.0018	70.0329
As	-.00113	ppm	0.0006	56.6609
B_	.00119	ppm	0.0001	6.8972
Ba	.00010	ppm	0.0001	55.2587
Be	.00009	ppm	0.0000	22.5688
Ca	.01209	ppm	0.0007	5.9516
Cd	.00003	ppm	0.0000	46.9884
Co	.00005	ppm	0.0002	398.0288
Cr	-.00007	ppm	0.0001	162.5230
Cu	-.00305	ppm	0.0012	39.6301
Fe	.00787	ppm	0.0013	16.0328
K_	.11907	ppm	0.0599	50.3376
Li	-.00031	ppm	0.0012	399.7668
Mg	.00991	ppm	0.0060	60.0703
Mn	.00021	ppm	0.0003	122.5747
Mo	.00135	ppm	0.0003	23.4328
Na	.01370	ppm	0.0054	39.3311
Ni	.00005	ppm	0.0001	268.2139
Pb	-.00083	ppm	0.0010	117.6153

CCB4

Acquire Date: 02/11/2010 14:01:06 Sample Type: QC
Method Name: 6500MET Method Revision: 1,145
Analyst Name: Acox

Elem	Avg	Units	Stddev	%RSD
Sb	.00023	ppm	0.0002	103.2383
Se	.00114	ppm	0.0010	87.0906
Si	-.00756	ppm	0.0037	48.4875
Sn	-.00005	ppm	0.0005	858.6710
Sr	.00013	ppm	0.0000	27.4356
Ti	-.00123	ppm	0.0007	57.6921
Tl	.00032	ppm	0.0002	70.6842
V_	.00016	ppm	0.0001	42.7582
Zn	.00036	ppm	0.0001	15.2877
In2306	3425.1	Cts/S	20.3324	0.5936
Y_2243	6657.2	Cts/S	40.3813	0.6066
Y_3600	125400.	Cts/S	139.8737	0.1115
Y_3710	14758.	Cts/S	74.7421	0.5064

L9ATTB

Acquire Date: 02/11/2010 14:06:01 Sample Type: Unknown
Method Name: 6500MET Method Revision: 1,145
Analyst Name: Acox

Elem	Avg	Units	Stddev	%RSD
Ag	-.00025	ppm	0.0004	152.9018
Al	.00978	ppm	0.0040	40.5369
As	.00064	ppm	0.0010	152.0156
B_	.00061	ppm	0.0004	59.0160
Ba	.00016	ppm	0.0000	23.1415
Be	-.00003	ppm	0.0000	123.8474
Ca	.01285	ppm	0.0022	17.2973
Cd	.00007	ppm	0.0000	38.8374
Co	-.00006	ppm	0.0001	188.9448
Cr	.00007	ppm	0.0002	348.5413
Cu	-.00218	ppm	0.0022	101.6006
Fe	.00618	ppm	0.0012	19.1326
K_	.36193	ppm	0.0664	18.3550
Li	-.00020	ppm	0.0008	392.2804
Mg	.00486	ppm	0.0065	134.8784
Mn	.00012	ppm	0.0003	258.3736
Mo	.00012	ppm	0.0002	156.4595
Na	.00486	ppm	0.0016	32.1481
Ni	-.00001	ppm	0.0004	2,913.4987
Pb	.00058	ppm	0.0003	55.3141
Sb	-.00019	ppm	0.0005	287.2690
Se	.00088	ppm	0.0005	59.8434
Si	.00619	ppm	0.0084	135.4099
Sn	.04077	ppm	0.0005	1.1968
Sr	.00001	ppm	0.0000	398.0575
Ti	.00048	ppm	0.0015	318.8234
Tl	.00049	ppm	0.0008	158.1534
V_	-.00021	ppm	0.0003	135.2168
Zn	.00224	ppm	0.0000	1.5649
In2306	3352.6	Cts/S	5.6083	0.1673
Y_2243	6523.8	Cts/S	27.0648	0.4149

L9ATTB

Acquire Date: 02/11/2010 14:06:01 Sample Type: Unknown
Method Name: 6500MET Method Revision: 1,145
Analyst Name: Acox

Elem	Avg	Units	Stddev	%RSD
Y_3600	123630.	Cts/S	265.9884	0.2151
Y_3710	14789.	Cts/S	65.2536	0.4412

L9ATTC

Acquire Date: 02/11/2010 14:10:56 Sample Type: Unknown
Method Name: 6500MET Method Revision: 1,145
Analyst Name: Acox

Elem	Avg	Units	Stddev	%RSD
Ag	.04666	ppm	0.0003	0.6880
Al	2.0990	ppm	0.0699	3.3320
As	2.0888	ppm	0.0054	0.2565
B_	1.0052	ppm	0.0016	0.1550
Ba	2.0862	ppm	0.0641	3.0743
Be	.05263	ppm	0.0014	2.7196
Ca	53.451	ppm	1.5410	2.8831
Cd	.05007	ppm	0.0000	0.0945
Co	.52393	ppm	0.0008	0.1531
Cr	.20230	ppm	0.0007	0.3382
Cu	.26146	ppm	0.0079	3.0121
Fe	1.1075	ppm	0.0317	2.8662
K_	49.515	ppm	1.3325	2.6911
Li	1.0926	ppm	0.0325	2.9748
Mg	50.902	ppm	1.3975	2.7455
Mn	.51506	ppm	0.0165	3.1970
Mo	1.0373	ppm	0.0013	0.1207
Na	52.706	ppm	1.5209	2.8857
Ni	.51883	ppm	0.0014	0.2741
Pb	.50486	ppm	0.0022	0.4450
Sb	.50455	ppm	0.0008	0.1582
Se	2.0723	ppm	0.0032	0.1533
Si	8.9690	ppm	0.2351	2.6211
Sn	2.0005	ppm	0.0046	0.2294
Sr	1.0611	ppm	0.0331	3.1179
Ti	1.0591	ppm	0.0287	2.7129
Tl	1.9429	ppm	0.0056	0.2885
V_	.51704	ppm	0.0003	0.0583
Zn	.50449	ppm	0.0008	0.1625
In2306	2922.5	Cts/S	7.9917	0.2735
Y_2243	6203.0	Cts/S	16.3613	0.2638
Y_3600	115440.	Cts/S	392.6009	0.3401
Y_3710	14043.	Cts/S	332.7007	2.3691

L88K5

Acquire Date: 02/11/2010 14:15:26 Sample Type: Unknown
Method Name: 6500MET Method Revision: 1,145
Analyst Name: Acox

Elem	Avg	Units	Stddev	%RSD

L88K5

Acquire Date: 02/11/2010 14:15:26 Sample Type: Unknown
Method Name: 6500MET Method Revision: 1,145
Analyst Name: Acox

Elem	Avg	Units	Stddev	%RSD
Ag	.00377	ppm	0.0003	9.1254
Al	94.027	ppm	0.1538	0.1636
As	.06742	ppm	0.0012	1.7719
B_	.34899	ppm	0.0007	0.2047
Ba	1.0021	ppm	0.0006	0.0604
Be	.00320	ppm	0.0001	1.7270
Ca	47.501	ppm	0.1218	0.2564
Cd	.00388	ppm	0.0001	3.7069
Co	.10792	ppm	0.0003	0.2878
Cr	.19263	ppm	0.0007	0.3759
Cu	.54546	ppm	0.0008	0.1424
Fe	194.55	ppm	0.4120	0.2117
K_	8.2886	ppm	0.0519	0.6267
Li	.16320	ppm	0.0002	0.1367
Mg	35.079	ppm	0.1085	0.3093
Mn	4.3741	ppm	0.0122	0.2782
Mo	.00431	ppm	0.0001	1.6318
Na	2.0368	ppm	0.0067	0.3270
Ni	.20137	ppm	0.0016	0.8017
Pb	2.0820	ppm	0.0017	0.0798
Sb	.00242	ppm	0.0021	86.9141
Se	.00473	ppm	0.0005	10.4926
Si	3.4927	ppm	0.0076	0.2169
Sn	.12669	ppm	0.0011	0.8508
Sr	.24679	ppm	0.0001	0.0533
Ti	4.4703	ppm	0.0145	0.3243
Tl	-.00117	ppm	0.0017	148.1080
V_	.30737	ppm	0.0005	0.1503
Zn	1.3578	ppm	0.0020	0.1480
In2306	2911.3	Cts/S	9.8174	0.3372
Y_2243	6865.2	Cts/S	19.3240	0.2815
Y_3600	127080.	Cts/S	486.7692	0.3831
Y_3710	15935.	Cts/S	18.6925	0.1173

L88K5P 5x

Acquire Date: 02/11/2010 14:20:08 Sample Type: Unknown
Method Name: 6500MET Method Revision: 1,145
Analyst Name: Acox

Elem	Avg	Units	Stddev	%RSD
Ag	.00060	ppm	0.0002	37.4448
Al	19.680	ppm	0.0587	0.2985
As	.01382	ppm	0.0012	8.3269
B_	.07692	ppm	0.0002	0.1998
Ba	.21266	ppm	0.0004	0.2039
Be	.00069	ppm	0.0000	4.6076
Ca	10.470	ppm	0.0257	0.2457
Cd	.00089	ppm	0.0000	0.7517
Co	.02119	ppm	0.0001	0.5190
Cr	.04195	ppm	0.0003	0.6258
Cu	.11397	ppm	0.0006	0.4845

L88K5P 5x

Acquire Date: 02/11/2010 14:20:08 Sample Type: Unknown
Method Name: 6500MET Method Revision: 1,145
Analyst Name: Acox

Elem	Avg	Units	Stddev	%RSD
Fe	43.273	ppm	0.0566	0.1307
K_	1.8186	ppm	0.0344	1.8891
Li	.03357	ppm	0.0005	1.4518
Mg	7.6120	ppm	0.0194	0.2548
Mn	.95669	ppm	0.0053	0.5506
Mo	.00067	ppm	0.0002	23.2353
Na	.42762	ppm	0.0030	0.7130
Ni	.03939	ppm	0.0005	1.1686
Pb	.41968	ppm	0.0016	0.3931
Sb	.00078	ppm	0.0012	149.3391
Se	.00094	ppm	0.0018	187.8882
Si	.74954	ppm	0.0088	1.1697
Sn	.02883	ppm	0.0005	1.5900
Sr	.05246	ppm	0.0002	0.3608
Ti	.95643	ppm	0.0028	0.2926
Tl	-.00012	ppm	0.0004	345.5382
V_	.06610	ppm	0.0004	0.6632
Zn	.30536	ppm	0.0006	0.2116
In2306	3245.0	Cts/S	5.7649	0.1777
Y_2243	6755.6	Cts/S	12.3048	0.1821
Y_3600	125370.	Cts/S	208.7758	0.1665
Y_3710	15048.	Cts/S	20.0650	0.1333

L88K5S

Acquire Date: 02/11/2010 14:24:54 Sample Type: Unknown
Method Name: 6500MET Method Revision: 1,145
Analyst Name: Acox

Elem	Avg	Units	Stddev	%RSD
Ag	.04608	ppm	0.0001	0.1104
Al	191.17	ppm	0.1821	0.0952
As	1.8285	ppm	0.0010	0.0534
B_	1.4097	ppm	0.0022	0.1572
Ba	3.2657	ppm	0.0033	0.1021
Be	.04725	ppm	0.0000	0.0935
Ca	121.82	ppm	0.2330	0.1913
Cd	.04608	ppm	0.0000	0.0990
Co	.67706	ppm	0.0007	0.1024
Cr	.46145	ppm	0.0008	0.1752
Cu	.96892	ppm	0.0031	0.3202
Fe	280.40	ppm	1.1169	0.3983
K_	60.345	ppm	0.0627	0.1039
Li	1.1737	ppm	0.0016	0.1368
Mg	100.97	ppm	0.1773	0.1756
Mn	5.9963	ppm	0.0081	0.1351
Mo	.82184	ppm	0.0007	0.0855
Na	47.961	ppm	0.0736	0.1535
Ni	.84531	ppm	0.0015	0.1728
Pb	3.0841	ppm	0.0012	0.0375
Sb	.21741	ppm	0.0014	0.6484
Se	1.7098	ppm	0.0052	0.3063

L88K5S

Acquire Date: 02/11/2010 14:24:54 Sample Type: Unknown
Method Name: 6500MET Method Revision: 1,145
Analyst Name: Acox

Elem	Avg	Units	Stddev	%RSD
Si	7.2232	ppm	0.0110	0.1524
Sn	1.5944	ppm	0.0036	0.2249
Sr	1.3232	ppm	0.0026	0.1986
Ti	7.9539	ppm	0.0176	0.2212
Tl	1.7927	ppm	0.0024	0.1321
V_	.89095	ppm	0.0024	0.2737
Zn	2.2245	ppm	0.0045	0.2038
In2306	2642.2	Cts/S	4.5273	0.1713
Y_2243	6852.3	Cts/S	15.4824	0.2259
Y_3600	126210.	Cts/S	321.1590	0.2545
Y_3710	16497.	Cts/S	41.7764	0.2532

L88K5D

Acquire Date: 02/11/2010 14:29:30 Sample Type: Unknown
Method Name: 6500MET Method Revision: 1,145
Analyst Name: Acox

Elem	Avg	Units	Stddev	%RSD
Ag	.04584	ppm	0.0003	0.6633
Al	145.66	ppm	0.0750	0.0515
As	1.8226	ppm	0.0012	0.0639
B_	1.2564	ppm	0.0016	0.1255
Ba	2.9294	ppm	0.0076	0.2603
Be	.04708	ppm	0.0002	0.4200
Ca	101.87	ppm	0.2550	0.2503
Cd	.04482	ppm	0.0002	0.4741
Co	.62593	ppm	0.0004	0.0610
Cr	.40940	ppm	0.0009	0.2264
Cu	.75297	ppm	0.0053	0.6984
Fe	200.91	ppm	0.2128	0.1059
K_	57.725	ppm	0.0997	0.1727
Li	1.1217	ppm	0.0062	0.5487
Mg	84.970	ppm	0.1026	0.1207
Mn	5.4524	ppm	0.0077	0.1415
Mo	.84857	ppm	0.0002	0.0290
Na	48.292	ppm	0.2715	0.5622
Ni	.73043	ppm	0.0017	0.2358
Pb	2.5256	ppm	0.0030	0.1172
Sb	.25663	ppm	0.0003	0.1123
Se	1.7525	ppm	0.0050	0.2849
Si	7.5689	ppm	0.0370	0.4882
Sn	1.6549	ppm	0.0020	0.1224
Sr	1.1784	ppm	0.0021	0.1802
Ti	6.5413	ppm	0.0311	0.4752
Tl	1.7895	ppm	0.0009	0.0482
V_	.80518	ppm	0.0013	0.1619
Zn	1.7420	ppm	0.0035	0.1993
In2306	2726.2	Cts/S	3.1851	0.1168
Y_2243	6798.7	Cts/S	5.3052	0.0780
Y_3600	125070.	Cts/S	213.4876	0.1707
Y_3710	15923.	Cts/S	18.5951	0.1168

L88MA

Acquire Date: 02/11/2010 14:33:59 Sample Type: Unknown
Method Name: 6500MET Method Revision: 1,145
Analyst Name: Acox

Elem	Avg	Units	Stddev	%RSD
Ag	-.00015	ppm	0.0002	122.2283
Al	107.96	ppm	0.2651	0.2456
As	.06781	ppm	0.0018	2.7011
B_	.02416	ppm	0.0005	1.9699
Ba	.27053	ppm	0.0007	0.2661
Be	.00230	ppm	0.0000	1.5081
Ca	12.674	ppm	0.0570	0.4494
Cd	.00108	ppm	0.0001	7.4628
Co	.05168	ppm	0.0004	0.7882
Cr	.23964	ppm	0.0006	0.2398
Cu	.17213	ppm	0.0004	0.2592
Fe	320.01	ppm	2.1906	0.6845
K_	7.8042	ppm	0.0041	0.0520
Li	.17607	ppm	0.0007	0.3849
Mg	23.538	ppm	0.0841	0.3574
Mn	.74978	ppm	0.0042	0.5614
Mo	.00216	ppm	0.0004	18.0562
Na	92.842	ppm	0.4002	0.4310
Ni	.13220	ppm	0.0013	0.9517
Pb	.10080	ppm	0.0022	2.1772
Sb	.00024	ppm	0.0011	431.2854
Se	.00689	ppm	0.0019	27.4974
Si	3.5122	ppm	0.0115	0.3263
Sn	.01387	ppm	0.0007	5.0659
Sr	.18148	ppm	0.0002	0.0927
Ti	1.9947	ppm	0.0085	0.4241
Tl	.00296	ppm	0.0008	26.8868
V_	.37107	ppm	0.0004	0.1131
Zn	.35225	ppm	0.0017	0.4760
In2306	2861.4	Cts/S	7.2342	0.2528
Y_2243	6495.1	Cts/S	15.3353	0.2361
Y_3600	119340.	Cts/S	71.1842	0.0597
Y_3710	15295.	Cts/S	30.7891	0.2013

L89DC

Acquire Date: 02/11/2010 14:38:49 Sample Type: Unknown
Method Name: 6500MET Method Revision: 1,145
Analyst Name: Acox

Elem	Avg	Units	Stddev	%RSD
Ag	-.00004	ppm	0.0002	408.6161
Al	7.4137	ppm	0.0231	0.3119
As	.04686	ppm	0.0007	1.4643
B_	.05473	ppm	0.0005	0.8341
Ba	.66194	ppm	0.0012	0.1850
Be	.01201	ppm	0.0000	0.3588
Ca	10.407	ppm	0.0258	0.2481
Cd	-.00002	ppm	0.0000	15.8603
Co	.08193	ppm	0.0001	0.1549

L89DC

Acquire Date: 02/11/2010 14:38:49 Sample Type: Unknown
Method Name: 6500MET Method Revision: 1,145
Analyst Name: Acox

Elem	Avg	Units	Stddev	%RSD
Cr	.10213	ppm	0.0001	0.0879
Cu	.16607	ppm	0.0011	0.6415
Fe	14.947	ppm	0.0280	0.1873
K_	4.9586	ppm	0.0332	0.6698
Li	.04668	ppm	0.0011	2.3290
Mg	1.1064	ppm	0.0157	1.4159
Mn	.03638	ppm	0.0001	0.1758
Mo	.01863	ppm	0.0001	0.6647
Na	1.6178	ppm	0.0063	0.3881
Ni	.19003	ppm	0.0006	0.3233
Pb	-.00055	ppm	0.0007	122.2505
Sb	.00089	ppm	0.0013	147.8462
Se	.00880	ppm	0.0006	6.9873
Si	1.6625	ppm	0.0073	0.4364
Sn	-.00054	ppm	0.0002	37.6064
Sr	1.1360	ppm	0.0021	0.1869
Ti	2.1677	ppm	0.0035	0.1612
Tl	.00076	ppm	0.0006	74.4960
V_	.58184	ppm	0.0008	0.1394
Zn	.00977	ppm	0.0002	1.6626
In2306	3320.4	Cts/S	5.9806	0.1801
Y_2243	7386.1	Cts/S	6.8640	0.0929
Y_3600	137340.	Cts/S	443.1305	0.3227
Y_3710	16130.	Cts/S	48.4135	0.3001

L89DJ

Acquire Date: 02/11/2010 14:43:33 Sample Type: Unknown
Method Name: 6500MET Method Revision: 1,145
Analyst Name: Acox

Elem	Avg	Units	Stddev	%RSD
Ag	-.00003	ppm	0.0000	145.5866
Al	9.9049	ppm	0.0249	0.2511
As	.05972	ppm	0.0015	2.5732
B_	.06740	ppm	0.0015	2.2484
Ba	.82788	ppm	0.0016	0.1987
Be	.01475	ppm	0.0000	0.1591
Ca	12.838	ppm	0.0183	0.1422
Cd	.00001	ppm	0.0000	406.1489
Co	.10601	ppm	0.0030	2.7882
Cr	.13259	ppm	0.0002	0.1203
Cu	.20844	ppm	0.0019	0.8927
Fe	18.294	ppm	0.0391	0.2136
K_	6.7618	ppm	0.0331	0.4890
Li	.05883	ppm	0.0004	0.7607
Mg	1.4550	ppm	0.0157	1.0763
Mn	.10326	ppm	0.0006	0.5802
Mo	.02285	ppm	0.0005	2.1270
Na	2.1256	ppm	0.0049	0.2324
Ni	.25347	ppm	0.0056	2.1960
Pb	.00071	ppm	0.0009	122.6878

L89DJ

Acquire Date: 02/11/2010 14:43:33 Sample Type: Unknown
Method Name: 6500MET Method Revision: 1,145
Analyst Name: Acox

Elem	Avg	Units	Stddev	%RSD
Sb	.00064	ppm	0.0011	174.4637
Se	.01086	ppm	0.0005	4.2308
Si	2.0479	ppm	0.0119	0.5815
Sn	-.00353	ppm	0.0002	5.6929
Sr	1.4352	ppm	0.0023	0.1625
Ti	2.7148	ppm	0.0032	0.1176
Tl	.00031	ppm	0.0013	432.7617
V_	.72448	ppm	0.0021	0.2891
Zn	.01203	ppm	0.0004	3.4797
In2306	3214.2	Cts/S	75.2524	2.3413
Y_2243	7426.6	Cts/S	149.6470	2.0150
Y_3600	139500.	Cts/S	562.3930	0.4031
Y_3710	16951.	Cts/S	55.7978	0.3292

L89DX

Acquire Date: 02/11/2010 14:48:18 Sample Type: Unknown
Method Name: 6500MET Method Revision: 1,145
Analyst Name: Acox

Elem	Avg	Units	Stddev	%RSD
Ag	-.00016	ppm	0.0002	107.4812
Al	30.143	ppm	0.0072	0.0239
As	.04444	ppm	0.0027	6.1271
B_	.20829	ppm	0.0013	0.6208
Ba	1.0765	ppm	0.0015	0.1375
Be	.00556	ppm	0.0000	0.2222
Ca	88.022	ppm	0.3177	0.3610
Cd	.00046	ppm	0.0000	10.6052
Co	.03441	ppm	0.0002	0.4395
Cr	.01891	ppm	0.0001	0.5957
Cu	.54598	ppm	0.0037	0.6819
Fe	8.1185	ppm	0.0131	0.1617
K_	.98097	ppm	0.0615	6.2738
Li	.00892	ppm	0.0005	5.6251
Mg	8.4444	ppm	0.0178	0.2103
Mn	1.0768	ppm	0.0032	0.2939
Mo	.00334	ppm	0.0001	4.1412
Na	1.3584	ppm	0.0134	0.9853
Ni	.07907	ppm	0.0006	0.8188
Pb	.00581	ppm	0.0009	15.7030
Sb	.00211	ppm	0.0007	33.1243
Se	.01583	ppm	0.0018	11.1289
Si	3.1652	ppm	0.0081	0.2553
Sn	.00681	ppm	0.0002	2.6722
Sr	.96715	ppm	0.0006	0.0589
Ti	.67361	ppm	0.0008	0.1218
Tl	-.00080	ppm	0.0008	97.7589
V_	.10365	ppm	0.0002	0.2355
Zn	.03037	ppm	0.0001	0.1975
In2306	3084.3	Cts/S	4.5076	0.1461
Y_2243	6702.1	Cts/S	15.1070	0.2254

L89DX

Acquire Date: 02/11/2010 14:48:18 Sample Type: Unknown
Method Name: 6500MET Method Revision: 1,145
Analyst Name: Acox

Elem	Avg	Units	Stddev	%RSD
Y_3600	124190.	Cts/S	441.4039	0.3554
Y_3710	14818.	Cts/S	46.2558	0.3122

CCV1-5 Add Fe CCV1-5 to CCV1-7 ACC 11.03.10

Acquire Date: 02/11/2010 14:53:06 Sample Type: QC
Method Name: 6500MET Method Revision: 1,145
Analyst Name: Acox

Elem	Avg	Units	Stddev	%RSD
Ag	.99961	ppm	0.0038	0.3802
Al	24.756	ppm	0.0227	0.0918
As	.52773	ppm	0.0041	0.7762
B_	2.0371	ppm	0.0083	0.4086
Ba	2.0112	ppm	0.0029	0.1418
Be	2.0296	ppm	0.0052	0.2570
Ca	52.653	ppm	0.2144	0.4071
Cd	.49218	ppm	0.0001	0.0266
Co	2.1067	ppm	0.0010	0.0484
Cr	1.9743	ppm	0.0024	0.1220
Cu	2.0138	ppm	0.0149	0.7407
Fe	25.806	ppm	0.0407	0.1578
K_	123.10	ppm	0.2745	0.2230
Li	2.0898	ppm	0.0056	0.2662
Mg	50.561	ppm	0.1805	0.3570
Mn	1.9724	ppm	0.0006	0.0326
Mo	2.0125	ppm	0.0028	0.1408
Na	129.32	ppm	0.3369	0.2605
Ni	2.0809	ppm	0.0012	0.0595
Pb	.51692	ppm	0.0008	0.1513
Sb	.51818	ppm	0.0012	0.2309
Se	.52759	ppm	0.0053	1.0012
Si	2.0254	ppm	0.0168	0.8270
Sn	1.9526	ppm	0.0031	0.1601
Sr	2.0579	ppm	0.0035	0.1717
Ti	2.0558	ppm	0.0079	0.3864
Tl	.97535	ppm	0.0040	0.4130
V_	2.0308	ppm	0.0011	0.0545
Zn	1.9823	ppm	0.0004	0.0194
In2306	2813.3	Cts/S	2.2497	0.0800
Y_2243	6252.8	Cts/S	12.3980	0.1983
Y_3600	114160.	Cts/S	184.1732	0.1613
Y_3710	14537.	Cts/S	54.5946	0.3756

CCB5

Acquire Date: 02/11/2010 14:57:42 Sample Type: QC
Method Name: 6500MET Method Revision: 1,145
Analyst Name: Acox

Elem	Avg	Units	Stddev	%RSD

CCB5

Acquire Date: 02/11/2010 14:57:42 Sample Type: QC
Method Name: 6500MET Method Revision: 1,145
Analyst Name: Acox

Elem	Avg	Units	Stddev	%RSD
Ag	.00021	ppm	0.0003	130.2793
Al	.00101	ppm	0.0050	490.7643
As	.00065	ppm	0.0008	115.8543
B_	.00183	ppm	0.0003	18.6600
Ba	.00083	ppm	0.0001	15.2839
Be	.00034	ppm	0.0001	17.3994
Ca	.02593	ppm	0.0032	12.1973
Cd	.00013	ppm	0.0000	13.3201
Co	.00047	ppm	0.0002	38.0439
Cr	.00035	ppm	0.0001	41.8307
Cu	-.00310	ppm	0.0005	16.9905
Fe	.01597	ppm	0.0009	5.3775
K_	.14549	ppm	0.0348	23.9287
Li	.00041	ppm	0.0006	145.5778
Mg	.03089	ppm	0.0133	42.9425
Mn	.00052	ppm	0.0002	36.1142
Mo	.00150	ppm	0.0002	12.5995
Na	.02688	ppm	0.0051	19.0227
Ni	.00078	ppm	0.0004	45.5035
Pb	.00020	ppm	0.0002	83.0817
Sb	.00091	ppm	0.0007	72.4768
Se	.00035	ppm	0.0007	197.3264
Si	-.00690	ppm	0.0017	25.1135
Sn	.00069	ppm	0.0002	34.3425
Sr	.00049	ppm	0.0001	23.8736
Ti	.00065	ppm	0.0012	185.5466
Tl	.00067	ppm	0.0002	28.6059
V_	.00054	ppm	0.0001	27.3459
Zn	.00081	ppm	0.0001	8.7897
In2306	3448.5	Cts/S	7.5008	0.2175
Y_2243	6700.1	Cts/S	9.9491	0.1485
Y_3600	124250.	Cts/S	534.9591	0.4305
Y_3710	14399.	Cts/S	103.0100	0.7154

L89D5

Acquire Date: 02/11/2010 15:02:37 Sample Type: Unknown
Method Name: 6500MET Method Revision: 1,145
Analyst Name: Acox

Elem	Avg	Units	Stddev	%RSD
Ag	-.00014	ppm	0.0002	108.5957
Al	29.581	ppm	0.0496	0.1677
As	.04322	ppm	0.0019	4.5100
B_	.21036	ppm	0.0013	0.5951
Ba	1.0915	ppm	0.0031	0.2810
Be	.00559	ppm	0.0001	1.2164
Ca	86.786	ppm	0.2531	0.2917
Cd	.00038	ppm	0.0000	11.7849
Co	.03468	ppm	0.0002	0.7079
Cr	.02058	ppm	0.0007	3.3520
Cu	.54831	ppm	0.0011	0.1928

L89D5

Acquire Date: 02/11/2010 15:02:37 Sample Type: Unknown
Method Name: 6500MET Method Revision: 1,145
Analyst Name: Acox

Elem	Avg	Units	Stddev	%RSD
Fe	9.2392	ppm	0.0055	0.0594
K_	.96491	ppm	0.0357	3.6977
Li	.00851	ppm	0.0010	11.9009
Mg	8.1125	ppm	0.0489	0.6022
Mn	1.0574	ppm	0.0052	0.4874
Mo	.00356	ppm	0.0001	3.3920
Na	1.4255	ppm	0.0087	0.6130
Ni	.09926	ppm	0.0009	0.9531
Pb	.02904	ppm	0.0006	2.1460
Sb	.00238	ppm	0.0002	7.2388
Se	.01773	ppm	0.0019	10.8597
Si	3.1353	ppm	0.0086	0.2733
Sn	.00694	ppm	0.0003	4.4945
Sr	.98018	ppm	0.0029	0.2969
Ti	.66057	ppm	0.0011	0.1593
Tl	-.00126	ppm	0.0010	80.5405
V_	.10280	ppm	0.0006	0.5988
Zn	.03292	ppm	0.0001	0.4182
In2306	3060.7	Cts/S	6.2370	0.2038
Y_2243	6657.7	Cts/S	3.3350	0.0501
Y_3600	123430.	Cts/S	374.3274	0.3033
Y_3710	15318.	Cts/S	56.5619	0.3692

L871FB

Acquire Date: 02/11/2010 15:07:24 Sample Type: Unknown
Method Name: 6500MET Method Revision: 1,145
Analyst Name: Acox

Elem	Avg	Units	Stddev	%RSD
Ag	.00017	ppm	0.0001	74.3385
Al	.01693	ppm	0.0036	20.9910
As	-.00128	ppm	0.0020	154.3132
B_	.00021	ppm	0.0003	165.5187
Ba	.00155	ppm	0.0001	6.4707
Be	.00013	ppm	0.0000	16.4587
Ca	.26412	ppm	0.0063	2.3744
Cd	.00002	ppm	0.0000	131.6047
Co	.00022	ppm	0.0001	25.2229
Cr	.00018	ppm	0.0002	131.3408
Cu	-.00052	ppm	0.0006	111.7606
Fe	.04137	ppm	0.0020	4.8089
K_	-.12644	ppm	0.0505	39.9172
Li	-.00066	ppm	0.0008	118.5498
Mg	.06049	ppm	0.0140	23.0616
Mn	.00126	ppm	0.0002	13.4467
Mo	-.00020	ppm	0.0001	48.3805
Na	.08864	ppm	0.0038	4.2830
Ni	.00070	ppm	0.0002	29.0562
Pb	.00063	ppm	0.0008	127.3884
Sb	.00007	ppm	0.0005	643.6902
Se	.00053	ppm	0.0033	619.8504

L871FB

Acquire Date: 02/11/2010 15:07:24 Sample Type: Unknown
Method Name: 6500MET Method Revision: 1,145
Analyst Name: Acox

Elem	Avg	Units	Stddev	%RSD
Si	.00619	ppm	0.0070	113.3058
Sn	.01518	ppm	0.0005	3.1495
Sr	.00116	ppm	0.0001	9.9646
Ti	.00090	ppm	0.0015	166.5365
Tl	-.00050	ppm	0.0010	199.8174
V_	.00012	ppm	0.0002	161.7259
Zn	.00997	ppm	0.0000	0.2650
In2306	3479.2	Cts/S	2.3470	0.0675
Y_2243	6739.7	Cts/S	8.7926	0.1305
Y_3600	125660.	Cts/S	644.0448	0.5125
Y_3710	14666.	Cts/S	35.5014	0.2421

L871FC

Acquire Date: 02/11/2010 15:12:17 Sample Type: Unknown
Method Name: 6500MET Method Revision: 1,145
Analyst Name: Acox

Elem	Avg	Units	Stddev	%RSD
Ag	.04512	ppm	0.0017	3.7977
Al	1.8708	ppm	0.0128	0.6830
As	1.9232	ppm	0.0135	0.7021
B_	.92578	ppm	0.0124	1.3382
Ba	1.8546	ppm	0.0055	0.2940
Be	.04549	ppm	0.0002	0.5021
Ca	48.446	ppm	0.3426	0.7071
Cd	.04630	ppm	0.0007	1.4984
Co	.47856	ppm	0.0063	1.3072
Cr	.18963	ppm	0.0076	4.0233
Cu	.22707	ppm	0.0021	0.9128
Fe	.99924	ppm	0.0067	0.6707
K_	44.940	ppm	0.0889	0.1977
Li	.95981	ppm	0.0029	0.3065
Mg	46.578	ppm	0.1163	0.2496
Mn	.45699	ppm	0.0007	0.1580
Mo	.96300	ppm	0.0126	1.3065
Na	47.683	ppm	0.1078	0.2261
Ni	.46961	ppm	0.0054	1.1426
Pb	.46884	ppm	0.0053	1.1337
Sb	.48694	ppm	0.0056	1.1486
Se	1.9273	ppm	0.0185	0.9596
Si	F 1.9083	ppm	0.0063	0.3326
Sn	1.8914	ppm	0.0253	1.3383
Sr	.94820	ppm	0.0029	0.3104
Ti	.94987	ppm	0.0055	0.5838
Tl	1.8011	ppm	0.0238	1.3208
V_	.48883	ppm	0.0201	4.1106
Zn	.47617	ppm	0.0060	1.2670
In2306	2959.3	Cts/S	31.2748	1.0568
Y_2243	6215.6	Cts/S	63.1016	1.0152
Y_3600	112970.	Cts/S	3,860.6376	3.4174
Y_3710	14655.	Cts/S	143.2190	0.9773

L80FA

Acquire Date: 02/11/2010 15:16:49 Sample Type: Unknown
Method Name: 6500MET Method Revision: 1,145
Analyst Name: Acox

Elem	Avg	Units	Stddev	%RSD
Ag	-.00127	ppm	0.0002	19.6301
Al	252.80	ppm	0.2929	0.1159
As	.06520	ppm	0.0031	4.7572
B_	.03205	ppm	0.0007	2.2352
Ba	1.9278	ppm	0.0006	0.0300
Be	.00344	ppm	0.0001	2.8986
Ca	305.94	ppm	2.7376	0.8948
Cd	.00646	ppm	0.0001	1.6461
Co	.53232	ppm	0.0013	0.2419
Cr	.61562	ppm	0.0010	0.1655
Cu	1.3669	ppm	0.0009	0.0688
Fe	F 558.47	ppm	3.9583	0.7088
K_	16.005	ppm	0.0881	0.5502
Li	.17650	ppm	0.0006	0.3432
Mg	91.431	ppm	0.2291	0.2506
Mn	9.6292	ppm	0.0125	0.1295
Mo	.00525	ppm	0.0002	3.0665
Na	1.6656	ppm	0.0029	0.1738
Ni	.56621	ppm	0.0012	0.2146
Pb	1.2259	ppm	0.0021	0.1733
Sb	.00780	ppm	0.0009	11.5712
Se	.01435	ppm	0.0012	8.1100
Si	2.9477	ppm	0.0062	0.2109
Sn	.10155	ppm	0.0007	0.6409
Sr	1.3631	ppm	0.0013	0.0932
Ti	F 22.777	ppm	0.0309	0.1358
Tl	-.00225	ppm	0.0016	72.3708
V_	1.6055	ppm	0.0025	0.1554
Zn	1.0078	ppm	0.0010	0.0969
In2306	2565.8	Cts/S	1.2172	0.0474
Y_2243	6888.7	Cts/S	10.7563	0.1561
Y_3600	127610.	Cts/S	764.2413	0.5989
Y_3710	16370.	Cts/S	42.4937	0.2596

L80FAP 5x

Acquire Date: 02/11/2010 15:21:48 Sample Type: Unknown
Method Name: 6500MET Method Revision: 1,145
Analyst Name: Acox

Elem	Avg	Units	Stddev	%RSD
Ag	-.00043	ppm	0.0001	27.9321
Al	54.898	ppm	0.0935	0.1703
As	.01303	ppm	0.0018	13.9857
B_	.00699	ppm	0.0003	4.2052
Ba	.42846	ppm	0.0009	0.2176
Be	.00076	ppm	0.0000	4.8542
Ca	71.790	ppm	0.2201	0.3066
Cd	.00109	ppm	0.0000	3.4331
Co	.10661	ppm	0.0002	0.1644

L80FAP 5x

Acquire Date: 02/11/2010 15:21:48 Sample Type: Unknown
Method Name: 6500MET Method Revision: 1,145
Analyst Name: Acox

Elem	Avg	Units	Stddev	%RSD
Cr	.14491	ppm	0.0003	0.2181
Cu	.30036	ppm	0.0023	0.7551
Fe	144.08	ppm	0.0894	0.0620
K_	3.4908	ppm	0.0510	1.4622
Li	.03593	ppm	0.0003	0.7556
Mg	20.640	ppm	0.0512	0.2483
Mn	2.2501	ppm	0.0051	0.2274
Mo	.00100	ppm	0.0001	7.1799
Na	.35158	ppm	0.0024	0.6772
Ni	.11200	ppm	0.0001	0.1096
Pb	.24782	ppm	0.0006	0.2552
Sb	.00143	ppm	0.0004	31.1760
Se	.00415	ppm	0.0025	60.1789
Si	.65375	ppm	0.0079	1.2084
Sn	.02414	ppm	0.0002	0.7188
Sr	.30326	ppm	0.0008	0.2551
Ti	5.1823	ppm	0.0191	0.3678
Tl	-.00123	ppm	0.0005	39.8781
V_	.37061	ppm	0.0006	0.1608
Zn	.24718	ppm	0.0006	0.2439
In2306	3008.7	Cts/S	7.6850	0.2554
Y_2243	6638.4	Cts/S	24.2477	0.3653
Y_3600	122170.	Cts/S	376.4328	0.3081
Y_3710	15201.	Cts/S	32.0496	0.2108

L80FAS

Acquire Date: 02/11/2010 15:26:32 Sample Type: Unknown
Method Name: 6500MET Method Revision: 1,145
Analyst Name: Acox

Elem	Avg	Units	Stddev	%RSD
Ag	.03960	ppm	0.0003	0.6464
Al	241.11	ppm	0.4193	0.1739
As	1.5352	ppm	0.0002	0.0135
B_	.80640	ppm	0.0012	0.1431
Ba	3.0295	ppm	0.0064	0.2124
Be	.04159	ppm	0.0001	0.1556
Ca	239.03	ppm	0.4071	0.1703
Cd	.04202	ppm	0.0001	0.2629
Co	.86732	ppm	0.0012	0.1392
Cr	.59745	ppm	0.0016	0.2638
Cu	1.3433	ppm	0.0034	0.2529
Fe	442.29	ppm	4.7758	1.0798
K_	54.464	ppm	0.1710	0.3140
Li	1.0612	ppm	0.0035	0.3277
Mg	109.21	ppm	0.1120	0.1026
Mn	6.4131	ppm	0.0031	0.0487
Mo	.71863	ppm	0.0008	0.1142
Na	45.175	ppm	0.0737	0.1631
Ni	.91976	ppm	0.0014	0.1565
Pb	1.5837	ppm	0.0050	0.3188

L80FAS

Acquire Date: 02/11/2010 15:26:32 Sample Type: Unknown
Method Name: 6500MET Method Revision: 1,145
Analyst Name: Acox

Elem	Avg	Units	Stddev	%RSD
Sb	.18092	ppm	0.0024	1.3530
Se	1.5672	ppm	0.0018	0.1131
Si	7.5523	ppm	0.0076	0.1000
Sn	1.4573	ppm	0.0019	0.1299
Sr	1.8846	ppm	0.0035	0.1836
Ti	F 24.968	ppm	0.0543	0.2175
Tl	1.6395	ppm	0.0036	0.2226
V_	1.5572	ppm	0.0025	0.1597
Zn	1.2146	ppm	0.0020	0.1626
In2306	2567.6	Cts/S	4.0295	0.1569
Y_2243	6804.4	Cts/S	21.4194	0.3148
Y_3600	124780.	Cts/S	404.8279	0.3244
Y_3710	16040.	Cts/S	93.5264	0.5831

L80FAD

Acquire Date: 02/11/2010 15:31:18 Sample Type: Unknown
Method Name: 6500MET Method Revision: 1,145
Analyst Name: Acox

Elem	Avg	Units	Stddev	%RSD
Ag	.04072	ppm	0.0003	0.6999
Al	261.92	ppm	0.6069	0.2317
As	1.6124	ppm	0.0089	0.5492
B_	.80675	ppm	0.0023	0.2908
Ba	3.6647	ppm	0.0126	0.3437
Be	.04127	ppm	0.0002	0.4895
Ca	455.54	ppm	3.5397	0.7770
Cd	.04222	ppm	0.0002	0.4732
Co	.90717	ppm	0.0027	0.2974
Cr	.63986	ppm	0.0006	0.0969
Cu	1.5449	ppm	0.0079	0.5124
Fe	453.27	ppm	5.5578	1.2262
K_	57.836	ppm	0.1039	0.1797
Li	1.1129	ppm	0.0050	0.4479
Mg	127.84	ppm	0.6345	0.4963
Mn	7.1040	ppm	0.0244	0.3441
Mo	.70579	ppm	0.0016	0.2313
Na	46.490	ppm	0.2202	0.4736
Ni	.97931	ppm	0.0017	0.1780
Pb	5.1928	ppm	0.0152	0.2931
Sb	.39834	ppm	0.0004	0.1068
Se	1.5784	ppm	0.0090	0.5731
Si	6.7771	ppm	0.0516	0.7612
Sn	2.6882	ppm	0.0026	0.0950
Sr	2.1976	ppm	0.0087	0.3950
Ti	F 27.266	ppm	0.1359	0.4986
Tl	1.6661	ppm	0.0028	0.1657
V_	1.6617	ppm	0.0059	0.3563
Zn	1.3004	ppm	0.0022	0.1727
In2306	2443.8	Cts/S	9.1616	0.3749
Y_2243	6696.6	Cts/S	19.1729	0.2863

L80FAD

Acquire Date: 02/11/2010 15:31:18 Sample Type: Unknown
Method Name: 6500MET Method Revision: 1,145
Analyst Name: Acox

Elem	Avg	Units	Stddev	%RSD
Y_3600	123700.	Cts/S	237.1058	0.1917
Y_3710	16311.	Cts/S	93.2467	0.5717

L80F2

Acquire Date: 02/11/2010 15:36:03 Sample Type: Unknown
Method Name: 6500MET Method Revision: 1,145
Analyst Name: Acox

Elem	Avg	Units	Stddev	%RSD
Ag	.00068	ppm	0.0004	64.4961
Al	175.88	ppm	0.4473	0.2543
As	.06182	ppm	0.0009	1.4367
B_	.03165	ppm	0.0002	0.5303
Ba	1.6616	ppm	0.0053	0.3168
Be	.00172	ppm	0.0001	3.4881
Ca	F 906.85	ppm	8.0625	0.8891
Cd	.01780	ppm	0.0002	0.9882
Co	.31580	ppm	0.0004	0.1417
Cr	.48401	ppm	0.0055	1.1369
Cu	1.6319	ppm	0.0079	0.4821
Fe	425.46	ppm	3.7129	0.8727
K_	13.895	ppm	0.0545	0.3922
Li	.14586	ppm	0.0010	0.6734
Mg	94.808	ppm	0.3374	0.3559
Mn	5.9522	ppm	0.0125	0.2096
Mo	.00452	ppm	0.0003	6.4429
Na	4.0319	ppm	0.0181	0.4499
Ni	.66720	ppm	0.0033	0.4917
Pb	2.3704	ppm	0.0047	0.1988
Sb	.01556	ppm	0.0020	12.8926
Se	.01407	ppm	0.0019	13.7989
Si	3.8784	ppm	0.0047	0.1223
Sn	.06649	ppm	0.0007	1.0927
Sr	1.6413	ppm	0.0059	0.3581
Ti	F 18.108	ppm	0.0739	0.4081
Tl	-.00153	ppm	0.0032	208.5554
V_	1.0034	ppm	0.0124	1.2398
Zn	2.1397	ppm	0.0062	0.2901
In2306	2381.3	Cts/S	4.4552	0.1871
Y_2243	6843.7	Cts/S	11.4040	0.1666
Y_3600	125300.	Cts/S	1,273.0422	1.0160
Y_3710	16457.	Cts/S	107.1840	0.6513

L80F7

Acquire Date: 02/11/2010 15:40:58 Sample Type: Unknown
Method Name: 6500MET Method Revision: 1,145
Analyst Name: Acox

Elem	Avg	Units	Stddev	%RSD

L80F7

Acquire Date: 02/11/2010 15:40:58 Sample Type: Unknown
Method Name: 6500MET Method Revision: 1,145
Analyst Name: Acox

Elem	Avg	Units	Stddev	%RSD
Ag	.00245	ppm	0.0003	14.1093
Al	219.45	ppm	1.4327	0.6529
As	.08733	ppm	0.0029	3.2911
B_	.06018	ppm	0.0008	1.2606
Ba	1.9030	ppm	0.0124	0.6492
Be	.00814	ppm	0.0000	0.3190
Ca	F 744.76	ppm	4.1526	0.5576
Cd	.01750	ppm	0.0003	1.4694
Co	.48429	ppm	0.0006	0.1228
Cr	.50090	ppm	0.0017	0.3487
Cu	1.6410	ppm	0.0131	0.8013
Fe	F 592.38	ppm	4.7629	0.8040
K_	18.135	ppm	0.1528	0.8427
Li	.18146	ppm	0.0007	0.3975
Mg	91.905	ppm	0.5204	0.5663
Mn	9.3806	ppm	0.0483	0.5153
Mo	.00437	ppm	0.0001	1.5345
Na	12.708	ppm	0.0820	0.6451
Ni	.53722	ppm	0.0017	0.3132
Pb	2.9190	ppm	0.0061	0.2104
Sb	.02341	ppm	0.0026	11.2128
Se	.01673	ppm	0.0030	17.8795
Si	5.0328	ppm	0.0269	0.5351
Sn	.39746	ppm	0.0018	0.4554
Sr	1.8492	ppm	0.0132	0.7117
Ti	F 12.169	ppm	0.0614	0.5044
Tl	.00124	ppm	0.0014	111.2445
V_	1.5353	ppm	0.0033	0.2131
Zn	1.8132	ppm	0.0022	0.1212
In2306	2340.5	Cts/S	3.9024	0.1667
Y_2243	6754.9	Cts/S	20.4892	0.3033
Y_3600	127150.	Cts/S	327.3751	0.2575
Y_3710	17221.	Cts/S	51.3490	0.2982

L80FH

Acquire Date: 02/11/2010 15:45:50 Sample Type: Unknown
Method Name: 6500MET Method Revision: 1,145
Analyst Name: Acox

Elem	Avg	Units	Stddev	%RSD
Ag	-.00178	ppm	0.0001	3.1457
Al	303.38	ppm	3.9503	1.3021
As	.01499	ppm	0.0027	17.7417
B_	.01125	ppm	0.0004	3.3046
Ba	1.7237	ppm	0.0055	0.3195
Be	-.00291	ppm	0.0000	1.5312
Ca	36.386	ppm	0.2720	0.7476
Cd	.00432	ppm	0.0002	4.1114
Co	.69468	ppm	0.0028	0.3980
Cr	.83181	ppm	0.0024	0.2913
Cu	1.5945	ppm	0.0062	0.3886

L80FH

Acquire Date: 02/11/2010 15:45:50 Sample Type: Unknown
Method Name: 6500MET Method Revision: 1,145
Analyst Name: Acox

Elem	Avg	Units	Stddev	%RSD
Fe	F 612.95	ppm	4.8815	0.7964
K_	34.054	ppm	0.0961	0.2822
Li	.17598	ppm	0.0010	0.5688
Mg	141.05	ppm	1.0378	0.7358
Mn	8.2914	ppm	0.0438	0.5279
Mo	-.00024	ppm	0.0002	101.1936
Na	1.3405	ppm	0.0062	0.4624
Ni	.72971	ppm	0.0026	0.3567
Pb	1.4991	ppm	0.0110	0.7332
Sb	-.00156	ppm	0.0014	90.3044
Se	.00658	ppm	0.0037	56.9370
Si	2.9369	ppm	0.0243	0.8269
Sn	-.07071	ppm	0.0008	1.0651
Sr	.31861	ppm	0.0008	0.2580
Ti	F 39.558	ppm	0.2144	0.5420
Tl	-.00827	ppm	0.0016	19.5930
V_	1.9712	ppm	0.0063	0.3210
Zn	.83936	ppm	0.0022	0.2670
In2306	2655.0	Cts/S	12.7931	0.4818
Y_2243	7304.2	Cts/S	33.4662	0.4582
Y_3600	134600.	Cts/S	443.6791	0.3296
Y_3710	17104.	Cts/S	130.0776	0.7605

CCV1-6

Acquire Date: 02/11/2010 15:50:45 Sample Type: QC
Method Name: 6500MET Method Revision: 1,145
Analyst Name: Acox

Elem	Avg	Units	Stddev	%RSD
Ag	1.0058	ppm	0.0048	0.4754
Al	24.601	ppm	0.0418	0.1701
As	.52763	ppm	0.0015	0.2786
B_	2.0595	ppm	0.0024	0.1172
Ba	2.0193	ppm	0.0018	0.0871
Be	2.0243	ppm	0.0039	0.1943
Ca	52.321	ppm	0.1552	0.2967
Cd	.48594	ppm	0.0010	0.1983
Co	2.0810	ppm	0.0042	0.2004
Cr	1.9492	ppm	0.0065	0.3333
Cu	2.0138	ppm	0.0073	0.3618
Fe	25.574	ppm	0.0486	0.1902
K_	122.47	ppm	0.1788	0.1460
Li	2.1092	ppm	0.0011	0.0521
Mg	50.136	ppm	0.0841	0.1678
Mn	1.9515	ppm	0.0060	0.3061
Mo	2.0047	ppm	0.0026	0.1275
Na	129.04	ppm	0.2504	0.1940
Ni	2.0327	ppm	0.0059	0.2901
Pb	.50813	ppm	0.0017	0.3363
Sb	.52768	ppm	0.0017	0.3228
Se	.53254	ppm	0.0031	0.5801

CCV1-6

Acquire Date: 02/11/2010 15:50:45 Sample Type: QC
Method Name: 6500MET Method Revision: 1,145
Analyst Name: Acox

Elem	Avg	Units	Stddev	%RSD
Si	2.0141	ppm	0.0131	0.6494
Sn	1.9502	ppm	0.0037	0.1906
Sr	2.0738	ppm	0.0043	0.2076
Ti	2.0626	ppm	0.0062	0.3015
Tl	.96436	ppm	0.0036	0.3691
V_	2.0390	ppm	0.0056	0.2740
Zn	1.9480	ppm	0.0044	0.2243
In2306	2836.0	Cts/S	5.5849	0.1969
Y_2243	6256.1	Cts/S	14.1192	0.2257
Y_3600	115010.	Cts/S	319.3481	0.2777
Y_3710	14790.	Cts/S	31.8966	0.2157

CCB6 Iron fail ACC 11.03.10

Acquire Date: 02/11/2010 15:55:20 Sample Type: QC
Method Name: 6500MET Method Revision: 1,145
Analyst Name: Acox

Elem	Avg	Units	Stddev	%RSD
Ag	.00040	ppm	0.0002	40.5281
Al	.04648	ppm	0.0064	13.7519
As	.00048	ppm	0.0017	358.0719
B_	.00190	ppm	0.0004	21.0474
Ba	.00141	ppm	0.0001	10.1840
Be	.00073	ppm	0.0001	7.8261
Ca	.07338	ppm	0.0063	8.5323
Cd	.00028	ppm	0.0001	25.5394
Co	.00123	ppm	0.0003	25.0359
Cr	.00068	ppm	0.0002	22.4633
Cu	-.00167	ppm	0.0006	39.0111
Fe	F.12451	ppm	0.0052	4.1912
K_	.13122	ppm	0.0325	24.7700
Li	-.00007	ppm	0.0007	975.2035
Mg	.03904	ppm	0.0099	25.3144
Mn	.00244	ppm	0.0000	1.4838
Mo	.00181	ppm	0.0003	17.5184
Na	.05010	ppm	0.0015	3.0749
Ni	.00138	ppm	0.0000	2.2318
Pb	.00009	ppm	0.0001	170.3567
Sb	.00065	ppm	0.0009	135.3129
Se	.00109	ppm	0.0008	71.7678
Si	-.00228	ppm	0.0009	38.5563
Sn	.00148	ppm	0.0003	18.8748
Sr	.00093	ppm	0.0000	3.7995
Ti	.00525	ppm	0.0007	12.4491
Tl	.00039	ppm	0.0012	316.4152
V_	.00089	ppm	0.0002	20.6600
Zn	.00161	ppm	0.0004	22.3739
In2306	3439.8	Cts/S	9.7411	0.2832
Y_2243	6656.1	Cts/S	19.3679	0.2910
Y_3600	124160.	Cts/S	230.5573	0.1857
Y_3710	14581.	Cts/S	87.8287	0.6024

L80FL

Acquire Date: 02/11/2010 16:00:14 Sample Type: Unknown
Method Name: 6500MET Method Revision: 1,145
Analyst Name: Acox

Elem	Avg	Units	Stddev	%RSD
Ag	-.00051	ppm	0.0001	27.7431
Al	123.32	ppm	0.3225	0.2615
As	.10843	ppm	0.0039	3.6326
B_	.05807	ppm	0.0012	2.1175
Ba	7.5100	ppm	0.0460	0.6120
Be	.00530	ppm	0.0001	1.7066
Ca	265.60	ppm	1.6170	0.6088
Cd	.00727	ppm	0.0001	1.2459
Co	.36133	ppm	0.0044	1.2148
Cr	.20615	ppm	0.0009	0.4496
Cu	1.2188	ppm	0.0053	0.4333
Fe	358.19	ppm	1.9930	0.5564
K_	14.215	ppm	0.0300	0.2111
Li	.10715	ppm	0.0005	0.5113
Mg	68.454	ppm	0.1479	0.2161
Mn	F 31.273	ppm	0.0842	0.2691
Mo	.00971	ppm	0.0002	2.1702
Na	5.1234	ppm	0.0195	0.3797
Ni	.27666	ppm	0.0039	1.4014
Pb	2.3999	ppm	0.0307	1.2809
Sb	.03720	ppm	0.0004	0.9423
Se	.01266	ppm	0.0026	20.9183
Si	3.5715	ppm	0.0113	0.3174
Sn	.20086	ppm	0.0025	1.2307
Sr	1.1141	ppm	0.0003	0.0226
Ti	F 14.217	ppm	0.0588	0.4136
Tl	.01357	ppm	0.0002	1.1811
V_	.46452	ppm	0.0015	0.3238
Zn	1.1156	ppm	0.0122	1.0946
In2306	2611.0	Cts/S	24.4543	0.9366
Y_2243	6676.3	Cts/S	50.8506	0.7617
Y_3600	126170.	Cts/S	173.8145	0.1378
Y_3710	16364.	Cts/S	18.0871	0.1105

L80FM

Acquire Date: 02/11/2010 16:05:19 Sample Type: Unknown
Method Name: 6500MET Method Revision: 1,145
Analyst Name: Acox

Elem	Avg	Units	Stddev	%RSD
Ag	-.00046	ppm	0.0004	87.2789
Al	124.06	ppm	0.1695	0.1366
As	.08698	ppm	0.0011	1.2661
B_	.05042	ppm	0.0010	1.9607
Ba	1.1638	ppm	0.0010	0.0845
Be	.00511	ppm	0.0000	0.6962
Ca	F 935.46	ppm	4.8433	0.5177
Cd	.00565	ppm	0.0002	3.0048
Co	.21075	ppm	0.0007	0.3473

L80FM

Acquire Date: 02/11/2010 16:05:19 Sample Type: Unknown
Method Name: 6500MET Method Revision: 1,145
Analyst Name: Acox

Elem	Avg	Units	Stddev	%RSD
Cr	.49945	ppm	0.0002	0.0429
Cu	1.0964	ppm	0.0033	0.3017
Fe	368.62	ppm	2.4659	0.6690
K_	10.583	ppm	0.0264	0.2497
Li	.12984	ppm	0.0005	0.3700
Mg	76.753	ppm	0.2122	0.2764
Mn	4.3943	ppm	0.0119	0.2704
Mo	.01099	ppm	0.0003	2.3145
Na	2.7069	ppm	0.0067	0.2473
Ni	.29858	ppm	0.0017	0.5808
Pb	1.6497	ppm	0.0028	0.1698
Sb	.03124	ppm	0.0010	3.1689
Se	.01643	ppm	0.0040	24.0950
Si	3.9254	ppm	0.0113	0.2871
Sn	.13094	ppm	0.0007	0.5383
Sr	3.1199	ppm	0.0710	2.2758
Ti	F 12.443	ppm	0.0239	0.1917
Tl	-.00032	ppm	0.0012	394.4780
V_	.64187	ppm	0.0020	0.3081
Zn	.85235	ppm	0.0014	0.1598
In2306	2395.8	Cts/S	8.6800	0.3623
Y_2243	6301.9	Cts/S	15.4259	0.2448
Y_3600	116950.	Cts/S	331.0367	0.2831
Y_3710	15360.	Cts/S	44.4478	0.2894

L80FP

Acquire Date: 02/11/2010 16:10:26 Sample Type: Unknown
Method Name: 6500MET Method Revision: 1,145
Analyst Name: Acox

Elem	Avg	Units	Stddev	%RSD
Ag	-.00050	ppm	0.0004	88.6149
Al	96.703	ppm	0.0795	0.0822
As	.09311	ppm	0.0059	6.3512
B_	.07050	ppm	0.0005	0.7547
Ba	1.0679	ppm	0.0012	0.1103
Be	.00596	ppm	0.0000	0.3810
Ca	F 1913.1	ppm	5.7868	0.3025
Cd	.00586	ppm	0.0001	1.1425
Co	.18197	ppm	0.0012	0.6804
Cr	.78196	ppm	0.0048	0.6098
Cu	1.0438	ppm	0.0053	0.5063
Fe	286.16	ppm	1.8065	0.6313
K_	9.3536	ppm	0.0420	0.4495
Li	.14107	ppm	0.0006	0.4183
Mg	81.508	ppm	0.2599	0.3189
Mn	5.0160	ppm	0.0105	0.2098
Mo	.00834	ppm	0.0000	0.3414
Na	2.5625	ppm	0.0111	0.4316
Ni	.24039	ppm	0.0016	0.6518
Pb	1.6299	ppm	0.0062	0.3794

L80FP

Acquire Date: 02/11/2010 16:10:26 Sample Type: Unknown
Method Name: 6500MET Method Revision: 1,145
Analyst Name: Acox

Elem	Avg	Units	Stddev	%RSD
Sb	.02335	ppm	0.0015	6.5127
Se	.01770	ppm	0.0041	22.9806
Si	4.6064	ppm	0.0158	0.3431
Sn	.14216	ppm	0.0014	0.9974
Sr	4.5795	ppm	0.0183	0.3996
Ti	9.4342	ppm	0.0327	0.3462
Tl	-.00007	ppm	0.0013	1,869.9542
V_	.46437	ppm	0.0025	0.5390
Zn	.76720	ppm	0.0023	0.3034
In2306	2140.8	Cts/S	12.3687	0.5778
Y_2243	5968.9	Cts/S	27.0715	0.4535
Y_3600	111360.	Cts/S	385.6518	0.3463
Y_3710	15293.	Cts/S	30.7267	0.2009

L80G3

Acquire Date: 02/11/2010 16:15:31 Sample Type: Unknown
Method Name: 6500MET Method Revision: 1,145
Analyst Name: Acox

Elem	Avg	Units	Stddev	%RSD
Ag	-.00155	ppm	0.0002	13.6730
Al	307.36	ppm	2.9200	0.9500
As	.00712	ppm	0.0012	16.1942
B_	-.00581	ppm	0.0002	4.1526
Ba	2.6945	ppm	0.0048	0.1791
Be	F -.00451	ppm	0.0001	2.4024
Ca	84.113	ppm	0.5844	0.6947
Cd	.00492	ppm	0.0002	4.9056
Co	.80163	ppm	0.0010	0.1220
Cr	.91177	ppm	0.0009	0.1025
Cu	2.2800	ppm	0.0050	0.2180
Fe	F 627.25	ppm	6.1701	0.9837
K_	4.2394	ppm	0.0129	0.3050
Li	.24117	ppm	0.0009	0.3731
Mg	182.54	ppm	0.8659	0.4743
Mn	11.431	ppm	0.0355	0.3103
Mo	-.00694	ppm	0.0002	2.2769
Na	7.3071	ppm	0.0290	0.3965
Ni	1.1021	ppm	0.0030	0.2712
Pb	.05336	ppm	0.0021	3.8556
Sb	.00043	ppm	0.0009	221.3469
Se	.00475	ppm	0.0026	55.0929
Si	2.5168	ppm	0.0166	0.6597
Sn	-.09876	ppm	0.0006	0.6053
Sr	.24486	ppm	0.0004	0.1764
Ti	F 40.763	ppm	0.1546	0.3792
Tl	-.00912	ppm	0.0014	15.5512
V_	2.0788	ppm	0.0053	0.2542
Zn	.93655	ppm	0.0033	0.3539
In2306	2533.2	Cts/S	2.3039	0.0909
Y_2243	7795.3	Cts/S	13.1264	0.1684

L80G3

Acquire Date: 02/11/2010 16:15:31 Sample Type: Unknown
Method Name: 6500MET Method Revision: 1,145
Analyst Name: Acox

Elem	Avg	Units	Stddev	%RSD
Y_3600	145560.	Cts/S	404.8556	0.2781
Y_3710	18816.	Cts/S	108.2235	0.5752

L80G4

Acquire Date: 02/11/2010 16:20:26 Sample Type: Unknown
Method Name: 6500MET Method Revision: 1,145
Analyst Name: Acox

Elem	Avg	Units	Stddev	%RSD
Ag	-.00061	ppm	0.0001	21.7446
Al	189.72	ppm	2.6855	1.4155
As	.15169	ppm	0.0022	1.4202
B_	.03213	ppm	0.0004	1.3328
Ba	1.9261	ppm	0.0276	1.4317
Be	.00616	ppm	0.0002	2.6729
Ca	67.904	ppm	1.1181	1.6465
Cd	.00449	ppm	0.0004	7.9913
Co	.41584	ppm	0.0005	0.1317
Cr	.48931	ppm	0.0014	0.2962
Cu	1.0428	ppm	0.0169	1.6215
Fe	F 501.75	ppm	8.3938	1.6729
K_	16.661	ppm	0.2664	1.5991
Li	.11581	ppm	0.0019	1.6576
Mg	58.074	ppm	0.8823	1.5192
Mn	7.8442	ppm	0.1167	1.4876
Mo	.00394	ppm	0.0001	2.8537
Na	8.2967	ppm	0.1090	1.3137
Ni	.39481	ppm	0.0031	0.7804
Pb	.98814	ppm	0.0025	0.2558
Sb	.00153	ppm	0.0010	63.8000
Se	.02581	ppm	0.0035	13.3690
Si	3.9885	ppm	0.0588	1.4740
Sn	.00546	ppm	0.0011	20.2693
Sr	.57413	ppm	0.0079	1.3709
Ti	F 18.317	ppm	0.2760	1.5070
Tl	.00050	ppm	0.0015	311.6776
V_	1.3075	ppm	0.0040	0.3065
Zn	1.1791	ppm	0.0032	0.2686
In2306	2730.7	Cts/S	8.2407	0.3018
Y_2243	6888.1	Cts/S	18.2804	0.2654
Y_3600	129400.	Cts/S	134.0009	0.1036
Y_3710	16808.	Cts/S	259.1469	1.5418

L80GC

Acquire Date: 02/11/2010 16:25:15 Sample Type: Unknown
Method Name: 6500MET Method Revision: 1,145
Analyst Name: Acox

Elem	Avg	Units	Stddev	%RSD

L80GC

Acquire Date: 02/11/2010 16:25:15 Sample Type: Unknown
Method Name: 6500MET Method Revision: 1,145
Analyst Name: Acox

Elem	Avg	Units	Stddev	%RSD
Ag	-.00163	ppm	0.0003	15.8207
Al	202.49	ppm	0.1695	0.0837
As	.04517	ppm	0.0014	3.0458
B_	.02068	ppm	0.0006	3.0080
Ba	1.4697	ppm	0.0010	0.0689
Be	.00226	ppm	0.0000	0.9110
Ca	427.25	ppm	2.2232	0.5204
Cd	.00431	ppm	0.0002	3.5423
Co	.35433	ppm	0.0007	0.1970
Cr	.35178	ppm	0.0006	0.1570
Cu	.93245	ppm	0.0035	0.3806
Fe	358.91	ppm	1.7523	0.4882
K_	20.266	ppm	0.0274	0.1354
Li	.13251	ppm	0.0003	0.2036
Mg	73.623	ppm	0.1448	0.1967
Mn	5.3382	ppm	0.0132	0.2474
Mo	.00146	ppm	0.0000	1.2229
Na	12.030	ppm	0.0265	0.2203
Ni	.45604	ppm	0.0001	0.0110
Pb	.96668	ppm	0.0009	0.0896
Sb	.00149	ppm	0.0003	21.0245
Se	.00435	ppm	0.0028	64.4903
Si	4.0271	ppm	0.0140	0.3478
Sn	-.00260	ppm	0.0008	30.4176
Sr	1.1867	ppm	0.0005	0.0432
Ti	F 17.863	ppm	0.0294	0.1646
Tl	-.00258	ppm	0.0011	42.5313
V_	.89333	ppm	0.0029	0.3203
Zn	.75751	ppm	0.0028	0.3698
In2306	2465.5	Cts/S	7.2052	0.2922
Y_2243	7901.3	Cts/S	23.2348	0.2941
Y_3600	146120.	Cts/S	149.7587	0.1025
Y_3710	19004.	Cts/S	42.5155	0.2237

L80GE

Acquire Date: 02/11/2010 16:30:12 Sample Type: Unknown
Method Name: 6500MET Method Revision: 1,145
Analyst Name: Acox

Elem	Avg	Units	Stddev	%RSD
Ag	-.00197	ppm	0.0002	8.9247
Al	278.42	ppm	1.2907	0.4636
As	.02166	ppm	0.0017	7.9507
B_	.00903	ppm	0.0005	5.4880
Ba	1.9093	ppm	0.0032	0.1684
Be	F -.00655	ppm	0.0001	1.2869
Ca	172.85	ppm	0.8647	0.5002
Cd	.00376	ppm	0.0002	4.3832
Co	.58045	ppm	0.0006	0.0973
Cr	.68823	ppm	0.0012	0.1763
Cu	1.2708	ppm	0.0061	0.4771

L80GE

Acquire Date: 02/11/2010 16:30:12 Sample Type: Unknown
Method Name: 6500MET Method Revision: 1,145
Analyst Name: Acox

Elem	Avg	Units	Stddev	%RSD
Fe	F 511.00	ppm	5.1887	1.0154
K_	11.654	ppm	0.0820	0.7037
Li	.15214	ppm	0.0006	0.3697
Mg	121.55	ppm	0.4415	0.3632
Mn	10.697	ppm	0.0094	0.0878
Mo	-.00117	ppm	0.0003	23.0402
Na	7.7920	ppm	0.0411	0.5277
Ni	.64824	ppm	0.0027	0.4216
Pb	.17777	ppm	0.0025	1.4210
Sb	-.00231	ppm	0.0009	37.3748
Se	.00714	ppm	0.0026	36.0796
Si	3.4427	ppm	0.0025	0.0727
Sn	F -.10254	ppm	0.0002	0.1836
Sr	.70381	ppm	0.0006	0.0904
Ti	F 43.620	ppm	0.1693	0.3881
Tl	F -.01195	ppm	0.0033	27.2402
V_	1.5035	ppm	0.0034	0.2283
Zn	.69979	ppm	0.0016	0.2329
In2306	2538.9	Cts/S	2.9250	0.1152
Y_2243	6810.2	Cts/S	4.3109	0.0633
Y_3600	127390.	Cts/S	428.4245	0.3363
Y_3710	16712.	Cts/S	74.6439	0.4467

L80GG

Acquire Date: 02/11/2010 16:35:04 Sample Type: Unknown
Method Name: 6500MET Method Revision: 1,145
Analyst Name: Acox

Elem	Avg	Units	Stddev	%RSD
Ag	-.00078	ppm	0.0003	34.8588
Al	276.77	ppm	0.1672	0.0604
As	.01880	ppm	0.0037	19.7103
B_	.00466	ppm	0.0003	5.5971
Ba	1.5134	ppm	0.0019	0.1288
Be	.00055	ppm	0.0001	13.3169
Ca	75.179	ppm	0.4241	0.5642
Cd	.00327	ppm	0.0002	6.7679
Co	.43363	ppm	0.0004	0.0847
Cr	.62065	ppm	0.0019	0.3066
Cu	1.3199	ppm	0.0053	0.4047
Fe	F 550.67	ppm	5.0507	0.9172
K_	13.671	ppm	0.0283	0.2074
Li	.20898	ppm	0.0003	0.1466
Mg	99.983	ppm	0.4750	0.4751
Mn	7.0975	ppm	0.0185	0.2611
Mo	-.00379	ppm	0.0003	6.9165
Na	9.0218	ppm	0.0118	0.1309
Ni	.66825	ppm	0.0020	0.3047
Pb	.20915	ppm	0.0012	0.5932
Sb	-.00167	ppm	0.0014	86.5581
Se	.00416	ppm	0.0045	107.5121

L80GG

Acquire Date: 02/11/2010 16:35:04 Sample Type: Unknown
Method Name: 6500MET Method Revision: 1,145
Analyst Name: Acox

Elem	Avg	Units	Stddev	%RSD
Si	4.3101	ppm	0.0069	0.1594
Sn	-.04473	ppm	0.0011	2.5097
Sr	.30134	ppm	0.0003	0.0964
Ti	F 24.842	ppm	0.0357	0.1435
Tl	-.00469	ppm	0.0017	35.3312
V_	1.7197	ppm	0.0003	0.0176
Zn	.60987	ppm	0.0003	0.0422
In2306	2613.2	Cts/S	10.6805	0.4087
Y_2243	6857.6	Cts/S	29.0483	0.4236
Y_3600	127530.	Cts/S	163.7322	0.1284
Y_3710	16272.	Cts/S	110.2808	0.6777

L80GH

Acquire Date: 02/11/2010 16:39:52 Sample Type: Unknown
Method Name: 6500MET Method Revision: 1,145
Analyst Name: Acox

Elem	Avg	Units	Stddev	%RSD
Ag	-.00109	ppm	0.0002	19.9290
Al	267.43	ppm	2.4269	0.9075
As	.02537	ppm	0.0013	5.2429
B_	.00878	ppm	0.0006	6.4987
Ba	1.7409	ppm	0.0048	0.2762
Be	.00157	ppm	0.0000	2.5056
Ca	74.741	ppm	0.3073	0.4112
Cd	.00372	ppm	0.0003	7.5223
Co	.57766	ppm	0.0017	0.2953
Cr	.69232	ppm	0.0018	0.2532
Cu	1.5026	ppm	0.0085	0.5651
Fe	F 550.09	ppm	6.4930	1.1804
K_	17.563	ppm	0.0525	0.2988
Li	.18606	ppm	0.0010	0.5371
Mg	99.603	ppm	0.2460	0.2470
Mn	7.2443	ppm	0.0011	0.0152
Mo	-.00169	ppm	0.0000	2.4283
Na	33.813	ppm	0.1326	0.3921
Ni	.76090	ppm	0.0031	0.4096
Pb	.25721	ppm	0.0038	1.4758
Sb	-.00354	ppm	0.0008	22.5370
Se	.00527	ppm	0.0020	38.2213
Si	4.5999	ppm	0.0053	0.1156
Sn	-.03329	ppm	0.0003	0.9376
Sr	.28955	ppm	0.0008	0.2880
Ti	F 21.938	ppm	0.0566	0.2578
Tl	-.00382	ppm	0.0025	66.1083
V_	1.6481	ppm	0.0036	0.2155
Zn	.68309	ppm	0.0027	0.3999
In2306	2571.0	Cts/S	3.2954	0.1282
Y_2243	7165.6	Cts/S	3.9404	0.0550
Y_3600	134110.	Cts/S	51.5921	0.0385
Y_3710	17376.	Cts/S	101.8770	0.5863

L80GK

Acquire Date: 02/11/2010 16:44:44 Sample Type: Unknown
Method Name: 6500MET Method Revision: 1,145
Analyst Name: Acox

Elem	Avg	Units	Stddev	%RSD
Ag	-.00184	ppm	0.0002	12.0446
Al	317.28	ppm	1.3629	0.4296
As	.00159	ppm	0.0025	158.1641
B_	-.00486	ppm	0.0005	10.2353
Ba	2.6423	ppm	0.0060	0.2284
Be	F -.00649	ppm	0.0001	1.2258
Ca	92.034	ppm	0.1389	0.1510
Cd	.00517	ppm	0.0002	3.8325
Co	.98626	ppm	0.0016	0.1618
Cr	.93941	ppm	0.0008	0.0821
Cu	2.3414	ppm	0.0113	0.4830
Fe	F 644.13	ppm	6.4100	0.9951
K_	4.7413	ppm	0.0343	0.7230
Li	.25309	ppm	0.0016	0.6198
Mg	192.44	ppm	0.4379	0.2275
Mn	11.595	ppm	0.0202	0.1739
Mo	-.00735	ppm	0.0001	1.1130
Na	7.5565	ppm	0.0316	0.4182
Ni	1.1309	ppm	0.0003	0.0269
Pb	.05643	ppm	0.0023	4.0770
Sb	-.00291	ppm	0.0006	19.5259
Se	.00724	ppm	0.0027	37.7268
Si	3.0263	ppm	0.0108	0.3576
Sn	F -.11373	ppm	0.0006	0.5230
Sr	.24965	ppm	0.0004	0.1751
Ti	F 46.917	ppm	0.1118	0.2383
Tl	F -.01126	ppm	0.0007	5.8665
V_	2.1116	ppm	0.0033	0.1586
Zn	.97202	ppm	0.0008	0.0831
In2306	2474.6	Cts/S	6.7074	0.2711
Y_2243	7536.0	Cts/S	20.3678	0.2703
Y_3600	140420.	Cts/S	275.3855	0.1961
Y_3710	18045.	Cts/S	95.2962	0.5281

CCV1-7

Acquire Date: 02/11/2010 16:49:40 Sample Type: QC
Method Name: 6500MET Method Revision: 1,145
Analyst Name: Acox

Elem	Avg	Units	Stddev	%RSD
Ag	1.0378	ppm	0.0018	0.1709
Al	25.225	ppm	0.0106	0.0422
As	.54464	ppm	0.0029	0.5305
B_	2.1296	ppm	0.0036	0.1673
Ba	2.0774	ppm	0.0021	0.1011
Be	2.0917	ppm	0.0039	0.1864
Ca	54.341	ppm	0.1282	0.2359
Cd	.50203	ppm	0.0011	0.2278
Co	2.1478	ppm	0.0048	0.2224

CCV1-7

Void selenium CCV1-7 - end of analysis ACC 11.03.10

Acquire Date: 02/11/2010 16:49:40 Sample Type: QC

Method Name: 6500MET Method Revision: 1,145

Analyst Name: Acox

Elem	Avg	Units	Stddev	%RSD
Cr	2.0171	ppm	0.0075	0.3715
Cu	2.0837	ppm	0.0091	0.4380
Fe	26.427	ppm	0.0492	0.1864
K_	125.77	ppm	0.0854	0.0679
Li	2.1704	ppm	0.0080	0.3665
Mg	51.899	ppm	0.2012	0.3876
Mn	2.0076	ppm	0.0037	0.1846
Mo	2.0746	ppm	0.0016	0.0792
Na	132.86	ppm	0.3059	0.2302
Ni	2.1000	ppm	0.0056	0.2663
Pb	.52682	ppm	0.0009	0.1626
Sb	.54636	ppm	0.0024	0.4319
Se	F .55096	ppm	0.0010	0.1799
Si	2.0820	ppm	0.0024	0.1137
Sn	2.0193	ppm	0.0022	0.1083
Sr	2.1353	ppm	0.0013	0.0613
Ti	2.1373	ppm	0.0086	0.4039
Tl	.99494	ppm	0.0030	0.3036
V_	2.1091	ppm	0.0024	0.1144
Zn	2.0135	ppm	0.0026	0.1291
In2306	2763.8	Cts/S	2.3407	0.0847
Y_2243	6091.1	Cts/S	5.3201	0.0873
Y_3600	112010.	Cts/S	430.9608	0.3847
Y_3710	14272.	Cts/S	86.7813	0.6081

ACC 11.03.10

OK runs [10.1%]

CCB7

Acquire Date: 02/11/2010 16:54:15 Sample Type: QC

Method Name: 6500MET Method Revision: 1,145

Analyst Name: Acox

Elem	Avg	Units	Stddev	%RSD
Ag	.00025	ppm	0.0002	65.3312
Al	.01508	ppm	0.0066	43.8893
As	.00116	ppm	0.0006	49.8054
B_	.00082	ppm	0.0004	53.6870
Ba	.00039	ppm	0.0000	7.6101
Be	.00022	ppm	0.0000	7.3678
Ca	.01835	ppm	0.0003	1.5055
Cd	.00016	ppm	0.0000	29.2930
Co	.00076	ppm	0.0002	31.8025
Cr	.00004	ppm	0.0001	161.0512
Cu	-.00111	ppm	0.0019	171.5174
Fe	.04229	ppm	0.0007	1.6388
K_	.02215	ppm	0.0505	227.9922
Li	.00005	ppm	0.0010	2,084.3903
Mg	.01910	ppm	0.0008	4.4224
Mn	.00071	ppm	0.0003	48.5947
Mo	.00128	ppm	0.0003	21.9867
Na	.00620	ppm	0.0022	35.5864
Ni	.00076	ppm	0.0002	29.1940
Pb	-.00024	ppm	0.0001	36.1735

CCB7

Acquire Date: 02/11/2010 16:54:15 Sample Type: QC
Method Name: 6500MET Method Revision: 1,145
Analyst Name: Acox

Elem	Avg	Units	Stddev	%RSD
Sb	.00111	ppm	0.0012	110.2237
Se	-.00005	ppm	0.0014	2,569.1963
Si	-.00364	ppm	0.0034	94.0705
Sn	.00079	ppm	0.0001	7.8165
Sr	.00034	ppm	0.0001	28.1262
Ti	.00245	ppm	0.0007	27.9804
Tl	.00233	ppm	0.0005	21.9277
V_	.00027	ppm	0.0002	74.2237
Zn	.00086	ppm	0.0000	2.3690
In2306	3403.9	Cts/S	12.4092	0.3646
Y_2243	6569.6	Cts/S	14.8261	0.2257
Y_3600	122190.	Cts/S	364.8952	0.2986
Y_3710	14442.	Cts/S	54.6291	0.3783

L80GM

Acquire Date: 02/11/2010 16:59:10 Sample Type: Unknown
Method Name: 6500MET Method Revision: 1,145
Analyst Name: Acox

Elem	Avg	Units	Stddev	%RSD
Ag	-.00221	ppm	0.0003	11.5340
Al	325.05	ppm	2.0094	0.6182
As	.03960	ppm	0.0012	2.9474
B_	.00572	ppm	0.0002	2.8159
Ba	1.5401	ppm	0.0027	0.1777
Be	.00460	ppm	0.0001	1.2857
Ca	32.524	ppm	0.0707	0.2172
Cd	.00621	ppm	0.0002	2.6660
Co	.75675	ppm	0.0013	0.1774
Cr	.94231	ppm	0.0031	0.3342
Cu	.86447	ppm	0.0016	0.1901
Fe	F 768.58	ppm	3.6235	0.4715
K_	8.6126	ppm	0.0062	0.0717
Li	.14911	ppm	0.0004	0.2995
Mg	63.973	ppm	0.0970	0.1517
Mn	19.557	ppm	0.0514	0.2629
Mo	-.00253	ppm	0.0003	11.3323
Na	1.8660	ppm	0.0032	0.1710
Ni	.55642	ppm	0.0006	0.1063
Pb	.32121	ppm	0.0012	0.3834
Sb	-.00064	ppm	0.0017	273.7559
Se	.01001	ppm	0.0037	36.9712
Si	3.7122	ppm	0.0168	0.4516
Sn	-.03493	ppm	0.0007	2.0159
Sr	.22151	ppm	0.0004	0.1954
Ti	F 21.171	ppm	0.0337	0.1591
Tl	-.00804	ppm	0.0021	25.8773
V_	2.8213	ppm	0.0046	0.1618
Zn	.63192	ppm	0.0003	0.0449
In2306	2616.5	Cts/S	0.5554	0.0212
Y_2243	6991.0	Cts/S	7.0743	0.1012

L80GM

Acquire Date: 02/11/2010 16:59:10 Sample Type: Unknown
Method Name: 6500MET Method Revision: 1,145
Analyst Name: Acox

Elem	Avg	Units	Stddev	%RSD
Y_3600	130010.	Cts/S	358.2024	0.2755
Y_3710	16884.	Cts/S	10.8556	0.0643

L80GQ

Acquire Date: 02/11/2010 17:04:03 Sample Type: Unknown
Method Name: 6500MET Method Revision: 1,145
Analyst Name: Acox

Elem	Avg	Units	Stddev	%RSD
Ag	-.00275	ppm	0.0003	9.2056
Al	265.89	ppm	0.7253	0.2728
As	.03570	ppm	0.0017	4.7128
B_	.00936	ppm	0.0002	2.6291
Ba	1.9639	ppm	0.0164	0.8344
Be	.00816	ppm	0.0001	1.6070
Ca	66.739	ppm	0.2871	0.4302
Cd	.00469	ppm	0.0001	1.3846
Co	.84158	ppm	0.0019	0.2306
Cr	.55491	ppm	0.0012	0.2139
Cu	1.0292	ppm	0.0087	0.8427
Fe	F 584.71	ppm	2.8189	0.4821
K_	20.701	ppm	0.0932	0.4500
Li	.16962	ppm	0.0012	0.6890
Mg	86.398	ppm	0.3825	0.4427
Mn	14.680	ppm	0.0916	0.6242
Mo	-.00039	ppm	0.0001	14.2811
Na	7.2170	ppm	0.0524	0.7255
Ni	.60821	ppm	0.0015	0.2424
Pb	1.5114	ppm	0.0078	0.5138
Sb	-.00006	ppm	0.0010	1,619.6077
Se	.00552	ppm	0.0036	64.6838
Si	2.9917	ppm	0.0035	0.1158
Sn	.05355	ppm	0.0005	0.9643
Sr	.43168	ppm	0.0031	0.7200
Ti	F 16.309	ppm	0.0971	0.5952
Tl	-.00829	ppm	0.0019	23.1583
V_	1.6485	ppm	0.0011	0.0670
Zn	.97420	ppm	0.0036	0.3708
In2306	2594.3	Cts/S	6.4178	0.2474
Y_2243	8196.4	Cts/S	21.5632	0.2631
Y_3600	152470.	Cts/S	681.4371	0.4469
Y_3710	19353.	Cts/S	38.7715	0.2003

L80GT

Acquire Date: 02/11/2010 17:08:58 Sample Type: Unknown
Method Name: 6500MET Method Revision: 1,145
Analyst Name: Acox

Elem	Avg	Units	Stddev	%RSD

L80GT

Acquire Date: 02/11/2010 17:08:58 Sample Type: Unknown
Method Name: 6500MET Method Revision: 1,145
Analyst Name: Acox

Elem	Avg	Units	Stddev	%RSD
Ag	-.00174	ppm	0.0001	5.6241
Al	270.51	ppm	0.7754	0.2866
As	.04423	ppm	0.0023	5.2237
B_	.02326	ppm	0.0006	2.6058
Ba	1.3820	ppm	0.0009	0.0657
Be	.00370	ppm	0.0001	2.7636
Ca	130.83	ppm	0.4316	0.3299
Cd	.01004	ppm	0.0001	1.2528
Co	.43402	ppm	0.0006	0.1429
Cr	.30784	ppm	0.0019	0.6300
Cu	.68022	ppm	0.0015	0.2143
Fe	F 651.10	ppm	5.3462	0.8211
K_	27.125	ppm	0.0509	0.1876
Li	.11208	ppm	0.0007	0.6512
Mg	60.084	ppm	0.1118	0.1861
Mn	7.3022	ppm	0.0092	0.1265
Mo	-.00039	ppm	0.0003	64.3714
Na	3.6585	ppm	0.0012	0.0332
Ni	.33932	ppm	0.0018	0.5171
Pb	2.2304	ppm	0.0031	0.1403
Sb	.00004	ppm	0.0011	2,651.9593
Se	.00921	ppm	0.0007	7.3373
Si	3.0830	ppm	0.0093	0.3032
Sn	-.01297	ppm	0.0006	4.7421
Sr	.51576	ppm	0.0003	0.0669
Ti	F 22.712	ppm	0.0533	0.2345
Tl	-.00395	ppm	0.0029	74.1730
V_	2.1015	ppm	0.0036	0.1725
Zn	1.3635	ppm	0.0034	0.2522
In2306	2561.5	Cts/S	5.1065	0.1994
Y_2243	7686.3	Cts/S	14.0249	0.1825
Y_3600	144440.	Cts/S	285.2878	0.1975
Y_3710	18720.	Cts/S	60.1521	0.3213

L80GW

Acquire Date: 02/11/2010 17:13:52 Sample Type: Unknown
Method Name: 6500MET Method Revision: 1,145
Analyst Name: Acox

Elem	Avg	Units	Stddev	%RSD
Ag	-.00164	ppm	0.0001	6.5131
Al	398.50	ppm	1.9133	0.4801
As	.01004	ppm	0.0029	29.0626
B_	-.00171	ppm	0.0001	7.1407
Ba	1.3449	ppm	0.0064	0.4784
Be	-.00024	ppm	0.0000	14.9471
Ca	58.045	ppm	0.1642	0.2829
Cd	.00420	ppm	0.0001	1.4467
Co	.55453	ppm	0.0008	0.1478
Cr	.88084	ppm	0.0017	0.1976
Cu	1.7888	ppm	0.0099	0.5522

L80GW

Acquire Date: 02/11/2010 17:13:52 Sample Type: Unknown
Method Name: 6500MET Method Revision: 1,145
Analyst Name: Acox

Elem	Avg	Units	Stddev	%RSD
Fe	F 652.69	ppm	0.6306	0.0966
K_	8.1464	ppm	0.0725	0.8903
Li	.17508	ppm	0.0009	0.5347
Mg	154.92	ppm	0.1987	0.1283
Mn	7.5920	ppm	0.0204	0.2692
Mo	-.00617	ppm	0.0004	6.0811
Na	2.6954	ppm	0.0111	0.4128
Ni	.82410	ppm	0.0014	0.1709
Pb	.08091	ppm	0.0023	2.8054
Sb	-.00198	ppm	0.0015	74.4752
Se	.00556	ppm	0.0028	50.7745
Sr	3.1648	ppm	0.0180	0.5692
Sn	-.06453	ppm	0.0006	0.9648
Sr	.23721	ppm	0.0010	0.4332
Ti	F 29.174	ppm	0.0959	0.3287
Tl	-.00365	ppm	0.0028	76.5951
V_	2.0120	ppm	0.0024	0.1212
Zn	.70314	ppm	0.0012	0.1760
In2306	2567.0	Cts/S	7.9516	0.3098
Y_2243	7236.5	Cts/S	27.8162	0.3844
Y_3600	133380.	Cts/S	220.4786	0.1653
Y_3710	16966.	Cts/S	14.6628	0.0864

L87PHB

Acquire Date: 02/11/2010 17:18:46 Sample Type: Unknown
Method Name: 6500MET Method Revision: 1,145
Analyst Name: Acox

Elem	Avg	Units	Stddev	%RSD
Ag	.00011	ppm	0.0002	165.8031
Al	.03270	ppm	0.0420	128.5525
As	.00054	ppm	0.0010	184.4748
B_	-.00114	ppm	0.0003	24.5550
Ba	.00018	ppm	0.0003	157.8976
Be	.00000	ppm	0.0000	703.2853
Ca	.02569	ppm	0.0090	35.1018
Cd	.00003	ppm	0.0001	201.9621
Co	.00016	ppm	0.0002	148.9653
Cr	.00001	ppm	0.0002	2,241.5332
Cu	-.00085	ppm	0.0011	126.3690
Fe	.08314	ppm	0.0909	109.3266
K_	.01069	ppm	0.0489	457.8261
Li	-.00055	ppm	0.0007	132.2838
Mg	.03151	ppm	0.0144	45.7193
Mn	.00120	ppm	0.0013	111.7209
Mo	-.00052	ppm	0.0002	43.8928
Na	-.01189	ppm	0.0043	36.0990
Ni	.00027	ppm	0.0002	85.4230
Pb	-.00069	ppm	0.0008	112.5149
Sb	.00041	ppm	0.0007	162.0067
Se	-.00074	ppm	0.0007	89.7850

L87PHB

Acquire Date: 02/11/2010 17:18:46 Sample Type: Unknown
Method Name: 6500MET Method Revision: 1,145
Analyst Name: Acox

Elem	Avg	Units	Stddev	%RSD
Si	-.00030	ppm	0.0051	1,713.6006
Sn	-.00007	ppm	0.0002	283.8849
Sr	.00006	ppm	0.0001	89.8154
Ti	.00230	ppm	0.0035	151.6556
Tl	.00073	ppm	0.0005	63.7044
V_	.00056	ppm	0.0001	10.1903
Zn	.00261	ppm	0.0002	6.1183
In2306	3420.7	Cts/S	1.1070	0.0324
Y_2243	6564.8	Cts/S	6.3766	0.0971
Y_3600	124480.	Cts/S	514.6641	0.4135
Y_3710	14900.	Cts/S	40.0824	0.2690

L87PHC

Acquire Date: 02/11/2010 17:23:40 Sample Type: Unknown
Method Name: 6500MET Method Revision: 1,145
Analyst Name: Acox

Elem	Avg	Units	Stddev	%RSD
Ag	.04864	ppm	0.0003	0.6953
Al	2.0185	ppm	0.0162	0.8003
As	2.0857	ppm	0.0012	0.0590
B_	1.0697	ppm	0.0019	0.1814
Ba	2.0412	ppm	0.0056	0.2759
Be	.05091	ppm	0.0001	0.2390
Ca	54.329	ppm	0.1542	0.2838
Cd	.04971	ppm	0.0001	0.2368
Co	.51748	ppm	0.0010	0.1966
Cr	.19795	ppm	0.0004	0.1873
Cu	.25300	ppm	0.0014	0.5504
Fe	1.0591	ppm	0.0079	0.7437
K_	49.900	ppm	0.1528	0.3062
Li	1.0721	ppm	0.0026	0.2402
Mg	51.837	ppm	0.2452	0.4731
Mn	.49357	ppm	0.0023	0.4587
Mo	1.0530	ppm	0.0017	0.1652
Na	53.305	ppm	0.0450	0.0845
Ni	.50167	ppm	0.0018	0.3616
Pb	.51142	ppm	0.0012	0.2360
Sb	.54408	ppm	0.0015	0.2744
Se	2.1299	ppm	0.0036	0.1673
Si	10.142	ppm	0.0430	0.4241
Sn	2.0613	ppm	0.0048	0.2306
Sr	1.0468	ppm	0.0025	0.2413
Ti	1.0754	ppm	0.0031	0.2857
Tl	1.9600	ppm	0.0034	0.1754
V_	.52548	ppm	0.0016	0.2990
Zn	.49712	ppm	0.0008	0.1545
In2306	2939.3	Cts/S	8.2991	0.2823
Y_2243	6213.5	Cts/S	17.2661	0.2779
Y_3600	115110.	Cts/S	306.0303	0.2659
Y_3710	14282.	Cts/S	78.1759	0.5474

L80GX 2x prep dil.

Acquire Date: 02/11/2010 17:28:12 Sample Type: Unknown
Method Name: 6500MET Method Revision: 1,145
Analyst Name: Acox

Elem	Avg	Units	Stddev	%RSD
Ag	-.00002	ppm	0.0001	472.7554
Al	28.276	ppm	0.0168	0.0594
As	.01114	ppm	0.0028	25.0455
B_	.05297	ppm	0.0004	0.7023
Ba	.22533	ppm	0.0008	0.3542
Be	.00069	ppm	0.0000	3.8659
Ca	28.777	ppm	0.0367	0.1276
Cd	.00058	ppm	0.0001	9.0723
Co	.04778	ppm	0.0001	0.3063
Cr	.10256	ppm	0.0005	0.4971
Cu	.15673	ppm	0.0006	0.3524
Fe	71.855	ppm	0.0643	0.0895
K_	9.3259	ppm	0.0516	0.5530
Li	.02112	ppm	0.0002	0.7614
Mg	11.306	ppm	0.0399	0.3530
Mn	1.1094	ppm	0.0029	0.2617
Mo	.00988	ppm	0.0002	1.5426
Na	20.969	ppm	0.0653	0.3113
Ni	.07148	ppm	0.0005	0.7610
Pb	.07718	ppm	0.0011	1.4595
Sb	.00006	ppm	0.0007	1,144.0025
Se	.00350	ppm	0.0015	44.2352
Si	F 45.724	ppm	0.1227	0.2684
Sn	.00236	ppm	0.0006	23.6589
Sr	.11767	ppm	0.0003	0.2426
Ti	2.5480	ppm	0.0059	0.2297
Tl	.00035	ppm	0.0006	174.6684
V_	.13677	ppm	0.0004	0.3247
Zn	.21708	ppm	0.0008	0.3876
In2306	3046.7	Cts/S	3.2680	0.1073
Y_2243	6465.3	Cts/S	16.4887	0.2550
Y_3600	122260.	Cts/S	336.6078	0.2753
Y_3710	15685.	Cts/S	38.3958	0.2448

L80GXP 10xpdilx5

Acquire Date: 02/11/2010 17:32:57 Sample Type: Unknown
Method Name: 6500MET Method Revision: 1,145
Analyst Name: Acox

Elem	Avg	Units	Stddev	%RSD
Ag	-.00003	ppm	0.0001	328.3167
Al	5.6119	ppm	0.1822	3.2463
As	.00346	ppm	0.0022	64.7458
B_	.01000	ppm	0.0001	1.3897
Ba	.04508	ppm	0.0016	3.4535
Be	.00015	ppm	0.0000	17.5290
Ca	6.0579	ppm	0.2402	3.9646
Cd	.00019	ppm	0.0000	11.3591
Co	.00905	ppm	0.0001	1.1801

L80GXP 10xpdilx5

Acquire Date: 02/11/2010 17:32:57 Sample Type: Unknown
Method Name: 6500MET Method Revision: 1,145
Analyst Name: Acox

Elem	Avg	Units	Stddev	%RSD
Cr	.02135	ppm	0.0004	2.0228
Cu	.02986	ppm	0.0021	7.1036
Fe	14.889	ppm	0.5127	3.4436
K_	1.8332	ppm	0.0768	4.1891
Li	.00413	ppm	0.0002	4.2910
Mg	2.3546	ppm	0.0732	3.1087
Mn	.22582	ppm	0.0073	3.2155
Mo	.00176	ppm	0.0001	3.6488
Na	4.2363	ppm	0.1514	3.5749
Ni	.01365	ppm	0.0001	1.0049
Pb	.01408	ppm	0.0003	2.4251
Sb	.00006	ppm	0.0003	427.4226
Se	.00057	ppm	0.0003	54.7418
Si	9.2375	ppm	0.2968	3.2131
Sn	.00069	ppm	0.0004	62.7973
Sr	.02347	ppm	0.0008	3.3055
Ti	.51924	ppm	0.0174	3.3432
Tl	.00001	ppm	0.0011	8,423.1067
V_	.02827	ppm	0.0010	3.4547
Zn	.04555	ppm	0.0004	0.8822
In2306	3311.9	Cts/S	13.2820	0.4010
Y_2243	6576.1	Cts/S	21.2185	0.3227
Y_3600	121680.	Cts/S	2,988.2612	2.4558
Y_3710	14815.	Cts/S	490.3513	3.3097

L80GXS 2x prep dil.

Acquire Date: 02/11/2010 17:37:48 Sample Type: Unknown
Method Name: 6500MET Method Revision: 1,145
Analyst Name: Acox

Elem	Avg	Units	Stddev	%RSD
Ag	.04844	ppm	0.0001	0.2499
Al	53.042	ppm	0.0419	0.0789
As	2.0433	ppm	0.0023	0.1122
B_	1.1033	ppm	0.0012	0.1096
Ba	2.2740	ppm	0.0010	0.0434
Be	.04943	ppm	0.0002	0.3909
Ca	80.538	ppm	0.1099	0.1365
Cd	.04749	ppm	0.0001	0.1073
Co	.58058	ppm	0.0003	0.0570
Cr	.29799	ppm	0.0009	0.2955
Cu	.40320	ppm	0.0011	0.2839
Fe	70.731	ppm	0.0612	0.0865
K_	59.699	ppm	0.0702	0.1176
Li	1.0946	ppm	0.0008	0.0723
Mg	61.132	ppm	0.1706	0.2791
Mn	1.5380	ppm	0.0006	0.0400
Mo	.97039	ppm	0.0016	0.1671
Na	72.018	ppm	0.1091	0.1516
Ni	.58714	ppm	0.0015	0.2523
Pb	.59072	ppm	0.0021	0.3553

L80GXS 2x prep dil.

Acquire Date: 02/11/2010 17:37:48 Sample Type: Unknown
Method Name: 6500MET Method Revision: 1,145
Analyst Name: Acox

Elem	Avg	Units	Stddev	%RSD
Sb	.48270	ppm	0.0021	0.4351
Se	2.0954	ppm	0.0026	0.1263
Si	F 80.440	ppm	0.1959	0.2436
Sn	1.8955	ppm	0.0051	0.2690
Sr	1.1644	ppm	0.0006	0.0491
Ti	4.2987	ppm	0.0096	0.2222
Tl	1.9474	ppm	0.0022	0.1105
V_	.65842	ppm	0.0020	0.3096
Zn	.67057	ppm	0.0012	0.1774
In2306	2780.2	Cts/S	3.6723	0.1321
Y_2243	6282.8	Cts/S	16.8680	0.2685
Y_3600	118390.	Cts/S	334.1985	0.2823
Y_3710	15268.	Cts/S	20.3735	0.1334

L80GXD 2x prep dil.

Acquire Date: 02/11/2010 17:42:18 Sample Type: Unknown
Method Name: 6500MET Method Revision: 1,145
Analyst Name: Acox

Elem	Avg	Units	Stddev	%RSD
Ag	.04884	ppm	0.0002	0.5040
Al	56.274	ppm	0.1186	0.2108
As	2.0286	ppm	0.0021	0.1033
B_	1.1035	ppm	0.0017	0.1506
Ba	2.3082	ppm	0.0059	0.2564
Be	.05002	ppm	0.0001	0.1801
Ca	83.110	ppm	0.2187	0.2632
Cd	.04765	ppm	0.0002	0.3311
Co	.58561	ppm	0.0014	0.2411
Cr	.30715	ppm	0.0006	0.2022
Cu	.41659	ppm	0.0010	0.2298
Fe	74.390	ppm	0.1816	0.2441
K_	61.331	ppm	0.0851	0.1388
Li	1.1091	ppm	0.0021	0.1892
Mg	62.534	ppm	0.1264	0.2021
Mn	1.5998	ppm	0.0032	0.2002
Mo	.97488	ppm	0.0013	0.1283
Na	74.219	ppm	0.1889	0.2545
Ni	.59285	ppm	0.0016	0.2731
Pb	.60147	ppm	0.0016	0.2647
Sb	.47993	ppm	0.0032	0.6653
Se	2.0684	ppm	0.0042	0.2046
Si	F 84.267	ppm	0.1725	0.2047
Sn	1.9061	ppm	0.0008	0.0420
Sr	1.1817	ppm	0.0023	0.1909
Ti	4.4826	ppm	0.0148	0.3293
Tl	1.9517	ppm	0.0059	0.3029
V_	.67184	ppm	0.0001	0.0212
Zn	.68438	ppm	0.0022	0.3269
In2306	2769.2	Cts/S	4.4397	0.1603
Y_2243	6268.1	Cts/S	5.3493	0.0853

L80GXD 2x prep dil.

Acquire Date: 02/11/2010 17:42:18 Sample Type: Unknown
Method Name: 6500MET Method Revision: 1,145
Analyst Name: Acox

Elem	Avg	Units	Stddev	%RSD
Y_3600	116600.	Cts/S	161.6368	0.1386
Y_3710	15030.	Cts/S	26.7315	0.1779

CCV1-8

Acquire Date: 02/11/2010 17:46:49 Sample Type: QC
Method Name: 6500MET Method Revision: 1,145
Analyst Name: Acox

Elem	Avg	Units	Stddev	%RSD
Ag	1.0392	ppm	0.0021	0.2049
Al	25.021	ppm	0.0113	0.0451
As	.54366	ppm	0.0027	0.5006
B_	2.1526	ppm	0.0038	0.1757
Ba	2.0733	ppm	0.0039	0.1868
Be	2.0685	ppm	0.0071	0.3432
Ca	53.407	ppm	0.3151	0.5900
Cd	.49563	ppm	0.0008	0.1555
Co	2.1234	ppm	0.0017	0.0816
Cr	1.9737	ppm	0.0073	0.3675
Cu	2.0630	ppm	0.0125	0.6066
Fe	26.016	ppm	0.0950	0.3653
K_	125.07	ppm	0.2404	0.1922
Li	2.1717	ppm	0.0081	0.3731
Mg	50.922	ppm	0.1998	0.3924
Mn	1.9803	ppm	0.0074	0.3734
Mo	2.0678	ppm	0.0011	0.0517
Na	132.03	ppm	0.4655	0.3526
Ni	2.0618	ppm	0.0037	0.1790
Pb	.52312	ppm	0.0016	0.2971
Sb	F .55156	ppm	0.0019	0.3435
Se	F .55577	ppm	0.0027	0.4852
Si	2.1086	ppm	0.0080	0.3773
Sn	2.0095	ppm	0.0029	0.1445
Sr	2.1316	ppm	0.0037	0.1731
Ti	2.1148	ppm	0.0082	0.3872
Tl	.98832	ppm	0.0023	0.2281
V_	2.0962	ppm	0.0057	0.2706
Zn	1.9778	ppm	0.0031	0.1578
In2306	2766.1	Cts/S	2.1045	0.0761
Y_2243	6061.8	Cts/S	6.2826	0.1036
Y_3600	112450.	Cts/S	382.9982	0.3406
Y_3710	14374.	Cts/S	97.2178	0.6764

OK rounds 110.3% ACC 11.03.10

CCB8

Acquire Date: 02/11/2010 17:51:24 Sample Type: QC
Method Name: 6500MET Method Revision: 1,145
Analyst Name: Acox

Elem	Avg	Units	Stddev	%RSD

CCB8

Acquire Date: 02/11/2010 17:51:24 Sample Type: QC
Method Name: 6500MET Method Revision: 1,145
Analyst Name: Acox

Elem	Avg	Units	Stddev	%RSD
Ag	.00033	ppm	0.0003	97.2727
Al	.01717	ppm	0.0037	21.3896
As	.00033	ppm	0.0009	270.2023
B_	.00202	ppm	0.0001	4.9878
Ba	.00057	ppm	0.0001	15.2205
Be	.00030	ppm	0.0000	10.8976
Ca	.02243	ppm	0.0015	6.7461
Cd	.00007	ppm	0.0001	88.6246
Co	.00022	ppm	0.0001	33.5884
Cr	.00017	ppm	0.0002	125.2330
Cu	-.00107	ppm	0.0008	77.6819
Fe	.03082	ppm	0.0005	1.7674
K_	-.00974	ppm	0.0172	176.5259
Li	.00071	ppm	0.0010	135.1151
Mg	.02885	ppm	0.0047	16.1879
Mn	.00065	ppm	0.0002	34.4131
Mo	.00108	ppm	0.0001	10.9110
Na	.02418	ppm	0.0063	26.1621
Ni	.00048	ppm	0.0003	59.0712
Pb	-.00004	ppm	0.0003	743.2564
Sb	.00004	ppm	0.0007	1,856.1475
Se	.00094	ppm	0.0008	88.0840
Si	.00482	ppm	0.0064	133.2974
Sn	.00009	ppm	0.0003	310.1881
Sr	.00048	ppm	0.0001	11.5591
Ti	.00214	ppm	0.0015	71.2884
Tl	.00097	ppm	0.0011	115.1507
V_	.00027	ppm	0.0002	62.5060
Zn	.00054	ppm	0.0001	20.8465
In2306	3387.6	Cts/S	5.6465	0.1667
Y_2243	6492.4	Cts/S	9.9409	0.1531
Y_3600	121840.	Cts/S	226.1119	0.1856
Y_3710	14480.	Cts/S	64.2217	0.4435

L80G5

Acquire Date: 02/11/2010 17:56:18 Sample Type: Unknown
Method Name: 6500MET Method Revision: 1,145
Analyst Name: Acox

Elem	Avg	Units	Stddev	%RSD
Ag	.00005	ppm	0.0002	451.4691
Al	.04222	ppm	0.0048	11.3093
As	-.00031	ppm	0.0011	358.1197
B_	.07745	ppm	0.0002	0.2287
Ba	.00014	ppm	0.0001	63.4668
Be	.00002	ppm	0.0000	118.5071
Ca	.08608	ppm	0.0003	0.2939
Cd	-.00001	ppm	0.0001	722.1334
Co	.00011	ppm	0.0001	73.9738
Cr	.00011	ppm	0.0002	201.1009
Cu	-.00208	ppm	0.0003	15.6143

L80G5

Acquire Date: 02/11/2010 17:56:18 Sample Type: Unknown
Method Name: 6500MET Method Revision: 1,145
Analyst Name: Acox

Elem	Avg	Units	Stddev	%RSD
Fe	.04022	ppm	0.0010	2.4440
K_	.12491	ppm	0.0766	61.3281
Li	.00024	ppm	0.0007	301.3357
Mg	.01552	ppm	0.0172	110.6361
Mn	.00061	ppm	0.0001	8.3047
Mo	.00022	ppm	0.0001	43.0377
Na	.16923	ppm	0.0034	2.0214
Ni	.00033	ppm	0.0003	94.3668
Pb	-.00096	ppm	0.0004	37.3579
Sb	.00047	ppm	0.0011	237.4988
Se	.00068	ppm	0.0005	76.2339
Si	.16234	ppm	0.0067	4.1349
Sn	.00016	ppm	0.0001	60.0695
Sr	.00022	ppm	0.0000	8.5486
Ti	.00065	ppm	0.0004	66.2257
Tl	-.00018	ppm	0.0009	461.9115
V_	-.00010	ppm	0.0001	66.4256
Zn	.00971	ppm	0.0003	2.7830
In2306	3348.8	Cts/S	6.5830	0.1966
Y_2243	6426.6	Cts/S	6.0294	0.0938
Y_3600	122470.	Cts/S	127.2976	0.1039
Y_3710	14557.	Cts/S	91.9153	0.6314

L80FA 2x Fe VOID ACC 11.03.10

Acquire Date: 02/11/2010 18:01:11 Sample Type: Unknown
Method Name: 6500MET Method Revision: 1,145
Analyst Name: Acox

Elem	Avg	Units	Stddev	%RSD
Ag	-.00035	ppm	0.0004	106.3658
Al	137.49	ppm	0.2005	0.1458
As	.03550	ppm	0.0018	5.1121
B_	.01801	ppm	0.0003	1.7778
Ba	1.0631	ppm	0.0030	0.2793
Be	.00197	ppm	0.0001	4.5268
Ca	173.86	ppm	0.4944	0.2844
Cd	.00291	ppm	0.0003	10.9636
Co	.27389	ppm	0.0081	2.9628
Cr	.34276	ppm	0.0009	0.2574
Cu	.74364	ppm	0.0017	0.2317
Fe	329.44	ppm	1.5464	0.4694
K_	8.6582	ppm	0.0626	0.7227
Li	.09477	ppm	0.0007	0.7807
Mg	50.396	ppm	0.1567	0.3110
Mn	5.3836	ppm	0.0025	0.0456
Mo	.00259	ppm	0.0001	4.5397
Na	.89105	ppm	0.0070	0.7820
Ni	.28710	ppm	0.0091	3.1841
Pb	.63584	ppm	0.0197	3.1044
Sb	.00398	ppm	0.0010	24.3701
Se	.00785	ppm	0.0018	22.8169

L80FA 2x Fe

Acquire Date: 02/11/2010 18:01:11 Sample Type: Unknown
Method Name: 6500MET Method Revision: 1,145
Analyst Name: Acox

Elem	Avg	Units	Stddev	%RSD
Si	1.6053	ppm	0.0111	0.6888
Sn	.05500	ppm	0.0010	1.7498
Sr	.75831	ppm	0.0021	0.2763
Ti	F 12.661	ppm	0.0569	0.4498
Tl	-.00258	ppm	0.0006	23.8794
V_	.90394	ppm	0.0014	0.1548
Zn	.57407	ppm	0.0141	2.4521
In2306	2688.2	Cts/S	63.2167	2.3516
Y_2243	6449.0	Cts/S	132.9261	2.0612
Y_3600	120480.	Cts/S	342.3031	0.2841
Y_3710	15108.	Cts/S	14.4091	0.0954

L80FAP 10x Fe Void ACC 11.03.10

Acquire Date: 02/11/2010 18:05:58 Sample Type: Unknown
Method Name: 6500MET Method Revision: 1,145
Analyst Name: Acox

Elem	Avg	Units	Stddev	%RSD
Ag	-.00028	ppm	0.0003	94.5162
Al	27.514	ppm	0.0088	0.0320
As	.00833	ppm	0.0026	31.4462
B_	.00346	ppm	0.0004	10.1941
Ba	.22072	ppm	0.0002	0.0816
Be	.00041	ppm	0.0000	5.2832
Ca	37.023	ppm	0.1146	0.3096
Cd	.00050	ppm	0.0000	7.2794
Co	.05260	ppm	0.0002	0.4399
Cr	.07385	ppm	0.0005	0.7288
Cu	.15396	ppm	0.0014	0.8789
Fe	74.496	ppm	0.0808	0.1084
K_	1.6927	ppm	0.0412	2.4344
Li	.01942	ppm	0.0004	2.2027
Mg	10.507	ppm	0.0112	0.1069
Mn	1.1464	ppm	0.0003	0.0289
Mo	.00019	ppm	0.0002	111.8231
Na	.17208	ppm	0.0025	1.4419
Ni	.05421	ppm	0.0001	0.2004
Pb	.12059	ppm	0.0010	0.8276
Sb	.00117	ppm	0.0017	146.1930
Se	.00250	ppm	0.0008	32.2828
Si	.33263	ppm	0.0037	1.1252
Sn	.01242	ppm	0.0002	1.5219
Sr	.15662	ppm	0.0002	0.1351
Ti	2.6828	ppm	0.0134	0.4993
Tl	-.00048	ppm	0.0006	118.3713
V_	.19196	ppm	0.0006	0.2917
Zn	.12699	ppm	0.0003	0.2349
In2306	3100.2	Cts/S	2.5472	0.0822
Y_2243	6476.2	Cts/S	4.5457	0.0702
Y_3600	121470.	Cts/S	306.8092	0.2526
Y_3710	14761.	Cts/S	32.5150	0.2203

L80FAD 2x Indium

Acquire Date: 02/11/2010 18:10:44 Sample Type: Unknown
Method Name: 6500MET Method Revision: 1,145
Analyst Name: Acox

Elem	Avg	Units	Stddev	%RSD
Ag	.02175	ppm	0.0002	1.0171
Al	140.40	ppm	0.0979	0.0697
As	.86805	ppm	0.0007	0.0815
B_	.45779	ppm	0.0012	0.2685
Ba	1.9970	ppm	0.0026	0.1278
Be	.02286	ppm	0.0000	0.1774
Ca	255.61	ppm	1.1705	0.4579
Cd	.02326	ppm	0.0003	1.1849
Co	.45986	ppm	0.0018	0.3818
Cr	.35481	ppm	0.0015	0.4226
Cu	.83994	ppm	0.0022	0.2663
Fe	264.34	ppm	1.3246	0.5011
K_	30.999	ppm	0.0724	0.2336
Li	.59633	ppm	0.0018	0.3008
Mg	69.938	ppm	0.2178	0.3114
Mn	3.9184	ppm	0.0097	0.2472
Mo	.39520	ppm	0.0012	0.3099
Na	24.849	ppm	0.0563	0.2265
Ni	.49231	ppm	0.0022	0.4483
Pb	2.6795	ppm	0.0082	0.3074
Sb	.21689	ppm	0.0020	0.9052
Se	.86156	ppm	0.0041	0.4793
Si	3.6382	ppm	0.0134	0.3695
Sn	1.5481	ppm	0.0061	0.3939
Sr	1.2056	ppm	0.0015	0.1214
Ti	F 15.080	ppm	0.0187	0.1238
Tl	.86692	ppm	0.0022	0.2558
V_	.92978	ppm	0.0035	0.3728
Zn	.73720	ppm	0.0037	0.4961
In2306	2633.6	Cts/S	7.1907	0.2730
Y_2243	6421.9	Cts/S	16.6228	0.2588
Y_3600	118870.	Cts/S	83.3511	0.0701
Y_3710	15057.	Cts/S	21.5202	0.1429

L80F2 5x Ca; Indium

Acquire Date: 02/11/2010 18:15:34 Sample Type: Unknown
Method Name: 6500MET Method Revision: 1,145
Analyst Name: Acox

Elem	Avg	Units	Stddev	%RSD
Ag	-.00009	ppm	0.0002	253.0487
Al	39.257	ppm	0.0448	0.1142
As	.01450	ppm	0.0014	9.6963
B_	.00801	ppm	0.0004	5.0967
Ba	.38753	ppm	0.0009	0.2332
Be	.00043	ppm	0.0000	3.6824
Ca	230.87	ppm	2.6977	1.1685
Cd	.00401	ppm	0.0000	0.2922
Co	.06290	ppm	0.0002	0.2529

L80F2 5x Ca; Indium

Acquire Date: 02/11/2010 18:15:34 Sample Type: Unknown
Method Name: 6500MET Method Revision: 1,145
Analyst Name: Acox

Elem	Avg	Units	Stddev	%RSD
Cr	.11669	ppm	0.0002	0.1504
Cu	.37200	ppm	0.0018	0.4916
Fe	111.47	ppm	0.0968	0.0869
K_	3.0837	ppm	0.0133	0.4302
Li	.03235	ppm	0.0006	1.8575
Mg	22.264	ppm	0.0314	0.1411
Mn	1.4469	ppm	0.0025	0.1761
Mo	.00086	ppm	0.0001	12.8156
Na	.87789	ppm	0.0031	0.3512
Ni	.12981	ppm	0.0012	0.9422
Pb	.48177	ppm	0.0024	0.4914
Sb	.00287	ppm	0.0006	20.1297
Se	.00299	ppm	0.0006	20.0100
Si	.88562	ppm	0.0120	1.3606
Sn	.01785	ppm	0.0003	1.8229
Sr	.38422	ppm	0.0009	0.2448
Ti	4.3199	ppm	0.0095	0.2190
Tl	.00061	ppm	0.0009	143.3397
V_	.24150	ppm	0.0004	0.1722
Zn	.53900	ppm	0.0017	0.3186
In2306	2841.5	Cts/S	2.6273	0.0925
Y_2243	6383.9	Cts/S	7.4136	0.1161
Y_3600	118770.	Cts/S	68.1626	0.0574
Y_3710	14888.	Cts/S	58.5550	0.3933

L80F7 5x Ca;Indium

Acquire Date: 02/11/2010 18:20:24 Sample Type: Unknown
Method Name: 6500MET Method Revision: 1,145
Analyst Name: Acox

Elem	Avg	Units	Stddev	%RSD
Ag	.00072	ppm	0.0004	48.6923
Al	48.586	ppm	0.0587	0.1208
As	.02211	ppm	0.0009	4.1336
B_	.01405	ppm	0.0003	2.2342
Ba	.43723	ppm	0.0005	0.1138
Be	.00198	ppm	0.0000	0.7469
Ca	195.09	ppm	0.5988	0.3069
Cd	.00363	ppm	0.0000	1.2067
Co	.09584	ppm	0.0003	0.2996
Cr	.12345	ppm	0.0006	0.4865
Cu	.38024	ppm	0.0006	0.1508
Fe	165.77	ppm	0.2715	0.1638
K_	3.9942	ppm	0.0298	0.7468
Li	.03910	ppm	0.0005	1.3384
Mg	22.109	ppm	0.0672	0.3041
Mn	2.2756	ppm	0.0020	0.0895
Mo	.00086	ppm	0.0001	11.2626
Na	2.8304	ppm	0.0057	0.2019
Ni	.10417	ppm	0.0004	0.4029
Pb	.59682	ppm	0.0023	0.3913

L80F7 5x Ca;Indium

Acquire Date: 02/11/2010 18:20:24 Sample Type: Unknown
Method Name: 6500MET Method Revision: 1,145
Analyst Name: Acox

Elem	Avg	Units	Stddev	%RSD
Sb	.00324	ppm	0.0004	12.7687
Se	.00545	ppm	0.0012	22.5231
Si	1.1620	ppm	0.0031	0.2629
Sn	.10392	ppm	0.0008	0.7228
Sr	.42675	ppm	0.0010	0.2322
Ti	2.9440	ppm	0.0095	0.3244
Tl	.00141	ppm	0.0019	132.9964
V_	.37680	ppm	0.0002	0.0608
Zn	.47284	ppm	0.0013	0.2782
In2306	2851.6	Cts/S	7.7729	0.2726
Y_2243	6382.0	Cts/S	12.9898	0.2035
Y_3600	118840.	Cts/S	66.8289	0.0562
Y_3710	14713.	Cts/S	55.9059	0.3800

L9E3CB bad batch (LCS out of control for all analytes) ACC 11.03.10

Acquire Date: 02/11/2010 18:25:06 Sample Type: Unknown
Method Name: 6500MET Method Revision: 1,145
Analyst Name: Acox

Elem	Avg	Units	Stddev	%RSD
Ag	.00076	ppm	0.0002	22.0005
Al	.05902	ppm	0.0080	13.6152
As	.00001	ppm	0.0013	20,854.7526
B_	.00244	ppm	0.0000	1.8364
Ba	.00206	ppm	0.0002	11.6777
Be	-.00001	ppm	0.0000	323.9549
Ca	.46251	ppm	0.0325	7.0182
Cd	-.00001	ppm	0.0000	446.0898
Co	.02866	ppm	0.0006	2.0666
Cr	.00409	ppm	0.0002	5.2517
Cu	F .03252	ppm	0.0012	3.7214
Fe	F .37452	ppm	0.0199	5.3186
K_	-.07945	ppm	0.0316	39.7783
Li	-.00058	ppm	0.0009	153.1744
Mg	.10185	ppm	0.0020	2.0097
Mn	.00393	ppm	0.0006	14.8212
Mo	.00020	ppm	0.0002	98.2639
Na	.10112	ppm	0.0037	3.6520
Ni	.02117	ppm	0.0005	2.5548
Pb	-.00025	ppm	0.0003	105.1555
Sb	.00041	ppm	0.0007	164.8830
Se	.00154	ppm	0.0003	20.5680
Si	.01341	ppm	0.0053	39.4414
Sn	.02120	ppm	0.0007	3.4219
Sr	.00155	ppm	0.0001	7.3306
Ti	.00643	ppm	0.0012	18.5127
Tl	-.00019	ppm	0.0005	235.2087
V_	.00016	ppm	0.0001	88.0514
Zn	.01796	ppm	0.0005	3.0197
In2306	3391.3	Cts/S	52.8059	1.5571
Y_2243	6511.9	Cts/S	98.3799	1.5108

L9E3CB

Acquire Date: 02/11/2010 18:25:06 Sample Type: Unknown
Method Name: 6500MET Method Revision: 1,145
Analyst Name: Acox

Elem	Avg	Units	Stddev	%RSD
Y_3600	124490.	Cts/S	284.2956	0.2284
Y_3710	14348.	Cts/S	385.9037	2.6895

L9E3CC

Acquire Date: 02/11/2010 18:29:59 Sample Type: Unknown
Method Name: 6500MET Method Revision: 1,145
Analyst Name: Acox

Elem	Avg	Units	Stddev	%RSD
Ag	.04561	ppm	0.0003	0.5931
Al	1.8367	ppm	0.0054	0.2964
As	1.8631	ppm	0.0076	0.4058
B_	1.0125	ppm	0.0025	0.2439
Ba	1.9003	ppm	0.0016	0.0837
Be	.04621	ppm	0.0002	0.5029
Ca	F .40652	ppm	0.0009	0.2334
Cd	.04684	ppm	0.0002	0.3498
Co	F 3.8929	ppm	0.0122	0.3126
Cr	F .37325	ppm	0.0008	0.2220
Cu	F 9.2718	ppm	0.0788	0.8499
Fe	F 13.485	ppm	0.0692	0.5130
K_	F -.09555	ppm	0.0409	42.8170
Li	.96573	ppm	0.0027	0.2777
Mg	F .09853	ppm	0.0090	9.1323
Mn	.51938	ppm	0.0019	0.3721
Mo	.96516	ppm	0.0029	0.3025
Na	F .11614	ppm	0.0072	6.2057
Ni	F 2.6547	ppm	0.0087	0.3262
Pb	.46608	ppm	0.0026	0.5673
Sb	.48137	ppm	0.0027	0.5612
Se	1.8982	ppm	0.0095	0.5005
Si	F 1.6935	ppm	0.0172	1.0135
Sn	F 2.6572	ppm	0.0041	0.1559
Sr	.97490	ppm	0.0022	0.2291
Ti	.96768	ppm	0.0065	0.6720
Tl	1.8285	ppm	0.0098	0.5381
V_	.48145	ppm	0.0011	0.2276
Zn	.49093	ppm	0.0005	0.0979
In2306	3336.7	Cts/S	8.9455	0.2681
Y_2243	6495.7	Cts/S	15.6992	0.2417
Y_3600	121980.	Cts/S	526.7135	0.4318
Y_3710	14408.	Cts/S	63.3072	0.4394

L9CAF

Acquire Date: 02/11/2010 18:34:31 Sample Type: Unknown
Method Name: 6500MET Method Revision: 1,145
Analyst Name: Acox

Elem	Avg	Units	Stddev	%RSD

L9CAF

Acquire Date: 02/11/2010 18:34:31 Sample Type: Unknown
Method Name: 6500MET Method Revision: 1,145
Analyst Name: Acox

Elem	Avg	Units	Stddev	%RSD
Ag	F 4.8118	ppm	0.0163	0.3387
Al	62.480	ppm	0.1552	0.2484
As	.08386	ppm	0.0037	4.4045
B_	9.2526	ppm	0.0270	0.2915
Ba	.78375	ppm	0.0004	0.0510
Be	.00856	ppm	0.0001	0.8745
Ca	50.802	ppm	0.0552	0.1087
Cd	.01997	ppm	0.0002	1.0664
Co	F 63.950	ppm	0.1833	0.2866
Cr	16.162	ppm	0.0340	0.2103
Cu	F 48.416	ppm	0.0992	0.2049
Fe	F 951.38	ppm	7.3948	0.7773
K_	16.150	ppm	0.1007	0.6234
Li	.23794	ppm	0.0010	0.4135
Mg	5.4842	ppm	0.0222	0.4053
Mn	10.673	ppm	0.0408	0.3824
Mo	2.2217	ppm	0.0034	0.1532
Na	76.681	ppm	0.2093	0.2730
Ni	F 36.467	ppm	0.1198	0.3286
Pb	.09172	ppm	0.0014	1.4757
Sb	.03476	ppm	0.0034	9.7087
Se	.19783	ppm	0.0027	1.3747
Si	8.0177	ppm	0.0319	0.3977
Sn	2.6837	ppm	0.0162	0.6033
Sr	.88474	ppm	0.0009	0.1025
Ti	F 10.202	ppm	0.0200	0.1957
Tl	.20861	ppm	0.0007	0.3380
V_	.18599	ppm	0.0003	0.1528
Zn	6.8894	ppm	0.0710	1.0305
In2306	2730.3	Cts/S	18.5568	0.6797
Y_2243	6823.2	Cts/S	55.4280	0.8123
Y_3600	127410.	Cts/S	450.4968	0.3536
Y_3710	16626.	Cts/S	41.2087	0.2479

L9CAFP 5x

Acquire Date: 02/11/2010 18:39:23 Sample Type: Unknown
Method Name: 6500MET Method Revision: 1,145
Analyst Name: Acox

Elem	Avg	Units	Stddev	%RSD
Ag	1.0382	ppm	0.0023	0.2202
Al	13.498	ppm	0.0041	0.0301
As	.01833	ppm	0.0027	14.9878
B_	2.1918	ppm	0.0057	0.2602
Ba	.17347	ppm	0.0003	0.1682
Be	.00197	ppm	0.0001	3.7760
Ca	11.942	ppm	0.0329	0.2759
Cd	.00297	ppm	0.0001	2.9892
Co	F 13.515	ppm	0.0141	0.1044
Cr	3.7682	ppm	0.0083	0.2213
Cu	10.830	ppm	0.0256	0.2367

L9CAFP 5x

Acquire Date: 02/11/2010 18:39:23 Sample Type: Unknown
Method Name: 6500MET Method Revision: 1,145
Analyst Name: Acox

Elem	Avg	Units	Stddev	%RSD
Fe	266.55	ppm	1.1736	0.4403
K_	3.5092	ppm	0.0408	1.1635
Li	.05102	ppm	0.0007	1.3671
Mg	1.2910	ppm	0.0138	1.0727
Mn	2.4400	ppm	0.0033	0.1348
Mo	.51177	ppm	0.0022	0.4306
Na	16.786	ppm	0.0253	0.1510
Ni	7.5644	ppm	0.0053	0.0698
Pb	.01397	ppm	0.0021	15.0488
Sb	.00661	ppm	0.0011	16.7567
Se	.04684	ppm	0.0011	2.3849
Si	1.7984	ppm	0.0121	0.6741
Sn	.65146	ppm	0.0018	0.2802
Sr	.19338	ppm	0.0004	0.1828
Ti	2.3278	ppm	0.0110	0.4712
Tl	.04054	ppm	0.0008	2.0705
V_	.04203	ppm	0.0003	0.6815
Zn	1.6632	ppm	0.0037	0.2198
In2306	3098.8	Cts/S	6.0514	0.1953
Y_2243	6578.0	Cts/S	15.8430	0.2408
Y_3600	121350.	Cts/S	355.7721	0.2932
Y_3710	14632.	Cts/S	56.6614	0.3872

CCV1-9

Acquire Date: 02/11/2010 18:44:12 Sample Type: QC
Method Name: 6500MET Method Revision: 1,145
Analyst Name: Acox

Elem	Avg	Units	Stddev	%RSD
Ag	1.0295	ppm	0.0027	0.2631
Al	24.987	ppm	0.1046	0.4188
As	.54505	ppm	0.0052	0.9474
B_	2.1459	ppm	0.0119	0.5562
Ba	2.0601	ppm	0.0047	0.2268
Be	2.0508	ppm	0.0064	0.3140
Ca	53.099	ppm	0.2024	0.3811
Cd	.49656	ppm	0.0042	0.8360
Co	2.1312	ppm	0.0143	0.6726
Cr	1.9694	ppm	0.0054	0.2717
Cu	2.0398	ppm	0.0058	0.2852
Fe	25.961	ppm	0.0917	0.3532
K_	124.55	ppm	0.3695	0.2967
Li	2.1294	ppm	0.0084	0.3945
Mg	50.855	ppm	0.0697	0.1371
Mn	1.9840	ppm	0.0071	0.3573
Mo	2.0631	ppm	0.0155	0.7503
Na	130.25	ppm	0.4441	0.3410
Ni	2.0730	ppm	0.0143	0.6895
Pb	.52324	ppm	0.0024	0.4611
Sb	.54781	ppm	0.0040	0.7337
Se	F .55612	ppm	0.0041	0.7379

CCV1-9

Acquire Date: 02/11/2010 18:44:12 Sample Type: QC
Method Name: 6500MET Method Revision: 1,145
Analyst Name: Acox

Elem	Avg	Units	Stddev	%RSD
Si	2.0454	ppm	0.0060	0.2943
Sn	2.0083	ppm	0.0148	0.7364
Sr	2.1205	ppm	0.0049	0.2333
Ti	2.0967	ppm	0.0145	0.6911
Tl	.99031	ppm	0.0035	0.3549
V_	2.0852	ppm	0.0036	0.1721
Zn	1.9858	ppm	0.0161	0.8087
In2306	2766.2	Cts/S	17.1259	0.6191
Y_2243	6085.4	Cts/S	39.2640	0.6452
Y_3600	113410.	Cts/S	404.9595	0.3571
Y_3710	14544.	Cts/S	47.6682	0.3278

CCB9

Acquire Date: 02/11/2010 18:48:47 Sample Type: QC
Method Name: 6500MET Method Revision: 1,145
Analyst Name: Acox

Elem	Avg	Units	Stddev	%RSD
Ag	.00078	ppm	0.0001	10.6569
Al	.01507	ppm	0.0062	40.9543
As	-.00021	ppm	0.0014	673.0103
B_	.00693	ppm	0.0003	4.4717
Ba	.00036	ppm	0.0001	38.8218
Be	.00025	ppm	0.0000	10.5462
Ca	.01903	ppm	0.0024	12.5652
Cd	.00010	ppm	0.0001	74.3369
Co	.00354	ppm	0.0014	40.1968
Cr	.00098	ppm	0.0002	16.7708
Cu	-.00166	ppm	0.0008	46.4973
Fe	.02837	ppm	0.0018	6.2365
K_	.00515	ppm	0.0203	394.6921
Li	.00018	ppm	0.0003	145.8349
Mg	.01886	ppm	0.0060	31.7792
Mn	.00088	ppm	0.0002	23.5938
Mo	.00165	ppm	0.0001	6.7607
Na	.00841	ppm	0.0050	59.3902
Ni	.00203	ppm	0.0012	59.4747
Pb	-.00031	ppm	0.0006	180.6279
Sb	.00013	ppm	0.0002	130.5452
Se	.00179	ppm	0.0006	35.9437
Si	-.00354	ppm	0.0008	23.9355
Sn	.00090	ppm	0.0001	14.1405
Sr	.00033	ppm	0.0000	13.5086
Ti	.00158	ppm	0.0005	34.3178
Tl	-.00012	ppm	0.0008	710.0946
V_	.00041	ppm	0.0001	19.9212
Zn	.00118	ppm	0.0003	25.7169
In2306	3413.4	Cts/S	12.1162	0.3550
Y_2243	6573.8	Cts/S	27.1320	0.4127
Y_3600	122530.	Cts/S	204.7221	0.1671
Y_3710	14345.	Cts/S	114.7157	0.7997

L9CAFS

Acquire Date: 02/11/2010 18:53:42 Sample Type: Unknown
Method Name: 6500MET Method Revision: 1,145
Analyst Name: Acox

Elem	Avg	Units	Stddev	%RSD
Ag	F 5.2661	ppm	0.0034	0.0647
Al	70.436	ppm	0.1687	0.2395
As	1.4947	ppm	0.0039	0.2608
B_	10.764	ppm	0.0163	0.1517
Ba	2.4252	ppm	0.0039	0.1621
Be	.04638	ppm	0.0002	0.5216
Ca	54.241	ppm	0.2516	0.4639
Cd	.05885	ppm	0.0003	0.5527
Co	F 69.460	ppm	0.3383	0.4870
Cr	16.862	ppm	0.0653	0.3875
Cu	F 49.006	ppm	0.0083	0.0170
Fe	F 985.40	ppm	9.1266	0.9262
K_	17.940	ppm	0.0359	0.1999
Li	1.0940	ppm	0.0017	0.1522
Mg	5.8777	ppm	0.0131	0.2225
Mn	11.743	ppm	0.0208	0.1773
Mo	3.0794	ppm	0.0022	0.0703
Na	83.479	ppm	0.0335	0.0402
Ni	F 39.044	ppm	0.1289	0.3301
Pb	.51321	ppm	0.0032	0.6201
Sb	.39862	ppm	0.0033	0.8393
Se	1.7256	ppm	0.0050	0.2917
Si	12.055	ppm	0.0477	0.3959
Sn	4.0376	ppm	0.0015	0.0378
Sr	1.7730	ppm	0.0030	0.1691
Ti	F 12.437	ppm	0.0277	0.2225
Tl	1.7146	ppm	0.0046	0.2663
V_	.57684	ppm	0.0013	0.2184
Zn	7.7452	ppm	0.0169	0.2179
In2306	2699.4	Cts/S	5.5217	0.2046
Y_2243	6827.1	Cts/S	12.6760	0.1857
Y_3600	129290.	Cts/S	424.7019	0.3285
Y_3710	16996.	Cts/S	106.2786	0.6253

L9CAFD

Acquire Date: 02/11/2010 18:58:38 Sample Type: Unknown
Method Name: 6500MET Method Revision: 1,145
Analyst Name: Acox

Elem	Avg	Units	Stddev	%RSD
Ag	F 3.1990	ppm	0.0027	0.0856
Al	45.269	ppm	0.0485	0.1071
As	.97233	ppm	0.0020	0.2096
B_	7.0845	ppm	0.0133	0.1880
Ba	1.5344	ppm	0.0024	0.1561
Be	.03007	ppm	0.0001	0.3503
Ca	35.575	ppm	0.1218	0.3425
Cd	.03572	ppm	0.0001	0.1519
Co	F 42.802	ppm	0.0612	0.1430

L9CAFD

Acquire Date: 02/11/2010 18:58:38 Sample Type: Unknown
Method Name: 6500MET Method Revision: 1,145
Analyst Name: Acox

Elem	Avg	Units	Stddev	%RSD
Cr	11.839	ppm	0.0171	0.1441
Cu	F 30.582	ppm	0.1025	0.3351
Fe	F 766.80	ppm	2.4014	0.3132
K_	11.929	ppm	0.0553	0.4635
Li	.69084	ppm	0.0009	0.1284
Mg	3.9635	ppm	0.0114	0.2878
Mn	8.1886	ppm	0.0122	0.1486
Mo	1.9962	ppm	0.0040	0.2002
Na	52.842	ppm	0.1433	0.2712
Ni	F 24.683	ppm	0.0380	0.1540
Pb	.31084	ppm	0.0015	0.4850
Sb	.25058	ppm	0.0016	0.6398
Se	1.1157	ppm	0.0046	0.4125
Si	9.6379	ppm	0.0055	0.0568
Sn	2.6465	ppm	0.0026	0.0991
Sr	1.1197	ppm	0.0014	0.1254
Ti	8.0914	ppm	0.0235	0.2904
Tl	1.0636	ppm	0.0025	0.2384
V_	.38106	ppm	0.0010	0.2639
Zn	5.0409	ppm	0.0022	0.0443
In2306	2849.1	Cts/S	3.6570	0.1284
Y_2243	6732.7	Cts/S	10.4973	0.1559
Y_3600	125390.	Cts/S	34.9050	0.0278
Y_3710	15783.	Cts/S	14.1805	0.0898

L9AT1

Acquire Date: 02/11/2010 19:03:17 Sample Type: Unknown
Method Name: 6500MET Method Revision: 1,145
Analyst Name: Acox

Elem	Avg	Units	Stddev	%RSD
Ag	-.00039	ppm	0.0000	6.4033
Al	78.702	ppm	0.0445	0.0565
As	.06746	ppm	0.0007	1.0280
B_	.11389	ppm	0.0010	0.8500
Ba	.47439	ppm	0.0008	0.1746
Be	.00341	ppm	0.0000	0.0470
Ca	311.08	ppm	1.3370	0.4298
Cd	.00103	ppm	0.0001	6.9722
Co	4.4973	ppm	0.0215	0.4780
Cr	.29954	ppm	0.0006	0.1995
Cu	10.208	ppm	0.0251	0.2457
Fe	138.44	ppm	0.0654	0.0472
K_	5.6330	ppm	0.0234	0.4163
Li	.06443	ppm	0.0004	0.6789
Mg	172.58	ppm	0.5367	0.3110
Mn	4.0753	ppm	0.0029	0.0707
Mo	.01876	ppm	0.0003	1.7716
Na	.67251	ppm	0.0054	0.8008
Ni	3.0344	ppm	0.0138	0.4540
Pb	.11019	ppm	0.0002	0.2013

L9AT1

Acquire Date: 02/11/2010 19:03:17 Sample Type: Unknown
Method Name: 6500MET Method Revision: 1,145
Analyst Name: Acox

Elem	Avg	Units	Stddev	%RSD
Sb	-.00203	ppm	0.0008	40.1660
Se	.01468	ppm	0.0012	7.8691
Si	4.1143	ppm	0.0061	0.1494
Sn	.77550	ppm	0.0027	0.3452
Sr	.17741	ppm	0.0002	0.1050
Ti	1.5069	ppm	0.0028	0.1852
Tl	.01007	ppm	0.0014	14.0528
V_	.18901	ppm	0.0007	0.3563
Zn	.34583	ppm	0.0019	0.5479
In2306	2645.8	Cts/S	8.7314	0.3300
Y_2243	6537.8	Cts/S	16.0165	0.2450
Y_3600	122540.	Cts/S	54.2502	0.0443
Y_3710	15645.	Cts/S	89.2038	0.5702

L9CAP

Acquire Date: 02/11/2010 19:08:05 Sample Type: Unknown
Method Name: 6500MET Method Revision: 1,145
Analyst Name: Acox

Elem	Avg	Units	Stddev	%RSD
Ag	.28529	ppm	0.0006	0.2000
Al	1.7031	ppm	0.0178	1.0446
As	.01651	ppm	0.0011	6.6267
B_	3.5560	ppm	0.0066	0.1858
Ba	.02497	ppm	0.0002	0.6495
Be	.00008	ppm	0.0001	111.4425
Ca	1.9751	ppm	0.0381	1.9284
Cd	.00090	ppm	0.0000	2.3919
Co	F 85.427	ppm	0.2599	0.3042
Cr	10.892	ppm	0.0276	0.2534
Cu	F 53.930	ppm	0.1425	0.2642
Fe	195.71	ppm	0.3511	0.1794
K_	.44355	ppm	0.0256	5.7724
Li	.00961	ppm	0.0011	11.7305
Mg	.25284	ppm	0.0058	2.2925
Mn	.83949	ppm	0.0033	0.3990
Mo	.31982	ppm	0.0003	0.0841
Na	1.4226	ppm	0.0081	0.5700
Ni	F 93.354	ppm	0.0780	0.0836
Pb	.02952	ppm	0.0011	3.5748
Sb	.03349	ppm	0.0007	2.0564
Se	.11888	ppm	0.0028	2.3856
Si	4.2416	ppm	0.0842	1.9842
Sn	3.4372	ppm	0.0047	0.1364
Sr	.01783	ppm	0.0002	1.2501
Ti	.39437	ppm	0.0032	0.8041
Tl	.27885	ppm	0.0014	0.5085
V_	.19118	ppm	0.0005	0.2402
Zn	.57240	ppm	0.0010	0.1746
In2306	3674.3	Cts/S	4.9041	0.1335
Y_2243	6366.9	Cts/S	16.5960	0.2607

L9CAP

Acquire Date: 02/11/2010 19:08:05 Sample Type: Unknown
Method Name: 6500MET Method Revision: 1,145
Analyst Name: Acox

Elem	Avg	Units	Stddev	%RSD
Y_3600	119680.	Cts/S	174.7671	0.1460
Y_3710	14680.	Cts/S	64.9755	0.4426

L9CAX

Acquire Date: 02/11/2010 19:13:00 Sample Type: Unknown
Method Name: 6500MET Method Revision: 1,145
Analyst Name: Acox

Elem	Avg	Units	Stddev	%RSD
Ag	.04362	ppm	0.0001	0.3116
Al	.93939	ppm	0.0115	1.2258
As	.04066	ppm	0.0037	9.2218
B_	9.7064	ppm	0.0197	0.2033
Ba	.00533	ppm	0.0002	2.9901
Be	.00005	ppm	0.0000	55.5512
Ca	.76027	ppm	0.0091	1.2029
Cd	.02524	ppm	0.0003	1.2998
Co	F 187.49	ppm	1.9191	1.0236
Cr	24.617	ppm	0.0104	0.0424
Cu	F 940.54	ppm	10.9204	1.1611
Fe	F 1120.8	ppm	2.0214	0.1804
K_	.41306	ppm	0.0643	15.5760
Li	.00209	ppm	0.0002	10.0517
Mg	-.10208	ppm	0.0136	13.3601
Mn	5.3199	ppm	0.0109	0.2058
Mo	.89536	ppm	0.0012	0.1298
Na	.36626	ppm	0.0036	0.9817
Ni	F 160.82	ppm	2.8450	1.7690
Pb	.23139	ppm	0.0029	1.2523
Sb	F -.01782	ppm	0.0030	16.9682
Se	.30699	ppm	0.0033	1.0654
Si	4.2102	ppm	0.0090	0.2147
Sn	F 115.73	ppm	0.3402	0.2940
Sr	.00329	ppm	0.0000	0.9371
Ti	.14037	ppm	0.0020	1.4464
Tl	.75552	ppm	0.0015	0.1986
V_	.12420	ppm	0.0008	0.6708
Zn	1.1196	ppm	0.0017	0.1485
In2306	4346.7	Cts/S	42.5499	0.9789
Y_2243	4748.8	Cts/S	16.7419	0.3525
Y_3600	110480.	Cts/S	247.5106	0.2240
Y_3710	13990.	Cts/S	89.3990	0.6390

L9C4V 10x

Acquire Date: 02/11/2010 19:22:48 Sample Type: Unknown
Method Name: 6500MET Method Revision: 1,145
Analyst Name: Acox

Elem	Avg	Units	Stddev	%RSD

L9C4V 10x

Acquire Date: 02/11/2010 19:22:48 Sample Type: Unknown
Method Name: 6500MET Method Revision: 1,145
Analyst Name: Acox

Elem	Avg	Units	Stddev	%RSD
Ag	1.1320	ppm	0.0059	0.5225
Al	10.818	ppm	0.0143	0.1323
As	.01976	ppm	0.0008	3.9865
B_	4.7729	ppm	0.0095	0.1995
Ba	.01219	ppm	0.0001	0.6473
Be	.00047	ppm	0.0000	6.0828
Ca	5.1316	ppm	0.0163	0.3170
Cd	-.00024	ppm	0.0000	7.4233
Co	.36533	ppm	0.0095	2.6098
Cr	13.293	ppm	0.0868	0.6533
Cu	1.7920	ppm	0.0059	0.3271
Fe	2.5420	ppm	0.0047	0.1860
K_	.94978	ppm	0.0240	2.5282
Li	.01039	ppm	0.0005	4.5847
Mg	.34209	ppm	0.0046	1.3315
Mn	.03210	ppm	0.0004	1.3098
Mo	.87759	ppm	0.0016	0.1880
Na	27.290	ppm	0.0184	0.0676
Ni	.40391	ppm	0.0090	2.2331
Pb	.05219	ppm	0.0009	1.6656
Sb	.04966	ppm	0.0018	3.6985
Se	.08677	ppm	0.0005	0.6180
Si	.53435	ppm	0.0067	1.2530
Sn	.07199	ppm	0.0022	3.1168
Sr	.02597	ppm	0.0001	0.4625
Ti	.03747	ppm	0.0013	3.5621
Tl	.00436	ppm	0.0008	17.7312
V_	.01734	ppm	0.0002	1.0125
Zn	.06335	ppm	0.0003	0.4633
In2306	3202.5	Cts/S	3.0027	0.0938
Y_2243	6795.5	Cts/S	4.9924	0.0735
Y_3600	126080.	Cts/S	685.3218	0.5436
Y_3710	15243.	Cts/S	90.5019	0.5937

L9C4V 25x

Acquire Date: 02/11/2010 19:30:30 Sample Type: Unknown
Method Name: 6500MET Method Revision: 1,145
Analyst Name: Acox

Elem	Avg	Units	Stddev	%RSD
Ag	.46279	ppm	0.0004	0.0941
Al	4.4113	ppm	0.0130	0.2946
As	.00680	ppm	0.0015	21.5875
B_	1.9292	ppm	0.0026	0.1331
Ba	.00514	ppm	0.0001	1.2462
Be	.00021	ppm	0.0000	7.7616
Ca	2.1011	ppm	0.0053	0.2516
Cd	-.00019	ppm	0.0000	4.2947
Co	.16754	ppm	0.0025	1.4965
Cr	5.4036	ppm	0.0083	0.1533
Cu	.80857	ppm	0.0105	1.2965

L9C4V 25x

Acquire Date: 02/11/2010 19:30:30 Sample Type: Unknown
Method Name: 6500MET Method Revision: 1,145
Analyst Name: Acox

Elem	Avg	Units	Stddev	%RSD
Fe	1.1700	ppm	0.0145	1.2419
K_	.41776	ppm	0.0019	0.4485
Li	.00414	ppm	0.0009	21.8065
Mg	.14524	ppm	0.0054	3.7298
Mn	.01396	ppm	0.0004	2.5155
Mo	.35827	ppm	0.0008	0.2311
Na	11.067	ppm	0.0337	0.3045
Ni	.17957	ppm	0.0026	1.4577
Pb	.01986	ppm	0.0013	6.7936
Sb	.02235	ppm	0.0015	6.8241
Se	.03668	ppm	0.0002	0.5260
Si	.21603	ppm	0.0059	2.7521
Sn	.03641	ppm	0.0006	1.5694
Sr	.01056	ppm	0.0001	0.7450
Ti	.01475	ppm	0.0012	8.0277
Tl	.00184	ppm	0.0001	5.2279
V_	.00681	ppm	0.0003	3.9081
Zn	.02598	ppm	0.0001	0.3308
In2306	3320.9	Cts/S	10.1819	0.3066
Y_2243	6695.1	Cts/S	19.8348	0.2963
Y_3600	124150.	Cts/S	156.7891	0.1263
Y_3710	14445.	Cts/S	58.5002	0.4050

L9C4V 50x

Acquire Date: 02/11/2010 19:35:14 Sample Type: Unknown
Method Name: 6500MET Method Revision: 1,145
Analyst Name: Acox

Elem	Avg	Units	Stddev	%RSD
Ag	.23297	ppm	0.0007	0.2802
Al	2.3097	ppm	0.0094	0.4072
As	.00328	ppm	0.0017	52.1911
B_	1.0132	ppm	0.0078	0.7735
Ba	.00273	ppm	0.0002	5.8152
Be	.00010	ppm	0.0000	35.8296
Ca	1.0727	ppm	0.0004	0.0411
Cd	-.00018	ppm	0.0000	2.5413
Co	.08952	ppm	0.0009	0.9879
Cr	2.7943	ppm	0.0079	0.2814
Cu	.42286	ppm	0.0080	1.8857
Fe	.62680	ppm	0.0146	2.3232
K_	.20334	ppm	0.0126	6.2096
Li	.00154	ppm	0.0005	29.7209
Mg	.07775	ppm	0.0116	14.9145
Mn	.00759	ppm	0.0001	1.3770
Mo	.18563	ppm	0.0012	0.6681
Na	5.6648	ppm	0.0081	0.1429
Ni	.09533	ppm	0.0011	1.1448
Pb	.01047	ppm	0.0005	4.7114
Sb	.01181	ppm	0.0008	6.3936
Se	.01954	ppm	0.0012	6.3965

L9C4V 50x

Acquire Date: 02/11/2010 19:35:14 Sample Type: Unknown
Method Name: 6500MET Method Revision: 1,145
Analyst Name: Acox

Elem	Avg	Units	Stddev	%RSD
Si	.11428	ppm	0.0014	1.1859
Sn	.02034	ppm	0.0005	2.2202
Sr	.00557	ppm	0.0000	0.8684
Ti	.00717	ppm	0.0021	29.5635
Tl	.00074	ppm	0.0014	188.7002
V_	.00356	ppm	0.0002	4.4136
Zn	.01536	ppm	0.0001	0.4674
In2306	3295.6	Cts/S	17.5347	0.5321
Y_2243	6527.8	Cts/S	43.4361	0.6654
Y_3600	123220.	Cts/S	176.3199	0.1431
Y_3710	15070.	Cts/S	69.9198	0.4640

L8C4V 100x

Acquire Date: 02/11/2010 19:43:00 Sample Type: Unknown
Method Name: 6500MET Method Revision: 1,145
Analyst Name: Acox

Elem	Avg	Units	Stddev	%RSD
Ag	.13864	ppm	0.0002	0.1554
Al	1.2053	ppm	0.0110	0.9158
As	.00319	ppm	0.0005	16.9642
B_	.53040	ppm	0.0005	0.0908
Ba	.00134	ppm	0.0000	1.7082
Be	.00002	ppm	0.0000	55.2332
Ca	.59379	ppm	0.0016	0.2737
Cd	-.00018	ppm	0.0000	24.1775
Co	.04301	ppm	0.0009	2.0386
Cr	1.4737	ppm	0.0036	0.2459
Cu	.20891	ppm	0.0014	0.6879
Fe	.30511	ppm	0.0028	0.9290
K_	.11942	ppm	0.0351	29.4210
Li	-.00004	ppm	0.0004	1,133.2973
Mg	.05311	ppm	0.0064	12.1141
Mn	.00394	ppm	0.0005	12.1371
Mo	.09749	ppm	0.0004	0.4044
Na	2.9916	ppm	0.0081	0.2703
Ni	.04701	ppm	0.0014	2.9256
Pb	.00536	ppm	0.0002	4.3801
Sb	.00624	ppm	0.0005	7.7067
Se	.01036	ppm	0.0012	11.5605
Si	.06324	ppm	0.0030	4.8216
Sn	.00987	ppm	0.0002	1.7537
Sr	.00299	ppm	0.0001	2.3602
Ti	.00425	ppm	0.0012	28.0024
Tl	-.00011	ppm	0.0009	831.4059
V_	.00124	ppm	0.0001	11.6664
Zn	.00806	ppm	0.0000	0.5520
In2306	3375.4	Cts/S	10.4405	0.3093
Y_2243	6620.8	Cts/S	13.1095	0.1980
Y_3600	125340.	Cts/S	210.8001	0.1682
Y_3710	14718.	Cts/S	113.8898	0.7738

CCV1-10

Acquire Date: 02/11/2010 19:47:51 Sample Type: QC
Method Name: 6500MET Method Revision: 1,145
Analyst Name: Acox

Elem	Avg	Units	Stddev	%RSD
Ag	1.0091	ppm	0.0029	0.2913
Al	24.876	ppm	0.0427	0.1718
As	.53010	ppm	0.0033	0.6137
B_	2.0858	ppm	0.0056	0.2696
Ba	2.0436	ppm	0.0040	0.1976
Be	2.0549	ppm	0.0028	0.1353
Ca	53.344	ppm	0.2493	0.4674
Cd	.49387	ppm	0.0010	0.2031
Co	2.1147	ppm	0.0036	0.1693
Cr	1.9775	ppm	0.0061	0.3082
Cu	2.0642	ppm	0.0032	0.1572
Fe	26.057	ppm	0.0637	0.2444
K_	124.03	ppm	0.1749	0.1410
Li	2.1311	ppm	0.0066	0.3116
Mg	50.807	ppm	0.2655	0.5225
Mn	1.9783	ppm	0.0078	0.3952
Mo	2.0456	ppm	0.0037	0.1800
Na	130.84	ppm	0.2510	0.1918
Ni	2.0742	ppm	0.0018	0.0869
Pb	.52028	ppm	0.0021	0.4062
Sb	.53176	ppm	0.0030	0.5672
Se	.53812	ppm	0.0040	0.7386
Si	2.0537	ppm	0.0111	0.5387
Sn	1.9849	ppm	0.0052	0.2610
Sr	2.0932	ppm	0.0049	0.2340
Ti	2.0983	ppm	0.0047	0.2264
Tl	.97939	ppm	0.0055	0.5617
V_	2.0617	ppm	0.0044	0.2121
Zn	1.9859	ppm	0.0037	0.1857
In2306	2795.9	Cts/S	7.8779	0.2818
Y_2243	6161.7	Cts/S	14.2587	0.2314
Y_3600	113050.	Cts/S	212.5906	0.1880
Y_3710	14156.	Cts/S	132.4349	0.9355

CCB10

Acquire Date: 02/11/2010 19:52:26 Sample Type: QC
Method Name: 6500MET Method Revision: 1,145
Analyst Name: Acox

Elem	Avg	Units	Stddev	%RSD
Ag	.00026	ppm	0.0002	70.2558
Al	.01332	ppm	0.0059	44.1296
As	.00041	ppm	0.0008	185.7608
B_	.00599	ppm	0.0005	7.9318
Ba	.00064	ppm	0.0002	37.5292
Be	.00053	ppm	0.0000	4.6985
Ca	.02851	ppm	0.0022	7.7971
Cd	.00009	ppm	0.0000	39.6665
Co	.00321	ppm	0.0007	21.5912

CCB10

Acquire Date: 02/11/2010 19:52:26 Sample Type: QC

Method Name: 6500MET Method Revision: 1,145

Analyst Name: Acox

Elem	Avg	Units	Stddev	%RSD
Cr	.00094	ppm	0.0002	26.3596
Cu	.00383	ppm	0.0012	30.2083
Fe	.05926	ppm	0.0024	4.1244
K_	.09197	ppm	0.0117	12.7580
Li	.00057	ppm	0.0006	112.2383
Mg	.03618	ppm	0.0159	43.8460
Mn	.00127	ppm	0.0000	2.3378
Mo	.00215	ppm	0.0004	18.0013
Na	.01992	ppm	0.0036	18.3056
Ni	.00279	ppm	0.0008	29.2351
Pb	-.00064	ppm	0.0003	48.0552
Sb	.00061	ppm	0.0014	221.9457
Se	.00075	ppm	0.0014	189.0674
Si	.00113	ppm	0.0047	416.4523
Sn	.00182	ppm	0.0005	27.1059
Sr	.00062	ppm	0.0001	9.2111
Ti	.00059	ppm	0.0006	97.7451
Tl	-.00002	ppm	0.0006	3,657.0526
V_	.00047	ppm	0.0002	33.9710
Zn	.00093	ppm	0.0001	7.6114
In2306	3435.3	Cts/S	5.1317	0.1494
Y_2243	6639.2	Cts/S	20.2334	0.3048
Y_3600	125150.	Cts/S	183.9567	0.1470
Y_3710	14369.	Cts/S	118.0021	0.8212

Sample Name: STD1 Acquired: 11/2/2010 11:02:24 Type: Cal
Method: 6500MET(v1145) Mode: IR Corr. Factor: 1.000000
User: Acox Custom ID1: Custom ID2: Custom ID3:
Comment: ,

Elem	Ag	Al	As	B_	Ba
Line	328.068 {103}	396.152 { 85}	189.042 {479}	208.959 {461}	455.403 { 74}
IS Ref	(Y_3600)	(Y_3710)	(Y_2243)	(Y_2243)	(Y_3710)
Units	Cts/S	Cts/S	Cts/S	Cts/S	Cts/S
Avg	**-.00016**	**.00105**	**-.00009**	**.00135**	**.00808**
Stddev	.00008	.00040	.00004	.00007	.00042
%RSD	49.084	38.451	45.281	4.9486	5.1699
#1	-.00013	.00072	-.00006	.00139	.00774
#2	-.00025	.00093	-.00014	.00138	.00854
#3	-.00010	.00150	-.00008	.00127	.00796

Elem	Be	Ca	Cd	Co	Cr
Line	313.042 {108}	317.933 {106}	214.438 {457}	228.616 {447}	267.716 {126}
IS Ref	(Y_3710)	(Y_3710)	(Y_2243)	(In2306)	(Y_3600)
Units	Cts/S	Cts/S	Cts/S	Cts/S	Cts/S
Avg	**-.00001**	**.00497**	**.00056**	**.00019**	**.00008**
Stddev	.00015	.00028	.00006	.00010	.00001
%RSD	1501.1	5.5691	10.131	51.681	10.760
#1	.00013	.00468	.00057	.00018	.00009
#2	-.00018	.00501	.00061	.00010	.00008
#3	.00002	.00522	.00049	.00029	.00007

Elem	Cu	Fe	K_	Li	Mg
Line	324.754 {104}2	259.940 {130}	769.896 { 44}	670.784 { 50}	279.079 {121}
IS Ref	(Y_3710)	(Y_3710)	(Y_3710)	(Y_3710)	(Y_3710)
Units	Cts/S	Cts/S	Cts/S	Cts/S	Cts/S
Avg	**.00079**	**.00016**	**.01122**	**.00199**	**-.00024**
Stddev	.00010	.00010	.00085	.00093	.00005
%RSD	12.680	64.354	7.5383	46.726	22.340
#1	.00090	.00022	.01185	.00211	-.00019
#2	.00071	.00004	.01155	.00284	-.00029
#3	.00076	.00022	.01026	.00100	-.00022

Sample Name: STD1 Acquired: 11/2/2010 11:02:24 Type: Cal
Method: 6500MET(v1145) Mode: IR Corr. Factor: 1.000000
User: Acox Custom ID1: Custom ID2: Custom ID3:
Comment:

Elem	Mn	Mo	Na	Ni	Pb
Line	257.610 {131}2	202.030 {467}	589.592 { 57}	231.604 {445}	220.353 {453}
IS Ref	(Y_3710)	(Y_2243)	(Y_3710)	(In2306)	(In2306)
Units	Cts/S	Cts/S	Cts/S	Cts/S	Cts/S
Avg	**.00004**	**.00059**	**.00448**	**-.00042**	**.00003**
Stddev	.00011	.00007	.00001	.00020	.00035
%RSD	319.02	12.221	.25224	46.310	1254.6
#1	-.00007	.00051	.00449	-.00055	.00040
#2	.00002	.00061	.00448	-.00020	-.00002
#3	.00016	.00065	.00447	-.00052	-.00030

Elem	Sb	Se	Si	Sn	Sr
Line	206.833 {463}	196.090 {472}	251.611 {134}	189.989 {477}	407.771 { 83}
IS Ref	(Y_2243)	(Y_2243)	(Y_3710)	(Y_2243)	(Y_3710)
Units	Cts/S	Cts/S	Cts/S	Cts/S	Cts/S
Avg	**.00005**	**.00025**	**.00035**	**.00014**	**.00028**
Stddev	.00006	.00005	.00006	.00003	.00021
%RSD	130.89	19.828	16.876	23.181	73.995
#1	.00010	.00025	.00033	.00013	.00038
#2	.00006	.00020	.00031	.00011	.00042
#3	-.00002	.00030	.00042	.00017	.00004

Elem	Ti	Tl	V_	Zn
Line	334.904 {101}	190.856 {477}	292.402 {115}	206.200 {463}
IS Ref	(Y_3710)	(In2306)	(Y_3600)	(Y_2243)
Units	Cts/S	Cts/S	Cts/S	Cts/S
Avg	**-.00055**	**.00000**	**.00011**	**.00084**
Stddev	.00009	.00022	.00004	.00001
%RSD	17.136	24559.	37.850	1.6248
#1	-.00058	.00023	.00015	.00083
#2	-.00044	-.00020	.00007	.00085
#3	-.00062	-.00002	.00012	.00084

Sample Name: STD1 Acquired: 11/2/2010 11:02:24 Type: Cal
Method: 6500MET(v1145) Mode: IR Corr. Factor: 1.000000
User: Acox Custom ID1: Custom ID2: Custom ID3:
Comment:

Int. Std.	In2306	Y_2243	Y_3600	Y_3710
Line	230.606 {446}	224.306 {450}	360.073 { 94}	371.030 { 91}
Units	Cts/S	Cts/S	Cts/S	Cts/S
Avg	**3496.6**	**6877.8**	**125700.**	**15822.**
Stddev	8.2	5.4	215.	55.
%RSD	.23353	.07783	.17138	.34639
#1	3487.5	6879.2	125680.	15885.
#2	3498.9	6871.9	125930.	15785.
#3	3503.3	6882.3	125500.	15795.

Sample Name: STD2 Acquired: 11/2/2010 11:07:16 Type: Cal
Method: 6500MET(v1145) Mode: IR Corr. Factor: 1.000000
User: Acox Custom ID1: Custom ID2: Custom ID3:
Comment:

Elem	Ag	As	Cd	Pb	Sb	Se
Line	328.068 {103}	189.042 {479}	214.438 {457}	220.353 {453}	206.833 {463}	196.090 {472}
IS Ref	(Y_3600)	(Y_2243)	(Y_2243)	(In2306)	(Y_2243)	(Y_2243)
Units	Cts/S	Cts/S	Cts/S	Cts/S	Cts/S	Cts/S
Avg	**.43147**	**.05178**	**2.8075**	**.47731**	**.12905**	**.06506**
Stddev	.00088	.00027	.0034	.00037	.00009	.00026
%RSD	.20432	.51854	.11943	.07855	.07154	.40028
#1	.43217	.05166	2.8037	.47688	.12906	.06492
#2	.43048	.05159	2.8097	.47746	.12896	.06490
#3	.43177	.05209	2.8092	.47759	.12914	.06536

Elem	Tl
Line	190.856 {477}
IS Ref	(In2306)
Units	Cts/S
Avg	**.53053**
Stddev	.00145
%RSD	.27356
#1	.52919
#2	.53033
#3	.53207

Int. Std.	In2306	Y_2243	Y_3600
Line	230.606 {446}	224.306 {450}	360.073 { 94}
Units	Cts/S	Cts/S	Cts/S
Avg	**3520.4**	**6950.3**	**127650.**
Stddev	3.2	1.4	196.
%RSD	.09002	.01947	.15350
#1	3523.6	6949.6	127590.
#2	3520.4	6951.8	127860.
#3	3517.3	6949.4	127480.

Sample Name: STD3 Acquired: 11/2/2010 11:12:03 Type: Cal
Method: 6500MET(v1145) Mode: IR Corr. Factor: 1.000000
User: Acox Custom ID1: Custom ID2: Custom ID3:
Comment:

Elem	Al	Ca	Fe	K_	Mg	Na
Line	396.152 { 85}	317.933 {106}	259.940 {130}	769.896 { 44}	279.079 {121}	589.592 { 57}
IS Ref	(Y_3710)	(Y_3710)	(Y_3710)	(Y_3710)	(Y_3710)	(Y_3710)
Units	Cts/S	Cts/S	Cts/S	Cts/S	Cts/S	Cts/S
Avg	**2.2682**	**10.730**	**3.4235**	**3.4897**	**.97451**	**32.407**
Stddev	.0014	.029	.0027	.0043	.00259	.188
%RSD	.06341	.27160	.07789	.12393	.26627	.58117
#1	2.2671	10.759	3.4263	3.4881	.97208	32.366
#2	2.2698	10.701	3.4211	3.4864	.97421	32.613
#3	2.2678	10.729	3.4230	3.4946	.97725	32.243

Int. Std.	Y_3710
Line	371.030 { 91}
Units	Cts/S
Avg	**14977.**
Stddev	10.
%RSD	.06778
#1	14978.
#2	14967.
#3	14987.

Sample Name: STD4 Acquired: 11/2/2010 11:17:01 Type: Cal
Method: 6500MET(v1145) Mode: IR Corr. Factor: 1.000000
User: Acox Custom ID1: Custom ID2: Custom ID3:
Comment:

Elem	B_	Ba	Be	Co	Cr
Line	208.959 {461}	455.403 { 74}	313.042 {108}	228.616 {447}	267.716 {126}
IS Ref	(Y_2243)	(Y_3710)	(Y_3710)	(In2306)	(Y_3600)
Units	Cts/S	Cts/S	Cts/S	Cts/S	Cts/S
Avg	**1.4719**	**10.738**	**20.954**	**8.3587**	**.53047**
Stddev	.0012	.005	.011	.0139	.00082
%RSD	.07813	.04435	.05080	.16674	.15405
#1	1.4706	10.733	20.943	8.3530	.53132
#2	1.4724	10.740	20.955	8.3485	.53040
#3	1.4728	10.742	20.964	8.3746	.52969

Elem	Cu	Li	Mn	Mo	Ni
Line	324.754 {104}2	670.784 { 50}	257.610 {131}2	202.030 {467}	231.604 {445}
IS Ref	(Y_3710)	(Y_3710)	(Y_3710)	(Y_2243)	(In2306)
Units	Cts/S	Cts/S	Cts/S	Cts/S	Cts/S
Avg	**.51421**	**3.5646**	**1.4349**	**3.0228**	**2.6290**
Stddev	.00022	.0035	.0033	.0011	.0059
%RSD	.04316	.09824	.22907	.03729	.22293
#1	.51407	3.5607	1.4384	3.0230	2.6241
#2	.51409	3.5673	1.4319	3.0216	2.6274
#3	.51446	3.5658	1.4344	3.0239	2.6355

Elem	Si	Sn	Sr	Ti	V_
Line	251.611 {134}	189.989 {477}	407.771 { 83}	334.904 {101}	292.402 {115}
IS Ref	(Y_3710)	(Y_2243)	(Y_3710)	(Y_3710)	(Y_3600)
Units	Cts/S	Cts/S	Cts/S	Cts/S	Cts/S
Avg	**.08192**	**.65575**	**24.589**	**.67717**	**.70583**
Stddev	.00066	.00100	.432	.00066	.00105
%RSD	.80890	.15231	1.7567	.09800	.14900
#1	.08214	.65682	25.012	.67646	.70703
#2	.08245	.65558	24.148	.67778	.70535
#3	.08118	.65484	24.606	.67727	.70510

Sample Name: STD4 Acquired: 11/2/2010 11:17:01 Type: Cal
Method: 6500MET(v1145) Mode: IR Corr. Factor: 1.000000
User: Acox Custom ID1: Custom ID2: Custom ID3:
Comment:

Elem	Zn
Line	206.200 {463}
IS Ref	(Y_2243)
Units	Cts/S
Avg	**3.0362**
Stddev	.0004
%RSD	.01456
#1	3.0365
#2	3.0357
#3	3.0365

Int. Std.	In2306	Y_2243	Y_3600	Y_3710
Line	230.606 {446}	224.306 {450}	360.073 { 94}	371.030 { 91}
Units	Cts/S	Cts/S	Cts/S	Cts/S
Avg	**3376.9**	**6808.2**	**125380.**	**15273.**
Stddev	3.4	5.0	348.	68.
%RSD	.10156	.07378	.27728	.44763
#1	3379.3	6813.0	125000.	15225.
#2	3378.6	6803.0	125670.	15351.
#3	3373.0	6808.6	125470.	15243.

Sample Name: ICV1-1 MET 5341-10 Acquired: 11/2/2010 11:21:51 Type: QC
Method: 6500MET(v1145) Mode: CONC Corr. Factor: 1.000000
User: Acox Custom ID1: Q01102A Custom ID2: ACC Custom ID3: Int. 5852-10
Comment: TestAmerica Pittsburgh ICP Metals Analysis Inst. 6500 ICP

Elem	Ag	Al	As	B_	Ba
Line	328.068 {103}	396.152 { 85}	189.042 {479}	208.959 {461}	455.403 { 74}
IS Ref	(Y_3600)	(Y_3710)	(Y_2243)	(Y_2243)	(Y_3710)
Units	ppm	ppm	ppm	ppm	ppm
Avg	**.49066**	**12.383**	**.26126**	**1.0287**	**1.0049**
Stddev	.00041	.013	.00052	.0019	.0018
%RSD	.08368	.10537	.19844	.18495	.17409
#1	.49094	12.385	.26116	1.0278	1.0052
#2	.49019	12.369	.26182	1.0309	1.0064
#3	.49086	12.395	.26080	1.0274	1.0030
Check ?	Chk Pass	Chk Pass	Chk Pass	Chk Pass	Chk Pass
Value					
Range					

Elem	Be	Ca	Cd	Co	Cr
Line	313.042 {108}	317.933 {106}	214.438 {457}	228.616 {447}	267.716 {126}
IS Ref	(Y_3710)	(Y_3710)	(Y_2243)	(In2306)	(Y_3600)
Units	ppm	ppm	ppm	ppm	ppm
Avg	**.99090**	**25.660**	**.25292**	**1.0585**	**1.0174**
Stddev	.00180	.088	.00040	.0025	.0032
%RSD	.18136	.34401	.15619	.24036	.30989
#1	.99019	25.599	.25323	1.0615	1.0137
#2	.98957	25.621	.25306	1.0571	1.0191
#3	.99294	25.761	.25248	1.0570	1.0193
Check ?	Chk Pass	Chk Pass	Chk Pass	Chk Pass	Chk Pass
Value					
Range					

Sample Name: ICV1-1 MET 5341-10 Acquired: 11/2/2010 11:21:51 Type: QC
Method: 6500MET(v1145) Mode: CONC Corr. Factor: 1.000000
User: Acox Custom ID1: Q01102A Custom ID2: ACC Custom ID3: Int. 5852-10
Comment: TestAmerica Pittsburgh ICP Metals Analysis Inst. 6500 ICP

Elem	Cu	Fe	K_	Li	Mg
Line	324.754 {104}2	259.940 {130}	769.896 { 44}	670.784 { 50}	279.079 {121}
IS Ref	(Y_3710)	(Y_3710)	(Y_3710)	(Y_3710)	(Y_3710)
Units	ppm	ppm	ppm	ppm	ppm
Avg	**1.0039**	**13.254**	**49.252**	**1.0282**	**24.660**
Stddev	.0061	.034	.146	.0028	.089
%RSD	.60628	.25432	.29668	.27486	.35958
#1	1.0077	13.217	49.161	1.0314	24.563
#2	.99688	13.264	49.420	1.0265	24.680
#3	1.0071	13.283	49.173	1.0266	24.737
Check ?	Chk Pass	Chk Pass	Chk Pass	Chk Pass	Chk Pass
Value					
Range					

Elem	Mn	Mo	Na	Ni	Pb
Line	257.610 {131}2	202.030 {467}	589.592 { 57}	231.604 {445}	220.353 {453}
IS Ref	(Y_3710)	(Y_2243)	(Y_3710)	(In2306)	(In2306)
Units	ppm	ppm	ppm	ppm	ppm
Avg	**1.0246**	**.99998**	**49.873**	**1.0448**	**.26001**
Stddev	.0022	.00094	.056	.0043	.00148
%RSD	.21637	.09358	.11214	.41345	.56869
#1	1.0223	1.0003	49.863	1.0493	.26166
#2	1.0267	1.0007	49.822	1.0445	.25879
#3	1.0249	.99892	49.933	1.0407	.25958
Check ?	Chk Pass	Chk Pass	Chk Pass	Chk Pass	Chk Pass
Value					
Range					

Sample Name: ICV1-1 MET 5341-10 Acquired: 11/2/2010 11:21:51 Type: QC
Method: 6500MET(v1145) Mode: CONC Corr. Factor: 1.000000
User: Acox Custom ID1: Q01102A Custom ID2: ACC Custom ID3: Int. 5852-10
Comment: TestAmerica Pittsburgh ICP Metals Analysis Inst. 6500 ICP

Elem	Sb	Se	Si	Sn	Sr
Line	206.833 {463}	196.090 {472}	251.611 {134}	189.989 {477}	407.771 { 83}
IS Ref	(Y_2243)	(Y_2243)	(Y_3710)	(Y_2243)	(Y_3710)
Units	ppm	ppm	ppm	ppm	ppm
Avg	**.25445**	**.25894**	F **1.1079**	**.97748**	**1.0358**
Stddev	.00068	.00172	.0069	.00131	.0011
%RSD	.26891	.66396	.61785	.13398	.10856
#1	.25372	.25758	1.1029	.97839	1.0356
#2	.25508	.26087	1.1051	.97807	1.0370
#3	.25456	.25837	1.1157	.97598	1.0348
Check ?	Chk Pass	Chk Pass	Chk Fail	Chk Pass	Chk Pass
Value			1.0000		
Range			10.000%		

Elem	Ti	Tl	V_	Zn
Line	334.904 {101}	190.856 {477}	292.402 {115}	206.200 {463}
IS Ref	(Y_3710)	(In2306)	(Y_3600)	(Y_2243)
Units	ppm	ppm	ppm	ppm
Avg	**.99196**	**.51375**	**1.0055**	**.99386**
Stddev	.00486	.00205	.0015	.00244
%RSD	.49015	.39834	.14754	.24525
#1	.98650	.51605	1.0057	.99642
#2	.99582	.51212	1.0039	.99361
#3	.99357	.51309	1.0069	.99156
Check ?	Chk Pass	Chk Pass	Chk Pass	Chk Pass
Value				
Range				

Sample Name: ICV1-1 MET 5341-10 Acquired: 11/2/2010 11:21:51 Type: QC
Method: 6500MET(v1145) Mode: CONC Corr. Factor: 1.000000
User: Acox Custom ID1: Q01102A Custom ID2: ACC Custom ID3: Int. 5852-10
Comment: TestAmerica Pittsburgh ICP Metals Analysis Inst. 6500 ICP

Int. Std.	In2306	Y_2243	Y_3600	Y_3710
Line	230.606 {446}	224.306 {450}	360.073 { 94}	371.030 { 91}
Units	Cts/S	Cts/S	Cts/S	Cts/S
Avg	**3064.3**	**6627.6**	**120300.**	**15286.**
Stddev	4.8	14.0	267.	71.
%RSD	.15756	.21069	.22163	.46538
#1	3059.2	6626.4	120410.	15364.
#2	3064.7	6614.2	120490.	15269.
#3	3068.9	6642.1	119990.	15225.

Sample Name: ICB1 Acquired: 11/2/2010 11:26:29 Type: QC
Method: 6500MET(v1145) Mode: CONC Corr. Factor: 1.000000
User: Acox Custom ID1: Q01102A Custom ID2: ACC Custom ID3: Int. 5320-10
Comment: TestAmerica Pittsburgh ICP Metals Analysis Inst. 6500 ICP

Elem	Ag	Al	As	B_	Ba
Line	328.068 {103}	396.152 { 85}	189.042 {479}	208.959 {461}	455.403 { 74}
IS Ref	(Y_3600)	(Y_3710)	(Y_2243)	(Y_2243)	(Y_3710)
Units	ppm	ppm	ppm	ppm	ppm
Avg	**.00006**	**.00377**	**-.00005**	**.00178**	**.00012**
Stddev	.00017	.00524	.00030	.00057	.00019
%RSD	284.14	139.13	537.60	32.076	158.90
#1	-.00004	-.00190	-.00026	.00244	.00005
#2	.00025	.00475	.00028	.00150	-.00003
#3	-.00004	.00845	-.00019	.00140	.00033
Check ?	Chk Pass	Chk Pass	Chk Pass	Chk Pass	Chk Pass
High Limit					
Low Limit					

Elem	Be	Ca	Cd	Co	Cr
Line	313.042 {108}	317.933 {106}	214.438 {457}	228.616 {447}	267.716 {126}
IS Ref	(Y_3710)	(Y_3710)	(Y_2243)	(In2306)	(Y_3600)
Units	ppm	ppm	ppm	ppm	ppm
Avg	**.00010**	**.00519**	**.00003**	**.00030**	**.00025**
Stddev	.00005	.00279	.00002	.00008	.00019
%RSD	47.158	53.881	84.810	28.033	78.773
#1	.00006	.00243	.00000	.00024	.00045
#2	.00009	.00510	.00003	.00027	.00023
#3	.00015	.00802	.00005	.00040	.00006
Check ?	Chk Pass	Chk Pass	Chk Pass	Chk Pass	Chk Pass
High Limit					
Low Limit					

Sample Name: ICB1 Acquired: 11/2/2010 11:26:29 Type: QC
Method: 6500MET(v1145) Mode: CONC Corr. Factor: 1.000000
User: Acox Custom ID1: Q01102A Custom ID2: ACC Custom ID3: Int. 5320-10
Comment: TestAmerica Pittsburgh ICP Metals Analysis Inst. 6500 ICP

Elem	Cu	Fe	K_	Li	Mg
Line	324.754 {104}2	259.940 {130}	769.896 { 44}	670.784 { 50}	279.079 {121}
IS Ref	(Y_3710)	(Y_3710)	(Y_3710)	(Y_3710)	(Y_3710)
Units	ppm	ppm	ppm	ppm	ppm
Avg	**-.00163**	**.00072**	**.07546**	**.00038**	**.00717**
Stddev	.00039	.00148	.03936	.00078	.02076
%RSD	24.112	205.77	52.163	204.85	289.36
#1	-.00183	-.00067	.05148	-.00051	.00831
#2	-.00117	.00055	.12089	.00093	-.01413
#3	-.00188	.00228	.05401	.00072	.02734
Check ?	Chk Pass	Chk Pass	Chk Pass	Chk Pass	Chk Pass
High Limit					
Low Limit					

Elem	Mn	Mo	Na	Ni	Pb
Line	257.610 {131}2	202.030 {467}	589.592 { 57}	231.604 {445}	220.353 {453}
IS Ref	(Y_3710)	(Y_2243)	(Y_3710)	(In2306)	(In2306)
Units	ppm	ppm	ppm	ppm	ppm
Avg	**.00033**	**.00132**	**.00626**	**.00040**	**.00073**
Stddev	.00017	.00010	.00761	.00070	.00041
%RSD	51.021	7.6151	121.51	173.03	56.677
#1	.00050	.00128	.00291	.00059	.00081
#2	.00016	.00125	.00090	.00099	.00110
#3	.00032	.00144	.01498	-.00037	.00028
Check ?	Chk Pass	Chk Pass	Chk Pass	Chk Pass	Chk Pass
High Limit					
Low Limit					

Sample Name: ICB1 Acquired: 11/2/2010 11:26:29 Type: QC
Method: 6500MET(v1145) Mode: CONC Corr. Factor: 1.000000
User: Acox Custom ID1: Q01102A Custom ID2: ACC Custom ID3: Int. 5320-10
Comment: TestAmerica Pittsburgh ICP Metals Analysis Inst. 6500 ICP

Elem	Sb	Se	Si	Sn	Sr
Line	206.833 {463}	196.090 {472}	251.611 {134}	189.989 {477}	407.771 { 83}
IS Ref	(Y_2243)	(Y_2243)	(Y_3710)	(Y_2243)	(Y_3710)
Units	ppm	ppm	ppm	ppm	ppm
Avg	**.00040**	**.00150**	**-.00310**	**.00031**	**.00016**
Stddev	.00037	.00042	.00670	.00025	.00012
%RSD	91.543	28.140	216.29	80.988	76.509
#1	.00061	.00174	-.00658	.00059	.00002
#2	.00062	.00176	.00462	.00011	.00020
#3	-.00002	.00102	-.00733	.00024	.00026
Check ?	Chk Pass	Chk Pass	Chk Pass	Chk Pass	Chk Pass
High Limit					
Low Limit					

Elem	Ti	Tl	V_	Zn
Line	334.904 {101}	190.856 {477}	292.402 {115}	206.200 {463}
IS Ref	(Y_3710)	(In2306)	(Y_3600)	(Y_2243)
Units	ppm	ppm	ppm	ppm
Avg	**-.00042**	**.00011**	**.00031**	**.00055**
Stddev	.00137	.00035	.00017	.00010
%RSD	324.31	334.22	53.839	17.370
#1	.00059	.00039	.00044	.00057
#2	-.00198	-.00029	.00038	.00063
#3	.00012	.00022	.00012	.00044
Check ?	Chk Pass	Chk Pass	Chk Pass	Chk Pass
High Limit				
Low Limit				

Sample Name: ICB1 Acquired: 11/2/2010 11:26:29 Type: QC
Method: 6500MET(v1145) Mode: CONC Corr. Factor: 1.000000
User: Acox Custom ID1: Q01102A Custom ID2: ACC Custom ID3: Int. 5320-10
Comment: TestAmerica Pittsburgh ICP Metals Analysis Inst. 6500 ICP

Int. Std.	In2306	Y_2243	Y_3600	Y_3710
Line	230.606 {446}	224.306 {450}	360.073 { 94}	371.030 { 91}
Units	Cts/S	Cts/S	Cts/S	Cts/S
Avg	**3504.1**	**6875.2**	**128300.**	**15351.**
Stddev	8.3	23.0	395.	46.
%RSD	.23803	.33412	.30782	.29699
#1	3512.1	6898.0	128360.	15332.
#2	3504.6	6875.4	127880.	15318.
#3	3495.5	6852.1	128660.	15403.

Sample Name: CRA/RLV MET 5196-10 Acquired: 11/2/2010 11:31:24 Type: QC
Method: 6500MET(v1145) Mode: CONC Corr. Factor: 1.000000
User: Acox Custom ID1: Q01102A Custom ID2: ACC Custom ID3: Int. 5320-10
Comment: TestAmerica Pittsburgh ICP Metals Analysis Inst. 6500 ICP

Elem	Ag	Al	As	B_	Ba
Line	328.068 {103}	396.152 { 85}	189.042 {479}	208.959 {461}	455.403 { 74}
IS Ref	(Y_3600)	(Y_3710)	(Y_2243)	(Y_2243)	(Y_3710)
Units	ppm	ppm	ppm	ppm	ppm
Avg	**.00497**	**.20951**	**.01084**	**.20380**	**.20184**
Stddev	.00001	.01356	.00107	.00039	.00052
%RSD	.17908	6.4739	9.8300	.18997	.25744
#1	.00498	.22502	.01185	.20424	.20134
#2	.00496	.20365	.00973	.20354	.20180
#3	.00496	.19986	.01094	.20361	.20238
Check ?	Chk Pass	Chk Pass	Chk Pass	Chk Pass	Chk Pass
Value					
Range					

Elem	Be	Ca	Cd	Co	Cr
Line	313.042 {108}	317.933 {106}	214.438 {457}	228.616 {447}	267.716 {126}
IS Ref	(Y_3710)	(Y_3710)	(Y_2243)	(In2306)	(Y_3600)
Units	ppm	ppm	ppm	ppm	ppm
Avg	**.00424**	**5.3123**	**.00507**	**.05073**	**.00507**
Stddev	.00006	.0345	.00006	.00015	.00003
%RSD	1.4193	.64890	1.2595	.29315	.52695
#1	.00424	5.2811	.00500	.05057	.00504
#2	.00418	5.3066	.00513	.05086	.00507
#3	.00430	5.3493	.00507	.05075	.00510
Check ?	Chk Pass	Chk Pass	Chk Pass	Chk Pass	Chk Pass
Value					
Range					

Sample Name: CRA/RLV MET 5196-10 Acquired: 11/2/2010 11:31:24 Type: QC
Method: 6500MET(v1145) Mode: CONC Corr. Factor: 1.000000
User: Acox Custom ID1: Q01102A Custom ID2: ACC Custom ID3: Int. 5320-10
Comment: TestAmerica Pittsburgh ICP Metals Analysis Inst. 6500 ICP

Elem	Cu	Fe	K_	Li	Mg
Line	324.754 {104}2	259.940 {130}	769.896 { 44}	670.784 { 50}	279.079 {121}
IS Ref	(Y_3710)	(Y_3710)	(Y_3710)	(Y_3710)	(Y_3710)
Units	ppm	ppm	ppm	ppm	ppm
Avg	**.02304**	**.11124**	**4.9216**	**.05085**	**5.0178**
Stddev	.00044	.00241	.0215	.00044	.0377
%RSD	1.8919	2.1634	.43597	.87516	.75080
#1	.02325	.11396	4.9449	.05075	4.9837
#2	.02254	.10938	4.9026	.05046	5.0114
#3	.02333	.11037	4.9174	.05133	5.0582
Check ?	Chk Pass	Chk Pass	Chk Pass	Chk Pass	Chk Pass
Value					
Range					

Elem	Mn	Mo	Na	Ni	Pb
Line	257.610 {131}2	202.030 {467}	589.592 { 57}	231.604 {445}	220.353 {453}
IS Ref	(Y_3710)	(Y_2243)	(Y_3710)	(In2306)	(In2306)
Units	ppm	ppm	ppm	ppm	ppm
Avg	**.01569**	**.04270**	**5.1062**	**.04164**	**.00371**
Stddev	.00044	.00015	.0274	.00022	.00043
%RSD	2.7861	.35309	.53675	.53043	11.483
#1	.01530	.04259	5.0771	.04142	.00376
#2	.01616	.04287	5.1100	.04187	.00411
#3	.01562	.04264	5.1316	.04164	.00326
Check ?	Chk Pass	Chk Pass	Chk Pass	Chk Pass	Chk Pass
Value					
Range					

Sample Name: CRA/RLV MET 5196-10 Acquired: 11/2/2010 11:31:24 Type: QC
Method: 6500MET(v1145) Mode: CONC Corr. Factor: 1.000000
User: Acox Custom ID1: Q01102A Custom ID2: ACC Custom ID3: Int. 5320-10
Comment: TestAmerica Pittsburgh ICP Metals Analysis Inst. 6500 ICP

Elem	Sb	Se	Si	Sn	Sr
Line	206.833 {463}	196.090 {472}	251.611 {134}	189.989 {477}	407.771 { 83}
IS Ref	(Y_2243)	(Y_2243)	(Y_3710)	(Y_2243)	(Y_3710)
Units	ppm	ppm	ppm	ppm	ppm
Avg	**.01036**	**.00649**	**.49019**	**.10269**	**.05156**
Stddev	.00091	.00117	.00795	.00041	.00011
%RSD	8.8026	17.992	1.6212	.39440	.22007
#1	.00968	.00783	.49408	.10313	.05152
#2	.01001	.00569	.48104	.10259	.05147
#3	.01140	.00595	.49543	.10234	.05169
Check ?	Chk Pass	Chk Pass	Chk Pass	Chk Pass	Chk Pass
Value					
Range					

Elem	Ti	Tl	V_	Zn
Line	334.904 {101}	190.856 {477}	292.402 {115}	206.200 {463}
IS Ref	(Y_3710)	(In2306)	(Y_3600)	(Y_2243)
Units	ppm	ppm	ppm	ppm
Avg	**.05030**	**.01050**	**.05049**	**.01959**
Stddev	.00047	.00066	.00033	.00008
%RSD	.92485	6.3276	.64570	.38386
#1	.05080	.01043	.05011	.01958
#2	.05023	.00988	.05066	.01966
#3	.04988	.01120	.05070	.01951
Check ?	Chk Pass	Chk Pass	Chk Pass	Chk Pass
Value				
Range				

Sample Name: CRA/RLV MET 5196-10 Acquired: 11/2/2010 11:31:24 Type: QC
Method: 6500MET(v1145) Mode: CONC Corr. Factor: 1.000000
User: Acox Custom ID1: Q01102A Custom ID2: ACC Custom ID3: Int. 5320-10
Comment: TestAmerica Pittsburgh ICP Metals Analysis Inst. 6500 ICP

Int. Std.	In2306	Y_2243	Y_3600	Y_3710
Line	230.606 {446}	224.306 {450}	360.073 { 94}	371.030 { 91}
Units	Cts/S	Cts/S	Cts/S	Cts/S
Avg	**3378.9**	**6754.8**	**124330.**	**15223.**
Stddev	4.2	14.0	537.	43.
%RSD	.12563	.20679	.43156	.27975
#1	3374.1	6746.6	124420.	15261.
#2	3380.3	6770.9	123760.	15231.
#3	3382.3	6746.8	124820.	15177.

Sample Name: ICSA MET 5195-10 Acquired: 11/2/2010 11:36:16 Type: QC
Method: 6500MET(v1145) Mode: CONC Corr. Factor: 1.000000
User: Acox Custom ID1: Q01102A Custom ID2: ACC Custom ID3: Int. 5320-10
Comment: TestAmerica Pittsburgh ICP Metals Analysis Inst. 6500 ICP

Elem	Ag	Al	As	B_	Ba
Line	328.068 {103}	396.152 { 85}	189.042 {479}	208.959 {461}	455.403 { 74}
IS Ref	(Y_3600)	(Y_3710)	(Y_2243)	(Y_2243)	(Y_3710)
Units	ppm	ppm	ppm	ppm	ppm
Avg	**-.00032**	**506.49**	**-.00468**	**.00134**	**.00024**
Stddev	.00024	3.55	.00214	.00099	.00037
%RSD	73.771	.70044	45.673	73.507	153.09
#1	-.00035	509.78	-.00711	.00035	.00027
#2	-.00007	502.73	-.00379	.00232	.00059
#3	-.00054	506.95	-.00313	.00136	-.00014
Check ?	None	Chk Pass	None	None	None
Value					
Range					

Elem	Be	Ca	Cd	Co	Cr
Line	313.042 {108}	317.933 {106}	214.438 {457}	228.616 {447}	267.716 {126}
IS Ref	(Y_3710)	(Y_3710)	(Y_2243)	(In2306)	(Y_3600)
Units	ppm	ppm	ppm	ppm	ppm
Avg	**.00000**	**489.03**	**.00023**	**.00387**	**.00143**
Stddev	.0001	5.28	.00004	.00030	.00024
%RSD	19277.	1.0790	17.134	7.7041	16.446
#1	.00004	494.95	.00019	.00421	.00143
#2	-.00007	487.30	.00024	.00368	.00167
#3	.00003	484.83	.00027	.00371	.00120
Check ?	None	Chk Pass	None	None	None
Value					
Range					

Sample Name: ICSA MET 5195-10 Acquired: 11/2/2010 11:36:16 Type: QC
Method: 6500MET(v1145) Mode: CONC Corr. Factor: 1.000000
User: Acox Custom ID1: Q01102A Custom ID2: ACC Custom ID3: Int. 5320-10
Comment: TestAmerica Pittsburgh ICP Metals Analysis Inst. 6500 ICP

Elem	Cu	Fe	K_	Li	Mg
Line	324.754 {104}2	259.940 {130}	769.896 { 44}	670.784 { 50}	279.079 {121}
IS Ref	(Y_3710)	(Y_3710)	(Y_3710)	(Y_3710)	(Y_3710)
Units	ppm	ppm	ppm	ppm	ppm
Avg	**-.00444**	**193.34**	**-.24049**	**.00739**	**510.53**
Stddev	.00083	.45	.02287	.00023	2.15
%RSD	18.628	.23465	9.5097	3.1121	.42126
#1	-.00363	193.86	-.24015	.00758	513.01
#2	-.00528	193.06	-.26352	.00746	509.22
#3	-.00439	193.09	-.21779	.00713	509.35
Check ?	None	Chk Pass	None	None	Chk Pass
Value					
Range					

Elem	Mn	Mo	Na	Ni	Pb
Line	257.610 {131}2	202.030 {467}	589.592 { 57}	231.604 {445}	220.353 {453}
IS Ref	(Y_3710)	(Y_2243)	(Y_3710)	(In2306)	(In2306)
Units	ppm	ppm	ppm	ppm	ppm
Avg	**.00380**	**-.00233**	**.01521**	**.01714**	**-.00151**
Stddev	.00032	.00001	.00577	.00062	.00058
%RSD	8.3055	.54565	37.931	3.5959	38.389
#1	.00364	-.00232	.00860	.01713	-.00205
#2	.00359	-.00233	.01922	.01777	-.00090
#3	.00416	-.00234	.01780	.01654	-.00157
Check ?	None	None	None	None	None
Value					
Range					

Sample Name: ICSA MET 5195-10 Acquired: 11/2/2010 11:36:16 Type: QC
Method: 6500MET(v1145) Mode: CONC Corr. Factor: 1.000000
User: Acox Custom ID1: Q01102A Custom ID2: ACC Custom ID3: Int. 5320-10
Comment: TestAmerica Pittsburgh ICP Metals Analysis Inst. 6500 ICP

Elem	Sb	Se	Si	Sn	Sr
Line	206.833 {463}	196.090 {472}	251.611 {134}	189.989 {477}	407.771 { 83}
IS Ref	(Y_2243)	(Y_2243)	(Y_3710)	(Y_2243)	(Y_3710)
Units	ppm	ppm	ppm	ppm	ppm
Avg	**-.00333**	**.00000**	**-.01664**	**.00241**	**.00481**
Stddev	.00190	.00297	.00856	.00092	.00001
%RSD	57.075	211800.	51.470	37.958	.18123
#1	-.00527	-.00255	-.00977	.00330	.00480
#2	-.00148	-.00071	-.01391	.00247	.00482
#3	-.00323	.00327	-.02623	.00147	.00480
Check ?	None	None	None	None	None
Value					
Range					

Elem	Ti	Tl	V_	Zn
Line	334.904 {101}	190.856 {477}	292.402 {115}	206.200 {463}
IS Ref	(Y_3710)	(In2306)	(Y_3600)	(Y_2243)
Units	ppm	ppm	ppm	ppm
Avg	**.00796**	**.00395**	**.00267**	**.00242**
Stddev	.00032	.00224	.00020	.00056
%RSD	4.0044	56.729	7.4371	23.288
#1	.00809	.00618	.00272	.00184
#2	.00759	.00170	.00284	.00296
#3	.00819	.00397	.00245	.00246
Check ?	None	None	None	None
Value				
Range				

Sample Name: ICSA MET 5195-10 Acquired: 11/2/2010 11:36:16 Type: QC
Method: 6500MET(v1145) Mode: CONC Corr. Factor: 1.000000
User: Acox Custom ID1: Q01102A Custom ID2: ACC Custom ID3: Int. 5320-10
Comment: TestAmerica Pittsburgh ICP Metals Analysis Inst. 6500 ICP

Int. Std.	In2306	Y_2243	Y_3600	Y_3710
Line	230.606 {446}	224.306 {450}	360.073 { 94}	371.030 { 91}
Units	Cts/S	Cts/S	Cts/S	Cts/S
Avg	**2452.5**	**5957.3**	**108560.**	**14853.**
Stddev	4.7	12.9	241.	111.
%RSD	.18965	.21618	.22163	.74987
#1	2457.8	5970.3	108840.	14725.
#2	2450.1	5957.2	108460.	14910.
#3	2449.5	5944.5	108390.	14925.

Sample Name: ICSAB MET 4574-10 Acquired: 11/2/2010 11:41:23 Type: QC
Method: 6500MET(v1145) Mode: CONC Corr. Factor: 1.000000
User: Acox Custom ID1: Q01102A Custom ID2: ACC Custom ID3: Int. 5320-10
Comment: TestAmerica Pittsburgh ICP Metals Analysis Inst. 6500 ICP

Elem	Ag	Al	As	B_	Ba
Line	328.068 {103}	396.152 { 85}	189.042 {479}	208.959 {461}	455.403 { 74}
IS Ref	(Y_3600)	(Y_3710)	(Y_2243)	(Y_2243)	(Y_3710)
Units	ppm	ppm	ppm	ppm	ppm
Avg	**1.0506**	**510.88**	**1.0228**	**.93119**	**.49156**
Stddev	.0017	.48	.0024	.00415	.00091
%RSD	.15748	.09423	.23522	.44594	.18427
#1	1.0494	510.97	1.0235	.93511	.49250
#2	1.0499	510.36	1.0249	.93162	.49069
#3	1.0525	511.31	1.0202	.92684	.49148
Check ?	Chk Pass	Chk Pass	Chk Pass	Chk Pass	Chk Pass
Value					
Range					

Elem	Be	Ca	Cd	Co	Cr
Line	313.042 {108}	317.933 {106}	214.438 {457}	228.616 {447}	267.716 {126}
IS Ref	(Y_3710)	(Y_3710)	(Y_2243)	(In2306)	(Y_3600)
Units	ppm	ppm	ppm	ppm	ppm
Avg	**.48562**	**487.64**	**.89286**	**.52971**	**.49171**
Stddev	.00094	4.86	.00213	.00080	.00172
%RSD	.19307	.99657	.23827	.15037	.35030
#1	.48640	482.05	.89513	.53061	.49046
#2	.48458	490.07	.89254	.52943	.49100
#3	.48588	490.81	.89091	.52910	.49368
Check ?	Chk Pass	Chk Pass	Chk Pass	Chk Pass	Chk Pass
Value					
Range					

Sample Name: ICSAB MET 4574-10 Acquired: 11/2/2010 11:41:23 Type: QC
Method: 6500MET(v1145) Mode: CONC Corr. Factor: 1.000000
User: Acox Custom ID1: Q01102A Custom ID2: ACC Custom ID3: Int. 5320-10
Comment: TestAmerica Pittsburgh ICP Metals Analysis Inst. 6500 ICP

Elem	Cu	Fe	K_	Li	Mg
Line	324.754 {104}2	259.940 {130}	769.896 { 44}	670.784 { 50}	279.079 {121}
IS Ref	(Y_3710)	(Y_3710)	(Y_3710)	(Y_3710)	(Y_3710)
Units	ppm	ppm	ppm	ppm	ppm
Avg	**.49296**	**194.95**	**10.043**	**1.0916**	**510.69**
Stddev	.00438	.14	.030	.0036	1.64
%RSD	.88889	.07208	.30080	.32661	.32074
#1	.49423	194.86	10.057	1.0957	510.10
#2	.48808	194.87	10.008	1.0895	509.44
#3	.49657	195.11	10.063	1.0896	512.55
Check ?	Chk Pass	Chk Pass	Chk Pass	Chk Pass	Chk Pass
Value					
Range					

Elem	Mn	Mo	Na	Ni	Pb
Line	257.610 {131}2	202.030 {467}	589.592 { 57}	231.604 {445}	220.353 {453}
IS Ref	(Y_3710)	(Y_2243)	(Y_3710)	(In2306)	(In2306)
Units	ppm	ppm	ppm	ppm	ppm
Avg	**.47564**	**.94697**	**10.710**	**1.0608**	**1.0086**
Stddev	.00159	.00229	.024	.0005	.0031
%RSD	.33462	.24135	.22183	.04958	.30602
#1	.47394	.94932	10.733	1.0606	1.0075
#2	.47589	.94683	10.686	1.0603	1.0062
#3	.47710	.94476	10.710	1.0613	1.0121
Check ?	Chk Pass	Chk Pass	Chk Pass	Chk Pass	Chk Pass
Value					
Range					

Sample Name: ICSAB MET 4574-10 Acquired: 11/2/2010 11:41:23 Type: QC
Method: 6500MET(v1145) Mode: CONC Corr. Factor: 1.000000
User: Acox Custom ID1: Q01102A Custom ID2: ACC Custom ID3: Int. 5320-10
Comment: TestAmerica Pittsburgh ICP Metals Analysis Inst. 6500 ICP

Elem	Sb	Se	Si	Sn	Sr
Line	206.833 {463}	196.090 {472}	251.611 {134}	189.989 {477}	407.771 { 83}
IS Ref	(Y_2243)	(Y_2243)	(Y_3710)	(Y_2243)	(Y_3710)
Units	ppm	ppm	ppm	ppm	ppm
Avg	**.99156**	**.99657**	**.97774**	**.86685**	**1.0183**
Stddev	.00362	.00705	.00530	.00332	.0035
%RSD	.36475	.70697	.54186	.38251	.34265
#1	.99565	1.0047	.97258	.87053	1.0223
#2	.99024	.99262	.98317	.86408	1.0157
#3	.98879	.99237	.97745	.86596	1.0168
Check ?	Chk Pass	Chk Pass	Chk Pass	Chk Pass	Chk Pass
Value					
Range					

Elem	Ti	Tl	V_	Zn
Line	334.904 {101}	190.856 {477}	292.402 {115}	206.200 {463}
IS Ref	(Y_3710)	(In2306)	(Y_3600)	(Y_2243)
Units	ppm	ppm	ppm	ppm
Avg	**.98960**	**.93870**	**.47925**	**.88750**
Stddev	.00590	.00226	.00102	.00189
%RSD	.59639	.24100	.21356	.21266
#1	.99537	.94124	.47810	.88933
#2	.98357	.93692	.48006	.88762
#3	.98987	.93792	.47959	.88556
Check ?	Chk Pass	Chk Pass	Chk Pass	Chk Pass
Value				
Range				

Sample Name: ICSAB MET 4574-10 Acquired: 11/2/2010 11:41:23 Type: QC
Method: 6500MET(v1145) Mode: CONC Corr. Factor: 1.000000
User: Acox Custom ID1: Q01102A Custom ID2: ACC Custom ID3: Int. 5320-10
Comment: TestAmerica Pittsburgh ICP Metals Analysis Inst. 6500 ICP

Int. Std.	In2306	Y_2243	Y_3600	Y_3710
Line	230.606 {446}	224.306 {450}	360.073 { 94}	371.030 { 91}
Units	Cts/S	Cts/S	Cts/S	Cts/S
Avg	**2452.6**	**5972.3**	**107500.**	**14498.**
Stddev	4.7	26.7	226.	89.
%RSD	.18984	.44628	.20996	.61525
#1	2448.6	5949.1	107750.	14585.
#2	2451.4	5966.5	107390.	14502.
#3	2457.7	6001.4	107340.	14407.

Sample Name: CCV1-1 MET 5702-10 Acquired: 11/2/2010 11:46:15 Type: QC
Method: 6500MET(v1145) Mode: CONC Corr. Factor: 1.000000
User: Acox Custom ID1: Q01102A Custom ID2: ACC Custom ID3: Int. 5320-10
Comment: TestAmerica Pittsburgh ICP Metals Analysis Inst. 6500 ICP

Elem	Ag	Al	As	B_	Ba
Line	328.068 {103}	396.152 { 85}	189.042 {479}	208.959 {461}	455.403 { 74}
IS Ref	(Y_3600)	(Y_3710)	(Y_2243)	(Y_2243)	(Y_3710)
Units	ppm	ppm	ppm	ppm	ppm
Avg	**.98589**	**24.734**	**.54148**	**2.0108**	**1.9815**
Stddev	.00212	.011	.00308	.0079	.0052
%RSD	.21544	.04614	.56961	.39406	.26104
#1	.98498	24.730	.54080	2.0025	1.9764
#2	.98438	24.747	.53880	2.0116	1.9868
#3	.98832	24.726	.54485	2.0183	1.9813
Check ?	Chk Pass	Chk Pass	Chk Pass	Chk Pass	Chk Pass
Value					
Range					

Elem	Be	Ca	Cd	Co	Cr
Line	313.042 {108}	317.933 {106}	214.438 {457}	228.616 {447}	267.716 {126}
IS Ref	(Y_3710)	(Y_3710)	(Y_2243)	(In2306)	(Y_3600)
Units	ppm	ppm	ppm	ppm	ppm
Avg	**2.0079**	**51.507**	**.49471**	**2.1273**	**1.9724**
Stddev	.0075	.453	.00067	.0025	.0017
%RSD	.37244	.88005	.13489	.11888	.08706
#1	2.0098	51.704	.49468	2.1243	1.9716
#2	2.0142	51.828	.49405	2.1290	1.9713
#3	1.9997	50.988	.49539	2.1284	1.9744
Check ?	Chk Pass	Chk Pass	Chk Pass	Chk Pass	Chk Pass
Value					
Range					

Sample Name: CCV1-1 MET 5702-10 Acquired: 11/2/2010 11:46:15 Type: QC
Method: 6500MET(v1145) Mode: CONC Corr. Factor: 1.000000
User: Acox Custom ID1: Q01102A Custom ID2: ACC Custom ID3: Int. 5320-10
Comment: TestAmerica Pittsburgh ICP Metals Analysis Inst. 6500 ICP

Elem	Cu	Fe	K_	Li	Mg
Line	324.754 {104}2	259.940 {130}	769.896 { 44}	670.784 { 50}	279.079 {121}
IS Ref	(Y_3710)	(Y_3710)	(Y_3710)	(Y_3710)	(Y_3710)
Units	ppm	ppm	ppm	ppm	ppm
Avg	**2.0029**	**25.724**	**122.41**	**2.0525**	**49.840**
Stddev	.0107	.108	.23	.0066	.418
%RSD	.53530	.41894	.18410	.32236	.83887
#1	2.0080	25.799	122.37	2.0477	50.154
#2	2.0102	25.772	122.66	2.0600	49.999
#3	1.9906	25.600	122.21	2.0497	49.365
Check ?	Chk Pass	Chk Pass	Chk Pass	Chk Pass	Chk Pass
Value					
Range					

Elem	Mn	Mo	Na	Ni	Pb
Line	257.610 {131}2	202.030 {467}	589.592 { 57}	231.604 {445}	220.353 {453}
IS Ref	(Y_3710)	(Y_2243)	(Y_3710)	(In2306)	(In2306)
Units	ppm	ppm	ppm	ppm	ppm
Avg	**1.9774**	**2.0069**	**127.51**	**2.1430**	**.51581**
Stddev	.0043	.0055	.43	.0022	.00204
%RSD	.21861	.27312	.33747	.10201	.39517
#1	1.9790	2.0023	127.43	2.1450	.51772
#2	1.9807	2.0054	127.98	2.1407	.51604
#3	1.9725	2.0129	127.13	2.1432	.51367
Check ?	Chk Pass	Chk Pass	Chk Pass	Chk Pass	Chk Pass
Value					
Range					

Sample Name: CCV1-1 MET 5702-10 Acquired: 11/2/2010 11:46:15 Type: QC
Method: 6500MET(v1145) Mode: CONC Corr. Factor: 1.000000
User: Acox Custom ID1: Q01102A Custom ID2: ACC Custom ID3: Int. 5320-10
Comment: TestAmerica Pittsburgh ICP Metals Analysis Inst. 6500 ICP

Elem	Sb	Se	Si	Sn	Sr
Line	206.833 {463}	196.090 {472}	251.611 {134}	189.989 {477}	407.771 { 83}
IS Ref	(Y_2243)	(Y_2243)	(Y_3710)	(Y_2243)	(Y_3710)
Units	ppm	ppm	ppm	ppm	ppm
Avg	**.51465**	**.53584**	**2.0356**	**1.9287**	**2.0198**
Stddev	.00404	.00299	.0077	.0019	.0064
%RSD	.78484	.55834	.37711	.09845	.31589
#1	.51000	.53316	2.0436	1.9270	2.0145
#2	.51673	.53530	2.0283	1.9285	2.0269
#3	.51723	.53907	2.0350	1.9307	2.0181
Check ?	Chk Pass	Chk Pass	Chk Pass	Chk Pass	Chk Pass
Value					
Range					

Elem	Ti	Tl	V_	Zn
Line	334.904 {101}	190.856 {477}	292.402 {115}	206.200 {463}
IS Ref	(Y_3710)	(In2306)	(Y_3600)	(Y_2243)
Units	ppm	ppm	ppm	ppm
Avg	**2.0167**	**.99276**	**1.9740**	**1.9903**
Stddev	.0145	.00298	.0025	.0016
%RSD	.71948	.30004	.12458	.08039
#1	2.0133	.99278	1.9762	1.9917
#2	2.0327	.98976	1.9713	1.9886
#3	2.0043	.99572	1.9745	1.9907
Check ?	Chk Pass	Chk Pass	Chk Pass	Chk Pass
Value				
Range				

Sample Name: CCV1-1 MET 5702-10 Acquired: 11/2/2010 11:46:15 Type: QC
Method: 6500MET(v1145) Mode: CONC Corr. Factor: 1.000000
User: Acox Custom ID1: Q01102A Custom ID2: ACC Custom ID3: Int. 5320-10
Comment: TestAmerica Pittsburgh ICP Metals Analysis Inst. 6500 ICP

Int. Std.	In2306	Y_2243	Y_3600	Y_3710
Line	230.606 {446}	224.306 {450}	360.073 { 94}	371.030 { 91}
Units	Cts/S	Cts/S	Cts/S	Cts/S
Avg	**2839.3**	**6347.5**	**117430.**	**15114.**
Stddev	8.3	31.4	105.	164.
%RSD	.29113	.49492	.08920	1.0837
#1	2848.3	6377.9	117440.	15035.
#2	2837.6	6349.4	117530.	15004.
#3	2832.1	6315.2	117320.	15302.

Sample Name: CCB1 Acquired: 11/2/2010 11:50:49 Type: QC
Method: 6500MET(v1145) Mode: CONC Corr. Factor: 1.000000
User: Acox Custom ID1: Q01102A Custom ID2: ACC Custom ID3: Int. 5320-10
Comment: TestAmerica Pittsburgh ICP Metals Analysis Inst. 6500 ICP

Elem	Ag	Al	As	B_	Ba
Line	328.068 {103}	396.152 { 85}	189.042 {479}	208.959 {461}	455.403 { 74}
IS Ref	(Y_3600)	(Y_3710)	(Y_2243)	(Y_2243)	(Y_3710)
Units	ppm	ppm	ppm	ppm	ppm
Avg	**-.00002**	**.03266**	**.00089**	**.00206**	**.00042**
Stddev	.00023	.01819	.00113	.00035	.00020
%RSD	1476.4	55.698	126.52	16.842	48.649
#1	.00023	.05188	.00220	.00239	.00048
#2	-.00005	.01571	.00021	.00209	.00019
#3	-.00023	.03039	.00027	.00170	.00058
Check ?	Chk Pass	Chk Pass	Chk Pass	Chk Pass	Chk Pass
High Limit					
Low Limit					

Elem	Be	Ca	Cd	Co	Cr
Line	313.042 {108}	317.933 {106}	214.438 {457}	228.616 {447}	267.716 {126}
IS Ref	(Y_3710)	(Y_3710)	(Y_2243)	(In2306)	(Y_3600)
Units	ppm	ppm	ppm	ppm	ppm
Avg	**.00032**	**.04413**	**.00008**	**.00027**	**.00027**
Stddev	.00010	.01191	.00007	.00012	.00020
%RSD	31.434	26.984	85.149	44.575	75.658
#1	.00043	.05725	.00008	.00013	.00040
#2	.00028	.03401	.00015	.00036	.00038
#3	.00024	.04113	.00001	.00030	.00003
Check ?	Chk Pass	Chk Pass	Chk Pass	Chk Pass	Chk Pass
High Limit					
Low Limit					

Sample Name: CCB1 Acquired: 11/2/2010 11:50:49 Type: QC
Method: 6500MET(v1145) Mode: CONC Corr. Factor: 1.000000
User: Acox Custom ID1: Q01102A Custom ID2: ACC Custom ID3: Int. 5320-10
Comment: TestAmerica Pittsburgh ICP Metals Analysis Inst. 6500 ICP

Elem	Cu	Fe	K_	Li	Mg
Line	324.754 {104}2	259.940 {130}	769.896 { 44}	670.784 { 50}	279.079 {121}
IS Ref	(Y_3710)	(Y_3710)	(Y_3710)	(Y_3710)	(Y_3710)
Units	ppm	ppm	ppm	ppm	ppm
Avg	**-.00084**	**.01789**	**.09850**	**.00001**	**.04632**
Stddev	.00142	.00544	.03688	.00086	.02259
%RSD	169.84	30.413	37.442	13078.	48.777
#1	-.00118	.02415	.08724	.00098	.07149
#2	.00072	.01431	.13969	-.00031	.03964
#3	-.00206	.01521	.06855	-.00065	.02781
Check ?	Chk Pass	Chk Pass	Chk Pass	Chk Pass	Chk Pass
High Limit					
Low Limit					

Elem	Mn	Mo	Na	Ni	Pb
Line	257.610 {131}2	202.030 {467}	589.592 { 57}	231.604 {445}	220.353 {453}
IS Ref	(Y_3710)	(Y_2243)	(Y_3710)	(In2306)	(In2306)
Units	ppm	ppm	ppm	ppm	ppm
Avg	**.00071**	**.00090**	**.02186**	**.00021**	**-.00054**
Stddev	.00026	.00017	.00627	.00029	.00037
%RSD	37.333	19.231	28.695	141.57	68.508
#1	.00096	.00103	.02875	-.00006	-.00096
#2	.00044	.00097	.01649	.00017	-.00025
#3	.00073	.00070	.02034	.00052	-.00041
Check ?	Chk Pass	Chk Pass	Chk Pass	Chk Pass	Chk Pass
High Limit					
Low Limit					

Sample Name: CCB1 Acquired: 11/2/2010 11:50:49 Type: QC
Method: 6500MET(v1145) Mode: CONC Corr. Factor: 1.000000
User: Acox Custom ID1: Q01102A Custom ID2: ACC Custom ID3: Int. 5320-10
Comment: TestAmerica Pittsburgh ICP Metals Analysis Inst. 6500 ICP

Elem	Sb	Se	Si	Sn	Sr
Line	206.833 {463}	196.090 {472}	251.611 {134}	189.989 {477}	407.771 { 83}
IS Ref	(Y_2243)	(Y_2243)	(Y_3710)	(Y_2243)	(Y_3710)
Units	ppm	ppm	ppm	ppm	ppm
Avg	**.00029**	**.00071**	**-.00449**	**.00038**	**.00035**
Stddev	.00065	.00135	.00653	.00038	.00010
%RSD	228.90	188.40	145.38	101.95	27.412
#1	-.00015	.00227	-.01118	.00079	.00046
#2	-.00003	-.00011	-.00418	.00004	.00028
#3	.00104	-.00001	.00188	.00030	.00032
Check ?	Chk Pass	Chk Pass	Chk Pass	Chk Pass	Chk Pass
High Limit					
Low Limit					

Elem	Ti	Tl	V_	Zn
Line	334.904 {101}	190.856 {477}	292.402 {115}	206.200 {463}
IS Ref	(Y_3710)	(In2306)	(Y_3600)	(Y_2243)
Units	ppm	ppm	ppm	ppm
Avg	**-.00134**	**.00073**	**.00021**	**.00056**
Stddev	.00066	.00045	.00018	.00006
%RSD	49.414	62.515	83.648	11.290
#1	-.00058	.00099	.00004	.00055
#2	-.00172	.00099	.00020	.00051
#3	-.00173	.00020	.00040	.00063
Check ?	Chk Pass	Chk Pass	Chk Pass	Chk Pass
High Limit				
Low Limit				

Sample Name: CCB1 Acquired: 11/2/2010 11:50:49 Type: QC
Method: 6500MET(v1145) Mode: CONC Corr. Factor: 1.000000
User: Acox Custom ID1: Q01102A Custom ID2: ACC Custom ID3: Int. 5320-10
Comment: TestAmerica Pittsburgh ICP Metals Analysis Inst. 6500 ICP

Int. Std.	In2306	Y_2243	Y_3600	Y_3710
Line	230.606 {446}	224.306 {450}	360.073 { 94}	371.030 { 91}
Units	Cts/S	Cts/S	Cts/S	Cts/S
Avg	**3411.0**	**6694.7**	**124670.**	**14980.**
Stddev	6.7	5.7	67.	120.
%RSD	.19761	.08474	.05340	.80027
#1	3403.3	6694.4	124710.	15035.
#2	3413.9	6689.2	124710.	15063.
#3	3415.8	6700.5	124590.	14843.

Sample Name: L886K 4x Fe Acquired: 11/2/2010 11:55:43 Type: Unk
Method: 6500MET(v1145) Mode: CONC Corr. Factor: 1.000000
User: Acox Custom ID1: Q01102A Custom ID2: ACC Custom ID3: Int. 5320-10
Comment: TestAmerica Pittsburgh ICP Metals Analysis Inst. 6500 ICP

Elem	Ag	Al	As	B_	Ba
Line	328.068 {103}	396.152 { 85}	189.042 {479}	208.959 {461}	455.403 { 74}
IS Ref	(Y_3600)	(Y_3710)	(Y_2243)	(Y_2243)	(Y_3710)
Units	ppm	ppm	ppm	ppm	ppm
Avg	**-.00085**	**153.05**	**.08347**	**.02073**	**1.6353**
Stddev	.00013	.26	.00139	.00060	.0022
%RSD	15.333	.17164	1.6618	2.9125	.13407
#1	-.00100	153.06	.08242	.02061	1.6344
#2	-.00081	153.31	.08504	.02139	1.6378
#3	-.00075	152.78	.08295	.02020	1.6336
Check ?	Chk Pass	Chk Pass	Chk Pass	Chk Pass	Chk Pass
High Limit					
Low Limit					

Elem	Be	Ca	Cd	Co	Cr
Line	313.042 {108}	317.933 {106}	214.438 {457}	228.616 {447}	267.716 {126}
IS Ref	(Y_3710)	(Y_3710)	(Y_2243)	(In2306)	(Y_3600)
Units	ppm	ppm	ppm	ppm	ppm
Avg	**.01188**	**78.486**	**.00440**	**.20410**	**.20758**
Stddev	.00004	.115	.00010	.00134	.00247
%RSD	.32721	.14665	2.2886	.65708	1.1894
#1	.01184	78.530	.00451	.20564	.20832
#2	.01192	78.573	.00437	.20326	.20960
#3	.01187	78.355	.00432	.20339	.20483
Check ?	Chk Pass	Chk Pass	Chk Pass	Chk Pass	Chk Pass
High Limit					
Low Limit					

Sample Name: L886K 4x Fe Acquired: 11/2/2010 11:55:43 Type: Unk
Method: 6500MET(v1145) Mode: CONC Corr. Factor: 1.000000
User: Acox Custom ID1: Q01102A Custom ID2: ACC Custom ID3: Int. 5320-10
Comment: TestAmerica Pittsburgh ICP Metals Analysis Inst. 6500 ICP

Elem	Cu	Fe	K_	Li	Mg
Line	324.754 {104}2	259.940 {130}	769.896 { 44}	670.784 { 50}	279.079 {121}
IS Ref	(Y_3710)	(Y_3710)	(Y_3710)	(Y_3710)	(Y_3710)
Units	ppm	ppm	ppm	ppm	ppm
Avg	**.25229**	**343.84**	**12.008**	**.18326**	**37.250**
Stddev	.00356	1.48	.050	.00133	.014
%RSD	1.4130	.43075	.41908	.72370	.03881
#1	.25242	344.39	12.009	.18246	37.262
#2	.25579	342.16	12.058	.18479	37.234
#3	.24866	344.96	11.957	.18254	37.255
Check ?	Chk Pass	Chk Pass	Chk Pass	Chk Pass	Chk Pass
High Limit					
Low Limit					

Elem	Mn	Mo	Na	Ni	Pb
Line	257.610 {131}2	202.030 {467}	589.592 { 57}	231.604 {445}	220.353 {453}
IS Ref	(Y_3710)	(Y_2243)	(Y_3710)	(In2306)	(In2306)
Units	ppm	ppm	ppm	ppm	ppm
Avg	**11.204**	**.00345**	**9.4192**	**.37054**	**.33995**
Stddev	.009	.00038	.0293	.00325	.00444
%RSD	.08022	10.867	.31101	.87586	1.3067
#1	11.207	.00369	9.4050	.37426	.34407
#2	11.211	.00302	9.4529	.36911	.34055
#3	11.194	.00364	9.3997	.36827	.33525
Check ?	Chk Pass	Chk Pass	Chk Pass	Chk Pass	Chk Pass
High Limit					
Low Limit					

Sample Name: L886K 4x Fe Acquired: 11/2/2010 11:55:43 Type: Unk
Method: 6500MET(v1145) Mode: CONC Corr. Factor: 1.000000
User: Acox Custom ID1: Q01102A Custom ID2: ACC Custom ID3: Int. 5320-10
Comment: TestAmerica Pittsburgh ICP Metals Analysis Inst. 6500 ICP

Elem	Sb	Se	Si	Sn	Sr
Line	206.833 {463}	196.090 {472}	251.611 {134}	189.989 {477}	407.771 { 83}
IS Ref	(Y_2243)	(Y_2243)	(Y_3710)	(Y_2243)	(Y_3710)
Units	ppm	ppm	ppm	ppm	ppm
Avg	**-.00198**	**.00496**	F **46.196**	**.01131**	**.30566**
Stddev	.00114	.00124	.083	.00046	.00055
%RSD	57.824	25.031	.18049	4.0566	.17945
#1	-.00295	.00620	46.204	.01173	.30503
#2	-.00227	.00372	46.275	.01082	.30603
#3	-.00072	.00496	46.109	.01138	.30593
Check ?	Chk Pass	Chk Pass	Chk Fail	Chk Pass	Chk Pass
High Limit			25.000		
Low Limit			-.50000		

Elem	Ti	Tl	V_	Zn
Line	334.904 {101}	190.856 {477}	292.402 {115}	206.200 {463}
IS Ref	(Y_3710)	(In2306)	(Y_3600)	(Y_2243)
Units	ppm	ppm	ppm	ppm
Avg	**.39693**	**.00023**	**.24047**	**.80366**
Stddev	.00065	.00066	.00278	.00499
%RSD	.16285	290.76	1.1569	.62131
#1	.39761	.00030	.24234	.80939
#2	.39632	-.00047	.24181	.80133
#3	.39687	.00085	.23728	.80024
Check ?	Chk Pass	Chk Pass	Chk Pass	Chk Pass
High Limit				
Low Limit				

Sample Name: L886K 4x Fe Acquired: 11/2/2010 11:55:43 Type: Unk
Method: 6500MET(v1145) Mode: CONC Corr. Factor: 1.000000
User: Acox Custom ID1: Q01102A Custom ID2: ACC Custom ID3: Int. 5320-10
Comment: TestAmerica Pittsburgh ICP Metals Analysis Inst. 6500 ICP

Int. Std.	In2306	Y_2243	Y_3600	Y_3710
Line	230.606 {446}	224.306 {450}	360.073 { 94}	371.030 { 91}
Units	Cts/S	Cts/S	Cts/S	Cts/S
Avg	**2814.1**	**7378.2**	**139540.**	**17613.**
Stddev	12.8	28.0	1343.	61.
%RSD	.45333	.37948	.96269	.34684
#1	2799.6	7345.9	138870.	17543.
#2	2823.5	7393.3	138660.	17638.
#3	2819.3	7395.3	141080.	17657.

Sample Name: L886L 20x Pb Acquired: 11/2/2010 12:00:31 Type: Unk
Method: 6500MET(v1145) Mode: CONC Corr. Factor: 1.000000
User: Acox Custom ID1: Q01102A Custom ID2: ACC Custom ID3: Int. 5320-10
Comment: TestAmerica Pittsburgh ICP Metals Analysis Inst. 6500 ICP

Elem	Ag	Al	As	B_	Ba
Line	328.068 {103}	396.152 { 85}	189.042 {479}	208.959 {461}	455.403 { 74}
IS Ref	(Y_3600)	(Y_3710)	(Y_2243)	(Y_2243)	(Y_3710)
Units	ppm	ppm	ppm	ppm	ppm
Avg	**.00302**	**123.36**	**.09870**	**.01416**	**3.3472**
Stddev	.00007	.09	.00138	.00026	.0011
%RSD	2.2464	.07478	1.3958	1.8549	.03357
#1	.00302	123.45	.09813	.01437	3.3468
#2	.00309	123.36	.10026	.01386	3.3464
#3	.00296	123.27	.09769	.01423	3.3485
Check ?	Chk Pass	Chk Pass	Chk Pass	Chk Pass	Chk Pass
High Limit					
Low Limit					

Elem	Be	Ca	Cd	Co	Cr
Line	313.042 {108}	317.933 {106}	214.438 {457}	228.616 {447}	267.716 {126}
IS Ref	(Y_3710)	(Y_3710)	(Y_2243)	(In2306)	(Y_3600)
Units	ppm	ppm	ppm	ppm	ppm
Avg	**.00946**	**202.91**	**.00986**	**.19874**	**.21495**
Stddev	.00000	3.14	.00012	.00053	.00084
%RSD	.02351	1.5496	1.2429	.26565	.38970
#1	.00946	202.87	.00973	.19931	.21401
#2	.00946	199.79	.00997	.19864	.21520
#3	.00947	206.08	.00989	.19826	.21563
Check ?	Chk Pass	Chk Pass	Chk Pass	Chk Pass	Chk Pass
High Limit					
Low Limit					

Sample Name: L886L 20x Pb Acquired: 11/2/2010 12:00:31 Type: Unk
Method: 6500MET(v1145) Mode: CONC Corr. Factor: 1.000000
User: Acox Custom ID1: Q01102A Custom ID2: ACC Custom ID3: Int. 5320-10
Comment: TestAmerica Pittsburgh ICP Metals Analysis Inst. 6500 ICP

Elem	Cu	Fe	K_	Li	Mg
Line	324.754 {104}2	259.940 {130}	769.896 { 44}	670.784 { 50}	279.079 {121}
IS Ref	(Y_3710)	(Y_3710)	(Y_3710)	(Y_3710)	(Y_3710)
Units	ppm	ppm	ppm	ppm	ppm
Avg	**3.6308**	**309.27**	**9.0492**	**.15392**	**41.632**
Stddev	.0111	3.20	.0160	.00036	.201
%RSD	.30636	1.0358	.17707	.23234	.48327
#1	3.6416	311.30	9.0674	.15361	41.588
#2	3.6194	305.58	9.0430	.15431	41.456
#3	3.6315	310.93	9.0371	.15384	41.851
Check ?	Chk Pass	Chk Pass	Chk Pass	Chk Pass	Chk Pass
High Limit					
Low Limit					

Elem	Mn	Mo	Na	Ni	Pb
Line	257.610 {131}2	202.030 {467}	589.592 { 57}	231.604 {445}	220.353 {453}
IS Ref	(Y_3710)	(Y_2243)	(Y_3710)	(In2306)	(In2306)
Units	ppm	ppm	ppm	ppm	ppm
Avg	**9.6060**	**.01448**	**3.0226**	**.41309**	**3.1183**
Stddev	.0221	.00010	.0094	.00111	.0046
%RSD	.23019	.68639	.31175	.26857	.14721
#1	9.6190	.01448	3.0222	.41436	3.1236
#2	9.5805	.01458	3.0134	.41228	3.1152
#3	9.6187	.01438	3.0322	.41265	3.1161
Check ?	Chk Pass	Chk Pass	Chk Pass	Chk Pass	Chk Pass
High Limit					
Low Limit					

Sample Name: L886L 20x Pb Acquired: 11/2/2010 12:00:31 Type: Unk
Method: 6500MET(v1145) Mode: CONC Corr. Factor: 1.000000
User: Acox Custom ID1: Q01102A Custom ID2: ACC Custom ID3: Int. 5320-10
Comment: TestAmerica Pittsburgh ICP Metals Analysis Inst. 6500 ICP

Elem	Sb	Se	Si	Sn	Sr
Line	206.833 {463}	196.090 {472}	251.611 {134}	189.989 {477}	407.771 { 83}
IS Ref	(Y_2243)	(Y_2243)	(Y_3710)	(Y_2243)	(Y_3710)
Units	ppm	ppm	ppm	ppm	ppm
Avg	**-.00323**	**.00469**	**9.3785**	**.09887**	**.69338**
Stddev	.00092	.00204	.0403	.00023	.00037
%RSD	28.501	43.582	.42981	.22987	.05281
#1	-.00428	.00646	9.3468	.09899	.69301
#2	-.00281	.00246	9.3648	.09860	.69374
#3	-.00259	.00514	9.4238	.09900	.69340
Check ?	Chk Pass	Chk Pass	Chk Pass	Chk Pass	Chk Pass
High Limit					
Low Limit					

Elem	Ti	Tl	V_	Zn
Line	334.904 {101}	190.856 {477}	292.402 {115}	206.200 {463}
IS Ref	(Y_3710)	(In2306)	(Y_3600)	(Y_2243)
Units	ppm	ppm	ppm	ppm
Avg	**.12214**	**.00120**	**.21345**	**2.5016**
Stddev	.00121	.00163	.00031	.0066
%RSD	.98680	135.76	.14602	.26546
#1	.12208	.00076	.21366	2.5021
#2	.12096	.00302	.21361	2.4948
#3	.12337	-.00016	.21310	2.5080
Check ?	Chk Pass	Chk Pass	Chk Pass	Chk Pass
High Limit				
Low Limit				

Sample Name: L886L 20x Pb Acquired: 11/2/2010 12:00:31 Type: Unk
Method: 6500MET(v1145) Mode: CONC Corr. Factor: 1.000000
User: Acox Custom ID1: Q01102A Custom ID2: ACC Custom ID3: Int. 5320-10
Comment: TestAmerica Pittsburgh ICP Metals Analysis Inst. 6500 ICP

Int. Std.	In2306	Y_2243	Y_3600	Y_3710
Line	230.606 {446}	224.306 {450}	360.073 { 94}	371.030 { 91}
Units	Cts/S	Cts/S	Cts/S	Cts/S
Avg	**2764.5**	**6921.3**	**127450.**	**16406.**
Stddev	6.1	11.8	99.	124.
%RSD	.21934	.17053	.07802	.75592
#1	2758.5	6907.7	127470.	16354.
#2	2764.3	6928.9	127350.	16547.
#3	2770.6	6927.3	127540.	16316.

Sample Name: L8RG6 rerun Pb Acquired: 11/2/2010 12:05:27 Type: Unk
Method: 6500MET(v1145) Mode: CONC Corr. Factor: 1.000000
User: Acox Custom ID1: Q01102A Custom ID2: ACC Custom ID3: Int. 5320-10
Comment: TestAmerica Pittsburgh ICP Metals Analysis Inst. 6500 ICP

Elem	Ag	Al	As	B_	Ba
Line	328.068 {103}	396.152 { 85}	189.042 {479}	208.959 {461}	455.403 { 74}
IS Ref	(Y_3600)	(Y_3710)	(Y_2243)	(Y_2243)	(Y_3710)
Units	ppm	ppm	ppm	ppm	ppm
Avg	**-.00013**	**.10147**	**.04727**	**.05465**	**.08965**
Stddev	.00024	.00640	.00063	.00072	.00012
%RSD	179.28	6.3069	1.3265	1.3219	.13526
#1	.00010	.10835	.04669	.05384	.08969
#2	-.00012	.10036	.04719	.05523	.08975
#3	-.00038	.09569	.04793	.05489	.08952
Check ?	Chk Pass	Chk Pass	Chk Pass	Chk Pass	Chk Pass
High Limit					
Low Limit					

Elem	Be	Ca	Cd	Co	Cr
Line	313.042 {108}	317.933 {106}	214.438 {457}	228.616 {447}	267.716 {126}
IS Ref	(Y_3710)	(Y_3710)	(Y_2243)	(In2306)	(Y_3600)
Units	ppm	ppm	ppm	ppm	ppm
Avg	**-.00001**	**52.058**	**.00002**	**.00050**	**.00124**
Stddev	.00000	.224	.00007	.00020	.00033
%RSD	42.915	.42962	294.63	40.626	26.981
#1	-.00001	51.901	.00007	.00036	.00144
#2	-.00001	51.959	-.00006	.00073	.00085
#3	-.00001	52.314	.00006	.00041	.00141
Check ?	Chk Pass	Chk Pass	Chk Pass	Chk Pass	Chk Pass
High Limit					
Low Limit					

Sample Name: L8RG6 rerun Pb Acquired: 11/2/2010 12:05:27 Type: Unk
Method: 6500MET(v1145) Mode: CONC Corr. Factor: 1.000000
User: Acox Custom ID1: Q01102A Custom ID2: ACC Custom ID3: Int. 5320-10
Comment: TestAmerica Pittsburgh ICP Metals Analysis Inst. 6500 ICP

Elem	Cu	Fe	K_	Li	Mg
Line	324.754 {104}2	259.940 {130}	769.896 { 44}	670.784 { 50}	279.079 {121}
IS Ref	(Y_3710)	(Y_3710)	(Y_3710)	(Y_3710)	(Y_3710)
Units	ppm	ppm	ppm	ppm	ppm
Avg	**-.00062**	**1.3556**	**3.6489**	**.00553**	**13.185**
Stddev	.00096	.0025	.0415	.00086	.052
%RSD	155.14	.18498	1.1369	15.643	.39646
#1	.00045	1.3578	3.6953	.00491	13.132
#2	-.00140	1.3529	3.6358	.00515	13.185
#3	-.00091	1.3561	3.6154	.00652	13.237
Check ?	Chk Pass	Chk Pass	Chk Pass	Chk Pass	Chk Pass
High Limit					
Low Limit					

Elem	Mn	Mo	Na	Ni	Pb
Line	257.610 {131}2	202.030 {467}	589.592 { 57}	231.604 {445}	220.353 {453}
IS Ref	(Y_3710)	(Y_2243)	(Y_3710)	(In2306)	(In2306)
Units	ppm	ppm	ppm	ppm	ppm
Avg	**.49495**	**.00360**	**12.554**	**.00147**	**.00435**
Stddev	.00186	.00015	.027	.00032	.00055
%RSD	.37531	4.1285	.21238	22.128	12.640
#1	.49300	.00366	12.576	.00178	.00376
#2	.49515	.00372	12.524	.00148	.00443
#3	.49670	.00344	12.561	.00114	.00486
Check ?	Chk Pass	Chk Pass	Chk Pass	Chk Pass	Chk Pass
High Limit					
Low Limit					

Sample Name: L8RG6 rerun Pb Acquired: 11/2/2010 12:05:27 Type: Unk
Method: 6500MET(v1145) Mode: CONC Corr. Factor: 1.000000
User: Acox Custom ID1: Q01102A Custom ID2: ACC Custom ID3: Int. 5320-10
Comment: TestAmerica Pittsburgh ICP Metals Analysis Inst. 6500 ICP

Elem	Sb	Se	Si	Sn	Sr
Line	206.833 {463}	196.090 {472}	251.611 {134}	189.989 {477}	407.771 { 83}
IS Ref	(Y_2243)	(Y_2243)	(Y_3710)	(Y_2243)	(Y_3710)
Units	ppm	ppm	ppm	ppm	ppm
Avg	**.00118**	**.00078**	**19.154**	**.00069**	**.17208**
Stddev	.00074	.00143	.050	.00040	.00027
%RSD	62.567	183.74	.26001	57.468	.15451
#1	.00084	-.00006	19.112	.00115	.17200
#2	.00067	-.00004	19.140	.00050	.17238
#3	.00203	.00243	19.209	.00043	.17186
Check ?	Chk Pass	Chk Pass	Chk Pass	Chk Pass	Chk Pass
High Limit					
Low Limit					

Elem	Ti	Tl	V_	Zn
Line	334.904 {101}	190.856 {477}	292.402 {115}	206.200 {463}
IS Ref	(Y_3710)	(In2306)	(Y_3600)	(Y_2243)
Units	ppm	ppm	ppm	ppm
Avg	**.00199**	**-.00111**	**.00056**	**.00774**
Stddev	.00049	.00103	.00005	.00009
%RSD	24.346	92.851	9.3060	1.1605
#1	.00153	-.00003	.00055	.00770
#2	.00194	-.00123	.00062	.00784
#3	.00250	-.00208	.00052	.00767
Check ?	Chk Pass	Chk Pass	Chk Pass	Chk Pass
High Limit				
Low Limit				

Sample Name: L8RG6 rerun Pb Acquired: 11/2/2010 12:05:27 Type: Unk
Method: 6500MET(v1145) Mode: CONC Corr. Factor: 1.000000
User: Acox Custom ID1: Q01102A Custom ID2: ACC Custom ID3: Int. 5320-10
Comment: TestAmerica Pittsburgh ICP Metals Analysis Inst. 6500 ICP

Int. Std.	In2306	Y_2243	Y_3600	Y_3710
Line	230.606 {446}	224.306 {450}	360.073 { 94}	371.030 { 91}
Units	Cts/S	Cts/S	Cts/S	Cts/S
Avg	**3144.5**	**6497.9**	**122010.**	**14756.**
Stddev	5.8	13.1	552.	46.
%RSD	.18291	.20189	.45234	.31316
#1	3148.2	6509.9	121600.	14807.
#2	3147.3	6500.0	121790.	14745.
#3	3137.8	6483.9	122640.	14717.

Sample Name: L89H0B Acquired: 11/2/2010 12:10:16 Type: Unk
Method: 6500MET(v1145) Mode: CONC Corr. Factor: 1.000000
User: Acox Custom ID1: Q01102A Custom ID2: ACC Custom ID3: Int. 5320-10
Comment: TestAmerica Pittsburgh ICP Metals Analysis Inst. 6500 ICP

Elem	Ag	Al	As	B_	Ba
Line	328.068 {103}	396.152 { 85}	189.042 {479}	208.959 {461}	455.403 { 74}
IS Ref	(Y_3600)	(Y_3710)	(Y_2243)	(Y_2243)	(Y_3710)
Units	ppm	ppm	ppm	ppm	ppm
Avg	**-.00003**	**.00158**	**.00026**	**.00023**	**.00015**
Stddev	.00022	.00341	.00107	.00007	.00012
%RSD	765.93	215.43	411.31	28.897	77.773
#1	-.00021	.00305	.00135	.00020	.00017
#2	.00021	.00401	-.00077	.00019	.00026
#3	-.00009	-.00232	.00020	.00031	.00002
Check ?	Chk Pass	Chk Pass	Chk Pass	Chk Pass	Chk Pass
High Limit					
Low Limit					

Elem	Be	Ca	Cd	Co	Cr
Line	313.042 {108}	317.933 {106}	214.438 {457}	228.616 {447}	267.716 {126}
IS Ref	(Y_3710)	(Y_3710)	(Y_2243)	(In2306)	(Y_3600)
Units	ppm	ppm	ppm	ppm	ppm
Avg	**.00001**	**.01730**	**.00005**	**-.00018**	**.00071**
Stddev	.00002	.00084	.00003	.00004	.00007
%RSD	156.45	4.8602	47.646	22.394	10.322
#1	.00001	.01775	.00003	-.00015	.00071
#2	.00003	.01782	.00006	-.00022	.00079
#3	.00000	.01633	.00008	-.00016	.00064
Check ?	Chk Pass	Chk Pass	Chk Pass	Chk Pass	Chk Pass
High Limit					
Low Limit					

Sample Name: L89H0B Acquired: 11/2/2010 12:10:16 Type: Unk
Method: 6500MET(v1145) Mode: CONC Corr. Factor: 1.000000
User: Acox Custom ID1: Q01102A Custom ID2: ACC Custom ID3: Int. 5320-10
Comment: TestAmerica Pittsburgh ICP Metals Analysis Inst. 6500 ICP

Elem	Cu	Fe	K_	Li	Mg
Line	324.754 {104}2	259.940 {130}	769.896 { 44}	670.784 { 50}	279.079 {121}
IS Ref	(Y_3710)	(Y_3710)	(Y_3710)	(Y_3710)	(Y_3710)
Units	ppm	ppm	ppm	ppm	ppm
Avg	**-.00088**	**.00700**	**.26037**	**-.00098**	**.01338**
Stddev	.00037	.00040	.05731	.00017	.00842
%RSD	41.883	5.6657	22.012	17.261	62.931
#1	-.00045	.00745	.20720	-.00079	.02009
#2	-.00108	.00682	.32108	-.00112	.01613
#3	-.00110	.00673	.25284	-.00103	.00393
Check ?	Chk Pass	Chk Pass	Chk Pass	Chk Pass	Chk Pass
High Limit					
Low Limit					

Elem	Mn	Mo	Na	Ni	Pb
Line	257.610 {131}2	202.030 {467}	589.592 { 57}	231.604 {445}	220.353 {453}
IS Ref	(Y_3710)	(Y_2243)	(Y_3710)	(In2306)	(In2306)
Units	ppm	ppm	ppm	ppm	ppm
Avg	**.00023**	**-.00040**	**.00282**	**.00032**	**-.00046**
Stddev	.00026	.00001	.00689	.00027	.00054
%RSD	110.32	3.3825	244.72	84.038	116.04
#1	.00009	-.00041	-.00423	.00011	-.00022
#2	.00053	-.00038	.00954	.00062	-.00108
#3	.00008	-.00040	.00313	.00022	-.00009
Check ?	Chk Pass	Chk Pass	Chk Pass	Chk Pass	Chk Pass
High Limit					
Low Limit					

Sample Name: L89H0B Acquired: 11/2/2010 12:10:16 Type: Unk
Method: 6500MET(v1145) Mode: CONC Corr. Factor: 1.000000
User: Acox Custom ID1: Q01102A Custom ID2: ACC Custom ID3: Int. 5320-10
Comment: TestAmerica Pittsburgh ICP Metals Analysis Inst. 6500 ICP

Elem	Sb	Se	Si	Sn	Sr
Line	206.833 {463}	196.090 {472}	251.611 {134}	189.989 {477}	407.771 { 83}
IS Ref	(Y_2243)	(Y_2243)	(Y_3710)	(Y_2243)	(Y_3710)
Units	ppm	ppm	ppm	ppm	ppm
Avg	**-.00021**	**.00149**	**.04958**	**.03420**	**.00004**
Stddev	.00036	.00095	.00515	.00018	.00002
%RSD	173.86	63.944	10.393	.52738	55.506
#1	-.00013	.00181	.05399	.03422	.00006
#2	-.00060	.00042	.05084	.03402	.00003
#3	.00011	.00224	.04391	.03437	.00002
Check ?	Chk Pass	Chk Pass	Chk Pass	Chk Pass	Chk Pass
High Limit					
Low Limit					

Elem	Ti	Tl	V_	Zn
Line	334.904 {101}	190.856 {477}	292.402 {115}	206.200 {463}
IS Ref	(Y_3710)	(In2306)	(Y_3600)	(Y_2243)
Units	ppm	ppm	ppm	ppm
Avg	**-.00077**	**.00025**	**-.00013**	**.00287**
Stddev	.00076	.00116	.00009	.00006
%RSD	98.831	456.08	68.091	2.1552
#1	-.00004	.00105	-.00004	.00294
#2	-.00155	-.00107	-.00022	.00284
#3	-.00071	.00079	-.00013	.00283
Check ?	Chk Pass	Chk Pass	Chk Pass	Chk Pass
High Limit				
Low Limit				

Sample Name: L89H0B Acquired: 11/2/2010 12:10:16 Type: Unk
Method: 6500MET(v1145) Mode: CONC Corr. Factor: 1.000000
User: Acox Custom ID1: Q01102A Custom ID2: ACC Custom ID3: Int. 5320-10
Comment: TestAmerica Pittsburgh ICP Metals Analysis Inst. 6500 ICP

Int. Std.	In2306	Y_2243	Y_3600	Y_3710
Line	230.606 {446}	224.306 {450}	360.073 { 94}	371.030 { 91}
Units	Cts/S	Cts/S	Cts/S	Cts/S
Avg	**3427.7**	**6694.6**	**126160.**	**14994.**
Stddev	6.6	18.4	142.	72.
%RSD	.19372	.27494	.11256	.48257
#1	3420.5	6673.5	126280.	14988.
#2	3428.8	6702.6	126200.	14925.
#3	3433.6	6707.6	126000.	15069.

Sample Name: L89H0C Acquired: 11/2/2010 12:15:09 Type: Unk
Method: 6500MET(v1145) Mode: CONC Corr. Factor: 1.000000
User: Acox Custom ID1: Q01102A Custom ID2: ACC Custom ID3: Int. 5320-10
Comment: TestAmerica Pittsburgh ICP Metals Analysis Inst. 6500 ICP

Elem	Ag	Al	As	B_	Ba
Line	328.068 {103}	396.152 { 85}	189.042 {479}	208.959 {461}	455.403 { 74}
IS Ref	(Y_3600)	(Y_3710)	(Y_2243)	(Y_2243)	(Y_3710)
Units	ppm	ppm	ppm	ppm	ppm
Avg	**.04588**	**2.0087**	**2.0643**	**.96687**	**1.9799**
Stddev	.00027	.0069	.0042	.00151	.0026
%RSD	.57850	.34597	.20119	.15571	.13021
#1	.04577	2.0128	2.0595	.96658	1.9788
#2	.04618	2.0007	2.0667	.96850	1.9780
#3	.04569	2.0126	2.0666	.96554	1.9828
Check ?	Chk Pass	Chk Pass	Chk Pass	Chk Pass	Chk Pass
High Limit					
Low Limit					

Elem	Be	Ca	Cd	Co	Cr
Line	313.042 {108}	317.933 {106}	214.438 {457}	228.616 {447}	267.716 {126}
IS Ref	(Y_3710)	(Y_3710)	(Y_2243)	(In2306)	(Y_3600)
Units	ppm	ppm	ppm	ppm	ppm
Avg	**.04991**	**50.922**	**.04921**	**.51622**	**.19791**
Stddev	.00011	.116	.00018	.00060	.00093
%RSD	.21748	.22781	.36664	.11563	.46857
#1	.04978	50.839	.04942	.51690	.19893
#2	.04996	50.874	.04912	.51597	.19711
#3	.04998	51.055	.04910	.51578	.19770
Check ?	Chk Pass	Chk Pass	Chk Pass	Chk Pass	Chk Pass
High Limit					
Low Limit					

Sample Name: L89H0C Acquired: 11/2/2010 12:15:09 Type: Unk
Method: 6500MET(v1145) Mode: CONC Corr. Factor: 1.000000
User: Acox Custom ID1: Q01102A Custom ID2: ACC Custom ID3: Int. 5320-10
Comment: TestAmerica Pittsburgh ICP Metals Analysis Inst. 6500 ICP

Elem	Cu	Fe	K_	Li	Mg
Line	324.754 {104}2	259.940 {130}	769.896 { 44}	670.784 { 50}	279.079 {121}
IS Ref	(Y_3710)	(Y_3710)	(Y_3710)	(Y_3710)	(Y_3710)
Units	ppm	ppm	ppm	ppm	ppm
Avg	**.25034**	**1.0635**	**47.782**	**1.0241**	**48.903**
Stddev	.00363	.0046	.033	.0012	.122
%RSD	1.4495	.43313	.06863	.11869	.24923
#1	.25333	1.0638	47.744	1.0240	48.801
#2	.24630	1.0587	47.803	1.0229	48.871
#3	.25140	1.0679	47.798	1.0253	49.038
Check ?	Chk Pass	Chk Pass	Chk Pass	Chk Pass	Chk Pass
High Limit					
Low Limit					

Elem	Mn	Mo	Na	Ni	Pb
Line	257.610 {131}2	202.030 {467}	589.592 { 57}	231.604 {445}	220.353 {453}
IS Ref	(Y_3710)	(Y_2243)	(Y_3710)	(In2306)	(In2306)
Units	ppm	ppm	ppm	ppm	ppm
Avg	**.49923**	**1.0141**	**50.360**	**.52009**	**.49606**
Stddev	.00219	.0010	.018	.00123	.00169
%RSD	.43902	.09661	.03606	.23573	.34034
#1	.49674	1.0151	50.339	.52147	.49762
#2	.50012	1.0140	50.373	.51968	.49629
#3	.50084	1.0131	50.368	.51913	.49427
Check ?	Chk Pass	Chk Pass	Chk Pass	Chk Pass	Chk Pass
High Limit					
Low Limit					

Sample Name: L89H0C Acquired: 11/2/2010 12:15:09 Type: Unk
Method: 6500MET(v1145) Mode: CONC Corr. Factor: 1.000000
User: Acox Custom ID1: Q01102A Custom ID2: ACC Custom ID3: Int. 5320-10
Comment: TestAmerica Pittsburgh ICP Metals Analysis Inst. 6500 ICP

Elem	Sb	Se	Si	Sn	Sr
Line	206.833 {463}	196.090 {472}	251.611 {134}	189.989 {477}	407.771 { 83}
IS Ref	(Y_2243)	(Y_2243)	(Y_3710)	(Y_2243)	(Y_3710)
Units	ppm	ppm	ppm	ppm	ppm
Avg	**.49027**	**2.0316**	**8.4581**	**1.9508**	**1.0031**
Stddev	.00049	.0026	.0095	.0023	.0023
%RSD	.09925	.12621	.11222	.11604	.22946
#1	.49052	2.0340	8.4617	1.9525	1.0011
#2	.48971	2.0319	8.4653	1.9483	1.0026
#3	.49058	2.0289	8.4474	1.9517	1.0056
Check ?	Chk Pass	Chk Pass	Chk Pass	Chk Pass	Chk Pass
High Limit					
Low Limit					

Elem	Ti	Tl	V_	Zn
Line	334.904 {101}	190.856 {477}	292.402 {115}	206.200 {463}
IS Ref	(Y_3710)	(In2306)	(Y_3600)	(Y_2243)
Units	ppm	ppm	ppm	ppm
Avg	**1.0083**	**1.9236**	**.49470**	**.49571**
Stddev	.0041	.0041	.00047	.00097
%RSD	.40313	.21376	.09485	.19516
#1	1.0086	1.9280	.49520	.49677
#2	1.0042	1.9199	.49463	.49488
#3	1.0123	1.9230	.49427	.49548
Check ?	Chk Pass	Chk Pass	Chk Pass	Chk Pass
High Limit				
Low Limit				

Sample Name: L89H0C Acquired: 11/2/2010 12:15:09 Type: Unk
Method: 6500MET(v1145) Mode: CONC Corr. Factor: 1.000000
User: Acox Custom ID1: Q01102A Custom ID2: ACC Custom ID3: Int. 5320-10
Comment: TestAmerica Pittsburgh ICP Metals Analysis Inst. 6500 ICP

Int. Std.	In2306	Y_2243	Y_3600	Y_3710
Line	230.606 {446}	224.306 {450}	360.073 { 94}	371.030 { 91}
Units	Cts/S	Cts/S	Cts/S	Cts/S
Avg	**2966.8**	**6345.0**	**118230.**	**14770.**
Stddev	2.1	10.5	313.	23.
%RSD	.07233	.16542	.26490	.15356
#1	2969.2	6357.1	118560.	14796.
#2	2966.1	6338.5	117950.	14753.
#3	2965.1	6339.5	118170.	14761.

Sample Name: L80RK Acquired: 11/2/2010 12:19:40 Type: Unk
Method: 6500MET(v1145) Mode: CONC Corr. Factor: 1.000000
User: Acox Custom ID1: Q01102A Custom ID2: ACC Custom ID3: Int. 5320-10
Comment: TestAmerica Pittsburgh ICP Metals Analysis Inst. 6500 ICP

Elem	Ag	Al	As	B_	Ba
Line	328.068 {103}	396.152 { 85}	189.042 {479}	208.959 {461}	455.403 { 74}
IS Ref	(Y_3600)	(Y_3710)	(Y_2243)	(Y_2243)	(Y_3710)
Units	ppm	ppm	ppm	ppm	ppm
Avg	**-.00130**	**56.442**	**.03141**	**.01690**	**.39653**
Stddev	.00021	.268	.00015	.00070	.00136
%RSD	16.162	.47397	.46373	4.1492	.34313
#1	-.00151	56.410	.03155	.01665	.39550
#2	-.00131	56.724	.03126	.01769	.39808
#3	-.00109	56.192	.03140	.01636	.39602
Check ?	Chk Pass	Chk Pass	Chk Pass	Chk Pass	Chk Pass
High Limit					
Low Limit					

Elem	Be	Ca	Cd	Co	Cr
Line	313.042 {108}	317.933 {106}	214.438 {457}	228.616 {447}	267.716 {126}
IS Ref	(Y_3710)	(Y_3710)	(Y_2243)	(In2306)	(Y_3600)
Units	ppm	ppm	ppm	ppm	ppm
Avg	**.00185**	**115.60**	**.00076**	**.05338**	**.06188**
Stddev	.00001	.64	.00006	.00020	.00016
%RSD	.47754	.55202	7.6390	.37535	.26159
#1	.00184	115.01	.00070	.05352	.06204
#2	.00186	116.27	.00077	.05315	.06187
#3	.00184	115.51	.00082	.05347	.06172
Check ?	Chk Pass	Chk Pass	Chk Pass	Chk Pass	Chk Pass
High Limit					
Low Limit					

Sample Name: L80RK Acquired: 11/2/2010 12:19:40 Type: Unk
Method: 6500MET(v1145) Mode: CONC Corr. Factor: 1.000000
User: Acox Custom ID1: Q01102A Custom ID2: ACC Custom ID3: Int. 5320-10
Comment: TestAmerica Pittsburgh ICP Metals Analysis Inst. 6500 ICP

Elem	Cu	Fe	K_	Li	Mg
Line	324.754 {104}2	259.940 {130}	769.896 { 44}	670.784 { 50}	279.079 {121}
IS Ref	(Y_3710)	(Y_3710)	(Y_3710)	(Y_3710)	(Y_3710)
Units	ppm	ppm	ppm	ppm	ppm
Avg	**.21295**	**129.57**	**5.3950**	**.10297**	**45.375**
Stddev	.00173	.76	.0597	.00042	.285
%RSD	.81379	.58400	1.1067	.40493	.62885
#1	.21150	129.27	5.3596	.10257	45.199
#2	.21487	130.43	5.4640	.10295	45.704
#3	.21249	129.01	5.3615	.10340	45.221
Check ?	Chk Pass	Chk Pass	Chk Pass	Chk Pass	Chk Pass
High Limit					
Low Limit					

Elem	Mn	Mo	Na	Ni	Pb
Line	257.610 {131}2	202.030 {467}	589.592 { 57}	231.604 {445}	220.353 {453}
IS Ref	(Y_3710)	(Y_2243)	(Y_3710)	(In2306)	(In2306)
Units	ppm	ppm	ppm	ppm	ppm
Avg	**6.5033**	**-.00095**	**.39741**	**.12534**	**.02579**
Stddev	.0417	.00019	.00710	.00026	.00135
%RSD	.64094	20.270	1.7876	.20445	5.2533
#1	6.5098	-.00074	.38935	.12511	.02732
#2	6.5414	-.00111	.40277	.12531	.02531
#3	6.4588	-.00099	.40010	.12562	.02474
Check ?	Chk Pass	Chk Pass	Chk Pass	Chk Pass	Chk Pass
High Limit					
Low Limit					

Sample Name: L80RK Acquired: 11/2/2010 12:19:40 Type: Unk
Method: 6500MET(v1145) Mode: CONC Corr. Factor: 1.000000
User: Acox Custom ID1: Q01102A Custom ID2: ACC Custom ID3: Int. 5320-10
Comment: TestAmerica Pittsburgh ICP Metals Analysis Inst. 6500 ICP

Elem	Sb	Se	Si	Sn	Sr
Line	206.833 {463}	196.090 {472}	251.611 {134}	189.989 {477}	407.771 { 83}
IS Ref	(Y_2243)	(Y_2243)	(Y_3710)	(Y_2243)	(Y_3710)
Units	ppm	ppm	ppm	ppm	ppm
Avg	**-.00172**	**.00115**	**2.6216**	**.01363**	**.13999**
Stddev	.00115	.00080	.0222	.00025	.00074
%RSD	66.876	69.048	.84697	1.8038	.53147
#1	-.00120	.00198	2.6089	.01372	.13931
#2	-.00093	.00040	2.6473	.01335	.14079
#3	-.00304	.00108	2.6088	.01382	.13986
Check ?	Chk Pass	Chk Pass	Chk Pass	Chk Pass	Chk Pass
High Limit					
Low Limit					

Elem	Ti	Tl	V_	Zn
Line	334.904 {101}	190.856 {477}	292.402 {115}	206.200 {463}
IS Ref	(Y_3710)	(In2306)	(Y_3600)	(Y_2243)
Units	ppm	ppm	ppm	ppm
Avg	**.62368**	**-.00028**	**.09807**	**.22623**
Stddev	.00260	.00116	.00057	.00051
%RSD	.41751	418.06	.57786	.22373
#1	.62214	-.00013	.09872	.22609
#2	.62221	-.00151	.09770	.22679
#3	.62668	.00081	.09778	.22581
Check ?	Chk Pass	Chk Pass	Chk Pass	Chk Pass
High Limit				
Low Limit				

Sample Name: L80RK Acquired: 11/2/2010 12:19:40 Type: Unk
Method: 6500MET(v1145) Mode: CONC Corr. Factor: 1.000000
User: Acox Custom ID1: Q01102A Custom ID2: ACC Custom ID3: Int. 5320-10
Comment: TestAmerica Pittsburgh ICP Metals Analysis Inst. 6500 ICP

Int. Std.	In2306	Y_2243	Y_3600	Y_3710
Line	230.606 {446}	224.306 {450}	360.073 { 94}	371.030 { 91}
Units	Cts/S	Cts/S	Cts/S	Cts/S
Avg	**2890.8**	**6985.0**	**129900.**	**16454.**
Stddev	3.9	17.4	237.	103.
%RSD	.13437	.24941	.18247	.62416
#1	2886.6	6965.5	129700.	16441.
#2	2891.5	6990.5	129830.	16358.
#3	2894.2	6999.0	130160.	16563.

Sample Name: L80RKP 5x Acquired: 11/2/2010 12:24:25 Type: Unk
Method: 6500MET(v1145) Mode: CONC Corr. Factor: 1.000000
User: Acox Custom ID1: Q01102A Custom ID2: ACC Custom ID3: Int. 5320-10
Comment: TestAmerica Pittsburgh ICP Metals Analysis Inst. 6500 ICP

Elem	Ag	Al	As	B_	Ba
Line	328.068 {103}	396.152 { 85}	189.042 {479}	208.959 {461}	455.403 { 74}
IS Ref	(Y_3600)	(Y_3710)	(Y_2243)	(Y_2243)	(Y_3710)
Units	ppm	ppm	ppm	ppm	ppm
Avg	**-.00011**	**12.201**	**.00681**	**.00356**	**.08761**
Stddev	.00010	.021	.00178	.00024	.00011
%RSD	87.095	.17508	26.144	6.7983	.12447
#1	-.00002	12.178	.00745	.00343	.08769
#2	-.00021	12.220	.00817	.00341	.08764
#3	-.00010	12.205	.00479	.00384	.08748
Check ?	Chk Pass	Chk Pass	Chk Pass	Chk Pass	Chk Pass
High Limit					
Low Limit					

Elem	Be	Ca	Cd	Co	Cr
Line	313.042 {108}	317.933 {106}	214.438 {457}	228.616 {447}	267.716 {126}
IS Ref	(Y_3710)	(Y_3710)	(Y_2243)	(In2306)	(Y_3600)
Units	ppm	ppm	ppm	ppm	ppm
Avg	**.00039**	**26.268**	**.00020**	**.01077**	**.01427**
Stddev	.00000	.051	.00007	.00011	.00040
%RSD	.88694	.19460	35.987	1.0609	2.7939
#1	.00039	26.313	.00012	.01064	.01393
#2	.00039	26.278	.00025	.01080	.01471
#3	.00039	26.212	.00023	.01086	.01418
Check ?	Chk Pass	Chk Pass	Chk Pass	Chk Pass	Chk Pass
High Limit					
Low Limit					

Sample Name: L80RKP 5x Acquired: 11/2/2010 12:24:25 Type: Unk
Method: 6500MET(v1145) Mode: CONC Corr. Factor: 1.000000
User: Acox Custom ID1: Q01102A Custom ID2: ACC Custom ID3: Int. 5320-10
Comment: TestAmerica Pittsburgh ICP Metals Analysis Inst. 6500 ICP

Elem	Cu	Fe	K_	Li	Mg
Line	324.754 {104}2	259.940 {130}	769.896 { 44}	670.784 { 50}	279.079 {121}
IS Ref	(Y_3710)	(Y_3710)	(Y_3710)	(Y_3710)	(Y_3710)
Units	ppm	ppm	ppm	ppm	ppm
Avg	**.04636**	**29.690**	**1.2706**	**.02177**	**10.131**
Stddev	.00029	.082	.0147	.00090	.016
%RSD	.62450	.27745	1.1580	4.1133	.15417
#1	.04618	29.689	1.2537	.02278	10.144
#2	.04621	29.774	1.2802	.02145	10.114
#3	.04670	29.609	1.2780	.02108	10.135
Check ?	Chk Pass	Chk Pass	Chk Pass	Chk Pass	Chk Pass
High Limit					
Low Limit					

Elem	Mn	Mo	Na	Ni	Pb
Line	257.610 {131}2	202.030 {467}	589.592 { 57}	231.604 {445}	220.353 {453}
IS Ref	(Y_3710)	(Y_2243)	(Y_3710)	(In2306)	(In2306)
Units	ppm	ppm	ppm	ppm	ppm
Avg	**1.4666**	**-.00033**	**.09279**	**.02501**	**.00397**
Stddev	.0014	.00010	.00089	.00049	.00047
%RSD	.09554	30.753	.96295	1.9622	11.758
#1	1.4657	-.00044	.09189	.02504	.00363
#2	1.4682	-.00024	.09280	.02548	.00450
#3	1.4659	-.00031	.09368	.02450	.00378
Check ?	Chk Pass	Chk Pass	Chk Pass	Chk Pass	Chk Pass
High Limit					
Low Limit					

Sample Name: L80RKP 5x Acquired: 11/2/2010 12:24:25 Type: Unk
Method: 6500MET(v1145) Mode: CONC Corr. Factor: 1.000000
User: Acox Custom ID1: Q01102A Custom ID2: ACC Custom ID3: Int. 5320-10
Comment: TestAmerica Pittsburgh ICP Metals Analysis Inst. 6500 ICP

Elem	Sb	Se	Si	Sn	Sr
Line	206.833 {463}	196.090 {472}	251.611 {134}	189.989 {477}	407.771 { 83}
IS Ref	(Y_2243)	(Y_2243)	(Y_3710)	(Y_2243)	(Y_3710)
Units	ppm	ppm	ppm	ppm	ppm
Avg	**-.00022**	**.00170**	**.56558**	**.00314**	**.03068**
Stddev	.00035	.00066	.00286	.00031	.00001
%RSD	161.69	38.612	.50642	9.9266	.02440
#1	-.00050	.00099	.56412	.00279	.03069
#2	-.00034	.00229	.56888	.00336	.03067
#3	.00018	.00182	.56374	.00328	.03069
Check ?	Chk Pass	Chk Pass	Chk Pass	Chk Pass	Chk Pass
High Limit					
Low Limit					

Elem	Ti	Tl	V_	Zn
Line	334.904 {101}	190.856 {477}	292.402 {115}	206.200 {463}
IS Ref	(Y_3710)	(In2306)	(Y_3600)	(Y_2243)
Units	ppm	ppm	ppm	ppm
Avg	**.13857**	**.00026**	**.02183**	**.05310**
Stddev	.00200	.00139	.00069	.00025
%RSD	1.4443	531.46	3.1403	.47625
#1	.14087	-.00131	.02125	.05325
#2	.13748	.00132	.02259	.05325
#3	.13734	.00077	.02164	.05281
Check ?	Chk Pass	Chk Pass	Chk Pass	Chk Pass
High Limit				
Low Limit				

Sample Name: L80RKP 5x Acquired: 11/2/2010 12:24:25 Type: Unk
Method: 6500MET(v1145) Mode: CONC Corr. Factor: 1.000000
User: Acox Custom ID1: Q01102A Custom ID2: ACC Custom ID3: Int. 5320-10
Comment: TestAmerica Pittsburgh ICP Metals Analysis Inst. 6500 ICP

Int. Std.	In2306	Y_2243	Y_3600	Y_3710
Line	230.606 {446}	224.306 {450}	360.073 { 94}	371.030 { 91}
Units	Cts/S	Cts/S	Cts/S	Cts/S
Avg	**3177.3**	**6694.7**	**124120.**	**14922.**
Stddev	13.6	29.7	2815.	82.
%RSD	.42932	.44402	2.2680	.54933
#1	3172.6	6688.8	126620.	14871.
#2	3166.6	6668.3	121070.	14879.
#3	3192.6	6726.9	124660.	15017.

Sample Name: L80RKS Acquired: 11/2/2010 12:29:15 Type: Unk
Method: 6500MET(v1145) Mode: CONC Corr. Factor: 1.000000
User: Acox Custom ID1: Q01102A Custom ID2: ACC Custom ID3: Int. 5320-10
Comment: TestAmerica Pittsburgh ICP Metals Analysis Inst. 6500 ICP

Elem	Ag	Al	As	B_	Ba
Line	328.068 {103}	396.152 { 85}	189.042 {479}	208.959 {461}	455.403 { 74}
IS Ref	(Y_3600)	(Y_3710)	(Y_2243)	(Y_2243)	(Y_3710)
Units	ppm	ppm	ppm	ppm	ppm
Avg	**.04089**	**77.390**	**1.8094**	**.85262**	**2.1842**
Stddev	.00100	.287	.0027	.00217	.0088
%RSD	2.4337	.37117	.14893	.25447	.40194
#1	.04004	77.068	1.8071	.85160	2.1742
#2	.04065	77.618	1.8088	.85114	2.1876
#3	.04199	77.486	1.8124	.85511	2.1907
Check ?	Chk Pass	Chk Pass	Chk Pass	Chk Pass	Chk Pass
High Limit					
Low Limit					

Elem	Be	Ca	Cd	Co	Cr
Line	313.042 {108}	317.933 {106}	214.438 {457}	228.616 {447}	267.716 {126}
IS Ref	(Y_3710)	(Y_3710)	(Y_2243)	(In2306)	(Y_3600)
Units	ppm	ppm	ppm	ppm	ppm
Avg	**.04436**	**229.78**	**.04170**	**.57047**	**.25187**
Stddev	.00034	2.59	.00020	.00145	.00584
%RSD	.76513	1.1280	.47492	.25393	2.3183
#1	.04410	229.36	.04175	.56972	.24623
#2	.04474	232.55	.04148	.56954	.25148
#3	.04424	227.42	.04186	.57214	.25789
Check ?	Chk Pass	Chk Pass	Chk Pass	Chk Pass	Chk Pass
High Limit					
Low Limit					

Sample Name: L80RKS Acquired: 11/2/2010 12:29:15 Type: Unk
Method: 6500MET(v1145) Mode: CONC Corr. Factor: 1.000000
User: Acox Custom ID1: Q01102A Custom ID2: ACC Custom ID3: Int. 5320-10
Comment: TestAmerica Pittsburgh ICP Metals Analysis Inst. 6500 ICP

Elem	Cu	Fe	K_	Li	Mg
Line	324.754 {104}2	259.940 {130}	769.896 { 44}	670.784 { 50}	279.079 {121}
IS Ref	(Y_3710)	(Y_3710)	(Y_3710)	(Y_3710)	(Y_3710)
Units	ppm	ppm	ppm	ppm	ppm
Avg	**.42478**	**141.68**	**54.244**	**1.0188**	**99.347**
Stddev	.00376	.88	.192	.0071	.769
%RSD	.88466	.62150	.35303	.70039	.77447
#1	.42416	140.83	54.022	1.0105	98.574
#2	.42881	142.59	54.354	1.0234	100.11
#3	.42137	141.62	54.355	1.0224	99.355
Check ?	Chk Pass	Chk Pass	Chk Pass	Chk Pass	Chk Pass
High Limit					
Low Limit					

Elem	Mn	Mo	Na	Ni	Pb
Line	257.610 {131}2	202.030 {467}	589.592 { 57}	231.604 {445}	220.353 {453}
IS Ref	(Y_3710)	(Y_2243)	(Y_3710)	(In2306)	(In2306)
Units	ppm	ppm	ppm	ppm	ppm
Avg	**6.7282**	**.83793**	**45.498**	**.64914**	**.52773**
Stddev	.0254	.00209	.270	.00141	.00024
%RSD	.37743	.24984	.59392	.21720	.04567
#1	6.7031	.83666	45.214	.64963	.52794
#2	6.7538	.83677	45.751	.64755	.52747
#3	6.7277	.84034	45.530	.65024	.52778
Check ?	Chk Pass	Chk Pass	Chk Pass	Chk Pass	Chk Pass
High Limit					
Low Limit					

Sample Name: L80RKS Acquired: 11/2/2010 12:29:15 Type: Unk
Method: 6500MET(v1145) Mode: CONC Corr. Factor: 1.000000
User: Acox Custom ID1: Q01102A Custom ID2: ACC Custom ID3: Int. 5320-10
Comment: TestAmerica Pittsburgh ICP Metals Analysis Inst. 6500 ICP

Elem	Sb	Se	Si	Sn	Sr
Line	206.833 {463}	196.090 {472}	251.611 {134}	189.989 {477}	407.771 { 83}
IS Ref	(Y_2243)	(Y_2243)	(Y_3710)	(Y_2243)	(Y_3710)
Units	ppm	ppm	ppm	ppm	ppm
Avg	**.34057**	**1.7345**	**7.8099**	**1.5768**	**1.0744**
Stddev	.00060	.0063	.0364	.0047	.0051
%RSD	.17706	.36291	.46538	.29644	.47049
#1	.33999	1.7379	7.7710	1.5726	1.0697
#2	.34053	1.7272	7.8431	1.5760	1.0737
#3	.34119	1.7383	7.8156	1.5819	1.0798
Check ?	Chk Pass	Chk Pass	Chk Pass	Chk Pass	Chk Pass
High Limit					
Low Limit					

Elem	Ti	Tl	V_	Zn
Line	334.904 {101}	190.856 {477}	292.402 {115}	206.200 {463}
IS Ref	(Y_3710)	(In2306)	(Y_3600)	(Y_2243)
Units	ppm	ppm	ppm	ppm
Avg	**1.8824**	**1.8643**	**.55946**	**.64778**
Stddev	.0117	.0079	.01235	.00145
%RSD	.62042	.42512	2.2082	.22377
#1	1.8689	1.8559	.54831	.64649
#2	1.8898	1.8655	.55733	.64750
#3	1.8885	1.8716	.57274	.64935
Check ?	Chk Pass	Chk Pass	Chk Pass	Chk Pass
High Limit				
Low Limit				

Sample Name: L80RKS Acquired: 11/2/2010 12:29:15 Type: Unk
Method: 6500MET(v1145) Mode: CONC Corr. Factor: 1.000000
User: Acox Custom ID1: Q01102A Custom ID2: ACC Custom ID3: Int. 5320-10
Comment: TestAmerica Pittsburgh ICP Metals Analysis Inst. 6500 ICP

Int. Std.	In2306	Y_2243	Y_3600	Y_3710
Line	230.606 {446}	224.306 {450}	360.073 { 94}	371.030 { 91}
Units	Cts/S	Cts/S	Cts/S	Cts/S
Avg	**2628.2**	**6781.0**	**123190.**	**16320.**
Stddev	2.5	7.7	2408.	167.
%RSD	.09496	.11370	1.9548	1.0256
#1	2630.4	6786.9	125570.	16454.
#2	2628.6	6783.8	123240.	16132.
#3	2625.5	6772.2	120750.	16374.

Sample Name: L80RKD Acquired: 11/2/2010 12:33:54 Type: Unk
Method: 6500MET(v1145) Mode: CONC Corr. Factor: 1.000000
User: Acox Custom ID1: Q01102A Custom ID2: ACC Custom ID3: Int. 5320-10
Comment: TestAmerica Pittsburgh ICP Metals Analysis Inst. 6500 ICP

Elem	Ag	Al	As	B_	Ba
Line	328.068 {103}	396.152 { 85}	189.042 {479}	208.959 {461}	455.403 { 74}
IS Ref	(Y_3600)	(Y_3710)	(Y_2243)	(Y_2243)	(Y_3710)
Units	ppm	ppm	ppm	ppm	ppm
Avg	**.04186**	**71.998**	**1.8668**	**.88783**	**2.1893**
Stddev	.00049	.131	.0078	.00237	.0074
%RSD	1.1635	.18126	.42065	.26649	.33748
#1	.04242	72.134	1.8655	.88855	2.1910
#2	.04153	71.987	1.8597	.88518	2.1813
#3	.04162	71.873	1.8752	.88975	2.1958
Check ?	Chk Pass	Chk Pass	Chk Pass	Chk Pass	Chk Pass
High Limit					
Low Limit					

Elem	Be	Ca	Cd	Co	Cr
Line	313.042 {108}	317.933 {106}	214.438 {457}	228.616 {447}	267.716 {126}
IS Ref	(Y_3710)	(Y_3710)	(Y_2243)	(In2306)	(Y_3600)
Units	ppm	ppm	ppm	ppm	ppm
Avg	**.04659**	**179.54**	**.04347**	**.57692**	**.25391**
Stddev	.00018	.34	.00025	.00130	.00038
%RSD	.38319	.18864	.58598	.22608	.15153
#1	.04675	179.62	.04328	.57561	.25422
#2	.04640	179.83	.04338	.57822	.25348
#3	.04662	179.17	.04376	.57694	.25403
Check ?	Chk Pass	Chk Pass	Chk Pass	Chk Pass	Chk Pass
High Limit					
Low Limit					

Sample Name: L80RKD Acquired: 11/2/2010 12:33:54 Type: Unk
Method: 6500MET(v1145) Mode: CONC Corr. Factor: 1.000000
User: Acox Custom ID1: Q01102A Custom ID2: ACC Custom ID3: Int. 5320-10
Comment: TestAmerica Pittsburgh ICP Metals Analysis Inst. 6500 ICP

Elem	Cu	Fe	K_	Li	Mg
Line	324.754 {104}2	259.940 {130}	769.896 { 44}	670.784 { 50}	279.079 {121}
IS Ref	(Y_3710)	(Y_3710)	(Y_3710)	(Y_3710)	(Y_3710)
Units	ppm	ppm	ppm	ppm	ppm
Avg	**.41102**	**134.14**	**54.861**	**1.0552**	**91.365**
Stddev	.00313	.52	.121	.0055	.500
%RSD	.76061	.38968	.22005	.51686	.54777
#1	.41240	134.38	54.980	1.0560	91.610
#2	.40744	134.49	54.739	1.0493	91.696
#3	.41322	133.54	54.863	1.0601	90.789
Check ?	Chk Pass	Chk Pass	Chk Pass	Chk Pass	Chk Pass
High Limit					
Low Limit					

Elem	Mn	Mo	Na	Ni	Pb
Line	257.610 {131}2	202.030 {467}	589.592 { 57}	231.604 {445}	220.353 {453}
IS Ref	(Y_3710)	(Y_2243)	(Y_3710)	(In2306)	(In2306)
Units	ppm	ppm	ppm	ppm	ppm
Avg	**6.5779**	**.87902**	**47.202**	**.65213**	**.52569**
Stddev	.0339	.00252	.109	.00177	.00129
%RSD	.51584	.28634	.23084	.27208	.24474
#1	6.5971	.87727	47.281	.65035	.52480
#2	6.5979	.87789	47.078	.65214	.52716
#3	6.5388	.88190	47.248	.65390	.52509
Check ?	Chk Pass	Chk Pass	Chk Pass	Chk Pass	Chk Pass
High Limit					
Low Limit					

Sample Name: L80RKD Acquired: 11/2/2010 12:33:54 Type: Unk
Method: 6500MET(v1145) Mode: CONC Corr. Factor: 1.000000
User: Acox Custom ID1: Q01102A Custom ID2: ACC Custom ID3: Int. 5320-10
Comment: TestAmerica Pittsburgh ICP Metals Analysis Inst. 6500 ICP

Elem	Sb	Se	Si	Sn	Sr
Line	206.833 {463}	196.090 {472}	251.611 {134}	189.989 {477}	407.771 { 83}
IS Ref	(Y_2243)	(Y_2243)	(Y_3710)	(Y_2243)	(Y_3710)
Units	ppm	ppm	ppm	ppm	ppm
Avg	**.36695**	**1.8027**	**7.8032**	**1.6635**	**1.0595**
Stddev	.00122	.0100	.0388	.0051	.0035
%RSD	.33194	.55475	.49740	.30681	.32842
#1	.36741	1.7984	7.8082	1.6599	1.0598
#2	.36557	1.7956	7.8393	1.6612	1.0559
#3	.36788	1.8141	7.7622	1.6693	1.0628
Check ?	Chk Pass	Chk Pass	Chk Pass	Chk Pass	Chk Pass
High Limit					
Low Limit					

Elem	Ti	Tl	V_	Zn
Line	334.904 {101}	190.856 {477}	292.402 {115}	206.200 {463}
IS Ref	(Y_3710)	(In2306)	(Y_3600)	(Y_2243)
Units	ppm	ppm	ppm	ppm
Avg	**1.7609**	**1.8893**	**.55768**	**.66026**
Stddev	.0056	.0044	.00035	.00118
%RSD	.31976	.23504	.06294	.17867
#1	1.7562	1.8851	.55778	.65917
#2	1.7594	1.8939	.55797	.66010
#3	1.7671	1.8890	.55729	.66151
Check ?	Chk Pass	Chk Pass	Chk Pass	Chk Pass
High Limit				
Low Limit				

Sample Name: L80RKD Acquired: 11/2/2010 12:33:54 Type: Unk
Method: 6500MET(v1145) Mode: CONC Corr. Factor: 1.000000
User: Acox Custom ID1: Q01102A Custom ID2: ACC Custom ID3: Int. 5320-10
Comment: TestAmerica Pittsburgh ICP Metals Analysis Inst. 6500 ICP

Int. Std.	In2306	Y_2243	Y_3600	Y_3710
Line	230.606 {446}	224.306 {450}	360.073 { 94}	371.030 { 91}
Units	Cts/S	Cts/S	Cts/S	Cts/S
Avg	**2704.0**	**6707.8**	**123620.**	**15520.**
Stddev	1.5	25.8	405.	162.
%RSD	.05688	.38493	.32734	1.0431
#1	2702.6	6700.6	123210.	15455.
#2	2705.6	6736.5	123630.	15401.
#3	2703.8	6686.4	124020.	15704.

Sample Name: L80RL Acquired: 11/2/2010 12:38:25 Type: Unk
Method: 6500MET(v1145) Mode: CONC Corr. Factor: 1.000000
User: Acox Custom ID1: Q01102A Custom ID2: ACC Custom ID3: Int. 5320-10
Comment: TestAmerica Pittsburgh ICP Metals Analysis Inst. 6500 ICP

Elem	Ag	Al	As	B_	Ba
Line	328.068 {103}	396.152 { 85}	189.042 {479}	208.959 {461}	455.403 { 74}
IS Ref	(Y_3600)	(Y_3710)	(Y_2243)	(Y_2243)	(Y_3710)
Units	ppm	ppm	ppm	ppm	ppm
Avg	**-.00113**	**65.183**	**.02663**	**.02156**	**.47087**
Stddev	.00039	.116	.00210	.00055	.00086
%RSD	34.526	.17790	7.9015	2.5464	.18203
#1	-.00095	65.077	.02421	.02095	.47184
#2	-.00158	65.164	.02801	.02200	.47022
#3	-.00087	65.307	.02768	.02175	.47054
Check ?	Chk Pass	Chk Pass	Chk Pass	Chk Pass	Chk Pass
High Limit					
Low Limit					

Elem	Be	Ca	Cd	Co	Cr
Line	313.042 {108}	317.933 {106}	214.438 {457}	228.616 {447}	267.716 {126}
IS Ref	(Y_3710)	(Y_3710)	(Y_2243)	(In2306)	(Y_3600)
Units	ppm	ppm	ppm	ppm	ppm
Avg	**.00208**	**158.79**	**.00082**	**.06372**	**.07342**
Stddev	.00001	.73	.00009	.00032	.00017
%RSD	.61313	.46222	10.810	.50213	.23596
#1	.00207	159.07	.00074	.06408	.07327
#2	.00208	157.95	.00092	.06362	.07339
#3	.00210	159.34	.00082	.06347	.07361
Check ?	Chk Pass	Chk Pass	Chk Pass	Chk Pass	Chk Pass
High Limit					
Low Limit					

Sample Name: L80RL Acquired: 11/2/2010 12:38:25 Type: Unk
Method: 6500MET(v1145) Mode: CONC Corr. Factor: 1.000000
User: Acox Custom ID1: Q01102A Custom ID2: ACC Custom ID3: Int. 5320-10
Comment: TestAmerica Pittsburgh ICP Metals Analysis Inst. 6500 ICP

Elem	Cu	Fe	K_	Li	Mg
Line	324.754 {104}2	259.940 {130}	769.896 { 44}	670.784 { 50}	279.079 {121}
IS Ref	(Y_3710)	(Y_3710)	(Y_3710)	(Y_3710)	(Y_3710)
Units	ppm	ppm	ppm	ppm	ppm
Avg	**.20666**	**148.96**	**6.3045**	**.11581**	**52.879**
Stddev	.00292	.45	.0209	.00089	.181
%RSD	1.4136	.30274	.33094	.76565	.34304
#1	.20714	148.87	6.3286	.11526	52.836
#2	.20353	148.56	6.2938	.11683	52.723
#3	.20931	149.45	6.2912	.11534	53.078
Check ?	Chk Pass	Chk Pass	Chk Pass	Chk Pass	Chk Pass
High Limit					
Low Limit					

Elem	Mn	Mo	Na	Ni	Pb
Line	257.610 {131}2	202.030 {467}	589.592 { 57}	231.604 {445}	220.353 {453}
IS Ref	(Y_3710)	(Y_2243)	(Y_3710)	(In2306)	(In2306)
Units	ppm	ppm	ppm	ppm	ppm
Avg	**7.6884**	**-.00081**	**.95728**	**.14034**	**.03097**
Stddev	.0307	.00039	.00322	.00020	.00092
%RSD	.39881	48.323	.33659	.14141	2.9840
#1	7.6606	-.00037	.95526	.14051	.02992
#2	7.6835	-.00095	.96100	.14039	.03165
#3	7.7213	-.00111	.95558	.14013	.03135
Check ?	Chk Pass	Chk Pass	Chk Pass	Chk Pass	Chk Pass
High Limit					
Low Limit					

Sample Name: L80RL Acquired: 11/2/2010 12:38:25 Type: Unk
Method: 6500MET(v1145) Mode: CONC Corr. Factor: 1.000000
User: Acox Custom ID1: Q01102A Custom ID2: ACC Custom ID3: Int. 5320-10
Comment: TestAmerica Pittsburgh ICP Metals Analysis Inst. 6500 ICP

Elem	Sb	Se	Si	Sn	Sr
Line	206.833 {463}	196.090 {472}	251.611 {134}	189.989 {477}	407.771 { 83}
IS Ref	(Y_2243)	(Y_2243)	(Y_3710)	(Y_2243)	(Y_3710)
Units	ppm	ppm	ppm	ppm	ppm
Avg	**-.00185**	**.00393**	**2.6887**	**.01381**	**.19364**
Stddev	.00071	.00119	.0227	.00062	.00032
%RSD	38.562	30.407	.84545	4.4581	.16335
#1	-.00124	.00262	2.6750	.01324	.19380
#2	-.00168	.00420	2.6762	.01446	.19385
#3	-.00263	.00497	2.7150	.01374	.19328
Check ?	Chk Pass	Chk Pass	Chk Pass	Chk Pass	Chk Pass
High Limit					
Low Limit					

Elem	Ti	Tl	V_	Zn
Line	334.904 {101}	190.856 {477}	292.402 {115}	206.200 {463}
IS Ref	(Y_3710)	(In2306)	(Y_3600)	(Y_2243)
Units	ppm	ppm	ppm	ppm
Avg	**.75640**	**-.00017**	**.10913**	**.26104**
Stddev	.00197	.00038	.00027	.00034
%RSD	.26017	223.11	.25067	.13160
#1	.75574	.00025	.10894	.26138
#2	.75485	-.00050	.10944	.26070
#3	.75861	-.00027	.10900	.26106
Check ?	Chk Pass	Chk Pass	Chk Pass	Chk Pass
High Limit				
Low Limit				

Sample Name: L80RL Acquired: 11/2/2010 12:38:25 Type: Unk
Method: 6500MET(v1145) Mode: CONC Corr. Factor: 1.000000
User: Acox Custom ID1: Q01102A Custom ID2: ACC Custom ID3: Int. 5320-10
Comment: TestAmerica Pittsburgh ICP Metals Analysis Inst. 6500 ICP

Int. Std.	In2306	Y_2243	Y_3600	Y_3710
Line	230.606 {446}	224.306 {450}	360.073 { 94}	371.030 { 91}
Units	Cts/S	Cts/S	Cts/S	Cts/S
Avg	**2808.6**	**6870.4**	**127400.**	**16300.**
Stddev	7.3	15.5	252.	102.
%RSD	.26093	.22542	.19806	.62854
#1	2800.1	6854.6	127380.	16325.
#2	2812.9	6871.0	127160.	16389.
#3	2812.7	6885.6	127670.	16188.

Sample Name: CCV1-2 Acquired: 11/2/2010 12:43:10 Type: QC
Method: 6500MET(v1145) Mode: CONC Corr. Factor: 1.000000
User: Acox Custom ID1: Q01102A Custom ID2: ACC Custom ID3: Int. 5320-10
Comment: TestAmerica Pittsburgh ICP Metals Analysis Inst. 6500 ICP

Elem	Ag	Al	As	B_	Ba
Line	328.068 {103}	396.152 { 85}	189.042 {479}	208.959 {461}	455.403 { 74}
IS Ref	(Y_3600)	(Y_3710)	(Y_2243)	(Y_2243)	(Y_3710)
Units	ppm	ppm	ppm	ppm	ppm
Avg	**1.0082**	**24.945**	**.53264**	**1.9968**	**2.0009**
Stddev	.0250	.098	.00111	.0047	.0005
%RSD	2.4802	.39313	.20905	.23727	.02655
#1	.99151	24.864	.53148	2.0019	2.0005
#2	1.0369	24.916	.53370	1.9925	2.0015
#3	.99611	25.054	.53275	1.9961	2.0008
Check ?	Chk Pass	Chk Pass	Chk Pass	Chk Pass	Chk Pass
Value					
Range					

Elem	Be	Ca	Cd	Co	Cr
Line	313.042 {108}	317.933 {106}	214.438 {457}	228.616 {447}	267.716 {126}
IS Ref	(Y_3710)	(Y_3710)	(Y_2243)	(In2306)	(Y_3600)
Units	ppm	ppm	ppm	ppm	ppm
Avg	**2.0605**	**53.617**	**.49884**	**2.1326**	**2.0517**
Stddev	.0045	.274	.00064	.0013	.0543
%RSD	.22040	.51092	.12834	.05997	2.6464
#1	2.0629	53.828	.49812	2.1312	2.0185
#2	2.0553	53.308	.49906	2.1333	2.1144
#3	2.0633	53.715	.49934	2.1335	2.0223
Check ?	Chk Pass	Chk Pass	Chk Pass	Chk Pass	Chk Pass
Value					
Range					

Sample Name: CCV1-2 Acquired: 11/2/2010 12:43:10 Type: QC
Method: 6500MET(v1145) Mode: CONC Corr. Factor: 1.000000
User: Acox Custom ID1: Q01102A Custom ID2: ACC Custom ID3: Int. 5320-10
Comment: TestAmerica Pittsburgh ICP Metals Analysis Inst. 6500 ICP

Elem	Cu	Fe	K_	Li	Mg
Line	324.754 {104}2	259.940 {130}	769.896 { 44}	670.784 { 50}	279.079 {121}
IS Ref	(Y_3710)	(Y_3710)	(Y_3710)	(Y_3710)	(Y_3710)
Units	ppm	ppm	ppm	ppm	ppm
Avg	**2.0698**	**26.309**	**123.49**	**2.0992**	**51.169**
Stddev	.0032	.091	.36	.0024	.228
%RSD	.15218	.34476	.29033	.11592	.44603
#1	2.0722	26.315	123.11	2.1016	51.166
#2	2.0709	26.216	123.55	2.0991	50.943
#3	2.0662	26.397	123.82	2.0967	51.399
Check ?	Chk Pass	Chk Pass	Chk Pass	Chk Pass	Chk Pass
Value					
Range					

Elem	Mn	Mo	Na	Ni	Pb
Line	257.610 {131}2	202.030 {467}	589.592 { 57}	231.604 {445}	220.353 {453}
IS Ref	(Y_3710)	(Y_2243)	(Y_3710)	(In2306)	(In2306)
Units	ppm	ppm	ppm	ppm	ppm
Avg	**2.0059**	**2.0222**	**130.86**	**2.1518**	**.51927**
Stddev	.0048	.0019	.29	.0037	.00144
%RSD	.24049	.09220	.21998	.17032	.27752
#1	2.0032	2.0227	131.10	2.1479	.51802
#2	2.0030	2.0201	130.54	2.1522	.52085
#3	2.0115	2.0237	130.94	2.1552	.51894
Check ?	Chk Pass	Chk Pass	Chk Pass	Chk Pass	Chk Pass
Value					
Range					

Sample Name: CCV1-2 Acquired: 11/2/2010 12:43:10 Type: QC
Method: 6500MET(v1145) Mode: CONC Corr. Factor: 1.000000
User: Acox Custom ID1: Q01102A Custom ID2: ACC Custom ID3: Int. 5320-10
Comment: TestAmerica Pittsburgh ICP Metals Analysis Inst. 6500 ICP

Elem	Sb	Se	Si	Sn	Sr
Line	206.833 {463}	196.090 {472}	251.611 {134}	189.989 {477}	407.771 { 83}
IS Ref	(Y_2243)	(Y_2243)	(Y_3710)	(Y_2243)	(Y_3710)
Units	ppm	ppm	ppm	ppm	ppm
Avg	**.51032**	**.52492**	**2.0993**	**1.9502**	**2.0312**
Stddev	.00232	.00274	.0083	.0035	.0036
%RSD	.45413	.52165	.39706	.18113	.17494
#1	.51261	.52801	2.0896	1.9471	2.0278
#2	.50797	.52279	2.1044	1.9495	2.0349
#3	.51039	.52396	2.1037	1.9540	2.0311
Check ?	Chk Pass	Chk Pass	Chk Pass	Chk Pass	Chk Pass
Value					
Range					

Elem	Ti	Tl	V_	Zn
Line	334.904 {101}	190.856 {477}	292.402 {115}	206.200 {463}
IS Ref	(Y_3710)	(In2306)	(Y_3600)	(Y_2243)
Units	ppm	ppm	ppm	ppm
Avg	**2.0772**	**.99636**	**2.0481**	**2.0181**
Stddev	.0083	.00334	.0486	.0045
%RSD	.39938	.33505	2.3725	.22518
#1	2.0847	.99251	2.0194	2.0130
#2	2.0683	.99810	2.1042	2.0193
#3	2.0787	.99847	2.0208	2.0219
Check ?	Chk Pass	Chk Pass	Chk Pass	Chk Pass
Value				
Range				

Sample Name: CCV1-2 Acquired: 11/2/2010 12:43:10 Type: QC
Method: 6500MET(v1145) Mode: CONC Corr. Factor: 1.000000
User: Acox Custom ID1: Q01102A Custom ID2: ACC Custom ID3: Int. 5320-10
Comment: TestAmerica Pittsburgh ICP Metals Analysis Inst. 6500 ICP

Int. Std.	In2306	Y_2243	Y_3600	Y_3710
Line	230.606 {446}	224.306 {450}	360.073 { 94}	371.030 { 91}
Units	Cts/S	Cts/S	Cts/S	Cts/S
Avg	**2837.7**	**6352.4**	**112920.**	**14241.**
Stddev	7.0	17.4	2474.	104.
%RSD	.24801	.27396	2.1913	.73119
#1	2830.3	6334.0	114590.	14232.
#2	2844.2	6368.6	110080.	14350.
#3	2838.7	6354.6	114100.	14142.

Sample Name: CCB2 Acquired: 11/2/2010 12:47:46 Type: QC
Method: 6500MET(v1145) Mode: CONC Corr. Factor: 1.000000
User: Acox Custom ID1: Q01102A Custom ID2: ACC Custom ID3: Int. 5320-10
Comment: TestAmerica Pittsburgh ICP Metals Analysis Inst. 6500 ICP

Elem	Ag	Al	As	B_	Ba
Line	328.068 {103}	396.152 { 85}	189.042 {479}	208.959 {461}	455.403 { 74}
IS Ref	(Y_3600)	(Y_3710)	(Y_2243)	(Y_2243)	(Y_3710)
Units	ppm	ppm	ppm	ppm	ppm
Avg	**.00032**	**.01194**	**.00112**	**.00164**	**.00066**
Stddev	.00010	.00551	.00127	.00015	.00024
%RSD	30.899	46.134	113.70	8.9711	35.419
#1	.00028	.01073	.00250	.00181	.00040
#2	.00024	.01796	.00085	.00155	.00086
#3	.00043	.00714	.00001	.00156	.00073
Check ?	Chk Pass	Chk Pass	Chk Pass	Chk Pass	Chk Pass
High Limit					
Low Limit					

Elem	Be	Ca	Cd	Co	Cr
Line	313.042 {108}	317.933 {106}	214.438 {457}	228.616 {447}	267.716 {126}
IS Ref	(Y_3710)	(Y_3710)	(Y_2243)	(In2306)	(Y_3600)
Units	ppm	ppm	ppm	ppm	ppm
Avg	**.00026**	**.03982**	**.00009**	**.00056**	**.00013**
Stddev	.00006	.01066	.00002	.00020	.00004
%RSD	22.475	26.774	20.036	35.820	31.343
#1	.00019	.02966	.00007	.00045	.00010
#2	.00027	.03888	.00011	.00079	.00018
#3	.00030	.05092	.00008	.00044	.00012
Check ?	Chk Pass	Chk Pass	Chk Pass	Chk Pass	Chk Pass
High Limit					
Low Limit					

Sample Name: CCB2 Acquired: 11/2/2010 12:47:46 Type: QC
Method: 6500MET(v1145) Mode: CONC Corr. Factor: 1.000000
User: Acox Custom ID1: Q01102A Custom ID2: ACC Custom ID3: Int. 5320-10
Comment: TestAmerica Pittsburgh ICP Metals Analysis Inst. 6500 ICP

Elem	Cu	Fe	K_	Li	Mg
Line	324.754 {104}2	259.940 {130}	769.896 { 44}	670.784 { 50}	279.079 {121}
IS Ref	(Y_3710)	(Y_3710)	(Y_3710)	(Y_3710)	(Y_3710)
Units	ppm	ppm	ppm	ppm	ppm
Avg	**-.00195**	**.02273**	**.17007**	**-.00014**	**.02733**
Stddev	.00148	.00743	.01869	.00075	.00730
%RSD	75.905	32.711	10.987	533.19	26.721
#1	-.00032	.01563	.17037	.00001	.03428
#2	-.00320	.02210	.15124	.00052	.02798
#3	-.00233	.03046	.18860	-.00095	.01972
Check ?	Chk Pass	Chk Pass	Chk Pass	Chk Pass	Chk Pass
High Limit					
Low Limit					

Elem	Mn	Mo	Na	Ni	Pb
Line	257.610 {131}2	202.030 {467}	589.592 { 57}	231.604 {445}	220.353 {453}
IS Ref	(Y_3710)	(Y_2243)	(Y_3710)	(In2306)	(In2306)
Units	ppm	ppm	ppm	ppm	ppm
Avg	**.00165**	**.00119**	**.02677**	**.00033**	**-.00079**
Stddev	.00067	.00025	.00317	.00006	.00050
%RSD	40.408	21.203	11.846	19.342	63.343
#1	.00091	.00116	.02627	.00026	-.00060
#2	.00181	.00146	.02388	.00036	-.00041
#3	.00221	.00096	.03016	.00038	-.00136
Check ?	Chk Pass	Chk Pass	Chk Pass	Chk Pass	Chk Pass
High Limit					
Low Limit					

Sample Name: CCB2 Acquired: 11/2/2010 12:47:46 Type: QC
Method: 6500MET(v1145) Mode: CONC Corr. Factor: 1.000000
User: Acox Custom ID1: Q01102A Custom ID2: ACC Custom ID3: Int. 5320-10
Comment: TestAmerica Pittsburgh ICP Metals Analysis Inst. 6500 ICP

Elem	Sb	Se	Si	Sn	Sr
Line	206.833 {463}	196.090 {472}	251.611 {134}	189.989 {477}	407.771 { 83}
IS Ref	(Y_2243)	(Y_2243)	(Y_3710)	(Y_2243)	(Y_3710)
Units	ppm	ppm	ppm	ppm	ppm
Avg	**.00076**	**.00224**	**-.00627**	**.00086**	**.00040**
Stddev	.00043	.00140	.00120	.00015	.00011
%RSD	56.690	62.721	19.055	17.671	28.379
#1	.00120	.00272	-.00537	.00071	.00030
#2	.00034	.00066	-.00763	.00086	.00037
#3	.00073	.00334	-.00583	.00101	.00052
Check ?	Chk Pass	Chk Pass	Chk Pass	Chk Pass	Chk Pass
High Limit					
Low Limit					

Elem	Ti	Tl	V_	Zn
Line	334.904 {101}	190.856 {477}	292.402 {115}	206.200 {463}
IS Ref	(Y_3710)	(In2306)	(Y_3600)	(Y_2243)
Units	ppm	ppm	ppm	ppm
Avg	**.00083**	**.00223**	**.00021**	**.00068**
Stddev	.00198	.00102	.00018	.00013
%RSD	238.67	45.638	89.040	18.925
#1	-.00099	.00311	.00028	.00067
#2	.00054	.00111	.00034	.00081
#3	.00295	.00247	.00000	.00056
Check ?	Chk Pass	Chk Pass	Chk Pass	Chk Pass
High Limit				
Low Limit				

Sample Name: CCB2 Acquired: 11/2/2010 12:47:46 Type: QC
Method: 6500MET(v1145) Mode: CONC Corr. Factor: 1.000000
User: Acox Custom ID1: Q01102A Custom ID2: ACC Custom ID3: Int. 5320-10
Comment: TestAmerica Pittsburgh ICP Metals Analysis Inst. 6500 ICP

Int. Std.	In2306	Y_2243	Y_3600	Y_3710
Line	230.606 {446}	224.306 {450}	360.073 { 94}	371.030 { 91}
Units	Cts/S	Cts/S	Cts/S	Cts/S
Avg	**3412.9**	**6693.0**	**124500.**	**14898.**
Stddev	5.3	6.1	524.	56.
%RSD	.15623	.09179	.42100	.37287
#1	3408.1	6689.1	124230.	14936.
#2	3411.9	6689.9	124160.	14834.
#3	3418.7	6700.1	125100.	14923.

Sample Name: L80RM Acquired: 11/2/2010 12:52:41 Type: Unk
Method: 6500MET(v1145) Mode: CONC Corr. Factor: 1.000000
User: Acox Custom ID1: Q01102A Custom ID2: ACC Custom ID3: Int. 5852-10
Comment: TestAmerica Pittsburgh ICP Metals Analysis Inst. 6500 ICP

Elem	Ag	Al	As	B_	Ba
Line	328.068 {103}	396.152 { 85}	189.042 {479}	208.959 {461}	455.403 { 74}
IS Ref	(Y_3600)	(Y_3710)	(Y_2243)	(Y_2243)	(Y_3710)
Units	ppm	ppm	ppm	ppm	ppm
Avg	**-.00135**	**76.745**	**.03403**	**.02224**	**.53132**
Stddev	.00033	.046	.00137	.00031	.00102
%RSD	24.159	.06015	4.0282	1.3762	.19207
#1	-.00137	76.725	.03450	.02250	.53161
#2	-.00102	76.798	.03510	.02232	.53215
#3	-.00167	76.713	.03248	.02191	.53018
Check ?	Chk Pass	Chk Pass	Chk Pass	Chk Pass	Chk Pass
High Limit					
Low Limit					

Elem	Be	Ca	Cd	Co	Cr
Line	313.042 {108}	317.933 {106}	214.438 {457}	228.616 {447}	267.716 {126}
IS Ref	(Y_3710)	(Y_3710)	(Y_2243)	(In2306)	(Y_3600)
Units	ppm	ppm	ppm	ppm	ppm
Avg	**.00247**	**134.79**	**.00094**	**.07158**	**.09023**
Stddev	.00007	.83	.00003	.00020	.00041
%RSD	2.6398	.61208	3.1765	.27475	.44938
#1	.00243	134.77	.00090	.07146	.09016
#2	.00243	133.97	.00094	.07148	.09066
#3	.00254	135.62	.00096	.07181	.08986
Check ?	Chk Pass	Chk Pass	Chk Pass	Chk Pass	Chk Pass
High Limit					
Low Limit					

Sample Name: L80RM Acquired: 11/2/2010 12:52:41 Type: Unk
Method: 6500MET(v1145) Mode: CONC Corr. Factor: 1.000000
User: Acox Custom ID1: Q01102A Custom ID2: ACC Custom ID3: Int. 5852-10
Comment: TestAmerica Pittsburgh ICP Metals Analysis Inst. 6500 ICP

Elem	Cu	Fe	K_	Li	Mg
Line	324.754 {104}2	259.940 {130}	769.896 { 44}	670.784 { 50}	279.079 {121}
IS Ref	(Y_3710)	(Y_3710)	(Y_3710)	(Y_3710)	(Y_3710)
Units	ppm	ppm	ppm	ppm	ppm
Avg	**.25373**	**173.19**	**7.1530**	**.13410**	**69.452**
Stddev	.00122	.38	.0700	.00030	.302
%RSD	.48143	.21878	.97847	.22619	.43526
#1	.25506	173.19	7.2214	.13384	69.228
#2	.25266	172.81	7.0815	.13443	69.332
#3	.25347	173.57	7.1563	.13402	69.796
Check ?	Chk Pass	Chk Pass	Chk Pass	Chk Pass	Chk Pass
High Limit					
Low Limit					

Elem	Mn	Mo	Na	Ni	Pb
Line	257.610 {131}2	202.030 {467}	589.592 { 57}	231.604 {445}	220.353 {453}
IS Ref	(Y_3710)	(Y_2243)	(Y_3710)	(In2306)	(In2306)
Units	ppm	ppm	ppm	ppm	ppm
Avg	**7.9885**	**-.00069**	**.52845**	**.16442**	**.03966**
Stddev	.0139	.00024	.00417	.00053	.00106
%RSD	.17431	35.253	.78841	.32202	2.6736
#1	7.9736	-.00090	.52661	.16433	.04085
#2	8.0011	-.00042	.52552	.16395	.03882
#3	7.9909	-.00074	.53322	.16499	.03930
Check ?	Chk Pass	Chk Pass	Chk Pass	Chk Pass	Chk Pass
High Limit					
Low Limit					

Sample Name: L80RM Acquired: 11/2/2010 12:52:41 Type: Unk
Method: 6500MET(v1145) Mode: CONC Corr. Factor: 1.000000
User: Acox Custom ID1: Q01102A Custom ID2: ACC Custom ID3: Int. 5852-10
Comment: TestAmerica Pittsburgh ICP Metals Analysis Inst. 6500 ICP

Elem	Sb	Se	Si	Sn	Sr
Line	206.833 {463}	196.090 {472}	251.611 {134}	189.989 {477}	407.771 { 83}
IS Ref	(Y_2243)	(Y_2243)	(Y_3710)	(Y_2243)	(Y_3710)
Units	ppm	ppm	ppm	ppm	ppm
Avg	**-.00242**	**.00004**	**2.7460**	**.01287**	**.16433**
Stddev	.00130	.00154	.0175	.00055	.00054
%RSD	53.812	3822.0	.63563	4.2762	.32621
#1	-.00157	.00082	2.7312	.01225	.16447
#2	-.00177	-.00174	2.7652	.01332	.16478
#3	-.00392	.00103	2.7416	.01303	.16374
Check ?	Chk Pass	Chk Pass	Chk Pass	Chk Pass	Chk Pass
High Limit					
Low Limit					

Elem	Ti	Tl	V_	Zn
Line	334.904 {101}	190.856 {477}	292.402 {115}	206.200 {463}
IS Ref	(Y_3710)	(In2306)	(Y_3600)	(Y_2243)
Units	ppm	ppm	ppm	ppm
Avg	**.89639**	**-.00546**	**.13847**	**.30205**
Stddev	.00074	.00071	.00049	.00062
%RSD	.08205	13.031	.35207	.20576
#1	.89698	-.00481	.13893	.30169
#2	.89557	-.00535	.13854	.30277
#3	.89664	-.00622	.13796	.30170
Check ?	Chk Pass	Chk Pass	Chk Pass	Chk Pass
High Limit				
Low Limit				

Sample Name: L80RM Acquired: 11/2/2010 12:52:41 Type: Unk
Method: 6500MET(v1145) Mode: CONC Corr. Factor: 1.000000
User: Acox Custom ID1: Q01102A Custom ID2: ACC Custom ID3: Int. 5852-10
Comment: TestAmerica Pittsburgh ICP Metals Analysis Inst. 6500 ICP

Int. Std.	In2306	Y_2243	Y_3600	Y_3710
Line	230.606 {446}	224.306 {450}	360.073 { 94}	371.030 { 91}
Units	Cts/S	Cts/S	Cts/S	Cts/S
Avg	**2839.7**	**7172.0**	**132490.**	**16541.**
Stddev	6.3	16.4	346.	75.
%RSD	.22319	.22882	.26135	.45194
#1	2838.5	7158.7	132100.	16574.
#2	2834.0	7167.0	132630.	16593.
#3	2846.5	7190.4	132750.	16455.

Sample Name: L80RP Acquired: 11/2/2010 12:57:26 Type: Unk
Method: 6500MET(v1145) Mode: CONC Corr. Factor: 1.000000
User: Acox Custom ID1: Q01102A Custom ID2: ACC Custom ID3: Int. 5852-10
Comment: TestAmerica Pittsburgh ICP Metals Analysis Inst. 6500 ICP

Elem	Ag	Al	As	B_	Ba
Line	328.068 {103}	396.152 { 85}	189.042 {479}	208.959 {461}	455.403 { 74}
IS Ref	(Y_3600)	(Y_3710)	(Y_2243)	(Y_2243)	(Y_3710)
Units	ppm	ppm	ppm	ppm	ppm
Avg	**-.00110**	**65.843**	**.02987**	**.01968**	**.47151**
Stddev	.00000	.214	.00140	.00033	.00091
%RSD	.18878	.32573	4.6899	1.6999	.19278
#1	-.00110	66.023	.02829	.01937	.47233
#2	-.00111	65.900	.03034	.01964	.47053
#3	-.00110	65.606	.03097	.02003	.47167
Check ?	Chk Pass	Chk Pass	Chk Pass	Chk Pass	Chk Pass
High Limit					
Low Limit					

Elem	Be	Ca	Cd	Co	Cr
Line	313.042 {108}	317.933 {106}	214.438 {457}	228.616 {447}	267.716 {126}
IS Ref	(Y_3710)	(Y_3710)	(Y_2243)	(In2306)	(Y_3600)
Units	ppm	ppm	ppm	ppm	ppm
Avg	**.00215**	**97.382**	**.00087**	**.05732**	**.07945**
Stddev	.00002	.373	.00004	.00021	.00044
%RSD	.93563	.38259	4.9541	.37258	.54935
#1	.00216	97.610	.00083	.05754	.07968
#2	.00216	96.952	.00091	.05732	.07972
#3	.00212	97.584	.00086	.05711	.07894
Check ?	Chk Pass	Chk Pass	Chk Pass	Chk Pass	Chk Pass
High Limit					
Low Limit					

Sample Name: L80RP Acquired: 11/2/2010 12:57:26 Type: Unk
Method: 6500MET(v1145) Mode: CONC Corr. Factor: 1.000000
User: Acox Custom ID1: Q01102A Custom ID2: ACC Custom ID3: Int. 5852-10
Comment: TestAmerica Pittsburgh ICP Metals Analysis Inst. 6500 ICP

Elem	Cu	Fe	K_	Li	Mg
Line	324.754 {104}2	259.940 {130}	769.896 { 44}	670.784 { 50}	279.079 {121}
IS Ref	(Y_3710)	(Y_3710)	(Y_3710)	(Y_3710)	(Y_3710)
Units	ppm	ppm	ppm	ppm	ppm
Avg	**.21216**	**152.43**	**6.5061**	**.11564**	**47.696**
Stddev	.00179	.31	.0616	.00119	.179
%RSD	.84528	.20206	.94740	1.0321	.37517
#1	.21316	152.76	6.5472	.11675	47.903
#2	.21009	152.39	6.5358	.11438	47.597
#3	.21324	152.15	6.4352	.11580	47.589
Check ?	Chk Pass	Chk Pass	Chk Pass	Chk Pass	Chk Pass
High Limit					
Low Limit					

Elem	Mn	Mo	Na	Ni	Pb
Line	257.610 {131}2	202.030 {467}	589.592 { 57}	231.604 {445}	220.353 {453}
IS Ref	(Y_3710)	(Y_2243)	(Y_3710)	(In2306)	(In2306)
Units	ppm	ppm	ppm	ppm	ppm
Avg	**7.9082**	**.00035**	**.43374**	**.13464**	**.03063**
Stddev	.0336	.00021	.00580	.00058	.00199
%RSD	.42555	61.470	1.3371	.43188	6.4917
#1	7.9319	.00040	.43976	.13462	.02922
#2	7.9229	.00053	.42819	.13524	.03291
#3	7.8697	.00011	.43327	.13407	.02977
Check ?	Chk Pass	Chk Pass	Chk Pass	Chk Pass	Chk Pass
High Limit					
Low Limit					

Sample Name: L80RP Acquired: 11/2/2010 12:57:26 Type: Unk
Method: 6500MET(v1145) Mode: CONC Corr. Factor: 1.000000
User: Acox Custom ID1: Q01102A Custom ID2: ACC Custom ID3: Int. 5852-10
Comment: TestAmerica Pittsburgh ICP Metals Analysis Inst. 6500 ICP

Elem	Sb	Se	Si	Sn	Sr
Line	206.833 {463}	196.090 {472}	251.611 {134}	189.989 {477}	407.771 { 83}
IS Ref	(Y_2243)	(Y_2243)	(Y_3710)	(Y_2243)	(Y_3710)
Units	ppm	ppm	ppm	ppm	ppm
Avg	**-.00292**	**.00200**	**2.8024**	**.01232**	**.16998**
Stddev	.00119	.00098	.0124	.00040	.00139
%RSD	40.645	49.171	.44165	3.2783	.81625
#1	-.00396	.00237	2.8127	.01187	.17158
#2	-.00317	.00275	2.8060	.01245	.16907
#3	-.00163	.00089	2.7887	.01264	.16930
Check ?	Chk Pass	Chk Pass	Chk Pass	Chk Pass	Chk Pass
High Limit					
Low Limit					

Elem	Ti	Tl	V_	Zn
Line	334.904 {101}	190.856 {477}	292.402 {115}	206.200 {463}
IS Ref	(Y_3710)	(In2306)	(Y_3600)	(Y_2243)
Units	ppm	ppm	ppm	ppm
Avg	**.92521**	**-.00256**	**.12774**	**.30109**
Stddev	.00295	.00142	.00016	.00085
%RSD	.31921	55.312	.12757	.28249
#1	.92675	-.00198	.12773	.30100
#2	.92181	-.00418	.12758	.30029
#3	.92708	-.00153	.12790	.30198
Check ?	Chk Pass	Chk Pass	Chk Pass	Chk Pass
High Limit				
Low Limit				

Sample Name: L80RP Acquired: 11/2/2010 12:57:26 Type: Unk
Method: 6500MET(v1145) Mode: CONC Corr. Factor: 1.000000
User: Acox Custom ID1: Q01102A Custom ID2: ACC Custom ID3: Int. 5852-10
Comment: TestAmerica Pittsburgh ICP Metals Analysis Inst. 6500 ICP

Int. Std.	In2306	Y_2243	Y_3600	Y_3710
Line	230.606 {446}	224.306 {450}	360.073 { 94}	371.030 { 91}
Units	Cts/S	Cts/S	Cts/S	Cts/S
Avg	**2895.1**	**7069.9**	**131570.**	**16603.**
Stddev	6.5	12.1	244.	63.
%RSD	.22553	.17131	.18543	.38198
#1	2890.4	7057.7	131310.	16529.
#2	2892.3	7070.1	131790.	16635.
#3	2902.5	7082.0	131620.	16643.

Sample Name: L80RQ Acquired: 11/2/2010 13:02:09 Type: Unk
Method: 6500MET(v1145) Mode: CONC Corr. Factor: 1.000000
User: Acox Custom ID1: Q01102A Custom ID2: ACC Custom ID3: Int. 5852-10
Comment: TestAmerica Pittsburgh ICP Metals Analysis Inst. 6500 ICP

Elem	Ag	Al	As	B_	Ba
Line	328.068 {103}	396.152 { 85}	189.042 {479}	208.959 {461}	455.403 { 74}
IS Ref	(Y_3600)	(Y_3710)	(Y_2243)	(Y_2243)	(Y_3710)
Units	ppm	ppm	ppm	ppm	ppm
Avg	**-.00138**	**53.618**	**.02559**	**.01931**	**.40531**
Stddev	.00008	.098	.00111	.00040	.00024
%RSD	5.7695	.18313	4.3252	2.0672	.05806
#1	-.00139	53.694	.02436	.01953	.40533
#2	-.00145	53.653	.02589	.01885	.40553
#3	-.00130	53.507	.02651	.01954	.40506
Check ?	Chk Pass	Chk Pass	Chk Pass	Chk Pass	Chk Pass
High Limit					
Low Limit					

Elem	Be	Ca	Cd	Co	Cr
Line	313.042 {108}	317.933 {106}	214.438 {457}	228.616 {447}	267.716 {126}
IS Ref	(Y_3710)	(Y_3710)	(Y_2243)	(In2306)	(Y_3600)
Units	ppm	ppm	ppm	ppm	ppm
Avg	**.00206**	**218.38**	**.00075**	**.05040**	**.06359**
Stddev	.00003	2.36	.00006	.00023	.00028
%RSD	1.3011	1.0792	7.6854	.46345	.43316
#1	.00207	215.69	.00081	.05044	.06390
#2	.00204	219.37	.00075	.05015	.06349
#3	.00209	220.08	.00069	.05061	.06338
Check ?	Chk Pass	Chk Pass	Chk Pass	Chk Pass	Chk Pass
High Limit					
Low Limit					

Sample Name: L80RQ Acquired: 11/2/2010 13:02:09 Type: Unk
Method: 6500MET(v1145) Mode: CONC Corr. Factor: 1.000000
User: Acox Custom ID1: Q01102A Custom ID2: ACC Custom ID3: Int. 5852-10
Comment: TestAmerica Pittsburgh ICP Metals Analysis Inst. 6500 ICP

Elem	Cu	Fe	K_	Li	Mg
Line	324.754 {104}2	259.940 {130}	769.896 { 44}	670.784 { 50}	279.079 {121}
IS Ref	(Y_3710)	(Y_3710)	(Y_3710)	(Y_3710)	(Y_3710)
Units	ppm	ppm	ppm	ppm	ppm
Avg	**.20779**	**125.71**	**6.1486**	**.09576**	**81.559**
Stddev	.00011	.23	.0571	.00049	.245
%RSD	.05229	.18306	.92823	.51492	.30038
#1	.20789	125.74	6.0924	.09632	81.473
#2	.20782	125.92	6.2065	.09558	81.836
#3	.20767	125.46	6.1469	.09539	81.369
Check ?	Chk Pass	Chk Pass	Chk Pass	Chk Pass	Chk Pass
High Limit					
Low Limit					

Elem	Mn	Mo	Na	Ni	Pb
Line	257.610 {131}2	202.030 {467}	589.592 { 57}	231.604 {445}	220.353 {453}
IS Ref	(Y_3710)	(Y_2243)	(Y_3710)	(In2306)	(In2306)
Units	ppm	ppm	ppm	ppm	ppm
Avg	**8.4397**	**-.00134**	**.50645**	**.12133**	**.02846**
Stddev	.0063	.00015	.00587	.00140	.00059
%RSD	.07516	11.274	1.1584	1.1520	2.0620
#1	8.4470	-.00139	.49968	.12079	.02796
#2	8.4356	-.00146	.51008	.12029	.02831
#3	8.4364	-.00117	.50959	.12292	.02910
Check ?	Chk Pass	Chk Pass	Chk Pass	Chk Pass	Chk Pass
High Limit					
Low Limit					

Sample Name: L80RQ Acquired: 11/2/2010 13:02:09 Type: Unk
Method: 6500MET(v1145) Mode: CONC Corr. Factor: 1.000000
User: Acox Custom ID1: Q01102A Custom ID2: ACC Custom ID3: Int. 5852-10
Comment: TestAmerica Pittsburgh ICP Metals Analysis Inst. 6500 ICP

Elem	Sb	Se	Si	Sn	Sr
Line	206.833 {463}	196.090 {472}	251.611 {134}	189.989 {477}	407.771 { 83}
IS Ref	(Y_2243)	(Y_2243)	(Y_3710)	(Y_2243)	(Y_3710)
Units	ppm	ppm	ppm	ppm	ppm
Avg	**-.00210**	**.00039**	**2.5094**	**.01203**	**.22081**
Stddev	.00044	.00117	.0132	.00019	.00028
%RSD	21.091	302.84	.52544	1.5635	.12857
#1	-.00159	-.00018	2.5066	.01184	.22112
#2	-.00242	.00174	2.5237	.01222	.22057
#3	-.00229	-.00039	2.4978	.01203	.22075
Check ?	Chk Pass	Chk Pass	Chk Pass	Chk Pass	Chk Pass
High Limit					
Low Limit					

Elem	Ti	Tl	V_	Zn
Line	334.904 {101}	190.856 {477}	292.402 {115}	206.200 {463}
IS Ref	(Y_3710)	(In2306)	(Y_3600)	(Y_2243)
Units	ppm	ppm	ppm	ppm
Avg	**.70669**	**-.00076**	**.09955**	**.21614**
Stddev	.00415	.00136	.00103	.00013
%RSD	.58774	177.73	1.0318	.05835
#1	.70340	-.00179	.09912	.21602
#2	.71135	-.00128	.10072	.21627
#3	.70530	.00078	.09881	.21612
Check ?	Chk Pass	Chk Pass	Chk Pass	Chk Pass
High Limit				
Low Limit				

Sample Name: L80RQ Acquired: 11/2/2010 13:02:09 Type: Unk
Method: 6500MET(v1145) Mode: CONC Corr. Factor: 1.000000
User: Acox Custom ID1: Q01102A Custom ID2: ACC Custom ID3: Int. 5852-10
Comment: TestAmerica Pittsburgh ICP Metals Analysis Inst. 6500 ICP

Int. Std.	In2306	Y_2243	Y_3600	Y_3710
Line	230.606 {446}	224.306 {450}	360.073 { 94}	371.030 { 91}
Units	Cts/S	Cts/S	Cts/S	Cts/S
Avg	**2791.4**	**7139.2**	**133490.**	**16765.**
Stddev	8.2	14.3	92.	74.
%RSD	.29553	.20098	.06926	.44182
#1	2784.3	7126.2	133440.	16834.
#2	2800.4	7136.7	133430.	16687.
#3	2789.4	7154.6	133600.	16776.

Sample Name: L80RR Acquired: 11/2/2010 13:06:59 Type: Unk
Method: 6500MET(v1145) Mode: CONC Corr. Factor: 1.000000
User: Acox Custom ID1: Q01102A Custom ID2: ACC Custom ID3: Int. 5852-10
Comment: TestAmerica Pittsburgh ICP Metals Analysis Inst. 6500 ICP

Elem	Ag	Al	As	B_	Ba
Line	328.068 {103}	396.152 { 85}	189.042 {479}	208.959 {461}	455.403 { 74}
IS Ref	(Y_3600)	(Y_3710)	(Y_2243)	(Y_2243)	(Y_3710)
Units	ppm	ppm	ppm	ppm	ppm
Avg	**-.00104**	**68.981**	**.04130**	**.01513**	**.53113**
Stddev	.00011	.104	.00064	.00040	.00171
%RSD	10.846	.15049	1.5523	2.6392	.32200
#1	-.00117	69.059	.04180	.01559	.53173
#2	-.00098	68.863	.04058	.01489	.52920
#3	-.00098	69.021	.04152	.01491	.53247
Check ?	Chk Pass	Chk Pass	Chk Pass	Chk Pass	Chk Pass
High Limit					
Low Limit					

Elem	Be	Ca	Cd	Co	Cr
Line	313.042 {108}	317.933 {106}	214.438 {457}	228.616 {447}	267.716 {126}
IS Ref	(Y_3710)	(Y_3710)	(Y_2243)	(In2306)	(Y_3600)
Units	ppm	ppm	ppm	ppm	ppm
Avg	**.00226**	**85.640**	**.00088**	**.05665**	**.07778**
Stddev	.00007	.566	.00006	.00013	.00018
%RSD	2.9185	.66051	7.2349	.22237	.23268
#1	.00227	85.850	.00088	.05650	.07798
#2	.00219	84.999	.00082	.05671	.07763
#3	.00232	86.070	.00094	.05673	.07774
Check ?	Chk Pass	Chk Pass	Chk Pass	Chk Pass	Chk Pass
High Limit					
Low Limit					

Sample Name: L80RR Acquired: 11/2/2010 13:06:59 Type: Unk
Method: 6500MET(v1145) Mode: CONC Corr. Factor: 1.000000
User: Acox Custom ID1: Q01102A Custom ID2: ACC Custom ID3: Int. 5852-10
Comment: TestAmerica Pittsburgh ICP Metals Analysis Inst. 6500 ICP

Elem	Cu	Fe	K_	Li	Mg
Line	324.754 {104}2	259.940 {130}	769.896 { 44}	670.784 { 50}	279.079 {121}
IS Ref	(Y_3710)	(Y_3710)	(Y_3710)	(Y_3710)	(Y_3710)
Units	ppm	ppm	ppm	ppm	ppm
Avg	**.30834**	**160.44**	**5.1783**	**.12389**	**41.431**
Stddev	.00148	.60	.0466	.00101	.263
%RSD	.47923	.37283	.89947	.81838	.63523
#1	.30993	160.91	5.1760	.12470	41.525
#2	.30810	159.76	5.1329	.12275	41.134
#3	.30701	160.64	5.2260	.12421	41.634
Check ?	Chk Pass	Chk Pass	Chk Pass	Chk Pass	Chk Pass
High Limit					
Low Limit					

Elem	Mn	Mo	Na	Ni	Pb
Line	257.610 {131}2	202.030 {467}	589.592 { 57}	231.604 {445}	220.353 {453}
IS Ref	(Y_3710)	(Y_2243)	(Y_3710)	(In2306)	(In2306)
Units	ppm	ppm	ppm	ppm	ppm
Avg	**10.131**	**-.00137**	**.35072**	**.13456**	**.03537**
Stddev	.027	.00034	.00321	.00073	.00110
%RSD	.26250	24.754	.91508	.54012	3.1118
#1	10.152	-.00176	.34780	.13465	.03479
#2	10.101	-.00121	.35020	.13524	.03467
#3	10.141	-.00114	.35415	.13379	.03664
Check ?	Chk Pass	Chk Pass	Chk Pass	Chk Pass	Chk Pass
High Limit					
Low Limit					

Sample Name: L80RR Acquired: 11/2/2010 13:06:59 Type: Unk
Method: 6500MET(v1145) Mode: CONC Corr. Factor: 1.000000
User: Acox Custom ID1: Q01102A Custom ID2: ACC Custom ID3: Int. 5852-10
Comment: TestAmerica Pittsburgh ICP Metals Analysis Inst. 6500 ICP

Elem	Sb	Se	Si	Sn	Sr
Line	206.833 {463}	196.090 {472}	251.611 {134}	189.989 {477}	407.771 { 83}
IS Ref	(Y_2243)	(Y_2243)	(Y_3710)	(Y_2243)	(Y_3710)
Units	ppm	ppm	ppm	ppm	ppm
Avg	**-.00127**	**.00123**	**2.5936**	**.01338**	**.11414**
Stddev	.00049	.00170	.0131	.00024	.00036
%RSD	38.244	138.63	.50677	1.7771	.31779
#1	-.00183	.00317	2.5799	.01353	.11429
#2	-.00101	.00050	2.6061	.01350	.11373
#3	-.00097	.00001	2.5948	.01310	.11441
Check ?	Chk Pass	Chk Pass	Chk Pass	Chk Pass	Chk Pass
High Limit					
Low Limit					

Elem	Ti	Tl	V_	Zn
Line	334.904 {101}	190.856 {477}	292.402 {115}	206.200 {463}
IS Ref	(Y_3710)	(In2306)	(Y_3600)	(Y_2243)
Units	ppm	ppm	ppm	ppm
Avg	**.62816**	**.00002**	**.13088**	**.27403**
Stddev	.00445	.00143	.00064	.00040
%RSD	.70839	5747.3	.48902	.14760
#1	.63301	.00144	.13157	.27428
#2	.62426	.00004	.13030	.27425
#3	.62723	-.00141	.13076	.27357
Check ?	Chk Pass	Chk Pass	Chk Pass	Chk Pass
High Limit				
Low Limit				

Sample Name: L80RR Acquired: 11/2/2010 13:06:59 Type: Unk
Method: 6500MET(v1145) Mode: CONC Corr. Factor: 1.000000
User: Acox Custom ID1: Q01102A Custom ID2: ACC Custom ID3: Int. 5852-10
Comment: TestAmerica Pittsburgh ICP Metals Analysis Inst. 6500 ICP

Int. Std.	In2306	Y_2243	Y_3600	Y_3710
Line	230.606 {446}	224.306 {450}	360.073 { 94}	371.030 { 91}
Units	Cts/S	Cts/S	Cts/S	Cts/S
Avg	**2886.1**	**7065.0**	**132220.**	**16904.**
Stddev	8.8	28.2	538.	127.
%RSD	.30401	.39876	.40709	.74897
#1	2877.9	7033.7	131620.	16874.
#2	2884.9	7073.1	132670.	17042.
#3	2895.3	7088.3	132370.	16794.

Sample Name: L80RT Acquired: 11/2/2010 13:11:40 Type: Unk
Method: 6500MET(v1145) Mode: CONC Corr. Factor: 1.000000
User: Acox Custom ID1: Q01102A Custom ID2: ACC Custom ID3: Int. 5852-10
Comment: TestAmerica Pittsburgh ICP Metals Analysis Inst. 6500 ICP

Elem	Ag	Al	As	B_	Ba
Line	328.068 {103}	396.152 { 85}	189.042 {479}	208.959 {461}	455.403 { 74}
IS Ref	(Y_3600)	(Y_3710)	(Y_2243)	(Y_2243)	(Y_3710)
Units	ppm	ppm	ppm	ppm	ppm
Avg	**-.00112**	**54.754**	**.02752**	**.01469**	**.38383**
Stddev	.00029	.255	.00050	.00028	.00124
%RSD	25.767	.46511	1.8146	1.8943	.32412
#1	-.00139	54.991	.02698	.01487	.38432
#2	-.00115	54.787	.02764	.01484	.38475
#3	-.00082	54.484	.02795	.01437	.38241
Check ?	Chk Pass	Chk Pass	Chk Pass	Chk Pass	Chk Pass
High Limit					
Low Limit					

Elem	Be	Ca	Cd	Co	Cr
Line	313.042 {108}	317.933 {106}	214.438 {457}	228.616 {447}	267.716 {126}
IS Ref	(Y_3710)	(Y_3710)	(Y_2243)	(In2306)	(Y_3600)
Units	ppm	ppm	ppm	ppm	ppm
Avg	**.00209**	**139.09**	**.00072**	**.05156**	**.06215**
Stddev	.00004	.09	.00008	.00009	.00050
%RSD	1.7928	.06165	10.896	.18244	.81155
#1	.00205	139.15	.00080	.05150	.06159
#2	.00208	139.14	.00065	.05152	.06231
#3	.00213	138.99	.00070	.05167	.06256
Check ?	Chk Pass	Chk Pass	Chk Pass	Chk Pass	Chk Pass
High Limit					
Low Limit					

Sample Name: L80RT Acquired: 11/2/2010 13:11:40 Type: Unk
Method: 6500MET(v1145) Mode: CONC Corr. Factor: 1.000000
User: Acox Custom ID1: Q01102A Custom ID2: ACC Custom ID3: Int. 5852-10
Comment: TestAmerica Pittsburgh ICP Metals Analysis Inst. 6500 ICP

Elem	Cu	Fe	K_	Li	Mg
Line	324.754 {104}2	259.940 {130}	769.896 { 44}	670.784 { 50}	279.079 {121}
IS Ref	(Y_3710)	(Y_3710)	(Y_3710)	(Y_3710)	(Y_3710)
Units	ppm	ppm	ppm	ppm	ppm
Avg	**.20916**	**132.93**	**4.8141**	**.09880**	**39.866**
Stddev	.00096	.32	.0539	.00014	.216
%RSD	.45967	.24069	1.1195	.13726	.54231
#1	.21027	133.24	4.8233	.09880	40.096
#2	.20859	132.96	4.8629	.09866	39.835
#3	.20861	132.60	4.7562	.09893	39.667
Check ?	Chk Pass	Chk Pass	Chk Pass	Chk Pass	Chk Pass
High Limit					
Low Limit					

Elem	Mn	Mo	Na	Ni	Pb
Line	257.610 {131}2	202.030 {467}	589.592 { 57}	231.604 {445}	220.353 {453}
IS Ref	(Y_3710)	(Y_2243)	(Y_3710)	(In2306)	(In2306)
Units	ppm	ppm	ppm	ppm	ppm
Avg	**6.0286**	**-.00093**	**.39216**	**.12192**	**.02787**
Stddev	.0363	.00022	.00631	.00137	.00044
%RSD	.60199	23.550	1.6088	1.1243	1.5671
#1	6.0674	-.00119	.38771	.12310	.02777
#2	6.0229	-.00083	.39938	.12224	.02748
#3	5.9954	-.00079	.38938	.12042	.02834
Check ?	Chk Pass	Chk Pass	Chk Pass	Chk Pass	Chk Pass
High Limit					
Low Limit					

Sample Name: L80RT Acquired: 11/2/2010 13:11:40 Type: Unk
Method: 6500MET(v1145) Mode: CONC Corr. Factor: 1.000000
User: Acox Custom ID1: Q01102A Custom ID2: ACC Custom ID3: Int. 5852-10
Comment: TestAmerica Pittsburgh ICP Metals Analysis Inst. 6500 ICP

Elem	Sb	Se	Si	Sn	Sr
Line	206.833 {463}	196.090 {472}	251.611 {134}	189.989 {477}	407.771 { 83}
IS Ref	(Y_2243)	(Y_2243)	(Y_3710)	(Y_2243)	(Y_3710)
Units	ppm	ppm	ppm	ppm	ppm
Avg	**-.00216**	**-.00072**	**2.0383**	**.01251**	**.16137**
Stddev	.00088	.00114	.0066	.00077	.00069
%RSD	40.820	158.36	.32212	6.1866	.43032
#1	-.00266	-.00118	2.0396	.01288	.16182
#2	-.00269	-.00156	2.0312	.01304	.16171
#3	-.00114	.00058	2.0442	.01162	.16057
Check ?	Chk Pass	Chk Pass	Chk Pass	Chk Pass	Chk Pass
High Limit					
Low Limit					

Elem	Ti	Tl	V_	Zn
Line	334.904 {101}	190.856 {477}	292.402 {115}	206.200 {463}
IS Ref	(Y_3710)	(In2306)	(Y_3600)	(Y_2243)
Units	ppm	ppm	ppm	ppm
Avg	**.77680**	**-.00388**	**.10456**	**.22593**
Stddev	.00201	.00170	.00031	.00054
%RSD	.25927	43.900	.29971	.24000
#1	.77876	-.00192	.10456	.22634
#2	.77690	-.00496	.10424	.22615
#3	.77473	-.00477	.10487	.22532
Check ?	Chk Pass	Chk Pass	Chk Pass	Chk Pass
High Limit				
Low Limit				

Sample Name: L80RT Acquired: 11/2/2010 13:11:40 Type: Unk
Method: 6500MET(v1145) Mode: CONC Corr. Factor: 1.000000
User: Acox Custom ID1: Q01102A Custom ID2: ACC Custom ID3: Int. 5852-10
Comment: TestAmerica Pittsburgh ICP Metals Analysis Inst. 6500 ICP

Int. Std.	In2306	Y_2243	Y_3600	Y_3710
Line	230.606 {446}	224.306 {450}	360.073 { 94}	371.030 { 91}
Units	Cts/S	Cts/S	Cts/S	Cts/S
Avg	**2898.6**	**7154.9**	**134030.**	**16755.**
Stddev	6.2	9.0	167.	116.
%RSD	.21246	.12542	.12477	.69042
#1	2892.7	7146.3	134080.	16629.
#2	2898.1	7154.2	134180.	16779.
#3	2905.0	7164.2	133850.	16857.

Sample Name: L80RW Acquired: 11/2/2010 13:16:23 Type: Unk
Method: 6500MET(v1145) Mode: CONC Corr. Factor: 1.000000
User: Acox Custom ID1: Q01102A Custom ID2: ACC Custom ID3: Int. 5852-10
Comment: TestAmerica Pittsburgh ICP Metals Analysis Inst. 6500 ICP

Elem	Ag	Al	As	B_	Ba
Line	328.068 {103}	396.152 { 85}	189.042 {479}	208.959 {461}	455.403 { 74}
IS Ref	(Y_3600)	(Y_3710)	(Y_2243)	(Y_2243)	(Y_3710)
Units	ppm	ppm	ppm	ppm	ppm
Avg	**-.00090**	**48.640**	**.02151**	**.01572**	**.51185**
Stddev	.00027	.139	.00092	.00020	.00120
%RSD	29.731	.28505	4.2810	1.2602	.23424
#1	-.00098	48.640	.02121	.01573	.51123
#2	-.00111	48.501	.02255	.01592	.51109
#3	-.00060	48.779	.02078	.01552	.51323
Check ?	Chk Pass	Chk Pass	Chk Pass	Chk Pass	Chk Pass
High Limit					
Low Limit					

Elem	Be	Ca	Cd	Co	Cr
Line	313.042 {108}	317.933 {106}	214.438 {457}	228.616 {447}	267.716 {126}
IS Ref	(Y_3710)	(Y_3710)	(Y_2243)	(In2306)	(Y_3600)
Units	ppm	ppm	ppm	ppm	ppm
Avg	**.00149**	**70.024**	**.00070**	**.04613**	**.05760**
Stddev	.00001	.342	.00006	.00022	.00031
%RSD	.34743	.48823	8.7548	.47892	.54127
#1	.00148	69.775	.00068	.04634	.05732
#2	.00149	69.884	.00076	.04590	.05755
#3	.00149	70.414	.00065	.04617	.05794
Check ?	Chk Pass	Chk Pass	Chk Pass	Chk Pass	Chk Pass
High Limit					
Low Limit					

Sample Name: L80RW Acquired: 11/2/2010 13:16:23 Type: Unk
Method: 6500MET(v1145) Mode: CONC Corr. Factor: 1.000000
User: Acox Custom ID1: Q01102A Custom ID2: ACC Custom ID3: Int. 5852-10
Comment: TestAmerica Pittsburgh ICP Metals Analysis Inst. 6500 ICP

Elem	Cu	Fe	K_	Li	Mg
Line	324.754 {104}2	259.940 {130}	769.896 { 44}	670.784 { 50}	279.079 {121}
IS Ref	(Y_3710)	(Y_3710)	(Y_3710)	(Y_3710)	(Y_3710)
Units	ppm	ppm	ppm	ppm	ppm
Avg	**.16748**	**118.28**	**5.3020**	**.07624**	**35.185**
Stddev	.00204	.48	.0329	.00024	.149
%RSD	1.2167	.40371	.62070	.31559	.42240
#1	.16667	118.09	5.3398	.07597	35.111
#2	.16598	117.93	5.2862	.07634	35.088
#3	.16980	118.83	5.2799	.07642	35.356
Check ?	Chk Pass	Chk Pass	Chk Pass	Chk Pass	Chk Pass
High Limit					
Low Limit					

Elem	Mn	Mo	Na	Ni	Pb
Line	257.610 {131}2	202.030 {467}	589.592 { 57}	231.604 {445}	220.353 {453}
IS Ref	(Y_3710)	(Y_2243)	(Y_3710)	(In2306)	(In2306)
Units	ppm	ppm	ppm	ppm	ppm
Avg	**7.8727**	**-.00097**	**.38887**	**.09710**	**.03133**
Stddev	.0256	.00029	.00371	.00103	.00105
%RSD	.32463	30.339	.95318	1.0598	3.3375
#1	7.8683	-.00077	.38742	.09629	.03029
#2	7.8497	-.00084	.38611	.09674	.03238
#3	7.9002	-.00131	.39308	.09826	.03133
Check ?	Chk Pass	Chk Pass	Chk Pass	Chk Pass	Chk Pass
High Limit					
Low Limit					

Sample Name: L80RW Acquired: 11/2/2010 13:16:23 Type: Unk
Method: 6500MET(v1145) Mode: CONC Corr. Factor: 1.000000
User: Acox Custom ID1: Q01102A Custom ID2: ACC Custom ID3: Int. 5852-10
Comment: TestAmerica Pittsburgh ICP Metals Analysis Inst. 6500 ICP

Elem	Sb	Se	Si	Sn	Sr
Line	206.833 {463}	196.090 {472}	251.611 {134}	189.989 {477}	407.771 { 83}
IS Ref	(Y_2243)	(Y_2243)	(Y_3710)	(Y_2243)	(Y_3710)
Units	ppm	ppm	ppm	ppm	ppm
Avg	**-.00095**	**.00084**	**2.8285**	**.01324**	**.09219**
Stddev	.00118	.00088	.0233	.00035	.00025
%RSD	124.26	104.75	.82491	2.6061	.27267
#1	-.00201	.00003	2.8016	.01287	.09226
#2	-.00116	.00177	2.8427	.01356	.09191
#3	.00032	.00071	2.8412	.01329	.09240
Check ?	Chk Pass	Chk Pass	Chk Pass	Chk Pass	Chk Pass
High Limit					
Low Limit					

Elem	Ti	Tl	V_	Zn
Line	334.904 {101}	190.856 {477}	292.402 {115}	206.200 {463}
IS Ref	(Y_3710)	(In2306)	(Y_3600)	(Y_2243)
Units	ppm	ppm	ppm	ppm
Avg	**.73257**	**-.00307**	**.09385**	**.20065**
Stddev	.00205	.00047	.00009	.00016
%RSD	.28026	15.373	.10098	.07972
#1	.73026	-.00347	.09378	.20051
#2	.73417	-.00255	.09396	.20063
#3	.73329	-.00319	.09382	.20082
Check ?	Chk Pass	Chk Pass	Chk Pass	Chk Pass
High Limit				
Low Limit				

Sample Name: L80RW Acquired: 11/2/2010 13:16:23 Type: Unk
Method: 6500MET(v1145) Mode: CONC Corr. Factor: 1.000000
User: Acox Custom ID1: Q01102A Custom ID2: ACC Custom ID3: Int. 5852-10
Comment: TestAmerica Pittsburgh ICP Metals Analysis Inst. 6500 ICP

Int. Std.	In2306	Y_2243	Y_3600	Y_3710
Line	230.606 {446}	224.306 {450}	360.073 { 94}	371.030 { 91}
Units	Cts/S	Cts/S	Cts/S	Cts/S
Avg	**2964.6**	**6859.9**	**128390.**	**16229.**
Stddev	8.8	15.4	386.	46.
%RSD	.29774	.22416	.30078	.28363
#1	2955.3	6847.6	128240.	16244.
#2	2965.4	6855.1	128110.	16266.
#3	2972.9	6877.1	128830.	16178.

Sample Name: L8241 Acquired: 11/2/2010 13:21:06 Type: Unk
Method: 6500MET(v1145) Mode: CONC Corr. Factor: 1.000000
User: Acox Custom ID1: Q01102A Custom ID2: ACC Custom ID3: Int. 5852-10
Comment: TestAmerica Pittsburgh ICP Metals Analysis Inst. 6500 ICP

Elem	Ag	Al	As	B_	Ba
Line	328.068 {103}	396.152 { 85}	189.042 {479}	208.959 {461}	455.403 { 74}
IS Ref	(Y_3600)	(Y_3710)	(Y_2243)	(Y_2243)	(Y_3710)
Units	ppm	ppm	ppm	ppm	ppm
Avg	**-.00038**	**165.37**	**.07448**	**.38076**	**1.4114**
Stddev	.00032	.31	.00217	.00080	.0003
%RSD	82.629	.18679	2.9158	.21014	.01996
#1	-.00003	165.11	.07206	.38026	1.4117
#2	-.00048	165.71	.07514	.38034	1.4111
#3	-.00064	165.29	.07626	.38169	1.4115
Check ?	Chk Pass	Chk Pass	Chk Pass	Chk Pass	Chk Pass
High Limit					
Low Limit					

Elem	Be	Ca	Cd	Co	Cr
Line	313.042 {108}	317.933 {106}	214.438 {457}	228.616 {447}	267.716 {126}
IS Ref	(Y_3710)	(Y_3710)	(Y_2243)	(In2306)	(Y_3600)
Units	ppm	ppm	ppm	ppm	ppm
Avg	**.01951**	**588.49**	**.01122**	**.08938**	**.09333**
Stddev	.00002	2.10	.00012	.00039	.00063
%RSD	.10775	.35615	1.0446	.43672	.67958
#1	.01953	586.35	.01112	.08894	.09372
#2	.01949	588.58	.01118	.08969	.09259
#3	.01952	590.54	.01135	.08950	.09366
Check ?	Chk Pass	Chk Pass	Chk Pass	Chk Pass	Chk Pass
High Limit					
Low Limit					

Sample Name: L8241 Acquired: 11/2/2010 13:21:06 Type: Unk
Method: 6500MET(v1145) Mode: CONC Corr. Factor: 1.000000
User: Acox Custom ID1: Q01102A Custom ID2: ACC Custom ID3: Int. 5852-10
Comment: TestAmerica Pittsburgh ICP Metals Analysis Inst. 6500 ICP

Elem	Cu	Fe	K_	Li	Mg
Line	324.754 {104}2	259.940 {130}	769.896 { 44}	670.784 { 50}	279.079 {121}
IS Ref	(Y_3710)	(Y_3710)	(Y_3710)	(Y_3710)	(Y_3710)
Units	ppm	ppm	ppm	ppm	ppm
Avg	**1.3746**	**245.76**	**27.262**	**.22479**	**24.762**
Stddev	.0045	2.78	.062	.00114	.094
%RSD	.32416	1.1311	.22737	.50556	.37800
#1	1.3733	246.19	27.263	.22368	24.819
#2	1.3795	248.30	27.199	.22595	24.812
#3	1.3709	242.79	27.323	.22473	24.653
Check ?	Chk Pass	Chk Pass	Chk Pass	Chk Pass	Chk Pass
High Limit					
Low Limit					

Elem	Mn	Mo	Na	Ni	Pb
Line	257.610 {131}2	202.030 {467}	589.592 { 57}	231.604 {445}	220.353 {453}
IS Ref	(Y_3710)	(Y_2243)	(Y_3710)	(In2306)	(In2306)
Units	ppm	ppm	ppm	ppm	ppm
Avg	**3.4537**	**.01097**	**6.8307**	**.40243**	**.97789**
Stddev	.0109	.00028	.0237	.00104	.00318
%RSD	.31678	2.5156	.34753	.25738	.32487
#1	3.4456	.01083	6.8408	.40126	.98115
#2	3.4661	.01079	6.8478	.40321	.97770
#3	3.4492	.01129	6.8036	.40284	.97481
Check ?	Chk Pass	Chk Pass	Chk Pass	Chk Pass	Chk Pass
High Limit					
Low Limit					

Sample Name: L8241 Acquired: 11/2/2010 13:21:06 Type: Unk
Method: 6500MET(v1145) Mode: CONC Corr. Factor: 1.000000
User: Acox Custom ID1: Q01102A Custom ID2: ACC Custom ID3: Int. 5852-10
Comment: TestAmerica Pittsburgh ICP Metals Analysis Inst. 6500 ICP

Elem	Sb	Se	Si	Sn	Sr
Line	206.833 {463}	196.090 {472}	251.611 {134}	189.989 {477}	407.771 { 83}
IS Ref	(Y_2243)	(Y_2243)	(Y_3710)	(Y_2243)	(Y_3710)
Units	ppm	ppm	ppm	ppm	ppm
Avg	**-.00158**	**.02776**	**5.0097**	**.05336**	**2.6852**
Stddev	.00090	.00129	.0367	.00012	.0172
%RSD	56.690	4.6460	.73216	.23099	.64089
#1	-.00250	.02918	5.0002	.05350	2.6724
#2	-.00072	.02666	5.0502	.05327	2.7047
#3	-.00152	.02746	4.9787	.05330	2.6784
Check ?	Chk Pass	Chk Pass	Chk Pass	Chk Pass	Chk Pass
High Limit					
Low Limit					

Elem	Ti	Tl	V_	Zn
Line	334.904 {101}	190.856 {477}	292.402 {115}	206.200 {463}
IS Ref	(Y_3710)	(In2306)	(Y_3600)	(Y_2243)
Units	ppm	ppm	ppm	ppm
Avg	**3.7585**	**-.00200**	**.13211**	**6.1963**
Stddev	.0104	.00037	.00065	.0035
%RSD	.27616	18.659	.48997	.05589
#1	3.7681	-.00189	.13156	6.1969
#2	3.7599	-.00241	.13283	6.1993
#3	3.7475	-.00169	.13196	6.1925
Check ?	Chk Pass	Chk Pass	Chk Pass	Chk Pass
High Limit				
Low Limit				

Sample Name: L8241 Acquired: 11/2/2010 13:21:06 Type: Unk
Method: 6500MET(v1145) Mode: CONC Corr. Factor: 1.000000
User: Acox Custom ID1: Q01102A Custom ID2: ACC Custom ID3: Int. 5852-10
Comment: TestAmerica Pittsburgh ICP Metals Analysis Inst. 6500 ICP

Int. Std.	In2306	Y_2243	Y_3600	Y_3710
Line	230.606 {446}	224.306 {450}	360.073 { 94}	371.030 { 91}
Units	Cts/S	Cts/S	Cts/S	Cts/S
Avg	**2545.2**	**7670.5**	**140410.**	**18300.**
Stddev	3.4	7.6	238.	88.
%RSD	.13524	.09845	.16968	.48189
#1	2544.3	7677.6	140130.	18241.
#2	2542.3	7662.6	140550.	18257.
#3	2549.0	7671.5	140540.	18401.

Sample Name: L8243 Acquired: 11/2/2010 13:26:10 Type: Unk
Method: 6500MET(v1145) Mode: CONC Corr. Factor: 1.000000
User: Acox Custom ID1: Q01102A Custom ID2: ACC Custom ID3: Int. 5852-10
Comment: TestAmerica Pittsburgh ICP Metals Analysis Inst. 6500 ICP

Elem	Ag	Al	As	B_	Ba
Line	328.068 {103}	396.152 { 85}	189.042 {479}	208.959 {461}	455.403 { 74}
IS Ref	(Y_3600)	(Y_3710)	(Y_2243)	(Y_2243)	(Y_3710)
Units	ppm	ppm	ppm	ppm	ppm
Avg	**.00027**	**111.65**	**.13084**	**.29872**	**2.8257**
Stddev	.00025	.29	.00135	.00096	.0091
%RSD	91.881	.25763	1.0351	.32172	.32202
#1	.00051	111.93	.13209	.29931	2.8287
#2	.00028	111.66	.13103	.29761	2.8330
#3	.00002	111.35	.12940	.29923	2.8155
Check ?	Chk Pass	Chk Pass	Chk Pass	Chk Pass	Chk Pass
High Limit					
Low Limit					

Elem	Be	Ca	Cd	Co	Cr
Line	313.042 {108}	317.933 {106}	214.438 {457}	228.616 {447}	267.716 {126}
IS Ref	(Y_3710)	(Y_3710)	(Y_2243)	(In2306)	(Y_3600)
Units	ppm	ppm	ppm	ppm	ppm
Avg	**.01260**	**354.79**	**.00539**	**.07706**	**.16320**
Stddev	.00010	4.02	.00007	.00044	.00412
%RSD	.82886	1.1340	1.3847	.56847	2.5237
#1	.01255	356.76	.00541	.07751	.16329
#2	.01272	357.44	.00531	.07664	.16726
#3	.01253	350.16	.00545	.07702	.15903
Check ?	Chk Pass	Chk Pass	Chk Pass	Chk Pass	Chk Pass
High Limit					
Low Limit					

Sample Name: L8243 Acquired: 11/2/2010 13:26:10 Type: Unk
Method: 6500MET(v1145) Mode: CONC Corr. Factor: 1.000000
User: Acox Custom ID1: Q01102A Custom ID2: ACC Custom ID3: Int. 5852-10
Comment: TestAmerica Pittsburgh ICP Metals Analysis Inst. 6500 ICP

Elem	Cu	Fe	K_	Li	Mg
Line	324.754 {104}2	259.940 {130}	769.896 { 44}	670.784 { 50}	279.079 {121}
IS Ref	(Y_3710)	(Y_3710)	(Y_3710)	(Y_3710)	(Y_3710)
Units	ppm	ppm	ppm	ppm	ppm
Avg	**2.2310**	**287.46**	**16.821**	**.18703**	**40.014**
Stddev	.0129	2.98	.053	.00075	.121
%RSD	.57844	1.0369	.31799	.40320	.30329
#1	2.2284	288.74	16.866	.18704	40.032
#2	2.2450	289.59	16.836	.18778	40.126
#3	2.2195	284.06	16.762	.18628	39.885
Check ?	Chk Pass	Chk Pass	Chk Pass	Chk Pass	Chk Pass
High Limit					
Low Limit					

Elem	Mn	Mo	Na	Ni	Pb
Line	257.610 {131}2	202.030 {467}	589.592 { 57}	231.604 {445}	220.353 {453}
IS Ref	(Y_3710)	(Y_2243)	(Y_3710)	(In2306)	(In2306)
Units	ppm	ppm	ppm	ppm	ppm
Avg	**4.0470**	**.00989**	**3.4542**	**.21807**	**3.9346**
Stddev	.0112	.00016	.0123	.00072	.0142
%RSD	.27581	1.6323	.35524	.33062	.36177
#1	4.0563	.01008	3.4503	.21876	3.9435
#2	4.0501	.00980	3.4680	.21732	3.9182
#3	4.0347	.00980	3.4444	.21813	3.9421
Check ?	Chk Pass	Chk Pass	Chk Pass	Chk Pass	Chk Pass
High Limit					
Low Limit					

Sample Name: L8243 Acquired: 11/2/2010 13:26:10 Type: Unk
Method: 6500MET(v1145) Mode: CONC Corr. Factor: 1.000000
User: Acox Custom ID1: Q01102A Custom ID2: ACC Custom ID3: Int. 5852-10
Comment: TestAmerica Pittsburgh ICP Metals Analysis Inst. 6500 ICP

Elem	Sb	Se	Si	Sn	Sr
Line	206.833 {463}	196.090 {472}	251.611 {134}	189.989 {477}	407.771 { 83}
IS Ref	(Y_2243)	(Y_2243)	(Y_3710)	(Y_2243)	(Y_3710)
Units	ppm	ppm	ppm	ppm	ppm
Avg	**.00520**	**.02564**	**4.9807**	**.08203**	**1.5864**
Stddev	.00146	.00184	.0153	.00058	.0052
%RSD	28.020	7.1643	.30755	.70163	.32702
#1	.00353	.02455	4.9690	.08177	1.5889
#2	.00624	.02460	4.9751	.08162	1.5899
#3	.00582	.02776	4.9980	.08268	1.5805
Check ?	Chk Pass	Chk Pass	Chk Pass	Chk Pass	Chk Pass
High Limit					
Low Limit					

Elem	Ti	Tl	V_	Zn
Line	334.904 {101}	190.856 {477}	292.402 {115}	206.200 {463}
IS Ref	(Y_3710)	(In2306)	(Y_3600)	(Y_2243)
Units	ppm	ppm	ppm	ppm
Avg	**3.0873**	**-.00058**	**.15350**	**2.1537**
Stddev	.0156	.00042	.00339	.0103
%RSD	.50353	72.281	2.2110	.47849
#1	3.0865	-.00029	.15466	2.1586
#2	3.1033	-.00038	.15617	2.1419
#3	3.0722	-.00106	.14968	2.1607
Check ?	Chk Pass	Chk Pass	Chk Pass	Chk Pass
High Limit				
Low Limit				

Sample Name: L8243 Acquired: 11/2/2010 13:26:10 Type: Unk
Method: 6500MET(v1145) Mode: CONC Corr. Factor: 1.000000
User: Acox Custom ID1: Q01102A Custom ID2: ACC Custom ID3: Int. 5852-10
Comment: TestAmerica Pittsburgh ICP Metals Analysis Inst. 6500 ICP

Int. Std.	In2306	Y_2243	Y_3600	Y_3710
Line	230.606 {446}	224.306 {450}	360.073 { 94}	371.030 { 91}
Units	Cts/S	Cts/S	Cts/S	Cts/S
Avg	**2614.3**	**8050.9**	**151530.**	**20020.**
Stddev	12.2	27.4	2744.	92.
%RSD	.46634	.34066	1.8111	.45759
#1	2601.8	8022.0	151040.	19954.
#2	2626.1	8076.6	149070.	19980.
#3	2615.1	8054.0	154490.	20124.

Sample Name: L8244 Acquired: 11/2/2010 13:31:05 Type: Unk
Method: 6500MET(v1145) Mode: CONC Corr. Factor: 1.000000
User: Acox Custom ID1: Q01102A Custom ID2: ACC Custom ID3: Int. 5852-10
Comment: TestAmerica Pittsburgh ICP Metals Analysis Inst. 6500 ICP

Elem	Ag	Al	As	B_	Ba
Line	328.068 {103}	396.152 { 85}	189.042 {479}	208.959 {461}	455.403 { 74}
IS Ref	(Y_3600)	(Y_3710)	(Y_2243)	(Y_2243)	(Y_3710)
Units	ppm	ppm	ppm	ppm	ppm
Avg	**-.00007**	**37.286**	**.38349**	**.09460**	**.28180**
Stddev	.00008	.075	.00568	.00168	.00081
%RSD	117.40	.20144	1.4821	1.7731	.28678
#1	-.00003	37.373	.38956	.09639	.28155
#2	-.00001	37.249	.37830	.09306	.28115
#3	-.00016	37.238	.38261	.09436	.28271
Check ?	Chk Pass	Chk Pass	Chk Pass	Chk Pass	Chk Pass
High Limit					
Low Limit					

Elem	Be	Ca	Cd	Co	Cr
Line	313.042 {108}	317.933 {106}	214.438 {457}	228.616 {447}	267.716 {126}
IS Ref	(Y_3710)	(Y_3710)	(Y_2243)	(In2306)	(Y_3600)
Units	ppm	ppm	ppm	ppm	ppm
Avg	**.00540**	**73.452**	**.00095**	**.07130**	**.06173**
Stddev	.00006	.522	.00012	.00116	.00069
%RSD	1.0819	.71020	12.649	1.6325	1.1249
#1	.00545	73.761	.00109	.07251	.06179
#2	.00533	72.850	.00091	.07018	.06101
#3	.00541	73.745	.00086	.07120	.06240
Check ?	Chk Pass	Chk Pass	Chk Pass	Chk Pass	Chk Pass
High Limit					
Low Limit					

Sample Name: L8244 Acquired: 11/2/2010 13:31:05 Type: Unk
Method: 6500MET(v1145) Mode: CONC Corr. Factor: 1.000000
User: Acox Custom ID1: Q01102A Custom ID2: ACC Custom ID3: Int. 5852-10
Comment: TestAmerica Pittsburgh ICP Metals Analysis Inst. 6500 ICP

Elem	Cu	Fe	K_	Li	Mg
Line	324.754 {104}2	259.940 {130}	769.896 { 44}	670.784 { 50}	279.079 {121}
IS Ref	(Y_3710)	(Y_3710)	(Y_3710)	(Y_3710)	(Y_3710)
Units	ppm	ppm	ppm	ppm	ppm
Avg	**.13825**	**193.05**	**3.8851**	**.05319**	**3.4210**
Stddev	.00093	.82	.0384	.00023	.0299
%RSD	.67424	.42368	.98858	.43629	.87448
#1	.13894	193.80	3.9212	.05296	3.4552
#2	.13863	192.18	3.8448	.05318	3.3994
#3	.13719	193.17	3.8893	.05343	3.4085
Check ?	Chk Pass	Chk Pass	Chk Pass	Chk Pass	Chk Pass
High Limit					
Low Limit					

Elem	Mn	Mo	Na	Ni	Pb
Line	257.610 {131}2	202.030 {467}	589.592 { 57}	231.604 {445}	220.353 {453}
IS Ref	(Y_3710)	(Y_2243)	(Y_3710)	(In2306)	(In2306)
Units	ppm	ppm	ppm	ppm	ppm
Avg	**.47078**	**.02511**	**1.5316**	**.17173**	**.05474**
Stddev	.00110	.00037	.0063	.00304	.00110
%RSD	.23440	1.4580	.41303	1.7727	2.0171
#1	.47130	.02553	1.5388	.17494	.05540
#2	.46951	.02486	1.5293	.16888	.05346
#3	.47153	.02494	1.5267	.17137	.05535
Check ?	Chk Pass	Chk Pass	Chk Pass	Chk Pass	Chk Pass
High Limit					
Low Limit					

Sample Name: L8244 Acquired: 11/2/2010 13:31:05 Type: Unk
Method: 6500MET(v1145) Mode: CONC Corr. Factor: 1.000000
User: Acox Custom ID1: Q01102A Custom ID2: ACC Custom ID3: Int. 5852-10
Comment: TestAmerica Pittsburgh ICP Metals Analysis Inst. 6500 ICP

Elem	Sb	Se	Si	Sn	Sr
Line	206.833 {463}	196.090 {472}	251.611 {134}	189.989 {477}	407.771 { 83}
IS Ref	(Y_2243)	(Y_2243)	(Y_3710)	(Y_2243)	(Y_3710)
Units	ppm	ppm	ppm	ppm	ppm
Avg	**.00015**	**.01167**	**1.8866**	**.01180**	**.52446**
Stddev	.00018	.00121	.0172	.00043	.00075
%RSD	124.86	10.372	.91406	3.6025	.14319
#1	-.00006	.01122	1.9056	.01135	.52384
#2	.00024	.01075	1.8720	.01219	.52425
#3	.00027	.01305	1.8822	.01187	.52529
Check ?	Chk Pass	Chk Pass	Chk Pass	Chk Pass	Chk Pass
High Limit					
Low Limit					

Elem	Ti	Tl	V_	Zn
Line	334.904 {101}	190.856 {477}	292.402 {115}	206.200 {463}
IS Ref	(Y_3710)	(In2306)	(Y_3600)	(Y_2243)
Units	ppm	ppm	ppm	ppm
Avg	**2.6525**	**.00447**	**.14237**	**.12269**
Stddev	.0129	.00026	.00133	.00186
%RSD	.48692	5.8494	.93635	1.5143
#1	2.6581	.00443	.14207	.12469
#2	2.6377	.00475	.14120	.12102
#3	2.6616	.00423	.14382	.12237
Check ?	Chk Pass	Chk Pass	Chk Pass	Chk Pass
High Limit				
Low Limit				

Sample Name: L8244 Acquired: 11/2/2010 13:31:05 Type: Unk
Method: 6500MET(v1145) Mode: CONC Corr. Factor: 1.000000
User: Acox Custom ID1: Q01102A Custom ID2: ACC Custom ID3: Int. 5852-10
Comment: TestAmerica Pittsburgh ICP Metals Analysis Inst. 6500 ICP

Int. Std.	In2306	Y_2243	Y_3600	Y_3710
Line	230.606 {446}	224.306 {450}	360.073 { 94}	371.030 { 91}
Units	Cts/S	Cts/S	Cts/S	Cts/S
Avg	**3140.8**	**6917.0**	**125970.**	**15522.**
Stddev	45.8	96.3	942.	118.
%RSD	1.4575	1.3929	.74762	.76064
#1	3090.7	6810.1	126170.	15412.
#2	3180.4	6997.2	126790.	15646.
#3	3151.2	6943.7	124940.	15507.

Sample Name: L87XC Acquired: 11/2/2010 13:35:49 Type: Unk
Method: 6500MET(v1145) Mode: CONC Corr. Factor: 1.000000
User: Acox Custom ID1: Q01102A Custom ID2: ACC Custom ID3: Int. 5852-10
Comment: TestAmerica Pittsburgh ICP Metals Analysis Inst. 6500 ICP

Elem	Ag	Al	As	B_	Ba
Line	328.068 {103}	396.152 { 85}	189.042 {479}	208.959 {461}	455.403 { 74}
IS Ref	(Y_3600)	(Y_3710)	(Y_2243)	(Y_2243)	(Y_3710)
Units	ppm	ppm	ppm	ppm	ppm
Avg	**-.00154**	**127.78**	**.14318**	**.00766**	**1.4699**
Stddev	.00013	.13	.00209	.00007	.0017
%RSD	8.2236	.10505	1.4629	.96691	.11384
#1	-.00160	127.92	.14193	.00760	1.4713
#2	-.00162	127.65	.14202	.00764	1.4681
#3	-.00139	127.79	.14560	.00774	1.4705
Check ?	Chk Pass	Chk Pass	Chk Pass	Chk Pass	Chk Pass
High Limit					
Low Limit					

Elem	Be	Ca	Cd	Co	Cr
Line	313.042 {108}	317.933 {106}	214.438 {457}	228.616 {447}	267.716 {126}
IS Ref	(Y_3710)	(Y_3710)	(Y_2243)	(In2306)	(Y_3600)
Units	ppm	ppm	ppm	ppm	ppm
Avg	**.01014**	**15.841**	**.00594**	**.26760**	**.25441**
Stddev	.00005	.029	.00015	.00120	.00065
%RSD	.46986	.18587	2.4556	.44662	.25433
#1	.01016	15.855	.00609	.26848	.25514
#2	.01009	15.807	.00580	.26624	.25416
#3	.01019	15.861	.00593	.26808	.25392
Check ?	Chk Pass	Chk Pass	Chk Pass	Chk Pass	Chk Pass
High Limit					
Low Limit					

Sample Name: L87XC Acquired: 11/2/2010 13:35:49 Type: Unk
Method: 6500MET(v1145) Mode: CONC Corr. Factor: 1.000000
User: Acox Custom ID1: Q01102A Custom ID2: ACC Custom ID3: Int. 5852-10
Comment: TestAmerica Pittsburgh ICP Metals Analysis Inst. 6500 ICP

Elem	Cu	Fe	K_	Li	Mg
Line	324.754 {104}2	259.940 {130}	769.896 { 44}	670.784 { 50}	279.079 {121}
IS Ref	(Y_3710)	(Y_3710)	(Y_3710)	(Y_3710)	(Y_3710)
Units	ppm	ppm	ppm	ppm	ppm
Avg	**.31836**	**473.63**	**11.445**	**.20029**	**42.221**
Stddev	.00079	.88	.033	.00070	.101
%RSD	.24710	.18481	.28454	.35033	.23902
#1	.31750	473.15	11.454	.20046	42.308
#2	.31904	473.09	11.408	.20089	42.110
#3	.31853	474.64	11.471	.19952	42.244
Check ?	Chk Pass	Chk Pass	Chk Pass	Chk Pass	Chk Pass
High Limit					
Low Limit					

Elem	Mn	Mo	Na	Ni	Pb
Line	257.610 {131}2	202.030 {467}	589.592 { 57}	231.604 {445}	220.353 {453}
IS Ref	(Y_3710)	(Y_2243)	(Y_3710)	(In2306)	(In2306)
Units	ppm	ppm	ppm	ppm	ppm
Avg	**13.023**	**.01040**	**1.1714**	**.52138**	**.30644**
Stddev	.019	.00041	.0017	.00349	.00272
%RSD	.14227	3.9326	.14484	.66969	.88765
#1	13.025	.01008	1.1710	.52235	.30946
#2	13.003	.01086	1.1699	.51751	.30418
#3	13.040	.01025	1.1732	.52429	.30569
Check ?	Chk Pass	Chk Pass	Chk Pass	Chk Pass	Chk Pass
High Limit					
Low Limit					

Sample Name: L87XC Acquired: 11/2/2010 13:35:49 Type: Unk
Method: 6500MET(v1145) Mode: CONC Corr. Factor: 1.000000
User: Acox Custom ID1: Q01102A Custom ID2: ACC Custom ID3: Int. 5852-10
Comment: TestAmerica Pittsburgh ICP Metals Analysis Inst. 6500 ICP

Elem	Sb	Se	Si	Sn	Sr
Line	206.833 {463}	196.090 {472}	251.611 {134}	189.989 {477}	407.771 { 83}
IS Ref	(Y_2243)	(Y_2243)	(Y_3710)	(Y_2243)	(Y_3710)
Units	ppm	ppm	ppm	ppm	ppm
Avg	**-.00019**	**.00341**	**2.6268**	**.01690**	**.14924**
Stddev	.00152	.00066	.0153	.00077	.00019
%RSD	821.58	19.332	.58077	4.5344	.12682
#1	.00052	.00283	2.6430	.01602	.14945
#2	-.00193	.00413	2.6127	.01745	.14908
#3	.00086	.00329	2.6246	.01722	.14919
Check ?	Chk Pass	Chk Pass	Chk Pass	Chk Pass	Chk Pass
High Limit					
Low Limit					

Elem	Ti	Tl	V_	Zn
Line	334.904 {101}	190.856 {477}	292.402 {115}	206.200 {463}
IS Ref	(Y_3710)	(In2306)	(Y_3600)	(Y_2243)
Units	ppm	ppm	ppm	ppm
Avg	**.81322**	**.00050**	**.29726**	**.88741**
Stddev	.00342	.00080	.00069	.00372
%RSD	.42105	161.80	.23333	.41913
#1	.81453	.00128	.29677	.88795
#2	.80934	-.00033	.29696	.88345
#3	.81580	.00054	.29805	.89083
Check ?	Chk Pass	Chk Pass	Chk Pass	Chk Pass
High Limit				
Low Limit				

Sample Name: L87XC Acquired: 11/2/2010 13:35:49 Type: Unk
Method: 6500MET(v1145) Mode: CONC Corr. Factor: 1.000000
User: Acox Custom ID1: Q01102A Custom ID2: ACC Custom ID3: Int. 5852-10
Comment: TestAmerica Pittsburgh ICP Metals Analysis Inst. 6500 ICP

Int. Std.	In2306	Y_2243	Y_3600	Y_3710
Line	230.606 {446}	224.306 {450}	360.073 { 94}	371.030 { 91}
Units	Cts/S	Cts/S	Cts/S	Cts/S
Avg	**2879.4**	**7695.2**	**142970.**	**18513.**
Stddev	9.1	23.9	542.	29.
%RSD	.31613	.31124	.37925	.15456
#1	2870.4	7670.0	142380.	18500.
#2	2888.6	7717.7	143450.	18546.
#3	2879.3	7697.7	143070.	18494.

Sample Name: CCV1-3 Acquired: 11/2/2010 13:40:40 Type: QC
Method: 6500MET(v1145) Mode: CONC Corr. Factor: 1.000000
User: Acox Custom ID1: Q01102A Custom ID2: ACC Custom ID3: Int. 5852-10
Comment: TestAmerica Pittsburgh ICP Metals Analysis Inst. 6500 ICP

Elem	Ag	Al	As	B_	Ba
Line	328.068 {103}	396.152 { 85}	189.042 {479}	208.959 {461}	455.403 { 74}
IS Ref	(Y_3600)	(Y_3710)	(Y_2243)	(Y_2243)	(Y_3710)
Units	ppm	ppm	ppm	ppm	ppm
Avg	**.97564**	**24.600**	**.52826**	**2.0135**	**1.9933**
Stddev	.00416	.085	.00492	.0119	.0072
%RSD	.42594	.34398	.93193	.59121	.36311
#1	.97471	24.566	.52257	2.0145	1.9935
#2	.98018	24.696	.53115	2.0248	2.0005
#3	.97202	24.538	.53105	2.0011	1.9860
Check ?	Chk Pass	Chk Pass	Chk Pass	Chk Pass	Chk Pass
Value					
Range					

Elem	Be	Ca	Cd	Co	Cr
Line	313.042 {108}	317.933 {106}	214.438 {457}	228.616 {447}	267.716 {126}
IS Ref	(Y_3710)	(Y_3710)	(Y_2243)	(In2306)	(Y_3600)
Units	ppm	ppm	ppm	ppm	ppm
Avg	**2.0362**	**52.844**	**.48951**	**2.0987**	**1.9535**
Stddev	.0039	.069	.00274	.0110	.0061
%RSD	.18943	.13008	.55985	.52333	.31080
#1	2.0384	52.906	.48977	2.0986	1.9473
#2	2.0384	52.770	.49212	2.1097	1.9536
#3	2.0317	52.857	.48665	2.0877	1.9594
Check ?	Chk Pass	Chk Pass	Chk Pass	Chk Pass	Chk Pass
Value					
Range					

Sample Name: CCV1-3 Acquired: 11/2/2010 13:40:40 Type: QC
Method: 6500MET(v1145) Mode: CONC Corr. Factor: 1.000000
User: Acox Custom ID1: Q01102A Custom ID2: ACC Custom ID3: Int. 5852-10
Comment: TestAmerica Pittsburgh ICP Metals Analysis Inst. 6500 ICP

Elem	Cu	Fe	K_	Li	Mg
Line	324.754 {104}2	259.940 {130}	769.896 { 44}	670.784 { 50}	279.079 {121}
IS Ref	(Y_3710)	(Y_3710)	(Y_3710)	(Y_3710)	(Y_3710)
Units	ppm	ppm	ppm	ppm	ppm
Avg	**2.0415**	**25.830**	**122.10**	**2.0947**	**50.423**
Stddev	.0034	.064	.51	.0093	.080
%RSD	.16592	.24845	.41663	.44214	.15855
#1	2.0452	25.811	121.93	2.1010	50.371
#2	2.0410	25.902	122.67	2.0989	50.515
#3	2.0385	25.777	121.69	2.0840	50.382
Check ?	Chk Pass	Chk Pass	Chk Pass	Chk Pass	Chk Pass
Value					
Range					

Elem	Mn	Mo	Na	Ni	Pb
Line	257.610 {131}2	202.030 {467}	589.592 { 57}	231.604 {445}	220.353 {453}
IS Ref	(Y_3710)	(Y_2243)	(Y_3710)	(In2306)	(In2306)
Units	ppm	ppm	ppm	ppm	ppm
Avg	**1.9643**	**2.0078**	**129.76**	**2.0901**	**.51203**
Stddev	.0047	.0100	.41	.0110	.00225
%RSD	.23935	.49818	.31689	.52413	.44030
#1	1.9605	2.0074	130.00	2.0921	.51173
#2	1.9696	2.0181	129.99	2.0999	.51442
#3	1.9629	1.9981	129.29	2.0783	.50995
Check ?	Chk Pass	Chk Pass	Chk Pass	Chk Pass	Chk Pass
Value					
Range					

Sample Name: CCV1-3 Acquired: 11/2/2010 13:40:40 Type: QC
Method: 6500MET(v1145) Mode: CONC Corr. Factor: 1.000000
User: Acox Custom ID1: Q01102A Custom ID2: ACC Custom ID3: Int. 5852-10
Comment: TestAmerica Pittsburgh ICP Metals Analysis Inst. 6500 ICP

Elem	Sb	Se	Si	Sn	Sr
Line	206.833 {463}	196.090 {472}	251.611 {134}	189.989 {477}	407.771 { 83}
IS Ref	(Y_2243)	(Y_2243)	(Y_3710)	(Y_2243)	(Y_3710)
Units	ppm	ppm	ppm	ppm	ppm
Avg	**.51524**	**.52771**	**2.0435**	**1.9376**	**2.0281**
Stddev	.00370	.00246	.0027	.0085	.0072
%RSD	.71770	.46685	.13365	.43990	.35338
#1	.51444	.52873	2.0404	1.9388	2.0282
#2	.51927	.52950	2.0457	1.9455	2.0353
#3	.51201	.52490	2.0443	1.9286	2.0209
Check ?	Chk Pass	Chk Pass	Chk Pass	Chk Pass	Chk Pass
Value					
Range					

Elem	Ti	Tl	V_	Zn
Line	334.904 {101}	190.856 {477}	292.402 {115}	206.200 {463}
IS Ref	(Y_3710)	(In2306)	(Y_3600)	(Y_2243)
Units	ppm	ppm	ppm	ppm
Avg	**2.0636**	**.97756**	**1.9851**	**1.9739**
Stddev	.0047	.00442	.0044	.0116
%RSD	.22627	.45217	.21951	.58985
#1	2.0686	.97606	1.9801	1.9759
#2	2.0628	.98253	1.9875	1.9845
#3	2.0593	.97408	1.9878	1.9614
Check ?	Chk Pass	Chk Pass	Chk Pass	Chk Pass
Value				
Range				

Sample Name: CCV1-3 Acquired: 11/2/2010 13:40:40 Type: QC
Method: 6500MET(v1145) Mode: CONC Corr. Factor: 1.000000
User: Acox Custom ID1: Q01102A Custom ID2: ACC Custom ID3: Int. 5852-10
Comment: TestAmerica Pittsburgh ICP Metals Analysis Inst. 6500 ICP

Int. Std.	In2306	Y_2243	Y_3600	Y_3710
Line	230.606 {446}	224.306 {450}	360.073 { 94}	371.030 { 91}
Units	Cts/S	Cts/S	Cts/S	Cts/S
Avg	**2863.3**	**6365.6**	**117070.**	**14534.**
Stddev	13.0	36.8	225.	22.
%RSD	.45515	.57848	.19237	.15330
#1	2859.6	6353.3	117230.	14520.
#2	2852.6	6336.5	116820.	14560.
#3	2877.8	6407.0	117180.	14523.

Sample Name: CCB3 Acquired: 11/2/2010 13:45:16 Type: QC
Method: 6500MET(v1145) Mode: CONC Corr. Factor: 1.000000
User: Acox Custom ID1: Q01102A Custom ID2: ACC Custom ID3: Int. 5852-10
Comment: TestAmerica Pittsburgh ICP Metals Analysis Inst. 6500 ICP

Elem	Ag	Al	As	B_	Ba
Line	328.068 {103}	396.152 { 85}	189.042 {479}	208.959 {461}	455.403 { 74}
IS Ref	(Y_3600)	(Y_3710)	(Y_2243)	(Y_2243)	(Y_3710)
Units	ppm	ppm	ppm	ppm	ppm
Avg	**.00020**	**.00692**	**.00090**	**.00098**	**.00006**
Stddev	.00032	.00521	.00103	.00029	.00007
%RSD	156.28	75.264	114.39	29.946	106.30
#1	.00051	.01234	.00180	.00128	.00014
#2	-.00012	.00195	-.00022	.00098	.00003
#3	.00022	.00647	.00112	.00069	.00001
Check ?	Chk Pass	Chk Pass	Chk Pass	Chk Pass	Chk Pass
High Limit					
Low Limit					

Elem	Be	Ca	Cd	Co	Cr
Line	313.042 {108}	317.933 {106}	214.438 {457}	228.616 {447}	267.716 {126}
IS Ref	(Y_3710)	(Y_3710)	(Y_2243)	(In2306)	(Y_3600)
Units	ppm	ppm	ppm	ppm	ppm
Avg	**.00009**	**.01218**	**.00001**	**.00020**	**-.00005**
Stddev	.00001	.00305	.00004	.00013	.00025
%RSD	8.5618	25.056	294.23	66.443	472.56
#1	.00008	.00907	-.00003	.00017	.00017
#2	.00010	.01517	.00002	.00035	.00000
#3	.00010	.01231	.00004	.00008	-.00032
Check ?	Chk Pass	Chk Pass	Chk Pass	Chk Pass	Chk Pass
High Limit					
Low Limit					

Sample Name: CCB3 Acquired: 11/2/2010 13:45:16 Type: QC
Method: 6500MET(v1145) Mode: CONC Corr. Factor: 1.000000
User: Acox Custom ID1: Q01102A Custom ID2: ACC Custom ID3: Int. 5852-10
Comment: TestAmerica Pittsburgh ICP Metals Analysis Inst. 6500 ICP

Elem	Cu	Fe	K_	Li	Mg
Line	324.754 {104}2	259.940 {130}	769.896 { 44}	670.784 { 50}	279.079 {121}
IS Ref	(Y_3710)	(Y_3710)	(Y_3710)	(Y_3710)	(Y_3710)
Units	ppm	ppm	ppm	ppm	ppm
Avg	**-.00122**	**.00621**	**.04915**	**.00028**	**.02625**
Stddev	.00162	.00126	.03361	.00054	.00964
%RSD	132.74	20.312	68.384	192.27	36.748
#1	-.00290	.00500	.07442	-.00002	.03296
#2	.00034	.00613	.01100	-.00004	.01519
#3	-.00112	.00752	.06203	.00091	.03058
Check ?	Chk Pass	Chk Pass	Chk Pass	Chk Pass	Chk Pass
High Limit					
Low Limit					

Elem	Mn	Mo	Na	Ni	Pb
Line	257.610 {131}2	202.030 {467}	589.592 { 57}	231.604 {445}	220.353 {453}
IS Ref	(Y_3710)	(Y_2243)	(Y_3710)	(In2306)	(In2306)
Units	ppm	ppm	ppm	ppm	ppm
Avg	**.00086**	**.00069**	**.00257**	**.00028**	**-.00119**
Stddev	.00028	.00030	.00274	.00018	.00100
%RSD	33.066	42.764	106.95	63.123	83.473
#1	.00084	.00104	.00346	.00049	-.00217
#2	.00058	.00056	.00475	.00019	-.00122
#3	.00114	.00049	-.00051	.00017	-.00018
Check ?	Chk Pass	Chk Pass	Chk Pass	Chk Pass	Chk Pass
High Limit					
Low Limit					

Sample Name: CCB3 Acquired: 11/2/2010 13:45:16 Type: QC
Method: 6500MET(v1145) Mode: CONC Corr. Factor: 1.000000
User: Acox Custom ID1: Q01102A Custom ID2: ACC Custom ID3: Int. 5852-10
Comment: TestAmerica Pittsburgh ICP Metals Analysis Inst. 6500 ICP

Elem	Sb	Se	Si	Sn	Sr
Line	206.833 {463}	196.090 {472}	251.611 {134}	189.989 {477}	407.771 { 83}
IS Ref	(Y_2243)	(Y_2243)	(Y_3710)	(Y_2243)	(Y_3710)
Units	ppm	ppm	ppm	ppm	ppm
Avg	**-.00016**	**.00121**	**-.00680**	**.00030**	**.00013**
Stddev	.00027	.00125	.00289	.00017	.00004
%RSD	174.09	103.78	42.513	55.601	30.897
#1	.00006	.00256	-.00774	.00016	.00010
#2	-.00046	.00008	-.00356	.00048	.00012
#3	-.00006	.00099	-.00910	.00025	.00018
Check ?	Chk Pass	Chk Pass	Chk Pass	Chk Pass	Chk Pass
High Limit					
Low Limit					

Elem	Ti	Tl	V_	Zn
Line	334.904 {101}	190.856 {477}	292.402 {115}	206.200 {463}
IS Ref	(Y_3710)	(In2306)	(Y_3600)	(Y_2243)
Units	ppm	ppm	ppm	ppm
Avg	**-.00063**	**-.00012**	**.00012**	**.00049**
Stddev	.00156	.00092	.00017	.00007
%RSD	247.64	754.53	145.05	15.072
#1	.00114	.00073	.00028	.00050
#2	-.00178	.00000	.00014	.00041
#3	-.00125	-.00110	-.00006	.00055
Check ?	Chk Pass	Chk Pass	Chk Pass	Chk Pass
High Limit				
Low Limit				

Sample Name: CCB3 Acquired: 11/2/2010 13:45:16 Type: QC
Method: 6500MET(v1145) Mode: CONC Corr. Factor: 1.000000
User: Acox Custom ID1: Q01102A Custom ID2: ACC Custom ID3: Int. 5852-10
Comment: TestAmerica Pittsburgh ICP Metals Analysis Inst. 6500 ICP

Int. Std.	In2306	Y_2243	Y_3600	Y_3710
Line	230.606 {446}	224.306 {450}	360.073 { 94}	371.030 { 91}
Units	Cts/S	Cts/S	Cts/S	Cts/S
Avg	**3431.8**	**6686.5**	**126220.**	**15233.**
Stddev	4.7	16.2	91.	122.
%RSD	.13650	.24193	.07232	.80053
#1	3435.4	6705.1	126200.	15144.
#2	3433.4	6678.3	126140.	15372.
#3	3426.5	6676.1	126320.	15184.

Sample Name: L8243 2x Yt. Acquired: 11/2/2010 13:51:40 Type: Unk
Method: 6500MET(v1145) Mode: CONC Corr. Factor: 1.000000
User: Acox Custom ID1: Q01102A Custom ID2: ACC Custom ID3: Int. 5852-10
Comment: TestAmerica Pittsburgh ICP Metals Analysis Inst. 6500 ICP

Elem	Ag	Al	As	B_	Ba
Line	328.068 {103}	396.152 { 85}	189.042 {479}	208.959 {461}	455.403 { 74}
IS Ref	(Y_3600)	(Y_3710)	(Y_2243)	(Y_2243)	(Y_3710)
Units	ppm	ppm	ppm	ppm	ppm
Avg	**.00005**	**61.673**	**.07446**	**.17436**	**1.5903**
Stddev	.00047	.085	.00212	.00043	.0028
%RSD	893.57	.13831	2.8432	.24649	.17860
#1	-.00013	61.576	.07267	.17404	1.5934
#2	.00058	61.736	.07391	.17419	1.5879
#3	-.00030	61.707	.07680	.17485	1.5894
Check ?	Chk Pass	Chk Pass	Chk Pass	Chk Pass	Chk Pass
High Limit					
Low Limit					

Elem	Be	Ca	Cd	Co	Cr
Line	313.042 {108}	317.933 {106}	214.438 {457}	228.616 {447}	267.716 {126}
IS Ref	(Y_3710)	(Y_3710)	(Y_2243)	(In2306)	(Y_3600)
Units	ppm	ppm	ppm	ppm	ppm
Avg	**.00731**	**211.90**	**.00276**	**.03817**	**.09528**
Stddev	.00003	1.03	.00006	.00012	.00043
%RSD	.42506	.48670	2.1033	.32362	.44777
#1	.00734	212.84	.00282	.03817	.09489
#2	.00731	212.06	.00275	.03804	.09523
#3	.00728	210.80	.00271	.03829	.09574
Check ?	Chk Pass	Chk Pass	Chk Pass	Chk Pass	Chk Pass
High Limit					
Low Limit					

Sample Name: L8243 2x Yt. Acquired: 11/2/2010 13:51:40 Type: Unk
Method: 6500MET(v1145) Mode: CONC Corr. Factor: 1.000000
User: Acox Custom ID1: Q01102A Custom ID2: ACC Custom ID3: Int. 5852-10
Comment: TestAmerica Pittsburgh ICP Metals Analysis Inst. 6500 ICP

Elem	Cu	Fe	K_	Li	Mg
Line	324.754 {104}2	259.940 {130}	769.896 { 44}	670.784 { 50}	279.079 {121}
IS Ref	(Y_3710)	(Y_3710)	(Y_3710)	(Y_3710)	(Y_3710)
Units	ppm	ppm	ppm	ppm	ppm
Avg	**1.2528**	**174.45**	**9.3226**	**.10285**	**23.147**
Stddev	.0063	.35	.0529	.00051	.085
%RSD	.50005	.19810	.56779	.49663	.36905
#1	1.2588	174.78	9.3376	.10324	23.203
#2	1.2533	174.48	9.2638	.10304	23.191
#3	1.2463	174.09	9.3665	.10228	23.049
Check ?	Chk Pass	Chk Pass	Chk Pass	Chk Pass	Chk Pass
High Limit					
Low Limit					

Elem	Mn	Mo	Na	Ni	Pb
Line	257.610 {131}2	202.030 {467}	589.592 { 57}	231.604 {445}	220.353 {453}
IS Ref	(Y_3710)	(Y_2243)	(Y_3710)	(In2306)	(In2306)
Units	ppm	ppm	ppm	ppm	ppm
Avg	**2.3340**	**.00594**	**1.9251**	**.10597**	**1.9875**
Stddev	.0013	.00020	.0120	.00039	.0068
%RSD	.05403	3.2892	.62370	.36440	.34384
#1	2.3328	.00592	1.9372	.10622	1.9891
#2	2.3353	.00615	1.9132	.10553	1.9801
#3	2.3339	.00576	1.9250	.10617	1.9935
Check ?	Chk Pass	Chk Pass	Chk Pass	Chk Pass	Chk Pass
High Limit					
Low Limit					

Sample Name: L8243 2x Yt. Acquired: 11/2/2010 13:51:40 Type: Unk
Method: 6500MET(v1145) Mode: CONC Corr. Factor: 1.000000
User: Acox Custom ID1: Q01102A Custom ID2: ACC Custom ID3: Int. 5852-10
Comment: TestAmerica Pittsburgh ICP Metals Analysis Inst. 6500 ICP

Elem	Sb	Se	Si	Sn	Sr
Line	206.833 {463}	196.090 {472}	251.611 {134}	189.989 {477}	407.771 { 83}
IS Ref	(Y_2243)	(Y_2243)	(Y_3710)	(Y_2243)	(Y_3710)
Units	ppm	ppm	ppm	ppm	ppm
Avg	**.00240**	**.01498**	**2.8335**	**.04901**	**.89973**
Stddev	.00114	.00345	.0081	.00060	.00152
%RSD	47.579	23.020	.28552	1.2210	.16907
#1	.00109	.01182	2.8386	.04970	.90146
#2	.00292	.01446	2.8377	.04866	.89859
#3	.00319	.01866	2.8241	.04867	.89916
Check ?	Chk Pass	Chk Pass	Chk Pass	Chk Pass	Chk Pass
High Limit					
Low Limit					

Elem	Ti	Tl	V_	Zn
Line	334.904 {101}	190.856 {477}	292.402 {115}	206.200 {463}
IS Ref	(Y_3710)	(In2306)	(Y_3600)	(Y_2243)
Units	ppm	ppm	ppm	ppm
Avg	**1.7721**	**.00120**	**.08962**	**1.2701**
Stddev	.0076	.00227	.00031	.0025
%RSD	.42982	189.51	.34166	.19949
#1	1.7800	.00306	.08968	1.2728
#2	1.7713	.00186	.08990	1.2678
#3	1.7648	-.00133	.08929	1.2695
Check ?	Chk Pass	Chk Pass	Chk Pass	Chk Pass
High Limit				
Low Limit				

Sample Name: L8243 2x Yt. Acquired: 11/2/2010 13:51:40 Type: Unk
Method: 6500MET(v1145) Mode: CONC Corr. Factor: 1.000000
User: Acox Custom ID1: Q01102A Custom ID2: ACC Custom ID3: Int. 5852-10
Comment: TestAmerica Pittsburgh ICP Metals Analysis Inst. 6500 ICP

Int. Std.	In2306	Y_2243	Y_3600	Y_3710
Line	230.606 {446}	224.306 {450}	360.073 { 94}	371.030 { 91}
Units	Cts/S	Cts/S	Cts/S	Cts/S
Avg	**2832.8**	**7374.6**	**137390.**	**17449.**
Stddev	6.9	9.1	220.	108.
%RSD	.24187	.12353	.16022	.61789
#1	2837.2	7383.9	137170.	17337.
#2	2836.2	7374.1	137400.	17460.
#3	2824.9	7365.7	137610.	17552.

Sample Name: CCV1-4 Acquired: 11/2/2010 13:56:31 Type: QC
Method: 6500MET(v1145) Mode: CONC Corr. Factor: 1.000000
User: Acox Custom ID1: Q01102A Custom ID2: ACC Custom ID3: Int. 5852-10
Comment: TestAmerica Pittsburgh ICP Metals Analysis Inst. 6500 ICP

Elem	Ag	Al	As	B_	Ba
Line	328.068 {103}	396.152 { 85}	189.042 {479}	208.959 {461}	455.403 { 74}
IS Ref	(Y_3600)	(Y_3710)	(Y_2243)	(Y_2243)	(Y_3710)
Units	ppm	ppm	ppm	ppm	ppm
Avg	**.98517**	**24.659**	**.52657**	**2.0125**	**1.9995**
Stddev	.00171	.066	.00155	.0120	.0005
%RSD	.17386	.26934	.29433	.59775	.02610
#1	.98321	24.735	.52541	2.0096	2.0001
#2	.98591	24.620	.52597	2.0022	1.9991
#3	.98639	24.620	.52833	2.0257	1.9994
Check ?	Chk Pass	Chk Pass	Chk Pass	Chk Pass	Chk Pass
Value					
Range					

Elem	Be	Ca	Cd	Co	Cr
Line	313.042 {108}	317.933 {106}	214.438 {457}	228.616 {447}	267.716 {126}
IS Ref	(Y_3710)	(Y_3710)	(Y_2243)	(In2306)	(Y_3600)
Units	ppm	ppm	ppm	ppm	ppm
Avg	**2.0164**	**51.761**	**.48940**	**2.0989**	**1.9570**
Stddev	.0013	.114	.00175	.0047	.0045
%RSD	.06426	.22001	.35731	.22226	.22876
#1	2.0160	51.640	.48791	2.0965	1.9569
#2	2.0179	51.779	.48897	2.0959	1.9616
#3	2.0154	51.865	.49133	2.1043	1.9526
Check ?	Chk Pass	Chk Pass	Chk Pass	Chk Pass	Chk Pass
Value					
Range					

Sample Name: CCV1-4 Acquired: 11/2/2010 13:56:31 Type: QC
Method: 6500MET(v1145) Mode: CONC Corr. Factor: 1.000000
User: Acox Custom ID1: Q01102A Custom ID2: ACC Custom ID3: Int. 5852-10
Comment: TestAmerica Pittsburgh ICP Metals Analysis Inst. 6500 ICP

Elem	Cu	Fe	K_	Li	Mg
Line	324.754 {104}2	259.940 {130}	769.896 { 44}	670.784 { 50}	279.079 {121}
IS Ref	(Y_3710)	(Y_3710)	(Y_3710)	(Y_3710)	(Y_3710)
Units	ppm	ppm	ppm	ppm	ppm
Avg	**2.0250**	**25.645**	**122.37**	**2.0879**	**49.608**
Stddev	.0051	.024	.35	.0071	.124
%RSD	.25369	.09493	.28858	.33949	.25015
#1	2.0261	25.671	122.77	2.0826	49.633
#2	2.0295	25.641	122.13	2.0959	49.474
#3	2.0194	25.623	122.20	2.0850	49.719
Check ?	Chk Pass	Chk Pass	Chk Pass	Chk Pass	Chk Pass
Value					
Range					

Elem	Mn	Mo	Na	Ni	Pb
Line	257.610 {131}2	202.030 {467}	589.592 { 57}	231.604 {445}	220.353 {453}
IS Ref	(Y_3710)	(Y_2243)	(Y_3710)	(In2306)	(In2306)
Units	ppm	ppm	ppm	ppm	ppm
Avg	**1.9625**	**2.0050**	**128.86**	**2.0863**	**.51338**
Stddev	.0077	.0109	.36	.0039	.00096
%RSD	.39012	.54543	.27716	.18436	.18652
#1	1.9703	1.9989	128.65	2.0827	.51279
#2	1.9550	1.9985	129.27	2.0859	.51287
#3	1.9621	2.0177	128.66	2.0903	.51449
Check ?	Chk Pass	Chk Pass	Chk Pass	Chk Pass	Chk Pass
Value					
Range					

Sample Name: CCV1-4 Acquired: 11/2/2010 13:56:31 Type: QC
Method: 6500MET(v1145) Mode: CONC Corr. Factor: 1.000000
User: Acox Custom ID1: Q01102A Custom ID2: ACC Custom ID3: Int. 5852-10
Comment: TestAmerica Pittsburgh ICP Metals Analysis Inst. 6500 ICP

Elem	Sb	Se	Si	Sn	Sr
Line	206.833 {463}	196.090 {472}	251.611 {134}	189.989 {477}	407.771 { 83}
IS Ref	(Y_2243)	(Y_2243)	(Y_3710)	(Y_2243)	(Y_3710)
Units	ppm	ppm	ppm	ppm	ppm
Avg	**.51523**	**.52371**	**2.0338**	**1.9386**	**2.0354**
Stddev	.00177	.00339	.0069	.0112	.0019
%RSD	.34448	.64690	.33739	.57814	.09529
#1	.51479	.52150	2.0415	1.9328	2.0371
#2	.51372	.52202	2.0282	1.9315	2.0333
#3	.51718	.52761	2.0319	1.9515	2.0358
Check ?	Chk Pass	Chk Pass	Chk Pass	Chk Pass	Chk Pass
Value					
Range					

Elem	Ti	Tl	V_	Zn
Line	334.904 {101}	190.856 {477}	292.402 {115}	206.200 {463}
IS Ref	(Y_3710)	(In2306)	(Y_3600)	(Y_2243)
Units	ppm	ppm	ppm	ppm
Avg	**2.0400**	**.97754**	**1.9966**	**1.9738**
Stddev	.0038	.00161	.0015	.0083
%RSD	.18769	.16440	.07664	.41872
#1	2.0356	.97647	1.9961	1.9667
#2	2.0422	.97939	1.9955	1.9720
#3	2.0422	.97676	1.9984	1.9829
Check ?	Chk Pass	Chk Pass	Chk Pass	Chk Pass
Value				
Range				

Sample Name: CCV1-4 Acquired: 11/2/2010 13:56:31 Type: QC
Method: 6500MET(v1145) Mode: CONC Corr. Factor: 1.000000
User: Acox Custom ID1: Q01102A Custom ID2: ACC Custom ID3: Int. 5852-10
Comment: TestAmerica Pittsburgh ICP Metals Analysis Inst. 6500 ICP

Int. Std.	In2306	Y_2243	Y_3600	Y_3710
Line	230.606 {446}	224.306 {450}	360.073 { 94}	371.030 { 91}
Units	Cts/S	Cts/S	Cts/S	Cts/S
Avg	**2825.1**	**6281.3**	**115310.**	**14766.**
Stddev	5.3	21.4	65.	75.
%RSD	.18779	.34132	.05669	.50641
#1	2823.8	6279.4	115380.	14751.
#2	2831.0	6303.6	115290.	14847.
#3	2820.6	6260.8	115260.	14700.

Sample Name: CCB4 Acquired: 11/2/2010 14:01:06 Type: QC
Method: 6500MET(v1145) Mode: CONC Corr. Factor: 1.000000
User: Acox Custom ID1: Q01102A Custom ID2: ACC Custom ID3: Int. 5852-10
Comment: TestAmerica Pittsburgh ICP Metals Analysis Inst. 6500 ICP

Elem	Ag	Al	As	B_	Ba
Line	328.068 {103}	396.152 { 85}	189.042 {479}	208.959 {461}	455.403 { 74}
IS Ref	(Y_3600)	(Y_3710)	(Y_2243)	(Y_2243)	(Y_3710)
Units	ppm	ppm	ppm	ppm	ppm
Avg	**.00010**	**.00251**	**-.00113**	**.00119**	**.00010**
Stddev	.00008	.00176	.00064	.00008	.00006
%RSD	79.268	70.033	56.661	6.8972	55.259
#1	.00009	.00209	-.00060	.00127	.00015
#2	.00003	.00445	-.00184	.00111	.00004
#3	.00019	.00101	-.00095	.00120	.00011
Check ?	Chk Pass	Chk Pass	Chk Pass	Chk Pass	Chk Pass
High Limit					
Low Limit					

Elem	Be	Ca	Cd	Co	Cr
Line	313.042 {108}	317.933 {106}	214.438 {457}	228.616 {447}	267.716 {126}
IS Ref	(Y_3710)	(Y_3710)	(Y_2243)	(In2306)	(Y_3600)
Units	ppm	ppm	ppm	ppm	ppm
Avg	**.00009**	**.01209**	**.00003**	**.00005**	**-.00007**
Stddev	.00002	.00072	.00001	.00021	.00011
%RSD	22.569	5.9516	46.988	398.03	162.52
#1	.00007	.01281	.00004	-.00018	-.00016
#2	.00010	.01210	.00004	.00011	.00005
#3	.00011	.01137	.00001	.00023	-.00008
Check ?	Chk Pass	Chk Pass	Chk Pass	Chk Pass	Chk Pass
High Limit					
Low Limit					

Sample Name: CCB4 Acquired: 11/2/2010 14:01:06 Type: QC
Method: 6500MET(v1145) Mode: CONC Corr. Factor: 1.000000
User: Acox Custom ID1: Q01102A Custom ID2: ACC Custom ID3: Int. 5852-10
Comment: TestAmerica Pittsburgh ICP Metals Analysis Inst. 6500 ICP

Elem	Cu	Fe	K_	Li	Mg
Line	324.754 {104}2	259.940 {130}	769.896 { 44}	670.784 { 50}	279.079 {121}
IS Ref	(Y_3710)	(Y_3710)	(Y_3710)	(Y_3710)	(Y_3710)
Units	ppm	ppm	ppm	ppm	ppm
Avg	**-.00305**	**.00787**	**.11907**	**-.00031**	**.00991**
Stddev	.00121	.00126	.05994	.00124	.00595
%RSD	39.630	16.033	50.338	399.77	60.070
#1	-.00192	.00773	.06879	-.00174	.01633
#2	-.00432	.00668	.18540	.00043	.00458
#3	-.00289	.00920	.10302	.00038	.00882
Check ?	Chk Pass	Chk Pass	Chk Pass	Chk Pass	Chk Pass
High Limit					
Low Limit					

Elem	Mn	Mo	Na	Ni	Pb
Line	257.610 {131}2	202.030 {467}	589.592 { 57}	231.604 {445}	220.353 {453}
IS Ref	(Y_3710)	(Y_2243)	(Y_3710)	(In2306)	(In2306)
Units	ppm	ppm	ppm	ppm	ppm
Avg	**.00021**	**.00135**	**.01370**	**.00005**	**-.00083**
Stddev	.00026	.00032	.00539	.00014	.00098
%RSD	122.57	23.433	39.331	268.21	117.62
#1	.00027	.00170	.01586	.00014	-.00030
#2	-.00007	.00111	.01767	.00014	-.00024
#3	.00044	.00123	.00757	-.00011	-.00197
Check ?	Chk Pass	Chk Pass	Chk Pass	Chk Pass	Chk Pass
High Limit					
Low Limit					

Sample Name: CCB4 Acquired: 11/2/2010 14:01:06 Type: QC
Method: 6500MET(v1145) Mode: CONC Corr. Factor: 1.000000
User: Acox Custom ID1: Q01102A Custom ID2: ACC Custom ID3: Int. 5852-10
Comment: TestAmerica Pittsburgh ICP Metals Analysis Inst. 6500 ICP

Elem	Sb	Se	Si	Sn	Sr
Line	206.833 {463}	196.090 {472}	251.611 {134}	189.989 {477}	407.771 { 83}
IS Ref	(Y_2243)	(Y_2243)	(Y_3710)	(Y_2243)	(Y_3710)
Units	ppm	ppm	ppm	ppm	ppm
Avg	**.00023**	**.00114**	**-.00756**	**-.00005**	**.00013**
Stddev	.00024	.00099	.00367	.00045	.00004
%RSD	103.24	87.091	48.488	858.67	27.436
#1	-.00002	.00008	-.01137	.00011	.00013
#2	.00026	.00128	-.00406	-.00056	.00009
#3	.00045	.00206	-.00724	.00030	.00016
Check ?	Chk Pass	Chk Pass	Chk Pass	Chk Pass	Chk Pass
High Limit					
Low Limit					

Elem	Ti	Tl	V_	Zn
Line	334.904 {101}	190.856 {477}	292.402 {115}	206.200 {463}
IS Ref	(Y_3710)	(In2306)	(Y_3600)	(Y_2243)
Units	ppm	ppm	ppm	ppm
Avg	**-.00123**	**.00032**	**.00016**	**.00036**
Stddev	.00071	.00023	.00007	.00006
%RSD	57.692	70.684	42.758	15.288
#1	-.00104	.00058	.00016	.00032
#2	-.00201	.00022	.00023	.00043
#3	-.00063	.00016	.00009	.00034
Check ?	Chk Pass	Chk Pass	Chk Pass	Chk Pass
High Limit				
Low Limit				

Sample Name: CCB4 Acquired: 11/2/2010 14:01:06 Type: QC
Method: 6500MET(v1145) Mode: CONC Corr. Factor: 1.000000
User: Acox Custom ID1: Q01102A Custom ID2: ACC Custom ID3: Int. 5852-10
Comment: TestAmerica Pittsburgh ICP Metals Analysis Inst. 6500 ICP

Int. Std.	In2306	Y_2243	Y_3600	Y_3710
Line	230.606 {446}	224.306 {450}	360.073 { 94}	371.030 { 91}
Units	Cts/S	Cts/S	Cts/S	Cts/S
Avg	**3425.1**	**6657.2**	**125400.**	**14758.**
Stddev	20.3	40.4	140.	75.
%RSD	.59364	.60658	.11154	.50644
#1	3436.2	6671.1	125350.	14683.
#2	3401.6	6611.7	125290.	14760.
#3	3437.4	6688.8	125560.	14832.

Sample Name: L9ATTB Acquired: 11/2/2010 14:06:01 Type: Unk
Method: 6500MET(v1145) Mode: CONC Corr. Factor: 1.000000
User: Acox Custom ID1: Q01102A Custom ID2: ACC Custom ID3: Int. 5852-10
Comment: TestAmerica Pittsburgh ICP Metals Analysis Inst. 6500 ICP

Elem	Ag	Al	As	B_	Ba
Line	328.068 {103}	396.152 { 85}	189.042 {479}	208.959 {461}	455.403 { 74}
IS Ref	(Y_3600)	(Y_3710)	(Y_2243)	(Y_2243)	(Y_3710)
Units	ppm	ppm	ppm	ppm	ppm
Avg	**-.00025**	**.00978**	**.00064**	**.00061**	**.00016**
Stddev	.00038	.00396	.00097	.00036	.00004
%RSD	152.90	40.537	152.02	59.016	23.141
#1	-.00031	.01417	.00153	.00076	.00020
#2	-.00059	.00646	-.00040	.00020	.00016
#3	.00016	.00871	.00078	.00087	.00012
Check ?	Chk Pass	Chk Pass	Chk Pass	Chk Pass	Chk Pass
High Limit					
Low Limit					

Elem	Be	Ca	Cd	Co	Cr
Line	313.042 {108}	317.933 {106}	214.438 {457}	228.616 {447}	267.716 {126}
IS Ref	(Y_3710)	(Y_3710)	(Y_2243)	(In2306)	(Y_3600)
Units	ppm	ppm	ppm	ppm	ppm
Avg	**-.00003**	**.01285**	**.00007**	**-.00006**	**.00007**
Stddev	.00003	.00222	.00003	.00010	.00024
%RSD	123.85	17.297	38.837	188.94	348.54
#1	.00001	.01514	.00006	.00006	-.00014
#2	-.00003	.01070	.00006	-.00010	.00002
#3	-.00006	.01270	.00010	-.00013	.00033
Check ?	Chk Pass	Chk Pass	Chk Pass	Chk Pass	Chk Pass
High Limit					
Low Limit					

Sample Name: L9ATTB Acquired: 11/2/2010 14:06:01 Type: Unk
Method: 6500MET(v1145) Mode: CONC Corr. Factor: 1.000000
User: Acox Custom ID1: Q01102A Custom ID2: ACC Custom ID3: Int. 5852-10
Comment: TestAmerica Pittsburgh ICP Metals Analysis Inst. 6500 ICP

Elem	Cu	Fe	K_	Li	Mg
Line	324.754 {104}2	259.940 {130}	769.896 { 44}	670.784 { 50}	279.079 {121}
IS Ref	(Y_3710)	(Y_3710)	(Y_3710)	(Y_3710)	(Y_3710)
Units	ppm	ppm	ppm	ppm	ppm
Avg	**-.00218**	**.00618**	**.36193**	**-.00020**	**.00486**
Stddev	.00222	.00118	.06643	.00078	.00655
%RSD	101.60	19.133	18.355	392.28	134.88
#1	-.00472	.00717	.37108	-.00070	-.00172
#2	-.00058	.00651	.42332	-.00060	.01138
#3	-.00125	.00487	.29140	.00070	.00490
Check ?	Chk Pass	Chk Pass	Chk Pass	Chk Pass	Chk Pass
High Limit					
Low Limit					

Elem	Mn	Mo	Na	Ni	Pb
Line	257.610 {131}2	202.030 {467}	589.592 { 57}	231.604 {445}	220.353 {453}
IS Ref	(Y_3710)	(Y_2243)	(Y_3710)	(In2306)	(In2306)
Units	ppm	ppm	ppm	ppm	ppm
Avg	**.00012**	**.00012**	**.00486**	**-.00001**	**.00058**
Stddev	.00031	.00018	.00156	.00036	.00032
%RSD	258.37	156.46	32.148	2913.5	55.314
#1	-.00023	.00032	.00306	-.00043	.00070
#2	.00026	-.00003	.00587	.00023	.00022
#3	.00033	.00006	.00565	.00017	.00083
Check ?	Chk Pass	Chk Pass	Chk Pass	Chk Pass	Chk Pass
High Limit					
Low Limit					

Sample Name: L9ATTB Acquired: 11/2/2010 14:06:01 Type: Unk
Method: 6500MET(v1145) Mode: CONC Corr. Factor: 1.000000
User: Acox Custom ID1: Q01102A Custom ID2: ACC Custom ID3: Int. 5852-10
Comment: TestAmerica Pittsburgh ICP Metals Analysis Inst. 6500 ICP

Elem	Sb	Se	Si	Sn	Sr
Line	206.833 {463}	196.090 {472}	251.611 {134}	189.989 {477}	407.771 { 83}
IS Ref	(Y_2243)	(Y_2243)	(Y_3710)	(Y_2243)	(Y_3710)
Units	ppm	ppm	ppm	ppm	ppm
Avg	**-.00019**	**.00088**	**.00619**	**.04077**	**.00001**
Stddev	.00055	.00053	.00838	.00049	.00003
%RSD	287.27	59.843	135.41	1.1968	398.06
#1	.00033	.00148	.01365	.04030	-.00002
#2	-.00076	.00046	.00779	.04128	.00000
#3	-.00014	.00071	-.00287	.04074	.00004
Check ?	Chk Pass	Chk Pass	Chk Pass	Chk Pass	Chk Pass
High Limit					
Low Limit					

Elem	Ti	Tl	V_	Zn
Line	334.904 {101}	190.856 {477}	292.402 {115}	206.200 {463}
IS Ref	(Y_3710)	(In2306)	(Y_3600)	(Y_2243)
Units	ppm	ppm	ppm	ppm
Avg	**.00048**	**.00049**	**-.00021**	**.00224**
Stddev	.00152	.00078	.00028	.00004
%RSD	318.82	158.15	135.22	1.5649
#1	.00078	.00110	-.00037	.00223
#2	.00183	.00076	.00012	.00222
#3	-.00118	-.00038	-.00037	.00228
Check ?	Chk Pass	Chk Pass	Chk Pass	Chk Pass
High Limit				
Low Limit				

Sample Name: L9ATTB Acquired: 11/2/2010 14:06:01 Type: Unk
Method: 6500MET(v1145) Mode: CONC Corr. Factor: 1.000000
User: Acox Custom ID1: Q01102A Custom ID2: ACC Custom ID3: Int. 5852-10
Comment: TestAmerica Pittsburgh ICP Metals Analysis Inst. 6500 ICP

Int. Std.	In2306	Y_2243	Y_3600	Y_3710
Line	230.606 {446}	224.306 {450}	360.073 { 94}	371.030 { 91}
Units	Cts/S	Cts/S	Cts/S	Cts/S
Avg	**3352.6**	**6523.8**	**123630.**	**14789.**
Stddev	5.6	27.1	266.	65.
%RSD	.16728	.41487	.21514	.44124
#1	3346.3	6492.8	123340.	14719.
#2	3354.5	6535.2	123870.	14799.
#3	3357.1	6543.2	123690.	14848.

Sample Name: L9ATTC Acquired: 11/2/2010 14:10:56 Type: Unk
Method: 6500MET(v1145) Mode: CONC Corr. Factor: 1.000000
User: Acox Custom ID1: Q01102A Custom ID2: ACC Custom ID3: Int. 5852-10
Comment: TestAmerica Pittsburgh ICP Metals Analysis Inst. 6500 ICP

Elem	Ag	Al	As	B_	Ba
Line	328.068 {103}	396.152 { 85}	189.042 {479}	208.959 {461}	455.403 { 74}
IS Ref	(Y_3600)	(Y_3710)	(Y_2243)	(Y_2243)	(Y_3710)
Units	ppm	ppm	ppm	ppm	ppm
Avg	**.04666**	**2.0990**	**2.0888**	**1.0052**	**2.0862**
Stddev	.00032	.0699	.0054	.0016	.0641
%RSD	.68797	3.3320	.25647	.15502	3.0743
#1	.04657	2.0567	2.0859	1.0069	2.0539
#2	.04640	2.1797	2.0950	1.0038	2.1600
#3	.04702	2.0605	2.0855	1.0049	2.0446
Check ?	Chk Pass	Chk Pass	Chk Pass	Chk Pass	Chk Pass
High Limit					
Low Limit					

Elem	Be	Ca	Cd	Co	Cr
Line	313.042 {108}	317.933 {106}	214.438 {457}	228.616 {447}	267.716 {126}
IS Ref	(Y_3710)	(Y_3710)	(Y_2243)	(In2306)	(Y_3600)
Units	ppm	ppm	ppm	ppm	ppm
Avg	**.05263**	**53.451**	**.05007**	**.52393**	**.20230**
Stddev	.00143	1.541	.00005	.00080	.00068
%RSD	2.7196	2.8831	.09453	.15305	.33824
#1	.05196	52.712	.05006	.52430	.20156
#2	.05428	55.222	.05004	.52448	.20242
#3	.05167	52.418	.05013	.52301	.20292
Check ?	Chk Pass	Chk Pass	Chk Pass	Chk Pass	Chk Pass
High Limit					
Low Limit					

Sample Name: L9ATTC Acquired: 11/2/2010 14:10:56 Type: Unk
Method: 6500MET(v1145) Mode: CONC Corr. Factor: 1.000000
User: Acox Custom ID1: Q01102A Custom ID2: ACC Custom ID3: Int. 5852-10
Comment: TestAmerica Pittsburgh ICP Metals Analysis Inst. 6500 ICP

Elem	Cu	Fe	K_	Li	Mg
Line	324.754 {104}2	259.940 {130}	769.896 { 44}	670.784 { 50}	279.079 {121}
IS Ref	(Y_3710)	(Y_3710)	(Y_3710)	(Y_3710)	(Y_3710)
Units	ppm	ppm	ppm	ppm	ppm
Avg	**.26146**	**1.1075**	**49.515**	**1.0926**	**50.902**
Stddev	.00788	.0317	1.333	.0325	1.398
%RSD	3.0121	2.8662	2.6911	2.9748	2.7455
#1	.25768	1.0944	48.823	1.0773	50.079
#2	.27052	1.1437	51.051	1.1299	52.516
#3	.25619	1.0844	48.670	1.0705	50.112
Check ?	Chk Pass	Chk Pass	Chk Pass	Chk Pass	Chk Pass
High Limit					
Low Limit					

Elem	Mn	Mo	Na	Ni	Pb
Line	257.610 {131}2	202.030 {467}	589.592 { 57}	231.604 {445}	220.353 {453}
IS Ref	(Y_3710)	(Y_2243)	(Y_3710)	(In2306)	(In2306)
Units	ppm	ppm	ppm	ppm	ppm
Avg	**.51506**	**1.0373**	**52.706**	**.51883**	**.50486**
Stddev	.01647	.0013	1.521	.00142	.00225
%RSD	3.1970	.12067	2.8857	.27412	.44498
#1	.50471	1.0386	52.031	.51957	.50254
#2	.53405	1.0372	54.447	.51973	.50501
#3	.50643	1.0360	51.639	.51719	.50703
Check ?	Chk Pass	Chk Pass	Chk Pass	Chk Pass	Chk Pass
High Limit					
Low Limit					

Sample Name: L9ATTC Acquired: 11/2/2010 14:10:56 Type: Unk
Method: 6500MET(v1145) Mode: CONC Corr. Factor: 1.000000
User: Acox Custom ID1: Q01102A Custom ID2: ACC Custom ID3: Int. 5852-10
Comment: TestAmerica Pittsburgh ICP Metals Analysis Inst. 6500 ICP

Elem	Sb	Se	Si	Sn	Sr
Line	206.833 {463}	196.090 {472}	251.611 {134}	189.989 {477}	407.771 { 83}
IS Ref	(Y_2243)	(Y_2243)	(Y_3710)	(Y_2243)	(Y_3710)
Units	ppm	ppm	ppm	ppm	ppm
Avg	**.50455**	**2.0723**	**8.9690**	**2.0005**	**1.0611**
Stddev	.00080	.0032	.2351	.0046	.0331
%RSD	.15816	.15334	2.6211	.22942	3.1179
#1	.50491	2.0701	8.8386	2.0048	1.0432
#2	.50511	2.0708	9.2404	2.0011	1.0993
#3	.50364	2.0759	8.8280	1.9957	1.0408
Check ?	Chk Pass	Chk Pass	Chk Pass	Chk Pass	Chk Pass
High Limit					
Low Limit					

Elem	Ti	Tl	V_	Zn
Line	334.904 {101}	190.856 {477}	292.402 {115}	206.200 {463}
IS Ref	(Y_3710)	(In2306)	(Y_3600)	(Y_2243)
Units	ppm	ppm	ppm	ppm
Avg	**1.0591**	**1.9429**	**.51704**	**.50449**
Stddev	.0287	.0056	.00030	.00082
%RSD	2.7129	.28845	.05828	.16248
#1	1.0461	1.9484	.51670	.50431
#2	1.0921	1.9431	.51726	.50539
#3	1.0393	1.9372	.51716	.50378
Check ?	Chk Pass	Chk Pass	Chk Pass	Chk Pass
High Limit				
Low Limit				

Sample Name: L9ATTC Acquired: 11/2/2010 14:10:56 Type: Unk
Method: 6500MET(v1145) Mode: CONC Corr. Factor: 1.000000
User: Acox Custom ID1: Q01102A Custom ID2: ACC Custom ID3: Int. 5852-10
Comment: TestAmerica Pittsburgh ICP Metals Analysis Inst. 6500 ICP

Int. Std.	In2306	Y_2243	Y_3600	Y_3710
Line	230.606 {446}	224.306 {450}	360.073 { 94}	371.030 { 91}
Units	Cts/S	Cts/S	Cts/S	Cts/S
Avg	**2922.5**	**6203.0**	**115440.**	**14043.**
Stddev	8.0	16.4	393.	333.
%RSD	.27346	.26376	.34010	2.3691
#1	2913.8	6186.4	114990.	14232.
#2	2924.1	6203.5	115700.	13659.
#3	2929.6	6219.1	115630.	14238.

Sample Name: L88K5 Acquired: 11/2/2010 14:15:26 Type: Unk
Method: 6500MET(v1145) Mode: CONC Corr. Factor: 1.000000
User: Acox Custom ID1: Q01102A Custom ID2: ACC Custom ID3: Int. 5852-10
Comment: TestAmerica Pittsburgh ICP Metals Analysis Inst. 6500 ICP

Elem	Ag	Al	As	B_	Ba
Line	328.068 {103}	396.152 { 85}	189.042 {479}	208.959 {461}	455.403 { 74}
IS Ref	(Y_3600)	(Y_3710)	(Y_2243)	(Y_2243)	(Y_3710)
Units	ppm	ppm	ppm	ppm	ppm
Avg	**.00377**	**94.027**	**.06742**	**.34899**	**1.0021**
Stddev	.00034	.154	.00119	.00071	.0006
%RSD	9.1254	.16355	1.7719	.20472	.06040
#1	.00412	94.186	.06668	.34888	1.0014
#2	.00375	93.879	.06880	.34975	1.0025
#3	.00343	94.016	.06678	.34834	1.0023
Check ?	Chk Pass	Chk Pass	Chk Pass	Chk Pass	Chk Pass
High Limit					
Low Limit					

Elem	Be	Ca	Cd	Co	Cr
Line	313.042 {108}	317.933 {106}	214.438 {457}	228.616 {447}	267.716 {126}
IS Ref	(Y_3710)	(Y_3710)	(Y_2243)	(In2306)	(Y_3600)
Units	ppm	ppm	ppm	ppm	ppm
Avg	**.00320**	**47.501**	**.00388**	**.10792**	**.19263**
Stddev	.00006	.122	.00014	.00031	.00072
%RSD	1.7270	.25637	3.7069	.28782	.37593
#1	.00321	47.507	.00382	.10824	.19275
#2	.00326	47.620	.00378	.10762	.19328
#3	.00315	47.377	.00405	.10789	.19185
Check ?	Chk Pass	Chk Pass	Chk Pass	Chk Pass	Chk Pass
High Limit					
Low Limit					

Sample Name: L88K5 Acquired: 11/2/2010 14:15:26 Type: Unk
Method: 6500MET(v1145) Mode: CONC Corr. Factor: 1.000000
User: Acox Custom ID1: Q01102A Custom ID2: ACC Custom ID3: Int. 5852-10
Comment: TestAmerica Pittsburgh ICP Metals Analysis Inst. 6500 ICP

Elem	Cu	Fe	K_	Li	Mg
Line	324.754 {104}2	259.940 {130}	769.896 { 44}	670.784 { 50}	279.079 {121}
IS Ref	(Y_3710)	(Y_3710)	(Y_3710)	(Y_3710)	(Y_3710)
Units	ppm	ppm	ppm	ppm	ppm
Avg	**.54546**	**194.55**	**8.2886**	**.16320**	**35.079**
Stddev	.00078	.41	.0520	.00022	.108
%RSD	.14237	.21175	.62671	.13674	.30927
#1	.54597	195.01	8.2803	.16337	35.204
#2	.54584	194.41	8.3441	.16329	35.025
#3	.54456	194.23	8.2412	.16295	35.008
Check ?	Chk Pass	Chk Pass	Chk Pass	Chk Pass	Chk Pass
High Limit					
Low Limit					

Elem	Mn	Mo	Na	Ni	Pb
Line	257.610 {131}2	202.030 {467}	589.592 { 57}	231.604 {445}	220.353 {453}
IS Ref	(Y_3710)	(Y_2243)	(Y_3710)	(In2306)	(In2306)
Units	ppm	ppm	ppm	ppm	ppm
Avg	**4.3741**	**.00431**	**2.0368**	**.20137**	**2.0820**
Stddev	.0122	.00007	.0067	.00161	.0017
%RSD	.27820	1.6318	.32704	.80166	.07979
#1	4.3880	.00426	2.0362	.20323	2.0838
#2	4.3654	.00439	2.0437	.20055	2.0805
#3	4.3690	.00428	2.0304	.20033	2.0817
Check ?	Chk Pass	Chk Pass	Chk Pass	Chk Pass	Chk Pass
High Limit					
Low Limit					

Sample Name: L88K5 Acquired: 11/2/2010 14:15:26 Type: Unk
Method: 6500MET(v1145) Mode: CONC Corr. Factor: 1.000000
User: Acox Custom ID1: Q01102A Custom ID2: ACC Custom ID3: Int. 5852-10
Comment: TestAmerica Pittsburgh ICP Metals Analysis Inst. 6500 ICP

Elem	Sb	Se	Si	Sn	Sr
Line	206.833 {463}	196.090 {472}	251.611 {134}	189.989 {477}	407.771 { 83}
IS Ref	(Y_2243)	(Y_2243)	(Y_3710)	(Y_2243)	(Y_3710)
Units	ppm	ppm	ppm	ppm	ppm
Avg	**.00242**	**.00473**	**3.4927**	**.12669**	**.24679**
Stddev	.00210	.00050	.0076	.00108	.00013
%RSD	86.914	10.493	.21693	.85082	.05328
#1	.00379	.00505	3.4962	.12789	.24670
#2	.00000	.00416	3.4979	.12579	.24694
#3	.00347	.00499	3.4840	.12639	.24674
Check ?	Chk Pass	Chk Pass	Chk Pass	Chk Pass	Chk Pass
High Limit					
Low Limit					

Elem	Ti	Tl	V_	Zn
Line	334.904 {101}	190.856 {477}	292.402 {115}	206.200 {463}
IS Ref	(Y_3710)	(In2306)	(Y_3600)	(Y_2243)
Units	ppm	ppm	ppm	ppm
Avg	**4.4703**	**-.00117**	**.30737**	**1.3578**
Stddev	.0145	.00174	.00046	.0020
%RSD	.32429	148.11	.15032	.14801
#1	4.4585	.00040	.30789	1.3598
#2	4.4865	-.00087	.30722	1.3558
#3	4.4660	-.00305	.30701	1.3578
Check ?	Chk Pass	Chk Pass	Chk Pass	Chk Pass
High Limit				
Low Limit				

Sample Name: L88K5 Acquired: 11/2/2010 14:15:26 Type: Unk
Method: 6500MET(v1145) Mode: CONC Corr. Factor: 1.000000
User: Acox Custom ID1: Q01102A Custom ID2: ACC Custom ID3: Int. 5852-10
Comment: TestAmerica Pittsburgh ICP Metals Analysis Inst. 6500 ICP

Int. Std.	In2306	Y_2243	Y_3600	Y_3710
Line	230.606 {446}	224.306 {450}	360.073 { 94}	371.030 { 91}
Units	Cts/S	Cts/S	Cts/S	Cts/S
Avg	**2911.3**	**6865.2**	**127080.**	**15935.**
Stddev	9.8	19.3	487.	19.
%RSD	.33722	.28148	.38306	.11730
#1	2900.0	6843.4	126570.	15914.
#2	2917.3	6871.6	127130.	15940.
#3	2916.6	6880.5	127540.	15951.

Sample Name: L88K5P 5x Acquired: 11/2/2010 14:20:08 Type: Unk
Method: 6500MET(v1145) Mode: CONC Corr. Factor: 1.000000
User: Acox Custom ID1: Q01102A Custom ID2: ACC Custom ID3: Int. 5852-10
Comment: TestAmerica Pittsburgh ICP Metals Analysis Inst. 6500 ICP

Elem	Ag	Al	As	B_	Ba
Line	328.068 {103}	396.152 { 85}	189.042 {479}	208.959 {461}	455.403 { 74}
IS Ref	(Y_3600)	(Y_3710)	(Y_2243)	(Y_2243)	(Y_3710)
Units	ppm	ppm	ppm	ppm	ppm
Avg	**.00060**	**19.680**	**.01382**	**.07692**	**.21266**
Stddev	.00022	.059	.00115	.00015	.00043
%RSD	37.445	.29847	8.3269	.19979	.20389
#1	.00038	19.748	.01505	.07688	.21221
#2	.00058	19.645	.01277	.07709	.21307
#3	.00083	19.648	.01363	.07679	.21272
Check ?	Chk Pass	Chk Pass	Chk Pass	Chk Pass	Chk Pass
High Limit					
Low Limit					

Elem	Be	Ca	Cd	Co	Cr
Line	313.042 {108}	317.933 {106}	214.438 {457}	228.616 {447}	267.716 {126}
IS Ref	(Y_3710)	(Y_3710)	(Y_2243)	(In2306)	(Y_3600)
Units	ppm	ppm	ppm	ppm	ppm
Avg	**.00069**	**10.470**	**.00089**	**.02119**	**.04195**
Stddev	.00003	.026	.00001	.00011	.00026
%RSD	4.6076	.24570	.75169	.51905	.62579
#1	.00072	10.442	.00089	.02112	.04189
#2	.00069	10.476	.00089	.02114	.04224
#3	.00066	10.493	.00090	.02132	.04173
Check ?	Chk Pass	Chk Pass	Chk Pass	Chk Pass	Chk Pass
High Limit					
Low Limit					

Sample Name: L88K5P 5x Acquired: 11/2/2010 14:20:08 Type: Unk
Method: 6500MET(v1145) Mode: CONC Corr. Factor: 1.000000
User: Acox Custom ID1: Q01102A Custom ID2: ACC Custom ID3: Int. 5852-10
Comment: TestAmerica Pittsburgh ICP Metals Analysis Inst. 6500 ICP

Elem	Cu	Fe	K_	Li	Mg
Line	324.754 {104}2	259.940 {130}	769.896 { 44}	670.784 { 50}	279.079 {121}
IS Ref	(Y_3710)	(Y_3710)	(Y_3710)	(Y_3710)	(Y_3710)
Units	ppm	ppm	ppm	ppm	ppm
Avg	**.11397**	**43.273**	**1.8186**	**.03357**	**7.6120**
Stddev	.00055	.057	.0344	.00049	.0194
%RSD	.48452	.13070	1.8891	1.4518	.25483
#1	.11377	43.334	1.8538	.03396	7.6038
#2	.11459	43.222	1.7852	.03302	7.5980
#3	.11355	43.262	1.8169	.03372	7.6341
Check ?	Chk Pass	Chk Pass	Chk Pass	Chk Pass	Chk Pass
High Limit					
Low Limit					

Elem	Mn	Mo	Na	Ni	Pb
Line	257.610 {131}2	202.030 {467}	589.592 { 57}	231.604 {445}	220.353 {453}
IS Ref	(Y_3710)	(Y_2243)	(Y_3710)	(In2306)	(In2306)
Units	ppm	ppm	ppm	ppm	ppm
Avg	**.95669**	**.00067**	**.42762**	**.03939**	**.41968**
Stddev	.00527	.00016	.00305	.00046	.00165
%RSD	.55063	23.235	.71300	1.1686	.39309
#1	.96276	.00056	.43004	.03931	.41812
#2	.95383	.00061	.42863	.03898	.41952
#3	.95346	.00085	.42420	.03989	.42141
Check ?	Chk Pass	Chk Pass	Chk Pass	Chk Pass	Chk Pass
High Limit					
Low Limit					

Sample Name: L88K5P 5x Acquired: 11/2/2010 14:20:08 Type: Unk
Method: 6500MET(v1145) Mode: CONC Corr. Factor: 1.000000
User: Acox Custom ID1: Q01102A Custom ID2: ACC Custom ID3: Int. 5852-10
Comment: TestAmerica Pittsburgh ICP Metals Analysis Inst. 6500 ICP

Elem	Sb	Se	Si	Sn	Sr
Line	206.833 {463}	196.090 {472}	251.611 {134}	189.989 {477}	407.771 { 83}
IS Ref	(Y_2243)	(Y_2243)	(Y_3710)	(Y_2243)	(Y_3710)
Units	ppm	ppm	ppm	ppm	ppm
Avg	**.00078**	**.00094**	**.74954**	**.02883**	**.05246**
Stddev	.00116	.00178	.00877	.00046	.00019
%RSD	149.34	187.89	1.1697	1.5900	.36077
#1	.00169	.00297	.74734	.02932	.05224
#2	.00118	-.00034	.74208	.02841	.05260
#3	-.00053	.00020	.75920	.02877	.05253
Check ?	Chk Pass	Chk Pass	Chk Pass	Chk Pass	Chk Pass
High Limit					
Low Limit					

Elem	Ti	Tl	V_	Zn
Line	334.904 {101}	190.856 {477}	292.402 {115}	206.200 {463}
IS Ref	(Y_3710)	(In2306)	(Y_3600)	(Y_2243)
Units	ppm	ppm	ppm	ppm
Avg	**.95643**	**-.00012**	**.06610**	**.30536**
Stddev	.00280	.00041	.00044	.00065
%RSD	.29256	345.54	.66316	.21162
#1	.95319	.00033	.06586	.30585
#2	.95807	-.00047	.06661	.30463
#3	.95802	-.00022	.06584	.30559
Check ?	Chk Pass	Chk Pass	Chk Pass	Chk Pass
High Limit				
Low Limit				

Sample Name: L88K5P 5x Acquired: 11/2/2010 14:20:08 Type: Unk
Method: 6500MET(v1145) Mode: CONC Corr. Factor: 1.000000
User: Acox Custom ID1: Q01102A Custom ID2: ACC Custom ID3: Int. 5852-10
Comment: TestAmerica Pittsburgh ICP Metals Analysis Inst. 6500 ICP

Int. Std.	In2306	Y_2243	Y_3600	Y_3710
Line	230.606 {446}	224.306 {450}	360.073 { 94}	371.030 { 91}
Units	Cts/S	Cts/S	Cts/S	Cts/S
Avg	**3245.0**	**6755.6**	**125370.**	**15048.**
Stddev	5.8	12.3	209.	20.
%RSD	.17765	.18214	.16652	.13334
#1	3247.8	6769.2	125580.	15029.
#2	3248.8	6752.4	125370.	15069.
#3	3238.4	6745.2	125170.	15045.

Sample Name: L88K5S Acquired: 11/2/2010 14:24:54 Type: Unk
Method: 6500MET(v1145) Mode: CONC Corr. Factor: 1.000000
User: Acox Custom ID1: Q01102A Custom ID2: ACC Custom ID3: Int. 5852-10
Comment: TestAmerica Pittsburgh ICP Metals Analysis Inst. 6500 ICP

Elem	Ag	Al	As	B_	Ba
Line	328.068 {103}	396.152 { 85}	189.042 {479}	208.959 {461}	455.403 { 74}
IS Ref	(Y_3600)	(Y_3710)	(Y_2243)	(Y_2243)	(Y_3710)
Units	ppm	ppm	ppm	ppm	ppm
Avg	**.04608**	**191.17**	**1.8285**	**1.4097**	**3.2657**
Stddev	.00005	.18	.0010	.0022	.0033
%RSD	.11043	.09524	.05342	.15723	.10206
#1	.04603	190.99	1.8294	1.4121	3.2684
#2	.04611	191.36	1.8275	1.4078	3.2667
#3	.04612	191.17	1.8287	1.4091	3.2620
Check ?	Chk Pass	Chk Pass	Chk Pass	Chk Pass	Chk Pass
High Limit					
Low Limit					

Elem	Be	Ca	Cd	Co	Cr
Line	313.042 {108}	317.933 {106}	214.438 {457}	228.616 {447}	267.716 {126}
IS Ref	(Y_3710)	(Y_3710)	(Y_2243)	(In2306)	(Y_3600)
Units	ppm	ppm	ppm	ppm	ppm
Avg	**.04725**	**121.82**	**.04608**	**.67706**	**.46145**
Stddev	.00004	.23	.00005	.00069	.00081
%RSD	.09354	.19129	.09900	.10235	.17519
#1	.04722	121.95	.04603	.67654	.46199
#2	.04723	121.55	.04612	.67785	.46184
#3	.04730	121.96	.04609	.67680	.46052
Check ?	Chk Pass	Chk Pass	Chk Pass	Chk Pass	Chk Pass
High Limit					
Low Limit					

Sample Name: L88K5S Acquired: 11/2/2010 14:24:54 Type: Unk
Method: 6500MET(v1145) Mode: CONC Corr. Factor: 1.000000
User: Acox Custom ID1: Q01102A Custom ID2: ACC Custom ID3: Int. 5852-10
Comment: TestAmerica Pittsburgh ICP Metals Analysis Inst. 6500 ICP

Elem	Cu	Fe	K_	Li	Mg
Line	324.754 {104}2	259.940 {130}	769.896 { 44}	670.784 { 50}	279.079 {121}
IS Ref	(Y_3710)	(Y_3710)	(Y_3710)	(Y_3710)	(Y_3710)
Units	ppm	ppm	ppm	ppm	ppm
Avg	**.96892**	**280.40**	**60.345**	**1.1737**	**100.97**
Stddev	.00310	1.12	.063	.0016	.18
%RSD	.32022	.39834	.10389	.13685	.17558
#1	.97189	280.67	60.378	1.1755	100.87
#2	.96570	281.35	60.385	1.1724	100.87
#3	.96915	279.17	60.273	1.1731	101.18
Check ?	Chk Pass	Chk Pass	Chk Pass	Chk Pass	Chk Pass
High Limit					
Low Limit					

Elem	Mn	Mo	Na	Ni	Pb
Line	257.610 {131}2	202.030 {467}	589.592 { 57}	231.604 {445}	220.353 {453}
IS Ref	(Y_3710)	(Y_2243)	(Y_3710)	(In2306)	(In2306)
Units	ppm	ppm	ppm	ppm	ppm
Avg	**5.9963**	**.82184**	**47.961**	**.84531**	**3.0841**
Stddev	.0081	.00070	.074	.00146	.0012
%RSD	.13509	.08547	.15353	.17283	.03754
#1	5.9896	.82254	48.043	.84525	3.0847
#2	5.9939	.82113	47.901	.84680	3.0828
#3	6.0053	.82184	47.938	.84388	3.0848
Check ?	Chk Pass	Chk Pass	Chk Pass	Chk Pass	Chk Pass
High Limit					
Low Limit					

Sample Name: L88K5S Acquired: 11/2/2010 14:24:54 Type: Unk
Method: 6500MET(v1145) Mode: CONC Corr. Factor: 1.000000
User: Acox Custom ID1: Q01102A Custom ID2: ACC Custom ID3: Int. 5852-10
Comment: TestAmerica Pittsburgh ICP Metals Analysis Inst. 6500 ICP

Elem	Sb	Se	Si	Sn	Sr
Line	206.833 {463}	196.090 {472}	251.611 {134}	189.989 {477}	407.771 { 83}
IS Ref	(Y_2243)	(Y_2243)	(Y_3710)	(Y_2243)	(Y_3710)
Units	ppm	ppm	ppm	ppm	ppm
Avg	**.21741**	**1.7098**	**7.2232**	**1.5944**	**1.3232**
Stddev	.00141	.0052	.0110	.0036	.0026
%RSD	.64839	.30626	.15240	.22488	.19860
#1	.21622	1.7152	7.2121	1.5970	1.3256
#2	.21706	1.7094	7.2342	1.5959	1.3237
#3	.21897	1.7048	7.2234	1.5903	1.3204
Check ?	Chk Pass	Chk Pass	Chk Pass	Chk Pass	Chk Pass
High Limit					
Low Limit					

Elem	Ti	Tl	V_	Zn
Line	334.904 {101}	190.856 {477}	292.402 {115}	206.200 {463}
IS Ref	(Y_3710)	(In2306)	(Y_3600)	(Y_2243)
Units	ppm	ppm	ppm	ppm
Avg	**7.9539**	**1.7927**	**.89095**	**2.2245**
Stddev	.0176	.0024	.00244	.0045
%RSD	.22119	.13213	.27372	.20381
#1	7.9741	1.7954	.89376	2.2245
#2	7.9420	1.7915	.88940	2.2290
#3	7.9455	1.7911	.88968	2.2199
Check ?	Chk Pass	Chk Pass	Chk Pass	Chk Pass
High Limit				
Low Limit				

Sample Name: L88K5S Acquired: 11/2/2010 14:24:54 Type: Unk
Method: 6500MET(v1145) Mode: CONC Corr. Factor: 1.000000
User: Acox Custom ID1: Q01102A Custom ID2: ACC Custom ID3: Int. 5852-10
Comment: TestAmerica Pittsburgh ICP Metals Analysis Inst. 6500 ICP

Int. Std.	In2306	Y_2243	Y_3600	Y_3710
Line	230.606 {446}	224.306 {450}	360.073 { 94}	371.030 { 91}
Units	Cts/S	Cts/S	Cts/S	Cts/S
Avg	**2642.2**	**6852.3**	**126210.**	**16497.**
Stddev	4.5	15.5	321.	42.
%RSD	.17135	.22594	.25445	.25323
#1	2637.8	6834.8	125870.	16449.
#2	2642.0	6858.1	126280.	16523.
#3	2646.8	6864.1	126500.	16520.

Sample Name: L88K5D Acquired: 11/2/2010 14:29:30 Type: Unk
Method: 6500MET(v1145) Mode: CONC Corr. Factor: 1.000000
User: Acox Custom ID1: Q01102A Custom ID2: ACC Custom ID3: Int. 5852-10
Comment: TestAmerica Pittsburgh ICP Metals Analysis Inst. 6500 ICP

Elem	Ag	Al	As	B_	Ba
Line	328.068 {103}	396.152 { 85}	189.042 {479}	208.959 {461}	455.403 { 74}
IS Ref	(Y_3600)	(Y_3710)	(Y_2243)	(Y_2243)	(Y_3710)
Units	ppm	ppm	ppm	ppm	ppm
Avg	**.04584**	**145.66**	**1.8226**	**1.2564**	**2.9294**
Stddev	.00030	.08	.0012	.0016	.0076
%RSD	.66328	.05150	.06386	.12551	.26027
#1	.04582	145.75	1.8238	1.2548	2.9370
#2	.04554	145.65	1.8215	1.2580	2.9295
#3	.04615	145.60	1.8225	1.2564	2.9218
Check ?	Chk Pass	Chk Pass	Chk Pass	Chk Pass	Chk Pass
High Limit					
Low Limit					

Elem	Be	Ca	Cd	Co	Cr
Line	313.042 {108}	317.933 {106}	214.438 {457}	228.616 {447}	267.716 {126}
IS Ref	(Y_3710)	(Y_3710)	(Y_2243)	(In2306)	(Y_3600)
Units	ppm	ppm	ppm	ppm	ppm
Avg	**.04708**	**101.87**	**.04482**	**.62593**	**.40940**
Stddev	.00020	.25	.00021	.00038	.00093
%RSD	.42001	.25029	.47412	.06103	.22639
#1	.04727	102.16	.04487	.62637	.40872
#2	.04687	101.78	.04499	.62568	.41046
#3	.04709	101.67	.04458	.62575	.40902
Check ?	Chk Pass	Chk Pass	Chk Pass	Chk Pass	Chk Pass
High Limit					
Low Limit					

Sample Name: L88K5D Acquired: 11/2/2010 14:29:30 Type: Unk
Method: 6500MET(v1145) Mode: CONC Corr. Factor: 1.000000
User: Acox Custom ID1: Q01102A Custom ID2: ACC Custom ID3: Int. 5852-10
Comment: TestAmerica Pittsburgh ICP Metals Analysis Inst. 6500 ICP

Elem	Cu	Fe	K_	Li	Mg
Line	324.754 {104}2	259.940 {130}	769.896 { 44}	670.784 { 50}	279.079 {121}
IS Ref	(Y_3710)	(Y_3710)	(Y_3710)	(Y_3710)	(Y_3710)
Units	ppm	ppm	ppm	ppm	ppm
Avg	**.75297**	**200.91**	**57.725**	**1.1217**	**84.970**
Stddev	.00526	.21	.100	.0062	.103
%RSD	.69841	.10591	.17270	.54873	.12073
#1	.75817	201.10	57.839	1.1268	84.871
#2	.75308	200.96	57.654	1.1233	84.965
#3	.74765	200.68	57.682	1.1148	85.076
Check ?	Chk Pass	Chk Pass	Chk Pass	Chk Pass	Chk Pass
High Limit					
Low Limit					

Elem	Mn	Mo	Na	Ni	Pb
Line	257.610 {131}2	202.030 {467}	589.592 { 57}	231.604 {445}	220.353 {453}
IS Ref	(Y_3710)	(Y_2243)	(Y_3710)	(In2306)	(In2306)
Units	ppm	ppm	ppm	ppm	ppm
Avg	**5.4524**	**.84857**	**48.292**	**.73043**	**2.5256**
Stddev	.0077	.00025	.272	.00172	.0030
%RSD	.14154	.02902	.56225	.23577	.11723
#1	5.4438	.84864	48.559	.73230	2.5284
#2	5.4587	.84878	48.299	.72890	2.5225
#3	5.4547	.84830	48.016	.73011	2.5257
Check ?	Chk Pass	Chk Pass	Chk Pass	Chk Pass	Chk Pass
High Limit					
Low Limit					

Sample Name: L88K5D Acquired: 11/2/2010 14:29:30 Type: Unk
Method: 6500MET(v1145) Mode: CONC Corr. Factor: 1.000000
User: Acox Custom ID1: Q01102A Custom ID2: ACC Custom ID3: Int. 5852-10
Comment: TestAmerica Pittsburgh ICP Metals Analysis Inst. 6500 ICP

Elem	Sb	Se	Si	Sn	Sr
Line	206.833 {463}	196.090 {472}	251.611 {134}	189.989 {477}	407.771 { 83}
IS Ref	(Y_2243)	(Y_2243)	(Y_3710)	(Y_2243)	(Y_3710)
Units	ppm	ppm	ppm	ppm	ppm
Avg	**.25663**	**1.7525**	**7.5689**	**1.6549**	**1.1784**
Stddev	.00029	.0050	.0369	.0020	.0021
%RSD	.11233	.28494	.48819	.12241	.18021
#1	.25652	1.7543	7.5276	1.6546	1.1808
#2	.25696	1.7563	7.5987	1.6571	1.1775
#3	.25641	1.7468	7.5805	1.6531	1.1769
Check ?	Chk Pass	Chk Pass	Chk Pass	Chk Pass	Chk Pass
High Limit					
Low Limit					

Elem	Ti	Tl	V_	Zn
Line	334.904 {101}	190.856 {477}	292.402 {115}	206.200 {463}
IS Ref	(Y_3710)	(In2306)	(Y_3600)	(Y_2243)
Units	ppm	ppm	ppm	ppm
Avg	**6.5413**	**1.7895**	**.80518**	**1.7420**
Stddev	.0311	.0009	.00130	.0035
%RSD	.47516	.04817	.16192	.19934
#1	6.5736	1.7887	.80385	1.7460
#2	6.5388	1.7904	.80522	1.7401
#3	6.5116	1.7894	.80646	1.7399
Check ?	Chk Pass	Chk Pass	Chk Pass	Chk Pass
High Limit				
Low Limit				

Sample Name: L88K5D Acquired: 11/2/2010 14:29:30 Type: Unk
Method: 6500MET(v1145) Mode: CONC Corr. Factor: 1.000000
User: Acox Custom ID1: Q01102A Custom ID2: ACC Custom ID3: Int. 5852-10
Comment: TestAmerica Pittsburgh ICP Metals Analysis Inst. 6500 ICP

Int. Std.	In2306	Y_2243	Y_3600	Y_3710
Line	230.606 {446}	224.306 {450}	360.073 { 94}	371.030 { 91}
Units	Cts/S	Cts/S	Cts/S	Cts/S
Avg	**2726.2**	**6798.7**	**125070.**	**15923.**
Stddev	3.2	5.3	213.	19.
%RSD	.11683	.07803	.17069	.11678
#1	2722.5	6796.1	125250.	15941.
#2	2727.7	6795.3	125130.	15904.
#3	2728.4	6804.8	124840.	15926.

Sample Name: L88MA Acquired: 11/2/2010 14:33:59 Type: Unk
Method: 6500MET(v1145) Mode: CONC Corr. Factor: 1.000000
User: Acox Custom ID1: Q01102A Custom ID2: ACC Custom ID3: Int. 5852-10
Comment: TestAmerica Pittsburgh ICP Metals Analysis Inst. 6500 ICP

Elem	Ag	Al	As	B_	Ba
Line	328.068 {103}	396.152 { 85}	189.042 {479}	208.959 {461}	455.403 { 74}
IS Ref	(Y_3600)	(Y_3710)	(Y_2243)	(Y_2243)	(Y_3710)
Units	ppm	ppm	ppm	ppm	ppm
Avg	**-.00015**	**107.96**	**.06781**	**.02416**	**.27053**
Stddev	.00019	.27	.00183	.00048	.00072
%RSD	122.23	.24558	2.7011	1.9699	.26614
#1	-.00008	107.66	.06783	.02366	.27132
#2	-.00037	108.11	.06963	.02461	.27036
#3	-.00001	108.12	.06596	.02420	.26991
Check ?	Chk Pass	Chk Pass	Chk Pass	Chk Pass	Chk Pass
High Limit					
Low Limit					

Elem	Be	Ca	Cd	Co	Cr
Line	313.042 {108}	317.933 {106}	214.438 {457}	228.616 {447}	267.716 {126}
IS Ref	(Y_3710)	(Y_3710)	(Y_2243)	(In2306)	(Y_3600)
Units	ppm	ppm	ppm	ppm	ppm
Avg	**.00230**	**12.674**	**.00108**	**.05168**	**.23964**
Stddev	.00003	.057	.00008	.00041	.00057
%RSD	1.5081	.44940	7.4628	.78823	.23982
#1	.00234	12.703	.00117	.05127	.24029
#2	.00227	12.710	.00102	.05167	.23920
#3	.00229	12.608	.00105	.05209	.23942
Check ?	Chk Pass	Chk Pass	Chk Pass	Chk Pass	Chk Pass
High Limit					
Low Limit					

Sample Name: L88MA Acquired: 11/2/2010 14:33:59 Type: Unk
Method: 6500MET(v1145) Mode: CONC Corr. Factor: 1.000000
User: Acox Custom ID1: Q01102A Custom ID2: ACC Custom ID3: Int. 5852-10
Comment: TestAmerica Pittsburgh ICP Metals Analysis Inst. 6500 ICP

Elem	Cu	Fe	K_	Li	Mg
Line	324.754 {104}2	259.940 {130}	769.896 { 44}	670.784 { 50}	279.079 {121}
IS Ref	(Y_3710)	(Y_3710)	(Y_3710)	(Y_3710)	(Y_3710)
Units	ppm	ppm	ppm	ppm	ppm
Avg	**.17213**	**320.01**	**7.8042**	**.17607**	**23.538**
Stddev	.00045	2.19	.0041	.00068	.084
%RSD	.25917	.68454	.05204	.38490	.35744
#1	.17176	317.51	7.8056	.17613	23.478
#2	.17263	321.57	7.8073	.17672	23.634
#3	.17200	320.96	7.7996	.17537	23.502
Check ?	Chk Pass	Chk Pass	Chk Pass	Chk Pass	Chk Pass
High Limit					
Low Limit					

Elem	Mn	Mo	Na	Ni	Pb
Line	257.610 {131}2	202.030 {467}	589.592 { 57}	231.604 {445}	220.353 {453}
IS Ref	(Y_3710)	(Y_2243)	(Y_3710)	(In2306)	(In2306)
Units	ppm	ppm	ppm	ppm	ppm
Avg	**.74978**	**.00216**	**92.842**	**.13220**	**.10080**
Stddev	.00421	.00039	.400	.00126	.00219
%RSD	.56139	18.056	.43103	.95170	2.1772
#1	.74502	.00242	93.269	.13228	.10125
#2	.75130	.00171	92.781	.13090	.09842
#3	.75301	.00235	92.475	.13341	.10274
Check ?	Chk Pass	Chk Pass	Chk Pass	Chk Pass	Chk Pass
High Limit					
Low Limit					

Sample Name: L88MA Acquired: 11/2/2010 14:33:59 Type: Unk
Method: 6500MET(v1145) Mode: CONC Corr. Factor: 1.000000
User: Acox Custom ID1: Q01102A Custom ID2: ACC Custom ID3: Int. 5852-10
Comment: TestAmerica Pittsburgh ICP Metals Analysis Inst. 6500 ICP

Elem	Sb	Se	Si	Sn	Sr
Line	206.833 {463}	196.090 {472}	251.611 {134}	189.989 {477}	407.771 { 83}
IS Ref	(Y_2243)	(Y_2243)	(Y_3710)	(Y_2243)	(Y_3710)
Units	ppm	ppm	ppm	ppm	ppm
Avg	**.00024**	**.00689**	**3.5122**	**.01387**	**.18148**
Stddev	.00105	.00189	.0115	.00070	.00017
%RSD	431.29	27.497	.32630	5.0659	.09266
#1	.00076	.00906	3.5232	.01350	.18159
#2	-.00097	.00557	3.5129	.01468	.18157
#3	.00094	.00603	3.5004	.01344	.18129
Check ?	Chk Pass	Chk Pass	Chk Pass	Chk Pass	Chk Pass
High Limit					
Low Limit					

Elem	Ti	Tl	V_	Zn
Line	334.904 {101}	190.856 {477}	292.402 {115}	206.200 {463}
IS Ref	(Y_3710)	(In2306)	(Y_3600)	(Y_2243)
Units	ppm	ppm	ppm	ppm
Avg	**1.9947**	**.00296**	**.37107**	**.35225**
Stddev	.0085	.00079	.00042	.00168
%RSD	.42411	26.887	.11311	.47598
#1	2.0032	.00313	.37067	.35111
#2	1.9947	.00209	.37150	.35146
#3	1.9863	.00365	.37105	.35417
Check ?	Chk Pass	Chk Pass	Chk Pass	Chk Pass
High Limit				
Low Limit				

Sample Name: L88MA Acquired: 11/2/2010 14:33:59 Type: Unk
Method: 6500MET(v1145) Mode: CONC Corr. Factor: 1.000000
User: Acox Custom ID1: Q01102A Custom ID2: ACC Custom ID3: Int. 5852-10
Comment: TestAmerica Pittsburgh ICP Metals Analysis Inst. 6500 ICP

Int. Std.	In2306	Y_2243	Y_3600	Y_3710
Line	230.606 {446}	224.306 {450}	360.073 { 94}	371.030 { 91}
Units	Cts/S	Cts/S	Cts/S	Cts/S
Avg	**2861.4**	**6495.1**	**119340.**	**15295.**
Stddev	7.2	15.3	71.	31.
%RSD	.25283	.23610	.05965	.20130
#1	2860.8	6490.3	119300.	15315.
#2	2868.8	6512.3	119420.	15260.
#3	2854.4	6482.8	119290.	15311.

Sample Name: L89DC Acquired: 11/2/2010 14:38:49 Type: Unk
Method: 6500MET(v1145) Mode: CONC Corr. Factor: 1.000000
User: Acox Custom ID1: Q01102A Custom ID2: ACC Custom ID3: Int. 5852-10
Comment: TestAmerica Pittsburgh ICP Metals Analysis Inst. 6500 ICP

Elem	Ag	Al	As	B_	Ba
Line	328.068 {103}	396.152 { 85}	189.042 {479}	208.959 {461}	455.403 { 74}
IS Ref	(Y_3600)	(Y_3710)	(Y_2243)	(Y_2243)	(Y_3710)
Units	ppm	ppm	ppm	ppm	ppm
Avg	**-.00004**	**7.4137**	**.04686**	**.05473**	**.66194**
Stddev	.00017	.0231	.00069	.00046	.00122
%RSD	408.62	.31188	1.4643	.83407	.18502
#1	.00016	7.4053	.04628	.05521	.66334
#2	-.00015	7.3959	.04668	.05431	.66105
#3	-.00013	7.4398	.04762	.05467	.66143
Check ?	Chk Pass	Chk Pass	Chk Pass	Chk Pass	Chk Pass
High Limit					
Low Limit					

Elem	Be	Ca	Cd	Co	Cr
Line	313.042 {108}	317.933 {106}	214.438 {457}	228.616 {447}	267.716 {126}
IS Ref	(Y_3710)	(Y_3710)	(Y_2243)	(In2306)	(Y_3600)
Units	ppm	ppm	ppm	ppm	ppm
Avg	**.01201**	**10.407**	**-.00002**	**.08193**	**.10213**
Stddev	.00004	.026	.00000	.00013	.00009
%RSD	.35876	.24806	15.860	.15492	.08793
#1	.01206	10.404	-.00002	.08208	.10219
#2	.01201	10.382	-.00002	.08184	.10217
#3	.01197	10.433	-.00001	.08188	.10203
Check ?	Chk Pass	Chk Pass	Chk Pass	Chk Pass	Chk Pass
High Limit					
Low Limit					

Sample Name: L89DC Acquired: 11/2/2010 14:38:49 Type: Unk
Method: 6500MET(v1145) Mode: CONC Corr. Factor: 1.000000
User: Acox Custom ID1: Q01102A Custom ID2: ACC Custom ID3: Int. 5852-10
Comment: TestAmerica Pittsburgh ICP Metals Analysis Inst. 6500 ICP

Elem	Cu	Fe	K_	Li	Mg
Line	324.754 {104}2	259.940 {130}	769.896 { 44}	670.784 { 50}	279.079 {121}
IS Ref	(Y_3710)	(Y_3710)	(Y_3710)	(Y_3710)	(Y_3710)
Units	ppm	ppm	ppm	ppm	ppm
Avg	**.16607**	**14.947**	**4.9586**	**.04668**	**1.1064**
Stddev	.00107	.028	.0332	.00109	.0157
%RSD	.64150	.18733	.66984	2.3290	1.4159
#1	.16651	14.928	4.9275	.04788	1.1014
#2	.16685	14.933	4.9548	.04640	1.0938
#3	.16485	14.979	4.9936	.04576	1.1240
Check ?	Chk Pass	Chk Pass	Chk Pass	Chk Pass	Chk Pass
High Limit					
Low Limit					

Elem	Mn	Mo	Na	Ni	Pb
Line	257.610 {131}2	202.030 {467}	589.592 { 57}	231.604 {445}	220.353 {453}
IS Ref	(Y_3710)	(Y_2243)	(Y_3710)	(In2306)	(In2306)
Units	ppm	ppm	ppm	ppm	ppm
Avg	**.03638**	**.01863**	**1.6178**	**.19003**	**-.00055**
Stddev	.00006	.00012	.0063	.00061	.00067
%RSD	.17575	.66467	.38807	.32328	122.25
#1	.03632	.01862	1.6127	.19049	-.00089
#2	.03645	.01851	1.6248	.18933	-.00097
#3	.03638	.01876	1.6159	.19026	.00022
Check ?	Chk Pass	Chk Pass	Chk Pass	Chk Pass	Chk Pass
High Limit					
Low Limit					

Sample Name: L89DC Acquired: 11/2/2010 14:38:49 Type: Unk
Method: 6500MET(v1145) Mode: CONC Corr. Factor: 1.000000
User: Acox Custom ID1: Q01102A Custom ID2: ACC Custom ID3: Int. 5852-10
Comment: TestAmerica Pittsburgh ICP Metals Analysis Inst. 6500 ICP

Elem	Sb	Se	Si	Sn	Sr
Line	206.833 {463}	196.090 {472}	251.611 {134}	189.989 {477}	407.771 { 83}
IS Ref	(Y_2243)	(Y_2243)	(Y_3710)	(Y_2243)	(Y_3710)
Units	ppm	ppm	ppm	ppm	ppm
Avg	**.00089**	**.00880**	**1.6625**	**-.00054**	**1.1360**
Stddev	.00131	.00062	.0073	.00020	.0021
%RSD	147.85	6.9873	.43644	37.606	.18687
#1	.00043	.00883	1.6591	-.00077	1.1385
#2	.00236	.00940	1.6708	-.00037	1.1347
#3	-.00014	.00817	1.6575	-.00050	1.1348
Check ?	Chk Pass	Chk Pass	Chk Pass	Chk Pass	Chk Pass
High Limit					
Low Limit					

Elem	Ti	Tl	V_	Zn
Line	334.904 {101}	190.856 {477}	292.402 {115}	206.200 {463}
IS Ref	(Y_3710)	(In2306)	(Y_3600)	(Y_2243)
Units	ppm	ppm	ppm	ppm
Avg	**2.1677**	**.00076**	**.58184**	**.00977**
Stddev	.0035	.00056	.00081	.00016
%RSD	.16121	74.496	.13935	1.6626
#1	2.1717	.00140	.58206	.00959
#2	2.1660	.00054	.58094	.00986
#3	2.1653	.00033	.58252	.00987
Check ?	Chk Pass	Chk Pass	Chk Pass	Chk Pass
High Limit				
Low Limit				

Sample Name: L89DC Acquired: 11/2/2010 14:38:49 Type: Unk
Method: 6500MET(v1145) Mode: CONC Corr. Factor: 1.000000
User: Acox Custom ID1: Q01102A Custom ID2: ACC Custom ID3: Int. 5852-10
Comment: TestAmerica Pittsburgh ICP Metals Analysis Inst. 6500 ICP

Int. Std.	In2306	Y_2243	Y_3600	Y_3710
Line	230.606 {446}	224.306 {450}	360.073 { 94}	371.030 { 91}
Units	Cts/S	Cts/S	Cts/S	Cts/S
Avg	**3320.4**	**7386.1**	**137340.**	**16130.**
Stddev	6.0	6.9	443.	48.
%RSD	.18012	.09293	.32265	.30014
#1	3315.4	7385.2	136870.	16106.
#2	3327.0	7393.4	137400.	16186.
#3	3318.8	7379.8	137750.	16099.

Sample Name: L89DJ Acquired: 11/2/2010 14:43:33 Type: Unk
Method: 6500MET(v1145) Mode: CONC Corr. Factor: 1.000000
User: Acox Custom ID1: Q01102A Custom ID2: ACC Custom ID3: Int. 5852-10
Comment: TestAmerica Pittsburgh ICP Metals Analysis Inst. 6500 ICP

Elem	Ag	Al	As	B_	Ba
Line	328.068 {103}	396.152 { 85}	189.042 {479}	208.959 {461}	455.403 { 74}
IS Ref	(Y_3600)	(Y_3710)	(Y_2243)	(Y_2243)	(Y_3710)
Units	ppm	ppm	ppm	ppm	ppm
Avg	**-.00003**	**9.9049**	**.05972**	**.06740**	**.82788**
Stddev	.00004	.0249	.00154	.00152	.00164
%RSD	145.59	.25113	2.5732	2.2484	.19866
#1	-.00003	9.8859	.05840	.06677	.82933
#2	.00001	9.9331	.05934	.06629	.82822
#3	-.00007	9.8958	.06140	.06912	.82610
Check ?	Chk Pass	Chk Pass	Chk Pass	Chk Pass	Chk Pass
High Limit					
Low Limit					

Elem	Be	Ca	Cd	Co	Cr
Line	313.042 {108}	317.933 {106}	214.438 {457}	228.616 {447}	267.716 {126}
IS Ref	(Y_3710)	(Y_3710)	(Y_2243)	(In2306)	(Y_3600)
Units	ppm	ppm	ppm	ppm	ppm
Avg	**.01475**	**12.838**	**.00001**	**.10601**	**.13259**
Stddev	.00002	.018	.00004	.00296	.00016
%RSD	.15906	.14223	406.15	2.7882	.12030
#1	.01473	12.830	.00000	.10421	.13240
#2	.01477	12.859	-.00002	.10441	.13266
#3	.01473	12.826	.00006	.10943	.13270
Check ?	Chk Pass	Chk Pass	Chk Pass	Chk Pass	Chk Pass
High Limit					
Low Limit					

Sample Name: L89DJ Acquired: 11/2/2010 14:43:33 Type: Unk
Method: 6500MET(v1145) Mode: CONC Corr. Factor: 1.000000
User: Acox Custom ID1: Q01102A Custom ID2: ACC Custom ID3: Int. 5852-10
Comment: TestAmerica Pittsburgh ICP Metals Analysis Inst. 6500 ICP

Elem	Cu	Fe	K_	Li	Mg
Line	324.754 {104}2	259.940 {130}	769.896 { 44}	670.784 { 50}	279.079 {121}
IS Ref	(Y_3710)	(Y_3710)	(Y_3710)	(Y_3710)	(Y_3710)
Units	ppm	ppm	ppm	ppm	ppm
Avg	**.20844**	**18.294**	**6.7618**	**.05883**	**1.4550**
Stddev	.00186	.039	.0331	.00045	.0157
%RSD	.89268	.21361	.48898	.76072	1.0763
#1	.20901	18.298	6.7266	.05841	1.4548
#2	.20636	18.331	6.7921	.05930	1.4395
#3	.20995	18.253	6.7667	.05879	1.4708
Check ?	Chk Pass	Chk Pass	Chk Pass	Chk Pass	Chk Pass
High Limit					
Low Limit					

Elem	Mn	Mo	Na	Ni	Pb
Line	257.610 {131}2	202.030 {467}	589.592 { 57}	231.604 {445}	220.353 {453}
IS Ref	(Y_3710)	(Y_2243)	(Y_3710)	(In2306)	(In2306)
Units	ppm	ppm	ppm	ppm	ppm
Avg	**.10326**	**.02285**	**2.1256**	**.25347**	**.00071**
Stddev	.00060	.00049	.0049	.00557	.00087
%RSD	.58017	2.1270	.23236	2.1960	122.69
#1	.10317	.02252	2.1199	.25011	.00134
#2	.10390	.02262	2.1286	.25041	.00108
#3	.10271	.02341	2.1282	.25990	-.00029
Check ?	Chk Pass	Chk Pass	Chk Pass	Chk Pass	Chk Pass
High Limit					
Low Limit					

Sample Name: L89DJ Acquired: 11/2/2010 14:43:33 Type: Unk
Method: 6500MET(v1145) Mode: CONC Corr. Factor: 1.000000
User: Acox Custom ID1: Q01102A Custom ID2: ACC Custom ID3: Int. 5852-10
Comment: TestAmerica Pittsburgh ICP Metals Analysis Inst. 6500 ICP

Elem	Sb	Se	Si	Sn	Sr
Line	206.833 {463}	196.090 {472}	251.611 {134}	189.989 {477}	407.771 { 83}
IS Ref	(Y_2243)	(Y_2243)	(Y_3710)	(Y_2243)	(Y_3710)
Units	ppm	ppm	ppm	ppm	ppm
Avg	**.00064**	**.01086**	**2.0479**	**-.00353**	**1.4352**
Stddev	.00111	.00046	.0119	.00020	.0023
%RSD	174.46	4.2308	.58152	5.6929	.16249
#1	-.00043	.01130	2.0415	-.00330	1.4374
#2	.00056	.01091	2.0616	-.00366	1.4354
#3	.00178	.01038	2.0405	-.00363	1.4328
Check ?	Chk Pass	Chk Pass	Chk Pass	Chk Pass	Chk Pass
High Limit					
Low Limit					

Elem	Ti	Tl	V_	Zn
Line	334.904 {101}	190.856 {477}	292.402 {115}	206.200 {463}
IS Ref	(Y_3710)	(In2306)	(Y_3600)	(Y_2243)
Units	ppm	ppm	ppm	ppm
Avg	**2.7148**	**.00031**	**.72448**	**.01203**
Stddev	.0032	.00133	.00209	.00042
%RSD	.11763	432.76	.28915	3.4797
#1	2.7111	.00153	.72332	.01176
#2	2.7161	-.00111	.72322	.01181
#3	2.7171	.00051	.72690	.01251
Check ?	Chk Pass	Chk Pass	Chk Pass	Chk Pass
High Limit				
Low Limit				

Sample Name: L89DJ Acquired: 11/2/2010 14:43:33 Type: Unk
Method: 6500MET(v1145) Mode: CONC Corr. Factor: 1.000000
User: Acox Custom ID1: Q01102A Custom ID2: ACC Custom ID3: Int. 5852-10
Comment: TestAmerica Pittsburgh ICP Metals Analysis Inst. 6500 ICP

Int. Std.	In2306	Y_2243	Y_3600	Y_3710
Line	230.606 {446}	224.306 {450}	360.073 { 94}	371.030 { 91}
Units	Cts/S	Cts/S	Cts/S	Cts/S
Avg	**3214.2**	**7426.6**	**139500.**	**16951.**
Stddev	75.3	149.7	562.	56.
%RSD	2.3413	2.0150	.40314	.32917
#1	3253.2	7499.8	139950.	16962.
#2	3262.0	7525.5	139690.	16891.
#3	3127.4	7254.4	138870.	17001.

Sample Name: L89DX Acquired: 11/2/2010 14:48:18 Type: Unk
Method: 6500MET(v1145) Mode: CONC Corr. Factor: 1.000000
User: Acox Custom ID1: Q01102A Custom ID2: ACC Custom ID3: Int. 5852-10
Comment: TestAmerica Pittsburgh ICP Metals Analysis Inst. 6500 ICP

Elem	Ag	Al	As	B_	Ba
Line	328.068 {103}	396.152 { 85}	189.042 {479}	208.959 {461}	455.403 { 74}
IS Ref	(Y_3600)	(Y_3710)	(Y_2243)	(Y_2243)	(Y_3710)
Units	ppm	ppm	ppm	ppm	ppm
Avg	**-.00016**	**30.143**	**.04444**	**.20829**	**1.0765**
Stddev	.00017	.007	.00272	.00129	.0015
%RSD	107.48	.02393	6.1271	.62084	.13746
#1	.00003	30.143	.04569	.20769	1.0768
#2	-.00019	30.151	.04131	.20741	1.0778
#3	-.00031	30.137	.04630	.20978	1.0749
Check ?	Chk Pass	Chk Pass	Chk Pass	Chk Pass	Chk Pass
High Limit					
Low Limit					

Elem	Be	Ca	Cd	Co	Cr
Line	313.042 {108}	317.933 {106}	214.438 {457}	228.616 {447}	267.716 {126}
IS Ref	(Y_3710)	(Y_3710)	(Y_2243)	(In2306)	(Y_3600)
Units	ppm	ppm	ppm	ppm	ppm
Avg	**.00556**	**88.022**	**.00046**	**.03441**	**.01891**
Stddev	.00001	.318	.00005	.00015	.00011
%RSD	.22220	.36096	10.605	.43953	.59570
#1	.00558	88.044	.00042	.03457	.01881
#2	.00556	88.329	.00044	.03427	.01889
#3	.00555	87.694	.00052	.03440	.01903
Check ?	Chk Pass	Chk Pass	Chk Pass	Chk Pass	Chk Pass
High Limit					
Low Limit					

Sample Name: L89DX Acquired: 11/2/2010 14:48:18 Type: Unk
Method: 6500MET(v1145) Mode: CONC Corr. Factor: 1.000000
User: Acox Custom ID1: Q01102A Custom ID2: ACC Custom ID3: Int. 5852-10
Comment: TestAmerica Pittsburgh ICP Metals Analysis Inst. 6500 ICP

Elem	Cu	Fe	K_	Li	Mg
Line	324.754 {104}2	259.940 {130}	769.896 { 44}	670.784 { 50}	279.079 {121}
IS Ref	(Y_3710)	(Y_3710)	(Y_3710)	(Y_3710)	(Y_3710)
Units	ppm	ppm	ppm	ppm	ppm
Avg	**.54598**	**8.1185**	**.98097**	**.00892**	**8.4444**
Stddev	.00372	.0131	.06154	.00050	.0178
%RSD	.68194	.16175	6.2738	5.6251	.21034
#1	.54943	8.1132	1.0199	.00875	8.4649
#2	.54649	8.1334	1.0130	.00852	8.4357
#3	.54203	8.1088	.91002	.00948	8.4327
Check ?	Chk Pass	Chk Pass	Chk Pass	Chk Pass	Chk Pass
High Limit					
Low Limit					

Elem	Mn	Mo	Na	Ni	Pb
Line	257.610 {131}2	202.030 {467}	589.592 { 57}	231.604 {445}	220.353 {453}
IS Ref	(Y_3710)	(Y_2243)	(Y_3710)	(In2306)	(In2306)
Units	ppm	ppm	ppm	ppm	ppm
Avg	**1.0768**	**.00334**	**1.3584**	**.07907**	**.00581**
Stddev	.0032	.00014	.0134	.00065	.00091
%RSD	.29389	4.1412	.98529	.81876	15.703
#1	1.0738	.00350	1.3594	.07902	.00479
#2	1.0765	.00331	1.3713	.07844	.00655
#3	1.0801	.00322	1.3445	.07973	.00609
Check ?	Chk Pass	Chk Pass	Chk Pass	Chk Pass	Chk Pass
High Limit					
Low Limit					

Sample Name: L89DX Acquired: 11/2/2010 14:48:18 Type: Unk
Method: 6500MET(v1145) Mode: CONC Corr. Factor: 1.000000
User: Acox Custom ID1: Q01102A Custom ID2: ACC Custom ID3: Int. 5852-10
Comment: TestAmerica Pittsburgh ICP Metals Analysis Inst. 6500 ICP

Elem	Sb	Se	Si	Sn	Sr
Line	206.833 {463}	196.090 {472}	251.611 {134}	189.989 {477}	407.771 { 83}
IS Ref	(Y_2243)	(Y_2243)	(Y_3710)	(Y_2243)	(Y_3710)
Units	ppm	ppm	ppm	ppm	ppm
Avg	**.00211**	**.01583**	**3.1652**	**.00681**	**.96715**
Stddev	.00070	.00176	.0081	.00018	.00057
%RSD	33.124	11.129	.25526	2.6722	.05892
#1	.00164	.01664	3.1737	.00665	.96733
#2	.00179	.01381	3.1645	.00679	.96760
#3	.00292	.01704	3.1576	.00701	.96651
Check ?	Chk Pass	Chk Pass	Chk Pass	Chk Pass	Chk Pass
High Limit					
Low Limit					

Elem	Ti	Tl	V_	Zn
Line	334.904 {101}	190.856 {477}	292.402 {115}	206.200 {463}
IS Ref	(Y_3710)	(In2306)	(Y_3600)	(Y_2243)
Units	ppm	ppm	ppm	ppm
Avg	**.67361**	**-.00080**	**.10365**	**.03037**
Stddev	.00082	.00078	.00024	.00006
%RSD	.12184	97.759	.23552	.19747
#1	.67418	-.00089	.10393	.03033
#2	.67397	.00002	.10357	.03033
#3	.67267	-.00153	.10346	.03044
Check ?	Chk Pass	Chk Pass	Chk Pass	Chk Pass
High Limit				
Low Limit				

Sample Name: L89DX Acquired: 11/2/2010 14:48:18 Type: Unk
Method: 6500MET(v1145) Mode: CONC Corr. Factor: 1.000000
User: Acox Custom ID1: Q01102A Custom ID2: ACC Custom ID3: Int. 5852-10
Comment: TestAmerica Pittsburgh ICP Metals Analysis Inst. 6500 ICP

Int. Std.	In2306	Y_2243	Y_3600	Y_3710
Line	230.606 {446}	224.306 {450}	360.073 { 94}	371.030 { 91}
Units	Cts/S	Cts/S	Cts/S	Cts/S
Avg	**3084.3**	**6702.1**	**124190.**	**14818.**
Stddev	4.5	15.1	441.	46.
%RSD	.14615	.22541	.35543	.31215
#1	3079.6	6689.3	123690.	14774.
#2	3088.6	6718.8	124510.	14815.
#3	3084.7	6698.4	124370.	14866.

Sample Name: CCV1-5 Acquired: 11/2/2010 14:53:06 Type: QC
Method: 6500MET(v1145) Mode: CONC Corr. Factor: 1.000000
User: Acox Custom ID1: Q01102A Custom ID2: ACC Custom ID3: Int. 5852-10
Comment: TestAmerica Pittsburgh ICP Metals Analysis Inst. 6500 ICP

Elem	Ag	Al	As	B_	Ba
Line	328.068 {103}	396.152 { 85}	189.042 {479}	208.959 {461}	455.403 { 74}
IS Ref	(Y_3600)	(Y_3710)	(Y_2243)	(Y_2243)	(Y_3710)
Units	ppm	ppm	ppm	ppm	ppm
Avg	**.99961**	**24.756**	**.52773**	**2.0371**	**2.0112**
Stddev	.00380	.023	.00410	.0083	.0029
%RSD	.38021	.09178	.77620	.40863	.14184
#1	.99834	24.779	.52964	2.0451	2.0140
#2	.99660	24.754	.52303	2.0378	2.0083
#3	1.0039	24.734	.53052	2.0285	2.0111
Check ?	Chk Pass	Chk Pass	Chk Pass	Chk Pass	Chk Pass
Value					
Range					

Elem	Be	Ca	Cd	Co	Cr
Line	313.042 {108}	317.933 {106}	214.438 {457}	228.616 {447}	267.716 {126}
IS Ref	(Y_3710)	(Y_3710)	(Y_2243)	(In2306)	(Y_3600)
Units	ppm	ppm	ppm	ppm	ppm
Avg	**2.0296**	**52.653**	**.49218**	**2.1067**	**1.9743**
Stddev	.0052	.214	.00013	.0010	.0024
%RSD	.25704	.40714	.02656	.04843	.12199
#1	2.0353	52.889	.49233	2.1079	1.9755
#2	2.0250	52.470	.49211	2.1062	1.9759
#3	2.0286	52.600	.49209	2.1060	1.9716
Check ?	Chk Pass	Chk Pass	Chk Pass	Chk Pass	Chk Pass
Value					
Range					

Sample Name: CCV1-5 Acquired: 11/2/2010 14:53:06 Type: QC
Method: 6500MET(v1145) Mode: CONC Corr. Factor: 1.000000
User: Acox Custom ID1: Q01102A Custom ID2: ACC Custom ID3: Int. 5852-10
Comment: TestAmerica Pittsburgh ICP Metals Analysis Inst. 6500 ICP

Elem	Cu	Fe	K_	Li	Mg
Line	324.754 {104}2	259.940 {130}	769.896 { 44}	670.784 { 50}	279.079 {121}
IS Ref	(Y_3710)	(Y_3710)	(Y_3710)	(Y_3710)	(Y_3710)
Units	ppm	ppm	ppm	ppm	ppm
Avg	**2.0138**	**25.806**	**123.10**	**2.0898**	**50.561**
Stddev	.0149	.041	.27	.0056	.181
%RSD	.74071	.15785	.22300	.26619	.35701
#1	2.0286	25.852	123.40	2.0952	50.770
#2	1.9988	25.789	122.85	2.0841	50.456
#3	2.0139	25.776	123.06	2.0900	50.458
Check ?	Chk Pass	Chk Pass	Chk Pass	Chk Pass	Chk Pass
Value					
Range					

Elem	Mn	Mo	Na	Ni	Pb
Line	257.610 {131}2	202.030 {467}	589.592 { 57}	231.604 {445}	220.353 {453}
IS Ref	(Y_3710)	(Y_2243)	(Y_3710)	(In2306)	(In2306)
Units	ppm	ppm	ppm	ppm	ppm
Avg	**1.9724**	**2.0125**	**129.32**	**2.0809**	**.51692**
Stddev	.0006	.0028	.34	.0012	.00078
%RSD	.03260	.14077	.26052	.05955	.15129
#1	1.9731	2.0153	129.66	2.0823	.51732
#2	1.9718	2.0125	128.98	2.0803	.51742
#3	1.9725	2.0096	129.32	2.0800	.51602
Check ?	Chk Pass	Chk Pass	Chk Pass	Chk Pass	Chk Pass
Value					
Range					

Sample Name: CCV1-5 Acquired: 11/2/2010 14:53:06 Type: QC
Method: 6500MET(v1145) Mode: CONC Corr. Factor: 1.000000
User: Acox Custom ID1: Q01102A Custom ID2: ACC Custom ID3: Int. 5852-10
Comment: TestAmerica Pittsburgh ICP Metals Analysis Inst. 6500 ICP

Elem	Sb	Se	Si	Sn	Sr
Line	206.833 {463}	196.090 {472}	251.611 {134}	189.989 {477}	407.771 { 83}
IS Ref	(Y_2243)	(Y_2243)	(Y_3710)	(Y_2243)	(Y_3710)
Units	ppm	ppm	ppm	ppm	ppm
Avg	**.51818**	**.52759**	**2.0254**	**1.9526**	**2.0579**
Stddev	.00120	.00528	.0168	.0031	.0035
%RSD	.23085	1.0012	.82702	.16009	.17170
#1	.51956	.52948	2.0123	1.9547	2.0610
#2	.51755	.53166	2.0442	1.9542	2.0541
#3	.51742	.52162	2.0196	1.9490	2.0588
Check ?	Chk Pass	Chk Pass	Chk Pass	Chk Pass	Chk Pass
Value					
Range					

Elem	Ti	Tl	V_	Zn
Line	334.904 {101}	190.856 {477}	292.402 {115}	206.200 {463}
IS Ref	(Y_3710)	(In2306)	(Y_3600)	(Y_2243)
Units	ppm	ppm	ppm	ppm
Avg	**2.0558**	**.97535**	**2.0308**	**1.9823**
Stddev	.0079	.00403	.0011	.0004
%RSD	.38635	.41297	.05446	.01941
#1	2.0645	.97698	2.0297	1.9827
#2	2.0490	.97077	2.0308	1.9824
#3	2.0538	.97831	2.0319	1.9819
Check ?	Chk Pass	Chk Pass	Chk Pass	Chk Pass
Value				
Range				

Sample Name: CCV1-5 Acquired: 11/2/2010 14:53:06 Type: QC
Method: 6500MET(v1145) Mode: CONC Corr. Factor: 1.000000
User: Acox Custom ID1: Q01102A Custom ID2: ACC Custom ID3: Int. 5852-10
Comment: TestAmerica Pittsburgh ICP Metals Analysis Inst. 6500 ICP

Int. Std.	In2306	Y_2243	Y_3600	Y_3710
Line	230.606 {446}	224.306 {450}	360.073 { 94}	371.030 { 91}
Units	Cts/S	Cts/S	Cts/S	Cts/S
Avg	**2813.3**	**6252.8**	**114160.**	**14537.**
Stddev	2.2	12.4	184.	55.
%RSD	.07997	.19828	.16133	.37556
#1	2810.7	6240.6	114350.	14474.
#2	2814.4	6252.4	114150.	14574.
#3	2814.7	6265.3	113990.	14563.

Sample Name: CCB5 Acquired: 11/2/2010 14:57:42 Type: QC
Method: 6500MET(v1145) Mode: CONC Corr. Factor: 1.000000
User: Acox Custom ID1: Q01102A Custom ID2: ACC Custom ID3: Int. 5852-10
Comment: TestAmerica Pittsburgh ICP Metals Analysis Inst. 6500 ICP

Elem	Ag	Al	As	B_	Ba
Line	328.068 {103}	396.152 { 85}	189.042 {479}	208.959 {461}	455.403 { 74}
IS Ref	(Y_3600)	(Y_3710)	(Y_2243)	(Y_2243)	(Y_3710)
Units	ppm	ppm	ppm	ppm	ppm
Avg	**.00021**	**.00101**	**.00065**	**.00183**	**.00083**
Stddev	.00027	.00497	.00076	.00034	.00013
%RSD	130.28	490.76	115.85	18.660	15.284
#1	-.00001	.00509	.00144	.00205	.00081
#2	.00013	.00247	.00061	.00201	.00097
#3	.00051	-.00452	-.00008	.00144	.00072
Check ?	Chk Pass	Chk Pass	Chk Pass	Chk Pass	Chk Pass
High Limit					
Low Limit					

Elem	Be	Ca	Cd	Co	Cr
Line	313.042 {108}	317.933 {106}	214.438 {457}	228.616 {447}	267.716 {126}
IS Ref	(Y_3710)	(Y_3710)	(Y_2243)	(In2306)	(Y_3600)
Units	ppm	ppm	ppm	ppm	ppm
Avg	**.00034**	**.02593**	**.00013**	**.00047**	**.00035**
Stddev	.00006	.00316	.00002	.00018	.00015
%RSD	17.399	12.197	13.320	38.044	41.831
#1	.00029	.02362	.00015	.00048	.00044
#2	.00033	.02464	.00011	.00065	.00044
#3	.00040	.02954	.00013	.00029	.00018
Check ?	Chk Pass	Chk Pass	Chk Pass	Chk Pass	Chk Pass
High Limit					
Low Limit					

Sample Name: CCB5 Acquired: 11/2/2010 14:57:42 Type: QC
Method: 6500MET(v1145) Mode: CONC Corr. Factor: 1.000000
User: Acox Custom ID1: Q01102A Custom ID2: ACC Custom ID3: Int. 5852-10
Comment: TestAmerica Pittsburgh ICP Metals Analysis Inst. 6500 ICP

Elem	Cu	Fe	K_	Li	Mg
Line	324.754 {104}2	259.940 {130}	769.896 { 44}	670.784 { 50}	279.079 {121}
IS Ref	(Y_3710)	(Y_3710)	(Y_3710)	(Y_3710)	(Y_3710)
Units	ppm	ppm	ppm	ppm	ppm
Avg	**-.00310**	**.01597**	**.14549**	**.00041**	**.03089**
Stddev	.00053	.00086	.03481	.00060	.01326
%RSD	16.990	5.3775	23.929	145.58	42.942
#1	-.00275	.01585	.18003	.00082	.04015
#2	-.00371	.01518	.14605	-.00028	.03682
#3	-.00285	.01688	.11040	.00069	.01569
Check ?	Chk Pass	Chk Pass	Chk Pass	Chk Pass	Chk Pass
High Limit					
Low Limit					

Elem	Mn	Mo	Na	Ni	Pb
Line	257.610 {131}2	202.030 {467}	589.592 { 57}	231.604 {445}	220.353 {453}
IS Ref	(Y_3710)	(Y_2243)	(Y_3710)	(In2306)	(In2306)
Units	ppm	ppm	ppm	ppm	ppm
Avg	**.00052**	**.00150**	**.02688**	**.00078**	**.00020**
Stddev	.00019	.00019	.00511	.00036	.00017
%RSD	36.114	12.599	19.023	45.503	83.082
#1	.00059	.00162	.02517	.00073	.00040
#2	.00031	.00160	.02284	.00046	.00010
#3	.00066	.00128	.03263	.00117	.00011
Check ?	Chk Pass	Chk Pass	Chk Pass	Chk Pass	Chk Pass
High Limit					
Low Limit					

Sample Name: CCB5 Acquired: 11/2/2010 14:57:42 Type: QC
Method: 6500MET(v1145) Mode: CONC Corr. Factor: 1.000000
User: Acox Custom ID1: Q01102A Custom ID2: ACC Custom ID3: Int. 5852-10
Comment: TestAmerica Pittsburgh ICP Metals Analysis Inst. 6500 ICP

Elem	Sb	Se	Si	Sn	Sr
Line	206.833 {463}	196.090 {472}	251.611 {134}	189.989 {477}	407.771 { 83}
IS Ref	(Y_2243)	(Y_2243)	(Y_3710)	(Y_2243)	(Y_3710)
Units	ppm	ppm	ppm	ppm	ppm
Avg	**.00091**	**.00035**	**-.00690**	**.00069**	**.00049**
Stddev	.00066	.00070	.00173	.00024	.00012
%RSD	72.477	197.33	25.113	34.343	23.874
#1	.00134	.00087	-.00837	.00076	.00036
#2	.00015	.00063	-.00734	.00088	.00054
#3	.00123	-.00044	-.00499	.00042	.00057
Check ?	Chk Pass	Chk Pass	Chk Pass	Chk Pass	Chk Pass
High Limit					
Low Limit					

Elem	Ti	Tl	V_	Zn
Line	334.904 {101}	190.856 {477}	292.402 {115}	206.200 {463}
IS Ref	(Y_3710)	(In2306)	(Y_3600)	(Y_2243)
Units	ppm	ppm	ppm	ppm
Avg	**.00065**	**.00067**	**.00054**	**.00081**
Stddev	.00120	.00019	.00015	.00007
%RSD	185.55	28.606	27.346	8.7897
#1	-.00074	.00058	.00070	.00074
#2	.00132	.00054	.00041	.00088
#3	.00137	.00089	.00050	.00083
Check ?	Chk Pass	Chk Pass	Chk Pass	Chk Pass
High Limit				
Low Limit				

Sample Name: CCB5 Acquired: 11/2/2010 14:57:42 Type: QC
Method: 6500MET(v1145) Mode: CONC Corr. Factor: 1.000000
User: Acox Custom ID1: Q01102A Custom ID2: ACC Custom ID3: Int. 5852-10
Comment: TestAmerica Pittsburgh ICP Metals Analysis Inst. 6500 ICP

Int. Std.	In2306	Y_2243	Y_3600	Y_3710
Line	230.606 {446}	224.306 {450}	360.073 { 94}	371.030 { 91}
Units	Cts/S	Cts/S	Cts/S	Cts/S
Avg	**3448.5**	**6700.1**	**124250.**	**14399.**
Stddev	7.5	9.9	535.	103.
%RSD	.21751	.14849	.43054	.71541
#1	3439.9	6689.3	123650.	14293.
#2	3453.6	6708.9	124660.	14405.
#3	3452.0	6702.1	124460.	14498.

Sample Name: L89D5 Acquired: 11/2/2010 15:02:37 Type: Unk
Method: 6500MET(v1145) Mode: CONC Corr. Factor: 1.000000
User: Acox Custom ID1: Q01102A Custom ID2: ACC Custom ID3: Int. 5852-10
Comment: TestAmerica Pittsburgh ICP Metals Analysis Inst. 6500 ICP

Elem	Ag	Al	As	B_	Ba
Line	328.068 {103}	396.152 { 85}	189.042 {479}	208.959 {461}	455.403 { 74}
IS Ref	(Y_3600)	(Y_3710)	(Y_2243)	(Y_2243)	(Y_3710)
Units	ppm	ppm	ppm	ppm	ppm
Avg	**-.00014**	**29.581**	**.04322**	**.21036**	**1.0915**
Stddev	.00015	.050	.00195	.00125	.0031
%RSD	108.60	.16770	4.5100	.59510	.28097
#1	.00003	29.616	.04219	.20939	1.0949
#2	-.00020	29.604	.04547	.21177	1.0907
#3	-.00025	29.524	.04201	.20992	1.0889
Check ?	Chk Pass	Chk Pass	Chk Pass	Chk Pass	Chk Pass
High Limit					
Low Limit					

Elem	Be	Ca	Cd	Co	Cr
Line	313.042 {108}	317.933 {106}	214.438 {457}	228.616 {447}	267.716 {126}
IS Ref	(Y_3710)	(Y_3710)	(Y_2243)	(In2306)	(Y_3600)
Units	ppm	ppm	ppm	ppm	ppm
Avg	**.00559**	**86.786**	**.00038**	**.03468**	**.02058**
Stddev	.00007	.253	.00004	.00025	.00069
%RSD	1.2164	.29169	11.785	.70791	3.3520
#1	.00567	86.628	.00040	.03449	.02060
#2	.00554	87.078	.00033	.03460	.02126
#3	.00558	86.651	.00041	.03496	.01988
Check ?	Chk Pass	Chk Pass	Chk Pass	Chk Pass	Chk Pass
High Limit					
Low Limit					

Sample Name: L89D5 Acquired: 11/2/2010 15:02:37 Type: Unk
Method: 6500MET(v1145) Mode: CONC Corr. Factor: 1.000000
User: Acox Custom ID1: Q01102A Custom ID2: ACC Custom ID3: Int. 5852-10
Comment: TestAmerica Pittsburgh ICP Metals Analysis Inst. 6500 ICP

Elem	Cu	Fe	K_	Li	Mg
Line	324.754 {104}2	259.940 {130}	769.896 { 44}	670.784 { 50}	279.079 {121}
IS Ref	(Y_3710)	(Y_3710)	(Y_3710)	(Y_3710)	(Y_3710)
Units	ppm	ppm	ppm	ppm	ppm
Avg	**.54831**	**9.2392**	**.96491**	**.00851**	**8.1125**
Stddev	.00106	.0055	.03568	.00101	.0489
%RSD	.19276	.05941	3.6977	11.901	.60223
#1	.54729	9.2364	.92423	.00953	8.0852
#2	.54940	9.2455	.99087	.00850	8.1689
#3	.54822	9.2356	.97965	.00751	8.0833
Check ?	Chk Pass	Chk Pass	Chk Pass	Chk Pass	Chk Pass
High Limit					
Low Limit					

Elem	Mn	Mo	Na	Ni	Pb
Line	257.610 {131}2	202.030 {467}	589.592 { 57}	231.604 {445}	220.353 {453}
IS Ref	(Y_3710)	(Y_2243)	(Y_3710)	(In2306)	(In2306)
Units	ppm	ppm	ppm	ppm	ppm
Avg	**1.0574**	**.00356**	**1.4255**	**.09926**	**.02904**
Stddev	.0052	.00012	.0087	.00095	.00062
%RSD	.48736	3.3920	.61304	.95308	2.1460
#1	1.0564	.00365	1.4289	.09973	.02850
#2	1.0630	.00342	1.4319	.09988	.02972
#3	1.0528	.00361	1.4155	.09817	.02889
Check ?	Chk Pass	Chk Pass	Chk Pass	Chk Pass	Chk Pass
High Limit					
Low Limit					

Sample Name: L89D5 Acquired: 11/2/2010 15:02:37 Type: Unk
Method: 6500MET(v1145) Mode: CONC Corr. Factor: 1.000000
User: Acox Custom ID1: Q01102A Custom ID2: ACC Custom ID3: Int. 5852-10
Comment: TestAmerica Pittsburgh ICP Metals Analysis Inst. 6500 ICP

Elem	Sb	Se	Si	Sn	Sr
Line	206.833 {463}	196.090 {472}	251.611 {134}	189.989 {477}	407.771 { 83}
IS Ref	(Y_2243)	(Y_2243)	(Y_3710)	(Y_2243)	(Y_3710)
Units	ppm	ppm	ppm	ppm	ppm
Avg	**.00238**	**.01773**	**3.1353**	**.00694**	**.98018**
Stddev	.00017	.00193	.0086	.00031	.00291
%RSD	7.2388	10.860	.27325	4.4945	.29692
#1	.00256	.01690	3.1273	.00678	.98353
#2	.00222	.01636	3.1343	.00674	.97865
#3	.00235	.01993	3.1443	.00730	.97835
Check ?	Chk Pass	Chk Pass	Chk Pass	Chk Pass	Chk Pass
High Limit					
Low Limit					

Elem	Ti	Tl	V_	Zn
Line	334.904 {101}	190.856 {477}	292.402 {115}	206.200 {463}
IS Ref	(Y_3710)	(In2306)	(Y_3600)	(Y_2243)
Units	ppm	ppm	ppm	ppm
Avg	**.66057**	**-.00126**	**.10280**	**.03292**
Stddev	.00105	.00102	.00062	.00014
%RSD	.15930	80.540	.59883	.41819
#1	.65974	-.00244	.10249	.03280
#2	.66021	-.00070	.10351	.03307
#3	.66175	-.00066	.10240	.03289
Check ?	Chk Pass	Chk Pass	Chk Pass	Chk Pass
High Limit				
Low Limit				

Sample Name: L89D5 Acquired: 11/2/2010 15:02:37 Type: Unk
Method: 6500MET(v1145) Mode: CONC Corr. Factor: 1.000000
User: Acox Custom ID1: Q01102A Custom ID2: ACC Custom ID3: Int. 5852-10
Comment: TestAmerica Pittsburgh ICP Metals Analysis Inst. 6500 ICP

Int. Std.	In2306	Y_2243	Y_3600	Y_3710
Line	230.606 {446}	224.306 {450}	360.073 { 94}	371.030 { 91}
Units	Cts/S	Cts/S	Cts/S	Cts/S
Avg	**3060.7**	**6657.7**	**123430.**	**15318.**
Stddev	6.2	3.3	374.	57.
%RSD	.20378	.05009	.30327	.36924
#1	3059.7	6660.7	123690.	15372.
#2	3055.0	6654.1	123000.	15259.
#3	3067.3	6658.2	123600.	15324.

Sample Name: L871FB Acquired: 11/2/2010 15:07:24 Type: Unk
Method: 6500MET(v1145) Mode: CONC Corr. Factor: 1.000000
User: Acox Custom ID1: Q01102A Custom ID2: ACC Custom ID3: Int. 5852-10
Comment: TestAmerica Pittsburgh ICP Metals Analysis Inst. 6500 ICP

Elem	Ag	Al	As	B_	Ba
Line	328.068 {103}	396.152 { 85}	189.042 {479}	208.959 {461}	455.403 { 74}
IS Ref	(Y_3600)	(Y_3710)	(Y_2243)	(Y_2243)	(Y_3710)
Units	ppm	ppm	ppm	ppm	ppm
Avg	**.00017**	**.01693**	**-.00128**	**.00021**	**.00155**
Stddev	.00013	.00355	.00197	.00035	.00010
%RSD	74.339	20.991	154.31	165.52	6.4707
#1	.00013	.02024	-.00279	.00059	.00143
#2	.00006	.01736	.00095	.00014	.00158
#3	.00031	.01318	-.00199	-.00010	.00162
Check ?	Chk Pass	Chk Pass	Chk Pass	Chk Pass	Chk Pass
High Limit					
Low Limit					

Elem	Be	Ca	Cd	Co	Cr
Line	313.042 {108}	317.933 {106}	214.438 {457}	228.616 {447}	267.716 {126}
IS Ref	(Y_3710)	(Y_3710)	(Y_2243)	(In2306)	(Y_3600)
Units	ppm	ppm	ppm	ppm	ppm
Avg	**.00013**	**.26412**	**.00002**	**.00022**	**.00018**
Stddev	.00002	.00627	.00003	.00006	.00023
%RSD	16.459	2.3744	131.60	25.223	131.34
#1	.00013	.27005	-.00001	.00029	.00039
#2	.00014	.26476	.00002	.00018	-.00007
#3	.00010	.25755	.00004	.00020	.00021
Check ?	Chk Pass	Chk Pass	Chk Pass	Chk Pass	Chk Pass
High Limit					
Low Limit					

Sample Name: L871FB Acquired: 11/2/2010 15:07:24 Type: Unk
Method: 6500MET(v1145) Mode: CONC Corr. Factor: 1.000000
User: Acox Custom ID1: Q01102A Custom ID2: ACC Custom ID3: Int. 5852-10
Comment: TestAmerica Pittsburgh ICP Metals Analysis Inst. 6500 ICP

Elem	Cu	Fe	K_	Li	Mg
Line	324.754 {104}2	259.940 {130}	769.896 { 44}	670.784 { 50}	279.079 {121}
IS Ref	(Y_3710)	(Y_3710)	(Y_3710)	(Y_3710)	(Y_3710)
Units	ppm	ppm	ppm	ppm	ppm
Avg	**-.00052**	**.04137**	**-.12644**	**-.00066**	**.06049**
Stddev	.00058	.00199	.05047	.00079	.01395
%RSD	111.76	4.8089	39.917	118.55	23.062
#1	-.00007	.04357	-.10056	-.00071	.07411
#2	-.00032	.04086	-.09416	.00014	.04623
#3	-.00117	.03969	-.18461	-.00143	.06115
Check ?	Chk Pass	Chk Pass	Chk Pass	Chk Pass	Chk Pass
High Limit					
Low Limit					

Elem	Mn	Mo	Na	Ni	Pb
Line	257.610 {131}2	202.030 {467}	589.592 { 57}	231.604 {445}	220.353 {453}
IS Ref	(Y_3710)	(Y_2243)	(Y_3710)	(In2306)	(In2306)
Units	ppm	ppm	ppm	ppm	ppm
Avg	**.00126**	**-.00020**	**.08864**	**.00070**	**.00063**
Stddev	.00017	.00010	.00380	.00020	.00081
%RSD	13.447	48.381	4.2830	29.056	127.39
#1	.00143	-.00030	.08788	.00081	.00157
#2	.00109	-.00011	.08528	.00082	.00016
#3	.00126	-.00018	.09276	.00046	.00017
Check ?	Chk Pass	Chk Pass	Chk Pass	Chk Pass	Chk Pass
High Limit					
Low Limit					

Sample Name: L871FB Acquired: 11/2/2010 15:07:24 Type: Unk
Method: 6500MET(v1145) Mode: CONC Corr. Factor: 1.000000
User: Acox Custom ID1: Q01102A Custom ID2: ACC Custom ID3: Int. 5852-10
Comment: TestAmerica Pittsburgh ICP Metals Analysis Inst. 6500 ICP

Elem	Sb	Se	Si	Sn	Sr
Line	206.833 {463}	196.090 {472}	251.611 {134}	189.989 {477}	407.771 { 83}
IS Ref	(Y_2243)	(Y_2243)	(Y_3710)	(Y_2243)	(Y_3710)
Units	ppm	ppm	ppm	ppm	ppm
Avg	**.00007**	**.00053**	**.00619**	**.01518**	**.00116**
Stddev	.00047	.00328	.00702	.00048	.00012
%RSD	643.69	619.85	113.31	3.1495	9.9646
#1	-.00003	.00273	.01406	.01547	.00128
#2	.00059	.00209	.00059	.01544	.00114
#3	-.00034	-.00324	.00393	.01463	.00105
Check ?	Chk Pass	Chk Pass	Chk Pass	Chk Pass	Chk Pass
High Limit					
Low Limit					

Elem	Ti	Tl	V_	Zn
Line	334.904 {101}	190.856 {477}	292.402 {115}	206.200 {463}
IS Ref	(Y_3710)	(In2306)	(Y_3600)	(Y_2243)
Units	ppm	ppm	ppm	ppm
Avg	**.00090**	**-.00050**	**.00012**	**.00997**
Stddev	.00150	.00101	.00019	.00003
%RSD	166.54	199.82	161.73	.26497
#1	-.00023	.00017	.00033	.00996
#2	.00260	-.00166	-.00003	.01000
#3	.00033	-.00002	.00006	.00995
Check ?	Chk Pass	Chk Pass	Chk Pass	Chk Pass
High Limit				
Low Limit				

Sample Name: L871FB Acquired: 11/2/2010 15:07:24 Type: Unk
Method: 6500MET(v1145) Mode: CONC Corr. Factor: 1.000000
User: Acox Custom ID1: Q01102A Custom ID2: ACC Custom ID3: Int. 5852-10
Comment: TestAmerica Pittsburgh ICP Metals Analysis Inst. 6500 ICP

Int. Std.	In2306	Y_2243	Y_3600	Y_3710
Line	230.606 {446}	224.306 {450}	360.073 { 94}	371.030 { 91}
Units	Cts/S	Cts/S	Cts/S	Cts/S
Avg	**3479.2**	**6739.7**	**125660.**	**14666.**
Stddev	2.3	8.8	644.	36.
%RSD	.06746	.13046	.51252	.24207
#1	3476.9	6730.9	124920.	14675.
#2	3479.3	6748.4	125990.	14627.
#3	3481.6	6739.9	126080.	14696.

Sample Name: L871FC Acquired: 11/2/2010 15:12:17 Type: Unk
Method: 6500MET(v1145) Mode: CONC Corr. Factor: 1.000000
User: Acox Custom ID1: Q01102A Custom ID2: ACC Custom ID3: Int. 5852-10
Comment: TestAmerica Pittsburgh ICP Metals Analysis Inst. 6500 ICP

Elem	Ag	Al	As	B_	Ba
Line	328.068 {103}	396.152 { 85}	189.042 {479}	208.959 {461}	455.403 { 74}
IS Ref	(Y_3600)	(Y_3710)	(Y_2243)	(Y_2243)	(Y_3710)
Units	ppm	ppm	ppm	ppm	ppm
Avg	**.04512**	**1.8708**	**1.9232**	**.92578**	**1.8546**
Stddev	.00171	.0128	.0135	.01239	.0055
%RSD	3.7977	.68295	.70209	1.3382	.29397
#1	.04409	1.8836	1.9196	.92065	1.8530
#2	.04418	1.8707	1.9119	.91679	1.8607
#3	.04710	1.8581	1.9382	.93992	1.8502
Check ?	Chk Pass	Chk Pass	Chk Pass	Chk Pass	Chk Pass
High Limit					
Low Limit					

Elem	Be	Ca	Cd	Co	Cr
Line	313.042 {108}	317.933 {106}	214.438 {457}	228.616 {447}	267.716 {126}
IS Ref	(Y_3710)	(Y_3710)	(Y_2243)	(In2306)	(Y_3600)
Units	ppm	ppm	ppm	ppm	ppm
Avg	**.04549**	**48.446**	**.04630**	**.47856**	**.18963**
Stddev	.00023	.343	.00069	.00626	.00763
%RSD	.50208	.70709	1.4984	1.3072	4.0233
#1	.04529	48.207	.04594	.47661	.18506
#2	.04545	48.293	.04586	.47352	.18540
#3	.04574	48.839	.04710	.48556	.19844
Check ?	Chk Pass	Chk Pass	Chk Pass	Chk Pass	Chk Pass
High Limit					
Low Limit					

Sample Name: L871FC Acquired: 11/2/2010 15:12:17 Type: Unk
Method: 6500MET(v1145) Mode: CONC Corr. Factor: 1.000000
User: Acox Custom ID1: Q01102A Custom ID2: ACC Custom ID3: Int. 5852-10
Comment: TestAmerica Pittsburgh ICP Metals Analysis Inst. 6500 ICP

Elem	Cu	Fe	K_	Li	Mg
Line	324.754 {104}2	259.940 {130}	769.896 { 44}	670.784 { 50}	279.079 {121}
IS Ref	(Y_3710)	(Y_3710)	(Y_3710)	(Y_3710)	(Y_3710)
Units	ppm	ppm	ppm	ppm	ppm
Avg	**.22707**	**.99924**	**44.940**	**.95981**	**46.578**
Stddev	.00207	.00670	.089	.00294	.116
%RSD	.91281	.67068	.19773	.30651	.24959
#1	.22518	.99490	44.918	.95788	46.529
#2	.22673	.99587	45.038	.96320	46.495
#3	.22929	1.0070	44.864	.95836	46.711
Check ?	Chk Pass	Chk Pass	Chk Pass	Chk Pass	Chk Pass
High Limit					
Low Limit					

Elem	Mn	Mo	Na	Ni	Pb
Line	257.610 {131}2	202.030 {467}	589.592 { 57}	231.604 {445}	220.353 {453}
IS Ref	(Y_3710)	(Y_2243)	(Y_3710)	(In2306)	(In2306)
Units	ppm	ppm	ppm	ppm	ppm
Avg	**.45699**	**.96300**	**47.683**	**.46961**	**.46884**
Stddev	.00072	.01258	.108	.00537	.00532
%RSD	.15800	1.3065	.22608	1.1426	1.1337
#1	.45749	.95800	47.566	.46907	.46617
#2	.45617	.95369	47.707	.46454	.46539
#3	.45732	.97732	47.777	.47523	.47496
Check ?	Chk Pass	Chk Pass	Chk Pass	Chk Pass	Chk Pass
High Limit					
Low Limit					

Sample Name: L871FC Acquired: 11/2/2010 15:12:17 Type: Unk
Method: 6500MET(v1145) Mode: CONC Corr. Factor: 1.000000
User: Acox Custom ID1: Q01102A Custom ID2: ACC Custom ID3: Int. 5852-10
Comment: TestAmerica Pittsburgh ICP Metals Analysis Inst. 6500 ICP

Elem	Sb	Se	Si	Sn	Sr
Line	206.833 {463}	196.090 {472}	251.611 {134}	189.989 {477}	407.771 { 83}
IS Ref	(Y_2243)	(Y_2243)	(Y_3710)	(Y_2243)	(Y_3710)
Units	ppm	ppm	ppm	ppm	ppm
Avg	**.48694**	**1.9273**	F **1.9083**	**1.8914**	**.94820**
Stddev	.00559	.0185	.0063	.0253	.00294
%RSD	1.1486	.95965	.33257	1.3383	.31042
#1	.48384	1.9177	1.9074	1.8804	.94686
#2	.48358	1.9155	1.9151	1.8735	.95157
#3	.49339	1.9486	1.9025	1.9204	.94616
Check ?	Chk Pass	Chk Pass	Chk Fail	Chk Pass	Chk Pass
High Limit			12.000		
Low Limit			8.0000		

Elem	Ti	Tl	V_	Zn
Line	334.904 {101}	190.856 {477}	292.402 {115}	206.200 {463}
IS Ref	(Y_3710)	(In2306)	(Y_3600)	(Y_2243)
Units	ppm	ppm	ppm	ppm
Avg	**.94987**	**1.8011**	**.48883**	**.47617**
Stddev	.00555	.0238	.02009	.00603
%RSD	.58381	1.3208	4.1106	1.2670
#1	.94352	1.7932	.47633	.47313
#2	.95377	1.7824	.47815	.47226
#3	.95231	1.8279	.51201	.48312
Check ?	Chk Pass	Chk Pass	Chk Pass	Chk Pass
High Limit				
Low Limit				

Sample Name: L871FC Acquired: 11/2/2010 15:12:17 Type: Unk
Method: 6500MET(v1145) Mode: CONC Corr. Factor: 1.000000
User: Acox Custom ID1: Q01102A Custom ID2: ACC Custom ID3: Int. 5852-10
Comment: TestAmerica Pittsburgh ICP Metals Analysis Inst. 6500 ICP

Int. Std.	In2306	Y_2243	Y_3600	Y_3710
Line	230.606 {446}	224.306 {450}	360.073 { 94}	371.030 { 91}
Units	Cts/S	Cts/S	Cts/S	Cts/S
Avg	**2959.3**	**6215.6**	**112970.**	**14655.**
Stddev	31.3	63.1	3861.	143.
%RSD	1.0568	1.0152	3.4174	.97728
#1	2967.9	6241.0	115290.	14711.
#2	2985.3	6262.0	115110.	14762.
#3	2924.6	6143.7	108510.	14492.

Sample Name: L80FA Acquired: 11/2/2010 15:16:49 Type: Unk
Method: 6500MET(v1145) Mode: CONC Corr. Factor: 1.000000
User: Acox Custom ID1: Q01102A Custom ID2: ACC Custom ID3: Int. 5852-10
Comment: TestAmerica Pittsburgh ICP Metals Analysis Inst. 6500 ICP

Elem	Ag	Al	As	B_	Ba
Line	328.068 {103}	396.152 { 85}	189.042 {479}	208.959 {461}	455.403 { 74}
IS Ref	(Y_3600)	(Y_3710)	(Y_2243)	(Y_2243)	(Y_3710)
Units	ppm	ppm	ppm	ppm	ppm
Avg	**-.00127**	**252.80**	**.06520**	**.03205**	**1.9278**
Stddev	.00025	.29	.00310	.00072	.0006
%RSD	19.630	.11585	4.7572	2.2352	.03005
#1	-.00118	253.13	.06658	.03249	1.9283
#2	-.00107	252.72	.06165	.03245	1.9278
#3	-.00154	252.56	.06737	.03123	1.9271
Check ?	Chk Pass	Chk Pass	Chk Pass	Chk Pass	Chk Pass
High Limit					
Low Limit					

Elem	Be	Ca	Cd	Co	Cr
Line	313.042 {108}	317.933 {106}	214.438 {457}	228.616 {447}	267.716 {126}
IS Ref	(Y_3710)	(Y_3710)	(Y_2243)	(In2306)	(Y_3600)
Units	ppm	ppm	ppm	ppm	ppm
Avg	**.00344**	**305.94**	**.00646**	**.53232**	**.61562**
Stddev	.00010	2.74	.00011	.00129	.00102
%RSD	2.8986	.89482	1.6461	.24195	.16547
#1	.00334	304.94	.00649	.53093	.61671
#2	.00354	303.84	.00654	.53258	.61548
#3	.00344	309.04	.00634	.53347	.61468
Check ?	Chk Pass	Chk Pass	Chk Pass	Chk Pass	Chk Pass
High Limit					
Low Limit					

Sample Name: L80FA Acquired: 11/2/2010 15:16:49 Type: Unk
Method: 6500MET(v1145) Mode: CONC Corr. Factor: 1.000000
User: Acox Custom ID1: Q01102A Custom ID2: ACC Custom ID3: Int. 5852-10
Comment: TestAmerica Pittsburgh ICP Metals Analysis Inst. 6500 ICP

Elem	Cu	Fe	K_	Li	Mg
Line	324.754 {104}2	259.940 {130}	769.896 { 44}	670.784 { 50}	279.079 {121}
IS Ref	(Y_3710)	(Y_3710)	(Y_3710)	(Y_3710)	(Y_3710)
Units	ppm	ppm	ppm	ppm	ppm
Avg	**1.3669**	F **558.47**	**16.005**	**.17650**	**91.431**
Stddev	.0009	3.96	.088	.00061	.229
%RSD	.06877	.70877	.55021	.34317	.25061
#1	1.3672	554.22	16.064	.17585	91.212
#2	1.3658	562.05	16.046	.17705	91.410
#3	1.3676	559.14	15.903	.17660	91.669
Check ?	Chk Pass	Chk Fail	Chk Pass	Chk Pass	Chk Pass
High Limit		500.00			
Low Limit		-.10000			

Elem	Mn	Mo	Na	Ni	Pb
Line	257.610 {131}2	202.030 {467}	589.592 { 57}	231.604 {445}	220.353 {453}
IS Ref	(Y_3710)	(Y_2243)	(Y_3710)	(In2306)	(In2306)
Units	ppm	ppm	ppm	ppm	ppm
Avg	**9.6292**	**.00525**	**1.6656**	**.56621**	**1.2259**
Stddev	.0125	.00016	.0029	.00122	.0021
%RSD	.12952	3.0665	.17376	.21460	.17329
#1	9.6334	.00540	1.6665	.56482	1.2280
#2	9.6390	.00508	1.6680	.56707	1.2258
#3	9.6151	.00526	1.6624	.56675	1.2238
Check ?	Chk Pass	Chk Pass	Chk Pass	Chk Pass	Chk Pass
High Limit					
Low Limit					

Sample Name: L80FA Acquired: 11/2/2010 15:16:49 Type: Unk
Method: 6500MET(v1145) Mode: CONC Corr. Factor: 1.000000
User: Acox Custom ID1: Q01102A Custom ID2: ACC Custom ID3: Int. 5852-10
Comment: TestAmerica Pittsburgh ICP Metals Analysis Inst. 6500 ICP

Elem	Sb	Se	Si	Sn	Sr
Line	206.833 {463}	196.090 {472}	251.611 {134}	189.989 {477}	407.771 { 83}
IS Ref	(Y_2243)	(Y_2243)	(Y_3710)	(Y_2243)	(Y_3710)
Units	ppm	ppm	ppm	ppm	ppm
Avg	**.00780**	**.01435**	**2.9477**	**.10155**	**1.3631**
Stddev	.00090	.00116	.0062	.00065	.0013
%RSD	11.571	8.1100	.21092	.64088	.09316
#1	.00774	.01490	2.9408	.10114	1.3620
#2	.00874	.01515	2.9529	.10230	1.3645
#3	.00694	.01302	2.9493	.10120	1.3627
Check ?	Chk Pass	Chk Pass	Chk Pass	Chk Pass	Chk Pass
High Limit					
Low Limit					

Elem	Ti	Tl	V_	Zn
Line	334.904 {101}	190.856 {477}	292.402 {115}	206.200 {463}
IS Ref	(Y_3710)	(In2306)	(Y_3600)	(Y_2243)
Units	ppm	ppm	ppm	ppm
Avg	F **22.777**	**-.00225**	**1.6055**	**1.0078**
Stddev	.031	.00163	.0025	.0010
%RSD	.13581	72.371	.15541	.09694
#1	22.790	-.00214	1.6084	1.0071
#2	22.742	-.00393	1.6039	1.0074
#3	22.800	-.00068	1.6043	1.0089
Check ?	Chk Fail	Chk Pass	Chk Pass	Chk Pass
High Limit	10.000			
Low Limit	-.05000			

Sample Name: L80FA Acquired: 11/2/2010 15:16:49 Type: Unk
Method: 6500MET(v1145) Mode: CONC Corr. Factor: 1.000000
User: Acox Custom ID1: Q01102A Custom ID2: ACC Custom ID3: Int. 5852-10
Comment: TestAmerica Pittsburgh ICP Metals Analysis Inst. 6500 ICP

Int. Std.	In2306	Y_2243	Y_3600	Y_3710
Line	230.606 {446}	224.306 {450}	360.073 { 94}	371.030 { 91}
Units	Cts/S	Cts/S	Cts/S	Cts/S
Avg	**2565.8**	**6888.7**	**127610.**	**16370.**
Stddev	1.2	10.8	764.	42.
%RSD	.04744	.15614	.59890	.25958
#1	2564.7	6876.9	126730.	16419.
#2	2565.5	6891.0	127980.	16347.
#3	2567.1	6898.1	128110.	16344.

Sample Name: L80FAP 5x Acquired: 11/2/2010 15:21:48 Type: Unk
Method: 6500MET(v1145) Mode: CONC Corr. Factor: 1.000000
User: Acox Custom ID1: Q01102A Custom ID2: ACC Custom ID3: Int. 5852-10
Comment: TestAmerica Pittsburgh ICP Metals Analysis Inst. 6500 ICP

Elem	Ag	Al	As	B_	Ba
Line	328.068 {103}	396.152 { 85}	189.042 {479}	208.959 {461}	455.403 { 74}
IS Ref	(Y_3600)	(Y_3710)	(Y_2243)	(Y_2243)	(Y_3710)
Units	ppm	ppm	ppm	ppm	ppm
Avg	**-.00043**	**54.898**	**.01303**	**.00699**	**.42846**
Stddev	.00012	.093	.00182	.00029	.00093
%RSD	27.932	.17031	13.986	4.2052	.21762
#1	-.00031	54.935	.01302	.00720	.42923
#2	-.00043	54.967	.01122	.00666	.42873
#3	-.00056	54.792	.01486	.00713	.42743
Check ?	Chk Pass	Chk Pass	Chk Pass	Chk Pass	Chk Pass
High Limit					
Low Limit					

Elem	Be	Ca	Cd	Co	Cr
Line	313.042 {108}	317.933 {106}	214.438 {457}	228.616 {447}	267.716 {126}
IS Ref	(Y_3710)	(Y_3710)	(Y_2243)	(In2306)	(Y_3600)
Units	ppm	ppm	ppm	ppm	ppm
Avg	**.00076**	**71.790**	**.00109**	**.10661**	**.14491**
Stddev	.00004	.220	.00004	.00018	.00032
%RSD	4.8542	.30657	3.4331	.16435	.21812
#1	.00075	71.703	.00107	.10671	.14478
#2	.00080	71.627	.00107	.10641	.14467
#3	.00073	72.040	.00114	.10672	.14527
Check ?	Chk Pass	Chk Pass	Chk Pass	Chk Pass	Chk Pass
High Limit					
Low Limit					

Sample Name: L80FAP 5x Acquired: 11/2/2010 15:21:48 Type: Unk
Method: 6500MET(v1145) Mode: CONC Corr. Factor: 1.000000
User: Acox Custom ID1: Q01102A Custom ID2: ACC Custom ID3: Int. 5852-10
Comment: TestAmerica Pittsburgh ICP Metals Analysis Inst. 6500 ICP

Elem	Cu	Fe	K_	Li	Mg
Line	324.754 {104}2	259.940 {130}	769.896 { 44}	670.784 { 50}	279.079 {121}
IS Ref	(Y_3710)	(Y_3710)	(Y_3710)	(Y_3710)	(Y_3710)
Units	ppm	ppm	ppm	ppm	ppm
Avg	**.30036**	**144.08**	**3.4908**	**.03593**	**20.640**
Stddev	.00227	.09	.0510	.00027	.051
%RSD	.75507	.06204	1.4622	.75565	.24826
#1	.29812	143.99	3.4396	.03565	20.667
#2	.30030	144.17	3.4911	.03593	20.671
#3	.30266	144.07	3.5416	.03620	20.581
Check ?	Chk Pass	Chk Pass	Chk Pass	Chk Pass	Chk Pass
High Limit					
Low Limit					

Elem	Mn	Mo	Na	Ni	Pb
Line	257.610 {131}2	202.030 {467}	589.592 { 57}	231.604 {445}	220.353 {453}
IS Ref	(Y_3710)	(Y_2243)	(Y_3710)	(In2306)	(In2306)
Units	ppm	ppm	ppm	ppm	ppm
Avg	**2.2501**	**.00100**	**.35158**	**.11200**	**.24782**
Stddev	.0051	.00007	.00238	.00012	.00063
%RSD	.22742	7.1799	.67715	.10964	.25521
#1	2.2485	.00107	.35167	.11186	.24774
#2	2.2558	.00093	.34915	.11206	.24724
#3	2.2460	.00101	.35391	.11208	.24850
Check ?	Chk Pass	Chk Pass	Chk Pass	Chk Pass	Chk Pass
High Limit					
Low Limit					

Sample Name: L80FAP 5x Acquired: 11/2/2010 15:21:48 Type: Unk
Method: 6500MET(v1145) Mode: CONC Corr. Factor: 1.000000
User: Acox Custom ID1: Q01102A Custom ID2: ACC Custom ID3: Int. 5852-10
Comment: TestAmerica Pittsburgh ICP Metals Analysis Inst. 6500 ICP

Elem	Sb	Se	Si	Sn	Sr
Line	206.833 {463}	196.090 {472}	251.611 {134}	189.989 {477}	407.771 { 83}
IS Ref	(Y_2243)	(Y_2243)	(Y_3710)	(Y_2243)	(Y_3710)
Units	ppm	ppm	ppm	ppm	ppm
Avg	**.00143**	**.00415**	**.65375**	**.02414**	**.30326**
Stddev	.00045	.00250	.00790	.00017	.00077
%RSD	31.176	60.179	1.2084	.71880	.25515
#1	.00092	.00245	.66154	.02396	.30384
#2	.00164	.00298	.65395	.02431	.30357
#3	.00173	.00702	.64575	.02414	.30238
Check ?	Chk Pass	Chk Pass	Chk Pass	Chk Pass	Chk Pass
High Limit					
Low Limit					

Elem	Ti	Tl	V_	Zn
Line	334.904 {101}	190.856 {477}	292.402 {115}	206.200 {463}
IS Ref	(Y_3710)	(In2306)	(Y_3600)	(Y_2243)
Units	ppm	ppm	ppm	ppm
Avg	**5.1823**	**-.00123**	**.37061**	**.24718**
Stddev	.0191	.00049	.00060	.00060
%RSD	.36784	39.878	.16084	.24392
#1	5.1812	-.00067	.37058	.24663
#2	5.1639	-.00144	.37002	.24706
#3	5.2019	-.00159	.37122	.24783
Check ?	Chk Pass	Chk Pass	Chk Pass	Chk Pass
High Limit				
Low Limit				

Sample Name: L80FAP 5x Acquired: 11/2/2010 15:21:48 Type: Unk
Method: 6500MET(v1145) Mode: CONC Corr. Factor: 1.000000
User: Acox Custom ID1: Q01102A Custom ID2: ACC Custom ID3: Int. 5852-10
Comment: TestAmerica Pittsburgh ICP Metals Analysis Inst. 6500 ICP

Int. Std.	In2306	Y_2243	Y_3600	Y_3710
Line	230.606 {446}	224.306 {450}	360.073 { 94}	371.030 { 91}
Units	Cts/S	Cts/S	Cts/S	Cts/S
Avg	**3008.7**	**6638.4**	**122170.**	**15201.**
Stddev	7.7	24.2	376.	32.
%RSD	.25542	.36526	.30811	.21084
#1	3014.7	6650.1	122140.	15210.
#2	3000.1	6610.6	122570.	15165.
#3	3011.4	6654.7	121820.	15227.

Sample Name: L80FAS Acquired: 11/2/2010 15:26:32 Type: Unk
Method: 6500MET(v1145) Mode: CONC Corr. Factor: 1.000000
User: Acox Custom ID1: Q01102A Custom ID2: ACC Custom ID3: Int. 5852-10
Comment: TestAmerica Pittsburgh ICP Metals Analysis Inst. 6500 ICP

Elem	Ag	Al	As	B_	Ba
Line	328.068 {103}	396.152 { 85}	189.042 {479}	208.959 {461}	455.403 { 74}
IS Ref	(Y_3600)	(Y_3710)	(Y_2243)	(Y_2243)	(Y_3710)
Units	ppm	ppm	ppm	ppm	ppm
Avg	**.03960**	**241.11**	**1.5352**	**.80640**	**3.0295**
Stddev	.00026	.42	.0002	.00115	.0064
%RSD	.64641	.17388	.01347	.14309	.21238
#1	.03937	241.04	1.5353	.80702	3.0274
#2	.03955	241.56	1.5349	.80712	3.0367
#3	.03988	240.73	1.5353	.80507	3.0244
Check ?	Chk Pass	Chk Pass	Chk Pass	Chk Pass	Chk Pass
High Limit					
Low Limit					

Elem	Be	Ca	Cd	Co	Cr
Line	313.042 {108}	317.933 {106}	214.438 {457}	228.616 {447}	267.716 {126}
IS Ref	(Y_3710)	(Y_3710)	(Y_2243)	(In2306)	(Y_3600)
Units	ppm	ppm	ppm	ppm	ppm
Avg	**.04159**	**239.03**	**.04202**	**.86732**	**.59745**
Stddev	.00006	.41	.00011	.00121	.00158
%RSD	.15563	.17032	.26290	.13919	.26379
#1	.04164	238.59	.04204	.86593	.59912
#2	.04162	239.38	.04190	.86812	.59599
#3	.04152	239.12	.04211	.86790	.59723
Check ?	Chk Pass	Chk Pass	Chk Pass	Chk Pass	Chk Pass
High Limit					
Low Limit					

Sample Name: L80FAS Acquired: 11/2/2010 15:26:32 Type: Unk
Method: 6500MET(v1145) Mode: CONC Corr. Factor: 1.000000
User: Acox Custom ID1: Q01102A Custom ID2: ACC Custom ID3: Int. 5852-10
Comment: TestAmerica Pittsburgh ICP Metals Analysis Inst. 6500 ICP

Elem	Cu	Fe	K_	Li	Mg
Line	324.754 {104}2	259.940 {130}	769.896 { 44}	670.784 { 50}	279.079 {121}
IS Ref	(Y_3710)	(Y_3710)	(Y_3710)	(Y_3710)	(Y_3710)
Units	ppm	ppm	ppm	ppm	ppm
Avg	**1.3433**	**442.29**	**54.464**	**1.0612**	**109.21**
Stddev	.0034	4.78	.171	.0035	.11
%RSD	.25292	1.0798	.31404	.32774	.10257
#1	1.3471	444.49	54.458	1.0609	109.30
#2	1.3422	445.56	54.638	1.0649	109.09
#3	1.3405	436.81	54.296	1.0579	109.24
Check ?	Chk Pass	Chk Pass	Chk Pass	Chk Pass	Chk Pass
High Limit					
Low Limit					

Elem	Mn	Mo	Na	Ni	Pb
Line	257.610 {131}2	202.030 {467}	589.592 { 57}	231.604 {445}	220.353 {453}
IS Ref	(Y_3710)	(Y_2243)	(Y_3710)	(In2306)	(In2306)
Units	ppm	ppm	ppm	ppm	ppm
Avg	**6.4131**	**.71863**	**45.175**	**.91976**	**1.5837**
Stddev	.0031	.00082	.074	.00144	.0050
%RSD	.04874	.11424	.16308	.15646	.31884
#1	6.4154	.71934	45.219	.91845	1.5779
#2	6.4095	.71881	45.216	.91954	1.5862
#3	6.4144	.71773	45.090	.92130	1.5869
Check ?	Chk Pass	Chk Pass	Chk Pass	Chk Pass	Chk Pass
High Limit					
Low Limit					

Sample Name: L80FAS Acquired: 11/2/2010 15:26:32 Type: Unk
Method: 6500MET(v1145) Mode: CONC Corr. Factor: 1.000000
User: Acox Custom ID1: Q01102A Custom ID2: ACC Custom ID3: Int. 5852-10
Comment: TestAmerica Pittsburgh ICP Metals Analysis Inst. 6500 ICP

Elem	Sb	Se	Si	Sn	Sr
Line	206.833 {463}	196.090 {472}	251.611 {134}	189.989 {477}	407.771 { 83}
IS Ref	(Y_2243)	(Y_2243)	(Y_3710)	(Y_2243)	(Y_3710)
Units	ppm	ppm	ppm	ppm	ppm
Avg	**.18092**	**1.5672**	**7.5523**	**1.4573**	**1.8846**
Stddev	.00245	.0018	.0076	.0019	.0035
%RSD	1.3530	.11308	.10003	.12989	.18363
#1	.18098	1.5652	7.5597	1.4589	1.8837
#2	.17844	1.5677	7.5446	1.4552	1.8884
#3	.18334	1.5686	7.5527	1.4579	1.8817
Check ?	Chk Pass	Chk Pass	Chk Pass	Chk Pass	Chk Pass
High Limit					
Low Limit					

Elem	Ti	Tl	V_	Zn
Line	334.904 {101}	190.856 {477}	292.402 {115}	206.200 {463}
IS Ref	(Y_3710)	(In2306)	(Y_3600)	(Y_2243)
Units	ppm	ppm	ppm	ppm
Avg	F **24.968**	**1.6395**	**1.5572**	**1.2146**
Stddev	.054	.0037	.0025	.0020
%RSD	.21749	.22257	.15969	.16260
#1	25.017	1.6417	1.5589	1.2138
#2	24.977	1.6353	1.5543	1.2131
#3	24.909	1.6415	1.5584	1.2168
Check ?	Chk Fail	Chk Pass	Chk Pass	Chk Pass
High Limit	10.000			
Low Limit	-.05000			

Sample Name: L80FAS Acquired: 11/2/2010 15:26:32 Type: Unk
Method: 6500MET(v1145) Mode: CONC Corr. Factor: 1.000000
User: Acox Custom ID1: Q01102A Custom ID2: ACC Custom ID3: Int. 5852-10
Comment: TestAmerica Pittsburgh ICP Metals Analysis Inst. 6500 ICP

Int. Std.	In2306	Y_2243	Y_3600	Y_3710
Line	230.606 {446}	224.306 {450}	360.073 { 94}	371.030 { 91}
Units	Cts/S	Cts/S	Cts/S	Cts/S
Avg	**2567.6**	**6804.4**	**124780.**	**16040.**
Stddev	4.0	21.4	405.	94.
%RSD	.15694	.31479	.32444	.58310
#1	2564.1	6782.5	124680.	15942.
#2	2566.6	6805.2	125220.	16049.
#3	2572.0	6825.4	124430.	16128.

Sample Name: L80FAD Acquired: 11/2/2010 15:31:18 Type: Unk
Method: 6500MET(v1145) Mode: CONC Corr. Factor: 1.000000
User: Acox Custom ID1: Q01102A Custom ID2: ACC Custom ID3: Int. 5852-10
Comment: TestAmerica Pittsburgh ICP Metals Analysis Inst. 6500 ICP

Elem	Ag	Al	As	B_	Ba
Line	328.068 {103}	396.152 { 85}	189.042 {479}	208.959 {461}	455.403 { 74}
IS Ref	(Y_3600)	(Y_3710)	(Y_2243)	(Y_2243)	(Y_3710)
Units	ppm	ppm	ppm	ppm	ppm
Avg	**.04072**	**261.92**	**1.6124**	**.80675**	**3.6647**
Stddev	.00028	.61	.0089	.00235	.0126
%RSD	.69994	.23172	.54923	.29077	.34373
#1	.04092	261.47	1.6202	.80945	3.6641
#2	.04039	262.61	1.6027	.80563	3.6776
#3	.04084	261.68	1.6142	.80518	3.6525
Check ?	Chk Pass	Chk Pass	Chk Pass	Chk Pass	Chk Pass
High Limit					
Low Limit					

Elem	Be	Ca	Cd	Co	Cr
Line	313.042 {108}	317.933 {106}	214.438 {457}	228.616 {447}	267.716 {126}
IS Ref	(Y_3710)	(Y_3710)	(Y_2243)	(In2306)	(Y_3600)
Units	ppm	ppm	ppm	ppm	ppm
Avg	**.04127**	**455.54**	**.04222**	**.90717**	**.63986**
Stddev	.00020	3.54	.00020	.00270	.00062
%RSD	.48950	.77704	.47323	.29744	.09695
#1	.04106	452.86	.04245	.91027	.64040
#2	.04147	459.55	.04212	.90535	.63918
#3	.04127	454.21	.04210	.90588	.63999
Check ?	Chk Pass	Chk Pass	Chk Pass	Chk Pass	Chk Pass
High Limit					
Low Limit					

Sample Name: L80FAD Acquired: 11/2/2010 15:31:18 Type: Unk
Method: 6500MET(v1145) Mode: CONC Corr. Factor: 1.000000
User: Acox Custom ID1: Q01102A Custom ID2: ACC Custom ID3: Int. 5852-10
Comment: TestAmerica Pittsburgh ICP Metals Analysis Inst. 6500 ICP

Elem	Cu	Fe	K_	Li	Mg
Line	324.754 {104}2	259.940 {130}	769.896 { 44}	670.784 { 50}	279.079 {121}
IS Ref	(Y_3710)	(Y_3710)	(Y_3710)	(Y_3710)	(Y_3710)
Units	ppm	ppm	ppm	ppm	ppm
Avg	**1.5449**	**453.27**	**57.836**	**1.1129**	**127.84**
Stddev	.0079	5.56	.104	.0050	.63
%RSD	.51240	1.2262	.17972	.44792	.49630
#1	1.5431	449.06	57.832	1.1122	127.11
#2	1.5535	451.17	57.943	1.1182	128.17
#3	1.5380	459.57	57.735	1.1083	128.24
Check ?	Chk Pass	Chk Pass	Chk Pass	Chk Pass	Chk Pass
High Limit					
Low Limit					

Elem	Mn	Mo	Na	Ni	Pb
Line	257.610 {131}2	202.030 {467}	589.592 { 57}	231.604 {445}	220.353 {453}
IS Ref	(Y_3710)	(Y_2243)	(Y_3710)	(In2306)	(In2306)
Units	ppm	ppm	ppm	ppm	ppm
Avg	**7.1040**	**.70579**	**46.490**	**.97931**	**5.1928**
Stddev	.0244	.00163	.220	.00174	.0152
%RSD	.34408	.23135	.47356	.17796	.29307
#1	7.0758	.70761	46.396	.98121	5.2079
#2	7.1176	.70445	46.742	.97778	5.1928
#3	7.1186	.70530	46.333	.97893	5.1775
Check ?	Chk Pass	Chk Pass	Chk Pass	Chk Pass	Chk Pass
High Limit					
Low Limit					

Sample Name: L80FAD Acquired: 11/2/2010 15:31:18 Type: Unk
Method: 6500MET(v1145) Mode: CONC Corr. Factor: 1.000000
User: Acox Custom ID1: Q01102A Custom ID2: ACC Custom ID3: Int. 5852-10
Comment: TestAmerica Pittsburgh ICP Metals Analysis Inst. 6500 ICP

Elem	Sb	Se	Si	Sn	Sr
Line	206.833 {463}	196.090 {472}	251.611 {134}	189.989 {477}	407.771 { 83}
IS Ref	(Y_2243)	(Y_2243)	(Y_3710)	(Y_2243)	(Y_3710)
Units	ppm	ppm	ppm	ppm	ppm
Avg	**.39834**	**1.5784**	**6.7771**	**2.6882**	**2.1976**
Stddev	.00043	.0091	.0516	.0026	.0087
%RSD	.10681	.57313	.76123	.09499	.39498
#1	.39802	1.5885	6.7216	2.6898	2.1999
#2	.39882	1.5710	6.7863	2.6896	2.2049
#3	.39817	1.5758	6.8235	2.6853	2.1880
Check ?	Chk Pass	Chk Pass	Chk Pass	Chk Pass	Chk Pass
High Limit					
Low Limit					

Elem	Ti	Tl	V_	Zn
Line	334.904 {101}	190.856 {477}	292.402 {115}	206.200 {463}
IS Ref	(Y_3710)	(In2306)	(Y_3600)	(Y_2243)
Units	ppm	ppm	ppm	ppm
Avg	F **27.266**	**1.6661**	**1.6617**	**1.3004**
Stddev	.136	.0028	.0059	.0022
%RSD	.49856	.16568	.35632	.17269
#1	27.177	1.6690	1.6680	1.3028
#2	27.423	1.6658	1.6609	1.2984
#3	27.199	1.6635	1.6563	1.3001
Check ?	Chk Fail	Chk Pass	Chk Pass	Chk Pass
High Limit	10.000			
Low Limit	-.05000			

Sample Name: L80FAD Acquired: 11/2/2010 15:31:18 Type: Unk
Method: 6500MET(v1145) Mode: CONC Corr. Factor: 1.000000
User: Acox Custom ID1: Q01102A Custom ID2: ACC Custom ID3: Int. 5852-10
Comment: TestAmerica Pittsburgh ICP Metals Analysis Inst. 6500 ICP

Int. Std.	In2306	Y_2243	Y_3600	Y_3710
Line	230.606 {446}	224.306 {450}	360.073 { 94}	371.030 { 91}
Units	Cts/S	Cts/S	Cts/S	Cts/S
Avg	**2443.8**	**6696.6**	**123700.**	**16311.**
Stddev	9.2	19.2	237.	93.
%RSD	.37490	.28631	.19168	.57169
#1	2433.9	6675.0	123480.	16414.
#2	2445.3	6703.2	123660.	16286.
#3	2452.1	6711.6	123950.	16232.

Sample Name: L80F2 Acquired: 11/2/2010 15:36:03 Type: Unk
Method: 6500MET(v1145) Mode: CONC Corr. Factor: 1.000000
User: Acox Custom ID1: Q01102A Custom ID2: ACC Custom ID3: Int. 5852-10
Comment: TestAmerica Pittsburgh ICP Metals Analysis Inst. 6500 ICP

Elem	Ag	Al	As	B_	Ba
Line	328.068 {103}	396.152 { 85}	189.042 {479}	208.959 {461}	455.403 { 74}
IS Ref	(Y_3600)	(Y_3710)	(Y_2243)	(Y_2243)	(Y_3710)
Units	ppm	ppm	ppm	ppm	ppm
Avg	**.00068**	**175.88**	**.06182**	**.03165**	**1.6616**
Stddev	.00044	.45	.00089	.00017	.0053
%RSD	64.496	.25431	1.4367	.53032	.31683
#1	.00035	176.36	.06086	.03167	1.6676
#2	.00118	175.79	.06197	.03181	1.6579
#3	.00051	175.48	.06262	.03148	1.6592
Check ?	Chk Pass	Chk Pass	Chk Pass	Chk Pass	Chk Pass
High Limit					
Low Limit					

Elem	Be	Ca	Cd	Co	Cr
Line	313.042 {108}	317.933 {106}	214.438 {457}	228.616 {447}	267.716 {126}
IS Ref	(Y_3710)	(Y_3710)	(Y_2243)	(In2306)	(Y_3600)
Units	ppm	ppm	ppm	ppm	ppm
Avg	**.00172**	F **906.85**	**.01780**	**.31580**	**.48401**
Stddev	.00006	8.06	.00018	.00045	.00550
%RSD	3.4881	.88906	.98815	.14171	1.1369
#1	.00166	916.10	.01762	.31541	.49015
#2	.00178	903.17	.01781	.31570	.47952
#3	.00171	901.29	.01797	.31629	.48235
Check ?	Chk Pass	Chk Fail	Chk Pass	Chk Pass	Chk Pass
High Limit		600.00			
Low Limit		-5.0000			

Sample Name: L80F2 Acquired: 11/2/2010 15:36:03 Type: Unk
Method: 6500MET(v1145) Mode: CONC Corr. Factor: 1.000000
User: Acox Custom ID1: Q01102A Custom ID2: ACC Custom ID3: Int. 5852-10
Comment: TestAmerica Pittsburgh ICP Metals Analysis Inst. 6500 ICP

Elem	Cu	Fe	K_	Li	Mg
Line	324.754 {104}2	259.940 {130}	769.896 { 44}	670.784 { 50}	279.079 {121}
IS Ref	(Y_3710)	(Y_3710)	(Y_3710)	(Y_3710)	(Y_3710)
Units	ppm	ppm	ppm	ppm	ppm
Avg	**1.6319**	**425.46**	**13.895**	**.14586**	**94.808**
Stddev	.0079	3.71	.055	.00098	.337
%RSD	.48211	.87269	.39220	.67338	.35587
#1	1.6408	429.69	13.946	.14683	95.168
#2	1.6286	423.93	13.902	.14487	94.758
#3	1.6262	422.75	13.838	.14588	94.499
Check ?	Chk Pass	Chk Pass	Chk Pass	Chk Pass	Chk Pass
High Limit					
Low Limit					

Elem	Mn	Mo	Na	Ni	Pb
Line	257.610 {131}2	202.030 {467}	589.592 { 57}	231.604 {445}	220.353 {453}
IS Ref	(Y_3710)	(Y_2243)	(Y_3710)	(In2306)	(In2306)
Units	ppm	ppm	ppm	ppm	ppm
Avg	**5.9522**	**.00452**	**4.0319**	**.66720**	**2.3704**
Stddev	.0125	.00029	.0181	.00328	.0047
%RSD	.20960	6.4429	.44990	.49169	.19883
#1	5.9618	.00457	4.0496	.66421	2.3712
#2	5.9567	.00479	4.0327	.66668	2.3653
#3	5.9381	.00421	4.0133	.67071	2.3746
Check ?	Chk Pass	Chk Pass	Chk Pass	Chk Pass	Chk Pass
High Limit					
Low Limit					

Sample Name: L80F2 Acquired: 11/2/2010 15:36:03 Type: Unk
Method: 6500MET(v1145) Mode: CONC Corr. Factor: 1.000000
User: Acox Custom ID1: Q01102A Custom ID2: ACC Custom ID3: Int. 5852-10
Comment: TestAmerica Pittsburgh ICP Metals Analysis Inst. 6500 ICP

Elem	Sb	Se	Si	Sn	Sr
Line	206.833 {463}	196.090 {472}	251.611 {134}	189.989 {477}	407.771 { 83}
IS Ref	(Y_2243)	(Y_2243)	(Y_3710)	(Y_2243)	(Y_3710)
Units	ppm	ppm	ppm	ppm	ppm
Avg	**.01556**	**.01407**	**3.8784**	**.06649**	**1.6413**
Stddev	.00201	.00194	.0047	.00073	.0059
%RSD	12.893	13.799	.12226	1.0927	.35806
#1	.01440	.01210	3.8798	.06700	1.6481
#2	.01787	.01598	3.8823	.06682	1.6378
#3	.01440	.01413	3.8731	.06566	1.6381
Check ?	Chk Pass	Chk Pass	Chk Pass	Chk Pass	Chk Pass
High Limit					
Low Limit					

Elem	Ti	Tl	V_	Zn
Line	334.904 {101}	190.856 {477}	292.402 {115}	206.200 {463}
IS Ref	(Y_3710)	(In2306)	(Y_3600)	(Y_2243)
Units	ppm	ppm	ppm	ppm
Avg	F **18.108**	**-.00153**	**1.0034**	**2.1397**
Stddev	.074	.00319	.0124	.0062
%RSD	.40808	208.56	1.2398	.29009
#1	18.185	.00181	1.0174	2.1325
#2	18.102	-.00186	.99356	2.1430
#3	18.037	-.00455	.99926	2.1436
Check ?	Chk Fail	Chk Pass	Chk Pass	Chk Pass
High Limit	10.000			
Low Limit	-.05000			

Sample Name: L80F2 Acquired: 11/2/2010 15:36:03 Type: Unk
Method: 6500MET(v1145) Mode: CONC Corr. Factor: 1.000000
User: Acox Custom ID1: Q01102A Custom ID2: ACC Custom ID3: Int. 5852-10
Comment: TestAmerica Pittsburgh ICP Metals Analysis Inst. 6500 ICP

Int. Std.	In2306	Y_2243	Y_3600	Y_3710
Line	230.606 {446}	224.306 {450}	360.073 { 94}	371.030 { 91}
Units	Cts/S	Cts/S	Cts/S	Cts/S
Avg	**2381.3**	**6843.7**	**125300.**	**16457.**
Stddev	4.5	11.4	1273.	107.
%RSD	.18709	.16663	1.0160	.65131
#1	2376.6	6830.7	123860.	16374.
#2	2385.5	6848.6	126270.	16419.
#3	2381.8	6851.8	125770.	16578.

Sample Name: L80F7 Acquired: 11/2/2010 15:40:58 Type: Unk
Method: 6500MET(v1145) Mode: CONC Corr. Factor: 1.000000
User: Acox Custom ID1: Q01102A Custom ID2: ACC Custom ID3: Int. 5852-10
Comment: TestAmerica Pittsburgh ICP Metals Analysis Inst. 6500 ICP

Elem	Ag	Al	As	B_	Ba
Line	328.068 {103}	396.152 { 85}	189.042 {479}	208.959 {461}	455.403 { 74}
IS Ref	(Y_3600)	(Y_3710)	(Y_2243)	(Y_2243)	(Y_3710)
Units	ppm	ppm	ppm	ppm	ppm
Avg	**.00245**	**219.45**	**.08733**	**.06018**	**1.9030**
Stddev	.00035	1.43	.00287	.00076	.0124
%RSD	14.109	.65287	3.2911	1.2606	.64916
#1	.00262	219.31	.08906	.06068	1.9039
#2	.00205	220.95	.08892	.05931	1.9149
#3	.00268	218.09	.08401	.06056	1.8902
Check ?	Chk Pass	Chk Pass	Chk Pass	Chk Pass	Chk Pass
High Limit					
Low Limit					

Elem	Be	Ca	Cd	Co	Cr
Line	313.042 {108}	317.933 {106}	214.438 {457}	228.616 {447}	267.716 {126}
IS Ref	(Y_3710)	(Y_3710)	(Y_2243)	(In2306)	(Y_3600)
Units	ppm	ppm	ppm	ppm	ppm
Avg	**.00814**	F **744.76**	**.01750**	**.48429**	**.50090**
Stddev	.00003	4.15	.00026	.00059	.00175
%RSD	.31903	.55757	1.4694	.12275	.34867
#1	.00816	740.00	.01776	.48393	.50168
#2	.00815	747.65	.01725	.48396	.50213
#3	.00811	746.62	.01748	.48498	.49890
Check ?	Chk Pass	Chk Fail	Chk Pass	Chk Pass	Chk Pass
High Limit		600.00			
Low Limit		-5.0000			

Sample Name: L80F7 Acquired: 11/2/2010 15:40:58 Type: Unk
Method: 6500MET(v1145) Mode: CONC Corr. Factor: 1.000000
User: Acox Custom ID1: Q01102A Custom ID2: ACC Custom ID3: Int. 5852-10
Comment: TestAmerica Pittsburgh ICP Metals Analysis Inst. 6500 ICP

Elem	Cu	Fe	K_	Li	Mg
Line	324.754 {104}2	259.940 {130}	769.896 { 44}	670.784 { 50}	279.079 {121}
IS Ref	(Y_3710)	(Y_3710)	(Y_3710)	(Y_3710)	(Y_3710)
Units	ppm	ppm	ppm	ppm	ppm
Avg	**1.6410**	F **592.38**	**18.135**	**.18146**	**91.905**
Stddev	.0132	4.76	.153	.00072	.520
%RSD	.80134	.80402	.84272	.39753	.56628
#1	1.6431	587.35	18.138	.18146	91.431
#2	1.6529	596.81	18.287	.18218	92.462
#3	1.6269	592.99	17.981	.18074	91.823
Check ?	Chk Pass	Chk Fail	Chk Pass	Chk Pass	Chk Pass
High Limit		500.00			
Low Limit		-.10000			

Elem	Mn	Mo	Na	Ni	Pb
Line	257.610 {131}2	202.030 {467}	589.592 { 57}	231.604 {445}	220.353 {453}
IS Ref	(Y_3710)	(Y_2243)	(Y_3710)	(In2306)	(In2306)
Units	ppm	ppm	ppm	ppm	ppm
Avg	**9.3806**	**.00437**	**12.708**	**.53722**	**2.9190**
Stddev	.0483	.00007	.082	.00168	.0061
%RSD	.51528	1.5345	.64510	.31318	.21036
#1	9.3498	.00436	12.714	.53916	2.9136
#2	9.4363	.00444	12.786	.53609	2.9179
#3	9.3557	.00431	12.623	.53642	2.9257
Check ?	Chk Pass	Chk Pass	Chk Pass	Chk Pass	Chk Pass
High Limit					
Low Limit					

Sample Name: L80F7 Acquired: 11/2/2010 15:40:58 Type: Unk
Method: 6500MET(v1145) Mode: CONC Corr. Factor: 1.000000
User: Acox Custom ID1: Q01102A Custom ID2: ACC Custom ID3: Int. 5852-10
Comment: TestAmerica Pittsburgh ICP Metals Analysis Inst. 6500 ICP

Elem	Sb	Se	Si	Sn	Sr
Line	206.833 {463}	196.090 {472}	251.611 {134}	189.989 {477}	407.771 { 83}
IS Ref	(Y_2243)	(Y_2243)	(Y_3710)	(Y_2243)	(Y_3710)
Units	ppm	ppm	ppm	ppm	ppm
Avg	**.02341**	**.01673**	**5.0328**	**.39746**	**1.8492**
Stddev	.00262	.00299	.0269	.00181	.0132
%RSD	11.213	17.880	.53512	.45540	.71170
#1	.02291	.01329	5.0193	.39668	1.8488
#2	.02106	.01820	5.0638	.39617	1.8625
#3	.02624	.01870	5.0152	.39953	1.8362
Check ?	Chk Pass	Chk Pass	Chk Pass	Chk Pass	Chk Pass
High Limit					
Low Limit					

Elem	Ti	Tl	V_	Zn
Line	334.904 {101}	190.856 {477}	292.402 {115}	206.200 {463}
IS Ref	(Y_3710)	(In2306)	(Y_3600)	(Y_2243)
Units	ppm	ppm	ppm	ppm
Avg	F **12.169**	**.00124**	**1.5353**	**1.8132**
Stddev	.061	.00138	.0033	.0022
%RSD	.50443	111.24	.21310	.12117
#1	12.172	.00282	1.5366	1.8136
#2	12.229	.00037	1.5378	1.8152
#3	12.106	.00052	1.5316	1.8109
Check ?	Chk Fail	Chk Pass	Chk Pass	Chk Pass
High Limit	10.000			
Low Limit	-.05000			

Sample Name: L80F7 Acquired: 11/2/2010 15:40:58 Type: Unk
Method: 6500MET(v1145) Mode: CONC Corr. Factor: 1.000000
User: Acox Custom ID1: Q01102A Custom ID2: ACC Custom ID3: Int. 5852-10
Comment: TestAmerica Pittsburgh ICP Metals Analysis Inst. 6500 ICP

Int. Std.	In2306	Y_2243	Y_3600	Y_3710
Line	230.606 {446}	224.306 {450}	360.073 { 94}	371.030 { 91}
Units	Cts/S	Cts/S	Cts/S	Cts/S
Avg	**2340.5**	**6754.9**	**127150.**	**17221.**
Stddev	3.9	20.5	327.	51.
%RSD	.16673	.30332	.25747	.29818
#1	2337.7	6735.1	126850.	17249.
#2	2345.0	6776.0	127110.	17161.
#3	2339.0	6753.5	127500.	17252.

Sample Name: L80FH Acquired: 11/2/2010 15:45:50 Type: Unk
Method: 6500MET(v1145) Mode: CONC Corr. Factor: 1.000000
User: Acox Custom ID1: Q01102A Custom ID2: ACC Custom ID3: Int. 5852-10
Comment: TestAmerica Pittsburgh ICP Metals Analysis Inst. 6500 ICP

Elem	Ag	Al	As	B_	Ba
Line	328.068 {103}	396.152 { 85}	189.042 {479}	208.959 {461}	455.403 { 74}
IS Ref	(Y_3600)	(Y_3710)	(Y_2243)	(Y_2243)	(Y_3710)
Units	ppm	ppm	ppm	ppm	ppm
Avg	**-.00178**	**303.38**	**.01499**	**.01125**	**1.7237**
Stddev	.00006	3.95	.00266	.00037	.0055
%RSD	3.1457	1.3021	17.742	3.3046	.31953
#1	-.00184	301.40	.01734	.01159	1.7222
#2	-.00179	300.82	.01554	.01130	1.7190
#3	-.00172	307.93	.01210	.01085	1.7297
Check ?	Chk Pass	Chk Pass	Chk Pass	Chk Pass	Chk Pass
High Limit					
Low Limit					

Elem	Be	Ca	Cd	Co	Cr
Line	313.042 {108}	317.933 {106}	214.438 {457}	228.616 {447}	267.716 {126}
IS Ref	(Y_3710)	(Y_3710)	(Y_2243)	(In2306)	(Y_3600)
Units	ppm	ppm	ppm	ppm	ppm
Avg	**-.00291**	**36.386**	**.00432**	**.69468**	**.83181**
Stddev	.00004	.272	.00018	.00277	.00242
%RSD	1.5312	.74763	4.1114	.39805	.29130
#1	-.00286	36.243	.00448	.69765	.82912
#2	-.00291	36.216	.00436	.69421	.83383
#3	-.00295	36.700	.00413	.69218	.83247
Check ?	Chk Pass	Chk Pass	Chk Pass	Chk Pass	Chk Pass
High Limit					
Low Limit					

Sample Name: L80FH Acquired: 11/2/2010 15:45:50 Type: Unk
Method: 6500MET(v1145) Mode: CONC Corr. Factor: 1.000000
User: Acox Custom ID1: Q01102A Custom ID2: ACC Custom ID3: Int. 5852-10
Comment: TestAmerica Pittsburgh ICP Metals Analysis Inst. 6500 ICP

Elem	Cu	Fe	K_	Li	Mg
Line	324.754 {104}2	259.940 {130}	769.896 { 44}	670.784 { 50}	279.079 {121}
IS Ref	(Y_3710)	(Y_3710)	(Y_3710)	(Y_3710)	(Y_3710)
Units	ppm	ppm	ppm	ppm	ppm
Avg	**1.5945**	F **612.95**	**34.054**	**.17598**	**141.05**
Stddev	.0062	4.88	.096	.00100	1.04
%RSD	.38861	.79639	.28220	.56885	.73576
#1	1.5907	610.98	33.994	.17500	140.57
#2	1.5912	609.36	34.002	.17593	140.34
#3	1.6017	618.51	34.164	.17700	142.25
Check ?	Chk Pass	Chk Fail	Chk Pass	Chk Pass	Chk Pass
High Limit		500.00			
Low Limit		-.10000			

Elem	Mn	Mo	Na	Ni	Pb
Line	257.610 {131}2	202.030 {467}	589.592 { 57}	231.604 {445}	220.353 {453}
IS Ref	(Y_3710)	(Y_2243)	(Y_3710)	(In2306)	(In2306)
Units	ppm	ppm	ppm	ppm	ppm
Avg	**8.2914**	**-.00024**	**1.3405**	**.72971**	**1.4991**
Stddev	.0438	.00024	.0062	.00260	.0110
%RSD	.52790	101.19	.46243	.35670	.73317
#1	8.2812	.00003	1.3439	.73269	1.5116
#2	8.2537	-.00043	1.3334	.72860	1.4912
#3	8.3394	-.00031	1.3443	.72786	1.4943
Check ?	Chk Pass	Chk Pass	Chk Pass	Chk Pass	Chk Pass
High Limit					
Low Limit					

Sample Name: L80FH Acquired: 11/2/2010 15:45:50 Type: Unk
Method: 6500MET(v1145) Mode: CONC Corr. Factor: 1.000000
User: Acox Custom ID1: Q01102A Custom ID2: ACC Custom ID3: Int. 5852-10
Comment: TestAmerica Pittsburgh ICP Metals Analysis Inst. 6500 ICP

Elem	Sb	Se	Si	Sn	Sr
Line	206.833 {463}	196.090 {472}	251.611 {134}	189.989 {477}	407.771 { 83}
IS Ref	(Y_2243)	(Y_2243)	(Y_3710)	(Y_2243)	(Y_3710)
Units	ppm	ppm	ppm	ppm	ppm
Avg	**-.00156**	**.00658**	**2.9369**	**-.07071**	**.31861**
Stddev	.00141	.00375	.0243	.00075	.00082
%RSD	90.304	56.937	.82691	1.0651	.25797
#1	-.00077	.00666	2.9158	-.07149	.31802
#2	-.00318	.01028	2.9316	-.06999	.31827
#3	-.00072	.00279	2.9634	-.07064	.31955
Check ?	Chk Pass	Chk Pass	Chk Pass	Chk Pass	Chk Pass
High Limit					
Low Limit					

Elem	Ti	Tl	V_	Zn
Line	334.904 {101}	190.856 {477}	292.402 {115}	206.200 {463}
IS Ref	(Y_3710)	(In2306)	(Y_3600)	(Y_2243)
Units	ppm	ppm	ppm	ppm
Avg	F **39.558**	**-.00827**	**1.9712**	**.83936**
Stddev	.214	.00162	.0063	.00224
%RSD	.54202	19.593	.32097	.26702
#1	39.450	-.00684	1.9645	.84194
#2	39.420	-.00794	1.9771	.83831
#3	39.805	-.01003	1.9721	.83784
Check ?	Chk Fail	Chk Pass	Chk Pass	Chk Pass
High Limit	10.000			
Low Limit	-.05000			

Sample Name: L80FH Acquired: 11/2/2010 15:45:50 Type: Unk
Method: 6500MET(v1145) Mode: CONC Corr. Factor: 1.000000
User: Acox Custom ID1: Q01102A Custom ID2: ACC Custom ID3: Int. 5852-10
Comment: TestAmerica Pittsburgh ICP Metals Analysis Inst. 6500 ICP

Int. Std.	In2306	Y_2243	Y_3600	Y_3710
Line	230.606 {446}	224.306 {450}	360.073 { 94}	371.030 { 91}
Units	Cts/S	Cts/S	Cts/S	Cts/S
Avg	**2655.0**	**7304.2**	**134600.**	**17104.**
Stddev	12.8	33.5	444.	130.
%RSD	.48185	.45818	.32963	.76051
#1	2641.1	7267.5	134790.	17180.
#2	2657.6	7312.0	134090.	17179.
#3	2666.3	7333.1	134910.	16954.

Sample Name: CCV1-6 Acquired: 11/2/2010 15:50:45 Type: QC
Method: 6500MET(v1145) Mode: CONC Corr. Factor: 1.000000
User: Acox Custom ID1: Q01102A Custom ID2: ACC Custom ID3: Int. 5852-10
Comment: TestAmerica Pittsburgh ICP Metals Analysis Inst. 6500 ICP

Elem	Ag	Al	As	B_	Ba
Line	328.068 {103}	396.152 { 85}	189.042 {479}	208.959 {461}	455.403 { 74}
IS Ref	(Y_3600)	(Y_3710)	(Y_2243)	(Y_2243)	(Y_3710)
Units	ppm	ppm	ppm	ppm	ppm
Avg	**1.0058**	**24.601**	**.52763**	**2.0595**	**2.0193**
Stddev	.0048	.042	.00147	.0024	.0018
%RSD	.47540	.17008	.27860	.11720	.08714
#1	1.0114	24.557	.52846	2.0619	2.0197
#2	1.0029	24.640	.52850	2.0571	2.0174
#3	1.0033	24.606	.52594	2.0595	2.0209
Check ?	Chk Pass	Chk Pass	Chk Pass	Chk Pass	Chk Pass
Value					
Range					

Elem	Be	Ca	Cd	Co	Cr
Line	313.042 {108}	317.933 {106}	214.438 {457}	228.616 {447}	267.716 {126}
IS Ref	(Y_3710)	(Y_3710)	(Y_2243)	(In2306)	(Y_3600)
Units	ppm	ppm	ppm	ppm	ppm
Avg	**2.0243**	**52.321**	**.48594**	**2.0810**	**1.9492**
Stddev	.0039	.155	.00096	.0042	.0065
%RSD	.19433	.29667	.19832	.20037	.33329
#1	2.0203	52.185	.48699	2.0857	1.9549
#2	2.0243	52.288	.48574	2.0796	1.9505
#3	2.0282	52.490	.48509	2.0776	1.9421
Check ?	Chk Pass	Chk Pass	Chk Pass	Chk Pass	Chk Pass
Value					
Range					

Sample Name: CCV1-6 Acquired: 11/2/2010 15:50:45 Type: QC
Method: 6500MET(v1145) Mode: CONC Corr. Factor: 1.000000
User: Acox Custom ID1: Q01102A Custom ID2: ACC Custom ID3: Int. 5852-10
Comment: TestAmerica Pittsburgh ICP Metals Analysis Inst. 6500 ICP

Elem	Cu	Fe	K_	Li	Mg
Line	324.754 {104}2	259.940 {130}	769.896 { 44}	670.784 { 50}	279.079 {121}
IS Ref	(Y_3710)	(Y_3710)	(Y_3710)	(Y_3710)	(Y_3710)
Units	ppm	ppm	ppm	ppm	ppm
Avg	**2.0138**	**25.574**	**122.47**	**2.1092**	**50.136**
Stddev	.0073	.049	.18	.0011	.084
%RSD	.36184	.19023	.14597	.05207	.16784
#1	2.0076	25.519	122.40	2.1094	50.118
#2	2.0120	25.592	122.33	2.1079	50.063
#3	2.0218	25.612	122.67	2.1101	50.228
Check ?	Chk Pass	Chk Pass	Chk Pass	Chk Pass	Chk Pass
Value					
Range					

Elem	Mn	Mo	Na	Ni	Pb
Line	257.610 {131}2	202.030 {467}	589.592 { 57}	231.604 {445}	220.353 {453}
IS Ref	(Y_3710)	(Y_2243)	(Y_3710)	(In2306)	(In2306)
Units	ppm	ppm	ppm	ppm	ppm
Avg	**1.9515**	**2.0047**	**129.04**	**2.0327**	**.50813**
Stddev	.0060	.0026	.25	.0059	.00171
%RSD	.30611	.12753	.19403	.29011	.33626
#1	1.9461	2.0077	128.81	2.0395	.50961
#2	1.9579	2.0030	129.00	2.0295	.50852
#3	1.9506	2.0035	129.31	2.0291	.50626
Check ?	Chk Pass	Chk Pass	Chk Pass	Chk Pass	Chk Pass
Value					
Range					

Sample Name: CCV1-6 Acquired: 11/2/2010 15:50:45 Type: QC
Method: 6500MET(v1145) Mode: CONC Corr. Factor: 1.000000
User: Acox Custom ID1: Q01102A Custom ID2: ACC Custom ID3: Int. 5852-10
Comment: TestAmerica Pittsburgh ICP Metals Analysis Inst. 6500 ICP

Elem	Sb	Se	Si	Sn	Sr
Line	206.833 {463}	196.090 {472}	251.611 {134}	189.989 {477}	407.771 { 83}
IS Ref	(Y_2243)	(Y_2243)	(Y_3710)	(Y_2243)	(Y_3710)
Units	ppm	ppm	ppm	ppm	ppm
Avg	**.52768**	**.53254**	**2.0141**	**1.9502**	**2.0738**
Stddev	.00170	.00309	.0131	.0037	.0043
%RSD	.32283	.58012	.64937	.19060	.20759
#1	.52956	.53609	1.9990	1.9545	2.0774
#2	.52624	.53042	2.0223	1.9484	2.0690
#3	.52723	.53112	2.0209	1.9478	2.0749
Check ?	Chk Pass	Chk Pass	Chk Pass	Chk Pass	Chk Pass
Value					
Range					

Elem	Ti	Tl	V_	Zn
Line	334.904 {101}	190.856 {477}	292.402 {115}	206.200 {463}
IS Ref	(Y_3710)	(In2306)	(Y_3600)	(Y_2243)
Units	ppm	ppm	ppm	ppm
Avg	**2.0626**	**.96436**	**2.0390**	**1.9480**
Stddev	.0062	.00356	.0056	.0044
%RSD	.30149	.36915	.27401	.22434
#1	2.0598	.96735	2.0437	1.9531
#2	2.0584	.96042	2.0404	1.9451
#3	2.0698	.96533	2.0328	1.9459
Check ?	Chk Pass	Chk Pass	Chk Pass	Chk Pass
Value				
Range				

Sample Name: CCV1-6 Acquired: 11/2/2010 15:50:45 Type: QC
Method: 6500MET(v1145) Mode: CONC Corr. Factor: 1.000000
User: Acox Custom ID1: Q01102A Custom ID2: ACC Custom ID3: Int. 5852-10
Comment: TestAmerica Pittsburgh ICP Metals Analysis Inst. 6500 ICP

Int. Std.	In2306	Y_2243	Y_3600	Y_3710
Line	230.606 {446}	224.306 {450}	360.073 { 94}	371.030 { 91}
Units	Cts/S	Cts/S	Cts/S	Cts/S
Avg	**2836.0**	**6256.1**	**115010.**	**14790.**
Stddev	5.6	14.1	319.	32.
%RSD	.19693	.22569	.27767	.21567
#1	2829.6	6240.1	114640.	14825.
#2	2838.7	6266.9	115220.	14781.
#3	2839.8	6261.3	115160.	14763.

Sample Name: CCB6 Acquired: 11/2/2010 15:55:20 Type: QC
Method: 6500MET(v1145) Mode: CONC Corr. Factor: 1.000000
User: Acox Custom ID1: Q01102A Custom ID2: ACC Custom ID3: Int. 5852-10
Comment: TestAmerica Pittsburgh ICP Metals Analysis Inst. 6500 ICP

Elem	Ag	Al	As	B_	Ba
Line	328.068 {103}	396.152 { 85}	189.042 {479}	208.959 {461}	455.403 { 74}
IS Ref	(Y_3600)	(Y_3710)	(Y_2243)	(Y_2243)	(Y_3710)
Units	ppm	ppm	ppm	ppm	ppm
Avg	**.00040**	**.04648**	**.00048**	**.00190**	**.00141**
Stddev	.00016	.00639	.00173	.00040	.00014
%RSD	40.528	13.752	358.07	21.047	10.184
#1	.00052	.05224	-.00066	.00180	.00127
#2	.00046	.03960	-.00037	.00234	.00139
#3	.00022	.04759	.00248	.00157	.00156
Check ?	Chk Pass	Chk Pass	Chk Pass	Chk Pass	Chk Pass
High Limit					
Low Limit					

Elem	Be	Ca	Cd	Co	Cr
Line	313.042 {108}	317.933 {106}	214.438 {457}	228.616 {447}	267.716 {126}
IS Ref	(Y_3710)	(Y_3710)	(Y_2243)	(In2306)	(Y_3600)
Units	ppm	ppm	ppm	ppm	ppm
Avg	**.00073**	**.07338**	**.00028**	**.00123**	**.00068**
Stddev	.00006	.00626	.00007	.00031	.00015
%RSD	7.8261	8.5323	25.539	25.036	22.463
#1	.00066	.06659	.00026	.00115	.00051
#2	.00075	.07464	.00036	.00157	.00076
#3	.00077	.07892	.00022	.00097	.00078
Check ?	Chk Pass	Chk Pass	Chk Pass	Chk Pass	Chk Pass
High Limit					
Low Limit					

Sample Name: CCB6 Acquired: 11/2/2010 15:55:20 Type: QC
Method: 6500MET(v1145) Mode: CONC Corr. Factor: 1.000000
User: Acox Custom ID1: Q01102A Custom ID2: ACC Custom ID3: Int. 5852-10
Comment: TestAmerica Pittsburgh ICP Metals Analysis Inst. 6500 ICP

Elem	Cu	Fe	K_	Li	Mg
Line	324.754 {104}2	259.940 {130}	769.896 { 44}	670.784 { 50}	279.079 {121}
IS Ref	(Y_3710)	(Y_3710)	(Y_3710)	(Y_3710)	(Y_3710)
Units	ppm	ppm	ppm	ppm	ppm
Avg	**-.00167**	F **.12451**	**.13122**	**-.00007**	**.03904**
Stddev	.00065	.00522	.03250	.00069	.00988
%RSD	39.011	4.1912	24.770	975.20	25.314
#1	-.00100	.12116	.16866	-.00073	.03142
#2	-.00230	.12184	.11024	-.00012	.05021
#3	-.00170	.13052	.11475	.00065	.03550
Check ?	Chk Pass	Chk Fail	Chk Pass	Chk Pass	Chk Pass
High Limit		.10000			
Low Limit		-.10000			

Elem	Mn	Mo	Na	Ni	Pb
Line	257.610 {131}2	202.030 {467}	589.592 { 57}	231.604 {445}	220.353 {453}
IS Ref	(Y_3710)	(Y_2243)	(Y_3710)	(In2306)	(In2306)
Units	ppm	ppm	ppm	ppm	ppm
Avg	**.00244**	**.00181**	**.05010**	**.00138**	**.00009**
Stddev	.00004	.00032	.00154	.00003	.00015
%RSD	1.4838	17.518	3.0749	2.2318	170.36
#1	.00244	.00201	.05162	.00135	-.00007
#2	.00247	.00197	.04854	.00141	.00010
#3	.00240	.00144	.05014	.00138	.00022
Check ?	Chk Pass	Chk Pass	Chk Pass	Chk Pass	Chk Pass
High Limit					
Low Limit					

Sample Name: CCB6 Acquired: 11/2/2010 15:55:20 Type: QC
Method: 6500MET(v1145) Mode: CONC Corr. Factor: 1.000000
User: Acox Custom ID1: Q01102A Custom ID2: ACC Custom ID3: Int. 5852-10
Comment: TestAmerica Pittsburgh ICP Metals Analysis Inst. 6500 ICP

Elem	Sb	Se	Si	Sn	Sr
Line	206.833 {463}	196.090 {472}	251.611 {134}	189.989 {477}	407.771 { 83}
IS Ref	(Y_2243)	(Y_2243)	(Y_3710)	(Y_2243)	(Y_3710)
Units	ppm	ppm	ppm	ppm	ppm
Avg	**.00065**	**.00109**	**-.00228**	**.00148**	**.00093**
Stddev	.00088	.00078	.00088	.00028	.00004
%RSD	135.31	71.768	38.556	18.875	3.7995
#1	.00067	.00085	-.00167	.00147	.00089
#2	.00153	.00197	-.00328	.00176	.00094
#3	-.00024	.00046	-.00187	.00120	.00096
Check ?	Chk Pass	Chk Pass	Chk Pass	Chk Pass	Chk Pass
High Limit					
Low Limit					

Elem	Ti	Tl	V_	Zn
Line	334.904 {101}	190.856 {477}	292.402 {115}	206.200 {463}
IS Ref	(Y_3710)	(In2306)	(Y_3600)	(Y_2243)
Units	ppm	ppm	ppm	ppm
Avg	**.00525**	**.00039**	**.00089**	**.00161**
Stddev	.00065	.00124	.00018	.00036
%RSD	12.449	316.42	20.660	22.374
#1	.00548	-.00006	.00108	.00145
#2	.00452	.00180	.00071	.00203
#3	.00577	-.00056	.00088	.00136
Check ?	Chk Pass	Chk Pass	Chk Pass	Chk Pass
High Limit				
Low Limit				

Sample Name: CCB6 Acquired: 11/2/2010 15:55:20 Type: QC
Method: 6500MET(v1145) Mode: CONC Corr. Factor: 1.000000
User: Acox Custom ID1: Q01102A Custom ID2: ACC Custom ID3: Int. 5852-10
Comment: TestAmerica Pittsburgh ICP Metals Analysis Inst. 6500 ICP

Int. Std.	In2306	Y_2243	Y_3600	Y_3710
Line	230.606 {446}	224.306 {450}	360.073 { 94}	371.030 { 91}
Units	Cts/S	Cts/S	Cts/S	Cts/S
Avg	**3439.8**	**6656.1**	**124160.**	**14581.**
Stddev	9.7	19.4	231.	88.
%RSD	.28318	.29098	.18569	.60236
#1	3432.6	6648.1	123940.	14504.
#2	3450.9	6678.1	124400.	14562.
#3	3436.0	6641.9	124140.	14676.

Sample Name: L80FL Acquired: 11/2/2010 16:00:14 Type: Unk
Method: 6500MET(v1145) Mode: CONC Corr. Factor: 1.000000
User: Acox Custom ID1: Q01102A Custom ID2: ACC Custom ID3: Int. 5852-10
Comment: TestAmerica Pittsburgh ICP Metals Analysis Inst. 6500 ICP

Elem	Ag	Al	As	B_	Ba
Line	328.068 {103}	396.152 { 85}	189.042 {479}	208.959 {461}	455.403 { 74}
IS Ref	(Y_3600)	(Y_3710)	(Y_2243)	(Y_2243)	(Y_3710)
Units	ppm	ppm	ppm	ppm	ppm
Avg	**-.00051**	**123.32**	**.10843**	**.05807**	**7.5100**
Stddev	.00014	.32	.00394	.00123	.0460
%RSD	27.743	.26152	3.6326	2.1175	.61200
#1	-.00045	123.22	.10663	.05895	7.4744
#2	-.00041	123.68	.10572	.05667	7.5619
#3	-.00067	123.06	.11295	.05860	7.4938
Check ?	Chk Pass	Chk Pass	Chk Pass	Chk Pass	Chk Pass
High Limit					
Low Limit					

Elem	Be	Ca	Cd	Co	Cr
Line	313.042 {108}	317.933 {106}	214.438 {457}	228.616 {447}	267.716 {126}
IS Ref	(Y_3710)	(Y_3710)	(Y_2243)	(In2306)	(Y_3600)
Units	ppm	ppm	ppm	ppm	ppm
Avg	**.00530**	**265.60**	**.00727**	**.36133**	**.20615**
Stddev	.00009	1.62	.00009	.00439	.00093
%RSD	1.7066	.60881	1.2459	1.2148	.44962
#1	.00536	263.90	.00726	.36100	.20698
#2	.00519	265.77	.00719	.35711	.20515
#3	.00534	267.13	.00737	.36587	.20632
Check ?	Chk Pass	Chk Pass	Chk Pass	Chk Pass	Chk Pass
High Limit					
Low Limit					

Sample Name: L80FL Acquired: 11/2/2010 16:00:14 Type: Unk
Method: 6500MET(v1145) Mode: CONC Corr. Factor: 1.000000
User: Acox Custom ID1: Q01102A Custom ID2: ACC Custom ID3: Int. 5852-10
Comment: TestAmerica Pittsburgh ICP Metals Analysis Inst. 6500 ICP

Elem	Cu	Fe	K_	Li	Mg
Line	324.754 {104}2	259.940 {130}	769.896 { 44}	670.784 { 50}	279.079 {121}
IS Ref	(Y_3710)	(Y_3710)	(Y_3710)	(Y_3710)	(Y_3710)
Units	ppm	ppm	ppm	ppm	ppm
Avg	**1.2188**	**358.19**	**14.215**	**.10715**	**68.454**
Stddev	.0053	1.99	.030	.00055	.148
%RSD	.43326	.55642	.21108	.51131	.21611
#1	1.2200	356.10	14.238	.10670	68.345
#2	1.2130	358.42	14.225	.10698	68.394
#3	1.2233	360.06	14.181	.10776	68.622
Check ?	Chk Pass	Chk Pass	Chk Pass	Chk Pass	Chk Pass
High Limit					
Low Limit					

Elem	Mn	Mo	Na	Ni	Pb
Line	257.610 {131}2	202.030 {467}	589.592 { 57}	231.604 {445}	220.353 {453}
IS Ref	(Y_3710)	(Y_2243)	(Y_3710)	(In2306)	(In2306)
Units	ppm	ppm	ppm	ppm	ppm
Avg	F **31.273**	**.00971**	**5.1234**	**.27666**	**2.3999**
Stddev	.084	.00021	.0194	.00388	.0307
%RSD	.26914	2.1702	.37968	1.4014	1.2809
#1	31.235	.00961	5.1374	.27634	2.3941
#2	31.369	.00996	5.1012	.27295	2.3725
#3	31.214	.00958	5.1316	.28069	2.4331
Check ?	Chk Fail	Chk Pass	Chk Pass	Chk Pass	Chk Pass
High Limit	25.000				
Low Limit	-.01500				

Sample Name: L80FL Acquired: 11/2/2010 16:00:14 Type: Unk
Method: 6500MET(v1145) Mode: CONC Corr. Factor: 1.000000
User: Acox Custom ID1: Q01102A Custom ID2: ACC Custom ID3: Int. 5852-10
Comment: TestAmerica Pittsburgh ICP Metals Analysis Inst. 6500 ICP

Elem	Sb	Se	Si	Sn	Sr
Line	206.833 {463}	196.090 {472}	251.611 {134}	189.989 {477}	407.771 { 83}
IS Ref	(Y_2243)	(Y_2243)	(Y_3710)	(Y_2243)	(Y_3710)
Units	ppm	ppm	ppm	ppm	ppm
Avg	**.03720**	**.01266**	**3.5715**	**.20086**	**1.1141**
Stddev	.00035	.00265	.0113	.00247	.0003
%RSD	.94235	20.918	.31739	1.2307	.02260
#1	.03706	.01237	3.5586	.20132	1.1142
#2	.03760	.01017	3.5762	.19820	1.1143
#3	.03694	.01544	3.5798	.20308	1.1138
Check ?	Chk Pass	Chk Pass	Chk Pass	Chk Pass	Chk Pass
High Limit					
Low Limit					

Elem	Ti	Tl	V_	Zn
Line	334.904 {101}	190.856 {477}	292.402 {115}	206.200 {463}
IS Ref	(Y_3710)	(In2306)	(Y_3600)	(Y_2243)
Units	ppm	ppm	ppm	ppm
Avg	F **14.217**	**.01357**	**.46452**	**1.1156**
Stddev	.059	.00016	.00150	.0122
%RSD	.41363	1.1811	.32376	1.0946
#1	14.207	.01374	.46585	1.1149
#2	14.163	.01343	.46289	1.1038
#3	14.280	.01354	.46482	1.1282
Check ?	Chk Fail	Chk Pass	Chk Pass	Chk Pass
High Limit	10.000			
Low Limit	-.05000			

Sample Name: L80FL Acquired: 11/2/2010 16:00:14 Type: Unk
Method: 6500MET(v1145) Mode: CONC Corr. Factor: 1.000000
User: Acox Custom ID1: Q01102A Custom ID2: ACC Custom ID3: Int. 5852-10
Comment: TestAmerica Pittsburgh ICP Metals Analysis Inst. 6500 ICP

Int. Std.	In2306	Y_2243	Y_3600	Y_3710
Line	230.606 {446}	224.306 {450}	360.073 { 94}	371.030 { 91}
Units	Cts/S	Cts/S	Cts/S	Cts/S
Avg	**2611.0**	**6676.3**	**126170.**	**16364.**
Stddev	24.5	50.9	174.	18.
%RSD	.93658	.76166	.13776	.11053
#1	2610.9	6669.0	126020.	16385.
#2	2635.5	6730.3	126360.	16355.
#3	2586.6	6629.4	126140.	16353.

Sample Name: L80FM Acquired: 11/2/2010 16:05:19 Type: Unk
Method: 6500MET(v1145) Mode: CONC Corr. Factor: 1.000000
User: Acox Custom ID1: Q01102A Custom ID2: ACC Custom ID3: Int. 5852-10
Comment: TestAmerica Pittsburgh ICP Metals Analysis Inst. 6500 ICP

Elem	Ag	Al	As	B_	Ba
Line	328.068 {103}	396.152 { 85}	189.042 {479}	208.959 {461}	455.403 { 74}
IS Ref	(Y_3600)	(Y_3710)	(Y_2243)	(Y_2243)	(Y_3710)
Units	ppm	ppm	ppm	ppm	ppm
Avg	**-.00046**	**124.06**	**.08698**	**.05042**	**1.1638**
Stddev	.00040	.17	.00110	.00099	.0010
%RSD	87.279	.13660	1.2661	1.9607	.08452
#1	-.00089	123.88	.08825	.05050	1.1642
#2	-.00036	124.22	.08638	.05137	1.1627
#3	-.00011	124.08	.08630	.04940	1.1645
Check ?	Chk Pass	Chk Pass	Chk Pass	Chk Pass	Chk Pass
High Limit					
Low Limit					

Elem	Be	Ca	Cd	Co	Cr
Line	313.042 {108}	317.933 {106}	214.438 {457}	228.616 {447}	267.716 {126}
IS Ref	(Y_3710)	(Y_3710)	(Y_2243)	(In2306)	(Y_3600)
Units	ppm	ppm	ppm	ppm	ppm
Avg	**.00511**	F **935.46**	**.00565**	**.21075**	**.49945**
Stddev	.00004	4.84	.00017	.00073	.00021
%RSD	.69622	.51775	3.0048	.34734	.04286
#1	.00514	933.22	.00582	.21153	.49954
#2	.00507	941.02	.00548	.21064	.49920
#3	.00513	932.15	.00564	.21008	.49960
Check ?	Chk Pass	Chk Fail	Chk Pass	Chk Pass	Chk Pass
High Limit		600.00			
Low Limit		-5.0000			

Sample Name: L80FM Acquired: 11/2/2010 16:05:19 Type: Unk
Method: 6500MET(v1145) Mode: CONC Corr. Factor: 1.000000
User: Acox Custom ID1: Q01102A Custom ID2: ACC Custom ID3: Int. 5852-10
Comment: TestAmerica Pittsburgh ICP Metals Analysis Inst. 6500 ICP

Elem	Cu	Fe	K_	Li	Mg
Line	324.754 {104}2	259.940 {130}	769.896 { 44}	670.784 { 50}	279.079 {121}
IS Ref	(Y_3710)	(Y_3710)	(Y_3710)	(Y_3710)	(Y_3710)
Units	ppm	ppm	ppm	ppm	ppm
Avg	**1.0964**	**368.62**	**10.583**	**.12984**	**76.753**
Stddev	.0033	2.47	.026	.00048	.212
%RSD	.30169	.66897	.24972	.37003	.27644
#1	1.0927	368.02	10.590	.12932	76.737
#2	1.0990	371.33	10.554	.12992	76.973
#3	1.0975	366.51	10.605	.13027	76.550
Check ?	Chk Pass	Chk Pass	Chk Pass	Chk Pass	Chk Pass
High Limit					
Low Limit					

Elem	Mn	Mo	Na	Ni	Pb
Line	257.610 {131}2	202.030 {467}	589.592 { 57}	231.604 {445}	220.353 {453}
IS Ref	(Y_3710)	(Y_2243)	(Y_3710)	(In2306)	(In2306)
Units	ppm	ppm	ppm	ppm	ppm
Avg	**4.3943**	**.01099**	**2.7069**	**.29858**	**1.6497**
Stddev	.0119	.00025	.0067	.00173	.0028
%RSD	.27038	2.3145	.24733	.58076	.16985
#1	4.3874	.01111	2.7134	.30058	1.6525
#2	4.4081	.01117	2.7000	.29755	1.6495
#3	4.3875	.01070	2.7071	.29760	1.6470
Check ?	Chk Pass	Chk Pass	Chk Pass	Chk Pass	Chk Pass
High Limit					
Low Limit					

Sample Name: L80FM Acquired: 11/2/2010 16:05:19 Type: Unk
Method: 6500MET(v1145) Mode: CONC Corr. Factor: 1.000000
User: Acox Custom ID1: Q01102A Custom ID2: ACC Custom ID3: Int. 5852-10
Comment: TestAmerica Pittsburgh ICP Metals Analysis Inst. 6500 ICP

Elem	Sb	Se	Si	Sn	Sr
Line	206.833 {463}	196.090 {472}	251.611 {134}	189.989 {477}	407.771 { 83}
IS Ref	(Y_2243)	(Y_2243)	(Y_3710)	(Y_2243)	(Y_3710)
Units	ppm	ppm	ppm	ppm	ppm
Avg	**.03124**	**.01643**	**3.9254**	**.13094**	**3.1199**
Stddev	.00099	.00396	.0113	.00070	.0710
%RSD	3.1689	24.095	.28710	.53831	2.2758
#1	.03236	.02099	3.9380	.13174	3.1134
#2	.03047	.01450	3.9218	.13069	3.1939
#3	.03088	.01381	3.9163	.13040	3.0524
Check ?	Chk Pass	Chk Pass	Chk Pass	Chk Pass	Chk Pass
High Limit					
Low Limit					

Elem	Ti	Tl	V_	Zn
Line	334.904 {101}	190.856 {477}	292.402 {115}	206.200 {463}
IS Ref	(Y_3710)	(In2306)	(Y_3600)	(Y_2243)
Units	ppm	ppm	ppm	ppm
Avg	F **12.443**	**-.00032**	**.64187**	**.85235**
Stddev	.024	.00124	.00198	.00136
%RSD	.19174	394.48	.30808	.15977
#1	12.452	-.00120	.64398	.85194
#2	12.416	-.00085	.64159	.85125
#3	12.462	.00111	.64005	.85387
Check ?	Chk Fail	Chk Pass	Chk Pass	Chk Pass
High Limit	10.000			
Low Limit	-.05000			

Sample Name: L80FM Acquired: 11/2/2010 16:05:19 Type: Unk
Method: 6500MET(v1145) Mode: CONC Corr. Factor: 1.000000
User: Acox Custom ID1: Q01102A Custom ID2: ACC Custom ID3: Int. 5852-10
Comment: TestAmerica Pittsburgh ICP Metals Analysis Inst. 6500 ICP

Int. Std.	In2306	Y_2243	Y_3600	Y_3710
Line	230.606 {446}	224.306 {450}	360.073 { 94}	371.030 { 91}
Units	Cts/S	Cts/S	Cts/S	Cts/S
Avg	**2395.8**	**6301.9**	**116950.**	**15360.**
Stddev	8.7	15.4	331.	44.
%RSD	.36231	.24478	.28306	.28938
#1	2387.1	6285.0	116630.	15365.
#2	2395.7	6305.4	116940.	15313.
#3	2404.5	6315.3	117290.	15401.

Sample Name: L80FP Acquired: 11/2/2010 16:10:26 Type: Unk
Method: 6500MET(v1145) Mode: CONC Corr. Factor: 1.000000
User: Acox Custom ID1: Q01102A Custom ID2: ACC Custom ID3: Int. 5852-10
Comment: TestAmerica Pittsburgh ICP Metals Analysis Inst. 6500 ICP

Elem	Ag	Al	As	B_	Ba
Line	328.068 {103}	396.152 { 85}	189.042 {479}	208.959 {461}	455.403 { 74}
IS Ref	(Y_3600)	(Y_3710)	(Y_2243)	(Y_2243)	(Y_3710)
Units	ppm	ppm	ppm	ppm	ppm
Avg	**-.00050**	**96.703**	**.09311**	**.07050**	**1.0679**
Stddev	.00044	.079	.00591	.00053	.0012
%RSD	88.615	.08217	6.3512	.75471	.11035
#1	-.00056	96.769	.09142	.06994	1.0688
#2	-.00003	96.724	.09968	.07055	1.0682
#3	-.00091	96.615	.08823	.07100	1.0666
Check ?	Chk Pass	Chk Pass	Chk Pass	Chk Pass	Chk Pass
High Limit					
Low Limit					

Elem	Be	Ca	Cd	Co	Cr
Line	313.042 {108}	317.933 {106}	214.438 {457}	228.616 {447}	267.716 {126}
IS Ref	(Y_3710)	(Y_3710)	(Y_2243)	(In2306)	(Y_3600)
Units	ppm	ppm	ppm	ppm	ppm
Avg	**.00596**	F **1913.1**	**.00586**	**.18197**	**.78196**
Stddev	.00002	5.8	.00007	.00124	.00477
%RSD	.38097	.30248	1.1425	.68041	.60976
#1	.00594	1917.6	.00581	.18108	.77766
#2	.00595	1906.6	.00593	.18339	.78709
#3	.00598	1915.2	.00582	.18145	.78112
Check ?	Chk Pass	Chk Fail	Chk Pass	Chk Pass	Chk Pass
High Limit		600.00			
Low Limit		-5.0000			

Sample Name: L80FP Acquired: 11/2/2010 16:10:26 Type: Unk
Method: 6500MET(v1145) Mode: CONC Corr. Factor: 1.000000
User: Acox Custom ID1: Q01102A Custom ID2: ACC Custom ID3: Int. 5852-10
Comment: TestAmerica Pittsburgh ICP Metals Analysis Inst. 6500 ICP

Elem	Cu	Fe	K_	Li	Mg
Line	324.754 {104}2	259.940 {130}	769.896 { 44}	670.784 { 50}	279.079 {121}
IS Ref	(Y_3710)	(Y_3710)	(Y_3710)	(Y_3710)	(Y_3710)
Units	ppm	ppm	ppm	ppm	ppm
Avg	**1.0438**	**286.16**	**9.3536**	**.14107**	**81.508**
Stddev	.0053	1.81	.0420	.00059	.260
%RSD	.50628	.63128	.44947	.41829	.31887
#1	1.0460	288.25	9.4014	.14174	81.776
#2	1.0378	285.08	9.3369	.14064	81.491
#3	1.0476	285.16	9.3225	.14082	81.257
Check ?	Chk Pass	Chk Pass	Chk Pass	Chk Pass	Chk Pass
High Limit					
Low Limit					

Elem	Mn	Mo	Na	Ni	Pb
Line	257.610 {131}2	202.030 {467}	589.592 { 57}	231.604 {445}	220.353 {453}
IS Ref	(Y_3710)	(Y_2243)	(Y_3710)	(In2306)	(In2306)
Units	ppm	ppm	ppm	ppm	ppm
Avg	**5.0160**	**.00834**	**2.5625**	**.24039**	**1.6299**
Stddev	.0105	.00003	.0111	.00157	.0062
%RSD	.20976	.34139	.43159	.65176	.37938
#1	5.0281	.00836	2.5736	.24031	1.6276
#2	5.0103	.00831	2.5515	.24200	1.6369
#3	5.0095	.00836	2.5622	.23887	1.6252
Check ?	Chk Pass	Chk Pass	Chk Pass	Chk Pass	Chk Pass
High Limit					
Low Limit					

Sample Name: L80FP Acquired: 11/2/2010 16:10:26 Type: Unk
Method: 6500MET(v1145) Mode: CONC Corr. Factor: 1.000000
User: Acox Custom ID1: Q01102A Custom ID2: ACC Custom ID3: Int. 5852-10
Comment: TestAmerica Pittsburgh ICP Metals Analysis Inst. 6500 ICP

Elem	Sb	Se	Si	Sn	Sr
Line	206.833 {463}	196.090 {472}	251.611 {134}	189.989 {477}	407.771 { 83}
IS Ref	(Y_2243)	(Y_2243)	(Y_3710)	(Y_2243)	(Y_3710)
Units	ppm	ppm	ppm	ppm	ppm
Avg	**.02335**	**.01770**	**4.6064**	**.14216**	**4.5795**
Stddev	.00152	.00407	.0158	.00142	.0183
%RSD	6.5127	22.981	.34310	.99739	.39960
#1	.02269	.01628	4.6219	.14370	4.5977
#2	.02509	.01453	4.5903	.14187	4.5611
#3	.02228	.02228	4.6072	.14090	4.5796
Check ?	Chk Pass	Chk Pass	Chk Pass	Chk Pass	Chk Pass
High Limit					
Low Limit					

Elem	Ti	Tl	V_	Zn
Line	334.904 {101}	190.856 {477}	292.402 {115}	206.200 {463}
IS Ref	(Y_3710)	(In2306)	(Y_3600)	(Y_2243)
Units	ppm	ppm	ppm	ppm
Avg	**9.4342**	**-.00007**	**.46437**	**.76720**
Stddev	.0327	.00132	.00250	.00233
%RSD	.34620	1870.0	.53897	.30341
#1	9.4719	-.00155	.46187	.76833
#2	9.4169	.00097	.46688	.76874
#3	9.4139	.00037	.46437	.76452
Check ?	Chk Pass	Chk Pass	Chk Pass	Chk Pass
High Limit				
Low Limit				

Sample Name: L80FP Acquired: 11/2/2010 16:10:26 Type: Unk
Method: 6500MET(v1145) Mode: CONC Corr. Factor: 1.000000
User: Acox Custom ID1: Q01102A Custom ID2: ACC Custom ID3: Int. 5852-10
Comment: TestAmerica Pittsburgh ICP Metals Analysis Inst. 6500 ICP

Int. Std.	In2306	Y_2243	Y_3600	Y_3710
Line	230.606 {446}	224.306 {450}	360.073 { 94}	371.030 { 91}
Units	Cts/S	Cts/S	Cts/S	Cts/S
Avg	**2140.8**	**5968.9**	**111360.**	**15293.**
Stddev	12.4	27.1	386.	31.
%RSD	.57776	.45354	.34631	.20092
#1	2144.1	5972.3	111760.	15272.
#2	2127.1	5940.3	110990.	15328.
#3	2151.2	5994.1	111330.	15279.

Sample Name: L80G3 Acquired: 11/2/2010 16:15:31 Type: Unk
Method: 6500MET(v1145) Mode: CONC Corr. Factor: 1.000000
User: Acox Custom ID1: Q01102A Custom ID2: ACC Custom ID3: Int. 5852-10
Comment: TestAmerica Pittsburgh ICP Metals Analysis Inst. 6500 ICP

Elem	Ag	Al	As	B_	Ba
Line	328.068 {103}	396.152 { 85}	189.042 {479}	208.959 {461}	455.403 { 74}
IS Ref	(Y_3600)	(Y_3710)	(Y_2243)	(Y_2243)	(Y_3710)
Units	ppm	ppm	ppm	ppm	ppm
Avg	**-.00155**	**307.36**	**.00712**	**-.00581**	**2.6945**
Stddev	.00021	2.92	.00115	.00024	.0048
%RSD	13.673	.95003	16.194	4.1526	.17911
#1	-.00137	309.08	.00816	-.00606	2.6993
#2	-.00150	309.01	.00588	-.00577	2.6946
#3	-.00178	303.99	.00731	-.00558	2.6896
Check ?	Chk Pass	Chk Pass	Chk Pass	Chk Pass	Chk Pass
High Limit					
Low Limit					

Elem	Be	Ca	Cd	Co	Cr
Line	313.042 {108}	317.933 {106}	214.438 {457}	228.616 {447}	267.716 {126}
IS Ref	(Y_3710)	(Y_3710)	(Y_2243)	(In2306)	(Y_3600)
Units	ppm	ppm	ppm	ppm	ppm
Avg	F **-.00451**	**84.113**	**.00492**	**.80163**	**.91177**
Stddev	.00011	.584	.00024	.00098	.00093
%RSD	2.4024	.69473	4.9056	.12205	.10246
#1	-.00457	83.558	.00487	.80154	.91097
#2	-.00457	84.723	.00471	.80070	.91280
#3	-.00438	84.058	.00518	.80265	.91155
Check ?	Chk Fail	Chk Pass	Chk Pass	Chk Pass	Chk Pass
High Limit	5.0000				
Low Limit	-.00400				

Sample Name: L80G3 Acquired: 11/2/2010 16:15:31 Type: Unk
Method: 6500MET(v1145) Mode: CONC Corr. Factor: 1.000000
User: Acox Custom ID1: Q01102A Custom ID2: ACC Custom ID3: Int. 5852-10
Comment: TestAmerica Pittsburgh ICP Metals Analysis Inst. 6500 ICP

Elem	Cu	Fe	K_	Li	Mg
Line	324.754 {104}2	259.940 {130}	769.896 { 44}	670.784 { 50}	279.079 {121}
IS Ref	(Y_3710)	(Y_3710)	(Y_3710)	(Y_3710)	(Y_3710)
Units	ppm	ppm	ppm	ppm	ppm
Avg	**2.2800**	F **627.25**	**4.2394**	**.24117**	**182.54**
Stddev	.0050	6.17	.0129	.00090	.87
%RSD	.21800	.98368	.30498	.37307	.47435
#1	2.2815	627.06	4.2505	.24212	181.75
#2	2.2840	633.50	4.2425	.24108	183.46
#3	2.2744	621.17	4.2252	.24032	182.41
Check ?	Chk Pass	Chk Fail	Chk Pass	Chk Pass	Chk Pass
High Limit		500.00			
Low Limit		-.10000			

Elem	Mn	Mo	Na	Ni	Pb
Line	257.610 {131}2	202.030 {467}	589.592 { 57}	231.604 {445}	220.353 {453}
IS Ref	(Y_3710)	(Y_2243)	(Y_3710)	(In2306)	(In2306)
Units	ppm	ppm	ppm	ppm	ppm
Avg	**11.431**	**-.00694**	**7.3071**	**1.1021**	**.05336**
Stddev	.035	.00016	.0290	.0030	.00206
%RSD	.31030	2.2769	.39652	.27123	3.8556
#1	11.429	-.00692	7.3021	1.0995	.05500
#2	11.467	-.00679	7.3383	1.1014	.05403
#3	11.396	-.00710	7.2810	1.1054	.05105
Check ?	Chk Pass	Chk Pass	Chk Pass	Chk Pass	Chk Pass
High Limit					
Low Limit					

Sample Name: L80G3 Acquired: 11/2/2010 16:15:31 Type: Unk
Method: 6500MET(v1145) Mode: CONC Corr. Factor: 1.000000
User: Acox Custom ID1: Q01102A Custom ID2: ACC Custom ID3: Int. 5852-10
Comment: TestAmerica Pittsburgh ICP Metals Analysis Inst. 6500 ICP

Elem	Sb	Se	Si	Sn	Sr
Line	206.833 {463}	196.090 {472}	251.611 {134}	189.989 {477}	407.771 { 83}
IS Ref	(Y_2243)	(Y_2243)	(Y_3710)	(Y_2243)	(Y_3710)
Units	ppm	ppm	ppm	ppm	ppm
Avg	**.00043**	**.00475**	**2.5168**	**-.09876**	**.24486**
Stddev	.00094	.00262	.0166	.00060	.00043
%RSD	221.35	55.093	.65969	.60530	.17639
#1	-.00064	.00173	2.5001	-.09942	.24536
#2	.00079	.00624	2.5333	-.09827	.24468
#3	.00113	.00628	2.5171	-.09858	.24456
Check ?	Chk Pass	Chk Pass	Chk Pass	Chk Pass	Chk Pass
High Limit					
Low Limit					

Elem	Ti	Tl	V_	Zn
Line	334.904 {101}	190.856 {477}	292.402 {115}	206.200 {463}
IS Ref	(Y_3710)	(In2306)	(Y_3600)	(Y_2243)
Units	ppm	ppm	ppm	ppm
Avg	F **40.763**	**-.00912**	**2.0788**	**.93655**
Stddev	.155	.00142	.0053	.00331
%RSD	.37918	15.551	.25424	.35388
#1	40.636	-.00815	2.0762	.93333
#2	40.935	-.01075	2.0753	.93638
#3	40.718	-.00847	2.0848	.93995
Check ?	Chk Fail	Chk Pass	Chk Pass	Chk Pass
High Limit	10.000			
Low Limit	-.05000			

Sample Name: L80G3 Acquired: 11/2/2010 16:15:31 Type: Unk
Method: 6500MET(v1145) Mode: CONC Corr. Factor: 1.000000
User: Acox Custom ID1: Q01102A Custom ID2: ACC Custom ID3: Int. 5852-10
Comment: TestAmerica Pittsburgh ICP Metals Analysis Inst. 6500 ICP

Int. Std.	In2306	Y_2243	Y_3600	Y_3710
Line	230.606 {446}	224.306 {450}	360.073 { 94}	371.030 { 91}
Units	Cts/S	Cts/S	Cts/S	Cts/S
Avg	**2533.2**	**7795.3**	**145560.**	**18816.**
Stddev	2.3	13.1	405.	108.
%RSD	.09095	.16839	.27813	.57516
#1	2530.6	7785.5	146020.	18899.
#2	2534.6	7790.1	145230.	18694.
#3	2534.5	7810.2	145450.	18856.

Sample Name: L80G4 Acquired: 11/2/2010 16:20:26 Type: Unk
Method: 6500MET(v1145) Mode: CONC Corr. Factor: 1.000000
User: Acox Custom ID1: Q01102A Custom ID2: ACC Custom ID3: Int. 5852-10
Comment: TestAmerica Pittsburgh ICP Metals Analysis Inst. 6500 ICP

Elem	Ag	Al	As	B_	Ba
Line	328.068 {103}	396.152 { 85}	189.042 {479}	208.959 {461}	455.403 { 74}
IS Ref	(Y_3600)	(Y_3710)	(Y_2243)	(Y_2243)	(Y_3710)
Units	ppm	ppm	ppm	ppm	ppm
Avg	**-.00061**	**189.72**	**.15169**	**.03213**	**1.9261**
Stddev	.00013	2.69	.00215	.00043	.0276
%RSD	21.745	1.4155	1.4202	1.3328	1.4317
#1	-.00046	192.81	.14949	.03163	1.9579
#2	-.00069	188.36	.15380	.03237	1.9116
#3	-.00069	187.99	.15177	.03238	1.9087
Check ?	Chk Pass	Chk Pass	Chk Pass	Chk Pass	Chk Pass
High Limit					
Low Limit					

Elem	Be	Ca	Cd	Co	Cr
Line	313.042 {108}	317.933 {106}	214.438 {457}	228.616 {447}	267.716 {126}
IS Ref	(Y_3710)	(Y_3710)	(Y_2243)	(In2306)	(Y_3600)
Units	ppm	ppm	ppm	ppm	ppm
Avg	**.00616**	**67.904**	**.00449**	**.41584**	**.48931**
Stddev	.00016	1.118	.00036	.00055	.00145
%RSD	2.6729	1.6465	7.9913	.13169	.29620
#1	.00630	69.133	.00410	.41533	.49074
#2	.00620	67.633	.00456	.41576	.48784
#3	.00598	66.947	.00481	.41642	.48935
Check ?	Chk Pass	Chk Pass	Chk Pass	Chk Pass	Chk Pass
High Limit					
Low Limit					

Sample Name: L80G4 Acquired: 11/2/2010 16:20:26 Type: Unk
Method: 6500MET(v1145) Mode: CONC Corr. Factor: 1.000000
User: Acox Custom ID1: Q01102A Custom ID2: ACC Custom ID3: Int. 5852-10
Comment: TestAmerica Pittsburgh ICP Metals Analysis Inst. 6500 ICP

Elem	Cu	Fe	K_	Li	Mg
Line	324.754 {104}2	259.940 {130}	769.896 { 44}	670.784 { 50}	279.079 {121}
IS Ref	(Y_3710)	(Y_3710)	(Y_3710)	(Y_3710)	(Y_3710)
Units	ppm	ppm	ppm	ppm	ppm
Avg	**1.0428**	F **501.75**	**16.661**	**.11581**	**58.074**
Stddev	.0169	8.39	.266	.00192	.882
%RSD	1.6215	1.6729	1.5991	1.6576	1.5192
#1	1.0622	510.34	16.968	.11795	59.040
#2	1.0353	501.33	16.516	.11525	57.872
#3	1.0310	493.57	16.498	.11424	57.311
Check ?	Chk Pass	Chk Fail	Chk Pass	Chk Pass	Chk Pass
High Limit		500.00			
Low Limit		-.10000			

Elem	Mn	Mo	Na	Ni	Pb
Line	257.610 {131}2	202.030 {467}	589.592 { 57}	231.604 {445}	220.353 {453}
IS Ref	(Y_3710)	(Y_2243)	(Y_3710)	(In2306)	(In2306)
Units	ppm	ppm	ppm	ppm	ppm
Avg	**7.8442**	**.00394**	**8.2967**	**.39481**	**.98814**
Stddev	.1167	.00011	.1090	.00308	.00253
%RSD	1.4876	2.8537	1.3137	.78040	.25578
#1	7.9759	.00407	8.4205	.39151	.98859
#2	7.8029	.00387	8.2543	.39530	.98541
#3	7.7538	.00389	8.2153	.39761	.99041
Check ?	Chk Pass	Chk Pass	Chk Pass	Chk Pass	Chk Pass
High Limit					
Low Limit					

Sample Name: L80G4 Acquired: 11/2/2010 16:20:26 Type: Unk
Method: 6500MET(v1145) Mode: CONC Corr. Factor: 1.000000
User: Acox Custom ID1: Q01102A Custom ID2: ACC Custom ID3: Int. 5852-10
Comment: TestAmerica Pittsburgh ICP Metals Analysis Inst. 6500 ICP

Elem	Sb	Se	Si	Sn	Sr
Line	206.833 {463}	196.090 {472}	251.611 {134}	189.989 {477}	407.771 { 83}
IS Ref	(Y_2243)	(Y_2243)	(Y_3710)	(Y_2243)	(Y_3710)
Units	ppm	ppm	ppm	ppm	ppm
Avg	**.00153**	**.02581**	**3.9885**	**.00546**	**.57413**
Stddev	.00098	.00345	.0588	.00111	.00787
%RSD	63.800	13.369	1.4740	20.269	1.3709
#1	.00242	.02212	4.0536	.00597	.58320
#2	.00171	.02635	3.9727	.00419	.57007
#3	.00048	.02896	3.9393	.00621	.56912
Check ?	Chk Pass	Chk Pass	Chk Pass	Chk Pass	Chk Pass
High Limit					
Low Limit					

Elem	Ti	Tl	V_	Zn
Line	334.904 {101}	190.856 {477}	292.402 {115}	206.200 {463}
IS Ref	(Y_3710)	(In2306)	(Y_3600)	(Y_2243)
Units	ppm	ppm	ppm	ppm
Avg	F **18.317**	**.00050**	**1.3075**	**1.1791**
Stddev	.276	.00155	.0040	.0032
%RSD	1.5070	311.68	.30649	.26865
#1	18.629	.00205	1.3121	1.1756
#2	18.218	.00049	1.3044	1.1797
#3	18.105	-.00105	1.3061	1.1818
Check ?	Chk Fail	Chk Pass	Chk Pass	Chk Pass
High Limit	10.000			
Low Limit	-.05000			

Sample Name: L80G4 Acquired: 11/2/2010 16:20:26 Type: Unk
Method: 6500MET(v1145) Mode: CONC Corr. Factor: 1.000000
User: Acox Custom ID1: Q01102A Custom ID2: ACC Custom ID3: Int. 5852-10
Comment: TestAmerica Pittsburgh ICP Metals Analysis Inst. 6500 ICP

Int. Std.	In2306	Y_2243	Y_3600	Y_3710
Line	230.606 {446}	224.306 {450}	360.073 { 94}	371.030 { 91}
Units	Cts/S	Cts/S	Cts/S	Cts/S
Avg	**2730.7**	**6888.1**	**129400.**	**16808.**
Stddev	8.2	18.3	134.	259.
%RSD	.30178	.26539	.10355	1.5418
#1	2735.2	6898.5	129310.	16529.
#2	2735.8	6898.7	129560.	16854.
#3	2721.2	6866.9	129350.	17041.

Sample Name: L80GC Acquired: 11/2/2010 16:25:15 Type: Unk
Method: 6500MET(v1145) Mode: CONC Corr. Factor: 1.000000
User: Acox Custom ID1: Q01102A Custom ID2: ACC Custom ID3: Int. 5852-10
Comment: TestAmerica Pittsburgh ICP Metals Analysis Inst. 6500 ICP

Elem	Ag	Al	As	B_	Ba
Line	328.068 {103}	396.152 { 85}	189.042 {479}	208.959 {461}	455.403 { 74}
IS Ref	(Y_3600)	(Y_3710)	(Y_2243)	(Y_2243)	(Y_3710)
Units	ppm	ppm	ppm	ppm	ppm
Avg	**-.00163**	**202.49**	**.04517**	**.02068**	**1.4697**
Stddev	.00026	.17	.00138	.00062	.0010
%RSD	15.821	.08370	3.0458	3.0080	.06887
#1	-.00144	202.62	.04676	.02071	1.4708
#2	-.00151	202.55	.04440	.02005	1.4689
#3	-.00192	202.30	.04435	.02129	1.4694
Check ?	Chk Pass	Chk Pass	Chk Pass	Chk Pass	Chk Pass
High Limit					
Low Limit					

Elem	Be	Ca	Cd	Co	Cr
Line	313.042 {108}	317.933 {106}	214.438 {457}	228.616 {447}	267.716 {126}
IS Ref	(Y_3710)	(Y_3710)	(Y_2243)	(In2306)	(Y_3600)
Units	ppm	ppm	ppm	ppm	ppm
Avg	**.00226**	**427.25**	**.00431**	**.35433**	**.35178**
Stddev	.00002	2.22	.00015	.00070	.00055
%RSD	.91098	.52035	3.5423	.19702	.15695
#1	.00226	424.83	.00446	.35468	.35241
#2	.00227	427.73	.00416	.35478	.35137
#3	.00223	429.20	.00430	.35352	.35156
Check ?	Chk Pass	Chk Pass	Chk Pass	Chk Pass	Chk Pass
High Limit					
Low Limit					

Sample Name: L80GC Acquired: 11/2/2010 16:25:15 Type: Unk
Method: 6500MET(v1145) Mode: CONC Corr. Factor: 1.000000
User: Acox Custom ID1: Q01102A Custom ID2: ACC Custom ID3: Int. 5852-10
Comment: TestAmerica Pittsburgh ICP Metals Analysis Inst. 6500 ICP

Elem	Cu	Fe	K_	Li	Mg
Line	324.754 {104}2	259.940 {130}	769.896 { 44}	670.784 { 50}	279.079 {121}
IS Ref	(Y_3710)	(Y_3710)	(Y_3710)	(Y_3710)	(Y_3710)
Units	ppm	ppm	ppm	ppm	ppm
Avg	**.93245**	**358.91**	**20.266**	**.13251**	**73.623**
Stddev	.00355	1.75	.027	.00027	.145
%RSD	.38060	.48824	.13536	.20355	.19671
#1	.93599	356.91	20.244	.13280	73.482
#2	.92889	360.16	20.258	.13227	73.772
#3	.93246	359.66	20.297	.13244	73.614
Check ?	Chk Pass	Chk Pass	Chk Pass	Chk Pass	Chk Pass
High Limit					
Low Limit					

Elem	Mn	Mo	Na	Ni	Pb
Line	257.610 {131}2	202.030 {467}	589.592 { 57}	231.604 {445}	220.353 {453}
IS Ref	(Y_3710)	(Y_2243)	(Y_3710)	(In2306)	(In2306)
Units	ppm	ppm	ppm	ppm	ppm
Avg	**5.3382**	**.00146**	**12.030**	**.45604**	**.96668**
Stddev	.0132	.00002	.026	.00005	.00087
%RSD	.24735	1.2229	.22027	.01103	.08962
#1	5.3327	.00145	12.042	.45602	.96604
#2	5.3533	.00148	12.000	.45609	.96767
#3	5.3287	.00147	12.049	.45600	.96633
Check ?	Chk Pass	Chk Pass	Chk Pass	Chk Pass	Chk Pass
High Limit					
Low Limit					

Sample Name: L80GC Acquired: 11/2/2010 16:25:15 Type: Unk
Method: 6500MET(v1145) Mode: CONC Corr. Factor: 1.000000
User: Acox Custom ID1: Q01102A Custom ID2: ACC Custom ID3: Int. 5852-10
Comment: TestAmerica Pittsburgh ICP Metals Analysis Inst. 6500 ICP

Elem	Sb	Se	Si	Sn	Sr
Line	206.833 {463}	196.090 {472}	251.611 {134}	189.989 {477}	407.771 { 83}
IS Ref	(Y_2243)	(Y_2243)	(Y_3710)	(Y_2243)	(Y_3710)
Units	ppm	ppm	ppm	ppm	ppm
Avg	**.00149**	**.00435**	**4.0271**	**-.00260**	**1.1867**
Stddev	.00031	.00281	.0140	.00079	.0005
%RSD	21.024	64.490	.34776	30.418	.04316
#1	.00160	.00220	4.0433	-.00240	1.1872
#2	.00114	.00753	4.0180	-.00193	1.1862
#3	.00174	.00333	4.0202	-.00348	1.1868
Check ?	Chk Pass	Chk Pass	Chk Pass	Chk Pass	Chk Pass
High Limit					
Low Limit					

Elem	Ti	Tl	V_	Zn
Line	334.904 {101}	190.856 {477}	292.402 {115}	206.200 {463}
IS Ref	(Y_3710)	(In2306)	(Y_3600)	(Y_2243)
Units	ppm	ppm	ppm	ppm
Avg	F **17.863**	**-.00258**	**.89333**	**.75751**
Stddev	.029	.00110	.00286	.00280
%RSD	.16465	42.531	.32031	.36982
#1	17.851	-.00381	.89608	.75650
#2	17.842	-.00169	.89354	.76068
#3	17.897	-.00225	.89037	.75536
Check ?	Chk Fail	Chk Pass	Chk Pass	Chk Pass
High Limit	10.000			
Low Limit	-.05000			

Sample Name: L80GC Acquired: 11/2/2010 16:25:15 Type: Unk
Method: 6500MET(v1145) Mode: CONC Corr. Factor: 1.000000
User: Acox Custom ID1: Q01102A Custom ID2: ACC Custom ID3: Int. 5852-10
Comment: TestAmerica Pittsburgh ICP Metals Analysis Inst. 6500 ICP

Int. Std.	In2306	Y_2243	Y_3600	Y_3710
Line	230.606 {446}	224.306 {450}	360.073 { 94}	371.030 { 91}
Units	Cts/S	Cts/S	Cts/S	Cts/S
Avg	**2465.5**	**7901.3**	**146120.**	**19004.**
Stddev	7.2	23.2	150.	43.
%RSD	.29225	.29406	.10249	.22371
#1	2457.2	7874.5	145970.	19053.
#2	2468.9	7913.3	146120.	18977.
#3	2470.3	7916.0	146270.	18983.

Sample Name: L80GE Acquired: 11/2/2010 16:30:12 Type: Unk
Method: 6500MET(v1145) Mode: CONC Corr. Factor: 1.000000
User: Acox Custom ID1: Q01102A Custom ID2: ACC Custom ID3: Int. 5852-10
Comment: TestAmerica Pittsburgh ICP Metals Analysis Inst. 6500 ICP

Elem	Ag	Al	As	B_	Ba
Line	328.068 {103}	396.152 { 85}	189.042 {479}	208.959 {461}	455.403 { 74}
IS Ref	(Y_3600)	(Y_3710)	(Y_2243)	(Y_2243)	(Y_3710)
Units	ppm	ppm	ppm	ppm	ppm
Avg	**-.00197**	**278.42**	**.02166**	**.00903**	**1.9093**
Stddev	.00018	1.29	.00172	.00050	.0032
%RSD	8.9247	.46356	7.9507	5.4880	.16840
#1	-.00185	279.90	.02144	.00941	1.9122
#2	-.00217	277.83	.02006	.00847	1.9100
#3	-.00189	277.53	.02348	.00922	1.9058
Check ?	Chk Pass	Chk Pass	Chk Pass	Chk Pass	Chk Pass
High Limit					
Low Limit					

Elem	Be	Ca	Cd	Co	Cr
Line	313.042 {108}	317.933 {106}	214.438 {457}	228.616 {447}	267.716 {126}
IS Ref	(Y_3710)	(Y_3710)	(Y_2243)	(In2306)	(Y_3600)
Units	ppm	ppm	ppm	ppm	ppm
Avg	F **-.00655**	**172.85**	**.00376**	**.58045**	**.68823**
Stddev	.00008	.86	.00016	.00056	.00121
%RSD	1.2869	.50024	4.3832	.09733	.17627
#1	-.00664	172.80	.00362	.58096	.68958
#2	-.00654	173.74	.00372	.58055	.68789
#3	-.00647	172.01	.00394	.57984	.68723
Check ?	Chk Fail	Chk Pass	Chk Pass	Chk Pass	Chk Pass
High Limit	5.0000				
Low Limit	-.00400				

Sample Name: L80GE Acquired: 11/2/2010 16:30:12 Type: Unk
Method: 6500MET(v1145) Mode: CONC Corr. Factor: 1.000000
User: Acox Custom ID1: Q01102A Custom ID2: ACC Custom ID3: Int. 5852-10
Comment: TestAmerica Pittsburgh ICP Metals Analysis Inst. 6500 ICP

Elem	Cu	Fe	K_	Li	Mg
Line	324.754 {104}2	259.940 {130}	769.896 { 44}	670.784 { 50}	279.079 {121}
IS Ref	(Y_3710)	(Y_3710)	(Y_3710)	(Y_3710)	(Y_3710)
Units	ppm	ppm	ppm	ppm	ppm
Avg	**1.2708**	F **511.00**	**11.654**	**.15214**	**121.55**
Stddev	.0061	5.19	.082	.00056	.44
%RSD	.47713	1.0154	.70368	.36971	.36322
#1	1.2764	510.24	11.600	.15275	121.39
#2	1.2717	516.52	11.748	.15164	122.05
#3	1.2644	506.23	11.613	.15201	121.21
Check ?	Chk Pass	Chk Fail	Chk Pass	Chk Pass	Chk Pass
High Limit		500.00			
Low Limit		-.10000			

Elem	Mn	Mo	Na	Ni	Pb
Line	257.610 {131}2	202.030 {467}	589.592 { 57}	231.604 {445}	220.353 {453}
IS Ref	(Y_3710)	(Y_2243)	(Y_3710)	(In2306)	(In2306)
Units	ppm	ppm	ppm	ppm	ppm
Avg	**10.697**	**-.00117**	**7.7920**	**.64824**	**.17777**
Stddev	.009	.00027	.0411	.00273	.00253
%RSD	.08778	23.040	.52775	.42159	1.4210
#1	10.704	-.00147	7.8286	.65101	.17560
#2	10.702	-.00112	7.7997	.64815	.17715
#3	10.687	-.00093	7.7475	.64554	.18054
Check ?	Chk Pass	Chk Pass	Chk Pass	Chk Pass	Chk Pass
High Limit					
Low Limit					

Sample Name: L80GE Acquired: 11/2/2010 16:30:12 Type: Unk
Method: 6500MET(v1145) Mode: CONC Corr. Factor: 1.000000
User: Acox Custom ID1: Q01102A Custom ID2: ACC Custom ID3: Int. 5852-10
Comment: TestAmerica Pittsburgh ICP Metals Analysis Inst. 6500 ICP

Elem	Sb	Se	Si	Sn	Sr
Line	206.833 {463}	196.090 {472}	251.611 {134}	189.989 {477}	407.771 { 83}
IS Ref	(Y_2243)	(Y_2243)	(Y_3710)	(Y_2243)	(Y_3710)
Units	ppm	ppm	ppm	ppm	ppm
Avg	**-.00231**	**.00714**	**3.4427**	F **-.10254**	**.70381**
Stddev	.00087	.00257	.0025	.00019	.00064
%RSD	37.375	36.080	.07269	.18358	.09036
#1	-.00132	.01011	3.4401	-.10263	.70416
#2	-.00282	.00564	3.4431	-.10233	.70419
#3	-.00281	.00566	3.4450	-.10267	.70307
Check ?	Chk Pass	Chk Pass	Chk Pass	Chk Fail	Chk Pass
High Limit				10.000	
Low Limit				-.10000	

Elem	Ti	Tl	V_	Zn
Line	334.904 {101}	190.856 {477}	292.402 {115}	206.200 {463}
IS Ref	(Y_3710)	(In2306)	(Y_3600)	(Y_2243)
Units	ppm	ppm	ppm	ppm
Avg	F **43.620**	F **-.01195**	**1.5035**	**.69979**
Stddev	.169	.00325	.0034	.00163
%RSD	.38811	27.240	.22833	.23295
#1	43.671	-.00857	1.5073	.70086
#2	43.758	-.01221	1.5024	.70060
#3	43.431	-.01506	1.5007	.69791
Check ?	Chk Fail	Chk Fail	Chk Pass	Chk Pass
High Limit	10.000	5.0000		
Low Limit	-.05000	-.01000		

Sample Name: L80GE Acquired: 11/2/2010 16:30:12 Type: Unk
Method: 6500MET(v1145) Mode: CONC Corr. Factor: 1.000000
User: Acox Custom ID1: Q01102A Custom ID2: ACC Custom ID3: Int. 5852-10
Comment: TestAmerica Pittsburgh ICP Metals Analysis Inst. 6500 ICP

Int. Std.	In2306	Y_2243	Y_3600	Y_3710
Line	230.606 {446}	224.306 {450}	360.073 { 94}	371.030 { 91}
Units	Cts/S	Cts/S	Cts/S	Cts/S
Avg	**2538.9**	**6810.2**	**127390.**	**16712.**
Stddev	2.9	4.3	428.	75.
%RSD	.11521	.06330	.33630	.44666
#1	2536.9	6809.9	126940.	16728.
#2	2542.3	6814.7	127460.	16630.
#3	2537.6	6806.1	127790.	16777.

Sample Name: L80GG Acquired: 11/2/2010 16:35:04 Type: Unk
Method: 6500MET(v1145) Mode: CONC Corr. Factor: 1.000000
User: Acox Custom ID1: Q01102A Custom ID2: ACC Custom ID3: Int. 5852-10
Comment: TestAmerica Pittsburgh ICP Metals Analysis Inst. 6500 ICP

Elem	Ag	Al	As	B_	Ba
Line	328.068 {103}	396.152 { 85}	189.042 {479}	208.959 {461}	455.403 { 74}
IS Ref	(Y_3600)	(Y_3710)	(Y_2243)	(Y_2243)	(Y_3710)
Units	ppm	ppm	ppm	ppm	ppm
Avg	**-.00078**	**276.77**	**.01880**	**.00466**	**1.5134**
Stddev	.00027	.17	.00371	.00026	.0019
%RSD	34.859	.06043	19.710	5.5971	.12879
#1	-.00054	276.81	.02072	.00436	1.5156
#2	-.00072	276.91	.02115	.00483	1.5126
#3	-.00107	276.58	.01453	.00479	1.5119
Check ?	Chk Pass	Chk Pass	Chk Pass	Chk Pass	Chk Pass
High Limit					
Low Limit					

Elem	Be	Ca	Cd	Co	Cr
Line	313.042 {108}	317.933 {106}	214.438 {457}	228.616 {447}	267.716 {126}
IS Ref	(Y_3710)	(Y_3710)	(Y_2243)	(In2306)	(Y_3600)
Units	ppm	ppm	ppm	ppm	ppm
Avg	**.00055**	**75.179**	**.00327**	**.43363**	**.62065**
Stddev	.00007	.424	.00022	.00037	.00190
%RSD	13.317	.56417	6.7679	.08474	.30658
#1	.00046	74.696	.00352	.43404	.61940
#2	.00058	75.350	.00321	.43352	.62284
#3	.00060	75.490	.00309	.43334	.61972
Check ?	Chk Pass	Chk Pass	Chk Pass	Chk Pass	Chk Pass
High Limit					
Low Limit					

Sample Name: L80GG Acquired: 11/2/2010 16:35:04 Type: Unk
Method: 6500MET(v1145) Mode: CONC Corr. Factor: 1.000000
User: Acox Custom ID1: Q01102A Custom ID2: ACC Custom ID3: Int. 5852-10
Comment: TestAmerica Pittsburgh ICP Metals Analysis Inst. 6500 ICP

Elem	Cu	Fe	K_	Li	Mg
Line	324.754 {104}2	259.940 {130}	769.896 { 44}	670.784 { 50}	279.079 {121}
IS Ref	(Y_3710)	(Y_3710)	(Y_3710)	(Y_3710)	(Y_3710)
Units	ppm	ppm	ppm	ppm	ppm
Avg	**1.3199**	F **550.67**	**13.671**	**.20898**	**99.983**
Stddev	.0053	5.05	.028	.00031	.475
%RSD	.40469	.91719	.20736	.14662	.47509
#1	1.3248	544.86	13.667	.20863	99.457
#2	1.3142	553.16	13.701	.20919	100.11
#3	1.3207	554.00	13.645	.20913	100.38
Check ?	Chk Pass	Chk Fail	Chk Pass	Chk Pass	Chk Pass
High Limit		500.00			
Low Limit		-.10000			

Elem	Mn	Mo	Na	Ni	Pb
Line	257.610 {131}2	202.030 {467}	589.592 { 57}	231.604 {445}	220.353 {453}
IS Ref	(Y_3710)	(Y_2243)	(Y_3710)	(In2306)	(In2306)
Units	ppm	ppm	ppm	ppm	ppm
Avg	**7.0975**	**-.00379**	**9.0218**	**.66825**	**.20915**
Stddev	.0185	.00026	.0118	.00204	.00124
%RSD	.26114	6.9165	.13089	.30473	.59315
#1	7.0768	-.00349	9.0184	.66639	.21058
#2	7.1125	-.00390	9.0349	.67043	.20846
#3	7.1032	-.00397	9.0120	.66792	.20840
Check ?	Chk Pass	Chk Pass	Chk Pass	Chk Pass	Chk Pass
High Limit					
Low Limit					

Sample Name: L80GG Acquired: 11/2/2010 16:35:04 Type: Unk
Method: 6500MET(v1145) Mode: CONC Corr. Factor: 1.000000
User: Acox Custom ID1: Q01102A Custom ID2: ACC Custom ID3: Int. 5852-10
Comment: TestAmerica Pittsburgh ICP Metals Analysis Inst. 6500 ICP

Elem	Sb	Se	Si	Sn	Sr
Line	206.833 {463}	196.090 {472}	251.611 {134}	189.989 {477}	407.771 { 83}
IS Ref	(Y_2243)	(Y_2243)	(Y_3710)	(Y_2243)	(Y_3710)
Units	ppm	ppm	ppm	ppm	ppm
Avg	**-.00167**	**.00416**	**4.3101**	**-.04473**	**.30134**
Stddev	.00144	.00448	.0069	.00112	.00029
%RSD	86.558	107.51	.15945	2.5097	.09635
#1	-.00021	.00822	4.3074	-.04420	.30166
#2	-.00309	-.00064	4.3049	-.04602	.30111
#3	-.00170	.00490	4.3179	-.04397	.30123
Check ?	Chk Pass	Chk Pass	Chk Pass	Chk Pass	Chk Pass
High Limit					
Low Limit					

Elem	Ti	Tl	V_	Zn
Line	334.904 {101}	190.856 {477}	292.402 {115}	206.200 {463}
IS Ref	(Y_3710)	(In2306)	(Y_3600)	(Y_2243)
Units	ppm	ppm	ppm	ppm
Avg	F **24.842**	**-.00469**	**1.7197**	**.60987**
Stddev	.036	.00166	.0003	.00026
%RSD	.14354	35.331	.01765	.04224
#1	24.808	-.00473	1.7197	.61000
#2	24.879	-.00633	1.7201	.60958
#3	24.838	-.00301	1.7195	.61004
Check ?	Chk Fail	Chk Pass	Chk Pass	Chk Pass
High Limit	10.000			
Low Limit	-.05000			

Sample Name: L80GG Acquired: 11/2/2010 16:35:04 Type: Unk
Method: 6500MET(v1145) Mode: CONC Corr. Factor: 1.000000
User: Acox Custom ID1: Q01102A Custom ID2: ACC Custom ID3: Int. 5852-10
Comment: TestAmerica Pittsburgh ICP Metals Analysis Inst. 6500 ICP

Int. Std.	In2306	Y_2243	Y_3600	Y_3710
Line	230.606 {446}	224.306 {450}	360.073 { 94}	371.030 { 91}
Units	Cts/S	Cts/S	Cts/S	Cts/S
Avg	**2613.2**	**6857.6**	**127530.**	**16272.**
Stddev	10.7	29.0	164.	110.
%RSD	.40871	.42360	.12839	.67771
#1	2606.3	6826.2	127470.	16399.
#2	2607.9	6862.9	127400.	16225.
#3	2625.5	6883.5	127710.	16194.

Sample Name: L80GH Acquired: 11/2/2010 16:39:52 Type: Unk
Method: 6500MET(v1145) Mode: CONC Corr. Factor: 1.000000
User: Acox Custom ID1: Q01102A Custom ID2: ACC Custom ID3: Int. 5852-10
Comment: TestAmerica Pittsburgh ICP Metals Analysis Inst. 6500 ICP

Elem	Ag	Al	As	B_	Ba
Line	328.068 {103}	396.152 { 85}	189.042 {479}	208.959 {461}	455.403 { 74}
IS Ref	(Y_3600)	(Y_3710)	(Y_2243)	(Y_2243)	(Y_3710)
Units	ppm	ppm	ppm	ppm	ppm
Avg	**-.00109**	**267.43**	**.02537**	**.00878**	**1.7409**
Stddev	.00022	2.43	.00133	.00057	.0048
%RSD	19.929	.90749	5.2429	6.4987	.27622
#1	-.00109	264.65	.02607	.00842	1.7457
#2	-.00087	268.48	.02621	.00850	1.7361
#3	-.00130	269.15	.02384	.00944	1.7408
Check ?	Chk Pass	Chk Pass	Chk Pass	Chk Pass	Chk Pass
High Limit					
Low Limit					

Elem	Be	Ca	Cd	Co	Cr
Line	313.042 {108}	317.933 {106}	214.438 {457}	228.616 {447}	267.716 {126}
IS Ref	(Y_3710)	(Y_3710)	(Y_2243)	(In2306)	(Y_3600)
Units	ppm	ppm	ppm	ppm	ppm
Avg	**.00157**	**74.741**	**.00372**	**.57766**	**.69232**
Stddev	.00004	.307	.00028	.00171	.00175
%RSD	2.5056	.41118	7.5223	.29531	.25324
#1	.00157	74.676	.00405	.57939	.69089
#2	.00153	75.076	.00358	.57598	.69179
#3	.00161	74.472	.00354	.57761	.69428
Check ?	Chk Pass	Chk Pass	Chk Pass	Chk Pass	Chk Pass
High Limit					
Low Limit					

Sample Name: L80GH Acquired: 11/2/2010 16:39:52 Type: Unk
Method: 6500MET(v1145) Mode: CONC Corr. Factor: 1.000000
User: Acox Custom ID1: Q01102A Custom ID2: ACC Custom ID3: Int. 5852-10
Comment: TestAmerica Pittsburgh ICP Metals Analysis Inst. 6500 ICP

Elem	Cu	Fe	K_	Li	Mg
Line	324.754 {104}2	259.940 {130}	769.896 { 44}	670.784 { 50}	279.079 {121}
IS Ref	(Y_3710)	(Y_3710)	(Y_3710)	(Y_3710)	(Y_3710)
Units	ppm	ppm	ppm	ppm	ppm
Avg	**1.5026**	F **550.09**	**17.563**	**.18606**	**99.603**
Stddev	.0085	6.49	.052	.00100	.246
%RSD	.56510	1.1804	.29881	.53709	.24699
#1	1.5118	542.84	17.559	.18708	99.353
#2	1.5009	555.37	17.512	.18508	99.845
#3	1.4950	552.05	17.617	.18602	99.612
Check ?	Chk Pass	Chk Fail	Chk Pass	Chk Pass	Chk Pass
High Limit		500.00			
Low Limit		-.10000			

Elem	Mn	Mo	Na	Ni	Pb
Line	257.610 {131}2	202.030 {467}	589.592 { 57}	231.604 {445}	220.353 {453}
IS Ref	(Y_3710)	(Y_2243)	(Y_3710)	(In2306)	(In2306)
Units	ppm	ppm	ppm	ppm	ppm
Avg	**7.2443**	**-.00169**	**33.813**	**.76090**	**.25721**
Stddev	.0011	.00004	.133	.00312	.00380
%RSD	.01519	2.4283	.39214	.40961	1.4758
#1	7.2451	-.00169	33.963	.76450	.25629
#2	7.2447	-.00165	33.712	.75906	.25396
#3	7.2430	-.00173	33.763	.75914	.26138
Check ?	Chk Pass	Chk Pass	Chk Pass	Chk Pass	Chk Pass
High Limit					
Low Limit					

Sample Name: L80GH Acquired: 11/2/2010 16:39:52 Type: Unk
Method: 6500MET(v1145) Mode: CONC Corr. Factor: 1.000000
User: Acox Custom ID1: Q01102A Custom ID2: ACC Custom ID3: Int. 5852-10
Comment: TestAmerica Pittsburgh ICP Metals Analysis Inst. 6500 ICP

Elem	Sb	Se	Si	Sn	Sr
Line	206.833 {463}	196.090 {472}	251.611 {134}	189.989 {477}	407.771 { 83}
IS Ref	(Y_2243)	(Y_2243)	(Y_3710)	(Y_2243)	(Y_3710)
Units	ppm	ppm	ppm	ppm	ppm
Avg	**-.00354**	**.00527**	**4.5999**	**-.03329**	**.28955**
Stddev	.00080	.00201	.0053	.00031	.00083
%RSD	22.537	38.221	.11561	.93760	.28804
#1	-.00394	.00336	4.6045	-.03316	.29030
#2	-.00406	.00737	4.5941	-.03365	.28865
#3	-.00262	.00508	4.6010	-.03306	.28970
Check ?	Chk Pass	Chk Pass	Chk Pass	Chk Pass	Chk Pass
High Limit					
Low Limit					

Elem	Ti	Tl	V_	Zn
Line	334.904 {101}	190.856 {477}	292.402 {115}	206.200 {463}
IS Ref	(Y_3710)	(In2306)	(Y_3600)	(Y_2243)
Units	ppm	ppm	ppm	ppm
Avg	F **21.938**	**-.00382**	**1.6481**	**.68309**
Stddev	.057	.00252	.0036	.00273
%RSD	.25784	66.108	.21546	.39994
#1	21.993	-.00631	1.6441	.68597
#2	21.941	-.00126	1.6508	.68054
#3	21.880	-.00389	1.6495	.68275
Check ?	Chk Fail	Chk Pass	Chk Pass	Chk Pass
High Limit	10.000			
Low Limit	-.05000			

Sample Name: L80GH Acquired: 11/2/2010 16:39:52 Type: Unk
Method: 6500MET(v1145) Mode: CONC Corr. Factor: 1.000000
User: Acox Custom ID1: Q01102A Custom ID2: ACC Custom ID3: Int. 5852-10
Comment: TestAmerica Pittsburgh ICP Metals Analysis Inst. 6500 ICP

Int. Std.	In2306	Y_2243	Y_3600	Y_3710
Line	230.606 {446}	224.306 {450}	360.073 { 94}	371.030 { 91}
Units	Cts/S	Cts/S	Cts/S	Cts/S
Avg	**2571.0**	**7165.6**	**134110.**	**17376.**
Stddev	3.3	3.9	52.	102.
%RSD	.12818	.05499	.03847	.58630
#1	2569.6	7169.6	134160.	17482.
#2	2574.7	7165.3	134060.	17278.
#3	2568.5	7161.8	134090.	17369.

Sample Name: L80GK Acquired: 11/2/2010 16:44:44 Type: Unk
Method: 6500MET(v1145) Mode: CONC Corr. Factor: 1.000000
User: Acox Custom ID1: Q01102A Custom ID2: ACC Custom ID3: Int. 5852-10
Comment: TestAmerica Pittsburgh ICP Metals Analysis Inst. 6500 ICP

Elem	Ag	Al	As	B_	Ba
Line	328.068 {103}	396.152 { 85}	189.042 {479}	208.959 {461}	455.403 { 74}
IS Ref	(Y_3600)	(Y_3710)	(Y_2243)	(Y_2243)	(Y_3710)
Units	ppm	ppm	ppm	ppm	ppm
Avg	**-.00184**	**317.28**	**.00159**	**-.00486**	**2.6423**
Stddev	.00022	1.36	.00252	.00050	.0060
%RSD	12.045	.42956	158.16	10.235	.22840
#1	-.00184	315.93	.00417	-.00430	2.6435
#2	-.00206	318.65	-.00088	-.00525	2.6476
#3	-.00162	317.26	.00149	-.00504	2.6357
Check ?	Chk Pass	Chk Pass	Chk Pass	Chk Pass	Chk Pass
High Limit					
Low Limit					

Elem	Be	Ca	Cd	Co	Cr
Line	313.042 {108}	317.933 {106}	214.438 {457}	228.616 {447}	267.716 {126}
IS Ref	(Y_3710)	(Y_3710)	(Y_2243)	(In2306)	(Y_3600)
Units	ppm	ppm	ppm	ppm	ppm
Avg	F **-.00649**	**92.034**	**.00517**	**.98626**	**.93941**
Stddev	.00008	.139	.00020	.00160	.00077
%RSD	1.2258	.15097	3.8325	.16176	.08207
#1	-.00641	92.144	.00523	.98807	.93878
#2	-.00657	91.878	.00532	.98507	.93919
#3	-.00650	92.081	.00494	.98563	.94027
Check ?	Chk Fail	Chk Pass	Chk Pass	Chk Pass	Chk Pass
High Limit	5.0000				
Low Limit	-.00400				

Sample Name: L80GK Acquired: 11/2/2010 16:44:44 Type: Unk
Method: 6500MET(v1145) Mode: CONC Corr. Factor: 1.000000
User: Acox Custom ID1: Q01102A Custom ID2: ACC Custom ID3: Int. 5852-10
Comment: TestAmerica Pittsburgh ICP Metals Analysis Inst. 6500 ICP

Elem	Cu	Fe	K_	Li	Mg
Line	324.754 {104}2	259.940 {130}	769.896 { 44}	670.784 { 50}	279.079 {121}
IS Ref	(Y_3710)	(Y_3710)	(Y_3710)	(Y_3710)	(Y_3710)
Units	ppm	ppm	ppm	ppm	ppm
Avg	**2.3414**	F **644.13**	**4.7413**	**.25309**	**192.44**
Stddev	.0113	6.41	.0343	.00157	.44
%RSD	.48303	.99513	.72299	.61982	.22753
#1	2.3544	642.56	4.7808	.25422	192.09
#2	2.3361	638.66	4.7236	.25375	192.30
#3	2.3338	651.19	4.7195	.25130	192.93
Check ?	Chk Pass	Chk Fail	Chk Pass	Chk Pass	Chk Pass
High Limit		500.00			
Low Limit		-.10000			

Elem	Mn	Mo	Na	Ni	Pb
Line	257.610 {131}2	202.030 {467}	589.592 { 57}	231.604 {445}	220.353 {453}
IS Ref	(Y_3710)	(Y_2243)	(Y_3710)	(In2306)	(In2306)
Units	ppm	ppm	ppm	ppm	ppm
Avg	**11.595**	**-.00735**	**7.5565**	**1.1309**	**.05643**
Stddev	.020	.00008	.0316	.0003	.00230
%RSD	.17388	1.1130	.41820	.02691	4.0770
#1	11.572	-.00730	7.5784	1.1309	.05897
#2	11.609	-.00744	7.5709	1.1311	.05448
#3	11.603	-.00730	7.5203	1.1305	.05585
Check ?	Chk Pass	Chk Pass	Chk Pass	Chk Pass	Chk Pass
High Limit					
Low Limit					

Sample Name: L80GK Acquired: 11/2/2010 16:44:44 Type: Unk
Method: 6500MET(v1145) Mode: CONC Corr. Factor: 1.000000
User: Acox Custom ID1: Q01102A Custom ID2: ACC Custom ID3: Int. 5852-10
Comment: TestAmerica Pittsburgh ICP Metals Analysis Inst. 6500 ICP

Elem	Sb	Se	Si	Sn	Sr
Line	206.833 {463}	196.090 {472}	251.611 {134}	189.989 {477}	407.771 { 83}
IS Ref	(Y_2243)	(Y_2243)	(Y_3710)	(Y_2243)	(Y_3710)
Units	ppm	ppm	ppm	ppm	ppm
Avg	**-.00291**	**.00724**	**3.0263**	F **-.11373**	**.24965**
Stddev	.00057	.00273	.0108	.00059	.00044
%RSD	19.526	37.727	.35764	.52301	.17507
#1	-.00279	.01036	3.0285	-.11372	.24973
#2	-.00241	.00529	3.0359	-.11314	.25003
#3	-.00353	.00606	3.0146	-.11432	.24917
Check ?	Chk Pass	Chk Pass	Chk Pass	Chk Fail	Chk Pass
High Limit				10.000	
Low Limit				-.10000	

Elem	Ti	Tl	V_	Zn
Line	334.904 {101}	190.856 {477}	292.402 {115}	206.200 {463}
IS Ref	(Y_3710)	(In2306)	(Y_3600)	(Y_2243)
Units	ppm	ppm	ppm	ppm
Avg	F **46.917**	F **-.01126**	**2.1116**	**.97202**
Stddev	.112	.00066	.0034	.00081
%RSD	.23825	5.8665	.15857	.08311
#1	47.034	-.01092	2.1080	.97163
#2	46.907	-.01202	2.1146	.97294
#3	46.811	-.01083	2.1122	.97148
Check ?	Chk Fail	Chk Fail	Chk Pass	Chk Pass
High Limit	10.000	5.0000		
Low Limit	-.05000	-.01000		

Sample Name: L80GK Acquired: 11/2/2010 16:44:44 Type: Unk
Method: 6500MET(v1145) Mode: CONC Corr. Factor: 1.000000
User: Acox Custom ID1: Q01102A Custom ID2: ACC Custom ID3: Int. 5852-10
Comment: TestAmerica Pittsburgh ICP Metals Analysis Inst. 6500 ICP

Int. Std.	In2306	Y_2243	Y_3600	Y_3710
Line	230.606 {446}	224.306 {450}	360.073 { 94}	371.030 { 91}
Units	Cts/S	Cts/S	Cts/S	Cts/S
Avg	**2474.6**	**7536.0**	**140420.**	**18045.**
Stddev	6.7	20.4	275.	95.
%RSD	.27105	.27027	.19611	.52809
#1	2467.5	7512.6	140650.	18083.
#2	2480.8	7549.5	140500.	18116.
#3	2475.4	7545.9	140120.	17937.

Sample Name: CCV1-7 Acquired: 11/2/2010 16:49:40 Type: QC
Method: 6500MET(v1145) Mode: CONC Corr. Factor: 1.000000
User: Acox Custom ID1: Q01102A Custom ID2: ACC Custom ID3: Int. 5852-10
Comment: TestAmerica Pittsburgh ICP Metals Analysis Inst. 6500 ICP

Elem	Ag	Al	As	B_	Ba
Line	328.068 {103}	396.152 { 85}	189.042 {479}	208.959 {461}	455.403 { 74}
IS Ref	(Y_3600)	(Y_3710)	(Y_2243)	(Y_2243)	(Y_3710)
Units	ppm	ppm	ppm	ppm	ppm
Avg	**1.0378**	**25.225**	**.54464**	**2.1296**	**2.0774**
Stddev	.0018	.011	.00289	.0036	.0021
%RSD	.17091	.04216	.53052	.16735	.10108
#1	1.0378	25.236	.54785	2.1331	2.0775
#2	1.0361	25.215	.54224	2.1260	2.0795
#3	1.0397	25.223	.54384	2.1296	2.0753
Check ?	Chk Pass	Chk Pass	Chk Pass	Chk Pass	Chk Pass
Value					
Range					

Elem	Be	Ca	Cd	Co	Cr
Line	313.042 {108}	317.933 {106}	214.438 {457}	228.616 {447}	267.716 {126}
IS Ref	(Y_3710)	(Y_3710)	(Y_2243)	(In2306)	(Y_3600)
Units	ppm	ppm	ppm	ppm	ppm
Avg	**2.0917**	**54.341**	**.50203**	**2.1478**	**2.0171**
Stddev	.0039	.128	.00114	.0048	.0075
%RSD	.18643	.23586	.22779	.22242	.37153
#1	2.0873	54.256	.50331	2.1533	2.0250
#2	2.0949	54.279	.50165	2.1453	2.0101
#3	2.0928	54.489	.50112	2.1447	2.0163
Check ?	Chk Pass	Chk Pass	Chk Pass	Chk Pass	Chk Pass
Value					
Range					

Sample Name: CCV1-7 Acquired: 11/2/2010 16:49:40 Type: QC
Method: 6500MET(v1145) Mode: CONC Corr. Factor: 1.000000
User: Acox Custom ID1: Q01102A Custom ID2: ACC Custom ID3: Int. 5852-10
Comment: TestAmerica Pittsburgh ICP Metals Analysis Inst. 6500 ICP

Elem	Cu	Fe	K_	Li	Mg
Line	324.754 {104}2	259.940 {130}	769.896 { 44}	670.784 { 50}	279.079 {121}
IS Ref	(Y_3710)	(Y_3710)	(Y_3710)	(Y_3710)	(Y_3710)
Units	ppm	ppm	ppm	ppm	ppm
Avg	**2.0837**	**26.427**	**125.77**	**2.1704**	**51.899**
Stddev	.0091	.049	.09	.0080	.201
%RSD	.43802	.18635	.06788	.36650	.38761
#1	2.0754	26.424	125.85	2.1694	51.921
#2	2.0935	26.379	125.68	2.1789	51.688
#3	2.0823	26.478	125.79	2.1631	52.088
Check ?	Chk Pass	Chk Pass	Chk Pass	Chk Pass	Chk Pass
Value					
Range					

Elem	Mn	Mo	Na	Ni	Pb
Line	257.610 {131}2	202.030 {467}	589.592 { 57}	231.604 {445}	220.353 {453}
IS Ref	(Y_3710)	(Y_2243)	(Y_3710)	(In2306)	(In2306)
Units	ppm	ppm	ppm	ppm	ppm
Avg	**2.0076**	**2.0746**	**132.86**	**2.1000**	**.52682**
Stddev	.0037	.0016	.31	.0056	.00086
%RSD	.18460	.07924	.23023	.26634	.16257
#1	2.0107	2.0765	132.82	2.1064	.52702
#2	2.0035	2.0738	133.19	2.0970	.52588
#3	2.0087	2.0735	132.58	2.0965	.52756
Check ?	Chk Pass	Chk Pass	Chk Pass	Chk Pass	Chk Pass
Value					
Range					

Sample Name: CCV1-7 Acquired: 11/2/2010 16:49:40 Type: QC
Method: 6500MET(v1145) Mode: CONC Corr. Factor: 1.000000
User: Acox Custom ID1: Q01102A Custom ID2: ACC Custom ID3: Int. 5852-10
Comment: TestAmerica Pittsburgh ICP Metals Analysis Inst. 6500 ICP

Elem	Sb	Se	Si	Sn	Sr
Line	206.833 {463}	196.090 {472}	251.611 {134}	189.989 {477}	407.771 { 83}
IS Ref	(Y_2243)	(Y_2243)	(Y_3710)	(Y_2243)	(Y_3710)
Units	ppm	ppm	ppm	ppm	ppm
Avg	**.54636**	F **.55096**	**2.0820**	**2.0193**	**2.1353**
Stddev	.00236	.00099	.0024	.0022	.0013
%RSD	.43194	.17992	.11372	.10833	.06131
#1	.54640	.55196	2.0840	2.0209	2.1360
#2	.54870	.54998	2.0827	2.0168	2.1360
#3	.54398	.55094	2.0794	2.0202	2.1337
Check ?	Chk Pass	Chk Fail	Chk Pass	Chk Pass	Chk Pass
Value		.50000			
Range		10.000%			

Elem	Ti	Tl	V_	Zn
Line	334.904 {101}	190.856 {477}	292.402 {115}	206.200 {463}
IS Ref	(Y_3710)	(In2306)	(Y_3600)	(Y_2243)
Units	ppm	ppm	ppm	ppm
Avg	**2.1373**	**.99494**	**2.1091**	**2.0135**
Stddev	.0086	.00302	.0024	.0026
%RSD	.40386	.30360	.11444	.12915
#1	2.1309	.99839	2.1118	2.0164
#2	2.1471	.99279	2.1075	2.0115
#3	2.1338	.99364	2.1078	2.0125
Check ?	Chk Pass	Chk Pass	Chk Pass	Chk Pass
Value				
Range				

Sample Name: CCV1-7 Acquired: 11/2/2010 16:49:40 Type: QC
Method: 6500MET(v1145) Mode: CONC Corr. Factor: 1.000000
User: Acox Custom ID1: Q01102A Custom ID2: ACC Custom ID3: Int. 5852-10
Comment: TestAmerica Pittsburgh ICP Metals Analysis Inst. 6500 ICP

Int. Std.	In2306	Y_2243	Y_3600	Y_3710
Line	230.606 {446}	224.306 {450}	360.073 { 94}	371.030 { 91}
Units	Cts/S	Cts/S	Cts/S	Cts/S
Avg	**2763.8**	**6091.1**	**112010.**	**14272.**
Stddev	2.3	5.3	431.	87.
%RSD	.08469	.08734	.38474	.60805
#1	2762.6	6094.4	112470.	14262.
#2	2766.5	6093.9	111960.	14363.
#3	2762.2	6084.9	111610.	14191.

Sample Name: CCB7 Acquired: 11/2/2010 16:54:15 Type: QC
Method: 6500MET(v1145) Mode: CONC Corr. Factor: 1.000000
User: Acox Custom ID1: Q01102A Custom ID2: ACC Custom ID3: Int. 5852-10
Comment: TestAmerica Pittsburgh ICP Metals Analysis Inst. 6500 ICP

Elem	Ag	Al	As	B_	Ba
Line	328.068 {103}	396.152 { 85}	189.042 {479}	208.959 {461}	455.403 { 74}
IS Ref	(Y_3600)	(Y_3710)	(Y_2243)	(Y_2243)	(Y_3710)
Units	ppm	ppm	ppm	ppm	ppm
Avg	**.00025**	**.01508**	**.00116**	**.00082**	**.00039**
Stddev	.00016	.00662	.00058	.00044	.00003
%RSD	65.331	43.889	49.805	53.687	7.6101
#1	.00009	.00960	.00167	.00101	.00036
#2	.00024	.01320	.00127	.00114	.00039
#3	.00041	.02243	.00053	.00032	.00042
Check ?	Chk Pass	Chk Pass	Chk Pass	Chk Pass	Chk Pass
High Limit					
Low Limit					

Elem	Be	Ca	Cd	Co	Cr
Line	313.042 {108}	317.933 {106}	214.438 {457}	228.616 {447}	267.716 {126}
IS Ref	(Y_3710)	(Y_3710)	(Y_2243)	(In2306)	(Y_3600)
Units	ppm	ppm	ppm	ppm	ppm
Avg	**.00022**	**.01835**	**.00016**	**.00076**	**.00004**
Stddev	.00002	.00028	.00005	.00024	.00007
%RSD	7.3678	1.5055	29.293	31.802	161.05
#1	.00024	.01857	.00015	.00096	-.00003
#2	.00022	.01804	.00021	.00082	.00011
#3	.00021	.01843	.00012	.00049	.00004
Check ?	Chk Pass	Chk Pass	Chk Pass	Chk Pass	Chk Pass
High Limit					
Low Limit					

Sample Name: CCB7 Acquired: 11/2/2010 16:54:15 Type: QC
Method: 6500MET(v1145) Mode: CONC Corr. Factor: 1.000000
User: Acox Custom ID1: Q01102A Custom ID2: ACC Custom ID3: Int. 5852-10
Comment: TestAmerica Pittsburgh ICP Metals Analysis Inst. 6500 ICP

Elem	Cu	Fe	K_	Li	Mg
Line	324.754 {104}2	259.940 {130}	769.896 { 44}	670.784 { 50}	279.079 {121}
IS Ref	(Y_3710)	(Y_3710)	(Y_3710)	(Y_3710)	(Y_3710)
Units	ppm	ppm	ppm	ppm	ppm
Avg	**-.00111**	**.04229**	**.02215**	**.00005**	**.01910**
Stddev	.00191	.00069	.05049	.00105	.00084
%RSD	171.52	1.6388	227.99	2084.4	4.4224
#1	.00107	.04308	-.01169	.00053	.01815
#2	-.00195	.04199	.08018	-.00115	.01977
#3	-.00245	.04180	-.00206	.00077	.01938
Check ?	Chk Pass	Chk Pass	Chk Pass	Chk Pass	Chk Pass
High Limit					
Low Limit					

Elem	Mn	Mo	Na	Ni	Pb
Line	257.610 {131}2	202.030 {467}	589.592 { 57}	231.604 {445}	220.353 {453}
IS Ref	(Y_3710)	(Y_2243)	(Y_3710)	(In2306)	(In2306)
Units	ppm	ppm	ppm	ppm	ppm
Avg	**.00071**	**.00128**	**.00620**	**.00076**	**-.00024**
Stddev	.00035	.00028	.00221	.00022	.00009
%RSD	48.595	21.987	35.586	29.194	36.174
#1	.00101	.00149	.00368	.00068	-.00024
#2	.00033	.00140	.00779	.00101	-.00015
#3	.00080	.00096	.00713	.00058	-.00032
Check ?	Chk Pass	Chk Pass	Chk Pass	Chk Pass	Chk Pass
High Limit					
Low Limit					

Sample Name: CCB7 Acquired: 11/2/2010 16:54:15 Type: QC
Method: 6500MET(v1145) Mode: CONC Corr. Factor: 1.000000
User: Acox Custom ID1: Q01102A Custom ID2: ACC Custom ID3: Int. 5852-10
Comment: TestAmerica Pittsburgh ICP Metals Analysis Inst. 6500 ICP

Elem	Sb	Se	Si	Sn	Sr
Line	206.833 {463}	196.090 {472}	251.611 {134}	189.989 {477}	407.771 { 83}
IS Ref	(Y_2243)	(Y_2243)	(Y_3710)	(Y_2243)	(Y_3710)
Units	ppm	ppm	ppm	ppm	ppm
Avg	**.00111**	**-.00005**	**-.00364**	**.00079**	**.00034**
Stddev	.00123	.00139	.00342	.00006	.00009
%RSD	110.22	2569.2	94.070	7.8165	28.126
#1	.00139	-.00161	-.00718	.00083	.00023
#2	.00218	.00106	-.00337	.00072	.00038
#3	-.00023	.00038	-.00036	.00082	.00040
Check ?	Chk Pass	Chk Pass	Chk Pass	Chk Pass	Chk Pass
High Limit					
Low Limit					

Elem	Ti	Tl	V_	Zn
Line	334.904 {101}	190.856 {477}	292.402 {115}	206.200 {463}
IS Ref	(Y_3710)	(In2306)	(Y_3600)	(Y_2243)
Units	ppm	ppm	ppm	ppm
Avg	**.00245**	**.00233**	**.00027**	**.00086**
Stddev	.00068	.00051	.00020	.00002
%RSD	27.980	21.928	74.224	2.3690
#1	.00175	.00177	.00004	.00088
#2	.00312	.00277	.00037	.00084
#3	.00246	.00246	.00040	.00086
Check ?	Chk Pass	Chk Pass	Chk Pass	Chk Pass
High Limit				
Low Limit				

Sample Name: CCB7 Acquired: 11/2/2010 16:54:15 Type: QC
Method: 6500MET(v1145) Mode: CONC Corr. Factor: 1.000000
User: Acox Custom ID1: Q01102A Custom ID2: ACC Custom ID3: Int. 5852-10
Comment: TestAmerica Pittsburgh ICP Metals Analysis Inst. 6500 ICP

Int. Std.	In2306	Y_2243	Y_3600	Y_3710
Line	230.606 {446}	224.306 {450}	360.073 { 94}	371.030 { 91}
Units	Cts/S	Cts/S	Cts/S	Cts/S
Avg	**3403.9**	**6569.6**	**122190.**	**14442.**
Stddev	12.4	14.8	365.	55.
%RSD	.36455	.22568	.29863	.37827
#1	3410.4	6569.9	121800.	14421.
#2	3389.6	6554.6	122240.	14504.
#3	3411.8	6584.3	122530.	14401.

Sample Name: L80GM Acquired: 11/2/2010 16:59:10 Type: Unk
Method: 6500MET(v1145) Mode: CONC Corr. Factor: 1.000000
User: Acox Custom ID1: Q01102A Custom ID2: ACC Custom ID3: Int. 5852-10
Comment: TestAmerica Pittsburgh ICP Metals Analysis Inst. 6500 ICP

Elem	Ag	Al	As	B_	Ba
Line	328.068 {103}	396.152 { 85}	189.042 {479}	208.959 {461}	455.403 { 74}
IS Ref	(Y_3600)	(Y_3710)	(Y_2243)	(Y_2243)	(Y_3710)
Units	ppm	ppm	ppm	ppm	ppm
Avg	**-.00221**	**325.05**	**.03960**	**.00572**	**1.5401**
Stddev	.00026	2.01	.00117	.00016	.0027
%RSD	11.534	.61820	2.9474	2.8159	.17771
#1	-.00227	322.75	.03832	.00561	1.5372
#2	-.00244	326.49	.03987	.00591	1.5426
#3	-.00194	325.89	.04061	.00565	1.5404
Check ?	Chk Pass	Chk Pass	Chk Pass	Chk Pass	Chk Pass
High Limit					
Low Limit					

Elem	Be	Ca	Cd	Co	Cr
Line	313.042 {108}	317.933 {106}	214.438 {457}	228.616 {447}	267.716 {126}
IS Ref	(Y_3710)	(Y_3710)	(Y_2243)	(In2306)	(Y_3600)
Units	ppm	ppm	ppm	ppm	ppm
Avg	**.00460**	**32.524**	**.00621**	**.75675**	**.94231**
Stddev	.00006	.071	.00017	.00134	.00315
%RSD	1.2857	.21724	2.6660	.17736	.33416
#1	.00460	32.562	.00639	.75806	.94561
#2	.00466	32.568	.00606	.75538	.94198
#3	.00454	32.443	.00617	.75683	.93933
Check ?	Chk Pass	Chk Pass	Chk Pass	Chk Pass	Chk Pass
High Limit					
Low Limit					

Sample Name: L80GM Acquired: 11/2/2010 16:59:10 Type: Unk
Method: 6500MET(v1145) Mode: CONC Corr. Factor: 1.000000
User: Acox Custom ID1: Q01102A Custom ID2: ACC Custom ID3: Int. 5852-10
Comment: TestAmerica Pittsburgh ICP Metals Analysis Inst. 6500 ICP

Elem	Cu	Fe	K_	Li	Mg
Line	324.754 {104}2	259.940 {130}	769.896 { 44}	670.784 { 50}	279.079 {121}
IS Ref	(Y_3710)	(Y_3710)	(Y_3710)	(Y_3710)	(Y_3710)
Units	ppm	ppm	ppm	ppm	ppm
Avg	**.86447**	F **768.58**	**8.6126**	**.14911**	**63.973**
Stddev	.00164	3.62	.0062	.00045	.097
%RSD	.19013	.47146	.07167	.29947	.15166
#1	.86461	768.25	8.6172	.14934	63.915
#2	.86605	765.13	8.6056	.14859	64.085
#3	.86277	772.35	8.6151	.14939	63.920
Check ?	Chk Pass	Chk Fail	Chk Pass	Chk Pass	Chk Pass
High Limit		500.00			
Low Limit		-.10000			

Elem	Mn	Mo	Na	Ni	Pb
Line	257.610 {131}2	202.030 {467}	589.592 { 57}	231.604 {445}	220.353 {453}
IS Ref	(Y_3710)	(Y_2243)	(Y_3710)	(In2306)	(In2306)
Units	ppm	ppm	ppm	ppm	ppm
Avg	**19.557**	**-.00253**	**1.8660**	**.55642**	**.32121**
Stddev	.051	.00029	.0032	.00059	.00123
%RSD	.26288	11.332	.17102	.10630	.38338
#1	19.503	-.00243	1.8683	.55672	.32047
#2	19.606	-.00231	1.8673	.55681	.32052
#3	19.562	-.00285	1.8623	.55574	.32263
Check ?	Chk Pass	Chk Pass	Chk Pass	Chk Pass	Chk Pass
High Limit					
Low Limit					

Sample Name: L80GM Acquired: 11/2/2010 16:59:10 Type: Unk
Method: 6500MET(v1145) Mode: CONC Corr. Factor: 1.000000
User: Acox Custom ID1: Q01102A Custom ID2: ACC Custom ID3: Int. 5852-10
Comment: TestAmerica Pittsburgh ICP Metals Analysis Inst. 6500 ICP

Elem	Sb	Se	Si	Sn	Sr
Line	206.833 {463}	196.090 {472}	251.611 {134}	189.989 {477}	407.771 { 83}
IS Ref	(Y_2243)	(Y_2243)	(Y_3710)	(Y_2243)	(Y_3710)
Units	ppm	ppm	ppm	ppm	ppm
Avg	**-.00064**	**.01001**	**3.7122**	**-.03493**	**.22151**
Stddev	.00174	.00370	.0168	.00070	.00043
%RSD	273.76	36.971	.45162	2.0159	.19537
#1	-.00230	.00733	3.7244	-.03555	.22107
#2	.00118	.01423	3.6931	-.03417	.22194
#3	-.00079	.00847	3.7192	-.03507	.22150
Check ?	Chk Pass	Chk Pass	Chk Pass	Chk Pass	Chk Pass
High Limit					
Low Limit					

Elem	Ti	Tl	V_	Zn
Line	334.904 {101}	190.856 {477}	292.402 {115}	206.200 {463}
IS Ref	(Y_3710)	(In2306)	(Y_3600)	(Y_2243)
Units	ppm	ppm	ppm	ppm
Avg	F **21.171**	**-.00804**	**2.8213**	**.63192**
Stddev	.034	.00208	.0046	.00028
%RSD	.15909	25.877	.16182	.04489
#1	21.198	-.00583	2.8265	.63162
#2	21.181	-.00831	2.8180	.63218
#3	21.133	-.00997	2.8193	.63196
Check ?	Chk Fail	Chk Pass	Chk Pass	Chk Pass
High Limit	10.000			
Low Limit	-.05000			

Sample Name: L80GM Acquired: 11/2/2010 16:59:10 Type: Unk
Method: 6500MET(v1145) Mode: CONC Corr. Factor: 1.000000
User: Acox Custom ID1: Q01102A Custom ID2: ACC Custom ID3: Int. 5852-10
Comment: TestAmerica Pittsburgh ICP Metals Analysis Inst. 6500 ICP

Int. Std.	In2306	Y_2243	Y_3600	Y_3710
Line	230.606 {446}	224.306 {450}	360.073 { 94}	371.030 { 91}
Units	Cts/S	Cts/S	Cts/S	Cts/S
Avg	**2616.5**	**6991.0**	**130010.**	**16884.**
Stddev	.6	7.1	358.	11.
%RSD	.02123	.10119	.27551	.06430
#1	2616.2	6983.0	129690.	16875.
#2	2616.3	6996.1	130400.	16880.
#3	2617.2	6994.1	129950.	16896.

Sample Name: L80GQ Acquired: 11/2/2010 17:04:03 Type: Unk
Method: 6500MET(v1145) Mode: CONC Corr. Factor: 1.000000
User: Acox Custom ID1: Q01102A Custom ID2: ACC Custom ID3: Int. 5852-10
Comment: TestAmerica Pittsburgh ICP Metals Analysis Inst. 6500 ICP

Elem	Ag	Al	As	B_	Ba
Line	328.068 {103}	396.152 { 85}	189.042 {479}	208.959 {461}	455.403 { 74}
IS Ref	(Y_3600)	(Y_3710)	(Y_2243)	(Y_2243)	(Y_3710)
Units	ppm	ppm	ppm	ppm	ppm
Avg	**-.00275**	**265.89**	**.03570**	**.00936**	**1.9639**
Stddev	.00025	.73	.00168	.00025	.0164
%RSD	9.2056	.27277	4.7128	2.6291	.83445
#1	-.00287	266.40	.03427	.00927	1.9815
#2	-.00292	266.21	.03755	.00916	1.9610
#3	-.00246	265.06	.03527	.00963	1.9491
Check ?	Chk Pass	Chk Pass	Chk Pass	Chk Pass	Chk Pass
High Limit					
Low Limit					

Elem	Be	Ca	Cd	Co	Cr
Line	313.042 {108}	317.933 {106}	214.438 {457}	228.616 {447}	267.716 {126}
IS Ref	(Y_3710)	(Y_3710)	(Y_2243)	(In2306)	(Y_3600)
Units	ppm	ppm	ppm	ppm	ppm
Avg	**.00816**	**66.739**	**.00469**	**.84158**	**.55491**
Stddev	.00013	.287	.00006	.00194	.00119
%RSD	1.6070	.43020	1.3846	.23064	.21390
#1	.00831	67.069	.00476	.84227	.55385
#2	.00806	66.607	.00469	.83939	.55619
#3	.00811	66.542	.00463	.84308	.55468
Check ?	Chk Pass	Chk Pass	Chk Pass	Chk Pass	Chk Pass
High Limit					
Low Limit					

Sample Name: L80GQ Acquired: 11/2/2010 17:04:03 Type: Unk
Method: 6500MET(v1145) Mode: CONC Corr. Factor: 1.000000
User: Acox Custom ID1: Q01102A Custom ID2: ACC Custom ID3: Int. 5852-10
Comment: TestAmerica Pittsburgh ICP Metals Analysis Inst. 6500 ICP

Elem	Cu	Fe	K_	Li	Mg
Line	324.754 {104}2	259.940 {130}	769.896 { 44}	670.784 { 50}	279.079 {121}
IS Ref	(Y_3710)	(Y_3710)	(Y_3710)	(Y_3710)	(Y_3710)
Units	ppm	ppm	ppm	ppm	ppm
Avg	**1.0292**	F **584.71**	**20.701**	**.16962**	**86.398**
Stddev	.0087	2.82	.093	.00117	.382
%RSD	.84273	.48210	.44998	.68896	.44267
#1	1.0365	581.53	20.807	.17081	86.839
#2	1.0315	586.91	20.665	.16959	86.202
#3	1.0196	585.68	20.631	.16847	86.154
Check ?	Chk Pass	Chk Fail	Chk Pass	Chk Pass	Chk Pass
High Limit		500.00			
Low Limit		-.10000			

Elem	Mn	Mo	Na	Ni	Pb
Line	257.610 {131}2	202.030 {467}	589.592 { 57}	231.604 {445}	220.353 {453}
IS Ref	(Y_3710)	(Y_2243)	(Y_3710)	(In2306)	(In2306)
Units	ppm	ppm	ppm	ppm	ppm
Avg	**14.680**	**-.00039**	**7.2170**	**.60821**	**1.5114**
Stddev	.092	.00006	.0524	.00147	.0078
%RSD	.62416	14.281	.72551	.24245	.51385
#1	14.769	-.00043	7.2750	.60862	1.5094
#2	14.683	-.00041	7.2028	.60657	1.5048
#3	14.586	-.00032	7.1733	.60943	1.5199
Check ?	Chk Pass	Chk Pass	Chk Pass	Chk Pass	Chk Pass
High Limit					
Low Limit					

Sample Name: L80GQ Acquired: 11/2/2010 17:04:03 Type: Unk
Method: 6500MET(v1145) Mode: CONC Corr. Factor: 1.000000
User: Acox Custom ID1: Q01102A Custom ID2: ACC Custom ID3: Int. 5852-10
Comment: TestAmerica Pittsburgh ICP Metals Analysis Inst. 6500 ICP

Elem	Sb	Se	Si	Sn	Sr
Line	206.833 {463}	196.090 {472}	251.611 {134}	189.989 {477}	407.771 { 83}
IS Ref	(Y_2243)	(Y_2243)	(Y_3710)	(Y_2243)	(Y_3710)
Units	ppm	ppm	ppm	ppm	ppm
Avg	**-.00006**	**.00552**	**2.9917**	**.05355**	**.43168**
Stddev	.00096	.00357	.0035	.00052	.00311
%RSD	1619.6	64.684	.11584	.96427	.71995
#1	.00047	.00146	2.9880	.05413	.43521
#2	-.00117	.00694	2.9949	.05338	.43049
#3	.00053	.00815	2.9921	.05313	.42935
Check ?	Chk Pass	Chk Pass	Chk Pass	Chk Pass	Chk Pass
High Limit					
Low Limit					

Elem	Ti	Tl	V_	Zn
Line	334.904 {101}	190.856 {477}	292.402 {115}	206.200 {463}
IS Ref	(Y_3710)	(In2306)	(Y_3600)	(Y_2243)
Units	ppm	ppm	ppm	ppm
Avg	F **16.309**	**-.00829**	**1.6485**	**.97420**
Stddev	.097	.00192	.0011	.00361
%RSD	.59517	23.158	.06704	.37078
#1	16.419	-.00608	1.6473	.97201
#2	16.273	-.00958	1.6494	.97222
#3	16.236	-.00919	1.6488	.97837
Check ?	Chk Fail	Chk Pass	Chk Pass	Chk Pass
High Limit	10.000			
Low Limit	-.05000			

Sample Name: L80GQ Acquired: 11/2/2010 17:04:03 Type: Unk
Method: 6500MET(v1145) Mode: CONC Corr. Factor: 1.000000
User: Acox Custom ID1: Q01102A Custom ID2: ACC Custom ID3: Int. 5852-10
Comment: TestAmerica Pittsburgh ICP Metals Analysis Inst. 6500 ICP

Int. Std.	In2306	Y_2243	Y_3600	Y_3710
Line	230.606 {446}	224.306 {450}	360.073 { 94}	371.030 { 91}
Units	Cts/S	Cts/S	Cts/S	Cts/S
Avg	**2594.3**	**8196.4**	**152470.**	**19353.**
Stddev	6.4	21.6	681.	39.
%RSD	.24738	.26308	.44694	.20034
#1	2586.9	8178.5	152880.	19332.
#2	2598.1	8190.3	151680.	19330.
#3	2597.8	8220.3	152830.	19398.

Sample Name: L80GT Acquired: 11/2/2010 17:08:58 Type: Unk
Method: 6500MET(v1145) Mode: CONC Corr. Factor: 1.000000
User: Acox Custom ID1: Q01102A Custom ID2: ACC Custom ID3: Int. 5852-10
Comment: TestAmerica Pittsburgh ICP Metals Analysis Inst. 6500 ICP

Elem	Ag	Al	As	B_	Ba
Line	328.068 {103}	396.152 { 85}	189.042 {479}	208.959 {461}	455.403 { 74}
IS Ref	(Y_3600)	(Y_3710)	(Y_2243)	(Y_2243)	(Y_3710)
Units	ppm	ppm	ppm	ppm	ppm
Avg	**-.00174**	**270.51**	**.04423**	**.02326**	**1.3820**
Stddev	.00010	.78	.00231	.00061	.0009
%RSD	5.6241	.28663	5.2237	2.6058	.06568
#1	-.00171	271.40	.04169	.02394	1.3829
#2	-.00185	269.95	.04479	.02307	1.3811
#3	-.00166	270.18	.04621	.02278	1.3820
Check ?	Chk Pass	Chk Pass	Chk Pass	Chk Pass	Chk Pass
High Limit					
Low Limit					

Elem	Be	Ca	Cd	Co	Cr
Line	313.042 {108}	317.933 {106}	214.438 {457}	228.616 {447}	267.716 {126}
IS Ref	(Y_3710)	(Y_3710)	(Y_2243)	(In2306)	(Y_3600)
Units	ppm	ppm	ppm	ppm	ppm
Avg	**.00370**	**130.83**	**.01004**	**.43402**	**.30784**
Stddev	.00010	.43	.00013	.00062	.00194
%RSD	2.7636	.32987	1.2528	.14292	.62996
#1	.00358	130.37	.01013	.43331	.30579
#2	.00376	131.22	.00989	.43426	.30964
#3	.00376	130.91	.01009	.43448	.30810
Check ?	Chk Pass	Chk Pass	Chk Pass	Chk Pass	Chk Pass
High Limit					
Low Limit					

Sample Name: L80GT Acquired: 11/2/2010 17:08:58 Type: Unk
Method: 6500MET(v1145) Mode: CONC Corr. Factor: 1.000000
User: Acox Custom ID1: Q01102A Custom ID2: ACC Custom ID3: Int. 5852-10
Comment: TestAmerica Pittsburgh ICP Metals Analysis Inst. 6500 ICP

Elem	Cu	Fe	K_	Li	Mg
Line	324.754 {104}2	259.940 {130}	769.896 { 44}	670.784 { 50}	279.079 {121}
IS Ref	(Y_3710)	(Y_3710)	(Y_3710)	(Y_3710)	(Y_3710)
Units	ppm	ppm	ppm	ppm	ppm
Avg	**.68022**	F **651.10**	**27.125**	**.11208**	**60.084**
Stddev	.00146	5.35	.051	.00073	.112
%RSD	.21428	.82110	.18757	.65120	.18613
#1	.67854	649.57	27.149	.11224	59.956
#2	.68117	657.05	27.159	.11272	60.140
#3	.68096	646.69	27.066	.11129	60.158
Check ?	Chk Pass	Chk Fail	Chk Pass	Chk Pass	Chk Pass
High Limit		500.00			
Low Limit		-.10000			

Elem	Mn	Mo	Na	Ni	Pb
Line	257.610 {131}2	202.030 {467}	589.592 { 57}	231.604 {445}	220.353 {453}
IS Ref	(Y_3710)	(Y_2243)	(Y_3710)	(In2306)	(In2306)
Units	ppm	ppm	ppm	ppm	ppm
Avg	**7.3022**	**-.00039**	**3.6585**	**.33932**	**2.2304**
Stddev	.0092	.00025	.0012	.00175	.0031
%RSD	.12647	64.371	.03322	.51706	.14034
#1	7.3047	-.00011	3.6598	.34132	2.2340
#2	7.2920	-.00060	3.6575	.33804	2.2291
#3	7.3100	-.00045	3.6580	.33859	2.2282
Check ?	Chk Pass	Chk Pass	Chk Pass	Chk Pass	Chk Pass
High Limit					
Low Limit					

Sample Name: L80GT Acquired: 11/2/2010 17:08:58 Type: Unk
Method: 6500MET(v1145) Mode: CONC Corr. Factor: 1.000000
User: Acox Custom ID1: Q01102A Custom ID2: ACC Custom ID3: Int. 5852-10
Comment: TestAmerica Pittsburgh ICP Metals Analysis Inst. 6500 ICP

Elem	Sb	Se	Si	Sn	Sr
Line	206.833 {463}	196.090 {472}	251.611 {134}	189.989 {477}	407.771 { 83}
IS Ref	(Y_2243)	(Y_2243)	(Y_3710)	(Y_2243)	(Y_3710)
Units	ppm	ppm	ppm	ppm	ppm
Avg	**.00004**	**.00921**	**3.0830**	**-.01297**	**.51576**
Stddev	.00110	.00068	.0094	.00061	.00035
%RSD	2652.0	7.3373	.30320	4.7421	.06692
#1	-.00058	.00846	3.0929	-.01235	.51587
#2	.00132	.00941	3.0744	-.01297	.51538
#3	-.00061	.00976	3.0817	-.01358	.51604
Check ?	Chk Pass	Chk Pass	Chk Pass	Chk Pass	Chk Pass
High Limit					
Low Limit					

Elem	Ti	Tl	V_	Zn
Line	334.904 {101}	190.856 {477}	292.402 {115}	206.200 {463}
IS Ref	(Y_3710)	(In2306)	(Y_3600)	(Y_2243)
Units	ppm	ppm	ppm	ppm
Avg	F **22.712**	**-.00395**	**2.1015**	**1.3635**
Stddev	.053	.00293	.0036	.0034
%RSD	.23452	74.173	.17255	.25215
#1	22.653	-.00720	2.0974	1.3633
#2	22.757	-.00152	2.1026	1.3602
#3	22.727	-.00313	2.1044	1.3671
Check ?	Chk Fail	Chk Pass	Chk Pass	Chk Pass
High Limit	10.000			
Low Limit	-.05000			

Sample Name: L80GT Acquired: 11/2/2010 17:08:58 Type: Unk
Method: 6500MET(v1145) Mode: CONC Corr. Factor: 1.000000
User: Acox Custom ID1: Q01102A Custom ID2: ACC Custom ID3: Int. 5852-10
Comment: TestAmerica Pittsburgh ICP Metals Analysis Inst. 6500 ICP

Int. Std.	In2306	Y_2243	Y_3600	Y_3710
Line	230.606 {446}	224.306 {450}	360.073 { 94}	371.030 { 91}
Units	Cts/S	Cts/S	Cts/S	Cts/S
Avg	**2561.5**	**7686.3**	**144440.**	**18720.**
Stddev	5.1	14.0	285.	60.
%RSD	.19936	.18247	.19751	.32132
#1	2560.2	7679.7	144770.	18779.
#2	2557.2	7676.8	144320.	18659.
#3	2567.1	7702.4	144240.	18723.

Sample Name: L80GW Acquired: 11/2/2010 17:13:52 Type: Unk
Method: 6500MET(v1145) Mode: CONC Corr. Factor: 1.000000
User: Acox Custom ID1: Q01102A Custom ID2: ACC Custom ID3: Int. 5852-10
Comment: TestAmerica Pittsburgh ICP Metals Analysis Inst. 6500 ICP

Elem	Ag	Al	As	B_	Ba
Line	328.068 {103}	396.152 { 85}	189.042 {479}	208.959 {461}	455.403 { 74}
IS Ref	(Y_3600)	(Y_3710)	(Y_2243)	(Y_2243)	(Y_3710)
Units	ppm	ppm	ppm	ppm	ppm
Avg	**-.00164**	**398.50**	**.01004**	**-.00171**	**1.3449**
Stddev	.00011	1.91	.00292	.00012	.0064
%RSD	6.5131	.48012	29.063	7.1407	.47843
#1	-.00167	396.49	.00668	-.00168	1.3524
#2	-.00152	400.30	.01187	-.00160	1.3415
#3	-.00172	398.72	.01158	-.00184	1.3409
Check ?	Chk Pass	Chk Pass	Chk Pass	Chk Pass	Chk Pass
High Limit					
Low Limit					

Elem	Be	Ca	Cd	Co	Cr
Line	313.042 {108}	317.933 {106}	214.438 {457}	228.616 {447}	267.716 {126}
IS Ref	(Y_3710)	(Y_3710)	(Y_2243)	(In2306)	(Y_3600)
Units	ppm	ppm	ppm	ppm	ppm
Avg	**-.00024**	**58.045**	**.00420**	**.55453**	**.88084**
Stddev	.00004	.164	.00006	.00082	.00174
%RSD	14.947	.28293	1.4467	.14780	.19758
#1	-.00020	58.207	.00413	.55538	.88081
#2	-.00025	58.047	.00423	.55374	.88259
#3	-.00026	57.879	.00424	.55447	.87911
Check ?	Chk Pass	Chk Pass	Chk Pass	Chk Pass	Chk Pass
High Limit					
Low Limit					

Sample Name: L80GW Acquired: 11/2/2010 17:13:52 Type: Unk
Method: 6500MET(v1145) Mode: CONC Corr. Factor: 1.000000
User: Acox Custom ID1: Q01102A Custom ID2: ACC Custom ID3: Int. 5852-10
Comment: TestAmerica Pittsburgh ICP Metals Analysis Inst. 6500 ICP

Elem	Cu	Fe	K_	Li	Mg
Line	324.754 {104}2	259.940 {130}	769.896 { 44}	670.784 { 50}	279.079 {121}
IS Ref	(Y_3710)	(Y_3710)	(Y_3710)	(Y_3710)	(Y_3710)
Units	ppm	ppm	ppm	ppm	ppm
Avg	**1.7888**	F **652.69**	**8.1464**	**.17508**	**154.92**
Stddev	.0099	.63	.0725	.00094	.20
%RSD	.55215	.09662	.89026	.53474	.12826
#1	1.7982	651.98	8.2300	.17548	155.14
#2	1.7897	652.91	8.0998	.17574	154.75
#3	1.7785	653.18	8.1095	.17401	154.86
Check ?	Chk Pass	Chk Fail	Chk Pass	Chk Pass	Chk Pass
High Limit		500.00			
Low Limit		-.10000			

Elem	Mn	Mo	Na	Ni	Pb
Line	257.610 {131}2	202.030 {467}	589.592 { 57}	231.604 {445}	220.353 {453}
IS Ref	(Y_3710)	(Y_2243)	(Y_3710)	(In2306)	(In2306)
Units	ppm	ppm	ppm	ppm	ppm
Avg	**7.5920**	**-.00617**	**2.6954**	**.82410**	**.08091**
Stddev	.0204	.00038	.0111	.00141	.00227
%RSD	.26919	6.0811	.41278	.17086	2.8054
#1	7.6138	-.00576	2.7049	.82517	.08280
#2	7.5733	-.00650	2.6982	.82463	.08155
#3	7.5888	-.00624	2.6832	.82250	.07839
Check ?	Chk Pass	Chk Pass	Chk Pass	Chk Pass	Chk Pass
High Limit					
Low Limit					

Sample Name: L80GW Acquired: 11/2/2010 17:13:52 Type: Unk
Method: 6500MET(v1145) Mode: CONC Corr. Factor: 1.000000
User: Acox Custom ID1: Q01102A Custom ID2: ACC Custom ID3: Int. 5852-10
Comment: TestAmerica Pittsburgh ICP Metals Analysis Inst. 6500 ICP

Elem	Sb	Se	Si	Sn	Sr
Line	206.833 {463}	196.090 {472}	251.611 {134}	189.989 {477}	407.771 { 83}
IS Ref	(Y_2243)	(Y_2243)	(Y_3710)	(Y_2243)	(Y_3710)
Units	ppm	ppm	ppm	ppm	ppm
Avg	**-.00198**	**.00556**	**3.1648**	**-.06453**	**.23721**
Stddev	.00147	.00282	.0180	.00062	.00103
%RSD	74.475	50.775	.56919	.96480	.43317
#1	-.00123	.00860	3.1780	-.06402	.23840
#2	-.00103	.00507	3.1443	-.06434	.23671
#3	-.00368	.00302	3.1721	-.06522	.23654
Check ?	Chk Pass	Chk Pass	Chk Pass	Chk Pass	Chk Pass
High Limit					
Low Limit					

Elem	Ti	Tl	V_	Zn
Line	334.904 {101}	190.856 {477}	292.402 {115}	206.200 {463}
IS Ref	(Y_3710)	(In2306)	(Y_3600)	(Y_2243)
Units	ppm	ppm	ppm	ppm
Avg	F **29.174**	**-.00365**	**2.0120**	**.70314**
Stddev	.096	.00280	.0024	.00124
%RSD	.32874	76.595	.12123	.17596
#1	29.276	-.00238	2.0125	.70173
#2	29.159	-.00171	2.0141	.70405
#3	29.086	-.00686	2.0093	.70363
Check ?	Chk Fail	Chk Pass	Chk Pass	Chk Pass
High Limit	10.000			
Low Limit	-.05000			

Sample Name: L80GW Acquired: 11/2/2010 17:13:52 Type: Unk
Method: 6500MET(v1145) Mode: CONC Corr. Factor: 1.000000
User: Acox Custom ID1: Q01102A Custom ID2: ACC Custom ID3: Int. 5852-10
Comment: TestAmerica Pittsburgh ICP Metals Analysis Inst. 6500 ICP

Int. Std.	In2306	Y_2243	Y_3600	Y_3710
Line	230.606 {446}	224.306 {450}	360.073 { 94}	371.030 { 91}
Units	Cts/S	Cts/S	Cts/S	Cts/S
Avg	**2567.0**	**7236.5**	**133380.**	**16966.**
Stddev	8.0	27.8	220.	15.
%RSD	.30977	.38439	.16531	.08642
#1	2558.4	7207.5	133170.	16975.
#2	2568.3	7239.1	133350.	16949.
#3	2574.2	7262.9	133610.	16974.

Sample Name: L87PHB Acquired: 11/2/2010 17:18:46 Type: Unk
Method: 6500MET(v1145) Mode: CONC Corr. Factor: 1.000000
User: Acox Custom ID1: Q01102A Custom ID2: ACC Custom ID3: Int. 5852-10
Comment: TestAmerica Pittsburgh ICP Metals Analysis Inst. 6500 ICP

Elem	Ag	Al	As	B_	Ba
Line	328.068 {103}	396.152 { 85}	189.042 {479}	208.959 {461}	455.403 { 74}
IS Ref	(Y_3600)	(Y_3710)	(Y_2243)	(Y_2243)	(Y_3710)
Units	ppm	ppm	ppm	ppm	ppm
Avg	**.00011**	**.03270**	**.00054**	**-.00114**	**.00018**
Stddev	.00019	.04203	.00099	.00028	.00028
%RSD	165.80	128.55	184.47	24.555	157.90
#1	.00002	.00587	.00087	-.00092	.00000
#2	.00033	.01108	.00131	-.00105	.00003
#3	-.00001	.08114	-.00058	-.00146	.00050
Check ?	Chk Pass	Chk Pass	Chk Pass	Chk Pass	Chk Pass
High Limit					
Low Limit					

Elem	Be	Ca	Cd	Co	Cr
Line	313.042 {108}	317.933 {106}	214.438 {457}	228.616 {447}	267.716 {126}
IS Ref	(Y_3710)	(Y_3710)	(Y_2243)	(In2306)	(Y_3600)
Units	ppm	ppm	ppm	ppm	ppm
Avg	**.00000**	**.02569**	**.00003**	**.00016**	**.00001**
Stddev	.00002	.00902	.00007	.00024	.00020
%RSD	703.29	35.102	201.96	148.97	2241.5
#1	-.00002	.01773	.00003	.00043	-.00003
#2	.00001	.02385	.00010	-.00003	.00023
#3	.00002	.03548	-.00003	.00009	-.00017
Check ?	Chk Pass	Chk Pass	Chk Pass	Chk Pass	Chk Pass
High Limit					
Low Limit					

Sample Name: L87PHB Acquired: 11/2/2010 17:18:46 Type: Unk
Method: 6500MET(v1145) Mode: CONC Corr. Factor: 1.000000
User: Acox Custom ID1: Q01102A Custom ID2: ACC Custom ID3: Int. 5852-10
Comment: TestAmerica Pittsburgh ICP Metals Analysis Inst. 6500 ICP

Elem	Cu	Fe	K_	Li	Mg
Line	324.754 {104}2	259.940 {130}	769.896 { 44}	670.784 { 50}	279.079 {121}
IS Ref	(Y_3710)	(Y_3710)	(Y_3710)	(Y_3710)	(Y_3710)
Units	ppm	ppm	ppm	ppm	ppm
Avg	**-.00085**	**.08314**	**.01069**	**-.00055**	**.03151**
Stddev	.00107	.09089	.04893	.00073	.01441
%RSD	126.37	109.33	457.83	132.28	45.719
#1	-.00194	.01356	.02511	-.00014	.02711
#2	.00021	.04988	-.04383	-.00012	.01982
#3	-.00082	.18598	.05078	-.00139	.04761
Check ?	Chk Pass	Chk Pass	Chk Pass	Chk Pass	Chk Pass
High Limit					
Low Limit					

Elem	Mn	Mo	Na	Ni	Pb
Line	257.610 {131}2	202.030 {467}	589.592 { 57}	231.604 {445}	220.353 {453}
IS Ref	(Y_3710)	(Y_2243)	(Y_3710)	(In2306)	(In2306)
Units	ppm	ppm	ppm	ppm	ppm
Avg	**.00120**	**-.00052**	**-.01189**	**.00027**	**-.00069**
Stddev	.00134	.00023	.00429	.00023	.00078
%RSD	111.72	43.893	36.099	85.423	112.51
#1	-.00011	-.00055	-.01057	.00042	-.00067
#2	.00114	-.00028	-.00841	.00040	.00007
#3	.00256	-.00073	-.01668	.00000	-.00148
Check ?	Chk Pass	Chk Pass	Chk Pass	Chk Pass	Chk Pass
High Limit					
Low Limit					

Sample Name: L87PHB Acquired: 11/2/2010 17:18:46 Type: Unk
Method: 6500MET(v1145) Mode: CONC Corr. Factor: 1.000000
User: Acox Custom ID1: Q01102A Custom ID2: ACC Custom ID3: Int. 5852-10
Comment: TestAmerica Pittsburgh ICP Metals Analysis Inst. 6500 ICP

Elem	Sb	Se	Si	Sn	Sr
Line	206.833 {463}	196.090 {472}	251.611 {134}	189.989 {477}	407.771 { 83}
IS Ref	(Y_2243)	(Y_2243)	(Y_3710)	(Y_2243)	(Y_3710)
Units	ppm	ppm	ppm	ppm	ppm
Avg	**.00041**	**-.00074**	**-.00030**	**-.00007**	**.00006**
Stddev	.00066	.00066	.00513	.00020	.00005
%RSD	162.01	89.785	1713.6	283.88	89.815
#1	.00102	-.00003	-.00389	-.00009	.00000
#2	.00050	-.00084	-.00258	-.00026	.00008
#3	-.00029	-.00134	.00557	.00014	.00010
Check ?	Chk Pass	Chk Pass	Chk Pass	Chk Pass	Chk Pass
High Limit					
Low Limit					

Elem	Ti	Tl	V_	Zn
Line	334.904 {101}	190.856 {477}	292.402 {115}	206.200 {463}
IS Ref	(Y_3710)	(In2306)	(Y_3600)	(Y_2243)
Units	ppm	ppm	ppm	ppm
Avg	**.00230**	**.00073**	**.00056**	**.00261**
Stddev	.00348	.00047	.00006	.00016
%RSD	151.66	63.704	10.190	6.1183
#1	-.00101	.00127	.00060	.00278
#2	.00197	.00053	.00059	.00246
#3	.00593	.00040	.00050	.00261
Check ?	Chk Pass	Chk Pass	Chk Pass	Chk Pass
High Limit				
Low Limit				

Sample Name: L87PHB Acquired: 11/2/2010 17:18:46 Type: Unk
Method: 6500MET(v1145) Mode: CONC Corr. Factor: 1.000000
User: Acox Custom ID1: Q01102A Custom ID2: ACC Custom ID3: Int. 5852-10
Comment: TestAmerica Pittsburgh ICP Metals Analysis Inst. 6500 ICP

Int. Std.	In2306	Y_2243	Y_3600	Y_3710
Line	230.606 {446}	224.306 {450}	360.073 { 94}	371.030 { 91}
Units	Cts/S	Cts/S	Cts/S	Cts/S
Avg	**3420.7**	**6564.8**	**124480.**	**14900.**
Stddev	1.1	6.4	515.	40.
%RSD	.03236	.09713	.41345	.26901
#1	3421.8	6570.0	124990.	14945.
#2	3419.6	6566.8	124490.	14867.
#3	3420.6	6557.7	123960.	14888.

Sample Name: L87PHC Acquired: 11/2/2010 17:23:40 Type: Unk
Method: 6500MET(v1145) Mode: CONC Corr. Factor: 1.000000
User: Acox Custom ID1: Q01102A Custom ID2: ACC Custom ID3: Int. 5852-10
Comment: TestAmerica Pittsburgh ICP Metals Analysis Inst. 6500 ICP

Elem	Ag	Al	As	B_	Ba
Line	328.068 {103}	396.152 { 85}	189.042 {479}	208.959 {461}	455.403 { 74}
IS Ref	(Y_3600)	(Y_3710)	(Y_2243)	(Y_2243)	(Y_3710)
Units	ppm	ppm	ppm	ppm	ppm
Avg	**.04864**	**2.0185**	**2.0857**	**1.0697**	**2.0412**
Stddev	.00034	.0162	.0012	.0019	.0056
%RSD	.69532	.80029	.05900	.18136	.27588
#1	.04889	2.0183	2.0844	1.0715	2.0439
#2	.04878	2.0025	2.0869	1.0701	2.0449
#3	.04826	2.0348	2.0859	1.0676	2.0347
Check ?	Chk Pass	Chk Pass	Chk Pass	Chk Pass	Chk Pass
High Limit					
Low Limit					

Elem	Be	Ca	Cd	Co	Cr
Line	313.042 {108}	317.933 {106}	214.438 {457}	228.616 {447}	267.716 {126}
IS Ref	(Y_3710)	(Y_3710)	(Y_2243)	(In2306)	(Y_3600)
Units	ppm	ppm	ppm	ppm	ppm
Avg	**.05091**	**54.329**	**.04971**	**.51748**	**.19795**
Stddev	.00012	.154	.00012	.00102	.00037
%RSD	.23898	.28383	.23682	.19658	.18728
#1	.05105	54.267	.04983	.51859	.19823
#2	.05082	54.216	.04960	.51723	.19753
#3	.05086	54.505	.04968	.51660	.19808
Check ?	Chk Pass	Chk Pass	Chk Pass	Chk Pass	Chk Pass
High Limit					
Low Limit					

Sample Name: L87PHC Acquired: 11/2/2010 17:23:40 Type: Unk
Method: 6500MET(v1145) Mode: CONC Corr. Factor: 1.000000
User: Acox Custom ID1: Q01102A Custom ID2: ACC Custom ID3: Int. 5852-10
Comment: TestAmerica Pittsburgh ICP Metals Analysis Inst. 6500 ICP

Elem	Cu	Fe	K_	Li	Mg
Line	324.754 {104}2	259.940 {130}	769.896 { 44}	670.784 { 50}	279.079 {121}
IS Ref	(Y_3710)	(Y_3710)	(Y_3710)	(Y_3710)	(Y_3710)
Units	ppm	ppm	ppm	ppm	ppm
Avg	**.25300**	**1.0591**	**49.900**	**1.0721**	**51.837**
Stddev	.00139	.0079	.153	.0026	.245
%RSD	.55036	.74372	.30622	.24016	.47307
#1	.25157	1.0506	49.743	1.0744	51.650
#2	.25436	1.0609	49.909	1.0725	51.746
#3	.25306	1.0660	50.049	1.0693	52.115
Check ?	Chk Pass	Chk Pass	Chk Pass	Chk Pass	Chk Pass
High Limit					
Low Limit					

Elem	Mn	Mo	Na	Ni	Pb
Line	257.610 {131}2	202.030 {467}	589.592 { 57}	231.604 {445}	220.353 {453}
IS Ref	(Y_3710)	(Y_2243)	(Y_3710)	(In2306)	(In2306)
Units	ppm	ppm	ppm	ppm	ppm
Avg	**.49357**	**1.0530**	**53.305**	**.50167**	**.51142**
Stddev	.00226	.0017	.045	.00181	.00121
%RSD	.45874	.16520	.08448	.36160	.23596
#1	.49096	1.0542	53.321	.50360	.51254
#2	.49501	1.0539	53.340	.49999	.51014
#3	.49473	1.0510	53.254	.50143	.51158
Check ?	Chk Pass	Chk Pass	Chk Pass	Chk Pass	Chk Pass
High Limit					
Low Limit					

Sample Name: L87PHC Acquired: 11/2/2010 17:23:40 Type: Unk
Method: 6500MET(v1145) Mode: CONC Corr. Factor: 1.000000
User: Acox Custom ID1: Q01102A Custom ID2: ACC Custom ID3: Int. 5852-10
Comment: TestAmerica Pittsburgh ICP Metals Analysis Inst. 6500 ICP

Elem	Sb	Se	Si	Sn	Sr
Line	206.833 {463}	196.090 {472}	251.611 {134}	189.989 {477}	407.771 { 83}
IS Ref	(Y_2243)	(Y_2243)	(Y_3710)	(Y_2243)	(Y_3710)
Units	ppm	ppm	ppm	ppm	ppm
Avg	**.54408**	**2.1299**	**10.142**	**2.0613**	**1.0468**
Stddev	.00149	.0036	.043	.0047	.0025
%RSD	.27444	.16728	.42412	.23062	.24133
#1	.54537	2.1318	10.097	2.0660	1.0479
#2	.54441	2.1320	10.183	2.0615	1.0486
#3	.54244	2.1258	10.147	2.0565	1.0439
Check ?	Chk Pass	Chk Pass	Chk Pass	Chk Pass	Chk Pass
High Limit					
Low Limit					

Elem	Ti	Tl	V_	Zn
Line	334.904 {101}	190.856 {477}	292.402 {115}	206.200 {463}
IS Ref	(Y_3710)	(In2306)	(Y_3600)	(Y_2243)
Units	ppm	ppm	ppm	ppm
Avg	**1.0754**	**1.9600**	**.52548**	**.49712**
Stddev	.0031	.0034	.00157	.00077
%RSD	.28568	.17543	.29900	.15449
#1	1.0789	1.9615	.52613	.49798
#2	1.0741	1.9625	.52663	.49686
#3	1.0732	1.9561	.52369	.49651
Check ?	Chk Pass	Chk Pass	Chk Pass	Chk Pass
High Limit				
Low Limit				

Sample Name: L87PHC Acquired: 11/2/2010 17:23:40 Type: Unk
Method: 6500MET(v1145) Mode: CONC Corr. Factor: 1.000000
User: Acox Custom ID1: Q01102A Custom ID2: ACC Custom ID3: Int. 5852-10
Comment: TestAmerica Pittsburgh ICP Metals Analysis Inst. 6500 ICP

Int. Std.	In2306	Y_2243	Y_3600	Y_3710
Line	230.606 {446}	224.306 {450}	360.073 { 94}	371.030 { 91}
Units	Cts/S	Cts/S	Cts/S	Cts/S
Avg	**2939.3**	**6213.5**	**115110.**	**14282.**
Stddev	8.3	17.3	306.	78.
%RSD	.28234	.27788	.26586	.54739
#1	2930.7	6198.5	114830.	14326.
#2	2940.0	6209.7	115070.	14328.
#3	2947.3	6232.4	115440.	14191.

Sample Name: L80GX 2x prep dil. Acquired: 11/2/2010 17:28:12 Type: Unk
Method: 6500MET(v1145) Mode: CONC Corr. Factor: 1.000000
User: Acox Custom ID1: Q01102A Custom ID2: ACC Custom ID3: Int. 5852-10
Comment: TestAmerica Pittsburgh ICP Metals Analysis Inst. 6500 ICP

Elem	Ag	Al	As	B_	Ba
Line	328.068 {103}	396.152 { 85}	189.042 {479}	208.959 {461}	455.403 { 74}
IS Ref	(Y_3600)	(Y_3710)	(Y_2243)	(Y_2243)	(Y_3710)
Units	ppm	ppm	ppm	ppm	ppm
Avg	**-.00002**	**28.276**	**.01114**	**.05297**	**.22533**
Stddev	.00010	.017	.00279	.00037	.00080
%RSD	472.76	.05935	25.046	.70232	.35416
#1	-.00013	28.270	.01242	.05258	.22612
#2	.00000	28.295	.01306	.05331	.22453
#3	.00006	28.263	.00794	.05302	.22534
Check ?	Chk Pass	Chk Pass	Chk Pass	Chk Pass	Chk Pass
High Limit					
Low Limit					

Elem	Be	Ca	Cd	Co	Cr
Line	313.042 {108}	317.933 {106}	214.438 {457}	228.616 {447}	267.716 {126}
IS Ref	(Y_3710)	(Y_3710)	(Y_2243)	(In2306)	(Y_3600)
Units	ppm	ppm	ppm	ppm	ppm
Avg	**.00069**	**28.777**	**.00058**	**.04778**	**.10256**
Stddev	.00003	.037	.00005	.00015	.00051
%RSD	3.8659	.12761	9.0723	.30628	.49713
#1	.00067	28.762	.00061	.04794	.10197
#2	.00072	28.819	.00062	.04766	.10290
#3	.00067	28.751	.00052	.04775	.10281
Check ?	Chk Pass	Chk Pass	Chk Pass	Chk Pass	Chk Pass
High Limit					
Low Limit					

Sample Name: L80GX 2x prep dil. Acquired: 11/2/2010 17:28:12 Type: Unk
Method: 6500MET(v1145) Mode: CONC Corr. Factor: 1.000000
User: Acox Custom ID1: Q01102A Custom ID2: ACC Custom ID3: Int. 5852-10
Comment: TestAmerica Pittsburgh ICP Metals Analysis Inst. 6500 ICP

Elem	Cu	Fe	K_	Li	Mg
Line	324.754 {104}2	259.940 {130}	769.896 { 44}	670.784 { 50}	279.079 {121}
IS Ref	(Y_3710)	(Y_3710)	(Y_3710)	(Y_3710)	(Y_3710)
Units	ppm	ppm	ppm	ppm	ppm
Avg	**.15673**	**71.855**	**9.3259**	**.02112**	**11.306**
Stddev	.00055	.064	.0516	.00016	.040
%RSD	.35242	.08947	.55303	.76139	.35298
#1	.15610	71.855	9.3460	.02131	11.261
#2	.15698	71.919	9.2673	.02107	11.335
#3	.15712	71.791	9.3644	.02100	11.323
Check ?	Chk Pass	Chk Pass	Chk Pass	Chk Pass	Chk Pass
High Limit					
Low Limit					

Elem	Mn	Mo	Na	Ni	Pb
Line	257.610 {131}2	202.030 {467}	589.592 { 57}	231.604 {445}	220.353 {453}
IS Ref	(Y_3710)	(Y_2243)	(Y_3710)	(In2306)	(In2306)
Units	ppm	ppm	ppm	ppm	ppm
Avg	**1.1094**	**.00988**	**20.969**	**.07148**	**.07718**
Stddev	.0029	.00015	.065	.00054	.00113
%RSD	.26172	1.5426	.31127	.76096	1.4595
#1	1.1072	.01003	21.039	.07094	.07828
#2	1.1127	.00987	20.911	.07203	.07603
#3	1.1084	.00973	20.956	.07146	.07721
Check ?	Chk Pass	Chk Pass	Chk Pass	Chk Pass	Chk Pass
High Limit					
Low Limit					

Sample Name: L80GX 2x prep dil. Acquired: 11/2/2010 17:28:12 Type: Unk
Method: 6500MET(v1145) Mode: CONC Corr. Factor: 1.000000
User: Acox Custom ID1: Q01102A Custom ID2: ACC Custom ID3: Int. 5852-10
Comment: TestAmerica Pittsburgh ICP Metals Analysis Inst. 6500 ICP

Elem	Sb	Se	Si	Sn	Sr
Line	206.833 {463}	196.090 {472}	251.611 {134}	189.989 {477}	407.771 { 83}
IS Ref	(Y_2243)	(Y_2243)	(Y_3710)	(Y_2243)	(Y_3710)
Units	ppm	ppm	ppm	ppm	ppm
Avg	**.00006**	**.00350**	F **45.724**	**.00236**	**.11767**
Stddev	.00070	.00155	.123	.00056	.00029
%RSD	1144.0	44.235	.26841	23.659	.24255
#1	.00003	.00526	45.615	.00261	.11796
#2	.00078	.00239	45.857	.00172	.11738
#3	-.00063	.00283	45.701	.00275	.11767
Check ?	Chk Pass	Chk Pass	Chk Fail	Chk Pass	Chk Pass
High Limit			25.000		
Low Limit			-.50000		

Elem	Ti	Tl	V_	Zn
Line	334.904 {101}	190.856 {477}	292.402 {115}	206.200 {463}
IS Ref	(Y_3710)	(In2306)	(Y_3600)	(Y_2243)
Units	ppm	ppm	ppm	ppm
Avg	**2.5480**	**.00035**	**.13677**	**.21708**
Stddev	.0059	.00060	.00044	.00084
%RSD	.22972	174.67	.32469	.38758
#1	2.5543	.00023	.13727	.21718
#2	2.5469	.00100	.13661	.21787
#3	2.5427	-.00019	.13642	.21620
Check ?	Chk Pass	Chk Pass	Chk Pass	Chk Pass
High Limit				
Low Limit				

Sample Name: L80GX 2x prep dil. Acquired: 11/2/2010 17:28:12 Type: Unk
Method: 6500MET(v1145) Mode: CONC Corr. Factor: 1.000000
User: Acox Custom ID1: Q01102A Custom ID2: ACC Custom ID3: Int. 5852-10
Comment: TestAmerica Pittsburgh ICP Metals Analysis Inst. 6500 ICP

Int. Std.	In2306	Y_2243	Y_3600	Y_3710
Line	230.606 {446}	224.306 {450}	360.073 { 94}	371.030 { 91}
Units	Cts/S	Cts/S	Cts/S	Cts/S
Avg	**3046.7**	**6465.3**	**122260.**	**15685.**
Stddev	3.3	16.5	337.	38.
%RSD	.10726	.25503	.27532	.24479
#1	3050.4	6481.4	121970.	15699.
#2	3045.6	6466.1	122180.	15642.
#3	3044.1	6448.5	122630.	15715.

Sample Name: L80GXP 10xpdilx5 Acquired: 11/2/2010 17:32:57 Type: Unk
Method: 6500MET(v1145) Mode: CONC Corr. Factor: 1.000000
User: Acox Custom ID1: Q01102A Custom ID2: ACC Custom ID3: Int. 5852-10
Comment: TestAmerica Pittsburgh ICP Metals Analysis Inst. 6500 ICP

Elem	Ag	Al	As	B_	Ba
Line	328.068 {103}	396.152 { 85}	189.042 {479}	208.959 {461}	455.403 { 74}
IS Ref	(Y_3600)	(Y_3710)	(Y_2243)	(Y_2243)	(Y_3710)
Units	ppm	ppm	ppm	ppm	ppm
Avg	**-.00003**	**5.6119**	**.00346**	**.01000**	**.04508**
Stddev	.00011	.1822	.00224	.00014	.00156
%RSD	328.32	3.2463	64.746	1.3897	3.4535
#1	.00003	5.4016	.00207	.01016	.04330
#2	.00003	5.7213	.00604	.00995	.04619
#3	-.00016	5.7129	.00226	.00990	.04575
Check ?	Chk Pass	Chk Pass	Chk Pass	Chk Pass	Chk Pass
High Limit					
Low Limit					

Elem	Be	Ca	Cd	Co	Cr
Line	313.042 {108}	317.933 {106}	214.438 {457}	228.616 {447}	267.716 {126}
IS Ref	(Y_3710)	(Y_3710)	(Y_2243)	(In2306)	(Y_3600)
Units	ppm	ppm	ppm	ppm	ppm
Avg	**.00015**	**6.0579**	**.00019**	**.00905**	**.02135**
Stddev	.00003	.2402	.00002	.00011	.00043
%RSD	17.529	3.9646	11.359	1.1801	2.0228
#1	.00018	5.7806	.00021	.00896	.02183
#2	.00015	6.1995	.00017	.00917	.02123
#3	.00012	6.1935	.00020	.00902	.02099
Check ?	Chk Pass	Chk Pass	Chk Pass	Chk Pass	Chk Pass
High Limit					
Low Limit					

Sample Name: L80GXP 10xpdilx5 Acquired: 11/2/2010 17:32:57 Type: Unk
Method: 6500MET(v1145) Mode: CONC Corr. Factor: 1.000000
User: Acox Custom ID1: Q01102A Custom ID2: ACC Custom ID3: Int. 5852-10
Comment: TestAmerica Pittsburgh ICP Metals Analysis Inst. 6500 ICP

Elem	Cu	Fe	K_	Li	Mg
Line	324.754 {104}2	259.940 {130}	769.896 { 44}	670.784 { 50}	279.079 {121}
IS Ref	(Y_3710)	(Y_3710)	(Y_3710)	(Y_3710)	(Y_3710)
Units	ppm	ppm	ppm	ppm	ppm
Avg	**.02986**	**14.889**	**1.8332**	**.00413**	**2.3546**
Stddev	.00212	.513	.0768	.00018	.0732
%RSD	7.1036	3.4436	4.1891	4.2910	3.1087
#1	.02959	14.297	1.7450	.00420	2.2701
#2	.03211	15.201	1.8847	.00426	2.3958
#3	.02789	15.168	1.8700	.00393	2.3979
Check ?	Chk Pass	Chk Pass	Chk Pass	Chk Pass	Chk Pass
High Limit					
Low Limit					

Elem	Mn	Mo	Na	Ni	Pb
Line	257.610 {131}2	202.030 {467}	589.592 { 57}	231.604 {445}	220.353 {453}
IS Ref	(Y_3710)	(Y_2243)	(Y_3710)	(In2306)	(In2306)
Units	ppm	ppm	ppm	ppm	ppm
Avg	**.22582**	**.00176**	**4.2363**	**.01365**	**.01408**
Stddev	.00726	.00006	.1514	.00014	.00034
%RSD	3.2155	3.6488	3.5749	1.0049	2.4251
#1	.21745	.00169	4.0614	.01377	.01370
#2	.22968	.00177	4.3252	.01366	.01435
#3	.23034	.00182	4.3223	.01350	.01421
Check ?	Chk Pass	Chk Pass	Chk Pass	Chk Pass	Chk Pass
High Limit					
Low Limit					

Sample Name: L80GXP 10xpdilx5 Acquired: 11/2/2010 17:32:57 Type: Unk
Method: 6500MET(v1145) Mode: CONC Corr. Factor: 1.000000
User: Acox Custom ID1: Q01102A Custom ID2: ACC Custom ID3: Int. 5852-10
Comment: TestAmerica Pittsburgh ICP Metals Analysis Inst. 6500 ICP

Elem	Sb	Se	Si	Sn	Sr
Line	206.833 {463}	196.090 {472}	251.611 {134}	189.989 {477}	407.771 { 83}
IS Ref	(Y_2243)	(Y_2243)	(Y_3710)	(Y_2243)	(Y_3710)
Units	ppm	ppm	ppm	ppm	ppm
Avg	**.00006**	**.00057**	**9.2375**	**.00069**	**.02347**
Stddev	.00025	.00031	.2968	.00043	.00078
%RSD	427.42	54.742	3.2131	62.797	3.3055
#1	-.00012	.00023	8.8948	.00085	.02258
#2	.00035	.00084	9.4139	.00101	.02397
#3	-.00005	.00062	9.4038	.00020	.02387
Check ?	Chk Pass	Chk Pass	Chk Pass	Chk Pass	Chk Pass
High Limit					
Low Limit					

Elem	Ti	Tl	V_	Zn
Line	334.904 {101}	190.856 {477}	292.402 {115}	206.200 {463}
IS Ref	(Y_3710)	(In2306)	(Y_3600)	(Y_2243)
Units	ppm	ppm	ppm	ppm
Avg	**.51924**	**.00001**	**.02827**	**.04555**
Stddev	.01736	.00111	.00098	.00040
%RSD	3.3432	8423.1	3.4547	.88215
#1	.49940	.00128	.02887	.04510
#2	.53167	-.00074	.02880	.04566
#3	.52663	-.00051	.02714	.04588
Check ?	Chk Pass	Chk Pass	Chk Pass	Chk Pass
High Limit				
Low Limit				

Sample Name: L80GXP 10xpdilx5 Acquired: 11/2/2010 17:32:57 Type: Unk
Method: 6500MET(v1145) Mode: CONC Corr. Factor: 1.000000
User: Acox Custom ID1: Q01102A Custom ID2: ACC Custom ID3: Int. 5852-10
Comment: TestAmerica Pittsburgh ICP Metals Analysis Inst. 6500 ICP

Int. Std.	In2306	Y_2243	Y_3600	Y_3710
Line	230.606 {446}	224.306 {450}	360.073 { 94}	371.030 { 91}
Units	Cts/S	Cts/S	Cts/S	Cts/S
Avg	**3311.9**	**6576.1**	**121680.**	**14815.**
Stddev	13.3	21.2	2988.	490.
%RSD	.40104	.32266	2.4558	3.3097
#1	3325.5	6596.7	119730.	15381.
#2	3299.0	6554.3	120190.	14555.
#3	3311.1	6577.3	125120.	14510.

Sample Name: L80GXS 2x prep dil. Acquired: 11/2/2010 17:37:48 Type: Unk
Method: 6500MET(v1145) Mode: CONC Corr. Factor: 1.000000
User: Acox Custom ID1: Q01102A Custom ID2: ACC Custom ID3: Int. 5852-10
Comment: TestAmerica Pittsburgh ICP Metals Analysis Inst. 6500 ICP

Elem	Ag	Al	As	B_	Ba
Line	328.068 {103}	396.152 { 85}	189.042 {479}	208.959 {461}	455.403 { 74}
IS Ref	(Y_3600)	(Y_3710)	(Y_2243)	(Y_2243)	(Y_3710)
Units	ppm	ppm	ppm	ppm	ppm
Avg	**.04844**	**53.042**	**2.0433**	**1.1033**	**2.2740**
Stddev	.00012	.042	.0023	.0012	.0010
%RSD	.24990	.07891	.11217	.10958	.04345
#1	.04844	53.006	2.0456	1.1036	2.2728
#2	.04831	53.032	2.0411	1.1020	2.2747
#3	.04855	53.088	2.0432	1.1044	2.2743
Check ?	Chk Pass	Chk Pass	Chk Pass	Chk Pass	Chk Pass
High Limit					
Low Limit					

Elem	Be	Ca	Cd	Co	Cr
Line	313.042 {108}	317.933 {106}	214.438 {457}	228.616 {447}	267.716 {126}
IS Ref	(Y_3710)	(Y_3710)	(Y_2243)	(In2306)	(Y_3600)
Units	ppm	ppm	ppm	ppm	ppm
Avg	**.04943**	**80.538**	**.04749**	**.58058**	**.29799**
Stddev	.00019	.110	.00005	.00033	.00088
%RSD	.39095	.13646	.10733	.05703	.29551
#1	.04937	80.466	.04744	.58038	.29825
#2	.04965	80.665	.04751	.58096	.29870
#3	.04927	80.484	.04754	.58039	.29700
Check ?	Chk Pass	Chk Pass	Chk Pass	Chk Pass	Chk Pass
High Limit					
Low Limit					

Sample Name: L80GXS 2x prep dil. Acquired: 11/2/2010 17:37:48 Type: Unk
Method: 6500MET(v1145) Mode: CONC Corr. Factor: 1.000000
User: Acox Custom ID1: Q01102A Custom ID2: ACC Custom ID3: Int. 5852-10
Comment: TestAmerica Pittsburgh ICP Metals Analysis Inst. 6500 ICP

Elem	Cu	Fe	K_	Li	Mg
Line	324.754 {104}2	259.940 {130}	769.896 { 44}	670.784 { 50}	279.079 {121}
IS Ref	(Y_3710)	(Y_3710)	(Y_3710)	(Y_3710)	(Y_3710)
Units	ppm	ppm	ppm	ppm	ppm
Avg	**.40320**	**70.731**	**59.699**	**1.0946**	**61.132**
Stddev	.00114	.061	.070	.0008	.171
%RSD	.28393	.08650	.11755	.07227	.27906
#1	.40417	70.713	59.633	1.0936	61.011
#2	.40349	70.800	59.692	1.0950	61.327
#3	.40194	70.681	59.773	1.0950	61.058
Check ?	Chk Pass	Chk Pass	Chk Pass	Chk Pass	Chk Pass
High Limit					
Low Limit					

Elem	Mn	Mo	Na	Ni	Pb
Line	257.610 {131}2	202.030 {467}	589.592 { 57}	231.604 {445}	220.353 {453}
IS Ref	(Y_3710)	(Y_2243)	(Y_3710)	(In2306)	(In2306)
Units	ppm	ppm	ppm	ppm	ppm
Avg	**1.5380**	**.97039**	**72.018**	**.58714**	**.59072**
Stddev	.0006	.00162	.109	.00148	.00210
%RSD	.04000	.16715	.15155	.25231	.35532
#1	1.5386	.96958	71.954	.58728	.59028
#2	1.5374	.96934	72.144	.58559	.59300
#3	1.5381	.97226	71.955	.58854	.58888
Check ?	Chk Pass	Chk Pass	Chk Pass	Chk Pass	Chk Pass
High Limit					
Low Limit					

Sample Name: L80GXS 2x prep dil. Acquired: 11/2/2010 17:37:48 Type: Unk
Method: 6500MET(v1145) Mode: CONC Corr. Factor: 1.000000
User: Acox Custom ID1: Q01102A Custom ID2: ACC Custom ID3: Int. 5852-10
Comment: TestAmerica Pittsburgh ICP Metals Analysis Inst. 6500 ICP

Elem	Sb	Se	Si	Sn	Sr
Line	206.833 {463}	196.090 {472}	251.611 {134}	189.989 {477}	407.771 { 83}
IS Ref	(Y_2243)	(Y_2243)	(Y_3710)	(Y_2243)	(Y_3710)
Units	ppm	ppm	ppm	ppm	ppm
Avg	**.48270**	**2.0954**	F **80.440**	**1.8955**	**1.1644**
Stddev	.00210	.0027	.196	.0051	.0006
%RSD	.43510	.12632	.24356	.26902	.04910
#1	.48355	2.0946	80.402	1.8910	1.1649
#2	.48424	2.0932	80.652	1.9010	1.1638
#3	.48031	2.0984	80.266	1.8944	1.1645
Check ?	Chk Pass	Chk Pass	Chk Fail	Chk Pass	Chk Pass
High Limit			25.000		
Low Limit			-.50000		

Elem	Ti	Tl	V_	Zn
Line	334.904 {101}	190.856 {477}	292.402 {115}	206.200 {463}
IS Ref	(Y_3710)	(In2306)	(Y_3600)	(Y_2243)
Units	ppm	ppm	ppm	ppm
Avg	**4.2987**	**1.9474**	**.65842**	**.67057**
Stddev	.0095	.0022	.00204	.00119
%RSD	.22224	.11051	.30963	.17741
#1	4.3078	1.9463	.65612	.66954
#2	4.2997	1.9499	.65998	.67187
#3	4.2887	1.9461	.65917	.67030
Check ?	Chk Pass	Chk Pass	Chk Pass	Chk Pass
High Limit				
Low Limit				

Sample Name: L80GXS 2x prep dil. Acquired: 11/2/2010 17:37:48 Type: Unk
Method: 6500MET(v1145) Mode: CONC Corr. Factor: 1.000000
User: Acox Custom ID1: Q01102A Custom ID2: ACC Custom ID3: Int. 5852-10
Comment: TestAmerica Pittsburgh ICP Metals Analysis Inst. 6500 ICP

Int. Std.	In2306	Y_2243	Y_3600	Y_3710
Line	230.606 {446}	224.306 {450}	360.073 { 94}	371.030 { 91}
Units	Cts/S	Cts/S	Cts/S	Cts/S
Avg	**2780.2**	**6282.8**	**118390.**	**15268.**
Stddev	3.7	16.9	334.	20.
%RSD	.13209	.26848	.28228	.13344
#1	2783.8	6291.7	118770.	15268.
#2	2780.3	6293.4	118240.	15248.
#3	2776.5	6263.4	118160.	15289.

Sample Name: L80GXD 2x prep dil. Acquired: 11/2/2010 17:42:18 Type: Unk
Method: 6500MET(v1145) Mode: CONC Corr. Factor: 1.000000
User: Acox Custom ID1: Q01102A Custom ID2: ACC Custom ID3: Int. 5852-10
Comment: TestAmerica Pittsburgh ICP Metals Analysis Inst. 6500 ICP

Elem	Ag	Al	As	B_	Ba
Line	328.068 {103}	396.152 { 85}	189.042 {479}	208.959 {461}	455.403 { 74}
IS Ref	(Y_3600)	(Y_3710)	(Y_2243)	(Y_2243)	(Y_3710)
Units	ppm	ppm	ppm	ppm	ppm
Avg	**.04884**	**56.274**	**2.0286**	**1.1035**	**2.3082**
Stddev	.00025	.119	.0021	.0017	.0059
%RSD	.50402	.21080	.10333	.15062	.25645
#1	.04912	56.283	2.0305	1.1016	2.3112
#2	.04867	56.388	2.0264	1.1041	2.3121
#3	.04872	56.152	2.0290	1.1047	2.3014
Check ?	Chk Pass	Chk Pass	Chk Pass	Chk Pass	Chk Pass
High Limit					
Low Limit					

Elem	Be	Ca	Cd	Co	Cr
Line	313.042 {108}	317.933 {106}	214.438 {457}	228.616 {447}	267.716 {126}
IS Ref	(Y_3710)	(Y_3710)	(Y_2243)	(In2306)	(Y_3600)
Units	ppm	ppm	ppm	ppm	ppm
Avg	**.05002**	**83.110**	**.04765**	**.58561**	**.30715**
Stddev	.00009	.219	.00016	.00141	.00062
%RSD	.18009	.26319	.33106	.24108	.20218
#1	.04994	83.011	.04781	.58714	.30650
#2	.05012	83.361	.04766	.58435	.30774
#3	.04999	82.958	.04749	.58533	.30720
Check ?	Chk Pass	Chk Pass	Chk Pass	Chk Pass	Chk Pass
High Limit					
Low Limit					

Sample Name: L80GXD 2x prep dil. Acquired: 11/2/2010 17:42:18 Type: Unk
Method: 6500MET(v1145) Mode: CONC Corr. Factor: 1.000000
User: Acox Custom ID1: Q01102A Custom ID2: ACC Custom ID3: Int. 5852-10
Comment: TestAmerica Pittsburgh ICP Metals Analysis Inst. 6500 ICP

Elem	Cu	Fe	K_	Li	Mg
Line	324.754 {104}2	259.940 {130}	769.896 { 44}	670.784 { 50}	279.079 {121}
IS Ref	(Y_3710)	(Y_3710)	(Y_3710)	(Y_3710)	(Y_3710)
Units	ppm	ppm	ppm	ppm	ppm
Avg	**.41659**	**74.390**	**61.331**	**1.1091**	**62.534**
Stddev	.00096	.182	.085	.0021	.126
%RSD	.22982	.24414	.13876	.18924	.20211
#1	.41708	74.273	61.326	1.1109	62.501
#2	.41549	74.599	61.419	1.1096	62.674
#3	.41721	74.297	61.249	1.1068	62.427
Check ?	Chk Pass	Chk Pass	Chk Pass	Chk Pass	Chk Pass
High Limit					
Low Limit					

Elem	Mn	Mo	Na	Ni	Pb
Line	257.610 {131}2	202.030 {467}	589.592 { 57}	231.604 {445}	220.353 {453}
IS Ref	(Y_3710)	(Y_2243)	(Y_3710)	(In2306)	(In2306)
Units	ppm	ppm	ppm	ppm	ppm
Avg	**1.5998**	**.97488**	**74.219**	**.59285**	**.60147**
Stddev	.0032	.00125	.189	.00162	.00159
%RSD	.20019	.12833	.25448	.27314	.26471
#1	1.6015	.97343	74.152	.59467	.60330
#2	1.6018	.97553	74.432	.59158	.60055
#3	1.5961	.97567	74.073	.59231	.60054
Check ?	Chk Pass	Chk Pass	Chk Pass	Chk Pass	Chk Pass
High Limit					
Low Limit					

Sample Name: L80GXD 2x prep dil. Acquired: 11/2/2010 17:42:18 Type: Unk
Method: 6500MET(v1145) Mode: CONC Corr. Factor: 1.000000
User: Acox Custom ID1: Q01102A Custom ID2: ACC Custom ID3: Int. 5852-10
Comment: TestAmerica Pittsburgh ICP Metals Analysis Inst. 6500 ICP

Elem	Sb	Se	Si	Sn	Sr
Line	206.833 {463}	196.090 {472}	251.611 {134}	189.989 {477}	407.771 { 83}
IS Ref	(Y_2243)	(Y_2243)	(Y_3710)	(Y_2243)	(Y_3710)
Units	ppm	ppm	ppm	ppm	ppm
Avg	**.47993**	**2.0684**	F **84.267**	**1.9061**	**1.1817**
Stddev	.00319	.0042	.172	.0008	.0023
%RSD	.66526	.20462	.20466	.04204	.19092
#1	.47687	2.0637	84.105	1.9067	1.1828
#2	.48324	2.0720	84.448	1.9065	1.1831
#3	.47967	2.0693	84.250	1.9052	1.1791
Check ?	Chk Pass	Chk Pass	Chk Fail	Chk Pass	Chk Pass
High Limit			25.000		
Low Limit			-.50000		

Elem	Ti	Tl	V_	Zn
Line	334.904 {101}	190.856 {477}	292.402 {115}	206.200 {463}
IS Ref	(Y_3710)	(In2306)	(Y_3600)	(Y_2243)
Units	ppm	ppm	ppm	ppm
Avg	**4.4826**	**1.9517**	**.67184**	**.68438**
Stddev	.0148	.0059	.00014	.00224
%RSD	.32930	.30292	.02123	.32689
#1	4.4767	1.9585	.67170	.68694
#2	4.4994	1.9483	.67199	.68344
#3	4.4716	1.9483	.67184	.68277
Check ?	Chk Pass	Chk Pass	Chk Pass	Chk Pass
High Limit				
Low Limit				

Sample Name: L80GXD 2x prep dil. Acquired: 11/2/2010 17:42:18 Type: Unk
Method: 6500MET(v1145) Mode: CONC Corr. Factor: 1.000000
User: Acox Custom ID1: Q01102A Custom ID2: ACC Custom ID3: Int. 5852-10
Comment: TestAmerica Pittsburgh ICP Metals Analysis Inst. 6500 ICP

Int. Std.	In2306	Y_2243	Y_3600	Y_3710
Line	230.606 {446}	224.306 {450}	360.073 { 94}	371.030 { 91}
Units	Cts/S	Cts/S	Cts/S	Cts/S
Avg	**2769.2**	**6268.1**	**116600.**	**15030.**
Stddev	4.4	5.3	162.	27.
%RSD	.16032	.08534	.13863	.17786
#1	2764.8	6267.3	116410.	15053.
#2	2769.1	6263.2	116650.	15001.
#3	2773.7	6273.8	116720.	15035.

Sample Name: CCV1-8 Acquired: 11/2/2010 17:46:49 Type: QC
Method: 6500MET(v1145) Mode: CONC Corr. Factor: 1.000000
User: Acox Custom ID1: Q01102A Custom ID2: ACC Custom ID3: Int. 5852-10
Comment: TestAmerica Pittsburgh ICP Metals Analysis Inst. 6500 ICP

Elem	Ag	Al	As	B_	Ba
Line	328.068 {103}	396.152 { 85}	189.042 {479}	208.959 {461}	455.403 { 74}
IS Ref	(Y_3600)	(Y_3710)	(Y_2243)	(Y_2243)	(Y_3710)
Units	ppm	ppm	ppm	ppm	ppm
Avg	**1.0392**	**25.021**	**.54366**	**2.1526**	**2.0733**
Stddev	.0021	.011	.00272	.0038	.0039
%RSD	.20486	.04506	.50064	.17572	.18682
#1	1.0407	25.009	.54145	2.1494	2.0734
#2	1.0368	25.031	.54284	2.1515	2.0772
#3	1.0401	25.022	.54670	2.1568	2.0694
Check ?	Chk Pass	Chk Pass	Chk Pass	Chk Pass	Chk Pass
Value					
Range					

Elem	Be	Ca	Cd	Co	Cr
Line	313.042 {108}	317.933 {106}	214.438 {457}	228.616 {447}	267.716 {126}
IS Ref	(Y_3710)	(Y_3710)	(Y_2243)	(In2306)	(Y_3600)
Units	ppm	ppm	ppm	ppm	ppm
Avg	**2.0685**	**53.407**	**.49563**	**2.1234**	**1.9737**
Stddev	.0071	.315	.00077	.0017	.0073
%RSD	.34325	.58995	.15554	.08158	.36750
#1	2.0767	53.747	.49537	2.1232	1.9738
#2	2.0642	53.125	.49649	2.1253	1.9808
#3	2.0645	53.349	.49502	2.1218	1.9663
Check ?	Chk Pass	Chk Pass	Chk Pass	Chk Pass	Chk Pass
Value					
Range					

Sample Name: CCV1-8 Acquired: 11/2/2010 17:46:49 Type: QC
Method: 6500MET(v1145) Mode: CONC Corr. Factor: 1.000000
User: Acox Custom ID1: Q01102A Custom ID2: ACC Custom ID3: Int. 5852-10
Comment: TestAmerica Pittsburgh ICP Metals Analysis Inst. 6500 ICP

Elem	Cu	Fe	K_	Li	Mg
Line	324.754 {104}2	259.940 {130}	769.896 { 44}	670.784 { 50}	279.079 {121}
IS Ref	(Y_3710)	(Y_3710)	(Y_3710)	(Y_3710)	(Y_3710)
Units	ppm	ppm	ppm	ppm	ppm
Avg	**2.0630**	**26.016**	**125.07**	**2.1717**	**50.922**
Stddev	.0125	.095	.24	.0081	.200
%RSD	.60656	.36526	.19223	.37306	.39245
#1	2.0770	26.087	125.19	2.1772	51.011
#2	2.0590	25.908	125.24	2.1755	50.693
#3	2.0530	26.052	124.80	2.1624	51.062
Check ?	Chk Pass	Chk Pass	Chk Pass	Chk Pass	Chk Pass
Value					
Range					

Elem	Mn	Mo	Na	Ni	Pb
Line	257.610 {131}2	202.030 {467}	589.592 { 57}	231.604 {445}	220.353 {453}
IS Ref	(Y_3710)	(Y_2243)	(Y_3710)	(In2306)	(In2306)
Units	ppm	ppm	ppm	ppm	ppm
Avg	**1.9803**	**2.0678**	**132.03**	**2.0618**	**.52312**
Stddev	.0074	.0011	.47	.0037	.00155
%RSD	.37343	.05173	.35256	.17895	.29705
#1	1.9852	2.0675	132.53	2.0626	.52351
#2	1.9718	2.0690	131.95	2.0650	.52444
#3	1.9840	2.0669	131.60	2.0577	.52141
Check ?	Chk Pass	Chk Pass	Chk Pass	Chk Pass	Chk Pass
Value					
Range					

Sample Name: CCV1-8 Acquired: 11/2/2010 17:46:49 Type: QC
Method: 6500MET(v1145) Mode: CONC Corr. Factor: 1.000000
User: Acox Custom ID1: Q01102A Custom ID2: ACC Custom ID3: Int. 5852-10
Comment: TestAmerica Pittsburgh ICP Metals Analysis Inst. 6500 ICP

Elem	Sb	Se	Si	Sn	Sr
Line	206.833 {463}	196.090 {472}	251.611 {134}	189.989 {477}	407.771 { 83}
IS Ref	(Y_2243)	(Y_2243)	(Y_3710)	(Y_2243)	(Y_3710)
Units	ppm	ppm	ppm	ppm	ppm
Avg	F **.55156**	F **.55577**	**2.1086**	**2.0095**	**2.1316**
Stddev	.00189	.00270	.0080	.0029	.0037
%RSD	.34354	.48520	.37734	.14454	.17308
#1	.55363	.55772	2.1167	2.0104	2.1299
#2	.54991	.55269	2.1008	2.0119	2.1358
#3	.55115	.55690	2.1083	2.0063	2.1291
Check ?	Chk Fail	Chk Fail	Chk Pass	Chk Pass	Chk Pass
Value	.50000	.50000			
Range	10.000%	10.000%			

Elem	Ti	Tl	V_	Zn
Line	334.904 {101}	190.856 {477}	292.402 {115}	206.200 {463}
IS Ref	(Y_3710)	(In2306)	(Y_3600)	(Y_2243)
Units	ppm	ppm	ppm	ppm
Avg	**2.1148**	**.98832**	**2.0962**	**1.9778**
Stddev	.0082	.00225	.0057	.0031
%RSD	.38715	.22810	.27063	.15783
#1	2.1238	.98672	2.0948	1.9772
#2	2.1128	.99090	2.1024	1.9812
#3	2.1078	.98734	2.0913	1.9750
Check ?	Chk Pass	Chk Pass	Chk Pass	Chk Pass
Value				
Range				

Sample Name: CCV1-8 Acquired: 11/2/2010 17:46:49 Type: QC
Method: 6500MET(v1145) Mode: CONC Corr. Factor: 1.000000
User: Acox Custom ID1: Q01102A Custom ID2: ACC Custom ID3: Int. 5852-10
Comment: TestAmerica Pittsburgh ICP Metals Analysis Inst. 6500 ICP

Int. Std.	In2306	Y_2243	Y_3600	Y_3710
Line	230.606 {446}	224.306 {450}	360.073 { 94}	371.030 { 91}
Units	Cts/S	Cts/S	Cts/S	Cts/S
Avg	**2766.1**	**6061.8**	**112450.**	**14374.**
Stddev	2.1	6.3	383.	97.
%RSD	.07608	.10364	.34061	.67636
#1	2766.3	6068.3	112100.	14302.
#2	2763.9	6055.8	112380.	14484.
#3	2768.1	6061.1	112860.	14335.

Sample Name: CCB8 Acquired: 11/2/2010 17:51:24 Type: QC
Method: 6500MET(v1145) Mode: CONC Corr. Factor: 1.000000
User: Acox Custom ID1: Q01102A Custom ID2: ACC Custom ID3: Int. 5852-10
Comment: TestAmerica Pittsburgh ICP Metals Analysis Inst. 6500 ICP

Elem	Ag	Al	As	B_	Ba
Line	328.068 {103}	396.152 { 85}	189.042 {479}	208.959 {461}	455.403 { 74}
IS Ref	(Y_3600)	(Y_3710)	(Y_2243)	(Y_2243)	(Y_3710)
Units	ppm	ppm	ppm	ppm	ppm
Avg	**.00033**	**.01717**	**.00033**	**.00202**	**.00057**
Stddev	.00032	.00367	.00089	.00010	.00009
%RSD	97.273	21.390	270.20	4.9878	15.221
#1	.00040	.01547	.00046	.00192	.00066
#2	-.00002	.02139	-.00062	.00201	.00057
#3	.00060	.01465	.00115	.00212	.00049
Check ?	Chk Pass	Chk Pass	Chk Pass	Chk Pass	Chk Pass
High Limit					
Low Limit					

Elem	Be	Ca	Cd	Co	Cr
Line	313.042 {108}	317.933 {106}	214.438 {457}	228.616 {447}	267.716 {126}
IS Ref	(Y_3710)	(Y_3710)	(Y_2243)	(In2306)	(Y_3600)
Units	ppm	ppm	ppm	ppm	ppm
Avg	**.00030**	**.02243**	**.00007**	**.00022**	**.00017**
Stddev	.00003	.00151	.00006	.00007	.00022
%RSD	10.898	6.7461	88.625	33.588	125.23
#1	.00027	.02272	.00007	.00021	.00043
#2	.00029	.02079	.00001	.00015	.00006
#3	.00033	.02378	.00013	.00030	.00003
Check ?	Chk Pass	Chk Pass	Chk Pass	Chk Pass	Chk Pass
High Limit					
Low Limit					

Sample Name: CCB8 Acquired: 11/2/2010 17:51:24 Type: QC
Method: 6500MET(v1145) Mode: CONC Corr. Factor: 1.000000
User: Acox Custom ID1: Q01102A Custom ID2: ACC Custom ID3: Int. 5852-10
Comment: TestAmerica Pittsburgh ICP Metals Analysis Inst. 6500 ICP

Elem	Cu	Fe	K_	Li	Mg
Line	324.754 {104}2	259.940 {130}	769.896 { 44}	670.784 { 50}	279.079 {121}
IS Ref	(Y_3710)	(Y_3710)	(Y_3710)	(Y_3710)	(Y_3710)
Units	ppm	ppm	ppm	ppm	ppm
Avg	**-.00107**	**.03082**	**-.00974**	**.00071**	**.02885**
Stddev	.00083	.00054	.01719	.00096	.00467
%RSD	77.682	1.7674	176.53	135.12	16.188
#1	-.00174	.03136	-.00386	.00179	.03271
#2	-.00014	.03027	.00374	.00033	.03018
#3	-.00133	.03084	-.02910	.00000	.02366
Check ?	Chk Pass	Chk Pass	Chk Pass	Chk Pass	Chk Pass
High Limit					
Low Limit					

Elem	Mn	Mo	Na	Ni	Pb
Line	257.610 {131}2	202.030 {467}	589.592 { 57}	231.604 {445}	220.353 {453}
IS Ref	(Y_3710)	(Y_2243)	(Y_3710)	(In2306)	(In2306)
Units	ppm	ppm	ppm	ppm	ppm
Avg	**.00065**	**.00108**	**.02418**	**.00048**	**-.00004**
Stddev	.00022	.00012	.00633	.00028	.00028
%RSD	34.413	10.911	26.162	59.071	743.26
#1	.00085	.00120	.01905	.00018	-.00033
#2	.00069	.00106	.03125	.00075	.00023
#3	.00041	.00097	.02225	.00051	-.00002
Check ?	Chk Pass	Chk Pass	Chk Pass	Chk Pass	Chk Pass
High Limit					
Low Limit					

Sample Name: CCB8 Acquired: 11/2/2010 17:51:24 Type: QC
Method: 6500MET(v1145) Mode: CONC Corr. Factor: 1.000000
User: Acox Custom ID1: Q01102A Custom ID2: ACC Custom ID3: Int. 5852-10
Comment: TestAmerica Pittsburgh ICP Metals Analysis Inst. 6500 ICP

Elem	Sb	Se	Si	Sn	Sr
Line	206.833 {463}	196.090 {472}	251.611 {134}	189.989 {477}	407.771 { 83}
IS Ref	(Y_2243)	(Y_2243)	(Y_3710)	(Y_2243)	(Y_3710)
Units	ppm	ppm	ppm	ppm	ppm
Avg	**.00004**	**.00094**	**.00482**	**.00009**	**.00048**
Stddev	.00070	.00083	.00643	.00028	.00005
%RSD	1856.1	88.084	133.30	310.19	11.559
#1	.00023	.00170	.01215	.00040	.00054
#2	.00062	.00005	.00219	-.00013	.00043
#3	-.00074	.00108	.00013	.00000	.00045
Check ?	Chk Pass	Chk Pass	Chk Pass	Chk Pass	Chk Pass
High Limit					
Low Limit					

Elem	Ti	Tl	V_	Zn
Line	334.904 {101}	190.856 {477}	292.402 {115}	206.200 {463}
IS Ref	(Y_3710)	(In2306)	(Y_3600)	(Y_2243)
Units	ppm	ppm	ppm	ppm
Avg	**.00214**	**.00097**	**.00027**	**.00054**
Stddev	.00153	.00112	.00017	.00011
%RSD	71.288	115.15	62.506	20.847
#1	.00050	.00097	.00041	.00050
#2	.00353	-.00015	.00031	.00045
#3	.00239	.00209	.00008	.00067
Check ?	Chk Pass	Chk Pass	Chk Pass	Chk Pass
High Limit				
Low Limit				

Sample Name: CCB8 Acquired: 11/2/2010 17:51:24 Type: QC
Method: 6500MET(v1145) Mode: CONC Corr. Factor: 1.000000
User: Acox Custom ID1: Q01102A Custom ID2: ACC Custom ID3: Int. 5852-10
Comment: TestAmerica Pittsburgh ICP Metals Analysis Inst. 6500 ICP

Int. Std.	In2306	Y_2243	Y_3600	Y_3710
Line	230.606 {446}	224.306 {450}	360.073 { 94}	371.030 { 91}
Units	Cts/S	Cts/S	Cts/S	Cts/S
Avg	**3387.6**	**6492.4**	**121840.**	**14480.**
Stddev	5.6	9.9	226.	64.
%RSD	.16668	.15312	.18558	.44352
#1	3387.7	6487.2	121660.	14410.
#2	3381.9	6486.2	121770.	14494.
#3	3393.2	6503.9	122090.	14536.

Sample Name: L80G5 Acquired: 11/2/2010 17:56:18 Type: Unk
Method: 6500MET(v1145) Mode: CONC Corr. Factor: 1.000000
User: Acox Custom ID1: Q01102A Custom ID2: ACC Custom ID3: Int. 5852-10
Comment: TestAmerica Pittsburgh ICP Metals Analysis Inst. 6500 ICP

Elem	Ag	Al	As	B_	Ba
Line	328.068 {103}	396.152 { 85}	189.042 {479}	208.959 {461}	455.403 { 74}
IS Ref	(Y_3600)	(Y_3710)	(Y_2243)	(Y_2243)	(Y_3710)
Units	ppm	ppm	ppm	ppm	ppm
Avg	**.00005**	**.04222**	**-.00031**	**.07745**	**.00014**
Stddev	.00023	.00477	.00113	.00018	.00009
%RSD	451.47	11.309	358.12	.22865	63.467
#1	-.00006	.04268	.00067	.07759	.00024
#2	-.00010	.03723	-.00154	.07725	.00009
#3	.00031	.04675	-.00008	.07751	.00008
Check ?	Chk Pass	Chk Pass	Chk Pass	Chk Pass	Chk Pass
High Limit					
Low Limit					

Elem	Be	Ca	Cd	Co	Cr
Line	313.042 {108}	317.933 {106}	214.438 {457}	228.616 {447}	267.716 {126}
IS Ref	(Y_3710)	(Y_3710)	(Y_2243)	(In2306)	(Y_3600)
Units	ppm	ppm	ppm	ppm	ppm
Avg	**.00002**	**.08608**	**-.00001**	**.00011**	**.00011**
Stddev	.00002	.00025	.00005	.00008	.00023
%RSD	118.51	.29394	722.13	73.974	201.10
#1	.00000	.08635	-.00004	.00008	-.00012
#2	.00001	.08585	.00005	.00005	.00012
#3	.00004	.08605	-.00004	.00020	.00034
Check ?	Chk Pass	Chk Pass	Chk Pass	Chk Pass	Chk Pass
High Limit					
Low Limit					

Sample Name: L80G5 Acquired: 11/2/2010 17:56:18 Type: Unk
Method: 6500MET(v1145) Mode: CONC Corr. Factor: 1.000000
User: Acox Custom ID1: Q01102A Custom ID2: ACC Custom ID3: Int. 5852-10
Comment: TestAmerica Pittsburgh ICP Metals Analysis Inst. 6500 ICP

Elem	Cu	Fe	K_	Li	Mg
Line	324.754 {104}2	259.940 {130}	769.896 { 44}	670.784 { 50}	279.079 {121}
IS Ref	(Y_3710)	(Y_3710)	(Y_3710)	(Y_3710)	(Y_3710)
Units	ppm	ppm	ppm	ppm	ppm
Avg	**-.00208**	**.04022**	**.12491**	**.00024**	**.01552**
Stddev	.00032	.00098	.07661	.00071	.01718
%RSD	15.614	2.4440	61.328	301.34	110.64
#1	-.00229	.04049	.18074	-.00015	.03427
#2	-.00224	.03913	.15642	.00106	.00055
#3	-.00171	.04105	.03758	-.00019	.01174
Check ?	Chk Pass	Chk Pass	Chk Pass	Chk Pass	Chk Pass
High Limit					
Low Limit					

Elem	Mn	Mo	Na	Ni	Pb
Line	257.610 {131}2	202.030 {467}	589.592 { 57}	231.604 {445}	220.353 {453}
IS Ref	(Y_3710)	(Y_2243)	(Y_3710)	(In2306)	(In2306)
Units	ppm	ppm	ppm	ppm	ppm
Avg	**.00061**	**.00022**	**.16923**	**.00033**	**-.00096**
Stddev	.00005	.00009	.00342	.00031	.00036
%RSD	8.3047	43.038	2.0214	94.367	37.358
#1	.00055	.00012	.17216	.00022	-.00120
#2	.00064	.00030	.17007	.00009	-.00112
#3	.00064	.00023	.16547	.00068	-.00055
Check ?	Chk Pass	Chk Pass	Chk Pass	Chk Pass	Chk Pass
High Limit					
Low Limit					

Sample Name: L80G5 Acquired: 11/2/2010 17:56:18 Type: Unk
Method: 6500MET(v1145) Mode: CONC Corr. Factor: 1.000000
User: Acox Custom ID1: Q01102A Custom ID2: ACC Custom ID3: Int. 5852-10
Comment: TestAmerica Pittsburgh ICP Metals Analysis Inst. 6500 ICP

Elem	Sb	Se	Si	Sn	Sr
Line	206.833 {463}	196.090 {472}	251.611 {134}	189.989 {477}	407.771 { 83}
IS Ref	(Y_2243)	(Y_2243)	(Y_3710)	(Y_2243)	(Y_3710)
Units	ppm	ppm	ppm	ppm	ppm
Avg	**.00047**	**.00068**	**.16234**	**.00016**	**.00022**
Stddev	.00112	.00052	.00671	.00010	.00002
%RSD	237.50	76.234	4.1349	60.069	8.5486
#1	-.00058	.00011	.15732	.00027	.00020
#2	.00165	.00079	.16997	.00015	.00022
#3	.00034	.00113	.15974	.00007	.00024
Check ?	Chk Pass	Chk Pass	Chk Pass	Chk Pass	Chk Pass
High Limit					
Low Limit					

Elem	Ti	Tl	V_	Zn
Line	334.904 {101}	190.856 {477}	292.402 {115}	206.200 {463}
IS Ref	(Y_3710)	(In2306)	(Y_3600)	(Y_2243)
Units	ppm	ppm	ppm	ppm
Avg	**.00065**	**-.00018**	**-.00010**	**.00971**
Stddev	.00043	.00085	.00007	.00027
%RSD	66.226	461.91	66.426	2.7830
#1	.00114	.00033	-.00004	.00969
#2	.00038	-.00117	-.00009	.00945
#3	.00042	.00029	-.00017	.00999
Check ?	Chk Pass	Chk Pass	Chk Pass	Chk Pass
High Limit				
Low Limit				

Sample Name: L80G5 Acquired: 11/2/2010 17:56:18 Type: Unk
Method: 6500MET(v1145) Mode: CONC Corr. Factor: 1.000000
User: Acox Custom ID1: Q01102A Custom ID2: ACC Custom ID3: Int. 5852-10
Comment: TestAmerica Pittsburgh ICP Metals Analysis Inst. 6500 ICP

Int. Std.	In2306	Y_2243	Y_3600	Y_3710
Line	230.606 {446}	224.306 {450}	360.073 { 94}	371.030 { 91}
Units	Cts/S	Cts/S	Cts/S	Cts/S
Avg	**3348.8**	**6426.6**	**122470.**	**14557.**
Stddev	6.6	6.0	127.	92.
%RSD	.19658	.09382	.10394	.63142
#1	3356.3	6433.3	122620.	14454.
#2	3344.2	6424.9	122430.	14629.
#3	3345.8	6421.6	122370.	14588.

Sample Name: L80FA 2x Fe Acquired: 11/2/2010 18:01:11 Type: Unk
Method: 6500MET(v1145) Mode: CONC Corr. Factor: 1.000000
User: Acox Custom ID1: Q01102A Custom ID2: ACC Custom ID3: Int. 5852-10
Comment: TestAmerica Pittsburgh ICP Metals Analysis Inst. 6500 ICP

Elem	Ag	Al	As	B_	Ba
Line	328.068 {103}	396.152 { 85}	189.042 {479}	208.959 {461}	455.403 { 74}
IS Ref	(Y_3600)	(Y_3710)	(Y_2243)	(Y_2243)	(Y_3710)
Units	ppm	ppm	ppm	ppm	ppm
Avg	**-.00035**	**137.49**	**.03550**	**.01801**	**1.0631**
Stddev	.00037	.20	.00181	.00032	.0030
%RSD	106.37	.14581	5.1121	1.7778	.27928
#1	-.00003	137.39	.03408	.01772	1.0617
#2	-.00027	137.72	.03488	.01794	1.0665
#3	-.00076	137.36	.03755	.01835	1.0610
Check ?	Chk Pass	Chk Pass	Chk Pass	Chk Pass	Chk Pass
High Limit					
Low Limit					

Elem	Be	Ca	Cd	Co	Cr
Line	313.042 {108}	317.933 {106}	214.438 {457}	228.616 {447}	267.716 {126}
IS Ref	(Y_3710)	(Y_3710)	(Y_2243)	(In2306)	(Y_3600)
Units	ppm	ppm	ppm	ppm	ppm
Avg	**.00197**	**173.86**	**.00291**	**.27389**	**.34276**
Stddev	.00009	.49	.00032	.00811	.00088
%RSD	4.5268	.28436	10.964	2.9628	.25742
#1	.00187	173.30	.00288	.26836	.34358
#2	.00200	174.22	.00261	.27011	.34287
#3	.00204	174.06	.00324	.28320	.34183
Check ?	Chk Pass	Chk Pass	Chk Pass	Chk Pass	Chk Pass
High Limit					
Low Limit					

Sample Name: L80FA 2x Fe Acquired: 11/2/2010 18:01:11 Type: Unk
Method: 6500MET(v1145) Mode: CONC Corr. Factor: 1.000000
User: Acox Custom ID1: Q01102A Custom ID2: ACC Custom ID3: Int. 5852-10
Comment: TestAmerica Pittsburgh ICP Metals Analysis Inst. 6500 ICP

Elem	Cu	Fe	K_	Li	Mg
Line	324.754 {104}2	259.940 {130}	769.896 { 44}	670.784 { 50}	279.079 {121}
IS Ref	(Y_3710)	(Y_3710)	(Y_3710)	(Y_3710)	(Y_3710)
Units	ppm	ppm	ppm	ppm	ppm
Avg	**.74364**	**329.44**	**8.6582**	**.09477**	**50.396**
Stddev	.00172	1.55	.0626	.00074	.157
%RSD	.23170	.46942	.72268	.78070	.31096
#1	.74173	327.76	8.6190	.09551	50.248
#2	.74509	329.73	8.7303	.09477	50.560
#3	.74411	330.81	8.6251	.09403	50.380
Check ?	Chk Pass	Chk Pass	Chk Pass	Chk Pass	Chk Pass
High Limit					
Low Limit					

Elem	Mn	Mo	Na	Ni	Pb
Line	257.610 {131}2	202.030 {467}	589.592 { 57}	231.604 {445}	220.353 {453}
IS Ref	(Y_3710)	(Y_2243)	(Y_3710)	(In2306)	(In2306)
Units	ppm	ppm	ppm	ppm	ppm
Avg	**5.3836**	**.00259**	**.89105**	**.28710**	**.63584**
Stddev	.0025	.00012	.00697	.00914	.01974
%RSD	.04561	4.5397	.78204	3.1841	3.1044
#1	5.3834	.00270	.88368	.27975	.62468
#2	5.3813	.00261	.89753	.28422	.62420
#3	5.3862	.00247	.89193	.29734	.65863
Check ?	Chk Pass	Chk Pass	Chk Pass	Chk Pass	Chk Pass
High Limit					
Low Limit					

Sample Name: L80FA 2x Fe Acquired: 11/2/2010 18:01:11 Type: Unk
Method: 6500MET(v1145) Mode: CONC Corr. Factor: 1.000000
User: Acox Custom ID1: Q01102A Custom ID2: ACC Custom ID3: Int. 5852-10
Comment: TestAmerica Pittsburgh ICP Metals Analysis Inst. 6500 ICP

Elem	Sb	Se	Si	Sn	Sr
Line	206.833 {463}	196.090 {472}	251.611 {134}	189.989 {477}	407.771 { 83}
IS Ref	(Y_2243)	(Y_2243)	(Y_3710)	(Y_2243)	(Y_3710)
Units	ppm	ppm	ppm	ppm	ppm
Avg	**.00398**	**.00785**	**1.6053**	**.05500**	**.75831**
Stddev	.00097	.00179	.0111	.00096	.00210
%RSD	24.370	22.817	.68885	1.7498	.27630
#1	.00430	.00578	1.6164	.05464	.75726
#2	.00289	.00896	1.6054	.05427	.76072
#3	.00474	.00880	1.5943	.05609	.75695
Check ?	Chk Pass	Chk Pass	Chk Pass	Chk Pass	Chk Pass
High Limit					
Low Limit					

Elem	Ti	Tl	V_	Zn
Line	334.904 {101}	190.856 {477}	292.402 {115}	206.200 {463}
IS Ref	(Y_3710)	(In2306)	(Y_3600)	(Y_2243)
Units	ppm	ppm	ppm	ppm
Avg	F **12.661**	**-.00258**	**.90394**	**.57407**
Stddev	.057	.00062	.00140	.01408
%RSD	.44978	23.879	.15485	2.4521
#1	12.606	-.00187	.90447	.56427
#2	12.720	-.00288	.90499	.56774
#3	12.659	-.00298	.90235	.59020
Check ?	Chk Fail	Chk Pass	Chk Pass	Chk Pass
High Limit	10.000			
Low Limit	-.05000			

Sample Name: L80FA 2x Fe Acquired: 11/2/2010 18:01:11 Type: Unk
Method: 6500MET(v1145) Mode: CONC Corr. Factor: 1.000000
User: Acox Custom ID1: Q01102A Custom ID2: ACC Custom ID3: Int. 5852-10
Comment: TestAmerica Pittsburgh ICP Metals Analysis Inst. 6500 ICP

Int. Std.	In2306	Y_2243	Y_3600	Y_3710
Line	230.606 {446}	224.306 {450}	360.073 { 94}	371.030 { 91}
Units	Cts/S	Cts/S	Cts/S	Cts/S
Avg	**2688.2**	**6449.0**	**120480.**	**15108.**
Stddev	63.2	132.9	342.	14.
%RSD	2.3516	2.0612	.28411	.09537
#1	2731.2	6532.4	120310.	15119.
#2	2717.8	6518.8	120260.	15092.
#3	2615.6	6295.7	120880.	15114.

Sample Name: L80FAP 10x Fe Acquired: 11/2/2010 18:05:58 Type: Unk
Method: 6500MET(v1145) Mode: CONC Corr. Factor: 1.000000
User: Acox Custom ID1: Q01102A Custom ID2: ACC Custom ID3: Int. 5852-10
Comment: TestAmerica Pittsburgh ICP Metals Analysis Inst. 6500 ICP

Elem	Ag	Al	As	B_	Ba
Line	328.068 {103}	396.152 { 85}	189.042 {479}	208.959 {461}	455.403 { 74}
IS Ref	(Y_3600)	(Y_3710)	(Y_2243)	(Y_2243)	(Y_3710)
Units	ppm	ppm	ppm	ppm	ppm
Avg	**-.00028**	**27.514**	**.00833**	**.00346**	**.22072**
Stddev	.00026	.009	.00262	.00035	.00018
%RSD	94.516	.03197	31.446	10.194	.08165
#1	-.00009	27.516	.01083	.00385	.22051
#2	-.00017	27.504	.00854	.00319	.22085
#3	-.00057	27.521	.00561	.00333	.22080
Check ?	Chk Pass	Chk Pass	Chk Pass	Chk Pass	Chk Pass
High Limit					
Low Limit					

Elem	Be	Ca	Cd	Co	Cr
Line	313.042 {108}	317.933 {106}	214.438 {457}	228.616 {447}	267.716 {126}
IS Ref	(Y_3710)	(Y_3710)	(Y_2243)	(In2306)	(Y_3600)
Units	ppm	ppm	ppm	ppm	ppm
Avg	**.00041**	**37.023**	**.00050**	**.05260**	**.07385**
Stddev	.00002	.115	.00004	.00023	.00054
%RSD	5.2832	.30960	7.2794	.43987	.72880
#1	.00039	36.921	.00046	.05249	.07385
#2	.00043	37.002	.00052	.05287	.07438
#3	.00042	37.147	.00053	.05245	.07331
Check ?	Chk Pass	Chk Pass	Chk Pass	Chk Pass	Chk Pass
High Limit					
Low Limit					

Sample Name: L80FAP 10x Fe Acquired: 11/2/2010 18:05:58 Type: Unk
Method: 6500MET(v1145) Mode: CONC Corr. Factor: 1.000000
User: Acox Custom ID1: Q01102A Custom ID2: ACC Custom ID3: Int. 5852-10
Comment: TestAmerica Pittsburgh ICP Metals Analysis Inst. 6500 ICP

Elem	Cu	Fe	K_	Li	Mg
Line	324.754 {104}2	259.940 {130}	769.896 { 44}	670.784 { 50}	279.079 {121}
IS Ref	(Y_3710)	(Y_3710)	(Y_3710)	(Y_3710)	(Y_3710)
Units	ppm	ppm	ppm	ppm	ppm
Avg	**.15396**	**74.496**	**1.6927**	**.01942**	**10.507**
Stddev	.00135	.081	.0412	.00043	.011
%RSD	.87892	.10844	2.4344	2.2027	.10691
#1	.15541	74.502	1.6546	.01983	10.516
#2	.15273	74.413	1.6871	.01946	10.495
#3	.15373	74.574	1.7364	.01897	10.512
Check ?	Chk Pass	Chk Pass	Chk Pass	Chk Pass	Chk Pass
High Limit					
Low Limit					

Elem	Mn	Mo	Na	Ni	Pb
Line	257.610 {131}2	202.030 {467}	589.592 { 57}	231.604 {445}	220.353 {453}
IS Ref	(Y_3710)	(Y_2243)	(Y_3710)	(In2306)	(In2306)
Units	ppm	ppm	ppm	ppm	ppm
Avg	**1.1464**	**.00019**	**.17208**	**.05421**	**.12059**
Stddev	.0003	.00021	.00248	.00011	.00100
%RSD	.02889	111.82	1.4419	.20040	.82762
#1	1.1468	.00041	.17484	.05427	.12082
#2	1.1463	-.00001	.17002	.05409	.12145
#3	1.1462	.00017	.17140	.05428	.11950
Check ?	Chk Pass	Chk Pass	Chk Pass	Chk Pass	Chk Pass
High Limit					
Low Limit					

Sample Name: L80FAP 10x Fe Acquired: 11/2/2010 18:05:58 Type: Unk
Method: 6500MET(v1145) Mode: CONC Corr. Factor: 1.000000
User: Acox Custom ID1: Q01102A Custom ID2: ACC Custom ID3: Int. 5852-10
Comment: TestAmerica Pittsburgh ICP Metals Analysis Inst. 6500 ICP

Elem	Sb	Se	Si	Sn	Sr
Line	206.833 {463}	196.090 {472}	251.611 {134}	189.989 {477}	407.771 { 83}
IS Ref	(Y_2243)	(Y_2243)	(Y_3710)	(Y_2243)	(Y_3710)
Units	ppm	ppm	ppm	ppm	ppm
Avg	**.00117**	**.00250**	**.33263**	**.01242**	**.15662**
Stddev	.00171	.00081	.00374	.00019	.00021
%RSD	146.19	32.283	1.1252	1.5219	.13510
#1	.00156	.00217	.33586	.01243	.15638
#2	-.00070	.00342	.32853	.01260	.15668
#3	.00264	.00191	.33352	.01222	.15679
Check ?	Chk Pass	Chk Pass	Chk Pass	Chk Pass	Chk Pass
High Limit					
Low Limit					

Elem	Ti	Tl	V_	Zn
Line	334.904 {101}	190.856 {477}	292.402 {115}	206.200 {463}
IS Ref	(Y_3710)	(In2306)	(Y_3600)	(Y_2243)
Units	ppm	ppm	ppm	ppm
Avg	**2.6828**	**-.00048**	**.19196**	**.12699**
Stddev	.0134	.00057	.00056	.00030
%RSD	.49929	118.37	.29170	.23486
#1	2.6723	.00004	.19223	.12732
#2	2.6781	-.00109	.19233	.12692
#3	2.6979	-.00040	.19132	.12673
Check ?	Chk Pass	Chk Pass	Chk Pass	Chk Pass
High Limit				
Low Limit				

Sample Name: L80FAP 10x Fe Acquired: 11/2/2010 18:05:58 Type: Unk
Method: 6500MET(v1145) Mode: CONC Corr. Factor: 1.000000
User: Acox Custom ID1: Q01102A Custom ID2: ACC Custom ID3: Int. 5852-10
Comment: TestAmerica Pittsburgh ICP Metals Analysis Inst. 6500 ICP

Int. Std.	In2306	Y_2243	Y_3600	Y_3710
Line	230.606 {446}	224.306 {450}	360.073 { 94}	371.030 { 91}
Units	Cts/S	Cts/S	Cts/S	Cts/S
Avg	**3100.2**	**6476.2**	**121470.**	**14761.**
Stddev	2.5	4.5	307.	33.
%RSD	.08216	.07019	.25259	.22028
#1	3102.1	6481.5	121210.	14734.
#2	3097.3	6473.5	121810.	14797.
#3	3101.1	6473.7	121380.	14752.

Sample Name: L80FAD 2x Indium Acquired: 11/2/2010 18:10:44 Type: Unk
Method: 6500MET(v1145) Mode: CONC Corr. Factor: 1.000000
User: Acox Custom ID1: Q01102A Custom ID2: ACC Custom ID3: Int. 5852-10
Comment: TestAmerica Pittsburgh ICP Metals Analysis Inst. 6500 ICP

Elem	Ag	Al	As	B_	Ba
Line	328.068 {103}	396.152 { 85}	189.042 {479}	208.959 {461}	455.403 { 74}
IS Ref	(Y_3600)	(Y_3710)	(Y_2243)	(Y_2243)	(Y_3710)
Units	ppm	ppm	ppm	ppm	ppm
Avg	**.02175**	**140.40**	**.86805**	**.45779**	**1.9970**
Stddev	.00022	.10	.00071	.00123	.0026
%RSD	1.0171	.06973	.08153	.26846	.12778
#1	.02193	140.52	.86879	.45906	1.9982
#2	.02182	140.35	.86799	.45661	1.9987
#3	.02150	140.35	.86737	.45771	1.9940
Check ?	Chk Pass	Chk Pass	Chk Pass	Chk Pass	Chk Pass
High Limit					
Low Limit					

Elem	Be	Ca	Cd	Co	Cr
Line	313.042 {108}	317.933 {106}	214.438 {457}	228.616 {447}	267.716 {126}
IS Ref	(Y_3710)	(Y_3710)	(Y_2243)	(In2306)	(Y_3600)
Units	ppm	ppm	ppm	ppm	ppm
Avg	**.02286**	**255.61**	**.02326**	**.45986**	**.35481**
Stddev	.00004	1.17	.00028	.00176	.00150
%RSD	.17737	.45790	1.1849	.38179	.42264
#1	.02281	254.28	.02296	.45923	.35379
#2	.02289	256.49	.02333	.45851	.35412
#3	.02287	256.06	.02350	.46185	.35653
Check ?	Chk Pass	Chk Pass	Chk Pass	Chk Pass	Chk Pass
High Limit					
Low Limit					

Sample Name: L80FAD 2x Indium Acquired: 11/2/2010 18:10:44 Type: Unk
Method: 6500MET(v1145) Mode: CONC Corr. Factor: 1.000000
User: Acox Custom ID1: Q01102A Custom ID2: ACC Custom ID3: Int. 5852-10
Comment: TestAmerica Pittsburgh ICP Metals Analysis Inst. 6500 ICP

Elem	Cu	Fe	K_	Li	Mg
Line	324.754 {104}2	259.940 {130}	769.896 { 44}	670.784 { 50}	279.079 {121}
IS Ref	(Y_3710)	(Y_3710)	(Y_3710)	(Y_3710)	(Y_3710)
Units	ppm	ppm	ppm	ppm	ppm
Avg	**.83994**	**264.34**	**30.999**	**.59633**	**69.938**
Stddev	.00224	1.32	.072	.00179	.218
%RSD	.26626	.50109	.23362	.30079	.31137
#1	.83830	265.68	30.917	.59762	69.758
#2	.84249	263.03	31.056	.59709	69.876
#3	.83902	264.30	31.023	.59428	70.180
Check ?	Chk Pass	Chk Pass	Chk Pass	Chk Pass	Chk Pass
High Limit					
Low Limit					

Elem	Mn	Mo	Na	Ni	Pb
Line	257.610 {131}2	202.030 {467}	589.592 { 57}	231.604 {445}	220.353 {453}
IS Ref	(Y_3710)	(Y_2243)	(Y_3710)	(In2306)	(In2306)
Units	ppm	ppm	ppm	ppm	ppm
Avg	**3.9184**	**.39520**	**24.849**	**.49231**	**2.6795**
Stddev	.0097	.00122	.056	.00221	.0082
%RSD	.24716	.30988	.22650	.44829	.30744
#1	3.9248	.39424	24.836	.49207	2.6754
#2	3.9073	.39477	24.910	.49024	2.6741
#3	3.9231	.39658	24.800	.49463	2.6890
Check ?	Chk Pass	Chk Pass	Chk Pass	Chk Pass	Chk Pass
High Limit					
Low Limit					

Sample Name: L80FAD 2x Indium Acquired: 11/2/2010 18:10:44 Type: Unk
Method: 6500MET(v1145) Mode: CONC Corr. Factor: 1.000000
User: Acox Custom ID1: Q01102A Custom ID2: ACC Custom ID3: Int. 5852-10
Comment: TestAmerica Pittsburgh ICP Metals Analysis Inst. 6500 ICP

Elem	Sb	Se	Si	Sn	Sr
Line	206.833 {463}	196.090 {472}	251.611 {134}	189.989 {477}	407.771 { 83}
IS Ref	(Y_2243)	(Y_2243)	(Y_3710)	(Y_2243)	(Y_3710)
Units	ppm	ppm	ppm	ppm	ppm
Avg	**.21689**	**.86156**	**3.6382**	**1.5481**	**1.2056**
Stddev	.00196	.00413	.0134	.0061	.0015
%RSD	.90516	.47929	.36955	.39392	.12141
#1	.21507	.86014	3.6499	1.5455	1.2065
#2	.21897	.85834	3.6235	1.5437	1.2064
#3	.21664	.86622	3.6411	1.5550	1.2039
Check ?	Chk Pass	Chk Pass	Chk Pass	Chk Pass	Chk Pass
High Limit					
Low Limit					

Elem	Ti	Tl	V_	Zn
Line	334.904 {101}	190.856 {477}	292.402 {115}	206.200 {463}
IS Ref	(Y_3710)	(In2306)	(Y_3600)	(Y_2243)
Units	ppm	ppm	ppm	ppm
Avg	F **15.080**	**.86692**	**.92978**	**.73720**
Stddev	.019	.00222	.00347	.00366
%RSD	.12375	.25582	.37276	.49607
#1	15.070	.86544	.92826	.73415
#2	15.102	.86584	.92735	.73621
#3	15.069	.86947	.93375	.74125
Check ?	Chk Fail	Chk Pass	Chk Pass	Chk Pass
High Limit	10.000			
Low Limit	-.05000			

Sample Name: L80FAD 2x Indium Acquired: 11/2/2010 18:10:44 Type: Unk
Method: 6500MET(v1145) Mode: CONC Corr. Factor: 1.000000
User: Acox Custom ID1: Q01102A Custom ID2: ACC Custom ID3: Int. 5852-10
Comment: TestAmerica Pittsburgh ICP Metals Analysis Inst. 6500 ICP

Int. Std.	In2306	Y_2243	Y_3600	Y_3710
Line	230.606 {446}	224.306 {450}	360.073 { 94}	371.030 { 91}
Units	Cts/S	Cts/S	Cts/S	Cts/S
Avg	**2633.6**	**6421.9**	**118870.**	**15057.**
Stddev	7.2	16.6	83.	22.
%RSD	.27304	.25884	.07012	.14292
#1	2632.0	6420.6	118780.	15047.
#2	2641.4	6439.2	118900.	15082.
#3	2627.3	6406.0	118940.	15042.

Sample Name: L80F2 5x Ca; Indium Acquired: 11/2/2010 18:15:34 Type: Unk
Method: 6500MET(v1145) Mode: CONC Corr. Factor: 1.000000
User: Acox Custom ID1: Q01102A Custom ID2: ACC Custom ID3: Int. 5852-10
Comment: TestAmerica Pittsburgh ICP Metals Analysis Inst. 6500 ICP

Elem	Ag	Al	As	B_	Ba
Line	328.068 {103}	396.152 { 85}	189.042 {479}	208.959 {461}	455.403 { 74}
IS Ref	(Y_3600)	(Y_3710)	(Y_2243)	(Y_2243)	(Y_3710)
Units	ppm	ppm	ppm	ppm	ppm
Avg	**-.00009**	**39.257**	**.01450**	**.00801**	**.38753**
Stddev	.00022	.045	.00141	.00041	.00090
%RSD	253.05	.11416	9.6963	5.0967	.23324
#1	-.00021	39.238	.01310	.00785	.38712
#2	-.00022	39.308	.01591	.00848	.38857
#3	.00017	39.224	.01448	.00771	.38691
Check ?	Chk Pass	Chk Pass	Chk Pass	Chk Pass	Chk Pass
High Limit					
Low Limit					

Elem	Be	Ca	Cd	Co	Cr
Line	313.042 {108}	317.933 {106}	214.438 {457}	228.616 {447}	267.716 {126}
IS Ref	(Y_3710)	(Y_3710)	(Y_2243)	(In2306)	(Y_3600)
Units	ppm	ppm	ppm	ppm	ppm
Avg	**.00043**	**230.87**	**.00401**	**.06290**	**.11669**
Stddev	.00002	2.70	.00001	.00016	.00018
%RSD	3.6824	1.1685	.29222	.25287	.15035
#1	.00042	227.92	.00401	.06304	.11649
#2	.00041	231.48	.00401	.06293	.11676
#3	.00045	233.21	.00399	.06272	.11681
Check ?	Chk Pass	Chk Pass	Chk Pass	Chk Pass	Chk Pass
High Limit					
Low Limit					

Sample Name: L80F2 5x Ca; Indium Acquired: 11/2/2010 18:15:34 Type: Unk
Method: 6500MET(v1145) Mode: CONC Corr. Factor: 1.000000
User: Acox Custom ID1: Q01102A Custom ID2: ACC Custom ID3: Int. 5852-10
Comment: TestAmerica Pittsburgh ICP Metals Analysis Inst. 6500 ICP

Elem	Cu	Fe	K_	Li	Mg
Line	324.754 {104}2	259.940 {130}	769.896 { 44}	670.784 { 50}	279.079 {121}
IS Ref	(Y_3710)	(Y_3710)	(Y_3710)	(Y_3710)	(Y_3710)
Units	ppm	ppm	ppm	ppm	ppm
Avg	**.37200**	**111.47**	**3.0837**	**.03235**	**22.264**
Stddev	.00183	.10	.0133	.00060	.031
%RSD	.49157	.08685	.43021	1.8575	.14111
#1	.37403	111.37	3.0990	.03243	22.238
#2	.37150	111.57	3.0751	.03290	22.256
#3	.37048	111.48	3.0770	.03171	22.299
Check ?	Chk Pass	Chk Pass	Chk Pass	Chk Pass	Chk Pass
High Limit					
Low Limit					

Elem	Mn	Mo	Na	Ni	Pb
Line	257.610 {131}2	202.030 {467}	589.592 { 57}	231.604 {445}	220.353 {453}
IS Ref	(Y_3710)	(Y_2243)	(Y_3710)	(In2306)	(In2306)
Units	ppm	ppm	ppm	ppm	ppm
Avg	**1.4469**	**.00086**	**.87789**	**.12981**	**.48177**
Stddev	.0026	.00011	.00308	.00122	.00237
%RSD	.17606	12.816	.35115	.94222	.49137
#1	1.4453	.00092	.88143	.13098	.48443
#2	1.4498	.00073	.87647	.12991	.47988
#3	1.4455	.00092	.87578	.12854	.48100
Check ?	Chk Pass	Chk Pass	Chk Pass	Chk Pass	Chk Pass
High Limit					
Low Limit					

Sample Name: L80F2 5x Ca; Indium Acquired: 11/2/2010 18:15:34 Type: Unk
Method: 6500MET(v1145) Mode: CONC Corr. Factor: 1.000000
User: Acox Custom ID1: Q01102A Custom ID2: ACC Custom ID3: Int. 5852-10
Comment: TestAmerica Pittsburgh ICP Metals Analysis Inst. 6500 ICP

Elem	Sb	Se	Si	Sn	Sr
Line	206.833 {463}	196.090 {472}	251.611 {134}	189.989 {477}	407.771 { 83}
IS Ref	(Y_2243)	(Y_2243)	(Y_3710)	(Y_2243)	(Y_3710)
Units	ppm	ppm	ppm	ppm	ppm
Avg	**.00287**	**.00299**	**.88562**	**.01785**	**.38422**
Stddev	.00058	.00060	.01205	.00033	.00094
%RSD	20.130	20.010	1.3606	1.8229	.24485
#1	.00353	.00272	.89465	.01817	.38328
#2	.00262	.00367	.87194	.01786	.38516
#3	.00246	.00257	.89028	.01752	.38421
Check ?	Chk Pass	Chk Pass	Chk Pass	Chk Pass	Chk Pass
High Limit					
Low Limit					

Elem	Ti	Tl	V_	Zn
Line	334.904 {101}	190.856 {477}	292.402 {115}	206.200 {463}
IS Ref	(Y_3710)	(In2306)	(Y_3600)	(Y_2243)
Units	ppm	ppm	ppm	ppm
Avg	**4.3199**	**.00061**	**.24150**	**.53900**
Stddev	.0095	.00088	.00042	.00172
%RSD	.21903	143.34	.17222	.31855
#1	4.3091	.00118	.24182	.54098
#2	4.3234	-.00040	.24103	.53800
#3	4.3271	.00106	.24166	.53801
Check ?	Chk Pass	Chk Pass	Chk Pass	Chk Pass
High Limit				
Low Limit				

Sample Name: L80F2 5x Ca; Indium Acquired: 11/2/2010 18:15:34 Type: Unk
Method: 6500MET(v1145) Mode: CONC Corr. Factor: 1.000000
User: Acox Custom ID1: Q01102A Custom ID2: ACC Custom ID3: Int. 5852-10
Comment: TestAmerica Pittsburgh ICP Metals Analysis Inst. 6500 ICP

Int. Std.	In2306	Y_2243	Y_3600	Y_3710
Line	230.606 {446}	224.306 {450}	360.073 { 94}	371.030 { 91}
Units	Cts/S	Cts/S	Cts/S	Cts/S
Avg	**2841.5**	**6383.9**	**118770.**	**14888.**
Stddev	2.6	7.4	68.	59.
%RSD	.09246	.11613	.05739	.39330
#1	2844.3	6390.3	118710.	14949.
#2	2841.3	6385.7	118840.	14882.
#3	2839.0	6375.8	118770.	14833.

Sample Name: L80F7 5x Ca;Indium Acquired: 11/2/2010 18:20:24 Type: Unk
Method: 6500MET(v1145) Mode: CONC Corr. Factor: 1.000000
User: Acox Custom ID1: Q01102A Custom ID2: ACC Custom ID3: Int. 5852-10
Comment: TestAmerica Pittsburgh ICP Metals Analysis Inst. 6500 ICP

Elem	Ag	Al	As	B_	Ba
Line	328.068 {103}	396.152 { 85}	189.042 {479}	208.959 {461}	455.403 { 74}
IS Ref	(Y_3600)	(Y_3710)	(Y_2243)	(Y_2243)	(Y_3710)
Units	ppm	ppm	ppm	ppm	ppm
Avg	**.00072**	**48.586**	**.02211**	**.01405**	**.43723**
Stddev	.00035	.059	.00091	.00031	.00050
%RSD	48.692	.12084	4.1336	2.2342	.11380
#1	.00032	48.519	.02121	.01433	.43773
#2	.00099	48.625	.02304	.01412	.43723
#3	.00086	48.615	.02209	.01371	.43674
Check ?	Chk Pass	Chk Pass	Chk Pass	Chk Pass	Chk Pass
High Limit					
Low Limit					

Elem	Be	Ca	Cd	Co	Cr
Line	313.042 {108}	317.933 {106}	214.438 {457}	228.616 {447}	267.716 {126}
IS Ref	(Y_3710)	(Y_3710)	(Y_2243)	(In2306)	(Y_3600)
Units	ppm	ppm	ppm	ppm	ppm
Avg	**.00198**	**195.09**	**.00363**	**.09584**	**.12345**
Stddev	.00001	.60	.00004	.00029	.00060
%RSD	.74686	.30694	1.2067	.29961	.48651
#1	.00199	195.75	.00360	.09593	.12399
#2	.00198	194.58	.00361	.09552	.12356
#3	.00196	194.93	.00368	.09607	.12280
Check ?	Chk Pass	Chk Pass	Chk Pass	Chk Pass	Chk Pass
High Limit					
Low Limit					

Sample Name: L80F7 5x Ca;Indium Acquired: 11/2/2010 18:20:24 Type: Unk
Method: 6500MET(v1145) Mode: CONC Corr. Factor: 1.000000
User: Acox Custom ID1: Q01102A Custom ID2: ACC Custom ID3: Int. 5852-10
Comment: TestAmerica Pittsburgh ICP Metals Analysis Inst. 6500 ICP

Elem	Cu	Fe	K_	Li	Mg
Line	324.754 {104}2	259.940 {130}	769.896 { 44}	670.784 { 50}	279.079 {121}
IS Ref	(Y_3710)	(Y_3710)	(Y_3710)	(Y_3710)	(Y_3710)
Units	ppm	ppm	ppm	ppm	ppm
Avg	**.38024**	**165.77**	**3.9942**	**.03910**	**22.109**
Stddev	.00057	.27	.0298	.00052	.067
%RSD	.15085	.16381	.74680	1.3384	.30408
#1	.37974	166.00	3.9913	.03873	22.161
#2	.38013	165.47	4.0254	.03970	22.133
#3	.38087	165.84	3.9660	.03888	22.033
Check ?	Chk Pass	Chk Pass	Chk Pass	Chk Pass	Chk Pass
High Limit					
Low Limit					

Elem	Mn	Mo	Na	Ni	Pb
Line	257.610 {131}2	202.030 {467}	589.592 { 57}	231.604 {445}	220.353 {453}
IS Ref	(Y_3710)	(Y_2243)	(Y_3710)	(In2306)	(In2306)
Units	ppm	ppm	ppm	ppm	ppm
Avg	**2.2756**	**.00086**	**2.8304**	**.10417**	**.59682**
Stddev	.0020	.00010	.0057	.00042	.00234
%RSD	.08948	11.263	.20190	.40285	.39126
#1	2.2738	.00096	2.8358	.10373	.59500
#2	2.2752	.00085	2.8310	.10420	.59601
#3	2.2778	.00076	2.8244	.10457	.59945
Check ?	Chk Pass	Chk Pass	Chk Pass	Chk Pass	Chk Pass
High Limit					
Low Limit					

Sample Name: L80F7 5x Ca;Indium Acquired: 11/2/2010 18:20:24 Type: Unk
Method: 6500MET(v1145) Mode: CONC Corr. Factor: 1.000000
User: Acox Custom ID1: Q01102A Custom ID2: ACC Custom ID3: Int. 5852-10
Comment: TestAmerica Pittsburgh ICP Metals Analysis Inst. 6500 ICP

Elem	Sb	Se	Si	Sn	Sr
Line	206.833 {463}	196.090 {472}	251.611 {134}	189.989 {477}	407.771 { 83}
IS Ref	(Y_2243)	(Y_2243)	(Y_3710)	(Y_2243)	(Y_3710)
Units	ppm	ppm	ppm	ppm	ppm
Avg	**.00324**	**.00545**	**1.1620**	**.10392**	**.42675**
Stddev	.00041	.00123	.0031	.00075	.00099
%RSD	12.769	22.523	.26290	.72278	.23222
#1	.00293	.00585	1.1592	.10442	.42788
#2	.00370	.00407	1.1614	.10427	.42630
#3	.00308	.00642	1.1653	.10305	.42606
Check ?	Chk Pass	Chk Pass	Chk Pass	Chk Pass	Chk Pass
High Limit					
Low Limit					

Elem	Ti	Tl	V_	Zn
Line	334.904 {101}	190.856 {477}	292.402 {115}	206.200 {463}
IS Ref	(Y_3710)	(In2306)	(Y_3600)	(Y_2243)
Units	ppm	ppm	ppm	ppm
Avg	**2.9440**	**.00141**	**.37680**	**.47284**
Stddev	.0095	.00188	.00023	.00132
%RSD	.32437	133.00	.06078	.27817
#1	2.9506	.00355	.37701	.47358
#2	2.9331	.00066	.37685	.47132
#3	2.9485	.00003	.37656	.47363
Check ?	Chk Pass	Chk Pass	Chk Pass	Chk Pass
High Limit				
Low Limit				

Sample Name: L80F7 5x Ca;Indium Acquired: 11/2/2010 18:20:24 Type: Unk
Method: 6500MET(v1145) Mode: CONC Corr. Factor: 1.000000
User: Acox Custom ID1: Q01102A Custom ID2: ACC Custom ID3: Int. 5852-10
Comment: TestAmerica Pittsburgh ICP Metals Analysis Inst. 6500 ICP

Int. Std.	In2306	Y_2243	Y_3600	Y_3710
Line	230.606 {446}	224.306 {450}	360.073 { 94}	371.030 { 91}
Units	Cts/S	Cts/S	Cts/S	Cts/S
Avg	**2851.6**	**6382.0**	**118840.**	**14713.**
Stddev	7.8	13.0	67.	56.
%RSD	.27258	.20354	.05624	.37998
#1	2842.9	6367.0	118780.	14662.
#2	2857.7	6389.6	118830.	14773.
#3	2854.2	6389.4	118910.	14705.

Sample Name: L9E3CB Acquired: 11/2/2010 18:25:06 Type: Unk
Method: 6500MET(v1145) Mode: CONC Corr. Factor: 1.000000
User: Acox Custom ID1: Q01102A Custom ID2: ACC Custom ID3: Int. 5852-10
Comment: TestAmerica Pittsburgh ICP Metals Analysis Inst. 6500 ICP

Elem	Ag	Al	As	B_	Ba
Line	328.068 {103}	396.152 { 85}	189.042 {479}	208.959 {461}	455.403 { 74}
IS Ref	(Y_3600)	(Y_3710)	(Y_2243)	(Y_2243)	(Y_3710)
Units	ppm	ppm	ppm	ppm	ppm
Avg	**.00076**	**.05902**	**.00001**	**.00244**	**.00206**
Stddev	.00017	.00804	.00127	.00004	.00024
%RSD	22.001	13.615	20855.	1.8364	11.678
#1	.00093	.06670	-.00094	.00245	.00209
#2	.00076	.05970	-.00049	.00239	.00228
#3	.00059	.05067	.00145	.00248	.00180
Check ?	Chk Pass	Chk Pass	Chk Pass	Chk Pass	Chk Pass
High Limit					
Low Limit					

Elem	Be	Ca	Cd	Co	Cr
Line	313.042 {108}	317.933 {106}	214.438 {457}	228.616 {447}	267.716 {126}
IS Ref	(Y_3710)	(Y_3710)	(Y_2243)	(In2306)	(Y_3600)
Units	ppm	ppm	ppm	ppm	ppm
Avg	**-.00001**	**.46251**	**-.00001**	**.02866**	**.00409**
Stddev	.00004	.03246	.00004	.00059	.00021
%RSD	323.95	7.0182	446.09	2.0666	5.2517
#1	-.00003	.45589	.00004	.02813	.00432
#2	.00003	.49777	-.00004	.02855	.00407
#3	-.00003	.43388	-.00003	.02930	.00389
Check ?	Chk Pass	Chk Pass	Chk Pass	Chk Pass	Chk Pass
High Limit					
Low Limit					

Sample Name: L9E3CB Acquired: 11/2/2010 18:25:06 Type: Unk
Method: 6500MET(v1145) Mode: CONC Corr. Factor: 1.000000
User: Acox Custom ID1: Q01102A Custom ID2: ACC Custom ID3: Int. 5852-10
Comment: TestAmerica Pittsburgh ICP Metals Analysis Inst. 6500 ICP

Elem	Cu	Fe	K_	Li	Mg
Line	324.754 {104}2	259.940 {130}	769.896 { 44}	670.784 { 50}	279.079 {121}
IS Ref	(Y_3710)	(Y_3710)	(Y_3710)	(Y_3710)	(Y_3710)
Units	ppm	ppm	ppm	ppm	ppm
Avg	F **.03252**	F **.37452**	**-.07945**	**-.00058**	**.10185**
Stddev	.00121	.01992	.03161	.00089	.00205
%RSD	3.7214	5.3186	39.778	153.17	2.0097
#1	.03204	.37293	-.11332	.00045	.10177
#2	.03162	.39518	-.05075	-.00108	.09985
#3	.03389	.35543	-.07429	-.00111	.10394
Check ?	Chk Fail	Chk Fail	Chk Pass	Chk Pass	Chk Pass
High Limit	.02500	.10000			
Low Limit	-.02500	-.10000			

Elem	Mn	Mo	Na	Ni	Pb
Line	257.610 {131}2	202.030 {467}	589.592 { 57}	231.604 {445}	220.353 {453}
IS Ref	(Y_3710)	(Y_2243)	(Y_3710)	(In2306)	(In2306)
Units	ppm	ppm	ppm	ppm	ppm
Avg	**.00393**	**.00020**	**.10112**	**.02117**	**-.00025**
Stddev	.00058	.00020	.00369	.00054	.00027
%RSD	14.821	98.264	3.6520	2.5548	105.16
#1	.00415	.00006	.10410	.02148	.00002
#2	.00437	.00043	.10227	.02055	-.00051
#3	.00327	.00011	.09699	.02149	-.00028
Check ?	Chk Pass	Chk Pass	Chk Pass	Chk Pass	Chk Pass
High Limit					
Low Limit					

Sample Name: L9E3CB Acquired: 11/2/2010 18:25:06 Type: Unk
Method: 6500MET(v1145) Mode: CONC Corr. Factor: 1.000000
User: Acox Custom ID1: Q01102A Custom ID2: ACC Custom ID3: Int. 5852-10
Comment: TestAmerica Pittsburgh ICP Metals Analysis Inst. 6500 ICP

Elem	Sb	Se	Si	Sn	Sr
Line	206.833 {463}	196.090 {472}	251.611 {134}	189.989 {477}	407.771 { 83}
IS Ref	(Y_2243)	(Y_2243)	(Y_3710)	(Y_2243)	(Y_3710)
Units	ppm	ppm	ppm	ppm	ppm
Avg	**.00041**	**.00154**	**.01341**	**.02120**	**.00155**
Stddev	.00068	.00032	.00529	.00073	.00011
%RSD	164.88	20.568	39.441	3.4219	7.3306
#1	-.00027	.00118	.01019	.02037	.00151
#2	.00109	.00178	.01951	.02157	.00167
#3	.00043	.00166	.01052	.02167	.00146
Check ?	Chk Pass	Chk Pass	Chk Pass	Chk Pass	Chk Pass
High Limit					
Low Limit					

Elem	Ti	Tl	V_	Zn
Line	334.904 {101}	190.856 {477}	292.402 {115}	206.200 {463}
IS Ref	(Y_3710)	(In2306)	(Y_3600)	(Y_2243)
Units	ppm	ppm	ppm	ppm
Avg	**.00643**	**-.00019**	**.00016**	**.01796**
Stddev	.00119	.00046	.00014	.00054
%RSD	18.513	235.21	88.051	3.0197
#1	.00582	.00003	.00019	.01774
#2	.00781	.00011	.00001	.01756
#3	.00568	-.00072	.00029	.01857
Check ?	Chk Pass	Chk Pass	Chk Pass	Chk Pass
High Limit				
Low Limit				

Sample Name: L9E3CB Acquired: 11/2/2010 18:25:06 Type: Unk
Method: 6500MET(v1145) Mode: CONC Corr. Factor: 1.000000
User: Acox Custom ID1: Q01102A Custom ID2: ACC Custom ID3: Int. 5852-10
Comment: TestAmerica Pittsburgh ICP Metals Analysis Inst. 6500 ICP

Int. Std.	In2306	Y_2243	Y_3600	Y_3710
Line	230.606 {446}	224.306 {450}	360.073 { 94}	371.030 { 91}
Units	Cts/S	Cts/S	Cts/S	Cts/S
Avg	**3391.3**	**6511.9**	**124490.**	**14348.**
Stddev	52.8	98.4	284.	386.
%RSD	1.5571	1.5108	.22837	2.6895
#1	3431.7	6580.4	124430.	14770.
#2	3410.6	6556.2	124800.	14013.
#3	3331.5	6399.2	124240.	14262.

Sample Name: L9E3CC Acquired: 11/2/2010 18:29:59 Type: Unk
Method: 6500MET(v1145) Mode: CONC Corr. Factor: 1.000000
User: Acox Custom ID1: Q01102A Custom ID2: ACC Custom ID3: Int. 5852-10
Comment: TestAmerica Pittsburgh ICP Metals Analysis Inst. 6500 ICP

Elem	Ag	Al	As	B_	Ba
Line	328.068 {103}	396.152 { 85}	189.042 {479}	208.959 {461}	455.403 { 74}
IS Ref	(Y_3600)	(Y_3710)	(Y_2243)	(Y_2243)	(Y_3710)
Units	ppm	ppm	ppm	ppm	ppm
Avg	**.04561**	**1.8367**	**1.8631**	**1.0125**	**1.9003**
Stddev	.00027	.0054	.0076	.0025	.0016
%RSD	.59308	.29643	.40584	.24392	.08369
#1	.04582	1.8371	1.8690	1.0143	1.8999
#2	.04531	1.8311	1.8546	1.0097	1.9020
#3	.04571	1.8420	1.8657	1.0135	1.8989
Check ?	Chk Pass	Chk Pass	Chk Pass	Chk Pass	Chk Pass
High Limit					
Low Limit					

Elem	Be	Ca	Cd	Co	Cr
Line	313.042 {108}	317.933 {106}	214.438 {457}	228.616 {447}	267.716 {126}
IS Ref	(Y_3710)	(Y_3710)	(Y_2243)	(In2306)	(Y_3600)
Units	ppm	ppm	ppm	ppm	ppm
Avg	**.04621**	F **.40652**	**.04684**	F **3.8929**	F **.37325**
Stddev	.00023	.00095	.00016	.0122	.00083
%RSD	.50289	.23344	.34983	.31257	.22200
#1	.04608	.40544	.04694	3.9057	.37398
#2	.04648	.40694	.04665	3.8815	.37342
#3	.04608	.40719	.04693	3.8915	.37234
Check ?	Chk Pass	Chk Fail	Chk Pass	Chk Fail	Chk Fail
High Limit		60.000		.60000	.24000
Low Limit		40.000		.40000	.16000

Sample Name: L9E3CC Acquired: 11/2/2010 18:29:59 Type: Unk
Method: 6500MET(v1145) Mode: CONC Corr. Factor: 1.000000
User: Acox Custom ID1: Q01102A Custom ID2: ACC Custom ID3: Int. 5852-10
Comment: TestAmerica Pittsburgh ICP Metals Analysis Inst. 6500 ICP

Elem	Cu	Fe	K_	Li	Mg
Line	324.754 {104}2	259.940 {130}	769.896 { 44}	670.784 { 50}	279.079 {121}
IS Ref	(Y_3710)	(Y_3710)	(Y_3710)	(Y_3710)	(Y_3710)
Units	ppm	ppm	ppm	ppm	ppm
Avg	F **9.2718**	F **13.485**	F **-.09555**	**.96573**	F **.09853**
Stddev	.0788	.069	.04091	.00268	.00900
%RSD	.84993	.51298	42.817	.27771	9.1323
#1	9.2096	13.447	-.11541	.96493	.08883
#2	9.3605	13.565	-.04850	.96872	.10661
#3	9.2454	13.443	-.12274	.96354	.10016
Check ?	Chk Fail	Chk Fail	Chk Fail	Chk Pass	Chk Fail
High Limit	.30000	1.2000	60.000		60.000
Low Limit	.20000	.80000	40.000		40.000

Elem	Mn	Mo	Na	Ni	Pb
Line	257.610 {131}2	202.030 {467}	589.592 { 57}	231.604 {445}	220.353 {453}
IS Ref	(Y_3710)	(Y_2243)	(Y_3710)	(In2306)	(In2306)
Units	ppm	ppm	ppm	ppm	ppm
Avg	**.51938**	**.96516**	F **.11614**	F **2.6547**	**.46608**
Stddev	.00193	.00292	.00721	.0087	.00264
%RSD	.37211	.30254	6.2057	.32618	.56729
#1	.52060	.96744	.12446	2.6646	.46850
#2	.52039	.96187	.11224	2.6483	.46326
#3	.51715	.96617	.11172	2.6514	.46650
Check ?	Chk Pass	Chk Pass	Chk Fail	Chk Fail	Chk Pass
High Limit			60.000	.60000	
Low Limit			40.000	.40000	

Sample Name: L9E3CC Acquired: 11/2/2010 18:29:59 Type: Unk
Method: 6500MET(v1145) Mode: CONC Corr. Factor: 1.000000
User: Acox Custom ID1: Q01102A Custom ID2: ACC Custom ID3: Int. 5852-10
Comment: TestAmerica Pittsburgh ICP Metals Analysis Inst. 6500 ICP

Elem	Sb	Se	Si	Sn	Sr
Line	206.833 {463}	196.090 {472}	251.611 {134}	189.989 {477}	407.771 { 83}
IS Ref	(Y_2243)	(Y_2243)	(Y_3710)	(Y_2243)	(Y_3710)
Units	ppm	ppm	ppm	ppm	ppm
Avg	**.48137**	**1.8982**	F **1.6935**	F **2.6572**	**.97490**
Stddev	.00270	.0095	.0172	.0041	.00223
%RSD	.56119	.50045	1.0135	.15591	.22908
#1	.48117	1.9089	1.6752	2.6600	.97729
#2	.47878	1.8906	1.7092	2.6524	.97287
#3	.48417	1.8953	1.6961	2.6590	.97454
Check ?	Chk Pass	Chk Pass	Chk Fail	Chk Fail	Chk Pass
High Limit			12.000	2.4000	
Low Limit			8.0000	1.6000	

Elem	Ti	Tl	V_	Zn
Line	334.904 {101}	190.856 {477}	292.402 {115}	206.200 {463}
IS Ref	(Y_3710)	(In2306)	(Y_3600)	(Y_2243)
Units	ppm	ppm	ppm	ppm
Avg	**.96768**	**1.8285**	**.48145**	**.49093**
Stddev	.00650	.0098	.00110	.00048
%RSD	.67198	.53808	.22756	.09787
#1	.96188	1.8391	.48270	.49105
#2	.97471	1.8196	.48067	.49040
#3	.96645	1.8268	.48097	.49134
Check ?	Chk Pass	Chk Pass	Chk Pass	Chk Pass
High Limit				
Low Limit				

Sample Name: L9E3CC Acquired: 11/2/2010 18:29:59 Type: Unk
Method: 6500MET(v1145) Mode: CONC Corr. Factor: 1.000000
User: Acox Custom ID1: Q01102A Custom ID2: ACC Custom ID3: Int. 5852-10
Comment: TestAmerica Pittsburgh ICP Metals Analysis Inst. 6500 ICP

Int. Std.	In2306	Y_2243	Y_3600	Y_3710
Line	230.606 {446}	224.306 {450}	360.073 { 94}	371.030 { 91}
Units	Cts/S	Cts/S	Cts/S	Cts/S
Avg	**3336.7**	**6495.7**	**121980.**	**14408.**
Stddev	8.9	15.7	527.	63.
%RSD	.26810	.24169	.43182	.43938
#1	3326.4	6477.6	121490.	14463.
#2	3342.4	6503.8	122540.	14339.
#3	3341.2	6505.8	121890.	14423.

Sample Name: L9CAF Acquired: 11/2/2010 18:34:31 Type: Unk
Method: 6500MET(v1145) Mode: CONC Corr. Factor: 1.000000
User: Acox Custom ID1: Q01102A Custom ID2: ACC Custom ID3: Int. 5852-10
Comment: TestAmerica Pittsburgh ICP Metals Analysis Inst. 6500 ICP

Elem	Ag	Al	As	B_	Ba
Line	328.068 {103}	396.152 { 85}	189.042 {479}	208.959 {461}	455.403 { 74}
IS Ref	(Y_3600)	(Y_3710)	(Y_2243)	(Y_2243)	(Y_3710)
Units	ppm	ppm	ppm	ppm	ppm
Avg	F **4.8118**	**62.480**	**.08386**	**9.2526**	**.78375**
Stddev	.0163	.155	.00369	.0270	.00040
%RSD	.33870	.24842	4.4045	.29145	.05101
#1	4.8263	62.370	.08411	9.2304	.78414
#2	4.7942	62.411	.08742	9.2826	.78334
#3	4.8150	62.657	.08004	9.2449	.78376
Check ?	Chk Fail	Chk Pass	Chk Pass	Chk Pass	Chk Pass
High Limit	2.0000				
Low Limit	-.00500				

Elem	Be	Ca	Cd	Co	Cr
Line	313.042 {108}	317.933 {106}	214.438 {457}	228.616 {447}	267.716 {126}
IS Ref	(Y_3710)	(Y_3710)	(Y_2243)	(In2306)	(Y_3600)
Units	ppm	ppm	ppm	ppm	ppm
Avg	**.00856**	**50.802**	**.01997**	F **63.950**	**16.162**
Stddev	.00007	.055	.00021	.183	.034
%RSD	.87447	.10866	1.0664	.28663	.21031
#1	.00855	50.828	.02018	63.741	16.161
#2	.00849	50.738	.01997	64.029	16.129
#3	.00863	50.839	.01976	64.081	16.197
Check ?	Chk Pass	Chk Pass	Chk Pass	Chk Fail	Chk Pass
High Limit				10.000	
Low Limit				-.05000	

Sample Name: L9CAF Acquired: 11/2/2010 18:34:31 Type: Unk
Method: 6500MET(v1145) Mode: CONC Corr. Factor: 1.000000
User: Acox Custom ID1: Q01102A Custom ID2: ACC Custom ID3: Int. 5852-10
Comment: TestAmerica Pittsburgh ICP Metals Analysis Inst. 6500 ICP

Elem	Cu	Fe	K_	Li	Mg
Line	324.754 {104}2	259.940 {130}	769.896 { 44}	670.784 { 50}	279.079 {121}
IS Ref	(Y_3710)	(Y_3710)	(Y_3710)	(Y_3710)	(Y_3710)
Units	ppm	ppm	ppm	ppm	ppm
Avg	F **48.416**	F **951.38**	**16.150**	**.23794**	**5.4842**
Stddev	.099	7.39	.101	.00098	.0222
%RSD	.20492	.77727	.62338	.41351	.40529
#1	48.531	943.69	16.116	.23757	5.4718
#2	48.353	952.02	16.071	.23719	5.5098
#3	48.366	958.43	16.263	.23905	5.4708
Check ?	Chk Fail	Chk Fail	Chk Pass	Chk Pass	Chk Pass
High Limit	25.000	500.00			
Low Limit	-.02500	-.10000			

Elem	Mn	Mo	Na	Ni	Pb
Line	257.610 {131}2	202.030 {467}	589.592 { 57}	231.604 {445}	220.353 {453}
IS Ref	(Y_3710)	(Y_2243)	(Y_3710)	(In2306)	(In2306)
Units	ppm	ppm	ppm	ppm	ppm
Avg	**10.673**	**2.2217**	**76.681**	F **36.467**	**.09172**
Stddev	.041	.0034	.209	.120	.00135
%RSD	.38245	.15316	.27300	.32858	1.4757
#1	10.644	2.2201	76.884	36.601	.09134
#2	10.656	2.2256	76.466	36.426	.09322
#3	10.720	2.2194	76.693	36.372	.09060
Check ?	Chk Pass	Chk Pass	Chk Pass	Chk Fail	Chk Pass
High Limit				10.000	
Low Limit				-.04000	

Sample Name: L9CAF Acquired: 11/2/2010 18:34:31 Type: Unk
Method: 6500MET(v1145) Mode: CONC Corr. Factor: 1.000000
User: Acox Custom ID1: Q01102A Custom ID2: ACC Custom ID3: Int. 5852-10
Comment: TestAmerica Pittsburgh ICP Metals Analysis Inst. 6500 ICP

Elem	Sb	Se	Si	Sn	Sr
Line	206.833 {463}	196.090 {472}	251.611 {134}	189.989 {477}	407.771 { 83}
IS Ref	(Y_2243)	(Y_2243)	(Y_3710)	(Y_2243)	(Y_3710)
Units	ppm	ppm	ppm	ppm	ppm
Avg	**.03476**	**.19783**	**8.0177**	**2.6837**	**.88474**
Stddev	.00338	.00272	.0319	.0162	.00091
%RSD	9.7087	1.3747	.39773	.60326	.10249
#1	.03849	.19697	7.9898	2.7021	.88456
#2	.03388	.19564	8.0109	2.6773	.88394
#3	.03192	.20087	8.0525	2.6716	.88572
Check ?	Chk Pass	Chk Pass	Chk Pass	Chk Pass	Chk Pass
High Limit					
Low Limit					

Elem	Ti	Tl	V_	Zn
Line	334.904 {101}	190.856 {477}	292.402 {115}	206.200 {463}
IS Ref	(Y_3710)	(In2306)	(Y_3600)	(Y_2243)
Units	ppm	ppm	ppm	ppm
Avg	F **10.202**	**.20861**	**.18599**	**6.8894**
Stddev	.020	.00071	.00028	.0710
%RSD	.19567	.33800	.15280	1.0305
#1	10.223	.20924	.18581	6.9714
#2	10.184	.20873	.18584	6.8469
#3	10.199	.20785	.18632	6.8501
Check ?	Chk Fail	Chk Pass	Chk Pass	Chk Pass
High Limit	10.000			
Low Limit	-.05000			

Sample Name: L9CAF Acquired: 11/2/2010 18:34:31 Type: Unk
Method: 6500MET(v1145) Mode: CONC Corr. Factor: 1.000000
User: Acox Custom ID1: Q01102A Custom ID2: ACC Custom ID3: Int. 5852-10
Comment: TestAmerica Pittsburgh ICP Metals Analysis Inst. 6500 ICP

Int. Std.	In2306	Y_2243	Y_3600	Y_3710
Line	230.606 {446}	224.306 {450}	360.073 { 94}	371.030 { 91}
Units	Cts/S	Cts/S	Cts/S	Cts/S
Avg	**2730.3**	**6823.2**	**127410.**	**16626.**
Stddev	18.6	55.4	451.	41.
%RSD	.67965	.81234	.35358	.24786
#1	2751.5	6886.1	127080.	16643.
#2	2717.0	6781.3	127920.	16655.
#3	2722.5	6802.3	127230.	16579.

Sample Name: L9CAFP 5x Acquired: 11/2/2010 18:39:23 Type: Unk
Method: 6500MET(v1145) Mode: CONC Corr. Factor: 1.000000
User: Acox Custom ID1: Q01102A Custom ID2: ACC Custom ID3: Int. 5852-10
Comment: TestAmerica Pittsburgh ICP Metals Analysis Inst. 6500 ICP

Elem	Ag	Al	As	B_	Ba
Line	328.068 {103}	396.152 { 85}	189.042 {479}	208.959 {461}	455.403 { 74}
IS Ref	(Y_3600)	(Y_3710)	(Y_2243)	(Y_2243)	(Y_3710)
Units	ppm	ppm	ppm	ppm	ppm
Avg	**1.0382**	**13.498**	**.01833**	**2.1918**	**.17347**
Stddev	.0023	.004	.00275	.0057	.00029
%RSD	.22022	.03012	14.988	.26019	.16816
#1	1.0408	13.497	.02119	2.1948	.17335
#2	1.0372	13.495	.01571	2.1852	.17327
#3	1.0365	13.503	.01810	2.1953	.17381
Check ?	Chk Pass	Chk Pass	Chk Pass	Chk Pass	Chk Pass
High Limit					
Low Limit					

Elem	Be	Ca	Cd	Co	Cr
Line	313.042 {108}	317.933 {106}	214.438 {457}	228.616 {447}	267.716 {126}
IS Ref	(Y_3710)	(Y_3710)	(Y_2243)	(In2306)	(Y_3600)
Units	ppm	ppm	ppm	ppm	ppm
Avg	**.00197**	**11.942**	**.00297**	F **13.515**	**3.7682**
Stddev	.00007	.033	.00009	.014	.0083
%RSD	3.7760	.27588	2.9892	.10442	.22130
#1	.00191	11.955	.00297	13.517	3.7778
#2	.00205	11.966	.00305	13.499	3.7641
#3	.00194	11.904	.00288	13.527	3.7628
Check ?	Chk Pass	Chk Pass	Chk Pass	Chk Fail	Chk Pass
High Limit				10.000	
Low Limit				-.05000	

Sample Name: L9CAFP 5x Acquired: 11/2/2010 18:39:23 Type: Unk
Method: 6500MET(v1145) Mode: CONC Corr. Factor: 1.000000
User: Acox Custom ID1: Q01102A Custom ID2: ACC Custom ID3: Int. 5852-10
Comment: TestAmerica Pittsburgh ICP Metals Analysis Inst. 6500 ICP

Elem	Cu	Fe	K_	Li	Mg
Line	324.754 {104}2	259.940 {130}	769.896 { 44}	670.784 { 50}	279.079 {121}
IS Ref	(Y_3710)	(Y_3710)	(Y_3710)	(Y_3710)	(Y_3710)
Units	ppm	ppm	ppm	ppm	ppm
Avg	**10.830**	**266.55**	**3.5092**	**.05102**	**1.2910**
Stddev	.026	1.17	.0408	.00070	.0138
%RSD	.23669	.44028	1.1635	1.3671	1.0727
#1	10.859	267.89	3.4812	.05179	1.2750
#2	10.812	266.06	3.4904	.05043	1.2995
#3	10.818	265.71	3.5561	.05083	1.2984
Check ?	Chk Pass	Chk Pass	Chk Pass	Chk Pass	Chk Pass
High Limit					
Low Limit					

Elem	Mn	Mo	Na	Ni	Pb
Line	257.610 {131}2	202.030 {467}	589.592 { 57}	231.604 {445}	220.353 {453}
IS Ref	(Y_3710)	(Y_2243)	(Y_3710)	(In2306)	(In2306)
Units	ppm	ppm	ppm	ppm	ppm
Avg	**2.4400**	**.51177**	**16.786**	**7.5644**	**.01397**
Stddev	.0033	.00220	.025	.0053	.00210
%RSD	.13480	.43064	.15099	.06978	15.049
#1	2.4404	.51193	16.801	7.5586	.01371
#2	2.4430	.50949	16.800	7.5656	.01201
#3	2.4365	.51389	16.757	7.5689	.01619
Check ?	Chk Pass	Chk Pass	Chk Pass	Chk Pass	Chk Pass
High Limit					
Low Limit					

Sample Name: L9CAFP 5x Acquired: 11/2/2010 18:39:23 Type: Unk
Method: 6500MET(v1145) Mode: CONC Corr. Factor: 1.000000
User: Acox Custom ID1: Q01102A Custom ID2: ACC Custom ID3: Int. 5852-10
Comment: TestAmerica Pittsburgh ICP Metals Analysis Inst. 6500 ICP

Elem	Sb	Se	Si	Sn	Sr
Line	206.833 {463}	196.090 {472}	251.611 {134}	189.989 {477}	407.771 { 83}
IS Ref	(Y_2243)	(Y_2243)	(Y_3710)	(Y_2243)	(Y_3710)
Units	ppm	ppm	ppm	ppm	ppm
Avg	**.00661**	**.04684**	**1.7984**	**.65146**	**.19338**
Stddev	.00111	.00112	.0121	.00183	.00035
%RSD	16.757	2.3849	.67408	.28020	.18282
#1	.00608	.04632	1.7931	.65124	.19373
#2	.00789	.04607	1.8122	.64976	.19338
#3	.00587	.04812	1.7898	.65339	.19302
Check ?	Chk Pass	Chk Pass	Chk Pass	Chk Pass	Chk Pass
High Limit					
Low Limit					

Elem	Ti	Tl	V_	Zn
Line	334.904 {101}	190.856 {477}	292.402 {115}	206.200 {463}
IS Ref	(Y_3710)	(In2306)	(Y_3600)	(Y_2243)
Units	ppm	ppm	ppm	ppm
Avg	**2.3278**	**.04054**	**.04203**	**1.6632**
Stddev	.0110	.00084	.00029	.0037
%RSD	.47120	2.0705	.68151	.21981
#1	2.3404	.03979	.04184	1.6607
#2	2.3210	.04145	.04190	1.6615
#3	2.3219	.04038	.04236	1.6674
Check ?	Chk Pass	Chk Pass	Chk Pass	Chk Pass
High Limit				
Low Limit				

Sample Name: L9CAFP 5x Acquired: 11/2/2010 18:39:23 Type: Unk
Method: 6500MET(v1145) Mode: CONC Corr. Factor: 1.000000
User: Acox Custom ID1: Q01102A Custom ID2: ACC Custom ID3: Int. 5852-10
Comment: TestAmerica Pittsburgh ICP Metals Analysis Inst. 6500 ICP

Int. Std.	In2306	Y_2243	Y_3600	Y_3710
Line	230.606 {446}	224.306 {450}	360.073 { 94}	371.030 { 91}
Units	Cts/S	Cts/S	Cts/S	Cts/S
Avg	**3098.8**	**6578.0**	**121350.**	**14632.**
Stddev	6.1	15.8	356.	57.
%RSD	.19528	.24085	.29317	.38724
#1	3092.0	6564.6	120990.	14642.
#2	3103.4	6595.5	121380.	14571.
#3	3101.1	6574.0	121700.	14683.

Sample Name: CCV1-9 Acquired: 11/2/2010 18:44:12 Type: QC
Method: 6500MET(v1145) Mode: CONC Corr. Factor: 1.000000
User: Acox Custom ID1: Q01102A Custom ID2: ACC Custom ID3: Int. 5852-10
Comment: TestAmerica Pittsburgh ICP Metals Analysis Inst. 6500 ICP

Elem	Ag	Al	As	B_	Ba
Line	328.068 {103}	396.152 { 85}	189.042 {479}	208.959 {461}	455.403 { 74}
IS Ref	(Y_3600)	(Y_3710)	(Y_2243)	(Y_2243)	(Y_3710)
Units	ppm	ppm	ppm	ppm	ppm
Avg	**1.0295**	**24.987**	**.54505**	**2.1459**	**2.0601**
Stddev	.0027	.105	.00516	.0119	.0047
%RSD	.26307	.41880	.94740	.55618	.22675
#1	1.0269	25.099	.54482	2.1405	2.0635
#2	1.0294	24.891	.55033	2.1596	2.0620
#3	1.0323	24.971	.54001	2.1377	2.0547
Check ?	Chk Pass	Chk Pass	Chk Pass	Chk Pass	Chk Pass
Value					
Range					

Elem	Be	Ca	Cd	Co	Cr
Line	313.042 {108}	317.933 {106}	214.438 {457}	228.616 {447}	267.716 {126}
IS Ref	(Y_3710)	(Y_3710)	(Y_2243)	(In2306)	(Y_3600)
Units	ppm	ppm	ppm	ppm	ppm
Avg	**2.0508**	**53.099**	**.49656**	**2.1312**	**1.9694**
Stddev	.0064	.202	.00415	.0143	.0053
%RSD	.31400	.38113	.83601	.67265	.27170
#1	2.0538	53.106	.49532	2.1253	1.9632
#2	2.0552	53.298	.50120	2.1475	1.9728
#3	2.0434	52.893	.49318	2.1207	1.9722
Check ?	Chk Pass	Chk Pass	Chk Pass	Chk Pass	Chk Pass
Value					
Range					

Sample Name: CCV1-9 Acquired: 11/2/2010 18:44:12 Type: QC
Method: 6500MET(v1145) Mode: CONC Corr. Factor: 1.000000
User: Acox Custom ID1: Q01102A Custom ID2: ACC Custom ID3: Int. 5852-10
Comment: TestAmerica Pittsburgh ICP Metals Analysis Inst. 6500 ICP

Elem	Cu	Fe	K_	Li	Mg
Line	324.754 {104}2	259.940 {130}	769.896 { 44}	670.784 { 50}	279.079 {121}
IS Ref	(Y_3710)	(Y_3710)	(Y_3710)	(Y_3710)	(Y_3710)
Units	ppm	ppm	ppm	ppm	ppm
Avg	**2.0398**	**25.961**	**124.55**	**2.1294**	**50.855**
Stddev	.0058	.092	.37	.0084	.070
%RSD	.28522	.35322	.29667	.39449	.13710
#1	2.0460	26.066	124.95	2.1329	50.907
#2	2.0389	25.908	124.48	2.1356	50.882
#3	2.0344	25.907	124.22	2.1199	50.776
Check ?	Chk Pass	Chk Pass	Chk Pass	Chk Pass	Chk Pass
Value					
Range					

Elem	Mn	Mo	Na	Ni	Pb
Line	257.610 {131}2	202.030 {467}	589.592 { 57}	231.604 {445}	220.353 {453}
IS Ref	(Y_3710)	(Y_2243)	(Y_3710)	(In2306)	(In2306)
Units	ppm	ppm	ppm	ppm	ppm
Avg	**1.9840**	**2.0631**	**130.25**	**2.0730**	**.52324**
Stddev	.0071	.0155	.44	.0143	.00241
%RSD	.35726	.75033	.34097	.68948	.46106
#1	1.9918	2.0536	130.41	2.0681	.52239
#2	1.9779	2.0809	130.59	2.0891	.52596
#3	1.9825	2.0547	129.75	2.0618	.52136
Check ?	Chk Pass	Chk Pass	Chk Pass	Chk Pass	Chk Pass
Value					
Range					

Sample Name: CCV1-9 Acquired: 11/2/2010 18:44:12 Type: QC
Method: 6500MET(v1145) Mode: CONC Corr. Factor: 1.000000
User: Acox Custom ID1: Q01102A Custom ID2: ACC Custom ID3: Int. 5852-10
Comment: TestAmerica Pittsburgh ICP Metals Analysis Inst. 6500 ICP

Elem	Sb	Se	Si	Sn	Sr
Line	206.833 {463}	196.090 {472}	251.611 {134}	189.989 {477}	407.771 { 83}
IS Ref	(Y_2243)	(Y_2243)	(Y_3710)	(Y_2243)	(Y_3710)
Units	ppm	ppm	ppm	ppm	ppm
Avg	**.54781**	F **.55612**	**2.0454**	**2.0083**	**2.1205**
Stddev	.00402	.00410	.0060	.0148	.0050
%RSD	.73370	.73791	.29429	.73644	.23334
#1	.54422	.55688	2.0389	2.0049	2.1249
#2	.55215	.55979	2.0508	2.0245	2.1214
#3	.54706	.55169	2.0464	1.9955	2.1152
Check ?	Chk Pass	Chk Fail	Chk Pass	Chk Pass	Chk Pass
Value		.50000			
Range		10.000%			

Elem	Ti	Tl	V_	Zn
Line	334.904 {101}	190.856 {477}	292.402 {115}	206.200 {463}
IS Ref	(Y_3710)	(In2306)	(Y_3600)	(Y_2243)
Units	ppm	ppm	ppm	ppm
Avg	**2.0967**	**.99031**	**2.0852**	**1.9858**
Stddev	.0145	.00351	.0036	.0161
%RSD	.69114	.35486	.17208	.80872
#1	2.0983	.98745	2.0819	1.9813
#2	2.1103	.99423	2.0847	2.0036
#3	2.0814	.98924	2.0890	1.9725
Check ?	Chk Pass	Chk Pass	Chk Pass	Chk Pass
Value				
Range				

Sample Name: CCV1-9 Acquired: 11/2/2010 18:44:12 Type: QC
Method: 6500MET(v1145) Mode: CONC Corr. Factor: 1.000000
User: Acox Custom ID1: Q01102A Custom ID2: ACC Custom ID3: Int. 5852-10
Comment: TestAmerica Pittsburgh ICP Metals Analysis Inst. 6500 ICP

Int. Std.	In2306	Y_2243	Y_3600	Y_3710
Line	230.606 {446}	224.306 {450}	360.073 { 94}	371.030 { 91}
Units	Cts/S	Cts/S	Cts/S	Cts/S
Avg	**2766.2**	**6085.4**	**113410.**	**14544.**
Stddev	17.1	39.3	405.	48.
%RSD	.61912	.64521	.35709	.32776
#1	2777.0	6109.4	113860.	14523.
#2	2746.4	6040.1	113270.	14598.
#3	2775.1	6106.7	113090.	14509.

Sample Name: CCB9 Acquired: 11/2/2010 18:48:47 Type: QC
Method: 6500MET(v1145) Mode: CONC Corr. Factor: 1.000000
User: Acox Custom ID1: Q01102A Custom ID2: ACC Custom ID3: Int. 5852-10
Comment: TestAmerica Pittsburgh ICP Metals Analysis Inst. 6500 ICP

Elem	Ag	Al	As	B_	Ba
Line	328.068 {103}	396.152 { 85}	189.042 {479}	208.959 {461}	455.403 { 74}
IS Ref	(Y_3600)	(Y_3710)	(Y_2243)	(Y_2243)	(Y_3710)
Units	ppm	ppm	ppm	ppm	ppm
Avg	**.00078**	**.01507**	**-.00021**	**.00693**	**.00036**
Stddev	.00008	.00617	.00138	.00031	.00014
%RSD	10.657	40.954	673.01	4.4717	38.822
#1	.00069	.02098	.00081	.00728	.00051
#2	.00086	.01555	-.00178	.00671	.00023
#3	.00079	.00867	.00035	.00679	.00035
Check ?	Chk Pass	Chk Pass	Chk Pass	Chk Pass	Chk Pass
High Limit					
Low Limit					

Elem	Be	Ca	Cd	Co	Cr
Line	313.042 {108}	317.933 {106}	214.438 {457}	228.616 {447}	267.716 {126}
IS Ref	(Y_3710)	(Y_3710)	(Y_2243)	(In2306)	(Y_3600)
Units	ppm	ppm	ppm	ppm	ppm
Avg	**.00025**	**.01903**	**.00010**	**.00354**	**.00098**
Stddev	.00003	.00239	.00007	.00142	.00016
%RSD	10.546	12.565	74.337	40.197	16.771
#1	.00028	.02175	.00003	.00260	.00113
#2	.00023	.01729	.00009	.00284	.00100
#3	.00023	.01804	.00017	.00517	.00081
Check ?	Chk Pass	Chk Pass	Chk Pass	Chk Pass	Chk Pass
High Limit					
Low Limit					

Sample Name: CCB9 Acquired: 11/2/2010 18:48:47 Type: QC
Method: 6500MET(v1145) Mode: CONC Corr. Factor: 1.000000
User: Acox Custom ID1: Q01102A Custom ID2: ACC Custom ID3: Int. 5852-10
Comment: TestAmerica Pittsburgh ICP Metals Analysis Inst. 6500 ICP

Elem	Cu	Fe	K_	Li	Mg
Line	324.754 {104}2	259.940 {130}	769.896 { 44}	670.784 { 50}	279.079 {121}
IS Ref	(Y_3710)	(Y_3710)	(Y_3710)	(Y_3710)	(Y_3710)
Units	ppm	ppm	ppm	ppm	ppm
Avg	**-.00166**	**.02837**	**.00515**	**.00018**	**.01886**
Stddev	.00077	.00177	.02033	.00026	.00599
%RSD	46.497	6.2365	394.69	145.83	31.779
#1	-.00092	.02633	.02842	.00032	.02436
#2	-.00161	.02933	-.00375	.00034	.01976
#3	-.00246	.02945	-.00921	-.00012	.01247
Check ?	Chk Pass	Chk Pass	Chk Pass	Chk Pass	Chk Pass
High Limit					
Low Limit					

Elem	Mn	Mo	Na	Ni	Pb
Line	257.610 {131}2	202.030 {467}	589.592 { 57}	231.604 {445}	220.353 {453}
IS Ref	(Y_3710)	(Y_2243)	(Y_3710)	(In2306)	(In2306)
Units	ppm	ppm	ppm	ppm	ppm
Avg	**.00088**	**.00165**	**.00841**	**.00203**	**-.00031**
Stddev	.00021	.00011	.00499	.00121	.00056
%RSD	23.594	6.7607	59.390	59.475	180.63
#1	.00099	.00178	.00852	.00131	-.00073
#2	.00102	.00158	.00336	.00136	.00032
#3	.00064	.00159	.01335	.00343	-.00052
Check ?	Chk Pass	Chk Pass	Chk Pass	Chk Pass	Chk Pass
High Limit					
Low Limit					

Sample Name: CCB9 Acquired: 11/2/2010 18:48:47 Type: QC
Method: 6500MET(v1145) Mode: CONC Corr. Factor: 1.000000
User: Acox Custom ID1: Q01102A Custom ID2: ACC Custom ID3: Int. 5852-10
Comment: TestAmerica Pittsburgh ICP Metals Analysis Inst. 6500 ICP

Elem	Sb	Se	Si	Sn	Sr
Line	206.833 {463}	196.090 {472}	251.611 {134}	189.989 {477}	407.771 { 83}
IS Ref	(Y_2243)	(Y_2243)	(Y_3710)	(Y_2243)	(Y_3710)
Units	ppm	ppm	ppm	ppm	ppm
Avg	**.00013**	**.00179**	**-.00354**	**.00090**	**.00033**
Stddev	.00017	.00064	.00085	.00013	.00004
%RSD	130.55	35.944	23.936	14.140	13.509
#1	-.00002	.00220	-.00393	.00077	.00030
#2	.00031	.00105	-.00413	.00090	.00032
#3	.00009	.00213	-.00257	.00103	.00038
Check ?	Chk Pass	Chk Pass	Chk Pass	Chk Pass	Chk Pass
High Limit					
Low Limit					

Elem	Ti	Tl	V_	Zn
Line	334.904 {101}	190.856 {477}	292.402 {115}	206.200 {463}
IS Ref	(Y_3710)	(In2306)	(Y_3600)	(Y_2243)
Units	ppm	ppm	ppm	ppm
Avg	**.00158**	**-.00012**	**.00041**	**.00118**
Stddev	.00054	.00085	.00008	.00030
%RSD	34.318	710.09	19.921	25.717
#1	.00220	.00040	.00032	.00092
#2	.00135	-.00110	.00048	.00110
#3	.00119	.00034	.00043	.00151
Check ?	Chk Pass	Chk Pass	Chk Pass	Chk Pass
High Limit				
Low Limit				

Sample Name: CCB9 Acquired: 11/2/2010 18:48:47 Type: QC
Method: 6500MET(v1145) Mode: CONC Corr. Factor: 1.000000
User: Acox Custom ID1: Q01102A Custom ID2: ACC Custom ID3: Int. 5852-10
Comment: TestAmerica Pittsburgh ICP Metals Analysis Inst. 6500 ICP

Int. Std.	In2306	Y_2243	Y_3600	Y_3710
Line	230.606 {446}	224.306 {450}	360.073 { 94}	371.030 { 91}
Units	Cts/S	Cts/S	Cts/S	Cts/S
Avg	**3413.4**	**6573.8**	**122530.**	**14345.**
Stddev	12.1	27.1	205.	115.
%RSD	.35496	.41273	.16707	.79967
#1	3405.1	6549.2	122580.	14390.
#2	3407.9	6569.3	122310.	14431.
#3	3427.3	6602.9	122710.	14215.

Sample Name: L9CAFS Acquired: 11/2/2010 18:53:42 Type: Unk
Method: 6500MET(v1145) Mode: CONC Corr. Factor: 1.000000
User: Acox Custom ID1: Q01102A Custom ID2: ACC Custom ID3: Int. 5852-10
Comment: TestAmerica Pittsburgh ICP Metals Analysis Inst. 6500 ICP

Elem	Ag	Al	As	B_	Ba
Line	328.068 {103}	396.152 { 85}	189.042 {479}	208.959 {461}	455.403 { 74}
IS Ref	(Y_3600)	(Y_3710)	(Y_2243)	(Y_2243)	(Y_3710)
Units	ppm	ppm	ppm	ppm	ppm
Avg	F **5.2661**	**70.436**	**1.4947**	**10.764**	**2.4252**
Stddev	.0034	.169	.0039	.016	.0039
%RSD	.06474	.23950	.26081	.15175	.16215
#1	5.2623	70.425	1.4949	10.746	2.4239
#2	5.2689	70.273	1.4907	10.770	2.4220
#3	5.2671	70.610	1.4984	10.777	2.4296
Check ?	Chk Fail	Chk Pass	Chk Pass	Chk Pass	Chk Pass
High Limit	2.0000				
Low Limit	-.00500				

Elem	Be	Ca	Cd	Co	Cr
Line	313.042 {108}	317.933 {106}	214.438 {457}	228.616 {447}	267.716 {126}
IS Ref	(Y_3710)	(Y_3710)	(Y_2243)	(In2306)	(Y_3600)
Units	ppm	ppm	ppm	ppm	ppm
Avg	**.04638**	**54.241**	**.05885**	F **69.460**	**16.862**
Stddev	.00024	.252	.00033	.338	.065
%RSD	.52159	.46394	.55266	.48705	.38753
#1	.04621	54.094	.05922	69.370	16.822
#2	.04665	54.531	.05863	69.834	16.938
#3	.04627	54.096	.05869	69.176	16.827
Check ?	Chk Pass	Chk Pass	Chk Pass	Chk Fail	Chk Pass
High Limit				10.000	
Low Limit				-.05000	

Sample Name: L9CAFS Acquired: 11/2/2010 18:53:42 Type: Unk
Method: 6500MET(v1145) Mode: CONC Corr. Factor: 1.000000
User: Acox Custom ID1: Q01102A Custom ID2: ACC Custom ID3: Int. 5852-10
Comment: TestAmerica Pittsburgh ICP Metals Analysis Inst. 6500 ICP

Elem	Cu	Fe	K_	Li	Mg
Line	324.754 {104}2	259.940 {130}	769.896 { 44}	670.784 { 50}	279.079 {121}
IS Ref	(Y_3710)	(Y_3710)	(Y_3710)	(Y_3710)	(Y_3710)
Units	ppm	ppm	ppm	ppm	ppm
Avg	F **49.006**	F **985.40**	**17.940**	**1.0940**	**5.8777**
Stddev	.008	9.13	.036	.0017	.0131
%RSD	.01702	.92618	.19994	.15217	.22246
#1	49.014	979.04	17.927	1.0954	5.8675
#2	48.998	995.86	17.912	1.0921	5.8924
#3	49.005	981.31	17.980	1.0944	5.8731
Check ?	Chk Fail	Chk Fail	Chk Pass	Chk Pass	Chk Pass
High Limit	25.000	500.00			
Low Limit	-.02500	-.10000			

Elem	Mn	Mo	Na	Ni	Pb
Line	257.610 {131}2	202.030 {467}	589.592 { 57}	231.604 {445}	220.353 {453}
IS Ref	(Y_3710)	(Y_2243)	(Y_3710)	(In2306)	(In2306)
Units	ppm	ppm	ppm	ppm	ppm
Avg	**11.743**	**3.0794**	**83.479**	F **39.044**	**.51321**
Stddev	.021	.0022	.034	.129	.00318
%RSD	.17727	.07033	.04016	.33006	.62013
#1	11.722	3.0816	83.518	39.117	.51128
#2	11.745	3.0773	83.462	39.119	.51689
#3	11.764	3.0793	83.457	38.895	.51147
Check ?	Chk Pass	Chk Pass	Chk Pass	Chk Fail	Chk Pass
High Limit				10.000	
Low Limit				-.04000	

Sample Name: L9CAFS Acquired: 11/2/2010 18:53:42 Type: Unk
Method: 6500MET(v1145) Mode: CONC Corr. Factor: 1.000000
User: Acox Custom ID1: Q01102A Custom ID2: ACC Custom ID3: Int. 5852-10
Comment: TestAmerica Pittsburgh ICP Metals Analysis Inst. 6500 ICP

Elem	Sb	Se	Si	Sn	Sr
Line	206.833 {463}	196.090 {472}	251.611 {134}	189.989 {477}	407.771 { 83}
IS Ref	(Y_2243)	(Y_2243)	(Y_3710)	(Y_2243)	(Y_3710)
Units	ppm	ppm	ppm	ppm	ppm
Avg	**.39862**	**1.7256**	**12.055**	**4.0376**	**1.7730**
Stddev	.00335	.0050	.048	.0015	.0030
%RSD	.83925	.29172	.39592	.03779	.16905
#1	.39921	1.7231	12.002	4.0387	1.7708
#2	.39502	1.7314	12.070	4.0384	1.7719
#3	.40163	1.7223	12.094	4.0359	1.7764
Check ?	Chk Pass	Chk Pass	Chk Pass	Chk Pass	Chk Pass
High Limit					
Low Limit					

Elem	Ti	Tl	V_	Zn
Line	334.904 {101}	190.856 {477}	292.402 {115}	206.200 {463}
IS Ref	(Y_3710)	(In2306)	(Y_3600)	(Y_2243)
Units	ppm	ppm	ppm	ppm
Avg	F **12.437**	**1.7146**	**.57684**	**7.7452**
Stddev	.028	.0046	.00126	.0169
%RSD	.22247	.26628	.21839	.21787
#1	12.425	1.7170	.57599	7.7647
#2	12.469	1.7175	.57829	7.7356
#3	12.418	1.7094	.57625	7.7354
Check ?	Chk Fail	Chk Pass	Chk Pass	Chk Pass
High Limit	10.000			
Low Limit	-.05000			

Sample Name: L9CAFS Acquired: 11/2/2010 18:53:42 Type: Unk
Method: 6500MET(v1145) Mode: CONC Corr. Factor: 1.000000
User: Acox Custom ID1: Q01102A Custom ID2: ACC Custom ID3: Int. 5852-10
Comment: TestAmerica Pittsburgh ICP Metals Analysis Inst. 6500 ICP

Int. Std.	In2306	Y_2243	Y_3600	Y_3710
Line	230.606 {446}	224.306 {450}	360.073 { 94}	371.030 { 91}
Units	Cts/S	Cts/S	Cts/S	Cts/S
Avg	**2699.4**	**6827.1**	**129290.**	**16996.**
Stddev	5.5	12.7	425.	106.
%RSD	.20455	.18567	.32850	.62530
#1	2705.2	6837.7	129760.	17021.
#2	2694.2	6830.6	128940.	16880.
#3	2698.9	6813.1	129170.	17088.

Sample Name: L9CAFD Acquired: 11/2/2010 18:58:38 Type: Unk
Method: 6500MET(v1145) Mode: CONC Corr. Factor: 1.000000
User: Acox Custom ID1: Q01102A Custom ID2: ACC Custom ID3: Int. 5852-10
Comment: TestAmerica Pittsburgh ICP Metals Analysis Inst. 6500 ICP

Elem	Ag	Al	As	B_	Ba
Line	328.068 {103}	396.152 { 85}	189.042 {479}	208.959 {461}	455.403 { 74}
IS Ref	(Y_3600)	(Y_3710)	(Y_2243)	(Y_2243)	(Y_3710)
Units	ppm	ppm	ppm	ppm	ppm
Avg	F **3.1990**	**45.269**	**.97233**	**7.0845**	**1.5344**
Stddev	.0027	.048	.00204	.0133	.0024
%RSD	.08559	.10711	.20961	.18795	.15610
#1	3.1989	45.226	.97408	7.0851	1.5330
#2	3.2017	45.261	.97282	7.0974	1.5371
#3	3.1962	45.322	.97009	7.0708	1.5330
Check ?	Chk Fail	Chk Pass	Chk Pass	Chk Pass	Chk Pass
High Limit	2.0000				
Low Limit	-.00500				

Elem	Be	Ca	Cd	Co	Cr
Line	313.042 {108}	317.933 {106}	214.438 {457}	228.616 {447}	267.716 {126}
IS Ref	(Y_3710)	(Y_3710)	(Y_2243)	(In2306)	(Y_3600)
Units	ppm	ppm	ppm	ppm	ppm
Avg	**.03007**	**35.575**	**.03572**	F **42.802**	**11.839**
Stddev	.00011	.122	.00005	.061	.017
%RSD	.35026	.34247	.15190	.14301	.14408
#1	.02996	35.457	.03578	42.870	11.841
#2	.03010	35.700	.03567	42.785	11.821
#3	.03016	35.568	.03571	42.752	11.855
Check ?	Chk Pass	Chk Pass	Chk Pass	Chk Fail	Chk Pass
High Limit				10.000	
Low Limit				-.05000	

Sample Name: L9CAFD Acquired: 11/2/2010 18:58:38 Type: Unk
Method: 6500MET(v1145) Mode: CONC Corr. Factor: 1.000000
User: Acox Custom ID1: Q01102A Custom ID2: ACC Custom ID3: Int. 5852-10
Comment: TestAmerica Pittsburgh ICP Metals Analysis Inst. 6500 ICP

Elem	Cu	Fe	K_	Li	Mg
Line	324.754 {104}2	259.940 {130}	769.896 { 44}	670.784 { 50}	279.079 {121}
IS Ref	(Y_3710)	(Y_3710)	(Y_3710)	(Y_3710)	(Y_3710)
Units	ppm	ppm	ppm	ppm	ppm
Avg	F **30.582**	F **766.80**	**11.929**	**.69084**	**3.9635**
Stddev	.102	2.40	.055	.00089	.0114
%RSD	.33506	.31317	.46352	.12839	.28780
#1	30.470	764.03	11.950	.69036	3.9512
#2	30.672	768.05	11.867	.69186	3.9656
#3	30.603	768.31	11.971	.69029	3.9737
Check ?	Chk Fail	Chk Fail	Chk Pass	Chk Pass	Chk Pass
High Limit	25.000	500.00			
Low Limit	-.02500	-.10000			

Elem	Mn	Mo	Na	Ni	Pb
Line	257.610 {131}2	202.030 {467}	589.592 { 57}	231.604 {445}	220.353 {453}
IS Ref	(Y_3710)	(Y_2243)	(Y_3710)	(In2306)	(In2306)
Units	ppm	ppm	ppm	ppm	ppm
Avg	**8.1886**	**1.9962**	**52.842**	F **24.683**	**.31084**
Stddev	.0122	.0040	.143	.038	.00151
%RSD	.14856	.20021	.27120	.15395	.48496
#1	8.1760	1.9966	52.700	24.726	.30935
#2	8.1897	2.0000	52.987	24.671	.31081
#3	8.2003	1.9920	52.840	24.653	.31236
Check ?	Chk Pass	Chk Pass	Chk Pass	Chk Fail	Chk Pass
High Limit				10.000	
Low Limit				-.04000	

Sample Name: L9CAFD Acquired: 11/2/2010 18:58:38 Type: Unk
Method: 6500MET(v1145) Mode: CONC Corr. Factor: 1.000000
User: Acox Custom ID1: Q01102A Custom ID2: ACC Custom ID3: Int. 5852-10
Comment: TestAmerica Pittsburgh ICP Metals Analysis Inst. 6500 ICP

Elem	Sb	Se	Si	Sn	Sr
Line	206.833 {463}	196.090 {472}	251.611 {134}	189.989 {477}	407.771 { 83}
IS Ref	(Y_2243)	(Y_2243)	(Y_3710)	(Y_2243)	(Y_3710)
Units	ppm	ppm	ppm	ppm	ppm
Avg	**.25058**	**1.1157**	**9.6379**	**2.6465**	**1.1197**
Stddev	.00160	.0046	.0055	.0026	.0014
%RSD	.63985	.41246	.05682	.09905	.12544
#1	.25118	1.1168	9.6443	2.6450	1.1201
#2	.25180	1.1106	9.6351	2.6496	1.1209
#3	.24877	1.1196	9.6345	2.6451	1.1182
Check ?	Chk Pass	Chk Pass	Chk Pass	Chk Pass	Chk Pass
High Limit					
Low Limit					

Elem	Ti	Tl	V_	Zn
Line	334.904 {101}	190.856 {477}	292.402 {115}	206.200 {463}
IS Ref	(Y_3710)	(In2306)	(Y_3600)	(Y_2243)
Units	ppm	ppm	ppm	ppm
Avg	**8.0914**	**1.0636**	**.38106**	**5.0409**
Stddev	.0235	.0025	.00101	.0022
%RSD	.29036	.23841	.26392	.04432
#1	8.0678	1.0649	.38211	5.0414
#2	8.1148	1.0607	.38011	5.0385
#3	8.0917	1.0653	.38096	5.0429
Check ?	Chk Pass	Chk Pass	Chk Pass	Chk Pass
High Limit				
Low Limit				

Sample Name: L9CAFD Acquired: 11/2/2010 18:58:38 Type: Unk
Method: 6500MET(v1145) Mode: CONC Corr. Factor: 1.000000
User: Acox Custom ID1: Q01102A Custom ID2: ACC Custom ID3: Int. 5852-10
Comment: TestAmerica Pittsburgh ICP Metals Analysis Inst. 6500 ICP

Int. Std.	In2306	Y_2243	Y_3600	Y_3710
Line	230.606 {446}	224.306 {450}	360.073 { 94}	371.030 { 91}
Units	Cts/S	Cts/S	Cts/S	Cts/S
Avg	**2849.1**	**6732.7**	**125390.**	**15783.**
Stddev	3.7	10.5	35.	14.
%RSD	.12835	.15591	.02784	.08985
#1	2846.6	6734.1	125370.	15799.
#2	2847.5	6721.6	125430.	15771.
#3	2853.3	6742.5	125370.	15778.

Sample Name: L9AT1 Acquired: 11/2/2010 19:03:17 Type: Unk
Method: 6500MET(v1145) Mode: CONC Corr. Factor: 1.000000
User: Acox Custom ID1: Q01102A Custom ID2: ACC Custom ID3: Int. 5852-10
Comment: TestAmerica Pittsburgh ICP Metals Analysis Inst. 6500 ICP

Elem	Ag	Al	As	B_	Ba
Line	328.068 {103}	396.152 { 85}	189.042 {479}	208.959 {461}	455.403 { 74}
IS Ref	(Y_3600)	(Y_3710)	(Y_2243)	(Y_2243)	(Y_3710)
Units	ppm	ppm	ppm	ppm	ppm
Avg	**-.00039**	**78.702**	**.06746**	**.11389**	**.47439**
Stddev	.00002	.044	.00069	.00097	.00083
%RSD	6.4033	.05652	1.0280	.84996	.17464
#1	-.00037	78.730	.06667	.11497	.47386
#2	-.00038	78.727	.06777	.11312	.47534
#3	-.00042	78.651	.06795	.11356	.47395
Check ?	Chk Pass	Chk Pass	Chk Pass	Chk Pass	Chk Pass
High Limit					
Low Limit					

Elem	Be	Ca	Cd	Co	Cr
Line	313.042 {108}	317.933 {106}	214.438 {457}	228.616 {447}	267.716 {126}
IS Ref	(Y_3710)	(Y_3710)	(Y_2243)	(In2306)	(Y_3600)
Units	ppm	ppm	ppm	ppm	ppm
Avg	**.00341**	**311.08**	**.00103**	**4.4973**	**.29954**
Stddev	.00000	1.34	.00007	.0215	.00060
%RSD	.04699	.42979	6.9722	.47804	.19948
#1	.00341	309.53	.00095	4.5138	.30002
#2	.00341	311.90	.00107	4.4730	.29887
#3	.00341	311.80	.00108	4.5052	.29974
Check ?	Chk Pass	Chk Pass	Chk Pass	Chk Pass	Chk Pass
High Limit					
Low Limit					

Sample Name: L9AT1 Acquired: 11/2/2010 19:03:17 Type: Unk
Method: 6500MET(v1145) Mode: CONC Corr. Factor: 1.000000
User: Acox Custom ID1: Q01102A Custom ID2: ACC Custom ID3: Int. 5852-10
Comment: TestAmerica Pittsburgh ICP Metals Analysis Inst. 6500 ICP

Elem	Cu	Fe	K_	Li	Mg
Line	324.754 {104}2	259.940 {130}	769.896 { 44}	670.784 { 50}	279.079 {121}
IS Ref	(Y_3710)	(Y_3710)	(Y_3710)	(Y_3710)	(Y_3710)
Units	ppm	ppm	ppm	ppm	ppm
Avg	**10.208**	**138.44**	**5.6330**	**.06443**	**172.58**
Stddev	.025	.07	.0234	.00044	.54
%RSD	.24569	.04723	.41628	.67888	.31098
#1	10.202	138.49	5.6578	.06484	173.14
#2	10.236	138.46	5.6301	.06448	172.52
#3	10.187	138.36	5.6112	.06397	172.07
Check ?	Chk Pass	Chk Pass	Chk Pass	Chk Pass	Chk Pass
High Limit					
Low Limit					

Elem	Mn	Mo	Na	Ni	Pb
Line	257.610 {131}2	202.030 {467}	589.592 { 57}	231.604 {445}	220.353 {453}
IS Ref	(Y_3710)	(Y_2243)	(Y_3710)	(In2306)	(In2306)
Units	ppm	ppm	ppm	ppm	ppm
Avg	**4.0753**	**.01876**	**.67251**	**3.0344**	**.11019**
Stddev	.0029	.00033	.00539	.0138	.00022
%RSD	.07074	1.7716	.80083	.45403	.20129
#1	4.0726	.01909	.67008	3.0461	.11028
#2	4.0784	.01877	.66877	3.0193	.10994
#3	4.0750	.01842	.67869	3.0379	.11035
Check ?	Chk Pass	Chk Pass	Chk Pass	Chk Pass	Chk Pass
High Limit					
Low Limit					

Sample Name: L9AT1 Acquired: 11/2/2010 19:03:17 Type: Unk
Method: 6500MET(v1145) Mode: CONC Corr. Factor: 1.000000
User: Acox Custom ID1: Q01102A Custom ID2: ACC Custom ID3: Int. 5852-10
Comment: TestAmerica Pittsburgh ICP Metals Analysis Inst. 6500 ICP

Elem	Sb	Se	Si	Sn	Sr
Line	206.833 {463}	196.090 {472}	251.611 {134}	189.989 {477}	407.771 { 83}
IS Ref	(Y_2243)	(Y_2243)	(Y_3710)	(Y_2243)	(Y_3710)
Units	ppm	ppm	ppm	ppm	ppm
Avg	**-.00203**	**.01468**	**4.1143**	**.77550**	**.17741**
Stddev	.00082	.00116	.0062	.00268	.00019
%RSD	40.166	7.8691	.14944	.34524	.10501
#1	-.00227	.01349	4.1133	.77750	.17749
#2	-.00112	.01580	4.1209	.77246	.17754
#3	-.00270	.01475	4.1088	.77653	.17720
Check ?	Chk Pass	Chk Pass	Chk Pass	Chk Pass	Chk Pass
High Limit					
Low Limit					

Elem	Ti	Tl	V_	Zn
Line	334.904 {101}	190.856 {477}	292.402 {115}	206.200 {463}
IS Ref	(Y_3710)	(In2306)	(Y_3600)	(Y_2243)
Units	ppm	ppm	ppm	ppm
Avg	**1.5069**	**.01007**	**.18901**	**.34583**
Stddev	.0028	.00142	.00067	.00189
%RSD	.18522	14.053	.35626	.54794
#1	1.5077	.01086	.18936	.34711
#2	1.5092	.01093	.18943	.34366
#3	1.5038	.00844	.18823	.34674
Check ?	Chk Pass	Chk Pass	Chk Pass	Chk Pass
High Limit				
Low Limit				

Sample Name: L9AT1 Acquired: 11/2/2010 19:03:17 Type: Unk
Method: 6500MET(v1145) Mode: CONC Corr. Factor: 1.000000
User: Acox Custom ID1: Q01102A Custom ID2: ACC Custom ID3: Int. 5852-10
Comment: TestAmerica Pittsburgh ICP Metals Analysis Inst. 6500 ICP

Int. Std.	In2306	Y_2243	Y_3600	Y_3710
Line	230.606 {446}	224.306 {450}	360.073 { 94}	371.030 { 91}
Units	Cts/S	Cts/S	Cts/S	Cts/S
Avg	**2645.8**	**6537.8**	**122540.**	**15645.**
Stddev	8.7	16.0	54.	89.
%RSD	.33001	.24498	.04427	.57018
#1	2642.7	6537.6	122600.	15558.
#2	2655.6	6553.9	122530.	15641.
#3	2639.0	6521.9	122500.	15736.

Sample Name: L9CAP Acquired: 11/2/2010 19:08:05 Type: Unk
Method: 6500MET(v1145) Mode: CONC Corr. Factor: 1.000000
User: Acox Custom ID1: Q01102A Custom ID2: ACC Custom ID3: Int. 5852-10
Comment: TestAmerica Pittsburgh ICP Metals Analysis Inst. 6500 ICP

Elem	Ag	Al	As	B_	Ba
Line	328.068 {103}	396.152 { 85}	189.042 {479}	208.959 {461}	455.403 { 74}
IS Ref	(Y_3600)	(Y_3710)	(Y_2243)	(Y_2243)	(Y_3710)
Units	ppm	ppm	ppm	ppm	ppm
Avg	**.28529**	**1.7031**	**.01651**	**3.5560**	**.02497**
Stddev	.00057	.0178	.00109	.0066	.00016
%RSD	.20005	1.0446	6.6267	.18576	.64954
#1	.28524	1.7219	.01629	3.5625	.02516
#2	.28475	1.7008	.01555	3.5493	.02488
#3	.28589	1.6866	.01770	3.5561	.02488
Check ?	Chk Pass	Chk Pass	Chk Pass	Chk Pass	Chk Pass
High Limit					
Low Limit					

Elem	Be	Ca	Cd	Co	Cr
Line	313.042 {108}	317.933 {106}	214.438 {457}	228.616 {447}	267.716 {126}
IS Ref	(Y_3710)	(Y_3710)	(Y_2243)	(In2306)	(Y_3600)
Units	ppm	ppm	ppm	ppm	ppm
Avg	**.00008**	**1.9751**	**.00090**	F **85.427**	**10.892**
Stddev	.00009	.0381	.00002	.260	.028
%RSD	111.44	1.9284	2.3919	.30420	.25336
#1	.00018	2.0188	.00090	85.516	10.879
#2	.00004	1.9573	.00091	85.135	10.872
#3	.00002	1.9491	.00087	85.631	10.923
Check ?	Chk Pass	Chk Pass	Chk Pass	Chk Fail	Chk Pass
High Limit				10.000	
Low Limit				-.05000	

Sample Name: L9CAP Acquired: 11/2/2010 19:08:05 Type: Unk
Method: 6500MET(v1145) Mode: CONC Corr. Factor: 1.000000
User: Acox Custom ID1: Q01102A Custom ID2: ACC Custom ID3: Int. 5852-10
Comment: TestAmerica Pittsburgh ICP Metals Analysis Inst. 6500 ICP

Elem	Cu	Fe	K_	Li	Mg
Line	324.754 {104}2	259.940 {130}	769.896 { 44}	670.784 { 50}	279.079 {121}
IS Ref	(Y_3710)	(Y_3710)	(Y_3710)	(Y_3710)	(Y_3710)
Units	ppm	ppm	ppm	ppm	ppm
Avg	F **53.930**	**195.71**	**.44355**	**.00961**	**.25284**
Stddev	.142	.35	.02560	.00113	.00580
%RSD	.26419	.17939	5.7724	11.730	2.2925
#1	53.857	196.12	.42224	.00843	.25661
#2	53.840	195.48	.47195	.00974	.25576
#3	54.095	195.54	.43646	.01068	.24617
Check ?	Chk Fail	Chk Pass	Chk Pass	Chk Pass	Chk Pass
High Limit	25.000				
Low Limit	-.02500				

Elem	Mn	Mo	Na	Ni	Pb
Line	257.610 {131}2	202.030 {467}	589.592 { 57}	231.604 {445}	220.353 {453}
IS Ref	(Y_3710)	(Y_2243)	(Y_3710)	(In2306)	(In2306)
Units	ppm	ppm	ppm	ppm	ppm
Avg	**.83949**	**.31982**	**1.4226**	F **93.354**	**.02952**
Stddev	.00335	.00027	.0081	.078	.00106
%RSD	.39904	.08413	.56995	.08360	3.5748
#1	.84173	.32011	1.4319	93.330	.03071
#2	.84111	.31979	1.4188	93.442	.02915
#3	.83564	.31957	1.4171	93.291	.02870
Check ?	Chk Pass	Chk Pass	Chk Pass	Chk Fail	Chk Pass
High Limit				10.000	
Low Limit				-.04000	

Sample Name: L9CAP Acquired: 11/2/2010 19:08:05 Type: Unk
Method: 6500MET(v1145) Mode: CONC Corr. Factor: 1.000000
User: Acox Custom ID1: Q01102A Custom ID2: ACC Custom ID3: Int. 5852-10
Comment: TestAmerica Pittsburgh ICP Metals Analysis Inst. 6500 ICP

Elem	Sb	Se	Si	Sn	Sr
Line	206.833 {463}	196.090 {472}	251.611 {134}	189.989 {477}	407.771 { 83}
IS Ref	(Y_2243)	(Y_2243)	(Y_3710)	(Y_2243)	(Y_3710)
Units	ppm	ppm	ppm	ppm	ppm
Avg	**.03349**	**.11888**	**4.2416**	**3.4372**	**.01783**
Stddev	.00069	.00284	.0842	.0047	.00022
%RSD	2.0564	2.3856	1.9842	.13643	1.2501
#1	.03351	.12097	4.2758	3.4426	.01804
#2	.03417	.11565	4.3032	3.4351	.01786
#3	.03279	.12001	4.1457	3.4339	.01760
Check ?	Chk Pass	Chk Pass	Chk Pass	Chk Pass	Chk Pass
High Limit					
Low Limit					

Elem	Ti	Tl	V_	Zn
Line	334.904 {101}	190.856 {477}	292.402 {115}	206.200 {463}
IS Ref	(Y_3710)	(In2306)	(Y_3600)	(Y_2243)
Units	ppm	ppm	ppm	ppm
Avg	**.39437**	**.27885**	**.19118**	**.57240**
Stddev	.00317	.00142	.00046	.00100
%RSD	.80405	.50853	.24022	.17460
#1	.39315	.27898	.19072	.57227
#2	.39199	.28021	.19118	.57346
#3	.39797	.27738	.19164	.57148
Check ?	Chk Pass	Chk Pass	Chk Pass	Chk Pass
High Limit				
Low Limit				

Sample Name: L9CAP Acquired: 11/2/2010 19:08:05 Type: Unk
Method: 6500MET(v1145) Mode: CONC Corr. Factor: 1.000000
User: Acox Custom ID1: Q01102A Custom ID2: ACC Custom ID3: Int. 5852-10
Comment: TestAmerica Pittsburgh ICP Metals Analysis Inst. 6500 ICP

Int. Std.	In2306	Y_2243	Y_3600	Y_3710
Line	230.606 {446}	224.306 {450}	360.073 { 94}	371.030 { 91}
Units	Cts/S	Cts/S	Cts/S	Cts/S
Avg	**3674.3**	**6366.9**	**119680.**	**14680.**
Stddev	4.9	16.6	175.	65.
%RSD	.13347	.26066	.14602	.44260
#1	3669.7	6347.8	119860.	14619.
#2	3673.9	6377.1	119680.	14749.
#3	3679.5	6375.9	119510.	14673.

Sample Name: L9CAX Acquired: 11/2/2010 19:13:00 Type: Unk
Method: 6500MET(v1145) Mode: CONC Corr. Factor: 1.000000
User: Acox Custom ID1: Q01102A Custom ID2: ACC Custom ID3: Int. 5852-10
Comment: TestAmerica Pittsburgh ICP Metals Analysis Inst. 6500 ICP

Elem	Ag	Al	As	B_	Ba
Line	328.068 {103}	396.152 { 85}	189.042 {479}	208.959 {461}	455.403 { 74}
IS Ref	(Y_3600)	(Y_3710)	(Y_2243)	(Y_2243)	(Y_3710)
Units	ppm	ppm	ppm	ppm	ppm
Avg	**.04362**	**.93939**	**.04066**	**9.7064**	**.00533**
Stddev	.00014	.01151	.00375	.0197	.00016
%RSD	.31158	1.2258	9.2218	.20327	2.9901
#1	.04375	.95261	.03677	9.6927	.00550
#2	.04364	.93396	.04096	9.7290	.00529
#3	.04348	.93159	.04425	9.6976	.00519
Check ?	Chk Pass	Chk Pass	Chk Pass	Chk Pass	Chk Pass
High Limit					
Low Limit					

Elem	Be	Ca	Cd	Co	Cr
Line	313.042 {108}	317.933 {106}	214.438 {457}	228.616 {447}	267.716 {126}
IS Ref	(Y_3710)	(Y_3710)	(Y_2243)	(In2306)	(Y_3600)
Units	ppm	ppm	ppm	ppm	ppm
Avg	**.00005**	**.76027**	**.02524**	F **187.49**	**24.617**
Stddev	.00003	.00915	.00033	1.92	.010
%RSD	55.551	1.2029	1.2998	1.0236	.04241
#1	.00003	.77075	.02487	186.58	24.612
#2	.00009	.75613	.02551	186.19	24.630
#3	.00004	.75392	.02533	189.69	24.611
Check ?	Chk Pass	Chk Pass	Chk Pass	Chk Fail	Chk Pass
High Limit				10.000	
Low Limit				-.05000	

Sample Name: L9CAX Acquired: 11/2/2010 19:13:00 Type: Unk
Method: 6500MET(v1145) Mode: CONC Corr. Factor: 1.000000
User: Acox Custom ID1: Q01102A Custom ID2: ACC Custom ID3: Int. 5852-10
Comment: TestAmerica Pittsburgh ICP Metals Analysis Inst. 6500 ICP

Elem	Cu	Fe	K_	Li	Mg
Line	324.754 {104}2	259.940 {130}	769.896 { 44}	670.784 { 50}	279.079 {121}
IS Ref	(Y_3710)	(Y_3710)	(Y_3710)	(Y_3710)	(Y_3710)
Units	ppm	ppm	ppm	ppm	ppm
Avg	F **940.54**	F **1120.8**	**.41306**	**.00209**	**-.10208**
Stddev	10.92	2.0	.06434	.00021	.01364
%RSD	1.1611	.18035	15.576	10.052	13.360
#1	953.07	1122.7	.46513	.00195	-.11616
#2	933.01	1118.7	.43293	.00200	-.08893
#3	935.55	1121.2	.34113	.00234	-.10115
Check ?	Chk Fail	Chk Fail	Chk Pass	Chk Pass	Chk Pass
High Limit	25.000	500.00			
Low Limit	-.02500	-.10000			

Elem	Mn	Mo	Na	Ni	Pb
Line	257.610 {131}2	202.030 {467}	589.592 { 57}	231.604 {445}	220.353 {453}
IS Ref	(Y_3710)	(Y_2243)	(Y_3710)	(In2306)	(In2306)
Units	ppm	ppm	ppm	ppm	ppm
Avg	**5.3199**	**.89536**	**.36626**	F **160.82**	**.23139**
Stddev	.0110	.00116	.00360	2.84	.00290
%RSD	.20582	.12981	.98167	1.7690	1.2523
#1	5.3316	.89661	.36228	158.33	.23388
#2	5.3184	.89516	.36724	160.22	.23208
#3	5.3098	.89431	.36927	163.92	.22821
Check ?	Chk Pass	Chk Pass	Chk Pass	Chk Fail	Chk Pass
High Limit				10.000	
Low Limit				-.04000	

Sample Name: L9CAX Acquired: 11/2/2010 19:13:00 Type: Unk
Method: 6500MET(v1145) Mode: CONC Corr. Factor: 1.000000
User: Acox Custom ID1: Q01102A Custom ID2: ACC Custom ID3: Int. 5852-10
Comment: TestAmerica Pittsburgh ICP Metals Analysis Inst. 6500 ICP

Elem	Sb	Se	Si	Sn	Sr
Line	206.833 {463}	196.090 {472}	251.611 {134}	189.989 {477}	407.771 { 83}
IS Ref	(Y_2243)	(Y_2243)	(Y_3710)	(Y_2243)	(Y_3710)
Units	ppm	ppm	ppm	ppm	ppm
Avg	F **-.01782**	**.30699**	**4.2102**	F **115.73**	**.00329**
Stddev	.00302	.00327	.0090	.34	.00003
%RSD	16.968	1.0654	.21470	.29399	.93709
#1	-.01510	.31049	4.2163	115.97	.00331
#2	-.02107	.30401	4.1998	115.88	.00330
#3	-.01728	.30649	4.2145	115.34	.00325
Check ?	Chk Fail	Chk Pass	Chk Pass	Chk Fail	Chk Pass
High Limit	10.000			10.000	
Low Limit	-.01000			-.10000	

Elem	Ti	Tl	V_	Zn
Line	334.904 {101}	190.856 {477}	292.402 {115}	206.200 {463}
IS Ref	(Y_3710)	(In2306)	(Y_3600)	(Y_2243)
Units	ppm	ppm	ppm	ppm
Avg	**.14037**	**.75552**	**.12420**	**1.1196**
Stddev	.00203	.00150	.00083	.0017
%RSD	1.4464	.19857	.67079	.14855
#1	.13875	.75508	.12461	1.1210
#2	.14265	.75429	.12475	1.1200
#3	.13971	.75719	.12324	1.1177
Check ?	Chk Pass	Chk Pass	Chk Pass	Chk Pass
High Limit				
Low Limit				

Sample Name: L9CAX Acquired: 11/2/2010 19:13:00 Type: Unk
Method: 6500MET(v1145) Mode: CONC Corr. Factor: 1.000000
User: Acox Custom ID1: Q01102A Custom ID2: ACC Custom ID3: Int. 5852-10
Comment: TestAmerica Pittsburgh ICP Metals Analysis Inst. 6500 ICP

Int. Std.	In2306	Y_2243	Y_3600	Y_3710
Line	230.606 {446}	224.306 {450}	360.073 { 94}	371.030 { 91}
Units	Cts/S	Cts/S	Cts/S	Cts/S
Avg	**4346.7**	**4748.8**	**110480.**	**13990.**
Stddev	42.5	16.7	248.	89.
%RSD	.97890	.35255	.22404	.63902
#1	4381.3	4767.5	110260.	13888.
#2	4359.6	4743.8	110750.	14030.
#3	4299.2	4735.2	110430.	14053.

Sample Name: L9C4V 10x Acquired: 11/2/2010 19:22:48 Type: Unk
Method: 6500MET(v1145) Mode: CONC Corr. Factor: 1.000000
User: Acox Custom ID1: Q01102A Custom ID2: ACC Custom ID3: Int. 5852-10
Comment: TestAmerica Pittsburgh ICP Metals Analysis Inst. 6500 ICP

Elem	Ag	Al	As	B_	Ba
Line	328.068 {103}	396.152 { 85}	189.042 {479}	208.959 {461}	455.403 { 74}
IS Ref	(Y_3600)	(Y_3710)	(Y_2243)	(Y_2243)	(Y_3710)
Units	ppm	ppm	ppm	ppm	ppm
Avg	**1.1320**	**10.818**	**.01976**	**4.7729**	**.01219**
Stddev	.0059	.014	.00079	.0095	.00008
%RSD	.52246	.13231	3.9865	.19948	.64732
#1	1.1306	10.828	.01984	4.7827	.01216
#2	1.1269	10.802	.02050	4.7724	.01213
#3	1.1385	10.825	.01893	4.7637	.01228
Check ?	Chk Pass	Chk Pass	Chk Pass	Chk Pass	Chk Pass
High Limit					
Low Limit					

Elem	Be	Ca	Cd	Co	Cr
Line	313.042 {108}	317.933 {106}	214.438 {457}	228.616 {447}	267.716 {126}
IS Ref	(Y_3710)	(Y_3710)	(Y_2243)	(In2306)	(Y_3600)
Units	ppm	ppm	ppm	ppm	ppm
Avg	**.00047**	**5.1316**	**-.00024**	**.36533**	**13.293**
Stddev	.00003	.0163	.00002	.00953	.087
%RSD	6.0828	.31699	7.4233	2.6098	.65328
#1	.00050	5.1221	-.00026	.36052	13.244
#2	.00046	5.1503	-.00023	.35916	13.242
#3	.00044	5.1223	-.00024	.37631	13.393
Check ?	Chk Pass	Chk Pass	Chk Pass	Chk Pass	Chk Pass
High Limit					
Low Limit					

Sample Name: L9C4V 10x Acquired: 11/2/2010 19:22:48 Type: Unk
Method: 6500MET(v1145) Mode: CONC Corr. Factor: 1.000000
User: Acox Custom ID1: Q01102A Custom ID2: ACC Custom ID3: Int. 5852-10
Comment: TestAmerica Pittsburgh ICP Metals Analysis Inst. 6500 ICP

Elem	Cu	Fe	K_	Li	Mg
Line	324.754 {104}2	259.940 {130}	769.896 { 44}	670.784 { 50}	279.079 {121}
IS Ref	(Y_3710)	(Y_3710)	(Y_3710)	(Y_3710)	(Y_3710)
Units	ppm	ppm	ppm	ppm	ppm
Avg	**1.7920**	**2.5420**	**.94978**	**.01039**	**.34209**
Stddev	.0059	.0047	.02401	.00048	.00455
%RSD	.32713	.18601	2.5282	4.5847	1.3315
#1	1.7917	2.5462	.93530	.01092	.33703
#2	1.7980	2.5430	.93653	.00999	.34586
#3	1.7863	2.5369	.97749	.01026	.34337
Check ?	Chk Pass	Chk Pass	Chk Pass	Chk Pass	Chk Pass
High Limit					
Low Limit					

Elem	Mn	Mo	Na	Ni	Pb
Line	257.610 {131}2	202.030 {467}	589.592 { 57}	231.604 {445}	220.353 {453}
IS Ref	(Y_3710)	(Y_2243)	(Y_3710)	(In2306)	(In2306)
Units	ppm	ppm	ppm	ppm	ppm
Avg	**.03210**	**.87759**	**27.290**	**.40391**	**.05219**
Stddev	.00042	.00165	.018	.00902	.00087
%RSD	1.3098	.18798	.06755	2.2331	1.6656
#1	.03188	.87924	27.269	.40041	.05314
#2	.03259	.87759	27.300	.39717	.05143
#3	.03184	.87594	27.302	.41416	.05199
Check ?	Chk Pass	Chk Pass	Chk Pass	Chk Pass	Chk Pass
High Limit					
Low Limit					

Sample Name: L9C4V 10x Acquired: 11/2/2010 19:22:48 Type: Unk
Method: 6500MET(v1145) Mode: CONC Corr. Factor: 1.000000
User: Acox Custom ID1: Q01102A Custom ID2: ACC Custom ID3: Int. 5852-10
Comment: TestAmerica Pittsburgh ICP Metals Analysis Inst. 6500 ICP

Elem	Sb	Se	Si	Sn	Sr
Line	206.833 {463}	196.090 {472}	251.611 {134}	189.989 {477}	407.771 { 83}
IS Ref	(Y_2243)	(Y_2243)	(Y_3710)	(Y_2243)	(Y_3710)
Units	ppm	ppm	ppm	ppm	ppm
Avg	**.04966**	**.08677**	**.53435**	**.07199**	**.02597**
Stddev	.00184	.00054	.00670	.00224	.00012
%RSD	3.6985	.61803	1.2530	3.1168	.46248
#1	.05165	.08735	.54021	.07080	.02591
#2	.04931	.08631	.52705	.07059	.02590
#3	.04803	.08663	.53578	.07458	.02611
Check ?	Chk Pass	Chk Pass	Chk Pass	Chk Pass	Chk Pass
High Limit					
Low Limit					

Elem	Ti	Tl	V_	Zn
Line	334.904 {101}	190.856 {477}	292.402 {115}	206.200 {463}
IS Ref	(Y_3710)	(In2306)	(Y_3600)	(Y_2243)
Units	ppm	ppm	ppm	ppm
Avg	**.03747**	**.00436**	**.01734**	**.06335**
Stddev	.00133	.00077	.00018	.00029
%RSD	3.5621	17.731	1.0125	.46329
#1	.03872	.00375	.01722	.06354
#2	.03763	.00411	.01754	.06301
#3	.03606	.00523	.01726	.06349
Check ?	Chk Pass	Chk Pass	Chk Pass	Chk Pass
High Limit				
Low Limit				

Sample Name: L9C4V 10x Acquired: 11/2/2010 19:22:48 Type: Unk
Method: 6500MET(v1145) Mode: CONC Corr. Factor: 1.000000
User: Acox Custom ID1: Q01102A Custom ID2: ACC Custom ID3: Int. 5852-10
Comment: TestAmerica Pittsburgh ICP Metals Analysis Inst. 6500 ICP

Int. Std.	In2306	Y_2243	Y_3600	Y_3710
Line	230.606 {446}	224.306 {450}	360.073 { 94}	371.030 { 91}
Units	Cts/S	Cts/S	Cts/S	Cts/S
Avg	**3202.5**	**6795.5**	**126080.**	**15243.**
Stddev	3.0	5.0	685.	91.
%RSD	.09376	.07347	.54356	.59374
#1	3201.0	6791.0	126120.	15322.
#2	3206.0	6800.9	126740.	15144.
#3	3200.5	6794.8	125380.	15261.

Sample Name: L9C4V 25x Acquired: 11/2/2010 19:30:30 Type: Unk
Method: 6500MET(v1145) Mode: CONC Corr. Factor: 1.000000
User: Acox Custom ID1: Q01102A Custom ID2: ACC Custom ID3: Int. 5852-10
Comment: TestAmerica Pittsburgh ICP Metals Analysis Inst. 6500 ICP

Elem	Ag	Al	As	B_	Ba
Line	328.068 {103}	396.152 { 85}	189.042 {479}	208.959 {461}	455.403 { 74}
IS Ref	(Y_3600)	(Y_3710)	(Y_2243)	(Y_2243)	(Y_3710)
Units	ppm	ppm	ppm	ppm	ppm
Avg	**.46279**	**4.4113**	**.00680**	**1.9292**	**.00514**
Stddev	.00044	.0130	.00147	.0026	.00006
%RSD	.09409	.29457	21.588	.13308	1.2462
#1	.46234	4.4150	.00841	1.9269	.00518
#2	.46321	4.4221	.00553	1.9320	.00507
#3	.46281	4.3969	.00645	1.9288	.00519
Check ?	Chk Pass	Chk Pass	Chk Pass	Chk Pass	Chk Pass
High Limit					
Low Limit					

Elem	Be	Ca	Cd	Co	Cr
Line	313.042 {108}	317.933 {106}	214.438 {457}	228.616 {447}	267.716 {126}
IS Ref	(Y_3710)	(Y_3710)	(Y_2243)	(In2306)	(Y_3600)
Units	ppm	ppm	ppm	ppm	ppm
Avg	**.00021**	**2.1011**	**-.00019**	**.16754**	**5.4036**
Stddev	.00002	.0053	.00001	.00251	.0083
%RSD	7.7616	.25161	4.2947	1.4965	.15334
#1	.00020	2.0956	-.00018	.16904	5.3978
#2	.00022	2.1015	-.00019	.16464	5.3998
#3	.00019	2.1061	-.00019	.16893	5.4131
Check ?	Chk Pass	Chk Pass	Chk Pass	Chk Pass	Chk Pass
High Limit					
Low Limit					

Sample Name: L9C4V 25x Acquired: 11/2/2010 19:30:30 Type: Unk
Method: 6500MET(v1145) Mode: CONC Corr. Factor: 1.000000
User: Acox Custom ID1: Q01102A Custom ID2: ACC Custom ID3: Int. 5852-10
Comment: TestAmerica Pittsburgh ICP Metals Analysis Inst. 6500 ICP

Elem	Cu	Fe	K_	Li	Mg
Line	324.754 {104}2	259.940 {130}	769.896 { 44}	670.784 { 50}	279.079 {121}
IS Ref	(Y_3710)	(Y_3710)	(Y_3710)	(Y_3710)	(Y_3710)
Units	ppm	ppm	ppm	ppm	ppm
Avg	**.80857**	**1.1700**	**.41776**	**.00414**	**.14524**
Stddev	.01048	.0145	.00187	.00090	.00542
%RSD	1.2965	1.2419	.44848	21.806	3.7298
#1	.79650	1.1535	.41765	.00473	.14643
#2	.81541	1.1809	.41968	.00459	.14995
#3	.81380	1.1755	.41594	.00310	.13932
Check ?	Chk Pass	Chk Pass	Chk Pass	Chk Pass	Chk Pass
High Limit					
Low Limit					

Elem	Mn	Mo	Na	Ni	Pb
Line	257.610 {131}2	202.030 {467}	589.592 { 57}	231.604 {445}	220.353 {453}
IS Ref	(Y_3710)	(Y_2243)	(Y_3710)	(In2306)	(In2306)
Units	ppm	ppm	ppm	ppm	ppm
Avg	**.01396**	**.35827**	**11.067**	**.17957**	**.01986**
Stddev	.00035	.00083	.034	.00262	.00135
%RSD	2.5155	.23111	.30449	1.4577	6.7936
#1	.01414	.35739	11.083	.18114	.02092
#2	.01356	.35838	11.090	.17655	.01834
#3	.01419	.35904	11.028	.18102	.02032
Check ?	Chk Pass	Chk Pass	Chk Pass	Chk Pass	Chk Pass
High Limit					
Low Limit					

Sample Name: L9C4V 25x Acquired: 11/2/2010 19:30:30 Type: Unk
Method: 6500MET(v1145) Mode: CONC Corr. Factor: 1.000000
User: Acox Custom ID1: Q01102A Custom ID2: ACC Custom ID3: Int. 5852-10
Comment: TestAmerica Pittsburgh ICP Metals Analysis Inst. 6500 ICP

Elem	Sb	Se	Si	Sn	Sr
Line	206.833 {463}	196.090 {472}	251.611 {134}	189.989 {477}	407.771 { 83}
IS Ref	(Y_2243)	(Y_2243)	(Y_3710)	(Y_2243)	(Y_3710)
Units	ppm	ppm	ppm	ppm	ppm
Avg	**.02235**	**.03668**	**.21603**	**.03641**	**.01056**
Stddev	.00153	.00019	.00595	.00057	.00008
%RSD	6.8241	.52598	2.7521	1.5694	.74502
#1	.02344	.03689	.21358	.03694	.01058
#2	.02060	.03665	.21171	.03581	.01063
#3	.02300	.03651	.22281	.03647	.01048
Check ?	Chk Pass	Chk Pass	Chk Pass	Chk Pass	Chk Pass
High Limit					
Low Limit					

Elem	Ti	Tl	V_	Zn
Line	334.904 {101}	190.856 {477}	292.402 {115}	206.200 {463}
IS Ref	(Y_3710)	(In2306)	(Y_3600)	(Y_2243)
Units	ppm	ppm	ppm	ppm
Avg	**.01475**	**.00184**	**.00681**	**.02598**
Stddev	.00118	.00010	.00027	.00009
%RSD	8.0277	5.2279	3.9081	.33081
#1	.01390	.00191	.00660	.02589
#2	.01424	.00173	.00711	.02605
#3	.01610	.00188	.00671	.02602
Check ?	Chk Pass	Chk Pass	Chk Pass	Chk Pass
High Limit				
Low Limit				

Sample Name: L9C4V 25x Acquired: 11/2/2010 19:30:30 Type: Unk
Method: 6500MET(v1145) Mode: CONC Corr. Factor: 1.000000
User: Acox Custom ID1: Q01102A Custom ID2: ACC Custom ID3: Int. 5852-10
Comment: TestAmerica Pittsburgh ICP Metals Analysis Inst. 6500 ICP

Int. Std.	In2306	Y_2243	Y_3600	Y_3710
Line	230.606 {446}	224.306 {450}	360.073 { 94}	371.030 { 91}
Units	Cts/S	Cts/S	Cts/S	Cts/S
Avg	**3320.9**	**6695.1**	**124150.**	**14445.**
Stddev	10.2	19.8	157.	59.
%RSD	.30660	.29626	.12629	.40498
#1	3311.2	6678.2	124090.	14427.
#2	3319.9	6690.3	124330.	14511.
#3	3331.5	6716.9	124040.	14398.

Sample Name: L9C4V 50x Acquired: 11/2/2010 19:35:14 Type: Unk
Method: 6500MET(v1145) Mode: CONC Corr. Factor: 1.000000
User: Acox Custom ID1: Q01102A Custom ID2: ACC Custom ID3: Int. 5852-10
Comment: TestAmerica Pittsburgh ICP Metals Analysis Inst. 6500 ICP

Elem	Ag	Al	As	B_	Ba
Line	328.068 {103}	396.152 { 85}	189.042 {479}	208.959 {461}	455.403 { 74}
IS Ref	(Y_3600)	(Y_3710)	(Y_2243)	(Y_2243)	(Y_3710)
Units	ppm	ppm	ppm	ppm	ppm
Avg	**.23297**	**2.3097**	**.00328**	**1.0132**	**.00273**
Stddev	.00065	.0094	.00171	.0078	.00016
%RSD	.28020	.40725	52.191	.77354	5.8152
#1	.23226	2.3048	.00488	1.0222	.00282
#2	.23354	2.3206	.00349	1.0098	.00284
#3	.23311	2.3038	.00148	1.0077	.00255
Check ?	Chk Pass	Chk Pass	Chk Pass	Chk Pass	Chk Pass
High Limit					
Low Limit					

Elem	Be	Ca	Cd	Co	Cr
Line	313.042 {108}	317.933 {106}	214.438 {457}	228.616 {447}	267.716 {126}
IS Ref	(Y_3710)	(Y_3710)	(Y_2243)	(In2306)	(Y_3600)
Units	ppm	ppm	ppm	ppm	ppm
Avg	**.00010**	**1.0727**	**-.00018**	**.08952**	**2.7943**
Stddev	.00003	.0004	.00000	.00088	.0079
%RSD	35.830	.04110	2.5413	.98789	.28137
#1	.00010	1.0729	-.00019	.08965	2.7886
#2	.00006	1.0722	-.00019	.09033	2.7911
#3	.00013	1.0729	-.00018	.08857	2.8033
Check ?	Chk Pass	Chk Pass	Chk Pass	Chk Pass	Chk Pass
High Limit					
Low Limit					

Sample Name: L9C4V 50x Acquired: 11/2/2010 19:35:14 Type: Unk
Method: 6500MET(v1145) Mode: CONC Corr. Factor: 1.000000
User: Acox Custom ID1: Q01102A Custom ID2: ACC Custom ID3: Int. 5852-10
Comment: TestAmerica Pittsburgh ICP Metals Analysis Inst. 6500 ICP

Elem	Cu	Fe	K_	Li	Mg
Line	324.754 {104}2	259.940 {130}	769.896 { 44}	670.784 { 50}	279.079 {121}
IS Ref	(Y_3710)	(Y_3710)	(Y_3710)	(Y_3710)	(Y_3710)
Units	ppm	ppm	ppm	ppm	ppm
Avg	**.42286**	**.62680**	**.20334**	**.00154**	**.07775**
Stddev	.00797	.01456	.01263	.00046	.01160
%RSD	1.8857	2.3232	6.2096	29.721	14.915
#1	.43100	.64124	.21225	.00158	.08940
#2	.42252	.62705	.18889	.00198	.06621
#3	.41507	.61212	.20887	.00107	.07764
Check ?	Chk Pass	Chk Pass	Chk Pass	Chk Pass	Chk Pass
High Limit					
Low Limit					

Elem	Mn	Mo	Na	Ni	Pb
Line	257.610 {131}2	202.030 {467}	589.592 { 57}	231.604 {445}	220.353 {453}
IS Ref	(Y_3710)	(Y_2243)	(Y_3710)	(In2306)	(In2306)
Units	ppm	ppm	ppm	ppm	ppm
Avg	**.00759**	**.18563**	**5.6648**	**.09533**	**.01047**
Stddev	.00010	.00124	.0081	.00109	.00049
%RSD	1.3770	.66812	.14286	1.1448	4.7114
#1	.00758	.18706	5.6681	.09600	.00991
#2	.00749	.18485	5.6706	.09592	.01083
#3	.00770	.18498	5.6555	.09407	.01069
Check ?	Chk Pass	Chk Pass	Chk Pass	Chk Pass	Chk Pass
High Limit					
Low Limit					

Sample Name: L9C4V 50x Acquired: 11/2/2010 19:35:14 Type: Unk
Method: 6500MET(v1145) Mode: CONC Corr. Factor: 1.000000
User: Acox Custom ID1: Q01102A Custom ID2: ACC Custom ID3: Int. 5852-10
Comment: TestAmerica Pittsburgh ICP Metals Analysis Inst. 6500 ICP

Elem	Sb	Se	Si	Sn	Sr
Line	206.833 {463}	196.090 {472}	251.611 {134}	189.989 {477}	407.771 { 83}
IS Ref	(Y_2243)	(Y_2243)	(Y_3710)	(Y_2243)	(Y_3710)
Units	ppm	ppm	ppm	ppm	ppm
Avg	**.01181**	**.01954**	**.11428**	**.02034**	**.00557**
Stddev	.00076	.00125	.00136	.00045	.00005
%RSD	6.3936	6.3965	1.1859	2.2202	.86836
#1	.01117	.02046	.11517	.02011	.00556
#2	.01162	.01812	.11272	.02086	.00562
#3	.01265	.02005	.11496	.02006	.00552
Check ?	Chk Pass	Chk Pass	Chk Pass	Chk Pass	Chk Pass
High Limit					
Low Limit					

Elem	Ti	Tl	V_	Zn
Line	334.904 {101}	190.856 {477}	292.402 {115}	206.200 {463}
IS Ref	(Y_3710)	(In2306)	(Y_3600)	(Y_2243)
Units	ppm	ppm	ppm	ppm
Avg	**.00717**	**.00074**	**.00356**	**.01536**
Stddev	.00212	.00140	.00016	.00007
%RSD	29.563	188.70	4.4136	.46742
#1	.00816	.00057	.00374	.01528
#2	.00474	-.00056	.00344	.01540
#3	.00861	.00223	.00352	.01540
Check ?	Chk Pass	Chk Pass	Chk Pass	Chk Pass
High Limit				
Low Limit				

Sample Name: L9C4V 50x Acquired: 11/2/2010 19:35:14 Type: Unk
Method: 6500MET(v1145) Mode: CONC Corr. Factor: 1.000000
User: Acox Custom ID1: Q01102A Custom ID2: ACC Custom ID3: Int. 5852-10
Comment: TestAmerica Pittsburgh ICP Metals Analysis Inst. 6500 ICP

Int. Std.	In2306	Y_2243	Y_3600	Y_3710
Line	230.606 {446}	224.306 {450}	360.073 { 94}	371.030 { 91}
Units	Cts/S	Cts/S	Cts/S	Cts/S
Avg	**3295.6**	**6527.8**	**123220.**	**15070.**
Stddev	17.5	43.4	176.	70.
%RSD	.53206	.66540	.14309	.46395
#1	3275.6	6477.7	123420.	15140.
#2	3308.6	6551.0	123170.	15000.
#3	3302.6	6554.7	123080.	15071.

Sample Name: L8C4V 100x Acquired: 11/2/2010 19:43:00 Type: Unk
Method: 6500MET(v1145) Mode: CONC Corr. Factor: 1.000000
User: Acox Custom ID1: Q01102A Custom ID2: ACC Custom ID3: Int. 5852-10
Comment: TestAmerica Pittsburgh ICP Metals Analysis Inst. 6500 ICP

Elem	Ag	Al	As	B_	Ba
Line	328.068 {103}	396.152 { 85}	189.042 {479}	208.959 {461}	455.403 { 74}
IS Ref	(Y_3600)	(Y_3710)	(Y_2243)	(Y_2243)	(Y_3710)
Units	ppm	ppm	ppm	ppm	ppm
Avg	**.13864**	**1.2053**	**.00319**	**.53040**	**.00134**
Stddev	.00022	.0110	.00054	.00048	.00002
%RSD	.15537	.91581	16.964	.09081	1.7082
#1	.13876	1.2025	.00374	.53039	.00134
#2	.13877	1.1959	.00319	.53089	.00131
#3	.13839	1.2174	.00265	.52993	.00136
Check ?	Chk Pass	Chk Pass	Chk Pass	Chk Pass	Chk Pass
High Limit					
Low Limit					

Elem	Be	Ca	Cd	Co	Cr
Line	313.042 {108}	317.933 {106}	214.438 {457}	228.616 {447}	267.716 {126}
IS Ref	(Y_3710)	(Y_3710)	(Y_2243)	(In2306)	(Y_3600)
Units	ppm	ppm	ppm	ppm	ppm
Avg	**.00002**	**.59379**	**-.00018**	**.04301**	**1.4737**
Stddev	.00001	.00163	.00004	.00088	.0036
%RSD	55.233	.27369	24.177	2.0386	.24595
#1	.00001	.59403	-.00022	.04205	1.4773
#2	.00003	.59528	-.00019	.04378	1.4700
#3	.00001	.59206	-.00013	.04319	1.4737
Check ?	Chk Pass	Chk Pass	Chk Pass	Chk Pass	Chk Pass
High Limit					
Low Limit					

Sample Name: L8C4V 100x Acquired: 11/2/2010 19:43:00 Type: Unk
Method: 6500MET(v1145) Mode: CONC Corr. Factor: 1.000000
User: Acox Custom ID1: Q01102A Custom ID2: ACC Custom ID3: Int. 5852-10
Comment: TestAmerica Pittsburgh ICP Metals Analysis Inst. 6500 ICP

Elem	Cu	Fe	K_	Li	Mg
Line	324.754 {104}2	259.940 {130}	769.896 { 44}	670.784 { 50}	279.079 {121}
IS Ref	(Y_3710)	(Y_3710)	(Y_3710)	(Y_3710)	(Y_3710)
Units	ppm	ppm	ppm	ppm	ppm
Avg	**.20891**	**.30511**	**.11942**	**-.00004**	**.05311**
Stddev	.00144	.00283	.03513	.00041	.00643
%RSD	.68791	.92897	29.421	1133.3	12.114
#1	.20750	.30262	.15997	.00034	.04574
#2	.20886	.30820	.10022	-.00048	.05599
#3	.21037	.30452	.09807	.00002	.05760
Check ?	Chk Pass	Chk Pass	Chk Pass	Chk Pass	Chk Pass
High Limit					
Low Limit					

Elem	Mn	Mo	Na	Ni	Pb
Line	257.610 {131}2	202.030 {467}	589.592 { 57}	231.604 {445}	220.353 {453}
IS Ref	(Y_3710)	(Y_2243)	(Y_3710)	(In2306)	(In2306)
Units	ppm	ppm	ppm	ppm	ppm
Avg	**.00394**	**.09749**	**2.9916**	**.04701**	**.00536**
Stddev	.00048	.00039	.0081	.00138	.00023
%RSD	12.137	.40435	.27029	2.9256	4.3801
#1	.00348	.09793	2.9896	.04551	.00559
#2	.00444	.09737	2.9847	.04821	.00512
#3	.00392	.09717	3.0005	.04731	.00537
Check ?	Chk Pass	Chk Pass	Chk Pass	Chk Pass	Chk Pass
High Limit					
Low Limit					

Sample Name: L8C4V 100x Acquired: 11/2/2010 19:43:00 Type: Unk
Method: 6500MET(v1145) Mode: CONC Corr. Factor: 1.000000
User: Acox Custom ID1: Q01102A Custom ID2: ACC Custom ID3: Int. 5852-10
Comment: TestAmerica Pittsburgh ICP Metals Analysis Inst. 6500 ICP

Elem	Sb	Se	Si	Sn	Sr
Line	206.833 {463}	196.090 {472}	251.611 {134}	189.989 {477}	407.771 { 83}
IS Ref	(Y_2243)	(Y_2243)	(Y_3710)	(Y_2243)	(Y_3710)
Units	ppm	ppm	ppm	ppm	ppm
Avg	**.00624**	**.01036**	**.06324**	**.00987**	**.00299**
Stddev	.00048	.00120	.00305	.00017	.00007
%RSD	7.7067	11.560	4.8216	1.7537	2.3602
#1	.00680	.00986	.06101	.01007	.00307
#2	.00600	.01172	.06200	.00979	.00298
#3	.00594	.00949	.06672	.00975	.00293
Check ?	Chk Pass	Chk Pass	Chk Pass	Chk Pass	Chk Pass
High Limit					
Low Limit					

Elem	Ti	Tl	V_	Zn
Line	334.904 {101}	190.856 {477}	292.402 {115}	206.200 {463}
IS Ref	(Y_3710)	(In2306)	(Y_3600)	(Y_2243)
Units	ppm	ppm	ppm	ppm
Avg	**.00425**	**-.00011**	**.00124**	**.00806**
Stddev	.00119	.00088	.00014	.00004
%RSD	28.002	831.41	11.666	.55197
#1	.00413	-.00070	.00140	.00804
#2	.00312	-.00053	.00112	.00811
#3	.00549	.00091	.00120	.00803
Check ?	Chk Pass	Chk Pass	Chk Pass	Chk Pass
High Limit				
Low Limit				

Sample Name: L8C4V 100x Acquired: 11/2/2010 19:43:00 Type: Unk
Method: 6500MET(v1145) Mode: CONC Corr. Factor: 1.000000
User: Acox Custom ID1: Q01102A Custom ID2: ACC Custom ID3: Int. 5852-10
Comment: TestAmerica Pittsburgh ICP Metals Analysis Inst. 6500 ICP

Int. Std.	In2306	Y_2243	Y_3600	Y_3710
Line	230.606 {446}	224.306 {450}	360.073 { 94}	371.030 { 91}
Units	Cts/S	Cts/S	Cts/S	Cts/S
Avg	**3375.4**	**6620.8**	**125340.**	**14718.**
Stddev	10.4	13.1	211.	114.
%RSD	.30932	.19800	.16818	.77381
#1	3386.9	6635.9	125170.	14588.
#2	3372.6	6614.7	125290.	14801.
#3	3366.6	6611.9	125580.	14765.

Sample Name: CCV1-10 Acquired: 11/2/2010 19:47:51 Type: QC
Method: 6500MET(v1145) Mode: CONC Corr. Factor: 1.000000
User: Acox Custom ID1: Q01102A Custom ID2: ACC Custom ID3: Int. 5852-10
Comment: TestAmerica Pittsburgh ICP Metals Analysis Inst. 6500 ICP

Elem	Ag	Al	As	B_	Ba
Line	328.068 {103}	396.152 { 85}	189.042 {479}	208.959 {461}	455.403 { 74}
IS Ref	(Y_3600)	(Y_3710)	(Y_2243)	(Y_2243)	(Y_3710)
Units	ppm	ppm	ppm	ppm	ppm
Avg	**1.0091**	**24.876**	**.53010**	**2.0858**	**2.0436**
Stddev	.0029	.043	.00325	.0056	.0040
%RSD	.29128	.17179	.61373	.26960	.19757
#1	1.0113	24.870	.53081	2.0920	2.0458
#2	1.0058	24.921	.53294	2.0840	2.0389
#3	1.0103	24.836	.52655	2.0812	2.0460
Check ?	Chk Pass	Chk Pass	Chk Pass	Chk Pass	Chk Pass
Value					
Range					

Elem	Be	Ca	Cd	Co	Cr
Line	313.042 {108}	317.933 {106}	214.438 {457}	228.616 {447}	267.716 {126}
IS Ref	(Y_3710)	(Y_3710)	(Y_2243)	(In2306)	(Y_3600)
Units	ppm	ppm	ppm	ppm	ppm
Avg	**2.0549**	**53.344**	**.49387**	**2.1147**	**1.9775**
Stddev	.0028	.249	.00100	.0036	.0061
%RSD	.13535	.46736	.20305	.16927	.30816
#1	2.0518	53.056	.49467	2.1182	1.9712
#2	2.0557	53.504	.49418	2.1148	1.9777
#3	2.0572	53.470	.49274	2.1111	1.9834
Check ?	Chk Pass	Chk Pass	Chk Pass	Chk Pass	Chk Pass
Value					
Range					

Sample Name: CCV1-10 Acquired: 11/2/2010 19:47:51 Type: QC
Method: 6500MET(v1145) Mode: CONC Corr. Factor: 1.000000
User: Acox Custom ID1: Q01102A Custom ID2: ACC Custom ID3: Int. 5852-10
Comment: TestAmerica Pittsburgh ICP Metals Analysis Inst. 6500 ICP

Elem	Cu	Fe	K_	Li	Mg
Line	324.754 {104}2	259.940 {130}	769.896 { 44}	670.784 { 50}	279.079 {121}
IS Ref	(Y_3710)	(Y_3710)	(Y_3710)	(Y_3710)	(Y_3710)
Units	ppm	ppm	ppm	ppm	ppm
Avg	**2.0642**	**26.057**	**124.03**	**2.1311**	**50.807**
Stddev	.0032	.064	.17	.0066	.265
%RSD	.15723	.24437	.14101	.31158	.52254
#1	2.0632	25.990	123.89	2.1367	50.504
#2	2.0616	26.117	123.97	2.1238	50.999
#3	2.0678	26.064	124.22	2.1327	50.918
Check ?	Chk Pass	Chk Pass	Chk Pass	Chk Pass	Chk Pass
Value					
Range					

Elem	Mn	Mo	Na	Ni	Pb
Line	257.610 {131}2	202.030 {467}	589.592 { 57}	231.604 {445}	220.353 {453}
IS Ref	(Y_3710)	(Y_2243)	(Y_3710)	(In2306)	(In2306)
Units	ppm	ppm	ppm	ppm	ppm
Avg	**1.9783**	**2.0456**	**130.84**	**2.0742**	**.52028**
Stddev	.0078	.0037	.25	.0018	.00211
%RSD	.39525	.18005	.19184	.08694	.40622
#1	1.9724	2.0486	130.73	2.0763	.52173
#2	1.9871	2.0466	130.65	2.0732	.51785
#3	1.9753	2.0415	131.12	2.0732	.52125
Check ?	Chk Pass	Chk Pass	Chk Pass	Chk Pass	Chk Pass
Value					
Range					

Sample Name: CCV1-10 Acquired: 11/2/2010 19:47:51 Type: QC
Method: 6500MET(v1145) Mode: CONC Corr. Factor: 1.000000
User: Acox Custom ID1: Q01102A Custom ID2: ACC Custom ID3: Int. 5852-10
Comment: TestAmerica Pittsburgh ICP Metals Analysis Inst. 6500 ICP

Elem	Sb	Se	Si	Sn	Sr
Line	206.833 {463}	196.090 {472}	251.611 {134}	189.989 {477}	407.771 { 83}
IS Ref	(Y_2243)	(Y_2243)	(Y_3710)	(Y_2243)	(Y_3710)
Units	ppm	ppm	ppm	ppm	ppm
Avg	**.53176**	**.53812**	**2.0537**	**1.9849**	**2.0932**
Stddev	.00302	.00397	.0111	.0052	.0049
%RSD	.56718	.73861	.53875	.26096	.23404
#1	.53481	.54171	2.0656	1.9887	2.0972
#2	.53169	.53881	2.0438	1.9870	2.0877
#3	.52878	.53385	2.0517	1.9790	2.0947
Check ?	Chk Pass	Chk Pass	Chk Pass	Chk Pass	Chk Pass
Value					
Range					

Elem	Ti	Tl	V_	Zn
Line	334.904 {101}	190.856 {477}	292.402 {115}	206.200 {463}
IS Ref	(Y_3710)	(In2306)	(Y_3600)	(Y_2243)
Units	ppm	ppm	ppm	ppm
Avg	**2.0983**	**.97939**	**2.0617**	**1.9859**
Stddev	.0047	.00550	.0044	.0037
%RSD	.22636	.56166	.21209	.18573
#1	2.0941	.98565	2.0575	1.9873
#2	2.0974	.97716	2.0614	1.9887
#3	2.1035	.97535	2.0662	1.9817
Check ?	Chk Pass	Chk Pass	Chk Pass	Chk Pass
Value				
Range				

Sample Name: CCV1-10 Acquired: 11/2/2010 19:47:51 Type: QC
Method: 6500MET(v1145) Mode: CONC Corr. Factor: 1.000000
User: Acox Custom ID1: Q01102A Custom ID2: ACC Custom ID3: Int. 5852-10
Comment: TestAmerica Pittsburgh ICP Metals Analysis Inst. 6500 ICP

Int. Std.	In2306	Y_2243	Y_3600	Y_3710
Line	230.606 {446}	224.306 {450}	360.073 { 94}	371.030 { 91}
Units	Cts/S	Cts/S	Cts/S	Cts/S
Avg	**2795.9**	**6161.7**	**113050.**	**14156.**
Stddev	7.9	14.3	213.	132.
%RSD	.28177	.23141	.18805	.93555
#1	2788.4	6149.5	112970.	14298.
#2	2795.1	6158.3	113290.	14037.
#3	2804.1	6177.4	112890.	14133.

Sample Name: CCB10 Acquired: 11/2/2010 19:52:26 Type: QC
Method: 6500MET(v1145) Mode: CONC Corr. Factor: 1.000000
User: Acox Custom ID1: Q01102A Custom ID2: ACC Custom ID3: Int. 5852-10
Comment: TestAmerica Pittsburgh ICP Metals Analysis Inst. 6500 ICP

Elem	Ag	Al	As	B_	Ba
Line	328.068 {103}	396.152 { 85}	189.042 {479}	208.959 {461}	455.403 { 74}
IS Ref	(Y_3600)	(Y_3710)	(Y_2243)	(Y_2243)	(Y_3710)
Units	ppm	ppm	ppm	ppm	ppm
Avg	**.00026**	**.01332**	**.00041**	**.00599**	**.00064**
Stddev	.00019	.00588	.00076	.00048	.00024
%RSD	70.256	44.130	185.76	7.9318	37.529
#1	.00030	.01916	.00114	.00613	.00088
#2	.00006	.00740	-.00037	.00638	.00065
#3	.00043	.01339	.00046	.00546	.00040
Check ?	Chk Pass	Chk Pass	Chk Pass	Chk Pass	Chk Pass
High Limit					
Low Limit					

Elem	Be	Ca	Cd	Co	Cr
Line	313.042 {108}	317.933 {106}	214.438 {457}	228.616 {447}	267.716 {126}
IS Ref	(Y_3710)	(Y_3710)	(Y_2243)	(In2306)	(Y_3600)
Units	ppm	ppm	ppm	ppm	ppm
Avg	**.00053**	**.02851**	**.00009**	**.00321**	**.00094**
Stddev	.00002	.00222	.00004	.00069	.00025
%RSD	4.6985	7.7971	39.666	21.591	26.360
#1	.00056	.03082	.00005	.00332	.00097
#2	.00051	.02638	.00012	.00385	.00068
#3	.00052	.02834	.00010	.00247	.00117
Check ?	Chk Pass	Chk Pass	Chk Pass	Chk Pass	Chk Pass
High Limit					
Low Limit					

Sample Name: CCB10 Acquired: 11/2/2010 19:52:26 Type: QC
Method: 6500MET(v1145) Mode: CONC Corr. Factor: 1.000000
User: Acox Custom ID1: Q01102A Custom ID2: ACC Custom ID3: Int. 5852-10
Comment: TestAmerica Pittsburgh ICP Metals Analysis Inst. 6500 ICP

Elem	Cu	Fe	K_	Li	Mg
Line	324.754 {104}2	259.940 {130}	769.896 { 44}	670.784 { 50}	279.079 {121}
IS Ref	(Y_3710)	(Y_3710)	(Y_3710)	(Y_3710)	(Y_3710)
Units	ppm	ppm	ppm	ppm	ppm
Avg	**.00383**	**.05926**	**.09197**	**.00057**	**.03618**
Stddev	.00116	.00244	.01173	.00064	.01587
%RSD	30.208	4.1244	12.758	112.24	43.846
#1	.00508	.06046	.07909	.00101	.03625
#2	.00279	.06086	.10204	-.00016	.05202
#3	.00363	.05645	.09479	.00087	.02029
Check ?	Chk Pass	Chk Pass	Chk Pass	Chk Pass	Chk Pass
High Limit					
Low Limit					

Elem	Mn	Mo	Na	Ni	Pb
Line	257.610 {131}2	202.030 {467}	589.592 { 57}	231.604 {445}	220.353 {453}
IS Ref	(Y_3710)	(Y_2243)	(Y_3710)	(In2306)	(In2306)
Units	ppm	ppm	ppm	ppm	ppm
Avg	**.00127**	**.00215**	**.01992**	**.00279**	**-.00064**
Stddev	.00003	.00039	.00365	.00082	.00031
%RSD	2.3378	18.001	18.306	29.235	48.055
#1	.00130	.00241	.01745	.00271	-.00039
#2	.00125	.00233	.02411	.00365	-.00055
#3	.00125	.00171	.01821	.00202	-.00099
Check ?	Chk Pass	Chk Pass	Chk Pass	Chk Pass	Chk Pass
High Limit					
Low Limit					

Sample Name: CCB10 Acquired: 11/2/2010 19:52:26 Type: QC
Method: 6500MET(v1145) Mode: CONC Corr. Factor: 1.000000
User: Acox Custom ID1: Q01102A Custom ID2: ACC Custom ID3: Int. 5852-10
Comment: TestAmerica Pittsburgh ICP Metals Analysis Inst. 6500 ICP

Elem	Sb	Se	Si	Sn	Sr
Line	206.833 {463}	196.090 {472}	251.611 {134}	189.989 {477}	407.771 { 83}
IS Ref	(Y_2243)	(Y_2243)	(Y_3710)	(Y_2243)	(Y_3710)
Units	ppm	ppm	ppm	ppm	ppm
Avg	**.00061**	**.00075**	**.00113**	**.00182**	**.00062**
Stddev	.00136	.00142	.00469	.00049	.00006
%RSD	221.95	189.07	416.45	27.106	9.2111
#1	.00218	.00157	-.00358	.00222	.00067
#2	-.00031	-.00089	.00116	.00198	.00063
#3	-.00003	.00157	.00580	.00127	.00056
Check ?	Chk Pass	Chk Pass	Chk Pass	Chk Pass	Chk Pass
High Limit					
Low Limit					

Elem	Ti	Tl	V_	Zn
Line	334.904 {101}	190.856 {477}	292.402 {115}	206.200 {463}
IS Ref	(Y_3710)	(In2306)	(Y_3600)	(Y_2243)
Units	ppm	ppm	ppm	ppm
Avg	**.00059**	**-.00002**	**.00047**	**.00093**
Stddev	.00057	.00058	.00016	.00007
%RSD	97.745	3657.1	33.971	7.6114
#1	.00121	-.00023	.00029	.00097
#2	.00047	.00064	.00057	.00098
#3	.00008	-.00046	.00056	.00085
Check ?	Chk Pass	Chk Pass	Chk Pass	Chk Pass
High Limit				
Low Limit				

Sample Name: CCB10 Acquired: 11/2/2010 19:52:26 Type: QC
Method: 6500MET(v1145) Mode: CONC Corr. Factor: 1.000000
User: Acox Custom ID1: Q01102A Custom ID2: ACC Custom ID3: Int. 5852-10
Comment: TestAmerica Pittsburgh ICP Metals Analysis Inst. 6500 ICP

Int. Std.	In2306	Y_2243	Y_3600	Y_3710
Line	230.606 {446}	224.306 {450}	360.073 { 94}	371.030 { 91}
Units	Cts/S	Cts/S	Cts/S	Cts/S
Avg	**3435.3**	**6639.2**	**125150.**	**14369.**
Stddev	5.1	20.2	184.	118.
%RSD	.14938	.30475	.14699	.82123
#1	3439.7	6661.6	124950.	14234.
#2	3436.5	6634.0	125300.	14419.
#3	3429.7	6622.1	125200.	14454.

	Pos ID	Rack	Row	Col	Type	Samplename	Comment	Custom ID1	Custom ID2	Custom ID3	CorrFact	Check	Check Table
1	500	5	1	5	QC	ICV1-1 MET 5341-1	TestAmerica Pittsbur	Q01102A	ACC	Int. 5852-10	1	☒	ICV
2	505	5	1	10	QC	ICB1	TestAmerica Pittsbur	Q01102A	ACC	Int. 5852-10	1	☒	BLK
3	501	5	1	6	QC	CRA/RLV MET 5196	TestAmerica Pittsbur	Q01102A	ACC	Int. 5852-10	1	☒	CRA
4	502	5	1	7	QC	ICSA MET 5195-10	TestAmerica Pittsbur	Q01102A	ACC	Int. 5852-10	1	☒	ICSA
5	503	5	1	8	QC	ICSAB MET 4574-10	TestAmerica Pittsbur	Q01102A	ACC	Int. 5852-10	1	☒	ICSAB
6	504	5	1	9	QC	CCV1-1 MET 5702-1	TestAmerica Pittsbur	Q01102A	ACC	Int. 5852-10	1	☒	CCV
7	505	5	1	10	QC	CCB1	TestAmerica Pittsbur	Q01102A	ACC	Int. 5852-10	1	☒	BLK
8	1	1	1	1	Unk	L886K 4x Fe	TestAmerica Pittsbur	Q01102A	ACC	Int. 5852-10	1	☒	LR
9	2	1	2	1	Unk	L886L 20x Pb	TestAmerica Pittsbur	Q01102A	ACC	Int. 5852-10	1	☒	LR
10	3	1	3	1	Unk	L8RG6 rerun Pb	TestAmerica Pittsbur	Q01102A	ACC	Int. 5852-10	1	☒	LR
11	4	1	4	1	Unk	L89H0B	TestAmerica Pittsbur	Q01102A	ACC	Int. 5852-10	1	☒	MB
12	5	1	5	1	Unk	L89H0C	TestAmerica Pittsbur	Q01102A	ACC	Int. 5852-10	1	☒	LCSW
13	6	1	6	1	Unk	L80RK	TestAmerica Pittsbur	Q01102A	ACC	Int. 5852-10	1	☒	LR
14	7	1	7	1	Unk	L80RKP 5x	TestAmerica Pittsbur	Q01102A	ACC	Int. 5852-10	1	☒	LR
15	8	1	8	1	Unk	L80RKS	TestAmerica Pittsbur	Q01102A	ACC	Int. 5852-10	1	☒	LR
16	9	1	9	1	Unk	L80RKD	TestAmerica Pittsbur	Q01102A	ACC	Int. 5852-10	1	☒	LR
17	10	1	10	1	Unk	L80RL	TestAmerica Pittsbur	Q01102A	ACC	Int. 5852-10	1	☒	LR
18	504	5	1	9	QC	CCV1-2	TestAmerica Pittsbur	Q01102A	ACC	Int. 5852-10	1	☒	CCV
19	505	5	1	10	QC	CCB2	TestAmerica Pittsbur	Q01102A	ACC	Int. 5852-10	1	☒	BLK
20	11	1	11	1	Unk	L80RM	TestAmerica Pittsbur	Q01102A	ACC	Int. 5852-10	1	☒	LR
21	12	1	12	1	Unk	L80RP	TestAmerica Pittsbur	Q01102A	ACC	Int. 5852-10	1	☒	LR
22	13	1	1	2	Unk	L80RQ	TestAmerica Pittsbur	Q01102A	ACC	Int. 5852-10	1	☒	LR
23	14	1	2	2	Unk	L80RR	TestAmerica Pittsbur	Q01102A	ACC	Int. 5852-10	1	☒	LR
24	15	1	3	2	Unk	L80RT	TestAmerica Pittsbur	Q01102A	ACC	Int. 5852-10	1	☒	LR
25	16	1	4	2	Unk	L80RW	TestAmerica Pittsbur	Q01102A	ACC	Int. 5852-10	1	☒	LR
26	17	1	5	2	Unk	L8241	TestAmerica Pittsbur	Q01102A	ACC	Int. 5852-10	1	☒	LR
27	18	1	6	2	Unk	L8243	TestAmerica Pittsbur	Q01102A	ACC	Int. 5852-10	1	☒	LR
28	19	1	7	2	Unk	L8244	TestAmerica Pittsbur	Q01102A	ACC	Int. 5852-10	1	☒	LR
29	20	1	8	2	Unk	L87XC	TestAmerica Pittsbur	Q01102A	ACC	Int. 5852-10	1	☒	LR
30	504	5	1	9	QC	CCV1-3	TestAmerica Pittsbur	Q01102A	ACC	Int. 5852-10	1	☒	CCV
31	505	5	1	10	QC	CCB3	TestAmerica Pittsbur	Q01102A	ACC	Int. 5852-10	1	☒	BLK
32	62	2	2	1	Unk	L8243 2x Yt.	TestAmerica Pittsbur	Q01102A	ACC	Int. 5852-10	1	☒	LR
33	504	5	1	9	QC	CCV1-4	TestAmerica Pittsbur	Q01102A	ACC	Int. 5852-10	1	☒	CCV
34	505	5	1	10	QC	CCB4	TestAmerica Pittsbur	Q01102A	ACC	Int. 5852-10	1	☒	BLK
35	21	1	9	2	Unk	L9ATTB	TestAmerica Pittsbur	Q01102A	ACC	Int. 5852-10	1	☒	MB
36	22	1	10	2	Unk	L9ATTC	TestAmerica Pittsbur	Q01102A	ACC	Int. 5852-10	1	☒	LCSW
37	23	1	11	2	Unk	L88K5	TestAmerica Pittsbur	Q01102A	ACC	Int. 5852-10	1	☒	LR
38	24	1	12	2	Unk	L88K5P 5x	TestAmerica Pittsbur	Q01102A	ACC	Int. 5852-10	1	☒	LR
39	25	1	1	3	Unk	L88K5S	TestAmerica Pittsbur	Q01102A	ACC	Int. 5852-10	1	☒	LR
40	26	1	2	3	Unk	L88K5D	TestAmerica Pittsbur	Q01102A	ACC	Int. 5852-10	1	☒	LR

	Pos ID	Rack	Row	Col	Type	Samplename	Comment	Custom ID1	Custom ID2	Custom ID3	CorrFact	Check	Check Table
41	27	1	3	3	Unk	L88MA	TestAmerica Pittsbur	Q01102A	ACC	Int. 5852-10	1	X	LR
42	28	1	4	3	Unk	L89DC	TestAmerica Pittsbur	Q01102A	ACC	Int. 5852-10	1	X	LR
43	29	1	5	3	Unk	L89DJ	TestAmerica Pittsbur	Q01102A	ACC	Int. 5852-10	1	X	LR
44	30	1	6	3	Unk	L89DX	TestAmerica Pittsbur	Q01102A	ACC	Int. 5852-10	1	X	LR
45	504	5	1	9	QC	CCV1-5	TestAmerica Pittsbur	Q01102A	ACC	Int. 5852-10	1	X	CCV
46	505	5	1	10	QC	CCB5	TestAmerica Pittsbur	Q01102A	ACC	Int. 5852-10	1	X	BLK
47	31	1	7	3	Unk	L89D5	TestAmerica Pittsbur	Q01102A	ACC	Int. 5852-10	1	X	LR
48	32	1	8	3	Unk	L871FB	TestAmerica Pittsbur	Q01102A	ACC	Int. 5852-10	1	X	MB
49	33	1	9	3	Unk	L871FC	TestAmerica Pittsbur	Q01102A	ACC	Int. 5852-10	1	X	LCSW
50	34	1	10	3	Unk	L80FA	TestAmerica Pittsbur	Q01102A	ACC	Int. 5852-10	1	X	LR
51	35	1	11	3	Unk	L80FAP 5x	TestAmerica Pittsbur	Q01102A	ACC	Int. 5852-10	1	X	LR
52	36	1	12	3	Unk	L80FAS	TestAmerica Pittsbur	Q01102A	ACC	Int. 5852-10	1	X	LR
53	37	1	1	4	Unk	L80FAD	TestAmerica Pittsbur	Q01102A	ACC	Int. 5852-10	1	X	LR
54	38	1	2	4	Unk	L80F2	TestAmerica Pittsbur	Q01102A	ACC	Int. 5852-10	1	X	LR
55	39	1	3	4	Unk	L80F7	TestAmerica Pittsbur	Q01102A	ACC	Int. 5852-10	1	X	LR
56	40	1	4	4	Unk	L80FH	TestAmerica Pittsbur	Q01102A	ACC	Int. 5852-10	1	X	LR
57	504	5	1	9	QC	CCV1-6	TestAmerica Pittsbur	Q01102A	ACC	Int. 5852-10	1	X	CCV
58	505	5	1	10	QC	CCB6	TestAmerica Pittsbur	Q01102A	ACC	Int. 5852-10	1	X	BLK
59	41	1	5	4	Unk	L80FL	TestAmerica Pittsbur	Q01102A	ACC	Int. 5852-10	1	X	LR
60	42	1	6	4	Unk	L80FM	TestAmerica Pittsbur	Q01102A	ACC	Int. 5852-10	1	X	LR
61	43	1	7	4	Unk	L80FP	TestAmerica Pittsbur	Q01102A	ACC	Int. 5852-10	1	X	LR
62	44	1	8	4	Unk	L80G3	TestAmerica Pittsbur	Q01102A	ACC	Int. 5852-10	1	X	LR
63	45	1	9	4	Unk	L80G4	TestAmerica Pittsbur	Q01102A	ACC	Int. 5852-10	1	X	LR
64	46	1	10	4	Unk	L80GC	TestAmerica Pittsbur	Q01102A	ACC	Int. 5852-10	1	X	LR
65	47	1	11	4	Unk	L80GE	TestAmerica Pittsbur	Q01102A	ACC	Int. 5852-10	1	X	LR
66	48	1	12	4	Unk	L80GG	TestAmerica Pittsbur	Q01102A	ACC	Int. 5852-10	1	X	LR
67	49	1	1	5	Unk	L80GH	TestAmerica Pittsbur	Q01102A	ACC	Int. 5852-10	1	X	LR
68	50	1	2	5	Unk	L80GK	TestAmerica Pittsbur	Q01102A	ACC	Int. 5852-10	1	X	LR
69	504	5	1	9	QC	CCV1-7	TestAmerica Pittsbur	Q01102A	ACC	Int. 5852-10	1	X	CCV
70	505	5	1	10	QC	CCB7	TestAmerica Pittsbur	Q01102A	ACC	Int. 5852-10	1	X	BLK
71	51	1	3	5	Unk	L80GM	TestAmerica Pittsbur	Q01102A	ACC	Int. 5852-10	1	X	LR
72	52	1	4	5	Unk	L80GQ	TestAmerica Pittsbur	Q01102A	ACC	Int. 5852-10	1	X	LR
73	53	1	5	5	Unk	L80GT	TestAmerica Pittsbur	Q01102A	ACC	Int. 5852-10	1	X	LR
74	54	1	6	5	Unk	L80GW	TestAmerica Pittsbur	Q01102A	ACC	Int. 5852-10	1	X	LR
75	55	1	7	5	Unk	L87PHB	TestAmerica Pittsbur	Q01102A	ACC	Int. 5852-10	1	X	MB
76	56	1	8	5	Unk	L87PHC	TestAmerica Pittsbur	Q01102A	ACC	Int. 5852-10	1	X	LCSW
77	57	1	9	5	Unk	L80GX 2x prep dil.	TestAmerica Pittsbur	Q01102A	ACC	Int. 5852-10	1	X	LR
78	58	1	10	5	Unk	L80GXP 10xpdilx5	TestAmerica Pittsbur	Q01102A	ACC	Int. 5852-10	1	X	LR
79	59	1	11	5	Unk	L80GXS 2x prep dil.	TestAmerica Pittsbur	Q01102A	ACC	Int. 5852-10	1	X	LR
80	60	1	12	5	Unk	L80GXD 2x prep dil.	TestAmerica Pittsbur	Q01102A	ACC	Int. 5852-10	1	X	LR

C0J250457

6564

(6001-6584)

	Pos ID	Rack	Row	Col	Type	Samplename	Comment	Custom ID1	Custom ID2	Custom ID3	CorrFact	Check	Check Table
81	504	5	1	9	QC	CCV1-8	TestAmerica Pittsbur	Q01102A	ACC	Int. 5852-10	1	☒	CCV
82	505	5	1	10	QC	CCB8	TestAmerica Pittsbur	Q01102A	ACC	Int. 5852-10	1	☒	BLK
83	61	2	1	1	Unk	L80G5	TestAmerica Pittsbur	Q01102A	ACC	Int. 5852-10	1	☒	LR
84	63	2	3	1	Unk	L80FA 2x Fe	TestAmerica Pittsbur	Q01102A	ACC	Int. 5852-10	1	☒	LR
85	64	2	4	1	Unk	L80FAP 10x Fe	TestAmerica Pittsbur	Q01102A	ACC	Int. 5852-10	1	☒	LR
86	65	2	5	1	Unk	L80FAD 2x Indium	TestAmerica Pittsbur	Q01102A	ACC	Int. 5852-10	1	☒	LR
87	66	2	6	1	Unk	L80F2 5x Ca; Indium	TestAmerica Pittsbur	Q01102A	ACC	Int. 5852-10	1	☒	LR
88	67	2	7	1	Unk	L80F7 5x Ca;Indium	TestAmerica Pittsbur	Q01102A	ACC	Int. 5852-10	1	☒	LR
89	68	2	8	1	Unk	L9E3CB	TestAmerica Pittsbur	Q01102A	ACC	Int. 5852-10	1	☒	MB
90	69	2	9	1	Unk	L9E3CC	TestAmerica Pittsbur	Q01102A	ACC	Int. 5852-10	1	☒	LCSW
91	70	2	10	1	Unk	L9CAF	TestAmerica Pittsbur	Q01102A	ACC	Int. 5852-10	1	☒	LR
92	71	2	11	1	Unk	L9CAFP 5x	TestAmerica Pittsbur	Q01102A	ACC	Int. 5852-10	1	☒	LR
93	504	5	1	9	QC	CCV1-9	TestAmerica Pittsbur	Q01102A	ACC	Int. 5852-10	1	☒	CCV
94	505	5	1	10	QC	CCB9	TestAmerica Pittsbur	Q01102A	ACC	Int. 5852-10	1	☒	BLK
95	72	2	12	1	Unk	L9CAFS	TestAmerica Pittsbur	Q01102A	ACC	Int. 5852-10	1	☒	LR
96	73	2	1	2	Unk	L9CAFD	TestAmerica Pittsbur	Q01102A	ACC	Int. 5852-10	1	☒	LR
97	74	2	2	2	Unk	L9AT1	TestAmerica Pittsbur	Q01102A	ACC	Int. 5852-10	1	☒	LR
98	75	2	3	2	Unk	L9CAP	TestAmerica Pittsbur	Q01102A	ACC	Int. 5852-10	1	☒	LR
99	76	2	4	2	Unk	L9CAX	TestAmerica Pittsbur	Q01102A	ACC	Int. 5852-10	1	☒	LR
100	Rinse	—	—	—	Rinse	Rinse	—	—	—	—	—	—	—
101	Rinse	—	—	—	Rinse	Rinse	—	—	—	—	—	—	—
102	Rinse	—	—	—	Rinse	Rinse	—	—	—	—	—	—	—
103	77	2	5	2	Unk	L9C4V 10x	TestAmerica Pittsbur	Q01102A	ACC	Int. 5852-10	1	☒	LR
104	Rinse	—	—	—	Rinse	Rinse	—	—	—	—	—	—	—
105	Rinse	—	—	—	Rinse	Rinse	—	—	—	—	—	—	—
106	78	2	6	2	Unk	L9C4V 25x	TestAmerica Pittsbur	Q01102A	ACC	Int. 5852-10	1	☒	LR
107	79	2	7	2	Unk	L9C4V 50x	TestAmerica Pittsbur	Q01102A	ACC	Int. 5852-10	1	☒	LR
108	Rinse	—	—	—	Rinse	Rinse	—	—	—	—	—	—	—
109	Rinse	—	—	—	Rinse	Rinse	—	—	—	—	—	—	—
110	80	2	8	2	Unk	L8C4V 100x	TestAmerica Pittsbur	Q01102A	ACC	Int. 5852-10	1	☒	LR
111	504	5	1	9	QC	CCV1-10	TestAmerica Pittsbur	Q01102A	ACC	Int. 5852-10	1	☒	CCV
112	505	5	1	10	QC	CCB10	TestAmerica Pittsbur	Q01102A	ACC	Int. 5852-10	1	☒	BLK

FQ220473
CQ220514
CQ220550
CQ220487
CQ220418
CQ220519
CQ220485
CQ220479

CQ220502
CQ220504
CQ220507
CQ220508
CQ220494
CQ220553
CQ220460

6500 ICP

TestAmerica Pittsburgh Atomic Absorption Data for Mercury

Instrument: HG HYDRA AA
PS200HG

Analyst Name: William A Hoyle

Analysis Date: 11-8-10

File ID: G0108A

Matrix: Soil

Analytical Method(s): 245.1 / 7470A / 245.5 / 7471A / ILM04.0

Lot Number/SDG

C0J190510	D,O,D	
C0J210473	↓	
C0J140521	SED.	
C0J150467		
C0J270573		
C0J300427		
C0J210496	↓	
C0J230441		
C0J250457		
C0J280479		
↓	562	
↓	567	
C0K020543		
C0K040512		
C0K060457		
C0J270559		
C0K040543		

William a Hoyle
11-8-10

TEST2 Folder: G01108A Page 2565
08:01:27 08 Nov 2010 Protocol: hgppb

Line	Conc.	Units	SD/RSD	1	2	3	4	5

*** Standard: 1 Rep: 1 Seq: 2 08:01:27 08 Nov 10 HG

Hg .000 ppb 294

*** Standard: 2 Rep: 1 Seq: 3 08:03:14 08 Nov 10 HG

Hg .200 ppb 1113 MET5961-10

*** Standard: 3 Rep: 1 Seq: 4 08:04:52 08 Nov 10 HG

Hg .500 ppb 2442 MET5962-10

*** Standard: 4 Rep: 1 Seq: 5 08:06:35 08 Nov 10 HG

Hg 1.00 ppb 4652 MET5963-10

*** Standard: 5 Rep: 1 Seq: 6 08:08:25 08 Nov 10 HG

Hg 5.00 ppb 23413 MET5964-10

*** Standard: 6 Rep: 1 Seq: 7 08:10:04 08 Nov 10 HG

Hg 10.0 ppb 46182 MET5965-10

william a Hoyle
11-8-10

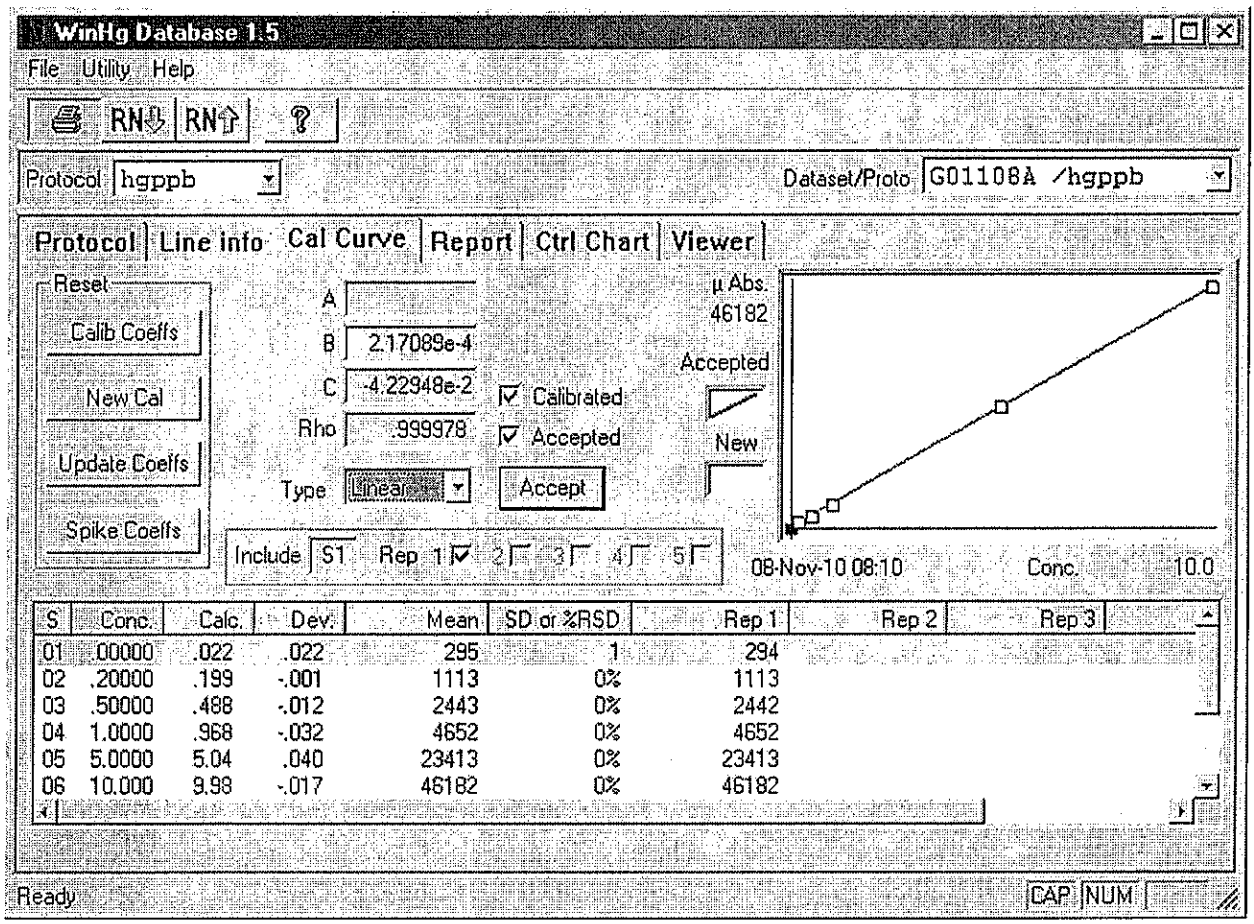

William a Hoyle
11-8-10

Line	Conc.	Units	SD/RSD	1	2	3	4	5

*** Sample ID: ICV6-1 Seq: 8 08:13:18 08 Nov 10 HG

Hg 2.55 ppb 11923 MET5966-10

*** Sample ID: ICB1 Seq: 9 08:14:57 08 Nov 10 HG

Hg .010 ppb 243

*** Sample ID: CRA/RLV Seq: 10 08:16:55 08 Nov 10 HG

Hg .217 ppb 1194 MET5967-10

*** Sample ID: CCV6-1 Seq: 11 08:18:46 08 Nov 10 HG

Hg 4.94 ppb 22958 MET5968-10

*** Sample ID: CCB1 Seq: 12 08:20:23 08 Nov 10 HG

Hg .002 ppb 206

*** Sample ID: L9NQ9B Seq: 13 08:22:00 08 Nov 10 HG

Hg .011 ppb 246

*** Sample ID: L9NQ9C Seq: 14 08:23:36 08 Nov 10 HG

Hg 2.46 ppb 11525 MET5969-10

*** Sample ID: L8P5N Seq: 15 08:25:16 08 Nov 10 HG

Hg .191 ppb 1076

*** Sample ID: L8P7N Seq: 16 08:26:53 08 Nov 10 HG

Hg .178 ppb 1016

*** Sample ID: L8P7Q Seq: 17 08:28:30 08 Nov 10 HG

Hg .393 ppb 2007

*** Sample ID: L8P7T Seq: 18 08:30:14 08 Nov 10 HG

Hg .209 ppb 1156

Line	Conc.	Units	SD/RSD	1	2	3	4	5
*** Sample ID: L8P7X			Seq: 19	08:31:56 08 Nov 10	HG			
Hg	.218	ppb	1197					
*** Sample ID: L8P70			Seq: 20	08:33:35 08 Nov 10	HG			
Hg	.126	ppb	773					
*** Sample ID: L8VE0			Seq: 21	08:35:33 08 Nov 10	HG			
Hg	.251	ppb	1349					
*** Sample ID: L8VE2			Seq: 22	08:37:13 08 Nov 10	HG			
Hg	.671	ppb	3284					
*** Sample ID: CCV6-2			Seq: 23	08:38:50 08 Nov 10	HG			
Hg	4.86	ppb	22584					
*** Sample ID: CCB2			Seq: 24	08:40:30 08 Nov 10	HG			
Hg	.009	ppb	235					
*** Sample ID: L8VE3			Seq: 25	08:42:29 08 Nov 10	HG			
Hg	5.49	ppb	25484					
*** Sample ID: L8VE3S			Seq: 26	08:44:06 08 Nov 10	HG			
Hg	5.11	ppb	23720					
*** Sample ID: L8VE3D			Seq: 27	08:45:46 08 Nov 10	HG			
Hg	3.73	ppb	17374					
*** Sample ID: L8VE6			Seq: 28	08:47:34 08 Nov 10	HG			
Hg	2.01	ppb	9450					
*** Sample ID: L8VFD			Seq: 29	08:49:14 08 Nov 10	HG			
Hg	18.9	ppb	87094					

NC: SAMPLE CONC. WAS 74X SPIKE ADDED WAH 11-8-10

NC: SAMPLE CONC. WAS 74X SPIKE ADDED WAH 11-8-10

VOID

VOID OVER RANGE WILL REDIL FURTHER IN RUN WAH 11-8-10

Line Conc. Units SD/RSD 1 2 3 4 5

*** Sample ID: L8VFF Seq: 30 08:51:11 08 Nov 10 HG

Hg 1.21 ppb 5791

*** Sample ID: L8VFL Seq: 31 08:52:48 08 Nov 10 HG

Hg 1.78 ppb 8395

*** Sample ID: L9NRFB Seq: 32 08:54:24 08 Nov 10 HG

Hg -.008 ppb 158

*** Sample ID: L9NRFC Seq: 33 08:56:03 08 Nov 10 HG

Hg 2.43 ppb 11405 MET5970-10

*** Sample ID: L8GPF Seq: 34 08:57:41 08 Nov 10 HG

Hg .638 ppb 3136

*** Sample ID: CCV6-3 Seq: 35 08:59:18 08 Nov 10 HG

Hg 4.94 ppb 22972

*** Sample ID: CCB3 Seq: 36 09:00:56 08 Nov 10 HG

Hg -.001 ppb 189

*** Sample ID: L8GPFS Seq: 37 09:02:45 08 Nov 10 HG SP.REC, 98%

Hg 1.62 ppb 7679

*** Sample ID: L8GPFD Seq: 38 09:04:32 08 Nov 10 HG SP.REC, 97%

Hg 1.61 ppb 7627

*** Sample ID: L8GPV Seq: 39 09:06:22 08 Nov 10 HG

Hg .642 ppb 3151

*** Sample ID: L8GPW Seq: 40 09:08:10 08 Nov 10 HG

Hg .679 ppb 3321

Line	Conc.	Units	SD/RSD	1	2	3	4	5

*** Sample ID: L8GPX Seq: 41 09:09:59 08 Nov 10 HG

Hg .595 ppb 2937

*** Sample ID: L8VP0 G WAH 11-8-10 Seq: 42 09:11:39 08 Nov 10 HG

Hg .463 ppb 2328

*** Sample ID: L8GP1 Seq: 43 09:13:26 08 Nov 10 HG

Hg .578 ppb 2859

*** Sample ID: L8GP3 Seq: 44 09:15:15 08 Nov 10 HG

Hg .401 ppb 2040

*** Sample ID: L8JE3 Seq: 45 09:16:52 08 Nov 10 HG

Hg .367 ppb 1885

*** Sample ID: L8JFD Seq: 46 09:18:32 08 Nov 10 HG

Hg .238 ppb 1291

*** Sample ID: CCV6-4 Seq: 47 09:20:12 08 Nov 10 HG

Hg 4.92 ppb 22871

*** Sample ID: CCB4 Seq: 48 09:22:02 08 Nov 10 HG

Hg .000 ppb 197

*** Sample ID: L8678 Seq: 49 09:23:54 08 Nov 10 HG

Hg .558 ppb 2766

*** Sample ID: L868A Seq: 50 09:25:31 08 Nov 10 HG

Hg .312 ppb 1630

*** Sample ID: L868C Seq: 51 09:27:12 08 Nov 10 HG

Hg .338 ppb 1754

Line	Conc.	Units	SD/RSD	1	2	3	4	5

*** Sample ID: L9CXJ Seq: 52 09:29:04 08 Nov 10 HG

Hg 5.93 ppb 27505

*** Sample ID: L9CXK Seq: 53 09:30:52 08 Nov 10 HG

Hg 7.57 ppb 35071

*** Sample ID: L8VKP Seq: 54 09:32:30 08 Nov 10 HG

Hg -.003 ppb 179

*** Sample ID: L8VKW Seq: 55 09:34:20 08 Nov 10 HG

Hg .316 ppb 1650

*** Sample ID: L8VK8 Seq: 56 09:35:58 08 Nov 10 HG

Hg .463 ppb 2329

*** Sample ID: L8VLA Seq: 57 09:37:46 08 Nov 10 HG

Hg .597 ppb 2947

*** Sample ID: L8VLH Seq: 58 09:39:43 08 Nov 10 HG

Hg .442 ppb 2229

*** Sample ID: CCV6-5 Seq: 59 09:41:36 08 Nov 10 HG

Hg 5.06 ppb 23514

*** Sample ID: CCB5 Seq: 60 09:43:15 08 Nov 10 HG

Hg .008 ppb 232

*** Sample ID: L8VLJ Seq: 61 09:44:54 08 Nov 10 HG

Hg .518 ppb 2582

*** Sample ID: L9NRHB Seq: 62 09:46:37 08 Nov 10 HG

Hg .014 ppb 260

Line Conc. Units SD/RSD 1 2 3 4 5

*** Sample ID: L9NRHC Seq: 63 09:48:31 08 Nov 10 HG

Hg 2.51 ppb 11768 met5971-10

*** Sample ID: L81WR Seq: 64 09:50:10 08 Nov 10 HG

Hg 1.11 ppb 5325

*** Sample ID: L8241 Seq: 65 09:51:50 08 Nov 10 HG

Hg 3.07 ppb 14321

*** Sample ID: L8243 Seq: 66 09:53:31 08 Nov 10 HG

Hg 7.58 ppb 35098

*** Sample ID: L8244 Seq: 67 09:55:08 08 Nov 10 HG

Hg .279 ppb 1479

*** Sample ID: L88K5 Seq: 68 09:56:48 08 Nov 10 HG

Hg 1.78 ppb 8407

*** Sample ID: L88K5S Seq: 69 09:58:26 08 Nov 10 HG SP. REC. 125%

Hg 3.03 ppb 14167

*** Sample ID: L88K5D Seq: 70 10:00:15 08 Nov 10 HG SP. REC. 109%

Hg 2.87 ppb 13428

*** Sample ID: CCV6-6 Seq: 71 10:01:55 08 Nov 10 HG

Hg 5.05 ppb 23474

*** Sample ID: CCB6 Seq: 72 10:03:46 08 Nov 10 HG

Hg .002 ppb 205

*** Sample ID: L89DC Seq: 73 10:05:29 08 Nov 10 HG

Hg .037 ppb 364

Line	Conc.	Units	SD/RSD	1	2	3	4	5

*** Sample ID: L89DX Seq: 74 10:07:30 08 Nov 10 HG

Hg .116 ppb 729

*** Sample ID: L9F3E Seq: 75 10:09:09 08 Nov 10 HG

Hg .020 ppb 287

*** Sample ID: L9JQ1 Seq: 76 10:10:48 08 Nov 10 HG

Hg .458 ppb 2306

*** Sample ID: L9NDK Seq: 77 10:12:36 08 Nov 10 HG

Hg .132 ppb 803

*** Sample ID: L862Q Seq: 78 10:14:14 08 Nov 10 HG

Hg .026 ppb 316

*** Sample ID: L8628 Seq: 79 10:16:04 08 Nov 10 HG

Hg .016 ppb 267

*** Sample ID: L9J33 Seq: 80 10:17:42 08 Nov 10 HG

Hg .019 ppb 282

*** Sample ID: L8VFD/5 Seq: 81 10:19:21 08 Nov 10 HG

Hg 4.02 ppb 18731

*** Sample ID: CCV6-7 Seq: 82 10:21:02 08 Nov 10 HG

Hg 5.00 ppb 23222

*** Sample ID: CCB7 Seq: 83 10:22:41 08 Nov 10 HG

Hg .008 ppb 231

END OF ANALYSIS
WAH
11-8-10

William a Hoyle
11-8-10

cup	sample ID	extended ID	weight	volume	? A D F P S U SC UI US C1..7
1	ICV6-1		1.0000	1.0000	
2	ICB1		1.0000	1.0000	
3	CRA/RLV		1.0000	1.0000	
4	CCV6-1		1.0000	1.0000	
5	CCB1		1.0000	1.0000	
6	L9NQ9B		1.0000	1.0000	
7	L9NQ9C		1.0000	1.0000	
8	L8P5N		1.0000	1.0000	
9	L8P7N		1.0000	1.0000	
10	L8P7Q		1.0000	1.0000	
11	L8P7T		1.0000	1.0000	
12	L8P7X		1.0000	1.0000	
13	L8P70		1.0000	1.0000	
14	L8VE0		1.0000	1.0000	
15	L8VE2		1.0000	1.0000	
16	CCV6-2		1.0000	1.0000	
17	CCB2		1.0000	1.0000	
18	L8VE3		1.0000	1.0000	
19	L8VE3S		1.0000	1.0000	
20	L8VE3D		1.0000	1.0000	
21	L8VE6		1.0000	1.0000	
22	L8VFD		1.0000	1.0000	
23	L8VFF		1.0000	1.0000	
24	L8VFL		1.0000	1.0000	
25	L9NRFB		1.0000	1.0000	
26	L9NRFC		1.0000	1.0000	
27	L8GPF		1.0000	1.0000	
28	CCV6-3		1.0000	1.0000	
29	CCB3		1.0000	1.0000	
30	L8GPFS		1.0000	1.0000	
31	L8GPFD		1.0000	1.0000	
32	L8GPV		1.0000	1.0000	
33	L8GPW		1.0000	1.0000	
34	L8GPX WAH 11-8-10		1.0000	1.0000	
35	L8VP0		1.0000	1.0000	
36	L8GP1		1.0000	1.0000	
37	L8GP3		1.0000	1.0000	
38	L8JE3		1.0000	1.0000	
39	L8JFD		1.0000	1.0000	
40	CCV6-4		1.0000	1.0000	
41	CCB4		1.0000	1.0000	
42	L8678		1.0000	1.0000	
43	L868A		1.0000	1.0000	

cup	sample ID	extended ID	weight	volume	? A D F P S U SC UI US C1..7
44	L868C		1.0000	1.0000	

cup	sample ID	extended ID	weight	volume	? A D F P S U SC UI US C1..7
1	L9CXJ		1.0000	1.0000	
2	L9CXK		1.0000	1.0000	
3	L8VKP		1.0000	1.0000	
4	L8VKW		1.0000	1.0000	
5	L8VK8		1.0000	1.0000	
6	L8VLA		1.0000	1.0000	
7	L8VLH		1.0000	1.0000	
8	CCV6-5		1.0000	1.0000	
9	CCB5		1.0000	1.0000	
10	L8VLJ		1.0000	1.0000	
11	L9NRHB		1.0000	1.0000	
12	L9NRHC		1.0000	1.0000	
13	L81WR		1.0000	1.0000	
14	L8241		1.0000	1.0000	
15	L8243		1.0000	1.0000	
16	L8244		1.0000	1.0000	
17	L88K5		1.0000	1.0000	
18	L88K5S		1.0000	1.0000	
19	L88K5D		1.0000	1.0000	
20	CCV6-6		1.0000	1.0000	
21	CCB6		1.0000	1.0000	
22	L89DC		1.0000	1.0000	
23	L89DX		1.0000	1.0000	
24	L9F3E		1.0000	1.0000	
25	L9JQ1		1.0000	1.0000	
26	L9NDK		1.0000	1.0000	
27	L862Q		1.0000	1.0000	
28	L8628		1.0000	1.0000	
29	L9J33		1.0000	1.0000	
30	L8VFD/5		1.0000	1.0000	
31	CCV6-7		1.0000	1.0000	
32	CCB7		1.0000	1.0000	
33			1.0000	1.0000	
34			1.0000	1.0000	
35			1.0000	1.0000	
36			1.0000	1.0000	
37			1.0000	1.0000	
38			1.0000	1.0000	
39			1.0000	1.0000	
40			1.0000	1.0000	
41			1.0000	1.0000	
42			1.0000	1.0000	
43			1.0000	1.0000	

TestAMERICA Pittsburgh ~~Metals~~ Mercury Preparation Log

Batch No. 0312032

Page 1 of 1

11-8-10 v1.0.5 - Last Revised 12/30/2005

Method 7471A	**Matrix** Solid	**Start Time** 0500-0700	**SDG** -
Analyst william hoyle	**Date** 11-08-10	**Lot Numbers** C0J190510, C0J210473	
MS Hg Working CAL			
Lab Lot # -MET5959-10			
Analyst Sign: William a Hoyle			

Sample ID	Initial Wt/Vol g/mL	Final Vol mL	Comments
L8P5N	1.23g	100ml	
L8P70	1.27g		
L8P7N	1.20g		
L8P7Q	1.23g		
L8P7T	1.22g		WAH 11-8-10
L8P7X	1.26g		
L8VE0	1.22g		
L8VE2	1.27g		
L8VE3	1.21g		
L8VE3 S	1.24g		1ml MET5959-10
L8VE3 D	1.22g		
L8VE6	1.22g		
L8VFD	1.26g		
L8VFF	1.23g		WAH 11-8-10
L8VFL	1.24g		
L9NQ9 B	1.27g DI H2O		
L9NQ9 C	100ml		MET5969-10
			WAH 11-8-10

SAMPLE CODING: B-Blank C-Check L-Check Duplicate S-Matrix Spike D-Matrix Spike Duplicate X-Sample Duplicate

NOTE: Samples marked with an asterisk (*) required filtration after digestion and prior to analysis

Samples marked with a plus sign (+) required additional Conc.HNO3 in digestion process, brown fumes were observed

Reagents:
5.0ml H2SO4, J09F01, Mallinckrodt
5.0ml KMnO4, MET5917-10, Stnds. Log
8.0ml K2S2O4, MET5896-10, Stnds. Log
6.0ml Clear. Sol., MET5897-10, Stnds. Log
Stannous Chloride, MET 5772-10, Stnds. Log
2.0ml HNO3, J11045, Mallinckrodt

Hot Plate/Block Temp	Correction Factor
# 2 95°C	±P30 0.0°C
WAH	11-8-10

Minimum digestion times have been met (analyst initials): WAH 11-8-10

Digestate(s)	Date	Time	(Received)	Analyst	Location	Date	Time	(Relinquished)	Analyst	Location
			WAH 11-8-10							

	Lot Number	Manufacturer	
Initial Digestion Vessel:	1005282	Env. Express	**Pipet #:** G10008
Final Digestion Vessel:	n/a	n/a	**Balance #:** P1856709
Filter Paper:	390592 B	Whatman	Printed on: 08-Nov-10 6:36:37 AM

C0J250457 6578 (6001-6584)

Reviewed By: [signature] Date: 11/8/10

MET-159-0312032

TestAMERICA Pittsburgh MERCURY Metals Preparation Log

WAH 11-8-10

Batch No. 0312033

v1.0.5 - Last Revised 12/30/2005

Method 7471A	**Matrix** Solid	**Start Time** 0500-0700	**SDG** -
Analyst william hoyle	**Date** 11-08-10	**Lot Numbers**	
MS Hg Working CAL		C0J140521, C0J150467, C0J210496, C0J270573, C0J300427	
Lab Lot # -MET5959-10			
Analyst Sign: William a Hoyle			

Sample ID	Initial Wt/Vol g/mL	Final Vol mL	Comments
L8678	1.20g	100ml	
L868A			
L868C			
L8GP0			WAH 11-8-10
L8GP1			
L8GP3			
L8GPF			
L8GPF S			1ml MET 5959-10
L8GPF D			↓
L8GPV			
L8GPW			
L8GPX			
L8JE3			
L8JFD			
L8VK8			
L8VKP			WAH 11-8-10
L8VKW			
L8VLA			
L8VLH			
L8VLJ			
L9CXJ			
L9CXK	↓		
L9NRF B	1.20g DIH20		
L9NRF C	100ml	↓	MET 5970-10
			WAH 11-8-10

SAMPLE CODING: B-Blank C-Check L-Check Duplicate S-Matrix Spike D-Matrix Spike Duplicate X-Sample Duplicate

NOTE: Samples marked with an asterisk (*) required filtration after digestion and prior to analysis
Samples marked with a plus sign (+) required additional Conc.HNO3 in digestion process, brown fumes were observed

Reagents:
5.0ml H2SO4, J09F01, Mallinckrodt
5.0ml KMnO4, MET5917-10, Stnds. Log
8.0ml K2S2O4, MET5896-10, Stnds. Log
6.0ml Clear. Sol., MET5897-10, Stnds. Log
Stannous Chloride, MET 5772-10, Stnds. Log
2.0ml HNO3, J11045, Mallinckrodt

Hot Plate/Block Temp	Correction Factor
#3 95°C	IP31 0.0°C
WAH 11-8-10	

Minimum digestion times have been met (analyst initials):

Digestate(s)	Date	Time	(Received)	Analyst	Location	Date	Time	(Relinquished)	Analyst	Location
			WAH 11-8-10							

	Lot Number	Manufacturer	Pipet #: G10008
Initial Digestion Vessel:	1005282	Env. Express	**Balance #:** P1856709
Final Digestion Vessel:	n/a	n/a	Printed on: 08-Nov-10 6:37:06 AM
Filter Paper:	390592 B	Whatman	

C0J250457 6579 (6001-6584)

Reviewed By: [signature] Date: 11/9/10

MET-159-0312033

TestAmerica Pittsburgh ~~Metals~~ Mercury Preparation Log

Batch No. 0312034

WAH 11-8-10 v1.0.5 - Last Revised 12/30/2005

Method 7471A	**Matrix** Waste	**Start Time** 0500-0700	**SDG** -
Analyst william hoyle	**Date** 11-08-10	**Lot Numbers** C0J230441, C0J250457, C0J270559, C0J280479, C0J280562, C0J280567, C0K020543, C0K040512, C0K040543, C0K060457	
MS Hg Working CAL			
Lab Lot # -MET5959-10			
Analyst Sign: William a Hoyle			

Sample ID	Initial Wt/Vol g/mL	Final Vol mL	Comments
L81WR	0.6g	100ml	
L8241			
L8243			
L8244			WAH 11-8-10
L8628			
L862Q			
L88K5			
L88K5 S			1ml MET5959-10
L88K5 D			
L89DC			
L89DX			
L9F3E			
L9J33			WAH 11-8-10
L9JQ1			
L9NDK			
L9NRH B	0.6g DI H2O		
L9NRH C	100ml		MET5971-10
			WAH 11-8-10

SAMPLE CODING: B-Blank C-Check L-Check Duplicate S-Matrix Spike D-Matrix Spike Duplicate X-Sample Duplicate

NOTE: Samples marked with an asterisk (*) required filtration after digestion and prior to analysis
Samples marked with a plus sign (+) required additional Conc.HNO3 in digestion process, brown fumes were observed

Reagents:
5.0ml H2SO4, J09F01, Mallinckrodt
5.0ml KMnO4, MET5917-10, Stnds. Log
8.0ml K2S2O4, MET5896-10, Stnds. Log
6.0ml Clear. Sol., MET5897-10, Stnds. Log
Stannous Chloride, MET 5772-10, Stnds. Log
2.0ml HNO3, J11045, Mallinckrodt

Hot Plate/Block Temp		Correction Factor	
#4	95°C	JP93	0.0°C
WAH 11-8-10			

Minimum digestion times have been met (analyst initials):

Digestate(s)	Date	Time	(Received)	Analyst	Location	Date	Time	(Relinquished)	Analyst	Location
			WAH 11-8-10							

	Lot Number	Manufacturer	Pipet #: G10008
Initial Digestion Vessel:	1005282	Env. Express	**Balance #:** P1856709
Final Digestion Vessel:	n/a	n/a	Printed on: 08-Nov-10 6:37:32 AM
Filter Paper:	390592 B	Whatman	

C0J250457 6580 (6001-6584)

Reviewed By: [signature] Date: 11/8/10

TestAmerica tsburgh

Mercury Digestion Log v2 8/11/06

Method(s) 7471A

Logbook ID: MT3

Digestion Start Time: 05:00	Digestion End Time: 07:00	Filter Paper Manufacturer / Lot#:	Balance ID: P1856709

	Sample ID	Batch	Date Received	Prep Date	Prepared by	Wt/ Volume	Sample Type	Run Date	Comments
1.	STD0	N/A	N/A	11-8-10	WAH	100ml	WATER	11-8-10	N/A
2.	STD1								MET 5961-10
3.	STD2								5962-10
4.	STD3								5963-10
5.	STD4								5964-10
6.	STD5								5965-10
7.	ICV								5966-10
8.	ICB								N/A
9.	CRA/RLV								MET 5967-10
10.	CCV								5968-10
11.	CCB								N/A
12.									
13.									
14.									
15.									
16.									
17.									
18.									
19.					WAH	11-8-10			
20.									
21.									
22.									
23.									
24.									
25.									

Reagents	Volume (mL)	Reference Number	
HNO3	2.0ml	MALLINCKRODT	J11045
H2SO4	5.0ml	↓	J09F01
KMNO4	5.0ml	MET 5917-10	
K2S2O4	8.0ml	5896-10	
NaCL NH2OH Additional volumes indicated per sample as necessary	6.0ml	5897-10	
Stannous Chloride	N/A	5772-10	

Hot Block Number: # 1 IP29 CF 0.0°C

Hot Block Temperature: 95°C

Waterbath temperature:

Thermometer ID:

Extract(s) (record line # from above)	Date	Time	Extract(s) Received	Analyst	Location	Date	Time	Extract(s) Relinquished	Analyst	Location
			WAH 11-8-10							

(6001-6584)

6581

C0J250457

TestAmerica Pittsburgh *Metals Preparation Log*

Batch No. 0301449

v1.0.6 - Last Revised 12/30/2005

Method 3050B	**Matrix** Solid	**Start Time** 1740	**SDG** -
Analyst Jessica Ryan	**Date** 10-28-10	**Lot Numbers**	
MS TAPITT-MS-A, TAPITT-MS-B, TAPITT-MS-C		C0J220550, C0J250457, C0J280418	
Lab Lot # MET 5100-10, MET 4435-10, MET 4267-10			
Analyst Sign: Jessica Ryan			

Sample ID	Initial Wt/Vol g/mL	Final Vol mL	Comments
L80RK	1.12 g	100ml	10/28/10 JR
L80RK S	1.19 g		+1.0ml MS-A, MS-B, MS-C
L80RK D	1.10 g		
L80RL	1.21 g		
L80RM	1.43 g		
L80RP	1.21 g		
L80RQ	1.12 g		
L80RR	1.17 g		
L80RT	1.03 g		10/28/10 JR
L80RW	1.06 g		
L8241	1.43 g		
L8243	1.39 g		
L8244	1.01 g		
L87XC	1.53 g		
L89H0 B	1.51g RHO		
L89H0 C	1.14g		+1.0ml MS-A, MS-B, MS-C
			10/28/10 JR

SAMPLE CODING: B-Blank C-Check L-Check Duplicate S-Matrix Spike D-Matrix Spike Duplicate X-Sample Duplicate

NOTE: Samples marked with an asterisk (*) required filtration after digestion and prior to analysis

Samples marked with a plus sign (+) required additional Conc.HNO3 in digestion process, brown fumes were observed

Reagents:
10mL Conc. HCl, 5587 032030, Mallinckrodt
10mL 1:1 HNO3, MET 5715-10, Standards Log
5 mL Conc. HNO3, 6623 J11045, Mallinckrodt
10mL 30% H2O2, 3408 J15A02, Mallinckrodt

Minimum digestion times have been met (analyst initials): JR

Hot Plate/Block Temp	Correction Factor
#10/92°C	-1.0°C

Digestate(s)	Date	Time	(Received)	Analyst	Location	Date	Time	(Relinquished)	Analyst	Location
All Above	10/28/10	2120		JR	PREP	10/28/10	2125		JR	B5
All Above	11-02-10	1100		ACC	B5	11-03-10	1400		ACC	B5

	Lot Number	Manufacturer	Pipet #: 03F95602
Initial Digestion Vessel:	1007292	Environmental Express	**Balance #:** P1856710
Final Digestion Vessel:	100623	Corning	Printed on: 28-Oct-10 7:58:12 PM
Filter Paper:	0390592B	Whatman	

Reviewed By: James W. Scanlon **Date:** 10-29-10 **MET-158-0301449**

REQUESTED BY: **RYANJ**

METHOD: QM Inductively Coupled Plasma (6010B Trace)

STORAGE LOCATION	WORK ORDER #	PICKED CNTR#	CONTROL #	CLIENT #	ANALYSIS	LOTID	SMP#	SFX	MATRIX DESCRIPTION	QTY RCVD	QTY REQD
13D,CLP1	L80RK	___ ___ ___	905521	051465	A-46-QM	C0J220550	001		SOLID	6	1
13D,CLP1	L80RL	___ ___ ___	905522	051465	A-46-QM	C0J220550	002		SOLID	6	1
13D,CLP1	L80RM	___ ___ ___	905523	051465	A-46-QM	C0J220550	003		SOLID	6	1
13D,CLP1	L80RP	___ ___ ___	905524	051465	A-46-QM	C0J220550	004		SOLID	6	1
13D,CLP1	L80RQ	___ ___ ___	905525	051465	A-46-QM	C0J220550	005		SOLID	6	1
13D,CLP1	L80RR	___ ___ ___	905526	051465	A-46-QM	C0J220550	006		SOLID	6	1
13D,CLP1	L80RT	___ ___ ___	905527	051465	A-46-QM	C0J220550	007		SOLID	6	1
13D,CLP1	L80RW	___ ___ ___	905528	051465	A-46-QM	C0J220550	008		SOLID	6	1
14D,CLP1	L8241	___ ___ ___	905529	371899	A-46-QM	C0J250457	002		SOLID	4	1
14D,CLP1	L8243	___ ___ ___	905530	371899	A-46-QM	C0J250457	003		SOLID	4	1
14D,CLP1	L8244	___ ___ ___	905531	371899	A-46-QM	C0J250457	004		SOLID	4	1
17A,CLP1	L87XC	___ ___ ___	905532	429486	A-46-QM	C0J280418	001		SOLID	5	1

RELINQUISHED BY	RECEIVED BY	DATE/TIME
Jessica Relyea	Jessica Relyea	10/28/10 1515
Jessica Relyea	Jessica Relyea	10/28/10 1750

***** END OF REPORT *****

REQUESTED BY: **HOYLEW**

METHOD: 09 Mercury (7471A, Cold Vapor) - Solids

STORAGE LOCATION	WORK ORDER #	PICKED CNTR#	CONTROL #	CLIENT #	ANALYSIS	LOTID	SMP#	SFX	MATRIX DESCRIPTION	QTY RCVD		QTY REQD
12B	L8VKP	___ ___ ___	911017	356280	A-70-09	C0J210496	001		SOLID	0	1	1
12B	L8VKW	___ ___ ___	911018	356280	A-70-09	C0J210496	002		SOLID	0	1	1
12B	L8VK8	___ ___ ___	911019	356280	A-70-09	C0J210496	003		SOLID	0	1	1
12B	L8VLA	___ ___ ___	911020	356280	A-70-09	C0J210496	004		SOLID	0	2	1
12B	L8VLH	___ ___ ___	911021	356280	A-70-09	C0J210496	005		SOLID	0	2	1
12B	L8VLJ	___ ___ ___	911022	356280	A-70-09	C0J210496	006		SOLID	0	2	1
14A CLP1 OUT	L81WR	___ ___ ___	911023	001610	N-70-09	C0J230441	001		WASTE	0	8	1
14D,CLP1	L8241	___ ___ ___	911024	371899	A-70-09	C0J250457	002		SOLID	0	4	1
14D,CLP1	L8243	___ ___ ___	911025	371899	A-70-09	C0J250457	003		SOLID	0	4	1
14D,CLP1	L8244	___ ___ ___	911026	371899	A-70-09	C0J250457	004		SOLID	0	4	1
17B,CLP1,OUT	L88K5	___ ___ ___	911027	506188	A-70-09	C0J280479	001		SOLID	0	8	1
18C	L89DC	___ ___ ___	911028	027262	A-70-09	C0J280562	001		SOLID	0	1	1
18C	L89DX	___ ___ ___	911029	027262	A-70-09	C0J280567	001		SOLID	0	1	1
21D	L9F3E	___ ___ ___	911016	027262	A-70-09	C0K020543	001		SOLID	0	1	1

RELINQUISHED BY	RECEIVED BY	DATE/TIME
William a Hoyle	William a Hoyle	11-8-10 0215D
William a Hoyle	William a Hoyle	11-8-10 05:00

***** END OF REPORT *****

METALS TCLP DATA

METALS TCLP RESULTS

MACTEC Engineering and Consulting Inc

Client Sample ID: B1-0708

TCLP Metals

Lot-Sample #...: C0J250457-001 **Matrix.....:** SOLID
Date Sampled...: 10/21/10 **Date Received..:** 10/23/10
Leach Date.....: 10/27/10 **Leach Batch #..:** P029905

PARAMETER	RESULT	REPORTING LIMIT	UNITS	METHOD	PREPARATION-ANALYSIS DATE	WORK ORDER #
Prep Batch #...: 0300366						
Arsenic	**0.014 B**	**0.050**	**mg/L**	**SW846 6010B**	**10/27-10/28/10**	**L82401AD**
		Dilution Factor: 1		Analysis Time..: 20:41	Analyst ID.....: 403938	
		Instrument ID..: TRACEICP		MS Run #.....: 0300225	MDL.....: 0.0022	
Barium	**0.078 B**	**0.20**	**mg/L**	**SW846 6010B**	**10/27-10/28/10**	**L82401AE**
		Dilution Factor: 1		Analysis Time..: 20:41	Analyst ID.....: 403938	
		Instrument ID..: TRACEICP		MS Run #.....: 0300225	MDL.....: 0.00050	
Cadmium	ND	0.050	mg/L	SW846 6010B	10/27-10/28/10	L82401AF
		Dilution Factor: 1		Analysis Time..: 20:41	Analyst ID.....: 403938	
		Instrument ID..: TRACEICP		MS Run #.....: 0300225	MDL.....: 0.00024	
Chromium	**0.022 B**	**0.050**	**mg/L**	**SW846 6010B**	**10/27-10/28/10**	**L82401AG**
		Dilution Factor: 1		Analysis Time..: 20:41	Analyst ID.....: 403938	
		Instrument ID..: TRACEICP		MS Run #.....: 0300225	MDL.....: 0.00084	
Lead	**0.057 J**	**0.050**	**mg/L**	**SW846 6010B**	**10/27-10/28/10**	**L82401AH**
		Dilution Factor: 1		Analysis Time..: 20:41	Analyst ID.....: 403938	
		Instrument ID..: TRACEICP		MS Run #.....: 0300225	MDL.....: 0.0014	
Selenium	**0.0080 B**	**0.050**	**mg/L**	**SW846 6010B**	**10/27-10/28/10**	**L82401AJ**
		Dilution Factor: 1		Analysis Time..: 20:41	Analyst ID.....: 403938	
		Instrument ID..: TRACEICP		MS Run #.....: 0300225	MDL.....: 0.0021	
Silver	ND	0.050	mg/L	SW846 6010B	10/27-10/28/10	L82401AK
		Dilution Factor: 1		Analysis Time..: 20:41	Analyst ID.....: 403938	
		Instrument ID..: TRACEICP		MS Run #.....: 0300225	MDL.....: 0.00058	
Prep Batch #...: 0301298						
Mercury	ND	0.00020	mg/L	SW846 7470A	10/28/10	L82401AL
		Dilution Factor: 1		Analysis Time..: 18:24	Analyst ID.....: 400491	
		Instrument ID..: HGHYDRA		MS Run #.....: 0301173	MDL.....: 0.000038	

NOTE(S):

Analysis performed in accordance with USEPA Toxicity Characteristic Leaching Procedure Method 1311

B Estimated result. Result is less than RL.

J Method blank contamination. The associated method blank contains the target analyte at a reportable level.

METHOD BLANK REPORT

TCLP Metals

Client Lot #...: C0J250457 **Matrix.....:** SOLID

PARAMETER	RESULT	REPORTING LIMIT	UNITS	METHOD	PREPARATION-ANALYSIS DATE	WORK ORDER #
MB Lot-Sample #: C0J260000-259 **Prep Batch #...:** 0300366						
Leach Date.....: 10/27/10 **Leach Batch #..:** P029905						
Arsenic	ND	0.050	mg/L	SW846 6010B	10/27-10/28/10	L84G31AD
		Dilution Factor: 1				
		Analysis Time..: 20:35		Analyst ID.....: 403938	Instrument ID..: TRA	
MB Lot-Sample #: C0J260000-259 **Prep Batch #...:** 0301298						
Leach Date.....: 10/27/10 **Leach Batch #..:** P029905						
Mercury	ND	0.00020	mg/L	SW846 7470A	10/28/10	L84G31AK
		Dilution Factor: 1				
		Analysis Time..: 18:22		Analyst ID.....: 400491	Instrument ID..: HGH	
MB Lot-Sample #: C0J260000-259 **Prep Batch #...:** 0300366						
Leach Date.....: 10/27/10 **Leach Batch #..:** P029905						
Barium	**0.00058 B**	**0.20**	**mg/L**	**SW846 6010B**	**10/27-10/28/10**	**L84G31AE**
		Dilution Factor: 1				
		Analysis Time..: 20:35		Analyst ID.....: 403938	Instrument ID..: TRA	
Cadmium	ND	0.050	mg/L	SW846 6010B	10/27-10/28/10	L84G31AF
		Dilution Factor: 1				
		Analysis Time..: 20:35		Analyst ID.....: 403938	Instrument ID..: TRA	
Chromium	ND	0.050	mg/L	SW846 6010B	10/27-10/28/10	L84G31AG
		Dilution Factor: 1				
		Analysis Time..: 20:35		Analyst ID.....: 403938	Instrument ID..: TRA	
Lead	ND	0.050	mg/L	SW846 6010B	10/27-10/28/10	L84G31AC
		Dilution Factor: 1				
		Analysis Time..: 20:35		Analyst ID.....: 403938	Instrument ID..: TRA	
Selenium	**0.0093 B**	**0.050**	**mg/L**	**SW846 6010B**	**10/27-10/28/10**	**L84G31AH**
		Dilution Factor: 1				
		Analysis Time..: 20:35		Analyst ID.....: 403938	Instrument ID..: TRA	
Silver	ND	0.050	mg/L	SW846 6010B	10/27-10/28/10	L84G31AJ
		Dilution Factor: 1				
		Analysis Time..: 20:35		Analyst ID.....: 403938	Instrument ID..: TRA	

NOTE(S):

Calculations are performed before rounding to avoid round-off errors in calculated results.

B Estimated result. Result is less than RL.

METHOD BLANK REPORT

TCLP Metals

Client Lot #...: C0J250457 **Matrix.....:** SOLID

PARAMETER	RESULT	REPORTING LIMIT	UNITS	METHOD	PREPARATION-ANALYSIS DATE	WORK ORDER #
MB Lot-Sample #: C0J270000-366 **Prep Batch #...:** 0300366						
Arsenic	ND	0.050	mg/L	SW846 6010B	10/27-10/28/10	L86WW1AA
		Dilution Factor: 1				
		Analysis Time..: 20:24		Analyst ID.....: 403938	Instrument ID..: TRA	
Barium	ND	0.20	mg/L	SW846 6010B	10/27-10/28/10	L86WW1AC
		Dilution Factor: 1				
		Analysis Time..: 20:24		Analyst ID.....: 403938	Instrument ID..: TRA	
Cadmium	**0.00026 B**	**0.050**	**mg/L**	**SW846 6010B**	**10/27-10/28/10**	**L86WW1AD**
		Dilution Factor: 1				
		Analysis Time..: 20:24		Analyst ID.....: 403938	Instrument ID..: TRA	
Chromium	ND	0.050	mg/L	SW846 6010B	10/27-10/28/10	L86WW1AE
		Dilution Factor: 1				
		Analysis Time..: 20:24		Analyst ID.....: 403938	Instrument ID..: TRA	
Lead	**0.0015 B**	**0.050**	**mg/L**	**SW846 6010B**	**10/27-10/28/10**	**L86WW1AF**
		Dilution Factor: 1				
		Analysis Time..: 20:24		Analyst ID.....: 403938	Instrument ID..: TRA	
Selenium	ND	0.050	mg/L	SW846 6010B	10/27-10/28/10	L86WW1AG
		Dilution Factor: 1				
		Analysis Time..: 20:24		Analyst ID.....: 403938	Instrument ID..: TRA	
Silver	ND	0.050	mg/L	SW846 6010B	10/27-10/28/10	L86WW1AH
		Dilution Factor: 1				
		Analysis Time..: 20:24		Analyst ID.....: 403938	Instrument ID..: TRA	
MB Lot-Sample #: C0J280000-298 **Prep Batch #...:** 0301298						
Mercury	ND	0.00020	mg/L	SW846 7470A	10/28/10	L88FA1AA
		Dilution Factor: 1				
		Analysis Time..: 18:15		Analyst ID.....: 400491	Instrument ID..: HGH	

NOTE(S):

Calculations are performed before rounding to avoid round-off errors in calculated results.

B Estimated result. Result is less than RL.

LABORATORY CONTROL SAMPLE EVALUATION REPORT

TCLP Metals

Client Lot #...: C0J250457 **Matrix.....:** SOLID

PARAMETER	PERCENT RECOVERY	RECOVERY LIMITS	METHOD	PREPARATION-ANALYSIS DATE	WORK ORDER #
LCS Lot-Sample#: C0J270000-366 **Prep Batch #...:** 0300366					
Arsenic	104	(80 - 120)	SW846 6010B	10/27-10/28/10	L86WW1AJ
		Dilution Factor: 1	Analysis Time..: 20:30	Analyst ID.....: 403938	
		Instrument ID..: TRACEICP			
Barium	98	(80 - 120)	SW846 6010B	10/27-10/28/10	L86WW1AK
		Dilution Factor: 1	Analysis Time..: 20:30	Analyst ID.....: 403938	
		Instrument ID..: TRACEICP			
Cadmium	102	(80 - 120)	SW846 6010B	10/27-10/28/10	L86WW1AL
		Dilution Factor: 1	Analysis Time..: 20:30	Analyst ID.....: 403938	
		Instrument ID..: TRACEICP			
Chromium	100	(80 - 120)	SW846 6010B	10/27-10/28/10	L86WW1AM
		Dilution Factor: 1	Analysis Time..: 20:30	Analyst ID.....: 403938	
		Instrument ID..: TRACEICP			
Lead	99	(80 - 120)	SW846 6010B	10/27-10/28/10	L86WW1AN
		Dilution Factor: 1	Analysis Time..: 20:30	Analyst ID.....: 403938	
		Instrument ID..: TRACEICP			
Selenium	109	(80 - 120)	SW846 6010B	10/27-10/28/10	L86WW1AP
		Dilution Factor: 1	Analysis Time..: 20:30	Analyst ID.....: 403938	
		Instrument ID..: TRACEICP			
Silver	102	(80 - 120)	SW846 6010B	10/27-10/28/10	L86WW1AQ
		Dilution Factor: 1	Analysis Time..: 20:30	Analyst ID.....: 403938	
		Instrument ID..: TRACEICP			
LCS Lot-Sample#: C0J280000-298 **Prep Batch #...:** 0301298					
Mercury	102	(80 - 120)	SW846 7470A	10/28/10	L88FA1AC
		Dilution Factor: 1	Analysis Time..: 18:20	Analyst ID.....: 400491	
		Instrument ID..: HGHYDRA			

NOTE(S):

Calculations are performed before rounding to avoid round-off errors in calculated results.

LABORATORY CONTROL SAMPLE DATA REPORT

TCLP Metals

Client Lot #...: C0J250457 **Matrix.....:** SOLID

PARAMETER	SPIKE AMOUNT	MEASURED AMOUNT	UNITS	PERCNT RECVRY	METHOD	PREPARATION-ANALYSIS DATE	WORK ORDER #
LCS Lot-Sample#: C0J270000-366 **Prep Batch #...:** 0300366							
Arsenic	2.00	2.09	mg/L	104	SW846 6010B	10/27-10/28/10	L86WW1AJ
			Dilution Factor: 1		Analysis Time..: 20:30	Analyst ID.....: 403938	
			Instrument ID..: TRACEICP				
Barium	2.00	1.96	mg/L	98	SW846 6010B	10/27-10/28/10	L86WW1AK
			Dilution Factor: 1		Analysis Time..: 20:30	Analyst ID.....: 403938	
			Instrument ID..: TRACEICP				
Cadmium	0.0500	0.0510	mg/L	102	SW846 6010B	10/27-10/28/10	L86WW1AL
			Dilution Factor: 1		Analysis Time..: 20:30	Analyst ID.....: 403938	
			Instrument ID..: TRACEICP				
Chromium	0.200	0.199	mg/L	100	SW846 6010B	10/27-10/28/10	L86WW1AM
			Dilution Factor: 1		Analysis Time..: 20:30	Analyst ID.....: 403938	
			Instrument ID..: TRACEICP				
Lead	0.500	0.495	mg/L	99	SW846 6010B	10/27-10/28/10	L86WW1AN
			Dilution Factor: 1		Analysis Time..: 20:30	Analyst ID.....: 403938	
			Instrument ID..: TRACEICP				
Selenium	2.00	2.17	mg/L	109	SW846 6010B	10/27-10/28/10	L86WW1AP
			Dilution Factor: 1		Analysis Time..: 20:30	Analyst ID.....: 403938	
			Instrument ID..: TRACEICP				
Silver	0.0500	0.0508	mg/L	102	SW846 6010B	10/27-10/28/10	L86WW1AQ
			Dilution Factor: 1		Analysis Time..: 20:30	Analyst ID.....: 403938	
			Instrument ID..: TRACEICP				
LCS Lot-Sample#: C0J280000-298 **Prep Batch #...:** 0301298							
Mercury	0.00250	0.00255	mg/L	102	SW846 7470A	10/28/10	L88FA1AC
			Dilution Factor: 1		Analysis Time..: 18:20	Analyst ID.....: 400491	
			Instrument ID..: HGHYDRA				

NOTE(S):

Calculations are performed before rounding to avoid round-off errors in calculated results.

MATRIX SPIKE SAMPLE EVALUATION REPORT

TCLP Metals

Client Lot #...: C0J250457 **Matrix.....:** SOLID
Date Sampled...: 10/21/10 **Date Received..:** 10/23/10

PARAMETER	PERCENT RECOVERY	RECOVERY LIMITS	RPD	RPD LIMITS	METHOD	PREPARATION-ANALYSIS DATE	WORK ORDER #
MS Lot-Sample #: C0J250457-001 **Prep Batch #...:** 0300366							
Leach Date.....: 10/27/10 **Leach Batch #..:** P029905							
Arsenic	104	(75 - 125)			SW846 6010B	10/27-10/28/10	L82401AP
	103	(75 - 125)	1.2	(0-20)	SW846 6010B	10/27-10/28/10	L82401AQ
		Dilution Factor: 1					
		Analysis Time..: 20:52 Instrument ID..: TRACEICP Analyst ID.....: 403938					
		MS Run #.....: 0300225					
Barium	98	(75 - 125)			SW846 6010B	10/27-10/28/10	L82401AR
	97	(75 - 125)	1.5	(0-20)	SW846 6010B	10/27-10/28/10	L82401AT
		Dilution Factor: 10					
		Analysis Time..: 21:14 Instrument ID..: TRACEICP Analyst ID.....: 403938					
		MS Run #.....: 0300225					
Cadmium	100	(75 - 125)			SW846 6010B	10/27-10/28/10	L82401AU
	99	(75 - 125)	1.1	(0-20)	SW846 6010B	10/27-10/28/10	L82401AV
		Dilution Factor: 1					
		Analysis Time..: 20:52 Instrument ID..: TRACEICP Analyst ID.....: 403938					
		MS Run #.....: 0300225					
Chromium	100	(75 - 125)			SW846 6010B	10/27-10/28/10	L82401AW
	99	(75 - 125)	0.89	(0-20)	SW846 6010B	10/27-10/28/10	L82401AX
		Dilution Factor: 1					
		Analysis Time..: 20:52 Instrument ID..: TRACEICP Analyst ID.....: 403938					
		MS Run #.....: 0300225					
Lead	101	(75 - 125)			SW846 6010B	10/27-10/28/10	L82401A0
	99	(75 - 125)	2.1	(0-20)	SW846 6010B	10/27-10/28/10	L82401A1
		Dilution Factor: 10					
		Analysis Time..: 21:14 Instrument ID..: TRACEICP Analyst ID.....: 403938					
		MS Run #.....: 0300225					
Selenium	109	(75 - 125)			SW846 6010B	10/27-10/28/10	L82401A2
	108	(75 - 125)	1.2	(0-20)	SW846 6010B	10/27-10/28/10	L82401A3
		Dilution Factor: 1					
		Analysis Time..: 20:52 Instrument ID..: TRACEICP Analyst ID.....: 403938					
		MS Run #.....: 0300225					
Silver	101	(75 - 125)			SW846 6010B	10/27-10/28/10	L82401A4
	100	(75 - 125)	0.34	(0-20)	SW846 6010B	10/27-10/28/10	L82401A5
		Dilution Factor: 1					
		Analysis Time..: 20:52 Instrument ID..: TRACEICP Analyst ID.....: 403938					
		MS Run #.....: 0300225					

MS Lot-Sample #: C0J250457-001 **Prep Batch #...:** 0301298
Leach Date.....: 10/27/10 **Leach Batch #..:** P029905

(Continued on next page)

MATRIX SPIKE SAMPLE EVALUATION REPORT

TCLP Metals

Client Lot #...: C0J250457 **Matrix.....:** SOLID
Date Sampled...: 10/21/10 **Date Received..:** 10/23/10

PARAMETER	PERCENT RECOVERY	RECOVERY LIMITS	RPD	RPD LIMITS	METHOD	PREPARATION-ANALYSIS DATE	WORK ORDER #
Mercury	108	(75 - 125)			SW846 7470A	10/28/10	L82401A6
	105	(75 - 125)	2.4	(0-20)	SW846 7470A	10/28/10	L82401A7

Dilution Factor: 1
Analysis Time..: 18:25 Instrument ID..: HGHYDRA Analyst ID.....: 400491
MS Run #.....: 0301173

NOTE(S):

Calculations are performed before rounding to avoid round-off errors in calculated results.

MATRIX SPIKE SAMPLE DATA REPORT

TCLP Metals

Client Lot #...: C0J250457 **Matrix.....:** SOLID
Date Sampled...: 10/21/10 **Date Received..:** 10/23/10

PARAMETER	SAMPLE AMOUNT	SPIKE AMT	MEASRD AMOUNT	UNITS	PERCNT RECVRY	RPD	METHOD	PREPARATION-ANALYSIS DATE	WORK ORDER #
MS Lot-Sample #: C0J250457-001 **Prep Batch #...:** 0300366									
Leach Date.....: 10/27/10 **Leach Batch #..:** P029905									
Arsenic									
	0.014	5.00	5.23	mg/L	104		SW846 6010B	10/27-10/28/10	L82401AP
	0.014	5.00	5.17	mg/L	103	1.2	SW846 6010B	10/27-10/28/10	L82401AQ
			Dilution Factor: 1						
			Analysis Time..: 20:52		Instrument ID..: TRACEICP		Analyst ID.....: 403938		
			MS Run #.....: 0300225						
Barium									
	0.078	50.0	49.2	mg/L	98		SW846 6010B	10/27-10/28/10	L82401AR
	0.078	50.0	48.5	mg/L	97	1.5	SW846 6010B	10/27-10/28/10	L82401AT
			Dilution Factor: 10						
			Analysis Time..: 21:14		Instrument ID..: TRACEICP		Analyst ID.....: 403938		
			MS Run #.....: 0300225						
Cadmium									
	ND	1.00	1.00	mg/L	100		SW846 6010B	10/27-10/28/10	L82401AU
	ND	1.00	0.989	mg/L	99	1.1	SW846 6010B	10/27-10/28/10	L82401AV
			Dilution Factor: 1						
			Analysis Time..: 20:52		Instrument ID..: TRACEICP		Analyst ID.....: 403938		
			MS Run #.....: 0300225						
Chromium									
	0.022	5.00	5.04	mg/L	100		SW846 6010B	10/27-10/28/10	L82401AW
	0.022	5.00	4.99	mg/L	99	0.89	SW846 6010B	10/27-10/28/10	L82401AX
			Dilution Factor: 1						
			Analysis Time..: 20:52		Instrument ID..: TRACEICP		Analyst ID.....: 403938		
			MS Run #.....: 0300225						
Lead									
	0.057	5.00	5.11	mg/L	101		SW846 6010B	10/27-10/28/10	L82401A0
	0.057	5.00	5.00	mg/L	99	2.1	SW846 6010B	10/27-10/28/10	L82401A1
			Dilution Factor: 10						
			Analysis Time..: 21:14		Instrument ID..: TRACEICP		Analyst ID.....: 403938		
			MS Run #.....: 0300225						
Selenium									
	0.0080	1.00	1.10	mg/L	109		SW846 6010B	10/27-10/28/10	L82401A2
	0.0080	1.00	1.08	mg/L	108	1.2	SW846 6010B	10/27-10/28/10	L82401A3
			Dilution Factor: 1						
			Analysis Time..: 20:52		Instrument ID..: TRACEICP		Analyst ID.....: 403938		
			MS Run #.....: 0300225						

(Continued on next page)

MATRIX SPIKE SAMPLE DATA REPORT

TCLP Metals

Client Lot #...: C0J250457 **Matrix.....:** SOLID
Date Sampled...: 10/21/10 **Date Received..:** 10/23/10

PARAMETER	SAMPLE AMOUNT	SPIKE AMT	MEASRD AMOUNT	UNITS	PERCNT RECVRY	RPD	METHOD	PREPARATION-ANALYSIS DATE	WORK ORDER #
Silver									
	ND	1.00	1.01	mg/L	101		SW846 6010B	10/27-10/28/10	L82401A4
	ND	1.00	1.00	mg/L	100	0.34	SW846 6010B	10/27-10/28/10	L82401A5

Dilution Factor: 1
Analysis Time..: 20:52 Instrument ID..: TRACEICP Analyst ID.....: 403938
MS Run #.....: 0300225

MS Lot-Sample #: C0J250457-001 **Prep Batch #...:** 0301298
Leach Date.....: 10/27/10 **Leach Batch #..:** P029905

Mercury									
	ND	0.00500	0.00540	mg/L	108		SW846 7470A	10/28/10	L82401A6
	ND	0.00500	0.00527	mg/L	105	2.4	SW846 7470A	10/28/10	L82401A7

Dilution Factor: 1
Analysis Time..: 18:25 Instrument ID..: HGHYDRA Analyst ID.....: 400491
MS Run #.....: 0301173

NOTE(S):

Calculations are performed before rounding to avoid round-off errors in calculated results.

TestAmerica Pittsburgh

Metals Data Reporting Form

Initial Calibration Verification Standar

Instrument: ICPST **Units:** ug/L

Chart Number: T01028B.ARC **Acceptable Range:** 90% - 110%

Standard Source: Inorganic Ventures **Standard ID:** MET5341-10

Element	WL/ Mass	True Conc	ICV1-1 10/28/2010 4:29 PM Found	% Rec	Found	% Rec	Found	% Rec	Found	% Rec	Found	% Rec
Arsenic	189.042	250.0	256.77	**102.7**								
Barium	493.409	1000.0	1028.73	**102.9**								
Cadmium	226.502	250.0	253.77	**101.5**								
Chromium	267.716	1000.0	1025.51	**102.6**								
Lead	220.353	250.0	256.43	**102.6**								
Selenium	220.353	250.0	254.65	**101.9**								
Silver	328.068	500.0	508.96	**101.8**								

TestAmerica Pittsburgh

Metals Data Reporting Form

Initial Calibration Verification Standar

Instrument: CVAA **Units:** ug/L

Chart Number: G01028C.PRN **Acceptable Range:** 90% - 110%

Standard Source: Ultra **Standard ID:** MET5737-10

Element	WL/ Mass	True Conc	ICV6-1 10/28/2010 4:49 PM Found	% Rec	Found	% Rec	Found	% Rec	Found	% Rec	Found	% Rec
Mercury	253.7	2.5	2.28	**91.2**								

5.11.0

Form 2A Equivalent

TestAmerica Pittsburgh

Metals Data Reporting Form

Continuing Calibration Verification

Instrument: ICPST

Units: ug/L

Chart Number: T01028B.ARC

Acceptable Range: 90% - 110%

Standard Source: Inorganic Ventures

Standard ID: MET5249-10

Element	WL/ Mass	True Conc	CCV1-1 10/28/2010 4:57 PM Found	% Rec	CCV1-2 10/28/2010 6:02 PM Found	% Rec	CCV1-3 10/28/2010 6:51 PM Found	% Rec	CCV1-4 10/28/2010 7:57 PM Found	% Rec	CCV1-5 10/28/2010 9:03 PM Found	% Rec
Arsenic	189.042	500.0	510.97	**102.2**	523.12	**104.6**	518.17	**103.6**	542.40	**108.5**	528.97	**105.8**
Barium	493.409	2000.0	2008.41	**100.4**	2050.20	**102.5**	2017.45	**100.9**	2074.57	**103.7**	2034.43	**101.7**
Cadmium	226.502	500.0	494.42	**98.9**	503.74	**100.7**	497.37	**99.5**	523.24	**104.6**	508.63	**101.7**
Chromium	267.716	2000.0	1993.71	**99.7**	2039.15	**102.0**	2011.62	**100.6**	2103.17	**105.2**	2046.46	**102.3**
Lead	220.353	500.0	497.68	**99.5**	507.90	**101.6**	501.53	**100.3**	524.71	**104.9**	511.35	**102.3**
Selenium	220.353	500.0	506.61	**101.3**	517.88	**103.6**	514.04	**102.8**	536.78	**107.4**	526.93	**105.4**
Silver	328.068	1000.0	1018.93	**101.9**	1035.06	**103.5**	1009.98	**101.0**	1033.36	**103.3**	1005.76	**100.6**

TestAmerica Pittsburgh

Metals Data Reporting Form

Continuing Calibration Verification

Instrument: ICPST

Units: ug/L

Chart Number: T01028B.ARC

Acceptable Range: 90% - 110%

Standard Source: Inorganic Ventures

Standard ID: MET5249-10

Element	WL/ Mass	True Conc	CCV1-6 10/28/2010 10:09 PM Found	% Rec	Found	% Rec	Found	% Rec	Found	% Rec	Found	% Rec
Arsenic	189.042	500.0	521.60	**104.3**								
Barium	493.409	2000.0	2036.68	**101.8**								
Cadmium	226.502	500.0	502.14	**100.4**								
Chromium	267.716	2000.0	2029.56	**101.5**								
Lead	220.353	500.0	506.07	**101.2**								
Selenium	220.353	500.0	518.47	**103.7**								
Silver	328.068	1000.0	995.68	**99.6**								

TestAmerica Pittsburgh

Metals Data Reporting Form

Continuing Calibration Verification

Instrument: CVAA

Units: ug/L

Chart Number: G01028C.PRN

Acceptable Range: 90% - 110%

Standard Source: Inorganic Ventures

Standard ID: MET5739-10

Element	WL/ Mass	True Conc	CCV6-1 10/28/2010 4:55 PM Found	% Rec	CCV6-2 10/28/2010 5:15 PM Found	% Rec	CCV6-3 10/28/2010 5:35 PM Found	% Rec	CCV6-4 10/28/2010 5:56 PM Found	% Rec	CCV6-5 10/28/2010 6:16 PM Found	% Rec
Mercury	253.7	5.0	5.08	**101.6**	5.05	**101.0**	4.96	**99.2**	4.82	**96.4**	4.86	**97.2**

TestAmerica Pittsburgh

Metals Data Reporting Form

Continuing Calibration Verification

Instrument: CVAA

Units: ug/L

Chart Number: G01028C.PRN

Acceptable Range: 90% - 110%

Standard Source: Inorganic Ventures

Standard ID: MET5739-10

Element	WL/ Mass	True Conc	CCV6-6 10/28/2010 6:38 PM Found	% Rec	CCV6-7 10/28/2010 6:57 PM Found	% Rec	Found	% Rec	Found	% Rec	Found	% Rec
Mercury	253.7	5.0	4.89	**97.8**	4.77	**95.4**						

TestAmerica Pittsburgh

Metals Data Reporting Form

Contract Required Detection Limit Standard

Instrument: ICPST **Units:** ug/L

Chart Number: T01028B.ARC **Acceptable Range:** 50% - 150%

Standard Source: Inorganic Ventures **Standard ID:** MET5196-10

Element	WL/ Mass	True Conc	CRA/RLV 10/28/2010 4:40 PM Found	% Rec	Found	% Rec	Found	% Rec	Found	% Rec	Found	% Rec
Arsenic	189.042	10.0	10.92	**109.2**								
Barium	493.409	200.0	204.79	**102.4**								
Cadmium	226.502	5.0	5.11	**102.2**								
Chromium	267.716	5.0	5.49	**109.8**								
Lead	220.353	3.0	2.98	**99.3**								
Selenium	220.353	5.0	5.68	**113.6**								
Silver	328.068	5.0	4.69	**93.8**								

TestAmerica Pittsburgh

Metals Data Reporting Form

Contract Required Detection Limit Standard

Instrument: CVAA **Units:** ug/L

Chart Number: G01028C.PRN **Acceptable Range:** 50% - 150%

Standard Source: Ultra **Standard ID:** MET5738-10

Element	WL/ Mass	True Conc	CRA/RLV 10/28/2010 4:53 PM Found	% Rec	Found	% Rec	Found	% Rec	Found	% Rec	Found	% Rec
Mercury	253.7	0.2	0.20	**98.0**								

TestAmerica Pittsburgh

Metals Data Reporting Form

Initial Calibration Blank Results

Instrument: ICPST **Units:** ug/L

Chart Number: T01028B.ARC

Standard Source: _____ **Standard ID:** _____

Element	WL/ Mass	Report Limit	ICB 10/28/2010 4:35 PM Found	Q	Found	Q	Found	Q	Found	Q	Found	Q
Arsenic	189.042	500	2.7	U								
Barium	493.409	10000	0.6	U								
Cadmium	226.502	100	0.1	U								
Chromium	267.716	500	0.6	U								
Lead	220.353	500	1.3	U								
Selenium	220.353	500	3.0	U								
Silver	328.068	500	0.7	U								

U Result is less than the MDL

B Result is between MDL and RL

Form 3 Equivalent

TestAmerica Pittsburgh

Metals Data Reporting Form

Initial Calibration Blank Results

Instrument: CVAA **Units:** ug/L

Chart Number: G01028C.PRN

Standard Source: _____ **Standard ID:** _____

Element	WL/ Mass	Report Limit	ICB1 10/28/2010 4:51 PM Found	Q	Found	Q	Found	Q	Found	Q	Found	Q
Mercury	253.7	0.2	0.0	U								

5.11.0

U Result is less than the IDL

B Result is between IDL and RL

Form 3 Equivalent

TestAmerica Pittsburgh

Metals Data Reporting Form

Continuing Calibration Blank Result

Instrument: ICPST **Units:** ug/L

Chart Number: T01028B.ARC

Standard Source: _____ **Standard ID:** _____

Element	WL/ Mass	Report Limit	CCB1 10/28/2010 5:02 PM Found	Q	CCB2 10/28/2010 6:08 PM Found	Q	CCB3 10/28/2010 6:57 PM Found	Q	CCB4 10/28/2010 8:03 PM Found	Q	CCB5 10/28/2010 9:08 PM Found	Q
Arsenic	189.042	500	2.7	U	2.7	U	2.7	U	2.7	U	2.7	U
Barium	493.409	10000	0.6	U	0.6	U	0.6	U	0.6	U	0.6	U
Cadmium	226.502	100	0.1	U	**0.2**	**B**	0.1	U	0.1	U	**0.2**	**B**
Chromium	267.716	500	0.6	U	0.6	U	0.6	U	0.6	U	0.6	U
Lead	220.353	500	1.3	U	1.3	U	1.3	U	1.3	U	**1.3**	**B**
Selenium	220.353	500	3.0	U	3.0	U	3.0	U	3.0	U	3.0	U
Silver	328.068	500	0.7	U	0.7	U	0.7	U	0.7	U	0.7	U

TestAmerica Pittsburgh

Metals Data Reporting Form

Continuing Calibration Blank Result

Instrument: ICPST **Units:** ug/L

Chart Number: T01028B.ARC

Standard Source: _____ **Standard ID:** _____

Element	WL/ Mass	Report Limit	CCB6 10/28/2010 10:14 PM Found	Q	Found	Q	Found	Q	Found	Q	Found	Q
Arsenic	189.042	500	2.7	U								
Barium	493.409	10000	0.6	U								
Cadmium	226.502	100	**0.2**	**B**								
Chromium	267.716	500	0.6	U								
Lead	220.353	500	1.3	U								
Selenium	220.353	500	3.0	U								
Silver	328.068	500	0.7	U								

U Result is less than the MDL

B Result is between MDL and RL

Form 3 Equivalent

TestAmerica Pittsburgh

Metals Data Reporting Form

Continuing Calibration Blank Result

Instrument: CVAA **Units:** ug/L

Chart Number: G01028C.PRN

Standard Source: _____ **Standard ID:** _____

Element	WL/ Mass	Report Limit	CCB1 10/28/2010 4:56 PM Found	Q	CCB2 10/28/2010 5:17 PM Found	Q	CCB3 10/28/2010 5:37 PM Found	Q	CCB4 10/28/2010 5:57 PM Found	Q	CCB5 10/28/2010 6:18 PM Found	Q
Mercury	253.7	0.2	**0.0**	**B**	**0.0**	**B**	**0.0**	**B**	**0.0**	**B**	**0.0**	**B**

5.11.0

U Result is less than the IDL

B Result is between IDL and RL

Form 3 Equivalent

TestAmerica Pittsburgh

Metals Data Reporting Form

Continuing Calibration Blank Result

Instrument: CVAA **Units:** ug/L

Chart Number: G01028C.PRN

Standard Source: _____ **Standard ID:** _____

Element	WL/ Mass	Report Limit	CCB6 10/28/2010 6:39 PM Found	Q	CCB7 10/28/2010 6:59 PM Found	Q	Found	Q	Found	Q	Found	Q
Mercury	253.7	0.2	**0.0**	**B**	0.0	U						

5.11.0

U Result is less than the IDL

B Result is between IDL and RL

Form 3 Equivalent

TestAmerica Pittsburgh

Metals Data Reporting Form

Interference Check Standard A

Instrument: ICPST **Units:** ug/L

Chart Number: T01028B.ARC **Acceptable Range:** 0% - 0%

Standard Source: Inorganic Ventures **Standard ID:** MET5195-10

Element	WL/ Mass	Reporting Limit	True Conc	ICSA 10/28/2010 4:46 PM Found	Found	Found	Found	Found
Arsenic	189.042	500		-2				
Barium	493.409	10000		1				
Cadmium	226.502	100		1				
Chromium	267.716	500		-1				
Lead	220.353	500		-3				
Selenium	220.353	500		-6				
Silver	328.068	500		0				

U Result is less than the MDL

B Result is between MDL and RL

Form 4 Equivalent

TestAmerica Pittsburgh

Metals Data Reporting Form

Interference Check Standard AB

Instrument: ICPST **Units:** ug/L

Chart Number: T01028B.ARC **Acceptable Range:** 80% - 120%

Standard Source: Inorganic Ventures **Standard ID:** MET4874-10

Element	WL/ Mass	True Conc	ICSAB 10/28/2010 4:51 PM Found	% Rec	Found	% Rec	Found	% Rec	Found	% Rec	Found	% Rec
Arsenic	189.042	1000	996.1	**99.6**								
Barium	493.409	500	516.5	**103.3**								
Cadmium	226.502	1000	933.5	**93.4**								
Chromium	267.716	500	491.2	**98.2**								
Lead	220.353	1000	947.4	**94.7**								
Selenium	220.353	1000	970.2	**97.0**								
Silver	328.068	1000	1055.8	**105.6**								

TestAmerica Pittsburgh

Metals Data Reporting Form

Serial Dilution RPD Report

Serial Dilution Sample ID: L8240PT

Original Sample ID: L8240T **Client ID:** B1-0708PT

Matrix: TCLP **Units:** mg/L **Prep Date:** 10/27/2010 **Prep Batch:** 0300366

Weight: NA **Volume:** 50 **Percent Moisture:** NA

Element	WL/ Mass	OS Conc	Q	Serial Dilution Conc	Q	Percent Diff	OS DF	Ser Dil DF	Instr	OS Anal Date	OS Anal Time	Ser Dil Anal Date	Ser Dil Anal Time
Arsenic	189.042	0.014	B	0.018	B	27.9	1	5	ICPST	10/28/2010	20:41	10/28/2010	20:46
Barium	493.409	0.078	B	0.079	B	1.5	1	5	ICPST	10/28/2010	20:41	10/28/2010	20:46
Cadmium	226.502	0.00019	B	0.00067	U	100.0	1	5	ICPST	10/28/2010	20:41	10/28/2010	20:46
Chromium	267.716	0.022	B	0.022	B	0.4	1	5	ICPST	10/28/2010	20:41	10/28/2010	20:46
Lead	220.353	0.057	B	0.061	B	6.9	1	5	ICPST	10/28/2010	20:41	10/28/2010	20:46
Selenium	220.353	0.0080	B	0.015	U	100.0	1	5	ICPST	10/28/2010	20:41	10/28/2010	20:46
Silver	328.068	0.00068	U	0.0034	U		1	5	ICPST	10/28/2010	20:41	10/28/2010	20:46

Comments:

5.11.0

E Serial dilution percent difference not within limits
U Result is less than the MDL
B Result is between MDL and RL

Form 9 Equivalent

TestAmerica Pittsburgh

Metals Data Reporting Form

Instrument Detection Limits

Instrument: ICPST **Units:** ppb

Element	Wavelength	Reporting Limit	MDL	Date of MDL
Arsenic	189.042	500.0	2.7	4/22/2009
Barium	493.409	10000.0	0.62	4/22/2009
Cadmium	226.502	100.0	0.13	4/22/2009
Chromium	267.716	500.0	0.57	4/22/2009
Lead	220.353	500.0	1.3	4/22/2009
Selenium	220.353	500.0	3.0	4/22/2009
Silver	328.068	500.0	0.68	4/22/2009

TestAmerica Pittsburgh

Metals Data Reporting Form

Instrument Detection Limits

Instrument: CVAA **Units:** ppb

Element	Wavelength	Reporting Limit	MDL	Date of MDL
Mercury	253.700	0.2	0.038	3/23/2009

TestAmerica Pittsburgh

Metals Data Reporting Form

Inter-Element Correction Factors

Instrument: ICPST **Date of IEC's:** 10/25/2010

Interfering Element	Wavelength /Mass	Correction Factor(s)
Aluminum	308.215	Pb(-0.000344)
Aluminum	308.215	Pb(0.000545)
Chromium	267.716	As(-0.003061), Sb(0.013086)
Chromium	267.716	Sb(0.008957)
Cobalt	228.616	Pb(0.000064), Se(-0.000331)
Cobalt	228.616	Cd(-0.00008), Fe(0.089447), Ni(-0.00041), Pb(-0.000973), Se(0.000371), Tl(0.00294)
Iron	271.441	Pb(0.000043), Sb(0.000025), Se(-0.00029)
Iron	271.441	Cd(0.000087), Cr(-0.00001), Na(-0.012228), Pb(0.000085), Sb(0.000027), Tl(-0.000119), V(-0.000294), Zn(0.000114)
Magnesium	279.078	Fe(-0.000327)
Manganese	257.61	Se(0.000564)
Manganese	257.61	Se(0.000317), Tl(0.001153)
Molybdenum	202.03	Pb(-0.00068), Sb(-0.010269)
Molybdenum	202.03	Al(0.010237), As(-0.001455), Pb(-0.000698), Sb(-0.000832), Tl(-0.008099)
Nickel	231.604	Pb(0.000167)
Nickel	231.604	Pb(0.000277), Sb(-0.001143), Zn(0.004377)
Tin	189.989	Sb(-0.006242)
Titanium	334.941	Co(0.002), Pb(0.000254), Sb(0.001341), Tl(0.000698)
Titanium	334.941	Pb(-0.000607)
Vanadium	292.402	Be(-0.009816), Cr(-0.000098), Fe(0.009352), Pb(-0.000346)
Vanadium	292.402	Al(0.017388), Sb(-0.008385), Se(0.00019), Tl(0.002347)

TestAmerica Pittsburgh

Metals Data Reporting Form

Linear Dynamic Ranges

Instrument: ICPST **Units:** ppb

Element	Wavelength /Mass	Linear Range	Date of Linear Range
Arsenic	189.04	10000	7/21/2010
Barium	493.41	10000	7/21/2010
Cadmium	226.50	5000	7/21/2010
Chromium	267.72	20000	7/21/2010
Lead	220.35	5000	7/21/2010
Selenium	220.35	10000	7/21/2010
Silver	328.07	2000	7/21/2010

TestAmerica Pittsburgh

Metals Data Reporting Form

Linear Dynamic Ranges

Instrument: CVAA **Units:** ppb

Element	Wavelength /Mass	Linear Range	Date of Linear Range
Mercury	253.70	10	10/10/2010

METALS TCLP RAW DATA

C0J250457/ Solid TCLP

Alexandria C.Cox 10.29.10

#	Sample Name	AG	AS	BA	CD	CR	PB
1	STD1	.00059	.0126	.0006	.00342	.00145	
2	STD2	6.85434	2.92871		9.10433		
3	STD3						
4	STD4			8.72472		10.561	
5	ICV1-1 MET 5341-10	.50896	.25677	1.0287	.25377	1.0255	.25643
6	ICB	-.00036	.00019	.00032	.00008	.00017	.00033
7	CRA/RLV MET 5196-10	.00469	.01092	.20479	.00511	.00549	.00298
8	ICSA MET 5195-10	-.00013	-.00151	.00075	.00114	-.00050	-.00300
9	ICSAB MET 4874-10	1.0558	.99611	.51652	.93350	.49119	.94738
10	CCV1-1 MET 5484-10	1.0189	.51097	2.0084	.49442	1.9937	.49768
11	CCB1	-.00027	.00148	.00006	.00005	.00013	.00058
12	L8TPQBT	-.00004	-.00035	.00029	-.00008	.00012	.00075
13	L8TPQCT	.05321	2.1155	2.0376	.05136	.20029	.49780
14	L8RTDBT	-.00018	.00174	.00067	.00013	.00038	.00066
15	L8E1PT	-.00008	.00066	.73254	.00034	.00506	.00209
16	L8E1PP5T	-.00017	.00008	.14719	.00003	.00092	.00027
17	L8E1PST	1.0684	5.2899	S112.26	.99108	5.0271	4.9556
18	L8E1PDT	1.0438	5.2211	S110.83	.97517	4.9523	4.8786
19	L8E1PST/20	.05030	.25804	2.5681	.05072	.25695	.25569
20	L8E1PDT/20	.04987	.25677	2.5466	.05069	.25518	.25469
21	CCV1-2	1.0351	.52312	2.0502	.50374	2.0392	.50790
22	CCB2	.00002	.00169	.00021	.00019	.00015	.00048
23	L8TPNBT	.00011	.00127	.00018	.00011	.00007	.00029
24	L8TPNCT	.04986	2.0019	2.0201	.05065	.20149	.50293
25	L8TPNLT	.05063	2.0330	2.0434	.05142	.20423	.50937
26	L8E1RT/10 prep dil.	-.00004	.00153	.00381	.00009	.00032	.00123
27	L8E1RP50T pdilx5	-.00015	.00142	.00083	.00007	.00001	.00050
28	L8E1PAT	1.0506	5.3115	S112.52	.98881	5.0436	4.9639
29	L8E1PAT/20	.04992	.25896	2.5692	.05055	.25623	.26241
30	CCV1-3	1.0100	.51817	2.0175	.49737	2.0116	.50153
31	CCB3	-.00038	.00137	.00024	.00007	-.00003	.00061
32	L86WJBT	-.00009	.00063	.00011	.00010	.00004	.00114
33	L86WJCT	.04719	1.9137	1.9607	.04760	.19127	.46780
34	L84KLBT	-.00070	.00085	.00114	.00029	-.00016	.00156
35	L83ALT	-.00023	.02297	.26380	.00029	.81302	-.00069
36	L83ALP5T	-.00013	.00471	.05275	.00006	.16920	.00063
37	L83ALST	1.0664	5.2411	7.4976	.92196	5.4944	3.1385
38	L83ALDT	1.0341	5.0927	7.8025	.89797	5.3774	3.0914
39	L83ALST/10	.09806	.51317	.77265	.09883	.58197	.33506
40	L83ALDT/10	.09414	.49122	.79901	.09425	.55925	.32489
41	L83ALST ADD	.05219	2.0730	2.2169	.04572	.98648	.45111
42	CCV1-4	1.0334	.54240	2.0746	.52324	2.1032	.52471
43	CCB4	-.00037	.00172	.00051	.00010	-.00020	.00116
44	L83ALDT ADD	.05109	2.0494	2.1931	.04544	.96777	.44667
45	L8Q56T	.00298	.00389	7.8171	.00147	.10640	.01531
46	L83DWT	.01139	.04037	.98127	.30271	.22411	H5.0219
47	L86WWBT	-.00014	.00153	.00036	.00026	.00033	.00151
48	L86WWCT	.05076	2.0851	1.9601	.05102	.19910	.49497
49	L84G3BT	-.00023	.00177	.00058	.00013	.00017	.00074
50	L8240T	-.00041	.01431	.07766	.00019	.02183	.05691
51	L8240P5T	-.00022	.00366	.01577	.00005	.00435	.01217
52	L8240ST	1.0079	5.2273	H41.560	.99970	5.0386	H5.0443
53	L8240DT	1.0045	5.1652	S66.002	.98870	4.9938	4.9966

#	Sample Name	AG	AS	BA	CD	CR	PB
54	CCV1-5	1.0058	.52897	2.0344	.50863	2.0465	.51135
55	CCB5	-.00020	.00140	.00032	.00018	.00000	.00132
56	L8240ST/10	.09653	.50751	4.9241	.10042	.50383	.51051
57	L8240DT/10	.09469	.49697	4.8509	.09787	.49541	.49950
58	L80G2T	.00122	.00240	1.0049	.00103	.00412	.00670
59	L83D5T	.00001	.00256	.41947	.05208	.02662	k53.413
60	L83EFT	.00348	.01246	.21787	.00804	.02013	.00856
61	L83J4T	.00001	.00098	.97824	.00181	.00319	.00332
62	L83J6T	.00015	.00141	.56475	.56075	.00251	.00310
63	L83K7T	.00060	.00223	.24777	.31457	.00327	.00407
64	L83KNT	.00002	.00130	.27208	.44288	.00295	.00491
65	L86XMBT	-.00028	.00094	.00003	.00011	-.00006	.00096
66	CCV1-6	.99568	.52160	2.0367	.50214	2.0296	.50607
67	CCB6	-.00025	.00152	.00006	.00016	.00003	.00112
68	L86XMCT	.04760	1.9579	1.9932	.04973	.19813	.49355
69	L86XMLT	.04742	1.9658	1.9858	.04971	.19794	.49393
70	L83E7T/10 prep dil.	.00002	-.00072	.00213	.00136	.00180	.00888
71	L83E7P50T pdilx5	-.00005	.00048	.00061	.00035	.00056	.00229
72	L84LET	.00002	.00247	.16363	.00068	.00605	.00233
73	L8PWABT	-.00026	-.00057	.00066	.00003	.00030	.00178
74	L8PWACT	.05152	2.1196	1.9847	.05179	.20309	.50518
75	L8L4MBT	-.00068	.00155	.00153	.00025	.00102	.00130
76	L7616T	.00040	.02016	.10512	.00101	.00748	.00487
77	L7616P5T	-.00016	.00439	.02090	.00012	.00167	.00128
78	CCV1-7	.99348	.52146	2.0431	.49989	2.0121	.50485
79	CCB7	-.00010	.00135	.00003	.00005	.00027	.00084
80	L7616ST	1.0285	5.2805	H42.520	.99448	5.0101	4.9561
81	L7616DT	1.0294	5.2825	H42.428	.99240	5.0236	4.9731
82	L7616ST/10	.09476	.50606	4.9504	.09961	.50145	.57372
83	L7616DT/10	.09640	.51177	4.9790	.10094	.50698	.50688
84	L7617T	-.00015	.00419	.13644	.00089	.00374	.00903
85	L761QT	.00017	.01067	.02347	.00021	.01096	.00192
86	L762AT	.00027	.00659	.07090	.00035	.00170	.00380
87	L762CT	.00012	.00748	.05421	.00046	.00426	.00415
88	L762DT	-.00010	.00270	.12916	.00042	.00133	.00169
89	L762ET	.00023	.00474	.17167	.00051	.00108	.00460
90	CCV1-8	.99565	.52300	2.0613	.50101	2.0350	.50572
91	CCB8	-.00047	.00097	.00007	.00006	-.00010	.00092
92	L762FT	.00064	.01205	.02941	.00068	.00155	.02983
93	L762GT	-.00018	.02000	.01534	.00025	.00229	.00357
94	L762HT	.00028	.01147	.02554	.00031	.00329	.00313
95	L762KT	.00022	.01213	.01813	.00044	.00189	.00233
96	L762MT	.00008	.00303	.04414	.00032	.00315	.00208
97	L762NT	.00044	.01203	.02031	.00025	.00322	.00160
98	CCV1-9	.99085	.52785	2.0566	.50654	2.0439	.50824
99	CCB9	-.00025	.00120	.00004	.00025	-.00001	.00081
100	L8DFJ/5 Na	-.00031	.00187	.00918	.00004	.00095	.00176
101	L8DFJF/5 Na	.00000	.00108	.00400	.00008	-.00001	.00011
102	L8FX1/5 Na	.00009	.00141	.00296	.00006	.00019	.00112
103	L8FX4/5 Na	-.00007	.00241	.03991	.00011	.00101	.00152
104	L8FX4F/5 Na	-.00027	.00179	.02635	-.00005	.00014	.00096
105	L8FX9/2 Na	.00034	.01698	.26561	.00028	.00155	.00147
106	L8FX9F/2 Na	-.00001	.01589	.24818	.00000	.00041	.00051
107	L8FX9P10 Na	-.00024	.00307	.04916	.00009	-.00004	.00092

#	Sample Name	AG	AS	BA	CD	CR	PB
108	L8FX9SF/2 Na	.02488	1.0589	1.2877	.02521	.10226	.25439
109	L8FX9DF/2 Na	.02468	1.0580	1.2734	.02514	.10160	.25716
110	CCV1-10	1.0179	.53875	2.1195	.51767	2.0991	.52091
111	CCB10	-.00020	.00066	.00010	.00005	.00006	.00083
112	L8H92/5 Na	-.00016	.00161	.00677	.00014	.00039	.00279
113	L8H96/5 Na	.00000	.00140	.01277	.00015	-.00007	.00068
114	L8H9K/5 Na;K	-.00021	.00009	.00341	.00016	.00175	.00098
115	CCV1-11	.99879	.52848	2.0850	.50620	2.0568	.51203
116	CCB11	-.00009	.00065	.00007	.00009	.00020	.00094

#	Sample Name	SE
1	STD1	
2	STD2	
3	STD3	
4	STD4	
5	ICV1-1 MET 5341-10	.25465
6	ICB	-.00042
7	CRA/RLV MET 5196-10	.00568
8	ICSA MET 5195-10	-.00580
9	ICSAB MET 4874-10	.97018
10	CCV1-1 MET 5484-10	.50661
11	CCB1	.00064
12	L8TPQBT	.00046
13	L8TPQCT	2.1895
14	L8RTDBT	.00825
15	L8E1PT	.01080
16	L8E1PP5T	.00182
17	L8E1PST	1.1144
18	L8E1PDT	1.1079
19	L8E1PST/20	.05233
20	L8E1PDT/20	.05251
21	CCV1-2	.51788
22	CCB2	-.00028
23	L8TPNBT	-.00031
24	L8TPNCT	2.0041
25	L8TPNLT	2.0337
26	L8E1RT/10 prep dil.	.00107
27	L8E1RP50T pdilx5	.00052
28	L8E1PAT	1.1269
29	L8E1PAT/20	.05351
30	CCV1-3	.51404
31	CCB3	.00111
32	L86WJBT	-.00063
33	L86WJCT	2.0051
34	L84KLBT	.00930
35	L83ALT	.01698
36	L83ALP5T	.00333
37	L83ALST	1.1216
38	L83ALDT	1.0860
39	L83ALST/10	.10447
40	L83ALDT/10	.09830
41	L83ALST ADD	2.1607

#	Sample Name	SE
42	CCV1-4	.53678
43	CCB4	.00048
44	L83ALDT ADD	2.1277
45	L8Q56T	.00599
46	L83DWT	.03196
47	L86WWBT	.00096
48	L86WWCT	2.1718
49	L84G3BT	.00933
50	L8240T	.00804
51	L8240P5T	.00072
52	L8240ST	1.0963
53	L8240DT	1.0832
54	CCV1-5	.52693
55	CCB5	-.00049
56	L8240ST/10	.10268
57	L8240DT/10	.10077
58	L80G2T	.00904
59	L83D5T	.00950
60	L83EFT	.04006
61	L83J4T	.00727
62	L83J6T	.00745
63	L83K7T	.00912
64	L83KNT	.00808
65	L86XMBT	-.00065
66	CCV1-6	.51847
67	CCB6	-.00011
68	L86XMCT	1.9509
69	L86XMLT	1.9689
70	L83E7T/10 prep dil.	.13165
71	L83E7P50T pdilx5	.02527
72	L84LET	.00699
73	L8PWABT	.00167
74	L8PWACT	2.1883
75	L8L4MBT	.00854
76	L7616T	.00558
77	L7616P5T	.00132
78	CCV1-7	.51954
79	CCB7	.00038
80	L7616ST	1.1036
81	L7616DT	1.1047
82	L7616ST/10	.10069
83	L7616DT/10	.10360
84	L7617T	.00742
85	L761QT	.00669
86	L762AT	.00639
87	L762CT	.00776
88	L762DT	.00831
89	L762ET	.00663
90	CCV1-8	.51939
91	CCB8	.00037
92	L762FT	.00815
93	L762GT	.00805
94	L762HT	.00752
95	L762KT	.00719

#	Sample Name	SE
96	L762MT	.00680
97	L762NT	.00690
98	CCV1-9	.52684
99	CCB9	.00020
100	L8DFJ/5 Na	-.00082
101	L8DFJF/5 Na	-.00129
102	L8FX1/5 Na	-.00173
103	L8FX4/5 Na	-.00017
104	L8FX4F/5 Na	-.00052
105	L8FX9/2 Na	-.00044
106	L8FX9F/2 Na	-.00090
107	L8FX9P10 Na	-.00095
108	L8FX9SF/2 Na	1.0508
109	L8FX9DF/2 Na	1.0534
110	CCV1-10	.53836
111	CCB10	.00013
112	L8H92/5 Na	.00048
113	L8H96/5 Na	-.00093
114	L8H9K/5 Na;K	-.00143
115	CCV1-11	.52688
116	CCB11	.00059

#	Sample Name	File	Method	Date	Time	OpID	Type	Mode
1	STD1	T01028B	METTRACE	10/28/10	16:08		X	IR
2	STD2	T01028B	METTRACE	10/28/10	16:14		X	IR
3	STD3	T01028B	METTRACE	10/28/10	16:19		X	IR
4	STD4	T01028B	METTRACE	10/28/10	16:25		X	IR
5	ICV1-1 MET 5341-10	T01028B	METTRACE	10/28/10	16:29	ACC	S	CONC
6	ICB	T01028B	METTRACE	10/28/10	16:35	ACC	S	CONC
7	CRA/RLV MET 5196-10	T01028B	METTRACE	10/28/10	16:40	ACC	S	CONC
8	ICSA MET 5195-10	T01028B	METTRACE	10/28/10	16:46	ACC	Q	CONC
9	ICSAB MET 4874-10	T01028B	METTRACE	10/28/10	16:51	ACC	Q	CONC
10	CCV1-1 MET 5484-10	T01028B	METTRACE	10/28/10	16:57	ACC	S	CONC
11	CCB1	T01028B	METTRACE	10/28/10	17:02	ACC	S	CONC
12	L8TPQBT	T01028B	METTRACE	10/28/10	17:13	ACC	S	CONC
13	L8TPQCT	T01028B	METTRACE	10/28/10	17:18	ACC	S	CONC
14	L8RTDBT	T01028B	METTRACE	10/28/10	17:24	ACC	S	CONC
15	L8E1PT	T01028B	METTRACE	10/28/10	17:29	ACC	S	CONC
16	L8E1PP5T	T01028B	METTRACE	10/28/10	17:35	ACC	S	CONC
17	L8E1PST	T01028B	METTRACE	10/28/10	17:40	ACC	S	CONC
18	L8E1PDT	T01028B	METTRACE	10/28/10	17:46	ACC	S	CONC
19	L8E1PST/20	T01028B	METTRACE	10/28/10	17:51	ACC	S	CONC
20	L8E1PDT/20	T01028B	METTRACE	10/28/10	17:57	ACC	S	CONC
21	CCV1-2	T01028B	METTRACE	10/28/10	18:02	ACC	S	CONC
22	CCB2	T01028B	METTRACE	10/28/10	18:08	ACC	S	CONC
23	L8TPNBT	T01028B	METTRACE	10/28/10	18:13	ACC	S	CONC
24	L8TPNCT	T01028B	METTRACE	10/28/10	18:18	ACC	S	CONC
25	L8TPNLT	T01028B	METTRACE	10/28/10	18:24	ACC	S	CONC
26	L8E1RT/10 prep dil.	T01028B	METTRACE	10/28/10	18:29	ACC	S	CONC
27	L8E1RP50T pdilx5	T01028B	METTRACE	10/28/10	18:35	ACC	S	CONC
28	L8E1PAT	T01028B	METTRACE	10/28/10	18:40	ACC	S	CONC
29	L8E1PAT/20	T01028B	METTRACE	10/28/10	18:46	ACC	S	CONC
30	CCV1-3	T01028B	METTRACE	10/28/10	18:51	ACC	S	CONC
31	CCB3	T01028B	METTRACE	10/28/10	18:57	ACC	S	CONC
32	L86WJBT	T01028B	METTRACE	10/28/10	19:02	ACC	S	CONC
33	L86WJCT	T01028B	METTRACE	10/28/10	19:08	ACC	S	CONC
34	L84KLBT	T01028B	METTRACE	10/28/10	19:13	ACC	S	CONC
35	L83ALT	T01028B	METTRACE	10/28/10	19:19	ACC	S	CONC
36	L83ALP5T	T01028B	METTRACE	10/28/10	19:24	ACC	S	CONC
37	L83ALST	T01028B	METTRACE	10/28/10	19:30	ACC	S	CONC
38	L83ALDT	T01028B	METTRACE	10/28/10	19:35	ACC	S	CONC
39	L83ALST/10	T01028B	METTRACE	10/28/10	19:41	ACC	S	CONC
40	L83ALDT/10	T01028B	METTRACE	10/28/10	19:46	ACC	S	CONC
41	L83ALST ADD	T01028B	METTRACE	10/28/10	19:52	ACC	S	CONC
42	CCV1-4	T01028B	METTRACE	10/28/10	19:57	ACC	S	CONC
43	CCB4	T01028B	METTRACE	10/28/10	20:03	ACC	S	CONC
44	L83ALDT ADD	T01028B	METTRACE	10/28/10	20:08	ACC	S	CONC
45	L8Q56T	T01028B	METTRACE	10/28/10	20:14	ACC	S	CONC
46	L83DWT	T01028B	METTRACE	10/28/10	20:19	ACC	S	CONC
47	L86WWBT	T01028B	METTRACE	10/28/10	20:24	ACC	S	CONC
48	L86WWCT	T01028B	METTRACE	10/28/10	20:30	ACC	S	CONC
49	L84G3BT	T01028B	METTRACE	10/28/10	20:35	ACC	S	CONC
50	L8240T	T01028B	METTRACE	10/28/10	20:41	ACC	S	CONC
51	L8240P5T	T01028B	METTRACE	10/28/10	20:46	ACC	S	CONC
52	L8240ST	T01028B	METTRACE	10/28/10	20:52	ACC	S	CONC
53	L8240DT	T01028B	METTRACE	10/28/10	20:57	ACC	S	CONC

#	Sample Name	File	Method	Date	Time	OpID	Type	Mode
54	CCV1-5	T01028B	METTRACE	10/28/10	21:03	ACC	S	CONC
55	CCB5	T01028B	METTRACE	10/28/10	21:08	ACC	S	CONC
56	L8240ST/10	T01028B	METTRACE	10/28/10	21:14	ACC	S	CONC
57	L8240DT/10	T01028B	METTRACE	10/28/10	21:19	ACC	S	CONC
58	L80G2T	T01028B	METTRACE	10/28/10	21:25	ACC	S	CONC
59	L83D5T	T01028B	METTRACE	10/28/10	21:30	ACC	S	CONC
60	L83EFT	T01028B	METTRACE	10/28/10	21:36	ACC	S	CONC
61	L83J4T	T01028B	METTRACE	10/28/10	21:41	ACC	S	CONC
62	L83J6T	T01028B	METTRACE	10/28/10	21:47	ACC	S	CONC
63	L83K7T	T01028B	METTRACE	10/28/10	21:52	ACC	S	CONC
64	L83KNT	T01028B	METTRACE	10/28/10	21:58	ACC	S	CONC
65	L86XMBT	T01028B	METTRACE	10/28/10	22:03	ACC	S	CONC
66	CCV1-6	T01028B	METTRACE	10/28/10	22:09	ACC	S	CONC
67	CCB6	T01028B	METTRACE	10/28/10	22:14	ACC	S	CONC
68	L86XMCT	T01028B	METTRACE	10/28/10	22:20	ACC	S	CONC
69	L86XMLT	T01028B	METTRACE	10/28/10	22:25	ACC	S	CONC
70	L83E7T/10 prep dil.	T01028B	METTRACE	10/28/10	22:31	ACC	S	CONC
71	L83E7P50T pdilx5	T01028B	METTRACE	10/28/10	22:36	ACC	S	CONC
72	L84LET	T01028B	METTRACE	10/28/10	22:42	ACC	S	CONC
73	L8PWABT	T01028B	METTRACE	10/28/10	22:47	ACC	S	CONC
74	L8PWACT	T01028B	METTRACE	10/28/10	22:53	ACC	S	CONC
75	L8L4MBT	T01028B	METTRACE	10/28/10	22:58	ACC	S	CONC
76	L7616T	T01028B	METTRACE	10/28/10	23:03	ACC	S	CONC
77	L7616P5T	T01028B	METTRACE	10/28/10	23:09	ACC	S	CONC
78	CCV1-7	T01028B	METTRACE	10/28/10	23:14	ACC	S	CONC
79	CCB7	T01028B	METTRACE	10/28/10	23:20	ACC	S	CONC
80	L7616ST	T01028B	METTRACE	10/28/10	23:25	ACC	S	CONC
81	L7616DT	T01028B	METTRACE	10/28/10	23:31	ACC	S	CONC
82	L7616ST/10	T01028B	METTRACE	10/28/10	23:36	ACC	S	CONC
83	L7616DT/10	T01028B	METTRACE	10/28/10	23:42	ACC	S	CONC
84	L7617T	T01028B	METTRACE	10/28/10	23:47	ACC	S	CONC
85	L761QT	T01028B	METTRACE	10/28/10	23:53	ACC	S	CONC
86	L762AT	T01028B	METTRACE	10/28/10	23:58	ACC	S	CONC
87	L762CT	T01028B	METTRACE	10/29/10	00:04	ACC	S	CONC
88	L762DT	T01028B	METTRACE	10/29/10	00:09	ACC	S	CONC
89	L762ET	T01028B	METTRACE	10/29/10	00:15	ACC	S	CONC
90	CCV1-8	T01028B	METTRACE	10/29/10	00:20	ACC	S	CONC
91	CCB8	T01028B	METTRACE	10/29/10	00:26	ACC	S	CONC
92	L762FT	T01028B	METTRACE	10/29/10	00:31	ACC	S	CONC
93	L762GT	T01028B	METTRACE	10/29/10	00:37	ACC	S	CONC
94	L762HT	T01028B	METTRACE	10/29/10	00:42	ACC	S	CONC
95	L762KT	T01028B	METTRACE	10/29/10	00:48	ACC	S	CONC
96	L762MT	T01028B	METTRACE	10/29/10	00:53	ACC	S	CONC
97	L762NT	T01028B	METTRACE	10/29/10	00:59	ACC	S	CONC
98	CCV1-9	T01028B	METTRACE	10/29/10	01:04	ACC	S	CONC
99	CCB9	T01028B	METTRACE	10/29/10	01:10	ACC	S	CONC
100	L8DFJ/5 Na	T01028B	METTRACE	10/29/10	01:15	ACC	S	CONC
101	L8DFJF/5 Na	T01028B	METTRACE	10/29/10	01:21	ACC	S	CONC
102	L8FX1/5 Na	T01028B	METTRACE	10/29/10	01:26	ACC	S	CONC
103	L8FX4/5 Na	T01028B	METTRACE	10/29/10	01:32	ACC	S	CONC
104	L8FX4F/5 Na	T01028B	METTRACE	10/29/10	01:37	ACC	S	CONC
105	L8FX9/2 Na	T01028B	METTRACE	10/29/10	01:43	ACC	S	CONC
106	L8FX9F/2 Na	T01028B	METTRACE	10/29/10	01:48	ACC	S	CONC
107	L8FX9P10 Na	T01028B	METTRACE	10/29/10	01:54	ACC	S	CONC

#	Sample Name	File	Method	Date	Time	OpID	Type	Mode
108	L8FX9SF/2 Na	T01028B	METTRACE	10/29/10	01:59	ACC	S	CONC
109	L8FX9DF/2 Na	T01028B	METTRACE	10/29/10	02:05	ACC	S	CONC
110	CCV1-10	T01028B	METTRACE	10/29/10	02:10	ACC	S	CONC
111	CCB10	T01028B	METTRACE	10/29/10	02:16	ACC	S	CONC
112	L8H92/5 Na	T01028B	METTRACE	10/29/10	02:21	ACC	S	CONC
113	L8H96/5 Na	T01028B	METTRACE	10/29/10	02:27	ACC	S	CONC
114	L8H9K/5 Na;K	T01028B	METTRACE	10/29/10	02:32	ACC	S	CONC
115	CCV1-11	T01028B	METTRACE	10/29/10	02:38	ACC	S	CONC
116	CCB11	T01028B	METTRACE	10/29/10	02:43	ACC	S	CONC

STD2: MET5002-10
STD3: MET5003-10
STD4: MET5004-10

Internal Standard: MET5321-10

Method: METTRACE Standard: STD1
Run Time: 10/28/10 16:08:45

Elem	AG	AL	AS	B_	BA	BE	CA
Avge	.00059	.02876	.01260	.00226	.00060	-.01788	.00190
SDev	.00183	.00024	.00226	.00013	.00013	.00008	.00004
%RSD	308.96	.83114	17.968	5.7428	20.850	.43775	2.1129
#1	.00100	.02904	.01423	.00216	.00071	-.01794	.00187
#2	.00218	.02866	.01356	.00240	.00046	-.01792	.00189
#3	-.00141	.02859	.01002	.00220	.00064	-.01779	.00195

Elem	CD	CO	CR	CU	FE	K_	MG
Avge	.00343	-.00022	.00146	.00755	-.00101	.20990	.00001
SDev	.00115	.00011	.00017	.00006	.00027	.00101	.00008
%RSD	33.504	49.846	11.577	.82383	26.657	.48090	748.82
#1	.00421	-.00011	.00161	.00761	-.00084	.21103	.00000
#2	.00396	-.00034	.00147	.00753	-.00131	.20957	.00010
#3	.00211	-.00022	.00128	.00749	-.00086	.20910	-.00006

Elem	MN	MO	NA	NI	PB/1	PB/2	SB/1
Avge	.00011	.00067	.00314	.00036	.02131	-.00098	-.04494
SDev	.00002	.00011	.00041	.00022	.00894	.00075	.01790
%RSD	17.236	16.850	13.211	60.555	41.961	76.613	39.834
#1	.00010	.00065	.00361	.00061	.01862	-.00023	-.03333
#2	.00013	.00058	.00289	.00029	.03129	-.00173	-.06556
#3	.00010	.00080	.00291	.00019	.01403	-.00099	-.03594

Elem	SB/2	SE/1	SE/2	SI	SN	SR	TI
Avge	.00192	-.02195	.03261	.02498	-.00003	.00056	-.00014
SDev	.00723	.00610	.00262	.00065	.00013	.00010	.00002
%RSD	376.99	27.785	8.0339	2.6163	395.50	17.833	12.918
#1	-.00607	-.02778	.03171	.02567	-.00016	.00058	-.00013
#2	.00801	-.01561	.03055	.02436	-.00003	.00064	-.00013
#3	.00380	-.02246	.03556	.02490	.00010	.00045	-.00016

Elem	TL	V_	ZN
Avge	-.01712	.00004	.00059
SDev	.00406	.00002	.00005
%RSD	23.744	43.209	8.8405
#1	-.01729	.00003	.00065
#2	-.02109	.00006	.00058
#3	-.01297	.00003	.00054

IntStd	1	2	3	4	5	6	7
Mode	Counts	NOTUSED	NOTUSED	NOTUSED	NOTUSED	NOTUSED	NOTUSED
Elem	Y	--	--	--	--	--	--
Wavlen	371.030	--	--	--	--	--	--
Avge	31163	--	--	--	--	--	--
SDev	155.1728	--	--	--	--	--	--
%RSD	.4979399	--	--	--	--	--	--
#1	30995	--	--	--	--	--	--
#2	31193	--	--	--	--	--	--
#3	31301	--	--	--	--	--	--

Method: METTRACE Standard: STD2
Run Time: 10/28/10 16:14:15

Elem	AG	AS	CD	PB/1	PB/2	SB/1	SB/2
Avge	6.8543	2.9287	9.1043	4.4697	.44834	13.016	4.0775
SDev	.0015	.0052	.0126	.0155	.00080	.047	.0152
%RSD	.02221	.17789	.13854	.34646	.17729	.36086	.37390
#1	6.8561	2.9333	9.1126	4.4527	.44924	13.001	4.0661
#2	6.8537	2.9298	9.0898	4.4831	.44805	12.978	4.0949
#3	6.8532	2.9231	9.1105	4.4734	.44774	13.069	4.0717

Elem	SE/1	SE/2	TL
Avge	2.3290	3.9012	5.0957
SDev	.0115	.0212	.0189
%RSD	.49336	.54406	.37134
#1	2.3200	3.8808	5.0821
#2	2.3419	3.8995	5.0878
#3	2.3250	3.9232	5.1173

IntStd	1	2	3	4	5	6	7
Mode	Counts	NOTUSED	NOTUSED	NOTUSED	NOTUSED	NOTUSED	NOTUSED
Elem	Y	--	--	--	--	--	--
Wavlen	371.030	--	--	--	--	--	--
Avge	31090	--	--	--	--	--	--
SDev	66.28108	--	--	--	--	--	--
%RSD	.2131910	--	--	--	--	--	--
#1	31117	--	--	--	--	--	--
#2	31015	--	--	--	--	--	--
#3	31139	--	--	--	--	--	--

Method: METTRACE Standard: STD3
Run Time: 10/28/10 16:19:44

Elem	AL	CA	FE	K_	MG	NA
Avge	5.8650	3.9122	3.7672	33.699	2.9171	2.0961
SDev	.0132	.0018	.0029	.105	.0012	.0067
%RSD	.22518	.04622	.07797	.31047	.04085	.31907
#1	5.8791	3.9123	3.7702	33.819	2.9175	2.1038
#2	5.8629	3.9140	3.7672	33.651	2.9181	2.0927
#3	5.8530	3.9103	3.7643	33.627	2.9158	2.0917

IntStd	1	2	3	4	5	6	7
Mode	Counts	NOTUSED	NOTUSED	NOTUSED	NOTUSED	NOTUSED	NOTUSED
Elem	Y	--	--	--	--	--	--
Wavlen	371.030	--	--	--	--	--	--
Avge	30294	--	--	--	--	--	--
SDev	84.45703	--	--	--	--	--	--
%RSD	.2787917	--	--	--	--	--	--
#1	30201	--	--	--	--	--	--
#2	30315	--	--	--	--	--	--
#3	30366	--	--	--	--	--	--

Method: METTRACE Standard: STD4
Run Time: 10/28/10 16:25:15

Elem	B_	BA	BE	CO	CR	CU	MN
Avge	1.8482	8.7247	6.6297	2.6463	10.561	2.5054	2.6227
SDev	.0018	.0146	.0085	.0016	.009	.0009	.0009
%RSD	.09644	.16777	.12760	.06222	.08430	.03620	.03358
#1	1.8465	8.7416	6.6346	2.6445	10.551	2.5056	2.6226
#2	1.8481	8.7149	6.6346	2.6471	10.567	2.5044	2.6236
#3	1.8501	8.7177	6.6199	2.6475	10.566	2.5062	2.6219

Elem	MO	NI	SI	SN	SR	TI	V_
Avge	1.3491	2.1269	.69693	.59313	6.2803	1.0912	.72592
SDev	.0094	.0026	.00086	.00027	.0118	.0004	.00037
%RSD	.69820	.12158	.12351	.04514	.18726	.03640	.05091
#1	1.3391	2.1256	.69615	.59343	6.2936	1.0911	.72587
#2	1.3504	2.1298	.69679	.59292	6.2757	1.0909	.72631
#3	1.3578	2.1251	.69785	.59304	6.2715	1.0917	.72558

Elem	ZN
Avge	1.6846
SDev	.0014
%RSD	.08420
#1	1.6830
#2	1.6853
#3	1.6856

IntStd	1	2	3	4	5	6	7
Mode	Counts	NOTUSED	NOTUSED	NOTUSED	NOTUSED	NOTUSED	NOTUSED
Elem	Y	--	--	--	--	--	--
Wavlen	371.030	--	--	--	--	--	--
Avge	30923	--	--	--	--	--	--
SDev	16.83575	--	--	--	--	--	--
%RSD	.0544440	--	--	--	--	--	--
#1	30905	--	--	--	--	--	--
#2	30938	--	--	--	--	--	--
#3	30926	--	--	--	--	--	--

Method: METTRACE Slope = Conc(SIR)/IR

Element	Wavelen	High std	Low std	Slope	Y-intercept	Date Standardized
AG	328.068	STD2	STD1	.291811	-.000173	10/28/10 04:25:15
AL	308.215	STD3	STD1	8.56716	-.246422	10/28/10 04:25:15
AS	189.042	STD2	STD1	.342922	-.004321	10/28/10 04:25:15
B_	249.678	STD4	STD1	2.16686	-.004890	10/28/10 04:25:15
BA	493.409	STD4	STD1	.458499	-.000277	10/28/10 04:25:15
BE	313.042	STD4	STD1	.595815	.010656	10/28/10 04:25:15
CA	317.933	STD3	STD1	25.5735	-.048688	10/28/10 04:25:15
CD	226.502	STD2	STD1	.109879	-.000376	10/28/10 04:25:15
CO	228.616	STD4	STD1	1.51442	.000340	10/28/10 04:25:15
CR	267.716	STD4	STD1	.378766	-.000551	10/28/10 04:25:15
CU	324.753	STD4	STD1	1.60136	-.012085	10/28/10 04:25:15
FE	271.441	STD3	STD1	13.2602	.013330	10/28/10 04:25:15
K_	766.491	STD3	STD1	.756180	-.009450	10/28/10 04:25:15
MG	279.078	STD3	STD1	34.2805	-.000369	10/28/10 04:25:15
MN	257.610	STD4	STD1	1.52520	-.000163	10/28/10 04:25:15
MO	202.030	STD4	STD1	2.96643	-.001998	10/28/10 04:25:15
NA	330.232	STD3	STD1	.776143	.001059	10/28/10 04:25:15
NI	231.604	STD4	STD1	1.88025	-.000685	10/28/10 04:25:15
PB/1	220.351	STD2	STD1	.224799	-.004790	10/28/10 04:25:15
PB/2	220.352	STD2	STD1	2.22556	.002187	10/28/10 04:25:15
PB	220.353	NONE	NONE	.000000	.000000	*NOT STANDARDIZED
SB/1	206.831	STD2	STD1	.076564	.003441	10/28/10 04:25:15
SB/2	206.832	STD2	STD1	.245361	-.000470	10/28/10 04:25:15
SB	220.353	NONE	NONE	.000000	.000000	*NOT STANDARDIZED
SE/1	196.021	STD2	STD1	.425365	.009337	10/28/10 04:25:15
SE/2	196.022	STD2	STD1	.258494	-.008429	10/28/10 04:25:15
SE	220.353	NONE	NONE	.000000	.000000	*NOT STANDARDIZED
SI	288.158	STD4	STD1	5.95282	-.148688	10/28/10 04:25:15
SN	189.989	STD4	STD1	6.74354	.000219	10/28/10 04:25:15
SR	421.552	STD4	STD1	.636972	-.000354	10/28/10 04:25:15
TI	334.941	STD4	STD1	3.66518	.000509	10/28/10 04:25:15
TL	190.864	STD2	STD1	.391171	.006697	10/28/10 04:25:15
V_	292.402	STD4	STD1	5.51058	-.000236	10/28/10 04:25:15
ZN	213.856	STD4	STD1	2.38567	-.001404	10/28/10 04:25:15

Method: METTRACE Sample Name: ICV1-1 MET 5341-10 Operator: ACC
Run Time: 10/28/10 16:29:59
Comment: TESTAMERICA PITTSBURGH ICP METALS ANALYSIS - INST TRACEICP
Mode: CONC Corr. Factor: 1

Elem	AG	AL	AS	B_	BA	BE	CA
Units	ppm	ppm	ppm	ppm	ppm	ppm	ppm
Avge	.50896	12.564	.25678	1.0441	1.0287	1.0139	25.930
SDev	.00097	.026	.00042	.0039	.0016	.0007	.020
%RSD	.18965	.20622	.16469	.37203	.15604	.07170	.07549
#1	.50996	12.593	.25692	1.0483	1.0306	1.0142	25.938
#2	.50804	12.544	.25630	1.0435	1.0275	1.0145	25.945
#3	.50889	12.555	.25711	1.0406	1.0282	1.0131	25.908
Errors	LC Pass	LC Pass	LC Pass	LC Pass	LC Pass	LC Pass	LC Pass
High	.55000	13.750	.27500	1.1000	1.1000	1.1000	27.500
Low	.45000	11.250	.22500	.90000	.90000	.90000	22.500

Elem	CD	CO	CR	CU	FE	K_	MG
Units	ppm	ppm	ppm	ppm	ppm	ppm	ppm
Avge	.25377	1.0194	1.0255	1.0388	13.191	52.064	24.964
SDev	.00024	.0011	.0012	.0020	.011	.130	.014
%RSD	.09434	.11162	.11965	.18908	.08641	.24916	.05564
#1	.25367	1.0200	1.0265	1.0410	13.198	52.210	24.976
#2	.25405	1.0201	1.0260	1.0373	13.196	51.963	24.968
#3	.25361	1.0181	1.0241	1.0380	13.178	52.018	24.949
Errors	LC Pass	LC Pass	LC Pass	LC Pass	LC Pass	LC Pass	LC Pass
High	.27500	1.1000	1.1000	1.1000	13.750	55.000	27.500
Low	.22500	.90000	.90000	.90000	11.250	45.000	22.500

Elem	MN	MO	NA	NI	PB/1	PB/2	PB
Units	ppm	ppm	ppm	ppm	ppm	ppm	ppm
Avge	1.0273	1.0386	50.125	.99885	.25437	.25747	.25643
SDev	.0012	.0042	.102	.00239	.00256	.00240	.00112
%RSD	.11809	.40060	.20282	.23910	1.0049	.93342	.43580
#1	1.0282	1.0424	50.237	.99967	.25631	.25471	.25524
#2	1.0278	1.0392	50.038	1.0007	.25533	.25852	.25746
#3	1.0260	1.0341	50.100	.99616	.25147	.25916	.25660
Errors	LC Pass	LC Pass	LC Pass	LC Pass	NOCHECK	NOCHECK	LC Pass
High	1.1000	1.1000	55.000	1.1000			.27500
Low	.90000	.90000	45.000	.90000			.22500

Elem	SB/1	SB/2	SB	SE/1	SE/2	SE	SI
Units	ppm	ppm	ppm	ppm	ppm	ppm	ppm
Avge	.25843	.26295	.26145	.25665	.25365	.25465	1.0773
SDev	.00160	.00083	.00010	.00347	.00199	.00047	.0034
%RSD	.61935	.31625	.03772	1.3511	.78648	.18585	.31234
#1	.25660	.26386	.26145	.25986	.25144	.25424	1.0735
#2	.25958	.26223	.26135	.25713	.25419	.25517	1.0799

#3	.25912	.26276	.26155	.25297	.25532	.25454	1.0785
Errors	NOCHECK	NOCHECK	LC Pass	NOCHECK	NOCHECK	LC Pass	LC Pass

High			.27500			.27500	1.1000
Low			.22500			.22500	.90000

Elem	SN	SR	TI	TL	V_	ZN	
Units	ppm	ppm	ppm	ppm	ppm	ppm	
Avge	1.0190	1.0129	1.0184	.52351	1.0179	1.0337	
SDev	.0028	.0023	.0008	.00120	.0034	.0022	
%RSD	.27879	.22735	.08046	.22910	.33356	.21437	
#1	1.0200	1.0155	1.0192	.52443	1.0214	1.0356	
#2	1.0212	1.0114	1.0184	.52395	1.0177	1.0342	
#3	1.0158	1.0117	1.0175	.52216	1.0146	1.0312	
Errors	LC Pass	LC Pass	LC Pass	LC Pass	LC Pass	LC Pass	
High	1.1000	1.1000	1.1000	.55000	1.1000	1.1000	
Low	.90000	.90000	.90000	.45000	.90000	.90000	

IntStd	1	2	3	4	5	6	7
Mode	Counts	NOTUSED	NOTUSED	NOTUSED	NOTUSED	NOTUSED	NOTUSED
Elem	Y	--	--	--	--	--	--
Wavlen	371.030	--	--	--	--	--	--
Avge	30998	--	--	--	--	--	--
SDev	61.40411	--	--	--	--	--	--
%RSD	.1980881	--	--	--	--	--	--
#1	30928	--	--	--	--	--	--
#2	31024	--	--	--	--	--	--
#3	31043	--	--	--	--	--	--

Method: METTRACE Sample Name: ICB Operator: ACC
Run Time: 10/28/10 16:35:29
Comment: TESTAMERICA PITTSBURGH ICP METALS ANALYSIS - INST TRACEICP
Mode: CONC Corr. Factor: 1

Elem	AG	AL	AS	B_	BA	BE	CA
Units	ppm	ppm	ppm	ppm	ppm	ppm	ppm
Avge	-.00036	.00326	.00020	.00366	.00033	.00023	.02429
SDev	.00023	.00243	.00189	.00123	.00019	.00017	.00087
%RSD	63.154	74.590	960.88	33.605	57.377	72.841	3.5807
#1	-.00019	.00501	.00129	.00476	.00015	.00005	.02474
#2	-.00028	.00429	.00129	.00390	.00052	.00038	.02485
#3	-.00063	.00048	-.00199	.00233	.00030	.00027	.02329
Errors	LC Pass	LC Pass	LC Pass	LC Pass	LC Pass	LC Pass	LC Pass
High	.00500	.20000	.01000	.20000	.20000	.00400	5.0000
Low	-.00500	-.20000	-.01000	-.20000	-.20000	-.00400	-5.0000

Elem	CD	CO	CR	CU	FE	K_	MG
Units	ppm	ppm	ppm	ppm	ppm	ppm	ppm
Avge	.00009	.00010	.00017	.00020	.00189	.19658	-.00111
SDev	.00006	.00023	.00039	.00033	.00532	.00219	.00279
%RSD	70.073	226.74	229.59	164.89	281.71	1.1124	251.70
#1	.00011	.00010	-.00005	-.00015	.00476	.19780	-.00147
#2	.00013	.00034	.00062	.00051	.00515	.19788	.00185
#3	.00002	-.00013	-.00006	.00025	-.00425	.19405	-.00370
Errors	LC Pass	LC Pass	LC Pass	LC Pass	LC Pass	LC Pass	LC Pass
High	.00500	.05000	.00500	.02500	.10000	5.0000	5.0000
Low	-.00500	-.05000	-.00500	-.02500	-.10000	-5.0000	-5.0000

Elem	MN	MO	NA	NI	PB/1	PB/2	PB
Units	ppm	ppm	ppm	ppm	ppm	ppm	ppm
Avge	.00026	.00557	-.44640	-.00002	-.00161	.00130	.00033
SDev	.00015	.00206	.00939	.00049	.00053	.00086	.00064
%RSD	57.081	37.017	2.1041	2912.5	33.124	66.027	191.29
#1	.00013	.00786	-.45661	-.00050	-.00105	.00191	.00092
#2	.00043	.00500	-.44447	.00047	-.00212	.00169	.00042
#3	.00023	.00386	-.43812	-.00002	-.00167	.00032	-.00034
Errors	LC Pass	LC Pass	LC Pass	LC Pass	NOCHECK	NOCHECK	LC Pass
High	.01500	.04000	5.0000	.04000			.00300
Low	-.01500	-.04000	-5.0000	-.04000			-.00300

Elem	SB/1	SB/2	SB	SE/1	SE/2	SE	SI
Units	ppm	ppm	ppm	ppm	ppm	ppm	ppm
Avge	.00041	-.00096	-.00051	-.00209	.00040	-.00043	-.00596
SDev	.00115	.00060	.00053	.00098	.00231	.00127	.00149
%RSD	282.38	61.993	104.56	47.016	574.73	296.97	25.082
#1	-.00087	-.00073	-.00078	-.00263	.00270	.00092	-.00436
#2	.00135	-.00052	.00010	-.00269	.00043	-.00061	-.00733

#3	.00073	-.00164	-.00085	-.00096	-.00192	-.00160	-.00618
Errors	NOCHECK	NOCHECK	LC Pass	NOCHECK	NOCHECK	LC Pass	LC Pass

High			.01000			.00500	.50000
Low			-.01000			-.00500	-.50000

Elem	SN	SR	TI	TL	V_	ZN	
Units	ppm	ppm	ppm	ppm	ppm	ppm	
Avge	.00138	.00025	.00031	.00229	.00042	.00339	
SDev	.00033	.00017	.00025	.00271	.00021	.00022	
%RSD	24.123	70.264	78.798	118.03	49.431	6.5509	
#1	.00109	.00012	.00004	.00538	.00030	.00314	
#2	.00174	.00045	.00051	.00034	.00066	.00356	
#3	.00131	.00018	.00039	.00116	.00030	.00346	
Errors	LC Pass	LC Pass	LC Pass	LC Pass	LC Pass	LC Pass	
High	.10000	.05000	.05000	.01000	.05000	.02000	
Low	-.10000	-.05000	-.05000	-.01000	-.05000	-.02000	

IntStd	1	2	3	4	5	6	7
Mode	Counts	NOTUSED	NOTUSED	NOTUSED	NOTUSED	NOTUSED	NOTUSED
Elem	Y	--	--	--	--	--	--
Wavlen	371.030	--	--	--	--	--	--
Avge	30953	--	--	--	--	--	--
SDev	43.02820	--	--	--	--	--	--
%RSD	.1390122	--	--	--	--	--	--
#1	30997	--	--	--	--	--	--
#2	30951	--	--	--	--	--	--
#3	30911	--	--	--	--	--	--

Method: METTRACE Sample Name: CRA/RLV MET 5196-10 Operator: ACC
Run Time: 10/28/10 16:40:58
Comment: TESTAMERICA PITTSBURGH ICP METALS ANALYSIS - INST TRACEICP
Mode: CONC Corr. Factor: 1

Elem	AG	AL	AS	B_	BA	BE	CA
Units	ppm	ppm	ppm	ppm	ppm	ppm	ppm
Avge	.00469	.20823	.01092	.20402	.20480	.00423	5.2494
SDev	.00019	.00310	.00034	.00061	.00027	.00004	.0173
%RSD	4.1446	1.4890	3.0858	.30011	.13101	.86082	.32985
#1	.00474	.21014	.01088	.20465	.20511	.00428	5.2654
#2	.00486	.20465	.01128	.20399	.20467	.00421	5.2517
#3	.00448	.20990	.01061	.20342	.20462	.00421	5.2310
Errors	LC Pass	LC Pass	LC Pass	LC Pass	LC Pass	LC Pass	LC Pass
High	.00750	.30000	.01500	.30000	.30000	.00600	7.5000
Low	.00250	.10000	.00500	.10000	.10000	.00200	2.5000

Elem	CD	CO	CR	CU	FE	K_	MG
Units	ppm	ppm	ppm	ppm	ppm	ppm	ppm
Avge	.00511	.05071	.00550	.02546	.09623	4.9438	5.0031
SDev	.00010	.00022	.00024	.00011	.00308	.0114	.0163
%RSD	2.0209	.42988	4.3011	.41797	3.2036	.22985	.32593
#1	.00521	.05059	.00553	.02558	.09585	4.9559	5.0215
#2	.00500	.05096	.00572	.02543	.09948	4.9333	4.9971
#3	.00512	.05057	.00525	.02537	.09335	4.9422	4.9906
Errors	LC Pass	LC Pass	LC Pass	LC Pass	LC Pass	LC Pass	LC Pass
High	.00750	.07500	.00750	.03750	.15000	7.5000	7.5000
Low	.00250	.02500	.00250	.01250	.05000	2.5000	2.5000

Elem	MN	MO	NA	NI	PB/1	PB/2	PB
Units	ppm	ppm	ppm	ppm	ppm	ppm	ppm
Avge	.01533	.04421	5.2642	.04126	.00140	.00377	.00298
SDev	.00002	.00111	.0174	.00011	.00109	.00057	.00026
%RSD	.12780	2.5190	.33084	.26435	78.057	15.163	8.7931
#1	.01534	.04480	5.2572	.04117	.00261	.00318	.00299
#2	.01531	.04490	5.2514	.04122	.00051	.00382	.00272
#3	.01535	.04292	5.2841	.04138	.00107	.00432	.00324
Errors	LC Pass	LC Pass	LC Pass	LC Pass	NOCHECK	NOCHECK	LC Pass
High	.02250	.06000	7.5000	.06000			.00450
Low	.00750	.02000	2.5000	.02000			.00150

Elem	SB/1	SB/2	SB	SE/1	SE/2	SE	SI
Units	ppm	ppm	ppm	ppm	ppm	ppm	ppm
Avge	.01157	.01036	.01077	.00561	.00573	.00569	.50686
SDev	.00091	.00064	.00073	.00145	.00263	.00127	.00118
%RSD	7.8749	6.2160	6.7909	25.765	45.872	22.369	.23337
#1	.01056	.00962	.00993	.00727	.00275	.00426	.50578
#2	.01231	.01080	.01130	.00496	.00669	.00611	.50812

#3	.01186	.01067	.01106	.00461	.00774	.00669	.50667
Errors	NOCHECK	NOCHECK	LC Pass	NOCHECK	NOCHECK	LC Pass	LC Pass

High			.01500			.00750	.75000
Low			.00500			.00250	.25000

Elem	SN	SR	TI	TL	V_	ZN	
Units	ppm	ppm	ppm	ppm	ppm	ppm	
Avge	.10144	.05010	.05200	.01170	.05066	.02202	
SDev	.00192	.00002	.00021	.00035	.00006	.00008	
%RSD	1.8875	.03226	.40128	2.9994	.12521	.37017	
#1	.10335	.05009	.05186	.01160	.05068	.02196	
#2	.10144	.05010	.05224	.01209	.05059	.02211	
#3	.09952	.05012	.05190	.01141	.05071	.02198	

Errors	LC Pass	LC Pass	LC Pass	LC Pass	LC Pass	LC Pass	
High	.15000	.07500	.07500	.01500	.07500	.03000	
Low	.05000	.02500	.02500	.00500	.02500	.01000	

IntStd	1	2	3	4	5	6	7
Mode	Counts	NOTUSED	NOTUSED	NOTUSED	NOTUSED	NOTUSED	NOTUSED
Elem	Y	--	--	--	--	--	--
Wavlen	371.030	--	--	--	--	--	--
Avge	31201	--	--	--	--	--	--
SDev	39.47755	--	--	--	--	--	--
%RSD	.1265253	--	--	--	--	--	--
#1	31189	--	--	--	--	--	--
#2	31245	--	--	--	--	--	--
#3	31169	--	--	--	--	--	--

Method: METTRACE Sample Name: ICSA MET 5195-10 Operator: ACC
Run Time: 10/28/10 16:46:27
Comment: TESTAMERICA PITTSBURGH ICP METALS ANALYSIS - INST TRACEICP
Mode: CONC Corr. Factor: 1

Elem	AG	AL	AS	B_	BA	BE	CA
Units	ppm	ppm	ppm	ppm	ppm	ppm	ppm
Avge	-.00013	462.10	-.00151	-.00102	.00075	-.00042	469.78
SDev	.00045	.26	.00047	.00009	.00005	.00003	.87
%RSD	343.34	.05715	30.888	8.4308	6.0032	7.9320	.18456
#1	.00001	461.89	-.00131	-.00097	.00080	-.00044	469.85
#2	-.00064	462.00	-.00118	-.00112	.00074	-.00044	468.89
#3	.00023	462.40	-.00205	-.00097	.00071	-.00038	470.62
Errors	NOCHECK	QC Pass	NOCHECK	NOCHECK	NOCHECK	NOCHECK	QC Pass
Value		500.00					500.00
Range		20.000					20.000

Elem	CD	CO	CR	CU	FE	K_	MG
Units	ppm	ppm	ppm	ppm	ppm	ppm	ppm
Avge	.00114	.00207	-.00051	.00055	195.72	.19776	499.93
SDev	.00026	.00031	.00009	.00008	.37	.00193	.82
%RSD	23.008	15.010	18.566	14.513	.18734	.97558	.16386
#1	.00089	.00224	-.00061	.00063	195.59	.19997	500.06
#2	.00111	.00171	-.00044	.00054	195.44	.19646	499.06
#3	.00142	.00227	-.00046	.00047	196.13	.19684	500.68
Errors	NOCHECK	NOCHECK	NOCHECK	NOCHECK	QC Pass	NOCHECK	QC Pass
Value					200.00		500.00
Range					20.000		20.000

Elem	MN	MO	NA	NI	PB/1	PB/2	PB
Units	ppm	ppm	ppm	ppm	ppm	ppm	ppm
Avge	.00097	-.00183	.11926	.00110	-.02992	.01043	-.00301
SDev	.00006	.00115	.00982	.00071	.00497	.00291	.00142
%RSD	6.2892	63.014	8.2326	63.919	16.627	27.948	47.245
#1	.00101	-.00313	.10799	.00161	-.03392	.01379	-.00210
#2	.00090	-.00138	.12597	.00030	-.03148	.00875	-.00465
#3	.00100	-.00097	.12382	.00141	-.02435	.00873	-.00228
Errors	NOCHECK	NOCHECK	NOCHECK	NOCHECK	NOCHECK	NOCHECK	NOCHECK
Value							
Range							

Elem	SB/1	SB/2	SB	SE/1	SE/2	SE	SI
Units	ppm	ppm	ppm	ppm	ppm	ppm	ppm
Avge	-.00062	.00318	.00192	.00956	-.01348	-.00581	.00092
SDev	.00614	.00226	.00324	.00103	.00245	.00175	.00228
%RSD	985.50	70.931	169.29	10.787	18.205	30.069	249.33
#1	.00473	.00577	.00542	.01055	-.01141	-.00410	-.00121
#2	.00073	.00159	.00130	.00849	-.01285	-.00574	.00062

#3	-.00733	.00219	-.00098	.00965	-.01620	-.00759	.00333
Errors	NOCHECK	NOCHECK	NOCHECK	NOCHECK	NOCHECK	NOCHECK	NOCHECK

Value
Range

Elem	SN	SR	TI	TL	V_	ZN
Units	ppm	ppm	ppm	ppm	ppm	ppm
Avge	.00390	.00580	-.00183	-.01134	.00150	.00018
SDev	.00426	.00009	.00048	.00130	.00109	.00004
%RSD	109.37	1.4931	26.336	11.428	72.834	21.039
#1	.00844	.00590	-.00128	-.01067	.00201	.00020
#2	-.00002	.00574	-.00204	-.01052	.00025	.00021
#3	.00327	.00576	-.00217	-.01284	.00225	.00014
Errors	NOCHECK	NOCHECK	NOCHECK	NOCHECK	NOCHECK	NOCHECK

Value
Range

IntStd	1	2	3	4	5	6	7
Mode	Counts	NOTUSED	NOTUSED	NOTUSED	NOTUSED	NOTUSED	NOTUSED
Elem	Y	--	--	--	--	--	--
Wavlen	371.030	--	--	--	--	--	--
Avge	28735	--	--	--	--	--	--
SDev	23.66375	--	--	--	--	--	--
%RSD	.0823509	--	--	--	--	--	--
#1	28719	--	--	--	--	--	--
#2	28725	--	--	--	--	--	--
#3	28762	--	--	--	--	--	--

Method: METTRACE Sample Name: ICSAB MET 4874-10 Operator: ACC
Run Time: 10/28/10 16:51:56
Comment: TESTAMERICA PITTSBURGH ICP METALS ANALYSIS - INST TRACEICP
Mode: CONC Corr. Factor: 1

Elem	AG	AL	AS	B_	BA	BE	CA
Units	ppm	ppm	ppm	ppm	ppm	ppm	ppm
Avge	1.0558	460.49	.99611	1.0049	.51652	.48388	469.73
SDev	.0005	.40	.00417	.0020	.00021	.00109	.71
%RSD	.05017	.08698	.41829	.20243	.04121	.22605	.15012
#1	1.0563	460.92	1.0002	1.0070	.51677	.48499	470.37
#2	1.0552	460.13	.99629	1.0049	.51641	.48386	469.84
#3	1.0558	460.42	.99186	1.0029	.51639	.48280	468.98
Errors	QC Pass	QC Pass	QC Pass	QC Pass	QC Pass	QC Pass	QC Pass
Value	1.0000	500.00	1.0000	1.0000	.50000	.50000	500.00
Range	20.000	20.000	20.000	20.000	20.000	20.000	20.000

Elem	CD	CO	CR	CU	FE	K_	MG
Units	ppm	ppm	ppm	ppm	ppm	ppm	ppm
Avge	.93351	.47184	.49119	.52676	196.00	11.536	498.05
SDev	.00228	.00028	.00044	.00079	.34	.009	.60
%RSD	.24449	.06017	.08899	.15077	.17404	.07983	.11984
#1	.93608	.47183	.49162	.52689	196.36	11.544	498.68
#2	.93274	.47213	.49074	.52591	195.96	11.526	497.99
#3	.93171	.47157	.49122	.52748	195.69	11.537	497.49
Errors	QC Pass	QC Pass	QC Pass	QC Pass	QC Pass	QC Pass	QC Pass
Value	1.0000	.50000	.50000	.50000	200.00	10.000	500.00
Range	20.000	20.000	20.000	20.000	20.000	20.000	20.000

Elem	MN	MO	NA	NI	PB/1	PB/2	PB
Units	ppm	ppm	ppm	ppm	ppm	ppm	ppm
Avge	.48341	.99740	11.440	.92987	.90795	.96707	.94738
SDev	.00060	.00246	.081	.00274	.00279	.00215	.00223
%RSD	.12507	.24698	.71188	.29437	.30745	.22189	.23517
#1	.48394	.99483	11.346	.93302	.90744	.96522	.94598
#2	.48355	.99764	11.491	.92812	.90544	.96658	.94622
#3	.48275	.99974	11.483	.92846	.91095	.96942	.94995
Errors	QC Pass	QC Pass	QC Pass	QC Pass	NOCHECK	NOCHECK	QC Pass
Value	.50000	1.0000	10.000	1.0000			1.0000
Range	20.000	20.000	20.000	20.000			20.000

Elem	SB/1	SB/2	SB	SE/1	SE/2	SE	SI
Units	ppm	ppm	ppm	ppm	ppm	ppm	ppm
Avge	1.0189	1.0252	1.0231	1.0016	.95451	.97019	.99039
SDev	.0040	.0011	.0021	.0016	.00134	.00139	.00211
%RSD	.39405	.10521	.20099	.15621	.14008	.14347	.21316
#1	1.0144	1.0240	1.0208	1.0010	.95351	.96932	.99277
#2	1.0218	1.0260	1.0246	1.0004	.95398	.96945	.98964

#3	1.0206	1.0256	1.0240	1.0034	.95603	.97179	.98876
Errors	NOCHECK	NOCHECK	QC Pass	NOCHECK	NOCHECK	QC Pass	QC Pass

Value			1.0000			1.0000	1.0000
Range			20.000			20.000	20.000
Elem	SN	SR	TI	TL	V_	ZN	
Units	ppm	ppm	ppm	ppm	ppm	ppm	
Avge	.97785	1.0182	1.0061	.92602	.48345	1.0133	
SDev	.00264	.0020	.0008	.00460	.00055	.0009	
%RSD	.26962	.19408	.08324	.49684	.11313	.08471	
#1	.97496	1.0202	1.0062	.92160	.48405	1.0142	
#2	.98011	1.0182	1.0068	.92570	.48297	1.0132	
#3	.97849	1.0163	1.0052	.93078	.48334	1.0125	
Errors	QC Pass	QC Pass	QC Pass	QC Pass	QC Pass	QC Pass	
Value	1.0000	1.0000	1.0000	1.0000	.50000	1.0000	
Range	20.000	20.000	20.000	20.000	20.000	20.000	
IntStd	1	2	3	4	5	6	7
Mode	Counts	NOTUSED	NOTUSED	NOTUSED	NOTUSED	NOTUSED	NOTUSED
Elem	Y	--	--	--	--	--	--
Wavlen	371.030	--	--	--	--	--	--
Avge	28842	--	--	--	--	--	--
SDev	79.99441	--	--	--	--	--	--
%RSD	.2773520	--	--	--	--	--	--
#1	28925	--	--	--	--	--	--
#2	28835	--	--	--	--	--	--
#3	28766	--	--	--	--	--	--

Method: METTRACE Sample Name: CCV1-1 MET 5484-10 Operator: ACC
Run Time: 10/28/10 16:57:26
Comment: TESTAMERICA PITTSBURGH ICP METALS ANALYSIS - INST TRACEICP
Mode: CONC Corr. Factor: 1

Elem	AG	AL	AS	B_	BA	BE	CA
Units	ppm	ppm	ppm	ppm	ppm	ppm	ppm
Avge	1.0189	24.974	.51098	2.0282	2.0084	2.0177	50.685
SDev	.0002	.011	.00061	.0037	.0008	.0042	.086
%RSD	.02325	.04499	.11910	.18353	.03952	.20939	.16999
#1	1.0191	24.986	.51158	2.0246	2.0081	2.0133	50.605
#2	1.0187	24.964	.51036	2.0279	2.0079	2.0180	50.674
#3	1.0191	24.973	.51098	2.0321	2.0093	2.0217	50.776
Errors	LC Pass	LC Pass	LC Pass	LC Pass	LC Pass	LC Pass	LC Pass
High	1.1000	27.500	.55000	2.2000	2.2000	2.2000	55.000
Low	.90000	22.500	.45000	1.8000	1.8000	1.8000	45.000

Elem	CD	CO	CR	CU	FE	K_	MG
Units	ppm	ppm	ppm	ppm	ppm	ppm	ppm
Avge	.49443	1.9848	1.9937	2.0324	25.426	126.57	50.119
SDev	.00065	.0014	.0007	.0010	.014	.16	.084
%RSD	.13203	.06832	.03394	.04707	.05363	.12382	.16740
#1	.49384	1.9853	1.9930	2.0331	25.413	126.69	50.037
#2	.49431	1.9833	1.9944	2.0328	25.424	126.61	50.116
#3	.49513	1.9858	1.9937	2.0313	25.440	126.39	50.204
Errors	LC Pass	LC Pass	LC Pass	LC Pass	LC Pass	LC Pass	LC Pass
High	.55000	2.2000	2.2000	2.2000	27.500	137.50	55.000
Low	.45000	1.8000	1.8000	1.8000	22.500	112.50	45.000

Elem	MN	MO	NA	NI	PB/1	PB/2	PB
Units	ppm	ppm	ppm	ppm	ppm	ppm	ppm
Avge	1.9907	2.0390	125.35	1.9867	.49428	.49938	.49768
SDev	.0011	.0107	.08	.0031	.00336	.00126	.00076
%RSD	.05771	.52652	.06247	.15793	.68008	.25178	.15204
#1	1.9895	2.0271	125.32	1.9842	.49051	.50065	.49727
#2	1.9907	2.0419	125.29	1.9856	.49537	.49814	.49722
#3	1.9918	2.0480	125.44	1.9902	.49696	.49935	.49855
Errors	LC Pass	LC Pass	LC Pass	LC Pass	NOCHECK	NOCHECK	LC Pass
High	2.2000	2.2000	137.50	2.2000			.55000
Low	1.8000	1.8000	112.50	1.8000			.45000

Elem	SB/1	SB/2	SB	SE/1	SE/2	SE	SI
Units	ppm	ppm	ppm	ppm	ppm	ppm	ppm
Avge	.50919	.51944	.51603	.51292	.50346	.50661	2.0333
SDev	.00059	.00118	.00089	.00089	.00197	.00123	.0028
%RSD	.11543	.22789	.17332	.17426	.39065	.24382	.14005
#1	.50877	.51811	.51500	.51201	.50319	.50613	2.0317
#2	.50986	.51986	.51653	.51295	.50555	.50802	2.0366

#3	.50895	.52036	.51656	.51380	.50165	.50569	2.0315
Errors	NOCHECK	NOCHECK	LC Pass	NOCHECK	NOCHECK	LC Pass	LC Pass

High			.55000			.55000	2.2000
Low			.45000			.45000	1.8000

Elem	SN	SR	TI	TL	V_	ZN	
Units	ppm	ppm	ppm	ppm	ppm	ppm	
Avge	2.0257	1.9863	2.0234	.99965	1.9959	2.0508	
SDev	.0025	.0015	.0016	.00340	.0009	.0007	
%RSD	.12293	.07472	.07685	.34041	.04562	.03196	
#1	2.0229	1.9862	2.0221	.99664	1.9952	2.0510	
#2	2.0273	1.9849	2.0229	.99895	1.9969	2.0513	
#3	2.0271	1.9878	2.0251	1.0033	1.9957	2.0500	
Errors	LC Pass	LC Pass	LC Pass	LC Pass	LC Pass	LC Pass	
High	2.2000	2.2000	2.2000	1.1000	2.2000	2.2000	
Low	1.8000	1.8000	1.8000	.90000	1.8000	1.8000	

IntStd	1	2	3	4	5	6	7
Mode	Counts	NOTUSED	NOTUSED	NOTUSED	NOTUSED	NOTUSED	NOTUSED
Elem	Y	--	--	--	--	--	--
Wavlen	371.030	--	--	--	--	--	--
Avge	30630	--	--	--	--	--	--
SDev	136.0075	--	--	--	--	--	--
%RSD	.4440267	--	--	--	--	--	--
#1	30506	--	--	--	--	--	--
#2	30609	--	--	--	--	--	--
#3	30776	--	--	--	--	--	--

Method: METTRACE Sample Name: CCB1 Operator: ACC
Run Time: 10/28/10 17:02:54
Comment: TESTAMERICA PITTSBURGH ICP METALS ANALYSIS - INST TRACEICP
Mode: CONC Corr. Factor: 1

Elem	AG	AL	AS	B_	BA	BE	CA
Units	ppm	ppm	ppm	ppm	ppm	ppm	ppm
Avge	-.00027	.00578	.00149	.00378	.00007	.00013	.00241
SDev	.00033	.00278	.00054	.00083	.00007	.00003	.00081
%RSD	122.27	48.027	36.305	21.960	100.86	26.841	33.707
#1	-.00050	.00403	.00210	.00457	.00010	.00017	.00222
#2	.00011	.00898	.00127	.00385	.00011	.00010	.00331
#3	-.00043	.00432	.00109	.00292	-.00001	.00013	.00172
Errors	LC Pass	LC Pass	LC Pass	LC Pass	LC Pass	LC Pass	LC Pass
High	.00500	.20000	.01000	.20000	.20000	.00400	5.0000
Low	-.00500	-.20000	-.01000	-.20000	-.20000	-.00400	-5.0000

Elem	CD	CO	CR	CU	FE	K_	MG
Units	ppm	ppm	ppm	ppm	ppm	ppm	ppm
Avge	.00005	-.00006	.00013	-.00022	.00507	.19610	.00405
SDev	.00008	.00021	.00013	.00030	.00052	.00311	.00112
%RSD	154.89	352.14	96.912	136.34	10.257	1.5846	27.511
#1	.00008	-.00005	.00014	-.00054	.00567	.19599	.00293
#2	.00011	.00014	.00026	.00006	.00476	.19926	.00516
#3	-.00004	-.00027	-.00000	-.00018	.00479	.19305	.00406
Errors	LC Pass	LC Pass	LC Pass	LC Pass	LC Pass	LC Pass	LC Pass
High	.00500	.05000	.00500	.02500	.10000	5.0000	5.0000
Low	-.00500	-.05000	-.00500	-.02500	-.10000	-5.0000	-5.0000

Elem	MN	MO	NA	NI	PB/1	PB/2	PB
Units	ppm	ppm	ppm	ppm	ppm	ppm	ppm
Avge	.00005	.00800	-.45905	.00000	-.00067	.00121	.00059
SDev	.00003	.00439	.04601	.00049	.00126	.00096	.00028
%RSD	57.409	54.867	10.024	19573.	188.79	79.070	47.315
#1	.00003	.01286	-.48748	-.00050	-.00176	.00177	.00059
#2	.00008	.00681	-.40597	.00047	-.00095	.00176	.00086
#3	.00003	.00433	-.48371	.00004	.00071	.00011	.00031
Errors	LC Pass	LC Pass	LC Pass	LC Pass	NOCHECK	NOCHECK	LC Pass
High	.01500	.04000	5.0000	.04000			.00300
Low	-.01500	-.04000	-5.0000	-.04000			-.00300

Elem	SB/1	SB/2	SB	SE/1	SE/2	SE	SI
Units	ppm	ppm	ppm	ppm	ppm	ppm	ppm
Avge	.00081	-.00091	-.00033	-.00247	.00220	.00065	-.00832
SDev	.00138	.00119	.00124	.00002	.00296	.00198	.00334
%RSD	170.16	130.99	370.40	.96159	134.48	306.28	40.177
#1	.00062	-.00149	-.00079	-.00245	.00510	.00259	-.00735
#2	.00228	.00046	.00107	-.00250	.00233	.00072	-.00556

#3	-.00046	-.00169	-.00128	-.00247	-.00082	-.00137	-.01203
Errors	NOCHECK	NOCHECK	LC Pass	NOCHECK	NOCHECK	LC Pass	LC Pass

High			.01000			.00500	.50000
Low			-.01000			-.00500	-.50000

Elem	SN	SR	TI	TL	V_	ZN	
Units	ppm	ppm	ppm	ppm	ppm	ppm	
Avge	.00036	.00005	.00008	.00249	-.00006	.00200	
SDev	.00131	.00004	.00030	.00037	.00018	.00003	
%RSD	361.53	87.051	385.40	14.962	315.53	1.5816	
#1	.00173	.00003	-.00020	.00207	-.00023	.00197	
#2	-.00087	.00010	.00039	.00276	.00012	.00202	
#3	.00022	.00002	.00004	.00265	-.00006	.00203	
Errors	LC Pass	LC Pass	LC Pass	LC Pass	LC Pass	LC Pass	
High	.10000	.05000	.05000	.01000	.05000	.02000	
Low	-.10000	-.05000	-.05000	-.01000	-.05000	-.02000	

IntStd	1	2	3	4	5	6	7
Mode	Counts	NOTUSED	NOTUSED	NOTUSED	NOTUSED	NOTUSED	NOTUSED
Elem	Y	--	--	--	--	--	--
Wavlen	371.030	--	--	--	--	--	--
Avge	31027	--	--	--	--	--	--
SDev	104.3606	--	--	--	--	--	--
%RSD	.3363516	--	--	--	--	--	--
#1	31146	--	--	--	--	--	--
#2	30986	--	--	--	--	--	--
#3	30950	--	--	--	--	--	--

Method: METTRACE Sample Name: L8TPQBT Operator: ACC
Run Time: 10/28/10 17:13:18
Comment: TESTAMERICA PITTSBURGH ICP METALS ANALYSIS - INST TRACEICP
Mode: CONC Corr. Factor: 1

Elem	AG	AL	AS	B_	BA	BE	CA
Units	ppm	ppm	ppm	ppm	ppm	ppm	ppm
Avge	-.00005	.01549	-.00035	.00176	.00029	-.00005	.00402
SDev	.00017	.00133	.00100	.00019	.00002	.00001	.00034
%RSD	345.03	8.5516	283.73	10.971	5.9331	18.722	8.5396
#1	-.00003	.01463	-.00033	.00154	.00030	-.00004	.00414
#2	-.00023	.01702	-.00137	.00191	.00027	-.00005	.00429
#3	.00011	.01482	.00064	.00183	.00030	-.00006	.00364
Errors	LC Pass	LC Pass	LC Pass	LC Pass	LC Pass	LC Pass	LC Pass
High	.00500	.20000	.01000	.20000	.20000	.00400	5.0000
Low	-.00500	-.20000	-.01000	-.20000	-.20000	-.00400	-5.0000

Elem	CD	CO	CR	CU	FE	K_	MG
Units	ppm	ppm	ppm	ppm	ppm	ppm	ppm
Avge	-.00008	.00006	.00013	-.00007	.00675	.17397	-.00111
SDev	.00010	.00024	.00021	.00018	.00639	.00231	.00170
%RSD	124.42	387.27	162.32	268.18	94.589	1.3300	153.35
#1	-.00018	-.00005	.00017	-.00017	-.00036	.17257	-.00148
#2	-.00009	-.00010	-.00010	-.00016	.00862	.17269	-.00259
#3	.00002	.00034	.00031	.00014	.01200	.17664	.00074
Errors	LC Pass	LC Pass	LC Pass	LC Pass	LC Pass	LC Pass	LC Pass
High	.00500	.05000	.00500	.02500	.10000	5.0000	5.0000
Low	-.00500	-.05000	-.00500	-.02500	-.10000	-5.0000	-5.0000

Elem	MN	MO	NA	NI	PB/1	PB/2	PB
Units	ppm	ppm	ppm	ppm	ppm	ppm	ppm
Avge	.00003	.00085	-.40006	-.00020	-.00087	.00157	.00076
SDev	.00005	.00015	.08685	.00027	.00093	.00036	.00044
%RSD	144.55	18.223	21.709	134.77	106.80	23.003	58.071
#1	.00003	.00068	-.33864	-.00050	-.00071	.00119	.00055
#2	-.00002	.00088	-.49943	-.00008	-.00187	.00162	.00045
#3	.00008	.00099	-.36212	-.00001	-.00003	.00190	.00126
Errors	LC Pass	LC Pass	LC Pass	LC Pass	NOCHECK	NOCHECK	LC Pass
High	.01500	.04000	5.0000	.04000			.00300
Low	-.01500	-.04000	-5.0000	-.04000			-.00300

Elem	SB/1	SB/2	SB	SE/1	SE/2	SE	SI
Units	ppm	ppm	ppm	ppm	ppm	ppm	ppm
Avge	.00217	.00032	.00093	-.00231	.00185	.00047	-.00055
SDev	.00103	.00163	.00076	.00335	.00113	.00037	.00138
%RSD	47.239	517.22	81.467	144.97	61.188	79.195	253.48
#1	.00265	.00000	.00088	.00151	.00058	.00089	-.00179
#2	.00287	-.00114	.00020	-.00473	.00276	.00026	-.00080

#3	.00099	.00208	.00172	-.00370	.00221	.00024	.00095
Errors	NOCHECK	NOCHECK	LC Pass	NOCHECK	NOCHECK	LC Pass	LC Pass

High			.01000			.00500	.50000
Low			-.01000			-.00500	-.50000

Elem	SN	SR	TI	TL	V_	ZN	
Units	ppm	ppm	ppm	ppm	ppm	ppm	
Avge	-.00029	.00008	.00004	.00133	.00006	.00440	
SDev	.00025	.00004	.00020	.00069	.00045	.00010	
%RSD	86.889	53.415	579.54	51.903	700.06	2.3645	
#1	-.00043	.00008	-.00020	.00093	-.00041	.00434	
#2	.00000	.00004	.00015	.00213	.00012	.00435	
#3	-.00044	.00012	.00015	.00094	.00048	.00452	
Errors	LC Pass	LC Pass	LC Pass	LC Pass	LC Pass	LC Pass	
High	.10000	.05000	.05000	.01000	.05000	.02000	
Low	-.10000	-.05000	-.05000	-.01000	-.05000	-.02000	

IntStd	1	2	3	4	5	6	7
Mode	Counts	NOTUSED	NOTUSED	NOTUSED	NOTUSED	NOTUSED	NOTUSED
Elem	Y	--	--	--	--	--	--
Wavlen	371.030	--	--	--	--	--	--
Avge	30888	--	--	--	--	--	--
SDev	94.27078	--	--	--	--	--	--
%RSD	.3052010	--	--	--	--	--	--
#1	30980	--	--	--	--	--	--
#2	30893	--	--	--	--	--	--
#3	30791	--	--	--	--	--	--

Method: METTRACE Sample Name: L8TPQCT Operator: ACC
Run Time: 10/28/10 17:18:46
Comment: TESTAMERICA PITTSBURGH ICP METALS ANALYSIS - INST TRACEICP
Mode: CONC Corr. Factor: 1

Elem	AG	AL	AS	B_	BA	BE	CA
Units	ppm	ppm	ppm	ppm	ppm	ppm	ppm
Avge	.05322	2.1428	2.1155	1.0241	2.0376	.04804	L.01004
SDev	.00036	.0029	.0089	.0049	.0018	.00059	.00107
%RSD	.67884	.13574	.42154	.47955	.09003	1.2375	10.687
#1	.05281	2.1402	2.1225	1.0274	2.0379	.04865	L.00926
#2	.05336	2.1459	2.1187	1.0265	2.0393	.04800	L.00960
#3	.05348	2.1423	2.1055	1.0185	2.0356	.04746	L.01127
Errors	LC Pass	LC Pass	LC Pass	LC Pass	LC Pass	LC Pass	LC Low
High	.06000	2.4000	2.4000	1.2000	2.4000	.06000	60.000
Low	.04000	1.6000	1.6000	.80000	1.6000	.04000	40.000

Elem	CD	CO	CR	CU	FE	K_	MG
Units	ppm	ppm	ppm	ppm	ppm	ppm	ppm
Avge	.05137	.50182	.20030	.26694	1.0468	L.27092	L.00001
SDev	.00036	.00367	.00125	.00025	.0003	.01448	.00240
%RSD	.70992	.73147	.62554	.09374	.03083	5.3437	36143.
#1	.05144	.50564	.20167	.26678	1.0469	L.28695	L-.00269
#2	.05169	.50148	.20002	.26723	1.0470	L.26701	L.00078
#3	.05097	.49832	.19921	.26681	1.0464	L.25880	L.00193
Errors	LC Pass	LC Pass	LC Pass	LC Pass	LC Pass	LC Low	LC Low
High	.06000	.60000	.24000	.30000	1.2000	60.000	60.000
Low	.04000	.40000	.16000	.20000	.80000	40.000	40.000

Elem	MN	MO	NA	NI	PB/1	PB/2	PB
Units	ppm	ppm	ppm	ppm	ppm	ppm	ppm
Avge	.50501	L.00049	H1482.8	.49670	.48949	.50196	.49781
SDev	.00334	.00061	1.0	.00389	.00513	.00329	.00377
%RSD	.66145	124.63	.06693	.78363	1.0487	.65457	.75806
#1	.50840	L.00001	H1482.4	.50095	.49449	.50574	.50200
#2	.50490	L.00118	H1483.9	.49586	.48976	.50023	.49674
#3	.50173	L.00029	H1482.0	.49330	.48423	.49989	.49468
Errors	LC Pass	LC Low	LC High	LC Pass	NOCHECK	NOCHECK	LC Pass
High	.60000	1.2000	60.000	.60000			.60000
Low	.40000	.80000	40.000	.40000			.40000

Elem	SB/1	SB/2	SB	SE/1	SE/2	SE	SI
Units	ppm	ppm	ppm	ppm	ppm	ppm	ppm
Avge	.00329	.00032	L.00131	2.2264	2.1711	2.1895	L.01530
SDev	.00240	.00030	.00071	.0036	.0069	.0040	.00315
%RSD	72.871	91.471	54.391	.16368	.31938	.18477	20.580
#1	.00596	.00022	L.00213	2.2293	2.1632	2.1852	L.01177
#2	.00255	.00009	L.00091	2.2275	2.1762	2.1933	L.01783

#3	.00134	.00066	L.00089	2.2223	2.1739	2.1900	L.01629
Errors	NOCHECK	NOCHECK	LC Low	NOCHECK	NOCHECK	LC Pass	LC Low

High			.60000			2.4000	12.000
Low			.40000			1.6000	8.0000

Elem	SN	SR	TI	TL	V_	ZN	
Units	ppm	ppm	ppm	ppm	ppm	ppm	
Avge	L.01268	1.0162	L-.00006	1.9769	.50090	.54674	
SDev	.00115	.0010	.00019	.0076	.00250	.00364	
%RSD	9.0784	.10196	286.67	.38393	.49988	.66484	
#1	L.01185	1.0153	L.00014	1.9813	.50365	.55031	
#2	L.01220	1.0173	L-.00010	1.9813	.50028	.54685	
#3	L.01400	1.0159	L-.00023	1.9681	.49876	.54305	

Errors	LC Low	LC Pass	LC Low	LC Pass	LC Pass	LC Pass	
High	2.4000	1.2000	1.2000	2.4000	.60000	.60000	
Low	1.6000	.80000	.80000	1.6000	.40000	.40000	

IntStd	1	2	3	4	5	6	7
Mode	Counts	NOTUSED	NOTUSED	NOTUSED	NOTUSED	NOTUSED	NOTUSED
Elem	Y	--	--	--	--	--	--
Wavlen	371.030	--	--	--	--	--	--
Avge	29752	--	--	--	--	--	--
SDev	160.8027	--	--	--	--	--	--
%RSD	.5404688	--	--	--	--	--	--
#1	29567	--	--	--	--	--	--
#2	29833	--	--	--	--	--	--
#3	29857	--	--	--	--	--	--

Method: METTRACE Sample Name: L8RTDBT Operator: ACC
Run Time: 10/28/10 17:24:14
Comment: TESTAMERICA PITTSBURGH ICP METALS ANALYSIS - INST TRACEICP
Mode: CONC Corr. Factor: 1

Elem	AG	AL	AS	B_	BA	BE	CA
Units	ppm	ppm	ppm	ppm	ppm	ppm	ppm
Avge	-.00018	.03427	.00174	.00258	.00067	-.00071	.00642
SDev	.00029	.00193	.00074	.00097	.00004	.00007	.00077
%RSD	156.27	5.6232	42.437	37.663	5.6677	9.5851	12.067
#1	-.00013	.03642	.00090	.00364	.00066	-.00066	.00731
#2	-.00049	.03370	.00226	.00240	.00064	-.00069	.00608
#3	.00007	.03270	.00207	.00171	.00072	-.00079	.00588
Errors	LC Pass	LC Pass	LC Pass	LC Pass	LC Pass	LC Pass	LC Pass
High	.00500	.20000	.01000	.20000	.20000	.00400	5.0000
Low	-.00500	-.20000	-.01000	-.20000	-.20000	-.00400	-5.0000

Elem	CD	CO	CR	CU	FE	K_	MG
Units	ppm	ppm	ppm	ppm	ppm	ppm	ppm
Avge	.00013	.00001	.00039	.00085	.00734	.28535	.00002
SDev	.00011	.00021	.00027	.00013	.00766	.01307	.00242
%RSD	85.617	1457.4	69.035	15.040	104.33	4.5802	12581.
#1	.00024	.00013	.00051	.00071	.01468	.30017	.00080
#2	.00001	-.00023	.00008	.00087	.00794	.28041	-.00270
#3	.00014	.00014	.00056	.00096	-.00060	.27547	.00195
Errors	LC Pass	LC Pass	LC Pass	LC Pass	LC Pass	LC Pass	LC Pass
High	.00500	.05000	.00500	.02500	.10000	5.0000	5.0000
Low	-.00500	-.05000	-.00500	-.02500	-.10000	-5.0000	-5.0000

Elem	MN	MO	NA	NI	PB/1	PB/2	PB
Units	ppm	ppm	ppm	ppm	ppm	ppm	ppm
Avge	.00042	.00143	H1548.4	.00008	-.00063	.00132	.00067
SDev	.00008	.00085	4.4	.00022	.00199	.00139	.00032
%RSD	18.241	59.546	.28108	269.69	314.96	105.73	48.154
#1	.00041	.00054	H1543.5	.00022	-.00229	.00220	.00070
#2	.00036	.00224	H1550.2	.00021	-.00118	.00205	.00097
#3	.00051	.00152	H1551.6	-.00018	.00157	-.00029	.00033
Errors	LC Pass	LC Pass	LC High	LC Pass	NOCHECK	NOCHECK	LC Pass
High	.01500	.04000	5.0000	.04000			.00300
Low	-.01500	-.04000	-5.0000	-.04000			-.00300

Elem	SB/1	SB/2	SB	SE/1	SE/2	SE	SI
Units	ppm	ppm	ppm	ppm	ppm	ppm	ppm
Avge	.00469	-.00031	.00135	.01046	.00716	.00826	.01735
SDev	.00197	.00175	.00054	.00552	.00215	.00061	.00255
%RSD	41.881	556.03	40.100	52.821	30.119	7.4450	14.727
#1	.00637	-.00149	.00113	.00509	.00955	.00806	.01445
#2	.00517	-.00115	.00096	.01016	.00656	.00776	.01835

#3	.00253	.00169	.00197	.01612	.00536	.00894	.01925
Errors	NOCHECK	NOCHECK	LC Pass	NOCHECK	NOCHECK	LC Pass	LC Pass

High			.06000			.02000	.50000
Low			-.06000			-.02000	-.50000

Elem	SN	SR	TI	TL	V_	ZN	
Units	ppm	ppm	ppm	ppm	ppm	ppm	
Avge	.01268	.00204	-.00032	-.00436	-.00017	H.02530	
SDev	.00240	.00005	.00028	.00107	.00011	.00010	
%RSD	18.944	2.4542	88.738	24.527	64.858	.41149	
#1	.00991	.00204	.00001	-.00313	-.00004	H.02537	
#2	.01420	.00198	-.00049	-.00512	-.00023	H.02535	
#3	.01392	.00208	-.00048	-.00482	-.00024	H.02518	

Errors	LC Pass	LC Pass	LC Pass	LC Pass	LC Pass	LC High	
High	.10000	.05000	.05000	.01000	.05000	.02000	
Low	-.10000	-.05000	-.05000	-.01000	-.05000	-.02000	

IntStd	1	2	3	4	5	6	7
Mode	Counts	NOTUSED	NOTUSED	NOTUSED	NOTUSED	NOTUSED	NOTUSED
Elem	Y	--	--	--	--	--	--
Wavlen	371.030	--	--	--	--	--	--
Avge	29391	--	--	--	--	--	--
SDev	150.6083	--	--	--	--	--	--
%RSD	.5124230	--	--	--	--	--	--
#1	29229	--	--	--	--	--	--
#2	29419	--	--	--	--	--	--
#3	29526	--	--	--	--	--	--

Method: METTRACE Sample Name: L8E1PT Operator: ACC
Run Time: 10/28/10 17:29:43
Comment: TESTAMERICA PITTSBURGH ICP METALS ANALYSIS - INST TRACEICP
Mode: CONC Corr. Factor: 1

Elem	AG	AL	AS	B_	BA	BE	CA
Units	ppm	ppm	ppm	ppm	ppm	ppm	ppm
Avge	-.00009	.58345	.00066	.16388	.73255	.00470	62.648
SDev	.00029	.00249	.00061	.00079	.00052	.00005	.611
%RSD	332.80	.42672	91.995	.48212	.07145	1.0915	.97463
#1	-.00035	.58206	.00076	.16468	.73197	.00476	63.324
#2	-.00014	.58633	.00001	.16386	.73300	.00468	62.484
#3	.00023	.58198	.00122	.16310	.73268	.00466	62.137
Errors	LC Pass	LC Pass	LC Pass	LC Pass	LC Pass	LC Pass	LC Pass
High	2.0000	500.00	10.000	30.000	10.000	10.000	600.00
Low	-.00500	-.20000	-.01000	-.20000	-.20000	-.00400	-5.0000

Elem	CD	CO	CR	CU	FE	K_	MG
Units	ppm	ppm	ppm	ppm	ppm	ppm	ppm
Avge	.00035	.01768	.00506	.01352	3.1566	184.86	28.071
SDev	.00009	.00075	.00005	.00030	.0287	.35	.281
%RSD	27.188	4.2332	1.0150	2.2326	.90906	.18756	.99967
#1	.00044	.01822	.00507	.01321	3.1883	184.47	28.386
#2	.00034	.01799	.00511	.01381	3.1492	184.96	27.979
#3	.00025	.01682	.00501	.01355	3.1324	185.14	27.848
Errors	LC Pass	LC Pass	LC Pass	LC Pass	LC Pass	LC Pass	LC Pass
High	5.0000	50.000	20.000	10.000	500.00	400.00	600.00
Low	-.00500	-.05000	-.00500	-.02500	-.10000	-5.0000	-5.0000

Elem	MN	MO	NA	NI	PB/1	PB/2	PB
Units	ppm	ppm	ppm	ppm	ppm	ppm	ppm
Avge	.95868	.00096	H1404.5	.02323	-.00046	.00337	.00210
SDev	.00593	.00040	2.8	.00105	.00195	.00137	.00037
%RSD	.61849	42.133	.19867	4.5414	421.89	40.697	17.701
#1	.96528	.00051	H1401.3	.02404	-.00058	.00398	.00246
#2	.95695	.00109	H1405.7	.02203	-.00235	.00434	.00211
#3	.95380	.00129	H1406.5	.02361	.00155	.00180	.00172
Errors	LC Pass	LC Pass	LC High	LC Pass	NOCHECK	NOCHECK	LC Pass
High	20.000	20.000	400.00	100.00			5.0000
Low	-.01500	-.04000	-5.0000	-.04000			-.00300

Elem	SB/1	SB/2	SB	SE/1	SE/2	SE	SI
Units	ppm	ppm	ppm	ppm	ppm	ppm	ppm
Avge	.00680	-.00030	.00206	.01499	.00871	.01080	6.8848
SDev	.00113	.00081	.00069	.00199	.00106	.00027	.0345
%RSD	16.574	268.36	33.280	13.271	12.136	2.4651	.50083
#1	.00645	-.00122	.00134	.01467	.00841	.01050	6.9237
#2	.00805	.00003	.00270	.01318	.00989	.01098	6.8725

#3	.00588	.00029	.00215	.01712	.00784	.01093	6.8581
Errors	NOCHECK	NOCHECK	LC Pass	NOCHECK	NOCHECK	LC Pass	LC Pass

High			5.0000			10.000	50.000
Low			-.01000			-.00500	-.50000

Elem	SN	SR	TI	TL	V_	ZN	
Units	ppm	ppm	ppm	ppm	ppm	ppm	
Avge	.01700	.44140	.00372	L-.01015	.00316	.02385	
SDev	.00153	.00094	.00023	.00098	.00122	.00017	
%RSD	9.0072	.21371	6.1092	9.6933	38.614	.70184	
#1	.01549	.44032	.00398	L-.01058	.00238	.02404	
#2	.01696	.44190	.00358	-.00903	.00254	.02376	
#3	.01855	.44199	.00358	L-.01085	.00457	.02375	

Errors	LC Pass	LC Pass	LC Pass	LC Low	LC Pass	LC Pass	
High	30.000	10.000	30.000	10.000	50.000	5.0000	
Low	-.10000	-.05000	-.05000	-.01000	-.05000	-.02000	

IntStd	1	2	3	4	5	6	7
Mode	Counts	NOTUSED	NOTUSED	NOTUSED	NOTUSED	NOTUSED	NOTUSED
Elem	Y	--	--	--	--	--	--
Wavlen	371.030	--	--	--	--	--	--
Avge	29733	--	--	--	--	--	--
SDev	119.8800	--	--	--	--	--	--
%RSD	.4031906	--	--	--	--	--	--
#1	29594	--	--	--	--	--	--
#2	29802	--	--	--	--	--	--
#3	29802	--	--	--	--	--	--

Method: METTRACE Sample Name: L8E1PP5T Operator: ACC
Run Time: 10/28/10 17:35:11
Comment: TESTAMERICA PITTSBURGH ICP METALS ANALYSIS - INST TRACEICP
Mode: CONC Corr. Factor: 1

Elem	AG	AL	AS	B_	BA	BE	CA
Units	ppm	ppm	ppm	ppm	ppm	ppm	ppm
Avge	-.00018	.16255	.00008	.03371	.14719	.00109	13.082
SDev	.00043	.00402	.00156	.00058	.00014	.00006	.030
%RSD	246.40	2.4709	1867.6	1.7143	.09414	5.0279	.22814
#1	-.00008	.15819	.00178	.03396	.14722	.00111	13.089
#2	.00020	.16337	-.00026	.03413	.14705	.00113	13.108
#3	-.00065	.16609	-.00128	.03305	.14732	.00103	13.050
Errors	LC Pass	LC Pass	LC Pass	LC Pass	LC Pass	LC Pass	LC Pass
High	2.0000	500.00	10.000	30.000	10.000	10.000	600.00
Low	-.00500	-.20000	-.01000	-.20000	-.20000	-.00400	-5.0000

Elem	CD	CO	CR	CU	FE	K_	MG
Units	ppm	ppm	ppm	ppm	ppm	ppm	ppm
Avge	.00004	.00332	.00092	.00236	.65275	32.570	5.9756
SDev	.00023	.00041	.00032	.00018	.00962	.079	.0084
%RSD	645.84	12.430	34.447	7.4659	1.4744	.24132	.14099
#1	-.00000	.00319	.00103	.00232	.64342	32.521	5.9746
#2	.00028	.00378	.00117	.00256	.66265	32.530	5.9845
#3	-.00017	.00298	.00057	.00221	.65220	32.661	5.9677
Errors	LC Pass	LC Pass	LC Pass	LC Pass	LC Pass	LC Pass	LC Pass
High	5.0000	50.000	20.000	10.000	500.00	400.00	600.00
Low	-.00500	-.05000	-.00500	-.02500	-.10000	-5.0000	-5.0000

Elem	MN	MO	NA	NI	PB/1	PB/2	PB
Units	ppm	ppm	ppm	ppm	ppm	ppm	ppm
Avge	.19645	-.00003	272.15	.00513	.00053	.00015	.00028
SDev	.00021	.00015	.68	.00055	.00163	.00033	.00038
%RSD	.10796	517.75	.24985	10.702	307.96	217.93	135.25
#1	.19654	-.00015	271.48	.00486	.00239	-.00019	.00067
#2	.19659	.00013	272.12	.00576	-.00018	.00047	.00025
#3	.19620	-.00007	272.84	.00477	-.00062	.00018	-.00008
Errors	LC Pass	LC Pass	LC Pass	LC Pass	NOCHECK	NOCHECK	LC Pass
High	20.000	20.000	400.00	100.00			5.0000
Low	-.01500	-.04000	-5.0000	-.04000			-.00300

Elem	SB/1	SB/2	SB	SE/1	SE/2	SE	SI
Units	ppm	ppm	ppm	ppm	ppm	ppm	ppm
Avge	.00093	.00091	.00092	.00153	.00198	.00183	1.3783
SDev	.00180	.00080	.00113	.00433	.00102	.00093	.0021
%RSD	193.16	87.227	122.91	283.77	51.555	51.136	.15471
#1	-.00113	.00001	-.00037	.00371	.00210	.00264	1.3763
#2	.00172	.00122	.00138	.00433	.00090	.00204	1.3806

#3	.00220	.00151	.00174	-.00346	.00293	.00080	1.3781
Errors	NOCHECK	NOCHECK	LC Pass	NOCHECK	NOCHECK	LC Pass	LC Pass

High			5.0000			10.000	50.000
Low			-.01000			-.00500	-.50000

Elem	SN	SR	TI	TL	V_	ZN	
Units	ppm	ppm	ppm	ppm	ppm	ppm	
Avge	.00176	.08837	.00031	-.00181	.00044	.01033	
SDev	.00212	.00014	.00018	.00044	.00042	.00010	
%RSD	120.66	.16321	59.187	24.152	95.320	.97279	
#1	.00022	.08848	.00015	-.00149	.00068	.01023	
#2	.00418	.08820	.00051	-.00231	.00068	.01034	
#3	.00088	.08842	.00027	-.00162	-.00004	.01043	

Errors	LC Pass	LC Pass	LC Pass	LC Pass	LC Pass	LC Pass	
High	30.000	10.000	30.000	10.000	50.000	5.0000	
Low	-.10000	-.05000	-.05000	-.01000	-.05000	-.02000	

IntStd	1	2	3	4	5	6	7
Mode	Counts	NOTUSED	NOTUSED	NOTUSED	NOTUSED	NOTUSED	NOTUSED
Elem	Y	--	--	--	--	--	--
Wavlen	371.030	--	--	--	--	--	--
Avge	30611	--	--	--	--	--	--
SDev	93.24027	--	--	--	--	--	--
%RSD	.3045945	--	--	--	--	--	--
#1	30511	--	--	--	--	--	--
#2	30627	--	--	--	--	--	--
#3	30696	--	--	--	--	--	--

Method: METTRACE Sample Name: L8E1PST Operator: ACC
Run Time: 10/28/10 17:40:39
Comment: TESTAMERICA PITTSBURGH ICP METALS ANALYSIS - INST TRACEICP
Mode: CONC Corr. Factor: 1

Elem	AG	AL	AS	B_	BA	BE	CA
Units	ppm	ppm	ppm	ppm	ppm	ppm	ppm
Avge	1.0684	.61504	5.2899	.16941	S112.26	.00480	64.519
SDev	.0157	.00964	.0830	.00264	1.57	.00008	1.464
%RSD	1.4677	1.5671	1.5696	1.5606	1.3995	1.6004	2.2685
#1	1.0864	.62592	5.3841	.17208	S114.06	.00489	66.144
#2	1.0612	.61162	5.2579	.16936	S111.54	.00476	64.108
#3	1.0577	.60758	5.2276	.16680	S111.17	.00475	63.304
Errors	LC Pass	LC Pass	LC Pass	LC Pass	LC High	LC Pass	LC Pass
High	2.0000	500.00	10.000	30.000	10.000	10.000	600.00
Low	-.00500	-.20000	-.01000	-.20000	-.20000	-.00400	-5.0000

Elem	CD	CO	CR	CU	FE	K_	MG
Units	ppm	ppm	ppm	ppm	ppm	ppm	ppm
Avge	.99108	-.00353	5.0271	.01352	3.2741	190.87	28.912
SDev	.02119	.00036	.0965	.00037	.0754	2.02	.678
%RSD	2.1382	10.345	1.9188	2.7271	2.3026	1.0565	2.3451
#1	1.0146	-.00368	5.1354	.01393	3.3585	193.20	29.668
#2	.98507	-.00311	4.9957	.01338	3.2503	189.55	28.709
#3	.97355	-.00379	4.9503	.01324	3.2134	189.88	28.359
Errors	LC Pass	LC Pass	LC Pass	LC Pass	LC Pass	LC Pass	LC Pass
High	5.0000	50.000	20.000	10.000	500.00	400.00	600.00
Low	-.00500	-.05000	-.00500	-.02500	-.10000	-5.0000	-5.0000

Elem	MN	MO	NA	NI	PB/1	PB/2	PB
Units	ppm	ppm	ppm	ppm	ppm	ppm	ppm
Avge	.98825	.00054	H1439.5	.02490	4.8663	5.0002	4.9556
SDev	.01866	.00072	12.4	.00030	.0926	.0960	.0948
%RSD	1.8879	134.39	.85818	1.1831	1.9035	1.9190	1.9139
#1	1.0092	.00098	H1453.7	.02524	4.9703	5.1080	H5.0621
#2	.98228	.00092	H1431.1	.02468	4.8359	4.9685	4.9243
#3	.97330	-.00029	H1433.7	.02479	4.7927	4.9241	4.8803
Errors	LC Pass	LC Pass	LC High	LC Pass	NOCHECK	NOCHECK	LC Pass
High	20.000	20.000	400.00	100.00			5.0000
Low	-.01500	-.04000	-5.0000	-.04000			-.00300

Elem	SB/1	SB/2	SB	SE/1	SE/2	SE	SI
Units	ppm	ppm	ppm	ppm	ppm	ppm	ppm
Avge	-.00558	-.00874	-.00768	1.1339	1.1046	1.1144	7.1197
SDev	.00087	.00170	.00111	.0098	.0108	.0104	.1244
%RSD	15.631	19.429	14.395	.86142	.97462	.93491	1.7471
#1	-.00532	-.01069	-.00890	1.1449	1.1164	1.1258	7.2608
#2	-.00486	-.00769	-.00675	1.1305	1.1024	1.1117	7.0721

#3	-.00655	-.00783	-.00740	1.1262	1.0952	1.1055	7.0261
Errors	NOCHECK	NOCHECK	LC Pass	NOCHECK	NOCHECK	LC Pass	LC Pass

High			5.0000			10.000	50.000
Low			-.01000			-.00500	-.50000

Elem	SN	SR	TI	TL	V_	ZN	
Units	ppm	ppm	ppm	ppm	ppm	ppm	
Avge	.01577	.45363	.00493	-.00642	-.00397	.02341	
SDev	.00116	.00600	.00032	.00053	.00078	.00047	
%RSD	7.3346	1.3219	6.4623	8.2094	19.757	2.0067	
#1	.01447	.46054	.00495	-.00614	-.00307	.02364	
#2	.01668	.45054	.00523	-.00609	-.00432	.02371	
#3	.01617	.44980	.00460	-.00703	-.00450	.02287	
Errors	LC Pass	LC Pass	LC Pass	LC Pass	LC Pass	LC Pass	
High	30.000	10.000	30.000	10.000	50.000	5.0000	
Low	-.10000	-.05000	-.05000	-.01000	-.05000	-.02000	
IntStd	1	2	3	4	5	6	7
Mode	Counts	NOTUSED	NOTUSED	NOTUSED	NOTUSED	NOTUSED	NOTUSED
Elem	Y	--	--	--	--	--	--
Wavlen	371.030	--	--	--	--	--	--
Avge	29320	--	--	--	--	--	--
SDev	396.4224	--	--	--	--	--	--
%RSD	1.352078	--	--	--	--	--	--
#1	28865	--	--	--	--	--	--
#2	29497	--	--	--	--	--	--
#3	29597	--	--	--	--	--	--

Method: METTRACE Sample Name: L8E1PDT Operator: ACC
Run Time: 10/28/10 17:46:07
Comment: TESTAMERICA PITTSBURGH ICP METALS ANALYSIS - INST TRACEICP
Mode: CONC Corr. Factor: 1

Elem	AG	AL	AS	B_	BA	BE	CA
Units	ppm	ppm	ppm	ppm	ppm	ppm	ppm
Avge	1.0438	.60087	5.2211	.16748	S110.83	.00495	64.179
SDev	.0022	.00047	.0037	.00089	.90	.00015	.349
%RSD	.21019	.07862	.07059	.53094	.80845	2.9796	.54452
#1	1.0463	.60060	5.2247	.16826	S111.78	.00510	64.549
#2	1.0431	.60142	5.2214	.16766	S110.68	.00493	64.132
#3	1.0421	.60060	5.2174	.16651	S110.01	.00481	63.855
Errors	LC Pass	LC Pass	LC Pass	LC Pass	LC High	LC Pass	LC Pass
High	2.0000	500.00	10.000	30.000	10.000	10.000	600.00
Low	-.00500	-.20000	-.01000	-.20000	-.20000	-.00400	-5.0000

Elem	CD	CO	CR	CU	FE	K_	MG
Units	ppm	ppm	ppm	ppm	ppm	ppm	ppm
Avge	.97517	-.00354	4.9523	.01325	3.2511	189.35	28.703
SDev	.00265	.00030	.0208	.00012	.0136	.44	.176
%RSD	.27222	8.4823	.42073	.88017	.41955	.22991	.61450
#1	.97812	-.00381	4.9741	.01313	3.2616	189.82	28.895
#2	.97443	-.00359	4.9503	.01337	3.2562	189.27	28.668
#3	.97296	-.00321	4.9326	.01326	3.2357	188.96	28.547
Errors	LC Pass	LC Pass	LC Pass	LC Pass	LC Pass	LC Pass	LC Pass
High	5.0000	50.000	20.000	10.000	500.00	400.00	600.00
Low	-.00500	-.05000	-.00500	-.02500	-.10000	-5.0000	-5.0000

Elem	MN	MO	NA	NI	PB/1	PB/2	PB
Units	ppm	ppm	ppm	ppm	ppm	ppm	ppm
Avge	.98217	.00110	H1428.6	.02470	4.8102	4.9128	4.8786
SDev	.00389	.00042	2.3	.00036	.0257	.0124	.0160
%RSD	.39585	38.064	.16173	1.4746	.53415	.25319	.32864
#1	.98628	.00062	H1431.0	.02446	4.8352	4.9180	4.8904
#2	.98168	.00139	H1426.4	.02512	4.8116	4.9217	4.8850
#3	.97856	.00127	H1428.3	.02452	4.7839	4.8986	4.8604
Errors	LC Pass	LC Pass	LC High	LC Pass	NOCHECK	NOCHECK	LC Pass
High	20.000	20.000	400.00	100.00			5.0000
Low	-.01500	-.04000	-5.0000	-.04000			-.00300

Elem	SB/1	SB/2	SB	SE/1	SE/2	SE	SI
Units	ppm	ppm	ppm	ppm	ppm	ppm	ppm
Avge	-.00630	-.00599	-.00609	1.1351	1.0943	1.1079	7.0489
SDev	.00049	.00107	.00063	.0042	.0074	.0058	.0223
%RSD	7.7939	17.774	10.374	.36766	.67405	.51944	.31674
#1	-.00672	-.00480	-.00544	1.1306	1.0877	1.1020	7.0739
#2	-.00576	-.00633	-.00614	1.1388	1.0931	1.1083	7.0421

#3	-.00641	-.00685	-.00670	1.1358	1.1023	1.1134	7.0308
Errors	NOCHECK	NOCHECK	LC Pass	NOCHECK	NOCHECK	LC Pass	LC Pass

High			5.0000			10.000	50.000
Low			-.01000			-.00500	-.50000

Elem	SN	SR	TI	TL	V_	ZN	
Units	ppm	ppm	ppm	ppm	ppm	ppm	
Avge	.01861	.44839	.00479	L-.01061	-.00459	.02385	
SDev	.00202	.00075	.00016	.00112	.00104	.00005	
%RSD	10.837	.16750	3.2727	10.523	22.669	.22140	
#1	.02013	.44828	.00461	L-.01143	-.00339	.02390	
#2	.01632	.44770	.00482	-.00934	-.00521	.02383	
#3	.01938	.44919	.00492	L-.01107	-.00518	.02380	

Errors	LC Pass	LC Pass	LC Pass	LC Low	LC Pass	LC Pass	
High	30.000	10.000	30.000	10.000	50.000	5.0000	
Low	-.10000	-.05000	-.05000	-.01000	-.05000	-.02000	

IntStd	1	2	3	4	5	6	7
Mode	Counts	NOTUSED	NOTUSED	NOTUSED	NOTUSED	NOTUSED	NOTUSED
Elem	Y	--	--	--	--	--	--
Wavlen	371.030	--	--	--	--	--	--
Avge	29702	--	--	--	--	--	--
SDev	224.4315	--	--	--	--	--	--
%RSD	.7556018	--	--	--	--	--	--
#1	29465	--	--	--	--	--	--
#2	29731	--	--	--	--	--	--
#3	29911	--	--	--	--	--	--

Method: METTRACE Sample Name: L8E1PST/20 Operator: ACC
Run Time: 10/28/10 17:51:35
Comment: TESTAMERICA PITTSBURGH ICP METALS ANALYSIS - INST TRACEICP
Mode: CONC Corr. Factor: 1

Elem	AG	AL	AS	B_	BA	BE	CA
Units	ppm	ppm	ppm	ppm	ppm	ppm	ppm
Avge	.05030	.04182	.25804	.00875	2.5681	.00043	3.3628
SDev	.00041	.00037	.00075	.00039	.0029	.00004	.0024
%RSD	.80770	.89447	.29123	4.4516	.11376	8.5682	.07131
#1	.05066	.04148	.25788	.00845	2.5714	.00042	3.3654
#2	.04986	.04222	.25886	.00861	2.5674	.00047	3.3626
#3	.05039	.04177	.25738	.00919	2.5657	.00040	3.3606
Errors	LC Pass	LC Pass	LC Pass	LC Pass	LC Pass	LC Pass	LC Pass
High	2.0000	500.00	10.000	30.000	10.000	10.000	600.00
Low	-.00500	-.20000	-.01000	-.20000	-.20000	-.00400	-5.0000

Elem	CD	CO	CR	CU	FE	K_	MG
Units	ppm	ppm	ppm	ppm	ppm	ppm	ppm
Avge	.05072	-.00021	.25695	.00032	.17434	7.4860	1.5347
SDev	.00019	.00016	.00058	.00014	.01099	.0065	.0030
%RSD	.37551	75.178	.22664	44.027	6.3052	.08623	.19670
#1	.05074	-.00003	.25696	.00017	.16165	7.4844	1.5381
#2	.05052	-.00028	.25636	.00045	.18079	7.4804	1.5325
#3	.05090	-.00033	.25752	.00034	.18059	7.4930	1.5334
Errors	LC Pass	LC Pass	LC Pass	LC Pass	LC Pass	LC Pass	LC Pass
High	5.0000	50.000	20.000	10.000	500.00	400.00	600.00
Low	-.00500	-.05000	-.00500	-.02500	-.10000	-5.0000	-5.0000

Elem	MN	MO	NA	NI	PB/1	PB/2	PB
Units	ppm	ppm	ppm	ppm	ppm	ppm	ppm
Avge	.05001	-.00032	69.442	.00093	.25313	.25697	.25569
SDev	.00003	.00015	.107	.00029	.00205	.00182	.00086
%RSD	.07025	46.451	.15385	31.208	.81074	.70864	.33817
#1	.05000	-.00036	69.479	.00103	.25539	.25598	.25578
#2	.04998	-.00045	69.526	.00060	.25138	.25907	.25651
#3	.05005	-.00016	69.322	.00116	.25264	.25586	.25479
Errors	LC Pass	LC Pass	LC Pass	LC Pass	NOCHECK	NOCHECK	LC Pass
High	20.000	20.000	400.00	100.00			5.0000
Low	-.01500	-.04000	-5.0000	-.04000			-.00300

Elem	SB/1	SB/2	SB	SE/1	SE/2	SE	SI
Units	ppm	ppm	ppm	ppm	ppm	ppm	ppm
Avge	.00131	-.00058	.00005	.04950	.05375	.05234	.34919
SDev	.00038	.00030	.00030	.00197	.00018	.00065	.00182
%RSD	28.659	52.165	560.73	3.9751	.32694	1.2368	.52074
#1	.00172	-.00027	.00039	.05162	.05365	.05298	.34713
#2	.00098	-.00059	-.00007	.04915	.05396	.05236	.35056

#3	.00124	-.00087	-.00016	.04773	.05365	.05168	.34988
Errors	NOCHECK	NOCHECK	LC Pass	NOCHECK	NOCHECK	LC Pass	LC Pass

High			5.0000			10.000	50.000
Low			-.01000			-.00500	-.50000

Elem	SN	SR	TI	TL	V_	ZN	
Units	ppm	ppm	ppm	ppm	ppm	ppm	
Avge	.00103	.02251	.00035	.00042	-.00048	.00924	
SDev	.00046	.00002	.00014	.00081	.00052	.00003	
%RSD	44.695	.09787	39.464	191.73	107.72	.36238	
#1	.00066	.02254	.00051	.00001	-.00108	.00927	
#2	.00154	.02250	.00027	.00135	-.00018	.00923	
#3	.00088	.02251	.00027	-.00010	-.00018	.00921	

Errors	LC Pass	LC Pass	LC Pass	LC Pass	LC Pass	LC Pass	
High	30.000	10.000	30.000	10.000	50.000	5.0000	
Low	-.10000	-.05000	-.05000	-.01000	-.05000	-.02000	

IntStd	1	2	3	4	5	6	7
Mode	Counts	NOTUSED	NOTUSED	NOTUSED	NOTUSED	NOTUSED	NOTUSED
Elem	Y	--	--	--	--	--	--
Wavlen	371.030	--	--	--	--	--	--
Avge	30684	--	--	--	--	--	--
SDev	78.50096	--	--	--	--	--	--
%RSD	.2558341	--	--	--	--	--	--
#1	30772	--	--	--	--	--	--
#2	30661	--	--	--	--	--	--
#3	30620	--	--	--	--	--	--

Method: METTRACE Sample Name: L8E1PDT/20 Operator: ACC
Run Time: 10/28/10 17:57:04
Comment: TESTAMERICA PITTSBURGH ICP METALS ANALYSIS - INST TRACEICP
Mode: CONC Corr. Factor: 1

Elem	AG	AL	AS	B_	BA	BE	CA
Units	ppm	ppm	ppm	ppm	ppm	ppm	ppm
Avge	.04987	.04503	.25677	.00854	2.5466	.00046	3.3768
SDev	.00042	.00321	.00142	.00027	.0078	.00012	.0055
%RSD	.84681	7.1331	.55144	3.1395	.30755	24.829	.16348
#1	.04942	.04280	.25822	.00830	2.5499	.00059	3.3799
#2	.05026	.04358	.25539	.00883	2.5377	.00044	3.3800
#3	.04994	.04871	.25671	.00850	2.5523	.00036	3.3704
Errors	LC Pass	LC Pass	LC Pass	LC Pass	LC Pass	LC Pass	LC Pass
High	2.0000	500.00	10.000	30.000	10.000	10.000	600.00
Low	-.00500	-.20000	-.01000	-.20000	-.20000	-.00400	-5.0000

Elem	CD	CO	CR	CU	FE	K_	MG
Units	ppm	ppm	ppm	ppm	ppm	ppm	ppm
Avge	.05070	-.00012	.25519	.00037	.17682	7.4825	1.5453
SDev	.00005	.00028	.00024	.00029	.00713	.0321	.0023
%RSD	.10287	239.61	.09606	78.634	4.0306	.42833	.14645
#1	.05075	-.00042	.25519	.00004	.16882	7.5159	1.5475
#2	.05069	-.00008	.25543	.00046	.17916	7.4521	1.5453
#3	.05065	.00014	.25494	.00060	.18248	7.4795	1.5430
Errors	LC Pass	LC Pass	LC Pass	LC Pass	LC Pass	LC Pass	LC Pass
High	5.0000	50.000	20.000	10.000	500.00	400.00	600.00
Low	-.00500	-.05000	-.00500	-.02500	-.10000	-5.0000	-5.0000

Elem	MN	MO	NA	NI	PB/1	PB/2	PB
Units	ppm	ppm	ppm	ppm	ppm	ppm	ppm
Avge	.05027	-.00020	69.306	.00112	.25230	.25589	.25469
SDev	.00007	.00024	.247	.00072	.00151	.00141	.00066
%RSD	.14452	115.87	.35644	63.963	.59877	.55040	.25828
#1	.05034	.00002	69.589	.00151	.25351	.25583	.25506
#2	.05028	-.00018	69.135	.00156	.25279	.25450	.25393
#3	.05020	-.00045	69.192	.00029	.25061	.25732	.25509
Errors	LC Pass	LC Pass	LC Pass	LC Pass	NOCHECK	NOCHECK	LC Pass
High	20.000	20.000	400.00	100.00			5.0000
Low	-.01500	-.04000	-5.0000	-.04000			-.00300

Elem	SB/1	SB/2	SB	SE/1	SE/2	SE	SI
Units	ppm	ppm	ppm	ppm	ppm	ppm	ppm
Avge	.00009	-.00112	-.00072	.04992	.05381	.05251	.35184
SDev	.00197	.00072	.00033	.00392	.00078	.00081	.00671
%RSD	2158.4	64.301	46.116	7.8531	1.4451	1.5340	1.9084
#1	-.00218	-.00042	-.00100	.05215	.05354	.05308	.35237
#2	.00112	-.00109	-.00036	.05221	.05320	.05287	.34487

#3	.00133	-.00186	-.00080	.04539	.05469	.05159	.35827
Errors	NOCHECK	NOCHECK	LC Pass	NOCHECK	NOCHECK	LC Pass	LC Pass

High			5.0000			10.000	50.000
Low			-.01000			-.00500	-.50000

Elem	SN	SR	TI	TL	V_	ZN	
Units	ppm	ppm	ppm	ppm	ppm	ppm	
Avge	-.00007	.02261	.00027	.00139	-.00018	.00667	
SDev	.00241	.00008	.00020	.00162	.00000	.00006	
%RSD	3552.0	.35545	75.331	116.27	1.1404	.81781	
#1	-.00240	.02257	.00015	.00074	-.00019	.00664	
#2	-.00022	.02256	.00015	.00324	-.00018	.00674	
#3	.00241	.02271	.00051	.00020	-.00018	.00664	

Errors	LC Pass	LC Pass	LC Pass	LC Pass	LC Pass	LC Pass	
High	30.000	10.000	30.000	10.000	50.000	5.0000	
Low	-.10000	-.05000	-.05000	-.01000	-.05000	-.02000	

IntStd	1	2	3	4	5	6	7
Mode	Counts	NOTUSED	NOTUSED	NOTUSED	NOTUSED	NOTUSED	NOTUSED
Elem	Y	--	--	--	--	--	--
Wavlen	371.030	--	--	--	--	--	--
Avge	30866	--	--	--	--	--	--
SDev	112.5668	--	--	--	--	--	--
%RSD	.3646983	--	--	--	--	--	--
#1	30895	--	--	--	--	--	--
#2	30961	--	--	--	--	--	--
#3	30741	--	--	--	--	--	--

Method: METTRACE Sample Name: CCV1-2 Operator: ACC
Run Time: 10/28/10 18:02:33
Comment: TESTAMERICA PITTSBURGH ICP METALS ANALYSIS - INST TRACEICP
Mode: CONC Corr. Factor: 1

Elem	AG	AL	AS	B_	BA	BE	CA
Units	ppm	ppm	ppm	ppm	ppm	ppm	ppm
Avge	1.0351	25.637	.52313	2.0581	2.0502	2.0525	51.749
SDev	.0015	.037	.00081	.0038	.0035	.0056	.140
%RSD	.14515	.14505	.15480	.18403	.17160	.27304	.26971
#1	1.0364	25.636	.52225	2.0561	2.0542	2.0558	51.781
#2	1.0334	25.601	.52329	2.0557	2.0489	2.0460	51.596
#3	1.0354	25.675	.52384	2.0624	2.0475	2.0556	51.870
Errors	LC Pass	LC Pass	LC Pass	LC Pass	LC Pass	LC Pass	LC Pass
High	1.1000	27.500	.55000	2.2000	2.2000	2.2000	55.000
Low	.90000	22.500	.45000	1.8000	1.8000	1.8000	45.000

Elem	CD	CO	CR	CU	FE	K_	MG
Units	ppm	ppm	ppm	ppm	ppm	ppm	ppm
Avge	.50374	2.0160	2.0392	2.0860	25.840	131.02	51.304
SDev	.00203	.0047	.0040	.0005	.085	.02	.136
%RSD	.40240	.23495	.19698	.02603	.32747	.01884	.26415
#1	.50443	2.0177	2.0389	2.0862	25.828	131.03	51.341
#2	.50146	2.0106	2.0353	2.0854	25.762	131.00	51.154
#3	.50534	2.0196	2.0433	2.0864	25.930	131.05	51.417
Errors	LC Pass	LC Pass	LC Pass	LC Pass	LC Pass	LC Pass	LC Pass
High	.55000	2.2000	2.2000	2.2000	27.500	137.50	55.000
Low	.45000	1.8000	1.8000	1.8000	22.500	112.50	45.000

Elem	MN	MO	NA	NI	PB/1	PB/2	PB
Units	ppm	ppm	ppm	ppm	ppm	ppm	ppm
Avge	2.0335	2.0819	128.88	2.0207	.50147	.51112	.50791
SDev	.0040	.0165	.22	.0056	.00274	.00039	.00074
%RSD	.19528	.79184	.17447	.27597	.54576	.07683	.14511
#1	2.0347	2.0673	128.96	2.0228	.50038	.51152	.50781
#2	2.0291	2.0787	128.63	2.0144	.49946	.51110	.50722
#3	2.0368	2.0998	129.06	2.0250	.50459	.51073	.50869
Errors	LC Pass	LC Pass	LC Pass	LC Pass	NOCHECK	NOCHECK	LC Pass
High	2.2000	2.2000	137.50	2.2000			.55000
Low	1.8000	1.8000	112.50	1.8000			.45000

Elem	SB/1	SB/2	SB	SE/1	SE/2	SE	SI
Units	ppm	ppm	ppm	ppm	ppm	ppm	ppm
Avge	.52325	.53236	.52933	.52386	.51490	.51789	2.0800
SDev	.00093	.00303	.00204	.00350	.00219	.00170	.0040
%RSD	.17838	.56843	.38467	.66829	.42540	.32799	.19417
#1	.52433	.53227	.52963	.52337	.51249	.51611	2.0825
#2	.52271	.52938	.52716	.52064	.51676	.51805	2.0753

#3	.52272	.53543	.53120	.52759	.51546	.51950	2.0821
Errors	NOCHECK	NOCHECK	LC Pass	NOCHECK	NOCHECK	LC Pass	LC Pass

High			.55000			.55000	2.2000
Low			.45000			.45000	1.8000

Elem	SN	SR	TI	TL	V_	ZN	
Units	ppm	ppm	ppm	ppm	ppm	ppm	
Avge	2.0820	2.0452	2.0708	1.0216	2.0303	2.1082	
SDev	.0064	.0047	.0029	.0052	.0029	.0030	
%RSD	.30830	.22848	.13912	.51249	.14144	.14427	
#1	2.0795	2.0505	2.0717	1.0183	2.0310	2.1092	
#2	2.0772	2.0416	2.0676	1.0190	2.0271	2.1048	
#3	2.0893	2.0435	2.0731	1.0277	2.0327	2.1106	
Errors	LC Pass	LC Pass	LC Pass	LC Pass	LC Pass	LC Pass	
High	2.2000	2.2000	2.2000	1.1000	2.2000	2.2000	
Low	1.8000	1.8000	1.8000	.90000	1.8000	1.8000	

IntStd	1	2	3	4	5	6	7
Mode	Counts	NOTUSED	NOTUSED	NOTUSED	NOTUSED	NOTUSED	NOTUSED
Elem	Y	--	--	--	--	--	--
Wavlen	371.030	--	--	--	--	--	--
Avge	30110	--	--	--	--	--	--
SDev	36.77367	--	--	--	--	--	--
%RSD	.1221307	--	--	--	--	--	--
#1	30090	--	--	--	--	--	--
#2	30088	--	--	--	--	--	--
#3	30153	--	--	--	--	--	--

Method: METTRACE Sample Name: CCB2 Operator: ACC
Run Time: 10/28/10 18:08:02
Comment: TESTAMERICA PITTSBURGH ICP METALS ANALYSIS - INST TRACEICP
Mode: CONC Corr. Factor: 1

Elem	AG	AL	AS	B_	BA	BE	CA
Units	ppm	ppm	ppm	ppm	ppm	ppm	ppm
Avge	.00002	.01307	.00169	.00351	.00021	.00027	.00385
SDev	.00036	.00147	.00094	.00075	.00015	.00007	.00086
%RSD	1519.5	11.220	55.808	21.307	71.690	24.226	22.241
#1	-.00039	.01449	.00073	.00433	.00006	.00034	.00425
#2	.00020	.01156	.00261	.00334	.00036	.00022	.00444
#3	.00026	.01316	.00173	.00286	.00022	.00025	.00287
Errors	LC Pass	LC Pass	LC Pass	LC Pass	LC Pass	LC Pass	LC Pass
High	.00500	.20000	.01000	.20000	.20000	.00400	5.0000
Low	-.00500	-.20000	-.01000	-.20000	-.20000	-.00400	-5.0000

Elem	CD	CO	CR	CU	FE	K_	MG
Units	ppm	ppm	ppm	ppm	ppm	ppm	ppm
Avge	.00019	.00018	.00016	-.00012	.00745	.20516	.00074
SDev	.00005	.00018	.00019	.00010	.00903	.00145	.00111
%RSD	23.816	100.66	119.82	83.598	121.24	.70921	149.46
#1	.00014	.00036	.00001	-.00017	-.00171	.20535	-.00037
#2	.00021	.00019	.00037	-.00018	.00772	.20651	.00186
#3	.00023	-.00001	.00009	-.00000	.01635	.20362	.00075
Errors	LC Pass	LC Pass	LC Pass	LC Pass	LC Pass	LC Pass	LC Pass
High	.00500	.05000	.00500	.02500	.10000	5.0000	5.0000
Low	-.00500	-.05000	-.00500	-.02500	-.10000	-5.0000	-5.0000

Elem	MN	MO	NA	NI	PB/1	PB/2	PB
Units	ppm	ppm	ppm	ppm	ppm	ppm	ppm
Avge	.00012	.00791	-.12832	.00009	-.00110	.00128	.00049
SDev	.00003	.00388	.04822	.00027	.00118	.00083	.00074
%RSD	23.917	49.071	37.579	313.63	107.05	64.690	151.28
#1	.00013	.01220	-.14058	.00035	-.00126	.00033	-.00020
#2	.00013	.00686	-.07515	-.00020	.00015	.00183	.00127
#3	.00008	.00466	-.16923	.00011	-.00219	.00169	.00039
Errors	LC Pass	LC Pass	LC Pass	LC Pass	NOCHECK	NOCHECK	LC Pass
High	.01500	.04000	5.0000	.04000			.00300
Low	-.01500	-.04000	-5.0000	-.04000			-.00300

Elem	SB/1	SB/2	SB	SE/1	SE/2	SE	SI
Units	ppm	ppm	ppm	ppm	ppm	ppm	ppm
Avge	.00141	-.00014	.00038	-.00229	.00071	-.00029	-.00437
SDev	.00060	.00021	.00013	.00073	.00070	.00034	.00169
%RSD	42.461	147.88	33.847	31.756	98.280	117.14	38.667
#1	.00084	-.00008	.00023	-.00252	.00141	.00010	-.00534
#2	.00136	.00003	.00047	-.00288	.00073	-.00047	-.00242

#3	.00204	-.00038	.00043	-.00148	.00001	-.00049	-.00535
Errors	NOCHECK	NOCHECK	LC Pass	NOCHECK	NOCHECK	LC Pass	LC Pass

High			.01000			.00500	.50000
Low			-.01000			-.00500	-.50000

Elem	SN	SR	TI	TL	V_	ZN	
Units	ppm	ppm	ppm	ppm	ppm	ppm	
Avge	.00037	.00011	.00031	.00322	.00006	.00249	
SDev	.00025	.00001	.00018	.00019	.00028	.00008	
%RSD	69.216	9.6705	58.434	5.8205	424.57	3.2853	
#1	.00022	.00012	.00051	.00328	-.00024	.00245	
#2	.00066	.00012	.00015	.00301	.00030	.00258	
#3	.00022	.00010	.00027	.00337	.00013	.00243	
Errors	LC Pass	LC Pass	LC Pass	LC Pass	LC Pass	LC Pass	
High	.10000	.05000	.05000	.01000	.05000	.02000	
Low	-.10000	-.05000	-.05000	-.01000	-.05000	-.02000	

IntStd	1	2	3	4	5	6	7
Mode	Counts	NOTUSED	NOTUSED	NOTUSED	NOTUSED	NOTUSED	NOTUSED
Elem	Y	--	--	--	--	--	--
Wavlen	371.030	--	--	--	--	--	--
Avge	30826	--	--	--	--	--	--
SDev	83.05900	--	--	--	--	--	--
%RSD	.2694444	--	--	--	--	--	--
#1	30917	--	--	--	--	--	--
#2	30808	--	--	--	--	--	--
#3	30753	--	--	--	--	--	--

Method: METTRACE Sample Name: L8TPNBT Operator: ACC
Run Time: 10/28/10 18:13:30
Comment: TESTAMERICA PITTSBURGH ICP METALS ANALYSIS - INST TRACEICP
Mode: CONC Corr. Factor: 1

Elem	AG	AL	AS	B_	BA	BE	CA
Units	ppm	ppm	ppm	ppm	ppm	ppm	ppm
Avge	.00012	.01925	.00128	.00153	.00019	.00014	.00071
SDev	.00051	.00250	.00080	.00036	.00003	.00007	.00117
%RSD	431.16	12.971	62.680	23.396	18.507	49.668	165.16
#1	-.00009	.01788	.00046	.00148	.00022	.00019	-.00026
#2	-.00026	.01774	.00132	.00120	.00015	.00018	.00200
#3	.00070	.02213	.00205	.00191	.00019	.00006	.00038
Errors	LC Pass	LC Pass	LC Pass	LC Pass	LC Pass	LC Pass	LC Pass
High	.00500	.20000	.01000	.20000	.20000	.00400	5.0000
Low	-.00500	-.20000	-.01000	-.20000	-.20000	-.00400	-5.0000

Elem	CD	CO	CR	CU	FE	K_	MG
Units	ppm	ppm	ppm	ppm	ppm	ppm	ppm
Avge	.00011	.00015	.00007	.00066	.00410	.19562	-.00149
SDev	.00005	.00024	.00011	.00017	.00296	.00276	.00224
%RSD	39.902	158.37	150.78	26.416	72.054	1.4130	150.31
#1	.00016	.00009	-.00004	.00067	.00076	.19867	-.00373
#2	.00007	-.00005	.00009	.00048	.00515	.19490	-.00148
#3	.00012	.00041	.00018	.00083	.00639	.19328	.00075
Errors	LC Pass	LC Pass	LC Pass	LC Pass	LC Pass	LC Pass	LC Pass
High	.00500	.05000	.00500	.02500	.10000	5.0000	5.0000
Low	-.00500	-.05000	-.00500	-.02500	-.10000	-5.0000	-5.0000

Elem	MN	MO	NA	NI	PB/1	PB/2	PB
Units	ppm	ppm	ppm	ppm	ppm	ppm	ppm
Avge	.00000	.00183	-.02271	-.00028	.00030	.00029	.00029
SDev	.00003	.00052	.16294	.00092	.00045	.00078	.00037
%RSD	1208.6	28.648	717.59	332.47	150.76	270.15	127.19
#1	-.00001	.00149	-.15438	-.00019	-.00020	.00118	.00072
#2	-.00001	.00244	.15952	-.00124	.00044	-.00005	.00011
#3	.00004	.00157	-.07325	.00060	.00066	-.00027	.00004
Errors	LC Pass	LC Pass	LC Pass	LC Pass	NOCHECK	NOCHECK	LC Pass
High	.01500	.04000	5.0000	.04000			.00300
Low	-.01500	-.04000	-5.0000	-.04000			-.00300

Elem	SB/1	SB/2	SB	SE/1	SE/2	SE	SI
Units	ppm	ppm	ppm	ppm	ppm	ppm	ppm
Avge	.00009	-.00056	-.00035	-.00172	.00038	-.00032	.00198
SDev	.00188	.00133	.00136	.00045	.00167	.00107	.00400
%RSD	1999.8	235.59	393.42	25.985	435.84	337.24	201.95
#1	.00177	-.00063	.00017	-.00201	.00226	.00084	.00067
#2	.00045	.00080	.00068	-.00194	-.00094	-.00128	-.00120

#3	-.00194	-.00186	-.00189	-.00120	-.00016	-.00051	.00647
Errors	NOCHECK	NOCHECK	LC Pass	NOCHECK	NOCHECK	LC Pass	LC Pass

High			.01000			.00500	.50000
Low			-.01000			-.00500	-.50000

Elem	SN	SR	TI	TL	V_	ZN	
Units	ppm	ppm	ppm	ppm	ppm	ppm	
Avge	.00154	.00006	.00007	.00026	.00012	.00370	
SDev	.00137	.00004	.00028	.00085	.00036	.00034	
%RSD	89.272	58.944	383.94	329.06	288.34	9.1974	
#1	.00264	.00004	-.00009	.00018	.00012	.00335	
#2	.00000	.00004	-.00009	-.00055	-.00023	.00403	
#3	.00197	.00010	.00039	.00115	.00048	.00371	
Errors	LC Pass	LC Pass	LC Pass	LC Pass	LC Pass	LC Pass	
High	.10000	.05000	.05000	.01000	.05000	.02000	
Low	-.10000	-.05000	-.05000	-.01000	-.05000	-.02000	

IntStd	1	2	3	4	5	6	7
Mode	Counts	NOTUSED	NOTUSED	NOTUSED	NOTUSED	NOTUSED	NOTUSED
Elem	Y	--	--	--	--	--	--
Wavlen	371.030	--	--	--	--	--	--
Avge	30718	--	--	--	--	--	--
SDev	77.76933	--	--	--	--	--	--
%RSD	.2531700	--	--	--	--	--	--
#1	30630	--	--	--	--	--	--
#2	30775	--	--	--	--	--	--
#3	30750	--	--	--	--	--	--

Method: METTRACE Sample Name: L8TPNCT Operator: ACC
Run Time: 10/28/10 18:18:59
Comment: TESTAMERICA PITTSBURGH ICP METALS ANALYSIS - INST TRACEICP
Mode: CONC Corr. Factor: 1

Elem	AG	AL	AS	B_	BA	BE	CA
Units	ppm	ppm	ppm	ppm	ppm	ppm	ppm
Avge	.04986	2.0678	2.0019	.99136	2.0201	.04938	L.00216
SDev	.00005	.0034	.0024	.00018	.0025	.00012	.00048
%RSD	.10762	.16569	.11864	.01846	.12242	.24496	22.374
#1	.04988	2.0648	2.0044	.99142	2.0225	.04952	L.00175
#2	.04990	2.0715	2.0016	.99151	2.0204	.04933	L.00270
#3	.04980	2.0671	1.9997	.99116	2.0175	.04929	L.00204
Errors	LC Pass	LC Pass	LC Pass	LC Pass	LC Pass	LC Pass	LC Low
High	.06000	2.4000	2.4000	1.2000	2.4000	.06000	60.000
Low	.04000	1.6000	1.6000	.80000	1.6000	.04000	40.000

Elem	CD	CO	CR	CU	FE	K_	MG
Units	ppm	ppm	ppm	ppm	ppm	ppm	ppm
Avge	.05066	.49986	.20149	.25533	1.0434	L.19192	L.00074
SDev	.00015	.00105	.00036	.00050	.0063	.00249	.00111
%RSD	.29265	.20937	.17924	.19614	.60826	1.2954	149.88
#1	.05082	.50077	.20181	.25519	1.0507	L.18992	L.00074
#2	.05054	.50009	.20110	.25588	1.0400	L.19114	L.00185
#3	.05061	.49871	.20156	.25491	1.0395	L.19471	L-.00037
Errors	LC Pass	LC Pass	LC Pass	LC Pass	LC Pass	LC Low	LC Low
High	.06000	.60000	.24000	.30000	1.2000	60.000	60.000
Low	.04000	.40000	.16000	.20000	.80000	40.000	40.000

Elem	MN	MO	NA	NI	PB/1	PB/2	PB
Units	ppm	ppm	ppm	ppm	ppm	ppm	ppm
Avge	.50550	L.00012	L-.05423	.50163	.49803	.50538	.50293
SDev	.00082	.00035	.05968	.00068	.00117	.00096	.00102
%RSD	.16197	298.60	110.06	.13660	.23529	.19024	.20246
#1	.50644	L.00002	L.00166	.50162	.49936	.50648	.50411
#2	.50504	L-.00017	L-.04724	.50095	.49757	.50469	.50232
#3	.50501	L.00051	L-.11710	.50232	.49716	.50498	.50237
Errors	LC Pass	LC Low	LC Low	LC Pass	NOCHECK	NOCHECK	LC Pass
High	.60000	1.2000	60.000	.60000			.60000
Low	.40000	.80000	40.000	.40000			.40000

Elem	SB/1	SB/2	SB	SE/1	SE/2	SE	SI
Units	ppm	ppm	ppm	ppm	ppm	ppm	ppm
Avge	.00109	-.00048	L.00004	2.0133	1.9995	2.0041	L-.00081
SDev	.00088	.00092	.00087	.0008	.0023	.0017	.00549
%RSD	81.360	193.58	1999.3	.03841	.11605	.08697	674.80
#1	.00027	-.00154	L-.00094	2.0141	2.0021	2.0061	L-.00626
#2	.00097	.00009	L.00038	2.0132	1.9975	2.0028	L-.00091

#3	.00202	.00003	L.00069	2.0125	1.9989	2.0034	L.00473
Errors	NOCHECK	NOCHECK	LC Low	NOCHECK	NOCHECK	LC Pass	LC Low

High			.60000			2.4000	12.000
Low			.40000			1.6000	8.0000

Elem	SN	SR	TI	TL	V_	ZN	
Units	ppm	ppm	ppm	ppm	ppm	ppm	
Avge	L-.00080	1.0059	L-.00008	1.9938	.49929	.52404	
SDev	.00155	.0021	.00012	.0030	.00041	.00018	
%RSD	193.66	.20914	141.58	.15053	.08265	.03498	
#1	L-.00109	1.0079	L-.00008	1.9934	.49896	.52420	
#2	L.00087	1.0061	L.00003	1.9911	.49975	.52384	
#3	L-.00219	1.0037	L-.00021	1.9970	.49915	.52407	

Errors	LC Low	LC Pass	LC Low	LC Pass	LC Pass	LC Pass	
High	2.4000	1.2000	1.2000	2.4000	.60000	.60000	
Low	1.6000	.80000	.80000	1.6000	.40000	.40000	

IntStd	1	2	3	4	5	6	7
Mode	Counts	NOTUSED	NOTUSED	NOTUSED	NOTUSED	NOTUSED	NOTUSED
Elem	Y	--	--	--	--	--	--
Wavlen	371.030	--	--	--	--	--	--
Avge	30845	--	--	--	--	--	--
SDev	89.49495	--	--	--	--	--	--
%RSD	.2901439	--	--	--	--	--	--
#1	30928	--	--	--	--	--	--
#2	30857	--	--	--	--	--	--
#3	30750	--	--	--	--	--	--

Method: METTRACE Sample Name: L8TPNLT Operator: ACC
Run Time: 10/28/10 18:24:28
Comment: TESTAMERICA PITTSBURGH ICP METALS ANALYSIS - INST TRACEICP
Mode: CONC Corr. Factor: 1

Elem	AG	AL	AS	B_	BA	BE	CA
Units	ppm	ppm	ppm	ppm	ppm	ppm	ppm
Avge	.05063	2.0993	2.0330	1.0047	2.0434	.04998	L.00419
SDev	.00001	.0065	.0046	.0012	.0050	.00020	.00020
%RSD	.01090	.30968	.22775	.11954	.24439	.40532	4.8489
#1	.05064	2.1054	2.0299	1.0058	2.0490	.05002	L.00437
#2	.05063	2.1000	2.0384	1.0034	2.0394	.05015	L.00421
#3	.05063	2.0924	2.0308	1.0047	2.0418	.04975	L.00397
Errors	LC Pass	LC Pass	LC Pass	LC Pass	LC Pass	LC Pass	LC Low
High	.06000	2.4000	2.4000	1.2000	2.4000	.06000	60.000
Low	.04000	1.6000	1.6000	.80000	1.6000	.04000	40.000

Elem	CD	CO	CR	CU	FE	K_	MG
Units	ppm	ppm	ppm	ppm	ppm	ppm	ppm
Avge	.05142	.50748	.20424	.25863	1.0610	L.18659	L.00000
SDev	.00024	.00055	.00059	.00056	.0051	.00411	.00169
%RSD	.47304	.10832	.28866	.21787	.48409	2.2040	80207.
#1	.05164	.50747	.20475	.25921	1.0564	L.18764	L-.00037
#2	.05147	.50803	.20436	.25808	1.0599	L.19007	L.00185
#3	.05116	.50693	.20359	.25861	1.0665	L.18205	L-.00147
Errors	LC Pass	LC Pass	LC Pass	LC Pass	LC Pass	LC Low	LC Low
High	.06000	.60000	.24000	.30000	1.2000	60.000	60.000
Low	.04000	.40000	.16000	.20000	.80000	40.000	40.000

Elem	MN	MO	NA	NI	PB/1	PB/2	PB
Units	ppm	ppm	ppm	ppm	ppm	ppm	ppm
Avge	.51263	L.00030	L-.11576	.50858	.50727	.51043	.50938
SDev	.00094	.00073	.04321	.00091	.00159	.00151	.00150
%RSD	.18370	241.23	37.329	.17906	.31304	.29617	.29390
#1	.51330	L.00098	L-.16485	.50767	.50821	.51052	.50975
#2	.51304	L.00040	L-.08345	.50859	.50817	.51189	.51065
#3	.51155	L-.00047	L-.09900	.50949	.50544	.50887	.50773
Errors	LC Pass	LC Low	LC Low	LC Pass	NOCHECK	NOCHECK	LC Pass
High	.60000	1.2000	60.000	.60000			.60000
Low	.40000	.80000	40.000	.40000			.40000

Elem	SB/1	SB/2	SB	SE/1	SE/2	SE	SI
Units	ppm	ppm	ppm	ppm	ppm	ppm	ppm
Avge	-.00035	-.00080	L-.00065	2.0549	2.0231	2.0337	L-.00013
SDev	.00052	.00126	.00077	.0011	.0116	.0075	.00345
%RSD	150.36	157.39	118.29	.05434	.57375	.36706	2624.3
#1	-.00064	.00065	L.00022	2.0560	2.0097	2.0251	L-.00105
#2	-.00066	-.00150	L-.00122	2.0550	2.0309	2.0389	L.00369

#3	.00026	-.00156	L-.00096	2.0538	2.0286	2.0370	L-.00303
Errors	NOCHECK	NOCHECK	LC Low	NOCHECK	NOCHECK	LC Pass	LC Low

High			.60000			2.4000	12.000
Low			.40000			1.6000	8.0000

Elem	SN	SR	TI	TL	V_	ZN	
Units	ppm	ppm	ppm	ppm	ppm	ppm	
Avge	L.00073	1.0177	L-.00024	2.0292	.50422	.53015	
SDev	.00088	.0028	.00024	.0020	.00112	.00115	
%RSD	121.14	.27720	101.77	.09830	.22277	.21790	
#1	L.00175	1.0209	L.00003	2.0287	.50531	.53078	
#2	L.00022	1.0155	L-.00032	2.0275	.50428	.53085	
#3	L.00022	1.0167	L-.00043	2.0314	.50307	.52882	

Errors	LC Low	LC Pass	LC Low	LC Pass	LC Pass	LC Pass	
High	2.4000	1.2000	1.2000	2.4000	.60000	.60000	
Low	1.6000	.80000	.80000	1.6000	.40000	.40000	

IntStd	1	2	3	4	5	6	7
Mode	Counts	NOTUSED	NOTUSED	NOTUSED	NOTUSED	NOTUSED	NOTUSED
Elem	Y	--	--	--	--	--	--
Wavlen	371.030	--	--	--	--	--	--
Avge	30956	--	--	--	--	--	--
SDev	118.8931	--	--	--	--	--	--
%RSD	.3840762	--	--	--	--	--	--
#1	30845	--	--	--	--	--	--
#2	30941	--	--	--	--	--	--
#3	31081	--	--	--	--	--	--

Method: METTRACE Sample Name: L8E1RT/10 prep dil. Operator: ACC
Run Time: 10/28/10 18:29:57
Comment: TESTAMERICA PITTSBURGH ICP METALS ANALYSIS - INST TRACEICP
Mode: CONC Corr. Factor: 1

Elem	AG	AL	AS	B_	BA	BE	CA
Units	ppm	ppm	ppm	ppm	ppm	ppm	ppm
Avge	-.00005	.02153	.00154	.00760	.00382	.00011	.38971
SDev	.00025	.00072	.00194	.00079	.00003	.00003	.00151
%RSD	507.66	3.3417	126.33	10.453	.87627	30.193	.38780
#1	-.00031	.02232	.00299	.00837	.00379	.00009	.39145
#2	-.00000	.02092	-.00067	.00763	.00385	.00015	.38873
#3	.00017	.02133	.00230	.00679	.00381	.00010	.38896
Errors	LC Pass	LC Pass	LC Pass	LC Pass	LC Pass	LC Pass	LC Pass
High	2.0000	500.00	10.000	30.000	10.000	10.000	600.00
Low	-.00500	-.20000	-.01000	-.20000	-.20000	-.00400	-5.0000

Elem	CD	CO	CR	CU	FE	K_	MG
Units	ppm	ppm	ppm	ppm	ppm	ppm	ppm
Avge	.00009	.00013	.00033	.00023	.03715	.30883	.18844
SDev	.00011	.00018	.00008	.00005	.00411	.00288	.00178
%RSD	122.64	132.85	25.125	19.598	11.071	.93281	.94378
#1	.00020	.00004	.00031	.00021	.03750	.30604	.18999
#2	.00010	.00002	.00025	.00020	.03287	.30865	.18650
#3	-.00002	.00034	.00041	.00028	.04107	.31180	.18884
Errors	LC Pass	LC Pass	LC Pass	LC Pass	LC Pass	LC Pass	LC Pass
High	5.0000	50.000	20.000	10.000	500.00	400.00	600.00
Low	-.00500	-.05000	-.00500	-.02500	-.10000	-5.0000	-5.0000

Elem	MN	MO	NA	NI	PB/1	PB/2	PB
Units	ppm	ppm	ppm	ppm	ppm	ppm	ppm
Avge	.00305	.00019	1.4182	.00019	-.00025	.00197	.00123
SDev	.00002	.00029	.0715	.00022	.00166	.00134	.00035
%RSD	.79959	149.98	5.0415	111.54	672.08	68.123	28.655
#1	.00306	.00051	1.4391	.00017	-.00133	.00299	.00155
#2	.00307	-.00006	1.4769	.00042	.00166	.00045	.00085
#3	.00302	.00013	1.3386	-.00001	-.00107	.00248	.00130
Errors	LC Pass	LC Pass	LC Pass	LC Pass	NOCHECK	NOCHECK	LC Pass
High	20.000	20.000	400.00	100.00			5.0000
Low	-.01500	-.04000	-5.0000	-.04000			-.00300

Elem	SB/1	SB/2	SB	SE/1	SE/2	SE	SI
Units	ppm	ppm	ppm	ppm	ppm	ppm	ppm
Avge	.00112	.00001	.00038	.00025	.00148	.00107	2.0300
SDev	.00089	.00005	.00027	.00226	.00211	.00083	.0060
%RSD	78.922	389.45	69.874	894.97	142.39	77.454	.29627
#1	.00162	-.00004	.00051	-.00113	.00361	.00203	2.0329
#2	.00010	.00006	.00007	.00287	-.00061	.00055	2.0341

#3	.00164	.00002	.00056	-.00097	.00144	.00064	2.0231
Errors	NOCHECK	NOCHECK	LC Pass	NOCHECK	NOCHECK	LC Pass	LC Pass

High			5.0000			10.000	50.000
Low			-.01000			-.00500	-.50000

Elem	SN	SR	TI	TL	V_	ZN	
Units	ppm	ppm	ppm	ppm	ppm	ppm	
Avge	.00044	.00216	.00003	.00461	.00008	.00743	
SDev	.00137	.00002	.00000	.00133	.00052	.00015	
%RSD	313.46	.78276	4.7496	28.905	692.63	2.0110	
#1	.00088	.00215	.00003	.00614	-.00022	.00758	
#2	-.00110	.00218	.00003	.00370	-.00023	.00743	
#3	.00154	.00216	.00003	.00400	.00068	.00728	

Errors	LC Pass	LC Pass	LC Pass	LC Pass	LC Pass	LC Pass	
High	30.000	10.000	30.000	10.000	50.000	5.0000	
Low	-.10000	-.05000	-.05000	-.01000	-.05000	-.02000	

IntStd	1	2	3	4	5	6	7
Mode	Counts	NOTUSED	NOTUSED	NOTUSED	NOTUSED	NOTUSED	NOTUSED
Elem	Y	--	--	--	--	--	--
Wavlen	371.030	--	--	--	--	--	--
Avge	30683	--	--	--	--	--	--
SDev	96.79077	--	--	--	--	--	--
%RSD	.3154528	--	--	--	--	--	--
#1	30794	--	--	--	--	--	--
#2	30636	--	--	--	--	--	--
#3	30619	--	--	--	--	--	--

Method: METTRACE Sample Name: L8E1RP50T pdilx5 Operator: ACC
Run Time: 10/28/10 18:35:25
Comment: TESTAMERICA PITTSBURGH ICP METALS ANALYSIS - INST TRACEICP
Mode: CONC Corr. Factor: 1

Elem	AG	AL	AS	B_	BA	BE	CA
Units	ppm	ppm	ppm	ppm	ppm	ppm	ppm
Avge	-.00015	.01835	.00142	.00245	.00083	.00023	.08871
SDev	.00017	.00144	.00036	.00024	.00009	.00004	.00157
%RSD	110.79	7.8404	24.986	9.7258	11.036	17.661	1.7689
#1	-.00034	.01670	.00177	.00231	.00093	.00027	.09050
#2	-.00006	.01926	.00144	.00273	.00082	.00019	.08805
#3	-.00005	.01911	.00106	.00233	.00074	.00022	.08757
Errors	LC Pass	LC Pass	LC Pass	LC Pass	LC Pass	LC Pass	LC Pass
High	2.0000	500.00	10.000	30.000	10.000	10.000	600.00
Low	-.00500	-.20000	-.01000	-.20000	-.20000	-.00400	-5.0000

Elem	CD	CO	CR	CU	FE	K_	MG
Units	ppm	ppm	ppm	ppm	ppm	ppm	ppm
Avge	.00007	.00005	.00002	-.00022	.01463	.21746	.03669
SDev	.00004	.00019	.00013	.00015	.00270	.00156	.00062
%RSD	52.310	411.76	706.96	67.411	18.446	.71572	1.6865
#1	.00011	-.00013	-.00008	-.00010	.01765	.21925	.03628
#2	.00007	.00024	.00016	-.00038	.01246	.21646	.03740
#3	.00004	.00002	-.00002	-.00017	.01377	.21667	.03639
Errors	LC Pass	LC Pass	LC Pass	LC Pass	LC Pass	LC Pass	LC Pass
High	5.0000	50.000	20.000	10.000	500.00	400.00	600.00
Low	-.00500	-.05000	-.00500	-.02500	-.10000	-5.0000	-5.0000

Elem	MN	MO	NA	NI	PB/1	PB/2	PB
Units	ppm	ppm	ppm	ppm	ppm	ppm	ppm
Avge	.00063	.00031	.16684	-.00024	-.00250	.00200	.00050
SDev	.00000	.00026	.03823	.00088	.00104	.00018	.00024
%RSD	.19987	82.765	22.915	370.37	41.562	9.0523	48.616
#1	.00063	.00002	.15579	-.00026	-.00370	.00219	.00023
#2	.00063	.00040	.20938	.00066	-.00195	.00183	.00057
#3	.00063	.00051	.13535	-.00111	-.00186	.00198	.00070
Errors	LC Pass	LC Pass	LC Pass	LC Pass	NOCHECK	NOCHECK	LC Pass
High	20.000	20.000	400.00	100.00			5.0000
Low	-.01500	-.04000	-5.0000	-.04000			-.00300

Elem	SB/1	SB/2	SB	SE/1	SE/2	SE	SI
Units	ppm	ppm	ppm	ppm	ppm	ppm	ppm
Avge	.00153	-.00110	-.00022	-.00229	.00193	.00052	.40048
SDev	.00069	.00071	.00042	.00288	.00062	.00054	.00301
%RSD	45.288	64.731	187.15	125.40	32.222	103.72	.75285
#1	.00232	-.00158	-.00028	-.00209	.00190	.00057	.40354
#2	.00103	-.00142	-.00060	.00047	.00132	.00104	.39751

#3	.00123	-.00028	.00022	-.00527	.00257	-.00004	.40039
Errors	NOCHECK	NOCHECK	LC Pass	NOCHECK	NOCHECK	LC Pass	LC Pass

High			5.0000			10.000	50.000
Low			-.01000			-.00500	-.50000

Elem	SN	SR	TI	TL	V_	ZN	
Units	ppm	ppm	ppm	ppm	ppm	ppm	
Avge	.00007	.00045	-.00001	.00268	-.00011	.00762	
SDev	.00146	.00002	.00038	.00100	.00021	.00005	
%RSD	2023.9	4.8374	7127.6	37.471	184.29	.61334	
#1	.00044	.00043	.00015	.00382	-.00023	.00760	
#2	.00131	.00045	-.00044	.00226	-.00023	.00768	
#3	-.00153	.00047	.00027	.00195	.00013	.00759	

Errors	LC Pass	LC Pass	LC Pass	LC Pass	LC Pass	LC Pass	
High	30.000	10.000	30.000	10.000	50.000	5.0000	
Low	-.10000	-.05000	-.05000	-.01000	-.05000	-.02000	

IntStd	1	2	3	4	5	6	7
Mode	Counts	NOTUSED	NOTUSED	NOTUSED	NOTUSED	NOTUSED	NOTUSED
Elem	Y	--	--	--	--	--	--
Wavlen	371.030	--	--	--	--	--	--
Avge	30835	--	--	--	--	--	--
SDev	48.88142	--	--	--	--	--	--
%RSD	.1585239	--	--	--	--	--	--
#1	30868	--	--	--	--	--	--
#2	30859	--	--	--	--	--	--
#3	30779	--	--	--	--	--	--

Method: METTRACE Sample Name: L8E1PAT Operator: ACC
Run Time: 10/28/10 18:40:54
Comment: TESTAMERICA PITTSBURGH ICP METALS ANALYSIS - INST TRACEICP
Mode: CONC Corr. Factor: 1

Elem	AG	AL	AS	B_	BA	BE	CA
Units	ppm	ppm	ppm	ppm	ppm	ppm	ppm
Avge	1.0506	.59175	5.3115	.16286	S112.52	.00478	62.210
SDev	.0010	.00586	.0053	.00032	1.11	.00007	.404
%RSD	.09871	.99060	.09901	.19359	.98289	1.5681	.64961
#1	1.0517	.58558	5.3059	.16250	S113.55	.00486	62.606
#2	1.0505	.59244	5.3164	.16303	S112.67	.00472	62.226
#3	1.0497	.59724	5.3120	.16305	S111.35	.00475	61.798
Errors	LC Pass	LC Pass	LC Pass	LC Pass	LC High	LC Pass	LC Pass
High	2.0000	500.00	10.000	30.000	10.000	10.000	600.00
Low	-.00500	-.20000	-.01000	-.20000	-.20000	-.00400	-5.0000

Elem	CD	CO	CR	CU	FE	K_	MG
Units	ppm	ppm	ppm	ppm	ppm	ppm	ppm
Avge	.98881	-.00372	5.0436	.01326	3.1564	186.31	27.994
SDev	.00363	.00034	.0210	.00008	.0182	.33	.211
%RSD	.36682	9.1631	.41726	.60561	.57738	.17606	.75519
#1	.99268	-.00356	5.0624	.01330	3.1774	185.96	28.206
#2	.98826	-.00349	5.0477	.01332	3.1466	186.62	27.992
#3	.98549	-.00411	5.0209	.01317	3.1452	186.35	27.783
Errors	LC Pass	LC Pass	LC Pass	LC Pass	LC Pass	LC Pass	LC Pass
High	5.0000	50.000	20.000	10.000	500.00	400.00	600.00
Low	-.00500	-.05000	-.00500	-.02500	-.10000	-5.0000	-5.0000

Elem	MN	MO	NA	NI	PB/1	PB/2	PB
Units	ppm	ppm	ppm	ppm	ppm	ppm	ppm
Avge	.95477	.00071	H1397.3	.02310	4.8927	4.9994	4.9639
SDev	.00383	.00022	4.5	.00121	.0368	.0181	.0241
%RSD	.40155	31.134	.32202	5.2539	.75174	.36221	.48457
#1	.95815	.00066	H1392.3	.02379	4.9265	5.0116	4.9832
#2	.95556	.00095	H1398.2	.02170	4.8980	5.0080	4.9714
#3	.95060	.00052	H1401.2	.02380	4.8535	4.9786	4.9369
Errors	LC Pass	LC Pass	LC High	LC Pass	NOCHECK	NOCHECK	LC Pass
High	20.000	20.000	400.00	100.00			5.0000
Low	-.01500	-.04000	-5.0000	-.04000			-.00300

Elem	SB/1	SB/2	SB	SE/1	SE/2	SE	SI
Units	ppm	ppm	ppm	ppm	ppm	ppm	ppm
Avge	-.00697	-.00694	-.00695	1.1535	1.1137	1.1269	6.8424
SDev	.00172	.00155	.00090	.0071	.0064	.0067	.0178
%RSD	24.678	22.361	13.023	.61511	.57832	.59055	.26081
#1	-.00825	-.00518	-.00620	1.1460	1.1071	1.1201	6.8605
#2	-.00764	-.00812	-.00796	1.1601	1.1200	1.1333	6.8420

#3	-.00501	-.00752	-.00669	1.1544	1.1140	1.1274	6.8248
Errors	NOCHECK	NOCHECK	LC Pass	NOCHECK	NOCHECK	LC Pass	LC Pass

High			5.0000			10.000	50.000
Low			-.01000			-.00500	-.50000

Elem	SN	SR	TI	TL	V_	ZN	
Units	ppm	ppm	ppm	ppm	ppm	ppm	
Avge	.01699	.43605	.00369	-.00882	-.00478	.02754	
SDev	.00150	.00123	.00017	.00181	.00042	.00027	
%RSD	8.8071	.28126	4.6089	20.568	8.8115	.98550	
#1	.01536	.43526	.00367	-.00832	-.00520	.02737	
#2	.01734	.43543	.00353	L-.01083	-.00479	.02785	
#3	.01829	.43746	.00387	-.00730	-.00436	.02739	

Errors	LC Pass	LC Pass	LC Pass	LC Pass	LC Pass	LC Pass	
High	30.000	10.000	30.000	10.000	50.000	5.0000	
Low	-.10000	-.05000	-.05000	-.01000	-.05000	-.02000	

IntStd	1	2	3	4	5	6	7
Mode	Counts	NOTUSED	NOTUSED	NOTUSED	NOTUSED	NOTUSED	NOTUSED
Elem	Y	--	--	--	--	--	--
Wavlen	371.030	--	--	--	--	--	--
Avge	29197	--	--	--	--	--	--
SDev	264.7817	--	--	--	--	--	--
%RSD	.9068907	--	--	--	--	--	--
#1	28958	--	--	--	--	--	--
#2	29150	--	--	--	--	--	--
#3	29482	--	--	--	--	--	--

Method: METTRACE Sample Name: L8E1PAT/20 Operator: ACC
Run Time: 10/28/10 18:46:22
Comment: TESTAMERICA PITTSBURGH ICP METALS ANALYSIS - INST TRACEICP
Mode: CONC Corr. Factor: 1

Elem	AG	AL	AS	B_	BA	BE	CA
Units	ppm	ppm	ppm	ppm	ppm	ppm	ppm
Avge	.04992	.04754	.25897	.00850	2.5693	.00041	3.2314
SDev	.00018	.00280	.00109	.00013	.0025	.00003	.0078
%RSD	.36151	5.8914	.42082	1.5387	.09816	6.0764	.24270
#1	.04986	.04987	.26021	.00865	2.5672	.00038	3.2389
#2	.05013	.04443	.25850	.00846	2.5721	.00042	3.2322
#3	.04978	.04831	.25819	.00840	2.5684	.00043	3.2232
Errors	LC Pass	LC Pass	LC Pass	LC Pass	LC Pass	LC Pass	LC Pass
High	2.0000	500.00	10.000	30.000	10.000	10.000	600.00
Low	-.00500	-.20000	-.01000	-.20000	-.20000	-.00400	-5.0000

Elem	CD	CO	CR	CU	FE	K_	MG
Units	ppm	ppm	ppm	ppm	ppm	ppm	ppm
Avge	.05056	-.00036	.25623	.01103	.16329	7.3276	1.4831
SDev	.00026	.00007	.00076	.00049	.00091	.0069	.0062
%RSD	.50701	20.873	.29721	4.4795	.55900	.09435	.41823
#1	.05076	-.00043	.25710	.01052	.16224	7.3228	1.4903
#2	.05027	-.00028	.25593	.01106	.16376	7.3246	1.4791
#3	.05064	-.00036	.25567	.01151	.16387	7.3356	1.4800
Errors	LC Pass	LC Pass	LC Pass	LC Pass	LC Pass	LC Pass	LC Pass
High	5.0000	50.000	20.000	10.000	500.00	400.00	600.00
Low	-.00500	-.05000	-.00500	-.02500	-.10000	-5.0000	-5.0000

Elem	MN	MO	NA	NI	PB/1	PB/2	PB
Units	ppm	ppm	ppm	ppm	ppm	ppm	ppm
Avge	.04818	.00004	67.611	.00133	.26108	.26308	.26241
SDev	.00013	.00043	.126	.00036	.00102	.00060	.00028
%RSD	.26449	950.69	.18582	26.879	.38937	.23013	.10744
#1	.04829	-.00045	67.678	.00147	.26224	.26252	.26243
#2	.04822	.00033	67.466	.00159	.26062	.26372	.26269
#3	.04804	.00025	67.690	.00092	.26037	.26300	.26213
Errors	LC Pass	LC Pass	LC Pass	LC Pass	NOCHECK	NOCHECK	LC Pass
High	20.000	20.000	400.00	100.00			5.0000
Low	-.01500	-.04000	-5.0000	-.04000			-.00300

Elem	SB/1	SB/2	SB	SE/1	SE/2	SE	SI
Units	ppm	ppm	ppm	ppm	ppm	ppm	ppm
Avge	-.00058	-.00116	-.00097	.05135	.05460	.05351	.33800
SDev	.00098	.00141	.00096	.00133	.00103	.00095	.00088
%RSD	168.03	121.61	99.466	2.5817	1.8842	1.7728	.26095
#1	-.00163	-.00161	-.00161	.05281	.05535	.05451	.33746
#2	-.00043	.00042	.00014	.05023	.05501	.05342	.33753

#3	.00031	-.00229	-.00142	.05100	.05343	.05262	.33902
Errors	NOCHECK	NOCHECK	LC Pass	NOCHECK	NOCHECK	LC Pass	LC Pass

High			5.0000			10.000	50.000
Low			-.01000			-.00500	-.50000

Elem	SN	SR	TI	TL	V_	ZN	
Units	ppm	ppm	ppm	ppm	ppm	ppm	
Avge	-.00023	.02184	.00011	.00055	-.00025	.01634	
SDev	.00138	.00001	.00018	.00186	.00028	.00039	
%RSD	614.72	.05328	168.61	342.11	111.47	2.3772	
#1	.00022	.02184	.00027	.00162	-.00019	.01590	
#2	.00088	.02185	-.00009	.00163	-.00055	.01651	
#3	-.00178	.02183	.00015	-.00161	-.00001	.01662	

Errors	LC Pass	LC Pass	LC Pass	LC Pass	LC Pass	LC Pass	
High	30.000	10.000	30.000	10.000	50.000	5.0000	
Low	-.10000	-.05000	-.05000	-.01000	-.05000	-.02000	

IntStd	1	2	3	4	5	6	7
Mode	Counts	NOTUSED	NOTUSED	NOTUSED	NOTUSED	NOTUSED	NOTUSED
Elem	Y	--	--	--	--	--	--
Wavlen	371.030	--	--	--	--	--	--
Avge	30495	--	--	--	--	--	--
SDev	81.57797	--	--	--	--	--	--
%RSD	.2675157	--	--	--	--	--	--
#1	30563	--	--	--	--	--	--
#2	30516	--	--	--	--	--	--
#3	30404	--	--	--	--	--	--

Method: METTRACE Sample Name: CCV1-3 Operator: ACC
Run Time: 10/28/10 18:51:51
Comment: TESTAMERICA PITTSBURGH ICP METALS ANALYSIS - INST TRACEICP
Mode: CONC Corr. Factor: 1

Elem	AG	AL	AS	B_	BA	BE	CA
Units	ppm	ppm	ppm	ppm	ppm	ppm	ppm
Avge	1.0100	25.222	.51818	2.0236	2.0175	2.0158	50.751
SDev	.0006	.083	.00164	.0007	.0038	.0029	.075
%RSD	.05833	.33037	.31733	.03339	.18994	.14588	.14761
#1	1.0106	25.318	.51654	2.0230	2.0217	2.0136	50.830
#2	1.0094	25.182	.51815	2.0234	2.0144	2.0146	50.680
#3	1.0100	25.167	.51983	2.0243	2.0163	2.0191	50.744
Errors	LC Pass	LC Pass	LC Pass	LC Pass	LC Pass	LC Pass	LC Pass
High	1.1000	27.500	.55000	2.2000	2.2000	2.2000	55.000
Low	.90000	22.500	.45000	1.8000	1.8000	1.8000	45.000

Elem	CD	CO	CR	CU	FE	K_	MG
Units	ppm	ppm	ppm	ppm	ppm	ppm	ppm
Avge	.49737	1.9816	2.0116	2.0500	25.437	129.62	50.629
SDev	.00086	.0029	.0033	.0059	.037	.59	.045
%RSD	.17358	.14407	.16417	.28962	.14707	.45340	.08845
#1	.49685	1.9849	2.0154	2.0569	25.479	130.28	50.661
#2	.49690	1.9796	2.0092	2.0469	25.408	129.40	50.578
#3	.49837	1.9804	2.0103	2.0463	25.424	129.17	50.650
Errors	LC Pass	LC Pass	LC Pass	LC Pass	LC Pass	LC Pass	LC Pass
High	.55000	2.2000	2.2000	2.2000	27.500	137.50	55.000
Low	.45000	1.8000	1.8000	1.8000	22.500	112.50	45.000

Elem	MN	MO	NA	NI	PB/1	PB/2	PB
Units	ppm	ppm	ppm	ppm	ppm	ppm	ppm
Avge	2.0040	2.0561	127.05	1.9927	.49398	.50531	.50154
SDev	.0028	.0113	.57	.0013	.00677	.00439	.00082
%RSD	.14057	.54791	.44803	.06517	1.3710	.86896	.16411
#1	2.0073	2.0459	127.68	1.9923	.48628	.51005	.50214
#2	2.0021	2.0541	126.58	1.9916	.49901	.50139	.50060
#3	2.0027	2.0682	126.89	1.9941	.49665	.50448	.50187
Errors	LC Pass	LC Pass	LC Pass	LC Pass	NOCHECK	NOCHECK	LC Pass
High	2.2000	2.2000	137.50	2.2000			.55000
Low	1.8000	1.8000	112.50	1.8000			.45000

Elem	SB/1	SB/2	SB	SE/1	SE/2	SE	SI
Units	ppm	ppm	ppm	ppm	ppm	ppm	ppm
Avge	.51754	.52626	.52336	.51908	.51153	.51404	2.0465
SDev	.00591	.00389	.00169	.00346	.00206	.00065	.0025
%RSD	1.1423	.73861	.32382	.66712	.40360	.12686	.12125
#1	.52408	.52217	.52281	.51675	.51366	.51469	2.0440
#2	.51258	.52672	.52201	.52306	.50954	.51405	2.0490

#3	.51596	.52991	.52526	.51743	.51137	.51339	2.0466
Errors	NOCHECK	NOCHECK	LC Pass	NOCHECK	NOCHECK	LC Pass	LC Pass

High			.55000			.55000	2.2000
Low			.45000			.45000	1.8000

Elem	SN	SR	TI	TL	V_	ZN	
Units	ppm	ppm	ppm	ppm	ppm	ppm	
Avge	2.0626	2.0157	2.0392	1.0051	1.9905	2.0483	
SDev	.0044	.0042	.0029	.0013	.0016	.0049	
%RSD	.21446	.20730	.14420	.12974	.08289	.24034	
#1	2.0626	2.0199	2.0423	1.0065	1.9915	2.0539	
#2	2.0581	2.0116	2.0365	1.0040	1.9886	2.0465	
#3	2.0670	2.0155	2.0389	1.0049	1.9914	2.0446	
Errors	LC Pass	LC Pass	LC Pass	LC Pass	LC Pass	LC Pass	
High	2.2000	2.2000	2.2000	1.1000	2.2000	2.2000	
Low	1.8000	1.8000	1.8000	.90000	1.8000	1.8000	

IntStd	1	2	3	4	5	6	7
Mode	Counts	NOTUSED	NOTUSED	NOTUSED	NOTUSED	NOTUSED	NOTUSED
Elem	Y	--	--	--	--	--	--
Wavlen	371.030	--	--	--	--	--	--
Avge	30074	--	--	--	--	--	--
SDev	141.5267	--	--	--	--	--	--
%RSD	.4705883	--	--	--	--	--	--
#1	29938	--	--	--	--	--	--
#2	30065	--	--	--	--	--	--
#3	30220	--	--	--	--	--	--

Method: METTRACE Sample Name: CCB3 Operator: ACC
Run Time: 10/28/10 18:57:19
Comment: TESTAMERICA PITTSBURGH ICP METALS ANALYSIS - INST TRACEICP
Mode: CONC Corr. Factor: 1

Elem	AG	AL	AS	B_	BA	BE	CA
Units	ppm	ppm	ppm	ppm	ppm	ppm	ppm
Avge	-.00039	.01610	.00137	.00288	.00024	.00031	.00299
SDev	.00036	.00047	.00031	.00100	.00004	.00004	.00034
%RSD	91.941	2.9117	22.485	34.642	15.777	12.161	11.216
#1	-.00002	.01564	.00102	.00397	.00023	.00035	.00337
#2	-.00041	.01608	.00156	.00265	.00028	.00027	.00278
#3	-.00073	.01658	.00154	.00201	.00021	.00031	.00281
Errors	LC Pass	LC Pass	LC Pass	LC Pass	LC Pass	LC Pass	LC Pass
High	.00500	.20000	.01000	.20000	.20000	.00400	5.0000
Low	-.00500	-.20000	-.01000	-.20000	-.20000	-.00400	-5.0000

Elem	CD	CO	CR	CU	FE	K_	MG
Units	ppm	ppm	ppm	ppm	ppm	ppm	ppm
Avge	.00008	-.00018	-.00004	-.00053	.00286	.21256	-.00150
SDev	.00015	.00010	.00024	.00005	.00265	.00427	.00226
%RSD	189.64	54.069	665.13	8.5047	92.703	2.0093	150.43
#1	.00019	-.00013	.00016	-.00054	.00550	.21590	.00076
#2	-.00009	-.00028	.00004	-.00057	.00286	.21402	-.00376
#3	.00014	-.00011	-.00030	-.00048	.00021	.20775	-.00150
Errors	LC Pass	LC Pass	LC Pass	LC Pass	LC Pass	LC Pass	LC Pass
High	.00500	.05000	.00500	.02500	.10000	5.0000	5.0000
Low	-.00500	-.05000	-.00500	-.02500	-.10000	-5.0000	-5.0000

Elem	MN	MO	NA	NI	PB/1	PB/2	PB
Units	ppm	ppm	ppm	ppm	ppm	ppm	ppm
Avge	.00004	.00715	-.08296	-.00019	-.00063	.00124	.00062
SDev	.00005	.00349	.08277	.00022	.00248	.00059	.00059
%RSD	131.58	48.834	99.777	118.63	390.30	47.366	95.574
#1	.00009	.01066	-.08057	-.00038	.00124	.00125	.00125
#2	-.00001	.00710	-.00140	-.00025	-.00344	.00183	.00007
#3	.00004	.00368	-.16690	.00006	.00030	.00065	.00054
Errors	LC Pass	LC Pass	LC Pass	LC Pass	NOCHECK	NOCHECK	LC Pass
High	.01500	.04000	5.0000	.04000			.00300
Low	-.01500	-.04000	-5.0000	-.04000			-.00300

Elem	SB/1	SB/2	SB	SE/1	SE/2	SE	SI
Units	ppm	ppm	ppm	ppm	ppm	ppm	ppm
Avge	.00095	.00000	.00032	-.00139	.00236	.00111	-.00891
SDev	.00139	.00050	.00049	.00286	.00127	.00051	.00423
%RSD	146.48	18711.	155.88	206.22	53.590	46.041	47.484
#1	-.00028	-.00024	-.00025	.00096	.00093	.00094	-.00971
#2	.00245	-.00033	.00059	-.00054	.00280	.00169	-.01269

#3	.00066	.00058	.00061	-.00458	.00335	.00071	-.00434
Errors	NOCHECK	NOCHECK	LC Pass	NOCHECK	NOCHECK	LC Pass	LC Pass

High			.01000			.00500	.50000
Low			-.01000			-.00500	-.50000

Elem	SN	SR	TI	TL	V_	ZN	
Units	ppm	ppm	ppm	ppm	ppm	ppm	
Avge	.00148	-.00000	-.00001	.00333	-.00005	.00257	
SDev	.00181	.00006	.00007	.00382	.00036	.00023	
%RSD	122.46	1250.6	510.01	114.48	672.99	8.8427	
#1	.00022	.00006	.00003	.00466	.00031	.00236	
#2	.00066	-.00004	.00003	.00630	-.00042	.00281	
#3	.00356	-.00004	-.00010	-.00097	-.00005	.00253	
Errors	LC Pass	LC Pass	LC Pass	LC Pass	LC Pass	LC Pass	
High	.10000	.05000	.05000	.01000	.05000	.02000	
Low	-.10000	-.05000	-.05000	-.01000	-.05000	-.02000	

IntStd	1	2	3	4	5	6	7
Mode	Counts	NOTUSED	NOTUSED	NOTUSED	NOTUSED	NOTUSED	NOTUSED
Elem	Y	--	--	--	--	--	--
Wavlen	371.030	--	--	--	--	--	--
Avge	30352	--	--	--	--	--	--
SDev	89.46526	--	--	--	--	--	--
%RSD	.2947588	--	--	--	--	--	--
#1	30455	--	--	--	--	--	--
#2	30312	--	--	--	--	--	--
#3	30290	--	--	--	--	--	--

Method: METTRACE Sample Name: L86WJBT Operator: ACC
Run Time: 10/28/10 19:02:48
Comment: TESTAMERICA PITTSBURGH ICP METALS ANALYSIS - INST TRACEICP
Mode: CONC Corr. Factor: 1

Elem	AG	AL	AS	B_	BA	BE	CA
Units	ppm	ppm	ppm	ppm	ppm	ppm	ppm
Avge	-.00010	.02223	.00064	.00120	.00012	.00021	.01266
SDev	.00017	.00179	.00092	.00016	.00014	.00006	.00051
%RSD	180.23	8.0625	144.78	13.432	119.13	29.713	4.0624
#1	-.00025	.02405	.00122	.00134	.00008	.00027	.01310
#2	-.00013	.02047	.00112	.00102	.00027	.00022	.01279
#3	.00009	.02219	-.00043	.00125	-.00000	.00014	.01210
Errors	LC Pass	LC Pass	LC Pass	LC Pass	LC Pass	LC Pass	LC Pass
High	.00500	.20000	.01000	.20000	.20000	.00400	5.0000
Low	-.00500	-.20000	-.01000	-.20000	-.20000	-.00400	-5.0000

Elem	CD	CO	CR	CU	FE	K_	MG
Units	ppm	ppm	ppm	ppm	ppm	ppm	ppm
Avge	.00010	-.00015	.00005	-.00023	-.00019	.19782	-.00149
SDev	.00015	.00018	.00015	.00015	.00244	.00222	.00000
%RSD	151.10	115.26	315.87	64.382	1307.0	1.1228	.19120
#1	.00013	.00004	-.00009	-.00008	-.00096	.20019	-.00149
#2	-.00007	-.00030	.00003	-.00038	-.00215	.19579	-.00148
#3	.00023	-.00020	.00021	-.00022	.00255	.19748	-.00149
Errors	LC Pass	LC Pass	LC Pass	LC Pass	LC Pass	LC Pass	LC Pass
High	.00500	.05000	.00500	.02500	.10000	5.0000	5.0000
Low	-.00500	-.05000	-.00500	-.02500	-.10000	-5.0000	-5.0000

Elem	MN	MO	NA	NI	PB/1	PB/2	PB
Units	ppm	ppm	ppm	ppm	ppm	ppm	ppm
Avge	.00002	.00187	-.05493	-.00005	.00111	.00116	.00114
SDev	.00003	.00045	.02290	.00013	.00111	.00065	.00076
%RSD	149.35	24.126	41.694	239.94	99.539	56.707	66.139
#1	-.00001	.00236	-.03526	-.00019	.00078	.00053	.00061
#2	.00004	.00176	-.08007	-.00001	.00235	.00183	.00200
#3	.00004	.00148	-.04945	.00005	.00021	.00111	.00081
Errors	LC Pass	LC Pass	LC Pass	LC Pass	NOCHECK	NOCHECK	LC Pass
High	.01500	.04000	5.0000	.04000			.00300
Low	-.01500	-.04000	-5.0000	-.04000			-.00300

Elem	SB/1	SB/2	SB	SE/1	SE/2	SE	SI
Units	ppm	ppm	ppm	ppm	ppm	ppm	ppm
Avge	.00065	.00050	.00055	-.00579	.00194	-.00064	-.00223
SDev	.00036	.00122	.00070	.00073	.00015	.00028	.00023
%RSD	55.999	242.42	127.57	12.650	7.7631	43.888	10.431
#1	.00030	.00189	.00136	-.00552	.00178	-.00065	-.00233
#2	.00062	.00005	.00024	-.00523	.00208	-.00035	-.00239

#3	.00103	-.00043	.00006	-.00662	.00194	-.00091	-.00196
Errors	NOCHECK	NOCHECK	LC Pass	NOCHECK	NOCHECK	LC Pass	LC Pass

High			.01000			.00500	.50000
Low			-.01000			-.00500	-.50000

Elem	SN	SR	TI	TL	V_	ZN	
Units	ppm	ppm	ppm	ppm	ppm	ppm	
Avge	-.00015	.00001	-.00009	.00146	.00006	.00603	
SDev	.00083	.00003	.00036	.00123	.00028	.00007	
%RSD	562.56	258.52	411.26	84.454	432.11	1.2389	
#1	-.00110	-.00002	.00027	.00010	.00012	.00600	
#2	.00044	.00002	-.00009	.00178	-.00024	.00611	
#3	.00022	.00004	-.00045	.00251	.00030	.00597	

Errors	LC Pass	LC Pass	LC Pass	LC Pass	LC Pass	LC Pass	
High	.10000	.05000	.05000	.01000	.05000	.02000	
Low	-.10000	-.05000	-.05000	-.01000	-.05000	-.02000	

IntStd	1	2	3	4	5	6	7
Mode	Counts	NOTUSED	NOTUSED	NOTUSED	NOTUSED	NOTUSED	NOTUSED
Elem	Y	--	--	--	--	--	--
Wavlen	371.030	--	--	--	--	--	--
Avge	30707	--	--	--	--	--	--
SDev	78.09310	--	--	--	--	--	--
%RSD	.2543165	--	--	--	--	--	--
#1	30626	--	--	--	--	--	--
#2	30782	--	--	--	--	--	--
#3	30712	--	--	--	--	--	--

Method: METTRACE Sample Name: L86WJCT Operator: ACC
Run Time: 10/28/10 19:08:16
Comment: TESTAMERICA PITTSBURGH ICP METALS ANALYSIS - INST TRACEICP
Mode: CONC Corr. Factor: 1

Elem	AG	AL	AS	B_	BA	BE	CA
Units	ppm	ppm	ppm	ppm	ppm	ppm	ppm
Avge	.04719	2.0019	1.9137	.94842	1.9607	.04640	L.01609
SDev	.00030	.0016	.0037	.00313	.0019	.00038	.00068
%RSD	.63931	.08005	.19229	.32985	.09670	.81750	4.2526
#1	.04717	2.0018	1.9174	.95201	1.9617	.04682	L.01645
#2	.04690	2.0035	1.9136	.94703	1.9619	.04628	L.01530
#3	.04751	2.0003	1.9101	.94624	1.9585	.04609	L.01651
Errors	LC Pass	LC Pass	LC Pass	LC Pass	LC Pass	LC Pass	LC Low
High	.06000	2.4000	2.4000	1.2000	2.4000	.06000	60.000
Low	.04000	1.6000	1.6000	.80000	1.6000	.04000	40.000

Elem	CD	CO	CR	CU	FE	K_	MG
Units	ppm	ppm	ppm	ppm	ppm	ppm	ppm
Avge	.04761	.46948	.19128	.25016	.98914	L.15614	L.00260
SDev	.00024	.00193	.00054	.00079	.00453	.01139	.00127
%RSD	.50430	.41121	.28177	.31412	.45771	7.2923	48.765
#1	.04786	.47167	.19190	.24940	.99421	L.16870	L.00187
#2	.04758	.46875	.19099	.25097	.98769	L.15323	L.00186
#3	.04738	.46803	.19093	.25010	.98551	L.14650	L.00406
Errors	LC Pass	LC Pass	LC Pass	LC Pass	LC Pass	LC Low	LC Low
High	.06000	.60000	.24000	.30000	1.2000	60.000	60.000
Low	.04000	.40000	.16000	.20000	.80000	40.000	40.000

Elem	MN	MO	NA	NI	PB/1	PB/2	PB
Units	ppm	ppm	ppm	ppm	ppm	ppm	ppm
Avge	.47991	L.00147	L.09465	.47187	.46428	.46956	.46781
SDev	.00194	.00040	.10773	.00219	.00053	.00276	.00193
%RSD	.40438	26.960	113.82	.46431	.11428	.58852	.41289
#1	.48200	L.00149	L.17275	.47326	.46488	.47164	.46939
#2	.47956	L.00186	L-.02826	.47300	.46387	.47062	.46837
#3	.47816	L.00106	L.13945	.46934	.46410	.46643	.46565
Errors	LC Pass	LC Low	LC Low	LC Pass	NOCHECK	NOCHECK	LC Pass
High	.60000	1.2000	60.000	.60000			.60000
Low	.40000	.80000	40.000	.40000			.40000

Elem	SB/1	SB/2	SB	SE/1	SE/2	SE	SI
Units	ppm	ppm	ppm	ppm	ppm	ppm	ppm
Avge	.00458	-.00006	L.00149	2.0262	1.9945	2.0051	L-.00178
SDev	.00197	.00153	.00099	.0091	.0044	.0059	.00207
%RSD	43.053	2542.6	66.390	.44895	.22307	.29498	116.69
#1	.00646	.00033	L.00237	2.0162	1.9904	1.9990	L-.00241
#2	.00476	-.00175	L.00042	2.0284	1.9938	2.0053	L.00054

#3	.00252	.00124	L.00167	2.0341	1.9992	2.0108	L-.00346
Errors	NOCHECK	NOCHECK	LC Low	NOCHECK	NOCHECK	LC Pass	LC Low

High			.60000			2.4000	12.000
Low			.40000			1.6000	8.0000

Elem	SN	SR	TI	TL	V_	ZN	
Units	ppm	ppm	ppm	ppm	ppm	ppm	
Avge	L.01320	.98036	L.00003	1.8623	.47384	.49079	
SDev	.00248	.00101	.00012	.0047	.00173	.00199	
%RSD	18.758	.10325	342.89	.25362	.36534	.40512	
#1	L.01101	.97920	L.00015	1.8670	.47565	.49300	
#2	L.01271	.98078	L.00003	1.8624	.47366	.49020	
#3	L.01589	.98109	L-.00008	1.8576	.47221	.48916	

Errors	LC Low	LC Pass	LC Low	LC Pass	LC Pass	LC Pass	
High	2.4000	1.2000	1.2000	2.4000	.60000	.60000	
Low	1.6000	.80000	.80000	1.6000	.40000	.40000	

IntStd	1	2	3	4	5	6	7
Mode	Counts	NOTUSED	NOTUSED	NOTUSED	NOTUSED	NOTUSED	NOTUSED
Elem	Y	--	--	--	--	--	--
Wavlen	371.030	--	--	--	--	--	--
Avge	30795	--	--	--	--	--	--
SDev	182.5636	--	--	--	--	--	--
%RSD	.5928265	--	--	--	--	--	--
#1	30624	--	--	--	--	--	--
#2	30776	--	--	--	--	--	--
#3	30987	--	--	--	--	--	--

Method: METTRACE Sample Name: L84KLBT Operator: ACC
Run Time: 10/28/10 19:13:45
Comment: TESTAMERICA PITTSBURGH ICP METALS ANALYSIS - INST TRACEICP
Mode: CONC Corr. Factor: 1

Elem	AG	AL	AS	B_	BA	BE	CA
Units	ppm	ppm	ppm	ppm	ppm	ppm	ppm
Avge	-.00070	.03475	.00085	.02511	.00114	-.00006	.00679
SDev	.00006	.00015	.00094	.00087	.00006	.00006	.00045
%RSD	7.9347	.43062	110.47	3.4769	5.1796	99.651	6.5987
#1	-.00077	.03468	.00119	.02611	.00114	.00001	.00659
#2	-.00066	.03492	.00157	.02455	.00108	-.00011	.00648
#3	-.00068	.03465	-.00021	.02466	.00120	-.00009	.00730
Errors	LC Pass	LC Pass	LC Pass	LC Pass	LC Pass	LC Pass	LC Pass
High	.00500	.20000	.01000	.20000	.20000	.00400	5.0000
Low	-.00500	-.20000	-.01000	-.20000	-.20000	-.00400	-5.0000

Elem	CD	CO	CR	CU	FE	K_	MG
Units	ppm	ppm	ppm	ppm	ppm	ppm	ppm
Avge	.00029	-.00034	-.00017	.00073	.01551	.13798	-.00368
SDev	.00007	.00016	.00024	.00003	.00664	.01087	.00000
%RSD	22.976	46.349	141.70	3.5098	42.799	7.8768	.10326
#1	.00032	-.00020	-.00031	.00075	.02235	.15018	-.00369
#2	.00034	-.00032	-.00031	.00073	.00909	.13445	-.00368
#3	.00022	-.00051	.00011	.00070	.01509	.12932	-.00368
Errors	LC Pass	LC Pass	LC Pass	LC Pass	LC Pass	LC Pass	LC Pass
High	.00500	.05000	.00500	.02500	.10000	5.0000	5.0000
Low	-.00500	-.05000	-.00500	-.02500	-.10000	-5.0000	-5.0000

Elem	MN	MO	NA	NI	PB/1	PB/2	PB
Units	ppm	ppm	ppm	ppm	ppm	ppm	ppm
Avge	.00005	.00081	-.02541	-.00032	-.00081	.00275	.00156
SDev	.00003	.00028	.17285	.00074	.00182	.00058	.00028
%RSD	56.722	34.462	680.16	228.64	224.20	21.114	17.741
#1	.00003	.00097	.17415	-.00069	-.00279	.00342	.00135
#2	.00003	.00048	-.12804	-.00081	-.00045	.00241	.00146
#3	.00008	.00096	-.12235	.00053	.00080	.00241	.00188
Errors	LC Pass	LC Pass	LC Pass	LC Pass	NOCHECK	NOCHECK	LC Pass
High	.01500	.04000	5.0000	.04000			.00300
Low	-.01500	-.04000	-5.0000	-.04000			-.00300

Elem	SB/1	SB/2	SB	SE/1	SE/2	SE	SI
Units	ppm	ppm	ppm	ppm	ppm	ppm	ppm
Avge	.00565	-.00018	.00176	.00870	.00961	.00931	.00678
SDev	.00172	.00159	.00052	.00311	.00162	.00194	.00255
%RSD	30.495	896.82	29.362	35.671	16.858	20.871	37.565
#1	.00705	-.00114	.00159	.01216	.01121	.01153	.00657
#2	.00617	-.00105	.00135	.00779	.00797	.00791	.00435

#3	.00372	.00166	.00234	.00616	.00965	.00849	.00943
Errors	NOCHECK	NOCHECK	LC Pass	NOCHECK	NOCHECK	LC Pass	LC Pass

High			.06000			.02000	.50000
Low			-.06000			-.02000	-.50000

Elem	SN	SR	TI	TL	V_	ZN	
Units	ppm	ppm	ppm	ppm	ppm	ppm	
Avge	.01326	-.00001	-.00016	-.00704	-.00088	.00366	
SDev	.00144	.00001	.00025	.00173	.00082	.00013	
%RSD	10.840	92.517	153.77	24.510	92.840	3.5729	
#1	.01458	-.00003	.00004	-.00515	-.00183	.00352	
#2	.01173	-.00001	-.00008	-.00745	-.00041	.00378	
#3	.01346	-.00001	-.00043	-.00853	-.00041	.00366	
Errors	LC Pass	LC Pass	LC Pass	LC Pass	LC Pass	LC Pass	
High	.10000	.05000	.05000	.01000	.05000	.02000	
Low	-.10000	-.05000	-.05000	-.01000	-.05000	-.02000	

IntStd	1	2	3	4	5	6	7
Mode	Counts	NOTUSED	NOTUSED	NOTUSED	NOTUSED	NOTUSED	NOTUSED
Elem	Y	--	--	--	--	--	--
Wavlen	371.030	--	--	--	--	--	--
Avge	31039	--	--	--	--	--	--
SDev	35.59717	--	--	--	--	--	--
%RSD	.1146845	--	--	--	--	--	--
#1	30998	--	--	--	--	--	--
#2	31060	--	--	--	--	--	--
#3	31059	--	--	--	--	--	--

Method: METTRACE Sample Name: L83ALT Operator: ACC
Run Time: 10/28/10 19:19:13
Comment: TESTAMERICA PITTSBURGH ICP METALS ANALYSIS - INST TRACEICP
Mode: CONC Corr. Factor: 1

Elem	AG	AL	AS	B_	BA	BE	CA
Units	ppm	ppm	ppm	ppm	ppm	ppm	ppm
Avge	-.00023	.14231	.02297	3.3020	.26380	-.00020	H1385.2
SDev	.00047	.00286	.00019	.0086	.00025	.00005	8.9
%RSD	199.42	2.0091	.84791	.25896	.09512	25.137	.64563
#1	-.00072	.14215	.02290	3.2944	.26407	-.00024	H1377.5
#2	-.00020	.13954	.02282	3.3003	.26376	-.00014	H1383.1
#3	.00022	.14525	.02319	3.3112	.26358	-.00021	H1395.0
Errors	LC Pass	LC Pass	LC Pass	LC Pass	LC Pass	LC Pass	LC High
High	2.0000	500.00	10.000	30.000	10.000	10.000	600.00
Low	-.00500	-.20000	-.01000	-.20000	-.20000	-.00400	-5.0000

Elem	CD	CO	CR	CU	FE	K_	MG
Units	ppm	ppm	ppm	ppm	ppm	ppm	ppm
Avge	.00029	-.00036	.81303	.00024	L-.12335	99.188	226.12
SDev	.00008	.00033	.00277	.00022	.00911	.462	1.07
%RSD	28.350	91.824	.34105	90.635	7.3879	.46569	.47190
#1	.00022	-.00075	.81074	.00004	L-.12894	99.628	225.21
#2	.00027	-.00013	.81222	.00022	L-.12828	99.228	225.85
#3	.00039	-.00021	.81611	.00047	L-.11284	98.707	227.30
Errors	LC Pass	LC Pass	LC Pass	LC Pass	LC Low	LC Pass	LC Pass
High	5.0000	50.000	20.000	10.000	500.00	400.00	600.00
Low	-.00500	-.05000	-.00500	-.02500	-.10000	-5.0000	-5.0000

Elem	MN	MO	NA	NI	PB/1	PB/2	PB
Units	ppm	ppm	ppm	ppm	ppm	ppm	ppm
Avge	.00078	.09470	H1021.9	.00022	-.00003	-.00102	-.00069
SDev	.00005	.00109	3.4	.00034	.00132	.00072	.00038
%RSD	6.2614	1.1468	.32788	153.16	4289.8	70.292	54.661
#1	.00073	.09347	H1025.2	-.00007	-.00107	-.00111	-.00109
#2	.00078	.09551	H1021.9	.00013	-.00048	-.00027	-.00034
#3	.00083	.09512	H1018.5	.00061	.00146	-.00170	-.00065
Errors	LC Pass	LC Pass	LC High	LC Pass	NOCHECK	NOCHECK	LC Pass
High	20.000	20.000	400.00	100.00			5.0000
Low	-.01500	-.04000	-5.0000	-.04000			-.00300

Elem	SB/1	SB/2	SB	SE/1	SE/2	SE	SI
Units	ppm	ppm	ppm	ppm	ppm	ppm	ppm
Avge	.12878	.13096	.13024	.02153	.01471	.01698	2.7420
SDev	.00053	.00146	.00114	.00326	.00103	.00108	.0011
%RSD	.40981	1.1179	.87818	15.156	7.0169	6.3745	.03880
#1	.12818	.12929	.12892	.01785	.01484	.01584	2.7411
#2	.12917	.13157	.13077	.02266	.01567	.01800	2.7417

#3	.12898	.13203	.13101	.02408	.01362	.01710	2.7432
Errors	NOCHECK	NOCHECK	LC Pass	NOCHECK	NOCHECK	LC Pass	LC Pass

High			5.0000			10.000	50.000
Low			-.01000			-.00500	-.50000

Elem	SN	SR	TI	TL	V_	ZN	
Units	ppm	ppm	ppm	ppm	ppm	ppm	
Avge	.01223	3.1738	-.01127	-.00860	.06499	.00682	
SDev	.00157	.0028	.00010	.00197	.00163	.00019	
%RSD	12.819	.08867	.92872	22.932	2.5022	2.7341	
#1	.01085	3.1771	-.01131	L-.01088	.06436	.00661	
#2	.01394	3.1721	-.01134	-.00745	.06378	.00689	
#3	.01192	3.1723	-.01115	-.00748	.06684	.00697	

Errors	LC Pass	LC Pass	LC Pass	LC Pass	LC Pass	LC Pass	
High	30.000	10.000	30.000	10.000	50.000	5.0000	
Low	-.10000	-.05000	-.05000	-.01000	-.05000	-.02000	

IntStd	1	2	3	4	5	6	7
Mode	Counts	NOTUSED	NOTUSED	NOTUSED	NOTUSED	NOTUSED	NOTUSED
Elem	Y	--	--	--	--	--	--
Wavlen	371.030	--	--	--	--	--	--
Avge	27495	--	--	--	--	--	--
SDev	197.5842	--	--	--	--	--	--
%RSD	.7186179	--	--	--	--	--	--
#1	27282	--	--	--	--	--	--
#2	27531	--	--	--	--	--	--
#3	27672	--	--	--	--	--	--

Method: METTRACE Sample Name: L83ALP5T Operator: ACC
Run Time: 10/28/10 19:24:43
Comment: TESTAMERICA PITTSBURGH ICP METALS ANALYSIS - INST TRACEICP
Mode: CONC Corr. Factor: 1

Elem	AG	AL	AS	B_	BA	BE	CA
Units	ppm	ppm	ppm	ppm	ppm	ppm	ppm
Avge	-.00014	.04625	.00471	.65483	.05276	.00010	355.82
SDev	.00008	.00221	.00055	.00242	.00020	.00002	.73
%RSD	61.765	4.7736	11.665	.37013	.38578	20.995	.20543
#1	-.00013	.04690	.00533	.65751	.05299	.00012	356.61
#2	-.00005	.04806	.00452	.65417	.05266	.00009	355.70
#3	-.00022	.04379	.00428	.65280	.05262	.00008	355.17
Errors	LC Pass	LC Pass	LC Pass	LC Pass	LC Pass	LC Pass	LC Pass
High	2.0000	500.00	10.000	30.000	10.000	10.000	600.00
Low	-.00500	-.20000	-.01000	-.20000	-.20000	-.00400	-5.0000

Elem	CD	CO	CR	CU	FE	K_	MG
Units	ppm	ppm	ppm	ppm	ppm	ppm	ppm
Avge	.00007	-.00031	.16920	-.00020	-.08967	15.945	46.663
SDev	.00009	.00013	.00032	.00004	.00918	.016	.133
%RSD	133.13	43.508	.18801	21.165	10.241	.09897	.28533
#1	.00018	-.00019	.16946	-.00019	-.09222	15.959	46.812
#2	.00001	-.00027	.16930	-.00016	-.07949	15.928	46.623
#3	.00002	-.00045	.16885	-.00024	-.09732	15.948	46.554
Errors	LC Pass	LC Pass	LC Pass	LC Pass	LC Pass	LC Pass	LC Pass
High	5.0000	50.000	20.000	10.000	500.00	400.00	600.00
Low	-.00500	-.05000	-.00500	-.02500	-.10000	-5.0000	-5.0000

Elem	MN	MO	NA	NI	PB/1	PB/2	PB
Units	ppm	ppm	ppm	ppm	ppm	ppm	ppm
Avge	.00018	.01903	199.85	-.00003	-.00094	.00142	.00063
SDev	.00003	.00048	.51	.00037	.00166	.00078	.00004
%RSD	16.449	2.5289	.25659	1395.9	175.43	54.892	5.6806
#1	.00020	.01899	200.41	.00040	-.00238	.00207	.00059
#2	.00015	.01953	199.41	-.00030	-.00133	.00162	.00064
#3	.00020	.01857	199.74	-.00017	.00087	.00056	.00066
Errors	LC Pass	LC Pass	LC Pass	LC Pass	NOCHECK	NOCHECK	LC Pass
High	20.000	20.000	400.00	100.00			5.0000
Low	-.01500	-.04000	-5.0000	-.04000			-.00300

Elem	SB/1	SB/2	SB	SE/1	SE/2	SE	SI
Units	ppm	ppm	ppm	ppm	ppm	ppm	ppm
Avge	.02590	.02534	.02553	.00095	.00452	.00333	.54312
SDev	.00075	.00134	.00098	.00158	.00115	.00122	.00029
%RSD	2.8984	5.2829	3.8346	165.88	25.431	36.706	.05357
#1	.02667	.02495	.02552	-.00070	.00393	.00239	.54323
#2	.02517	.02425	.02455	.00111	.00379	.00290	.54334

#3	.02586	.02684	.02651	.00245	.00585	.00472	.54279
Errors	NOCHECK	NOCHECK	LC Pass	NOCHECK	NOCHECK	LC Pass	LC Pass

High			5.0000			10.000	50.000
Low			-.01000			-.00500	-.50000

Elem	SN	SR	TI	TL	V_	ZN	
Units	ppm	ppm	ppm	ppm	ppm	ppm	
Avge	.00304	.63540	-.00252	-.00020	.01401	.00462	
SDev	.00139	.00212	.00032	.00048	.00057	.00015	
%RSD	45.804	.33393	12.523	245.36	4.0419	3.3618	
#1	.00456	.63785	-.00222	-.00013	.01335	.00450	
#2	.00182	.63430	-.00285	.00025	.01432	.00480	
#3	.00274	.63405	-.00248	-.00071	.01435	.00457	

Errors	LC Pass	LC Pass	LC Pass	LC Pass	LC Pass	LC Pass	
High	30.000	10.000	30.000	10.000	50.000	5.0000	
Low	-.10000	-.05000	-.05000	-.01000	-.05000	-.02000	

IntStd	1	2	3	4	5	6	7
Mode	Counts	NOTUSED	NOTUSED	NOTUSED	NOTUSED	NOTUSED	NOTUSED
Elem	Y	--	--	--	--	--	--
Wavlen	371.030	--	--	--	--	--	--
Avge	29481	--	--	--	--	--	--
SDev	63.84988	--	--	--	--	--	--
%RSD	.2165778	--	--	--	--	--	--
#1	29544	--	--	--	--	--	--
#2	29483	--	--	--	--	--	--
#3	29416	--	--	--	--	--	--

Method: METTRACE Sample Name: L83ALST Operator: ACC
Run Time: 10/28/10 19:30:12
Comment: TESTAMERICA PITTSBURGH ICP METALS ANALYSIS - INST TRACEICP
Mode: CONC Corr. Factor: 1

Elem	AG	AL	AS	B_	BA	BE	CA
Units	ppm	ppm	ppm	ppm	ppm	ppm	ppm
Avge	1.0664	.14402	5.2411	3.2605	7.4976	-.00029	H1373.5
SDev	.0015	.00310	.0205	.0118	.0056	.00017	13.6
%RSD	.13783	2.1549	.39046	.36063	.07514	56.943	.99160
#1	1.0676	.14046	5.2422	3.2694	7.4996	-.00016	H1381.0
#2	1.0668	.14545	5.2610	3.2648	7.4913	-.00024	H1381.7
#3	1.0648	.14616	5.2201	3.2472	7.5020	-.00048	H1357.8
Errors	LC Pass	LC Pass	LC Pass	LC Pass	LC Pass	LC Pass	LC High
High	2.0000	500.00	10.000	30.000	10.000	10.000	600.00
Low	-.00500	-.20000	-.01000	-.20000	-.20000	-.00400	-5.0000

Elem	CD	CO	CR	CU	FE	K_	MG
Units	ppm	ppm	ppm	ppm	ppm	ppm	ppm
Avge	.92196	-.00357	5.4944	.00019	-.09796	97.826	223.12
SDev	.00616	.00007	.0347	.00020	.01060	.399	1.77
%RSD	.66855	1.8651	.63177	102.09	10.817	.40792	.79387
#1	.92575	-.00350	5.5157	.00006	L-.10987	97.655	224.33
#2	.92529	-.00358	5.5131	.00042	-.09440	97.541	223.93
#3	.91485	-.00364	5.4543	.00010	-.08960	98.282	221.09
Errors	LC Pass	LC Pass	LC Pass	LC Pass	LC Pass	LC Pass	LC Pass
High	5.0000	50.000	20.000	10.000	500.00	400.00	600.00
Low	-.00500	-.05000	-.00500	-.02500	-.10000	-5.0000	-5.0000

Elem	MN	MO	NA	NI	PB/1	PB/2	PB
Units	ppm	ppm	ppm	ppm	ppm	ppm	ppm
Avge	.00065	.09513	H1009.9	-.00021	3.0884	3.1635	3.1385
SDev	.00006	.00047	2.9	.00036	.0250	.0110	.0058
%RSD	9.5348	.49423	.28848	170.48	.81068	.34651	.18526
#1	.00062	.09479	H1008.3	-.00062	3.1094	3.1509	3.1371
#2	.00072	.09567	H1008.1	.00006	3.0952	3.1697	3.1449
#3	.00061	.09494	H1013.2	-.00007	3.0607	3.1699	3.1336
Errors	LC Pass	LC Pass	LC High	LC Pass	NOCHECK	NOCHECK	LC Pass
High	20.000	20.000	400.00	100.00			5.0000
Low	-.01500	-.04000	-5.0000	-.04000			-.00300

Elem	SB/1	SB/2	SB	SE/1	SE/2	SE	SI
Units	ppm	ppm	ppm	ppm	ppm	ppm	ppm
Avge	.11683	.12048	.11926	1.1436	1.1106	1.1216	2.6988
SDev	.00430	.00181	.00049	.0070	.0127	.0092	.0095
%RSD	3.6803	1.5036	.40685	.61225	1.1453	.81576	.35268
#1	.11303	.12243	.11930	1.1416	1.0960	1.1112	2.7037
#2	.11596	.12016	.11876	1.1514	1.1168	1.1283	2.7049

#3	.12149	.11885	.11973	1.1379	1.1191	1.1253	2.6878
Errors	NOCHECK	NOCHECK	LC Pass	NOCHECK	NOCHECK	LC Pass	LC Pass

High			5.0000			10.000	50.000
Low			-.01000			-.00500	-.50000

Elem	SN	SR	TI	TL	V_	ZN	
Units	ppm	ppm	ppm	ppm	ppm	ppm	
Avge	.01236	3.0114	-.01030	-.00635	.05726	.00479	
SDev	.00130	.0030	.00036	.00160	.00034	.00020	
%RSD	10.517	.10065	3.5105	25.144	.59882	4.1012	
#1	.01350	3.0148	-.01071	-.00624	.05759	.00457	
#2	.01094	3.0089	-.01009	-.00481	.05729	.00494	
#3	.01265	3.0106	-.01009	-.00800	.05691	.00486	
Errors	LC Pass	LC Pass	LC Pass	LC Pass	LC Pass	LC Pass	
High	30.000	10.000	30.000	10.000	50.000	5.0000	
Low	-.10000	-.05000	-.05000	-.01000	-.05000	-.02000	

IntStd	1	2	3	4	5	6	7
Mode	Counts	NOTUSED	NOTUSED	NOTUSED	NOTUSED	NOTUSED	NOTUSED
Elem	Y	--	--	--	--	--	--
Wavlen	371.030	--	--	--	--	--	--
Avge	27588	--	--	--	--	--	--
SDev	136.9432	--	--	--	--	--	--
%RSD	.4963934	--	--	--	--	--	--
#1	27430	--	--	--	--	--	--
#2	27669	--	--	--	--	--	--
#3	27664	--	--	--	--	--	--

Method: METTRACE Sample Name: L83ALDT Operator: ACC
Run Time: 10/28/10 19:35:41
Comment: TESTAMERICA PITTSBURGH ICP METALS ANALYSIS - INST TRACEICP
Mode: CONC Corr. Factor: 1

Elem	AG	AL	AS	B_	BA	BE	CA
Units	ppm	ppm	ppm	ppm	ppm	ppm	ppm
Avge	1.0341	.14617	5.0927	3.2132	7.8025	-.00013	H1368.7
SDev	.0016	.00072	.0142	.0048	.0143	.00009	6.0
%RSD	.15024	.49388	.27928	.15087	.18371	64.897	.43973
#1	1.0355	.14549	5.0848	3.2149	7.8165	-.00014	H1368.6
#2	1.0324	.14610	5.0842	3.2077	7.8030	-.00022	H1362.7
#3	1.0344	.14692	5.1091	3.2170	7.7879	-.00005	H1374.7
Errors	LC Pass	LC Pass	LC Pass	LC Pass	LC Pass	LC Pass	LC High
High	2.0000	500.00	10.000	30.000	10.000	10.000	600.00
Low	-.00500	-.20000	-.01000	-.20000	-.20000	-.00400	-5.0000

Elem	CD	CO	CR	CU	FE	K_	MG
Units	ppm	ppm	ppm	ppm	ppm	ppm	ppm
Avge	.89798	-.00354	5.3774	.00041	-.09096	96.606	221.02
SDev	.00277	.00010	.0154	.00024	.01194	.166	.63
%RSD	.30853	2.9445	.28665	59.746	13.131	.17188	.28624
#1	.89711	-.00343	5.3741	.00055	-.07734	96.419	221.18
#2	.89574	-.00363	5.3639	.00013	-.09589	96.735	220.32
#3	.90108	-.00355	5.3942	.00055	-.09965	96.664	221.56
Errors	LC Pass	LC Pass	LC Pass	LC Pass	LC Pass	LC Pass	LC Pass
High	5.0000	50.000	20.000	10.000	500.00	400.00	600.00
Low	-.00500	-.05000	-.00500	-.02500	-.10000	-5.0000	-5.0000

Elem	MN	MO	NA	NI	PB/1	PB/2	PB
Units	ppm	ppm	ppm	ppm	ppm	ppm	ppm
Avge	.00082	.09439	H994.59	.00016	3.0575	3.1083	3.0914
SDev	.00003	.00022	1.71	.00004	.0087	.0098	.0088
%RSD	3.6643	.23666	.17238	24.192	.28448	.31466	.28359
#1	.00078	.09430	H992.77	.00014	3.0555	3.0987	3.0843
#2	.00084	.09464	H996.17	.00013	3.0499	3.1080	3.0887
#3	.00084	.09422	H994.83	.00020	3.0670	3.1183	3.1012
Errors	LC Pass	LC Pass	LC High	LC Pass	NOCHECK	NOCHECK	LC Pass
High	20.000	20.000	400.00	100.00			5.0000
Low	-.01500	-.04000	-5.0000	-.04000			-.00300

Elem	SB/1	SB/2	SB	SE/1	SE/2	SE	SI
Units	ppm	ppm	ppm	ppm	ppm	ppm	ppm
Avge	.11374	.11898	.11723	1.1105	1.0738	1.0860	2.6749
SDev	.00089	.00079	.00023	.0049	.0056	.0053	.0032
%RSD	.78287	.66664	.19982	.43717	.51902	.48692	.11859
#1	.11393	.11874	.11714	1.1050	1.0681	1.0804	2.6744
#2	.11452	.11833	.11706	1.1123	1.0741	1.0868	2.6720

#3	.11277	.11986	.11750	1.1143	1.0793	1.0909	2.6783
Errors	NOCHECK	NOCHECK	LC Pass	NOCHECK	NOCHECK	LC Pass	LC Pass

High			5.0000			10.000	50.000
Low			-.01000			-.00500	-.50000

Elem	SN	SR	TI	TL	V_	ZN	
Units	ppm	ppm	ppm	ppm	ppm	ppm	
Avge	.01250	2.9691	-.01053	-.00674	.05721	.00531	
SDev	.00164	.0077	.00041	.00111	.00063	.00005	
%RSD	13.108	.25804	3.8872	16.422	1.1016	1.0246	
#1	.01426	2.9779	-.01047	-.00671	.05770	.00527	
#2	.01225	2.9658	-.01096	-.00787	.05650	.00529	
#3	.01101	2.9637	-.01015	-.00565	.05744	.00537	

Errors	LC Pass	LC Pass	LC Pass	LC Pass	LC Pass	LC Pass	
High	30.000	10.000	30.000	10.000	50.000	5.0000	
Low	-.10000	-.05000	-.05000	-.01000	-.05000	-.02000	

IntStd	1	2	3	4	5	6	7
Mode	Counts	NOTUSED	NOTUSED	NOTUSED	NOTUSED	NOTUSED	NOTUSED
Elem	Y	--	--	--	--	--	--
Wavlen	371.030	--	--	--	--	--	--
Avge	27453	--	--	--	--	--	--
SDev	61.28725	--	--	--	--	--	--
%RSD	.2232424	--	--	--	--	--	--
#1	27384	--	--	--	--	--	--
#2	27473	--	--	--	--	--	--
#3	27502	--	--	--	--	--	--

Method: METTRACE Sample Name: L83ALST/10 Operator: ACC
Run Time: 10/28/10 19:41:09
Comment: TESTAMERICA PITTSBURGH ICP METALS ANALYSIS - INST TRACEICP
Mode: CONC Corr. Factor: 1

Elem	AG	AL	AS	B_	BA	BE	CA
Units	ppm	ppm	ppm	ppm	ppm	ppm	ppm
Avge	.09807	.03032	.51317	.32664	.77266	.00033	182.84
SDev	.00025	.00030	.00298	.00209	.00094	.00008	.72
%RSD	.25905	.98027	.58026	.64044	.12159	25.084	.39154
#1	.09780	.03063	.51657	.32886	.77372	.00043	183.61
#2	.09810	.03004	.51193	.32635	.77231	.00029	182.71
#3	.09830	.03030	.51102	.32471	.77194	.00028	182.19
Errors	LC Pass	LC Pass	LC Pass	LC Pass	LC Pass	LC Pass	LC Pass
High	2.0000	500.00	10.000	30.000	10.000	10.000	600.00
Low	-.00500	-.20000	-.01000	-.20000	-.20000	-.00400	-5.0000

Elem	CD	CO	CR	CU	FE	K_	MG
Units	ppm	ppm	ppm	ppm	ppm	ppm	ppm
Avge	.09883	-.00046	.58198	-.00052	-.05341	7.2392	23.227
SDev	.00056	.00007	.00174	.00013	.00771	.0076	.081
%RSD	.56942	14.480	.29957	24.644	14.431	.10496	.35029
#1	.09930	-.00048	.58394	-.00066	-.04683	7.2478	23.316
#2	.09899	-.00038	.58136	-.00050	-.06189	7.2336	23.208
#3	.09821	-.00051	.58062	-.00040	-.05150	7.2361	23.157
Errors	LC Pass	LC Pass	LC Pass	LC Pass	LC Pass	LC Pass	LC Pass
High	5.0000	50.000	20.000	10.000	500.00	400.00	600.00
Low	-.00500	-.05000	-.00500	-.02500	-.10000	-5.0000	-5.0000

Elem	MN	MO	NA	NI	PB/1	PB/2	PB
Units	ppm	ppm	ppm	ppm	ppm	ppm	ppm
Avge	.00009	.00972	98.033	-.00029	.33256	.33631	.33506
SDev	.00000	.00041	.125	.00022	.00272	.00117	.00166
%RSD	.53475	4.2192	.12716	74.314	.81771	.34832	.49422
#1	.00009	.00964	98.123	-.00007	.33549	.33767	.33694
#2	.00009	.00937	98.087	-.00031	.33012	.33566	.33381
#3	.00009	.01017	97.891	-.00050	.33208	.33562	.33444
Errors	LC Pass	LC Pass	LC Pass	LC Pass	NOCHECK	NOCHECK	LC Pass
High	20.000	20.000	400.00	100.00			5.0000
Low	-.01500	-.04000	-5.0000	-.04000			-.00300

Elem	SB/1	SB/2	SB	SE/1	SE/2	SE	SI
Units	ppm	ppm	ppm	ppm	ppm	ppm	ppm
Avge	.01206	.01162	.01177	.10354	.10494	.10448	.26659
SDev	.00038	.00008	.00008	.00247	.00087	.00134	.00207
%RSD	3.1860	.65827	.66234	2.3853	.83131	1.2810	.77595
#1	.01227	.01159	.01182	.10458	.10579	.10538	.26571
#2	.01229	.01157	.01181	.10072	.10404	.10294	.26895

#3	.01162	.01171	.01168	.10533	.10499	.10511	.26510
Errors	NOCHECK	NOCHECK	LC Pass	NOCHECK	NOCHECK	LC Pass	LC Pass

High			5.0000			10.000	50.000
Low			-.01000			-.00500	-.50000

Elem	SN	SR	TI	TL	V_	ZN	
Units	ppm	ppm	ppm	ppm	ppm	ppm	
Avge	.00029	.29792	-.00127	-.00138	.00733	.00753	
SDev	.00105	.00080	.00014	.00063	.00153	.00005	
%RSD	360.33	.26702	11.280	45.852	20.947	.67961	
#1	.00111	.29880	-.00118	-.00180	.00847	.00753	
#2	.00066	.29771	-.00119	-.00065	.00794	.00759	
#3	-.00090	.29726	-.00143	-.00170	.00558	.00748	
Errors	LC Pass	LC Pass	LC Pass	LC Pass	LC Pass	LC Pass	
High	30.000	10.000	30.000	10.000	50.000	5.0000	
Low	-.10000	-.05000	-.05000	-.01000	-.05000	-.02000	

IntStd	1	2	3	4	5	6	7
Mode	Counts	NOTUSED	NOTUSED	NOTUSED	NOTUSED	NOTUSED	NOTUSED
Elem	Y	--	--	--	--	--	--
Wavlen	371.030	--	--	--	--	--	--
Avge	30282	--	--	--	--	--	--
SDev	57.03760	--	--	--	--	--	--
%RSD	.1883550	--	--	--	--	--	--
#1	30339	--	--	--	--	--	--
#2	30282	--	--	--	--	--	--
#3	30225	--	--	--	--	--	--

Method: METTRACE Sample Name: L83ALDT/10 Operator: ACC
Run Time: 10/28/10 19:46:38
Comment: TESTAMERICA PITTSBURGH ICP METALS ANALYSIS - INST TRACEICP
Mode: CONC Corr. Factor: 1

Elem	AG	AL	AS	B_	BA	BE	CA
Units	ppm	ppm	ppm	ppm	ppm	ppm	ppm
Avge	.09414	.03064	.49123	.31484	.79901	.00032	177.60
SDev	.00020	.00085	.00039	.00025	.00101	.00005	.42
%RSD	.21140	2.7615	.07997	.08029	.12688	14.631	.23620
#1	.09437	.03145	.49152	.31483	.79977	.00027	177.41
#2	.09402	.02976	.49078	.31460	.79941	.00033	177.31
#3	.09404	.03070	.49139	.31510	.79786	.00036	178.08
Errors	LC Pass	LC Pass	LC Pass	LC Pass	LC Pass	LC Pass	LC Pass
High	2.0000	500.00	10.000	30.000	10.000	10.000	600.00
Low	-.00500	-.20000	-.01000	-.20000	-.20000	-.00400	-5.0000

Elem	CD	CO	CR	CU	FE	K_	MG
Units	ppm	ppm	ppm	ppm	ppm	ppm	ppm
Avge	.09425	-.00047	.55926	-.00017	-.05731	7.0951	22.575
SDev	.00024	.00014	.00070	.00024	.00686	.0120	.044
%RSD	.25195	29.637	.12565	142.54	11.973	.16968	.19555
#1	.09399	-.00035	.55940	.00010	-.05374	7.1034	22.555
#2	.09432	-.00062	.55849	-.00035	-.06521	7.1006	22.545
#3	.09445	-.00044	.55988	-.00026	-.05296	7.0813	22.626
Errors	LC Pass	LC Pass	LC Pass	LC Pass	LC Pass	LC Pass	LC Pass
High	5.0000	50.000	20.000	10.000	500.00	400.00	600.00
Low	-.00500	-.05000	-.00500	-.02500	-.10000	-5.0000	-5.0000

Elem	MN	MO	NA	NI	PB/1	PB/2	PB
Units	ppm	ppm	ppm	ppm	ppm	ppm	ppm
Avge	.00014	.00964	95.715	.00080	.32473	.32497	.32489
SDev	.00000	.00059	.126	.00064	.00136	.00053	.00081
%RSD	1.0831	6.0973	.13117	79.283	.41950	.16404	.24906
#1	.00014	.01026	95.747	.00146	.32458	.32490	.32480
#2	.00014	.00910	95.821	.00076	.32346	.32448	.32414
#3	.00014	.00955	95.576	.00019	.32617	.32554	.32575
Errors	LC Pass	LC Pass	LC Pass	LC Pass	NOCHECK	NOCHECK	LC Pass
High	20.000	20.000	400.00	100.00			5.0000
Low	-.01500	-.04000	-5.0000	-.04000			-.00300

Elem	SB/1	SB/2	SB	SE/1	SE/2	SE	SI
Units	ppm	ppm	ppm	ppm	ppm	ppm	ppm
Avge	.01025	.01255	.01179	.09917	.09787	.09830	.26086
SDev	.00101	.00070	.00015	.00210	.00201	.00117	.00108
%RSD	9.8394	5.5800	1.2572	2.1125	2.0574	1.1897	.41470
#1	.01116	.01202	.01173	.09873	.09609	.09697	.26177
#2	.00917	.01335	.01195	.10146	.09746	.09879	.26114

#3	.01044	.01229	.01167	.09734	.10006	.09915	.25966
Errors	NOCHECK	NOCHECK	LC Pass	NOCHECK	NOCHECK	LC Pass	LC Pass

High			5.0000			10.000	50.000
Low			-.01000			-.00500	-.50000

Elem	SN	SR	TI	TL	V_	ZN	
Units	ppm	ppm	ppm	ppm	ppm	ppm	
Avge	.00164	.29190	-.00116	-.00183	.00601	.00717	
SDev	.00192	.00054	.00039	.00148	.00058	.00014	
%RSD	116.67	.18488	33.323	80.905	9.7158	1.9537	
#1	-.00023	.29247	-.00072	-.00214	.00660	.00701	
#2	.00360	.29184	-.00145	-.00312	.00600	.00728	
#3	.00157	.29140	-.00132	-.00022	.00543	.00721	

Errors	LC Pass	LC Pass	LC Pass	LC Pass	LC Pass	LC Pass	
High	30.000	10.000	30.000	10.000	50.000	5.0000	
Low	-.10000	-.05000	-.05000	-.01000	-.05000	-.02000	

IntStd	1	2	3	4	5	6	7
Mode	Counts	NOTUSED	NOTUSED	NOTUSED	NOTUSED	NOTUSED	NOTUSED
Elem	Y	--	--	--	--	--	--
Wavlen	371.030	--	--	--	--	--	--
Avge	29921	--	--	--	--	--	--
SDev	151.0534	--	--	--	--	--	--
%RSD	.5048420	--	--	--	--	--	--
#1	29760	--	--	--	--	--	--
#2	29944	--	--	--	--	--	--
#3	30059	--	--	--	--	--	--

Method: METTRACE Sample Name: L83ALST ADD Operator: ACC
Run Time: 10/28/10 19:52:06
Comment: TESTAMERICA PITTSBURGH ICP METALS ANALYSIS - INST TRACEICP
Mode: CONC Corr. Factor: 1

Elem	AG	AL	AS	B_	BA	BE	CA
Units	ppm	ppm	ppm	ppm	ppm	ppm	ppm
Avge	.05220	2.1814	2.0730	4.2131	2.2169	.04383	H1368.3
SDev	.00033	.0047	.0029	.0076	.0014	.00021	5.3
%RSD	.62940	.21578	.13782	.18035	.06302	.47278	.38754
#1	.05254	2.1786	2.0711	4.2186	2.2178	.04407	H1373.5
#2	.05189	2.1787	2.0763	4.2162	2.2176	.04373	H1368.5
#3	.05215	2.1868	2.0716	4.2044	2.2153	.04370	H1362.9
Errors	LC Pass	LC Pass	LC Pass	LC Pass	LC Pass	LC Pass	LC High
High	2.0000	500.00	10.000	30.000	10.000	10.000	600.00
Low	-.00500	-.20000	-.01000	-.20000	-.20000	-.00400	-5.0000

Elem	CD	CO	CR	CU	FE	K_	MG
Units	ppm	ppm	ppm	ppm	ppm	ppm	ppm
Avge	.04572	.44762	.98648	.25897	.81544	97.295	222.26
SDev	.00038	.00084	.00215	.00015	.00463	.291	.95
%RSD	.82362	.18707	.21763	.05636	.56732	.29899	.42719
#1	.04616	.44853	.98880	.25914	.82049	97.027	223.20
#2	.04550	.44688	.98610	.25891	.81440	97.255	222.29
#3	.04551	.44745	.98456	.25887	.81142	97.605	221.30
Errors	LC Pass	LC Pass	LC Pass	LC Pass	LC Pass	LC Pass	LC Pass
High	5.0000	50.000	20.000	10.000	500.00	400.00	600.00
Low	-.00500	-.05000	-.00500	-.02500	-.10000	-5.0000	-5.0000

Elem	MN	MO	NA	NI	PB/1	PB/2	PB
Units	ppm	ppm	ppm	ppm	ppm	ppm	ppm
Avge	.46969	.09411	H1004.4	.44289	.44276	.45528	.45111
SDev	.00091	.00045	4.4	.00161	.00109	.00164	.00128
%RSD	.19420	.47849	.43923	.36268	.24562	.35930	.28435
#1	.47056	.09441	H1000.8	.44450	.44261	.45348	.44986
#2	.46976	.09359	H1003.1	.44286	.44391	.45667	.45242
#3	.46874	.09432	H1009.4	.44129	.44175	.45570	.45106
Errors	LC Pass	LC Pass	LC High	LC Pass	NOCHECK	NOCHECK	LC Pass
High	20.000	20.000	400.00	100.00			5.0000
Low	-.01500	-.04000	-5.0000	-.04000			-.00300

Elem	SB/1	SB/2	SB	SE/1	SE/2	SE	SI
Units	ppm	ppm	ppm	ppm	ppm	ppm	ppm
Avge	.12801	.12597	.12665	2.2022	2.1400	2.1607	2.7016
SDev	.00266	.00091	.00044	.0042	.0047	.0022	.0040
%RSD	2.0776	.71918	.35029	.19190	.21899	.09969	.14849
#1	.12502	.12698	.12633	2.2067	2.1347	2.1587	2.7051
#2	.12890	.12524	.12646	2.2016	2.1437	2.1630	2.7025

#3	.13012	.12568	.12716	2.1983	2.1416	2.1605	2.6972
Errors	NOCHECK	NOCHECK	LC Pass	NOCHECK	NOCHECK	LC Pass	LC Pass

High			5.0000			10.000	50.000
Low			-.01000			-.00500	-.50000

Elem	SN	SR	TI	TL	V_	ZN	
Units	ppm	ppm	ppm	ppm	ppm	ppm	
Avge	.01213	4.1113	-.01112	1.7804	.52560	.51278	
SDev	.00059	.0026	.00032	.0015	.00174	.00089	
%RSD	4.8455	.06233	2.8918	.08474	.33038	.17432	
#1	.01170	4.1141	-.01144	1.7820	.52752	.51342	
#2	.01189	4.1107	-.01112	1.7801	.52517	.51315	
#3	.01280	4.1091	-.01080	1.7791	.52413	.51175	

Errors	LC Pass	LC Pass	LC Pass	LC Pass	LC Pass	LC Pass	
High	30.000	10.000	30.000	10.000	50.000	5.0000	
Low	-.10000	-.05000	-.05000	-.01000	-.05000	-.02000	

IntStd	1	2	3	4	5	6	7
Mode	Counts	NOTUSED	NOTUSED	NOTUSED	NOTUSED	NOTUSED	NOTUSED
Elem	Y	--	--	--	--	--	--
Wavlen	371.030	--	--	--	--	--	--
Avge	27738	--	--	--	--	--	--
SDev	136.5743	--	--	--	--	--	--
%RSD	.4923649	--	--	--	--	--	--
#1	27599	--	--	--	--	--	--
#2	27744	--	--	--	--	--	--
#3	27872	--	--	--	--	--	--

Method: METTRACE Sample Name: CCV1-4 Operator: ACC
Run Time: 10/28/10 19:57:36
Comment: TESTAMERICA PITTSBURGH ICP METALS ANALYSIS - INST TRACEICP
Mode: CONC Corr. Factor: 1

Elem	AG	AL	AS	B_	BA	BE	CA
Units	ppm	ppm	ppm	ppm	ppm	ppm	ppm
Avge	1.0334	25.828	.54240	2.0932	2.0746	2.1061	52.863
SDev	.0018	.089	.00171	.0015	.0035	.0015	.059
%RSD	.17020	.34307	.31498	.06931	.16738	.07192	.11149
#1	1.0350	25.914	.54141	2.0948	2.0785	2.1046	52.816
#2	1.0336	25.833	.54142	2.0927	2.0732	2.1077	52.929
#3	1.0315	25.737	.54437	2.0920	2.0720	2.1059	52.843
Errors	LC Pass	LC Pass	LC Pass	LC Pass	LC Pass	LC Pass	LC Pass
High	1.1000	27.500	.55000	2.2000	2.2000	2.2000	55.000
Low	.90000	22.500	.45000	1.8000	1.8000	1.8000	45.000

Elem	CD	CO	CR	CU	FE	K_	MG
Units	ppm	ppm	ppm	ppm	ppm	ppm	ppm
Avge	.52324	2.0608	2.1032	2.0972	26.500	132.52	52.765
SDev	.00042	.0012	.0024	.0063	.032	.66	.048
%RSD	.08044	.05687	.11509	.30171	.11952	.49703	.09159
#1	.52280	2.0615	2.1042	2.1042	26.498	133.23	52.738
#2	.52364	2.0614	2.1049	2.0957	26.533	132.39	52.821
#3	.52330	2.0594	2.1004	2.0918	26.470	131.94	52.736
Errors	LC Pass	LC Pass	LC Pass	LC Pass	LC Pass	LC Pass	LC Pass
High	.55000	2.2000	2.2000	2.2000	27.500	137.50	55.000
Low	.45000	1.8000	1.8000	1.8000	22.500	112.50	45.000

Elem	MN	MO	NA	NI	PB/1	PB/2	PB
Units	ppm	ppm	ppm	ppm	ppm	ppm	ppm
Avge	2.0889	2.1395	130.79	2.0855	.51943	.52736	.52472
SDev	.0023	.0126	.44	.0019	.00125	.00228	.00111
%RSD	.11048	.58926	.33598	.08911	.24064	.43302	.21099
#1	2.0904	2.1253	131.23	2.0853	.52085	.52475	.52345
#2	2.0901	2.1442	130.79	2.0875	.51850	.52902	.52551
#3	2.0863	2.1492	130.35	2.0838	.51895	.52831	.52519
Errors	LC Pass	LC Pass	LC Pass	LC Pass	NOCHECK	NOCHECK	LC Pass
High	2.2000	2.2000	137.50	2.2000			.55000
Low	1.8000	1.8000	112.50	1.8000			.45000

Elem	SB/1	SB/2	SB	SE/1	SE/2	SE	SI
Units	ppm	ppm	ppm	ppm	ppm	ppm	ppm
Avge	.53577	.54809	.54399	.54501	.53268	.53678	2.1094
SDev	.00382	.00102	.00111	.00107	.00435	.00255	.0051
%RSD	.71283	.18545	.20328	.19600	.81681	.47443	.24099
#1	.53319	.54760	.54280	.54617	.52788	.53397	2.1133
#2	.53395	.54926	.54416	.54407	.53635	.53893	2.1113

#3	.54016	.54741	.54499	.54477	.53381	.53746	2.1037
Errors	NOCHECK	NOCHECK	LC Pass	NOCHECK	NOCHECK	LC Pass	LC Pass

High			.55000			.55000	2.2000
Low			.45000			.45000	1.8000

Elem	SN	SR	TI	TL	V_	ZN	
Units	ppm	ppm	ppm	ppm	ppm	ppm	
Avge	2.1689	2.0795	2.1086	1.0493	2.0579	2.1334	
SDev	.0071	.0039	.0021	.0029	.0030	.0042	
%RSD	.32715	.18757	.09795	.27240	.14540	.19853	
#1	2.1714	2.0837	2.1099	1.0460	2.0604	2.1373	
#2	2.1609	2.0785	2.1097	1.0503	2.0588	2.1341	
#3	2.1744	2.0761	2.1062	1.0515	2.0546	2.1289	
Errors	LC Pass	LC Pass	LC Pass	LC Pass	LC Pass	LC Pass	
High	2.2000	2.2000	2.2000	1.1000	2.2000	2.2000	
Low	1.8000	1.8000	1.8000	.90000	1.8000	1.8000	

IntStd	1	2	3	4	5	6	7
Mode	Counts	NOTUSED	NOTUSED	NOTUSED	NOTUSED	NOTUSED	NOTUSED
Elem	Y	--	--	--	--	--	--
Wavlen	371.030	--	--	--	--	--	--
Avge	30544	--	--	--	--	--	--
SDev	90.11961	--	--	--	--	--	--
%RSD	.2950533	--	--	--	--	--	--
#1	30454	--	--	--	--	--	--
#2	30542	--	--	--	--	--	--
#3	30634	--	--	--	--	--	--

Method: METTRACE Sample Name: CCB4 Operator: ACC
Run Time: 10/28/10 20:03:04
Comment: TESTAMERICA PITTSBURGH ICP METALS ANALYSIS - INST TRACEICP
Mode: CONC Corr. Factor: 1

Elem	AG	AL	AS	B_	BA	BE	CA
Units	ppm	ppm	ppm	ppm	ppm	ppm	ppm
Avge	-.00038	.01580	.00172	.00664	.00052	.00061	-.00130
SDev	.00039	.00171	.00071	.00128	.00001	.00005	.00053
%RSD	104.17	10.808	41.345	19.269	.90374	8.0992	40.512
#1	-.00010	.01775	.00222	.00808	.00053	.00058	-.00100
#2	-.00083	.01459	.00091	.00566	.00052	.00067	-.00191
#3	-.00021	.01506	.00203	.00617	.00052	.00059	-.00099
Errors	LC Pass	LC Pass	LC Pass	LC Pass	LC Pass	LC Pass	LC Pass
High	.00500	.20000	.01000	.20000	.20000	.00400	5.0000
Low	-.00500	-.20000	-.01000	-.20000	-.20000	-.00400	-5.0000

Elem	CD	CO	CR	CU	FE	K_	MG
Units	ppm	ppm	ppm	ppm	ppm	ppm	ppm
Avge	.00011	-.00067	-.00020	-.00078	-.00423	.23374	-.00037
SDev	.00011	.00041	.00016	.00032	.00721	.00571	.00112
%RSD	101.32	60.459	82.282	41.485	170.17	2.4445	304.26
#1	.00005	-.00028	-.00011	-.00048	-.00009	.24030	.00075
#2	.00023	-.00109	-.00039	-.00113	-.01256	.23114	-.00149
#3	.00004	-.00065	-.00011	-.00074	-.00006	.22980	-.00037
Errors	LC Pass	LC Pass	LC Pass	LC Pass	LC Pass	LC Pass	LC Pass
High	.00500	.05000	.00500	.02500	.10000	5.0000	5.0000
Low	-.00500	-.05000	-.00500	-.02500	-.10000	-5.0000	-5.0000

Elem	MN	MO	NA	NI	PB/1	PB/2	PB
Units	ppm	ppm	ppm	ppm	ppm	ppm	ppm
Avge	.00007	.00757	-.01710	-.00048	-.00041	.00195	.00117
SDev	.00003	.00316	.06401	.00035	.00083	.00021	.00013
%RSD	41.202	41.789	374.41	72.820	202.08	10.866	11.469
#1	.00009	.01110	-.05599	-.00038	-.00136	.00220	.00102
#2	.00009	.00662	-.05208	-.00087	.00000	.00183	.00122
#3	.00004	.00499	.05678	-.00019	.00013	.00183	.00127
Errors	LC Pass	LC Pass	LC Pass	LC Pass	NOCHECK	NOCHECK	LC Pass
High	.01500	.04000	5.0000	.04000			.00300
Low	-.01500	-.04000	-5.0000	-.04000			-.00300

Elem	SB/1	SB/2	SB	SE/1	SE/2	SE	SI
Units	ppm	ppm	ppm	ppm	ppm	ppm	ppm
Avge	.00085	.00113	.00104	-.00122	.00135	.00049	-.00712
SDev	.00127	.00068	.00043	.00088	.00075	.00042	.00276
%RSD	148.88	60.489	41.423	72.007	55.513	85.088	38.734
#1	.00181	.00035	.00084	-.00045	.00145	.00082	-.00420
#2	-.00059	.00141	.00075	-.00218	.00204	.00063	-.00967

#3	.00134	.00163	.00153	-.00105	.00055	.00002	-.00748
Errors	NOCHECK	NOCHECK	LC Pass	NOCHECK	NOCHECK	LC Pass	LC Pass

High			.01000			.00500	.50000
Low			-.01000			-.00500	-.50000

Elem	SN	SR	TI	TL	V_	ZN	
Units	ppm	ppm	ppm	ppm	ppm	ppm	
Avge	-.00015	.00003	-.00005	.00304	-.00024	.00340	
SDev	.00291	.00005	.00028	.00088	.00000	.00020	
%RSD	1985.1	175.85	556.70	29.021	.89409	6.0081	
#1	.00243	.00008	-.00021	.00337	-.00024	.00324	
#2	-.00330	-.00000	-.00021	.00204	-.00024	.00363	
#3	.00044	-.00000	.00027	.00371	-.00024	.00332	

Errors	LC Pass	LC Pass	LC Pass	LC Pass	LC Pass	LC Pass	
High	.10000	.05000	.05000	.01000	.05000	.02000	
Low	-.10000	-.05000	-.05000	-.01000	-.05000	-.02000	

IntStd	1	2	3	4	5	6	7
Mode	Counts	NOTUSED	NOTUSED	NOTUSED	NOTUSED	NOTUSED	NOTUSED
Elem	Y	--	--	--	--	--	--
Wavlen	371.030	--	--	--	--	--	--
Avge	30583	--	--	--	--	--	--
SDev	29.42734	--	--	--	--	--	--
%RSD	.0962213	--	--	--	--	--	--
#1	30569	--	--	--	--	--	--
#2	30617	--	--	--	--	--	--
#3	30563	--	--	--	--	--	--

Method: METTRACE Sample Name: L83ALDT ADD Operator: ACC
Run Time: 10/28/10 20:08:33
Comment: TESTAMERICA PITTSBURGH ICP METALS ANALYSIS - INST TRACEICP
Mode: CONC Corr. Factor: 1

Elem	AG	AL	AS	B_	BA	BE	CA
Units	ppm	ppm	ppm	ppm	ppm	ppm	ppm
Avge	.05109	2.2342	2.0494	4.1058	2.1931	.04341	H1342.4
SDev	.00026	.0020	.0058	.0117	.0035	.00027	9.9
%RSD	.50785	.08905	.28315	.28598	.15928	.62133	.73620
#1	.05081	2.2362	2.0556	4.1175	2.1956	.04368	H1353.2
#2	.05114	2.2322	2.0484	4.1058	2.1947	.04342	H1340.1
#3	.05132	2.2343	2.0441	4.0941	2.1891	.04314	H1333.8
Errors	LC Pass	LC Pass	LC Pass	LC Pass	LC Pass	LC Pass	LC High
High	2.0000	500.00	10.000	30.000	10.000	10.000	600.00
Low	-.00500	-.20000	-.01000	-.20000	-.20000	-.00400	-5.0000

Elem	CD	CO	CR	CU	FE	K_	MG
Units	ppm	ppm	ppm	ppm	ppm	ppm	ppm
Avge	.04544	.44276	.96778	.25595	.81264	94.701	216.25
SDev	.00042	.00203	.00433	.00023	.01502	.068	1.41
%RSD	.93176	.45871	.44751	.09189	1.8480	.07137	.65374
#1	.04586	.44485	.97271	.25578	.82480	94.637	217.80
#2	.04545	.44264	.96601	.25622	.81726	94.695	215.93
#3	.04501	.44079	.96461	.25585	.79585	94.772	215.03
Errors	LC Pass	LC Pass	LC Pass	LC Pass	LC Pass	LC Pass	LC Pass
High	5.0000	50.000	20.000	10.000	500.00	400.00	600.00
Low	-.00500	-.05000	-.00500	-.02500	-.10000	-5.0000	-5.0000

Elem	MN	MO	NA	NI	PB/1	PB/2	PB
Units	ppm	ppm	ppm	ppm	ppm	ppm	ppm
Avge	.46480	.09378	H978.51	.43966	.43892	.45054	.44667
SDev	.00202	.00060	2.84	.00229	.00112	.00311	.00200
%RSD	.43486	.63846	.29021	.51987	.25397	.69085	.44791
#1	.46702	.09445	H975.69	.44215	.43906	.45385	.44892
#2	.46431	.09360	H978.48	.43766	.43774	.45012	.44599
#3	.46307	.09329	H981.37	.43918	.43995	.44767	.44510
Errors	LC Pass	LC Pass	LC High	LC Pass	NOCHECK	NOCHECK	LC Pass
High	20.000	20.000	400.00	100.00			5.0000
Low	-.01500	-.04000	-5.0000	-.04000			-.00300

Elem	SB/1	SB/2	SB	SE/1	SE/2	SE	SI
Units	ppm	ppm	ppm	ppm	ppm	ppm	ppm
Avge	.12512	.12453	.12473	2.1753	2.1040	2.1277	2.6332
SDev	.00236	.00191	.00142	.0052	.0072	.0051	.0074
%RSD	1.8852	1.5309	1.1361	.23880	.34320	.23799	.28105
#1	.12695	.12275	.12415	2.1715	2.0978	2.1223	2.6410
#2	.12246	.12432	.12370	2.1812	2.1022	2.1285	2.6322

#3	.12596	.12654	.12635	2.1733	2.1119	2.1324	2.6263
Errors	NOCHECK	NOCHECK	LC Pass	NOCHECK	NOCHECK	LC Pass	LC Pass

High			5.0000			10.000	50.000
Low			-.01000			-.00500	-.50000

Elem	SN	SR	TI	TL	V_	ZN	
Units	ppm	ppm	ppm	ppm	ppm	ppm	
Avge	.01385	4.0457	-.01055	1.7585	.51837	.50317	
SDev	.00232	.0043	.00047	.0033	.00150	.00152	
%RSD	16.786	.10598	4.4774	.18910	.28887	.30296	
#1	.01477	4.0443	-.01004	1.7614	.52004	.50480	
#2	.01557	4.0505	-.01096	1.7591	.51790	.50293	
#3	.01121	4.0423	-.01065	1.7549	.51716	.50178	
Errors	LC Pass	LC Pass	LC Pass	LC Pass	LC Pass	LC Pass	
High	30.000	10.000	30.000	10.000	50.000	5.0000	
Low	-.10000	-.05000	-.05000	-.01000	-.05000	-.02000	
IntStd	1	2	3	4	5	6	7
Mode	Counts	NOTUSED	NOTUSED	NOTUSED	NOTUSED	NOTUSED	NOTUSED
Elem	Y	--	--	--	--	--	--
Wavlen	371.030	--	--	--	--	--	--
Avge	28051	--	--	--	--	--	--
SDev	222.0556	--	--	--	--	--	--
%RSD	.7916068	--	--	--	--	--	--
#1	27805	--	--	--	--	--	--
#2	28112	--	--	--	--	--	--
#3	28237	--	--	--	--	--	--

Method: METTRACE Sample Name: L8Q56T Operator: ACC
Run Time: 10/28/10 20:14:02
Comment: TESTAMERICA PITTSBURGH ICP METALS ANALYSIS - INST TRACEICP
Mode: CONC Corr. Factor: 1

Elem	AG	AL	AS	B_	BA	BE	CA
Units	ppm	ppm	ppm	ppm	ppm	ppm	ppm
Avge	.00299	44.979	.00389	6.3863	7.8171	.00085	H939.95
SDev	.00027	.121	.00043	.0155	.0193	.00004	3.17
%RSD	9.0833	.26878	11.000	.24288	.24720	5.0320	.33729
#1	.00285	44.929	.00435	6.3701	7.8167	.00088	H937.50
#2	.00281	45.117	.00350	6.4010	7.8366	.00080	H938.83
#3	.00330	44.891	.00383	6.3877	7.7979	.00087	H943.53
Errors	LC Pass	LC Pass	LC Pass	LC Pass	LC Pass	LC Pass	LC High
High	2.0000	500.00	10.000	30.000	10.000	10.000	600.00
Low	-.00500	-.20000	-.01000	-.20000	-.20000	-.00400	-5.0000

Elem	CD	CO	CR	CU	FE	K_	MG
Units	ppm	ppm	ppm	ppm	ppm	ppm	ppm
Avge	.00147	.01206	.10640	.01257	13.887	16.406	176.11
SDev	.00011	.00013	.00047	.00002	.036	.071	.30
%RSD	7.5745	1.0823	.43668	.15706	.25957	.43244	.17106
#1	.00137	.01208	.10616	.01256	13.856	16.397	175.80
#2	.00159	.01217	.10610	.01259	13.879	16.481	176.11
#3	.00146	.01191	.10694	.01255	13.927	16.340	176.40
Errors	LC Pass	LC Pass	LC Pass	LC Pass	LC Pass	LC Pass	LC Pass
High	5.0000	50.000	20.000	10.000	500.00	400.00	600.00
Low	-.00500	-.05000	-.00500	-.02500	-.10000	-5.0000	-5.0000

Elem	MN	MO	NA	NI	PB/1	PB/2	PB
Units	ppm	ppm	ppm	ppm	ppm	ppm	ppm
Avge	11.528	.00073	H720.62	.05614	.00731	.01932	.01532
SDev	.018	.00042	3.07	.00045	.00139	.00049	.00028
%RSD	.15901	58.195	.42573	.79895	19.100	2.5222	1.8198
#1	11.509	.00039	H720.50	.05562	.00570	.01975	.01507
#2	11.531	.00059	H723.75	.05641	.00801	.01942	.01562
#3	11.545	.00120	H717.62	.05639	.00821	.01879	.01527
Errors	LC Pass	LC Pass	LC High	LC Pass	NOCHECK	NOCHECK	LC Pass
High	20.000	20.000	400.00	100.00			5.0000
Low	-.01500	-.04000	-5.0000	-.04000			-.00300

Elem	SB/1	SB/2	SB	SE/1	SE/2	SE	SI
Units	ppm	ppm	ppm	ppm	ppm	ppm	ppm
Avge	.00398	.00356	.00370	.01422	.00189	.00599	45.289
SDev	.00030	.00092	.00052	.00349	.00128	.00165	.076
%RSD	7.5176	25.756	14.096	24.561	67.850	27.469	.16800
#1	.00430	.00276	.00327	.01025	.00167	.00453	45.217
#2	.00372	.00456	.00428	.01682	.00326	.00778	45.369

#3	.00390	.00335	.00353	.01559	.00073	.00568	45.281
Errors	NOCHECK	NOCHECK	LC Pass	NOCHECK	NOCHECK	LC Pass	LC Pass

High			5.0000			10.000	50.000
Low			-.01000			-.00500	-.50000

Elem	SN	SR	TI	TL	V_	ZN	
Units	ppm	ppm	ppm	ppm	ppm	ppm	
Avge	.01490	S51.219	-.00282	-.00358	.00398	.77587	
SDev	.00169	88.714	.00056	.00144	.00048	.00090	
%RSD	11.345	173.21	19.868	40.286	12.141	.11665	
#1	.01650	S153.66	-.00244	-.00195	.00442	.77486	
#2	.01506	S-.00035	-.00346	-.00412	.00346	.77615	
#3	.01313	S-.00035	-.00255	-.00469	.00405	.77661	

Errors	LC Pass	LC High	LC Pass	LC Pass	LC Pass	LC Pass	
High	30.000	10.000	30.000	10.000	50.000	5.0000	
Low	-.10000	-.05000	-.05000	-.01000	-.05000	-.02000	

IntStd	1	2	3	4	5	6	7
Mode	Counts	NOTUSED	NOTUSED	NOTUSED	NOTUSED	NOTUSED	NOTUSED
Elem	Y	--	--	--	--	--	--
Wavlen	371.030	--	--	--	--	--	--
Avge	28647	--	--	--	--	--	--
SDev	75.04534	--	--	--	--	--	--
%RSD	.2619663	--	--	--	--	--	--
#1	28588	--	--	--	--	--	--
#2	28622	--	--	--	--	--	--
#3	28731	--	--	--	--	--	--

Method: METTRACE Sample Name: L83DWT Operator: ACC
Run Time: 10/28/10 20:19:31
Comment: TESTAMERICA PITTSBURGH ICP METALS ANALYSIS - INST TRACEICP
Mode: CONC Corr. Factor: 1

Elem	AG	AL	AS	B_	BA	BE	CA
Units	ppm	ppm	ppm	ppm	ppm	ppm	ppm
Avge	.01139	25.857	.04037	4.0252	.98128	.00259	H981.81
SDev	.00048	.074	.00077	.0251	.00201	.00003	8.58
%RSD	4.1914	.28789	1.9179	.62242	.20489	1.1965	.87381
#1	.01084	25.896	.04009	4.0537	.98217	.00260	H991.24
#2	.01166	25.772	.03978	4.0151	.97897	.00262	H979.74
#3	.01167	25.905	.04125	4.0068	.98268	.00256	H974.46
Errors	LC Pass	LC Pass	LC Pass	LC Pass	LC Pass	LC Pass	LC High
High	2.0000	500.00	10.000	30.000	10.000	10.000	600.00
Low	-.00500	-.20000	-.01000	-.20000	-.20000	-.00400	-5.0000

Elem	CD	CO	CR	CU	FE	K_	MG
Units	ppm	ppm	ppm	ppm	ppm	ppm	ppm
Avge	.30271	.10176	.22411	.62035	65.844	249.55	61.136
SDev	.00181	.00041	.00124	.00152	.373	.71	.550
%RSD	.59849	.40264	.55421	.24572	.56638	.28327	.90000
#1	.30477	.10190	.22555	.62004	66.269	249.50	61.752
#2	.30203	.10209	.22343	.61900	65.690	248.87	60.963
#3	.30135	.10130	.22337	.62200	65.573	250.28	60.693
Errors	LC Pass	LC Pass	LC Pass	LC Pass	LC Pass	LC Pass	LC Pass
High	5.0000	50.000	20.000	10.000	500.00	400.00	600.00
Low	-.00500	-.05000	-.00500	-.02500	-.10000	-5.0000	-5.0000

Elem	MN	MO	NA	NI	PB/1	PB/2	PB
Units	ppm	ppm	ppm	ppm	ppm	ppm	ppm
Avge	9.4900	.05269	341.05	.73762	4.9349	5.0654	H5.0219
SDev	.0463	.00069	2.07	.00299	.0271	.0182	.0212
%RSD	.48828	1.3095	.60795	.40514	.54989	.35863	.42121
#1	9.5431	.05339	339.98	.74080	4.9653	5.0857	H5.0456
#2	9.4691	.05267	339.72	.73719	4.9262	5.0598	H5.0153
#3	9.4578	.05202	343.43	.73487	4.9132	5.0507	H5.0049
Errors	LC Pass	LC Pass	LC Pass	LC Pass	NOCHECK	NOCHECK	LC High
High	20.000	20.000	400.00	100.00			5.0000
Low	-.01500	-.04000	-5.0000	-.04000			-.00300

Elem	SB/1	SB/2	SB	SE/1	SE/2	SE	SI
Units	ppm	ppm	ppm	ppm	ppm	ppm	ppm
Avge	.64329	.77516	.73125	.04343	.02623	.03196	36.979
SDev	.00336	.00239	.00215	.00231	.00273	.00110	.198
%RSD	.52261	.30809	.29340	5.3284	10.410	3.4436	.53625
#1	.64389	.77791	.73328	.04607	.02310	.03075	37.208
#2	.64632	.77397	.73146	.04247	.02813	.03291	36.858

#3	.63967	.77361	.72901	.04175	.02747	.03223	36.870
Errors	NOCHECK	NOCHECK	LC Pass	NOCHECK	NOCHECK	LC Pass	LC Pass

High			5.0000			10.000	50.000
Low			-.01000			-.00500	-.50000

Elem	SN	SR	TI	TL	V_	ZN	
Units	ppm	ppm	ppm	ppm	ppm	ppm	
Avge	.36491	2.1874	.11270	L-.01720	.02850	H39.951	
SDev	.00144	.0061	.00074	.00152	.00151	.410	
%RSD	.39468	.27795	.65623	8.8420	5.2853	1.0261	
#1	.36655	2.1882	.11341	L-.01558	.02958	H40.401	
#2	.36385	2.1810	.11194	L-.01860	.02914	H39.854	
#3	.36433	2.1930	.11277	L-.01741	.02678	H39.599	

Errors	LC Pass	LC Pass	LC Pass	LC Low	LC Pass	LC High	
High	30.000	10.000	30.000	10.000	50.000	5.0000	
Low	-.10000	-.05000	-.05000	-.01000	-.05000	-.02000	

IntStd	1	2	3	4	5	6	7
Mode	Counts	NOTUSED	NOTUSED	NOTUSED	NOTUSED	NOTUSED	NOTUSED
Elem	Y	--	--	--	--	--	--
Wavlen	371.030	--	--	--	--	--	--
Avge	28421	--	--	--	--	--	--
SDev	126.7169	--	--	--	--	--	--
%RSD	.4458490	--	--	--	--	--	--
#1	28276	--	--	--	--	--	--
#2	28485	--	--	--	--	--	--
#3	28503	--	--	--	--	--	--

Method: METTRACE Sample Name: L86WWBT Operator: ACC
Run Time: 10/28/10 20:24:59
Comment: TESTAMERICA PITTSBURGH ICP METALS ANALYSIS - INST TRACEICP
Mode: CONC Corr. Factor: 1

Elem	AG	AL	AS	B_	BA	BE	CA
Units	ppm	ppm	ppm	ppm	ppm	ppm	ppm
Avge	-.00015	.02102	.00153	.01288	.00036	.00056	.02598
SDev	.00054	.00001	.00072	.00209	.00003	.00006	.00646
%RSD	361.19	.03933	47.188	16.237	8.8157	11.353	24.872
#1	.00025	.02101	.00236	.01513	.00040	.00049	.03341
#2	.00006	.02103	.00120	.01253	.00033	.00061	.02291
#3	-.00076	.02102	.00104	.01099	.00036	.00059	.02163
Errors	LC Pass	LC Pass	LC Pass	LC Pass	LC Pass	LC Pass	LC Pass
High	.00500	.20000	.01000	.20000	.20000	.00400	5.0000
Low	-.00500	-.20000	-.01000	-.20000	-.20000	-.00400	-5.0000

Elem	CD	CO	CR	CU	FE	K_	MG
Units	ppm	ppm	ppm	ppm	ppm	ppm	ppm
Avge	.00026	-.00012	.00033	-.00038	.00845	.24266	.00485
SDev	.00012	.00021	.00043	.00020	.00402	.01051	.00235
%RSD	45.928	175.95	127.61	52.983	47.560	4.3296	48.599
#1	.00036	-.00008	.00083	-.00023	.00508	.25230	.00749
#2	.00031	.00007	.00010	-.00030	.01289	.24421	.00298
#3	.00013	-.00035	.00007	-.00061	.00736	.23146	.00407
Errors	LC Pass	LC Pass	LC Pass	LC Pass	LC Pass	LC Pass	LC Pass
High	.00500	.05000	.00500	.02500	.10000	5.0000	5.0000
Low	-.00500	-.05000	-.00500	-.02500	-.10000	-5.0000	-5.0000

Elem	MN	MO	NA	NI	PB/1	PB/2	PB
Units	ppm	ppm	ppm	ppm	ppm	ppm	ppm
Avge	.00027	.00103	.09412	.00035	.00277	.00089	.00152
SDev	.00008	.00017	.04650	.00079	.00060	.00044	.00011
%RSD	29.305	16.180	49.402	223.34	21.686	49.645	7.4486
#1	.00034	.00121	.04531	.00036	.00331	.00059	.00149
#2	.00028	.00100	.13789	-.00044	.00212	.00140	.00164
#3	.00018	.00088	.09917	.00114	.00288	.00068	.00142
Errors	LC Pass	LC Pass	LC Pass	LC Pass	NOCHECK	NOCHECK	LC Pass
High	.01500	.04000	5.0000	.04000			.00300
Low	-.01500	-.04000	-5.0000	-.04000			-.00300

Elem	SB/1	SB/2	SB	SE/1	SE/2	SE	SI
Units	ppm	ppm	ppm	ppm	ppm	ppm	ppm
Avge	-.00067	.00147	.00076	-.00011	.00151	.00097	.00392
SDev	.00087	.00020	.00027	.00088	.00059	.00054	.00303
%RSD	128.96	13.909	35.465	771.06	39.178	56.045	77.424
#1	.00010	.00126	.00088	-.00040	.00083	.00042	.00595
#2	-.00051	.00167	.00094	-.00081	.00188	.00099	.00043

#3	-.00160	.00147	.00045	.00087	.00182	.00150	.00537
Errors	NOCHECK	NOCHECK	LC Pass	NOCHECK	NOCHECK	LC Pass	LC Pass

High			.01000			.00500	.50000
Low			-.01000			-.00500	-.50000

Elem	SN	SR	TI	TL	V_	ZN	
Units	ppm	ppm	ppm	ppm	ppm	ppm	
Avge	.00139	.00034	-.00029	-.00015	.00001	H.03604	
SDev	.00159	.00009	.00013	.00058	.00028	.00919	
%RSD	114.20	27.274	46.611	382.75	3892.6	25.500	
#1	.00221	.00027	-.00021	.00026	.00031	H.04584	
#2	-.00044	.00031	-.00021	.00010	-.00005	H.03467	
#3	.00240	.00045	-.00044	-.00081	-.00023	H.02761	
Errors	LC Pass	LC Pass	LC Pass	LC Pass	LC Pass	LC High	
High	.10000	.05000	.05000	.01000	.05000	.02000	
Low	-.10000	-.05000	-.05000	-.01000	-.05000	-.02000	

IntStd	1	2	3	4	5	6	7
Mode	Counts	NOTUSED	NOTUSED	NOTUSED	NOTUSED	NOTUSED	NOTUSED
Elem	Y	--	--	--	--	--	--
Wavlen	371.030	--	--	--	--	--	--
Avge	30719	--	--	--	--	--	--
SDev	192.2635	--	--	--	--	--	--
%RSD	.6258784	--	--	--	--	--	--
#1	30527	--	--	--	--	--	--
#2	30718	--	--	--	--	--	--
#3	30912	--	--	--	--	--	--

Method: METTRACE Sample Name: L86WWCT Operator: ACC
Run Time: 10/28/10 20:30:28
Comment: TESTAMERICA PITTSBURGH ICP METALS ANALYSIS - INST TRACEICP
Mode: CONC Corr. Factor: 1

Elem	AG	AL	AS	B_	BA	BE	CA
Units	ppm	ppm	ppm	ppm	ppm	ppm	ppm
Avge	.05077	2.0516	2.0851	.98907	1.9601	.04771	L.02232
SDev	.00018	.0032	.0062	.00020	.0033	.00019	.00230
%RSD	.35300	.15771	.29780	.02003	.16852	.40027	10.289
#1	.05078	2.0507	2.0871	.98927	1.9624	.04792	L.02011
#2	.05094	2.0551	2.0901	.98887	1.9617	.04766	L.02214
#3	.05058	2.0488	2.0781	.98906	1.9564	.04755	L.02469
Errors	LC Pass	LC Pass	LC Pass	LC Pass	LC Pass	LC Pass	LC Low
High	.06000	2.4000	2.4000	1.2000	2.4000	.06000	60.000
Low	.04000	1.6000	1.6000	.80000	1.6000	.04000	40.000

Elem	CD	CO	CR	CU	FE	K_	MG
Units	ppm	ppm	ppm	ppm	ppm	ppm	ppm
Avge	.05103	.48929	.19911	.25646	1.0072	L.37882	L.00674
SDev	.00026	.00158	.00069	.00062	.0055	.00613	.00238
%RSD	.51460	.32269	.34476	.24104	.55036	1.6171	35.338
#1	.05133	.49048	.19954	.25680	1.0122	L.38390	L.00436
#2	.05085	.48990	.19948	.25684	1.0080	L.38055	L.00913
#3	.05091	.48750	.19832	.25575	1.0012	L.37202	L.00674
Errors	LC Pass	LC Pass	LC Pass	LC Pass	LC Pass	LC Low	LC Low
High	.06000	.60000	.24000	.30000	1.2000	60.000	60.000
Low	.04000	.40000	.16000	.20000	.80000	40.000	40.000

Elem	MN	MO	NA	NI	PB/1	PB/2	PB
Units	ppm	ppm	ppm	ppm	ppm	ppm	ppm
Avge	.49651	L.00050	H1481.2	.48966	.48651	.49920	.49497
SDev	.00094	.00039	4.1	.00098	.00174	.00172	.00060
%RSD	.18909	77.967	.27410	.20016	.35687	.34498	.12118
#1	.49710	L.00076	H1476.7	.48958	.48459	.50092	.49548
#2	.49700	L.00067	H1484.5	.49068	.48696	.49920	.49512
#3	.49543	L.00005	H1482.5	.48872	.48798	.49747	.49431
Errors	LC Pass	LC Low	LC High	LC Pass	NOCHECK	NOCHECK	LC Pass
High	.60000	1.2000	60.000	.60000			.60000
Low	.40000	.80000	40.000	.40000			.40000

Elem	SB/1	SB/2	SB	SE/1	SE/2	SE	SI
Units	ppm	ppm	ppm	ppm	ppm	ppm	ppm
Avge	.00367	-.00093	L.00060	2.2004	2.1576	2.1718	L.01034
SDev	.00050	.00089	.00049	.0033	.0095	.0060	.00453
%RSD	13.531	95.605	82.183	.15044	.44201	.27694	43.838
#1	.00386	-.00187	L.00004	2.2041	2.1546	2.1711	L.01556
#2	.00311	-.00010	L.00097	2.1980	2.1682	2.1782	L.00743

#3	.00405	-.00082	L.00080	2.1989	2.1499	2.1662	L.00802
Errors	NOCHECK	NOCHECK	LC Low	NOCHECK	NOCHECK	LC Pass	LC Low

High			.60000			2.4000	12.000
Low			.40000			1.6000	8.0000

Elem	SN	SR	TI	TL	V_	ZN	
Units	ppm	ppm	ppm	ppm	ppm	ppm	
Avge	L.01669	.98154	L.00013	1.9400	.48463	.54090	
SDev	.00153	.00242	.00034	.0019	.00181	.00082	
%RSD	9.1612	.24602	260.27	.10040	.37348	.15150	
#1	L.01673	.98406	L.00038	1.9384	.48642	.54116	
#2	L.01820	.98132	L-.00025	1.9422	.48466	.54155	
#3	L.01514	.97924	L.00026	1.9394	.48280	.53998	

Errors	LC Low	LC Pass	LC Low	LC Pass	LC Pass	LC Pass	
High	2.4000	1.2000	1.2000	2.4000	.60000	.60000	
Low	1.6000	.80000	.80000	1.6000	.40000	.40000	

IntStd	1	2	3	4	5	6	7
Mode	Counts	NOTUSED	NOTUSED	NOTUSED	NOTUSED	NOTUSED	NOTUSED
Elem	Y	--	--	--	--	--	--
Wavlen	371.030	--	--	--	--	--	--
Avge	28935	--	--	--	--	--	--
SDev	55.77493	--	--	--	--	--	--
%RSD	.1927625	--	--	--	--	--	--
#1	28994	--	--	--	--	--	--
#2	28884	--	--	--	--	--	--
#3	28926	--	--	--	--	--	--

Method: METTRACE Sample Name: L84G3BT Operator: ACC
Run Time: 10/28/10 20:35:56
Comment: TESTAMERICA PITTSBURGH ICP METALS ANALYSIS - INST TRACEICP
Mode: CONC Corr. Factor: 1

Elem	AG	AL	AS	B_	BA	BE	CA
Units	ppm	ppm	ppm	ppm	ppm	ppm	ppm
Avge	-.00024	.04017	.00177	.00666	.00058	-.00005	.01660
SDev	.00009	.00141	.00056	.00054	.00004	.00004	.00219
%RSD	37.758	3.5103	31.562	8.1158	6.2247	80.239	13.182
#1	-.00023	.03913	.00211	.00709	.00060	-.00004	.01891
#2	-.00015	.04177	.00208	.00684	.00061	-.00001	.01634
#3	-.00033	.03959	.00113	.00605	.00054	-.00009	.01455
Errors	LC Pass	LC Pass	LC Pass	LC Pass	LC Pass	LC Pass	LC Pass
High	.00500	.20000	.01000	.20000	.20000	.00400	5.0000
Low	-.00500	-.20000	-.01000	-.20000	-.20000	-.00400	-5.0000

Elem	CD	CO	CR	CU	FE	K_	MG
Units	ppm	ppm	ppm	ppm	ppm	ppm	ppm
Avge	.00014	.00001	.00017	-.00001	.00711	.36516	.00159
SDev	.00007	.00022	.00010	.00007	.00568	.00456	.00068
%RSD	51.321	1986.0	57.553	576.19	79.930	1.2485	42.657
#1	.00020	-.00021	.00015	-.00005	.00152	.36748	.00198
#2	.00006	.00024	.00028	-.00006	.00693	.36809	.00199
#3	.00016	.00000	.00009	.00007	.01288	.35991	.00081
Errors	LC Pass	LC Pass	LC Pass	LC Pass	LC Pass	LC Pass	LC Pass
High	.00500	.05000	.00500	.02500	.10000	5.0000	5.0000
Low	-.00500	-.05000	-.00500	-.02500	-.10000	-5.0000	-5.0000

Elem	MN	MO	NA	NI	PB/1	PB/2	PB
Units	ppm	ppm	ppm	ppm	ppm	ppm	ppm
Avge	.00020	.00048	H1499.8	-.00002	.00170	.00026	.00074
SDev	.00005	.00012	6.8	.00019	.00101	.00065	.00017
%RSD	25.646	24.451	.45023	1048.2	59.423	246.03	22.765
#1	.00026	.00055	H1507.1	-.00023	.00286	-.00040	.00069
#2	.00015	.00055	H1498.4	.00009	.00100	.00090	.00093
#3	.00020	.00035	H1493.8	.00009	.00125	.00029	.00061
Errors	LC Pass	LC Pass	LC High	LC Pass	NOCHECK	NOCHECK	LC Pass
High	.01500	.04000	5.0000	.04000			.00300
Low	-.01500	-.04000	-5.0000	-.04000			-.00300

Elem	SB/1	SB/2	SB	SE/1	SE/2	SE	SI
Units	ppm	ppm	ppm	ppm	ppm	ppm	ppm
Avge	.00429	-.00126	.00059	.01243	.00778	.00933	.01180
SDev	.00117	.00135	.00056	.00312	.00201	.00152	.00487
%RSD	27.322	107.16	94.773	25.097	25.766	16.333	41.291
#1	.00297	.00028	.00117	.01600	.00702	.01001	.01295
#2	.00520	-.00179	.00054	.01021	.00627	.00759	.00646

#3	.00471	-.00226	.00006	.01108	.01006	.01040	.01600
Errors	NOCHECK	NOCHECK	LC Pass	NOCHECK	NOCHECK	LC Pass	LC Pass

High			.06000			.02000	.50000
Low			-.06000			-.02000	-.50000

Elem	SN	SR	TI	TL	V_	ZN	
Units	ppm	ppm	ppm	ppm	ppm	ppm	
Avge	.01296	.00205	-.00033	-.00398	-.00023	.01467	
SDev	.00209	.00002	.00015	.00145	.00000	.00059	
%RSD	16.111	1.0431	44.195	36.431	.71504	4.0322	
#1	.01295	.00205	-.00025	-.00258	-.00024	.01534	
#2	.01505	.00203	-.00050	-.00389	-.00023	.01442	
#3	.01087	.00207	-.00025	-.00547	-.00023	.01424	
Errors	LC Pass	LC Pass	LC Pass	LC Pass	LC Pass	LC Pass	
High	.10000	.05000	.05000	.01000	.05000	.02000	
Low	-.10000	-.05000	-.05000	-.01000	-.05000	-.02000	

IntStd	1	2	3	4	5	6	7
Mode	Counts	NOTUSED	NOTUSED	NOTUSED	NOTUSED	NOTUSED	NOTUSED
Elem	Y	--	--	--	--	--	--
Wavlen	371.030	--	--	--	--	--	--
Avge	29116	--	--	--	--	--	--
SDev	14.57167	--	--	--	--	--	--
%RSD	.0500463	--	--	--	--	--	--
#1	29132	--	--	--	--	--	--
#2	29103	--	--	--	--	--	--
#3	29115	--	--	--	--	--	--

Method: METTRACE Sample Name: L8240T Operator: ACC
Run Time: 10/28/10 20:41:25
Comment: TESTAMERICA PITTSBURGH ICP METALS ANALYSIS - INST TRACEICP
Mode: CONC Corr. Factor: 1

Elem	AG	AL	AS	B_	BA	BE	CA
Units	ppm	ppm	ppm	ppm	ppm	ppm	ppm
Avge	-.00041	.12789	.01432	.07035	.07767	.00004	16.277
SDev	.00022	.00270	.00050	.00104	.00020	.00004	.022
%RSD	54.142	2.1144	3.4708	1.4849	.25173	99.319	.13775
#1	-.00031	.13076	.01381	.07107	.07781	.00005	16.278
#2	-.00025	.12539	.01435	.07083	.07775	-.00000	16.254
#3	-.00067	.12751	.01480	.06915	.07745	.00008	16.299
Errors	LC Pass	LC Pass	LC Pass	LC Pass	LC Pass	LC Pass	LC Pass
High	2.0000	500.00	10.000	30.000	10.000	10.000	600.00
Low	-.00500	-.20000	-.01000	-.20000	-.20000	-.00400	-5.0000

Elem	CD	CO	CR	CU	FE	K_	MG
Units	ppm	ppm	ppm	ppm	ppm	ppm	ppm
Avge	.00019	.00018	.02183	.00214	.90845	.61098	1.0784
SDev	.00002	.00029	.00009	.00009	.01035	.00466	.0003
%RSD	11.880	160.34	.40979	4.0785	1.1390	.76361	.02986
#1	.00021	.00050	.02181	.00217	.92023	.61636	1.0785
#2	.00017	.00013	.02175	.00204	.90083	.60849	1.0786
#3	.00020	-.00008	.02193	.00221	.90429	.60809	1.0780
Errors	LC Pass	LC Pass	LC Pass	LC Pass	LC Pass	LC Pass	LC Pass
High	5.0000	50.000	20.000	10.000	500.00	400.00	600.00
Low	-.00500	-.05000	-.00500	-.02500	-.10000	-5.0000	-5.0000

Elem	MN	MO	NA	NI	PB/1	PB/2	PB
Units	ppm	ppm	ppm	ppm	ppm	ppm	ppm
Avge	.12133	.00074	H1502.5	.00094	.05672	.05701	.05691
SDev	.00011	.00048	3.9	.00040	.00226	.00073	.00038
%RSD	.08785	63.979	.25873	42.802	3.9875	1.2783	.65928
#1	.12125	.00048	H1504.8	.00049	.05426	.05761	.05649
#2	.12128	.00129	H1504.6	.00127	.05870	.05620	.05703
#3	.12145	.00046	H1498.0	.00107	.05720	.05722	.05721
Errors	LC Pass	LC Pass	LC High	LC Pass	NOCHECK	NOCHECK	LC Pass
High	20.000	20.000	400.00	100.00			5.0000
Low	-.01500	-.04000	-5.0000	-.04000			-.00300

Elem	SB/1	SB/2	SB	SE/1	SE/2	SE	SI
Units	ppm	ppm	ppm	ppm	ppm	ppm	ppm
Avge	.00327	.00258	.00281	.01202	.00605	.00804	.24979
SDev	.00221	.00077	.00047	.00323	.00113	.00097	.00218
%RSD	67.373	29.750	16.655	26.879	18.745	12.107	.87458
#1	.00580	.00197	.00325	.01317	.00695	.00902	.24743
#2	.00229	.00233	.00232	.00837	.00643	.00708	.25175

#3	.00173	.00344	.00287	.01451	.00478	.00802	.25020
Errors	NOCHECK	NOCHECK	LC Pass	NOCHECK	NOCHECK	LC Pass	LC Pass

High			5.0000			10.000	50.000
Low			-.01000			-.00500	-.50000

Elem	SN	SR	TI	TL	V_	ZN	
Units	ppm	ppm	ppm	ppm	ppm	ppm	
Avge	.01494	.05067	.00051	-.00582	.00003	.08806	
SDev	.00122	.00016	.00000	.00061	.00019	.00117	
%RSD	8.1943	.32373	.00000	10.541	610.17	1.3266	
#1	.01546	.05086	.00051	-.00642	-.00016	.08938	
#2	.01354	.05059	.00051	-.00584	.00003	.08714	
#3	.01582	.05057	.00051	-.00519	.00022	.08767	

Errors	LC Pass	LC Pass	LC Pass	LC Pass	LC Pass	LC Pass	
High	30.000	10.000	30.000	10.000	50.000	5.0000	
Low	-.10000	-.05000	-.05000	-.01000	-.05000	-.02000	

IntStd	1	2	3	4	5	6	7
Mode	Counts	NOTUSED	NOTUSED	NOTUSED	NOTUSED	NOTUSED	NOTUSED
Elem	Y	--	--	--	--	--	--
Wavlen	371.030	--	--	--	--	--	--
Avge	28854	--	--	--	--	--	--
SDev	101.9023	--	--	--	--	--	--
%RSD	.3531663	--	--	--	--	--	--
#1	28756	--	--	--	--	--	--
#2	28847	--	--	--	--	--	--
#3	28959	--	--	--	--	--	--

Method: METTRACE Sample Name: L8240P5T Operator: ACC
Run Time: 10/28/10 20:46:54
Comment: TESTAMERICA PITTSBURGH ICP METALS ANALYSIS - INST TRACEICP
Mode: CONC Corr. Factor: 1

Elem	AG	AL	AS	B_	BA	BE	CA
Units	ppm	ppm	ppm	ppm	ppm	ppm	ppm
Avge	-.00022	.04556	.00367	.01635	.01577	.00037	3.2877
SDev	.00020	.00094	.00028	.00097	.00007	.00004	.0134
%RSD	90.364	2.0674	7.5027	5.9386	.47255	10.750	.40634
#1	-.00045	.04663	.00397	.01739	.01573	.00041	3.3029
#2	-.00015	.04485	.00359	.01546	.01586	.00033	3.2820
#3	-.00007	.04520	.00344	.01621	.01573	.00036	3.2780
Errors	LC Pass	LC Pass	LC Pass	LC Pass	LC Pass	LC Pass	LC Pass
High	2.0000	500.00	10.000	30.000	10.000	10.000	600.00
Low	-.00500	-.20000	-.01000	-.20000	-.20000	-.00400	-5.0000

Elem	CD	CO	CR	CU	FE	K_	MG
Units	ppm	ppm	ppm	ppm	ppm	ppm	ppm
Avge	.00006	-.00010	.00436	-.00005	.18413	.26278	.22294
SDev	.00008	.00022	.00039	.00011	.00225	.00336	.00134
%RSD	145.44	212.22	8.8771	239.15	1.2191	1.2801	.60116
#1	.00015	-.00028	.00396	.00005	.18297	.26510	.22444
#2	.00001	-.00016	.00439	-.00017	.18270	.25892	.22185
#3	.00001	.00014	.00473	-.00002	.18672	.26431	.22254
Errors	LC Pass	LC Pass	LC Pass	LC Pass	LC Pass	LC Pass	LC Pass
High	5.0000	50.000	20.000	10.000	500.00	400.00	600.00
Low	-.00500	-.05000	-.00500	-.02500	-.10000	-5.0000	-5.0000

Elem	MN	MO	NA	NI	PB/1	PB/2	PB
Units	ppm	ppm	ppm	ppm	ppm	ppm	ppm
Avge	.02416	.00006	289.65	-.00046	.01010	.01321	.01217
SDev	.00009	.00054	.21	.00025	.00063	.00078	.00035
%RSD	.36538	892.92	.07166	55.234	6.2349	5.8908	2.9009
#1	.02426	.00015	289.87	-.00069	.00938	.01393	.01241
#2	.02410	.00055	289.45	-.00050	.01039	.01331	.01234
#3	.02413	-.00052	289.62	-.00019	.01053	.01238	.01177
Errors	LC Pass	LC Pass	LC Pass	LC Pass	NOCHECK	NOCHECK	LC Pass
High	20.000	20.000	400.00	100.00			5.0000
Low	-.01500	-.04000	-5.0000	-.04000			-.00300

Elem	SB/1	SB/2	SB	SE/1	SE/2	SE	SI
Units	ppm	ppm	ppm	ppm	ppm	ppm	ppm
Avge	.00346	-.00039	.00090	-.00058	.00137	.00072	.04520
SDev	.00123	.00105	.00061	.00218	.00112	.00134	.00053
%RSD	35.449	271.61	67.699	376.89	81.803	184.39	1.1726
#1	.00449	-.00155	.00046	-.00249	.00009	-.00077	.04581
#2	.00210	-.00009	.00064	-.00104	.00220	.00112	.04494

#3	.00379	.00049	.00159	.00179	.00183	.00181	.04486
Errors	NOCHECK	NOCHECK	LC Pass	NOCHECK	NOCHECK	LC Pass	LC Pass

High			5.0000			10.000	50.000
Low			-.01000			-.00500	-.50000

Elem	SN	SR	TI	TL	V_	ZN	
Units	ppm	ppm	ppm	ppm	ppm	ppm	
Avge	.00327	.01011	.00011	.00027	.00006	.02766	
SDev	.00122	.00005	.00051	.00143	.00028	.00044	
%RSD	37.519	.47159	477.48	526.61	453.38	1.5922	
#1	.00333	.01014	.00027	.00115	-.00000	.02806	
#2	.00446	.01005	-.00046	-.00138	-.00018	.02773	
#3	.00201	.01013	.00051	.00104	.00037	.02719	

Errors	LC Pass	LC Pass	LC Pass	LC Pass	LC Pass	LC Pass	
High	30.000	10.000	30.000	10.000	50.000	5.0000	
Low	-.10000	-.05000	-.05000	-.01000	-.05000	-.02000	

IntStd	1	2	3	4	5	6	7
Mode	Counts	NOTUSED	NOTUSED	NOTUSED	NOTUSED	NOTUSED	NOTUSED
Elem	Y	--	--	--	--	--	--
Wavlen	371.030	--	--	--	--	--	--
Avge	30241	--	--	--	--	--	--
SDev	101.9000	--	--	--	--	--	--
%RSD	.3369575	--	--	--	--	--	--
#1	30345	--	--	--	--	--	--
#2	30236	--	--	--	--	--	--
#3	30142	--	--	--	--	--	--

Method: METTRACE Sample Name: L8240ST Operator: ACC
Run Time: 10/28/10 20:52:23
Comment: TESTAMERICA PITTSBURGH ICP METALS ANALYSIS - INST TRACEICP
Mode: CONC Corr. Factor: 1

Elem	AG	AL	AS	B_	BA	BE	CA
Units	ppm	ppm	ppm	ppm	ppm	ppm	ppm
Avge	1.0079	.12786	5.2273	.07030	H41.560	.00001	16.304
SDev	.0011	.00162	.0115	.00085	.111	.00000	.045
%RSD	.11069	1.2688	.21904	1.2092	.26712	35.282	.27377
#1	1.0092	.12888	5.2181	.07002	H41.683	.00002	16.262
#2	1.0076	.12871	5.2237	.06963	H41.531	.00001	16.299
#3	1.0070	.12598	5.2401	.07126	H41.467	.00001	16.351
Errors	LC Pass	LC Pass	LC Pass	LC Pass	LC High	LC Pass	LC Pass
High	2.0000	500.00	10.000	30.000	10.000	10.000	600.00
Low	-.00500	-.20000	-.01000	-.20000	-.20000	-.00400	-5.0000

Elem	CD	CO	CR	CU	FE	K_	MG
Units	ppm	ppm	ppm	ppm	ppm	ppm	ppm
Avge	.99970	-.01931	5.0386	.00249	.93469	.61320	1.0752
SDev	.00308	.00031	.0078	.00008	.00994	.00275	.0040
%RSD	.30813	1.5956	.15388	3.0928	1.0632	.44770	.37213
#1	.99699	-.01925	5.0312	.00240	.92769	.61415	1.0706
#2	.99906	-.01965	5.0379	.00256	.93031	.61534	1.0777
#3	1.0031	-.01904	5.0466	.00250	.94606	.61010	1.0774
Errors	LC Pass	LC Pass	LC Pass	LC Pass	LC Pass	LC Pass	LC Pass
High	5.0000	50.000	20.000	10.000	500.00	400.00	600.00
Low	-.00500	-.05000	-.00500	-.02500	-.10000	-5.0000	-5.0000

Elem	MN	MO	NA	NI	PB/1	PB/2	PB
Units	ppm	ppm	ppm	ppm	ppm	ppm	ppm
Avge	.12142	.00136	H1491.6	.00102	4.9798	5.0765	H5.0443
SDev	.00020	.00058	8.0	.00042	.0046	.0141	.0106
%RSD	.16254	42.510	.53902	41.527	.09253	.27832	.20960
#1	.12125	.00069	H1498.8	.00081	4.9750	5.0611	H5.0324
#2	.12138	.00170	H1493.1	.00074	4.9841	5.0793	H5.0476
#3	.12164	.00168	H1482.9	.00151	4.9803	5.0890	H5.0528
Errors	LC Pass	LC Pass	LC High	LC Pass	NOCHECK	NOCHECK	LC High
High	20.000	20.000	400.00	100.00			5.0000
Low	-.01500	-.04000	-5.0000	-.04000			-.00300

Elem	SB/1	SB/2	SB	SE/1	SE/2	SE	SI
Units	ppm	ppm	ppm	ppm	ppm	ppm	ppm
Avge	-.00628	-.00395	-.00473	1.1183	1.0854	1.0963	.24017
SDev	.00133	.00097	.00100	.0012	.0076	.0055	.00418
%RSD	21.140	24.532	21.251	.10609	.70136	.49867	1.7388
#1	-.00772	-.00442	-.00552	1.1173	1.0781	1.0912	.23759
#2	-.00512	-.00284	-.00360	1.1179	1.0847	1.0958	.24499

#3	-.00600	-.00461	-.00507	1.1196	1.0933	1.1021	.23793
Errors	NOCHECK	NOCHECK	LC Pass	NOCHECK	NOCHECK	LC Pass	LC Pass

High			5.0000			10.000	50.000
Low			-.01000			-.00500	-.50000

Elem	SN	SR	TI	TL	V_	ZN	
Units	ppm	ppm	ppm	ppm	ppm	ppm	
Avge	.01190	.05075	.00127	-.00592	-.00620	.08399	
SDev	.00083	.00014	.00034	.00082	.00026	.00022	
%RSD	6.9517	.28464	26.542	13.801	4.1673	.26804	
#1	.01221	.05091	.00153	-.00660	-.00650	.08421	
#2	.01096	.05072	.00089	-.00501	-.00607	.08400	
#3	.01253	.05062	.00139	-.00613	-.00603	.08376	

Errors	LC Pass	LC Pass	LC Pass	LC Pass	LC Pass	LC Pass	
High	30.000	10.000	30.000	10.000	50.000	5.0000	
Low	-.10000	-.05000	-.05000	-.01000	-.05000	-.02000	

IntStd	1	2	3	4	5	6	7
Mode	Counts	NOTUSED	NOTUSED	NOTUSED	NOTUSED	NOTUSED	NOTUSED
Elem	Y	--	--	--	--	--	--
Wavlen	371.030	--	--	--	--	--	--
Avge	28864	--	--	--	--	--	--
SDev	179.8614	--	--	--	--	--	--
%RSD	.6231303	--	--	--	--	--	--
#1	28680	--	--	--	--	--	--
#2	28874	--	--	--	--	--	--
#3	29039	--	--	--	--	--	--

Method: METTRACE Sample Name: L8240DT Operator: ACC
Run Time: 10/28/10 20:57:52
Comment: TESTAMERICA PITTSBURGH ICP METALS ANALYSIS - INST TRACEICP
Mode: CONC Corr. Factor: 1

Elem	AG	AL	AS	B_	BA	BE	CA
Units	ppm	ppm	ppm	ppm	ppm	ppm	ppm
Avge	1.0045	.12333	5.1652	.06794	S66.002	-.00006	15.825
SDev	.0011	.00390	.0183	.00042	42.406	.00007	.056
%RSD	.11001	3.1578	.35414	.61435	64.250	119.03	.35304
#1	1.0055	.12736	5.1844	.06830	H41.625	-.00014	15.888
#2	1.0046	.12305	5.1631	.06804	S114.97	.00000	15.805
#3	1.0033	.11958	5.1480	.06748	H41.412	-.00005	15.782
Errors	LC Pass	LC Pass	LC Pass	LC Pass	LC High	LC Pass	LC Pass
High	2.0000	500.00	10.000	30.000	10.000	10.000	600.00
Low	-.00500	-.20000	-.01000	-.20000	-.20000	-.00400	-5.0000

Elem	CD	CO	CR	CU	FE	K_	MG
Units	ppm	ppm	ppm	ppm	ppm	ppm	ppm
Avge	.98871	-.01927	4.9938	.00204	.90114	.59528	1.0447
SDev	.00370	.00032	.0131	.00016	.00723	.00301	.0072
%RSD	.37406	1.6423	.26220	7.9690	.80248	.50509	.69183
#1	.99274	-.01900	5.0087	.00220	.90932	.59825	1.0530
#2	.98790	-.01920	4.9887	.00205	.89562	.59223	1.0394
#3	.98548	-.01962	4.9840	.00187	.89847	.59535	1.0418
Errors	LC Pass	LC Pass	LC Pass	LC Pass	LC Pass	LC Pass	LC Pass
High	5.0000	50.000	20.000	10.000	500.00	400.00	600.00
Low	-.00500	-.05000	-.00500	-.02500	-.10000	-5.0000	-5.0000

Elem	MN	MO	NA	NI	PB/1	PB/2	PB
Units	ppm	ppm	ppm	ppm	ppm	ppm	ppm
Avge	.11839	.00076	H1459.0	.00138	4.9131	5.0382	4.9966
SDev	.00040	.00057	1.4	.00027	.0147	.0116	.0123
%RSD	.34108	75.015	.09330	19.811	.29866	.22990	.24697
#1	.11886	.00131	H1457.6	.00147	4.9297	5.0490	H5.0093
#2	.11812	.00079	H1459.1	.00107	4.9079	5.0397	4.9958
#3	.11820	.00017	H1460.3	.00160	4.9018	5.0260	4.9847
Errors	LC Pass	LC Pass	LC High	LC Pass	NOCHECK	NOCHECK	LC Pass
High	20.000	20.000	400.00	100.00			5.0000
Low	-.01500	-.04000	-5.0000	-.04000			-.00300

Elem	SB/1	SB/2	SB	SE/1	SE/2	SE	SI
Units	ppm	ppm	ppm	ppm	ppm	ppm	ppm
Avge	-.00508	-.00527	-.00521	1.0982	1.0756	1.0832	.23336
SDev	.00124	.00059	.00020	.0054	.0022	.0030	.00446
%RSD	24.434	11.271	3.8212	.49001	.20901	.27450	1.9095
#1	-.00595	-.00517	-.00543	1.1039	1.0764	1.0855	.23850
#2	-.00366	-.00591	-.00516	1.0974	1.0775	1.0841	.23058

#3	-.00563	-.00474	-.00504	1.0932	1.0731	1.0798	.23100
Errors	NOCHECK	NOCHECK	LC Pass	NOCHECK	NOCHECK	LC Pass	LC Pass

High			5.0000			10.000	50.000
Low			-.01000			-.00500	-.50000

Elem	SN	SR	TI	TL	V_	ZN	
Units	ppm	ppm	ppm	ppm	ppm	ppm	
Avge	.01220	.04982	.00123	-.00423	-.00695	.08079	
SDev	.00081	.00023	.00007	.00062	.00022	.00060	
%RSD	6.6802	.45548	5.9500	14.630	3.2320	.74303	
#1	.01126	.05006	.00128	-.00409	-.00669	.08143	
#2	.01267	.04980	.00128	-.00370	-.00707	.08024	
#3	.01268	.04961	.00115	-.00491	-.00708	.08070	

Errors	LC Pass	LC Pass	LC Pass	LC Pass	LC Pass	LC Pass	
High	30.000	10.000	30.000	10.000	50.000	5.0000	
Low	-.10000	-.05000	-.05000	-.01000	-.05000	-.02000	

IntStd	1	2	3	4	5	6	7
Mode	Counts	NOTUSED	NOTUSED	NOTUSED	NOTUSED	NOTUSED	NOTUSED
Elem	Y	--	--	--	--	--	--
Wavlen	371.030	--	--	--	--	--	--
Avge	28701	--	--	--	--	--	--
SDev	16.02283	--	--	--	--	--	--
%RSD	.0558269	--	--	--	--	--	--
#1	28704	--	--	--	--	--	--
#2	28715	--	--	--	--	--	--
#3	28683	--	--	--	--	--	--

Method: METTRACE Sample Name: CCV1-5 Operator: ACC
Run Time: 10/28/10 21:03:21
Comment: TESTAMERICA PITTSBURGH ICP METALS ANALYSIS - INST TRACEICP
Mode: CONC Corr. Factor: 1

Elem	AG	AL	AS	B_	BA	BE	CA
Units	ppm	ppm	ppm	ppm	ppm	ppm	ppm
Avge	1.0058	25.119	.52898	2.0339	2.0344	2.0477	51.165
SDev	.0016	.071	.00192	.0031	.0022	.0048	.155
%RSD	.15882	.28089	.36234	.15225	.11007	.23261	.30308
#1	1.0076	25.196	.52796	2.0365	2.0367	2.0521	51.293
#2	1.0049	25.104	.53119	2.0346	2.0322	2.0482	51.210
#3	1.0048	25.058	.52778	2.0305	2.0344	2.0427	50.992
Errors	LC Pass	LC Pass	LC Pass	LC Pass	LC Pass	LC Pass	LC Pass
High	1.1000	27.500	.55000	2.2000	2.2000	2.2000	55.000
Low	.90000	22.500	.45000	1.8000	1.8000	1.8000	45.000

Elem	CD	CO	CR	CU	FE	K_	MG
Units	ppm	ppm	ppm	ppm	ppm	ppm	ppm
Avge	.50864	1.9965	2.0465	2.0502	25.722	129.96	51.427
SDev	.00130	.0045	.0068	.0044	.078	.43	.130
%RSD	.25640	.22358	.33119	.21571	.30321	.33067	.25372
#1	.50966	2.0004	2.0531	2.0553	25.796	130.45	51.542
#2	.50909	1.9974	2.0468	2.0473	25.729	129.77	51.454
#3	.50717	1.9916	2.0395	2.0480	25.640	129.66	51.285
Errors	LC Pass	LC Pass	LC Pass	LC Pass	LC Pass	LC Pass	LC Pass
High	.55000	2.2000	2.2000	2.2000	27.500	137.50	55.000
Low	.45000	1.8000	1.8000	1.8000	22.500	112.50	45.000

Elem	MN	MO	NA	NI	PB/1	PB/2	PB
Units	ppm	ppm	ppm	ppm	ppm	ppm	ppm
Avge	2.0308	2.0859	127.85	2.0282	.50471	.51467	.51135
SDev	.0054	.0083	.38	.0040	.00257	.00132	.00082
%RSD	.26554	.39568	.29880	.19571	.50984	.25572	.16017
#1	2.0365	2.0764	128.29	2.0319	.50762	.51359	.51160
#2	2.0303	2.0899	127.65	2.0288	.50376	.51613	.51201
#3	2.0257	2.0914	127.60	2.0240	.50274	.51428	.51044
Errors	LC Pass	LC Pass	LC Pass	LC Pass	NOCHECK	NOCHECK	LC Pass
High	2.2000	2.2000	137.50	2.2000			.55000
Low	1.8000	1.8000	112.50	1.8000			.45000

Elem	SB/1	SB/2	SB	SE/1	SE/2	SE	SI
Units	ppm	ppm	ppm	ppm	ppm	ppm	ppm
Avge	.52482	.53551	.53195	.53726	.52178	.52694	2.0629
SDev	.00204	.00231	.00172	.00140	.00280	.00186	.0076
%RSD	.38796	.43147	.32271	.26128	.53578	.35273	.36776
#1	.52305	.53715	.53245	.53832	.51906	.52547	2.0714
#2	.52705	.53651	.53336	.53780	.52465	.52903	2.0569

#3	.52438	.53286	.53004	.53567	.52163	.52630	2.0604
Errors	NOCHECK	NOCHECK	LC Pass	NOCHECK	NOCHECK	LC Pass	LC Pass

High			.55000			.55000	2.2000
Low			.45000			.45000	1.8000

Elem	SN	SR	TI	TL	V_	ZN	
Units	ppm	ppm	ppm	ppm	ppm	ppm	
Avge	2.1173	2.0425	2.0596	1.0169	2.0000	2.0530	
SDev	.0026	.0038	.0028	.0046	.0070	.0071	
%RSD	.12366	.18642	.13484	.45467	.35056	.34525	
#1	2.1189	2.0465	2.0628	1.0188	2.0075	2.0604	
#2	2.1189	2.0390	2.0584	1.0203	1.9988	2.0523	
#3	2.1143	2.0420	2.0576	1.0117	1.9936	2.0463	
Errors	LC Pass	LC Pass	LC Pass	LC Pass	LC Pass	LC Pass	
High	2.2000	2.2000	2.2000	1.1000	2.2000	2.2000	
Low	1.8000	1.8000	1.8000	.90000	1.8000	1.8000	

IntStd	1	2	3	4	5	6	7
Mode	Counts	NOTUSED	NOTUSED	NOTUSED	NOTUSED	NOTUSED	NOTUSED
Elem	Y	--	--	--	--	--	--
Wavlen	371.030	--	--	--	--	--	--
Avge	30342	--	--	--	--	--	--
SDev	42.51896	--	--	--	--	--	--
%RSD	.1401302	--	--	--	--	--	--
#1	30311	--	--	--	--	--	--
#2	30391	--	--	--	--	--	--
#3	30325	--	--	--	--	--	--

Method: METTRACE Sample Name: CCB5 Operator: ACC
Run Time: 10/28/10 21:08:50
Comment: TESTAMERICA PITTSBURGH ICP METALS ANALYSIS - INST TRACEICP
Mode: CONC Corr. Factor: 1

Elem	AG	AL	AS	B_	BA	BE	CA
Units	ppm	ppm	ppm	ppm	ppm	ppm	ppm
Avge	-.00020	.02031	.00140	.00507	.00033	.00070	-.00191
SDev	.00002	.00185	.00042	.00087	.00010	.00003	.00126
%RSD	10.802	9.1089	29.669	17.202	29.204	4.7759	65.942
#1	-.00023	.02086	.00134	.00606	.00023	.00074	-.00085
#2	-.00019	.02181	.00184	.00470	.00042	.00068	-.00158
#3	-.00019	.01824	.00102	.00444	.00033	.00069	-.00330
Errors	LC Pass	LC Pass	LC Pass	LC Pass	LC Pass	LC Pass	LC Pass
High	.00500	.20000	.01000	.20000	.20000	.00400	5.0000
Low	-.00500	-.20000	-.01000	-.20000	-.20000	-.00400	-5.0000

Elem	CD	CO	CR	CU	FE	K_	MG
Units	ppm	ppm	ppm	ppm	ppm	ppm	ppm
Avge	.00018	-.00010	.00001	-.00074	.00332	.22459	-.00037
SDev	.00007	.00019	.00011	.00006	.00265	.00422	.00195
%RSD	36.109	194.67	1237.4	7.7848	79.824	1.8789	530.70
#1	.00022	.00012	-.00008	-.00073	.00505	.22919	-.00262
#2	.00022	-.00026	-.00003	-.00068	.00027	.22366	.00076
#3	.00011	-.00016	.00013	-.00079	.00463	.22091	.00076
Errors	LC Pass	LC Pass	LC Pass	LC Pass	LC Pass	LC Pass	LC Pass
High	.00500	.05000	.00500	.02500	.10000	5.0000	5.0000
Low	-.00500	-.05000	-.00500	-.02500	-.10000	-5.0000	-5.0000

Elem	MN	MO	NA	NI	PB/1	PB/2	PB
Units	ppm	ppm	ppm	ppm	ppm	ppm	ppm
Avge	.00012	.00729	.26464	.00002	-.00009	.00203	.00132
SDev	.00003	.00343	.07335	.00035	.00140	.00104	.00094
%RSD	23.894	47.049	27.717	2301.4	1572.1	51.275	71.151
#1	.00014	.01095	.34831	-.00038	-.00019	.00315	.00204
#2	.00014	.00678	.21145	.00012	-.00143	.00110	.00026
#3	.00009	.00414	.23415	.00030	.00136	.00183	.00167
Errors	LC Pass	LC Pass	LC Pass	LC Pass	NOCHECK	NOCHECK	LC Pass
High	.01500	.04000	5.0000	.04000			.00300
Low	-.01500	-.04000	-5.0000	-.04000			-.00300

Elem	SB/1	SB/2	SB	SE/1	SE/2	SE	SI
Units	ppm	ppm	ppm	ppm	ppm	ppm	ppm
Avge	.00132	-.00002	.00043	-.00206	.00029	-.00049	-.00654
SDev	.00162	.00152	.00067	.00107	.00072	.00059	.00211
%RSD	122.11	8270.3	156.57	51.833	248.41	118.91	32.267
#1	.00240	-.00169	-.00033	-.00330	.00028	-.00091	-.00822
#2	.00210	.00037	.00094	-.00151	.00102	.00018	-.00417

#3	-.00053	.00127	.00067	-.00139	-.00042	-.00074	-.00722
Errors	NOCHECK	NOCHECK	LC Pass	NOCHECK	NOCHECK	LC Pass	LC Pass

High			.01000			.00500	.50000
Low			-.01000			-.00500	-.50000

Elem	SN	SR	TI	TL	V_	ZN	
Units	ppm	ppm	ppm	ppm	ppm	ppm	
Avge	-.00052	.00004	-.00021	.00268	-.00017	.00777	
SDev	.00109	.00002	.00000	.00068	.00010	.00023	
%RSD	210.47	66.775	.40009	25.211	60.167	2.9352	
#1	-.00177	.00002	-.00021	.00326	-.00023	.00752	
#2	-.00000	.00002	-.00021	.00284	-.00024	.00797	
#3	.00022	.00006	-.00021	.00194	-.00005	.00781	

Errors	LC Pass	LC Pass	LC Pass	LC Pass	LC Pass	LC Pass	
High	.10000	.05000	.05000	.01000	.05000	.02000	
Low	-.10000	-.05000	-.05000	-.01000	-.05000	-.02000	

IntStd	1	2	3	4	5	6	7
Mode	Counts	NOTUSED	NOTUSED	NOTUSED	NOTUSED	NOTUSED	NOTUSED
Elem	Y	--	--	--	--	--	--
Wavlen	371.030	--	--	--	--	--	--
Avge	30430	--	--	--	--	--	--
SDev	35.92677	--	--	--	--	--	--
%RSD	.1180621	--	--	--	--	--	--
#1	30469	--	--	--	--	--	--
#2	30399	--	--	--	--	--	--
#3	30423	--	--	--	--	--	--

Method: METTRACE Sample Name: L8240ST/10 Operator: ACC
Run Time: 10/28/10 21:14:19
Comment: TESTAMERICA PITTSBURGH ICP METALS ANALYSIS - INST TRACEICP
Mode: CONC Corr. Factor: 1

Elem	AG	AL	AS	B_	BA	BE	CA
Units	ppm	ppm	ppm	ppm	ppm	ppm	ppm
Avge	.09654	.03733	.50751	.00951	4.9241	.00046	1.6608
SDev	.00046	.00187	.00144	.00029	.0044	.00001	.0068
%RSD	.47141	5.0109	.28267	3.0046	.08959	3.1212	.41082
#1	.09706	.03518	.50913	.00984	4.9234	.00048	1.6678
#2	.09632	.03855	.50702	.00930	4.9200	.00046	1.6602
#3	.09623	.03826	.50638	.00940	4.9288	.00045	1.6542
Errors	LC Pass	LC Pass	LC Pass	LC Pass	LC Pass	LC Pass	LC Pass
High	2.0000	500.00	10.000	30.000	10.000	10.000	600.00
Low	-.00500	-.20000	-.01000	-.20000	-.20000	-.00400	-5.0000

Elem	CD	CO	CR	CU	FE	K_	MG
Units	ppm	ppm	ppm	ppm	ppm	ppm	ppm
Avge	.10042	-.00193	.50384	-.00038	.09944	.22868	.11310
SDev	.00065	.00028	.00200	.00022	.00089	.00539	.00156
%RSD	.64412	14.492	.39774	57.074	.89725	2.3585	1.3767
#1	.10068	-.00190	.50594	-.00041	.09976	.23470	.11220
#2	.10090	-.00167	.50362	-.00015	.09843	.22706	.11220
#3	.09969	-.00223	.50195	-.00058	.10013	.22429	.11490
Errors	LC Pass	LC Pass	LC Pass	LC Pass	LC Pass	LC Pass	LC Pass
High	5.0000	50.000	20.000	10.000	500.00	400.00	600.00
Low	-.00500	-.05000	-.00500	-.02500	-.10000	-5.0000	-5.0000

Elem	MN	MO	NA	NI	PB/1	PB/2	PB
Units	ppm	ppm	ppm	ppm	ppm	ppm	ppm
Avge	.01216	.00141	144.71	.00067	.50530	.51311	.51051
SDev	.00005	.00048	.16	.00071	.00525	.00027	.00187
%RSD	.42416	34.030	.10956	105.57	1.0386	.05346	.36631
#1	.01221	.00190	144.58	.00148	.51132	.51334	.51267
#2	.01216	.00141	144.88	.00012	.50290	.51281	.50951
#3	.01210	.00094	144.65	.00043	.50168	.51319	.50935
Errors	LC Pass	LC Pass	LC Pass	LC Pass	NOCHECK	NOCHECK	LC Pass
High	20.000	20.000	400.00	100.00			5.0000
Low	-.01500	-.04000	-5.0000	-.04000			-.00300

Elem	SB/1	SB/2	SB	SE/1	SE/2	SE	SI
Units	ppm	ppm	ppm	ppm	ppm	ppm	ppm
Avge	.00060	-.00095	-.00043	.10088	.10359	.10269	.01918
SDev	.00030	.00057	.00029	.00356	.00130	.00033	.00495
%RSD	49.708	60.486	66.135	3.5310	1.2551	.31751	25.802
#1	.00050	-.00063	-.00025	.10499	.10209	.10305	.01640
#2	.00094	-.00161	-.00076	.09896	.10437	.10257	.02489

#3	.00037	-.00061	-.00028	.09868	.10430	.10243	.01625
Errors	NOCHECK	NOCHECK	LC Pass	NOCHECK	NOCHECK	LC Pass	LC Pass

High			5.0000			10.000	50.000
Low			-.01000			-.00500	-.50000

Elem	SN	SR	TI	TL	V_	ZN	
Units	ppm	ppm	ppm	ppm	ppm	ppm	
Avge	.00229	.00517	-.00001	-.00013	-.00075	.01551	
SDev	.00112	.00006	.00025	.00115	.00036	.00006	
%RSD	48.914	1.0719	1956.5	877.52	48.448	.37963	
#1	.00243	.00523	.00027	-.00139	-.00039	.01558	
#2	.00110	.00513	-.00021	.00087	-.00075	.01547	
#3	.00333	.00515	-.00009	.00012	-.00111	.01549	

Errors	LC Pass	LC Pass	LC Pass	LC Pass	LC Pass	LC Pass	
High	30.000	10.000	30.000	10.000	50.000	5.0000	
Low	-.10000	-.05000	-.05000	-.01000	-.05000	-.02000	

IntStd	1	2	3	4	5	6	7
Mode	Counts	NOTUSED	NOTUSED	NOTUSED	NOTUSED	NOTUSED	NOTUSED
Elem	Y	--	--	--	--	--	--
Wavlen	371.030	--	--	--	--	--	--
Avge	30414	--	--	--	--	--	--
SDev	67.94293	--	--	--	--	--	--
%RSD	.2233964	--	--	--	--	--	--
#1	30452	--	--	--	--	--	--
#2	30454	--	--	--	--	--	--
#3	30335	--	--	--	--	--	--

Method: METTRACE Sample Name: L8240DT/10 Operator: ACC
Run Time: 10/28/10 21:19:48
Comment: TESTAMERICA PITTSBURGH ICP METALS ANALYSIS - INST TRACEICP
Mode: CONC Corr. Factor: 1

Elem	AG	AL	AS	B_	BA	BE	CA
Units	ppm	ppm	ppm	ppm	ppm	ppm	ppm
Avge	.09470	.03253	.49698	.00893	4.8509	.00048	1.5998
SDev	.00029	.00136	.00220	.00022	.0079	.00004	.0063
%RSD	.31009	4.1838	.44204	2.4577	.16261	7.4783	.39315
#1	.09452	.03248	.49473	.00902	4.8600	.00047	1.5950
#2	.09453	.03391	.49708	.00867	4.8461	.00052	1.5975
#3	.09503	.03119	.49912	.00908	4.8466	.00045	1.6070
Errors	LC Pass	LC Pass	LC Pass	LC Pass	LC Pass	LC Pass	LC Pass
High	2.0000	500.00	10.000	30.000	10.000	10.000	600.00
Low	-.00500	-.20000	-.01000	-.20000	-.20000	-.00400	-5.0000

Elem	CD	CO	CR	CU	FE	K_	MG
Units	ppm	ppm	ppm	ppm	ppm	ppm	ppm
Avge	.09787	-.00208	.49541	-.00032	.08485	.22933	.10930
SDev	.00036	.00007	.00097	.00009	.00343	.00110	.00112
%RSD	.36766	3.4837	.19643	27.711	4.0423	.47844	1.0238
#1	.09774	-.00214	.49530	-.00023	.08875	.22964	.11054
#2	.09760	-.00211	.49450	-.00032	.08351	.23024	.10836
#3	.09828	-.00200	.49644	-.00040	.08230	.22812	.10900
Errors	LC Pass	LC Pass	LC Pass	LC Pass	LC Pass	LC Pass	LC Pass
High	5.0000	50.000	20.000	10.000	500.00	400.00	600.00
Low	-.00500	-.05000	-.00500	-.02500	-.10000	-5.0000	-5.0000

Elem	MN	MO	NA	NI	PB/1	PB/2	PB
Units	ppm	ppm	ppm	ppm	ppm	ppm	ppm
Avge	.01175	.00054	141.04	.00000	.49686	.50082	.49950
SDev	.00005	.00020	.35	.00066	.00332	.00126	.00153
%RSD	.41741	37.129	.24910	15704.	.66795	.25089	.30532
#1	.01174	.00038	140.84	.00051	.49439	.50170	.49927
#2	.01170	.00048	140.84	.00026	.49556	.49938	.49811
#3	.01180	.00076	141.45	-.00075	.50063	.50138	.50113
Errors	LC Pass	LC Pass	LC Pass	LC Pass	NOCHECK	NOCHECK	LC Pass
High	20.000	20.000	400.00	100.00			5.0000
Low	-.01500	-.04000	-5.0000	-.04000			-.00300

Elem	SB/1	SB/2	SB	SE/1	SE/2	SE	SI
Units	ppm	ppm	ppm	ppm	ppm	ppm	ppm
Avge	-.00205	.00102	-.00000	.10109	.10063	.10078	.01967
SDev	.00102	.00075	.00021	.00302	.00094	.00053	.00286
%RSD	49.641	73.630	5780.9	2.9838	.93378	.52188	14.535
#1	-.00095	.00015	-.00022	.09764	.10166	.10032	.01760
#2	-.00224	.00144	.00021	.10237	.09982	.10067	.02294

#3	-.00296	.00147	-.00001	.10324	.10041	.10135	.01849
Errors	NOCHECK	NOCHECK	LC Pass	NOCHECK	NOCHECK	LC Pass	LC Pass

High			5.0000			10.000	50.000
Low			-.01000			-.00500	-.50000

Elem	SN	SR	TI	TL	V_	ZN	
Units	ppm	ppm	ppm	ppm	ppm	ppm	
Avge	.00059	.00498	-.00006	.00019	-.00070	.01583	
SDev	.00034	.00002	.00051	.00143	.00011	.00020	
%RSD	57.854	.39394	841.83	734.23	15.185	1.2910	
#1	.00089	.00498	.00051	.00184	-.00076	.01589	
#2	.00022	.00496	-.00047	-.00071	-.00076	.01599	
#3	.00067	.00500	-.00022	-.00055	-.00058	.01560	
Errors	LC Pass	LC Pass	LC Pass	LC Pass	LC Pass	LC Pass	
High	30.000	10.000	30.000	10.000	50.000	5.0000	
Low	-.10000	-.05000	-.05000	-.01000	-.05000	-.02000	

IntStd	1	2	3	4	5	6	7
Mode	Counts	NOTUSED	NOTUSED	NOTUSED	NOTUSED	NOTUSED	NOTUSED
Elem	Y	--	--	--	--	--	--
Wavlen	371.030	--	--	--	--	--	--
Avge	30007	--	--	--	--	--	--
SDev	72.86623	--	--	--	--	--	--
%RSD	.2428306	--	--	--	--	--	--
#1	29981	--	--	--	--	--	--
#2	29951	--	--	--	--	--	--
#3	30089	--	--	--	--	--	--

Method: METTRACE Sample Name: L80G2T Operator: ACC
Run Time: 10/28/10 21:25:17
Comment: TESTAMERICA PITTSBURGH ICP METALS ANALYSIS - INST TRACEICP
Mode: CONC Corr. Factor: 1

Elem	AG	AL	AS	B_	BA	BE	CA
Units	ppm	ppm	ppm	ppm	ppm	ppm	ppm
Avge	.00123	.10884	.00240	.32692	1.0049	.00004	320.15
SDev	.00032	.00241	.00041	.00201	.0008	.00010	3.30
%RSD	25.965	2.2119	17.158	.61649	.07919	256.19	1.0321
#1	.00089	.10629	.00258	.32883	1.0040	.00015	323.89
#2	.00128	.10915	.00193	.32710	1.0052	-.00004	318.92
#3	.00152	.11107	.00270	.32482	1.0055	.00001	317.63
Errors	LC Pass	LC Pass	LC Pass	LC Pass	LC Pass	LC Pass	LC Pass
High	2.0000	500.00	10.000	30.000	10.000	10.000	600.00
Low	-.00500	-.20000	-.01000	-.20000	-.20000	-.00400	-5.0000

Elem	CD	CO	CR	CU	FE	K_	MG
Units	ppm	ppm	ppm	ppm	ppm	ppm	ppm
Avge	.00104	.08174	.00412	.00308	-.03227	11.691	29.914
SDev	.00003	.00049	.00012	.00012	.00556	.065	.289
%RSD	2.8645	.60419	2.9718	3.7740	17.223	.55407	.96692
#1	.00103	.08226	.00399	.00299	-.03826	11.618	30.241
#2	.00107	.08128	.00423	.00304	-.03128	11.714	29.810
#3	.00101	.08168	.00415	.00321	-.02728	11.741	29.691
Errors	LC Pass	LC Pass	LC Pass	LC Pass	LC Pass	LC Pass	LC Pass
High	5.0000	50.000	20.000	10.000	500.00	400.00	600.00
Low	-.00500	-.05000	-.00500	-.02500	-.10000	-5.0000	-5.0000

Elem	MN	MO	NA	NI	PB/1	PB/2	PB
Units	ppm	ppm	ppm	ppm	ppm	ppm	ppm
Avge	7.2953	.00014	H1455.1	.03132	.00230	.00891	.00671
SDev	.0503	.00036	6.6	.00014	.00023	.00144	.00100
%RSD	.68934	262.83	.45369	.43741	10.239	16.200	14.862
#1	7.3520	-.00024	H1448.3	.03147	.00247	.01052	.00784
#2	7.2777	.00048	H1455.4	.03127	.00203	.00849	.00634
#3	7.2561	.00017	H1461.5	.03121	.00239	.00772	.00595
Errors	LC Pass	LC Pass	LC High	LC Pass	NOCHECK	NOCHECK	LC Pass
High	20.000	20.000	400.00	100.00			5.0000
Low	-.01500	-.04000	-5.0000	-.04000			-.00300

Elem	SB/1	SB/2	SB	SE/1	SE/2	SE	SI
Units	ppm	ppm	ppm	ppm	ppm	ppm	ppm
Avge	.00675	.00143	.00320	.00965	.00874	.00904	10.037
SDev	.00089	.00036	.00007	.00347	.00047	.00147	.050
%RSD	13.254	25.281	2.0604	35.981	5.3202	16.203	.49996
#1	.00756	.00113	.00327	.00681	.00832	.00782	10.092
#2	.00690	.00132	.00318	.01353	.00924	.01067	10.026

#3	.00579	.00183	.00315	.00862	.00866	.00865	9.9938
Errors	NOCHECK	NOCHECK	LC Pass	NOCHECK	NOCHECK	LC Pass	LC Pass

High			5.0000			10.000	50.000
Low			-.01000			-.00500	-.50000

Elem	SN	SR	TI	TL	V_	ZN	
Units	ppm	ppm	ppm	ppm	ppm	ppm	
Avge	.01330	.84223	-.00247	-.00954	.00180	.09509	
SDev	.00073	.00107	.00015	.00095	.00067	.00020	
%RSD	5.4817	.12705	5.9056	9.9120	37.331	.21415	
#1	.01315	.84108	-.00256	-.00961	.00244	.09532	
#2	.01265	.84240	-.00255	L-.01045	.00186	.09500	
#3	.01409	.84320	-.00230	-.00857	.00110	.09494	
Errors	LC Pass	LC Pass	LC Pass	LC Pass	LC Pass	LC Pass	
High	30.000	10.000	30.000	10.000	50.000	5.0000	
Low	-.10000	-.05000	-.05000	-.01000	-.05000	-.02000	
IntStd	1	2	3	4	5	6	7
Mode	Counts	NOTUSED	NOTUSED	NOTUSED	NOTUSED	NOTUSED	NOTUSED
Elem	Y	--	--	--	--	--	--
Wavlen	371.030	--	--	--	--	--	--
Avge	28703	--	--	--	--	--	--
SDev	33.08805	--	--	--	--	--	--
%RSD	.1152791	--	--	--	--	--	--
#1	28683	--	--	--	--	--	--
#2	28741	--	--	--	--	--	--
#3	28684	--	--	--	--	--	--

Method: METTRACE Sample Name: L83D5T Operator: ACC
Run Time: 10/28/10 21:30:46
Comment: TESTAMERICA PITTSBURGH ICP METALS ANALYSIS - INST TRACEICP
Mode: CONC Corr. Factor: 1

Elem	AG	AL	AS	B_	BA	BE	CA
Units	ppm	ppm	ppm	ppm	ppm	ppm	ppm
Avge	.00001	1.0567	.00257	.66826	.41948	-.00004	112.77
SDev	.00033	.0079	.00089	.00130	.00073	.00003	.82
%RSD	2887.8	.74403	34.569	.19412	.17474	63.848	.72273
#1	-.00036	1.0477	.00228	.66910	.41865	-.00006	113.64
#2	.00010	1.0599	.00186	.66891	.42004	-.00001	112.64
#3	.00029	1.0624	.00356	.66676	.41975	-.00006	112.03
Errors	LC Pass	LC Pass	LC Pass	LC Pass	LC Pass	LC Pass	LC Pass
High	2.0000	500.00	10.000	30.000	10.000	10.000	600.00
Low	-.00500	-.20000	-.01000	-.20000	-.20000	-.00400	-5.0000

Elem	CD	CO	CR	CU	FE	K_	MG
Units	ppm	ppm	ppm	ppm	ppm	ppm	ppm
Avge	.05209	.01420	.02663	1.1735	15.397	60.607	7.2584
SDev	.00008	.00040	.00022	.0033	.097	.203	.0645
%RSD	.16008	2.8284	.80957	.28300	.62774	.33529	.88799
#1	.05213	.01466	.02639	1.1705	15.492	60.372	7.3283
#2	.05199	.01397	.02680	1.1729	15.399	60.726	7.2457
#3	.05214	.01397	.02669	1.1770	15.299	60.722	7.2013
Errors	LC Pass	LC Pass	LC Pass	LC Pass	LC Pass	LC Pass	LC Pass
High	5.0000	50.000	20.000	10.000	500.00	400.00	600.00
Low	-.00500	-.05000	-.00500	-.02500	-.10000	-5.0000	-5.0000

Elem	MN	MO	NA	NI	PB/1	PB/2	PB
Units	ppm	ppm	ppm	ppm	ppm	ppm	ppm
Avge	.81430	.00547	H1605.6	.21606	S62.055	49.099	k53.413
SDev	.00353	.00034	4.4	.00010	.607	.209	.319
%RSD	.43384	6.1813	.27317	.04686	.97741	.42524	.59662
#1	.81806	.00520	H1601.4	.21597	S62.666	49.333	k53.773
#2	.81378	.00585	H1605.1	.21604	S62.046	48.933	k53.300
#3	.81105	.00537	H1610.1	.21617	S61.453	49.030	k53.167
Errors	LC Pass	LC Pass	LC High	LC Pass	NOCHECK	NOCHECK	LC High
High	20.000	20.000	400.00	100.00			5.0000
Low	-.01500	-.04000	-5.0000	-.04000			-.00300

Elem	SB/1	SB/2	SB	SE/1	SE/2	SE	SI
Units	ppm	ppm	ppm	ppm	ppm	ppm	ppm
Avge	.04969	.04583	.04711	.01374	.00739	.00951	2.2738
SDev	.00214	.00127	.00097	.00187	.00032	.00064	.0050
%RSD	4.2989	2.7675	2.0581	13.582	4.3639	6.6887	.21968
#1	.04832	.04720	.04758	.01501	.00767	.01011	2.2794
#2	.05215	.04557	.04776	.01461	.00704	.00956	2.2718

#3	.04859	.04470	.04600	.01160	.00747	.00884	2.2700
Errors	NOCHECK	NOCHECK	LC Pass	NOCHECK	NOCHECK	LC Pass	LC Pass

High			5.0000			10.000	50.000
Low			-.01000			-.00500	-.50000

Elem	SN	SR	TI	TL	V_	ZN	
Units	ppm	ppm	ppm	ppm	ppm	ppm	
Avge	.03730	.22276	.00008	-.00941	.00103	H12.506	
SDev	.00175	.00111	.00053	.00091	.00039	.111	
%RSD	4.6847	.49659	636.96	9.7116	37.791	.89151	
#1	.03531	.22151	.00025	-.00850	.00064	H12.620	
#2	.03801	.22316	-.00051	L-.01033	.00141	H12.500	
#3	.03858	.22362	.00051	-.00940	.00103	H12.397	

Errors	LC Pass	LC Pass	LC Pass	LC Pass	LC Pass	LC High	
High	30.000	10.000	30.000	10.000	50.000	5.0000	
Low	-.10000	-.05000	-.05000	-.01000	-.05000	-.02000	

IntStd	1	2	3	4	5	6	7
Mode	Counts	NOTUSED	NOTUSED	NOTUSED	NOTUSED	NOTUSED	NOTUSED
Elem	Y	--	--	--	--	--	--
Wavlen	371.030	--	--	--	--	--	--
Avge	28723	--	--	--	--	--	--
SDev	281.7501	--	--	--	--	--	--
%RSD	.9809214	--	--	--	--	--	--
#1	28440	--	--	--	--	--	--
#2	28726	--	--	--	--	--	--
#3	29003	--	--	--	--	--	--

Method: METTRACE Sample Name: L83EFT Operator: ACC
Run Time: 10/28/10 21:36:15
Comment: TESTAMERICA PITTSBURGH ICP METALS ANALYSIS - INST TRACEICP
Mode: CONC Corr. Factor: 1

Elem	AG	AL	AS	B_	BA	BE	CA
Units	ppm	ppm	ppm	ppm	ppm	ppm	ppm
Avge	.00348	.24146	.01246	.83752	.21788	.00009	532.70
SDev	.00034	.00182	.00048	.00151	.00032	.00003	1.13
%RSD	9.7652	.75344	3.8372	.17991	.14904	34.432	.21141
#1	.00341	.24300	.01301	.83919	.21766	.00007	533.96
#2	.00318	.24193	.01216	.83711	.21825	.00013	532.35
#3	.00385	.23946	.01221	.83626	.21772	.00007	531.79
Errors	LC Pass	LC Pass	LC Pass	LC Pass	LC Pass	LC Pass	LC Pass
High	2.0000	500.00	10.000	30.000	10.000	10.000	600.00
Low	-.00500	-.20000	-.01000	-.20000	-.20000	-.00400	-5.0000

Elem	CD	CO	CR	CU	FE	K_	MG
Units	ppm	ppm	ppm	ppm	ppm	ppm	ppm
Avge	.00805	.05021	.02013	.15582	1.5955	110.99	33.809
SDev	.00016	.00022	.00017	.00008	.0058	.21	.091
%RSD	2.0064	.42968	.83274	.05106	.36238	.19276	.26884
#1	.00812	.04997	.02005	.15575	1.6006	110.78	33.912
#2	.00786	.05040	.02033	.15591	1.5967	110.97	33.772
#3	.00815	.05025	.02002	.15580	1.5892	111.21	33.742
Errors	LC Pass	LC Pass	LC Pass	LC Pass	LC Pass	LC Pass	LC Pass
High	5.0000	50.000	20.000	10.000	500.00	400.00	600.00
Low	-.00500	-.05000	-.00500	-.02500	-.10000	-5.0000	-5.0000

Elem	MN	MO	NA	NI	PB/1	PB/2	PB
Units	ppm	ppm	ppm	ppm	ppm	ppm	ppm
Avge	14.460	.01951	H1534.4	.15257	.00650	.00960	.00857
SDev	.029	.00050	4.0	.00131	.00078	.00216	.00140
%RSD	.20072	2.5667	.26152	.85796	11.931	22.515	16.397
#1	14.491	.02008	H1531.0	.15385	.00725	.01047	.00940
#2	14.455	.01914	H1533.2	.15124	.00570	.01119	.00936
#3	14.434	.01930	H1538.8	.15262	.00656	.00714	.00695
Errors	LC Pass	LC Pass	LC High	LC Pass	NOCHECK	NOCHECK	LC Pass
High	20.000	20.000	400.00	100.00			5.0000
Low	-.01500	-.04000	-5.0000	-.04000			-.00300

Elem	SB/1	SB/2	SB	SE/1	SE/2	SE	SI
Units	ppm	ppm	ppm	ppm	ppm	ppm	ppm
Avge	.02391	.01883	.02052	.04687	.03667	.04007	3.4800
SDev	.00151	.00053	.00086	.00201	.00279	.00119	.0044
%RSD	6.2991	2.8251	4.1702	4.2838	7.6082	2.9770	.12565
#1	.02562	.01944	.02150	.04916	.03350	.03871	3.4774
#2	.02331	.01858	.02016	.04600	.03780	.04053	3.4851

#3	.02279	.01847	.01991	.04544	.03872	.04096	3.4775
Errors	NOCHECK	NOCHECK	LC Pass	NOCHECK	NOCHECK	LC Pass	LC Pass

High			5.0000			10.000	50.000
Low			-.01000			-.00500	-.50000

Elem	SN	SR	TI	TL	V_	ZN	
Units	ppm	ppm	ppm	ppm	ppm	ppm	
Avge	.01834	.90000	-.00133	L-.01302	.00951	H5.8475	
SDev	.00075	.00145	.00035	.00156	.00033	.0072	
%RSD	4.0785	.16073	26.249	11.973	3.4507	.12284	
#1	.01831	.90118	-.00146	L-.01154	.00970	H5.8558	
#2	.01761	.90044	-.00093	L-.01465	.00971	H5.8440	
#3	.01910	.89839	-.00160	L-.01287	.00913	H5.8428	

Errors	LC Pass	LC Pass	LC Pass	LC Low	LC Pass	LC High	
High	30.000	10.000	30.000	10.000	50.000	5.0000	
Low	-.10000	-.05000	-.05000	-.01000	-.05000	-.02000	

IntStd	1	2	3	4	5	6	7
Mode	Counts	NOTUSED	NOTUSED	NOTUSED	NOTUSED	NOTUSED	NOTUSED
Elem	Y	--	--	--	--	--	--
Wavlen	371.030	--	--	--	--	--	--
Avge	27911	--	--	--	--	--	--
SDev	48.89684	--	--	--	--	--	--
%RSD	.1751903	--	--	--	--	--	--
#1	27951	--	--	--	--	--	--
#2	27925	--	--	--	--	--	--
#3	27856	--	--	--	--	--	--

Method: METTRACE Sample Name: L83J4T Operator: ACC
Run Time: 10/28/10 21:41:44
Comment: TESTAMERICA PITTSBURGH ICP METALS ANALYSIS - INST TRACEICP
Mode: CONC Corr. Factor: 1

Elem	AG	AL	AS	B_	BA	BE	CA
Units	ppm	ppm	ppm	ppm	ppm	ppm	ppm
Avge	.00001	.06195	.00099	.46697	.97825	.00037	111.09
SDev	.00020	.00130	.00072	.00074	.00118	.00005	.29
%RSD	1440.2	2.0924	72.679	.15913	.12016	13.688	.26045
#1	-.00020	.06122	.00054	.46612	.97960	.00031	110.78
#2	.00018	.06118	.00061	.46739	.97749	.00040	111.13
#3	.00006	.06345	.00182	.46742	.97765	.00038	111.35
Errors	LC Pass	LC Pass	LC Pass	LC Pass	LC Pass	LC Pass	LC Pass
High	2.0000	500.00	10.000	30.000	10.000	10.000	600.00
Low	-.00500	-.20000	-.01000	-.20000	-.20000	-.00400	-5.0000

Elem	CD	CO	CR	CU	FE	K_	MG
Units	ppm	ppm	ppm	ppm	ppm	ppm	ppm
Avge	.00181	-.00026	.00319	.00316	-.04392	2.9337	22.952
SDev	.00010	.00013	.00022	.00019	.00563	.0113	.057
%RSD	5.3902	49.530	6.9490	6.0897	12.824	.38492	.24726
#1	.00170	-.00011	.00296	.00320	-.04923	2.9446	22.904
#2	.00184	-.00035	.00340	.00295	-.04454	2.9345	22.938
#3	.00189	-.00032	.00323	.00333	-.03801	2.9220	23.015
Errors	LC Pass	LC Pass	LC Pass	LC Pass	LC Pass	LC Pass	LC Pass
High	5.0000	50.000	20.000	10.000	500.00	400.00	600.00
Low	-.00500	-.05000	-.00500	-.02500	-.10000	-5.0000	-5.0000

Elem	MN	MO	NA	NI	PB/1	PB/2	PB
Units	ppm	ppm	ppm	ppm	ppm	ppm	ppm
Avge	.05782	.00066	H1437.5	.00323	.00383	.00307	.00332
SDev	.00010	.00047	5.7	.00063	.00172	.00122	.00131
%RSD	.16649	71.512	.39896	19.571	44.868	39.874	39.298
#1	.05789	.00051	H1443.2	.00302	.00526	.00448	.00474
#2	.05786	.00028	H1437.6	.00273	.00431	.00244	.00307
#3	.05771	.00119	H1431.8	.00394	.00192	.00229	.00217
Errors	LC Pass	LC Pass	LC High	LC Pass	NOCHECK	NOCHECK	LC Pass
High	20.000	20.000	400.00	100.00			5.0000
Low	-.01500	-.04000	-5.0000	-.04000			-.00300

Elem	SB/1	SB/2	SB	SE/1	SE/2	SE	SI
Units	ppm	ppm	ppm	ppm	ppm	ppm	ppm
Avge	.00223	.00042	.00102	.00997	.00593	.00728	1.5581
SDev	.00084	.00096	.00086	.00217	.00082	.00092	.0059
%RSD	37.651	226.04	84.095	21.766	13.880	12.687	.38103
#1	.00182	-.00061	.00020	.01164	.00666	.00832	1.5649
#2	.00167	.00060	.00096	.01076	.00504	.00694	1.5541

#3	.00319	.00128	.00192	.00752	.00609	.00656	1.5552
Errors	NOCHECK	NOCHECK	LC Pass	NOCHECK	NOCHECK	LC Pass	LC Pass

High			5.0000			10.000	50.000
Low			-.01000			-.00500	-.50000

Elem	SN	SR	TI	TL	V_	ZN	
Units	ppm	ppm	ppm	ppm	ppm	ppm	
Avge	.01240	.42375	-.00052	-.00992	.00187	.02192	
SDev	.00144	.00074	.00026	.00094	.00018	.00052	
%RSD	11.590	.17418	50.564	9.5196	9.5384	2.3595	
#1	.01328	.42461	-.00078	-.00999	.00169	.02211	
#2	.01319	.42330	-.00026	L-.01083	.00187	.02232	
#3	.01074	.42336	-.00051	-.00894	.00205	.02134	

Errors	LC Pass	LC Pass	LC Pass	LC Pass	LC Pass	LC Pass	
High	30.000	10.000	30.000	10.000	50.000	5.0000	
Low	-.10000	-.05000	-.05000	-.01000	-.05000	-.02000	

IntStd	1	2	3	4	5	6	7
Mode	Counts	NOTUSED	NOTUSED	NOTUSED	NOTUSED	NOTUSED	NOTUSED
Elem	Y	--	--	--	--	--	--
Wavlen	371.030	--	--	--	--	--	--
Avge	28611	--	--	--	--	--	--
SDev	215.6490	--	--	--	--	--	--
%RSD	.7537255	--	--	--	--	--	--
#1	28401	--	--	--	--	--	--
#2	28600	--	--	--	--	--	--
#3	28832	--	--	--	--	--	--

Method: METTRACE Sample Name: L83J6T Operator: ACC
Run Time: 10/28/10 21:47:13
Comment: TESTAMERICA PITTSBURGH ICP METALS ANALYSIS - INST TRACEICP
Mode: CONC Corr. Factor: 1

Elem	AG	AL	AS	B_	BA	BE	CA
Units	ppm	ppm	ppm	ppm	ppm	ppm	ppm
Avge	.00016	.05971	.00141	.30161	.56475	-.00002	259.08
SDev	.00047	.00105	.00146	.00097	.00172	.00003	.11
%RSD	298.50	1.7518	103.05	.32113	.30515	137.62	.04393
#1	-.00038	.06080	.00206	.30265	.56664	-.00006	259.12
#2	.00048	.05962	.00244	.30145	.56435	-.00001	259.17
#3	.00037	.05872	-.00025	.30074	.56327	-.00000	258.95
Errors	LC Pass	LC Pass	LC Pass	LC Pass	LC Pass	LC Pass	LC Pass
High	2.0000	500.00	10.000	30.000	10.000	10.000	600.00
Low	-.00500	-.20000	-.01000	-.20000	-.20000	-.00400	-5.0000

Elem	CD	CO	CR	CU	FE	K_	MG
Units	ppm	ppm	ppm	ppm	ppm	ppm	ppm
Avge	.56075	-.00026	.00251	.04509	L-.10077	1.7841	65.321
SDev	.00186	.00032	.00032	.00028	.00928	.0019	.101
%RSD	.33100	123.74	12.773	.62172	9.2101	.10792	.15419
#1	.56236	-.00063	.00214	.04484	L-.10916	1.7853	65.395
#2	.56117	-.00003	.00273	.04539	L-.10234	1.7850	65.362
#3	.55872	-.00012	.00267	.04505	-.09080	1.7818	65.206
Errors	LC Pass	LC Pass	LC Pass	LC Pass	LC Low	LC Pass	LC Pass
High	5.0000	50.000	20.000	10.000	500.00	400.00	600.00
Low	-.00500	-.05000	-.00500	-.02500	-.10000	-5.0000	-5.0000

Elem	MN	MO	NA	NI	PB/1	PB/2	PB
Units	ppm	ppm	ppm	ppm	ppm	ppm	ppm
Avge	.62181	.00121	H1480.7	.05193	.00326	.00302	.00310
SDev	.00027	.00037	.7	.00074	.00145	.00106	.00041
%RSD	.04382	30.838	.04975	1.4279	44.634	34.960	13.272
#1	.62201	.00085	H1480.1	.05250	.00263	.00276	.00272
#2	.62191	.00159	H1480.5	.05109	.00492	.00213	.00306
#3	.62150	.00118	H1481.5	.05220	.00222	.00419	.00353
Errors	LC Pass	LC Pass	LC High	LC Pass	NOCHECK	NOCHECK	LC Pass
High	20.000	20.000	400.00	100.00			5.0000
Low	-.01500	-.04000	-5.0000	-.04000			-.00300

Elem	SB/1	SB/2	SB	SE/1	SE/2	SE	SI
Units	ppm	ppm	ppm	ppm	ppm	ppm	ppm
Avge	.00365	.00051	.00156	.00779	.00728	.00745	1.2298
SDev	.00319	.00144	.00071	.00230	.00034	.00054	.0053
%RSD	87.247	281.13	45.302	29.554	4.7297	7.2730	.43089
#1	.00158	.00033	.00075	.00962	.00696	.00785	1.2342
#2	.00206	.00203	.00204	.00855	.00723	.00767	1.2314

#3	.00732	-.00083	.00188	.00521	.00765	.00683	1.2239
Errors	NOCHECK	NOCHECK	LC Pass	NOCHECK	NOCHECK	LC Pass	LC Pass

High			5.0000			10.000	50.000
Low			-.01000			-.00500	-.50000

Elem	SN	SR	TI	TL	V_	ZN	
Units	ppm	ppm	ppm	ppm	ppm	ppm	
Avge	.01464	.28382	-.00158	-.00882	.00229	2.1082	
SDev	.00049	.00096	.00000	.00012	.00104	.0011	
%RSD	3.3445	.33875	.21302	1.3643	45.421	.05304	
#1	.01414	.28485	-.00158	-.00889	.00150	2.1090	
#2	.01511	.28368	-.00158	-.00890	.00346	2.1086	
#3	.01466	.28294	-.00158	-.00868	.00190	2.1069	
Errors	LC Pass	LC Pass	LC Pass	LC Pass	LC Pass	LC Pass	
High	30.000	10.000	30.000	10.000	50.000	5.0000	
Low	-.10000	-.05000	-.05000	-.01000	-.05000	-.02000	

IntStd	1	2	3	4	5	6	7
Mode	Counts	NOTUSED	NOTUSED	NOTUSED	NOTUSED	NOTUSED	NOTUSED
Elem	Y	--	--	--	--	--	--
Wavlen	371.030	--	--	--	--	--	--
Avge	28064	--	--	--	--	--	--
SDev	45.18940	--	--	--	--	--	--
%RSD	.1610228	--	--	--	--	--	--
#1	28105	--	--	--	--	--	--
#2	28071	--	--	--	--	--	--
#3	28016	--	--	--	--	--	--

Method: METTRACE Sample Name: L83K7T Operator: ACC
Run Time: 10/28/10 21:52:42
Comment: TESTAMERICA PITTSBURGH ICP METALS ANALYSIS - INST TRACEICP
Mode: CONC Corr. Factor: 1

Elem	AG	AL	AS	B_	BA	BE	CA
Units	ppm	ppm	ppm	ppm	ppm	ppm	ppm
Avge	.00061	.12754	.00223	.40610	.24778	.00021	27.760
SDev	.00060	.00358	.00085	.00039	.00018	.00003	.058
%RSD	99.648	2.8029	37.988	.09564	.07192	14.280	.20728
#1	.00130	.12746	.00305	.40652	.24795	.00019	27.697
#2	.00018	.12401	.00230	.40576	.24779	.00019	27.773
#3	.00034	.13116	.00135	.40603	.24760	.00024	27.809
Errors	LC Pass	LC Pass	LC Pass	LC Pass	LC Pass	LC Pass	LC Pass
High	2.0000	500.00	10.000	30.000	10.000	10.000	600.00
Low	-.00500	-.20000	-.01000	-.20000	-.20000	-.00400	-5.0000

Elem	CD	CO	CR	CU	FE	K_	MG
Units	ppm	ppm	ppm	ppm	ppm	ppm	ppm
Avge	.31458	-.00013	.00328	.06542	.05377	3.4427	4.2722
SDev	.00111	.00023	.00011	.00033	.00706	.0132	.0054
%RSD	.35253	170.61	3.2411	.50664	13.135	.38336	.12683
#1	.31332	-.00027	.00338	.06573	.05138	3.4546	4.2660
#2	.31499	-.00026	.00317	.06547	.04822	3.4449	4.2761
#3	.31541	.00013	.00327	.06507	.06172	3.4285	4.2745
Errors	LC Pass	LC Pass	LC Pass	LC Pass	LC Pass	LC Pass	LC Pass
High	5.0000	50.000	20.000	10.000	500.00	400.00	600.00
Low	-.00500	-.05000	-.00500	-.02500	-.10000	-5.0000	-5.0000

Elem	MN	MO	NA	NI	PB/1	PB/2	PB
Units	ppm	ppm	ppm	ppm	ppm	ppm	ppm
Avge	.09513	.00109	H1474.3	.06098	.00546	.00338	.00407
SDev	.00009	.00067	4.1	.00070	.00079	.00094	.00036
%RSD	.09652	61.536	.27815	1.1534	14.485	27.761	8.9217
#1	.09504	.00122	H1478.1	.06152	.00506	.00393	.00431
#2	.09513	.00036	H1474.9	.06124	.00637	.00230	.00365
#3	.09522	.00168	H1469.9	.06018	.00496	.00391	.00426
Errors	LC Pass	LC Pass	LC High	LC Pass	NOCHECK	NOCHECK	LC Pass
High	20.000	20.000	400.00	100.00			5.0000
Low	-.01500	-.04000	-5.0000	-.04000			-.00300

Elem	SB/1	SB/2	SB	SE/1	SE/2	SE	SI
Units	ppm	ppm	ppm	ppm	ppm	ppm	ppm
Avge	.00273	.00222	.00239	.01618	.00559	.00912	.76187
SDev	.00239	.00109	.00137	.00377	.00254	.00076	.00243
%RSD	87.597	48.888	57.123	23.287	45.400	8.3034	.31922
#1	.00092	.00097	.00095	.01740	.00601	.00980	.76443
#2	.00183	.00291	.00255	.01920	.00287	.00831	.76156

#3	.00544	.00279	.00367	.01196	.00790	.00925	.75960
Errors	NOCHECK	NOCHECK	LC Pass	NOCHECK	NOCHECK	LC Pass	LC Pass

High			5.0000			10.000	50.000
Low			-.01000			-.00500	-.50000

Elem	SN	SR	TI	TL	V_	ZN	
Units	ppm	ppm	ppm	ppm	ppm	ppm	
Avge	.01519	.07263	.00047	L-.01072	.00168	2.6283	
SDev	.00337	.00008	.00007	.00081	.00169	.0018	
%RSD	22.154	.11605	15.591	7.5469	100.48	.06853	
#1	.01861	.07271	.00051	L-.01000	-.00022	2.6294	
#2	.01188	.07265	.00051	L-.01160	.00226	2.6292	
#3	.01508	.07254	.00038	L-.01056	.00301	2.6262	

Errors	LC Pass	LC Pass	LC Pass	LC Low	LC Pass	LC Pass	
High	30.000	10.000	30.000	10.000	50.000	5.0000	
Low	-.10000	-.05000	-.05000	-.01000	-.05000	-.02000	

IntStd	1	2	3	4	5	6	7
Mode	Counts	NOTUSED	NOTUSED	NOTUSED	NOTUSED	NOTUSED	NOTUSED
Elem	Y	--	--	--	--	--	--
Wavlen	371.030	--	--	--	--	--	--
Avge	28846	--	--	--	--	--	--
SDev	226.2139	--	--	--	--	--	--
%RSD	.7842014	--	--	--	--	--	--
#1	28596	--	--	--	--	--	--
#2	28906	--	--	--	--	--	--
#3	29037	--	--	--	--	--	--

Method: METTRACE Sample Name: L83KNT Operator: ACC
Run Time: 10/28/10 21:58:10
Comment: TESTAMERICA PITTSBURGH ICP METALS ANALYSIS - INST TRACEICP
Mode: CONC Corr. Factor: 1

Elem	AG	AL	AS	B_	BA	BE	CA
Units	ppm	ppm	ppm	ppm	ppm	ppm	ppm
Avge	.00003	.10622	.00130	.42786	.27209	.00016	36.387
SDev	.00005	.00372	.00047	.00098	.00049	.00003	.103
%RSD	199.65	3.4993	35.787	.23017	.17869	16.606	.28269
#1	.00000	.10953	.00077	.42884	.27253	.00018	36.504
#2	.00008	.10692	.00149	.42788	.27217	.00017	36.346
#3	-.00001	.10220	.00165	.42687	.27157	.00013	36.312
Errors	LC Pass	LC Pass	LC Pass	LC Pass	LC Pass	LC Pass	LC Pass
High	2.0000	500.00	10.000	30.000	10.000	10.000	600.00
Low	-.00500	-.20000	-.01000	-.20000	-.20000	-.00400	-5.0000

Elem	CD	CO	CR	CU	FE	K_	MG
Units	ppm	ppm	ppm	ppm	ppm	ppm	ppm
Avge	.44289	-.00005	.00296	.17304	.01015	3.2899	6.4766
SDev	.00179	.00024	.00021	.00012	.00563	.0040	.0256
%RSD	.40389	482.39	7.2103	.06649	55.469	.12181	.39605
#1	.44473	.00013	.00271	.17313	.01543	3.2853	6.5062
#2	.44277	-.00033	.00309	.17308	.01079	3.2918	6.4626
#3	.44116	.00005	.00307	.17291	.00423	3.2926	6.4610
Errors	LC Pass	LC Pass	LC Pass	LC Pass	LC Pass	LC Pass	LC Pass
High	5.0000	50.000	20.000	10.000	500.00	400.00	600.00
Low	-.00500	-.05000	-.00500	-.02500	-.10000	-5.0000	-5.0000

Elem	MN	MO	NA	NI	PB/1	PB/2	PB
Units	ppm	ppm	ppm	ppm	ppm	ppm	ppm
Avge	.17185	.00012	H1453.6	.03603	.00437	.00518	.00491
SDev	.00026	.00061	1.2	.00013	.00016	.00024	.00015
%RSD	.14821	519.29	.08179	.36726	3.6258	4.5671	2.9502
#1	.17213	.00081	H1452.2	.03617	.00451	.00495	.00480
#2	.17178	-.00033	H1454.2	.03592	.00439	.00542	.00508
#3	.17164	-.00012	H1454.3	.03599	.00420	.00519	.00486
Errors	LC Pass	LC Pass	LC High	LC Pass	NOCHECK	NOCHECK	LC Pass
High	20.000	20.000	400.00	100.00			5.0000
Low	-.01500	-.04000	-5.0000	-.04000			-.00300

Elem	SB/1	SB/2	SB	SE/1	SE/2	SE	SI
Units	ppm	ppm	ppm	ppm	ppm	ppm	ppm
Avge	.00476	-.00012	.00151	.01066	.00680	.00808	1.0259
SDev	.00149	.00069	.00081	.00037	.00174	.00126	.0029
%RSD	31.288	581.14	53.516	3.4900	25.557	15.597	.27952
#1	.00526	-.00072	.00127	.01101	.00743	.00862	1.0291
#2	.00309	-.00028	.00084	.01070	.00812	.00898	1.0249

#3	.00594	.00064	.00240	.01027	.00483	.00664	1.0236
Errors	NOCHECK	NOCHECK	LC Pass	NOCHECK	NOCHECK	LC Pass	LC Pass

High			5.0000			10.000	50.000
Low			-.01000			-.00500	-.50000

Elem	SN	SR	TI	TL	V_	ZN	
Units	ppm	ppm	ppm	ppm	ppm	ppm	
Avge	.01504	.08237	.00017	L-.01060	.00222	3.6579	
SDev	.00093	.00017	.00039	.00129	.00096	.0048	
%RSD	6.1602	.20819	234.64	12.201	43.090	.13224	
#1	.01604	.08255	-.00026	L-.01030	.00112	3.6634	
#2	.01488	.08236	.00051	-.00948	.00286	3.6561	
#3	.01420	.08221	.00025	L-.01201	.00267	3.6542	
Errors	LC Pass	LC Pass	LC Pass	LC Low	LC Pass	LC Pass	
High	30.000	10.000	30.000	10.000	50.000	5.0000	
Low	-.10000	-.05000	-.05000	-.01000	-.05000	-.02000	

IntStd	1	2	3	4	5	6	7
Mode	Counts	NOTUSED	NOTUSED	NOTUSED	NOTUSED	NOTUSED	NOTUSED
Elem	Y	--	--	--	--	--	--
Wavlen	371.030	--	--	--	--	--	--
Avge	28510	--	--	--	--	--	--
SDev	56.54982	--	--	--	--	--	--
%RSD	.1983517	--	--	--	--	--	--
#1	28566	--	--	--	--	--	--
#2	28510	--	--	--	--	--	--
#3	28453	--	--	--	--	--	--

Method: METTRACE Sample Name: L86XMBT Operator: ACC
Run Time: 10/28/10 22:03:39
Comment: TESTAMERICA PITTSBURGH ICP METALS ANALYSIS - INST TRACEICP
Mode: CONC Corr. Factor: 1

Elem	AG	AL	AS	B_	BA	BE	CA
Units	ppm	ppm	ppm	ppm	ppm	ppm	ppm
Avge	-.00029	.02710	.00094	.00209	.00003	.00061	.00602
SDev	.00075	.00176	.00094	.00047	.00006	.00014	.00196
%RSD	259.37	6.4912	99.597	22.641	186.84	22.853	32.570
#1	-.00014	.02614	.00174	.00207	.00002	.00072	.00389
#2	.00038	.02602	-.00009	.00256	.00010	.00066	.00774
#3	-.00110	.02913	.00118	.00162	-.00002	.00046	.00642
Errors	LC Pass	LC Pass	LC Pass	LC Pass	LC Pass	LC Pass	LC Pass
High	.00500	.20000	.01000	.20000	.20000	.00400	5.0000
Low	-.00500	-.20000	-.01000	-.20000	-.20000	-.00400	-5.0000

Elem	CD	CO	CR	CU	FE	K_	MG
Units	ppm	ppm	ppm	ppm	ppm	ppm	ppm
Avge	.00011	-.00016	-.00006	-.00023	.00399	.19507	-.00112
SDev	.00010	.00014	.00049	.00005	.00310	.00404	.00451
%RSD	89.546	88.064	783.58	22.103	77.690	2.0726	402.34
#1	.00022	-.00020	-.00016	-.00017	.00556	.19888	-.00037
#2	.00009	-.00000	.00047	-.00024	.00042	.19551	.00297
#3	.00002	-.00028	-.00050	-.00027	.00600	.19082	-.00597
Errors	LC Pass	LC Pass	LC Pass	LC Pass	LC Pass	LC Pass	LC Pass
High	.00500	.05000	.00500	.02500	.10000	5.0000	5.0000
Low	-.00500	-.05000	-.00500	-.02500	-.10000	-5.0000	-5.0000

Elem	MN	MO	NA	NI	PB/1	PB/2	PB
Units	ppm	ppm	ppm	ppm	ppm	ppm	ppm
Avge	.00005	-.00023	.65470	.00019	-.00026	.00157	.00096
SDev	.00006	.00050	.01832	.00055	.00413	.00243	.00052
%RSD	109.43	221.24	2.7980	286.75	1596.6	154.97	54.524
#1	.00009	.00032	.67380	.00024	.00309	.00031	.00123
#2	.00008	-.00065	.63728	.00072	.00102	.00003	.00036
#3	-.00001	-.00035	.65301	-.00038	-.00488	.00438	.00129
Errors	LC Pass	LC Pass	LC Pass	LC Pass	NOCHECK	NOCHECK	LC Pass
High	.01500	.04000	5.0000	.04000			.00300
Low	-.01500	-.04000	-5.0000	-.04000			-.00300

Elem	SB/1	SB/2	SB	SE/1	SE/2	SE	SI
Units	ppm	ppm	ppm	ppm	ppm	ppm	ppm
Avge	.00233	-.00117	-.00000	-.00375	.00089	-.00066	.00028
SDev	.00317	.00199	.00034	.00959	.00200	.00200	.00395
%RSD	136.16	170.55	22353.	255.78	224.88	305.02	1390.3
#1	.00140	-.00021	.00033	-.00175	-.00030	-.00078	-.00319
#2	-.00027	.00016	.00002	.00469	-.00023	.00140	-.00053

#3	.00586	-.00345	-.00035	-.01418	.00319	-.00259	.00457
Errors	NOCHECK	NOCHECK	LC Pass	NOCHECK	NOCHECK	LC Pass	LC Pass

High			.01000			.00500	.50000
Low			-.01000			-.00500	-.50000

Elem	SN	SR	TI	TL	V_	ZN	
Units	ppm	ppm	ppm	ppm	ppm	ppm	
Avge	.00110	.00002	-.00013	-.00025	.00000	.00672	
SDev	.00248	.00009	.00055	.00164	.00052	.00026	
%RSD	225.23	496.63	435.12	655.73	12515.	3.9431	
#1	.00396	.00004	-.00045	-.00072	.00031	.00669	
#2	-.00044	.00010	-.00044	-.00161	.00030	.00699	
#3	-.00022	-.00008	.00051	.00157	-.00059	.00646	
Errors	LC Pass	LC Pass	LC Pass	LC Pass	LC Pass	LC Pass	
High	.10000	.05000	.05000	.01000	.05000	.02000	
Low	-.10000	-.05000	-.05000	-.01000	-.05000	-.02000	

IntStd	1	2	3	4	5	6	7
Mode	Counts	NOTUSED	NOTUSED	NOTUSED	NOTUSED	NOTUSED	NOTUSED
Elem	Y	--	--	--	--	--	--
Wavlen	371.030	--	--	--	--	--	--
Avge	30696	--	--	--	--	--	--
SDev	105.0032	--	--	--	--	--	--
%RSD	.3420758	--	--	--	--	--	--
#1	30645	--	--	--	--	--	--
#2	30817	--	--	--	--	--	--
#3	30626	--	--	--	--	--	--

Method: METTRACE Sample Name: CCV1-6 Operator: ACC
Run Time: 10/28/10 22:09:08
Comment: TESTAMERICA PITTSBURGH ICP METALS ANALYSIS - INST TRACEICP
Mode: CONC Corr. Factor: 1

Elem	AG	AL	AS	B_	BA	BE	CA
Units	ppm	ppm	ppm	ppm	ppm	ppm	ppm
Avge	.99569	25.013	.52160	2.0152	2.0367	2.0175	50.499
SDev	.00170	.045	.00111	.0042	.0035	.0067	.110
%RSD	.17079	.17959	.21306	.20729	.17069	.33051	.21879
#1	.99752	25.019	.52128	2.0186	2.0406	2.0251	50.624
#2	.99416	24.965	.52068	2.0105	2.0340	2.0148	50.414
#3	.99538	25.054	.52284	2.0164	2.0355	2.0126	50.459
Errors	LC Pass	LC Pass	LC Pass	LC Pass	LC Pass	LC Pass	LC Pass
High	1.1000	27.500	.55000	2.2000	2.2000	2.2000	55.000
Low	.90000	22.500	.45000	1.8000	1.8000	1.8000	45.000

Elem	CD	CO	CR	CU	FE	K_	MG
Units	ppm	ppm	ppm	ppm	ppm	ppm	ppm
Avge	.50215	1.9727	2.0296	2.0479	25.443	131.22	50.868
SDev	.00168	.0040	.0033	.0038	.059	.46	.128
%RSD	.33390	.20458	.16415	.18348	.23308	.35249	.25161
#1	.50408	1.9771	2.0327	2.0482	25.506	130.89	51.014
#2	.50127	1.9692	2.0261	2.0441	25.388	131.02	50.779
#3	.50109	1.9718	2.0299	2.0516	25.436	131.75	50.809
Errors	LC Pass	LC Pass	LC Pass	LC Pass	LC Pass	LC Pass	LC Pass
High	.55000	2.2000	2.2000	2.2000	27.500	137.50	55.000
Low	.45000	1.8000	1.8000	1.8000	22.500	112.50	45.000

Elem	MN	MO	NA	NI	PB/1	PB/2	PB
Units	ppm	ppm	ppm	ppm	ppm	ppm	ppm
Avge	2.0134	2.0709	127.48	2.0049	.49807	.51007	.50607
SDev	.0028	.0127	.17	.0072	.00219	.00254	.00238
%RSD	.13942	.61431	.13202	.35980	.44020	.49866	.47095
#1	2.0163	2.0591	127.43	2.0132	.50044	.51218	.50827
#2	2.0107	2.0693	127.35	2.0000	.49612	.50725	.50354
#3	2.0133	2.0844	127.67	2.0016	.49764	.51078	.50640
Errors	LC Pass	LC Pass	LC Pass	LC Pass	NOCHECK	NOCHECK	LC Pass
High	2.2000	2.2000	137.50	2.2000			.55000
Low	1.8000	1.8000	112.50	1.8000			.45000

Elem	SB/1	SB/2	SB	SE/1	SE/2	SE	SI
Units	ppm	ppm	ppm	ppm	ppm	ppm	ppm
Avge	.52386	.53410	.53069	.52526	.51509	.51848	2.0413
SDev	.00123	.00345	.00243	.00821	.00104	.00274	.0024
%RSD	.23394	.64542	.45744	1.5629	.20257	.52806	.11714
#1	.52324	.53715	.53252	.52100	.51409	.51639	2.0415
#2	.52308	.53036	.52794	.52007	.51617	.51747	2.0388

#3	.52528	.53478	.53162	.53473	.51501	.52158	2.0436
Errors	NOCHECK	NOCHECK	LC Pass	NOCHECK	NOCHECK	LC Pass	LC Pass

High			.55000			.55000	2.2000
Low			.45000			.45000	1.8000

Elem	SN	SR	TI	TL	V_	ZN	
Units	ppm	ppm	ppm	ppm	ppm	ppm	
Avge	2.0974	2.0407	2.0472	1.0064	1.9808	2.0345	
SDev	.0056	.0038	.0027	.0017	.0014	.0025	
%RSD	.26937	.18686	.13308	.17151	.06949	.12054	
#1	2.1039	2.0451	2.0495	1.0045	1.9815	2.0362	
#2	2.0937	2.0379	2.0442	1.0077	1.9792	2.0317	
#3	2.0945	2.0392	2.0479	1.0071	1.9817	2.0357	
Errors	LC Pass	LC Pass	LC Pass	LC Pass	LC Pass	LC Pass	
High	2.2000	2.2000	2.2000	1.1000	2.2000	2.2000	
Low	1.8000	1.8000	1.8000	.90000	1.8000	1.8000	

IntStd	1	2	3	4	5	6	7
Mode	Counts	NOTUSED	NOTUSED	NOTUSED	NOTUSED	NOTUSED	NOTUSED
Elem	Y	--	--	--	--	--	--
Wavlen	371.030	--	--	--	--	--	--
Avge	29772	--	--	--	--	--	--
SDev	68.93477	--	--	--	--	--	--
%RSD	.2315438	--	--	--	--	--	--
#1	29844	--	--	--	--	--	--
#2	29764	--	--	--	--	--	--
#3	29707	--	--	--	--	--	--

Method: METTRACE Sample Name: CCB6 Operator: ACC
Run Time: 10/28/10 22:14:37
Comment: TESTAMERICA PITTSBURGH ICP METALS ANALYSIS - INST TRACEICP
Mode: CONC Corr. Factor: 1

Elem	AG	AL	AS	B_	BA	BE	CA
Units	ppm	ppm	ppm	ppm	ppm	ppm	ppm
Avge	-.00025	.02447	.00153	.00441	.00006	.00071	-.00378
SDev	.00040	.00118	.00034	.00116	.00008	.00005	.00097
%RSD	158.22	4.8268	22.409	26.247	125.06	6.4133	25.605
#1	.00009	.02311	.00115	.00571	.00014	.00071	-.00267
#2	-.00069	.02522	.00181	.00403	.00006	.00075	-.00442
#3	-.00016	.02507	.00162	.00349	-.00001	.00066	-.00426
Errors	LC Pass	LC Pass	LC Pass	LC Pass	LC Pass	LC Pass	LC Pass
High	.00500	.20000	.01000	.20000	.20000	.00400	5.0000
Low	-.00500	-.20000	-.01000	-.20000	-.20000	-.00400	-5.0000

Elem	CD	CO	CR	CU	FE	K_	MG
Units	ppm	ppm	ppm	ppm	ppm	ppm	ppm
Avge	.00017	-.00001	.00003	-.00061	.00436	.21925	-.00112
SDev	.00013	.00039	.00027	.00012	.00489	.00448	.00129
%RSD	78.575	5705.9	854.56	19.006	112.11	2.0449	115.92
#1	.00031	.00034	.00032	-.00051	.00853	.22443	-.00037
#2	.00015	-.00043	-.00022	-.00073	.00557	.21680	-.00261
#3	.00004	.00007	-.00000	-.00059	-.00102	.21653	-.00037
Errors	LC Pass	LC Pass	LC Pass	LC Pass	LC Pass	LC Pass	LC Pass
High	.00500	.05000	.00500	.02500	.10000	5.0000	5.0000
Low	-.00500	-.05000	-.00500	-.02500	-.10000	-5.0000	-5.0000

Elem	MN	MO	NA	NI	PB/1	PB/2	PB
Units	ppm	ppm	ppm	ppm	ppm	ppm	ppm
Avge	.00010	.00835	.02136	-.00032	.00034	.00152	.00113
SDev	.00008	.00416	.07237	.00027	.00099	.00030	.00016
%RSD	74.066	49.842	338.78	84.696	292.52	19.449	14.260
#1	.00019	.01305	-.03297	-.00013	.00088	.00147	.00128
#2	.00004	.00692	-.00646	-.00019	-.00081	.00184	.00096
#3	.00009	.00510	.10352	-.00062	.00095	.00125	.00115
Errors	LC Pass	LC Pass	LC Pass	LC Pass	NOCHECK	NOCHECK	LC Pass
High	.01500	.04000	5.0000	.04000			.00300
Low	-.01500	-.04000	-5.0000	-.04000			-.00300

Elem	SB/1	SB/2	SB	SE/1	SE/2	SE	SI
Units	ppm	ppm	ppm	ppm	ppm	ppm	ppm
Avge	.00085	.00061	.00069	-.00198	.00082	-.00011	-.00573
SDev	.00042	.00147	.00088	.00153	.00087	.00010	.00425
%RSD	49.980	240.38	127.55	77.645	106.29	88.352	74.148
#1	.00043	.00229	.00167	-.00137	.00035	-.00022	-.00660
#2	.00084	-.00050	-.00005	-.00372	.00182	-.00002	-.00111

#3	.00128	.00006	.00046	-.00084	.00028	-.00009	-.00947
Errors	NOCHECK	NOCHECK	LC Pass	NOCHECK	NOCHECK	LC Pass	LC Pass

High			.01000			.00500	.50000
Low			-.01000			-.00500	-.50000

Elem	SN	SR	TI	TL	V_	ZN	
Units	ppm	ppm	ppm	ppm	ppm	ppm	
Avge	.00162	.00003	.00003	.00095	-.00011	.00398	
SDev	.00133	.00003	.00042	.00084	.00021	.00010	
%RSD	82.362	93.040	1418.3	88.290	181.72	2.5248	
#1	.00022	.00006	.00027	.00149	-.00023	.00410	
#2	.00176	-.00000	.00027	-.00002	-.00023	.00393	
#3	.00287	.00004	-.00045	.00138	.00013	.00392	

Errors	LC Pass	LC Pass	LC Pass	LC Pass	LC Pass	LC Pass	
High	.10000	.05000	.05000	.01000	.05000	.02000	
Low	-.10000	-.05000	-.05000	-.01000	-.05000	-.02000	

IntStd	1	2	3	4	5	6	7
Mode	Counts	NOTUSED	NOTUSED	NOTUSED	NOTUSED	NOTUSED	NOTUSED
Elem	Y	--	--	--	--	--	--
Wavlen	371.030	--	--	--	--	--	--
Avge	30562	--	--	--	--	--	--
SDev	53.81668	--	--	--	--	--	--
%RSD	.1760879	--	--	--	--	--	--
#1	30563	--	--	--	--	--	--
#2	30616	--	--	--	--	--	--
#3	30508	--	--	--	--	--	--

Method: METTRACE Sample Name: L86XMCT Operator: ACC
Run Time: 10/28/10 22:20:06
Comment: TESTAMERICA PITTSBURGH ICP METALS ANALYSIS - INST TRACEICP
Mode: CONC Corr. Factor: 1

Elem	AG	AL	AS	B_	BA	BE	CA
Units	ppm	ppm	ppm	ppm	ppm	ppm	ppm
Avge	.04761	2.0130	1.9579	.95520	1.9932	.04836	L.01185
SDev	.00031	.0012	.0022	.00054	.0017	.00006	.00054
%RSD	.64495	.05998	.11437	.05625	.08489	.12454	4.5539
#1	.04777	2.0123	1.9561	.95466	1.9950	.04830	L.01163
#2	.04779	2.0124	1.9571	.95521	1.9929	.04836	L.01247
#3	.04725	2.0144	1.9604	.95573	1.9917	.04842	L.01146
Errors	LC Pass	LC Pass	LC Pass	LC Pass	LC Pass	LC Pass	LC Low
High	.06000	2.4000	2.4000	1.2000	2.4000	.06000	60.000
Low	.04000	1.6000	1.6000	.80000	1.6000	.04000	40.000

Elem	CD	CO	CR	CU	FE	K_	MG
Units	ppm	ppm	ppm	ppm	ppm	ppm	ppm
Avge	.04973	.48341	.19814	.25004	1.0185	L.20324	L.00228
SDev	.00003	.00061	.00019	.00013	.0055	.00116	.00131
%RSD	.05657	.12630	.09742	.05324	.54341	.57116	57.422
#1	.04970	.48339	.19800	.25004	1.0166	L.20380	L.00077
#2	.04975	.48404	.19836	.24991	1.0247	L.20402	L.00305
#3	.04975	.48282	.19805	.25018	1.0141	L.20191	L.00304
Errors	LC Pass	LC Pass	LC Pass	LC Pass	LC Pass	LC Low	LC Low
High	.06000	.60000	.24000	.30000	1.2000	60.000	60.000
Low	.04000	.40000	.16000	.20000	.80000	40.000	40.000

Elem	MN	MO	NA	NI	PB/1	PB/2	PB
Units	ppm	ppm	ppm	ppm	ppm	ppm	ppm
Avge	.49550	L.00122	L.00942	.48969	.49040	.49512	.49355
SDev	.00009	.00049	.10571	.00063	.00198	.00046	.00064
%RSD	.01731	40.246	1121.7	.12789	.40386	.09341	.12967
#1	.49540	L.00145	L.03094	.49039	.48820	.49542	.49302
#2	.49556	L.00155	L.10272	.48918	.49094	.49459	.49338
#3	.49552	L.00065	L-.10538	.48951	.49205	.49536	.49426
Errors	LC Pass	LC Low	LC Low	LC Pass	NOCHECK	NOCHECK	LC Pass
High	.60000	1.2000	60.000	.60000			.60000
Low	.40000	.80000	40.000	.40000			.40000

Elem	SB/1	SB/2	SB	SE/1	SE/2	SE	SI
Units	ppm	ppm	ppm	ppm	ppm	ppm	ppm
Avge	.00081	-.00089	L-.00032	1.9674	1.9426	1.9509	L-.00480
SDev	.00122	.00112	.00034	.0054	.0025	.0030	.00189
%RSD	151.48	126.79	106.40	.27230	.13028	.15536	39.304
#1	.00209	-.00204	L-.00066	1.9612	1.9409	1.9477	L-.00512
#2	.00067	-.00081	L-.00032	1.9701	1.9455	1.9537	L-.00278

#3	-.00034	.00020	L.00002	1.9708	1.9414	1.9512	L-.00651
Errors	NOCHECK	NOCHECK	LC Low	NOCHECK	NOCHECK	LC Pass	LC Low

High			.60000			2.4000	12.000
Low			.40000			1.6000	8.0000

Elem	SN	SR	TI	TL	V_	ZN	
Units	ppm	ppm	ppm	ppm	ppm	ppm	
Avge	L-.00015	.99618	L.00014	1.9478	.48200	.50713	
SDev	.00144	.00085	.00021	.0080	.00036	.00045	
%RSD	943.84	.08585	144.95	.40855	.07562	.08946	
#1	L.00089	.99711	L.00027	1.9386	.48205	.50678	
#2	L.00044	.99600	L.00027	1.9516	.48233	.50765	
#3	L-.00179	.99543	L-.00010	1.9531	.48161	.50697	

Errors	LC Low	LC Pass	LC Low	LC Pass	LC Pass	LC Pass	
High	2.4000	1.2000	1.2000	2.4000	.60000	.60000	
Low	1.6000	.80000	.80000	1.6000	.40000	.40000	

IntStd	1	2	3	4	5	6	7
Mode	Counts	NOTUSED	NOTUSED	NOTUSED	NOTUSED	NOTUSED	NOTUSED
Elem	Y	--	--	--	--	--	--
Wavlen	371.030	--	--	--	--	--	--
Avge	30133	--	--	--	--	--	--
SDev	47.44888	--	--	--	--	--	--
%RSD	.1574639	--	--	--	--	--	--
#1	30103	--	--	--	--	--	--
#2	30109	--	--	--	--	--	--
#3	30188	--	--	--	--	--	--

Method: METTRACE Sample Name: L86XMLT Operator: ACC
Run Time: 10/28/10 22:25:36
Comment: TESTAMERICA PITTSBURGH ICP METALS ANALYSIS - INST TRACEICP
Mode: CONC Corr. Factor: 1

Elem	AG	AL	AS	B_	BA	BE	CA
Units	ppm	ppm	ppm	ppm	ppm	ppm	ppm
Avge	.04743	2.0011	1.9658	.95468	1.9858	.04855	L.02148
SDev	.00026	.0027	.0069	.00084	.0057	.00009	.00062
%RSD	.55794	.13618	.35241	.08844	.28755	.19149	2.8753
#1	.04773	2.0025	1.9737	.95560	1.9900	.04866	L.02176
#2	.04733	2.0029	1.9613	.95448	1.9881	.04848	L.02190
#3	.04723	1.9980	1.9623	.95394	1.9793	.04852	L.02077
Errors	LC Pass	LC Pass	LC Pass	LC Pass	LC Pass	LC Pass	LC Low
High	.06000	2.4000	2.4000	1.2000	2.4000	.06000	60.000
Low	.04000	1.6000	1.6000	.80000	1.6000	.04000	40.000

Elem	CD	CO	CR	CU	FE	K_	MG
Units	ppm	ppm	ppm	ppm	ppm	ppm	ppm
Avge	.04971	.48371	.19794	.24787	1.0367	L.19368	L.00413
SDev	.00026	.00079	.00046	.00051	.0045	.00630	.00112
%RSD	.51707	.16246	.22995	.20633	.43507	3.2514	27.166
#1	.04991	.48460	.19823	.24833	1.0379	L.19287	L.00525
#2	.04980	.48339	.19742	.24795	1.0405	L.18783	L.00301
#3	.04942	.48313	.19818	.24732	1.0317	L.20035	L.00412
Errors	LC Pass	LC Pass	LC Pass	LC Pass	LC Pass	LC Low	LC Low
High	.06000	.60000	.24000	.30000	1.2000	60.000	60.000
Low	.04000	.40000	.16000	.20000	.80000	40.000	40.000

Elem	MN	MO	NA	NI	PB/1	PB/2	PB
Units	ppm	ppm	ppm	ppm	ppm	ppm	ppm
Avge	.49537	L.00040	L-.06411	.49242	.49006	.49587	.49393
SDev	.00107	.00015	.17802	.00196	.00160	.00140	.00125
%RSD	.21588	37.868	277.69	.39794	.32698	.28204	.25249
#1	.49660	L.00053	L.11190	.49451	.49189	.49630	.49483
#2	.49473	L.00044	L-.24408	.49062	.48892	.49430	.49251
#3	.49477	L.00023	L-.06014	.49215	.48937	.49700	.49446
Errors	LC Pass	LC Low	LC Low	LC Pass	NOCHECK	NOCHECK	LC Pass
High	.60000	1.2000	60.000	.60000			.60000
Low	.40000	.80000	40.000	.40000			.40000

Elem	SB/1	SB/2	SB	SE/1	SE/2	SE	SI
Units	ppm	ppm	ppm	ppm	ppm	ppm	ppm
Avge	.00123	-.00162	L-.00067	1.9790	1.9638	1.9689	L-.00098
SDev	.00161	.00100	.00014	.0049	.0028	.0030	.00141
%RSD	131.41	62.000	21.448	.24964	.14162	.15277	143.27
#1	-.00043	-.00064	L-.00057	1.9847	1.9652	1.9717	L.00027
#2	.00279	-.00265	L-.00084	1.9765	1.9657	1.9693	L-.00072

#3	.00131	-.00157	L-.00061	1.9759	1.9606	1.9657	L-.00250
Errors	NOCHECK	NOCHECK	LC Low	NOCHECK	NOCHECK	LC Pass	LC Low

High			.60000			2.4000	12.000
Low			.40000			1.6000	8.0000

Elem	SN	SR	TI	TL	V_	ZN	
Units	ppm	ppm	ppm	ppm	ppm	ppm	
Avge	L.00014	.99335	L-.00013	1.9453	.48176	.50574	
SDev	.00157	.00338	.00030	.0060	.00137	.00096	
%RSD	1094.5	.34043	229.92	.30800	.28490	.18886	
#1	L.00044	.99552	L-.00045	1.9472	.48334	.50680	
#2	L-.00155	.99509	L-.00009	1.9386	.48080	.50496	
#3	L.00154	.98946	L.00015	1.9501	.48115	.50546	

Errors	LC Low	LC Pass	LC Low	LC Pass	LC Pass	LC Pass	
High	2.4000	1.2000	1.2000	2.4000	.60000	.60000	
Low	1.6000	.80000	.80000	1.6000	.40000	.40000	

IntStd	1	2	3	4	5	6	7
Mode	Counts	NOTUSED	NOTUSED	NOTUSED	NOTUSED	NOTUSED	NOTUSED
Elem	Y	--	--	--	--	--	--
Wavlen	371.030	--	--	--	--	--	--
Avge	30495	--	--	--	--	--	--
SDev	63.47681	--	--	--	--	--	--
%RSD	.2081541	--	--	--	--	--	--
#1	30491	--	--	--	--	--	--
#2	30434	--	--	--	--	--	--
#3	30561	--	--	--	--	--	--

Method: METTRACE Sample Name: L83E7T/10 prep dil. Operator: ACC
Run Time: 10/28/10 22:31:04
Comment: TESTAMERICA PITTSBURGH ICP METALS ANALYSIS - INST TRACEICP
Mode: CONC Corr. Factor: 1

Elem	AG	AL	AS	B_	BA	BE	CA
Units	ppm	ppm	ppm	ppm	ppm	ppm	ppm
Avge	.00002	.03259	-.00072	24.331	.00213	.00036	.27699
SDev	.00034	.00338	.00104	.019	.00012	.00009	.00143
%RSD	1598.1	10.379	144.24	.07839	5.7127	25.637	.51766
#1	.00032	.03077	-.00008	24.310	.00216	.00027	.27695
#2	-.00035	.03051	-.00016	24.347	.00200	.00045	.27558
#3	.00010	.03650	-.00193	24.336	.00224	.00035	.27844
Errors	LC Pass	LC Pass	LC Pass	LC Pass	LC Pass	LC Pass	LC Pass
High	2.0000	500.00	10.000	30.000	10.000	10.000	600.00
Low	-.00500	-.20000	-.01000	-.20000	-.20000	-.00400	-5.0000

Elem	CD	CO	CR	CU	FE	K_	MG
Units	ppm	ppm	ppm	ppm	ppm	ppm	ppm
Avge	.00137	-.00019	.00180	.05713	.03458	66.564	.02903
SDev	.00003	.00008	.00011	.00006	.00855	.201	.00129
%RSD	1.9036	42.708	5.8479	.11060	24.730	.30260	4.4391
#1	.00134	-.00013	.00179	.05718	.03944	66.335	.03039
#2	.00138	-.00015	.00171	.05706	.02471	66.714	.02783
#3	.00138	-.00028	.00192	.05715	.03960	66.642	.02887
Errors	LC Pass	LC Pass	LC Pass	LC Pass	LC Pass	LC Pass	LC Pass
High	5.0000	50.000	20.000	10.000	500.00	400.00	600.00
Low	-.00500	-.05000	-.00500	-.02500	-.10000	-5.0000	-5.0000

Elem	MN	MO	NA	NI	PB/1	PB/2	PB
Units	ppm	ppm	ppm	ppm	ppm	ppm	ppm
Avge	.00261	1.2819	173.86	.00232	.01838	.00414	.00888
SDev	.00005	.0001	.75	.00010	.00108	.00160	.00125
%RSD	1.8442	.00746	.43346	4.1334	5.8868	38.669	14.035
#1	.00263	1.2818	173.01	.00236	.01748	.00483	.00904
#2	.00255	1.2819	174.42	.00221	.01958	.00528	.01004
#3	.00265	1.2819	174.15	.00239	.01809	.00231	.00756
Errors	LC Pass	LC Pass	LC Pass	LC Pass	NOCHECK	NOCHECK	LC Pass
High	20.000	20.000	400.00	100.00			5.0000
Low	-.01500	-.04000	-5.0000	-.04000			-.00300

Elem	SB/1	SB/2	SB	SE/1	SE/2	SE	SI
Units	ppm	ppm	ppm	ppm	ppm	ppm	ppm
Avge	.05808	.01133	.02690	.21041	.09233	.13165	3.2321
SDev	.00058	.00155	.00107	.00327	.00084	.00055	.0066
%RSD	.99655	13.652	3.9864	1.5547	.91234	.42108	.20522
#1	.05753	.01013	.02591	.20842	.09265	.13120	3.2279
#2	.05869	.01079	.02674	.21419	.09138	.13227	3.2397

#3	.05801	.01308	.02804	.20863	.09297	.13148	3.2287
Errors	NOCHECK	NOCHECK	LC Pass	NOCHECK	NOCHECK	LC Pass	LC Pass

High			5.0000			10.000	50.000
Low			-.01000			-.00500	-.50000

Elem	SN	SR	TI	TL	V_	ZN	
Units	ppm	ppm	ppm	ppm	ppm	ppm	
Avge	.20010	.00107	.00047	L-.14482	.00009	.02371	
SDev	.00323	.00006	.00007	.00346	.00054	.00020	
%RSD	1.6126	6.0096	15.508	2.3912	608.43	.85415	
#1	.19639	.00105	.00051	L-.14082	-.00022	.02353	
#2	.20220	.00102	.00038	L-.14664	.00072	.02393	
#3	.20173	.00114	.00051	L-.14699	-.00022	.02369	

Errors	LC Pass	LC Pass	LC Pass	LC Low	LC Pass	LC Pass	
High	30.000	10.000	30.000	10.000	50.000	5.0000	
Low	-.10000	-.05000	-.05000	-.01000	-.05000	-.02000	

IntStd	1	2	3	4	5	6	7
Mode	Counts	NOTUSED	NOTUSED	NOTUSED	NOTUSED	NOTUSED	NOTUSED
Elem	Y	--	--	--	--	--	--
Wavlen	371.030	--	--	--	--	--	--
Avge	29158	--	--	--	--	--	--
SDev	169.3845	--	--	--	--	--	--
%RSD	.5809106	--	--	--	--	--	--
#1	28979	--	--	--	--	--	--
#2	29181	--	--	--	--	--	--
#3	29316	--	--	--	--	--	--

Method: METTRACE Sample Name: L83E7P50T pdilx5 Operator: ACC
Run Time: 10/28/10 22:36:34
Comment: TESTAMERICA PITTSBURGH ICP METALS ANALYSIS - INST TRACEICP
Mode: CONC Corr. Factor: 1

Elem	AG	AL	AS	B_	BA	BE	CA
Units	ppm	ppm	ppm	ppm	ppm	ppm	ppm
Avge	-.00005	.03606	.00048	5.2152	.00061	.00054	.06914
SDev	.00022	.00286	.00015	.0164	.00020	.00001	.00549
%RSD	408.03	7.9204	31.042	.31460	31.967	2.0027	7.9420
#1	.00010	.03934	.00032	5.2323	.00081	.00054	.07512
#2	.00005	.03413	.00062	5.2139	.00042	.00055	.06434
#3	-.00031	.03471	.00050	5.1995	.00061	.00053	.06795
Errors	LC Pass	LC Pass	LC Pass	LC Pass	LC Pass	LC Pass	LC Pass
High	2.0000	500.00	10.000	30.000	10.000	10.000	600.00
Low	-.00500	-.20000	-.01000	-.20000	-.20000	-.00400	-5.0000

Elem	CD	CO	CR	CU	FE	K_	MG
Units	ppm	ppm	ppm	ppm	ppm	ppm	ppm
Avge	.00036	-.00007	.00057	.01128	.01640	13.438	.00755
SDev	.00012	.00027	.00023	.00011	.00737	.023	.00195
%RSD	32.037	397.25	40.549	.99892	44.968	.17401	25.789
#1	.00040	-.00018	.00081	.01141	.02208	13.411	.00979
#2	.00045	.00024	.00035	.01123	.00806	13.447	.00641
#3	.00023	-.00026	.00055	.01120	.01905	13.455	.00643
Errors	LC Pass	LC Pass	LC Pass	LC Pass	LC Pass	LC Pass	LC Pass
High	5.0000	50.000	20.000	10.000	500.00	400.00	600.00
Low	-.00500	-.05000	-.00500	-.02500	-.10000	-5.0000	-5.0000

Elem	MN	MO	NA	NI	PB/1	PB/2	PB
Units	ppm	ppm	ppm	ppm	ppm	ppm	ppm
Avge	.00076	.25211	39.611	.00076	.00317	.00186	.00229
SDev	.00013	.00053	.069	.00088	.00036	.00057	.00028
%RSD	16.553	.20890	.17522	116.14	11.351	30.861	12.426
#1	.00089	.25270	39.556	.00173	.00354	.00149	.00217
#2	.00064	.25170	39.689	.00056	.00282	.00252	.00262
#3	.00074	.25192	39.588	-.00000	.00314	.00156	.00209
Errors	LC Pass	LC Pass	LC Pass	LC Pass	NOCHECK	NOCHECK	LC Pass
High	20.000	20.000	400.00	100.00			5.0000
Low	-.01500	-.04000	-5.0000	-.04000			-.00300

Elem	SB/1	SB/2	SB	SE/1	SE/2	SE	SI
Units	ppm	ppm	ppm	ppm	ppm	ppm	ppm
Avge	.01315	.00251	.00605	.03559	.02012	.02527	.69579
SDev	.00094	.00057	.00009	.00226	.00210	.00135	.00432
%RSD	7.1875	22.609	1.5144	6.3467	10.452	5.3378	.62021
#1	.01290	.00278	.00615	.03307	.02149	.02535	.69905
#2	.01419	.00186	.00597	.03742	.02117	.02659	.69742

#3	.01235	.00290	.00605	.03629	.01770	.02389	.69089
Errors	NOCHECK	NOCHECK	LC Pass	NOCHECK	NOCHECK	LC Pass	LC Pass

High			5.0000			10.000	50.000
Low			-.01000			-.00500	-.50000

Elem	SN	SR	TI	TL	V_	ZN	
Units	ppm	ppm	ppm	ppm	ppm	ppm	
Avge	.03759	.00030	-.00018	L-.02698	.00007	.01030	
SDev	.00020	.00011	.00007	.00141	.00052	.00023	
%RSD	.54386	34.655	39.170	5.2309	733.94	2.2769	
#1	.03775	.00040	-.00021	L-.02828	.00068	.01057	
#2	.03736	.00019	-.00022	L-.02718	-.00023	.01012	
#3	.03766	.00032	-.00010	L-.02548	-.00023	.01022	

Errors	LC Pass	LC Pass	LC Pass	LC Low	LC Pass	LC Pass	
High	30.000	10.000	30.000	10.000	50.000	5.0000	
Low	-.10000	-.05000	-.05000	-.01000	-.05000	-.02000	

IntStd	1	2	3	4	5	6	7
Mode	Counts	NOTUSED	NOTUSED	NOTUSED	NOTUSED	NOTUSED	NOTUSED
Elem	Y	--	--	--	--	--	--
Wavlen	371.030	--	--	--	--	--	--
Avge	30313	--	--	--	--	--	--
SDev	53.11120	--	--	--	--	--	--
%RSD	.1752068	--	--	--	--	--	--
#1	30363	--	--	--	--	--	--
#2	30320	--	--	--	--	--	--
#3	30257	--	--	--	--	--	--

Method: METTRACE Sample Name: L84LET Operator: ACC
Run Time: 10/28/10 22:42:03
Comment: TESTAMERICA PITTSBURGH ICP METALS ANALYSIS - INST TRACEICP
Mode: CONC Corr. Factor: 1

Elem	AG	AL	AS	B_	BA	BE	CA
Units	ppm	ppm	ppm	ppm	ppm	ppm	ppm
Avge	.00002	.05259	.00248	.04420	.16364	.00056	5.1098
SDev	.00018	.00282	.00145	.00139	.00054	.00014	.0321
%RSD	814.81	5.3559	58.566	3.1569	.32892	24.577	.62815
#1	.00002	.05102	.00125	.04568	.16403	.00044	5.0778
#2	.00021	.05091	.00210	.04403	.16386	.00052	5.1096
#3	-.00016	.05584	.00408	.04290	.16303	.00071	5.1420
Errors	LC Pass	LC Pass	LC Pass	LC Pass	LC Pass	LC Pass	LC Pass
High	2.0000	500.00	10.000	30.000	10.000	10.000	600.00
Low	-.00500	-.20000	-.01000	-.20000	-.20000	-.00400	-5.0000

Elem	CD	CO	CR	CU	FE	K_	MG
Units	ppm	ppm	ppm	ppm	ppm	ppm	ppm
Avge	.00069	-.00004	.00606	.03163	.03623	3.3440	.02416
SDev	.00013	.00016	.00024	.00063	.01626	.0129	.00388
%RSD	19.625	366.66	4.0159	2.0010	44.875	.38698	16.050
#1	.00057	.00014	.00578	.03219	.04250	3.3536	.02137
#2	.00065	-.00017	.00624	.03176	.01777	3.3490	.02252
#3	.00083	-.00011	.00615	.03094	.04841	3.3293	.02859
Errors	LC Pass	LC Pass	LC Pass	LC Pass	LC Pass	LC Pass	LC Pass
High	5.0000	50.000	20.000	10.000	500.00	400.00	600.00
Low	-.00500	-.05000	-.00500	-.02500	-.10000	-5.0000	-5.0000

Elem	MN	MO	NA	NI	PB/1	PB/2	PB
Units	ppm	ppm	ppm	ppm	ppm	ppm	ppm
Avge	.00151	.01207	H1002.2	.00723	.00396	.00152	.00233
SDev	.00047	.00069	4.4	.00022	.00257	.00079	.00078
%RSD	30.936	5.6867	.44009	3.0393	64.806	52.143	33.324
#1	.00206	.01173	H1005.4	.00738	.00155	.00138	.00144
#2	.00125	.01286	H1004.2	.00734	.00666	.00081	.00276
#3	.00124	.01162	H997.20	.00698	.00368	.00237	.00281
Errors	LC Pass	LC Pass	LC High	LC Pass	NOCHECK	NOCHECK	LC Pass
High	20.000	20.000	400.00	100.00			5.0000
Low	-.01500	-.04000	-5.0000	-.04000			-.00300

Elem	SB/1	SB/2	SB	SE/1	SE/2	SE	SI
Units	ppm	ppm	ppm	ppm	ppm	ppm	ppm
Avge	.00280	.00352	.00328	.01110	.00494	.00699	25.944
SDev	.00214	.00116	.00139	.00270	.00073	.00042	.012
%RSD	76.499	32.995	42.311	24.290	14.826	5.9433	.04750
#1	.00469	.00370	.00403	.00800	.00577	.00651	25.944
#2	.00047	.00228	.00168	.01241	.00467	.00725	25.956

#3	.00324	.00459	.00414	.01290	.00438	.00722	25.931
Errors	NOCHECK	NOCHECK	LC Pass	NOCHECK	NOCHECK	LC Pass	LC Pass

High			5.0000			10.000	50.000
Low			-.01000			-.00500	-.50000

Elem	SN	SR	TI	TL	V_	ZN	
Units	ppm	ppm	ppm	ppm	ppm	ppm	
Avge	.01245	.03479	.00056	-.00500	.00114	.01544	
SDev	.00154	.00010	.00075	.00078	.00023	.00062	
%RSD	12.355	.28151	135.03	15.532	20.513	4.0236	
#1	.01104	.03489	.00133	-.00456	.00101	.01485	
#2	.01223	.03478	-.00017	-.00590	.00140	.01538	
#3	.01409	.03469	.00051	-.00454	.00099	.01609	

Errors	LC Pass	LC Pass	LC Pass	LC Pass	LC Pass	LC Pass	
High	30.000	10.000	30.000	10.000	50.000	5.0000	
Low	-.10000	-.05000	-.05000	-.01000	-.05000	-.02000	

IntStd	1	2	3	4	5	6	7
Mode	Counts	NOTUSED	NOTUSED	NOTUSED	NOTUSED	NOTUSED	NOTUSED
Elem	Y	--	--	--	--	--	--
Wavlen	371.030	--	--	--	--	--	--
Avge	26995	--	--	--	--	--	--
SDev	213.9334	--	--	--	--	--	--
%RSD	.7924992	--	--	--	--	--	--
#1	26803	--	--	--	--	--	--
#2	26955	--	--	--	--	--	--
#3	27226	--	--	--	--	--	--

Method: METTRACE Sample Name: L8PWABT Operator: ACC
Run Time: 10/28/10 22:47:32
Comment: TESTAMERICA PITTSBURGH ICP METALS ANALYSIS - INST TRACEICP
Mode: CONC Corr. Factor: 1

Elem	AG	AL	AS	B_	BA	BE	CA
Units	ppm	ppm	ppm	ppm	ppm	ppm	ppm
Avge	-.00027	.04360	-.00057	.01198	.00067	.00051	.01778
SDev	.00019	.00299	.00055	.00049	.00021	.00005	.00600
%RSD	72.630	6.8544	95.939	4.0699	31.108	10.457	33.739
#1	-.00044	.04705	.00005	.01254	.00089	.00055	.02403
#2	-.00006	.04206	-.00100	.01168	.00064	.00052	.01722
#3	-.00031	.04170	-.00076	.01172	.00047	.00045	.01207
Errors	LC Pass	LC Pass	LC Pass	LC Pass	LC Pass	LC Pass	LC Pass
High	.00500	.20000	.01000	.20000	.20000	.00400	5.0000
Low	-.00500	-.20000	-.01000	-.20000	-.20000	-.00400	-5.0000

Elem	CD	CO	CR	CU	FE	K_	MG
Units	ppm	ppm	ppm	ppm	ppm	ppm	ppm
Avge	.00003	.00004	.00030	-.00003	.01614	.21807	.00384
SDev	.00003	.00014	.00016	.00006	.00421	.00453	.00175
%RSD	93.738	324.35	51.667	205.65	26.080	2.0768	45.649
#1	.00004	.00016	.00048	-.00009	.01465	.22251	.00537
#2	-.00000	-.00012	.00026	.00003	.02089	.21826	.00422
#3	.00005	.00009	.00017	-.00003	.01288	.21345	.00193
Errors	LC Pass	LC Pass	LC Pass	LC Pass	LC Pass	LC Pass	LC Pass
High	.00500	.05000	.00500	.02500	.10000	5.0000	5.0000
Low	-.00500	-.05000	-.00500	-.02500	-.10000	-5.0000	-5.0000

Elem	MN	MO	NA	NI	PB/1	PB/2	PB
Units	ppm	ppm	ppm	ppm	ppm	ppm	ppm
Avge	.00043	.00048	.52758	.00009	.00025	.00255	.00178
SDev	.00011	.00046	.19502	.00051	.00113	.00122	.00044
%RSD	24.541	94.227	36.966	559.99	447.07	48.008	24.779
#1	.00055	.00038	.74361	.00064	.00151	.00116	.00128
#2	.00040	.00098	.47464	.00001	-.00065	.00347	.00209
#3	.00035	.00009	.36449	-.00037	-.00010	.00302	.00198
Errors	LC Pass	LC Pass	LC Pass	LC Pass	NOCHECK	NOCHECK	LC Pass
High	.01500	.04000	5.0000	.04000			.00300
Low	-.01500	-.04000	-5.0000	-.04000			-.00300

Elem	SB/1	SB/2	SB	SE/1	SE/2	SE	SI
Units	ppm	ppm	ppm	ppm	ppm	ppm	ppm
Avge	.00217	-.00007	.00067	-.00205	.00353	.00167	.01024
SDev	.00092	.00109	.00072	.00256	.00026	.00075	.00359
%RSD	42.481	1460.8	106.88	125.05	7.4128	44.739	35.054
#1	.00243	.00104	.00150	-.00033	.00323	.00205	.01331
#2	.00115	-.00013	.00030	-.00499	.00371	.00081	.01111

#3	.00293	-.00114	.00022	-.00083	.00366	.00217	.00629
Errors	NOCHECK	NOCHECK	LC Pass	NOCHECK	NOCHECK	LC Pass	LC Pass

High			.01000			.00500	.50000
Low			-.01000			-.00500	-.50000

Elem	SN	SR	TI	TL	V_	ZN	
Units	ppm	ppm	ppm	ppm	ppm	ppm	
Avge	.00044	.00028	-.00014	.00114	.00001	.00554	
SDev	.00126	.00012	.00037	.00100	.00021	.00040	
%RSD	282.46	42.176	259.04	87.493	1424.8	7.1232	
#1	.00180	.00041	-.00047	.00212	.00014	.00542	
#2	.00022	.00022	-.00023	.00012	-.00023	.00522	
#3	-.00068	.00020	.00026	.00119	.00014	.00598	

Errors	LC Pass	LC Pass	LC Pass	LC Pass	LC Pass	LC Pass	
High	.10000	.05000	.05000	.01000	.05000	.02000	
Low	-.10000	-.05000	-.05000	-.01000	-.05000	-.02000	

IntStd	1	2	3	4	5	6	7
Mode	Counts	NOTUSED	NOTUSED	NOTUSED	NOTUSED	NOTUSED	NOTUSED
Elem	Y	--	--	--	--	--	--
Wavlen	371.030	--	--	--	--	--	--
Avge	29884	--	--	--	--	--	--
SDev	8.806230	--	--	--	--	--	--
%RSD	.0294684	--	--	--	--	--	--
#1	29893	--	--	--	--	--	--
#2	29875	--	--	--	--	--	--
#3	29883	--	--	--	--	--	--

Method: METTRACE Sample Name: L8PWACT Operator: ACC
Run Time: 10/28/10 22:53:01
Comment: TESTAMERICA PITTSBURGH ICP METALS ANALYSIS - INST TRACEICP
Mode: CONC Corr. Factor: 1

Elem	AG	AL	AS	B_	BA	BE	CA
Units	ppm	ppm	ppm	ppm	ppm	ppm	ppm
Avge	.05152	2.1032	2.1196	1.0013	1.9847	.04849	L.00757
SDev	.00054	.0121	.0076	.0033	.0062	.00018	.00485
%RSD	1.0407	.57745	.35775	.32907	.31304	.38133	64.080
#1	.05190	2.1129	2.1109	1.0009	1.9904	.04828	L.00931
#2	.05176	2.1071	2.1245	1.0047	1.9858	.04854	L.01131
#3	.05091	2.0896	2.1234	.99815	1.9781	.04864	L.00209
Errors	LC Pass	LC Pass	LC Pass	LC Pass	LC Pass	LC Pass	LC Low
High	.06000	2.4000	2.4000	1.2000	2.4000	.06000	60.000
Low	.04000	1.6000	1.6000	.80000	1.6000	.04000	40.000

Elem	CD	CO	CR	CU	FE	K_	MG
Units	ppm	ppm	ppm	ppm	ppm	ppm	ppm
Avge	.05179	.49456	.20309	.25985	1.0290	L.35918	L.00366
SDev	.00018	.00065	.00038	.00096	.0038	.00615	.00370
%RSD	.35575	.13098	.18627	.36745	.37247	1.7129	101.20
#1	.05164	.49401	.20266	.26071	1.0318	L.36488	L.00692
#2	.05200	.49527	.20323	.26000	1.0306	L.35999	L.00443
#3	.05174	.49438	.20338	.25882	1.0246	L.35266	L-.00037
Errors	LC Pass	LC Pass	LC Pass	LC Pass	LC Pass	LC Low	LC Low
High	.06000	.60000	.24000	.30000	1.2000	60.000	60.000
Low	.04000	.40000	.16000	.20000	.80000	40.000	40.000

Elem	MN	MO	NA	NI	PB/1	PB/2	PB
Units	ppm	ppm	ppm	ppm	ppm	ppm	ppm
Avge	.50590	L.00113	H1575.1	.49985	.50233	.50661	.50518
SDev	.00070	.00044	14.2	.00229	.00093	.00428	.00274
%RSD	.13794	38.807	.90122	.45897	.18483	.84466	.54299
#1	.50516	L.00158	H1588.8	.50080	.50248	.50186	.50207
#2	.50655	L.00070	H1576.0	.50151	.50318	.50779	.50626
#3	.50600	L.00110	H1560.4	.49723	.50134	.51017	.50723
Errors	LC Pass	LC Low	LC High	LC Pass	NOCHECK	NOCHECK	LC Pass
High	.60000	1.2000	60.000	.60000			.60000
Low	.40000	.80000	40.000	.40000			.40000

Elem	SB/1	SB/2	SB	SE/1	SE/2	SE	SI
Units	ppm	ppm	ppm	ppm	ppm	ppm	ppm
Avge	.00102	-.00007	L.00030	2.2408	2.1622	2.1884	L.01397
SDev	.00083	.00109	.00061	.0057	.0260	.0185	.00654
%RSD	81.404	1668.4	206.19	.25596	1.2036	.84372	46.782
#1	.00047	-.00050	L-.00018	2.2361	2.1328	2.1672	L.01576
#2	.00062	.00117	L.00099	2.2472	2.1712	2.1965	L.01944

#3	.00198	-.00086	L.00008	2.2392	2.1824	2.2013	L.00673
Errors	NOCHECK	NOCHECK	LC Low	NOCHECK	NOCHECK	LC Pass	LC Low

High			.60000			2.4000	12.000
Low			.40000			1.6000	8.0000

Elem	SN	SR	TI	TL	V_	ZN	
Units	ppm	ppm	ppm	ppm	ppm	ppm	
Avge	L.01332	1.0026	L-.00013	1.8982	.48898	.53724	
SDev	.00099	.0031	.00022	.0383	.00112	.00119	
%RSD	7.4376	.30701	164.96	2.0157	.22896	.22161	
#1	L.01408	1.0055	L.00012	1.8543	.49024	.53750	
#2	L.01368	1.0031	L-.00026	1.9154	.48810	.53827	
#3	L.01220	.99935	L-.00026	1.9247	.48860	.53594	

Errors	LC Low	LC Pass	LC Low	LC Pass	LC Pass	LC Pass	
High	2.4000	1.2000	1.2000	2.4000	.60000	.60000	
Low	1.6000	.80000	.80000	1.6000	.40000	.40000	

IntStd	1	2	3	4	5	6	7
Mode	Counts	NOTUSED	NOTUSED	NOTUSED	NOTUSED	NOTUSED	NOTUSED
Elem	Y	--	--	--	--	--	--
Wavlen	371.030	--	--	--	--	--	--
Avge	28494	--	--	--	--	--	--
SDev	250.6117	--	--	--	--	--	--
%RSD	.8795344	--	--	--	--	--	--
#1	28218	--	--	--	--	--	--
#2	28556	--	--	--	--	--	--
#3	28707	--	--	--	--	--	--

Method: METTRACE Sample Name: L8L4MBT Operator: ACC
Run Time: 10/28/10 22:58:30
Comment: TESTAMERICA PITTSBURGH ICP METALS ANALYSIS - INST TRACEICP
Mode: CONC Corr. Factor: 1

Elem	AG	AL	AS	B_	BA	BE	CA
Units	ppm	ppm	ppm	ppm	ppm	ppm	ppm
Avge	-.00068	.06502	.00156	.00745	.00154	-.00003	.03483
SDev	.00042	.00743	.00088	.00118	.00068	.00004	.02465
%RSD	61.320	11.432	56.338	15.805	44.471	146.21	70.794
#1	-.00086	.05919	.00090	.00869	.00085	-.00004	.00912
#2	-.00098	.07339	.00255	.00731	.00222	-.00006	.05827
#3	-.00020	.06248	.00122	.00635	.00155	.00002	.03709
Errors	LC Pass	LC Pass	LC Pass	LC Pass	LC Pass	LC Pass	LC Pass
High	.00500	.20000	.01000	.20000	.20000	.00400	5.0000
Low	-.00500	-.20000	-.01000	-.20000	-.20000	-.00400	-5.0000

Elem	CD	CO	CR	CU	FE	K_	MG
Units	ppm	ppm	ppm	ppm	ppm	ppm	ppm
Avge	.00025	-.00008	.00103	.00047	.02276	.32619	.00241
SDev	.00006	.00030	.00016	.00019	.01120	.01611	.00455
%RSD	24.952	391.92	15.843	40.999	49.206	4.9371	188.41
#1	.00028	-.00017	.00089	.00061	.01803	.34460	-.00279
#2	.00030	-.00032	.00098	.00056	.03555	.31927	.00441
#3	.00018	.00026	.00121	.00025	.01470	.31471	.00562
Errors	LC Pass	LC Pass	LC Pass	LC Pass	LC Pass	LC Pass	LC Pass
High	.00500	.05000	.00500	.02500	.10000	5.0000	5.0000
Low	-.00500	-.05000	-.00500	-.02500	-.10000	-5.0000	-5.0000

Elem	MN	MO	NA	NI	PB/1	PB/2	PB
Units	ppm	ppm	ppm	ppm	ppm	ppm	ppm
Avge	.00030	.00026	H1569.2	.00021	-.00208	.00299	.00130
SDev	.00006	.00051	7.9	.00036	.00295	.00094	.00040
%RSD	19.844	198.85	.50584	167.17	141.44	31.489	30.448
#1	.00027	.00083	H1562.4	.00005	-.00459	.00394	.00110
#2	.00037	-.00014	H1577.9	.00063	-.00284	.00299	.00105
#3	.00026	.00007	H1567.3	-.00003	.00117	.00205	.00176
Errors	LC Pass	LC Pass	LC High	LC Pass	NOCHECK	NOCHECK	LC Pass
High	.01500	.04000	5.0000	.04000			.00300
Low	-.01500	-.04000	-5.0000	-.04000			-.00300

Elem	SB/1	SB/2	SB	SE/1	SE/2	SE	SI
Units	ppm	ppm	ppm	ppm	ppm	ppm	ppm
Avge	.00723	-.00223	.00092	.00828	.00868	.00854	.01473
SDev	.00207	.00082	.00064	.00341	.00173	.00215	.00182
%RSD	28.594	36.752	69.242	41.158	19.989	25.114	12.345
#1	.00617	-.00277	.00021	.01210	.01046	.01100	.01583
#2	.00961	-.00264	.00144	.00556	.00858	.00757	.01263

#3	.00590	-.00129	.00111	.00718	.00699	.00705	.01572
Errors	NOCHECK	NOCHECK	LC Pass	NOCHECK	NOCHECK	LC Pass	LC Pass

High			.06000			.02000	.50000
Low			-.06000			-.02000	-.50000

Elem	SN	SR	TI	TL	V_	ZN	
Units	ppm	ppm	ppm	ppm	ppm	ppm	
Avge	.01433	.00244	.00042	H.01083	-.00023	.00784	
SDev	.00215	.00033	.00015	.00778	.00000	.00144	
%RSD	14.990	13.480	35.321	71.870	1.4376	18.430	
#1	.01618	.00210	.00025	H.01920	-.00023	.00643	
#2	.01197	.00275	.00051	.00950	-.00023	.00932	
#3	.01483	.00247	.00051	.00380	-.00023	.00776	
Errors	LC Pass	LC Pass	LC Pass	LC High	LC Pass	LC Pass	
High	.10000	.05000	.05000	.01000	.05000	.02000	
Low	-.10000	-.05000	-.05000	-.01000	-.05000	-.02000	

IntStd	1	2	3	4	5	6	7
Mode	Counts	NOTUSED	NOTUSED	NOTUSED	NOTUSED	NOTUSED	NOTUSED
Elem	Y	--	--	--	--	--	--
Wavlen	371.030	--	--	--	--	--	--
Avge	28542	--	--	--	--	--	--
SDev	201.1730	--	--	--	--	--	--
%RSD	.7048300	--	--	--	--	--	--
#1	28313	--	--	--	--	--	--
#2	28691	--	--	--	--	--	--
#3	28622	--	--	--	--	--	--

Method: METTRACE Sample Name: L7616T Operator: ACC
Run Time: 10/28/10 23:03:59
Comment: TESTAMERICA PITTSBURGH ICP METALS ANALYSIS - INST TRACEICP
Mode: CONC Corr. Factor: 1

Elem	AG	AL	AS	B_	BA	BE	CA
Units	ppm	ppm	ppm	ppm	ppm	ppm	ppm
Avge	.00041	.15118	.02016	.41266	.10513	.00021	132.46
SDev	.00010	.00278	.00142	.00174	.00037	.00005	.41
%RSD	24.753	1.8352	7.0307	.42190	.35394	25.298	.31057
#1	.00037	.15437	.02180	.41324	.10555	.00019	132.82
#2	.00033	.14990	.01932	.41403	.10497	.00016	132.54
#3	.00052	.14928	.01937	.41070	.10486	.00027	132.01
Errors	LC Pass	LC Pass	LC Pass	LC Pass	LC Pass	LC Pass	LC Pass
High	2.0000	500.00	10.000	30.000	10.000	10.000	600.00
Low	-.00500	-.20000	-.01000	-.20000	-.20000	-.00400	-5.0000

Elem	CD	CO	CR	CU	FE	K_	MG
Units	ppm	ppm	ppm	ppm	ppm	ppm	ppm
Avge	.00101	.00357	.00748	.00040	50.650	43.244	46.043
SDev	.00007	.00021	.00024	.00010	.199	.169	.209
%RSD	6.8886	5.9883	3.2747	26.021	.39205	.38997	.45341
#1	.00094	.00370	.00747	.00045	50.825	43.432	46.247
#2	.00101	.00333	.00773	.00046	50.690	43.197	46.053
#3	.00108	.00369	.00724	.00028	50.434	43.104	45.829
Errors	LC Pass	LC Pass	LC Pass	LC Pass	LC Pass	LC Pass	LC Pass
High	5.0000	50.000	20.000	10.000	500.00	400.00	600.00
Low	-.00500	-.05000	-.00500	-.02500	-.10000	-5.0000	-5.0000

Elem	MN	MO	NA	NI	PB/1	PB/2	PB
Units	ppm	ppm	ppm	ppm	ppm	ppm	ppm
Avge	.93952	.00160	H1752.0	.00858	.00666	.00399	.00488
SDev	.00331	.00038	8.4	.00104	.00056	.00096	.00076
%RSD	.35230	23.884	.47957	12.158	8.4519	23.956	15.616
#1	.94263	.00135	H1761.6	.00966	.00691	.00341	.00457
#2	.93989	.00204	H1748.4	.00850	.00705	.00509	.00574
#3	.93604	.00141	H1746.0	.00757	.00601	.00346	.00431
Errors	LC Pass	LC Pass	LC High	LC Pass	NOCHECK	NOCHECK	LC Pass
High	20.000	20.000	400.00	100.00			5.0000
Low	-.01500	-.04000	-5.0000	-.04000			-.00300

Elem	SB/1	SB/2	SB	SE/1	SE/2	SE	SI
Units	ppm	ppm	ppm	ppm	ppm	ppm	ppm
Avge	.00375	.00085	.00182	.01174	.00252	.00559	4.2336
SDev	.00193	.00039	.00067	.00190	.00139	.00120	.0106
%RSD	51.549	45.352	36.790	16.204	55.318	21.441	.25124
#1	.00193	.00115	.00141	.01352	.00177	.00568	4.2426
#2	.00354	.00041	.00146	.00973	.00165	.00434	4.2364

#3	.00577	.00100	.00259	.01197	.00412	.00674	4.2219
Errors	NOCHECK	NOCHECK	LC Pass	NOCHECK	NOCHECK	LC Pass	LC Pass

High			5.0000			10.000	50.000
Low			-.01000			-.00500	-.50000

Elem	SN	SR	TI	TL	V_	ZN	
Units	ppm	ppm	ppm	ppm	ppm	ppm	
Avge	.01533	.77927	.00081	-.00395	.01202	.33539	
SDev	.00089	.00247	.00007	.00074	.00050	.00200	
%RSD	5.7805	.31652	9.0039	18.700	4.1675	.59522	
#1	.01567	.78212	.00077	-.00380	.01257	.33747	
#2	.01599	.77802	.00077	-.00329	.01159	.33520	
#3	.01432	.77769	.00089	-.00474	.01190	.33349	

Errors	LC Pass	LC Pass	LC Pass	LC Pass	LC Pass	LC Pass	
High	30.000	10.000	30.000	10.000	50.000	5.0000	
Low	-.10000	-.05000	-.05000	-.01000	-.05000	-.02000	

IntStd	1	2	3	4	5	6	7
Mode	Counts	NOTUSED	NOTUSED	NOTUSED	NOTUSED	NOTUSED	NOTUSED
Elem	Y	--	--	--	--	--	--
Wavlen	371.030	--	--	--	--	--	--
Avge	28570	--	--	--	--	--	--
SDev	174.3409	--	--	--	--	--	--
%RSD	.6102194	--	--	--	--	--	--
#1	28371	--	--	--	--	--	--
#2	28648	--	--	--	--	--	--
#3	28692	--	--	--	--	--	--

Method: METTRACE Sample Name: L7616P5T Operator: ACC
Run Time: 10/28/10 23:09:29
Comment: TESTAMERICA PITTSBURGH ICP METALS ANALYSIS - INST TRACEICP
Mode: CONC Corr. Factor: 1

Elem	AG	AL	AS	B_	BA	BE	CA
Units	ppm	ppm	ppm	ppm	ppm	ppm	ppm
Avge	-.00017	.05127	.00439	.08397	.02091	.00051	27.754
SDev	.00005	.00282	.00125	.00078	.00017	.00015	.099
%RSD	32.079	5.4924	28.433	.93537	.82626	28.820	.35741
#1	-.00014	.05418	.00553	.08482	.02111	.00034	27.641
#2	-.00023	.04856	.00459	.08326	.02083	.00059	27.822
#3	-.00013	.05106	.00306	.08383	.02079	.00060	27.800
Errors	LC Pass	LC Pass	LC Pass	LC Pass	LC Pass	LC Pass	LC Pass
High	2.0000	500.00	10.000	30.000	10.000	10.000	600.00
Low	-.00500	-.20000	-.01000	-.20000	-.20000	-.00400	-5.0000

Elem	CD	CO	CR	CU	FE	K_	MG
Units	ppm	ppm	ppm	ppm	ppm	ppm	ppm
Avge	.00013	.00041	.00168	-.00040	10.580	6.3239	9.7336
SDev	.00005	.00012	.00012	.00017	.047	.0267	.0178
%RSD	39.824	29.070	6.8414	41.951	.44387	.42240	.18291
#1	.00017	.00054	.00178	-.00038	10.526	6.3542	9.7132
#2	.00015	.00034	.00170	-.00057	10.611	6.3137	9.7459
#3	.00007	.00034	.00155	-.00024	10.604	6.3038	9.7418
Errors	LC Pass	LC Pass	LC Pass	LC Pass	LC Pass	LC Pass	LC Pass
High	5.0000	50.000	20.000	10.000	500.00	400.00	600.00
Low	-.00500	-.05000	-.00500	-.02500	-.10000	-5.0000	-5.0000

Elem	MN	MO	NA	NI	PB/1	PB/2	PB
Units	ppm	ppm	ppm	ppm	ppm	ppm	ppm
Avge	.19198	-.00003	336.69	.00154	.00122	.00132	.00129
SDev	.00025	.00015	.99	.00072	.00156	.00139	.00078
%RSD	.13080	607.86	.29381	46.679	128.24	105.29	60.772
#1	.19170	.00001	337.81	.00123	-.00052	.00250	.00150
#2	.19217	-.00020	336.34	.00236	.00248	.00167	.00194
#3	.19208	.00011	335.93	.00103	.00169	-.00021	.00042
Errors	LC Pass	LC Pass	LC Pass	LC Pass	NOCHECK	NOCHECK	LC Pass
High	20.000	20.000	400.00	100.00			5.0000
Low	-.01500	-.04000	-5.0000	-.04000			-.00300

Elem	SB/1	SB/2	SB	SE/1	SE/2	SE	SI
Units	ppm	ppm	ppm	ppm	ppm	ppm	ppm
Avge	.00131	-.00029	.00024	.00118	.00139	.00132	.84191
SDev	.00125	.00134	.00048	.00222	.00095	.00133	.00243
%RSD	94.918	455.94	199.11	188.64	68.513	100.61	.28881
#1	.00094	-.00004	.00028	-.00078	.00103	.00043	.84143
#2	.00271	-.00174	-.00026	.00072	.00068	.00069	.84455

#3	.00030	.00090	.00070	.00360	.00248	.00285	.83976
Errors	NOCHECK	NOCHECK	LC Pass	NOCHECK	NOCHECK	LC Pass	LC Pass

High			5.0000			10.000	50.000
Low			-.01000			-.00500	-.50000

Elem	SN	SR	TI	TL	V_	ZN	
Units	ppm	ppm	ppm	ppm	ppm	ppm	
Avge	.00402	.15330	.00043	.00160	.00275	.07038	
SDev	.00243	.00073	.00014	.00202	.00012	.00034	
%RSD	60.509	.47592	33.489	126.85	4.2194	.47594	
#1	.00251	.15411	.00051	.00061	.00267	.07015	
#2	.00682	.15311	.00051	.00025	.00288	.07023	
#3	.00273	.15269	.00026	.00392	.00270	.07076	

Errors	LC Pass	LC Pass	LC Pass	LC Pass	LC Pass	LC Pass	
High	30.000	10.000	30.000	10.000	50.000	5.0000	
Low	-.10000	-.05000	-.05000	-.01000	-.05000	-.02000	

IntStd	1	2	3	4	5	6	7
Mode	Counts	NOTUSED	NOTUSED	NOTUSED	NOTUSED	NOTUSED	NOTUSED
Elem	Y	--	--	--	--	--	--
Wavlen	371.030	--	--	--	--	--	--
Avge	29571	--	--	--	--	--	--
SDev	68.00320	--	--	--	--	--	--
%RSD	.2299678	--	--	--	--	--	--
#1	29493	--	--	--	--	--	--
#2	29619	--	--	--	--	--	--
#3	29600	--	--	--	--	--	--

Method: METTRACE Sample Name: CCV1-7 Operator: ACC
Run Time: 10/28/10 23:14:58
Comment: TESTAMERICA PITTSBURGH ICP METALS ANALYSIS - INST TRACEICP
Mode: CONC Corr. Factor: 1

Elem	AG	AL	AS	B_	BA	BE	CA
Units	ppm	ppm	ppm	ppm	ppm	ppm	ppm
Avge	.99348	25.192	.52146	2.0128	2.0431	2.0009	50.121
SDev	.00295	.080	.00162	.0033	.0044	.0078	.173
%RSD	.29641	.31864	.31049	.16320	.21687	.39181	.34439
#1	.99681	25.284	.52333	2.0163	2.0482	2.0098	50.319
#2	.99120	25.148	.52060	2.0121	2.0401	1.9980	50.048
#3	.99244	25.143	.52046	2.0099	2.0411	1.9949	49.997
Errors	LC Pass	LC Pass	LC Pass	LC Pass	LC Pass	LC Pass	LC Pass
High	1.1000	27.500	.55000	2.2000	2.2000	2.2000	55.000
Low	.90000	22.500	.45000	1.8000	1.8000	1.8000	45.000

Elem	CD	CO	CR	CU	FE	K_	MG
Units	ppm	ppm	ppm	ppm	ppm	ppm	ppm
Avge	.49989	1.9560	2.0121	2.0505	25.248	131.84	50.722
SDev	.00210	.0065	.0071	.0050	.077	.35	.177
%RSD	.41901	.33384	.35434	.24165	.30469	.26556	.34920
#1	.50229	1.9634	2.0200	2.0561	25.335	132.16	50.926
#2	.49901	1.9536	2.0100	2.0471	25.220	131.46	50.638
#3	.49839	1.9510	2.0062	2.0481	25.190	131.89	50.603
Errors	LC Pass	LC Pass	LC Pass	LC Pass	LC Pass	LC Pass	LC Pass
High	.55000	2.2000	2.2000	2.2000	27.500	137.50	55.000
Low	.45000	1.8000	1.8000	1.8000	22.500	112.50	45.000

Elem	MN	MO	NA	NI	PB/1	PB/2	PB
Units	ppm	ppm	ppm	ppm	ppm	ppm	ppm
Avge	2.0011	2.0612	129.23	1.9915	.49237	.51109	.50485
SDev	.0066	.0036	.37	.0056	.00195	.00210	.00161
%RSD	.33140	.17378	.28496	.28126	.39622	.41168	.31933
#1	2.0087	2.0571	129.64	1.9976	.49462	.51130	.50575
#2	1.9979	2.0628	128.92	1.9904	.49130	.51307	.50582
#3	1.9966	2.0638	129.14	1.9865	.49119	.50888	.50299
Errors	LC Pass	LC Pass	LC Pass	LC Pass	NOCHECK	NOCHECK	LC Pass
High	2.2000	2.2000	137.50	2.2000			.55000
Low	1.8000	1.8000	112.50	1.8000			.45000

Elem	SB/1	SB/2	SB	SE/1	SE/2	SE	SI
Units	ppm	ppm	ppm	ppm	ppm	ppm	ppm
Avge	.52297	.53187	.52891	.52574	.51646	.51955	2.0486
SDev	.00229	.00369	.00173	.00156	.00118	.00032	.0094
%RSD	.43825	.69322	.32769	.29776	.22869	.06140	.45682
#1	.52038	.53569	.53059	.52742	.51537	.51938	2.0592
#2	.52472	.52833	.52713	.52433	.51771	.51992	2.0449

#3	.52383	.53158	.52900	.52546	.51629	.51935	2.0416
Errors	NOCHECK	NOCHECK	LC Pass	NOCHECK	NOCHECK	LC Pass	LC Pass

High			.55000			.55000	2.2000
Low			.45000			.45000	1.8000

Elem	SN	SR	TI	TL	V_	ZN	
Units	ppm	ppm	ppm	ppm	ppm	ppm	
Avge	2.0888	2.0530	2.0381	.98486	1.9654	2.0185	
SDev	.0076	.0053	.0033	.00429	.0059	.0073	
%RSD	.36438	.26002	.16136	.43581	.29775	.35918	
#1	2.0961	2.0591	2.0419	.98048	1.9722	2.0269	
#2	2.0893	2.0494	2.0360	.98504	1.9621	2.0150	
#3	2.0809	2.0504	2.0364	.98906	1.9620	2.0137	
Errors	LC Pass	LC Pass	LC Pass	LC Pass	LC Pass	LC Pass	
High	2.2000	2.2000	2.2000	1.1000	2.2000	2.2000	
Low	1.8000	1.8000	1.8000	.90000	1.8000	1.8000	

IntStd	1	2	3	4	5	6	7
Mode	Counts	NOTUSED	NOTUSED	NOTUSED	NOTUSED	NOTUSED	NOTUSED
Elem	Y	--	--	--	--	--	--
Wavlen	371.030	--	--	--	--	--	--
Avge	29933	--	--	--	--	--	--
SDev	88.78892	--	--	--	--	--	--
%RSD	.2966245	--	--	--	--	--	--
#1	29988	--	--	--	--	--	--
#2	29981	--	--	--	--	--	--
#3	29831	--	--	--	--	--	--

Method: METTRACE Sample Name: CCB7 Operator: ACC
Run Time: 10/28/10 23:20:27
Comment: TESTAMERICA PITTSBURGH ICP METALS ANALYSIS - INST TRACEICP
Mode: CONC Corr. Factor: 1

Elem	AG	AL	AS	B_	BA	BE	CA
Units	ppm	ppm	ppm	ppm	ppm	ppm	ppm
Avge	-.00011	.02610	.00136	.00598	.00004	.00075	-.00362
SDev	.00030	.00157	.00119	.00095	.00006	.00002	.00180
%RSD	272.86	6.0231	87.495	15.954	174.23	2.4919	49.701
#1	-.00042	.02738	.00217	.00708	-.00003	.00073	-.00174
#2	-.00009	.02434	-.00001	.00548	.00005	.00077	-.00533
#3	.00018	.02658	.00191	.00538	.00009	.00075	-.00378
Errors	LC Pass	LC Pass	LC Pass	LC Pass	LC Pass	LC Pass	LC Pass
High	.00500	.20000	.01000	.20000	.20000	.00400	5.0000
Low	-.00500	-.20000	-.01000	-.20000	-.20000	-.00400	-5.0000

Elem	CD	CO	CR	CU	FE	K_	MG
Units	ppm	ppm	ppm	ppm	ppm	ppm	ppm
Avge	.00005	.00016	.00028	-.00060	.00670	.22399	.00077
SDev	.00018	.00031	.00019	.00011	.00361	.00338	.00114
%RSD	356.15	188.70	69.706	19.062	53.958	1.5086	147.56
#1	.00010	-.00019	.00014	-.00051	.00759	.22059	.00078
#2	-.00015	.00034	.00019	-.00056	.00272	.22735	-.00037
#3	.00020	.00034	.00050	-.00073	.00978	.22402	.00190
Errors	LC Pass	LC Pass	LC Pass	LC Pass	LC Pass	LC Pass	LC Pass
High	.00500	.05000	.00500	.02500	.10000	5.0000	5.0000
Low	-.00500	-.05000	-.00500	-.02500	-.10000	-5.0000	-5.0000

Elem	MN	MO	NA	NI	PB/1	PB/2	PB
Units	ppm	ppm	ppm	ppm	ppm	ppm	ppm
Avge	.00021	.00794	.05398	.00004	.00099	.00077	.00085
SDev	.00003	.00374	.05820	.00010	.00201	.00068	.00074
%RSD	14.008	47.093	107.82	218.30	202.48	88.155	87.305
#1	.00019	.01176	-.00031	.00007	-.00120	.00116	.00038
#2	.00024	.00776	.11542	.00013	.00276	.00116	.00170
#3	.00019	.00429	.04682	-.00006	.00142	-.00001	.00046
Errors	LC Pass	LC Pass	LC Pass	LC Pass	NOCHECK	NOCHECK	LC Pass
High	.01500	.04000	5.0000	.04000			.00300
Low	-.01500	-.04000	-5.0000	-.04000			-.00300

Elem	SB/1	SB/2	SB	SE/1	SE/2	SE	SI
Units	ppm	ppm	ppm	ppm	ppm	ppm	ppm
Avge	.00128	.00031	.00063	-.00172	.00143	.00038	-.00918
SDev	.00130	.00049	.00076	.00123	.00131	.00088	.00364
%RSD	101.75	159.93	120.56	71.311	91.582	230.57	39.689
#1	.00276	.00086	.00149	-.00138	.00279	.00140	-.00773
#2	.00031	-.00006	.00007	-.00308	.00133	-.00014	-.01333

#3	.00077	.00011	.00033	-.00070	.00017	-.00012	-.00649
Errors	NOCHECK	NOCHECK	LC Pass	NOCHECK	NOCHECK	LC Pass	LC Pass

High			.01000			.00500	.50000
Low			-.01000			-.00500	-.50000

Elem	SN	SR	TI	TL	V_	ZN	
Units	ppm	ppm	ppm	ppm	ppm	ppm	
Avge	.00044	.00008	.00006	.00768	.00019	.00353	
SDev	.00243	.00005	.00039	.00037	.00028	.00024	
%RSD	553.33	57.193	614.79	4.7841	144.45	6.7097	
#1	-.00226	.00003	.00051	.00734	.00013	.00333	
#2	.00246	.00011	-.00010	.00807	-.00005	.00379	
#3	.00111	.00011	-.00022	.00764	.00050	.00346	
Errors	LC Pass	LC Pass	LC Pass	LC Pass	LC Pass	LC Pass	
High	.10000	.05000	.05000	.01000	.05000	.02000	
Low	-.10000	-.05000	-.05000	-.01000	-.05000	-.02000	

IntStd	1	2	3	4	5	6	7
Mode	Counts	NOTUSED	NOTUSED	NOTUSED	NOTUSED	NOTUSED	NOTUSED
Elem	Y	--	--	--	--	--	--
Wavlen	371.030	--	--	--	--	--	--
Avge	30076	--	--	--	--	--	--
SDev	110.7693	--	--	--	--	--	--
%RSD	.3683019	--	--	--	--	--	--
#1	29962	--	--	--	--	--	--
#2	30081	--	--	--	--	--	--
#3	30184	--	--	--	--	--	--

Method: METTRACE Sample Name: L7616ST Operator: ACC
Run Time: 10/28/10 23:25:57
Comment: TESTAMERICA PITTSBURGH ICP METALS ANALYSIS - INST TRACEICP
Mode: CONC Corr. Factor: 1

Elem	AG	AL	AS	B_	BA	BE	CA
Units	ppm	ppm	ppm	ppm	ppm	ppm	ppm
Avge	1.0285	.13762	5.2805	.40079	H42.520	.00038	131.81
SDev	.0009	.00132	.0165	.00060	.097	.00008	.09
%RSD	.09058	.95768	.31289	.14900	.22873	22.392	.06509
#1	1.0296	.13913	5.2967	.40146	H42.625	.00031	131.90
#2	1.0281	.13693	5.2811	.40032	H42.501	.00035	131.80
#3	1.0279	.13678	5.2637	.40059	H42.433	.00047	131.73
Errors	LC Pass	LC Pass	LC Pass	LC Pass	LC High	LC Pass	LC Pass
High	2.0000	500.00	10.000	30.000	10.000	10.000	600.00
Low	-.00500	-.20000	-.01000	-.20000	-.20000	-.00400	-5.0000

Elem	CD	CO	CR	CU	FE	K_	MG
Units	ppm	ppm	ppm	ppm	ppm	ppm	ppm
Avge	.99449	-.01574	5.0101	-.00023	50.254	40.856	45.786
SDev	.00284	.00013	.0047	.00010	.065	.183	.072
%RSD	.28526	.81362	.09457	46.197	.12894	.44870	.15767
#1	.99748	-.01564	5.0148	-.00020	50.298	41.034	45.868
#2	.99414	-.01588	5.0102	-.00034	50.284	40.864	45.755
#3	.99184	-.01569	5.0053	-.00013	50.180	40.668	45.735
Errors	LC Pass	LC Pass	LC Pass	LC Pass	LC Pass	LC Pass	LC Pass
High	5.0000	50.000	20.000	10.000	500.00	400.00	600.00
Low	-.00500	-.05000	-.00500	-.02500	-.10000	-5.0000	-5.0000

Elem	MN	MO	NA	NI	PB/1	PB/2	PB
Units	ppm	ppm	ppm	ppm	ppm	ppm	ppm
Avge	.92506	.00330	H1648.1	.00846	4.8776	4.9953	4.9561
SDev	.00115	.00019	2.6	.00076	.0169	.0034	.0054
%RSD	.12459	5.8287	.15844	9.0429	.34747	.06760	.10847
#1	.92615	.00352	H1651.0	.00933	4.8965	4.9932	4.9610
#2	.92517	.00319	H1647.4	.00817	4.8727	4.9992	4.9571
#3	.92386	.00318	H1646.0	.00788	4.8637	4.9936	4.9503
Errors	LC Pass	LC Pass	LC High	LC Pass	NOCHECK	NOCHECK	LC Pass
High	20.000	20.000	400.00	100.00			5.0000
Low	-.01500	-.04000	-5.0000	-.04000			-.00300

Elem	SB/1	SB/2	SB	SE/1	SE/2	SE	SI
Units	ppm	ppm	ppm	ppm	ppm	ppm	ppm
Avge	-.00729	-.00767	-.00754	1.1243	1.0933	1.1036	4.0970
SDev	.00172	.00126	.00067	.0098	.0054	.0036	.0147
%RSD	23.647	16.461	8.8868	.87077	.49099	.32241	.35933
#1	-.00923	-.00707	-.00779	1.1328	1.0875	1.1026	4.1077
#2	-.00671	-.00683	-.00679	1.1265	1.0981	1.1076	4.1031

#3	-.00593	-.00912	-.00806	1.1136	1.0942	1.1007	4.0802
Errors	NOCHECK	NOCHECK	LC Pass	NOCHECK	NOCHECK	LC Pass	LC Pass

High			5.0000			10.000	50.000
Low			-.01000			-.00500	-.50000

Elem	SN	SR	TI	TL	V_	ZN	
Units	ppm	ppm	ppm	ppm	ppm	ppm	
Avge	.01153	.74193	.00177	-.00414	.00484	.32320	
SDev	.00183	.00241	.00038	.00074	.00030	.00094	
%RSD	15.825	.32468	21.152	17.865	6.2201	.28952	
#1	.01131	.74462	.00156	-.00423	.00509	.32426	
#2	.01346	.74119	.00156	-.00336	.00491	.32287	
#3	.00983	.73997	.00221	-.00483	.00451	.32248	
Errors	LC Pass	LC Pass	LC Pass	LC Pass	LC Pass	LC Pass	
High	30.000	10.000	30.000	10.000	50.000	5.0000	
Low	-.10000	-.05000	-.05000	-.01000	-.05000	-.02000	

IntStd	1	2	3	4	5	6	7
Mode	Counts	NOTUSED	NOTUSED	NOTUSED	NOTUSED	NOTUSED	NOTUSED
Elem	Y	--	--	--	--	--	--
Wavlen	371.030	--	--	--	--	--	--
Avge	28018	--	--	--	--	--	--
SDev	52.95207	--	--	--	--	--	--
%RSD	.1889934	--	--	--	--	--	--
#1	27966	--	--	--	--	--	--
#2	28016	--	--	--	--	--	--
#3	28072	--	--	--	--	--	--

Method: METTRACE Sample Name: L7616DT Operator: ACC
Run Time: 10/28/10 23:31:25
Comment: TESTAMERICA PITTSBURGH ICP METALS ANALYSIS - INST TRACEICP
Mode: CONC Corr. Factor: 1

Elem	AG	AL	AS	B_	BA	BE	CA
Units	ppm	ppm	ppm	ppm	ppm	ppm	ppm
Avge	1.0294	.13280	5.2825	.39732	H42.428	.00051	130.92
SDev	.0007	.00117	.0226	.00117	.053	.00007	.70
%RSD	.06665	.87736	.42698	.29438	.12444	13.475	.53191
#1	1.0286	.13348	5.2658	.39601	H42.488	.00043	130.23
#2	1.0298	.13346	5.2737	.39824	H42.408	.00053	130.91
#3	1.0297	.13145	5.3082	.39773	H42.388	.00057	131.62
Errors	LC Pass	LC Pass	LC Pass	LC Pass	LC High	LC Pass	LC Pass
High	2.0000	500.00	10.000	30.000	10.000	10.000	600.00
Low	-.00500	-.20000	-.01000	-.20000	-.20000	-.00400	-5.0000

Elem	CD	CO	CR	CU	FE	K_	MG
Units	ppm	ppm	ppm	ppm	ppm	ppm	ppm
Avge	.99241	-.01627	5.0236	-.00018	49.977	40.698	45.541
SDev	.00547	.00054	.0200	.00011	.243	.077	.170
%RSD	.55069	3.3105	.39890	64.232	.48592	.18834	.37261
#1	.98726	-.01576	5.0039	-.00030	49.757	40.761	45.383
#2	.99182	-.01684	5.0231	-.00013	49.936	40.721	45.518
#3	.99814	-.01622	5.0440	-.00009	50.237	40.613	45.720
Errors	LC Pass	LC Pass	LC Pass	LC Pass	LC Pass	LC Pass	LC Pass
High	5.0000	50.000	20.000	10.000	500.00	400.00	600.00
Low	-.00500	-.05000	-.00500	-.02500	-.10000	-5.0000	-5.0000

Elem	MN	MO	NA	NI	PB/1	PB/2	PB
Units	ppm	ppm	ppm	ppm	ppm	ppm	ppm
Avge	.91868	.00218	H1653.5	.00879	4.9140	5.0026	4.9731
SDev	.00319	.00042	4.3	.00117	.0213	.0311	.0278
%RSD	.34779	19.396	.25780	13.315	.43307	.62258	.55818
#1	.91571	.00184	H1654.2	.00763	4.8933	4.9691	4.9439
#2	.91828	.00205	H1657.3	.00997	4.9129	5.0080	4.9764
#3	.92206	.00266	H1648.9	.00876	4.9358	5.0307	4.9991
Errors	LC Pass	LC Pass	LC High	LC Pass	NOCHECK	NOCHECK	LC Pass
High	20.000	20.000	400.00	100.00			5.0000
Low	-.01500	-.04000	-5.0000	-.04000			-.00300

Elem	SB/1	SB/2	SB	SE/1	SE/2	SE	SI
Units	ppm	ppm	ppm	ppm	ppm	ppm	ppm
Avge	-.00964	-.00620	-.00735	1.1349	1.0897	1.1047	4.0618
SDev	.00143	.00111	.00083	.0084	.0088	.0084	.0128
%RSD	14.841	17.820	11.232	.73730	.81208	.75689	.31524
#1	-.01077	-.00517	-.00703	1.1290	1.0800	1.0963	4.0495
#2	-.01012	-.00737	-.00829	1.1313	1.0917	1.1049	4.0610

#3	-.00803	-.00608	-.00673	1.1445	1.0973	1.1130	4.0751
Errors	NOCHECK	NOCHECK	LC Pass	NOCHECK	NOCHECK	LC Pass	LC Pass

High			5.0000			10.000	50.000
Low			-.01000			-.00500	-.50000

Elem	SN	SR	TI	TL	V_	ZN	
Units	ppm	ppm	ppm	ppm	ppm	ppm	
Avge	.01166	.73454	.00143	-.00629	.00537	.32370	
SDev	.00081	.00112	.00022	.00231	.00111	.00091	
%RSD	6.9490	.15276	15.750	36.780	20.730	.28102	
#1	.01162	.73579	.00117	-.00445	.00666	.32293	
#2	.01087	.73362	.00156	-.00888	.00476	.32346	
#3	.01249	.73421	.00156	-.00553	.00471	.32471	

Errors	LC Pass	LC Pass	LC Pass	LC Pass	LC Pass	LC Pass	
High	30.000	10.000	30.000	10.000	50.000	5.0000	
Low	-.10000	-.05000	-.05000	-.01000	-.05000	-.02000	

IntStd	1	2	3	4	5	6	7
Mode	Counts	NOTUSED	NOTUSED	NOTUSED	NOTUSED	NOTUSED	NOTUSED
Elem	Y	--	--	--	--	--	--
Wavlen	371.030	--	--	--	--	--	--
Avge	27900	--	--	--	--	--	--
SDev	124.2237	--	--	--	--	--	--
%RSD	.4452461	--	--	--	--	--	--
#1	27795	--	--	--	--	--	--
#2	27867	--	--	--	--	--	--
#3	28037	--	--	--	--	--	--

Method: METTRACE Sample Name: L7616ST/10 Operator: ACC
Run Time: 10/28/10 23:36:55
Comment: TESTAMERICA PITTSBURGH ICP METALS ANALYSIS - INST TRACEICP
Mode: CONC Corr. Factor: 1

Elem	AG	AL	AS	B_	BA	BE	CA
Units	ppm	ppm	ppm	ppm	ppm	ppm	ppm
Avge	.09476	.04934	.50607	.04122	4.9504	.00054	13.346
SDev	.00039	.00120	.00424	.00029	.0050	.00001	.048
%RSD	.40745	2.4383	.83783	.69822	.10068	2.0917	.36028
#1	.09516	.04931	.51008	.04155	4.9552	.00055	13.398
#2	.09439	.05055	.50649	.04103	4.9506	.00053	13.337
#3	.09474	.04815	.50163	.04109	4.9453	.00054	13.303
Errors	LC Pass	LC Pass	LC Pass	LC Pass	LC Pass	LC Pass	LC Pass
High	2.0000	500.00	10.000	30.000	10.000	10.000	600.00
Low	-.00500	-.20000	-.01000	-.20000	-.20000	-.00400	-5.0000

Elem	CD	CO	CR	CU	FE	K_	MG
Units	ppm	ppm	ppm	ppm	ppm	ppm	ppm
Avge	.09961	-.00161	.50146	.22012	5.1168	2.8013	4.6840
SDev	.00051	.00002	.00178	.00392	.0157	.0043	.0119
%RSD	.51183	1.0061	.35442	1.7788	.30616	.15346	.25478
#1	.10013	-.00162	.50339	.21657	5.1283	2.7968	4.6967
#2	.09911	-.00161	.50108	.22432	5.1231	2.8019	4.6820
#3	.09959	-.00159	.49990	.21946	5.0990	2.8053	4.6731
Errors	LC Pass	LC Pass	LC Pass	LC Pass	LC Pass	LC Pass	LC Pass
High	5.0000	50.000	20.000	10.000	500.00	400.00	600.00
Low	-.00500	-.05000	-.00500	-.02500	-.10000	-5.0000	-5.0000

Elem	MN	MO	NA	NI	PB/1	PB/2	PB
Units	ppm	ppm	ppm	ppm	ppm	ppm	ppm
Avge	.09226	.00035	159.17	.00080	.56727	.57695	.57373
SDev	.00022	.00039	.27	.00029	.00185	.00078	.00074
%RSD	.23809	112.52	.16834	36.212	.32682	.13566	.12910
#1	.09251	.00076	158.94	.00050	.56941	.57686	.57438
#2	.09213	.00028	159.46	.00082	.56609	.57778	.57388
#3	.09213	-.00001	159.09	.00108	.56632	.57622	.57292
Errors	LC Pass	LC Pass	LC Pass	LC Pass	NOCHECK	NOCHECK	LC Pass
High	20.000	20.000	400.00	100.00			5.0000
Low	-.01500	-.04000	-5.0000	-.04000			-.00300

Elem	SB/1	SB/2	SB	SE/1	SE/2	SE	SI
Units	ppm	ppm	ppm	ppm	ppm	ppm	ppm
Avge	-.00013	-.00082	-.00059	.10065	.10073	.10070	.39499
SDev	.00195	.00154	.00153	.00168	.00218	.00156	.00322
%RSD	1527.5	187.43	259.12	1.6668	2.1616	1.5541	.81597
#1	.00077	-.00161	-.00082	.10258	.10055	.10123	.39871
#2	.00122	.00096	.00104	.09983	.10298	.10193	.39314

#3	-.00237	-.00182	-.00200	.09954	.09864	.09894	.39311
Errors	NOCHECK	NOCHECK	LC Pass	NOCHECK	NOCHECK	LC Pass	LC Pass

High			5.0000			10.000	50.000
Low			-.01000			-.00500	-.50000

Elem	SN	SR	TI	TL	V_	ZN	
Units	ppm	ppm	ppm	ppm	ppm	ppm	
Avge	.00007	.07358	.00002	.00197	.00047	.17587	
SDev	.00069	.00019	.00044	.00065	.00020	.00238	
%RSD	965.39	.26113	2310.9	33.172	43.513	1.3528	
#1	-.00068	.07379	-.00010	.00121	.00036	.17379	
#2	.00022	.07352	.00051	.00232	.00035	.17846	
#3	.00067	.07342	-.00035	.00237	.00071	.17537	
Errors	LC Pass	LC Pass	LC Pass	LC Pass	LC Pass	LC Pass	
High	30.000	10.000	30.000	10.000	50.000	5.0000	
Low	-.10000	-.05000	-.05000	-.01000	-.05000	-.02000	
IntStd	1	2	3	4	5	6	7
Mode	Counts	NOTUSED	NOTUSED	NOTUSED	NOTUSED	NOTUSED	NOTUSED
Elem	Y	--	--	--	--	--	--
Wavlen	371.030	--	--	--	--	--	--
Avge	29931	--	--	--	--	--	--
SDev	144.4515	--	--	--	--	--	--
%RSD	.4826153	--	--	--	--	--	--
#1	30069	--	--	--	--	--	--
#2	29944	--	--	--	--	--	--
#3	29781	--	--	--	--	--	--

Method: METTRACE Sample Name: L7616DT/10 Operator: ACC
Run Time: 10/28/10 23:42:24
Comment: TESTAMERICA PITTSBURGH ICP METALS ANALYSIS - INST TRACEICP
Mode: CONC Corr. Factor: 1

Elem	AG	AL	AS	B_	BA	BE	CA
Units	ppm	ppm	ppm	ppm	ppm	ppm	ppm
Avge	.09640	.03732	.51178	.04086	4.9790	.00065	13.408
SDev	.00016	.00135	.00130	.00006	.0060	.00011	.014
%RSD	.16251	3.6277	.25344	.14066	.12075	16.857	.10117
#1	.09647	.03578	.51285	.04086	4.9783	.00062	13.396
#2	.09622	.03790	.51033	.04080	4.9733	.00078	13.423
#3	.09651	.03829	.51215	.04091	4.9853	.00056	13.406
Errors	LC Pass	LC Pass	LC Pass	LC Pass	LC Pass	LC Pass	LC Pass
High	2.0000	500.00	10.000	30.000	10.000	10.000	600.00
Low	-.00500	-.20000	-.01000	-.20000	-.20000	-.00400	-5.0000

Elem	CD	CO	CR	CU	FE	K_	MG
Units	ppm	ppm	ppm	ppm	ppm	ppm	ppm
Avge	.10095	-.00165	.50698	-.00053	5.1280	2.8101	4.7037
SDev	.00040	.00002	.00029	.00009	.0065	.0031	.0027
%RSD	.40018	1.2748	.05757	16.790	.12655	.10981	.05844
#1	.10048	-.00166	.50721	-.00060	5.1337	2.8090	4.7016
#2	.10114	-.00165	.50709	-.00056	5.1295	2.8135	4.7068
#3	.10121	-.00162	.50665	-.00043	5.1209	2.8077	4.7027
Errors	LC Pass	LC Pass	LC Pass	LC Pass	LC Pass	LC Pass	LC Pass
High	5.0000	50.000	20.000	10.000	500.00	400.00	600.00
Low	-.00500	-.05000	-.00500	-.02500	-.10000	-5.0000	-5.0000

Elem	MN	MO	NA	NI	PB/1	PB/2	PB
Units	ppm	ppm	ppm	ppm	ppm	ppm	ppm
Avge	.09252	.00031	159.03	.00057	.50681	.50693	.50689
SDev	.00006	.00015	.12	.00025	.00140	.00213	.00176
%RSD	.05967	48.026	.07517	43.435	.27604	.41965	.34698
#1	.09255	.00029	158.92	.00032	.50556	.50451	.50486
#2	.09246	.00017	159.03	.00081	.50832	.50778	.50796
#3	.09255	.00047	159.16	.00056	.50654	.50850	.50784
Errors	LC Pass	LC Pass	LC Pass	LC Pass	NOCHECK	NOCHECK	LC Pass
High	20.000	20.000	400.00	100.00			5.0000
Low	-.01500	-.04000	-5.0000	-.04000			-.00300

Elem	SB/1	SB/2	SB	SE/1	SE/2	SE	SI
Units	ppm	ppm	ppm	ppm	ppm	ppm	ppm
Avge	-.00211	-.00023	-.00086	.10600	.10241	.10360	.39445
SDev	.00014	.00041	.00023	.00123	.00214	.00118	.00202
%RSD	6.7854	178.09	26.819	1.1601	2.0901	1.1424	.51136
#1	-.00195	-.00062	-.00107	.10672	.10000	.10224	.39631
#2	-.00219	-.00024	-.00089	.10669	.10314	.10432	.39473

#3	-.00220	.00019	-.00061	.10458	.10408	.10425	.39231
Errors	NOCHECK	NOCHECK	LC Pass	NOCHECK	NOCHECK	LC Pass	LC Pass

High			5.0000			10.000	50.000
Low			-.01000			-.00500	-.50000

Elem	SN	SR	TI	TL	V_	ZN	
Units	ppm	ppm	ppm	ppm	ppm	ppm	
Avge	.00052	.07342	-.00014	.00033	.00072	.03573	
SDev	.00093	.00001	.00038	.00083	.00018	.00019	
%RSD	180.10	.00657	262.80	254.05	25.437	.54669	
#1	.00022	.07342	-.00047	-.00009	.00090	.03578	
#2	.00156	.07343	.00027	-.00021	.00072	.03589	
#3	-.00023	.07342	-.00022	.00128	.00054	.03551	

Errors	LC Pass	LC Pass	LC Pass	LC Pass	LC Pass	LC Pass	
High	30.000	10.000	30.000	10.000	50.000	5.0000	
Low	-.10000	-.05000	-.05000	-.01000	-.05000	-.02000	

IntStd	1	2	3	4	5	6	7
Mode	Counts	NOTUSED	NOTUSED	NOTUSED	NOTUSED	NOTUSED	NOTUSED
Elem	Y	--	--	--	--	--	--
Wavlen	371.030	--	--	--	--	--	--
Avge	30000	--	--	--	--	--	--
SDev	138.2055	--	--	--	--	--	--
%RSD	.4606888	--	--	--	--	--	--
#1	29841	--	--	--	--	--	--
#2	30070	--	--	--	--	--	--
#3	30089	--	--	--	--	--	--

Method: METTRACE Sample Name: L7617T Operator: ACC
Run Time: 10/28/10 23:47:54
Comment: TESTAMERICA PITTSBURGH ICP METALS ANALYSIS - INST TRACEICP
Mode: CONC Corr. Factor: 1

Elem	AG	AL	AS	B_	BA	BE	CA
Units	ppm	ppm	ppm	ppm	ppm	ppm	ppm
Avge	-.00016	.07508	.00420	.24015	.13644	.00017	401.19
SDev	.00042	.00168	.00129	.00069	.00027	.00002	.94
%RSD	266.10	2.2407	30.677	.28808	.19968	12.584	.23321
#1	-.00064	.07660	.00568	.24086	.13675	.00019	402.13
#2	.00007	.07536	.00339	.24012	.13625	.00015	401.20
#3	.00010	.07327	.00351	.23948	.13632	.00017	400.25
Errors	LC Pass	LC Pass	LC Pass	LC Pass	LC Pass	LC Pass	LC Pass
High	2.0000	500.00	10.000	30.000	10.000	10.000	600.00
Low	-.00500	-.20000	-.01000	-.20000	-.20000	-.00400	-5.0000

Elem	CD	CO	CR	CU	FE	K_	MG
Units	ppm	ppm	ppm	ppm	ppm	ppm	ppm
Avge	.00089	.01743	.00374	.00338	.08231	28.083	28.967
SDev	.00016	.00009	.00039	.00013	.00502	.033	.087
%RSD	18.510	.50426	10.406	3.7487	6.1042	.11863	.29980
#1	.00084	.01743	.00330	.00323	.08011	28.095	29.052
#2	.00108	.01752	.00387	.00346	.07876	28.045	28.970
#3	.00076	.01734	.00405	.00344	.08806	28.108	28.878
Errors	LC Pass	LC Pass	LC Pass	LC Pass	LC Pass	LC Pass	LC Pass
High	5.0000	50.000	20.000	10.000	500.00	400.00	600.00
Low	-.00500	-.05000	-.00500	-.02500	-.10000	-5.0000	-5.0000

Elem	MN	MO	NA	NI	PB/1	PB/2	PB
Units	ppm	ppm	ppm	ppm	ppm	ppm	ppm
Avge	.77333	.00400	H1594.9	.02001	.00818	.00945	.00903
SDev	.00136	.00054	2.5	.00079	.00158	.00072	.00031
%RSD	.17569	13.567	.15921	3.9296	19.322	7.6493	3.4422
#1	.77480	.00374	H1592.3	.01953	.00647	.01026	.00900
#2	.77308	.00364	H1595.0	.02092	.00959	.00924	.00936
#3	.77212	.00463	H1597.4	.01958	.00848	.00886	.00874
Errors	LC Pass	LC Pass	LC High	LC Pass	NOCHECK	NOCHECK	LC Pass
High	20.000	20.000	400.00	100.00			5.0000
Low	-.01500	-.04000	-5.0000	-.04000			-.00300

Elem	SB/1	SB/2	SB	SE/1	SE/2	SE	SI
Units	ppm	ppm	ppm	ppm	ppm	ppm	ppm
Avge	.00520	.00088	.00232	.00900	.00665	.00743	1.9909
SDev	.00021	.00140	.00094	.00060	.00095	.00083	.0105
%RSD	4.0740	158.84	40.781	6.6267	14.293	11.171	.52746
#1	.00520	-.00072	.00125	.00962	.00770	.00834	2.0028
#2	.00499	.00149	.00265	.00843	.00586	.00671	1.9868

#3	.00541	.00187	.00305	.00895	.00638	.00723	1.9831
Errors	NOCHECK	NOCHECK	LC Pass	NOCHECK	NOCHECK	LC Pass	LC Pass

High			5.0000			10.000	50.000
Low			-.01000			-.00500	-.50000

Elem	SN	SR	TI	TL	V_	ZN	
Units	ppm	ppm	ppm	ppm	ppm	ppm	
Avge	.01274	2.5117	-.00247	-.00949	.00586	.39591	
SDev	.00223	.0114	.00015	.00155	.00012	.00040	
%RSD	17.535	.45541	6.0738	16.376	2.0587	.10140	
#1	.01037	2.5246	-.00238	L-.01017	.00591	.39572	
#2	.01305	2.5078	-.00265	-.00771	.00572	.39637	
#3	.01480	2.5028	-.00240	L-.01059	.00595	.39564	

Errors	LC Pass	LC Pass	LC Pass	LC Pass	LC Pass	LC Pass	
High	30.000	10.000	30.000	10.000	50.000	5.0000	
Low	-.10000	-.05000	-.05000	-.01000	-.05000	-.02000	

IntStd	1	2	3	4	5	6	7
Mode	Counts	NOTUSED	NOTUSED	NOTUSED	NOTUSED	NOTUSED	NOTUSED
Elem	Y	--	--	--	--	--	--
Wavlen	371.030	--	--	--	--	--	--
Avge	27843	--	--	--	--	--	--
SDev	84.74629	--	--	--	--	--	--
%RSD	.3043733	--	--	--	--	--	--
#1	27916	--	--	--	--	--	--
#2	27863	--	--	--	--	--	--
#3	27750	--	--	--	--	--	--

Method: METTRACE Sample Name: L761QT Operator: ACC
Run Time: 10/28/10 23:53:24
Comment: TESTAMERICA PITTSBURGH ICP METALS ANALYSIS - INST TRACEICP
Mode: CONC Corr. Factor: 1

Elem	AG	AL	AS	B_	BA	BE	CA
Units	ppm	ppm	ppm	ppm	ppm	ppm	ppm
Avge	.00017	.29035	.01067	.52900	.02348	.00050	24.465
SDev	.00024	.00219	.00028	.00191	.00003	.00004	.026
%RSD	140.41	.75502	2.6574	.36060	.13409	8.0365	.10658
#1	-.00008	.29203	.01085	.53104	.02351	.00047	24.451
#2	.00040	.29115	.01082	.52873	.02346	.00050	24.495
#3	.00019	.28787	.01035	.52725	.02346	.00055	24.450
Errors	LC Pass	LC Pass	LC Pass	LC Pass	LC Pass	LC Pass	LC Pass
High	2.0000	500.00	10.000	30.000	10.000	10.000	600.00
Low	-.00500	-.20000	-.01000	-.20000	-.20000	-.00400	-5.0000

Elem	CD	CO	CR	CU	FE	K_	MG
Units	ppm	ppm	ppm	ppm	ppm	ppm	ppm
Avge	.00021	.00527	.01096	.00097	1.0066	38.973	29.761
SDev	.00011	.00024	.00021	.00009	.0071	.219	.053
%RSD	52.006	4.4700	1.8988	9.6952	.70176	.56179	.17848
#1	.00014	.00501	.01075	.00108	1.0098	39.156	29.760
#2	.00034	.00545	.01117	.00090	.99855	39.032	29.815
#3	.00016	.00536	.01097	.00092	1.0116	38.730	29.708
Errors	LC Pass	LC Pass	LC Pass	LC Pass	LC Pass	LC Pass	LC Pass
High	5.0000	50.000	20.000	10.000	500.00	400.00	600.00
Low	-.00500	-.05000	-.00500	-.02500	-.10000	-5.0000	-5.0000

Elem	MN	MO	NA	NI	PB/1	PB/2	PB
Units	ppm	ppm	ppm	ppm	ppm	ppm	ppm
Avge	.19252	.00251	H1557.2	.01394	.00194	.00191	.00192
SDev	.00027	.00073	11.5	.00029	.00231	.00114	.00057
%RSD	.14182	29.027	.73906	2.0672	119.16	59.540	29.505
#1	.19259	.00334	H1565.9	.01377	.00050	.00319	.00230
#2	.19275	.00195	H1561.6	.01427	.00460	.00100	.00220
#3	.19222	.00225	H1544.2	.01377	.00071	.00155	.00127
Errors	LC Pass	LC Pass	LC High	LC Pass	NOCHECK	NOCHECK	LC Pass
High	20.000	20.000	400.00	100.00			5.0000
Low	-.01500	-.04000	-5.0000	-.04000			-.00300

Elem	SB/1	SB/2	SB	SE/1	SE/2	SE	SI
Units	ppm	ppm	ppm	ppm	ppm	ppm	ppm
Avge	.00478	.00140	.00252	.01059	.00476	.00670	3.9570
SDev	.00132	.00075	.00078	.00247	.00176	.00085	.0083
%RSD	27.610	53.820	30.943	23.339	36.960	12.616	.20856
#1	.00630	.00175	.00327	.01038	.00340	.00572	3.9553
#2	.00407	.00053	.00171	.01316	.00413	.00713	3.9659

#3	.00397	.00191	.00259	.00823	.00674	.00724	3.9497
Errors	NOCHECK	NOCHECK	LC Pass	NOCHECK	NOCHECK	LC Pass	LC Pass

High			5.0000			10.000	50.000
Low			-.01000			-.00500	-.50000

Elem	SN	SR	TI	TL	V_	ZN	
Units	ppm	ppm	ppm	ppm	ppm	ppm	
Avge	.01402	.26037	.00377	-.00759	.01785	.02140	
SDev	.00030	.00063	.00015	.00146	.00025	.00035	
%RSD	2.1500	.24182	4.0587	19.184	1.4187	1.6431	
#1	.01378	.26103	.00387	-.00921	.01755	.02148	
#2	.01392	.26030	.00359	-.00716	.01801	.02170	
#3	.01436	.25978	.00384	-.00640	.01797	.02101	

Errors	LC Pass	LC Pass	LC Pass	LC Pass	LC Pass	LC Pass	
High	30.000	10.000	30.000	10.000	50.000	5.0000	
Low	-.10000	-.05000	-.05000	-.01000	-.05000	-.02000	

IntStd	1	2	3	4	5	6	7
Mode	Counts	NOTUSED	NOTUSED	NOTUSED	NOTUSED	NOTUSED	NOTUSED
Elem	Y	--	--	--	--	--	--
Wavlen	371.030	--	--	--	--	--	--
Avge	28504	--	--	--	--	--	--
SDev	138.1563	--	--	--	--	--	--
%RSD	.4846936	--	--	--	--	--	--
#1	28351	--	--	--	--	--	--
#2	28541	--	--	--	--	--	--
#3	28620	--	--	--	--	--	--

Method: METTRACE Sample Name: L762AT Operator: ACC
Run Time: 10/28/10 23:58:53
Comment: TESTAMERICA PITTSBURGH ICP METALS ANALYSIS - INST TRACEICP
Mode: CONC Corr. Factor: 1

Elem	AG	AL	AS	B_	BA	BE	CA
Units	ppm	ppm	ppm	ppm	ppm	ppm	ppm
Avge	.00028	.17091	.00659	.34376	.07091	.00059	37.545
SDev	.00017	.00223	.00060	.00149	.00013	.00006	.051
%RSD	61.510	1.3041	9.1814	.43244	.18178	10.174	.13536
#1	.00024	.17347	.00716	.34544	.07101	.00054	37.602
#2	.00013	.16946	.00595	.34261	.07095	.00058	37.505
#3	.00046	.16979	.00667	.34323	.07076	.00065	37.527
Errors	LC Pass	LC Pass	LC Pass	LC Pass	LC Pass	LC Pass	LC Pass
High	2.0000	500.00	10.000	30.000	10.000	10.000	600.00
Low	-.00500	-.20000	-.01000	-.20000	-.20000	-.00400	-5.0000

Elem	CD	CO	CR	CU	FE	K_	MG
Units	ppm	ppm	ppm	ppm	ppm	ppm	ppm
Avge	.00035	.01038	.00171	.00070	1.5934	34.308	30.181
SDev	.00004	.00014	.00002	.00012	.0100	.037	.072
%RSD	12.556	1.3550	1.2605	17.198	.62859	.10692	.23998
#1	.00036	.01033	.00173	.00063	1.5963	34.349	30.264
#2	.00039	.01027	.00170	.00063	1.5823	34.280	30.130
#3	.00030	.01054	.00169	.00083	1.6017	34.293	30.150
Errors	LC Pass	LC Pass	LC Pass	LC Pass	LC Pass	LC Pass	LC Pass
High	5.0000	50.000	20.000	10.000	500.00	400.00	600.00
Low	-.00500	-.05000	-.00500	-.02500	-.10000	-5.0000	-5.0000

Elem	MN	MO	NA	NI	PB/1	PB/2	PB
Units	ppm	ppm	ppm	ppm	ppm	ppm	ppm
Avge	1.3788	.00122	H1556.5	.01140	.00258	.00441	.00380
SDev	.0014	.00069	2.0	.00053	.00050	.00118	.00087
%RSD	.10289	56.520	.12814	4.6922	19.365	26.796	22.824
#1	1.3804	.00125	H1558.4	.01195	.00269	.00328	.00309
#2	1.3778	.00052	H1554.4	.01089	.00302	.00564	.00477
#3	1.3781	.00190	H1556.7	.01135	.00204	.00432	.00356
Errors	LC Pass	LC Pass	LC High	LC Pass	NOCHECK	NOCHECK	LC Pass
High	20.000	20.000	400.00	100.00			5.0000
Low	-.01500	-.04000	-5.0000	-.04000			-.00300

Elem	SB/1	SB/2	SB	SE/1	SE/2	SE	SI
Units	ppm	ppm	ppm	ppm	ppm	ppm	ppm
Avge	.00459	.00068	.00198	.00796	.00561	.00639	3.4627
SDev	.00095	.00169	.00144	.00122	.00120	.00073	.0132
%RSD	20.736	249.31	72.498	15.358	21.341	11.437	.38069
#1	.00361	-.00076	.00069	.00925	.00458	.00613	3.4778
#2	.00464	.00026	.00172	.00781	.00692	.00722	3.4534

#3	.00551	.00254	.00353	.00682	.00533	.00582	3.4569
Errors	NOCHECK	NOCHECK	LC Pass	NOCHECK	NOCHECK	LC Pass	LC Pass

High			5.0000			10.000	50.000
Low			-.01000			-.00500	-.50000

Elem	SN	SR	TI	TL	V_	ZN	
Units	ppm	ppm	ppm	ppm	ppm	ppm	
Avge	.01304	.40373	.00060	-.00780	.01643	.06198	
SDev	.00193	.00106	.00015	.00101	.00005	.00025	
%RSD	14.837	.26258	25.222	12.973	.30425	.39915	
#1	.01477	.40473	.00051	-.00843	.01641	.06180	
#2	.01095	.40384	.00051	-.00663	.01640	.06226	
#3	.01340	.40262	.00077	-.00833	.01649	.06187	
Errors	LC Pass	LC Pass	LC Pass	LC Pass	LC Pass	LC Pass	
High	30.000	10.000	30.000	10.000	50.000	5.0000	
Low	-.10000	-.05000	-.05000	-.01000	-.05000	-.02000	
IntStd	1	2	3	4	5	6	7
Mode	Counts	NOTUSED	NOTUSED	NOTUSED	NOTUSED	NOTUSED	NOTUSED
Elem	Y	--	--	--	--	--	--
Wavlen	371.030	--	--	--	--	--	--
Avge	28234	--	--	--	--	--	--
SDev	83.12176	--	--	--	--	--	--
%RSD	.2944049	--	--	--	--	--	--
#1	28279	--	--	--	--	--	--
#2	28285	--	--	--	--	--	--
#3	28138	--	--	--	--	--	--

Method: METTRACE Sample Name: L762CT Operator: ACC
Run Time: 10/29/10 00:04:23
Comment: TESTAMERICA PITTSBURGH ICP METALS ANALYSIS - INST TRACEICP
Mode: CONC Corr. Factor: 1

Elem	AG	AL	AS	B_	BA	BE	CA
Units	ppm	ppm	ppm	ppm	ppm	ppm	ppm
Avge	.00012	.18322	.00749	.38426	.05422	.00062	39.918
SDev	.00026	.00130	.00162	.00210	.00017	.00002	.088
%RSD	207.58	.70777	21.702	.54691	.32064	3.4847	.22075
#1	.00020	.18457	.00855	.38667	.05441	.00064	40.014
#2	-.00016	.18310	.00830	.38281	.05418	.00062	39.899
#3	.00034	.18198	.00562	.38330	.05407	.00060	39.841
Errors	LC Pass	LC Pass	LC Pass	LC Pass	LC Pass	LC Pass	LC Pass
High	2.0000	500.00	10.000	30.000	10.000	10.000	600.00
Low	-.00500	-.20000	-.01000	-.20000	-.20000	-.00400	-5.0000

Elem	CD	CO	CR	CU	FE	K_	MG
Units	ppm	ppm	ppm	ppm	ppm	ppm	ppm
Avge	.00047	.01012	.00427	.00194	1.8955	42.155	33.689
SDev	.00009	.00023	.00010	.00021	.0030	.241	.111
%RSD	19.402	2.3082	2.3031	11.056	.16003	.57284	.32823
#1	.00037	.00992	.00438	.00202	1.8921	42.410	33.815
#2	.00050	.01038	.00423	.00170	1.8964	42.125	33.648
#3	.00054	.01006	.00420	.00210	1.8979	41.930	33.606
Errors	LC Pass	LC Pass	LC Pass	LC Pass	LC Pass	LC Pass	LC Pass
High	5.0000	50.000	20.000	10.000	500.00	400.00	600.00
Low	-.00500	-.05000	-.00500	-.02500	-.10000	-5.0000	-5.0000

Elem	MN	MO	NA	NI	PB/1	PB/2	PB
Units	ppm	ppm	ppm	ppm	ppm	ppm	ppm
Avge	1.0398	.00182	H1601.8	.01198	.00443	.00402	.00416
SDev	.0027	.00027	10.4	.00051	.00292	.00147	.00026
%RSD	.26069	14.915	.64694	4.2219	65.783	36.711	6.1654
#1	1.0429	.00207	H1613.0	.01241	.00777	.00233	.00414
#2	1.0390	.00153	H1599.7	.01142	.00315	.00505	.00442
#3	1.0377	.00185	H1592.6	.01212	.00238	.00467	.00391
Errors	LC Pass	LC Pass	LC High	LC Pass	NOCHECK	NOCHECK	LC Pass
High	20.000	20.000	400.00	100.00			5.0000
Low	-.01500	-.04000	-5.0000	-.04000			-.00300

Elem	SB/1	SB/2	SB	SE/1	SE/2	SE	SI
Units	ppm	ppm	ppm	ppm	ppm	ppm	ppm
Avge	.00414	.00180	.00258	.01433	.00448	.00776	3.6716
SDev	.00248	.00261	.00122	.00496	.00250	.00007	.0172
%RSD	60.013	144.87	47.177	34.639	55.814	.85636	.46786
#1	.00127	.00420	.00322	.01995	.00163	.00773	3.6911
#2	.00564	.00220	.00335	.01250	.00551	.00784	3.6653

#3	.00551	-.00098	.00118	.01054	.00631	.00772	3.6586
Errors	NOCHECK	NOCHECK	LC Pass	NOCHECK	NOCHECK	LC Pass	LC Pass

High			5.0000			10.000	50.000
Low			-.01000			-.00500	-.50000

Elem	SN	SR	TI	TL	V_	ZN	
Units	ppm	ppm	ppm	ppm	ppm	ppm	
Avge	.01228	.40833	.00055	-.00725	.01424	.16666	
SDev	.00022	.00149	.00020	.00080	.00022	.00057	
%RSD	1.7855	.36552	35.506	11.048	1.5160	.34459	
#1	.01231	.41003	.00051	-.00813	.01427	.16706	
#2	.01249	.40770	.00077	-.00656	.01401	.16692	
#3	.01205	.40726	.00038	-.00707	.01444	.16600	

Errors	LC Pass	LC Pass	LC Pass	LC Pass	LC Pass	LC Pass	
High	30.000	10.000	30.000	10.000	50.000	5.0000	
Low	-.10000	-.05000	-.05000	-.01000	-.05000	-.02000	

IntStd	1	2	3	4	5	6	7
Mode	Counts	NOTUSED	NOTUSED	NOTUSED	NOTUSED	NOTUSED	NOTUSED
Elem	Y	--	--	--	--	--	--
Wavlen	371.030	--	--	--	--	--	--
Avge	28510	--	--	--	--	--	--
SDev	69.68770	--	--	--	--	--	--
%RSD	.2444292	--	--	--	--	--	--
#1	28447	--	--	--	--	--	--
#2	28585	--	--	--	--	--	--
#3	28499	--	--	--	--	--	--

Method: METTRACE Sample Name: L762DT Operator: ACC
Run Time: 10/29/10 00:09:52
Comment: TESTAMERICA PITTSBURGH ICP METALS ANALYSIS - INST TRACEICP
Mode: CONC Corr. Factor: 1

Elem	AG	AL	AS	B_	BA	BE	CA
Units	ppm	ppm	ppm	ppm	ppm	ppm	ppm
Avge	-.00011	.06231	.00270	.13801	.12916	.00028	461.27
SDev	.00041	.00125	.00090	.00070	.00011	.00006	.71
%RSD	384.46	2.0114	33.291	.50411	.08397	22.983	.15362
#1	.00029	.06349	.00246	.13852	.12908	.00020	461.42
#2	-.00052	.06099	.00370	.13721	.12929	.00031	460.50
#3	-.00009	.06244	.00195	.13828	.12912	.00032	461.89
Errors	LC Pass	LC Pass	LC Pass	LC Pass	LC Pass	LC Pass	LC Pass
High	2.0000	500.00	10.000	30.000	10.000	10.000	600.00
Low	-.00500	-.20000	-.01000	-.20000	-.20000	-.00400	-5.0000

Elem	CD	CO	CR	CU	FE	K_	MG
Units	ppm	ppm	ppm	ppm	ppm	ppm	ppm
Avge	.00043	.01473	.00133	.00030	.10085	18.246	20.038
SDev	.00013	.00013	.00027	.00016	.00505	.042	.028
%RSD	30.112	.84694	20.563	52.270	5.0079	.22831	.13779
#1	.00035	.01486	.00156	.00033	.10240	18.211	20.065
#2	.00036	.01461	.00141	.00013	.09521	18.235	20.010
#3	.00058	.01472	.00103	.00044	.10494	18.292	20.041
Errors	LC Pass	LC Pass	LC Pass	LC Pass	LC Pass	LC Pass	LC Pass
High	5.0000	50.000	20.000	10.000	500.00	400.00	600.00
Low	-.00500	-.05000	-.00500	-.02500	-.10000	-5.0000	-5.0000

Elem	MN	MO	NA	NI	PB/1	PB/2	PB
Units	ppm	ppm	ppm	ppm	ppm	ppm	ppm
Avge	.44071	.00408	H1568.4	.01317	.00223	.00142	.00169
SDev	.00069	.00063	3.7	.00025	.00204	.00062	.00028
%RSD	.15657	15.497	.23756	1.8958	91.562	43.210	16.807
#1	.44061	.00433	H1564.7	.01292	.00220	.00156	.00177
#2	.44007	.00336	H1568.4	.01319	.00020	.00196	.00138
#3	.44144	.00455	H1572.1	.01342	.00428	.00075	.00193
Errors	LC Pass	LC Pass	LC High	LC Pass	NOCHECK	NOCHECK	LC Pass
High	20.000	20.000	400.00	100.00			5.0000
Low	-.01500	-.04000	-5.0000	-.04000			-.00300

Elem	SB/1	SB/2	SB	SE/1	SE/2	SE	SI
Units	ppm	ppm	ppm	ppm	ppm	ppm	ppm
Avge	.00422	.00104	.00210	.01199	.00649	.00832	1.4473
SDev	.00138	.00023	.00061	.00129	.00095	.00033	.0056
%RSD	32.568	22.329	29.115	10.757	14.669	4.0096	.38423
#1	.00502	.00121	.00248	.01174	.00717	.00869	1.4506
#2	.00502	.00113	.00242	.01084	.00689	.00820	1.4408

#3	.00264	.00077	.00139	.01338	.00540	.00806	1.4504
Errors	NOCHECK	NOCHECK	LC Pass	NOCHECK	NOCHECK	LC Pass	LC Pass

High			5.0000			10.000	50.000
Low			-.01000			-.00500	-.50000

Elem	SN	SR	TI	TL	V_	ZN	
Units	ppm	ppm	ppm	ppm	ppm	ppm	
Avge	.01274	3.2170	-.00303	-.00895	.00617	.02374	
SDev	.00347	.0068	.00031	.00184	.00001	.00016	
%RSD	27.257	.21272	10.177	20.541	.11938	.68557	
#1	.00875	3.2248	-.00320	-.00868	.00617	.02363	
#2	.01509	3.2122	-.00267	L-.01091	.00617	.02393	
#3	.01438	3.2139	-.00321	-.00726	.00618	.02367	

Errors	LC Pass	LC Pass	LC Pass	LC Pass	LC Pass	LC Pass	
High	30.000	10.000	30.000	10.000	50.000	5.0000	
Low	-.10000	-.05000	-.05000	-.01000	-.05000	-.02000	

IntStd	1	2	3	4	5	6	7
Mode	Counts	NOTUSED	NOTUSED	NOTUSED	NOTUSED	NOTUSED	NOTUSED
Elem	Y	--	--	--	--	--	--
Wavlen	371.030	--	--	--	--	--	--
Avge	27644	--	--	--	--	--	--
SDev	26.89725	--	--	--	--	--	--
%RSD	.0972992	--	--	--	--	--	--
#1	27658	--	--	--	--	--	--
#2	27661	--	--	--	--	--	--
#3	27613	--	--	--	--	--	--

Method: METTRACE Sample Name: L762ET Operator: ACC
Run Time: 10/29/10 00:15:22
Comment: TESTAMERICA PITTSBURGH ICP METALS ANALYSIS - INST TRACEICP
Mode: CONC Corr. Factor: 1

Elem	AG	AL	AS	B_	BA	BE	CA
Units	ppm	ppm	ppm	ppm	ppm	ppm	ppm
Avge	.00024	.06716	.00474	.23109	.17168	.00031	366.29
SDev	.00026	.00017	.00178	.00027	.00038	.00004	1.52
%RSD	109.44	.25736	37.496	.11695	.22040	11.659	.41479
#1	.00053	.06735	.00350	.23115	.17211	.00029	367.77
#2	.00010	.06708	.00678	.23132	.17154	.00035	366.36
#3	.00008	.06704	.00395	.23079	.17139	.00029	364.73
Errors	LC Pass	LC Pass	LC Pass	LC Pass	LC Pass	LC Pass	LC Pass
High	2.0000	500.00	10.000	30.000	10.000	10.000	600.00
Low	-.00500	-.20000	-.01000	-.20000	-.20000	-.00400	-5.0000

Elem	CD	CO	CR	CU	FE	K_	MG
Units	ppm	ppm	ppm	ppm	ppm	ppm	ppm
Avge	.00052	.03469	.00109	.01745	.15264	24.572	27.013
SDev	.00002	.00020	.00030	.00023	.00585	.038	.119
%RSD	3.7634	.57750	27.308	1.3268	3.8322	.15542	.44019
#1	.00054	.03487	.00113	.01751	.15932	24.612	27.135
#2	.00051	.03473	.00136	.01720	.14847	24.567	27.006
#3	.00050	.03447	.00077	.01765	.15011	24.536	26.898
Errors	LC Pass	LC Pass	LC Pass	LC Pass	LC Pass	LC Pass	LC Pass
High	5.0000	50.000	20.000	10.000	500.00	400.00	600.00
Low	-.00500	-.05000	-.00500	-.02500	-.10000	-5.0000	-5.0000

Elem	MN	MO	NA	NI	PB/1	PB/2	PB
Units	ppm	ppm	ppm	ppm	ppm	ppm	ppm
Avge	1.2006	.00324	H1527.8	.02538	.00339	.00520	.00460
SDev	.0044	.00044	2.8	.00020	.00121	.00069	.00067
%RSD	.36583	13.597	.18347	.79403	35.833	13.322	14.631
#1	1.2050	.00358	H1530.9	.02557	.00212	.00473	.00386
#2	1.2008	.00274	H1527.0	.02517	.00454	.00489	.00477
#3	1.1962	.00338	H1525.4	.02541	.00351	.00600	.00517
Errors	LC Pass	LC Pass	LC High	LC Pass	NOCHECK	NOCHECK	LC Pass
High	20.000	20.000	400.00	100.00			5.0000
Low	-.01500	-.04000	-5.0000	-.04000			-.00300

Elem	SB/1	SB/2	SB	SE/1	SE/2	SE	SI
Units	ppm	ppm	ppm	ppm	ppm	ppm	ppm
Avge	.00522	-.00028	.00155	.00952	.00520	.00664	2.4881
SDev	.00050	.00161	.00099	.00180	.00143	.00075	.0059
%RSD	9.5478	569.06	63.733	18.965	27.516	11.293	.23647
#1	.00472	-.00009	.00151	.01107	.00530	.00722	2.4945
#2	.00522	.00122	.00256	.00994	.00372	.00579	2.4829

#3	.00572	-.00198	.00058	.00754	.00658	.00690	2.4869
Errors	NOCHECK	NOCHECK	LC Pass	NOCHECK	NOCHECK	LC Pass	LC Pass

High			5.0000			10.000	50.000
Low			-.01000			-.00500	-.50000

Elem	SN	SR	TI	TL	V_	ZN	
Units	ppm	ppm	ppm	ppm	ppm	ppm	
Avge	.01204	2.4628	-.00240	-.00702	.00607	.05141	
SDev	.00076	.0051	.00037	.00219	.00001	.00070	
%RSD	6.3284	.20723	15.552	31.208	.10332	1.3646	
#1	.01291	2.4686	-.00261	-.00954	.00607	.05153	
#2	.01171	2.4607	-.00261	-.00583	.00607	.05205	
#3	.01149	2.4591	-.00197	-.00568	.00608	.05066	
Errors	LC Pass	LC Pass	LC Pass	LC Pass	LC Pass	LC Pass	
High	30.000	10.000	30.000	10.000	50.000	5.0000	
Low	-.10000	-.05000	-.05000	-.01000	-.05000	-.02000	

IntStd	1	2	3	4	5	6	7
Mode	Counts	NOTUSED	NOTUSED	NOTUSED	NOTUSED	NOTUSED	NOTUSED
Elem	Y	--	--	--	--	--	--
Wavlen	371.030	--	--	--	--	--	--
Avge	28146	--	--	--	--	--	--
SDev	30.34252	--	--	--	--	--	--
%RSD	.1078040	--	--	--	--	--	--
#1	28164	--	--	--	--	--	--
#2	28163	--	--	--	--	--	--
#3	28111	--	--	--	--	--	--

Method: METTRACE Sample Name: CCV1-8 Operator: ACC
Run Time: 10/29/10 00:20:51
Comment: TESTAMERICA PITTSBURGH ICP METALS ANALYSIS - INST TRACEICP
Mode: CONC Corr. Factor: 1

Elem	AG	AL	AS	B_	BA	BE	CA
Units	ppm	ppm	ppm	ppm	ppm	ppm	ppm
Avge	.99565	25.358	.52301	2.0260	2.0613	2.0037	50.337
SDev	.00122	.044	.00194	.0067	.0022	.0081	.187
%RSD	.12239	.17231	.37085	.32859	.10762	.40626	.37172
#1	.99594	25.314	.52077	2.0210	2.0636	2.0044	50.285
#2	.99432	25.401	.52411	2.0233	2.0613	1.9952	50.181
#3	.99670	25.359	.52414	2.0335	2.0591	2.0114	50.544
Errors	LC Pass	LC Pass	LC Pass	LC Pass	LC Pass	LC Pass	LC Pass
High	1.1000	27.500	.55000	2.2000	2.2000	2.2000	55.000
Low	.90000	22.500	.45000	1.8000	1.8000	1.8000	45.000

Elem	CD	CO	CR	CU	FE	K_	MG
Units	ppm	ppm	ppm	ppm	ppm	ppm	ppm
Avge	.50102	1.9692	2.0350	2.0714	25.522	134.35	50.766
SDev	.00202	.0049	.0068	.0023	.073	.23	.165
%RSD	.40282	.24799	.33347	.11040	.28635	.17394	.32590
#1	.49991	1.9673	2.0337	2.0694	25.499	134.23	50.709
#2	.49980	1.9655	2.0290	2.0739	25.464	134.62	50.637
#3	.50334	1.9747	2.0424	2.0709	25.604	134.20	50.953
Errors	LC Pass	LC Pass	LC Pass	LC Pass	LC Pass	LC Pass	LC Pass
High	.55000	2.2000	2.2000	2.2000	27.500	137.50	55.000
Low	.45000	1.8000	1.8000	1.8000	22.500	112.50	45.000

Elem	MN	MO	NA	NI	PB/1	PB/2	PB
Units	ppm	ppm	ppm	ppm	ppm	ppm	ppm
Avge	2.0160	2.0841	130.00	2.0040	.49928	.50894	.50572
SDev	.0054	.0163	.44	.0091	.00534	.00187	.00291
%RSD	.26616	.78152	.33938	.45356	1.0693	.36756	.57548
#1	2.0145	2.0697	129.92	2.0022	.49505	.50685	.50292
#2	2.0116	2.0808	130.47	1.9960	.49750	.50952	.50552
#3	2.0220	2.1017	129.60	2.0139	.50528	.51046	.50873
Errors	LC Pass	LC Pass	LC Pass	LC Pass	NOCHECK	NOCHECK	LC Pass
High	2.2000	2.2000	137.50	2.2000			.55000
Low	1.8000	1.8000	112.50	1.8000			.45000

Elem	SB/1	SB/2	SB	SE/1	SE/2	SE	SI
Units	ppm	ppm	ppm	ppm	ppm	ppm	ppm
Avge	.52410	.53682	.53259	.52673	.51573	.51939	2.0527
SDev	.00099	.00320	.00180	.00599	.00278	.00284	.0044
%RSD	.18933	.59582	.33883	1.1376	.53939	.54690	.21422
#1	.52516	.53330	.53059	.52111	.51364	.51613	2.0480
#2	.52395	.53764	.53308	.52604	.51889	.52127	2.0532

#3	.52319	.53954	.53410	.53303	.51467	.52078	2.0568
Errors	NOCHECK	NOCHECK	LC Pass	NOCHECK	NOCHECK	LC Pass	LC Pass

High			.55000			.55000	2.2000
Low			.45000			.45000	1.8000

Elem	SN	SR	TI	TL	V_	ZN	
Units	ppm	ppm	ppm	ppm	ppm	ppm	
Avge	2.1080	2.0670	2.0496	1.0078	1.9784	2.0420	
SDev	.0096	.0024	.0033	.0066	.0043	.0040	
%RSD	.45686	.11580	.16136	.65695	.21982	.19564	
#1	2.1085	2.0696	2.0498	1.0025	1.9794	2.0402	
#2	2.0981	2.0667	2.0462	1.0057	1.9736	2.0393	
#3	2.1174	2.0649	2.0528	1.0152	1.9821	2.0466	
Errors	LC Pass	LC Pass	LC Pass	LC Pass	LC Pass	LC Pass	
High	2.2000	2.2000	2.2000	1.1000	2.2000	2.2000	
Low	1.8000	1.8000	1.8000	.90000	1.8000	1.8000	

IntStd	1	2	3	4	5	6	7
Mode	Counts	NOTUSED	NOTUSED	NOTUSED	NOTUSED	NOTUSED	NOTUSED
Elem	Y	--	--	--	--	--	--
Wavlen	371.030	--	--	--	--	--	--
Avge	29415	--	--	--	--	--	--
SDev	51.41429	--	--	--	--	--	--
%RSD	.1747899	--	--	--	--	--	--
#1	29367	--	--	--	--	--	--
#2	29408	--	--	--	--	--	--
#3	29469	--	--	--	--	--	--

Method: METTRACE Sample Name: CCB8 Operator: ACC
Run Time: 10/29/10 00:26:21
Comment: TESTAMERICA PITTSBURGH ICP METALS ANALYSIS - INST TRACEICP
Mode: CONC Corr. Factor: 1

Elem	AG	AL	AS	B_	BA	BE	CA
Units	ppm	ppm	ppm	ppm	ppm	ppm	ppm
Avge	-.00047	.02751	.00098	.00381	.00007	.00068	-.00231
SDev	.00021	.00271	.00070	.00126	.00009	.00008	.00318
%RSD	44.071	9.8389	72.103	33.042	132.66	11.764	137.38
#1	-.00071	.02680	.00103	.00513	-.00003	.00078	-.00561
#2	-.00036	.03051	.00165	.00370	.00010	.00064	-.00205
#3	-.00035	.02524	.00025	.00262	.00014	.00063	.00072
Errors	LC Pass	LC Pass	LC Pass	LC Pass	LC Pass	LC Pass	LC Pass
High	.00500	.20000	.01000	.20000	.20000	.00400	5.0000
Low	-.00500	-.20000	-.01000	-.20000	-.20000	-.00400	-5.0000

Elem	CD	CO	CR	CU	FE	K_	MG
Units	ppm	ppm	ppm	ppm	ppm	ppm	ppm
Avge	.00007	-.00024	-.00010	-.00080	.00337	.21854	-.00075
SDev	.00012	.00045	.00022	.00015	.00415	.00314	.00065
%RSD	181.60	190.11	216.30	18.758	122.93	1.4350	87.592
#1	-.00003	-.00074	-.00020	-.00077	.00464	.22182	-.00150
#2	.00021	-.00011	.00015	-.00067	.00674	.21823	-.00037
#3	.00002	.00014	-.00026	-.00096	-.00126	.21557	-.00037
Errors	LC Pass	LC Pass	LC Pass	LC Pass	LC Pass	LC Pass	LC Pass
High	.00500	.05000	.00500	.02500	.10000	5.0000	5.0000
Low	-.00500	-.05000	-.00500	-.02500	-.10000	-5.0000	-5.0000

Elem	MN	MO	NA	NI	PB/1	PB/2	PB
Units	ppm	ppm	ppm	ppm	ppm	ppm	ppm
Avge	.00006	.00707	.26584	-.00044	-.00168	.00222	.00092
SDev	.00003	.00405	.02677	.00035	.00064	.00067	.00038
%RSD	52.036	57.302	10.068	79.275	37.839	30.228	41.461
#1	.00004	.01162	.29350	-.00013	-.00179	.00294	.00136
#2	.00009	.00577	.24006	-.00037	-.00225	.00213	.00067
#3	.00004	.00383	.26397	-.00081	-.00100	.00160	.00074
Errors	LC Pass	LC Pass	LC Pass	LC Pass	NOCHECK	NOCHECK	LC Pass
High	.01500	.04000	5.0000	.04000			.00300
Low	-.01500	-.04000	-5.0000	-.04000			-.00300

Elem	SB/1	SB/2	SB	SE/1	SE/2	SE	SI
Units	ppm	ppm	ppm	ppm	ppm	ppm	ppm
Avge	.00163	-.00125	-.00029	-.00320	.00216	.00037	-.00647
SDev	.00014	.00114	.00078	.00122	.00148	.00093	.00145
%RSD	8.8000	91.208	268.23	38.048	68.398	248.12	22.372
#1	.00153	-.00059	.00012	-.00186	.00207	.00076	-.00772
#2	.00156	-.00257	-.00119	-.00351	.00073	-.00068	-.00488

#3	.00180	-.00059	.00020	-.00424	.00368	.00104	-.00680
Errors	NOCHECK	NOCHECK	LC Pass	NOCHECK	NOCHECK	LC Pass	LC Pass

High			.01000			.00500	.50000
Low			-.01000			-.00500	-.50000

Elem	SN	SR	TI	TL	V_	ZN	
Units	ppm	ppm	ppm	ppm	ppm	ppm	
Avge	.00051	.00002	.00010	.00360	-.00005	.00288	
SDev	.00203	.00003	.00031	.00086	.00018	.00011	
%RSD	396.14	175.89	296.67	23.948	353.94	3.7413	
#1	.00267	-.00002	.00015	.00346	-.00023	.00277	
#2	.00022	.00005	.00039	.00453	.00013	.00299	
#3	-.00135	.00003	-.00022	.00282	-.00005	.00289	
Errors	LC Pass	LC Pass	LC Pass	LC Pass	LC Pass	LC Pass	
High	.10000	.05000	.05000	.01000	.05000	.02000	
Low	-.10000	-.05000	-.05000	-.01000	-.05000	-.02000	

IntStd	1	2	3	4	5	6	7
Mode	Counts	NOTUSED	NOTUSED	NOTUSED	NOTUSED	NOTUSED	NOTUSED
Elem	Y	--	--	--	--	--	--
Wavlen	371.030	--	--	--	--	--	--
Avge	30151	--	--	--	--	--	--
SDev	129.4643	--	--	--	--	--	--
%RSD	.4293888	--	--	--	--	--	--
#1	30277	--	--	--	--	--	--
#2	30156	--	--	--	--	--	--
#3	30019	--	--	--	--	--	--

Method: METTRACE Sample Name: L762FT Operator: ACC
Run Time: 10/29/10 00:31:51
Comment: TESTAMERICA PITTSBURGH ICP METALS ANALYSIS - INST TRACEICP
Mode: CONC Corr. Factor: 1

Elem	AG	AL	AS	B_	BA	BE	CA
Units	ppm	ppm	ppm	ppm	ppm	ppm	ppm
Avge	.00065	.24363	.01206	.34129	.02941	.00057	36.757
SDev	.00041	.00174	.00122	.00042	.00005	.00005	.153
%RSD	62.619	.71533	10.113	.12177	.17777	8.8666	.41711
#1	.00039	.24175	.01321	.34167	.02938	.00062	36.856
#2	.00044	.24519	.01078	.34136	.02938	.00053	36.580
#3	.00112	.24394	.01218	.34085	.02947	.00054	36.835
Errors	LC Pass	LC Pass	LC Pass	LC Pass	LC Pass	LC Pass	LC Pass
High	2.0000	500.00	10.000	30.000	10.000	10.000	600.00
Low	-.00500	-.20000	-.01000	-.20000	-.20000	-.00400	-5.0000

Elem	CD	CO	CR	CU	FE	K_	MG
Units	ppm	ppm	ppm	ppm	ppm	ppm	ppm
Avge	.00069	.01273	.00155	.00360	.15672	38.088	32.341
SDev	.00003	.00043	.00016	.00012	.00670	.139	.123
%RSD	4.1627	3.3907	10.637	3.4330	4.2744	.36479	.38002
#1	.00067	.01263	.00160	.00374	.16374	38.010	32.427
#2	.00072	.01236	.00137	.00356	.15040	38.249	32.200
#3	.00068	.01320	.00169	.00350	.15600	38.006	32.396
Errors	LC Pass	LC Pass	LC Pass	LC Pass	LC Pass	LC Pass	LC Pass
High	5.0000	50.000	20.000	10.000	500.00	400.00	600.00
Low	-.00500	-.05000	-.00500	-.02500	-.10000	-5.0000	-5.0000

Elem	MN	MO	NA	NI	PB/1	PB/2	PB
Units	ppm	ppm	ppm	ppm	ppm	ppm	ppm
Avge	.85141	.00527	H1627.1	.01212	.03032	.02959	.02983
SDev	.00210	.00041	6.6	.00098	.00311	.00166	.00070
%RSD	.24672	7.7911	.40848	8.1272	10.263	5.6243	2.3403
#1	.85308	.00561	H1628.0	.01318	.02741	.03151	.03014
#2	.84905	.00539	H1633.2	.01123	.02996	.02857	.02903
#3	.85210	.00481	H1620.0	.01194	.03360	.02868	.03032
Errors	LC Pass	LC Pass	LC High	LC Pass	NOCHECK	NOCHECK	LC Pass
High	20.000	20.000	400.00	100.00			5.0000
Low	-.01500	-.04000	-5.0000	-.04000			-.00300

Elem	SB/1	SB/2	SB	SE/1	SE/2	SE	SI
Units	ppm	ppm	ppm	ppm	ppm	ppm	ppm
Avge	.00311	.00160	.00210	.01597	.00426	.00816	3.2399
SDev	.00183	.00097	.00066	.00348	.00028	.00117	.0044
%RSD	58.953	60.708	31.356	21.813	6.5883	14.322	.13681
#1	.00522	.00116	.00251	.01348	.00452	.00750	3.2445
#2	.00218	.00092	.00134	.01448	.00396	.00747	3.2357

#3	.00193	.00271	.00245	.01995	.00430	.00951	3.2396
Errors	NOCHECK	NOCHECK	LC Pass	NOCHECK	NOCHECK	LC Pass	LC Pass

High			5.0000			10.000	50.000
Low			-.01000			-.00500	-.50000

Elem	SN	SR	TI	TL	V_	ZN	
Units	ppm	ppm	ppm	ppm	ppm	ppm	
Avge	.01634	.34013	.00077	-.00729	.02290	.05972	
SDev	.00163	.00059	.00023	.00369	.00177	.00018	
%RSD	9.9540	.17392	29.330	50.669	7.7301	.30699	
#1	.01534	.34077	.00090	-.00311	.02159	.05992	
#2	.01822	.34000	.00090	L-.01012	.02491	.05966	
#3	.01546	.33961	.00051	-.00865	.02219	.05957	

Errors	LC Pass	LC Pass	LC Pass	LC Pass	LC Pass	LC Pass	
High	30.000	10.000	30.000	10.000	50.000	5.0000	
Low	-.10000	-.05000	-.05000	-.01000	-.05000	-.02000	

IntStd	1	2	3	4	5	6	7
Mode	Counts	NOTUSED	NOTUSED	NOTUSED	NOTUSED	NOTUSED	NOTUSED
Elem	Y	--	--	--	--	--	--
Wavlen	371.030	--	--	--	--	--	--
Avge	28167	--	--	--	--	--	--
SDev	126.4590	--	--	--	--	--	--
%RSD	.4489612	--	--	--	--	--	--
#1	28089	--	--	--	--	--	--
#2	28099	--	--	--	--	--	--
#3	28313	--	--	--	--	--	--

Method: METTRACE Sample Name: L762GT Operator: ACC
Run Time: 10/29/10 00:37:20
Comment: TESTAMERICA PITTSBURGH ICP METALS ANALYSIS - INST TRACEICP
Mode: CONC Corr. Factor: 1

Elem	AG	AL	AS	B_	BA	BE	CA
Units	ppm	ppm	ppm	ppm	ppm	ppm	ppm
Avge	-.00018	.18814	.02001	.34662	.01535	.00052	21.713
SDev	.00010	.00130	.00076	.00114	.00001	.00006	.055
%RSD	53.952	.68917	3.8205	.32979	.08588	11.613	.25487
#1	-.00029	.18941	.02006	.34735	.01535	.00047	21.774
#2	-.00017	.18818	.02074	.34720	.01533	.00050	21.700
#3	-.00009	.18682	.01922	.34530	.01535	.00058	21.666
Errors	LC Pass	LC Pass	LC Pass	LC Pass	LC Pass	LC Pass	LC Pass
High	2.0000	500.00	10.000	30.000	10.000	10.000	600.00
Low	-.00500	-.20000	-.01000	-.20000	-.20000	-.00400	-5.0000

Elem	CD	CO	CR	CU	FE	K_	MG
Units	ppm	ppm	ppm	ppm	ppm	ppm	ppm
Avge	.00025	.01329	.00230	.00224	.27829	38.072	31.515
SDev	.00004	.00044	.00008	.00003	.00655	.036	.126
%RSD	16.175	3.2809	3.3988	1.2086	2.3538	.09443	.39932
#1	.00025	.01378	.00229	.00227	.28349	38.049	31.655
#2	.00029	.01296	.00223	.00222	.27093	38.113	31.475
#3	.00021	.01312	.00238	.00223	.28044	38.053	31.413
Errors	LC Pass	LC Pass	LC Pass	LC Pass	LC Pass	LC Pass	LC Pass
High	5.0000	50.000	20.000	10.000	500.00	400.00	600.00
Low	-.00500	-.05000	-.00500	-.02500	-.10000	-5.0000	-5.0000

Elem	MN	MO	NA	NI	PB/1	PB/2	PB
Units	ppm	ppm	ppm	ppm	ppm	ppm	ppm
Avge	.73912	.00322	H1581.5	.01187	.00155	.00459	.00358
SDev	.00126	.00026	1.7	.00021	.00050	.00108	.00056
%RSD	.16985	8.1054	.10835	1.8079	32.290	23.427	15.549
#1	.74056	.00294	H1579.7	.01211	.00097	.00580	.00419
#2	.73858	.00346	H1583.1	.01176	.00183	.00374	.00311
#3	.73823	.00326	H1581.8	.01173	.00185	.00422	.00343
Errors	LC Pass	LC Pass	LC High	LC Pass	NOCHECK	NOCHECK	LC Pass
High	20.000	20.000	400.00	100.00			5.0000
Low	-.01500	-.04000	-5.0000	-.04000			-.00300

Elem	SB/1	SB/2	SB	SE/1	SE/2	SE	SI
Units	ppm	ppm	ppm	ppm	ppm	ppm	ppm
Avge	.00574	.00118	.00269	.01031	.00694	.00806	3.1919
SDev	.00104	.00073	.00083	.00178	.00111	.00122	.0112
%RSD	18.138	62.546	30.867	17.265	16.011	15.089	.35162
#1	.00681	.00183	.00349	.01197	.00705	.00869	3.2041
#2	.00568	.00132	.00277	.00843	.00577	.00666	3.1895

#3	.00473	.00038	.00183	.01053	.00798	.00883	3.1821
Errors	NOCHECK	NOCHECK	LC Pass	NOCHECK	NOCHECK	LC Pass	LC Pass

High			5.0000			10.000	50.000
Low			-.01000			-.00500	-.50000

Elem	SN	SR	TI	TL	V_	ZN	
Units	ppm	ppm	ppm	ppm	ppm	ppm	
Avge	.01248	.26937	.00099	-.00632	.02302	.03459	
SDev	.00082	.00043	.00020	.00136	.00125	.00009	
%RSD	6.5988	.15811	20.076	21.494	5.4115	.26954	
#1	.01241	.26981	.00103	-.00515	.02445	.03448	
#2	.01334	.26935	.00116	-.00601	.02227	.03464	
#3	.01170	.26895	.00077	-.00781	.02233	.03465	
Errors	LC Pass	LC Pass	LC Pass	LC Pass	LC Pass	LC Pass	
High	30.000	10.000	30.000	10.000	50.000	5.0000	
Low	-.10000	-.05000	-.05000	-.01000	-.05000	-.02000	

IntStd	1	2	3	4	5	6	7
Mode	Counts	NOTUSED	NOTUSED	NOTUSED	NOTUSED	NOTUSED	NOTUSED
Elem	Y	--	--	--	--	--	--
Wavlen	371.030	--	--	--	--	--	--
Avge	28223	--	--	--	--	--	--
SDev	34.91237	--	--	--	--	--	--
%RSD	.1237023	--	--	--	--	--	--
#1	28218	--	--	--	--	--	--
#2	28260	--	--	--	--	--	--
#3	28191	--	--	--	--	--	--

Method: METTRACE Sample Name: L762HT Operator: ACC
Run Time: 10/29/10 00:42:50
Comment: TESTAMERICA PITTSBURGH ICP METALS ANALYSIS - INST TRACEICP
Mode: CONC Corr. Factor: 1

Elem	AG	AL	AS	B_	BA	BE	CA
Units	ppm	ppm	ppm	ppm	ppm	ppm	ppm
Avge	.00029	.20230	.01147	.39357	.02555	.00057	23.851
SDev	.00025	.00111	.00108	.00132	.00006	.00010	.109
%RSD	86.716	.54776	9.4469	.33559	.22955	16.623	.45797
#1	.00036	.20105	.01264	.39243	.02555	.00048	23.725
#2	.00050	.20269	.01050	.39502	.02561	.00057	23.905
#3	.00001	.20317	.01128	.39326	.02549	.00067	23.923
Errors	LC Pass	LC Pass	LC Pass	LC Pass	LC Pass	LC Pass	LC Pass
High	2.0000	500.00	10.000	30.000	10.000	10.000	600.00
Low	-.00500	-.20000	-.01000	-.20000	-.20000	-.00400	-5.0000

Elem	CD	CO	CR	CU	FE	K_	MG
Units	ppm	ppm	ppm	ppm	ppm	ppm	ppm
Avge	.00032	.01117	.00330	.00103	2.3306	47.302	35.562
SDev	.00007	.00011	.00034	.00017	.0155	.226	.151
%RSD	21.803	.98043	10.222	16.744	.66522	.47811	.42402
#1	.00029	.01115	.00292	.00088	2.3139	47.488	35.388
#2	.00039	.01129	.00356	.00122	2.3334	47.369	35.643
#3	.00026	.01107	.00341	.00098	2.3446	47.050	35.656
Errors	LC Pass	LC Pass	LC Pass	LC Pass	LC Pass	LC Pass	LC Pass
High	5.0000	50.000	20.000	10.000	500.00	400.00	600.00
Low	-.00500	-.05000	-.00500	-.02500	-.10000	-5.0000	-5.0000

Elem	MN	MO	NA	NI	PB/1	PB/2	PB
Units	ppm	ppm	ppm	ppm	ppm	ppm	ppm
Avge	1.2120	.00233	H1569.5	.01346	.00519	.00211	.00313
SDev	.0033	.00025	7.7	.00025	.00312	.00091	.00056
%RSD	.27150	10.911	.48915	1.8533	60.094	43.210	17.796
#1	1.2085	.00211	H1576.7	.01321	.00460	.00271	.00334
#2	1.2150	.00261	H1570.4	.01371	.00857	.00106	.00356
#3	1.2127	.00226	H1561.4	.01347	.00241	.00255	.00250
Errors	LC Pass	LC Pass	LC High	LC Pass	NOCHECK	NOCHECK	LC Pass
High	20.000	20.000	400.00	100.00			5.0000
Low	-.01500	-.04000	-5.0000	-.04000			-.00300

Elem	SB/1	SB/2	SB	SE/1	SE/2	SE	SI
Units	ppm	ppm	ppm	ppm	ppm	ppm	ppm
Avge	.00228	.00227	.00227	.01255	.00502	.00753	3.8059
SDev	.00046	.00158	.00103	.00444	.00242	.00037	.0020
%RSD	20.251	69.652	45.413	35.369	48.210	4.9535	.05367
#1	.00276	.00269	.00271	.01266	.00434	.00711	3.8041
#2	.00184	.00359	.00301	.01693	.00302	.00765	3.8081

#3	.00224	.00052	.00109	.00805	.00771	.00783	3.8056
Errors	NOCHECK	NOCHECK	LC Pass	NOCHECK	NOCHECK	LC Pass	LC Pass

High			5.0000			10.000	50.000
Low			-.01000			-.00500	-.50000

Elem	SN	SR	TI	TL	V_	ZN	
Units	ppm	ppm	ppm	ppm	ppm	ppm	
Avge	.01100	.30267	.00154	-.00921	.01029	.02931	
SDev	.00092	.00087	.00025	.00211	.00125	.00024	
%RSD	8.3602	.28873	16.267	22.875	12.096	.81974	
#1	.01004	.30352	.00129	L-.01131	.00886	.02904	
#2	.01187	.30272	.00154	-.00921	.01114	.02945	
#3	.01108	.30177	.00179	-.00710	.01087	.02946	
Errors	LC Pass	LC Pass	LC Pass	LC Pass	LC Pass	LC Pass	
High	30.000	10.000	30.000	10.000	50.000	5.0000	
Low	-.10000	-.05000	-.05000	-.01000	-.05000	-.02000	
IntStd	1	2	3	4	5	6	7
Mode	Counts	NOTUSED	NOTUSED	NOTUSED	NOTUSED	NOTUSED	NOTUSED
Elem	Y	--	--	--	--	--	--
Wavlen	371.030	--	--	--	--	--	--
Avge	28358	--	--	--	--	--	--
SDev	208.9386	--	--	--	--	--	--
%RSD	.7367913	--	--	--	--	--	--
#1	28152	--	--	--	--	--	--
#2	28352	--	--	--	--	--	--
#3	28570	--	--	--	--	--	--

Method: METTRACE Sample Name: L762KT Operator: ACC
Run Time: 10/29/10 00:48:20
Comment: TESTAMERICA PITTSBURGH ICP METALS ANALYSIS - INST TRACEICP
Mode: CONC Corr. Factor: 1

Elem	AG	AL	AS	B_	BA	BE	CA
Units	ppm	ppm	ppm	ppm	ppm	ppm	ppm
Avge	.00022	.22329	.01214	.26795	.01814	.00049	28.848
SDev	.00043	.00343	.00115	.00125	.00007	.00007	.069
%RSD	193.94	1.5381	9.5119	.46635	.36726	13.802	.23906
#1	.00071	.22700	.01345	.26905	.01820	.00042	28.916
#2	.00006	.22266	.01130	.26822	.01807	.00053	28.850
#3	-.00010	.22022	.01165	.26659	.01816	.00054	28.779
Errors	LC Pass	LC Pass	LC Pass	LC Pass	LC Pass	LC Pass	LC Pass
High	2.0000	500.00	10.000	30.000	10.000	10.000	600.00
Low	-.00500	-.20000	-.01000	-.20000	-.20000	-.00400	-5.0000

Elem	CD	CO	CR	CU	FE	K_	MG
Units	ppm	ppm	ppm	ppm	ppm	ppm	ppm
Avge	.00044	.00998	.00189	.00103	.48512	33.473	24.919
SDev	.00010	.00004	.00025	.00012	.00134	.046	.089
%RSD	21.615	.41195	13.290	11.248	.27665	.13759	.35903
#1	.00045	.01003	.00218	.00115	.48654	33.420	25.014
#2	.00034	.00997	.00177	.00092	.48497	33.502	24.906
#3	.00053	.00995	.00173	.00104	.48386	33.496	24.836
Errors	LC Pass	LC Pass	LC Pass	LC Pass	LC Pass	LC Pass	LC Pass
High	5.0000	50.000	20.000	10.000	500.00	400.00	600.00
Low	-.00500	-.05000	-.00500	-.02500	-.10000	-5.0000	-5.0000

Elem	MN	MO	NA	NI	PB/1	PB/2	PB
Units	ppm	ppm	ppm	ppm	ppm	ppm	ppm
Avge	.69202	.00327	H1566.0	.00926	.00272	.00214	.00233
SDev	.00094	.00028	2.7	.00012	.00077	.00028	.00043
%RSD	.13551	8.4458	.17555	1.3176	28.380	12.988	18.538
#1	.69288	.00358	H1563.4	.00912	.00318	.00241	.00266
#2	.69216	.00317	H1565.7	.00934	.00183	.00185	.00184
#3	.69102	.00305	H1568.9	.00933	.00315	.00217	.00250
Errors	LC Pass	LC Pass	LC High	LC Pass	NOCHECK	NOCHECK	LC Pass
High	20.000	20.000	400.00	100.00			5.0000
Low	-.01500	-.04000	-5.0000	-.04000			-.00300

Elem	SB/1	SB/2	SB	SE/1	SE/2	SE	SI
Units	ppm	ppm	ppm	ppm	ppm	ppm	ppm
Avge	.00514	.00059	.00210	.00711	.00723	.00719	2.9026
SDev	.00033	.00047	.00021	.00173	.00058	.00086	.0108
%RSD	6.3986	80.765	10.083	24.269	8.0353	12.019	.37345
#1	.00478	.00105	.00229	.00796	.00789	.00792	2.9134
#2	.00542	.00010	.00187	.00825	.00702	.00743	2.9027

#3	.00521	.00061	.00215	.00513	.00679	.00624	2.8917
Errors	NOCHECK	NOCHECK	LC Pass	NOCHECK	NOCHECK	LC Pass	LC Pass

High			5.0000			10.000	50.000
Low			-.01000			-.00500	-.50000

Elem	SN	SR	TI	TL	V_	ZN	
Units	ppm	ppm	ppm	ppm	ppm	ppm	
Avge	.01235	.29726	.00155	-.00790	.01392	.02280	
SDev	.00251	.00060	.00013	.00232	.00012	.00013	
%RSD	20.335	.20001	8.4022	29.351	.87491	.58641	
#1	.01481	.29794	.00142	-.00556	.01378	.02266	
#2	.01244	.29702	.00155	L-.01020	.01400	.02283	
#3	.00979	.29683	.00168	-.00794	.01398	.02292	

Errors	LC Pass	LC Pass	LC Pass	LC Pass	LC Pass	LC Pass	
High	30.000	10.000	30.000	10.000	50.000	5.0000	
Low	-.10000	-.05000	-.05000	-.01000	-.05000	-.02000	

IntStd	1	2	3	4	5	6	7
Mode	Counts	NOTUSED	NOTUSED	NOTUSED	NOTUSED	NOTUSED	NOTUSED
Elem	Y	--	--	--	--	--	--
Wavlen	371.030	--	--	--	--	--	--
Avge	28175	--	--	--	--	--	--
SDev	25.92922	--	--	--	--	--	--
%RSD	.0920297	--	--	--	--	--	--
#1	28196	--	--	--	--	--	--
#2	28146	--	--	--	--	--	--
#3	28183	--	--	--	--	--	--

Method: METTRACE Sample Name: L762MT Operator: ACC
Run Time: 10/29/10 00:53:49
Comment: TESTAMERICA PITTSBURGH ICP METALS ANALYSIS - INST TRACEICP
Mode: CONC Corr. Factor: 1

Elem	AG	AL	AS	B_	BA	BE	CA
Units	ppm	ppm	ppm	ppm	ppm	ppm	ppm
Avge	.00009	.15478	.00304	.18424	.04415	.00069	55.414
SDev	.00025	.00226	.00060	.00156	.00012	.00003	.131
%RSD	274.18	1.4626	19.626	.84791	.27966	4.5111	.23656
#1	.00021	.15695	.00294	.18529	.04424	.00072	55.500
#2	-.00019	.15244	.00249	.18498	.04420	.00069	55.480
#3	.00025	.15494	.00367	.18244	.04401	.00066	55.263
Errors	LC Pass	LC Pass	LC Pass	LC Pass	LC Pass	LC Pass	LC Pass
High	2.0000	500.00	10.000	30.000	10.000	10.000	600.00
Low	-.00500	-.20000	-.01000	-.20000	-.20000	-.00400	-5.0000

Elem	CD	CO	CR	CU	FE	K_	MG
Units	ppm	ppm	ppm	ppm	ppm	ppm	ppm
Avge	.00033	.01253	.00315	.00164	.41839	27.913	20.205
SDev	.00008	.00049	.00030	.00029	.00101	.178	.058
%RSD	25.681	3.8887	9.5606	17.851	.24238	.63893	.28594
#1	.00035	.01299	.00344	.00191	.41935	28.072	20.258
#2	.00039	.01202	.00318	.00133	.41733	27.948	20.215
#3	.00023	.01260	.00284	.00169	.41847	27.720	20.144
Errors	LC Pass	LC Pass	LC Pass	LC Pass	LC Pass	LC Pass	LC Pass
High	5.0000	50.000	20.000	10.000	500.00	400.00	600.00
Low	-.00500	-.05000	-.00500	-.02500	-.10000	-5.0000	-5.0000

Elem	MN	MO	NA	NI	PB/1	PB/2	PB
Units	ppm	ppm	ppm	ppm	ppm	ppm	ppm
Avge	.32013	.00060	H1512.7	.01846	.00222	.00201	.00208
SDev	.00103	.00031	12.0	.00055	.00185	.00032	.00048
%RSD	.32056	52.029	.79468	2.9773	83.631	16.056	23.259
#1	.32110	.00061	H1524.0	.01784	.00406	.00191	.00263
#2	.32026	.00028	H1514.0	.01868	.00035	.00237	.00170
#3	.31905	.00090	H1500.1	.01887	.00223	.00175	.00191
Errors	LC Pass	LC Pass	LC High	LC Pass	NOCHECK	NOCHECK	LC Pass
High	20.000	20.000	400.00	100.00			5.0000
Low	-.01500	-.04000	-5.0000	-.04000			-.00300

Elem	SB/1	SB/2	SB	SE/1	SE/2	SE	SI
Units	ppm	ppm	ppm	ppm	ppm	ppm	ppm
Avge	.00296	.00021	.00113	.01000	.00522	.00681	3.0624
SDev	.00179	.00042	.00057	.00269	.00164	.00031	.0067
%RSD	60.521	199.38	51.021	26.894	31.497	4.5748	.21923
#1	.00090	.00042	.00058	.01310	.00335	.00660	3.0695
#2	.00378	-.00028	.00107	.00859	.00646	.00717	3.0614

#3	.00419	.00050	.00173	.00831	.00584	.00666	3.0562
Errors	NOCHECK	NOCHECK	LC Pass	NOCHECK	NOCHECK	LC Pass	LC Pass

High			5.0000			10.000	50.000
Low			-.01000			-.00500	-.50000

Elem	SN	SR	TI	TL	V_	ZN	
Units	ppm	ppm	ppm	ppm	ppm	ppm	
Avge	.01217	.41467	.00107	-.00928	.00272	.02625	
SDev	.00091	.00136	.00032	.00080	.00108	.00006	
%RSD	7.4798	.32717	30.207	8.6499	39.643	.21868	
#1	.01137	.41581	.00103	-.00836	.00396	.02628	
#2	.01199	.41501	.00140	-.00968	.00200	.02628	
#3	.01316	.41317	.00077	-.00981	.00219	.02618	

Errors	LC Pass	LC Pass	LC Pass	LC Pass	LC Pass	LC Pass	
High	30.000	10.000	30.000	10.000	50.000	5.0000	
Low	-.10000	-.05000	-.05000	-.01000	-.05000	-.02000	

IntStd	1	2	3	4	5	6	7
Mode	Counts	NOTUSED	NOTUSED	NOTUSED	NOTUSED	NOTUSED	NOTUSED
Elem	Y	--	--	--	--	--	--
Wavlen	371.030	--	--	--	--	--	--
Avge	28582	--	--	--	--	--	--
SDev	129.1837	--	--	--	--	--	--
%RSD	.4519716	--	--	--	--	--	--
#1	28433	--	--	--	--	--	--
#2	28651	--	--	--	--	--	--
#3	28663	--	--	--	--	--	--

Method: METTRACE Sample Name: L762NT Operator: ACC
Run Time: 10/29/10 00:59:19
Comment: TESTAMERICA PITTSBURGH ICP METALS ANALYSIS - INST TRACEICP
Mode: CONC Corr. Factor: 1

Elem	AG	AL	AS	B_	BA	BE	CA
Units	ppm	ppm	ppm	ppm	ppm	ppm	ppm
Avge	.00044	.13732	.01204	.37471	.02031	.00044	68.009
SDev	.00051	.00246	.00009	.00027	.00012	.00010	.146
%RSD	114.67	1.7934	.71290	.07232	.57398	22.917	.21522
#1	.00011	.13992	.01194	.37451	.02035	.00033	67.921
#2	.00103	.13502	.01209	.37460	.02041	.00045	67.929
#3	.00019	.13703	.01208	.37502	.02019	.00053	68.178
Errors	LC Pass	LC Pass	LC Pass	LC Pass	LC Pass	LC Pass	LC Pass
High	2.0000	500.00	10.000	30.000	10.000	10.000	600.00
Low	-.00500	-.20000	-.01000	-.20000	-.20000	-.00400	-5.0000

Elem	CD	CO	CR	CU	FE	K_	MG
Units	ppm	ppm	ppm	ppm	ppm	ppm	ppm
Avge	.00026	.00695	.00323	.00089	.36766	34.905	30.699
SDev	.00009	.00013	.00036	.00016	.00938	.081	.032
%RSD	32.773	1.8693	11.095	18.086	2.5517	.23263	.10457
#1	.00033	.00684	.00299	.00087	.37802	34.913	30.664
#2	.00028	.00692	.00364	.00074	.35973	34.981	30.703
#3	.00017	.00709	.00305	.00106	.36523	34.820	30.728
Errors	LC Pass	LC Pass	LC Pass	LC Pass	LC Pass	LC Pass	LC Pass
High	5.0000	50.000	20.000	10.000	500.00	400.00	600.00
Low	-.00500	-.05000	-.00500	-.02500	-.10000	-5.0000	-5.0000

Elem	MN	MO	NA	NI	PB/1	PB/2	PB
Units	ppm	ppm	ppm	ppm	ppm	ppm	ppm
Avge	.42417	.00221	H1623.4	.00698	.00303	.00090	.00161
SDev	.00061	.00032	3.5	.00065	.00325	.00153	.00028
%RSD	.14441	14.660	.21304	9.2909	107.26	170.39	17.106
#1	.42369	.00193	H1620.9	.00706	-.00000	.00254	.00169
#2	.42396	.00256	H1627.3	.00759	.00645	-.00048	.00183
#3	.42486	.00213	H1621.9	.00630	.00263	.00063	.00130
Errors	LC Pass	LC Pass	LC High	LC Pass	NOCHECK	NOCHECK	LC Pass
High	20.000	20.000	400.00	100.00			5.0000
Low	-.01500	-.04000	-5.0000	-.04000			-.00300

Elem	SB/1	SB/2	SB	SE/1	SE/2	SE	SI
Units	ppm	ppm	ppm	ppm	ppm	ppm	ppm
Avge	.00278	.00134	.00181	.01109	.00481	.00690	3.0671
SDev	.00257	.00116	.00039	.00333	.00331	.00115	.0036
%RSD	92.391	86.951	21.273	30.018	68.752	16.737	.11634
#1	.00472	.00009	.00163	.00793	.00836	.00822	3.0711
#2	-.00013	.00239	.00155	.01457	.00181	.00606	3.0645

#3	.00374	.00152	.00226	.01076	.00427	.00643	3.0655
Errors	NOCHECK	NOCHECK	LC Pass	NOCHECK	NOCHECK	LC Pass	LC Pass

High			5.0000			10.000	50.000
Low			-.01000			-.00500	-.50000

Elem	SN	SR	TI	TL	V_	ZN	
Units	ppm	ppm	ppm	ppm	ppm	ppm	
Avge	.01316	.50550	.00086	-.00905	.01326	.01828	
SDev	.00261	.00230	.00015	.00097	.00135	.00016	
%RSD	19.810	.45433	17.629	10.670	10.144	.86231	
#1	.01204	.50773	.00077	-.00795	.01250	.01824	
#2	.01613	.50563	.00103	-.00944	.01248	.01814	
#3	.01129	.50314	.00077	-.00977	.01482	.01845	
Errors	LC Pass	LC Pass	LC Pass	LC Pass	LC Pass	LC Pass	
High	30.000	10.000	30.000	10.000	50.000	5.0000	
Low	-.10000	-.05000	-.05000	-.01000	-.05000	-.02000	
IntStd	1	2	3	4	5	6	7
Mode	Counts	NOTUSED	NOTUSED	NOTUSED	NOTUSED	NOTUSED	NOTUSED
Elem	Y	--	--	--	--	--	--
Wavlen	371.030	--	--	--	--	--	--
Avge	27977	--	--	--	--	--	--
SDev	37.91090	--	--	--	--	--	--
%RSD	.1355057	--	--	--	--	--	--
#1	27946	--	--	--	--	--	--
#2	27967	--	--	--	--	--	--
#3	28019	--	--	--	--	--	--

Method: METTRACE Sample Name: CCV1-9 Operator: ACC
Run Time: 10/29/10 01:04:48
Comment: TESTAMERICA PITTSBURGH ICP METALS ANALYSIS - INST TRACEICP
Mode: CONC Corr. Factor: 1

Elem	AG	AL	AS	B_	BA	BE	CA
Units	ppm	ppm	ppm	ppm	ppm	ppm	ppm
Avge	.99086	25.255	.52785	2.0298	2.0566	2.0178	50.875
SDev	.00216	.058	.00305	.0072	.0007	.0142	.390
%RSD	.21832	.22849	.57779	.35533	.03289	.70217	.76712
#1	.99328	25.320	.53113	2.0369	2.0572	2.0330	51.303
#2	.99017	25.236	.52732	2.0300	2.0566	2.0153	50.784
#3	.98912	25.210	.52510	2.0224	2.0559	2.0050	50.539
Errors	LC Pass	LC Pass	LC Pass	LC Pass	LC Pass	LC Pass	LC Pass
High	1.1000	27.500	.55000	2.2000	2.2000	2.2000	55.000
Low	.90000	22.500	.45000	1.8000	1.8000	1.8000	45.000

Elem	CD	CO	CR	CU	FE	K_	MG
Units	ppm	ppm	ppm	ppm	ppm	ppm	ppm
Avge	.50655	1.9829	2.0439	2.0566	25.710	132.58	51.026
SDev	.00368	.0134	.0134	.0017	.182	.11	.332
%RSD	.72717	.67447	.65425	.08228	.70787	.08572	.65106
#1	.51063	1.9971	2.0582	2.0586	25.905	132.46	51.383
#2	.50553	1.9810	2.0420	2.0560	25.682	132.63	50.969
#3	.50348	1.9706	2.0316	2.0554	25.544	132.67	50.726
Errors	LC Pass	LC Pass	LC Pass	LC Pass	LC Pass	LC Pass	LC Pass
High	.55000	2.2000	2.2000	2.2000	27.500	137.50	55.000
Low	.45000	1.8000	1.8000	1.8000	22.500	112.50	45.000

Elem	MN	MO	NA	NI	PB/1	PB/2	PB
Units	ppm	ppm	ppm	ppm	ppm	ppm	ppm
Avge	2.0226	2.0919	128.54	2.0175	.49863	.51305	.50824
SDev	.0111	.0018	.45	.0124	.00135	.00227	.00194
%RSD	.55022	.08530	.34796	.61596	.26971	.44288	.38211
#1	2.0346	2.0902	129.06	2.0302	.50018	.51555	.51043
#2	2.0205	2.0918	128.33	2.0170	.49779	.51249	.50759
#3	2.0127	2.0938	128.25	2.0054	.49791	.51111	.50671
Errors	LC Pass	LC Pass	LC Pass	LC Pass	NOCHECK	NOCHECK	LC Pass
High	2.2000	2.2000	137.50	2.2000			.55000
Low	1.8000	1.8000	112.50	1.8000			.45000

Elem	SB/1	SB/2	SB	SE/1	SE/2	SE	SI
Units	ppm	ppm	ppm	ppm	ppm	ppm	ppm
Avge	.53043	.53718	.53493	.53253	.52400	.52684	2.0566
SDev	.00164	.00071	.00062	.00365	.00361	.00359	.0084
%RSD	.30961	.13161	.11611	.68535	.68813	.68062	.41013
#1	.53162	.53766	.53565	.53593	.52793	.53060	2.0656
#2	.53112	.53637	.53462	.53297	.52323	.52647	2.0553

#3	.52856	.53751	.53453	.52867	.52084	.52345	2.0489
Errors	NOCHECK	NOCHECK	LC Pass	NOCHECK	NOCHECK	LC Pass	LC Pass

High			.55000			.55000	2.2000
Low			.45000			.45000	1.8000

Elem	SN	SR	TI	TL	V_	ZN	
Units	ppm	ppm	ppm	ppm	ppm	ppm	
Avge	2.1275	2.0568	2.0528	1.0181	1.9815	2.0475	
SDev	.0159	.0025	.0078	.0012	.0086	.0113	
%RSD	.74900	.12122	.38008	.11844	.43599	.55195	
#1	2.1449	2.0596	2.0613	1.0194	1.9906	2.0602	
#2	2.1239	2.0550	2.0514	1.0171	1.9804	2.0439	
#3	2.1137	2.0556	2.0459	1.0177	1.9735	2.0386	
Errors	LC Pass	LC Pass	LC Pass	LC Pass	LC Pass	LC Pass	
High	2.2000	2.2000	2.2000	1.1000	2.2000	2.2000	
Low	1.8000	1.8000	1.8000	.90000	1.8000	1.8000	

IntStd	1	2	3	4	5	6	7
Mode	Counts	NOTUSED	NOTUSED	NOTUSED	NOTUSED	NOTUSED	NOTUSED
Elem	Y	--	--	--	--	--	--
Wavlen	371.030	--	--	--	--	--	--
Avge	29785	--	--	--	--	--	--
SDev	126.7647	--	--	--	--	--	--
%RSD	.4256001	--	--	--	--	--	--
#1	29908	--	--	--	--	--	--
#2	29792	--	--	--	--	--	--
#3	29655	--	--	--	--	--	--

Method: METTRACE Sample Name: CCB9 Operator: ACC
Run Time: 10/29/10 01:10:18
Comment: TESTAMERICA PITTSBURGH ICP METALS ANALYSIS - INST TRACEICP
Mode: CONC Corr. Factor: 1

Elem	AG	AL	AS	B_	BA	BE	CA
Units	ppm	ppm	ppm	ppm	ppm	ppm	ppm
Avge	-.00025	.02149	.00120	.00324	.00005	.00072	-.00052
SDev	.00042	.00143	.00064	.00079	.00001	.00002	.00249
%RSD	168.83	6.6514	53.242	24.533	18.976	2.4907	477.63
#1	-.00074	.02314	.00194	.00415	.00004	.00073	.00083
#2	.00001	.02072	.00084	.00277	.00006	.00070	.00101
#3	-.00003	.02061	.00083	.00278	.00004	.00072	-.00340
Errors	LC Pass	LC Pass	LC Pass	LC Pass	LC Pass	LC Pass	LC Pass
High	.00500	.20000	.01000	.20000	.20000	.00400	5.0000
Low	-.00500	-.20000	-.01000	-.20000	-.20000	-.00400	-5.0000

Elem	CD	CO	CR	CU	FE	K_	MG
Units	ppm	ppm	ppm	ppm	ppm	ppm	ppm
Avge	.00025	.00015	-.00001	-.00052	.00755	.23163	.00078
SDev	.00013	.00003	.00010	.00012	.00380	.00258	.00114
%RSD	53.338	18.998	696.10	23.525	50.340	1.1121	147.30
#1	.00016	.00014	-.00013	-.00048	.01155	.23294	-.00037
#2	.00040	.00014	.00006	-.00066	.00399	.23329	.00078
#3	.00019	.00019	.00003	-.00042	.00711	.22866	.00192
Errors	LC Pass	LC Pass	LC Pass	LC Pass	LC Pass	LC Pass	LC Pass
High	.00500	.05000	.00500	.02500	.10000	5.0000	5.0000
Low	-.00500	-.05000	-.00500	-.02500	-.10000	-5.0000	-5.0000

Elem	MN	MO	NA	NI	PB/1	PB/2	PB
Units	ppm	ppm	ppm	ppm	ppm	ppm	ppm
Avge	.00018	.00808	.17709	.00049	-.00070	.00158	.00082
SDev	.00003	.00313	.10135	.00059	.00241	.00159	.00037
%RSD	16.319	38.718	57.228	119.76	345.26	100.91	44.785
#1	.00019	.01137	.27287	-.00018	-.00348	.00332	.00105
#2	.00014	.00774	.18744	.00089	.00057	.00123	.00101
#3	.00019	.00514	.07097	.00076	.00081	.00019	.00040
Errors	LC Pass	LC Pass	LC Pass	LC Pass	NOCHECK	NOCHECK	LC Pass
High	.01500	.04000	5.0000	.04000			.00300
Low	-.01500	-.04000	-5.0000	-.04000			-.00300

Elem	SB/1	SB/2	SB	SE/1	SE/2	SE	SI
Units	ppm	ppm	ppm	ppm	ppm	ppm	ppm
Avge	.00051	.00037	.00042	-.00167	.00115	.00021	-.00701
SDev	.00085	.00101	.00042	.00257	.00090	.00113	.00284
%RSD	166.13	274.54	101.63	154.06	78.639	538.52	40.542
#1	.00149	-.00065	.00006	-.00073	.00218	.00121	-.01019
#2	-.00010	.00138	.00089	.00030	.00050	.00043	-.00469

#3	.00015	.00038	.00030	-.00458	.00076	-.00102	-.00617
Errors	NOCHECK	NOCHECK	LC Pass	NOCHECK	NOCHECK	LC Pass	LC Pass

High			.01000			.00500	.50000
Low			-.01000			-.00500	-.50000

Elem	SN	SR	TI	TL	V_	ZN	
Units	ppm	ppm	ppm	ppm	ppm	ppm	
Avge	-.00061	.00006	.00030	.00359	.00020	.00287	
SDev	.00047	.00001	.00026	.00177	.00011	.00012	
%RSD	77.087	19.965	83.846	49.136	54.126	4.1338	
#1	-.00113	.00005	.00051	.00499	.00014	.00274	
#2	-.00046	.00007	.00002	.00161	.00032	.00295	
#3	-.00023	.00007	.00039	.00419	.00013	.00294	
Errors	LC Pass	LC Pass	LC Pass	LC Pass	LC Pass	LC Pass	
High	.10000	.05000	.05000	.01000	.05000	.02000	
Low	-.10000	-.05000	-.05000	-.01000	-.05000	-.02000	

IntStd	1	2	3	4	5	6	7
Mode	Counts	NOTUSED	NOTUSED	NOTUSED	NOTUSED	NOTUSED	NOTUSED
Elem	Y	--	--	--	--	--	--
Wavlen	371.030	--	--	--	--	--	--
Avge	29910	--	--	--	--	--	--
SDev	56.77324	--	--	--	--	--	--
%RSD	.1898115	--	--	--	--	--	--
#1	29957	--	--	--	--	--	--
#2	29847	--	--	--	--	--	--
#3	29927	--	--	--	--	--	--

Method: METTRACE Sample Name: L8DFJ/5 Na Operator: ACC
Run Time: 10/29/10 01:15:48
Comment: TESTAMERICA PITTSBURGH ICP METALS ANALYSIS - INST TRACEICP
Mode: CONC Corr. Factor: 1

Elem	AG	AL	AS	B_	BA	BE	CA
Units	ppm	ppm	ppm	ppm	ppm	ppm	ppm
Avge	-.00031	.42390	.00187	.08971	.00919	.00045	23.712
SDev	.00011	.00314	.00148	.00046	.00007	.00004	.069
%RSD	35.571	.74186	78.855	.51024	.79217	8.5387	.29141
#1	-.00043	.42547	.00130	.08982	.00910	.00050	23.786
#2	-.00030	.42596	.00077	.08921	.00923	.00043	23.700
#3	-.00021	.42028	.00355	.09011	.00923	.00043	23.649
Errors	LC Pass	LC Pass	LC Pass	LC Pass	LC Pass	LC Pass	LC Pass
High	2.0000	500.00	10.000	30.000	10.000	10.000	600.00
Low	-.00500	-.20000	-.01000	-.20000	-.20000	-.00400	-5.0000

Elem	CD	CO	CR	CU	FE	K_	MG
Units	ppm	ppm	ppm	ppm	ppm	ppm	ppm
Avge	.00005	.00019	.00095	.00093	.90767	1.0923	7.0216
SDev	.00019	.00034	.00022	.00015	.00303	.0042	.0199
%RSD	419.52	177.73	22.863	16.109	.33360	.38257	.28342
#1	-.00002	.00043	.00086	.00085	.90787	1.0958	7.0438
#2	-.00010	-.00020	.00080	.00110	.91059	1.0933	7.0160
#3	.00026	.00033	.00120	.00083	.90454	1.0877	7.0052
Errors	LC Pass	LC Pass	LC Pass	LC Pass	LC Pass	LC Pass	LC Pass
High	5.0000	50.000	20.000	10.000	500.00	400.00	600.00
Low	-.00500	-.05000	-.00500	-.02500	-.10000	-5.0000	-5.0000

Elem	MN	MO	NA	NI	PB/1	PB/2	PB
Units	ppm	ppm	ppm	ppm	ppm	ppm	ppm
Avge	.02095	.00538	130.23	.00057	.00040	.00245	.00177
SDev	.00008	.00040	.48	.00032	.00086	.00095	.00087
%RSD	.36295	7.4355	.36659	57.267	215.05	38.642	49.383
#1	.02103	.00568	130.60	.00075	.00024	.00163	.00117
#2	.02088	.00492	130.41	.00019	-.00037	.00222	.00136
#3	.02093	.00553	129.69	.00076	.00133	.00349	.00277
Errors	LC Pass	LC Pass	LC Pass	LC Pass	NOCHECK	NOCHECK	LC Pass
High	20.000	20.000	400.00	100.00			5.0000
Low	-.01500	-.04000	-5.0000	-.04000			-.00300

Elem	SB/1	SB/2	SB	SE/1	SE/2	SE	SI
Units	ppm	ppm	ppm	ppm	ppm	ppm	ppm
Avge	.00049	-.00049	-.00017	-.00597	.00174	-.00083	1.5358
SDev	.00046	.00119	.00089	.00211	.00044	.00095	.0030
%RSD	94.033	242.22	538.88	35.288	25.524	114.84	.19516
#1	.00093	.00080	.00084	-.00417	.00183	-.00017	1.5352
#2	.00053	-.00155	-.00085	-.00829	.00126	-.00192	1.5390

#3	.00001	-.00073	-.00049	-.00546	.00213	-.00040	1.5331
Errors	NOCHECK	NOCHECK	LC Pass	NOCHECK	NOCHECK	LC Pass	LC Pass

High			5.0000			10.000	50.000
Low			-.01000			-.00500	-.50000

Elem	SN	SR	TI	TL	V_	ZN	
Units	ppm	ppm	ppm	ppm	ppm	ppm	
Avge	-.00001	1.1598	.00299	.00183	.00034	.01127	
SDev	.00081	.0017	.00007	.00007	.00028	.00008	
%RSD	12924.	.14361	2.4402	3.8103	83.148	.71450	
#1	.00067	1.1616	.00294	.00187	.00003	.01123	
#2	-.00090	1.1596	.00307	.00175	.00040	.01121	
#3	.00022	1.1583	.00296	.00187	.00058	.01136	

Errors	LC Pass	LC Pass	LC Pass	LC Pass	LC Pass	LC Pass	
High	30.000	10.000	30.000	10.000	50.000	5.0000	
Low	-.10000	-.05000	-.05000	-.01000	-.05000	-.02000	

IntStd	1	2	3	4	5	6	7
Mode	Counts	NOTUSED	NOTUSED	NOTUSED	NOTUSED	NOTUSED	NOTUSED
Elem	Y	--	--	--	--	--	--
Wavlen	371.030	--	--	--	--	--	--
Avge	30031	--	--	--	--	--	--
SDev	110.4539	--	--	--	--	--	--
%RSD	.3677945	--	--	--	--	--	--
#1	30153	--	--	--	--	--	--
#2	30004	--	--	--	--	--	--
#3	29937	--	--	--	--	--	--

Method: METTRACE Sample Name: L8DFJF/5 Na Operator: ACC
Run Time: 10/29/10 01:21:18
Comment: TESTAMERICA PITTSBURGH ICP METALS ANALYSIS - INST TRACEICP
Mode: CONC Corr. Factor: 1

Elem	AG	AL	AS	B_	BA	BE	CA
Units	ppm	ppm	ppm	ppm	ppm	ppm	ppm
Avge	.00001	.02764	.00108	.09258	.00401	.00054	25.486
SDev	.00037	.00154	.00096	.00039	.00003	.00008	.106
%RSD	5218.3	5.5902	88.522	.41981	.64653	15.015	.41547
#1	-.00031	.02929	.00191	.09218	.00399	.00064	25.419
#2	-.00008	.02740	.00131	.09260	.00404	.00049	25.430
#3	.00042	.02622	.00003	.09296	.00400	.00049	25.608
Errors	LC Pass	LC Pass	LC Pass	LC Pass	LC Pass	LC Pass	LC Pass
High	2.0000	500.00	10.000	30.000	10.000	10.000	600.00
Low	-.00500	-.20000	-.01000	-.20000	-.20000	-.00400	-5.0000

Elem	CD	CO	CR	CU	FE	K_	MG
Units	ppm	ppm	ppm	ppm	ppm	ppm	ppm
Avge	.00008	-.00000	-.00001	-.00027	.08757	.99453	7.5423
SDev	.00015	.00013	.00029	.00009	.00192	.00114	.0282
%RSD	187.09	66985.	2242.0	31.778	2.1954	.11494	.37345
#1	.00004	.00011	-.00034	-.00025	.08834	.99581	7.5301
#2	-.00005	.00003	.00016	-.00037	.08538	.99415	7.5223
#3	.00025	-.00014	.00015	-.00020	.08899	.99363	7.5745
Errors	LC Pass	LC Pass	LC Pass	LC Pass	LC Pass	LC Pass	LC Pass
High	5.0000	50.000	20.000	10.000	500.00	400.00	600.00
Low	-.00500	-.05000	-.00500	-.02500	-.10000	-5.0000	-5.0000

Elem	MN	MO	NA	NI	PB/1	PB/2	PB
Units	ppm	ppm	ppm	ppm	ppm	ppm	ppm
Avge	.01346	.00449	134.16	.00033	-.00073	.00054	.00012
SDev	.00007	.00047	.45	.00083	.00134	.00096	.00023
%RSD	.51208	10.502	.33660	249.46	182.41	177.66	199.55
#1	.01342	.00405	134.59	-.00049	-.00204	.00159	.00038
#2	.01342	.00443	134.20	.00116	.00063	-.00029	.00002
#3	.01354	.00499	133.69	.00033	-.00079	.00032	-.00005
Errors	LC Pass	LC Pass	LC Pass	LC Pass	NOCHECK	NOCHECK	LC Pass
High	20.000	20.000	400.00	100.00			5.0000
Low	-.01500	-.04000	-5.0000	-.04000			-.00300

Elem	SB/1	SB/2	SB	SE/1	SE/2	SE	SI
Units	ppm	ppm	ppm	ppm	ppm	ppm	ppm
Avge	-.00015	.00038	.00020	-.00143	-.00122	-.00129	.96390
SDev	.00221	.00117	.00040	.00190	.00121	.00096	.00529
%RSD	1474.7	311.11	200.78	132.17	99.417	74.706	.54914
#1	.00237	-.00066	.00035	-.00336	-.00173	-.00228	.96615
#2	-.00176	.00164	.00051	.00043	-.00209	-.00125	.95785

#3	-.00106	.00015	-.00025	-.00137	.00017	-.00035	.96769
Errors	NOCHECK	NOCHECK	LC Pass	NOCHECK	NOCHECK	LC Pass	LC Pass

High			5.0000			10.000	50.000
Low			-.01000			-.00500	-.50000

Elem	SN	SR	TI	TL	V_	ZN	
Units	ppm	ppm	ppm	ppm	ppm	ppm	
Avge	.00113	1.2890	-.00057	.00168	.00047	.00551	
SDev	.00121	.0024	.00015	.00009	.00021	.00011	
%RSD	106.82	.18354	26.133	5.3914	45.463	1.9261	
#1	.00022	1.2916	-.00074	.00159	.00035	.00540	
#2	.00250	1.2869	-.00048	.00177	.00072	.00561	
#3	.00067	1.2885	-.00048	.00166	.00035	.00553	

Errors	LC Pass	LC Pass	LC Pass	LC Pass	LC Pass	LC Pass	
High	30.000	10.000	30.000	10.000	50.000	5.0000	
Low	-.10000	-.05000	-.05000	-.01000	-.05000	-.02000	

IntStd	1	2	3	4	5	6	7
Mode	Counts	NOTUSED	NOTUSED	NOTUSED	NOTUSED	NOTUSED	NOTUSED
Elem	Y	--	--	--	--	--	--
Wavlen	371.030	--	--	--	--	--	--
Avge	29557	--	--	--	--	--	--
SDev	150.8821	--	--	--	--	--	--
%RSD	.5104865	--	--	--	--	--	--
#1	29421	--	--	--	--	--	--
#2	29529	--	--	--	--	--	--
#3	29719	--	--	--	--	--	--

Method: METTRACE Sample Name: L8FX1/5 Na Operator: ACC
Run Time: 10/29/10 01:26:48
Comment: TESTAMERICA PITTSBURGH ICP METALS ANALYSIS - INST TRACEICP
Mode: CONC Corr. Factor: 1

Elem	AG	AL	AS	B_	BA	BE	CA
Units	ppm	ppm	ppm	ppm	ppm	ppm	ppm
Avge	.00009	.02785	.00142	.18131	.00296	.00048	41.288
SDev	.00039	.00101	.00080	.00061	.00008	.00005	.137
%RSD	428.30	3.6128	56.141	.33798	2.7131	10.634	.33184
#1	.00012	.02728	.00208	.18200	.00303	.00050	41.443
#2	-.00031	.02901	.00053	.18112	.00288	.00051	41.242
#3	.00046	.02726	.00164	.18082	.00297	.00042	41.181
Errors	LC Pass	LC Pass	LC Pass	LC Pass	LC Pass	LC Pass	LC Pass
High	2.0000	500.00	10.000	30.000	10.000	10.000	600.00
Low	-.00500	-.20000	-.01000	-.20000	-.20000	-.00400	-5.0000

Elem	CD	CO	CR	CU	FE	K_	MG
Units	ppm	ppm	ppm	ppm	ppm	ppm	ppm
Avge	.00006	.00053	.00020	.00085	.34757	1.3931	21.057
SDev	.00015	.00015	.00010	.00020	.00380	.0015	.070
%RSD	251.49	27.810	49.072	24.052	1.0930	.10477	.33346
#1	-.00010	.00070	.00028	.00067	.35073	1.3925	21.135
#2	.00009	.00044	.00009	.00081	.34863	1.3920	21.040
#3	.00019	.00044	.00022	.00107	.34336	1.3948	20.997
Errors	LC Pass	LC Pass	LC Pass	LC Pass	LC Pass	LC Pass	LC Pass
High	5.0000	50.000	20.000	10.000	500.00	400.00	600.00
Low	-.00500	-.05000	-.00500	-.02500	-.10000	-5.0000	-5.0000

Elem	MN	MO	NA	NI	PB/1	PB/2	PB
Units	ppm	ppm	ppm	ppm	ppm	ppm	ppm
Avge	.05235	.00037	148.67	.00039	-.00095	.00216	.00112
SDev	.00015	.00066	.46	.00058	.00139	.00135	.00057
%RSD	.28291	179.59	.31132	147.56	146.36	62.507	51.177
#1	.05252	.00109	148.24	.00102	-.00029	.00084	.00046
#2	.05232	.00020	148.62	.00027	-.00255	.00353	.00150
#3	.05223	-.00019	149.16	-.00011	-.00002	.00211	.00140
Errors	LC Pass	LC Pass	LC Pass	LC Pass	NOCHECK	NOCHECK	LC Pass
High	20.000	20.000	400.00	100.00			5.0000
Low	-.01500	-.04000	-5.0000	-.04000			-.00300

Elem	SB/1	SB/2	SB	SE/1	SE/2	SE	SI
Units	ppm	ppm	ppm	ppm	ppm	ppm	ppm
Avge	.00165	.00000	.00055	-.00694	.00086	-.00174	1.4565
SDev	.00028	.00129	.00091	.00262	.00162	.00058	.0093
%RSD	17.290	751430.	166.21	37.795	187.37	33.227	.64124
#1	.00144	.00057	.00086	-.00799	.00234	-.00110	1.4665
#2	.00153	-.00148	-.00048	-.00887	.00110	-.00222	1.4550

#3	.00197	.00091	.00126	-.00395	-.00086	-.00189	1.4479
Errors	NOCHECK	NOCHECK	LC Pass	NOCHECK	NOCHECK	LC Pass	LC Pass

High			5.0000			10.000	50.000
Low			-.01000			-.00500	-.50000

Elem	SN	SR	TI	TL	V_	ZN	
Units	ppm	ppm	ppm	ppm	ppm	ppm	
Avge	-.00039	2.6318	-.00023	.00199	.00154	.00491	
SDev	.00057	.0034	.00012	.00141	.00018	.00017	
%RSD	147.83	.13026	52.941	71.014	11.912	3.5566	
#1	.00022	2.6354	-.00023	.00343	.00172	.00480	
#2	-.00046	2.6313	-.00036	.00192	.00135	.00511	
#3	-.00092	2.6286	-.00011	.00061	.00154	.00481	
Errors	LC Pass	LC Pass	LC Pass	LC Pass	LC Pass	LC Pass	
High	30.000	10.000	30.000	10.000	50.000	5.0000	
Low	-.10000	-.05000	-.05000	-.01000	-.05000	-.02000	
IntStd	1	2	3	4	5	6	7
Mode	Counts	NOTUSED	NOTUSED	NOTUSED	NOTUSED	NOTUSED	NOTUSED
Elem	Y	--	--	--	--	--	--
Wavlen	371.030	--	--	--	--	--	--
Avge	29671	--	--	--	--	--	--
SDev	92.17497	--	--	--	--	--	--
%RSD	.3106565	--	--	--	--	--	--
#1	29763	--	--	--	--	--	--
#2	29671	--	--	--	--	--	--
#3	29579	--	--	--	--	--	--

Method: METTRACE Sample Name: L8FX4/5 Na Operator: ACC
Run Time: 10/29/10 01:32:17
Comment: TESTAMERICA PITTSBURGH ICP METALS ANALYSIS - INST TRACEICP
Mode: CONC Corr. Factor: 1

Elem	AG	AL	AS	B_	BA	BE	CA
Units	ppm	ppm	ppm	ppm	ppm	ppm	ppm
Avge	-.00008	1.0021	.00242	.12236	.03991	.00053	1.0220
SDev	.00017	.0008	.00110	.00041	.00010	.00002	.0048
%RSD	220.00	.07623	45.504	.33821	.23701	3.0857	.47440
#1	-.00004	1.0030	.00345	.12221	.04002	.00054	1.0193
#2	-.00027	1.0018	.00126	.12204	.03988	.00055	1.0191
#3	.00007	1.0015	.00255	.12283	.03983	.00051	1.0276
Errors	LC Pass	LC Pass	LC Pass	LC Pass	LC Pass	LC Pass	LC Pass
High	2.0000	500.00	10.000	30.000	10.000	10.000	600.00
Low	-.00500	-.20000	-.01000	-.20000	-.20000	-.00400	-5.0000

Elem	CD	CO	CR	CU	FE	K_	MG
Units	ppm	ppm	ppm	ppm	ppm	ppm	ppm
Avge	.00011	-.00020	.00102	.00016	.56338	.61466	.43603
SDev	.00012	.00053	.00008	.00017	.00553	.00550	.00301
%RSD	108.21	263.53	7.4826	105.83	.98180	.89490	.69030
#1	.00005	-.00011	.00102	.00010	.56948	.62039	.43625
#2	.00025	.00028	.00094	.00036	.55870	.61416	.43292
#3	.00003	-.00078	.00110	.00003	.56196	.60943	.43892
Errors	LC Pass	LC Pass	LC Pass	LC Pass	LC Pass	LC Pass	LC Pass
High	5.0000	50.000	20.000	10.000	500.00	400.00	600.00
Low	-.00500	-.05000	-.00500	-.02500	-.10000	-5.0000	-5.0000

Elem	MN	MO	NA	NI	PB/1	PB/2	PB
Units	ppm	ppm	ppm	ppm	ppm	ppm	ppm
Avge	.01852	.00024	134.65	.00138	.00169	.00145	.00153
SDev	.00004	.00026	.21	.00053	.00155	.00187	.00076
%RSD	.23063	105.85	.15389	38.577	91.567	128.94	49.881
#1	.01850	.00029	134.89	.00089	.00023	.00281	.00195
#2	.01850	.00047	134.60	.00195	.00331	-.00068	.00065
#3	.01857	-.00003	134.48	.00131	.00154	.00222	.00199
Errors	LC Pass	LC Pass	LC Pass	LC Pass	NOCHECK	NOCHECK	LC Pass
High	20.000	20.000	400.00	100.00			5.0000
Low	-.01500	-.04000	-5.0000	-.04000			-.00300

Elem	SB/1	SB/2	SB	SE/1	SE/2	SE	SI
Units	ppm	ppm	ppm	ppm	ppm	ppm	ppm
Avge	-.00066	.00121	.00059	.00039	-.00046	-.00018	3.4089
SDev	.00198	.00147	.00057	.00132	.00109	.00032	.0100
%RSD	299.78	120.80	96.776	335.00	234.55	181.18	.29358
#1	.00081	-.00042	-.00001	.00002	-.00049	-.00032	3.3978
#2	-.00291	.00243	.00065	.00185	-.00154	-.00041	3.4116

#3	.00012	.00163	.00113	-.00070	.00063	.00019	3.4173
Errors	NOCHECK	NOCHECK	LC Pass	NOCHECK	NOCHECK	LC Pass	LC Pass

High			5.0000			10.000	50.000
Low			-.01000			-.00500	-.50000

Elem	SN	SR	TI	TL	V_	ZN	
Units	ppm	ppm	ppm	ppm	ppm	ppm	
Avge	-.00046	.12518	.00678	.00054	.00030	.00699	
SDev	.00023	.00028	.00018	.00226	.00032	.00004	
%RSD	50.178	.22345	2.5980	418.78	107.07	.55454	
#1	-.00068	.12550	.00690	.00085	.00049	.00696	
#2	-.00046	.12502	.00687	-.00186	.00048	.00704	
#3	-.00023	.12502	.00658	.00262	-.00007	.00698	

Errors	LC Pass	LC Pass	LC Pass	LC Pass	LC Pass	LC Pass	
High	30.000	10.000	30.000	10.000	50.000	5.0000	
Low	-.10000	-.05000	-.05000	-.01000	-.05000	-.02000	

IntStd	1	2	3	4	5	6	7
Mode	Counts	NOTUSED	NOTUSED	NOTUSED	NOTUSED	NOTUSED	NOTUSED
Elem	Y	--	--	--	--	--	--
Wavlen	371.030	--	--	--	--	--	--
Avge	30007	--	--	--	--	--	--
SDev	183.2515	--	--	--	--	--	--
%RSD	.6106990	--	--	--	--	--	--
#1	29835	--	--	--	--	--	--
#2	29986	--	--	--	--	--	--
#3	30200	--	--	--	--	--	--

Method: METTRACE Sample Name: L8FX4F/5 Na Operator: ACC
Run Time: 10/29/10 01:37:47
Comment: TESTAMERICA PITTSBURGH ICP METALS ANALYSIS - INST TRACEICP
Mode: CONC Corr. Factor: 1

Elem	AG	AL	AS	B_	BA	BE	CA
Units	ppm	ppm	ppm	ppm	ppm	ppm	ppm
Avge	-.00027	.02788	.00180	.12685	.02635	.00050	.87136
SDev	.00031	.00227	.00112	.00092	.00010	.00002	.00483
%RSD	115.79	8.1320	62.372	.72345	.38154	4.9102	.55384
#1	-.00009	.03049	.00213	.12691	.02632	.00048	.87685
#2	-.00063	.02649	.00055	.12591	.02646	.00053	.86949
#3	-.00009	.02665	.00272	.12774	.02627	.00049	.86775
Errors	LC Pass	LC Pass	LC Pass	LC Pass	LC Pass	LC Pass	LC Pass
High	2.0000	500.00	10.000	30.000	10.000	10.000	600.00
Low	-.00500	-.20000	-.01000	-.20000	-.20000	-.00400	-5.0000

Elem	CD	CO	CR	CU	FE	K_	MG
Units	ppm	ppm	ppm	ppm	ppm	ppm	ppm
Avge	-.00006	.00015	.00015	-.00019	.00451	.54816	.26541
SDev	.00012	.00019	.00027	.00013	.00846	.00056	.00302
%RSD	220.08	131.48	186.95	68.933	187.45	.10161	1.1385
#1	.00000	.00034	.00045	-.00004	.01427	.54828	.26834
#2	.00003	.00014	-.00008	-.00024	-.00079	.54866	.26231
#3	-.00020	-.00004	.00007	-.00028	.00006	.54756	.26559
Errors	LC Pass	LC Pass	LC Pass	LC Pass	LC Pass	LC Pass	LC Pass
High	5.0000	50.000	20.000	10.000	500.00	400.00	600.00
Low	-.00500	-.05000	-.00500	-.02500	-.10000	-5.0000	-5.0000

Elem	MN	MO	NA	NI	PB/1	PB/2	PB
Units	ppm	ppm	ppm	ppm	ppm	ppm	ppm
Avge	.01074	-.00058	138.70	.00099	-.00071	.00180	.00096
SDev	.00003	.00041	.42	.00020	.00134	.00128	.00042
%RSD	.31672	71.618	.30171	19.867	188.91	71.137	43.827
#1	.01077	-.00071	138.22	.00113	-.00181	.00264	.00116
#2	.01071	-.00011	138.90	.00108	-.00110	.00242	.00125
#3	.01075	-.00090	138.99	.00077	.00078	.00033	.00048
Errors	LC Pass	LC Pass	LC Pass	LC Pass	NOCHECK	NOCHECK	LC Pass
High	20.000	20.000	400.00	100.00			5.0000
Low	-.01500	-.04000	-5.0000	-.04000			-.00300

Elem	SB/1	SB/2	SB	SE/1	SE/2	SE	SI
Units	ppm	ppm	ppm	ppm	ppm	ppm	ppm
Avge	.00144	.00003	.00050	-.00278	.00059	-.00053	1.3622
SDev	.00077	.00076	.00034	.00137	.00179	.00103	.0020
%RSD	53.537	2522.0	67.147	49.513	300.96	195.65	.14565
#1	.00228	-.00083	.00021	-.00413	.00060	-.00098	1.3615
#2	.00075	.00027	.00043	-.00138	-.00120	-.00126	1.3644

#3	.00131	.00065	.00087	-.00281	.00238	.00065	1.3607
Errors	NOCHECK	NOCHECK	LC Pass	NOCHECK	NOCHECK	LC Pass	LC Pass

High			5.0000			10.000	50.000
Low			-.01000			-.00500	-.50000

Elem	SN	SR	TI	TL	V_	ZN	
Units	ppm	ppm	ppm	ppm	ppm	ppm	
Avge	-.00098	.10313	.00002	.00108	-.00017	.00647	
SDev	.00101	.00025	.00012	.00081	.00011	.00007	
%RSD	103.19	.24041	658.66	74.860	62.735	1.1167	
#1	-.00203	.10331	.00014	.00117	-.00005	.00655	
#2	-.00091	.10323	-.00010	.00023	-.00024	.00645	
#3	-.00001	.10285	.00002	.00184	-.00024	.00640	

Errors	LC Pass	LC Pass	LC Pass	LC Pass	LC Pass	LC Pass	
High	30.000	10.000	30.000	10.000	50.000	5.0000	
Low	-.10000	-.05000	-.05000	-.01000	-.05000	-.02000	

IntStd	1	2	3	4	5	6	7
Mode	Counts	NOTUSED	NOTUSED	NOTUSED	NOTUSED	NOTUSED	NOTUSED
Elem	Y	--	--	--	--	--	--
Wavlen	371.030	--	--	--	--	--	--
Avge	29880	--	--	--	--	--	--
SDev	102.5629	--	--	--	--	--	--
%RSD	.3432484	--	--	--	--	--	--
#1	29980	--	--	--	--	--	--
#2	29886	--	--	--	--	--	--
#3	29775	--	--	--	--	--	--

Method: METTRACE Sample Name: L8FX9/2 Na Operator: ACC
Run Time: 10/29/10 01:43:17
Comment: TESTAMERICA PITTSBURGH ICP METALS ANALYSIS - INST TRACEICP
Mode: CONC Corr. Factor: 1

Elem	AG	AL	AS	B_	BA	BE	CA
Units	ppm	ppm	ppm	ppm	ppm	ppm	ppm
Avge	.00035	.13417	.01699	.13587	.26561	.00034	37.983
SDev	.00063	.00140	.00126	.00091	.00022	.00003	.122
%RSD	179.09	1.0433	7.3890	.66797	.08149	7.4872	.32166
#1	.00011	.13259	.01696	.13500	.26584	.00036	37.842
#2	.00106	.13527	.01575	.13681	.26560	.00034	38.063
#3	-.00012	.13464	.01826	.13581	.26541	.00031	38.044
Errors	LC Pass	LC Pass	LC Pass	LC Pass	LC Pass	LC Pass	LC Pass
High	2.0000	500.00	10.000	30.000	10.000	10.000	600.00
Low	-.00500	-.20000	-.01000	-.20000	-.20000	-.00400	-5.0000

Elem	CD	CO	CR	CU	FE	K_	MG
Units	ppm	ppm	ppm	ppm	ppm	ppm	ppm
Avge	.00028	.00106	.00155	.00440	1.9245	1.6897	8.2860
SDev	.00000	.00062	.00035	.00020	.0103	.0049	.0243
%RSD	1.5709	58.869	22.394	4.5705	.53388	.29142	.29360
#1	.00028	.00041	.00133	.00445	1.9134	1.6954	8.2586
#2	.00029	.00165	.00196	.00457	1.9337	1.6871	8.3052
#3	.00029	.00110	.00137	.00418	1.9264	1.6865	8.2940
Errors	LC Pass	LC Pass	LC Pass	LC Pass	LC Pass	LC Pass	LC Pass
High	5.0000	50.000	20.000	10.000	500.00	400.00	600.00
Low	-.00500	-.05000	-.00500	-.02500	-.10000	-5.0000	-5.0000

Elem	MN	MO	NA	NI	PB/1	PB/2	PB
Units	ppm	ppm	ppm	ppm	ppm	ppm	ppm
Avge	.18890	.00248	241.40	.00382	.00365	.00038	.00147
SDev	.00027	.00061	.69	.00018	.00243	.00080	.00035
%RSD	.14289	24.379	.28733	4.6043	66.489	209.34	24.061
#1	.18869	.00181	242.20	.00363	.00356	.00072	.00167
#2	.18920	.00297	241.00	.00398	.00613	-.00053	.00169
#3	.18880	.00268	240.99	.00385	.00127	.00096	.00106
Errors	LC Pass	LC Pass	LC Pass	LC Pass	NOCHECK	NOCHECK	LC Pass
High	20.000	20.000	400.00	100.00			5.0000
Low	-.01500	-.04000	-5.0000	-.04000			-.00300

Elem	SB/1	SB/2	SB	SE/1	SE/2	SE	SI
Units	ppm	ppm	ppm	ppm	ppm	ppm	ppm
Avge	-.00225	.00135	.00015	.00026	-.00080	-.00044	4.0224
SDev	.00253	.00093	.00046	.00366	.00020	.00108	.0070
%RSD	112.56	69.140	307.83	1392.5	25.511	244.42	.17395
#1	-.00274	.00206	.00046	.00144	-.00084	-.00008	4.0155
#2	-.00450	.00168	-.00038	.00319	-.00098	.00041	4.0221

#3	.00049	.00029	.00036	-.00384	-.00058	-.00166	4.0295
Errors	NOCHECK	NOCHECK	LC Pass	NOCHECK	NOCHECK	LC Pass	LC Pass

High			5.0000			10.000	50.000
Low			-.01000			-.00500	-.50000

Elem	SN	SR	TI	TL	V_	ZN	
Units	ppm	ppm	ppm	ppm	ppm	ppm	
Avge	.00105	.80323	.00149	-.00111	.00033	.01103	
SDev	.00091	.00117	.00042	.00165	.00000	.00030	
%RSD	87.141	.14588	28.363	148.36	.91515	2.7655	
#1	.00022	.80438	.00125	-.00157	.00033	.01084	
#2	.00203	.80327	.00198	-.00248	.00033	.01139	
#3	.00090	.80204	.00125	.00072	.00033	.01087	
Errors	LC Pass	LC Pass	LC Pass	LC Pass	LC Pass	LC Pass	
High	30.000	10.000	30.000	10.000	50.000	5.0000	
Low	-.10000	-.05000	-.05000	-.01000	-.05000	-.02000	

IntStd	1	2	3	4	5	6	7
Mode	Counts	NOTUSED	NOTUSED	NOTUSED	NOTUSED	NOTUSED	NOTUSED
Elem	Y	--	--	--	--	--	--
Wavlen	371.030	--	--	--	--	--	--
Avge	29771	--	--	--	--	--	--
SDev	120.8690	--	--	--	--	--	--
%RSD	.4059966	--	--	--	--	--	--
#1	29632	--	--	--	--	--	--
#2	29849	--	--	--	--	--	--
#3	29832	--	--	--	--	--	--

Method: METTRACE Sample Name: L8FX9F/2 Na Operator: ACC
Run Time: 10/29/10 01:48:47
Comment: TESTAMERICA PITTSBURGH ICP METALS ANALYSIS - INST TRACEICP
Mode: CONC Corr. Factor: 1

Elem	AG	AL	AS	B_	BA	BE	CA
Units	ppm	ppm	ppm	ppm	ppm	ppm	ppm
Avge	-.00001	.03391	.01589	.14730	.24818	.00033	32.217
SDev	.00010	.00155	.00128	.00059	.00043	.00001	.052
%RSD	655.48	4.5868	8.0500	.39779	.17417	3.1443	.16211
#1	-.00012	.03567	.01442	.14765	.24861	.00034	32.277
#2	.00005	.03272	.01650	.14663	.24820	.00034	32.189
#3	.00003	.03334	.01676	.14763	.24775	.00032	32.184
Errors	LC Pass	LC Pass	LC Pass	LC Pass	LC Pass	LC Pass	LC Pass
High	2.0000	500.00	10.000	30.000	10.000	10.000	600.00
Low	-.00500	-.20000	-.01000	-.20000	-.20000	-.00400	-5.0000

Elem	CD	CO	CR	CU	FE	K_	MG
Units	ppm	ppm	ppm	ppm	ppm	ppm	ppm
Avge	.00000	.00084	.00042	.00019	1.6401	1.5399	6.8591
SDev	.00004	.00036	.00019	.00014	.0090	.0050	.0122
%RSD	13949.	43.293	45.934	73.405	.55140	.32609	.17742
#1	-.00003	.00126	.00062	.00009	1.6416	1.5341	6.8716
#2	-.00002	.00057	.00038	.00035	1.6483	1.5423	6.8585
#3	.00005	.00070	.00025	.00013	1.6304	1.5433	6.8473
Errors	LC Pass	LC Pass	LC Pass	LC Pass	LC Pass	LC Pass	LC Pass
High	5.0000	50.000	20.000	10.000	500.00	400.00	600.00
Low	-.00500	-.05000	-.00500	-.02500	-.10000	-5.0000	-5.0000

Elem	MN	MO	NA	NI	PB/1	PB/2	PB
Units	ppm	ppm	ppm	ppm	ppm	ppm	ppm
Avge	.16003	.00098	252.14	.00283	-.00211	.00183	.00052
SDev	.00019	.00016	.83	.00052	.00065	.00040	.00036
%RSD	.12120	16.741	.32962	18.260	30.777	21.769	69.474
#1	.16025	.00080	251.18	.00324	-.00159	.00153	.00049
#2	.15987	.00111	252.60	.00301	-.00284	.00167	.00017
#3	.15998	.00102	252.64	.00225	-.00190	.00228	.00089
Errors	LC Pass	LC Pass	LC Pass	LC Pass	NOCHECK	NOCHECK	LC Pass
High	20.000	20.000	400.00	100.00			5.0000
Low	-.01500	-.04000	-5.0000	-.04000			-.00300

Elem	SB/1	SB/2	SB	SE/1	SE/2	SE	SI
Units	ppm	ppm	ppm	ppm	ppm	ppm	ppm
Avge	.00145	.00001	.00049	-.00126	-.00072	-.00090	3.7647
SDev	.00033	.00026	.00023	.00258	.00038	.00110	.0028
%RSD	22.694	3142.0	47.054	204.45	52.297	122.17	.07544
#1	.00141	.00029	.00066	-.00419	-.00115	-.00216	3.7627
#2	.00115	-.00023	.00023	-.00029	-.00045	-.00039	3.7634

#3	.00180	-.00004	.00058	.00069	-.00056	-.00014	3.7680
Errors	NOCHECK	NOCHECK	LC Pass	NOCHECK	NOCHECK	LC Pass	LC Pass

High			5.0000			10.000	50.000
Low			-.01000			-.00500	-.50000

Elem	SN	SR	TI	TL	V_	ZN	
Units	ppm	ppm	ppm	ppm	ppm	ppm	
Avge	-.00024	.74802	-.00027	.00129	.00074	.01642	
SDev	.00082	.00074	.00014	.00048	.00047	.00007	
%RSD	344.19	.09936	51.298	37.040	62.982	.41128	
#1	.00067	.74885	-.00035	.00101	.00025	.01649	
#2	-.00047	.74744	-.00036	.00184	.00081	.01636	
#3	-.00092	.74775	-.00011	.00102	.00118	.01640	

Errors	LC Pass	LC Pass	LC Pass	LC Pass	LC Pass	LC Pass	
High	30.000	10.000	30.000	10.000	50.000	5.0000	
Low	-.10000	-.05000	-.05000	-.01000	-.05000	-.02000	

IntStd	1	2	3	4	5	6	7
Mode	Counts	NOTUSED	NOTUSED	NOTUSED	NOTUSED	NOTUSED	NOTUSED
Elem	Y	--	--	--	--	--	--
Wavlen	371.030	--	--	--	--	--	--
Avge	29590	--	--	--	--	--	--
SDev	126.5664	--	--	--	--	--	--
%RSD	.4277291	--	--	--	--	--	--
#1	29731	--	--	--	--	--	--
#2	29553	--	--	--	--	--	--
#3	29486	--	--	--	--	--	--

Method: METTRACE Sample Name: L8FX9P10 Na Operator: ACC
Run Time: 10/29/10 01:54:17
Comment: TESTAMERICA PITTSBURGH ICP METALS ANALYSIS - INST TRACEICP
Mode: CONC Corr. Factor: 1

Elem	AG	AL	AS	B_	BA	BE	CA
Units	ppm	ppm	ppm	ppm	ppm	ppm	ppm
Avge	-.00025	.02716	.00307	.02984	.04916	.00054	6.4320
SDev	.00025	.00262	.00157	.00035	.00012	.00003	.0179
%RSD	101.37	9.6311	51.032	1.1751	.23683	5.6789	.27833
#1	.00002	.03005	.00486	.02997	.04930	.00057	6.4513
#2	-.00029	.02648	.00241	.02944	.04911	.00053	6.4289
#3	-.00048	.02496	.00195	.03011	.04908	.00051	6.4159
Errors	LC Pass	LC Pass	LC Pass	LC Pass	LC Pass	LC Pass	LC Pass
High	2.0000	500.00	10.000	30.000	10.000	10.000	600.00
Low	-.00500	-.20000	-.01000	-.20000	-.20000	-.00400	-5.0000

Elem	CD	CO	CR	CU	FE	K_	MG
Units	ppm	ppm	ppm	ppm	ppm	ppm	ppm
Avge	.00010	.00012	-.00004	-.00022	.32847	.41790	1.3638
SDev	.00008	.00036	.00018	.00013	.00185	.00128	.0054
%RSD	83.945	291.41	431.46	57.638	.56317	.30618	.39851
#1	.00003	.00037	.00002	-.00022	.32767	.41937	1.3700
#2	.00007	.00029	-.00025	-.00035	.32716	.41710	1.3599
#3	.00019	-.00029	.00010	-.00009	.33059	.41721	1.3615
Errors	LC Pass	LC Pass	LC Pass	LC Pass	LC Pass	LC Pass	LC Pass
High	5.0000	50.000	20.000	10.000	500.00	400.00	600.00
Low	-.00500	-.05000	-.00500	-.02500	-.10000	-5.0000	-5.0000

Elem	MN	MO	NA	NI	PB/1	PB/2	PB
Units	ppm	ppm	ppm	ppm	ppm	ppm	ppm
Avge	.03176	.00003	49.284	.00041	-.00124	.00201	.00093
SDev	.00012	.00023	.121	.00042	.00069	.00151	.00080
%RSD	.38957	781.56	.24454	102.65	55.897	75.060	86.574
#1	.03186	-.00023	49.421	.00056	-.00044	.00049	.00018
#2	.03181	.00016	49.234	-.00006	-.00159	.00203	.00083
#3	.03162	.00016	49.196	.00075	-.00169	.00351	.00178
Errors	LC Pass	LC Pass	LC Pass	LC Pass	NOCHECK	NOCHECK	LC Pass
High	20.000	20.000	400.00	100.00			5.0000
Low	-.01500	-.04000	-5.0000	-.04000			-.00300

Elem	SB/1	SB/2	SB	SE/1	SE/2	SE	SI
Units	ppm	ppm	ppm	ppm	ppm	ppm	ppm
Avge	.00113	-.00039	.00011	-.00371	.00041	-.00096	.73787
SDev	.00042	.00060	.00030	.00144	.00032	.00031	.00484
%RSD	37.256	153.98	264.19	38.739	77.327	32.486	.65555
#1	.00120	-.00008	.00034	-.00243	.00005	-.00078	.73861
#2	.00067	-.00000	.00022	-.00526	.00065	-.00132	.74229

#3	.00150	-.00109	-.00023	-.00343	.00054	-.00078	.73270
Errors	NOCHECK	NOCHECK	LC Pass	NOCHECK	NOCHECK	LC Pass	LC Pass

High			5.0000			10.000	50.000
Low			-.01000			-.00500	-.50000

Elem	SN	SR	TI	TL	V_	ZN	
Units	ppm	ppm	ppm	ppm	ppm	ppm	
Avge	.00030	.14760	-.00006	.00058	.00016	.00630	
SDev	.00148	.00019	.00014	.00106	.00052	.00007	
%RSD	502.61	.12593	249.18	182.19	319.93	1.1139	
#1	.00067	.14781	-.00022	-.00059	-.00014	.00625	
#2	-.00134	.14749	.00003	.00149	.00077	.00628	
#3	.00156	.14749	.00002	.00084	-.00014	.00638	

Errors	LC Pass	LC Pass	LC Pass	LC Pass	LC Pass	LC Pass	
High	30.000	10.000	30.000	10.000	50.000	5.0000	
Low	-.10000	-.05000	-.05000	-.01000	-.05000	-.02000	

IntStd	1	2	3	4	5	6	7
Mode	Counts	NOTUSED	NOTUSED	NOTUSED	NOTUSED	NOTUSED	NOTUSED
Elem	Y	--	--	--	--	--	--
Wavlen	371.030	--	--	--	--	--	--
Avge	30239	--	--	--	--	--	--
SDev	56.59849	--	--	--	--	--	--
%RSD	.1871716	--	--	--	--	--	--
#1	30244	--	--	--	--	--	--
#2	30293	--	--	--	--	--	--
#3	30180	--	--	--	--	--	--

Method: METTRACE Sample Name: L8FX9SF/2 Na Operator: ACC
Run Time: 10/29/10 01:59:46
Comment: TESTAMERICA PITTSBURGH ICP METALS ANALYSIS - INST TRACEICP
Mode: CONC Corr. Factor: 1

Elem	AG	AL	AS	B_	BA	BE	CA
Units	ppm	ppm	ppm	ppm	ppm	ppm	ppm
Avge	.02488	1.0666	1.0589	.65992	1.2877	.02489	58.924
SDev	.00043	.0005	.0029	.00017	.0011	.00014	.147
%RSD	1.7177	.04888	.27082	.02570	.08186	.56107	.24896
#1	.02441	1.0672	1.0567	.66011	1.2883	.02487	58.854
#2	.02500	1.0664	1.0577	.65983	1.2865	.02476	58.825
#3	.02524	1.0662	1.0621	.65981	1.2883	.02504	59.093
Errors	LC Pass	LC Pass	LC Pass	LC Pass	LC Pass	LC Pass	LC Pass
High	2.0000	500.00	10.000	30.000	10.000	10.000	600.00
Low	-.00500	-.20000	-.01000	-.20000	-.20000	-.00400	-5.0000

Elem	CD	CO	CR	CU	FE	K_	MG
Units	ppm	ppm	ppm	ppm	ppm	ppm	ppm
Avge	.02522	.24861	.10226	.13117	2.1682	32.564	32.693
SDev	.00012	.00049	.00038	.00037	.0105	.042	.072
%RSD	.46698	.19583	.36963	.28373	.48433	.12977	.21876
#1	.02508	.24831	.10186	.13076	2.1678	32.530	32.676
#2	.02527	.24834	.10231	.13123	2.1578	32.552	32.632
#3	.02529	.24917	.10261	.13150	2.1788	32.611	32.772
Errors	LC Pass	LC Pass	LC Pass	LC Pass	LC Pass	LC Pass	LC Pass
High	5.0000	50.000	20.000	10.000	500.00	400.00	600.00
Low	-.00500	-.05000	-.00500	-.02500	-.10000	-5.0000	-5.0000

Elem	MN	MO	NA	NI	PB/1	PB/2	PB
Units	ppm	ppm	ppm	ppm	ppm	ppm	ppm
Avge	.42065	.00130	292.09	.25167	.24989	.25664	.25439
SDev	.00102	.00059	.33	.00077	.00231	.00078	.00049
%RSD	.24211	45.144	.11403	.30526	.92591	.30306	.19127
#1	.42008	.00062	292.12	.25088	.24799	.25753	.25436
#2	.42005	.00164	291.74	.25170	.24921	.25628	.25392
#3	.42183	.00164	292.41	.25241	.25247	.25611	.25490
Errors	LC Pass	LC Pass	LC Pass	LC Pass	NOCHECK	NOCHECK	LC Pass
High	20.000	20.000	400.00	100.00			5.0000
Low	-.01500	-.04000	-5.0000	-.04000			-.00300

Elem	SB/1	SB/2	SB	SE/1	SE/2	SE	SI
Units	ppm	ppm	ppm	ppm	ppm	ppm	ppm
Avge	.00115	-.00045	.00009	1.0649	1.0437	1.0508	3.9778
SDev	.00128	.00119	.00046	.0096	.0032	.0046	.0089
%RSD	111.22	267.74	541.76	.90390	.30474	.44204	.22467
#1	.00230	-.00180	-.00043	1.0549	1.0434	1.0472	3.9789
#2	.00138	.00001	.00046	1.0659	1.0407	1.0491	3.9684

#3	-.00023	.00046	.00023	1.0740	1.0470	1.0560	3.9862
Errors	NOCHECK	NOCHECK	LC Pass	NOCHECK	NOCHECK	LC Pass	LC Pass

High			5.0000			10.000	50.000
Low			-.01000			-.00500	-.50000

Elem	SN	SR	TI	TL	V_	ZN	
Units	ppm	ppm	ppm	ppm	ppm	ppm	
Avge	.00053	1.2965	-.00041	.99439	.24764	.27042	
SDev	.00096	.0014	.00007	.00656	.00057	.00068	
%RSD	182.07	.10782	17.997	.66002	.23028	.24958	
#1	.00022	1.2974	-.00036	.98734	.24712	.26992	
#2	.00160	1.2949	-.00036	.99552	.24755	.27015	
#3	-.00024	1.2972	-.00049	1.0003	.24825	.27119	

Errors	LC Pass	LC Pass	LC Pass	LC Pass	LC Pass	LC Pass	
High	30.000	10.000	30.000	10.000	50.000	5.0000	
Low	-.10000	-.05000	-.05000	-.01000	-.05000	-.02000	

IntStd	1	2	3	4	5	6	7
Mode	Counts	NOTUSED	NOTUSED	NOTUSED	NOTUSED	NOTUSED	NOTUSED
Elem	Y	--	--	--	--	--	--
Wavlen	371.030	--	--	--	--	--	--
Avge	29361	--	--	--	--	--	--
SDev	47.71350	--	--	--	--	--	--
%RSD	.1625055	--	--	--	--	--	--
#1	29416	--	--	--	--	--	--
#2	29342	--	--	--	--	--	--
#3	29326	--	--	--	--	--	--

Method: METTRACE Sample Name: L8FX9DF/2 Na Operator: ACC
Run Time: 10/29/10 02:05:16
Comment: TESTAMERICA PITTSBURGH ICP METALS ANALYSIS - INST TRACEICP
Mode: CONC Corr. Factor: 1

Elem	AG	AL	AS	B_	BA	BE	CA
Units	ppm	ppm	ppm	ppm	ppm	ppm	ppm
Avge	.02469	1.0648	1.0580	.65214	1.2734	.02474	56.784
SDev	.00017	.0043	.0054	.00028	.0001	.00019	.252
%RSD	.68550	.40635	.51279	.04363	.01014	.75522	.44339
#1	.02475	1.0698	1.0636	.65246	1.2736	.02488	57.042
#2	.02450	1.0619	1.0577	.65192	1.2734	.02480	56.771
#3	.02482	1.0628	1.0528	.65204	1.2733	.02453	56.539
Errors	LC Pass	LC Pass	LC Pass	LC Pass	LC Pass	LC Pass	LC Pass
High	2.0000	500.00	10.000	30.000	10.000	10.000	600.00
Low	-.00500	-.20000	-.01000	-.20000	-.20000	-.00400	-5.0000

Elem	CD	CO	CR	CU	FE	K_	MG
Units	ppm	ppm	ppm	ppm	ppm	ppm	ppm
Avge	.02514	.24784	.10161	.13043	2.1035	31.577	31.727
SDev	.00015	.00151	.00033	.00029	.0159	.067	.107
%RSD	.60295	.61081	.32377	.21986	.75677	.21158	.33790
#1	.02509	.24956	.10197	.13010	2.1189	31.522	31.836
#2	.02503	.24728	.10150	.13056	2.1044	31.557	31.722
#3	.02532	.24669	.10134	.13062	2.0871	31.651	31.622
Errors	LC Pass	LC Pass	LC Pass	LC Pass	LC Pass	LC Pass	LC Pass
High	5.0000	50.000	20.000	10.000	500.00	400.00	600.00
Low	-.00500	-.05000	-.00500	-.02500	-.10000	-5.0000	-5.0000

Elem	MN	MO	NA	NI	PB/1	PB/2	PB
Units	ppm	ppm	ppm	ppm	ppm	ppm	ppm
Avge	.41271	.00098	278.25	.25114	.25084	.26033	.25717
SDev	.00199	.00085	.50	.00105	.00189	.00053	.00081
%RSD	.48189	86.566	.18008	.41741	.75498	.20372	.31694
#1	.41491	.00070	277.86	.25232	.25291	.26069	.25810
#2	.41219	.00030	278.08	.25076	.24920	.26056	.25678
#3	.41104	.00192	278.81	.25033	.25041	.25972	.25662
Errors	LC Pass	LC Pass	LC Pass	LC Pass	NOCHECK	NOCHECK	LC Pass
High	20.000	20.000	400.00	100.00			5.0000
Low	-.01500	-.04000	-5.0000	-.04000			-.00300

Elem	SB/1	SB/2	SB	SE/1	SE/2	SE	SI
Units	ppm	ppm	ppm	ppm	ppm	ppm	ppm
Avge	.00141	-.00044	.00018	1.0634	1.0484	1.0534	3.8090
SDev	.00076	.00075	.00025	.0052	.0047	.0031	.0078
%RSD	53.554	171.71	139.30	.48922	.44645	.29852	.20417
#1	.00209	-.00117	-.00008	1.0691	1.0487	1.0555	3.8167
#2	.00153	-.00047	.00020	1.0589	1.0529	1.0549	3.8091

#3	.00060	.00033	.00042	1.0623	1.0435	1.0498	3.8011
Errors	NOCHECK	NOCHECK	LC Pass	NOCHECK	NOCHECK	LC Pass	LC Pass

High			5.0000			10.000	50.000
Low			-.01000			-.00500	-.50000

Elem	SN	SR	TI	TL	V_	ZN	
Units	ppm	ppm	ppm	ppm	ppm	ppm	
Avge	.00143	1.2614	-.00019	.98746	.24600	.26900	
SDev	.00154	.0005	.00019	.00272	.00174	.00078	
%RSD	107.90	.03938	99.106	.27552	.70850	.28871	
#1	.00317	1.2613	-.00023	.98958	.24721	.26989	
#2	.00022	1.2619	.00001	.98841	.24680	.26855	
#3	.00091	1.2609	-.00036	.98439	.24401	.26855	

Errors	LC Pass	LC Pass	LC Pass	LC Pass	LC Pass	LC Pass	
High	30.000	10.000	30.000	10.000	50.000	5.0000	
Low	-.10000	-.05000	-.05000	-.01000	-.05000	-.02000	

IntStd	1	2	3	4	5	6	7
Mode	Counts	NOTUSED	NOTUSED	NOTUSED	NOTUSED	NOTUSED	NOTUSED
Elem	Y	--	--	--	--	--	--
Wavlen	371.030	--	--	--	--	--	--
Avge	29606	--	--	--	--	--	--
SDev	101.6286	--	--	--	--	--	--
%RSD	.3432648	--	--	--	--	--	--
#1	29694	--	--	--	--	--	--
#2	29631	--	--	--	--	--	--
#3	29495	--	--	--	--	--	--

Method: METTRACE Sample Name: CCV1-10 Operator: ACC
Run Time: 10/29/10 02:10:46
Comment: TESTAMERICA PITTSBURGH ICP METALS ANALYSIS - INST TRACEICP
Mode: CONC Corr. Factor: 1

Elem	AG	AL	AS	B_	BA	BE	CA
Units	ppm	ppm	ppm	ppm	ppm	ppm	ppm
Avge	1.0179	26.015	.53876	2.0865	2.1195	2.0598	52.136
SDev	.0012	.063	.00189	.0076	.0013	.0074	.211
%RSD	.11363	.24356	.35010	.36534	.06132	.36071	.40560
#1	1.0177	25.942	.53785	2.0790	2.1202	2.0582	52.022
#2	1.0168	26.059	.53750	2.0863	2.1180	2.0532	52.005
#3	1.0191	26.043	.54093	2.0942	2.1203	2.0678	52.380
Errors	LC Pass	LC Pass	LC Pass	LC Pass	LC Pass	LC Pass	LC Pass
High	1.1000	27.500	.55000	2.2000	2.2000	2.2000	55.000
Low	.90000	22.500	.45000	1.8000	1.8000	1.8000	45.000

Elem	CD	CO	CR	CU	FE	K_	MG
Units	ppm	ppm	ppm	ppm	ppm	ppm	ppm
Avge	.51768	2.0339	2.0991	2.1235	26.426	137.10	52.118
SDev	.00257	.0055	.0069	.0025	.102	.19	.186
%RSD	.49618	.26877	.32786	.11566	.38448	.13566	.35615
#1	.51690	2.0312	2.0954	2.1207	26.357	136.99	52.011
#2	.51559	2.0303	2.0949	2.1250	26.379	137.32	52.011
#3	.52055	2.0401	2.1071	2.1249	26.543	137.00	52.332
Errors	LC Pass	LC Pass	LC Pass	LC Pass	LC Pass	LC Pass	LC Pass
High	.55000	2.2000	2.2000	2.2000	27.500	137.50	55.000
Low	.45000	1.8000	1.8000	1.8000	22.500	112.50	45.000

Elem	MN	MO	NA	NI	PB/1	PB/2	PB
Units	ppm	ppm	ppm	ppm	ppm	ppm	ppm
Avge	2.0775	2.1512	131.50	2.0679	.51852	.52211	.52092
SDev	.0056	.0161	.37	.0081	.00398	.00310	.00337
%RSD	.26716	.74998	.28511	.39336	.76774	.59356	.64628
#1	2.0749	2.1361	131.12	2.0630	.51501	.51888	.51759
#2	2.0738	2.1493	131.87	2.0633	.51772	.52239	.52084
#3	2.0839	2.1682	131.49	2.0773	.52285	.52506	.52432
Errors	LC Pass	LC Pass	LC Pass	LC Pass	NOCHECK	NOCHECK	LC Pass
High	2.2000	2.2000	137.50	2.2000			.55000
Low	1.8000	1.8000	112.50	1.8000			.45000

Elem	SB/1	SB/2	SB	SE/1	SE/2	SE	SI
Units	ppm	ppm	ppm	ppm	ppm	ppm	ppm
Avge	.53971	.55533	H.55013	.54875	.53319	.53837	2.0997
SDev	.00270	.00221	.00192	.00367	.00232	.00267	.0045
%RSD	.50043	.39854	.34904	.66905	.43534	.49540	.21412
#1	.53660	.55485	.54878	.54652	.53079	.53603	2.0970
#2	.54106	.55340	.54929	.54674	.53335	.53781	2.0973

#3	.54148	.55774	H.55233	.55299	.53542	.54127	2.1049
Errors	NOCHECK	NOCHECK	LC High	NOCHECK	NOCHECK	LC Pass	LC Pass

High			.55000			.55000	2.2000
Low			.45000			.45000	1.8000

Elem	SN	SR	TI	TL	V_	ZN	
Units	ppm	ppm	ppm	ppm	ppm	ppm	
Avge	2.1773	2.1147	2.1032	1.0517	2.0332	2.1084	
SDev	.0102	.0032	.0025	.0055	.0053	.0049	
%RSD	.46745	.15068	.11936	.52474	.25897	.23404	
#1	2.1707	2.1167	2.1018	1.0468	2.0307	2.1064	
#2	2.1721	2.1110	2.1016	1.0507	2.0297	2.1048	
#3	2.1890	2.1163	2.1061	1.0577	2.0393	2.1140	
Errors	LC Pass	LC Pass	LC Pass	LC Pass	LC Pass	LC Pass	
High	2.2000	2.2000	2.2000	1.1000	2.2000	2.2000	
Low	1.8000	1.8000	1.8000	.90000	1.8000	1.8000	

IntStd	1	2	3	4	5	6	7
Mode	Counts	NOTUSED	NOTUSED	NOTUSED	NOTUSED	NOTUSED	NOTUSED
Elem	Y	--	--	--	--	--	--
Wavlen	371.030	--	--	--	--	--	--
Avge	29354	--	--	--	--	--	--
SDev	124.2172	--	--	--	--	--	--
%RSD	.4231690	--	--	--	--	--	--
#1	29242	--	--	--	--	--	--
#2	29332	--	--	--	--	--	--
#3	29488	--	--	--	--	--	--

Method: METTRACE Sample Name: CCB10 Operator: ACC
Run Time: 10/29/10 02:16:16
Comment: TESTAMERICA PITTSBURGH ICP METALS ANALYSIS - INST TRACEICP
Mode: CONC Corr. Factor: 1

Elem	AG	AL	AS	B_	BA	BE	CA
Units	ppm	ppm	ppm	ppm	ppm	ppm	ppm
Avge	-.00020	.02428	.00067	.00402	.00011	.00063	.00017
SDev	.00033	.00133	.00111	.00090	.00002	.00003	.00071
%RSD	161.67	5.4615	166.33	22.500	18.786	4.7789	430.79
#1	-.00057	.02576	.00195	.00507	.00013	.00065	-.00032
#2	-.00011	.02388	-.00009	.00344	.00010	.00060	-.00016
#3	.00007	.02320	.00015	.00356	.00010	.00064	.00098
Errors	LC Pass	LC Pass	LC Pass	LC Pass	LC Pass	LC Pass	LC Pass
High	.00500	.20000	.01000	.20000	.20000	.00400	5.0000
Low	-.00500	-.20000	-.01000	-.20000	-.20000	-.00400	-5.0000

Elem	CD	CO	CR	CU	FE	K_	MG
Units	ppm	ppm	ppm	ppm	ppm	ppm	ppm
Avge	.00006	.00031	.00006	-.00034	.00388	.22103	.00078
SDev	.00011	.00006	.00017	.00025	.00138	.00257	.00229
%RSD	195.47	19.133	274.32	74.155	35.661	1.1627	293.53
#1	.00006	.00024	-.00014	-.00037	.00231	.22039	-.00151
#2	.00016	.00034	.00018	-.00057	.00492	.21884	.00077
#3	-.00005	.00034	.00015	-.00007	.00442	.22386	.00308
Errors	LC Pass	LC Pass	LC Pass	LC Pass	LC Pass	LC Pass	LC Pass
High	.00500	.05000	.00500	.02500	.10000	5.0000	5.0000
Low	-.00500	-.05000	-.00500	-.02500	-.10000	-5.0000	-5.0000

Elem	MN	MO	NA	NI	PB/1	PB/2	PB
Units	ppm	ppm	ppm	ppm	ppm	ppm	ppm
Avge	.00016	.00761	-.22003	-.00014	-.00016	.00133	.00084
SDev	.00006	.00347	.04313	.00051	.00074	.00019	.00035
%RSD	37.605	45.606	19.602	353.01	458.44	14.494	42.234
#1	.00009	.01139	-.21992	-.00006	.00019	.00154	.00109
#2	.00019	.00689	-.26322	.00032	.00034	.00131	.00099
#3	.00019	.00456	-.17696	-.00069	-.00101	.00115	.00043
Errors	LC Pass	LC Pass	LC Pass	LC Pass	NOCHECK	NOCHECK	LC Pass
High	.01500	.04000	5.0000	.04000			.00300
Low	-.01500	-.04000	-5.0000	-.04000			-.00300

Elem	SB/1	SB/2	SB	SE/1	SE/2	SE	SI
Units	ppm	ppm	ppm	ppm	ppm	ppm	ppm
Avge	.00174	-.00056	.00021	-.00333	.00186	.00013	-.00373
SDev	.00028	.00009	.00014	.00179	.00136	.00077	.00309
%RSD	16.336	15.817	67.782	53.650	73.463	587.40	82.707
#1	.00199	-.00046	.00036	-.00526	.00313	.00034	-.00728
#2	.00143	-.00060	.00008	-.00300	.00042	-.00072	-.00165

#3	.00181	-.00062	.00019	-.00173	.00202	.00077	-.00227
Errors	NOCHECK	NOCHECK	LC Pass	NOCHECK	NOCHECK	LC Pass	LC Pass

High			.01000			.00500	.50000
Low			-.01000			-.00500	-.50000

Elem	SN	SR	TI	TL	V_	ZN	
Units	ppm	ppm	ppm	ppm	ppm	ppm	
Avge	-.00008	.00013	.00006	.00392	.00007	.00307	
SDev	.00069	.00006	.00037	.00130	.00028	.00004	
%RSD	873.14	50.098	605.79	33.257	391.66	1.1628	
#1	-.00023	.00009	.00039	.00520	.00013	.00307	
#2	-.00068	.00009	-.00034	.00260	-.00023	.00304	
#3	.00067	.00020	.00014	.00395	.00032	.00311	

Errors	LC Pass	LC Pass	LC Pass	LC Pass	LC Pass	LC Pass	
High	.10000	.05000	.05000	.01000	.05000	.02000	
Low	-.10000	-.05000	-.05000	-.01000	-.05000	-.02000	

IntStd	1	2	3	4	5	6	7
Mode	Counts	NOTUSED	NOTUSED	NOTUSED	NOTUSED	NOTUSED	NOTUSED
Elem	Y	--	--	--	--	--	--
Wavlen	371.030	--	--	--	--	--	--
Avge	30014	--	--	--	--	--	--
SDev	140.8797	--	--	--	--	--	--
%RSD	.4693826	--	--	--	--	--	--
#1	30140	--	--	--	--	--	--
#2	30039	--	--	--	--	--	--
#3	29862	--	--	--	--	--	--

Method: METTRACE Sample Name: L8H92/5 Na Operator: ACC
Run Time: 10/29/10 02:21:45
Comment: TESTAMERICA PITTSBURGH ICP METALS ANALYSIS - INST TRACEICP
Mode: CONC Corr. Factor: 1

Elem	AG	AL	AS	B_	BA	BE	CA
Units	ppm	ppm	ppm	ppm	ppm	ppm	ppm
Avge	-.00016	.08197	.00161	.21345	.00678	.00054	5.9724
SDev	.00009	.00093	.00089	.00051	.00011	.00003	.0134
%RSD	57.799	1.1340	54.976	.23646	1.5487	5.7311	.22386
#1	-.00020	.08303	.00140	.21302	.00686	.00051	5.9610
#2	-.00023	.08131	.00258	.21332	.00666	.00054	5.9690
#3	-.00006	.08155	.00085	.21400	.00681	.00057	5.9871
Errors	LC Pass	LC Pass	LC Pass	LC Pass	LC Pass	LC Pass	LC Pass
High	2.0000	500.00	10.000	30.000	10.000	10.000	600.00
Low	-.00500	-.20000	-.01000	-.20000	-.20000	-.00400	-5.0000

Elem	CD	CO	CR	CU	FE	K_	MG
Units	ppm	ppm	ppm	ppm	ppm	ppm	ppm
Avge	.00014	-.00009	.00039	.02677	.54358	.83393	2.3008
SDev	.00003	.00041	.00014	.00022	.00905	.00802	.0039
%RSD	21.344	444.61	35.249	.80938	1.6657	.96182	.16881
#1	.00016	.00016	.00039	.02674	.55243	.84240	2.2983
#2	.00016	.00013	.00053	.02700	.53433	.83293	2.2987
#3	.00011	-.00057	.00025	.02657	.54399	.82646	2.3052
Errors	LC Pass	LC Pass	LC Pass	LC Pass	LC Pass	LC Pass	LC Pass
High	5.0000	50.000	20.000	10.000	500.00	400.00	600.00
Low	-.00500	-.05000	-.00500	-.02500	-.10000	-5.0000	-5.0000

Elem	MN	MO	NA	NI	PB/1	PB/2	PB
Units	ppm	ppm	ppm	ppm	ppm	ppm	ppm
Avge	.00822	.00174	187.08	.00071	.00363	.00237	.00279
SDev	.00002	.00035	.51	.00020	.00206	.00142	.00052
%RSD	.27514	20.300	.27326	28.500	56.725	59.607	18.730
#1	.00824	.00214	187.26	.00091	.00160	.00401	.00321
#2	.00822	.00160	187.47	.00071	.00572	.00159	.00296
#3	.00819	.00147	186.50	.00051	.00357	.00152	.00220
Errors	LC Pass	LC Pass	LC Pass	LC Pass	NOCHECK	NOCHECK	LC Pass
High	20.000	20.000	400.00	100.00			5.0000
Low	-.01500	-.04000	-5.0000	-.04000			-.00300

Elem	SB/1	SB/2	SB	SE/1	SE/2	SE	SI
Units	ppm	ppm	ppm	ppm	ppm	ppm	ppm
Avge	-.00158	.00101	.00015	-.00008	.00077	.00049	1.2600
SDev	.00255	.00240	.00075	.00079	.00173	.00115	.0007
%RSD	161.31	237.05	504.06	1030.7	225.75	237.49	.05496
#1	.00043	-.00080	-.00039	-.00017	.00277	.00179	1.2603
#2	-.00444	.00373	.00101	.00075	-.00026	.00008	1.2592

#3	-.00072	.00010	-.00017	-.00081	-.00021	-.00041	1.2605
Errors	NOCHECK	NOCHECK	LC Pass	NOCHECK	NOCHECK	LC Pass	LC Pass

High			5.0000			10.000	50.000
Low			-.01000			-.00500	-.50000

Elem	SN	SR	TI	TL	V_	ZN	
Units	ppm	ppm	ppm	ppm	ppm	ppm	
Avge	.00021	.61485	.00067	.00190	.00072	.02210	
SDev	.00159	.00112	.00019	.00126	.00138	.00026	
%RSD	757.98	.18177	28.242	66.127	191.43	1.1540	
#1	-.00139	.61578	.00088	.00287	-.00007	.02222	
#2	.00022	.61515	.00051	.00048	-.00008	.02227	
#3	.00180	.61361	.00063	.00234	.00232	.02181	
Errors	LC Pass	LC Pass	LC Pass	LC Pass	LC Pass	LC Pass	
High	30.000	10.000	30.000	10.000	50.000	5.0000	
Low	-.10000	-.05000	-.05000	-.01000	-.05000	-.02000	
IntStd	1	2	3	4	5	6	7
Mode	Counts	NOTUSED	NOTUSED	NOTUSED	NOTUSED	NOTUSED	NOTUSED
Elem	Y	--	--	--	--	--	--
Wavlen	371.030	--	--	--	--	--	--
Avge	29660	--	--	--	--	--	--
SDev	261.0393	--	--	--	--	--	--
%RSD	.8800980	--	--	--	--	--	--
#1	29409	--	--	--	--	--	--
#2	29642	--	--	--	--	--	--
#3	29930	--	--	--	--	--	--

Method: METTRACE Sample Name: L8H96/5 Na Operator: ACC
Run Time: 10/29/10 02:27:16
Comment: TESTAMERICA PITTSBURGH ICP METALS ANALYSIS - INST TRACEICP
Mode: CONC Corr. Factor: 1

Elem	AG	AL	AS	B_	BA	BE	CA
Units	ppm	ppm	ppm	ppm	ppm	ppm	ppm
Avge	.00001	.05005	.00141	.15037	.01278	.00048	1.0218
SDev	.00045	.00192	.00084	.00053	.00009	.00007	.0030
%RSD	8643.4	3.8434	59.658	.34949	.69004	14.721	.28898
#1	-.00052	.05223	.00083	.15089	.01279	.00050	1.0226
#2	.00031	.04861	.00237	.14984	.01286	.00040	1.0243
#3	.00022	.04930	.00102	.15036	.01269	.00053	1.0185
Errors	LC Pass	LC Pass	LC Pass	LC Pass	LC Pass	LC Pass	LC Pass
High	2.0000	500.00	10.000	30.000	10.000	10.000	600.00
Low	-.00500	-.20000	-.01000	-.20000	-.20000	-.00400	-5.0000

Elem	CD	CO	CR	CU	FE	K_	MG
Units	ppm	ppm	ppm	ppm	ppm	ppm	ppm
Avge	.00015	.00008	-.00008	.00013	.01929	.53058	.45470
SDev	.00024	.00027	.00047	.00017	.00236	.00276	.00229
%RSD	154.99	316.34	602.98	136.35	12.228	.51979	.50273
#1	-.00009	-.00017	-.00044	.00000	.01661	.52749	.45255
#2	.00038	.00006	.00046	.00033	.02017	.53148	.45710
#3	.00017	.00037	-.00026	.00006	.02107	.53278	.45444
Errors	LC Pass	LC Pass	LC Pass	LC Pass	LC Pass	LC Pass	LC Pass
High	5.0000	50.000	20.000	10.000	500.00	400.00	600.00
Low	-.00500	-.05000	-.00500	-.02500	-.10000	-5.0000	-5.0000

Elem	MN	MO	NA	NI	PB/1	PB/2	PB
Units	ppm	ppm	ppm	ppm	ppm	ppm	ppm
Avge	.00138	.00247	148.54	.00073	-.00166	.00185	.00068
SDev	.00011	.00039	.41	.00073	.00100	.00118	.00046
%RSD	7.5822	15.953	.27764	99.227	60.326	63.643	67.548
#1	.00127	.00219	148.80	.00014	-.00273	.00318	.00121
#2	.00148	.00230	148.07	.00052	-.00151	.00145	.00047
#3	.00139	.00292	148.77	.00154	-.00074	.00092	.00037
Errors	LC Pass	LC Pass	LC Pass	LC Pass	NOCHECK	NOCHECK	LC Pass
High	20.000	20.000	400.00	100.00			5.0000
Low	-.01500	-.04000	-5.0000	-.04000			-.00300

Elem	SB/1	SB/2	SB	SE/1	SE/2	SE	SI
Units	ppm	ppm	ppm	ppm	ppm	ppm	ppm
Avge	.00221	.00004	.00076	-.00438	.00078	-.00094	.83200
SDev	.00130	.00174	.00135	.00303	.00019	.00095	.00317
%RSD	58.862	4284.8	176.29	69.238	24.716	101.79	.38071
#1	.00305	-.00126	.00018	-.00771	.00082	-.00202	.83263
#2	.00287	.00202	.00230	-.00365	.00095	-.00058	.82856

#3	.00071	-.00064	-.00019	-.00178	.00057	-.00021	.83480
Errors	NOCHECK	NOCHECK	LC Pass	NOCHECK	NOCHECK	LC Pass	LC Pass

High			5.0000			10.000	50.000
Low			-.01000			-.00500	-.50000

Elem	SN	SR	TI	TL	V_	ZN	
Units	ppm	ppm	ppm	ppm	ppm	ppm	
Avge	-.00145	.16027	.00010	.00260	.00014	.00748	
SDev	.00034	.00047	.00014	.00103	.00019	.00021	
%RSD	23.741	.29578	147.62	39.452	131.55	2.8756	
#1	-.00182	.16077	.00026	.00239	-.00005	.00730	
#2	-.00114	.16021	.00002	.00372	.00033	.00772	
#3	-.00138	.15982	.00001	.00170	.00014	.00743	
Errors	LC Pass	LC Pass	LC Pass	LC Pass	LC Pass	LC Pass	
High	30.000	10.000	30.000	10.000	50.000	5.0000	
Low	-.10000	-.05000	-.05000	-.01000	-.05000	-.02000	
IntStd	1	2	3	4	5	6	7
Mode	Counts	NOTUSED	NOTUSED	NOTUSED	NOTUSED	NOTUSED	NOTUSED
Elem	Y	--	--	--	--	--	--
Wavlen	371.030	--	--	--	--	--	--
Avge	29655	--	--	--	--	--	--
SDev	100.7139	--	--	--	--	--	--
%RSD	.3396143	--	--	--	--	--	--
#1	29745	--	--	--	--	--	--
#2	29674	--	--	--	--	--	--
#3	29547	--	--	--	--	--	--

Method: METTRACE Sample Name: L8H9K/5 Na;K Operator: ACC
Run Time: 10/29/10 02:32:46
Comment: TESTAMERICA PITTSBURGH ICP METALS ANALYSIS - INST TRACEICP
Mode: CONC Corr. Factor: 1

Elem	AG	AL	AS	B_	BA	BE	CA
Units	ppm	ppm	ppm	ppm	ppm	ppm	ppm
Avge	-.00021	.04296	.00010	.02775	.00341	.00043	.98034
SDev	.00042	.00148	.00037	.00063	.00008	.00007	.00059
%RSD	197.05	3.4545	368.38	2.2817	2.3825	16.498	.05991
#1	.00027	.04131	-.00024	.02776	.00340	.00052	.97977
#2	-.00043	.04418	.00049	.02837	.00350	.00039	.98094
#3	-.00049	.04338	.00004	.02710	.00334	.00040	.98029
Errors	LC Pass	LC Pass	LC Pass	LC Pass	LC Pass	LC Pass	LC Pass
High	2.0000	500.00	10.000	30.000	10.000	10.000	600.00
Low	-.00500	-.20000	-.01000	-.20000	-.20000	-.00400	-5.0000

Elem	CD	CO	CR	CU	FE	K_	MG
Units	ppm	ppm	ppm	ppm	ppm	ppm	ppm
Avge	.00016	.00024	.00175	.00309	.03634	143.18	1.7658
SDev	.00009	.00012	.00019	.00013	.00216	.67	.0004
%RSD	55.613	48.585	10.776	4.1669	5.9462	.46845	.02542
#1	.00024	.00034	.00186	.00297	.03406	143.90	1.7655
#2	.00018	.00011	.00186	.00323	.03660	143.07	1.7663
#3	.00007	.00026	.00153	.00307	.03836	142.57	1.7655
Errors	LC Pass	LC Pass	LC Pass	LC Pass	LC Pass	LC Pass	LC Pass
High	5.0000	50.000	20.000	10.000	500.00	400.00	600.00
Low	-.00500	-.05000	-.00500	-.02500	-.10000	-5.0000	-5.0000

Elem	MN	MO	NA	NI	PB/1	PB/2	PB
Units	ppm	ppm	ppm	ppm	ppm	ppm	ppm
Avge	.00897	.00100	158.22	.00176	-.00013	.00155	.00099
SDev	.00003	.00078	.68	.00043	.00132	.00128	.00071
%RSD	.27638	78.683	.43143	24.266	1009.7	82.709	71.577
#1	.00897	.00141	158.64	.00205	.00049	.00009	.00023
#2	.00900	.00149	158.60	.00127	.00076	.00205	.00162
#3	.00895	.00009	157.44	.00197	-.00165	.00250	.00112
Errors	LC Pass	LC Pass	LC Pass	LC Pass	NOCHECK	NOCHECK	LC Pass
High	20.000	20.000	400.00	100.00			5.0000
Low	-.01500	-.04000	-5.0000	-.04000			-.00300

Elem	SB/1	SB/2	SB	SE/1	SE/2	SE	SI
Units	ppm	ppm	ppm	ppm	ppm	ppm	ppm
Avge	.00056	.00122	.00100	-.00289	-.00071	-.00144	.23533
SDev	.00113	.00057	.00071	.00088	.00112	.00072	.00484
%RSD	202.03	46.739	70.693	30.282	157.72	50.377	2.0570
#1	-.00059	.00058	.00019	-.00223	-.00188	-.00200	.23195
#2	.00061	.00168	.00132	-.00255	.00034	-.00062	.24088

#3	.00166	.00140	.00149	-.00388	-.00059	-.00169	.23316
Errors	NOCHECK	NOCHECK	LC Pass	NOCHECK	NOCHECK	LC Pass	LC Pass

High			5.0000			10.000	50.000
Low			-.01000			-.00500	-.50000

Elem	SN	SR	TI	TL	V_	ZN	
Units	ppm	ppm	ppm	ppm	ppm	ppm	
Avge	-.00001	.04125	.00006	.00182	-.00053	.00618	
SDev	.00040	.00014	.00038	.00152	.00053	.00015	
%RSD	4462.8	.34958	644.32	83.594	100.09	2.4040	
#1	-.00047	.04138	.00039	.00081	-.00023	.00613	
#2	.00022	.04128	-.00035	.00107	-.00115	.00635	
#3	.00022	.04109	.00014	.00357	-.00022	.00607	

Errors	LC Pass	LC Pass	LC Pass	LC Pass	LC Pass	LC Pass	
High	30.000	10.000	30.000	10.000	50.000	5.0000	
Low	-.10000	-.05000	-.05000	-.01000	-.05000	-.02000	

IntStd	1	2	3	4	5	6	7
Mode	Counts	NOTUSED	NOTUSED	NOTUSED	NOTUSED	NOTUSED	NOTUSED
Elem	Y	--	--	--	--	--	--
Wavlen	371.030	--	--	--	--	--	--
Avge	29723	--	--	--	--	--	--
SDev	136.6056	--	--	--	--	--	--
%RSD	.4595933	--	--	--	--	--	--
#1	29565	--	--	--	--	--	--
#2	29805	--	--	--	--	--	--
#3	29799	--	--	--	--	--	--

Method: METTRACE Sample Name: CCV1-11 Operator: ACC
Run Time: 10/29/10 02:38:16
Comment: TESTAMERICA PITTSBURGH ICP METALS ANALYSIS - INST TRACEICP
Mode: CONC Corr. Factor: 1

Elem	AG	AL	AS	B_	BA	BE	CA
Units	ppm	ppm	ppm	ppm	ppm	ppm	ppm
Avge	.99880	25.591	.52849	2.0493	2.0850	2.0131	51.135
SDev	.00063	.056	.00191	.0042	.0031	.0059	.078
%RSD	.06332	.21897	.36139	.20671	.14774	.29164	.15307
#1	.99950	25.538	.52662	2.0487	2.0878	2.0199	51.191
#2	.99829	25.584	.52840	2.0454	2.0856	2.0098	51.045
#3	.99860	25.649	.53044	2.0538	2.0817	2.0096	51.168
Errors	LC Pass	LC Pass	LC Pass	LC Pass	LC Pass	LC Pass	LC Pass
High	1.1000	27.500	.55000	2.2000	2.2000	2.2000	55.000
Low	.90000	22.500	.45000	1.8000	1.8000	1.8000	45.000

Elem	CD	CO	CR	CU	FE	K_	MG
Units	ppm	ppm	ppm	ppm	ppm	ppm	ppm
Avge	.50621	1.9941	2.0568	2.0875	25.902	135.20	51.059
SDev	.00163	.0015	.0023	.0018	.036	.33	.070
%RSD	.32257	.07607	.11186	.08515	.13713	.24514	.13801
#1	.50808	1.9952	2.0576	2.0856	25.906	134.83	51.134
#2	.50546	1.9924	2.0542	2.0879	25.864	135.32	50.995
#3	.50509	1.9947	2.0586	2.0891	25.935	135.46	51.046
Errors	LC Pass	LC Pass	LC Pass	LC Pass	LC Pass	LC Pass	LC Pass
High	.55000	2.2000	2.2000	2.2000	27.500	137.50	55.000
Low	.45000	1.8000	1.8000	1.8000	22.500	112.50	45.000

Elem	MN	MO	NA	NI	PB/1	PB/2	PB
Units	ppm	ppm	ppm	ppm	ppm	ppm	ppm
Avge	2.0355	2.1119	129.33	2.0252	.50451	.51579	.51204
SDev	.0017	.0132	.29	.0028	.00189	.00206	.00101
%RSD	.08240	.62598	.22237	.13798	.37480	.39876	.19710
#1	2.0373	2.0977	129.06	2.0282	.50368	.51495	.51120
#2	2.0339	2.1142	129.29	2.0227	.50318	.51814	.51316
#3	2.0355	2.1239	129.63	2.0246	.50668	.51429	.51175
Errors	LC Pass	LC Pass	LC Pass	LC Pass	NOCHECK	NOCHECK	LC Pass
High	2.2000	2.2000	137.50	2.2000			.55000
Low	1.8000	1.8000	112.50	1.8000			.45000

Elem	SB/1	SB/2	SB	SE/1	SE/2	SE	SI
Units	ppm	ppm	ppm	ppm	ppm	ppm	ppm
Avge	.53382	.54448	.54093	.53453	.52307	.52689	2.0627
SDev	.00344	.00228	.00174	.00225	.00123	.00086	.0020
%RSD	.64510	.41913	.32167	.42111	.23438	.16356	.09927
#1	.53231	.54225	.53894	.53597	.52167	.52643	2.0626
#2	.53776	.54438	.54217	.53569	.52398	.52788	2.0648

#3	.53139	.54682	.54168	.53194	.52355	.52634	2.0607
Errors	NOCHECK	NOCHECK	LC Pass	NOCHECK	NOCHECK	LC Pass	LC Pass

High			.55000			.55000	2.2000
Low			.45000			.45000	1.8000

Elem	SN	SR	TI	TL	V_	ZN	
Units	ppm	ppm	ppm	ppm	ppm	ppm	
Avge	2.1340	2.0774	2.0633	1.0309	1.9944	2.0709	
SDev	.0048	.0043	.0026	.0025	.0015	.0026	
%RSD	.22689	.20797	.12722	.24189	.07350	.12327	
#1	2.1322	2.0822	2.0654	1.0286	1.9960	2.0694	
#2	2.1303	2.0765	2.0642	1.0307	1.9931	2.0695	
#3	2.1395	2.0737	2.0604	1.0336	1.9942	2.0739	
Errors	LC Pass	LC Pass	LC Pass	LC Pass	LC Pass	LC Pass	
High	2.2000	2.2000	2.2000	1.1000	2.2000	2.2000	
Low	1.8000	1.8000	1.8000	.90000	1.8000	1.8000	

IntStd	1	2	3	4	5	6	7
Mode	Counts	NOTUSED	NOTUSED	NOTUSED	NOTUSED	NOTUSED	NOTUSED
Elem	Y	--	--	--	--	--	--
Wavlen	371.030	--	--	--	--	--	--
Avge	29285	--	--	--	--	--	--
SDev	84.20255	--	--	--	--	--	--
%RSD	.2875247	--	--	--	--	--	--
#1	29381	--	--	--	--	--	--
#2	29224	--	--	--	--	--	--
#3	29250	--	--	--	--	--	--

Method: METTRACE Sample Name: CCB11 Operator: ACC
Run Time: 10/29/10 02:43:46
Comment: TESTAMERICA PITTSBURGH ICP METALS ANALYSIS - INST TRACEICP
Mode: CONC Corr. Factor: 1

Elem	AG	AL	AS	B_	BA	BE	CA
Units	ppm	ppm	ppm	ppm	ppm	ppm	ppm
Avge	-.00009	.02135	.00065	.00350	.00008	.00067	-.00185
SDev	.00019	.00056	.00102	.00110	.00008	.00010	.00051
%RSD	202.04	2.6231	156.27	31.370	103.92	14.370	27.286
#1	-.00012	.02177	.00178	.00444	-.00000	.00075	-.00128
#2	-.00026	.02156	.00040	.00377	.00008	.00069	-.00222
#3	.00011	.02071	-.00022	.00229	.00016	.00056	-.00207
Errors	LC Pass	LC Pass	LC Pass	LC Pass	LC Pass	LC Pass	LC Pass
High	.00500	.20000	.01000	.20000	.20000	.00400	5.0000
Low	-.00500	-.20000	-.01000	-.20000	-.20000	-.00400	-5.0000

Elem	CD	CO	CR	CU	FE	K_	MG
Units	ppm	ppm	ppm	ppm	ppm	ppm	ppm
Avge	.00010	-.00002	.00020	-.00011	-.00100	.23412	.00077
SDev	.00010	.00041	.00017	.00010	.00107	.00442	.00113
%RSD	99.684	2103.3	84.682	94.503	106.47	1.8888	148.07
#1	.00021	.00029	.00004	.00000	-.00162	.23913	.00190
#2	.00004	-.00049	.00019	-.00013	.00023	.23249	-.00037
#3	.00005	.00014	.00038	-.00020	-.00162	.23075	.00077
Errors	LC Pass	LC Pass	LC Pass	LC Pass	LC Pass	LC Pass	LC Pass
High	.00500	.05000	.00500	.02500	.10000	5.0000	5.0000
Low	-.00500	-.05000	-.00500	-.02500	-.10000	-5.0000	-5.0000

Elem	MN	MO	NA	NI	PB/1	PB/2	PB
Units	ppm	ppm	ppm	ppm	ppm	ppm	ppm
Avge	.00011	.00815	-.24128	.00035	.00058	.00112	.00094
SDev	.00008	.00350	.03038	.00007	.00160	.00174	.00083
%RSD	72.814	43.010	12.590	20.798	274.07	155.80	87.827
#1	.00019	.01185	-.23908	.00031	.00205	-.00089	.00009
#2	.00004	.00770	-.21206	.00031	-.00112	.00205	.00100
#3	.00009	.00488	-.27269	.00044	.00082	.00220	.00174
Errors	LC Pass	LC Pass	LC Pass	LC Pass	NOCHECK	NOCHECK	LC Pass
High	.01500	.04000	5.0000	.04000			.00300
Low	-.01500	-.04000	-5.0000	-.04000			-.00300

Elem	SB/1	SB/2	SB	SE/1	SE/2	SE	SI
Units	ppm	ppm	ppm	ppm	ppm	ppm	ppm
Avge	.00132	.00106	.00115	-.00148	.00163	.00059	-.00256
SDev	.00158	.00139	.00055	.00139	.00173	.00158	.00681
%RSD	119.75	130.91	47.479	93.821	105.88	265.11	265.61
#1	-.00050	.00249	.00149	-.00034	.00223	.00138	.00474
#2	.00215	-.00030	.00052	-.00108	.00297	.00162	-.00875

#3	.00231	.00100	.00144	-.00303	-.00032	-.00122	-.00368
Errors	NOCHECK	NOCHECK	LC Pass	NOCHECK	NOCHECK	LC Pass	LC Pass

High			.01000			.00500	.50000
Low			-.01000			-.00500	-.50000

Elem	SN	SR	TI	TL	V_	ZN	
Units	ppm	ppm	ppm	ppm	ppm	ppm	
Avge	-.00090	.00006	.00027	.00349	-.00005	.00267	
SDev	.00156	.00003	.00000	.00077	.00000	.00004	
%RSD	174.21	54.516	.14174	22.185	.20439	1.5403	
#1	-.00023	.00007	.00027	.00288	-.00005	.00270	
#2	.00022	.00002	.00027	.00323	-.00005	.00269	
#3	-.00269	.00009	.00027	.00436	-.00005	.00263	
Errors	LC Pass	LC Pass	LC Pass	LC Pass	LC Pass	LC Pass	
High	.10000	.05000	.05000	.01000	.05000	.02000	
Low	-.10000	-.05000	-.05000	-.01000	-.05000	-.02000	

IntStd	1	2	3	4	5	6	7
Mode	Counts	NOTUSED	NOTUSED	NOTUSED	NOTUSED	NOTUSED	NOTUSED
Elem	Y	--	--	--	--	--	--
Wavlen	371.030	--	--	--	--	--	--
Avge	30215	--	--	--	--	--	--
SDev	47.13014	--	--	--	--	--	--
%RSD	.1559833	--	--	--	--	--	--
#1	30206	--	--	--	--	--	--
#2	30266	--	--	--	--	--	--
#3	30173	--	--	--	--	--	--

#	Sample Name	File	Method	Date	Time	OpID	Type	Mode
1	STD1	T01028A	METTRACE	10/28/10	12:34		X	IR
2	STD2	T01028A	METTRACE	10/28/10	12:39		X	IR
3	STD3	T01028A	METTRACE	10/28/10	12:45		X	IR
4	STD4	T01028A	METTRACE	10/28/10	12:50		X	IR
5	ICV1-1 MET 5341-10	T01028A	METTRACE	10/28/10	12:55	ACC	S	CONC
6	ICB	T01028A	METTRACE	10/28/10	13:00	ACC	S	CONC
7	CLP CRI MET 4385-10	T01028A	METTRACE	10/28/10	13:06	ACC	S	CONC
8	ICSA MET 5195-10	T01028A	METTRACE	10/28/10	13:11	ACC	Q	CONC
9	ICSAB MET 5518-10	T01028A	METTRACE	10/28/10	13:17	ACC	Q	CONC
10	CCV1-1 MET 5484-10	T01028A	METTRACE	10/28/10	13:22	ACC	S	CONC
11	CCB1	T01028A	METTRACE	10/28/10	13:28	ACC	S	CONC
12	IDL-1 MET 5401-10	T01028A	METTRACE	10/28/10	13:37	ACC	S	CONC
13	IDL-2	T01028A	METTRACE	10/28/10	13:42	ACC	S	CONC
14	IDL-3	T01028A	METTRACE	10/28/10	13:48	ACC	S	CONC
15	IDL-4	T01028A	METTRACE	10/28/10	13:53	ACC	S	CONC
16	IDL-5	T01028A	METTRACE	10/28/10	13:59	ACC	S	CONC
17	IDL-6	T01028A	METTRACE	10/28/10	14:04	ACC	S	CONC
18	IDL-7	T01028A	METTRACE	10/28/10	14:10	ACC	S	CONC
19	CLP CRI-2	T01028A	METTRACE	10/28/10	14:15	ACC	S	CONC
20	ICSA MET 5195-10	T01028A	METTRACE	10/28/10	14:20	ACC	Q	CONC
21	ICSAB MET 5518-10	T01028A	METTRACE	10/28/10	14:26	ACC	Q	CONC
22	CCV1-2	T01028A	METTRACE	10/28/10	14:31	ACC	S	CONC
23	CCB2	T01028A	METTRACE	10/28/10	14:37	ACC	S	CONC
24	AL 500PPM MET5402-10	T01028A	METTRACE	10/28/10	14:42	ACC	S	CONC
25	BA 10PPM MET5404-10	T01028A	METTRACE	10/28/10	14:48	ACC	S	CONC
26	FE 500PPM MET5656-10	T01028A	METTRACE	10/28/10	14:53	ACC	S	CONC
27	K 400PPM MET5409-10	T01028A	METTRACE	10/28/10	14:59	ACC	S	CONC
28	MG 600PPM MET5655-10	T01028A	METTRACE	10/28/10	15:04	ACC	S	CONC
29	CLP CRI-3	T01028A	METTRACE	10/28/10	15:10	ACC	S	CONC
30	ICSA MET 5195-10	T01028A	METTRACE	10/28/10	15:15	ACC	Q	CONC
31	ICSAB MET 5518-10	T01028A	METTRACE	10/28/10	15:21	ACC	Q	CONC
32	CCV1-3	T01028A	METTRACE	10/28/10	15:26	ACC	S	CONC
33	CCB3	T01028A	METTRACE	10/28/10	15:32	ACC	S	CONC

#	Sample Name	*Y
1	STD1	31330.6
2	STD2	30986.8
3	STD3	30382.5
4	STD4	31155.2
5	ICV1-1 MET 5341-10	30798.3
6	ICB	31100.4
7	CLP CRI MET 4385-10	31008
8	ICSA MET 5195-10	29001.6
9	ICSAB MET 5518-10	28826.1
10	CCV1-1 MET 5484-10	30651.4
11	CCB1	31046
12	IDL-1 MET 5401-10	31140.6
13	IDL-2	31115.7
14	IDL-3	31019
15	IDL-4	31179.3
16	IDL-5	31023.5
17	IDL-6	31075.2
18	IDL-7	30997
19	CLP CRI-2	31090
20	ICSA MET 5195-10	28793
21	ICSAB MET 5518-10	28879.4
22	CCV1-2	30586.8
23	CCB2	31157
24	AL 500PPM MET5402-10	30274.7
25	BA 10PPM MET5404-10	31205.9
26	FE 500PPM MET5656-10	30614
27	K 400PPM MET5409-10	30844.4
28	MG 600PPM MET5655-10	30618.5
29	CLP CRI-3	31109.9
30	ICSA MET 5195-10	28839.8
31	ICSAB MET 5518-10	28958.6
32	CCV1-3	30536.7
33	CCB3	31146.1

#	Sample Name	File	Method	Date	Time	OpID	Type	Mode
1	STD1	T01028A	METTRACE	10/28/10	12:34		X	IR
2	STD2	T01028A	METTRACE	10/28/10	12:39		X	IR
3	STD3	T01028A	METTRACE	10/28/10	12:45		X	IR
4	STD4	T01028A	METTRACE	10/28/10	12:50		X	IR
5	ICV1-1 MET 5341-10	T01028A	METTRACE	10/28/10	12:55	ACC	S	CONC
6	ICB	T01028A	METTRACE	10/28/10	13:00	ACC	S	CONC
7	CLP CRI MET 4385-10	T01028A	METTRACE	10/28/10	13:06	ACC	S	CONC
8	ICSA MET 5195-10	T01028A	METTRACE	10/28/10	13:11	ACC	Q	CONC
9	ICSAB MET 5518-10	T01028A	METTRACE	10/28/10	13:17	ACC	Q	CONC
10	CCV1-1 MET 5484-10	T01028A	METTRACE	10/28/10	13:22	ACC	S	CONC
11	CCB1	T01028A	METTRACE	10/28/10	13:28	ACC	S	CONC
12	IDL-1 MET 5401-10	T01028A	METTRACE	10/28/10	13:37	ACC	S	CONC
13	IDL-2	T01028A	METTRACE	10/28/10	13:42	ACC	S	CONC
14	IDL-3	T01028A	METTRACE	10/28/10	13:48	ACC	S	CONC
15	IDL-4	T01028A	METTRACE	10/28/10	13:53	ACC	S	CONC
16	IDL-5	T01028A	METTRACE	10/28/10	13:59	ACC	S	CONC
17	IDL-6	T01028A	METTRACE	10/28/10	14:04	ACC	S	CONC
18	IDL-7	T01028A	METTRACE	10/28/10	14:10	ACC	S	CONC
19	CLP CRI-2	T01028A	METTRACE	10/28/10	14:15	ACC	S	CONC
20	ICSA MET 5195-10	T01028A	METTRACE	10/28/10	14:20	ACC	Q	CONC
21	ICSAB MET 5518-10	T01028A	METTRACE	10/28/10	14:26	ACC	Q	CONC
22	CCV1-2	T01028A	METTRACE	10/28/10	14:31	ACC	S	CONC
23	CCB2	T01028A	METTRACE	10/28/10	14:37	ACC	S	CONC
24	AL 500PPM MET5402-10	T01028A	METTRACE	10/28/10	14:42	ACC	S	CONC
25	BA 10PPM MET5404-10	T01028A	METTRACE	10/28/10	14:48	ACC	S	CONC
26	FE 500PPM MET5656-10	T01028A	METTRACE	10/28/10	14:53	ACC	S	CONC
27	K 400PPM MET5409-10	T01028A	METTRACE	10/28/10	14:59	ACC	S	CONC
28	MG 600PPM MET5655-10	T01028A	METTRACE	10/28/10	15:04	ACC	S	CONC
29	CLP CRI-3	T01028A	METTRACE	10/28/10	15:10	ACC	S	CONC
30	ICSA MET 5195-10	T01028A	METTRACE	10/28/10	15:15	ACC	Q	CONC
31	ICSAB MET 5518-10	T01028A	METTRACE	10/28/10	15:21	ACC	Q	CONC
32	CCV1-3	T01028A	METTRACE	10/28/10	15:26	ACC	S	CONC
33	CCB3	T01028A	METTRACE	10/28/10	15:32	ACC	S	CONC

#	Sample Name	AG	AL	AS	B_	BA	BE
1	STD1	-.00013	.02527	.01884	.00239	.00073	-.01891
2	STD2	6.84099		2.94777			
3	STD3		6.0015				
4	STD4				1.8997	8.71443	6.54274
5	ICV1-1 MET 5341-10	.50586	12.512	.25395	1.0336	1.0235	.99901
6	ICB	-.00023	.00088	-.00037	.00323	-.00001	.00010
7	CLP CRI MET 4385-10	.01048	.41434	.01968	.40177	.40785	.00830
8	ICSA MET 5195-10	.00024	461.77	-.00254	-.00051	.00075	-.00037
9	ICSAB MET 5518-10	.21258	464.03	.09960	1.0102	.51598	.48392
10	CCV1-1 MET 5484-10	1.0189	24.988	.50898	2.0200	2.0018	2.0088
11	CCB1	.00000	.03040	.00075	.00379	.00004	.00031
12	IDL-1 MET 5401-10	.00514	.04166	.00456	.00608	.00508	.00528
13	IDL-2	.00483	.03398	.00523	.00566	.00504	.00530
14	IDL-3	.00474	.03259	.00508	.00579	.00508	.00529
15	IDL-4	.00491	.03499	.00564	.00526	.00503	.00527
16	IDL-5	.00512	.03444	.00445	.00506	.00507	.00527
17	IDL-6	.00504	.03744	.00541	.00546	.00507	.00527
18	IDL-7	.00487	.03474	.00486	.00518	.00502	.00529
19	CLP CRI-2	.01034	.42427	.02060	.39874	.41034	.00848
20	ICSA MET 5195-10	.00017	461.01	-.00178	-.00097	.00074	-.00013
21	ICSAB MET 5518-10	.21268	461.05	.10028	1.0006	.51611	.48751
22	CCV1-2	1.0221	24.856	.50858	2.0033	2.0091	2.0213
23	CCB2	.00004	.01594	.00028	.00327	.00018	.00044
24	AL 500PPM MET5402-10	.00003	439.21	.00132	.00246	.00041	.00000
25	BA 10PPM MET5404-10	-.00002	.02979	-.00022	.00120	9.3634	.00029
26	FE 500PPM MET5656-10	.00012	.01629	-.00720	-.00922	.00038	.00039
27	K 400PPM MET5409-10	-.00021	.02521	.00031	.00045	.00007	.00018
28	MG 600PPM MET5655-10	.00020	.02099	-.00022	.00050	.00002	.00026
29	CLP CRI-3	.01046	.43240	.01994	.39689	.41019	.00862
30	ICSA MET 5195-10	.00017	457.14	-.00115	-.00117	.00075	.00004
31	ICSAB MET 5518-10	.21295	455.16	.09714	.99025	.51542	.48869
32	CCV1-3	1.0283	24.743	.50653	1.9951	2.0179	2.0347
33	CCB3	-.00014	.02507	-.00037	.00336	-.00002	.00053

#	Sample Name	CA	CD	CO	CR	CU	FE
1	STD1	.00213	.00387	-.00022	.00165	.00847	-.00089
2	STD2		9.09308				
3	STD3	3.99526					3.85731
4	STD4			2.70666	10.6664	2.50824	
5	ICV1-1 MET 5341-10	25.618	.25172	1.0086	1.0152	1.0373	13.079
6	ICB	.00227	-.00003	-.00024	-.00010	.00025	-.00283
7	CLP CRI MET 4385-10	10.495	.01013	.10119	.01087	.05093	.18598
8	ICSA MET 5195-10	474.24	.00164	.00245	-.00010	.00122	197.56
9	ICSAB MET 5518-10	473.05	.94865	.47163	.48710	.53457	198.03
10	CCV1-1 MET 5484-10	50.476	.49460	1.9791	1.9854	2.0312	25.447
11	CCB1	.02817	.00000	-.00006	-.00004	-.00012	.01144
12	IDL-1 MET 5401-10	.25177	.00500	.00474	.00502	.00481	.04993
13	IDL-2	.24342	.00493	.00477	.00485	.00485	.04316
14	IDL-3	.25108	.00493	.00460	.00492	.00465	.04160

15 IDL-4	.24335	.00511	.00474	.00489	.00473	.04628
16 IDL-5	.23946	.00496	.00490	.00508	.00480	.04783

#	Sample Name	CA	CD	CO	CR	CU	FE
17	IDL-6	.24032	.00505	.00503	.00509	.00468	.04497
18	IDL-7	.23918	.00496	.00460	.00479	.00465	.04399
19	CLP CRI-2	10.445	.01014	.10075	.01076	.05062	.18804
20	ICSA MET 5195-10	469.47	.00166	.00191	-.00037	.00024	195.73
21	ICSAB MET 5518-10	470.86	.94875	.46848	.48536	.53262	196.69
22	CCV1-2	50.107	.49367	1.9674	1.9805	2.0368	25.226
23	CCB2	.00109	.00011	-.00004	.00021	-.00066	.00340
24	AL 500PPM MET5402-10	.01124	-.00007	-.00042	.00052	-.00017	.00448
25	BA 10PPM MET5404-10	-.00112	-.00005	-.00488	.00073	-.00060	.00246
26	FE 500PPM MET5656-10	-.12117	-.00274	.00668	-.00094	-.00802	525.50
27	K 400PPM MET5409-10	-.00077	-.00003	-.00018	.00031	-.00051	.02446
28	MG 600PPM MET5655-10	.00042	.00002	-.00009	.00014	-.00060	-.12112
29	CLP CRI-3	10.403	.01016	.10050	.01077	.04996	.19074
30	ICSA MET 5195-10	465.76	.00180	.00187	-.00030	-.00027	194.03
31	ICSAB MET 5518-10	465.49	.94315	.46327	.48086	.52891	194.06
32	CCV1-3	49.863	.49356	1.9542	1.9751	2.0409	25.049
33	CCB3	-.00450	-.00005	-.00013	-.00018	-.00116	.00146

#	Sample Name	K_	MG	MN	MO	NA	NI
1	STD1	.20913	-.00003	.00012	.0006	.00401	.00001
2	STD2						
3	STD3	33.7264	2.89188			2.08737	
4	STD4			2.62357	1.36277		2.14854
5	ICV1-1 MET 5341-10	52.083	24.691	1.0176	1.0290	49.871	.98575
6	ICB	.18625	.00000	.00000	.00536	-.60925	.00027
7	CLP CRI MET 4385-10	10.128	10.023	.03050	.08632	10.447	.08344
8	ICSA MET 5195-10	.19841	503.76	.00134	-.00016	-.08853	.00273
9	ICSAB MET 5518-10	11.586	502.02	.49127	.96340	11.260	.96295
10	CCV1-1 MET 5484-10	126.17	49.990	1.9863	2.0321	124.91	1.9689
11	CCB1	.19529	.02893	.00003	.00812	-.60240	.00041
12	IDL-1 MET 5401-10	.25590	.04477	.00502	.01091	.45283	.00569
13	IDL-2	.25232	.03666	.00506	.01033	.44690	.00598
14	IDL-3	.25373	.03491	.00501	.01011	.42596	.00542
15	IDL-4	.24843	.03548	.00507	.01058	.46380	.00571
16	IDL-5	.25404	.03528	.00506	.01020	.44604	.00558
17	IDL-6	.24639	.03448	.00502	.01025	.46930	.00531
18	IDL-7	.24867	.03308	.00501	.01047	.41405	.00578
19	CLP CRI-2	10.133	10.063	.03060	.08470	10.452	.08212
20	ICSA MET 5195-10	.18637	504.08	.00121	-.00161	-.12608	.00159
21	ICSAB MET 5518-10	11.532	503.99	.49151	.95947	11.334	.96244
22	CCV1-2	126.46	50.080	1.9895	2.0278	125.49	1.9653
23	CCB2	.18781	.00406	.00009	.00865	-.60481	.00147
24	AL 500PPM MET5402-10	.19730	.00491	-.00125	.00177	-.62463	.00102
25	BA 10PPM MET5404-10	.17217	.00000	.00032	.00057	-.65604	.00113
26	FE 500PPM MET5656-10	.18870	-.07871	.00800	-.00673	.79656	.00537
27	K 400PPM MET5409-10	351.82	.00147	.00010	.00015	-.61313	.00048
28	MG 600PPM MET5655-10	.22201	118.61	.00138	.00106	-.59510	.00091
29	CLP CRI-3	10.171	10.113	.03071	.08414	10.603	.08229
30	ICSA MET 5195-10	.20962	504.03	.00112	-.00106	-.21133	.00206
31	ICSAB MET 5518-10	11.472	503.12	.48872	.94911	11.288	.95614

32 CCV1-3	127.02	50.297	1.9909	2.0205	126.37	1.9602
33 CCB3	.19103	.00294	.00000	.00849	-.61942	.00023

#	Sample Name	PB	SB	SE	SI	SN	SR
1	STD1				.02476	-.00009	.00058
2	STD2						
3	STD3						
4	STD4				.70258	.59874	6.02065
5	ICV1-1 MET 5341-10	.25345	.25797	.25288	1.0730	1.0059	1.0070
6	ICB	-.00028	.00033	.00033	.00035	.00049	.00003
7	CLP CRI MET 4385-10	.00551	.02009	.00948	1.0159	.19911	.09985
8	ICSA MET 5195-10	.00317	.00023	-.00281	.01166	.00285	.00577
9	ICSAB MET 5518-10	.04879	.59267	.04421	1.0070	.98542	1.0099
10	CCV1-1 MET 5484-10	.49499	.51244	.50230	2.0311	2.0152	1.9795
11	CCB1	.00004	.00024	.00015	.00079	.00214	.00006
12	IDL-1 MET 5401-10	.00547	.00538	.00901	.02584	.00743	.00498
13	IDL-2	.00416	.00527	.00929	.02791	.00714	.00491
14	IDL-3	.00486	.00506	.00902	.02321	.00796	.00494
15	IDL-4	.00483	.00476	.00921	.02783	.00892	.00498
16	IDL-5	.00439	.00502	.00856	.02405	.00752	.00497
17	IDL-6	.00421	.00473	.00890	.02822	.00708	.00497
18	IDL-7	.00442	.00457	.00798	.02705	.00674	.00493
19	CLP CRI-2	.00609	.02061	.00993	1.0191	.20080	.10189
20	ICSA MET 5195-10	.00340	-.00074	-.00578	.00881	.00179	.00577
21	ICSAB MET 5518-10	.05072	.58950	.04559	1.0012	.98170	1.0233
22	CCV1-2	.49296	.51167	.50251	2.0297	2.0052	2.0173
23	CCB2	.00007	.00001	-.00001	.00059	.00085	.00007
24	AL 500PPM MET5402-10	.00072	-.00075	.00229	.01273	.00166	.00007
25	BA 10PPM MET5404-10	-.00048	.00006	-.00051	.00452	-.00021	.00000
26	FE 500PPM MET5656-10	.00241	-.00132	-.01013	-.00075	.00558	-.00076
27	K 400PPM MET5409-10	-.00018	.00012	-.00057	.00514	.00078	.00002
28	MG 600PPM MET5655-10	.00016	.00050	.00035	.00128	.00078	.00008
29	CLP CRI-3	.00647	.02108	.01098	1.0168	.20046	.10331
30	ICSA MET 5195-10	.00196	-.00272	-.00750	.00706	.00341	.00596
31	ICSAB MET 5518-10	.04924	.58656	.04373	.99587	.97017	1.0372
32	CCV1-3	.49150	.51193	.50410	2.0320	1.9983	2.0500
33	CCB3	-.00046	-.00040	-.00008	-.00517	.00164	.00000

#	Sample Name	TI	TL	V_	ZN
1	STD1	-.00017	-.01477	.00004	.00076
2	STD2		5.23905		
3	STD3				
4	STD4	1.08248		.72969	1.74246
5	ICV1-1 MET 5341-10	1.0105	.52032	1.0111	1.0249
6	ICB	.00027	.00055	-.00017	.00234
7	CLP CRI MET 4385-10	.10270	.02022	.10166	.04312
8	ICSA MET 5195-10	-.00200	-.00495	.00407	.00122
9	ICSAB MET 5518-10	1.0150	.08632	.49168	1.0299
10	CCV1-1 MET 5484-10	2.0195	.99997	1.9954	2.0437
11	CCB1	.00035	-.00052	.00012	.00214
12	IDL-1 MET 5401-10	.00537	.00924	.00482	.02130
13	IDL-2	.00494	.00859	.00471	.02161
14	IDL-3	.00491	.00897	.00484	.02305

15	IDL-4	.00532	.00888	.00493	.02277
16	IDL-5	.00531	.01018	.00490	.02136

#	Sample Name	TI	TL	V_	ZN		
17	IDL-6	.00514	.00906	.00513	.02213		
18	IDL-7	.00495	.00924	.00473	.02145		
19	CLP CRI-2	.10326	.01896	.10197	.04323		
20	ICSA MET 5195-10	-.00172	-.00583	.00383	.00116		
21	ICSAB MET 5518-10	1.0165	.08624	.49058	1.0182		
22	CCV1-2	2.0284	.99232	1.9946	2.0243		
23	CCB2	.00015	-.00052	-.00011	.00248		
24	AL 500PPM MET5402-10	.00111	-.00247	.00019	.00674		
25	BA 10PPM MET5404-10	.00000	-.00068	-.00005	.00258		
26	FE 500PPM MET5656-10	-.00025	-.00093	.01160	-.01194		
27	K 400PPM MET5409-10	.00022	-.00041	.00001	.00245		
28	MG 600PPM MET5655-10	.00014	-.00149	.00199	.00332		
29	CLP CRI-3	.10347	.02021	.10091	.04223		
30	ICSA MET 5195-10	-.00197	-.00730	.00485	.00022		
31	ICSAB MET 5518-10	1.0158	.08505	.48694	1.0023		
32	CCV1-3	2.0372	.98303	1.9941	2.0067		
33	CCB3	-.00008	.00149	-.00011	.00273		

TestAmerica Pittsburgh Atomic Absorption Data for Mercury

Instrument: HG HYDRA AA
PS200HG

Analyst Name: James W. Swanson

Analysis Date: 10-28-10

File ID: G01028C

Matrix: WATER

Analytical Method(s): 245.1 / 7470A / 245.5 / 7471A / ILM04.0

9

Lot Number/SDG

AOJ150586 (DISS & TOTAL)
COJ120499
COJ250457 (TCLP)
COJ250486
COJ250487
COJ250500
COJ200437 (TCLP)
COJ250474
COJ250485

Line	Conc.	Units	SD/RSD	1	2	3	4	5
*** Standard: 1 Rep: 1			Seq: 1	16:39:08 28 Oct 10			HG	
Hg	.000	ppb	380					
*** Standard: 2 Rep: 1			Seq: 2	16:41:15 28 Oct 10			HG	
Hg	.200	ppb	1357					
*** Standard: 3 Rep: 1			Seq: 3	16:42:53 28 Oct 10			HG	
Hg	.500	ppb	2804					
*** Standard: 4 Rep: 1			Seq: 4	16:44:50 28 Oct 10			HG	
Hg	1.00	ppb	5285					
*** Standard: 5 Rep: 1			Seq: 5	16:46:41 28 Oct 10			HG	
Hg	5.00	ppb	22889					
*** Standard: 6 Rep: 1			Seq: 6	16:48:20 28 Oct 10			HG	
Hg	10.0	ppb	46022					

James W. Swanson
10-28-10

Met 5732-10

Met 5733-10

Met 5734-10

Met 5735-10

Met 5736-10

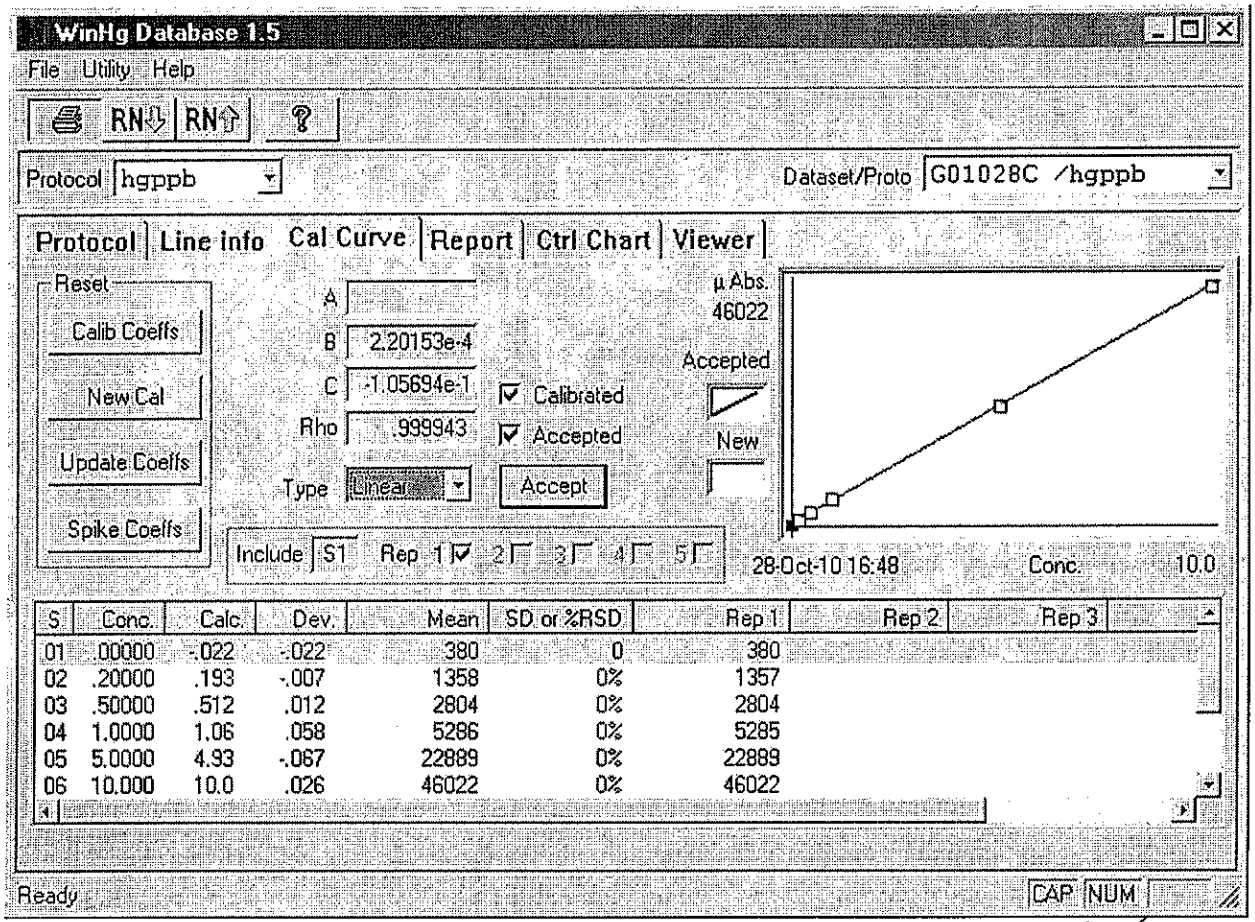

James W. Swanson
10-28-10

James W. Swanson
10-28-10

Line	Conc.	Units	SD/RSD	1	2	3	4	5

*** Sample ID: ICV6-1 Seq: 7 16:49:58 28 Oct 10 HG

Hg 2.28 ppb 10818 Met 5737-10

*** Sample ID: ICB1 Seq: 8 16:51:39 28 Oct 10 HG

Hg -.024 ppb 370

*** Sample ID: CRA/RLV Seq: 9 16:53:26 28 Oct 10 HG

Hg .196 ppb 1370 Met 5738-10

*** Sample ID: CCV6-1 Seq: 10 16:55:02 28 Oct 10 HG

Hg 5.08 ppb 23571 Met 5739-10

*** Sample ID: CCB1 Seq: 11 16:56:42 28 Oct 10 HG

Hg -.042 ppb 289

*** Sample ID: L88ERB Seq: 12 16:58:29 28 Oct 10 HG

Hg -.015 ppb 411

*** Sample ID: L88ERC Seq: 13 17:00:06 28 Oct 10 HG

Hg 2.51 ppb 11876 Met 5740-10

*** Sample ID: L8KTR Seq: 14 17:01:46 28 Oct 10 HG

Hg -.021 ppb 383

*** Sample ID: L8KTWF Seq: 15 17:03:24 28 Oct 10 HG

Hg -.007 ppb 447

*** Sample ID: L8KTX Seq: 16 17:05:17 28 Oct 10 HG

Hg -.018 ppb 399

*** Sample ID: L8KT0F Seq: 17 17:06:55 28 Oct 10 HG

Hg -.020 ppb 390

Line	Conc.	Units	SD/RSD	1	2	3	4	5

*** Sample ID: L8KXC Seq: 18 17:08:32 28 Oct 10 HG

Hg -.019 ppb 396

*** Sample ID: L8KXEF Seq: 19 17:10:28 28 Oct 10 HG

Hg -.012 ppb 424

*** Sample ID: L8KXESF Seq: 20 17:12:09 28 Oct 10 HG

SpRec. 111%

Hg 1.11 ppb 5504

*** Sample ID: L8KXEDF Seq: 21 17:13:45 28 Oct 10 HG

SpRec. 111%

Hg 1.11 ppb 5533

*** Sample ID: CCV6-2 Seq: 22 17:15:26 28 Oct 10 HG

Hg 5.05 ppb 23409

*** Sample ID: CCB2 Seq: 23 17:17:08 28 Oct 10 HG

Hg -.043 ppb 287

*** Sample ID: L8KXK Seq: 24 17:19:01 28 Oct 10 HG

Hg .030 ppb 616

*** Sample ID: L8KXNF Seq: 25 17:20:40 28 Oct 10 HG

Hg -.015 ppb 413

*** Sample ID: L8KXT Seq: 26 17:22:19 28 Oct 10 HG

Hg -.027 ppb 357

*** Sample ID: L8KXXF Seq: 27 17:24:01 28 Oct 10 HG

Hg -.022 ppb 382

*** Sample ID: L8KX1 Seq: 28 17:25:39 28 Oct 10 HG

Hg -.022 ppb 380

Line	Conc.	Units	SD/RSD	1	2	3	4	5

*** Sample ID: L8KX4F Seq: 29 17:27:16 28 Oct 10 HG

Hg -.021 ppb 386

*** Sample ID: L8KX6 Seq: 30 17:28:54 28 Oct 10 HG

Hg -.014 ppb 418

*** Sample ID: L8KX8F Seq: 31 17:30:31 28 Oct 10 HG

Hg -.021 ppb 383

*** Sample ID: L8KX9 Seq: 32 17:32:08 28 Oct 10 HG

Hg -.013 ppb 420

*** Sample ID: L8K0AF Seq: 33 17:33:47 28 Oct 10 HG

Hg -.018 ppb 398

*** Sample ID: CCV6-3 Seq: 34 17:35:24 28 Oct 10 HG

Hg 4.96 ppb 23029

*** Sample ID: CCB3 Seq: 35 17:37:02 28 Oct 10 HG

Hg -.046 ppb 272

*** Sample ID: L8K0D Seq: 36 17:38:44 28 Oct 10 HG

Hg -.023 ppb 376

*** Sample ID: L8K0EF Seq: 37 17:40:22 28 Oct 10 HG

Hg -.026 ppb 360

*** Sample ID: L8K0H Seq: 38 17:42:12 28 Oct 10 HG

Hg -.013 ppb 421

*** Sample ID: L8K0JF Seq: 39 17:44:25 28 Oct 10 HG

Hg -.023 ppb 374

Line	Conc.	Units	SD/RSD	1	2	3	4	5

*** Sample ID: L88E5B Seq: 40 17:46:08 28 Oct 10 HG

Hg -.013 ppb 420

*** Sample ID: L88E5C Seq: 41 17:47:44 28 Oct 10 HG

Hg 2.46 ppb 11635 Met 5741-10

*** Sample ID: L8A8W Seq: 42 17:49:23 28 Oct 10 HG

Hg .060 ppb 754

*** Sample ID: L8A80 Seq: 43 17:51:02 28 Oct 10 HG

Hg -.007 ppb 450

*** Sample ID: L8A84 Seq: 44 17:52:39 28 Oct 10 HG

Hg -.030 ppb 346

*** Sample ID: L8A85 Seq: 45 17:54:29 28 Oct 10 HG

Hg -.001 ppb 477

*** Sample ID: CCV6-4 Seq: 46 17:56:06 28 Oct 10 HG

Hg 4.82 ppb 22378

*** Sample ID: CCB4 Seq: 47 17:57:47 28 Oct 10 HG

Hg -.041 ppb 295

*** Sample ID: L8A87 Seq: 48 17:59:38 28 Oct 10 HG

Hg -.017 ppb 401

*** Sample ID: L8A88 Seq: 49 18:01:20 28 Oct 10 HG

Hg -.018 ppb 400

*** Sample ID: L8A88S Seq: 50 18:03:09 28 Oct 10 HG

Hg 1.02 ppb 5096

Spike. 102%.

Line	Conc.	Units	SD/RSD	1	2	3	4	5

*** Sample ID: L8A88D Seq: 51 18:04:50 28 Oct 10 HG

Hg .973 ppb 4900 Spec 97%

*** Sample ID: L8A9A Seq: 52 18:06:40 28 Oct 10 HG

Hg -.020 ppb 390

*** Sample ID: L8A9D Seq: 53 18:08:28 28 Oct 10 HG

Hg .035 ppb 640

*** Sample ID: L8A9E Seq: 54 18:10:09 28 Oct 10 HG

Hg .060 ppb 751

*** Sample ID: L8A9F Seq: 55 18:11:47 28 Oct 10 HG

Hg -.015 ppb 410

*** Sample ID: L8A9H Seq: 56 18:13:35 28 Oct 10 HG

Hg -.025 ppb 366

*** Sample ID: L88FABT Seq: 57 18:15:12 28 Oct 10 HG

Hg -.017 ppb 401

*** Sample ID: CCV6-5 Seq: 58 18:16:52 28 Oct 10 HG

Hg 4.86 ppb 22535

*** Sample ID: CCB5 Seq: 59 18:18:33 28 Oct 10 HG

Hg -.041 ppb 294

*** Sample ID: L88FACT Seq: 60 18:20:14 28 Oct 10 HG

Hg 2.55 ppb 12070 Met 5742-10

*** Sample ID: L84G3BT Seq: 61 18:22:24 28 Oct 10 HG

Hg -.027 ppb 358

Line	Conc.	Units	SD/RSD	1	2	3	4	5

*** Sample ID: L8240T Seq: 62 18:24:04 28 Oct 10 HG

Hg -.011 ppb 429

*** Sample ID: L8240ST Seq: 63 18:25:43 28 Oct 10 HG

Spike 108%

Hg 5.40 ppb 25020

*** Sample ID: L8240DT Seq: 64 18:27:21 28 Oct 10 HG

Spike 105%

Hg 5.27 ppb 24408

*** Sample ID: L83D5T Seq: 65 18:29:09 28 Oct 10 HG

Hg .011 ppb 531

*** Sample ID: L83EFT Seq: 66 18:30:57 28 Oct 10 HG

Hg .047 ppb 694

*** Sample ID: L83J4T Seq: 67 18:32:50 28 Oct 10 HG

Hg -.019 ppb 394

*** Sample ID: L83J6T Seq: 68 18:34:29 28 Oct 10 HG

Hg -.015 ppb 410

*** Sample ID: L83KNT Seq: 69 18:36:33 28 Oct 10 HG

Hg -.018 ppb 400

*** Sample ID: CCV6-6 Seq: 70 18:38:11 28 Oct 10 HG

Hg 4.89 ppb 22675

*** Sample ID: CCB6 Seq: 71 18:39:50 28 Oct 10 HG

Hg -.045 ppb 276

*** Sample ID: L83K7T Seq: 72 18:41:49 28 Oct 10 HG

Hg -.010 ppb 433

Line	Conc.	Units	SD/RSD	1	2	3	4	5

*** Sample ID: L88FJBT Seq: 73 18:43:30 28 Oct 10 HG

Hg -.021 ppb 384

*** Sample ID: L88FJCT Seq: 74 18:45:10 28 Oct 10 HG

Hg 2.47 ppb 11696 Met 5743-10

*** Sample ID: L84KLBT Seq: 75 18:46:50 28 Oct 10 HG

Hg -.024 ppb 373

*** Sample ID: L8Q56T Seq: 76 18:48:40 28 Oct 10 HG

Hg .025 ppb 593

*** Sample ID: L83ALT Seq: 77 18:50:29 28 Oct 10 HG

Hg .009 ppb 519

*** Sample ID: L83ALST Seq: 78 18:52:09 28 Oct 10 HG

Hg 5.88 ppb 27206 Spec. 118%

*** Sample ID: L83ALDT Seq: 79 18:53:57 28 Oct 10 HG

Hg 5.71 ppb 26415 Spec. 114%

*** Sample ID: L83DWT Seq: 80 18:55:38 28 Oct 10 HG

Hg .436 ppb 2461

*** Sample ID: CCV6-7 Seq: 81 18:57:17 28 Oct 10 HG

Hg 4.77 ppb 22153

*** Sample ID: CCB7 Seq: 82 18:59:08 28 Oct 10 HG

Hg -.037 ppb 314

End of Analysis
JWS
10-28-10

James W. Swanson
10-28-10

cup	sample ID	extended ID	weight	volume	? A D F P S U SC UI US C1..7
1	ICV6-1		1.0000	1.0000	
2	ICB1		1.0000	1.0000	
3	CRA/RLV		1.0000	1.0000	
4	CCV6-1		1.0000	1.0000	
5	CCB1		1.0000	1.0000	
6	L88ERB		1.0000	1.0000	
7	L88ERC		1.0000	1.0000	
8	L8KTR		1.0000	1.0000	
9	L8KTWF		1.0000	1.0000	
10	L8KTX		1.0000	1.0000	
11	L8KT0F		1.0000	1.0000	
12	L8KXC		1.0000	1.0000	
13	L8KXEF		1.0000	1.0000	
14	L8KXESF		1.0000	1.0000	
15	L8KXEDF		1.0000	1.0000	
16	CCV6-2		1.0000	1.0000	
17	CCB2		1.0000	1.0000	
18	L8KXK		1.0000	1.0000	
19	L8KXNF		1.0000	1.0000	
20	L8KXT		1.0000	1.0000	
21	L8KXXF		1.0000	1.0000	
22	L8KX1		1.0000	1.0000	
23	L8KX4F		1.0000	1.0000	
24	L8KX6		1.0000	1.0000	
25	L8KX8F		1.0000	1.0000	
26	L8KX9		1.0000	1.0000	
27	L8K0AF		1.0000	1.0000	
28	CCV6-3		1.0000	1.0000	
29	CCB3		1.0000	1.0000	
30	L8K0D		1.0000	1.0000	
31	L8K0EF		1.0000	1.0000	
32	L8K0H		1.0000	1.0000	
33	L8K0JF		1.0000	1.0000	
34	L88E5B		1.0000	1.0000	
35	L88E5C		1.0000	1.0000	
36	L8A8W		1.0000	1.0000	
37	L8A80		1.0000	1.0000	
38	L8A84		1.0000	1.0000	
39	L8A85		1.0000	1.0000	
40	CCV6-4		1.0000	1.0000	
41	CCB4		1.0000	1.0000	
42	L8A87		1.0000	1.0000	
43	L8A88		1.0000	1.0000	

cup	sample ID	extended ID	weight	volume	? A D F P S U SC UI US C1..7
44	L8A88S		1.0000	1.0000	

cup	sample ID	extended ID	weight	volume	? A D F P S U SC UI US C1..7
1	L8A88D		1.0000	1.0000	
2	L8A9A		1.0000	1.0000	
3	L8A9D		1.0000	1.0000	
4	L8A9E		1.0000	1.0000	
5	L8A9F		1.0000	1.0000	
6	L8A9H		1.0000	1.0000	
7	L88FABT		1.0000	1.0000	
8	CCV6-5		1.0000	1.0000	
9	CCB5		1.0000	1.0000	
10	L88FACT		1.0000	1.0000	
11	L84G3BT		1.0000	1.0000	
12	L8240T		1.0000	1.0000	
13	L8240ST		1.0000	1.0000	
14	L8240DT		1.0000	1.0000	
15	L83D5T		1.0000	1.0000	
16	L83EFT		1.0000	1.0000	
17	L83J4T		1.0000	1.0000	
18	L83J6T		1.0000	1.0000	
19	L83KNT		1.0000	1.0000	
20	CCV6-6		1.0000	1.0000	
21	CCB6		1.0000	1.0000	
22	L83K7T		1.0000	1.0000	
23	L88FJBT		1.0000	1.0000	
24	L88FJCT		1.0000	1.0000	
25	L84KLBT		1.0000	1.0000	
26	L8Q56T		1.0000	1.0000	
27	L83ALT		1.0000	1.0000	
28	L83ALST		1.0000	1.0000	
29	L83ALDT		1.0000	1.0000	
30	L83DWT		1.0000	1.0000	
31	CCV6-7		1.0000	1.0000	
32	CCB7		1.0000	1.0000	
33			1.0000	1.0000	
34			1.0000	1.0000	
35			1.0000	1.0000	
36			1.0000	1.0000	
37			1.0000	1.0000	
38			1.0000	1.0000	
39			1.0000	1.0000	
40			1.0000	1.0000	
41			1.0000	1.0000	
42			1.0000	1.0000	
43			1.0000	1.0000	

C0J250457

7409

(7001-7416)

TestAmerica sburgh

Mercury Digestion Log v2 8/11/06

Method(s) 7470A

Logbook ID: MT3

Digestion Start Time: 1355 | Digestion End Time: 1555 | Filter Paper Manufacturer / Lot#: | Balance ID:

	Sample ID	Batch	Date Received	Prep Date	Prepared by	Wt/ Volume	Sample Type	Run Date	Comments
1.	STD0	N/A	N/A	10-28-10	JWS	50mls	WATER	10-28-10	N/A
2.	STD1	↓	↓	↓	↓	↓	↓	↓	MET 5732-10
3.	STD2								MET 5733-10
4.	STD3								MET 5734-10
5.	STD4								MET 5735-10
6.	STD5								MET 5736-10
7.	ICV								MET 5737-10
8.	ICB								N/A
9.	CRA/RLV								MET 5738-10
10.	CCV								MET 5739-10
11.	CCV								MET 5740-10
12.	CCB	↓	↓	↓	↓	↓	↓	↓	N/A
13.									
14.									
15.									
16.									
17.									
18.					JWS				
19.									
20.									
21.									
22.									
23.									
24.									
25.									10-28-10

Reagents	Volume (mL)	Reference Number	
HNO3	1.25ml	MALLINCKRODT	JJ1045
H2SO4	2.5ml	↓	J09F01
KMNO4	7.5ml	Met 5678-10	
K2S2O4	4.0ml	5660-10	
NaCL NH2OH Additional volumes indicated per sample as necessary	3.0ml	5677-10	
Stannous Chloride	N/A	5441-10	

Hot Block Number: #1

Hot Block Temperature: 95°C

Waterbath temperature: —

Thermometer ID: IP 29 (0.0°C)

Extract(s) (record line # from above)	Date	Time	Extract(s) Received	Analyst	Location	Date	Time	Extract(s) Relinquished	Analyst	Location
JWS										10-28-10

printed on: 22-Sep-10 8:02:24 AM

*Sample required filtration step after digestion

TestAmerica Pittsburgh *Metals Preparation Log*

Batch No. 0301288

TOTALS & DISSOLVED

v1.0.5 - Last Revised 12/30/2005

Method 7470A	Matrix Water	Start Time 1355	SDG -
Analyst Jim Swanson	Date 10/28/10	Lot Numbers	
MS Hg Working CAL		A0J150586	
Lab Lot # Met 5716-10			
Analyst Sign: James W. Swanson			

Sample ID	Initial Wt/Vol g/mL	Final Vol mL	Comments
L8K0AF	50mls	50mls	
L8K0D			
L8K0EF			
L8K0H			
L8K0JF			
L8KT0F			
L8KTR			
L8KTWF			JWS
L8KTX			
L8KX1			
L8KX4F			
L8KX6			
L8KX8F			
L8KX9			
L8KXC			
L8KXEF			10-28-10
L8KXE SF			+0.5ml MET 5716-10
L8KXE DF			+0.5 ml MET 5716-10
L8KXK			
L8KXNF			
L8KXT			JWS
L8KXXF			
L88ER B			10-28-10
L88ER C MET 5740-10			+1.25ml MET 5716-10
10-28-10			
			JWS

SAMPLE CODING: B-Blank C-Check L-Check Duplicate S-Matrix Spike D-Matrix Spike Duplicate X-Sample Duplicate

NOTE: Samples marked with an asterisk (*) required filtration after digestion and prior to analysis
Samples marked with a plus sign (+) required additional Conc.HNO3 in digestion process, brown fumes were observed

Reagents:
1.25ml HNO3, J11045, Mallinckrodt
2.5ml H2SO4, J09F01, Mallinckrodt
7.5ml KMnO4, MET 5678-10, Stnds. Log
4.0ml K2S2O4, MET 5660-10, Stnds. Log
Stann. Chloride, MET 5441-10, Stnds. Log
3.0ml Clear. Soln., MET 5677-10, Stnds. Log

Hot Plate/Block Temp	Correction Factor
#3 95 c	IP31 (0.0°)

Minimum digestion times have been met (analyst initials): JWS

Digestate(s)	Date	Time	(Received)	Analyst	Location	Date	Time	(Relinquished)	Analyst	Location
			JWS							
										10-28-10

	Lot Number	Manufacturer	
Initial Digestion Vessel:	1007292	Environmental Express	Pipet #: G10008
Final Digestion Vessel:	n/a	n/a	Balance #: P1856709
Filter Paper:	390592 B	Whatman	Printed on: 28-Oct-10 2:37:17 PM

Reviewed By: [signature] Date: 10-28-10 MET-158-0301288

TestAmerica Pittsburgh *Metals Preparation Log*

Batch No. 0301295

v1.0.5 - Last Revised 12/30/2005

Method 7470A	**Matrix** Water	**Start Time** 1355	**SDG** -
Analyst Jim Swanson	**Date** 10/28/10	**Lot Numbers**	
MS Hg Working CAL		C0J120499	
Lab Lot # Met 5716-10			
Analyst Sign: James W. Swanson			

Sample ID	Initial Wt/Vol g/mL	Final Vol mL	Comments
L8A80	50 ml/s	50 ml/s	
L8A84			JWS
L8A85			
L8A87			10-28-10
L8A88			
L8A88 S			+0.5ml MET 5716-10
L8A88 D			+0.5 ml MET 5716-10
L8A8W			
L8A9A			
L8A9D			JWS
L8A9E			
L8A9F			
L8A9H			10-28-10
L88E5 B			
L88E5 C MET 5741-10	↓	↓	+1.25ml MET 5716-10
			JWS
			10-28-10

SAMPLE CODING: B-Blank C-Check L-Check Duplicate S-Matrix Spike D-Matrix Spike Duplicate X-Sample Duplicate

NOTE: Samples marked with an asterisk (*) required filtration after digestion and prior to analysis
Samples marked with a plus sign (+) required additional Conc.HNO3 in digestion process, brown fumes were observed

Reagents:
1.25ml HNO3, J11045, Mallinckrodt
2.5ml H2SO4, J09F01, Mallinckrodt
7.5ml KMnO4, MET 5678-10, Stnds. Log
4.0ml K2S2O4, MET 5660-10, Stnds. Log
Stann. Chloride, MET 5441-10, Stnds. Log
3.0ml Clear. Soln., MET 5677-10, Stnds. Log

Minimum digestion times have been met (analyst initials): JWS

Hot Plate/Block Temp	Correction Factor
#4 95°C	+P33
	(0.0°C)

Digestate(s)	Date	Time	(Received)	Analyst	Location	Date	Time	(Relinquished)	Analyst	Location
			JWS							
								10-28-10		

	Lot Number	Manufacturer	
Initial Digestion Vessel:	1007292	Environmental Express	**Pipet #:** G10008
Final Digestion Vessel:	n/a	n/a	**Balance #:** P1856709
Filter Paper:	390592 B	Whatman	Printed on: 28-Oct-10 2:37:51 PM

Reviewed By: [signature] **Date:** 10-28-10 MET-158-0301295

TestAmerica Pittsburgh *Metals Preparation Log*

Batch No. 0301298

v1.0.5 - Last Revised 12/30/2005

Method 7470A TCLP	**Matrix** ~~Solid~~ LEACHATES	**Start Time** 1355	**SDG** -
Analyst Jim Swanson	**Date** 10/28/10	**Lot Numbers**	
MS Hg Working CAL, TCLP-Hg Spike		C0J250457, C0J250486, C0J250487, C0J250500	
Lab Lot # Met 5716-10, Met 3921-10			
Analyst Sign James W. Swanson			

Sample ID	Initial Wt/Vol g/mL	Final Vol mL	Comments
			10-28-10
L8240	50mls	50mls	JWS
L8240 S			+0.25ml MET 3921-10
L8240 D			+0.25ml MET 3921-10
L83D5			
L83EF			
L83J4			
L83J6			JWS
L83K7			
L83KN			
L84G3 B			
L88FA B			10-28-10
L88FA C MET 5742-10			+1.25ml MET 5716-10
			JWS
			10-28-10

SAMPLE CODING: B-Blank C-Check L-Check Duplicate S-Matrix Spike D-Matrix Spike Duplicate X-Sample Duplicate

NOTE: Samples marked with an asterisk (*) required filtration after digestion and prior to analysis
Samples marked with a plus sign (+) required additional Conc.HNO3 in digestion process, brown fumes were observed

Reagents:
1.25ml HNO3, J11045, Mallinckrodt
2.5ml H2SO4, J09F01, Mallinckrodt
7.5ml KMnO4, MET 5678-10, Stnds. Log
4.0ml K2S2O4, MET 5660-10, Stnds. Log
Stann. Chloride, MET 5441-10, Stnds. Log
3.0ml Clear. Soln., MET 5677-10, Stnds. Log

Minimum digestion times have been met (analyst initials): JWS

Hot Plate/Block Temp	Correction Factor
#2 95°C	IP30
	(0.0°)

Digestate(s)	Date	Time	(Received)	Analyst	Location	Date	Time	(Relinquished)	Analyst	Location
			JWS							
								10-28-10		

	Lot Number	Manufacturer	
Initial Digestion Vessel:	1007292	Environmental Express	**Pipet #:** G10008
Final Digestion Vessel:	n/a	n/a	**Balance #:** P1856709
Filter Paper:	390592 B	Whatman	Printed on: 28-Oct-10 2:38:49 PM

Reviewed By: [signature] **Date:** 10-28-10 **MET-158-0301298**

TestAmerica Pittsburgh *Metals Preparation Log*

Batch No. 0301300 Page 1 of 1

Sol #2

v1.0.5 - Last Revised 12/30/2005

Method 7470A TCLP	**Matrix** ~~Solid~~/LEACHATES	**Start Time** 1355	**SDG** -
Analyst Jim Swanson	**Date** 10/28/10	**Lot Numbers**	
MS Hg Working CAL, TCLP-Hg Spike		C0J200437, C0J250474, C0J250485	
Lab Lot # Met 5716-10, Met 3921-10			
Analyst Sign James W. Swanson			

Sample ID	Initial Wt/Vol g/mL	Final Vol mL	Comments
			10-28-10
L83AL	50ml/s	50ml/s	JWS
L83AL S			+0.25 ml MET 3921-10
L83AL D			+0.25 ml MET 3921-10
L83DW			
L8Q56			JWS
L84KL B			
L88FJ B			10-28-10
L88FJ C MET 5743-10	"	"	+ 1.25 ml MET 5716-10
			JWS
			10-28-10

SAMPLE CODING: B-Blank C-Check L-Check Duplicate S-Matrix Spike D-Matrix Spike Duplicate X-Sample Duplicate

NOTE: Samples marked with an asterisk (*) required filtration after digestion and prior to analysis
Samples marked with a plus sign (+) required additional Conc.HNO3 in digestion process, brown fumes were observed

Reagents:
1.25ml HNO3, J11045, Mallinckrodt
2.5ml H2SO4, J09F01, Mallinckrodt
7.5ml KMnO4, MET 5678-10, Stnds. Log
4.0ml K2S2O4, MET 5660-10, Stnds. Log
Stann. Chloride, MET 5441-10, Stnds. Log
3.0ml Clear. Soln., MET 5677-10, Stnds. Log

Minimum digestion times have been met (analyst initials): JWS

Hot Plate/Block Temp	Correction Factor
#2 95°C	IP30
	(0.07)

Digestate(s)	Date	Time	(Received)	Analyst	Location	Date	Time	(Relinquished)	Analyst	Location
				JWS						

	Lot Number	Manufacturer	Pipet #: G10008
Initial Digestion Vessel:	1007292	Environmental Express	**Balance #:** P1856709
Final Digestion Vessel:	n/a	n/a	Printed on: 28-Oct-10 2:39:38 PM
Filter Paper:	390592 B	Whatman	

Reviewed By: [signature] **Date:** 10-28-10 MET-158-0301300

TestAmerica Pittsburgh *Metals Preparation Log* Batch No. 0300366

v1.0.5 - Last Revised 12/30/2005

Method 3010A TCLP	**Matrix** Leachate	**Start Time** 1528	**SDG** -
Analyst Jessica Ryan	**Date** 10-27-10	**Lot Numbers** C0J220519, C0J250457, C0J250486, C0J250487, C0J250500	
MS TCLP-MS, TAPITT-MS-B			
Lab Lot # MET 3651-10, MET 4435-10			
Analyst Sign: Jessica Ryan			

Sample ID	Initial Wt/Vol g/mL	Final Vol mL	Comments
L80G2	50ml	50ml	
L8240			10/27/10 JR
L8240 S			+ 0.5ml MS-TCLP
L8240 D			
L83D5			
L83EF			
L83J4			
L83J6			
L83K7			10/27/10 JR
L83KN			
L84G3 B			
L86WW B	50ml DI		
L86WW C 50ml	L84G3B		+0.5ml MS B
			10/27/10 JR

SAMPLE CODING: B-Blank C-Check L-Check Duplicate S-Matrix Spike D-Matrix Spike Duplicate X-Sample Duplicate

NOTE: Samples marked with an asterisk (*) required filtration after digestion and prior to analysis
Samples marked with a plus sign (+) required additional Conc.HNO3 in digestion process, brown fumes were observed

Reagents: 5 mL 1:1 HCl, MET 5658-10, Standards Log
3 mL Conc. HNO3, 6623 J11045, Mallinckrodt

Hot Plate/Block Temp	Correction Factor
#3/ 99°C	±0.0°C

Minimum digestion times have been met (analyst initials): JR

Digestate(s)	Date	Time	(Received)	Analyst	Location	Date	Time	(Relinquished)	Analyst	Location
All Above	10/27/10	2102		JR	PREP	10/27/10	2115		JR	D5
All Above	10/28/10	1340		ACC	D5	10/29/10	0930		ACC	D5

	Lot Number	Manufacturer	
Initial Digestion Vessel:	1007292	Environmental Express	**Pipet #:** 03F95602
Final Digestion Vessel:	n/a	n/a	**Balance #:** n/a
Filter Paper:	n/a	n/a	Printed on: 27-Oct-10 6:01:29 PM

Reviewed By: [signature] 7414 Date: 10/28/10 MET-158-0300366 (7001-7416)

C0J250457

REQUESTED BY: **RYANJ**

METHOD: QM Inductively Coupled Plasma (6010B Trace)

STORAGE LOCATION	WORK ORDER #	PICKED CNTR#	CONTROL #	CLIENT #	ANALYSIS	LOTID	SMP#	SFX	MATRIX DESCRIPTION	QTY RCVD	QTY REQD
13C CLP1	L80G2	___ ___ ___	904645	429453	A-34-QM	C0J220519	019		SOLID	2	1
14D	L8240	___ ___ ___	904646	371899	A-34-QM	C0J250457	001		SOLID	2	1
14D	L83D5	___ ___ ___	904647	117832	A-34-QM	C0J250486	001		SOLID	1	1
14D 150	L83EF	___ ___ ___	904648	117832	A-34-QM	C0J250487	001		SOLID	1	1
15B	L83J4	___ ___ ___	904649	001361	A-34-QM	C0J250500	003		SOLID 2 EACH	2	1
15B	L83J6	___ ___ ___	904650	001361	A-34-QM	C0J250500	004		SOLID	2	1
15B	L83KN	___ ___ ___	904651	001361	A-34-QM	C0J250500	016		SOLID	2	1
15B	L83K7	___ ___ ___	904652	001361	A-34-QM	C0J250500	025		SOLID	2	1

L8463 PB-TCLP

RELINQUISHED BY	RECEIVED BY	DATE/TIME
Jessica Ryan	Jessica Ryan	10/27/10 1453
Jessica Ryan	Jessica Ryan	10/27/10 1640

***** END OF REPORT *****

REQUESTED BY: SWANSONJ

METHOD: 08 Mercury (7470A, Cold Vapor) - Liquid

STORAGE LOCATION	WORK ORDER #	PICKED CNTR#	CONTROL #	CLIENT #	ANALYSIS	LOTID	SMP#	SFX	MATRIX DESCRIPTION	QTY RCVD	QTY REQD
~~14D~~ 15D	L8240		904795	371899	A-0M-08	C0J250457	001		~~SOLID~~ TCLP LEACHATES	0	2 1
14D	L83D5		904796	117832	A-0M-08	C0J250486	001		SOLID	0	1 1
14D	L83EF		904797	117832	A-0M-08	C0J250487	001		SOLID	0	1 1
15B	L83J4		904798	001361	A-0M-08	C0J250500	003		SOLID	0	2 1
15B	L83J6		904799	001361	A-0M-08	C0J250500	004		SOLID	0	2 1
15B	L83KN		904800	001361	A-0M-08	C0J250500	016		SOLID	0	2 1
~~15B~~	L83K7		904801	001361	A-0M-08	C0J250500	025		~~SOLID~~	0	2 1

RELINQUISHED BY	RECEIVED BY	DATE/TIME
James W. Swanson	James W. Swanson	10-28-10 (1250)
James W. Swanson		10-28-10 (1325)

***** END OF REPORT *****

GENERAL CHEMISTRY DATA

Mactec GAF

Cyanide, Total

Lab Name:	TESTAMERICA PITTSBURGH	**Method:**	SW846 9012A
Client Name:	MACTEC Engineering and Consulting Inc	**Lot Number:**	C0J250457
Matrix:	SOLID		

Distillation procedure

Client Sample ID	Sample Number	Workorder	Result	Units	Method Detection Limit	Reporting Limit	Dilution Factor	Prep Date - Analysis Date/Time	QC Batch
B1-0708	C0J250457 001	L82401A9	13.7 J	mg/kg	0.13	0.65	1	11/12/2010 - 11/12/2010 15:17	0316234

Mactec GAF

Ignitability

Lab Name:	TESTAMERICA PITTSBURGH	**Method:**	SW846 SECTION 7
Client Name:	MACTEC Engineering and Consulting Inc	**Lot Number:**	C0J250457
Matrix:	SOLID		

Ignitability

Client Sample ID	Sample Number	Workorder	Result	Units	Method Detection Limit	Reporting Limit	Dilution Factor	Prep Date - Analysis Date/Time	QC Batch
B1-0708	C0J250457 001	L82401A8	NO	No Units	--	--	1	11/12/2010 - 11/12/2010 10:00	0316107

Mactec GAF

pH

Lab Name:	TESTAMERICA PITTSBURGH	**Method:**	SW846 9045C
Client Name:	MACTEC Engineering and Consulting Inc	**Lot Number:**	C0J250457
Matrix:	SOLID		

pH - Non-Aqueous

Client Sample ID	Sample Number	Workorder	Result	Units	Method Detection Limit	Reporting Limit	Dilution Factor	Prep Date - Analysis Date/Time	QC Batch
B1-0708	C0J250457 001	L82401CC	7.8	--	0.0		1	11/12/2010 - 11/12/2010 09:51	0316114

Mactec GAF

Percent Solids

Lab Name: TESTAMERICA PITTSBURGH
Client Name: MACTEC Engineering and Consulting Inc
Matrix: SOLID
Method: SM20 2540G
Lot Number: C0J250457

NO SAMPLE PREPARATION PERFORMED / DIRECT INJECTION

Client Sample ID	Sample Number	Workorder	Result	Units	Method Detection Limit	Reporting Limit	Dilution Factor	Prep Date - Analysis Date/Time	QC Batch
B1-0708	C0J250457 001	L82401CD	76.7	%	0.0	1.0	1	11/11/2010 - 11/12/2010 08:23	0315321
B7-0204	C0J250457 002	L82411AA	82.9	%	0.0		1	10/26/2010 - 10/27/2010 08:05	0299229
B6-0406	C0J250457 003	L82431AJ	84.5	%	0.0		1	10/26/2010 - 10/27/2010 08:05	0299229
B8-0002	C0J250457 004	L82441AR	80.8	%	0.0		1	10/26/2010 - 10/27/2010 08:05	0299229

Mactec GAF

Total Sulfide

Lab Name:	TESTAMERICA PITTSBURGH	**Method:**	SW846 9030B/9034
Client Name:	MACTEC Engineering and Consulting Inc	**Lot Number:**	C0J250457
Matrix:	SOLID		

Sulfides, Total

Client Sample ID	Sample Number	Workorder	Result	Units	Method Detection Limit	Reporting Limit	Dilution Factor	Prep Date - Analysis Date/Time	QC Batch
B1-0708	C0J250457 001	L82401CA	247	mg/kg	7.8	39.1	1	11/12/2010 - 11/12/2010 14:00	0316261

Mactec GAF

Cyanide, Total

Lab Name: TESTAMERICA PITTSBURGH
Client Name: MACTEC Engineering and Consulting Inc
Matrix: SOLID

Method: SW846 9012A
Report ID: C0J250457
Date/Time Received: 11/3/2010 9:00:00AM

Client Sample ID	Sample Number	Workorder	Result	Units	Reporting Limit	Prep Date-Analysis Date/Time	QC Batch	RPD / Limit (%)
BLK - C0K120000234B	234 MB	L90E31AA	0.20 B	mg/kg	0.50	11/12/2010 - 11/12/2010 15:17	0316234	

Mactec GAF

pH

Lab Name:	TESTAMERICA PITTSBURGH	**Method:**	SW846 9045C
Client Name:	MACTEC Engineering and Consulting Inc	**Report ID:**	C0J250457
Matrix:	SOLID	**Date/Time Received:**	11/11/2010 9:30:00AM

Client Sample ID	Sample Number	Workorder	Result	Units	Reporting Limit	Prep Date-Analysis Date/Time	QC Batch	RPD / Limit (%)
INTRA-LAB QC	001 DUP	L9XF41AQ	6.7	--		11/12/2010 - 11/12/2010 09:53	0316114	0.44 / 2.0

Mactec GAF

Percent Solids

Lab Name:	TESTAMERICA PITTSBURGH	**Method:**	SM20 2540G
Client Name:	MACTEC Engineering and Consulting Inc	**Report ID:**	C0J250457
Matrix:	SOLID	**Date/Time Received:**	10/23/2010 9:30:00AM

Client Sample ID	Sample Number	Workorder	Result	Units	Reporting Limit	Prep Date-Analysis Date/Time	QC Batch	RPD / Limit (%)
B7-0204 DUP	002 DUP	L82411A7	83.1	%	1.0	10/26/2010 - 10/27/2010 08:05	0299229	0.30 / 20
INTRA-LAB QC	025 DUP	L9WGX1AF	91.7	%	1.0	11/11/2010 - 11/12/2010 08:23	0315321	0.34 / 20

Mactec GAF

Total Sulfide

Lab Name:	TESTAMERICA PITTSBURGH	**Method:**	SW846 9030B/9034
Client Name:	MACTEC Engineering and Consulting Inc	**Report ID:**	C0J250457
Matrix:	SOLID	**Date/Time Received:**	10/23/2010 9:30:00AM

Client Sample ID	Sample Number	Workorder	Result	Units	Reporting Limit	Prep Date-Analysis Date/Time	QC Batch	RPD / Limit (%)
BLK - C0K120000261B	261 MB	L90KL1AA	ND	mg/kg	30.0	11/12/2010 - 11/12/2010 14:00	0316261	

Mactec GAF

Cyanide, Total

Lab Name: TESTAMERICA PITTSBURGH
Client Name: MACTEC Engineering and Consulting Inc
Matrix: SOLID

Method: SW846 9012A
Lot Number: C0K120000
Date/Time Received: 11/3/2010 9:00:00AM

Client Sample ID	QC Sample Type	Workorder	Recovery (%)	Control Limits (%)	Prep Date - Analysis Date/Time	QC Batch	RPD / Limit (%)
CHECK SAMPLE	LCS	L90E31AC	90	38 - 162	11/12/201 - 11/12/2010 15:17	0316234	
LAB MS/MSD	MS	L9HP61AF	75	75 - 125	11/12/201 - 11/12/2010 15:17	0316234	
LAB MS/MSD	MS	L9HQJ1AM	69 N	75 - 125	11/12/201 - 11/12/2010 15:24	0316234	13 / 20
LAB MS/MSD	MSD	L9HQJ1AN	59 N	75 - 125	11/12/201 - 11/12/2010 15:24	0316234	13 / 20

Mactec GAF

pH

Lab Name:	TESTAMERICA PITTSBURGH	**Method:**	SW846 9045C
Client Name:	MACTEC Engineering and Consulting Inc	**Lot Number:**	C0K120000
Matrix:	SOLID	**Date/Time Received:**	11/11/2010 9:30:00AM

Client Sample ID	QC Sample Type	Workorder	Recovery (%)	Control Limits (%)	Prep Date - Analysis Date/Time	QC Batch	RPD / Limit (%)
CHECK SAMPLE	LCS	L9XXW1AA	100	99 - 101	11/12/201 - 11/12/2010 09:50	0316114	

Mactec GAF

Total Sulfide

Lab Name:	TESTAMERICA PITTSBURGH	**Method:**	SW846 9030B/9034
Client Name:	MACTEC Engineering and Consulting Inc	**Lot Number:**	C0K120000
Matrix:	SOLID	**Date/Time Received:**	10/23/2010 9:30:00AM

Client Sample ID	QC Sample Type	Workorder	Recovery (%)	Control Limits (%)	Prep Date - Analysis Date/Time	QC Batch	RPD / Limit (%)
CHECK SAMPLE	LCS	L90KL1AC	92	85 - 115	11/12/201 - 11/12/2010 14:00	0316261	0.45 / 20
DUPLICATE CHECK	LCSD	L90KL1AD	92	85 - 115	11/12/201 - 11/12/2010 14:00	0316261	0.45 / 20

TestAmerica

THE LEADER IN ENVIRONMENTAL TESTING

(Pittsburgh)

Total Solid / Percent Moisture

Sop (PT-WC-001) / (PT-WC-020)

Method: TS-SM 20-2540G

LOT NUMBER(S)	BATCH
C0J260414	0299288
C0J250495	↓
C0J200412	↓
C0J250500 (21-36)	0299275
C0J250500 (1-20)	0299252
C0J250457	0299279
C0J250458	↓

TestAmerica Pittsburgh

Total Solids/Percent Moisture Worksheet

Total Residue (TS) @ 103 degrees C (+/- 2 degrees C)

Method: SM 20 -2540G

IN: 10/26/2010 1:39:00 PM
OUT: 10/27/2010 8:05:00 AM

Calculation: $\frac{(A-C)-(B-C)}{(A-C)} \times 100 = D$

E = 100 - D

Analyst: Mike Wesoloski Janea Pastrana

Balance ID: 1126472457

QC Batch: 0299229		TARE ID	TARE (g) [C]	SAMPLE + TARE [A]	DRIED SMP + TARE [B]	% MOISTURE [D]	% SOLID [E]
LAB ID	WORKORDER						
C0J250457-2	L82411AA	P3948	2.6400	7.8400	6.9500	17.11539	82.88461
C0J250457-2X	L82411A7	P0538	2.5800	8.4500	7.4600	16.86541	83.13458
C0J250457-3	L82431AJ	P4514	2.6000	8.6800	7.7400	15.46053	84.53947
C0J250457-4	L82441AR	P9426	2.5700	9.0700	7.8200	19.23077	80.76923
C0J250458-1	L82481AA	P0000	2.6300	11.6500	6.0400	62.19512	37.80488
C0J250458-2	L82491AA	P3192	2.6000	10.5200	5.8700	58.71212	41.28788
C0J250458-3	L825C1AA	P4342	2.6100	11.5900	5.9100	63.25167	36.74833
C0J250458-4	L825D1AA	P3740	2.5900	10.4400	6.3300	52.35669	47.64331
C0J250458-5	L825E1AA	P2349	2.6400	9.5700	6.2000	48.62915	51.37085
C0J250458-6	L825F1AA	P4317	2.6400	10.6400	6.4800	52.00000	48.00000
C0J250458-7	L825G1AA	P2907	2.6400	9.5000	5.3300	60.78718	39.21282
C0J250458-8	L825H1AA	P2905	2.6400	9.0200	5.3200	57.99373	42.00627
C0J250458-9	L825J1AA	P3194	2.6500	12.0100	5.9800	64.42308	35.57692
C0J250458-10	L825K1AA	P4336	2.7000	10.4100	5.0000	70.16861	29.83139
C0J250458-11	L825L1AA	P2908	2.6300	9.4500	5.2700	61.29033	38.70967
C0J250458-12	L825M1AA	P2922	2.6000	9.1100	4.9300	64.20891	35.79109
C0J250458-13	L825N1AA	P2910	2.6200	9.8700	5.1100	65.65517	34.34483
C0J250458-14	L825P1AA	P2913	2.6400	9.9000	5.3700	62.39670	37.60330
C0J250458-15	L825Q1AA	P2917	2.5800	8.2000	4.6500	63.16726	36.83274

RPD 0.30%

Analyst: [signature] Janea Pastrana

Date: 10-27-10 10/27/10

TestAmerica Pittsburgh

Total Solids/Percent Moisture Worksheet

Total Residue (TS) @ 103 degrees C (+/- 2 degrees C)

Method: (SM20-2540G)

IN: 10/26/2010 3:31:00 PM
OUT: 10/27/2010 8:06:00 AM

Calculation: (A-C) - (B-C) / (A-C) X 100 = D
E = 100 - D

Analyst: Mike Wesoloski / Janea Patterson
Balance ID: 1126472457

QC Batch: 0299252		TARE ID	TARE (g) [C]	SAMPLE + TARE [A]	DRIED SMP + TARE [B]	% MOISTURE [D]	% SOLID [E]
LAB ID	WORKORDER						
C0J250500-1	L83JT1AA	P8110	2.6100	9.8900	7.6900	30.21979	69.78021
C0J250500-1X	L83JT1AM	P1394	2.6000	9.6700	7.6100	29.13720	70.86280
C0J250500-2	L83J11AM	P1916	2.6300	9.9800	9.1400	11.42856	88.57144
C0J250500-3	L83J41AA	P4509	2.5900	9.7200	8.7000	14.30576	85.69424
C0J250500-4	L83J61AM	P2899	2.5900	9.8900	7.9400	26.71233	73.28767
C0J250500-5	L83J81AE	P4517	2.5800	9.5800	8.5100	15.28571	84.71429
C0J250500-7	L83KD1AE	P3950	2.8400	9.7700	8.3400	20.63492	79.36507
C0J250500-8	L83KE1AE	P4515	2.6200	9.8800	8.8100	14.73829	85.26171
C0J250500-9	L83KF1AE	P4516	2.6400	9.9000	9.0500	11.70798	88.29202
C0J250500-10	L83KG1AE	P3201	2.6000	8.1700	6.9200	22.44165	77.55835
C0J250500-11	L83KH1AE	P2909	2.6300	9.4200	8.0800	19.73491	80.26509
C0J250500-12	L83KJ1AE	P4333	2.6300	9.8200	9.0700	10.43116	89.56885
C0J250500-13	L83KK1AE	P4334	2.6500	9.6800	7.9400	24.75107	75.24893
C0J250500-14	L83KL1AE	P4335	2.6100	9.3500	8.4800	12.90802	87.09198
C0J250500-15	L83KM1AE	P4366	2.5800	9.4700	8.1100	19.73876	80.26124
C0J250500-16	L83KN1AM	P4340	2.6000	9.2500	7.4000	27.81955	72.18045
C0J250500-17	L83KP1AE	P4330	2.6200	9.6200	8.6000	14.57142	85.42858
C0J250500-18	L83KQ1AE	P2921	2.5700	9.5600	8.5900	13.87697	86.12303
C0J250500-19	L83KT1AE	P2355	2.6300	9.4600	8.1700	18.88726	81.11274
C0J250500-20	L83KV1AE	P3641	2.6300	8.3800	7.6700	12.34783	87.65218

RPD 1.54%

Analyst: [signature] / Janea Patterson

Date: 10-27-10 / 10/27/10

TestAmerica Pittsburgh

Total Solids/Percent Moisture Worksheet

Total Residue (TS) @ 103 degrees C (+/- 2 degrees C)

Method: SM20 - 2540G

IN: 10/26/2010 2:42:00 PM
OUT: 10/27/2010 8:07:00 AM

Calculation: $\frac{(A-C) - (B-C)}{(A-C)} \times 100 = D$

E = 100 - D

Analyst: Mike Wesoloski / Janea Patterson
Balance ID: 1126472457

QC Batch: 0299288		TARE ID	TARE (g) [C]	SAMPLE + TARE [A]	DRIED SMP + TARE [B]	% MOISTURE [D]	% SOLID [E]
LAB ID	WORKORDER						
C0J200412-1	L8QXM1AA	P2915	2.5900	8.7400	8.7400	0.00000	100.00000
C0J200412-1X	L8QXM1C3	P3627	2.5900	8.0400	8.0400	0.00000	100.00000
C0J250495-1	L83GK1AA	P4343	2.6100	7.7600	7.0000	14.75728	85.24271
C0J250495-2	L83GQ1AA	P2866	2.5900	11.1900	9.6600	17.79070	82.20930
C0J250495-3	L83GT1AA	P2919	2.6200	9.5400	8.8400	10.11560	89.88440
C0J250495-4	L83GV1AA	P1691	2.6000	8.9800	8.2900	10.81504	89.18496
C0J250495-5	L83GX1AA	P3191	2.6200	10.6700	9.8500	10.18633	89.81367
C0J250495-6	L83G11AA	P3632	2.5900	8.1000	7.5100	10.70781	89.29219
C0J250495-7	L83G31AA	P3737	2.5800	10.0800	9.8800	2.66666	97.33334
C0J250495-8	L83G41AA	P9998	2.6200	11.1600	9.9100	14.63700	85.36300
C0J260414-1	L833L1AA	P4331	2.6100	3.9900	3.7700	15.94203	84.05797
C0J260414-2	L833N1AA	P3202	2.6000	11.9600	11.3400	6.62394	93.37606
C0J260414-3	L833Q1AA	P3743	2.5700	9.6500	8.1800	20.76270	79.23730

RPD > 0%

Analyst: [signature] Janea Patterson Date: 10.27.10 / 10/27/10

printed on: Wednesday, October 27, 2010 09:12 A

C0J250457 8017 (8001-8070)

TestAmerica Pittsburgh

Total Solids/Percent Moisture Worksheet

Total Residue (TS) @ 103 degrees C (+/- 2 degrees C)

Method: SM20 - 2540G

IN: 10/26/2010 4:13:00 PM
OUT: 10/27/2010 8:08:00 AM

Calculation: $\frac{(A-C)-(B-C)}{(A-C)} \times 100 = D$

E = 100 - D

Analyst: Mike Wesoloski / Janea Patterson
Balance ID: 1126472457

QC Batch: 0299275		TARE ID	TARE (g) [C]	SAMPLE + TARE [A]	DRIED SMP + TARE [B]	% MOISTURE [D]	% SOLID [E]
LAB ID	WORKORDER						
C0J250500-21	L83KW1AE	P3758	2.6500	9.4800	8.5700	13.32357	86.67643
C0J250500-21X	L83KW1AJ	P3765	2.6000	9.4600	8.6500	11.80759	88.19241
C0J250500-22	L83K01AE	P4525	2.6400	9.0000	7.3100	26.57232	73.42767
C0J250500-23	L83K31AE	P4528	2.6100	9.2100	8.2300	14.84849	85.15150
C0J250500-24	L83K51AE	P2333	2.6200	9.1700	8.2000	14.80916	85.19083
C0J250500-25	L83K71AM	P2343	2.6300	9.2200	7.4000	27.61760	72.38240
C0J250500-26	L83LC1AE	P2347	2.6400	9.6000	8.8300	11.06322	88.93678
C0J250500-27	L83LE1AE	P2340	2.6200	9.2400	8.4400	12.08459	87.91541
C0J250500-28	L83LF1AE	P4521	2.5900	8.9900	7.6600	20.78125	79.21875
C0J250500-29	L83LJ1AE	P4524	2.6000	8.9200	8.3800	8.54430	91.45570
C0J250500-30	L83LN1AE	P4522	2.5900	9.3300	8.2900	15.43027	84.56973
C0J250500-31	L83L21AE	P2334	2.6500	9.3700	7.9400	21.27976	78.72024
C0J250500-32	L83L41AE	P2337	2.6300	9.0700	8.5000	8.85093	91.14907
C0J250500-33	L83L81AE	P2341	2.6300	9.5600	8.9200	9.23521	90.76479
C0J250500-34	L83MA1AE	P2345	2.6000	9.3100	7.7400	23.39792	76.60208
C0J250500-35	L83ME1AE	P4527	2.6200	9.9000	9.1300	10.57692	89.42308
C0J250500-36	L83MG1AE	P4530	2.6200	9.4900	8.9500	7.86026	92.13974

RPD > 1.737

Analyst: [signature] Janea Pat

Date: 10-27-10 / 10/27/10

PSR024 10/26/10 10:34:55 MT SAMPLE CUSTODIAN REMOVAL REQUEST PAGE 001

REQUESTED BY: **WESOLOSM**

0299288

METHOD: 0Z Solids, Percent Total (As TS-SM 20 2540G)

STORAGE LOCATION	WORK ORDER #	PICKED CNTR#	CONTROL #	CLIENT #	ANALYSIS	LOTID	SMP#	SFX	MATRIX DESCRIPTION	QTY RCVD	QTY REQD
10D	L8QXM-1-AA		903859	429187	A-88-0Z	C0J200412	001		SOLID Dup	0	2	1
15A	L83GK-1-AA		903863	415361	A-88-0Z	C0J250495	001		SOLID	0	1	1
15A	L83GQ-1-AA		903864	415361	A-88-0Z	C0J250495	002		SOLID	0	1	1
15A	L83GT-1-AA		903865	415361	A-88-0Z	C0J250495	003		SOLID	0	1	1
15A	L83GV-1-AA		903866	415361	A-88-0Z	C0J250495	004		SOLID	0	1	1
15A	L83GX-1-AA		903867	415361	A-88-0Z	C0J250495	005		SOLID	0	1	1
15A	L83G1-1-AA		903868	415361	A-88-0Z	C0J250495	006		SOLID	0	1	1
15A	L83G3-1-AA		903869	415361	A-88-0Z	C0J250495	007		SOLID	0	1	1
15A	L83G4-1-AA		903870	415361	A-88-0Z	C0J250495	008		SOLID	0	1	1
15B,CLP1	L833L-1-AA		903860	357557	A-88-0Z	C0J260414	001		SOLID	0	4	1
15B,CLP1	L833N-1-AA		903861	357557	A-88-0Z	C0J260414	002		SOLID	0	6	1
15B,CLP1	L833Q-1-AA		903862	357557	A-88-0Z	C0J260414	003		SOLID	0	6	1

RELINQUISHED BY	RECEIVED BY	DATE/TIME
[signature]	[signature]	10-26-10 1300
[signature]	[signature]	10-26-10 1620

***** END OF REPORT *****

PSR024 10/26/10 10:35:36 MT SAMPLE CUSTODIAN REMOVAL REQUEST PAGE 001

REQUESTED BY: **WESOLOSM**

0299252

METHOD: 0Z Solids, Percent Total (As TS-SM 20 2540G)

STORAGE LOCATION	WORK ORDER #	PICKED CNTR#	CONTROL #	CLIENT #	ANALYSIS	LOTID	SMP#	SFX	MATRIX DESCRIPTION	QTY RCVD	QTY REQD
15B	L83JT-1-AA		903871	001361	A-88-0Z	C0J250500	001	DUP	SOLID	1	1
15B	L83J1-1-AM		903872	001361	A-88-0Z	C0J250500	002		SOLID	1	1
15B	L83J4-1-AA		903873	001361	A-88-0Z	C0J250500	003		SOLID	2	1
15B	L83J6-1-AM		903874	001361	A-88-0Z	C0J250500	004		SOLID	2	1
15B	L83J8-1-AE		903875	001361	A-88-0Z	C0J250500	005		SOLID	1	1
15B	L83KD-1-AE		903876	001361	A-88-0Z	C0J250500	007		SOLID	1	1
15B	L83KE-1-AE		903877	001361	A-88-0Z	C0J250500	008		SOLID	1	1
15B	L83KF-1-AE		903878	001361	A-88-0Z	C0J250500	009		SOLID	1	1
15B	L83KG-1-AE		903879	001361	A-88-0Z	C0J250500	010		SOLID	1	1
15B	L83KH-1-AE		903880	001361	A-88-0Z	C0J250500	011		SOLID	1	1
15B	L83KJ-1-AE		903881	001361	A-88-0Z	C0J250500	012		SOLID	1	1
15B	L83KK-1-AE		903882	001361	A-88-0Z	C0J250500	013		SOLID	1	1
15B	L83KL-1-AE		903883	001361	A-88-0Z	C0J250500	014		SOLID	1	1
15B	L83KM-1-AE		903884	001361	A-88-0Z	C0J250500	015		SOLID	1	1
15B	L83KN-1-AM		903885	001361	A-88-0Z	C0J250500	016		SOLID	2	1
15B	L83KP-1-AE		903886	001361	A-88-0Z	C0J250500	017		SOLID	1	1
15B	L83KQ-1-AE		903887	001361	A-88-0Z	C0J250500	018		SOLID	1	1
15B	L83KT-1-AE		903888	001361	A-88-0Z	C0J250500	019		SOLID	1	1
15B	L83KV-1-AE		903889	001361	A-88-0Z	C0J250500	020		SOLID	1	1

REQUESTED BY: **WESOLOSM**

METHOD: 0Z Solids, Percent Total (As TS-SM 20 2540G)

STORAGE LOCATION	WORK ORDER #	PICKED CNTR#	CONTROL #	CLIENT #	ANALYSIS	LOTID	SMP#	SFX	MATRIX DESCRIPTION	QTY RCVD	QTY REQD

RELINQUISHED BY	RECEIVED BY	DATE/TIME
P. Faust	Sarah Hunkle	10-26-10 1300
Sarah Hunkle	P. Faust	10-26-10 ~~1420~~ 1620

***** END OF REPORT *****

PSR024 10/26/10 10:37:26 MT SAMPLE CUSTODIAN REMOVAL REQUEST PAGE 001

REQUESTED BY: **WESOLOSM**

METHOD: 0Z Solids, Percent Total (As TS-SM 20 2540G)

0299229

STORAGE LOCATION	WORK ORDER #	PICKED CNTR#	CONTROL #	CLIENT #	ANALYSIS	LOTID	SMP#	SFX	MATRIX DESCRIPTION	QTY RCVD	QTY REQD
14D,CLP1	L8241-1-AA		903907	371899	A-88-0Z	C0J250457	002		SOLID QC	0	4 1
14D,CLP1	L8243-1-AJ		903908	371899	A-88-0Z	C0J250457	003		SOLID	0	4 1
14D,CLP1	L8244-1-AR		903909	371899	A-88-0Z	C0J250457	004		SOLID	0	4 1
14D	L8248-1-AA		903920	379931	A-88-0Z	C0J250458	001		SOLID	0	1 1
14D	L8249-1-AA		903921	379931	A-88-0Z	C0J250458	002		SOLID	0	1 1
14D	L825C-1-AA		903922	379931	A-88-0Z	C0J250458	003		SOLID	0	1 1
14D	L825D-1-AA		903923	379931	A-88-0Z	C0J250458	004		SOLID	0	1 1
14D	L825E-1-AA		903924	379931	A-88-0Z	C0J250458	005		SOLID	0	1 1
14D	L825F-1-AA		903925	379931	A-88-0Z	C0J250458	006		SOLID	0	1 1
14D	L825G-1-AA		903926	379931	A-88-0Z	C0J250458	007		SOLID	0	1 1
14D	L825H-1-AA		903927	379931	A-88-0Z	C0J250458	008		SOLID	0	1 1
14D	L825J-1-AA		903928	379931	A-88-0Z	C0J250458	009		SOLID	0	1 1
14D	L825K-1-AA		903929	379931	A-88-0Z	C0J250458	010		SOLID	0	1 1
14D	L825L-1-AA		903930	379931	A-88-0Z	C0J250458	011		SOLID	0	1 1
14D	L825M-1-AA		903931	379931	A-88-0Z	C0J250458	012		SOLID	0	1 1
14D	L825N-1-AA		903932	379931	A-88-0Z	C0J250458	013		SOLID	0	1 1
14D	L825P-1-AA		903933	379931	A-88-0Z	C0J250458	014		SOLID	0	1 1
14D	L825Q-1-AA		903934	379931	A-88-0Z	C0J250458	015		SOLID	0	1 1

REQUESTED BY: **WESOLOSM**

METHOD: 0Z Solids, Percent Total (As TS-SM 20 2540G)

STORAGE LOCATION	WORK ORDER #	PICKED CNTR#	CONTROL #	CLIENT #	ANALYSIS	LOTID	SMP#	SFX	MATRIX DESCRIPTION	QTY RCVD	QTY REQD

RELINQUISHED BY	RECEIVED BY	DATE/TIME
[signature]	[signature]	10-26-10 1300
[signature]	[signature]	10-26-10 1620

***** END OF REPORT *****

REQUESTED BY: **WESOLOSM**

0299275

METHOD: 0Z Solids, Percent Total (As TS-SM 20 2540G)

STORAGE LOCATION	WORK ORDER #	PICKED CNTR#	CONTROL #	CLIENT #	ANALYSIS	LOTID	SMP#	SFX	MATRIX DESCRIPTION	QTY RCVD	QTY REQD
15B	L83KW-1-AE	___ ___ ___	903890	001361	A-88-0Z	C0J250500	021		SOLID	1	1
15B	L83K0-1-AE	___ ___ ___	903891	001361	A-88-0Z	C0J250500	022		SOLID	1	1
15B	L83K3-1-AE	___ ___ ___	903892	001361	A-88-0Z	C0J250500	023		SOLID	1	1
15B	L83K5-1-AE	___ ___ ___	903893	001361	A-88-0Z	C0J250500	024		SOLID	1	1
15B	L83K7-1-AM	___ ___ ___	903894	001361	A-88-0Z	C0J250500	025		SOLID	2	1
15B	L83LC-1-AE	___ ___ ___	903895	001361	A-88-0Z	C0J250500	026		SOLID	1	1
15B	L83LE-1-AE	___ ___ ___	903896	001361	A-88-0Z	C0J250500	027		SOLID	1	1
15B	L83LF-1-AE	___ ___ ___	903897	001361	A-88-0Z	C0J250500	028		SOLID	1	1
15B	L83LJ-1-AE	___ ___ ___	903898	001361	A-88-0Z	C0J250500	029		SOLID	1	1
15B	L83LN-1-AE	___ ___ ___	903899	001361	A-88-0Z	C0J250500	030		SOLID	1	1
15B	L83L2-1-AE	___ ___ ___	903900	001361	A-88-0Z	C0J250500	031		SOLID	1	1
15B	L83L4-1-AE	___ ___ ___	903901	001361	A-88-0Z	C0J250500	032		SOLID	1	1
15B	L83L8-1-AE	___ ___ ___	903902	001361	A-88-0Z	C0J250500	033		SOLID	1	1
15B	L83MA-1-AE	___ ___ ___	903903	001361	A-88-0Z	C0J250500	034		SOLID	1	1
15B	L83ME-1-AE	___ ___ ___	903904	001361	A-88-0Z	C0J250500	035		SOLID	1	1
15B	L83MG-1-AE	___ ___ ___	903905	001361	A-88-0Z	C0J250500	036		SOLID	1	1
~~15B~~	~~L834Q-1-AA~~	~~___ ___ ___~~	~~903906~~	~~001361~~	~~A-88-0Z~~	~~C0J250500~~	~~037~~		~~SOLID~~	1	1

MM 10-26-10

REQUESTED BY: **WESOLOSM**

METHOD: 0Z Solids, Percent Total (As TS-SM 20 2540G)

STORAGE LOCATION	WORK ORDER #	PICKED CNTR#	CONTROL #	CLIENT #	ANALYSIS	LOTID	SMP#	SFX	MATRIX DESCRIPTION	QTY RCVD	QTY REQD

RELINQUISHED BY	RECEIVED BY	DATE/TIME
[signature]	[signature]	10-26-10 1330
[signature]	[signature]	10-26-10 1640

***** END OF REPORT *****

TestAmerica

THE LEADER IN ENVIRONMENTAL TESTING
(Pittsburgh)

Total Solid / Percent Moisture

Sop (PT-WC-001) / (PT-WC-020)

Method: 15 SM20 2540G

LOT NUMBER(S)	BATCH
COK110424	0315217
COK110427	~~0315188~~ 0W 11-12-10
COK110433	
COK100582	0315188
COK270440	0315204
COK050557	
COK050560	
COK090414	
COK100454	
COK100457	
COK100459	
COK100484	
COK100530	
COK100545	
COK100593	
COK110482	0315323
COS250457	0315321
COK110482	
COK110494	
COK100464	0315196
COK100572	
COK090499	0315211
COK090432	0315200
AOK090465	0315184
AOK090486	

TestAmerica Pittsburgh

Total Solids/Percent Moisture Worksheet

Total Residue (TS) @ 103 degrees C (+/- 2 degrees C)

Method: SM 160.3MOD

IN: 11/11/2010 12:45:00 PM
OUT: 11/12/2010 8:27:00 AM

Calculation: (A-C) - (B-C) / (A-C)
X 100 = D
E = 100 - D

Analyst: Deb Watson
Balance: 1126472457

0315184 BATCH#		TARE ID	TARE (g) [C]	SAMPLE + TARE [A]	DRIED SMP + TARE [B]	% MOISTURE [D]	% SOLID [E]
LAB ID / WORKORDER							
A0K090465-2	L9QV31A6	3711	2.64000	8.28000	7.47000	14.36170	85.63830
A0K090465-3	L9QV51AJ	2995	2.61000	8.44000	6.81000	27.95883	72.04117
A0K090465-3X	L9QV51AJX	2999	2.66000	8.33000	6.73000	28.21869	71.78131
A0K090486-1	L9Q4F1AR	4710	2.63000	8.21000	6.54000	29.92832	70.07168
						#VALUE!	#VALUE!
						#VALUE!	#VALUE!
						#VALUE!	#VALUE!
						#VALUE!	#VALUE!
						#VALUE!	#VALUE!
						#VALUE!	#VALUE!
						#VALUE!	#VALUE!
						#VALUE!	#VALUE!
						#VALUE!	#VALUE!
						#VALUE!	#VALUE!
						#VALUE!	#VALUE!
D.W.						#VALUE!	#VALUE!
11-12-10						#VALUE!	#VALUE!
						#VALUE!	#VALUE!
						#DIV/0!	#DIV/0!
						#VALUE!	#VALUE!
						#DIV/0!	#DIV/0!
						#DIV/0!	#DIV/0!

R.P.D. %
0.36

ANALYST: Debbie Watson DATE: 11-12-10

TestAmerica Pittsburgh

Total Solids/Percent Moisture Worksheet

Total Residue (TS) @ 103 degrees C (+/- 2 degrees C)

Method: TS-SM 20 2540 G

IN: 11/11/2010 3:00:00 PM
OUT: 11/12/2010 8:21:00 AM

Calculation: $\frac{(A-C) - (B-C)}{(A-C)} \times 100 = D$

E = 100 - D

Analyst: DEBRA WATSON
Balance ID: 1126472457

QC Batch: 0315204		TARE ID	TARE (g) [C]	SAMPLE + TARE [A]	DRIED SMP + TARE [B]	% MOISTURE [D]	% SOLID [E]
LAB ID	WORKORDER						
C0J270440-5	L853E1AU	P3004	2.6400	8.7700	7.8000	15.82382	84.17618
C0K050557-1	L9MD11AE	P3709	2.6300	3.7600	3.7100	4.42478	95.57523
C0K050560-1	L9MEG1AE	P3718	2.6200	4.8900	4.1000	34.80176	65.19824
C0K090414-1	L9QD81AA	P3717	2.6500	8.0900	5.4600	48.34559	51.65441
C0K100454-1	L9R8M1AF	P3000	2.6500	8.1100	6.7700	24.54212	75.45788
C0K100457-1	L9R881AF	P4718	2.5600	8.4300	7.2800	19.59114	80.40886
C0K100459-1	L9R9G1AF	P2061	2.6300	8.1900	7.9800	3.77697	96.22303
C0K100484-6	L9THG1AA	P2063	2.6200	8.0900	7.4700	11.33456	88.66544
C0K100484-7	L9THJ1AM	P1816	2.5800	8.5700	8.0400	8.84808	91.15192
C0K100530-2	L9TVE1AA	P3714	2.6200	8.6600	4.2600	72.84768	27.15232
C0K100530-3	L9TVJ1AA	P3708	2.6100	8.8200	5.2900	56.84380	43.15620
C0K100545-1	L9TX01AC	P4474	2.5900	8.5400	8.3700	2.85714	97.14285
C0K100545-2	L9T0E1AA	P3715	2.6400	8.7300	8.5700	2.62726	97.37274
C0K100545-3	L9T0F1AC	P4473	2.5800	8.7600	5.5700	51.61812	48.38188
C0K100545-4	L9T0L1AA	P4515	2.6300	8.6100	7.1800	23.91304	76.08696
C0K100593-1	L9T911AA	P4522	2.5800	8.4800	7.1800	22.03390	77.96610
C0K100593-2	L9T921AA	P3005	2.6500	8.4500	7.2900	20.00000	80.00000
C0K100593-3	L9T931AA	P3002	2.5600	8.3900	7.1200	21.78388	78.21612
C0K100593-3X	L9T931AE	P3104	2.5900	8.9000	7.5000	22.18700	77.81300

R.P.D. 0.52 %

Analyst: Debbie Watson

Date: 11-12-10

TestAmerica Pittsburgh

Total Solids/Percent Moisture Worksheet

Total Residue (TS) @ 103 degrees C (+/- 2 degrees C)

Method: TS-SM20 2540G

IN: 11/11/2010 5:03:00 PM
OUT: 11/12/2010 8:23:00 AM

Calculation: $\frac{(A-C) - (B-C)}{(A-C)} \times 100 = D$

E = 100 - D

Analyst: DEBRA WATSON
Balance ID: 1126472457

QC Batch: 0315321		TARE ID	TARE (g) [C]	SAMPLE + TARE [A]	DRIED SMP + TARE [B]	% MOISTURE [D]	% SOLID [E]
LAB ID	WORKORDER						
C0J250457-1	L82401CD	P1825	2.6100	8.1900	6.8900	23.29749	76.70251
C0K110482-1	L9WEE1AC	P1784	2.6200	8.3700	7.8700	8.69565	91.30435
C0K110482-2	L9WEJ1AC	P1783	2.6300	8.9300	8.4400	7.77779	92.22221
C0K110482-3	L9WEL1AC	P1830	2.6000	8.7100	8.2700	7.20130	92.79870
C0K110482-8	L9WE01AC	P9467	2.6500	8.8800	8.3200	8.98877	91.01123
C0K110482-9	L9WE21AC	P9472	2.6100	8.2200	7.8500	6.59538	93.40462
C0K110482-10	L9WFW1AC	P9478	2.6100	8.9300	8.2900	10.12659	89.87341
C0K110482-13	L9WF21AC	P9469	2.6800	8.8100	8.1600	10.60360	89.39640
C0K110482-14	L9WF31AC	P9465	2.6700	8.6000	8.1300	7.92581	92.07420
C0K110482-15	L9WF51AC	P3103	2.6300	8.7100	8.2800	7.07237	92.92763
C0K110482-19	L9WGA1AC	P9468	2.6200	8.1000	7.4600	11.67884	88.32117
C0K110482-20	L9WGH1AC	P3257	2.6000	8.3900	7.9400	7.77202	92.22797
C0K110482-21	L9WGL1AC	P9477	2.6000	8.6200	8.4600	2.65780	97.34219
C0K110482-25	L9WGX1AE	P9474	2.6300	8.5800	8.0700	8.57143	91.42857
C0K110482-25X	L9WGX1AF	P1004	2.5900	8.6400	8.1400	8.26446	91.73553
C0K110494-1	L9WJC1AA	P9476	2.6000	5.1900	4.7200	18.14673	81.85327

R.P.D. 0.34%

Analyst: Debbie Watson

Date: 11-12-10

printed on: Friday, November 12, 2010 09:06 AM

TestAmerica Pittsburgh

Total Solids/Percent Moisture Worksheet

Total Residue (TS) @ 103 degrees C (+/- 2 degrees C)

Method: TS SM 20 2540G

IN: 11/11/2010 1:15:00 PM
OUT: 11/12/2010 8:26:00 AM

Calculation: (A-C) - (B-C) / (A-C) X 100 = D
E = 100 - D

Analyst: DEBRA WATSON
Balance ID: 1126472457

QC Batch: 0315200		TARE ID	TARE (g) [C]	SAMPLE + TARE [A]	DRIED SMP + TARE [B]	% MOISTURE [D]	% SOLID [E]
LAB ID	WORKORDER						
C0K090432-1	L9QH61AC	P3097	2.6500	8.5100	7.8900	10.58021	89.41979
C0K090432-1X	L9QH61AD	P3102	2.6200	8.5100	7.8600	11.03566	88.96435
C0K090432-2	L9QJC1AC	P4471	2.6000	8.7300	7.9600	12.56117	87.43884
C0K090432-3	L9QJG1AC	P4713	2.6200	8.6400	8.1500	8.13955	91.86045
C0K090432-7	L9QJ11AC	P3705	2.6100	8.7300	8.2600	7.67973	92.32027
C0K090432-8	L9QJ21AC	P4711	2.6200	8.2400	7.6700	10.14234	89.85766
C0K090432-9	L9QJ41AC	P3255	2.5800	8.9200	7.8600	16.71924	83.28076
C0K090432-13	L9QKD1AC	P2988	2.6200	8.3400	7.7300	10.66434	89.33566
C0K090432-14	L9QKF1AC	P3101	2.6100	8.4300	7.9300	8.59108	91.40892
C0K090432-15	L9QKJ1AC	P3099	2.6100	8.3200	7.9700	6.12960	93.87040
C0K090432-19	L9QL81AC	P3105	2.6600	8.8400	8.2300	9.87056	90.12944
C0K090432-20	L9QL91AC	P4716	2.5700	8.8300	8.3700	7.34824	92.65176
C0K090432-21	L9QMD1AC	P4714	2.6000	8.1100	7.7200	7.07804	92.92196
C0K090432-26	L9R9T1AC	P4709	2.6200	8.6300	8.0100	10.31614	89.68386

R.P.D. 0.51 %

Analyst: Debbie Watson

Date: 11-12-10

printed on: Friday, November 12, 2010 09:33 AM

TestAmerica Pittsburgh

Total Solids/Percent Moisture Worksheet

Total Residue (TS) @ 103 degrees C (+/- 2 degrees C)

Method: TS SM20 2540G

IN: 11/11/2010 4:45:00 PM
OUT: 11/12/2010 8:19:00 AM

Calculation: $\frac{(A-C) - (B-C)}{(A-C)} \times 100 = D$

E = 100 - D

Analyst: DEBRA WATSON
Balance ID: 1126472457

QC Batch: 0315217		TARE ID	TARE (g) [C]	SAMPLE + TARE [A]	DRIED SMP + TARE [B]	% MOISTURE [D]	% SOLID [E]
LAB ID	WORKORDER						
C0K110424-1	L9VVT1AA	P1682	2.6200	8.9600	7.5300	22.55520	77.44479
C0K110424-2	L9VVV1AA	P3809	2.6100	8.2200	7.6300	10.51694	89.48306
C0K110424-3	L9VVX1AA	P3094	2.6500	8.4800	8.0600	7.20410	92.79590
C0K110427-1	L9VV81AA	P3253	2.6200	8.4700	7.3000	20.00000	80.00000
C0K110433-1	L9VXK1AA	P2932	2.5800	6.3100	4.6400	44.77212	55.22788
C0K110433-1X	L9VXK1A4	P1829	2.6100	6.4400	4.6700	46.21410	53.78590
C0K110433-2	L9VXL1AA	P1826	2.5800	8.0100	5.3900	48.25047	51.74953

R.P.D. 2.65 %

Analyst: Debra Watson

Date: 11-12-10

printed on: Friday, November 12, 2010 08:23 AM

TestAmerica Pittsburgh

Total Solids/Percent Moisture Worksheet

Total Residue (TS) @ 103 degrees C (+/- 2 degrees C)

Method: TS-SM20 2540 G

IN: 11/11/2010 1:36:00 PM
OUT: 11/12/2010 8:24:00 AM

Calculation: (A-C) - (B-C) / (A-C) X 100 = D
E = 100 - D

Analyst: DEBRA WATSON
Balance ID: 1126472457

QC Batch: 0315196		TARE ID	TARE (g) [C]	SAMPLE + TARE [A]	DRIED SMP + TARE [B]	% MOISTURE [D]	% SOLID [E]
LAB ID	WORKORDER						
C0K100464-1	L9TAM1AD	P2410	2.5700	8.3200	7.9100	7.13043	92.86957
C0K100464-2	L9TA81AD	P2411	2.6500	8.1200	7.7300	7.12980	92.87020
C0K100464-3	L9TA91AD	P2414	2.5600	8.4800	8.0100	7.93918	92.06082
C0K100464-4	L9TCC1AD	P2062	2.6800	8.7400	8.2900	7.42574	92.57426
C0K100464-5	L9TCG1AD	P3619	2.6100	8.6100	8.1400	7.83332	92.16668
C0K100464-9	L9TCN1AD	P3575	2.6100	8.8800	8.1600	11.48326	88.51674
C0K100464-10	L9TCP1AD	P2060	2.6800	8.8700	8.4800	6.30049	93.69951
C0K100464-11	L9TCQ1AD	P1796	2.5900	8.6000	8.2300	6.15642	93.84358
C0K100464-14	L9TCW1AD	P2413	2.6000	8.2300	7.6100	11.01242	88.98758
C0K100464-15	L9TCX1AD	P2415	2.5800	8.6600	8.1400	8.55262	91.44737
C0K100464-16	L9TC21AD	P3621	2.6400	8.7100	8.3900	5.27182	94.72818
C0K100464-17	L9TC41AD	P2065	2.6400	8.8900	8.4000	7.84001	92.15999
C0K100464-19	L9TC61AD	P2066	2.6100	8.1800	7.6800	8.97668	91.02332
C0K100464-20	L9TC81AD	P4712	2.6300	8.2000	7.8500	6.28366	93.71634
C0K100464-21	L9TC91AD	P4717	2.5600	8.4400	7.9400	8.50339	91.49660
C0K100572-1	L9T471AA	P3710	2.6300	8.3400	6.6000	30.47286	69.52714
C0K100572-1X	L9T471AL	P2985	2.5900	8.6300	6.8000	30.29801	69.70199
C0K100572-2	L9T5E1AA	P3765	2.5900	8.7400	6.8700	30.40651	69.59349
C0K100572-3	L9T5F1AA	P4715	2.5800	8.3800	5.9700	41.55173	58.44827
C0K100572-4	L9T5G1AA	P2064	2.6400	8.8100	6.3100	40.51864	59.48136

R.P.D. 0.25%

Analyst: Debbie Watson Date: 11-12-10

printed on: Friday, November 12, 2010 09:23 AM

TestAmerica Pittsburgh

Total Solids/Percent Moisture Worksheet

Total Residue (TS) @ 103 degrees C (+/- 2 degrees C)

Method: TS-SM2540G

IN: 11/11/2010 5:09:00 PM
OUT: 11/12/2010 8:22:00 AM

Calculation: (A-C) - (B-C) / (A-C) X 100 = D
E = 100 - D

Analyst: DEBRA WATSON
Balance ID: 1126472457

QC Batch: 0315323 LAB ID	WORKORDER	TARE ID	TARE (g) [C]	SAMPLE + TARE [A]	DRIED SMP + TARE [B]	% MOISTURE [D]	% SOLID [E]
C0K110482-26	L9WG11AC	P9475	2.6000	8.1400	7.6600	8.66427	91.33573
C0K110482-27	L9WG31AE	P1005	2.6000	8.7000	8.3300	6.06557	93.93443
C0K110482-27X	L9WG31AF	P1006	2.5900	8.3300	7.9600	6.44599	93.55401
C0K110482-28	L9WG81AC	P9471	2.6000	8.3300	7.7400	10.29669	89.70332
C0K110482-29	L9WHA1AC	P1002	2.6300	8.4500	7.9300	8.93471	91.06529

R.P.D. 0/0
0.41

Analyst: Debbie Watson

Date: 11-12-10

printed on: Friday, November 12, 2010 08:51 AM

TestAmerica Pittsburgh

Total Solids/Percent Moisture Worksheet

Total Residue (TS) @ 103 degrees C (+/- 2 degrees C)

Method: Sm20 2540G

IN: 11/11/2010 12:48:00 PM
OUT: 11/12/2010 8:25:00 AM

Calculation: (A-C) - (B-C) / (A-C) X 100 = D
E = 100 - D

Analyst: DEBRA WATSON
Balance ID: 1126472457

QC Batch: 0315211		TARE ID	TARE (g) [C]	SAMPLE + TARE [A]	DRIED SMP + TARE [B]	% MOISTURE [D]	% SOLID [E]
LAB ID	WORKORDER						
C0K090499-1	L9Q521A8	P2983	2.5900	8.8000	7.8500	15.29790	84.70210
C0K090499-1X	L9Q521D7	P2990	2.6500	8.9600	8.0000	15.21395	84.78606

R.P.D. % 0.55

Analyst: Debbie Watson Date: 11-12-10

printed on: Friday, November 12, 2010 09:28 AM

TestAmerica Pittsburgh

Total Solids/Percent Moisture Worksheet

Total Residue (TS) @ 103 degrees C (+/- 2 degrees C)

Method: SM20-2540G

IN: 11/11/2010 1:45:00 PM
OUT: 11/12/2010 8:20:00 AM

Calculation: (A-C) - (B-C) / (A-C) X 100 = D
E = 100 - D

Analyst: DEBRA WATSON
Balance ID: 1126472457

QC Batch: 0315188		TARE ID	TARE (g) [C]	SAMPLE + TARE [A]	DRIED SMP + TARE [B]	% MOISTURE [D]	% SOLID [E]
LAB ID	WORKORDER						
C0K100582-4	L9T8C1A8	P2993	2.5700	8.7000	6.8600	30.01632	69.98369
C0K100582-4X	L9T8C1D7	P3806	2.6000	8.6600	6.8800	29.37293	70.62707
C0K100582-5	L9T8D1AK	P1833	2.6300	8.8200	7.5100	21.16316	78.83684
C0K100582-6	L9T8E1AV	P2996	2.6300	8.5700	7.1300	24.24242	75.75758
C0K100582-7	L9T8F1A6	P2987	2.6500	8.2000	6.2700	34.77477	65.22523
C0K100582-8	L9T8G1AH	P3256	2.6000	8.9500	7.0000	30.70866	69.29134
C0K100582-10	L9T951AH	P2992	2.6200	8.4900	7.2500	21.12436	78.87564

R.P.D. 2.17 %

Analyst: Debbie Watson

Date: 11-12-10

printed on: Friday, November 12, 2010 08:28 AM

0315204

REQUESTED BY: **WATSOND**

METHOD: 0Z Solids, Percent Total (As TS-SM 20 2540G)

STORAGE LOCATION	WORK ORDER #	PICKED CNTR#	CONTROL #	CLIENT #	ANALYSIS	LOTID	SMP#	SFX	MATRIX DESCRIPTION	QTY RCVD	QTY REQD
16C	L853E-1-AU	___ ___ ___	914815	357557	A-88-0Z	C0J270440	005		SOLID	0	2 1
26A	L9MD1-1-AE	___ ___ ___	914816	117832	A-88-0Z	C0K050557	001		SOLID	0	1 1
26A	L9MEG-1-AE	___ ___ ___	914817	117832	A-88-0Z	C0K050560	001		SOLID	0	1 1
27C	L9QD8-1-AA	___ ___ ___	914841	408798	A-88-0Z	C0K090414	001		SOLID	0	3 1
1C	L9R8M-1-AF	___ ___ ___	914822	027262	A-88-0Z	C0K100454	001		SOLID	0	1 1
1C	L9R88-1-AF	___ ___ ___	914823	027262	A-88-0Z	C0K100457	001		SOLID	0	1 1
1C	L9R9G-1-AF	___ ___ ___	914824	027262	A-88-0Z	C0K100459	001		SOLID	0	1 1
2B CLP1 OUT	L9THG-1-AA	___ ___ ___	914825	429834	A-88-0Z	C0K100484	006		SOLID	0	10 1
2B CLP1 OUT	L9THJ-1-AM	___ ___ ___	914826	429834	A-88-0Z	C0K100484	007		SOLID	0	10 1
2D	L9TVE-1-AA	___ ___ ___	914827	374256	A-88-0Z	C0K100530	002		SOLID	0	2 1
2D	L9TVJ-1-AA	___ ___ ___	914828	374256	A-88-0Z	C0K100530	003		SOLID	0	2 1
2D	L9TX0-1-AC	___ ___ ___	914818	353738	A-88-0Z	C0K100545	001		SOLID	0	1 1
2D	L9T0E-1-AA	___ ___ ___	914819	353738	A-88-0Z	C0K100545	002		SOLID	0	1 1
2D	L9T0F-1-AC	___ ___ ___	914820	353738	A-88-0Z	C0K100545	003		SOLID	0	1 1
2D	L9T0L-1-AA	___ ___ ___	914821	353738	A-88-0Z	C0K100545	004		SOLID	0	1 1
CLP1,2D	L9T91-1-AA	___ ___ ___	914842	367970	A-88-0Z	C0K100593	001		SOLID	0	5 1
CLP1,2D	L9T92-1-AA	___ ___ ___	914843	367970	A-88-0Z	C0K100593	002		SOLID	0	5 1
CLP1,2D	L9T93-1-AA	___ ___ ___	914844	367970	A-88-0Z	C0K100593	003		SOLID DUP	0	5 1

REQUESTED BY: WATSONRD

METHOD: 0Z Solids, Percent Total (As TS-SM 20 2540G)

STORAGE LOCATION	WORK ORDER #	PICKED CNTR#	CONTROL #	CLIENT #	ANALYSIS	LOTID	SMP#	SFX	MATRIX DESCRIPTION	QTY RCVD	QTY REQD

RELINQUISHED BY	RECEIVED BY	DATE/TIME
Debbie Watson	Debbie Watson	11-11-10 14:30
Debbie Watson	Debbie Watson	11-11-10 ~~13:30~~ 11-11-10 O.W. 15:30

***** END OF REPORT *****

PSR024 11/11/10 13:55:52 MT SAMPLE CUSTODIAN REMOVAL REQUEST #0365391 PAGE 001

REQUESTED BY: WATSOND

METHOD: 0Z Solids, Percent Total (As TS-SM 20 2540G)

STORAGE LOCATION	WORK ORDER #	PICKED CNTR#	CONTROL #	CLIENT #	ANALYSIS	LOTID	SMP#	SFX	MATRIX	DESCRIPTION	QTY RCVD	QTY REQD	
14D	L8240-1-CD		915239	371899	A-88-0Z	C0J250457	001		SOLID		0	2	1
3A,CLP1	L9WEE-1-AC		915241	428092	A-88-0Z	C0K110482	001		SOLID		0	4	1
3A,CLP1	L9WEJ-1-AC		915242	428092	A-88-0Z	C0K110482	002		SOLID		0	4	1
3A,CLP1	L9WEL-1-AC		915243	428092	A-88-0Z	C0K110482	003		SOLID		0	4	1
3A,CLP1	L9WE0-1-AC		915244	428092	A-88-0Z	C0K110482	008		SOLID		0	4	1
3A,CLP1	L9WE2-1-AC		915245	428092	A-88-0Z	C0K110482	009		SOLID	D-f	0	4	1
3A,CLP1	L9WFW-1-AC		915246	428092	A-88-0Z	C0K110482	010		SOLID		0	4	1
3A,CLP1	L9WF2-1-AC		915247	428092	A-88-0Z	C0K110482	013		SOLID		0	4	1
3A,CLP1	L9WF3-1-AC		915248	428092	A-88-0Z	C0K110482	014		SOLID		0	4	1
3A,CLP1	L9WF5-1-AC		915249	428092	A-88-0Z	C0K110482	015		SOLID		0	4	1
3A,CLP1	L9WGA-1-AC		915250	428092	A-88-0Z	C0K110482	019		SOLID		0	4	1
3A,CLP1	L9WGH-1-AC		915251	428092	A-88-0Z	C0K110482	020		SOLID		0	4	1
3A,CLP1	L9WGL-1-AC		915252	428092	A-88-0Z	C0K110482	021		SOLID		0	4	1
3A,CLP1	L9WGX-1-AE		915253	428092	A-88-0Z	C0K110482	025		SOLID		0	12	1
3C,CLP1,OUT	L9WJC-1-AA		915240	407089	A-88-0Z	C0K110494	001		SOLID		0	7	1

RELINQUISHED BY	RECEIVED BY	DATE/TIME
Debbie Watson	Jane R	11-11-10 1610
Debbie Watson	Debbie Watson	11-11-10 17:30

***** END OF REPORT *****

PSR024 11/11/10 9:00:38 MT SAMPLE CUSTODIAN REMOVAL REQUEST PAGE 001

075200

REQUESTED BY: MATSOND

METHOD: 0Z Solids, Percent Total (As TS-SM 20 2540G)

STORAGE LOCATION	WORK ORDER #	PICKED CNTR#	CONTROL #	CLIENT #	ANALYSIS	LOTID	SMP#	SFX	MATRIX DESCRIPTION	QTY RCVD	QTY REQD
1B,CLP1	L9QH6-1-AC		914845	428092	A-88-0Z	C0K090432	001		SOLID - Dup	0	4 1
1B,CLP1	L9QJC-1-AC		914846	428092	A-88-0Z	C0K090432	002		SOLID	0	4 1
1B,CLP1	L9QJG-1-AC		914847	428092	A-88-0Z	C0K090432	003		SOLID	0	4 1
1B,CLP1	L9QJ1-1-AC		914848	428092	A-88-0Z	C0K090432	007		SOLID	0	4 1
1B,CLP1	L9QJ2-1-AC		914849	428092	A-88-0Z	C0K090432	008		SOLID	0	4 1
1B,CLP1	L9QJ4-1-AC		914850	428092	A-88-0Z	C0K090432	009		SOLID	0	4 1
1B,CLP1	L9QKD-1-AC		914851	428092	A-88-0Z	C0K090432	013		SOLID	0	4 1
1B,CLP1	L9QKF-1-AC		914852	428092	A-88-0Z	C0K090432	014		SOLID	0	4 1
1B,CLP1	L9QKJ-1-AC		914853	428092	A-88-0Z	C0K090432	015		SOLID	0	4 1
1B,CLP1	L9QL8-1-AC		914854	428092	A-88-0Z	C0K090432	019		SOLID	0	4 1
1B,CLP1	L9QL9-1-AC		914855	428092	A-88-0Z	C0K090432	020		SOLID	0	4 1
1B,CLP1	L9QMD-1-AC		914856	428092	A-88-0Z	C0K090432	021		SOLID	0	4 1
1B,CLP1	L9R9T-1-AC		914857	428092	A-88-0Z	C0K090432	026		SOLID	0	4 1

RELINQUISHED BY	RECEIVED BY	DATE/TIME
Debbie Watson	Debbie Watson	11-11-10 12:30
Debbie Watson	Debbie Watson	11-11-10 13:30

***** END OF REPORT *****

#0315217

REQUESTED BY: **LOHEYDEC**

METHOD: 0Z Solids, Percent Total (As TS-SM 20 2540G)

STORAGE LOCATION	WORK ORDER #	PICKED CNTR#	CONTROL #	CLIENT #	ANALYSIS	LOTID	SMP#	SFX	MATRIX DESCRIPTION	QTY RCVD	QTY REQD
2C	L9VVT-1-AA	___ ___ ___	914925	531944	A-88-0Z	C0K110424	001	SOLID	~~Dup~~ D.W. 11-11-10	2	1
2C	L9VVV-1-AA	___ ___ ___	914926	531944	A-88-0Z	C0K110424	002	SOLID		2	1
2C	L9VVX-1-AA	___ ___ ___	914927	531944	A-88-0Z	C0K110424	003	SOLID		2	1
2C	L9VV8-1-AA	___ ___ ___	914928	117832	A-88-0Z	C0K110427	001	SOLID		1	1
2D	L9VXK-1-AA	___ ___ ___	914929	408798	A-88-0Z	C0K110433	001	SOLID	Dup	3	2
2D	L9VXL-1-AA	___ ___ ___	914930	408798	A-88-0Z	C0K110433	002	SOLID		1	1

RELINQUISHED BY	RECEIVED BY	DATE/TIME
		11-11-10 1610
Debbie Watson	Debbie Watson	11-11-10 16:45

***** END OF REPORT *****

0315196

REQUESTED BY: [redacted]

METHOD: 0Z Solids, Percent Total (As TS-SM 20 2540G)

STORAGE LOCATION	WORK ORDER #	PICKED CNTR#	CONTROL #	CLIENT #	ANALYSIS	LOTID	SMP#	SFX	MATRIX DESCRIPTION	QTY RCVD	QTY REQD
1C,CLP1	L9TAM-1-AD	___ ___ ___	914889	428092	A-88-0Z	C0K100464	001		SOLID	0	4 1
1C,CLP1	L9TA8-1-AD	___ ___ ___	914890	428092	A-88-0Z	C0K100464	002		SOLID	0	4 1
1C,CLP1	L9TA9-1-AD	___ ___ ___	914891	428092	A-88-0Z	C0K100464	003		SOLID	0	4 1
1C,CLP1	L9TCC-1-AD	___ ___ ___	914892	428092	A-88-0Z	C0K100464	004		SOLID	0	4 1
1C,CLP1	L9TCG-1-AD	___ ___ ___	914893	428092	A-88-0Z	C0K100464	005		SOLID	0	4 1
1C,CLP1	L9TCN-1-AD	___ ___ ___	914894	428092	A-88-0Z	C0K100464	009		SOLID	0	4 1
1C,CLP1	L9TCP-1-AD	___ ___ ___	914895	428092	A-88-0Z	C0K100464	010		SOLID	0	4 1
1C,CLP1	L9TCQ-1-AD	___ ___ ___	914896	428092	A-88-0Z	C0K100464	011		SOLID	0	4 1
1C,CLP1	L9TCW-1-AD	___ ___ ___	914897	428092	A-88-0Z	C0K100464	014		SOLID	0	4 1
1C,CLP1	L9TCX-1-AD	___ ___ ___	914898	428092	A-88-0Z	C0K100464	015		SOLID	0	4 1
1C,CLP1	L9TC2-1-AD	___ ___ ___	914899	428092	A-88-0Z	C0K100464	016		SOLID	0	4 1
1C,CLP1	L9TC4-1-AD	___ ___ ___	914900	428092	A-88-0Z	C0K100464	017		SOLID	0	4 1
1C,CLP1	L9TC6-1-AD	___ ___ ___	914901	428092	A-88-0Z	C0K100464	019		SOLID	0	4 1
1C,CLP1	L9TC8-1-AD	___ ___ ___	914902	428092	A-88-0Z	C0K100464	020		SOLID	0	4 1
1C,CLP1	L9TC9-1-AD	___ ___ ___	914903	428092	A-88-0Z	C0K100464	021		SOLID	0	4 1
2D	L9T47-1-AA	___ ___ ___	914904	000280	A-88-0Z	C0K100572	001		SOLID ow	0	1 1
2D	L9T5E-1-AA	___ ___ ___	914905	000280	A-88-0Z	C0K100572	002		SOLID	0	1 1
2D	L9T5F-1-AA	___ ___ ___	914906	000280	A-88-0Z	C0K100572	003		SOLID	0	1 1
2D	L9T5G-1-AA	___ ___ ___	914907	000280	A-88-0Z	C0K100572	004		SOLID	0	1 1

REQUESTED BY: WATSONB

METHOD: 0Z Solids, Percent Total (As TS-SM 20 2540G)

STORAGE LOCATION	WORK ORDER #	PICKED CNTR#	CONTROL #	CLIENT #	ANALYSIS	LOTID	SMP#	SFX	MATRIX DESCRIPTION	QTY RCVD	QTY REQD

RELINQUISHED BY	RECEIVED BY	DATE/TIME
Debbie Watson	Debbie Watson	11-14-10 12:30
Debbie Watson	Debbie Watson	11-11-10 14:00

***** END OF REPORT *****

0315323

REQUESTED BY: **WATSOND**

METHOD: 0Z Solids, Percent Total (As TS-SM 20 2540G)

STORAGE LOCATION	WORK ORDER #	PICKED CNTR#	CONTROL #	CLIENT #	ANALYSIS	LOTID	SMP#	SFX	MATRIX DESCRIPTION	QTY RCVD	QTY REQD
3A,CLP1	L9WG1-1-AC	___ ___ ___	915254	428092	A-88-0Z	C0K110482	026		SOLID DUP	0	12	1
3A,CLP1	L9WG3-1-AE	___ ___ ___	915255	428092	A-88-0Z	C0K110482	027		SOLID	0	12	1
3A,CLP1	L9WG8-1-AC	___ ___ ___	915256	428092	A-88-0Z	C0K110482	028		SOLID	0	4	1
3A,CLP1	L9WHA-1-AC	___ ___ ___	915257	428092	A-88-0Z	C0K110482	029		SOLID	0	4	1

RELINQUISHED BY	RECEIVED BY	DATE/TIME
[signature]	Janea P[signature]	11-11-10 / 1610
Debbie Watson	Debbie Watson	11-11-10 17:30

***** END OF REPORT *****

PSR024 11/11/10 9:12:38 MT SAMPLE CUSTODIAN REMOVAL REQUEST PAGE 001

035241 DW 11/11/10

035211

REQUESTED BY: WATSONB

METHOD: J# Moisture, Percent (SM20-2540G)

STORAGE LOCATION	WORK ORDER #	PICKED CNTR#	CONTROL #	CLIENT #	ANALYSIS	LOTID	SMP#	SFX	MATRIX DESCRIPTION	QTY RCVD	QTY REQD
1B CLP1	L9Q52-1-A8	___ ___ ___	914908	519591	A-88-J#	C0K090499	001		SOLID DUP	0	13 1

RELINQUISHED BY	RECEIVED BY	DATE/TIME
Debbie Watson	Debbie Watson	11-11-10 12:30
Debbie Watson	Debbie Watson	11-11-10 13:00

***** END OF REPORT *****

PSR024 11/11/10 9:13:39 MT SAMPLE CUSTODIAN REMOVAL REQUEST # 0315188 PAGE 001

REQUESTED BY: WATSOND

METHOD: J# Moisture, Percent (SM20-2540G)

STORAGE LOCATION	WORK ORDER #	PICKED CNTR#	CONTROL #	CLIENT #	ANALYSIS	LOTID	SMP#	SFX	MATRIX DESCRIPTION	QTY RCVD	QTY REQD
3A CLP1	L9T8C-1-A8	___ ___ ___	914909	519591	A-88-J#	C0K100582	004		SOLID DUP	0 13	1
3A CLP1	L9T8D-1-AK	___ ___ ___	914910	519591	A-88-J#	C0K100582	005		SOLID	0 5	1
3A CLP1	L9T8E-1-AV	___ ___ ___	914911	519591	A-88-J#	C0K100582	006		SOLID	0 5	1
3A CLP1	L9T8F-1-A6	___ ___ ___	914912	519591	A-88-J#	C0K100582	007		SOLID	0 5	1
3A CLP1	L9T8G-1-AH	___ ___ ___	914913	519591	A-88-J#	C0K100582	008		SOLID	0 5	1
3A CLP1	L9T95-1-AH	___ ___ ___	914914	519591	A-88-J#	C0K100582	010		SOLID	0 5	1

RELINQUISHED BY	RECEIVED BY	DATE/TIME
DeAlva Watson	DeAlva Watson	11-11-10 13:00
DeAlva Watson	DeAlva Watson	11-11-10 14:00

***** END OF REPORT *****

0315184

PSR024 11/11/10 8:50:05 MT SAMPLE CUSTODIAN REMOVAL REQUEST

REQUESTED BY: **MATSOND**

METHOD: SM Solids, Percent (as TS - 160.3 MOD) - Solids

STORAGE LOCATION	WORK ORDER #	PICKED CNTR#	CONTROL #	CLIENT #	ANALYSIS	LOTID	SMP#	SFX	MATRIX DESCRIPTION	QTY RCVD	QTY REQD
C254 PITT	L9QV3-1-A6	___ ___ ___	914812	410070	A-88-SM	A0K090465	002		SOLID	0	3 1
C254 MS PITT	L9QV5-1-AJ	___ ___ ___	914813	410070	A-88-SM	A0K090465	003		SOLID dup	0	6 1
PITTSBURGH	L9Q4F-1-AR	___ ___ ___	914814	464737	A-88-SM	A0K090486	001		SOLID	0	5 1

RELINQUISHED BY	RECEIVED BY	DATE/TIME
Debbie Watson	Debbie Watson	11-11-10 12:30
Debbie Watson	Debbie Watson	11-11-10 13:00

***** END OF REPORT *****

TestAmerica

THE LEADER IN ENVIRONMENTAL TESTING

(Pittsburgh)

Parameter: Ignitability (SW 7.1.2)

LOT NUMBER(S)	BATCH
COK090471	0316107
COJ250457	↓
COK100545	
~~COK~~ MRM 11/12/10	

MRM 11/12/10

IGNITABILITY OF SOLIDS FOR WASTE CHARACTERIZATION
EPA SW-846 CHAPTER 7, SECTION 7.1

Logbook ID: WC3690

Analyst: Matthew Mills	Date: 11/12/10
Batch: 0316107	Time: 10:00

Sample ID	Result (Yes or No)
COK090471-1	No
↓ -1X	NO
COJ250457-1	NO
COK100545-3	No
COK100545-4	NO

MCM 11/12/10

Comments:

Analyst Sign: [signature] Date: 11/12/10

Reviewed by: See DRC Date: 11/12/10

REQUESTED BY: MILLSM

METHOD: IQ Ignitability (SW7.1.2)
Batch # 0316107

STORAGE LOCATION	WORK ORDER #	PICKED CNTR#	CONTROL #	CLIENT #	ANALYSIS	LOTID	SMP#	SFX	MATRIX DESCRIPTION	QTY RCVD	QTY REQD
1B	L9QXH-1-AH	___ ___ ___	915624	422130	A-88-IQ	C0K090471	001		SOLID	3	1
14D	L8240-1-A8	___ ___ ___	915623	371899	A-88-IQ	C0J250457	001		SOLID	2	1
2D	L9T0F-1-AF	___ ___ ___	915625	353738	A-88-IQ	C0K100545	003		SOLID	1	1
2D	L9T0L-1-AE	___ ___ ___	915626	353738	A-88-IQ	C0K100545	004		SOLID	1	1

RELINQUISHED BY	RECEIVED BY	DATE/TIME
[signature]	[signature]	11/12/10 08:00
[signature]	[signature]	11/12/10 12:15

***** END OF REPORT *****

TestAmerica

THE LEADER IN ENVIRONMENTAL TESTING

(Pittsburgh)

Parameter: PH

9040, 9040B, 9040C,

4500-H+B SM20, 150.1

LOT NUMBER(S)		BATCH
COK110607		0316114
COJ250457	0316114	~~0316113~~ JP 4-12-10
COK110602		0316113
COK110481		
COK110542		
COK110490		

TestAmerica
THE LEADER IN ENVIRONMENTAL TESTING

PH SOLID
Method: 9045C

Analyst: kunkles
Date: 11/12/2010
Start Time: 8:45:00AM
Settling Time: 08:50-09:50
Balance: 1126472457
pH Instrument: AR81202030
Main Batch: 0316114

Location: Pittsburgh
pH Meter Calibration:

Reading	Buffer	Buffer Manufacturer Lot#	Date Rec'd	Date Exp
	2.0			
4.00	4.0	RICCA 190204	03/09/09	01/31/11
6.99	7.0	RICCA 190348	5/29/09	3/30/11
9.96	10.0	RICCA 200503	06/17/10	10/31/11
	12.0			

LCS ID#: WC4366-10
Manufacturer Lot#: RICCA 1908243
Date Received: 11/12/09
Expiration Date: 08/01/11
Range = +/- .05 pH units

Slope: 96.8

Relative Percent Difference:

X1 = Original Result
X2 = Duplicate

$$\left(\frac{X1 - X2}{\frac{X1 + X2}{2}} \right) \times 100$$

Work Order		PH	PH	PH	Time	Temp	%Recovery	RPD	Method Code	Batch
L9XXW1AA	000-114C			6.99	0950	22.40	99.86		OZ	0316114
L82401CC	457-1			7.84	0951	22.40			OZ	0316114
L9XF41AP	607-1			6.76	0952	22.40			OZ	0316114
L9XF41AQ	607-1X			6.73	0953	22.40		0.44	OZ	0316114
CCV10316114	CCV1			7.01	0954	22.40	100.14		OZ	0316114

Analyst: Date: 11-12-10

TestAmerica
THE LEADER IN ENVIRONMENTAL TESTING

PH LIQUID
Method: 150.1

Analyst: kunkles
Date: 11/12/2010
Start Time: 11:00:00AM
Settling Time: :- :
Balance: 1126472457
pH Instrument: AR81202030
Main Batch: 0316113

Location: Pittsburgh
pH Meter Calibration:

Reading	Buffer	Buffer Manufacturer Lot#	Date Rec'd	Date Exp
	2.0			
4.00	4.0	RICCA 190204	03/09/09	01/31/11
6.99	7.0	RICCA 190348	5/29/09	3/30/11
9.96	10.0	RICCA 200503	06/17/10	10/31/11
	12.0			

LCS ID#: WC4366-10
Manufacturer Lot#: RICCA 1908243
Date Received: 11/12/09
Expiration Date: 08/01/11
Range = +/- .05 pH units

Slope: 96.8

Relative Percent Difference:

X1 = Original Result
X2 = Duplicate

$$\left(\frac{X1 - X2}{\frac{X1 + X2}{2}} \right) \times 100$$

Work Order		PH	PH	PH	Time	Temp	%Recovery	RPD	Method Code	Batch
L9XXP1AA	000-113C	6.98	6.98	6.98	1100	22.40	99.71		FJ	0316113
L9WDW1AC	481-1	7.63	7.64	7.64	1102	22.40			AJ	0316113
L9WHJ1AN	490-1	6.69	6.68	6.68	1104	22.40			9E	0316113
L9WHR1A1	490-2	6.61	6.61	6.60	1106	22.40			9E	0316113
L9WXP1DE	542-1	6.55	6.55	6.54	1108	22.40			9E	0316113
L9WX61C0	542-2	6.52	6.52	6.52	1110	22.40			9E	0316113
L9XFE1AL	602-1	7.23	7.23	7.23	1112	22.40			FJ	0316113
L9XFE1AM	602-1X	7.23	7.23	7.23	1114	22.40		0.00	FJ	0316113
CCV10316113	CCV1	6.99	7.00	7.01	1116	22.30	100.14		FJ	0316113

Analyst: Date: 11-12-10

PSR024 11/12/10 6:00:00 MT SAMPLE CUSTODIAN REMOVAL REQUEST PAGE 001

03161114

REQUESTED BY: KUNKLES

METHOD: OZ pH (9045C) - Non-Aqueous

STORAGE LOCATION	WORK ORDER #	PICKED CNTR#	CONTROL #	CLIENT #	ANALYSIS	LOTID	SMP#	SFX	MATRIX DESCRIPTION	QTY RCVD	QTY REQD
14D	L8240-1-CC	___ ___ ___	915659	371899	A-88-OZ	C0J250457	001		SOLID	2	1
4B	L9XF4-1-AP	___ ___ ___	915660	117832	A-88-OZ	C0K110607	001		SOLID	2	1

RELINQUISHED BY	RECEIVED BY	DATE/TIME
[signature]	[signature]	11/12/10 0815
[signature]	[signature]	11/12/10 1200

***** END OF REPORT *****

PSR024 11/12/10 5:59:46 MT SAMPLE CUSTODIAN REMOVAL REQUEST PAGE 001

0316113

REQUESTED BY: KUNKLES

METHOD: FJ pH (9040) - Aqueous

STORAGE LOCATION	WORK ORDER #	PICKED CNTR#	CONTROL #	CLIENT #	ANALYSIS	LOTID	SMP#	SFX	MATRIX DESCRIPTION	QTY RCVD	QTY REQD
4B	L9XFE-1-AL	___ ___ ___	915658	117832	I-88-FJ	C0K110602	001		WATER	1	1

RELINQUISHED BY	RECEIVED BY	DATE/TIME
[signature]	[signature]	11-12-10 0830
[signature]	[signature]	11-12-10 1100

***** END OF REPORT *****

PSR024 11/12/10 5:59:30 MT SAMPLE CUSTODIAN REMOVAL REQUEST PAGE 001

03161113

REQUESTED BY: KUNKLES

METHOD: AJ pH - Aqueous (150.1)

STORAGE LOCATION	WORK ORDER #	PICKED CNTR#	CONTROL #	CLIENT #	ANALYSIS	LOTID	SMP#	SFX	MATRIX DESCRIPTION	QTY RCVD	QTY REQD
2D OUT	L9WDW-1-AC	___ ___ ___	915657	377138	I-88-AJ	C0K110481	001		WATER	6	1

RELINQUISHED BY	RECEIVED BY	DATE/TIME
[signature]	[signature]	11-12-10 0820
[signature]	[signature]	11-12-10 0845

***** END OF REPORT *****

REQUESTED BY: **KUNKLES**

METHOD: 9E pH (4500-H+B, SM20, Electrometric)

STORAGE LOCATION	WORK ORDER #	PICKED CNTR#	CONTROL #	CLIENT #	ANALYSIS	LOTID	SMP#	SFX	MATRIX DESCRIPTION	QTY RCVD	QTY REQD
3C OUT OUT	L9WXP-1-DE	___ ___ ___	915655	429834	I-88-9E	C0K110542	001		WATER	22	1
3C OUT OUT	L9WX6-1-C0	___ ___ ___	915656	429834	I-88-9E	C0K110542	002		WATER	4	1
3C,CLP1	L9WHJ-1-AN	___ ___ ___	915653	405462	I-88-9E	C0K110490	001		WATER	10	1
3C,CLP1	L9WHR-1-A1	___ ___ ___	915654	405462	I-88-9E	C0K110490	002		WATER	9	1

RELINQUISHED BY	RECEIVED BY	DATE/TIME
[signature]	[signature]	11-12-10 0820
[signature]	[signature]	11-12-10 0815

***** END OF REPORT *****

TestAmerica

THE LEADER IN ENVIRONMENTAL TESTING (Pittsburgh)

Cyanide Analysis

Analyst P. Johnson **Date** 11/12/10

Data File 111210LH **Method** Seafloor **Instrument** Konelab

Standard	Lot#	Standard	Lot#
Primary Stock	WL336910	Secondary Stock	WL303210
Mercury II		0.1 N NaOH	NA
WAD Carrier		0.25 N NaOH	WL552910
WAD A	NA	Pyridine-Barbituric Acid	WL456510
WAD B		Chloramine-T	WL519510
WAD AR		Phosphate Buffer	WL298610

SOP Reference: 335.4/9012A PT-WC-018 | 1677 PT-WC-029 | CLP Water/ CLP Soil PT-WC-024

Standards:

Primary	10 PPM STD	WL578710
Secondary	10 PPM STD	WL578810
	0.5 PPM STD	WL578910
	0.25 PPM STD	WL579310 [illegible]
(CCV)	0.10 PPM STD	WL579010
	0.05 PPM STD	WL579210 [illegible]
	0.01 PPM STD	
	0.005 PPM STD	
(NELAC/CCV)	0.20 PPM STD	WL579110

Lot Number(s)	Batch Number(s)	Method
C0K030491	0311108	335.4
C0K090447		
C0K110415		
C0K030520	0311109	9012A
C0J250457	0311234	9012A
C0K030560		
C0K030592		
C0K050430		
C0K050507		

AquaKem v. 6.5 AQ1 TestAmerica Pittsburgh
Results from time period:
Fri Nov 12 11:18:31 2010
Fri Nov 12 15:31:29 2010

Sample Id	Test short name	Result	Result unit	Final Results	Final Units	Result date and time	Percent Recovery	RPD	Dil. ratio	Manual dil. ratio	Response	True Value	Upload Data?
~~CN-0.0~~	~~CN-EPA~~	~~0.00121~~	~~mg/l~~	~~0.00121~~	~~mg/l~~	~~11/12/10 11:18~~			~~0~~		~~0.00492~~		~~N~~
CN-.5	CN-EPA	0.0065	mg/l	0.0065	mg/l	11/12/10 11:18			99		0.01118		N
CN-.5	CN-EPA	0.012	mg/l	0.012	mg/l	11/12/10 11:18			49		0.01769		N
CN-.5	CN-EPA	0.04855	mg/l	0.04855	mg/l	11/12/10 11:18			9		0.06093		N
CN-.5	CN-EPA	0.09708	mg/l	0.09708	mg/l	11/12/10 11:18			4		0.11836		N
CN-.5	CN-EPA	0.24797	mg/l	0.24797	mg/l	11/12/10 11:18			1		0.2969		N
CN-.5	CN-EPA	0.50169	mg/l	0.50169	mg/l	11/12/10 11:18			0		0.5971		N
NELAC .2	CN-EPA	0.19926	mg/l	0.19926	mg/l	11/12/10 11:25	99.63		0		0.23926	0.2	N
CCB-CN	CN-EPA	0.00078	mg/l	0.00078	mg/l	11/12/10 11:25			0		0.00441		N
DIST .05	CN-EPA	0.04515	mg/l	0.04515	mg/l	11/12/10 11:25	90.3		0		0.05691	0.05	N
DIST .25	CN-EPA	0.30683	mg/l	0.30683	mg/l	11/12/10 11:25	122.732		0		0.36654	0.25	N
CN-0.0	CN-EPA	0.00112	mg/l	0.00112	mg/l	11/12/10 11:44			0		0.00499		N
CN-.5	CN-EPA	0.00636	mg/l	0.00636	mg/l	11/12/10 11:44			99		0.01111		N
CN-.5	CN-EPA	0.01109	mg/l	0.01109	mg/l	11/12/10 11:44			49		0.01663		N
CN-.5	CN-EPA	0.04864	mg/l	0.04864	mg/l	11/12/10 11:44			9		0.06044		N
CN-.5	CN-EPA	0.09754	mg/l	0.09754	mg/l	11/12/10 11:44			4		0.1175		N
CN-.5	CN-EPA	0.24933	mg/l	0.24933	mg/l	11/12/10 11:44			1		0.29462		N
CN-.5	CN-EPA	0.50093	mg/l	0.50093	mg/l	11/12/10 11:44			0		0.58818		N
NELAC .2	CN-EPA	0.2044	mg/l	0.2044	mg/l	11/12/10 11:51	102.2		0		0.24219	0.2	N
CCB-CN	CN-EPA	-0.00041	mg/l	-0.00041	mg/l	11/12/10 11:51			0		0.00321		N
DIST .05	CN-EPA	0.04578	mg/l	0.04578	mg/l	11/12/10 11:51	91.56		0		0.05711	0.05	N
~~DIST .25~~	~~CN-EPA~~	~~0.31273~~	~~mg/l~~	~~0.31273~~	~~mg/l~~	~~11/12/10 11:51~~	~~125.092~~		~~0~~		~~0.36859~~	~~0.25~~	~~N~~
CN-0.0	CN-EPA	0.00075	mg/l	0.00075	mg/l	11/12/10 12:15			0		0.00465		N
CN-.5	CN-EPA	0.00565	mg/l	0.00565	mg/l	11/12/10 12:15			99		0.01038		N
CN-.5	CN-EPA	0.01053	mg/l	0.01053	mg/l	11/12/10 12:15			49		0.01609		N
CN-.5	CN-EPA	0.04866	mg/l	0.04866	mg/l	11/12/10 12:15			9		0.06068		N
CN-.5	CN-EPA	0.09862	mg/l	0.09862	mg/l	11/12/10 12:15			4		0.11912		N
CN-.5	CN-EPA	0.25078	mg/l	0.25078	mg/l	11/12/10 12:15			1		0.29707		N
CN-.5	CN-EPA	0.5	mg/l	0.5	mg/l	11/12/10 12:15			0		0.58854		N
NELAC .2	CN-EPA	0.20397	mg/l	0.20397	mg/l	11/12/10 12:21	101.985		0		0.24232	0.2	N
CCB-CN	CN-EPA	-0.00036	mg/l	-0.00036	mg/l	11/12/10 12:21			0		0.00335		N
DIST .05	CN-EPA	0.04519	mg/l	0.04519	mg/l	11/12/10 12:21	90.38		0		0.05663	0.05	N
DIST .25	CN-EPA	0.26457	mg/l	0.26457	mg/l	11/12/10 12:21	105.828		0		0.3132	0.25	N
~~CCV-CN~~	~~CN-EPA~~	~~0.10589~~	~~mg/l~~	~~0.10589~~	~~mg/l~~	~~11/12/10 12:39~~	~~105.89~~		~~0~~		~~0.12762~~	~~0.1~~	~~N~~
VCCB-CN	CN-EPA	0.01018	mg/l	0.01018	mg/l	11/12/10 12:39			0		0.01568		N
l9xxh1ac	CN-EPA	0.21371	mg/l	0.21371	mg/l	11/12/10 12:39	106.855		0	0	0.25371	0.2	N
l9xxh1aa	CN-EPA	0.0846	mg/l	0.0846	mg/l	11/12/10 12:39			0	0	0.10271		N
l9g221aa	CN-EPA	426.4451	mg/l	426.4451	mg/l	11/12/10 12:39			0	49	9.97868		N
l9g241aa	CN-EPA	85.11927	mg/l	85.11927	mg/l	11/12/10 12:39			0	49	1.99478		N
l9g251aa	CN-EPA	1.64624	mg/l	1.64624	mg/l	11/12/10 12:39			0	0	1.92912		N
l9g261ac	CN-EPA	51.13747	mg/l	51.13747	mg/l	11/12/10 12:39			0	49	1.19992		N
l9g3a1aa	CN-EPA	426.45383	mg/l	426.4538	mg/l	11/12/10 12:39			0	49	9.97889		N
l9g3c1aa	CN-EPA	71.96822	mg/l	71.96822	mg/l	11/12/10 12:39			0	49	1.68717		N
l9g3g1aa	CN-EPA	3.28815	mg/l	3.28815	mg/l	11/12/10 12:39			0	0	3.8494		N
~~l9g3j1ac~~	~~CN-EPA~~	~~78.42900~~	~~mg/l~~	~~78.42900~~	~~mg/l~~	~~11/12/10 12:46~~			~~0~~	~~49~~	~~1.83927~~		~~N~~
CCV-CN	CN-EPA	0.09886	mg/l	0.09886	mg/l	11/12/10 12:46	98.86		0		0.11939	0.1	N
VCCB-CN	CN-EPA	-0.00053	mg/l	-0.00053	mg/l	11/12/10 12:46			0		0.00315		N
l9qmw1a0	CN-EPA	-0.00026	mg/l	-0.00026	mg/l	11/12/10 12:46			0	0	0.00347		Y
l9vqf1aj	CN-EPA	0.00005	mg/l	0.00005	mg/l	11/12/10 12:46			0	0	0.00383		Y
l9xxe1ac	CN-EPA	0.18874	mg/l	188.74	ug/l	11/12/10 12:46	94.37		0	0	0.22451	200	Y
l9xxe1aa	CN-EPA	-0.0001	mg/l	-0.1	ug/l	11/12/10 12:46			0	0	0.00365		Y
l9g711aw	CN-EPA	0.0275	mg/l	27.5	ug/l	11/12/10 12:46			0	0	0.03593		Y
l9g711a4	CN-EPA	0.09567	mg/l	95.67	ug/l	11/12/10 12:46	68.17		0	0	0.11566	100	Y
l9g8t1a2	CN-EPA	0.00041	mg/l	0.41	ug/l	11/12/10 12:46			0	0	0.00425		Y
l9g8v1a2	CN-EPA	0.0005	mg/l	0.5	ug/l	11/12/10 12:46			0	0	0.00436		Y
~~l9g811a2~~	~~CN-EPA~~	~~0.00192~~	~~mg/l~~	~~31.92~~	~~ug/l~~	~~11/12/10 12:53~~			~~0~~	~~0~~	~~0.02356~~		~~N~~
l9g851ad	CN-EPA	0.00007	mg/l	0.07	ug/l	11/12/10 12:53			0	0	0.00386		Y
CCV-CN	CN-EPA	0.09904	mg/l	0.09904	mg/l	11/12/10 12:53	99.04		0		0.1196	0.1	N
VCCB-CN	CN-EPA	-0.00056	mg/l	-0.00056	mg/l	11/12/10 12:53			0		0.00312		N
l9g851ch	CN-EPA	0.09676	mg/l	96.76	ug/l	11/12/10 12:53	96.69		0	0	0.11693	100	Y
l9g851cj	CN-EPA	0.0962	mg/l	96.2	ug/l	11/12/10 12:53	96.13	0.58043	0	0	0.11628	100	Y
l9g891a2	CN-EPA	-0.00005	mg/l	-0.05	ug/l	11/12/10 12:53			0	0	0.00371		Y
l9g9m1a2	CN-EPA	-0.00021	mg/l	-0.21	ug/l	11/12/10 12:53			0	0	0.00353		Y
l9g9x1a2	CN-EPA	0.00361	mg/l	3.61	ug/l	11/12/10 12:53			0	0	0.008		Y
l9g921a2	CN-EPA	-0.00022	mg/l	-0.22	ug/l	11/12/10 12:53			0	0	0.00351		Y
l9g241aa	CN-EPA	78.43452	mg/l	78.43452	mg/l	11/12/10 13:01			9	49	0.18724		Y
l9g251aa	CN-EPA	1.57622	mg/l	1.57622	mg/l	11/12/10 13:01			9	0	0.18812		Y
l9g261ac	CN-EPA	46.99561	mg/l	46.99561	mg/l	11/12/10 13:01			9	49	0.1137		Y
l9g3c1aa	CN-EPA	67.50142	mg/l	67.50142	mg/l	11/12/10 13:01			9	49	0.16166		Y
CCV-CN	CN-EPA	0.1044	mg/l	0.1044	mg/l	11/12/10 13:01	104.4		0		0.12587	0.1	N
VCCB-CN	CN-EPA	0.00024	mg/l	0.00024	mg/l	11/12/10 13:01			0		0.00405		N
l9g3g1aa	CN-EPA	3.47916	mg/l	3.47916	mg/l	11/12/10 13:05			9	0	0.41067		Y
l9g3j1ac	CN-EPA	82.88983	mg/l	82.88983	mg/l	11/12/10 13:05			9	49	0.19766		Y
CCV-CN	CN-EPA	0.10298	mg/l	0.10298	mg/l	11/12/10 13:07	102.98		0		0.12421	0.1	N
VCCB-CN	CN-EPA	0.00029	mg/l	0.00029	mg/l	11/12/10 13:07			0		0.00411		N
l9xxh1ac	CN-EPA	0.20225	mg/l	0.20225	mg/l	11/12/10 13:11	101.125		0	0	0.24032	0.2	Y

Sample Id	Test short name	Result	Result unit	Final Results	Final Units	Result date and time	Percent Recovery	RPD	Dil. ratio	Manual dil. ratio	Response	True Value	Upload Data?
l9xxh1aa	CN-EPA	-0.00091	mg/l	-0.00091	mg/l	11/12/10 13:11			0	0	0.00271		Y
CCV-CN	CN-EPA	0.10457	mg/l	0.10457	mg/l	11/12/10 13:12	104.57		0		0.12607	0.1	N
VCCB-CN	CN-EPA	-0.00049	mg/l	-0.00049	mg/l	11/12/10 13:12			0		0.0032		N
~~l9g221aa~~	~~CN-EPA~~	~~5454.9883~~	~~mg/l~~	~~5454.988~~	~~mg/l~~	~~11/12/10 13:16~~			~~49~~	~~49~~	~~2.55571~~		~~N~~
~~l9g3a1aa~~	~~CN-EPA~~	~~4806.6934~~	~~mg/l~~	~~4806.693~~	~~mg/l~~	~~11/12/10 13:16~~			~~49~~	~~49~~	~~2.25242~~		~~N~~
CCV-CN	CN-EPA	0.10287	mg/l	0.10287	mg/l	11/12/10 13:19	102.87		0		0.12409	0.1	N
VCCB-CN	CN-EPA	-0.00071	mg/l	-0.00071	mg/l	11/12/10 13:19			0		0.00294		N
CCV-CN	CN-EPA	0.10448	mg/l	0.10448	mg/l	11/12/10 13:46	104.48		0		0.12596	0.1	N
VCCB-CN	CN-EPA	-0.00004	mg/l	-0.00004	mg/l	11/12/10 13:46			0		0.00373		N
L9G221AA	CN-EPA	18.37467	mg/l	4593.67	mg/l	11/12/10 13:46			49	249	0.43357		Y
L9G3A1AA	CN-EPA	15.45211	mg/l	3863.03	mg/l	11/12/10 13:46			49	249	0.36521		Y
CCV-CN	CN-EPA	0.10575	mg/l	0.10575	mg/l	11/12/10 13:49	105.75		0		0.12745	0.1	N
VCCB-CN	CN-EPA	-0.00049	mg/l	-0.00049	mg/l	11/12/10 13:49			0		0.0032		N
~~L9G711AW~~	~~CN-EPA~~	~~0.02772~~	~~mg/l~~	~~27.72~~	~~ug/l~~	~~11/12/10 13:54~~			~~0~~	~~0~~	~~0.03619~~		~~N~~
~~L9G711A4~~	~~CN-EPA~~	~~0.10057~~	~~mg/l~~	~~100.57~~	~~ug/l~~	~~11/12/10 13:54~~	~~72.85~~		~~0~~	~~0~~	~~0.12139~~	~~100~~	~~N~~
L9G811A2	CN-EPA	-0.00008	mg/l	-0.08	ug/l	11/12/10 13:54			0	0	0.00367		Y
CCV-CN	CN-EPA	0.10426	mg/l	0.10426	mg/l	11/12/10 13:57	104.26		0		0.12571	0.1	N
VCCB-CN	CN-EPA	-0.00069	mg/l	-0.00069	mg/l	11/12/10 13:57			0		0.00297		N
CCV-CN	CN-EPA	0.09752	mg/l	0.09752	mg/l	11/12/10 15:17	97.52		0		0.11783	0.1	N
VCCB-CN	CN-EPA	-0.00003	mg/l	-0.00003	mg/l	11/12/10 15:17			0		0.00374		N
l90e31ac	CN-EPA	49.21543	mg/l	49.21543	mg/kg	11/12/10 15:17	90.13815		0	249	0.23401	54.6	Y
l90e31aa	CN-EPA	0.20368	mg/l	0.20368	mg/kg	11/12/10 15:17			0	49	0.00854		Y
l82401a9	CN-EPA	10.47314	mg/l	10.47314	mg/kg	11/12/10 15:17			0	49	0.24875		Y
l9hj01ac	CN-EPA	0.69843	mg/l	0.69843	mg/kg	11/12/10 15:17			0	49	0.02011		Y
l9hp61ae	CN-EPA	0.40324	mg/l	0.40324	mg/kg	11/12/10 15:17			0	49	0.0132		Y
l9hp61af	CN-EPA	4.14381	mg/l	4.14381	mg/kg	11/12/10 15:17	74.8114		0	49	0.1007	5	Y
l9hp81ae	CN-EPA	0.32787	mg/l	0.32787	mg/kg	11/12/10 15:17			0	49	0.01144		Y
l9hqa1ae	CN-EPA	0.14964	mg/l	0.14964	mg/kg	11/12/10 15:17			0	49	0.00727		Y
l9hqc1ae	CN-EPA	0.33947	mg/l	0.33947	mg/kg	11/12/10 15:24			0	49	0.01171		Y
l9hqe1ae	CN-EPA	0.03568	mg/l	0.03568	mg/kg	11/12/10 15:24			0	49	0.00461		Y
CCV-CN	CN-EPA	0.10095	mg/l	0.10095	mg/l	11/12/10 15:24	100.95		0		0.12183	0.1	N
VCCB-CN	CN-EPA	-0.00045	mg/l	-0.00045	mg/l	11/12/10 15:24			0		0.00325		N
l9hqh1ae	CN-EPA	0.59105	mg/l	0.59105	mg/kg	11/12/10 15:24			0	49	0.0176		Y
l9hqj1al	CN-EPA	0.82894	mg/l	0.82894	mg/kg	11/12/10 15:24			0	49	0.02316		Y
l9hqj1am	CN-EPA	4.29986	mg/l	4.29986	mg/kg	11/12/10 15:24	69.4184		0	49	0.10435	5	Y
l9hqj1an	CN-EPA	3.79118	mg/l	3.79118	mg/kg	11/12/10 15:24	59.2448	12.5739	0	49	0.09245	5	Y
l9hqn1ae	CN-EPA	0.8676	mg/l	0.8676	mg/kg	11/12/10 15:24			0	49	0.02406		Y
l9lat1ac	CN-EPA	1.21022	mg/l	1.21022	mg/kg	11/12/10 15:24			0	49	0.03208		Y
l9l1a1au	CN-EPA	4.01698	mg/l	4.01698	mg/kg	11/12/10 15:28			0	49	0.09773		Y
l9l1e1av	CN-EPA	12.03543	mg/l	12.03543	mg/kg	11/12/10 15:28			0	49	0.28529		Y
~~l9g711aw~~	~~CN-EPA~~	~~0.02712~~	~~mg/l~~	~~27.12~~	~~ug/l~~	~~11/12/10 15:28~~			~~0~~	~~0~~	~~0.03549~~		~~N~~
~~l9g711a4~~	~~CN-EPA~~	~~0.09484~~	~~mg/l~~	~~94.84~~	~~ug/l~~	~~11/12/10 15:28~~	~~67.72~~		~~0~~	~~0~~	~~0.1147~~	~~100~~	~~N~~
CCV-CN	CN-EPA	0.10423	mg/l	0.10423	mg/l	11/12/10 15:31	104.23		0		0.12567	0.1	N
VCCB-CN	CN-EPA	-0.0003	mg/l	-0.0003	mg/l	11/12/10 15:31			0		0.00342		N

Laboratory
Analyzer User

12.11.2010 12:29

Test CN-EPA

Accepted 12.11.2010 12:21

Factor 0.855
Bias 0.004

Coeff. of det. 0.999973

Errors

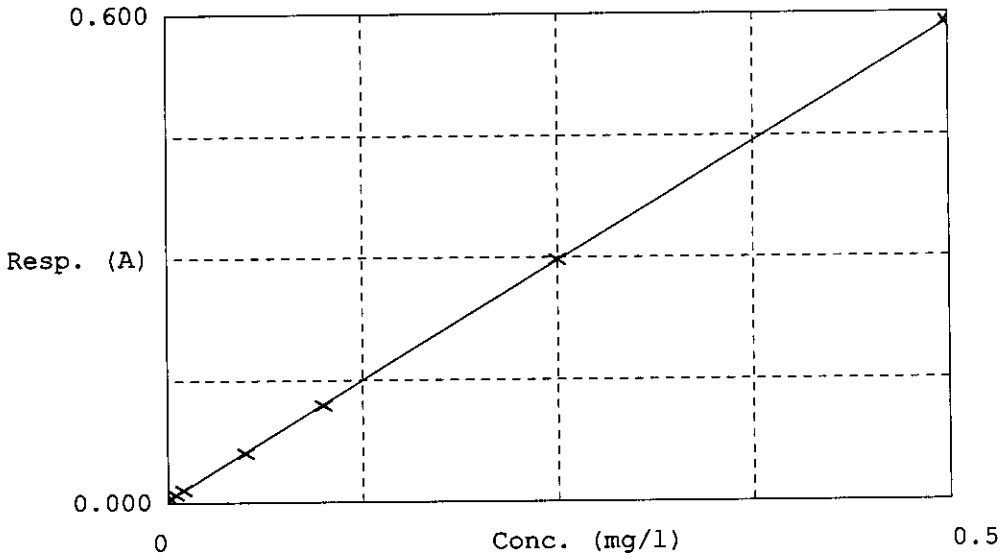

	Calibrator	Response	Calc. con.	Conc.	Errors
1	CN-0.0	0.005	0.00075	0.00000	
2	CN-.5	0.010	0.00565	0.00500	
3	CN-.5	0.016	0.01053	0.01000	
4	CN-.5	0.061	0.04866	0.05000	
5	CN-.5	0.119	0.09862	0.10000	
6	CN-.5	0.297	0.25078	0.25000	
7	CN-.5	0.589	0.50000	0.50000	
8	CCB-CN(control)	0.003	-0.00036	0.00000	
9	DIST .05(contro	0.057	0.04519	0.05000	
10	DIST .25(contro	0.313	0.26457	0.25000	
11	NELAC .2(contro	0.242	0.20397	0.20000	

TestAmerica Pittsburgh

Total CN 335.4 Distillation Worksheet

Batch No: 0316108

Method Total CN 335.4	**Matrix** Water	**Lot Numbers** C0K030491, C0K090447, C0K110415
Start Time 08:55	**Stop Time** 10:25	
Start Temp. 21	**Stop Temp.** 188	
Analyst Paul Johnson	**Date** 11/12/10	
Analyst Sign:		

Sample ID	Initial Wt/Vol g/mL	Final Vol mL	Expiration Date	Sulfide Present (Y/N) [1]	Comments
L9XXH1AA B	50.0	50	NA	NA	
L9XXH1AC C	50.0		NA	NA	
L9G221AA	50.0		2010-11-15	N	
L9G241AA	50.0		2010-11-15		
L9G251AA	50.0		2010-11-15		
L9G261AC	50.0		2010-11-15		
L9G3A1AA	50.0		2010-11-17		
L9G3C1AA	50.0		2010-11-17		
L9G3G1AA	50.0		2010-11-17		
L9G3J1AC	50.0		2010-11-17		
L9QMW1A0	50.0		2010-11-23	N	
L9VQF1AJ	50.0	50	2010-11-24	N	

[1] If sulfides are present, treat sample with powdered cadmium or lead carbonate until there is no reaction to the lead acetate paper.

SAMPLE CODING: B-Blank C-Check L-Check Duplicate S-Matrix Spike D-Matrix Spike Duplicate X-Sample Duplicate

Reagents:

NaOH, WC5529-10, STANDARDS LOG
Sulfuric Acid, WC4374-10, STANDARDS LOG
Magnesium Chloride, WC4908-10, STANDARDS
Sulfamic Acid, WC3807-10, STANDARDS LOG

NOTE: Distillates are disposed of 14 days after analysis

Balance ID:	25606
Pipet #:	C30216
LCS True Value:	0.2 PPM
LCS StdsLogID:	WC5788-10
MS/MSD Conc.:	NA
MS/MSD StdsLogID:	NA
Glass or Plastic Beads:	Standard ID NA

Digestate(s)	(Received) Date	Time	Analyst	Location	(Relinquished) Date	Time	Analyst	Location
A1A	11/12/10	1025	PJ	LOC	11-12-10	1410	PJ	Hardrock

Additional Comments:

Reviewed By: Chuck Kreda **Date:** 11/12/10

WC-100-0316108

03/16/10

REQUESTED BY: JOHNSONP

METHOD: 02 Cyanide, Total (335.4)

STORAGE LOCATION	WORK ORDER #	PICKED CNTR#	CONTROL #	CLIENT #	ANALYSIS	LOTID	SMP#	SFX	MATRIX DESCRIPTION	QTY RCVD	QTY REQD
1A	L9QMW-1-A0	___ ___ ___	915536	095003	I-06-02	C0K090447	001		WATER	14	1
23A	L9G22-1-AA	___ ___ ___	915527	388720	I-06-02	C0K030491	001		WATER	2	1
23A	L9G24-1-AA	___ ___ ___	915528	388720	I-06-02	C0K030491	002		WATER	3	1
23A	L9G25-1-AA	___ ___ ___	915529	388720	I-06-02	C0K030491	003		WATER	2	1
23A	L9G26-1-AC	___ ___ ___	915530	388720	I-06-02	C0K030491	004		WATER	8	1
23A	L9G3A-1-AA	___ ___ ___	915531	388720	I-06-02	C0K030491	005		WATER	2	1
23A	L9G3C-1-AA	___ ___ ___	915532	388720	I-06-02	C0K030491	006		WATER	3	1
23A	L9G3G-1-AA	___ ___ ___	915533	388720	I-06-02	C0K030491	007		WATER	2	1
23A	L9G3J-1-AC	___ ___ ___	915534	388720	I-06-02	C0K030491	008		WATER	8	1
26B	L9M0V-1-AA	___ ___ ___	915535	378924	I-06-02	C0K060415	003		WATER	1	1

RELINQUISHED BY	RECEIVED BY	DATE/TIME
		11/12/10 07:45
		11/12/10 08:05

***** END OF REPORT *****

TestAmerica Pittsburgh *Total CN 9012A Distillation Worksheet* Batch No: **0316109**

Method Total CN 9012A	**Matrix** Water	**Lot Numbers**
Start Time 08:55	**Stop Time** 10:25	C0K030520
Start Temp. 21	**Stop Temp.** 188	
Analyst Paul Johnson	**Date** 11/12/10	
Analyst Sign: [signature]		

Sample ID	Initial Wt/Vol g/mL	Final Vol mL	Expiration Date	Sulfide Present (Y/N) [1]	Comments
L9XXE1AA B	50	50	NA	NA	
L9XXE1AC C			NA	NA	
L9G711AW			2010-11-16	N	
L9G711A4 S			11.16.10		
L9G811A2			2010-11-16		
L9G851AD			2010-11-16		
L9G851CH S			2010-11-16		
L9G851CJ D			2010-11-16		
L9G891A2			2010-11-16		
L9G8T1A2			2010-11-16		
L9G8V1A2			2010-11-16		
L9G921A2			2010-11-16		11.12.10
L9G9M1A2			2010-11-16		
L9G9X1A2	50	50	2010-11-16	N	

[1] If sulfides are present, treat sample with powdered cadmium or lead carbonate until there is no reaction to the lead acetate paper.

SAMPLE CODING: B-Blank C-Check L-Check Duplicate S-Matrix Spike D-Matrix Spike Duplicate X-Sample Duplicate

Reagents:

NaOH, WC5529-10, STANDARDS LOG
Magnesium Chloride, WC4908-10, STANDARDS
Sulfuric Acid, WC4374-10, STANDARDS LOG
Sulfamic Acid, WC3807-10, STANDARDS LOG

NOTE: Distillates are disposed of 14 days after analysis

Balance ID:	25606
Pipet #:	C30216
LCS True Value:	0.2 PPM
LCS StdsLogID:	WC5788-10
MS/MSD Conc.:	0.1 PPM
MS/MSD StdsLogID:	WC5788-10
Glass or Plastic Beads:	Standard ID NA

Digestate(s)	(Received) Date	Time	Analyst	Location	(Relinquished) Date	Time	Analyst	Location
All Aqua	11.12.10	1025	PJ	COC	11.12.10	1416	PJ	storage

Additional Comments:

Reviewed By: Chuck Kieda **Date:** 11/12/10 **WC-100-0316109**

031610Q

REQUESTED BY: JOHNSOMP

METHOD: QP Cyanide, Total

STORAGE LOCATION	WORK ORDER #	PICKED CNTR#	CONTROL #	CLIENT #	ANALYSIS	LOTID	SMP#	SFX	MATRIX DESCRIPTION	QTY RCVD	QTY REQD
23B CLP1	L9G71-1-AW	___ ___ ___	915537	380676	I-06-QP	C0K030520	001		WATER	14	1
23B CLP1	L9G8T-1-A2	___ ___ ___	915538	380676	I-06-QP	C0K030520	002		WATER	14	1
23B CLP1	L9G8V-1-A2	___ ___ ___	915539	380676	I-06-QP	C0K030520	003		WATER	14	1
23B CLP1	L9G81-1-A2	___ ___ ___	915540	380676	I-06-QP	C0K030520	004		WATER	14	1
23B CLP1	L9G85-1-AD	___ ___ ___	915541	380676	I-06-QP	C0K030520	005		WATER	42	1
23B CLP1	L9G89-1-A2	___ ___ ___	915542	380676	I-06-QP	C0K030520	006		WATER	14	1
23B CLP1	L9G9M-1-A2	___ ___ ___	915543	380676	I-06-QP	C0K030520	007		WATER	14	1
23B CLP1	L9G9X-1-A2	___ ___ ___	915544	380676	I-06-QP	C0K030520	008		WATER	14	1
23B CLP1	L9G92-1-A2	___ ___ ___	915545	380676	I-06-QP	C0K030520	009		WATER	13	1

RELINQUISHED BY	RECEIVED BY	DATE/TIME
		11/12/10 0745
		11/12/10 0855

***** END OF REPORT *****

TestAmerica Pittsburgh *Total CN 9012A Distillation Worksheet* Batch No: **0316234**

Method Total CN 9012A	**Matrix** Solid	**Lot Numbers** C0J250457, C0K030568, C0K030592, C0K050430, C0K050507
Start Time 12:50	**Stop Time** 14:20	
Start Temp. 21	**Stop Temp.** 188	
Analyst Paul Johnson	**Date** 11/12/10	
Analyst Sign: [signature]		

Sample ID	Initial Wt/Vol (g/mL)	Final Vol mL	Expiration Date	Sulfide Present (Y/N) [1]	Comments
L90E31AA B	1.02	50	NA	NA	
L90E31AC C	1.00		NA	NA	
L82401A9	1.01		11.4.10	NA	
L9HJ01AC	1.02		2010-11-16		
L9HP61AE	.99		2010-11-15		
L9HP81AE	.99		2010-11-15		
L9HP61AF S	.99		11.15.10		
L9HQA1AE	1.01		2010-11-15		
L9HQC1AE	.99		2010-11-15		
L9HQE1AE	1.01		2010-11-15		
L9HQH1AE	1.00		2010-11-15		
L9HQJ1AL	1.01		2010-11-15		
L9HQJ1AM S	1.02		2010-11-15		
L9HQJ1AN D	1.03		2010-11-15		11.12.10
L9HQN1AE	1.00		2010-11-15		
L9L1A1AU	1.02		2010-11-18		
L9L1E1AV	1.00		2010-11-18		
L9LAT1AC	1.03	50	2010-11-17	NA	

[1] If sulfides are present, treat sample with powdered cadmium or lead carbonate until there is no reaction to the lead acetate paper.

SAMPLE CODING: B-Blank C-Check L-Check Duplicate S-Matrix Spike D-Matrix Spike Duplicate X-Sample Duplicate

Reagents:

NaOH, WC5529-10, STANDARDS LOG
Magnesium Chloride, WC4908-10, STANDARDS
Sulfuric Acid, WC4374-10, STANDARDS LOG
Sulfamic Acid, WC3807-10, STANDARDS LOG

NOTE: Distillates are disposed of 14 days after analysis

Balance ID:	25606
Pipet #:	C30216
LCS True Value:	54.6 MG/KG
LCS StdsLogID:	WC1750-10
MS/MSD Conc.:	5 MG/KG
MS/MSD StdsLogID:	WC5788-10
Glass or Plastic Beads:	Standard ID [illegible]

Digestate(s)	(Received) Date	Time	Analyst	Location	(Relinquished) Date	Time	Analyst	Location
All A Jane	11.12.10	1420	[signature]		11.12.10	1545	[signature]	

Additional Comments:

Reviewed By: Chuck Kieda **Date:** 11/12/10 **WC-100-0316234**

0316434

REQUESTED BY: **JOHNSONP**

METHOD: QP Cyanide, Total

STORAGE LOCATION	WORK ORDER #	PICKED CNTR#	CONTROL #	CLIENT #	ANALYSIS	LOTID	SMP#	SFX	MATRIX DESCRIPTION	QTY RCVD	QTY REQD
14D	L8240-1-A9		915546	371899	A-06-QP	C0J250457	001		SOLID	2	1
23C	L9HP6-1-AE		915548	427449	A-06-QP	C0K030592	001		SOLID	4	1
23C	L9HP8-1-AE		915549	427449	A-06-QP	C0K030592	002		SOLID	4	1
23C	L9HQA-1-AE		915550	427449	A-06-QP	C0K030592	003		SOLID	4	1
23C	L9HQC-1-AE		915551	427449	A-06-QP	C0K030592	004		SOLID	4	1
23C	L9HQE-1-AE		915552	427449	A-06-QP	C0K030592	005		SOLID	4	1
23C	L9HQH-1-AE		915553	427449	A-06-QP	C0K030592	006		SOLID	4	1
23C	L9HQJ-1-AL		915554	427449	A-06-QP	C0K030592	007		SOLID	12	1
23C	L9HQN-1-AE		915555	427449	A-06-QP	C0K030592	008		SOLID	4	1
23C OUT	L9HJ0-1-AC		915547	061313	A-06-QP	C0K030568	001		SOLID	3	1
25A	L9LAT-1-AC		915556	061313	A-06-QP	C0K050430	001		SOLID	1	1
25C,OUT	L9L1A-1-AU		915557	435048	A-06-QP	C0K050507	003		SOLID	5	1
25C,OUT	L9L1E-1-AV		915558	435048	A-06-QP	C0K050507	004		SOLID	5	1

RELINQUISHED BY	RECEIVED BY	DATE/TIME
J. Johnson	J. Johnson	11/12/10 15
		11/12/10 15:50

***** END OF REPORT *****

Upload

TestAmerica Pittsburgh

Sulfide Log Sheet

9030B/9034/4500-S/376.1

11/12/2010 2:11 PM

Batch	Lot Number	SDG
0316261	C0J250457	N/A
	C0K110607	N/A

Matthew Mills MRM 11/12/10

Analyst:	~~Dennis Baker~~
Date:	11/12/10
Start Time:	14:00
Balance ID:	25606
Pipette ID:	C30507
Stock Std. ID No.:	WC 5696-10
CCV Std. ID No.:	WC 5596-10
True Value:	960 ppm
Prep: 11/9/2010	**Exp:** 11/16/2010

True Value LCS/ICV:	192
True Value CCV:	19.2
True Value MS/MSD:	192

LCS 1.000 **ml of** 960 **ppm** **ID No.:** WC 5696-10 = 192 **ppm Range +/-15%**

CCV 1.000 **ml of** 960 **ppm** **ID No.:** WC 5596-10 = 19.2 **ppm Range +/-15%**

$$\text{sulfide mg/L} = \frac{[(\text{ml of Iodine} \times \text{N Iodine}) - \text{mL } Na_2S_2O_3 \times \text{N } Na_2S_2O_3)]}{\text{ml Sample}} \times 16{,}000$$

Iodine Standardization ID No.: WC 5291-10

$$\text{N Iodine} = \frac{10 \text{ mL } Na_2S_2O_3 \times 0.025 \text{ N of } Na_2S_2O_3}{20.0 \text{ mL of Iodine Solution}}$$

Sodium Thiosulfate Standardization Id No.: WC 4687-10

Titration 1: 10 mls, 0.025 Normality

Titration 2: 10 mls, 0.025 Normality

0.025 Avg.

$$\frac{(10 \text{ mL of } KH(IO_3)^2) \times (0.025\text{N } KH(IO_3)^2)}{\text{mL of } Na_2S_2O_3}$$

Relative Percent Difference

X1 = Orig Result X2 = Duplicate LCS-Dup

$$\left(\frac{X1-X2}{(X1+X2)/2}\right) \times 100 =$$

0.45

MS Percent Recovery

$$100 \times \left(\frac{\text{Obs Conc of MS} - \text{Conc of Samp}}{\text{True Spike Conc}}\right) = \frac{-}{192.00} =$$

Sample ID:

MSD Percent Recovery

$$100 \times \left(\frac{\text{Obs Conc of MSD} - \text{Conc of Samp}}{\text{True Spike Conc}}\right) = \frac{-}{192.00} =$$

Sample ID:

%Rec/RPD

Upload

TestAmerica Pittsburgh

Sulfide Log Sheet

9030B/9034/4500-S/376.1

11/12/2010 2:11 PM

Sample ID	Sample ML	mL of Iodine	ml of $NA_2S_2O_3$	Conc Smp	Dilution Factor	LDL	Was sample filtered and preserved in lab? (Y/N)	Percent %
ICV	50.0	10.0	7.49	20.08	1	3.00	N	104.58
ICB	50.0	10.0	9.96	0.32	1	3.00	N	
LCS	5.0	10.0	7.79	176.80	1	30.00	N	92.08
LCS-Dup	5.0	10.0	7.78	177.60	1	30.00	N	92.50
MB	5.0	10.0	10.04	ND	1	30.00	N	
C0J250457-1	5.0	10.0	7.63	189.60	1	30.00	N	
C0K110607-1	5.0	10.0	9.98	1.60	1	30.00	N	
CCV	50.0	10.0	7.67	18.64	1	3.00	N	97.08
CCB	50.0	10.0	10.07	ND	1	3.00	N	

MQN 11/12/10

MQN 11/12/10

Analyst: [signature] Date: 11/12/10

Reviewed By: See ORC Date: 11/12/10

New Dennis Baker 11/12/2010 1:54:40 PM

TestAmerica Pittsburgh *Sulfide 9030B/9034 Distillation Worksheet* **Batch No: 0316261**

Method Sulfide 9030B/9034	**Matrix** Solid	**Lot Numbers** C0J250457, C0K110607
Start Time 10:45	**Stop Time** 12:15	
Start Temp. 20	**Stop Temp.** 70	
Analyst Matthew Mills	**Date** 11/12/10	
Analyst Sign: [signature]		

Sample ID	Initial Wt/Vol g/mL	Final Vol mL	Expiration Date	Sulfide Present (Y/N) [1]	Comments
L90KL1AA B	5.00	50.0	N/A	N/A	Glass beads WC5458-10
L90KL1AC C	↓	↓	N/A	↓	" " " + 1.00 mL WC5696-10
L90KL1AD L	↓	↓	N/A	↓	" " " + 1.00 mL WC5696-10
L82401CA	↓	↓	2010-10-28	↓	MRM 11/12/10
L9XF41AN	↓	↓	2010-11-16	↓	

MRM 11/12/10

[1] If sulfides are present, treat sample with powdered cadmium or lead carbonate until there is no reaction to the lead acetate paper.

SAMPLE CODING: B-Blank C-Check L-Check Duplicate S-Matrix Spike D-Matrix Spike Duplicate X-Sample Duplicate

Reagents:

Sulfide Stock, Std 2717-09, Standards Log
Sulfide LCS, WC 5696-10, Standards Log
Zinc Acetate, Std 5419-10, StandardsLog
Sulfide CCV, WC 5596-10, Standards Log

NOTE: Distillates are disposed of 14 days after analysis

Balance ID:	25606
Pipet #:	C30507
LCS True Value:	192
LCS StdsLogID:	WC 5696-10
MS/MSD Conc.:	N/A
MS/MSD StdsLogID:	N/A
Glass or Plastic Beads:	Standard ID

Digestate(s)	(Received) Date	Time	Analyst	Location	(Relinquished) Date	Time	Analyst	Location
~~MR~~ MRM 11/12/10 All Above	11/12/10	12:15	MRM	WC	11/12/10	12:30	MRM	REF-2
All Above	11/12/10	14:00	MRM	REF-2	11/12/10	14:30	MRM	Disposed

Additional Comments:

Reviewed By: [signature] **Date:** 11/12/10 **WC-100-0316261**

REQUESTED BY: **MILLSM**

METHOD: TV Sulfides, Total (9030B-dist/9034-titrat.)

Batch # 0316261

STORAGE LOCATION	WORK ORDER #	PICKED CNTR#	CONTROL #	CLIENT #	ANALYSIS	LOTID	SMP#	SFX	MATRIX DESCRIPTION	QTY RCVD	QTY REQD
14D	L8240-1-CA	___ ___ ___	915621	371899	A-06-TV	C0J250457	001		SOLID	2	1
4B	L9XF4-1-AN	___ ___ ___	915622	117832	A-06-TV	C0K110607	001		SOLID	2	1

Start: 1045

RELINQUISHED BY	RECEIVED BY	DATE/TIME
		11/12/10 08:00
		11/12/10 12:15

***** END OF REPORT *****

Analytical Report Cover Page **1**

Case Narrative **3**

Methods Summary **5**

Sample Summary **6**

Shipping and Receiving Documents **7**

Data Summary Package **11**
GC/MS Volatile Summary 12
GC/MS Semivolatile Summary 32
PCB Summary 51
Metals Summary 59
General Chemistry Summary 82

GC/MS Volatile Data **1001**
QC Summary 1002
Sample Data 1018
Calibration Data 1042
QC Data 1180
Miscellaneous 1221

GC/MS Semivolatile Data **2001**
QC Summary 2002
Sample Data 2015
Calibration Data 2076
QC Data 2193
Miscellaneous 2225

PCB Data **3001**
QC Summary 3002
Sample Data 3008
Calibration Data 3013
QC Data 3091
Miscellaneous 3099

Metals Data **4001**
Results 4002
Raw Data 4046

General Chemistry Data..... 5001

There are 1258 pages in this document.

TestAmerica
THE LEADER IN ENVIRONMENTAL TESTING

TestAmerica Laboratories, Inc.

ANALYTICAL REPORT

PROJECT NO. MACTEC GAF

Mactec GAF

Lot #: C0K020532

Rob Crowley

Mactec Engineering & Consultin
800 North Bell Avenue
Suite 200
Carnegie, PA 15106

TESTAMERICA LABORATORIES, INC.



Carrie L. Gamber
Project Manager

November 18, 2010

NELAC REPORTING:

At the time of analysis the laboratory was in compliance with the current NELAC standards and held accreditation for all analyses performed unless noted by a qualifier. The labs accreditation numbers are listed below. The format and contents of the report meets all applicable NELAC standards except as noted in the narrative and shall not be reproduced except in full, without the written approval of the laboratory. The table below presents a summary of the certifications held by TestAmerica Pittsburgh. Our primary accreditation authority for the Non-potable water and Solid & Hazardous waste programs is Pennsylvania DEP. A more detailed parameter list is available upon request. Please ask your project manager for this information when required.

Certifying State/Program	Certificate #	Program Types	TestAmerica
DoD ELAP	ADE-1442	WW HW	X
US Dept of Agriculture	(#P330-10-00139)	Foreign Soil Import Permit	X
Arkansas	(#88-0690)	WW HW	X X
California – NELAC	04224CA	WW HW	X X
Connecticut	(#PH-0688)	WW HW	X X
Florida – NELAC	(#E871008)	WW HW	X X
Illinois – NELAC	(#002319)	WW HW	X X
Kansas – NELAC	(#E-10350)	WW HW	X X
Louisiana – NELAC	(#04041)	WW HW	X X
New Hampshire – NELAC	(#203010)	WW –	X –
New Jersey – NELAC	(PA-005)	WW HW	X X
New York – NELAC	(#11182)	WW HW	X X
North Carolina	(#434)	WW HW	X X
Pennsylvania - NELAC	(#02-00416)	WW HW	X X
South Carolina	(#89014002)	WW HW	X X
Utah – NELAC	(STLP)	WW HW	X X
West Virginia	(#142)	WW HW	X X
Wisconsin	998027800	WW HW	X X

The codes utilized for program types are described below:

HW Hazardous Waste certification
WW Non-potable Water and/or Wastewater certification
X Laboratory has some form of certification under the specific program. Many states certify laboratories for specific parameters or tests within a category. The information in the table indicates the lab is certified in a general category of testing. Please contact the laboratory if parameter specific certification information is required.

Updated: 05/19/10 N:\Reporting\NELAC NARRATIVE Pttsburgh_Updated 051910.doc

CASE NARRATIVE

Mactec Engineering & Consulting
Lot #: C0K020532

Sample Receiving:
TestAmerica's Pittsburgh laboratory received samples on October 30, 2010. The cooler was received within the proper temperature range.

If project specific QC was not required for samples contained in this report, when batch QC was completed on these samples, anomalous results will be discussed below.

GC/MS Volatiles:
Due to the concentration of target compounds detected, sample B-13-1214 was analyzed at a dilution.

All non-CCC compounds that have >15% RSD were evaluated to see if a better curve could be drawn using a quadratic curve. All compounds <30% RSD will use an average response factor curve if no visible improvement is accomplished using a quadratic curve. A quadratic curve will be used for a compound where it is determined to be the "best-fit" evaluation.

The continuing calibrations had compounds >25%D but they were within expected performance range for the compounds. All results were reported.

GC/MS Semivolatiles:
Due to the concentration of target compounds detected, sample B-13-1214 was analyzed at two dilutions. Both analyses had the surrogates diluted out. Both sets of data are reported.

All non-CCC compounds that have >15% RSD were evaluated to see if a better curve could be drawn using a quadratic curve. All compounds <30% RSD will use an average response factor curve if no visible improvement is accomplished using a quadratic curve. A quadratic curve will be used for a compound where it is determined to be the "best-fit" evaluation.

The continuing calibrations had compounds >25%D but they were within expected performance range for the compounds. All results were reported.

PCBs:
Sample B-13-1214 was analyzed at a dilution due to matrix. This sample had the surrogates diluted out.

CASE NARRATIVE

Mactec Engineering & Consulting
Lot #: C0K020532

Metals:
The method blanks had analytes detected at concentrations between the MDL and the reporting limit. The results were flagged with a "B" qualifier. Any sample associated with a method blank that had the same analyte detected had the result flagged with a "J" qualifier.

The method blank had iron and zinc detected above the reporting limit. The iron and zinc results in the sample were the concentration of iron and zinc detected in the method blank. All data was reported.

General Chemistry:
There were no problems associated with the analysis.

METHODS SUMMARY

C0K020532

PARAMETER	ANALYTICAL METHOD	PREPARATION METHOD
Mercury in Solid Waste (Manual Cold-Vapor)	SW846 7471A	SW846 7471A
PCBs by SW-846 8082	SW846 8082	SW846 3541
Semivolatile Organic Compounds by GC/MS	SW846 8270C	SW846 3541
Total Residue as Percent Solids	SM20 2540G	
Trace Inductively Coupled Plasma (ICP) Metals	SW846 6010B	SW846 3050B
Volatile Organics by GC/MS	SW846 8260B	SW846 5030B
Volatile Organics by GC/MS	SW846 8260B	SW846 5035

References:

SM20 "STANDARD METHODS FOR THE EXAMINATION OF WATER AND WASTEWATER", 20TH EDITION."

SW846 "Test Methods for Evaluating Solid Waste, Physical/Chemical Methods", Third Edition, November 1986 and its updates.

SAMPLE SUMMARY

C0K020532

WO #	SAMPLE#	CLIENT SAMPLE ID	SAMPLED DATE	SAMP TIME
L9FX7	001	B-13-1214	10/29/10	09:20
L9FX9	002	BLANK	10/29/10	

NOTE(S):

- The analytical results of the samples listed above are presented on the following pages.
- All calculations are performed before rounding to avoid round-off errors in calculated results.
- Results noted as "ND" were not detected at or above the stated limit.
- This report must not be reproduced, except in full, without the written approval of the laboratory.
- Results for the following parameters are never reported on a dry weight basis: color, corrosivity, density, flashpoint, ignitability, layers, odor, paint filter test, pH, porosity pressure, reactivity, redox potential, specific gravity, spot tests, solids, solubility, temperature, viscosity, and weight.

C0K020532

Chain of Custody Record

TestAmerica

THE LEADER IN ENVIRONMENTAL TESTING

TestAmerica Laboratory location: Pittsburgh PA

Regulatory program: ☐ DW ☐ NPDES ☐ RCRA ☐ Other

TestAmerica Laboratories, Inc.

Client Contact	Client Project Manager:	Site Contact:	Lab Contact:	COC No:
Company Name: MACTEC	Rob Crowley	Rob Crowley	Carrie Gamber	008685
Address: 800 N. Bell Ave Suite 200	Telephone: 412-279-6661	Telephone: 412-279-6661	Telephone:	1 of 1 COCs
City/State/Zip: Pittsburgh, PA 15106	Email:			
Phone: 412-279-6661		TAT if different from below: ☐ 3 weeks ☐ 2 weeks ☐ 1 week ☐ 2 days ☐ 1 day		
Project Name: Erie Convention Auth.	Method of Shipment/Carrier: Fedex			
Project Number: 3410100795	Shipping/Tracking No: 8692 8025 3581			
PO#				

Sample Identification	Sample Date	Sample Time	Air	Aqueous	Sediment	Solid	Other:	H2SO4	HNO3	HCl	NaOH	ZnAc/NaOH	Unpres.	Other: 3			Analyses: TCL VOC	TCL SVOC	TAL metals	PCB	Sample Specific Notes / Special Instructions:
B13-1214	10-29-10	0920				X									W	G	X	X	X	X	
Blank	—	—															X	X	X	X	

Possible Hazard Identification: ☐ Non-Hazard ☐ Flammable ☐ Skin Irritant ☐ Poison B ☐ Unknown

Sample Disposal (A fee may be assessed if samples are retained longer than 1 month): ☐ Return to Client ☐ Disposal By Lab ☐ Archive For _____ Months

Special Instructions/QC Requirements & Comments:

Relinquished by:	Company:	Date/Time:	Received by:	Company:	Date/Time:
Seangambe	MACTEC	10-29-10	Fedex # 8692 8025 3581	Fedex	10-29-10 1700
Relinquished by:	Company:	Date/Time:	Received by:	Company:	Date/Time:
Relinquished by:	Company:	Date/Time:	Received in Laboratory by:	Company: TAPIT	Date/Time: 10/30/10 1030

©2008, TestAmerica Laboratories, Inc. All rights reserved.
TestAmerica & Design ™ are trademarks of TestAmerica Laboratories, Inc.

TAL 0018- 1 (04/10)

7

(1 - 84)

TestAmerica Pittsburgh

Cooler Receipt Form

Client: Amactec Project: _____ Quote: 73536

Cooler Rec'd & Opened for Temp. Check on: 10/30/10

Coolers Opened and Unpacked on: 10/30/10 By: TRB

(Signature)

TestAmerica Pittsburgh Lot Number: COJ300437

		Yes	No	NA
1.	Were custody seals on the outside of the cooler?	✓		
	If YES, how many and where? Quantity 1 Location Front			
	Were signatures and date correct?	✓		
2.	Were custody papers included inside the cooler?	✓		
3.	Were custody papers properly filled out (ink, signed, match labels)?	✓		
4.	Did you sign the custody papers in the appropriate place?	✓		
5.	Was shippers packing slip attached to this form?	✓		
6.	Were packing materials used?	✓		
	If YES, what type? Bubblewrap			
7.	Were the samples received within the acceptable temperature range?	✓		
8.	Were the samples appropriately preserved?	✓		
9.	Were all bottles sealed in separate plastic bags?	✓		
10.	Did all bottles arrive in good condition (unbroken)?	✓		
11.	Were all bottle labels complete (sample ID, preservatives, etc.)?	✓		
12.	Did all bottle labels and/or tags agree with custody papers?	✓		
13.	Were correct bottles used for tests indicated?	✓		
14.	Were all VOA vials checked for the presence of air bubbles?	✓		
15.	Was a sufficient amount of sample sent in each bottle?	✓		

16. Samples received by: (FEDEX) UPS CLIENT DROP-OFF OTHER DHL US CARGO

Explain any discrepancies: _____

Level 2 Review _____

Was contacted on _____ by _____ to resolve discrepancies.

Rev. 1, 01/20/2010
X:\Forms\Cooler Receipt Form_updated 102010.DOC

TestAmerica Pittsburgh

Cooler Receipt Form

P: Preserved
UP: Unpreserved

Sample ID	TMET PH<2	DMET PH<2	HG PH<2	NUT(1) PH<2	CN PH ≥12	OG TPHC PH<2	PHEN PH<2	SULF PH ≥12	TOC PH<2	TOX PH<2	VOA P/UP	hardness PH<2	Residual CL	
Blank											P			

(1) "NUT" could include sample bottles for ammonia, chemical oxygen demand, nitrate/nitrite, TKN, or total phosphorus

Comments: _____

Cooler Number	Temperature*	Thermometer ID
1	4.5	1

Sample	Lot Number**

*Acceptable Temperature Range: < 0-6 °C

**Please use an asterisk if bottle lot number was covered by the label

If samples required preservation in the laboratory, the following lot number(s) was/were used:

Nitric Acid _____ Hydrochloric Acid _____

Sulfuric Acid _____ Sodium Hydroxide _____

X:\Forms\Cooler Receipt Form_updated 102010.DOC
Rev. 1, 01/20/2010

C0K020532

FedEx Express US Airbill

8692 8025 2581

0200 Form ID No.

FedEx Retrieval Copy

1 From

Date 10-24-10 Sender's FedEx Account Number 177078075

Sender's Name Multec Phone 412 279-6661

Company Multec

Address 300 N. Bell Ave Suite 200

Dept./Floor/Suite/Room

City Pittsburgh State PA ZIP 15106

2 Your Internal Billing Reference

3 To

Recipient's Name Test America Phone 412 963-7058

Company test America

Recipient's Address 301 Alpha Drive

We cannot deliver to P.O. boxes or P.O. ZIP codes.

Dept./Floor/Suite/Room

Address

To request a package be held at a specific FedEx location, print FedEx address here.

City Pittsburgh State PA ZIP 15238

8692 8025 2581

4a Express Package Service — Packages up to 150 lbs.

1 [X] FedEx Priority Overnight — Next business morning.* Friday shipments will be delivered on Monday unless SATURDAY Delivery is selected.

5 [ ] FedEx Standard Overnight — Next business afternoon.* Saturday Delivery NOT available.

6 [ ] FedEx First Overnight — Earliest next business morning delivery to select locations.* Saturday Delivery NOT available.

3 [ ] FedEx 2Day — Second business day.* Thursday shipments will be delivered on Monday unless SATURDAY Delivery is selected.

20 [ ] FedEx Express Saver — Third business day.* Saturday Delivery NOT available.

FedEx Envelope rate not available. Minimum charge: One-pound rate.

* To most locations.

4b Express Freight Service — Packages over 150 lbs.

7 [ ] FedEx 1Day Freight* — Next business day.** Friday shipments will be delivered on Monday unless SATURDAY Delivery is selected.

8 [ ] FedEx 2Day Freight — Second business day.** Thursday shipments will be delivered on Monday unless SATURDAY Delivery is selected.

83 [ ] FedEx 3Day Freight — Third business day.** Saturday Delivery NOT available.

* Call for Confirmation:

** To most locations.

5 Packaging

6 [ ] FedEx Envelope* 2 [ ] FedEx Pak* — Includes FedEx Small Pak, FedEx Large Pak, and FedEx Sturdy Pak. 3 [ ] FedEx Box 4 [ ] FedEx Tube 1 [X] Other

* Declared value limit $500.

6 Special Handling — Include FedEx address in Section 3.

3 [X] SATURDAY Delivery — Not available for FedEx Standard Overnight, FedEx First Overnight, FedEx Express Saver, or FedEx 3Day Freight.

1 [ ] HOLD Weekday at FedEx Location — Not available for FedEx First Overnight.

31 [ ] HOLD Saturday at FedEx Location — Available ONLY for FedEx Priority Overnight and FedEx 2Day to select locations.

Does this shipment contain dangerous goods? One box must be checked.

[X] No 4 [ ] Yes — As per attached Shipper's Declaration. [ ] Yes — Shipper's Declaration not required. 6 [ ] Dry Ice — Dry Ice, 9, UN 1845 ____ x ____ kg

Dangerous goods (including dry ice) cannot be shipped in FedEx packaging.

[ ] Cargo Aircraft Only

7 Payment Bill to: — Enter FedEx Acct. No. or Credit Card No. below.

1 [ ] Sender — Acct. No. in Section 1 will be billed. 2 [ ] Recipient 3 [ ] Third Party 4 [ ] Credit Card 5 [ ] Cash/Check

Obtain Recip. Acct. No. [ ]

Total Packages [redacted] Total Weight [redacted]

†Our liability is limited to $100 unless you declare a higher value. See the current FedEx Service Guide for details. Credit Card Auth.

8 Residential Delivery Signature Options — If you require a signature, check Direct or Indirect.

[ ] No Signature Required — Package may be left without obtaining a signature for delivery.

10 [ ] Direct Signature — Someone at recipient's address may sign for delivery. Fee applies.

34 [ ] Indirect Signature — If no one is available at recipient's address, someone at a neighboring address may sign for delivery. Fee applies.

520

Rev. Date 10/09 Part #158291 ©1994-2009 FedEx PRINTED IN U.S.A. SRY

fedex.com 1.800.GoFedEx 1.800.463.3339

fedex.com 1.800.GoFedEx 1.800.463.3339

(1 - 84)

DATA SUMMARY PACKAGE

GC/MS VOLATILE SUMMARY

MACTEC Engineering and Consulting Inc

Client Sample ID: B-13-1214

GC/MS Volatiles

Lot-Sample #...: C0K020532-001	**Work Order #...:** L9FX71AC	**Matrix.....:** SOLID
Date Sampled...: 10/29/10	**Date Received..:** 10/30/10	**MS Run #.....:**
Prep Date.....: 10/31/10	**Analysis Date..:** 10/31/10	
Prep Batch #...: 0304052	**Analysis Time..:** 20:11	
Dilution Factor: 118.2	**Initial Wgt/Vol:** 4.23 g	**Final Wgt/Vol..:** 5 mL
% Moisture.....: 31	**Analyst ID.....:** 034635	**Instrument ID..:** HP4
	Method.....: SW846 8260B	

PARAMETER	RESULT	REPORTING LIMIT	UNITS	MDL
Acetone	ND	170000	ug/kg	43000
Benzene	**22000 J**	**43000**	**ug/kg**	**8500**
Bromodichloromethane	ND	43000	ug/kg	8000
Bromoform	ND	43000	ug/kg	9100
Bromomethane	ND	43000	ug/kg	13000
2-Butanone	ND	43000	ug/kg	9300
Carbon disulfide	ND	43000	ug/kg	9200
Carbon tetrachloride	ND	43000	ug/kg	9300
Chlorobenzene	ND	43000	ug/kg	4500
Chloroethane	ND	43000	ug/kg	6400
Chloroform	ND	43000	ug/kg	8600
Chloromethane	ND	43000	ug/kg	7900
Cyclohexane	ND	43000	ug/kg	5100
Dibromochloromethane	ND	43000	ug/kg	5500
1,2-Dibromo-3-chloro-propane	ND	43000	ug/kg	3000
1,2-Dibromoethane	ND	43000	ug/kg	5200
1,3-Dichlorobenzene	ND	43000	ug/kg	4300
1,4-Dichlorobenzene	ND	43000	ug/kg	4500
1,2-Dichlorobenzene	ND	43000	ug/kg	5800
Dichlorodifluoromethane	ND	43000	ug/kg	46
1,1-Dichloroethane	ND	43000	ug/kg	8700
1,2-Dichloroethane	ND	43000	ug/kg	8200
1,1-Dichloroethene	ND	43000	ug/kg	9100
cis-1,2-Dichloroethene	ND	43000	ug/kg	5700
trans-1,2-Dichloroethene	ND	43000	ug/kg	6400
1,2-Dichloropropane	ND	43000	ug/kg	11000
cis-1,3-Dichloropropene	ND	43000	ug/kg	6200
trans-1,3-Dichloropropene	ND	43000	ug/kg	5000
Ethylbenzene	**390000**	**43000**	**ug/kg**	**5300**
2-Hexanone	ND	43000	ug/kg	4900
Isopropylbenzene	**85000**	**43000**	**ug/kg**	**4500**
Methyl acetate	ND	43000	ug/kg	10000
Methylene chloride	ND	43000	ug/kg	9300
Methylcyclohexane	ND	43000	ug/kg	4800
4-Methyl-2-pentanone	ND	43000	ug/kg	5100
Methyl tert-butyl ether	ND	43000	ug/kg	8800

(Continued on next page)

MACTEC Engineering and Consulting Inc

Client Sample ID: B-13-1214

GC/MS Volatiles

Lot-Sample #...: C0K020532-001 **Work Order #...:** L9FX71AC **Matrix.....:** SOLID

PARAMETER	RESULT	REPORTING LIMIT	UNITS	MDL
Styrene	ND	43000	ug/kg	5500
1,1,2,2-Tetrachloroethane	ND	43000	ug/kg	8000
1,2,4-Trichloro-benzene	ND	43000	ug/kg	3200
Tetrachloroethene	ND	43000	ug/kg	7100
1,1,1-Trichloroethane	ND	43000	ug/kg	8800
1,1,2-Trichloroethane	ND	43000	ug/kg	9900
Trichloroethene	ND	43000	ug/kg	6900
Trichlorofluoromethane	ND	43000	ug/kg	9600
1,1,2-Trichloro-1,2,2-trifluoroethane	ND	43000	ug/kg	2800
Toluene	**14000 J**	**43000**	**ug/kg**	**7200**
Vinyl chloride	ND	43000	ug/kg	11000
Xylenes (total)	**790000**	**130000**	**ug/kg**	**17000**

SURROGATE	PERCENT RECOVERY	RECOVERY LIMITS
1,2-Dichloroethane-d4	95	(52 - 124)
Toluene-d8	83	(72 - 127)
4-Bromofluorobenzene	116	(63 - 120)
Dibromofluoromethane	101	(68 - 121)

NOTE(S):

Results and reporting limits have been adjusted for dry weight.

J Estimated result. Result is less than RL.

MACTEC Engineering and Consulting Inc

Client Sample ID: BLANK

GC/MS Volatiles

Lot-Sample #...: C0K020532-002	**Work Order #...:** L9FX91AA	**Matrix.....:** WATER
Date Sampled...: 10/29/10	**Date Received..:** 10/30/10	**MS Run #.....:** 0310035
Prep Date.....: 11/06/10	**Analysis Date..:** 11/06/10	
Prep Batch #...: 0310081	**Analysis Time..:** 13:55	
Dilution Factor: 1	**Initial Wgt/Vol:** 5 mL	**Final Wgt/Vol..:** 5 mL
Analyst ID.....: 403808	**Instrument ID..:** HP6	
	Method.....: SW846 8260B	

PARAMETER	RESULT	REPORTING LIMIT	UNITS	MDL
Acetone	**3.7 J**	**5.0**	**ug/L**	**2.5**
Benzene	ND	1.0	ug/L	0.11
Bromodichloromethane	ND	1.0	ug/L	0.13
Bromoform	ND	1.0	ug/L	0.19
Bromomethane	ND	1.0	ug/L	0.31
2-Butanone	ND	5.0	ug/L	0.55
Carbon disulfide	**0.79 J**	**1.0**	**ug/L**	**0.21**
Carbon tetrachloride	ND	1.0	ug/L	0.14
Chlorobenzene	ND	1.0	ug/L	0.14
Chloroethane	ND	1.0	ug/L	0.21
Chloroform	ND	1.0	ug/L	0.17
Chloromethane	ND	1.0	ug/L	0.28
Cyclohexane	ND	1.0	ug/L	0.25
Dibromochloromethane	ND	1.0	ug/L	0.14
1,2-Dibromo-3-chloro-propane	ND	1.0	ug/L	0.14
1,2-Dibromoethane	ND	1.0	ug/L	0.18
1,3-Dichlorobenzene	ND	1.0	ug/L	0.11
1,4-Dichlorobenzene	ND	1.0	ug/L	0.21
1,2-Dichlorobenzene	ND	1.0	ug/L	0.15
Dichlorodifluoromethane	ND	1.0	ug/L	0.19
1,1-Dichloroethane	ND	1.0	ug/L	0.12
1,2-Dichloroethane	ND	1.0	ug/L	0.21
1,1-Dichloroethene	ND	1.0	ug/L	0.30
cis-1,2-Dichloroethene	ND	1.0	ug/L	0.24
trans-1,2-Dichloroethene	ND	1.0	ug/L	0.17
1,2-Dichloropropane	ND	1.0	ug/L	0.095
cis-1,3-Dichloropropene	ND	1.0	ug/L	0.19
trans-1,3-Dichloropropene	ND	1.0	ug/L	0.15
Ethylbenzene	ND	1.0	ug/L	0.23
2-Hexanone	ND	5.0	ug/L	0.16
Isopropylbenzene	ND	1.0	ug/L	0.16
Methyl acetate	ND	1.0	ug/L	0.14
Methylene chloride	ND	1.0	ug/L	0.15
Methylcyclohexane	ND	1.0	ug/L	0.26
4-Methyl-2-pentanone	ND	5.0	ug/L	0.53
Methyl tert-butyl ether	ND	1.0	ug/L	0.18

(Continued on next page)

MACTEC Engineering and Consulting Inc

Client Sample ID: BLANK

GC/MS Volatiles

Lot-Sample #...: C0K020532-002 **Work Order #...:** L9FX91AA **Matrix.....:** WATER

PARAMETER	RESULT	REPORTING LIMIT	UNITS	MDL
Styrene	ND	1.0	ug/L	0.097
1,1,2,2-Tetrachloroethane	ND	1.0	ug/L	0.20
1,2,4-Trichloro-benzene	ND	1.0	ug/L	0.27
Tetrachloroethene	ND	1.0	ug/L	0.15
1,1,1-Trichloroethane	ND	1.0	ug/L	0.29
1,1,2-Trichloroethane	ND	1.0	ug/L	0.20
Trichloroethene	ND	1.0	ug/L	0.14
Trichlorofluoromethane	ND	1.0	ug/L	0.20
1,1,2-Trichloro-1,2,2-trifluoroethane	ND	1.0	ug/L	0.32
Toluene	ND	1.0	ug/L	0.15
Vinyl chloride	ND	1.0	ug/L	0.23
Xylenes (total)	ND	3.0	ug/L	0.49

SURROGATE	PERCENT RECOVERY	RECOVERY LIMITS
Toluene-d8	105	(71 - 118)
1,2-Dichloroethane-d4	91	(64 - 135)
4-Bromofluorobenzene	91	(70 - 118)
Dibromofluoromethane	95	(70 - 128)

NOTE(S):

J Estimated result. Result is less than RL.

SW846 8260B SURROGATE RECOVERY

Lab Name: TestAmerica Laboratories, Inc. Client: MACTEC Engineering and Consulting Inc

Lab Code: TALPIT SDG No:

Lot #: C0K020532

Extraction: XXA4BQK01

	CLIENT ID.	SRG01	SRG02	SRG03	SRG04	TOT OUT
01	B-13-1214	95	83	116	101	00
02	METHOD BLK. L9C9E1AA	83	97	94	83	00
03	LCS L9C9E1AC	81	103	99	88	00
04	LCSD L9C9E1AD	86	105	102	91	00

SURROGATES		QC LIMITS
SRG01	= 1,2-Dichloroethane-d4	(52-124)
SRG02	= Toluene-d8	(72-127)
SRG03	= 4-Bromofluorobenzene	(63-120)
SRG04	= Dibromofluoromethane	(68-121)

\# Column to be used to flag recovery values
* Values outside of required QC Limits
D System monitoring Compound diluted out

FORM II

SW846 8260B SURROGATE RECOVERY

Lab Name: TestAmerica Laboratories, Inc. Client: MACTEC Engineering and Consulting Inc

Lab Code: TALPIT SDG No:

Lot #: C0K020532

Extraction: XXI25QK01

	CLIENT ID.	SRG01	SRG02	SRG03	SRG04	TOT OUT
01	INTRA-LAB QC	93	101	92	95	00
02	BLANK	91	105	91	95	00
03	METHOD BLK. L9M1T1AA	94	105	93	98	00
04	LCS L9M1T1AC	90	105	95	94	00
05	LAB MS/MSD D	89	107	93	101	00
06	LAB MS/MSD S	89	102	97	96	00

SURROGATES		QC LIMITS
SRG01	= 1,2-Dichloroethane-d4	(64-135)
SRG02	= Toluene-d8	(71-118)
SRG03	= 4-Bromofluorobenzene	(70-118)
SRG04	= Dibromofluoromethane	(70-128)

\# Column to be used to flag recovery values
* Values outside of required QC Limits
D System monitoring Compound diluted out

FORM II

SW846 8260B CHECK SAMPLE RECOVERY

Lab Name: TestAmerica Laboratories, Inc. Client: MACTEC Engineering and Consulting Inc

Lab Code: TALPIT SDG No:

Lot #: C0J310000 WO #: L9C9E1AC
BATCH: 0304052

COMPOUND	SPIKE ADDED (ug/kg)	SAMPLE CONCENT. (ug/kg)	% REC	QC LIMITS REC	QUAL
1,1-Dichloroethene	2000	1790	90	59- 129	
Trichloroethene	2000	1850	92	76- 119	
Benzene	2000	1760	88	77- 120	
Toluene	2000	2100	105	78- 124	
Chlorobenzene	2000	2170	109	79- 120	

NOTES(S):

* Values outside of QC limits

Spike Recovery: 0 out of 5 outside limits

COMMENTS:

FORM III

SW846 8260B CHECK SAMPLE DUPLICATE RECOVERY

Lab Name: TestAmerica Laboratories, Inc. Client: MACTEC Engineering and Consulting Inc

Lab Code: TALPIT SDG No:

Lot #: C0J310000 WO #: L9C9E1AD
BATCH: 0304052

COMPOUND	SPIKE ADDED (ug/kg)	SAMPLE CONCENT. (ug/kg)	% REC	QC LIMITS REC	QUAL
1,1-Dichloroethene	2000	1880	94	59- 129	
Trichloroethene	2000	1930	96	76- 119	
Benzene	2000	1810	90	77- 120	
Toluene	2000	2150	108	78- 124	
Chlorobenzene	2000	2220	111	79- 120	

NOTES(S):

* Values outside of QC limits

Spike Recovery: 0 out of 5 outside limits

COMMENTS:

FORM III

SW846 8260B CHECK SAMPLE RECOVERY

Lab Name: TestAmerica Laboratories, Inc. Client: MACTEC Engineering and Consulting Inc

Lab Code: TALPIT SDG No:

Lot #: C0K060000 WO #: L9M1T1AC
BATCH: 0310081

COMPOUND	SPIKE ADDED (ug/L)	SAMPLE CONCENT. (ug/L)	% REC	QC LIMITS REC	QUAL
1,1-Dichloroethene	10.0	10.0	100	65 - 136	
Benzene	10.0	10.6	106	80 - 120	
Toluene	10.0	11.7	117	80 - 123	
Chlorobenzene	10.0	11.4	114	80 - 120	
Trichloroethene	10.0	10.4	104	73 - 120	

NOTES(S):

* Values outside of QC limits

Spike Recovery: 0 out of 5 outside limits

COMMENTS:

FORM III

SW846 8260B MATRIX SPIKE/MATRIX SPIKE DUPLICATE RECOVERY

Lab Name: TestAmerica Laboratories, Inc. Client: MACTEC Engineering and Consulting Inc

Lab Code: TALPIT SDG No:

Matrix Spike ID: LAB MS/MSD

Lot #: C0J280565 WO #: L89DN1AD
BATCH: 0310081

COMPOUND	SPIKE ADDED (ug/L)	SAMPLE CONCENT. (ug/L)	MS CONCENT. (ug/L)	MS % REC	LIMITS REC	QUAL
Trichloroethene	250	960	1200	99	73 - 120	
1,1-Dichloroethene	250	ND	250	100	65 - 136	
Benzene	250	ND	272	109	80 - 120	
Toluene	250	ND	286	115	80 - 123	
Chlorobenzene	250	ND	279	111	80 - 120	

NOTES(S):

Column to be used to flag recovery and RPD values with an asterisk
* Values outside of QC limits

RPD: 0 out of 0 outside limits
Spike Recovery: 0 out of 5 outside limits

COMMENTS:

FORM III

SW846 8260B MATRIX SPIKE/MATRIX SPIKE DUPLICATE RECOVERY

Lab Name: TestAmerica Laboratories, Inc. Client: MACTEC Engineering and Consulting Inc

Lab Code: TALPIT SDG No:

Matrix Spike ID: LAB MS/MSD

Lot #: C0J280565 WO #: L89DN1AE
BATCH: 0310081

COMPOUND	SPIKE ADDED (ug/L)	MSD CONCENT. (ug/L)	MSD % REC	% RPD	QC LIMITS RPD	QC LIMITS REC	QUAL
1,1-Dichloroethene	250	262	105	4.6	35	65 - 136	
Benzene	250	276	110	1.2	32	80 - 120	
Toluene	250	301	120	4.8	35	80 - 123	
Chlorobenzene	250	301	120	7.7	29	80 - 120	
Trichloroethene	250	756	0*	0.0	35	73 - 120	a

NOTES(S):

a Spiked analyte recovery is outside stated control limits.

Column to be used to flag recovery and RPD values with an asterisk
* Values outside of QC limits

RPD: 0 out of 5 outside limits
Spike Recovery: 1 out of 5 outside limits

COMMENTS:

FORM III

SW846 8260B METHOD BLANK SUMMARY

BLANK WORKORDER NO.: L9C9E1AA

Lab Name: TestAmerica Laboratories, Inc.

Lab Code: TALPIT

SDG Number:

Lab File ID: 4103102.D

Lot Number: C0K020532

Date Analyzed: 10/31/10

Time Analyzed: 11:02

Matrix: SOLID

Date Extracted:10/31/10

GC Column: RTX-624 ID: .18

Extraction Method: 5035

Instrument ID: HP4

Level:(low/med) MED

THIS METHOD BLANK APPLIES TO THE FOLLOWING SAMPLES, LCS, LCSD, MS , MSD:

	CLIENT ID.	SAMPLE WORK ORDER #	LAB FILE ID	DATE ANALYZED	TIME ANALYZED
01	CHECK SAMPLE	L9C9E1AC C	4103104.D	10/31/10	11:58
02	DUPLICATE CHECK	L9C9E1AD L	4103105.D	10/31/10	12:32
03	B-13-1214	L9FX71AC	4103122.D	10/31/10	20:11
04					
05					
06					
07					
08					
09					
10					
11					
12					
13					
14					
15					
16					
17					
18					
19					
20					
21					
22					
23					
24					
25					
26					
27					
28					
29					
30					

COMMENTS:

FORM IV

METHOD BLANK REPORT

GC/MS Volatiles

Client Lot #...: C0K020532 **Work Order #...:** L9C9E1AA **Matrix.....:** SOLID
MB Lot-Sample #: C0J310000-052

Prep Date.....: 10/31/10 **Analysis Time..:** 11:02
Analysis Date..: 10/31/10 **Prep Batch #...:** 0304052 **Final Wgt/Vol..:** 5 mL
Dilution Factor: 1 **Initial Wgt/Vol:** 5 g **Instrument ID..:** HP4
Analyst ID.....: 034635

PARAMETER	RESULT	REPORTING LIMIT	UNITS	METHOD
Acetone	ND	1000	ug/kg	SW846 8260B
Benzene	ND	250	ug/kg	SW846 8260B
Bromodichloromethane	ND	250	ug/kg	SW846 8260B
Bromoform	ND	250	ug/kg	SW846 8260B
Bromomethane	ND	250	ug/kg	SW846 8260B
2-Butanone	ND	250	ug/kg	SW846 8260B
Carbon disulfide	ND	250	ug/kg	SW846 8260B
Carbon tetrachloride	ND	250	ug/kg	SW846 8260B
Chlorobenzene	ND	250	ug/kg	SW846 8260B
Chloroethane	ND	250	ug/kg	SW846 8260B
Chloroform	ND	250	ug/kg	SW846 8260B
Chloromethane	ND	250	ug/kg	SW846 8260B
Cyclohexane	ND	250	ug/kg	SW846 8260B
Dibromochloromethane	ND	250	ug/kg	SW846 8260B
1,2-Dibromo-3-chloro-propane	ND	250	ug/kg	SW846 8260B
1,2-Dibromoethane	ND	250	ug/kg	SW846 8260B
1,3-Dichlorobenzene	ND	250	ug/kg	SW846 8260B
1,4-Dichlorobenzene	ND	250	ug/kg	SW846 8260B
1,2-Dichlorobenzene	ND	250	ug/kg	SW846 8260B
Dichlorodifluoromethane	ND	250	ug/kg	SW846 8260B
1,1-Dichloroethane	ND	250	ug/kg	SW846 8260B
1,2-Dichloroethane	ND	250	ug/kg	SW846 8260B
1,1-Dichloroethene	ND	250	ug/kg	SW846 8260B
cis-1,2-Dichloroethene	ND	250	ug/kg	SW846 8260B
trans-1,2-Dichloroethene	ND	250	ug/kg	SW846 8260B
1,2-Dichloropropane	ND	250	ug/kg	SW846 8260B
cis-1,3-Dichloropropene	ND	250	ug/kg	SW846 8260B
trans-1,3-Dichloropropene	ND	250	ug/kg	SW846 8260B
Ethylbenzene	ND	250	ug/kg	SW846 8260B
2-Hexanone	ND	250	ug/kg	SW846 8260B
Isopropylbenzene	ND	250	ug/kg	SW846 8260B
Methyl acetate	ND	250	ug/kg	SW846 8260B
Methylene chloride	ND	250	ug/kg	SW846 8260B
Methylcyclohexane	ND	250	ug/kg	SW846 8260B
4-Methyl-2-pentanone	ND	250	ug/kg	SW846 8260B
Methyl tert-butyl ether	ND	250	ug/kg	SW846 8260B
Styrene	ND	250	ug/kg	SW846 8260B
1,1,2,2-Tetrachloroethane	ND	250	ug/kg	SW846 8260B
1,2,4-Trichloro-benzene	ND	250	ug/kg	SW846 8260B

(Continued on next page)

METHOD BLANK REPORT

GC/MS Volatiles

Client Lot #...: C0K020532 **Work Order #...:** L9C9E1AA **Matrix.....:** SOLID

PARAMETER	RESULT	REPORTING LIMIT	UNITS	METHOD
Tetrachloroethene	ND	250	ug/kg	SW846 8260B
1,1,1-Trichloroethane	ND	250	ug/kg	SW846 8260B
1,1,2-Trichloroethane	ND	250	ug/kg	SW846 8260B
Trichloroethene	ND	250	ug/kg	SW846 8260B
Trichlorofluoromethane	ND	250	ug/kg	SW846 8260B
1,1,2-Trichloro-1,2,2-trifluoroethane	ND	250	ug/kg	SW846 8260B
Toluene	ND	250	ug/kg	SW846 8260B
Vinyl chloride	ND	250	ug/kg	SW846 8260B
Xylenes (total)	ND	750	ug/kg	SW846 8260B

SURROGATE	PERCENT RECOVERY	RECOVERY LIMITS
1,2-Dichloroethane-d4	83	(52 - 124)
Toluene-d8	97	(72 - 127)
4-Bromofluorobenzene	94	(63 - 120)
Dibromofluoromethane	83	(68 - 121)

NOTE(S):

Calculations are performed before rounding to avoid round-off errors in calculated results.

SW846 8260B METHOD BLANK SUMMARY

BLANK WORKORDER NO.: L9M1T1AA

Lab Name: TestAmerica Laboratories, Inc.

Lab Code: TALPIT

SDG Number:

Lab File ID: 6110601.D

Lot Number: C0K020532

Date Analyzed: 11/06/10

Time Analyzed: 09:26

Matrix: WATER

Date Extracted:11/06/10

GC Column: RTX-624 ID: .18

Extraction Method: 5030B

Instrument ID: HP6

Level:(low/med) LOW

THIS METHOD BLANK APPLIES TO THE FOLLOWING SAMPLES, LCS, LCSD, MS , MSD:

	CLIENT ID.	SAMPLE WORK ORDER #	LAB FILE ID	DATE ANALYZED	TIME ANALYZED
01	INTRA-LAB QC	L89DN1AA	6110603.D	11/06/10	10:24
02	LAB MS/MSD	L89DN1AD S	6110605.D	11/06/10	11:12
03	LAB MS/MSD	L89DN1AE D	6110606.D	11/06/10	11:36
04	BLANK	L9FX91AA	6110611.D	11/06/10	13:55
05	CHECK SAMPLE	L9M1T1AC C	6110604.D	11/06/10	10:48
06					
07					
08					
09					
10					
11					
12					
13					
14					
15					
16					
17					
18					
19					
20					
21					
22					
23					
24					
25					
26					
27					
28					
29					
30					

COMMENTS:

FORM IV

METHOD BLANK REPORT

GC/MS Volatiles

Client Lot #...: C0K020532 **Work Order #...:** L9M1T1AA **Matrix.....:** WATER
MB Lot-Sample #: C0K060000-081

Prep Date.....: 11/06/10 **Analysis Time..:** 09:26
Analysis Date..: 11/06/10 **Prep Batch #...:** 0310081 **Final Wgt/Vol..:** 5 mL
Dilution Factor: 1 **Initial Wgt/Vol:** 5 mL **Instrument ID..:** HP6
Analyst ID.....: 403808

PARAMETER	RESULT	REPORTING LIMIT	UNITS	METHOD
Acetone	ND	5.0	ug/L	SW846 8260B
Benzene	ND	1.0	ug/L	SW846 8260B
Bromodichloromethane	ND	1.0	ug/L	SW846 8260B
Bromoform	ND	1.0	ug/L	SW846 8260B
Bromomethane	ND	1.0	ug/L	SW846 8260B
2-Butanone	ND	5.0	ug/L	SW846 8260B
Carbon disulfide	ND	1.0	ug/L	SW846 8260B
Carbon tetrachloride	ND	1.0	ug/L	SW846 8260B
Chlorobenzene	ND	1.0	ug/L	SW846 8260B
Chloroethane	ND	1.0	ug/L	SW846 8260B
Chloroform	ND	1.0	ug/L	SW846 8260B
Chloromethane	ND	1.0	ug/L	SW846 8260B
Cyclohexane	ND	1.0	ug/L	SW846 8260B
Dibromochloromethane	ND	1.0	ug/L	SW846 8260B
1,2-Dibromo-3-chloro-propane	ND	1.0	ug/L	SW846 8260B
1,2-Dibromoethane	ND	1.0	ug/L	SW846 8260B
1,3-Dichlorobenzene	ND	1.0	ug/L	SW846 8260B
1,4-Dichlorobenzene	ND	1.0	ug/L	SW846 8260B
1,2-Dichlorobenzene	ND	1.0	ug/L	SW846 8260B
Dichlorodifluoromethane	ND	1.0	ug/L	SW846 8260B
1,1-Dichloroethane	ND	1.0	ug/L	SW846 8260B
1,2-Dichloroethane	ND	1.0	ug/L	SW846 8260B
1,1-Dichloroethene	ND	1.0	ug/L	SW846 8260B
cis-1,2-Dichloroethene	ND	1.0	ug/L	SW846 8260B
trans-1,2-Dichloroethene	ND	1.0	ug/L	SW846 8260B
1,2-Dichloropropane	ND	1.0	ug/L	SW846 8260B
cis-1,3-Dichloropropene	ND	1.0	ug/L	SW846 8260B
trans-1,3-Dichloropropene	ND	1.0	ug/L	SW846 8260B
Ethylbenzene	ND	1.0	ug/L	SW846 8260B
2-Hexanone	ND	5.0	ug/L	SW846 8260B
Isopropylbenzene	ND	1.0	ug/L	SW846 8260B
Methyl acetate	ND	1.0	ug/L	SW846 8260B
Methylene chloride	ND	1.0	ug/L	SW846 8260B
Methylcyclohexane	ND	1.0	ug/L	SW846 8260B
4-Methyl-2-pentanone	ND	5.0	ug/L	SW846 8260B
Methyl tert-butyl ether	ND	1.0	ug/L	SW846 8260B
Styrene	ND	1.0	ug/L	SW846 8260B
1,1,2,2-Tetrachloroethane	ND	1.0	ug/L	SW846 8260B
1,2,4-Trichloro-benzene	ND	1.0	ug/L	SW846 8260B

(Continued on next page)

METHOD BLANK REPORT

GC/MS Volatiles

Client Lot #...: C0K020532 **Work Order #...:** L9M1T1AA **Matrix.....:** WATER

PARAMETER	RESULT	REPORTING LIMIT	UNITS	METHOD
Tetrachloroethene	ND	1.0	ug/L	SW846 8260B
1,1,1-Trichloroethane	ND	1.0	ug/L	SW846 8260B
1,1,2-Trichloroethane	ND	1.0	ug/L	SW846 8260B
Trichloroethene	ND	1.0	ug/L	SW846 8260B
Trichlorofluoromethane	ND	1.0	ug/L	SW846 8260B
1,1,2-Trichloro-1,2,2-trifluoroethane	ND	1.0	ug/L	SW846 8260B
Toluene	ND	1.0	ug/L	SW846 8260B
Vinyl chloride	ND	1.0	ug/L	SW846 8260B
Xylenes (total)	ND	3.0	ug/L	SW846 8260B

SURROGATE	PERCENT RECOVERY	RECOVERY LIMITS
Toluene-d8	105	(71 - 118)
1,2-Dichloroethane-d4	94	(64 - 135)
4-Bromofluorobenzene	93	(70 - 118)
Dibromofluoromethane	98	(70 - 128)

NOTE(S):

Calculations are performed before rounding to avoid round-off errors in calculated results.

8A
VOLATILE INTERNAL STANDARD AREA AND RT SUMMARY

Lab Name: TESTAMERICA PITTSBURGH Contract:

Lab Code: TA Case No.: SAS No.: SDG No.: C0K020532

Lab File ID (Standard): CC41031 Date Analyzed: 10/31/10

Instrument ID: HP4 Time Analyzed: 1012

GC Column: DB 624 ID: 0.18 (mm) Heated Purge: (Y/N) N

		IS1(CBZ) AREA #	RT #	IS2(DCB) AREA #	RT #	IS3 AREA #	RT #
	12 HOUR STD	222589	10.75	383363	13.08	993517	7.67
	UPPER LIMIT	445178	10.95	766726	13.28	1987034	7.87
	LOWER LIMIT	111295	10.55	191682	12.88	496759	7.47
	EPA SAMPLE NO.						
01	INTRA-LAB BL	310406	10.76	553480	13.09	1442448	7.68
02	INTRA-LAB CH	229950	10.75	395055	13.08	1034534	7.68
03	INTRA-LAB CH	239694	10.75	435447	13.08	1065877	7.67
04	B13-1214	223139	10.76	446745	13.09	654428	7.68
05							
06							
07							
08							
09							
10							
11							
12							
13							
14							
15							
16							
17							
18							
19							
20							
21							
22							

IS1 (CBZ) = Chlorobenzene-d5
IS2 (DCB) = 1,4-Dichlorobenzene-d4
IS3 = Fluorobenzene

AREA UPPER LIMIT = +100% of internal standard area
AREA LOWER LIMIT = - 50% of internal standard area
RT UPPER LIMIT = + 0.20 minutes of internal standard RT
RT LOWER LIMIT = - 0.20 minutes of internal standard RT

Column used to flag values outside QC limits with an asterisk.
* Values outside of QC limits.

8A

VOLATILE INTERNAL STANDARD AREA AND RT SUMMARY

Lab Name: TESTAMERICA PITTSBURGH Contract:

Lab Code: TA Case No.: SAS No.: SDG No.: C0K020532

Lab File ID (Standard): CC61106 Date Analyzed: 11/06/10

Instrument ID: HP6 Time Analyzed: 0755

GC Column: DB 624 ID: 0.20 (mm) Heated Purge: (Y/N) N

		IS1(CBZ) AREA #	RT #	IS2(DCB) AREA #	RT #	IS3 AREA #	RT #
	12 HOUR STD	102850	10.46	165323	12.78	550038	7.36
	UPPER LIMIT	205700	10.66	330646	12.98	1100076	7.56
	LOWER LIMIT	51425	10.26	82662	12.58	275019	7.16
	EPA SAMPLE NO.						
01	INTRA-LAB BL	80443	10.45	141034	12.78	441311	7.36
02	INTRA-LAB CH	99429	10.46	166309	12.78	528878	7.36
03	BLANK	91755	10.45	157551	12.78	505538	7.36
04							
05							
06							
07							
08							
09							
10							
11							
12							
13							
14							
15							
16							
17							
18							
19							
20							
21							
22							

IS1 (CBZ) = Chlorobenzene-d5
IS2 (DCB) = 1,4-Dichlorobenzene-d4
IS3 = Fluorobenzene

AREA UPPER LIMIT = +100% of internal standard area
AREA LOWER LIMIT = - 50% of internal standard area
RT UPPER LIMIT = + 0.20 minutes of internal standard RT
RT LOWER LIMIT = - 0.20 minutes of internal standard RT

Column used to flag values outside QC limits with an asterisk.
* Values outside of QC limits.

GC/MS SEMIVOLATILE SUMMARY

MACTEC Engineering and Consulting Inc

Client Sample ID: B-13-1214

GC/MS Semivolatiles

Lot-Sample #...:	C0K020532-001	**Work Order #...:**	L9FX71AD	**Matrix.....:**	SOLID
Date Sampled...:	10/29/10 09:20	**Date Received..:**	10/30/10 10:30	**MS Run #.....:**	0314025
Prep Date.....:	11/10/10	**Analysis Date..:**	11/11/10		
Prep Batch #...:	0314051	**Analysis Time..:**	10:21		
Dilution Factor:	50	**Initial Wgt/Vol:**	15 g	**Final Wgt/Vol..:**	5 mL
% Moisture.....:	31	**Analyst ID.....:**	007062	**Instrument ID..:**	722
		Method.....:	SW846 8270C		

PARAMETER	RESULT	REPORTING LIMIT	UNITS	MDL
Acenaphthene	**1300000 E**	**4800**	**ug/kg**	**460**
Acenaphthylene	**240000**	**4800**	**ug/kg**	**550**
Acetophenone	ND	24000	ug/kg	2000
Anthracene	**1300000 E**	**4800**	**ug/kg**	**470**
Atrazine	ND	24000	ug/kg	2400
Benzo(a)anthracene	**1100000 E**	**4800**	**ug/kg**	**600**
Benzo(a)pyrene	**1100000 E**	**4800**	**ug/kg**	**480**
Benzo(b)fluoranthene	**1200000 E**	**4800**	**ug/kg**	**760**
Benzo(ghi)perylene	**490000**	**4800**	**ug/kg**	**480**
Benzo(k)fluoranthene	ND	4800	ug/kg	980
Benzaldehyde	ND	24000	ug/kg	3600
1,1'-Biphenyl	**550000**	**24000**	**ug/kg**	**2200**
bis(2-Chloroethoxy) methane	ND	24000	ug/kg	1600
bis(2-Chloroethyl)-ether	ND	4800	ug/kg	650
bis(2-Ethylhexyl) phthalate	ND	24000	ug/kg	3900
4-Bromophenyl phenyl ether	ND	24000	ug/kg	2100
Butyl benzyl phthalate	ND	24000	ug/kg	3300
Caprolactam	ND	120000	ug/kg	18000
Carbazole	**500000**	**4800**	**ug/kg**	**440**
4-Chloroaniline	ND	24000	ug/kg	1900
4-Chloro-3-methylphenol	ND	24000	ug/kg	2200
2-Chloronaphthalene	ND	4800	ug/kg	500
2-Chlorophenol	ND	24000	ug/kg	2000
4-Chlorophenyl phenyl ether	ND	24000	ug/kg	2700
Chrysene	**960000**	**4800**	**ug/kg**	**570**
Dibenz(a,h)anthracene	**240000**	**4800**	**ug/kg**	**540**
Dibenzofuran	**1600000 E**	**24000**	**ug/kg**	**2400**
3,3'-Dichlorobenzidine	ND	24000	ug/kg	2600
2,4-Dichlorophenol	ND	4800	ug/kg	480
Diethyl phthalate	ND	24000	ug/kg	2600
2,4-Dimethylphenol	ND	24000	ug/kg	3800
Dimethyl phthalate	ND	24000	ug/kg	2600

(Continued on next page)

MACTEC Engineering and Consulting Inc

Client Sample ID: B-13-1214

GC/MS Semivolatiles

Lot-Sample #...: C0K020532-001 Work Order #...: L9FX71AD Matrix.....: SOLID

PARAMETER	RESULT	REPORTING LIMIT	UNITS	MDL
Di-n-butyl phthalate	ND	24000	ug/kg	3000
4,6-Dinitro-2-methylphenol	ND	120000	ug/kg	9700
2,4-Dinitrophenol	ND	120000	ug/kg	29000
2,4-Dinitrotoluene	ND	24000	ug/kg	1900
2,6-Dinitrotoluene	ND	24000	ug/kg	2500
Di-n-octyl phthalate	ND	24000	ug/kg	2500
Fluoranthene	**2400000 E**	**4800**	**ug/kg**	**520**
Fluorene	**1900000 E**	**4800**	**ug/kg**	**640**
Hexachlorobenzene	ND	4800	ug/kg	510
Hexachlorobutadiene	ND	4800	ug/kg	540
Hexachlorocyclopentadiene	ND	24000	ug/kg	2600
Hexachloroethane	ND	24000	ug/kg	1700
Indeno(1,2,3-cd)pyrene	**460000**	**4800**	**ug/kg**	**500**
Isophorone	ND	24000	ug/kg	1800
2-Methylnaphthalene	**2100000 E**	**4800**	**ug/kg**	**430**
2-Methylphenol	ND	24000	ug/kg	1700
4-Methylphenol	ND	24000	ug/kg	2400
Naphthalene	**3400000 E**	**4800**	**ug/kg**	**420**
2-Nitroaniline	ND	120000	ug/kg	11000
3-Nitroaniline	ND	120000	ug/kg	9900
4-Nitroaniline	**120000**	**120000**	**ug/kg**	**9800**
Nitrobenzene	ND	4800	ug/kg	2000
2-Nitrophenol	ND	24000	ug/kg	2700
4-Nitrophenol	ND	120000	ug/kg	8200
N-Nitrosodi-n-propylamine	ND	4800	ug/kg	570
N-Nitrosodiphenylamine	ND	4800	ug/kg	2200
2,2'-oxybis (1-Chloropropane)	ND	4800	ug/kg	520
Pentachlorophenol	ND	24000	ug/kg	2200
Phenanthrene	**3400000 E**	**4800**	**ug/kg**	**770**
Phenol	ND	4800	ug/kg	570
Pyrene	**1600000 E**	**4800**	**ug/kg**	**490**
2,4,5-Trichlorophenol	ND	24000	ug/kg	2600
2,4,6-Trichlorophenol	ND	24000	ug/kg	3600

(Continued on next page)

MACTEC Engineering and Consulting Inc

Client Sample ID: B-13-1214

GC/MS Semivolatiles

Lot-Sample #...: C0K020532-001 Work Order #...: L9FX71AD Matrix.....: SOLID

SURROGATE	PERCENT RECOVERY	RECOVERY LIMITS
2,4,6-Tribromophenol	NC,DIL	(35 - 124)
2-Fluorobiphenyl	NC,DIL	(35 - 105)
2-Fluorophenol	NC,DIL	(39 - 103)
Nitrobenzene-d5	NC,DIL	(25 - 104)
Phenol-d5	NC,DIL	(25 - 105)
Terphenyl-d14	NC,DIL	(25 - 127)

NOTE(S):

NC The recovery and/or RPD were not calculated.

DIL The concentration is estimated or not reported due to dilution or the presence of interfering analytes.

Results and reporting limits have been adjusted for dry weight.

E Estimated result. Result concentration exceeds the calibration range.

MACTEC Engineering and Consulting Inc

Client Sample ID: B-13-1214

GC/MS Semivolatiles

Lot-Sample #...:	C0K020532-001	Work Order #...:	L9FX72AD	Matrix.....:	SOLID
Date Sampled...:	10/29/10 09:20	Date Received..:	10/30/10 10:30	MS Run #.....:	0314025
Prep Date.....:	11/10/10	Analysis Date..:	11/13/10		
Prep Batch #...:	0314051	Analysis Time..:	03:12		
Dilution Factor:	1000	Initial Wgt/Vol:	15 g	Final Wgt/Vol..:	5 mL
% Moisture.....:	31	Analyst ID.....:	007062	Instrument ID..:	722
		Method.....:	SW846 8270C		

PARAMETER	RESULT	REPORTING LIMIT	UNITS	MDL
Acenaphthene	**1200000**	**97000**	**ug/kg**	**9300**
Acenaphthylene	**140000**	**97000**	**ug/kg**	**11000**
Acetophenone	ND	480000	ug/kg	40000
Anthracene	**1100000**	**97000**	**ug/kg**	**9400**
Atrazine	ND	480000	ug/kg	47000
Benzo(a)anthracene	**1000000**	**97000**	**ug/kg**	**12000**
Benzo(a)pyrene	**810000**	**97000**	**ug/kg**	**9700**
Benzo(b)fluoranthene	**1000000**	**97000**	**ug/kg**	**15000**
Benzo(ghi)perylene	**380000**	**97000**	**ug/kg**	**9600**
Benzo(k)fluoranthene	ND	97000	ug/kg	20000
Benzaldehyde	ND	480000	ug/kg	72000
1,1'-Biphenyl	**460000 J**	**480000**	**ug/kg**	**45000**
bis(2-Chloroethoxy) methane	ND	480000	ug/kg	32000
bis(2-Chloroethyl)-ether	ND	97000	ug/kg	13000
bis(2-Ethylhexyl) phthalate	ND	480000	ug/kg	78000
4-Bromophenyl phenyl ether	ND	480000	ug/kg	42000
Butyl benzyl phthalate	ND	480000	ug/kg	66000
Caprolactam	ND	2500000	ug/kg	370000
Carbazole	**400000**	**97000**	**ug/kg**	**8900**
4-Chloroaniline	ND	480000	ug/kg	39000
4-Chloro-3-methylphenol	ND	480000	ug/kg	44000
2-Chloronaphthalene	ND	97000	ug/kg	10000
2-Chlorophenol	ND	480000	ug/kg	39000
4-Chlorophenyl phenyl ether	ND	480000	ug/kg	54000
Chrysene	**920000**	**97000**	**ug/kg**	**11000**
Dibenz(a,h)anthracene	**97000**	**97000**	**ug/kg**	**11000**
Dibenzofuran	**1500000**	**480000**	**ug/kg**	**47000**
3,3'-Dichlorobenzidine	ND	480000	ug/kg	51000
2,4-Dichlorophenol	ND	97000	ug/kg	9700
Diethyl phthalate	ND	480000	ug/kg	53000
2,4-Dimethylphenol	ND	480000	ug/kg	76000
Dimethyl phthalate	ND	480000	ug/kg	53000

(Continued on next page)

MACTEC Engineering and Consulting Inc

Client Sample ID: B-13-1214

GC/MS Semivolatiles

Lot-Sample #...: C0K020532-001 Work Order #...: L9FX72AD Matrix.....: SOLID

PARAMETER	RESULT	REPORTING LIMIT	UNITS	MDL
Di-n-butyl phthalate	ND	480000	ug/kg	60000
4,6-Dinitro-2-methylphenol	ND	2500000	ug/kg	190000
2,4-Dinitrophenol	ND	2500000	ug/kg	570000
2,4-Dinitrotoluene	ND	480000	ug/kg	39000
2,6-Dinitrotoluene	ND	480000	ug/kg	50000
Di-n-octyl phthalate	ND	480000	ug/kg	51000
Fluoranthene	**2100000**	**97000**	**ug/kg**	**10000**
Fluorene	**1700000**	**97000**	**ug/kg**	**13000**
Hexachlorobenzene	ND	97000	ug/kg	10000
Hexachlorobutadiene	ND	97000	ug/kg	11000
Hexachlorocyclopenta-diene	ND	480000	ug/kg	52000
Hexachloroethane	ND	480000	ug/kg	35000
Indeno(1,2,3-cd)pyrene	**320000**	**97000**	**ug/kg**	**9900**
Isophorone	ND	480000	ug/kg	36000
2-Methylnaphthalene	**2500000**	**97000**	**ug/kg**	**8700**
2-Methylphenol	ND	480000	ug/kg	34000
4-Methylphenol	ND	480000	ug/kg	47000
Naphthalene	**12000000**	**97000**	**ug/kg**	**8300**
2-Nitroaniline	ND	2500000	ug/kg	220000
3-Nitroaniline	ND	2500000	ug/kg	200000
4-Nitroaniline	ND	2500000	ug/kg	200000
Nitrobenzene	ND	97000	ug/kg	40000
2-Nitrophenol	ND	480000	ug/kg	53000
4-Nitrophenol	ND	2500000	ug/kg	160000
N-Nitrosodi-n-propyl-amine	ND	97000	ug/kg	11000
N-Nitrosodiphenylamine	ND	97000	ug/kg	45000
2,2'-oxybis (1-Chloropropane)	ND	97000	ug/kg	10000
Pentachlorophenol	ND	480000	ug/kg	43000
Phenanthrene	**4500000**	**97000**	**ug/kg**	**15000**
Phenol	ND	97000	ug/kg	11000
Pyrene	**2000000**	**97000**	**ug/kg**	**9800**
2,4,5-Trichloro-phenol	ND	480000	ug/kg	52000
2,4,6-Trichloro-phenol	ND	480000	ug/kg	72000

(Continued on next page)

MACTEC Engineering and Consulting Inc

Client Sample ID: B-13-1214

GC/MS Semivolatiles

Lot-Sample #...: C0K020532-001 Work Order #...: L9FX72AD Matrix.....: SOLID

SURROGATE	PERCENT RECOVERY	RECOVERY LIMITS
2,4,6-Tribromophenol	NC,DIL	(35 - 124)
2-Fluorobiphenyl	NC,DIL	(35 - 105)
2-Fluorophenol	NC,DIL	(39 - 103)
Nitrobenzene-d5	NC,DIL	(25 - 104)
Phenol-d5	NC,DIL	(25 - 105)
Terphenyl-d14	NC,DIL	(25 - 127)

NOTE(S):

NC The recovery and/or RPD were not calculated.

DIL The concentration is estimated or not reported due to dilution or the presence of interfering analytes.

Results and reporting limits have been adjusted for dry weight.

J Estimated result. Result is less than RL.

SW846 8270C SURROGATE RECOVERY

Lab Name: TestAmerica Laboratories, Inc. Client: MACTEC Engineering and Consulting Inc

Lab Code: TALPIT SDG No:

Lot #: C0K020532

Extraction: XXA4FQL01

	CLIENT ID.	SRG01	SRG02	SRG03	SRG04	SRG05	SRG06	TOT OUT
01	B-13-1214	0 D	0 D	0 D	0 D	0 D	0 D	06
02	B-13-1214 RE-1	0 D	0 D	0 D	0 D	0 D	0 D	06
03	INTRA-LAB QC	39	79	61	76	76	91	00
04	METHOD BLK. L9RHJ1AA	89	91	101	90	90	109	00
05	LCS L9RHJ1AC	84	74	85	69	73	74	00
06	LAB MS/MSD D	41	88	73	87	79	86	00
07	LAB MS/MSD S	29 *	63	49	63	59	63	01

SURROGATES		QC LIMITS
SRG01	= 2,4,6-Tribromophenol	(35-124)
SRG02	= 2-Fluorobiphenyl	(35-105)
SRG03	= 2-Fluorophenol	(39-103)
SRG04	= Nitrobenzene-d5	(25-104)
SRG05	= Phenol-d5	(25-105)
SRG06	= Terphenyl-d14	(25-127)

\# Column to be used to flag recovery values
* Values outside of required QC Limits
D System monitoring Compound diluted out

FORM II

SW846 8270C CHECK SAMPLE RECOVERY

Lab Name: TestAmerica Laboratories, Inc. Client: MACTEC Engineering and Consulting Inc

Lab Code: TALPIT SDG No:

Lot #: C0K100000 WO #: L9RHJ1AC
BATCH: 0314051

COMPOUND	SPIKE ADDED (ug/kg)	SAMPLE CONCENT. (ug/kg)	% REC	QC LIMITS REC	QUAL
1,2,4-Trichlorobenzene	6670	4690	70	43 - 100	
1,4-Dichlorobenzene	6670	4470	67	35 - 99	
2,4-Dinitrotoluene	6670	4480	67	45 - 124	
2-Chlorophenol	6670	4690	70	40 - 101	
4-Chloro-3-methylphenol	6670	4520	68	47 - 109	
4-Nitrophenol	6670	4560	68	36 - 127	
Acenaphthene	6670	4650	70	47 - 104	
N-Nitrosodi-n-propylamine	6670	4320	65	42 - 107	
Pentachlorophenol	6670	4840	73	17 - 122	
Phenol	6670	4420	66	41 - 102	
Pyrene	6670	4660	70	41 - 115	
Butyl benzyl phthalate	6670	4500	68	41 - 118	
4-Bromophenyl phenyl ethe	6670	4940	74	47 - 110	
4-Methylphenol	13300	9630	72	42 - 105	
Hexachloroethane	6670	4690	70	37 - 97	
Naphthalene	6670	4530	68	43 - 100	

NOTES(S):

* Values outside of QC limits

Spike Recovery: 0 out of 16 outside limits

COMMENTS:

FORM III

SW846 8270C MATRIX SPIKE/MATRIX SPIKE DUPLICATE RECOVERY

Lab Name: TestAmerica Laboratories, Inc. Client: MACTEC Engineering and Consulting Inc

Lab Code: TALPIT SDG No:

Matrix Spike ID: LAB MS/MSD Level: (low/med) LOW

Lot #: C0K030477 WO #: L9G2C1D1
BATCH: 0314051

COMPOUND	SPIKE ADDED (ug/kg)	SAMPLE CONCENT. (ug/kg)	MS CONCENT. (ug/kg)	MS % REC	LIMITS REC	QUAL
1,2,4-Trichlorobenzene	24700	ND	15000	61	43 - 100	
1,4-Dichlorobenzene	24700	ND	14500	59	35 - 99	
2,4-Dinitrotoluene	24700	ND	13700	56	45 - 124	
2-Chlorophenol	24700	ND	10700	44	40 - 101	
4-Chloro-3-methylphenol	24700	ND	11500	47	47 - 109	
4-Nitrophenol	24700	ND	5070	21*	36 - 127	a
Acenaphthene	24700	ND	15200	62	47 - 104	
N-Nitrosodi-n-propylamine	24700	ND	15200	62	42 - 107	
Pentachlorophenol	24700	ND	4470	18	17 - 122	
Phenol	24700	ND	14500	59	41 - 102	
Pyrene	24700	ND	15400	63	41 - 115	
Butyl benzyl phthalate	24700	ND	14500	59	41 - 118	
4-Bromophenyl phenyl ethe	24700	ND	14600	59	47 - 110	
4-Methylphenol	49400	31000	52800	45	42 - 105	
Hexachloroethane	24700	ND	13900	56	37 - 97	
Naphthalene	24700	680	15200	59	43 - 100	

NOTES(S):

Results and reporting limits have been adjusted for dry weight.

a Spiked analyte recovery is outside stated control limits.

Column to be used to flag recovery and RPD values with an asterisk
* Values outside of QC limits

RPD: 0 out of 0 outside limits
Spike Recovery: 1 out of 16 outside limits

COMMENTS:

FORM III

SW846 8270C MATRIX SPIKE/MATRIX SPIKE DUPLICATE RECOVERY

Lab Name: TestAmerica Laboratories, Inc. Client: MACTEC Engineering and Consulting Inc

Lab Code: TALPIT SDG No:

Matrix Spike ID: LAB MS/MSD Level: (low/med) LOW

Lot #: C0K030477 WO #: L9G2C1D2
BATCH: 0314051

COMPOUND	SPIKE ADDED (ug/kg)	MSD CONCENT. (ug/kg)	MSD % REC	% RPD		QC LIMITS RPD	QC LIMITS REC	QUAL
1,2,4-Trichlorobenzene	24700	21300	86	35		36	43 - 100	
1,4-Dichlorobenzene	24700	19600	79	30		49	35 - 99	
2,4-Dinitrotoluene	24700	19600	79	35		41	45 - 124	
2-Chlorophenol	24700	17500	71	48	*	42	40 - 101	p
4-Chloro-3-methylphenol	24700	17200	70	39	*	36	47 - 109	p
4-Nitrophenol	24700	10400	42	69	*	43	36 - 127	p
Acenaphthene	24700	21900	89	36		40	47 - 104	
N-Nitrosodi-n-propylamine	24700	20700	84	31		43	42 - 107	
Pentachlorophenol	24700	8260	33	59	*	52	17 - 122	p
Phenol	24700	20600	83	34		39	41 - 102	
Pyrene	24700	22300	90	36		43	41 - 115	
Butyl benzyl phthalate	24700	21600	88	39		41	41 - 118	
4-Bromophenyl phenyl ethe	24700	21600	88	39		46	47 - 110	
4-Methylphenol	49400	70700	81	29		43	42 - 105	
Hexachloroethane	24700	18900	76	30		48	37 - 97	
Naphthalene	24700	21900	86	37	*	32	43 - 100	p

NOTES(S):

Results and reporting limits have been adjusted for dry weight.

p Relative percent difference (RPD) is outside stated control limits.

Column to be used to flag recovery and RPD values with an asterisk
* Values outside of QC limits

RPD: 5 out of 16 outside limits
Spike Recovery: 0 out of 16 outside limits

COMMENTS:

FORM III

SW846 8270C METHOD BLANK SUMMARY

BLANK WORKORDER NO.: L9RHJ1AA

Lab Name: TestAmerica Laboratories, Inc.

Lab Code: TALPIT — SDG Number:

Lab File ID: F1111010. — Lot Number: C0K020532

Date Analyzed: 11/11/10 — Time Analyzed: 08:24

Matrix: SOLID — Date Extracted:11/10/10

GC Column: HP5MS ID: .25 — Extraction Method: 3541

Instrument ID: 722 — Level:(low/med) LOW

THIS METHOD BLANK APPLIES TO THE FOLLOWING SAMPLES, LCS, LCSD, MS , MSD:

	CLIENT ID.	SAMPLE WORK ORDER #	LAB FILE ID	DATE ANALYZED	TIME ANALYZED
01	B-13-1214	L9FX71AD	F1111015.	11/11/10	10:21
02	B-13-1214	L9FX72AD	F1121005.	11/13/10	03:12
03	INTRA-LAB QC	L9G2C1AD	F1111012.	11/11/10	09:22
04	LAB MS/MSD	L9G2C1D1 S	F1111013.	11/11/10	09:42
05	LAB MS/MSD	L9G2C1D2 D	F1111014.	11/11/10	10:02
06	CHECK SAMPLE	L9RHJ1AC C	F1121004.	11/13/10	02:53
07					
08					
09					
10					
11					
12					
13					
14					
15					
16					
17					
18					
19					
20					
21					
22					
23					
24					
25					
26					
27					
28					
29					
30					

COMMENTS:

METHOD BLANK REPORT

GC/MS Semivolatiles

Client Lot #...: C0K020532 **Work Order #...:** L9RHJ1AA **Matrix.....:** SOLID
MB Lot-Sample #: C0K100000-051

Prep Date.....: 11/10/10 **Analysis Time..:** 08:24
Analysis Date..: 11/11/10 **Prep Batch #...:** 0314051 **Final Wgt/Vol..:** 5 mL
Dilution Factor: 1 **Initial Wgt/Vol:** 15 g **Instrument ID..:** 722
Analyst ID.....: 007062

PARAMETER	RESULT	REPORTING LIMIT	UNITS	METHOD
Acenaphthene	ND	67	ug/kg	SW846 8270C
Acenaphthylene	ND	67	ug/kg	SW846 8270C
Acetophenone	ND	330	ug/kg	SW846 8270C
Anthracene	ND	67	ug/kg	SW846 8270C
Atrazine	ND	330	ug/kg	SW846 8270C
Benzo(a)anthracene	ND	67	ug/kg	SW846 8270C
Benzo(a)pyrene	ND	67	ug/kg	SW846 8270C
Benzo(b)fluoranthene	ND	67	ug/kg	SW846 8270C
Benzo(ghi)perylene	ND	67	ug/kg	SW846 8270C
Benzo(k)fluoranthene	ND	67	ug/kg	SW846 8270C
Benzaldehyde	ND	330	ug/kg	SW846 8270C
1,1'-Biphenyl	ND	330	ug/kg	SW846 8270C
bis(2-Chloroethoxy) methane	ND	330	ug/kg	SW846 8270C
bis(2-Chloroethyl)-ether	ND	67	ug/kg	SW846 8270C
bis(2-Ethylhexyl) phthalate	ND	330	ug/kg	SW846 8270C
4-Bromophenyl phenyl ether	ND	330	ug/kg	SW846 8270C
Butyl benzyl phthalate	ND	330	ug/kg	SW846 8270C
Caprolactam	ND	1700	ug/kg	SW846 8270C
Carbazole	ND	67	ug/kg	SW846 8270C
4-Chloroaniline	ND	330	ug/kg	SW846 8270C
4-Chloro-3-methylphenol	ND	330	ug/kg	SW846 8270C
2-Chloronaphthalene	ND	67	ug/kg	SW846 8270C
2-Chlorophenol	ND	330	ug/kg	SW846 8270C
4-Chlorophenyl phenyl ether	ND	330	ug/kg	SW846 8270C
Chrysene	ND	67	ug/kg	SW846 8270C
Dibenz(a,h)anthracene	ND	67	ug/kg	SW846 8270C
Dibenzofuran	ND	330	ug/kg	SW846 8270C
3,3'-Dichlorobenzidine	ND	330	ug/kg	SW846 8270C
2,4-Dichlorophenol	ND	67	ug/kg	SW846 8270C
Diethyl phthalate	ND	330	ug/kg	SW846 8270C
2,4-Dimethylphenol	ND	330	ug/kg	SW846 8270C
Dimethyl phthalate	ND	330	ug/kg	SW846 8270C
Di-n-butyl phthalate	ND	330	ug/kg	SW846 8270C
4,6-Dinitro-2-methylphenol	ND	1700	ug/kg	SW846 8270C

(Continued on next page)

METHOD BLANK REPORT

GC/MS Semivolatiles

Client Lot #...: C0K020532 **Work Order #...:** L9RHJ1AA **Matrix.....:** SOLID

PARAMETER	RESULT	REPORTING LIMIT	UNITS	METHOD
2,4-Dinitrophenol	ND	1700	ug/kg	SW846 8270C
2,4-Dinitrotoluene	ND	330	ug/kg	SW846 8270C
2,6-Dinitrotoluene	ND	330	ug/kg	SW846 8270C
Di-n-octyl phthalate	ND	330	ug/kg	SW846 8270C
Fluoranthene	ND	67	ug/kg	SW846 8270C
Fluorene	ND	67	ug/kg	SW846 8270C
Hexachlorobenzene	ND	67	ug/kg	SW846 8270C
Hexachlorobutadiene	ND	67	ug/kg	SW846 8270C
Hexachlorocyclopenta-diene	ND	330	ug/kg	SW846 8270C
Hexachloroethane	ND	330	ug/kg	SW846 8270C
Indeno(1,2,3-cd)pyrene	ND	67	ug/kg	SW846 8270C
Isophorone	ND	330	ug/kg	SW846 8270C
2-Methylnaphthalene	ND	67	ug/kg	SW846 8270C
2-Methylphenol	ND	330	ug/kg	SW846 8270C
4-Methylphenol	ND	330	ug/kg	SW846 8270C
Naphthalene	ND	67	ug/kg	SW846 8270C
2-Nitroaniline	ND	1700	ug/kg	SW846 8270C
3-Nitroaniline	ND	1700	ug/kg	SW846 8270C
4-Nitroaniline	ND	1700	ug/kg	SW846 8270C
Nitrobenzene	ND	67	ug/kg	SW846 8270C
2-Nitrophenol	ND	330	ug/kg	SW846 8270C
4-Nitrophenol	ND	1700	ug/kg	SW846 8270C
N-Nitrosodi-n-propyl-amine	ND	67	ug/kg	SW846 8270C
N-Nitrosodiphenylamine	ND	67	ug/kg	SW846 8270C
2,2'-oxybis (1-Chloropropane)	ND	67	ug/kg	SW846 8270C
Pentachlorophenol	ND	330	ug/kg	SW846 8270C
Phenanthrene	ND	67	ug/kg	SW846 8270C
Phenol	ND	67	ug/kg	SW846 8270C
Pyrene	ND	67	ug/kg	SW846 8270C
2,4,5-Trichloro-phenol	ND	330	ug/kg	SW846 8270C
2,4,6-Trichloro-phenol	ND	330	ug/kg	SW846 8270C

SURROGATE	PERCENT RECOVERY	RECOVERY LIMITS
2,4,6-Tribromophenol	89	(35 - 124)
2-Fluorobiphenyl	91	(35 - 105)
2-Fluorophenol	101	(39 - 103)
Nitrobenzene-d5	90	(25 - 104)
Phenol-d5	90	(25 - 105)
Terphenyl-d14	109	(25 - 127)

(Continued on next page)

METHOD BLANK REPORT

GC/MS Semivolatiles

Client Lot #...: C0K020532 Work Order #...: L9RHJ1AA Matrix.....: SOLID

NOTE(S):

Calculations are performed before rounding to avoid round-off errors in calculated results.

FORM 8
SEMIVOLATILE INTERNAL STANDARD AREA AND RT SUMMARY

Lab Name: TESTAMERICA PITTSBURGH Contract:

Lab Code: TA Case No.: SAS No.: SDG No.: C0K020532

Lab File ID (Standard): F11110C1 Date Analyzed: 11/11/10

Instrument ID: 722 Time Analyzed: 0449

		IS1 (DCB) AREA	#	RT	#	IS2 (NPT) AREA	#	RT	#	IS3 (ANT) AREA	#	RT	#
	12 HOUR STD	98412		4.33		377765		5.33		214898		6.70	
	UPPER LIMIT	196824		4.83		755530		5.83		429796		7.20	
	LOWER LIMIT	49206		3.83		188883		4.83		107449		6.20	
	CLIENT SAMPLE NO.												
01	INTRA-LAB BL	99881		4.33		367452		5.33		199006		6.70	
02	B-13-1214	89473		4.33		352758		5.34		162324		6.70	
03													
04													
05													
06													
07													
08													
09													
10													
11													
12													
13													
14													
15													
16													
17													
18													
19													
20													
21													
22													

IS1 (DCB) = 1,4-Dichlorobenzene-d4
IS2 (NPT) = Naphthalene-d8
IS3 (ANT) = Acenaphthene-d10

AREA UPPER LIMIT = +100% of internal standard area
AREA LOWER LIMIT = - 50% of internal standard area
RT UPPER LIMIT = + 0.50 minutes of internal standard RT
RT LOWER LIMIT = - 0.50 minutes of internal standard RT

Column used to flag internal standard area values with an asterisk.
* Values outside of QC limits.

FORM 8
SEMIVOLATILE INTERNAL STANDARD AREA AND RT SUMMARY

Lab Name: TESTAMERICA PITTSBURGH Contract:

Lab Code: TA Case No.: SAS No.: SDG No.: C0K020532

Lab File ID (Standard): F11110C1 Date Analyzed: 11/11/10

Instrument ID: 722 Time Analyzed: 0449

		IS4(PHN) AREA #	RT #	IS5(CRY) AREA #	RT #	IS6(PRY) AREA #	RT #
	12 HOUR STD	323024	7.86	231627	10.24	180294	11.83
	UPPER LIMIT	646048	8.36	463254	10.74	360588	12.33
	LOWER LIMIT	161512	7.36	115814	9.74	90147	11.33
	CLIENT SAMPLE NO.						
01	INTRA-LAB BL	273693	7.86	202724	10.23	181465	11.82
02	B-13-1214	232202	7.87	262398	10.24	264199	11.84
03							
04							
05							
06							
07							
08							
09							
10							
11							
12							
13							
14							
15							
16							
17							
18							
19							
20							
21							
22							

IS4 (PHN) = Phenanthrene-d10
IS5 (CRY) = Chrysene-d12
IS6 (PRY) = Perylene-d12

AREA UPPER LIMIT = +100% of internal standard area
AREA LOWER LIMIT = - 50% of internal standard area
RT UPPER LIMIT = + 0.50 minutes of internal standard RT
RT LOWER LIMIT = - 0.50 minutes of internal standard RT

Column used to flag internal standard area values with an asterisk.
* Values outside of QC limits.

FORM 8
SEMIVOLATILE INTERNAL STANDARD AREA AND RT SUMMARY

Lab Name: TESTAMERICA PITTSBURGH Contract:

Lab Code: TA Case No.: SAS No.: SDG No.: C0K020532

Lab File ID (Standard): F11120C2 Date Analyzed: 11/13/10

Instrument ID: 722 Time Analyzed: 0114

		IS1 (DCB)		IS2 (NPT)		IS3 (ANT)	
		AREA #	RT #	AREA #	RT #	AREA #	RT #
	12 HOUR STD	93943	4.35	328486	5.34	178376	6.70
	UPPER LIMIT	187886	4.85	656972	5.84	356752	7.20
	LOWER LIMIT	46972	3.85	164243	4.84	89188	6.20
	CLIENT SAMPLE NO.						
01	INTRA-LAB CH	98634	4.34	348685	5.34	175363	6.69
02	B-13-1214	109091	4.35	430825	5.34	242444	6.70
03							
04							
05							
06							
07							
08							
09							
10							
11							
12							
13							
14							
15							
16							
17							
18							
19							
20							
21							
22							

IS1 (DCB) = 1,4-Dichlorobenzene-d4
IS2 (NPT) = Naphthalene-d8
IS3 (ANT) = Acenaphthene-d10

AREA UPPER LIMIT = +100% of internal standard area
AREA LOWER LIMIT = - 50% of internal standard area
RT UPPER LIMIT = + 0.50 minutes of internal standard RT
RT LOWER LIMIT = - 0.50 minutes of internal standard RT

Column used to flag internal standard area values with an asterisk.
* Values outside of QC limits.

FORM 8
SEMIVOLATILE INTERNAL STANDARD AREA AND RT SUMMARY

Lab Name: TESTAMERICA PITTSBURGH Contract:

Lab Code: TA Case No.: SAS No.: SDG No.: C0K020532

Lab File ID (Standard): F11120C2 Date Analyzed: 11/13/10

Instrument ID: 722 Time Analyzed: 0114

		IS4 (PHN) AREA #	RT #	IS5 (CRY) AREA #	RT #	IS6 (PRY) AREA #	RT #
	12 HOUR STD	250115	7.85	187983	10.20	165132	11.78
	UPPER LIMIT	500230	8.35	375966	10.70	330264	12.28
	LOWER LIMIT	125058	7.35	93992	9.70	82566	11.28
	CLIENT SAMPLE NO.						
01	INTRA-LAB CH	239969	7.85	216350	10.20	199976	11.78
02	B-13-1214	339393	7.85	223968	10.20	199551	11.78
03							
04							
05							
06							
07							
08							
09							
10							
11							
12							
13							
14							
15							
16							
17							
18							
19							
20							
21							
22							

IS4 (PHN) = Phenanthrene-d10
IS5 (CRY) = Chrysene-d12
IS6 (PRY) = Perylene-d12

AREA UPPER LIMIT = +100% of internal standard area
AREA LOWER LIMIT = - 50% of internal standard area
RT UPPER LIMIT = + 0.50 minutes of internal standard RT
RT LOWER LIMIT = - 0.50 minutes of internal standard RT

Column used to flag internal standard area values with an asterisk.
* Values outside of QC limits.

PCB SUMMARY

MACTEC Engineering and Consulting Inc

Client Sample ID: B-13-1214

GC Semivolatiles

Lot-Sample #...:	C0K020532-001	**Work Order #...:**	L9FX71AE	**Matrix.....:**	SOLID
Date Sampled...:	10/29/10	**Date Received..:**	10/30/10	**MS Run #.....:**	0308035
Prep Date.....:	11/04/10	**Analysis Date..:**	11/04/10		
Prep Batch #...:	0308060	**Analysis Time..:**	17:12		
Dilution Factor:	10	**Initial Wgt/Vol:**	15 g	**Final Wgt/Vol..:**	20 mL
% Moisture.....:	31	**Analyst ID.....:**	402360	**Instrument ID..:**	S/T
		Method.....:	SW846 8082		

PARAMETER	RESULT	REPORTING LIMIT	UNITS	MDL
Aroclor 1016	ND	240	ug/kg	36
Aroclor 1221	ND	240	ug/kg	46
Aroclor 1232	ND	240	ug/kg	41
Aroclor 1242	ND	240	ug/kg	39
Aroclor 1248	ND	240	ug/kg	23
Aroclor 1254	ND	240	ug/kg	34
Aroclor 1260	ND	240	ug/kg	34

SURROGATE	PERCENT RECOVERY	RECOVERY LIMITS
Tetrachloro-m-xylene	NC,DIL	(35 - 140)
Decachlorobiphenyl	NC,DIL	(35 - 140)

NOTE(S):

NC The recovery and/or RPD were not calculated.

DIL The concentration is estimated or not reported due to dilution or the presence of interfering analytes.

Results and reporting limits have been adjusted for dry weight.

SW846 8082 SURROGATE RECOVERY

Lab Name: TestAmerica Laboratories, Inc. Client: MACTEC Engineering and Consulting Inc

Lab Code: TALPIT SDG No:

Lot #: C0K020532

Extraction: XXA4FQH01

	CLIENT ID.	SRG01	SRG02	TOT OUT
01	INTRA-LAB QC	90	79	00
02	B-13-1214	0 D	0 D	02
03	METHOD BLK. L9HXH1AA	117	104	00
04	LCS L9HXH1AC	117	109	00
05	LAB MS/MSD D	82	77	00
06	LAB MS/MSD S	85	80	00

SURROGATES		QC LIMITS
SRG01	= Tetrachloro-m-xylene	(35-140)
SRG02	= Decachlorobiphenyl	(35-140)

\# Column to be used to flag recovery values
* Values outside of required QC Limits
D System monitoring Compound diluted out

FORM II

SW846 8082 CHECK SAMPLE RECOVERY

Lab Name: TestAmerica Laboratories, Inc. Client: MACTEC Engineering and Consulting Inc

Lab Code: TALPIT SDG No:

Lot #: C0K040000 WO #: L9HXH1AC
BATCH: 0308060

COMPOUND	SPIKE ADDED (ug/kg)	SAMPLE CONCENT. (ug/kg)	% REC	QC LIMITS REC	QUAL
Aroclor 1016	1330	1200	90	55- 130	
Aroclor 1260	1330	1210	91	54- 130	

NOTES(S):

* Values outside of QC limits

Spike Recovery: 0 out of 2 outside limits

COMMENTS:

FORM III

SW846 8082 MATRIX SPIKE/MATRIX SPIKE DUPLICATE RECOVERY

Lab Name: TestAmerica Laboratories, Inc. Client: MACTEC Engineering and Consulting Inc

Lab Code: TALPIT SDG No:

Matrix Spike ID: LAB MS/MSD Level: (low/med) LOW

Lot #: C0J270440 WO #: L85231A2
BATCH: 0308060

COMPOUND	SPIKE ADDED (ug/kg)	SAMPLE CONCENT. (ug/kg)	MS CONCENT. (ug/kg)	MS % REC	LIMITS REC	QUAL
Aroclor 1016	9460	ND	6300	67	55- 130	
Aroclor 1260	9460	ND	6470	68	54- 130	

NOTES(S):

Results and reporting limits have been adjusted for dry weight.

Column to be used to flag recovery and RPD values with an asterisk
* Values outside of QC limits

RPD: 0 out of 0 outside limits
Spike Recovery: 0 out of 2 outside limits

COMMENTS:

FORM III

SW846 8082 MATRIX SPIKE/MATRIX SPIKE DUPLICATE RECOVERY

Lab Name: TestAmerica Laboratories, Inc. Client: MACTEC Engineering and Consulting Inc

Lab Code: TALPIT SDG No:

Matrix Spike ID: LAB MS/MSD Level:(low/med) LOW

Lot #: C0J270440 WO #: L85231A3
BATCH: 0308060

COMPOUND	SPIKE ADDED (ug/kg)	MSD CONCENT. (ug/kg)	MSD % REC	% RPD	QC LIMITS RPD	QC LIMITS REC	QUAL
Aroclor 1016	9650	6380	66	1.2	35	55- 130	
Aroclor 1260	9650	6410	66	0.90	29	54- 130	

NOTES(S):

Results and reporting limits have been adjusted for dry weight.

Column to be used to flag recovery and RPD values with an asterisk
* Values outside of QC limits

RPD: 0 out of 2 outside limits
Spike Recovery: 0 out of 2 outside limits

COMMENTS:

FORM III

SW846 8082 METHOD BLANK SUMMARY

BLANK WORKORDER NO.: L9HXH1AA

Lab Name: TestAmerica Laboratories, Inc.

Lab Code: TALPIT

SDG Number:

Lab File ID: Y1100156.

Lot Number: C0K020532

Matrix: SOLID

Extraction Method: 3541

Date Extracted: 11/04/10

Date Analyzed(1): 11/04/10

Date Analyzed(2): N/A

Time Analyzed(1): 21:33

Time Analyzed(2): N/A

Instrument ID(1): S/T

Instrument ID(2): N/A

GC Column(1): MR1/MR2 ID: 053 GC Column(2): N/A ID: N/A

THIS METHOD BLANK APPLIES TO THE FOLLOWING SAMPLES, MS, AND MSD:

	CLIENT ID.	SAMPLE WORK ORDER #	DATE ANALYZED(1)	DATE ANALYZED(2)
01	INTRA-LAB QC	L85231A0	11/04/10	N/A
02	LAB MS/MSD	L85231A2 S	11/04/10	N/A
03	LAB MS/MSD	L85231A3 D	11/04/10	N/A
04	B-13-1214	L9FX71AE	11/04/10	N/A
05	CHECK SAMPLE	L9HXH1AC C	11/04/10	N/A
06				
07				
08				
09				
10				
11				
12				
13				
14				
15				
16				
17				
18				
19				
20				

COMMENTS:

FORM IV

METHOD BLANK REPORT

GC Semivolatiles

Client Lot #...: C0K020532	**Work Order #...:** L9HXH1AA	**Matrix.....:** SOLID
MB Lot-Sample #: C0K040000-060		
	Prep Date.....: 11/04/10	**Analysis Time..:** 21:33
Analysis Date..: 11/04/10	**Prep Batch #...:** 0308060	**Final Wgt/Vol..:** 20 mL
Dilution Factor: 1	**Initial Wgt/Vol:** 15 g	**Instrument ID..:** S/T
	Analyst ID.....: 402360	

PARAMETER	RESULT	REPORTING LIMIT	UNITS	METHOD
Aroclor 1016	ND	17	ug/kg	SW846 8082
Aroclor 1221	ND	17	ug/kg	SW846 8082
Aroclor 1232	ND	17	ug/kg	SW846 8082
Aroclor 1242	ND	17	ug/kg	SW846 8082
Aroclor 1248	ND	17	ug/kg	SW846 8082
Aroclor 1254	ND	17	ug/kg	SW846 8082
Aroclor 1260	ND	17	ug/kg	SW846 8082

SURROGATE	PERCENT RECOVERY	RECOVERY LIMITS
Tetrachloro-m-xylene	117	(35 - 140)
Decachlorobiphenyl	104	(35 - 140)

NOTE(S):

Calculations are performed before rounding to avoid round-off errors in calculated results.

METALS SUMMARY

MACTEC Engineering and Consulting Inc

Client Sample ID: B-13-1214

TOTAL Metals

Lot-Sample #...: C0K020532-001 **Matrix.....:** SOLID
Date Sampled...: 10/29/10 **Date Received..:** 10/30/10
% Moisture.....: 31

PARAMETER	RESULT	REPORTING LIMIT	UNITS	METHOD	PREPARATION-ANALYSIS DATE	WORK ORDER #
Prep Batch #...: 0314212						
Silver	**0.18 B**	**0.69**	**mg/kg**	**SW846 6010B**	**11/10-11/11/10**	**L9FX71AF**
		Dilution Factor: 0.96		Analysis Time..: 20:34	Analyst ID.....: 022952	
		Instrument ID..: TRACEICP		MS Run #.....: 0314121	MDL.....: 0.081	
Aluminum	**2120 J**	**27.8**	**mg/kg**	**SW846 6010B**	**11/10-11/11/10**	**L9FX71AG**
		Dilution Factor: 0.96		Analysis Time..: 20:34	Analyst ID.....: 022952	
		Instrument ID..: TRACEICP		MS Run #.....: 0314121	MDL.....: 1.5	
Arsenic	**6.5**	**1.4**	**mg/kg**	**SW846 6010B**	**11/10-11/11/10**	**L9FX71AH**
		Dilution Factor: 0.96		Analysis Time..: 20:34	Analyst ID.....: 022952	
		Instrument ID..: TRACEICP		MS Run #.....: 0314121	MDL.....: 0.31	
Barium	**94.3 J**	**27.8**	**mg/kg**	**SW846 6010B**	**11/10-11/11/10**	**L9FX71AJ**
		Dilution Factor: 0.96		Analysis Time..: 20:34	Analyst ID.....: 022952	
		Instrument ID..: TRACEICP		MS Run #.....: 0314121	MDL.....: 0.069	
Beryllium	**0.20 B,J**	**0.56**	**mg/kg**	**SW846 6010B**	**11/10-11/11/10**	**L9FX71AK**
		Dilution Factor: 0.96		Analysis Time..: 20:34	Analyst ID.....: 022952	
		Instrument ID..: TRACEICP		MS Run #.....: 0314121	MDL.....: 0.021	
Calcium	**4110 J**	**695**	**mg/kg**	**SW846 6010B**	**11/10-11/11/10**	**L9FX71AL**
		Dilution Factor: 0.96		Analysis Time..: 20:34	Analyst ID.....: 022952	
		Instrument ID..: TRACEICP		MS Run #.....: 0314121	MDL.....: 1.4	
Cadmium	**0.26 B**	**0.69**	**mg/kg**	**SW846 6010B**	**11/10-11/11/10**	**L9FX71AM**
		Dilution Factor: 0.96		Analysis Time..: 20:34	Analyst ID.....: 022952	
		Instrument ID..: TRACEICP		MS Run #.....: 0314121	MDL.....: 0.033	
Cobalt	**6.1 B,J**	**6.9**	**mg/kg**	**SW846 6010B**	**11/10-11/11/10**	**L9FX71AN**
		Dilution Factor: 0.96		Analysis Time..: 20:34	Analyst ID.....: 022952	
		Instrument ID..: TRACEICP		MS Run #.....: 0314121	MDL.....: 0.12	
Chromium	**43.3**	**0.69**	**mg/kg**	**SW846 6010B**	**11/10-11/11/10**	**L9FX71AP**
		Dilution Factor: 0.96		Analysis Time..: 20:34	Analyst ID.....: 022952	
		Instrument ID..: TRACEICP		MS Run #.....: 0314121	MDL.....: 0.12	

(Continued on next page)

MACTEC Engineering and Consulting Inc

Client Sample ID: B-13-1214

TOTAL Metals

Lot-Sample #...: C0K020532-001 **Matrix.....:** SOLID

PARAMETER	RESULT	REPORTING LIMIT	UNITS	METHOD	PREPARATION-ANALYSIS DATE	WORK ORDER #
Copper	**185**	**3.5**	**mg/kg**	**SW846 6010B**	**11/10-11/11/10**	**L9FX71AQ**
		Dilution Factor: 0.96		Analysis Time..: 20:34	Analyst ID.....: 022952	
		Instrument ID..: TRACEICP		MS Run #.....: 0314121	MDL.....: 0.48	
Iron	**13500 J**	**13.9**	**mg/kg**	**SW846 6010B**	**11/10-11/11/10**	**L9FX71AR**
		Dilution Factor: 0.96		Analysis Time..: 20:34	Analyst ID.....: 022952	
		Instrument ID..: TRACEICP		MS Run #.....: 0314121	MDL.....: 4.1	
Potassium	**455 B**	**695**	**mg/kg**	**SW846 6010B**	**11/10-11/11/10**	**L9FX71AT**
		Dilution Factor: 0.96		Analysis Time..: 20:34	Analyst ID.....: 022952	
		Instrument ID..: TRACEICP		MS Run #.....: 0314121	MDL.....: 58.6	
Magnesium	**7940 J**	**695**	**mg/kg**	**SW846 6010B**	**11/10-11/11/10**	**L9FX71AU**
		Dilution Factor: 0.96		Analysis Time..: 20:34	Analyst ID.....: 022952	
		Instrument ID..: TRACEICP		MS Run #.....: 0314121	MDL.....: 3.1	
Manganese	**119 J**	**2.1**	**mg/kg**	**SW846 6010B**	**11/10-11/11/10**	**L9FX71AV**
		Dilution Factor: 0.96		Analysis Time..: 20:34	Analyst ID.....: 022952	
		Instrument ID..: TRACEICP		MS Run #.....: 0314121	MDL.....: 0.067	
Sodium	**206 B**	**695**	**mg/kg**	**SW846 6010B**	**11/10-11/11/10**	**L9FX71AW**
		Dilution Factor: 0.96		Analysis Time..: 20:34	Analyst ID.....: 022952	
		Instrument ID..: TRACEICP		MS Run #.....: 0314121	MDL.....: 11.4	
Nickel	**55.4**	**5.6**	**mg/kg**	**SW846 6010B**	**11/10-11/11/10**	**L9FX71AX**
		Dilution Factor: 0.96		Analysis Time..: 20:34	Analyst ID.....: 022952	
		Instrument ID..: TRACEICP		MS Run #.....: 0314121	MDL.....: 0.53	
Lead	**56.3**	**0.42**	**mg/kg**	**SW846 6010B**	**11/10-11/11/10**	**L9FX71A0**
		Dilution Factor: 0.96		Analysis Time..: 20:34	Analyst ID.....: 022952	
		Instrument ID..: TRACEICP		MS Run #.....: 0314121	MDL.....: 0.20	
Selenium	ND	0.69	mg/kg	SW846 6010B	11/10-11/11/10	L9FX71A1
		Dilution Factor: 0.96		Analysis Time..: 20:34	Analyst ID.....: 022952	
		Instrument ID..: TRACEICP		MS Run #.....: 0314121	MDL.....: 0.29	
Thallium	ND	1.4	mg/kg	SW846 6010B	11/10-11/11/10	L9FX71A2
		Dilution Factor: 0.96		Analysis Time..: 20:34	Analyst ID.....: 022952	
		Instrument ID..: TRACEICP		MS Run #.....: 0314121	MDL.....: 0.29	

(Continued on next page)

MACTEC Engineering and Consulting Inc

Client Sample ID: B-13-1214

TOTAL Metals

Lot-Sample #...: C0K020532-001 **Matrix.....:** SOLID

PARAMETER	RESULT	REPORTING LIMIT	UNITS	METHOD	PREPARATION-ANALYSIS DATE	WORK ORDER #
Antimony	**0.45 B**	**1.4**	**mg/kg**	**SW846 6010B**	**11/10-11/11/10**	**L9FX71A3**
		Dilution Factor: 0.96		Analysis Time..: 20:34	Analyst ID.....: 022952	
		Instrument ID..: TRACEICP		MS Run #.....: 0314121	MDL.....: 0.23	
Vanadium	**12.6**	**6.9**	**mg/kg**	**SW846 6010B**	**11/10-11/11/10**	**L9FX71A4**
		Dilution Factor: 0.96		Analysis Time..: 20:34	Analyst ID.....: 022952	
		Instrument ID..: TRACEICP		MS Run #.....: 0314121	MDL.....: 0.26	
Zinc	**123 J**	**2.8**	**mg/kg**	**SW846 6010B**	**11/10-11/11/10**	**L9FX71A5**
		Dilution Factor: 0.96		Analysis Time..: 20:34	Analyst ID.....: 022952	
		Instrument ID..: TRACEICP		MS Run #.....: 0314121	MDL.....: 0.31	
Prep Batch #...: 0319022						
Mercury	**0.80**	**0.048**	**mg/kg**	**SW846 7471A**	**11/15/10**	**L9FX71A6**
		Dilution Factor: 1		Analysis Time..: 10:15	Analyst ID.....: 031043	
		Instrument ID..: HGHYDRA		MS Run #.....: 0319014	MDL.....: 0.016	

NOTE(S):

Results and reporting limits have been adjusted for dry weight.

B Estimated result. Result is less than RL.

J Method blank contamination. The associated method blank contains the target analyte at a reportable level.

METHOD BLANK REPORT

TOTAL Metals

Client Lot #...: C0K020532 **Matrix.....:** SOLID

PARAMETER	RESULT	REPORTING LIMIT	UNITS	METHOD	PREPARATION-ANALYSIS DATE	WORK ORDER #
MB Lot-Sample #: C0K100000-212 **Prep Batch #...:** 0314212						
Silver	ND	0.50	mg/kg	SW846 6010B	11/10-11/11/10	L9R261AP
		Dilution Factor: 1				
		Analysis Time..: 20:12		Analyst ID.....: 022952	Instrument ID..: TRA	
Aluminum	**4.8 B**	**20.0**	**mg/kg**	**SW846 6010B**	**11/10-11/11/10**	**L9R261CE**
		Dilution Factor: 1				
		Analysis Time..: 20:12		Analyst ID.....: 022952	Instrument ID..: TRA	
Arsenic	ND	1.0	mg/kg	SW846 6010B	11/10-11/11/10	L9R261AC
		Dilution Factor: 1				
		Analysis Time..: 20:12		Analyst ID.....: 022952	Instrument ID..: TRA	
Barium	**0.073 B**	**20.0**	**mg/kg**	**SW846 6010B**	**11/10-11/11/10**	**L9R261AD**
		Dilution Factor: 1				
		Analysis Time..: 20:12		Analyst ID.....: 022952	Instrument ID..: TRA	
Beryllium	**0.038 B**	**0.40**	**mg/kg**	**SW846 6010B**	**11/10-11/11/10**	**L9R261AE**
		Dilution Factor: 1				
		Analysis Time..: 20:12		Analyst ID.....: 022952	Instrument ID..: TRA	
Calcium	**33.5 B**	**500**	**mg/kg**	**SW846 6010B**	**11/10-11/11/10**	**L9R261AG**
		Dilution Factor: 1				
		Analysis Time..: 20:12		Analyst ID.....: 022952	Instrument ID..: TRA	
Cadmium	ND	0.50	mg/kg	SW846 6010B	11/10-11/11/10	L9R261AF
		Dilution Factor: 1				
		Analysis Time..: 20:12		Analyst ID.....: 022952	Instrument ID..: TRA	
Cobalt	**0.092 B**	**5.0**	**mg/kg**	**SW846 6010B**	**11/10-11/11/10**	**L9R261AH**
		Dilution Factor: 1				
		Analysis Time..: 20:12		Analyst ID.....: 022952	Instrument ID..: TRA	
Chromium	ND	0.50	mg/kg	SW846 6010B	11/10-11/11/10	L9R261AT
		Dilution Factor: 1				
		Analysis Time..: 20:12		Analyst ID.....: 022952	Instrument ID..: TRA	
Copper	ND	2.5	mg/kg	SW846 6010B	11/10-11/11/10	L9R261AJ
		Dilution Factor: 1				
		Analysis Time..: 20:12		Analyst ID.....: 022952	Instrument ID..: TRA	
Iron	**10.6**	**10.0**	**mg/kg**	**SW846 6010B**	**11/10-11/11/10**	**L9R261AK**
		Dilution Factor: 1				
		Analysis Time..: 20:12		Analyst ID.....: 022952	Instrument ID..: TRA	

(Continued on next page)

METHOD BLANK REPORT

TOTAL Metals

Client Lot #...: C0K020532 **Matrix.....:** SOLID

PARAMETER	RESULT	REPORTING LIMIT	UNITS	METHOD	PREPARATION-ANALYSIS DATE	WORK ORDER #
Potassium	ND	500	mg/kg	SW846 6010B	11/10-11/11/10	L9R261CF
		Dilution Factor: 1				
		Analysis Time..: 20:12		Analyst ID.....: 022952	Instrument ID..: TRA	
Magnesium	**4.1 B**	**500**	**mg/kg**	**SW846 6010B**	**11/10-11/11/10**	**L9R261CG**
		Dilution Factor: 1				
		Analysis Time..: 20:12		Analyst ID.....: 022952	Instrument ID..: TRA	
Manganese	**0.087 B**	**1.5**	**mg/kg**	**SW846 6010B**	**11/10-11/11/10**	**L9R261AL**
		Dilution Factor: 1				
		Analysis Time..: 20:12		Analyst ID.....: 022952	Instrument ID..: TRA	
Sodium	ND	500	mg/kg	SW846 6010B	11/10-11/11/10	L9R261CH
		Dilution Factor: 1				
		Analysis Time..: 20:12		Analyst ID.....: 022952	Instrument ID..: TRA	
Nickel	ND	4.0	mg/kg	SW846 6010B	11/10-11/11/10	L9R261AM
		Dilution Factor: 1				
		Analysis Time..: 20:12		Analyst ID.....: 022952	Instrument ID..: TRA	
Lead	ND	0.30	mg/kg	SW846 6010B	11/10-11/11/10	L9R261CD
		Dilution Factor: 1				
		Analysis Time..: 20:12		Analyst ID.....: 022952	Instrument ID..: TRA	
Selenium	ND	0.50	mg/kg	SW846 6010B	11/10-11/11/10	L9R261AN
		Dilution Factor: 1				
		Analysis Time..: 20:12		Analyst ID.....: 022952	Instrument ID..: TRA	
Thallium	ND	1.0	mg/kg	SW846 6010B	11/10-11/11/10	L9R261AQ
		Dilution Factor: 1				
		Analysis Time..: 20:12		Analyst ID.....: 022952	Instrument ID..: TRA	
Antimony	ND	1.0	mg/kg	SW846 6010B	11/10-11/11/10	L9R261AA
		Dilution Factor: 1				
		Analysis Time..: 20:12		Analyst ID.....: 022952	Instrument ID..: TRA	
Vanadium	ND	5.0	mg/kg	SW846 6010B	11/10-11/11/10	L9R261CJ
		Dilution Factor: 1				
		Analysis Time..: 20:12		Analyst ID.....: 022952	Instrument ID..: TRA	
Zinc	**2.9**	**2.0**	**mg/kg**	**SW846 6010B**	**11/10-11/11/10**	**L9R261AR**
		Dilution Factor: 1				
		Analysis Time..: 20:12		Analyst ID.....: 022952	Instrument ID..: TRA	

(Continued on next page)

METHOD BLANK REPORT

TOTAL Metals

Client Lot #...: C0K020532 **Matrix.....:** SOLID

PARAMETER	RESULT	REPORTING LIMIT	UNITS	METHOD	PREPARATION-ANALYSIS DATE	WORK ORDER #
MB Lot-Sample #: C0K150000-022 **Prep Batch #...:** 0319022						
Mercury	ND	0.033	mg/kg	SW846 7471A	11/15/10	L92PX1AA

Dilution Factor: 1

Analysis Time..: 09:44 Analyst ID.....: 031043 Instrument ID..: HGH

NOTE(S):

Calculations are performed before rounding to avoid round-off errors in calculated results.

B Estimated result. Result is less than RL.

LABORATORY CONTROL SAMPLE EVALUATION REPORT

TOTAL Metals

Client Lot #...: C0K020532 **Matrix.....:** SOLID

PARAMETER	PERCENT RECOVERY	RECOVERY LIMITS	METHOD	PREPARATION-ANALYSIS DATE	WORK ORDER #
LCS Lot-Sample#: C0K100000-212 **Prep Batch #...:** 0314212					
Silver	90	(80 - 120)	SW846 6010B	11/10-11/11/10	L9R261A8
		Dilution Factor: 1	Analysis Time..: 20:17	Analyst ID.....: 022952	
		Instrument ID..: TRACEICP			
Aluminum	95	(80 - 120)	SW846 6010B	11/10-11/11/10	L9R261CT
		Dilution Factor: 1	Analysis Time..: 20:17	Analyst ID.....: 022952	
		Instrument ID..: TRACEICP			
Arsenic	92	(80 - 120)	SW846 6010B	11/10-11/11/10	L9R261AV
		Dilution Factor: 1	Analysis Time..: 20:17	Analyst ID.....: 022952	
		Instrument ID..: TRACEICP			
Barium	93	(80 - 120)	SW846 6010B	11/10-11/11/10	L9R261AW
		Dilution Factor: 1	Analysis Time..: 20:17	Analyst ID.....: 022952	
		Instrument ID..: TRACEICP			
Beryllium	88	(80 - 120)	SW846 6010B	11/10-11/11/10	L9R261AX
		Dilution Factor: 1	Analysis Time..: 20:17	Analyst ID.....: 022952	
		Instrument ID..: TRACEICP			
Calcium	91	(80 - 120)	SW846 6010B	11/10-11/11/10	L9R261A1
		Dilution Factor: 1	Analysis Time..: 20:17	Analyst ID.....: 022952	
		Instrument ID..: TRACEICP			
Cadmium	91	(80 - 120)	SW846 6010B	11/10-11/11/10	L9R261A0
		Dilution Factor: 1	Analysis Time..: 20:17	Analyst ID.....: 022952	
		Instrument ID..: TRACEICP			
Cobalt	90	(80 - 120)	SW846 6010B	11/10-11/11/10	L9R261A2
		Dilution Factor: 1	Analysis Time..: 20:17	Analyst ID.....: 022952	
		Instrument ID..: TRACEICP			
Chromium	93	(80 - 120)	SW846 6010B	11/10-11/11/10	L9R261CC
		Dilution Factor: 1	Analysis Time..: 20:17	Analyst ID.....: 022952	
		Instrument ID..: TRACEICP			
Copper	94	(80 - 120)	SW846 6010B	11/10-11/11/10	L9R261A3
		Dilution Factor: 1	Analysis Time..: 20:17	Analyst ID.....: 022952	
		Instrument ID..: TRACEICP			

(Continued on next page)

LABORATORY CONTROL SAMPLE EVALUATION REPORT

TOTAL Metals

Client Lot #...: C0K020532 **Matrix.....:** SOLID

PARAMETER	PERCENT RECOVERY	RECOVERY LIMITS	METHOD	PREPARATION-ANALYSIS DATE	WORK ORDER #
Iron	89	(80 - 120)	SW846 6010B	11/10-11/11/10	L9R261A4
		Dilution Factor: 1	Analysis Time..: 20:17	Analyst ID.....: 022952	
		Instrument ID..: TRACEICP			
Potassium	100	(80 - 120)	SW846 6010B	11/10-11/11/10	L9R261CU
		Dilution Factor: 1	Analysis Time..: 20:17	Analyst ID.....: 022952	
		Instrument ID..: TRACEICP			
Magnesium	90	(80 - 120)	SW846 6010B	11/10-11/11/10	L9R261CV
		Dilution Factor: 1	Analysis Time..: 20:17	Analyst ID.....: 022952	
		Instrument ID..: TRACEICP			
Manganese	91	(80 - 120)	SW846 6010B	11/10-11/11/10	L9R261A5
		Dilution Factor: 1	Analysis Time..: 20:17	Analyst ID.....: 022952	
		Instrument ID..: TRACEICP			
Sodium	95	(80 - 120)	SW846 6010B	11/10-11/11/10	L9R261CW
		Dilution Factor: 1	Analysis Time..: 20:17	Analyst ID.....: 022952	
		Instrument ID..: TRACEICP			
Nickel	90	(80 - 120)	SW846 6010B	11/10-11/11/10	L9R261A6
		Dilution Factor: 1	Analysis Time..: 20:17	Analyst ID.....: 022952	
		Instrument ID..: TRACEICP			
Lead	91	(80 - 120)	SW846 6010B	11/10-11/11/10	L9R261CX
		Dilution Factor: 1	Analysis Time..: 20:17	Analyst ID.....: 022952	
		Instrument ID..: TRACEICP			
Selenium	91	(80 - 120)	SW846 6010B	11/10-11/11/10	L9R261A7
		Dilution Factor: 1	Analysis Time..: 20:17	Analyst ID.....: 022952	
		Instrument ID..: TRACEICP			
Thallium	92	(80 - 120)	SW846 6010B	11/10-11/11/10	L9R261A9
		Dilution Factor: 1	Analysis Time..: 20:17	Analyst ID.....: 022952	
		Instrument ID..: TRACEICP			
Antimony	94	(80 - 120)	SW846 6010B	11/10-11/11/10	L9R261AU
		Dilution Factor: 1	Analysis Time..: 20:17	Analyst ID.....: 022952	
		Instrument ID..: TRACEICP			
Vanadium	90	(80 - 120)	SW846 6010B	11/10-11/11/10	L9R261C0
		Dilution Factor: 1	Analysis Time..: 20:17	Analyst ID.....: 022952	
		Instrument ID..: TRACEICP			

(Continued on next page)

LABORATORY CONTROL SAMPLE EVALUATION REPORT

TOTAL Metals

Client Lot #...: C0K020532 **Matrix.....:** SOLID

PARAMETER	PERCENT RECOVERY	RECOVERY LIMITS	METHOD	PREPARATION-ANALYSIS DATE	WORK ORDER #
Zinc	97	(80 - 120)	SW846 6010B	11/10-11/11/10	L9R261CA

Dilution Factor: 1 Analysis Time..: 20:17 Analyst ID.....: 022952
Instrument ID..: TRACEICP

LCS Lot-Sample#: C0K150000-022 **Prep Batch #...:** 0319022

Mercury	94	(80 - 120)	SW846 7471A	11/15/10	L92PX1AC

Dilution Factor: 1 Analysis Time..: 09:46 Analyst ID.....: 031043
Instrument ID..: HGHYDRA

NOTE(S):

Calculations are performed before rounding to avoid round-off errors in calculated results.

LABORATORY CONTROL SAMPLE DATA REPORT

TOTAL Metals

Client Lot #...: C0K020532 **Matrix.....:** SOLID

PARAMETER	SPIKE AMOUNT	MEASURED AMOUNT	UNITS	PERCNT RECVRY	METHOD	PREPARATION-ANALYSIS DATE	WORK ORDER #
LCS Lot-Sample#: C0K100000-212 **Prep Batch #...:** 0314212							
Silver	5.00	4.50	mg/kg	90	SW846 6010B	11/10-11/11/10	L9R261A8
			Dilution Factor: 1		Analysis Time..: 20:17	Analyst ID.....: 022952	
			Instrument ID..: TRACEICP				
Aluminum	200	190	mg/kg	95	SW846 6010B	11/10-11/11/10	L9R261CT
			Dilution Factor: 1		Analysis Time..: 20:17	Analyst ID.....: 022952	
			Instrument ID..: TRACEICP				
Arsenic	200	184	mg/kg	92	SW846 6010B	11/10-11/11/10	L9R261AV
			Dilution Factor: 1		Analysis Time..: 20:17	Analyst ID.....: 022952	
			Instrument ID..: TRACEICP				
Barium	200	185	mg/kg	93	SW846 6010B	11/10-11/11/10	L9R261AW
			Dilution Factor: 1		Analysis Time..: 20:17	Analyst ID.....: 022952	
			Instrument ID..: TRACEICP				
Beryllium	5.00	4.42	mg/kg	88	SW846 6010B	11/10-11/11/10	L9R261AX
			Dilution Factor: 1		Analysis Time..: 20:17	Analyst ID.....: 022952	
			Instrument ID..: TRACEICP				
Calcium	5000	4550	mg/kg	91	SW846 6010B	11/10-11/11/10	L9R261A1
			Dilution Factor: 1		Analysis Time..: 20:17	Analyst ID.....: 022952	
			Instrument ID..: TRACEICP				
Cadmium	5.00	4.54	mg/kg	91	SW846 6010B	11/10-11/11/10	L9R261A0
			Dilution Factor: 1		Analysis Time..: 20:17	Analyst ID.....: 022952	
			Instrument ID..: TRACEICP				
Cobalt	50.0	44.8	mg/kg	90	SW846 6010B	11/10-11/11/10	L9R261A2
			Dilution Factor: 1		Analysis Time..: 20:17	Analyst ID.....: 022952	
			Instrument ID..: TRACEICP				
Chromium	20.0	18.6	mg/kg	93	SW846 6010B	11/10-11/11/10	L9R261CC
			Dilution Factor: 1		Analysis Time..: 20:17	Analyst ID.....: 022952	
			Instrument ID..: TRACEICP				
Copper	25.0	23.4	mg/kg	94	SW846 6010B	11/10-11/11/10	L9R261A3
			Dilution Factor: 1		Analysis Time..: 20:17	Analyst ID.....: 022952	
			Instrument ID..: TRACEICP				

(Continued on next page)

LABORATORY CONTROL SAMPLE DATA REPORT

TOTAL Metals

Client Lot #...: C0K020532 **Matrix.....:** SOLID

PARAMETER	SPIKE AMOUNT	MEASURED AMOUNT	UNITS	PERCNT RECVRY	METHOD	PREPARATION-ANALYSIS DATE	WORK ORDER #
Iron	100	88.6	mg/kg	89	SW846 6010B	11/10-11/11/10	L9R261A4
			Dilution Factor: 1		Analysis Time..: 20:17	Analyst ID.....: 022952	
			Instrument ID..: TRACEICP				
Potassium	5000	5020	mg/kg	100	SW846 6010B	11/10-11/11/10	L9R261CU
			Dilution Factor: 1		Analysis Time..: 20:17	Analyst ID.....: 022952	
			Instrument ID..: TRACEICP				
Magnesium	5000	4500	mg/kg	90	SW846 6010B	11/10-11/11/10	L9R261CV
			Dilution Factor: 1		Analysis Time..: 20:17	Analyst ID.....: 022952	
			Instrument ID..: TRACEICP				
Manganese	50.0	45.3	mg/kg	91	SW846 6010B	11/10-11/11/10	L9R261A5
			Dilution Factor: 1		Analysis Time..: 20:17	Analyst ID.....: 022952	
			Instrument ID..: TRACEICP				
Sodium	5000	4730	mg/kg	95	SW846 6010B	11/10-11/11/10	L9R261CW
			Dilution Factor: 1		Analysis Time..: 20:17	Analyst ID.....: 022952	
			Instrument ID..: TRACEICP				
Nickel	50.0	45.0	mg/kg	90	SW846 6010B	11/10-11/11/10	L9R261A6
			Dilution Factor: 1		Analysis Time..: 20:17	Analyst ID.....: 022952	
			Instrument ID..: TRACEICP				
Lead	50.0	45.7	mg/kg	91	SW846 6010B	11/10-11/11/10	L9R261CX
			Dilution Factor: 1		Analysis Time..: 20:17	Analyst ID.....: 022952	
			Instrument ID..: TRACEICP				
Selenium	200	183	mg/kg	91	SW846 6010B	11/10-11/11/10	L9R261A7
			Dilution Factor: 1		Analysis Time..: 20:17	Analyst ID.....: 022952	
			Instrument ID..: TRACEICP				
Thallium	200	184	mg/kg	92	SW846 6010B	11/10-11/11/10	L9R261A9
			Dilution Factor: 1		Analysis Time..: 20:17	Analyst ID.....: 022952	
			Instrument ID..: TRACEICP				
Antimony	50.0	46.8	mg/kg	94	SW846 6010B	11/10-11/11/10	L9R261AU
			Dilution Factor: 1		Analysis Time..: 20:17	Analyst ID.....: 022952	
			Instrument ID..: TRACEICP				
Vanadium	50.0	45.2	mg/kg	90	SW846 6010B	11/10-11/11/10	L9R261C0
			Dilution Factor: 1		Analysis Time..: 20:17	Analyst ID.....: 022952	
			Instrument ID..: TRACEICP				

(Continued on next page)

LABORATORY CONTROL SAMPLE DATA REPORT

TOTAL Metals

Client Lot #...: C0K020532 **Matrix.....:** SOLID

PARAMETER	SPIKE AMOUNT	MEASURED AMOUNT	UNITS	PERCNT RECVRY	METHOD	PREPARATION-ANALYSIS DATE	WORK ORDER #
Zinc	50.0	48.6	mg/kg	97	SW846 6010B	11/10-11/11/10	L9R261CA

Dilution Factor: 1 Analysis Time..: 20:17 Analyst ID.....: 022952
Instrument ID..: TRACEICP

LCS Lot-Sample#: C0K150000-022 **Prep Batch #...:** 0319022

Mercury	0.417	0.392	mg/kg	94	SW846 7471A	11/15/10	L92PX1AC

Dilution Factor: 1 Analysis Time..: 09:46 Analyst ID.....: 031043
Instrument ID..: HGHYDRA

NOTE(S):

Calculations are performed before rounding to avoid round-off errors in calculated results.

MATRIX SPIKE SAMPLE EVALUATION REPORT

TOTAL Metals

Client Lot #...: C0K020532 **Matrix.....:** SOLID
Date Sampled...: 10/27/10 **Date Received..:** 10/29/10

PARAMETER	PERCENT RECOVERY	RECOVERY LIMITS	RPD	RPD LIMITS	METHOD	PREPARATION-ANALYSIS DATE	WORK ORDER #
MS Lot-Sample #: C0J290580-001 **Prep Batch #...:** 0319022							
						% Moisture.....: 15	
Mercury	135 N	(75 - 125)			SW846 7471A	11/15/10	L9CGQ1AV
	99	(75 - 125)	14	(0-20)	SW846 7471A	11/15/10	L9CGQ1AW

Dilution Factor: 1
Analysis Time..: 09:50 Instrument ID..: HGHYDRA Analyst ID.....: 031043
MS Run #.....: 0319014

NOTE(S):

Calculations are performed before rounding to avoid round-off errors in calculated results.

N Spiked analyte recovery is outside stated control limits.

Results and reporting limits have been adjusted for dry weight.

MATRIX SPIKE SAMPLE DATA REPORT

TOTAL Metals

Client Lot #...: C0K020532 **Matrix.....:** SOLID
Date Sampled...: 10/27/10 **Date Received..:** 10/29/10

PARAMETER	SAMPLE AMOUNT	SPIKE AMT	MEASRD AMOUNT	UNITS	PERCNT RECVRY	RPD	METHOD	PREPARATION-ANALYSIS DATE	WORK ORDER #
MS Lot-Sample #: C0J290580-001 **Prep Batch #...:** 0319022									
								% Moisture.....: 15	
Mercury									
	0.28	0.197	0.548 N	mg/kg	135		SW846 7471A	11/15/10	L9CGQ1AV
	0.28	0.197	0.478	mg/kg	99	14	SW846 7471A	11/15/10	L9CGQ1AW

Dilution Factor: 1
Analysis Time..: 09:50 Instrument ID..: HGHYDRA Analyst ID.....: 031043
MS Run #.....: 0319014

NOTE(S):

Calculations are performed before rounding to avoid round-off errors in calculated results.

N Spiked analyte recovery is outside stated control limits.

Results and reporting limits have been adjusted for dry weight.

MATRIX SPIKE SAMPLE EVALUATION REPORT

TOTAL Metals

Client Lot #...: C0K020532 **Matrix.....:** SOLID
Date Sampled...: 11/08/10 **Date Received..:** 11/09/10

PARAMETER	PERCENT RECOVERY	RECOVERY LIMITS	RPD	RPD LIMITS	METHOD	PREPARATION-ANALYSIS DATE	WORK ORDER #
MS Lot-Sample #: C0K090529-001 **Prep Batch #...:** 0314212							
						% Moisture.....: 46	
Silver	88	(75 - 125)			SW846 6010B	11/10-11/11/10	L9Q901CP
	88	(75 - 125)	4.2	(0-20)	SW846 6010B	11/10-11/11/10	L9Q901CQ
		Dilution Factor: 0.93					
		Analysis Time..: 22:07			Instrument ID..: TRACEICP	Analyst ID.....: 022952	
		MS Run #.....: 0314121					
Aluminum	497 N	(75 - 125)			SW846 6010B	11/10-11/11/10	L9Q901C4
	487 N	(75 - 125)	0.75	(0-20)	SW846 6010B	11/10-11/11/10	L9Q901C5
		Dilution Factor: 0.93					
		Analysis Time..: 22:07			Instrument ID..: TRACEICP	Analyst ID.....: 022952	
		MS Run #.....: 0314121					
Arsenic	91	(75 - 125)			SW846 6010B	11/10-11/11/10	L9Q901A0
	90	(75 - 125)	2.7	(0-20)	SW846 6010B	11/10-11/11/10	L9Q901A1
		Dilution Factor: 0.93					
		Analysis Time..: 22:07			Instrument ID..: TRACEICP	Analyst ID.....: 022952	
		MS Run #.....: 0314121					
Barium	95	(75 - 125)			SW846 6010B	11/10-11/11/10	L9Q901A2
	94	(75 - 125)	2.6	(0-20)	SW846 6010B	11/10-11/11/10	L9Q901A3
		Dilution Factor: 0.93					
		Analysis Time..: 22:07			Instrument ID..: TRACEICP	Analyst ID.....: 022952	
		MS Run #.....: 0314121					
Beryllium	95	(75 - 125)			SW846 6010B	11/10-11/11/10	L9Q901A4
	94	(75 - 125)	1.7	(0-20)	SW846 6010B	11/10-11/11/10	L9Q901A5
		Dilution Factor: 0.93					
		Analysis Time..: 22:07			Instrument ID..: TRACEICP	Analyst ID.....: 022952	
		MS Run #.....: 0314121					
Calcium	92	(75 - 125)			SW846 6010B	11/10-11/11/10	L9Q901A8
	91	(75 - 125)	2.0	(0-20)	SW846 6010B	11/10-11/11/10	L9Q901A9
		Dilution Factor: 0.93					
		Analysis Time..: 22:07			Instrument ID..: TRACEICP	Analyst ID.....: 022952	
		MS Run #.....: 0314121					
Cadmium	89	(75 - 125)			SW846 6010B	11/10-11/11/10	L9Q901A6
	89	(75 - 125)	2.6	(0-20)	SW846 6010B	11/10-11/11/10	L9Q901A7
		Dilution Factor: 0.93					
		Analysis Time..: 22:07			Instrument ID..: TRACEICP	Analyst ID.....: 022952	
		MS Run #.....: 0314121					

(Continued on next page)

MATRIX SPIKE SAMPLE EVALUATION REPORT

TOTAL Metals

Client Lot #...: C0K020532 **Matrix.....:** SOLID
Date Sampled...: 11/08/10 **Date Received..:** 11/09/10

PARAMETER	PERCENT RECOVERY	RECOVERY LIMITS	RPD	RPD LIMITS	METHOD	PREPARATION-ANALYSIS DATE	WORK ORDER #
Cobalt	90	(75 - 125)			SW846 6010B	11/10-11/11/10	L9Q901CA
	89	(75 - 125)	2.0	(0-20)	SW846 6010B	11/10-11/11/10	L9Q901CC
		Dilution Factor: 0.93					
		Analysis Time..: 22:07			Instrument ID..: TRACEICP	Analyst ID.....: 022952	
		MS Run #.....: 0314121					
Chromium	97	(75 - 125)			SW846 6010B	11/10-11/11/10	L9Q901CW
	95	(75 - 125)	0.51	(0-20)	SW846 6010B	11/10-11/11/10	L9Q901CX
		Dilution Factor: 0.93					
		Analysis Time..: 22:07			Instrument ID..: TRACEICP	Analyst ID.....: 022952	
		MS Run #.....: 0314121					
Copper	96	(75 - 125)			SW846 6010B	11/10-11/11/10	L9Q901CD
	100	(75 - 125)	6.2	(0-20)	SW846 6010B	11/10-11/11/10	L9Q901CE
		Dilution Factor: 0.93					
		Analysis Time..: 22:07			Instrument ID..: TRACEICP	Analyst ID.....: 022952	
		MS Run #.....: 0314121					
Iron	NC	(75 - 125)			SW846 6010B	11/10-11/11/10	L9Q901CF
	NC	(75 - 125)		(0-20)	SW846 6010B	11/10-11/11/10	L9Q901CG
		Dilution Factor: 0.93					
		Analysis Time..: 22:07			Instrument ID..: TRACEICP	Analyst ID.....: 022952	
		MS Run #.....: 0314121					
Potassium	93	(75 - 125)			SW846 6010B	11/10-11/11/10	L9Q901C7
	95	(75 - 125)	4.7	(0-20)	SW846 6010B	11/10-11/11/10	L9Q901C8
		Dilution Factor: 0.93					
		Analysis Time..: 22:07			Instrument ID..: TRACEICP	Analyst ID.....: 022952	
		MS Run #.....: 0314121					
Magnesium	91	(75 - 125)			SW846 6010B	11/10-11/11/10	L9Q901DA
	90	(75 - 125)	2.8	(0-20)	SW846 6010B	11/10-11/11/10	L9Q901DC
		Dilution Factor: 0.93					
		Analysis Time..: 22:07			Instrument ID..: TRACEICP	Analyst ID.....: 022952	
		MS Run #.....: 0314121					
Manganese	94	(75 - 125)			SW846 6010B	11/10-11/11/10	L9Q901CH
	97	(75 - 125)	6.0	(0-20)	SW846 6010B	11/10-11/11/10	L9Q901CJ
		Dilution Factor: 0.93					
		Analysis Time..: 22:07			Instrument ID..: TRACEICP	Analyst ID.....: 022952	
		MS Run #.....: 0314121					

(Continued on next page)

MATRIX SPIKE SAMPLE EVALUATION REPORT

TOTAL Metals

Client Lot #...: C0K020532 **Matrix.....:** SOLID
Date Sampled...: 11/08/10 **Date Received..:** 11/09/10

PARAMETER	PERCENT RECOVERY	RECOVERY LIMITS	RPD	RPD LIMITS	METHOD	PREPARATION-ANALYSIS DATE	WORK ORDER #
Sodium	93	(75 - 125)			SW846 6010B	11/10-11/11/10	L9Q901DE
	94	(75 - 125)	4.2	(0-20)	SW846 6010B	11/10-11/11/10	L9Q901DF
		Dilution Factor: 0.93					
		Analysis Time..: 22:07			Instrument ID..: TRACEICP	Analyst ID.....: 022952	
		MS Run #.....: 0314121					
Nickel	91	(75 - 125)			SW846 6010B	11/10-11/11/10	L9Q901CK
	90	(75 - 125)	2.1	(0-20)	SW846 6010B	11/10-11/11/10	L9Q901CL
		Dilution Factor: 0.93					
		Analysis Time..: 22:07			Instrument ID..: TRACEICP	Analyst ID.....: 022952	
		MS Run #.....: 0314121					
Lead	90	(75 - 125)			SW846 6010B	11/10-11/11/10	L9Q901C1
	90	(75 - 125)	3.0	(0-20)	SW846 6010B	11/10-11/11/10	L9Q901C2
		Dilution Factor: 0.93					
		Analysis Time..: 22:07			Instrument ID..: TRACEICP	Analyst ID.....: 022952	
		MS Run #.....: 0314121					
Selenium	91	(75 - 125)			SW846 6010B	11/10-11/11/10	L9Q901CM
	90	(75 - 125)	2.0	(0-20)	SW846 6010B	11/10-11/11/10	L9Q901CN
		Dilution Factor: 0.93					
		Analysis Time..: 22:07			Instrument ID..: TRACEICP	Analyst ID.....: 022952	
		MS Run #.....: 0314121					
Thallium	73 N	(75 - 125)			SW846 6010B	11/10-11/11/10	L9Q901CR
	75	(75 - 125)	5.6	(0-20)	SW846 6010B	11/10-11/11/10	L9Q901CT
		Dilution Factor: 0.93					
		Analysis Time..: 22:07			Instrument ID..: TRACEICP	Analyst ID.....: 022952	
		MS Run #.....: 0314121					
Antimony	50 N	(75 - 125)			SW846 6010B	11/10-11/11/10	L9Q901AW
	57 N	(75 - 125)	16	(0-20)	SW846 6010B	11/10-11/11/10	L9Q901AX
		Dilution Factor: 0.93					
		Analysis Time..: 22:07			Instrument ID..: TRACEICP	Analyst ID.....: 022952	
		MS Run #.....: 0314121					
Vanadium	101	(75 - 125)			SW846 6010B	11/10-11/11/10	L9Q901DH
	98	(75 - 125)	0.27	(0-20)	SW846 6010B	11/10-11/11/10	L9Q901DJ
		Dilution Factor: 0.93					
		Analysis Time..: 22:07			Instrument ID..: TRACEICP	Analyst ID.....: 022952	
		MS Run #.....: 0314121					

(Continued on next page)

MATRIX SPIKE SAMPLE EVALUATION REPORT

TOTAL Metals

Client Lot #...: C0K020532 **Matrix.....:** SOLID
Date Sampled...: 11/08/10 **Date Received..:** 11/09/10

PARAMETER	PERCENT RECOVERY	RECOVERY LIMITS	RPD	RPD LIMITS	METHOD	PREPARATION-ANALYSIS DATE	WORK ORDER #
Zinc	93	(75 - 125)			SW846 6010B	11/10-11/11/10	L9Q901CU
	93	(75 - 125)	3.1	(0-20)	SW846 6010B	11/10-11/11/10	L9Q901CV

Dilution Factor: 0.93
Analysis Time..: 22:07 Instrument ID..: TRACEICP Analyst ID.....: 022952
MS Run #.....: 0314121

NOTE(S):

Calculations are performed before rounding to avoid round-off errors in calculated results.

Results and reporting limits have been adjusted for dry weight.

N Spiked analyte recovery is outside stated control limits.

NC The recovery and/or RPD were not calculated.

MATRIX SPIKE SAMPLE DATA REPORT

TOTAL Metals

Client Lot #...: C0K020532 **Matrix.....:** SOLID
Date Sampled...: 11/08/10 **Date Received..:** 11/09/10

PARAMETER	SAMPLE AMOUNT	SPIKE AMT	MEASRD AMOUNT	UNITS	PERCNT RECVRY	RPD	METHOD	PREPARATION-ANALYSIS DATE	WORK ORDER #
MS Lot-Sample #: C0K090529-001 **Prep Batch #...:** 0314212									
								% Moisture.....: 46	
Silver									
	ND	8.54	7.49	mg/kg	88		SW846 6010B	11/10-11/11/10	L9Q901CP
	ND	8.91	7.81	mg/kg	88	4.2	SW846 6010B	11/10-11/11/10	L9Q901CQ
			Dilution Factor: 0.93						
			Analysis Time..: 22:07		Instrument ID..: TRACEICP		Analyst ID.....: 022952		
			MS Run #.....: 0314121						
Aluminum									
	883	342	2580 N	mg/kg	497		SW846 6010B	11/10-11/11/10	L9Q901C4
	883	353	2600 N	mg/kg	487	0.75	SW846 6010B	11/10-11/11/10	L9Q901C5
			Dilution Factor: 0.93						
			Analysis Time..: 22:07		Instrument ID..: TRACEICP		Analyst ID.....: 022952		
			MS Run #.....: 0314121						
Arsenic									
	2.0	342	312	mg/kg	91		SW846 6010B	11/10-11/11/10	L9Q901A0
	2.0	353	321	mg/kg	90	2.7	SW846 6010B	11/10-11/11/10	L9Q901A1
			Dilution Factor: 0.93						
			Analysis Time..: 22:07		Instrument ID..: TRACEICP		Analyst ID.....: 022952		
			MS Run #.....: 0314121						
Barium									
	35.2	342	358	mg/kg	95		SW846 6010B	11/10-11/11/10	L9Q901A2
	35.2	353	368	mg/kg	94	2.6	SW846 6010B	11/10-11/11/10	L9Q901A3
			Dilution Factor: 0.93						
			Analysis Time..: 22:07		Instrument ID..: TRACEICP		Analyst ID.....: 022952		
			MS Run #.....: 0314121						
Beryllium									
	0.97	8.54	9.12	mg/kg	95		SW846 6010B	11/10-11/11/10	L9Q901A4
	0.97	8.81	9.28	mg/kg	94	1.7	SW846 6010B	11/10-11/11/10	L9Q901A5
			Dilution Factor: 0.93						
			Analysis Time..: 22:07		Instrument ID..: TRACEICP		Analyst ID.....: 022952		
			MS Run #.....: 0314121						
Calcium									
	1200	8540	9020	mg/kg	92		SW846 6010B	11/10-11/11/10	L9Q901A8
	1200	8810	9210	mg/kg	91	2.0	SW846 6010B	11/10-11/11/10	L9Q901A9
			Dilution Factor: 0.93						
			Analysis Time..: 22:07		Instrument ID..: TRACEICP		Analyst ID.....: 022952		
			MS Run #.....: 0314121						

(Continued on next page)

MATRIX SPIKE SAMPLE DATA REPORT

TOTAL Metals

Client Lot #...: C0K020532 **Matrix.....:** SOLID
Date Sampled...: 11/08/10 **Date Received..:** 11/09/10

PARAMETER	SAMPLE AMOUNT	SPIKE AMT	MEASRD AMOUNT	UNITS	PERCNT RECVRY	RPD	METHOD	PREPARATION-ANALYSIS DATE	WORK ORDER #
Cadmium									
	ND	8.54	7.64	mg/kg	89		SW846 6010B	11/10-11/11/10	L9Q901A6
	ND	8.81	7.84	mg/kg	89	2.6	SW846 6010B	11/10-11/11/10	L9Q901A7
			Dilution Factor: 0.93						
			Analysis Time..: 22:07		Instrument ID..: TRACEICP		Analyst ID.....: 022952		
			MS Run #.....: 0314121						
Cobalt									
	3.9	85.4	81.1	mg/kg	90		SW846 6010B	11/10-11/11/10	L9Q901CA
	3.9	88.1	82.7	mg/kg	89	2.0	SW846 6010B	11/10-11/11/10	L9Q901CC
			Dilution Factor: 0.93						
			Analysis Time..: 22:07		Instrument ID..: TRACEICP		Analyst ID.....: 022952		
			MS Run #.....: 0314121						
Chromium									
	60.2	34.2	93.1	mg/kg	97		SW846 6010B	11/10-11/11/10	L9Q901CW
	60.2	35.3	93.6	mg/kg	95	0.51	SW846 6010B	11/10-11/11/10	L9Q901CX
			Dilution Factor: 0.93						
			Analysis Time..: 22:07		Instrument ID..: TRACEICP		Analyst ID.....: 022952		
			MS Run #.....: 0314121						
Copper									
	12.0	42.7	52.9	mg/kg	96		SW846 6010B	11/10-11/11/10	L9Q901CD
	12.0	44.1	56.3	mg/kg	100	6.2	SW846 6010B	11/10-11/11/10	L9Q901CE
			Dilution Factor: 0.93						
			Analysis Time..: 22:07		Instrument ID..: TRACEICP		Analyst ID.....: 022952		
			MS Run #.....: 0314121						
Iron									
	1510	171	2070 NC	mg/kg			SW846 6010B	11/10-11/11/10	L9Q901CF
	1510	176	2080 NC	mg/kg			SW846 6010B	11/10-11/11/10	L9Q901CG
			Dilution Factor: 0.93						
			Analysis Time..: 22:07		Instrument ID..: TRACEICP		Analyst ID.....: 022952		
			MS Run #.....: 0314121						
Potassium									
	121	8540	8080	mg/kg	93		SW846 6010B	11/10-11/11/10	L9Q901C7
	121	8810	8460	mg/kg	95	4.7	SW846 6010B	11/10-11/11/10	L9Q901C8
			Dilution Factor: 0.93						
			Analysis Time..: 22:07		Instrument ID..: TRACEICP		Analyst ID.....: 022952		
			MS Run #.....: 0314121						

(Continued on next page)

MATRIX SPIKE SAMPLE DATA REPORT

TOTAL Metals

Client Lot #...: C0K020532 **Matrix.....:** SOLID
Date Sampled...: 11/08/10 **Date Received..:** 11/09/10

PARAMETER	SAMPLE AMOUNT	SPIKE AMT	MEASRD AMOUNT	UNITS	PERCNT RECVRY	RPD	METHOD	PREPARATION-ANALYSIS DATE	WORK ORDER #
Magnesium									
	111	8540	7860	mg/kg	91		SW846 6010B	11/10-11/11/10	L9Q901DA
	111	8810	8080	mg/kg	90	2.8	SW846 6010B	11/10-11/11/10	L9Q901DC
			Dilution Factor: 0.93						
			Analysis Time..: 22:07		Instrument ID..: TRACEICP		Analyst ID.....: 022952		
			MS Run #.....: 0314121						
Manganese									
	7.0	85.4	87.1	mg/kg	94		SW846 6010B	11/10-11/11/10	L9Q901CH
	7.0	88.1	92.5	mg/kg	97	6.0	SW846 6010B	11/10-11/11/10	L9Q901CJ
			Dilution Factor: 0.93						
			Analysis Time..: 22:07		Instrument ID..: TRACEICP		Analyst ID.....: 022952		
			MS Run #.....: 0314121						
Sodium									
	96.1	8540	8060	mg/kg	93		SW846 6010B	11/10-11/11/10	L9Q901DE
	96.1	8810	8410	mg/kg	94	4.2	SW846 6010B	11/10-11/11/10	L9Q901DF
			Dilution Factor: 0.93						
			Analysis Time..: 22:07		Instrument ID..: TRACEICP		Analyst ID.....: 022952		
			MS Run #.....: 0314121						
Nickel									
	12.0	85.4	89.4	mg/kg	91		SW846 6010B	11/10-11/11/10	L9Q901CK
	12.0	88.1	91.3	mg/kg	90	2.1	SW846 6010B	11/10-11/11/10	L9Q901CL
			Dilution Factor: 0.93						
			Analysis Time..: 22:07		Instrument ID..: TRACEICP		Analyst ID.....: 022952		
			MS Run #.....: 0314121						
Lead									
	ND	85.4	76.8	mg/kg	90		SW846 6010B	11/10-11/11/10	L9Q901C1
	ND	88.1	79.2	mg/kg	90	3.0	SW846 6010B	11/10-11/11/10	L9Q901C2
			Dilution Factor: 0.93						
			Analysis Time..: 22:07		Instrument ID..: TRACEICP		Analyst ID.....: 022952		
			MS Run #.....: 0314121						
Selenium									
	0.41	342	311	mg/kg	91		SW846 6010B	11/10-11/11/10	L9Q901CM
	0.41	353	318	mg/kg	90	2.0	SW846 6010B	11/10-11/11/10	L9Q901CN
			Dilution Factor: 0.93						
			Analysis Time..: 22:07		Instrument ID..: TRACEICP		Analyst ID.....: 022952		
			MS Run #.....: 0314121						

(Continued on next page)

MATRIX SPIKE SAMPLE DATA REPORT

TOTAL Metals

Client Lot #...: C0K020532 **Matrix.....:** SOLID
Date Sampled...: 11/08/10 **Date Received..:** 11/09/10

PARAMETER	SAMPLE AMOUNT	SPIKE AMT	MEASRD AMOUNT	UNITS	PERCNT RECVRY	RPD	METHOD	PREPARATION-ANALYSIS DATE	WORK ORDER #
Thallium									
	ND	342	249 N	mg/kg	73		SW846 6010B	11/10-11/11/10	L9Q901CR
	ND	353	264	mg/kg	75	5.6	SW846 6010B	11/10-11/11/10	L9Q901CT
			Dilution Factor: 0.93						
			Analysis Time..: 22:07		Instrument ID..: TRACEICP		Analyst ID.....: 022952		
			MS Run #.....: 0314121						
Antimony									
	ND	85.4	43.1 N	mg/kg	50		SW846 6010B	11/10-11/11/10	L9Q901AW
	ND	88.1	50.7 N	mg/kg	57	16	SW846 6010B	11/10-11/11/10	L9Q901AX
			Dilution Factor: 0.93						
			Analysis Time..: 22:07		Instrument ID..: TRACEICP		Analyst ID.....: 022952		
			MS Run #.....: 0314121						
Vanadium									
	37.9	85.4	124	mg/kg	101		SW846 6010B	11/10-11/11/10	L9Q901DH
	37.9	88.1	124	mg/kg	98	0.27	SW846 6010B	11/10-11/11/10	L9Q901DJ
			Dilution Factor: 0.93						
			Analysis Time..: 22:07		Instrument ID..: TRACEICP		Analyst ID.....: 022952		
			MS Run #.....: 0314121						
Zinc									
	3.4	85.4	82.7	mg/kg	93		SW846 6010B	11/10-11/11/10	L9Q901CU
	3.4	88.1	85.4	mg/kg	93	3.1	SW846 6010B	11/10-11/11/10	L9Q901CV
			Dilution Factor: 0.93						
			Analysis Time..: 22:07		Instrument ID..: TRACEICP		Analyst ID.....: 022952		
			MS Run #.....: 0314121						

NOTE(S):

Calculations are performed before rounding to avoid round-off errors in calculated results.

Results and reporting limits have been adjusted for dry weight.

N Spiked analyte recovery is outside stated control limits.

NC The recovery and/or RPD were not calculated.

GENERAL CHEMISTRY SUMMARY

Mactec GAF

Percent Solids

Lab Name:	TESTAMERICA PITTSBURGH	**Method:**	SM20 2540G
Client Name:	MACTEC Engineering and Consulting Inc	**Lot Number:**	C0K020532
Matrix:	SOLID		

NO SAMPLE PREPARATION PERFORMED / DIRECT INJECTION

Client Sample ID	Sample Number	Workorder	Result	Units	Method Detection Limit	Reporting Limit	Dilution Factor	Prep Date - Analysis Date/Time	QC Batch
B-13-1214	C0K020532 001	L9FX71AA	69.1	%	0.0	1.0	1	11/5/2010 - 11/6/2010 09:30	0309253

Mactec GAF

Percent Solids

Lab Name:	TESTAMERICA PITTSBURGH	**Method:**	SM20 2540G
Client Name:	MACTEC Engineering and Consulting Inc	**Report ID:**	C0K020532
Matrix:	SOLID	**Date/Time Received:**	11/2/2010 9:30:00AM

Client Sample ID	Sample Number	Workorder	Result	Units	Reporting Limit	Prep Date-Analysis Date/Time	QC Batch	RPD / Limit (%)
INTRA-LAB QC	001 DUP	L9GTX1AM	95.5	%	1.0	11/5/2010 - 11/6/2010 09:30	0309253	0.17 / 20

GC/MS VOLATILE DATA

GC/MS VOLATILE
QC SUMMARY

SW846 8260B SURROGATE RECOVERY

Lab Name: TestAmerica Laboratories, Inc. Client: MACTEC Engineering and Consulting Inc

Lab Code: TALPIT SDG No:

Lot #: C0K020532

Extraction: XXA4BQK01

	CLIENT ID.	SRG01	SRG02	SRG03	SRG04	TOT OUT
01	B-13-1214	95	83	116	101	00
02	METHOD BLK. L9C9E1AA	83	97	94	83	00
03	LCS L9C9E1AC	81	103	99	88	00
04	LCSD L9C9E1AD	86	105	102	91	00

SURROGATES		QC LIMITS
SRG01	= 1,2-Dichloroethane-d4	(52-124)
SRG02	= Toluene-d8	(72-127)
SRG03	= 4-Bromofluorobenzene	(63-120)
SRG04	= Dibromofluoromethane	(68-121)

\# Column to be used to flag recovery values
* Values outside of required QC Limits
D System monitoring Compound diluted out

FORM II

SW846 8260B SURROGATE RECOVERY

Lab Name: TestAmerica Laboratories, Inc. Client: MACTEC Engineering and Consulting Inc

Lab Code: TALPIT SDG No:

Lot #: C0K020532

Extraction: XXI25QK01

	CLIENT ID.	SRG01	SRG02	SRG03	SRG04	TOT OUT
01	INTRA-LAB QC	93	101	92	95	00
02	BLANK	91	105	91	95	00
03	METHOD BLK. L9M1T1AA	94	105	93	98	00
04	LCS L9M1T1AC	90	105	95	94	00
05	LAB MS/MSD D	89	107	93	101	00
06	LAB MS/MSD S	89	102	97	96	00

SURROGATES		QC LIMITS
SRG01	= 1,2-Dichloroethane-d4	(64-135)
SRG02	= Toluene-d8	(71-118)
SRG03	= 4-Bromofluorobenzene	(70-118)
SRG04	= Dibromofluoromethane	(70-128)

\# Column to be used to flag recovery values
* Values outside of required QC Limits
D System monitoring Compound diluted out

FORM II

SW846 8260B CHECK SAMPLE RECOVERY

Lab Name: TestAmerica Laboratories, Inc. Client: MACTEC Engineering and Consulting Inc

Lab Code: TALPIT SDG No:

Lot #: C0J310000 WO #: L9C9E1AC
BATCH: 0304052

COMPOUND	SPIKE ADDED (ug/kg)	SAMPLE CONCENT. (ug/kg)	% REC	QC LIMITS REC	QUAL
1,1-Dichloroethene	2000	1790	90	59- 129	
Trichloroethene	2000	1850	92	76- 119	
Benzene	2000	1760	88	77- 120	
Toluene	2000	2100	105	78- 124	
Chlorobenzene	2000	2170	109	79- 120	

NOTES(S):

* Values outside of QC limits

Spike Recovery: 0 out of 5 outside limits

COMMENTS:

FORM III

SW846 8260B CHECK SAMPLE DUPLICATE RECOVERY

Lab Name: TestAmerica Laboratories, Inc. Client: MACTEC Engineering and Consulting Inc

Lab Code: TALPIT SDG No:

Lot #: C0J310000 WO #: L9C9E1AD
BATCH: 0304052

COMPOUND	SPIKE ADDED (ug/kg)	SAMPLE CONCENT. (ug/kg)	% REC	QC LIMITS REC	QUAL
1,1-Dichloroethene	2000	1880	94	59- 129	
Trichloroethene	2000	1930	96	76- 119	
Benzene	2000	1810	90	77- 120	
Toluene	2000	2150	108	78- 124	
Chlorobenzene	2000	2220	111	79- 120	

NOTES(S):

* Values outside of QC limits

Spike Recovery: 0 out of 5 outside limits

COMMENTS:

FORM III

SW846 8260B CHECK SAMPLE RECOVERY

Lab Name: TestAmerica Laboratories, Inc. Client: MACTEC Engineering and Consulting Inc

Lab Code: TALPIT SDG No:

Lot #: C0K060000 WO #: L9M1T1AC
BATCH: 0310081

COMPOUND	SPIKE ADDED (ug/L)	SAMPLE CONCENT. (ug/L)	% REC	QC LIMITS REC	QUAL
1,1-Dichloroethene	10.0	10.0	100	65- 136	
Benzene	10.0	10.6	106	80- 120	
Toluene	10.0	11.7	117	80- 123	
Chlorobenzene	10.0	11.4	114	80- 120	
Trichloroethene	10.0	10.4	104	73- 120	

NOTES(S):

* Values outside of QC limits

Spike Recovery: 0 out of 5 outside limits

COMMENTS:

FORM III

SW846 8260B MATRIX SPIKE/MATRIX SPIKE DUPLICATE RECOVERY

Lab Name: TestAmerica Laboratories, Inc. Client: MACTEC Engineering and Consulting Inc

Lab Code: TALPIT SDG No:

Matrix Spike ID: LAB MS/MSD

Lot #: C0J280565 WO #: L89DN1AD
BATCH: 0310081

COMPOUND	SPIKE ADDED (ug/L)	SAMPLE CONCENT. (ug/L)	MS CONCENT. (ug/L)	MS % REC	LIMITS REC	QUAL
Trichloroethene	250	960	1200	99	73 - 120	
1,1-Dichloroethene	250	ND	250	100	65 - 136	
Benzene	250	ND	272	109	80 - 120	
Toluene	250	ND	286	115	80 - 123	
Chlorobenzene	250	ND	279	111	80 - 120	

NOTES(S):

Column to be used to flag recovery and RPD values with an asterisk
* Values outside of QC limits

RPD: 0 out of 0 outside limits
Spike Recovery: 0 out of 5 outside limits

COMMENTS:

FORM III

SW846 8260B MATRIX SPIKE/MATRIX SPIKE DUPLICATE RECOVERY

Lab Name: TestAmerica Laboratories, Inc. Client: MACTEC Engineering and Consulting Inc

Lab Code: TALPIT SDG No:

Matrix Spike ID: LAB MS/MSD

Lot #: C0J280565 WO #: L89DN1AE
BATCH: 0310081

COMPOUND	SPIKE ADDED (ug/L)	MSD CONCENT. (ug/L)	MSD % REC	% RPD	QC LIMITS RPD	QC LIMITS REC	QUAL
1,1-Dichloroethene	250	262	105	4.6	35	65- 136	
Benzene	250	276	110	1.2	32	80- 120	
Toluene	250	301	120	4.8	35	80- 123	
Chlorobenzene	250	301	120	7.7	29	80- 120	
Trichloroethene	250	756	0*	0.0	35	73- 120	a

NOTES(S):

a Spiked analyte recovery is outside stated control limits.

Column to be used to flag recovery and RPD values with an asterisk
* Values outside of QC limits

RPD: 0 out of 5 outside limits
Spike Recovery: 1 out of 5 outside limits

COMMENTS:

FORM III

SW846 8260B METHOD BLANK SUMMARY

BLANK WORKORDER NO.: L9C9E1AA

Lab Name: TestAmerica Laboratories, Inc.

Lab Code: TALPIT

SDG Number:

Lab File ID: 4103102.D

Lot Number: C0K020532

Date Analyzed: 10/31/10

Time Analyzed: 11:02

Matrix: SOLID

Date Extracted: 10/31/10

GC Column: RTX-624 ID: .18

Extraction Method: 5035

Instrument ID: HP4

Level: (low/med) MED

THIS METHOD BLANK APPLIES TO THE FOLLOWING SAMPLES, LCS, LCSD, MS , MSD:

	CLIENT ID.	SAMPLE WORK ORDER #	LAB FILE ID	DATE ANALYZED	TIME ANALYZED
01	CHECK SAMPLE	L9C9E1AC C	4103104.D	10/31/10	11:58
02	DUPLICATE CHECK	L9C9E1AD L	4103105.D	10/31/10	12:32
03	B-13-1214	L9FX71AC	4103122.D	10/31/10	20:11
04					
05					
06					
07					
08					
09					
10					
11					
12					
13					
14					
15					
16					
17					
18					
19					
20					
21					
22					
23					
24					
25					
26					
27					
28					
29					
30					

COMMENTS:

FORM IV

SW846 8260B METHOD BLANK SUMMARY

BLANK WORKORDER NO.: L9M1T1AA

Lab Name: TestAmerica Laboratories, Inc.

Lab Code: TALPIT

SDG Number:

Lab File ID: 6110601.D

Lot Number: C0K020532

Date Analyzed: 11/06/10

Time Analyzed: 09:26

Matrix: WATER

Date Extracted: 11/06/10

GC Column: RTX-624 ID: .18

Extraction Method: 5030B

Instrument ID: HP6

Level: (low/med) LOW

THIS METHOD BLANK APPLIES TO THE FOLLOWING SAMPLES, LCS, LCSD, MS , MSD:

	CLIENT ID.	SAMPLE WORK ORDER #	LAB FILE ID	DATE ANALYZED	TIME ANALYZED
01	INTRA-LAB QC	L89DN1AA	6110603.D	11/06/10	10:24
02	LAB MS/MSD	L89DN1AD S	6110605.D	11/06/10	11:12
03	LAB MS/MSD	L89DN1AE D	6110606.D	11/06/10	11:36
04	BLANK	L9FX91AA	6110611.D	11/06/10	13:55
05	CHECK SAMPLE	L9M1T1AC C	6110604.D	11/06/10	10:48
06					
07					
08					
09					
10					
11					
12					
13					
14					
15					
16					
17					
18					
19					
20					
21					
22					
23					
24					
25					
26					
27					
28					
29					
30					

COMMENTS:

FORM IV

5A
VOLATILE ORGANIC INSTRUMENT PERFORMANCE CHECK
BROMOFLUOROBENZENE (BFB)

Lab Name: TESTAMERICA PITTSBURGH Contract:

Lab Code: TA Case No.: SAS No.: SDG No.:

Lab File ID: BF61101B BFB Injection Date: 11/01/10

Instrument ID: HP6 BFB Injection Time: 0756

GC Column: DB624 20M ID: 0.20 (mm) Heated Purge: (Y/N) N

m/e	ION ABUNDANCE CRITERIA	% RELATIVE ABUNDANCE
50	15.0 - 40.0% of mass 95	16.2
75	30.0 - 60.0% of mass 95	58.3
95	Base Peak, 100% relative abundance	100.0
96	5.0 - 9.0% of mass 95	6.5
173	Less than 2.0% of mass 174	0.0 (0.0)1
174	50.0 - 100.0% of mass 95	69.7
175	5.0 - 9.0% of mass 174	4.4 (6.4)1
176	95.0 - 101.0% of mass 174	67.5 (96.8)1
177	5.0 - 9.0% of mass 176	4.3 (6.3)2

1-Value is % mass 174 2-Value is % mass 176

THIS CHECK APPLIES TO THE FOLLOWING SAMPLES, MS, MSD, BLANKS, AND STANDARDS:

	EPA SAMPLE NO.	LAB SAMPLE ID	LAB FILE ID	DATE ANALYZED	TIME ANALYZED
01	VSTD1	VSTD1	1A61101	11/01/10	1034
02	VSTD5	VSTD5	1B61101	11/01/10	1058
03	VSTD10	VSTD10	1C61101	11/01/10	1122
04	VSTD15	VSTD15	1D61101	11/01/10	1146
05	VSTD20	VSTD20	1E61101	11/01/10	1210
06	VSTD35	VSTD35	1F61101	11/01/10	1234
07	VSTD40	VSTD40	1G61101	11/01/10	1309
08					
09					
10					
11					
12					
13					
14					
15					
16					
17					
18					
19					
20					
21					
22					

VOLATILE ORGANIC INSTRUMENT PERFORMANCE CHECK
BROMOFLUOROBENZENE (BFB)

Lab Name: TESTAMERICA PITTSBURGH Contract:

Lab Code: TA Case No.: SAS No.: SDG No.:

Lab File ID: BF41013 BFB Injection Date: 10/13/10

Instrument ID: HP4 BFB Injection Time: 1010

GC Column: DB624 20M ID: 0.18 (mm) Heated Purge: (Y/N) N

m/e	ION ABUNDANCE CRITERIA	% RELATIVE ABUNDANCE
50	15.0 - 40.0% of mass 95	21.8
75	30.0 - 60.0% of mass 95	52.5
95	Base Peak, 100% relative abundance	100.0
96	5.0 - 9.0% of mass 95	7.0
173	Less than 2.0% of mass 174	0.5 (0.6)1
174	50.0 - 100.0% of mass 95	77.4
175	5.0 - 9.0% of mass 174	6.1 (7.9)1
176	95.0 - 101.0% of mass 174	74.9 (96.8)1
177	5.0 - 9.0% of mass 176	4.8 (6.3)2

1-Value is % mass 174 2-Value is % mass 176

THIS CHECK APPLIES TO THE FOLLOWING SAMPLES, MS, MSD, BLANKS, AND STANDARDS:

	EPA SAMPLE NO.	LAB SAMPLE ID	LAB FILE ID	DATE ANALYZED	TIME ANALYZED
01	VSTD10	VSTD10	1B41013	10/13/10	1148
02	VSTD25	VSTD25	1C41013	10/13/10	1211
03	VSTD40	VSTD40	1D41013	10/13/10	1234
04	VSTD125	VSTD125	1F41013	10/13/10	1321
05	VSTD250	VSTD250	1G41013	10/13/10	1351
06	VSTD5	VSTD5	2A41013	10/13/10	1504
07	VSTD50	VSTD50	2E41013	10/13/10	1631
08					
09					
10					
11					
12					
13					
14					
15					
16					
17					
18					
19					
20					
21					
22					

-LL6 10/9/10

5A
VOLATILE ORGANIC INSTRUMENT PERFORMANCE CHECK
BROMOFLUOROBENZENE (BFB)

Lab Name: TESTAMERICA PITTSBURGH Contract:

Lab Code: TA Case No.: SAS No.: SDG No.:

Lab File ID: BF41031 BFB Injection Date: 10/31/10

Instrument ID: HP4 BFB Injection Time: 0938

GC Column: DB624 20M ID: 0.18 (mm) Heated Purge: (Y/N) N

m/e	ION ABUNDANCE CRITERIA	% RELATIVE ABUNDANCE
50	15.0 - 40.0% of mass 95	22.3
75	30.0 - 60.0% of mass 95	53.8
95	Base Peak, 100% relative abundance	100.0
96	5.0 - 9.0% of mass 95	6.2
173	Less than 2.0% of mass 174	0.4 (0.5)1
174	50.0 - 100.0% of mass 95	86.4
175	5.0 - 9.0% of mass 174	6.3 (7.3)1
176	95.0 - 101.0% of mass 174	84.2 (97.5)1
177	5.0 - 9.0% of mass 176	5.5 (6.6)2

1-Value is % mass 174 2-Value is % mass 176

THIS CHECK APPLIES TO THE FOLLOWING SAMPLES, MS, MSD, BLANKS, AND STANDARDS:

	EPA SAMPLE NO.	LAB SAMPLE ID	LAB FILE ID	DATE ANALYZED	TIME ANALYZED
01	VSTD40	VSTD40	CC41031	10/31/10	1012
02	INTRA-LAB BL	L9C9E1AA	4103102	10/31/10	1102
03	INTRA-LAB CH	L9C9E1AC	4103104	10/31/10	1158
04	INTRA-LAB CH	L9C9E1AD	4103105	10/31/10	1232
05	B13-1214	L9FX71AC	4103122	10/31/10	2011
06					
07					
08					
09					
10					
11					
12					
13					
14					
15					
16					
17					
18					
19					
20					
21					
22					

5A

VOLATILE ORGANIC INSTRUMENT PERFORMANCE CHECK
BROMOFLUOROBENZENE (BFB)

Lab Name: TESTAMERICA PITTSBURGH Contract:

Lab Code: TA Case No.: SAS No.: SDG No.:

Lab File ID: BF61106 BFB Injection Date: 11/06/10

Instrument ID: HP6 BFB Injection Time: 0721

GC Column: DB624 20M ID: 0.20 (mm) Heated Purge: (Y/N) N

m/e	ION ABUNDANCE CRITERIA	% RELATIVE ABUNDANCE
50	15.0 - 40.0% of mass 95	16.2
75	30.0 - 60.0% of mass 95	55.0
95	Base Peak, 100% relative abundance	100.0
96	5.0 - 9.0% of mass 95	6.2
173	Less than 2.0% of mass 174	0.0 (0.0)1
174	50.0 - 100.0% of mass 95	70.2
175	5.0 - 9.0% of mass 174	5.0 (7.1)1
176	95.0 - 101.0% of mass 174	68.2 (97.2)1
177	5.0 - 9.0% of mass 176	4.0 (5.9)2

1-Value is % mass 174 2-Value is % mass 176

THIS CHECK APPLIES TO THE FOLLOWING SAMPLES, MS, MSD, BLANKS, AND STANDARDS:

	EPA SAMPLE NO.	LAB SAMPLE ID	LAB FILE ID	DATE ANALYZED	TIME ANALYZED
01	VSTD10	VSTD10	CC61106	11/06/10	0755
02	INTRA-LAB BL	L9M1T1AA	6110601	11/06/10	0926
03	INTRA-LAB CH	L9M1T1AC	6110604	11/06/10	1048
04	BLANK	L9FX91AA	6110611	11/06/10	1355
05					
06					
07					
08					
09					
10					
11					
12					
13					
14					
15					
16					
17					
18					
19					
20					
21					
22					

8A
VOLATILE INTERNAL STANDARD AREA AND RT SUMMARY

Lab Name: TESTAMERICA PITTSBURGH Contract:

Lab Code: TA Case No.: SAS No.: SDG No.: C0K020532

Lab File ID (Standard): CC41031 Date Analyzed: 10/31/10

Instrument ID: HP4 Time Analyzed: 1012

GC Column: DB 624 ID: 0.18 (mm) Heated Purge: (Y/N) N

		IS1(CBZ) AREA #	RT #	IS2(DCB) AREA #	RT #	IS3 AREA #	RT #
	12 HOUR STD	222589	10.75	383363	13.08	993517	7.67
	UPPER LIMIT	445178	10.95	766726	13.28	1987034	7.87
	LOWER LIMIT	111295	10.55	191682	12.88	496759	7.47
	EPA SAMPLE NO.						
01	INTRA-LAB BL	310406	10.76	553480	13.09	1442448	7.68
02	INTRA-LAB CH	229950	10.75	395055	13.08	1034534	7.68
03	INTRA-LAB CH	239694	10.75	435447	13.08	1065877	7.67
04	B13-1214	223139	10.76	446745	13.09	654428	7.68
05							
06							
07							
08							
09							
10							
11							
12							
13							
14							
15							
16							
17							
18							
19							
20							
21							
22							

IS1 (CBZ) = Chlorobenzene-d5
IS2 (DCB) = 1,4-Dichlorobenzene-d4
IS3 = Fluorobenzene

AREA UPPER LIMIT = +100% of internal standard area
AREA LOWER LIMIT = - 50% of internal standard area
RT UPPER LIMIT = + 0.20 minutes of internal standard RT
RT LOWER LIMIT = - 0.20 minutes of internal standard RT

Column used to flag values outside QC limits with an asterisk.
* Values outside of QC limits.

8A

VOLATILE INTERNAL STANDARD AREA AND RT SUMMARY

Lab Name: TESTAMERICA PITTSBURGH Contract:

Lab Code: TA Case No.: SAS No.: SDG No.: C0K020532

Lab File ID (Standard): CC61106 Date Analyzed: 11/06/10

Instrument ID: HP6 Time Analyzed: 0755

GC Column: DB 624 ID: 0.20 (mm) Heated Purge: (Y/N) N

		IS1(CBZ) AREA #	RT #	IS2(DCB) AREA #	RT #	IS3 AREA #	RT #
	12 HOUR STD	102850	10.46	165323	12.78	550038	7.36
	UPPER LIMIT	205700	10.66	330646	12.98	1100076	7.56
	LOWER LIMIT	51425	10.26	82662	12.58	275019	7.16
	EPA SAMPLE NO.						
01	INTRA-LAB BL	80443	10.45	141034	12.78	441311	7.36
02	INTRA-LAB CH	99429	10.46	166309	12.78	528878	7.36
03	BLANK	91755	10.45	157551	12.78	505538	7.36
04							
05							
06							
07							
08							
09							
10							
11							
12							
13							
14							
15							
16							
17							
18							
19							
20							
21							
22							

IS1 (CBZ) = Chlorobenzene-d5
IS2 (DCB) = 1,4-Dichlorobenzene-d4
IS3 = Fluorobenzene

AREA UPPER LIMIT = +100% of internal standard area
AREA LOWER LIMIT = - 50% of internal standard area
RT UPPER LIMIT = + 0.20 minutes of internal standard RT
RT LOWER LIMIT = - 0.20 minutes of internal standard RT

Column used to flag values outside QC limits with an asterisk.
* Values outside of QC limits.

GC/MS VOLATILE
SAMPLE DATA

MACTEC Engineering and Consulting Inc

Client Sample ID: B-13-1214

GC/MS Volatiles

Lot-Sample #...: C0K020532-001	**Work Order #...:** L9FX71AC	**Matrix.....:** SOLID
Date Sampled...: 10/29/10	**Date Received..:** 10/30/10	**MS Run #.....:**
Prep Date.....: 10/31/10	**Analysis Date..:** 10/31/10	
Prep Batch #...: 0304052	**Analysis Time..:** 20:11	
Dilution Factor: 118.2	**Initial Wgt/Vol:** 4.23 g	**Final Wgt/Vol..:** 5 mL
% Moisture.....: 31	**Analyst ID.....:** 034635	**Instrument ID..:** HP4
	Method.....: SW846 8260B	

PARAMETER	RESULT	REPORTING LIMIT	UNITS	MDL
Acetone	ND	170000	ug/kg	43000
Benzene	**22000 J**	**43000**	**ug/kg**	**8500**
Bromodichloromethane	ND	43000	ug/kg	8000
Bromoform	ND	43000	ug/kg	9100
Bromomethane	ND	43000	ug/kg	13000
2-Butanone	ND	43000	ug/kg	9300
Carbon disulfide	ND	43000	ug/kg	9200
Carbon tetrachloride	ND	43000	ug/kg	9300
Chlorobenzene	ND	43000	ug/kg	4500
Chloroethane	ND	43000	ug/kg	6400
Chloroform	ND	43000	ug/kg	8600
Chloromethane	ND	43000	ug/kg	7900
Cyclohexane	ND	43000	ug/kg	5100
Dibromochloromethane	ND	43000	ug/kg	5500
1,2-Dibromo-3-chloro-propane	ND	43000	ug/kg	3000
1,2-Dibromoethane	ND	43000	ug/kg	5200
1,3-Dichlorobenzene	ND	43000	ug/kg	4300
1,4-Dichlorobenzene	ND	43000	ug/kg	4500
1,2-Dichlorobenzene	ND	43000	ug/kg	5800
Dichlorodifluoromethane	ND	43000	ug/kg	46
1,1-Dichloroethane	ND	43000	ug/kg	8700
1,2-Dichloroethane	ND	43000	ug/kg	8200
1,1-Dichloroethene	ND	43000	ug/kg	9100
cis-1,2-Dichloroethene	ND	43000	ug/kg	5700
trans-1,2-Dichloroethene	ND	43000	ug/kg	6400
1,2-Dichloropropane	ND	43000	ug/kg	11000
cis-1,3-Dichloropropene	ND	43000	ug/kg	6200
trans-1,3-Dichloropropene	ND	43000	ug/kg	5000
Ethylbenzene	**390000**	**43000**	**ug/kg**	**5300**
2-Hexanone	ND	43000	ug/kg	4900
Isopropylbenzene	**85000**	**43000**	**ug/kg**	**4500**
Methyl acetate	ND	43000	ug/kg	10000
Methylene chloride	ND	43000	ug/kg	9300
Methylcyclohexane	ND	43000	ug/kg	4800
4-Methyl-2-pentanone	ND	43000	ug/kg	5100
Methyl tert-butyl ether	ND	43000	ug/kg	8800

(Continued on next page)

MACTEC Engineering and Consulting Inc

Client Sample ID: B-13-1214

GC/MS Volatiles

Lot-Sample #...: C0K020532-001 **Work Order #...:** L9FX71AC **Matrix.....:** SOLID

PARAMETER	RESULT	REPORTING LIMIT	UNITS	MDL
Styrene	ND	43000	ug/kg	5500
1,1,2,2-Tetrachloroethane	ND	43000	ug/kg	8000
1,2,4-Trichloro-benzene	ND	43000	ug/kg	3200
Tetrachloroethene	ND	43000	ug/kg	7100
1,1,1-Trichloroethane	ND	43000	ug/kg	8800
1,1,2-Trichloroethane	ND	43000	ug/kg	9900
Trichloroethene	ND	43000	ug/kg	6900
Trichlorofluoromethane	ND	43000	ug/kg	9600
1,1,2-Trichloro-1,2,2-trifluoroethane	ND	43000	ug/kg	2800
Toluene	**14000 J**	**43000**	**ug/kg**	**7200**
Vinyl chloride	ND	43000	ug/kg	11000
Xylenes (total)	**790000**	**130000**	**ug/kg**	**17000**

SURROGATE	PERCENT RECOVERY	RECOVERY LIMITS
1,2-Dichloroethane-d4	95	(52 - 124)
Toluene-d8	83	(72 - 127)
4-Bromofluorobenzene	116	(63 - 120)
Dibromofluoromethane	101	(68 - 121)

NOTE(S):

Results and reporting limits have been adjusted for dry weight.

J Estimated result. Result is less than RL.

Data File: \\PITSVR06\D\chem\hp4.i\4103110d.b\4103122.D
Date : 31-OCT-2010 20:11
Client ID: B13-1214
Sample Info: c0k020532-001 10ul(1ml(4.23g/5ml)/10ml)/5mlp&t x100 &c0j300
Volume Injected (uL): 5.0
Column phase: DB 624

Instrument: hp4.i
Operator: 034635
Column diameter: 0.18

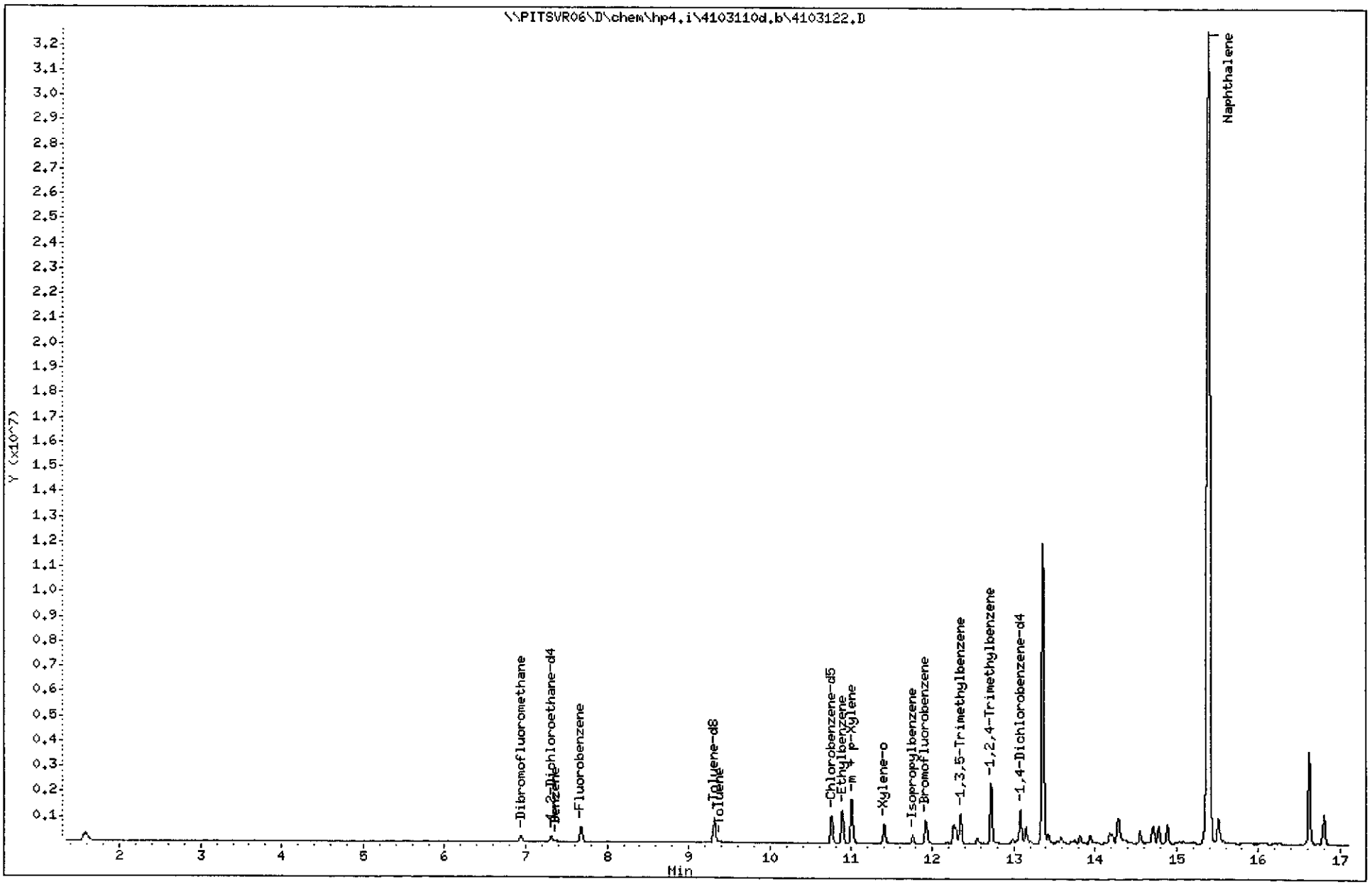

TestAmerica Pittsburgh

VOLATILE REPORT SW-846 Method

Data file : \\PITSVR06\D\chem\hp4.i\4103110d.b\4103122.D
Lab Smp Id: 19fx71ac Client Smp ID: B13-1214
Inj Date : 31-OCT-2010 20:11
Operator : 034635 Inst ID: hp4.i
Smp Info : c0k020532-001 10ul(1ml(4.23g/5ml)/10ml)/5mlp&t x100 &c0j300
Misc Info : ,4103110d.b,med500.m,1-42.sub
Comment :
Method : \\PITSVR06\D\chem\hp4.i\4103110d.b\med500.m
Meth Date : 31-Oct-2010 10:42 journetp Quant Type: ISTD
Cal Date : 15-OCT-2010 10:15 Cal File: 1G41015.D
Als bottle: 4
Dil Factor: 118.20000
Integrator: HP RTE Compound Sublist: 1-42.sub
Target Version: 4.14
Processing Host: PITPC-088

Concentration Formula: Amt * DF * /Vi*Vo/Ws*Vt/Va * CpndVariable

Name	Value	Description
DF	118.200	Dilution Factor
Vi	5.000	Injection Volume
Vo	5.000	Extraction Solvent Volume
Ws	5.000	Sample Weight
Vt	5.000	Final Volume
Va	0.10000	Aliquot Volume
Cpnd Variable		Local Compound Variable

Compounds	QUANT SIG MASS	RT	EXP RT	REL RT	RESPONSE	CONCENTRATIONS ON-COLUMN (ng)	CONCENTRATIONS FINAL (ug/Kg)
* 46 Fluorobenzene	96	7.677	7.669	(1.000)	654428	250.000	
* 69 Chlorobenzene-d5	119	10.755	10.753	(1.000)	223139	250.000	
* 92 1,4-Dichlorobenzene-d4	152	13.085	13.083	(1.000)	446745	250.000	
$ 39 Dibromofluoromethane	113	6.941	6.926	(0.904)	160230	251.387	2514(Q)
$ 43 1,2-Dichloroethane-d4	65	7.312	7.298	(0.952)	219435	237.780	2378
$ 59 Toluene-d8	98	9.313	9.311	(0.866)	747732	207.664	2077
$ 80 Bromofluorobenzene	95	11.923	11.921	(1.109)	409957	289.742	2897(Q)
1 Dichlorodifluoromethane	85	Compound Not Detected.					
2 Chloromethane	50	Compound Not Detected.					
3 Vinyl Chloride	62	Compound Not Detected.					
4 Bromomethane	94	Compound Not Detected.					
5 Chloroethane	64	Compound Not Detected.					
6 Trichlorofluoromethane	101	Compound Not Detected.					
10 1,1,2-trichloro-1,2,2-trifluor	101	Compound Not Detected.					
12 1,1-Dichloroethene	96	Compound Not Detected.					
15 Carbon Disulfide	76	Compound Not Detected.					
13 Acetone	43	Compound Not Detected.					
18 Methylene Chloride	84	Compound Not Detected.					
19 trans-1,2-Dichloroethene	96	Compound Not Detected.					

	Compounds	QUANT SIG MASS	RT	EXP RT	REL RT	RESPONSE	CONCENTRATIONS ON-COLUMN (ng)	CONCENTRATIONS FINAL (ug/Kg)
20	Methyl tert-butyl ether	73	Compound Not Detected.					
24	1,1-Dichloroethane	63	Compound Not Detected.					
27	2,2-Dichloropropane	77	Compound Not Detected.					
28	cis-1,2-dichloroethene	96	Compound Not Detected.					
M 29	1,2-Dichloroethene (total)	96	Compound Not Detected.					
30	Bromochloromethane	128	Compound Not Detected.					
31	2-Butanone	43	Compound Not Detected.					
37	Chloroform	83	Compound Not Detected.					
38	1,1,1-Trichloroethane	97	Compound Not Detected.					
40	1,1-Dichloropropene	75	Compound Not Detected.					
41	Carbon Tetrachloride	117	Compound Not Detected.					
42	Benzene	78	7.373	7.358	(0.960)	45839	13.1143	15500
45	1,2-Dichloroethane	62	Compound Not Detected.					
47	Trichloroethene	130	Compound Not Detected.					
49	1,2-Dichloropropane	63	Compound Not Detected.					
50	Dibromomethane	93	Compound Not Detected.					
53	Bromodichloromethane	83	Compound Not Detected.					
57	cis-1,3-Dichloropropene	75	Compound Not Detected.					
58	4-Methyl-2-Pentanone	43	Compound Not Detected.					
60	Toluene	91	9.380	9.378	(0.872)	38930	8.11274	9589
61	trans-1,3-Dichloropropene	75	Compound Not Detected.					
63	1,3-Dichloropropane	76	Compound Not Detected.					
64	1,1,2-Trichloroethane	97	Compound Not Detected.					
65	Tetrachloroethene	164	Compound Not Detected.					
66	2-Hexanone	43	Compound Not Detected.					
67	Dibromochloromethane	129	Compound Not Detected.					
68	1,2-Dibromoethane	107	Compound Not Detected.					
70	Chlorobenzene	112	Compound Not Detected.					
71	1,1,1,2-Tetrachloroethane	131	Compound Not Detected.					
72	Ethylbenzene	106	10.889	10.887	(1.012)	331506	225.528	266600
73	m + p-Xylene	106	11.005	11.002	(1.023)	584694	322.931	381700
74	Xylene-o	106	11.400	11.398	(1.060)	248044	140.108	165600
76	Styrene	104	Compound Not Detected.					
77	Bromoform	173	Compound Not Detected.					
78	Isopropylbenzene	105	11.765	11.763	(1.094)	236633	49.4143	58410
79	Bromobenzene	156	Compound Not Detected.					
81	n-Propylbenzene	120	Compound Not Detected.					
82	2-Chlorotoluene	126	Compound Not Detected.					
83	1,1,2,2-Tetrachloroethane	83	Compound Not Detected.					
84	1,2,3-Trichloropropane	110	Compound Not Detected.					
85	4-Chlorotoluene	126	Compound Not Detected.					
86	1,3,5-Trimethylbenzene	105	12.349	12.347	(0.944)	731853	155.357	183600
87	tert-Butylbenzene	119	Compound Not Detected.					
88	1,2,4-Trimethylbenzene	105	12.726	12.724	(0.973)	1584600	333.047	393700
89	sec-Butylbenzene	105	Compound Not Detected.					
90	4-Isopropyltoluene	119	Compound Not Detected.					
91	1,3-Dichlorobenzene	146	Compound Not Detected.					
93	1,4-Dichlorobenzene	146	Compound Not Detected.					
94	n-Butylbenzene	91	Compound Not Detected.					
95	1,2-Dichlorobenzene	146	Compound Not Detected.					
96	1,2-Dibromo-3-chloropropane	157	Compound Not Detected.					
97	1,2,4-Trichlorobenzene	180	Compound Not Detected.					
98	Hexachlorobutadiene	225	Compound Not Detected.					
99	Naphthalene	128	15.372	15.376	(1.175)	32103025	12354.4	14600000
100	1,2,3-Trichlorobenzene	180	Compound Not Detected.					

Compounds	QUANT SIG MASS	RT	EXP RT	REL RT	RESPONSE	CONCENTRATIONS ON-COLUMN (ng)	CONCENTRATIONS FINAL (ug/Kg)
155 Methyl Acetate	43	Compound Not Detected.					
156 Cyclohexane	56	Compound Not Detected.					
157 Methyl Cyclohexane	83	Compound Not Detected.					
M 75 Xylenes (total)	106				832738	463.039	547300

QC Flag Legend

Q - Qualifier signal failed the ratio test.

Data File: \\PITSVR06\D\chem\hp4.i\4103110d.b\4103122.D

Date : 31-OCT-2010 20:11

Client ID: B13-1214 Instrument: hp4.i

Sample Info: c0k020532-001 10ul(1ml(4.23g/5ml)/10ml)/5mlp&t x100 &c0j300

Volume Injected (uL): 5.0 Operator: 034635

Column phase: DB 624 Column diameter: 0.18

42 Benzene Concentration: 15500 ug/Kg

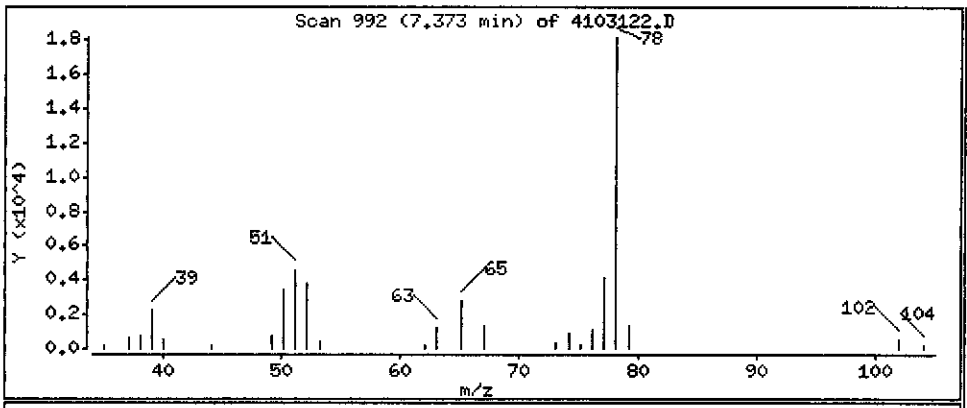

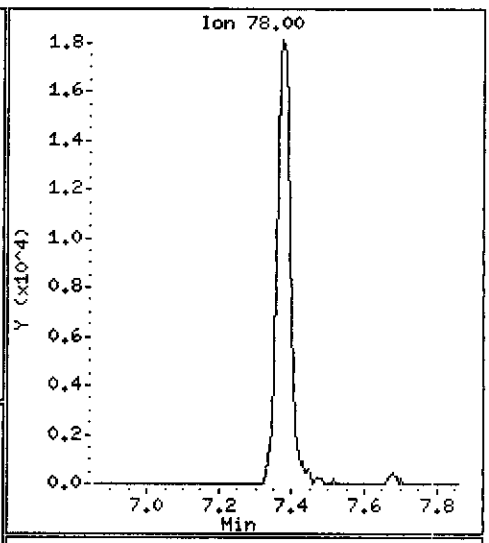

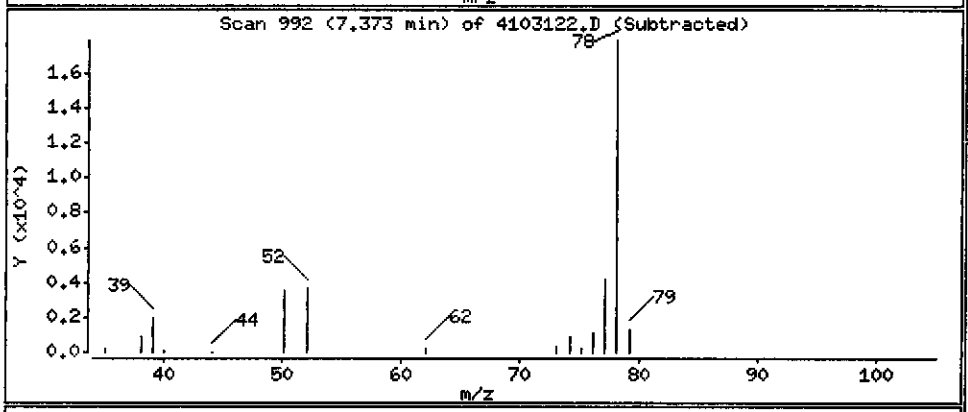

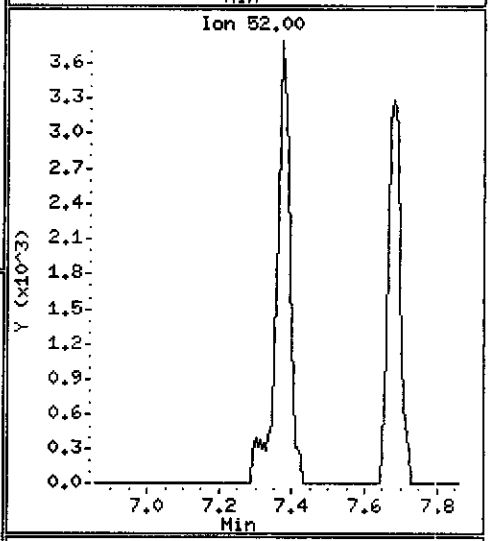

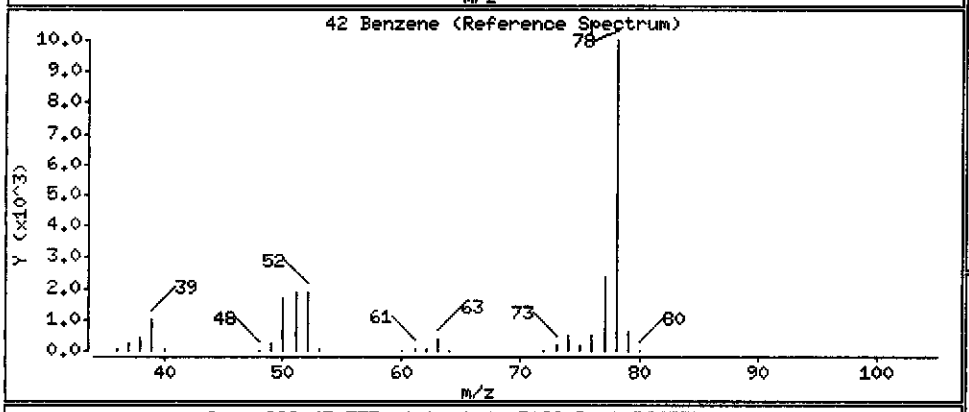

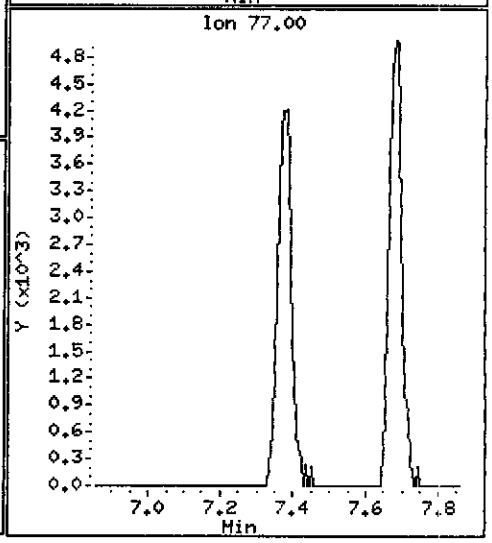

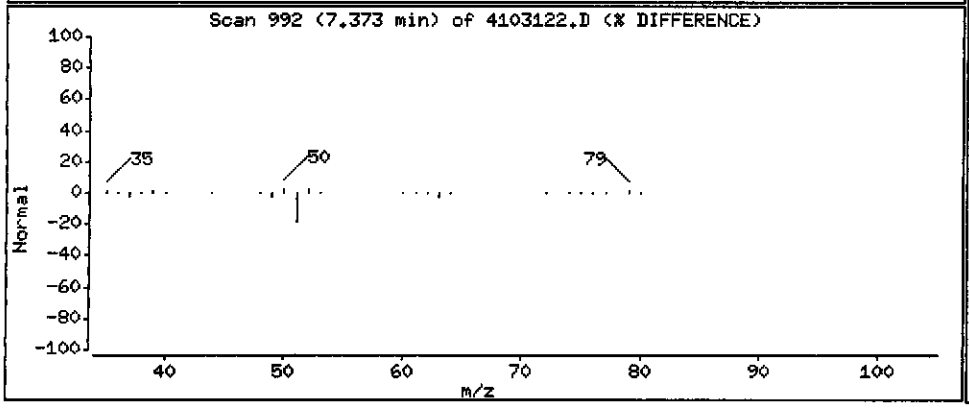

Data File: \\PITSVR06\D\chem\hp4.i\4103110d.b\4103122.D

Date : 31-OCT-2010 20:11

Client ID: B13-1214 Instrument: hp4.i

Sample Info: c0k020532-001 10ul(1ml(4.23g/5ml)/10ml)/5mlp&t x100 &c0j300

Volume Injected (uL): 5.0 Operator: 034635

Column phase: DB 624 Column diameter: 0.18

60 Toluene Concentration: 9589 ug/Kg

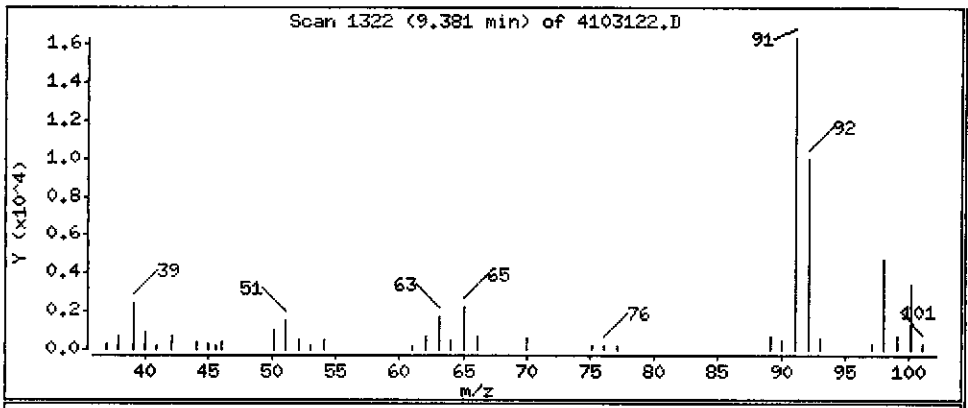

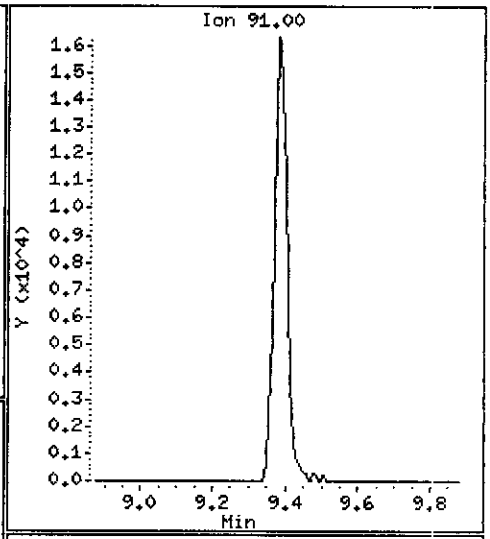

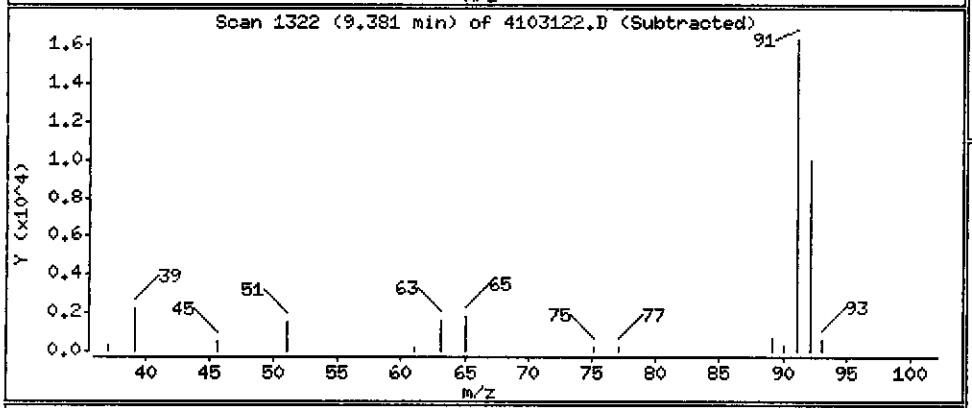

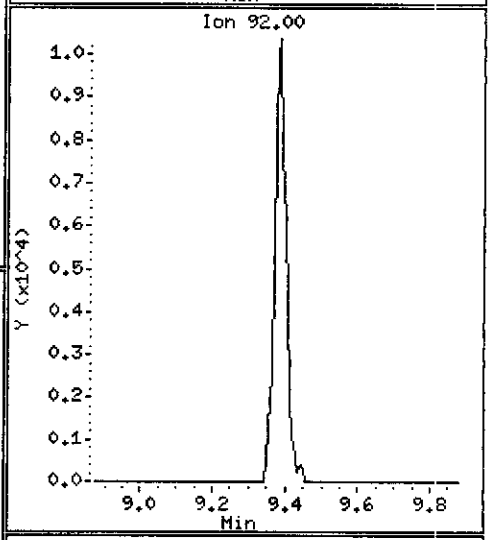

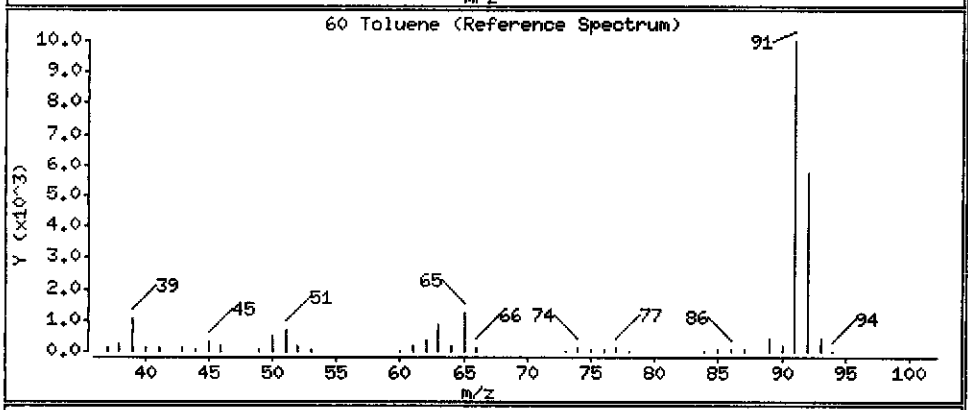

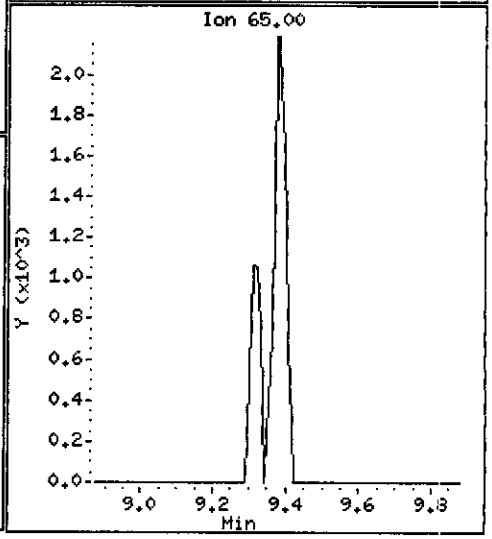

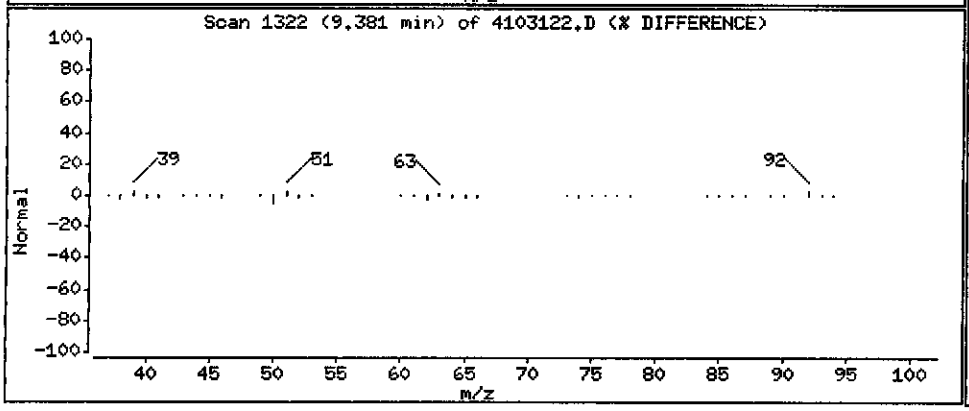

Data File: \\PITSVR06\D\chem\hp4.i\4103110d.b\4103122.D

Date : 31-OCT-2010 20:11

Client ID: B13-1214 Instrument: hp4.i

Sample Info: c0k020532-001 10ul(1ml(4.23g/5ml)/10ml)/5mlp&t x100 &c0j300

Volume Injected (uL): 5.0 Operator: 034635

Column phase: DB 624 Column diameter: 0.18

72 Ethylbenzene Concentration: 266600 ug/Kg

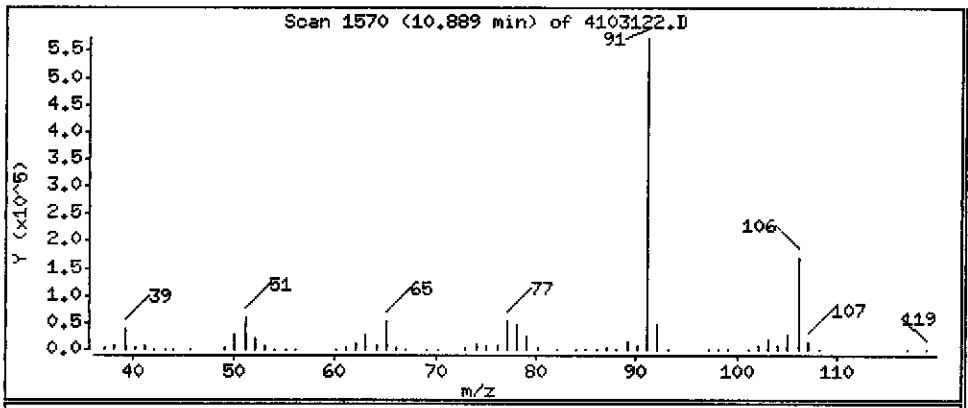

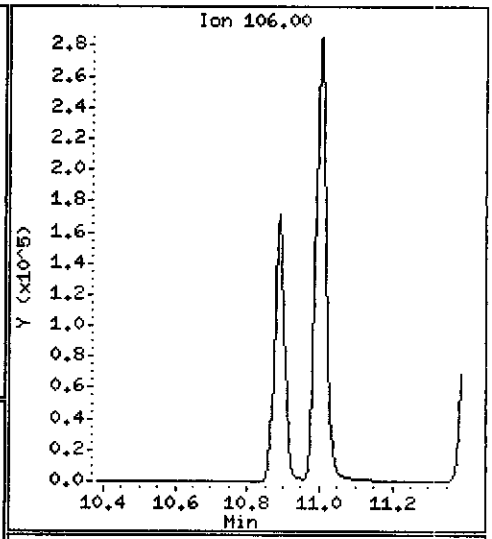

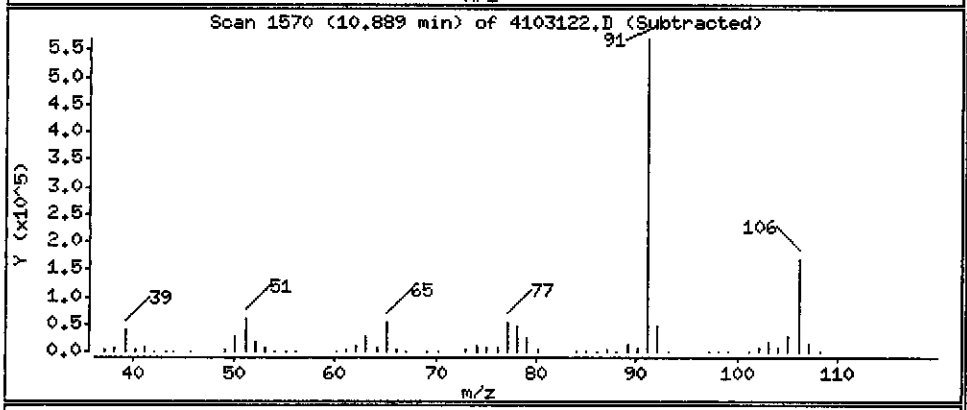

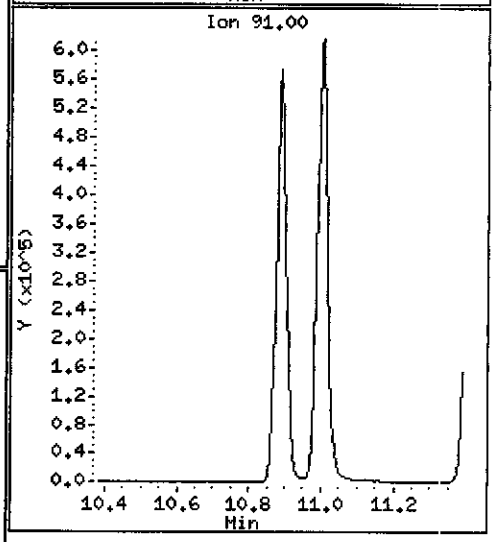

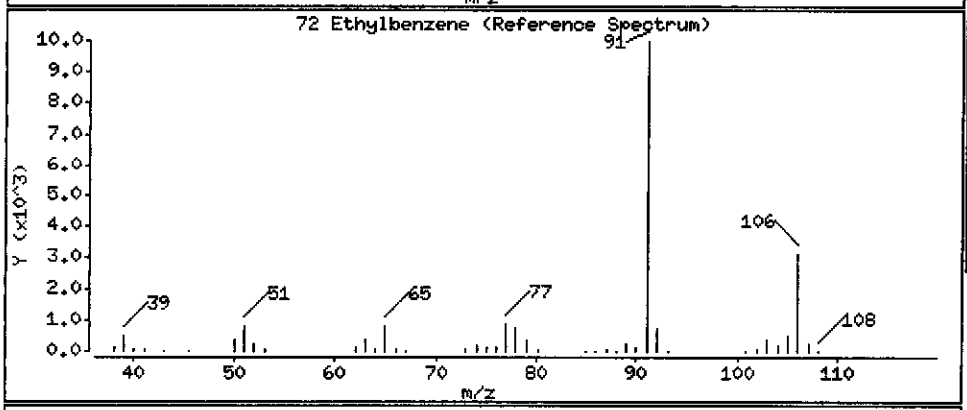

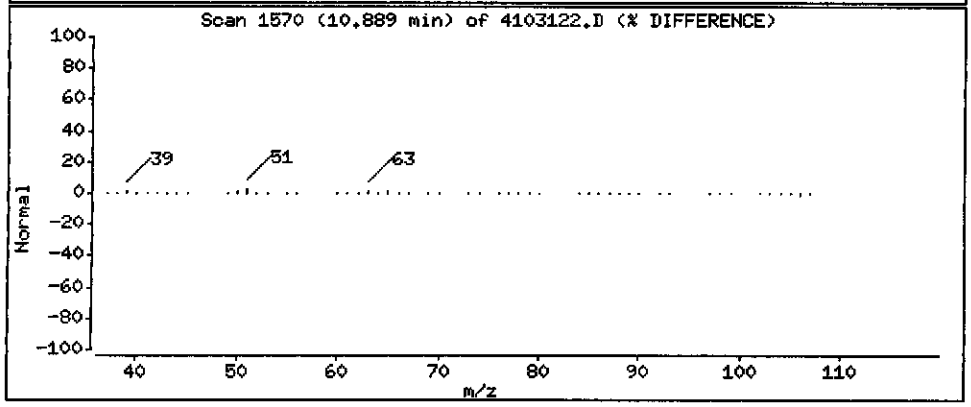

Data File: \\PITSVR06\D\chem\hp4.i\4103110d.b\4103122.D

Date : 31-OCT-2010 20:11

Client ID: B13-1214 Instrument: hp4.i

Sample Info: c0k020532-001 10ul(1ml(4.23g/5ml)/10ml)/5mlp&t x100 &c0j300

Volume Injected (uL): 5.0 Operator: 034635

Column phase: DB 624 Column diameter: 0.18

73 m + p-Xylene Concentration: 381700 ug/Kg

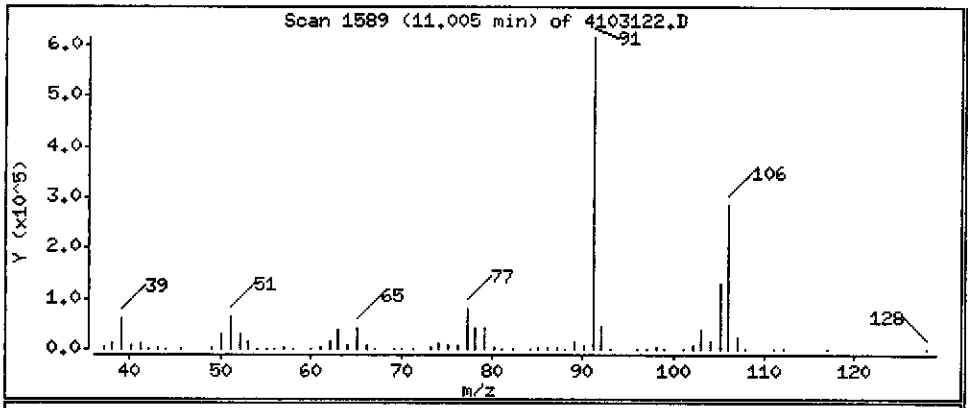

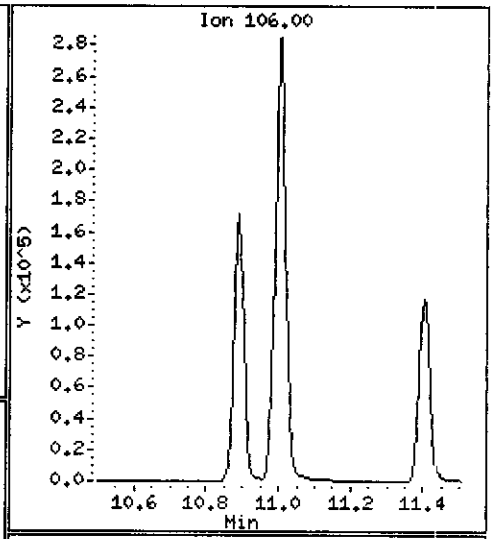

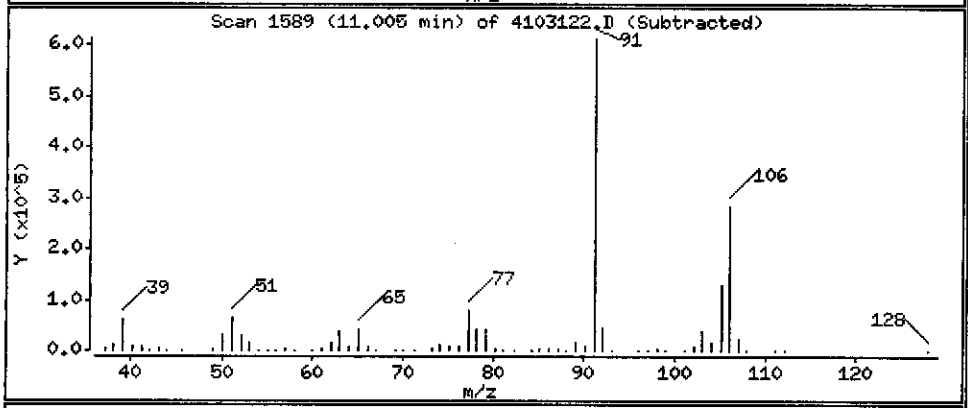

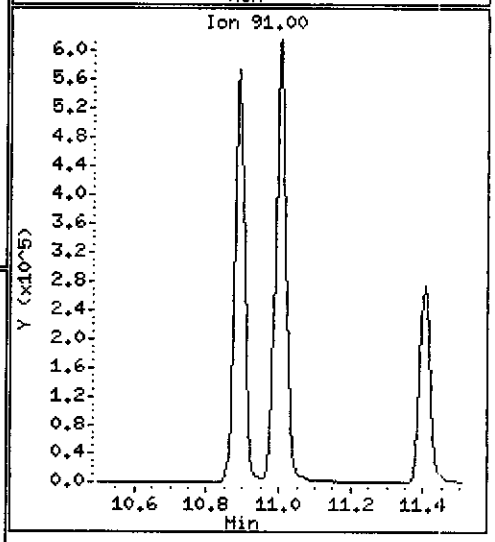

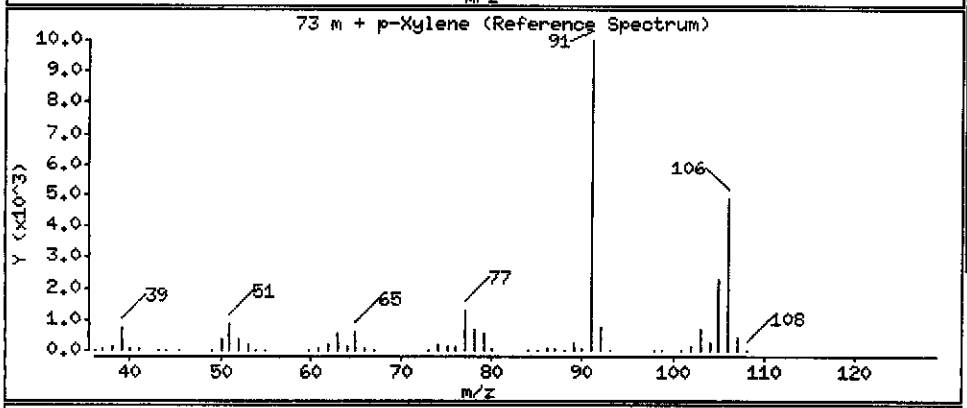

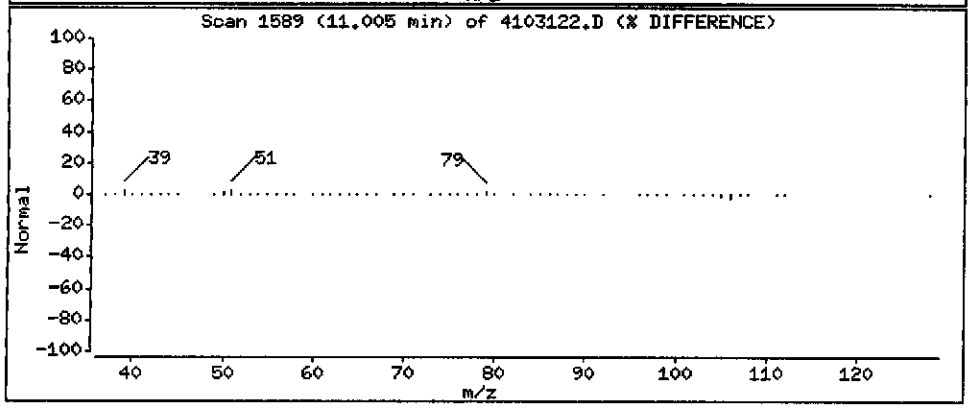

Data File: \\PITSVR06\D\chem\hp4.i\4103110d.b\4103122.D

Date : 31-OCT-2010 20:11

Client ID: B13-1214 Instrument: hp4.i

Sample Info: c0k020532-001 10ul(1ml(4.23g/5ml)/10ml)/5mlp&t x100 &c0j300

Volume Injected (uL): 5.0 Operator: 034635

Column phase: DB 624 Column diameter: 0.18

74 Xylene-o Concentration: 165600 ug/Kg

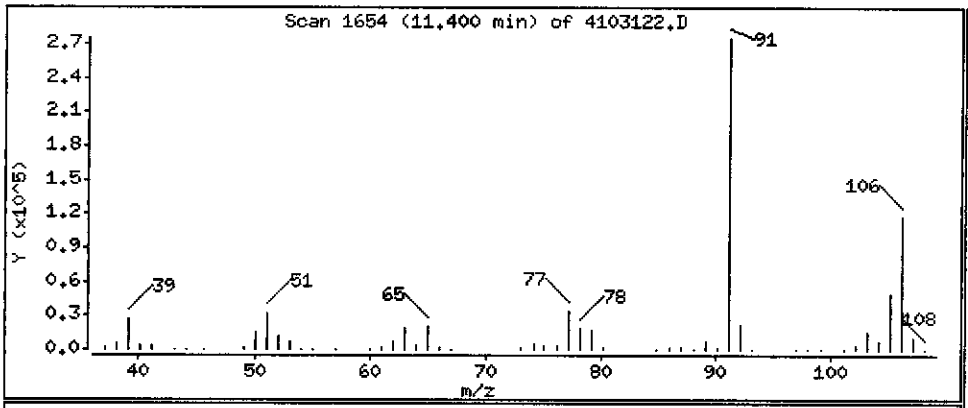

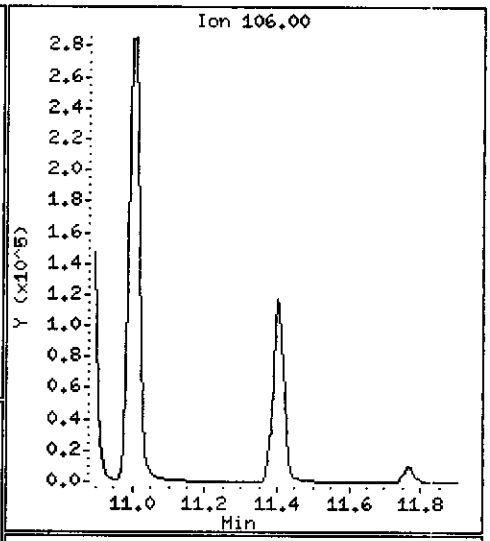

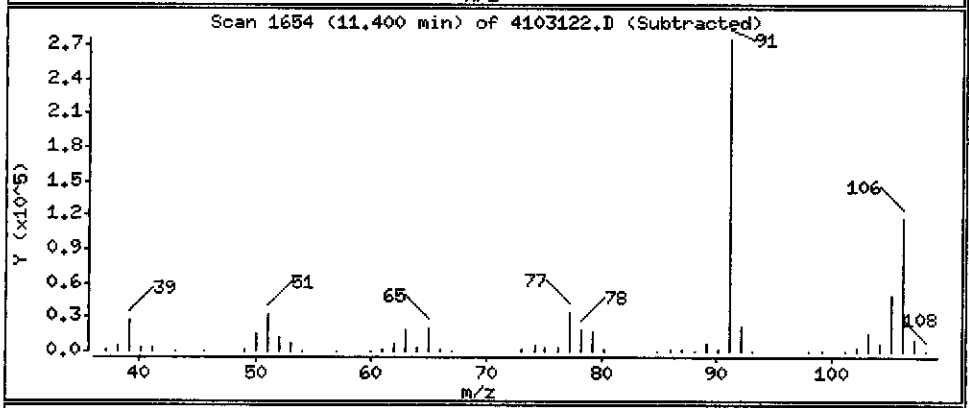

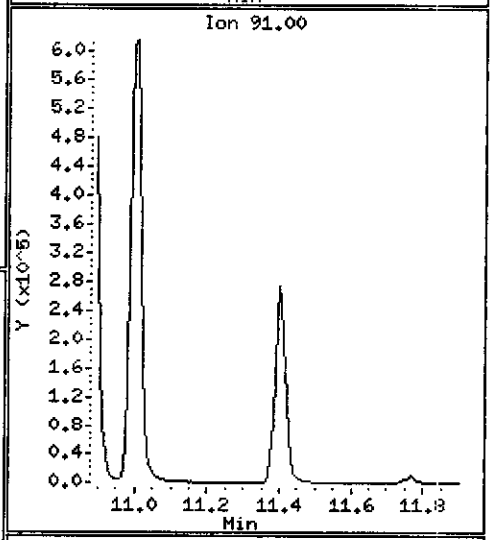

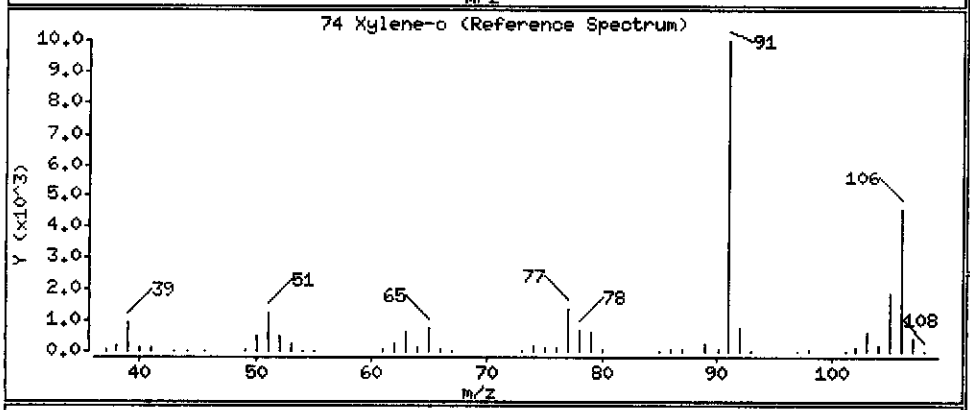

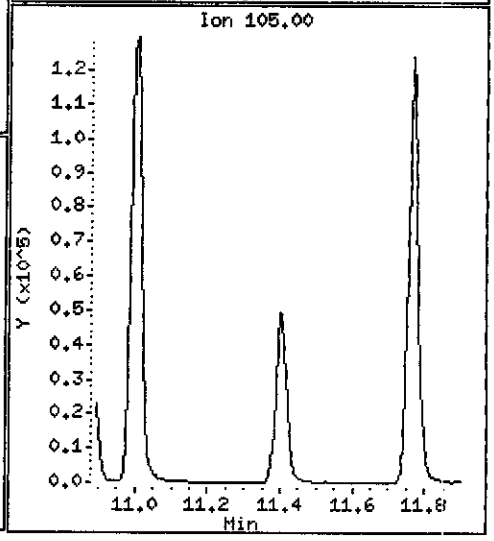

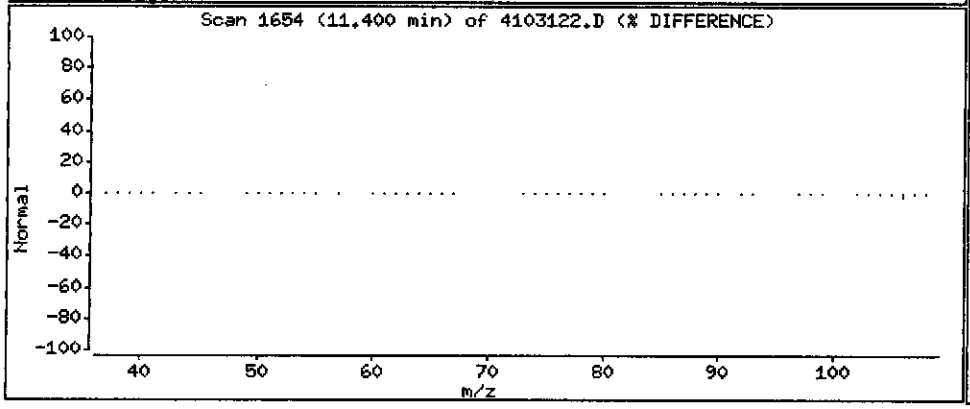

Data File: \\PITSVR06\D\chem\hp4.i\4103110d.b\4103122.D

Date : 31-OCT-2010 20:11

Client ID: B13-1214 Instrument: hp4.i

Sample Info: c0k020532-001 10ul(1ml(4.23g/5ml)/10ml)/5mlp&t x100 &c0j300

Volume Injected (uL): 5.0 Operator: 034635

Column phase: DB 624 Column diameter: 0.18

78 Isopropylbenzene Concentration: 58410 ug/Kg

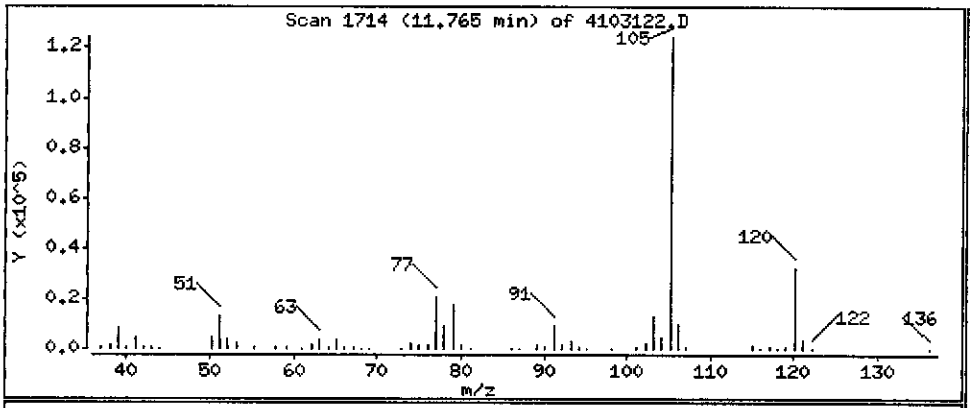

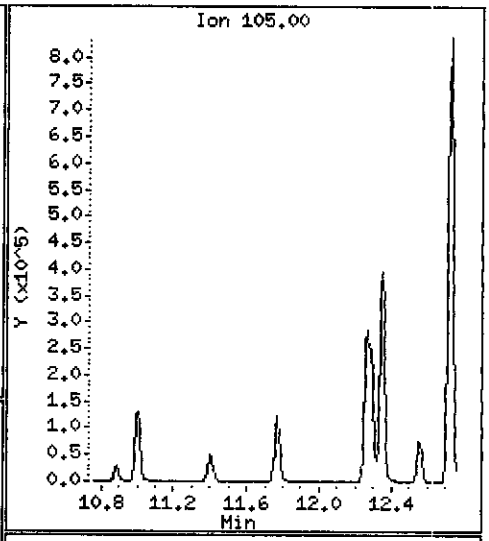

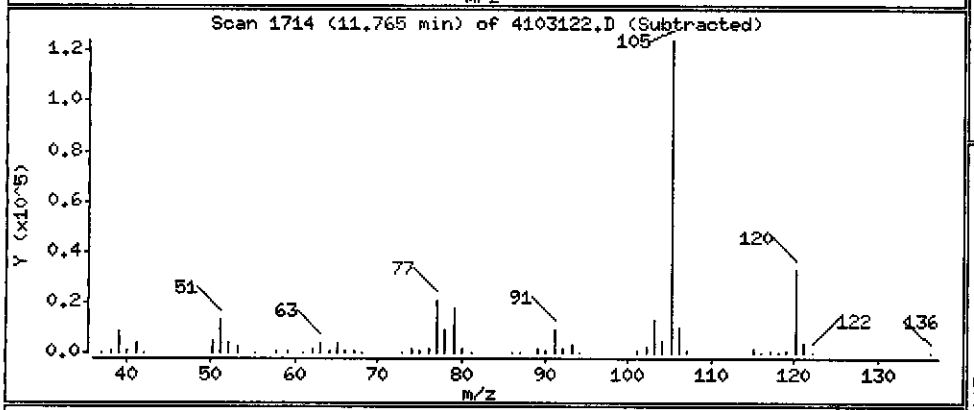

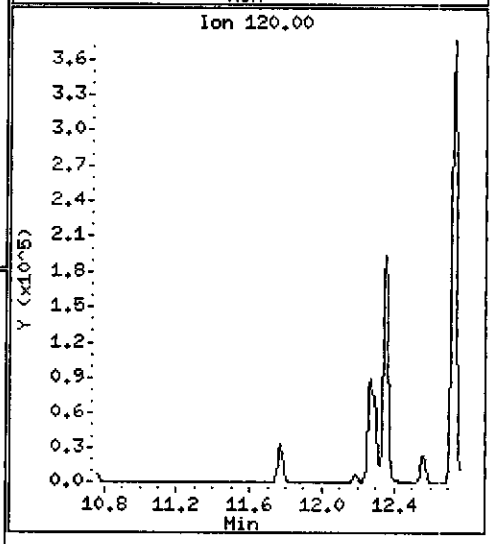

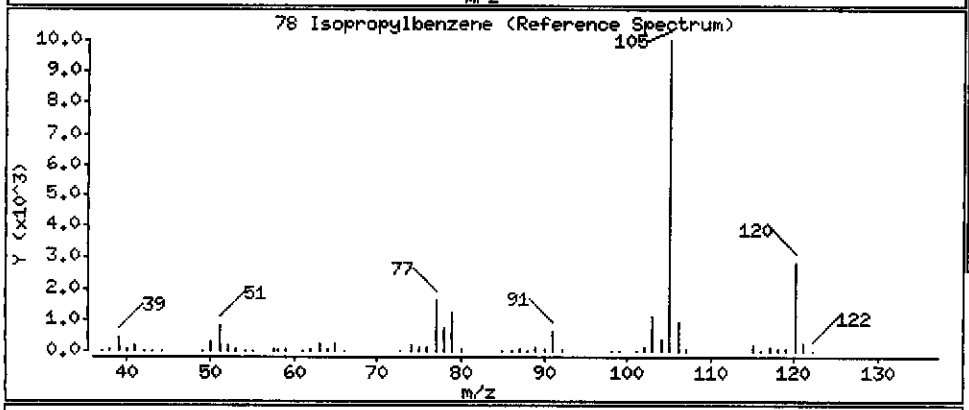

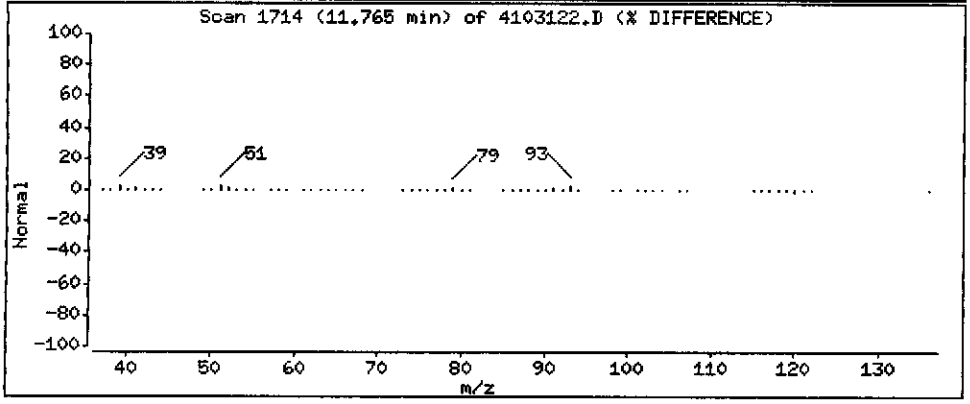

Data File: \\PITSVR06\D\chem\hp4.i\4103110d.b\4103122.D

Date : 31-OCT-2010 20:11

Client ID: B13-1214 Instrument: hp4.i

Sample Info: c0k020532-001 10ul(1ml(4.23g/5ml)/10ml)/5mlp&t x100 &c0j300

Volume Injected (uL): 5.0 Operator: 034635

Column phase: DB 624 Column diameter: 0.18

86 1,3,5-Trimethylbenzene Concentration: 183600 ug/Kg

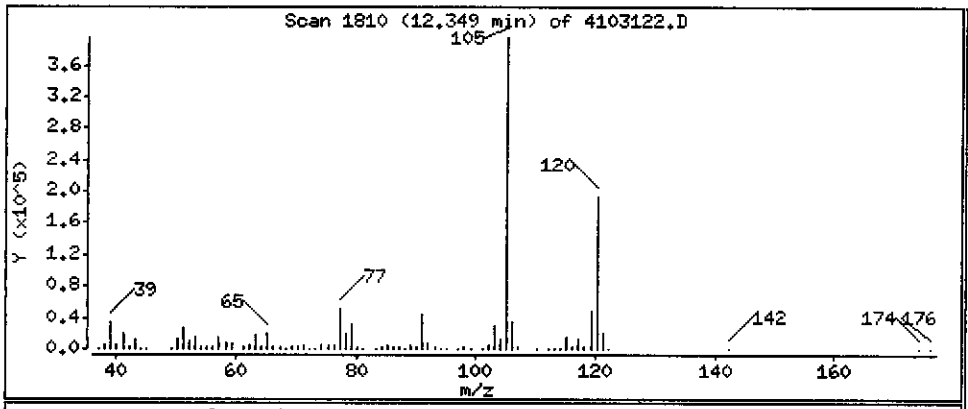

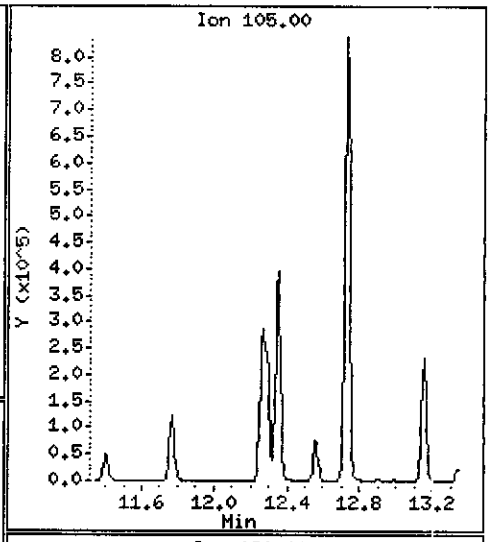

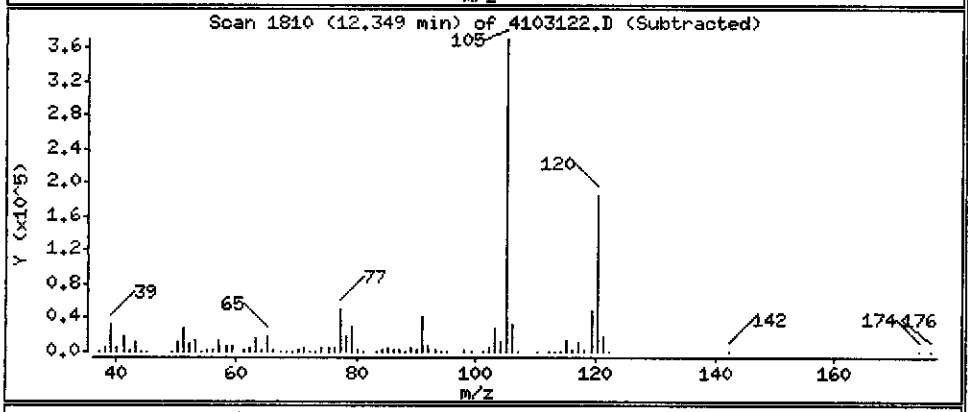

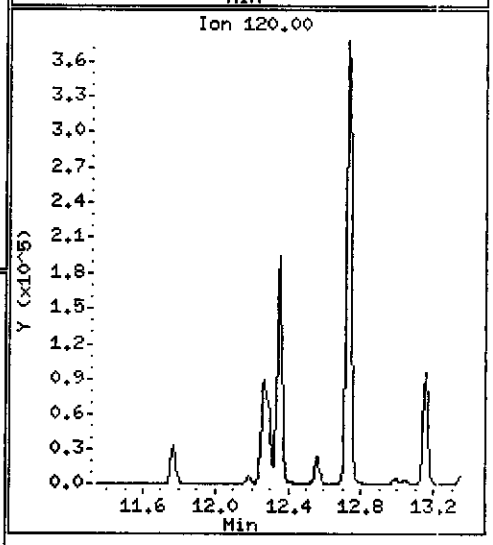

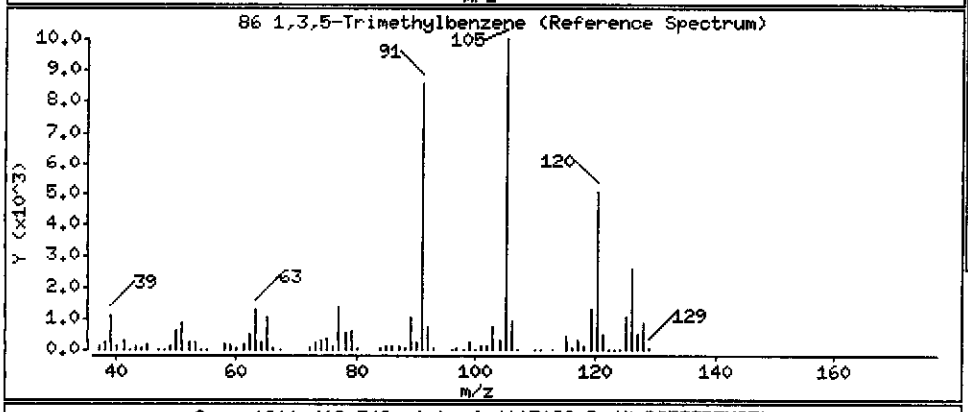

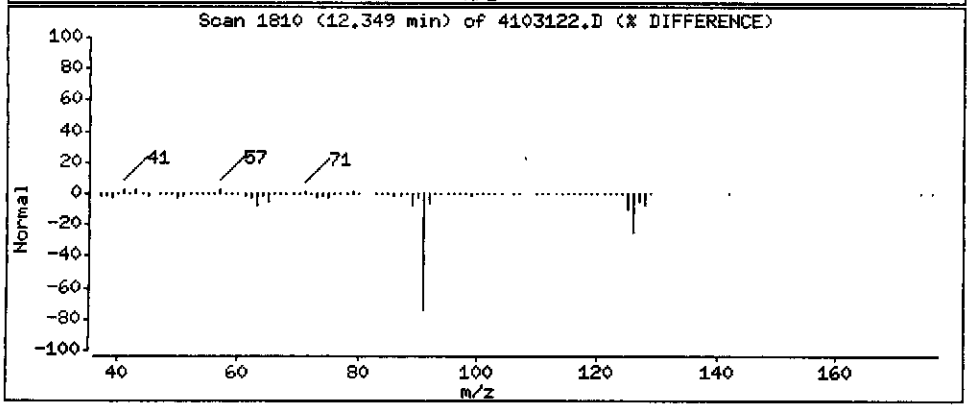

Data File: \\PITSVR06\D\chem\hp4.i\4103110d.b\4103122.D

Date : 31-OCT-2010 20:11

Client ID: B13-1214 Instrument: hp4.i

Sample Info: c0k020532-001 10ul(1ml(4.23g/5ml)/10ml)/5mlp&t x100 &c0j300

Volume Injected (uL): 5.0 Operator: 034635

Column phase: DB 624 Column diameter: 0.18

88 1,2,4-Trimethylbenzene Concentration: 393700 ug/Kg

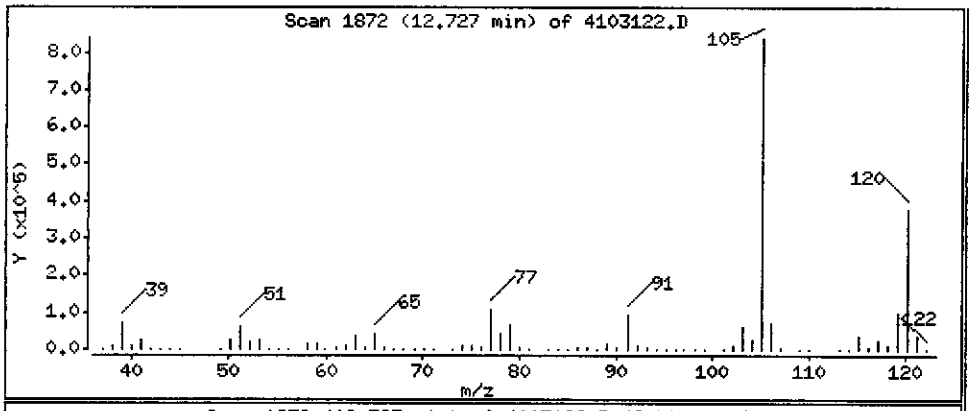

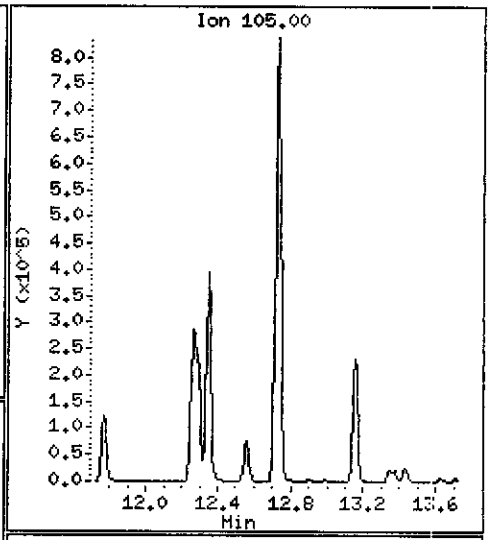

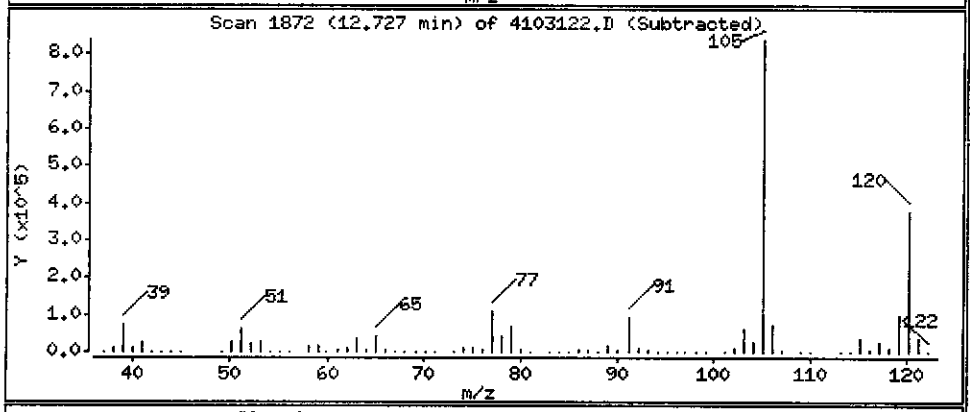

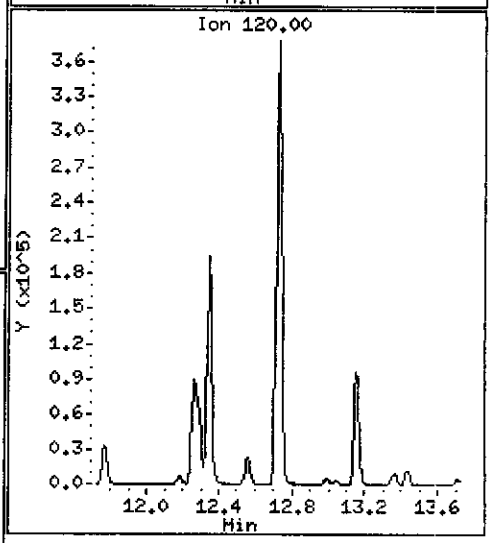

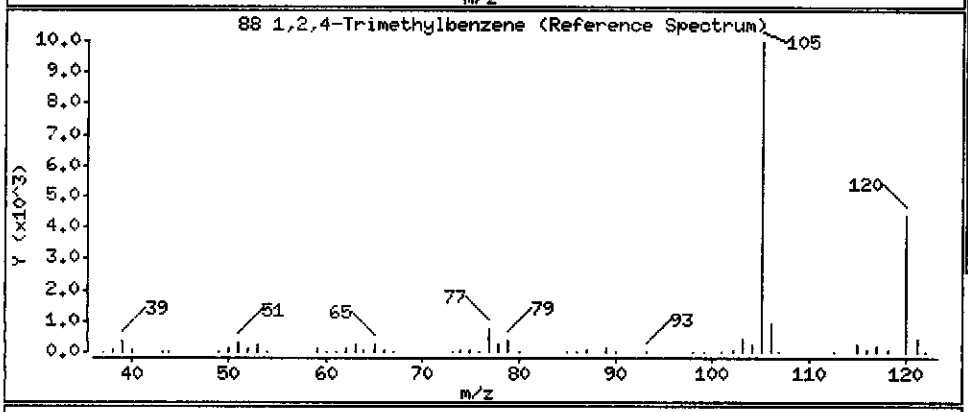

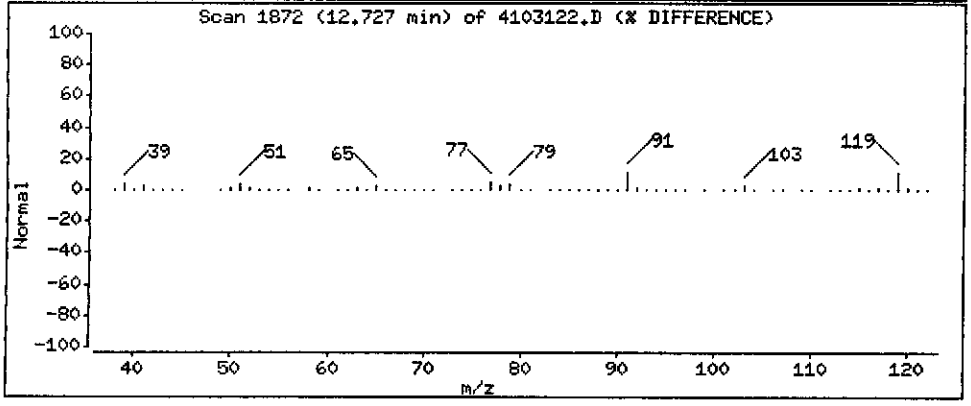

Data File: \\PITSVR06\D\chem\hp4.i\4103110d.b\4103122.D

Date : 31-OCT-2010 20:11

Client ID: B13-1214 Instrument: hp4.i

Sample Info: c0k020532-001 10ul(1ml(4.23g/5ml)/10ml)/5mlp&t x100 &c0j300

Volume Injected (uL): 5.0 Operator: 034635

Column phase: DB 624 Column diameter: 0.18

99 Naphthalene Concentration: 14600000 ug/Kg

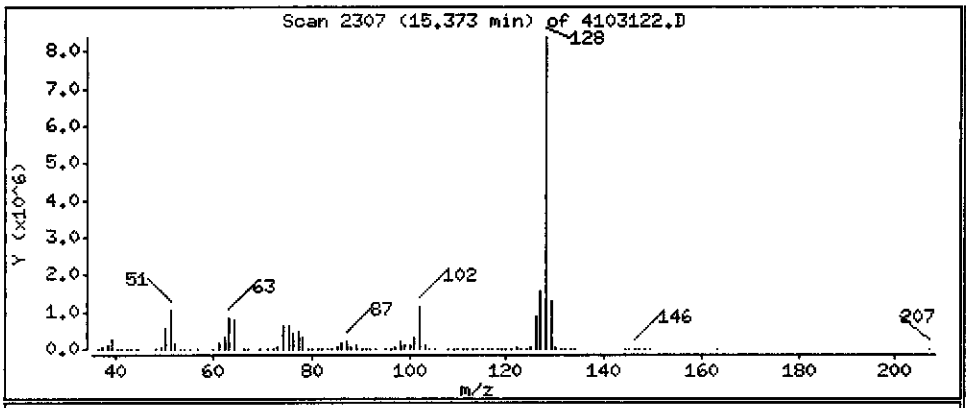

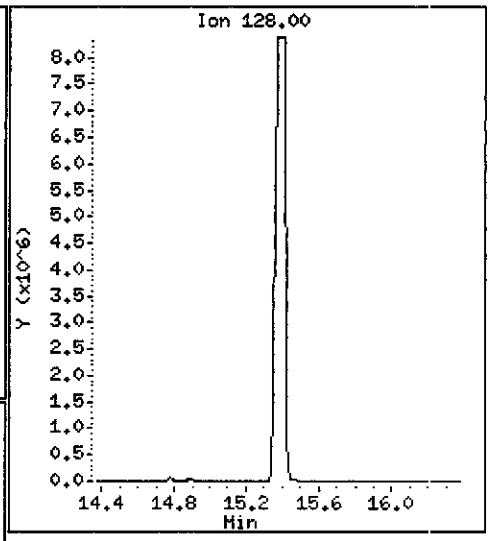

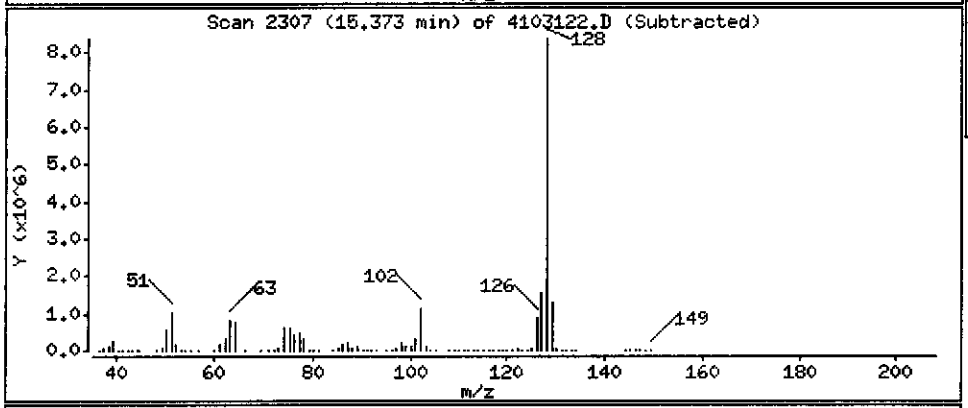

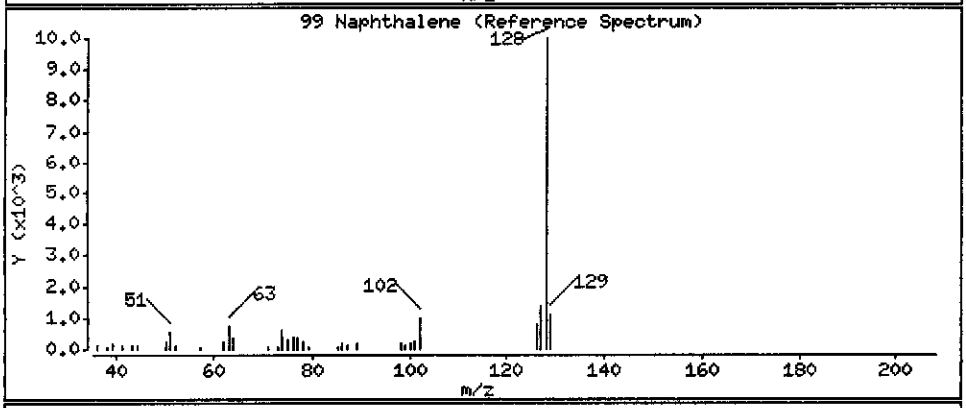

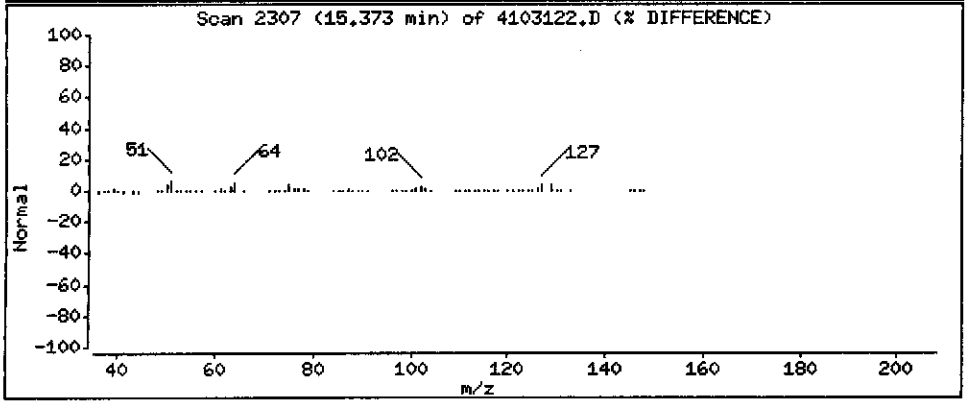

MACTEC Engineering and Consulting Inc

Client Sample ID: BLANK

GC/MS Volatiles

Lot-Sample #...: C0K020532-002	**Work Order #...:** L9FX91AA	**Matrix.....:** WATER
Date Sampled...: 10/29/10	**Date Received..:** 10/30/10	**MS Run #.....:** 0310035
Prep Date.....: 11/06/10	**Analysis Date..:** 11/06/10	
Prep Batch #...: 0310081	**Analysis Time..:** 13:55	
Dilution Factor: 1	**Initial Wgt/Vol:** 5 mL	**Final Wgt/Vol..:** 5 mL
Analyst ID.....: 403808	**Instrument ID..:** HP6	
	Method.....: SW846 8260B	

PARAMETER	RESULT	REPORTING LIMIT	UNITS	MDL
Acetone	**3.7 J**	**5.0**	**ug/L**	**2.5**
Benzene	ND	1.0	ug/L	0.11
Bromodichloromethane	ND	1.0	ug/L	0.13
Bromoform	ND	1.0	ug/L	0.19
Bromomethane	ND	1.0	ug/L	0.31
2-Butanone	ND	5.0	ug/L	0.55
Carbon disulfide	**0.79 J**	**1.0**	**ug/L**	**0.21**
Carbon tetrachloride	ND	1.0	ug/L	0.14
Chlorobenzene	ND	1.0	ug/L	0.14
Chloroethane	ND	1.0	ug/L	0.21
Chloroform	ND	1.0	ug/L	0.17
Chloromethane	ND	1.0	ug/L	0.28
Cyclohexane	ND	1.0	ug/L	0.25
Dibromochloromethane	ND	1.0	ug/L	0.14
1,2-Dibromo-3-chloro-propane	ND	1.0	ug/L	0.14
1,2-Dibromoethane	ND	1.0	ug/L	0.18
1,3-Dichlorobenzene	ND	1.0	ug/L	0.11
1,4-Dichlorobenzene	ND	1.0	ug/L	0.21
1,2-Dichlorobenzene	ND	1.0	ug/L	0.15
Dichlorodifluoromethane	ND	1.0	ug/L	0.19
1,1-Dichloroethane	ND	1.0	ug/L	0.12
1,2-Dichloroethane	ND	1.0	ug/L	0.21
1,1-Dichloroethene	ND	1.0	ug/L	0.30
cis-1,2-Dichloroethene	ND	1.0	ug/L	0.24
trans-1,2-Dichloroethene	ND	1.0	ug/L	0.17
1,2-Dichloropropane	ND	1.0	ug/L	0.095
cis-1,3-Dichloropropene	ND	1.0	ug/L	0.19
trans-1,3-Dichloropropene	ND	1.0	ug/L	0.15
Ethylbenzene	ND	1.0	ug/L	0.23
2-Hexanone	ND	5.0	ug/L	0.16
Isopropylbenzene	ND	1.0	ug/L	0.16
Methyl acetate	ND	1.0	ug/L	0.14
Methylene chloride	ND	1.0	ug/L	0.15
Methylcyclohexane	ND	1.0	ug/L	0.26
4-Methyl-2-pentanone	ND	5.0	ug/L	0.53
Methyl tert-butyl ether	ND	1.0	ug/L	0.18

(Continued on next page)

MACTEC Engineering and Consulting Inc

Client Sample ID: BLANK

GC/MS Volatiles

Lot-Sample #...: C0K020532-002 **Work Order #...:** L9FX91AA **Matrix.....:** WATER

PARAMETER	RESULT	REPORTING LIMIT	UNITS	MDL
Styrene	ND	1.0	ug/L	0.097
1,1,2,2-Tetrachloroethane	ND	1.0	ug/L	0.20
1,2,4-Trichloro-benzene	ND	1.0	ug/L	0.27
Tetrachloroethene	ND	1.0	ug/L	0.15
1,1,1-Trichloroethane	ND	1.0	ug/L	0.29
1,1,2-Trichloroethane	ND	1.0	ug/L	0.20
Trichloroethene	ND	1.0	ug/L	0.14
Trichlorofluoromethane	ND	1.0	ug/L	0.20
1,1,2-Trichloro-1,2,2-trifluoroethane	ND	1.0	ug/L	0.32
Toluene	ND	1.0	ug/L	0.15
Vinyl chloride	ND	1.0	ug/L	0.23
Xylenes (total)	ND	3.0	ug/L	0.49

SURROGATE	PERCENT RECOVERY	RECOVERY LIMITS
Toluene-d8	105	(71 - 118)
1,2-Dichloroethane-d4	91	(64 - 135)
4-Bromofluorobenzene	91	(70 - 118)
Dibromofluoromethane	95	(70 - 128)

NOTE(S):

J Estimated result. Result is less than RL.

Data File: \\pitsvr06\d\chem\hp6.i\6110610d.b\6110611.D
Date : 06-NOV-2010 13:55
Client ID: BLANK
Sample Info: COK020532-002 5ml
Purge Volume: 5.0
Column phase: DB 624

Instrument: hp6.i
Operator: 403808
Column diameter: 0.20

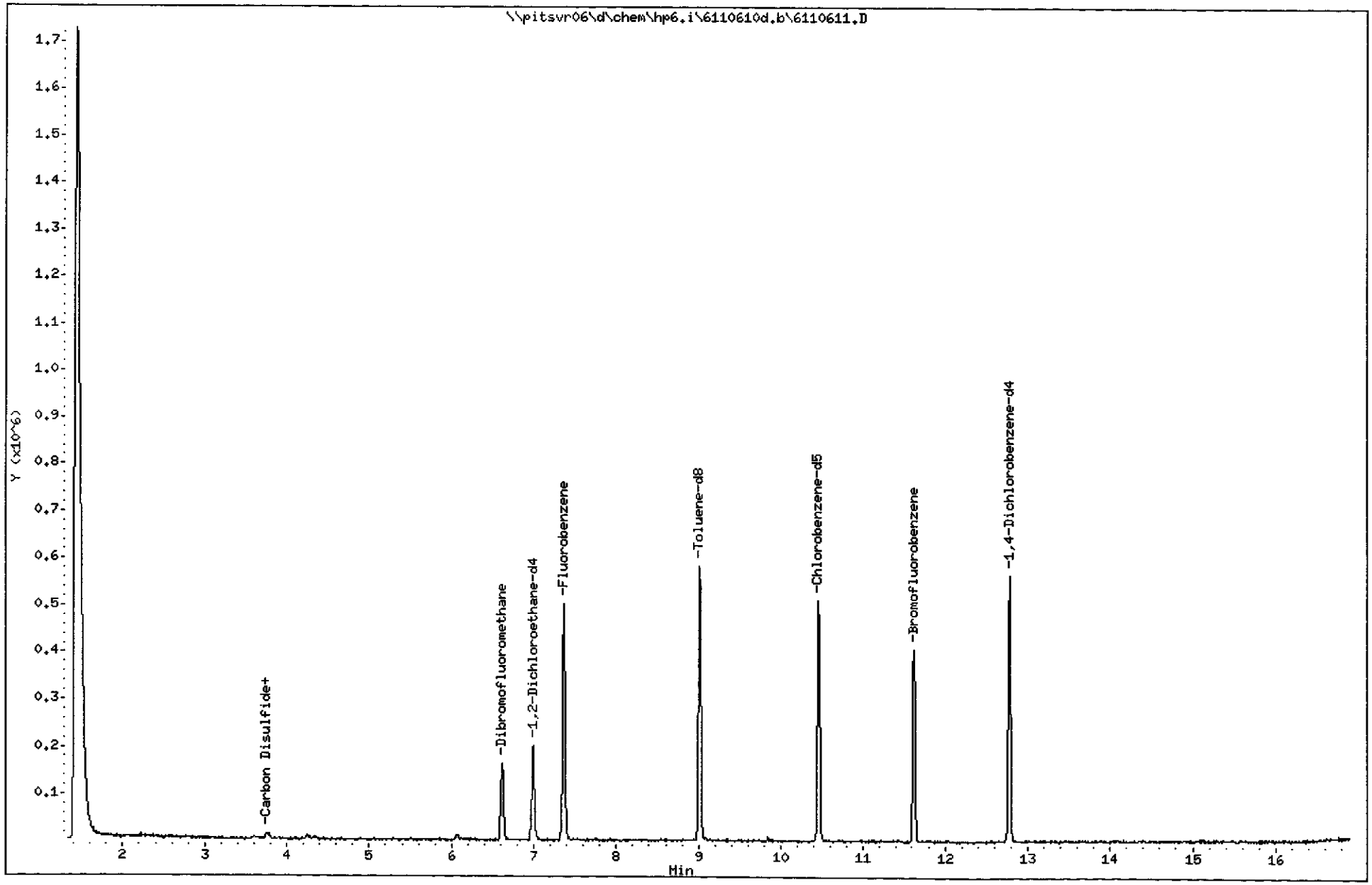

TestAmerica Pittsburgh

VOLATILE REPORT SW-846 Method

Data file : \\pitsvr06\d\chem\hp6.i\6110610d.b\6110611.D
Lab Smp Id: 19fx91aa Client Smp ID: BLANK
Inj Date : 06-NOV-2010 13:55
Operator : 403808 Inst ID: hp6.i
Smp Info : C0K020532-002 5ml
Misc Info : 19fx91aa,6110610d.b,8260ee.m,1-42.sub
Comment :
Method : \\pitsvr06\d\chem\hp6.i\6110610d.b\8260ee.m
Meth Date : 06-Nov-2010 14:02 lipayj Quant Type: ISTD
Cal Date : 06-NOV-2010 00:21 Cal File: 1G61105N.D
Als bottle: 61
Dil Factor: 1.00000
Integrator: HP RTE Compound Sublist: 1-42.sub
Target Version: 4.14
Processing Host: PITPC-002

Concentration Formula: Amt * DF * 1/Vo*Vt * CpndVariable

Name	Value	Description
DF	1.000	Dilution Factor
Vo	5.000	Sample Volume
Vt	1.000	mg/L conversion (1.0 if no conversion)
Cpnd Variable		Local Compound Variable

Compounds	QUANT SIG MASS	RT	EXP RT	REL RT	RESPONSE	CONCENTRATIONS ON-COLUMN (ng)	CONCENTRATIONS FINAL (UG/L)
* 46 Fluorobenzene	96	7.364	7.364	(1.000)	505538	50.0000	
* 69 Chlorobenzene-d5	119	10.454	10.461	(1.000)	91755	50.0000	
* 92 1,4-Dichlorobenzene-d4	152	12.778	12.779	(1.000)	157551	50.0000	
$ 39 Dibromofluoromethane	113	6.616	6.612	(0.898)	114777	47.3528	9.470
$ 43 1,2-Dichloroethane-d4	65	6.993	6.983	(0.950)	175236	45.6888	9.138
$ 59 Toluene-d8	98	9.013	9.009	(0.862)	414647	52.2903	10.46
$ 80 Bromofluorobenzene	95	11.622	11.625	(0.910)	168522	45.6764	9.135
1 Dichlorodifluoromethane	85	Compound Not Detected.					
2 Chloromethane	50	Compound Not Detected.					
3 Vinyl Chloride	62	Compound Not Detected.					
4 Bromomethane	94	Compound Not Detected.					
5 Chloroethane	64	Compound Not Detected.					
6 Trichlorofluoromethane	101	Compound Not Detected.					
12 1,1-Dichloroethene	96	Compound Not Detected.					
13 Acetone	43	3.598	3.595	(0.489)	13430	18.3850	3.677 (M)
15 Carbon Disulfide	76	3.757	3.747	(0.510)	34586	3.92895	0.7858
18 Methylene Chloride	84	Compound Not Detected.					
19 trans-1,2-Dichloroethene	96	Compound Not Detected.					
20 Methyl tert-butyl ether	73	Compound Not Detected.					
24 1,1-Dichloroethane	63	Compound Not Detected.					
27 2,2-Dichloropropane	77	Compound Not Detected.					
28 cis-1,2-dichloroethene	96	Compound Not Detected.					

	Compounds	QUANT SIG MASS	RT	EXP RT	REL RT	RESPONSE	CONCENTRATIONS ON-COLUMN (ng)	CONCENTRATIONS FINAL (UG/L)
M	29 1,2-Dichloroethene (total)	96	Compound Not Detected.					
	30 Bromochloromethane	128	Compound Not Detected.					
	31 2-Butanone	43	Compound Not Detected.					
	37 Chloroform	83	Compound Not Detected.					
	38 1,1,1-Trichloroethane	97	Compound Not Detected.					
	40 1,1-Dichloropropene	75	Compound Not Detected.					
	41 Carbon Tetrachloride	117	Compound Not Detected.					
	42 Benzene	78	Compound Not Detected.					
	45 1,2-Dichloroethane	62	Compound Not Detected.					
	47 Trichloroethene	130	Compound Not Detected.					
	49 1,2-Dichloropropane	63	Compound Not Detected.					
	50 Dibromomethane	93	Compound Not Detected.					
	53 Bromodichloromethane	83	Compound Not Detected.					
	57 cis-1,3-Dichloropropene	75	Compound Not Detected.					
	58 4-Methyl-2-Pentanone	43	Compound Not Detected.					
	60 Toluene	91	Compound Not Detected.					
	61 trans-1,3-Dichloropropene	75	Compound Not Detected.					
	63 1,3-Dichloropropane	76	Compound Not Detected.					
	64 1,1,2-Trichloroethane	97	Compound Not Detected.					
	65 Tetrachloroethene	164	Compound Not Detected.					
	66 2-Hexanone	43	Compound Not Detected.					
	67 Dibromochloromethane	129	Compound Not Detected.					
	68 1,2-Dibromoethane	107	Compound Not Detected.					
	70 Chlorobenzene	112	Compound Not Detected.					
	71 1,1,1,2-Tetrachloroethane	131	Compound Not Detected.					
	72 Ethylbenzene	106	Compound Not Detected.					
	73 m + p-Xylene	106	Compound Not Detected.					
	74 Xylene-o	106	Compound Not Detected.					
M	75 Xylenes (total)	106	Compound Not Detected.					
	76 Styrene	104	Compound Not Detected.					
	77 Bromoform	173	Compound Not Detected.					
	78 Isopropylbenzene	105	Compound Not Detected.					
	79 Bromobenzene	156	Compound Not Detected.					
	83 1,1,2,2-Tetrachloroethane	83	Compound Not Detected.					
	84 1,2,3-Trichloropropane	110	Compound Not Detected.					
	86 1,3,5-Trimethylbenzene	105	Compound Not Detected.					
	88 1,2,4-Trimethylbenzene	105	Compound Not Detected.					
	90 4-Isopropyltoluene	119	Compound Not Detected.					
	91 1,3-Dichlorobenzene	146	Compound Not Detected.					
	93 1,4-Dichlorobenzene	146	Compound Not Detected.					
	95 1,2-Dichlorobenzene	146	Compound Not Detected.					
	96 1,2-Dibromo-3-chloropropane	157	Compound Not Detected.					
	97 1,2,4-Trichlorobenzene	180	Compound Not Detected.					
	101 1,1,2-trichlorotrifluoroethane	101	Compound Not Detected.					
	102 Methyl acetate	43	Compound Not Detected.					
	104 Cyclohexane	56	Compound Not Detected.					
	105 Methyl Cyclohexane	83	Compound Not Detected.					

QC Flag Legend

M - Compound response manually integrated.

Data File: \\pitsvr06\d\chem\hp6.i\6110610d.b\6110611.D

Date : 06-NOV-2010 13:55

Client ID: BLANK

Instrument: hp6.i

Sample Info: C0K020532-002 5ml

Purge Volume: 5.0

Operator: 403808

Column phase: DB 624

Column diameter: 0.20

13 Acetone

Concentration: 3.677 UG/L

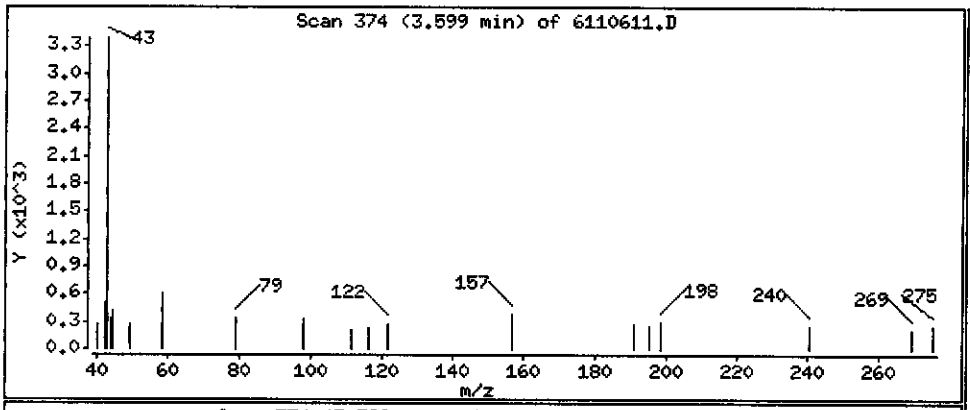

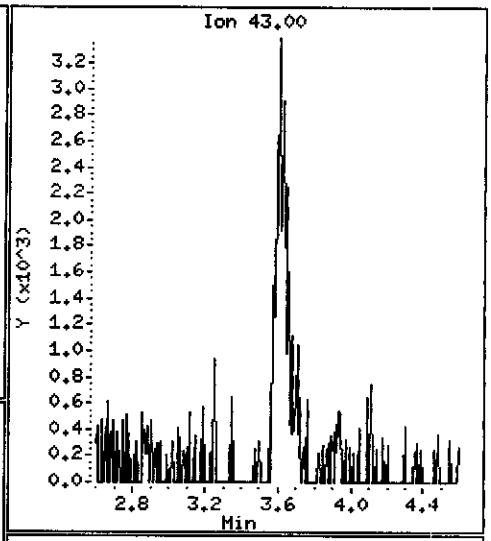

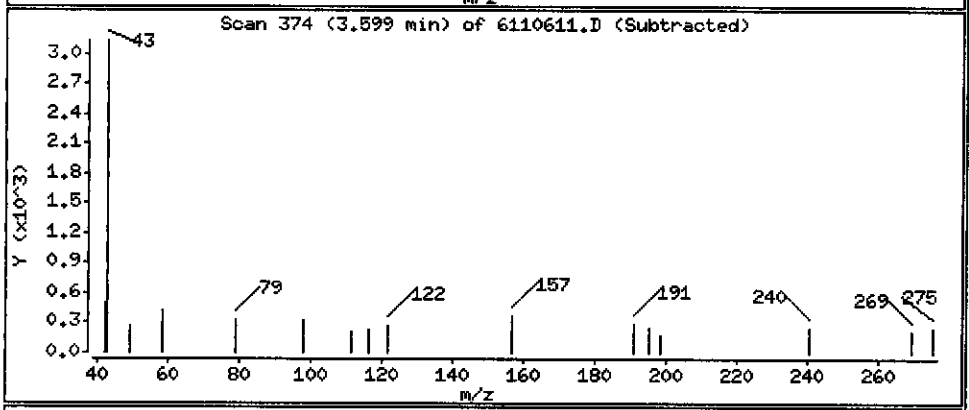

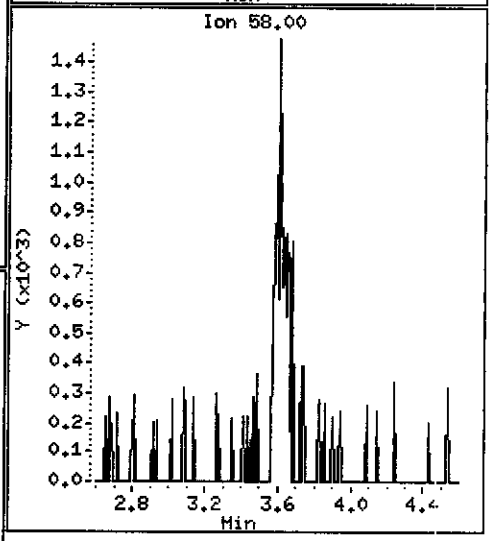

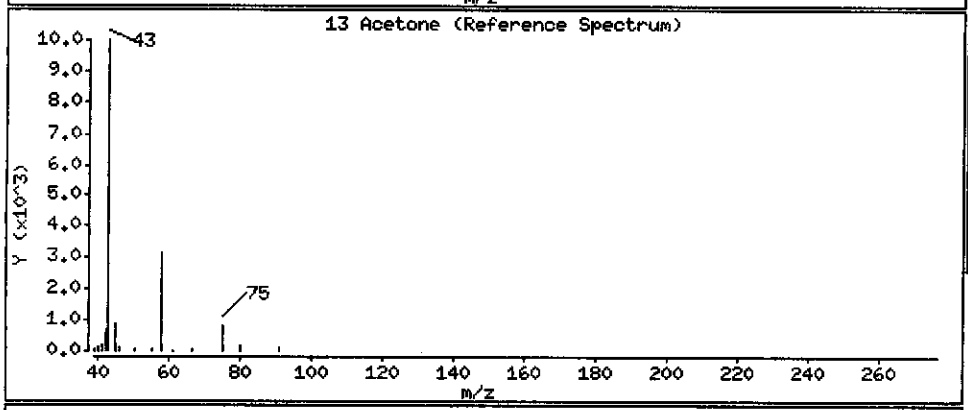



Data File: \\pitsvr06\d\chem\hp6.i\6110610d.b\6110611.D

Date : 06-NOV-2010 13:55

Client ID: BLANK

Instrument: hp6.i

Sample Info: C0K020532-002 5ml

Purge Volume: 5.0

Operator: 403808

Column phase: DB 624

Column diameter: 0.20

15 Carbon Disulfide

Concentration: 0.7858 UG/L

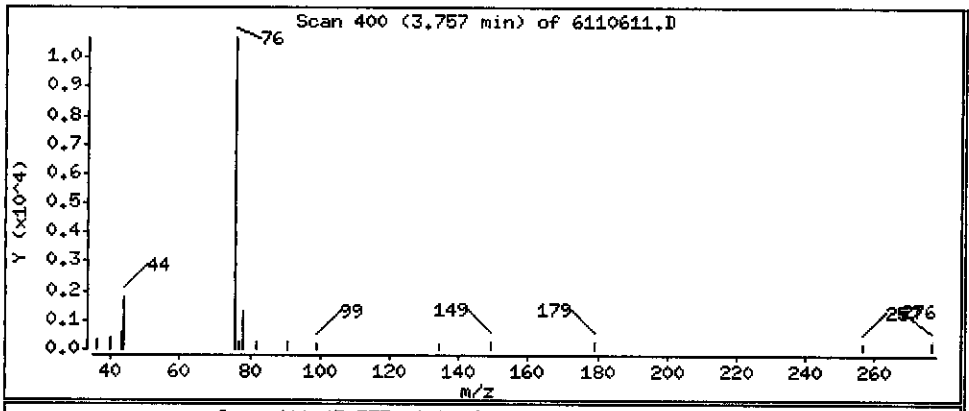

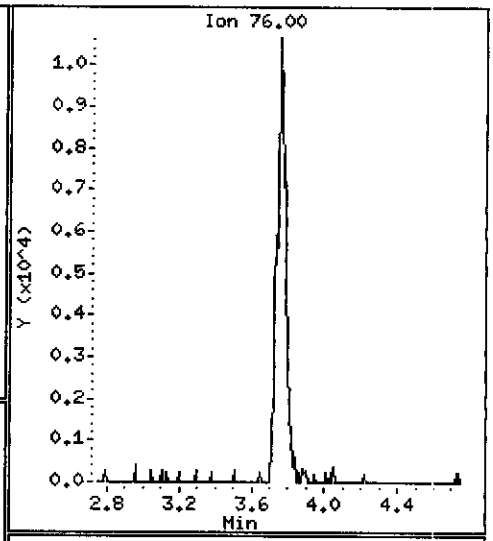

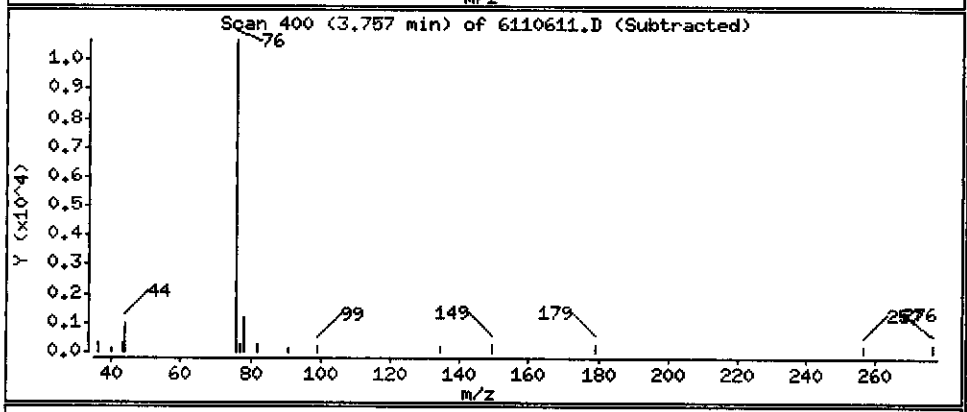

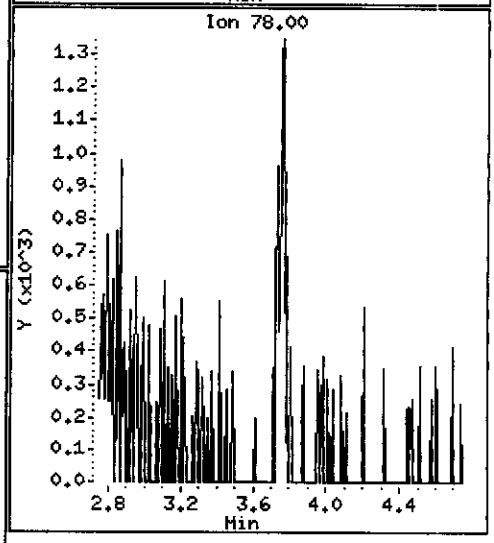

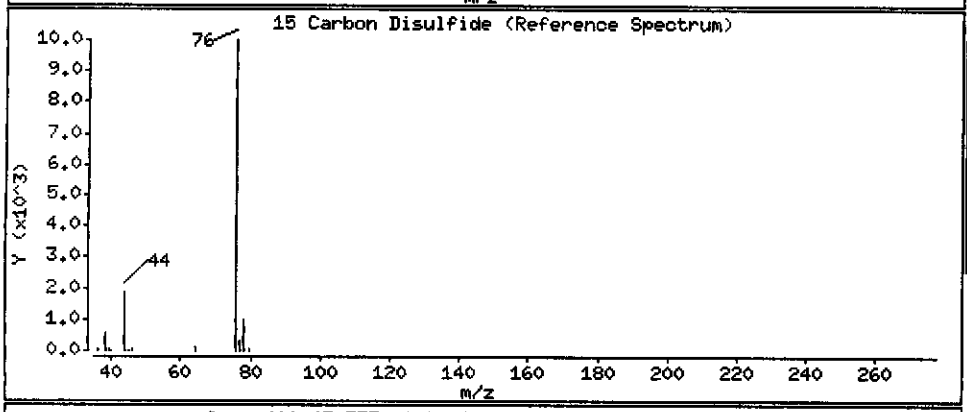

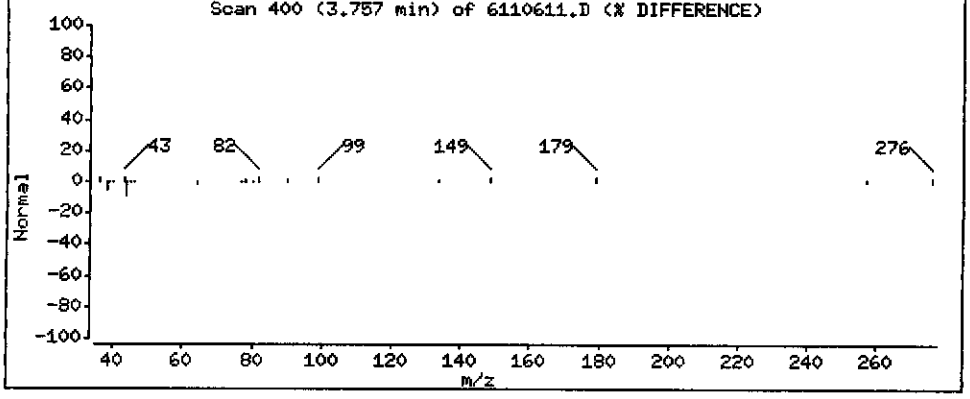

Data File Name: 6110611.D
Inj. Date and Time: 06-NOV-2010 13:55
Instrument ID: hp6.i
Client ID: BLANK
Compound Name: Acetone
CAS #: 67-64-1

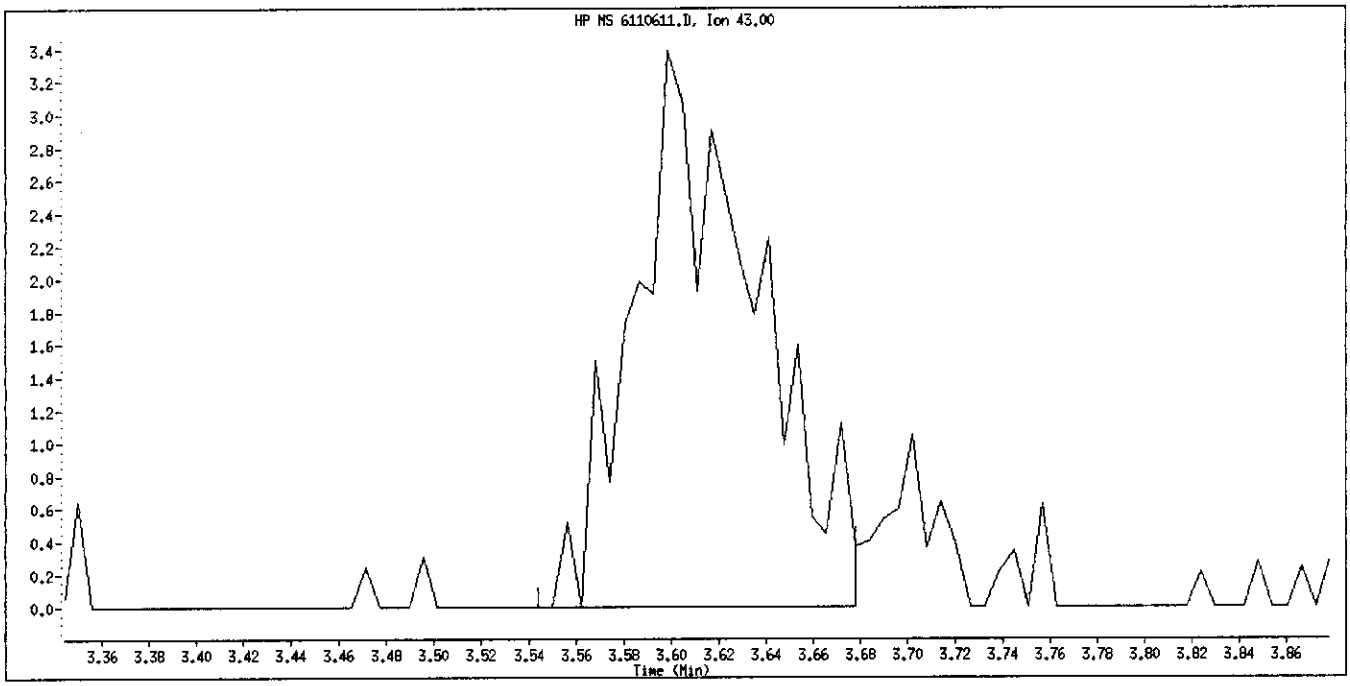

Original Integration

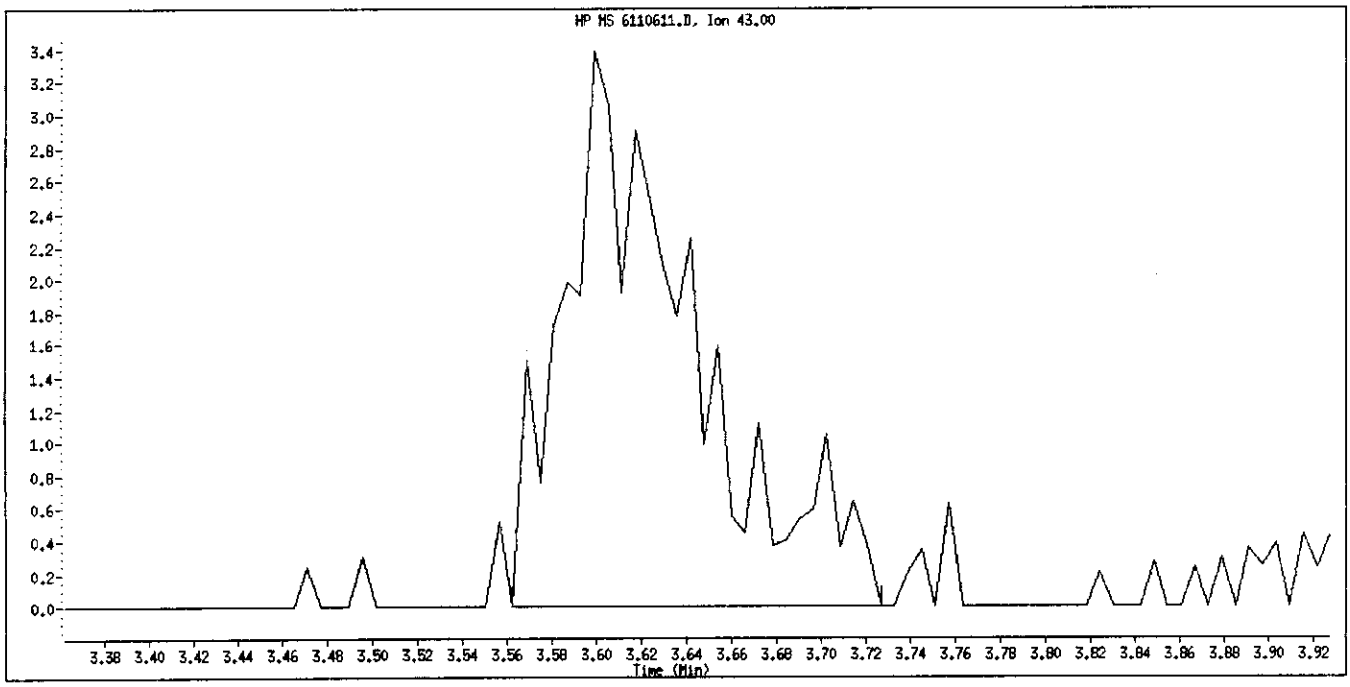

Manual Integration

Manually Integrated By: lipayj
Manual Integration Reason: Peak Integrated Incorrectly

GC/MS VOLATILE
CALIBRATION DATA

TestAmerica
THE LEADER IN ENVIRONMENTAL TESTING

Pittsburgh GC/MS
ICAL Review Checklist

Date:	Instrument:	ICAL Method File Name:	Analytical Method:
11/2/10	HP6	6110110LLW	8260bLL

Review Items	Yes	No	NA	If No, why is data reportable?	2nd Level Review
Did DFTPP or, BFB meet tune criteria?	✓				✓
Were DDT breakdown & Benzedrine tailing factor and PCP tailing factor within acceptable range?			✓		
Were all standards injected within 12 hr of DFTPP or, BFB?	✓				✓
Was date/time of analysis verified between analysis header and logbook as correct?	✓				✓
Was the high point std. checked for detector saturation?	✓				✓
Was sufficient number of calibration points analyzed?	✓				✓
Was low level standard at or below RL?	✓				✓
Were the average RFs for SVOCs SPCCs ≥ 0.050; VOCs ≥ 0.3 for chlorobenzene and 1,1,2,2-tetrachlorobenzene and ≥ 0.1 for chloromethane, bromoform and 1,1-dichloroethane?	✓				✓
Did the RRFs meet minimum criteria?	✓				✓
Did the %RSD for the CCC's meet method criteria? ≤ 30% 8270C/8260B / ≤ 20% 8270D / DoD	✓				✓
Were %RSD for all target analytes within limits?	✓				✓
Was a linear fit or quadratic fit used for analytes failed RSD criteria?	✓				✓
If curves were used, is correlation coefficient $r^2 \geq 0.990$?	✓				✓
At least 6 consecutive points used for quadratic curves?	✓				✓
For quadratic: is a tangent's slope to the curve entirely positive or negative and continuous.	✓				✓
Are the internal standard retention times within method specified limits?	✓				✓
Are the internal standard areas at 50 to 200% of the mid-level standard (CCAL)?	✓				✓
If manual integrations were performed, are they clearly identified, initialed, dated and reason given?	✓				✓
Are ICAL starts and end dates/times correct on ICAL summary?	✓				✓
Elution order checked on isomeric pairs?	✓				✓
1,4-dichlorobenzene-d4 / 1,2-dichlorobenzene-d4	✓		✓		✓
aniline / bis(2-chloroethyl)ether			✓		
1,3- , 1,4- , 1,2-dichlorobenzene	✓				✓
benzyl alcohol / 2-methylphenol / 4-methylphenol			✓		
2,4,6- and 2,4,5-trichlorophenol			✓		
phenanthrene / anthracene			✓		
fluoranthene / pyrene			✓		
benzo(a)anthracene / chrysene			✓		
bis(2-ethylhexyl)/di-n-octyl phthalate			✓		
benzo(b)fluoranthene / benzo(k)fluoranthene			✓		
indeno(1,2,3-cd)pyrene / benzo(g,h,i)perylene			✓		
safrole/1-chloronaphthalene/2- chloronaphthalene			✓		
1-/2-naphthylamine			✓		
Was the 2nd source calibration verification standard within acceptable ranges? ± 30% Routine/± 25% QSM 3.0/ ± 20% QSM 4.1/4.2.	✓				✓

Analyst Signature:	Date:	2nd Level Reviewer Signature :	Date:
Donald L Ferguson	11/2/10	KLG	11/3/10
Comments:		**Comments:**	

N:\SOPs\Data Review Checklists\ICAL Checklist\GCMS ICAL review checklist_R0_102710.doc Revision 0, 10/27/2010

MANUAL INTEGRATION SUMMARY REPORT

Sample Name	Data File	Lot No.	Compound	Code
vstd1	6110110d.b/1A61101.D	methods	Trichlorofluoromethane	WFI
vstd1	6110110d.b/1A61101.D	methods	1,1-Dichloroethene	WFI
vstd1	6110110d.b/1A61101.D	methods	tert-Butylbenzene	WFI
vstd5	6110110d.b/1B61101.D	methods	Acetonitrile	WFI
vstd10	6110110d.b/1C61101.D	methods	Acetonitrile	WFI
vstd15	6110110d.b/1D61101.D	methods	Acetonitrile	WFI
vstd20	6110110d.b/1E61101.D	methods	Acetonitrile	WFI
vstd35	6110110d.b/1F61101.D	methods	Acetonitrile	WFI
vstd40	6110110d.b/1G61101.D	methods	Acetonitrile	WFI
lcs	6110110d.b/61102004.D	methods	Acetonitrile	WFI
bfb	6110110d.b/BF61101B.D	methods	No Manual Integrations	

Legend

BAS - Baseline Event
SP - Split Peak
TAIL - Peak Tailing or Fronting
NOID - Analyte not Identified by the Data System
MSID - Analyte Misidentified by the Data System
PNF - Peak Not Found
PC - Poor Chromatography
WI - Wrong Isomer
SN - Other See Narrative
PFS - Peak Split
WFP - Peak Identified Incorrectly
WFI - Peak Integrated Incorrectly
PFT - Peak Tailing
PFF - Peak Fronting
PAB - Peak Added Back

TestAmerica Pittsburgh

INITIAL CALIBRATION DATA

Start Cal Date : 01-NOV-2010 10:34
End Cal Date : 01-NOV-2010 13:09
Quant Method : ISTD
Target Version : 4.14
Integrator : HP RTE
Method file : \\pitsvr06\d\chem\hp6.i\6110110d.b\8260ee.m
Last Edit : 01-Nov-2010 13:35 fergusond

Calibration File Names:
Level 1: \\pitsvr06\d\chem\hp6.i\6110110d.b\1A61101.D
Level 2: \\pitsvr06\d\chem\hp6.i\6110110d.b\1B61101.D
Level 3: \\pitsvr06\d\chem\hp6.i\6110110d.b\1C61101.D
Level 4: \\pitsvr06\d\chem\hp6.i\6110110d.b\1D61101.D
Level 5: \\pitsvr06\d\chem\hp6.i\6110110d.b\1E61101.D
Level 6: \\pitsvr06\d\chem\hp6.i\6110110d.b\1F61101.D
Level 7: \\pitsvr06\d\chem\hp6.i\6110110d.b\1G61101.D

Compound	1.0000 Level 1	5.0000 Level 2	10.0000 Level 3	15.0000 Level 4	20.0000 Level 5	35.0000 Level 6	Curve	Coefficients b	m1	m2	%RSD or R^2
	40.0000 Level 7										
1 Dichlorodifluoromethane	2.71064	2.65692	2.42636	2.08762	2.18174	1.88541					
	1.93297						AVRG		2.26881		14.73804
157 2-Chlorobenzotrifluoride	2.28516	2.28904	2.01898	1.88083	1.82256	1.73727					
	1.77969						AVRG		1.97336		11.76687
158 3-Chlorobenzotrifluoride	2.49216	2.31504	2.11760	1.95047	1.87184	1.77141					
	1.77585						AVRG		2.04205		13.62242
159 4-Chlorobenzotrifluoride	2.39472	2.08895	1.87915	1.78807	1.78057	1.58253					
	1.71303						AVRG		1.88957		14.37463

(1001 - 1229)
1045
C0K020532

TestAmerica Pittsburgh

INITIAL CALIBRATION DATA

Start Cal Date : 01-NOV-2010 10:34
End Cal Date : 01-NOV-2010 13:09
Quant Method : ISTD
Target Version : 4.14
Integrator : HP RTE
Method file : \\pitsvr06\d\chem\hp6.i\6110110d.b\8260ee.m
Last Edit : 01-Nov-2010 13:35 fergusond

Compound	1.0000 Level 1	5.0000 Level 2	10.0000 Level 3	15.0000 Level 4	20.0000 Level 5	35.0000 Level 6	40.0000 Level 7	Curve	Coefficients b	m1	m2	%RSD or R^2
160 3-Chlorotoluene	0.88082	0.81817	0.78894	0.77643	0.76832	0.73795	0.89573	AVRG		0.80948		7.29610
161 2,4-Dichlorobenzotrifluoride	1.18112	1.08182	1.01973	0.99296	0.99482	0.99781	0.99938	AVRG		1.03824		6.78080
162 2,5-Dichlorobenzotrifluoride	1.21410	1.28789	1.19762	1.21019	1.06648	1.08096	1.15458	AVRG		1.17312		6.69714
163 3,4-Dichlorobenzotrifluoride	1.36793	1.18923	1.11022	1.10241	1.04477	1.05825	1.12885	AVRG		1.14309		9.61526
164 Dichlorotoluene(2,4+2,5+2,6)	1.45845	1.34839	1.38011	1.32901	1.22217	1.15175	1.20940	AVRG		1.29990		8.36551
165 Dichlorotoluene(2,3+3,4)	1.43977	1.39345	1.40832	1.34179	1.24606	1.16873	1.20177	AVRG		1.31427		8.22499
166 1,3,5-Trichlorobenzene	1.17622	1.24775	1.24856	1.19648	1.11241	1.07081	1.12369	AVRG		1.16799		5.87254

(1001 - 1229)
1046
C0K020532

TestAmerica Pittsburgh

INITIAL CALIBRATION DATA

Start Cal Date : 01-NOV-2010 10:34
End Cal Date : 01-NOV-2010 13:09
Quant Method : ISTD
Target Version : 4.14
Integrator : HP RTE
Method file : \\pitsvr06\d\chem\hp6.i\6110110d.b\8260ee.m
Last Edit : 01-Nov-2010 13:35 fergusond

Compound	1.0000 Level 1	5.0000 Level 2	10.0000 Level 3	15.0000 Level 4	20.0000 Level 5	35.0000 Level 6	Curve	Coefficients b	Coefficients m1	Coefficients m2	%RSD or R^2
	40.0000 Level 7										
167 2,3,6-Trichlorotoluene	0.44419	0.38217	0.41132	0.41625	0.38358	0.43715					
	0.44875						AVRG		0.41763		6.56776
168 2,4,5-Trichlorotoluene	0.49563	0.47158	0.51368	0.51574	0.46780	0.51814					
	0.53443						AVRG		0.50243		4.99047
2 Chloromethane	0.32287	0.28740	0.29467	0.27394	0.26465	0.27762					
	0.29405						AVRG		0.28788		6.57293
3 Vinyl Chloride	0.38594	0.32026	0.34446	0.32973	0.32788	0.33016					
	0.35722						AVRG		0.34224		6.67459
4 Bromomethane	0.16429	0.13461	0.12732	0.12218	0.11475	0.12452					
	0.13497						AVRG		0.13180		12.11320
5 Chloroethane	0.14207	0.14957	0.14636	0.14073	0.14057	0.14598					
	0.16188						AVRG		0.14674		5.08323
6 Trichlorofluoromethane	0.47862	0.47165	0.49064	0.46048	0.46454	0.47755					
	0.50287						AVRG		0.47805		3.08784

TestAmerica Pittsburgh

INITIAL CALIBRATION DATA

Start Cal Date : 01-NOV-2010 10:34
End Cal Date : 01-NOV-2010 13:09
Quant Method : ISTD
Target Version : 4.14
Integrator : HP RTE
Method file : \\pitsvr06\d\chem\hp6.i\6110110d.b\8260ee.m
Last Edit : 01-Nov-2010 13:35 fergusond

Compound	1.0000 Level 1	5.0000 Level 2	10.0000 Level 3	15.0000 Level 4	20.0000 Level 5	35.0000 Level 6	40.0000 Level 7	Curve	Coefficients b	m1	m2	%RSD or R^2	
7 Dichlorofluoromethane	+++++	+++++	+++++	+++++	+++++	+++++	+++++	AVRG		0.000e+000		0.000e+000	<-
8 Ethyl Ether	+++++	+++++	+++++	+++++	+++++	+++++	+++++	AVRG		0.000e+000		0.000e+000	<-
9 Ethanol	+++++	+++++	+++++	+++++	+++++	+++++	+++++	AVRG		0.000e+000		0.000e+000	<-
11 Acrolein	+++++	+++++	+++++	+++++	+++++	+++++	+++++	AVRG		0.000e+000		0.000e+000	<-
12 1,1-Dichloroethene	0.33101	0.27879	0.28812	0.28133	0.27525	0.27034	0.29885	AVRG		0.28910		7.14910	
13 Acetone	0.08162	0.06701	0.07812	0.08060	0.06775	0.06465	0.06600	AVRG		0.07225		10.36674	
14 Iodomethane	+++++	+++++	+++++	+++++	+++++	+++++	+++++	AVRG		0.000e+000		0.000e+000	<-

(1001 - 1229)
1048
C0K020532

TestAmerica Pittsburgh

INITIAL CALIBRATION DATA

Start Cal Date : 01-NOV-2010 10:34
End Cal Date : 01-NOV-2010 13:09
Quant Method : ISTD
Target Version : 4.14
Integrator : HP RTE
Method file : \\pitsvr06\d\chem\hp6.i\6110110d.b\8260ee.m
Last Edit : 01-Nov-2010 13:35 fergusond

Compound	1.0000 Level 1	5.0000 Level 2	10.0000 Level 3	15.0000 Level 4	20.0000 Level 5	35.0000 Level 6	40.0000 Level 7	Curve	Coefficients b	Coefficients m1	Coefficients m2	%RSD or R^2	
15 Carbon Disulfide	1.00153	0.85446	0.87135	0.84935	0.81051	0.82508	0.88222	AVRG		0.87064		7.21477	
16 3-Chloro-1-propene	+++++	+++++	+++++	+++++	+++++	+++++	+++++	AVRG		0.000e+000		0.000e+000	<-
17 Acetonitrile	0.01418	0.00978	0.01046	0.01188	0.01067	0.00994	0.01169	AVRG		0.01123		13.62420	<-
18 Methylene Chloride	25117	75395	159948	221761	306950	566118	705208	QUAD	-0.12409	3.74250	-0.33801	0.99826	
19 trans-1,2-Dichloroethene	0.31647	0.28326	0.30034	0.30364	0.28756	0.28870	0.31134	AVRG		0.29876		4.24522	
20 Methyl tert-butyl ether	0.92087	0.89889	0.91909	0.93316	0.88659	0.92159	0.90913	AVRG		0.91276		1.72655	
21 tert-Butyl Alcohol	+++++	+++++	+++++	+++++	+++++	+++++	+++++	AVRG		0.000e+000		0.000e+000	<-

(1001 - 1229)
1049
C0K020532

TestAmerica Pittsburgh

INITIAL CALIBRATION DATA

Start Cal Date : 01-NOV-2010 10:34
End Cal Date : 01-NOV-2010 13:09
Quant Method : ISTD
Target Version : 4.14
Integrator : HP RTE
Method file : \\pitsvr06\d\chem\hp6.i\6110110d.b\8260ee.m
Last Edit : 01-Nov-2010 13:35 fergusond

Compound	1.0000 Level 1	5.0000 Level 2	10.0000 Level 3	15.0000 Level 4	20.0000 Level 5	35.0000 Level 6	40.0000 Level 7	Curve	Coefficients b	m1	m2	%RSD or R^2	
22 Acrylonitrile	+++++	+++++	+++++	+++++	+++++	+++++	+++++	AVRG		0.000e+000		0.000e+000	<-
23 Hexane	+++++	+++++	+++++	+++++	+++++	+++++	+++++	AVRG		0.000e+000		0.000e+000	<-
24 1,1-Dichloroethane	0.66958	0.61071	0.61418	0.59504	0.56230	0.56590	0.58805	AVRG		0.60082		6.04079	
25 Isopropyl Ether	+++++	+++++	+++++	+++++	+++++	+++++	+++++	AVRG		0.000e+000		0.000e+000	<-
26 2-Chloro-1,3-butadiene	+++++	+++++	+++++	+++++	+++++	+++++	+++++	AVRG		0.000e+000		0.000e+000	<-
27 2,2-Dichloropropane	0.37646	0.38065	0.39413	0.38356	0.39025	0.38991	0.42129	AVRG		0.39089		3.76953	
28 cis-1,2-dichloroethene	0.34227	0.32235	0.33169	0.31794	0.29697	0.31340	0.32004	AVRG		0.32067		4.43426	

(1001 - 1229)

1050

C0K020532

TestAmerica Pittsburgh

INITIAL CALIBRATION DATA

Start Cal Date : 01-NOV-2010 10:34
End Cal Date : 01-NOV-2010 13:09
Quant Method : ISTD
Target Version : 4.14
Integrator : HP RTE
Method file : \\pitsvr06\d\chem\hp6.i\6110110d.b\8260ee.m
Last Edit : 01-Nov-2010 13:35 fergusond

Compound	1.0000 Level 1	5.0000 Level 2	10.0000 Level 3	15.0000 Level 4	20.0000 Level 5	35.0000 Level 6	40.0000 Level 7	Curve	Coefficients b	m1	m2	%RSD or R^2	
M 29 1,2-Dichloroethene (total)	0.32937	0.30280	0.31601	0.31079	0.29227	0.30105							
	0.31569							AVRG		0.30971		3.93286	
30 Bromochloromethane	0.13345	0.11609	0.11154	0.12548	0.11064	0.11734							
	0.12048							AVRG		0.11929		6.75104	
31 2-Butanone	0.08486	0.07723	0.08889	0.09466	0.08407	0.09244							
	0.08685							AVRG		0.08700		6.64319	
32 Vinyl Acetate	+++++	+++++	+++++	+++++	+++++	+++++							
	+++++							AVRG		0.000e+000		0.000e+000	<-
33 Ethyl Acetate	+++++	+++++	+++++	+++++	+++++	+++++							
	+++++							AVRG		0.000e+000		0.000e+000	<-
34 Propionitrile	+++++	+++++	+++++	+++++	+++++	+++++							
	+++++							AVRG		0.000e+000		0.000e+000	<-
35 Tetrahydrofuran	+++++	+++++	+++++	+++++	+++++	+++++							
	+++++							AVRG		0.000e+000		0.000e+000	<-

TestAmerica Pittsburgh

INITIAL CALIBRATION DATA

Start Cal Date : 01-NOV-2010 10:34
End Cal Date : 01-NOV-2010 13:09
Quant Method : ISTD
Target Version : 4.14
Integrator : HP RTE
Method file : \\pitsvr06\d\chem\hp6.i\6110110d.b\8260ee.m
Last Edit : 01-Nov-2010 13:35 fergusond

Compound	1.0000 Level 1	5.0000 Level 2	10.0000 Level 3	15.0000 Level 4	20.0000 Level 5	35.0000 Level 6	40.0000 Level 7	Curve	Coefficients b	Coefficients m1	Coefficients m2	%RSD or R^2	
36 Methacrylonitrile	+++++	+++++	+++++	+++++	+++++	+++++	+++++	AVRG		0.000e+000		0.000e+000	<-
37 Chloroform	0.61787	0.55920	0.60039	0.57597	0.54156	0.54158	0.54889	AVRG		0.56935		5.28233	
38 1,1,1-Trichloroethane	0.49880	0.46304	0.49443	0.49054	0.45535	0.46253	0.48876	AVRG		0.47906		3.75686	
40 1,1-Dichloropropene	0.47222	0.47138	0.49967	0.49056	0.46633	0.47771	0.49467	AVRG		0.48179		2.70355	
41 Carbon Tetrachloride	0.40454	0.35910	0.39600	0.39731	0.37698	0.38348	0.41359	AVRG		0.39014		4.70737	
42 Benzene	1.30461	1.23347	1.25245	1.23414	1.14263	1.13463	1.15493	AVRG		1.20812		5.35521	
44 Isobutanol	+++++	+++++	+++++	+++++	+++++	+++++	+++++	AVRG		0.000e+000		0.000e+000	<-

TestAmerica Pittsburgh

INITIAL CALIBRATION DATA

Start Cal Date : 01-NOV-2010 10:34
End Cal Date : 01-NOV-2010 13:09
Quant Method : ISTD
Target Version : 4.14
Integrator : HP RTE
Method file : \\pitsvr06\d\chem\hp6.i\6110110d.b\8260ee.m
Last Edit : 01-Nov-2010 13:35 fergusond

Compound	1.0000 Level 1	5.0000 Level 2	10.0000 Level 3	15.0000 Level 4	20.0000 Level 5	35.0000 Level 6	40.0000 Level 7	Curve	Coefficients b	Coefficients m1	Coefficients m2	%RSD or R^2	
45 1,2-Dichloroethane	0.54323	0.45749	0.47208	0.47803	0.43416	0.45304	0.43947	AVRG		0.46821		7.83229	
47 Trichloroethene	0.27762	0.24855	0.24895	0.24967	0.23737	0.24191	0.25342	AVRG		0.25107		5.12883	
48 n-Butanol	+++++	+++++	+++++	+++++	+++++	+++++	+++++	AVRG		0.000e+000		0.000e+000	<-
49 1,2-Dichloropropane	0.32973	0.26675	0.27946	0.29264	0.27284	0.28832	0.28986	AVRG		0.28851		7.10198	
50 Dibromomethane	0.17998	0.16135	0.16765	0.17208	0.15128	0.15975	0.16129	AVRG		0.16477		5.67349	
51 Methyl methacrylate	+++++	+++++	+++++	+++++	+++++	+++++	+++++	AVRG		0.000e+000		0.000e+000	<-
52 1,4-Dioxane	+++++	+++++	+++++	+++++	+++++	+++++	+++++	AVRG		0.000e+000		0.000e+000	<-

TestAmerica Pittsburgh

INITIAL CALIBRATION DATA

Start Cal Date : 01-NOV-2010 10:34
End Cal Date : 01-NOV-2010 13:09
Quant Method : ISTD
Target Version : 4.14
Integrator : HP RTE
Method file : \\pitsvr06\d\chem\hp6.i\6110110d.b\8260ee.m
Last Edit : 01-Nov-2010 13:35 fergusond

Compound	1.0000 Level 1	5.0000 Level 2	10.0000 Level 3	15.0000 Level 4	20.0000 Level 5	35.0000 Level 6	40.0000 Level 7	Curve	Coefficients b	m1	m2	%RSD or R^2	
53 Bromodichloromethane	0.41783	0.38305	0.38948	0.39851	0.37733	0.38736	0.38069	AVRG		0.39061		3.54044	
54 2-Nitropropane	+++++	+++++	+++++	+++++	+++++	+++++	+++++	AVRG		0.000e+000		0.000e+000	<-
55 2-Methylfuran	+++++	+++++	+++++	+++++	+++++	+++++	+++++	AVRG		0.000e+000		0.000e+000	<-
56 2-Chloroethyl vinyl ether	+++++	+++++	+++++	+++++	+++++	+++++	+++++	AVRG		0.000e+000		0.000e+000	<-
57 cis-1,3-Dichloropropene	0.47134	0.40426	0.42171	0.48476	0.42407	0.44958	0.44467	AVRG		0.44291		6.45639	
58 4-Methyl-2-Pentanone	0.88170	0.96576	0.95968	0.93940	0.88946	0.84552	0.80884	AVRG		0.89862		6.60677	
60 Toluene	6.85730	5.91368	5.73305	5.48405	5.18434	4.58480	4.66834	AVRG		5.48937		14.29789	

TestAmerica Pittsburgh

INITIAL CALIBRATION DATA

Start Cal Date : 01-NOV-2010 10:34
End Cal Date : 01-NOV-2010 13:09
Quant Method : ISTD
Target Version : 4.14
Integrator : HP RTE
Method file : \\pitsvr06\d\chem\hp6.i\6110110d.b\8260ee.m
Last Edit : 01-Nov-2010 13:35 fergusond

Compound	1.0000 Level 1	5.0000 Level 2	10.0000 Level 3	15.0000 Level 4	20.0000 Level 5	35.0000 Level 6	40.0000 Level 7	Curve	Coefficients b	Coefficients m1	Coefficients m2	%RSD or R^2	
61 trans-1,3-Dichloropropene	2.07094	1.93189	1.88885	2.04814	1.86796	1.77911	1.71497	AVRG		1.90027		6.86756	
62 Ethyl methacrylate	+++++	+++++	+++++	+++++	+++++	+++++	+++++	AVRG		0.000e+000		0.000e+000	<-
63 1,3-Dichloropropane	2.51586	2.15146	2.18174	2.18775	1.95937	1.85427	1.80522	AVRG		2.09367		11.64649	
64 1,1,2-Trichloroethane	1.14604	1.06792	1.06424	1.00048	0.93263	0.86765	0.84271	AVRG		0.98881		11.38089	
65 Tetrachloroethene	1.25559	1.09215	1.09202	1.08118	1.01104	0.92741	0.97853	AVRG		1.06256		9.96957	
66 2-Hexanone	0.56744	0.56800	0.59147	0.60105	0.54339	0.55719	0.50317	AVRG		0.56167		5.76417	
67 Dibromochloromethane	1.09631	0.93205	0.97000	0.96590	0.92578	0.88606	0.87428	AVRG		0.95005		7.78111	

TestAmerica Pittsburgh

INITIAL CALIBRATION DATA

Start Cal Date : 01-NOV-2010 10:34
End Cal Date : 01-NOV-2010 13:09
Quant Method : ISTD
Target Version : 4.14
Integrator : HP RTE
Method file : \\pitsvr06\d\chem\hp6.i\6110110d.b\8260ee.m
Last Edit : 01-Nov-2010 13:35 fergusond

Compound	1.0000 Level 1	5.0000 Level 2	10.0000 Level 3	15.0000 Level 4	20.0000 Level 5	35.0000 Level 6	40.0000 Level 7	Curve	Coefficients b	Coefficients m1	Coefficients m2	%RSD or R^2
68 1,2-Dibromoethane	1.09365	0.95738	0.98165	1.02045	0.92653	0.86841	0.84428	AVRG		0.95605		9.03643
70 Chlorobenzene	4.02074	3.37788	3.21198	3.12859	2.99156	2.70209	2.71210	AVRG		3.16356		14.31561
71 1,1,1,2-Tetrachloroethane	1.13658	1.08750	1.04395	0.99826	1.05947	0.97765	1.01856	AVRG		1.04599		5.20957
72 Ethylbenzene	2.14936	2.01771	1.95724	1.91364	1.87731	1.69867	1.71508	AVRG		1.90415		8.43075
73 m + p-Xylene	2.67499	2.39832	2.36758	2.21961	2.19801	1.93929	1.94652	AVRG		2.24919		11.60388
74 Xylene-o	2.46156	2.39133	2.38809	2.23837	2.22370	2.01894	2.06663	AVRG		2.25552		7.49407
M 75 Xylenes (total)	2.60384	2.39599	2.37442	2.22586	2.20657	1.96584	1.98656	AVRG		2.25130		10.17127

TestAmerica Pittsburgh

INITIAL CALIBRATION DATA

Start Cal Date : 01-NOV-2010 10:34
End Cal Date : 01-NOV-2010 13:09
Quant Method : ISTD
Target Version : 4.14
Integrator : HP RTE
Method file : \\pitsvr06\d\chem\hp6.i\6110110d.b\8260ee.m
Last Edit : 01-Nov-2010 13:35 fergusond

Compound	1.0000 Level 1	5.0000 Level 2	10.0000 Level 3	15.0000 Level 4	20.0000 Level 5	35.0000 Level 6	40.0000 Level 7	Curve	Coefficients b	m1	m2	%RSD or R^2
76 Styrene	3.42121	3.81846	3.73013	3.56208	3.41416	3.09857	3.03857	AVRG		3.44045		8.56543
77 Bromoform	0.58030	0.68828	0.63638	0.63879	0.61366	0.60529	0.58505	AVRG		0.62111		5.99892
78 Isopropylbenzene	6.88291	6.60853	6.70839	6.05886	5.94361	5.11022	5.15835	AVRG		6.06727		11.89803
79 Bromobenzene	0.91127	0.84910	0.81400	0.81766	0.79918	0.75757	0.80795	AVRG		0.82239		5.80100
81 n-Propylbenzene	1.08138	0.95222	1.04759	0.99991	0.99682	0.94506	1.05247	AVRG		1.01078		5.13112
82 2-Chlorotoluene	0.89867	0.79146	0.82195	0.78737	0.79055	0.74636	0.83891	AVRG		0.81075		5.98357
83 1,1,2,2-Tetrachloroethane	0.93477	0.90062	0.89277	0.91636	0.88179	0.85096	0.87145	AVRG		0.89268		3.13719

TestAmerica Pittsburgh

INITIAL CALIBRATION DATA

Start Cal Date : 01-NOV-2010 10:34
End Cal Date : 01-NOV-2010 13:09
Quant Method : ISTD
Target Version : 4.14
Integrator : HP RTE
Method file : \\pitsvr06\d\chem\hp6.i\6110110d.b\8260ee.m
Last Edit : 01-Nov-2010 13:35 fergusond

Compound	1.0000 Level 1	5.0000 Level 2	10.0000 Level 3	15.0000 Level 4	20.0000 Level 5	35.0000 Level 6	Curve	Coefficients b	m1	m2	%RSD or R^2
	40.0000 Level 7										
84 1,2,3-Trichloropropane	0.36775	0.31389	0.29819	0.30128	0.28114	0.28039					
	0.29358						AVRG		0.30518		9.81386
85 4-Chlorotoluene	0.85977	0.83128	0.77644	0.83021	0.76744	0.72338					
	0.83972						AVRG		0.80403		6.09575
86 1,3,5-Trimethylbenzene	3.47531	3.40936	3.53303	3.39733	3.24758	2.96505					
	3.20624						AVRG		3.31913		5.86843
87 tert-Butylbenzene	3.05633	2.61400	2.84238	2.75047	2.73473	2.51469					
	2.71099						AVRG		2.74623		6.27005
88 1,2,4-Trimethylbenzene	3.59372	3.27285	3.47322	3.35876	3.22570	2.91222					
	3.12360						AVRG		3.28001		6.87019
89 sec-Butylbenzene	4.30537	4.11076	4.38968	4.15743	3.97980	3.61021					
	3.87896						AVRG		4.06174		6.53291
90 4-Isopropyltoluene	3.19544	3.26659	3.51327	3.33292	3.22878	2.91510					
	3.16205						AVRG		3.23059		5.61098

TestAmerica Pittsburgh

INITIAL CALIBRATION DATA

Start Cal Date : 01-NOV-2010 10:34
End Cal Date : 01-NOV-2010 13:09
Quant Method : ISTD
Target Version : 4.14
Integrator : HP RTE
Method file : \\pitsvr06\d\chem\hp6.i\6110110d.b\8260ee.m
Last Edit : 01-Nov-2010 13:35 fergusond

Compound	1.0000 Level 1	5.0000 Level 2	10.0000 Level 3	15.0000 Level 4	20.0000 Level 5	35.0000 Level 6	Curve	Coefficients b	m1	m2	%RSD or R^2
	40.0000 Level 7										
91 1,3-Dichlorobenzene	1.76307	1.62868	1.60749	1.61437	1.55421	1.44396					
	1.50950						AVRG		1.58875		6.36861
93 1,4-Dichlorobenzene	1.75523	1.51636	1.66495	1.60992	1.54354	1.46467					
	1.56042						AVRG		1.58787		6.16235
94 n-Butylbenzene	3.53111	3.30980	3.63619	3.48525	3.34629	3.02975					
	3.26283						AVRG		3.37160		5.95065
95 1,2-Dichlorobenzene	1.72457	1.53864	1.48438	1.51706	1.41187	1.33593					
	1.45568						AVRG		1.49545		8.14266
96 1,2-Dibromo-3-chloropropane	0.18428	0.13919	0.15156	0.15314	0.13550	0.15304					
	0.15330						AVRG		0.15286		10.26594
97 1,2,4-Trichlorobenzene	1.03601	0.99894	1.12709	1.05080	0.99494	0.92937					
	0.98951						AVRG		1.01810		6.06320
98 Hexachlorobutadiene	0.74320	0.57338	0.61554	0.59274	0.53893	0.53223					
	0.57355						AVRG		0.59565		11.94955

TestAmerica Pittsburgh

INITIAL CALIBRATION DATA

Start Cal Date : 01-NOV-2010 10:34
End Cal Date : 01-NOV-2010 13:09
Quant Method : ISTD
Target Version : 4.14
Integrator : HP RTE
Method file : \\pitsvr06\d\chem\hp6.i\6110110d.b\8260ee.m
Last Edit : 01-Nov-2010 13:35 fergusond

Compound	1.0000 Level 1	5.0000 Level 2	10.0000 Level 3	15.0000 Level 4	20.0000 Level 5	35.0000 Level 6	40.0000 Level 7	Curve	Coefficients b	Coefficients m1	Coefficients m2	%RSD or R^2	
99 Naphthalene	2.17353	2.10457	2.39634	2.23647	2.02319	1.98643	2.04535	AVRG		2.13798		6.71203	
100 1,2,3-Trichlorobenzene	0.93137	0.87374	0.95497	0.91718	0.86203	0.81965	0.86688	AVRG		0.88940		5.27351	
101 1,1,2-trichlorotrifluoroethan	0.31158	0.27585	0.30975	0.30573	0.28072	0.29318	0.30801	AVRG		0.29783		4.93167	
102 Methyl acetate	0.19060	0.16188	0.17298	0.17868	0.15756	0.17721	0.17324	AVRG		0.17316		6.33298	
103 t-1,4-Dichloro-2-butene	+++++	+++++	+++++	+++++	+++++	+++++	+++++	AVRG		0.000e+000		0.000e+000	<-
104 Cyclohexane	0.53867	0.48314	0.54209	0.53995	0.50857	0.52100	0.54841	AVRG		0.52598		4.44666	
105 Methyl Cyclohexane	0.63087	0.56681	0.60975	0.60000	0.56870	0.58137	0.62096	AVRG		0.59692		4.24336	

(1001 - 1229)

1060

C0K020532

(1001 - 1229)

1061

C0K020532

TestAmerica Pittsburgh

INITIAL CALIBRATION DATA

Start Cal Date : 01-NOV-2010 10:34
End Cal Date : 01-NOV-2010 13:09
Quant Method : ISTD
Target Version : 4.14
Integrator : HP RTE
Method file : \\pitsvr06\d\chem\hp6.i\6110110d.b\8260ee.m
Last Edit : 01-Nov-2010 13:35 fergusond

Compound	1.0000 Level 1	5.0000 Level 2	10.0000 Level 3	15.0000 Level 4	20.0000 Level 5	35.0000 Level 6	40.0000 Level 7	Curve	Coefficients b	Coefficients m1	Coefficients m2	%RSD or R^2	
155 n-heptane	+++++	+++++	+++++	+++++	+++++	+++++	+++++	AVRG		0.000e+000		0.000e+000	<-
156 cyclohexanol	+++++	+++++	+++++	+++++	+++++	+++++	+++++	AVRG		0.000e+000		0.000e+000	<-
$ 39 Dibromofluoromethane	0.24295	0.25940	0.24418	0.24122	0.22551	0.23388	0.23099	AVRG		0.23973		4.60702	
$ 43 1,2-Dichloroethane-d4	0.42251	0.39559	0.38900	0.39272	0.34603	0.35996	0.34957	AVRG		0.37934		7.43404	
$ 59 Toluene-d8	5.07784	4.83472	4.60028	4.35436	4.11951	3.65342	3.60781	AVRG		4.32113		13.05947	
$ 80 Bromofluorobenzene	1.42924	1.18363	1.15467	1.17875	1.09964	1.06510	1.08514	AVRG		1.17088		10.50961	

TestAmerica Pittsburgh

INITIAL CALIBRATION DATA

Start Cal Date : 01-NOV-2010 10:34
End Cal Date : 01-NOV-2010 13:09
Quant Method : ISTD
Target Version : 4.14
Integrator : HP RTE
Method file : \\pitsvr06\d\chem\hp6.i\6110110d.b\8260ee.m
Last Edit : 01-Nov-2010 13:35 fergusond

Curve	Formula	Units
Averaged	Amt = Rsp/ml	Response
Quad	Amt = b + m1*Rsp + m2*Rsp^2	Response

(1001 - 1229)
1062
C0K020532

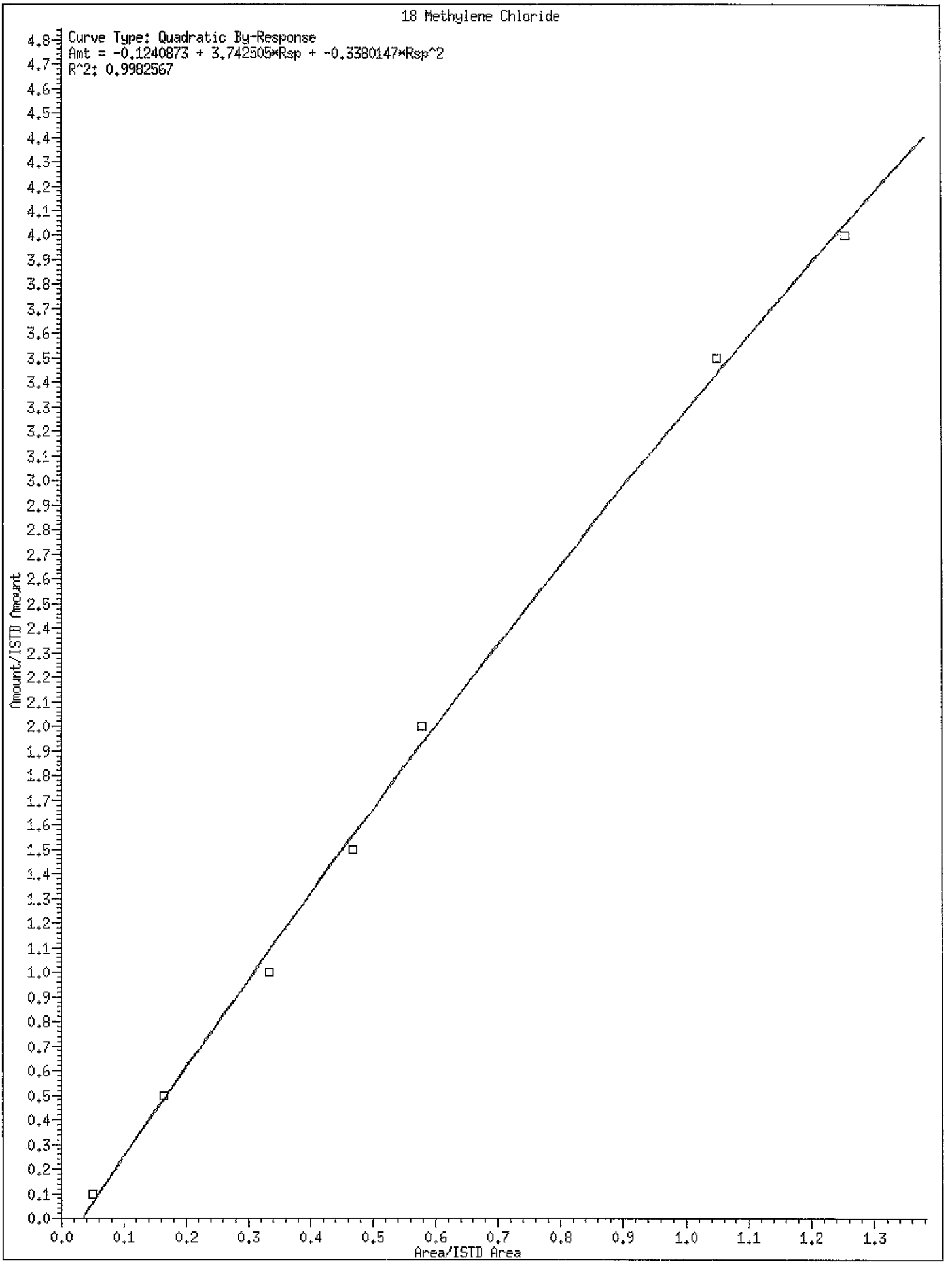
18 Methylene Chloride
Curve Type: Quadratic By-Response
Amt = -0.1240873 + 3.742505*Rsp + -0.3380147*Rsp^2
R^2: 0.9982567
Amount/ISTD Amount
Area/ISTD Area

Data File: \\pitsvr06\d\chem\hp6.i\61101l0d.b\1061101.D
Date : 01-NOV-2010 10:34
Client ID: VSTD1
Sample Info: VSTD1 5ml
Purge Volume: 5.0
Column phase: DB 624

Instrument: hp6.i
Operator: 001562
Column diameter: 0.20

\\pitsvr06\d\chem\hp6.i\61101l0d.b\1061101.D

TestAmerica Pittsburgh

VOLATILE REPORT SW-846 Method

Data file : \\pitsvr06\d\chem\hp6.i\6110110d.b\1A61101.D
Lab Smp Id: vstd1 Client Smp ID: VSTD1
Inj Date : 01-NOV-2010 10:34
Operator : 001562 Inst ID: hp6.i
Smp Info : VSTD1 5ml
Misc Info : vstd1,6110110d.b,8260ee.m,1-dwlistee.sub
Comment :
Method : \\pitsvr06\d\chem\hp6.i\6110110d.b\8260ee.m
Meth Date : 01-Nov-2010 13:35 fergusond Quant Type: ISTD
Cal Date : 26-OCT-2010 18:00 Cal File: 1G61026.D
Als bottle: 55 Calibration Sample, Level: 1
Dil Factor: 1.00000
Integrator: HP RTE Compound Sublist: 1-dwlistee.sub
Target Version: 4.14

Concentration Formula: Amt * DF * 1/Vo*Vt * CpndVariable

Name	Value	Description
DF	1.000	Dilution Factor
Vo	5.000	Sample Volume
Vt	1.000	mg/L conversion (1.0 if no conversion)
Cpnd Variable		Local Compound Variable

	Compounds	QUANT SIG MASS	RT	EXP RT	REL RT	RESPONSE	AMOUNTS CAL-AMT (ng)	AMOUNTS ON-COL (ng)
* 46	Fluorobenzene	96	7.358	7.358	(1.000)	500103	50.0000	
* 69	Chlorobenzene-d5	119	10.455	10.455	(1.000)	94107	50.0000	
* 92	1,4-Dichlorobenzene-d4	152	12.779	12.779	(1.000)	146784	50.0000	
$ 39	Dibromofluoromethane	113	6.616	6.616	(0.899)	12150	5.00000	5.067
$ 43	1,2-Dichloroethane-d4	65	6.987	6.987	(0.950)	21130	5.00000	5.569
$ 59	Toluene-d8	98	9.007	9.007	(0.862)	47786	5.00000	5.876
$ 80	Bromofluorobenzene	95	11.623	11.623	(0.910)	20979	5.00000	6.103
2	Chloromethane	50	1.810	1.810	(0.246)	16147	5.00000	5.608
3	Vinyl Chloride	62	1.944	1.944	(0.264)	19301	5.00000	5.638
4	Bromomethane	94	2.297	2.297	(0.312)	8216	5.00000	6.232
5	Chloroethane	64	2.443	2.443	(0.332)	7105	5.00000	4.841
6	Trichlorofluoromethane	101	2.778	2.778	(0.378)	23936	5.00000	5.006(M)
1	Dichlorodifluoromethane	85	1.634	1.634	(0.156)	25509	5.00000	5.974
12	1,1-Dichloroethene	96	3.441	3.441	(0.468)	16554	5.00000	5.725(M)
13	Acetone	43	3.587	3.587	(0.487)	20408	25.0000	28.24
15	Carbon Disulfide	76	3.739	3.739	(0.508)	50087	5.00000	5.752
17	Acetonitrile	40	4.049	4.049	(0.550)	14185	100.000	126.3
18	Methylene Chloride	84	4.238	4.238	(0.576)	25117	5.00000	3.151
19	trans-1,2-Dichloroethene	96	4.657	4.657	(0.633)	15827	5.00000	5.296
20	Methyl tert-butyl ether	73	4.694	4.694	(0.638)	46053	5.00000	5.044
24	1,1-Dichloroethane	63	5.260	5.260	(0.715)	33486	5.00000	5.572
27	2,2-Dichloropropane	77	6.014	6.014	(0.817)	18827	5.00000	4.815
28	cis-1,2-dichloroethene	96	6.020	6.020	(0.818)	17117	5.00000	5.337

	Compounds	QUANT SIG MASS	RT	EXP RT	REL RT	RESPONSE	AMOUNTS CAL-AMT (ng)	ON-COL (ng)
M 29	1,2-Dichloroethene (total)	96				32944	10.0000	10.63
30	Bromochloromethane	128	6.324	6.324	(0.859)	6674	5.00000	5.594
31	2-Butanone	43	6.093	6.093	(0.828)	21219	25.0000	24.38
37	Chloroform	83	6.428	6.428	(0.874)	30900	5.00000	5.426
38	1,1,1-Trichloroethane	97	6.622	6.622	(0.900)	24945	5.00000	5.206
40	1,1-Dichloropropene	75	6.805	6.805	(0.925)	23616	5.00000	4.901
41	Carbon Tetrachloride	117	6.799	6.799	(0.924)	20231	5.00000	5.184
42	Benzene	78	7.042	7.042	(0.957)	65244	5.00000	5.399
45	1,2-Dichloroethane	62	7.072	7.072	(0.961)	27167	5.00000	5.801
47	Trichloroethene	130	7.754	7.754	(1.054)	13884	5.00000	5.529
49	1,2-Dichloropropane	63	7.997	7.997	(1.087)	16490	5.00000	5.714
50	Dibromomethane	93	8.113	8.113	(1.103)	9001	5.00000	5.462
53	Bromodichloromethane	83	8.289	8.289	(1.126)	20896	5.00000	5.348
57	cis-1,3-Dichloropropene	75	8.752	8.752	(1.189)	23572	5.00000	5.321
58	4-Methyl-2-Pentanone	43	8.910	8.910	(0.852)	41487	25.0000	24.53
60	Toluene	91	9.074	9.074	(0.868)	64532	5.00000	6.246
61	trans-1,3-Dichloropropene	75	9.305	9.305	(0.890)	19489	5.00000	5.449
63	1,3-Dichloropropane	76	9.652	9.652	(0.923)	23676	5.00000	6.008
64	1,1,2-Trichloroethane	97	9.488	9.488	(0.907)	10785	5.00000	5.795
65	Tetrachloroethene	164	9.628	9.628	(0.921)	11816	5.00000	5.908
66	2-Hexanone	43	9.743	9.743	(0.932)	26700	25.0000	25.26
67	Dibromochloromethane	129	9.883	9.883	(0.945)	10317	5.00000	5.770
68	1,2-Dibromoethane	107	9.999	9.999	(0.956)	10292	5.00000	5.720
70	Chlorobenzene	112	10.485	10.485	(1.003)	37838	5.00000	6.355
71	1,1,1,2-Tetrachloroethane	131	10.558	10.558	(1.010)	10696	5.00000	5.433
72	Ethylbenzene	106	10.595	10.595	(1.013)	20227	5.00000	5.644
73	m + p-Xylene	106	10.704	10.704	(1.024)	50347	10.0000	11.89
74	Xylene-o	106	11.106	11.106	(1.062)	23165	5.00000	5.457
M 75	Xylenes (total)	106				73512	15.0000	17.35
76	Styrene	104	11.118	11.118	(1.063)	32196	5.00000	4.972
77	Bromoform	173	11.307	11.307	(1.081)	5461	5.00000	4.671
78	Isopropylbenzene	105	11.471	11.471	(1.097)	64773	5.00000	5.672
79	Bromobenzene	156	11.787	11.787	(0.922)	13376	5.00000	5.540
81	n-Propylbenzene	120	11.878	11.878	(0.930)	15873	5.00000	5.349
82	2-Chlorotoluene	126	11.970	11.970	(0.937)	13191	5.00000	5.542
83	1,1,2,2-Tetrachloroethane	83	11.763	11.763	(0.921)	13721	5.00000	5.236
84	1,2,3-Trichloropropane	110	11.818	11.818	(0.925)	5398	5.00000	6.025
85	4-Chlorotoluene	126	12.079	12.079	(0.945)	12620	5.00000	5.346
86	1,3,5-Trimethylbenzene	105	12.055	12.055	(0.943)	51012	5.00000	5.235
87	tert-Butylbenzene	119	12.383	12.383	(0.969)	44862	5.00000	5.564 (M)
88	1,2,4-Trimethylbenzene	105	12.426	12.426	(0.972)	52750	5.00000	5.478
89	sec-Butylbenzene	105	12.602	12.602	(0.986)	63196	5.00000	5.300
90	4-Isopropyltoluene	119	12.742	12.742	(0.997)	46904	5.00000	4.946
91	1,3-Dichlorobenzene	146	12.718	12.718	(0.995)	25879	5.00000	5.548
93	1,4-Dichlorobenzene	146	12.803	12.803	(1.002)	25764	5.00000	5.527
94	n-Butylbenzene	91	13.150	13.150	(1.029)	51831	5.00000	5.236
95	1,2-Dichlorobenzene	146	13.180	13.180	(1.031)	25314	5.00000	5.766
96	1,2-Dibromo-3-chloropropane	157	13.965	13.965	(1.093)	2705	5.00000	6.028
97	1,2,4-Trichlorobenzene	180	14.792	14.792	(1.158)	15207	5.00000	5.088
98	Hexachlorobutadiene	225	14.957	14.957	(1.170)	10909	5.00000	6.238
99	Naphthalene	128	15.048	15.048	(1.178)	31904	5.00000	5.083
100	1,2,3-Trichlorobenzene	180	15.291	15.291	(1.197)	13671	5.00000	5.236
101	1,1,2-trichlorotrifluoroethane	101	3.532	3.532	(0.480)	15582	5.00000	5.231
102	Methyl acetate	43	4.134	4.134	(0.562)	9532	5.00000	5.503

Compounds	QUANT SIG MASS	RT	EXP RT	REL RT	RESPONSE	AMOUNTS CAL-AMT (ng)	AMOUNTS ON-COL (ng)
104 Cyclohexane	56	6.665	6.665	(0.906)	26939	5.00000	5.121
105 Methyl Cyclohexane	83	7.948	7.948	(1.080)	31550	5.00000	5.284
157 2-Chlorobenzotrifluoride	180	11.367	11.367	(1.087)	21505	5.00000	5.790
158 3-Chlorobenzotrifluoride	180	10.461	10.461	(1.001)	23453	5.00000	6.102
159 4-Chlorobenzotrifluoride	180	10.522	10.522	(1.006)	22536	5.00000	6.337
160 3-Chlorotoluene	126	12.030	12.030	(0.941)	12929	5.00000	5.441
161 2,4-Dichlorobenzotrifluoride	214	12.858	12.858	(1.006)	17337	5.00000	5.688
162 2,5-Dichlorobenzotrifluoride	214	12.894	12.894	(1.009)	17821	5.00000	5.175
163 3,4-Dichlorobenzotrifluoride	214	12.493	12.493	(0.978)	20079	5.00000	5.983
164 Dichlorotoluene(2,4+2,5+2,6)	125	14.105	14.105	(1.104)	64223	15.0000	16.83
165 Dichlorotoluene(2,3+3,4)	125	14.525	14.525	(1.137)	42267	10.0000	10.95
166 1,3,5-Trichlorobenzene	180	14.166	14.166	(1.109)	17265	5.00000	5.035
167 2,3,6-Trichlorotoluene	159	16.295	16.295	(1.275)	6520	5.00000	5.318
168 2,4,5-Trichlorotoluene	159	16.161	16.161	(1.265)	7275	5.00000	4.932

QC Flag Legend

M - Compound response manually integrated.

Data File Name: 1A61101.D
Inj. Date and Time: 01-NOV-2010 10:34
Instrument ID: hp6.i
Client ID: VSTD1
Compound Name: Trichlorofluoromethane
CAS #: 75-69-4

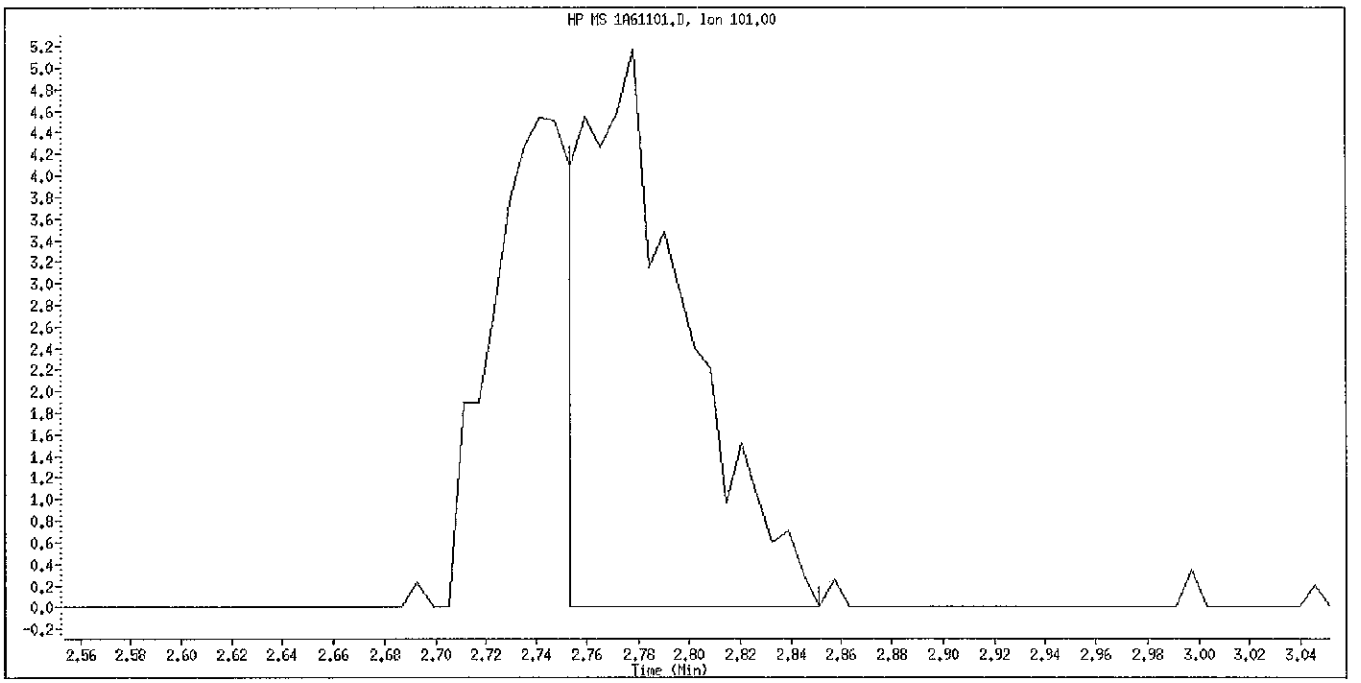

Original Integration

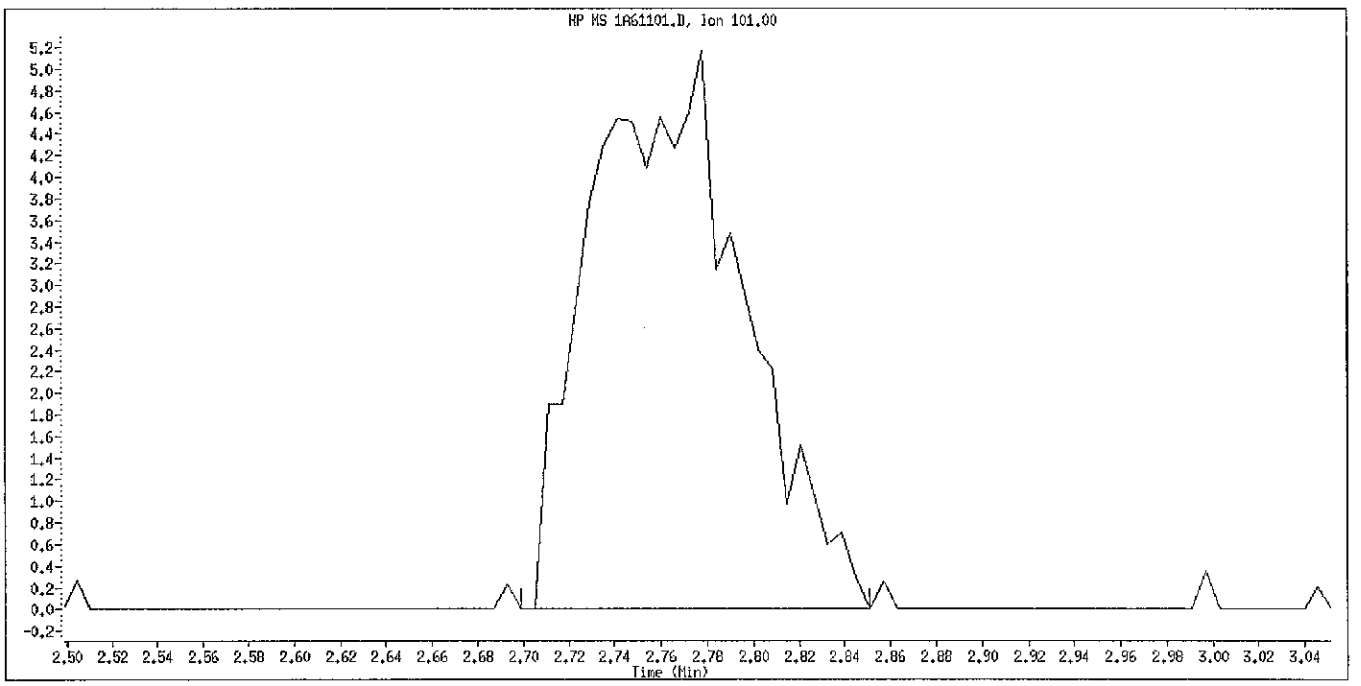

Manual Integration

Manually Integrated By: fergusond
Manual Integration Reason: Peak Integrated Incorrectly

Data File Name: 1A61101.D
Inj. Date and Time: 01-NOV-2010 10:34
Instrument ID: hp6.i
Client ID: VSTD1
Compound Name: 1,1-Dichloroethene
CAS #: 75-35-4

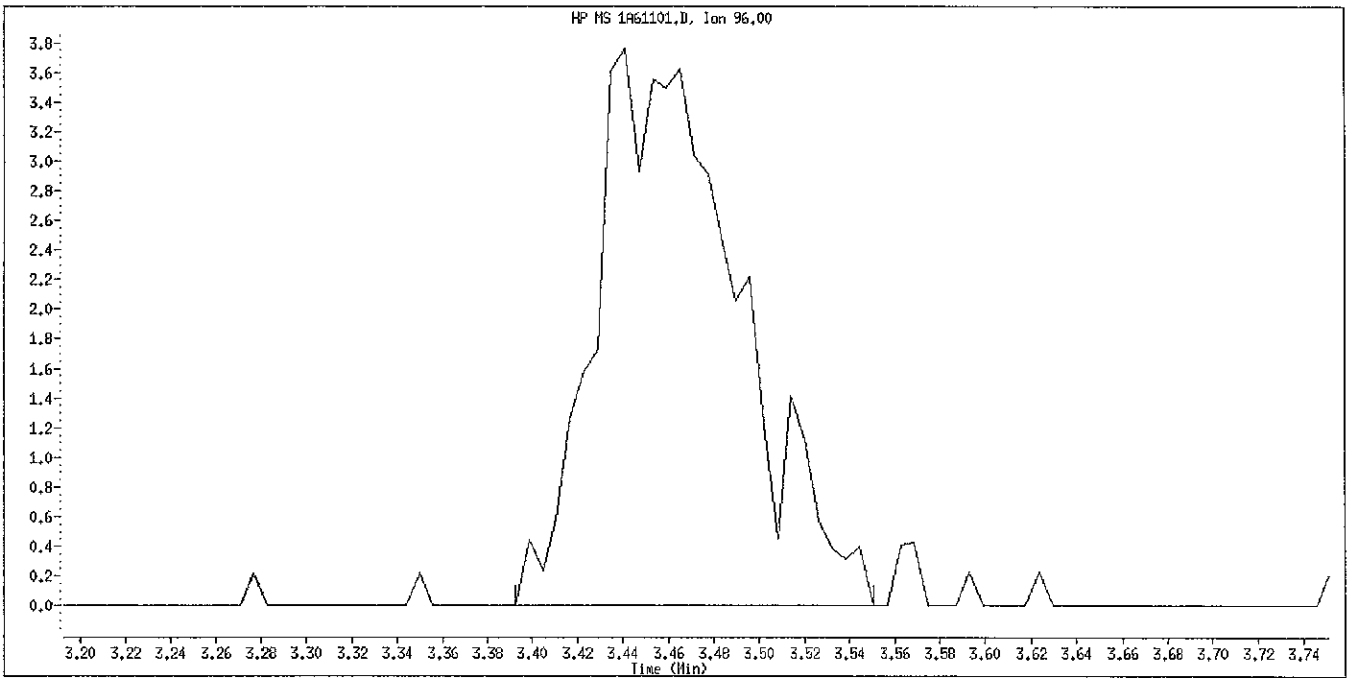

Original Integration

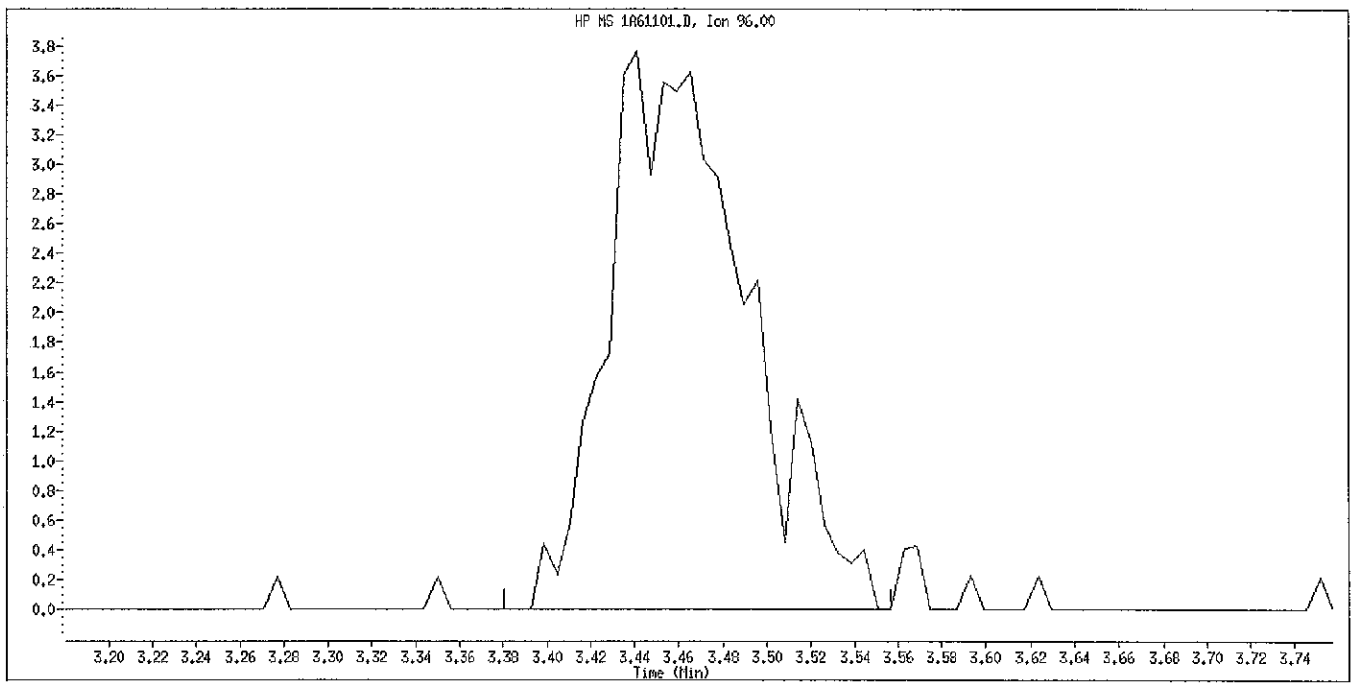

Manual Integration

Manually Integrated By: fergusond
Manual Integration Reason: Peak Integrated Incorrectly

Data File Name: 1A61101.D
Inj. Date and Time: 01-NOV-2010 10:34
Instrument ID: hp6.i
Client ID: VSTD1
Compound Name: tert-Butylbenzene
CAS #: 98-06-6

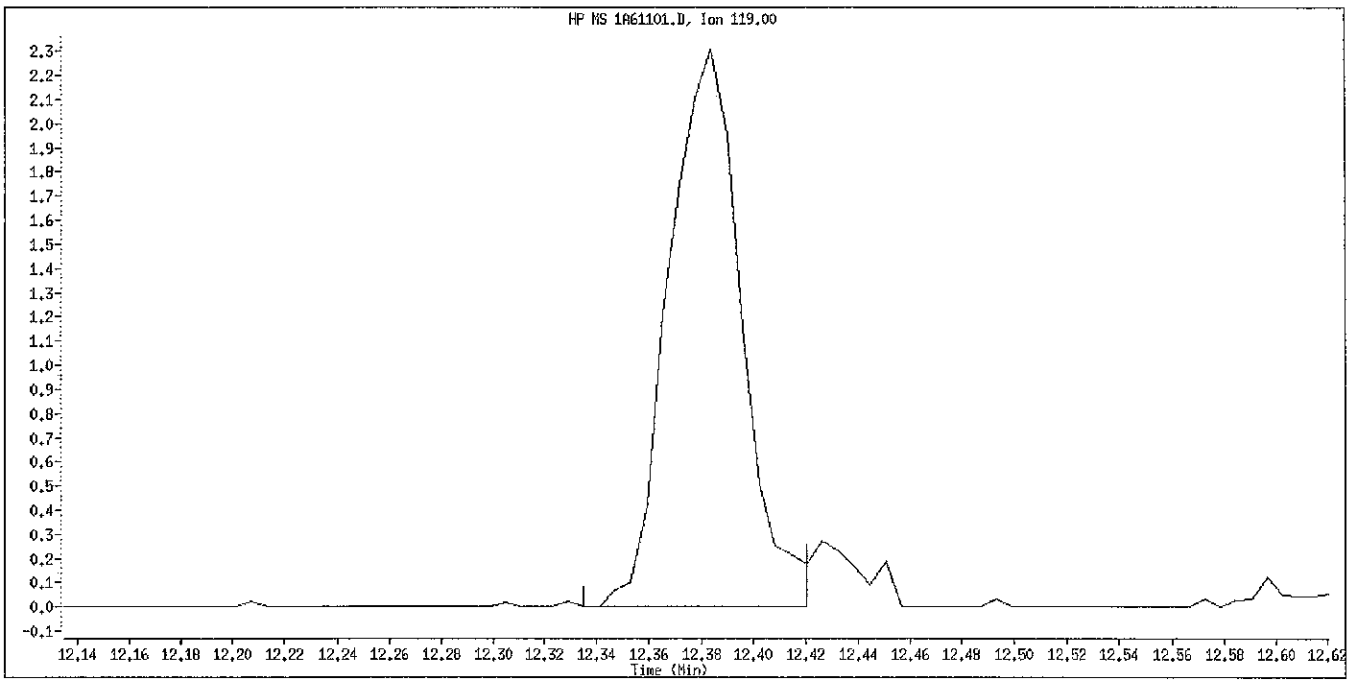

Original Integration

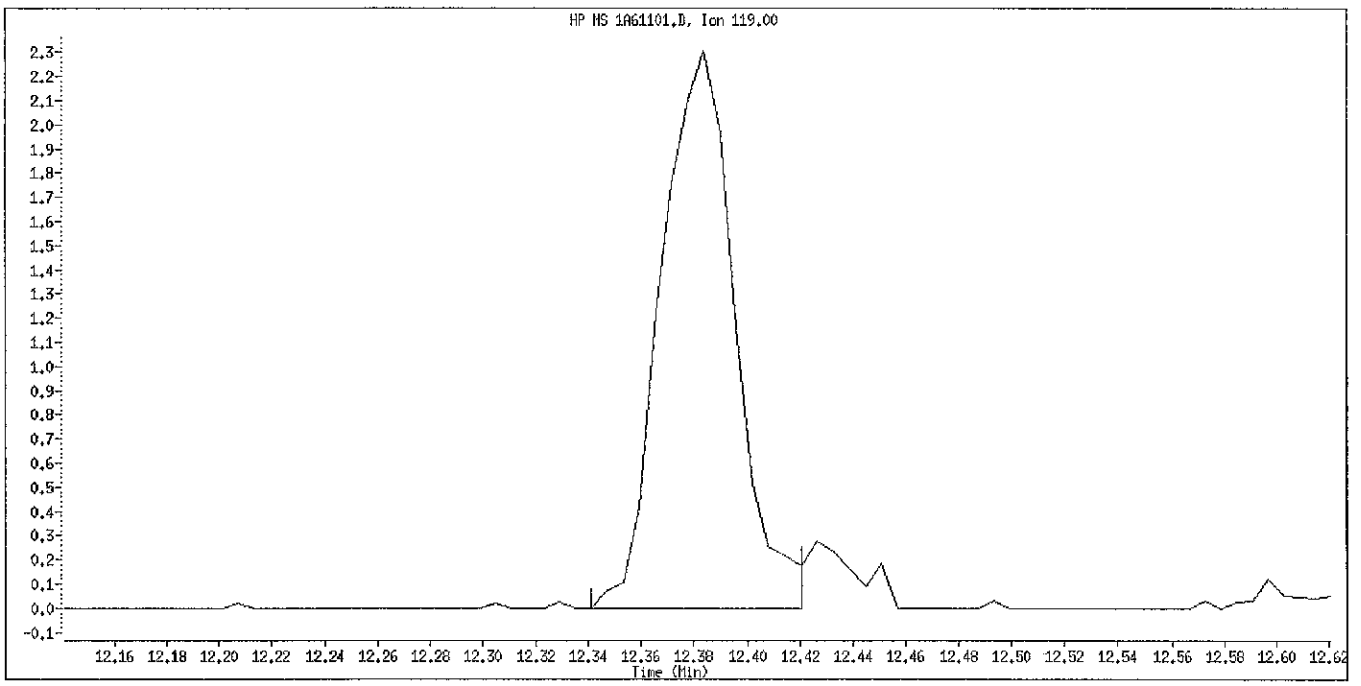

Manual Integration

Manually Integrated By: fergusond
Manual Integration Reason: Peak Integrated Incorrectly

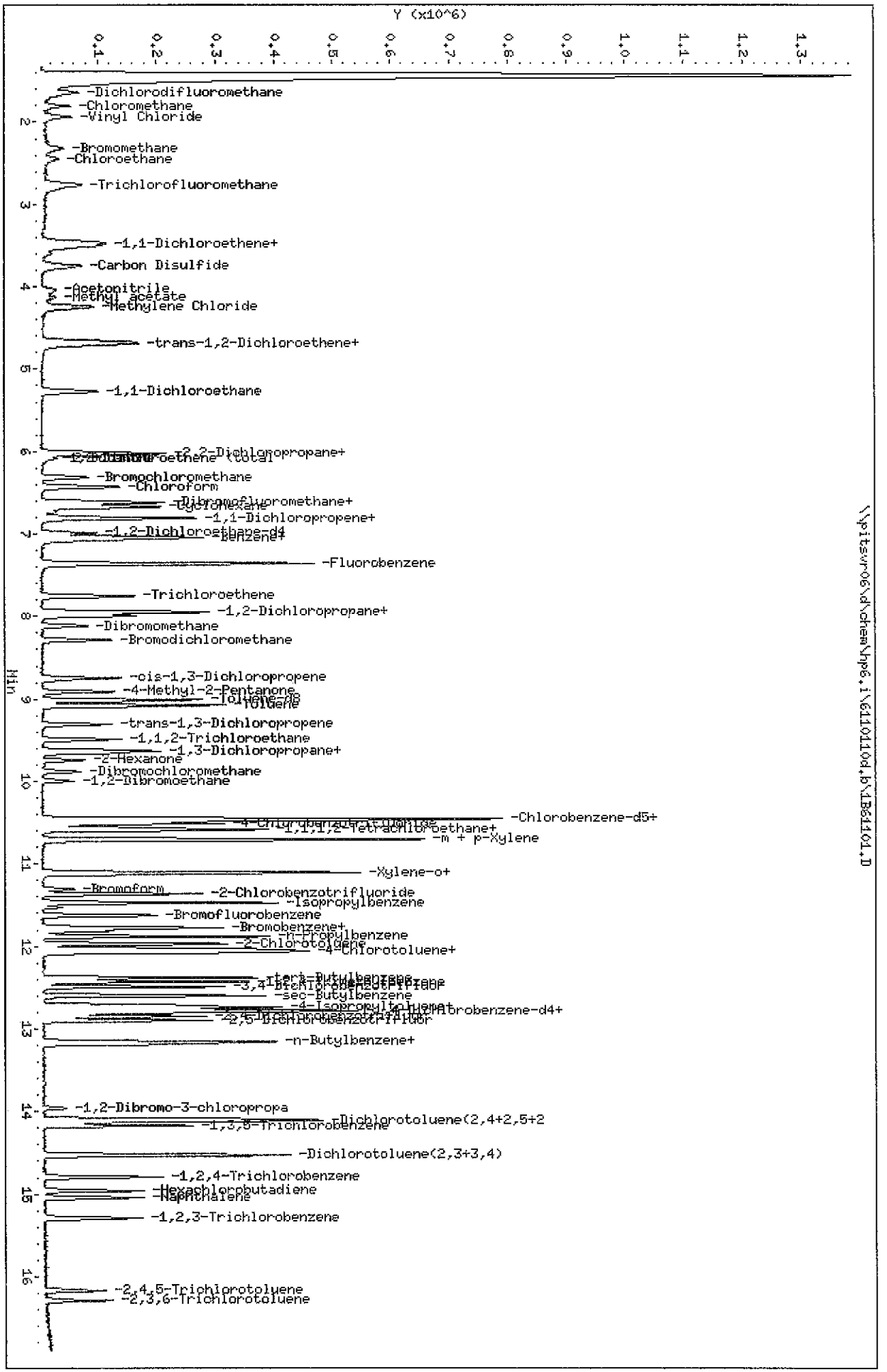

Data File: \\pitsvr06\d\chem\hp6.i\611011od.b\1B61101.D
Date : 01-NOV-2010 10:58
Client ID: WSTD5
Sample Info: WSTD5 5ml
Purge Volume: 5.0
Column phase: DB 624

Instrument: hp6.i
Operator: 001562
Column diameter: 0.20

TestAmerica Pittsburgh

VOLATILE REPORT SW-846 Method

Data file : \\pitsvr06\d\chem\hp6.i\6110110d.b\1B61101.D
Lab Smp Id: vstd5 Client Smp ID: VSTD5
Inj Date : 01-NOV-2010 10:58
Operator : 001562 Inst ID: hp6.i
Smp Info : VSTD5 5ml
Misc Info : vstd5,6110110d.b,8260ee.m,1-dwlistee.sub
Comment :
Method : \\pitsvr06\d\chem\hp6.i\6110110d.b\8260ee.m
Meth Date : 01-Nov-2010 13:35 fergusond Quant Type: ISTD
Cal Date : 26-OCT-2010 18:00 Cal File: 1G61026.D
Als bottle: 55 Calibration Sample, Level: 2
Dil Factor: 1.00000
Integrator: HP RTE Compound Sublist: 1-dwlistee.sub
Target Version: 4.14

Concentration Formula: Amt * DF * 1/Vo*Vt * CpndVariable

Name	Value	Description
DF	1.000	Dilution Factor
Vo	5.000	Sample Volume
Vt	1.000	mg/L conversion (1.0 if no conversion)
Cpnd Variable		Local Compound Variable

	Compounds	QUANT SIG MASS	RT	EXP RT	REL RT	RESPONSE	AMOUNTS CAL-AMT (ng)	AMOUNTS ON-COL (ng)
* 46	Fluorobenzene	96	7.364	7.364	(1.000)	455575	50.0000	
* 69	Chlorobenzene-d5	119	10.454	10.454	(1.000)	80403	50.0000	
* 92	1,4-Dichlorobenzene-d4	152	12.778	12.778	(1.000)	134072	50.0000	
$ 39	Dibromofluoromethane	113	6.615	6.615	(0.898)	59087	25.0000	27.05
$ 43	1,2-Dichloroethane-d4	65	6.987	6.987	(0.949)	90111	25.0000	26.07
$ 59	Toluene-d8	98	9.012	9.012	(0.862)	194363	25.0000	27.97
$ 80	Bromofluorobenzene	95	11.622	11.622	(0.910)	79346	25.0000	25.27
2	Chloromethane	50	1.803	1.803	(0.245)	65465	25.0000	24.96
3	Vinyl Chloride	62	1.937	1.937	(0.263)	72951	25.0000	23.39
4	Bromomethane	94	2.308	2.308	(0.314)	30662	25.0000	25.53
5	Chloroethane	64	2.454	2.454	(0.333)	34070	25.0000	25.48
6	Trichlorofluoromethane	101	2.758	2.758	(0.375)	107436	25.0000	24.66
1	Dichlorodifluoromethane	85	1.639	1.639	(0.157)	106812	25.0000	29.28
12	1,1-Dichloroethene	96	3.464	3.464	(0.470)	63505	25.0000	24.11
13	Acetone	43	3.598	3.598	(0.489)	30527	50.0000	46.37
15	Carbon Disulfide	76	3.744	3.744	(0.508)	194635	25.0000	24.54
17	Acetonitrile	40	4.036	4.036	(0.548)	44543	500.000	435.4(M)
18	Methylene Chloride	84	4.255	4.255	(0.578)	75395	25.0000	24.30
19	trans-1,2-Dichloroethene	96	4.663	4.663	(0.633)	64523	25.0000	23.70
20	Methyl tert-butyl ether	73	4.693	4.693	(0.637)	204757	25.0000	24.62
24	1,1-Dichloroethane	63	5.259	5.259	(0.714)	139113	25.0000	25.41
27	2,2-Dichloropropane	77	6.019	6.019	(0.817)	86707	25.0000	24.34
28	cis-1,2-dichloroethene	96	6.037	6.037	(0.820)	73427	25.0000	25.13

	Compounds	QUANT SIG MASS	RT	EXP RT	REL RT	RESPONSE	AMOUNTS CAL-AMT (ng)	AMOUNTS ON-COL (ng)
M	29 1,2-Dichloroethene (total)	96				137950	50.0000	48.83
	30 Bromochloromethane	128	6.317	6.317	(0.858)	26443	25.0000	24.33
	31 2-Butanone	43	6.086	6.086	(0.827)	35186	50.0000	44.39
	37 Chloroform	83	6.433	6.433	(0.874)	127379	25.0000	24.55
	38 1,1,1-Trichloroethane	97	6.615	6.615	(0.898)	105475	25.0000	24.16
	40 1,1-Dichloropropene	75	6.816	6.816	(0.926)	107375	25.0000	24.46
	41 Carbon Tetrachloride	117	6.804	6.804	(0.924)	81799	25.0000	23.01
	42 Benzene	78	7.041	7.041	(0.956)	280970	25.0000	25.52
	45 1,2-Dichloroethane	62	7.072	7.072	(0.960)	104211	25.0000	24.43
	47 Trichloroethene	130	7.747	7.747	(1.052)	56616	25.0000	24.75
	49 1,2-Dichloropropane	63	7.996	7.996	(1.086)	60762	25.0000	23.11
	50 Dibromomethane	93	8.112	8.112	(1.102)	36753	25.0000	24.48
	53 Bromodichloromethane	83	8.288	8.288	(1.126)	87253	25.0000	24.52
	57 cis-1,3-Dichloropropene	75	8.745	8.745	(1.188)	92085	25.0000	22.82
	58 4-Methyl-2-Pentanone	43	8.909	8.909	(0.852)	77650	50.0000	53.74
	60 Toluene	91	9.079	9.079	(0.868)	237739	25.0000	26.93
	61 trans-1,3-Dichloropropene	75	9.310	9.310	(0.891)	77665	25.0000	25.42
	63 1,3-Dichloropropane	76	9.657	9.657	(0.924)	86492	25.0000	25.69
	64 1,1,2-Trichloroethane	97	9.493	9.493	(0.908)	42932	25.0000	27.00
	65 Tetrachloroethene	164	9.633	9.633	(0.921)	43906	25.0000	25.70
	66 2-Hexanone	43	9.742	9.742	(0.932)	45669	50.0000	50.56
	67 Dibromochloromethane	129	9.882	9.882	(0.945)	37470	25.0000	24.53
	68 1,2-Dibromoethane	107	9.998	9.998	(0.956)	38488	25.0000	25.03
	70 Chlorobenzene	112	10.478	10.478	(1.002)	135796	25.0000	26.69
	71 1,1,1,2-Tetrachloroethane	131	10.558	10.558	(1.010)	43719	25.0000	25.99
	72 Ethylbenzene	106	10.588	10.588	(1.013)	81115	25.0000	26.49
	73 m + p-Xylene	106	10.704	10.704	(1.024)	192832	50.0000	53.32
	74 Xylene-o	106	11.105	11.105	(1.062)	96135	25.0000	26.50
M	75 Xylenes (total)	106				288967	75.0000	79.82
	76 Styrene	104	11.117	11.117	(1.063)	153508	25.0000	27.75
	77 Bromoform	173	11.312	11.312	(1.082)	27670	25.0000	27.70
	78 Isopropylbenzene	105	11.470	11.470	(1.097)	265673	25.0000	27.23
	79 Bromobenzene	156	11.780	11.780	(0.922)	56920	25.0000	25.81
	81 n-Propylbenzene	120	11.878	11.878	(0.930)	63833	25.0000	23.55
	82 2-Chlorotoluene	126	11.969	11.969	(0.937)	53056	25.0000	24.40
	83 1,1,2,2-Tetrachloroethane	83	11.768	11.768	(0.921)	60374	25.0000	25.22
	84 1,2,3-Trichloropropane	110	11.817	11.817	(0.925)	21042	25.0000	25.71
	85 4-Chlorotoluene	126	12.078	12.078	(0.945)	55726	25.0000	25.85
	86 1,3,5-Trimethylbenzene	105	12.054	12.054	(0.943)	228550	25.0000	25.68
	87 tert-Butylbenzene	119	12.383	12.383	(0.969)	175232	25.0000	23.80
	88 1,2,4-Trimethylbenzene	105	12.431	12.431	(0.973)	219399	25.0000	24.94
	89 sec-Butylbenzene	105	12.602	12.602	(0.986)	275569	25.0000	25.30
	90 4-Isopropyltoluene	119	12.741	12.741	(0.997)	218979	25.0000	25.28
	91 1,3-Dichlorobenzene	146	12.711	12.711	(0.995)	109180	25.0000	25.63
	93 1,4-Dichlorobenzene	146	12.808	12.808	(1.002)	101651	25.0000	23.87
	94 n-Butylbenzene	91	13.155	13.155	(1.030)	221876	25.0000	24.54
	95 1,2-Dichlorobenzene	146	13.179	13.179	(1.031)	103144	25.0000	25.72
	96 1,2-Dibromo-3-chloropropane	157	13.964	13.964	(1.093)	9331	25.0000	22.76
	97 1,2,4-Trichlorobenzene	180	14.792	14.792	(1.158)	66965	25.0000	24.53
	98 Hexachlorobutadiene	225	14.962	14.962	(1.171)	38437	25.0000	24.06
	99 Naphthalene	128	15.047	15.047	(1.178)	141082	25.0000	24.61
	100 1,2,3-Trichlorobenzene	180	15.290	15.290	(1.197)	58572	25.0000	24.56
	101 1,1,2-trichlorotrifluoroethane	101	3.507	3.507	(0.476)	62836	25.0000	23.16
	102 Methyl acetate	43	4.139	4.139	(0.562)	36875	25.0000	23.37

Compounds	QUANT SIG MASS	RT	EXP RT	REL RT	RESPONSE	AMOUNTS CAL-AMT (ng)	AMOUNTS ON-COL (ng)
104 Cyclohexane	56	6.676	6.676	(0.907)	110054	25.0000	22.96
105 Methyl Cyclohexane	83	7.948	7.948	(1.079)	129112	25.0000	23.74
157 2-Chlorobenzotrifluoride	180	11.361	11.361	(1.087)	92023	25.0000	29.00
158 3-Chlorobenzotrifluoride	180	10.460	10.460	(1.001)	93068	25.0000	28.34
159 4-Chlorobenzotrifluoride	180	10.515	10.515	(1.006)	83979	25.0000	27.64
160 3-Chlorotoluene	126	12.030	12.030	(0.941)	54847	25.0000	25.27
161 2,4-Dichlorobenzotrifluoride	214	12.851	12.851	(1.006)	72521	25.0000	26.05
162 2,5-Dichlorobenzotrifluoride	214	12.900	12.900	(1.010)	86335	25.0000	27.44
163 3,4-Dichlorobenzotrifluoride	214	12.492	12.492	(0.978)	79721	25.0000	26.01
164 Dichlorotoluene(2,4+2,5+2,6)	125	14.104	14.104	(1.104)	271172	75.0000	77.80
165 Dichlorotoluene(2,3+3,4)	125	14.530	14.530	(1.137)	186823	50.0000	53.01
166 1,3,5-Trichlorobenzene	180	14.171	14.171	(1.109)	83644	25.0000	26.71
167 2,3,6-Trichlorotoluene	159	16.288	16.288	(1.275)	25619	25.0000	22.88
168 2,4,5-Trichlorotoluene	159	16.166	16.166	(1.265)	31613	25.0000	23.46

QC Flag Legend

M - Compound response manually integrated.

Data File Name: 1B61101.D
Inj. Date and Time: 01-NOV-2010 10:58
Instrument ID: hp6.i
Client ID: VSTD5
Compound Name: Acetonitrile
CAS #: 75-05-8

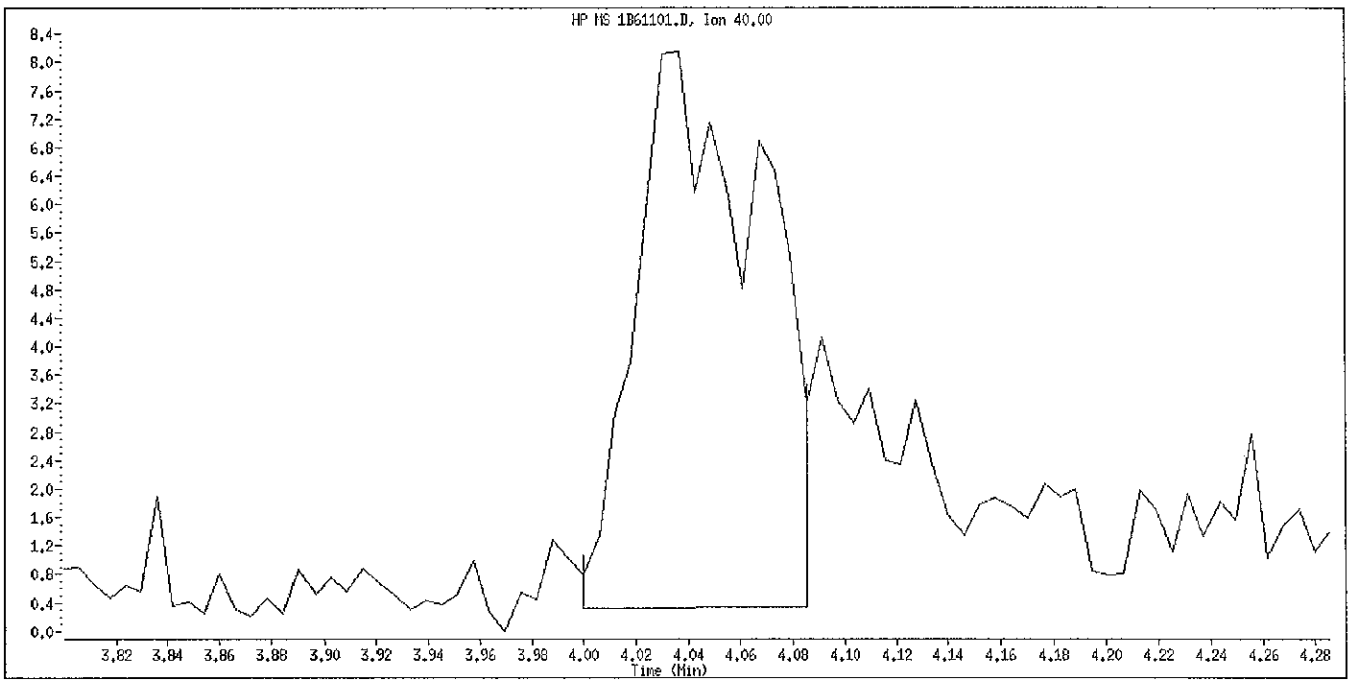

Original Integration

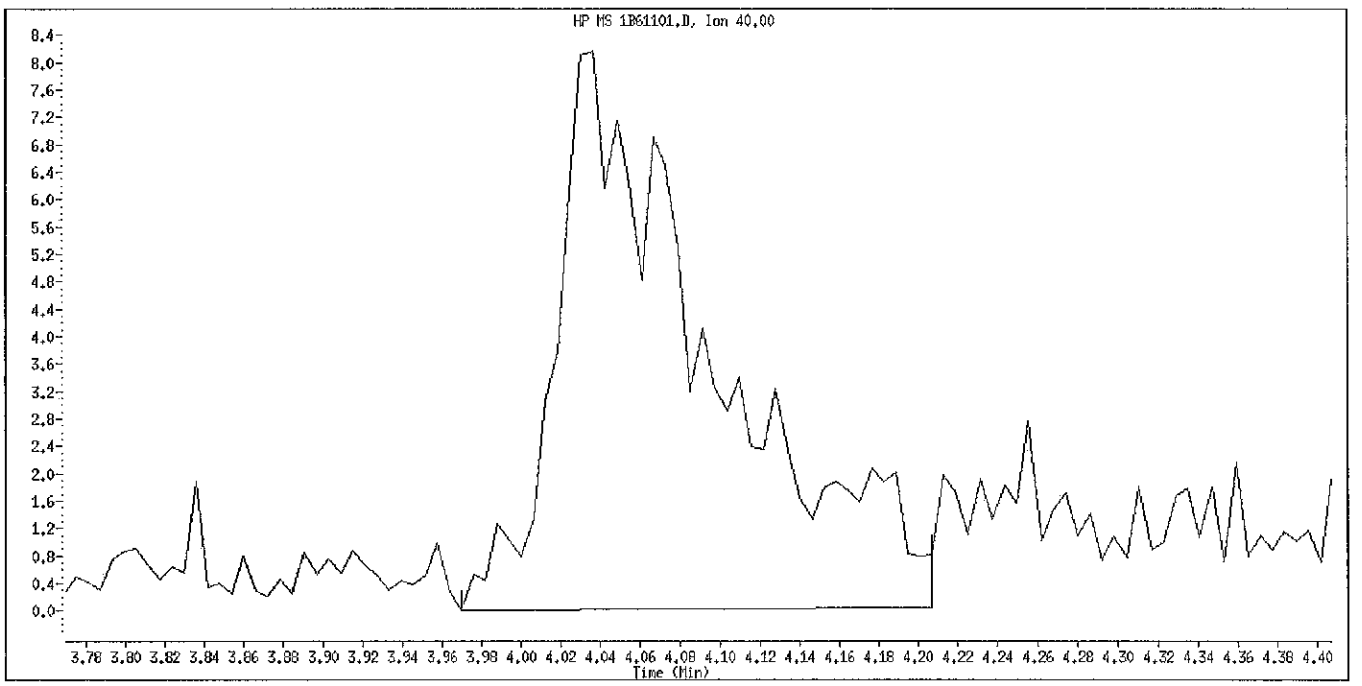

Manual Integration

Manually Integrated By: fergusond
Manual Integration Reason: Peak Integrated Incorrectly

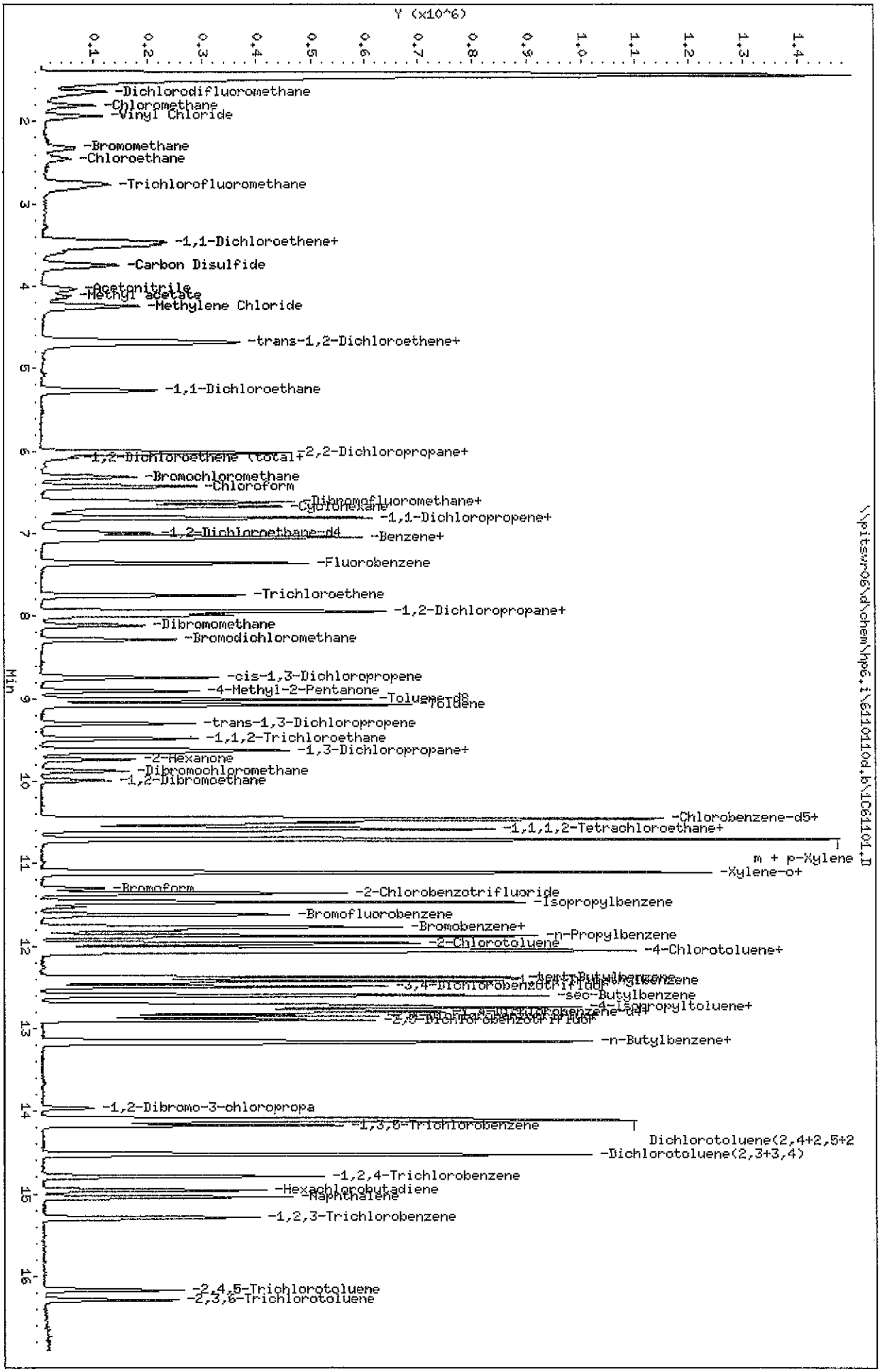

Data File: \\pitsvr06\d\chem\hp6.i\611011od.b\1C61101.D
Date : 01-NOV-2010 11:22
Client ID: VSTD10
Sample Info: VSTD10 5ml
Purge Volume: 5.0
Column phase: DB 624

Instrument: hp6.i
Operator: 001562
Column diameter: 0.20

TestAmerica Pittsburgh

VOLATILE REPORT SW-846 Method

Data file : \\pitsvr06\d\chem\hp6.i\6110110d.b\1C61101.D
Lab Smp Id: vstd10 Client Smp ID: VSTD10
Inj Date : 01-NOV-2010 11:22
Operator : 001562 Inst ID: hp6.i
Smp Info : VSTD10 5ml
Misc Info : vstd10,6110110d.b,8260ee.m,1-dwlistee.sub
Comment :
Method : \\pitsvr06\d\chem\hp6.i\6110110d.b\8260ee.m
Meth Date : 01-Nov-2010 13:35 fergusond Quant Type: ISTD
Cal Date : 26-OCT-2010 18:00 Cal File: 1G61026.D
Als bottle: 55 Calibration Sample, Level: 3
Dil Factor: 1.00000
Integrator: HP RTE Compound Sublist: 1-dwlistee.sub
Target Version: 4.14

Concentration Formula: Amt * DF * 1/Vo*Vt * CpndVariable

Name	Value	Description
DF	1.000	Dilution Factor
Vo	5.000	Sample Volume
Vt	1.000	mg/L conversion (1.0 if no conversion)
Cpnd Variable		Local Compound Variable

Compounds	QUANT SIG MASS	RT	EXP RT	REL RT	RESPONSE	AMOUNTS CAL-AMT (ng)	AMOUNTS ON-COL (ng)
* 46 Fluorobenzene	96	7.364	7.364	(1.000)	480799	50.0000	
* 69 Chlorobenzene-d5	119	10.455	10.455	(1.000)	92595	50.0000	
* 92 1,4-Dichlorobenzene-d4	152	12.778	12.778	(1.000)	150912	50.0000	
$ 39 Dibromofluoromethane	113	6.616	6.616	(0.898)	117401	50.0000	50.93
$ 43 1,2-Dichloroethane-d4	65	6.993	6.993	(0.950)	187031	50.0000	51.27
$ 59 Toluene-d8	98	9.013	9.013	(0.862)	425963	50.0000	53.23
$ 80 Bromofluorobenzene	95	11.623	11.623	(0.910)	174254	50.0000	49.31
2 Chloromethane	50	1.804	1.804	(0.245)	141675	50.0000	51.18
3 Vinyl Chloride	62	1.932	1.932	(0.262)	165617	50.0000	50.32
4 Bromomethane	94	2.327	2.327	(0.316)	61214	50.0000	48.30
5 Chloroethane	64	2.461	2.461	(0.334)	70372	50.0000	49.87
6 Trichlorofluoromethane	101	2.771	2.771	(0.376)	235898	50.0000	51.32
1 Dichlorodifluoromethane	85	1.634	1.634	(0.156)	224669	50.0000	53.47
12 1,1-Dichloroethene	96	3.459	3.459	(0.470)	138529	50.0000	49.83
13 Acetone	43	3.580	3.580	(0.486)	75121	100.000	108.1
15 Carbon Disulfide	76	3.744	3.744	(0.509)	418946	50.0000	50.04
17 Acetonitrile	40	4.049	4.049	(0.550)	100596	1000.00	931.6 (M)
18 Methylene Chloride	84	4.243	4.243	(0.576)	159948	50.0000	54.18
19 trans-1,2-Dichloroethene	96	4.657	4.657	(0.632)	144401	50.0000	50.26
20 Methyl tert-butyl ether	73	4.693	4.693	(0.637)	441897	50.0000	50.35
24 1,1-Dichloroethane	63	5.265	5.265	(0.715)	295296	50.0000	51.11
27 2,2-Dichloropropane	77	6.020	6.020	(0.817)	189498	50.0000	50.41
28 cis-1,2-dichloroethene	96	6.026	6.026	(0.818)	159476	50.0000	51.72

	Compounds	QUANT SIG MASS	RT	EXP RT	REL RT	RESPONSE	AMOUNTS CAL-AMT (ng)	AMOUNTS ON-COL (ng)
M	29 1,2-Dichloroethene (total)	96				303877	100.000	102.0
	30 Bromochloromethane	128	6.318	6.318	(0.858)	53629	50.0000	46.75
	31 2-Butanone	43	6.087	6.087	(0.827)	85479	100.000	102.2
	37 Chloroform	83	6.433	6.433	(0.874)	288669	50.0000	52.73
	38 1,1,1-Trichloroethane	97	6.622	6.622	(0.899)	237720	50.0000	51.60
	40 1,1-Dichloropropene	75	6.811	6.811	(0.925)	240240	50.0000	51.86
	41 Carbon Tetrachloride	117	6.811	6.811	(0.925)	190396	50.0000	50.75
	42 Benzene	78	7.042	7.042	(0.956)	602179	50.0000	51.83
	45 1,2-Dichloroethane	62	7.078	7.078	(0.961)	226974	50.0000	50.41
	47 Trichloroethene	130	7.753	7.753	(1.053)	119694	50.0000	49.58
	49 1,2-Dichloropropane	63	7.991	7.991	(1.085)	134364	50.0000	48.43
	50 Dibromomethane	93	8.112	8.112	(1.102)	80606	50.0000	50.87
	53 Bromodichloromethane	83	8.283	8.283	(1.125)	187263	50.0000	49.86
	57 cis-1,3-Dichloropropene	75	8.745	8.745	(1.188)	202756	50.0000	47.61
	58 4-Methyl-2-Pentanone	43	8.909	8.909	(0.852)	177723	100.000	106.8
	60 Toluene	91	9.080	9.080	(0.868)	530852	50.0000	52.22
	61 trans-1,3-Dichloropropene	75	9.305	9.305	(0.890)	174898	50.0000	49.70
	63 1,3-Dichloropropane	76	9.652	9.652	(0.923)	202018	50.0000	52.10
	64 1,1,2-Trichloroethane	97	9.487	9.487	(0.907)	98543	50.0000	53.81
	65 Tetrachloroethene	164	9.627	9.627	(0.921)	101116	50.0000	51.39
	66 2-Hexanone	43	9.743	9.743	(0.932)	109535	100.000	105.3
	67 Dibromochloromethane	129	9.883	9.883	(0.945)	89817	50.0000	51.05
	68 1,2-Dibromoethane	107	9.992	9.992	(0.956)	90896	50.0000	51.34
	70 Chlorobenzene	112	10.485	10.485	(1.003)	297413	50.0000	50.76
	71 1,1,1,2-Tetrachloroethane	131	10.564	10.564	(1.010)	96665	50.0000	49.90
	72 Ethylbenzene	106	10.588	10.588	(1.013)	181231	50.0000	51.39
	73 m + p-Xylene	106	10.704	10.704	(1.024)	438453	100.000	105.3
	74 Xylene-o	106	11.099	11.099	(1.062)	221125	50.0000	52.94
M	75 Xylenes (total)	106				659578	150.000	158.2
	76 Styrene	104	11.118	11.118	(1.063)	345391	50.0000	54.21
	77 Bromoform	173	11.306	11.306	(1.081)	58926	50.0000	51.23
	78 Isopropylbenzene	105	11.470	11.470	(1.097)	621163	50.0000	55.28
	79 Bromobenzene	156	11.775	11.775	(0.921)	122842	50.0000	49.49
	81 n-Propylbenzene	120	11.878	11.878	(0.930)	158094	50.0000	51.82
	82 2-Chlorotoluene	126	11.975	11.975	(0.937)	124042	50.0000	50.69
	83 1,1,2,2-Tetrachloroethane	83	11.769	11.769	(0.921)	134730	50.0000	50.00
	84 1,2,3-Trichloropropane	110	11.811	11.811	(0.924)	45001	50.0000	48.86
	85 4-Chlorotoluene	126	12.073	12.073	(0.945)	117174	50.0000	48.28
	86 1,3,5-Trimethylbenzene	105	12.054	12.054	(0.943)	533177	50.0000	53.22
	87 tert-Butylbenzene	119	12.383	12.383	(0.969)	428950	50.0000	51.75
	88 1,2,4-Trimethylbenzene	105	12.426	12.426	(0.972)	524150	50.0000	52.94
	89 sec-Butylbenzene	105	12.602	12.602	(0.986)	662455	50.0000	54.04
	90 4-Isopropyltoluene	119	12.742	12.742	(0.997)	530195	50.0000	54.38
	91 1,3-Dichlorobenzene	146	12.718	12.718	(0.995)	242590	50.0000	50.59
	93 1,4-Dichlorobenzene	146	12.803	12.803	(1.002)	251261	50.0000	52.43
	94 n-Butylbenzene	91	13.156	13.156	(1.030)	548745	50.0000	53.92
	95 1,2-Dichlorobenzene	146	13.180	13.180	(1.031)	224010	50.0000	49.63
	96 1,2-Dibromo-3-chloropropane	157	13.965	13.965	(1.093)	22872	50.0000	49.57
	97 1,2,4-Trichlorobenzene	180	14.792	14.792	(1.158)	170092	50.0000	55.35
	98 Hexachlorobutadiene	225	14.962	14.962	(1.171)	92892	50.0000	51.67
	99 Naphthalene	128	15.041	15.041	(1.177)	361637	50.0000	56.04
	100 1,2,3-Trichlorobenzene	180	15.297	15.297	(1.197)	144117	50.0000	53.69
	101 1,1,2-trichlorotrifluoroethane	101	3.513	3.513	(0.477)	148928	50.0000	52.00
	102 Methyl acetate	43	4.134	4.134	(0.561)	83168	50.0000	49.95

Compounds	QUANT SIG MASS	RT	EXP RT	REL RT	RESPONSE	AMOUNTS CAL-AMT (ng)	AMOUNTS ON-COL (ng)
104 Cyclohexane	56	6.677	6.677	(0.907)	260637	50.0000	51.53
105 Methyl Cyclohexane	83	7.948	7.948	(1.079)	293169	50.0000	51.07
157 2-Chlorobenzotrifluoride	180	11.361	11.361	(1.087)	186947	50.0000	51.16
158 3-Chlorobenzotrifluoride	180	10.455	10.455	(1.000)	196079	50.0000	51.85
159 4-Chlorobenzotrifluoride	180	10.515	10.515	(1.006)	174000	50.0000	49.72
160 3-Chlorotoluene	126	12.030	12.030	(0.941)	119060	50.0000	48.73
161 2,4-Dichlorobenzotrifluoride	214	12.851	12.851	(1.006)	153890	50.0000	49.11
162 2,5-Dichlorobenzotrifluoride	214	12.900	12.900	(1.010)	180735	50.0000	51.04
163 3,4-Dichlorobenzotrifluoride	214	12.492	12.492	(0.978)	167546	50.0000	48.56
164 Dichlorotoluene(2,4+2,5+2,6)	125	14.111	14.111	(1.104)	624825	150.000	159.2
165 Dichlorotoluene(2,3+3,4)	125	14.524	14.524	(1.137)	425064	100.000	107.2
166 1,3,5-Trichlorobenzene	180	14.172	14.172	(1.109)	188423	50.0000	53.45
167 2,3,6-Trichlorotoluene	159	16.289	16.289	(1.275)	62073	50.0000	49.24
168 2,4,5-Trichlorotoluene	159	16.167	16.167	(1.265)	77521	50.0000	51.12

QC Flag Legend

M - Compound response manually integrated.

Data File Name: 1C61101.D
Inj. Date and Time: 01-NOV-2010 11:22
Instrument ID: hp6.i
Client ID: VSTD10
Compound Name: Acetonitrile
CAS #: 75-05-8

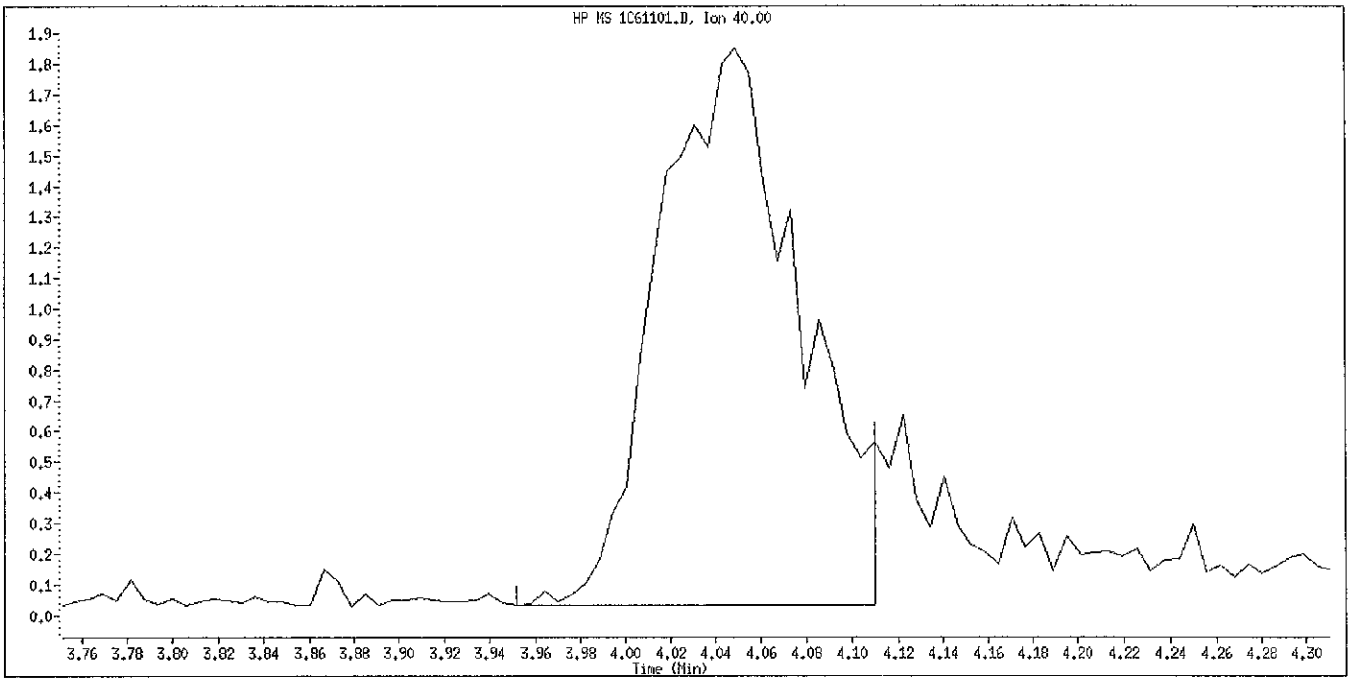

Original Integration

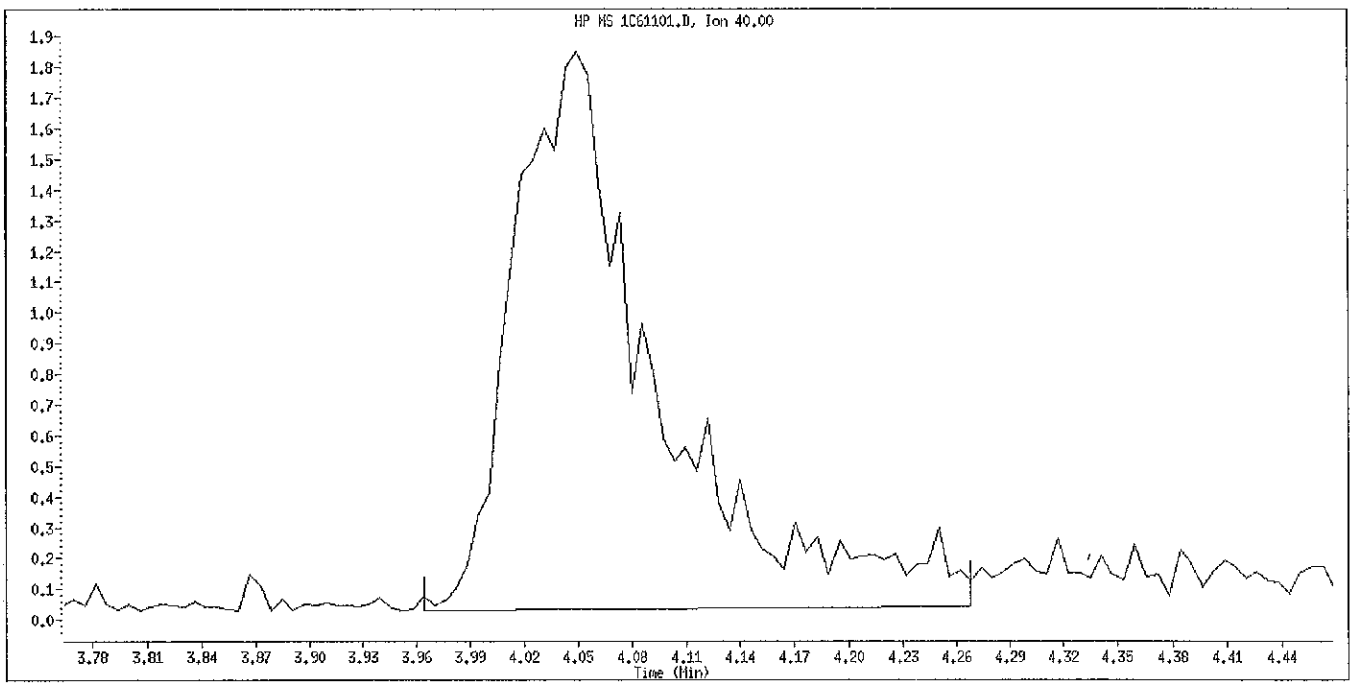

Manual Integration

Manually Integrated By: fergusond
Manual Integration Reason: Peak Integrated Incorrectly

Data File: \\pitsvr06\d\chem\hp6.i\611011od.b\1D611101.D
Date : 01-NOV-2010 11:46
Client ID: WSTD15
Sample Info: WSTD15 5ml
Purge Volume: 5.0
Column phase: DB 624

Instrument: hp6.i
Operator: 001562
Column diameter: 0.20

Page 5

TestAmerica Pittsburgh

VOLATILE REPORT SW-846 Method

Data file : \\pitsvr06\d\chem\hp6.i\6110110d.b\1D61101.D
Lab Smp Id: vstd15 Client Smp ID: VSTD15
Inj Date : 01-NOV-2010 11:46
Operator : 001562 Inst ID: hp6.i
Smp Info : VSTD15 5ml
Misc Info : vstd15,6110110d.b,8260ee.m,1-dwlistee.sub
Comment :
Method : \\pitsvr06\d\chem\hp6.i\6110110d.b\8260ee.m
Meth Date : 01-Nov-2010 13:35 fergusond Quant Type: ISTD
Cal Date : 26-OCT-2010 18:00 Cal File: 1G61026.D
Als bottle: 55 Calibration Sample, Level: 4
Dil Factor: 1.00000
Integrator: HP RTE Compound Sublist: 1-dwlistee.sub
Target Version: 4.14

Concentration Formula: Amt * DF * 1/Vo*Vt * CpndVariable

Name	Value	Description
DF	1.000	Dilution Factor
Vo	5.000	Sample Volume
Vt	1.000	mg/L conversion (1.0 if no conversion)
Cpnd Variable		Local Compound Variable

Compounds	QUANT SIG MASS	RT	EXP RT	REL RT	RESPONSE	AMOUNTS CAL-AMT (ng)	AMOUNTS ON-COL (ng)
* 46 Fluorobenzene	96	7.363	7.363	(1.000)	473035	50.0000	
* 69 Chlorobenzene-d5	119	10.453	10.453	(1.000)	102166	50.0000	
* 92 1,4-Dichlorobenzene-d4	152	12.777	12.777	(1.000)	155194	50.0000	
$ 39 Dibromofluoromethane	113	6.615	6.615	(0.898)	171156	75.0000	75.46
$ 43 1,2-Dichloroethane-d4	65	6.992	6.992	(0.950)	278653	75.0000	77.64
$ 59 Toluene-d8	98	9.012	9.012	(0.862)	667301	75.0000	75.58
$ 80 Bromofluorobenzene	95	11.621	11.621	(0.910)	274403	75.0000	75.50
2 Chloromethane	50	1.809	1.809	(0.246)	194373	75.0000	71.37
3 Vinyl Chloride	62	1.937	1.937	(0.263)	233962	75.0000	72.26
4 Bromomethane	94	2.332	2.332	(0.317)	86695	75.0000	69.52
5 Chloroethane	64	2.454	2.454	(0.333)	99854	75.0000	71.93
6 Trichlorofluoromethane	101	2.776	2.776	(0.377)	326738	75.0000	72.24
1 Dichlorodifluoromethane	85	1.645	1.645	(0.157)	319926	75.0000	69.01
12 1,1-Dichloroethene	96	3.464	3.464	(0.470)	199618	75.0000	72.98
13 Acetone	43	3.597	3.597	(0.489)	114384	150.000	167.3
15 Carbon Disulfide	76	3.749	3.749	(0.509)	602658	75.0000	73.16
17 Acetonitrile	40	4.041	4.041	(0.549)	168618	1500.00	1587(M)
18 Methylene Chloride	84	4.236	4.236	(0.575)	221761	75.0000	77.81
19 trans-1,2-Dichloroethene	96	4.662	4.662	(0.633)	215445	75.0000	76.22
20 Methyl tert-butyl ether	73	4.705	4.705	(0.639)	662128	75.0000	76.68
24 1,1-Dichloroethane	63	5.270	5.270	(0.716)	422213	75.0000	74.28
27 2,2-Dichloropropane	77	6.025	6.025	(0.818)	272159	75.0000	73.59
28 cis-1,2-dichloroethene	96	6.031	6.031	(0.819)	225597	75.0000	74.36

	Compounds	QUANT SIG MASS	RT	EXP RT	REL RT	RESPONSE	AMOUNTS CAL-AMT (ng)	AMOUNTS ON-COL (ng)
M	29 1,2-Dichloroethene (total)	96				441042	150.000	150.6
	30 Bromochloromethane	128	6.323	6.323	(0.859)	89033	75.0000	78.89
	31 2-Butanone	43	6.085	6.085	(0.827)	134336	150.000	163.2
	37 Chloroform	83	6.432	6.432	(0.874)	408679	75.0000	75.87
	38 1,1,1-Trichloroethane	97	6.621	6.621	(0.899)	348063	75.0000	76.80
	40 1,1-Dichloropropene	75	6.816	6.816	(0.926)	348078	75.0000	76.36
	41 Carbon Tetrachloride	117	6.809	6.809	(0.925)	281909	75.0000	76.38
	42 Benzene	78	7.047	7.047	(0.957)	875688	75.0000	76.62
	45 1,2-Dichloroethane	62	7.077	7.077	(0.961)	339184	75.0000	76.57
	47 Trichloroethene	130	7.758	7.758	(1.054)	177156	75.0000	74.58
	49 1,2-Dichloropropane	63	7.990	7.990	(1.085)	207643	75.0000	76.07
	50 Dibromomethane	93	8.117	8.117	(1.102)	122103	75.0000	78.33
	53 Bromodichloromethane	83	8.288	8.288	(1.126)	282764	75.0000	76.52
	57 cis-1,3-Dichloropropene	75	8.744	8.744	(1.188)	343966	75.0000	82.09
	58 4-Methyl-2-Pentanone	43	8.908	8.908	(0.852)	287925	150.000	156.8
	60 Toluene	91	9.079	9.079	(0.868)	840425	75.0000	74.93
	61 trans-1,3-Dichloropropene	75	9.304	9.304	(0.890)	313875	75.0000	80.84
	63 1,3-Dichloropropane	76	9.656	9.656	(0.924)	335270	75.0000	78.37
	64 1,1,2-Trichloroethane	97	9.492	9.492	(0.908)	153323	75.0000	75.88
	65 Tetrachloroethene	164	9.626	9.626	(0.921)	165690	75.0000	76.31
	66 2-Hexanone	43	9.742	9.742	(0.932)	184220	150.000	160.5
	67 Dibromochloromethane	129	9.882	9.882	(0.945)	148023	75.0000	76.25
	68 1,2-Dibromoethane	107	9.991	9.991	(0.956)	156383	75.0000	80.05
	70 Chlorobenzene	112	10.484	10.484	(1.003)	479454	75.0000	74.17
	71 1,1,1,2-Tetrachloroethane	131	10.563	10.563	(1.010)	152982	75.0000	71.58
	72 Ethylbenzene	106	10.587	10.587	(1.013)	293264	75.0000	75.37
	73 m + p-Xylene	106	10.709	10.709	(1.024)	680305	150.000	148.0
	74 Xylene-o	106	11.104	11.104	(1.062)	343028	75.0000	74.43
M	75 Xylenes (total)	106				1023333	225.000	222.4
	76 Styrene	104	11.117	11.117	(1.063)	545885	75.0000	77.65
	77 Bromoform	173	11.305	11.305	(1.081)	97894	75.0000	77.14
	78 Isopropylbenzene	105	11.469	11.469	(1.097)	928515	75.0000	74.90
	79 Bromobenzene	156	11.780	11.780	(0.922)	190343	75.0000	74.57
	81 n-Propylbenzene	120	11.877	11.877	(0.930)	232771	75.0000	74.19
	82 2-Chlorotoluene	126	11.968	11.968	(0.937)	183293	75.0000	72.84
	83 1,1,2,2-Tetrachloroethane	83	11.767	11.767	(0.921)	213320	75.0000	76.99
	84 1,2,3-Trichloropropane	110	11.816	11.816	(0.925)	70135	75.0000	74.04
	85 4-Chlorotoluene	126	12.078	12.078	(0.945)	193265	75.0000	77.44
	86 1,3,5-Trimethylbenzene	105	12.053	12.053	(0.943)	790869	75.0000	76.77
	87 tert-Butylbenzene	119	12.382	12.382	(0.969)	640284	75.0000	75.12
	88 1,2,4-Trimethylbenzene	105	12.431	12.431	(0.973)	781890	75.0000	76.80
	89 sec-Butylbenzene	105	12.601	12.601	(0.986)	967813	75.0000	76.77
	90 4-Isopropyltoluene	119	12.747	12.747	(0.998)	775873	75.0000	77.38
	91 1,3-Dichlorobenzene	146	12.716	12.716	(0.995)	375810	75.0000	76.21
	93 1,4-Dichlorobenzene	146	12.802	12.802	(1.002)	374774	75.0000	76.04
	94 n-Butylbenzene	91	13.154	13.154	(1.030)	811334	75.0000	77.53
	95 1,2-Dichlorobenzene	146	13.179	13.179	(1.031)	353159	75.0000	76.08
	96 1,2-Dibromo-3-chloropropane	157	13.964	13.964	(1.093)	35649	75.0000	75.14
	97 1,2,4-Trichlorobenzene	180	14.791	14.791	(1.158)	244616	75.0000	77.41
	98 Hexachlorobutadiene	225	14.955	14.955	(1.170)	137985	75.0000	74.63
	99 Naphthalene	128	15.040	15.040	(1.177)	520631	75.0000	78.45
	100 1,2,3-Trichlorobenzene	180	15.296	15.296	(1.197)	213511	75.0000	77.34
	101 1,1,2-trichlorotrifluoroethane	101	3.518	3.518	(0.478)	216930	75.0000	76.99
	102 Methyl acetate	43	4.133	4.133	(0.561)	126784	75.0000	77.39

Compounds	QUANT SIG MASS	RT	EXP RT	REL RT	RESPONSE	AMOUNTS CAL-AMT (ng)	AMOUNTS ON-COL (ng)
104 Cyclohexane	56	6.676	6.676	(0.907)	383125	75.0000	76.99
105 Methyl Cyclohexane	83	7.947	7.947	(1.079)	425729	75.0000	75.39
157 2-Chlorobenzotrifluoride	180	11.360	11.360	(1.087)	288236	75.0000	71.48
158 3-Chlorobenzotrifluoride	180	10.460	10.460	(1.001)	298908	75.0000	71.64
159 4-Chlorobenzotrifluoride	180	10.514	10.514	(1.006)	274020	75.0000	70.97
160 3-Chlorotoluene	126	12.029	12.029	(0.941)	180745	75.0000	71.94
161 2,4-Dichlorobenzotrifluoride	214	12.850	12.850	(1.006)	231153	75.0000	71.73
162 2,5-Dichlorobenzotrifluoride	214	12.899	12.899	(1.010)	281721	75.0000	77.37
163 3,4-Dichlorobenzotrifluoride	214	12.491	12.491	(0.978)	256630	75.0000	72.33
164 Dichlorotoluene(2,4+2,5+2,6)	125	14.104	14.104	(1.104)	928148	225.000	230.0
165 Dichlorotoluene(2,3+3,4)	125	14.529	14.529	(1.137)	624714	150.000	153.1
166 1,3,5-Trichlorobenzene	180	14.170	14.170	(1.109)	278529	75.0000	76.83
167 2,3,6-Trichlorotoluene	159	16.287	16.287	(1.275)	96900	75.0000	74.75
168 2,4,5-Trichlorotoluene	159	16.166	16.166	(1.265)	120059	75.0000	76.99

QC Flag Legend

M - Compound response manually integrated.

Data File Name: 1D61101.D
Inj. Date and Time: 01-NOV-2010 11:46
Instrument ID: hp6.i
Client ID: VSTD15
Compound Name: Acetonitrile
CAS #: 75-05-8

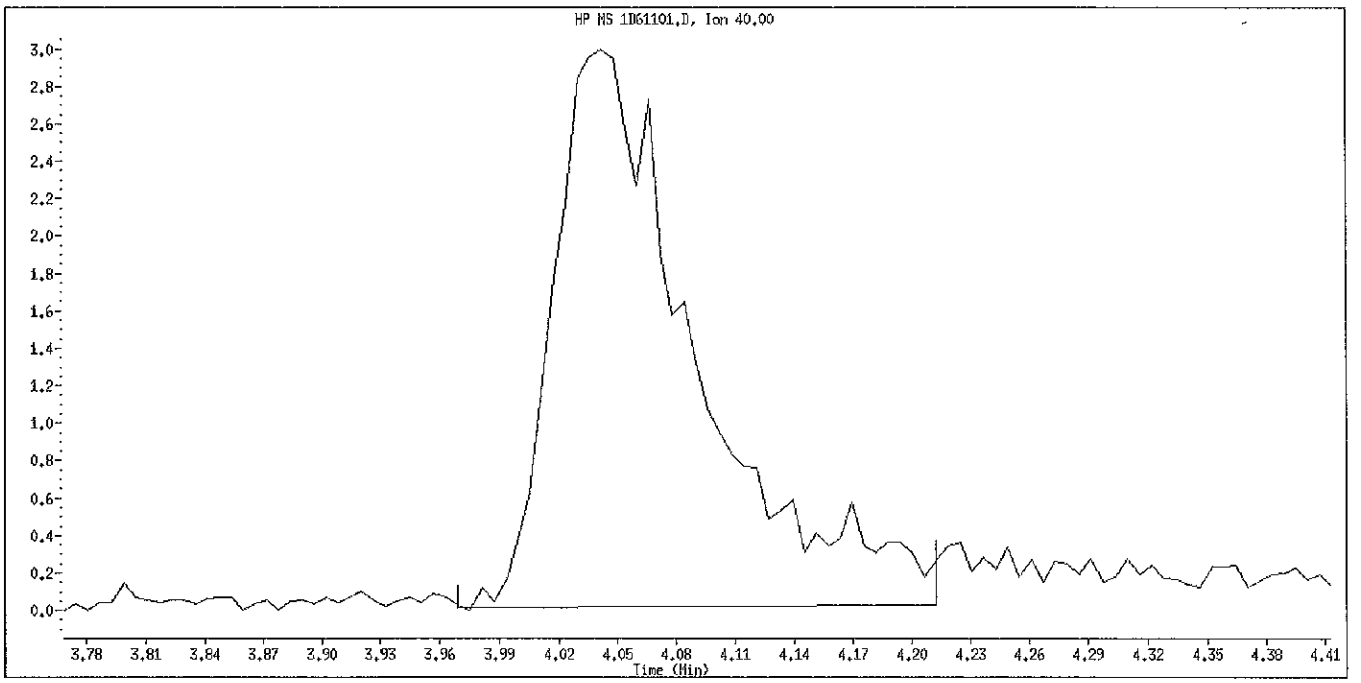

Original Integration

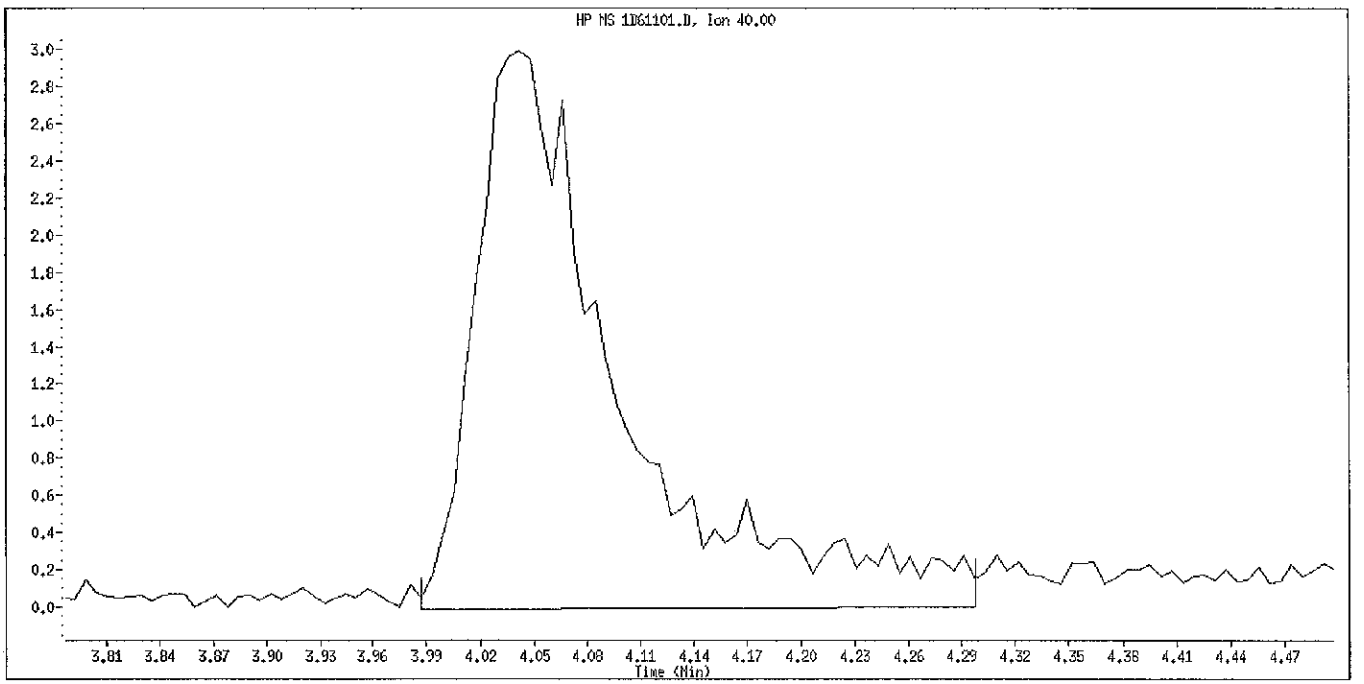

Manual Integration

Manually Integrated By: fergusond
Manual Integration Reason: Peak Integrated Incorrectly

Data File: \\pitsvr06\d\chem\hp6.i\611011Od.b\1E61101.D
Date : 01-NOV-2010 12:10
Client ID: WSTD20
Sample Info: WSTD20 5ml
Purge Volume: 5.0
Column phase: DB 624

Instrument: hp6.i
Operator: 001562
Column diameter: 0.20

\\pitsvr06\d\chem\hp6.i\611011Od.b\1E61101.D

Y (x10^6)

0.1 0.2 0.3 0.4 0.5 0.6 0.7 0.8 0.9 1.0 1.1 1.2 1.3 1.4 1.5 1.6 1.7 1.8 1.9 2.0 2.1 2.2 2.3 2.4 2.5 2.6 2.7 2.8 2.9 3.0

Min

-Dichlorodifluoromethane
-Chloromethane
-Vinyl Chloride
-Bromomethane
-Chloroethane
-Trichlorofluoromethane
-1,1-Dichloroethene+
-Carbon Disulfide
-Acetonitrile
-Methyl acetate
-Methylene Chloride
-trans-1,2-Dichloroethene+
-1,1-Dichloroethane
-1,2-Dichloroethene (total)+
-2,2-Dichloropropane+
-Bromochloromethane
-Chloroform
-Dibromofluoromethane+
-Cyclohexane
-1,1-Dichloropropene+
-1,2-Dichloroethane-d4
-Benzene+
-Fluorobenzene
-Trichloroethene
-1,2-Dichloropropane+
-Dibromomethane
-Bromodichloromethane
-cis-1,3-Dichloropropene
-4-Methyl-2-Pentanone
-Toluene-d8
-Toluene
-trans-1,3-Dichloropropene
-1,1,2-Trichloroethane
-1,3-Dichloropropane+
-2-Hexanone
-Dibromochloromethane
-1,2-Dibromoethane
-Chlorobenzene-d5+
-1,1,1,2-Tetrachloroethane+
-Ethylbenzene
m + p-Xylene
-Xylene-o+
-Bromoform
-2-Chlorobenzotrifluoride
-Isopropylbenzene
-Bromofluorobenzene
-Bromobenzene+
-n-Propylbenzene
-2-Chlorotoluene
-4-Chlorotoluene+
-tert-Butylbenzene
-1,3,5-Trimethylbenzene
-3,4-Dichlorobenzotrifluor
-sec-Butylbenzene
-4-Isopropyltoluene+
-2,5-Dichlorobenzotrifluor
-n-Butylbenzene+
-1,2-Dibromo-3-chloropropa
-1,3,5-Trichlorobenzene
-Dichlorotoluene(2,4+2,5+2
-Dichlorotoluene(2,3+3,4)
-1,2,4-Trichlorobenzene
-Hexachlorobutadiene
-Naphthalene
-1,2,3-Trichlorobenzene
-2,4,5-Trichlorotoluene
-2,3,6-Trichlorotoluene

TestAmerica Pittsburgh

VOLATILE REPORT SW-846 Method

Data file : \\pitsvr06\d\chem\hp6.i\6110110d.b\1E61101.D
Lab Smp Id: vstd20 Client Smp ID: VSTD20
Inj Date : 01-NOV-2010 12:10
Operator : 001562 Inst ID: hp6.i
Smp Info : VSTD20 5ml
Misc Info : vstd20,6110110d.b,8260ee.m,1-dwlistee.sub
Comment :
Method : \\pitsvr06\d\chem\hp6.i\6110110d.b\8260ee.m
Meth Date : 01-Nov-2010 13:35 fergusond Quant Type: ISTD
Cal Date : 26-OCT-2010 18:00 Cal File: 1G61026.D
Als bottle: 55 Calibration Sample, Level: 5
Dil Factor: 1.00000
Integrator: HP RTE Compound Sublist: 1-dwlistee.sub
Target Version: 4.14

Concentration Formula: Amt * DF * 1/Vo*Vt * CpndVariable

Name	Value	Description
DF	1.000	Dilution Factor
Vo	5.000	Sample Volume
Vt	1.000	mg/L conversion (1.0 if no conversion)
Cpnd Variable		Local Compound Variable

Compounds	QUANT SIG MASS	RT	EXP RT	REL RT	RESPONSE	AMOUNTS CAL-AMT (ng)	AMOUNTS ON-COL (ng)
* 46 Fluorobenzene	96	7.362	7.362	(1.000)	530527	50.0000	
* 69 Chlorobenzene-d5	119	10.452	10.452	(1.000)	104631	50.0000	
* 92 1,4-Dichlorobenzene-d4	152	12.782	12.782	(1.000)	162240	50.0000	
$ 39 Dibromofluoromethane	113	6.613	6.613	(0.898)	239279	100.000	94.07
$ 43 1,2-Dichloroethane-d4	65	6.990	6.990	(0.950)	367158	100.000	91.22
$ 59 Toluene-d8	98	9.010	9.010	(0.862)	862057	100.000	95.33
$ 80 Bromofluorobenzene	95	11.620	11.620	(0.909)	356810	100.000	93.92
2 Chloromethane	50	1.801	1.801	(0.245)	280805	100.000	91.93
3 Vinyl Chloride	62	1.935	1.935	(0.263)	347894	100.000	95.80
4 Bromomethane	94	2.324	2.324	(0.316)	121761	100.000	87.06
5 Chloroethane	64	2.458	2.458	(0.334)	149152	100.000	95.80
6 Trichlorofluoromethane	101	2.762	2.762	(0.375)	492897	100.000	97.17
1 Dichlorodifluoromethane	85	1.637	1.637	(0.157)	456556	100.000	96.16
12 1,1-Dichloroethene	96	3.450	3.450	(0.469)	292050	100.000	95.21
13 Acetone	43	3.584	3.584	(0.487)	143768	200.000	187.5
15 Carbon Disulfide	76	3.742	3.742	(0.508)	859991	100.000	93.09
17 Acetonitrile	40	4.034	4.034	(0.548)	226478	2000.00	1901(M)
18 Methylene Chloride	84	4.247	4.247	(0.577)	306950	100.000	96.40
19 trans-1,2-Dichloroethene	96	4.667	4.667	(0.634)	305120	100.000	96.25
20 Methyl tert-butyl ether	73	4.691	4.691	(0.637)	940725	100.000	97.13
24 1,1-Dichloroethane	63	5.269	5.269	(0.716)	596632	100.000	93.59
27 2,2-Dichloropropane	77	6.017	6.017	(0.817)	414074	100.000	99.83
28 cis-1,2-dichloroethene	96	6.029	6.029	(0.819)	315104	100.000	92.61

	Compounds	QUANT SIG MASS	RT	EXP RT	REL RT	RESPONSE	AMOUNTS CAL-AMT (ng)	AMOUNTS ON-COL (ng)
M 29	1,2-Dichloroethene (total)	96				620224	200.000	188.9
30	Bromochloromethane	128	6.321	6.321	(0.859)	117399	100.000	92.75
31	2-Butanone	43	6.078	6.078	(0.826)	178412	200.000	193.3
37	Chloroform	83	6.431	6.431	(0.874)	574622	100.000	95.12
38	1,1,1-Trichloroethane	97	6.619	6.619	(0.899)	483155	100.000	95.05
40	1,1-Dichloropropene	75	6.808	6.808	(0.925)	494797	100.000	96.79
41	Carbon Tetrachloride	117	6.808	6.808	(0.925)	399993	100.000	96.62
42	Benzene	78	7.045	7.045	(0.957)	1212390	100.000	94.58
45	1,2-Dichloroethane	62	7.076	7.076	(0.961)	460671	100.000	92.73
47	Trichloroethene	130	7.757	7.757	(1.054)	251863	100.000	94.54
49	1,2-Dichloropropane	63	7.988	7.988	(1.085)	289501	100.000	94.57
50	Dibromomethane	93	8.110	8.110	(1.102)	160513	100.000	91.81
53	Bromodichloromethane	83	8.286	8.286	(1.126)	400366	100.000	96.60
57	cis-1,3-Dichloropropene	75	8.742	8.742	(1.188)	449957	100.000	95.74
58	4-Methyl-2-Pentanone	43	8.913	8.913	(0.853)	372260	200.000	198.0
60	Toluene	91	9.077	9.077	(0.868)	1084886	100.000	94.44
61	trans-1,3-Dichloropropene	75	9.308	9.308	(0.891)	390893	100.000	98.30
63	1,3-Dichloropropane	76	9.655	9.655	(0.924)	410021	100.000	93.58
64	1,1,2-Trichloroethane	97	9.485	9.485	(0.907)	195164	100.000	94.32
65	Tetrachloroethene	164	9.625	9.625	(0.921)	211573	100.000	95.15
66	2-Hexanone	43	9.740	9.740	(0.932)	227422	200.000	193.5
67	Dibromochloromethane	129	9.880	9.880	(0.945)	193731	100.000	97.44
68	1,2-Dibromoethane	107	9.996	9.996	(0.956)	193888	100.000	96.91
70	Chlorobenzene	112	10.482	10.482	(1.003)	626020	100.000	94.56
71	1,1,1,2-Tetrachloroethane	131	10.568	10.568	(1.011)	221706	100.000	101.3
72	Ethylbenzene	106	10.592	10.592	(1.013)	392850	100.000	98.59
73	m + p-Xylene	106	10.707	10.707	(1.024)	919918	200.000	195.4
74	Xylene-o	106	11.103	11.103	(1.062)	465335	100.000	98.59
M 75	Xylenes (total)	106				1385253	300.000	294.0
76	Styrene	104	11.115	11.115	(1.063)	714454	100.000	99.24
77	Bromoform	173	11.304	11.304	(1.081)	128416	100.000	98.80
78	Isopropylbenzene	105	11.468	11.468	(1.097)	1243772	100.000	97.96
79	Bromobenzene	156	11.778	11.778	(0.921)	259317	100.000	97.18
81	n-Propylbenzene	120	11.882	11.882	(0.930)	323448	100.000	98.62
82	2-Chlorotoluene	126	11.967	11.967	(0.936)	256518	100.000	97.51
83	1,1,2,2-Tetrachloroethane	83	11.766	11.766	(0.921)	286124	100.000	98.78
84	1,2,3-Trichloropropane	110	11.815	11.815	(0.924)	91225	100.000	92.12
85	4-Chlorotoluene	126	12.076	12.076	(0.945)	249020	100.000	95.45
86	1,3,5-Trimethylbenzene	105	12.052	12.052	(0.943)	1053774	100.000	97.84
87	tert-Butylbenzene	119	12.380	12.380	(0.969)	887365	100.000	99.58
88	1,2,4-Trimethylbenzene	105	12.429	12.429	(0.972)	1046674	100.000	98.34
89	sec-Butylbenzene	105	12.599	12.599	(0.986)	1291364	100.000	97.98
90	4-Isopropyltoluene	119	12.745	12.745	(0.997)	1047673	100.000	99.94
91	1,3-Dichlorobenzene	146	12.715	12.715	(0.995)	504310	100.000	97.82
93	1,4-Dichlorobenzene	146	12.806	12.806	(1.002)	500848	100.000	97.21
94	n-Butylbenzene	91	13.153	13.153	(1.029)	1085805	100.000	99.25
95	1,2-Dichlorobenzene	146	13.177	13.177	(1.031)	458125	100.000	94.41
96	1,2-Dibromo-3-chloropropane	157	13.962	13.962	(1.092)	43968	100.000	88.64
97	1,2,4-Trichlorobenzene	180	14.789	14.789	(1.157)	322839	100.000	97.72
98	Hexachlorobutadiene	225	14.960	14.960	(1.170)	174873	100.000	90.48
99	Naphthalene	128	15.045	15.045	(1.177)	656485	100.000	94.63
100	1,2,3-Trichlorobenzene	180	15.294	15.294	(1.197)	279711	100.000	96.92
101	1,1,2-trichlorotrifluoroethane	101	3.511	3.511	(0.477)	297858	100.000	94.25
102	Methyl acetate	43	4.131	4.131	(0.561)	167180	100.000	90.99

Compounds	QUANT SIG MASS	RT	EXP RT	REL RT	RESPONSE	AMOUNTS CAL-AMT (ng)	ON-COL (ng)
104 Cyclohexane	56	6.674	6.674	(0.907)	539618	100.000	96.69
105 Methyl Cyclohexane	83	7.946	7.946	(1.079)	603420	100.000	95.27
157 2-Chlorobenzotrifluoride	180	11.364	11.364	(1.087)	381393	100.000	92.36
158 3-Chlorobenzotrifluoride	180	10.458	10.458	(1.001)	391706	100.000	91.66
159 4-Chlorobenzotrifluoride	180	10.513	10.513	(1.006)	372606	100.000	94.23
160 3-Chlorotoluene	126	12.028	12.028	(0.941)	249303	100.000	94.91
161 2,4-Dichlorobenzotrifluoride	214	12.855	12.855	(1.006)	322798	100.000	95.82
162 2,5-Dichlorobenzotrifluoride	214	12.897	12.897	(1.009)	346051	100.000	90.91
163 3,4-Dichlorobenzotrifluoride	214	12.490	12.490	(0.977)	339008	100.000	91.40
164 Dichlorotoluene(2,4+2,5+2,6)	125	14.102	14.102	(1.103)	1189712	300.000	282.1
165 Dichlorotoluene(2,3+3,4)	125	14.522	14.522	(1.136)	808645	200.000	189.6
166 1,3,5-Trichlorobenzene	180	14.169	14.169	(1.109)	360954	100.000	95.24
167 2,3,6-Trichlorotoluene	159	16.292	16.292	(1.275)	124463	100.000	91.85
168 2,4,5-Trichlorotoluene	159	16.170	16.170	(1.265)	151791	100.000	93.11

QC Flag Legend

M - Compound response manually integrated.

Data File Name: 1E61101.D
Inj. Date and Time: 01-NOV-2010 12:10
Instrument ID: hp6.i
Client ID: VSTD20
Compound Name: Acetonitrile
CAS #: 75-05-8

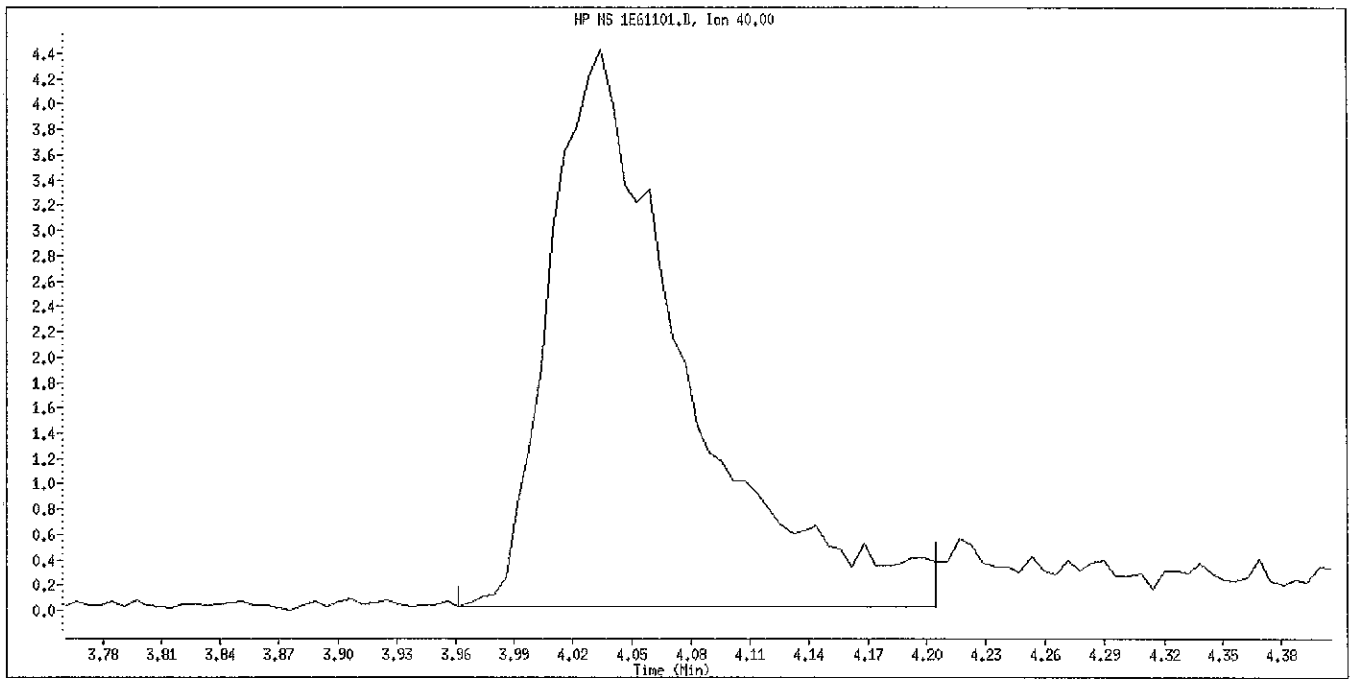

Original Integration

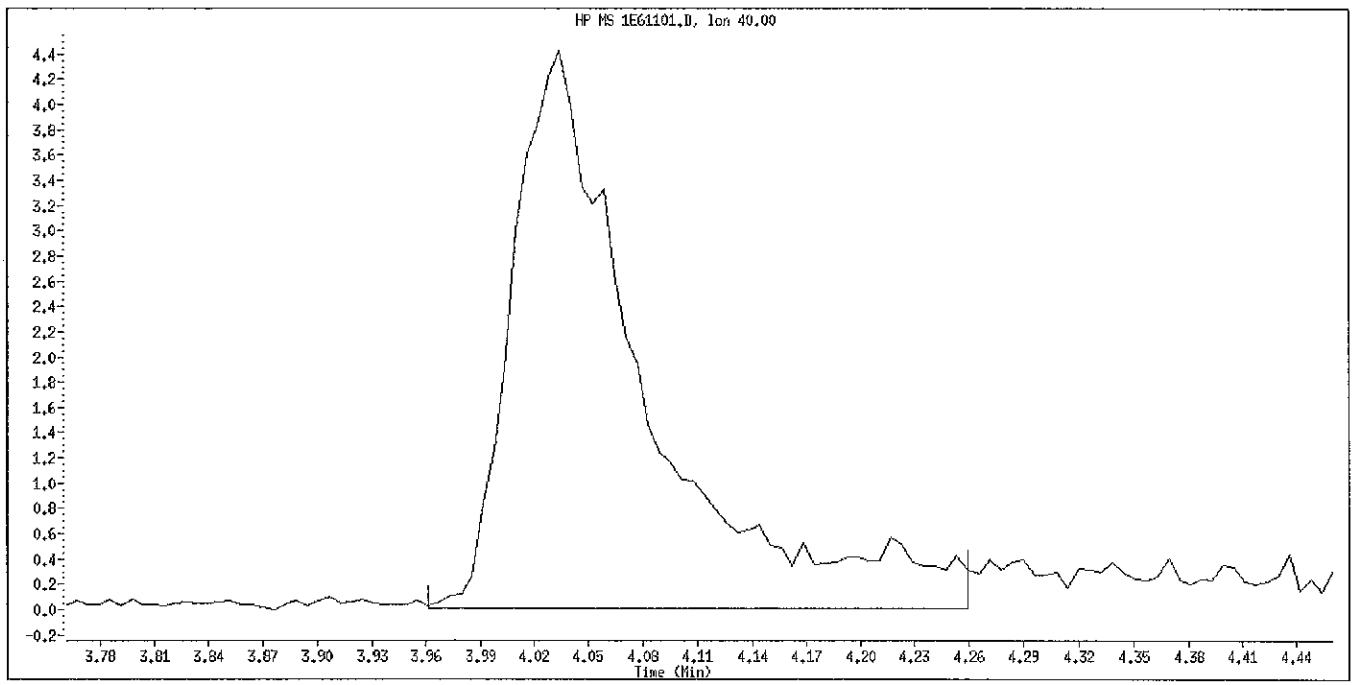

Manual Integration

Manually Integrated By: fergusond
Manual Integration Reason: Peak Integrated Incorrectly

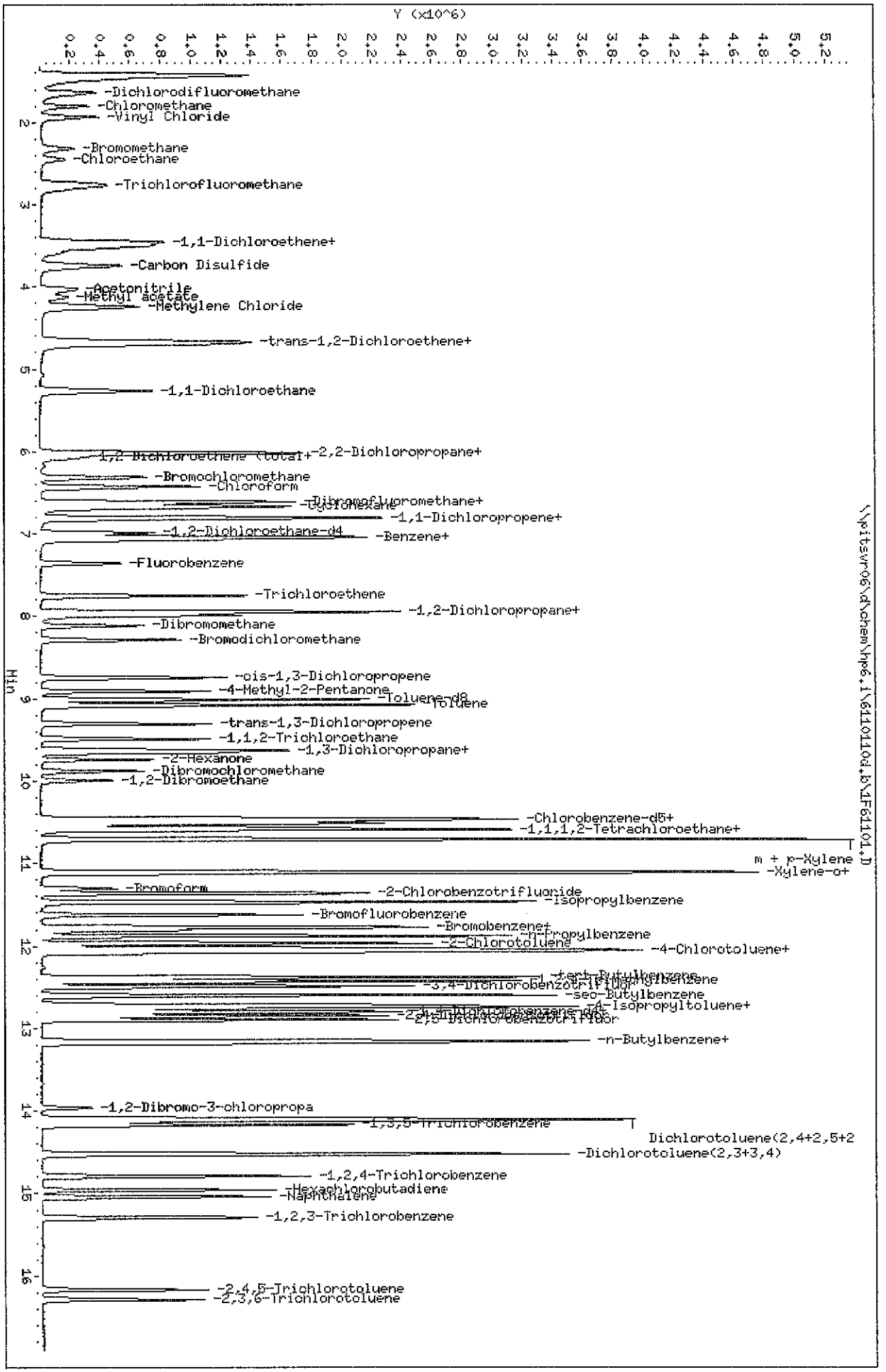
Y (x10^6)
Data File: \\pitsvr06\d\chem\hp6.i\611010d.b\1F61101.D
Date : 01-NOV-2010 12:34
Client ID: WSTD35
Sample Info: WSTD35 5ml
Purge Volume: 5.0
Column phase: DB 624
Instrument: hp6.i
Operator: 001562
Column diameter: 0.20
\\pitsvr06\d\chem\hp6.i\611010d.b\1F61101.D
Min
-Dichlorodifluoromethane
-Chloromethane
-Vinyl Chloride
-Bromomethane
-Chloroethane
-Trichlorofluoromethane
-1,1-Dichloroethene+
-Carbon Disulfide
-Acetonitrile
-Methyl acetate
-Methylene Chloride
-trans-1,2-Dichloroethene+
-1,1-Dichloroethane
-2,2-Dichloropropane+
-Bromochloromethane
-Chloroform
-Dibromofluoromethane+
-Cyclohexane
-1,1-Dichloropropene+
-1,2-Dichloroethane-d4
-Benzene+
-Fluorobenzene
-Trichloroethene
-1,2-Dichloropropane+
-Dibromomethane
-Bromodichloromethane
-cis-1,3-Dichloropropene
-4-Methyl-2-Pentanone
-Toluene-d8
-Toluene
-trans-1,3-Dichloropropene
-1,1,2-Trichloroethane
-1,3-Dichloropropane+
-2-Hexanone
-Dibromochloromethane
-1,2-Dibromoethane
-Chlorobenzene-d5+
-1,1,1,2-Tetrachloroethane+
m + p-Xylene
-Xylene-o+
-Bromoform
-2-Chlorobenzotrifluoride
-Isopropylbenzene
-Bromofluorobenzene
-Bromobenzene+
-n-Propylbenzene
-2-Chlorotoluene
-4-Chlorotoluene+
-tert-Butylbenzene
-3,4-Dichlorobenzotrifluor
-sec-Butylbenzene
-p-Isopropyltoluene+
-2,5-Dichlorobenzotrifluor
-n-Butylbenzene+
-1,2-Dibromo-3-chloropropa
-1,3,5-Trichlorobenzene
Dichlorotoluene(2,4+2,5+2
-Dichlorotoluene(2,3+3,4)
-1,2,4-Trichlorobenzene
-Hexachlorobutadiene
-Naphthalene
-1,2,3-Trichlorobenzene
-2,4,5-Trichlorotoluene
-2,3,6-Trichlorotoluene

TestAmerica Pittsburgh

VOLATILE REPORT SW-846 Method

Data file : \\pitsvr06\d\chem\hp6.i\6110110d.b\1F61101.D
Lab Smp Id: vstd35 Client Smp ID: VSTD35
Inj Date : 01-NOV-2010 12:34
Operator : 001562 Inst ID: hp6.i
Smp Info : VSTD35 5ml
Misc Info : vstd35,6110110d.b,8260ee.m,1-dwlistee.sub
Comment :
Method : \\pitsvr06\d\chem\hp6.i\6110110d.b\8260ee.m
Meth Date : 01-Nov-2010 13:35 fergusond Quant Type: ISTD
Cal Date : 26-OCT-2010 18:00 Cal File: 1G61026.D
Als bottle: 55 Calibration Sample, Level: 6
Dil Factor: 1.00000
Integrator: HP RTE Compound Sublist: 1-dwlistee.sub
Target Version: 4.14

Concentration Formula: Amt * DF * 1/Vo*Vt * CpndVariable

Name	Value	Description
DF	1.000	Dilution Factor
Vo	5.000	Sample Volume
Vt	1.000	mg/L conversion (1.0 if no conversion)
Cpnd Variable		Local Compound Variable

Compounds	QUANT SIG MASS	RT	EXP RT	REL RT	RESPONSE	AMOUNTS CAL-AMT (ng)	AMOUNTS ON-COL (ng)
* 46 Fluorobenzene	96	7.361	7.361	(1.000)	538335	50.0000	
* 69 Chlorobenzene-d5	119	10.457	10.457	(1.000)	121081	50.0000	
* 92 1,4-Dichlorobenzene-d4	152	12.781	12.781	(1.000)	182350	50.0000	
$ 39 Dibromofluoromethane	113	6.618	6.618	(0.899)	440664	175.000	170.7
$ 43 1,2-Dichloroethane-d4	65	6.990	6.990	(0.950)	678235	175.000	166.1
$ 59 Toluene-d8	98	9.009	9.009	(0.862)	1548258	175.000	148.0
$ 80 Bromofluorobenzene	95	11.625	11.625	(0.910)	679773	175.000	159.2
2 Chloromethane	50	1.800	1.800	(0.245)	523084	175.000	168.8
3 Vinyl Chloride	62	1.934	1.934	(0.263)	622085	175.000	168.8
4 Bromomethane	94	2.324	2.324	(0.316)	234612	175.000	165.3
5 Chloroethane	64	2.451	2.451	(0.333)	275048	175.000	174.1
6 Trichlorofluoromethane	101	2.762	2.762	(0.375)	899795	175.000	174.8
1 Dichlorodifluoromethane	85	1.636	1.636	(0.156)	799007	175.000	145.4
12 1,1-Dichloroethene	96	3.455	3.455	(0.469)	509374	175.000	163.6
13 Acetone	43	3.589	3.589	(0.488)	243620	350.000	313.2
15 Carbon Disulfide	76	3.741	3.741	(0.508)	1554600	175.000	165.8
17 Acetonitrile	40	4.033	4.033	(0.548)	374393	3500.00	3097(M)
18 Methylene Chloride	84	4.246	4.246	(0.577)	566118	175.000	171.9
19 trans-1,2-Dichloroethene	96	4.660	4.660	(0.633)	543962	175.000	169.1
20 Methyl tert-butyl ether	73	4.690	4.690	(0.637)	1736437	175.000	176.7
24 1,1-Dichloroethane	63	5.268	5.268	(0.716)	1066260	175.000	164.8
27 2,2-Dichloropropane	77	6.016	6.016	(0.817)	734657	175.000	174.6
28 cis-1,2-dichloroethene	96	6.028	6.028	(0.819)	590491	175.000	171.0

	Compounds	QUANT SIG MASS	RT	EXP RT	REL RT	RESPONSE	AMOUNTS CAL-AMT (ng)	AMOUNTS ON-COL (ng)
M	29 1,2-Dichloroethene (total)	96				1134453	350.000	340.1
	30 Bromochloromethane	128	6.314	6.314	(0.858)	221098	175.000	172.1
	31 2-Butanone	43	6.077	6.077	(0.826)	348344	350.000	371.9
	37 Chloroform	83	6.430	6.430	(0.874)	1020433	175.000	166.5
	38 1,1,1-Trichloroethane	97	6.618	6.618	(0.899)	871479	175.000	169.0
	40 1,1-Dichloropropene	75	6.813	6.813	(0.926)	900096	175.000	173.5
	41 Carbon Tetrachloride	117	6.807	6.807	(0.925)	722544	175.000	172.0
	42 Benzene	78	7.044	7.044	(0.957)	2137842	175.000	164.4
	45 1,2-Dichloroethane	62	7.075	7.075	(0.961)	853611	175.000	169.3
	47 Trichloroethene	130	7.750	7.750	(1.053)	455807	175.000	168.6
	49 1,2-Dichloropropane	63	7.993	7.993	(1.086)	543240	175.000	174.9
	50 Dibromomethane	93	8.109	8.109	(1.102)	300993	175.000	169.7
	53 Bromodichloromethane	83	8.285	8.285	(1.126)	729860	175.000	173.5
	57 cis-1,3-Dichloropropene	75	8.742	8.742	(1.188)	847082	175.000	177.6
	58 4-Methyl-2-Pentanone	43	8.912	8.912	(0.852)	716636	350.000	329.3
	60 Toluene	91	9.082	9.082	(0.869)	1942962	175.000	146.2
	61 trans-1,3-Dichloropropene	75	9.307	9.307	(0.890)	753956	175.000	163.8
	63 1,3-Dichloropropane	76	9.654	9.654	(0.923)	785807	175.000	155.0
	64 1,1,2-Trichloroethane	97	9.490	9.490	(0.908)	367696	175.000	153.6
	65 Tetrachloroethene	164	9.624	9.624	(0.920)	393023	175.000	152.7
	66 2-Hexanone	43	9.739	9.739	(0.931)	472254	350.000	347.2
	67 Dibromochloromethane	129	9.879	9.879	(0.945)	375496	175.000	163.2
	68 1,2-Dibromoethane	107	9.995	9.995	(0.956)	368017	175.000	159.0
	70 Chlorobenzene	112	10.481	10.481	(1.002)	1145100	175.000	149.5
	71 1,1,1,2-Tetrachloroethane	131	10.567	10.567	(1.010)	414311	175.000	163.6
	72 Ethylbenzene	106	10.591	10.591	(1.013)	719867	175.000	156.1
	73 m + p-Xylene	106	10.707	10.707	(1.024)	1643676	350.000	301.8
	74 Xylene-o	106	11.102	11.102	(1.062)	855592	175.000	156.6
M	75 Xylenes (total)	106				2499268	525.000	458.4
	76 Styrene	104	11.114	11.114	(1.063)	1313121	175.000	157.6
	77 Bromoform	173	11.303	11.303	(1.081)	256512	175.000	170.5
	78 Isopropylbenzene	105	11.467	11.467	(1.097)	2165625	175.000	147.4
	79 Bromobenzene	156	11.777	11.777	(0.921)	483497	175.000	161.2
	81 n-Propylbenzene	120	11.881	11.881	(0.930)	603160	175.000	163.6
	82 2-Chlorotoluene	126	11.966	11.966	(0.936)	476346	175.000	161.1
	83 1,1,2,2-Tetrachloroethane	83	11.765	11.765	(0.921)	543102	175.000	166.8
	84 1,2,3-Trichloropropane	110	11.814	11.814	(0.924)	178954	175.000	160.8
	85 4-Chlorotoluene	126	12.075	12.075	(0.945)	461678	175.000	157.4
	86 1,3,5-Trimethylbenzene	105	12.051	12.051	(0.943)	1892372	175.000	156.3
	87 tert-Butylbenzene	119	12.379	12.379	(0.969)	1604936	175.000	160.2
	88 1,2,4-Trimethylbenzene	105	12.428	12.428	(0.972)	1858652	175.000	155.4
	89 sec-Butylbenzene	105	12.598	12.598	(0.986)	2304126	175.000	155.5
	90 4-Isopropyltoluene	119	12.744	12.744	(0.997)	1860488	175.000	157.9
	91 1,3-Dichlorobenzene	146	12.714	12.714	(0.995)	921570	175.000	159.0
	93 1,4-Dichlorobenzene	146	12.805	12.805	(1.002)	934788	175.000	161.4
	94 n-Butylbenzene	91	13.152	13.152	(1.029)	1933661	175.000	157.2
	95 1,2-Dichlorobenzene	146	13.176	13.176	(1.031)	852624	175.000	156.3
	96 1,2-Dibromo-3-chloropropane	157	13.961	13.961	(1.092)	97674	175.000	175.2
	97 1,2,4-Trichlorobenzene	180	14.795	14.795	(1.158)	593148	175.000	159.7
	98 Hexachlorobutadiene	225	14.959	14.959	(1.170)	339685	175.000	156.4
	99 Naphthalene	128	15.044	15.044	(1.177)	1267789	175.000	162.6
	100 1,2,3-Trichlorobenzene	180	15.293	15.293	(1.197)	523123	175.000	161.3
	101 1,1,2-trichlorotrifluoroethane	101	3.504	3.504	(0.476)	552407	175.000	172.3
	102 Methyl acetate	43	4.124	4.124	(0.560)	333885	175.000	179.1

Compounds	QUANT SIG MASS	RT	EXP RT	REL RT	RESPONSE	AMOUNTS CAL-AMT (ng)	AMOUNTS ON-COL (ng)
104 Cyclohexane	56	6.673	6.673	(0.907)	981658	175.000	173.3
105 Methyl Cyclohexane	83	7.951	7.951	(1.080)	1095406	175.000	170.4
157 2-Chlorobenzotrifluoride	180	11.364	11.364	(1.087)	736225	175.000	154.1
158 3-Chlorobenzotrifluoride	180	10.457	10.457	(1.000)	750693	175.000	151.8
159 4-Chlorobenzotrifluoride	180	10.518	10.518	(1.006)	670651	175.000	146.6
160 3-Chlorotoluene	126	12.033	12.033	(0.941)	470978	175.000	159.5
161 2,4-Dichlorobenzotrifluoride	214	12.848	12.848	(1.005)	636830	175.000	168.2
162 2,5-Dichlorobenzotrifluoride	214	12.897	12.897	(1.009)	689896	175.000	161.2
163 3,4-Dichlorobenzotrifluoride	214	12.489	12.489	(0.977)	675402	175.000	162.0
164 Dichlorotoluene(2,4+2,5+2,6)	125	14.101	14.101	(1.103)	2205223	525.000	465.2
165 Dichlorotoluene(2,3+3,4)	125	14.527	14.527	(1.137)	1491825	350.000	311.2
166 1,3,5-Trichlorobenzene	180	14.174	14.174	(1.109)	683418	175.000	160.4
167 2,3,6-Trichlorotoluene	159	16.291	16.291	(1.275)	278999	175.000	183.2
168 2,4,5-Trichlorotoluene	159	16.169	16.169	(1.265)	330692	175.000	180.5

QC Flag Legend

M - Compound response manually integrated.

Data File Name: 1F61101.D
Inj. Date and Time: 01-NOV-2010 12:34
Instrument ID: hp6.i
Client ID: VSTD35
Compound Name: Acetonitrile
CAS #: 75-05-8

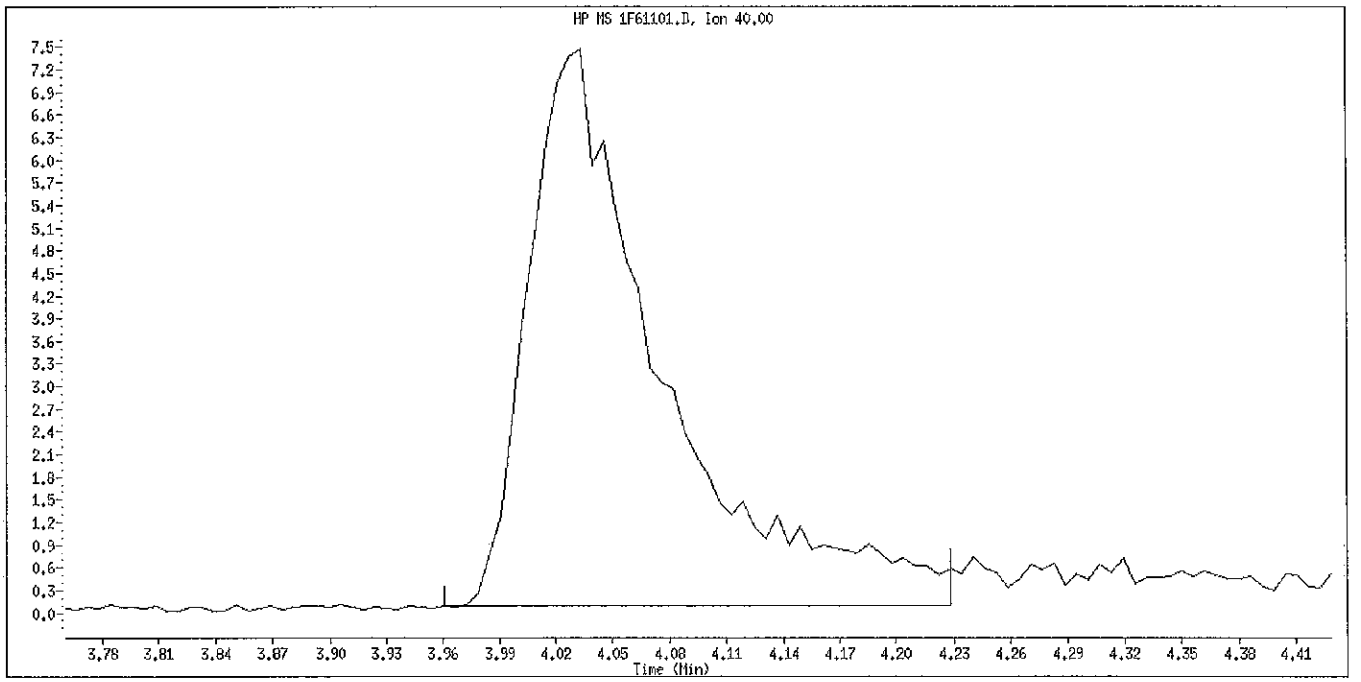

Original Integration

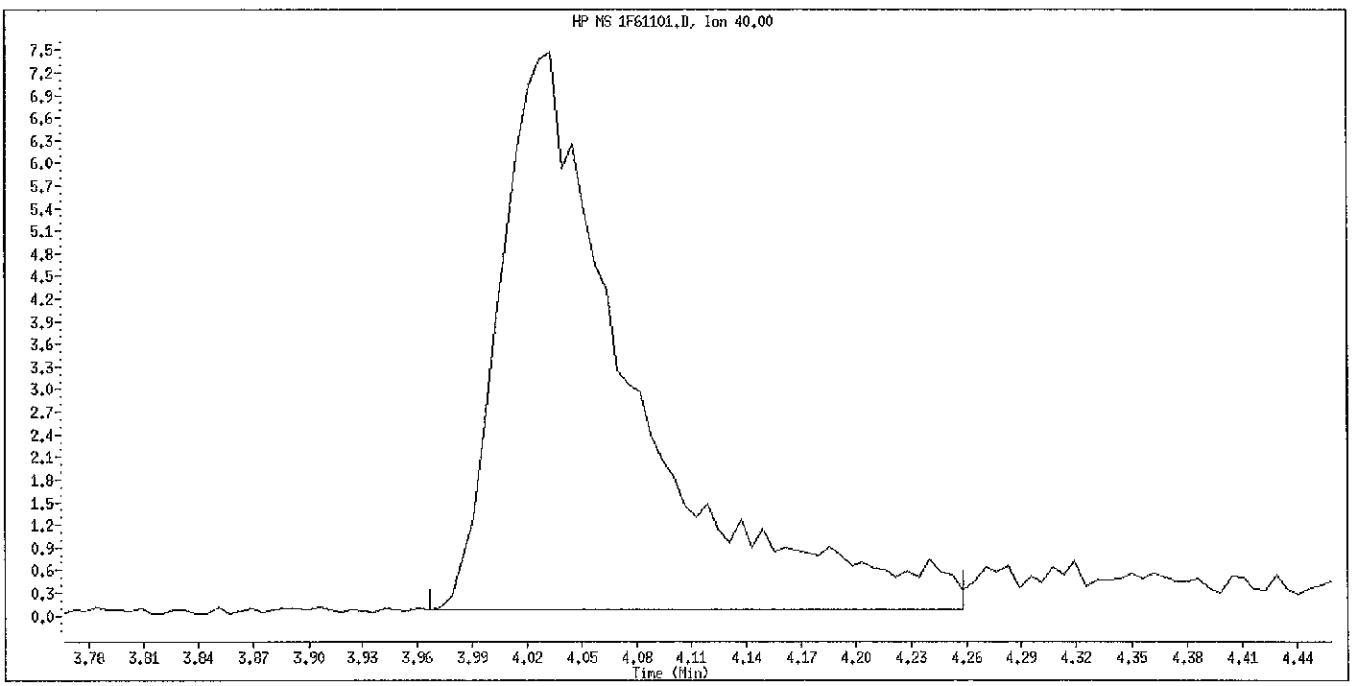

Manual Integration

Manually Integrated By: fergusond
Manual Integration Reason: Peak Integrated Incorrectly

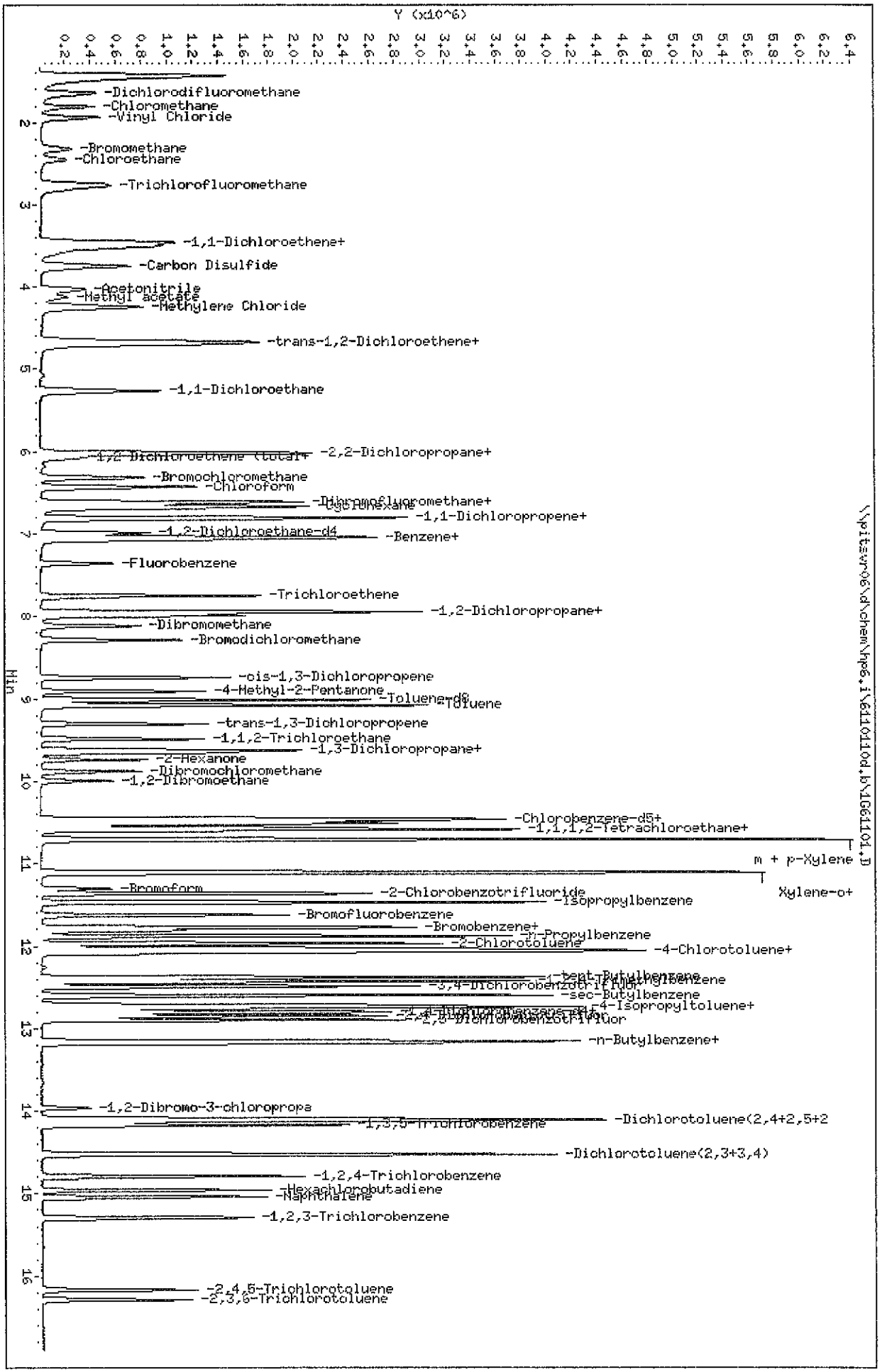

Data File: \\pits-vr06\d\chem\hp6.i\611011od.b\1G611101.D
Date : 01-NOV-2010 13:09
Client ID: VSTD40
Sample Info: VSTD40 5ml
Purge Volume: 5.0
Column phase: DB 624

Instrument: hp6.i
Operator: 001562
Column diameter: 0.20

TestAmerica Pittsburgh

VOLATILE REPORT SW-846 Method

Data file : \\pitsvr06\d\chem\hp6.i\6110110d.b\1G61101.D
Lab Smp Id: vstd40 Client Smp ID: VSTD40
Inj Date : 01-NOV-2010 13:09
Operator : 001562 Inst ID: hp6.i
Smp Info : VSTD40 5ml
Misc Info : vstd40,6110110d.b,8260ee.m,1-dwlistee.sub
Comment :
Method : \\PITSVR06\D\chem\hp6.i\6110110d.b\8260ee.m
Meth Date : 01-Nov-2010 13:35 fergusond Quant Type: ISTD
Cal Date : 01-NOV-2010 12:34 Cal File: 1F61101.D
Als bottle: 55 Calibration Sample, Level: 7
Dil Factor: 1.00000
Integrator: HP RTE Compound Sublist: 1-dwlistee.sub
Target Version: 4.14
Processing Host: PITSVR06

Concentration Formula: Amt * DF * 1/Vo*Vt * CpndVariable

Name	Value	Description
DF	1.000	Dilution Factor
Vo	5.000	Sample Volume
Vt	1.000	mg/L conversion (1.0 if no conversion)
Cpnd Variable		Local Compound Variable

Compounds	QUANT SIG MASS	RT	EXP RT	REL RT	RESPONSE	AMOUNTS CAL-AMT (ng)	AMOUNTS ON-COL (ng)
* 46 Fluorobenzene	96	7.361	7.361	(1.000)	561133	50.0000	
* 69 Chlorobenzene-d5	119	10.457	10.457	(1.000)	126282	50.0000	
* 92 1,4-Dichlorobenzene-d4	152	12.781	12.781	(1.000)	176573	50.0000	
$ 39 Dibromofluoromethane	113	6.613	6.613	(0.898)	518471	200.000	192.7
$ 43 1,2-Dichloroethane-d4	65	6.984	6.984	(0.949)	784616	200.000	184.3
$ 59 Toluene-d8	98	9.010	9.010	(0.862)	1822407	200.000	167.0
$ 80 Bromofluorobenzene	95	11.619	11.619	(0.909)	766425	200.000	185.4
2 Chloromethane	50	1.807	1.807	(0.245)	660011	200.000	204.3
3 Vinyl Chloride	62	1.935	1.935	(0.263)	801785	200.000	208.8
4 Bromomethane	94	2.324	2.324	(0.316)	302939	200.000	204.8
5 Chloroethane	64	2.458	2.458	(0.334)	363334	200.000	220.6
6 Trichlorofluoromethane	101	2.768	2.768	(0.376)	1128717	200.000	210.4
1 Dichlorodifluoromethane	85	1.636	1.636	(0.157)	976397	200.000	170.4
12 1,1-Dichloroethene	96	3.455	3.455	(0.469)	670772	200.000	206.7
13 Acetone	43	3.583	3.583	(0.487)	296261	400.000	365.4
15 Carbon Disulfide	76	3.741	3.741	(0.508)	1980163	200.000	202.6
17 Acetonitrile	40	4.027	4.027	(0.547)	524912	4000.00	4165(M)
18 Methylene Chloride	84	4.240	4.240	(0.576)	705208	200.000	202.3
19 trans-1,2-Dichloroethene	96	4.660	4.660	(0.633)	698813	200.000	208.4
20 Methyl tert-butyl ether	73	4.690	4.690	(0.637)	2040570	200.000	199.2
24 1,1-Dichloroethane	63	5.262	5.262	(0.715)	1319905	200.000	195.7
27 2,2-Dichloropropane	77	6.010	6.010	(0.817)	945597	200.000	215.6

	Compounds	QUANT SIG MASS	RT	EXP RT	REL RT	RESPONSE	AMOUNTS CAL-AMT (ng)	AMOUNTS ON-COL (ng)
28	cis-1,2-dichloroethene	96	6.029	6.029	(0.819)	718340	200.000	199.6
M 29	1,2-Dichloroethene (total)	96				1417153	400.000	408.0
30	Bromochloromethane	128	6.315	6.315	(0.858)	270432	200.000	202.0
31	2-Butanone	43	6.077	6.077	(0.826)	389883	400.000	399.3
37	Chloroform	83	6.430	6.430	(0.874)	1232004	200.000	192.8
38	1,1,1-Trichloroethane	97	6.619	6.619	(0.899)	1097038	200.000	204.0
40	1,1-Dichloropropene	75	6.807	6.807	(0.925)	1110297	200.000	205.3
41	Carbon Tetrachloride	117	6.801	6.801	(0.924)	928313	200.000	212.0
42	Benzene	78	7.045	7.045	(0.957)	2592283	200.000	191.2
45	1,2-Dichloroethane	62	7.075	7.075	(0.961)	986408	200.000	187.7
47	Trichloroethene	130	7.750	7.750	(1.053)	568806	200.000	201.9
49	1,2-Dichloropropane	63	7.988	7.988	(1.085)	650609	200.000	200.9
50	Dibromomethane	93	8.109	8.109	(1.102)	362023	200.000	195.8
53	Bromodichloromethane	83	8.286	8.286	(1.126)	854460	200.000	194.9
57	cis-1,3-Dichloropropene	75	8.742	8.742	(1.188)	998084	200.000	200.8
58	4-Methyl-2-Pentanone	43	8.906	8.906	(0.852)	817139	400.000	360.0
60	Toluene	91	9.076	9.076	(0.868)	2358110	200.000	170.1
61	trans-1,3-Dichloropropene	75	9.302	9.302	(0.889)	866279	200.000	180.5
63	1,3-Dichloropropane	76	9.654	9.654	(0.923)	911869	200.000	172.4
64	1,1,2-Trichloroethane	97	9.490	9.490	(0.908)	425676	200.000	170.4
65	Tetrachloroethene	164	9.624	9.624	(0.920)	494284	200.000	184.2
66	2-Hexanone	43	9.740	9.740	(0.931)	508327	400.000	358.3
67	Dibromochloromethane	129	9.880	9.880	(0.945)	441622	200.000	184.0
68	1,2-Dibromoethane	107	9.995	9.995	(0.956)	426471	200.000	176.6
70	Chlorobenzene	112	10.482	10.482	(1.002)	1369957	200.000	171.4
71	1,1,1,2-Tetrachloroethane	131	10.567	10.567	(1.010)	514504	200.000	194.8
72	Ethylbenzene	106	10.591	10.591	(1.013)	866333	200.000	180.1
73	m + p-Xylene	106	10.707	10.707	(1.024)	1966483	400.000	346.2
74	Xylene-o	106	11.102	11.102	(1.062)	1043915	200.000	183.2
M 75	Xylenes (total)	106				3010398	600.000	529.4
76	Styrene	104	11.114	11.114	(1.063)	1534868	200.000	176.6
77	Bromoform	173	11.303	11.303	(1.081)	295526	200.000	188.4
78	Isopropylbenzene	105	11.467	11.467	(1.097)	2605629	200.000	170.0
79	Bromobenzene	156	11.778	11.778	(0.921)	570647	200.000	196.5
81	n-Propylbenzene	120	11.881	11.881	(0.930)	743349	200.000	208.2
82	2-Chlorotoluene	126	11.972	11.972	(0.937)	592512	200.000	206.9
83	1,1,2,2-Tetrachloroethane	83	11.765	11.765	(0.921)	615500	200.000	195.2
84	1,2,3-Trichloropropane	110	11.814	11.814	(0.924)	207353	200.000	192.4
85	4-Chlorotoluene	126	12.076	12.076	(0.945)	593087	200.000	208.9
86	1,3,5-Trimethylbenzene	105	12.051	12.051	(0.943)	2264542	200.000	193.2
87	tert-Butylbenzene	119	12.380	12.380	(0.969)	1914750	200.000	197.4
88	1,2,4-Trimethylbenzene	105	12.428	12.428	(0.972)	2206173	200.000	190.5
89	sec-Butylbenzene	105	12.599	12.599	(0.986)	2739679	200.000	191.0
90	4-Isopropyltoluene	119	12.745	12.745	(0.997)	2233328	200.000	195.8
91	1,3-Dichlorobenzene	146	12.714	12.714	(0.995)	1066149	200.000	190.0
93	1,4-Dichlorobenzene	146	12.806	12.806	(1.002)	1102112	200.000	196.5
94	n-Butylbenzene	91	13.152	13.152	(1.029)	2304510	200.000	193.5
95	1,2-Dichlorobenzene	146	13.177	13.177	(1.031)	1028134	200.000	194.7
96	1,2-Dibromo-3-chloropropane	157	13.962	13.962	(1.092)	108273	200.000	200.6
97	1,2,4-Trichlorobenzene	180	14.789	14.789	(1.157)	698885	200.000	194.4
98	Hexachlorobutadiene	225	14.959	14.959	(1.170)	405097	200.000	192.6
99	Naphthalene	128	15.044	15.044	(1.177)	1444615	200.000	191.3
100	1,2,3-Trichlorobenzene	180	15.294	15.294	(1.197)	612270	200.000	194.9
101	1,1,2-trichlorotrifluoroethane	101	3.510	3.510	(0.477)	691341	200.000	206.8

Compounds	QUANT SIG MASS	RT	EXP RT	REL RT	RESPONSE	AMOUNTS CAL-AMT (ng)	AMOUNTS ON-COL (ng)
102 Methyl acetate	43	4.125	4.125	(0.560)	388853	200.000	200.1
104 Cyclohexane	56	6.674	6.674	(0.907)	1230935	200.000	208.5
105 Methyl Cyclohexane	83	7.945	7.945	(1.079)	1393764	200.000	208.0
157 2-Chlorobenzotrifluoride	180	11.364	11.364	(1.087)	898970	200.000	180.4
158 3-Chlorobenzotrifluoride	180	10.457	10.457	(1.000)	897034	200.000	173.9
159 4-Chlorobenzotrifluoride	180	10.512	10.512	(1.005)	865297	200.000	181.3
160 3-Chlorotoluene	126	12.027	12.027	(0.941)	632644	200.000	221.3
161 2,4-Dichlorobenzotrifluoride	214	12.848	12.848	(1.005)	705853	200.000	192.5
162 2,5-Dichlorobenzotrifluoride	214	12.897	12.897	(1.009)	815472	200.000	196.8
163 3,4-Dichlorobenzotrifluoride	214	12.495	12.495	(0.978)	797297	200.000	197.5
164 Dichlorotoluene(2,4+2,5+2,6)	125	14.108	14.108	(1.104)	2562569	600.000	558.2
165 Dichlorotoluene(2,3+3,4)	125	14.527	14.527	(1.137)	1697606	400.000	365.8
166 1,3,5-Trichlorobenzene	180	14.168	14.168	(1.109)	793654	200.000	192.4
167 2,3,6-Trichlorotoluene	159	16.285	16.285	(1.274)	316952	200.000	214.9
168 2,4,5-Trichlorotoluene	159	16.170	16.170	(1.265)	377466	200.000	212.7

QC Flag Legend

M - Compound response manually integrated.

Data File Name: 1G61101.D
Inj. Date and Time: 01-NOV-2010 13:09
Instrument ID: hp6.i
Client ID: VSTD40
Compound Name: Acetonitrile
CAS #: 75-05-8

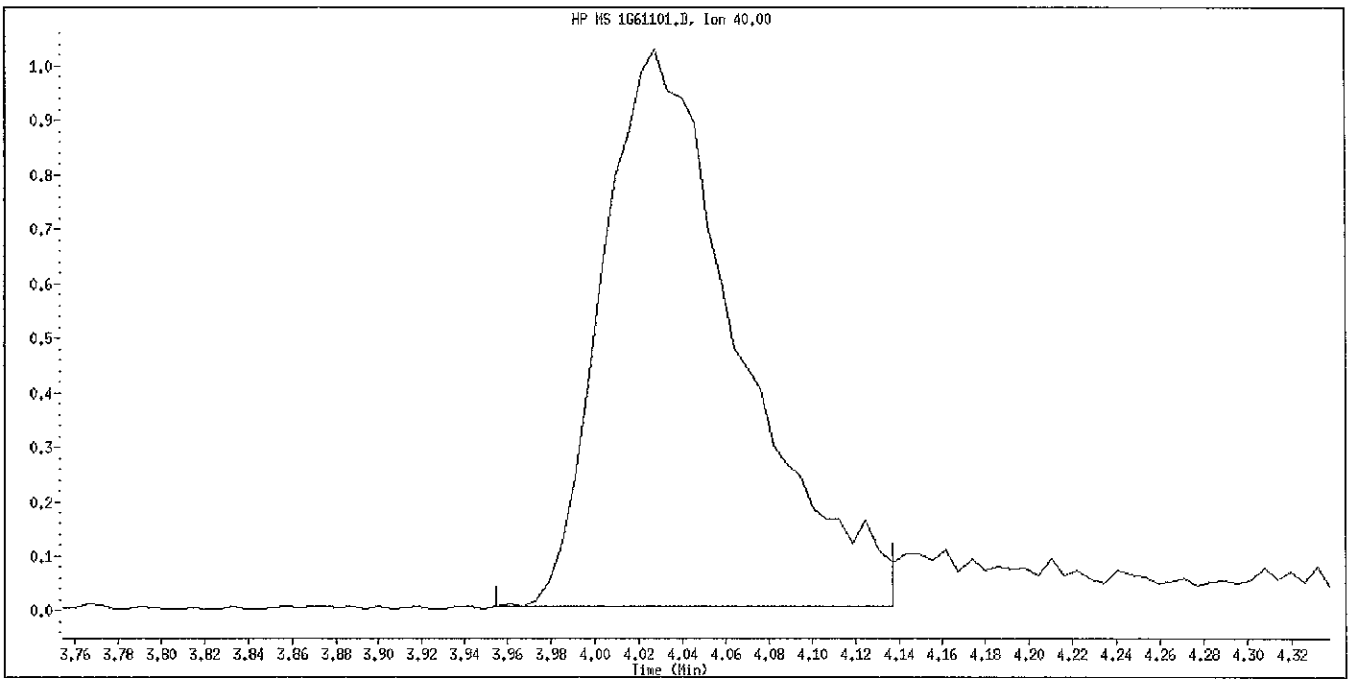

Original Integration

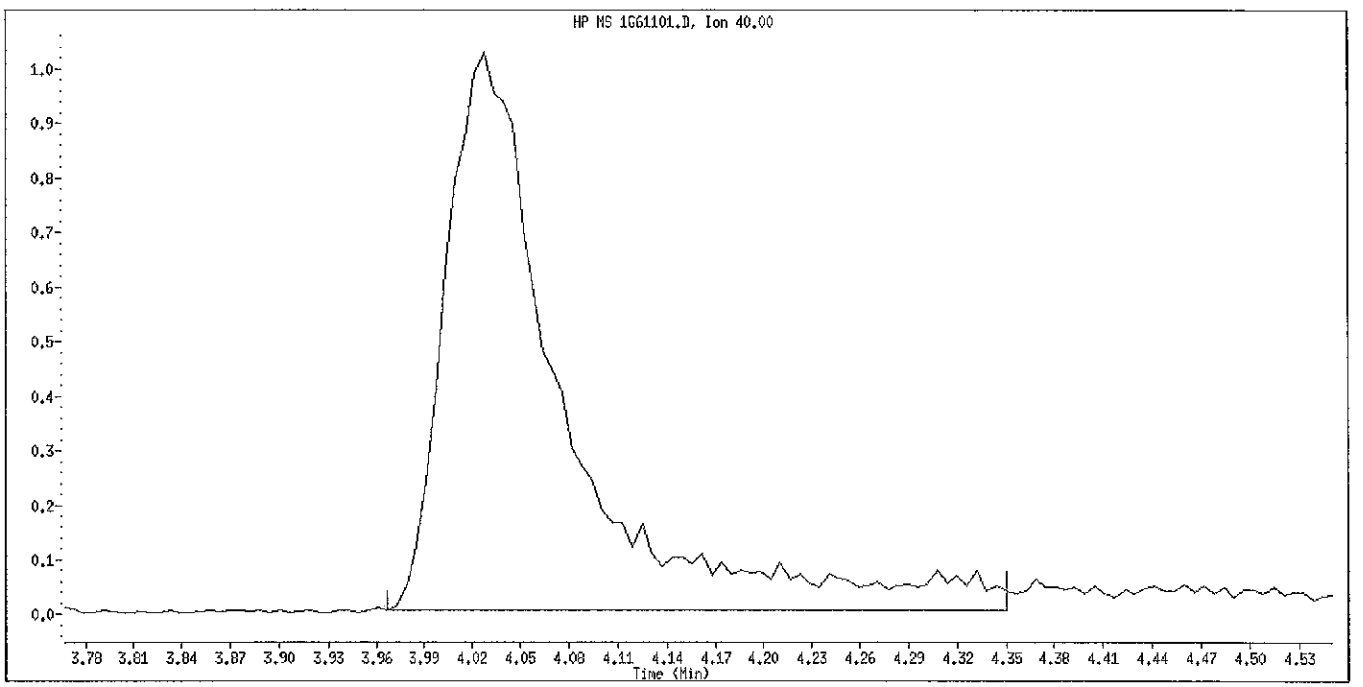

Manual Integration

Manually Integrated By: fergusond
Manual Integration Reason: Peak Integrated Incorrectly

TestAmerica Pittsburgh

CONTINUING CALIBRATION COMPOUNDS

Instrument ID: hp6.i Injection Date: 02-NOV-2010 11:54
Lab File ID: 61102004.D Init. Cal. Date(s): 01-NOV-2010 01-NOV-2010
Analysis Type: WATER Init. Cal. Times: 10:34 13:09
Lab Sample ID: lcs Quant Type: ISTD
Method: \\PITSVR06\D\chem\hp6.i\6110210d.b\8260ee.m

COMPOUND	RRF / AMOUNT	RF10	CCAL RRF10	MIN RRF	%D / %DRIFT	MAX %D / %DRIFT	CURVE TYPE
$ 39 Dibromofluoromethane	0.23973	0.22841	0.22841	0.010	4.72091	25.00000	Averaged
$ 43 1,2-Dichloroethane-d4	0.37934	0.37241	0.37241	0.010	1.82713	25.00000	Averaged
$ 59 Toluene-d8	4.32113	4.75202	4.75202	0.010	-9.97168	25.00000	Averaged
$ 80 Bromofluorobenzene	1.17088	1.14705	1.14705	0.010	2.03528	25.00000	Averaged
2 Chloromethane	0.28788	0.25514	0.25514	0.100	11.37421	25.00000	Averaged
3 Vinyl Chloride	0.34224	0.31124	0.31124	0.010	9.05820	20.00000	Averaged
4 Bromomethane	0.13180	0.12970	0.12970	0.010	1.59857	25.00000	Averaged
5 Chloroethane	0.14674	0.14811	0.14811	0.010	-0.93940	25.00000	Averaged
6 Trichlorofluoromethane	0.47805	0.40390	0.40390	0.010	15.51156	25.00000	Averaged
1 Dichlorodifluoromethane	2.26881	1.93424	1.93424	0.010	14.74662	25.00000	Averaged
12 1,1-Dichloroethene	0.28910	0.27115	0.27115	0.010	6.20999	20.00000	Averaged
13 Acetone	0.07225	0.06397	0.06397	0.010	11.45184	25.00000	Averaged
15 Carbon Disulfide	0.87064	0.82704	0.82704	0.010	5.00835	25.00000	Averaged
17 Acetonitrile	0.01123	0.01094	0.01094	0.010	2.53182	25.00000	Averaged
18 Methylene Chloride	50.00000	48.40222	0.29994	0.010	3.19555	0.000e+000	Quadratic
19 trans-1,2-Dichloroethene	0.29876	0.29154	0.29154	0.010	2.41629	25.00000	Averaged
20 Methyl tert-butyl ether	0.91276	0.90709	0.90709	0.010	0.62193	25.00000	Averaged
24 1,1-Dichloroethane	0.60082	0.54218	0.54218	0.100	9.76152	25.00000	Averaged
27 2,2-Dichloropropane	0.39089	0.39931	0.39931	0.010	-2.15287	25.00000	Averaged
28 cis-1,2-dichloroethene	0.32067	0.30662	0.30662	0.010	4.37883	25.00000	Averaged
M 29 1,2-Dichloroethene (total)	0.30971	0.29908	0.29908	0.010	3.43227	25.00000	Averaged
30 Bromochloromethane	0.11929	0.11550	0.11550	0.010	3.17624	25.00000	Averaged
31 2-Butanone	0.08700	0.09114	0.09114	0.010	-4.75225	25.00000	Averaged
37 Chloroform	0.56935	0.53214	0.53214	0.010	6.53520	20.00000	Averaged
38 1,1,1-Trichloroethane	0.47906	0.48647	0.48647	0.010	-1.54611	25.00000	Averaged
40 1,1-Dichloropropene	0.48179	0.47614	0.47614	0.010	1.17249	25.00000	Averaged
41 Carbon Tetrachloride	0.39014	0.37420	0.37420	0.010	4.08642	25.00000	Averaged
42 Benzene	1.20812	1.19500	1.19500	0.010	1.08677	25.00000	Averaged
45 1,2-Dichloroethane	0.46821	0.43974	0.43974	0.010	6.08123	25.00000	Averaged
47 Trichloroethene	0.25107	0.24170	0.24170	0.010	3.73055	25.00000	Averaged
49 1,2-Dichloropropane	0.28851	0.27926	0.27926	0.010	3.20685	20.00000	Averaged
50 Dibromomethane	0.16477	0.15786	0.15786	0.010	4.19600	25.00000	Averaged
53 Bromodichloromethane	0.39061	0.36190	0.36190	0.010	7.34900	25.00000	Averaged
57 cis-1,3-Dichloropropene	0.44291	0.41667	0.41667	0.010	5.92539	25.00000	Averaged
58 4-Methyl-2-Pentanone	0.89862	0.95885	0.95885	0.010	-6.70213	25.00000	Averaged
60 Toluene	5.48937	5.76000	5.76000	0.010	-4.93006	20.00000	Averaged
61 trans-1,3-Dichloropropene	1.90027	2.01932	2.01932	0.010	-6.26535	25.00000	Averaged
63 1,3-Dichloropropane	2.09367	2.13351	2.13351	0.010	-1.90285	25.00000	Averaged
64 1,1,2-Trichloroethane	0.98881	1.03687	1.03687	0.010	-4.86028	25.00000	Averaged
65 Tetrachloroethene	1.06256	1.10962	1.10962	0.010	-4.42829	25.00000	Averaged
66 2-Hexanone	0.56167	0.62391	0.62391	0.010	-11.08137	25.00000	Averaged
67 Dibromochloromethane	0.95005	0.96113	0.96113	0.010	-1.16627	25.00000	Averaged
68 1,2-Dibromoethane	0.95605	1.00629	1.00629	0.010	-5.25542	25.00000	Averaged

TestAmerica Pittsburgh

CONTINUING CALIBRATION COMPOUNDS

Instrument ID: hp6.i Injection Date: 02-NOV-2010 11:54
Lab File ID: 61102004.D Init. Cal. Date(s): 01-NOV-2010 01-NOV-2010
Analysis Type: WATER Init. Cal. Times: 10:34 13:09
Lab Sample ID: lcs Quant Type: ISTD
Method: \\PITSVR06\D\chem\hp6.i\6110210d.b\8260ee.m

COMPOUND	RRF / AMOUNT	RF10	CCAL RRF10	MIN RRF	%D / %DRIFT	MAX %D / %DRIFT	CURVE TYPE
70 Chlorobenzene	3.16356	3.28934	3.28934	0.300	-3.97582	25.00000	Averaged
71 1,1,1,2-Tetrachloroethane	1.04599	1.11237	1.11237	0.010	-6.34598	25.00000	Averaged
72 Ethylbenzene	1.90415	1.99341	1.99341	0.010	-4.68770	20.00000	Averaged
73 m + p-Xylene	2.24919	2.36947	2.36947	0.010	-5.34772	25.00000	Averaged
74 Xylene-o	2.25552	2.41781	2.41781	0.010	-7.19545	25.00000	Averaged
M 75 Xylenes (total)	2.25130	2.38558	2.38558	0.010	-5.96478	25.00000	Averaged
76 Styrene	3.44045	3.61982	3.61982	0.010	-5.21335	25.00000	Averaged
77 Bromoform	0.62111	0.66155	0.66155	0.100	-6.51140	25.00000	Averaged
78 Isopropylbenzene	6.06727	6.53576	6.53576	0.010	-7.72162	25.00000	Averaged
79 Bromobenzene	0.82239	0.78802	0.78802	0.010	4.17925	25.00000	Averaged
81 n-Propylbenzene	1.01078	0.98875	0.98875	0.010	2.17915	25.00000	Averaged
82 2-Chlorotoluene	0.81075	0.79902	0.79902	0.010	1.44677	25.00000	Averaged
83 1,1,2,2-Tetrachloroethane	0.89268	0.91258	0.91258	0.300	-2.22987	25.00000	Averaged
84 1,2,3-Trichloropropane	0.30518	0.30288	0.30288	0.010	0.75320	25.00000	Averaged
85 4-Chlorotoluene	0.80403	0.82286	0.82286	0.010	-2.34128	25.00000	Averaged
86 1,3,5-Trimethylbenzene	3.31913	3.36914	3.36914	0.010	-1.50685	25.00000	Averaged
87 tert-Butylbenzene	2.74623	2.79707	2.79707	0.010	-1.85123	25.00000	Averaged
88 1,2,4-Trimethylbenzene	3.28001	3.33429	3.33429	0.010	-1.65493	25.00000	Averaged
89 sec-Butylbenzene	4.06174	4.19445	4.19445	0.010	-3.26726	25.00000	Averaged
90 4-Isopropyltoluene	3.23059	3.16979	3.16979	0.010	1.88190	25.00000	Averaged
91 1,3-Dichlorobenzene	1.58875	1.56685	1.56685	0.010	1.37839	25.00000	Averaged
93 1,4-Dichlorobenzene	1.58787	1.56569	1.56569	0.010	1.39664	25.00000	Averaged
94 n-Butylbenzene	3.37160	3.40335	3.40335	0.010	-0.94155	25.00000	Averaged
95 1,2-Dichlorobenzene	1.49545	1.45300	1.45300	0.010	2.83824	25.00000	Averaged
96 1,2-Dibromo-3-chloropropane	0.15286	0.14386	0.14386	0.010	5.88634	25.00000	Averaged
97 1,2,4-Trichlorobenzene	1.01810	1.05251	1.05251	0.010	-3.38035	25.00000	Averaged
98 Hexachlorobutadiene	0.59565	0.60160	0.60160	0.010	-0.99784	25.00000	Averaged
99 Naphthalene	2.13798	2.19811	2.19811	0.010	-2.81225	25.00000	Averaged
100 1,2,3-Trichlorobenzene	0.88940	0.90732	0.90732	0.010	-2.01436	25.00000	Averaged
101 1,1,2-trichlorotrifluoroeth	0.29783	0.29131	0.29131	0.010	2.18995	25.00000	Averaged
102 Methyl acetate	0.17316	0.16316	0.16316	0.010	5.78040	25.00000	Averaged
104 Cyclohexane	0.52598	0.51964	0.51964	0.010	1.20549	25.00000	Averaged
105 Methyl Cyclohexane	0.59692	0.59852	0.59852	0.010	-0.26711	25.00000	Averaged
157 2-Chlorobenzotrifluoride	1.97336	2.25273	2.25273	0.010	-14.15708	25.00000	Averaged
158 3-Chlorobenzotrifluoride	2.04205	2.29722	2.29722	0.010	-12.49577	25.00000	Averaged
159 4-Chlorobenzotrifluoride	1.88957	2.07196	2.07196	0.010	-9.65208	25.00000	Averaged
160 3-Chlorotoluene	0.80948	0.81661	0.81661	0.010	-0.88065	25.00000	Averaged
161 2,4-Dichlorobenzotrifluorid	1.03824	1.04079	1.04079	0.010	-0.24600	25.00000	Averaged
162 2,5-Dichlorobenzotrifluorid	1.17312	1.25179	1.25179	0.010	-6.70620	25.00000	Averaged
163 3,4-Dichlorobenzotrifluorid	1.14309	1.18025	1.18025	0.010	-3.25016	25.00000	Averaged
164 Dichlorotoluene(2,4+2,5+2,6	1.29990	1.39022	1.39022	0.010	-6.94823	25.00000	Averaged
165 Dichlorotoluene(2,3+3,4)	1.31427	1.36662	1.36662	0.010	-3.98313	25.00000	Averaged
166 1,3,5-Trichlorobenzene	1.16799	1.19019	1.19019	0.010	-1.90064	25.00000	Averaged

TestAmerica Pittsburgh

CONTINUING CALIBRATION COMPOUNDS

Instrument ID: hp6.i Injection Date: 02-NOV-2010 11:54
Lab File ID: 61102004.D Init. Cal. Date(s): 01-NOV-2010 01-NOV-2010
Analysis Type: WATER Init. Cal. Times: 10:34 13:09
Lab Sample ID: lcs Quant Type: ISTD
Method: \\PITSVR06\D\chem\hp6.i\6110210d.b\8260ee.m

COMPOUND	RRF / AMOUNT	RF10	CCAL RRF10	MIN RRF	%D / %DRIFT	MAX %D / %DRIFT	CURVE TYPE
167 2,3,6-Trichlorotoluene	0.41763	0.43965	0.43965	0.010	-5.27347	25.00000	Averaged
168 2,4,5-Trichlorotoluene	0.50243	0.50867	0.50867	0.010	-1.24170	25.00000	Averaged

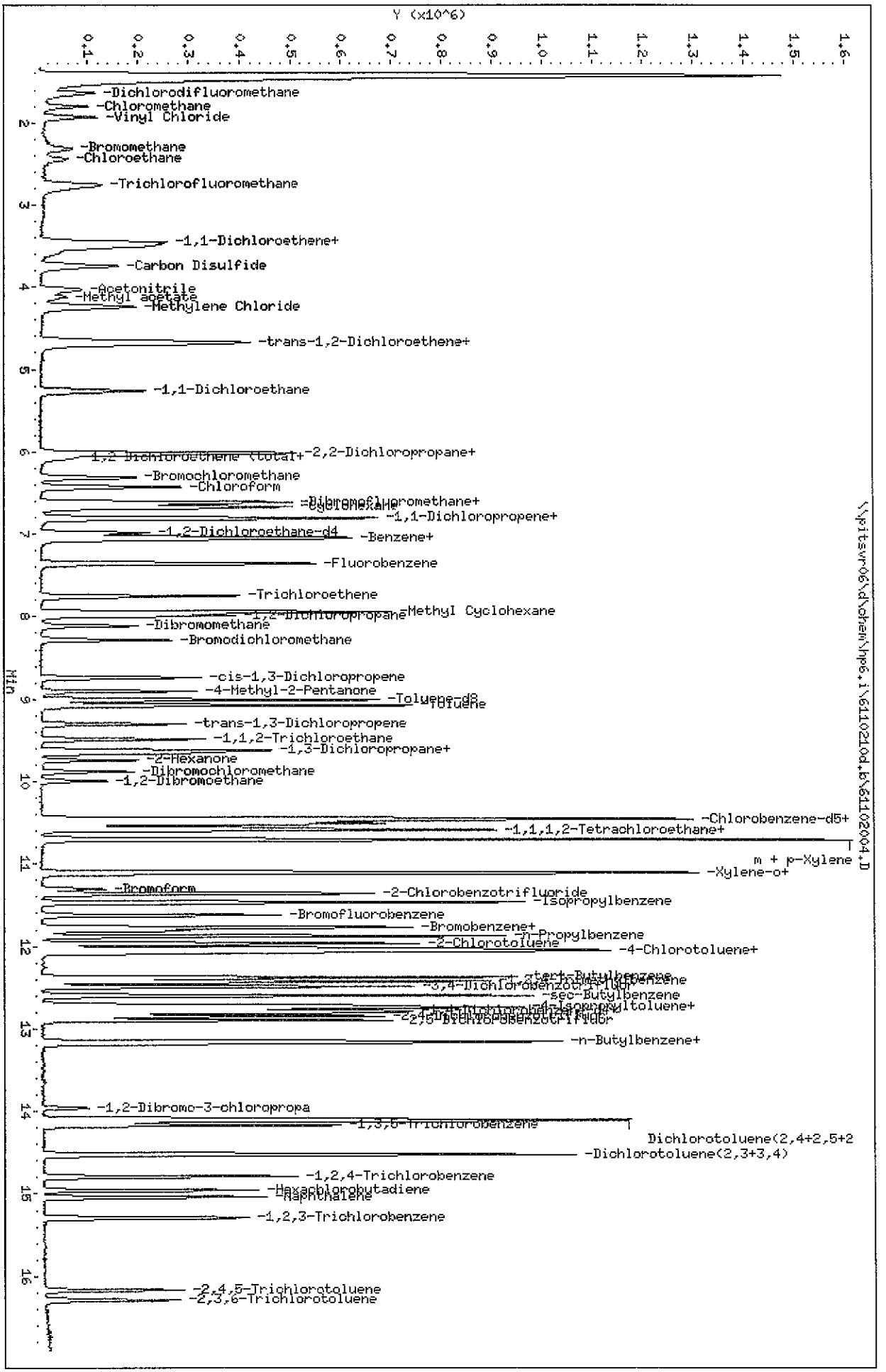

Data File: \\pitsvr06\d\chem\hp6.i\61102l0d.b\61102004.D
Date : 02-NOV-2010 11:54
Client ID: LCS Verification10
Sample Info: BLKMS 5ml
Purge Volume: 5.0
Column phase: DB 624

Instrument: hp6.i
Operator: 001562
Column diameter: 0.20

TestAmerica Pittsburgh

VOLATILE REPORT SW-846 Method

Data file : \\pitsvr06\d\chem\hp6.i\6110210d.b\61102004.D
Lab Smp Id: lcs Client Smp ID: LCS Verification10
Inj Date : 02-NOV-2010 11:54
Operator : 001562 Inst ID: hp6.i
Smp Info : BLKMS 5ml
Misc Info : lcs,6110210d.b,8260ee.m,1-dwlistee.sub
Comment :
Method : \\PITSVR06\D\chem\hp6.i\6110210d.b\8260ee.m
Meth Date : 02-Nov-2010 13:19 fergusond Quant Type: ISTD
Cal Date : 01-NOV-2010 13:09 Cal File: 1G61101.D
Als bottle: 60 Continuing Calibration Sample
Dil Factor: 1.00000
Integrator: HP RTE Compound Sublist: 1-dwlistee.sub
Target Version: 4.14
Processing Host: PITSVR06

Concentration Formula: Amt * DF * 1/Vo*Vt * CpndVariable

Name	Value	Description
DF	1.000	Dilution Factor
Vo	5.000	Sample Volume
Vt	1.000	mg/L conversion (1.0 if no conversion)
Cpnd Variable		Local Compound Variable

Compounds	QUANT SIG MASS	RT	EXP RT	REL RT	RESPONSE	AMOUNTS CAL-AMT (ng)	AMOUNTS ON-COL (ng)
* 46 Fluorobenzene	96	7.361	7.361	(1.000)	542808	50.0000	
* 69 Chlorobenzene-d5	119	10.451	10.451	(1.000)	100086	50.0000	
* 92 1,4-Dichlorobenzene-d4	152	12.781	12.781	(1.000)	164575	50.0000	
$ 39 Dibromofluoromethane	113	6.612	6.612	(0.898)	123985	50.0000	47.64
$ 43 1,2-Dichloroethane-d4	65	6.990	6.990	(0.950)	202147	50.0000	49.09
$ 59 Toluene-d8	98	9.009	9.009	(0.862)	475611	50.0000	54.98
$ 80 Bromofluorobenzene	95	11.625	11.625	(0.910)	188776	50.0000	48.98
2 Chloromethane	50	1.794	1.794	(0.244)	138492	50.0000	44.31
3 Vinyl Chloride	62	1.934	1.934	(0.263)	168941	50.0000	45.47
4 Bromomethane	94	2.317	2.317	(0.315)	70401	50.0000	49.20
5 Chloroethane	64	2.457	2.457	(0.334)	80398	50.0000	50.47
6 Trichlorofluoromethane	101	2.755	2.755	(0.374)	219239	50.0000	42.24
1 Dichlorodifluoromethane	85	1.642	1.642	(0.157)	193590	50.0000	42.63
12 1,1-Dichloroethene	96	3.455	3.455	(0.469)	147180	50.0000	46.90
13 Acetone	43	3.595	3.595	(0.488)	69452	100.000	88.55
15 Carbon Disulfide	76	3.741	3.741	(0.508)	448923	50.0000	47.50
17 Acetonitrile	40	4.033	4.033	(0.548)	118818	1000.00	974.7(M)
18 Methylene Chloride	84	4.240	4.240	(0.576)	162812	50.0000	48.40
19 trans-1,2-Dichloroethene	96	4.660	4.660	(0.633)	158250	50.0000	48.79
20 Methyl tert-butyl ether	73	4.690	4.690	(0.637)	492373	50.0000	49.69
24 1,1-Dichloroethane	63	5.268	5.268	(0.716)	294297	50.0000	45.12
27 2,2-Dichloropropane	77	6.010	6.010	(0.817)	216748	50.0000	51.08

	Compounds	QUANT SIG MASS	RT	EXP RT	REL RT	RESPONSE	AMOUNTS CAL-AMT (ng)	AMOUNTS ON-COL (ng)
28	cis-1,2-dichloroethene	96	6.028	6.028	(0.819)	166438	50.0000	47.81
M 29	1,2-Dichloroethene (total)	96				324688	100.000	96.60
30	Bromochloromethane	128	6.308	6.308	(0.857)	62695	50.0000	48.41
31	2-Butanone	43	6.077	6.077	(0.826)	98939	100.000	104.8
37	Chloroform	83	6.430	6.430	(0.874)	288852	50.0000	46.73
38	1,1,1-Trichloroethane	97	6.618	6.618	(0.899)	264060	50.0000	50.77
40	1,1-Dichloropropene	75	6.807	6.807	(0.925)	258454	50.0000	49.41
41	Carbon Tetrachloride	117	6.807	6.807	(0.925)	203118	50.0000	47.96
42	Benzene	78	7.044	7.044	(0.957)	648653	50.0000	49.46
45	1,2-Dichloroethane	62	7.069	7.069	(0.960)	238695	50.0000	46.96
47	Trichloroethene	130	7.756	7.756	(1.054)	131199	50.0000	48.13
49	1,2-Dichloropropane	63	7.987	7.987	(1.085)	151586	50.0000	48.40
50	Dibromomethane	93	8.109	8.109	(1.102)	85685	50.0000	47.90
53	Bromodichloromethane	83	8.285	8.285	(1.126)	196443	50.0000	46.32
57	cis-1,3-Dichloropropene	75	8.742	8.742	(1.188)	226171	50.0000	47.04
58	4-Methyl-2-Pentanone	43	8.912	8.912	(0.853)	191935	100.000	106.7
60	Toluene	91	9.076	9.076	(0.868)	576495	50.0000	52.46
61	trans-1,3-Dichloropropene	75	9.301	9.301	(0.890)	202106	50.0000	53.13
63	1,3-Dichloropropane	76	9.648	9.648	(0.923)	213534	50.0000	50.95
64	1,1,2-Trichloroethane	97	9.490	9.490	(0.908)	103776	50.0000	52.43
65	Tetrachloroethene	164	9.624	9.624	(0.921)	111057	50.0000	52.21
66	2-Hexanone	43	9.745	9.745	(0.932)	124890	100.000	111.1
67	Dibromochloromethane	129	9.879	9.879	(0.945)	96196	50.0000	50.58
68	1,2-Dibromoethane	107	9.995	9.995	(0.956)	100716	50.0000	52.63
70	Chlorobenzene	112	10.481	10.481	(1.003)	329217	50.0000	51.99
71	1,1,1,2-Tetrachloroethane	131	10.561	10.561	(1.010)	111333	50.0000	53.17
72	Ethylbenzene	106	10.591	10.591	(1.013)	199512	50.0000	52.34
73	m + p-Xylene	106	10.707	10.707	(1.024)	474301	100.000	105.3
74	Xylene-o	106	11.102	11.102	(1.062)	241989	50.0000	53.60
M 75	Xylenes (total)	106				716290	150.000	158.9
76	Styrene	104	11.114	11.114	(1.063)	362293	50.0000	52.61
77	Bromoform	173	11.303	11.303	(1.081)	66212	50.0000	53.26
78	Isopropylbenzene	105	11.467	11.467	(1.097)	654138	50.0000	53.86
79	Bromobenzene	156	11.771	11.771	(0.921)	129688	50.0000	47.91
81	n-Propylbenzene	120	11.875	11.875	(0.929)	162724	50.0000	48.91
82	2-Chlorotoluene	126	11.966	11.966	(0.936)	131499	50.0000	49.28
83	1,1,2,2-Tetrachloroethane	83	11.765	11.765	(0.921)	150188	50.0000	51.11
84	1,2,3-Trichloropropane	110	11.814	11.814	(0.924)	49846	50.0000	49.62
85	4-Chlorotoluene	126	12.075	12.075	(0.945)	135422	50.0000	51.17
86	1,3,5-Trimethylbenzene	105	12.051	12.051	(0.943)	554477	50.0000	50.75
87	tert-Butylbenzene	119	12.379	12.379	(0.969)	460327	50.0000	50.92
88	1,2,4-Trimethylbenzene	105	12.428	12.428	(0.972)	548741	50.0000	50.83
89	sec-Butylbenzene	105	12.598	12.598	(0.986)	690302	50.0000	51.63
90	4-Isopropyltoluene	119	12.744	12.744	(0.997)	521669	50.0000	49.06
91	1,3-Dichlorobenzene	146	12.714	12.714	(0.995)	257865	50.0000	49.31
93	1,4-Dichlorobenzene	146	12.799	12.799	(1.001)	257674	50.0000	49.30
94	n-Butylbenzene	91	13.152	13.152	(1.029)	560106	50.0000	50.47
95	1,2-Dichlorobenzene	146	13.176	13.176	(1.031)	239128	50.0000	48.58
96	1,2-Dibromo-3-chloropropane	157	13.961	13.961	(1.092)	23676	50.0000	47.06
97	1,2,4-Trichlorobenzene	180	14.789	14.789	(1.157)	173217	50.0000	51.69
98	Hexachlorobutadiene	225	14.959	14.959	(1.170)	99008	50.0000	50.50
99	Naphthalene	128	15.044	15.044	(1.177)	361754	50.0000	51.41
100	1,2,3-Trichlorobenzene	180	15.293	15.293	(1.197)	149322	50.0000	51.01
101	1,1,2-trichlorotrifluoroethane	101	3.504	3.504	(0.476)	158125	50.0000	48.90

Compounds	QUANT SIG MASS	RT	EXP RT	REL RT	RESPONSE	AMOUNTS CAL-AMT (ng)	AMOUNTS ON-COL (ng)
102 Methyl acetate	43	4.124	4.124	(0.560)	88562	50.0000	47.11
104 Cyclohexane	56	6.673	6.673	(0.907)	282063	50.0000	49.40
105 Methyl Cyclohexane	83	7.951	7.951	(1.080)	324880	50.0000	50.13
157 2-Chlorobenzotrifluoride	180	11.364	11.364	(1.087)	225467	50.0000	57.08
158 3-Chlorobenzotrifluoride	180	10.457	10.457	(1.001)	229920	50.0000	56.25
159 4-Chlorobenzotrifluoride	180	10.518	10.518	(1.006)	207374	50.0000	54.83
160 3-Chlorotoluene	126	12.027	12.027	(0.941)	134393	50.0000	50.44
161 2,4-Dichlorobenzotrifluoride	214	12.848	12.848	(1.005)	171288	50.0000	50.12
162 2,5-Dichlorobenzotrifluoride	214	12.897	12.897	(1.009)	206013	50.0000	53.35
163 3,4-Dichlorobenzotrifluoride	214	12.489	12.489	(0.977)	194239	50.0000	51.62
164 Dichlorotoluene(2,4+2,5+2,6)	125	14.107	14.107	(1.104)	686385	150.000	160.4
165 Dichlorotoluene(2,3+3,4)	125	14.521	14.521	(1.136)	449823	100.000	104.0
166 1,3,5-Trichlorobenzene	180	14.168	14.168	(1.109)	195875	50.0000	50.95
167 2,3,6-Trichlorotoluene	159	16.285	16.285	(1.274)	72356	50.0000	52.64
168 2,4,5-Trichlorotoluene	159	16.163	16.163	(1.265)	83714	50.0000	50.62

QC Flag Legend

M - Compound response manually integrated.

Data File Name: 61102004.D
Inj. Date and Time: 02-NOV-2010 11:54
Instrument ID: hp6.i
Client ID: LCS Verification10
Compound Name: Acetonitrile
CAS #: 75-05-8

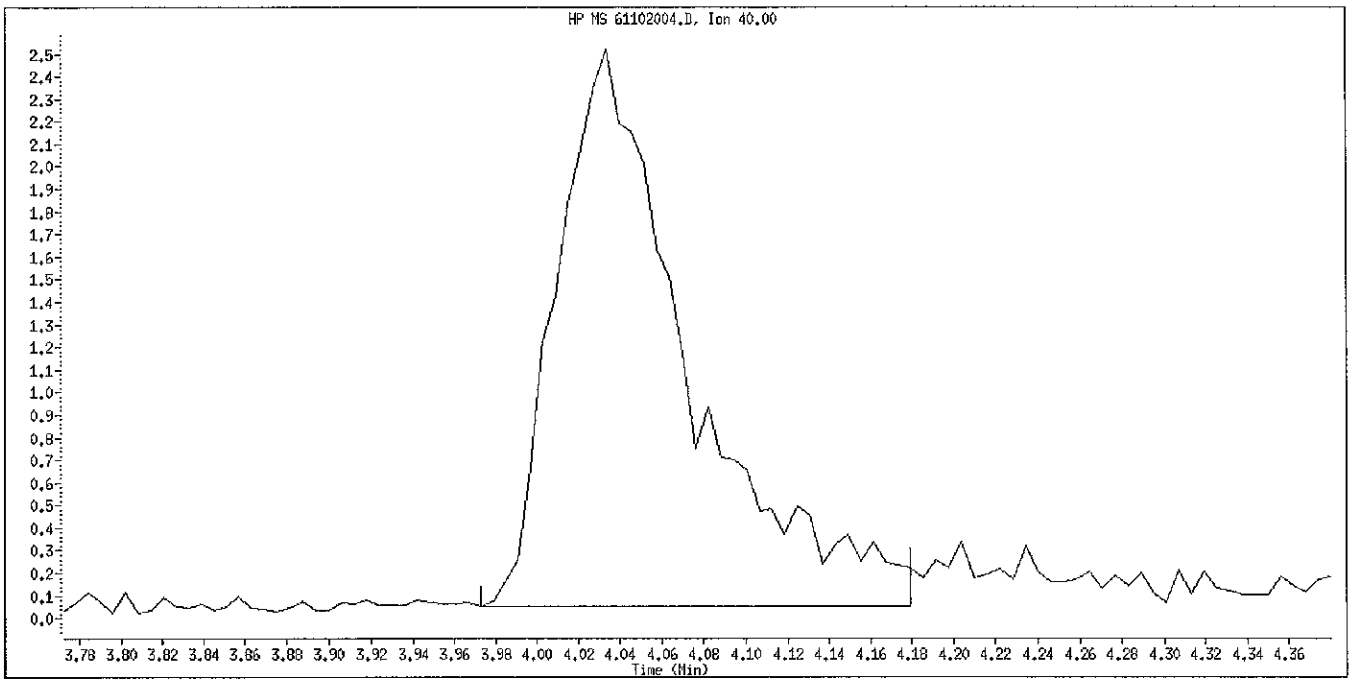

Original Integration

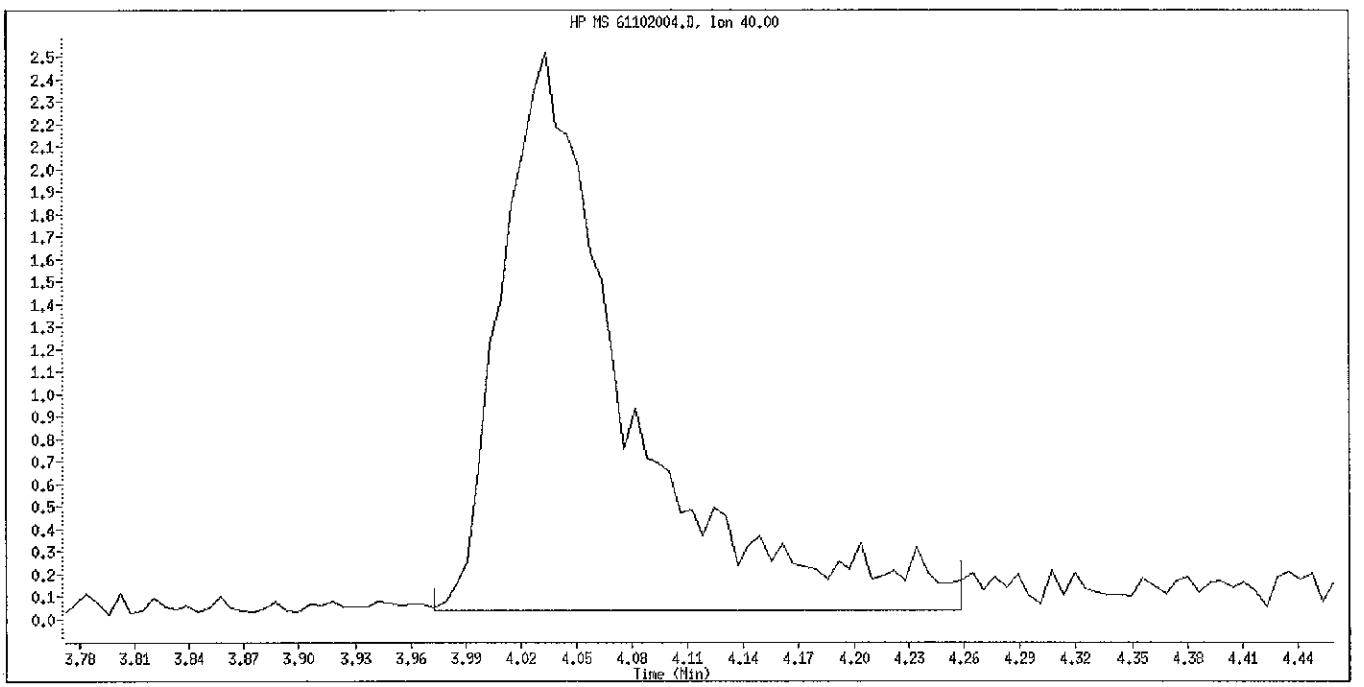

Manual Integration

Manually Integrated By: fergusond
Manual Integration Reason: Peak Integrated Incorrectly

TestAmerica Pittsburgh

INITIAL CALIBRATION DATA

Start Cal Date : 13-OCT-2010 11:20
End Cal Date : 13-OCT-2010 16:31
Quant Method : ISTD
Origin : Disabled
Target Version : 4.14
Integrator : HP RTE
Method file : \\PITSVR06\D\chem\hp4.i\nondodmed.b\med500.m
Last Edit : 14-Oct-2010 07:05 journetp
Curve Type : Average

Calibration File Names:
Level 1: \\PITSVR06\D\chem\hp4.i\4101310d.b\2A41013.D
Level 2: \\PITSVR06\D\chem\hp4.i\4101310d.b\1B41013.D
Level 3: \\PITSVR06\D\chem\hp4.i\4101310d.b\1C41013.D
Level 4: \\PITSVR06\D\chem\hp4.i\4101310d.b\1D41013.D
Level 5: \\PITSVR06\D\chem\hp4.i\4101310d.b\2E41013.D
Level 6: \\PITSVR06\D\chem\hp4.i\4101310d.b\1F41013.D
Level 7: \\PITSVR06\D\chem\hp4.i\4101310d.b\1G41013.D

Compound	5.000 Level 1	10.000 Level 2	25.000 Level 3	40.000 Level 4	50.000 Level 5	125.000 Level 6	RRF	% RSD	
	250.000 Level 7								
1 Dichlorodifluoromethane	0.34973	0.29754	0.29923	0.31837	0.31417	0.32823			
	0.30534						0.31609	5.821	
158 N-Heptane	+++++	+++++	+++++	+++++	+++++	+++++			
	+++++						+++++	+++++	<-
161 1,3,5-Trichlorobenzene	1.18771	1.06740	1.02894	1.02887	1.07736	0.60015			
	0.77597						0.96663	21.105	
155 Methyl Acetate	0.24918	0.25184	0.23599	0.21433	0.22527	0.22580			
	0.21974						0.23173	6.229	
156 Cyclohexane	0.68981	0.67612	0.62685	0.62865	0.61820	0.65282			
	0.61662						0.64415	4.549	
157 Methyl Cyclohexane	0.65594	0.64342	0.59486	0.60019	0.58469	0.61442			
	0.57608						0.60994	4.902	
2 Chloromethane	0.43456	0.41559	0.37854	0.38313	0.39180	0.38094			
	0.36149						0.39229	6.314	
3 Vinyl Chloride	0.35818	0.35269	0.33668	0.33474	0.35594	0.34241			
	0.32503						0.34367	3.604	

TestAmerica Pittsburgh

INITIAL CALIBRATION DATA

Start Cal Date : 13-OCT-2010 11:20
End Cal Date : 13-OCT-2010 16:31
Quant Method : ISTD
Origin : Disabled
Target Version : 4.14
Integrator : HP RTE
Method file : \\PITSVR06\D\chem\hp4.i\nondodmed.b\med500.m
Last Edit : 14-Oct-2010 07:05 journetp
Curve Type : Average

Compound	5.000 Level 1	10.000 Level 2	25.000 Level 3	40.000 Level 4	50.000 Level 5	125.000 Level 6	RRF	% RSD	
	250.000 Level 7								
4 Bromomethane	0.18235	0.12523	0.12724	0.13494	0.13728	0.13881			
	0.10915						0.13643	16.583	<-
5 Chloroethane	0.20404	0.17592	0.17632	0.18339	0.19800	0.18369			
	0.13175						0.17901	13.058	
6 Trichlorofluoromethane	0.26109	0.25954	0.25969	0.27639	0.34572	0.29061			
	0.23125						0.27490	13.139	
7 Dichlorofluoromethane	+++++	+++++	+++++	+++++	+++++	+++++			
	+++++						+++++	+++++	<-
8 Ethyl Ether	+++++	+++++	+++++	+++++	+++++	+++++			
	+++++						+++++	+++++	<-
9 Ethanol	+++++	+++++	+++++	+++++	+++++	+++++			
	+++++						+++++	+++++	<-
10 1,1,2-trichloro-1,2,2-trifluo	0.26819	0.26879	0.25009	0.24790	0.24986	0.25964			
	0.24197						0.25520	4.097	
12 1,1-Dichloroethene	0.28458	0.28348	0.25605	0.25685	0.25200	0.40658			
	0.31664						0.29374	18.631	<-
13 Acetone	0.22315	0.23701	0.10519	0.09528	0.14528	0.10947			
	0.10231						0.14538	41.380	<-
14 Iodomethane	+++++	+++++	+++++	+++++	+++++	+++++			
	+++++						+++++	+++++	<-
15 Carbon Disulfide	0.85375	0.89373	0.82462	0.83823	0.81611	0.87024			
	0.81832						0.84500	3.449	

TestAmerica Pittsburgh

INITIAL CALIBRATION DATA

Start Cal Date : 13-OCT-2010 11:20
End Cal Date : 13-OCT-2010 16:31
Quant Method : ISTD
Origin : Disabled
Target Version : 4.14
Integrator : HP RTE
Method file : \\PITSVR06\D\chem\hp4.i\nondodmed.b\med500.m
Last Edit : 14-Oct-2010 07:05 journetp
Curve Type : Average

Compound	5.000 Level 1	10.000 Level 2	25.000 Level 3	40.000 Level 4	50.000 Level 5	125.000 Level 6	RRF	% RSD	
	250.000 Level 7								
16 3-Chloro-1-propene	+++++	+++++	+++++	+++++	+++++	+++++			
	+++++						+++++	+++++	<-
17 Acetonitrile	0.02278	0.01370	0.01918	0.01656	0.02001	0.01761			
	0.01726						0.01816	15.804	<-
18 Methylene Chloride	0.33836	0.31483	0.28064	0.28624	0.28030	0.28579			
	0.27471						0.29441	7.925	
19 trans-1,2-Dichloroethene	0.31357	0.31379	0.28882	0.28970	0.28293	0.29676			
	0.28321						0.29554	4.476	
20 Methyl tert-butyl ether	0.76343	0.74429	0.66722	0.66500	0.67735	0.68091			
	0.65764						0.69369	6.081	
21 tert-Butyl Alcohol	+++++	+++++	+++++	+++++	+++++	+++++			
	+++++						+++++	+++++	<-
22 Acrylonitrile	+++++	+++++	+++++	+++++	+++++	+++++			
	+++++						+++++	+++++	<-
23 Hexane	+++++	+++++	+++++	+++++	+++++	+++++			
	+++++						+++++	+++++	<-
24 1,1-Dichloroethane	0.58639	0.58871	0.54459	0.55198	0.53308	0.55968			
	0.54154						0.55800	3.913	
25 Isopropyl Ether	+++++	+++++	+++++	+++++	+++++	+++++			
	+++++						+++++	+++++	<-
26 2-Chloro-1,3-butadiene	+++++	+++++	+++++	+++++	+++++	+++++			
	+++++						+++++	+++++	<-

TestAmerica Pittsburgh

INITIAL CALIBRATION DATA

Start Cal Date : 13-OCT-2010 11:20
End Cal Date : 13-OCT-2010 16:31
Quant Method : ISTD
Origin : Disabled
Target Version : 4.14
Integrator : HP RTE
Method file : \\PITSVR06\D\chem\hp4.i\nondodmed.b\med500.m
Last Edit : 14-Oct-2010 07:05 journetp
Curve Type : Average

Compound	5.000 Level 1	10.000 Level 2	25.000 Level 3	40.000 Level 4	50.000 Level 5	125.000 Level 6	RRF	% RSD	
	250.000 Level 7								
27 2,2-Dichloropropane	0.40554	0.39253	0.36483	0.36858	0.37439	0.36500			
	0.31139						0.36890	8.034	
28 cis-1,2-dichloroethene	0.32689	0.32935	0.30767	0.30726	0.29752	0.31004			
	0.29618						0.31070	4.188	
M 29 1,2-Dichloroethene (total)	0.32023	0.32157	0.29824	0.29848	0.29023	0.30340			
	0.28970						0.30312	4.312	
30 Bromochloromethane	0.14393	0.14621	0.13468	0.13629	0.13376	0.13812			
	0.13189						0.13784	3.881	
31 2-Butanone	0.25265	0.18887	0.15716	0.13734	0.16985	0.15238			
	0.14263						0.17155	23.147	<-
32 Vinyl Acetate	+++++	+++++	+++++	+++++	+++++	+++++			
	+++++						+++++	+++++	<-
33 Ethyl Acetate	+++++	+++++	+++++	+++++	+++++	+++++			
	+++++						+++++	+++++	<-
34 Propionitrile	+++++	+++++	+++++	+++++	+++++	+++++			
	+++++						+++++	+++++	<-
35 Tetrahydrofuran	+++++	+++++	+++++	+++++	+++++	+++++			
	+++++						+++++	+++++	<-
36 Methacrylonitrile	+++++	+++++	+++++	+++++	+++++	+++++			
	+++++						+++++	+++++	<-
37 Chloroform	0.50793	0.52954	0.50831	0.51240	0.50135	0.52142			
	0.49999						0.51156	2.085	

TestAmerica Pittsburgh

INITIAL CALIBRATION DATA

Start Cal Date : 13-OCT-2010 11:20
End Cal Date : 13-OCT-2010 16:31
Quant Method : ISTD
Origin : Disabled
Target Version : 4.14
Integrator : HP RTE
Method file : \\PITSVR06\D\chem\hp4.i\nondodmed.b\med500.m
Last Edit : 14-Oct-2010 07:05 journetp
Curve Type : Average

Compound	5.000 Level 1	10.000 Level 2	25.000 Level 3	40.000 Level 4	50.000 Level 5	125.000 Level 6	RRF	% RSD	
	250.000 Level 7								
38 1,1,1-Trichloroethane	0.47844	0.48398	0.45208	0.45504	0.44772	0.45527			
	0.41081						0.45476	5.237	
40 1,1-Dichloropropene	0.45732	0.44944	0.42490	0.43238	0.41689	0.43818			
	0.41543						0.43351	3.673	
41 Carbon Tetrachloride	0.40606	0.41356	0.38627	0.38815	0.38219	0.39526			
	0.36818						0.39138	3.877	
42 Benzene	1.27248	1.27088	1.18646	1.19861	1.15499	1.83171			
	1.43177						1.33527	17.754	<-
44 Isobutanol	+++++	+++++	+++++	+++++	+++++	+++++			
	+++++						+++++	+++++	<-
45 1,2-Dichloroethane	0.46534	0.46276	0.43167	0.42630	0.42599	0.44076			
	0.41494						0.43825	4.390	
47 Trichloroethene	0.30810	0.30747	0.28593	0.29062	0.28296	0.43708			
	0.33854						0.32153	16.907	<-
48 n-Butanol	+++++	+++++	+++++	+++++	+++++	+++++			
	+++++						+++++	+++++	<-
49 1,2-Dichloropropane	0.32224	0.32621	0.31045	0.31382	0.30224	0.31839			
	0.30563						0.31414	2.778	
50 Dibromomethane	0.16505	0.17437	0.16371	0.15890	0.15930	0.16228			
	0.15410						0.16253	3.913	
51 Methyl methacrylate	+++++	+++++	+++++	+++++	+++++	+++++			
	+++++						+++++	+++++	<-

TestAmerica Pittsburgh

INITIAL CALIBRATION DATA

Start Cal Date : 13-OCT-2010 11:20
End Cal Date : 13-OCT-2010 16:31
Quant Method : ISTD
Origin : Disabled
Target Version : 4.14
Integrator : HP RTE
Method file : \\PITSVR06\D\chem\hp4.i\nondodmed.b\med500.m
Last Edit : 14-Oct-2010 07:05 journetp
Curve Type : Average

Compound	5.000 Level 1	10.000 Level 2	25.000 Level 3	40.000 Level 4	50.000 Level 5	125.000 Level 6	RRF	% RSD	
	250.000 Level 7								
52 1,4-Dioxane	+++++	+++++	+++++	+++++	+++++	+++++			
	+++++						+++++	+++++	<-
53 Bromodichloromethane	0.41017	0.42723	0.39543	0.39562	0.38125	0.40257			
	0.38808						0.40005	3.798	
54 2-Nitropropane	+++++	+++++	+++++	+++++	+++++	+++++			
	+++++						+++++	+++++	<-
55 2-Methylfuran	+++++	+++++	+++++	+++++	+++++	+++++			
	+++++						+++++	+++++	<-
56 2-Chloroethyl vinyl ether	+++++	+++++	+++++	+++++	+++++	+++++			
	+++++						+++++	+++++	<-
57 cis-1,3-Dichloropropene	0.49788	0.52289	0.49506	0.49596	0.48746	0.50988			
	0.49202						0.50016	2.431	
58 4-Methyl-2-Pentanone	1.20828	1.19828	1.10643	1.01390	1.11643	1.02146			
	0.97025						1.09072	8.495	
60 Toluene	5.28964	5.48586	4.87946	4.87385	4.58998	6.88578			
	5.62934						5.37627	14.165	
61 trans-1,3-Dichloropropene	1.76218	1.87482	1.74388	1.72110	1.65088	1.64518			
	1.64162						1.71995	4.913	
62 Ethyl methacrylate	+++++	+++++	+++++	+++++	+++++	+++++			
	+++++						+++++	+++++	<-
63 1,3-Dichloropropane	1.79336	1.81158	1.64369	1.58575	1.56442	1.52560			
	1.49777						1.63174	7.690	

TestAmerica Pittsburgh

INITIAL CALIBRATION DATA

Start Cal Date : 13-OCT-2010 11:20
End Cal Date : 13-OCT-2010 16:31
Quant Method : ISTD
Origin : Disabled
Target Version : 4.14
Integrator : HP RTE
Method file : \\PITSVR06\D\chem\hp4.i\nondodmed.b\med500.m
Last Edit : 14-Oct-2010 07:05 journetp
Curve Type : Average

	Compound	5.000 Level 1 / 250.000 Level 7	10.000 Level 2	25.000 Level 3	40.000 Level 4	50.000 Level 5	125.000 Level 6	RRF	% RSD	
	64 1,1,2-Trichloroethane	0.94723 / 0.79947	0.97984	0.89425	0.85333	0.83625	0.80661	0.87385	7.945	
	65 Tetrachloroethene	0.99143 / 0.83815	1.03065	0.92919	0.92957	0.88206	0.86454	0.92366	7.481	
	66 2-Hexanone	1.18424 / 0.69713	1.01028	0.77259	0.73871	0.88888	0.71596	0.85826	21.174	<-
	67 Dibromochloromethane	1.03474 / 0.93691	1.11399	1.00833	0.99105	0.96410	0.94989	0.99986	6.074	
	68 1,2-Dibromoethane	0.92152 / 0.77037	0.93754	0.85621	0.82095	0.80890	0.78798	0.84335	7.689	
	70 Chlorobenzene	3.25613 / 3.21547	3.23362	2.97081	2.96074	2.79148	4.04326	3.21021	12.663	
	71 1,1,1,2-Tetrachloroethane	1.11975 / 0.93314	1.15829	1.04227	1.03521	0.99198	0.97170	1.03605	7.748	
	72 Ethylbenzene	1.77504 / 1.47638	1.79021	1.68120	1.67358	1.57655	1.55503	1.64685	7.069	
	73 m + p-Xylene	2.18194 / 1.76478	2.27435	2.07634	2.07020	1.94408	1.88811	2.02854	8.642	
	74 Xylene-o	2.21637 / 1.67001	2.22638	2.04478	2.00454	1.89870	1.82362	1.98349	10.259	
M	75 Xylenes (total)	2.19342 / 1.73319	2.25836	2.06582	2.04831	1.92895	1.86661	2.01352	9.148	

TestAmerica Pittsburgh

INITIAL CALIBRATION DATA

Start Cal Date : 13-OCT-2010 11:20
End Cal Date : 13-OCT-2010 16:31
Quant Method : ISTD
Origin : Disabled
Target Version : 4.14
Integrator : HP RTE
Method file : \\PITSVR06\D\chem\hp4.i\nondodmed.b\med500.m
Last Edit : 14-Oct-2010 07:05 journetp
Curve Type : Average

Compound	5.000 Level 1	10.000 Level 2	25.000 Level 3	40.000 Level 4	50.000 Level 5	125.000 Level 6	250.000 Level 7	___ RRF	% RSD
76 Styrene	3.71999	3.76363	3.48182	3.46836	3.27127	3.16649	2.97823	3.40711	8.427
77 Bromoform	0.60953	0.71157	0.65086	0.62651	0.63757	0.60795	0.58006	0.63201	6.628
78 Isopropylbenzene	6.00770	6.05754	5.47255	5.42171	5.18739	4.94854	4.46109	5.36522	10.570
79 Bromobenzene	0.74644	0.76677	0.71397	0.73164	0.69880	0.80682	0.81539	0.75426	5.911
81 n-Propylbenzene	0.91088	0.89387	0.82923	0.84800	0.79822	0.90076	0.87451	0.86507	4.798
82 2-Chlorotoluene	0.74244	0.74202	0.67508	0.68615	0.64620	0.73360	0.73762	0.70902	5.538
83 1,1,2,2-Tetrachloroethane	0.66191	0.67638	0.60711	0.57831	0.60933	0.67224	0.68101	0.64090	6.479
84 1,2,3-Trichloropropane	0.20629	0.20675	0.18813	0.18056	0.18358	0.20625	0.20958	0.19731	6.389
85 4-Chlorotoluene	0.77274	0.73263	0.71198	0.72053	0.67946	0.76701	0.72539	0.72996	4.402
86 1,3,5-Trimethylbenzene	2.87451	2.82180	2.61469	2.63293	2.51378	2.56858	2.42686	2.63616	6.099
87 tert-Butylbenzene	2.81899	2.49002	2.26413	2.30861	2.21820	2.22736	2.15527	2.35466	9.790

TestAmerica Pittsburgh

INITIAL CALIBRATION DATA

Start Cal Date : 13-OCT-2010 11:20
End Cal Date : 13-OCT-2010 16:31
Quant Method : ISTD
Origin : Disabled
Target Version : 4.14
Integrator : HP RTE
Method file : \\PITSVR06\D\chem\hp4.i\nondodmed.b\med500.m
Last Edit : 14-Oct-2010 07:05 journetp
Curve Type : Average

Compound	5.000 Level 1	10.000 Level 2	25.000 Level 3	40.000 Level 4	50.000 Level 5	125.000 Level 6	RRF	% RSD	
	250.000 Level 7								
88 1,2,4-Trimethylbenzene	2.83409	2.86537	2.61600	2.71168	2.57619	2.56456			
	2.46983						2.66253	5.515	
89 sec-Butylbenzene	3.69067	3.62491	3.30830	3.37932	3.25580	3.08842			
	2.98429						3.33310	7.778	
90 4-Isopropyltoluene	3.06472	3.05826	2.77705	2.82500	2.72905	2.38834			
	2.36496						2.74391	10.304	
91 1,3-Dichlorobenzene	1.44137	1.43800	1.32353	1.36037	1.29563	1.34694			
	1.30598						1.35883	4.381	
93 1,4-Dichlorobenzene	1.50060	1.51034	1.38831	1.40006	1.34424	1.39848			
	1.34985						1.41312	4.734	
94 n-Butylbenzene	2.95803	2.89041	2.66598	2.74055	2.65640	2.13871			
	2.21045						2.60865	12.161	
95 1,2-Dichlorobenzene	1.37695	1.35412	1.25202	1.26668	1.24449	1.20572			
	1.18119						1.26874	5.712	
96 1,2-Dibromo-3-chloropropane	0.12058	0.12260	0.11004	0.10702	0.11812	0.10920			
	0.11727						0.11498	5.334	
97 1,2,4-Trichlorobenzene	0.96739	0.91831	0.86467	0.85903	0.91626	0.53554			
	0.68521						0.82092	18.822	<-
98 Hexachlorobutadiene	0.61270	0.55287	0.50673	0.50541	0.52446	0.23992			
	0.36180						0.47198	26.997	<-
99 Naphthalene	1.61844	1.58295	1.49393	1.45099	1.65824	1.04174			
	1.33264						1.45413	14.633	

TestAmerica Pittsburgh

INITIAL CALIBRATION DATA

Start Cal Date : 13-OCT-2010 11:20
End Cal Date : 13-OCT-2010 16:31
Quant Method : ISTD
Origin : Disabled
Target Version : 4.14
Integrator : HP RTE
Method file : \\PITSVR06\D\chem\hp4.i\nondodmed.b\med500.m
Last Edit : 14-Oct-2010 07:05 journetp
Curve Type : Average

Compound	5.000 Level 1 / 250.000 Level 7	10.000 Level 2	25.000 Level 3	40.000 Level 4	50.000 Level 5	125.000 Level 6	RRF	% RSD	
100 1,2,3-Trichlorobenzene	0.73271 / 0.50985	0.67914	0.63079	0.61650	0.70276	0.35687	0.60409	21.665	<-
101 Tetrahydrothiophene	+++++ / +++++	+++++	+++++	+++++	+++++	+++++	+++++	+++++	<-
102 Cyclohexanone	+++++ / +++++	+++++	+++++	+++++	+++++	+++++	+++++	+++++	<-
104 1,4-Dichlorobutane	+++++ / +++++	+++++	+++++	+++++	+++++	+++++	+++++	+++++	<-
105 1-Chlorohexane	+++++ / +++++	+++++	+++++	+++++	+++++	+++++	+++++	+++++	<-
159 Acrolein	+++++ / +++++	+++++	+++++	+++++	+++++	+++++	+++++	+++++	<-
160 trans1,4-dichloro-2-butene	+++++ / +++++	+++++	+++++	+++++	+++++	+++++	+++++	+++++	<-
$ 39 Dibromofluoromethane	0.28960 / 0.22529	0.24096	0.23731	0.23621	0.23491	0.24016	0.24349	8.615	
$ 43 1,2-Dichloroethane-d4	0.42854 / 0.32438	0.35466	0.34097	0.33468	0.33825	0.34629	0.35254	9.873	
$ 59 Toluene-d8	4.97100 / 3.65810	4.14673	4.00132	3.95475	3.76784	3.73909	4.03412	11.073	
$ 80 Bromofluorobenzene	2.00564 / 1.32179	1.67169	1.60425	1.55119	1.50011	1.44193	1.58523	13.698	

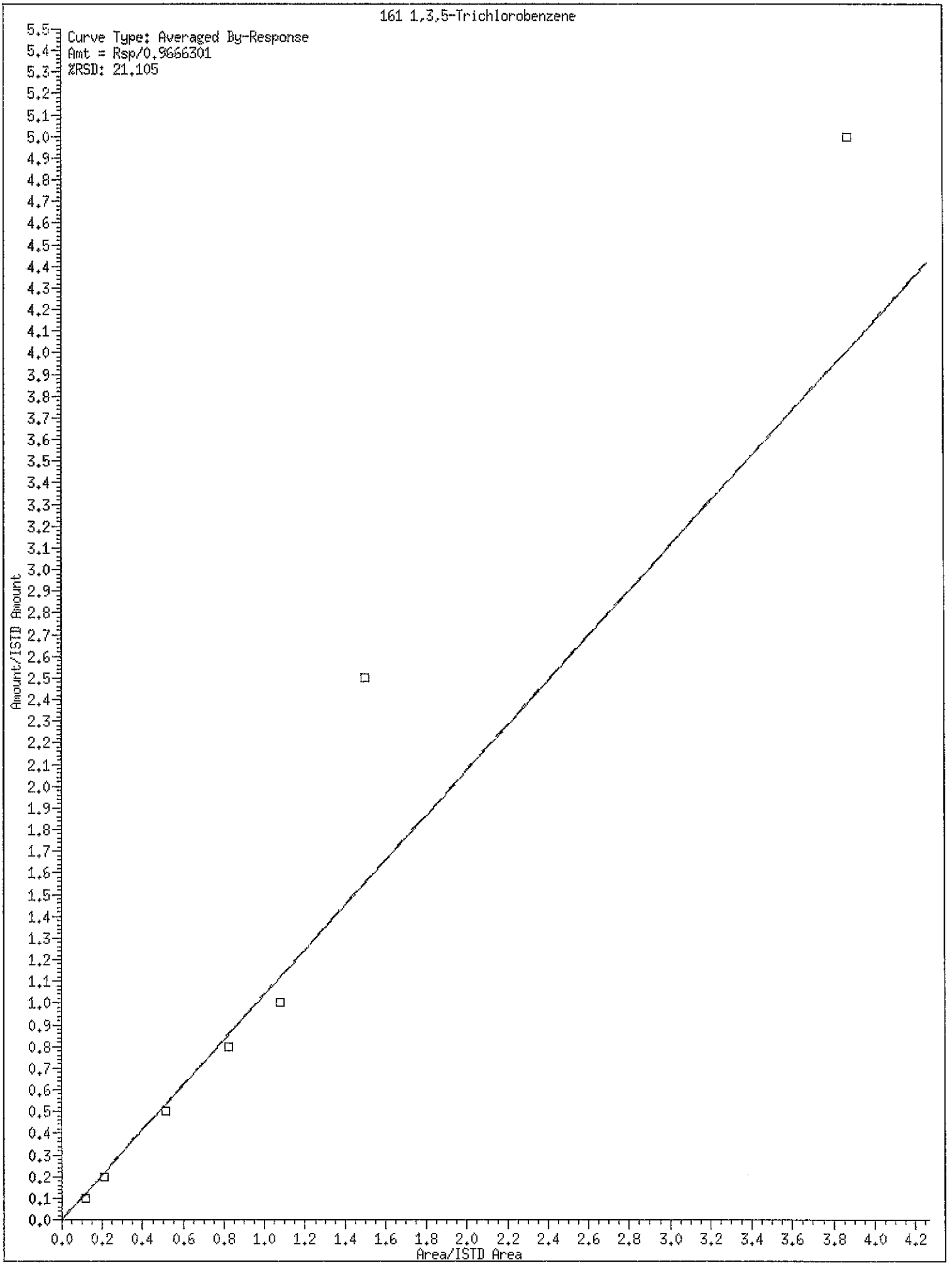
161 1,3,5-Trichlorobenzene
Curve Type: Averaged By-Response
Amt = Rsp/0.9666301
%RSD: 21.105
Amount/ISTD Amount
Area/ISTD Area


4 Bromomethane
Curve Type: Averaged By-Response
Amt = Rsp/0.1364278
%RSD: 16.583
Amount/ISTD Amount
Area/ISTD Area (x10^-1)
0.00 0.30 0.60 0.90 1.20 1.50 1.80 2.10 2.40 2.70 3.00 3.30 3.60 3.90 4.20 4.50 4.80 5.10 5.40 5.70 6.00

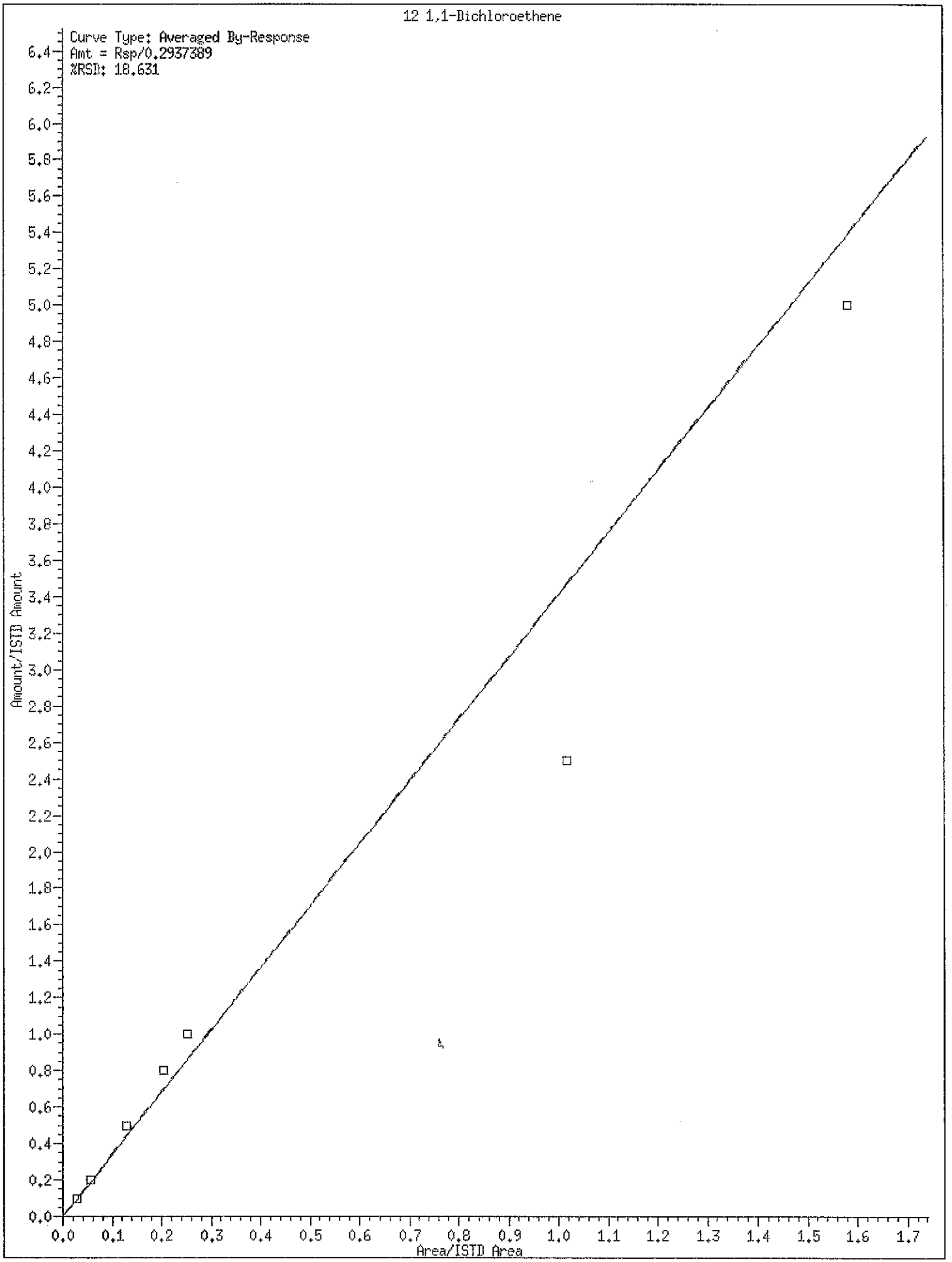
12 1,1-Dichloroethene
Curve Type: Averaged By-Response
Amt = Rsp/0.2937389
%RSD: 18.631
Amount/ISTD Amount
Area/ISTD Area
0.0
0.2
0.4
0.6
0.8
1.0
1.2
1.4
1.6
1.8
2.0
2.2
2.4
2.6
2.8
3.0
3.2
3.4
3.6
3.8
4.0
4.2
4.4
4.6
4.8
5.0
5.2
5.4
5.6
5.8
6.0
6.2
6.4
0.0
0.1
0.2
0.3
0.4
0.5
0.6
0.7
0.8
0.9
1.0
1.1
1.2
1.3
1.4
1.5
1.6
1.7

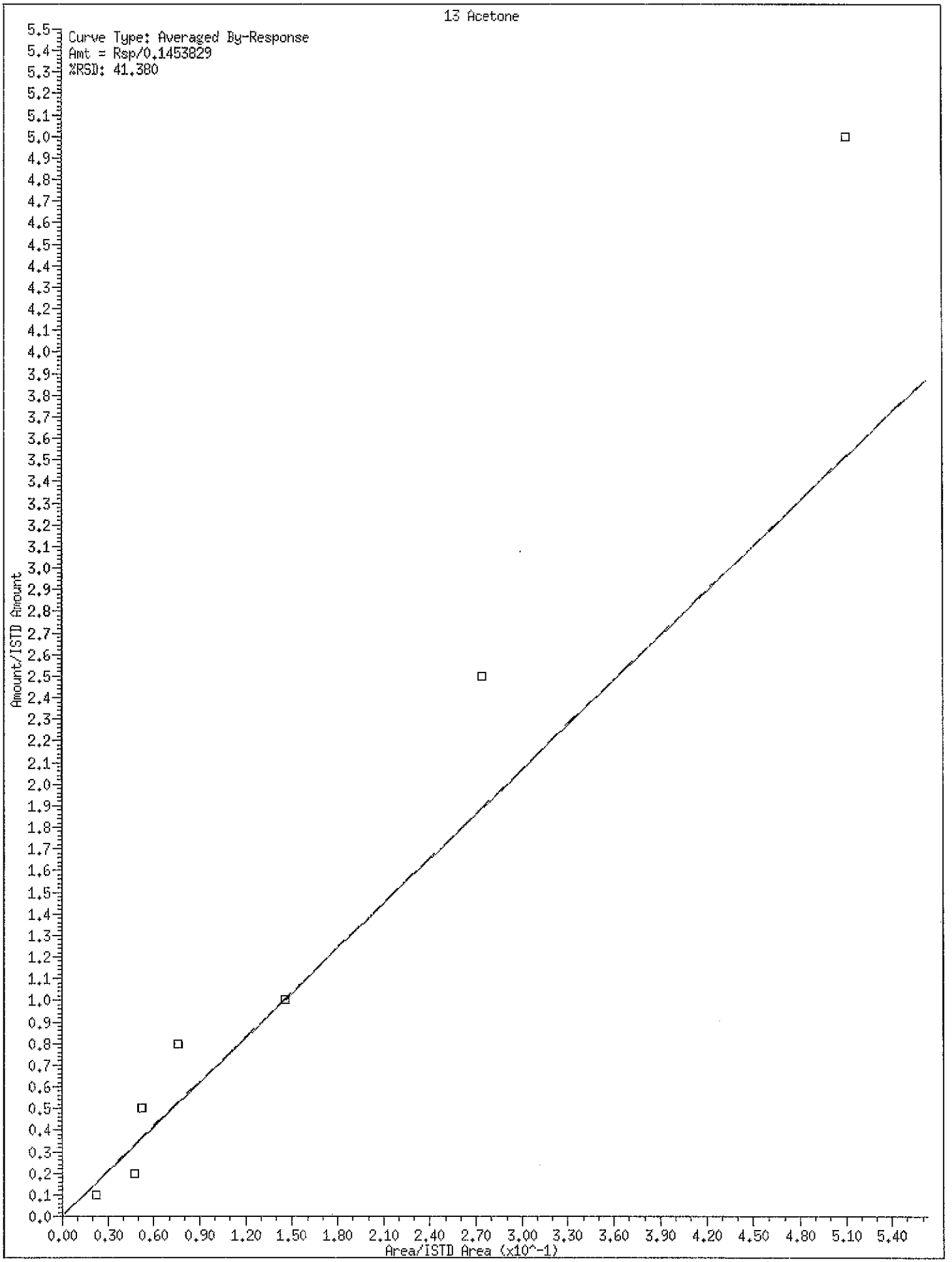
13 Acetone
Curve Type: Averaged By-Response
Amt = Rsp/0.1453829
%RSD: 41.380
Amount/ISTD Amount
Area/ISTD Area (x10^-1)
0.00 0.30 0.60 0.90 1.20 1.50 1.80 2.10 2.40 2.70 3.00 3.30 3.60 3.90 4.20 4.50 4.80 5.10 5.40

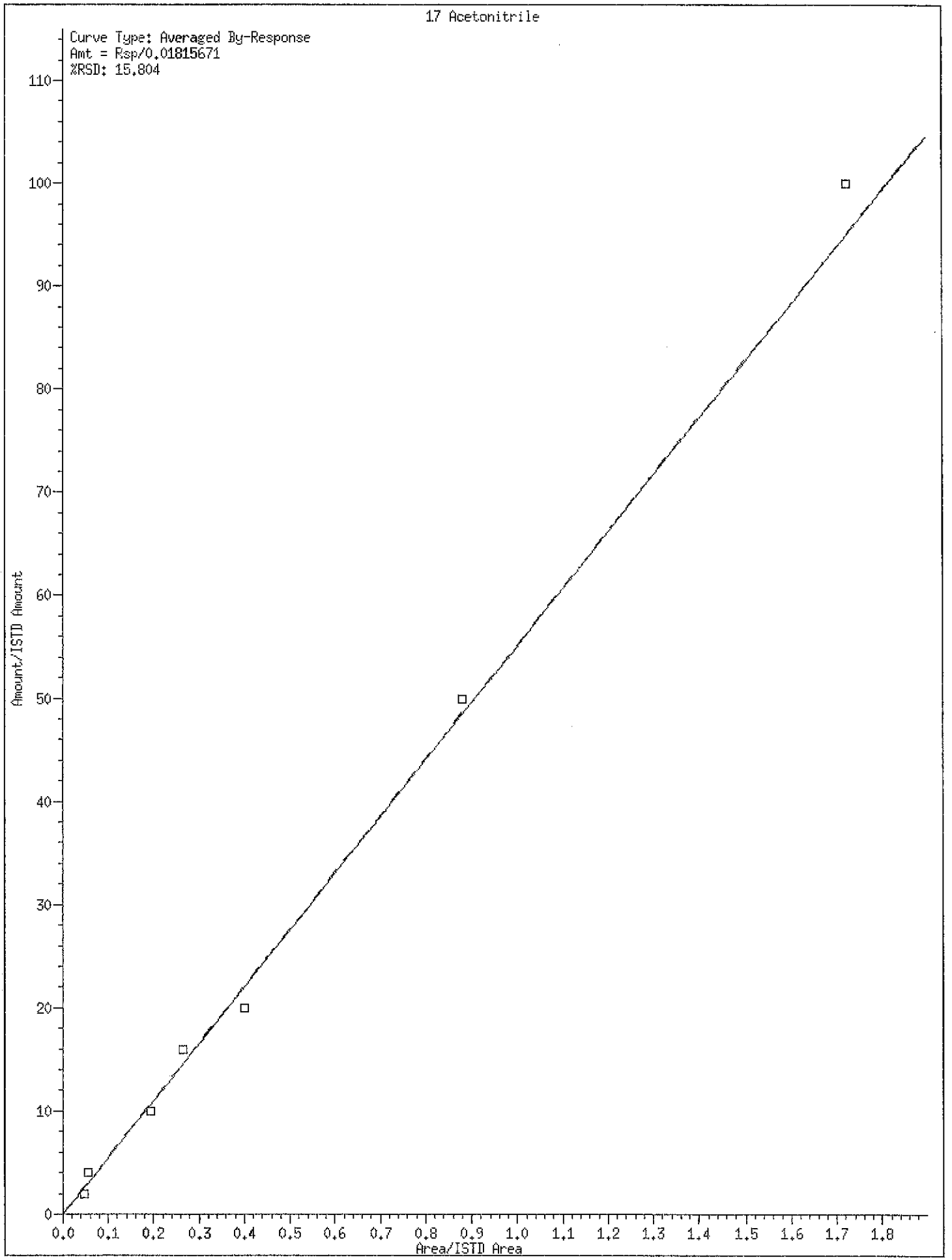
17 Acetonitrile
Curve Type: Averaged By-Response
Amt = Rsp/0.01815671
%RSD: 15.804
Amount/ISTD Amount
Area/ISTD Area
0
10
20
30
40
50
60
70
80
90
100
110
0.0
0.1
0.2
0.3
0.4
0.5
0.6
0.7
0.8
0.9
1.0
1.1
1.2
1.3
1.4
1.5
1.6
1.7
1.8

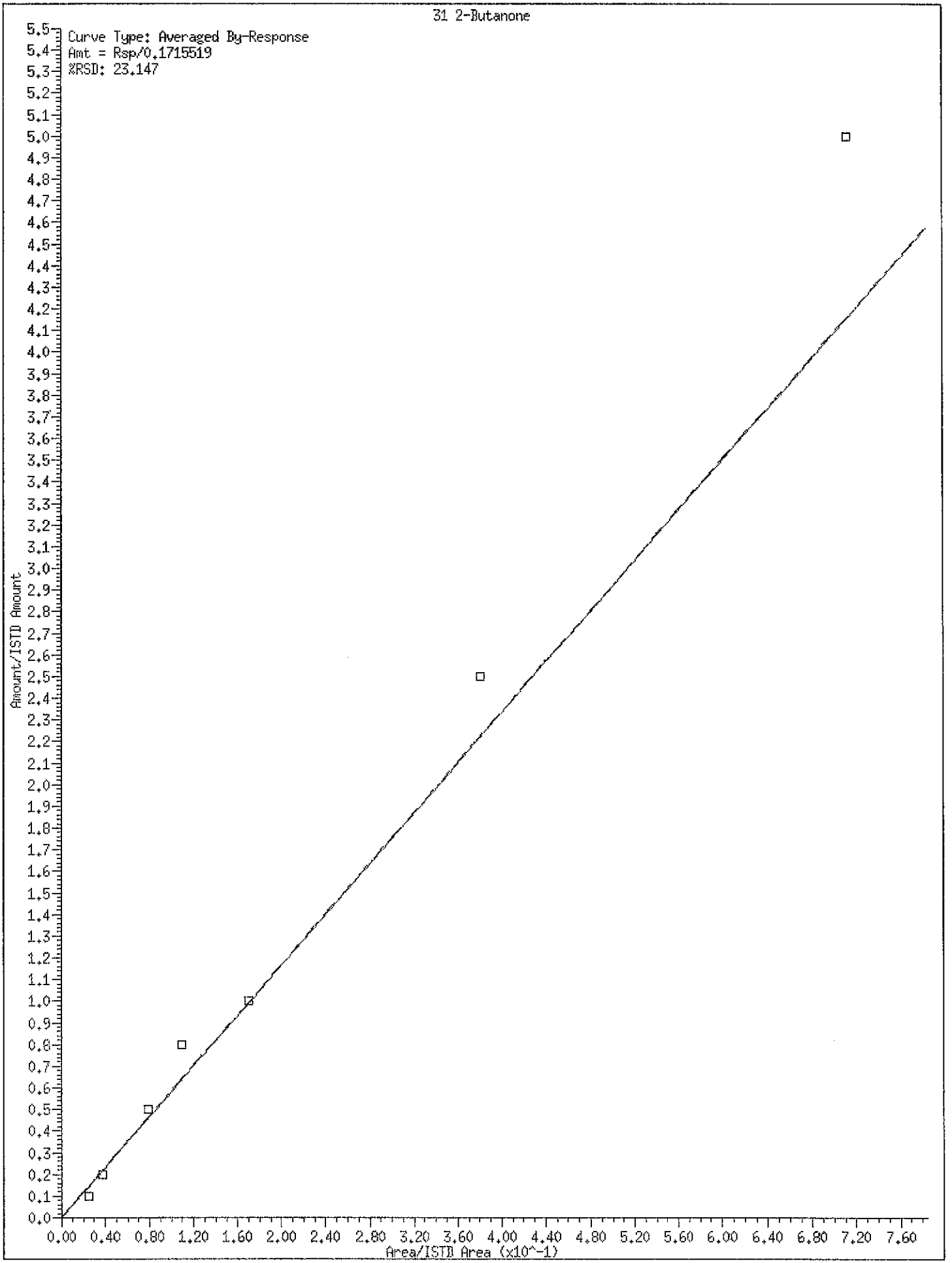
31 2-Butanone
Curve Type: Averaged By-Response
Amt = Rsp/0.1715519
%RSD: 23.147
Amount/ISTD Amount
Area/ISTD Area (x10^-1)
0.0 0.1 0.2 0.3 0.4 0.5 0.6 0.7 0.8 0.9 1.0 1.1 1.2 1.3 1.4 1.5 1.6 1.7 1.8 1.9 2.0 2.1 2.2 2.3 2.4 2.5 2.6 2.7 2.8 2.9 3.0 3.1 3.2 3.3 3.4 3.5 3.6 3.7 3.8 3.9 4.0 4.1 4.2 4.3 4.4 4.5 4.6 4.7 4.8 4.9 5.0 5.1 5.2 5.3 5.4 5.5
0.00 0.40 0.80 1.20 1.60 2.00 2.40 2.80 3.20 3.60 4.00 4.40 4.80 5.20 5.60 6.00 6.40 6.80 7.20 7.60

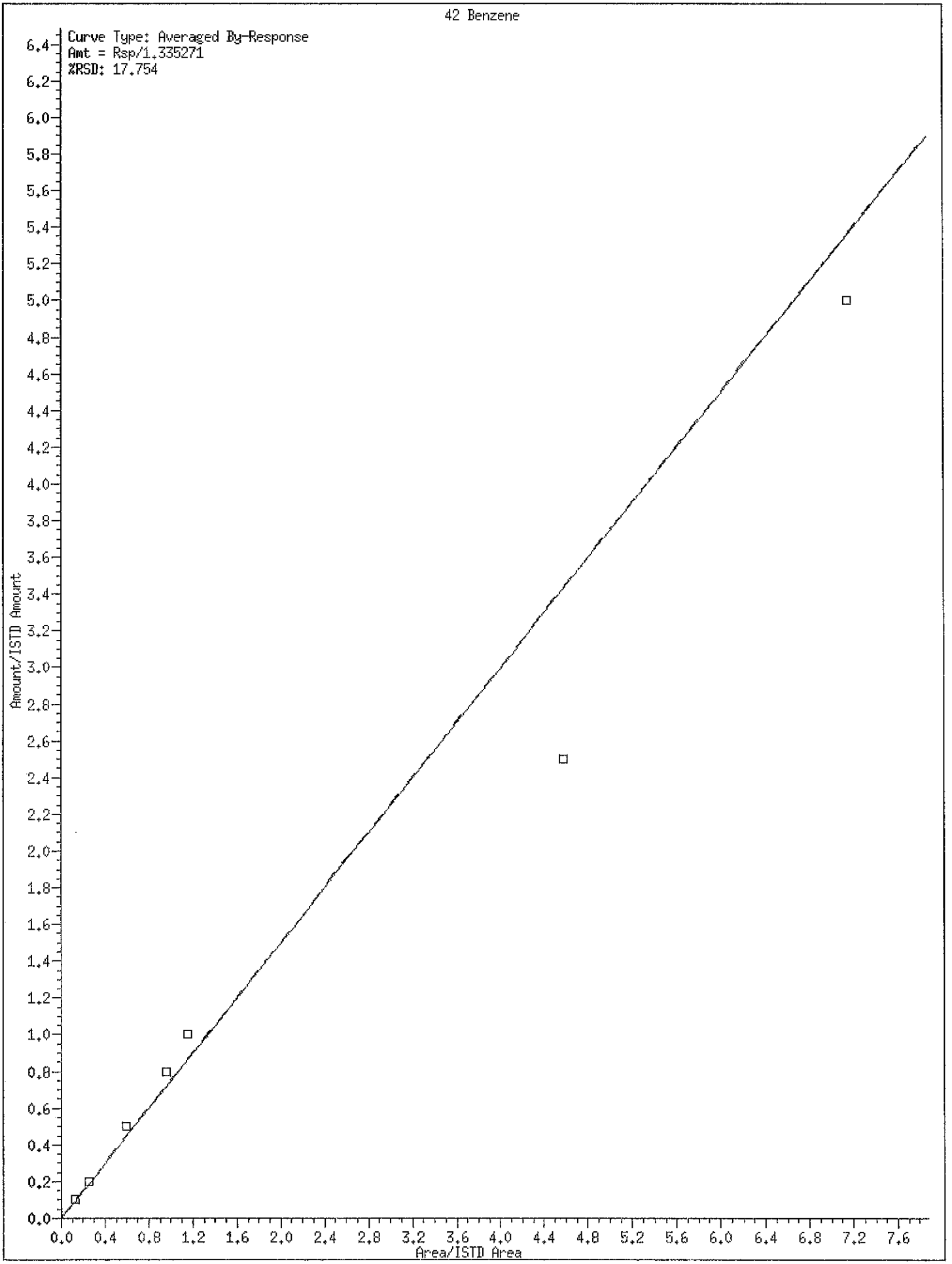
42 Benzene
Curve Type: Averaged By-Response
Amt = Rsp/1.335271
%RSD: 17.754
Amount/ISTD Amount
Area/ISTD Area
0.0 0.2 0.4 0.6 0.8 1.0 1.2 1.4 1.6 1.8 2.0 2.2 2.4 2.6 2.8 3.0 3.2 3.4 3.6 3.8 4.0 4.2 4.4 4.6 4.8 5.0 5.2 5.4 5.6 5.8 6.0 6.2 6.4
0.0 0.4 0.8 1.2 1.6 2.0 2.4 2.8 3.2 3.6 4.0 4.4 4.8 5.2 5.6 6.0 6.4 6.8 7.2 7.6

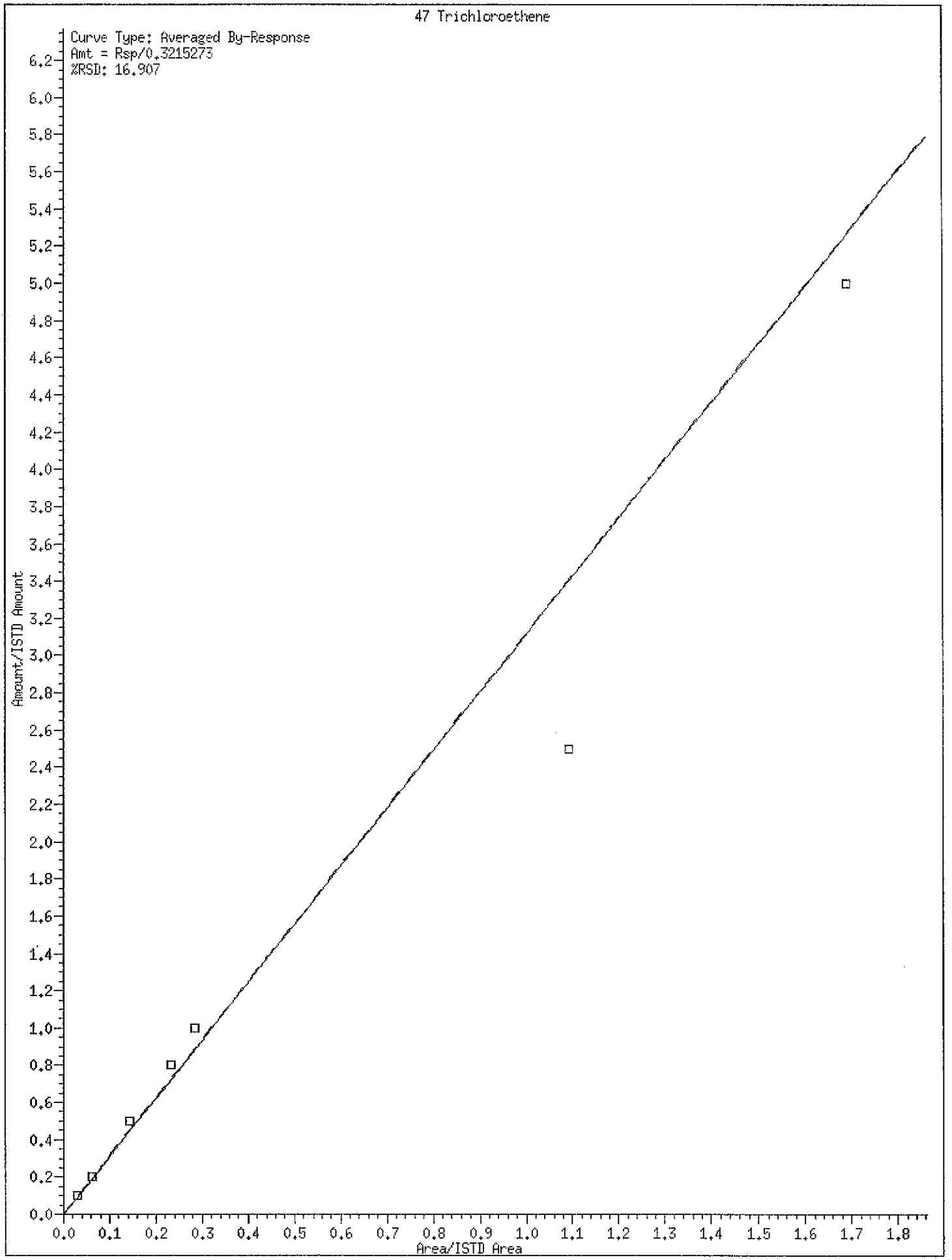
47 Trichloroethene
Curve Type: Averaged By-Response
Amt = Rsp/0.3215273
%RSD: 16.907
Amount/ISTD Amount
Area/ISTD Area
0.0
0.2
0.4
0.6
0.8
1.0
1.2
1.4
1.6
1.8
2.0
2.2
2.4
2.6
2.8
3.0
3.2
3.4
3.6
3.8
4.0
4.2
4.4
4.6
4.8
5.0
5.2
5.4
5.6
5.8
6.0
6.2
0.0
0.1
0.2
0.3
0.4
0.5
0.6
0.7
0.8
0.9
1.0
1.1
1.2
1.3
1.4
1.5
1.6
1.7
1.8

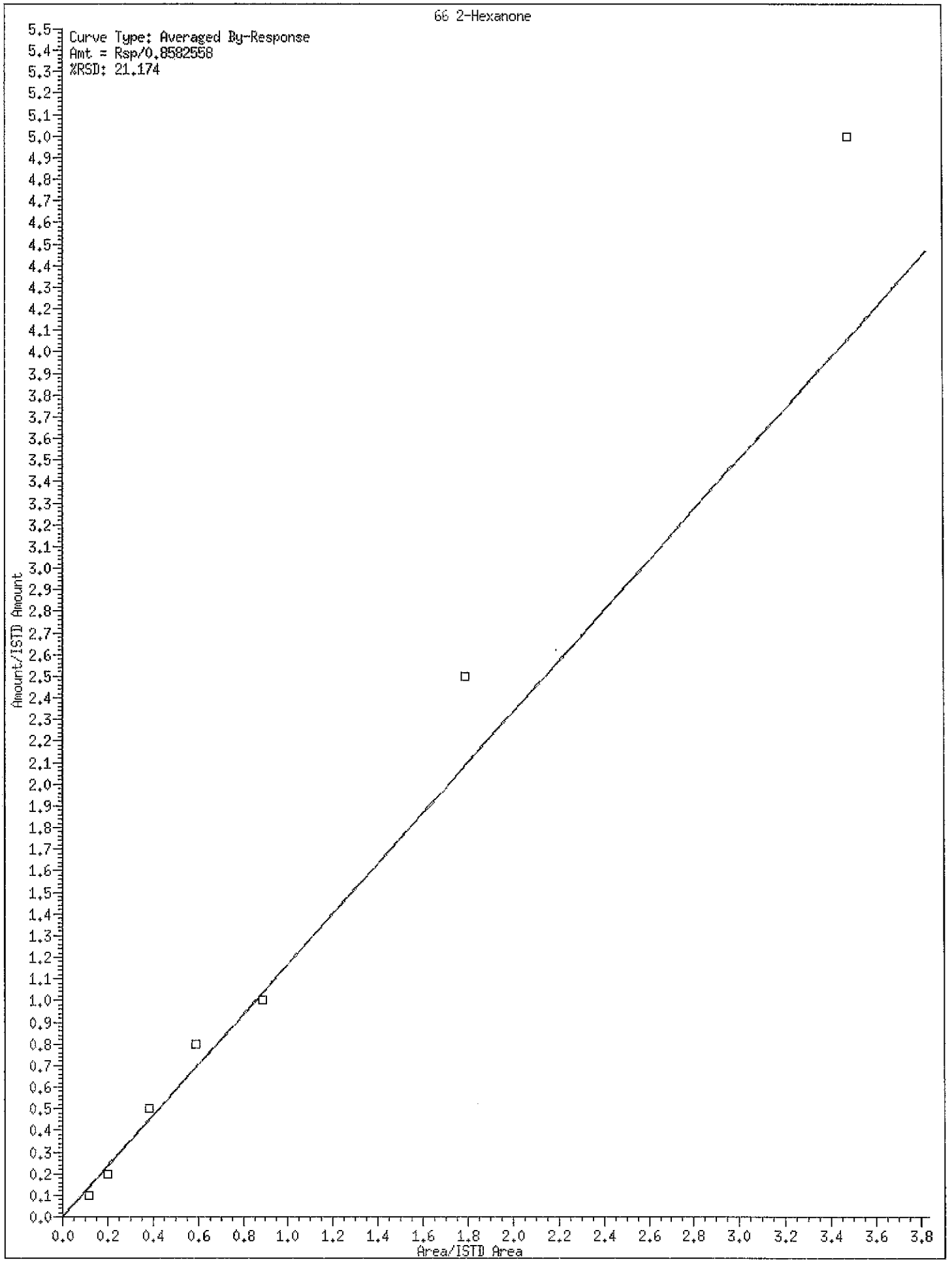
66 2-Hexanone
Curve Type: Averaged By-Response
Amt = Rsp/0.8582558
%RSD: 21.174
Amount/ISTD Amount
Area/ISTD Area

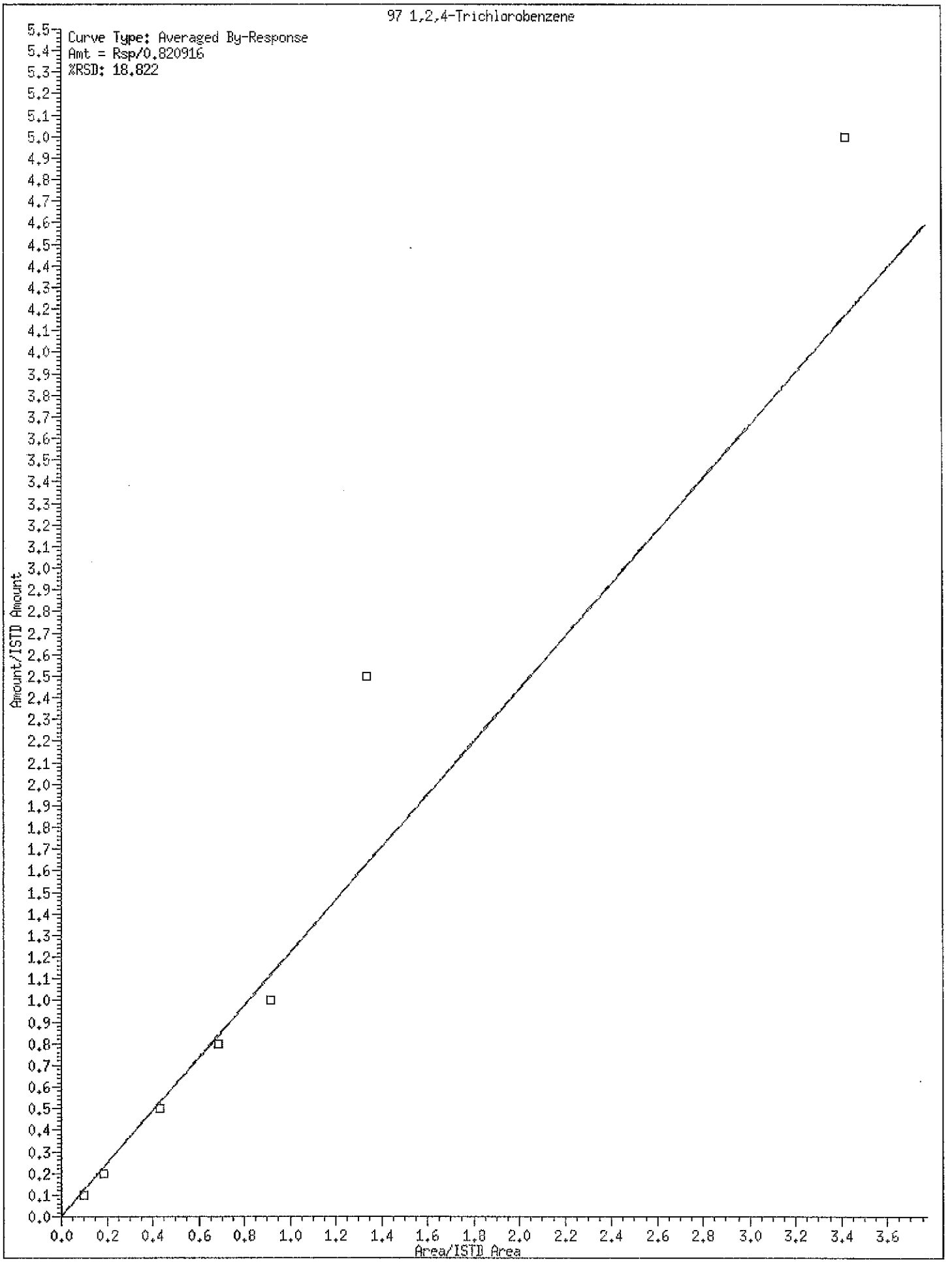
97 1,2,4-Trichlorobenzene
Curve Type: Averaged By-Response
Amt = Rsp/0.820916
%RSD: 18.822
Amount/ISTD Amount
Area/ISTD Area

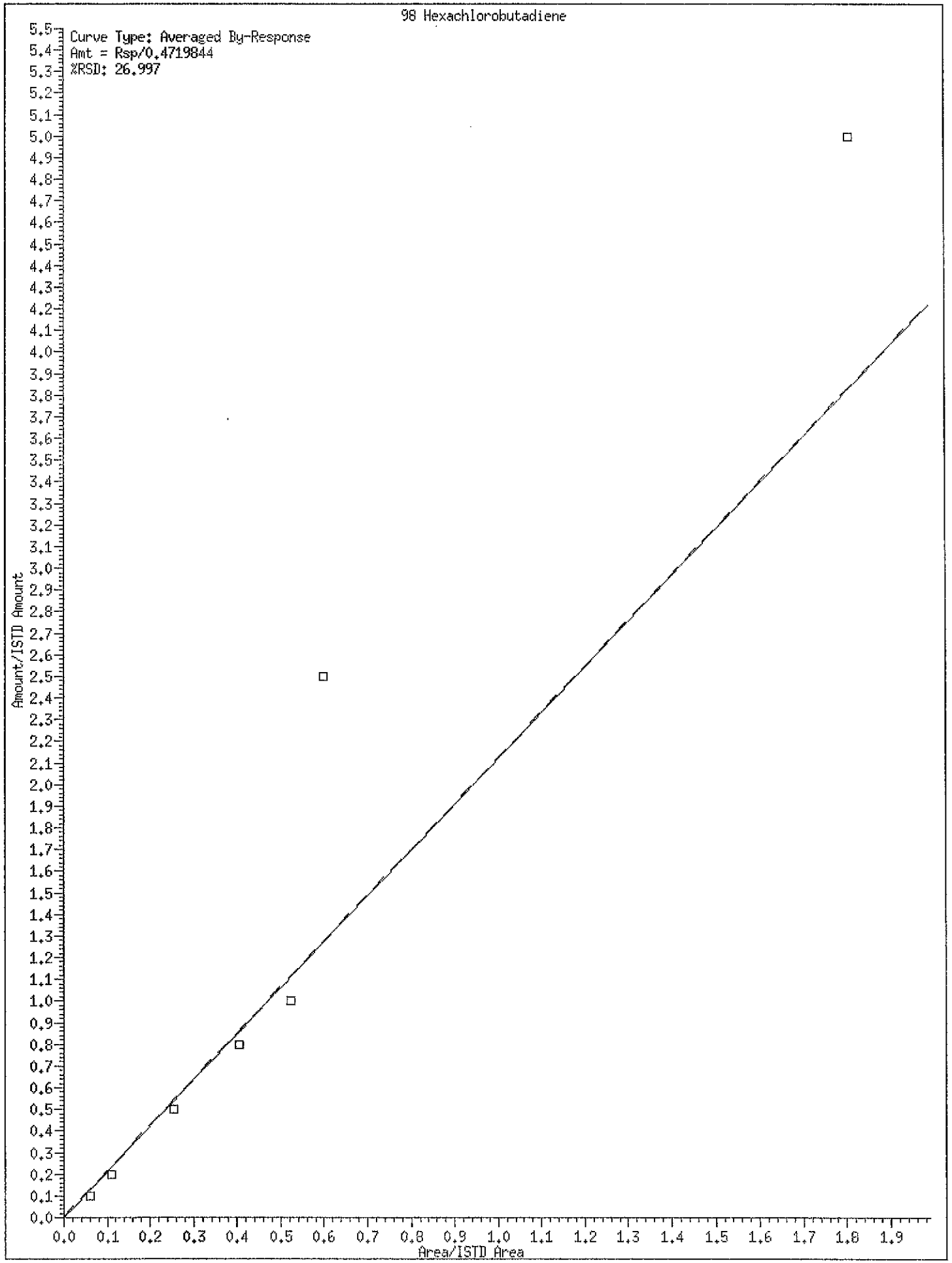
98 Hexachlorobutadiene
Curve Type: Averaged By-Response
Amt = Rsp/0.4719844
%RSD: 26.997
Amount/ISTD Amount
Area/ISTD Area

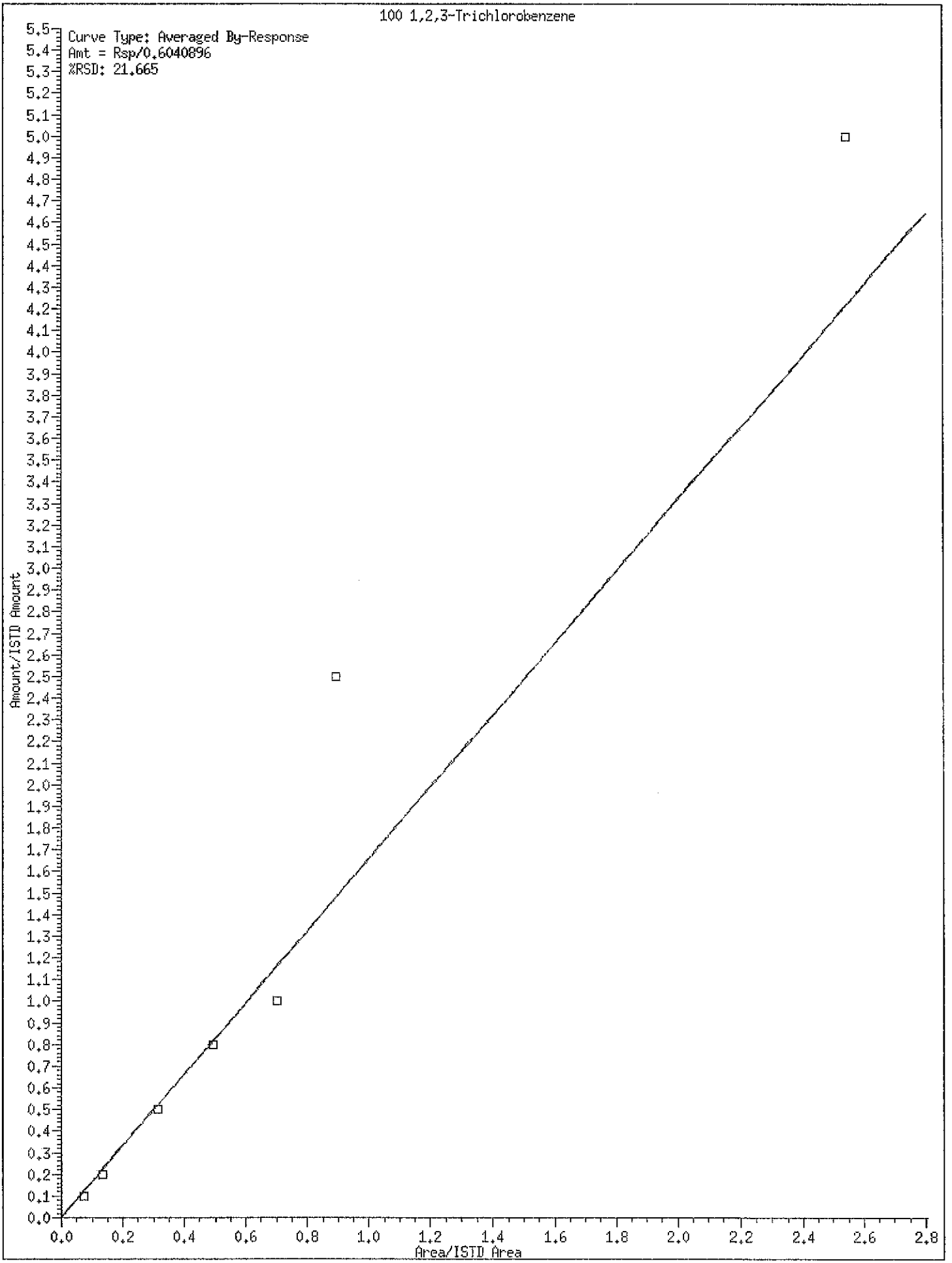
100 1,2,3-Trichlorobenzene
Curve Type: Averaged By-Response
Amt = Rsp/0.6040896
%RSD: 21.665
Amount/ISTD Amount
Area/ISTD Area
0.0
0.2
0.4
0.6
0.8
1.0
1.2
1.4
1.6
1.8
2.0
2.2
2.4
2.6
2.8

Data File: \\FITSVR06\D\chem\hp4.i\4101310d.b\2A41013.D
Date : 13-OCT-2010 15:04
Client ID: vstd5
Sample Info: vstd5 5mL
Volume Injected (uL): 5.0
Column phase: DB 624
Instrument: hp4.i
Operator: 034635
Column diameter: 0.18
\\FITSVR06\D\chem\hp4.i\4101310d.b\2A41013.D
Y (x10^6)
Min
-Dichlorodifluoromethane
-Chloromethane
-Vinyl Chloride
-Bromomethane+
-Trichlorofluoromethane
-1,1,2-trichloro-1,2,2-tri+
-Carbon Disulfide
-Acetonitrile
-Methyl Acetate
-Methylene Chloride
-trans-1,2-Dichloroethene+
-1,1-Dichloroethane
-2,2-Dichloropropane+
-Bromochloromethane
-Chloroform
-Dibromofluoromethane+
-Cyclohexane
-1,1-Dichloropropene+
-1,2-Dichloroethane-d4
-Benzene+
-Fluorobenzene
-Trichloroethene
-1,2-Dichloropropane+
-Dibromomethane
-Bromodichloromethane
-cis-1,3-Dichloropropene
-4-Methyl-2-Pentanone
-Toluene-d8
-Toluene
-trans-1,3-Dichloropropene
-1,1,2-Trichloroethane
-1,3-Dichloropropane+
-2-Hexanone
-Dibromochloromethane
-1,2-Dibromoethane
-1,1,1,2-Tetrachloroethane+
-m + p-Xylene
Chlorobenzene-d5+
-Xylene-o+
-Bromoform
-Isopropylbenzene
-Bromofluorobenzene
-Bromobenzene+
-Propylbenzene
-2-Chlorotoluene
-4-Chlorotoluene+
-tert-Butylbenzene
-1,2,4-Trimethylbenzene
-sec-Butylbenzene
1,4-Dichlorobenzene-d4+
-n-Butylbenzene+
-1,2-Dibromo-3-chloropropa
-1,3,5-Trichlorobenzene
-1,2,4-Trichlorobenzene
-Hexachlorobutadiene
-Naphthalene
-1,2,3-Trichlorobenzene

TestAmerica Pittsburgh

VOLATILE REPORT SW-846 Method

Data file : \\PITSVR06\D\chem\hp4.i\4101310d.b\2A41013.D
Lab Smp Id: vstd5 Client Smp ID: vstd5
Inj Date : 13-OCT-2010 15:04
Operator : 034635 Inst ID: hp4.i
Smp Info : vstd5 5ML
Misc Info : ,4101310d.b,med500.m,2-padep.sub
Comment :
Method : \\PITSVR06\D\chem\hp4.i\4101310d.b\med500.m
Meth Date : 13-Oct-2010 15:03 hp4.i Quant Type: ISTD
Cal Date : 13-OCT-2010 13:51 Cal File: 1G41013.D
Als bottle: 13 Calibration Sample, Level: 1
Dil Factor: 1.00000
Integrator: HP RTE Compound Sublist: 2-padep.sub
Target Version: 4.14
Processing Host: PITPC-088

Concentration Formula: Amt * DF * /Vi*Vo/Ws*Vt/Va * CpndVariable

Name	Value	Description
DF	1.000	Dilution Factor
Vi	5.000	Injection Volume
Vo	5.000	Extraction Solvent Volume
Ws	5.000	Sample Weight
Vt	5.000	Final Volume
Va	0.10000	Aliquot Volume
Cpnd Variable		Local Compound Variable

Compounds	QUANT SIG MASS	RT	EXP RT	REL RT	RESPONSE	AMOUNTS CAL-AMT (ng)	AMOUNTS ON-COL (ng)	
* 46 Fluorobenzene	96	7.676	7.676	(1.000)	967873	250.000		
* 69 Chlorobenzene-d5	119	10.754	10.754	(1.000)	245009	250.000		(Q)
* 92 1,4-Dichlorobenzene-d4	152	13.084	13.084	(1.000)	434634	250.000		(Q)
$ 39 Dibromofluoromethane	113	6.934	6.934	(0.903)	28030	25.0000	30.43	
$ 43 1,2-Dichloroethane-d4	65	7.311	7.311	(0.952)	41477	25.0000	31.21	
$ 59 Toluene-d8	98	9.313	9.313	(0.866)	121794	25.0000	31.42	
$ 80 Bromofluorobenzene	95	11.928	11.928	(1.109)	49140	25.0000	32.33	
1 Dichlorodifluoromethane	85	1.799	1.799	(0.234)	33849	25.0000	27.62	
2 Chloromethane	50	1.982	1.982	(0.258)	42060	25.0000	27.73	
3 Vinyl Chloride	62	2.128	2.128	(0.277)	34667	25.0000	25.94	
4 Bromomethane	94	2.523	2.523	(0.329)	17649	25.0000	34.46	(Q)
5 Chloroethane	64	2.675	2.675	(0.349)	19748	25.0000	29.26	
6 Trichlorofluoromethane	101	3.004	3.004	(0.391)	25270	25.0000	24.29	(M)
10 1,1,2-trichloro-1,2,2-trifluor	101	3.862	3.862	(0.503)	25957	25.0000	26.22	
12 1,1-Dichloroethene	96	3.807	3.807	(0.496)	27544	25.0000	23.96	
15 Carbon Disulfide	76	4.123	4.123	(0.537)	82632	25.0000	24.90	
13 Acetone	43	3.971	3.971	(0.517)	21598	25.0000	42.38	
18 Methylene Chloride	84	4.616	4.616	(0.601)	32749	25.0000	28.55	
19 trans-1,2-Dichloroethene	96	5.024	5.024	(0.654)	30350	25.0000	26.35	

	Compounds	QUANT SIG MASS	RT	EXP RT	REL RT	RESPONSE	AMOUNTS CAL-AMT (ng)	AMOUNTS ON-COL (ng)
	20 Methyl tert-butyl ether	73	5.066	5.066	(0.660)	73890	25.0000	27.41
	24 1,1-Dichloroethane	63	5.614	5.614	(0.731)	56755	25.0000	26.09
	27 2,2-Dichloropropane	77	6.356	6.356	(0.828)	39251	25.0000	27.48
	28 cis-1,2-dichloroethene	96	6.368	6.368	(0.830)	31639	25.0000	26.05
M	29 1,2-Dichloroethene (total)	96				61989	50.0000	
	30 Bromochloromethane	128	6.648	6.648	(0.866)	13931	25.0000	25.83
	31 2-Butanone	43	6.429	6.429	(0.838)	24453	25.0000	39.51
	37 Chloroform	83	6.757	6.757	(0.880)	49161	25.0000	24.58
	38 1,1,1-Trichloroethane	97	6.946	6.946	(0.905)	46307	25.0000	25.97
	40 1,1-Dichloropropene	75	7.141	7.141	(0.930)	44263	25.0000	26.24
	41 Carbon Tetrachloride	117	7.135	7.135	(0.929)	39301	25.0000	25.72
	42 Benzene	78	7.366	7.366	(0.960)	123160	25.0000	23.70
	45 1,2-Dichloroethane	62	7.390	7.390	(0.963)	45039	25.0000	26.55
	47 Trichloroethene	130	8.072	8.072	(1.052)	29820	25.0000	23.92
	49 1,2-Dichloropropane	63	8.303	8.303	(1.082)	31189	25.0000	25.36
	50 Dibromomethane	93	8.424	8.424	(1.097)	15975	25.0000	25.05
	53 Bromodichloromethane	83	8.589	8.589	(1.119)	39699	25.0000	25.55
	57 cis-1,3-Dichloropropene	75	9.051	9.051	(1.179)	48188	25.0000	24.56
	58 4-Methyl-2-Pentanone	43	9.203	9.203	(0.856)	29604	25.0000	27.41(Q)
	60 Toluene	91	9.386	9.386	(0.873)	129601	25.0000	24.35
	61 trans-1,3-Dichloropropene	75	9.605	9.605	(0.893)	43175	25.0000	25.16
	63 1,3-Dichloropropane	76	9.951	9.951	(0.925)	43939	25.0000	27.26
	64 1,1,2-Trichloroethane	97	9.787	9.787	(0.910)	23208	25.0000	26.69
	65 Tetrachloroethene	164	9.933	9.933	(0.924)	24291	25.0000	26.60
	66 2-Hexanone	43	10.061	10.061	(0.936)	29015	25.0000	35.32
	67 Dibromochloromethane	129	10.182	10.182	(0.947)	25352	25.0000	25.44
	68 1,2-Dibromoethane	107	10.304	10.304	(0.958)	22578	25.0000	27.18
	70 Chlorobenzene	112	10.785	10.785	(1.003)	79778	25.0000	25.18
	71 1,1,1,2-Tetrachloroethane	131	10.864	10.864	(1.010)	27435	25.0000	26.81(Q)
	72 Ethylbenzene	106	10.888	10.888	(1.012)	43490	25.0000	26.63
	73 m + p-Xylene	106	11.010	11.010	(1.024)	106919	50.0000	52.92
	74 Xylene-o	106	11.405	11.405	(1.061)	54303	25.0000	27.62
	76 Styrene	104	11.423	11.423	(1.062)	91143	25.0000	27.08
	77 Bromoform	173	11.612	11.612	(1.080)	14934	25.0000	23.53
	78 Isopropylbenzene	105	11.770	11.770	(1.094)	147194	25.0000	27.66
	79 Bromobenzene	156	12.093	12.093	(0.924)	32443	25.0000	24.66
	81 n-Propylbenzene	120	12.178	12.178	(0.931)	39590	25.0000	26.34(Q)
	82 2-Chlorotoluene	126	12.275	12.275	(0.938)	32269	25.0000	26.06
	83 1,1,2,2-Tetrachloroethane	83	12.062	12.062	(0.922)	28769	25.0000	25.92
	84 1,2,3-Trichloropropane	110	12.111	12.111	(0.926)	8966	25.0000	26.29
	85 4-Chlorotoluene	126	12.385	12.385	(0.947)	33586	25.0000	26.25
	86 1,3,5-Trimethylbenzene	105	12.354	12.354	(0.944)	124936	25.0000	27.19
	87 tert-Butylbenzene	119	12.683	12.683	(0.969)	122523	25.0000	30.26
	88 1,2,4-Trimethylbenzene	105	12.731	12.731	(0.973)	123179	25.0000	26.37
	89 sec-Butylbenzene	105	12.902	12.902	(0.986)	160409	25.0000	27.47
	90 4-Isopropyltoluene	119	13.042	13.042	(0.997)	133203	25.0000	27.69
	91 1,3-Dichlorobenzene	146	13.023	13.023	(0.995)	62647	25.0000	26.43
	93 1,4-Dichlorobenzene	146	13.109	13.109	(1.002)	65221	25.0000	26.32
	94 n-Butylbenzene	91	13.468	13.468	(1.029)	128566	25.0000	28.16
	95 1,2-Dichlorobenzene	146	13.498	13.498	(1.032)	59847	25.0000	27.09
	96 1,2-Dibromo-3-chloropropane	157	14.283	14.283	(1.092)	5241	25.0000	25.80
	97 1,2,4-Trichlorobenzene	180	15.122	15.122	(1.156)	42046	25.0000	29.25
	98 Hexachlorobutadiene	225	15.286	15.286	(1.168)	26630	25.0000	31.97
	99 Naphthalene	128	15.390	15.390	(1.176)	70343	25.0000	27.51

	Compounds	QUANT SIG MASS	RT	EXP RT	REL RT	RESPONSE	AMOUNTS CAL-AMT (ng)	AMOUNTS ON-COL (ng)
	100 1,2,3-Trichlorobenzene	180	15.664	15.664	(1.197)	31846	25.0000	30.06
	155 Methyl Acetate	43	4.513	4.513	(0.588)	24117	25.0000	26.35
	156 Cyclohexane	56	7.013	7.013	(0.914)	66765	25.0000	26.65
	157 Methyl Cyclohexane	83	8.266	8.266	(1.077)	63487	25.0000	26.77
	161 1,3,5-Trichlorobenzene	180	14.490	14.490	(1.107)	51622	25.0000	31.02
	17 Acetonitrile	40	4.428	4.428	(0.577)	44100	500.000	619.3
M	75 Xylenes (total)	106				161222	75.0000	

QC Flag Legend

Q - Qualifier signal failed the ratio test.
M - Compound response manually integrated.

Data File Name: 2A41013.D
Inj. Date and Time: 13-OCT-2010 15:04
Instrument ID: hp4.i
Client ID: vstd5
Compound Name: Trichlorofluoromethane
CAS #: 75-69-4

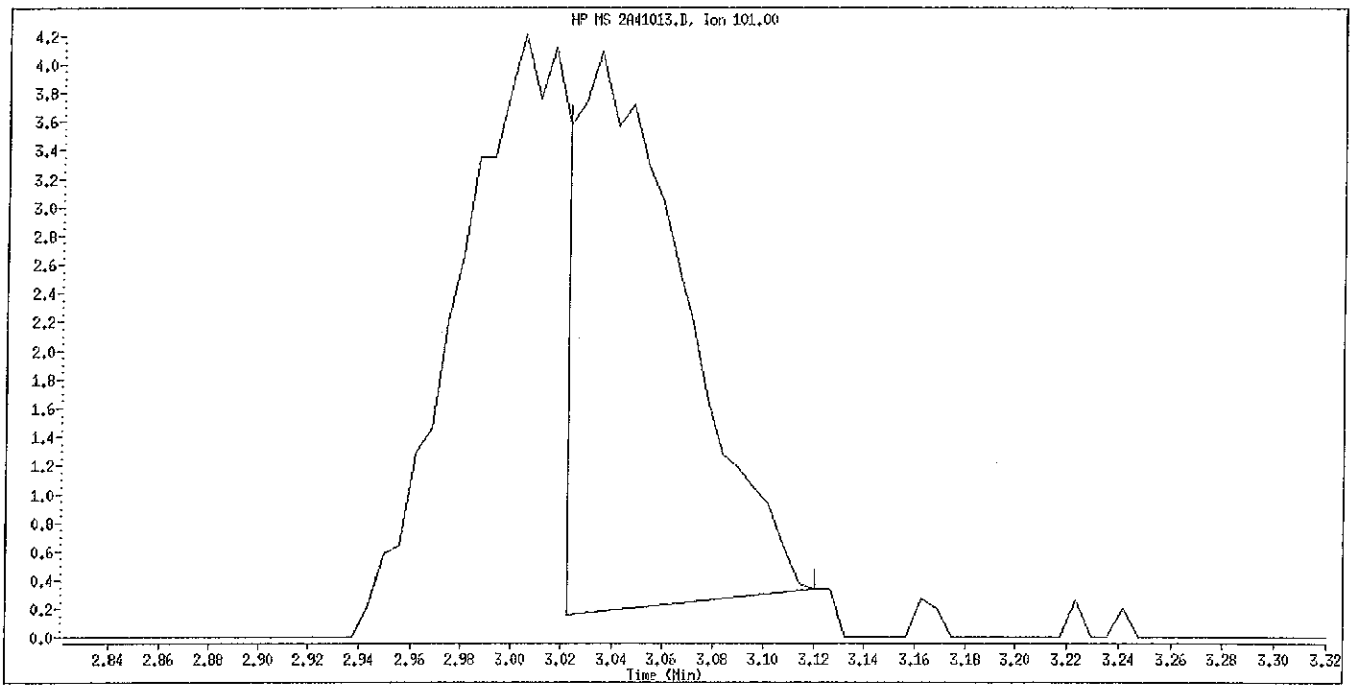

Original Integration

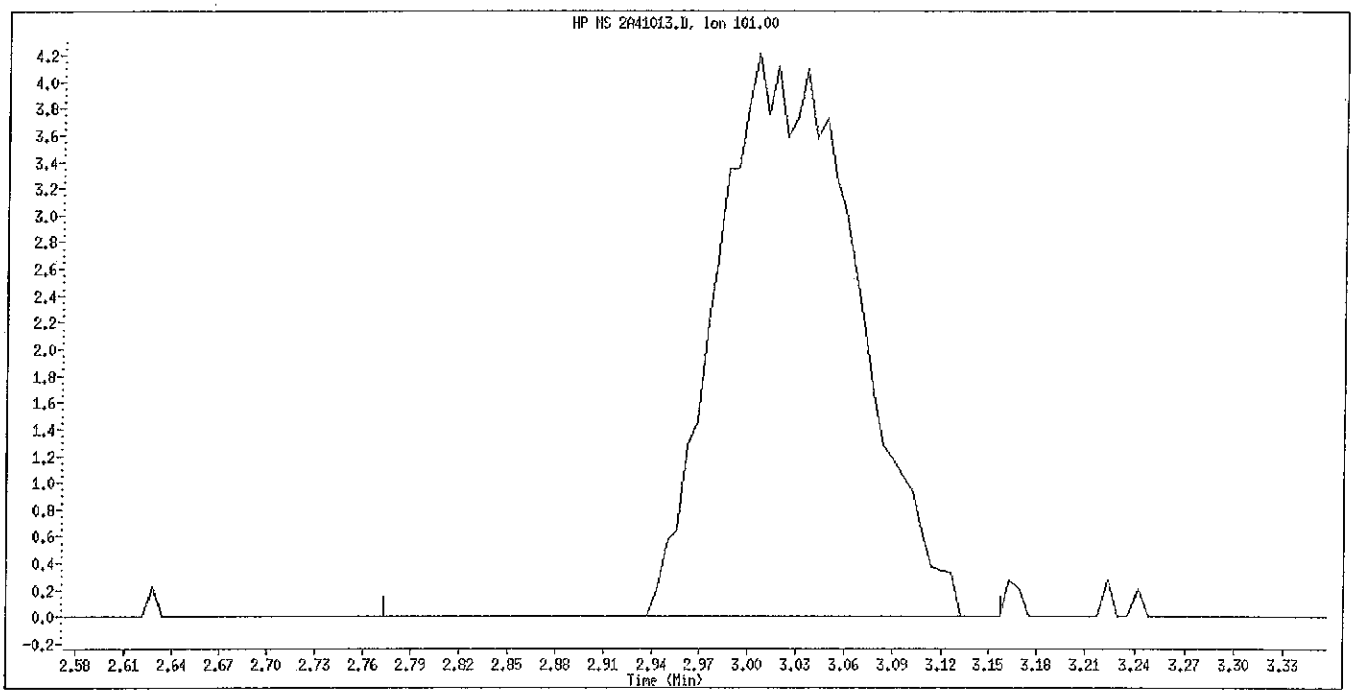

Manual Integration

Manually Integrated By: journetp
Manual Integration Reason: Peak Integrated Incorrectly

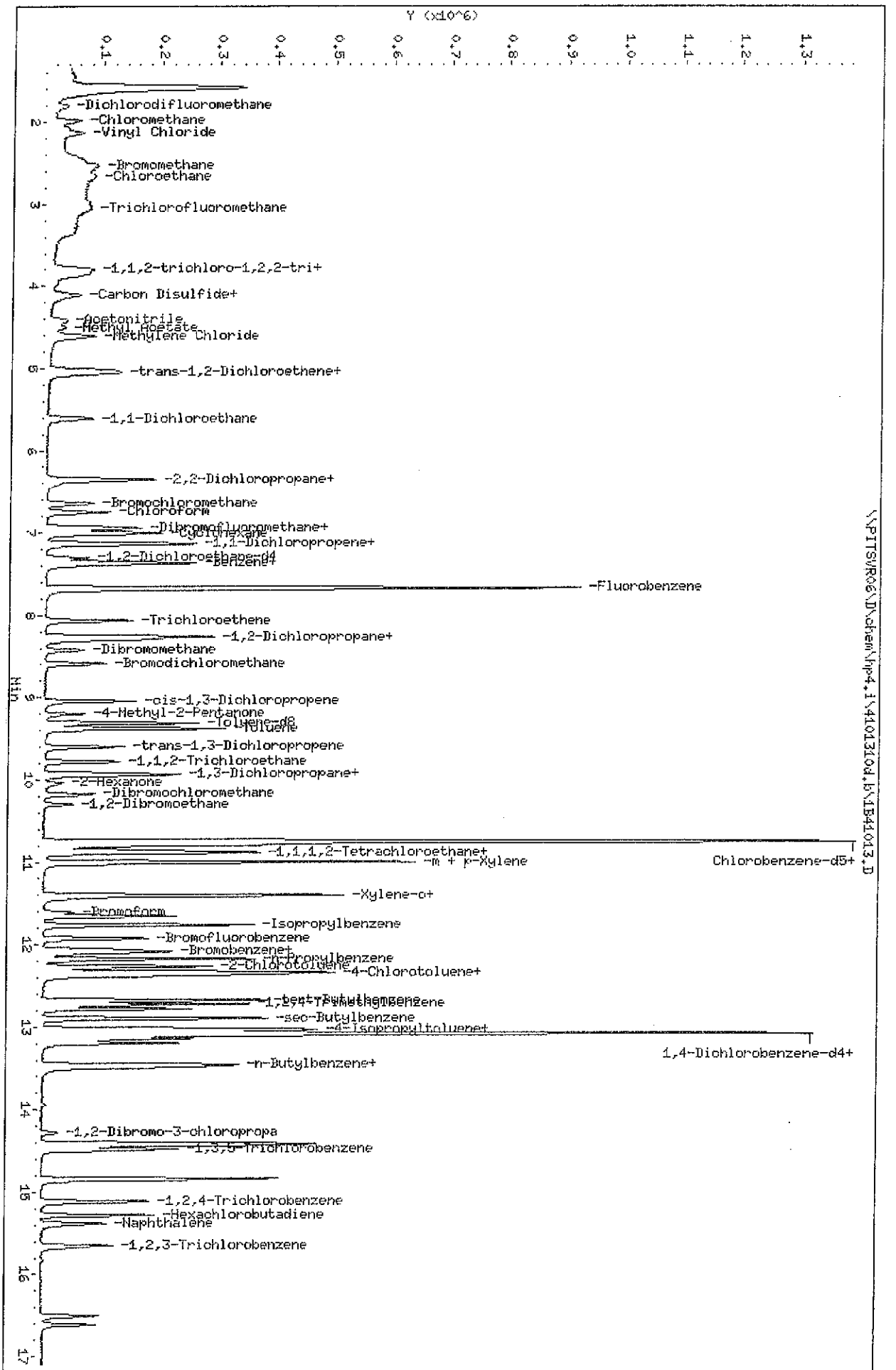
Data File: \\PITSVR06\D\chem\hp4.i\4101310d.b\1B41013.D
Date : 13-OCT-2010 11:48
Client ID: vstd10
Sample Info: vstd10 5ML
Volume Injected (uL): 5.0
Column phase: DB 624
Instrument: hp4.i
Operator: 034635
Column diameter: 0.18
\\PITSVR06\D\chem\hp4.i\4101310d.b\1B41013.D
Y (x10^6)
Min
-Dichlorodifluoromethane
-Chloromethane
-Vinyl Chloride
-Bromomethane
-Chloroethane
-Trichlorofluoromethane
-1,1,2-trichloro-1,2,2-tri+
-Carbon Disulfide+
-Acetonitrile
-Methyl Acetate
-Methylene Chloride
-trans-1,2-Dichloroethene+
-1,1-Dichloroethane
-2,2-Dichloropropane+
-Bromochloromethane
-Chloroform
-Dibromofluoromethane+
-Cyclohexane
-1,1-Dichloropropene+
-1,2-Dichloroethane-d4
-Benzene+
-Fluorobenzene
-Trichloroethene
-1,2-Dichloropropane+
-Dibromomethane
-Bromodichloromethane
-cis-1,3-Dichloropropene
-4-Methyl-2-Pentanone
-Toluene-d8
-Toluene
-trans-1,3-Dichloropropene
-1,1,2-Trichloroethane
-1,3-Dichloropropane+
-2-Hexanone
-Dibromochloromethane
-1,2-Dibromoethane
-1,1,1,2-Tetrachloroethane+
-m + p-Xylene
Chlorobenzene-d5+
-Xylene-o+
-Bromoform
-Isopropylbenzene
-Bromofluorobenzene
-Bromobenzene+
-n-Propylbenzene
-2-Chlorotoluene
-4-Chlorotoluene+
-1,3,5-Trimethylbenzene
-tert-Butylbenzene
-sec-Butylbenzene
-4-Isopropyltoluene+
1,4-Dichlorobenzene-d4+
-n-Butylbenzene+
-1,2-Dibromo-3-chloropropa
-1,3,5-Trichlorobenzene
-1,2,4-Trichlorobenzene
-Hexachlorobutadiene
-Naphthalene
-1,2,3-Trichlorobenzene

TestAmerica Pittsburgh

VOLATILE REPORT SW-846 Method

Data file : \\PITSVR06\D\chem\hp4.i\4101310d.b\1B41013.D
Lab Smp Id: vstd10 Client Smp ID: vstd10
Inj Date : 13-OCT-2010 11:48
Operator : 034635 Inst ID: hp4.i
Smp Info : vstd10 5ML
Misc Info : ,4101310d.b,med500.m,2-padep.sub
Comment :
Method : \\PITSVR06\D\chem\hp4.i\4101310d.b\med500.m
Meth Date : 13-Oct-2010 14:07 hp4.i Quant Type: ISTD
Cal Date : 13-OCT-2010 11:20 Cal File: 1A41013.D
Als bottle: 13 Calibration Sample, Level: 2
Dil Factor: 1.00000
Integrator: HP RTE Compound Sublist: 2-padep.sub
Target Version: 4.14
Processing Host: PITPC-088

Concentration Formula: Amt * DF * /Vi*Vo/Ws*Vt/Va * CpndVariable

Name	Value	Description
DF	1.000	Dilution Factor
Vi	5.000	Injection Volume
Vo	5.000	Extraction Solvent Volume
Ws	5.000	Sample Weight
Vt	5.000	Final Volume
Va	0.10000	Aliquot Volume
Cpnd Variable		Local Compound Variable

Compounds	QUANT SIG MASS	RT	EXP RT	REL RT	RESPONSE	AMOUNTS CAL-AMT (ng)	AMOUNTS ON-COL (ng)
* 46 Fluorobenzene	96	7.675	7.675	(1.000)	936321	250.000	
* 69 Chlorobenzene-d5	119	10.754	10.754	(1.000)	235079	250.000	
* 92 1,4-Dichlorobenzene-d4	152	13.084	13.084	(1.000)	421617	250.000	
$ 39 Dibromofluoromethane	113	6.939	6.939	(0.904)	45123	50.0000	48.25
$ 43 1,2-Dichloroethane-d4	65	7.304	7.304	(0.952)	66416	50.0000	48.04
$ 59 Toluene-d8	98	9.312	9.312	(0.866)	194962	50.0000	47.98
$ 80 Bromofluorobenzene	95	11.928	11.928	(1.109)	78596	50.0000	48.54
1 Dichlorodifluoromethane	85	1.805	1.805	(0.235)	55719	50.0000	43.12
2 Chloromethane	50	1.981	1.981	(0.258)	77826	50.0000	47.12
3 Vinyl Chloride	62	2.133	2.133	(0.278)	66047	50.0000	47.08
4 Bromomethane	94	2.523	2.523	(0.329)	23452	50.0000	36.65
5 Chloroethane	64	2.663	2.663	(0.347)	32943	50.0000	38.08
6 Trichlorofluoromethane	101	2.997	2.997	(0.391)	48602	50.0000	43.44
10 1,1,2-trichloro-1,2,2-trifluor	101	3.855	3.855	(0.502)	50334	50.0000	50.57
12 1,1-Dichloroethene	96	3.788	3.788	(0.494)	53085	50.0000	47.37
15 Carbon Disulfide	76	4.104	4.104	(0.535)	167364	50.0000	48.56
13 Acetone	43	3.958	3.958	(0.516)	44384	50.0000	82.38
18 Methylene Chloride	84	4.609	4.609	(0.601)	58957	50.0000	44.84
19 trans-1,2-Dichloroethene	96	5.023	5.023	(0.654)	58762	50.0000	48.24

	Compounds	QUANT SIG MASS	RT	EXP RT	REL RT	RESPONSE	AMOUNTS CAL-AMT (ng)	ON-COL (ng)
	20 Methyl tert-butyl ether	73	5.060	5.060	(0.659)	139378	50.0000	46.48
	24 1,1-Dichloroethane	63	5.613	5.613	(0.731)	110244	50.0000	48.83
	27 2,2-Dichloropropane	77	6.349	6.349	(0.827)	73507	50.0000	46.99
	28 cis-1,2-dichloroethene	96	6.361	6.361	(0.829)	61675	50.0000	48.15
M	29 1,2-Dichloroethene (total)	96				120437	100.000	
	30 Bromochloromethane	128	6.647	6.647	(0.866)	27380	50.0000	47.62
	31 2-Butanone	43	6.416	6.416	(0.836)	35368	50.0000	50.07
	37 Chloroform	83	6.751	6.751	(0.880)	99163	50.0000	49.11
	38 1,1,1-Trichloroethane	97	6.945	6.945	(0.905)	90633	50.0000	46.55
	40 1,1-Dichloropropene	75	7.134	7.134	(0.929)	84164	50.0000	48.40
	41 Carbon Tetrachloride	117	7.134	7.134	(0.929)	77445	50.0000	48.48
	42 Benzene	78	7.365	7.365	(0.960)	237990	50.0000	48.66
	45 1,2-Dichloroethane	62	7.390	7.390	(0.963)	86658	50.0000	49.37
	47 Trichloroethene	130	8.065	8.065	(1.051)	57579	50.0000	49.66
	49 1,2-Dichloropropane	63	8.296	8.296	(1.081)	61087	50.0000	48.15
	50 Dibromomethane	93	8.424	8.424	(1.097)	32653	50.0000	47.51
	53 Bromodichloromethane	83	8.588	8.588	(1.119)	80005	50.0000	51.21
	57 cis-1,3-Dichloropropene	75	9.044	9.044	(1.178)	97918	50.0000	48.33
	58 4-Methyl-2-Pentanone	43	9.202	9.202	(0.856)	56338	50.0000	44.48
	60 Toluene	91	9.379	9.379	(0.872)	257922	50.0000	50.06
	61 trans-1,3-Dichloropropene	75	9.598	9.598	(0.893)	88146	50.0000	48.38
	63 1,3-Dichloropropane	76	9.951	9.951	(0.925)	85173	50.0000	48.44
	64 1,1,2-Trichloroethane	97	9.780	9.780	(0.909)	46068	50.0000	47.37
	65 Tetrachloroethene	164	9.932	9.932	(0.924)	48457	50.0000	50.43
	66 2-Hexanone	43	10.042	10.042	(0.934)	47499	50.0000	43.79
	67 Dibromochloromethane	129	10.176	10.176	(0.946)	52375	50.0000	48.73
	68 1,2-Dibromoethane	107	10.297	10.297	(0.958)	44079	50.0000	49.34
	70 Chlorobenzene	112	10.784	10.784	(1.003)	152031	50.0000	48.58
	71 1,1,1,2-Tetrachloroethane	131	10.857	10.857	(1.010)	54458	50.0000	50.63 (Q)
	72 Ethylbenzene	106	10.888	10.888	(1.012)	84168	50.0000	48.30
	73 m + p-Xylene	106	11.003	11.003	(1.023)	213861	100.000	97.10
	74 Xylene-o	106	11.405	11.405	(1.061)	104675	50.0000	48.36
	76 Styrene	104	11.417	11.417	(1.062)	176950	50.0000	49.65
	77 Bromoform	173	11.611	11.611	(1.080)	33455	50.0000	49.09
	78 Isopropylbenzene	105	11.764	11.764	(1.094)	284800	50.0000	48.69
	79 Bromobenzene	156	12.086	12.086	(0.924)	64657	50.0000	50.00
	81 n-Propylbenzene	120	12.177	12.177	(0.931)	75374	50.0000	49.64
	82 2-Chlorotoluene	126	12.275	12.275	(0.938)	62570	50.0000	49.24
	83 1,1,2,2-Tetrachloroethane	83	12.056	12.056	(0.921)	57035	50.0000	50.18
	84 1,2,3-Trichloropropane	110	12.110	12.110	(0.926)	17434	50.0000	51.10
	85 4-Chlorotoluene	126	12.378	12.378	(0.946)	61778	50.0000	45.36 (Q)
	86 1,3,5-Trimethylbenzene	105	12.348	12.348	(0.944)	237944	50.0000	49.38
	87 tert-Butylbenzene	119	12.682	12.682	(0.969)	209967	50.0000	48.60
	88 1,2,4-Trimethylbenzene	105	12.731	12.731	(0.973)	241618	50.0000	48.96
	89 sec-Butylbenzene	105	12.901	12.901	(0.986)	305665	50.0000	48.53
	90 4-Isopropyltoluene	119	13.041	13.041	(0.997)	257883	50.0000	49.82
	91 1,3-Dichlorobenzene	146	13.023	13.023	(0.995)	121257	50.0000	49.93
	93 1,4-Dichlorobenzene	146	13.108	13.108	(1.002)	127357	50.0000	48.66
	94 n-Butylbenzene	91	13.461	13.461	(1.029)	243729	50.0000	49.13
	95 1,2-Dichlorobenzene	146	13.491	13.491	(1.031)	114184	50.0000	49.21
	96 1,2-Dibromo-3-chloropropane	157	14.276	14.276	(1.091)	10338	50.0000	44.63
	97 1,2,4-Trichlorobenzene	180	15.116	15.116	(1.155)	77435	50.0000	47.45
	98 Hexachlorobutadiene	225	15.286	15.286	(1.168)	46620	50.0000	45.64
	99 Naphthalene	128	15.383	15.383	(1.176)	133480	50.0000	44.88

	Compounds	QUANT SIG MASS	RT	EXP RT	REL RT	RESPONSE	AMOUNTS CAL-AMT (ng)	AMOUNTS ON-COL (ng)
100	1,2,3-Trichlorobenzene	180	15.657	15.657	(1.197)	57267	50.0000	45.02
155	Methyl Acetate	43	4.506	4.506	(0.587)	47160	50.0000	43.90
156	Cyclohexane	56	7.006	7.006	(0.913)	126613	50.0000	48.79
157	Methyl Cyclohexane	83	8.266	8.266	(1.077)	120489	50.0000	49.02
161	1,3,5-Trichlorobenzene	180	14.483	14.483	(1.107)	90007	50.0000	48.97
17	Acetonitrile	40	4.409	4.409	(0.574)	51302	1000.00	564.0
M 75	Xylenes (total)	106				318536	150.000	

QC Flag Legend

Q - Qualifier signal failed the ratio test.

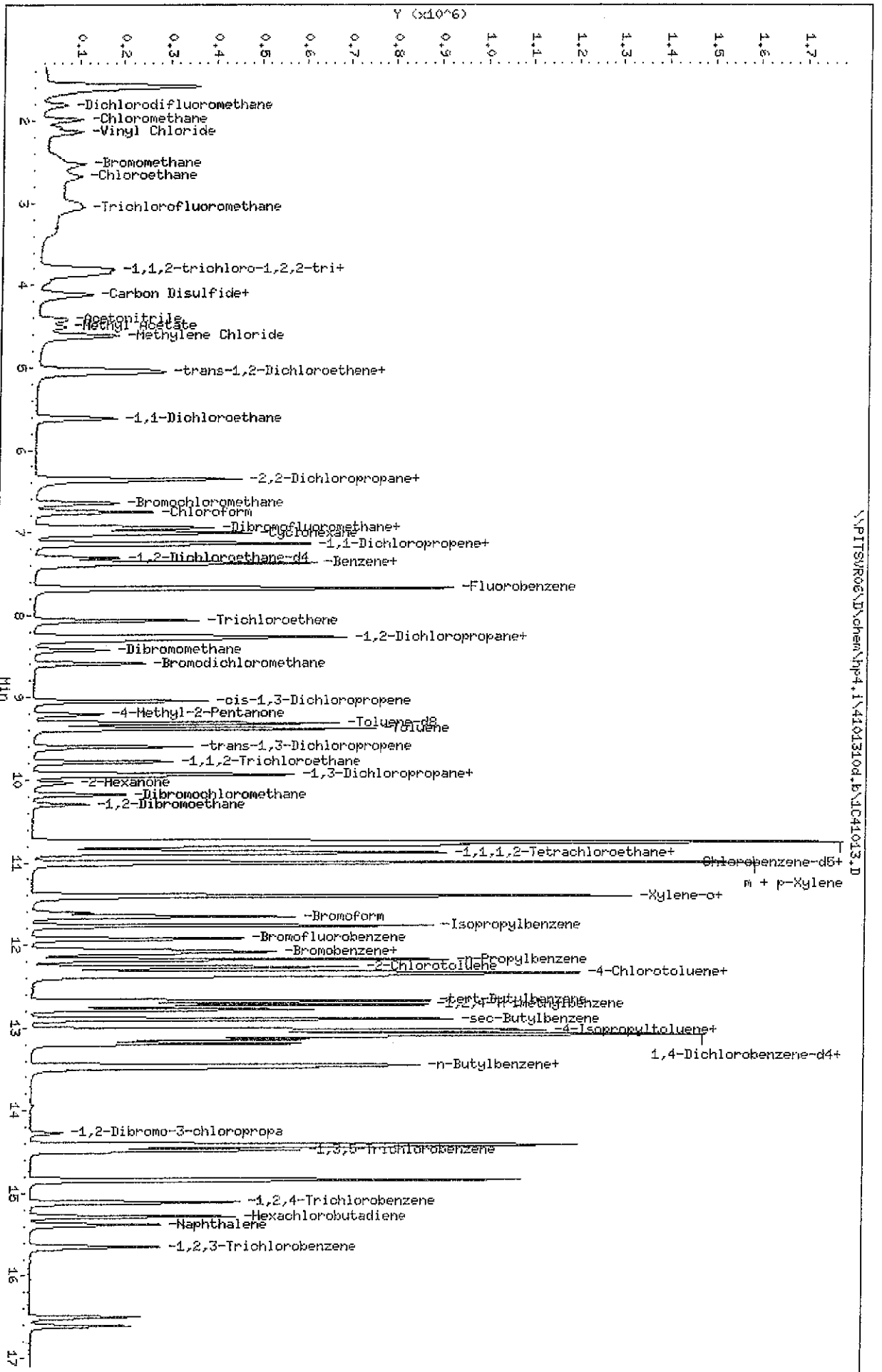

Data File: \\PITSVR06\D\chem\hp4.i\41013i0d.b\1C41013.D
Date : 13-OCT-2010 12:11
Client ID: vstd25
Sample Info: vstd25 5ML
Volume Injected (uL): 5.0
Column phase: DB 624

Instrument: hp4.i
Operator: 034635
Column diameter: 0.18

TestAmerica Pittsburgh

VOLATILE REPORT SW-846 Method

Data file : \\PITSVR06\D\chem\hp4.i\4101310d.b\1C41013.D
Lab Smp Id: vstd25 Client Smp ID: vstd25
Inj Date : 13-OCT-2010 12:11
Operator : 034635 Inst ID: hp4.i
Smp Info : vstd25 5ML
Misc Info : ,4101310d.b,med500.m,2-padep.sub
Comment :
Method : \\PITSVR06\D\chem\hp4.i\4101310d.b\med500.m
Meth Date : 13-Oct-2010 14:07 hp4.i Quant Type: ISTD
Cal Date : 13-OCT-2010 11:48 Cal File: 1B41013.D
Als bottle: 13 Calibration Sample, Level: 3
Dil Factor: 1.00000
Integrator: HP RTE Compound Sublist: 2-padep.sub
Target Version: 4.14
Processing Host: PITPC-088

Concentration Formula: Amt * DF * /Vi*Vo/Ws*Vt/Va * CpndVariable

Name	Value	Description
DF	1.000	Dilution Factor
Vi	5.000	Injection Volume
Vo	5.000	Extraction Solvent Volume
Ws	5.000	Sample Weight
Vt	5.000	Final Volume
Va	0.10000	Aliquot Volume
Cpnd Variable		Local Compound Variable

Compounds	QUANT SIG MASS	RT	EXP RT	REL RT	RESPONSE	AMOUNTS CAL-AMT (ng)	AMOUNTS ON-COL (ng)
* 46 Fluorobenzene	96	7.675	7.675	(1.000)	966396	250.000	
* 69 Chlorobenzene-d5	119	10.754	10.754	(1.000)	249817	250.000	
* 92 1,4-Dichlorobenzene-d4	152	13.084	13.084	(1.000)	439893	250.000	
$ 39 Dibromofluoromethane	113	6.933	6.933	(0.903)	114666	125.000	120.9
$ 43 1,2-Dichloroethane-d4	65	7.310	7.310	(0.952)	164757	125.000	117.8
$ 59 Toluene-d8	98	9.312	9.312	(0.866)	499799	125.000	118.1
$ 80 Bromofluorobenzene	95	11.922	11.922	(1.109)	200384	125.000	118.2
1 Dichlorodifluoromethane	85	1.805	1.805	(0.235)	144587	125.000	116.4
2 Chloromethane	50	1.981	1.981	(0.258)	182909	125.000	110.5
3 Vinyl Chloride	62	2.139	2.139	(0.279)	162681	125.000	115.7
4 Bromomethane	94	2.529	2.529	(0.330)	61484	125.000	107.4
5 Chloroethane	64	2.681	2.681	(0.349)	85196	125.000	108.3
6 Trichlorofluoromethane	101	3.034	3.034	(0.395)	125482	125.000	116.3(Q)
10 1,1,2-trichloro-1,2,2-trifluor	101	3.861	3.861	(0.503)	120841	125.000	117.0
12 1,1-Dichloroethene	96	3.794	3.794	(0.494)	123724	125.000	109.8
15 Carbon Disulfide	76	4.116	4.116	(0.536)	398454	125.000	113.6
13 Acetone	43	3.970	3.970	(0.517)	50826	125.000	69.04
18 Methylene Chloride	84	4.615	4.615	(0.601)	135605	125.000	105.4
19 trans-1,2-Dichloroethene	96	5.023	5.023	(0.654)	139555	125.000	113.0

	Compounds	QUANT SIG MASS	RT	EXP RT	REL RT	RESPONSE	AMOUNTS CAL-AMT (ng)	AMOUNTS ON-COL (ng)
	20 Methyl tert-butyl ether	73	5.066	5.066	(0.660)	322401	125.000	108.0
	24 1,1-Dichloroethane	63	5.613	5.613	(0.731)	263147	125.000	114.3
	27 2,2-Dichloropropane	77	6.355	6.355	(0.828)	176287	125.000	112.6
	28 cis-1,2-dichloroethene	96	6.361	6.361	(0.829)	148667	125.000	114.6
M	29 1,2-Dichloroethene (total)	96				288222	250.000	
	30 Bromochloromethane	128	6.647	6.647	(0.866)	65078	125.000	112.3
	31 2-Butanone	43	6.416	6.416	(0.836)	75938	125.000	104.1
	37 Chloroform	83	6.757	6.757	(0.880)	245614	125.000	118.9
	38 1,1,1-Trichloroethane	97	6.951	6.951	(0.906)	218442	125.000	112.6
	40 1,1-Dichloropropene	75	7.140	7.140	(0.930)	205311	125.000	116.2
	41 Carbon Tetrachloride	117	7.134	7.134	(0.929)	186646	125.000	114.9
	42 Benzene	78	7.371	7.371	(0.960)	573296	125.000	115.1
	45 1,2-Dichloroethane	62	7.395	7.395	(0.964)	208582	125.000	115.9
	47 Trichloroethene	130	8.065	8.065	(1.051)	138160	125.000	115.8
	49 1,2-Dichloropropane	63	8.302	8.302	(1.082)	150008	125.000	116.7
	50 Dibromomethane	93	8.424	8.424	(1.097)	79103	125.000	114.4
	53 Bromodichloromethane	83	8.588	8.588	(1.119)	191073	125.000	117.1
	57 cis-1,3-Dichloropropene	75	9.044	9.044	(1.178)	239213	125.000	116.3
	58 4-Methyl-2-Pentanone	43	9.202	9.202	(0.856)	138203	125.000	108.7
	60 Toluene	91	9.379	9.379	(0.872)	609486	125.000	111.2
	61 trans-1,3-Dichloropropene	75	9.598	9.598	(0.893)	217825	125.000	114.4
	63 1,3-Dichloropropane	76	9.951	9.951	(0.925)	205311	125.000	111.6
	64 1,1,2-Trichloroethane	97	9.780	9.780	(0.909)	111699	125.000	111.0
	65 Tetrachloroethene	164	9.932	9.932	(0.924)	116064	125.000	113.2
	66 2-Hexanone	43	10.036	10.036	(0.933)	96503	125.000	89.26
	67 Dibromochloromethane	129	10.182	10.182	(0.947)	125949	125.000	111.7
	68 1,2-Dibromoethane	107	10.297	10.297	(0.958)	106948	125.000	113.4
	70 Chlorobenzene	112	10.784	10.784	(1.003)	371080	125.000	113.2
	71 1,1,1,2-Tetrachloroethane	131	10.863	10.863	(1.010)	130188	125.000	113.2
	72 Ethylbenzene	106	10.887	10.887	(1.012)	209996	125.000	115.4
	73 m + p-Xylene	106	11.003	11.003	(1.023)	518705	250.000	224.9
	74 Xylene-o	106	11.404	11.404	(1.061)	255411	125.000	112.9
	76 Styrene	104	11.411	11.411	(1.061)	434909	125.000	115.2
	77 Bromoform	173	11.605	11.605	(1.079)	81298	125.000	113.3
	78 Isopropylbenzene	105	11.763	11.763	(1.094)	683568	125.000	111.4
	79 Bromobenzene	156	12.086	12.086	(0.924)	157036	125.000	116.4
	81 n-Propylbenzene	120	12.177	12.177	(0.931)	182387	125.000	115.5
	82 2-Chlorotoluene	126	12.268	12.268	(0.938)	148482	125.000	112.8
	83 1,1,2,2-Tetrachloroethane	83	12.055	12.055	(0.921)	133532	125.000	112.4
	84 1,2,3-Trichloropropane	110	12.104	12.104	(0.925)	41379	125.000	115.0
	85 4-Chlorotoluene	126	12.378	12.378	(0.946)	156598	125.000	115.6(Q)
	86 1,3,5-Trimethylbenzene	105	12.347	12.347	(0.944)	575092	125.000	115.1
	87 tert-Butylbenzene	119	12.682	12.682	(0.969)	497988	125.000	112.0
	88 1,2,4-Trimethylbenzene	105	12.725	12.725	(0.973)	575380	125.000	112.9
	89 sec-Butylbenzene	105	12.901	12.901	(0.986)	727648	125.000	112.4
	90 4-Isopropyltoluene	119	13.041	13.041	(0.997)	610803	125.000	113.3
	91 1,3-Dichlorobenzene	146	13.023	13.023	(0.995)	291106	125.000	115.0
	93 1,4-Dichlorobenzene	146	13.108	13.108	(1.002)	305353	125.000	113.3
	94 n-Butylbenzene	91	13.455	13.455	(1.028)	586374	125.000	114.3
	95 1,2-Dichlorobenzene	146	13.491	13.491	(1.031)	275377	125.000	114.6
	96 1,2-Dibromo-3-chloropropane	157	14.270	14.270	(1.091)	24204	125.000	105.8
	97 1,2,4-Trichlorobenzene	180	15.109	15.109	(1.155)	190182	125.000	114.6
	98 Hexachlorobutadiene	225	15.280	15.280	(1.168)	111454	125.000	109.3
	99 Naphthalene	128	15.383	15.383	(1.176)	328584	125.000	111.6

	Compounds	QUANT SIG MASS	RT	EXP RT	REL RT	RESPONSE	AMOUNTS CAL-AMT (ng)	AMOUNTS ON-COL (ng)
100	1,2,3-Trichlorobenzene	180	15.651	15.651	(1.196)	138740	125.000	110.0
155	Methyl Acetate	43	4.506	4.506	(0.587)	114031	125.000	109.5
156	Cyclohexane	56	7.006	7.006	(0.913)	302891	125.000	114.5
157	Methyl Cyclohexane	83	8.265	8.265	(1.077)	287433	125.000	114.4
161	1,3,5-Trichlorobenzene	180	14.483	14.483	(1.107)	226312	125.000	119.2
17	Acetonitrile	40	4.421	4.421	(0.576)	185389	2500.00	2525
M 75	Xylenes (total)	106				774116	375.000	

QC Flag Legend

Q - Qualifier signal failed the ratio test.

Data File: \\PITSVR06\D\chem\hp4.i\4101310d.b\1D41013.D
Date : 13-OCT-2010 12:34
Client ID: vstd40
Sample Info: vstd40 5ML
Volume Injected (uL): 5.0
Column phase: DB 624
Instrument: hp4.i
Operator: 034635
Column diameter: 0.18
\\PITSVR06\D\chem\hp4.i\4101310d.b\1D41013.D
Y (x10^6)
Min
-Dichlorodifluoromethane
-Chloromethane
-Vinyl Chloride
-Bromomethane
-Chloroethane
-Trichlorofluoromethane
-1,1,2-trichloro-1,2,2-tri+
-Carbon Disulfide
-Acetonitrile
-Methyl Acetate
-Methylene Chloride
-trans-1,2-Dichloroethene+
-1,1-Dichloroethane
-2,2-Dichloropropane+
-Bromochloromethane
-Chloroform
-Dibromofluoromethane+
Cyclohexane
-1,1-Dichloropropene+
-1,2-Dichloroethane-d4
-Benzene+
-Fluorobenzene
-Trichloroethene
-1,2-Dichloropropane+
-Dibromomethane
-Bromodichloromethane
-cis-1,3-Dichloropropene
-4-Methyl-2-Pentanone
-Toluene-d8
Toluene
-trans-1,3-Dichloropropene
-1,1,2-Trichloroethane
-1,3-Dichloropropane+
-2-Hexanone
-Dibromochloromethane
-1,2-Dibromoethane
-1,1,1,2-Tetrachloroethane+
Chlorobenzene-d5+
m + p-Xylene
-Xylene-o+
-Bromoform
-Isopropylbenzene
-Bromofluorobenzene
-Bromobenzene+
-n-Propylbenzene
-2-Chlorotoluene
-4-Chlorotoluene+
-tert-Butylbenzene
-1,2,4-Trimethylbenzene
-sec-Butylbenzene
-1,4-Dichlorobenzene-d4
-4-Isopropyltoluene+
-n-Butylbenzene+
-1,2-Dibromo-3-chloropropa
-1,3,5-Trichlorobenzene
-1,2,4-Trichlorobenzene
-Hexachlorobutadiene
-Naphthalene
-1,2,3-Trichlorobenzene

TestAmerica Pittsburgh

VOLATILE REPORT SW-846 Method

Data file : \\PITSVR06\D\chem\hp4.i\4101310d.b\1D41013.D
Lab Smp Id: vstd40 Client Smp ID: vstd40
Inj Date : 13-OCT-2010 12:34
Operator : 034635 Inst ID: hp4.i
Smp Info : vstd40 5ML
Misc Info : ,4101310d.b,med500.m,2-padep.sub
Comment :
Method : \\PITSVR06\D\chem\hp4.i\4101310d.b\med500.m
Meth Date : 13-Oct-2010 14:07 hp4.i Quant Type: ISTD
Cal Date : 13-OCT-2010 12:11 Cal File: 1C41013.D
Als bottle: 13 Calibration Sample, Level: 4
Dil Factor: 1.00000
Integrator: HP RTE Compound Sublist: 2-padep.sub
Target Version: 4.14
Processing Host: PITPC-088

Concentration Formula: Amt * DF * /Vi*Vo/Ws*Vt/Va * CpndVariable

Name	Value	Description
DF	1.000	Dilution Factor
Vi	5.000	Injection Volume
Vo	5.000	Extraction Solvent Volume
Ws	5.000	Sample Weight
Vt	5.000	Final Volume
Va	0.10000	Aliquot Volume
Cpnd Variable		Local Compound Variable

Compounds	QUANT SIG MASS	RT	EXP RT	REL RT	RESPONSE	AMOUNTS CAL-AMT (ng)	AMOUNTS ON-COL (ng)
* 46 Fluorobenzene	96	7.676	7.676	(1.000)	986367	250.000	
* 69 Chlorobenzene-d5	119	10.754	10.754	(1.000)	259446	250.000	
* 92 1,4-Dichlorobenzene-d4	152	13.084	13.084	(1.000)	444641	250.000	
$ 39 Dibromofluoromethane	113	6.940	6.940	(0.904)	186389	200.000	194.7
$ 43 1,2-Dichloroethane-d4	65	7.305	7.305	(0.952)	264093	200.000	188.6
$ 59 Toluene-d8	98	9.313	9.313	(0.866)	820836	200.000	190.3
$ 80 Bromofluorobenzene	95	11.923	11.923	(1.109)	321960	200.000	186.2
1 Dichlorodifluoromethane	85	1.806	1.806	(0.235)	251220	200.000	202.8
2 Chloromethane	50	1.988	1.988	(0.259)	302325	200.000	186.1
3 Vinyl Chloride	62	2.140	2.140	(0.279)	264145	200.000	188.8
4 Bromomethane	94	2.530	2.530	(0.330)	106479	200.000	191.2
5 Chloroethane	64	2.676	2.676	(0.349)	144709	200.000	188.7
6 Trichlorofluoromethane	101	3.041	3.041	(0.396)	218099	200.000	202.7
10 1,1,2-trichloro-1,2,2-trifluor	101	3.862	3.862	(0.503)	195615	200.000	189.6
12 1,1-Dichloroethene	96	3.801	3.801	(0.495)	202675	200.000	183.7
15 Carbon Disulfide	76	4.123	4.123	(0.537)	661442	200.000	190.6
13 Acetone	43	3.965	3.965	(0.517)	75184	200.000	117.6
18 Methylene Chloride	84	4.616	4.616	(0.601)	225872	200.000	181.4
19 trans-1,2-Dichloroethene	96	5.030	5.030	(0.655)	228603	200.000	187.3

	Compounds	QUANT SIG MASS	RT	EXP RT	REL RT	RESPONSE	AMOUNTS CAL-AMT (ng)	AMOUNTS ON-COL (ng)
	20 Methyl tert-butyl ether	73	5.066	5.066	(0.660)	524745	200.000	180.4
	24 1,1-Dichloroethane	63	5.620	5.620	(0.732)	435565	200.000	190.8
	27 2,2-Dichloropropane	77	6.356	6.356	(0.828)	290848	200.000	188.2
	28 cis-1,2-dichloroethene	96	6.368	6.368	(0.830)	242455	200.000	188.3
M	29 1,2-Dichloroethene (total)	96				471058	400.000	
	30 Bromochloromethane	128	6.648	6.648	(0.866)	107545	200.000	188.2
	31 2-Butanone	43	6.417	6.417	(0.836)	108377	200.000	154.1
	37 Chloroform	83	6.758	6.758	(0.880)	404328	200.000	195.0
	38 1,1,1-Trichloroethane	97	6.952	6.952	(0.906)	359072	200.000	187.5
	40 1,1-Dichloropropene	75	7.141	7.141	(0.930)	341187	200.000	193.8
	41 Carbon Tetrachloride	117	7.141	7.141	(0.930)	306287	200.000	189.9
	42 Benzene	78	7.372	7.372	(0.960)	945812	200.000	191.1
	45 1,2-Dichloroethane	62	7.396	7.396	(0.964)	336388	200.000	187.6
	47 Trichloroethene	130	8.066	8.066	(1.051)	229324	200.000	193.1
	49 1,2-Dichloropropane	63	8.303	8.303	(1.082)	247637	200.000	193.0
	50 Dibromomethane	93	8.425	8.425	(1.097)	125388	200.000	182.8
	53 Bromodichloromethane	83	8.589	8.589	(1.119)	312179	200.000	191.5
	57 cis-1,3-Dichloropropene	75	9.045	9.045	(1.178)	391355	200.000	190.9
	58 4-Methyl-2-Pentanone	43	9.203	9.203	(0.856)	210441	200.000	166.6
	60 Toluene	91	9.380	9.380	(0.872)	1011601	200.000	184.6
	61 trans-1,3-Dichloropropene	75	9.599	9.599	(0.893)	357227	200.000	185.8
	63 1,3-Dichloropropane	76	9.951	9.951	(0.925)	329134	200.000	178.7
	64 1,1,2-Trichloroethane	97	9.781	9.781	(0.909)	177114	200.000	176.0
	65 Tetrachloroethene	164	9.927	9.927	(0.923)	192939	200.000	187.0
	66 2-Hexanone	43	10.037	10.037	(0.933)	153325	200.000	150.9
	67 Dibromochloromethane	129	10.177	10.177	(0.946)	205699	200.000	182.1
	68 1,2-Dibromoethane	107	10.298	10.298	(0.958)	170394	200.000	179.5
	70 Chlorobenzene	112	10.785	10.785	(1.003)	614521	200.000	186.3
	71 1,1,1,2-Tetrachloroethane	131	10.864	10.864	(1.010)	214865	200.000	185.7
	72 Ethylbenzene	106	10.888	10.888	(1.012)	347362	200.000	188.6
	73 m + p-Xylene	106	11.004	11.004	(1.023)	859368	400.000	371.2
	74 Xylene-o	106	11.399	11.399	(1.060)	416055	200.000	183.0
	76 Styrene	104	11.411	11.411	(1.061)	719882	200.000	188.6
	77 Bromoform	173	11.606	11.606	(1.079)	130037	200.000	180.1
	78 Isopropylbenzene	105	11.764	11.764	(1.094)	1125313	200.000	183.3
	79 Bromobenzene	156	12.081	12.081	(0.923)	260254	200.000	195.3
	81 n-Propylbenzene	120	12.178	12.178	(0.931)	301645	200.000	193.9
	82 2-Chlorotoluene	126	12.269	12.269	(0.938)	244072	200.000	189.7
	83 1,1,2,2-Tetrachloroethane	83	12.056	12.056	(0.921)	205714	200.000	177.3
	84 1,2,3-Trichloropropane	110	12.111	12.111	(0.926)	64227	200.000	181.4
	85 4-Chlorotoluene	126	12.379	12.379	(0.946)	256300	200.000	191.9
	86 1,3,5-Trimethylbenzene	105	12.348	12.348	(0.944)	936567	200.000	190.5
	87 tert-Butylbenzene	119	12.683	12.683	(0.969)	821201	200.000	189.3
	88 1,2,4-Trimethylbenzene	105	12.726	12.726	(0.973)	964581	200.000	193.5
	89 sec-Butylbenzene	105	12.902	12.902	(0.986)	1202067	200.000	190.1
	90 4-Isopropyltoluene	119	13.042	13.042	(0.997)	1004889	200.000	190.4
	91 1,3-Dichlorobenzene	146	13.024	13.024	(0.995)	483900	200.000	194.3
	93 1,4-Dichlorobenzene	146	13.109	13.109	(1.002)	498020	200.000	188.7
	94 n-Butylbenzene	91	13.456	13.456	(1.028)	974847	200.000	193.5
	95 1,2-Dichlorobenzene	146	13.486	13.486	(1.031)	450574	200.000	190.9
	96 1,2-Dibromo-3-chloropropane	157	14.277	14.277	(1.091)	38068	200.000	173.5
	97 1,2,4-Trichlorobenzene	180	15.110	15.110	(1.155)	305569	200.000	187.4
	98 Hexachlorobutadiene	225	15.281	15.281	(1.168)	179781	200.000	182.1
	99 Naphthalene	128	15.378	15.378	(1.175)	516136	200.000	179.9

Compounds	QUANT SIG MASS	RT	EXP RT	REL RT	RESPONSE	AMOUNTS CAL-AMT (ng)	AMOUNTS ON-COL (ng)
100 1,2,3-Trichlorobenzene	180	15.652	15.652	(1.196)	219298	200.000	179.2
155 Methyl Acetate	43	4.513	4.513	(0.588)	169125	200.000	166.0
156 Cyclohexane	56	7.007	7.007	(0.913)	496065	200.000	189.0
157 Methyl Cyclohexane	83	8.266	8.266	(1.077)	473605	200.000	190.1
161 1,3,5-Trichlorobenzene	180	14.484	14.484	(1.107)	365984	200.000	193.7
17 Acetonitrile	40	4.416	4.416	(0.575)	261417	4000.00	3477
M 75 Xylenes (total)	106				1275423	600.000	



Data File: \\PITSVR06\D\chem\hp4.i\410131Od.b\2E41013.D
Date : 13-OCT-2010 16:31
Client ID: vstd50
Sample Info: vstd50 5ML
Volume Injected (uL): 5.0
Column phase: DB 624

Instrument: hp4.i
Operator: 034635
Column diameter: 0.18

TestAmerica Pittsburgh

VOLATILE REPORT SW-846 Method

Data file : \\PITSVR06\D\chem\hp4.i\4101310d.b\2E41013.D
Lab Smp Id: vstd50 Client Smp ID: vstd50
Inj Date : 13-OCT-2010 16:31
Operator : 034635 Inst ID: hp4.i
Smp Info : vstd50 5ML
Misc Info : ,4101310d.b,med500.m,2-padep.sub
Comment :
Method : \\PITSVR06\D\chem\hp4.i\4101310d.b\med500.m
Meth Date : 13-Oct-2010 16:32 hp4.i Quant Type: ISTD
Cal Date : 13-OCT-2010 16:31 Cal File: 2E41013.D
Als bottle: 13 Calibration Sample, Level: 5
Dil Factor: 1.00000
Integrator: HP RTE Compound Sublist: 2-padep.sub
Target Version: 4.14
Processing Host: PITPC-088

Concentration Formula: Amt * DF * /Vi*Vo/Ws*Vt/Va * CpndVariable

Name	Value	Description
DF	1.000	Dilution Factor
Vi	5.000	Injection Volume
Vo	5.000	Extraction Solvent Volume
Ws	5.000	Sample Weight
Vt	5.000	Final Volume
Va	0.10000	Aliquot Volume
Cpnd Variable		Local Compound Variable

Compounds	QUANT SIG MASS	RT	EXP RT	REL RT	RESPONSE	AMOUNTS CAL-AMT (ng)	AMOUNTS ON-COL (ng)
* 46 Fluorobenzene	96	7.676	7.676	(1.000)	1009487	250.000	
* 69 Chlorobenzene-d5	119	10.754	10.754	(1.000)	272334	250.000	
* 92 1,4-Dichlorobenzene-d4	152	13.084	13.084	(1.000)	474230	250.000	
$ 39 Dibromofluoromethane	113	6.934	6.934	(0.903)	237134	250.000	241.2
$ 43 1,2-Dichloroethane-d4	65	7.311	7.311	(0.952)	341462	250.000	239.9
$ 59 Toluene-d8	98	9.313	9.313	(0.866)	1026110	250.000	233.5
$ 80 Bromofluorobenzene	95	11.922	11.922	(1.109)	408531	250.000	236.6
1 Dichlorodifluoromethane	85	1.799	1.799	(0.234)	317147	250.000	248.5
2 Chloromethane	50	1.982	1.982	(0.258)	395521	250.000	249.7
3 Vinyl Chloride	62	2.140	2.140	(0.279)	359316	250.000	258.9
4 Bromomethane	94	2.523	2.523	(0.329)	138578	250.000	251.6
5 Chloroethane	64	2.657	2.657	(0.346)	199881	250.000	264.9
6 Trichlorofluoromethane	101	3.016	3.016	(0.393)	348998	250.000	314.4
10 1,1,2-trichloro-1,2,2-trifluor	101	3.868	3.868	(0.504)	252230	250.000	244.8
12 1,1-Dichloroethene	96	3.801	3.801	(0.495)	254386	250.000	245.6
15 Carbon Disulfide	76	4.123	4.123	(0.537)	823850	250.000	241.4
13 Acetone	43	3.953	3.953	(0.515)	146658	250.000	300.4
18 Methylene Chloride	84	4.616	4.616	(0.601)	282963	250.000	238.0
19 trans-1,2-Dichloroethene	96	5.024	5.024	(0.654)	285619	250.000	239.3

	Compounds	QUANT SIG MASS	RT	EXP RT	REL RT	RESPONSE	AMOUNTS CAL-AMT (ng)	AMOUNTS ON-COL (ng)
	20 Methyl tert-butyl ether	73	5.060	5.060	(0.659)	683773	250.000	244.1
	24 1,1-Dichloroethane	63	5.614	5.614	(0.731)	538136	250.000	238.8
	27 2,2-Dichloropropane	77	6.356	6.356	(0.828)	377946	250.000	253.7
	28 cis-1,2-dichloroethene	96	6.362	6.362	(0.829)	300339	250.000	239.4
M	29 1,2-Dichloroethene (total)	96				585958	500.000	
	30 Bromochloromethane	128	6.648	6.648	(0.866)	135032	250.000	242.6
	31 2-Butanone	43	6.411	6.411	(0.835)	171457	250.000	267.3
	37 Chloroform	83	6.751	6.751	(0.880)	506111	250.000	245.0
	38 1,1,1-Trichloroethane	97	6.952	6.952	(0.906)	451969	250.000	246.1
	40 1,1-Dichloropropene	75	7.141	7.141	(0.930)	420842	250.000	240.4
	41 Carbon Tetrachloride	117	7.135	7.135	(0.929)	385813	250.000	244.1
	42 Benzene	78	7.366	7.366	(0.960)	1165944	250.000	243.7
	45 1,2-Dichloroethane	62	7.390	7.390	(0.963)	430032	250.000	243.0
	47 Trichloroethene	130	8.065	8.065	(1.051)	285643	250.000	245.0
	49 1,2-Dichloropropane	63	8.303	8.303	(1.082)	305106	250.000	240.5
	50 Dibromomethane	93	8.424	8.424	(1.097)	160813	250.000	245.0
	53 Bromodichloromethane	83	8.589	8.589	(1.119)	384865	250.000	238.2
	57 cis-1,3-Dichloropropene	75	9.045	9.045	(1.178)	492089	250.000	243.6
	58 4-Methyl-2-Pentanone	43	9.203	9.203	(0.856)	304042	250.000	255.9
	60 Toluene	91	9.379	9.379	(0.872)	1250008	250.000	213.4
	61 trans-1,3-Dichloropropene	75	9.598	9.598	(0.893)	449590	250.000	240.0
	63 1,3-Dichloropropane	76	9.951	9.951	(0.925)	426044	250.000	239.7
	64 1,1,2-Trichloroethane	97	9.781	9.781	(0.909)	227739	250.000	239.2
	65 Tetrachloroethene	164	9.927	9.927	(0.923)	240215	250.000	238.7
	66 2-Hexanone	43	10.030	10.030	(0.933)	242071	250.000	287.6
	67 Dibromochloromethane	129	10.176	10.176	(0.946)	262556	250.000	241.0
	68 1,2-Dibromoethane	107	10.298	10.298	(0.958)	220292	250.000	239.8
	70 Chlorobenzene	112	10.785	10.785	(1.003)	760214	250.000	217.4
	71 1,1,1,2-Tetrachloroethane	131	10.864	10.864	(1.010)	270151	250.000	239.4
	72 Ethylbenzene	106	10.888	10.888	(1.012)	429348	250.000	239.3
	73 m + p-Xylene	106	11.004	11.004	(1.023)	1058876	500.000	479.2
	74 Xylene-o	106	11.399	11.399	(1.060)	517080	250.000	239.3
	76 Styrene	104	11.411	11.411	(1.061)	890878	250.000	240.0
	77 Bromoform	173	11.606	11.606	(1.079)	173631	250.000	252.2
	78 Isopropylbenzene	105	11.764	11.764	(1.094)	1412702	250.000	241.7
	79 Bromobenzene	156	12.081	12.081	(0.923)	331394	250.000	231.6
	81 n-Propylbenzene	120	12.178	12.178	(0.931)	378540	250.000	230.7
	82 2-Chlorotoluene	126	12.269	12.269	(0.938)	306448	250.000	227.8
	83 1,1,2,2-Tetrachloroethane	83	12.056	12.056	(0.921)	288961	250.000	237.7
	84 1,2,3-Trichloropropane	110	12.105	12.105	(0.925)	87059	250.000	232.6
	85 4-Chlorotoluene	126	12.379	12.379	(0.946)	322220	250.000	232.7
	86 1,3,5-Trimethylbenzene	105	12.348	12.348	(0.944)	1192109	250.000	238.4
	87 tert-Butylbenzene	119	12.683	12.683	(0.969)	1051938	250.000	235.5
	88 1,2,4-Trimethylbenzene	105	12.725	12.725	(0.973)	1221706	250.000	241.9
	89 sec-Butylbenzene	105	12.902	12.902	(0.986)	1544000	250.000	244.2
	90 4-Isopropyltoluene	119	13.042	13.042	(0.997)	1294196	250.000	248.6
	91 1,3-Dichlorobenzene	146	13.023	13.023	(0.995)	614427	250.000	238.4
	93 1,4-Dichlorobenzene	146	13.109	13.109	(1.002)	637478	250.000	237.8
	94 n-Butylbenzene	91	13.455	13.455	(1.028)	1259743	250.000	254.6
	95 1,2-Dichlorobenzene	146	13.486	13.486	(1.031)	590176	250.000	245.2
	96 1,2-Dibromo-3-chloropropane	157	14.277	14.277	(1.091)	56017	250.000	256.8
	97 1,2,4-Trichlorobenzene	180	15.110	15.110	(1.155)	434516	250.000	253.1
	98 Hexachlorobutadiene	225	15.280	15.280	(1.168)	248715	250.000	242.6
	99 Naphthalene	128	15.378	15.378	(1.175)	786386	250.000	285.1

	Compounds	QUANT SIG MASS	RT	EXP RT	REL RT	RESPONSE	AMOUNTS CAL-AMT (ng)	AMOUNTS ON-COL (ng)
100	1,2,3-Trichlorobenzene	180	15.652	15.652	(1.196)	333272	250.000	261.3
155	Methyl Acetate	43	4.501	4.501	(0.586)	227411	250.000	243.0
156	Cyclohexane	56	7.007	7.007	(0.913)	624066	250.000	239.9
157	Methyl Cyclohexane	83	8.266	8.266	(1.077)	590240	250.000	239.6
161	1,3,5-Trichlorobenzene	180	14.483	14.483	(1.107)	510915	250.000	278.6
17	Acetonitrile	40	4.409	4.409	(0.574)	403936	5000.00	5510
M 75	Xylenes (total)	106				1575956	750.000	



Data File: \\PITSUR06\D\chem\hp4.i\41013i0d.b\4F41013.D
Date : 13-OCT-2010 13:24
Client ID: vstd125
Sample Info: vstd125 5ML
Volume Injected (uL): 5.0
Column phase: DB 624

Instrument: hp4.i
Operator: 034635
Column diameter: 0.18

TestAmerica Pittsburgh

VOLATILE REPORT SW-846 Method

Data file : \\PITSVR06\D\chem\hp4.i\4101310d.b\1F41013.D
Lab Smp Id: vstd125 Client Smp ID: vstd125
Inj Date : 13-OCT-2010 13:21
Operator : 034635 Inst ID: hp4.i
Smp Info : vstd125 5ML
Misc Info : ,4101310d.b,med500.m,2-padep.sub
Comment :
Method : \\PITSVR06\D\chem\hp4.i\4101310d.b\med500.m
Meth Date : 13-Oct-2010 14:07 hp4.i Quant Type: ISTD
Cal Date : 13-OCT-2010 12:58 Cal File: 1E41013.D
Als bottle: 13 Calibration Sample, Level: 6
Dil Factor: 1.00000
Integrator: HP RTE Compound Sublist: 2-padep.sub
Target Version: 4.14
Processing Host: PITPC-088

Concentration Formula: Amt * DF * /Vi*Vo/Ws*Vt/Va * CpndVariable

Name	Value	Description
DF	1.000	Dilution Factor
Vi	5.000	Injection Volume
Vo	5.000	Extraction Solvent Volume
Ws	5.000	Sample Weight
Vt	5.000	Final Volume
Va	0.10000	Aliquot Volume
Cpnd Variable		Local Compound Variable

Compounds	QUANT SIG MASS	RT	EXP RT	REL RT	RESPONSE	AMOUNTS CAL-AMT (ng)	AMOUNTS ON-COL (ng)	
* 46 Fluorobenzene	96	7.677	7.677	(1.000)	991519	250.000		
* 69 Chlorobenzene-d5	119	10.755	10.755	(1.000)	280257	250.000		(Q)
* 92 1,4-Dichlorobenzene-d4	152	13.085	13.085	(1.000)	395064	250.000		(Q)
$ 39 Dibromofluoromethane	113	6.935	6.935	(0.903)	595298	625.000	625.4	
$ 43 1,2-Dichloroethane-d4	65	7.312	7.312	(0.952)	858388	625.000	624.6	
$ 59 Toluene-d8	98	9.313	9.313	(0.866)	2619767	625.000	576.0	
$ 80 Bromofluorobenzene	95	11.923	11.923	(1.109)	1010275	625.000	556.8	
1 Dichlorodifluoromethane	85	1.806	1.806	(0.235)	813614	625.000	648.1	
2 Chloromethane	50	1.995	1.995	(0.260)	944282	625.000	595.3	
3 Vinyl Chloride	62	2.153	2.153	(0.281)	848765	625.000	611.7	
4 Bromomethane	94	2.530	2.530	(0.330)	344072	625.000	639.7	
5 Chloroethane	64	2.682	2.682	(0.349)	455333	625.000	660.8	
6 Trichlorofluoromethane	101	3.047	3.047	(0.397)	720356	625.000	668.2	
10 1,1,2-trichloro-1,2,2-trifluor	101	3.862	3.862	(0.503)	643597	625.000	629.7	
12 1,1-Dichloroethene	96	3.808	3.808	(0.496)	1007832	625.000	937.2	
15 Carbon Disulfide	76	4.124	4.124	(0.537)	2157160	625.000	630.6	
13 Acetone	43	3.960	3.960	(0.516)	271345	625.000	482.1	
18 Methylene Chloride	84	4.617	4.617	(0.601)	708410	625.000	590.0	
19 trans-1,2-Dichloroethene	96	5.030	5.030	(0.655)	735616	625.000	617.2	

	Compounds	QUANT SIG MASS	RT	EXP RT	REL RT	RESPONSE	AMOUNTS CAL-AMT (ng)	ON-COL (ng)
	20 Methyl tert-butyl ether	73	5.067	5.067	(0.660)	1687846	625.000	601.8
	24 1,1-Dichloroethane	63	5.614	5.614	(0.731)	1387337	625.000	617.7
	27 2,2-Dichloropropane	77	6.357	6.357	(0.828)	904768	625.000	598.4
	28 cis-1,2-dichloroethene	96	6.363	6.363	(0.829)	768534	625.000	609.4
M	29 1,2-Dichloroethene (total)	96				1504150	1250.00	
	30 Bromochloromethane	128	6.649	6.649	(0.866)	342369	625.000	612.1
	31 2-Butanone	43	6.411	6.411	(0.835)	377709	625.000	577.9
	37 Chloroform	83	6.752	6.752	(0.880)	1292501	625.000	628.1
	38 1,1,1-Trichloroethane	97	6.953	6.953	(0.906)	1128531	625.000	603.3
	40 1,1-Dichloropropene	75	7.141	7.141	(0.930)	1086167	625.000	623.3
	41 Carbon Tetrachloride	117	7.135	7.135	(0.929)	979776	625.000	617.9
	42 Benzene	78	7.373	7.373	(0.960)	4540445	625.000	933.7
	45 1,2-Dichloroethane	62	7.391	7.391	(0.963)	1092560	625.000	622.9
	47 Trichloroethene	130	8.066	8.066	(1.051)	1083429	625.000	924.0
	49 1,2-Dichloropropane	63	8.303	8.303	(1.082)	789214	625.000	622.2
	50 Dibromomethane	93	8.425	8.425	(1.097)	402266	625.000	606.0
	53 Bromodichloromethane	83	8.583	8.583	(1.118)	997892	625.000	623.2
	57 cis-1,3-Dichloropropene	75	9.039	9.039	(1.177)	1263885	625.000	625.8
	58 4-Methyl-2-Pentanone	43	9.204	9.204	(0.856)	715677	625.000	557.9
	60 Toluene	91	9.380	9.380	(0.872)	4824467	625.000	843.9
	61 trans-1,3-Dichloropropene	75	9.599	9.599	(0.893)	1152681	625.000	573.2
	63 1,3-Dichloropropane	76	9.952	9.952	(0.925)	1068898	625.000	561.6
	64 1,1,2-Trichloroethane	97	9.782	9.782	(0.910)	565143	625.000	547.5
	65 Tetrachloroethene	164	9.928	9.928	(0.923)	605730	625.000	560.6
	66 2-Hexanone	43	10.031	10.031	(0.933)	501633	625.000	502.3
	67 Dibromochloromethane	129	10.177	10.177	(0.946)	665534	625.000	567.4
	68 1,2-Dibromoethane	107	10.299	10.299	(0.958)	552091	625.000	562.9
	70 Chlorobenzene	112	10.785	10.785	(1.003)	2832878	625.000	821.8
	71 1,1,1,2-Tetrachloroethane	131	10.865	10.865	(1.010)	680815	625.000	561.9
	72 Ethylbenzene	106	10.889	10.889	(1.012)	1089520	625.000	562.8
	73 m + p-Xylene	106	11.004	11.004	(1.023)	2645774	1250.00	1095
	74 Xylene-o	106	11.400	11.400	(1.060)	1277708	625.000	540.2
	76 Styrene	104	11.412	11.412	(1.061)	2218580	625.000	553.0
	77 Bromoform	173	11.607	11.607	(1.079)	425955	625.000	568.0
	78 Isopropylbenzene	105	11.765	11.765	(1.094)	3467160	625.000	540.6
	79 Bromobenzene	156	12.081	12.081	(0.923)	796868	625.000	686.0
	81 n-Propylbenzene	120	12.179	12.179	(0.931)	889649	625.000	658.4
	82 2-Chlorotoluene	126	12.270	12.270	(0.938)	724551	625.000	652.3
	83 1,1,2,2-Tetrachloroethane	83	12.057	12.057	(0.921)	663944	625.000	674.3
	84 1,2,3-Trichloropropane	110	12.106	12.106	(0.925)	203702	625.000	673.1
	85 4-Chlorotoluene	126	12.379	12.379	(0.946)	757547	625.000	655.2
	86 1,3,5-Trimethylbenzene	105	12.349	12.349	(0.944)	2536882	625.000	594.5
	87 tert-Butylbenzene	119	12.683	12.683	(0.969)	2199873	625.000	583.8
	88 1,2,4-Trimethylbenzene	105	12.726	12.726	(0.973)	2532909	625.000	582.0
	89 sec-Butylbenzene	105	12.902	12.902	(0.986)	3050307	625.000	553.3
	90 4-Isopropyltoluene	119	13.042	13.042	(0.997)	2358871	625.000	510.7
	91 1,3-Dichlorobenzene	146	13.024	13.024	(0.995)	1330315	625.000	611.0
	93 1,4-Dichlorobenzene	146	13.109	13.109	(1.002)	1381219	625.000	604.4
	94 n-Butylbenzene	91	13.456	13.456	(1.028)	2112319	625.000	476.3
	95 1,2-Dichlorobenzene	146	13.486	13.486	(1.031)	1190842	625.000	578.8
	96 1,2-Dibromo-3-chloropropane	157	14.271	14.271	(1.091)	107853	625.000	577.2
	97 1,2,4-Trichlorobenzene	180	15.111	15.111	(1.155)	528933	625.000	366.4
	98 Hexachlorobutadiene	225	15.281	15.281	(1.168)	236956	625.000	272.4
	99 Naphthalene	128	15.378	15.378	(1.175)	1028886	625.000	410.9

Compounds	QUANT SIG MASS	RT	EXP RT	REL RT	RESPONSE	AMOUNTS CAL-AMT (ng)	AMOUNTS ON-COL (ng)
100 1,2,3-Trichlorobenzene	180	15.646	15.646	(1.196)	352469	625.000	328.2
155 Methyl Acetate	43	4.507	4.507	(0.587)	559704	625.000	583.5
156 Cyclohexane	56	7.014	7.014	(0.914)	1618204	625.000	625.7
157 Methyl Cyclohexane	83	8.267	8.267	(1.077)	1523019	625.000	620.0
161 1,3,5-Trichlorobenzene	180	14.484	14.484	(1.107)	592744	625.000	352.2
17 Acetonitrile	40	4.410	4.410	(0.574)	872866	12500.0	11720
M 75 Xylenes (total)	106				3923482	1875.00	

QC Flag Legend

Q - Qualifier signal failed the ratio test.

Data File: \\PITSVR06\D\chem\hp4.i\4101310d.b\1G41013.D
Date : 13-OCT-2010 13:51
Client ID: vstd250
Sample Info: vstd250 5ML
Volume Injected (uL): 5.0
Column phase: DB 624

Instrument: hp4.i
Operator: 034635
Column diameter: 0.18

\\PITSVR06\D\chem\hp4.i\4101310d.b\1G41013.D

Y (x10^7)

Min

-Dichlorodifluoromethane
-Chloromethane
-Vinyl Chloride
-Bromomethane
-Chloroethane
-Trichlorofluoromethane
-1,1,2-trichloro-1,2,2-tri+
-Carbon Disulfide
-Acetonitrile
-Methyl Acetate
-Methylene Chloride
-trans-1,2-Dichloroethene
-Methyl tert-butyl ether
-1,1-Dichloroethane
-2,2-Dichloropropane+
-Bromochloromethane
-Chloroform
-Dibromofluoromethane+
Cyclohexane
-1,1-Dichloropropene+
-1,2-Dichloroethane-d4
-Benzene+
-Fluorobenzene
-Trichloroethene
-1,2-Dichloropropane+
-Dibromomethane
-Bromodichloromethane
-cis-1,3-Dichloropropene
-4-Methyl-2-Pentanone
-Toluene-d8
-Toluene
-trans-1,3-Dichloropropene
-1,1,2-Trichloroethane
-1,3-Dichloropropane+
-2-Hexanone
-Dibromochloromethane
-1,2-Dibromoethane
-Chlorobenzene-d5+
-1,1,1,2-Tetrachloroethane+
m + p-Xylene
-Xylene-o+
-Bromoform
-Isopropylbenzene
-Bromofluorobenzene
-Bromobenzene+
-n-Propylbenzene
-2-Chlorotoluene
-4-Chlorotoluene+
-tert-Butylbenzene
-1,2,4-Trimethylbenzene
-sec-Butylbenzene
-4-Isopropyltoluene+
-1,4-Dichlorobenzene-d4+
-n-Butylbenzene+
-1,2-Dibromo-3-chloropropa
-1,3,5-Trichlorobenzene
-1,2,4-Trichlorobenzene
-Hexachlorobutadiene
-Naphthalene
-1,2,3-Trichlorobenzene

TestAmerica Pittsburgh

VOLATILE REPORT SW-846 Method

Data file : \\PITSVR06\D\chem\hp4.i\4101310d.b\1G41013.D
Lab Smp Id: vstd250 Client Smp ID: vstd250
Inj Date : 13-OCT-2010 13:51
Operator : 034635 Inst ID: hp4.i
Smp Info : vstd250 5ML
Misc Info : ,4101310d.b,med500.m,2-padep.sub
Comment :
Method : \\PITSVR06\D\chem\hp4.i\4101310d.b\med500.m
Meth Date : 13-Oct-2010 14:25 journetp Quant Type: ISTD
Cal Date : 13-OCT-2010 13:51 Cal File: 1G41013.D
Als bottle: 13 Calibration Sample, Level: 7
Dil Factor: 1.00000
Integrator: HP RTE Compound Sublist: 2-padep.sub
Target Version: 4.14

Concentration Formula: Amt * DF * /Vi*Vo/Ws*Vt/Va * CpndVariable

Name	Value	Description
DF	1.000	Dilution Factor
Vi	5.000	Injection Volume
Vo	5.000	Extraction Solvent Volume
Ws	5.000	Sample Weight
Vt	5.000	Final Volume
Va	0.10000	Aliquot Volume
Cpnd Variable		Local Compound Variable

Compounds	QUANT SIG MASS	RT	EXP RT	REL RT	RESPONSE	AMOUNTS CAL-AMT (ng)	AMOUNTS ON-COL (ng)
* 46 Fluorobenzene	96	7.675	7.675	(1.000)	1019854	250.000	
* 69 Chlorobenzene-d5	119	10.753	10.753	(1.000)	276710	250.000	
* 92 1,4-Dichlorobenzene-d4	152	13.089	13.089	(1.000)	353909	250.000	
$ 39 Dibromofluoromethane	113	6.933	6.933	(0.903)	1148795	1250.00	1184
$ 43 1,2-Dichloroethane-d4	65	7.304	7.304	(0.952)	1654119	1250.00	1181
$ 59 Toluene-d8	98	9.318	9.318	(0.866)	5061161	1250.00	1156
$ 80 Bromofluorobenzene	95	11.927	11.927	(1.109)	1828765	1250.00	1065
1 Dichlorodifluoromethane	85	1.805	1.805	(0.235)	1557010	1250.00	1206
2 Chloromethane	50	1.993	1.993	(0.260)	1843312	1250.00	1153
3 Vinyl Chloride	62	2.151	2.151	(0.280)	1657393	1250.00	1177
4 Bromomethane	94	2.522	2.522	(0.329)	556571	1250.00	1031
5 Chloroethane	64	2.656	2.656	(0.346)	671831	1250.00	944.8
6 Trichlorofluoromethane	101	3.027	3.027	(0.394)	1179218	1250.00	1076
10 1,1,2-trichloro-1,2,2-trifluor	101	3.849	3.849	(0.501)	1233884	1250.00	1183
12 1,1-Dichloroethene	96	3.788	3.788	(0.494)	1614627	1250.00	1333
15 Carbon Disulfide	76	4.104	4.104	(0.535)	4172829	1250.00	1193
13 Acetone	43	3.964	3.964	(0.517)	521688	1250.00	971.5
18 Methylene Chloride	84	4.603	4.603	(0.600)	1400812	1250.00	1159
19 trans-1,2-Dichloroethene	96	5.017	5.017	(0.654)	1444160	1250.00	1190
20 Methyl tert-butyl ether	73	5.065	5.065	(0.660)	3353490	1250.00	1180

	Compounds	QUANT SIG MASS	RT	EXP RT	REL RT	RESPONSE	AMOUNTS CAL-AMT (ng)	AMOUNTS ON-COL (ng)
24	1,1-Dichloroethane	63	5.607	5.607	(0.731)	2761435	1250.00	1205
27	2,2-Dichloropropane	77	6.349	6.349	(0.827)	1587882	1250.00	1055
28	cis-1,2-dichloroethene	96	6.361	6.361	(0.829)	1510320	1250.00	1180
M 29	1,2-Dichloroethene (total)	96				2954480	2500.00	2370
30	Bromochloromethane	128	6.641	6.641	(0.865)	672547	1250.00	1183
31	2-Butanone	43	6.416	6.416	(0.836)	727296	1250.00	1115
37	Chloroform	83	6.750	6.750	(0.880)	2549573	1250.00	1210
38	1,1,1-Trichloroethane	97	6.945	6.945	(0.905)	2094843	1250.00	1115
40	1,1-Dichloropropene	75	7.134	7.134	(0.929)	2118389	1250.00	1192
41	Carbon Tetrachloride	117	7.134	7.134	(0.929)	1877451	1250.00	1166
42	Benzene	78	7.365	7.365	(0.960)	7300999	1250.00	1334
45	1,2-Dichloroethane	62	7.389	7.389	(0.963)	2115911	1250.00	1184
47	Trichloroethene	130	8.064	8.064	(1.051)	1726285	1250.00	1314
49	1,2-Dichloropropane	63	8.302	8.302	(1.082)	1558494	1250.00	1203
50	Dibromomethane	93	8.423	8.423	(1.097)	785788	1250.00	1169
53	Bromodichloromethane	83	8.588	8.588	(1.119)	1978901	1250.00	1209
57	cis-1,3-Dichloropropene	75	9.044	9.044	(1.178)	2508947	1250.00	1213
58	4-Methyl-2-Pentanone	43	9.202	9.202	(0.856)	1342388	1250.00	1101
60	Toluene	91	9.378	9.378	(0.872)	7788479	1250.00	1296
61	trans-1,3-Dichloropropene	75	9.597	9.597	(0.893)	2271267	1250.00	1172
63	1,3-Dichloropropane	76	9.950	9.950	(0.925)	2072235	1250.00	1138
64	1,1,2-Trichloroethane	97	9.780	9.780	(0.909)	1106102	1250.00	1126
65	Tetrachloroethene	164	9.932	9.932	(0.924)	1159621	1250.00	1124
66	2-Hexanone	43	10.035	10.035	(0.933)	964516	1250.00	1040
67	Dibromochloromethane	129	10.175	10.175	(0.946)	1296265	1250.00	1152
68	1,2-Dibromoethane	107	10.297	10.297	(0.958)	1065843	1250.00	1136
70	Chlorobenzene	112	10.784	10.784	(1.003)	4448769	1250.00	1243
71	1,1,1,2-Tetrachloroethane	131	10.863	10.863	(1.010)	1291048	1250.00	1117
72	Ethylbenzene	106	10.893	10.893	(1.013)	2042640	1250.00	1107
73	m + p-Xylene	106	11.009	11.009	(1.024)	4883318	2500.00	2140
74	Xylene-o	106	11.404	11.404	(1.061)	2310543	1250.00	1040
76	Styrene	104	11.416	11.416	(1.062)	4120529	1250.00	1084
77	Bromoform	173	11.605	11.605	(1.079)	802547	1250.00	1120
78	Isopropylbenzene	105	11.769	11.769	(1.094)	6172142	1250.00	1027
79	Bromobenzene	156	12.086	12.086	(0.923)	1442872	1250.00	1347
81	n-Propylbenzene	120	12.183	12.183	(0.931)	1547480	1250.00	1265
82	2-Chlorotoluene	126	12.274	12.274	(0.938)	1305256	1250.00	1294
83	1,1,2,2-Tetrachloroethane	83	12.055	12.055	(0.921)	1205075	1250.00	1333
84	1,2,3-Trichloropropane	110	12.110	12.110	(0.925)	370858	1250.00	1335
85	4-Chlorotoluene	126	12.384	12.384	(0.946)	1283602	1250.00	1232
86	1,3,5-Trimethylbenzene	105	12.353	12.353	(0.944)	4294437	1250.00	1148
87	tert-Butylbenzene	119	12.682	12.682	(0.969)	3813852	1250.00	1157
88	1,2,4-Trimethylbenzene	105	12.730	12.730	(0.973)	4370468	1250.00	1149
89	sec-Butylbenzene	105	12.907	12.907	(0.986)	5280840	1250.00	1110
90	4-Isopropyltoluene	119	13.047	13.047	(0.997)	4184908	1250.00	1068
91	1,3-Dichlorobenzene	146	13.022	13.022	(0.995)	2310990	1250.00	1198
93	1,4-Dichlorobenzene	146	13.114	13.114	(1.002)	2388621	1250.00	1184
94	n-Butylbenzene	91	13.454	13.454	(1.028)	3911495	1250.00	1052
95	1,2-Dichlorobenzene	146	13.491	13.491	(1.031)	2090172	1250.00	1162
96	1,2-Dibromo-3-chloropropane	157	14.270	14.270	(1.090)	207509	1250.00	1255
97	1,2,4-Trichlorobenzene	180	15.109	15.109	(1.154)	1212509	1250.00	1036
98	Hexachlorobutadiene	225	15.285	15.285	(1.168)	640221	1250.00	943.8
99	Naphthalene	128	15.377	15.377	(1.175)	2358169	1250.00	1132
100	1,2,3-Trichlorobenzene	180	15.651	15.651	(1.196)	902208	1250.00	1046

Compounds	QUANT SIG MASS	RT	EXP RT	REL RT	RESPONSE	AMOUNTS CAL-AMT (ng)	AMOUNTS ON-COL (ng)
155 Methyl Acetate	43	4.506	4.506	(0.587)	1120510	1250.00	1162
156 Cyclohexane	56	7.006	7.006	(0.913)	3144332	1250.00	1191
157 Methyl Cyclohexane	83	8.265	8.265	(1.077)	2937599	1250.00	1176
161 1,3,5-Trichlorobenzene	180	14.489	14.489	(1.107)	1373120	1250.00	1013
17 Acetonitrile	40	4.414	4.414	(0.575)	1759832	25000.0	23460
M 75 Xylenes (total)	106				7193861	3750.00	3181

TestAmerica Pittsburgh

CONTINUING CALIBRATION COMPOUNDS

Instrument ID: hp4.i Injection Date: 13-OCT-2010 20:34
Lab File ID: 4101307.D Init. Cal. Date(s): 13-OCT-2010 15-OCT-2010
Analysis Type: SOIL Init. Cal. Times: 11:20 10:15
Lab Sample ID: verification Quant Type: ISTD
Method: \\PITSVR06\D\chem\hp4.i\nondodmed.b\med500.m

COMPOUND	RRF / AMOUNT	RF40	MIN RRF	%D / %DRIFT	MAX %D / %DRIFT	CURVE TYPE	
$ 39 Dibromofluoromethane	0.24349	0.29368	0.010	-20.61433	25.00000	Averaged	
$ 43 1,2-Dichloroethane-d4	0.35254	0.42083	0.010	-19.37152	25.00000	Averaged	
$ 59 Toluene-d8	4.03412	4.80662	0.010	-19.14924	25.00000	Averaged	
$ 80 Bromofluorobenzene	1.58523	1.90790	0.010	-20.35476	25.00000	Averaged	
1 Dichlorodifluoromethane	0.31609	0.32889	0.010	-4.05000	25.00000	Averaged	
2 Chloromethane	0.39229	0.38245	0.100	2.50915	25.00000	Averaged	
3 Vinyl Chloride	0.34367	0.35069	0.010	-2.04383	20.00000	Averaged	
4 Bromomethane	0.13643	0.11998	0.010	12.05925	25.00000	Averaged	
5 Chloroethane	0.17901	0.09666	0.010	46.00671	25.00000	Averaged	<-
6 Trichlorofluoromethane	0.27490	0.23760	0.010	13.56759	25.00000	Averaged	
10 1,1,2-trichloro-1,2,2-trifl	0.25520	0.25444	0.010	0.29833	25.00000	Averaged	
12 1,1-Dichloroethene	0.29374	0.26082	0.010	11.20783	20.00000	Averaged	
15 Carbon Disulfide	0.84500	0.81983	0.010	2.97837	25.00000	Averaged	
13 Acetone	0.14538	0.13077	0.010	10.05316	25.00000	Averaged	
18 Methylene Chloride	0.29441	0.28506	0.010	3.17602	25.00000	Averaged	
19 trans-1,2-Dichloroethene	0.29554	0.29121	0.010	1.46422	25.00000	Averaged	
20 Methyl tert-butyl ether	0.69369	0.67697	0.010	2.41017	25.00000	Averaged	
24 1,1-Dichloroethane	0.55800	0.54545	0.100	2.24762	25.00000	Averaged	
27 2,2-Dichloropropane	0.36890	0.37207	0.010	-0.86138	25.00000	Averaged	
28 cis-1,2-dichloroethene	0.31070	0.30982	0.010	0.28412	25.00000	Averaged	
M 29 1,2-Dichloroethene (total)	0.30312	0.30052	0.010	0.85941	25.00000	Averaged	
30 Bromochloromethane	0.13784	0.13570	0.010	1.55521	25.00000	Averaged	
31 2-Butanone	0.17155	0.14801	0.010	13.72101	25.00000	Averaged	
37 Chloroform	0.51156	0.51484	0.010	-0.64163	20.00000	Averaged	
38 1,1,1-Trichloroethane	0.45476	0.45349	0.010	0.28090	25.00000	Averaged	
40 1,1-Dichloropropene	0.43351	0.42747	0.010	1.39219	25.00000	Averaged	
41 Carbon Tetrachloride	0.39138	0.38424	0.010	1.82573	25.00000	Averaged	
42 Benzene	1.33527	1.17651	0.010	11.89015	25.00000	Averaged	
45 1,2-Dichloroethane	0.43825	0.43037	0.010	1.79920	25.00000	Averaged	
47 Trichloroethene	0.32153	0.28920	0.010	10.05559	25.00000	Averaged	
49 1,2-Dichloropropane	0.31414	0.30673	0.010	2.35739	20.00000	Averaged	
50 Dibromomethane	0.16253	0.15763	0.010	3.01274	25.00000	Averaged	
53 Bromodichloromethane	0.40005	0.37923	0.010	5.20366	25.00000	Averaged	
57 cis-1,3-Dichloropropene	0.50016	0.48022	0.010	3.98687	25.00000	Averaged	
58 4-Methyl-2-Pentanone	1.09072	1.01366	0.010	7.06530	25.00000	Averaged	
60 Toluene	5.37627	4.78603	0.010	10.97869	20.00000	Averaged	
61 trans-1,3-Dichloropropene	1.71995	1.64723	0.010	4.22820	25.00000	Averaged	
63 1,3-Dichloropropane	1.63174	1.56121	0.010	4.32230	25.00000	Averaged	
64 1,1,2-Trichloroethane	0.87385	0.83925	0.010	3.95963	25.00000	Averaged	
65 Tetrachloroethene	0.92366	0.91744	0.010	0.67272	25.00000	Averaged	
66 2-Hexanone	0.85826	0.71334	0.010	16.88495	25.00000	Averaged	
67 Dibromochloromethane	0.99986	0.94031	0.010	5.95545	25.00000	Averaged	
68 1,2-Dibromoethane	0.84335	0.79597	0.010	5.61805	25.00000	Averaged	

TestAmerica Pittsburgh

CONTINUING CALIBRATION COMPOUNDS

Instrument ID: hp4.i Injection Date: 13-OCT-2010 20:34
Lab File ID: 4101307.D Init. Cal. Date(s): 13-OCT-2010 15-OCT-2010
Analysis Type: SOIL Init. Cal. Times: 11:20 10:15
Lab Sample ID: verification Quant Type: ISTD
Method: \\PITSVR06\D\chem\hp4.i\nondodmed.b\med500.m

COMPOUND	RRF / AMOUNT	RF40	MIN RRF	%D / %DRIFT	MAX %D / %DRIFT	CURVE TYPE
70 Chlorobenzene	3.21021	2.91741	0.300	9.12101	25.00000	Averaged
71 1,1,1,2-Tetrachloroethane	1.03605	1.02613	0.010	0.95740	25.00000	Averaged
72 Ethylbenzene	1.64685	1.63286	0.010	0.84944	20.00000	Averaged
73 m + p-Xylene	2.02854	2.00951	0.010	0.93840	25.00000	Averaged
74 Xylene-o	1.98349	1.98540	0.010	-0.09655	25.00000	Averaged
76 Styrene	3.40711	3.38441	0.010	0.66637	25.00000	Averaged
77 Bromoform	0.63201	0.57704	0.100	8.69650	25.00000	Averaged
78 Isopropylbenzene	5.36522	5.41677	0.010	-0.96080	25.00000	Averaged
79 Bromobenzene	0.75426	0.69937	0.010	7.27736	25.00000	Averaged
81 n-Propylbenzene	0.86507	0.80699	0.010	6.71399	25.00000	Averaged
82 2-Chlorotoluene	0.70902	0.65721	0.010	7.30626	25.00000	Averaged
83 1,1,2,2-Tetrachloroethane	0.64090	0.56658	0.300	11.59609	25.00000	Averaged
84 1,2,3-Trichloropropane	0.19731	0.17435	0.010	11.63590	25.00000	Averaged
85 4-Chlorotoluene	0.72996	0.69440	0.010	4.87155	25.00000	Averaged
86 1,3,5-Trimethylbenzene	2.63616	2.56921	0.010	2.53979	25.00000	Averaged
87 tert-Butylbenzene	2.35466	2.26226	0.010	3.92411	25.00000	Averaged
88 1,2,4-Trimethylbenzene	2.66253	2.65439	0.010	0.30560	25.00000	Averaged
89 sec-Butylbenzene	3.33310	3.29610	0.010	1.11011	25.00000	Averaged
90 4-Isopropyltoluene	2.74391	2.82301	0.010	-2.88261	25.00000	Averaged
91 1,3-Dichlorobenzene	1.35883	1.31211	0.010	3.43817	25.00000	Averaged
93 1,4-Dichlorobenzene	1.41312	1.37275	0.010	2.85698	25.00000	Averaged
94 n-Butylbenzene	2.60865	2.67525	0.010	-2.55319	25.00000	Averaged
95 1,2-Dichlorobenzene	1.26874	1.26984	0.010	-0.08682	25.00000	Averaged
96 1,2-Dibromo-3-chloropropane	0.11498	0.10885	0.010	5.33047	25.00000	Averaged
97 1,2,4-Trichlorobenzene	0.82092	0.97355	0.010	-18.59287	25.00000	Averaged
98 Hexachlorobutadiene	0.47198	0.54044	0.010	-14.50385	25.00000	Averaged
99 Naphthalene	1.45413	1.62164	0.010	-11.51940	25.00000	Averaged
100 1,2,3-Trichlorobenzene	0.60409	0.73313	0.010	-21.36061	25.00000	Averaged
155 Methyl Acetate	0.23173	0.22293	0.010	3.79909	25.00000	Averaged
156 Cyclohexane	0.64415	0.62521	0.010	2.94021	25.00000	Averaged
157 Methyl Cyclohexane	0.60994	0.57698	0.010	5.40437	25.00000	Averaged
161 1,3,5-Trichlorobenzene	0.96663	1.07609	0.010	-11.32366	50.00000	Averaged
17 Acetonitrile	0.01816	0.01922	0.001	-5.87485	25.00000	Averaged
M 75 Xylenes (total)	2.01352	2.00147	0.010	0.59857	25.00000	Averaged

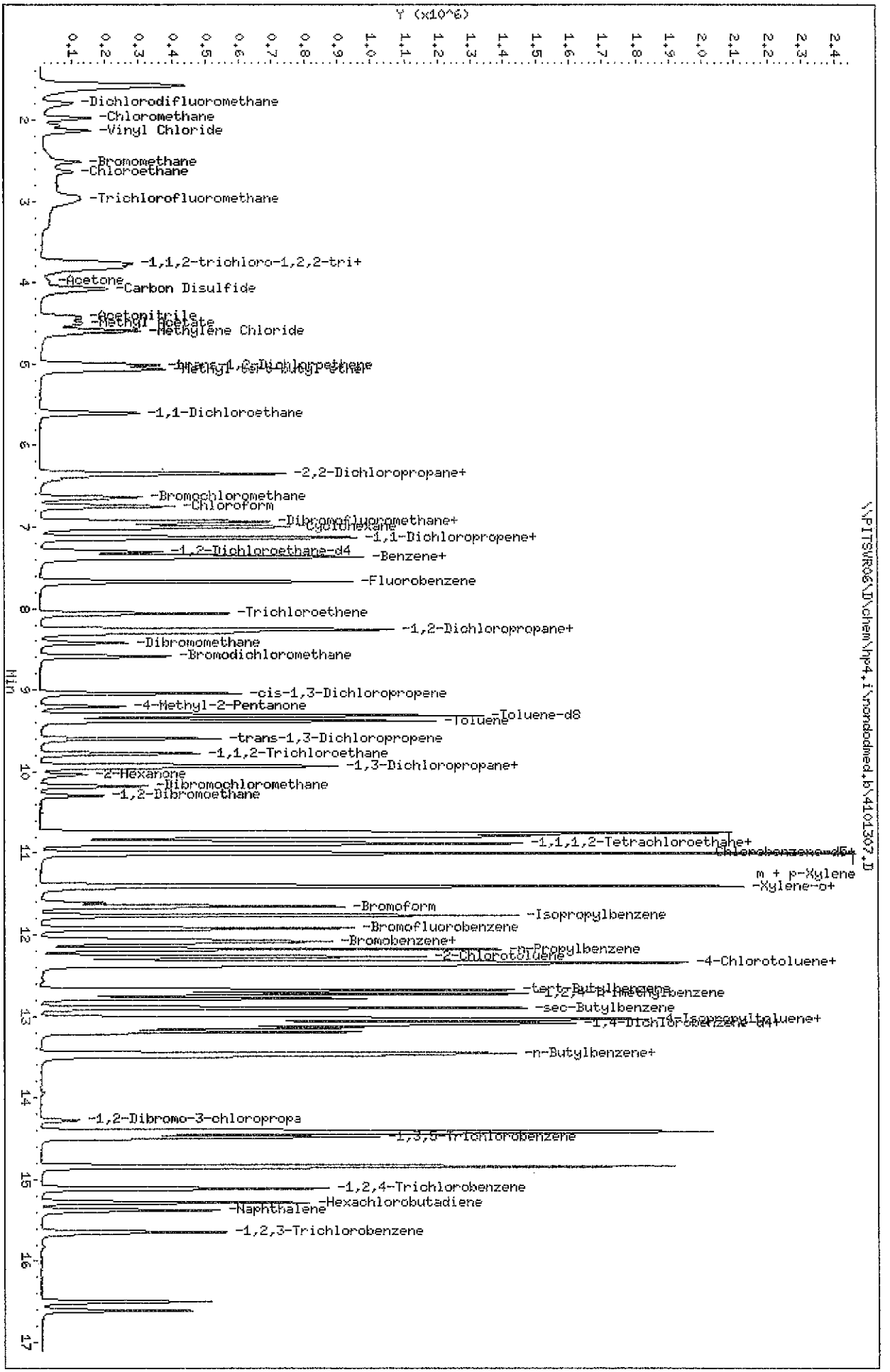

Data File: \\PITSVR06\D\chem\hp4.i\nondodmed.b\4101307.D
Date : 13-OCT-2010 20:34
Client ID: intra-lab check
Sample Info: blkms 100ul 5ML
Volume Injected (uL): 5.0
Column phase: DB 624

Instrument: hp4.i
Operator: 034635
Column diameter: 0.18

TestAmerica Pittsburgh

VOLATILE REPORT SW-846 Method

Data file : \\PITSVR06\D\chem\hp4.i\nondodmed.b\4101307.D
Lab Smp Id: verification Client Smp ID: intra-lab check
Inj Date : 13-OCT-2010 20:34
Operator : 034635 Inst ID: hp4.i
Smp Info : blkms 100ul 5ML
Misc Info : ,4101310d.b,med500.m,2-padep.sub
Comment :
Method : \\PITSVR06\D\chem\hp4.i\nondodmed.b\med500.m
Meth Date : 18-Oct-2010 07:25 hp4.i Quant Type: ISTD
Cal Date : 15-OCT-2010 10:15 Cal File: 1G41015.D
Als bottle: 18 Continuing Calibration Sample
Dil Factor: 1.00000
Integrator: HP RTE Compound Sublist: 2-padep.sub
Target Version: 4.14
Processing Host: PITPC-088

Concentration Formula: Amt * DF * /Vi*Vo/Ws*Vt/Va * CpndVariable

Name	Value	Description
DF	1.000	Dilution Factor
Vi	5.000	Injection Volume
Vo	5.000	Extraction Solvent Volume
Ws	5.000	Sample Weight
Vt	5.000	Final Volume
Va	0.10000	Aliquot Volume
Cpnd Variable		Local Compound Variable

Compounds	QUANT SIG MASS	RT	EXP RT	REL RT	RESPONSE	AMOUNTS CAL-AMT (ng)	ON-COL (ng)
* 46 Fluorobenzene	96	7.671	7.671	(1.000)	953048	250.000	
* 69 Chlorobenzene-d5	119	10.755	10.755	(1.000)	252201	250.000	
* 92 1,4-Dichlorobenzene-d4	152	13.085	13.085	(1.000)	445484	250.000	
$ 39 Dibromofluoromethane	113	6.928	6.928	(0.903)	223915	200.000	241.2(Q)
$ 43 1,2-Dichloroethane-d4	65	7.299	7.299	(0.952)	320859	200.000	238.7
$ 59 Toluene-d8	98	9.313	9.313	(0.866)	969788	200.000	238.3
$ 80 Bromofluorobenzene	95	11.923	11.923	(1.109)	384939	200.000	240.7(Q)
1 Dichlorodifluoromethane	85	1.794	1.794	(0.234)	250756	200.000	208.1(Q)
2 Chloromethane	50	1.976	1.976	(0.258)	291595	200.000	195.0
3 Vinyl Chloride	62	2.135	2.135	(0.278)	267380	200.000	204.1
4 Bromomethane	94	2.512	2.512	(0.327)	91474	200.000	175.9
5 Chloroethane	64	2.640	2.640	(0.344)	73694	200.000	108.0
6 Trichlorofluoromethane	101	2.956	2.956	(0.385)	181156	200.000	172.9
10 1,1,2-trichloro-1,2,2-trifluor	101	3.820	3.820	(0.498)	193997	200.000	199.4
12 1,1-Dichloroethene	96	3.759	3.759	(0.490)	198857	200.000	177.6
15 Carbon Disulfide	76	4.081	4.081	(0.532)	625072	200.000	194.0
13 Acetone	43	3.984	3.984	(0.519)	99702	200.000	179.9
18 Methylene Chloride	84	4.592	4.592	(0.599)	217341	200.000	193.6
19 trans-1,2-Dichloroethene	96	5.006	5.006	(0.653)	222033	200.000	197.1

	Compounds	QUANT SIG MASS	RT	EXP RT	REL RT	RESPONSE	AMOUNTS CAL-AMT (ng)	AMOUNTS ON-COL (ng)
	20 Methyl tert-butyl ether	73	5.067	5.067	(0.661)	516149	200.000	195.2(Q)
	24 1,1-Dichloroethane	63	5.602	5.602	(0.730)	415875	200.000	195.5
	27 2,2-Dichloropropane	77	6.344	6.344	(0.827)	283684	200.000	201.7
	28 cis-1,2-dichloroethene	96	6.350	6.350	(0.828)	236218	200.000	199.4
M	29 1,2-Dichloroethene (total)	96				458251	400.000	
	30 Bromochloromethane	128	6.636	6.636	(0.865)	103461	200.000	196.9
	31 2-Butanone	43	6.417	6.417	(0.837)	112851	200.000	172.6(Q)
	37 Chloroform	83	6.746	6.746	(0.879)	392537	200.000	201.3
	38 1,1,1-Trichloroethane	97	6.941	6.941	(0.905)	345756	200.000	199.4
	40 1,1-Dichloropropene	75	7.129	7.129	(0.929)	325920	200.000	197.2
	41 Carbon Tetrachloride	117	7.129	7.129	(0.929)	292956	200.000	196.3
	42 Benzene	78	7.360	7.360	(0.960)	897013	200.000	176.2
	45 1,2-Dichloroethane	62	7.385	7.385	(0.963)	328128	200.000	196.4
	47 Trichloroethene	130	8.060	8.060	(1.051)	220494	200.000	179.9
	49 1,2-Dichloropropane	63	8.297	8.297	(1.082)	233866	200.000	195.3
	50 Dibromomethane	93	8.419	8.419	(1.098)	120186	200.000	194.0
	53 Bromodichloromethane	83	8.583	8.583	(1.119)	289141	200.000	189.6
	57 cis-1,3-Dichloropropene	75	9.039	9.039	(1.178)	366140	200.000	192.0
	58 4-Methyl-2-Pentanone	43	9.204	9.204	(0.856)	204516	200.000	185.9
	60 Toluene	91	9.380	9.380	(0.872)	965633	200.000	178.0
	61 trans-1,3-Dichloropropene	75	9.599	9.599	(0.893)	332346	200.000	191.5
	63 1,3-Dichloropropane	76	9.946	9.946	(0.925)	314991	200.000	191.4
	64 1,1,2-Trichloroethane	97	9.782	9.782	(0.910)	169328	200.000	192.1(Q)
	65 Tetrachloroethene	164	9.928	9.928	(0.923)	185104	200.000	198.6
	66 2-Hexanone	43	10.037	10.037	(0.933)	143924	200.000	166.2(Q)
	67 Dibromochloromethane	129	10.177	10.177	(0.946)	189718	200.000	188.1
	68 1,2-Dibromoethane	107	10.299	10.299	(0.958)	160596	200.000	188.8
	70 Chlorobenzene	112	10.785	10.785	(1.003)	588619	200.000	181.8
	71 1,1,1,2-Tetrachloroethane	131	10.858	10.858	(1.010)	207033	200.000	198.1(Q)
	72 Ethylbenzene	106	10.889	10.889	(1.012)	329448	200.000	198.3
	73 m + p-Xylene	106	11.004	11.004	(1.023)	810879	400.000	396.2
	74 Xylene-o	106	11.400	11.400	(1.060)	400576	200.000	200.2
	76 Styrene	104	11.412	11.412	(1.061)	682841	200.000	198.7
	77 Bromoform	173	11.607	11.607	(1.079)	116425	200.000	182.6
	78 Isopropylbenzene	105	11.765	11.765	(1.094)	1092891	200.000	201.9
	79 Bromobenzene	156	12.081	12.081	(0.923)	249248	200.000	185.4
	81 n-Propylbenzene	120	12.178	12.178	(0.931)	287600	200.000	186.6
	82 2-Chlorotoluene	126	12.270	12.270	(0.938)	234223	200.000	185.4
	83 1,1,2,2-Tetrachloroethane	83	12.057	12.057	(0.921)	201922	200.000	176.8
	84 1,2,3-Trichloropropane	110	12.105	12.105	(0.925)	62135	200.000	176.7
	85 4-Chlorotoluene	126	12.379	12.379	(0.946)	247476	200.000	190.2
	86 1,3,5-Trimethylbenzene	105	12.349	12.349	(0.944)	915634	200.000	194.9
	87 tert-Butylbenzene	119	12.677	12.677	(0.969)	806239	200.000	192.2
	88 1,2,4-Trimethylbenzene	105	12.726	12.726	(0.973)	945992	200.000	199.4
	89 sec-Butylbenzene	105	12.902	12.902	(0.986)	1174688	200.000	197.8
	90 4-Isopropyltoluene	119	13.042	13.042	(0.997)	1006084	200.000	205.8
	91 1,3-Dichlorobenzene	146	13.024	13.024	(0.995)	467620	200.000	193.1
	93 1,4-Dichlorobenzene	146	13.109	13.109	(1.002)	489231	200.000	194.3
	94 n-Butylbenzene	91	13.456	13.456	(1.028)	953425	200.000	205.1
	95 1,2-Dichlorobenzene	146	13.486	13.486	(1.031)	452555	200.000	200.2
	96 1,2-Dibromo-3-chloropropane	157	14.271	14.271	(1.091)	38792	200.000	189.3
	97 1,2,4-Trichlorobenzene	180	15.111	15.111	(1.155)	346960	200.000	237.2
	98 Hexachlorobutadiene	225	15.281	15.281	(1.168)	192606	200.000	229.0(Q)
	99 Naphthalene	128	15.378	15.378	(1.175)	577932	200.000	223.0

Compounds	QUANT SIG MASS	RT	EXP RT	REL RT	RESPONSE	AMOUNTS CAL-AMT (ng)	AMOUNTS ON-COL (ng)
100 1,2,3-Trichlorobenzene	180	15.646	15.646	(1.196)	261277	200.000	242.7
155 Methyl Acetate	43	4.501	4.501	(0.587)	169971	200.000	192.4
156 Cyclohexane	56	7.001	7.001	(0.913)	476687	200.000	194.1
157 Methyl Cyclohexane	83	8.261	8.261	(1.077)	439911	200.000	189.2
161 1,3,5-Trichlorobenzene	180	14.484	14.484	(1.107)	383504	200.000	222.6
17 Acetonitrile	40	4.434	4.434	(0.578)	293133	4000.00	4235
M 75 Xylenes (total)	106				1211455	600.000	

QC Flag Legend

Q - Qualifier signal failed the ratio test.

TestAmerica Pittsburgh

CONTINUING CALIBRATION COMPOUNDS

Instrument ID: hp4.i Injection Date: 31-OCT-2010 10:12
Lab File ID: CC41031.D Init. Cal. Date(s): 13-OCT-2010 15-OCT-2010
Analysis Type: SOIL Init. Cal. Times: 11:20 10:15
Lab Sample ID: vstd40 Quant Type: ISTD
Method: \\PITSVR06\D\chem\hp4.i\4103110d.b\med500.m

COMPOUND	RRF / AMOUNT	RF40	MIN RRF	%D / %DRIFT	MAX %D / %DRIFT	CURVE TYPE	
$ 39 Dibromofluoromethane	0.24349	0.22495	0.010	7.61306	25.00000	Averaged	
$ 43 1,2-Dichloroethane-d4	0.35254	0.31075	0.010	11.85416	25.00000	Averaged	
$ 59 Toluene-d8	4.03412	4.39697	0.010	-8.99444	25.00000	Averaged	
$ 80 Bromofluorobenzene	1.58523	1.64352	0.010	-3.67697	25.00000	Averaged	
1 Dichlorodifluoromethane	0.31609	0.38257	0.010	-21.03499	25.00000	Averaged	
2 Chloromethane	0.39229	0.35814	0.100	8.70732	25.00000	Averaged	
3 Vinyl Chloride	0.34367	0.33008	0.010	3.95273	20.00000	Averaged	
4 Bromomethane	0.13643	0.12707	0.010	6.85725	25.00000	Averaged	
5 Chloroethane	0.17901	0.10701	0.010	40.22474	25.00000	Averaged	<-
6 Trichlorofluoromethane	0.27490	0.28090	0.010	-2.18380	25.00000	Averaged	
10 1,1,2-trichloro-1,2,2-trifl	0.25520	0.26591	0.010	-4.19505	25.00000	Averaged	
12 1,1-Dichloroethene	0.29374	0.27534	0.010	6.26496	20.00000	Averaged	
15 Carbon Disulfide	0.84500	0.66554	0.010	21.23746	25.00000	Averaged	
13 Acetone	0.14538	0.14013	0.010	3.61159	25.00000	Averaged	
18 Methylene Chloride	0.29441	0.28177	0.010	4.29305	25.00000	Averaged	
19 trans-1,2-Dichloroethene	0.29554	0.28972	0.010	1.96959	25.00000	Averaged	
20 Methyl tert-butyl ether	0.69369	0.58491	0.010	15.68078	25.00000	Averaged	
24 1,1-Dichloroethane	0.55800	0.53012	0.100	4.99601	25.00000	Averaged	
27 2,2-Dichloropropane	0.36890	0.36856	0.010	0.09154	25.00000	Averaged	
28 cis-1,2-dichloroethene	0.31070	0.30471	0.010	1.92715	25.00000	Averaged	
M 29 1,2-Dichloroethene (total)	0.30312	0.29722	0.010	1.94784	25.00000	Averaged	
30 Bromochloromethane	0.13784	0.13276	0.010	3.68945	25.00000	Averaged	
31 2-Butanone	0.17155	0.13462	0.010	21.53019	25.00000	Averaged	
37 Chloroform	0.51156	0.50353	0.010	1.56970	20.00000	Averaged	
38 1,1,1-Trichloroethane	0.45476	0.46579	0.010	-2.42491	25.00000	Averaged	
40 1,1-Dichloropropene	0.43351	0.41428	0.010	4.43450	25.00000	Averaged	
41 Carbon Tetrachloride	0.39138	0.37555	0.010	4.04535	25.00000	Averaged	
42 Benzene	1.33527	1.23490	0.010	7.51686	25.00000	Averaged	
45 1,2-Dichloroethane	0.43825	0.40525	0.010	7.53121	25.00000	Averaged	
47 Trichloroethene	0.32153	0.31463	0.010	2.14642	25.00000	Averaged	
49 1,2-Dichloropropane	0.31414	0.28032	0.010	10.76430	20.00000	Averaged	
50 Dibromomethane	0.16253	0.13678	0.010	15.84464	25.00000	Averaged	
53 Bromodichloromethane	0.40005	0.33082	0.010	17.30523	25.00000	Averaged	
57 cis-1,3-Dichloropropene	0.50016	0.40497	0.010	19.03336	25.00000	Averaged	
58 4-Methyl-2-Pentanone	1.09072	0.87349	0.010	19.91577	25.00000	Averaged	
60 Toluene	5.37627	5.89765	0.010	-9.69778	20.00000	Averaged	
61 trans-1,3-Dichloropropene	1.71995	1.57495	0.010	8.43027	25.00000	Averaged	
63 1,3-Dichloropropane	1.63174	1.61375	0.010	1.10222	25.00000	Averaged	
64 1,1,2-Trichloroethane	0.87385	0.86473	0.010	1.04363	25.00000	Averaged	
65 Tetrachloroethene	0.92366	1.13620	0.010	-23.01141	25.00000	Averaged	
66 2-Hexanone	0.85826	0.79341	0.010	7.55584	25.00000	Averaged	
67 Dibromochloromethane	0.99986	0.88212	0.010	11.77496	25.00000	Averaged	
68 1,2-Dibromoethane	0.84335	0.82792	0.010	1.83033	25.00000	Averaged	

TestAmerica Pittsburgh

CONTINUING CALIBRATION COMPOUNDS

Instrument ID: hp4.i Injection Date: 31-OCT-2010 10:12
Lab File ID: CC41031.D Init. Cal. Date(s): 13-OCT-2010 15-OCT-2010
Analysis Type: SOIL Init. Cal. Times: 11:20 10:15
Lab Sample ID: vstd40 Quant Type: ISTD
Method: \\PITSVR06\D\chem\hp4.i\4103110d.b\med500.m

COMPOUND	RRF / AMOUNT	RF40	MIN RRF	%D / %DRIFT	MAX %D / %DRIFT	CURVE TYPE	
70 Chlorobenzene	3.21021	3.70191	0.300	-15.31651	25.00000	Averaged	
71 1,1,1,2-Tetrachloroethane	1.03605	1.15252	0.010	-11.24194	25.00000	Averaged	
72 Ethylbenzene	1.64685	1.91318	0.010	-16.17177	20.00000	Averaged	
73 m + p-Xylene	2.02854	2.34160	0.010	-15.43253	25.00000	Averaged	
74 Xylene-o	1.98349	2.30143	0.010	-16.02975	25.00000	Averaged	
76 Styrene	3.40711	3.78705	0.010	-11.15137	25.00000	Averaged	
77 Bromoform	0.63201	0.44532	0.100	29.53937	25.00000	Averaged	<-
78 Isopropylbenzene	5.36522	6.45892	0.010	-20.38510	25.00000	Averaged	
79 Bromobenzene	0.75426	0.85293	0.010	-13.08037	25.00000	Averaged	
81 n-Propylbenzene	0.86507	1.02277	0.010	-18.23010	25.00000	Averaged	
82 2-Chlorotoluene	0.70902	0.81632	0.010	-15.13371	25.00000	Averaged	
83 1,1,2,2-Tetrachloroethane	0.64090	0.55084	0.300	14.05276	25.00000	Averaged	
84 1,2,3-Trichloropropane	0.19731	0.18112	0.010	8.20105	25.00000	Averaged	
85 4-Chlorotoluene	0.72996	0.83597	0.010	-14.52233	25.00000	Averaged	
86 1,3,5-Trimethylbenzene	2.63616	3.17325	0.010	-20.37360	25.00000	Averaged	
87 tert-Butylbenzene	2.35466	2.82639	0.010	-20.03432	25.00000	Averaged	
88 1,2,4-Trimethylbenzene	2.66253	3.15467	0.010	-18.48378	25.00000	Averaged	
89 sec-Butylbenzene	3.33310	4.08642	0.010	-22.60124	25.00000	Averaged	
90 4-Isopropyltoluene	2.74391	3.60827	0.010	-31.50108	25.00000	Averaged	<-
91 1,3-Dichlorobenzene	1.35883	1.61165	0.010	-18.60547	25.00000	Averaged	
93 1,4-Dichlorobenzene	1.41312	1.66419	0.010	-17.76671	25.00000	Averaged	
94 n-Butylbenzene	2.60865	3.28959	0.010	-26.10336	25.00000	Averaged	<-
95 1,2-Dichlorobenzene	1.26874	1.48587	0.010	-17.11389	25.00000	Averaged	
96 1,2-Dibromo-3-chloropropane	0.11498	0.07186	0.010	37.50257	25.00000	Averaged	<-
97 1,2,4-Trichlorobenzene	0.82092	0.89931	0.010	-9.54968	25.00000	Averaged	
98 Hexachlorobutadiene	0.47198	0.66285	0.010	-40.43984	25.00000	Averaged	<-
99 Naphthalene	1.45413	1.28292	0.010	11.77408	25.00000	Averaged	
100 1,2,3-Trichlorobenzene	0.60409	0.58447	0.010	3.24743	25.00000	Averaged	
155 Methyl Acetate	0.23173	0.15998	0.010	30.96428	25.00000	Averaged	<-
156 Cyclohexane	0.64415	0.59468	0.010	7.67991	25.00000	Averaged	
157 Methyl Cyclohexane	0.60994	0.58078	0.010	4.78159	25.00000	Averaged	
M 75 Xylenes (total)	2.01352	2.32821	0.010	-15.62864	25.00000	Averaged	



Data File: \\PITSVR06\D\chem\hp4.i\41031i0d.b\CC41031.D
Date : 31-OCT-2010 10:12
Client ID: vstd40
Sample Info: vstd40 5ml
Volume Injected (uL): 5.0
Column phase: DB 624

\\PITSVR06\D\chem\hp4.i\41031i0d.b\CC41031.D

Instrument: hp4.i
Operator: 034635
Column diameter: 0.18

TestAmerica Pittsburgh

VOLATILE REPORT SW-846 Method

Data file : \\PITSVR06\D\chem\hp4.i\4103110d.b\CC41031.D
Lab Smp Id: vstd40 Client Smp ID: vstd40
Inj Date : 31-OCT-2010 10:12
Operator : 034635 Inst ID: hp4.i
Smp Info : vstd40 5ml
Misc Info : ,4103110d.b,med500.m,1-42.sub
Comment :
Method : \\PITSVR06\D\chem\hp4.i\4103110d.b\med500.m
Meth Date : 31-Oct-2010 10:12 hp4.i Quant Type: ISTD
Cal Date : 15-OCT-2010 10:15 Cal File: 1G41015.D
Als bottle: 4 Continuing Calibration Sample
Dil Factor: 1.00000
Integrator: HP RTE Compound Sublist: 1-42.sub
Target Version: 4.14
Processing Host: PITPC-088

Concentration Formula: Amt * DF * /Vi*Vo/Ws*Vt/Va * CpndVariable

Name	Value	Description
DF	1.000	Dilution Factor
Vi	5.000	Injection Volume
Vo	5.000	Extraction Solvent Volume
Ws	5.000	Sample Weight
Vt	5.000	Final Volume
Va	0.10000	Aliquot Volume
Cpnd Variable		Local Compound Variable

Compounds	QUANT SIG MASS	RT	EXP RT	REL RT	RESPONSE	AMOUNTS CAL-AMT (ng)	AMOUNTS ON-COL (ng)
* 46 Fluorobenzene	96	7.669	7.669	(1.000)	993517	250.000	
* 69 Chlorobenzene-d5	119	10.753	10.753	(1.000)	222589	250.000	
* 92 1,4-Dichlorobenzene-d4	152	13.083	13.083	(1.000)	383363	250.000	
$ 39 Dibromofluoromethane	113	6.926	6.926	(0.903)	178795	200.000	184.8(Q)
$ 43 1,2-Dichloroethane-d4	65	7.298	7.298	(0.952)	246988	200.000	176.3
$ 59 Toluene-d8	98	9.311	9.311	(0.866)	782973	200.000	218.0
$ 80 Bromofluorobenzene	95	11.921	11.921	(1.109)	292663	200.000	207.4(Q)
1 Dichlorodifluoromethane	85	1.792	1.792	(0.234)	304075	200.000	242.1(Q)
2 Chloromethane	50	1.975	1.975	(0.258)	284651	200.000	182.6
3 Vinyl Chloride	62	2.127	2.127	(0.277)	262354	200.000	192.1
4 Bromomethane	94	2.516	2.516	(0.328)	100999	200.000	186.3
5 Chloroethane	64	2.644	2.644	(0.345)	85050	200.000	119.6
6 Trichlorofluoromethane	101	2.972	2.972	(0.388)	223264	200.000	204.4
10 1,1,2-trichloro-1,2,2-trifluor	101	3.848	3.848	(0.502)	211349	200.000	208.4
12 1,1-Dichloroethene	96	3.775	3.775	(0.492)	218841	200.000	187.5
15 Carbon Disulfide	76	4.098	4.098	(0.534)	528983	200.000	157.5
13 Acetone	43	3.946	3.946	(0.515)	111379	200.000	192.8
18 Methylene Chloride	84	4.597	4.597	(0.599)	223956	200.000	191.4
19 trans-1,2-Dichloroethene	96	5.010	5.010	(0.653)	230274	200.000	196.1

	Compounds	QUANT SIG MASS	RT	EXP RT	REL RT	RESPONSE	AMOUNTS CAL-AMT (ng)	ON-COL (ng)
20	Methyl tert-butyl ether	73	5.047	5.047	(0.658)	464898	200.000	168.6(Q)
24	1,1-Dichloroethane	63	5.600	5.600	(0.730)	421345	200.000	190.0
27	2,2-Dichloropropane	77	6.342	6.342	(0.827)	292936	200.000	199.8
28	cis-1,2-dichloroethene	96	6.355	6.355	(0.829)	242191	200.000	196.1
M 29	1,2-Dichloroethene (total)	96				472465	400.000	
30	Bromochloromethane	128	6.634	6.634	(0.865)	105516	200.000	192.6
31	2-Butanone	43	6.403	6.403	(0.835)	106995	200.000	156.9(Q)
37	Chloroform	83	6.744	6.744	(0.879)	400214	200.000	196.9
38	1,1,1-Trichloroethane	97	6.939	6.939	(0.905)	370218	200.000	204.8
40	1,1-Dichloropropene	75	7.127	7.127	(0.929)	329277	200.000	191.1
41	Carbon Tetrachloride	117	7.127	7.127	(0.929)	298491	200.000	191.9
42	Benzene	78	7.358	7.358	(0.960)	981516	200.000	185.0
45	1,2-Dichloroethane	62	7.383	7.383	(0.963)	322095	200.000	184.9
47	Trichloroethene	130	8.058	8.058	(1.051)	250069	200.000	195.7
49	1,2-Dichloropropane	63	8.295	8.295	(1.082)	222806	200.000	178.5
50	Dibromomethane	93	8.417	8.417	(1.098)	108713	200.000	168.3
53	Bromodichloromethane	83	8.581	8.581	(1.119)	262940	200.000	165.4
57	cis-1,3-Dichloropropene	75	9.037	9.037	(1.178)	321872	200.000	161.9
58	4-Methyl-2-Pentanone	43	9.196	9.196	(0.855)	155544	200.000	160.2
60	Toluene	91	9.378	9.378	(0.872)	1050202	200.000	219.4
61	trans-1,3-Dichloropropene	75	9.597	9.597	(0.893)	280454	200.000	183.1
63	1,3-Dichloropropane	76	9.950	9.950	(0.925)	287363	200.000	197.8
64	1,1,2-Trichloroethane	97	9.780	9.780	(0.909)	153984	200.000	197.9(Q)
65	Tetrachloroethene	164	9.926	9.926	(0.923)	202325	200.000	246.0
66	2-Hexanone	43	10.029	10.029	(0.933)	141283	200.000	184.9(Q)
67	Dibromochloromethane	129	10.175	10.175	(0.946)	157081	200.000	176.4
68	1,2-Dibromoethane	107	10.291	10.291	(0.957)	147428	200.000	196.3
70	Chlorobenzene	112	10.783	10.783	(1.003)	659203	200.000	230.6
71	1,1,1,2-Tetrachloroethane	131	10.856	10.856	(1.010)	205231	200.000	222.5(Q)
72	Ethylbenzene	106	10.887	10.887	(1.012)	340682	200.000	232.3
73	m + p-Xylene	106	11.002	11.002	(1.023)	833942	400.000	461.7
74	Xylene-o	106	11.398	11.398	(1.060)	409819	200.000	232.0
76	Styrene	104	11.410	11.410	(1.061)	674365	200.000	222.3
77	Bromoform	173	11.605	11.605	(1.079)	79298	200.000	140.9
78	Isopropylbenzene	105	11.763	11.763	(1.094)	1150148	200.000	240.8
79	Bromobenzene	156	12.079	12.079	(0.923)	261584	200.000	226.2
81	n-Propylbenzene	120	12.177	12.177	(0.931)	313674	200.000	236.5
82	2-Chlorotoluene	126	12.268	12.268	(0.938)	250357	200.000	230.3
83	1,1,2,2-Tetrachloroethane	83	12.055	12.055	(0.921)	168936	200.000	171.9
84	1,2,3-Trichloropropane	110	12.104	12.104	(0.925)	55549	200.000	183.6
85	4-Chlorotoluene	126	12.377	12.377	(0.946)	256384	200.000	229.0(Q)
86	1,3,5-Trimethylbenzene	105	12.347	12.347	(0.944)	973204	200.000	240.7
87	tert-Butylbenzene	119	12.675	12.675	(0.969)	866828	200.000	240.1
88	1,2,4-Trimethylbenzene	105	12.724	12.724	(0.973)	967506	200.000	237.0
89	sec-Butylbenzene	105	12.894	12.894	(0.986)	1253267	200.000	245.2
90	4-Isopropyltoluene	119	13.040	13.040	(0.997)	1106623	200.000	263.0
91	1,3-Dichlorobenzene	146	13.022	13.022	(0.995)	494277	200.000	237.2
93	1,4-Dichlorobenzene	146	13.107	13.107	(1.002)	510391	200.000	235.5
94	n-Butylbenzene	91	13.454	13.454	(1.028)	1008886	200.000	252.2
95	1,2-Dichlorobenzene	146	13.484	13.484	(1.031)	455702	200.000	234.2
96	1,2-Dibromo-3-chloropropane	157	14.281	14.281	(1.092)	22038	200.000	125.0
97	1,2,4-Trichlorobenzene	180	15.109	15.109	(1.155)	275810	200.000	219.1
98	Hexachlorobutadiene	225	15.279	15.279	(1.168)	203291	200.000	280.9(Q)
99	Naphthalene	128	15.376	15.376	(1.175)	393460	200.000	176.4

Compounds	QUANT SIG MASS	RT	EXP RT	REL RT	RESPONSE	AMOUNTS CAL-AMT (ng)	AMOUNTS ON-COL (ng)
100 1,2,3-Trichlorobenzene	180	15.644	15.644	(1.196)	179252	200.000	193.5
155 Methyl Acetate	43	4.493	4.493	(0.586)	127154	200.000	138.1
156 Cyclohexane	56	6.999	6.999	(0.913)	472662	200.000	184.6
157 Methyl Cyclohexane	83	8.259	8.259	(1.077)	461610	200.000	190.4
M 75 Xylenes (total)	106				1243761	600.000	

QC Flag Legend

Q - Qualifier signal failed the ratio test.

TestAmerica Pittsburgh

CONTINUING CALIBRATION COMPOUNDS

Instrument ID: hp6.i Injection Date: 06-NOV-2010 07:55
Lab File ID: CC61106.D Init. Cal. Date(s): 11-OCT-2010 06-NOV-2010
Analysis Type: WATER Init. Cal. Times: 14:14 00:21
Lab Sample ID: vstd10 Quant Type: ISTD
Method: \\pitsvr06\d\chem\hp6.i\6110610d.b\8260ee.m

COMPOUND	RRF / AMOUNT	RF10	CCAL RRF10	MIN RRF	%D / %DRIFT	MAX %D / %DRIFT	CURVE TYPE	
$ 39 Dibromofluoromethane	0.23973	0.23979	0.23979	0.010	-0.02465	25.00000	Averaged	
$ 43 1,2-Dichloroethane-d4	0.37934	0.35798	0.35798	0.010	5.63085	25.00000	Averaged	
$ 59 Toluene-d8	4.32113	4.98660	4.98660	0.010	-15.40031	25.00000	Averaged	
$ 80 Bromofluorobenzene	1.17088	1.17229	1.17229	0.010	-0.12049	25.00000	Averaged	
2 Chloromethane	0.28788	0.31869	0.31869	0.100	-10.70214	25.00000	Averaged	
3 Vinyl Chloride	0.34224	0.37191	0.37191	0.010	-8.66986	20.00000	Averaged	
4 Bromomethane	0.13180	0.12558	0.12558	0.010	4.71966	25.00000	Averaged	
5 Chloroethane	0.14674	0.13453	0.13453	0.010	8.32191	25.00000	Averaged	
6 Trichlorofluoromethane	0.47805	0.48758	0.48758	0.010	-1.99347	25.00000	Averaged	
1 Dichlorodifluoromethane	2.26881	2.18626	2.18626	0.010	3.63837	25.00000	Averaged	
12 1,1-Dichloroethene	0.28910	0.29459	0.29459	0.010	-1.89968	20.00000	Averaged	
13 Acetone	0.07225	0.10272	0.10272	0.010	-42.17363	25.00000	Averaged	<-
15 Carbon Disulfide	0.87064	0.87612	0.87612	0.010	-0.62963	25.00000	Averaged	
17 Acetonitrile	0.01123	0.01965	0.01965	0.010	-74.99497	25.00000	Averaged	<-
18 Methylene Chloride	50.00000	50.59841	0.31237	0.010	-1.19682	0.000e+000	Quadratic	
19 trans-1,2-Dichloroethene	0.29876	0.31237	0.31237	0.010	-4.55460	25.00000	Averaged	
20 Methyl tert-butyl ether	0.91276	0.92966	0.92966	0.010	-1.85147	25.00000	Averaged	
24 1,1-Dichloroethane	0.60082	0.58297	0.58297	0.100	2.97100	25.00000	Averaged	
27 2,2-Dichloropropane	0.39089	0.39121	0.39121	0.010	-0.07991	25.00000	Averaged	
28 cis-1,2-dichloroethene	0.32067	0.32669	0.32669	0.010	-1.87824	25.00000	Averaged	
M 29 1,2-Dichloroethene (total)	0.30971	0.31953	0.31953	0.010	-3.16909	25.00000	Averaged	
30 Bromochloromethane	0.11929	0.11734	0.11734	0.010	1.63553	25.00000	Averaged	
31 2-Butanone	0.08700	0.10499	0.10499	0.010	-20.67681	25.00000	Averaged	
37 Chloroform	0.56935	0.54666	0.54666	0.010	3.98492	20.00000	Averaged	
38 1,1,1-Trichloroethane	0.47906	0.46411	0.46411	0.010	3.12221	25.00000	Averaged	
40 1,1-Dichloropropene	0.48179	0.47570	0.47570	0.010	1.26514	25.00000	Averaged	
41 Carbon Tetrachloride	0.39014	0.37489	0.37489	0.010	3.90815	25.00000	Averaged	
42 Benzene	1.20812	1.23425	1.23425	0.010	-2.16225	25.00000	Averaged	
45 1,2-Dichloroethane	0.46821	0.41454	0.41454	0.010	11.46391	25.00000	Averaged	
47 Trichloroethene	0.25107	0.26187	0.26187	0.010	-4.30103	25.00000	Averaged	
49 1,2-Dichloropropane	0.28851	0.26956	0.26956	0.010	6.56934	20.00000	Averaged	
50 Dibromomethane	0.16477	0.16275	0.16275	0.010	1.22377	25.00000	Averaged	
53 Bromodichloromethane	0.39061	0.34271	0.34271	0.010	12.26201	25.00000	Averaged	
57 cis-1,3-Dichloropropene	0.44291	0.38084	0.38084	0.010	14.01528	25.00000	Averaged	
58 4-Methyl-2-Pentanone	0.89862	1.09365	1.09365	0.010	-21.70237	25.00000	Averaged	
60 Toluene	5.48937	6.04357	6.04357	0.010	-10.09590	20.00000	Averaged	
61 trans-1,3-Dichloropropene	1.90027	1.70909	1.70909	0.010	10.06040	25.00000	Averaged	
63 1,3-Dichloropropane	2.09367	2.21299	2.21299	0.010	-5.69928	25.00000	Averaged	
64 1,1,2-Trichloroethane	0.98881	1.06931	1.06931	0.010	-8.14163	25.00000	Averaged	
65 Tetrachloroethene	1.06256	1.15039	1.15039	0.010	-8.26600	25.00000	Averaged	
66 2-Hexanone	0.56167	0.65462	0.65462	0.010	-16.54894	25.00000	Averaged	
67 Dibromochloromethane	0.95005	0.88234	0.88234	0.010	7.12697	25.00000	Averaged	
68 1,2-Dibromoethane	0.95605	1.06040	1.06040	0.010	-10.91454	25.00000	Averaged	

TestAmerica Pittsburgh

CONTINUING CALIBRATION COMPOUNDS

Instrument ID: hp6.i Injection Date: 06-NOV-2010 07:55
Lab File ID: CC61106.D Init. Cal. Date(s): 11-OCT-2010 06-NOV-2010
Analysis Type: WATER Init. Cal. Times: 14:14 00:21
Lab Sample ID: vstd10 Quant Type: ISTD
Method: \\pitsvr06\d\chem\hp6.i\6110610d.b\8260ee.m

COMPOUND	RRF / AMOUNT	RF10	CCAL RRF10	MIN RRF	%D / %DRIFT	MAX %D / %DRIFT	CURVE TYPE	
70 Chlorobenzene	3.16356	3.39606	3.39606	0.300	-7.34927	25.00000	Averaged	
71 1,1,1,2-Tetrachloroethane	1.04599	1.10319	1.10319	0.010	-5.46794	25.00000	Averaged	
72 Ethylbenzene	1.90415	2.01495	2.01495	0.010	-5.81935	20.00000	Averaged	
73 m + p-Xylene	2.24919	2.56853	2.56853	0.010	-14.19823	25.00000	Averaged	
74 Xylene-o	2.25552	2.49899	2.49899	0.010	-10.79454	25.00000	Averaged	
M 75 Xylenes (total)	2.25130	2.54535	2.54535	0.010	-13.06154	25.00000	Averaged	
76 Styrene	3.44045	3.74776	3.74776	0.010	-8.93210	25.00000	Averaged	
77 Bromoform	0.62111	0.61538	0.61538	0.100	0.92200	25.00000	Averaged	
78 Isopropylbenzene	6.06727	6.90528	6.90528	0.010	-13.81201	25.00000	Averaged	
79 Bromobenzene	0.82239	0.84006	0.84006	0.010	-2.14878	25.00000	Averaged	
81 n-Propylbenzene	1.01078	1.07424	1.07424	0.010	-6.27806	25.00000	Averaged	
82 2-Chlorotoluene	0.81075	0.82799	0.82799	0.010	-2.12565	25.00000	Averaged	
83 1,1,2,2-Tetrachloroethane	0.89268	1.08872	1.08872	0.300	-21.96183	25.00000	Averaged	
84 1,2,3-Trichloropropane	0.30518	0.32331	0.32331	0.010	-5.94110	25.00000	Averaged	
85 4-Chlorotoluene	0.80403	0.89602	0.89602	0.010	-11.43999	25.00000	Averaged	
86 1,3,5-Trimethylbenzene	3.31913	3.57470	3.57470	0.010	-7.69987	25.00000	Averaged	
87 tert-Butylbenzene	2.74623	2.86646	2.86646	0.010	-4.37798	25.00000	Averaged	
88 1,2,4-Trimethylbenzene	3.28001	3.49265	3.49265	0.010	-6.48286	25.00000	Averaged	
89 sec-Butylbenzene	4.06174	4.41787	4.41787	0.010	-8.76772	25.00000	Averaged	
90 4-Isopropyltoluene	3.23059	3.50995	3.50995	0.010	-8.64720	25.00000	Averaged	
91 1,3-Dichlorobenzene	1.58875	1.61366	1.61366	0.010	-1.56765	25.00000	Averaged	
93 1,4-Dichlorobenzene	1.58787	1.70689	1.70689	0.010	-7.49587	25.00000	Averaged	
94 n-Butylbenzene	3.37160	3.56736	3.56736	0.010	-5.80594	25.00000	Averaged	
95 1,2-Dichlorobenzene	1.49545	1.57301	1.57301	0.010	-5.18667	25.00000	Averaged	
96 1,2-Dibromo-3-chloropropane	0.15286	0.16392	0.16392	0.010	-7.23293	25.00000	Averaged	
97 1,2,4-Trichlorobenzene	1.01810	1.15521	1.15521	0.010	-13.46784	25.00000	Averaged	
98 Hexachlorobutadiene	0.59565	0.58133	0.58133	0.010	2.40503	25.00000	Averaged	
99 Naphthalene	2.13798	2.85176	2.85176	0.010	-33.38527	25.00000	Averaged	<-
100 1,2,3-Trichlorobenzene	0.88940	1.06129	1.06129	0.010	-19.32634	25.00000	Averaged	
101 1,1,2-trichlorotrifluoroeth	0.29783	0.30673	0.30673	0.010	-2.98701	25.00000	Averaged	
102 Methyl acetate	0.17316	0.19664	0.19664	0.010	-13.55599	25.00000	Averaged	
104 Cyclohexane	0.52598	0.54971	0.54971	0.010	-4.51300	25.00000	Averaged	
105 Methyl Cyclohexane	0.59692	0.61244	0.61244	0.010	-2.59974	25.00000	Averaged	
157 2-Chlorobenzotrifluoride	1.97336	2.19403	2.19403	0.010	-11.18234	25.00000	Averaged	
158 3-Chlorobenzotrifluoride	2.04205	2.25529	2.25529	0.010	-10.44243	25.00000	Averaged	
159 4-Chlorobenzotrifluoride	1.88957	2.07719	2.07719	0.010	-9.92897	25.00000	Averaged	
160 3-Chlorotoluene	0.80948	0.82908	0.82908	0.010	-2.42160	25.00000	Averaged	
161 2,4-Dichlorobenzotrifluorid	1.03824	0.99119	0.99119	0.010	4.53104	25.00000	Averaged	
162 2,5-Dichlorobenzotrifluorid	1.17312	1.19908	1.19908	0.010	-2.21295	25.00000	Averaged	
163 3,4-Dichlorobenzotrifluorid	1.14309	1.16692	1.16692	0.010	-2.08452	25.00000	Averaged	
164 Dichlorotoluene(2,4+2,5+2,6	1.29990	1.34104	1.34104	0.010	-3.16487	25.00000	Averaged	
165 Dichlorotoluene(2,3+3,4)	1.31427	1.42040	1.42040	0.010	-8.07500	25.00000	Averaged	
166 1,3,5-Trichlorobenzene	1.16799	1.22831	1.22831	0.010	-5.16470	25.00000	Averaged	

TestAmerica Pittsburgh

CONTINUING CALIBRATION COMPOUNDS

Instrument ID: hp6.i Injection Date: 06-NOV-2010 07:55
Lab File ID: CC61106.D Init. Cal. Date(s): 11-OCT-2010 06-NOV-2010
Analysis Type: WATER Init. Cal. Times: 14:14 00:21
Lab Sample ID: vstd10 Quant Type: ISTD
Method: \\pitsvr06\d\chem\hp6.i\6110610d.b\8260ee.m

COMPOUND	RRF / AMOUNT	RF10	CCAL RRF10	MIN RRF	%D / %DRIFT	MAX %D / %DRIFT	CURVE TYPE	
167 2,3,6-Trichlorotoluene	0.41763	0.56166	0.56166	0.010	-34.48844	25.00000	Averaged	<-
168 2,4,5-Trichlorotoluene	0.50243	0.62836	0.62836	0.010	-25.06518	25.00000	Averaged	<-

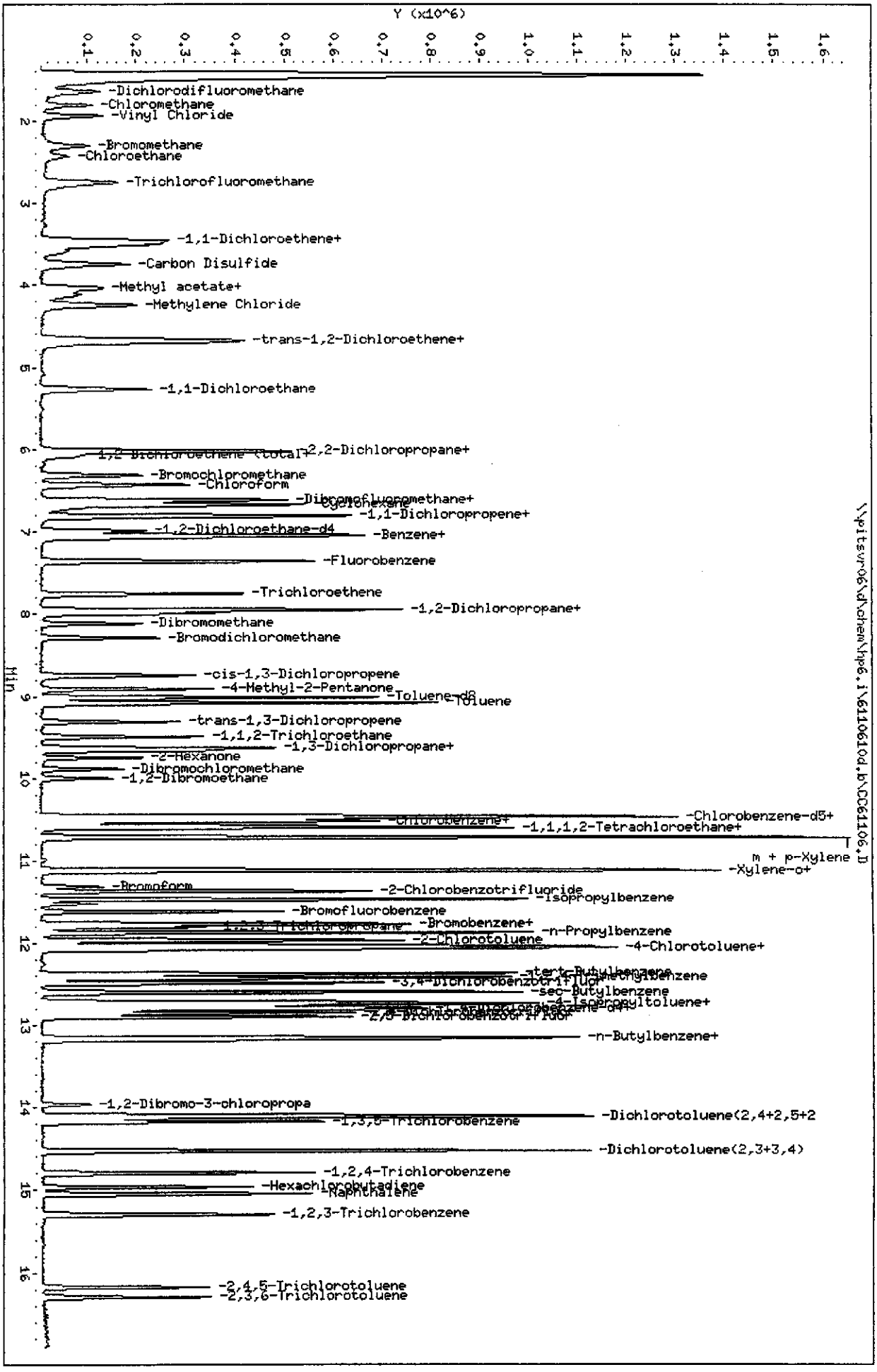

Data File: \\pitsvr06\d\chem\hp6.i\611061Od.b\CC61106.D
Date : 06-NOV-2010 07:05
Client ID: vstd10
Sample Info: VSTD10 5ml
Purge Volume: 5.0
Column phase: DB 624

Instrument: hp6.i
Operator: 403808
Column diameter: 0.20

TestAmerica Pittsburgh

VOLATILE REPORT SW-846 Method

Data file : \\pitsvr06\d\chem\hp6.i\6110610d.b\CC61106.D
Lab Smp Id: vstd10 Client Smp ID: vstd10
Inj Date : 06-NOV-2010 07:55
Operator : 403808 Inst ID: hp6.i
Smp Info : VSTD10 5ml
Misc Info : vstd10,6110610d.b,8260ee.m,1-dwlistee.sub
Comment :
Method : \\pitsvr06\d\chem\hp6.i\6110610d.b\8260ee.m
Meth Date : 06-Nov-2010 08:19 hp6.i Quant Type: ISTD
Cal Date : 06-NOV-2010 00:21 Cal File: 1G61105N.D
Als bottle: 3 Continuing Calibration Sample
Dil Factor: 1.00000
Integrator: HP RTE Compound Sublist: 1-dwlistee.sub
Target Version: 4.14
Processing Host: PITPC-002

Concentration Formula: Amt * DF * 1/Vo*Vt * CpndVariable

Name	Value	Description
DF	1.000	Dilution Factor
Vo	5.000	Sample Volume
Vt	1.000	mg/L conversion (1.0 if no conversion)
Cpnd Variable		Local Compound Variable

Compounds	QUANT SIG MASS	RT	EXP RT	REL RT	RESPONSE	AMOUNTS CAL-AMT (ng)	AMOUNTS ON-COL (ng)
* 46 Fluorobenzene	96	7.361	7.361	(1.000)	550038	50.0000	
* 69 Chlorobenzene-d5	119	10.457	10.457	(1.000)	102850	50.0000	
* 92 1,4-Dichlorobenzene-d4	152	12.781	12.781	(1.000)	165323	50.0000	
$ 39 Dibromofluoromethane	113	6.612	6.612	(0.898)	131894	50.0000	50.01
$ 43 1,2-Dichloroethane-d4	65	6.983	6.983	(0.949)	196903	50.0000	47.18
$ 59 Toluene-d8	98	9.009	9.009	(0.862)	512872	50.0000	57.70
$ 80 Bromofluorobenzene	95	11.625	11.625	(0.910)	193807	50.0000	50.06
2 Chloromethane	50	1.806	1.806	(0.245)	175294	50.0000	55.35
3 Vinyl Chloride	62	1.940	1.940	(0.264)	204563	50.0000	54.33
4 Bromomethane	94	2.305	2.305	(0.313)	69076	50.0000	47.64
5 Chloroethane	64	2.439	2.439	(0.331)	73994	50.0000	45.84
6 Trichlorofluoromethane	101	2.755	2.755	(0.374)	268188	50.0000	51.00
1 Dichlorodifluoromethane	85	1.642	1.642	(0.157)	224857	50.0000	48.18
12 1,1-Dichloroethene	96	3.455	3.455	(0.469)	162036	50.0000	50.95
13 Acetone	43	3.595	3.595	(0.488)	112998	100.000	142.2
15 Carbon Disulfide	76	3.747	3.747	(0.509)	481902	50.0000	50.31
17 Acetonitrile	40	4.045	4.045	(0.550)	216168	1000.00	1750(M)
18 Methylene Chloride	84	4.252	4.252	(0.578)	171814	50.0000	50.60
19 trans-1,2-Dichloroethene	96	4.660	4.660	(0.633)	171813	50.0000	52.28
20 Methyl tert-butyl ether	73	4.690	4.690	(0.637)	511349	50.0000	50.92
24 1,1-Dichloroethane	63	5.268	5.268	(0.716)	320658	50.0000	48.51
27 2,2-Dichloropropane	77	6.016	6.016	(0.817)	215178	50.0000	50.04

	Compounds	QUANT SIG MASS	RT	EXP RT	REL RT	RESPONSE	AMOUNTS CAL-AMT (ng)	AMOUNTS ON-COL (ng)
28	cis-1,2-dichloroethene	96	6.028	6.028	(0.819)	179691	50.0000	50.94
M 29	1,2-Dichloroethene (total)	96				351504	100.000	
30	Bromochloromethane	128	6.314	6.314	(0.858)	64541	50.0000	49.18
31	2-Butanone	43	6.077	6.077	(0.826)	115498	100.000	120.7
37	Chloroform	83	6.430	6.430	(0.874)	300686	50.0000	48.01
38	1,1,1-Trichloroethane	97	6.618	6.618	(0.899)	255276	50.0000	48.44
40	1,1-Dichloropropene	75	6.807	6.807	(0.925)	261651	50.0000	49.37
41	Carbon Tetrachloride	117	6.801	6.801	(0.924)	206206	50.0000	48.04
42	Benzene	78	7.044	7.044	(0.957)	678883	50.0000	51.08
45	1,2-Dichloroethane	62	7.075	7.075	(0.961)	228012	50.0000	44.27
47	Trichloroethene	130	7.750	7.750	(1.053)	144038	50.0000	52.15
49	1,2-Dichloropropane	63	7.993	7.993	(1.086)	148269	50.0000	46.72
50	Dibromomethane	93	8.115	8.115	(1.102)	89520	50.0000	49.39
53	Bromodichloromethane	83	8.285	8.285	(1.126)	188504	50.0000	43.87
57	cis-1,3-Dichloropropene	75	8.748	8.748	(1.188)	209475	50.0000	42.99
58	4-Methyl-2-Pentanone	43	8.906	8.906	(0.852)	224963	100.000	121.7
60	Toluene	91	9.076	9.076	(0.868)	621581	50.0000	55.05
61	trans-1,3-Dichloropropene	75	9.307	9.307	(0.890)	175780	50.0000	44.97
63	1,3-Dichloropropane	76	9.654	9.654	(0.923)	227606	50.0000	52.85
64	1,1,2-Trichloroethane	97	9.490	9.490	(0.908)	109979	50.0000	54.07
65	Tetrachloroethene	164	9.630	9.630	(0.921)	118318	50.0000	54.13
66	2-Hexanone	43	9.739	9.739	(0.931)	134656	100.000	116.5
67	Dibromochloromethane	129	9.885	9.885	(0.945)	90749	50.0000	46.44
68	1,2-Dibromoethane	107	9.995	9.995	(0.956)	109062	50.0000	55.46
70	Chlorobenzene	112	10.488	10.488	(1.003)	349285	50.0000	53.67
71	1,1,1,2-Tetrachloroethane	131	10.561	10.561	(1.010)	113463	50.0000	52.73
72	Ethylbenzene	106	10.591	10.591	(1.013)	207238	50.0000	52.91
73	m + p-Xylene	106	10.707	10.707	(1.024)	528347	100.000	114.2
74	Xylene-o	106	11.102	11.102	(1.062)	257021	50.0000	55.40
M 75	Xylenes (total)	106				785368	150.000	
76	Styrene	104	11.114	11.114	(1.063)	385457	50.0000	54.47
77	Bromoform	173	11.303	11.303	(1.081)	63292	50.0000	49.54
78	Isopropylbenzene	105	11.467	11.467	(1.097)	710208	50.0000	56.91
79	Bromobenzene	156	11.777	11.777	(0.921)	138881	50.0000	51.07
81	n-Propylbenzene	120	11.881	11.881	(0.930)	177596	50.0000	53.14
82	2-Chlorotoluene	126	11.972	11.972	(0.937)	136885	50.0000	51.06
83	1,1,2,2-Tetrachloroethane	83	11.765	11.765	(0.921)	179991	50.0000	60.98
84	1,2,3-Trichloropropane	110	11.814	11.814	(0.924)	53450	50.0000	52.97
85	4-Chlorotoluene	126	12.075	12.075	(0.945)	148132	50.0000	55.72
86	1,3,5-Trimethylbenzene	105	12.051	12.051	(0.943)	590980	50.0000	53.85
87	tert-Butylbenzene	119	12.379	12.379	(0.969)	473891	50.0000	52.19
88	1,2,4-Trimethylbenzene	105	12.428	12.428	(0.972)	577415	50.0000	53.24
89	sec-Butylbenzene	105	12.605	12.605	(0.986)	730375	50.0000	54.38
90	4-Isopropyltoluene	119	12.745	12.745	(0.997)	580275	50.0000	54.32
91	1,3-Dichlorobenzene	146	12.714	12.714	(0.995)	266775	50.0000	50.78
93	1,4-Dichlorobenzene	146	12.805	12.805	(1.002)	282189	50.0000	53.75
94	n-Butylbenzene	91	13.158	13.158	(1.030)	589766	50.0000	52.90
95	1,2-Dichlorobenzene	146	13.183	13.183	(1.031)	260055	50.0000	52.59
96	1,2-Dibromo-3-chloropropane	157	13.961	13.961	(1.092)	27099	50.0000	53.62
97	1,2,4-Trichlorobenzene	180	14.795	14.795	(1.158)	190983	50.0000	56.73
98	Hexachlorobutadiene	225	14.959	14.959	(1.170)	96107	50.0000	48.80
99	Naphthalene	128	15.044	15.044	(1.177)	471461	50.0000	66.69
100	1,2,3-Trichlorobenzene	180	15.300	15.300	(1.197)	175456	50.0000	59.66
101	1,1,2-trichlorotrifluoroethane	101	3.510	3.510	(0.477)	168712	50.0000	51.49

Compounds	QUANT SIG MASS	RT	EXP RT	REL RT	RESPONSE	AMOUNTS CAL-AMT (ng)	AMOUNTS ON-COL (ng)
102 Methyl acetate	43	4.118	4.118	(0.560)	108159	50.0000	56.78
104 Cyclohexane	56	6.673	6.673	(0.907)	302364	50.0000	52.26
105 Methyl Cyclohexane	83	7.945	7.945	(1.079)	336866	50.0000	51.30
157 2-Chlorobenzotrifluoride	180	11.364	11.364	(1.087)	225656	50.0000	55.59
158 3-Chlorobenzotrifluoride	180	10.457	10.457	(1.000)	231957	50.0000	55.22
159 4-Chlorobenzotrifluoride	180	10.518	10.518	(1.006)	213639	50.0000	54.96
160 3-Chlorotoluene	126	12.027	12.027	(0.941)	137066	50.0000	51.21
161 2,4-Dichlorobenzotrifluoride	214	12.854	12.854	(1.006)	163867	50.0000	47.73
162 2,5-Dichlorobenzotrifluoride	214	12.903	12.903	(1.010)	198235	50.0000	51.11
163 3,4-Dichlorobenzotrifluoride	214	12.495	12.495	(0.978)	192919	50.0000	51.04
164 Dichlorotoluene(2,4+2,5+2,6)	125	14.107	14.107	(1.104)	665113	150.000	154.7
165 Dichlorotoluene(2,3+3,4)	125	14.527	14.527	(1.137)	469649	100.000	108.1
166 1,3,5-Trichlorobenzene	180	14.174	14.174	(1.109)	203068	50.0000	52.58
167 2,3,6-Trichlorotoluene	159	16.291	16.291	(1.275)	92856	50.0000	67.24
168 2,4,5-Trichlorotoluene	159	16.169	16.169	(1.265)	103883	50.0000	62.53

QC Flag Legend

M - Compound response manually integrated.

Data File Name: CC61106.D
Inj. Date and Time: 06-NOV-2010 07:55
Instrument ID: hp6.i
Client ID: vstd10
Compound Name: Acetonitrile
CAS #: 75-05-8

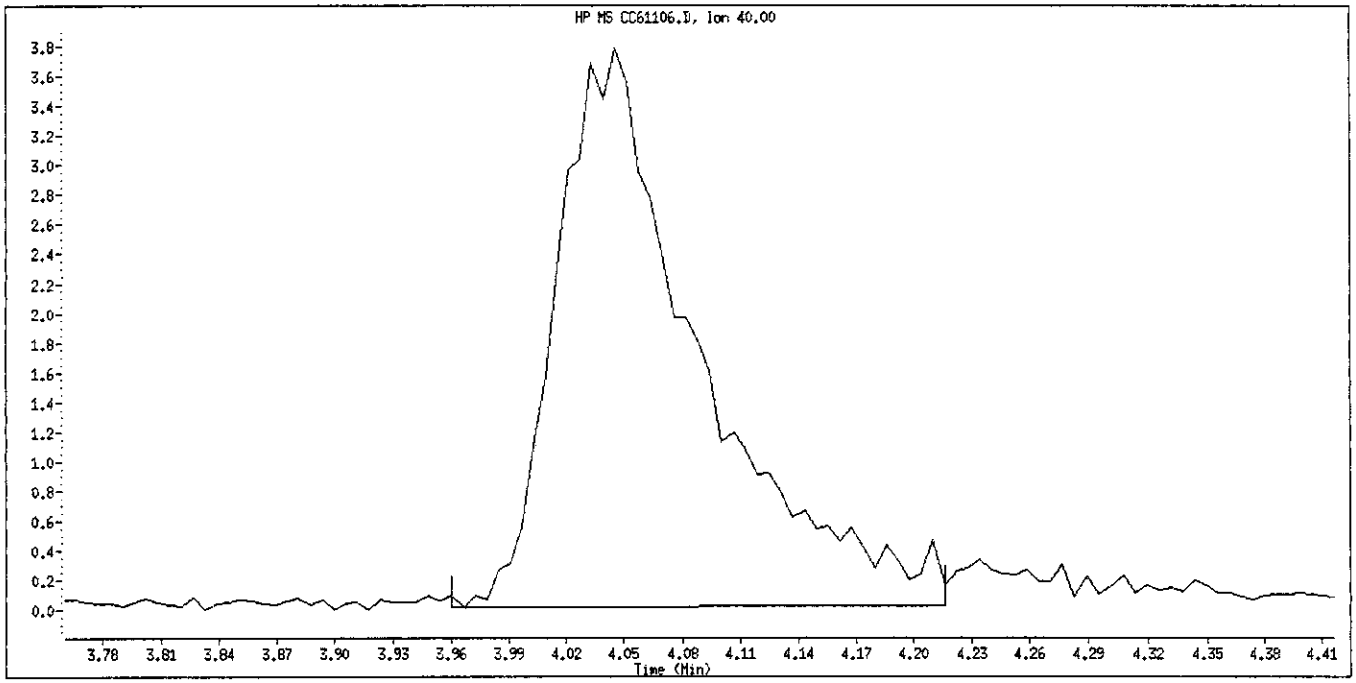

Original Integration

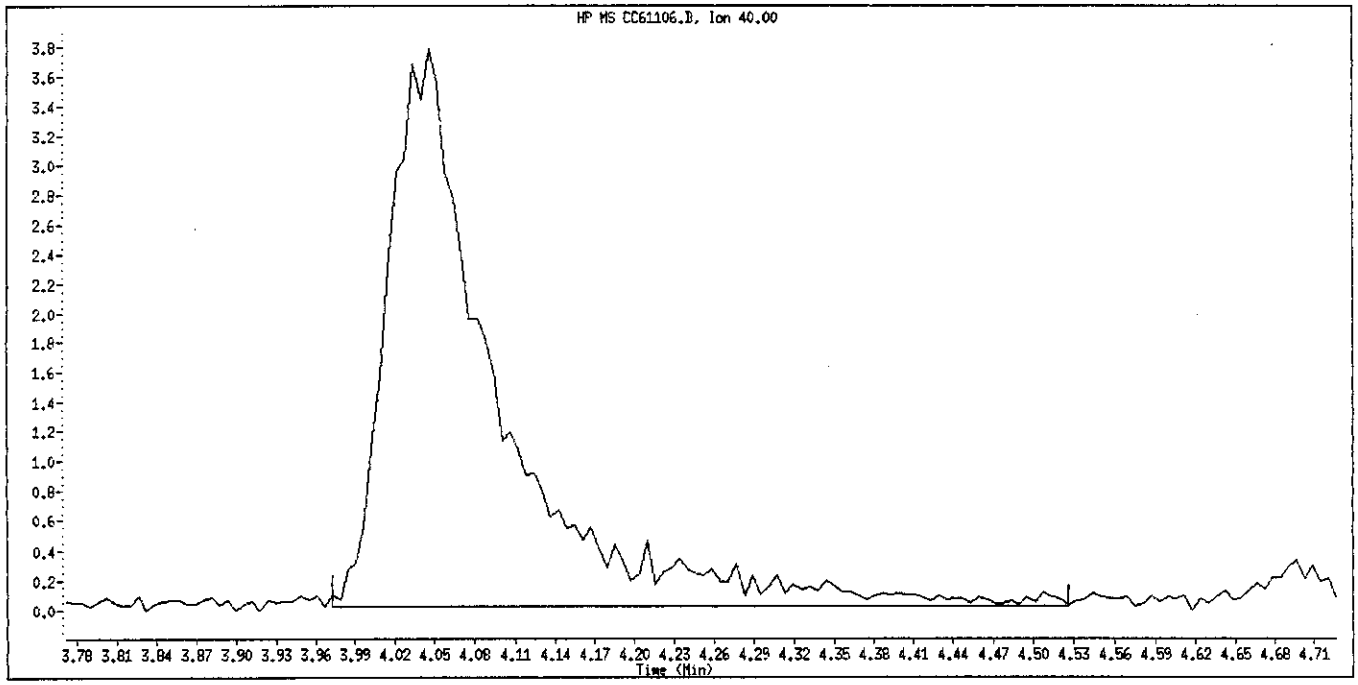

Manual Integration

Manually Integrated By: lipayj
Manual Integration Reason: Peak Integrated Incorrectly

GC/MS VOLATILE
QC DATA

Data File: \\PITSVR06\D\chem\hp6.i\6110110d.b\BF61101B.D

Date : 01-NOV-2010 07:56

Client ID: BFB

Instrument: hp6.i

Sample Info: BFB 1ul

Volume Injected (uL): 1.0

Operator: 001562

Column phase: DB624 20m

Column diameter: 0.20

1 bfb

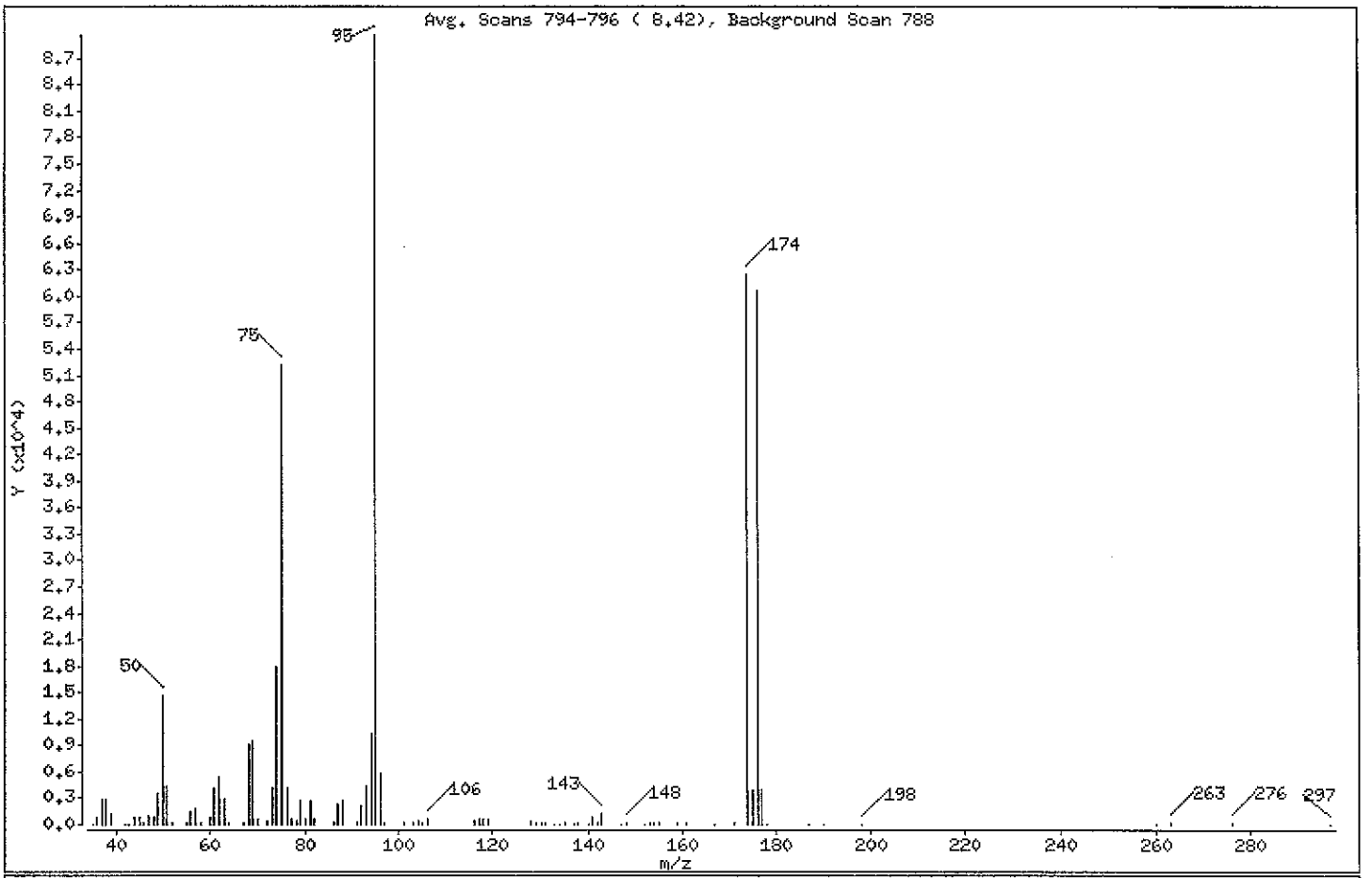

m/e	ION ABUNDANCE CRITERIA	% RELATIVE ABUNDANCE
95	Base Peak, 100% relative abundance	100.00
50	15.00 - 40.00% of mass 95	16.21
75	30.00 - 60.00% of mass 95	56.26
96	5.00 - 9.00% of mass 95	6.46
173	Less than 2.00% of mass 174	0.00 (0.00)
174	50.00 - 100.00% of mass 95	69.74
175	5.00 - 9.00% of mass 174	4.45 (6.37)
176	95.00 - 101.00% of mass 174	67.50 (96.79)
177	5.00 - 9.00% of mass 176	4.26 (6.31)

Date : 01-NOV-2010 07:56

Client ID: BFB Instrument: hp6.i

Sample Info: BFB 1ul

Volume Injected (uL): 1.0 Operator: 001562

Column phase: DB624 20m Column diameter: 0.20

Data File: BF61101B.D
Spectrum: Avg. Scans 794-796 (8.42), Background Scan 788
Location of Maximum: 95.00
Number of points: 94

m/z	Y	m/z	Y	m/z	Y	m/z	Y
35.00	79	64.00	276	96.00	5795	147.00	93
36.00	853	67.00	280	97.00	199	148.00	281
37.00	2907	68.00	9135	101.00	146	152.00	85
38.00	2971	69.00	9567	103.00	211	153.00	142
39.00	1257	70.00	704	104.00	375	154.00	114
42.00	67	72.00	336	105.00	147	155.00	263
43.00	73	73.00	4172	106.00	639	159.00	157
44.00	771	74.00	18024	116.00	443	161.00	168
45.00	725	75.00	52224	117.00	581	167.00	85
46.00	105	76.00	4060	118.00	531	171.00	116
47.00	971	77.00	593	119.00	627	174.00	62512
48.00	755	78.00	325	128.00	423	175.00	3985
49.00	3408	79.00	2688	129.00	116	176.00	60504
50.00	14534	80.00	721	130.00	250	177.00	3817
51.00	4408	81.00	2723	131.00	211	178.00	84
52.00	139	82.00	594	133.00	73	187.00	74
55.00	127	86.00	125	134.00	92	190.00	74
56.00	1370	87.00	2320	135.00	152	198.00	79
57.00	1823	88.00	2740	137.00	78	260.00	88
58.00	110	91.00	107	138.00	126	263.00	106
60.00	839	92.00	2112	140.00	73	276.00	132
61.00	4071	93.00	4278	141.00	872	297.00	67
62.00	5316	94.00	10359	142.00	195		
63.00	2971	95.00	89640	143.00	1182		

Data File: \\PITSVR06\D\chem\hp6.i\6110110d.b\BF61101B.D

Page 1

Date : 01-NOV-2010 07:56

Client ID: BFB

Instrument: hp6.i

Sample Info: BFB 1ul

Volume Injected (uL): 1.0

Operator: 001562

Column phase: DB624 20m

Column diameter: 0.20

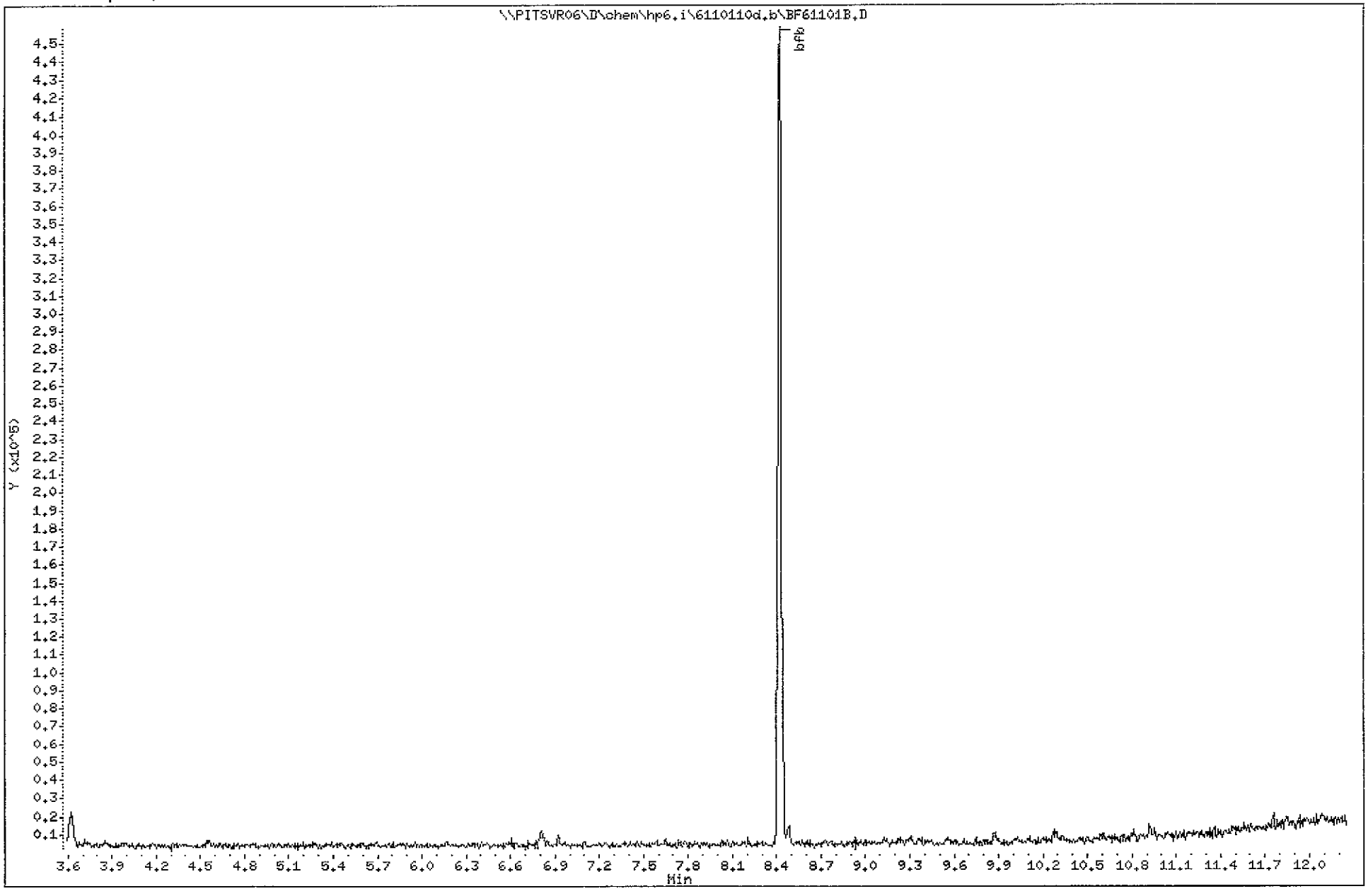

(1001 - 1229)

1183

C0K020532

Data File: \\PITSVR06\D\chem\hp4.i\4101310d.b\BF41013.D

Date : 13-OCT-2010 10:10

Client ID: BFB

Instrument: hp4.i

Sample Info: BFB 1UL

Volume Injected (uL): 1.0

Operator: 034635

Column phase: DB624 20m

Column diameter: 0.18

1 bfb

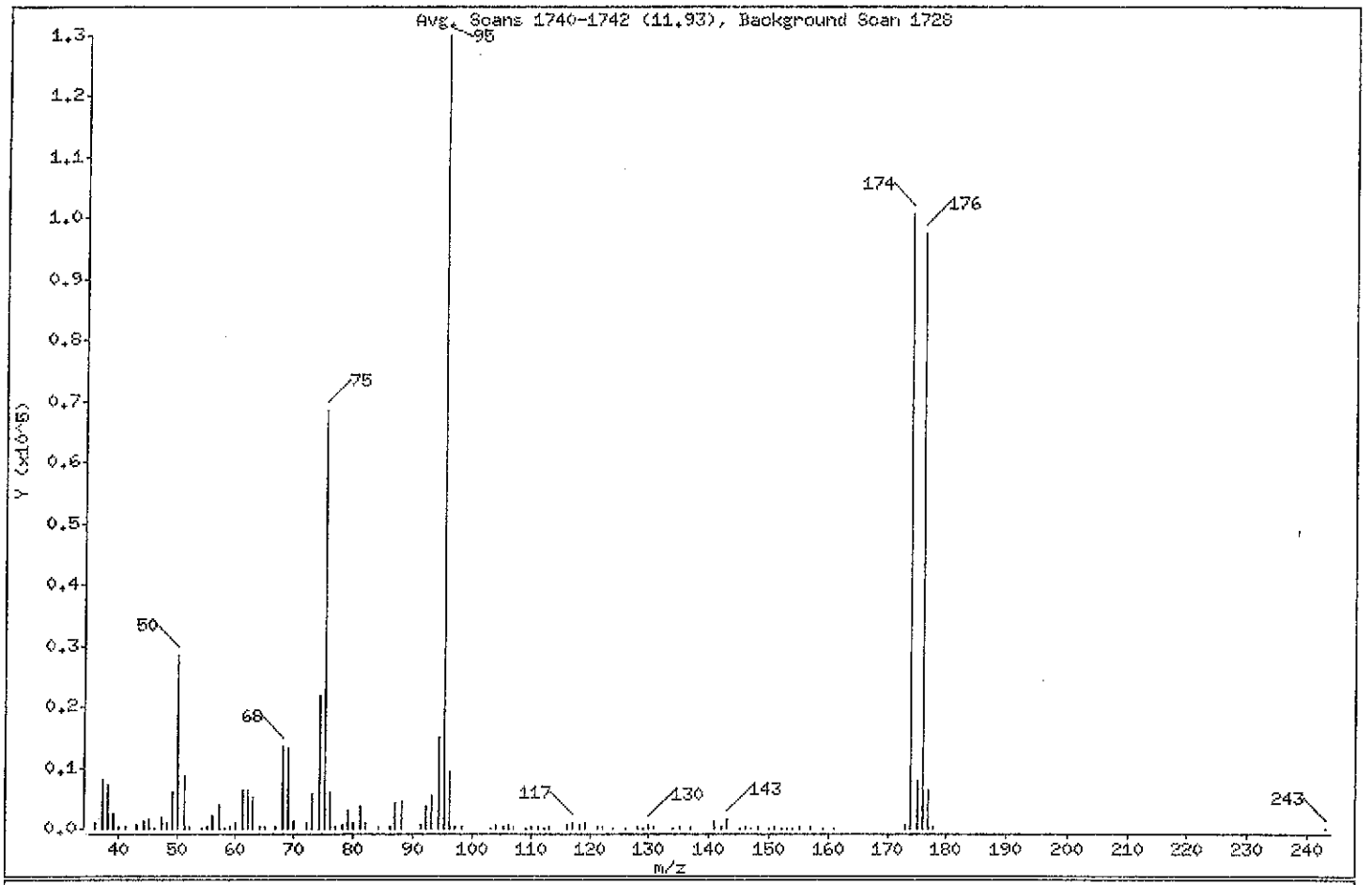

m/e	ION ABUNDANCE CRITERIA	% RELATIVE ABUNDANCE
95	Base Peak, 100% relative abundance	100.00
50	15.00 - 40.00% of mass 95	21.81
75	30.00 - 60.00% of mass 95	52.54
96	5.00 - 9.00% of mass 95	7.02
173	Less than 2.00% of mass 174	0.48 (0.62)
174	50.00 - 100.00% of mass 95	77.37
175	5.00 - 9.00% of mass 174	6.09 (7.87)
176	95.00 - 101.00% of mass 174	74.93 (96.85)
177	5.00 - 9.00% of mass 176	4.76 (6.35)

Data File: \\PITSVR06\D\chem\hp4.i\4101310d.b\BF41013.D

Date : 13-OCT-2010 10:10

Client ID: BFB

Instrument: hp4.i

Sample Info: BFB 1UL

Volume Injected (uL): 1.0

Operator: 034635

Column phase: DB624 20m

Column diameter: 0.18

Data File: BF41013.D

Spectrum: Avg. Scans 1740-1742 (11.93), Background Scan 1728

Location of Maximum: 95.00

Number of points: 103

m/z	Y	m/z	Y	m/z	Y	m/z	Y
36.00	766	64.00	376	96.00	9126	135.00	394
37.00	7920	65.00	152	97.00	187	137.00	282
38.00	7191	67.00	407	98.00	329	141.00	1159
39.00	2295	68.00	13579	103.00	97	142.00	165
40.00	177	69.00	13249	104.00	558	143.00	1401
41.00	324	70.00	1091	105.00	283	145.00	57
43.00	633	72.00	795	106.00	612	146.00	157
44.00	1119	73.00	5784	107.00	186	147.00	72
45.00	1355	74.00	21840	109.00	9	148.00	369
46.00	31	75.00	68296	110.00	155	150.00	95
47.00	1801	76.00	6077	111.00	291	151.00	173
48.00	815	77.00	374	112.00	94	152.00	82
49.00	6003	78.00	742	113.00	165	153.00	102
50.00	28344	79.00	2889	116.00	459	154.00	94
51.00	8531	80.00	995	117.00	867	155.00	424
52.00	322	81.00	3535	118.00	551	157.00	272
54.00	81	82.00	814	119.00	789	159.00	88
55.00	337	84.00	208	121.00	171	161.00	100
56.00	1961	86.00	163	122.00	165	173.00	628
57.00	3994	87.00	4193	124.00	82	174.00	100568
58.00	127	88.00	4451	126.00	96	175.00	7912
59.00	259	91.00	591	128.00	270	176.00	97400
60.00	1025	92.00	3536	129.00	75	177.00	6184
61.00	6385	93.00	5474	130.00	477	178.00	197
62.00	6129	94.00	14919	131.00	340	243.00	139
63.00	5172	95.00	129984	134.00	96		

Data File: \\PITSVR06\D\chem\hp4.i\4101310d.b\BF41013.D

Date : 13-OCT-2010 10:10

Client ID: BFB

Sample Info: BFB 1UL

Volume Injected (uL): 1.0

Column phase: DB624 20m

Instrument: hp4.i

Operator: 034635

Column diameter: 0.18

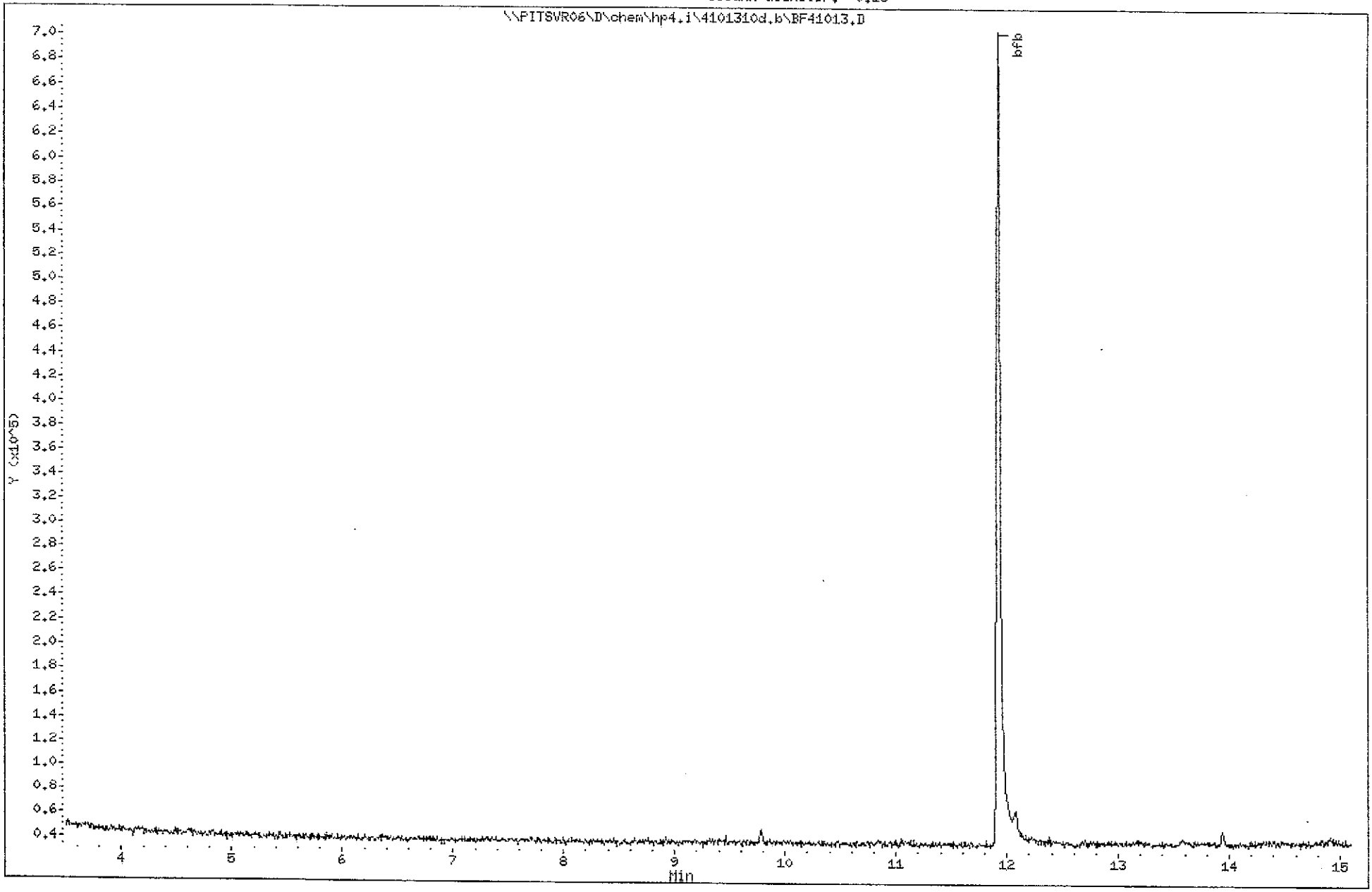

(1001 - 1229)
1186
C0K020532

Data File: \\PITSVR06\D\chem\hp4.i\4103110d.b\BF41031.D

Date : 31-OCT-2010 09:38

Client ID: BFB

Instrument: hp4.i

Sample Info: BFB 1UL

Volume Injected (uL): 1.0

Operator: 034635

Column phase: DB624 20m

Column diameter: 0.18

1 bfb

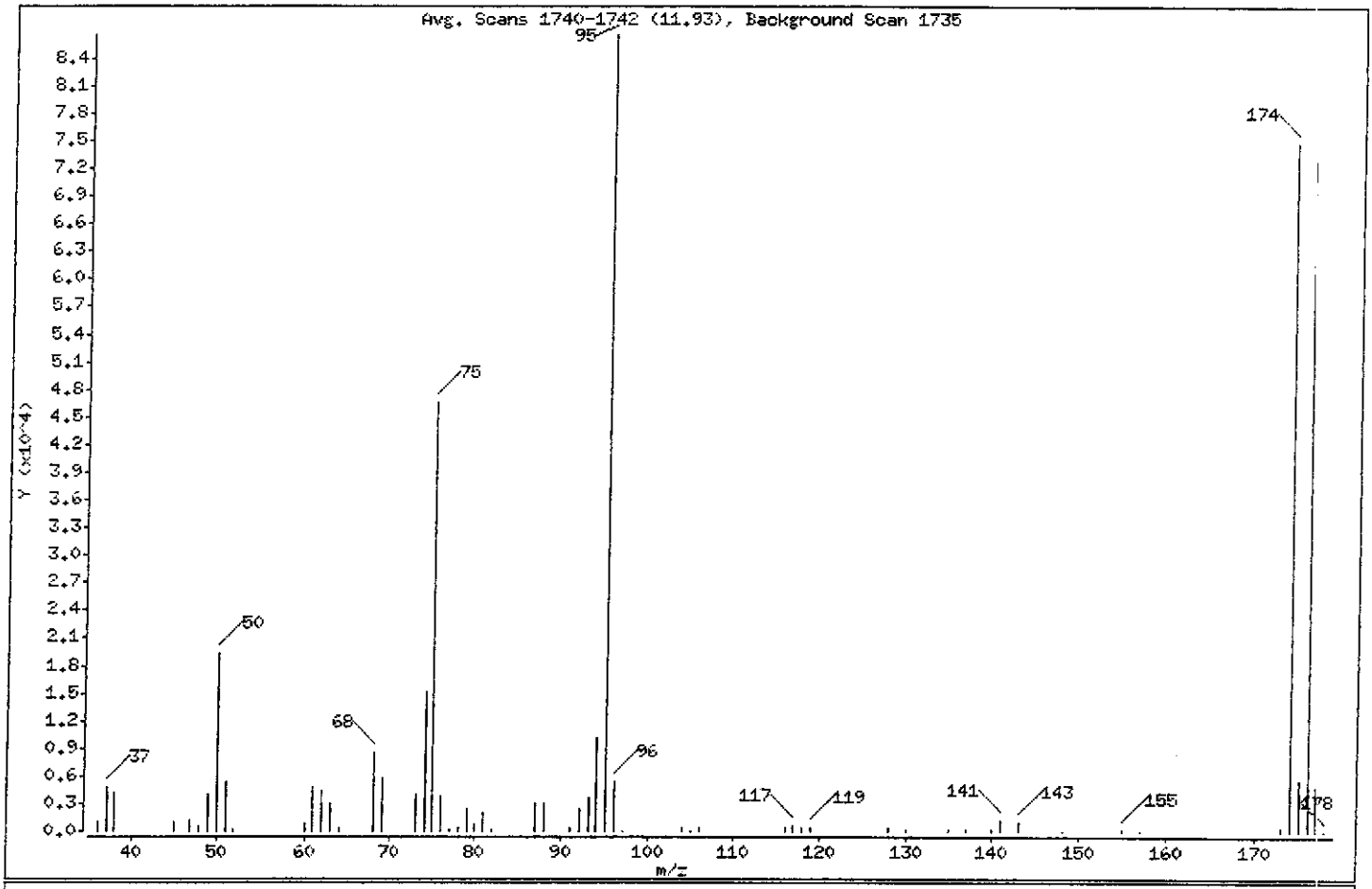

m/e	ION ABUNDANCE CRITERIA	% RELATIVE ABUNDANCE
95	Base Peak, 100% relative abundance	100.00
50	15.00 - 40.00% of mass 95	22.34
75	30.00 - 60.00% of mass 95	53.82
96	5.00 - 9.00% of mass 95	6.23
173	Less than 2.00% of mass 174	0.45 (0.52)
174	50.00 - 100.00% of mass 95	86.43
175	5.00 - 9.00% of mass 174	6.35 (7.34)
176	95.00 - 101.00% of mass 174	84.24 (97.46)
177	5.00 - 9.00% of mass 176	5.54 (6.58)

Date : 31-OCT-2010 09:38

Client ID: BFB Instrument: hp4.i

Sample Info: BFB 1UL

Volume Injected (uL): 1.0 Operator: 034635

Column phase: DB624 20m Column diameter: 0.18

Data File: BF41031.D

Spectrum: Avg. Scans 1740-1742 (11.93), Background Scan 1735

Location of Maximum: 95.00

Number of points: 59

m/z	Y	m/z	Y	m/z	Y	m/z	Y
36.00	934	68.00	8639	92.00	2484	135.00	145
37.00	4809	69.00	5861	93.00	3590	137.00	153
38.00	4126	73.00	3905	94.00	10122	140.00	119
45.00	1057	74.00	15165	95.00	86536	141.00	1114
47.00	1137	75.00	46576	96.00	5395	143.00	996
48.00	563	76.00	3854	97.00	80	148.00	74
49.00	3931	77.00	182	104.00	357	155.00	270
50.00	19336	78.00	358	105.00	86	157.00	72
51.00	5447	79.00	2357	106.00	375	173.00	386
52.00	285	80.00	801	116.00	375	174.00	74792
60.00	890	81.00	1901	117.00	583	175.00	5492
61.00	4715	82.00	179	118.00	357	176.00	72896
62.00	4437	87.00	2970	119.00	431	177.00	4795
63.00	3006	88.00	2889	128.00	334	178.00	70
64.00	315	91.00	418	130.00	297		

Data File: \\PITSVR06\D\chem\hp4.i\4103110d.b\BF41031.D
Date : 31-OCT-2010 09:38
Client ID: BFB
Sample Info: BFB 1UL
Volume Injected (uL): 1.0
Column phase: DB624 20m

Instrument: hp4.i

Operator: 034636
Column diameter: 0.18

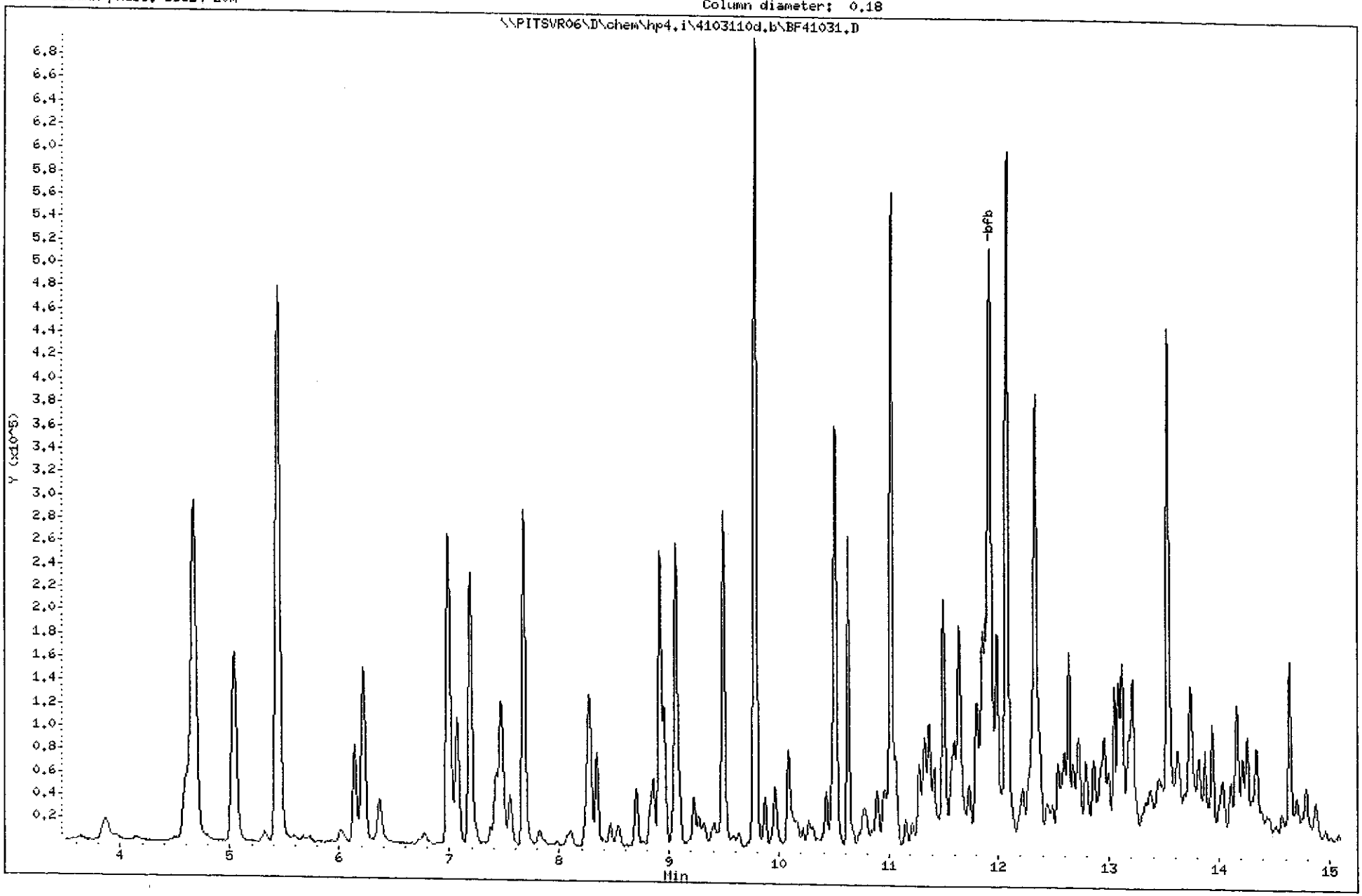

C0K020532 1189 (1001 - 1229)

Data File: \\PITSVR06\D\chem\hp6.i\6110610d.b\BF61106.D

Date : 06-NOV-2010 07:21

Client ID: BFB

Instrument: hp6.i

Sample Info: BFB 1ul

Volume Injected (uL): 1.0

Operator: 403808

Column phase: DB624 20m

Column diameter: 0.20

1 bfb

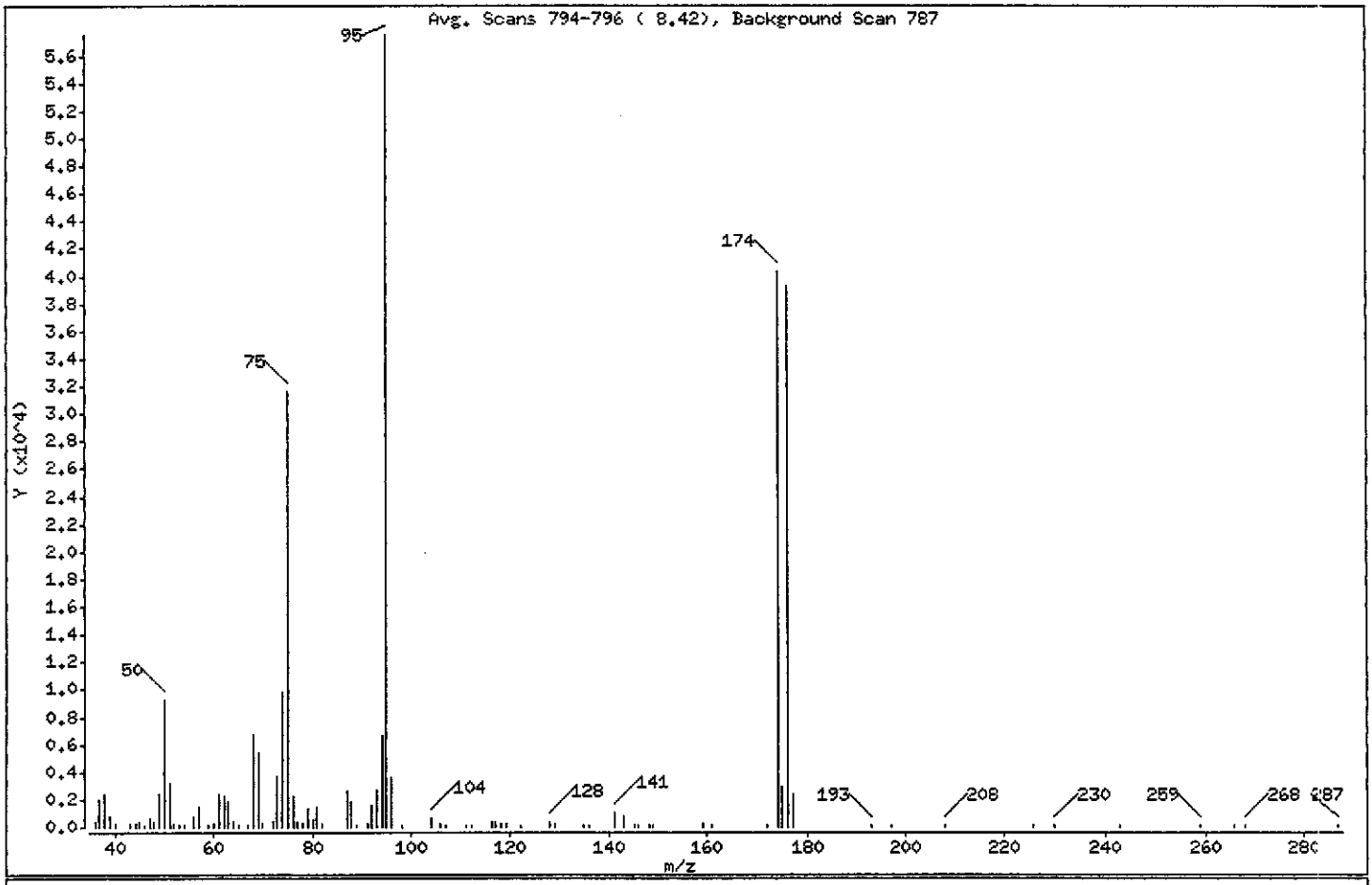

m/e	ION ABUNDANCE CRITERIA	% RELATIVE ABUNDANCE
95	Base Peak, 100% relative abundance	100.00
50	15.00 - 40.00% of mass 95	16.20
75	30.00 - 60.00% of mass 95	55.00
96	5.00 - 9.00% of mass 95	6.19
173	Less than 2.00% of mass 174	0.00 (0.00)
174	50.00 - 100.00% of mass 95	70.17
175	5.00 - 9.00% of mass 174	5.00 (7.13)
176	95.00 - 101.00% of mass 174	68.18 (97.17)
177	5.00 - 9.00% of mass 176	4.04 (5.92)

Date : 06-NOV-2010 07:21

Client ID: BFB Instrument: hp6.i

Sample Info: BFB 1ul

Volume Injected (uL): 1.0 Operator: 403808

Column phase: DB624 20m Column diameter: 0.20

Data File: BF61106.D
Spectrum: Avg. Scans 794-796 (8.42), Background Scan 787
Location of Maximum: 95.00
Number of points: 88

m/z	Y	m/z	Y	m/z	Y	m/z	Y
36.00	420	63.00	1829	93.00	2624	148.00	153
37.00	1981	64.00	392	94.00	6616	149.00	71
38.00	2344	65.00	71	95.00	57528	159.00	213
39.00	841	67.00	193	96.00	3562	161.00	73
40.00	321	68.00	6795	98.00	75	172.00	86
43.00	200	69.00	5486	104.00	652	174.00	40368
44.00	252	70.00	301	106.00	212	175.00	2877
45.00	454	72.00	402	107.00	82	176.00	39224
46.00	102	73.00	3730	111.00	74	177.00	2323
47.00	700	74.00	9837	112.00	93	193.00	94
48.00	438	75.00	31640	116.00	349	197.00	68
49.00	2358	76.00	2284	117.00	417	208.00	76
50.00	9318	77.00	335	118.00	258	226.00	78
51.00	3199	78.00	328	119.00	301	230.00	88
52.00	243	79.00	1339	122.00	102	243.00	71
53.00	68	80.00	464	128.00	417	259.00	143
54.00	82	81.00	1446	129.00	298	266.00	73
56.00	855	82.00	282	135.00	110	268.00	77
57.00	1408	87.00	2587	136.00	70	287.00	85
59.00	138	88.00	1847	141.00	994		
60.00	241	89.00	90	143.00	763		
61.00	2353	91.00	205	145.00	70		
62.00	2192	92.00	1546	146.00	99		

Data File: \\PITSVR06\D\chem\hp6.i\6110610d.b\BF61106.D

Page 1

Date : 06-NOV-2010 07:21

Client ID: BFB

Instrument: hp6.i

Sample Info: BFB 1ul

Volume Injected (uL): 1.0

Operator: 403808

Column phase: DB624 20m

Column diameter: 0.20

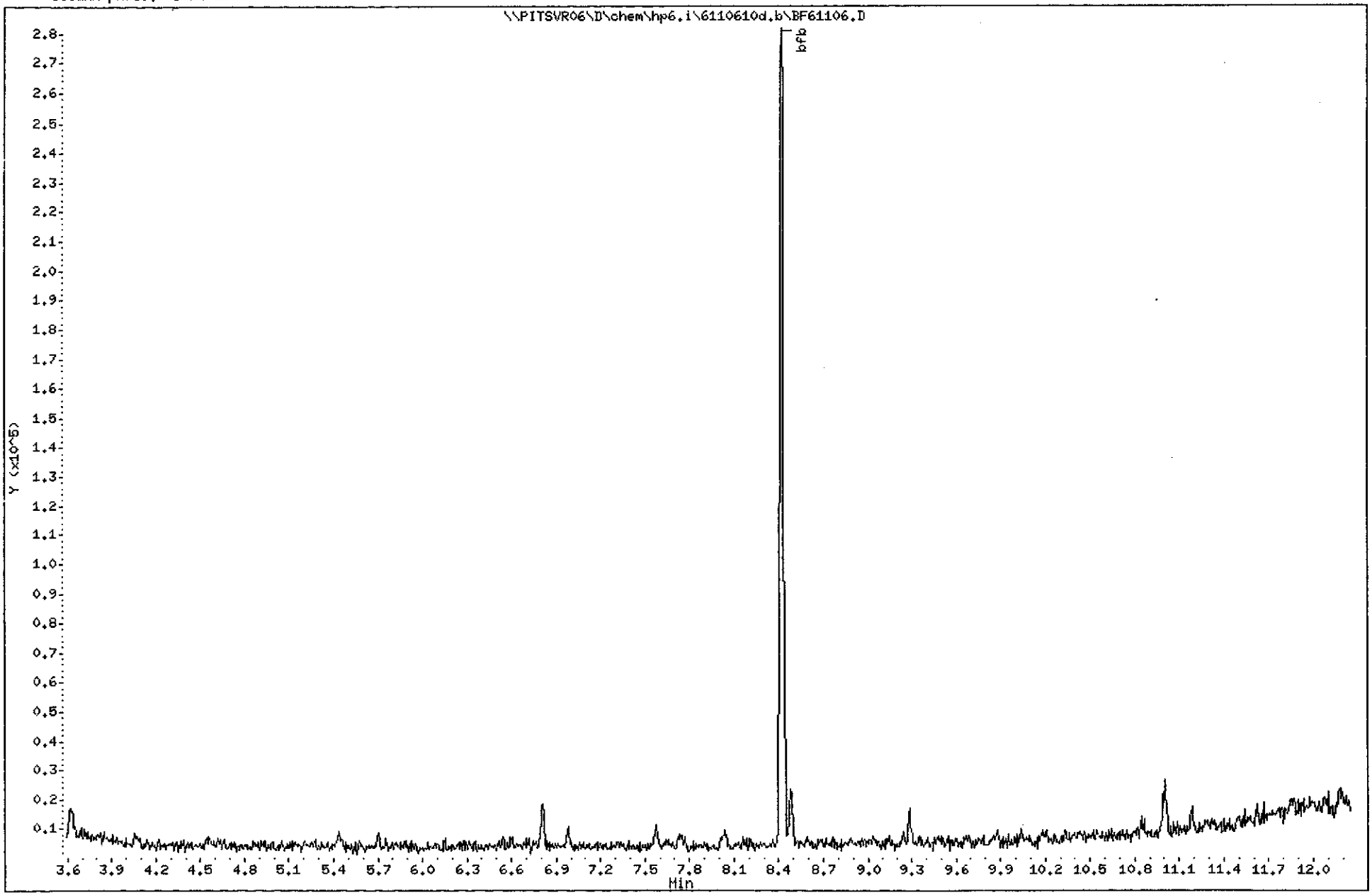

(1001 - 1229)
1192
C0K020532

METHOD BLANK REPORT

GC/MS Volatiles

Client Lot #...: C0K020532 **Work Order #...:** L9C9E1AA **Matrix.....:** SOLID
MB Lot-Sample #: C0J310000-052

Prep Date.....: 10/31/10 **Analysis Time..:** 11:02
Analysis Date..: 10/31/10 **Prep Batch #...:** 0304052 **Final Wgt/Vol..:** 5 mL
Dilution Factor: 1 **Initial Wgt/Vol:** 5 g **Instrument ID..:** HP4
Analyst ID.....: 034635

PARAMETER	RESULT	REPORTING LIMIT	UNITS	METHOD
Acetone	ND	1000	ug/kg	SW846 8260B
Benzene	ND	250	ug/kg	SW846 8260B
Bromodichloromethane	ND	250	ug/kg	SW846 8260B
Bromoform	ND	250	ug/kg	SW846 8260B
Bromomethane	ND	250	ug/kg	SW846 8260B
2-Butanone	ND	250	ug/kg	SW846 8260B
Carbon disulfide	ND	250	ug/kg	SW846 8260B
Carbon tetrachloride	ND	250	ug/kg	SW846 8260B
Chlorobenzene	ND	250	ug/kg	SW846 8260B
Chloroethane	ND	250	ug/kg	SW846 8260B
Chloroform	ND	250	ug/kg	SW846 8260B
Chloromethane	ND	250	ug/kg	SW846 8260B
Cyclohexane	ND	250	ug/kg	SW846 8260B
Dibromochloromethane	ND	250	ug/kg	SW846 8260B
1,2-Dibromo-3-chloro-propane	ND	250	ug/kg	SW846 8260B
1,2-Dibromoethane	ND	250	ug/kg	SW846 8260B
1,3-Dichlorobenzene	ND	250	ug/kg	SW846 8260B
1,4-Dichlorobenzene	ND	250	ug/kg	SW846 8260B
1,2-Dichlorobenzene	ND	250	ug/kg	SW846 8260B
Dichlorodifluoromethane	ND	250	ug/kg	SW846 8260B
1,1-Dichloroethane	ND	250	ug/kg	SW846 8260B
1,2-Dichloroethane	ND	250	ug/kg	SW846 8260B
1,1-Dichloroethene	ND	250	ug/kg	SW846 8260B
cis-1,2-Dichloroethene	ND	250	ug/kg	SW846 8260B
trans-1,2-Dichloroethene	ND	250	ug/kg	SW846 8260B
1,2-Dichloropropane	ND	250	ug/kg	SW846 8260B
cis-1,3-Dichloropropene	ND	250	ug/kg	SW846 8260B
trans-1,3-Dichloropropene	ND	250	ug/kg	SW846 8260B
Ethylbenzene	ND	250	ug/kg	SW846 8260B
2-Hexanone	ND	250	ug/kg	SW846 8260B
Isopropylbenzene	ND	250	ug/kg	SW846 8260B
Methyl acetate	ND	250	ug/kg	SW846 8260B
Methylene chloride	ND	250	ug/kg	SW846 8260B
Methylcyclohexane	ND	250	ug/kg	SW846 8260B
4-Methyl-2-pentanone	ND	250	ug/kg	SW846 8260B
Methyl tert-butyl ether	ND	250	ug/kg	SW846 8260B
Styrene	ND	250	ug/kg	SW846 8260B
1,1,2,2-Tetrachloroethane	ND	250	ug/kg	SW846 8260B
1,2,4-Trichloro-benzene	ND	250	ug/kg	SW846 8260B

(Continued on next page)

METHOD BLANK REPORT

GC/MS Volatiles

Client Lot #...: C0K020532 **Work Order #...:** L9C9E1AA **Matrix.....:** SOLID

PARAMETER	RESULT	REPORTING LIMIT	UNITS	METHOD
Tetrachloroethene	ND	250	ug/kg	SW846 8260B
1,1,1-Trichloroethane	ND	250	ug/kg	SW846 8260B
1,1,2-Trichloroethane	ND	250	ug/kg	SW846 8260B
Trichloroethene	ND	250	ug/kg	SW846 8260B
Trichlorofluoromethane	ND	250	ug/kg	SW846 8260B
1,1,2-Trichloro-1,2,2-trifluoroethane	ND	250	ug/kg	SW846 8260B
Toluene	ND	250	ug/kg	SW846 8260B
Vinyl chloride	ND	250	ug/kg	SW846 8260B
Xylenes (total)	ND	750	ug/kg	SW846 8260B

SURROGATE	PERCENT RECOVERY	RECOVERY LIMITS
1,2-Dichloroethane-d4	83	(52 - 124)
Toluene-d8	97	(72 - 127)
4-Bromofluorobenzene	94	(63 - 120)
Dibromofluoromethane	83	(68 - 121)

NOTE(S):

Calculations are performed before rounding to avoid round-off errors in calculated results.

Data File: \\PITSVR06\D\chem\hp4.i\4103110d.b\4103102.D
Date : 31-OCT-2010 11:02
Client ID: intra-lab blank
Sample Info: vblk 100ul (5.00g/5ml)5ml
Volume Injected (uL): 5.0
Column phase: DB 624

Instrument: hp4.i
Operator: 034635
Column diameter: 0.18

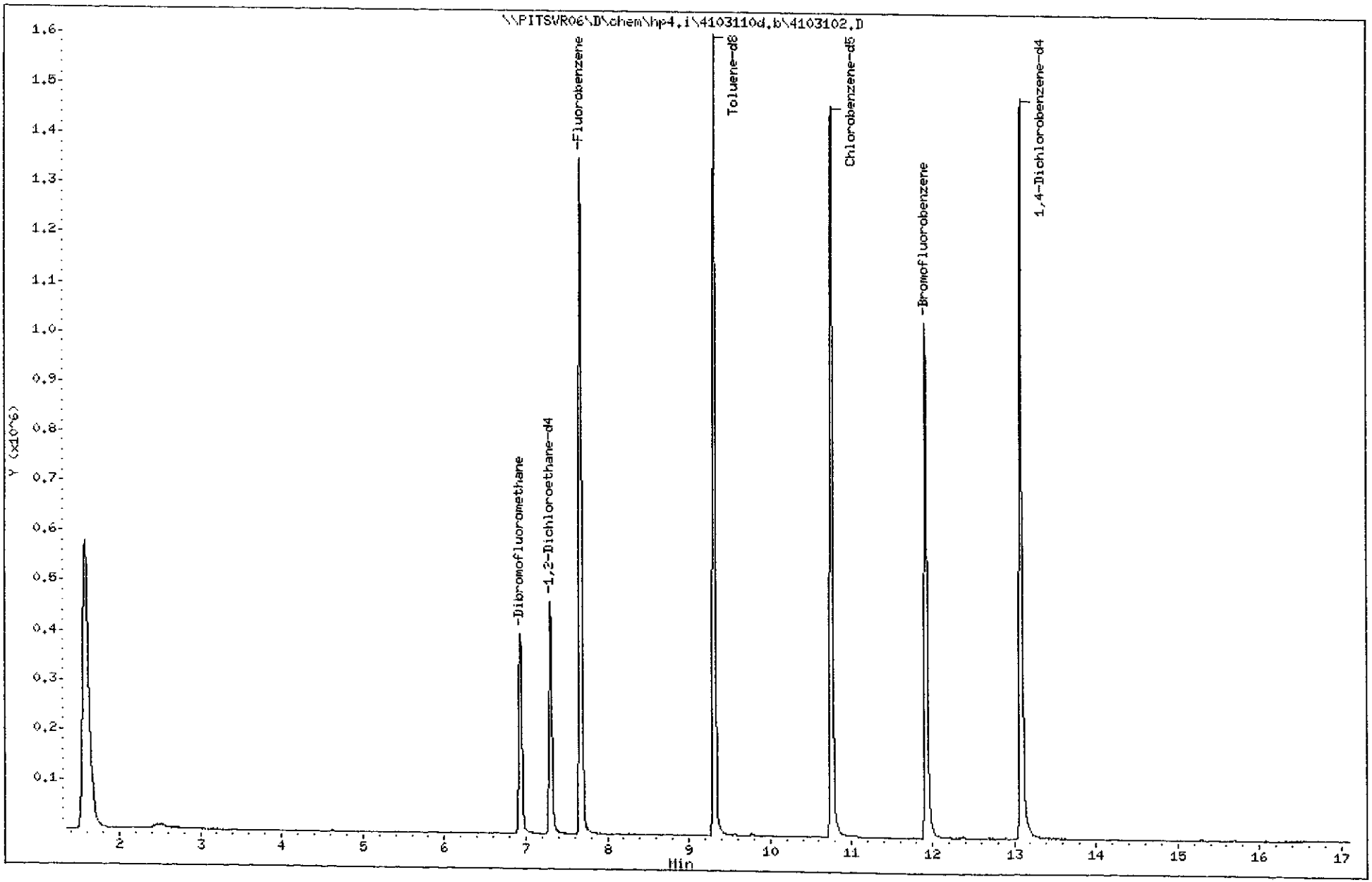

C0K020532 1195 (1001 - 1229)

TestAmerica Pittsburgh

VOLATILE REPORT SW-846 Method

Data file : \\PITSVR06\D\chem\hp4.i\4103110d.b\4103102.D
Lab Smp Id: Client Smp ID: intra-lab blank
Inj Date : 31-OCT-2010 11:02
Operator : 034635 Inst ID: hp4.i
Smp Info : vblk 100ul (5.00g/5ml)5ml
Misc Info : ,4103110d.b,med500.m,1-42.sub
Comment :
Method : \\PITSVR06\D\chem\hp4.i\4103110d.b\med500.m
Meth Date : 31-Oct-2010 10:42 journetp Quant Type: ISTD
Cal Date : 15-OCT-2010 10:15 Cal File: 1G41015.D
Als bottle: 5
Dil Factor: 1.00000
Integrator: HP RTE Compound Sublist: 1-42.sub
Target Version: 4.14
Processing Host: PITSVR06

Concentration Formula: Amt * DF * /Vi*Vo/Ws*Vt/Va * CpndVariable

Name	Value	Description
DF	1.000	Dilution Factor
Vi	5.000	Injection Volume
Vo	5.000	Extraction Solvent Volume
Ws	5.000	Sample Weight
Vt	5.000	Final Volume
Va	0.10000	Aliquot Volume
Cpnd Variable		Local Compound Variable

Compounds	QUANT SIG MASS	RT	EXP RT	REL RT	RESPONSE	CONCENTRATIONS ON-COLUMN (ng)	FINAL (ug/Kg)
* 46 Fluorobenzene	96	7.678	7.669	(1.000)	1442448	250.000	
* 69 Chlorobenzene-d5	119	10.757	10.753	(1.000)	310406	250.000	
* 92 1,4-Dichlorobenzene-d4	152	13.087	13.083	(1.000)	553480	250.000	
$ 39 Dibromofluoromethane	113	6.936	6.926	(0.903)	291848	207.739	2077(Q)
$ 43 1,2-Dichloroethane-d4	65	7.307	7.298	(0.952)	421524	207.230	2072
$ 59 Toluene-d8	98	9.315	9.311	(0.866)	1209227	241.418	2414
$ 80 Bromofluorobenzene	95	11.925	11.921	(1.109)	462590	235.025	2350(Q)
1 Dichlorodifluoromethane	85	Compound Not Detected.					
2 Chloromethane	50	Compound Not Detected.					
3 Vinyl Chloride	62	Compound Not Detected.					
4 Bromomethane	94	Compound Not Detected.					
5 Chloroethane	64	Compound Not Detected.					
6 Trichlorofluoromethane	101	Compound Not Detected.					
10 1,1,2-trichloro-1,2,2-trifluor	101	Compound Not Detected.					
12 1,1-Dichloroethene	96	Compound Not Detected.					
15 Carbon Disulfide	76	Compound Not Detected.					
13 Acetone	43	Compound Not Detected.					
18 Methylene Chloride	84	Compound Not Detected.					
19 trans-1,2-Dichloroethene	96	Compound Not Detected.					

	Compounds	QUANT SIG MASS	RT	EXP RT	REL RT	RESPONSE	CONCENTRATIONS ON-COLUMN (ng)	CONCENTRATIONS FINAL (ug/Kg)
	20 Methyl tert-butyl ether	73	Compound Not Detected.					
	24 1,1-Dichloroethane	63	Compound Not Detected.					
	27 2,2-Dichloropropane	77	Compound Not Detected.					
	28 cis-1,2-dichloroethene	96	Compound Not Detected.					
M	29 1,2-Dichloroethene (total)	96	Compound Not Detected.					
	30 Bromochloromethane	128	Compound Not Detected.					
	31 2-Butanone	43	Compound Not Detected.					
	37 Chloroform	83	Compound Not Detected.					
	38 1,1,1-Trichloroethane	97	Compound Not Detected.					
	40 1,1-Dichloropropene	75	Compound Not Detected.					
	41 Carbon Tetrachloride	117	Compound Not Detected.					
	42 Benzene	78	Compound Not Detected.					
	45 1,2-Dichloroethane	62	Compound Not Detected.					
	47 Trichloroethene	130	Compound Not Detected.					
	49 1,2-Dichloropropane	63	Compound Not Detected.					
	50 Dibromomethane	93	Compound Not Detected.					
	53 Bromodichloromethane	83	Compound Not Detected.					
	57 cis-1,3-Dichloropropene	75	Compound Not Detected.					
	58 4-Methyl-2-Pentanone	43	Compound Not Detected.					
	60 Toluene	91	Compound Not Detected.					
	61 trans-1,3-Dichloropropene	75	Compound Not Detected.					
	63 1,3-Dichloropropane	76	Compound Not Detected.					
	64 1,1,2-Trichloroethane	97	Compound Not Detected.					
	65 Tetrachloroethene	164	Compound Not Detected.					
	66 2-Hexanone	43	Compound Not Detected.					
	67 Dibromochloromethane	129	Compound Not Detected.					
	68 1,2-Dibromoethane	107	Compound Not Detected.					
	70 Chlorobenzene	112	Compound Not Detected.					
	71 1,1,1,2-Tetrachloroethane	131	Compound Not Detected.					
	72 Ethylbenzene	106	Compound Not Detected.					
	73 m + p-Xylene	106	Compound Not Detected.					
	74 Xylene-o	106	Compound Not Detected.					
	76 Styrene	104	Compound Not Detected.					
	77 Bromoform	173	Compound Not Detected.					
	78 Isopropylbenzene	105	Compound Not Detected.					
	79 Bromobenzene	156	Compound Not Detected.					
	81 n-Propylbenzene	120	Compound Not Detected.					
	82 2-Chlorotoluene	126	Compound Not Detected.					
	83 1,1,2,2-Tetrachloroethane	83	Compound Not Detected.					
	84 1,2,3-Trichloropropane	110	Compound Not Detected.					
	85 4-Chlorotoluene	126	Compound Not Detected.					
	86 1,3,5-Trimethylbenzene	105	Compound Not Detected.					
	87 tert-Butylbenzene	119	Compound Not Detected.					
	88 1,2,4-Trimethylbenzene	105	Compound Not Detected.					
	89 sec-Butylbenzene	105	Compound Not Detected.					
	90 4-Isopropyltoluene	119	Compound Not Detected.					
	91 1,3-Dichlorobenzene	146	Compound Not Detected.					
	93 1,4-Dichlorobenzene	146	Compound Not Detected.					
	94 n-Butylbenzene	91	Compound Not Detected.					
	95 1,2-Dichlorobenzene	146	Compound Not Detected.					
	96 1,2-Dibromo-3-chloropropane	157	Compound Not Detected.					
	97 1,2,4-Trichlorobenzene	180	Compound Not Detected.					
	98 Hexachlorobutadiene	225	Compound Not Detected.					
	99 Naphthalene	128	Compound Not Detected.					

	Compounds	QUANT SIG MASS	RT	EXP RT	REL RT	RESPONSE	CONCENTRATIONS ON-COLUMN (ng)	CONCENTRATIONS FINAL (ug/Kg)
100	1,2,3-Trichlorobenzene	180	Compound Not Detected.					
155	Methyl Acetate	43	Compound Not Detected.					
156	Cyclohexane	56	Compound Not Detected.					
157	Methyl Cyclohexane	83	Compound Not Detected.					
M 75	Xylenes (total)	106	Compound Not Detected.					

QC Flag Legend

Q - Qualifier signal failed the ratio test.

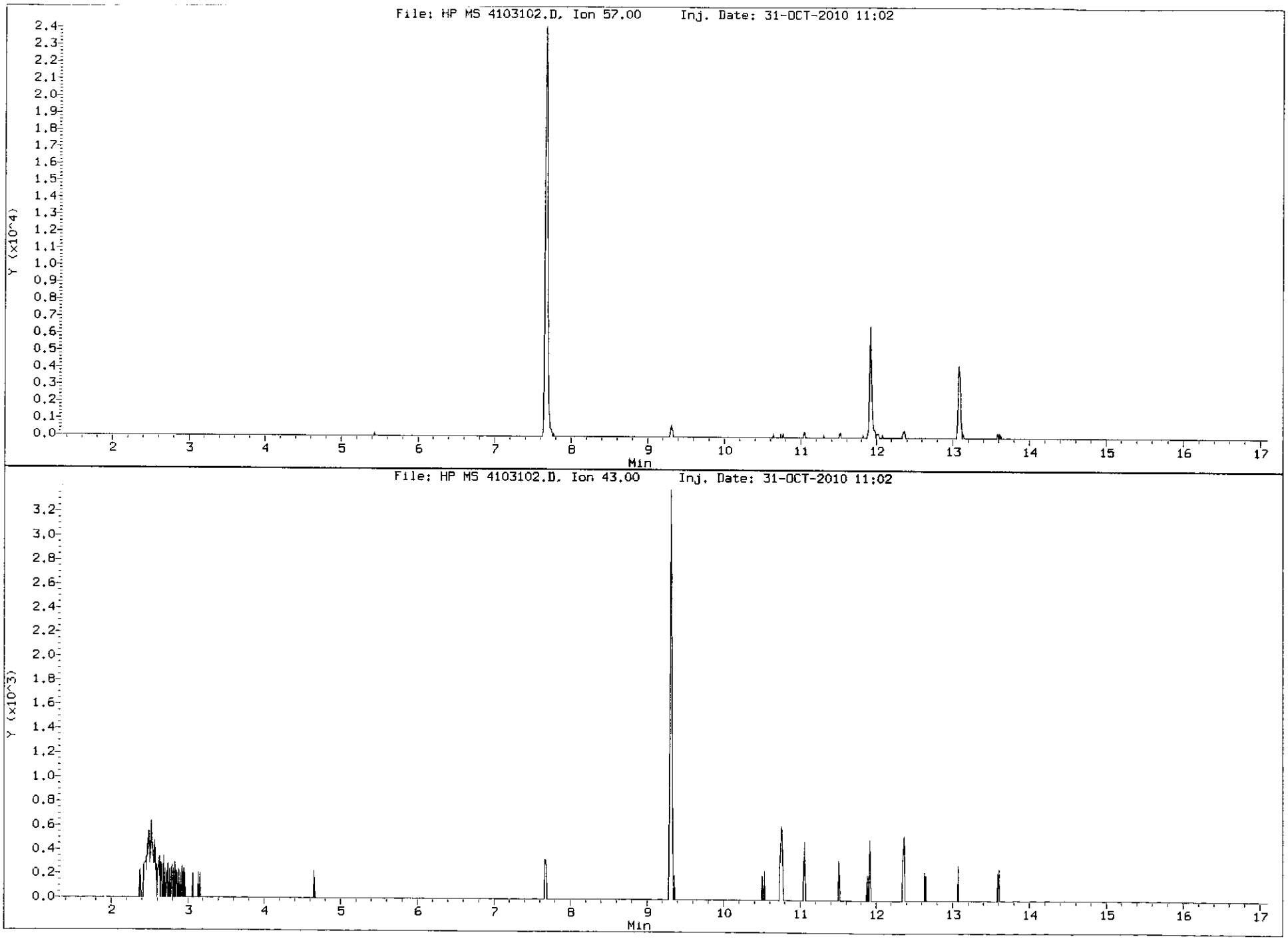

(1001 - 1229)

1199

C0K020532

TestAmerica Pittsburgh

VOLATILE REPORT SW-846 Method

Data file : \\PITSVR06\D\chem\hp4.i\4103110d.b\4103102.D
Lab Smp Id: Client Smp ID: intra-lab blank
Inj Date : 31-OCT-2010 11:02
Operator : 034635 Inst ID: hp4.i
Smp Info : vblk 100ul (5.00g/5ml)5ml
Misc Info : ,4103110d.b,med500.m,1-42.sub
Comment :
Method : \\PITSVR06\D\chem\hp4.i\4103110d.b\med500.m
Meth Date : 31-Oct-2010 10:42 journetp Quant Type: ISTD
Cal Date : 15-OCT-2010 10:15 Cal File: 1G41015.D
Als bottle: 5
Dil Factor: 1.00000
Integrator: HP RTE Compound Sublist: 1-42.sub
Target Version: 4.14
Processing Host: PITSVR06

- NO TENTATIVELY IDENTIFIED COMPOUNDS -

METHOD BLANK REPORT

GC/MS Volatiles

Client Lot #...: C0K020532 **Work Order #...:** L9M1T1AA **Matrix.....:** WATER
MB Lot-Sample #: C0K060000-081

Prep Date.....: 11/06/10 **Analysis Time..:** 09:26
Analysis Date..: 11/06/10 **Prep Batch #...:** 0310081 **Final Wgt/Vol..:** 5 mL
Dilution Factor: 1 **Initial Wgt/Vol:** 5 mL **Instrument ID..:** HP6
Analyst ID.....: 403808

PARAMETER	RESULT	REPORTING LIMIT	UNITS	METHOD
Acetone	ND	5.0	ug/L	SW846 8260B
Benzene	ND	1.0	ug/L	SW846 8260B
Bromodichloromethane	ND	1.0	ug/L	SW846 8260B
Bromoform	ND	1.0	ug/L	SW846 8260B
Bromomethane	ND	1.0	ug/L	SW846 8260B
2-Butanone	ND	5.0	ug/L	SW846 8260B
Carbon disulfide	ND	1.0	ug/L	SW846 8260B
Carbon tetrachloride	ND	1.0	ug/L	SW846 8260B
Chlorobenzene	ND	1.0	ug/L	SW846 8260B
Chloroethane	ND	1.0	ug/L	SW846 8260B
Chloroform	ND	1.0	ug/L	SW846 8260B
Chloromethane	ND	1.0	ug/L	SW846 8260B
Cyclohexane	ND	1.0	ug/L	SW846 8260B
Dibromochloromethane	ND	1.0	ug/L	SW846 8260B
1,2-Dibromo-3-chloro-propane	ND	1.0	ug/L	SW846 8260B
1,2-Dibromoethane	ND	1.0	ug/L	SW846 8260B
1,3-Dichlorobenzene	ND	1.0	ug/L	SW846 8260B
1,4-Dichlorobenzene	ND	1.0	ug/L	SW846 8260B
1,2-Dichlorobenzene	ND	1.0	ug/L	SW846 8260B
Dichlorodifluoromethane	ND	1.0	ug/L	SW846 8260B
1,1-Dichloroethane	ND	1.0	ug/L	SW846 8260B
1,2-Dichloroethane	ND	1.0	ug/L	SW846 8260B
1,1-Dichloroethene	ND	1.0	ug/L	SW846 8260B
cis-1,2-Dichloroethene	ND	1.0	ug/L	SW846 8260B
trans-1,2-Dichloroethene	ND	1.0	ug/L	SW846 8260B
1,2-Dichloropropane	ND	1.0	ug/L	SW846 8260B
cis-1,3-Dichloropropene	ND	1.0	ug/L	SW846 8260B
trans-1,3-Dichloropropene	ND	1.0	ug/L	SW846 8260B
Ethylbenzene	ND	1.0	ug/L	SW846 8260B
2-Hexanone	ND	5.0	ug/L	SW846 8260B
Isopropylbenzene	ND	1.0	ug/L	SW846 8260B
Methyl acetate	ND	1.0	ug/L	SW846 8260B
Methylene chloride	ND	1.0	ug/L	SW846 8260B
Methylcyclohexane	ND	1.0	ug/L	SW846 8260B
4-Methyl-2-pentanone	ND	5.0	ug/L	SW846 8260B
Methyl tert-butyl ether	ND	1.0	ug/L	SW846 8260B
Styrene	ND	1.0	ug/L	SW846 8260B
1,1,2,2-Tetrachloroethane	ND	1.0	ug/L	SW846 8260B
1,2,4-Trichloro-benzene	ND	1.0	ug/L	SW846 8260B

(Continued on next page)

METHOD BLANK REPORT

GC/MS Volatiles

Client Lot #...: C0K020532 **Work Order #...:** L9M1T1AA **Matrix.....:** WATER

PARAMETER	RESULT	REPORTING LIMIT	UNITS	METHOD
Tetrachloroethene	ND	1.0	ug/L	SW846 8260B
1,1,1-Trichloroethane	ND	1.0	ug/L	SW846 8260B
1,1,2-Trichloroethane	ND	1.0	ug/L	SW846 8260B
Trichloroethene	ND	1.0	ug/L	SW846 8260B
Trichlorofluoromethane	ND	1.0	ug/L	SW846 8260B
1,1,2-Trichloro-1,2,2-trifluoroethane	ND	1.0	ug/L	SW846 8260B
Toluene	ND	1.0	ug/L	SW846 8260B
Vinyl chloride	ND	1.0	ug/L	SW846 8260B
Xylenes (total)	ND	3.0	ug/L	SW846 8260B

SURROGATE	PERCENT RECOVERY	RECOVERY LIMITS
Toluene-d8	105	(71 - 118)
1,2-Dichloroethane-d4	94	(64 - 135)
4-Bromofluorobenzene	93	(70 - 118)
Dibromofluoromethane	98	(70 - 128)

NOTE(S):

Calculations are performed before rounding to avoid round-off errors in calculated results.

Data File: \\pitsvr06\d\chem\hp6.i\6110610d.b\6110601.D
Date : 06-NOV-2010 09:26
Client ID: INTRA-LAB BLANK
Sample Info: vblk 5ml
Purge Volume: 5.0
Column phase: DB 624

Instrument: hp6.i
Operator: 403808
Column diameter: 0.20

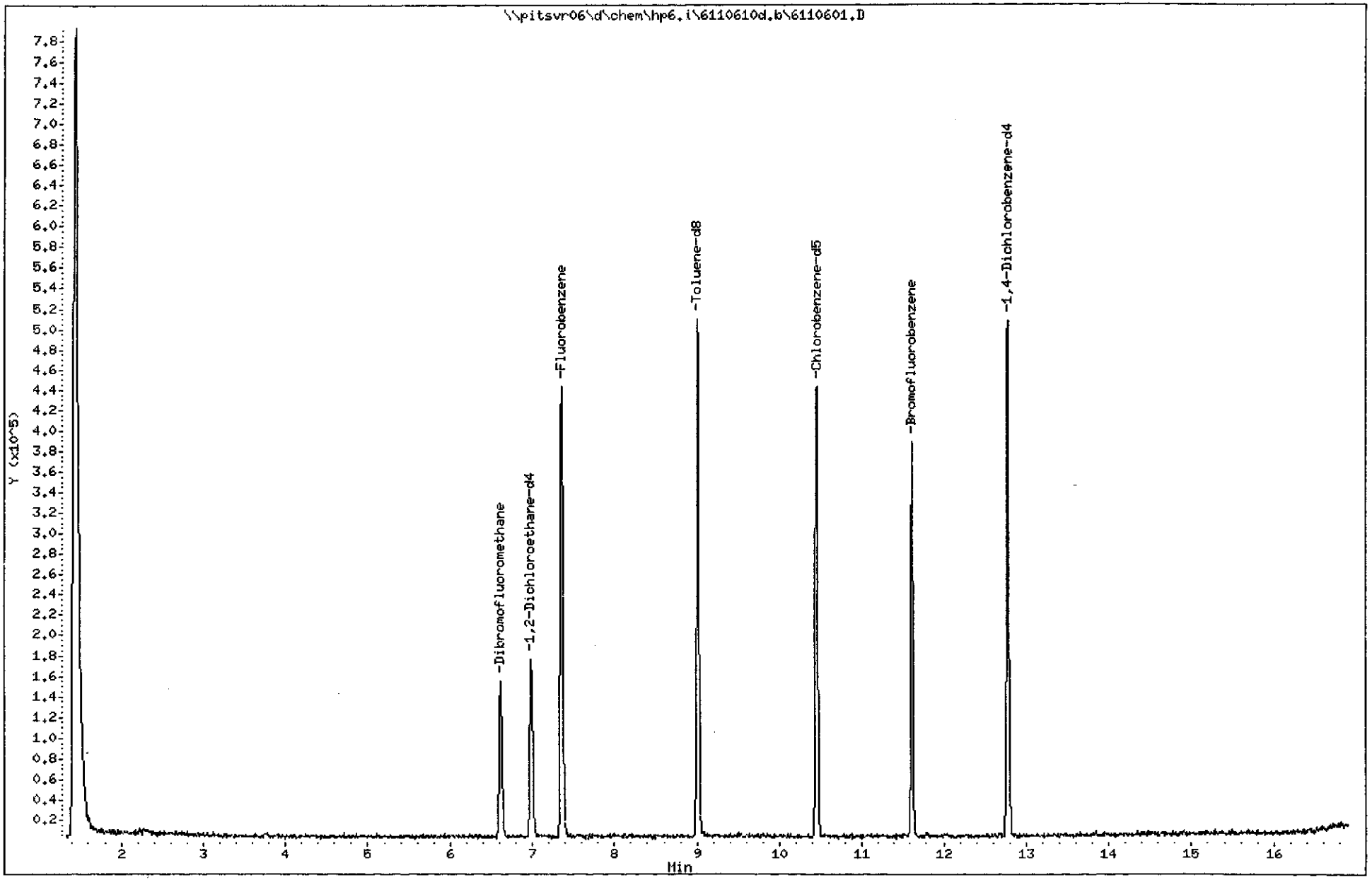

TestAmerica Pittsburgh

VOLATILE REPORT SW-846 Method

Data file : \\pitsvr06\d\chem\hp6.i\6110610d.b\6110601.D
Lab Smp Id: l9m1t1aa Client Smp ID: INTRA-LAB BLANK
Inj Date : 06-NOV-2010 09:26
Operator : 403808 Inst ID: hp6.i
Smp Info : vblk 5ml
Misc Info : vblk,6110610d.b,8260ee.m,1-full.sub
Comment :
Method : \\pitsvr06\d\chem\hp6.i\6110610d.b\8260ee.m
Meth Date : 06-Nov-2010 09:20 hp6.i Quant Type: ISTD
Cal Date : 06-NOV-2010 00:21 Cal File: 1G61105N.D
Als bottle: 1
Dil Factor: 1.00000
Integrator: HP RTE Compound Sublist: 1-full.sub
Target Version: 4.14
Processing Host: PITPC-002

Concentration Formula: Amt * DF * 1/Vo*Vt * CpndVariable

Name	Value	Description
DF	1.000	Dilution Factor
Vo	5.000	Sample Volume
Vt	1.000	mg/L conversion (1.0 if no conversion)
Cpnd Variable		Local Compound Variable

Compounds	QUANT SIG MASS	RT	EXP RT	REL RT	RESPONSE	CONCENTRATIONS ON-COLUMN (ng)	CONCENTRATIONS FINAL (UG/L)
* 46 Fluorobenzene	96	7.361	7.364	(1.000)	441311	50.0000	
* 69 Chlorobenzene-d5	119	10.452	10.461	(1.000)	80443	50.0000	
* 92 1,4-Dichlorobenzene-d4	152	12.782	12.779	(1.000)	141034	50.0000	
$ 39 Dibromofluoromethane	113	6.613	6.612	(0.898)	104063	49.1809	9.836
$ 43 1,2-Dichloroethane-d4	65	6.984	6.983	(0.949)	157396	47.0099	9.402
$ 59 Toluene-d8	98	9.010	9.009	(0.862)	366254	52.6825	10.54
$ 80 Bromofluorobenzene	95	11.626	11.625	(0.910)	153190	46.3835	9.277
2 Chloromethane	50	Compound Not Detected.					
3 Vinyl Chloride	62	Compound Not Detected.					
4 Bromomethane	94	Compound Not Detected.					
5 Chloroethane	64	Compound Not Detected.					
6 Trichlorofluoromethane	101	Compound Not Detected.					
1 Dichlorodifluoromethane	85	Compound Not Detected.					
12 1,1-Dichloroethene	96	Compound Not Detected.					
13 Acetone	43	Compound Not Detected.					
15 Carbon Disulfide	76	Compound Not Detected.					
17 Acetonitrile	40	Compound Not Detected.					
18 Methylene Chloride	84	Compound Not Detected.					
19 trans-1,2-Dichloroethene	96	Compound Not Detected.					
20 Methyl tert-butyl ether	73	Compound Not Detected.					
24 1,1-Dichloroethane	63	Compound Not Detected.					
27 2,2-Dichloropropane	77	Compound Not Detected.					

	Compounds	QUANT SIG MASS	RT	EXP RT	REL RT	RESPONSE	CONCENTRATIONS ON-COLUMN (ng)	CONCENTRATIONS FINAL (UG/L)
28	cis-1,2-dichloroethene	96	Compound Not Detected.					
M 29	1,2-Dichloroethene (total)	96	Compound Not Detected.					
30	Bromochloromethane	128	Compound Not Detected.					
31	2-Butanone	43	Compound Not Detected.					
37	Chloroform	83	Compound Not Detected.					
38	1,1,1-Trichloroethane	97	Compound Not Detected.					
40	1,1-Dichloropropene	75	Compound Not Detected.					
41	Carbon Tetrachloride	117	Compound Not Detected.					
42	Benzene	78	Compound Not Detected.					
45	1,2-Dichloroethane	62	Compound Not Detected.					
47	Trichloroethene	130	Compound Not Detected.					
49	1,2-Dichloropropane	63	Compound Not Detected.					
50	Dibromomethane	93	Compound Not Detected.					
53	Bromodichloromethane	83	Compound Not Detected.					
57	cis-1,3-Dichloropropene	75	Compound Not Detected.					
58	4-Methyl-2-Pentanone	43	Compound Not Detected.					
60	Toluene	91	Compound Not Detected.					
61	trans-1,3-Dichloropropene	75	Compound Not Detected.					
63	1,3-Dichloropropane	76	Compound Not Detected.					
64	1,1,2-Trichloroethane	97	Compound Not Detected.					
65	Tetrachloroethene	164	Compound Not Detected.					
66	2-Hexanone	43	Compound Not Detected.					
67	Dibromochloromethane	129	Compound Not Detected.					
68	1,2-Dibromoethane	107	Compound Not Detected.					
70	Chlorobenzene	112	Compound Not Detected.					
71	1,1,1,2-Tetrachloroethane	131	Compound Not Detected.					
72	Ethylbenzene	106	Compound Not Detected.					
73	m + p-Xylene	106	Compound Not Detected.					
74	Xylene-o	106	Compound Not Detected.					
M 75	Xylenes (total)	106	Compound Not Detected.					
76	Styrene	104	Compound Not Detected.					
77	Bromoform	173	Compound Not Detected.					
78	Isopropylbenzene	105	Compound Not Detected.					
79	Bromobenzene	156	Compound Not Detected.					
81	n-Propylbenzene	120	Compound Not Detected.					
82	2-Chlorotoluene	126	Compound Not Detected.					
83	1,1,2,2-Tetrachloroethane	83	Compound Not Detected.					
84	1,2,3-Trichloropropane	110	Compound Not Detected.					
85	4-Chlorotoluene	126	Compound Not Detected.					
86	1,3,5-Trimethylbenzene	105	Compound Not Detected.					
87	tert-Butylbenzene	119	Compound Not Detected.					
88	1,2,4-Trimethylbenzene	105	Compound Not Detected.					
89	sec-Butylbenzene	105	Compound Not Detected.					
90	4-Isopropyltoluene	119	Compound Not Detected.					
91	1,3-Dichlorobenzene	146	Compound Not Detected.					
93	1,4-Dichlorobenzene	146	Compound Not Detected.					
94	n-Butylbenzene	91	Compound Not Detected.					
95	1,2-Dichlorobenzene	146	Compound Not Detected.					
96	1,2-Dibromo-3-chloropropane	157	Compound Not Detected.					
97	1,2,4-Trichlorobenzene	180	Compound Not Detected.					
98	Hexachlorobutadiene	225	Compound Not Detected.					
99	Naphthalene	128	Compound Not Detected.					
100	1,2,3-Trichlorobenzene	180	Compound Not Detected.					
101	1,1,2-trichlorotrifluoroethane	101	Compound Not Detected.					

	Compounds	QUANT SIG MASS	RT	EXP RT	REL RT	RESPONSE	CONCENTRATIONS ON-COLUMN (ng)	CONCENTRATIONS FINAL (UG/L)
102	Methyl acetate	43	Compound Not Detected.					
104	Cyclohexane	56	Compound Not Detected.					
105	Methyl Cyclohexane	83	Compound Not Detected.					
157	2-Chlorobenzotrifluoride	180	Compound Not Detected.					
158	3-Chlorobenzotrifluoride	180	Compound Not Detected.					
159	4-Chlorobenzotrifluoride	180	Compound Not Detected.					
160	3-Chlorotoluene	126	Compound Not Detected.					
161	2,4-Dichlorobenzotrifluoride	214	Compound Not Detected.					
162	2,5-Dichlorobenzotrifluoride	214	Compound Not Detected.					
163	3,4-Dichlorobenzotrifluoride	214	Compound Not Detected.					
164	Dichlorotoluene(2,4+2,5+2,6)	125	Compound Not Detected.					
165	Dichlorotoluene(2,3+3,4)	125	Compound Not Detected.					
166	1,3,5-Trichlorobenzene	180	Compound Not Detected.					
167	2,3,6-Trichlorotoluene	159	Compound Not Detected.					
168	2,4,5-Trichlorotoluene	159	Compound Not Detected.					
14	Iodomethane	142	Compound Not Detected.					
16	3-Chloro-1-propene	76	Compound Not Detected.					
22	Acrylonitrile	53	Compound Not Detected.					
26	2-Chloro-1,3-butadiene	53	Compound Not Detected.					
32	Vinyl Acetate	43	Compound Not Detected.					
34	Propionitrile	54	Compound Not Detected.					
36	Methacrylonitrile	41	Compound Not Detected.					
44	Isobutanol	41	Compound Not Detected.					
51	Methyl methacrylate	41	Compound Not Detected.					
52	1,4-Dioxane	88	Compound Not Detected.					
56	2-Chloroethyl vinyl ether	63	Compound Not Detected.					
62	Ethyl methacrylate	69	Compound Not Detected.					
103	t-1,4-Dichloro-2-butene	53	Compound Not Detected.					

LABORATORY CONTROL SAMPLE EVALUATION REPORT

GC/MS Volatiles

Client Lot #...: C0K020532 **Work Order #...:** L9C9E1AC-LCS **Matrix.....:** SOLID
LCS Lot-Sample#: C0J310000-052 L9C9E1AD-LCSD
Prep Date.....: 10/31/10 **Analysis Date..:** 10/31/10
Prep Batch #...: 0304052 **Analysis Time..:** 11:58
Dilution Factor: 1 **Initial Wgt/Vol:** 5 g **Final Wgt/Vol..:** 5 mL
Analyst ID.....: 034635 **Instrument ID..:** HP4

PARAMETER	PERCENT RECOVERY	RECOVERY LIMITS	RPD	RPD LIMITS	METHOD
Benzene	**88**	**(77 - 120)**			**SW846 8260B**
	90	**(77 - 120)**	**3.0**	**(0-20)**	**SW846 8260B**
Chlorobenzene	**109**	**(79 - 120)**			**SW846 8260B**
	111	**(79 - 120)**	**2.0**	**(0-20)**	**SW846 8260B**
1,1-Dichloroethene	**90**	**(59 - 129)**			**SW846 8260B**
	94	**(59 - 129)**	**4.8**	**(0-25)**	**SW846 8260B**
Trichloroethene	**92**	**(76 - 119)**			**SW846 8260B**
	96	**(76 - 119)**	**4.3**	**(0-21)**	**SW846 8260B**
Toluene	**105**	**(78 - 124)**			**SW846 8260B**
	108	**(78 - 124)**	**2.8**	**(0-21)**	**SW846 8260B**

SURROGATE	PERCENT RECOVERY	RECOVERY LIMITS
1,2-Dichloroethane-d4	81	(52 - 124)
	86	(52 - 124)
Toluene-d8	103	(72 - 127)
	105	(72 - 127)
4-Bromofluorobenzene	99	(63 - 120)
	102	(63 - 120)
Dibromofluoromethane	88	(68 - 121)
	91	(68 - 121)

NOTE(S):

Calculations are performed before rounding to avoid round-off errors in calculated results.

Bold print denotes control parameters

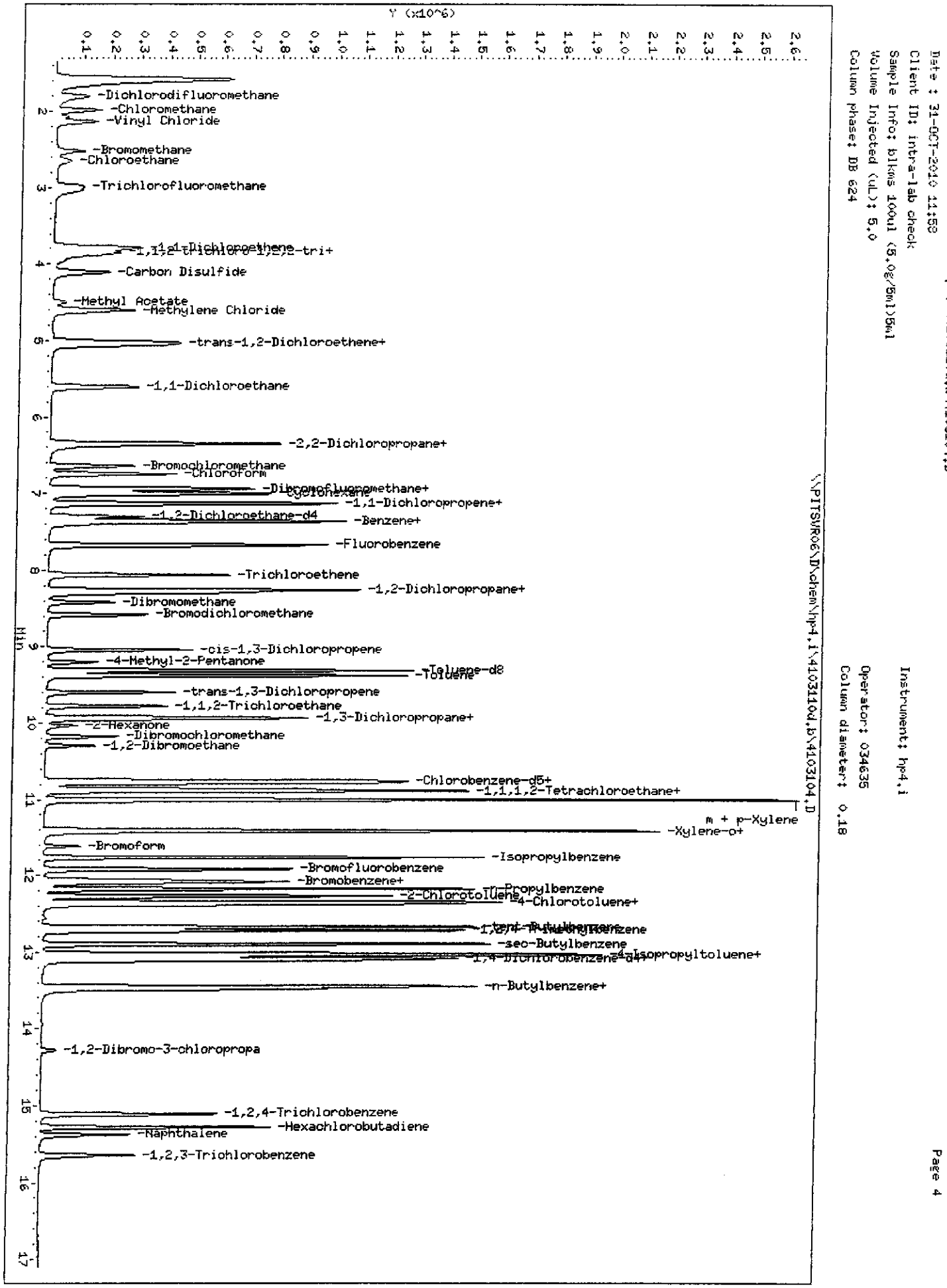

Data File: \\PITSVR06\D\chem\hp4.i\4103104.b\4103104.D
Date : 31-OCT-2010 11:58
Client ID: intra-lab check
Sample Info: blkms 100ul (5.0g/5ml)5ml
Volume Injected (uL): 5.0
Column phase: DB 624

\\PITSVR06\D\chem\hp4.i\4103104.b\4103104.D

Instrument: hp4.i
Operator: 034635
Column diameter: 0.18

TestAmerica Pittsburgh

VOLATILE REPORT SW-846 Method

Data file : \\PITSVR06\D\chem\hp4.i\4103110d.b\4103104.D
Lab Smp Id: Client Smp ID: intra-lab check
Inj Date : 31-OCT-2010 11:58
Operator : 034635 Inst ID: hp4.i
Smp Info : blkms 100ul (5.0g/5ml)5ml
Misc Info : ,4103110d.b,med500.m,1-42.sub
Comment :
Method : \\PITSVR06\D\chem\hp4.i\4103110d.b\med500.m
Meth Date : 31-Oct-2010 10:42 journetp Quant Type: ISTD
Cal Date : 15-OCT-2010 10:15 Cal File: 1G41015.D
Als bottle: 7 QC Sample: MS
Dil Factor: 1.00000
Integrator: HP RTE Compound Sublist: 1-42.sub
Target Version: 4.14
Processing Host: PITPC-088

Concentration Formula: Amt * DF * /Vi*Vo/Ws*Vt/Va * CpndVariable

Name	Value	Description
DF	1.000	Dilution Factor
Vi	5.000	Injection Volume
Vo	5.000	Extraction Solvent Volume
Ws	5.000	Sample Weight
Vt	5.000	Final Volume
Va	0.10000	Aliquot Volume
Cpnd Variable		Local Compound Variable

Compounds	QUANT SIG MASS	RT	EXP RT	REL RT	RESPONSE	CONCENTRATIONS ON-COLUMN (ng)	FINAL (ug/Kg)
* 46 Fluorobenzene	96	7.675	7.669	(1.000)	1034534	250.000	
* 69 Chlorobenzene-d5	119	10.753	10.753	(1.000)	229950	250.000	
* 92 1,4-Dichlorobenzene-d4	152	13.083	13.083	(1.000)	395055	250.000	
$ 39 Dibromofluoromethane	113	6.933	6.926	(0.903)	221649	219.979	2200(Q)
$ 43 1,2-Dichloroethane-d4	65	7.304	7.298	(0.952)	293972	201.508	2015
$ 59 Toluene-d8	98	9.311	9.311	(0.866)	955250	257.439	2574
$ 80 Bromofluorobenzene	95	11.921	11.921	(1.109)	362075	248.321	2483(Q)
1 Dichlorodifluoromethane	85	1.798	1.792	(0.234)	305518	233.576	2336(Q)
2 Chloromethane	50	1.981	1.975	(0.258)	299167	184.288	1843
3 Vinyl Chloride	62	2.133	2.127	(0.278)	267643	188.197	1882
4 Bromomethane	94	2.522	2.516	(0.329)	110233	195.256	1952
5 Chloroethane	64	2.650	2.644	(0.345)	98538	133.018	1330
6 Trichlorofluoromethane	101	2.985	2.972	(0.389)	245964	216.220	2162
10 1,1,2-trichloro-1,2,2-trifluor	101	3.855	3.848	(0.502)	214454	203.068	2031
12 1,1-Dichloroethene	96	3.788	3.775	(0.494)	217596	179.013	1790
15 Carbon Disulfide	76	4.110	4.098	(0.536)	548987	157.000	1570
13 Acetone	43	3.958	3.946	(0.516)	85895	142.774	1428
18 Methylene Chloride	84	4.603	4.597	(0.600)	231418	189.950	1899
19 trans-1,2-Dichloroethene	96	5.017	5.010	(0.654)	238456	194.978	1950

	Compounds	QUANT SIG MASS	RT	EXP RT	REL RT	RESPONSE	CONCENTRATIONS ON-COLUMN (ng)	CONCENTRATIONS FINAL (ug/Kg)
	20 Methyl tert-butyl ether	73	5.053	5.047	(0.658)	471019	164.085	1641(Q)
	24 1,1-Dichloroethane	63	5.613	5.600	(0.731)	434485	188.165	1882
	27 2,2-Dichloropropane	77	6.349	6.342	(0.827)	308692	202.216	2022
	28 cis-1,2-dichloroethene	96	6.355	6.355	(0.828)	249687	194.199	1942
M	29 1,2-Dichloroethene (total)	96				488143	389.177	3892
	30 Bromochloromethane	128	6.641	6.634	(0.865)	104709	183.569	1836
	31 2-Butanone	43	6.410	6.403	(0.835)	87980	123.932	1239(Q)
	37 Chloroform	83	6.750	6.744	(0.880)	413800	195.473	1955
	38 1,1,1-Trichloroethane	97	6.945	6.939	(0.905)	384013	204.058	2040
	40 1,1-Dichloropropene	75	7.134	7.127	(0.929)	330346	184.149	1841
	41 Carbon Tetrachloride	117	7.134	7.127	(0.929)	303753	187.549	1875
	42 Benzene	78	7.365	7.358	(0.960)	970218	175.588	1756
	45 1,2-Dichloroethane	62	7.389	7.383	(0.963)	315754	174.109	1741
	47 Trichloroethene	130	8.064	8.058	(1.051)	245871	184.793	1848
	49 1,2-Dichloropropane	63	8.296	8.295	(1.081)	223550	171.968	1720
	50 Dibromomethane	93	8.417	8.417	(1.097)	104978	156.084	1561
	53 Bromodichloromethane	83	8.581	8.581	(1.118)	257283	155.415	1554
	57 cis-1,3-Dichloropropene	75	9.044	9.037	(1.178)	315896	152.626	1526
	58 4-Methyl-2-Pentanone	43	9.202	9.196	(0.856)	139550	139.099	1391(Q)
	60 Toluene	91	9.378	9.378	(0.872)	1036131	209.527	2095
	61 trans-1,3-Dichloropropene	75	9.597	9.597	(0.893)	270967	171.280	1713
	63 1,3-Dichloropropane	76	9.950	9.950	(0.925)	279720	186.371	1864
	64 1,1,2-Trichloroethane	97	9.780	9.780	(0.909)	146443	182.195	1822(Q)
	65 Tetrachloroethene	164	9.932	9.926	(0.924)	203214	239.194	2392
	66 2-Hexanone	43	10.035	10.029	(0.933)	105739	133.945	1339(Q)
	67 Dibromochloromethane	129	10.175	10.175	(0.946)	149420	162.472	1625
	68 1,2-Dibromoethane	107	10.297	10.291	(0.958)	140707	181.390	1814
	70 Chlorobenzene	112	10.784	10.783	(1.003)	642097	217.457	2174
	71 1,1,1,2-Tetrachloroethane	131	10.863	10.856	(1.010)	206668	216.870	2169(Q)
	72 Ethylbenzene	106	10.887	10.887	(1.012)	349603	230.795	2308
	73 m + p-Xylene	106	11.003	11.002	(1.023)	864335	463.239	4632
	74 Xylene-o	106	11.398	11.398	(1.060)	425736	233.355	2334
	76 Styrene	104	11.410	11.410	(1.061)	687332	219.324	2193
	77 Bromoform	173	11.605	11.605	(1.079)	74400	127.985	1280
	78 Isopropylbenzene	105	11.763	11.763	(1.094)	1175552	238.211	2382
	79 Bromobenzene	156	12.079	12.079	(0.923)	264441	221.864	2219
	81 n-Propylbenzene	120	12.177	12.177	(0.931)	314019	229.714	2297
	82 2-Chlorotoluene	126	12.268	12.268	(0.938)	258026	230.297	2303
	83 1,1,2,2-Tetrachloroethane	83	12.055	12.055	(0.921)	159403	157.394	1574
	84 1,2,3-Trichloropropane	110	12.104	12.104	(0.925)	51743	165.957	1660
	85 4-Chlorotoluene	126	12.378	12.377	(0.946)	257076	222.866	2229
	86 1,3,5-Trimethylbenzene	105	12.347	12.347	(0.944)	997032	239.342	2393
	87 tert-Butylbenzene	119	12.682	12.675	(0.969)	878935	236.217	2362
	88 1,2,4-Trimethylbenzene	105	12.724	12.724	(0.973)	997447	237.071	2371
	89 sec-Butylbenzene	105	12.901	12.894	(0.986)	1259722	239.171	2392
	90 4-Isopropyltoluene	119	13.041	13.040	(0.997)	1107070	255.321	2553
	91 1,3-Dichlorobenzene	146	13.022	13.022	(0.995)	496819	231.374	2314
	93 1,4-Dichlorobenzene	146	13.108	13.107	(1.002)	514085	230.217	2302
	94 n-Butylbenzene	91	13.454	13.454	(1.028)	1008473	244.642	2446
	95 1,2-Dichlorobenzene	146	13.491	13.484	(1.031)	458020	228.452	2284
	96 1,2-Dibromo-3-chloropropane	157	14.276	14.281	(1.091)	19256	105.984	1060
	97 1,2,4-Trichlorobenzene	180	15.115	15.109	(1.155)	262677	202.491	2025
	98 Hexachlorobutadiene	225	15.279	15.279	(1.168)	197267	264.490	2645(Q)
	99 Naphthalene	128	15.377	15.376	(1.175)	356463	155.129	1551

Compounds	QUANT SIG MASS	RT	EXP RT	REL RT	RESPONSE	CONCENTRATIONS ON-COLUMN (ng)	CONCENTRATIONS FINAL (ug/Kg)
100 1,2,3-Trichlorobenzene	180	15.650	15.644	(1.196)	167977	175.967	1760
155 Methyl Acetate	43	4.499	4.493	(0.586)	117140	122.155	1222
156 Cyclohexane	56	7.000	6.999	(0.912)	477648	179.190	1792
157 Methyl Cyclohexane	83	8.259	8.259	(1.076)	461443	182.820	1828
M 75 Xylenes (total)	106				1290071	696.594	6966

QC Flag Legend

Q - Qualifier signal failed the ratio test.



Data File: \\PITSVR06\D\chem\hp4.i\4103110d.b\4103105.D
Date : 31-OCT-2010 12:32
Client ID: intra-lab check
Sample Info: blkms 100ul (5.0g/5ml)5ml
Volume Injected (uL): 5.0
Column phase: DB 624

Instrument: hp4.i
Operator: 034635
Column diameter: 0.18

TestAmerica Pittsburgh

VOLATILE REPORT SW-846 Method

Data file : \\PITSVR06\D\chem\hp4.i\4103110d.b\4103105.D
Lab Smp Id: Client Smp ID: intra-lab check
Inj Date : 31-OCT-2010 12:32
Operator : 034635 Inst ID: hp4.i
Smp Info : blkms 100ul (5.0g/5ml)5ml
Misc Info : ,4103110d.b,med500.m,1-42.sub
Comment :
Method : \\PITSVR06\D\chem\hp4.i\4103110d.b\med500.m
Meth Date : 31-Oct-2010 10:42 journetp Quant Type: ISTD
Cal Date : 15-OCT-2010 10:15 Cal File: 1G41015.D
Als bottle: 8 QC Sample: LCS
Dil Factor: 1.00000
Integrator: HP RTE Compound Sublist: 1-42.sub
Target Version: 4.14
Processing Host: PITPC-088

Concentration Formula: Amt * DF * /Vi*Vo/Ws*Vt/Va * CpndVariable

Name	Value	Description
DF	1.000	Dilution Factor
Vi	5.000	Injection Volume
Vo	5.000	Extraction Solvent Volume
Ws	5.000	Sample Weight
Vt	5.000	Final Volume
Va	0.10000	Aliquot Volume
Cpnd Variable		Local Compound Variable

Compounds	QUANT SIG MASS	RT	EXP RT	REL RT	RESPONSE	CONCENTRATIONS ON-COLUMN (ng)	FINAL (ug/Kg)
* 46 Fluorobenzene	96	7.673	7.669	(1.000)	1065877	250.000	
* 69 Chlorobenzene-d5	119	10.752	10.753	(1.000)	239694	250.000	
* 92 1,4-Dichlorobenzene-d4	152	13.082	13.083	(1.000)	435447	250.000	
$ 39 Dibromofluoromethane	113	6.931	6.926	(0.903)	236054	227.387	2274(Q)
$ 43 1,2-Dichloroethane-d4	65	7.302	7.298	(0.952)	321704	214.033	2140
$ 59 Toluene-d8	98	9.310	9.311	(0.866)	1011374	261.484	2615
$ 80 Bromofluorobenzene	95	11.926	11.921	(1.109)	386049	254.000	2540(Q)
1 Dichlorodifluoromethane	85	1.803	1.792	(0.235)	313996	232.998	2330(Q)
2 Chloromethane	50	1.985	1.975	(0.259)	311404	186.185	1862
3 Vinyl Chloride	62	2.137	2.127	(0.279)	282664	192.915	1929
4 Bromomethane	94	2.539	2.516	(0.331)	140980	242.375	2424
5 Chloroethane	64	2.679	2.644	(0.349)	157857	206.828	2068
6 Trichlorofluoromethane	101	3.026	2.972	(0.394)	285890	243.927	2439
10 1,1,2-trichloro-1,2,2-trifluor	101	3.865	3.848	(0.504)	221538	203.607	2036
12 1,1-Dichloroethene	96	3.804	3.775	(0.496)	235179	187.789	1878
15 Carbon Disulfide	76	4.127	4.098	(0.538)	613678	170.340	1703
13 Acetone	43	3.950	3.946	(0.515)	93893	151.479	1515
18 Methylene Chloride	84	4.613	4.597	(0.601)	240933	191.944	1919
19 trans-1,2-Dichloroethene	96	5.027	5.010	(0.655)	248505	197.219	1972

	Compounds	QUANT SIG MASS	RT	EXP RT	REL RT	RESPONSE	CONCENTRATIONS ON-COLUMN (ng)	CONCENTRATIONS FINAL (ug/Kg)
	20 Methyl tert-butyl ether	73	5.057	5.047	(0.659)	550555	186.152	1862(Q)
	24 1,1-Dichloroethane	63	5.611	5.600	(0.731)	449327	188.871	1889
	27 2,2-Dichloropropane	77	6.353	6.342	(0.828)	335336	213.210	2132
	28 cis-1,2-dichloroethene	96	6.359	6.355	(0.829)	255384	192.789	1928
M	29 1,2-Dichloroethene (total)	96				503889	390.008	3900
	30 Bromochloromethane	128	6.645	6.634	(0.866)	112720	191.803	1918
	31 2-Butanone	43	6.402	6.403	(0.834)	105270	143.927	1439(Q)
	37 Chloroform	83	6.755	6.744	(0.880)	430269	197.276	1973
	38 1,1,1-Trichloroethane	97	6.949	6.939	(0.906)	406007	209.402	2094
	40 1,1-Dichloropropene	75	7.138	7.127	(0.930)	352101	190.504	1905
	41 Carbon Tetrachloride	117	7.138	7.127	(0.930)	325163	194.865	1949
	42 Benzene	78	7.369	7.358	(0.960)	1030694	181.048	1810
	45 1,2-Dichloroethane	62	7.387	7.383	(0.963)	344361	184.299	1843
	47 Trichloroethene	130	8.069	8.058	(1.052)	264586	193.011	1930
	49 1,2-Dichloropropane	63	8.300	8.295	(1.082)	236272	176.410	1764
	50 Dibromomethane	93	8.422	8.417	(1.098)	118602	171.155	1712
	53 Bromodichloromethane	83	8.586	8.581	(1.119)	284513	166.810	1668
	57 cis-1,3-Dichloropropene	75	9.042	9.037	(1.178)	349296	163.800	1638
	58 4-Methyl-2-Pentanone	43	9.200	9.196	(0.856)	172967	165.399	1654(Q)
	60 Toluene	91	9.383	9.378	(0.873)	1110215	215.382	2154
	61 trans-1,3-Dichloropropene	75	9.596	9.597	(0.892)	301319	182.723	1827
	63 1,3-Dichloropropane	76	9.949	9.950	(0.925)	306933	196.190	1962
	64 1,1,2-Trichloroethane	97	9.784	9.780	(0.910)	165179	197.151	1972(Q)
	65 Tetrachloroethene	164	9.930	9.926	(0.924)	216824	244.839	2448
	66 2-Hexanone	43	10.034	10.029	(0.933)	136748	166.183	1662(Q)
	67 Dibromochloromethane	129	10.180	10.175	(0.947)	170137	177.478	1775
	68 1,2-Dibromoethane	107	10.295	10.291	(0.958)	159686	197.488	1975
	70 Chlorobenzene	112	10.782	10.783	(1.003)	682967	221.896	2219
	71 1,1,1,2-Tetrachloroethane	131	10.861	10.856	(1.010)	218986	220.454	2204(Q)
	72 Ethylbenzene	106	10.885	10.887	(1.012)	363721	230.354	2304
	73 m + p-Xylene	106	11.001	11.002	(1.023)	894614	459.975	4600
	74 Xylene-o	106	11.403	11.398	(1.061)	447257	235.186	2352
	76 Styrene	104	11.415	11.410	(1.062)	716887	219.456	2194
	77 Bromoform	173	11.609	11.605	(1.080)	88309	145.736	1457
	78 Isopropylbenzene	105	11.761	11.763	(1.094)	1230697	239.247	2392
	79 Bromobenzene	156	12.084	12.079	(0.924)	280194	213.275	2133
	81 n-Propylbenzene	120	12.175	12.177	(0.931)	332433	220.627	2206
	82 2-Chlorotoluene	126	12.272	12.268	(0.938)	273027	221.082	2211
	83 1,1,2,2-Tetrachloroethane	83	12.053	12.055	(0.921)	183949	164.783	1648
	84 1,2,3-Trichloropropane	110	12.108	12.104	(0.926)	60199	175.168	1752
	85 4-Chlorotoluene	126	12.376	12.377	(0.946)	275645	216.797	2168
	86 1,3,5-Trimethylbenzene	105	12.352	12.347	(0.944)	1052155	229.146	2291
	87 tert-Butylbenzene	119	12.680	12.675	(0.969)	932066	227.261	2273
	88 1,2,4-Trimethylbenzene	105	12.729	12.724	(0.973)	1057691	228.070	2281
	89 sec-Butylbenzene	105	12.899	12.894	(0.986)	1358358	233.976	2340
	90 4-Isopropyltoluene	119	13.039	13.040	(0.997)	1203708	251.858	2518
	91 1,3-Dichlorobenzene	146	13.021	13.022	(0.995)	539146	227.796	2278
	93 1,4-Dichlorobenzene	146	13.106	13.107	(1.002)	555298	225.606	2256
	94 n-Butylbenzene	91	13.453	13.454	(1.028)	1126063	247.829	2478
	95 1,2-Dichlorobenzene	146	13.489	13.484	(1.031)	504315	228.210	2282
	96 1,2-Dibromo-3-chloropropane	157	14.274	14.281	(1.091)	25719	128.425	1284
	97 1,2,4-Trichlorobenzene	180	15.107	15.109	(1.155)	355076	248.329	2483
	98 Hexachlorobutadiene	225	15.284	15.279	(1.168)	264038	321.176	3212(Q)
	99 Naphthalene	128	15.381	15.376	(1.176)	500626	197.658	1976

Compounds	QUANT SIG MASS	RT	EXP RT	REL RT	RESPONSE	CONCENTRATIONS ON-COLUMN (ng)	CONCENTRATIONS FINAL (ug/Kg)
100 1,2,3-Trichlorobenzene	180	15.649	15.644	(1.196)	247474	235.198	2352
155 Methyl Acetate	43	4.498	4.493	(0.586)	141429	143.146	1431
156 Cyclohexane	56	7.010	6.999	(0.914)	505845	184.188	1842
157 Methyl Cyclohexane	83	8.263	8.259	(1.077)	492803	189.504	1895
M 75 Xylenes (total)	106				1341871	695.161	6952

QC Flag Legend

Q - Qualifier signal failed the ratio test.

LABORATORY CONTROL SAMPLE EVALUATION REPORT

GC/MS Volatiles

Client Lot #...: C0K020532 **Work Order #...:** L9M1T1AC **Matrix.....:** WATER
LCS Lot-Sample#: C0K060000-081
Prep Date.....: 11/06/10 **Analysis Date..:** 11/06/10
Prep Batch #...: 0310081 **Analysis Time..:** 10:48
Dilution Factor: 1 **Initial Wgt/Vol:** 5 mL **Final Wgt/Vol..:** 5 mL
Analyst ID.....: 403808 **Instrument ID..:** HP6

PARAMETER	PERCENT RECOVERY	RECOVERY LIMITS	METHOD
Benzene	**106**	**(80 - 120)**	**SW846 8260B**
Chlorobenzene	**114**	**(80 - 120)**	**SW846 8260B**
1,1-Dichloroethene	**100**	**(65 - 136)**	**SW846 8260B**
Trichloroethene	**104**	**(73 - 120)**	**SW846 8260B**
Toluene	**117**	**(80 - 123)**	**SW846 8260B**

SURROGATE	PERCENT RECOVERY	RECOVERY LIMITS
Toluene-d8	105	(71 - 118)
1,2-Dichloroethane-d4	90	(64 - 135)
4-Bromofluorobenzene	95	(70 - 118)
Dibromofluoromethane	94	(70 - 128)

NOTE(S):

Calculations are performed before rounding to avoid round-off errors in calculated results.

Bold print denotes control parameters

Data File: \\pitsvr06\d\chem\hp6.i\6110610d.b\6110604.D
Date : 06-NOV-2010 10:48
Client ID: INTRA-LAB CHECK
Sample Info: blkms 5ml
Purge Volume: 5.0
Column phase: DB 624

Instrument: hp6.i
Operator: 403808
Column diameter: 0.20

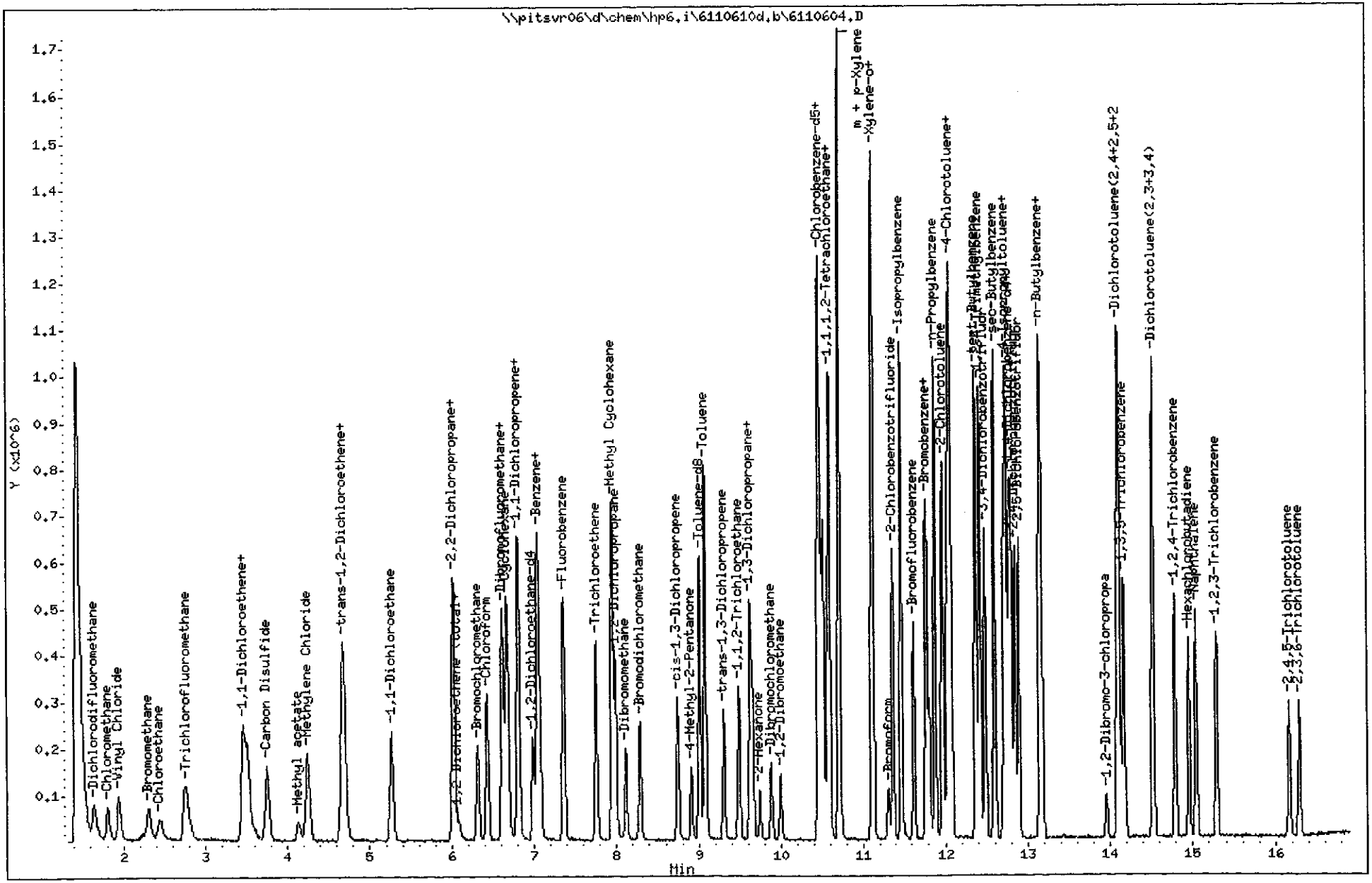

TestAmerica Pittsburgh

VOLATILE REPORT SW-846 Method

Data file : \\pitsvr06\d\chem\hp6.i\6110610d.b\6110604.D
Lab Smp Id: l9m1t1ac Client Smp ID: INTRA-LAB CHECK
Inj Date : 06-NOV-2010 10:48
Operator : 403808 Inst ID: hp6.i
Smp Info : blkms 5ml
Misc Info : blkms,6110610d.b,8260ee.m,1-dwlistee.sub
Comment :
Method : \\pitsvr06\d\chem\hp6.i\6110610d.b\8260ee.m
Meth Date : 06-Nov-2010 09:20 hp6.i Quant Type: ISTD
Cal Date : 06-NOV-2010 00:21 Cal File: 1G61105N.D
Als bottle: 3
Dil Factor: 1.00000
Integrator: HP RTE Compound Sublist: 1-dwlistee.sub
Target Version: 4.14
Processing Host: PITPC-002

Concentration Formula: Amt * DF * 1/Vo*Vt * CpndVariable

Name	Value	Description
DF	1.000	Dilution Factor
Vo	5.000	Sample Volume
Vt	1.000	mg/L conversion (1.0 if no conversion)
Cpnd Variable		Local Compound Variable

	Compounds	QUANT SIG MASS	RT	EXP RT	REL RT	RESPONSE	CONCENTRATIONS ON-COLUMN (ng)	CONCENTRATIONS FINAL (UG/L)
*	46 Fluorobenzene	96	7.361	7.364	(1.000)	528878	50.0000	
*	69 Chlorobenzene-d5	119	10.457	10.461	(1.000)	99429	50.0000	
*	92 1,4-Dichlorobenzene-d4	152	12.781	12.779	(1.000)	166309	50.0000	
$	39 Dibromofluoromethane	113	6.625	6.612	(0.900)	119368	47.0736	9.415
$	43 1,2-Dichloroethane-d4	65	6.990	6.983	(0.950)	180916	45.0881	9.018
$	59 Toluene-d8	98	9.016	9.009	(0.862)	450680	52.4478	10.49
$	80 Bromofluorobenzene	95	11.619	11.625	(0.909)	185133	47.5362	9.507
	2 Chloromethane	50	1.813	1.806	(0.246)	117537	38.5985	7.720
	3 Vinyl Chloride	62	1.941	1.940	(0.264)	162335	44.8437	8.969
	4 Bromomethane	94	2.312	2.305	(0.314)	60177	43.1632	8.633
	5 Chloroethane	64	2.452	2.439	(0.333)	82125	52.9117	10.58
	6 Trichlorofluoromethane	101	2.762	2.755	(0.375)	222292	43.9606	8.792
	1 Dichlorodifluoromethane	85	1.649	1.642	(0.158)	143860	31.8859	6.377
	12 1,1-Dichloroethene	96	3.461	3.455	(0.470)	153324	50.1393	10.03
	13 Acetone	43	3.595	3.595	(0.488)	44423	58.1291	11.62
	15 Carbon Disulfide	76	3.747	3.747	(0.509)	423763	46.0148	9.203
	17 Acetonitrile	40	Compound Not Detected.					
	18 Methylene Chloride	84	4.246	4.252	(0.577)	172058	52.8837	10.58
	19 trans-1,2-Dichloroethene	96	4.666	4.660	(0.634)	169243	53.5556	10.71
	20 Methyl tert-butyl ether	73	4.690	4.690	(0.637)	482980	50.0249	10.00
	24 1,1-Dichloroethane	63	5.268	5.268	(0.716)	315938	49.7128	9.942
	27 2,2-Dichloropropane	77	6.023	6.016	(0.818)	222355	53.7778	10.76

	Compounds	QUANT SIG MASS	RT	EXP RT	REL RT	RESPONSE	CONCENTRATIONS ON-COLUMN (ng)	CONCENTRATIONS FINAL (UG/L)
	28 cis-1,2-dichloroethene	96	6.029	6.028	(0.819)	182310	53.7493	10.75
M	29 1,2-Dichloroethene (total)	96				351553	107.305	21.46
	30 Bromochloromethane	128	6.315	6.314	(0.858)	65155	51.6366	10.33
	31 2-Butanone	43	6.089	6.077	(0.827)	55147	59.9251	11.98
	37 Chloroform	83	6.430	6.430	(0.874)	308737	51.2651	10.25
	38 1,1,1-Trichloroethane	97	6.619	6.618	(0.899)	267461	52.7815	10.56
	40 1,1-Dichloropropene	75	6.813	6.807	(0.926)	258986	50.8196	10.16
	41 Carbon Tetrachloride	117	6.807	6.801	(0.925)	206251	49.9791	9.996
	42 Benzene	78	7.045	7.044	(0.957)	678715	53.1117	10.62
	45 1,2-Dichloroethane	62	7.069	7.075	(0.960)	229764	46.3929	9.278
	47 Trichloroethene	130	7.756	7.750	(1.054)	138501	52.1521	10.43
	49 1,2-Dichloropropane	63	7.994	7.993	(1.086)	159000	52.1007	10.42
	50 Dibromomethane	93	8.109	8.115	(1.102)	86337	49.5378	9.908
	53 Bromodichloromethane	83	8.286	8.285	(1.126)	194176	46.9970	9.399
	57 cis-1,3-Dichloropropene	75	8.748	8.748	(1.188)	214611	45.8087	9.162
	58 4-Methyl-2-Pentanone	43	8.912	8.906	(0.852)	103292	57.8024	11.56
	60 Toluene	91	9.076	9.076	(0.868)	638877	58.5264	11.70
	61 trans-1,3-Dichloropropene	75	9.308	9.307	(0.890)	182988	48.4245	9.685
	63 1,3-Dichloropropane	76	9.654	9.654	(0.923)	230746	55.4222	11.08
	64 1,1,2-Trichloroethane	97	9.490	9.490	(0.908)	108414	55.1353	11.03
	65 Tetrachloroethene	164	9.624	9.630	(0.920)	123471	58.4342	11.69
	66 2-Hexanone	43	9.746	9.739	(0.932)	68577	61.3977	12.28
	67 Dibromochloromethane	129	9.886	9.885	(0.945)	93078	49.2670	9.853
	68 1,2-Dibromoethane	107	9.995	9.995	(0.956)	106845	56.1992	11.24
	70 Chlorobenzene	112	10.482	10.488	(1.002)	359184	57.0949	11.42
	71 1,1,1,2-Tetrachloroethane	131	10.567	10.561	(1.010)	109082	52.4422	10.49
	72 Ethylbenzene	106	10.591	10.591	(1.013)	225660	59.5952	11.92
	73 m + p-Xylene	106	10.707	10.707	(1.024)	540257	120.790	24.16
	74 Xylene-o	106	11.102	11.102	(1.062)	263949	58.8479	11.77
M	75 Xylenes (total)	106				804206	179.638	35.93
	76 Styrene	104	11.114	11.114	(1.063)	402400	58.8165	11.76
	77 Bromoform	173	11.297	11.303	(1.080)	57158	46.2772	9.255
	78 Isopropylbenzene	105	11.467	11.467	(1.097)	745804	61.8142	12.36
	79 Bromobenzene	156	11.777	11.777	(0.921)	141547	51.7462	10.35
	81 n-Propylbenzene	120	11.881	11.881	(0.930)	181810	54.0774	10.82
	82 2-Chlorotoluene	126	11.972	11.972	(0.937)	141562	52.4944	10.50
	83 1,1,2,2-Tetrachloroethane	83	11.765	11.765	(0.921)	162650	54.7791	10.96
	84 1,2,3-Trichloropropane	110	11.814	11.814	(0.924)	53998	53.1964	10.64
	85 4-Chlorotoluene	126	12.076	12.075	(0.945)	150137	56.1394	11.23
	86 1,3,5-Trimethylbenzene	105	12.051	12.051	(0.943)	588560	53.3115	10.66
	87 tert-Butylbenzene	119	12.380	12.379	(0.969)	496306	54.3335	10.87
	88 1,2,4-Trimethylbenzene	105	12.428	12.428	(0.972)	601799	55.1608	11.03
	89 sec-Butylbenzene	105	12.599	12.605	(0.986)	739602	54.7444	10.95
	90 4-Isopropyltoluene	119	12.745	12.745	(0.997)	581117	54.0799	10.82
	91 1,3-Dichlorobenzene	146	12.714	12.714	(0.995)	268937	50.8919	10.18
	93 1,4-Dichlorobenzene	146	12.806	12.805	(1.002)	276964	52.4400	10.49
	94 n-Butylbenzene	91	13.152	13.158	(1.029)	602357	53.7121	10.74
	95 1,2-Dichlorobenzene	146	13.183	13.183	(1.031)	262674	52.8081	10.56
	96 1,2-Dibromo-3-chloropropane	157	13.961	13.961	(1.092)	23225	45.6792	9.136
	97 1,2,4-Trichlorobenzene	180	14.789	14.795	(1.157)	178287	52.6484	10.53
	98 Hexachlorobutadiene	225	14.959	14.959	(1.170)	95398	48.1503	9.630
	99 Naphthalene	128	15.044	15.044	(1.177)	404770	56.9191	11.38
	100 1,2,3-Trichlorobenzene	180	15.288	15.300	(1.196)	158596	53.6103	10.72
	101 1,1,2-trichlorotrifluoroethane	101	3.516	3.510	(0.478)	162151	51.4711	10.29

Compounds	QUANT SIG MASS	RT	EXP RT	REL RT	RESPONSE	CONCENTRATIONS ON-COLUMN (ng)	CONCENTRATIONS FINAL (UG/L)
102 Methyl acetate	43	4.131	4.118	(0.561)	90679	49.5064	9.901
104 Cyclohexane	56	6.673	6.673	(0.907)	298743	53.6964	10.74
105 Methyl Cyclohexane	83	7.945	7.945	(1.079)	347097	54.9727	10.99
157 2-Chlorobenzotrifluoride	180	11.364	11.364	(1.087)	213074	54.2976	10.86
158 3-Chlorobenzotrifluoride	180	10.457	10.457	(1.000)	218189	53.7307	10.75
159 4-Chlorobenzotrifluoride	180	10.512	10.518	(1.005)	217303	57.8307	11.57
160 3-Chlorotoluene	126	12.027	12.027	(0.941)	136726	50.7809	10.16
161 2,4-Dichlorobenzotrifluoride	214	12.848	12.854	(1.005)	167299	48.4453	9.689
162 2,5-Dichlorobenzotrifluoride	214	12.897	12.903	(1.009)	174400	44.6951	8.939
163 3,4-Dichlorobenzotrifluoride	214	12.495	12.495	(0.978)	186588	49.0745	9.815
164 Dichlorotoluene(2,4+2,5+2,6)	125	14.107	14.107	(1.104)	638326	147.634	29.53
165 Dichlorotoluene(2,3+3,4)	125	14.527	14.527	(1.137)	445247	101.852	20.37
166 1,3,5-Trichlorobenzene	180	14.174	14.174	(1.109)	195404	50.2979	10.06
167 2,3,6-Trichlorotoluene	159	16.285	16.291	(1.274)	74741	53.8048	10.76
168 2,4,5-Trichlorotoluene	159	16.170	16.169	(1.265)	88630	53.0347	10.61

GC/MS VOLATILE
MISCELLANEOUS

(1001 - 1229)

TestAmerica Pittsburgh
GC/MS VOA INSTRUMENT LOG

Page# 1 of 1

Standard IDs
BFB: VOA0981-10
VOA: VOA1048-10
SURR: VOA1020-10
MS/LCS: VOA1049-10
INT: VOA0992-10

VOA0967-10 C.A.
VOA1054-10 KETONES
VOA1052-10 ACETO

Inst ID : hp6.i
Batch ID : 6110110d.b
Matrix : WATER Level: LOW
Method : 8260bLL
Balance ID:
Analyst: DLH
Reviewed by/Date:

Comments: (1) Internal outside QC limits; (2) Surrogate outside control limits

Date	Time	File ID	Sample ID	AS Posn	pH <2	Res Cl2 Y/N	Comments
01-NOV-2010	07:18	BF61101.D	BFB 1ul	51			
01-NOV-2010	07:56	BF61101B.D	BFB 1ul	51			✓
01-NOV-2010	08:34	CC61101.D	VSTD10 5ml	52			X
01-NOV-2010	09:12	61101001.D	blank 5ml	54			OK
01-NOV-2010	10:34	1A61101.D	VSTD1 5ml	55			✓
01-NOV-2010	10:58	1B61101.D	VSTD5 5ml	55			✓
01-NOV-2010	11:22	1C61101.D	VSTD10 5ml	55			✓
01-NOV-2010	11:46	1D61101.D	VSTD15 5ml	55			✓
01-NOV-2010	12:10	1E61101.D	VSTD20 5ml	55			✓
01-NOV-2010	12:34	1F61101.D	VSTD35 5ml	55			✓
01-NOV-2010	13:09	1G61101.D	VSTD40 5ml	55			✓
01-NOV-2010	13:41	61101002.D	blank 5ml	54			
01-NOV-2010	14:05	61101003.D	blank 5ml	55			
01-NOV-2010	14:30	61101004.D	Verification10 5ml	56			DCOF ↓ TRY AGAIN

Form ID: VOARunLog R0.4 10/04/2010

1222

C0K020532

TestAmerica Pittsburgh
GC/MS VOA INSTRUMENT LOG

Page# 1 of 2

(1001 - 1229)

Standard IDs
BFB: VOA0480-16
VOA: VOA0991-16
SURR: VOA1920-16
MS/LCS: VOA0992-16
INT: VOA1967-16

VOA0962-16 Acetonitrile BFB
VOA1004-16 Acetonitrile ACC
VOA 0967-16 EE Chlorinated Aromatics

Inst ID : hp4.i
Batch ID : 4101310d.b
Matrix : WATER Level: LOW
Method :
Balance ID:
Analyst:
Reviewed by/Date:

Comments: (1) Internal outside QC limits; (2) Surrogate outside control limits

Date	Time	File ID	Sample ID	AS Posn	pH <2	Res Cl2 Y/N	Comments
13-OCT-2010	10:10	BF41013.D	BFB 1UL	1			
13-OCT-2010	11:20	1A41013.D	vstd5 5ML	13			Run Again
13-OCT-2010	11:48	1B41013.D	vstd10 5ML	13			
13-OCT-2010	12:11	1C41013.D	vstd25 5ML	13			
13-OCT-2010	12:34	1D41013.D	vstd40 5ML	13			Acetone Surrogate didn't
13-OCT-2010	13:21	1F41013.D	vstd125 5ML	13			
13-OCT-2010	13:51	1G41013.D	vstd250 5ML	13			
13-OCT-2010	14:14	4101301.D	vblk 100ul 5ML	14			
13-OCT-2010	14:40	4101302.D	vblk 100ul 5ML	15			
13-OCT-2010	15:04	2A41013.D	vstd5 5ML	13			
13-OCT-2010	16:31	2E41013.D	vstd50 5ML	13			
13-OCT-2010	16:54	4101303.D	vblk 100ul 5ML	15			
13-OCT-2010	17:19	D041301.D	vstd40dod 5ML	16			Runs
13-OCT-2010	18:25	D041302.D	vstd40dod 5ML	17			
13-OCT-2010	18:47	4101304.D	vblk 100ul 5ML	15			
13-OCT-2010	19:10	4101305.D	vblk 100ul 5ML	16			
13-OCT-2010	19:35	4101306.D	blkms 100ul 5ML	17			
13-OCT-2010	20:08	VR41013.D	blkms dod ver 100ul 5ML	18			
13-OCT-2010	20:34	4101307.D	blkms 100ul 5ML	18			
13-OCT-2010	20:58	4101308.D	vblk 100ul 5ML	1			
13-OCT-2010	21:21	4101309.D	c0j120430-008 100ul(4.89g/5ML)	2			
13-OCT-2010	21:44	4101310.D	c0j120430-010 100ul(4.99g/5ML)	3			

1223

C0K020532

(1001 - 1229)

TestAmerica Pittsburgh
GC/MS VOA INSTRUMENT LOG

Page# 1 of 2

Standard IDs
BFB: VOA0981-10
VOA: VOA1048-10
SURR: VOA1067-10
MS/LCS: VOA1049-10
INT: VOA1066-10

VOA1054-10 KETONES
VOA1052-10 C.A.

Inst ID : hp6.i
Batch ID : 6110610d.b
Matrix : WATER Level: LOW
Method : 8260bL2
Balance ID:
Analyst: JL 6x6
Reviewed by/Date:

Comments: (1) Internal outside QC limits; (2) Surrogate outside control limits

Date	Time	File ID	Sample ID	AS Posn	pH <2	Res Cl2 Y/N	Comments
06-NOV-2010	07:21	BF61106.D	BFB 1ul	6			✓
06-NOV-2010	07:55	CC61106.D	VSTD10 5ml	3			✓
06-NOV-2010	08:19	AC61107.D	APPIX10 5ml	3			ACROLEIN ↓
06-NOV-2010	08:57	AC61107B.D	Acrolein10 5ml	3			ACROLEIN ↓
06-NOV-2010	09:26	6110601.D	vblk 5ml	1			✓
06-NOV-2010	10:00	6110602.D	C0J280565-001 x25 (1mL/25mL)/5	2	✓		X
06-NOV-2010	10:24	6110603.D	C0J280565-001 x25 (1mL/25mL)/5	3	✓		✓
06-NOV-2010	10:48	6110604.D	blkms 5ml	3	✓		✓
06-NOV-2010	11:12	6110605.D	C0J280565-001 ms x25 (1mL/25mL	4	✓		✓
06-NOV-2010	11:36	6110606.D	C0J280565-001 msd x25 (1mL/25m	5	✓		✓
06-NOV-2010	12:16	6110607.D	vblk 5ml	7	—		OK
06-NOV-2010	12:40	6110608.D	C0J290436-001 5ml	8	✓		✓
06-NOV-2010	13:04	6110609.D	C0J290436-002 5ml	59	✓		✓
06-NOV-2010	13:31	6110610.D	C0K040588-007 5ml	60	✓		✓
06-NOV-2010	13:55	6110611.D	C0K020532-002 5ml	61	✓		✓
06-NOV-2010	14:19	6110612.D	C0K040588-001 5ml	62	✓		✓
06-NOV-2010	14:42	6110613.D	C0K040588-002 5ml	63	✓		✓
06-NOV-2010	15:06	6110614.D	C0K040588-003 x50 (500uL/25mL)	64	✓		✓
06-NOV-2010	15:30	6110615.D	C0K030593-001 5ml	65	✓		✓
06-NOV-2010	15:54	6110616.D	C0K030593-002 5ml	66	✓		✓
06-NOV-2010	16:18	6110617.D	C0J280513-008 5ml	67	✓		(E) need 5x also
06-NOV-2010	16:43	6110618.D	C0J280513-005 x25 (1mL/25mL)/5	68	✓		VOID - OK for client NRR 20X

1224

C0K020532

TestAmerica Pittsburgh
GC/MS VOA INSTRUMENT LOG

Page# 2 of 2

Page 2 of Batch 6110610d.b on Instrument HP6.I
For header information, refer to the first page of this batch's log.

Comments: (1) Internal outside QC limits; (2) Surrogate outside control limits

Date	Time	File ID	Sample ID	AS Posn	pH <2	Res Cl2 Y/N	Comments
06-NOV-2010	17:07	6110619.D	C0J280513-006 x250 (100uL/25mL	69	pH11		✓MATRIX
06-NOV-2010	17:31	6110620.D	C0J280513-004 5ml	70	"		✓
06-NOV-2010	17:55	6110621.D	C0J280513-007 5ml	71	"	E	X WRONG SAMPLE LABEL WRONG
06-NOV-2010	18:19	6110622.D	C0J280565-002 x25 (1mL/25mL)/5	72	"		VOID-.DO 100X
06-NOV-2010	18:44	6110623.D	C0J280565-003 x100 (250uL/25mL	73	"		VOID-DO 500X
06-NOV-2010	19:08	6110624.D	C0J280565-005 5ml	74	"		VOID-ARCST
06-NOV-2010	19:32	6110625.D	vblk 5ml	75	"		OK
06-NOV-2010	19:56	6110626.D	C0J280565-011 x25 (1mL/25mL)/5	76	"		1225
06-NOV-2010	20:20	6110627.D	C0J280565-012 x25 (1mL/25mL)/5	77			SCRIBER
06-NOV-2010	20:44	6110628.D	C0J280565-013 x25 (1mL/25mL)/5	78			
06-NOV-2010	21:08	6110629.D	C0J280565-014 x25 (1mL/25mL)/5	79			
06-NOV-2010	21:32	6110630.D	vblk 5ml	80			
06-NOV-2010	21:56	6110631.D	C0J280565-015 x25 (1mL/25mL)/5	81			
06-NOV-2010	22:21	6110632.D	C0J280565-016 x25 (1mL/25mL)/5	82			
06-NOV-2010	22:45	6110633.D	C0J280565-017 x25 (1mL/25mL)/5	83			
06-NOV-2010	23:09	6110634.D	C0J280565-018 x25 (1mL/25mL)/5	84			
06-NOV-2010	23:33	6110635.D	vblk 5ml	85			
06-NOV-2010	23:58	6110636.D	C0J280565-019 x25 (1mL/25mL)/5	86			
07-NOV-2010	00:22	6110637.D	C0J280565-020 x25 (1mL/25mL)/5	87			
07-NOV-2010	00:46	6110638.D	C0J280565-021 x25 (1mL/25mL)/5	88			
07-NOV-2010	01:10	6110639.D	C0J280565-022 x25 (1mL/25mL)/5	89			
07-NOV-2010	01:35	6110640.D	vblk 5ml	90			
07-NOV-2010	01:59	6110641.D	C0J280565-023 x25 (1mL/25mL)/5	91			
07-NOV-2010	02:23	6110642.D	C0J280565-024 x25 (1mL/25mL)/5	92			
07-NOV-2010	02:48	6110643.D	C0J280565-025 x25 (1mL/25mL)/5	93			
07-NOV-2010	03:12	6110644.D	C0K050405-001 x25 (1mL/25mL)/5	94			
07-NOV-2010	03:35	6110645.D	vblk 5ml	95			
07-NOV-2010	03:59	6110646.D	vblk 5ml	95			

(1001 - 1229)

C0K020532

TestAmerica Pittsburgh
GC/MS VOA INSTRUMENT LOG

Page# 1 of 2

Standard IDs
BFB: VOA0980-16
VOA: VOA1040-16 ← 1043-16
SURR: VOA1000-16
MS/LCS: VOA1049-10
INT: VOA0999-16

Inst ID : hp4.i
Batch ID : 4103110d.b
Matrix : WATER Soil
Method : 8260B
Balance ID: 40019078
Analyst: [signature]
Reviewed by/Date: 10/3/10

Level: LOW MED

Comments: (1) Internal outside QC limits; (2) Surrogate outside control limits

Date	Time	File ID	Sample ID	AS Posn	pH <2	Res Cl2 Y/N	Comments
31-OCT-2010	09:38	BF41031.D	BFB 1UL	1			
31-OCT-2010	10:12	CC41031.D	vstd40 5ml	4			
31-OCT-2010	10:39	4103101.D	vblk 100ul (4.0g/10ml)5ml	4			1029 1C
31-OCT-2010	11:02	4103102.D	vblk 100ul (5.00g/5ml)5ml	5			
31-OCT-2010	11:29	4103103.D	vblk 100ul (4.0g/10ml)5ml	6			1029 1C
31-OCT-2010	11:58	4103104.D	blkms 100ul (5.0g/5ml)5ml	7		✓	
31-OCT-2010	12:32	4103105.D	blkms 100ul (5.0g/5ml)5ml	8		✓	
31-OCT-2010	12:56	4103106.D	blkms 100ul (4.0g/~~20~~0ml)5ml [illegible]	9		✓	
31-OCT-2010	13:31	4103107.D	blkms 100ul (4.0g/10ml)5ml	10		✓	
31-OCT-2010	13:54	4103108.D	c0j260462-001 10ul (1ml(4.0g/10ml))5ml) | 5ml x50	11		✓	
31-OCT-2010	14:26	4103109.D	c0j260464-001 10ul (4.0g/10ml) | 5ml x10	12		✓	1029030
31-OCT-2010	14:49	4103110.D	c0j270409-001 100ul (4.0g/10ml) | x1	13		✗	Contaminated syringe 04C
31-OCT-2010	15:12	4103111.D	c0j270419-001 100ul (4.0g/10ml) | x1	14		✓	05C
31-OCT-2010	15:46	4103112.D	c0j270409-001 100ul (4.0g/10ml) | x	13		✓	06C 05C
31-OCT-2010	16:27	4103113.D	c0j270437-004 100ul (3.11g/5ml)	14			Contaminated syringe
31-OCT-2010	16:50	4103114.D	c0j280418-001 10ul (4.77g/5ml)	15		✓	
31-OCT-2010	17:13	4103115.D	c0j270437-004 100ul (3.11g/5ml)	15		✓	
31-OCT-2010	17:37	4103116.D	c0j210554-002 25ul (4.66g/5ml) x4	15			
31-OCT-2010	18:01	4103117.D	c0j210554-003 10ul(1ml(4.99.g/5ml)5ml) | 5ml x50	16			
31-OCT-2010	18:26	4103118.D	c0j210554-004 100ul (4.16g/5ml) | 5ml x1	17			
31-OCT-2010	19:00	4103119.D	vblk100ul (4.0g/10ml)	1			
31-OCT-2010	19:24	4103120.D	c0j280562-001 100ul (4.0g/10ml) | 5ml	2			1029 [illegible]

TestAmerica Pittsburgh
GC/MS VOA INSTRUMENT LOG

Page# 2 of 2

Page 2 of Batch 4103110d.b on Instrument HP4.I
For header information, refer to the first page of this batch's log.

Comments: (1) Internal outside QC limits; (2) Surrogate outside control limits

Date	Time	File ID	Sample ID	AS Posn	pH <2	Res Cl2 Y/N	Comments
31-OCT-2010	19:48	4103121.D	c0j280567-001 100ul (4.0g/10ml) 1 SE	3			1029 [illegible]
31-OCT-2010	20:11	4103122.D	c0j300437-001 10ul(1ml(4.23g/5ml) 10ml) 1 SE X100 ~ REPLACES AS COK020532 [illegible]	4			

Form ID: VOARunLog R0.4:10/04/2010

REQUESTED BY: **LIPAYJ**

METHOD: QK Volatile Organics, GC/MS (8260B)

STORAGE LOCATION	WORK ORDER #	PICKED CNTR#	CONTROL #	CLIENT #	ANALYSIS	LOTID	SMP#	SFX	MATRIX DESCRIPTION	QTY RCVD	QTY REQD
20C, CLP1	L9FX7-1-AC	___ ___ ___	908544	371899	A-4E-QK	C0K020532	001		SOLID	0 4	1
CLP1	L9FX9-1-AA	___ ___ ___	908545	371899	I-25-QK	C0K020532	002		WATER	0 1	1

RELINQUISHED BY	RECEIVED BY	DATE/TIME
FZ		written 11/2/10
	FZ	10/31/10 9:50
CLM		10/31/10 18:22
	CLM	11/6/10 09:00
		11/6/10 13:00

***** END OF REPORT *****

REQUESTED BY: **GORDONK**

METHOD: QK Volatile Organics, GC/MS (8260B)

STORAGE LOCATION	WORK ORDER #	PICKED CNTR#	CONTROL #	CLIENT #	ANALYSIS	LOTID	SMP#	SFX	MATRIX DESCRIPTION	QTY RCVD	QTY REQD
20D,CLP1	L9C02-1-AD	___ ___ ___	907045	371899	A-4E-QK	C0J300437	001		SOLID	0	4 1
CLP1	L9C07-1-AA	___ ___ ___	907046	371899	I-25-QK	C0J300437	002		WATER	0	1 1

RELINQUISHED BY	RECEIVED BY	DATE/TIME
FC		10/31/10 9:50
CLP1	FC	10/31/10 18:24
	CW3	11/6/10 09:00
		11/6/10 13:00

***** END OF REPORT *****

GC/MS SEMIVOLATILE DATA

GC/MS SEMIVOLATILE
QC SUMMARY

SW846 8270C SURROGATE RECOVERY

Lab Name: TestAmerica Laboratories, Inc. Client: MACTEC Engineering and Consulting Inc

Lab Code: TALPIT SDG No:

Lot #: C0K020532

Extraction: XXA4FQL01

	CLIENT ID.	SRG01	SRG02	SRG03	SRG04	SRG05	SRG06	TOT OUT
01	B-13-1214	0 D	0 D	0 D	0 D	0 D	0 D	06
02	B-13-1214 RE-1	0 D	0 D	0 D	0 D	0 D	0 D	06
03	INTRA-LAB QC	39	79	61	76	76	91	00
04	METHOD BLK. L9RHJ1AA	89	91	101	90	90	109	00
05	LCS L9RHJ1AC	84	74	85	69	73	74	00
06	LAB MS/MSD D	41	88	73	87	79	86	00
07	LAB MS/MSD S	29 *	63	49	63	59	63	01

SURROGATES		QC LIMITS
SRG01	= 2,4,6-Tribromophenol	(35-124)
SRG02	= 2-Fluorobiphenyl	(35-105)
SRG03	= 2-Fluorophenol	(39-103)
SRG04	= Nitrobenzene-d5	(25-104)
SRG05	= Phenol-d5	(25-105)
SRG06	= Terphenyl-d14	(25-127)

\# Column to be used to flag recovery values
* Values outside of required QC Limits
D System monitoring Compound diluted out

FORM II

SW846 8270C CHECK SAMPLE RECOVERY

Lab Name: TestAmerica Laboratories, Inc. Client: MACTEC Engineering and Consulting Inc

Lab Code: TALPIT SDG No:

Lot #: C0K100000 WO #: L9RHJ1AC
BATCH: 0314051

COMPOUND	SPIKE ADDED (ug/kg)	SAMPLE CONCENT. (ug/kg)	% REC	QC LIMITS REC	QUAL
1,2,4-Trichlorobenzene	6670	4690	70	43 - 100	
1,4-Dichlorobenzene	6670	4470	67	35 - 99	
2,4-Dinitrotoluene	6670	4480	67	45 - 124	
2-Chlorophenol	6670	4690	70	40 - 101	
4-Chloro-3-methylphenol	6670	4520	68	47 - 109	
4-Nitrophenol	6670	4560	68	36 - 127	
Acenaphthene	6670	4650	70	47 - 104	
N-Nitrosodi-n-propylamine	6670	4320	65	42 - 107	
Pentachlorophenol	6670	4840	73	17 - 122	
Phenol	6670	4420	66	41 - 102	
Pyrene	6670	4660	70	41 - 115	
Butyl benzyl phthalate	6670	4500	68	41 - 118	
4-Bromophenyl phenyl ethe	6670	4940	74	47 - 110	
4-Methylphenol	13300	9630	72	42 - 105	
Hexachloroethane	6670	4690	70	37 - 97	
Naphthalene	6670	4530	68	43 - 100	

NOTES(S):

* Values outside of QC limits

Spike Recovery: 0 out of 16 outside limits

COMMENTS:

FORM III

SW846 8270C MATRIX SPIKE/MATRIX SPIKE DUPLICATE RECOVERY

Lab Name: TestAmerica Laboratories, Inc. Client: MACTEC Engineering and Consulting Inc

Lab Code: TALPIT SDG No:

Matrix Spike ID: LAB MS/MSD Level:(low/med) LOW

Lot #: C0K030477 WO #: L9G2C1D1
BATCH: 0314051

COMPOUND	SPIKE ADDED (ug/kg)	SAMPLE CONCENT. (ug/kg)	MS CONCENT. (ug/kg)	MS % REC	LIMITS REC	QUAL
1,2,4-Trichlorobenzene	24700	ND	15000	61	43- 100	
1,4-Dichlorobenzene	24700	ND	14500	59	35- 99	
2,4-Dinitrotoluene	24700	ND	13700	56	45- 124	
2-Chlorophenol	24700	ND	10700	44	40- 101	
4-Chloro-3-methylphenol	24700	ND	11500	47	47- 109	
4-Nitrophenol	24700	ND	5070	21*	36- 127	a
Acenaphthene	24700	ND	15200	62	47- 104	
N-Nitrosodi-n-propylamine	24700	ND	15200	62	42- 107	
Pentachlorophenol	24700	ND	4470	18	17- 122	
Phenol	24700	ND	14500	59	41- 102	
Pyrene	24700	ND	15400	63	41- 115	
Butyl benzyl phthalate	24700	ND	14500	59	41- 118	
4-Bromophenyl phenyl ethe	24700	ND	14600	59	47- 110	
4-Methylphenol	49400	31000	52800	45	42- 105	
Hexachloroethane	24700	ND	13900	56	37- 97	
Naphthalene	24700	680	15200	59	43- 100	

NOTES(S):

Results and reporting limits have been adjusted for dry weight.

a Spiked analyte recovery is outside stated control limits.

Column to be used to flag recovery and RPD values with an asterisk
* Values outside of QC limits

RPD: 0 out of 0 outside limits
Spike Recovery: 1 out of 16 outside limits

COMMENTS:

FORM III

SW846 8270C MATRIX SPIKE/MATRIX SPIKE DUPLICATE RECOVERY

Lab Name: TestAmerica Laboratories, Inc. Client: MACTEC Engineering and Consulting Inc

Lab Code: TALPIT SDG No:

Matrix Spike ID: LAB MS/MSD Level:(low/med) LOW

Lot #: C0K030477 WO #: L9G2C1D2
BATCH: 0314051

COMPOUND	SPIKE ADDED (ug/kg)	MSD CONCENT. (ug/kg)	MSD % REC	% RPD		QC LIMITS RPD	QC LIMITS REC	QUAL
1,2,4-Trichlorobenzene	24700	21300	86	35		36	43 - 100	
1,4-Dichlorobenzene	24700	19600	79	30		49	35 - 99	
2,4-Dinitrotoluene	24700	19600	79	35		41	45 - 124	
2-Chlorophenol	24700	17500	71	48	*	42	40 - 101	p
4-Chloro-3-methylphenol	24700	17200	70	39	*	36	47 - 109	p
4-Nitrophenol	24700	10400	42	69	*	43	36 - 127	p
Acenaphthene	24700	21900	89	36		40	47 - 104	
N-Nitrosodi-n-propylamine	24700	20700	84	31		43	42 - 107	
Pentachlorophenol	24700	8260	33	59	*	52	17 - 122	p
Phenol	24700	20600	83	34		39	41 - 102	
Pyrene	24700	22300	90	36		43	41 - 115	
Butyl benzyl phthalate	24700	21600	88	39		41	41 - 118	
4-Bromophenyl phenyl ethe	24700	21600	88	39		46	47 - 110	
4-Methylphenol	49400	70700	81	29		43	42 - 105	
Hexachloroethane	24700	18900	76	30		48	37 - 97	
Naphthalene	24700	21900	86	37	*	32	43 - 100	p

NOTES(S):

Results and reporting limits have been adjusted for dry weight.

p Relative percent difference (RPD) is outside stated control limits.

Column to be used to flag recovery and RPD values with an asterisk
* Values outside of QC limits

RPD: 5 out of 16 outside limits
Spike Recovery: 0 out of 16 outside limits

COMMENTS:

FORM III

SW846 8270C METHOD BLANK SUMMARY

BLANK WORKORDER NO.: L9RHJ1AA

Lab Name: TestAmerica Laboratories, Inc.

Lab Code: TALPIT

SDG Number:

Lab File ID: F1111010.

Lot Number: C0K020532

Date Analyzed: 11/11/10

Time Analyzed: 08:24

Matrix: SOLID

Date Extracted:11/10/10

GC Column: HP5MS ID: .25

Extraction Method: 3541

Instrument ID: 722

Level:(low/med) LOW

THIS METHOD BLANK APPLIES TO THE FOLLOWING SAMPLES, LCS, LCSD, MS , MSD:

	CLIENT ID.	SAMPLE WORK ORDER #	LAB FILE ID	DATE ANALYZED	TIME ANALYZED
01	B-13-1214	L9FX71AD	F1111015.	11/11/10	10:21
02	B-13-1214	L9FX72AD	F1121005.	11/13/10	03:12
03	INTRA-LAB QC	L9G2C1AD	F1111012.	11/11/10	09:22
04	LAB MS/MSD	L9G2C1D1 S	F1111013.	11/11/10	09:42
05	LAB MS/MSD	L9G2C1D2 D	F1111014.	11/11/10	10:02
06	CHECK SAMPLE	L9RHJ1AC C	F1121004.	11/13/10	02:53
07					
08					
09					
10					
11					
12					
13					
14					
15					
16					
17					
18					
19					
20					
21					
22					
23					
24					
25					
26					
27					
28					
29					
30					

COMMENTS:

FORM IV

FORM 5
SEMIVOLATILE ORGANIC INSTRUMENT PERFORMANCE CHECK
DECAFLUOROTRIPHENYLPHOSPHINE (DFTPP)

Lab Name: TESTAMERICA PITTSBURGH Contract:

Lab Code: TA Case No.: SAS No.: SDG No.:

Lab File ID: F0902DF1 DFTPP Injection Date: 09/02/10

Instrument ID: 722 DFTPP Injection Time: 0124

m/e	ION ABUNDANCE CRITERIA	% RELATIVE ABUNDANCE
51	30.0 - 60.0% of mass 198	40.5
68	Less than 2.0% of mass 69	0.0 (0.0)1
69	Mass 69 relative abundance	56.2
70	Less than 2.0% of mass 69	0.0 (0.0)1
127	40.0 - 60.0% of mass 198	58.0
197	Less than 1.0% of mass 198	0.0
198	Base Peak, 100% relative abundance	100.0
199	5.0 to 9.0% of mass 198	7.0
275	10.0 - 30.0% of mass 198	24.9
365	Greater than 1.0% of mass 198	2.83
441	Present, but less than mass 443	8.4
442	40.0 - 100.0% of mass 198	42.1
443	17.0 - 23.0% of mass 442	8.9 (21.1)2

1-Value is % mass 69 2-Value is % mass 442

THIS CHECK APPLIES TO THE FOLLOWING SAMPLES, MS, MSD, BLANKS, AND STANDARDS:

	EPA SAMPLE NO.	LAB SAMPLE ID	LAB FILE ID	DATE ANALYZED	TIME ANALYZED
01	SSTD4	SSTD4	F09020C1	09/02/10	0140
02	SSTD.4	SSTD.4	F09020C2	09/02/10	0202
03	SSTD2	SSTD2	F09020C3	09/02/10	0221
04	SSTD10	SSTD10	F09020C4	09/02/10	0241
05	SSTD20	SSTD20	F09020C5	09/02/10	0301
06	SSTD40	SSTD40	F09020C6	09/02/10	0321
07	SSTD60	SSTD60	F09020C7	09/02/10	0341
08	SSTD80	SSTD80	F09020C8	09/02/10	0400
09					
10					
11					
12					
13					
14					
15					
16					
17					
18					
19					
20					
21					
22					

FORM 5
SEMIVOLATILE ORGANIC INSTRUMENT PERFORMANCE CHECK
DECAFLUOROTRIPHENYLPHOSPHINE (DFTPP)

Lab Name: TESTAMERICA PITTSBURGH Contract:

Lab Code: TA Case No.: SAS No.: SDG No.:

Lab File ID: F1111DF1 DFTPP Injection Date: 11/11/10

Instrument ID: 722 DFTPP Injection Time: 0436

m/e	ION ABUNDANCE CRITERIA	% RELATIVE ABUNDANCE
51	30.0 - 60.0% of mass 198	43.4
68	Less than 2.0% of mass 69	0.0 (0.0)1
69	Mass 69 relative abundance	58.6
70	Less than 2.0% of mass 69	0.0 (0.0)1
127	40.0 - 60.0% of mass 198	55.5
197	Less than 1.0% of mass 198	0.0
198	Base Peak, 100% relative abundance	100.0
199	5.0 to 9.0% of mass 198	6.5
275	10.0 - 30.0% of mass 198	23.5
365	Greater than 1.0% of mass 198	2.68
441	Present, but less than mass 443	8.4
442	40.0 - 100.0% of mass 198	44.6
443	17.0 - 23.0% of mass 442	8.9 (19.9)2

1-Value is % mass 69 2-Value is % mass 442

THIS CHECK APPLIES TO THE FOLLOWING SAMPLES, MS, MSD, BLANKS, AND STANDARDS:

	EPA SAMPLE NO.	LAB SAMPLE ID	LAB FILE ID	DATE ANALYZED	TIME ANALYZED
01	SSTD4	SSTD4	F11110C1	11/11/10	0449
02	INTRA-LAB BL	L9RHJ1AA	F1111010	11/11/10	0824
03	B-13-1214	L9FX71AD	F1111015	11/11/10	1021
04					
05					
06					
07					
08					
09					
10					
11					
12					
13					
14					
15					
16					
17					
18					
19					
20					
21					
22					

FORM 5
SEMIVOLATILE ORGANIC INSTRUMENT PERFORMANCE CHECK
DECAFLUOROTRIPHENYLPHOSPHINE (DFTPP)

Lab Name: TESTAMERICA PITTSBURGH Contract:

Lab Code: TA Case No.: SAS No.: SDG No.:

Lab File ID: F1112DF1 DFTPP Injection Date: 11/13/10

Instrument ID: 722 DFTPP Injection Time: 0042

m/e	ION ABUNDANCE CRITERIA	% RELATIVE ABUNDANCE
51	30.0 - 60.0% of mass 198	41.7
68	Less than 2.0% of mass 69	0.0 (0.0)1
69	Mass 69 relative abundance	53.6
70	Less than 2.0% of mass 69	0.0 (0.0)1
127	40.0 - 60.0% of mass 198	56.0
197	Less than 1.0% of mass 198	0.0
198	Base Peak, 100% relative abundance	100.0
199	5.0 to 9.0% of mass 198	6.5
275	10.0 - 30.0% of mass 198	24.5
365	Greater than 1.0% of mass 198	3.31
441	Present, but less than mass 443	9.0
442	40.0 - 100.0% of mass 198	48.9
443	17.0 - 23.0% of mass 442	9.0 (18.4)2

1-Value is % mass 69 2-Value is % mass 442

THIS CHECK APPLIES TO THE FOLLOWING SAMPLES, MS, MSD, BLANKS, AND STANDARDS:

	EPA SAMPLE NO.	LAB SAMPLE ID	LAB FILE ID	DATE ANALYZED	TIME ANALYZED
01	SSTD4	SSTD4	F11120C2	11/13/10	0114
02	INTRA-LAB CH	L9RHJ1AC	F1121004	11/13/10	0253
03	B-13-1214	L9FX72AD	F1121005	11/13/10	0312
04					
05					
06					
07					
08					
09					
10					
11					
12					
13					
14					
15					
16					
17					
18					
19					
20					
21					
22					

FORM 8
SEMIVOLATILE INTERNAL STANDARD AREA AND RT SUMMARY

Lab Name: TESTAMERICA PITTSBURGH Contract:

Lab Code: TA Case No.: SAS No.: SDG No.: C0K020532

Lab File ID (Standard): F11110C1 Date Analyzed: 11/11/10

Instrument ID: 722 Time Analyzed: 0449

		IS1 (DCB) AREA #	RT #	IS2 (NPT) AREA #	RT #	IS3 (ANT) AREA #	RT #
	12 HOUR STD	98412	4.33	377765	5.33	214898	6.70
	UPPER LIMIT	196824	4.83	755530	5.83	429796	7.20
	LOWER LIMIT	49206	3.83	188883	4.83	107449	6.20
	CLIENT SAMPLE NO.						
01	INTRA-LAB BL	99881	4.33	367452	5.33	199006	6.70
02	B-13-1214	89473	4.33	352758	5.34	162324	6.70
03							
04							
05							
06							
07							
08							
09							
10							
11							
12							
13							
14							
15							
16							
17							
18							
19							
20							
21							
22							

IS1 (DCB) = 1,4-Dichlorobenzene-d4
IS2 (NPT) = Naphthalene-d8
IS3 (ANT) = Acenaphthene-d10

AREA UPPER LIMIT = +100% of internal standard area
AREA LOWER LIMIT = - 50% of internal standard area
RT UPPER LIMIT = + 0.50 minutes of internal standard RT
RT LOWER LIMIT = - 0.50 minutes of internal standard RT

Column used to flag internal standard area values with an asterisk.
* Values outside of QC limits.

FORM 8
SEMIVOLATILE INTERNAL STANDARD AREA AND RT SUMMARY

Lab Name: TESTAMERICA PITTSBURGH Contract:

Lab Code: TA Case No.: SAS No.: SDG No.: C0K020532

Lab File ID (Standard): F11110C1 Date Analyzed: 11/11/10

Instrument ID: 722 Time Analyzed: 0449

		IS4(PHN) AREA #	RT #	IS5(CRY) AREA #	RT #	IS6(PRY) AREA #	RT #
	12 HOUR STD	323024	7.86	231627	10.24	180294	11.83
	UPPER LIMIT	646048	8.36	463254	10.74	360588	12.33
	LOWER LIMIT	161512	7.36	115814	9.74	90147	11.33
	CLIENT SAMPLE NO.						
01	INTRA-LAB BL	273693	7.86	202724	10.23	181465	11.82
02	B-13-1214	232202	7.87	262398	10.24	264199	11.84
03							
04							
05							
06							
07							
08							
09							
10							
11							
12							
13							
14							
15							
16							
17							
18							
19							
20							
21							
22							

IS4 (PHN) = Phenanthrene-d10
IS5 (CRY) = Chrysene-d12
IS6 (PRY) = Perylene-d12

AREA UPPER LIMIT = +100% of internal standard area
AREA LOWER LIMIT = - 50% of internal standard area
RT UPPER LIMIT = + 0.50 minutes of internal standard RT
RT LOWER LIMIT = - 0.50 minutes of internal standard RT

Column used to flag internal standard area values with an asterisk.
* Values outside of QC limits.

FORM 8
SEMIVOLATILE INTERNAL STANDARD AREA AND RT SUMMARY

Lab Name: TESTAMERICA PITTSBURGH Contract:

Lab Code: TA Case No.: SAS No.: SDG No.: C0K020532

Lab File ID (Standard): F11120C2 Date Analyzed: 11/13/10

Instrument ID: 722 Time Analyzed: 0114

		IS1 (DCB) AREA #	RT #	IS2 (NPT) AREA #	RT #	IS3 (ANT) AREA #	RT #
	12 HOUR STD	93943	4.35	328486	5.34	178376	6.70
	UPPER LIMIT	187886	4.85	656972	5.84	356752	7.20
	LOWER LIMIT	46972	3.85	164243	4.84	89188	6.20
	CLIENT SAMPLE NO.						
01	INTRA-LAB CH	98634	4.34	348685	5.34	175363	6.69
02	B-13-1214	109091	4.35	430825	5.34	242444	6.70
03							
04							
05							
06							
07							
08							
09							
10							
11							
12							
13							
14							
15							
16							
17							
18							
19							
20							
21							
22							

IS1 (DCB) = 1,4-Dichlorobenzene-d4
IS2 (NPT) = Naphthalene-d8
IS3 (ANT) = Acenaphthene-d10

AREA UPPER LIMIT = +100% of internal standard area
AREA LOWER LIMIT = - 50% of internal standard area
RT UPPER LIMIT = + 0.50 minutes of internal standard RT
RT LOWER LIMIT = - 0.50 minutes of internal standard RT

Column used to flag internal standard area values with an asterisk.
* Values outside of QC limits.

FORM 8
SEMIVOLATILE INTERNAL STANDARD AREA AND RT SUMMARY

Lab Name: TESTAMERICA PITTSBURGH Contract:

Lab Code: TA Case No.: SAS No.: SDG No.: C0K020532

Lab File ID (Standard): F11120C2 Date Analyzed: 11/13/10

Instrument ID: 722 Time Analyzed: 0114

		IS4 (PHN) AREA #	RT #	IS5 (CRY) AREA #	RT #	IS6 (PRY) AREA #	RT #
	12 HOUR STD	250115	7.85	187983	10.20	165132	11.78
	UPPER LIMIT	500230	8.35	375966	10.70	330264	12.28
	LOWER LIMIT	125058	7.35	93992	9.70	82566	11.28
	CLIENT SAMPLE NO.						
01	INTRA-LAB CH	239969	7.85	216350	10.20	199976	11.78
02	B-13-1214	339393	7.85	223968	10.20	199551	11.78
03							
04							
05							
06							
07							
08							
09							
10							
11							
12							
13							
14							
15							
16							
17							
18							
19							
20							
21							
22							

IS4 (PHN) = Phenanthrene-d10
IS5 (CRY) = Chrysene-d12
IS6 (PRY) = Perylene-d12

AREA UPPER LIMIT = +100% of internal standard area
AREA LOWER LIMIT = - 50% of internal standard area
RT UPPER LIMIT = + 0.50 minutes of internal standard RT
RT LOWER LIMIT = - 0.50 minutes of internal standard RT

Column used to flag internal standard area values with an asterisk.
* Values outside of QC limits.

GC/MS SEMIVOLATILE
SAMPLE DATA

MACTEC Engineering and Consulting Inc

Client Sample ID: B-13-1214

GC/MS Semivolatiles

Lot-Sample #...:	C0K020532-001	**Work Order #...:**	L9FX71AD	**Matrix.....:**	SOLID
Date Sampled...:	10/29/10 09:20	**Date Received..:**	10/30/10 10:30	**MS Run #.....:**	0314025
Prep Date.....:	11/10/10	**Analysis Date..:**	11/11/10		
Prep Batch #...:	0314051	**Analysis Time..:**	10:21		
Dilution Factor:	50	**Initial Wgt/Vol:**	15 g	**Final Wgt/Vol..:**	5 mL
% Moisture.....:	31	**Analyst ID.....:**	007062	**Instrument ID..:**	722
		Method.....:	SW846 8270C		

PARAMETER	RESULT	REPORTING LIMIT	UNITS	MDL
Acenaphthene	**1300000 E**	**4800**	**ug/kg**	**460**
Acenaphthylene	**240000**	**4800**	**ug/kg**	**550**
Acetophenone	ND	24000	ug/kg	2000
Anthracene	**1300000 E**	**4800**	**ug/kg**	**470**
Atrazine	ND	24000	ug/kg	2400
Benzo(a)anthracene	**1100000 E**	**4800**	**ug/kg**	**600**
Benzo(a)pyrene	**1100000 E**	**4800**	**ug/kg**	**480**
Benzo(b)fluoranthene	**1200000 E**	**4800**	**ug/kg**	**760**
Benzo(ghi)perylene	**490000**	**4800**	**ug/kg**	**480**
Benzo(k)fluoranthene	ND	4800	ug/kg	980
Benzaldehyde	ND	24000	ug/kg	3600
1,1'-Biphenyl	**550000**	**24000**	**ug/kg**	**2200**
bis(2-Chloroethoxy) methane	ND	24000	ug/kg	1600
bis(2-Chloroethyl)-ether	ND	4800	ug/kg	650
bis(2-Ethylhexyl) phthalate	ND	24000	ug/kg	3900
4-Bromophenyl phenyl ether	ND	24000	ug/kg	2100
Butyl benzyl phthalate	ND	24000	ug/kg	3300
Caprolactam	ND	120000	ug/kg	18000
Carbazole	**500000**	**4800**	**ug/kg**	**440**
4-Chloroaniline	ND	24000	ug/kg	1900
4-Chloro-3-methylphenol	ND	24000	ug/kg	2200
2-Chloronaphthalene	ND	4800	ug/kg	500
2-Chlorophenol	ND	24000	ug/kg	2000
4-Chlorophenyl phenyl ether	ND	24000	ug/kg	2700
Chrysene	**960000**	**4800**	**ug/kg**	**570**
Dibenz(a,h)anthracene	**240000**	**4800**	**ug/kg**	**540**
Dibenzofuran	**1600000 E**	**24000**	**ug/kg**	**2400**
3,3'-Dichlorobenzidine	ND	24000	ug/kg	2600
2,4-Dichlorophenol	ND	4800	ug/kg	480
Diethyl phthalate	ND	24000	ug/kg	2600
2,4-Dimethylphenol	ND	24000	ug/kg	3800
Dimethyl phthalate	ND	24000	ug/kg	2600

(Continued on next page)

MACTEC Engineering and Consulting Inc

Client Sample ID: B-13-1214

GC/MS Semivolatiles

Lot-Sample #...: C0K020532-001 **Work Order #...:** L9FX71AD **Matrix.....:** SOLID

PARAMETER	RESULT	REPORTING LIMIT	UNITS	MDL
Di-n-butyl phthalate	ND	24000	ug/kg	3000
4,6-Dinitro-2-methylphenol	ND	120000	ug/kg	9700
2,4-Dinitrophenol	ND	120000	ug/kg	29000
2,4-Dinitrotoluene	ND	24000	ug/kg	1900
2,6-Dinitrotoluene	ND	24000	ug/kg	2500
Di-n-octyl phthalate	ND	24000	ug/kg	2500
Fluoranthene	**2400000 E**	**4800**	**ug/kg**	**520**
Fluorene	**1900000 E**	**4800**	**ug/kg**	**640**
Hexachlorobenzene	ND	4800	ug/kg	510
Hexachlorobutadiene	ND	4800	ug/kg	540
Hexachlorocyclopentadiene	ND	24000	ug/kg	2600
Hexachloroethane	ND	24000	ug/kg	1700
Indeno(1,2,3-cd)pyrene	**460000**	**4800**	**ug/kg**	**500**
Isophorone	ND	24000	ug/kg	1800
2-Methylnaphthalene	**2100000 E**	**4800**	**ug/kg**	**430**
2-Methylphenol	ND	24000	ug/kg	1700
4-Methylphenol	ND	24000	ug/kg	2400
Naphthalene	**3400000 E**	**4800**	**ug/kg**	**420**
2-Nitroaniline	ND	120000	ug/kg	11000
3-Nitroaniline	ND	120000	ug/kg	9900
4-Nitroaniline	**120000**	**120000**	**ug/kg**	**9800**
Nitrobenzene	ND	4800	ug/kg	2000
2-Nitrophenol	ND	24000	ug/kg	2700
4-Nitrophenol	ND	120000	ug/kg	8200
N-Nitrosodi-n-propylamine	ND	4800	ug/kg	570
N-Nitrosodiphenylamine	ND	4800	ug/kg	2200
2,2'-oxybis (1-Chloropropane)	ND	4800	ug/kg	520
Pentachlorophenol	ND	24000	ug/kg	2200
Phenanthrene	**3400000 E**	**4800**	**ug/kg**	**770**
Phenol	ND	4800	ug/kg	570
Pyrene	**1600000 E**	**4800**	**ug/kg**	**490**
2,4,5-Trichlorophenol	ND	24000	ug/kg	2600
2,4,6-Trichlorophenol	ND	24000	ug/kg	3600

(Continued on next page)

MACTEC Engineering and Consulting Inc

Client Sample ID: B-13-1214

GC/MS Semivolatiles

Lot-Sample #...: C0K020532-001 **Work Order #...:** L9FX71AD **Matrix.....:** SOLID

SURROGATE	PERCENT RECOVERY	RECOVERY LIMITS
2,4,6-Tribromophenol	NC,DIL	(35 - 124)
2-Fluorobiphenyl	NC,DIL	(35 - 105)
2-Fluorophenol	NC,DIL	(39 - 103)
Nitrobenzene-d5	NC,DIL	(25 - 104)
Phenol-d5	NC,DIL	(25 - 105)
Terphenyl-d14	NC,DIL	(25 - 127)

NOTE(S):

NC The recovery and/or RPD were not calculated.

DIL The concentration is estimated or not reported due to dilution or the presence of interfering analytes.

Results and reporting limits have been adjusted for dry weight.

E Estimated result. Result concentration exceeds the calibration range.

Data File: \\PITSVR06\D\chem\722.i\111110.b\F1111015.D
Date : 11-NOV-2010 10:21
Client ID: B-13-1214
Sample Info: C0K020532-001 x50 11/10/10 Soil (0314051)
Volume Injected (uL): 2.0
Column phase: Hp5-MS

Instrument: 722.i
Operator: 007062
Column diameter: 0.25

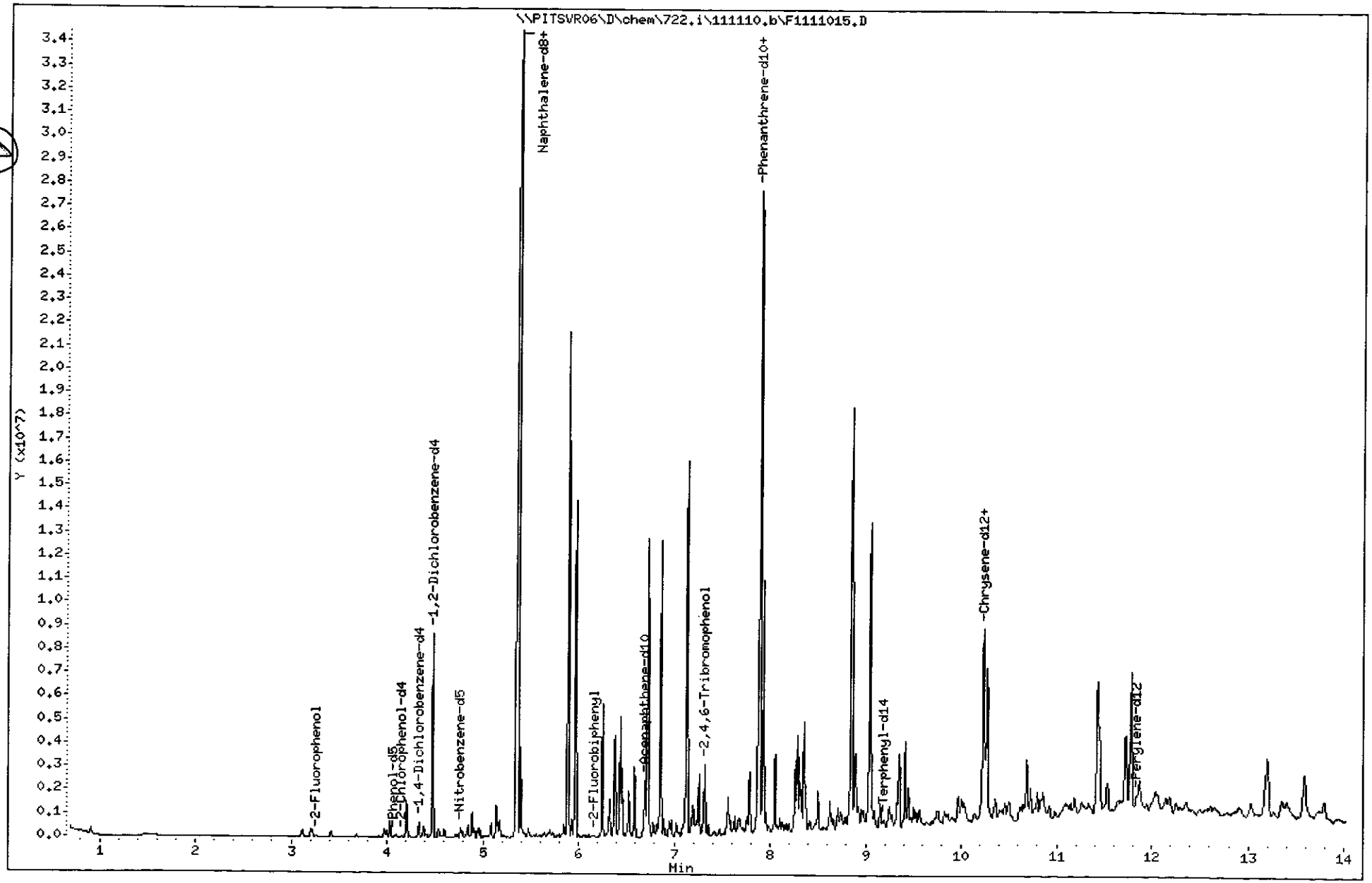

(2001 - 2230)
2019
C0K020532

TestAmerica Pittsburgh

Semivolatile REPORT SW-846 Method 8270

Data file : \\PITSVR06\D\chem\722.i\111110.b\F1111015.D
Lab Smp Id: 19fx71ad Client Smp ID: B-13-1214
Inj Date : 11-NOV-2010 10:21
Operator : 007062 Inst ID: 722.i
Smp Info : C0K020532-001 x50 11/10/10 Soil (0314051)
Misc Info : 19fx71ad,111110.b,ll.m,QL8270.sub
Comment :
Method : \\PITSVR06\D\chem\722.i\111110.b\ll.m
Meth Date : 11-Nov-2010 06:07 722.i Quant Type: ISTD
Cal Date : 02-SEP-2010 04:00 Cal File: F09020C8.D
Als bottle: 17
Dil Factor: 50.00000
Integrator: HP RTE Compound Sublist: QL8270.sub
Target Version: 4.14
Processing Host: PITSVR06

Concentration Formula: Amt * DF * Uf * Vt/(Vi * Ws)*1 * CpndVariable

Name	Value	Description
DF	50.000	Dilution Factor
Uf	1.000	ng unit correction factor
Vt	5000.000	Volume of final extract (uL)(1000 low, 2
Vi	2.000	Volume injected (uL)
Ws	15.000	Weight of sample extracted (g)
Cpnd Variable		Local Compound Variable

	Compounds	QUANT SIG MASS	RT	EXP RT	REL RT	RESPONSE	CONCENTRATIONS ON-COLUMN (NG)	FINAL (ug/kg)
* 1	1,4-Dichlorobenzene-d4	152	4.332	4.331	(1.000)	89473	8.00000	
* 2	Naphthalene-d8	136	5.342	5.330	(1.000)	352758	8.00000	
* 3	Acenaphthene-d10	164	6.699	6.698	(1.000)	162324	8.00000	
* 4	Phenanthrene-d10	188	7.869	7.862	(1.000)	232202	8.00000	
* 5	Chrysene-d12	240	10.241	10.239	(1.000)	262398	8.00000	
* 6	Perylene-d12	264	11.838	11.831	(1.000)	264199	8.00000	
198	1,4-Dioxane	88	Compound Not Detected.					
220	Benzaldehyde	77	Compound Not Detected.					
10	N-Nitrosodimethylamine	74	Compound Not Detected.					
9	Pyridine	79	Compound Not Detected.					
16	Methyl methanesulfonate	80	Compound Not Detected.					
21	Aniline	93	Compound Not Detected.					
22	Phenol	94	Compound Not Detected.					
23	bis(2-Chloroethyl)ether	93	Compound Not Detected.					
24	2-Chlorophenol	128	Compound Not Detected.					
26	1,3-Dichlorobenzene	146	Compound Not Detected.					
27	1,4-Dichlorobenzene	146	Compound Not Detected.					
28	1,2-Dichlorobenzene	146	Compound Not Detected.					
227	Indene	116	4.535	4.534	(1.047)	95206	3.50077	29173(aA)
29	Benzyl Alcohol	108	Compound Not Detected.					

	Compounds	QUANT SIG MASS	RT	EXP RT	REL RT	RESPONSE	CONCENTRATIONS ON-COLUMN (NG)	CONCENTRATIONS FINAL (ug/kg)
30	2-Methylphenol	108	Compound Not Detected.					
31	2,2'-oxybis(1-Chloropropane)	45	Compound Not Detected.					
37	Acetophenone	105	Compound Not Detected.					
32	N-Nitroso-di-n-propylamine	70	Compound Not Detected.					
192	4-Methylphenol	108	4.679	4.678	(1.080)	1228	0.08886	740.46(aQ)
34	Hexachloroethane	117	Compound Not Detected.					
35	Nitrobenzene	77	Compound Not Detected.					
36	N-Nitrosopyrrolidine	100	Compound Not Detected.					
41	Isophorone	82	Compound Not Detected.					
42	2-Nitrophenol	139	Compound Not Detected.					
43	2,4-Dimethylphenol	107	Compound Not Detected.					
44	bis(2-Chloroethoxy)methane	93	Compound Not Detected.					
48	2,4-Dichlorophenol	162	Compound Not Detected.					
49	Benzoic Acid	122	Compound Not Detected.					
50	1,2,4-Trichlorobenzene	180	Compound Not Detected.					
51	Naphthalene	128	5.374	5.346	(1.006)	13214076	282.437	2353600(AQM) ✓
52	4-Chloroaniline	127	Compound Not Detected.					
54	2,6-Dichlorophenol	162	Compound Not Detected.					
56	Hexachlorobutadiene	224	Compound Not Detected.					
221	Caprolactam	113	Compound Not Detected.					
59	4-Chloro-3-Methylphenol	107	Compound Not Detected.					
62	2-Methylnaphthalene	142	5.892	5.886	(1.103)	5293803	171.891	1432400(A) ✓
205	1-Methylnaphthalene	142	5.967	5.966	(1.117)	3231113	109.827	915230 ✓
64	Hexachlorocyclopentadiene	236	Compound Not Detected.					
65	1,2,4,5-Tetrachlorobenzene	216	Compound Not Detected.					
66	2,4,6-Trichlorophenol	196	Compound Not Detected.					
67	2,4,5-Trichlorophenol	196	Compound Not Detected.					
222	1,1'-Biphenyl	154	6.250	6.254	(0.933)	1420337	45.9883	383240
70	2-Chloronaphthalene	162	Compound Not Detected.					
73	2-Nitroaniline	65	Compound Not Detected.					
76	Dimethylphthalate	163	Compound Not Detected.					
78	2,6-Dinitrotoluene	165	Compound Not Detected.					
79	Acenaphthylene	152	6.587	6.585	(0.983)	752933	20.1602	168000
81	3-Nitroaniline	138	Compound Not Detected.					
82	Acenaphthene	153	6.725	6.724	(1.004)	2590810	111.456	928800 ✓
83	2,4-Dinitrophenol	184	Compound Not Detected.					
85	4-Nitrophenol	109	Compound Not Detected.					
86	Dibenzofuran	168	6.864	6.858	(1.025)	4392188	134.233	1118600 ✓
87	2,4-Dinitrotoluene	165	Compound Not Detected.					
91	2,3,5,6-Tetrachlorophenol	232	Compound Not Detected.					
88	2,3,4,6-Tetrachlorophenol	232	Compound Not Detected.					
92	2-Naphthylamine	143	Compound Not Detected.					
93	Diethylphthalate	149	Compound Not Detected.					
94	Fluorene	166	7.131	7.130	(1.065)	4121912	153.557	1279600 ✓
95	4-Chlorophenyl-phenylether	204	Compound Not Detected.					
96	4-Nitroaniline	138	7.131	7.136	(1.065)	63618	10.0374	83645(aQ)
98	4,6-Dinitro-2-methylphenol	198	Compound Not Detected.					
99	N-Nitrosodiphenylamine	169	Compound Not Detected.					
100	1,2-Diphenylhydrazine	77	Compound Not Detected.					
106	4-Bromophenyl-phenylether	248	Compound Not Detected.					
107	Hexachlorobenzene	283	Compound Not Detected.					
223	Atrazine	200	Compound Not Detected.					
111	Pentachlorophenol	265	Compound Not Detected.					
115	Phenanthrene	178	7.895	7.884	(1.003)	9246968	280.305	2335900(A) ✓

Compounds	QUANT SIG MASS	RT	EXP RT	REL RT	RESPONSE	CONCENTRATIONS ON-COLUMN (NG)	CONCENTRATIONS FINAL (ug/kg)
116 Anthracene	178	7.927	7.921	(1.007)	3434359	103.893	865770
119 Carbazole	167	8.050	8.049	(1.023)	1229061	41.2447	343710
120 Di-n-Butylphthalate	149	Compound Not Detected.					
123 Fluoranthene	202	8.846	8.840	(1.124)	6564519	197.231	1643600(A)
124 Benzidine	184	Compound Not Detected.					
125 Pyrene	202	9.049	9.038	(0.884)	5262114	128.699	1072500
131 Butylbenzylphthalate	149	Compound Not Detected.					
135 3,3'-Dichlorobenzidine	252	Compound Not Detected.					
136 Benzo(a)Anthracene	228	10.235	10.229	(0.999)	3487449	93.3017	777510
137 Chrysene	228	10.273	10.266	(1.003)	2825620	79.3420	661180
139 bis(2-ethylhexyl)Phthalate	149	Compound Not Detected.					
140 Di-n-octylphthalate	149	Compound Not Detected.					
141 Benzo(b)fluoranthene	252	11.427	11.409	(0.965)	4195863	95.4849	795710
142 Benzo(k)fluoranthene	252	Compound Not Detected.					
143 7,12-dimethylbenz[a]anthracen	256	Compound Not Detected.					
146 Benzo(a)pyrene	252	11.784	11.767	(0.995)	2830833	87.4316	728600
149 Indeno(1,2,3-cd)pyrene	276	13.189	13.167	(1.114)	1543559	38.0268	316890
150 Dibenz(a,h)anthracene	278	13.200	13.188	(1.115)	661095	19.6807	164000
151 Benzo(g,h,i)perylene	276	13.585	13.546	(1.148)	1400050	40.8604	340500
$ 154 Nitrobenzene-d5	82	4.765	4.764	(0.892)	10526	0.58077	4839.7(a)
$ 155 2-Fluorobiphenyl	172	6.175	6.174	(0.922)	17815	0.66301	5525.0(a)
$ 156 Terphenyl-d14	244	9.177	9.182	(0.896)	18814	0.69332	5777.7(a)
$ 157 Phenol-d5	99	4.076	4.075	(0.941)	16927	0.93827	7818.9(a)
$ 158 2-Fluorophenol	112	3.264	3.263	(0.753)	13413	1.02474	8539.5(a)
$ 159 2,4,6-Tribromophenol	330	7.318	7.317	(0.930)	1968	0.77134	6427.8(aQ)
$ 186 2-Chlorophenol-d4	132	4.156	4.155	(0.959)	13837	0.86595	7216.3(a)
$ 187 1,2-Dichlorobenzene-d4	152	4.455	4.454	(1.028)	5721	0.52046	4337.1(aQ)

QC Flag Legend

a - Target compound detected but, quantitated amount Below Limit Of Quantitation(BLOQ).
A - Target compound detected but, quantitated amount exceeded maximum amount.
Q - Qualifier signal failed the ratio test.
M - Compound response manually integrated.

Data File: \\PITSVR06\D\chem\722.i\111110.b\F1111015.D

Date : 11-NOV-2010 10:21

Client ID: B-13-1214 Instrument: 722.i

Sample Info: C0K020532-001 x50 11/10/10 Soil (0314051)

Volume Injected (uL): 2.0 Operator: 007062

Column phase: Hp5-MS Column diameter: 0.25

227 Indene Concentration: 29173 ug/kg

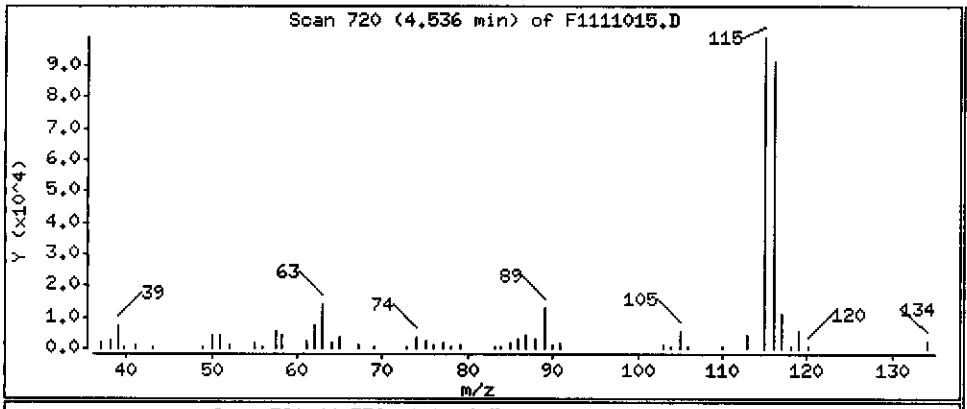

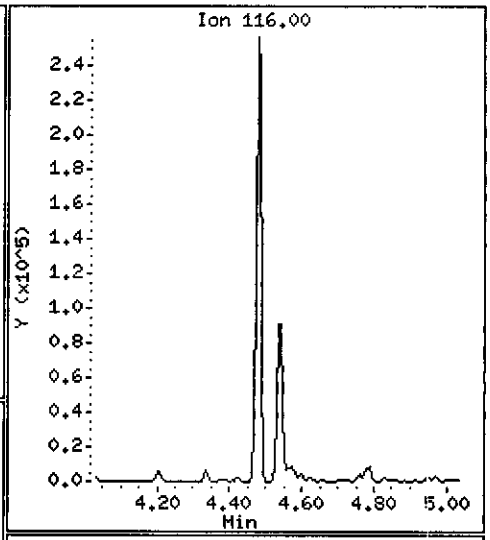

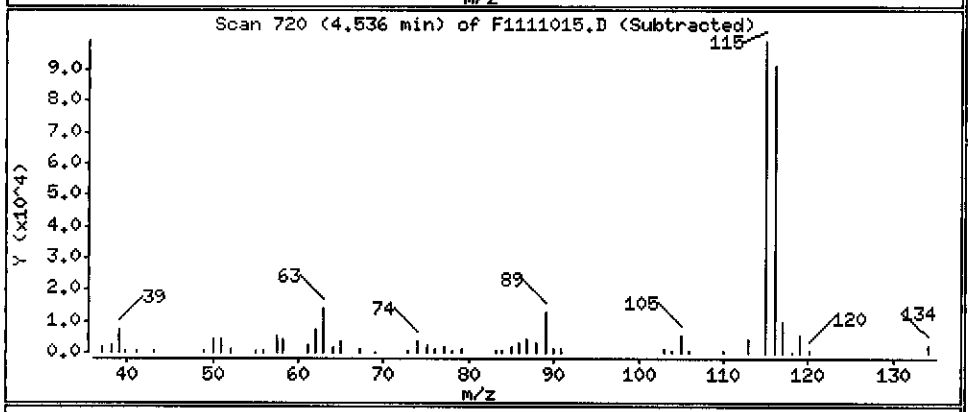

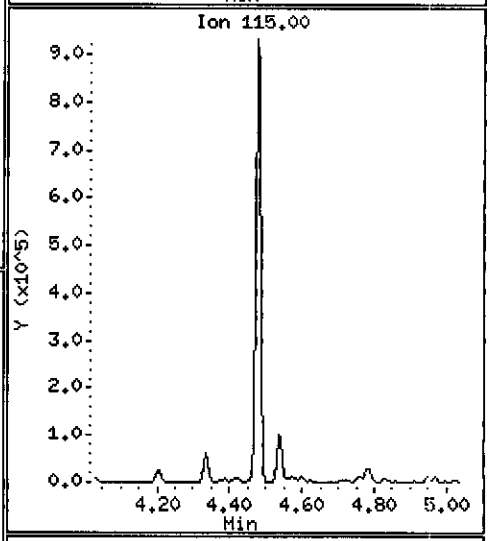

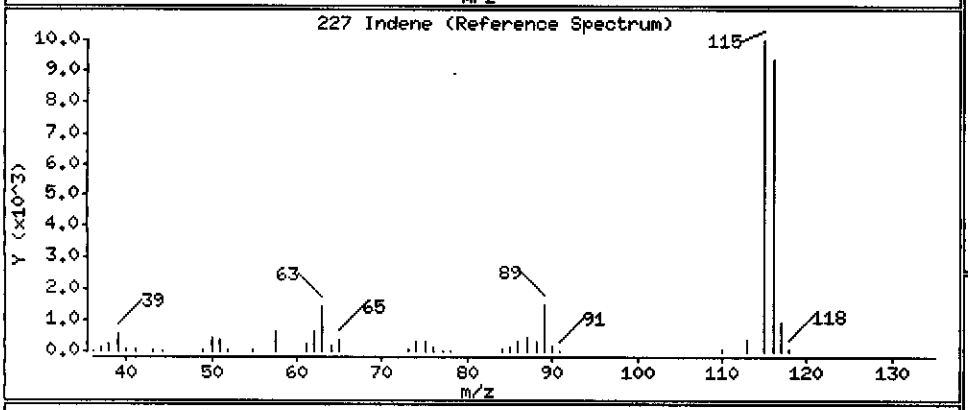

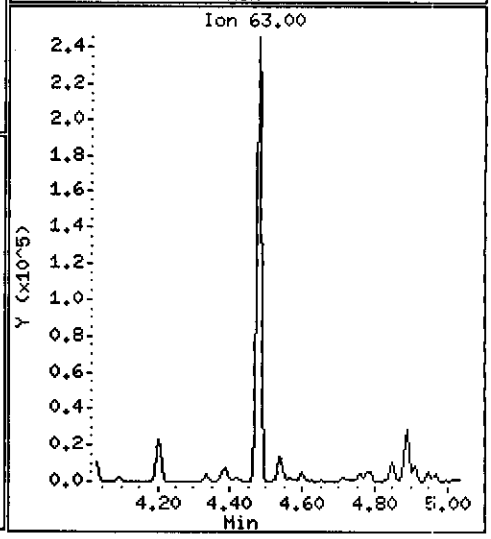

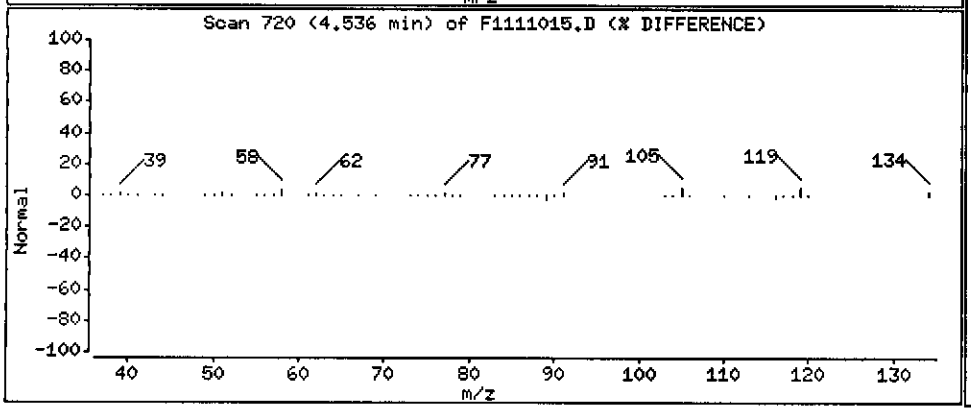

Data File: \\PITSVR06\D\chem\722.i\111110.b\F1111015.D

Date : 11-NOV-2010 10:21

Client ID: B-13-1214

Instrument: 722.i

Sample Info: C0K020532-001 x50 11/10/10 Soil (0314051)

Volume Injected (uL): 2.0

Operator: 007062

Column phase: Hp5-MS

Column diameter: 0.25

192 4-Methylphenol

Concentration: 740.46 ug/kg

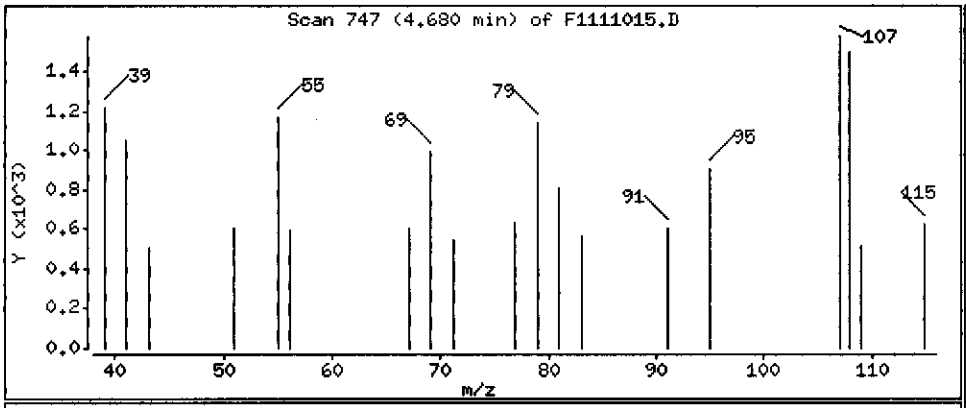

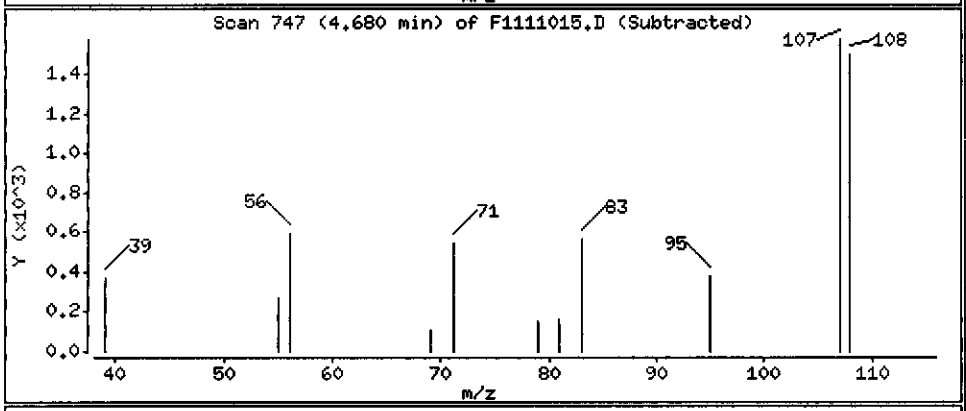

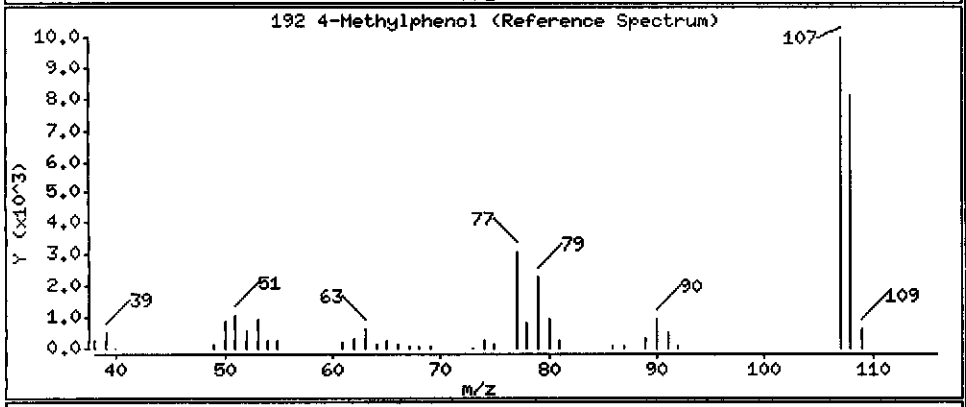

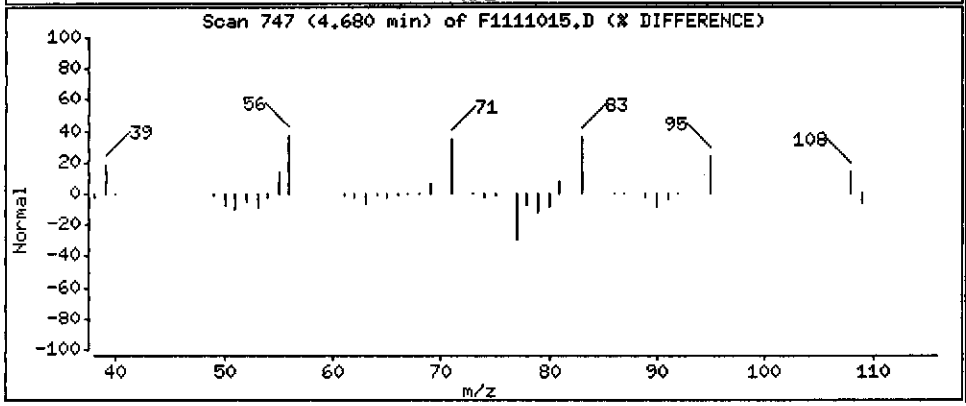

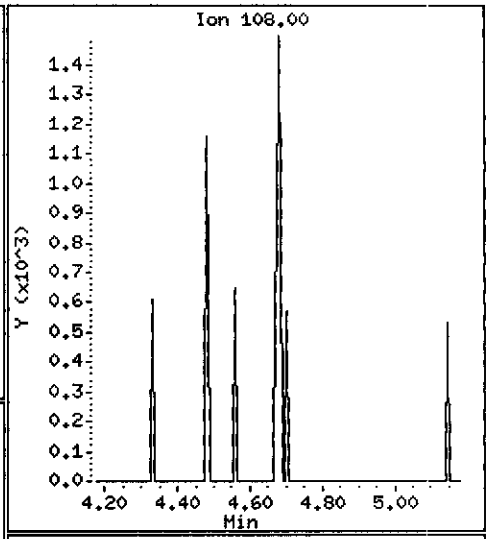

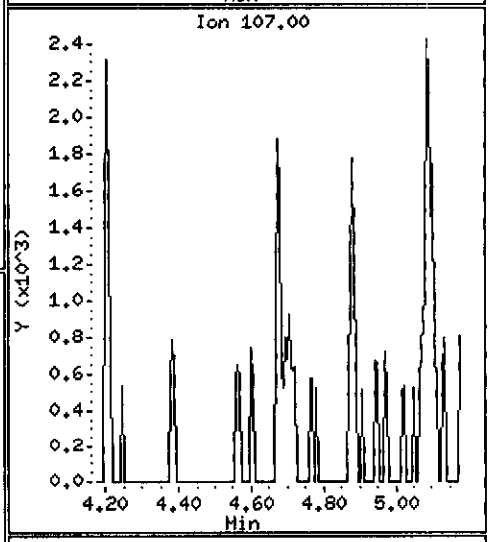

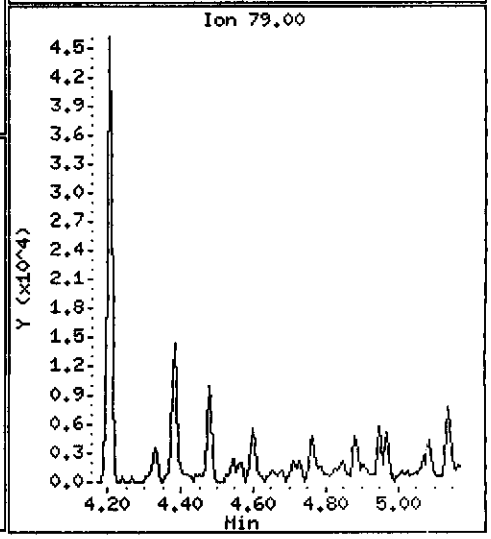

Data File: \\PITSVR06\D\chem\722.i\111110.b\F1111015.D

Date : 11-NOV-2010 10:21

Client ID: B-13-1214

Instrument: 722.i

Sample Info: C0K020532-001 x50 11/10/10 Soil (0314051)

Volume Injected (uL): 2.0

Operator: 007062

Column phase: Hp5-MS

Column diameter: 0.25

51 Naphthalene

Concentration: 2353600 ug/kg

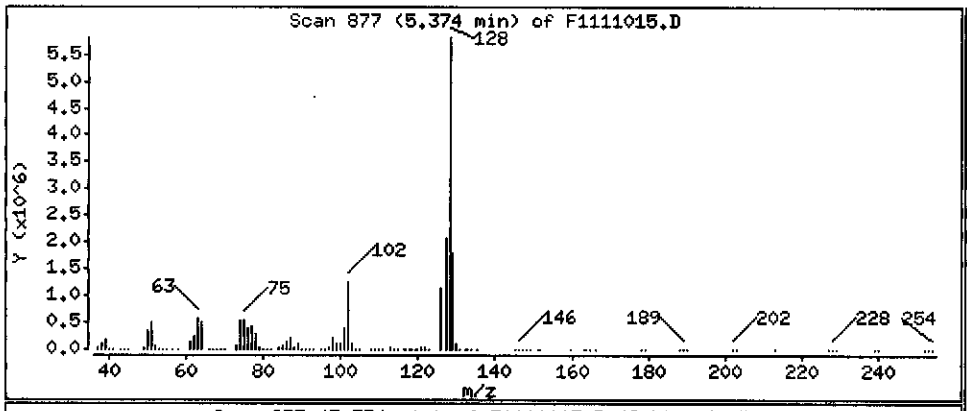

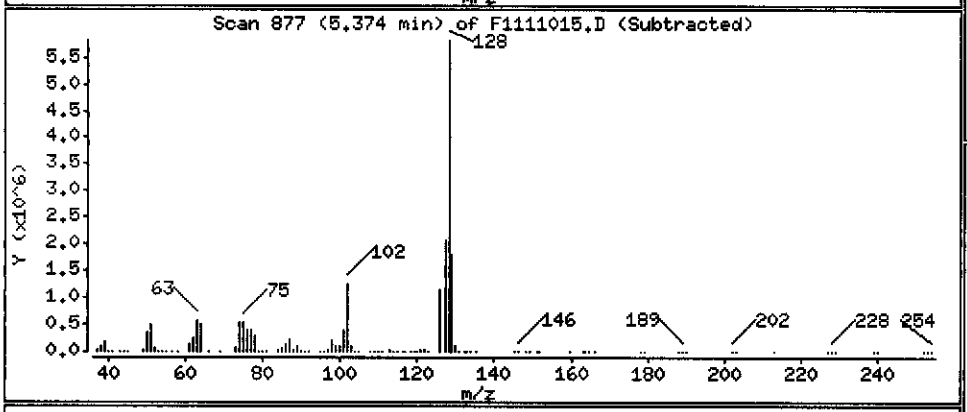

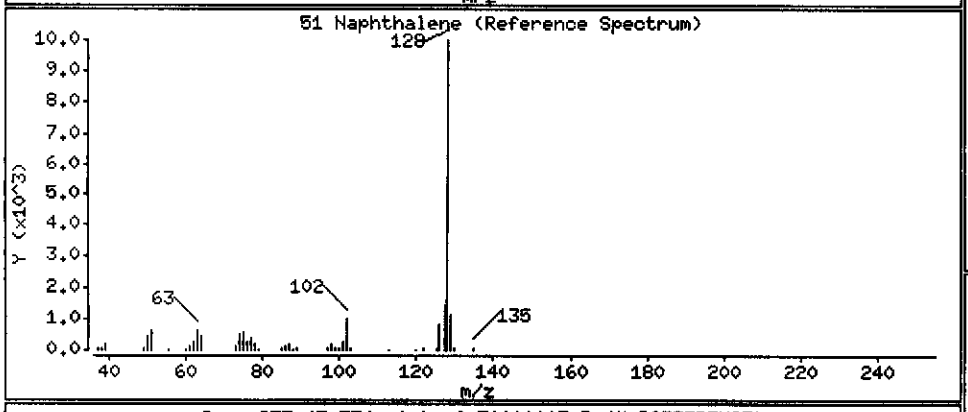

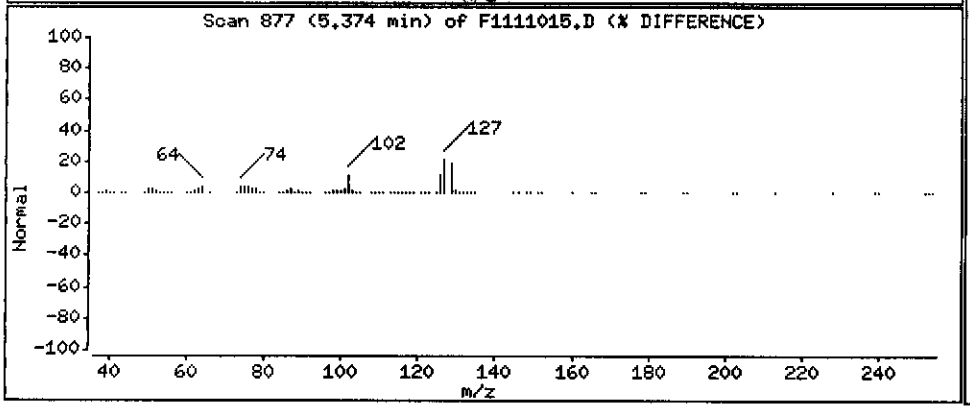

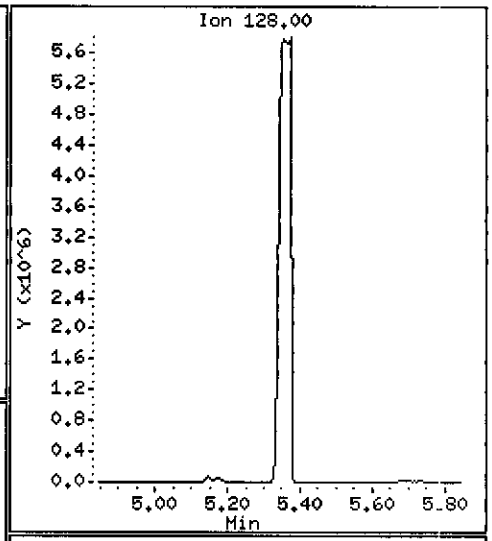

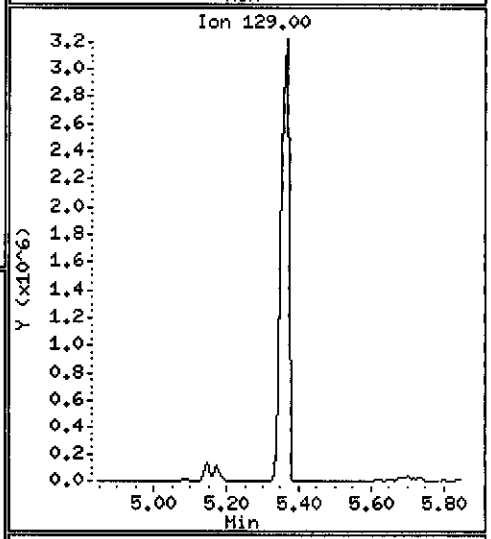

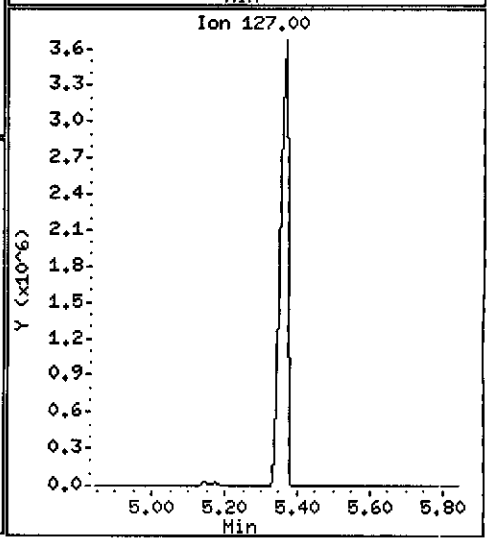

Data File: \\PITSVR06\D\chem\722.i\111110.b\F1111015.D

Date : 11-NOV-2010 10:21

Client ID: B-13-1214

Instrument: 722.i

Sample Info: C0K020532-001 x50 11/10/10 Soil (0314051)

Volume Injected (uL): 2.0

Operator: 007062

Column phase: Hp5-MS

Column diameter: 0.25

62 2-Methylnaphthalene

Concentration: 1432400 ug/kg

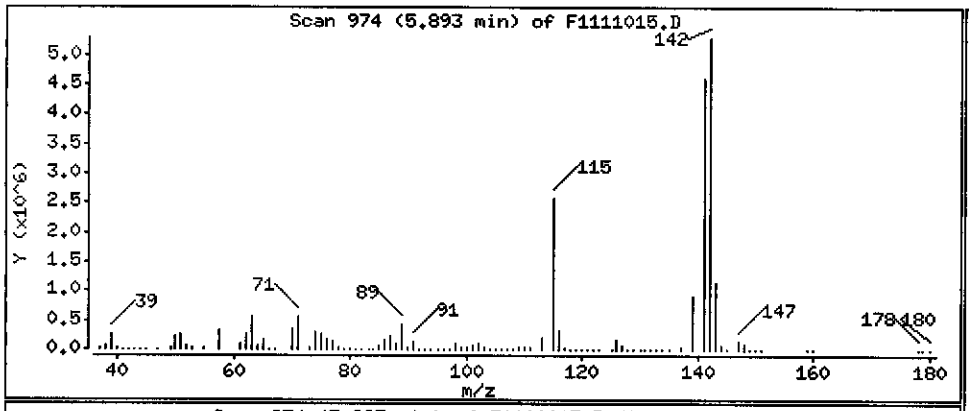

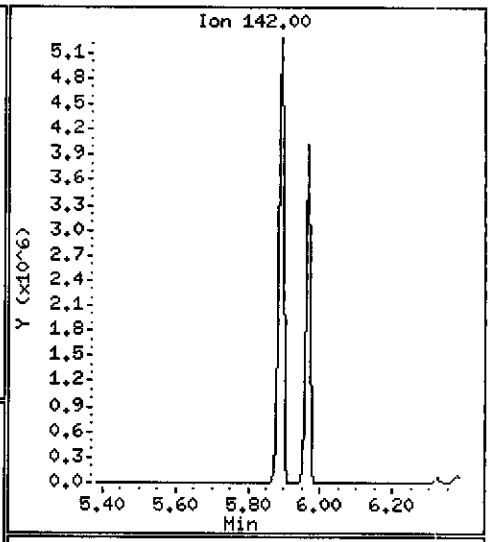

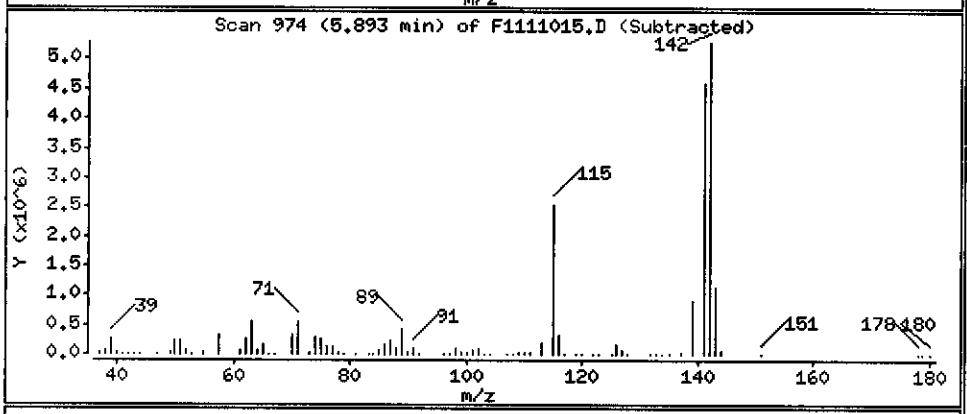

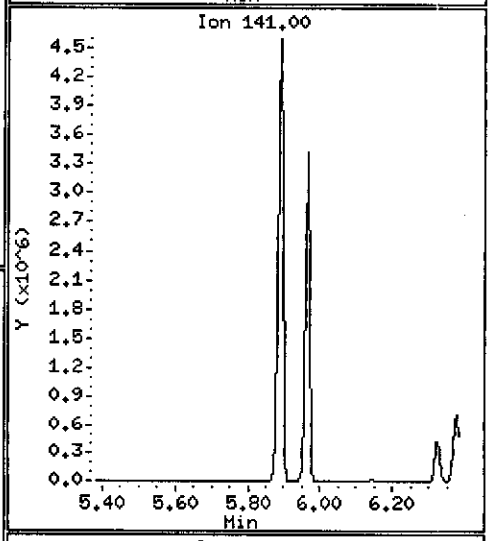

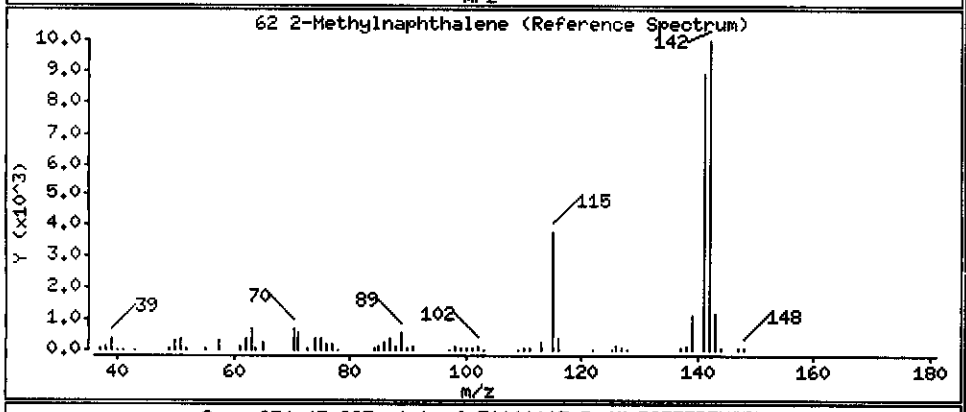

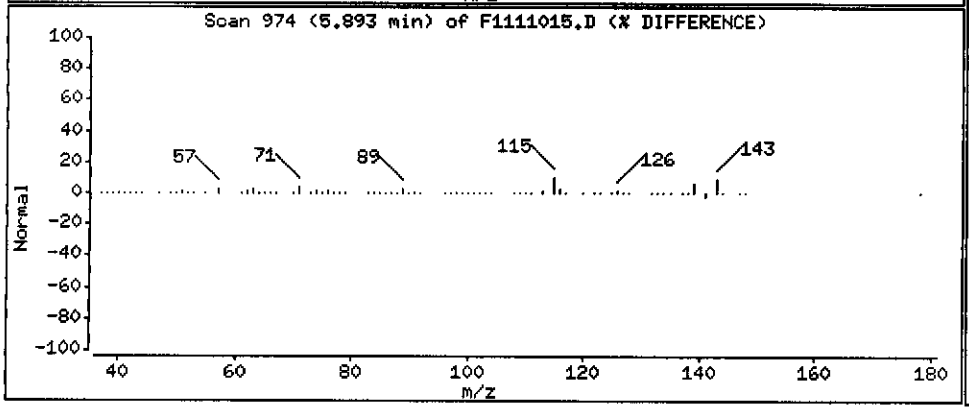

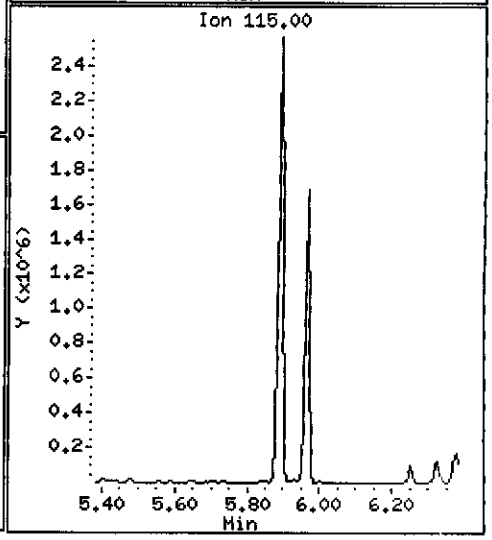

Data File: \\PITSVR06\D\chem\722.i\111110.b\F1111015.D

Date : 11-NOV-2010 10:21

Client ID: B-13-1214

Instrument: 722.i

Sample Info: C0K020532-001 x50 11/10/10 Soil (0314051)

Volume Injected (uL): 2.0

Operator: 007062

Column phase: Hp5-MS

Column diameter: 0.25

205 1-Methylnaphthalene

Concentration: 915230 ug/kg

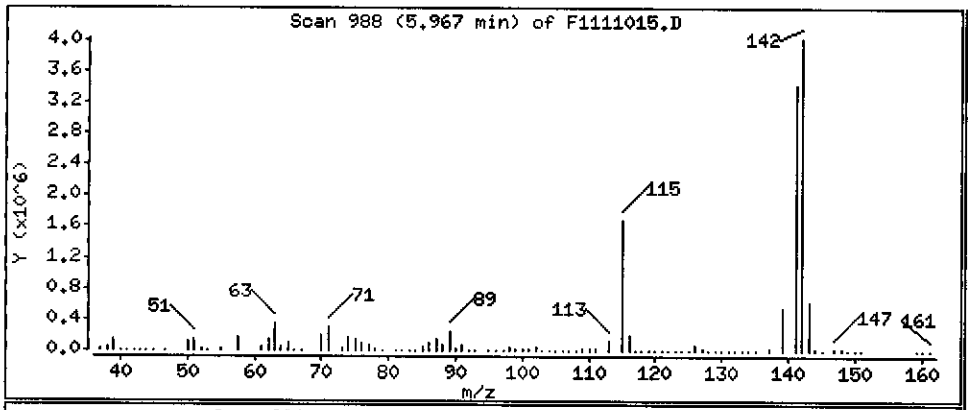

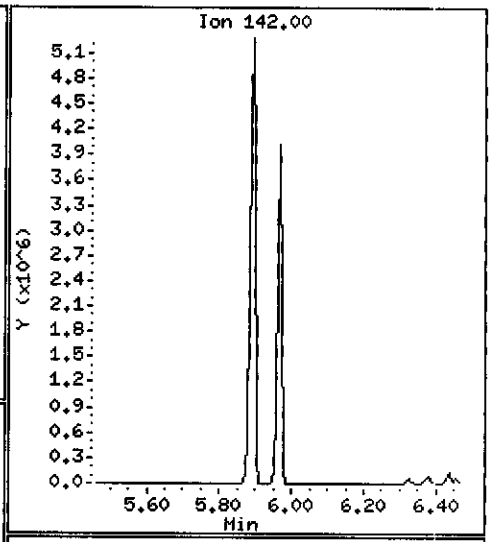

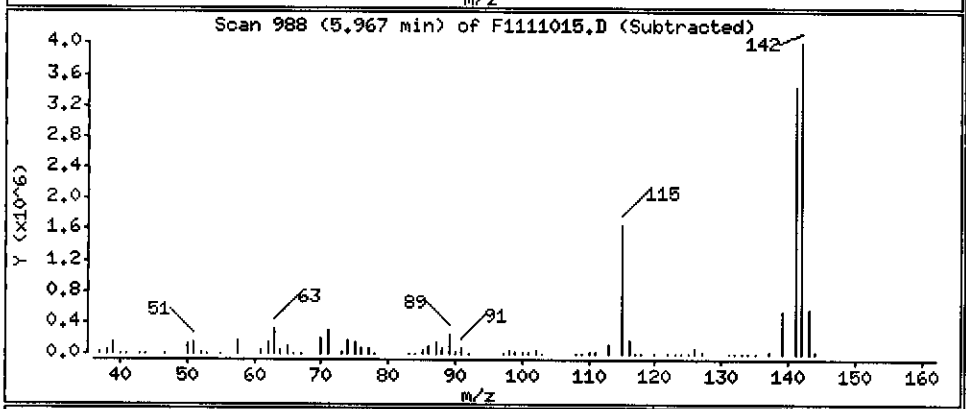

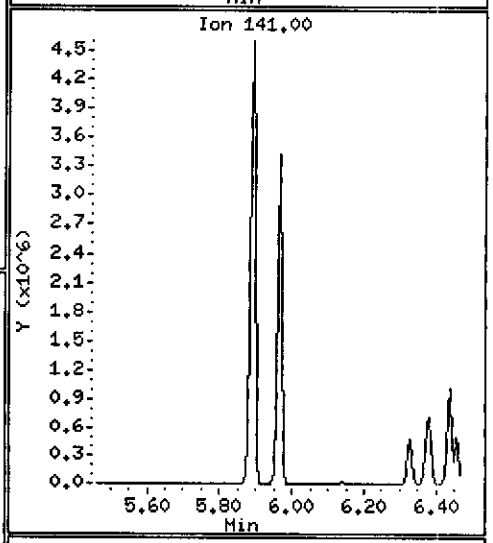

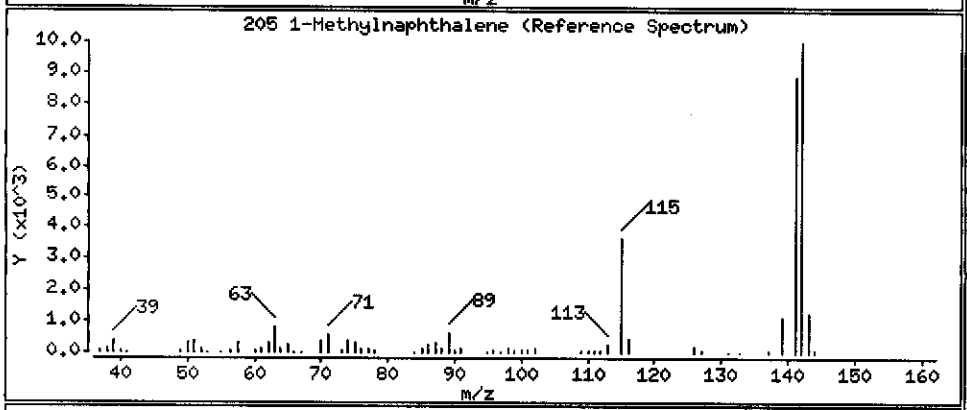

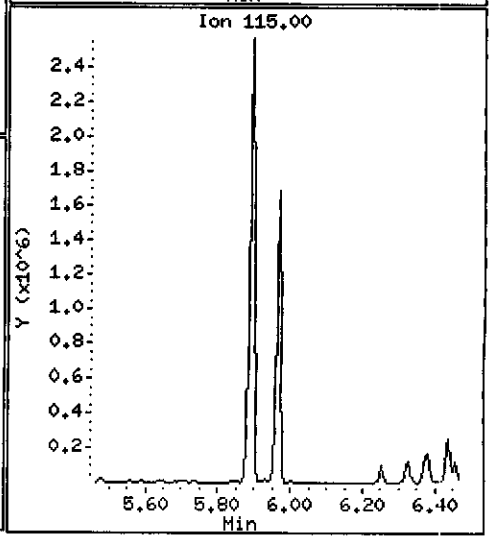

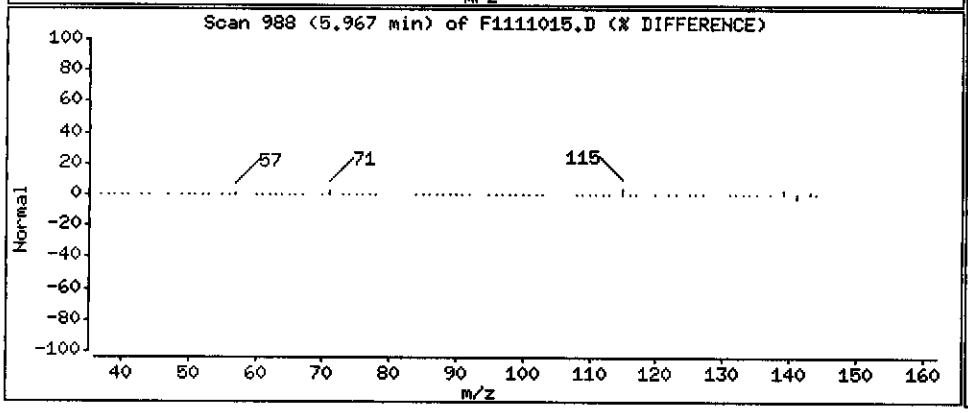

Data File: \\PITSVR06\D\chem\722.i\111110.b\F1111015.D

Date : 11-NOV-2010 10:21

Client ID: B-13-1214

Instrument: 722.i

Sample Info: C0K020532-001 x50 11/10/10 Soil (0314051)

Volume Injected (uL): 2.0

Operator: 007062

Column phase: Hp5-MS

Column diameter: 0.25

222 1,1'-Biphenyl

Concentration: 383240 ug/kg

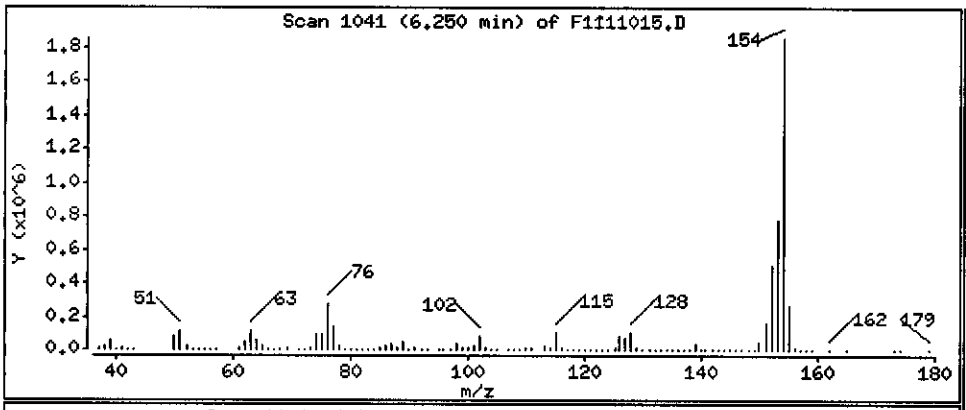

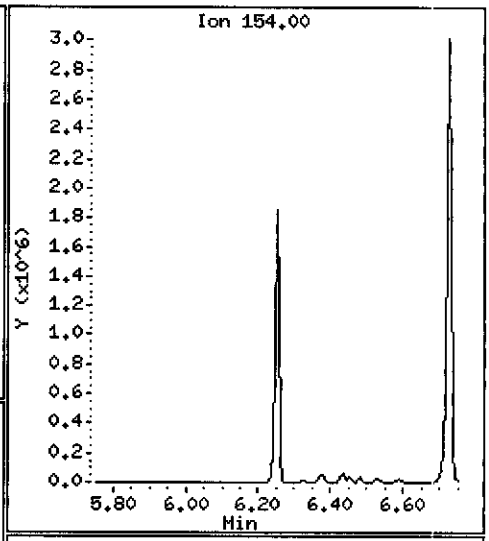

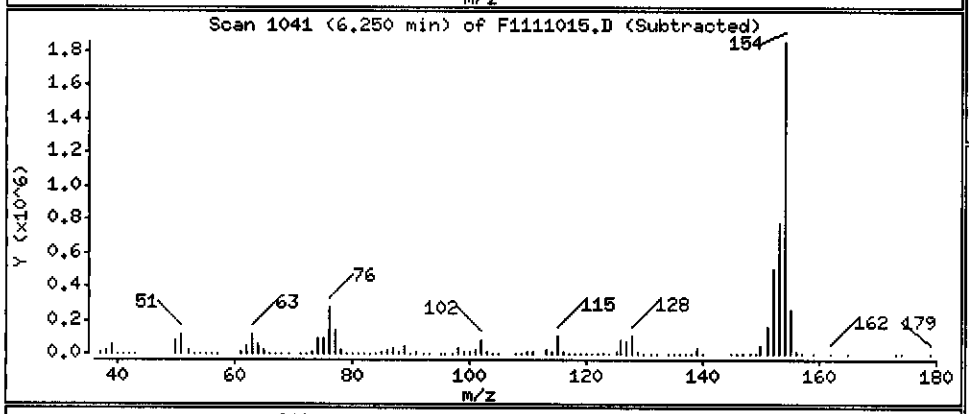

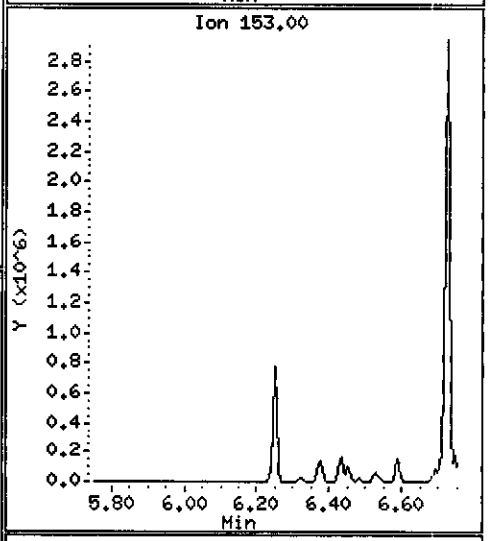

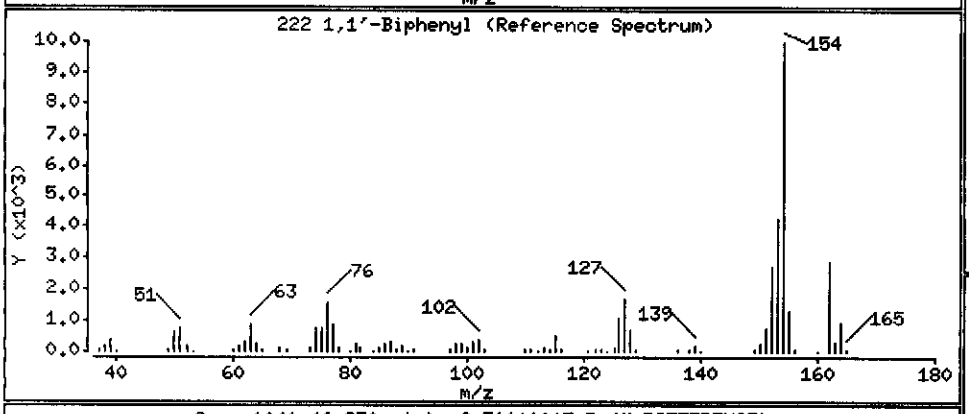

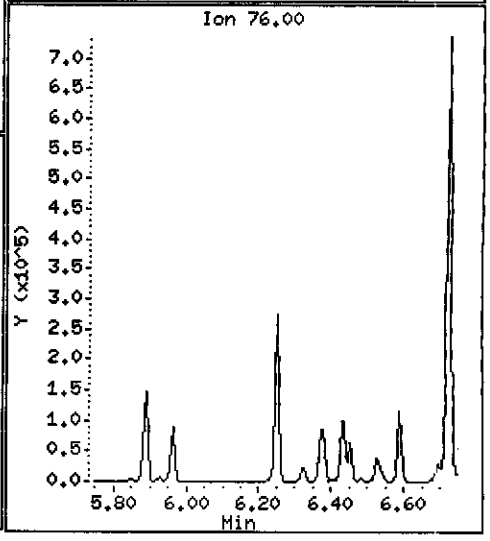

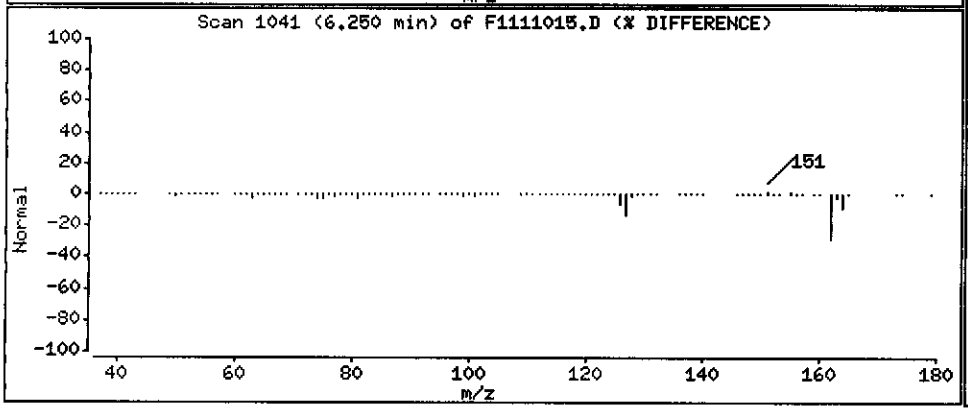

Data File: \\PITSVR06\D\chem\722.i\111110.b\F1111015.D

Date : 11-NOV-2010 10:21

Client ID: B-13-1214

Instrument: 722.i

Sample Info: C0K020532-001 x50 11/10/10 Soil (0314051)

Volume Injected (uL): 2.0

Operator: 007062

Column phase: Hp5-MS

Column diameter: 0.25

79 Acenaphthylene

Concentration: 168000 ug/kg

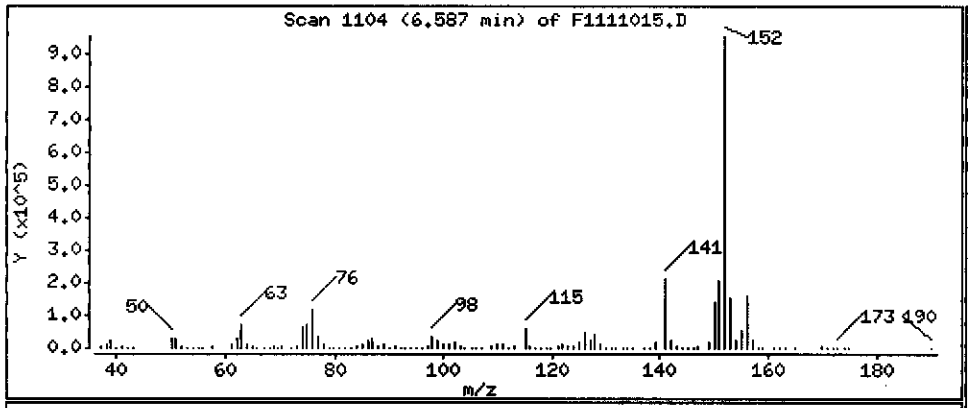

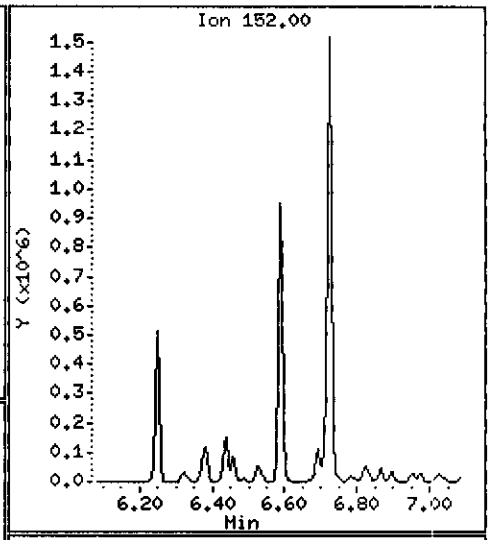

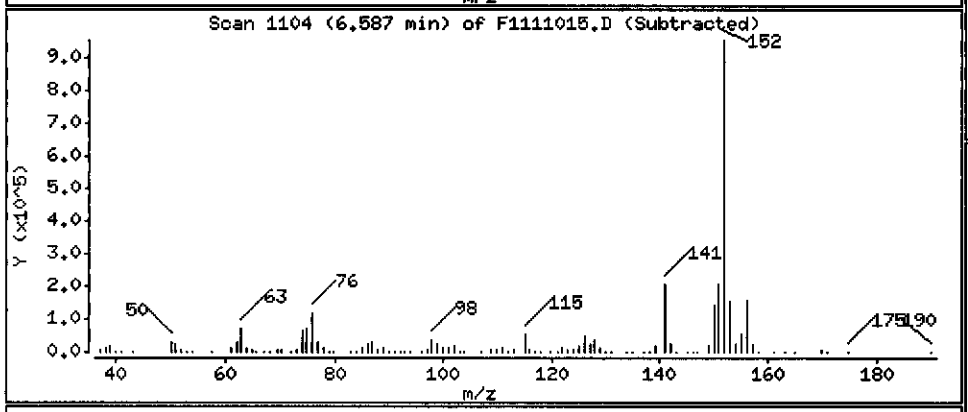

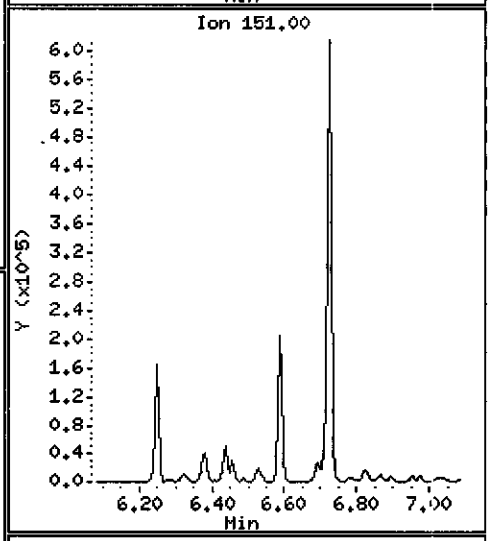

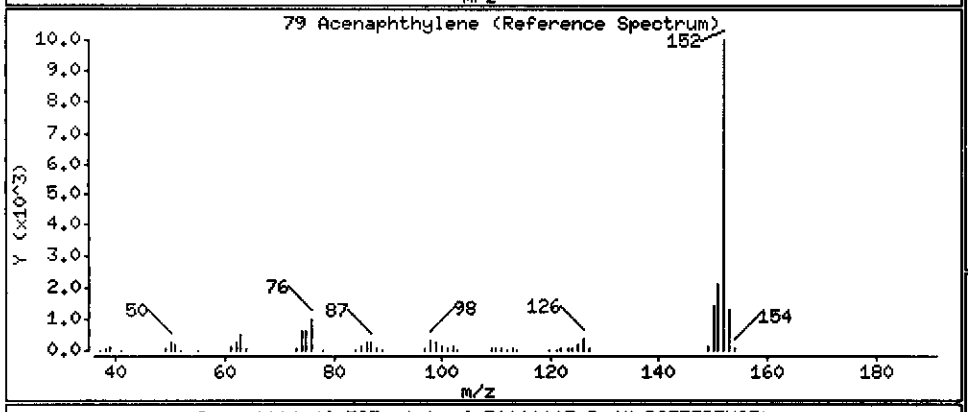

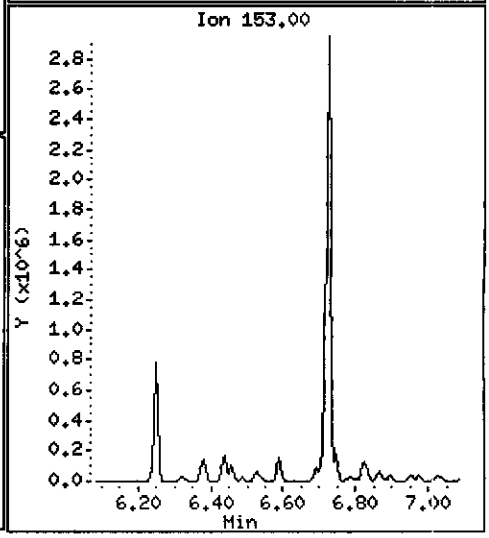

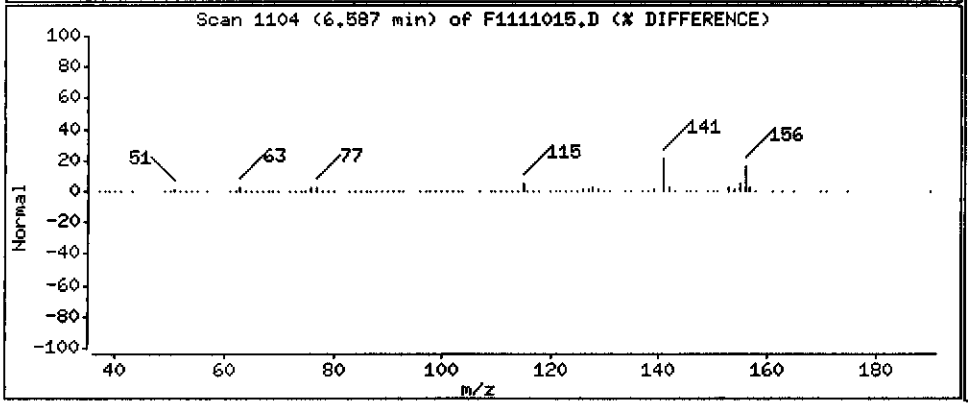

Data File: \\PITSVR06\D\chem\722.i\111110.b\F1111015.D

Date : 11-NOV-2010 10:21

Client ID: B-13-1214

Instrument: 722.i

Sample Info: C0K020532-001 x50 11/10/10 Soil (0314051)

Volume Injected (uL): 2.0

Operator: 007062

Column phase: Hp5-MS

Column diameter: 0.25

82 Acenaphthene

Concentration: 928800 ug/kg

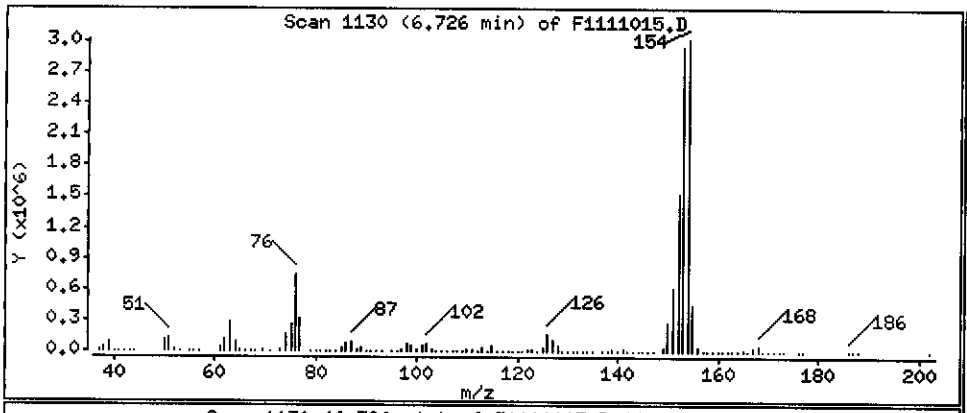

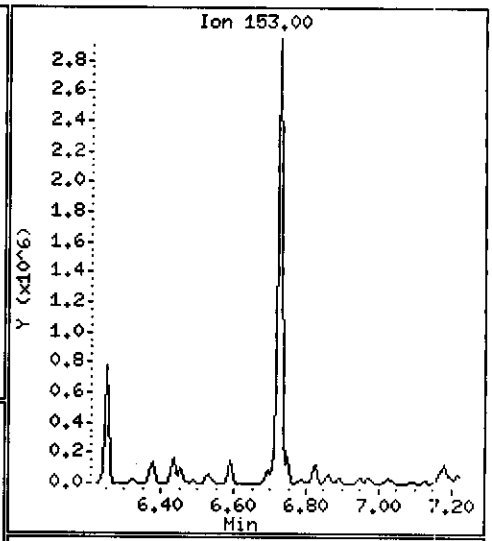

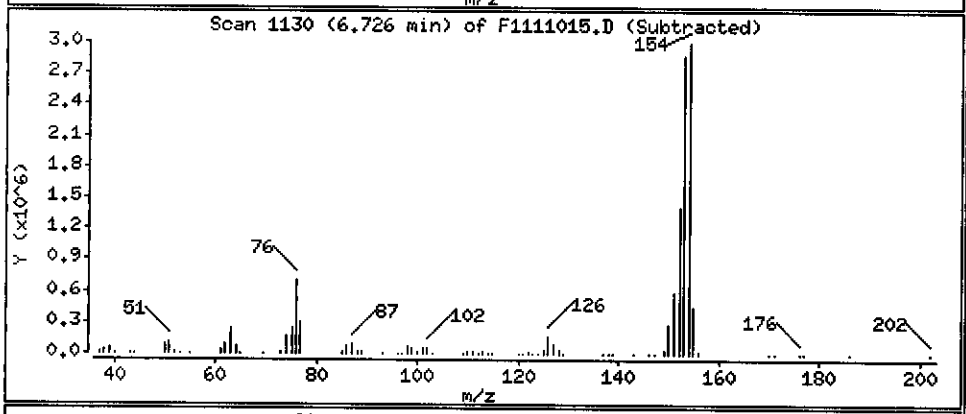

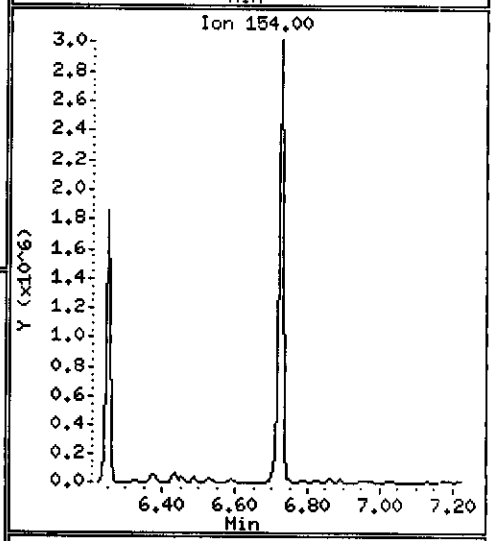

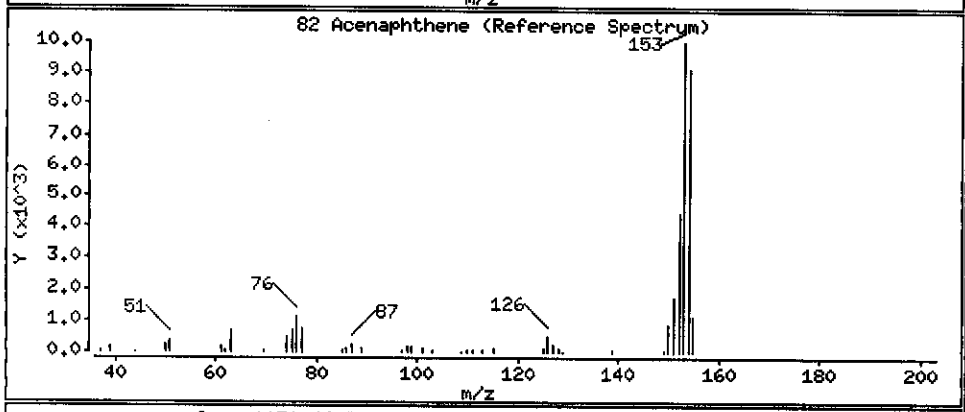

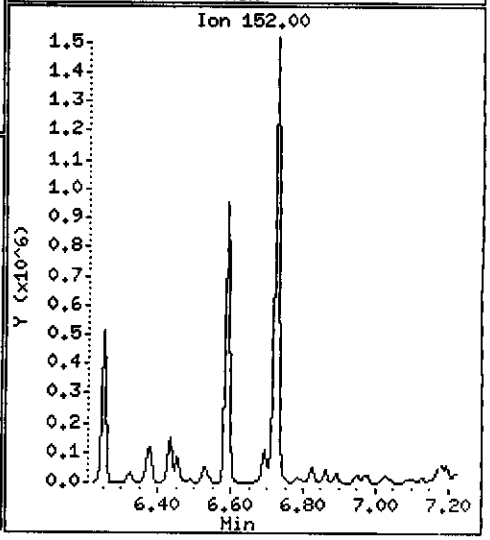

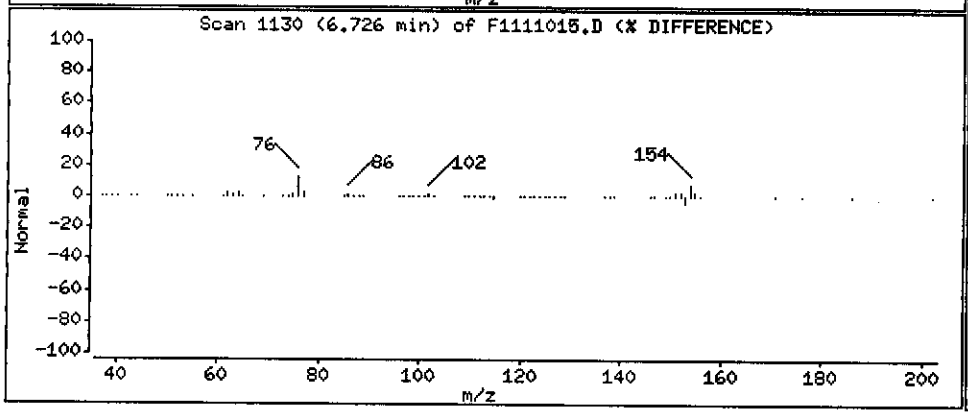

Data File: \\PITSVR06\D\chem\722.i\111110.b\F1111015.D

Date : 11-NOV-2010 10:21

Client ID: B-13-1214

Instrument: 722.i

Sample Info: C0K020532-001 x50 11/10/10 Soil (0314051)

Volume Injected (uL): 2.0

Operator: 007062

Column phase: Hp5-MS

Column diameter: 0.25

86 Dibenzofuran

Concentration: 1118600 ug/kg

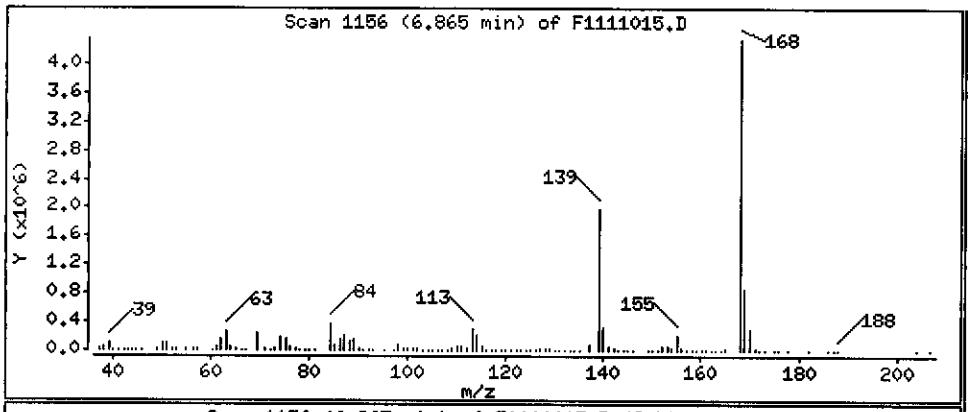

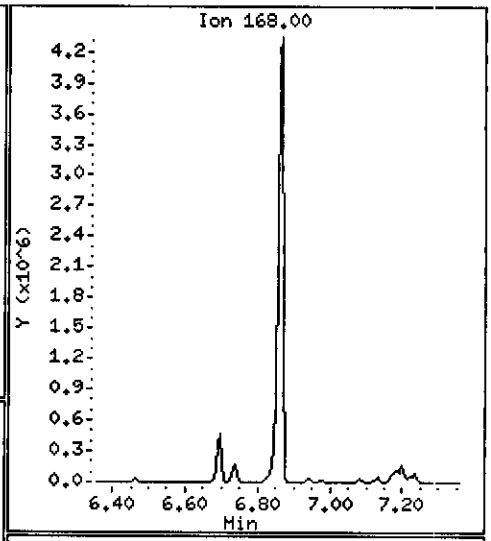

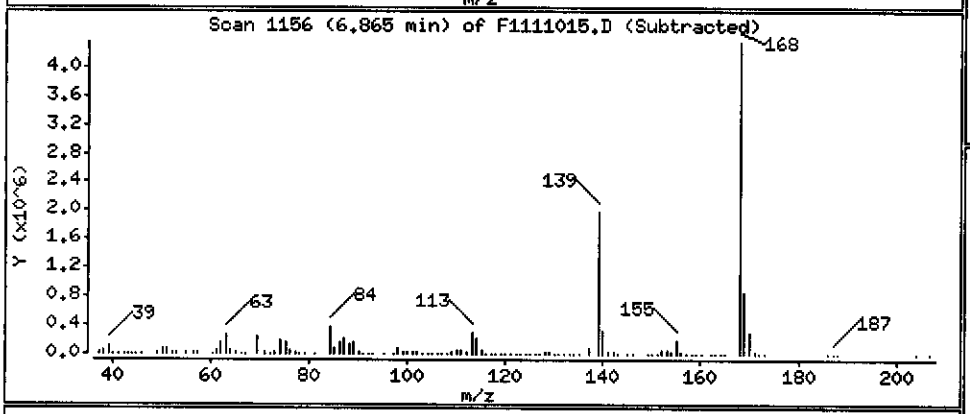

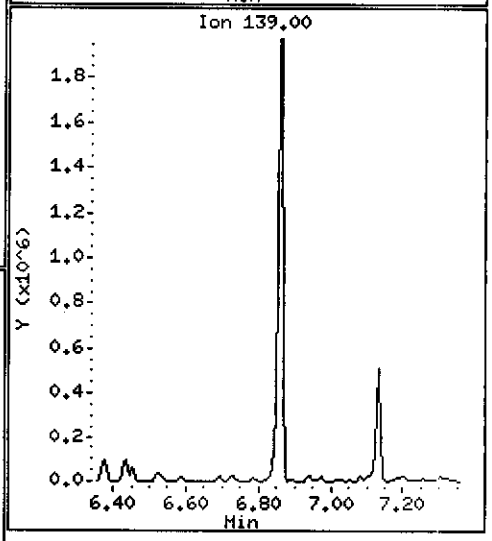

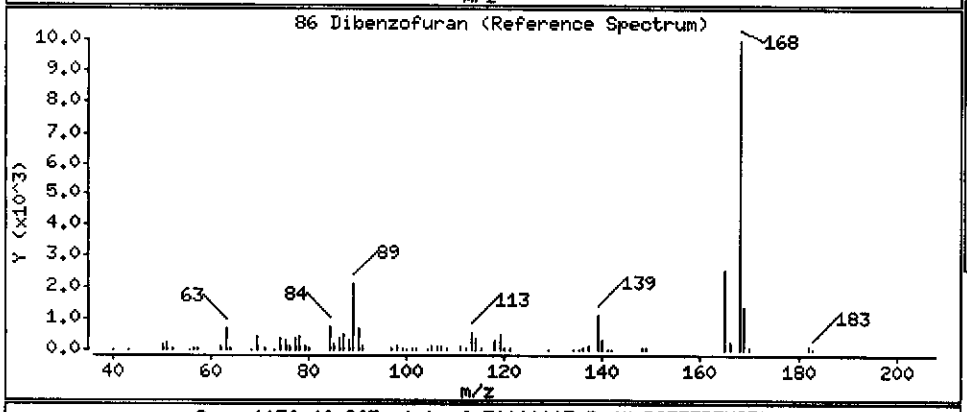

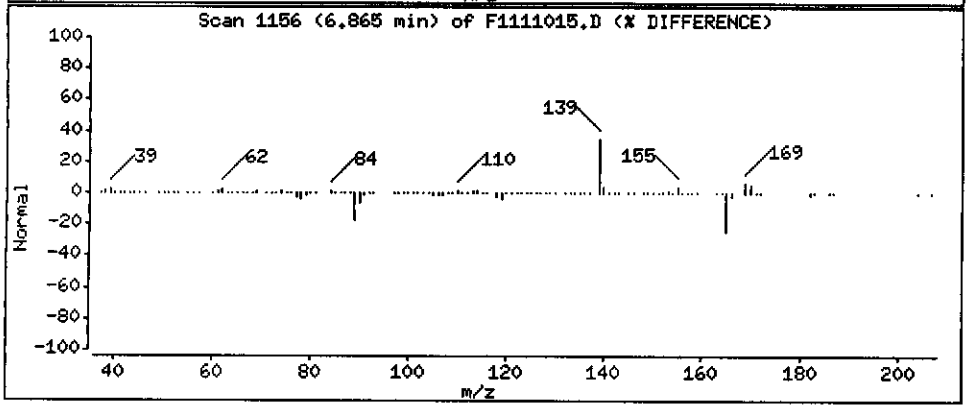

Data File: \\PITSVR06\D\chem\722.i\111110.b\F1111015.D

Date : 11-NOV-2010 10:21

Client ID: B-13-1214

Instrument: 722.i

Sample Info: C0K020532-001 x50 11/10/10 Soil (0314051)

Volume Injected (uL): 2.0

Operator: 007062

Column phase: Hp5-MS

Column diameter: 0.25

94 Fluorene

Concentration: 1279600 ug/kg

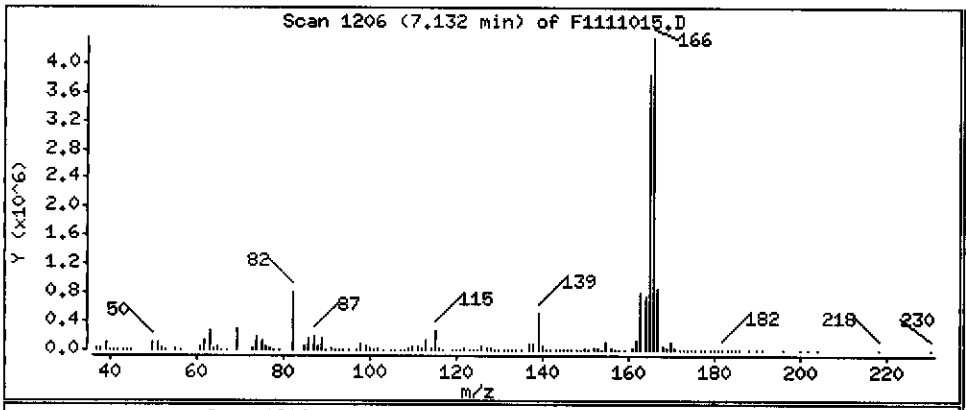

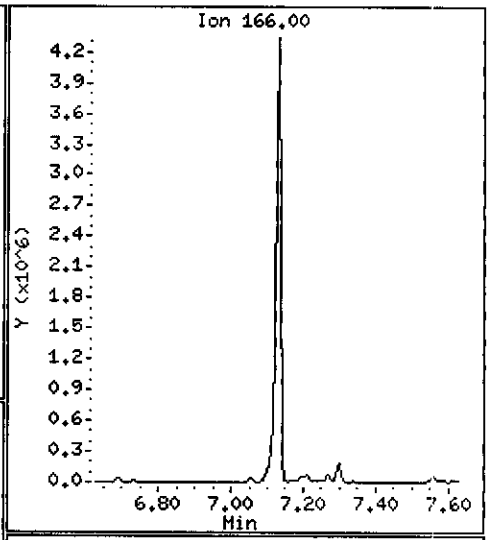

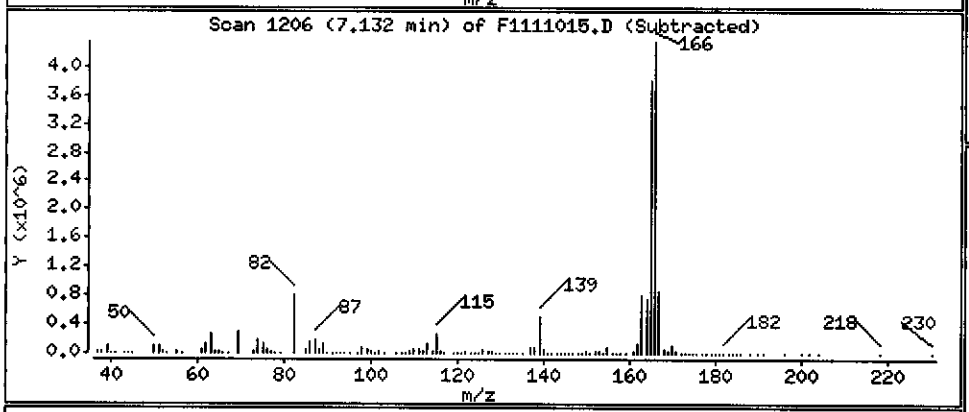

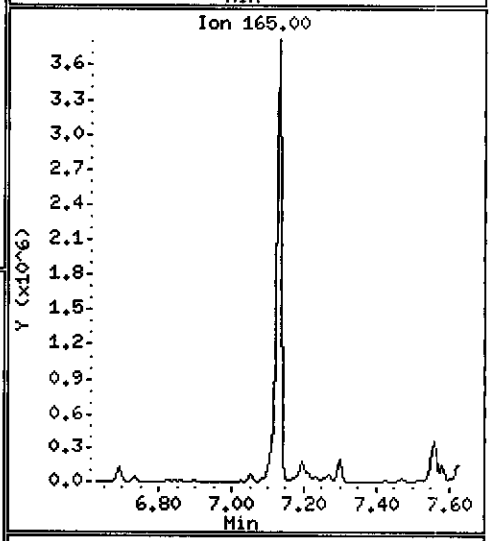

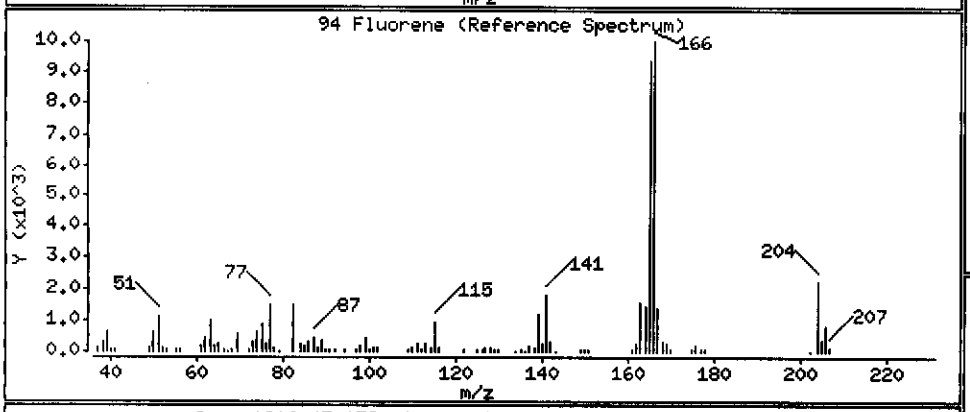

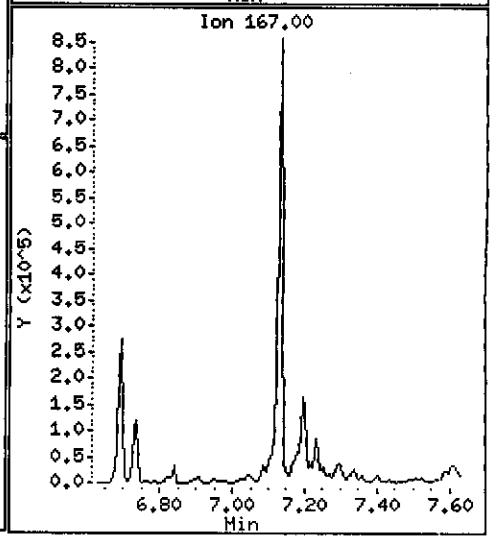

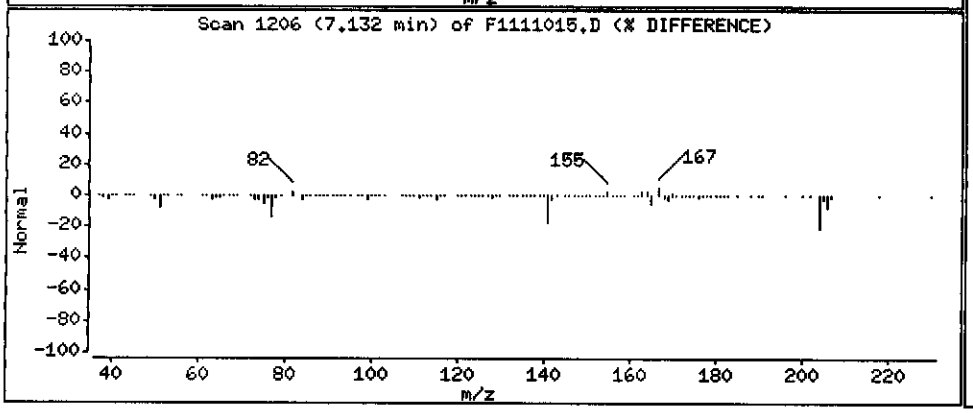

Data File: \\PITSVR06\D\chem\722.i\111110.b\F1111015.D

Date : 11-NOV-2010 10:21

Client ID: B-13-1214

Instrument: 722.i

Sample Info: C0K020532-001 x50 11/10/10 Soil (0314051)

Volume Injected (uL): 2.0

Operator: 007062

Column phase: Hp5-MS

Column diameter: 0.25

96 4-Nitroaniline

Concentration: 83645 ug/kg

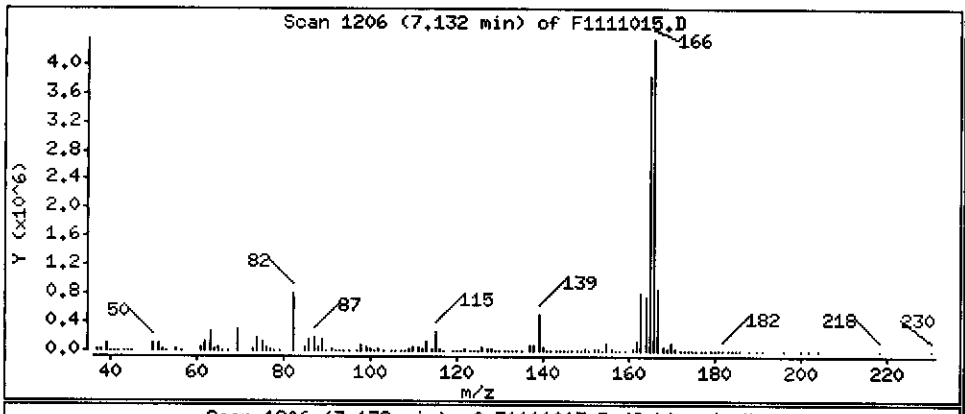

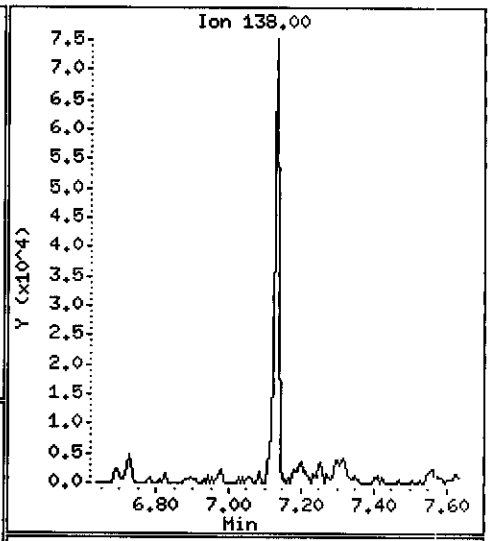

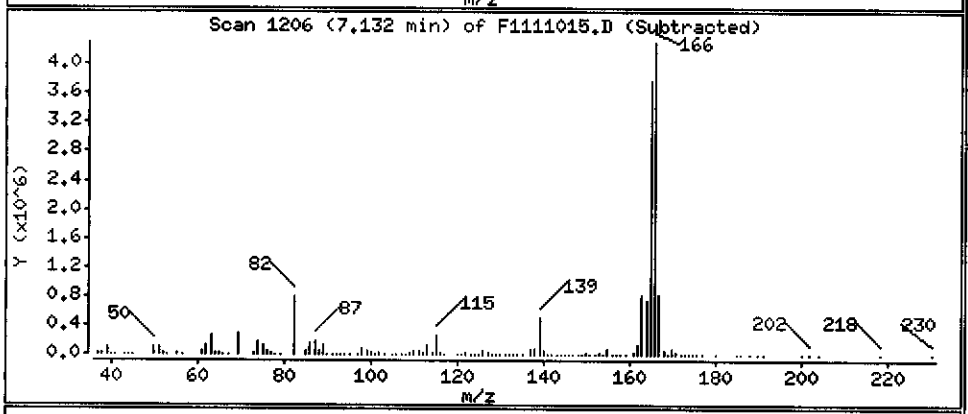

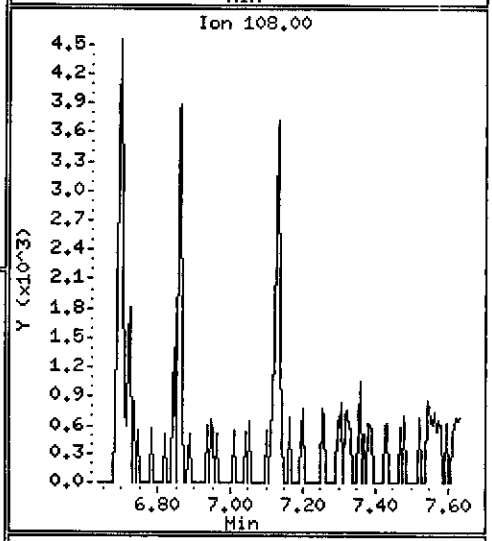

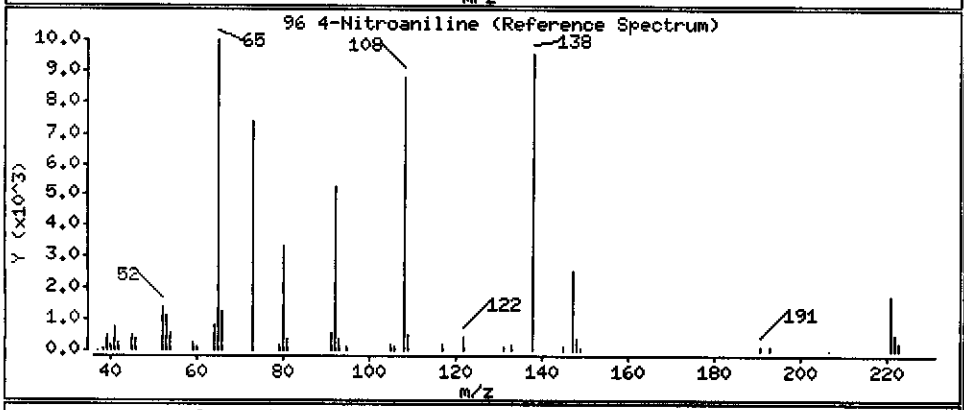

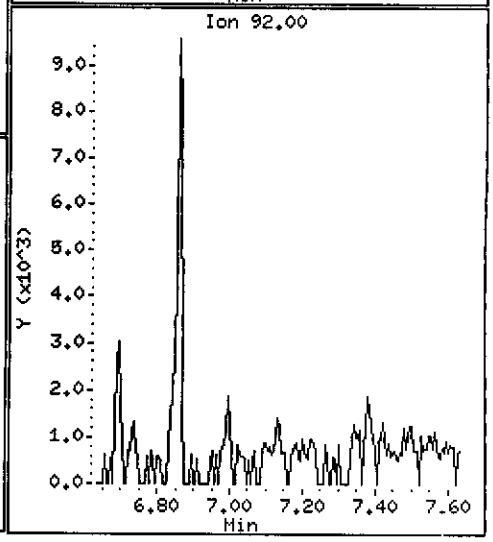

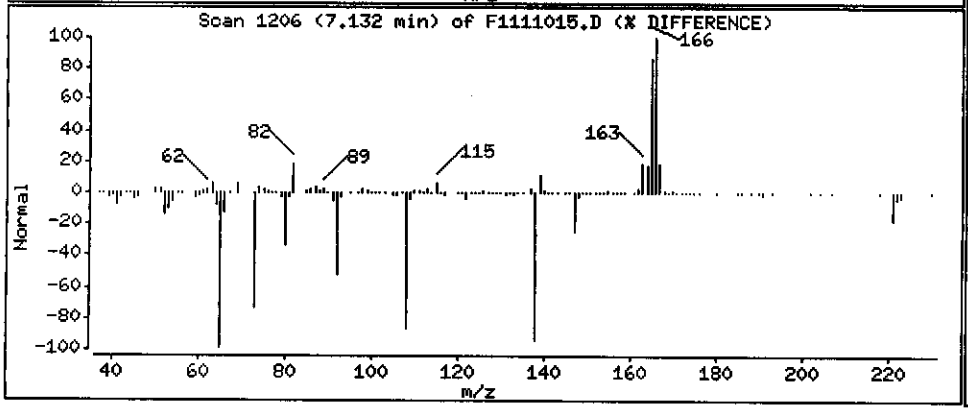

Data File: \\PITSVR06\D\chem\722.i\111110.b\F1111015.D

Date : 11-NOV-2010 10:21

Client ID: B-13-1214

Instrument: 722.i

Sample Info: C0K020532-001 x50 11/10/10 Soil (0314051)

Volume Injected (uL): 2.0

Operator: 007062

Column phase: Hp5-MS

Column diameter: 0.25

115 Phenanthrene

Concentration: 2335900 ug/kg

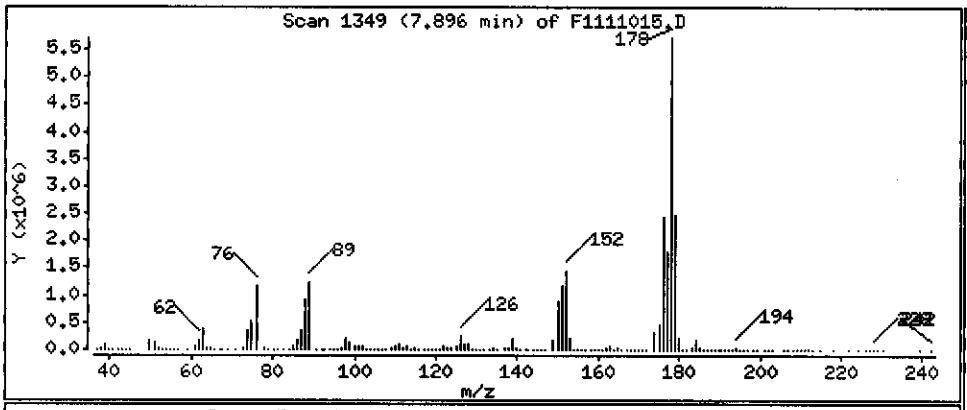

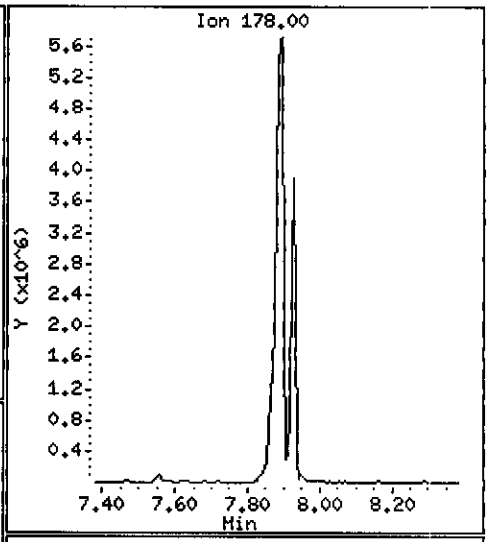

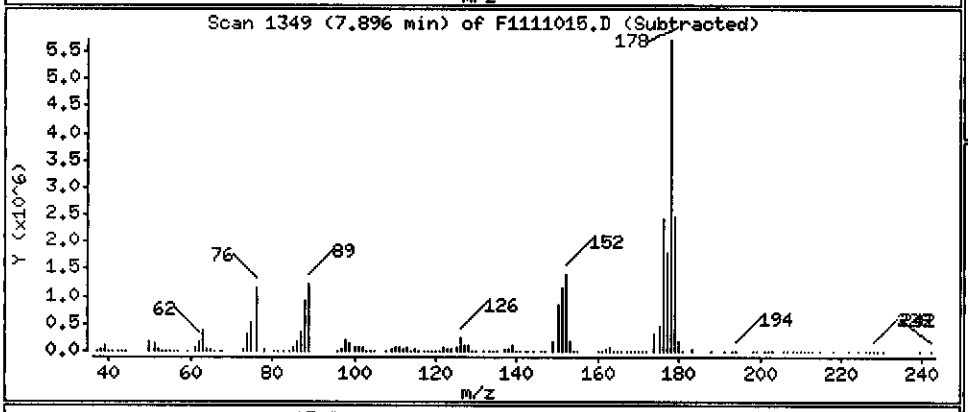

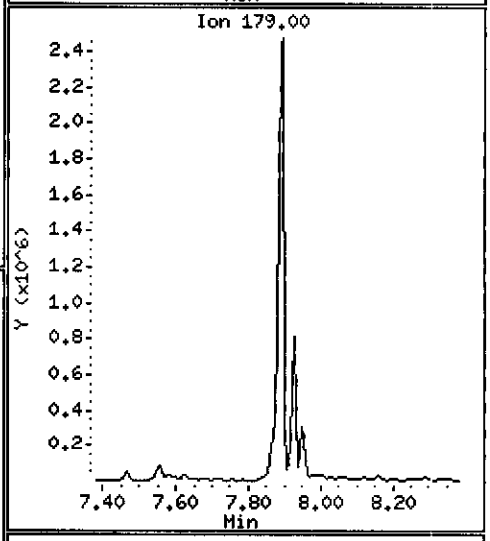

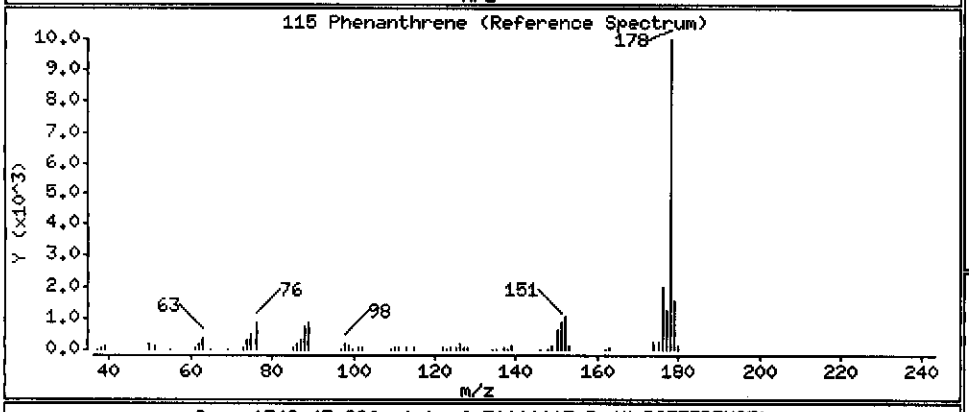

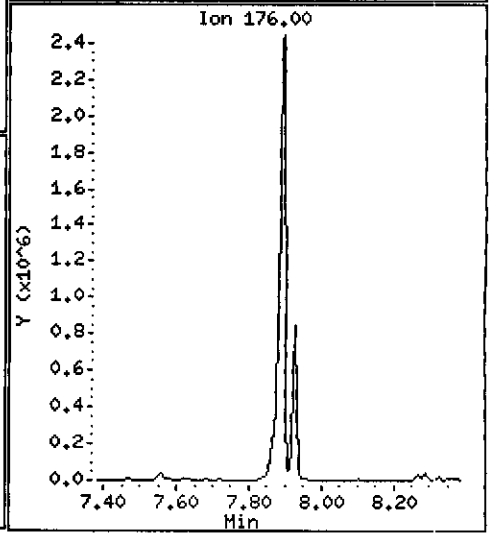

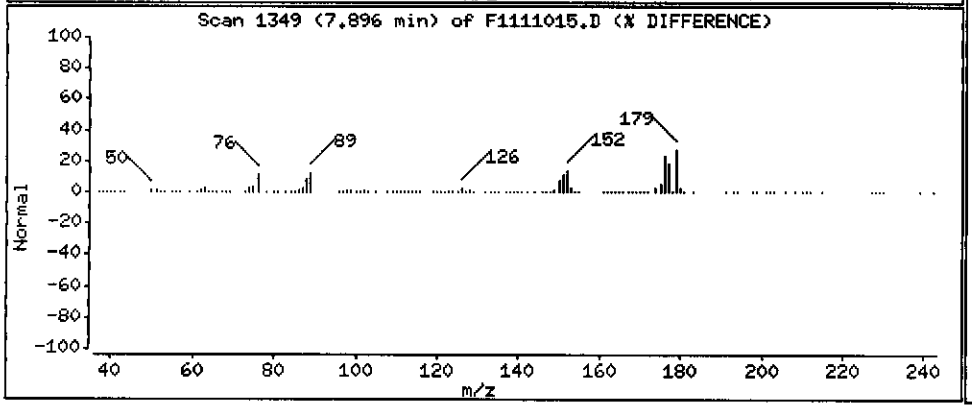

Data File: \\PITSVR06\D\chem\722.i\111110.b\F1111015.D

Date : 11-NOV-2010 10:21

Client ID: B-13-1214

Instrument: 722.i

Sample Info: C0K020532-001 x50 11/10/10 Soil (0314051)

Volume Injected (uL): 2.0

Operator: 007062

Column phase: Hp5-MS

Column diameter: 0.25

116 Anthracene

Concentration: 865770 ug/kg

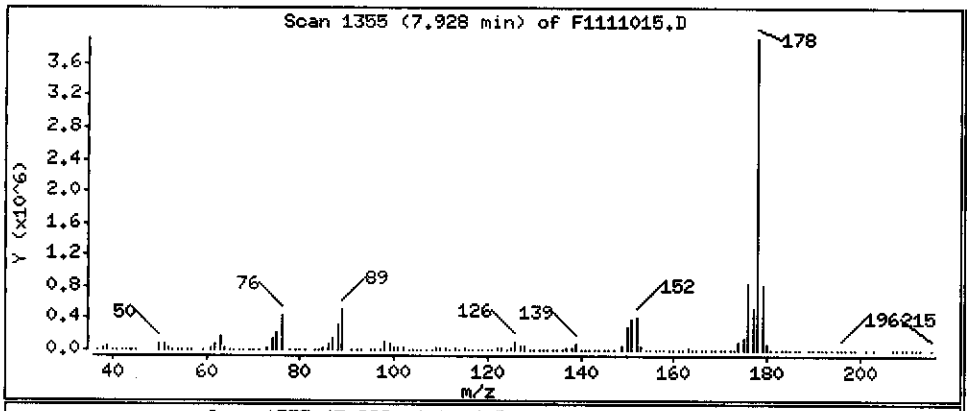

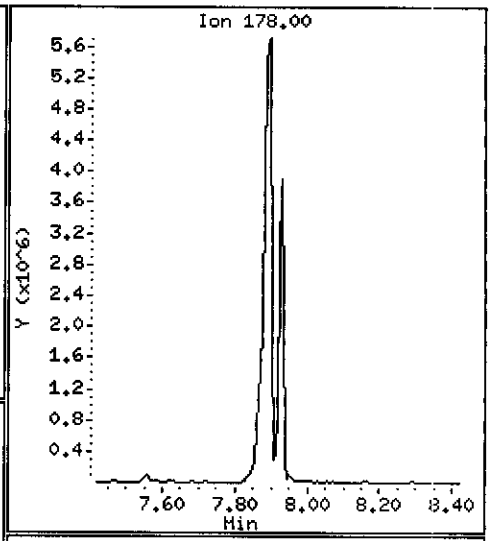

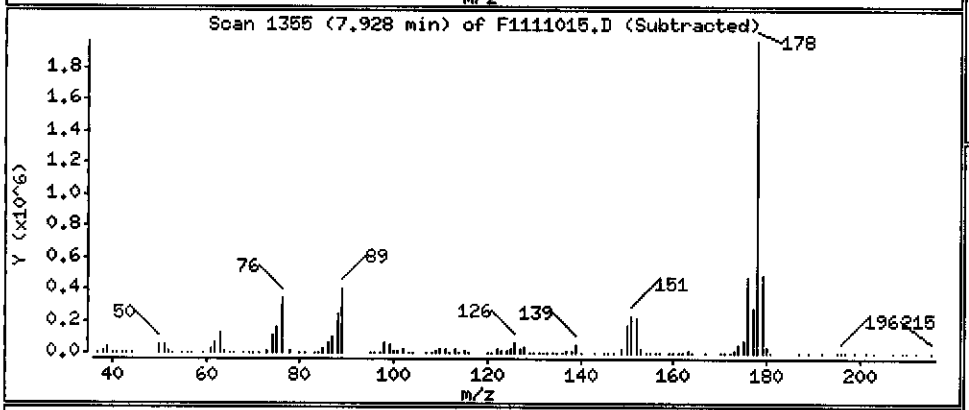

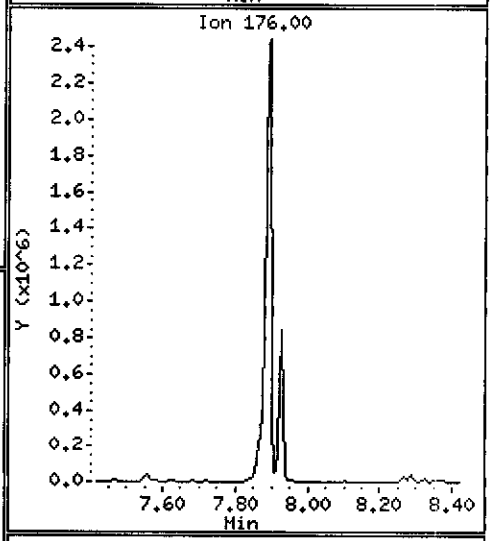

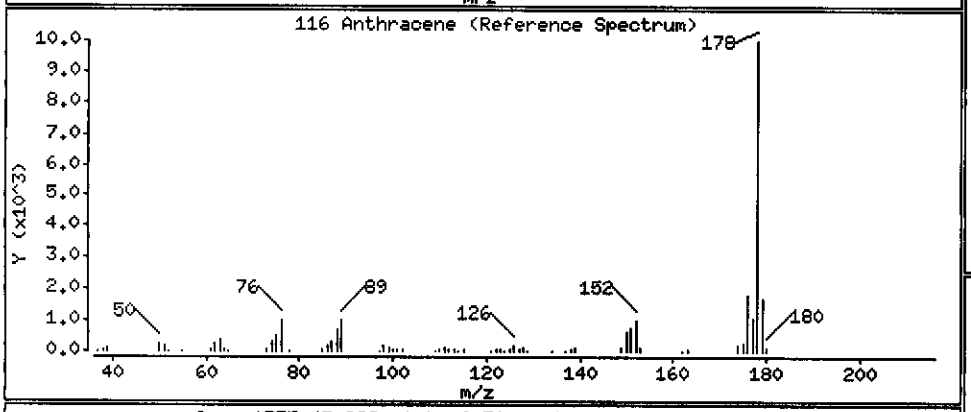

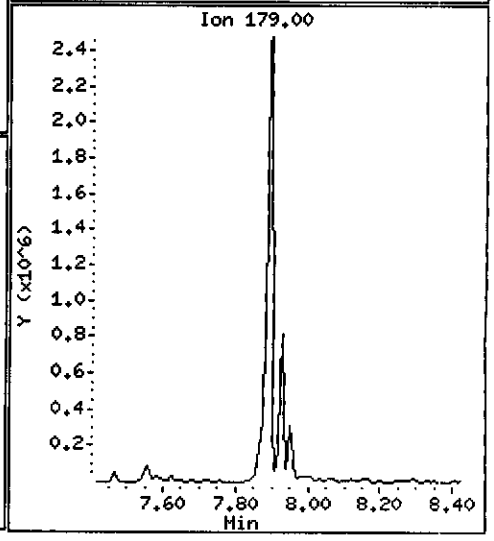

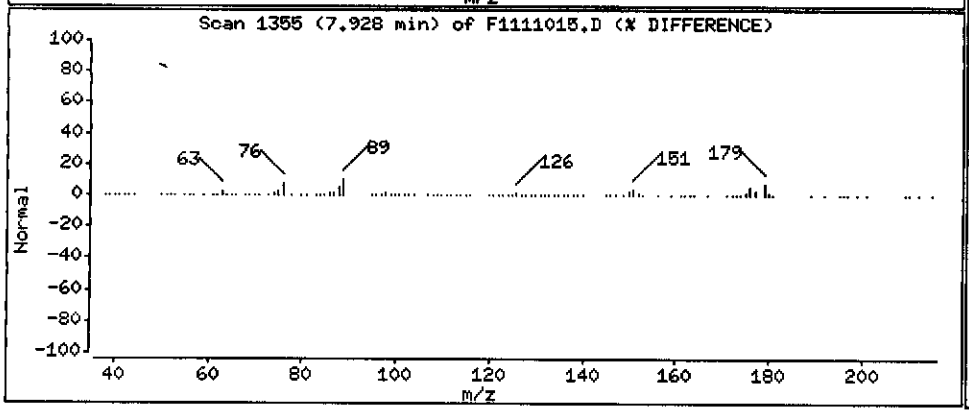

Data File: \\PITSVR06\D\chem\722.i\111110.b\F1111015.D

Date : 11-NOV-2010 10:21

Client ID: B-13-1214

Instrument: 722.i

Sample Info: C0K020532-001 x50 11/10/10 Soil (0314051)

Volume Injected (uL): 2.0

Operator: 007062

Column phase: Hp5-MS

Column diameter: 0.25

119 Carbazole

Concentration: 343710 ug/kg

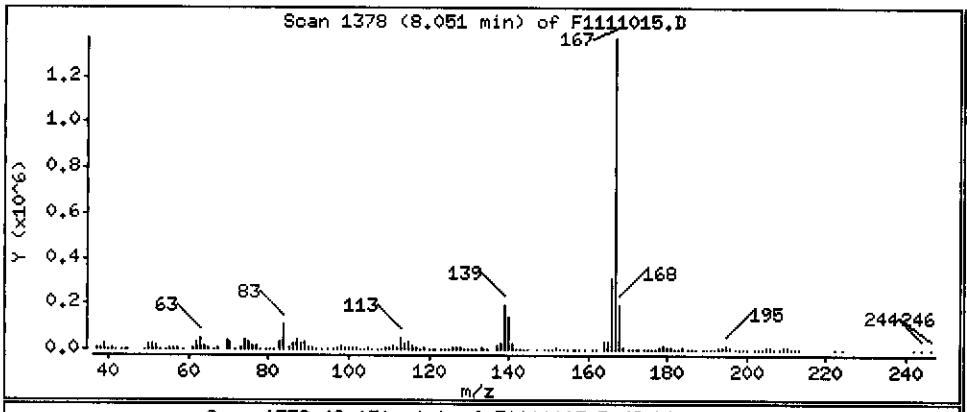

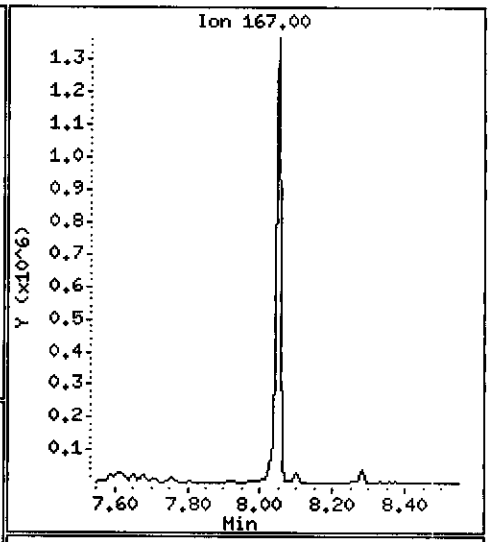

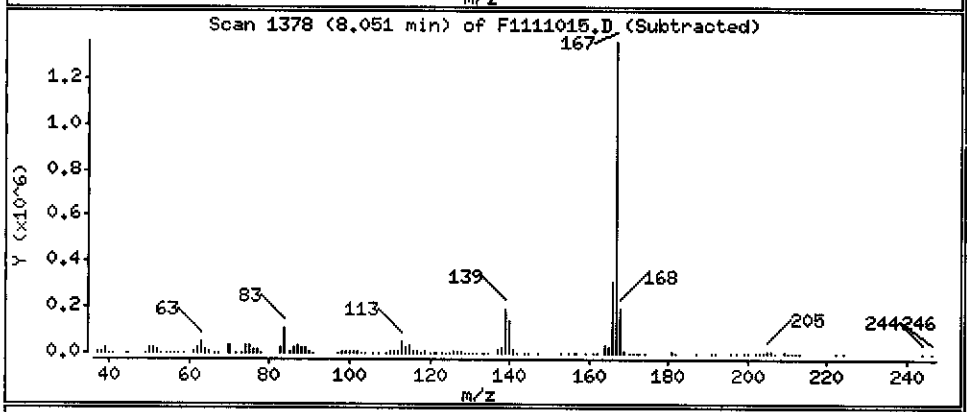

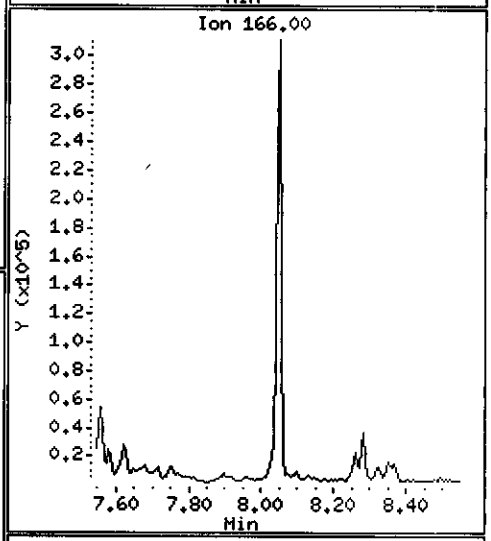

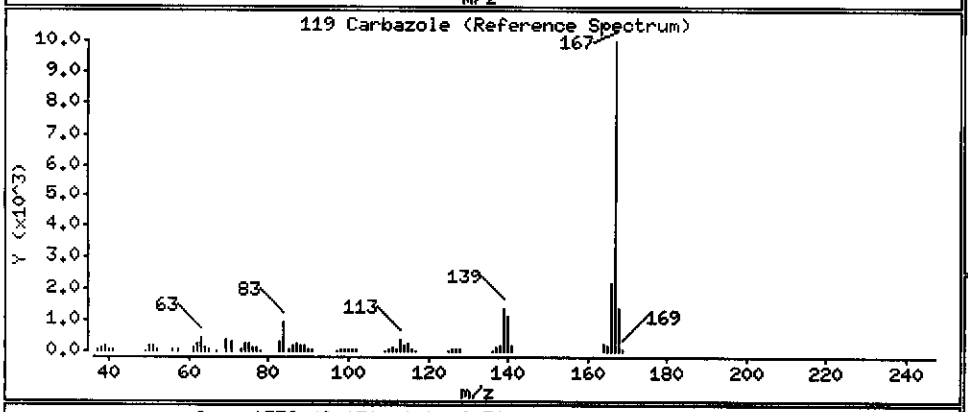

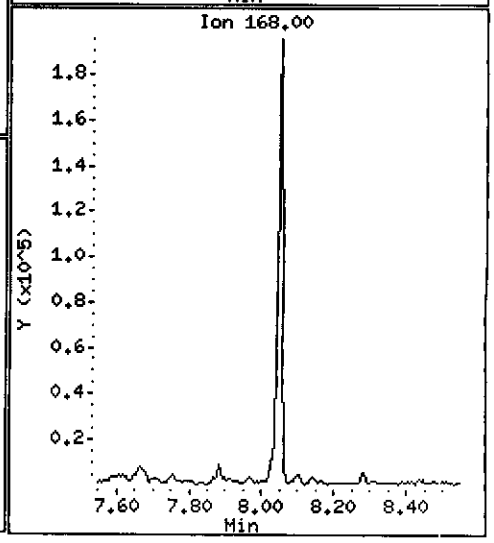

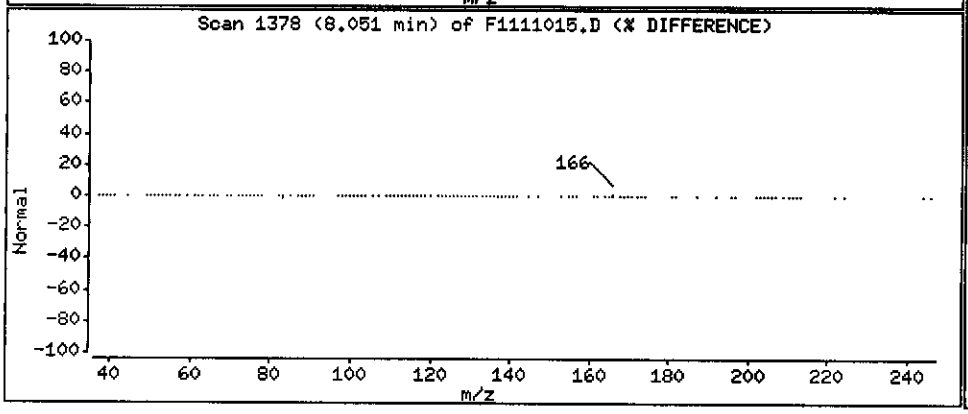

Data File: \\PITSVR06\D\chem\722.i\111110.b\F1111015.D

Date : 11-NOV-2010 10:21

Client ID: B-13-1214

Instrument: 722.i

Sample Info: C0K020532-001 x50 11/10/10 Soil (0314051)

Volume Injected (uL): 2.0

Operator: 007062

Column phase: Hp5-MS

Column diameter: 0.25

123 Fluoranthene

Concentration: 1643600 ug/kg

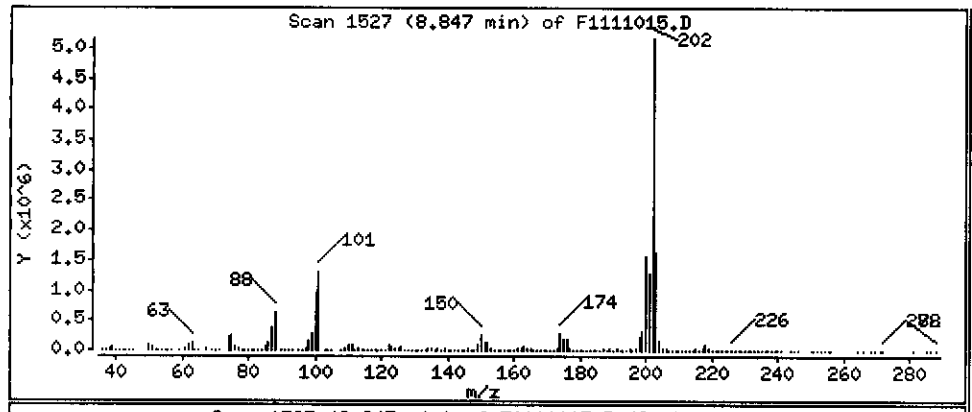

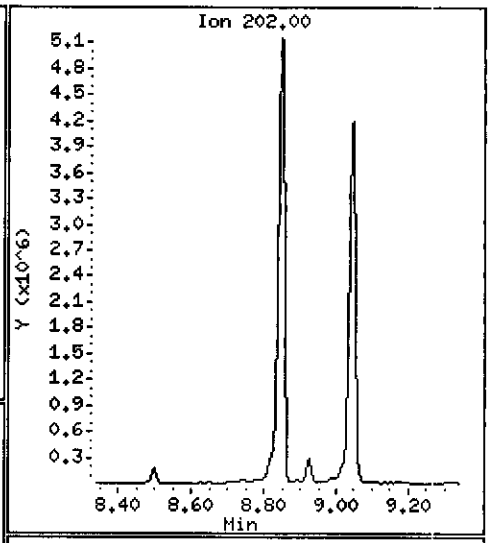

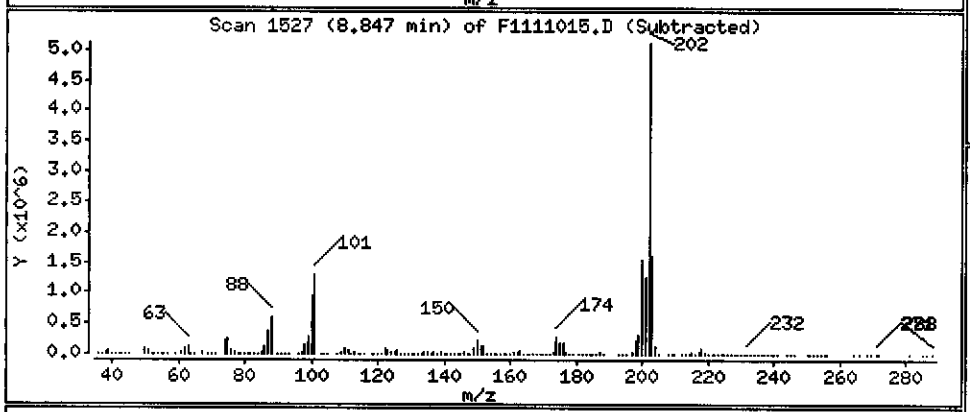

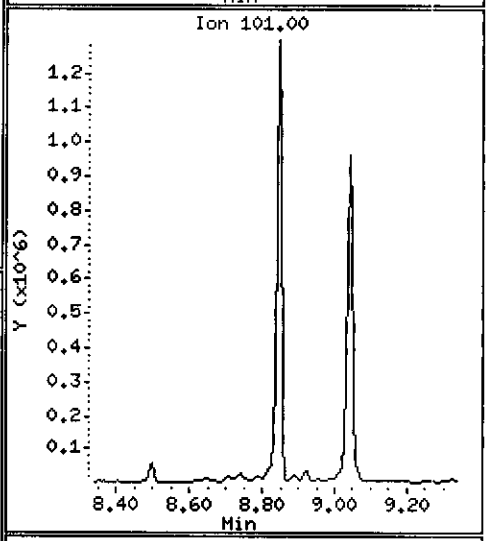

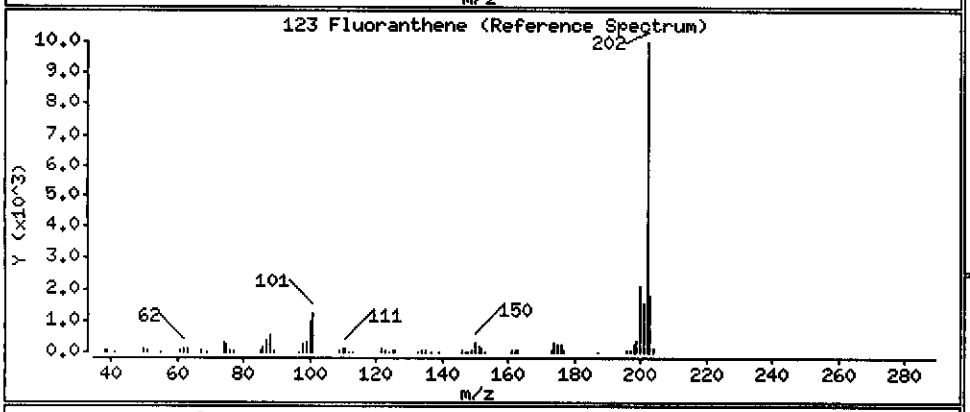

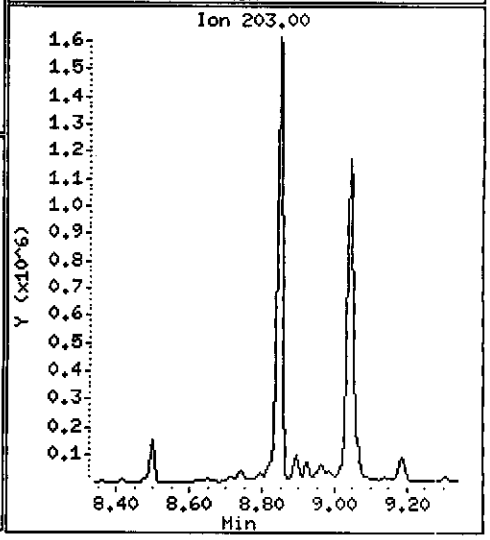

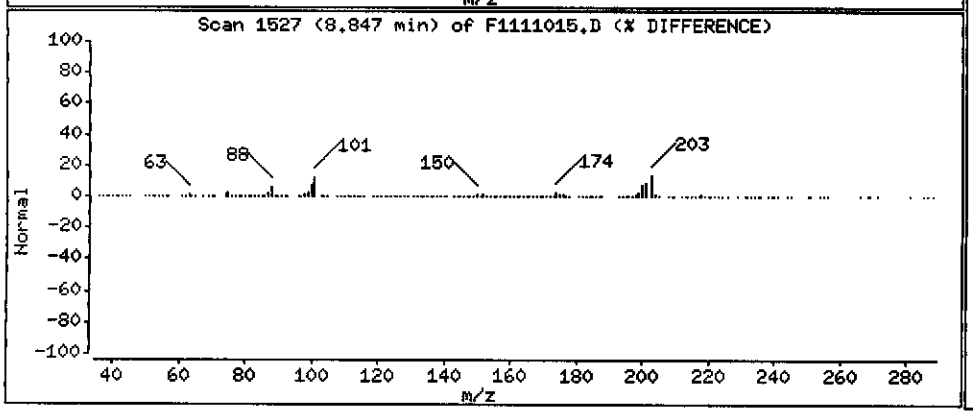

Data File: \\PITSVR06\D\chem\722.i\111110.b\F1111015.D

Date : 11-NOV-2010 10:21

Client ID: B-13-1214

Instrument: 722.i

Sample Info: C0K020532-001 x50 11/10/10 Soil (0314051)

Volume Injected (uL): 2.0

Operator: 007062

Column phase: Hp5-MS

Column diameter: 0.25

125 Pyrene

Concentration: 1072500 ug/kg

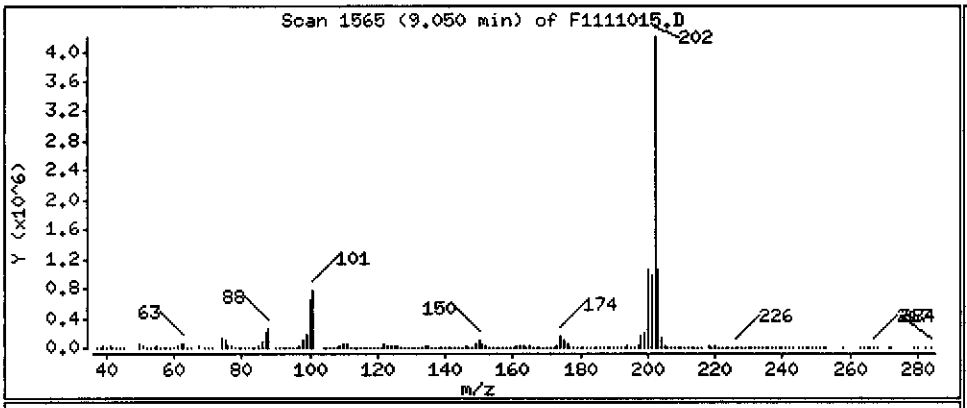

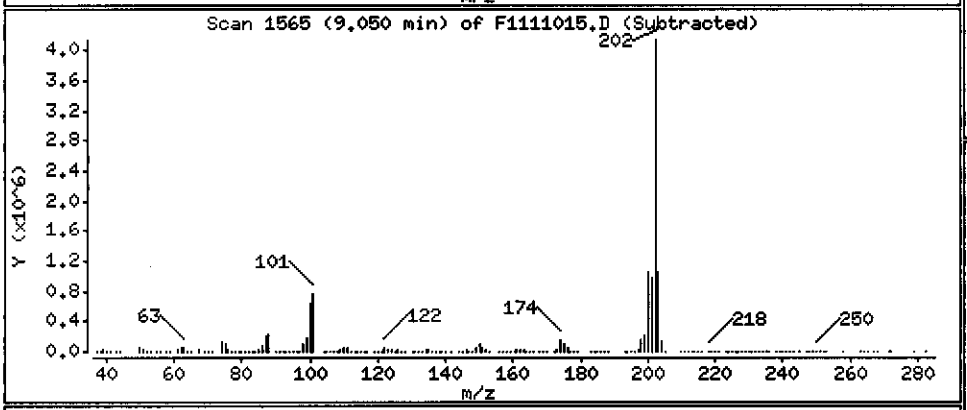

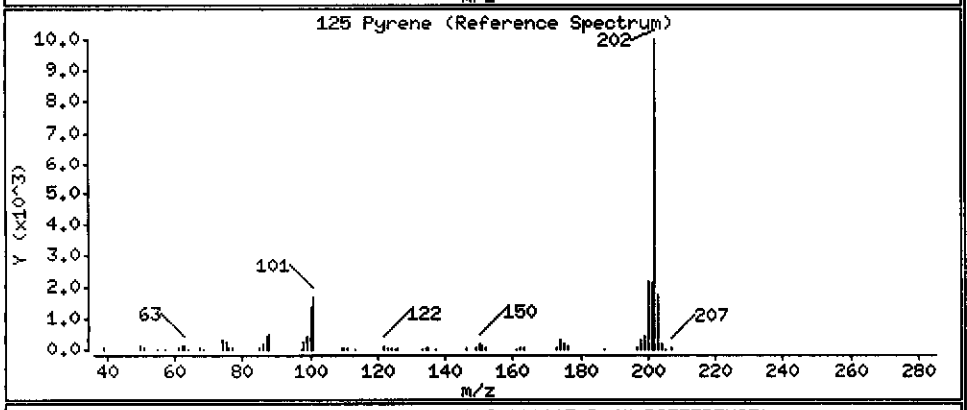

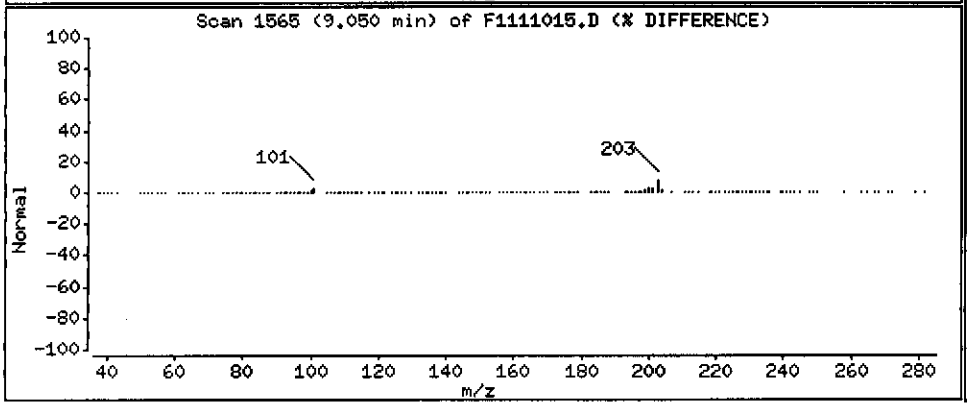

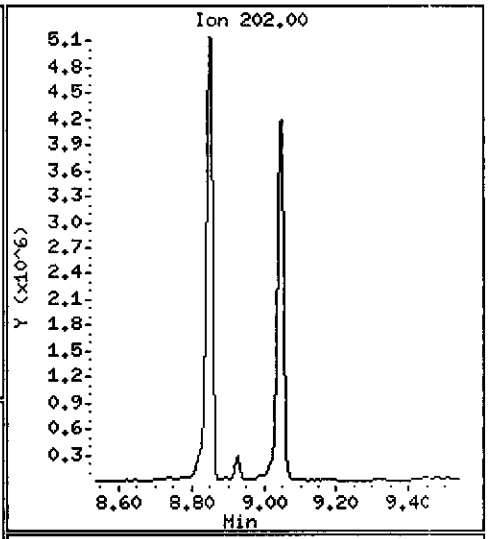

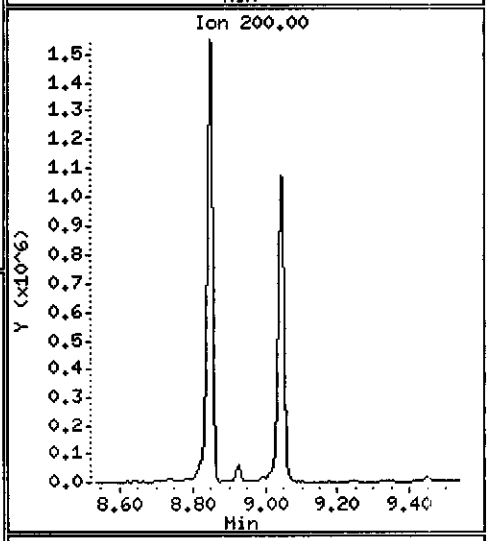

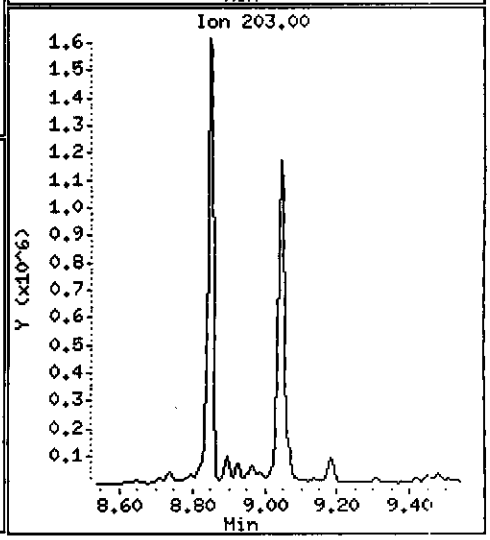

Data File: \\PITSVR06\D\chem\722.i\111110.b\F1111015.D

Date : 11-NOV-2010 10:21

Client ID: B-13-1214

Instrument: 722.i

Sample Info: C0K020532-001 x50 11/10/10 Soil (0314051)

Volume Injected (uL): 2.0

Operator: 007062

Column phase: Hp5-MS

Column diameter: 0.25

136 Benzo(a)Anthracene

Concentration: 777510 ug/kg

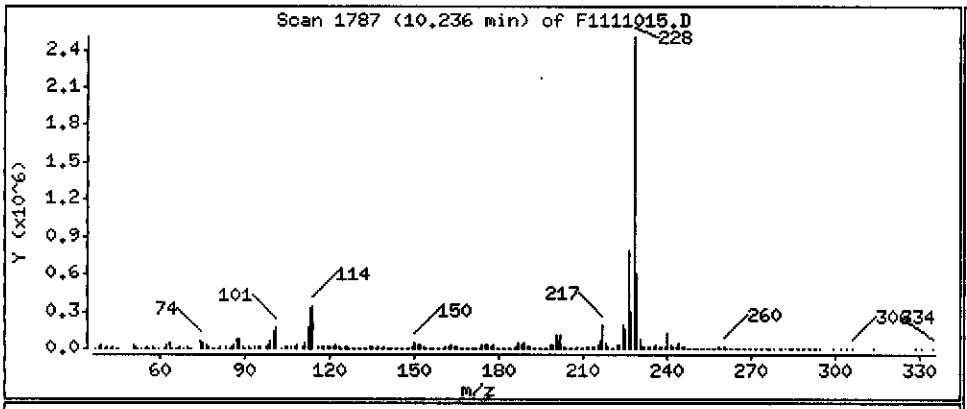

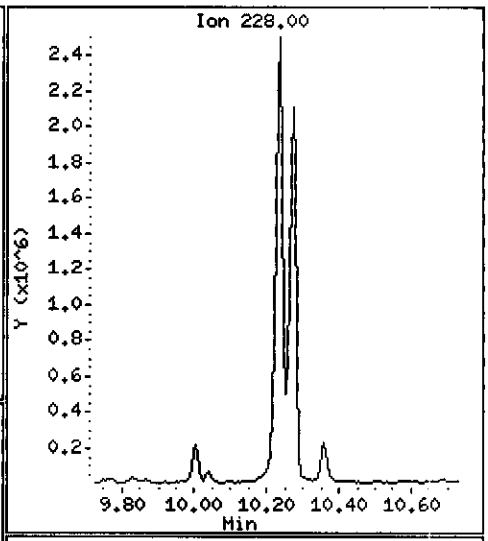

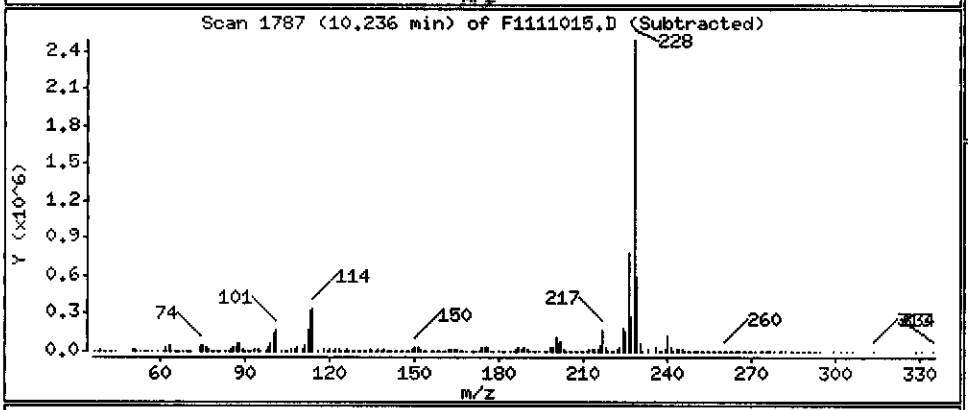

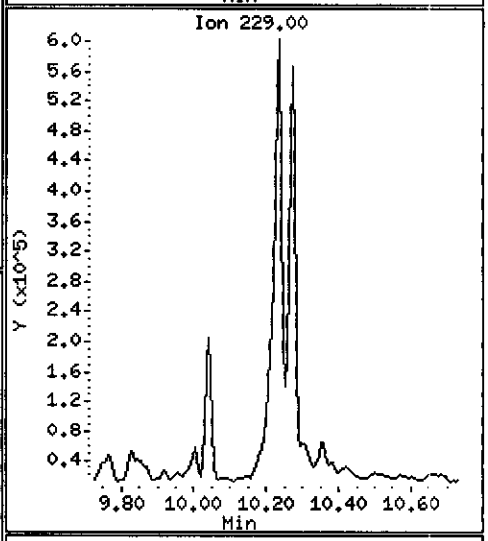

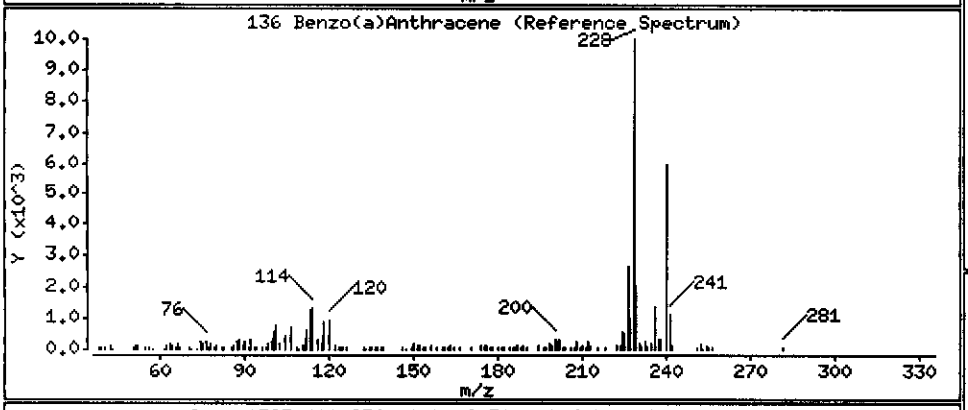

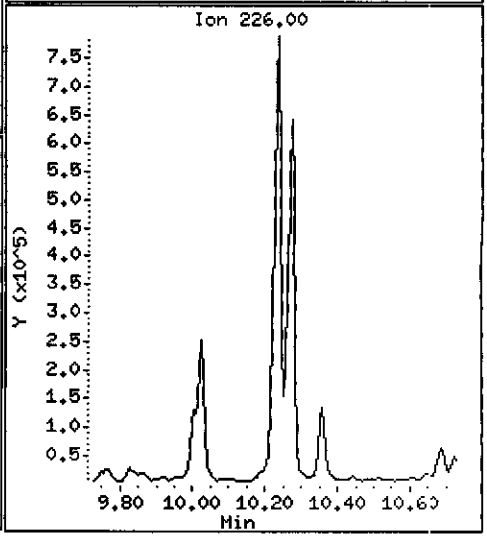

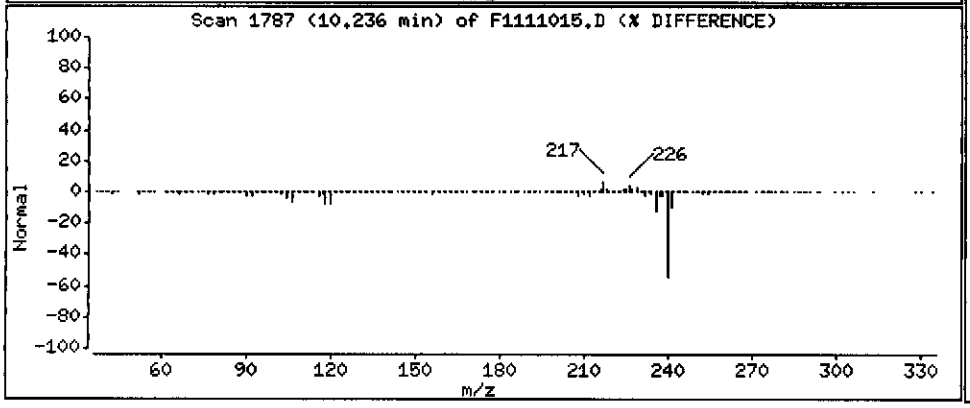

Data File: \\PITSVR06\D\chem\722.i\111110.b\F1111015.D

Date : 11-NOV-2010 10:21

Client ID: B-13-1214

Instrument: 722.i

Sample Info: C0K020532-001 x50 11/10/10 Soil (0314051)

Volume Injected (uL): 2.0

Operator: 007062

Column phase: Hp5-MS

Column diameter: 0.25

137 Chrysene

Concentration: 661180 ug/kg

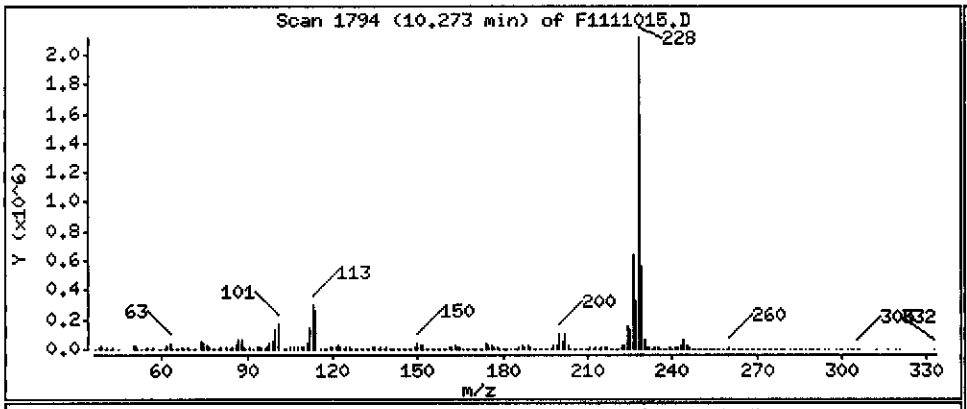

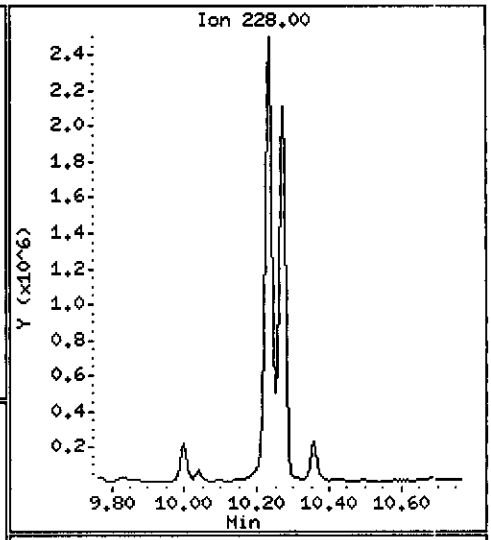

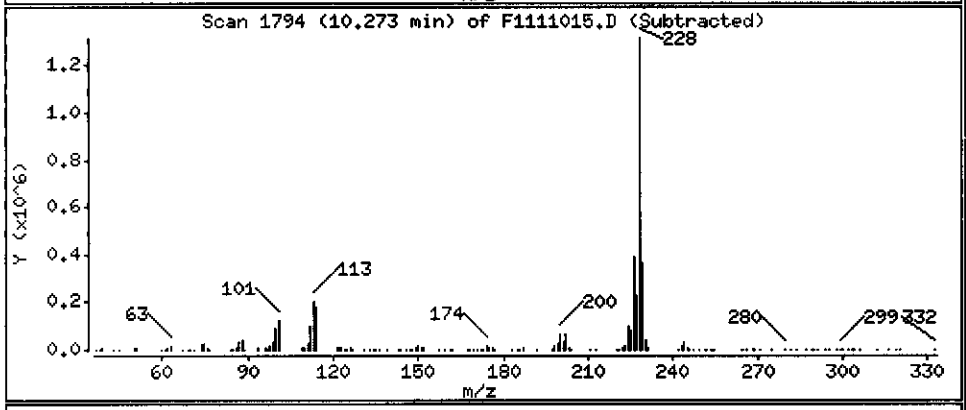

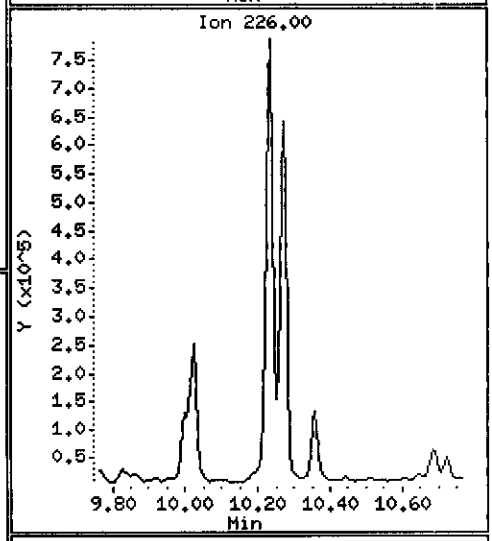

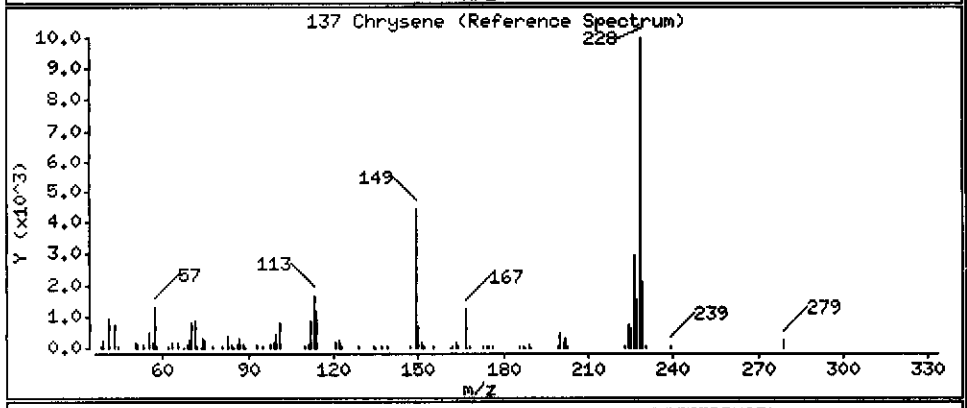

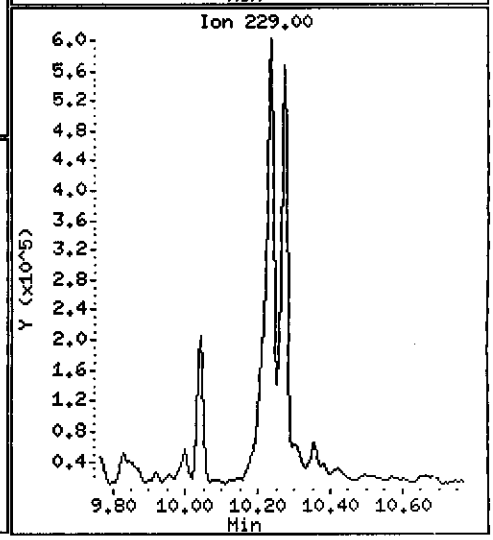

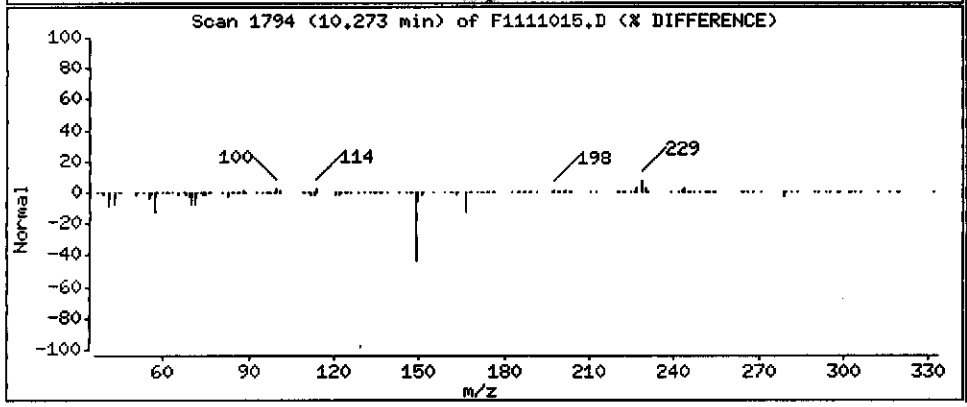

Data File: \\PITSVR06\D\chem\722.i\111110.b\F1111015.D

Date : 11-NOV-2010 10:21

Client ID: B-13-1214

Instrument: 722.i

Sample Info: C0K020532-001 x50 11/10/10 Soil (0314051)

Volume Injected (uL): 2.0

Operator: 007062

Column phase: Hp5-MS

Column diameter: 0.25

141 Benzo(b)fluoranthene

Concentration: 795710 ug/kg

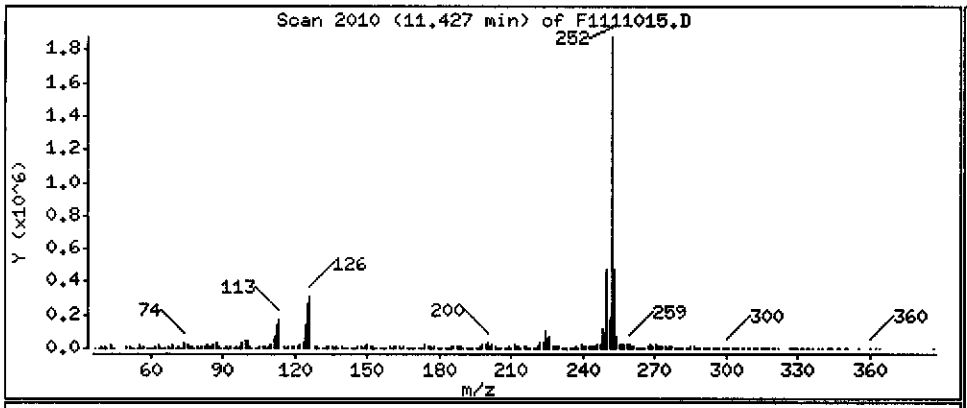

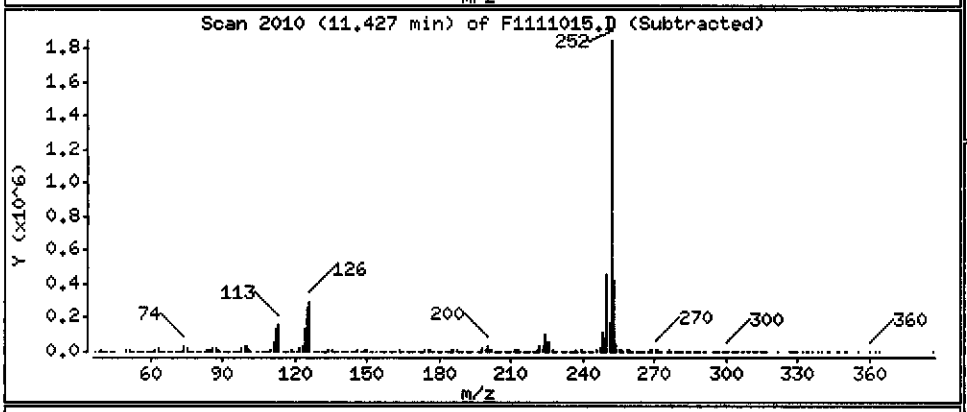

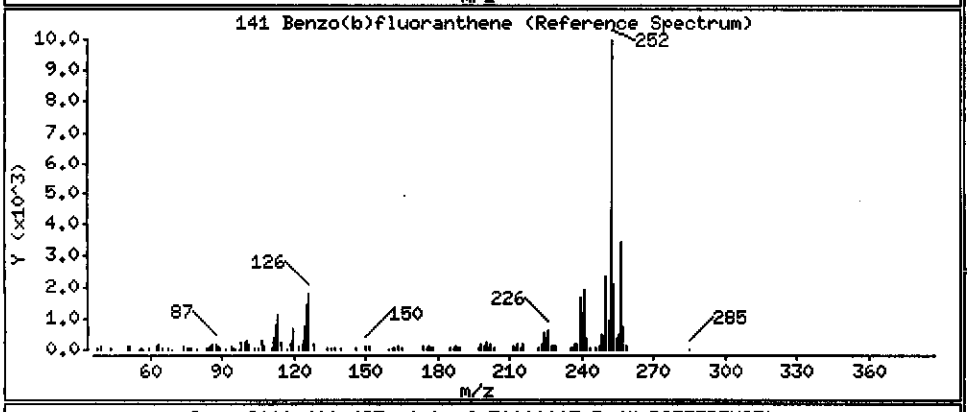

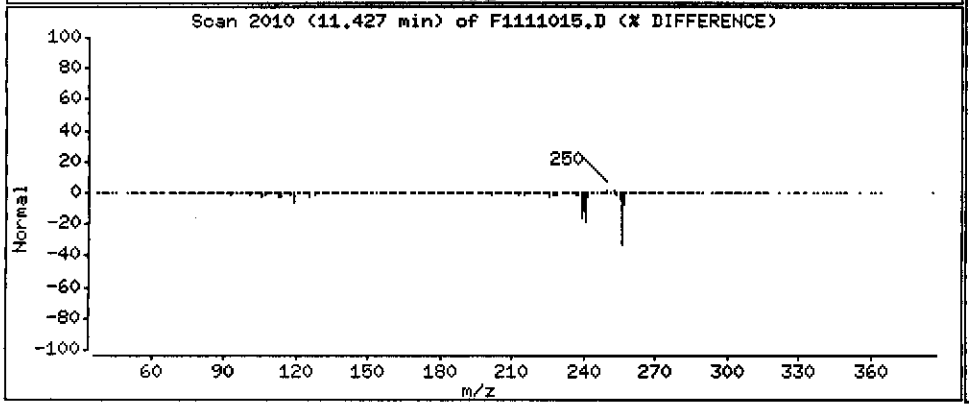

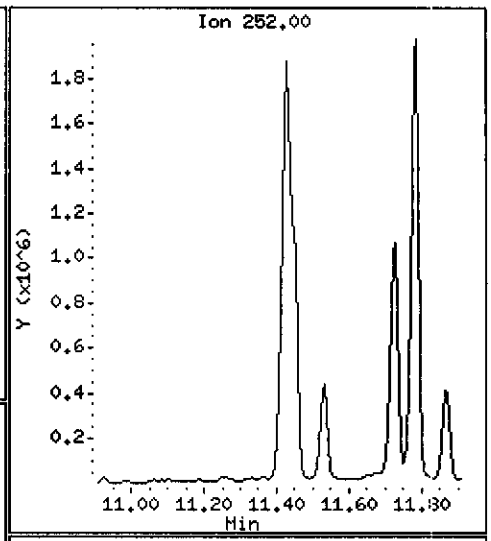

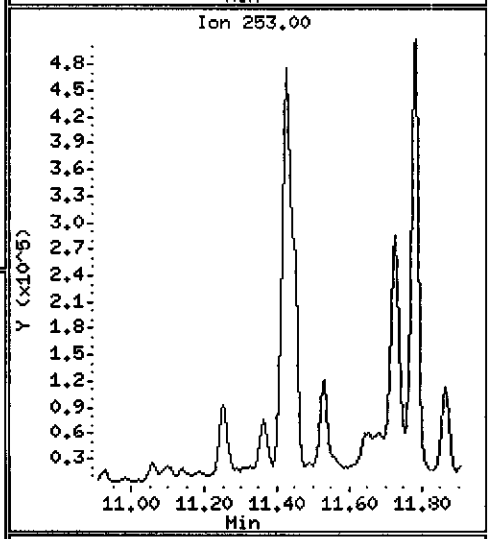

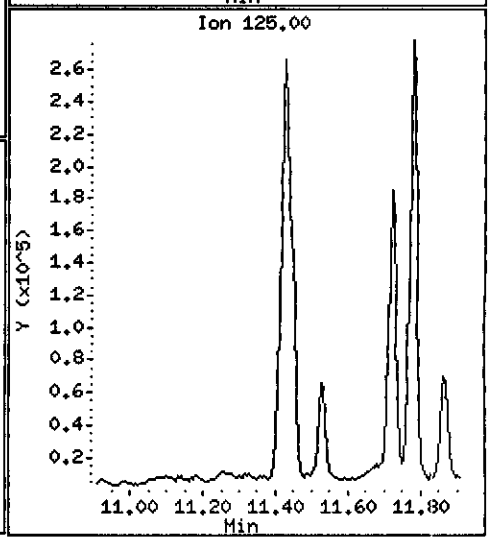

Data File: \\PITSVR06\D\chem\722.i\111110.b\F1111015.D

Date : 11-NOV-2010 10:21

Client ID: B-13-1214 Instrument: 722.i

Sample Info: C0K020532-001 x50 11/10/10 Soil (0314051)

Volume Injected (uL): 2.0 Operator: 007062

Column phase: Hp5-MS Column diameter: 0.25

146 Benzo(a)pyrene Concentration: 728600 ug/kg

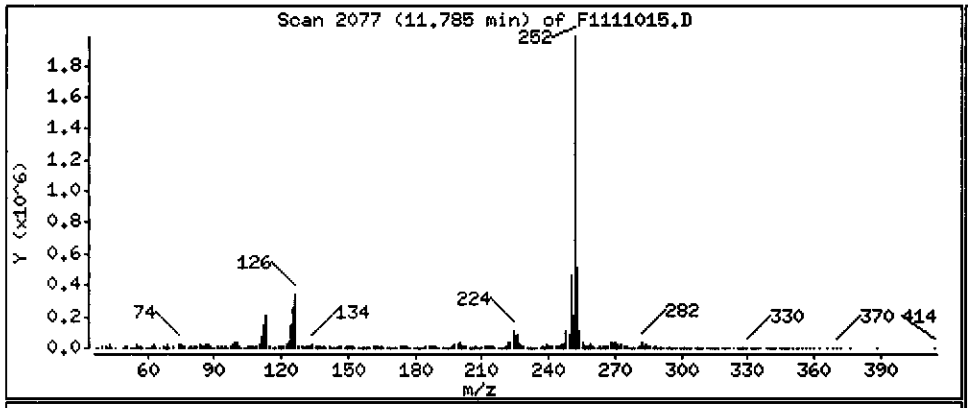

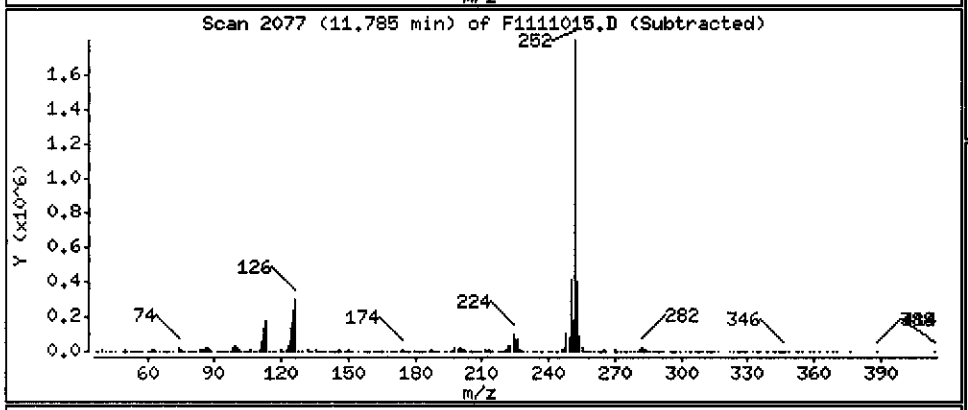

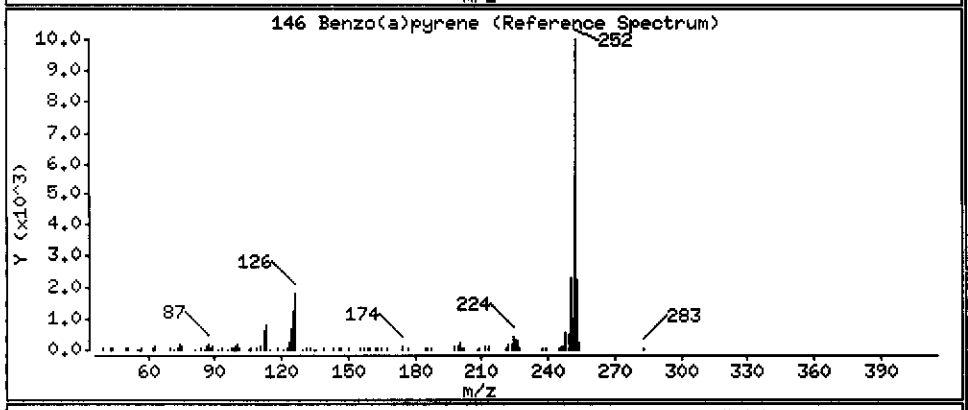

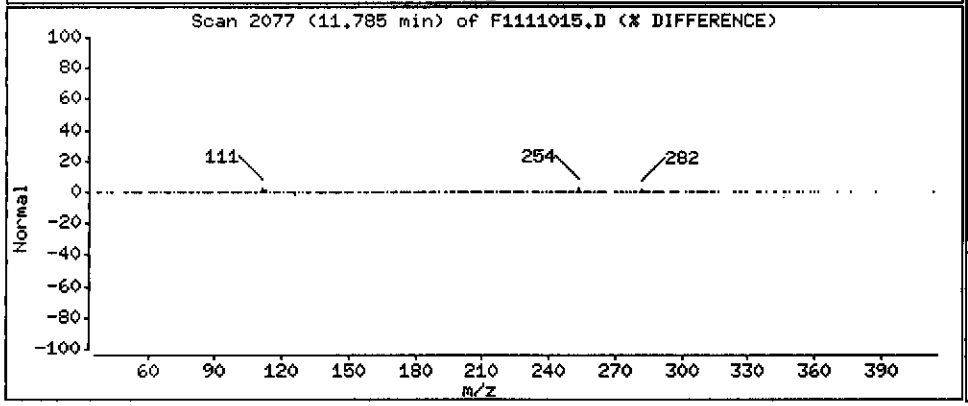

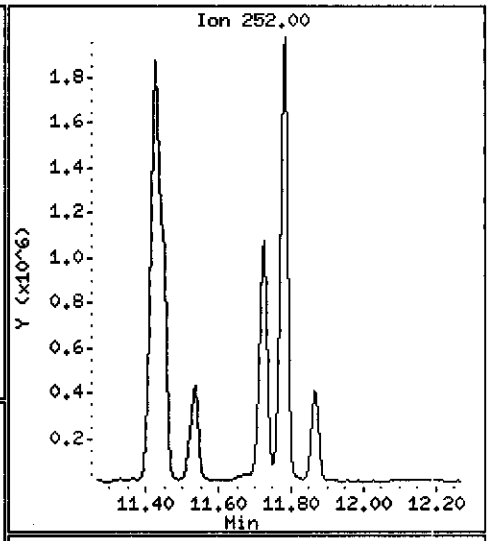

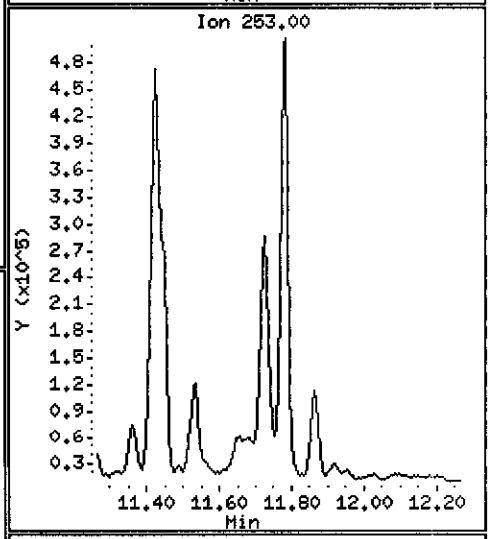

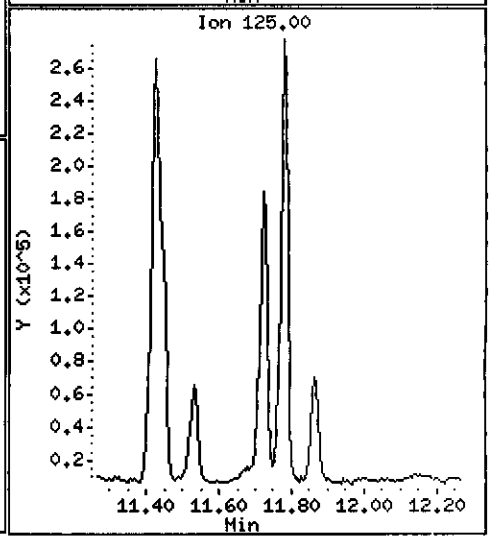

Data File: \\PITSVR06\D\chem\722.i\111110.b\F1111015.D

Date : 11-NOV-2010 10:21

Client ID: B-13-1214

Instrument: 722.i

Sample Info: C0K020532-001 x50 11/10/10 Soil (0314051)

Volume Injected (uL): 2.0

Operator: 007062

Column phase: Hp5-MS

Column diameter: 0.25

149 Indeno(1,2,3-cd)pyrene

Concentration: 316890 ug/kg

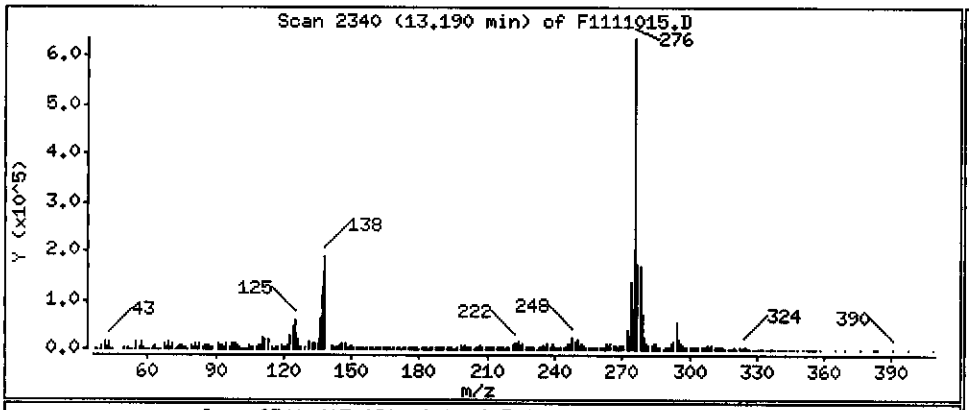

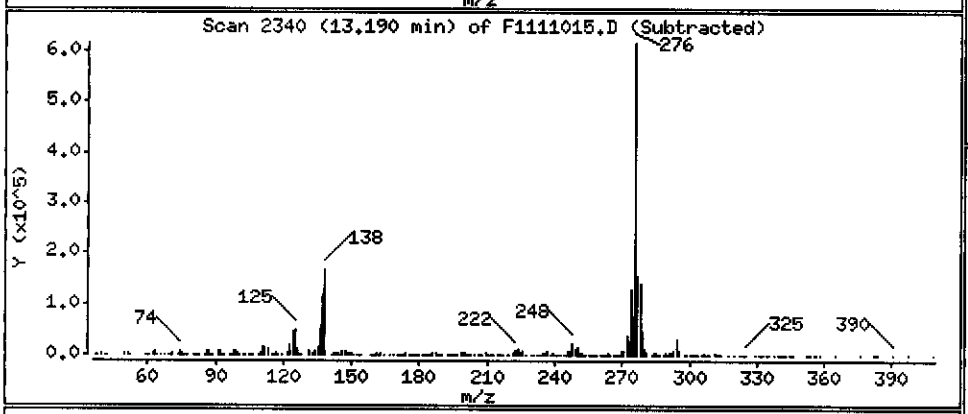

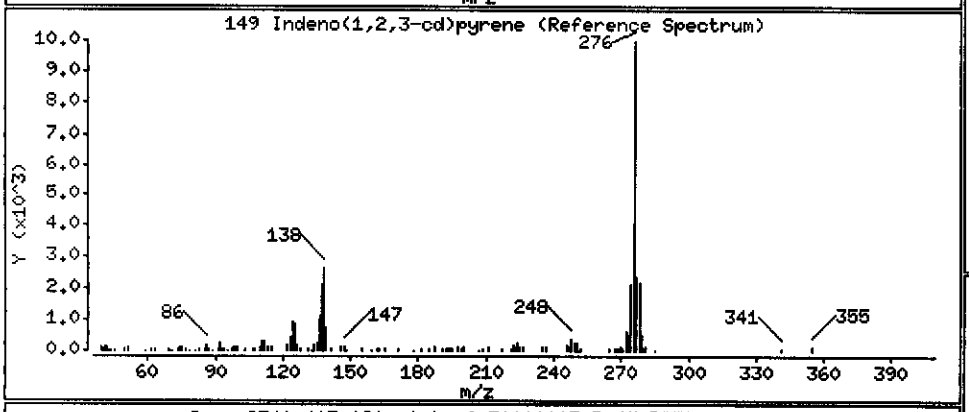

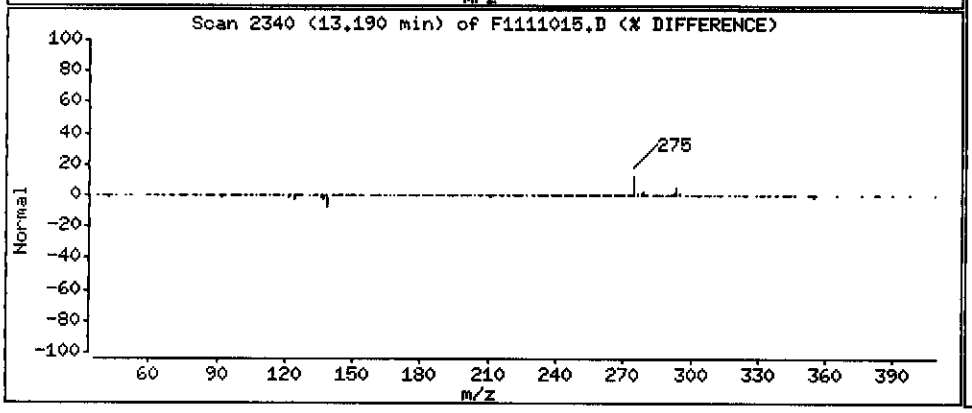

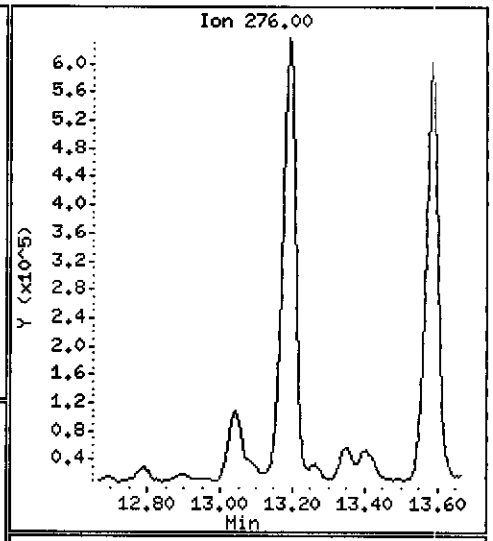

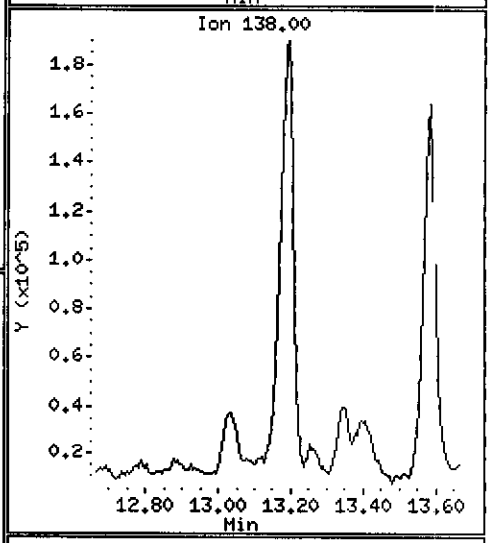

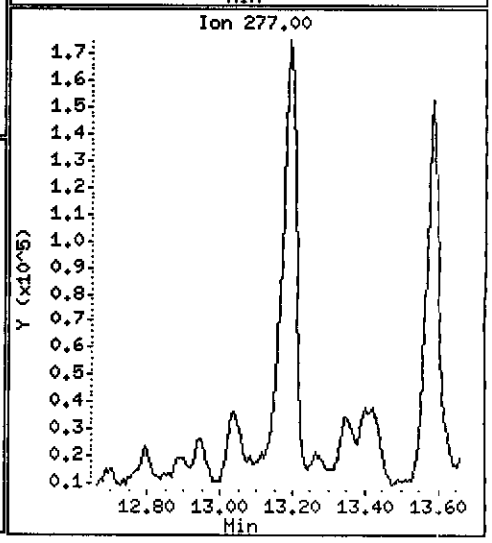

Data File: \\PITSVR06\D\chem\722.i\111110.b\F1111015.D

Date : 11-NOV-2010 10:21

Client ID: B-13-1214

Instrument: 722.i

Sample Info: C0K020532-001 x50 11/10/10 Soil (0314051)

Volume Injected (uL): 2.0

Operator: 007062

Column phase: Hp5-MS

Column diameter: 0.25

150 Dibenz(a,h)anthracene

Concentration: 164000 ug/kg

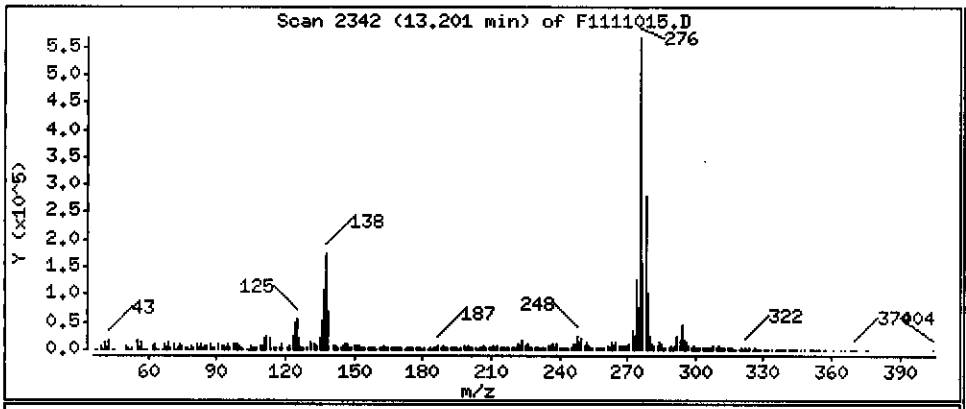

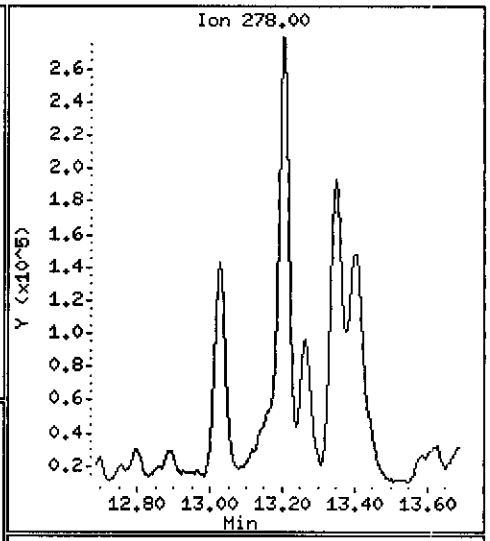

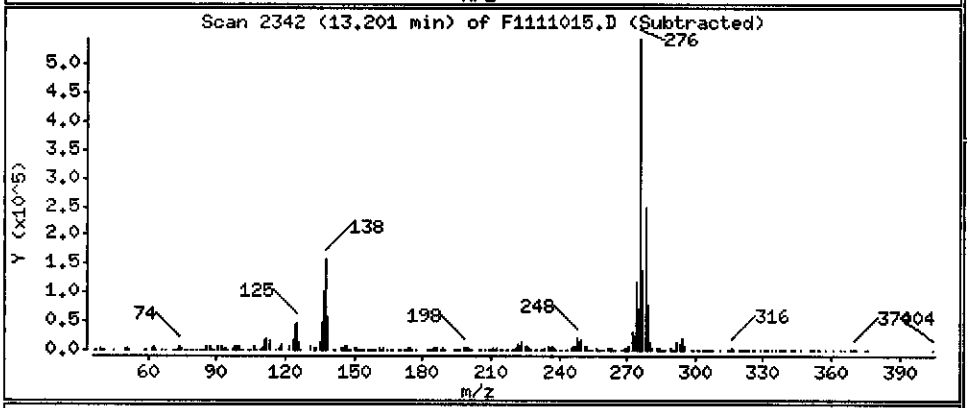

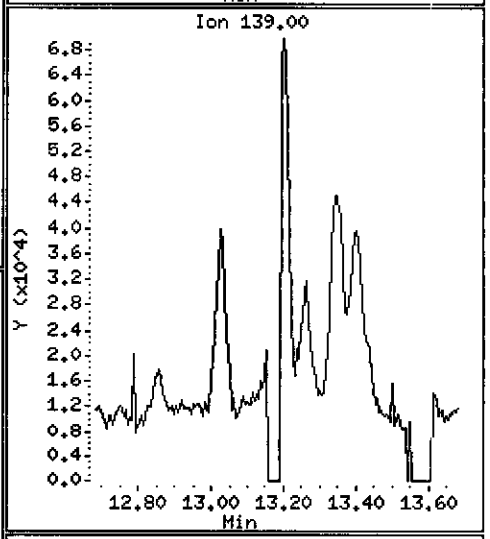

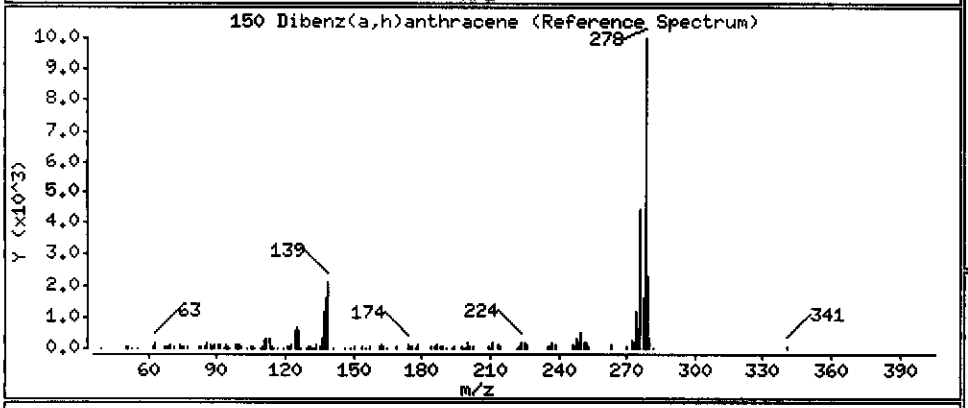

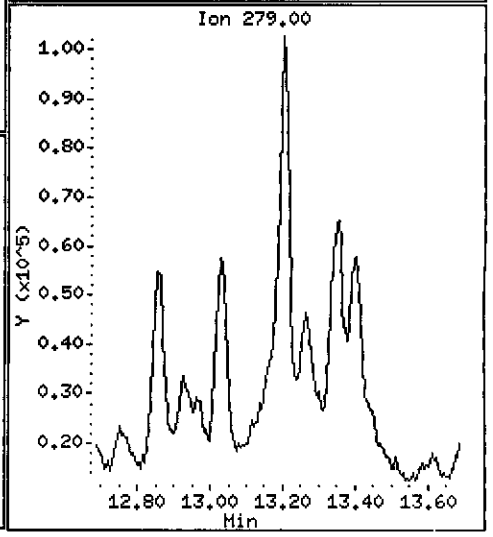

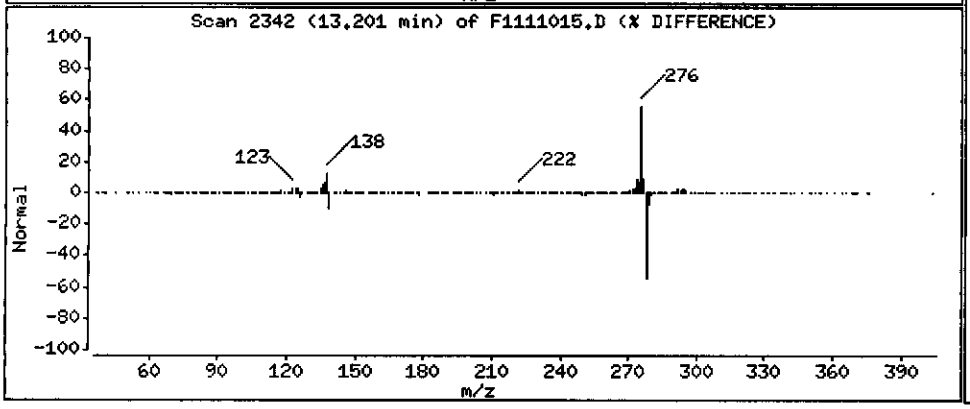

Data File: \\PITSVR06\D\chem\722.i\111110.b\F1111015.D

Date : 11-NOV-2010 10:21

Client ID: B-13-1214

Instrument: 722.i

Sample Info: C0K020532-001 x50 11/10/10 Soil (0314051)

Volume Injected (uL): 2.0

Operator: 007062

Column phase: Hp5-MS

Column diameter: 0.25

151 Benzo(g,h,i)perylene

Concentration: 340500 ug/kg

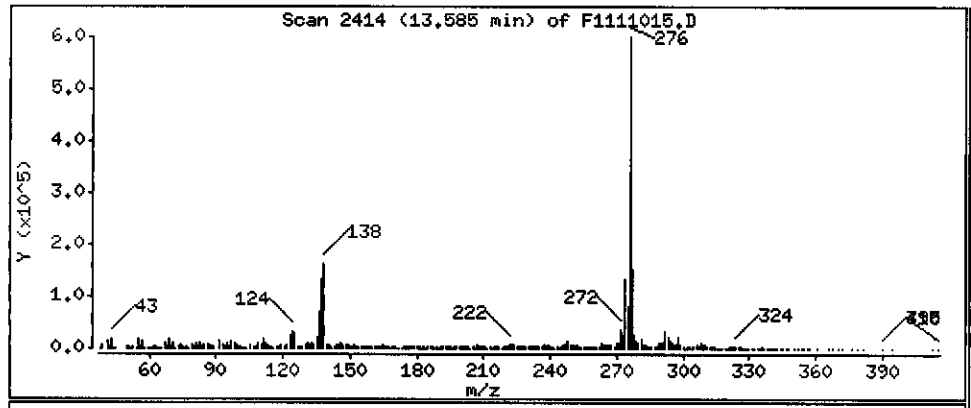

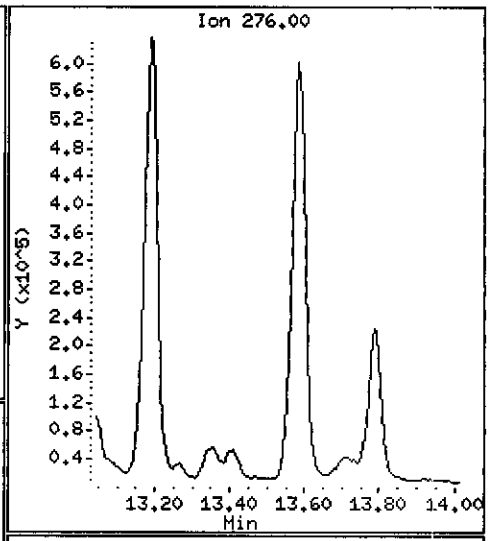

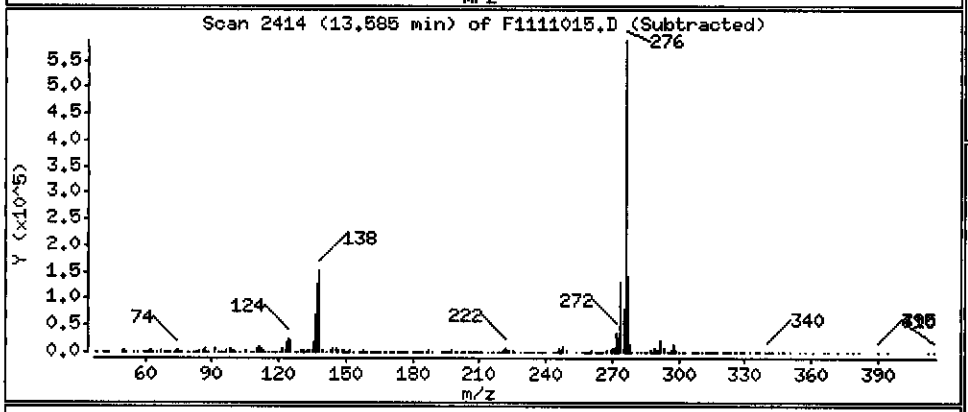

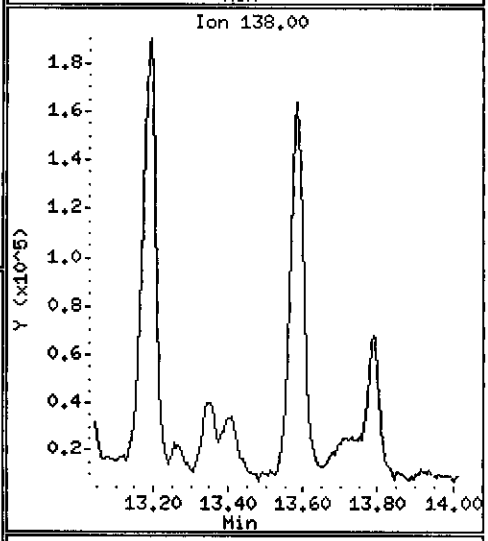

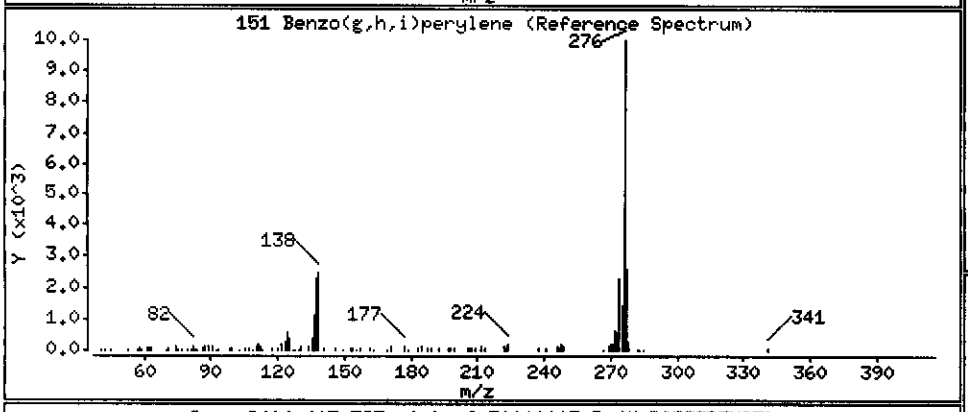

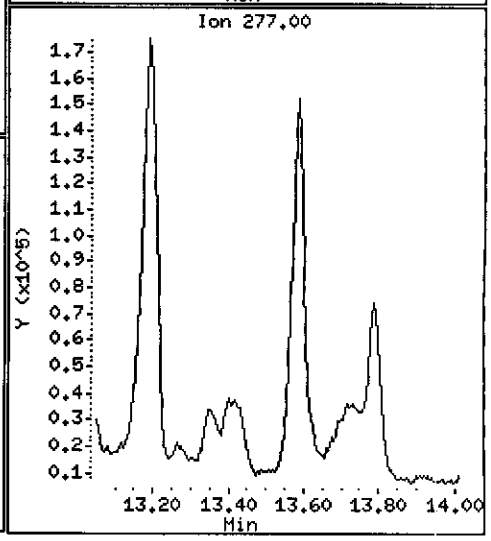

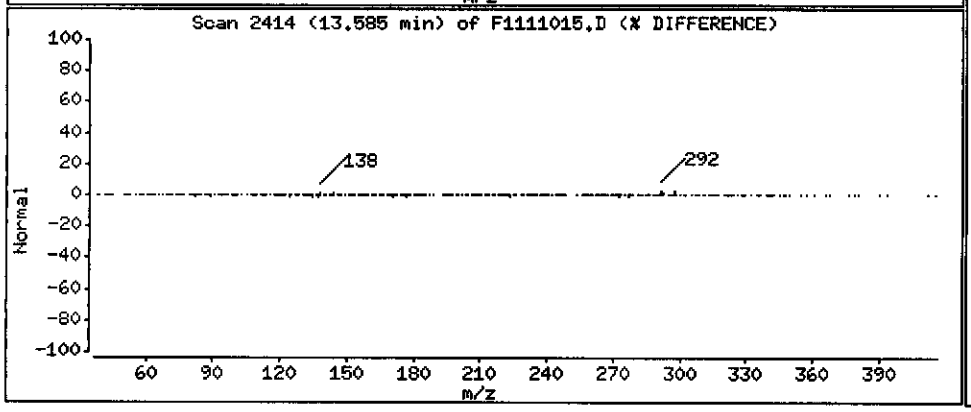

Data File Name: F1111015.D
Inj. Date and Time: 11-NOV-2010 10:21
Instrument ID: 722.i
Client ID: B-13-1214
Compound Name: Naphthalene
CAS #: 91-20-3

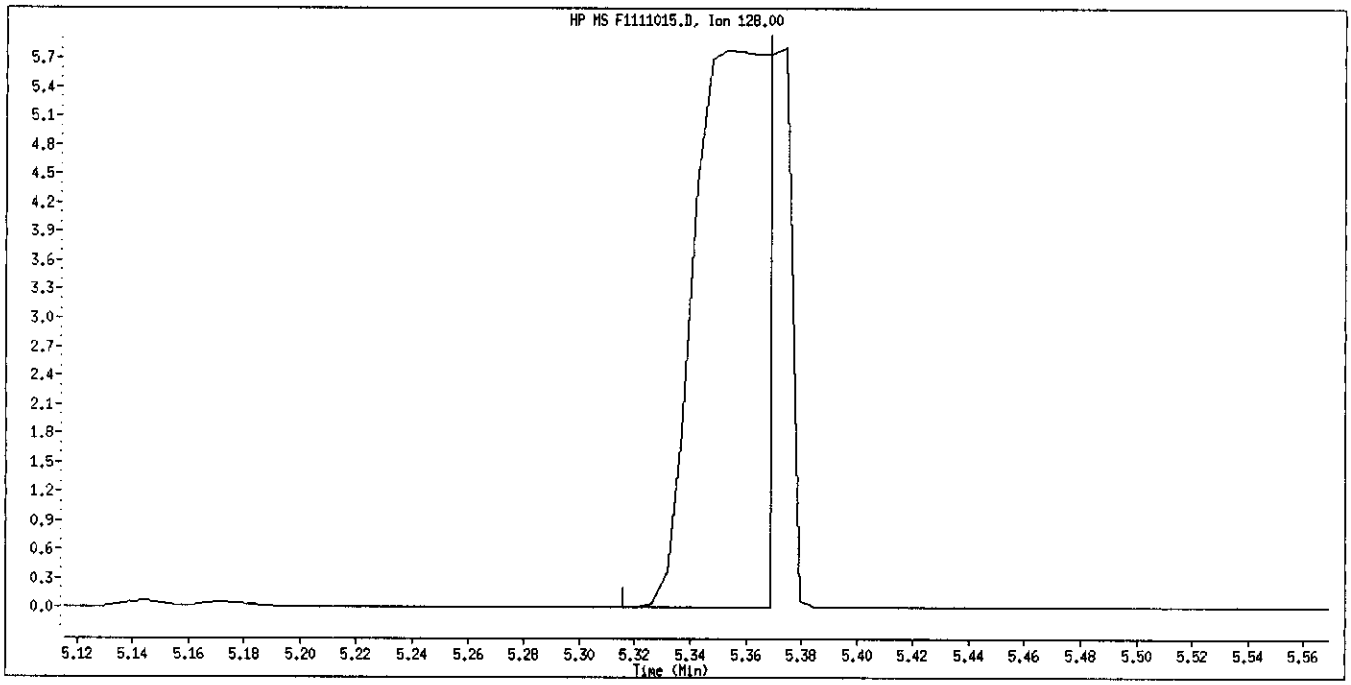

Original Integration

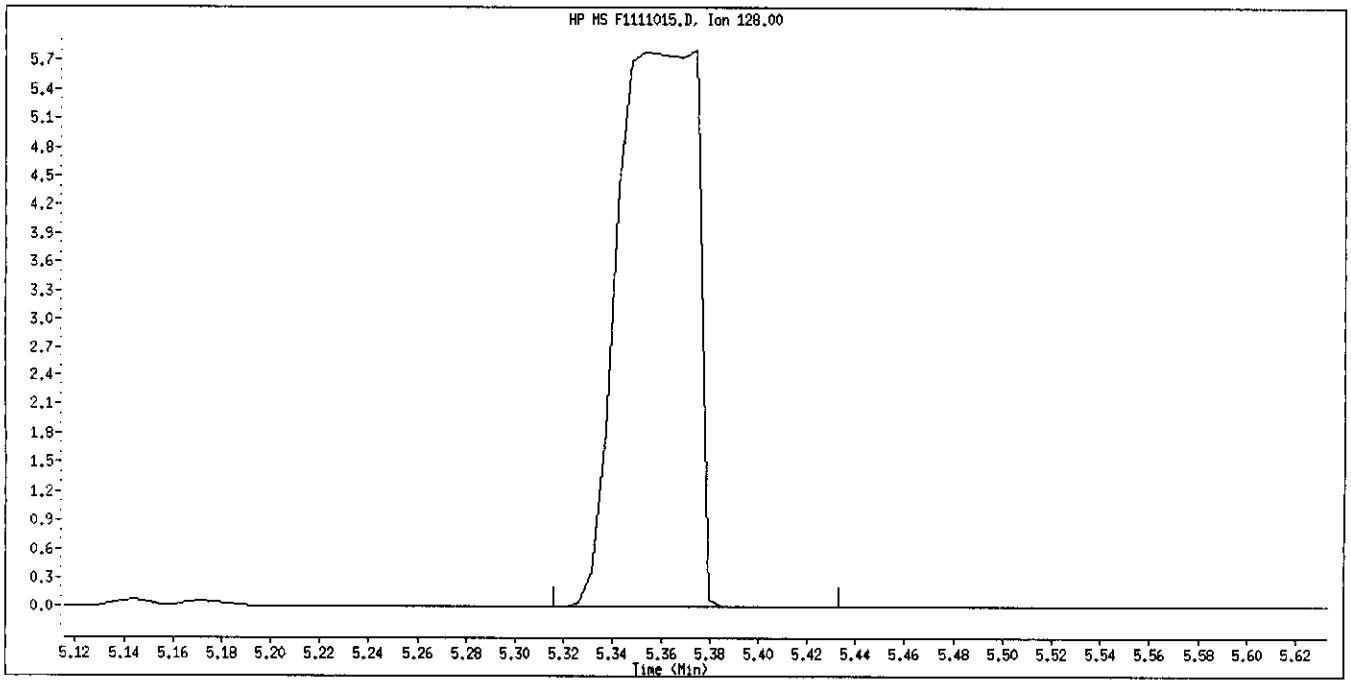

Manual Integration

Manually Integrated By: piccolinov
Manual Integration Reason: Poor Chromatography

MACTEC Engineering and Consulting Inc

Client Sample ID: B-13-1214

GC/MS Semivolatiles

Lot-Sample #...:	C0K020532-001	**Work Order #...:**	L9FX72AD	**Matrix.....:**	SOLID
Date Sampled...:	10/29/10 09:20	**Date Received..:**	10/30/10 10:30	**MS Run #.....:**	0314025
Prep Date.....:	11/10/10	**Analysis Date..:**	11/13/10		
Prep Batch #...:	0314051	**Analysis Time..:**	03:12		
Dilution Factor:	1000	**Initial Wgt/Vol:**	15 g	**Final Wgt/Vol..:**	5 mL
% Moisture.....:	31	**Analyst ID.....:**	007062	**Instrument ID..:**	722
		Method.....:	SW846 8270C		

PARAMETER	RESULT	REPORTING LIMIT	UNITS	MDL
Acenaphthene	**1200000**	**97000**	**ug/kg**	**9300**
Acenaphthylene	**140000**	**97000**	**ug/kg**	**11000**
Acetophenone	ND	480000	ug/kg	40000
Anthracene	**1100000**	**97000**	**ug/kg**	**9400**
Atrazine	ND	480000	ug/kg	47000
Benzo(a)anthracene	**1000000**	**97000**	**ug/kg**	**12000**
Benzo(a)pyrene	**810000**	**97000**	**ug/kg**	**9700**
Benzo(b)fluoranthene	**1000000**	**97000**	**ug/kg**	**15000**
Benzo(ghi)perylene	**380000**	**97000**	**ug/kg**	**9600**
Benzo(k)fluoranthene	ND	97000	ug/kg	20000
Benzaldehyde	ND	480000	ug/kg	72000
1,1'-Biphenyl	**460000 J**	**480000**	**ug/kg**	**45000**
bis(2-Chloroethoxy) methane	ND	480000	ug/kg	32000
bis(2-Chloroethyl)-ether	ND	97000	ug/kg	13000
bis(2-Ethylhexyl) phthalate	ND	480000	ug/kg	78000
4-Bromophenyl phenyl ether	ND	480000	ug/kg	42000
Butyl benzyl phthalate	ND	480000	ug/kg	66000
Caprolactam	ND	2500000	ug/kg	370000
Carbazole	**400000**	**97000**	**ug/kg**	**8900**
4-Chloroaniline	ND	480000	ug/kg	39000
4-Chloro-3-methylphenol	ND	480000	ug/kg	44000
2-Chloronaphthalene	ND	97000	ug/kg	10000
2-Chlorophenol	ND	480000	ug/kg	39000
4-Chlorophenyl phenyl ether	ND	480000	ug/kg	54000
Chrysene	**920000**	**97000**	**ug/kg**	**11000**
Dibenz(a,h)anthracene	**97000**	**97000**	**ug/kg**	**11000**
Dibenzofuran	**1500000**	**480000**	**ug/kg**	**47000**
3,3'-Dichlorobenzidine	ND	480000	ug/kg	51000
2,4-Dichlorophenol	ND	97000	ug/kg	9700
Diethyl phthalate	ND	480000	ug/kg	53000
2,4-Dimethylphenol	ND	480000	ug/kg	76000
Dimethyl phthalate	ND	480000	ug/kg	53000

(Continued on next page)

MACTEC Engineering and Consulting Inc

Client Sample ID: B-13-1214

GC/MS Semivolatiles

Lot-Sample #...: C0K020532-001 **Work Order #...:** L9FX72AD **Matrix.....:** SOLID

PARAMETER	RESULT	REPORTING LIMIT	UNITS	MDL
Di-n-butyl phthalate	ND	480000	ug/kg	60000
4,6-Dinitro-2-methylphenol	ND	2500000	ug/kg	190000
2,4-Dinitrophenol	ND	2500000	ug/kg	570000
2,4-Dinitrotoluene	ND	480000	ug/kg	39000
2,6-Dinitrotoluene	ND	480000	ug/kg	50000
Di-n-octyl phthalate	ND	480000	ug/kg	51000
Fluoranthene	**2100000**	**97000**	**ug/kg**	**10000**
Fluorene	**1700000**	**97000**	**ug/kg**	**13000**
Hexachlorobenzene	ND	97000	ug/kg	10000
Hexachlorobutadiene	ND	97000	ug/kg	11000
Hexachlorocyclopentadiene	ND	480000	ug/kg	52000
Hexachloroethane	ND	480000	ug/kg	35000
Indeno(1,2,3-cd)pyrene	**320000**	**97000**	**ug/kg**	**9900**
Isophorone	ND	480000	ug/kg	36000
2-Methylnaphthalene	**2500000**	**97000**	**ug/kg**	**8700**
2-Methylphenol	ND	480000	ug/kg	34000
4-Methylphenol	ND	480000	ug/kg	47000
Naphthalene	**12000000**	**97000**	**ug/kg**	**8300**
2-Nitroaniline	ND	2500000	ug/kg	220000
3-Nitroaniline	ND	2500000	ug/kg	200000
4-Nitroaniline	ND	2500000	ug/kg	200000
Nitrobenzene	ND	97000	ug/kg	40000
2-Nitrophenol	ND	480000	ug/kg	53000
4-Nitrophenol	ND	2500000	ug/kg	160000
N-Nitrosodi-n-propylamine	ND	97000	ug/kg	11000
N-Nitrosodiphenylamine	ND	97000	ug/kg	45000
2,2'-oxybis (1-Chloropropane)	ND	97000	ug/kg	10000
Pentachlorophenol	ND	480000	ug/kg	43000
Phenanthrene	**4500000**	**97000**	**ug/kg**	**15000**
Phenol	ND	97000	ug/kg	11000
Pyrene	**2000000**	**97000**	**ug/kg**	**9800**
2,4,5-Trichlorophenol	ND	480000	ug/kg	52000
2,4,6-Trichlorophenol	ND	480000	ug/kg	72000

(Continued on next page)

MACTEC Engineering and Consulting Inc

Client Sample ID: B-13-1214

GC/MS Semivolatiles

Lot-Sample #...: C0K020532-001 **Work Order #...:** L9FX72AD **Matrix.....:** SOLID

SURROGATE	PERCENT RECOVERY	RECOVERY LIMITS
2,4,6-Tribromophenol	NC,DIL	(35 - 124)
2-Fluorobiphenyl	NC,DIL	(35 - 105)
2-Fluorophenol	NC,DIL	(39 - 103)
Nitrobenzene-d5	NC,DIL	(25 - 104)
Phenol-d5	NC,DIL	(25 - 105)
Terphenyl-d14	NC,DIL	(25 - 127)

NOTE(S):

NC The recovery and/or RPD were not calculated.

DIL The concentration is estimated or not reported due to dilution or the presence of interfering analytes.

Results and reporting limits have been adjusted for dry weight.

J Estimated result. Result is less than RL.

Data File: \\PITSVR06\d\chem\722.i\111210.b\F1121005.D
Date : 13-NOV-2010 03:12
Client ID: B-13-1214
Sample Info: C0K020532-001 x1000 11/10/10 Soil (0314051)
Volume Injected (uL): 2.0
Column phase: Hp5-MS

Instrument: 722.i
Operator: 007062
Column diameter: 0.25

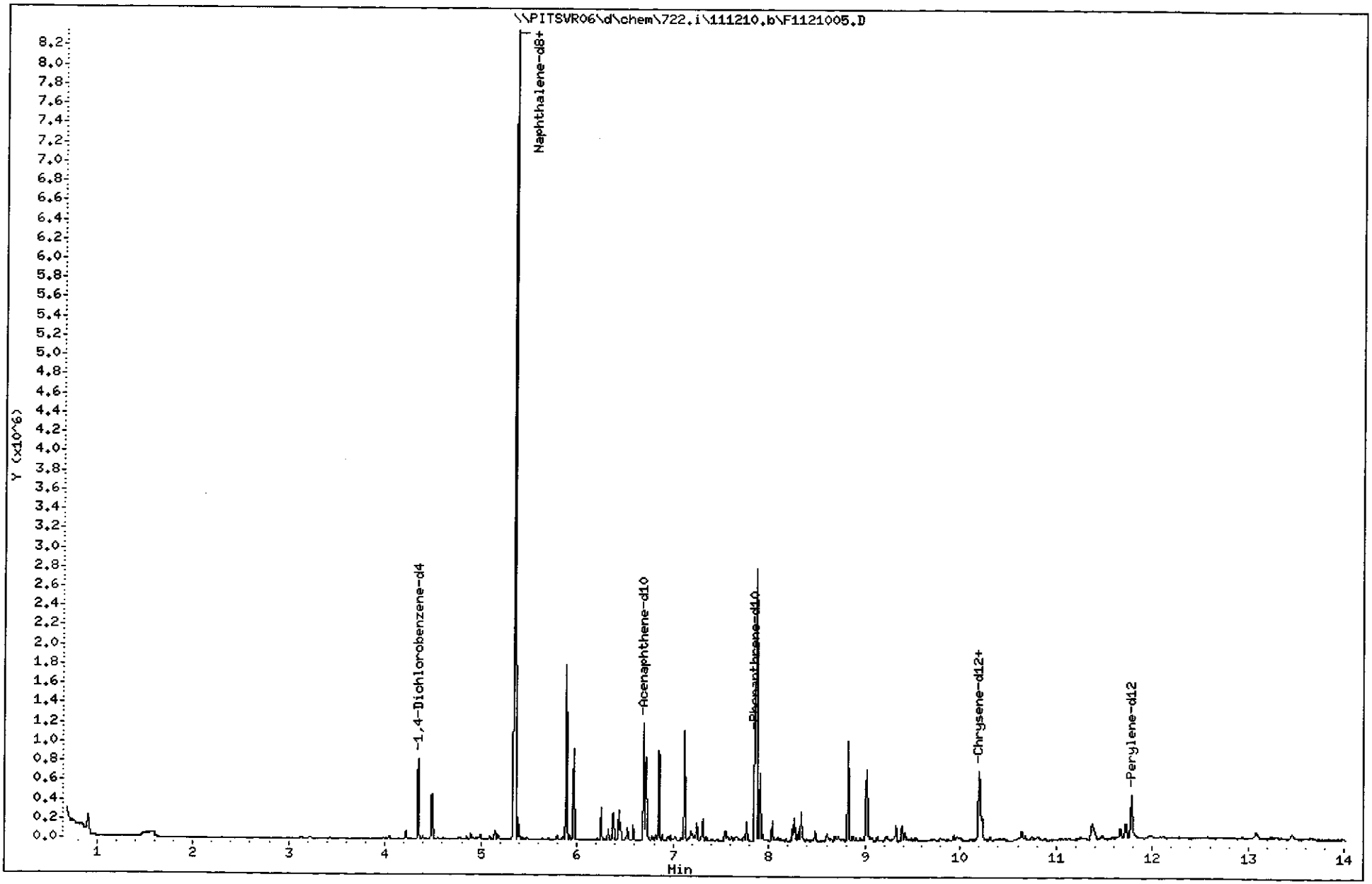

Test America Pittsburgh

Semivolatile REPORT SW-846 Method 8270

Data file : \\PITSVR06\d\chem\722.i\111210.b\F1121005.D
Lab Smp Id: 19fx72ad Client Smp ID: B-13-1214
Inj Date : 13-NOV-2010 03:12
Operator : 007062 Inst ID: 722.i
Smp Info : C0K020532-001 x1000 11/10/10 Soil (0314051)
Misc Info : 19fx72ad,111210.b,ll.m,QL8270.sub
Comment :
Method : \\PITSVR06\d\chem\722.i\111210.b\LL.m
Meth Date : 13-Nov-2010 01:47 722.i Quant Type: ISTD
Cal Date : 02-SEP-2010 04:00 Cal File: F09020C8.D
Als bottle: 7
Dil Factor: 1000.00000
Integrator: HP RTE Compound Sublist: QL8270.sub
Target Version: 4.14
Processing Host: PITPC-503

Concentration Formula: Amt * DF * Uf * Vt/(Vi * Ws)*1 * CpndVariable

Name	Value	Description
DF	1000.000	Dilution Factor
Uf	1.000	ng unit correction factor
Vt	5000.000	Volume of final extract (uL)(1000 low, 2
Vi	2.000	Volume injected (uL)
Ws	15.000	Weight of sample extracted (g)
Cpnd Variable		Local Compound Variable

	Compounds	QUANT SIG MASS	RT	EXP RT	REL RT	RESPONSE	CONCENTRATIONS ON-COLUMN (NG)	FINAL (ug/kg)
* 1	1,4-Dichlorobenzene-d4	152	4.346	4.345	(1.000)	109091	8.00000	
* 2	Naphthalene-d8	136	5.340	5.338	(1.000)	430825	8.00000	
* 3	Acenaphthene-d10	164	6.697	6.695	(1.000)	242444	8.00000	
* 4	Phenanthrene-d10	188	7.851	7.849	(1.000)	339393	8.00000	
* 5	Chrysene-d12	240	10.201	10.200	(1.000)	223968	8.00000	
* 6	Perylene-d12	264	11.783	11.776	(1.000)	199551	8.00000	
198	1,4-Dioxane	88	Compound Not Detected.					
220	Benzaldehyde	77	Compound Not Detected.					
10	N-Nitrosodimethylamine	74	Compound Not Detected.					
9	Pyridine	79	Compound Not Detected.					
16	Methyl methanesulfonate	80	Compound Not Detected.					
21	Aniline	93	Compound Not Detected.					
22	Phenol	94	Compound Not Detected.					
23	bis(2-Chloroethyl)ether	93	Compound Not Detected.					
24	2-Chlorophenol	128	Compound Not Detected.					
26	1,3-Dichlorobenzene	146	Compound Not Detected.					
27	1,4-Dichlorobenzene	146	Compound Not Detected.					
28	1,2-Dichlorobenzene	146	Compound Not Detected.					
227	Indene	116	4.549	4.548	(1.047)	4764	0.14367	23945(aAQ)
29	Benzyl Alcohol	108	Compound Not Detected.					

	Compounds	QUANT SIG MASS	RT	EXP RT	REL RT	RESPONSE	CONCENTRATIONS ON-COLUMN (NG)	CONCENTRATIONS FINAL (ug/kg)
30	2-Methylphenol	108	Compound Not Detected.					
31	2,2'-oxybis(1-Chloropropane)	45	Compound Not Detected.					
37	Acetophenone	105	Compound Not Detected.					
32	N-Nitroso-di-n-propylamine	70	Compound Not Detected.					
192	4-Methylphenol	108	Compound Not Detected.					
34	Hexachloroethane	117	Compound Not Detected.					
35	Nitrobenzene	77	Compound Not Detected.					
36	N-Nitrosopyrrolidine	100	Compound Not Detected.					
41	Isophorone	82	Compound Not Detected.					
42	2-Nitrophenol	139	Compound Not Detected.					
43	2,4-Dimethylphenol	107	Compound Not Detected.					
44	bis(2-Chloroethoxy)methane	93	Compound Not Detected.					
48	2,4-Dichlorophenol	162	Compound Not Detected.					
49	Benzoic Acid	122	Compound Not Detected.					
50	1,2,4-Trichlorobenzene	180	Compound Not Detected.					
51	Naphthalene	128	5.356	5.355	(1.003)	2951182	51.6485	8608100
52	4-Chloroaniline	127	Compound Not Detected.					
54	2,6-Dichlorophenol	162	Compound Not Detected.					
56	Hexachlorobutadiene	224	Compound Not Detected.					
221	Caprolactam	113	Compound Not Detected.					
59	4-Chloro-3-Methylphenol	107	Compound Not Detected.					
62	2-Methylnaphthalene	142	5.890	5.889	(1.103)	395602	10.5177	1752900
205	1-Methylnaphthalene	142	5.965	5.964	(1.117)	204121	5.68096	946830
64	Hexachlorocyclopentadiene	236	Compound Not Detected.					
65	1,2,4,5-Tetrachlorobenzene	216	Compound Not Detected.					
66	2,4,6-Trichlorophenol	196	Compound Not Detected.					
67	2,4,5-Trichlorophenol	196	Compound Not Detected.					
222	1,1'-Biphenyl	154	6.248	6.252	(0.933)	87459	1.89597	316000(a)
70	2-Chloronaphthalene	162	Compound Not Detected.					
73	2-Nitroaniline	65	Compound Not Detected.					
76	Dimethylphthalate	163	Compound Not Detected.					
78	2,6-Dinitrotoluene	165	Compound Not Detected.					
79	Acenaphthylene	152	6.585	6.583	(0.983)	31851	0.57100	95166(a)
81	3-Nitroaniline	138	Compound Not Detected.					
82	Acenaphthene	153	6.718	6.717	(1.003)	172899	4.98003	830000
83	2,4-Dinitrophenol	184	Compound Not Detected.					
85	4-Nitrophenol	109	Compound Not Detected.					
86	Dibenzofuran	168	6.852	6.856	(1.023)	312514	6.39470	1065800
87	2,4-Dinitrotoluene	165	Compound Not Detected.					
91	2,3,5,6-Tetrachlorophenol	232	Compound Not Detected.					
88	2,3,4,6-Tetrachlorophenol	232	Compound Not Detected.					
92	2-Naphthylamine	143	Compound Not Detected.					
93	Diethylphthalate	149	Compound Not Detected.					
94	Fluorene	166	7.124	7.123	(1.064)	278075	6.93593	1156000
95	4-Chlorophenyl-phenylether	204	Compound Not Detected.					
96	4-Nitroaniline	138	Compound Not Detected.					
98	4,6-Dinitro-2-methylphenol	198	Compound Not Detected.					
99	N-Nitrosodiphenylamine	169	Compound Not Detected.					
100	1,2-Diphenylhydrazine	77	Compound Not Detected.					
106	4-Bromophenyl-phenylether	248	Compound Not Detected.					
107	Hexachlorobenzene	283	Compound Not Detected.					
223	Atrazine	200	Compound Not Detected.					
111	Pentachlorophenol	265	Compound Not Detected.					
115	Phenanthrene	178	7.872	7.871	(1.003)	894620	18.5538	3092300

Compounds	QUANT SIG MASS	RT	EXP RT	REL RT	RESPONSE	CONCENTRATIONS ON-COLUMN (NG)	CONCENTRATIONS FINAL (ug/kg)
116 Anthracene	178	7.909	7.908	(1.007)	229894	4.75806	793010
119 Carbazole	167	8.038	8.036	(1.024)	72002	1.65311	275520(a)
120 Di-n-Butylphthalate	149	Compound Not Detected.					
123 Fluoranthene	202	8.823	8.816	(1.124)	417445	8.58094	1430200
124 Benzidine	184	Compound Not Detected.					
125 Pyrene	202	9.015	9.014	(0.884)	293785	8.41816	1403000
131 Butylbenzylphthalate	149	Compound Not Detected.					
135 3,3'-Dichlorobenzidine	252	Compound Not Detected.					
136 Benzo(a)Anthracene	228	10.191	10.189	(0.999)	137074	4.29647	716080
137 Chrysene	228	10.228	10.227	(1.003)	115910	3.81316	635530(a)
139 bis(2-ethylhexyl)Phthalate	149	Compound Not Detected.					
140 Di-n-octylphthalate	149	Compound Not Detected.					
141 Benzo(b)fluoranthene	252	11.371	11.359	(0.965)	138736	4.18004	696670
142 Benzo(k)fluoranthene	252	Compound Not Detected.					
143 7,12-dimethylbenz[a]anthracen	256	Compound Not Detected.					
146 Benzo(a)pyrene	252	11.718	11.717	(0.995)	82229	3.36246	560410(a)
149 Indeno(1,2,3-cd)pyrene	276	13.081	13.074	(1.110)	40512	1.32138	220230(a)
150 Dibenz(a,h)anthracene	278	13.102	13.101	(1.112)	10233	0.40333	67221(a)
151 Benzo(g,h,i)perylene	276	13.455	13.453	(1.142)	40987	1.58373	263960(a)
$ 154 Nitrobenzene-d5	82	Compound Not Detected.					
$ 155 2-Fluorobiphenyl	172	Compound Not Detected.					
$ 156 Terphenyl-d14	244	Compound Not Detected.					
$ 157 Phenol-d5	99	Compound Not Detected.					
$ 158 2-Fluorophenol	112	Compound Not Detected.					
$ 159 2,4,6-Tribromophenol	329	Compound Not Detected.					
$ 186 2-Chlorophenol-d4	132	Compound Not Detected.					
$ 187 1,2-Dichlorobenzene-d4	152	Compound Not Detected.					

QC Flag Legend

a - Target compound detected but, quantitated amount Below Limit Of Quantitation(BLOQ).
A - Target compound detected but, quantitated amount exceeded maximum amount.
Q - Qualifier signal failed the ratio test.

Data File: \\PITSVR06\d\chem\722.i\111210.b\F1121005.D

Date : 13-NOV-2010 03:12

Client ID: B-13-1214

Instrument: 722.i

Sample Info: C0K020532-001 x1000 11/10/10 Soil (0314051)

Volume Injected (uL): 2.0

Operator: 007062

Column phase: Hp5-MS

Column diameter: 0.25

227 Indene

Concentration: 23.945 ug/kg

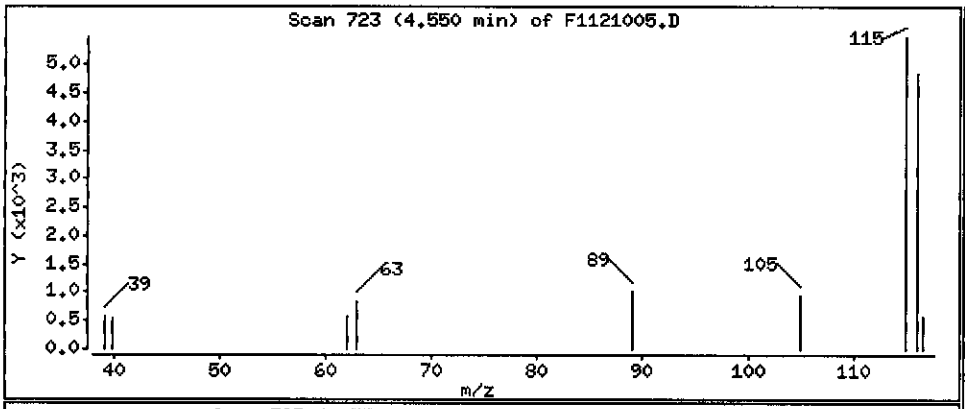

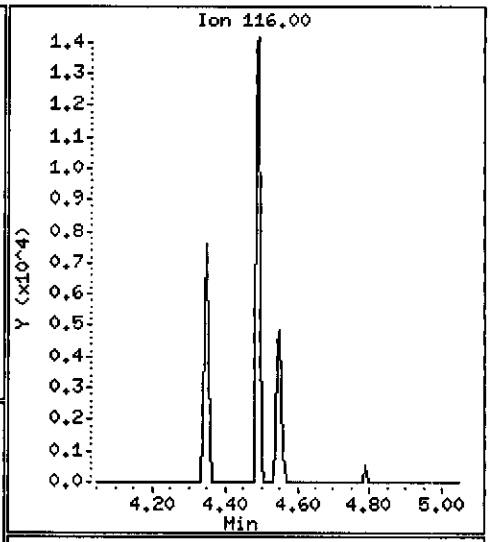

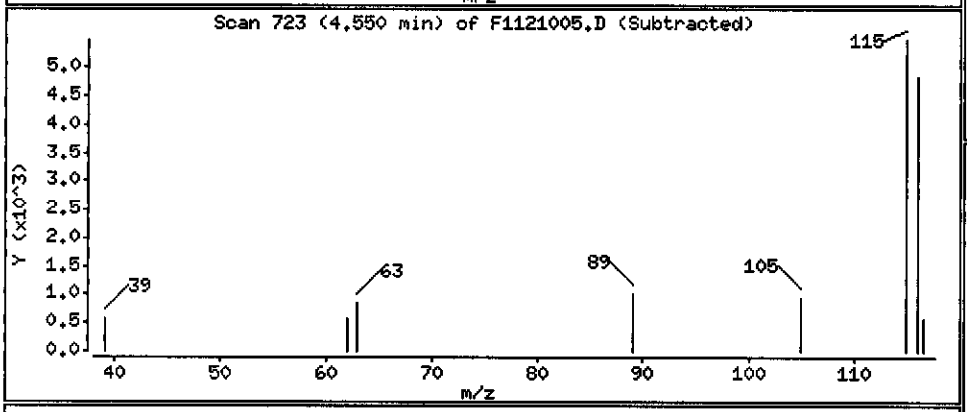

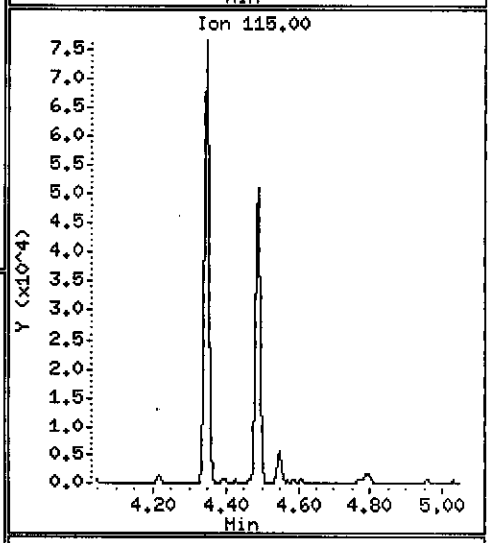

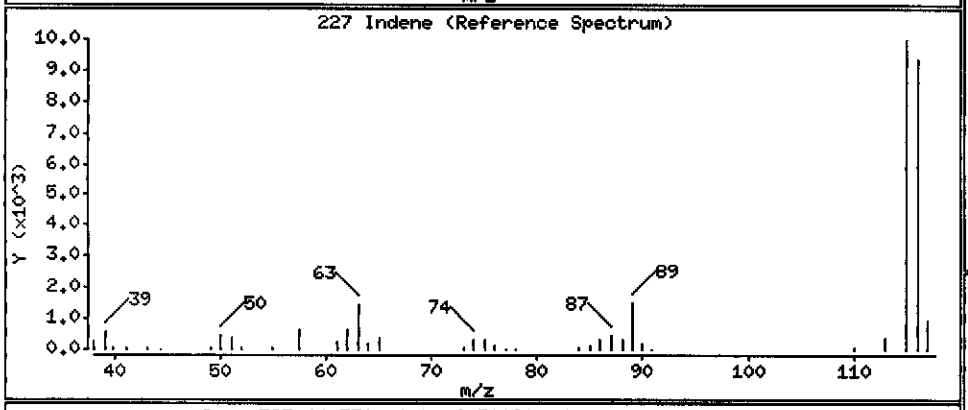

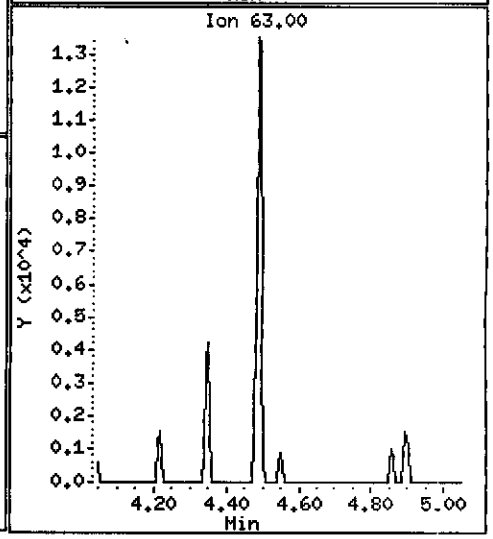

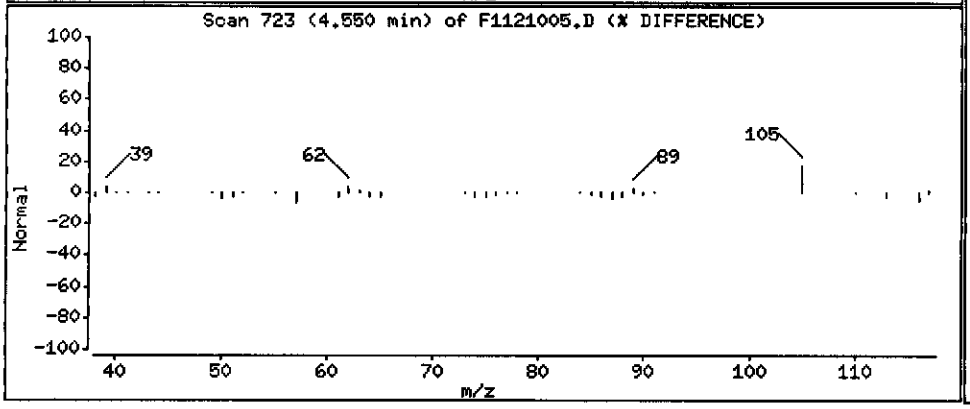

Data File: \\PITSVR06\d\chem\722.i\111210.b\F1121005.D

Date : 13-NOV-2010 03:12

Client ID: B-13-1214

Instrument: 722.i

Sample Info: C0K020532-001 x1000 11/10/10 Soil (0314051)

Volume Injected (uL): 2.0

Operator: 007062

Column phase: Hp5-MS

Column diameter: 0.25

51 Naphthalene

Concentration: 8608.1 ug/kg

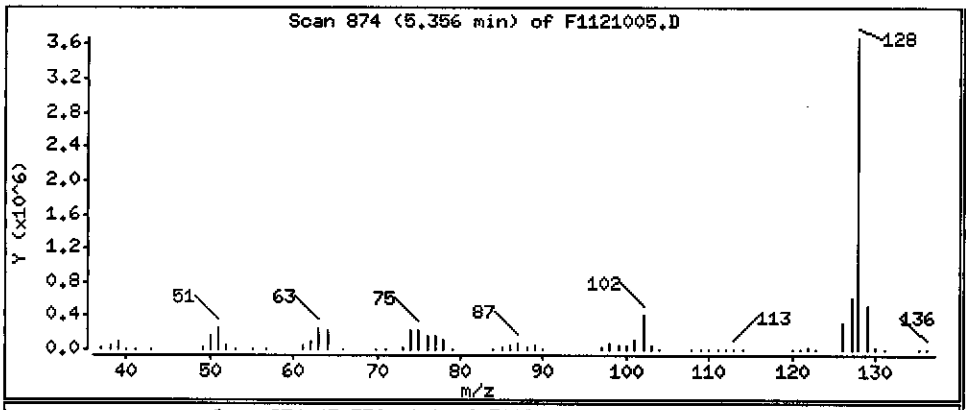

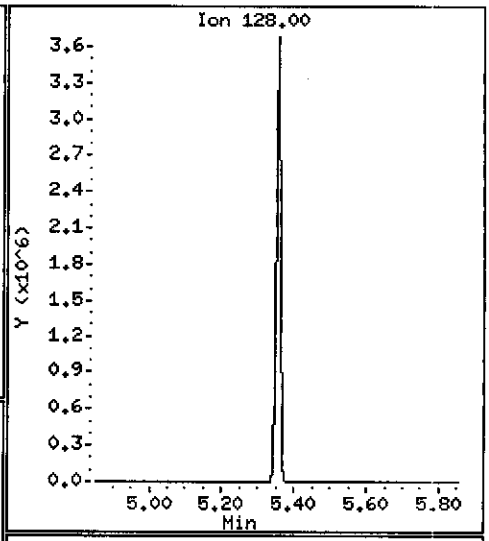

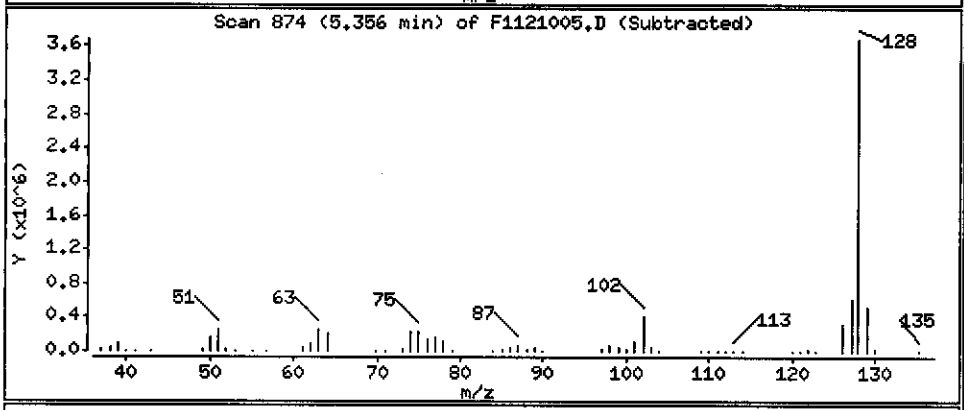

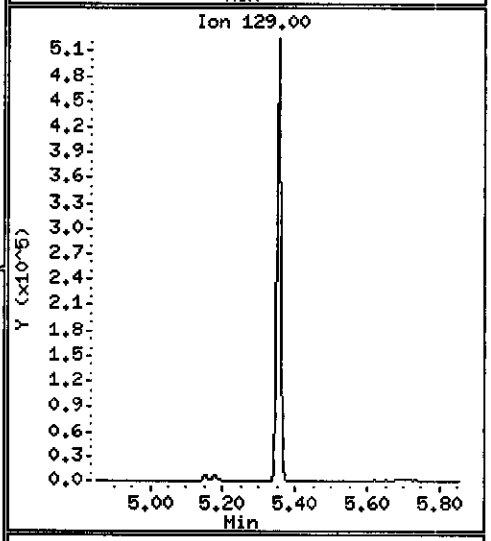

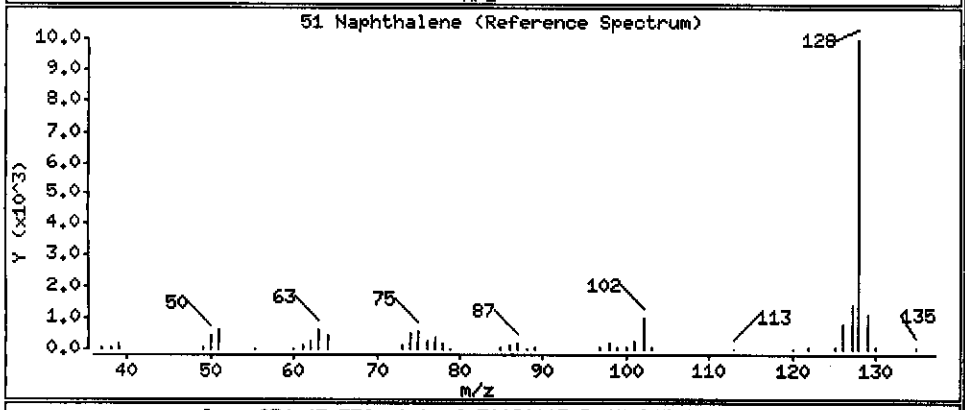

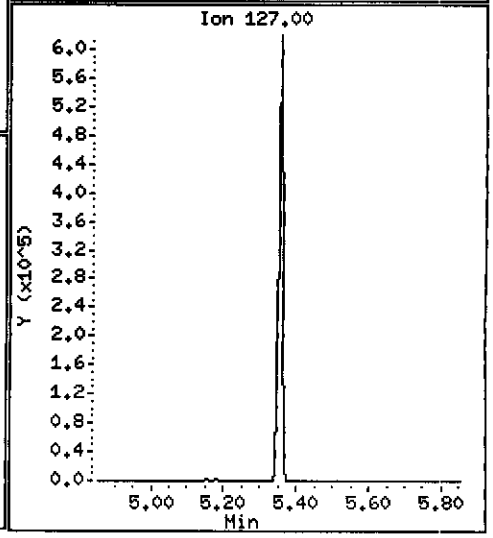

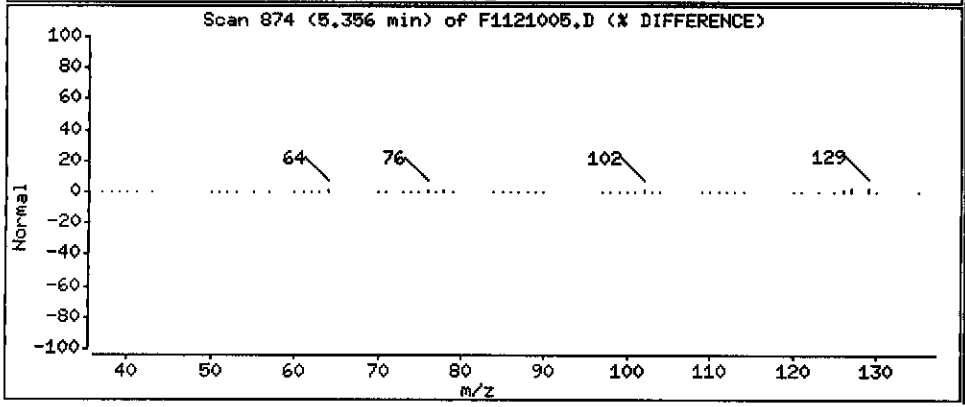

Data File: \\PITSVR06\d\chem\722.i\111210.b\F1121005.D

Date : 13-NOV-2010 03:12

Client ID: B-13-1214

Instrument: 722.i

Sample Info: C0K020532-001 x1000 11/10/10 Soil (0314051)

Volume Injected (uL): 2.0

Operator: 007062

Column phase: Hp5-MS

Column diameter: 0.25

62 2-Methylnaphthalene

Concentration: 1752.9 ug/kg

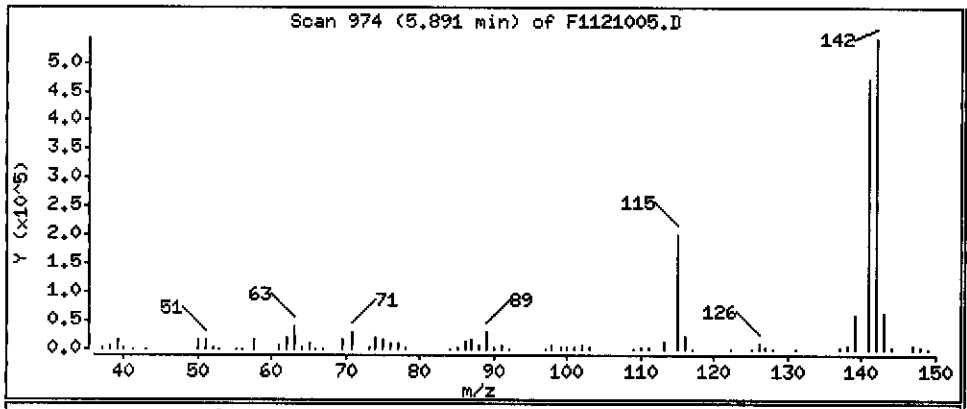

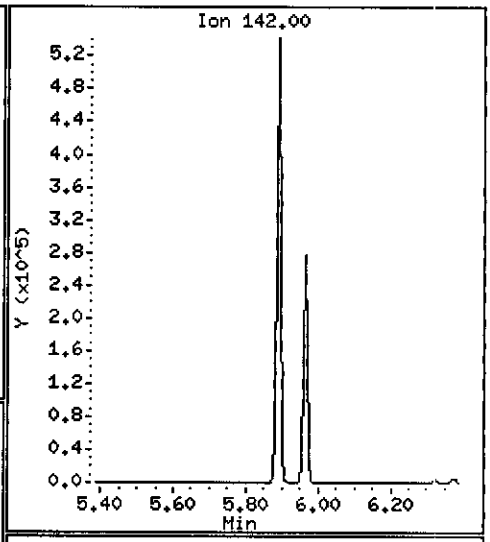

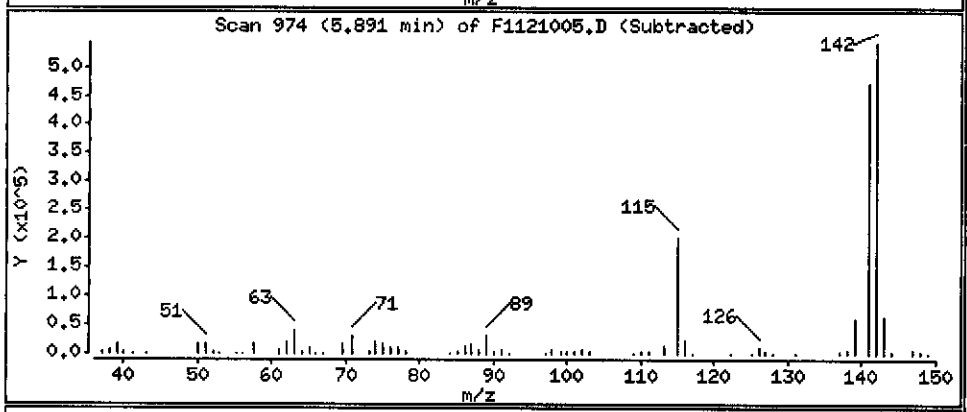

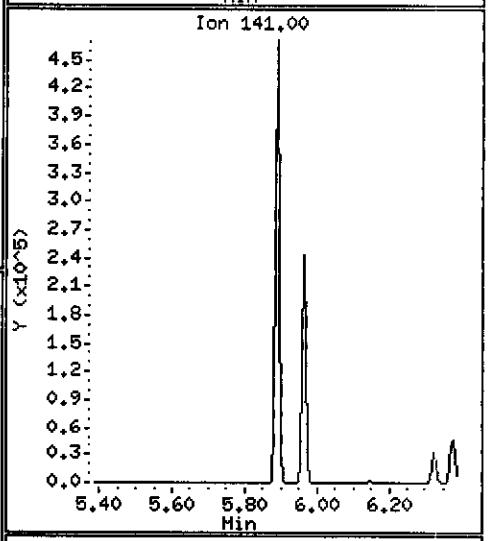

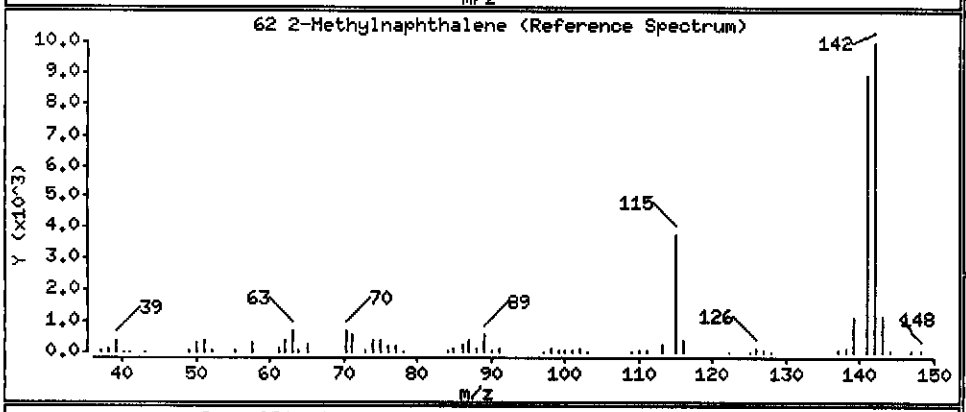

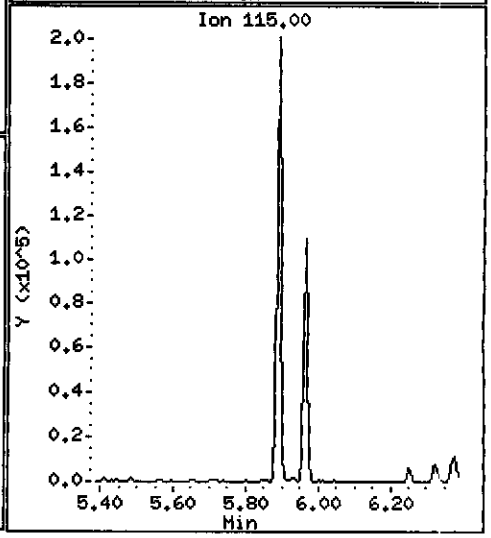

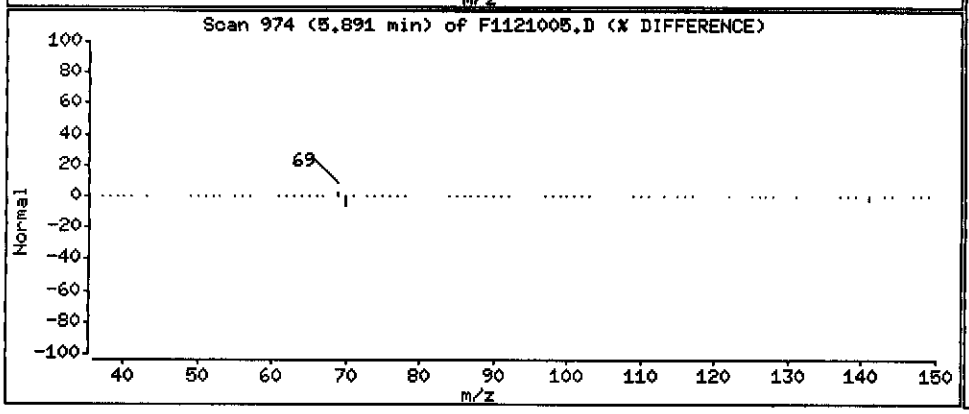

Data File: \\PITSVR06\d\chem\722.i\111210.b\F1121005.D

Date : 13-NOV-2010 03:12

Client ID: B-13-1214 Instrument: 722.i

Sample Info: C0K020532-001 x1000 11/10/10 Soil (0314051)

Volume Injected (uL): 2.0 Operator: 007062

Column phase: Hp5-MS Column diameter: 0.25

205 1-Methylnaphthalene Concentration: 946.83 ug/kg

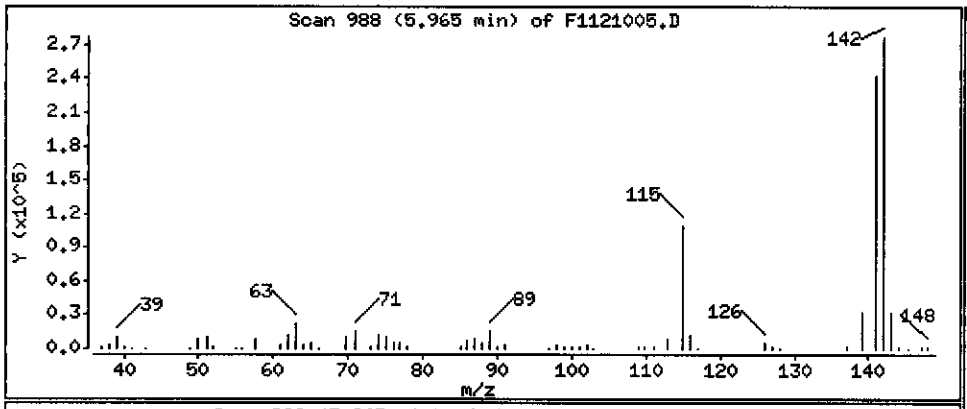

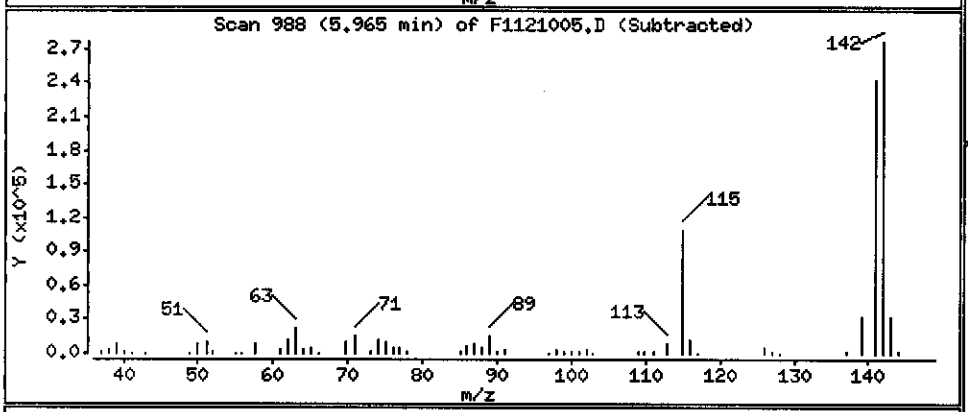

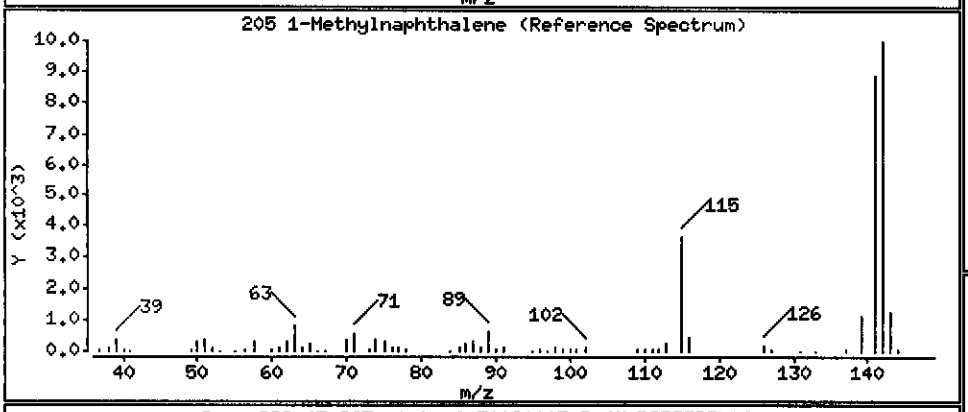

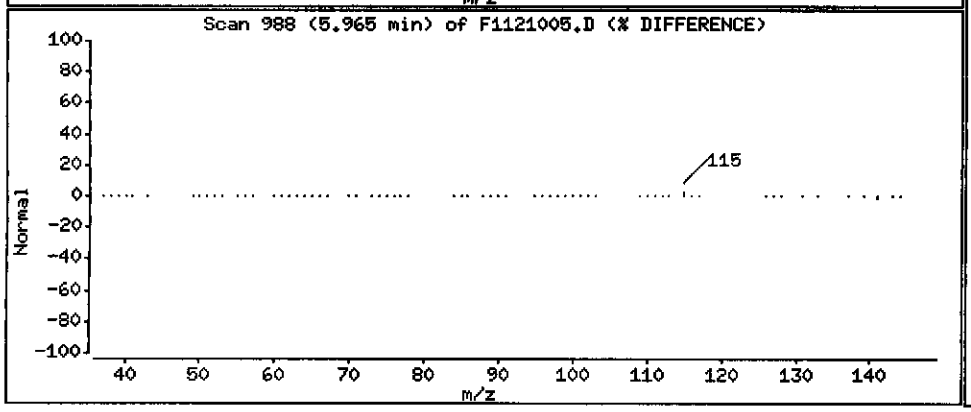

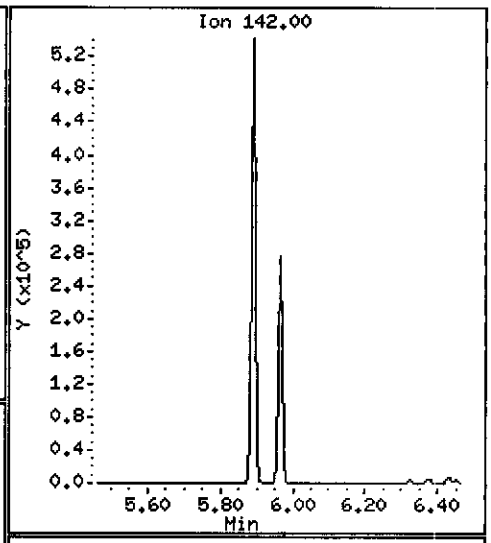

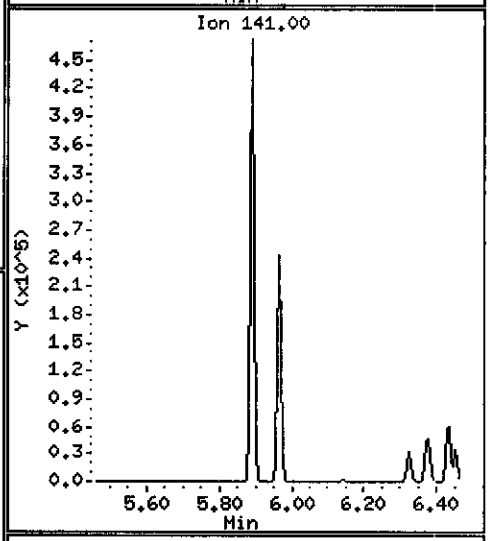

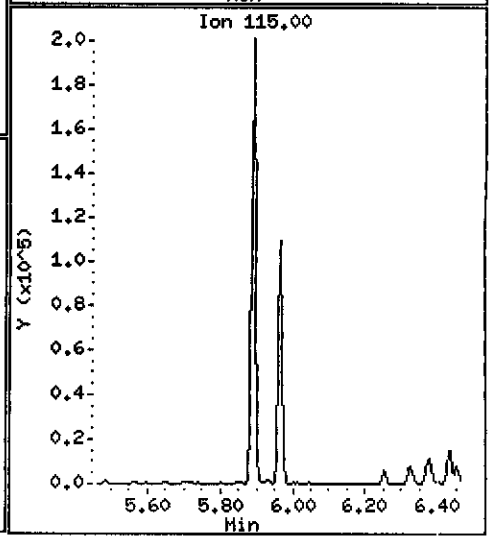

Data File: \\PITSVR06\d\chem\722.i\111210.b\F1121005.D

Date : 13-NOV-2010 03:12

Client ID: B-13-1214

Instrument: 722.i

Sample Info: C0K020532-001 x1000 11/10/10 Soil (0314051)

Volume Injected (uL): 2.0

Operator: 007062

Column phase: Hp5-MS

Column diameter: 0.25

222 1,1'-Biphenyl

Concentration: 316.00 ug/kg

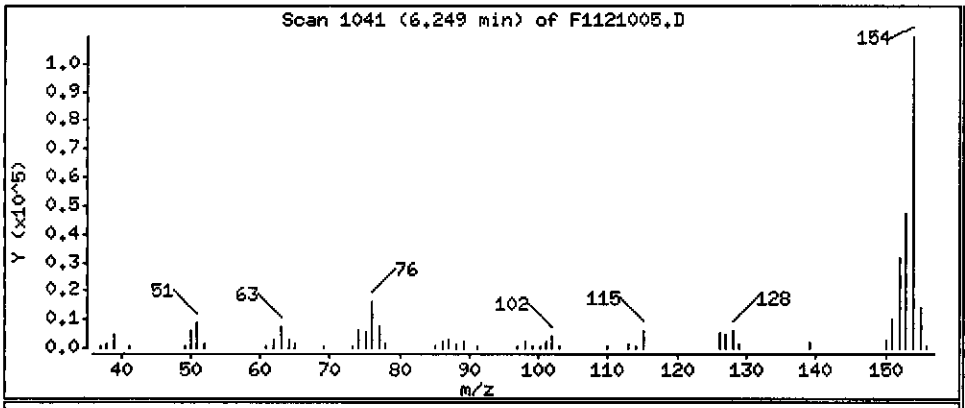

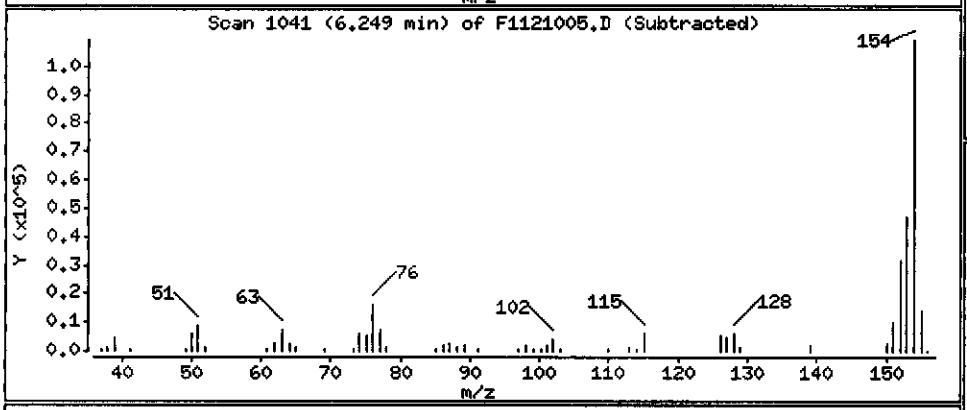

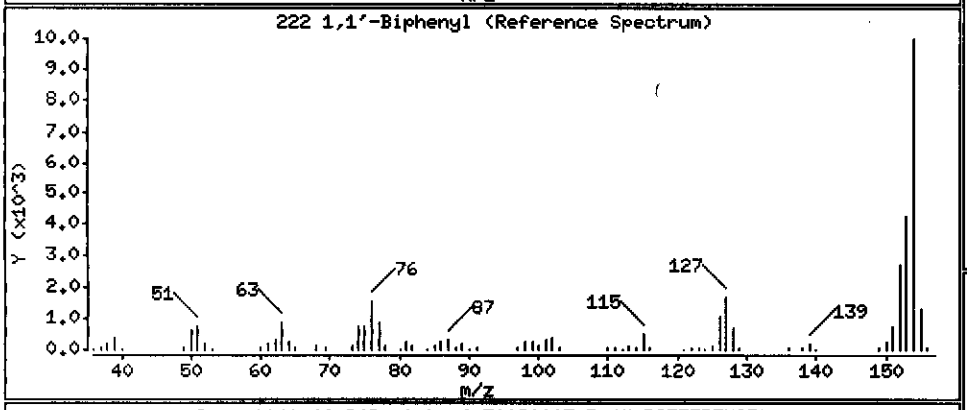

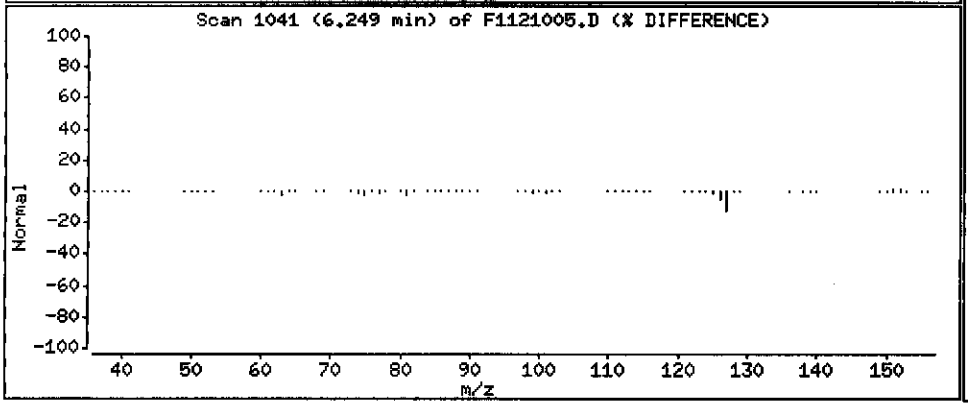

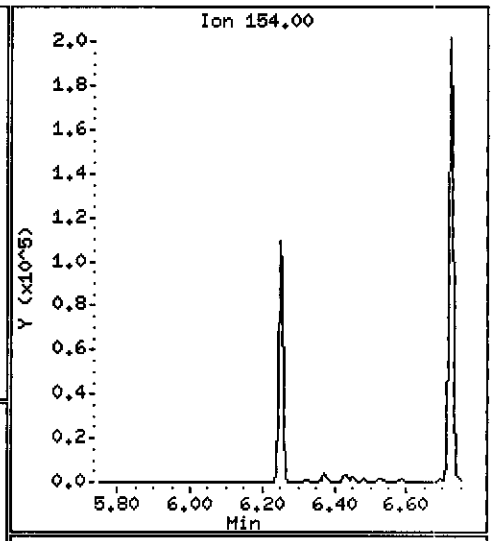

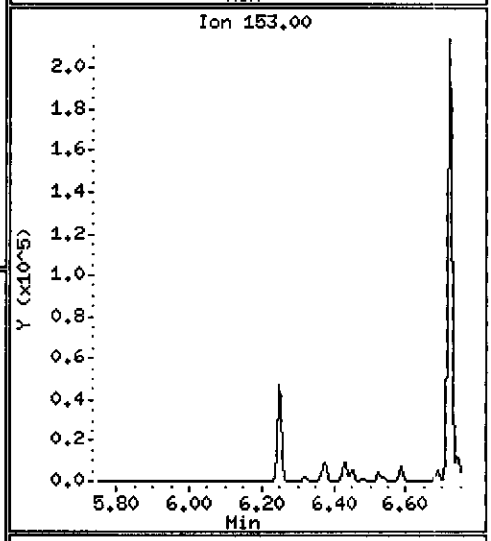

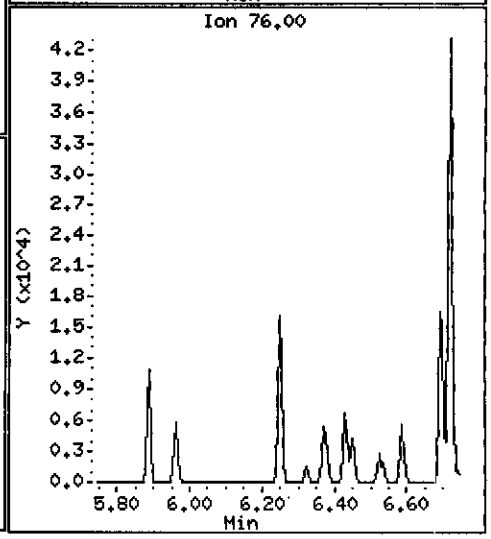

Data File: \\PITSVR06\d\chem\722.i\111210.b\F1121005.D

Date : 13-NOV-2010 03:12

Client ID: B-13-1214

Instrument: 722.i

Sample Info: C0K020532-001 x1000 11/10/10 Soil (0314051)

Volume Injected (uL): 2.0

Operator: 007062

Column phase: Hp5-MS

Column diameter: 0.25

79 Acenaphthylene

Concentration: 95.166 ug/kg

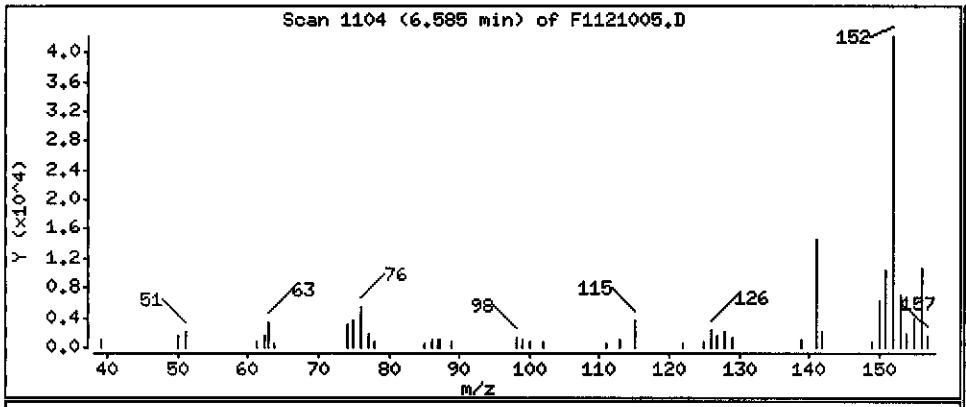

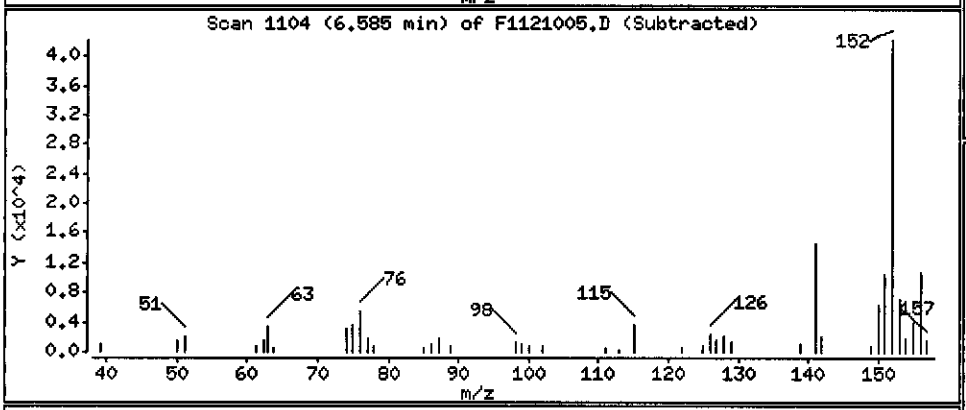

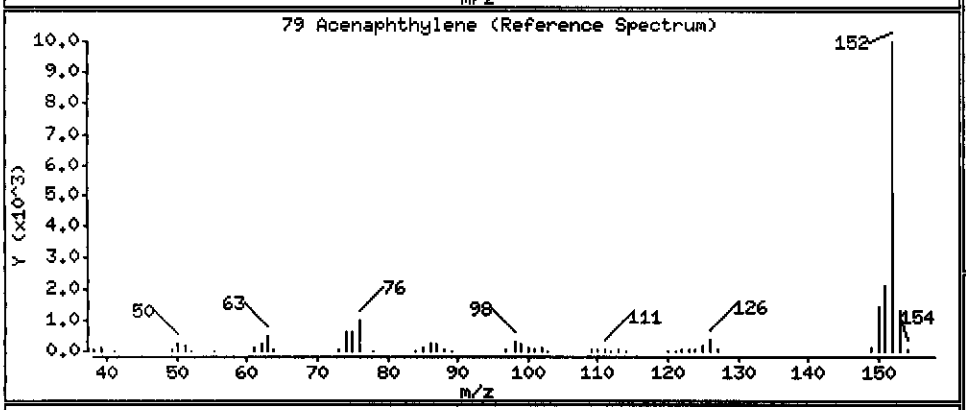

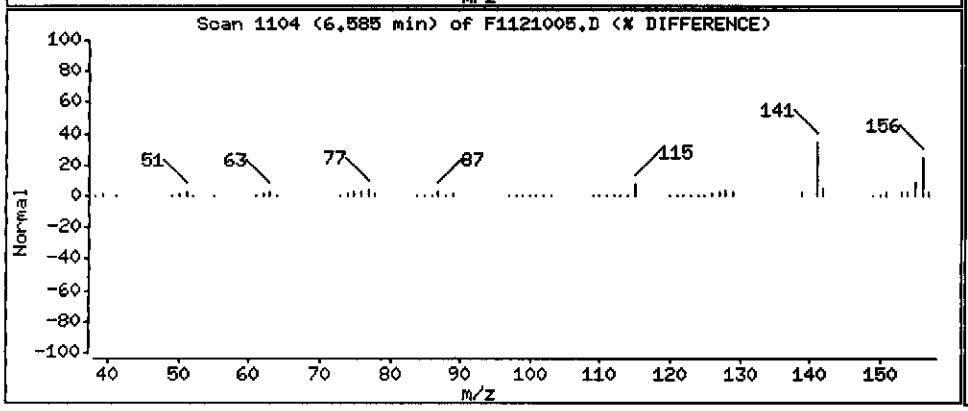

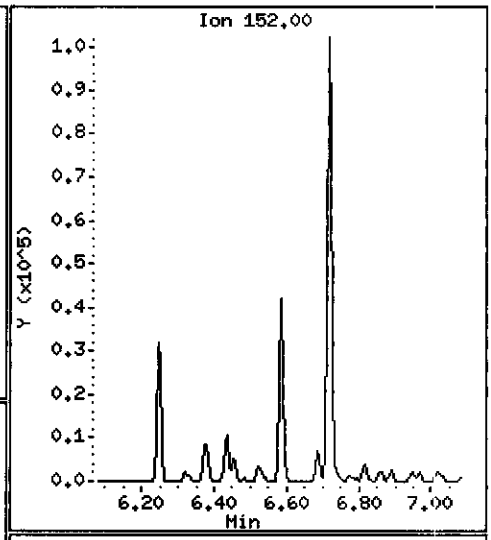

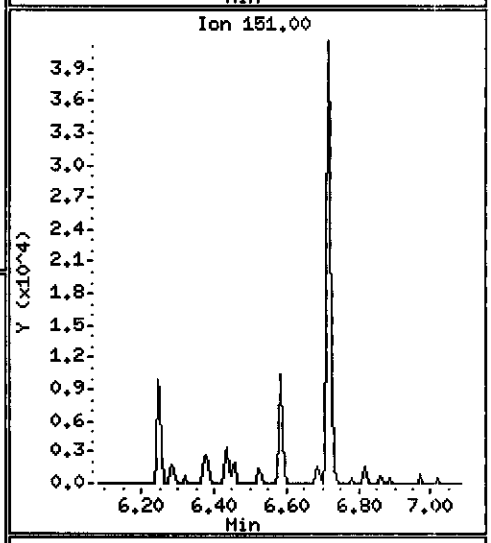

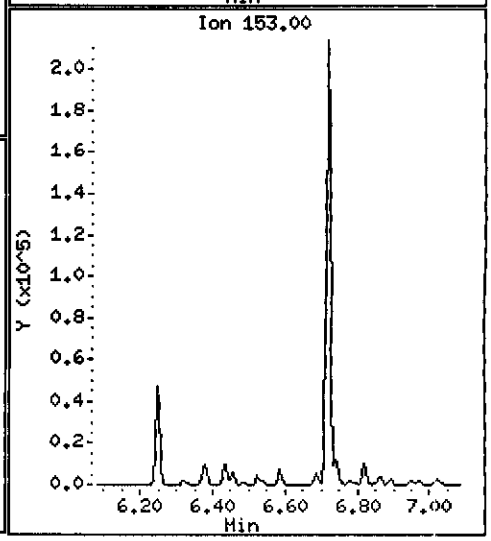

Data File: \\PITSVR06\d\chem\722.i\111210.b\F1121005.D

Date : 13-NOV-2010 03:12

Client ID: B-13-1214

Instrument: 722.i

Sample Info: C0K020532-001 x1000 11/10/10 Soil (0314051)

Volume Injected (uL): 2.0

Operator: 007062

Column phase: Hp5-MS

Column diameter: 0.25

82 Acenaphthene

Concentration: 830.00 ug/kg

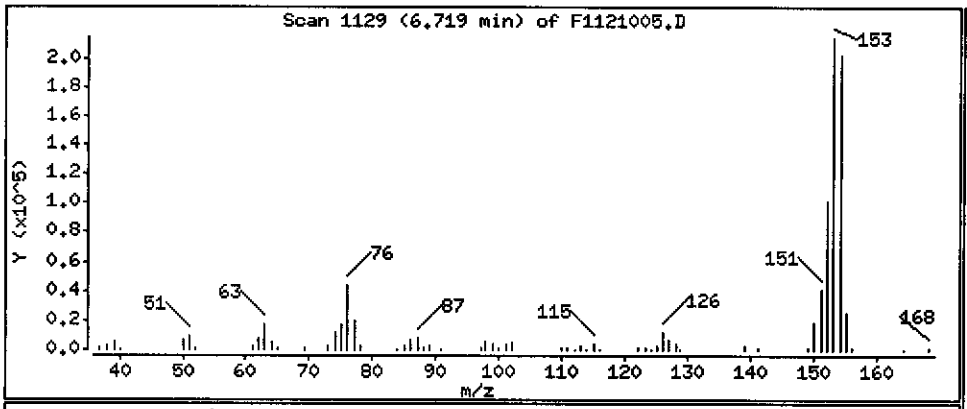

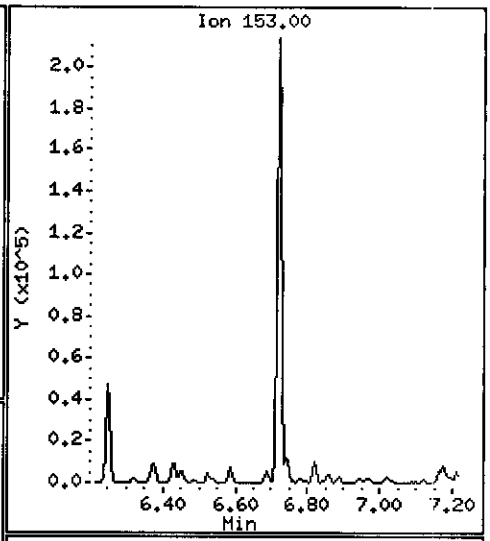

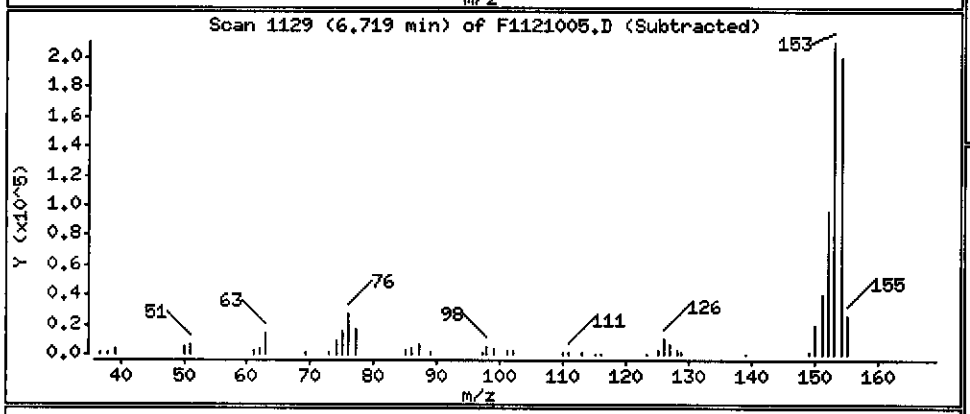

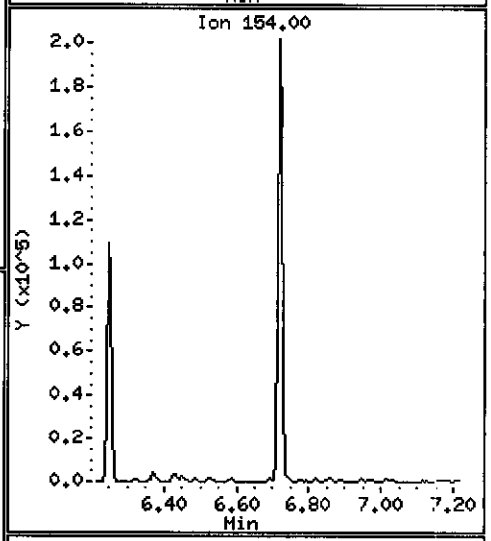

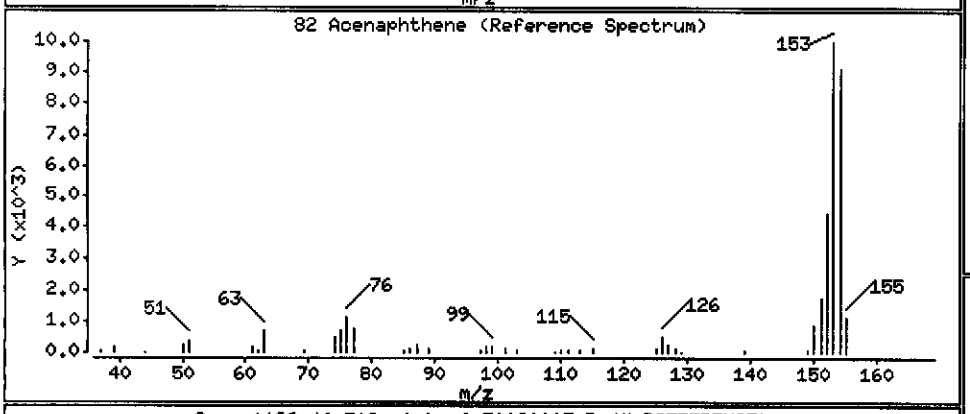

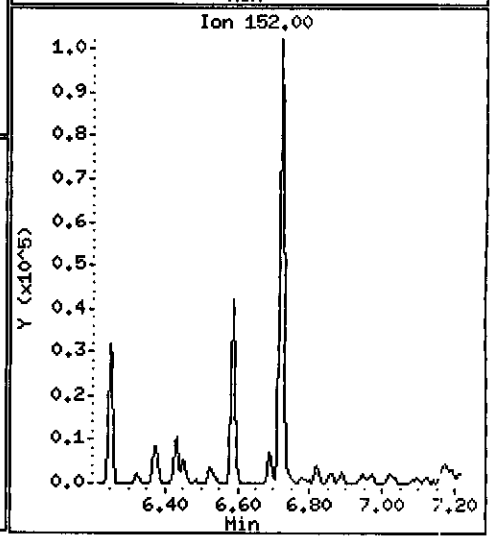

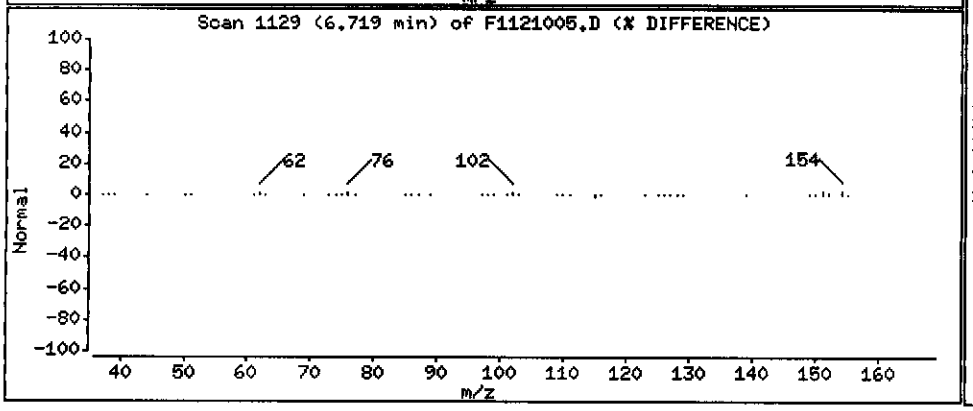

Data File: \\PITSVR06\d\chem\722.i\111210.b\F1121005.D

Date : 13-NOV-2010 03:12

Client ID: B-13-1214

Instrument: 722.i

Sample Info: C0K020532-001 x1000 11/10/10 Soil (0314051)

Volume Injected (uL): 2.0

Operator: 007062

Column phase: Hp5-MS

Column diameter: 0.25

86 Dibenzofuran

Concentration: 1065.8 ug/kg

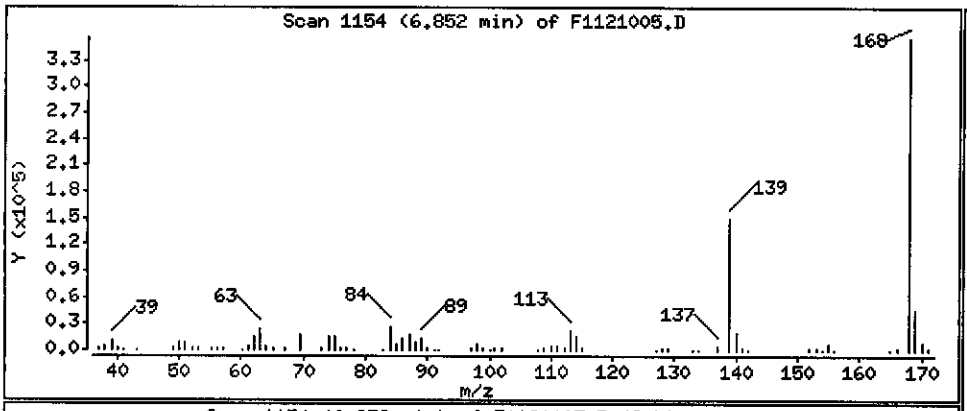

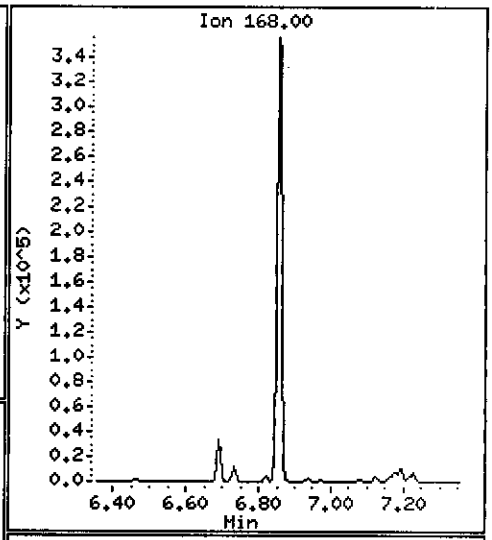

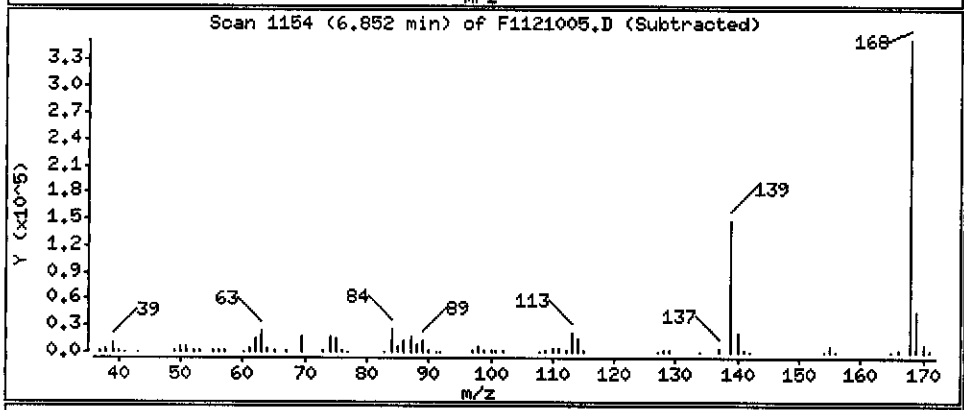

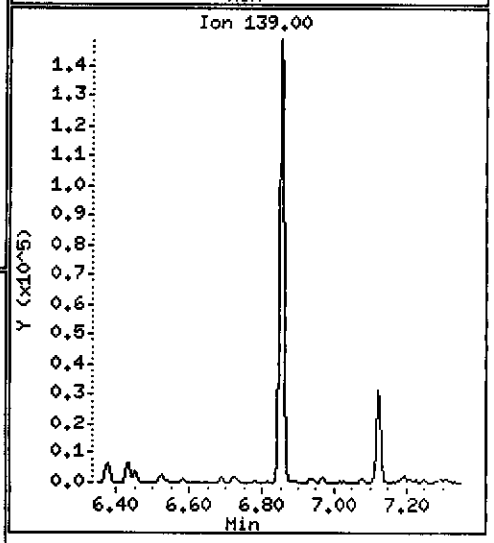

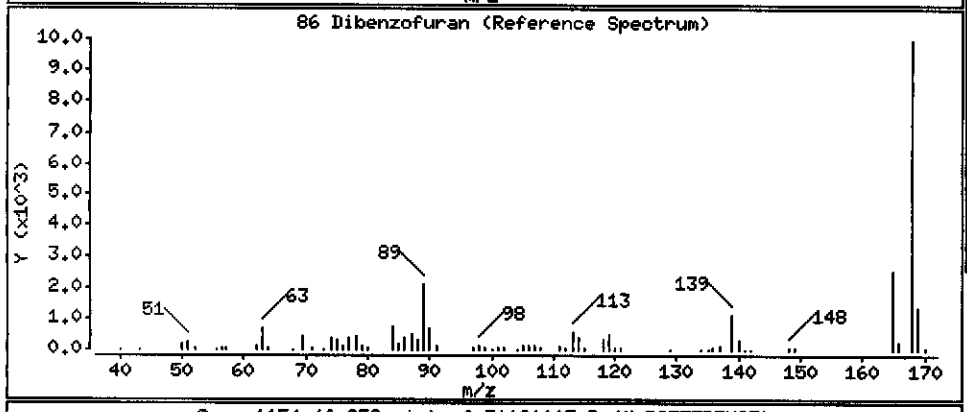

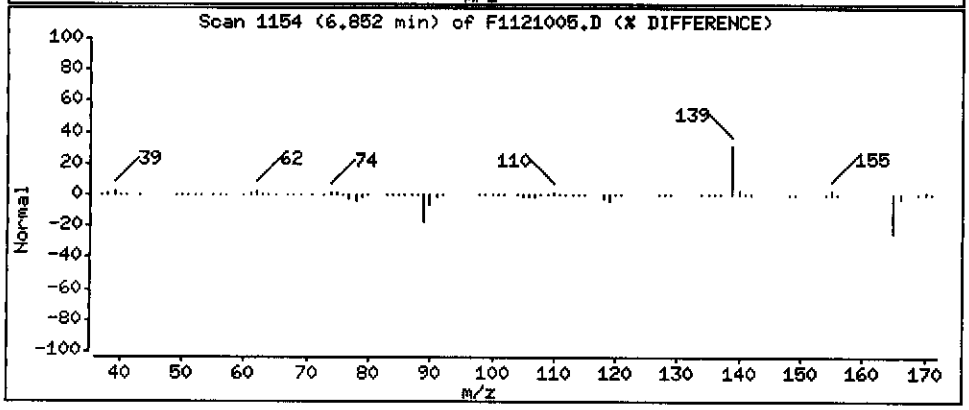

Data File: \\PITSVR06\d\chem\722.i\111210.b\F1121005.D

Date : 13-NOV-2010 03:12

Client ID: B-13-1214

Instrument: 722.i

Sample Info: C0K020532-001 x1000 11/10/10 Soil (0314051)

Volume Injected (uL): 2.0

Operator: 007062

Column phase: Hp5-MS

Column diameter: 0.25

94 Fluorene

Concentration: 1156.0 ug/kg

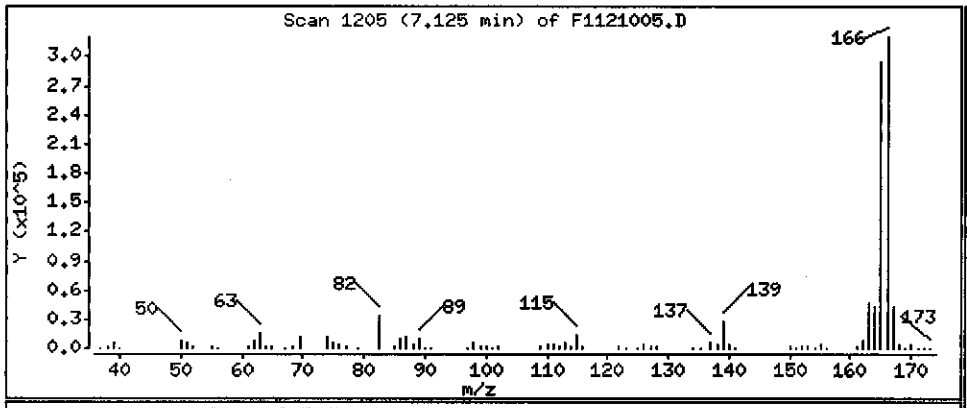

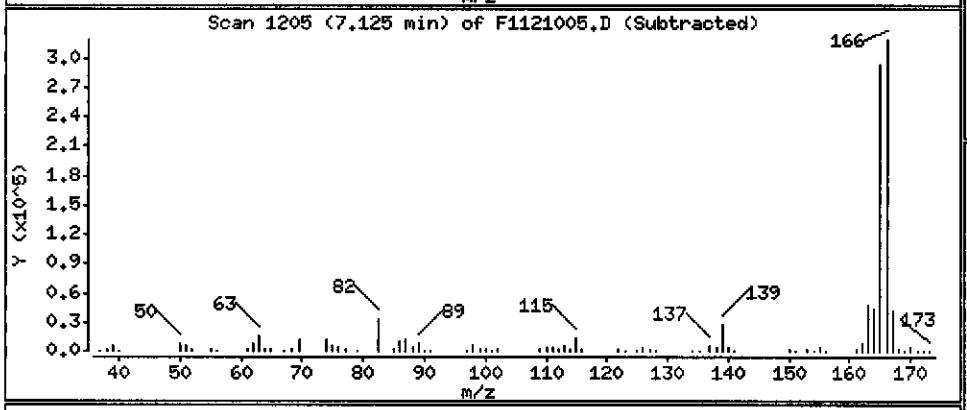

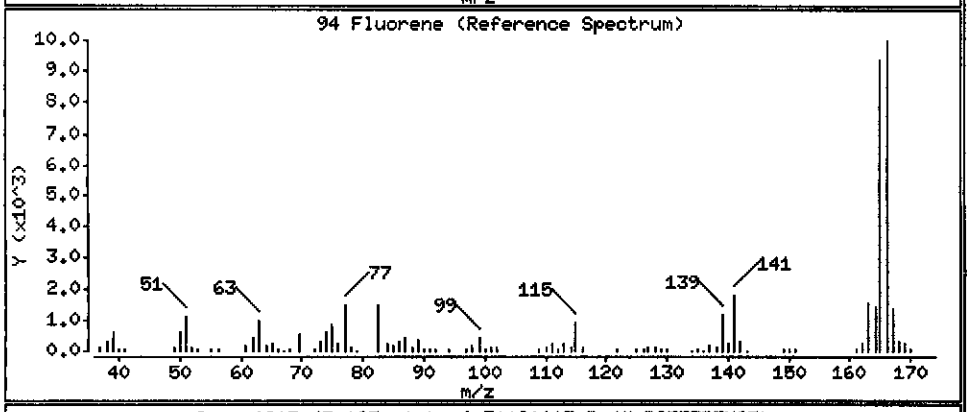

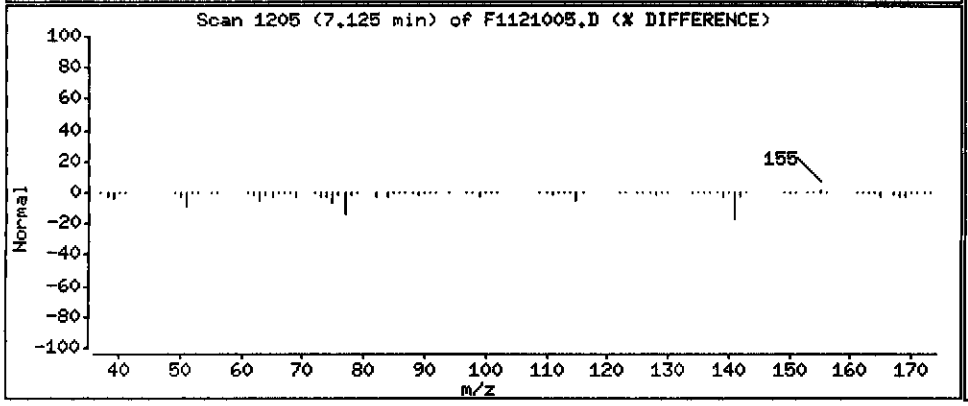

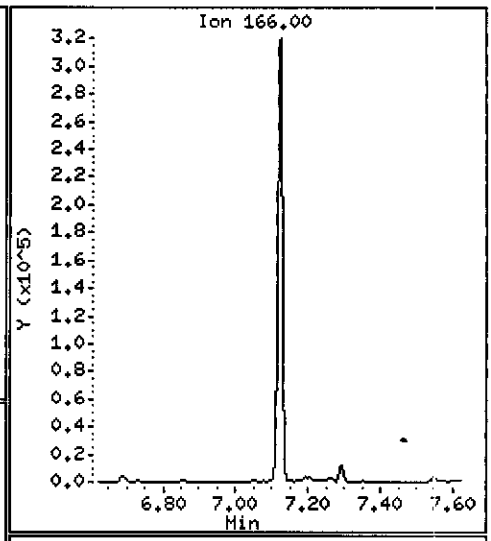

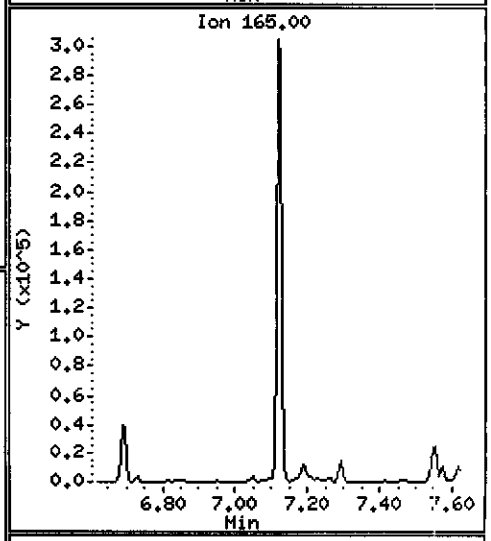

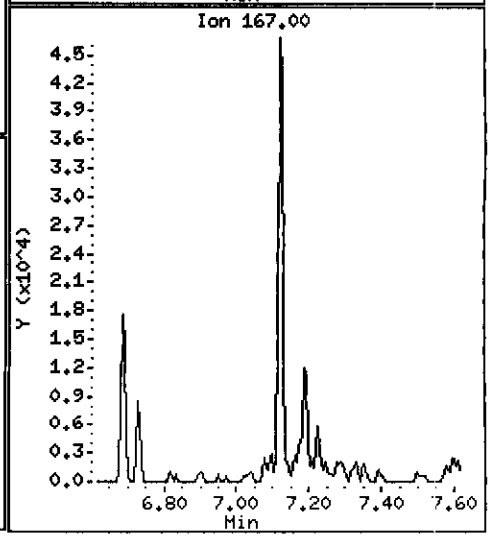

Data File: \\PITSVR06\d\chem\722.i\111210.b\F1121005.D

Date : 13-NOV-2010 03:12

Client ID: B-13-1214

Instrument: 722.i

Sample Info: C0K020532-001 x1000 11/10/10 Soil (0314051)

Volume Injected (uL): 2.0

Operator: 007062

Column phase: Hp5-MS

Column diameter: 0.25

115 Phenanthrene

Concentration: 3092.3 ug/kg

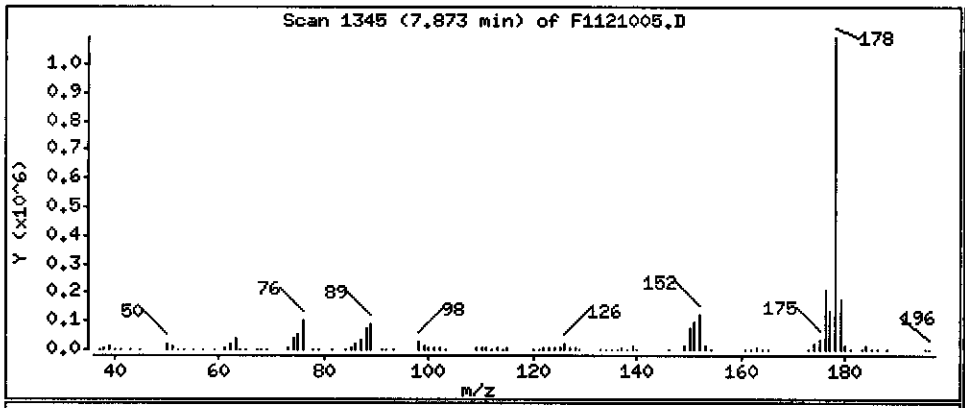

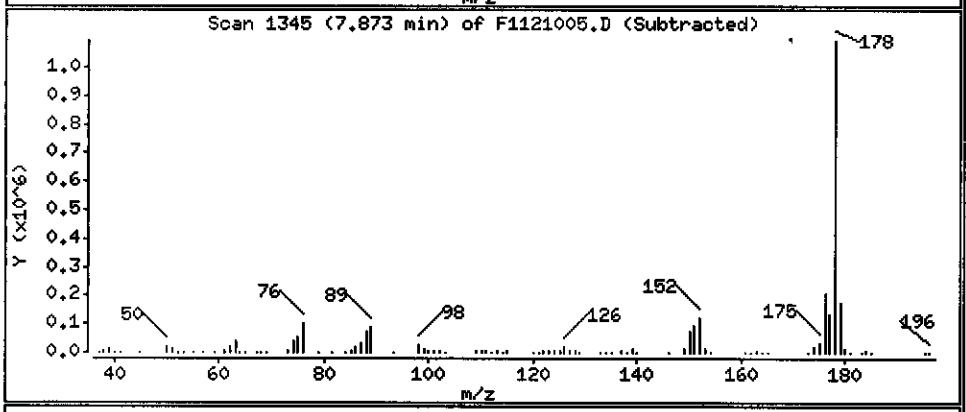

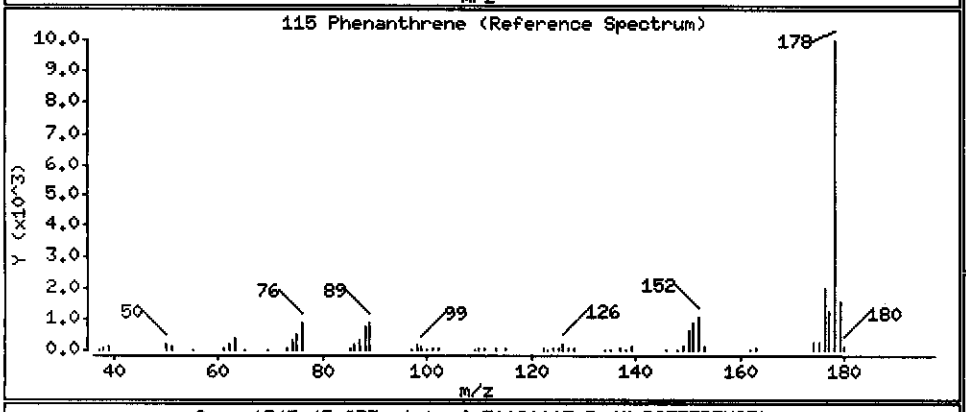

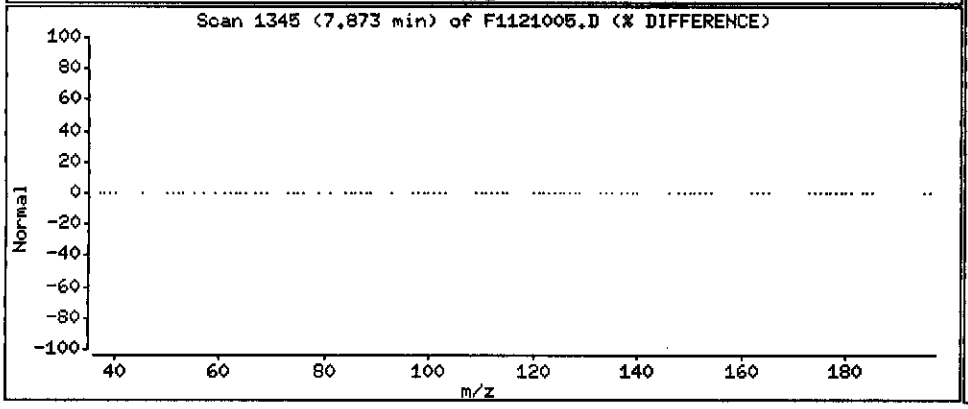

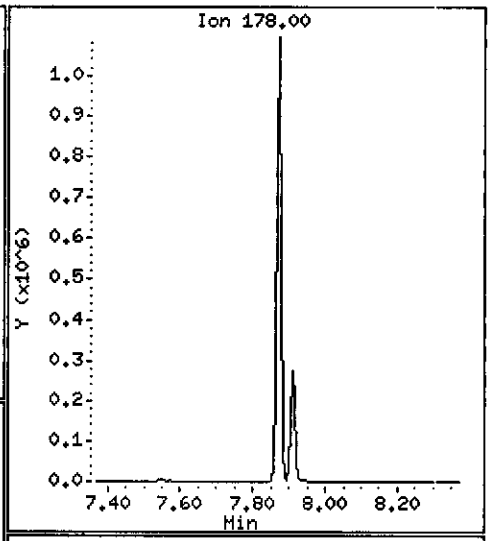

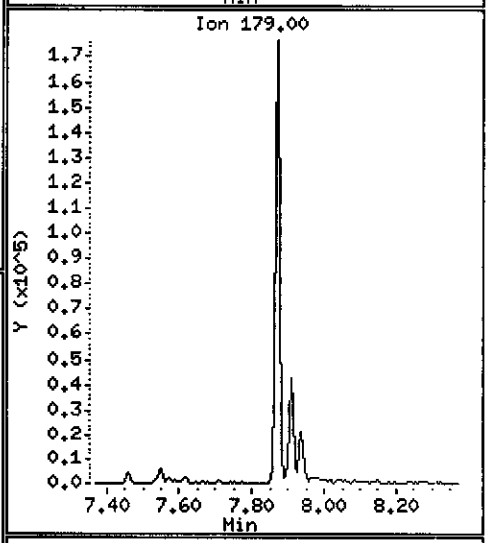

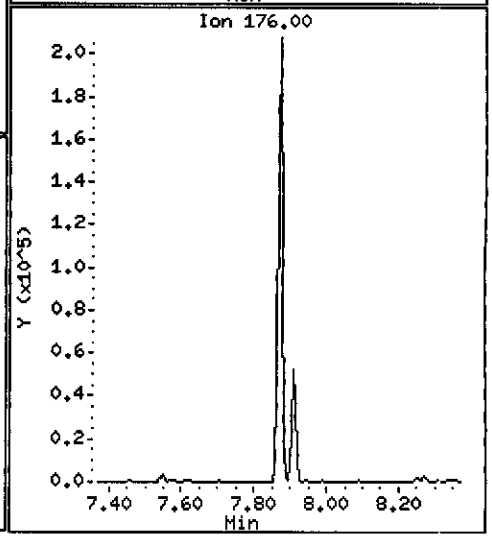

Data File: \\PITSVR06\d\chem\722.i\111210.b\F1121005.D

Date : 13-NOV-2010 03:12

Client ID: B-13-1214 Instrument: 722.i

Sample Info: C0K020532-001 x1000 11/10/10 Soil (0314051)

Volume Injected (uL): 2.0 Operator: 007062

Column phase: Hp5-MS Column diameter: 0.25

116 Anthracene Concentration: 793.01 ug/kg

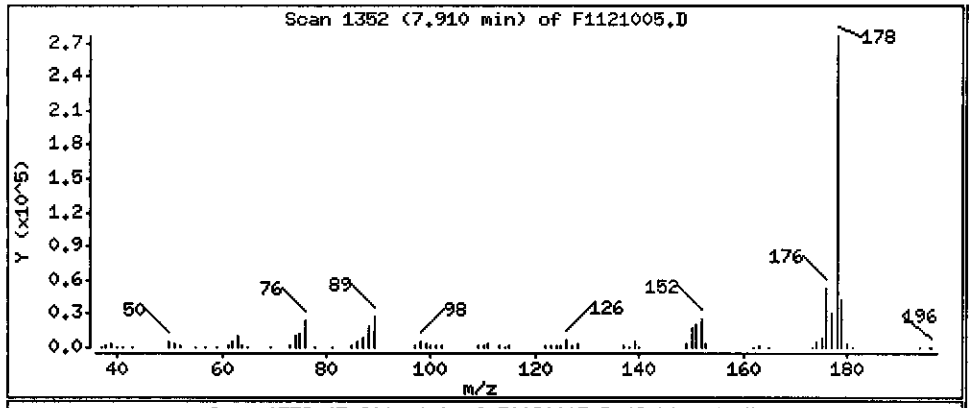

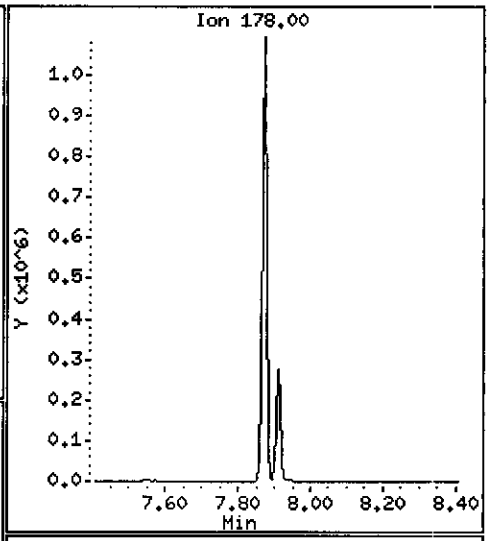

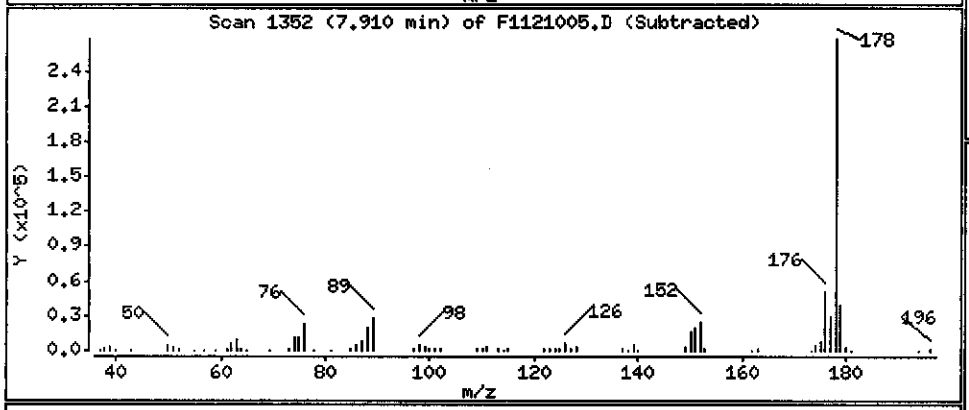

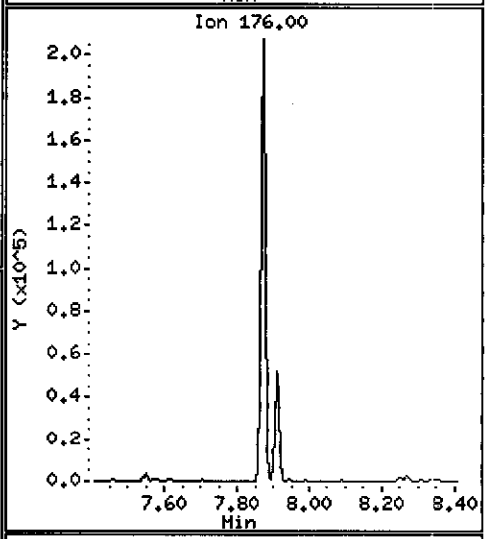

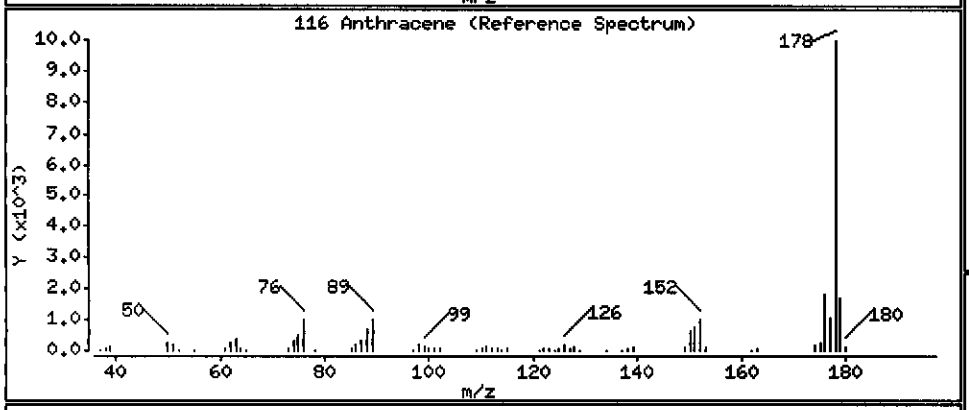

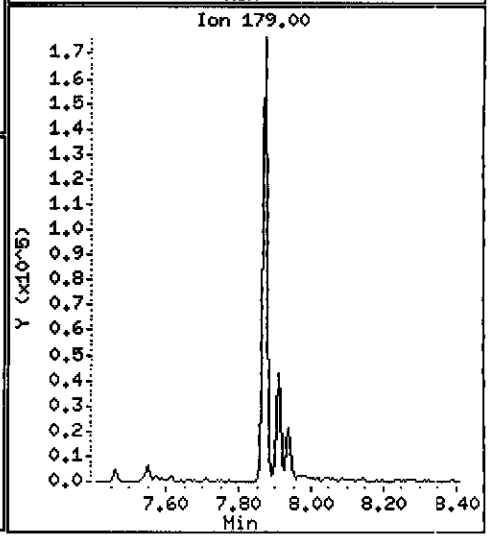

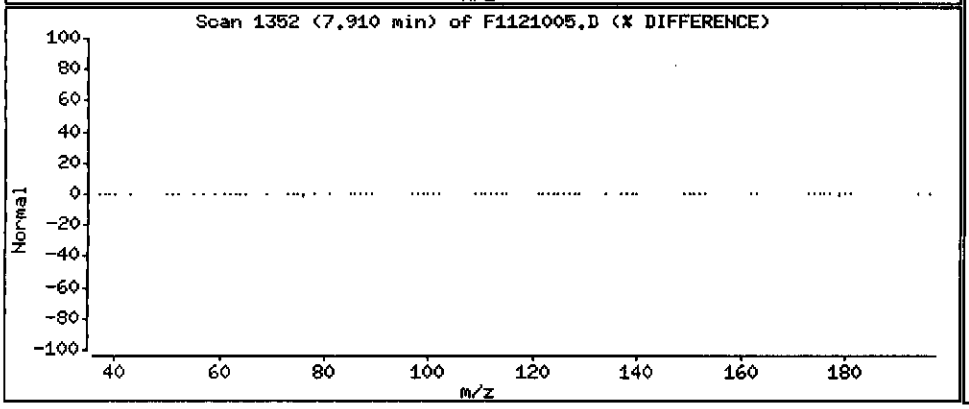

Data File: \\PITSVR06\d\chem\722.i\111210.b\F1121005.D

Date : 13-NOV-2010 03:12

Client ID: B-13-1214

Instrument: 722.i

Sample Info: C0K020532-001 x1000 11/10/10 Soil (0314051)

Volume Injected (uL): 2.0

Operator: 007062

Column phase: Hp5-MS

Column diameter: 0.25

119 Carbazole

Concentration: 275.52 ug/kg

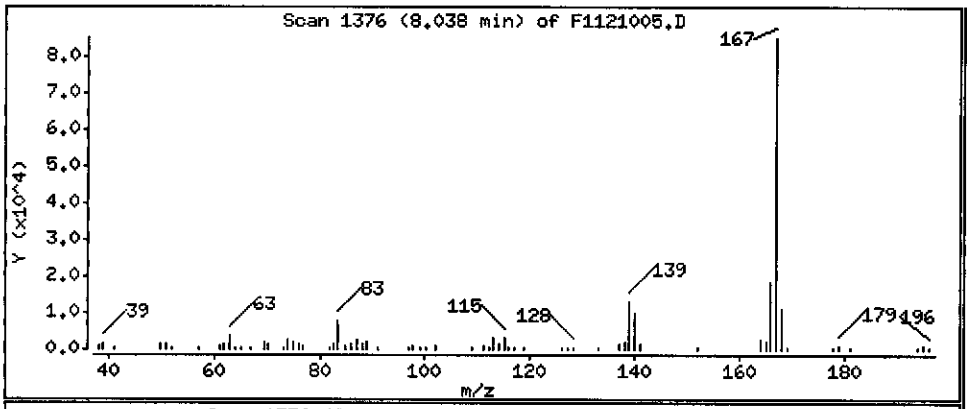

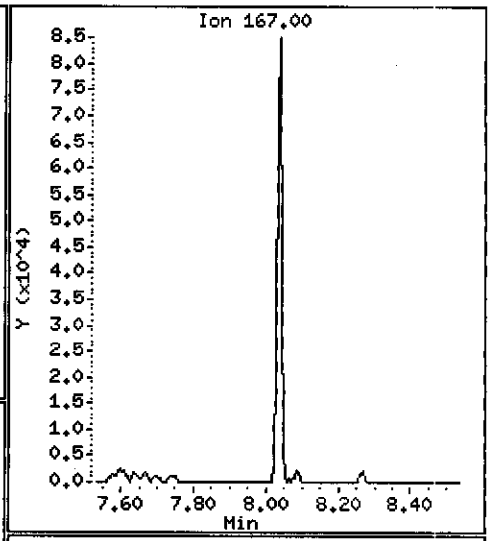

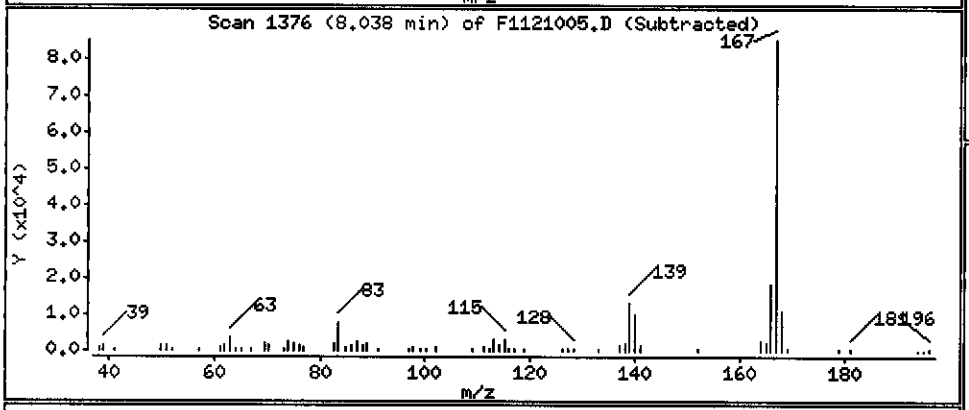

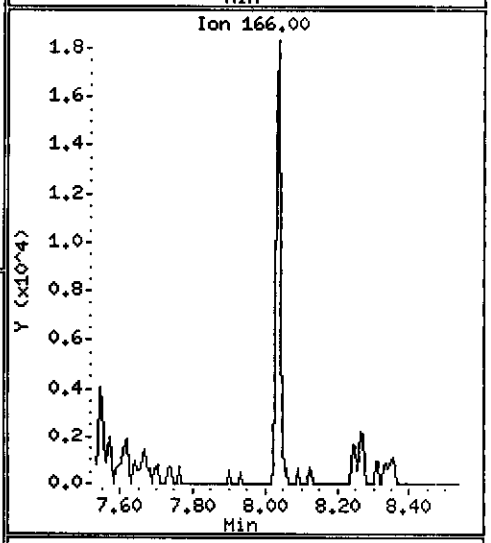

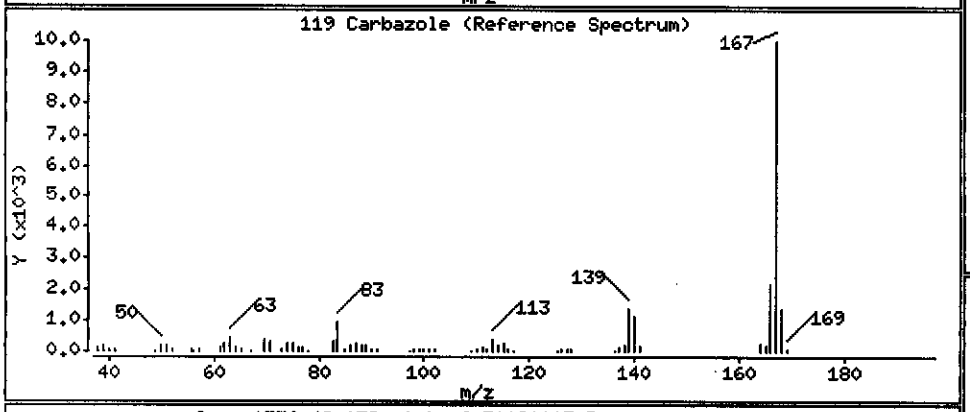

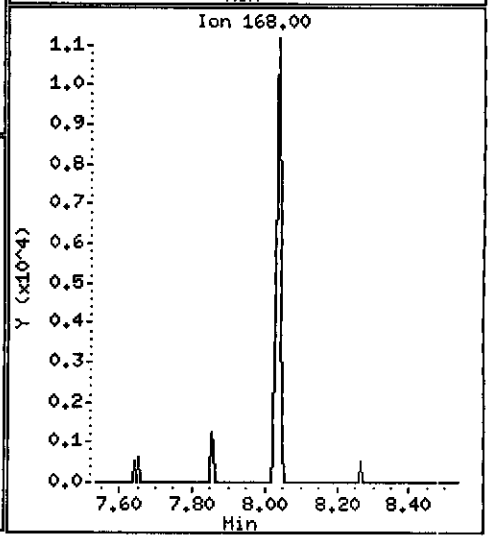

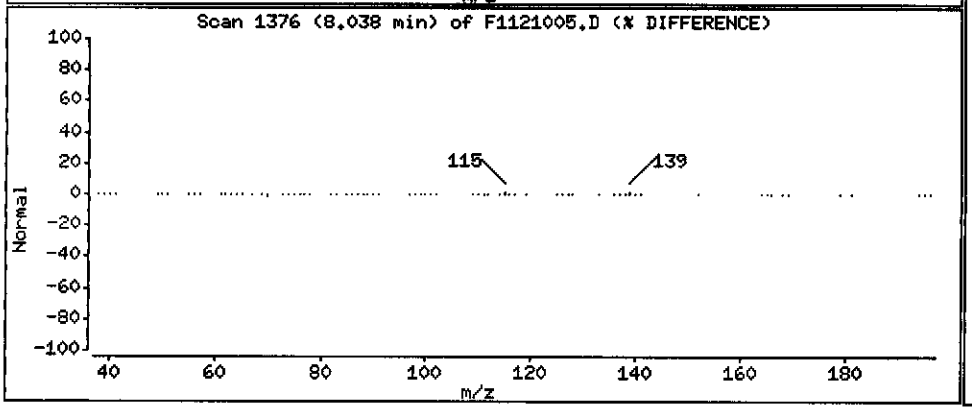

Data File: \\PITSVR06\d\chem\722.i\111210.b\F1121005.D

Date : 13-NOV-2010 03:12

Client ID: B-13-1214 Instrument: 722.i

Sample Info: C0K020532-001 x1000 11/10/10 Soil (0314051)

Volume Injected (uL): 2.0 Operator: 007062

Column phase: Hp5-MS Column diameter: 0.25

123 Fluoranthene Concentration: 1430.2 ug/kg

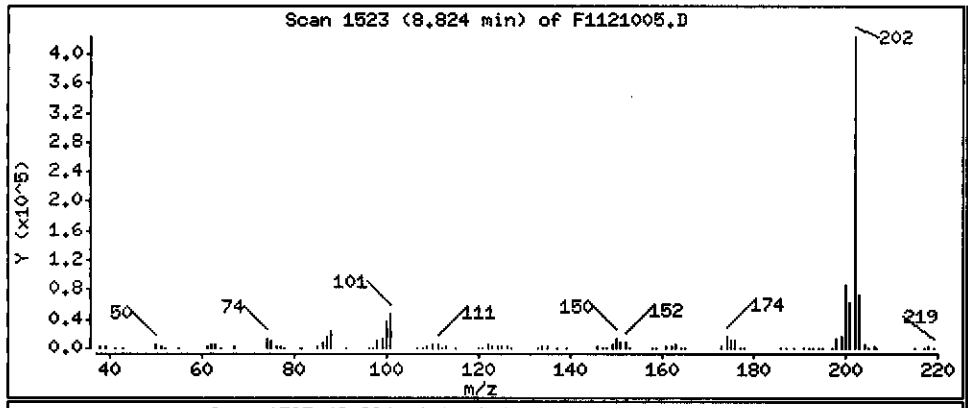

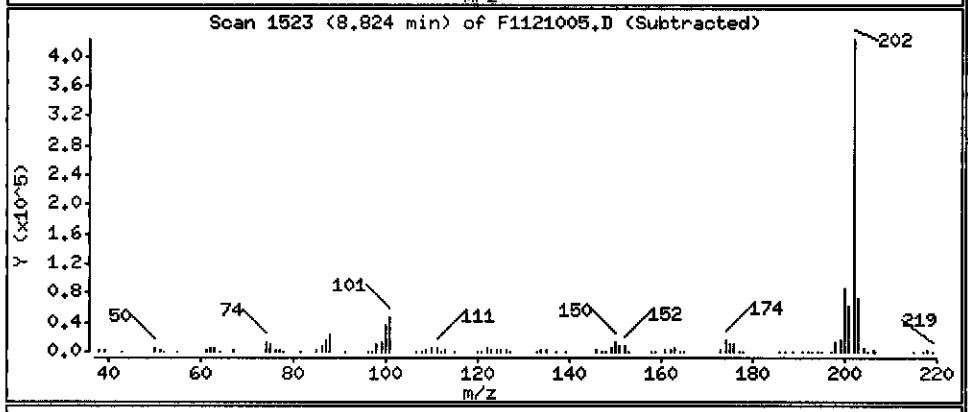

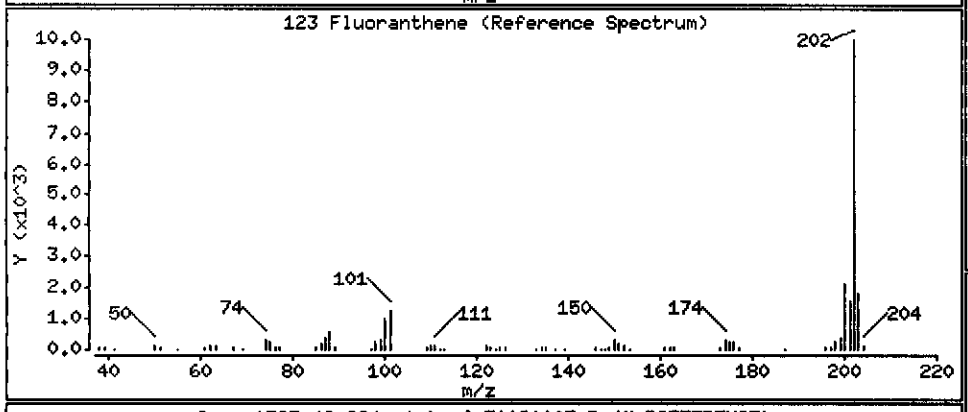

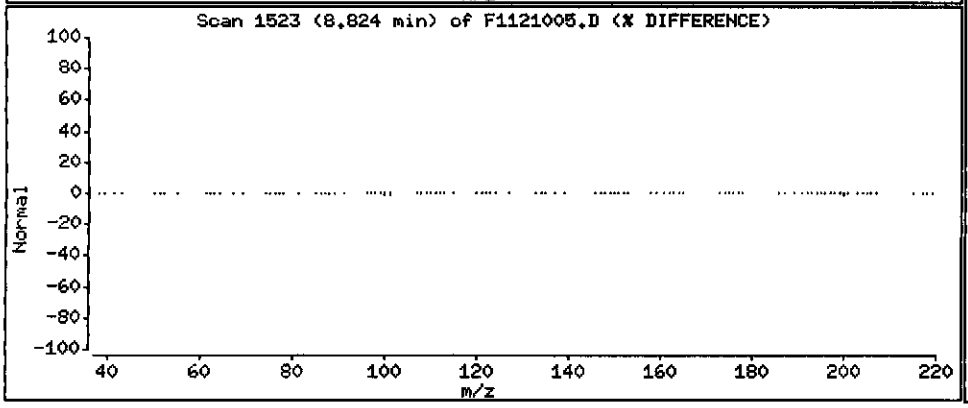

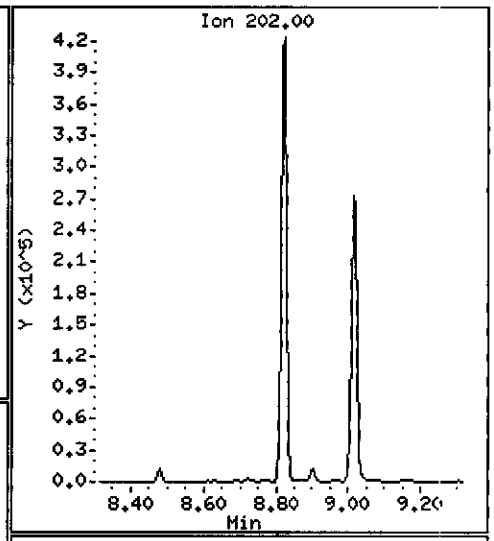

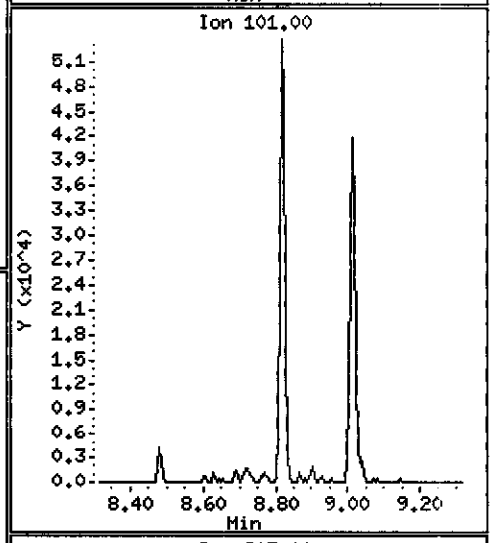

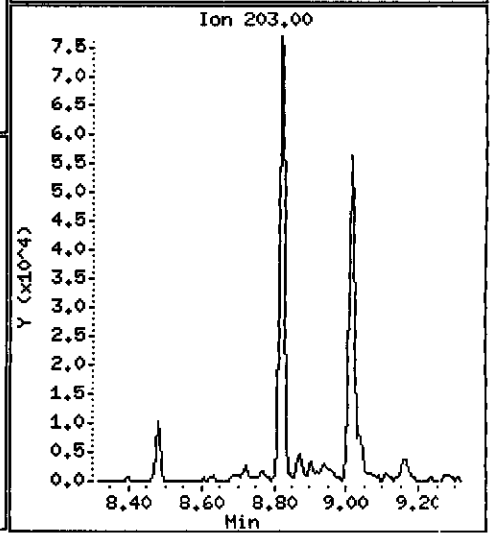

Data File: \\PITSVR06\d\chem\722.i\111210.b\F1121005.D

Date : 13-NOV-2010 03:12

Client ID: B-13-1214

Instrument: 722.i

Sample Info: C0K020532-001 x1000 11/10/10 Soil (0314051)

Volume Injected (uL): 2.0

Operator: 007062

Column phase: Hp5-MS

Column diameter: 0.25

125 Pyrene

Concentration: 1403.0 ug/kg

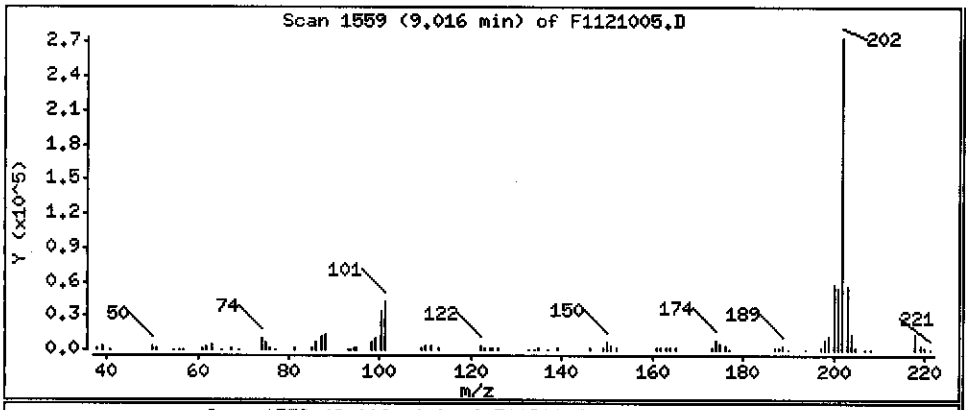

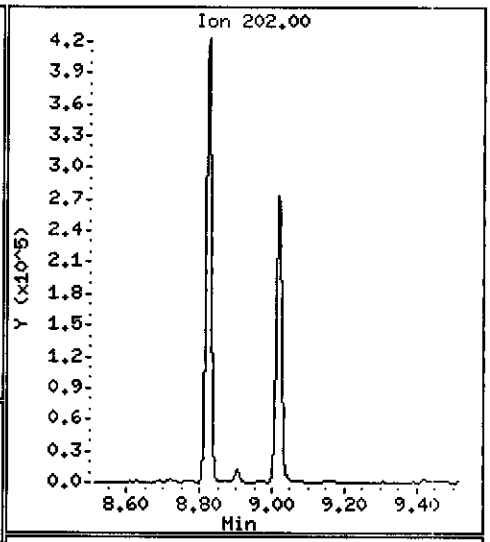

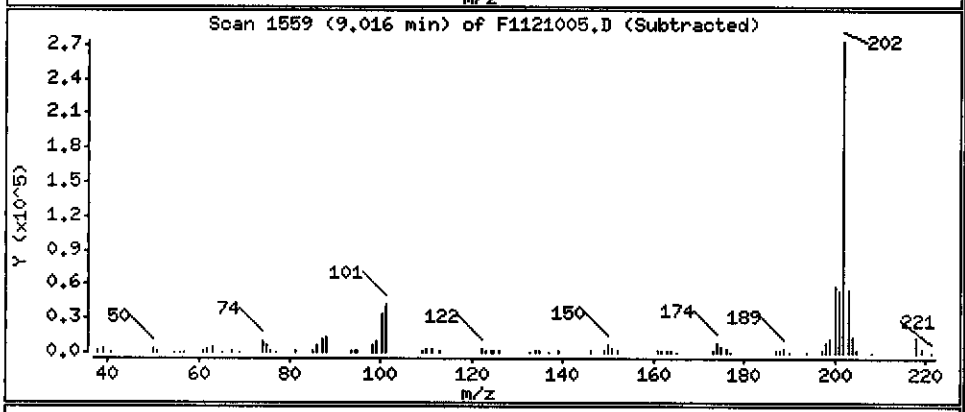

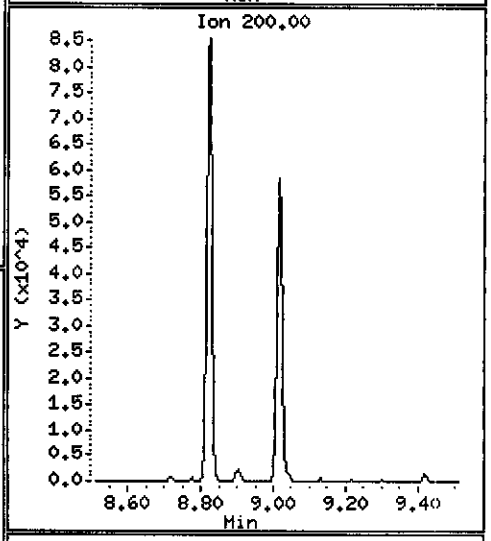

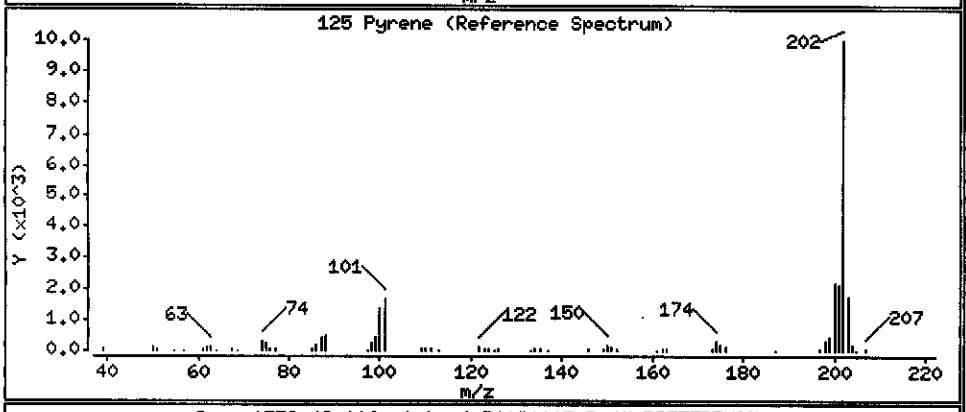

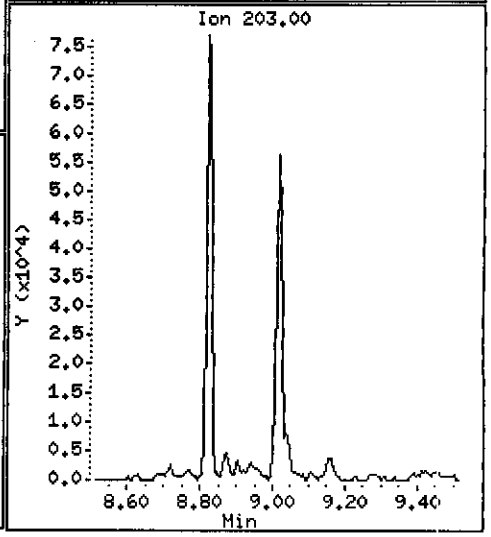

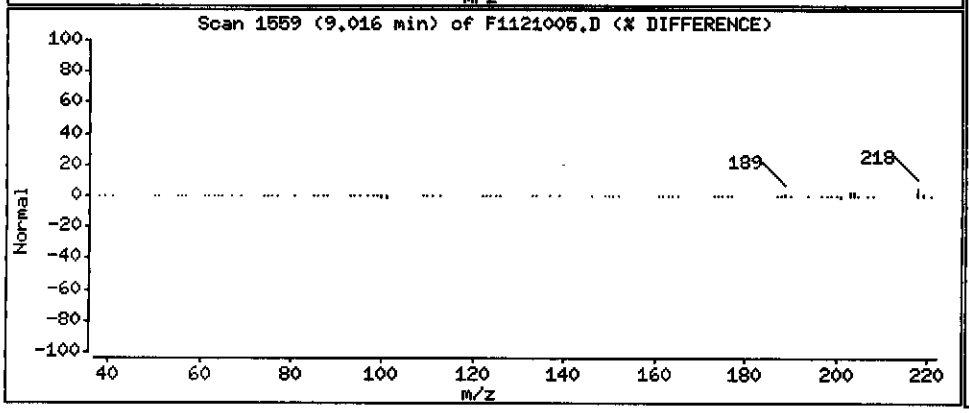

Data File: \\PITSVR06\d\chem\722.i\111210.b\F1121005.D

Date : 13-NOV-2010 03:12

Client ID: B-13-1214 Instrument: 722.i

Sample Info: C0K020532-001 x1000 11/10/10 Soil (0314051)

Volume Injected (uL): 2.0 Operator: 007062

Column phase: Hp5-MS Column diameter: 0.25

136 Benzo(a)Anthracene Concentration: 716.08 ug/kg

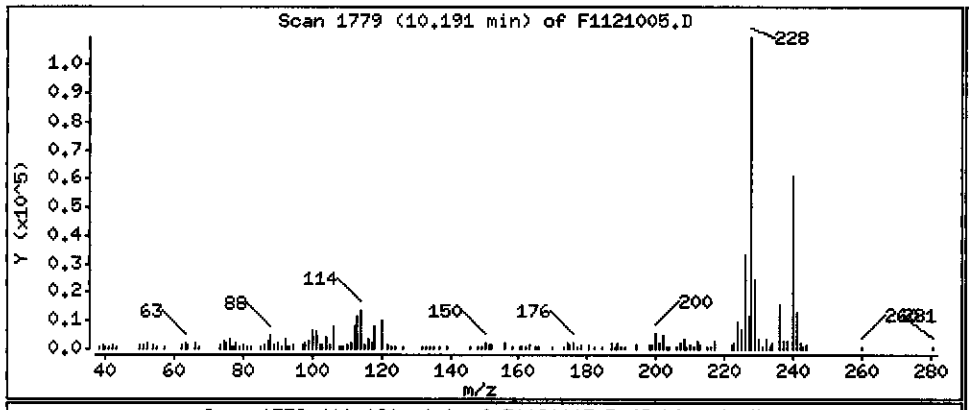

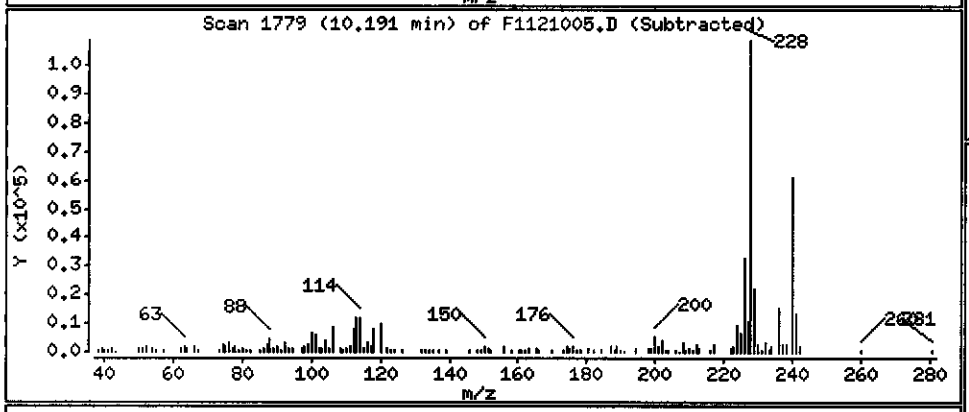

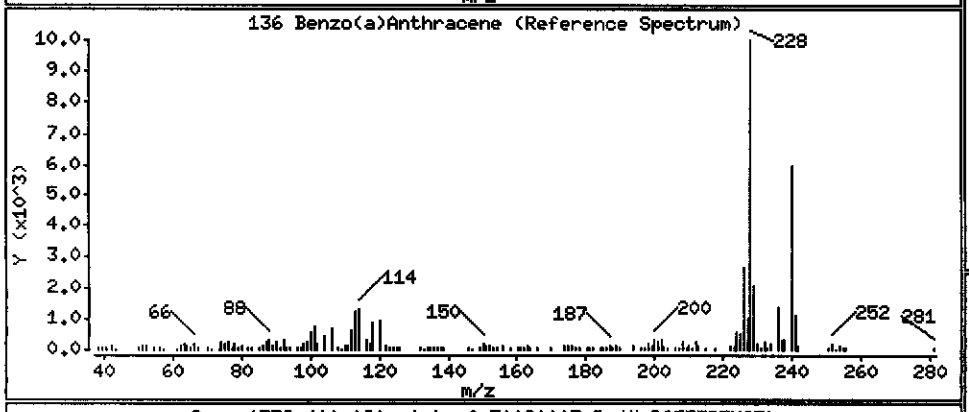

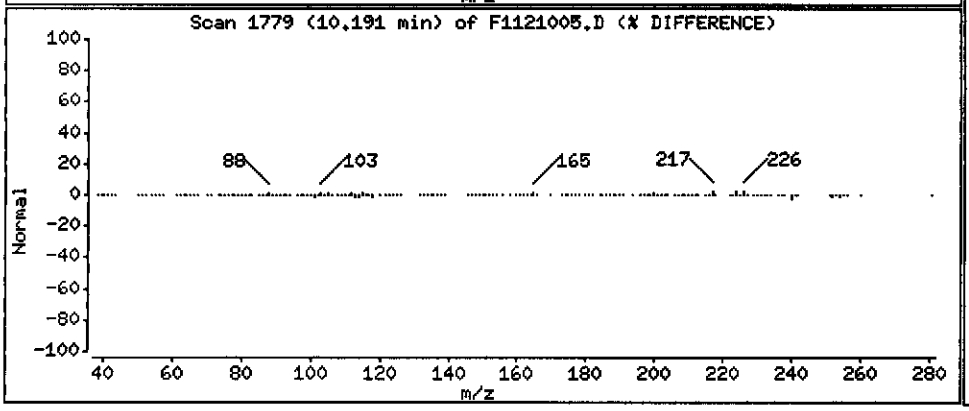

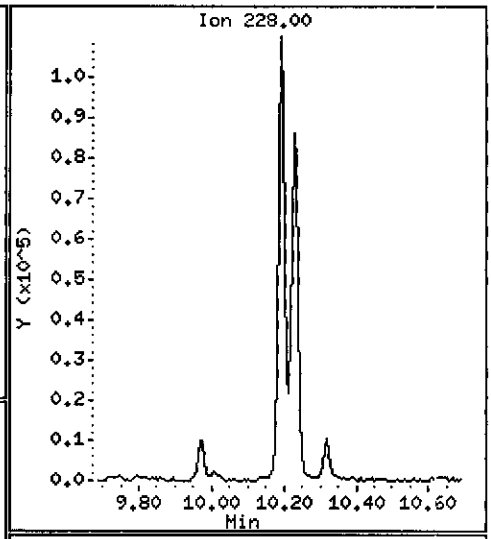

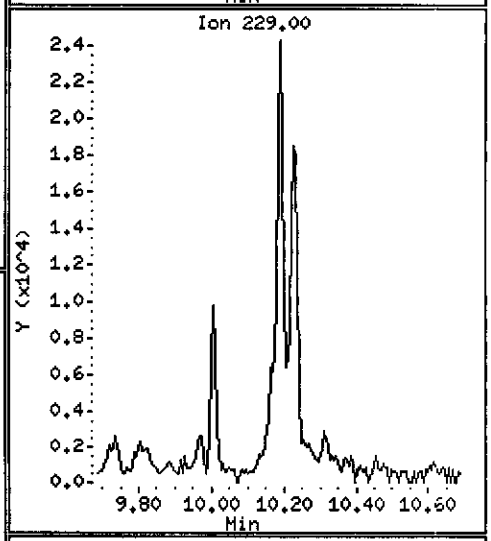

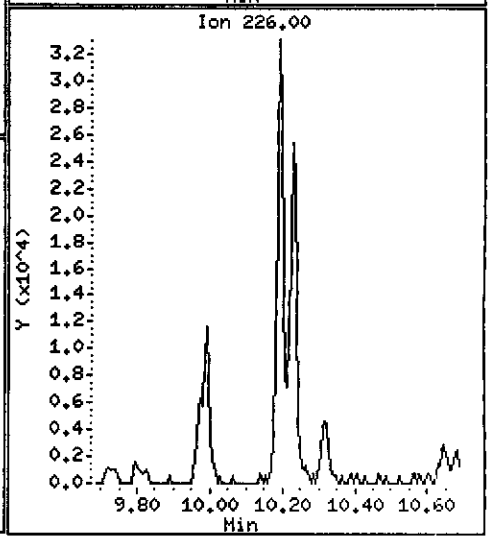

Data File: \\PITSVR06\d\chem\722.i\111210.b\F1121005.D

Date : 13-NOV-2010 03:12

Client ID: B-13-1214

Instrument: 722.i

Sample Info: C0K020532-001 x1000 11/10/10 Soil (0314051)

Volume Injected (uL): 2.0

Operator: 007062

Column phase: Hp5-MS

Column diameter: 0.25

137 Chrysene

Concentration: 635.53 ug/kg

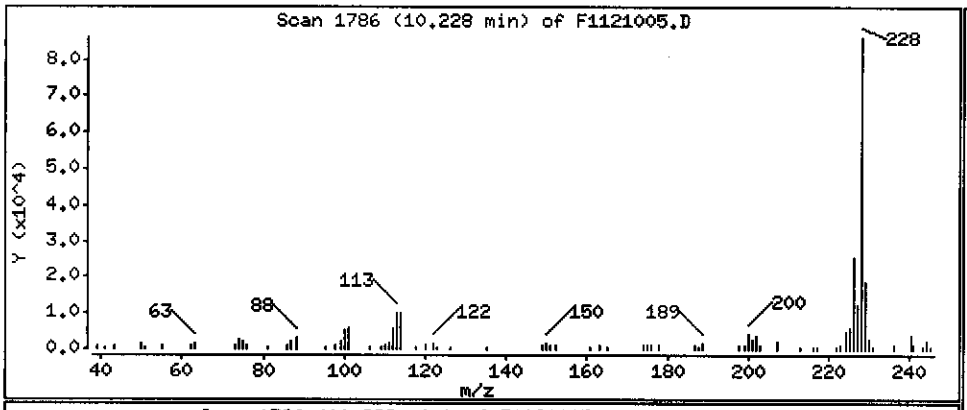

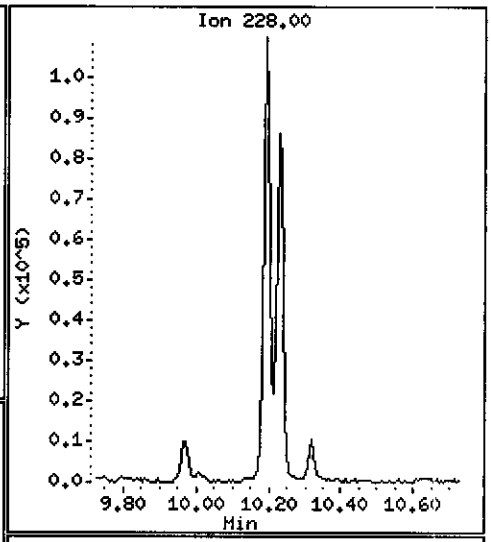

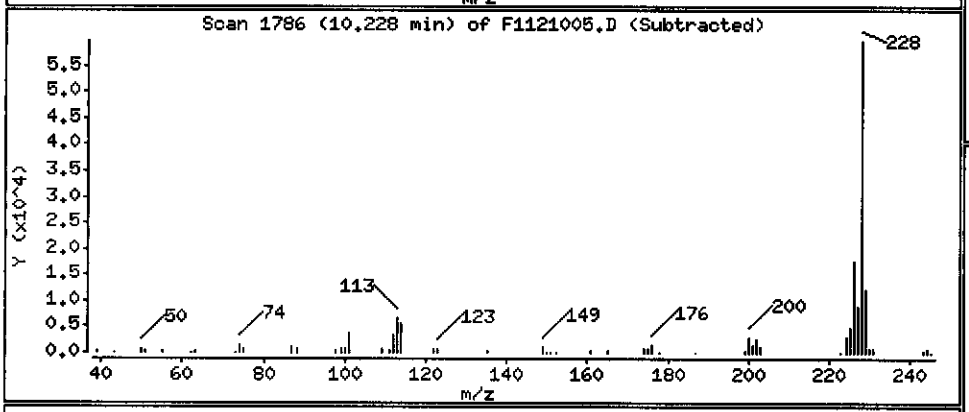

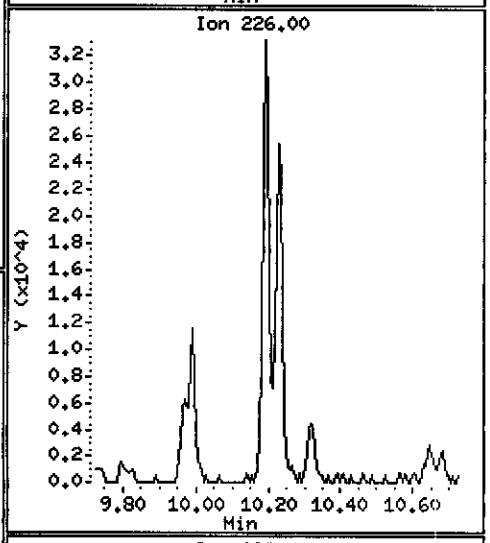

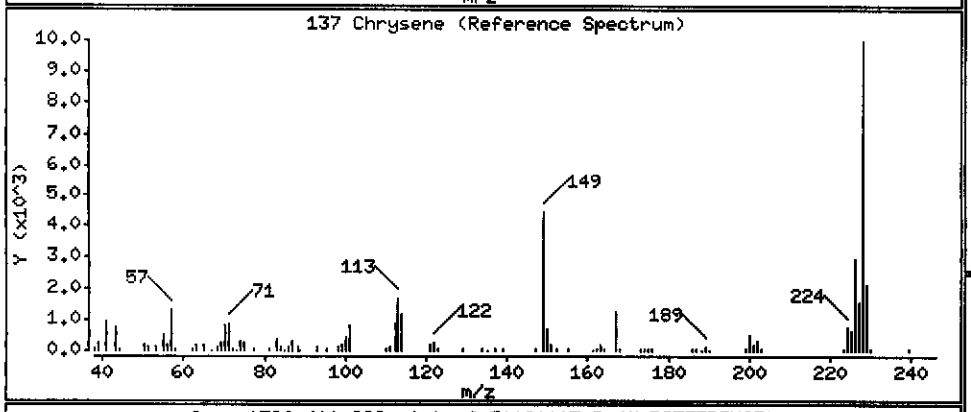

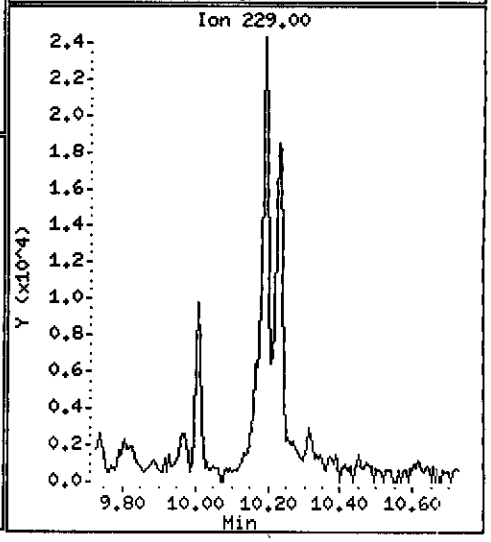

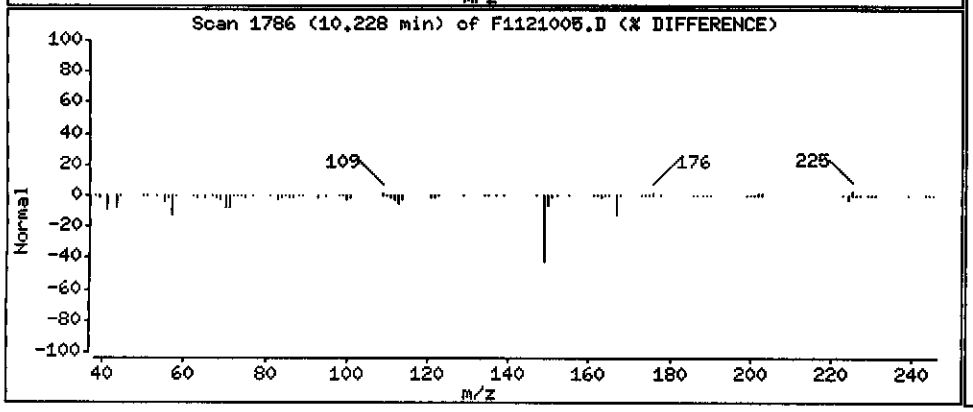

Data File: \\PITSVR06\d\chem\722.i\111210.b\F1121005.D

Date : 13-NOV-2010 03:12

Client ID: B-13-1214 Instrument: 722.i

Sample Info: C0K020532-001 x1000 11/10/10 Soil (0314051)

Volume Injected (uL): 2.0 Operator: 007062

Column phase: Hp5-MS Column diameter: 0.25

141 Benzo(b)fluoranthene Concentration: 696.67 ug/kg

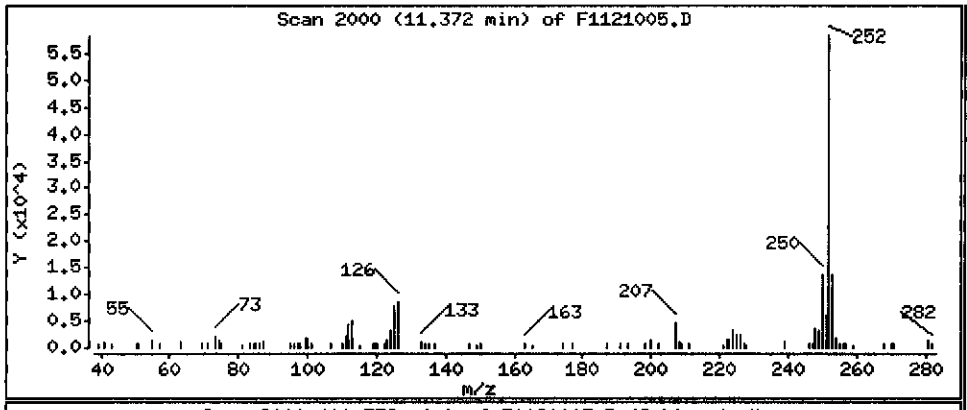

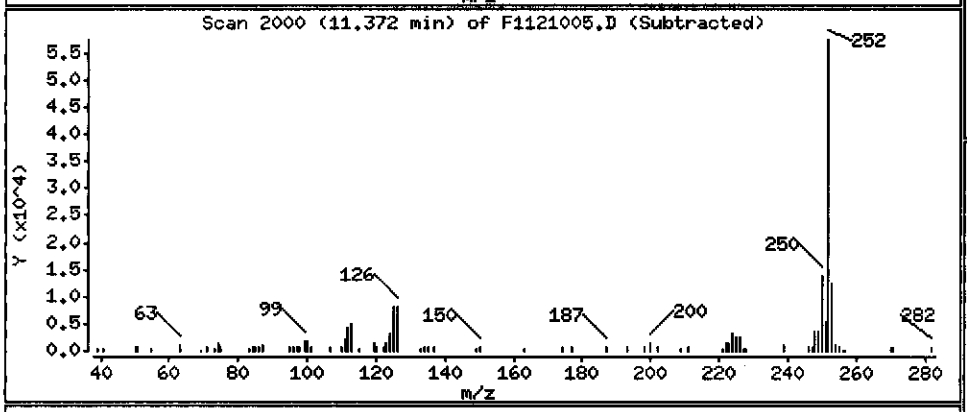

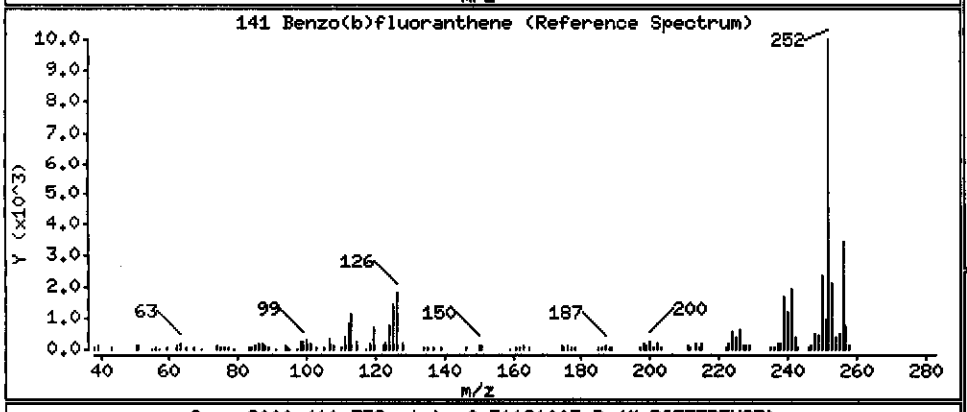

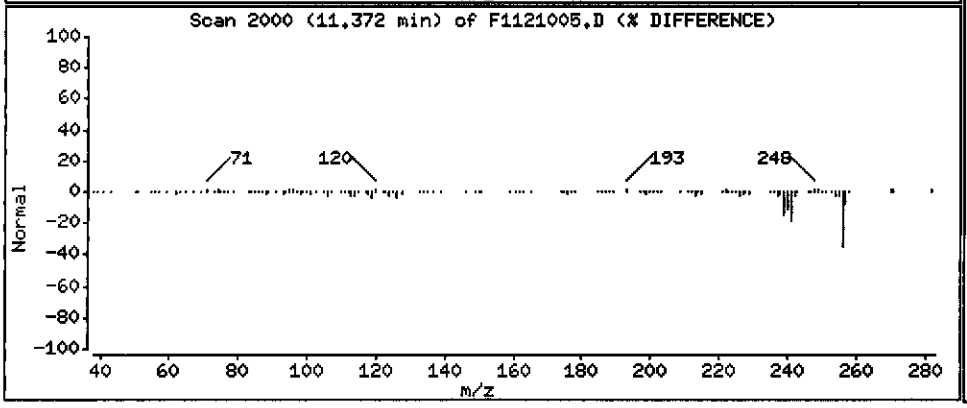

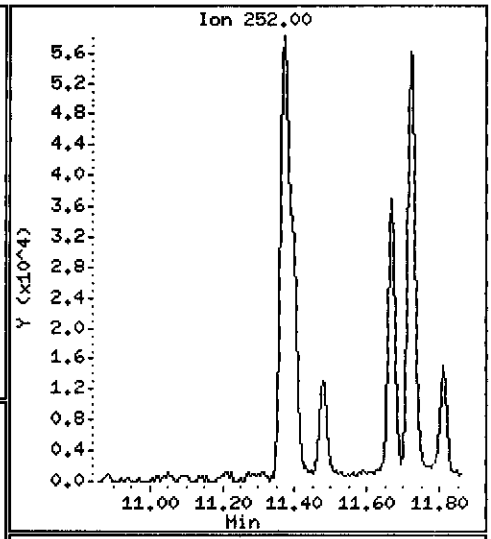

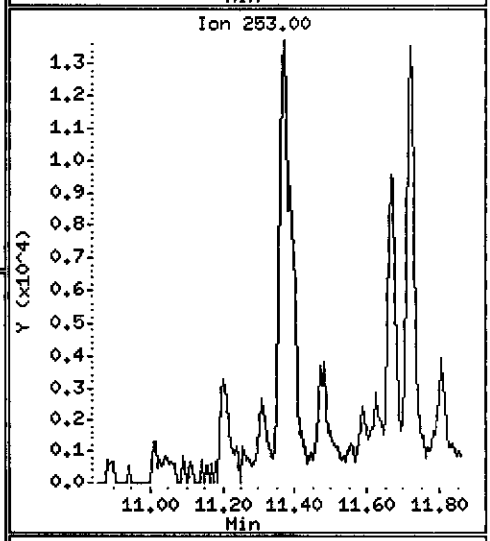

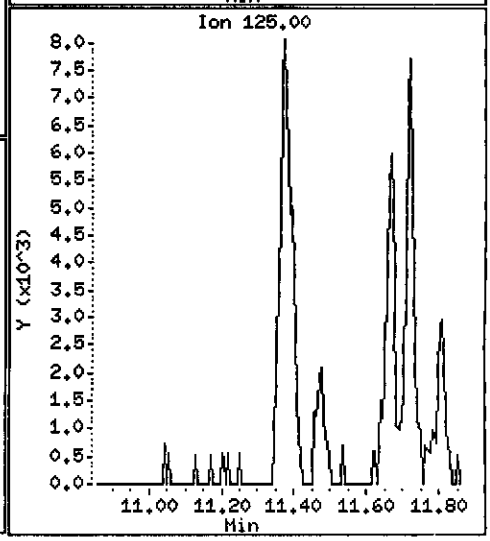

Data File: \\PITSVR06\d\chem\722.i\111210.b\F1121005.D

Date : 13-NOV-2010 03:12

Client ID: B-13-1214 Instrument: 722.i

Sample Info: C0K020532-001 x1000 11/10/10 Soil (0314051)

Volume Injected (uL): 2.0 Operator: 007062

Column phase: Hp5-MS Column diameter: 0.25

146 Benzo(a)pyrene Concentration: 560.41 ug/kg

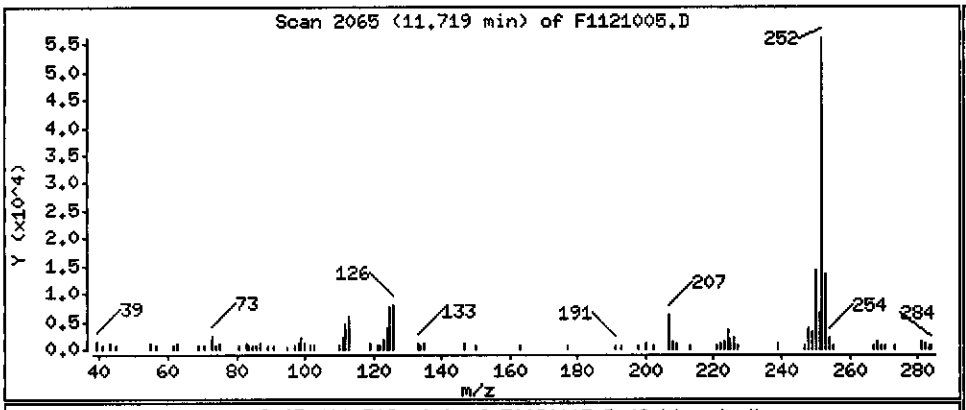

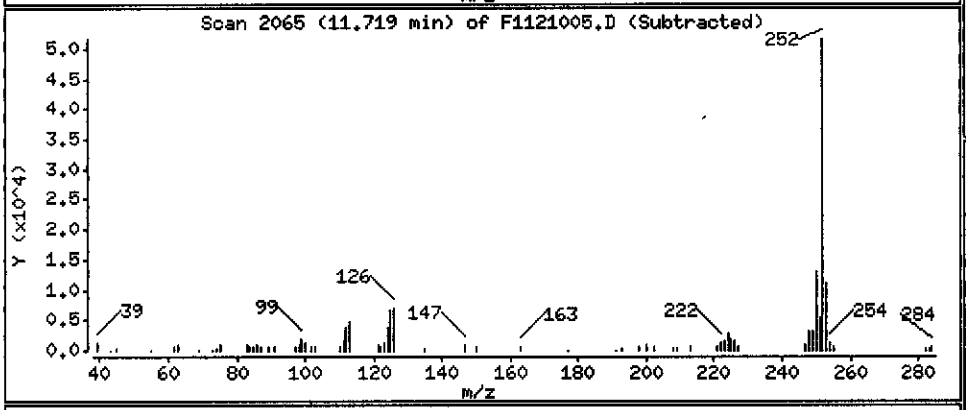

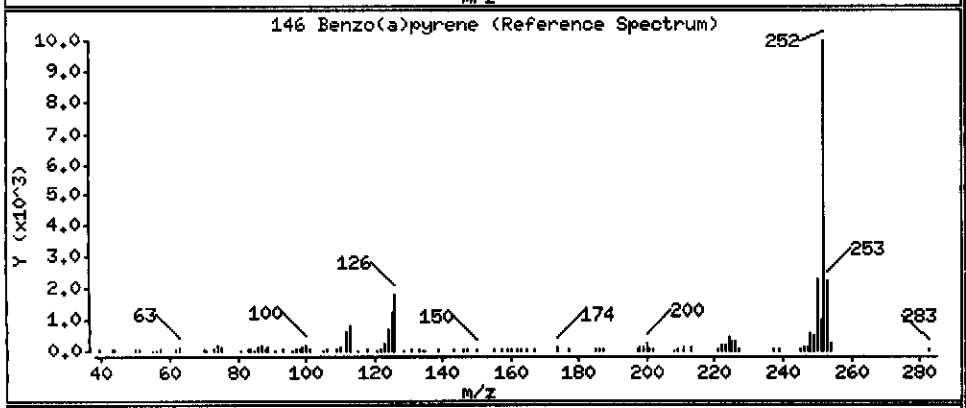

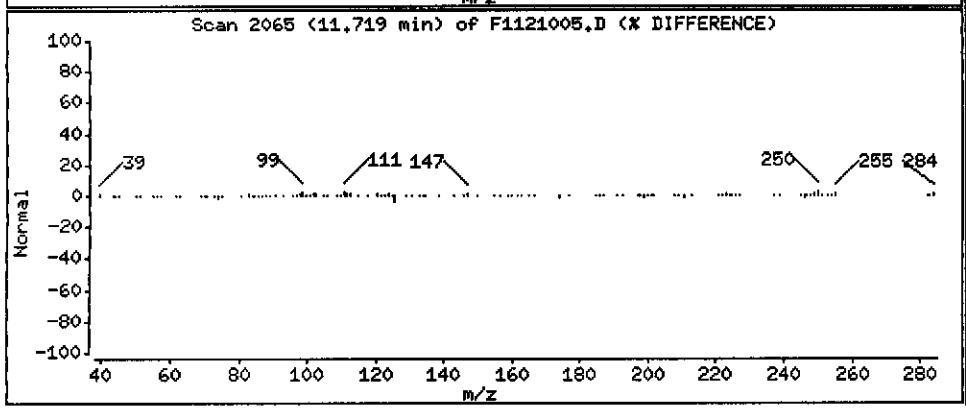

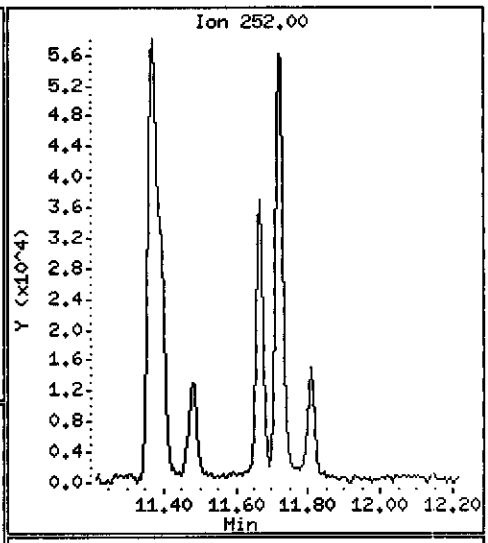

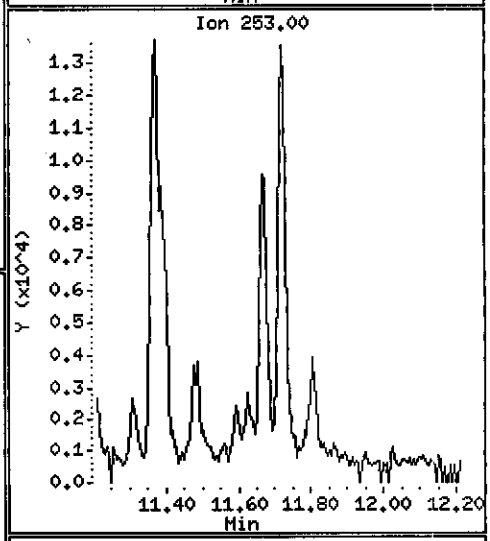

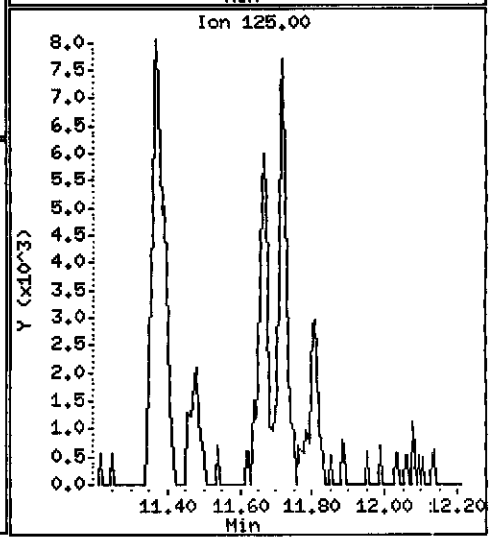

Data File: \\PITSVR06\d\chem\722.i\111210.b\F1121005.D

Date : 13-NOV-2010 03:12

Client ID: B-13-1214

Instrument: 722.i

Sample Info: C0K020532-001 x1000 11/10/10 Soil (0314051)

Volume Injected (uL): 2.0

Operator: 007062

Column phase: Hp5-MS

Column diameter: 0.25

149 Indeno(1,2,3-cd)pyrene

Concentration: 220.23 ug/kg

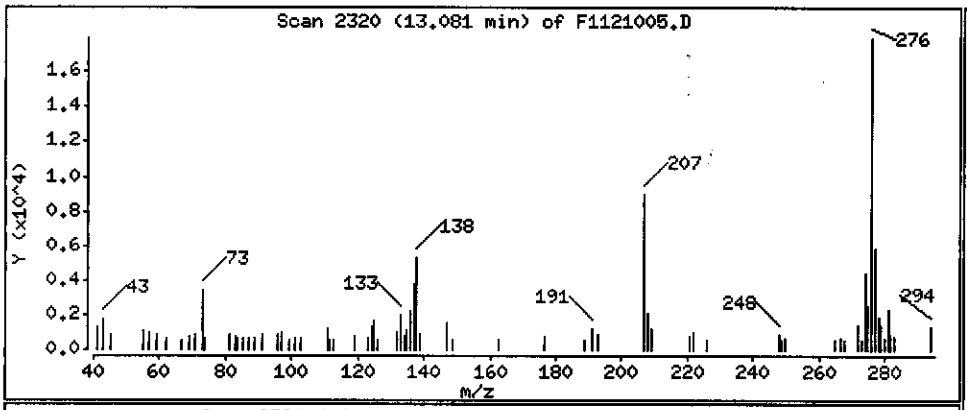

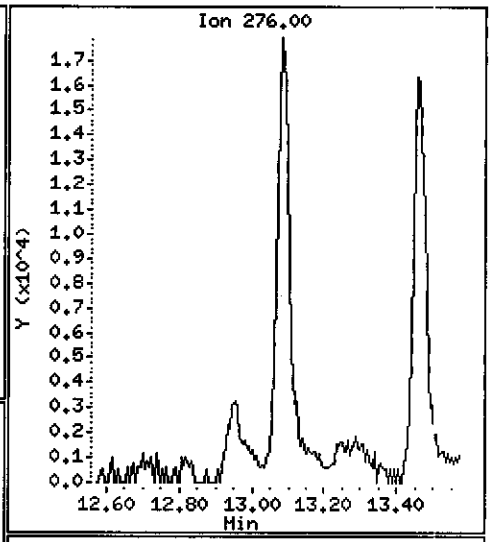

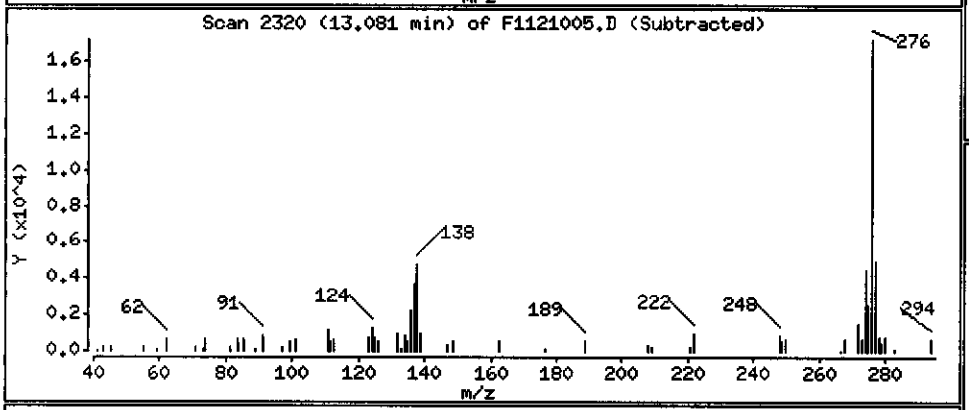

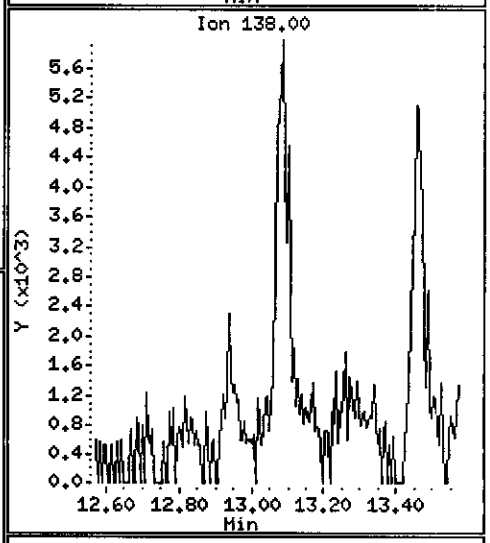

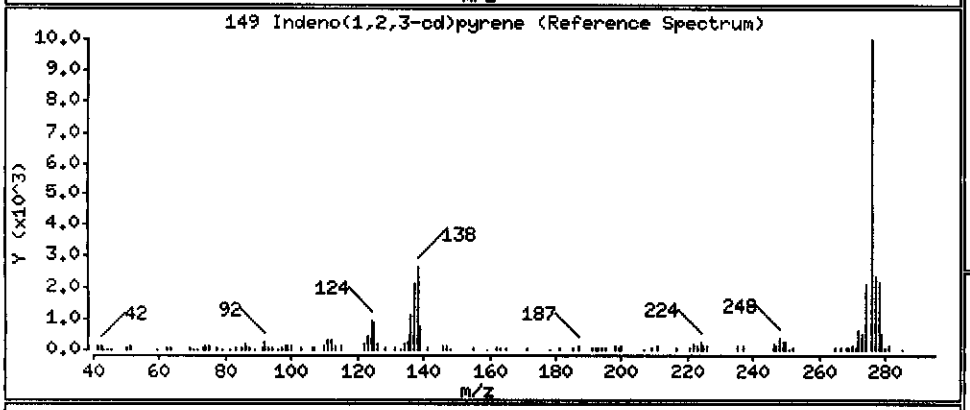

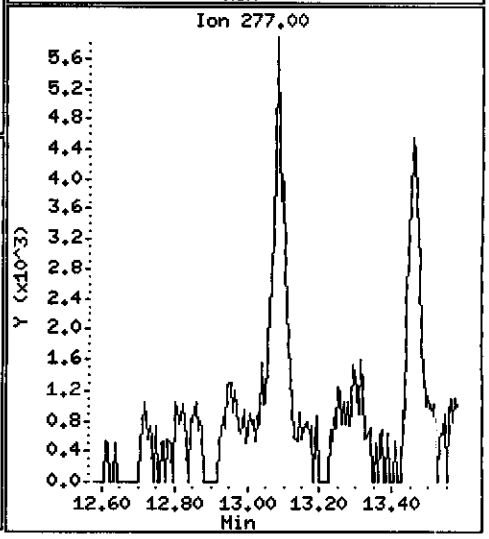

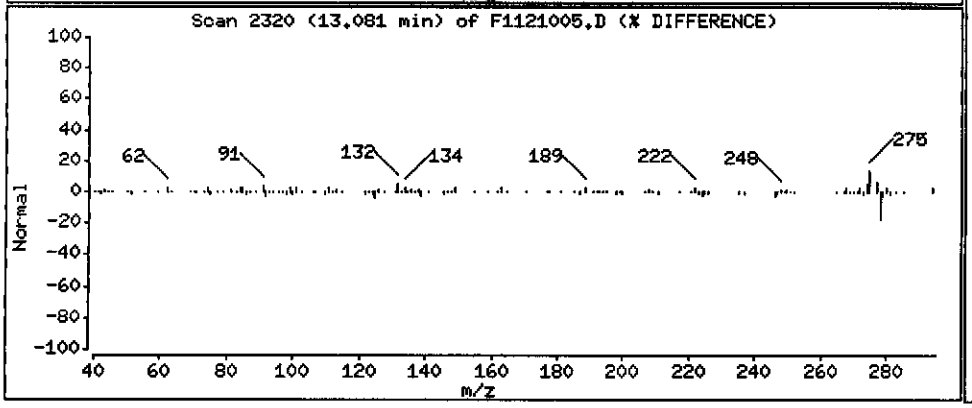

Data File: \\PITSVR06\d\chem\722.i\111210.b\F1121005.D

Date : 13-NOV-2010 03:12

Client ID: B-13-1214

Instrument: 722.i

Sample Info: C0K020532-001 x1000 11/10/10 Soil (0314051)

Volume Injected (uL): 2.0

Operator: 007062

Column phase: Hp5-MS

Column diameter: 0.25

150 Dibenz(a,h)anthracene

Concentration: 67.221 ug/kg

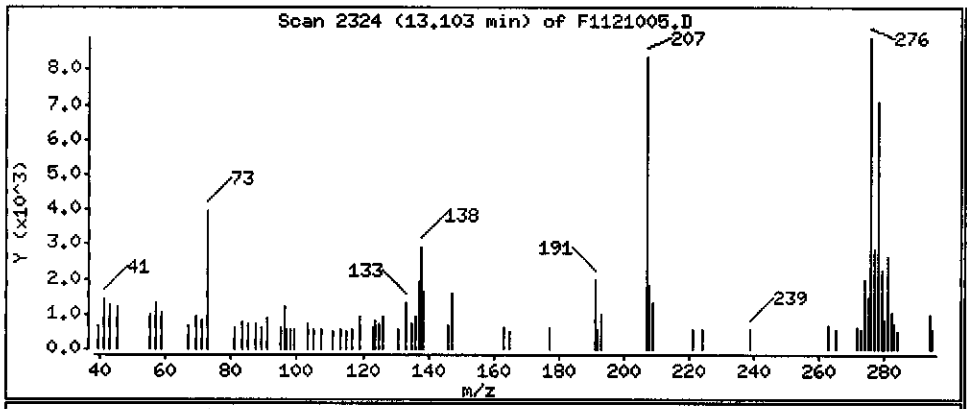

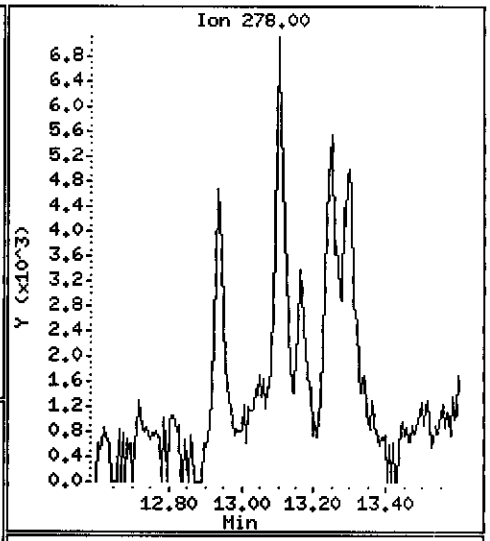

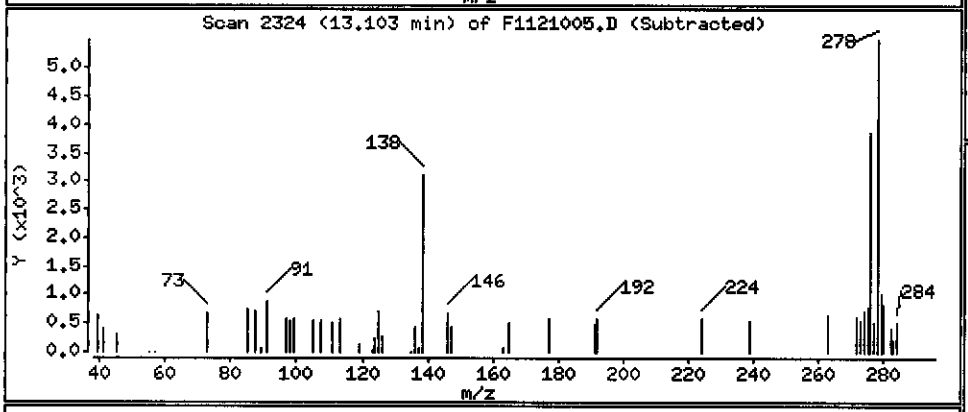

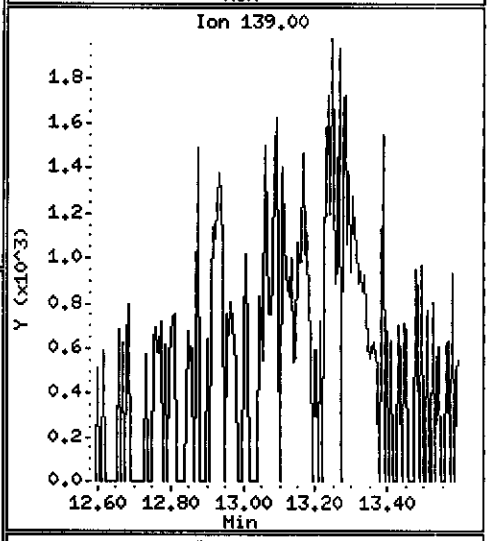

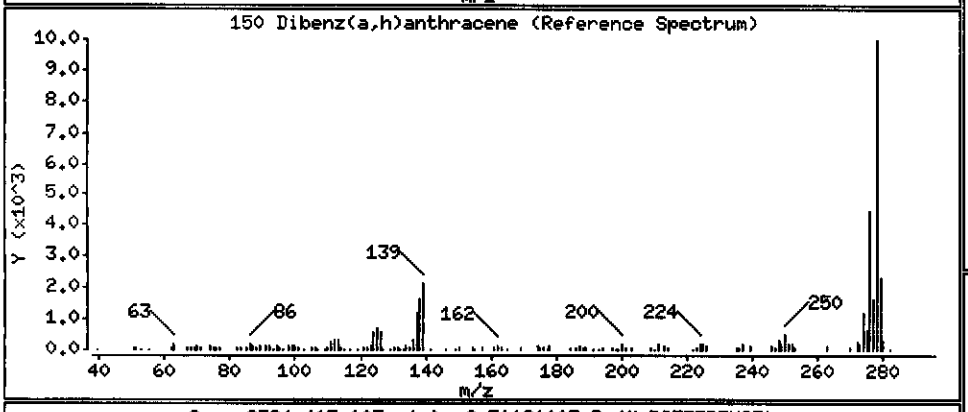

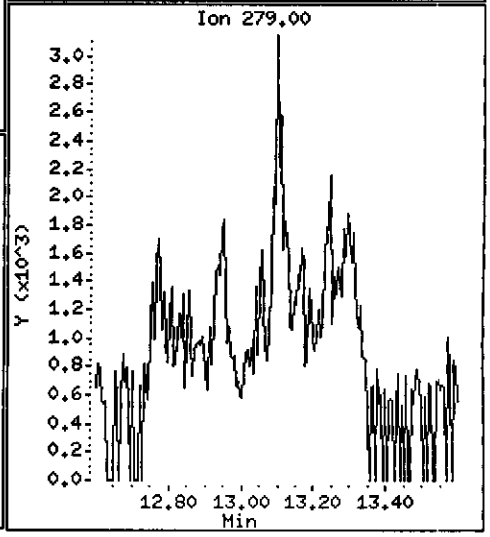

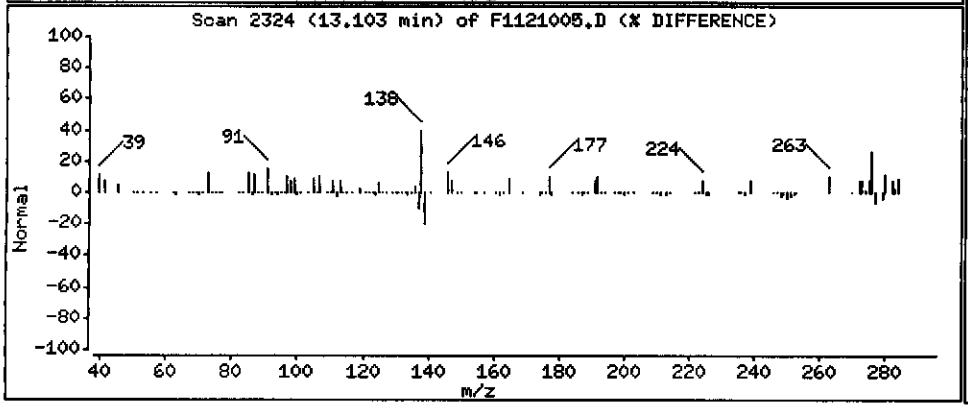

Data File: \\PITSVR06\d\chem\722.i\111210.b\F1121005.D

Date : 13-NOV-2010 03:12

Client ID: B-13-1214

Instrument: 722.i

Sample Info: C0K020532-001 x1000 11/10/10 Soil (0314051)

Volume Injected (uL): 2.0

Operator: 007062

Column phase: Hp5-MS

Column diameter: 0.25

151 Benzo(g,h,i)perylene

Concentration: 263.96 ug/kg

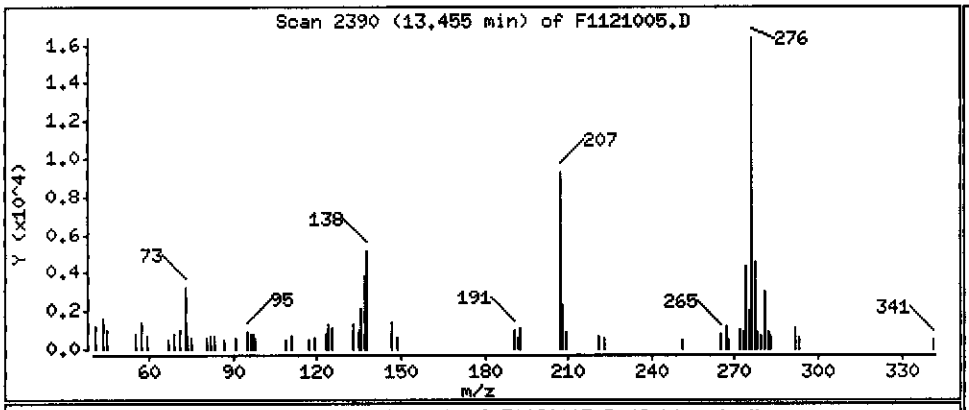

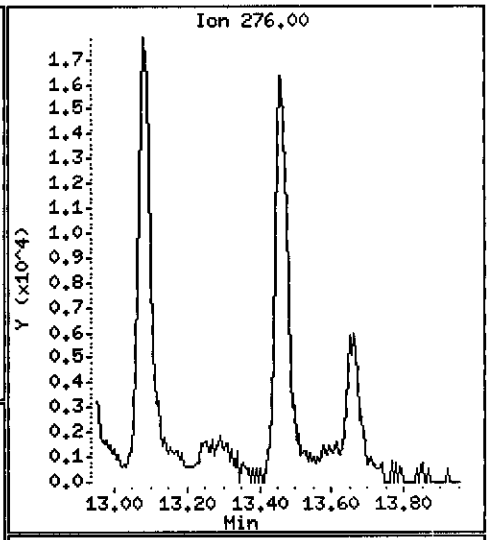

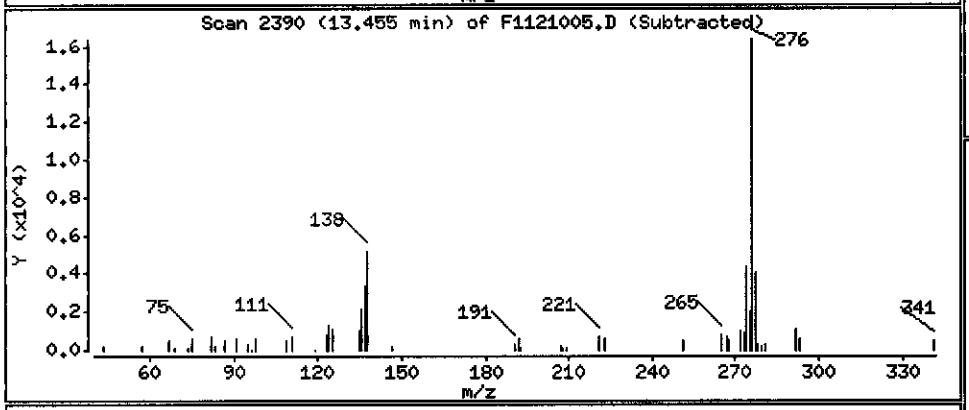

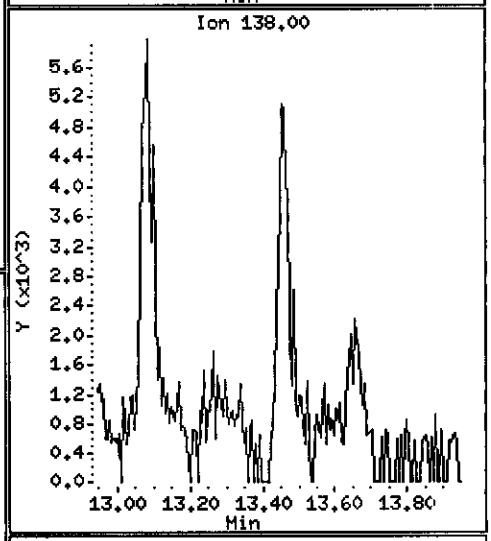

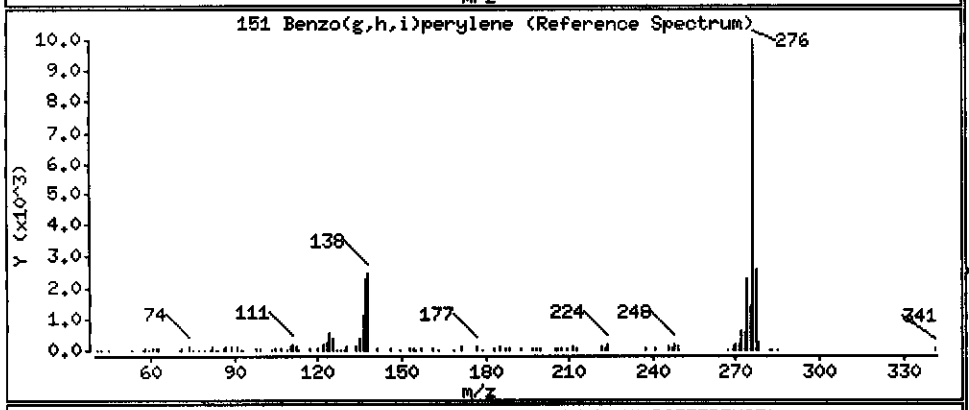

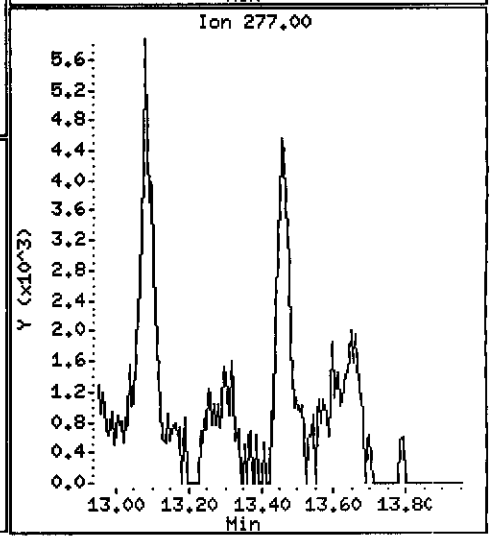

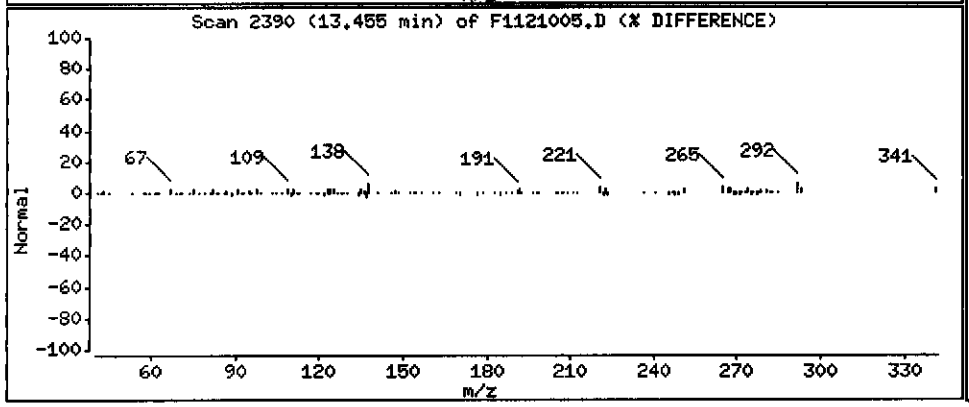

GC/MS SEMIVOLATILE
CALIBRATION DATA

Report Date : 02-Sep-2010 05:11

8270D

Test America Pittsburgh

INITIAL CALIBRATION DATA

Start Cal Date : 02-SEP-2010 01:40
End Cal Date : 02-SEP-2010 04:00
Quant Method : ISTD
Origin : Included
Target Version : 4.14
Integrator : HP RTE
Method file : \\PITSVR06\d\chem\722.i\090210.b\8270D.m
Last Edit : 02-Sep-2010 05:07 722.i

Calibration File Names:
Level 1: \\PITSVR06\d\chem\722.i\090210.b\F09020C2.D
Level 2: \\PITSVR06\d\chem\722.i\090210.b\F09020C3.D
Level 3: \\PITSVR06\d\chem\722.i\090210.b\F09020C1.D
Level 4: \\PITSVR06\d\chem\722.i\090210.b\F09020C4.D
Level 5: \\PITSVR06\d\chem\722.i\090210.b\F09020C5.D
Level 6: \\PITSVR06\d\chem\722.i\090210.b\F09020C6.D
Level 7: \\PITSVR06\d\chem\722.i\090210.b\F09020C7.D
Level 8: \\PITSVR06\d\chem\722.i\090210.b\F09020C8.D

Compound	0.4000000 Level 1	2.0000 Level 2	4.0000 Level 3	10.0000 Level 4	20.0000 Level 5	40.0000 Level 6	Curve	Coefficients b	m1	m2	%RSD or R^2	
	60.0000 Level 7	80.0000 Level 8										
227 Indene	2.54383	2.41104	2.52407	2.50094	2.41111	2.40678						
	2.36312	2.29217					AVRG		2.43163		3.52884	
225 n-Decane	+++++	+++++	+++++	+++++	+++++	+++++						
	+++++	+++++					AVRG		0.000e+000		0.000e+000	<-
226 n-Octadecane	+++++	+++++	+++++	+++++	+++++	+++++						
	+++++	+++++					AVRG		0.000e+000		0.000e+000	<-

(2001 - 2230)
2077
C0K020532

Test America Pittsburgh

INITIAL CALIBRATION DATA

Start Cal Date : 02-SEP-2010 01:40
End Cal Date : 02-SEP-2010 04:00
Quant Method : ISTD
Origin : Included
Target Version : 4.14
Integrator : HP RTE
Method file : \\PITSVR06\d\chem\722.i\090210.b\8270D.m
Last Edit : 02-Sep-2010 05:07 722.i

Compound	0.4000000 Level 1	2.0000 Level 2	4.0000 Level 3	10.0000 Level 4	20.0000 Level 5	40.0000 Level 6	Curve	Coefficients b	m1	m2	%RSD or R^2	
	60.0000 Level 7	80.0000 Level 8										
224 Pentachloroanisole	+++++	+++++	+++++	+++++	+++++	+++++						
	+++++	+++++					AVRG		0.000e+000		0.000e+000	<-
203 3&4 Methylphenol total	+++++	+++++	+++++	+++++	+++++	+++++						
	+++++	+++++					AVRG		0.000e+000		0.000e+000	<-
198 1,4-Dioxane	+++++	14459	21295	37816	59506	111558						
	162410	216356					QUAD	-0.20530	2.90658	0.15904	0.99813	
7 N-Nitrosomorpholine	+++++	+++++	+++++	+++++	+++++	+++++						
	+++++	+++++					AVRG		0.000e+000		0.000e+000	<-
8 Ethyl methanesulfonate	+++++	+++++	+++++	+++++	+++++	+++++						
	+++++	+++++					AVRG		0.000e+000		0.000e+000	<-
9 Pyridine	1.62953	1.55807	1.64191	1.61142	1.57527	1.56863						
	1.56161	1.47895					AVRG		1.57817		3.25111	
199 Thionazin	+++++	+++++	+++++	+++++	+++++	+++++						
	+++++	+++++					AVRG		0.000e+000		0.000e+000	<-

(2001 - 2230)
2078
C0K020532

Test America Pittsburgh

INITIAL CALIBRATION DATA

Start Cal Date : 02-SEP-2010 01:40
End Cal Date : 02-SEP-2010 04:00
Quant Method : ISTD
Origin : Included
Target Version : 4.14
Integrator : HP RTE
Method file : \\PITSVR06\d\chem\722.i\090210.b\8270D.m
Last Edit : 02-Sep-2010 05:07 722.i

Compound	0.4000000 Level 1	2.0000 Level 2	4.0000 Level 3	10.0000 Level 4	20.0000 Level 5	40.0000 Level 6	60.0000 Level 7	80.0000 Level 8	Curve	Coefficients b	m1	m2	%RSD or R^2	
200 Sulfotepp	+++++	+++++	+++++	+++++	+++++	+++++								
	+++++	+++++							AVRG		0.000e+000		0.000e+000	<-
10 N-Nitrosodimethylamine	0.74427	0.90410	0.88660	0.92406	0.87525	0.86073								
	0.84994	0.82900							AVRG		0.85925		6.44098	
11 Ethyl methacrylate	+++++	+++++	+++++	+++++	+++++	+++++								
	+++++	+++++							AVRG		0.000e+000		0.000e+000	<-
12 3-Chloropropionitrile	+++++	+++++	+++++	+++++	+++++	+++++								
	+++++	+++++							AVRG		0.000e+000		0.000e+000	<-
13 Malononitrile	+++++	+++++	+++++	+++++	+++++	+++++								
	+++++	+++++							AVRG		0.000e+000		0.000e+000	<-
14 2-Picoline	+++++	+++++	+++++	+++++	+++++	+++++								
	+++++	+++++							AVRG		0.000e+000		0.000e+000	<-
15 N-Nitrosomethylethylamine	+++++	+++++	+++++	+++++	+++++	+++++								
	+++++	+++++							AVRG		0.000e+000		0.000e+000	<-

(2001 - 2230)
2079
C0K020532

Test America Pittsburgh

INITIAL CALIBRATION DATA

Start Cal Date : 02-SEP-2010 01:40
End Cal Date : 02-SEP-2010 04:00
Quant Method : ISTD
Origin : Included
Target Version : 4.14
Integrator : HP RTE
Method file : \\PITSVR06\d\chem\722.i\090210.b\8270D.m
Last Edit : 02-Sep-2010 05:07 722.i

Compound	0.4000000 Level 1	2.0000 Level 2	4.0000 Level 3	10.0000 Level 4	20.0000 Level 5	40.0000 Level 6	60.0000 Level 7	80.0000 Level 8	Curve	Coefficients b	Coefficients m1	Coefficients m2	%RSD or R^2	
16 Methyl methanesulfonate	0.70520	0.68347	0.74309	0.75232	0.69353	0.70039	0.67986	0.66048	AVRG		0.70229		4.45818	
18 1,3-Dichloro-2-propanol	+++++	+++++	+++++	+++++	+++++	+++++	+++++	+++++	AVRG		0.000e+000		0.000e+000	<-
19 N-Nitrosodiethylamine	+++++	+++++	+++++	+++++	+++++	+++++	+++++	+++++	AVRG		0.000e+000		0.000e+000	<-
220 Benzaldehyde	4430	21148	40058	100992	192891	283789	338331	+++++	QUAD	0.17913	0.27554	0.23367	0.99514	
21 Aniline	2.09367	2.00630	2.02291	2.11585	2.01414	2.01290	1.96877	1.90734	AVRG		2.01774		3.25375	
22 Phenol	2.02477	1.73576	1.89633	1.84328	1.74942	1.74454	1.71481	1.68592	AVRG		1.79935		6.36091	
23 bis(2-Chloroethyl)ether	1.52075	1.30040	1.32614	1.35196	1.27579	1.29614	1.23539	1.23944	AVRG		1.31825		6.89864	

(2001 - 2230)

2080

C0K020532

Test America Pittsburgh

INITIAL CALIBRATION DATA

Start Cal Date : 02-SEP-2010 01:40
End Cal Date : 02-SEP-2010 04:00
Quant Method : ISTD
Origin : Included
Target Version : 4.14
Integrator : HP RTE
Method file : \\PITSVR06\d\chem\722.i\090210.b\8270D.m
Last Edit : 02-Sep-2010 05:07 722.i

Compound	0.4000000 Level 1 / 60.0000 Level 7	2.0000 Level 2 / 80.0000 Level 8	4.0000 Level 3	10.0000 Level 4	20.0000 Level 5	40.0000 Level 6	Curve	Coefficients b	Coefficients m1	Coefficients m2	%RSD or R^2	
24 2-Chlorophenol	1.54082	1.43471	1.45540	1.45965	1.42456	1.39932						
	1.40109	1.35666					AVRG		1.43403		3.80884	
25 Pentachloroethane	+++++	+++++	+++++	+++++	+++++	+++++						
	+++++	+++++					AVRG		0.000e+000		0.000e+000	<-
26 1,3-Dichlorobenzene	1.80088	1.62956	1.68221	1.70007	1.62961	1.64602						
	1.63477	1.57328					AVRG		1.66205		4.07523	
27 1,4-Dichlorobenzene	1.68550	1.65954	1.69872	1.71304	1.66345	1.63385						
	1.63201	1.57378					AVRG		1.65749		2.68125	
28 1,2-Dichlorobenzene	1.71745	1.52586	1.61208	1.59523	1.55876	1.56812						
	1.55306	1.52024					AVRG		1.58135		3.99650	
29 Benzyl Alcohol	+++++	24451	21145	73532	110159	265332						
	411209	580897					QUAD	0.01590	1.37897	-0.01874	0.99680	<-
30 2-Methylphenol	5200	13799	46658	118822	228626	406536						
	621142	836669					QUAD	0.01304	0.77798	0.00666	0.99947	

(2001 - 2230)
2081
C0K020532

Test America Pittsburgh

INITIAL CALIBRATION DATA

Start Cal Date : 02-SEP-2010 01:40
End Cal Date : 02-SEP-2010 04:00
Quant Method : ISTD
Origin : Included
Target Version : 4.14
Integrator : HP RTE
Method file : \\PITSVR06\d\chem\722.i\090210.b\8270D.m
Last Edit : 02-Sep-2010 05:07 722.i

Compound	0.4000000 Level 1	2.0000 Level 2	4.0000 Level 3	10.0000 Level 4	20.0000 Level 5	40.0000 Level 6	Curve	Coefficients b	m1	m2	%RSD or R^2	
	60.0000 Level 7	80.0000 Level 8										
31 2,2'-oxybis(1-Chloropropane)	1.32960	1.24549	1.26573	1.25488	1.19297	1.19500						
	1.20009	1.15096					AVRG		1.22934		4.53845	
32 N-Nitroso-di-n-propylamine	1.04789	1.02571	1.02768	1.02775	0.96973	0.94312						
	0.93237	0.91048					AVRG		0.98559		5.36480	
M 195 Cresols, total	+++++	+++++	+++++	+++++	+++++	+++++						
	+++++	+++++					AVRG		0.000e+000		0.000e+000	<-
192 4-Methylphenol	1.32855	1.28132	1.23679	1.31223	1.20889	1.19527						
	1.17213	1.15039					AVRG		1.23570		5.31821	
193 3-Methylphenol	+++++	+++++	+++++	+++++	+++++	+++++						
	+++++	+++++					AVRG		0.000e+000		0.000e+000	<-
34 Hexachloroethane	0.54758	0.62394	0.63671	0.63229	0.63194	0.63732						
	0.62490	0.60923					AVRG		0.61799		4.83171	
35 Nitrobenzene	0.46521	0.42767	0.42674	0.41585	0.39968	0.40175						
	0.40025	0.39423					AVRG		0.41642		5.64184	

(2001 - 2230)
2082
C0K020532

Test America Pittsburgh

INITIAL CALIBRATION DATA

Start Cal Date : 02-SEP-2010 01:40
End Cal Date : 02-SEP-2010 04:00
Quant Method : ISTD
Origin : Included
Target Version : 4.14
Integrator : HP RTE
Method file : \\PITSVR06\d\chem\722.i\090210.b\8270D.m
Last Edit : 02-Sep-2010 05:07 722.i

Compound	0.4000000 Level 1	2.0000 Level 2	4.0000 Level 3	10.0000 Level 4	20.0000 Level 5	40.0000 Level 6	60.0000 Level 7	80.0000 Level 8	Curve	Coefficients b	m1	m2	%RSD or R^2	
36 N-Nitrosopyrrolidine	0.60487	0.63255	0.68954	0.69230	0.62015	0.62727	0.62353	0.60910	AVRG		0.63741		5.37229	
37 Acetophenone	1.96562	1.90659	2.02159	1.97170	1.82046	1.83722	1.80716	1.74778	AVRG		1.88477		5.09199	
39 o-Toluidine	+++++	+++++	+++++	+++++	+++++	+++++	+++++	+++++	AVRG		0.000e+000		0.000e+000	<-
40 N-Nitrosopiperidine	+++++	+++++	+++++	+++++	+++++	+++++	+++++	+++++	AVRG		0.000e+000		0.000e+000	<-
41 Isophorone	0.73973	0.70392	0.71881	0.68298	0.67094	0.66304	0.66323	0.64327	AVRG		0.68574		4.73835	
42 2-Nitrophenol	0.17188	0.19298	0.21237	0.21251	0.20446	0.21277	0.21122	0.21570	AVRG		0.20424		7.31336	
43 2,4-Dimethylphenol	0.43635	0.37392	0.39179	0.39593	0.36214	0.38155	0.37239	0.36743	AVRG		0.38519		6.14881	

(2001 - 2230)
2083
C0K020532

Test America Pittsburgh

INITIAL CALIBRATION DATA

Start Cal Date : 02-SEP-2010 01:40
End Cal Date : 02-SEP-2010 04:00
Quant Method : ISTD
Origin : Included
Target Version : 4.14
Integrator : HP RTE
Method file : \\PITSVR06\d\chem\722.i\090210.b\8270D.m
Last Edit : 02-Sep-2010 05:07 722.i

Compound	0.4000000 Level 1	2.0000 Level 2	4.0000 Level 3	10.0000 Level 4	20.0000 Level 5	40.0000 Level 6	Curve	Coefficients b	m1	m2	%RSD or R^2	
	60.0000 Level 7	80.0000 Level 8										
44 bis(2-Chloroethoxy)methane	0.42387	0.40115	0.41363	0.39913	0.38458	0.39402						
	0.39334	0.38726					AVRG		0.39962		3.32620	
45 O,O,O-Triethyl phosphorothioa	+++++	+++++	+++++	+++++	+++++	+++++						
	+++++	+++++					AVRG		0.000e+000		0.000e+000	<-
46 2,4-Toluenediamene	+++++	+++++	+++++	+++++	+++++	+++++						
	+++++	+++++					AVRG		0.000e+000		0.000e+000	<-
47 1,3,5-Trichlorobenzene	+++++	+++++	+++++	+++++	+++++	+++++						
	+++++	+++++					AVRG		0.000e+000		0.000e+000	<-
48 2,4-Dichlorophenol	0.29878	0.29282	0.29500	0.30165	0.29875	0.30197						
	0.30182	0.30056					AVRG		0.29892		1.13484	
49 Benzoic Acid	0.13442	0.13817	0.18209	0.17978	0.16552	0.15755						
	0.16024	0.14416					AVRG		0.15774		11.38293	
50 1,2,4-Trichlorobenzene	0.35323	0.33541	0.33946	0.33186	0.32955	0.34394						
	0.34058	0.33842					AVRG		0.33906		2.18219	

(2001 - 2230)
2084
C0K020532

Test America Pittsburgh

INITIAL CALIBRATION DATA

Start Cal Date : 02-SEP-2010 01:40
End Cal Date : 02-SEP-2010 04:00
Quant Method : ISTD
Origin : Included
Target Version : 4.14
Integrator : HP RTE
Method file : \\PITSVR06\d\chem\722.i\090210.b\8270D.m
Last Edit : 02-Sep-2010 05:07 722.i

Compound	0.4000000 Level 1	2.0000 Level 2	4.0000 Level 3	10.0000 Level 4	20.0000 Level 5	40.0000 Level 6	Curve	Coefficients b	m1	m2	%RSD or R^2	
	60.0000 Level 7	80.0000 Level 8										
51 Naphthalene	1.17391	1.05080	1.09393	1.06553	1.04186	1.04722						
	1.03195	0.98304					AVRG		1.06103		5.21550	
52 4-Chloroaniline	0.43307	0.44219	0.43092	0.45342	0.43135	0.44397						
	0.44079	0.43492					AVRG		0.43883		1.76799	
221 Caprolactam	0.07872	0.09390	0.10188	0.10137	0.10135	0.10286						
	0.10656	0.09784					AVRG		0.09806		8.81462	
53 a,a-Dimethyl-phenethylamine	+++++	+++++	+++++	+++++	+++++	+++++						
	+++++	+++++					AVRG		0.000e+000		0.000e+000	<-
54 2,6-Dichlorophenol	0.30498	0.29328	0.29158	0.30497	0.28423	0.29495						
	0.29547	0.30025					AVRG		0.29621		2.37276	
55 Hexachloropropene	+++++	+++++	+++++	+++++	+++++	+++++						
	+++++	+++++					AVRG		0.000e+000		0.000e+000	<-
56 Hexachlorobutadiene	0.21183	0.19172	0.20382	0.19637	0.19904	0.20116						
	0.20460	0.20236					AVRG		0.20136		2.96994	

Test America Pittsburgh

INITIAL CALIBRATION DATA

Start Cal Date : 02-SEP-2010 01:40
End Cal Date : 02-SEP-2010 04:00
Quant Method : ISTD
Origin : Included
Target Version : 4.14
Integrator : HP RTE
Method file : \\PITSVR06\d\chem\722.i\090210.b\8270D.m
Last Edit : 02-Sep-2010 05:07 722.i

Compound	0.4000000 Level 1	2.0000 Level 2	4.0000 Level 3	10.0000 Level 4	20.0000 Level 5	40.0000 Level 6	Curve	Coefficients b	m1	m2	%RSD or R^2	
	60.0000 Level 7	80.0000 Level 8										
57 1,2,3-Trichlorobenzene	+++++	+++++	+++++	+++++	+++++	+++++						
	+++++	+++++					AVRG		0.000e+000		0.000e+000	<-
58 N-Nitrosodi-n-butylamine	+++++	+++++	+++++	+++++	+++++	+++++						
	+++++	+++++					AVRG		0.000e+000		0.000e+000	<-
59 4-Chloro-3-Methylphenol	0.31070	0.29836	0.33345	0.31316	0.30218	0.30397						
	0.29979	0.30599					AVRG		0.30845		3.66434	
60 p-Phenylene diamine	+++++	+++++	+++++	+++++	+++++	+++++						
	+++++	+++++					AVRG		0.000e+000		0.000e+000	<-
61 Safrole	+++++	+++++	+++++	+++++	+++++	+++++						
	+++++	+++++					AVRG		0.000e+000		0.000e+000	<-
62 2-Methylnaphthalene	0.73687	0.69778	0.72622	0.70302	0.67447	0.68892						
	0.68002	0.68021					AVRG		0.69844		3.24987	
64 Hexachlorocyclopentadiene	1683	9306	23495	63856	138822	288095						
	453516	642122					QUAD	0.11548	2.41046	-0.06770	0.99916	

Test America Pittsburgh

INITIAL CALIBRATION DATA

Start Cal Date : 02-SEP-2010 01:40
End Cal Date : 02-SEP-2010 04:00
Quant Method : ISTD
Origin : Included
Target Version : 4.14
Integrator : HP RTE
Method file : \\PITSVR06\d\chem\722.i\090210.b\8270D.m
Last Edit : 02-Sep-2010 05:07 722.i

Compound	0.4000000 Level 1	2.0000 Level 2	4.0000 Level 3	10.0000 Level 4	20.0000 Level 5	40.0000 Level 6	Curve	Coefficients b	m1	m2	%RSD or R^2	
	60.0000 Level 7	80.0000 Level 8										
65 1,2,4,5-Tetrachlorobenzene	0.58729	0.51865	0.55906	0.54607	0.56493	0.60731						
	0.62021	0.60981					AVRG		0.57667		6.14725	
66 2,4,6-Trichlorophenol	0.39580	0.34713	0.36403	0.36573	0.37421	0.38900						
	0.39055	0.39410					AVRG		0.37757		4.65931	
67 2,4,5-Trichlorophenol	0.37077	0.39300	0.38765	0.39780	0.38673	0.40962						
	0.41579	0.40148					AVRG		0.39535		3.58754	
68 1,2,3,5-Tetrachlorobenzene	+++++	+++++	+++++	+++++	+++++	+++++						
	+++++	+++++					AVRG		0.000e+000		0.000e+000	<-
222 1,1'-Biphenyl	1.55830	1.50023	1.48470	1.48323	1.52955	1.56399						
	1.54400	1.51302					AVRG		1.52213		2.08805	
69 1,4-Dinitrobenzene	+++++	+++++	+++++	+++++	+++++	+++++						
	+++++	+++++					AVRG		0.000e+000		0.000e+000	<-
70 2-Chloronaphthalene	1.18527	1.11316	1.21716	1.13377	1.16297	1.18677						
	1.18897	1.18126					AVRG		1.17117		2.85138	

(2001 - 2230)

2087

C0K020532

Test America Pittsburgh

INITIAL CALIBRATION DATA

Start Cal Date : 02-SEP-2010 01:40
End Cal Date : 02-SEP-2010 04:00
Quant Method : ISTD
Origin : Included
Target Version : 4.14
Integrator : HP RTE
Method file : \\PITSVR06\d\chem\722.i\090210.b\8270D.m
Last Edit : 02-Sep-2010 05:07 722.i

Compound	0.4000000 Level 1	2.0000 Level 2	4.0000 Level 3	10.0000 Level 4	20.0000 Level 5	40.0000 Level 6	Curve	Coefficients b	m1	m2	%RSD or R^2	
	60.0000 Level 7	80.0000 Level 8										
219 1-Chloronaphthalene	+++++	+++++	+++++	+++++	+++++	+++++						
	+++++	+++++					AVRG		0.000e+000		0.000e+000	<-
71 Isosafrole 1	+++++	+++++	+++++	+++++	+++++	+++++						
	+++++	+++++					AVRG		0.000e+000		0.000e+000	<-
M 188 Isosafrole, total	+++++	+++++	+++++	+++++	+++++	+++++						
	+++++	+++++					AVRG		0.000e+000		0.000e+000	<-
72 Isosafrole 2	+++++	+++++	+++++	+++++	+++++	+++++						
	+++++	+++++					AVRG		0.000e+000		0.000e+000	<-
73 2-Nitroaniline	0.30623	0.34604	0.35570	0.34408	0.34001	0.35450						
	0.34664	0.34982					AVRG		0.34288		4.57835	
74 1,2,3,4-Tetrachlorobenzene	+++++	+++++	+++++	+++++	+++++	+++++						
	+++++	+++++					AVRG		0.000e+000		0.000e+000	<-
75 1,4-Naphthoquinone	+++++	+++++	+++++	+++++	+++++	+++++						
	+++++	+++++					AVRG		0.000e+000		0.000e+000	<-

Test America Pittsburgh

INITIAL CALIBRATION DATA

Start Cal Date : 02-SEP-2010 01:40
End Cal Date : 02-SEP-2010 04:00
Quant Method : ISTD
Origin : Included
Target Version : 4.14
Integrator : HP RTE
Method file : \\PITSVR06\d\chem\722.i\090210.b\8270D.m
Last Edit : 02-Sep-2010 05:07 722.i

Compound	0.4000000 Level 1 / 60.0000 Level 7	2.0000 Level 2 / 80.0000 Level 8	4.0000 Level 3	10.0000 Level 4	20.0000 Level 5	40.0000 Level 6	Curve	Coefficients b	Coefficients m1	Coefficients m2	%RSD or R^2	
76 Dimethylphthalate	1.43161	1.27705	1.26965	1.24258	1.25144	1.29973						
	1.27053	1.25941					AVRG		1.28775		4.70887	
77 m-Dinitrobenzene	+++++	+++++	+++++	+++++	+++++	+++++						
	+++++	+++++					AVRG		0.000e+000		0.000e+000	<-
78 2,6-Dinitrotoluene	0.29792	0.27281	0.30049	0.29272	0.29110	0.30309						
	0.31687	0.31036					AVRG		0.29817		4.48293	
79 Acenaphthylene	1.91749	1.83791	1.85348	1.82311	1.82398	1.86655						
	1.82323	1.77936					AVRG		1.84064		2.19182	
80 1,2-Dinitrobenzene	+++++	+++++	+++++	+++++	+++++	+++++						
	+++++	+++++					AVRG		0.000e+000		0.000e+000	<-
81 3-Nitroaniline	0.27377	0.30067	0.30741	0.30253	0.30931	0.32526						
	0.32965	0.32921					AVRG		0.30973		6.04075	
82 Acenaphthene	1.20766	1.08110	1.15142	1.12883	1.14723	1.17696						
	1.15327	1.11844					AVRG		1.14562		3.31738	

(2001 - 2230)

2089

C0K020532

Test America Pittsburgh

INITIAL CALIBRATION DATA

Start Cal Date : 02-SEP-2010 01:40
End Cal Date : 02-SEP-2010 04:00
Quant Method : ISTD
Origin : Included
Target Version : 4.14
Integrator : HP RTE
Method file : \\PITSVR06\d\chem\722.i\090210.b\8270D.m
Last Edit : 02-Sep-2010 05:07 722.i

Compound	0.4000000 Level 1	2.0000 Level 2	4.0000 Level 3	10.0000 Level 4	20.0000 Level 5	40.0000 Level 6	Curve	Coefficients b	m1	m2	%RSD or R^2	
	60.0000 Level 7	80.0000 Level 8										
83 2,4-Dinitrophenol	+++++	6036	21244	48750	78328	106654						
	172778	245954					QUAD	0.25778	6.57120	-0.67668	0.99719	
84 Pentachlorobenzene	+++++	+++++	+++++	+++++	+++++	+++++						
	+++++	+++++					AVRG		0.000e+000		0.000e+000	<-
85 4-Nitrophenol	+++++	0.17686	0.19161	0.19344	0.21333	0.20915						
	0.21010	0.21404					AVRG		0.20122		7.02590	
86 Dibenzofuran	1.72412	1.58646	1.64282	1.56473	1.58725	1.60202						
	1.61619	1.57724					AVRG		1.61260		3.17433	
87 2,4-Dinitrotoluene	0.37328	0.36662	0.38354	0.38057	0.39029	0.40868						
	0.41378	0.40913					AVRG		0.39074		4.57081	
88 2,3,4,6-Tetrachlorophenol	0.36259	0.28880	0.33710	0.29754	0.30760	0.32261						
	0.32320	0.30968					AVRG		0.31864		7.35642	
89 1-Naphthylamine	+++++	+++++	+++++	+++++	+++++	+++++						
	+++++	+++++					AVRG		0.000e+000		0.000e+000	<-

(2001 - 2230)

2090

C0K020532

Test America Pittsburgh

INITIAL CALIBRATION DATA

Start Cal Date : 02-SEP-2010 01:40
End Cal Date : 02-SEP-2010 04:00
Quant Method : ISTD
Origin : Included
Target Version : 4.14
Integrator : HP RTE
Method file : \\PITSVR06\d\chem\722.i\090210.b\8270D.m
Last Edit : 02-Sep-2010 05:07 722.i

Compound	0.4000000 Level 1	2.0000 Level 2	4.0000 Level 3	10.0000 Level 4	20.0000 Level 5	40.0000 Level 6	Curve	Coefficients b	m1	m2	%RSD or R^2	
	60.0000 Level 7	80.0000 Level 8										
90 Zinophos	+++++	+++++	+++++	+++++	+++++	+++++						
	+++++	+++++					AVRG		0.000e+000		0.000e+000	<-
91 2,3,5,6-Tetrachlorophenol	0.29742	0.27324	0.31995	0.28825	0.30022	0.32251						
	0.33779	0.33986					AVRG		0.30991		7.71139	
92 2-Naphthylamine	1.12501	1.10216	1.07625	1.06784	1.03699	1.03838						
	+++++	+++++					AVRG		1.07444		3.24431	
93 Diethylphthalate	1.46507	1.20423	1.26169	1.23179	1.22037	1.25491						
	1.25695	1.22039					AVRG		1.26443		6.61574	
94 Fluorene	1.40758	1.25680	1.33449	1.25401	1.28873	1.35297						
	1.34587	1.34296					AVRG		1.32293		3.98156	
95 4-Chlorophenyl-phenylether	0.66114	0.63241	0.62789	0.60141	0.61614	0.66081						
	0.68011	0.68711					AVRG		0.64588		4.78779	
96 4-Nitroaniline	0.27377	0.30067	0.32854	0.30253	0.30931	0.32526						
	0.32965	0.32921					AVRG		0.31237		6.33769	

Test America Pittsburgh

INITIAL CALIBRATION DATA

Start Cal Date : 02-SEP-2010 01:40
End Cal Date : 02-SEP-2010 04:00
Quant Method : ISTD
Origin : Included
Target Version : 4.14
Integrator : HP RTE
Method file : \\PITSVR06\d\chem\722.i\090210.b\8270D.m
Last Edit : 02-Sep-2010 05:07 722.i

Compound	0.4000000 Level 1 / 60.0000 Level 7	2.0000 Level 2 / 80.0000 Level 8	4.0000 Level 3	10.0000 Level 4	20.0000 Level 5	40.0000 Level 6	Curve	Coefficients b	m1	m2	%RSD or R^2	
97 5-Nitro-o-toluidine	+++++	+++++	+++++	+++++	+++++	+++++						
	+++++	+++++					AVRG		0.000e+000		0.000e+000	<-
98 4,6-Dinitro-2-methylphenol	5114	10942	34290	78287	121274	151203						
	232819	332018					QUAD	0.12339	7.05727	-0.60749	0.99957	
99 N-Nitrosodiphenylamine	0.61394	0.56933	0.57514	0.54696	0.54045	0.56571						
	0.56815	0.58479					AVRG		0.57056		3.97456	
100 1,2-Diphenylhydrazine	0.98326	0.90641	0.95635	0.90097	0.89579	0.89149						
	0.88848	0.87297					AVRG		0.91197		4.13580	
101 Diphenylamine	+++++	+++++	+++++	+++++	+++++	+++++						
	+++++	+++++					AVRG		0.000e+000		0.000e+000	<-
202 N-Nitroso&Diphenylamine	+++++	+++++	+++++	+++++	+++++	+++++						
	+++++	+++++					AVRG		0.000e+000		0.000e+000	<-
102 Tetraethyl dithiopyrophosphat	+++++	+++++	+++++	+++++	+++++	+++++						
	+++++	+++++					AVRG		0.000e+000		0.000e+000	<-

(2001 - 2230)
2092
C0K020532

Test America Pittsburgh

INITIAL CALIBRATION DATA

Start Cal Date : 02-SEP-2010 01:40
End Cal Date : 02-SEP-2010 04:00
Quant Method : ISTD
Origin : Included
Target Version : 4.14
Integrator : HP RTE
Method file : \\PITSVR06\d\chem\722.i\090210.b\8270D.m
Last Edit : 02-Sep-2010 05:07 722.i

Compound	0.4000000 Level 1	2.0000 Level 2	4.0000 Level 3	10.0000 Level 4	20.0000 Level 5	40.0000 Level 6	Curve	Coefficients b	m1	m2	%RSD or R^2	
	60.0000 Level 7	80.0000 Level 8										
103 Diallate 1	+++++	+++++	+++++	+++++	+++++	+++++						
	+++++	+++++					AVRG		0.000e+000		0.000e+000	<-
M 189 Diallate, total	+++++	+++++	+++++	+++++	+++++	+++++						
	+++++	+++++					AVRG		0.000e+000		0.000e+000	<-
104 Phorate	+++++	+++++	+++++	+++++	+++++	+++++						
	+++++	+++++					AVRG		0.000e+000		0.000e+000	<-
105 1,3,5-Trinitrobenzene	+++++	+++++	+++++	+++++	+++++	+++++						
	+++++	+++++					AVRG		0.000e+000		0.000e+000	<-
106 4-Bromophenyl-phenylether	0.23603	0.20438	0.21863	0.21694	0.21884	0.22545						
	0.23047	0.23109					AVRG		0.22273		4.54138	
107 Hexachlorobenzene	0.20407	0.21129	0.20814	0.21046	0.20768	0.21521						
	0.21955	0.22254					AVRG		0.21237		2.96023	
108 Phenacetin	+++++	+++++	+++++	+++++	+++++	+++++						
	+++++	+++++					AVRG		0.000e+000		0.000e+000	<-

(2001 - 2230)
2093
C0K020532

(2001 - 2230)

2094

C0K020532

Test America Pittsburgh

INITIAL CALIBRATION DATA

Start Cal Date : 02-SEP-2010 01:40
End Cal Date : 02-SEP-2010 04:00
Quant Method : ISTD
Origin : Included
Target Version : 4.14
Integrator : HP RTE
Method file : \\PITSVR06\d\chem\722.i\090210.b\8270D.m
Last Edit : 02-Sep-2010 05:07 722.i

Compound	0.4000000 Level 1	2.0000 Level 2	4.0000 Level 3	10.0000 Level 4	20.0000 Level 5	40.0000 Level 6	Curve	Coefficients b	m1	m2	%RSD or R^2	
	60.0000 Level 7	80.0000 Level 8										
223 Atrazine	0.23595	0.21873	0.23300	0.21981	0.22980	0.23824						
	+++++	+++++					AVRG		0.22926		3.59579	
109 Diallate 2	+++++	+++++	+++++	+++++	+++++	+++++						
	+++++	+++++					AVRG		0.000e+000		0.000e+000	<-
110 Dimethoate	+++++	+++++	+++++	+++++	+++++	+++++						
	+++++	+++++					AVRG		0.000e+000		0.000e+000	<-
111 Pentachlorophenol	0.15029	0.11886	0.18205	0.12756	0.13730	0.14219						
	0.14788	0.14642					AVRG		0.14407		13.00920	
112 Pentachloronitrobenzene	+++++	+++++	+++++	+++++	+++++	+++++						
	+++++	+++++					AVRG		0.000e+000		0.000e+000	<-
113 4-Aminobiphenyl	+++++	+++++	+++++	+++++	+++++	+++++						
	+++++	+++++					AVRG		0.000e+000		0.000e+000	<-
114 Pronamide	+++++	+++++	+++++	+++++	+++++	+++++						
	+++++	+++++					AVRG		0.000e+000		0.000e+000	<-

Test America Pittsburgh

INITIAL CALIBRATION DATA

Start Cal Date : 02-SEP-2010 01:40
End Cal Date : 02-SEP-2010 04:00
Quant Method : ISTD
Origin : Included
Target Version : 4.14
Integrator : HP RTE
Method file : \\PITSVR06\d\chem\722.i\090210.b\8270D.m
Last Edit : 02-Sep-2010 05:07 722.i

Compound	0.4000000 Level 1	2.0000 Level 2	4.0000 Level 3	10.0000 Level 4	20.0000 Level 5	40.0000 Level 6	Curve	Coefficients b	m1	m2	%RSD or R^2	
	60.0000 Level 7	80.0000 Level 8										
115 Phenanthrene	1.28239	1.13249	1.12808	1.08317	1.10949	1.11073						
	1.12543	1.12072					AVRG		1.13656		5.36016	
116 Anthracene	1.19708	1.14858	1.16024	1.12550	1.07999	1.14136						
	1.14178	1.11667					AVRG		1.13890		2.98552	
117 Dinoseb	+++++	+++++	+++++	+++++	+++++	+++++						
	+++++	+++++					AVRG		0.000e+000		0.000e+000	<-
118 Disulfoton	+++++	+++++	+++++	+++++	+++++	+++++						
	+++++	+++++					AVRG		0.000e+000		0.000e+000	<-
119 Carbazole	1.09657	1.00931	1.04270	1.02047	1.02233	1.00988						
	1.02107	0.99100					AVRG		1.02667		3.09940	
120 Di-n-Butylphthalate	1.37117	1.26476	1.34477	1.28868	1.31069	1.33530						
	1.31994	1.27914					AVRG		1.31431		2.72742	
121 4-Nitroquinoline 1-oxide	+++++	+++++	+++++	+++++	+++++	+++++						
	+++++	+++++					AVRG		0.000e+000		0.000e+000	<-

Test America Pittsburgh

INITIAL CALIBRATION DATA

Start Cal Date : 02-SEP-2010 01:40
End Cal Date : 02-SEP-2010 04:00
Quant Method : ISTD
Origin : Included
Target Version : 4.14
Integrator : HP RTE
Method file : \\PITSVR06\d\chem\722.i\090210.b\8270D.m
Last Edit : 02-Sep-2010 05:07 722.i

Compound	0.4000000 Level 1	2.0000 Level 2	4.0000 Level 3	10.0000 Level 4	20.0000 Level 5	40.0000 Level 6	Curve	Coefficients b	m1	m2	%RSD or R^2	
	60.0000 Level 7	80.0000 Level 8										
122 Methapyrilene	+++++	+++++	+++++	+++++	+++++	+++++						
	+++++	+++++					AVRG		0.000e+000		0.000e+000	<-
123 Fluoranthene	1.20302	1.13502	1.15025	1.11592	1.12750	1.14857						
	1.16650	1.12686					AVRG		1.14670		2.42812	
124 Benzidine	+++++	0.53675	0.59359	0.57900	0.55005	0.48763						
	0.43221	+++++					AVRG		0.52987		11.40177	
125 Pyrene	1.45003	1.23742	1.26477	1.28217	1.19908	1.21429						
	1.16010	1.16469					AVRG		1.24657		7.46136	
126 Aramite 1	+++++	+++++	+++++	+++++	+++++	+++++						
	+++++	+++++					AVRG		0.000e+000		0.000e+000	<-
M 191 Aramite, total	+++++	+++++	+++++	+++++	+++++	+++++						
	+++++	+++++					AVRG		0.000e+000		0.000e+000	<-
127 Aramite 2	+++++	+++++	+++++	+++++	+++++	+++++						
	+++++	+++++					AVRG		0.000e+000		0.000e+000	<-

Test America Pittsburgh

INITIAL CALIBRATION DATA

Start Cal Date : 02-SEP-2010 01:40
End Cal Date : 02-SEP-2010 04:00
Quant Method : ISTD
Origin : Included
Target Version : 4.14
Integrator : HP RTE
Method file : \\PITSVR06\d\chem\722.i\090210.b\8270D.m
Last Edit : 02-Sep-2010 05:07 722.i

Compound	0.4000000 Level 1	2.0000 Level 2	4.0000 Level 3	10.0000 Level 4	20.0000 Level 5	40.0000 Level 6	Curve	Coefficients b	m1	m2	%RSD or R^2	
	60.0000 Level 7	80.0000 Level 8										
128 p-Dimethylamino azobenzene	+++++	+++++	+++++	+++++	+++++	+++++						
	+++++	+++++					AVRG		0.000e+000		0.000e+000	<-
129 p-Chlorobenzilate	+++++	+++++	+++++	+++++	+++++	+++++						
	+++++	+++++					AVRG		0.000e+000		0.000e+000	<-
130 Famphur	+++++	+++++	+++++	+++++	+++++	+++++						
	+++++	+++++					AVRG		0.000e+000		0.000e+000	<-
131 Butylbenzylphthalate	0.73514	0.61467	0.59137	0.61565	0.61646	0.61477						
	0.59728	0.60370					AVRG		0.62363		7.38340	
132 3,3'-Dimethylbenzidine	+++++	+++++	+++++	+++++	+++++	+++++						
	+++++	+++++					AVRG		0.000e+000		0.000e+000	<-
133 3,3'-Dimethoxybenzidine	+++++	+++++	+++++	+++++	+++++	+++++						
	+++++	+++++					AVRG		0.000e+000		0.000e+000	<-
134 2-Acetylaminofluorene	+++++	+++++	+++++	+++++	+++++	+++++						
	+++++	+++++					AVRG		0.000e+000		0.000e+000	<-

(2001 - 2230)
2097
C0K020532

Test America Pittsburgh

INITIAL CALIBRATION DATA

Start Cal Date : 02-SEP-2010 01:40
End Cal Date : 02-SEP-2010 04:00
Quant Method : ISTD
Origin : Included
Target Version : 4.14
Integrator : HP RTE
Method file : \\PITSVR06\d\chem\722.i\090210.b\8270D.m
Last Edit : 02-Sep-2010 05:07 722.i

Compound	0.4000000 Level 1	2.0000 Level 2	4.0000 Level 3	10.0000 Level 4	20.0000 Level 5	40.0000 Level 6	60.0000 Level 7	80.0000 Level 8	Curve	Coefficients b	m1	m2	%RSD or R^2	
135 3,3'-Dichlorobenzidine	0.42799	0.38710	0.39258	0.41290	0.40124	0.41011	0.39969	0.40783	AVRG		0.40493		3.15468	
136 Benzo(a)Anthracene	1.27726	1.11499	1.15747	1.13692	1.09996	1.09602	1.11289	1.12119	AVRG		1.13959		5.18134	
137 Chrysene	1.17724	1.08214	1.08525	1.06490	1.06964	1.06183	1.07306	1.07213	AVRG		1.08578		3.48057	
138 4,4'-Methylene bis(o-chloroan	+++++	+++++	+++++	+++++	+++++	+++++	+++++	+++++	AVRG		0.000e+000		0.000e+000	<-
139 bis(2-ethylhexyl)Phthalate	1.00198	0.84291	0.87898	0.87642	0.84999	0.89351	0.90064	0.89323	AVRG		0.89221		5.48421	
140 Di-n-octylphthalate	1.82628	1.52117	1.61099	1.57452	1.56139	1.56671	1.53153	1.50727	AVRG		1.58748		6.42488	
141 Benzo(b)fluoranthene	1.46736	1.18101	1.27439	1.37009	1.38492	1.31927	1.28995	1.35775	AVRG		1.33059		6.43188	

(2001 - 2230)

2098

C0K020532

Test America Pittsburgh

INITIAL CALIBRATION DATA

Start Cal Date : 02-SEP-2010 01:40
End Cal Date : 02-SEP-2010 04:00
Quant Method : ISTD
Origin : Included
Target Version : 4.14
Integrator : HP RTE
Method file : \\PITSVR06\d\chem\722.i\090210.b\8270D.m
Last Edit : 02-Sep-2010 05:07 722.i

Compound	0.4000000 Level 1	2.0000 Level 2	4.0000 Level 3	10.0000 Level 4	20.0000 Level 5	40.0000 Level 6	Curve	Coefficients b	m1	m2	%RSD or R^2	
	60.0000 Level 7	80.0000 Level 8										
142 Benzo(k)fluoranthene	1.25450	1.27047	1.29499	1.16586	1.18847	1.26053						
	1.32625	1.30594					AVRG		1.25838		4.43704	
143 7,12-dimethylbenz[a]anthracen	0.60744	0.56023	0.58302	0.59288	0.59160	0.62197						
	0.61668	0.65357					AVRG		0.60342		4.68058	
213 Dinocap 1(1)	+++++	+++++	+++++	+++++	+++++	+++++						
	+++++	+++++					AVRG		0.000e+000		0.000e+000	<-
(2)	+++++	+++++	+++++	+++++	+++++	+++++						
	+++++	+++++					AVRG		0.000e+000		0.000e+000	<-
214 Dinocap 2	+++++	+++++	+++++	+++++	+++++	+++++						
	+++++	+++++					AVRG		0.000e+000		0.000e+000	<-
215 Dinocap 4	+++++	+++++	+++++	+++++	+++++	+++++						
	+++++	+++++					AVRG		0.000e+000		0.000e+000	<-
M 218 Dinocap, total	+++++	+++++	+++++	+++++	+++++	+++++						
	+++++	+++++					AVRG		0.000e+000		0.000e+000	<-

Test America Pittsburgh

INITIAL CALIBRATION DATA

Start Cal Date : 02-SEP-2010 01:40
End Cal Date : 02-SEP-2010 04:00
Quant Method : ISTD
Origin : Included
Target Version : 4.14
Integrator : HP RTE
Method file : \\PITSVR06\d\chem\722.i\090210.b\8270D.m
Last Edit : 02-Sep-2010 05:07 722.i

Compound	0.4000000 Level 1	2.0000 Level 2	4.0000 Level 3	10.0000 Level 4	20.0000 Level 5	40.0000 Level 6	Curve	Coefficients b	m1	m2	%RSD or R^2	
	60.0000 Level 7	80.0000 Level 8										
216 Dinocap 3	+++++	+++++	+++++	+++++	+++++	+++++						
	+++++	+++++					AVRG		0.000e+000		0.000e+000	<-
144 Hexachlorophene	+++++	+++++	+++++	+++++	+++++	+++++						
	+++++	+++++					AVRG		0.000e+000		0.000e+000	<-
145 Hexachlorophene product	+++++	+++++	+++++	+++++	+++++	+++++						
	+++++	+++++					AVRG		0.000e+000		0.000e+000	<-
146 Benzo(a)pyrene	1.04420	0.93911	0.95264	0.96537	0.94999	0.99089						
	0.99401	1.00700					AVRG		0.98040		3.59573	
148 3-Methylcholanthrene	+++++	+++++	+++++	+++++	+++++	+++++						
	+++++	+++++					AVRG		0.000e+000		0.000e+000	<-
149 Indeno(1,2,3-cd)pyrene	1.25171	1.17637	1.15373	1.16573	1.20363	1.24446						
	1.31036	1.32691					AVRG		1.22911		5.33012	
150 Dibenz(a,h)anthracene	1.01176	0.94974	0.94136	0.96686	1.01484	1.03733						
	1.10784	1.10742					AVRG		1.01714		6.39658	

Test America Pittsburgh

INITIAL CALIBRATION DATA

Start Cal Date : 02-SEP-2010 01:40
End Cal Date : 02-SEP-2010 04:00
Quant Method : ISTD
Origin : Included
Target Version : 4.14
Integrator : HP RTE
Method file : \\PITSVR06\d\chem\722.i\090210.b\8270D.m
Last Edit : 02-Sep-2010 05:07 722.i

Compound	0.4000000 Level 1	2.0000 Level 2	4.0000 Level 3	10.0000 Level 4	20.0000 Level 5	40.0000 Level 6	Curve	Coefficients b	m1	m2	%RSD or R^2	
	60.0000 Level 7	80.0000 Level 8										
151 Benzo(g,h,i)perylene	1.15577	0.95021	0.98590	0.96064	1.03285	1.05100						
	1.08333	1.08053					AVRG		1.03753		6.75011	
204 Benzenethiol	+++++	+++++	+++++	+++++	+++++	+++++						
	+++++	+++++					AVRG		0.000e+000		0.000e+000	<-
205 1-Methylnaphthalene	0.66986	0.67980	0.67663	0.68524	0.65584	0.65457						
	0.65721	0.65844					AVRG		0.66720		1.83151	
206 Kepone	+++++	+++++	+++++	+++++	+++++	+++++						
	+++++	+++++					AVRG		0.000e+000		0.000e+000	<-
207 6-Methylchrysene	+++++	+++++	+++++	+++++	+++++	+++++						
	+++++	+++++					AVRG		0.000e+000		0.000e+000	<-
208 Dibenzo(a,h)acridine	+++++	+++++	+++++	+++++	+++++	+++++						
	+++++	+++++					AVRG		0.000e+000		0.000e+000	<-
209 Dibenz(a,j)acridine	+++++	+++++	+++++	+++++	+++++	+++++						
	+++++	+++++					AVRG		0.000e+000		0.000e+000	<-

Test America Pittsburgh

INITIAL CALIBRATION DATA

Start Cal Date : 02-SEP-2010 01:40
End Cal Date : 02-SEP-2010 04:00
Quant Method : ISTD
Origin : Included
Target Version : 4.14
Integrator : HP RTE
Method file : \\PITSVR06\d\chem\722.i\090210.b\8270D.m
Last Edit : 02-Sep-2010 05:07 722.i

Compound	0.4000000 Level 1	2.0000 Level 2	4.0000 Level 3	10.0000 Level 4	20.0000 Level 5	40.0000 Level 6	Curve	Coefficients b	m1	m2	%RSD or R^2	
	60.0000 Level 7	80.0000 Level 8										
210 Isodrin	+++++	+++++	+++++	+++++	+++++	+++++						
	+++++	+++++					AVRG		0.000e+000		0.000e+000	<-
211 Parathion	+++++	+++++	+++++	+++++	+++++	+++++						
	+++++	+++++					AVRG		0.000e+000		0.000e+000	<-
212 Methyl parathion	+++++	+++++	+++++	+++++	+++++	+++++						
	+++++	+++++					AVRG		0.000e+000		0.000e+000	<-
$ 154 Nitrobenzene-d5	0.45315	0.41999	0.41252	0.40633	0.39851	0.39914						
	0.40588	0.39274					AVRG		0.41103		4.63239	
$ 155 2-Fluorobiphenyl	1.38833	1.27723	1.34120	1.28932	1.32855	1.34514						
	1.30865	1.31571					AVRG		1.32427		2.64606	
$ 156 Terphenyl-d14	0.90849	0.81333	0.85839	0.81386	0.80870	0.81599						
	0.79941	0.80041					AVRG		0.82732		4.54755	

(2001 - 2230)

Test America Pittsburgh

INITIAL CALIBRATION DATA

Start Cal Date : 02-SEP-2010 01:40
End Cal Date : 02-SEP-2010 04:00
Quant Method : ISTD
Origin : Included
Target Version : 4.14
Integrator : HP RTE
Method file : \\PITSVR06\d\chem\722.i\090210.b\8270D.m
Last Edit : 02-Sep-2010 05:07 722.i

Compound	0.4000000 Level 1	2.0000 Level 2	4.0000 Level 3	10.0000 Level 4	20.0000 Level 5	40.0000 Level 6	Curve	Coefficients b	m1	m2	%RSD or R^2
	60.0000 Level 7	80.0000 Level 8									
$ 157 Phenol-d5	1.68972	1.59230	1.62747	1.69339	1.58365	1.60528					
	1.56272	1.54987					AVRG		1.61305		3.34845
$ 158 2-Fluorophenol	1.26043	1.18139	1.15225	1.16745	1.15365	1.17921					
	1.15027	1.11804					AVRG		1.17034		3.54800
$ 159 2,4,6-Tribromophenol	0.08267	0.08833	0.08721	0.08392	0.08645	0.08871					
	0.09201	0.09392					AVRG		0.08790		4.29620
$ 186 2-Chlorophenol-d4	1.56432	1.38448	1.45889	1.42931	1.41597	1.40778					
	1.40168	1.36728					AVRG		1.42872		4.29515
$ 187 1,2-Dichlorobenzene-d4	1.01436	0.93222	1.00771	0.99287	0.96442	0.98630					
	0.99133	0.97356					AVRG		0.98285		2.66004

2103

C0K020532

Test America Pittsburgh

INITIAL CALIBRATION DATA

Start Cal Date : 02-SEP-2010 01:40
End Cal Date : 02-SEP-2010 04:00
Quant Method : ISTD
Origin : Included
Target Version : 4.14
Integrator : HP RTE
Method file : \\PITSVR06\d\chem\722.i\090210.b\8270D.m
Last Edit : 02-Sep-2010 05:07 722.i

Curve	Formula	Units
Averaged	Amt = Rsp/m1	Response
Quad	Amt = b + m1*Rsp + m2*Rsp^2	Response

(2001 - 2230)

2104

C0K020532

Test America Pittsburgh

INITIAL CALIBRATION DATA

Start Cal Date : 02-SEP-2010 01:40
End Cal Date : 02-SEP-2010 04:00
Quant Method : ISTD
Origin : Included
Target Version : 4.14
Integrator : HP RTE
Method file : \\PITSVR06\d\chem\722.i\090210.b\LL.m
Last Edit : 02-Sep-2010 04:59 bungardf

Calibration File Names:
Level 1: \\PITSVR06\d\chem\722.i\090210.b\F09020C2.D
Level 2: \\PITSVR06\d\chem\722.i\090210.b\F09020C3.D
Level 3: \\PITSVR06\d\chem\722.i\090210.b\F09020C1.D
Level 4: \\PITSVR06\d\chem\722.i\090210.b\F09020C4.D
Level 5: \\PITSVR06\d\chem\722.i\090210.b\F09020C5.D
Level 6: \\PITSVR06\d\chem\722.i\090210.b\F09020C6.D
Level 7: \\PITSVR06\d\chem\722.i\090210.b\F09020C7.D
Level 8: \\PITSVR06\d\chem\722.i\090210.b\F09020C8.D

Compound	0.4000000 Level 1	2.0000 Level 2	4.0000 Level 3	10.0000 Level 4	20.0000 Level 5	40.0000 Level 6	Curve	Coefficients b	m1	m2	%RSD or R^2	
	60.0000 Level 7	80.0000 Level 8										
227 Indene	2.54383	2.41104	2.52407	2.50094	2.41111	2.40678						
	2.36312	2.29217					AVRG		2.43163		3.52884	
225 n-Decane	+++++	+++++	+++++	+++++	+++++	+++++						
	+++++	+++++					AVRG		0.000e+000		0.000e+000	<-
226 n-Octadecane	+++++	+++++	+++++	+++++	+++++	+++++						
	+++++	+++++					AVRG		0.000e+000		0.000e+000	<-

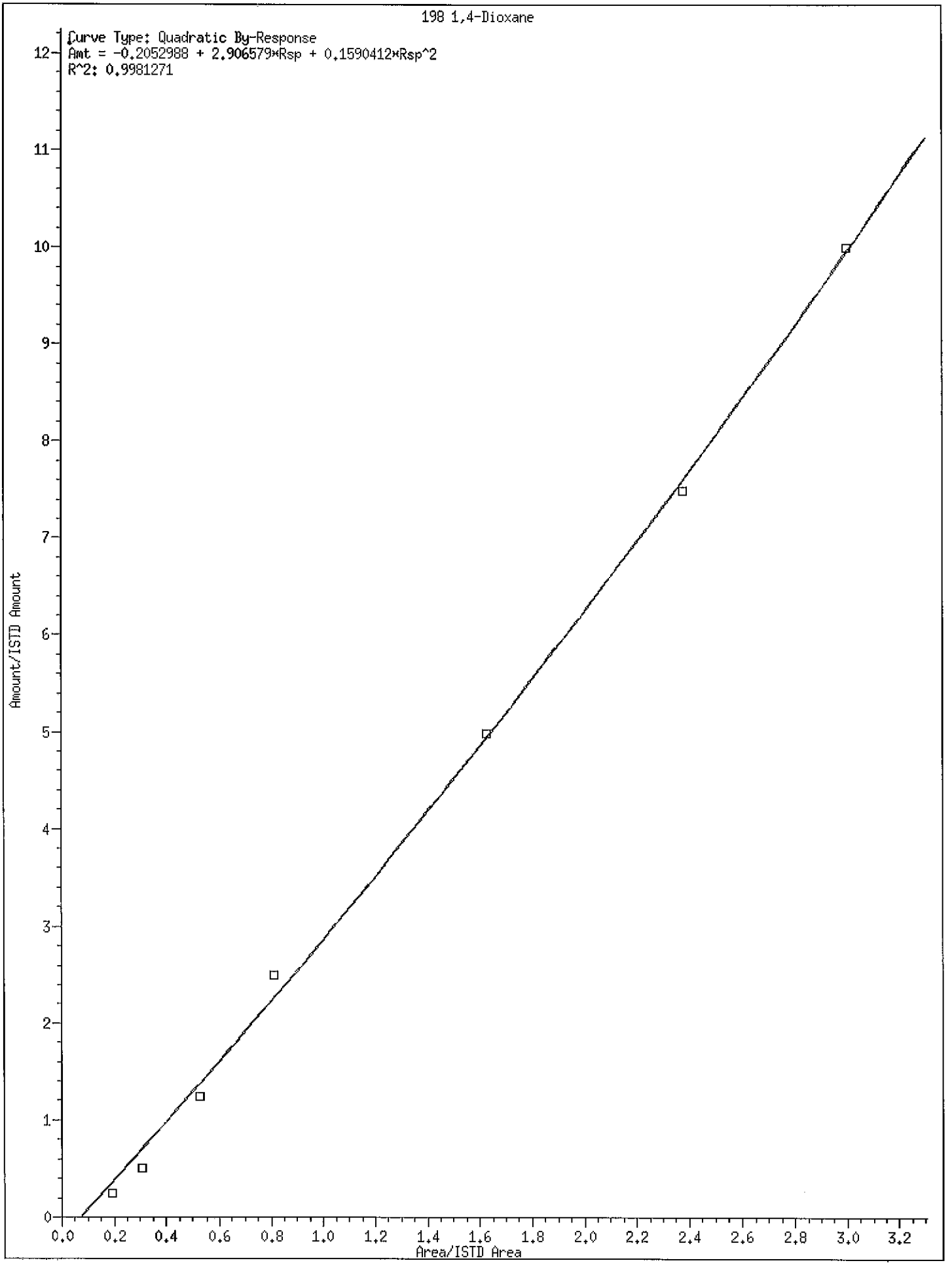
198 1,4-Dioxane
Curve Type: Quadratic By-Response
Amt = -0.2052988 + 2.906579*Rsp + 0.1590412*Rsp^2
R^2: 0.9981271
Amount/ISTD Amount
Area/ISTD Area
0
1
2
3
4
5
6
7
8
9
10
11
12
0.0
0.2
0.4
0.6
0.8
1.0
1.2
1.4
1.6
1.8
2.0
2.2
2.4
2.6
2.8
3.0
3.2

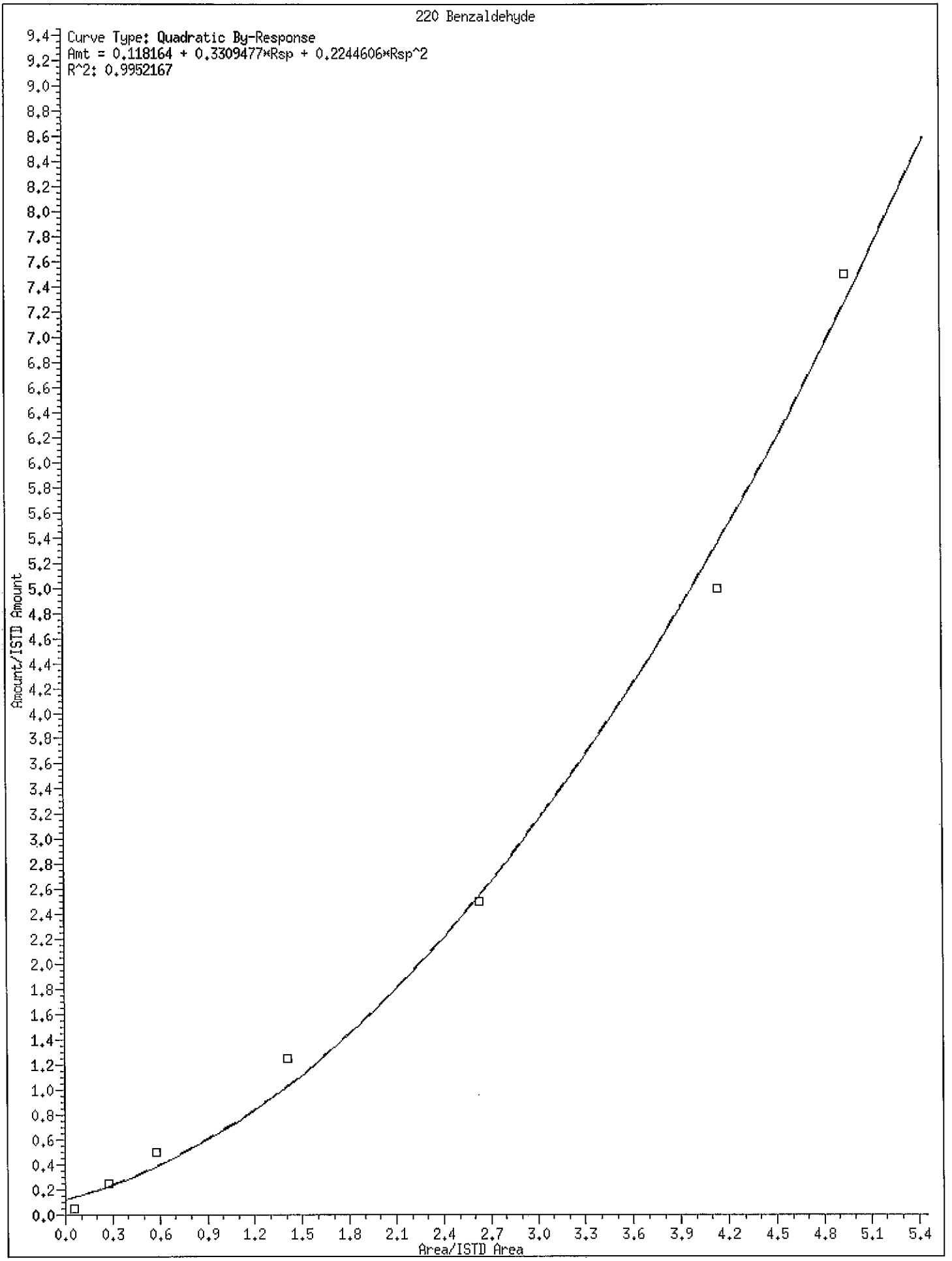
220 Benzaldehyde
Curve Type: Quadratic By-Response
Amt = 0.118164 + 0.3309477*Rsp + 0.2244606*Rsp^2
R^2: 0.9952167
Amount/ISTD Amount
Area/ISTD Area
0.0 0.3 0.6 0.9 1.2 1.5 1.8 2.1 2.4 2.7 3.0 3.3 3.6 3.9 4.2 4.5 4.8 5.1 5.4
0.0 0.2 0.4 0.6 0.8 1.0 1.2 1.4 1.6 1.8 2.0 2.2 2.4 2.6 2.8 3.0 3.2 3.4 3.6 3.8 4.0 4.2 4.4 4.6 4.8 5.0 5.2 5.4 5.6 5.8 6.0 6.2 6.4 6.6 6.8 7.0 7.2 7.4 7.6 7.8 8.0 8.2 8.4 8.6 8.8 9.0 9.2 9.4

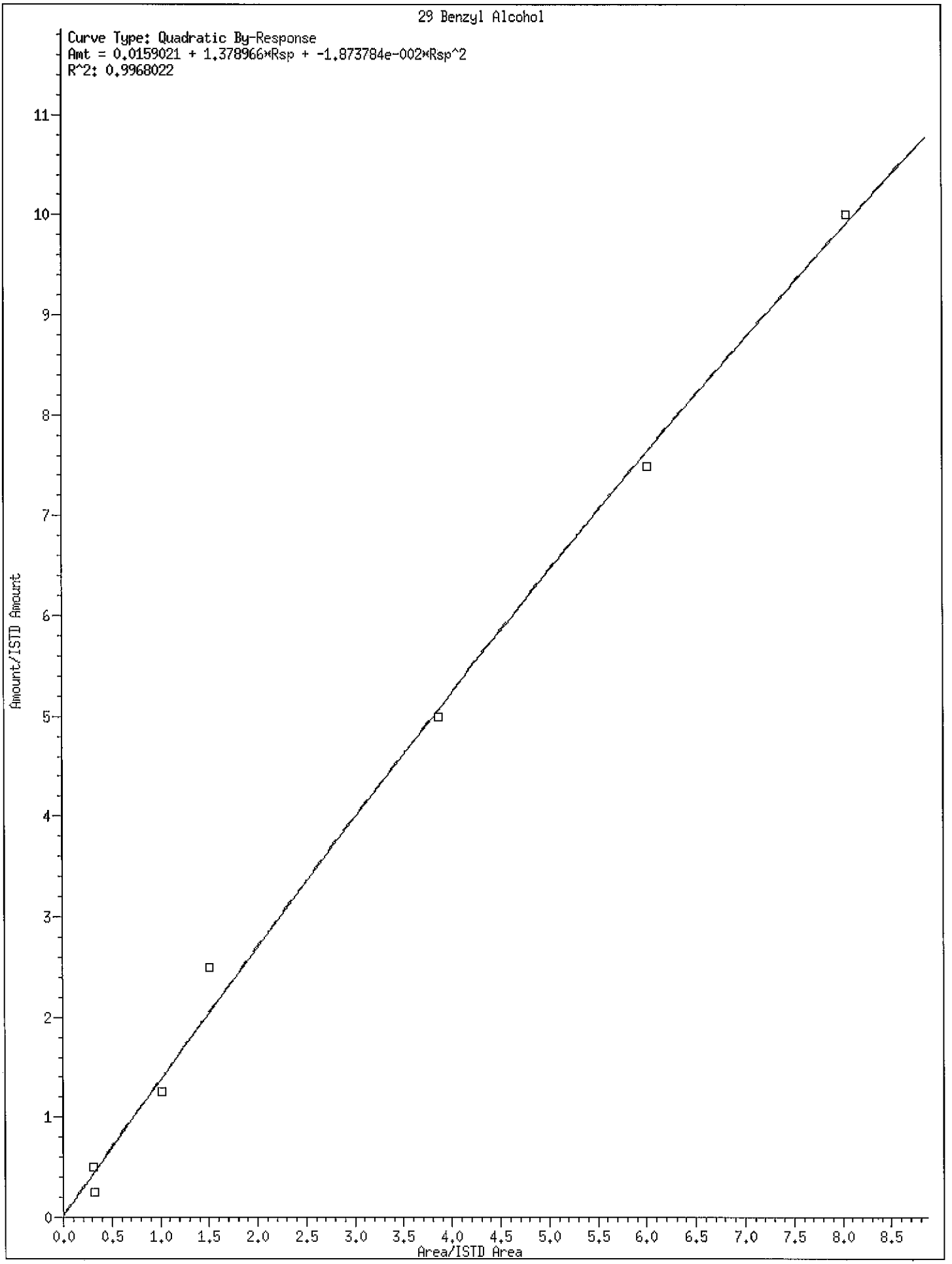
29 Benzyl Alcohol
Curve Type: Quadratic By-Response
Amt = 0.0159021 + 1.378966*Rsp + -1.873784e-002*Rsp^2
R^2: 0.9968022
Amount/ISTD Amount
Area/ISTD Area
0
1
2
3
4
5
6
7
8
9
10
11
0.0
0.5
1.0
1.5
2.0
2.5
3.0
3.5
4.0
4.5
5.0
5.5
6.0
6.5
7.0
7.5
8.0
8.5

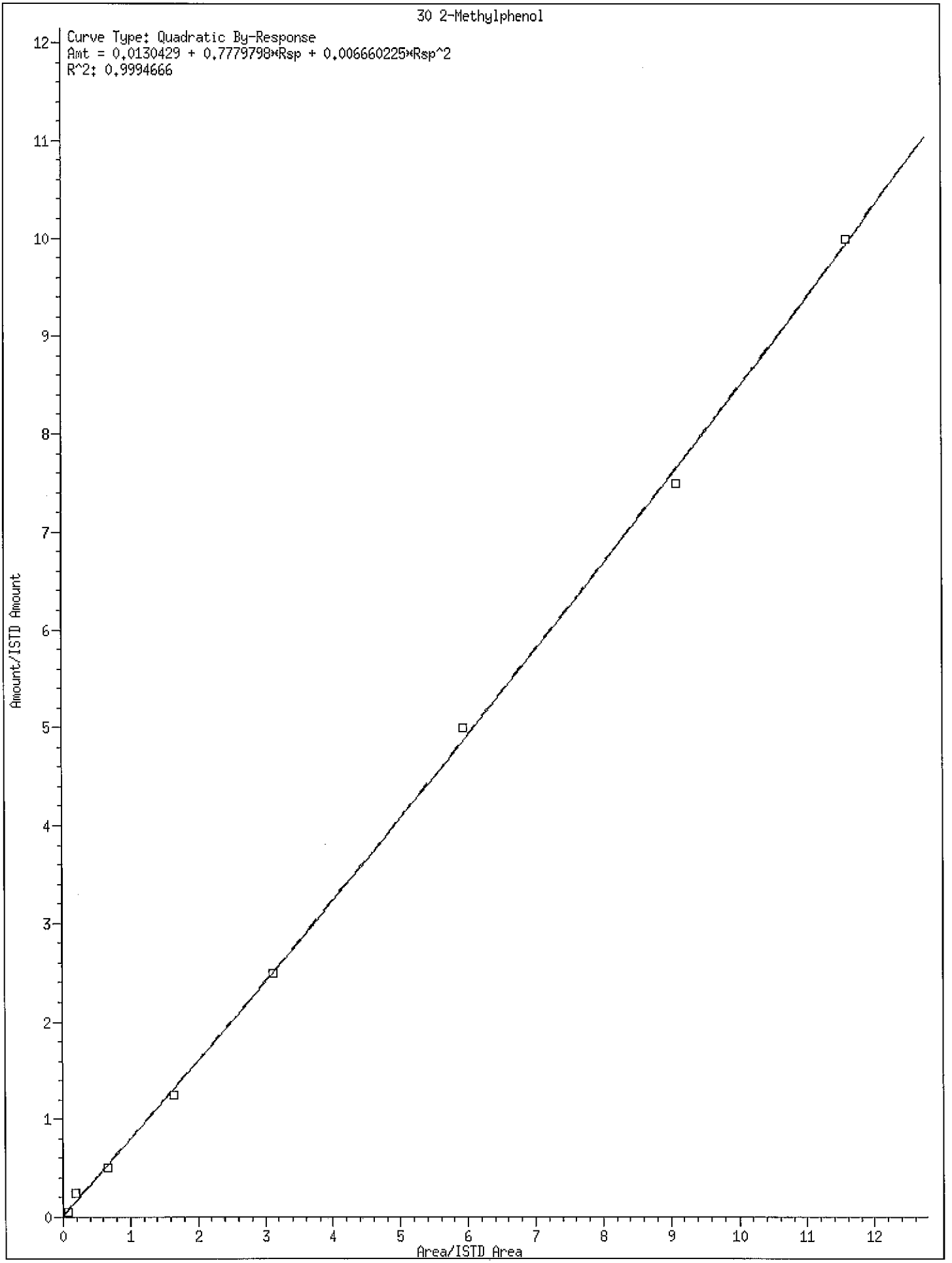
30 2-Methylphenol
Curve Type: Quadratic By-Response
Amt = 0.0130429 + 0.7779798*Rsp + 0.006660225*Rsp^2
R^2: 0.9994666
Amount/ISTD Amount
Area/ISTD Area
0
1
2
3
4
5
6
7
8
9
10
11
12

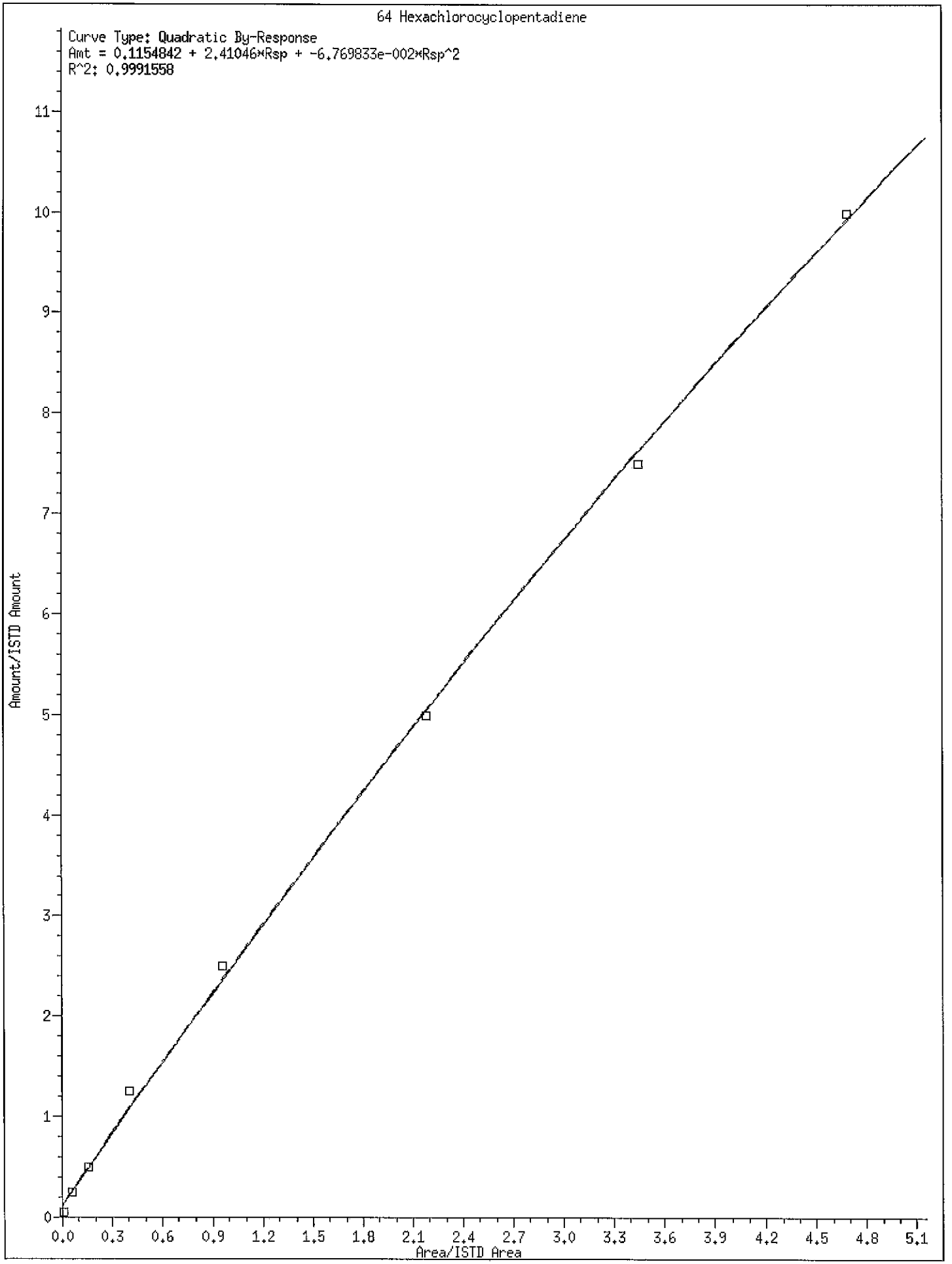
64 Hexachlorocyclopentadiene
Curve Type: Quadratic By-Response
Amt = 0.1154842 + 2.41046*Rsp + -6.769833e-002*Rsp^2
R^2: 0.9991558
Amount/ISTD Amount
Area/ISTD Area
0
1
2
3
4
5
6
7
8
9
10
11
0.0
0.3
0.6
0.9
1.2
1.5
1.8
2.1
2.4
2.7
3.0
3.3
3.6
3.9
4.2
4.5
4.8
5.1

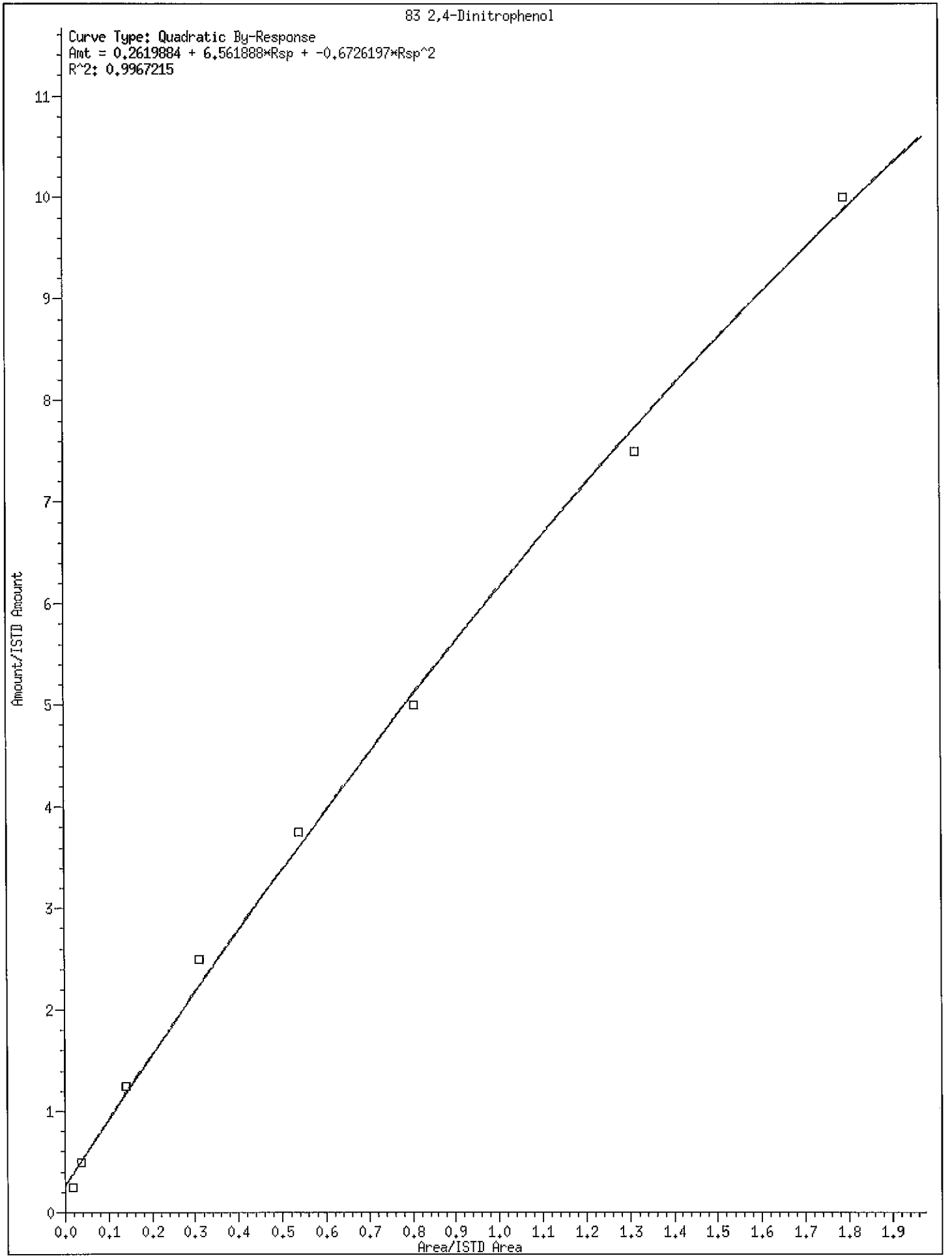
83 2,4-Dinitrophenol
Curve Type: Quadratic By-Response
Amt = 0.2619884 + 6.561888*Rsp + -0.6726197*Rsp^2
R^2: 0.9967215
Amount/ISTD Amount
Area/ISTD Area
0
1
2
3
4
5
6
7
8
9
10
11
0.0
0.1
0.2
0.3
0.4
0.5
0.6
0.7
0.8
0.9
1.0
1.1
1.2
1.3
1.4
1.5
1.6
1.7
1.8
1.9

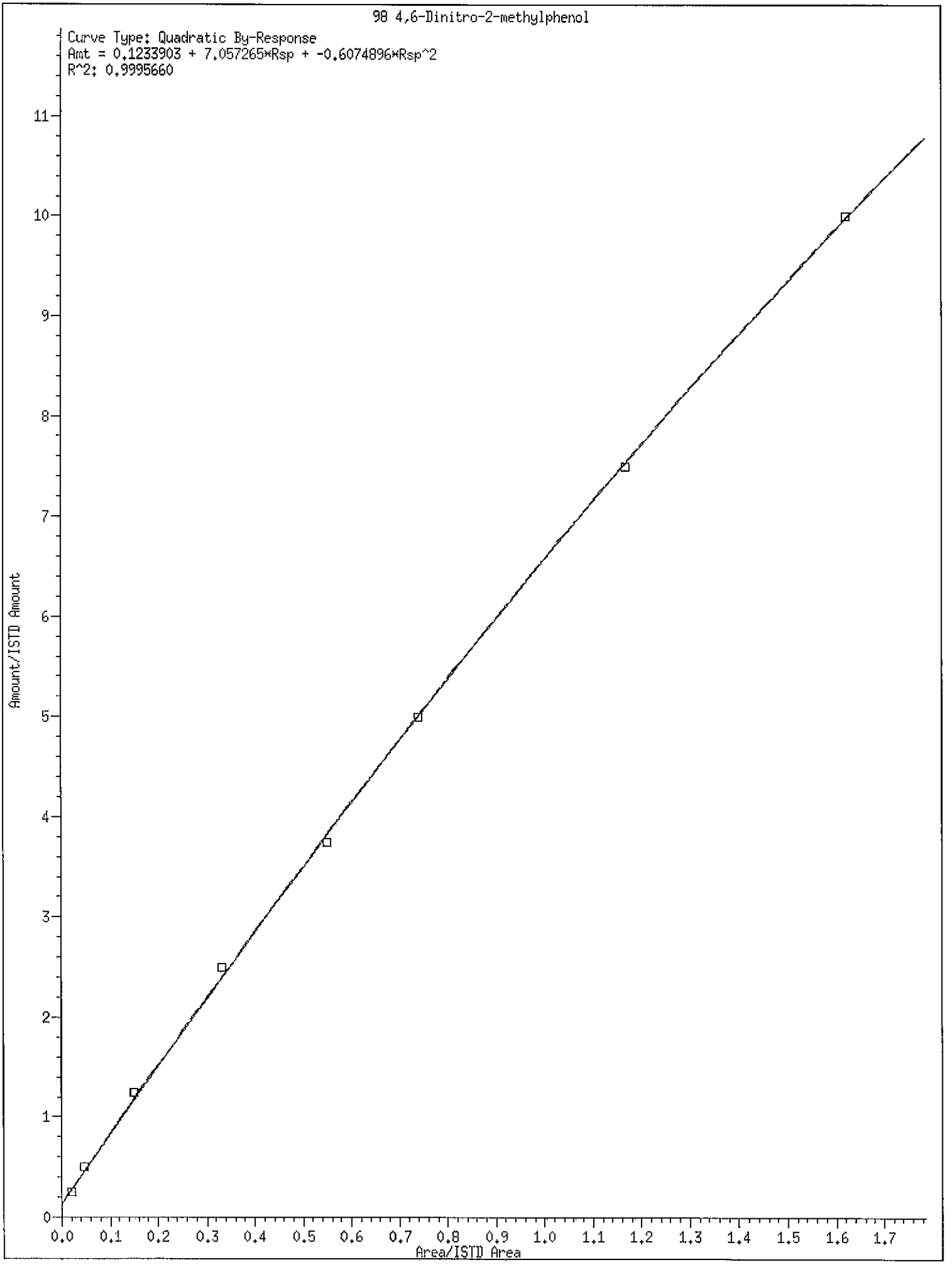
98 4,6-Dinitro-2-methylphenol
Curve Type: Quadratic By-Response
Amt = 0.1233903 + 7.057265*Rsp + -0.6074896*Rsp^2
R^2: 0.9995660
Amount/ISTD Amount
Area/ISTD Area
0
1
2
3
4
5
6
7
8
9
10
11
0.0
0.1
0.2
0.3
0.4
0.5
0.6
0.7
0.8
0.9
1.0
1.1
1.2
1.3
1.4
1.5
1.6
1.7

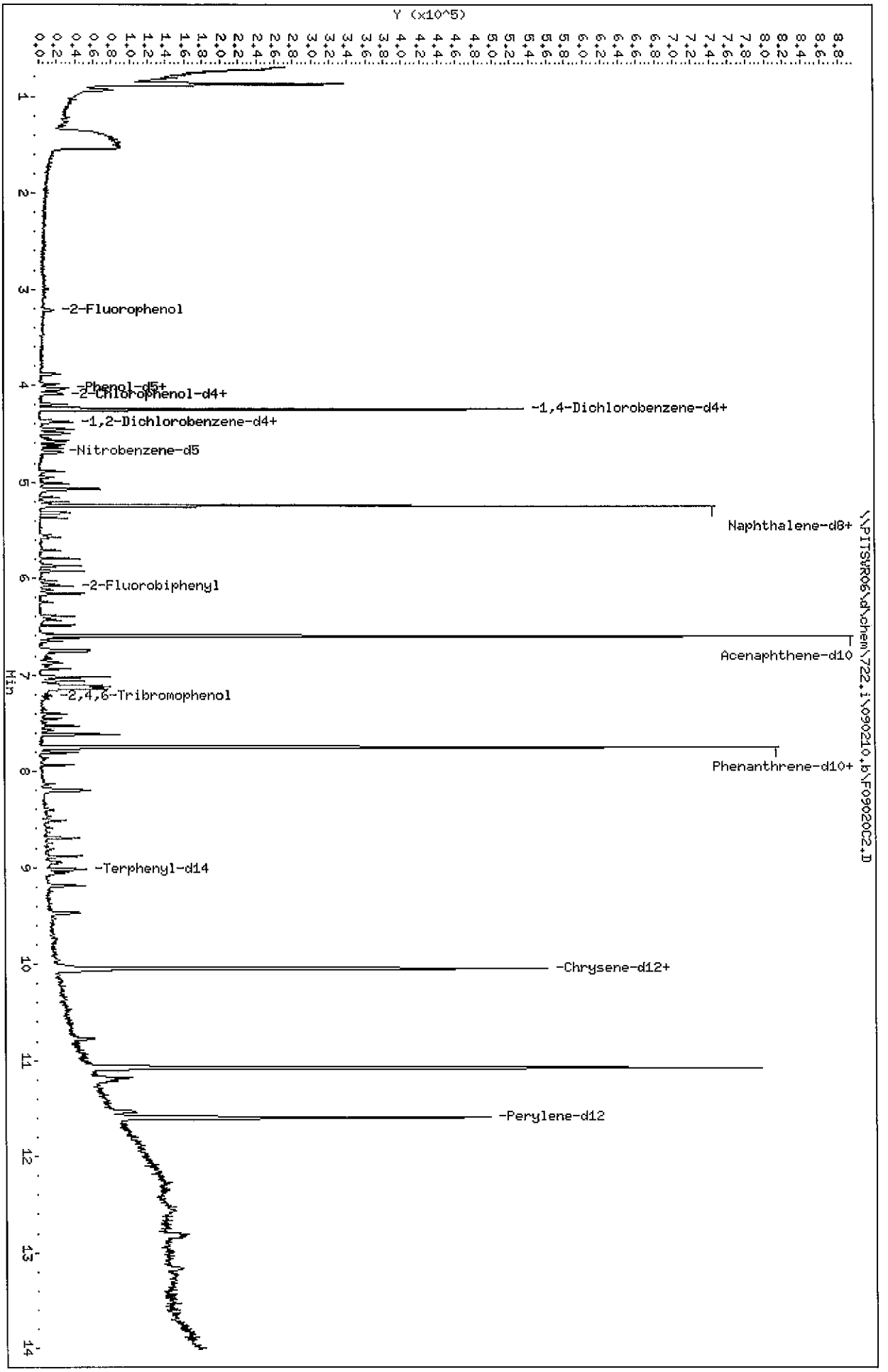
Data File: \\PITSVR06\d\chem\722.i\090210.b\F0902002.D
Date : 02-SEP-2010 02:02
Client ID: SSTD.4
Sample Info: SSTD.4 (.2ug/ml) BNA0660-10
Column phase: Hp5-MS
Instrument: 722.i
Operator: 007062
Column diameter: 0.25
Page 2
Y (x10^5)
Min
-2-Fluorophenol
-Phenol-d5+
-2-Chlorophenol-d4+
-1,4-Dichlorobenzene-d4+
-1,2-Dichlorobenzene-d4+
-Nitrobenzene-d5
Naphthalene-d8+
-2-Fluorobiphenyl
Acenaphthene-d10
-2,4,6-Tribromophenol
Phenanthrene-d10+
-Terphenyl-d14
-Chrysene-d12+
-Perylene-d12
\\PITSVR06\d\chem\722.i\090210.b\F0902002.D

Test America Pittsburgh

Semivolatile REPORT SW-846 Method 8270

Data file : \\PITSVR06\d\chem\722.i\090210.b\F09020C2.D
Lab Smp Id: sstd.4 Client Smp ID: SSTD.4
Inj Date : 02-SEP-2010 02:02
Operator : 007062 Inst ID: 722.i
Smp Info : SSTD.4 (.2ug/ml) BNA0660-10
Misc Info : sstd.4,090210.b,ll.m,2-root.sub,1,1
Comment :
Method : \\PITSVR06\d\chem\722.i\090210.b\LL.m
Meth Date : 02-Sep-2010 03:40 722.i Quant Type: ISTD
Cal Date : 18-AUG-2010 02:51 Cal File: F08180A9.D
Als bottle: 3 Calibration Sample, Level: 1
Dil Factor: 1.00000
Integrator: HP RTE Compound Sublist: 2-root.sub
Target Version: 4.14

	Compounds	QUANT SIG MASS	RT	EXP RT	REL RT	RESPONSE	AMOUNTS CAL-AMT (NG)	AMOUNTS ON-COL (NG)
* 1	1,4-Dichlorobenzene-d4	152	4.246	4.246	(1.000)	75752	8.00000	
* 2	Naphthalene-d8	136	5.245	5.245	(1.000)	286836	8.00000	
* 3	Acenaphthene-d10	164	6.596	6.596	(1.000)	158968	8.00000	
* 4	Phenanthrene-d10	188	7.745	7.745	(1.000)	242173	8.00000	
* 5	Chrysene-d12	240	10.042	10.042	(1.000)	208368	8.00000	
* 6	Perylene-d12	264	11.591	11.591	(1.000)	186784	8.00000	
198	1,4-Dioxane	88	0.869	0.869	(0.205)	11728	0.40000	2.6815(M)
220	Benzaldehyde	77	3.882	3.882	(0.914)	4430	0.40000	0.46024
10	N-Nitrosodimethylamine	74	1.217	1.217	(0.287)	2819	0.40000	0.34474(M)
9	Pyridine	79	1.265	1.265	(0.298)	6172	0.40000	0.40934(M)
16	Methyl methanesulfonate	80	2.996	2.996	(0.706)	2671	0.40000	0.39827(M)
21	Aniline	93	3.989	3.989	(0.940)	7930	0.40000	0.41184
22	Phenol	94	4.037	4.037	(0.951)	7669	0.40000	0.44609
23	bis(2-Chloroethyl)ether	93	4.053	4.053	(0.955)	5760	0.40000	0.45754
24	2-Chlorophenol	128	4.091	4.091	(0.964)	5836	0.40000	0.42650
26	1,3-Dichlorobenzene	146	4.198	4.198	(0.989)	6821	0.40000	0.43013
27	1,4-Dichlorobenzene	146	4.262	4.262	(1.004)	6384	0.40000	0.40385
28	1,2-Dichlorobenzene	146	4.379	4.379	(1.031)	6505	0.40000	0.43204
227	Indene	116	4.449	4.449	(1.048)	9635	0.40000	0.41506(A)
29	Benzyl Alcohol	108	Compound Not Detected.					
30	2-Methylphenol	108	4.497	4.497	(1.059)	5200	0.40000	0.45640
31	2,2'-oxybis(1-Chloropropane)	45	4.486	4.486	(1.057)	5036	0.40000	0.42872
37	Acetophenone	105	4.572	4.572	(1.077)	7445	0.40000	0.41287
32	N-Nitroso-di-n-propylamine	70	4.582	4.582	(1.079)	3969	0.40000	0.42070(M)
192	4-Methylphenol	108	4.614	4.614	(1.087)	5032	0.40000	0.42586
34	Hexachloroethane	117	4.646	4.646	(1.094)	2074	0.40000	0.35371
35	Nitrobenzene	77	4.700	4.700	(0.896)	6672	0.40000	0.58854(M)
36	N-Nitrosopyrrolidine	100	4.545	4.545	(1.070)	2291	0.40000	0.37718
41	Isophorone	82	4.887	4.887	(0.932)	10609	0.40000	0.42771(M)
42	2-Nitrophenol	139	4.951	4.951	(0.944)	2465	0.40000	0.33934(M)
43	2,4-Dimethylphenol	107	5.015	5.015	(0.956)	6258	0.40000	0.45016
44	bis(2-Chloroethoxy)methane	93	5.068	5.068	(0.966)	6079	0.40000	0.42240
48	2,4-Dichlorophenol	162	5.154	5.154	(0.983)	4285	0.40000	0.40012
49	Benzoic Acid	122	5.074	5.074	(0.967)	9639	2.00000	1.7582

	Compounds	QUANT SIG MASS	RT	EXP RT	REL RT	RESPONSE	AMOUNTS CAL-AMT (NG)	AMOUNTS ON-COL (NG)
50	1,2,4-Trichlorobenzene	180	5.202	5.202	(0.992)	5066	0.40000	0.41661
51	Naphthalene	128	5.261	5.261	(1.003)	16836	0.40000	0.43796
52	4-Chloroaniline	127	5.309	5.309	(1.012)	6211	0.40000	0.39425
54	2,6-Dichlorophenol	162	5.319	5.319	(1.014)	4374	0.40000	0.41264
56	Hexachlorobutadiene	225	5.368	5.368	(1.023)	3038	0.40000	0.42109
221	Caprolactam	113	5.549	5.549	(1.058)	1129	0.40000	0.31078
59	4-Chloro-3-Methylphenol	107	5.709	5.709	(1.089)	4456	0.40000	0.40246
62	2-Methylnaphthalene	142	5.795	5.795	(1.105)	10568	0.40000	0.42044
205	1-Methylnaphthalene	142	5.870	5.870	(1.119)	9607	0.40000	0.40084
64	Hexachlorocyclopentadiene	237	5.928	5.928	(0.899)	1683	0.40000	0.25076
65	1,2,4,5-Tetrachlorobenzene	216	5.928	5.928	(0.899)	4668	0.40000	0.41074
66	2,4,6-Trichlorophenol	196	6.025	6.025	(0.913)	3146	0.40000	0.42196(M)
67	2,4,5-Trichlorophenol	196	6.062	6.062	(0.919)	2947	0.40000	0.37596(M)
222	1,1'-Biphenyl	154	6.158	6.158	(0.934)	12386	0.40000	0.40916
70	2-Chloronaphthalene	162	6.169	6.169	(0.935)	9421	0.40000	0.40532
73	2-Nitroaniline	65	6.249	6.249	(0.947)	2434	0.40000	0.35828
76	Dimethylphthalate	163	6.393	6.393	(0.969)	11379	0.40000	0.44329(M)
78	2,6-Dinitrotoluene	165	6.436	6.436	(0.976)	2368	0.40000	0.40201
79	Acenaphthylene	152	6.484	6.484	(0.983)	15241	0.40000	0.41473
81	3-Nitroaniline	138	6.570	6.570	(0.996)	2176	0.40000	0.35676
82	Acenaphthene	153	6.623	6.623	(1.004)	9599	0.40000	0.42024
83	2,4-Dinitrophenol	184	6.650	6.650	(1.008)	2925	2.00000	1.0253
85	4-Nitrophenol	109	6.735	6.735	(1.021)	6950	2.00000	1.7185
86	Dibenzofuran	168	6.757	6.757	(1.024)	13704	0.40000	0.42632
87	2,4-Dinitrotoluene	165	6.746	6.746	(1.023)	2967	0.40000	0.38472
91	2,3,5,6-Tetrachlorophenol	232	6.831	6.831	(1.036)	2364	0.40000	0.38926
88	2,3,4,6-Tetrachlorophenol	232	6.863	6.863	(1.040)	2882	0.40000	0.45335
92	2-Naphthylamine	143	6.879	6.879	(1.043)	8942	0.40000	0.42675
93	Diethylphthalate	149	6.938	6.938	(1.052)	11645	0.40000	0.46118
94	Fluorene	166	7.018	7.018	(1.064)	11188	0.40000	0.42652
95	4-Chlorophenyl-phenylether	204	7.024	7.024	(1.065)	5255	0.40000	0.41322
96	4-Nitroaniline	138	6.570	6.570	(0.996)	2176	0.40000	0.35329
98	4,6-Dinitro-2-methylphenol	198	7.061	7.061	(0.912)	5114	2.00000	1.3441
99	N-Nitrosodiphenylamine	169	7.114	7.114	(0.919)	7434	0.40000	0.43195
100	1,2-Diphenylhydrazine	77	7.141	7.141	(0.922)	11906	0.40000	0.42865
106	4-Bromophenyl-phenylether	248	7.398	7.398	(0.955)	2858	0.40000	0.42618
107	Hexachlorobenzene	284	7.451	7.451	(0.962)	2471	0.40000	0.38701(M)
223	Atrazine	200	7.526	7.526	(0.972)	2857	0.40000	0.41167(M)
111	Pentachlorophenol	266	7.611	7.611	(0.983)	9099	2.00000	2.0912
115	Phenanthrene	178	7.761	7.761	(1.002)	15528	0.40000	0.45042
116	Anthracene	178	7.804	7.804	(1.008)	14495	0.40000	0.41926
119	Carbazole	167	7.932	7.932	(1.024)	13278	0.40000	0.42512
120	Di-n-Butylphthalate	149	8.199	8.199	(1.059)	16603	0.40000	0.41572
123	Fluoranthene	202	8.696	8.696	(1.123)	14567	0.40000	0.41861
124	Benzidine	184	8.808	8.808	(0.877)	5276	0.40000	0.38472(M)
125	Pyrene	202	8.883	8.883	(0.885)	15107	0.40000	0.46096
131	Butylbenzylphthalate	149	9.476	9.476	(0.944)	7659	0.40000	0.46938
135	3,3'-Dichlorobenzidine	252	10.010	10.010	(0.997)	4459	0.40000	0.42321(M)
136	Benzo(a)Anthracene	228	10.031	10.031	(0.999)	13307	0.40000	0.44729
137	Chrysene	228	10.069	10.069	(1.003)	12265	0.40000	0.43292
139	bis(2-ethylhexyl)Phthalate	149	10.069	10.069	(1.003)	10439	0.40000	0.44928(M)
140	Di-n-octylphthalate	149	10.768	10.768	(0.929)	17056	0.40000	0.45684(M)
141	Benzo(b)fluoranthene	252	11.185	11.185	(0.965)	13704	0.40000	0.44240
142	Benzo(k)fluoranthene	252	11.212	11.212	(0.967)	11716	0.40000	0.40093

Compounds	QUANT SIG MASS	RT	EXP RT	REL RT	RESPONSE	AMOUNTS CAL-AMT (NG)	AMOUNTS ON-COL (NG)
143 7,12-dimethylbenz[a]anthracen	256	11.174	11.174	(0.964)	5673	0.40000	0.40750
146 Benzo(a)pyrene	252	11.532	11.532	(0.995)	9752	0.40000	0.42769
149 Indeno(1,2,3-cd)pyrene	276	12.809	12.809	(1.105)	11690	0.40000	0.41204
150 Dibenz(a,h)anthracene	278	12.841	12.841	(1.108)	9449	0.40000	0.40299
151 Benzo(g,h,i)perylene	276	13.156	13.156	(1.135)	10794	0.40000	0.44824(M)
$ 154 Nitrobenzene-d5	82	4.684	4.684	(0.893)	6499	0.40000	0.43820
$ 155 2-Fluorobiphenyl	172	6.083	6.083	(0.922)	11035	0.40000	0.41896
$ 156 Terphenyl-d14	244	9.022	9.022	(0.898)	9465	0.40000	0.43721(M)
$ 157 Phenol-d5	99	4.027	4.027	(0.948)	6400	0.40000	0.41668
$ 158 2-Fluorophenol	112	3.220	3.220	(0.758)	4774	0.40000	0.42806
$ 159 2,4,6-Tribromophenol	330	7.211	7.211	(0.931)	1001	0.40000	0.37989(M)
$ 186 2-Chlorophenol-d4	132	4.080	4.080	(0.961)	5925	0.40000	0.43529
$ 187 1,2-Dichlorobenzene-d4	152	4.369	4.369	(1.029)	3842	0.40000	0.41227

QC Flag Legend

A - Target compound detected but, quantitated amount exceeded maximum amount.
M - Compound response manually integrated.

Data File Name: F09020C2.D
Inj. Date and Time: 02-SEP-2010 02:02
Instrument ID: 722.i
Client ID: SSTD.4
Compound Name: 1,4-Dioxane
CAS #: 123-91-1

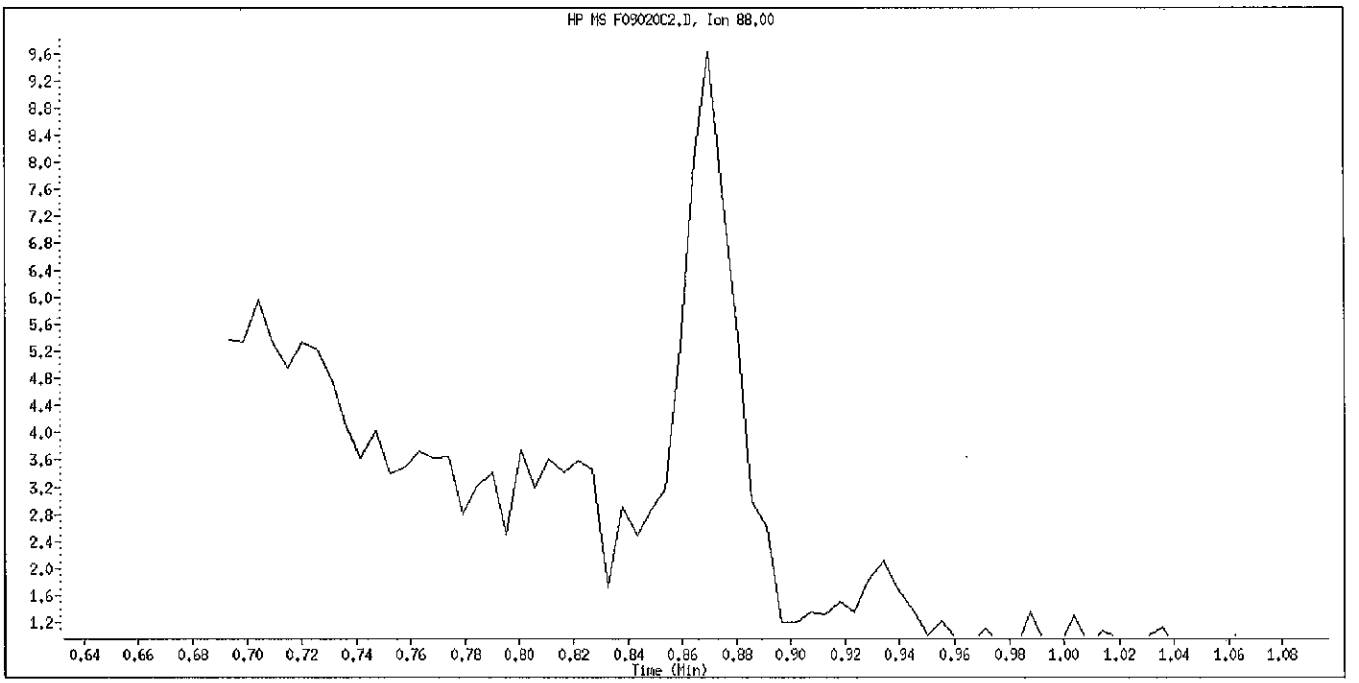

Original Integration

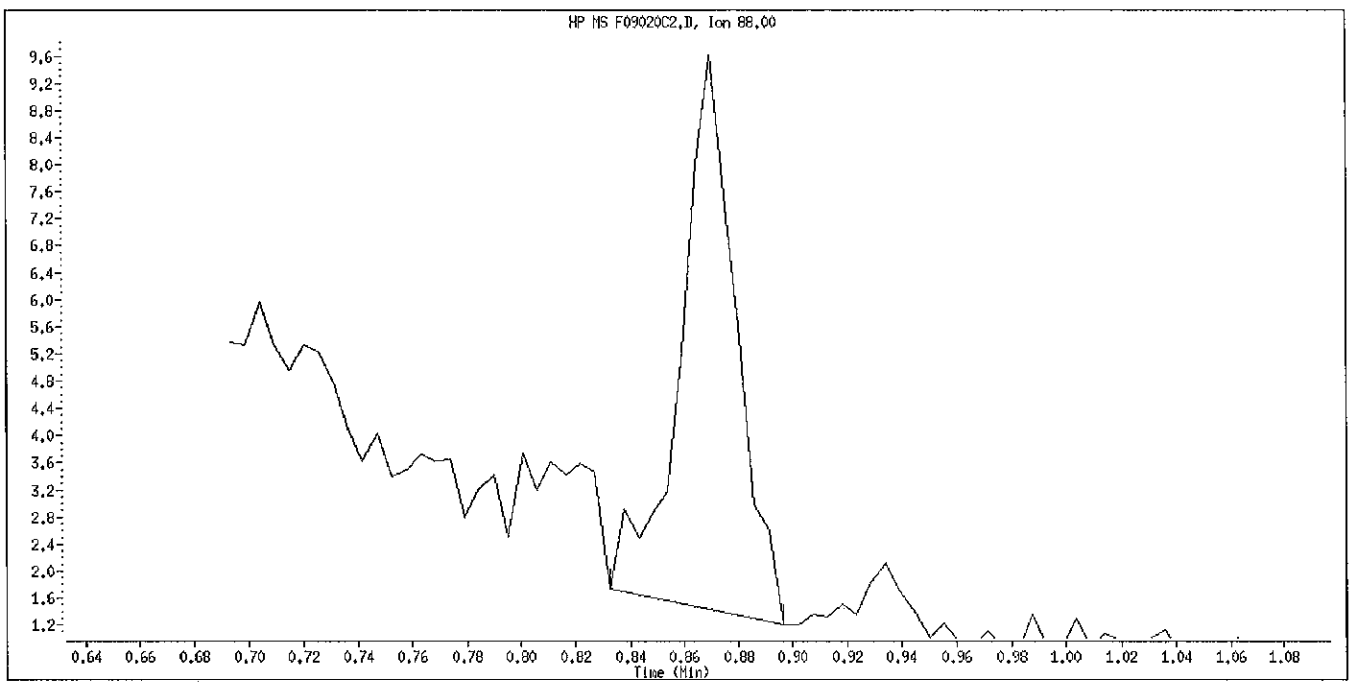

Manual Integration

Manually Integrated By: bungardf
Manual Integration Reason: Peak Not Found

Data File Name: F09020C2.D
Inj. Date and Time: 02-SEP-2010 02:02
Instrument ID: 722.i
Client ID: SSTD.4
Compound Name: N-Nitrosodimethylamine
CAS #: 62-75-9

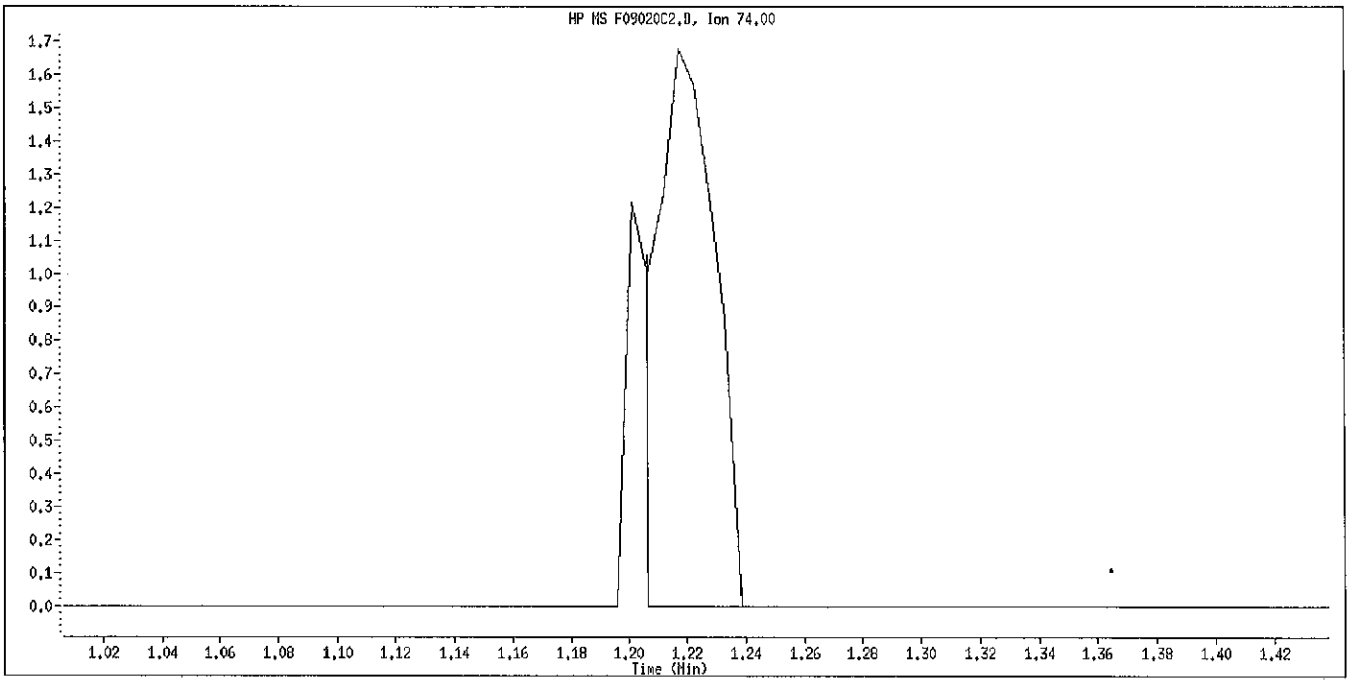

Original Integration

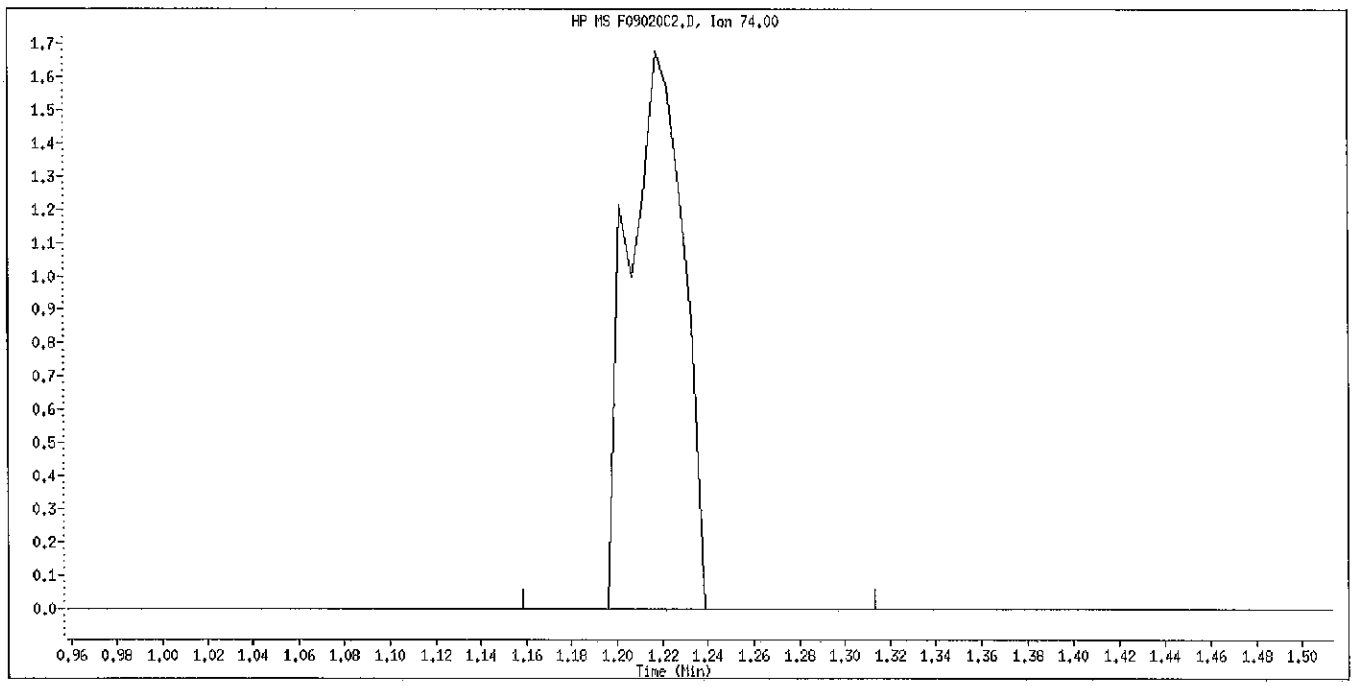

Manual Integration

Manually Integrated By: bungardf
Manual Integration Reason: Peak Not Found

Data File Name: F09020C2.D
Inj. Date and Time: 02-SEP-2010 02:02
Instrument ID: 722.i
Client ID: SSTD.4
Compound Name: Pyridine
CAS #: 110-86-1

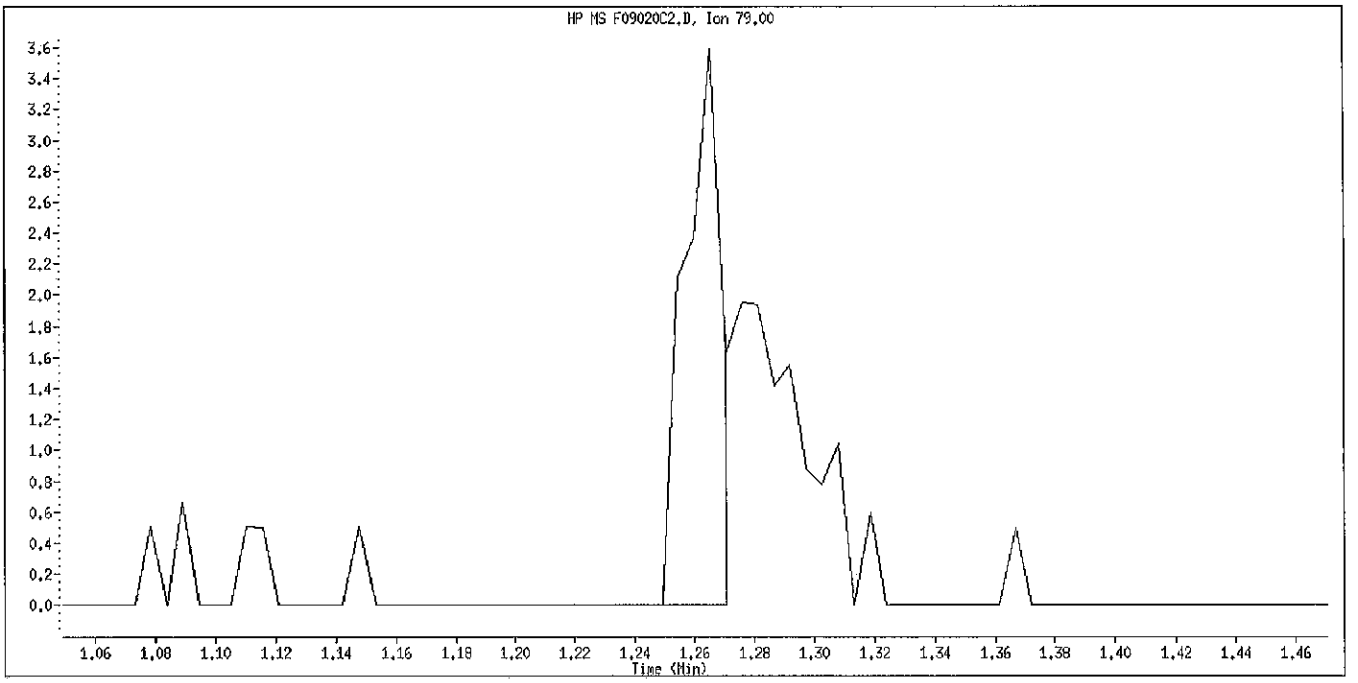

Original Integration

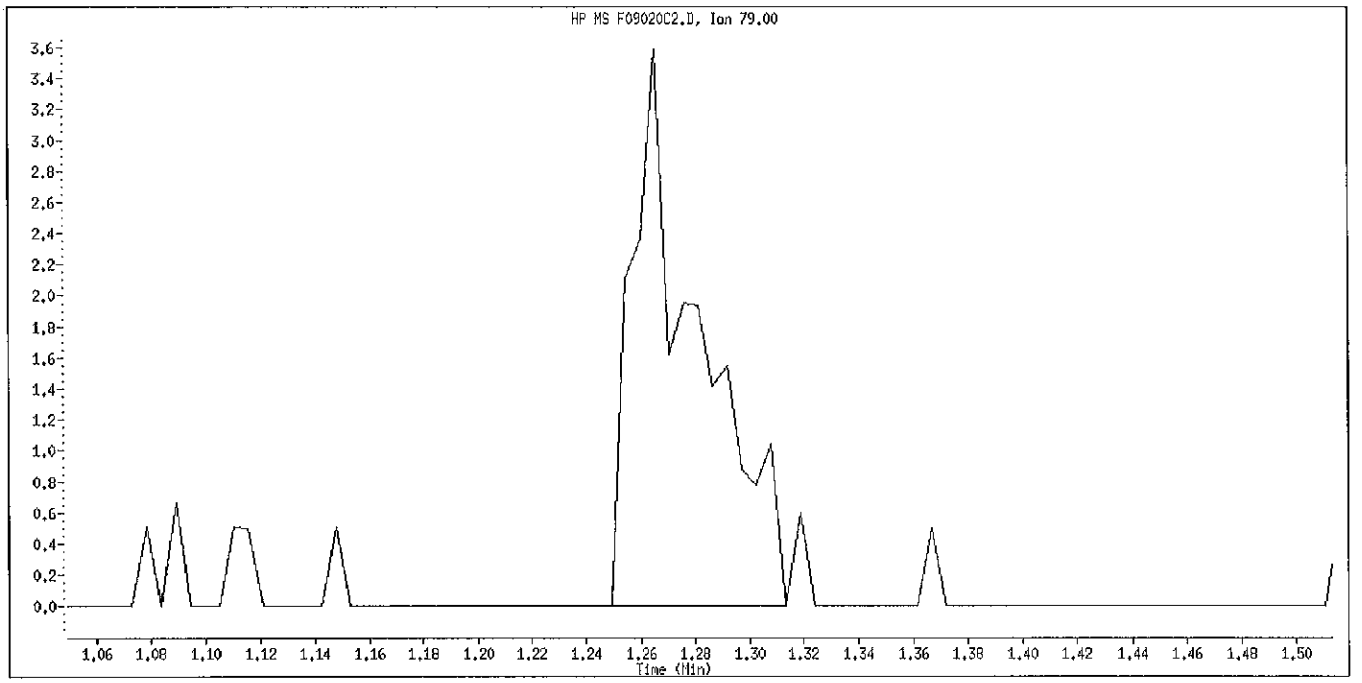

Manual Integration

Manually Integrated By: bungardf
Manual Integration Reason: Peak Not Found

Data File Name: F09020C2.D
Inj. Date and Time: 02-SEP-2010 02:02
Instrument ID: 722.i
Client ID: SSTD.4
Compound Name: Methyl methanesulfonate
CAS #: 66-27-3

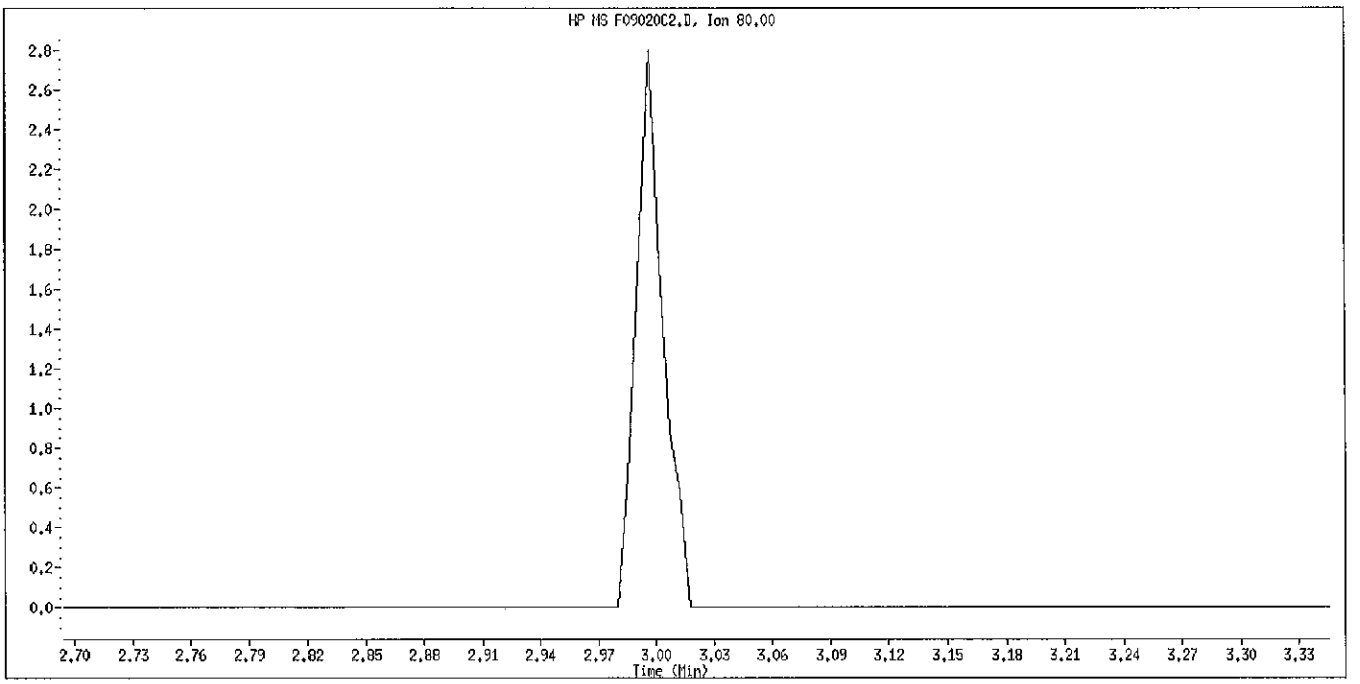

Original Integration

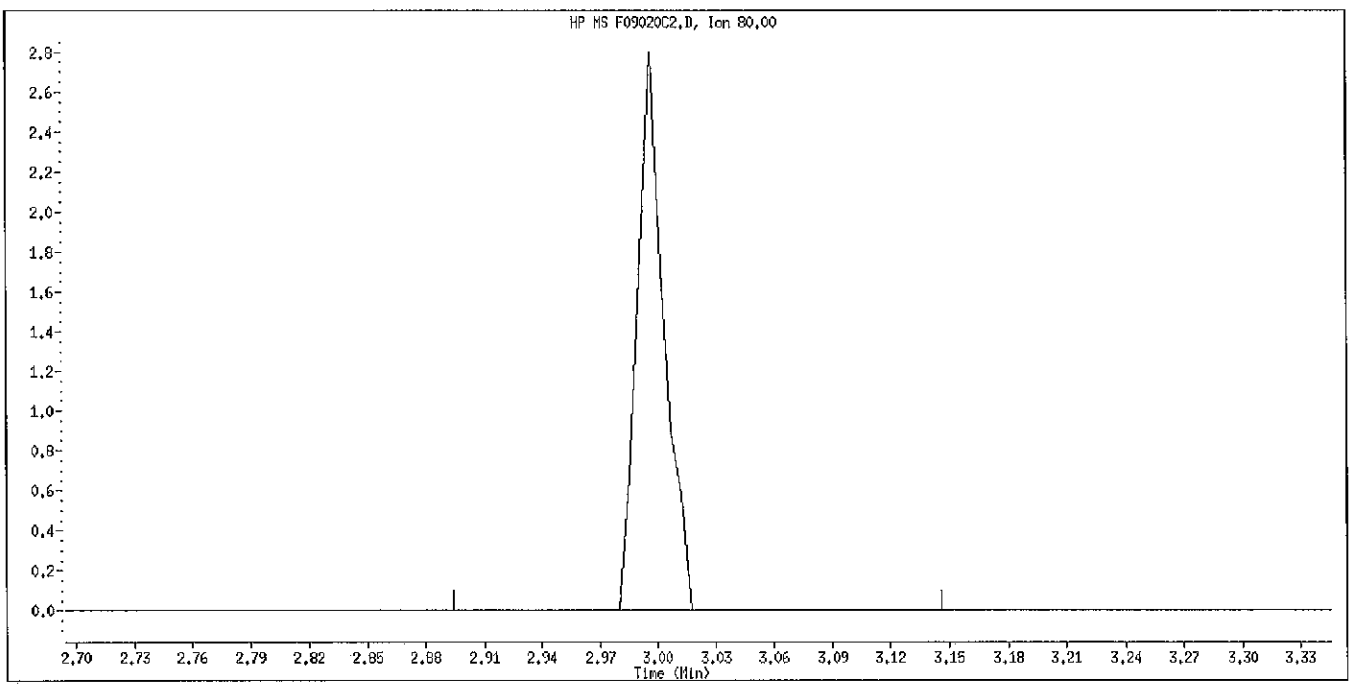

Manual Integration

Manually Integrated By: bungardf
Manual Integration Reason: Peak Not Found

Data File Name: F09020C2.D
Inj. Date and Time: 02-SEP-2010 02:02
Instrument ID: 722.i
Client ID: SSTD.4
Compound Name: N-Nitroso-di-n-propylamine
CAS #: 621-64-7

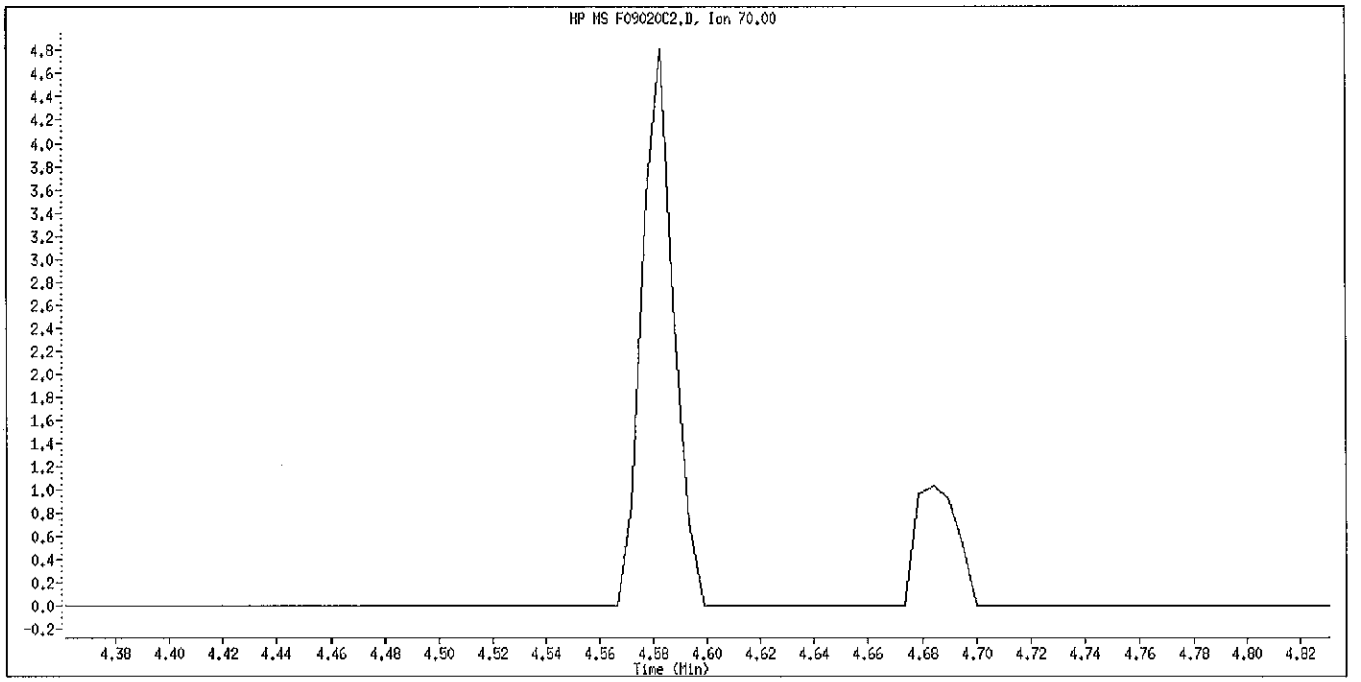

Original Integration

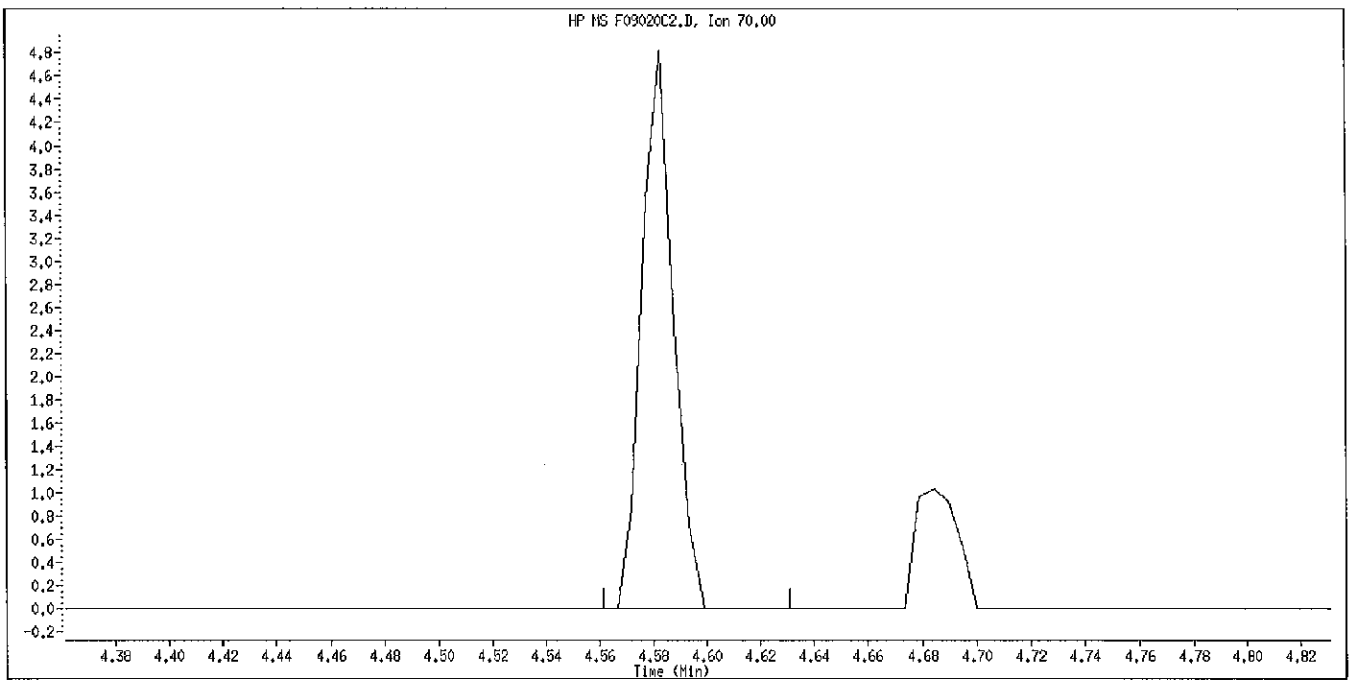

Manual Integration

Manually Integrated By: bungardf
Manual Integration Reason: Peak Not Found

Data File Name: F09020C2.D
Inj. Date and Time: 02-SEP-2010 02:02
Instrument ID: 722.i
Client ID: SSTD.4
Compound Name: Isophorone
CAS #: 78-59-1

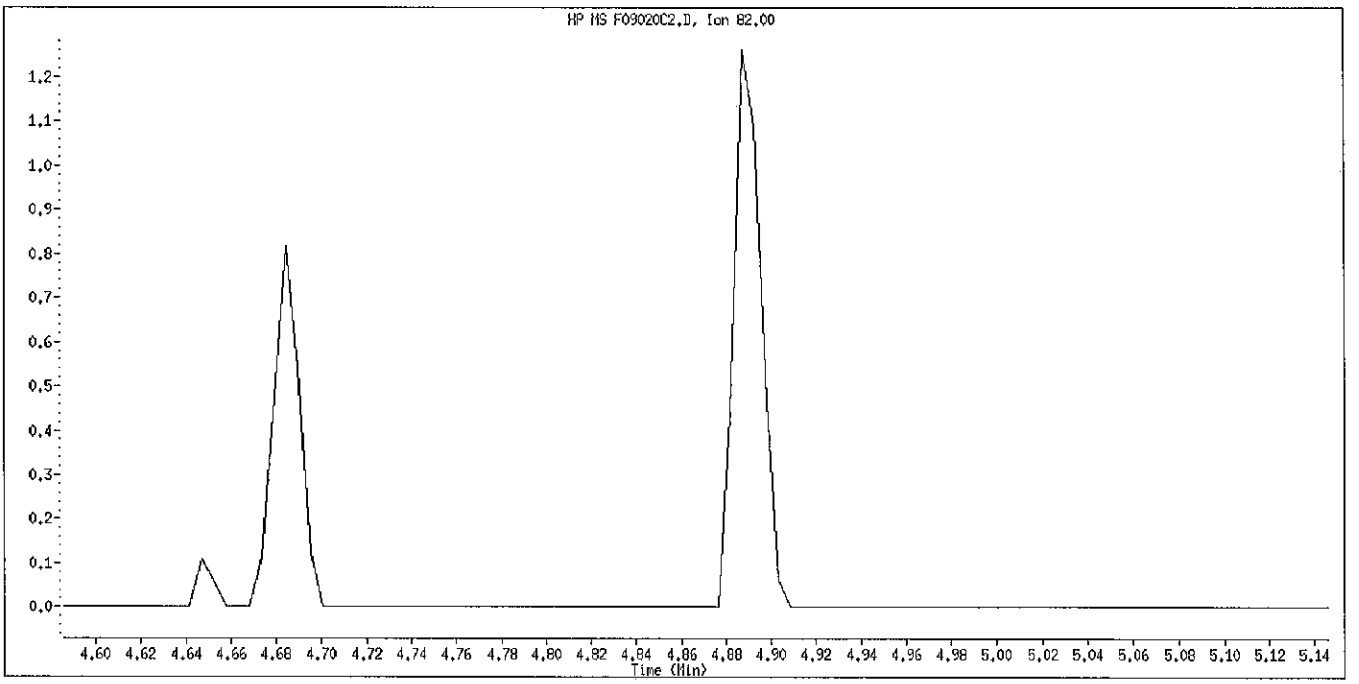

Original Integration

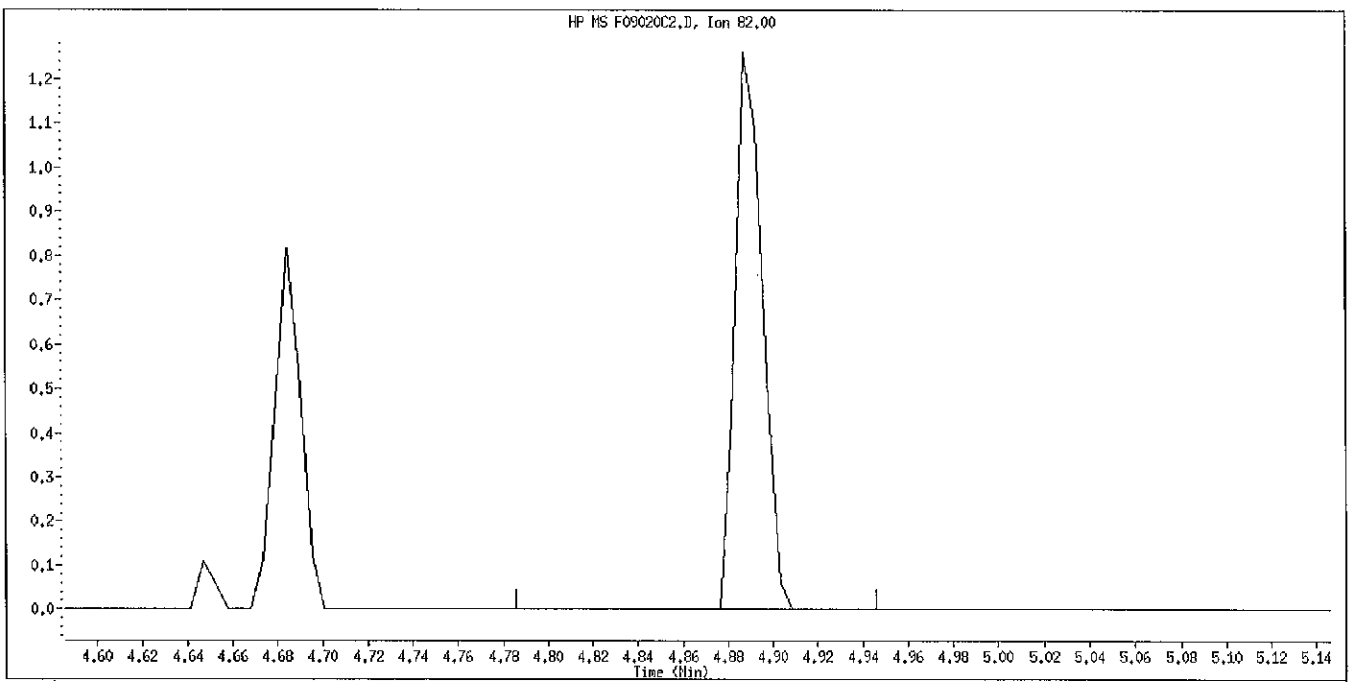

Manual Integration

Manually Integrated By: bungardf
Manual Integration Reason: Peak Not Found

Data File Name: F09020C2.D
Inj. Date and Time: 02-SEP-2010 02:02
Instrument ID: 722.i
Client ID: SSTD.4
Compound Name: 2-Nitrophenol
CAS #: 88-75-5

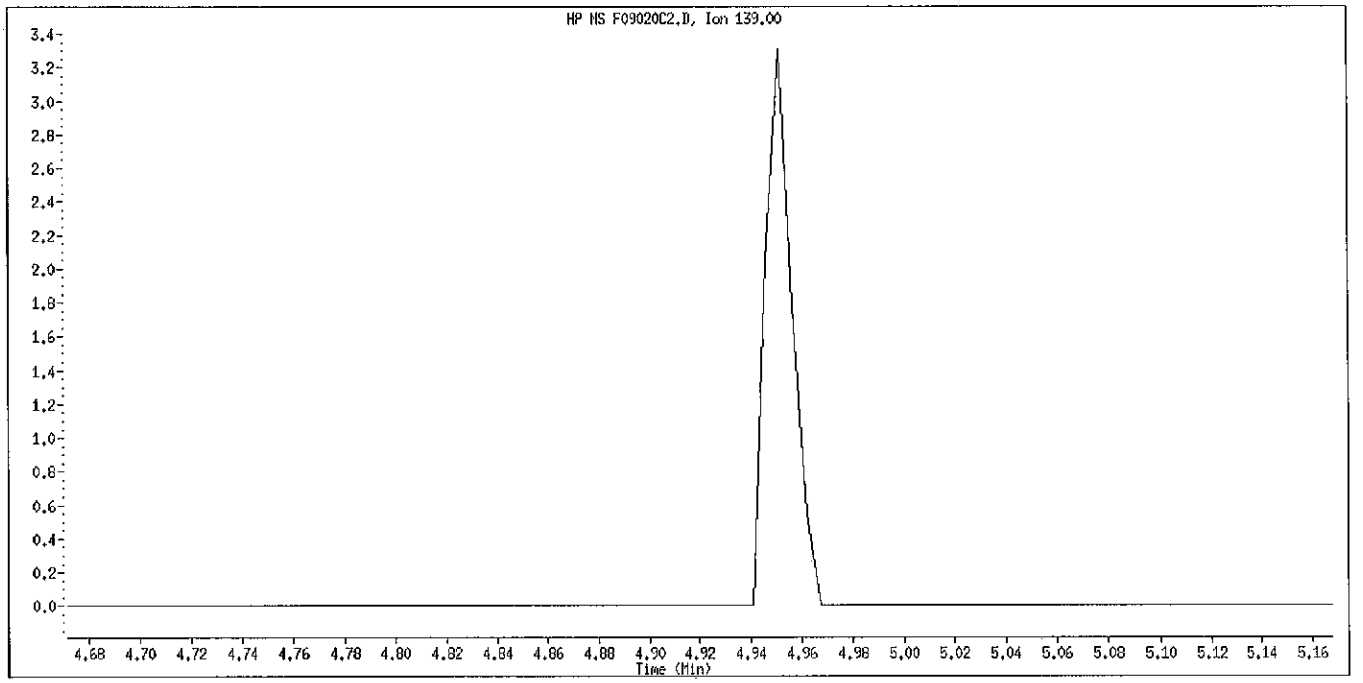

Original Integration

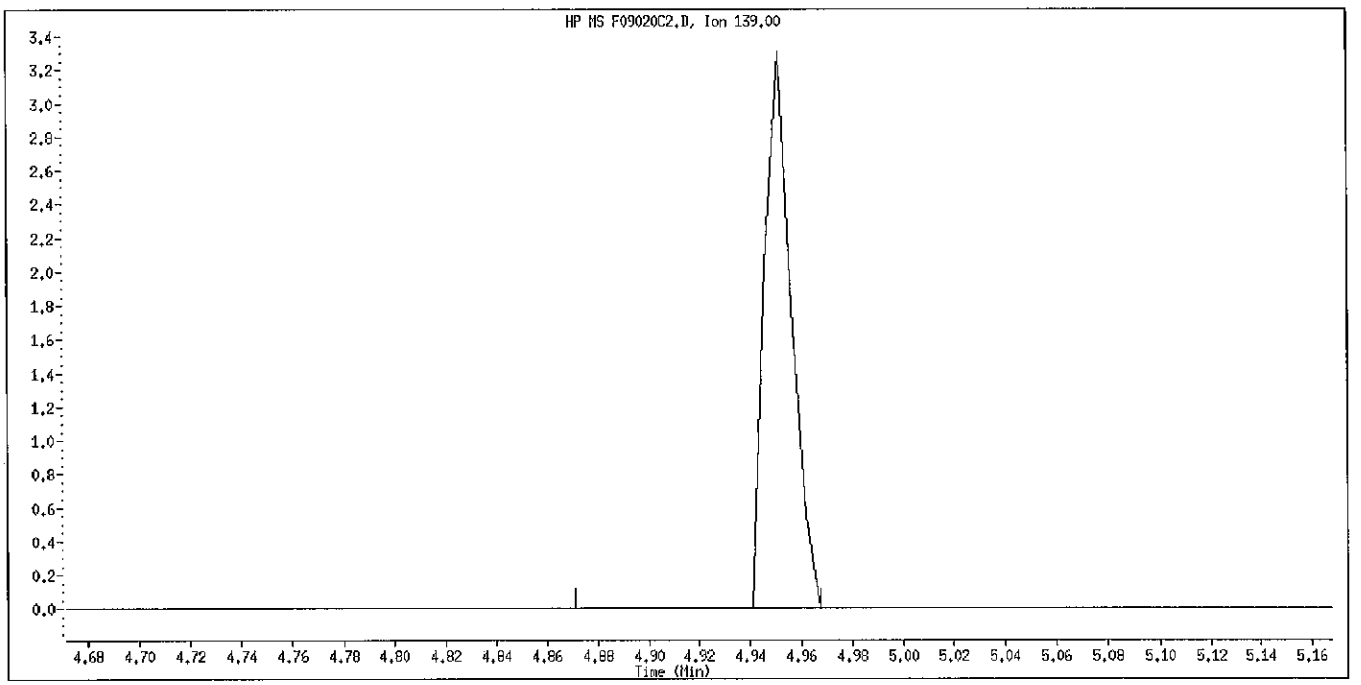

Manual Integration

Manually Integrated By: bungardf
Manual Integration Reason: Peak Not Found

Data File Name: F09020C2.D
Inj. Date and Time: 02-SEP-2010 02:02
Instrument ID: 722.i
Client ID: SSTD.4
Compound Name: 2,4,6-Trichlorophenol
CAS #: 88-06-2

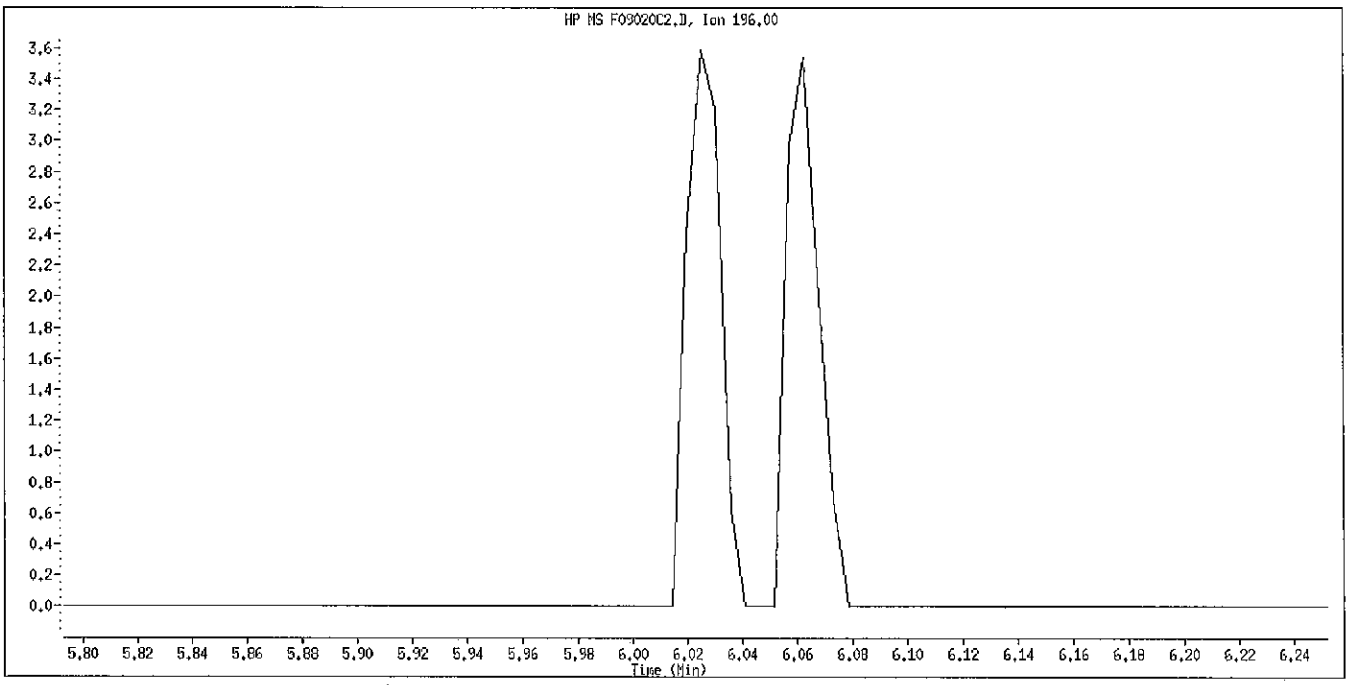

Original Integration

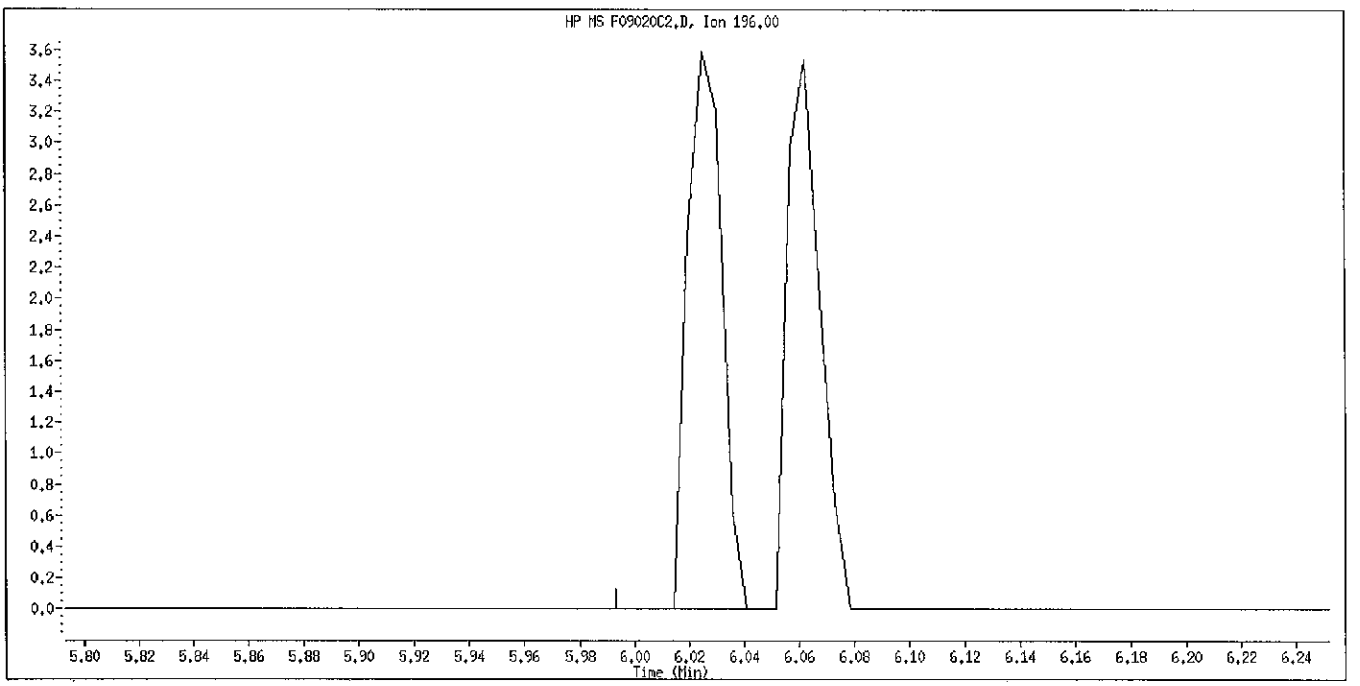

Manual Integration

Manually Integrated By: bungardf
Manual Integration Reason: Peak Not Found

Data File Name: F09020C2.D
Inj. Date and Time: 02-SEP-2010 02:02
Instrument ID: 722.i
Client ID: SSTD.4
Compound Name: 2,4,5-Trichlorophenol
CAS #: 95-95-4

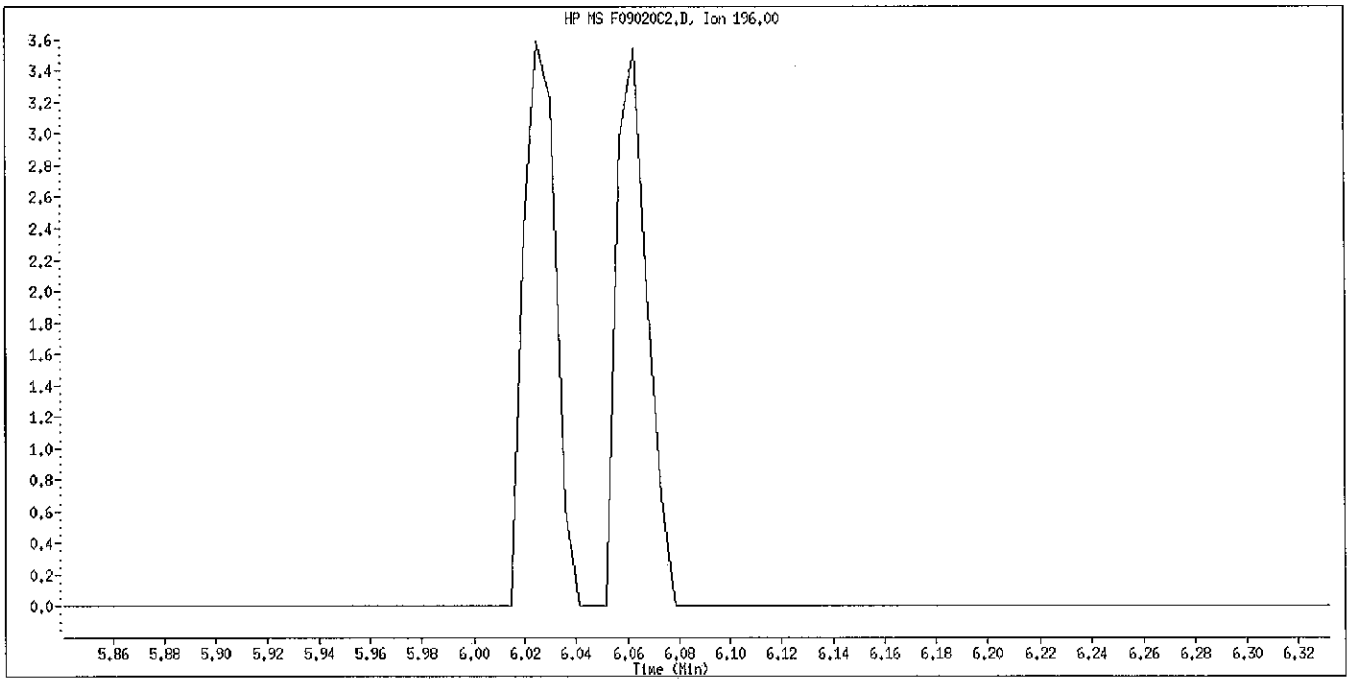

Original Integration

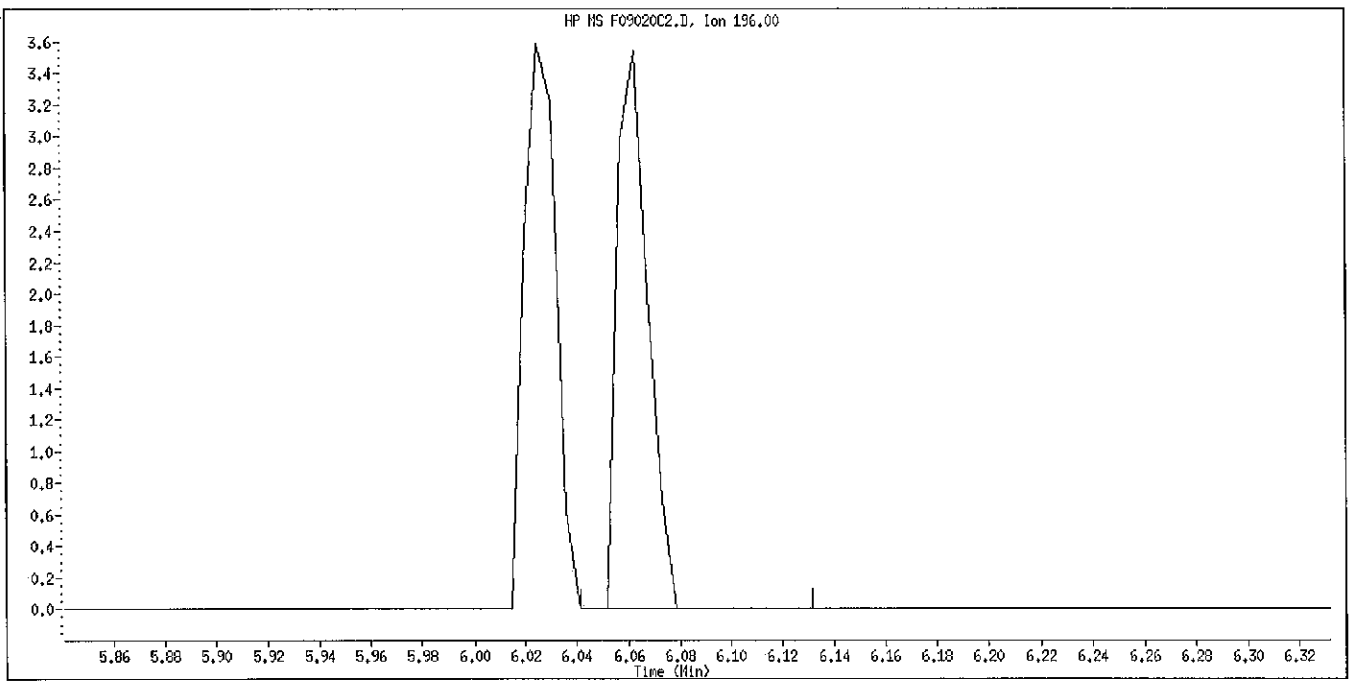

Manual Integration

Manually Integrated By: bungardf
Manual Integration Reason: Peak Not Found

Data File Name: F09020C2.D
Inj. Date and Time: 02-SEP-2010 02:02
Instrument ID: 722.i
Client ID: SSTD.4
Compound Name: Dimethylphthalate
CAS #: 131-11-3

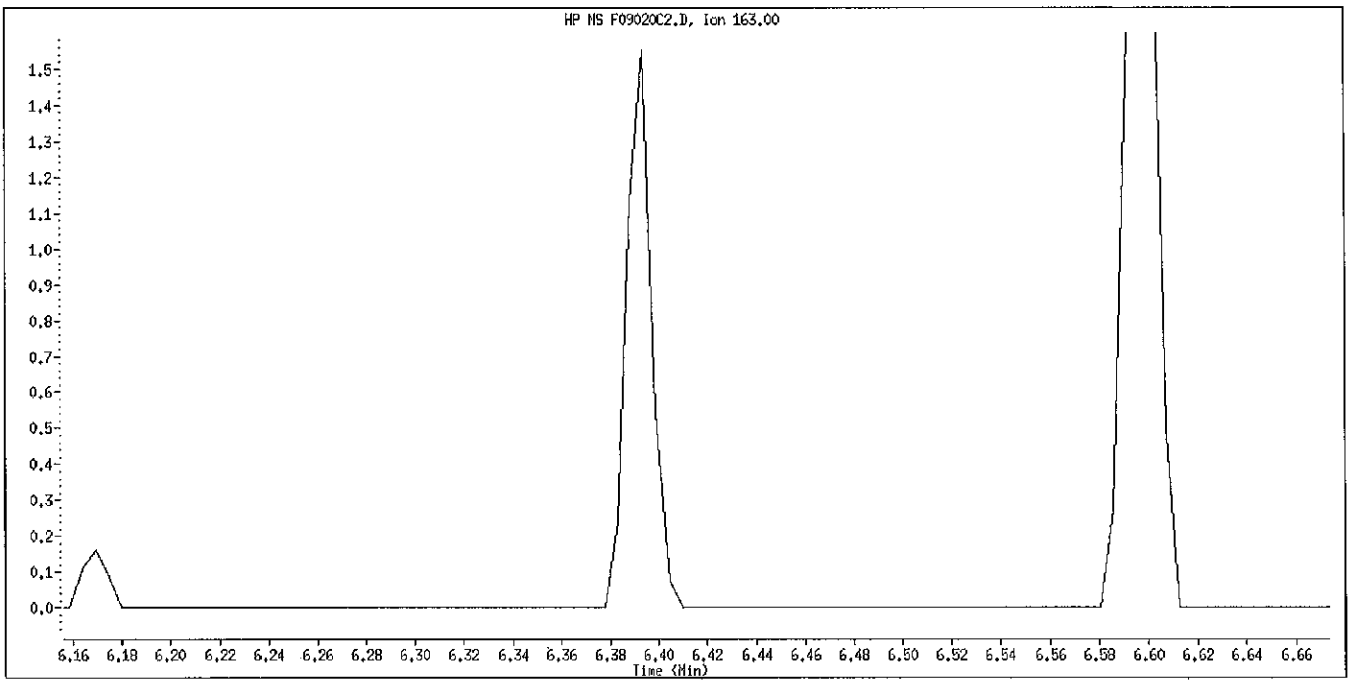

Original Integration

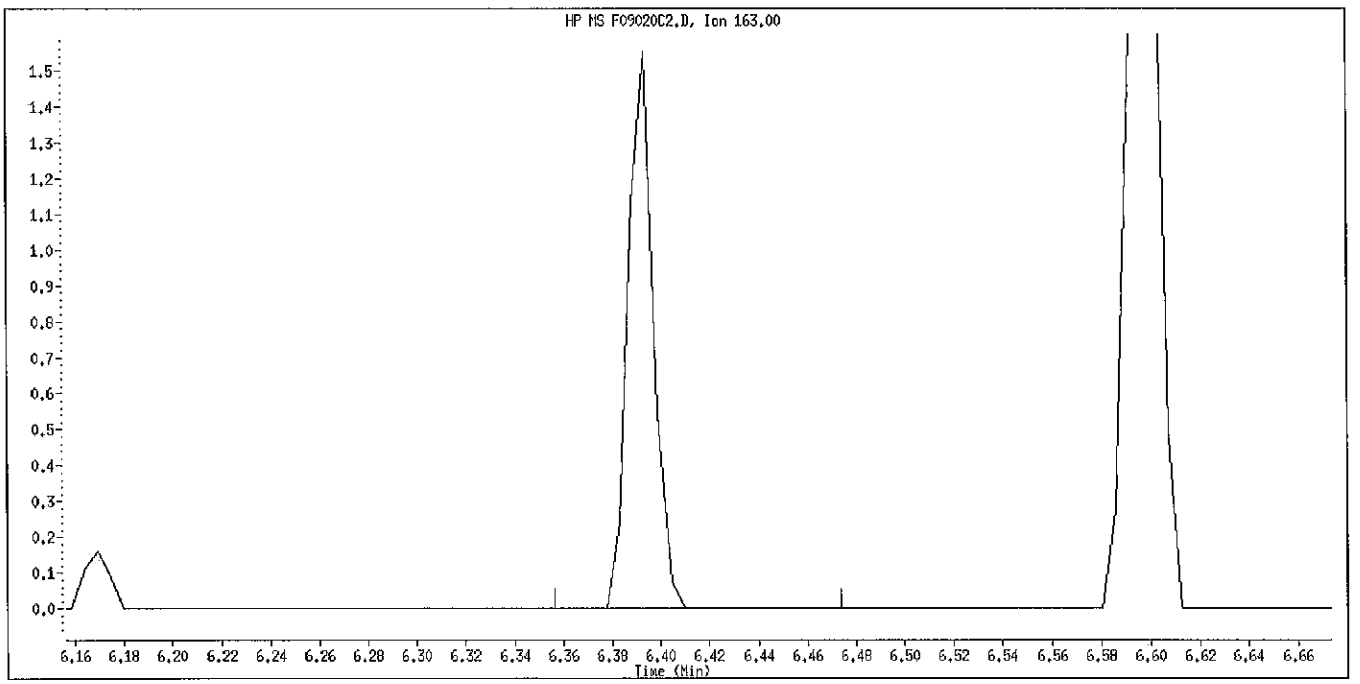

Manual Integration

Manually Integrated By: bungardf
Manual Integration Reason: Peak Not Found

Data File Name: F09020C2.D
Inj. Date and Time: 02-SEP-2010 02:02
Instrument ID: 722.i
Client ID: SSTD.4
Compound Name: 2,4,6-Tribromophenol
CAS #: 118-79-6

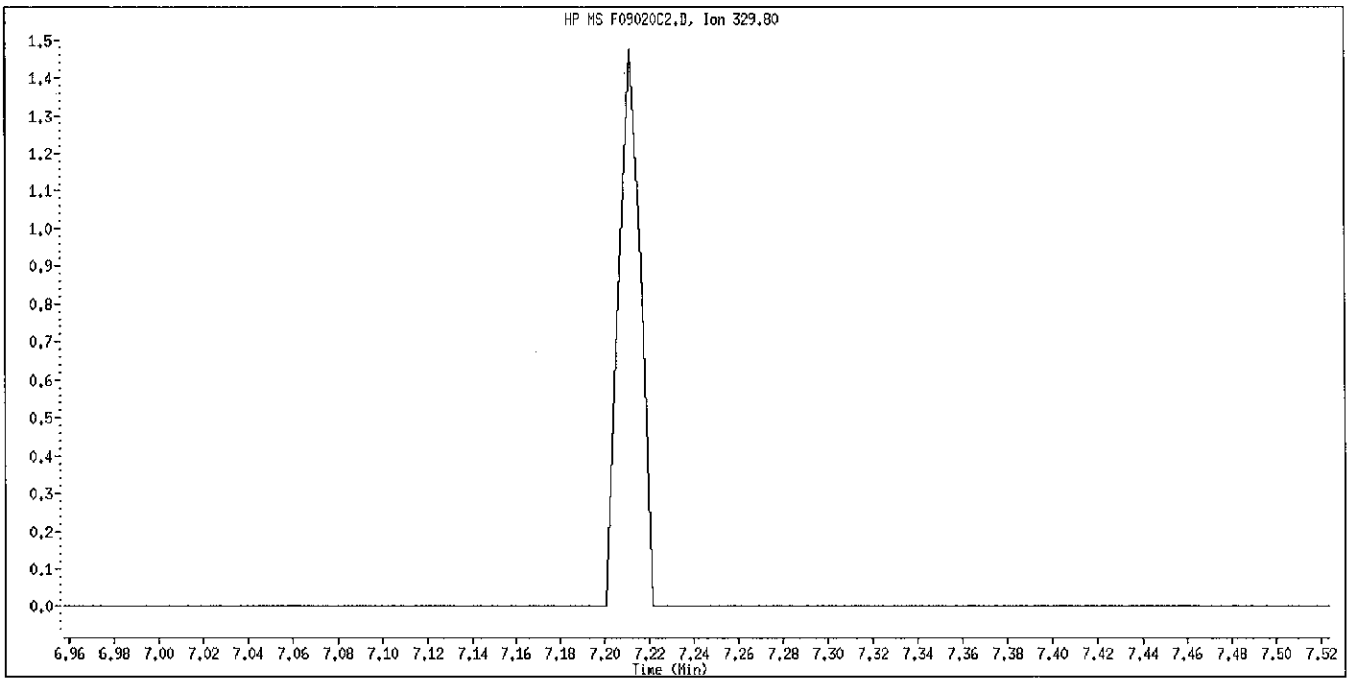

Original Integration

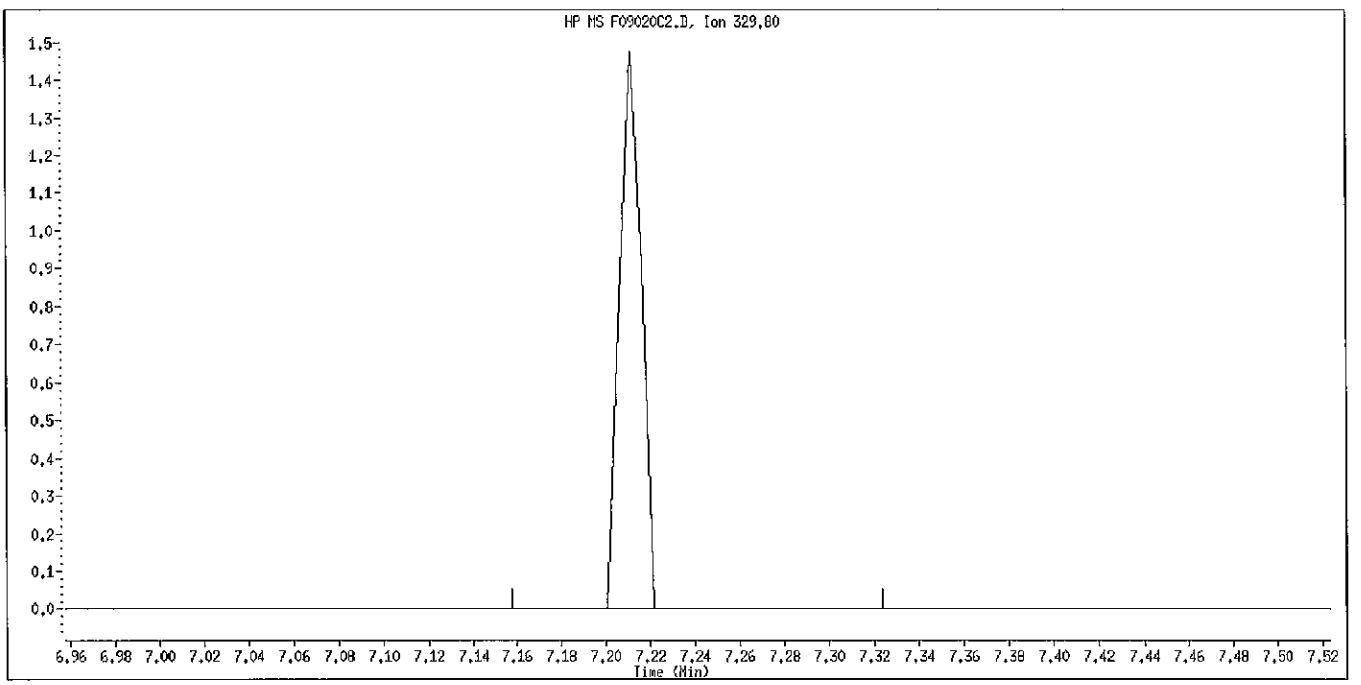

Manual Integration

Manually Integrated By: bungardf
Manual Integration Reason: Peak Not Found

Data File Name: F09020C2.D
Inj. Date and Time: 02-SEP-2010 02:02
Instrument ID: 722.i
Client ID: SSTD.4
Compound Name: Hexachlorobenzene
CAS #: 118-74-1

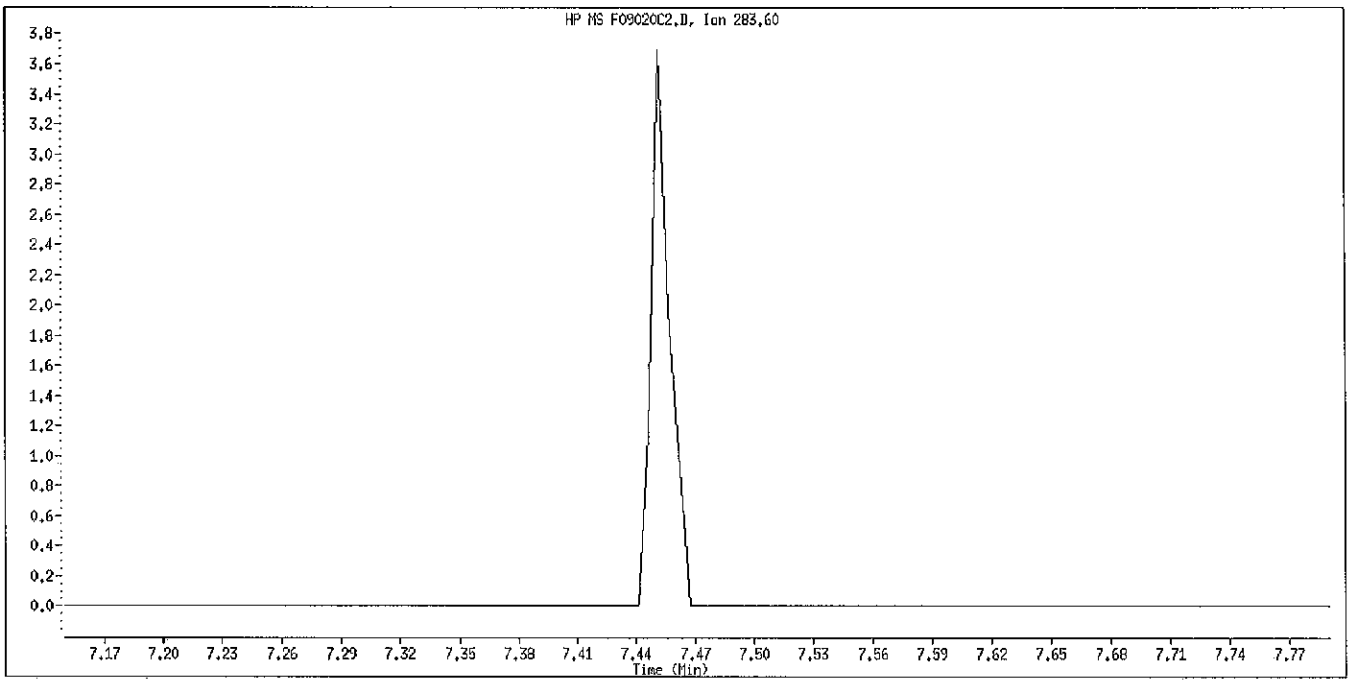

Original Integration

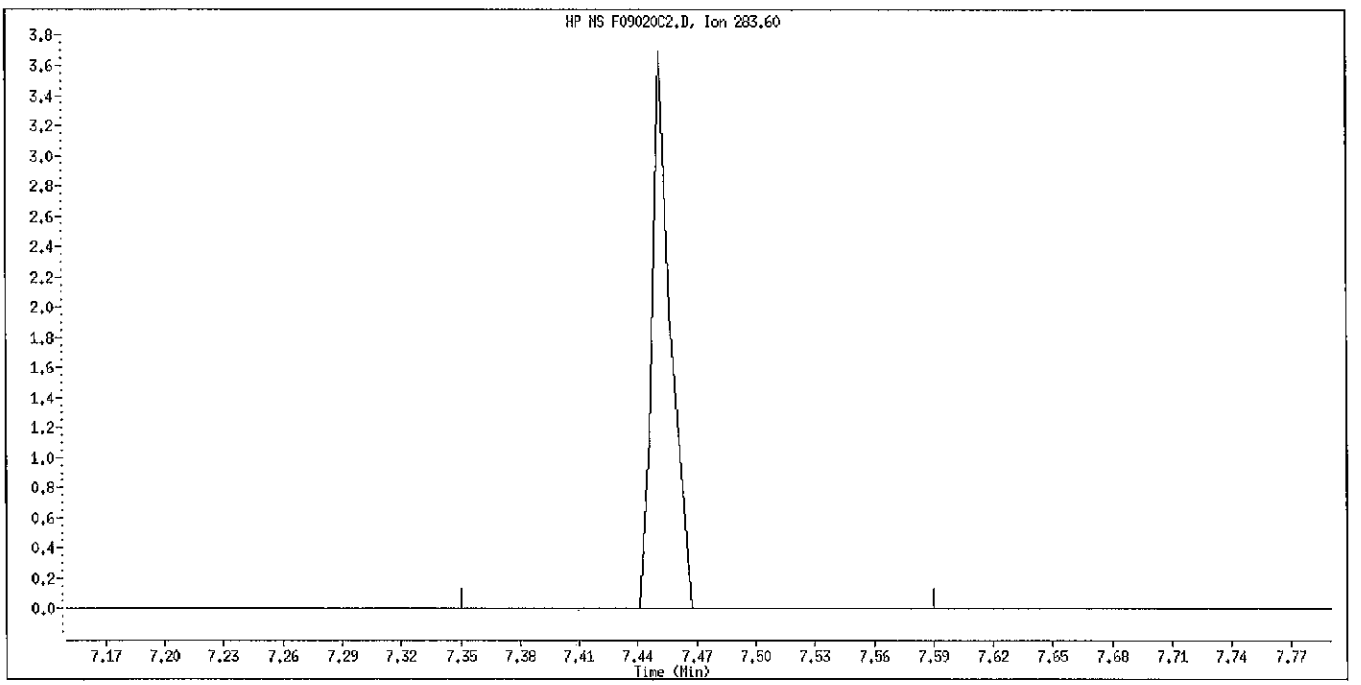

Manual Integration

Manually Integrated By: bungardf
Manual Integration Reason: Peak Not Found

Data File Name: F09020C2.D
Inj. Date and Time: 02-SEP-2010 02:02
Instrument ID: 722.i
Client ID: SSTD.4
Compound Name: Atrazine
CAS #: 1912-24-9

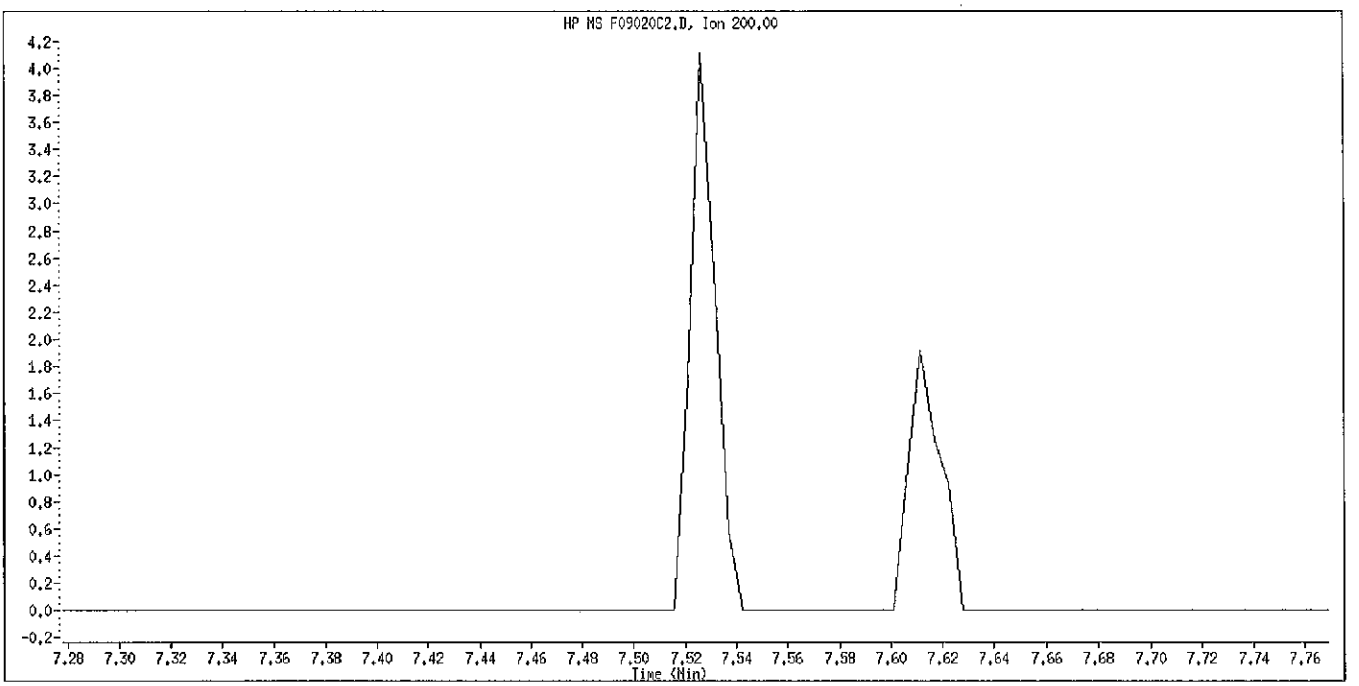

Original Integration

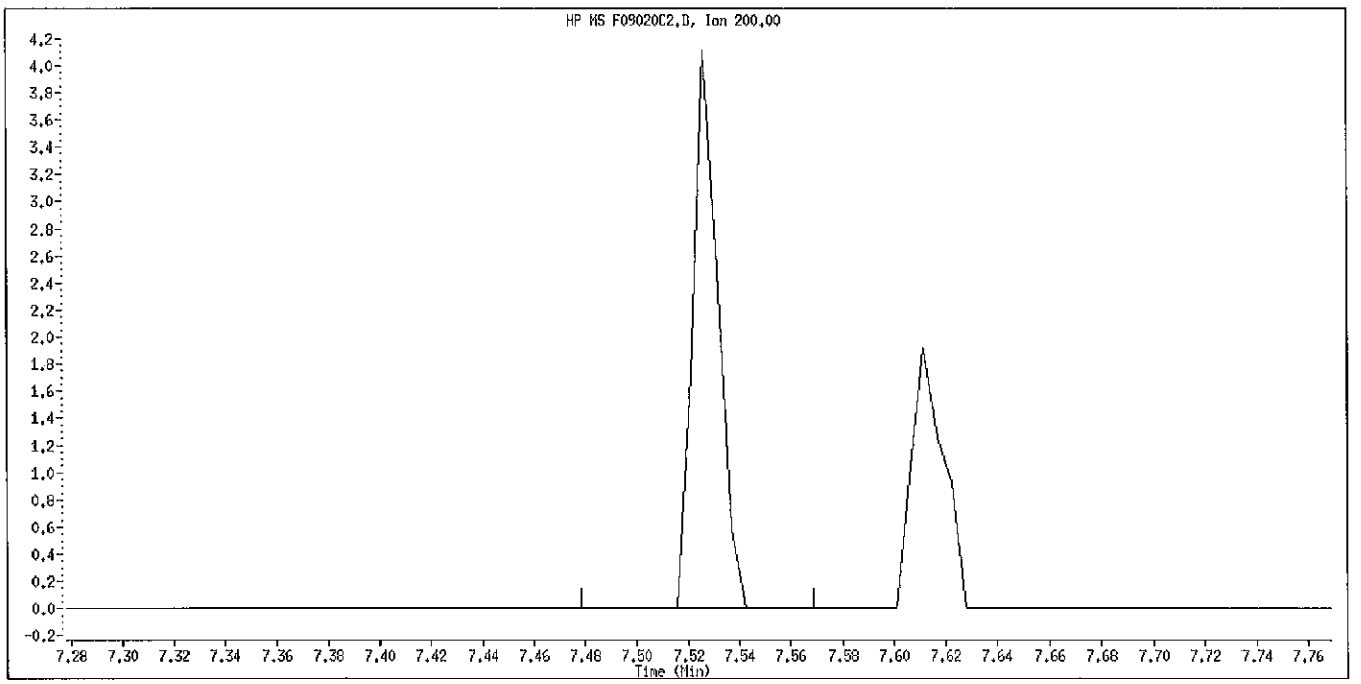

Manual Integration

Manually Integrated By: bungardf
Manual Integration Reason: Peak Not Found

Data File Name: F09020C2.D
Inj. Date and Time: 02-SEP-2010 02:02
Instrument ID: 722.i
Client ID: SSTD.4
Compound Name: Benzidine
CAS #: 92-87-5

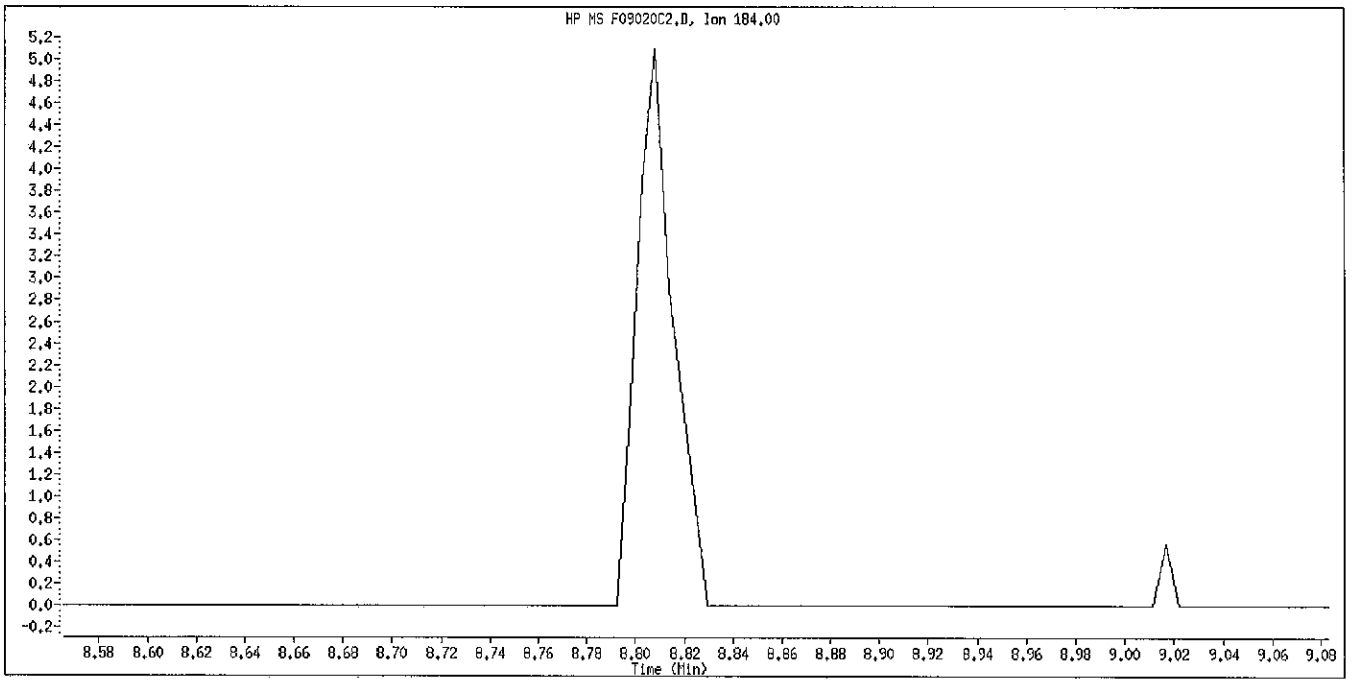

Original Integration

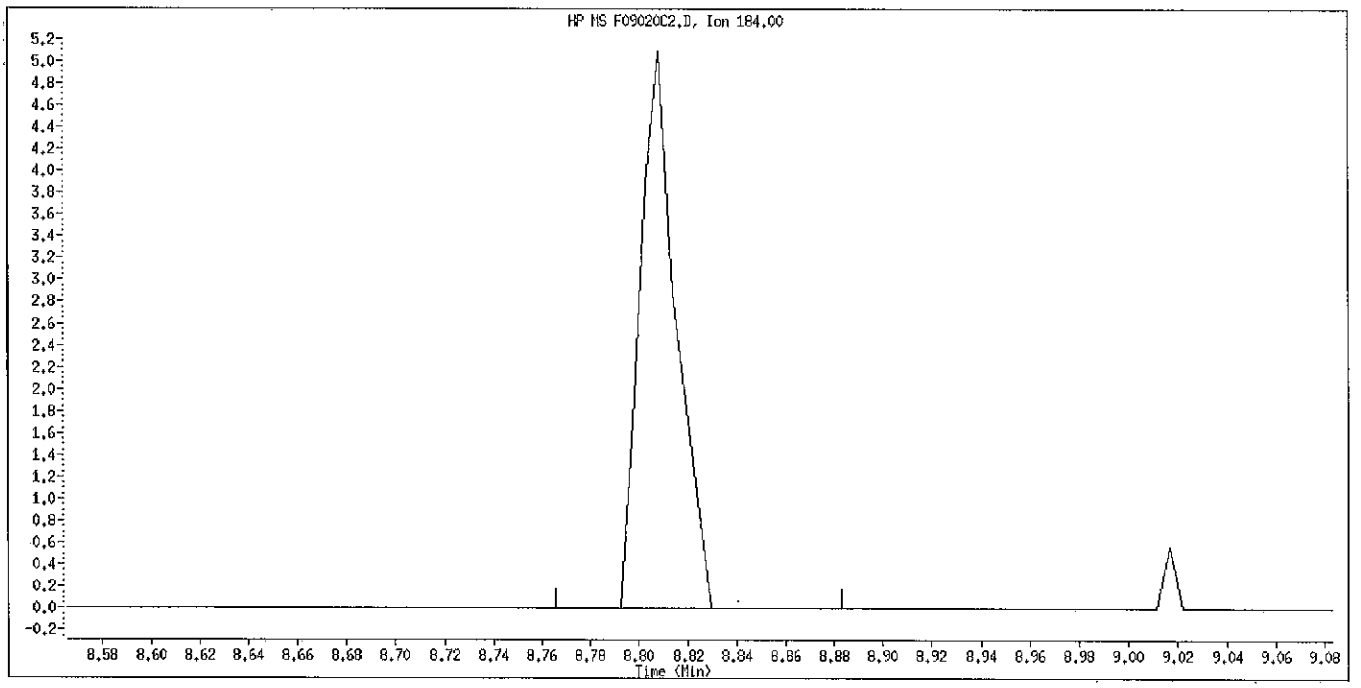

Manual Integration

Manually Integrated By: bungardf
Manual Integration Reason: Peak Not Found

Data File Name: F09020C2.D
Inj. Date and Time: 02-SEP-2010 02:02
Instrument ID: 722.i
Client ID: SSTD.4
Compound Name: Terphenyl-d14
CAS #: 1718-51-0

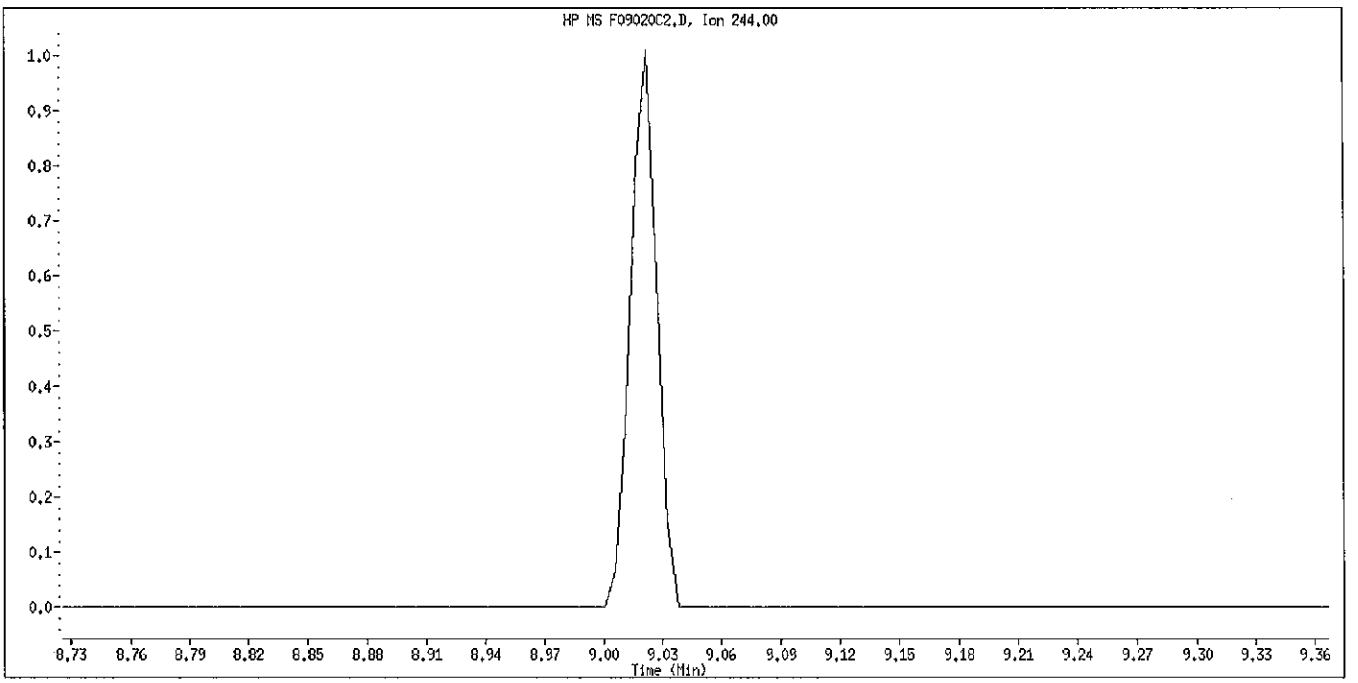

Original Integration

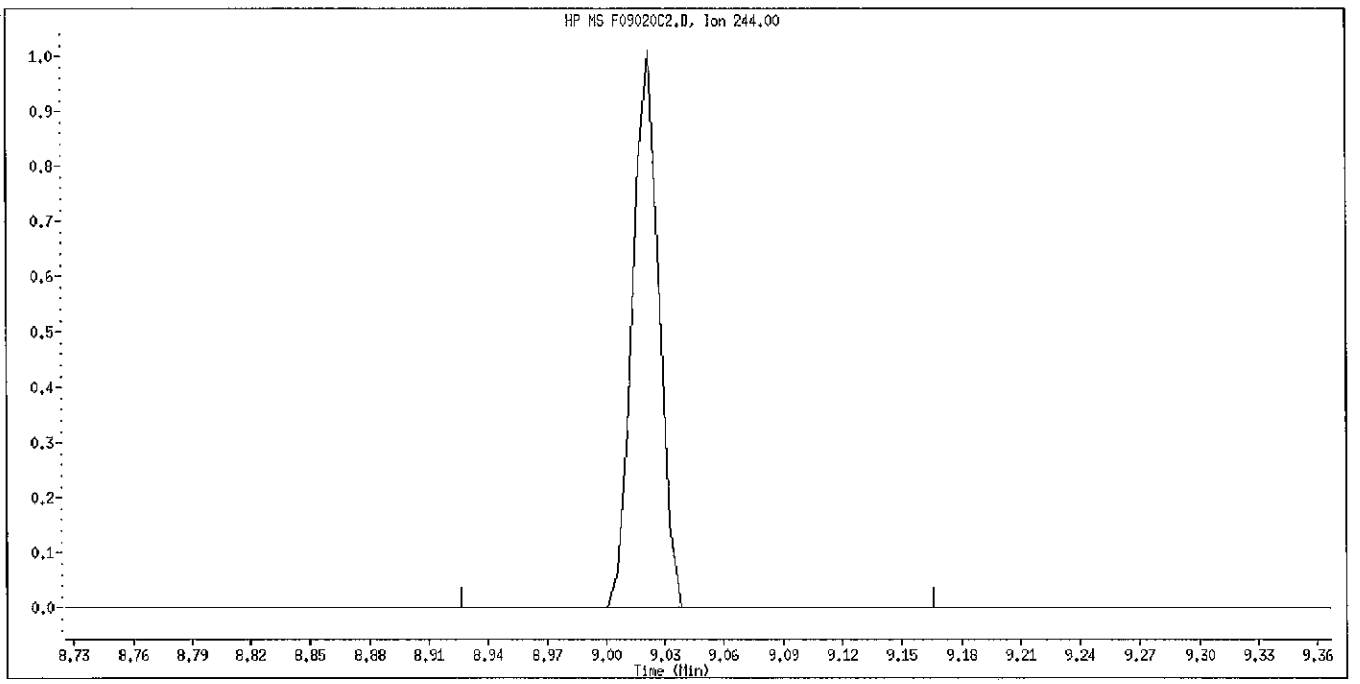

Manual Integration

Manually Integrated By: bungardf
Manual Integration Reason: Peak Not Found

Data File Name: F09020C2.D
Inj. Date and Time: 02-SEP-2010 02:02
Instrument ID: 722.i
Client ID: SSTD.4
Compound Name: 3,3'-Dichlorobenzidine
CAS #: 91-94-1

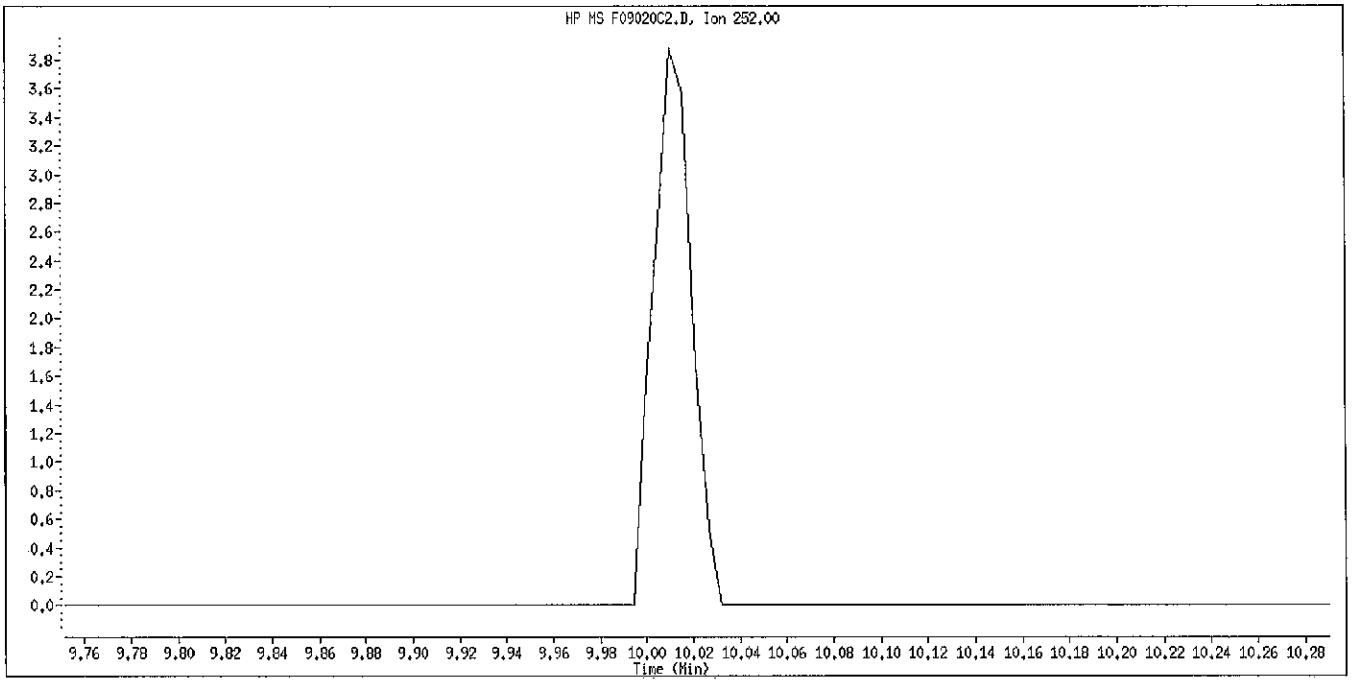

Original Integration

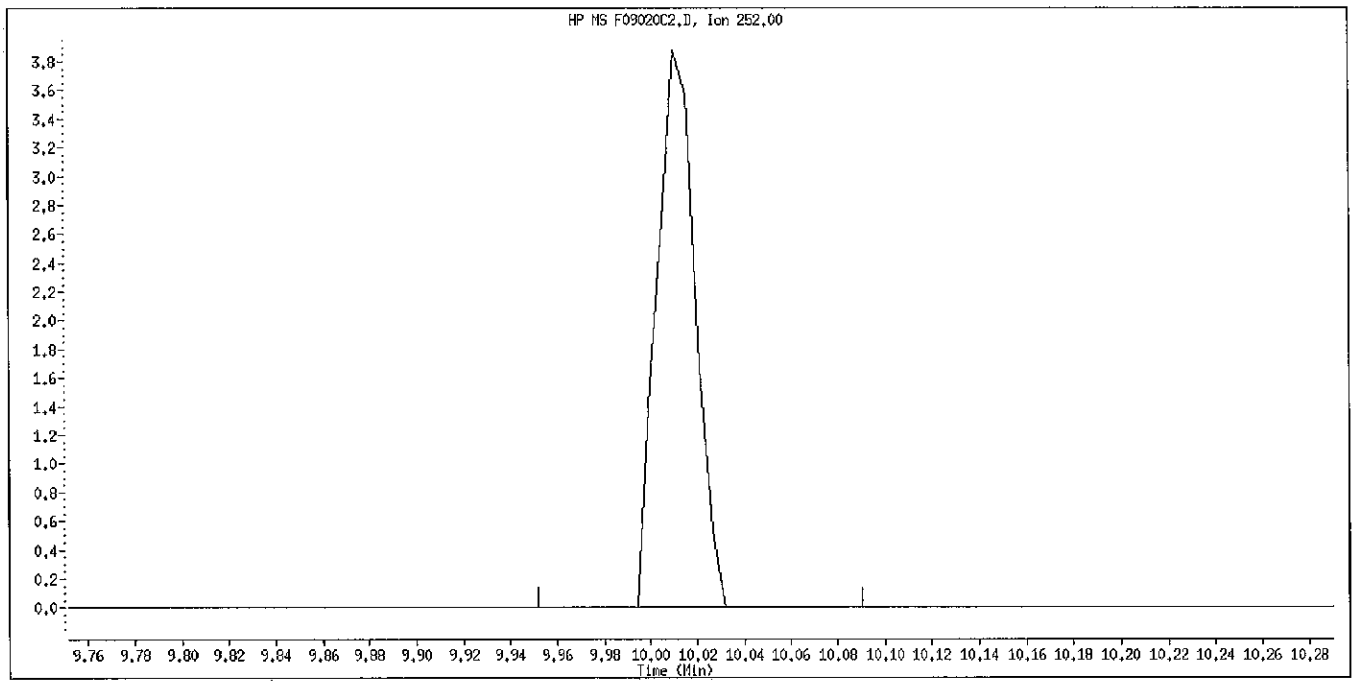

Manual Integration

Manually Integrated By: bungardf
Manual Integration Reason: Peak Not Found

Data File Name: F09020C2.D
Inj. Date and Time: 02-SEP-2010 02:02
Instrument ID: 722.i
Client ID: SSTD.4
Compound Name: bis(2-ethylhexyl)Phthalate
CAS #: 117-81-7

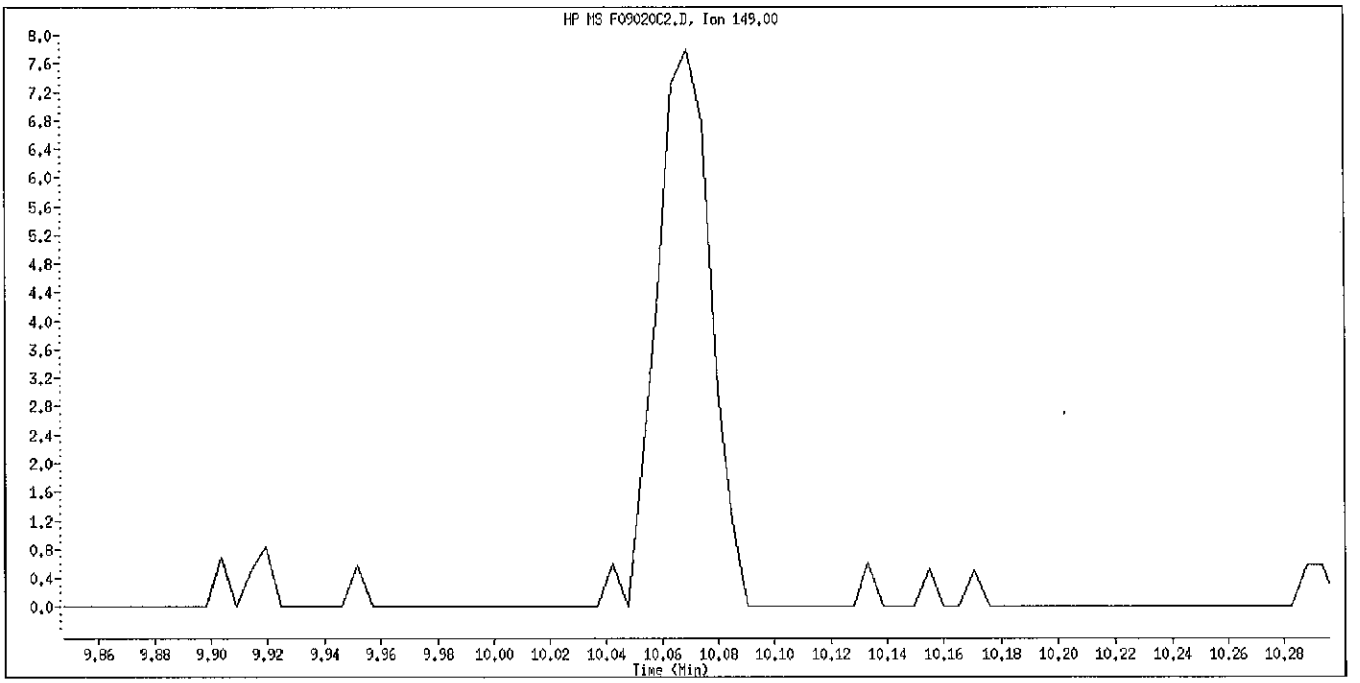

Original Integration

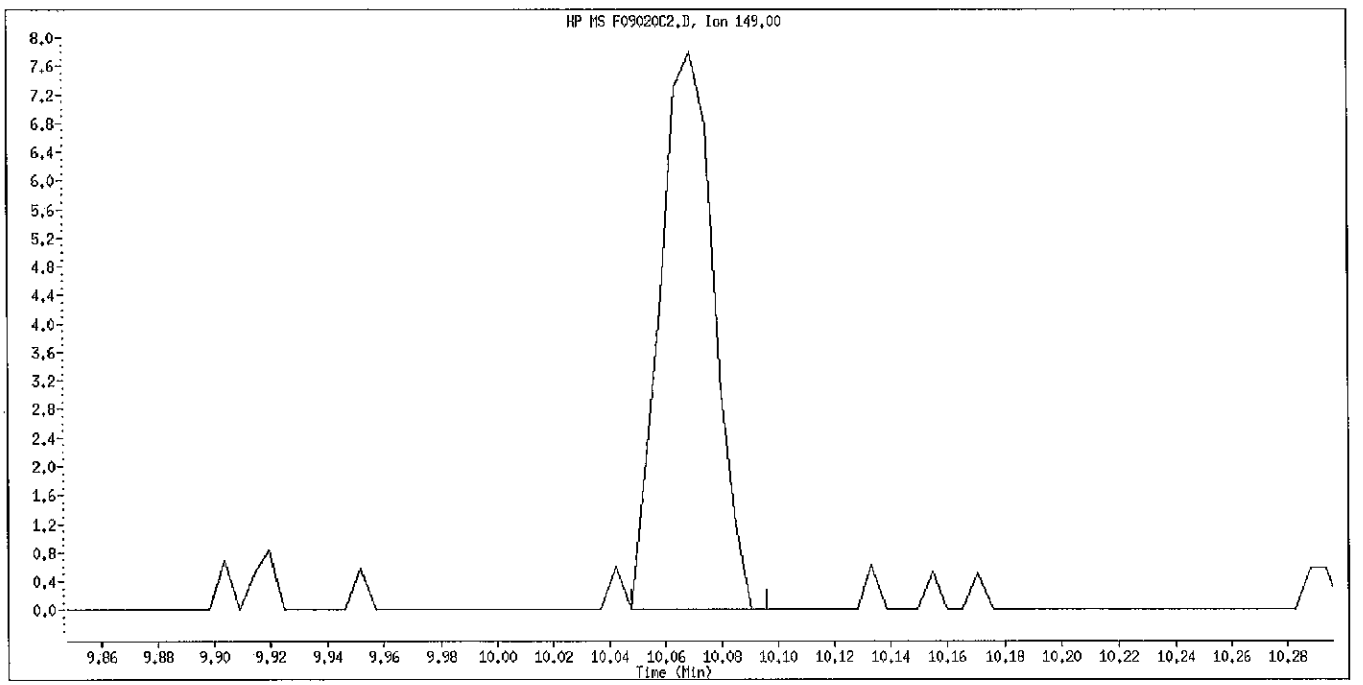

Manual Integration

Manually Integrated By: bungardf
Manual Integration Reason: Peak Not Found

Data File Name: F09020C2.D
Inj. Date and Time: 02-SEP-2010 02:02
Instrument ID: 722.i
Client ID: SSTD.4
Compound Name: Di-n-octylphthalate
CAS #: 117-84-0

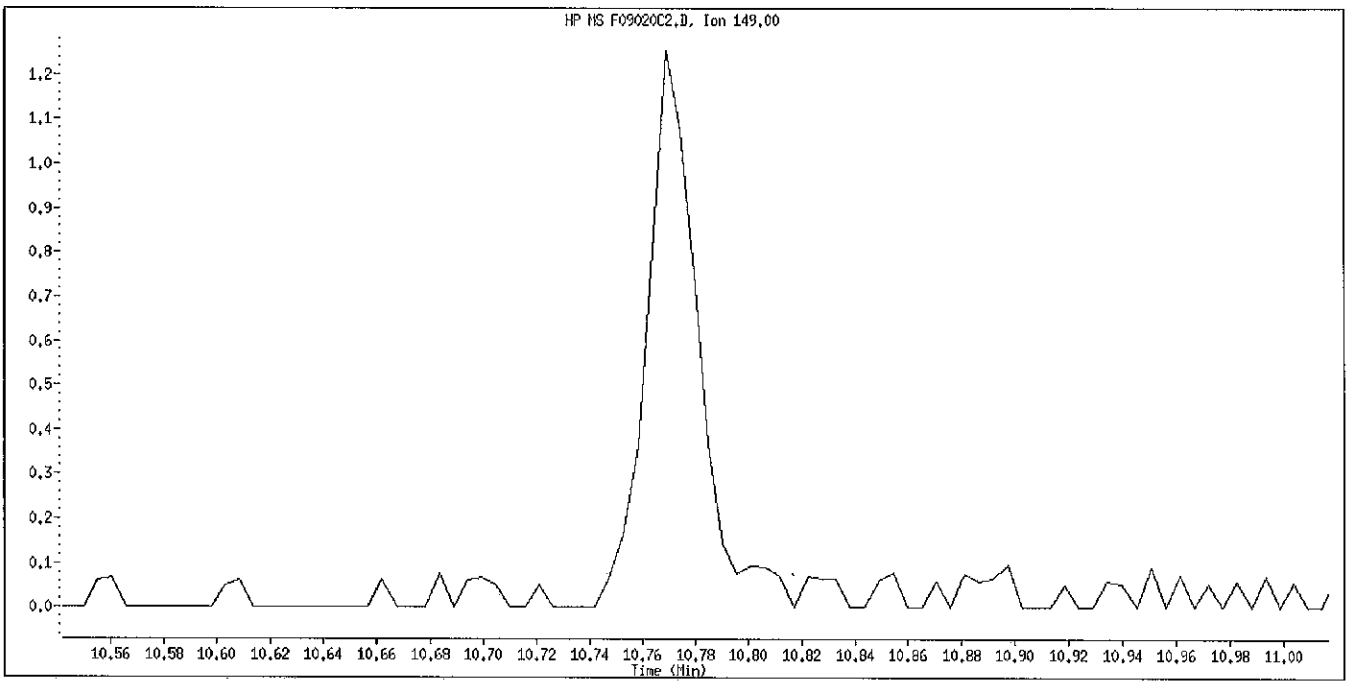

Original Integration

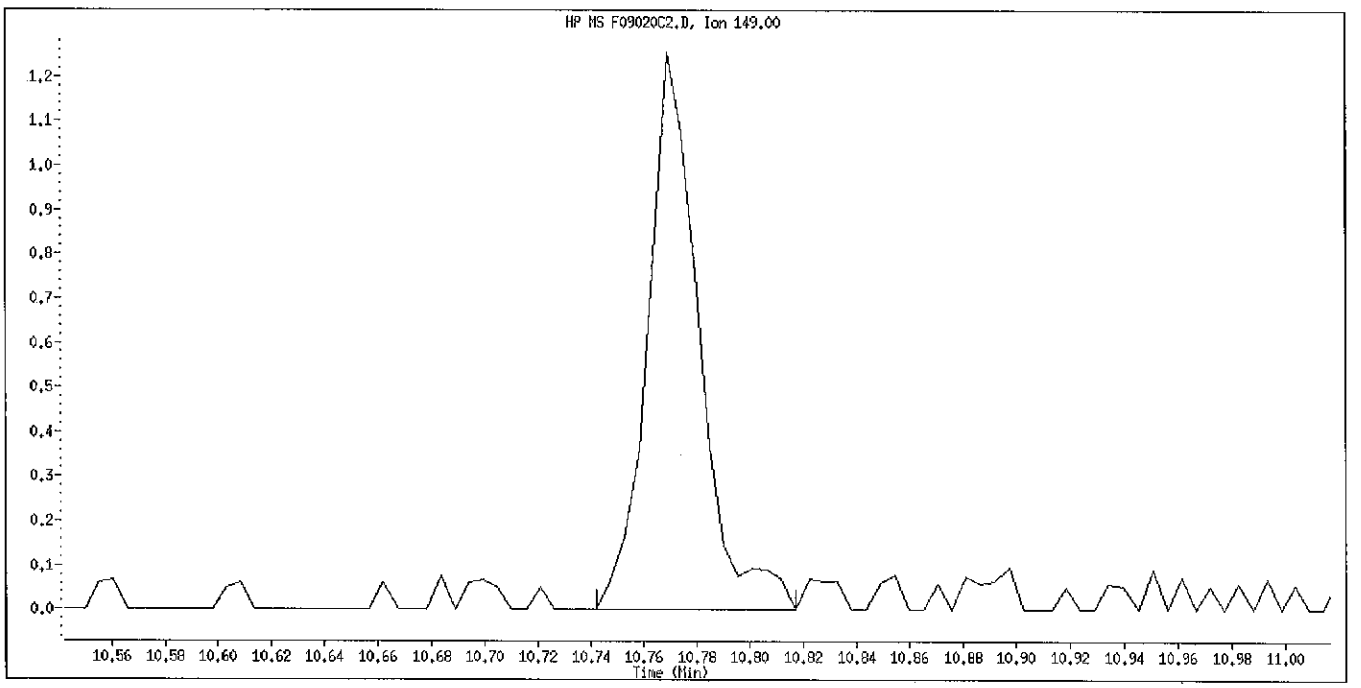

Manual Integration

Manually Integrated By: bungardf
Manual Integration Reason: Peak Not Found

Data File Name: F09020C2.D
Inj. Date and Time: 02-SEP-2010 02:02
Instrument ID: 722.i
Client ID: SSTD.4
Compound Name: Benzo(g,h,i)perylene
CAS #: 191-24-2

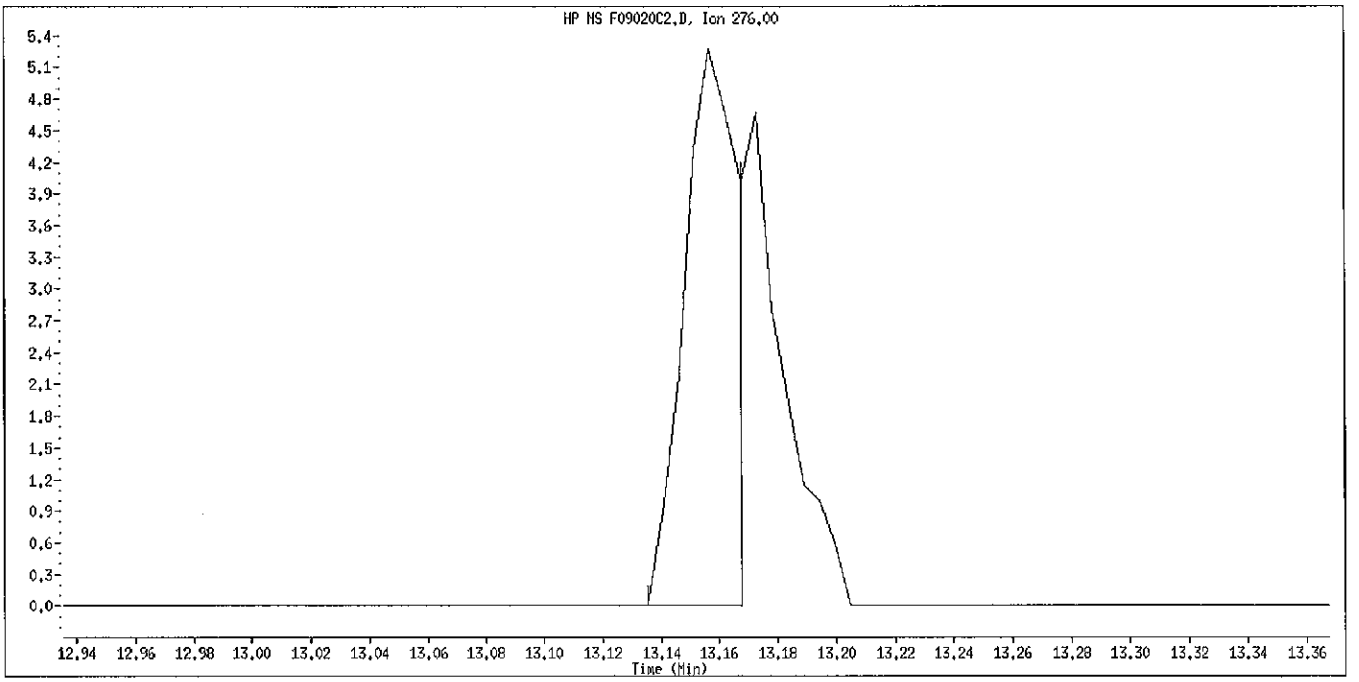

Original Integration

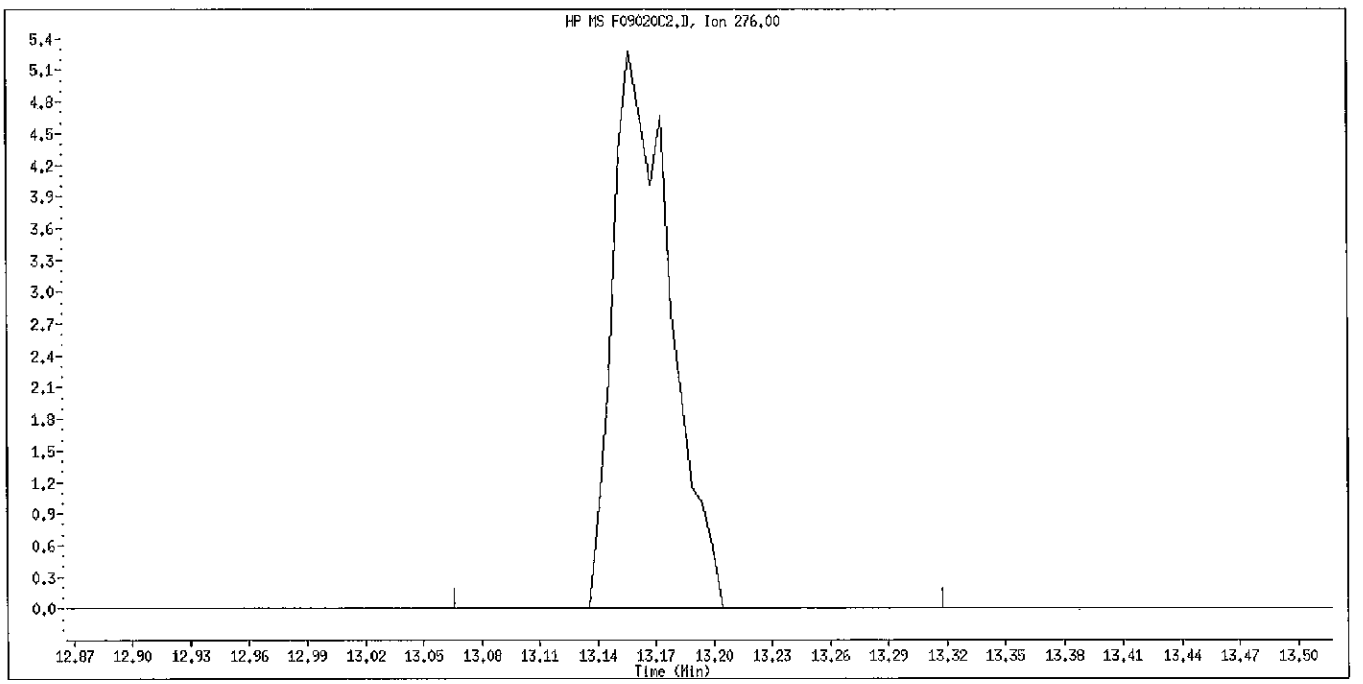

Manual Integration

Manually Integrated By: bungardf
Manual Integration Reason: Peak Not Found

Data File: \\PITSVR06\d\chem\722.i\090210.b\F09020C3.D

Date : 02-SEP-2010 02:21

Client ID: SSTD2

Sample Info: SSTD2 (1ug/ml) BNA0661-10

Column phase: Hp5-MS

Instrument: 722.i

Operator: 007062

Column diameter: 0.25

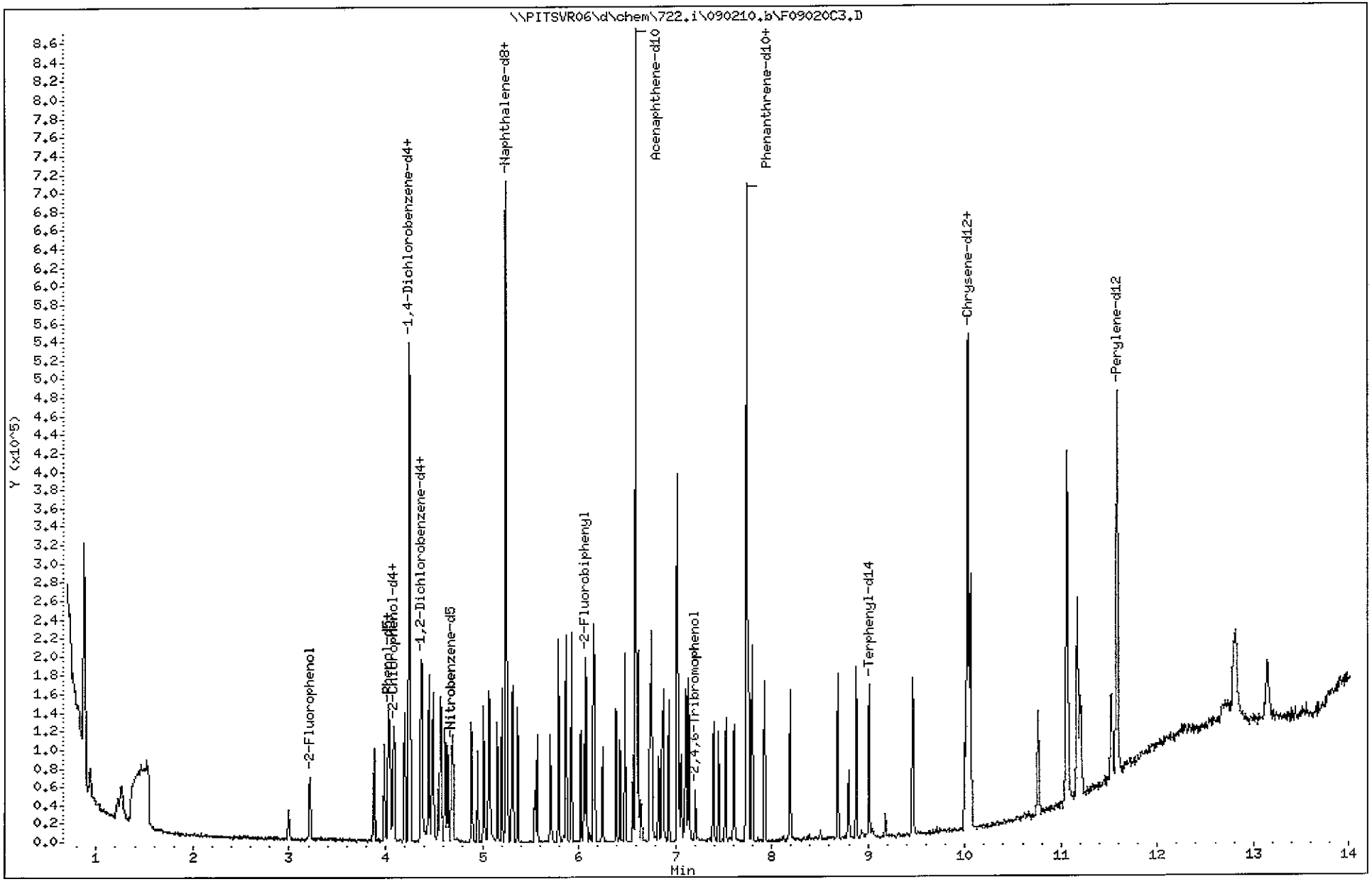

Test America Pittsburgh

Semivolatile REPORT SW-846 Method 8270

Data file : \\PITSVR06\d\chem\722.i\090210.b\F09020C3.D
Lab Smp Id: sstd2 Client Smp ID: SSTD2
Inj Date : 02-SEP-2010 02:21
Operator : 007062 Inst ID: 722.i
Smp Info : SSTD2 (1ug/ml) BNA0661-10
Misc Info : sstd2,090210.b,ll.m,2-root.sub,1,2
Comment :
Method : \\PITSVR06\d\chem\722.i\090210.b\LL.m
Meth Date : 02-Sep-2010 03:40 722.i Quant Type: ISTD
Cal Date : 18-AUG-2010 00:29 Cal File: F08180A2.D
Als bottle: 4 Calibration Sample, Level: 2
Dil Factor: 1.00000
Integrator: HP RTE Compound Sublist: 2-root.sub
Target Version: 4.14

	Compounds	QUANT SIG MASS	RT	EXP RT	REL RT	RESPONSE	AMOUNTS CAL-AMT (NG)	ON-COL (NG)
* 1	1,4-Dichlorobenzene-d4	152	4.243	4.243	(1.000)	75257	8.00000	
* 2	Naphthalene-d8	136	5.242	5.242	(1.000)	279095	8.00000	
* 3	Acenaphthene-d10	164	6.594	6.594	(1.000)	157810	8.00000	
* 4	Phenanthrene-d10	188	7.743	7.743	(1.000)	236693	8.00000	
* 5	Chrysene-d12	240	10.034	10.034	(1.000)	211614	8.00000	
* 6	Perylene-d12	264	11.584	11.584	(1.000)	192344	8.00000	
198	1,4-Dioxane	88	0.867	0.867	(0.204)	14459	2.00000	3.3277
220	Benzaldehyde	77	3.880	3.880	(0.914)	21148	2.00000	2.2116
10	N-Nitrosodimethylamine	74	1.225	1.225	(0.289)	17010	2.00000	2.0939
9	Pyridine	79	1.257	1.257	(0.296)	29314	2.00000	1.9570
16	Methyl methanesulfonate	80	2.993	2.993	(0.705)	12859	2.00000	1.9300
21	Aniline	93	3.987	3.987	(0.940)	37747	2.00000	1.9732
22	Phenol	94	4.035	4.035	(0.951)	32657	2.00000	1.9121
23	bis(2-Chloroethyl)ether	93	4.051	4.051	(0.955)	24466	2.00000	1.9562
24	2-Chlorophenol	128	4.089	4.089	(0.963)	26993	2.00000	1.9856
26	1,3-Dichlorobenzene	146	4.195	4.195	(0.989)	30659	2.00000	1.9460
27	1,4-Dichlorobenzene	146	4.259	4.259	(1.004)	31223	2.00000	1.9881
28	1,2-Dichlorobenzene	146	4.377	4.377	(1.031)	28708	2.00000	1.9192
227	Indene	116	4.446	4.446	(1.048)	45362	2.00000	1.9670(A)
29	Benzyl Alcohol	108	4.495	4.495	(1.059)	24451	2.00000	3.1779
30	2-Methylphenol	108	4.377	4.377	(1.031)	13799	2.00000	1.2191(M)
31	2,2'-oxybis(1-Chloropropane)	45	4.484	4.484	(1.057)	23433	2.00000	2.0080
37	Acetophenone	105	4.569	4.569	(1.077)	35871	2.00000	2.0024
32	N-Nitroso-di-n-propylamine	70	4.580	4.580	(1.079)	19298	2.00000	2.0590
192	4-Methylphenol	108	4.612	4.612	(1.087)	24107	2.00000	2.0536
34	Hexachloroethane	117	4.644	4.644	(1.094)	11739	2.00000	2.0152
35	Nitrobenzene	77	4.698	4.698	(0.896)	29840	2.00000	2.5442(H)
36	N-Nitrosopyrrolidine	100	4.543	4.543	(1.070)	11901	2.00000	1.9722
41	Isophorone	82	4.885	4.885	(0.932)	49115	2.00000	2.0350
42	2-Nitrophenol	139	4.949	4.949	(0.944)	13465	2.00000	1.9050
43	2,4-Dimethylphenol	107	5.013	5.013	(0.956)	26090	2.00000	1.9288
44	bis(2-Chloroethoxy)methane	93	5.066	5.066	(0.966)	27990	2.00000	1.9988
48	2,4-Dichlorophenol	162	5.152	5.152	(0.983)	20431	2.00000	1.9607
49	Benzoic Acid	122	5.077	5.077	(0.968)	19281	4.00000	3.6146

	Compounds	QUANT SIG MASS	RT	EXP RT	REL RT	RESPONSE	AMOUNTS CAL-AMT (NG)	AMOUNTS ON-COL (NG)
50	1,2,4-Trichlorobenzene	180	5.200	5.200	(0.992)	23403	2.00000	1.9780
51	Naphthalene	128	5.258	5.258	(1.003)	73318	2.00000	1.9601
52	4-Chloroaniline	127	5.307	5.307	(1.012)	30853	2.00000	2.0127
54	2,6-Dichlorophenol	162	5.317	5.317	(1.014)	20463	2.00000	1.9840
56	Hexachlorobutadiene	225	5.365	5.365	(1.023)	13377	2.00000	1.9056
221	Caprolactam	113	5.542	5.542	(1.057)	6552	2.00000	1.8536
59	4-Chloro-3-Methylphenol	107	5.707	5.707	(1.089)	20818	2.00000	1.9324
62	2-Methylnaphthalene	142	5.793	5.793	(1.105)	48687	2.00000	1.9907
205	1-Methylnaphthalene	142	5.867	5.867	(1.119)	47432	2.00000	2.0340
64	Hexachlorocyclopentadiene	237	5.921	5.921	(0.898)	9306	2.00000	1.3967
65	1,2,4,5-Tetrachlorobenzene	216	5.926	5.926	(0.899)	20462	2.00000	1.8137
66	2,4,6-Trichlorophenol	196	6.022	6.022	(0.913)	13695	2.00000	1.8503
67	2,4,5-Trichlorophenol	196	6.060	6.060	(0.919)	15505	2.00000	1.9925
222	1,1'-Biphenyl	154	6.151	6.151	(0.933)	59188	2.00000	1.9695
70	2-Chloronaphthalene	162	6.167	6.167	(0.935)	43917	2.00000	1.9033
73	2-Nitroaniline	65	6.247	6.247	(0.947)	13652	2.00000	2.0243
76	Dimethylphthalate	163	6.391	6.391	(0.969)	50383	2.00000	1.9772
78	2,6-Dinitrotoluene	165	6.434	6.434	(0.976)	10763	2.00000	1.8406
79	Acenaphthylene	152	6.482	6.482	(0.983)	72510	2.00000	1.9876
81	3-Nitroaniline	138	6.562	6.562	(0.995)	11862	2.00000	1.9591
82	Acenaphthene	153	6.615	6.615	(1.003)	42652	2.00000	1.8810
83	2,4-Dinitrophenol	184	6.642	6.642	(1.007)	6036	4.00000	2.1312
85	4-Nitrophenol	109	6.733	6.733	(1.021)	13955	4.00000	3.4759
86	Dibenzofuran	168	6.749	6.749	(1.023)	62590	2.00000	1.9614
87	2,4-Dinitrotoluene	165	6.738	6.738	(1.022)	14464	2.00000	1.8893
91	2,3,5,6-Tetrachlorophenol	232	6.824	6.824	(1.035)	10780	2.00000	1.7881
88	2,3,4,6-Tetrachlorophenol	232	6.861	6.861	(1.041)	11394	2.00000	1.8055
92	2-Naphthylamine	143	6.872	6.872	(1.042)	43483	2.00000	2.0904
93	Diethylphthalate	149	6.931	6.931	(1.051)	47510	2.00000	1.8954
94	Fluorene	166	7.016	7.016	(1.064)	49584	2.00000	1.9042
95	4-Chlorophenyl-phenylether	204	7.016	7.016	(1.064)	24950	2.00000	1.9763
96	4-Nitroaniline	138	6.562	6.562	(0.995)	11862	2.00000	1.9400
98	4,6-Dinitro-2-methylphenol	198	7.059	7.059	(0.912)	10942	4.00000	2.9424
99	N-Nitrosodiphenylamine	169	7.112	7.112	(0.919)	33689	2.00000	2.0028
100	1,2-Diphenylhydrazine	77	7.139	7.139	(0.922)	53635	2.00000	1.9757
106	4-Bromophenyl-phenylether	248	7.395	7.395	(0.955)	12094	2.00000	1.8452
107	Hexachlorobenzene	284	7.449	7.449	(0.962)	12503	2.00000	2.0036
223	Atrazine	200	7.524	7.524	(0.972)	12943	2.00000	1.9082
111	Pentachlorophenol	266	7.609	7.609	(0.983)	14067	4.00000	3.3079
115	Phenanthrene	178	7.759	7.759	(1.002)	67013	2.00000	1.9889
116	Anthracene	178	7.796	7.796	(1.007)	67965	2.00000	2.0114
119	Carbazole	167	7.924	7.924	(1.023)	59724	2.00000	1.9565
120	Di-n-Butylphthalate	149	8.191	8.191	(1.058)	74840	2.00000	1.9173
123	Fluoranthene	202	8.688	8.688	(1.122)	67163	2.00000	1.9747
124	Benzidine	184	8.800	8.800	(0.877)	28396	2.00000	2.0388
125	Pyrene	202	8.880	8.880	(0.885)	65464	2.00000	1.9669
131	Butylbenzylphthalate	149	9.463	9.463	(0.943)	32518	2.00000	1.9623
135	3,3'-Dichlorobenzidine	252	10.002	10.002	(0.997)	20479	2.00000	1.9139
136	Benzo(a)Anthracene	228	10.024	10.024	(0.999)	58987	2.00000	1.9523
137	Chrysene	228	10.061	10.061	(1.003)	57249	2.00000	1.9897
139	bis(2-ethylhexyl)Phthalate	149	10.061	10.061	(1.003)	44593	2.00000	1.8898
140	Di-n-octylphthalate	149	10.761	10.761	(0.929)	73147	2.00000	1.9026
141	Benzo(b)fluoranthene	252	11.178	11.178	(0.965)	56790	2.00000	1.7804
142	Benzo(k)fluoranthene	252	11.204	11.204	(0.967)	61092	2.00000	2.0302

Compounds	QUANT SIG MASS	RT	EXP RT	REL RT	RESPONSE	AMOUNTS CAL-AMT (NG)	AMOUNTS ON-COL (NG)
143 7,12-dimethylbenz[a]anthracen	256	11.167	11.167	(0.964)	26939	2.00000	1.8791
146 Benzo(a)pyrene	252	11.525	11.525	(0.995)	45158	2.00000	1.9232
149 Indeno(1,2,3-cd)pyrene	276	12.796	12.796	(1.105)	56567	2.00000	1.9362
150 Dibenz(a,h)anthracene	278	12.823	12.823	(1.107)	45669	2.00000	1.8914
151 Benzo(g,h,i)perylene	276	13.154	13.154	(1.136)	45692	2.00000	1.8426
$ 154 Nitrobenzene-d5	82	4.682	4.682	(0.893)	29304	2.00000	2.0306
$ 155 2-Fluorobiphenyl	172	6.076	6.076	(0.921)	50390	2.00000	1.9272
$ 156 Terphenyl-d14	244	9.014	9.014	(0.898)	43028	2.00000	1.9571
$ 157 Phenol-d5	99	4.024	4.024	(0.948)	29958	2.00000	1.9633
$ 158 2-Fluorophenol	112	3.218	3.218	(0.758)	22227	2.00000	2.0061
$ 159 2,4,6-Tribromophenol	330	7.208	7.208	(0.931)	5227	2.00000	2.0296
$ 186 2-Chlorophenol-d4	132	4.078	4.078	(0.961)	26048	2.00000	1.9262
$ 187 1,2-Dichlorobenzene-d4	152	4.366	4.366	(1.029)	17539	2.00000	1.8944

QC Flag Legend

A - Target compound detected but, quantitated amount exceeded maximum amount.
M - Compound response manually integrated.
H - Operator selected an alternate compound hit.

Data File Name: F09020C3.D
Inj. Date and Time: 02-SEP-2010 02:21
Instrument ID: 722.i
Client ID: SSTD2
Compound Name: 2-Methylphenol
CAS #: 95-48-7

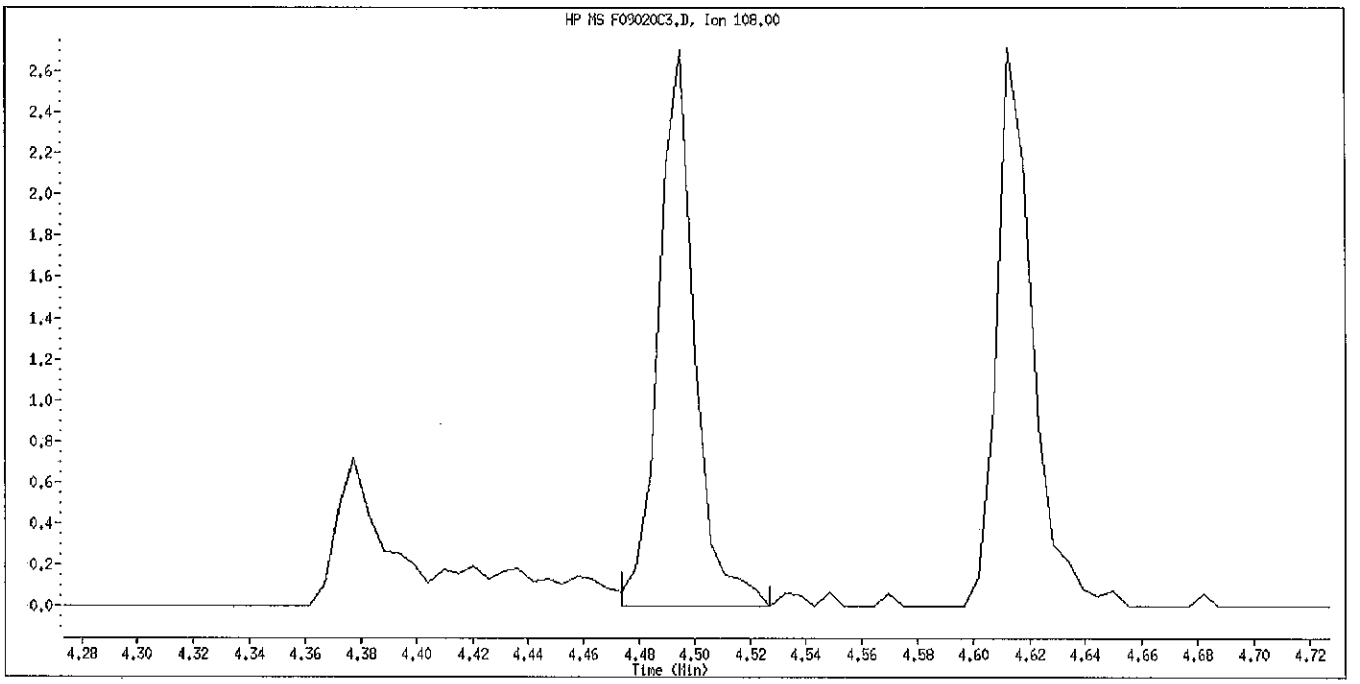

Original Integration

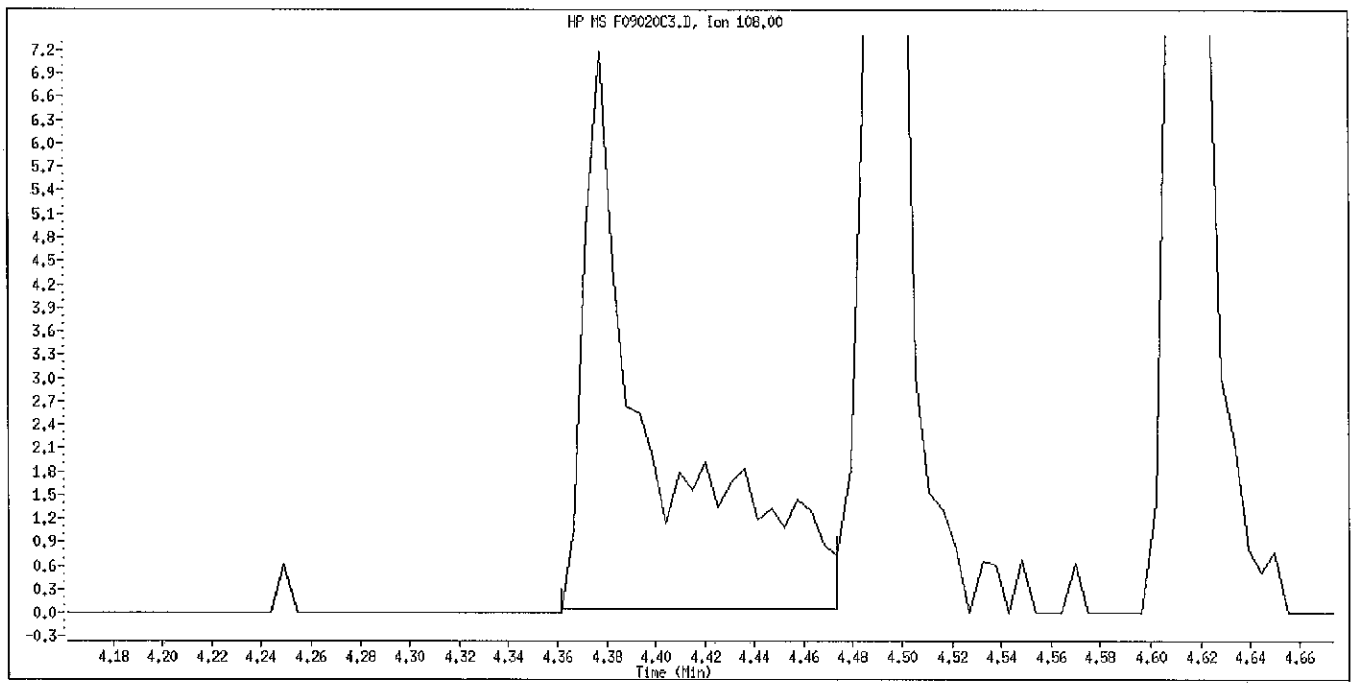

Manual Integration

Manually Integrated By: bungardf
Manual Integration Reason: Peak Not Found

Data File: \\PITSVR06\d\chem\722.i\090210.b\F09020C1.D
Date : 02-SEP-2010 01:40
Client ID: SSTD4
Sample Info: SSTD4 (2ug/ml) BNA0675-10

Instrument: 722.i

Operator: 007062
Column diameter: 0.25

Column phase: Hp5-MS

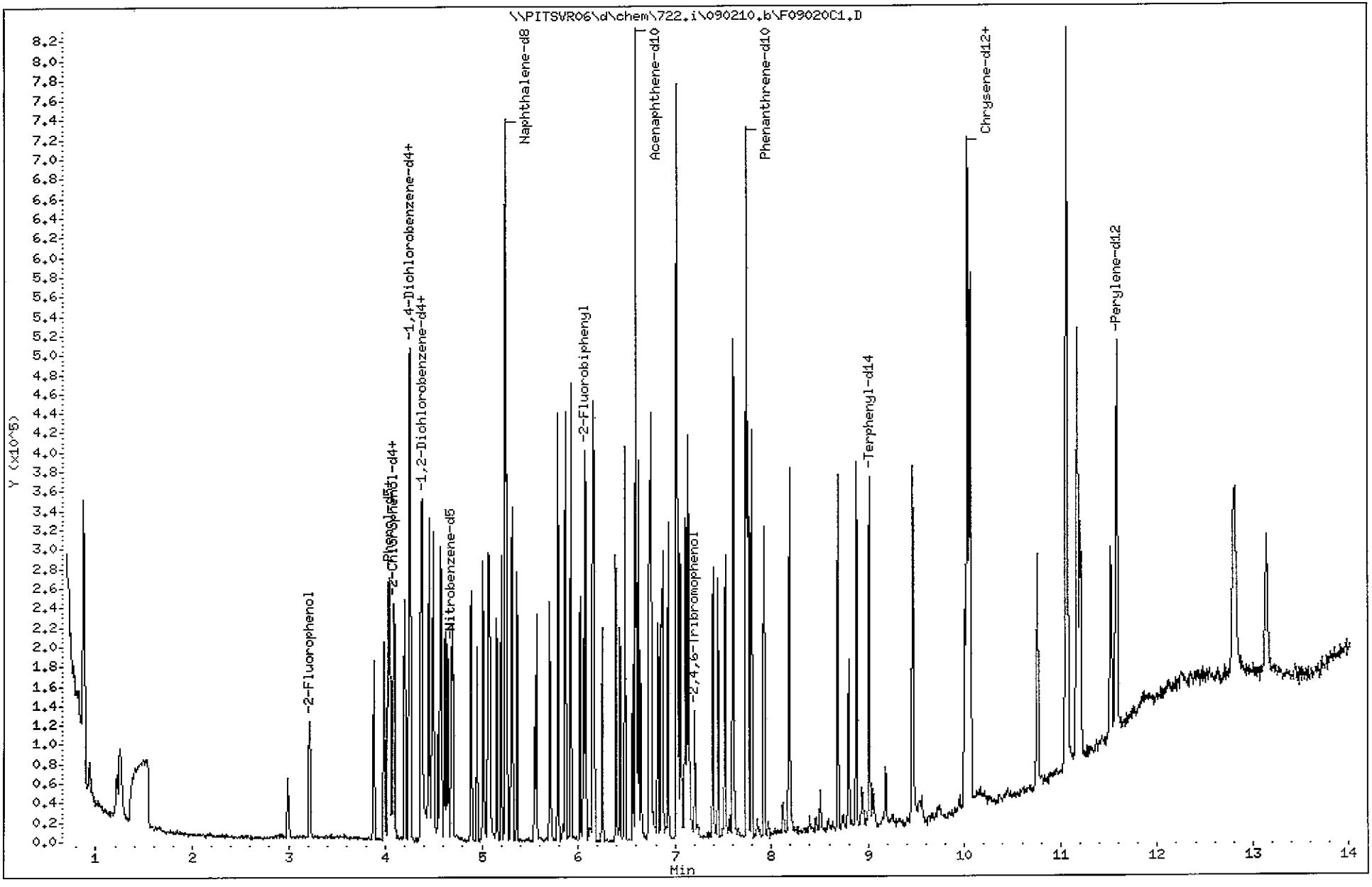

Test America Pittsburgh

Semivolatile REPORT SW-846 Method 8270

Data file : \\PITSVR06\d\chem\722.i\090210.b\F09020C1.D
Lab Smp Id: sstd4 Client Smp ID: SSTD4
Inj Date : 02-SEP-2010 01:40
Operator : 007062 Inst ID: 722.i
Smp Info : SSTD4 (2ug/ml) BNA0675-10
Misc Info : sstd4,090210.b,ll.m,2-root.sub,1,3
Comment :
Method : \\PITSVR06\d\chem\722.i\090210.b\LL.m
Meth Date : 02-Sep-2010 02:56 722.i Quant Type: ISTD
Cal Date : 02-SEP-2010 02:41 Cal File: F09020C4.D
Als bottle: 2 Calibration Sample, Level: 3
Dil Factor: 1.00000
Integrator: HP RTE Compound Sublist: 2-root.sub
Target Version: 4.14
Processing Host: PITPC-503

Compounds	QUANT SIG MASS	RT	EXP RT	REL RT	RESPONSE	AMOUNTS CAL-AMT (NG)	AMOUNTS ON-COL (NG)
* 1 1,4-Dichlorobenzene-d4	152	4.242	4.242	(1.000)	69391	8.00000	
* 2 Naphthalene-d8	136	5.241	5.241	(1.000)	264796	8.00000	
* 3 Acenaphthene-d10	164	6.593	6.593	(1.000)	149928	8.00000	
* 4 Phenanthrene-d10	188	7.742	7.742	(1.000)	227951	8.00000	
* 5 Chrysene-d12	240	10.033	10.033	(1.000)	211363	8.00000	
* 6 Perylene-d12	264	11.577	11.577	(1.000)	187180	8.00000	
198 1,4-Dioxane	88	0.872	0.872	(0.206)	21295	4.00000	4.0830
220 Benzaldehyde	77	3.879	3.879	(0.914)	40058	4.00000	4.0386
10 N-Nitrosodimethylamine	74	1.219	1.219	(0.287)	30761	4.00000	4.1010
9 Pyridine	79	1.251	1.251	(0.295)	56967	4.00000	4.0787
16 Methyl methanesulfonate	80	2.992	2.992	(0.705)	25782	4.00000	4.1225
21 Aniline	93	3.986	3.986	(0.940)	70186	4.00000	3.9286
22 Phenol	94	4.034	4.034	(0.951)	65794	4.00000	4.0454(H)
23 bis(2-Chloroethyl)ether	93	4.050	4.050	(0.955)	46011	4.00000	3.8584
24 2-Chlorophenol	128	4.093	4.093	(0.965)	50496	4.00000	3.9532
26 1,3-Dichlorobenzene	146	4.194	4.194	(0.989)	58365	4.00000	3.9507
27 1,4-Dichlorobenzene	146	4.258	4.258	(1.004)	58938	4.00000	4.0225
28 1,2-Dichlorobenzene	146	4.376	4.376	(1.031)	55932	4.00000	3.9986
227 Indene	116	4.445	4.445	(1.048)	87574	4.00000	4.0466(A)
29 Benzyl Alcohol	108	4.381	4.381	(1.033)	21145	4.00000	2.6800(Q)
30 2-Methylphenol	108	4.494	4.494	(1.059)	46658	4.00000	4.5053
31 2,2'-oxybis(1-Chloropropane)	45	4.483	4.483	(1.057)	43915	4.00000	3.9742
37 Acetophenone	105	4.568	4.568	(1.077)	70140	4.00000	4.1123
32 N-Nitroso-di-n-propylamine	70	4.579	4.579	(1.079)	35656	4.00000	3.9823
192 4-Methylphenol	108	4.616	4.616	(1.088)	42911	4.00000	3.8358
34 Hexachloroethane	117	4.643	4.643	(1.094)	22091	4.00000	4.1743
35 Nitrobenzene	77	4.697	4.697	(0.896)	56500	4.00000	3.6512(Q)
36 N-Nitrosopyrrolidine	100	4.542	4.542	(1.071)	23924	4.00000	4.2121
41 Isophorone	82	4.889	4.889	(0.933)	95169	4.00000	4.0419
42 2-Nitrophenol	139	4.948	4.948	(0.944)	28118	4.00000	4.3027
43 2,4-Dimethylphenol	107	5.012	5.012	(0.956)	51872	4.00000	3.9228
44 bis(2-Chloroethoxy)methane	93	5.065	5.065	(0.966)	54764	4.00000	4.0409
48 2,4-Dichlorophenol	162	5.151	5.151	(0.983)	39057	4.00000	3.9722

	Compounds	QUANT SIG MASS	RT	EXP RT	REL RT	RESPONSE	AMOUNTS CAL-AMT (NG)	ON-COL (NG)
49	Benzoic Acid	122	5.081	5.081	(0.969)	60270	10.0000	11.480
50	1,2,4-Trichlorobenzene	180	5.199	5.199	(0.992)	44944	4.00000	3.9938
51	Naphthalene	128	5.257	5.257	(1.003)	144834	4.00000	3.9923
52	4-Chloroaniline	127	5.306	5.306	(1.012)	57053	4.00000	3.9184
54	2,6-Dichlorophenol	162	5.316	5.316	(1.014)	38604	4.00000	3.9046
56	Hexachlorobutadiene	225	5.364	5.364	(1.023)	26985	4.00000	4.0574
221	Caprolactam	113	5.551	5.551	(1.059)	13489	4.00000	4.1142
59	4-Chloro-3-Methylphenol	107	5.706	5.706	(1.089)	44148	4.00000	4.2489
62	2-Methylnaphthalene	142	5.792	5.792	(1.105)	96150	4.00000	4.0572
205	1-Methylnaphthalene	142	5.866	5.866	(1.119)	89585	4.00000	3.9926
64	Hexachlorocyclopentadiene	237	5.920	5.920	(0.898)	23495	4.00000	4.6198
65	1,2,4,5-Tetrachlorobenzene	216	5.925	5.925	(0.899)	41909	4.00000	4.0455
66	2,4,6-Trichlorophenol	196	6.021	6.021	(0.913)	27289	4.00000	3.9550
67	2,4,5-Trichlorophenol	196	6.053	6.053	(0.918)	29060	4.00000	4.0036
222	1,1'-Biphenyl	154	6.150	6.150	(0.933)	111299	4.00000	3.9418
70	2-Chloronaphthalene	162	6.166	6.166	(0.935)	91243	4.00000	4.1886
73	2-Nitroaniline	65	6.246	6.246	(0.947)	26665	4.00000	4.2094
76	Dimethylphthalate	163	6.390	6.390	(0.969)	95178	4.00000	3.8910
78	2,6-Dinitrotoluene	165	6.433	6.433	(0.976)	22526	4.00000	4.1307
79	Acenaphthylene	152	6.481	6.481	(0.983)	138944	4.00000	3.9903
81	3-Nitroaniline	138	6.561	6.561	(0.995)	23045	4.00000	4.1529
82	Acenaphthene	153	6.620	6.620	(1.004)	86315	4.00000	4.0321
83	2,4-Dinitrophenol	184	6.641	6.641	(1.007)	21244	10.0000	9.5580
85	4-Nitrophenol	109	6.732	6.732	(1.021)	35910	10.0000	9.9526
86	Dibenzofuran	168	6.753	6.753	(1.024)	123152	4.00000	4.0326
87	2,4-Dinitrotoluene	165	6.737	6.737	(1.022)	28752	4.00000	4.0802
91	2,3,5,6-Tetrachlorophenol	232	6.823	6.823	(1.035)	23985	4.00000	4.3425
88	2,3,4,6-Tetrachlorophenol	232	6.860	6.860	(1.041)	25270	4.00000	4.1939
92	2-Naphthylamine	143	6.871	6.871	(1.042)	80680	4.00000	3.9394
93	Diethylphthalate	149	6.930	6.930	(1.051)	94581	4.00000	3.9101
94	Fluorene	166	7.015	7.015	(1.064)	100039	4.00000	4.0648
95	4-Chlorophenyl-phenylether	204	7.015	7.015	(1.064)	47069	4.00000	3.9821
96	4-Nitroaniline	138	7.031	7.031	(1.066)	24629	4.00000	4.3606(Q)
98	4,6-Dinitro-2-methylphenol	198	7.058	7.058	(0.912)	34290	10.0000	11.204
99	N-Nitrosodiphenylamine	169	7.106	7.106	(0.918)	65552	4.00000	3.9916
100	1,2-Diphenylhydrazine	77	7.138	7.138	(0.922)	109000	4.00000	4.0837
106	4-Bromophenyl-phenylether	248	7.394	7.394	(0.955)	24918	4.00000	3.9933
107	Hexachlorobenzene	284	7.448	7.448	(0.962)	23723	4.00000	3.9933
223	Atrazine	200	7.523	7.523	(0.972)	26556	4.00000	4.1080
111	Pentachlorophenol	266	7.603	7.603	(0.982)	51874	10.0000	12.582
115	Phenanthrene	178	7.758	7.758	(1.002)	128573	4.00000	3.9016
116	Anthracene	178	7.795	7.795	(1.007)	132239	4.00000	4.0083
119	Carbazole	167	7.929	7.929	(1.024)	118842	4.00000	4.0017
120	Di-n-Butylphthalate	149	8.190	8.190	(1.058)	153271	4.00000	4.0833
123	Fluoranthene	202	8.687	8.687	(1.122)	131100	4.00000	3.9972
124	Benzidine	184	8.799	8.799	(0.877)	62732	4.00000	4.2863
125	Pyrene	202	8.879	8.879	(0.885)	133663	4.00000	3.8660
131	Butylbenzylphthalate	149	9.462	9.462	(0.943)	62497	4.00000	3.7006
135	3,3'-Dichlorobenzidine	252	10.001	10.001	(0.997)	41488	4.00000	3.8759
136	Benzo(a)Anthracene	228	10.023	10.023	(0.999)	122323	4.00000	3.9515
137	Chrysene	228	10.060	10.060	(1.003)	114691	4.00000	3.9378
139	bis(2-ethylhexyl)Phthalate	149	10.060	10.060	(1.003)	92892	4.00000	3.9063
140	Di-n-octylphthalate	149	10.760	10.760	(0.929)	150773	4.00000	3.9455
141	Benzo(b)fluoranthene	252	11.177	11.177	(0.965)	119270	4.00000	3.8524

Compounds	QUANT SIG MASS	RT	EXP RT	REL RT	RESPONSE	AMOUNTS CAL-AMT (NG)	AMOUNTS ON-COL (NG)
142 Benzo(k)fluoranthene	252	11.203	11.203	(0.968)	121198	4.00000	4.1558
143 7,12-dimethylbenz[a]anthracen	256	11.171	11.171	(0.965)	54565	4.00000	3.9804
146 Benzo(a)pyrene	252	11.518	11.518	(0.995)	89158	4.00000	3.9070
149 Indeno(1,2,3-cd)pyrene	276	12.795	12.795	(1.105)	107978	4.00000	3.8883
150 Dibenz(a,h)anthracene	278	12.817	12.817	(1.107)	88102	4.00000	3.8922
151 Benzo(g,h,i)perylene	276	13.142	13.142	(1.135)	92270	4.00000	3.8925
$ 154 Nitrobenzene-d5	82	4.681	4.681	(0.893)	54617	4.00000	3.9009
$ 155 2-Fluorobiphenyl	172	6.075	6.075	(0.921)	100542	4.00000	4.0519
$ 156 Terphenyl-d14	244	9.013	9.013	(0.898)	90716	4.00000	4.0465
$ 157 Phenol-d5	99	4.023	4.023	(0.948)	56466	4.00000	3.9437
$ 158 2-Fluorophenol	112	3.217	3.217	(0.758)	39978	4.00000	3.8719
$ 159 2,4,6-Tribromophenol	330	7.207	7.207	(0.931)	9940	4.00000	4.0785
$ 186 2-Chlorophenol-d4	132	4.077	4.077	(0.961)	50617	4.00000	3.9990
$ 187 1,2-Dichlorobenzene-d4	152	4.365	4.365	(1.029)	34963	4.00000	4.0848

QC Flag Legend

A - Target compound detected but, quantitated amount exceeded maximum amount.
Q - Qualifier signal failed the ratio test.
H - Operator selected an alternate compound hit.

Data File: \\PITSVR06\d\chem\722.i\090210.b\F09020C4.D
Date : 02-SEP-2010 02:41
Client ID: SSTD10
Sample Info: SSTD10 (5ug/ml) BNA0663-10

Instrument: 722.i

Operator: 007062
Column diameter: 0.25

Column phase: Hp5-MS

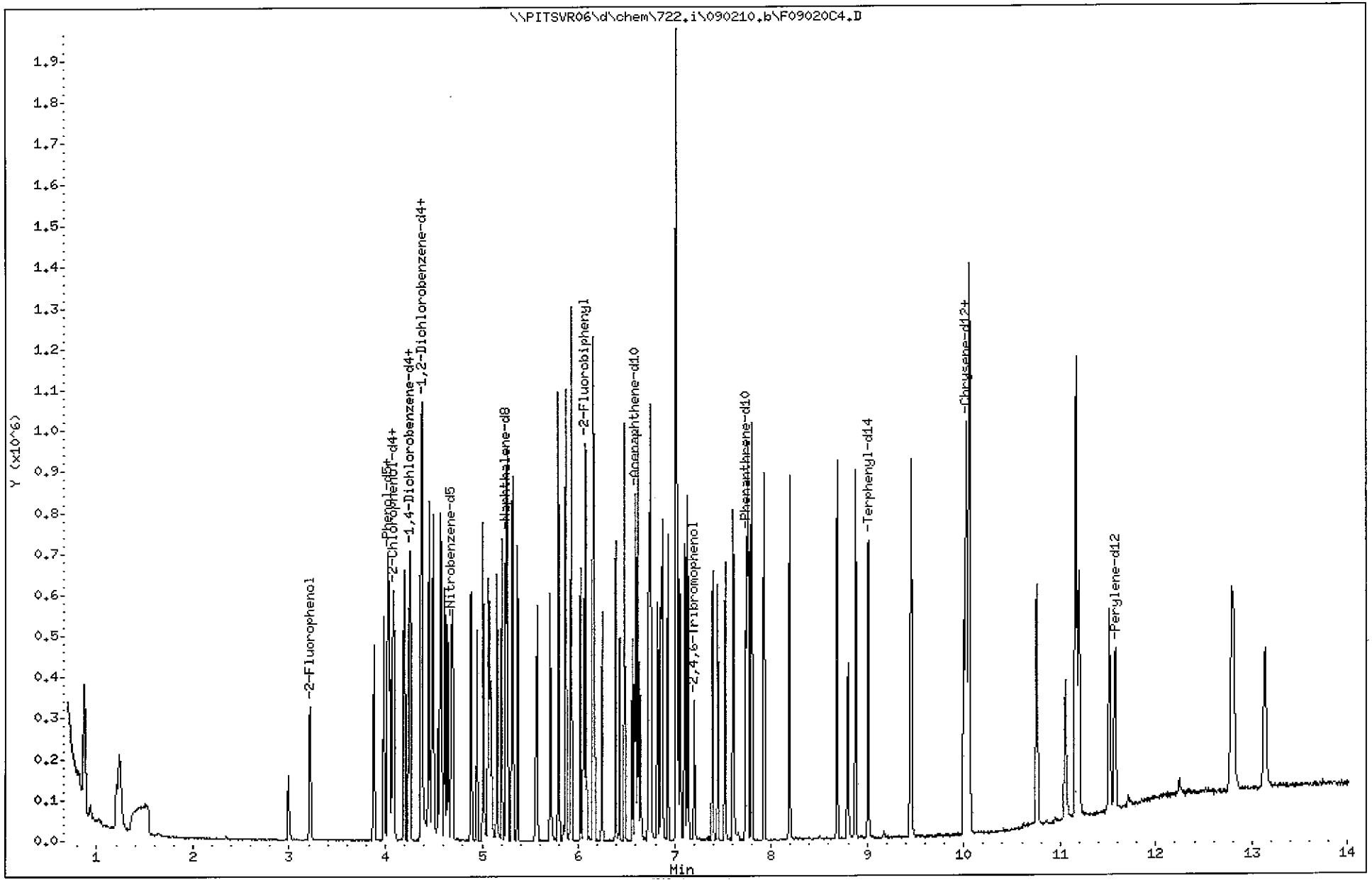

Test America Pittsburgh

Semivolatile REPORT SW-846 Method 8270

Data file : \\PITSVR06\d\chem\722.i\090210.b\F09020C4.D
Lab Smp Id: sstd10 Client Smp ID: SSTD10
Inj Date : 02-SEP-2010 02:41
Operator : 007062 Inst ID: 722.i
Smp Info : SSTD10 (5ug/ml) BNA0663-10
Misc Info : sstd10,090210.b,ll.m,2-root.sub,1,4
Comment :
Method : \\PITSVR06\d\chem\722.i\090210.b\LL.m
Meth Date : 02-Sep-2010 03:40 722.i Quant Type: ISTD
Cal Date : 02-SEP-2010 02:41 Cal File: F09020C4.D
Als bottle: 5 Calibration Sample, Level: 4
Dil Factor: 1.00000
Integrator: HP RTE Compound Sublist: 2-root.sub
Target Version: 4.14

	Compounds	QUANT SIG MASS	RT	EXP RT	REL RT	RESPONSE	AMOUNTS CAL-AMT (NG)	ON-COL (NG)
* 1	1,4-Dichlorobenzene-d4	152	4.243	4.243	(1.000)	71757	8.00000	
* 2	Naphthalene-d8	136	5.242	5.242	(1.000)	276800	8.00000	
* 3	Acenaphthene-d10	164	6.594	6.594	(1.000)	157462	8.00000	
* 4	Phenanthrene-d10	188	7.737	7.737	(1.000)	236582	8.00000	
* 5	Chrysene-d12	240	10.029	10.029	(1.000)	213838	8.00000	
* 6	Perylene-d12	264	11.578	11.578	(1.000)	191883	8.00000	
198	1,4-Dioxane	88	0.862	0.862	(0.203)	37816	10.0000	9.1278
220	Benzaldehyde	77	3.880	3.880	(0.914)	100992	10.0000	11.076
10	N-Nitrosodimethylamine	74	1.209	1.209	(0.285)	82885	10.0000	10.700
9	Pyridine	79	1.241	1.241	(0.293)	144538	10.0000	10.120
16	Methyl methanesulfonate	80	2.993	2.993	(0.705)	67480	10.0000	10.622
21	Aniline	93	3.987	3.987	(0.940)	189784	10.0000	10.405
22	Phenol	94	4.035	4.035	(0.951)	165335	10.0000	10.153
23	bis(2-Chloroethyl)ether	93	4.051	4.051	(0.955)	121266	10.0000	10.169
24	2-Chlorophenol	128	4.088	4.088	(0.963)	130925	10.0000	10.101
26	1,3-Dichlorobenzene	146	4.195	4.195	(0.989)	152490	10.0000	10.151
27	1,4-Dichlorobenzene	146	4.259	4.259	(1.004)	153653	10.0000	10.261
28	1,2-Dichlorobenzene	146	4.377	4.377	(1.031)	143086	10.0000	10.032
227	Indene	116	4.446	4.446	(1.048)	224325	10.0000	10.201(A)
29	Benzyl Alcohol	108	4.377	4.377	(1.031)	73532	10.0000	10.023(MH)
30	2-Methylphenol	108	4.494	4.494	(1.059)	118822	10.0000	11.009
31	2,2'-oxybis(1-Chloropropane)	45	4.484	4.484	(1.057)	112558	10.0000	10.116
37	Acetophenone	105	4.569	4.569	(1.077)	176854	10.0000	10.354
32	N-Nitroso-di-n-propylamine	70	4.580	4.580	(1.079)	92185	10.0000	10.315
192	4-Methylphenol	108	4.612	4.612	(1.087)	117702	10.0000	10.516
34	Hexachloroethane	117	4.644	4.644	(1.094)	56714	10.0000	10.211
35	Nitrobenzene	77	4.697	4.697	(0.896)	143884	10.0000	12.205(H)
36	N-Nitrosopyrrolidine	100	4.542	4.542	(1.070)	62097	10.0000	10.793
41	Isophorone	82	4.890	4.890	(0.933)	236311	10.0000	9.8724
42	2-Nitrophenol	139	4.948	4.948	(0.944)	73527	10.0000	10.489
43	2,4-Dimethylphenol	107	5.012	5.012	(0.956)	136992	10.0000	10.212
44	bis(2-Chloroethoxy)methane	93	5.066	5.066	(0.966)	138098	10.0000	9.9437
48	2,4-Dichlorophenol	162	5.151	5.151	(0.983)	104371	10.0000	10.099
49	Benzoic Acid	122	5.087	5.087	(0.970)	124409	20.0000	23.516

	Compounds	QUANT SIG MASS	RT	EXP RT	REL RT	RESPONSE	AMOUNTS CAL-AMT (NG)	AMOUNTS ON-COL (NG)
50	1,2,4-Trichlorobenzene	180	5.199	5.199	(0.992)	114823	10.0000	9.7850
51	Naphthalene	128	5.258	5.258	(1.003)	368675	10.0000	9.9381
52	4-Chloroaniline	127	5.306	5.306	(1.012)	156883	10.0000	10.319
54	2,6-Dichlorophenol	162	5.317	5.317	(1.014)	105521	10.0000	10.316
56	Hexachlorobutadiene	225	5.365	5.365	(1.023)	67944	10.0000	9.7590
221	Caprolactam	113	5.557	5.557	(1.060)	35075	10.0000	10.005
59	4-Chloro-3-Methylphenol	107	5.707	5.707	(1.089)	108353	10.0000	10.141
62	2-Methylnaphthalene	142	5.792	5.792	(1.105)	243244	10.0000	10.028
205	1-Methylnaphthalene	142	5.867	5.867	(1.119)	237092	10.0000	10.251
64	Hexachlorocyclopentadiene	237	5.926	5.926	(0.899)	63856	10.0000	9.6053
65	1,2,4,5-Tetrachlorobenzene	216	5.926	5.926	(0.899)	107482	10.0000	9.5478
66	2,4,6-Trichlorophenol	196	6.022	6.022	(0.913)	71986	10.0000	9.7475
67	2,4,5-Trichlorophenol	196	6.054	6.054	(0.918)	78297	10.0000	10.084
222	1,1'-Biphenyl	154	6.156	6.156	(0.934)	291940	10.0000	9.7361
70	2-Chloronaphthalene	162	6.166	6.166	(0.935)	223158	10.0000	9.6926
73	2-Nitroaniline	65	6.246	6.246	(0.947)	67724	10.0000	10.064
76	Dimethylphthalate	163	6.391	6.391	(0.969)	244574	10.0000	9.6190
78	2,6-Dinitrotoluene	165	6.433	6.433	(0.976)	57615	10.0000	9.8748
79	Acenaphthylene	152	6.482	6.482	(0.983)	358839	10.0000	9.8579
81	3-Nitroaniline	138	6.562	6.562	(0.995)	59546	10.0000	9.8562
82	Acenaphthene	153	6.620	6.620	(1.004)	222184	10.0000	9.8202
83	2,4-Dinitrophenol	184	6.642	6.642	(1.007)	48750	20.0000	17.251
85	4-Nitrophenol	109	6.727	6.727	(1.020)	76147	20.0000	19.008
86	Dibenzofuran	168	6.754	6.754	(1.024)	307981	10.0000	9.6728
87	2,4-Dinitrotoluene	165	6.743	6.743	(1.023)	74906	10.0000	9.8057
91	2,3,5,6-Tetrachlorophenol	232	6.823	6.823	(1.035)	56736	10.0000	9.4315
88	2,3,4,6-Tetrachlorophenol	232	6.855	6.855	(1.040)	58565	10.0000	9.3006
92	2-Naphthylamine	143	6.872	6.872	(1.042)	210180	10.0000	10.127
93	Diethylphthalate	149	6.930	6.930	(1.051)	242450	10.0000	9.6937
94	Fluorene	166	7.016	7.016	(1.064)	246824	10.0000	9.4996
95	4-Chlorophenyl-phenylether	204	7.016	7.016	(1.064)	118375	10.0000	9.3973
96	4-Nitroaniline	138	6.562	6.562	(0.995)	59546	10.0000	9.7602
98	4,6-Dinitro-2-methylphenol	198	7.058	7.058	(0.912)	78287	20.0000	21.062
99	N-Nitrosodiphenylamine	169	7.107	7.107	(0.919)	161752	10.0000	9.6207
100	1,2-Diphenylhydrazine	77	7.139	7.139	(0.923)	266443	10.0000	9.8195
106	4-Bromophenyl-phenylether	248	7.395	7.395	(0.956)	64154	10.0000	9.7925
107	Hexachlorobenzene	284	7.448	7.448	(0.963)	62240	10.0000	9.9785
223	Atrazine	200	7.523	7.523	(0.972)	65005	10.0000	9.5882
111	Pentachlorophenol	266	7.603	7.603	(0.983)	75444	20.0000	17.749
115	Phenanthrene	178	7.758	7.758	(1.003)	320324	10.0000	9.5113
116	Anthracene	178	7.796	7.796	(1.008)	332841	10.0000	9.8549
119	Carbazole	167	7.924	7.924	(1.024)	301782	10.0000	9.8906
120	Di-n-Butylphthalate	149	8.191	8.191	(1.059)	381097	10.0000	9.7676
123	Fluoranthene	202	8.688	8.688	(1.123)	330008	10.0000	9.7075
124	Benzidine	184	8.800	8.800	(0.877)	154766	10.0000	10.997
125	Pyrene	202	8.880	8.880	(0.885)	342720	10.0000	10.190
131	Butylbenzylphthalate	149	9.462	9.462	(0.944)	164561	10.0000	9.8271
135	3,3'-Dichlorobenzidine	252	9.997	9.997	(0.997)	110367	10.0000	10.207
136	Benzo(a)Anthracene	228	10.018	10.018	(0.999)	303896	10.0000	9.9536
137	Chrysene	228	10.055	10.055	(1.003)	284645	10.0000	9.7902
139	bis(2-ethylhexyl)Phthalate	149	10.055	10.055	(1.003)	234266	10.0000	9.8247
140	Di-n-octylphthalate	149	10.755	10.755	(0.929)	377654	10.0000	9.8466
141	Benzo(b)fluoranthene	252	11.172	11.172	(0.965)	328622	10.0000	10.327
142	Benzo(k)fluoranthene	252	11.199	11.199	(0.967)	279635	10.0000	9.3151

Compounds	QUANT SIG MASS	RT	EXP RT	REL RT	RESPONSE	AMOUNTS CAL-AMT (NG)	AMOUNTS ON-COL (NG)
143 7,12-dimethylbenz[a]anthracen	256	11.161	11.161	(0.964)	142204	10.0000	9.9433
146 Benzo(a)pyrene	252	11.514	11.514	(0.994)	231547	10.0000	9.8850
149 Indeno(1,2,3-cd)pyrene	276	12.791	12.791	(1.105)	279604	10.0000	9.5933
150 Dibenz(a,h)anthracene	278	12.812	12.812	(1.107)	231906	10.0000	9.6278
151 Benzo(g,h,i)perylene	276	13.138	13.138	(1.135)	230413	10.0000	9.3141
$ 154 Nitrobenzene-d5	82	4.681	4.681	(0.893)	140589	10.0000	9.8231
$ 155 2-Fluorobiphenyl	172	6.081	6.081	(0.922)	253774	10.0000	9.7271
$ 156 Terphenyl-d14	244	9.014	9.014	(0.899)	217542	10.0000	9.7917
$ 157 Phenol-d5	99	4.024	4.024	(0.948)	151891	10.0000	10.440
$ 158 2-Fluorophenol	112	3.217	3.217	(0.758)	104716	10.0000	9.9121
$ 159 2,4,6-Tribromophenol	330	7.208	7.208	(0.932)	24816	10.0000	9.6406
$ 186 2-Chlorophenol-d4	132	4.078	4.078	(0.961)	128204	10.0000	9.9431
$ 187 1,2-Dichlorobenzene-d4	152	4.366	4.366	(1.029)	89057	10.0000	10.088

QC Flag Legend

A - Target compound detected but, quantitated amount exceeded maximum amount.
M - Compound response manually integrated.
H - Operator selected an alternate compound hit.

Data File Name: F09020C4.D
Inj. Date and Time: 02-SEP-2010 02:41
Instrument ID: 722.i
Client ID: SSTD10
Compound Name: Benzyl Alcohol
CAS #: 100-51-6

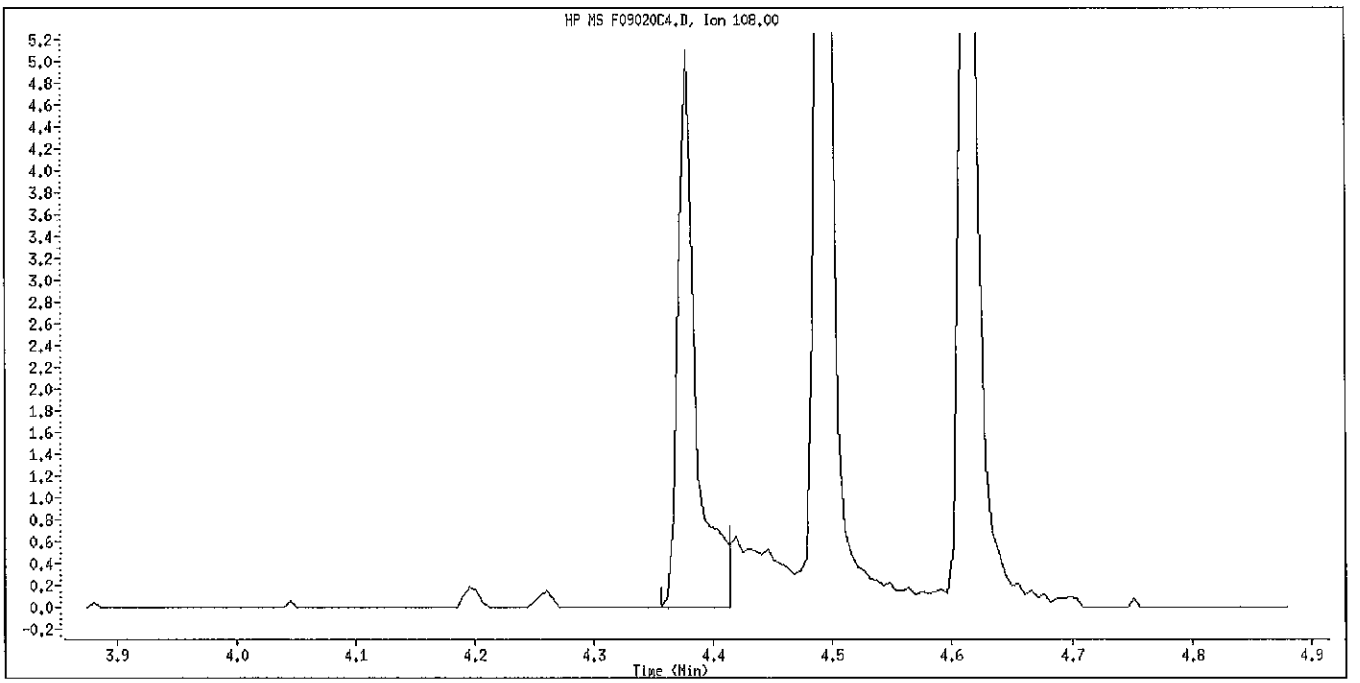

Original Integration

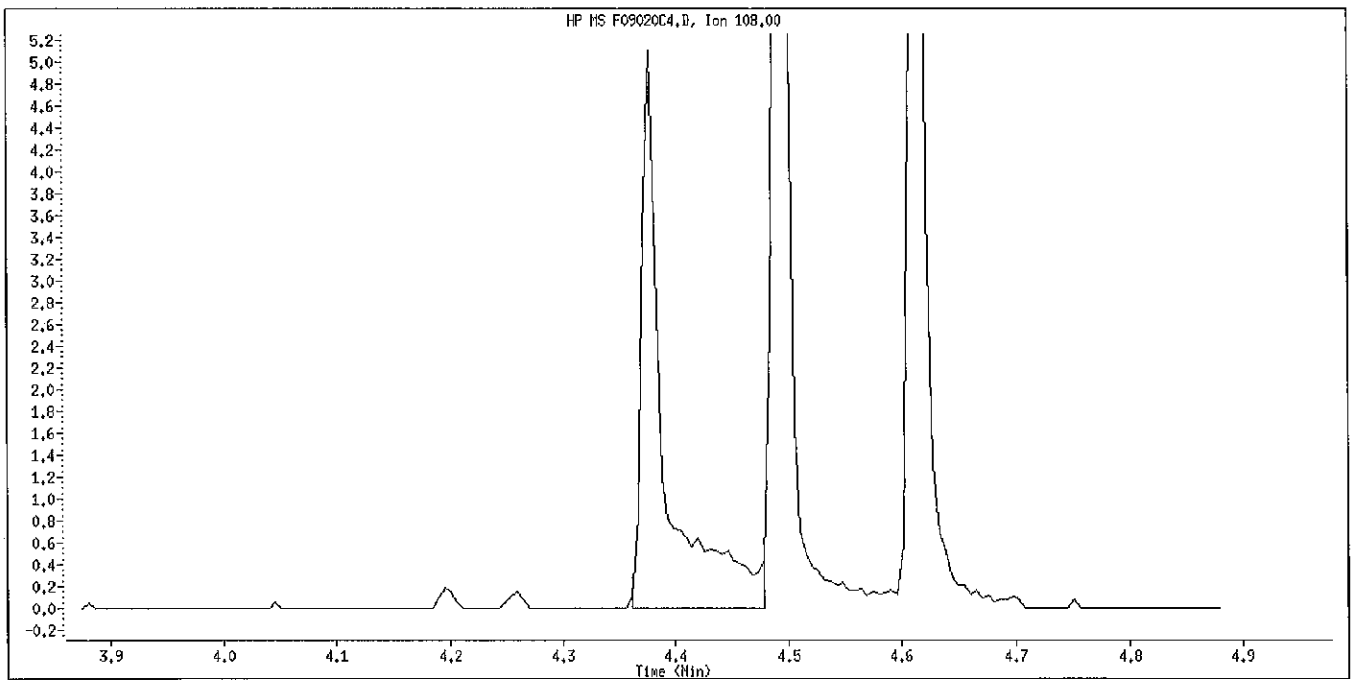

Manual Integration

Manually Integrated By: bungardf
Manual Integration Reason: Peak Not Found

Data File: \\PITSVR06\d\chem\722.i\090210.b\F09020C5.D
Date : 02-SEP-2010 03:01
Client ID: SSTD20
Sample Info: SSTD20 (10ug/ml) BNA0664-10

Instrument: 722.i

Operator: 007062
Column diameter: 0.25

Column phase: Hp5-MS

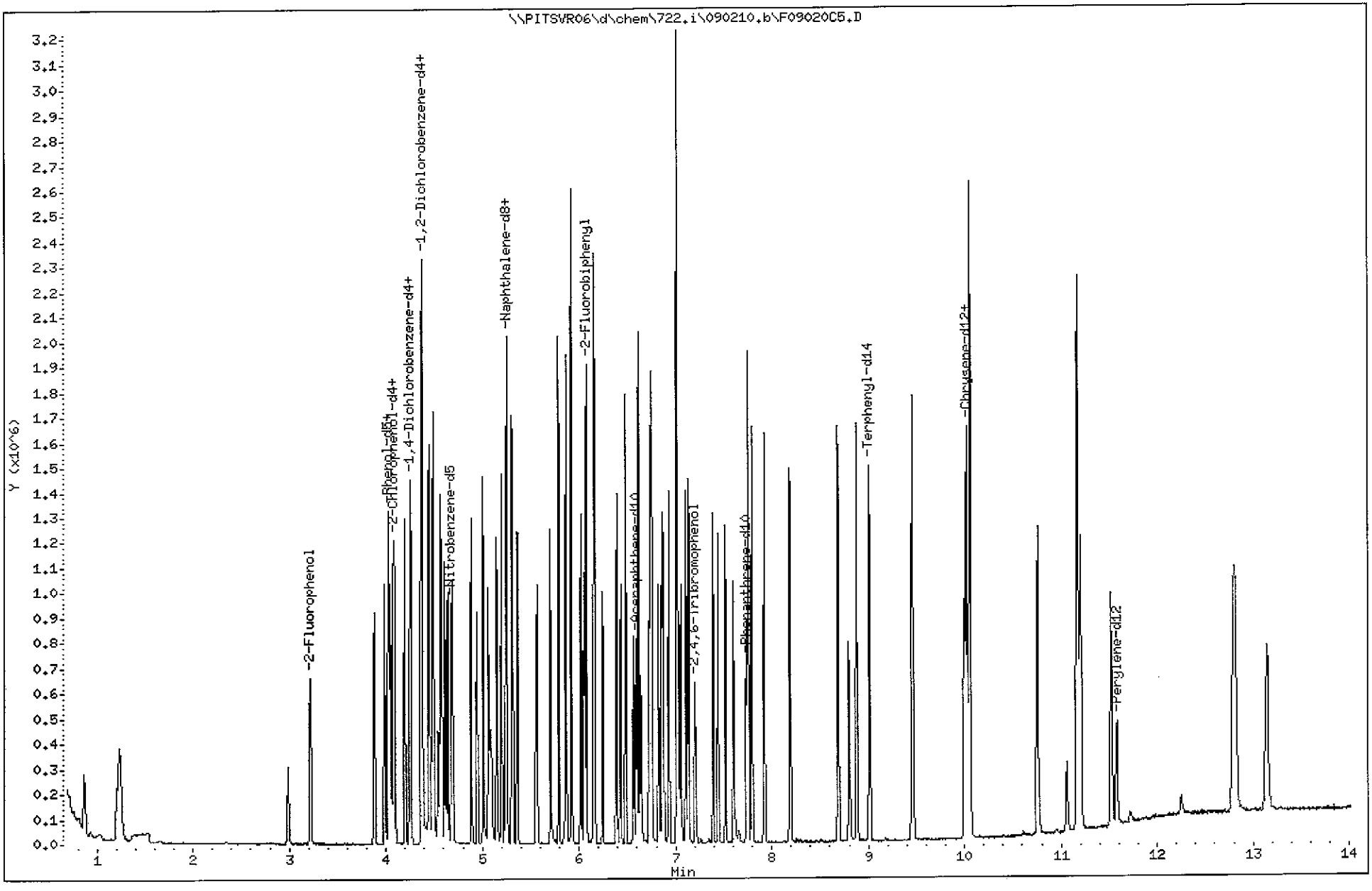

Test America Pittsburgh

Semivolatile REPORT SW-846 Method 8270

Data file : \\PITSVR06\d\chem\722.i\090210.b\F09020C5.D
Lab Smp Id: sstd20 Client Smp ID: SSTD20
Inj Date : 02-SEP-2010 03:01
Operator : 007062 Inst ID: 722.i
Smp Info : SSTD20 (10ug/ml) BNA0664-10
Misc Info : sstd20,090210.b,ll.m,2-root.sub,1,5
Comment :
Method : \\PITSVR06\d\chem\722.i\090210.b\LL.m
Meth Date : 02-Sep-2010 03:49 722.i Quant Type: ISTD
Cal Date : 02-SEP-2010 03:41 Cal File: F09020C7.D
Als bottle: 6 Calibration Sample, Level: 5
Dil Factor: 1.00000
Integrator: HP RTE Compound Sublist: 2-root.sub
Target Version: 4.14
Processing Host: PITPC-503

	Compounds	QUANT SIG MASS	RT	EXP RT	REL RT	RESPONSE	AMOUNTS CAL-AMT (NG)	ON-COL (NG)
* 1	1,4-Dichlorobenzene-d4	152	4.245	4.245	(1.000)	73320	8.00000	(Q)
* 2	Naphthalene-d8	136	5.239	5.239	(1.000)	271274	8.00000	
* 3	Acenaphthene-d10	164	6.591	6.591	(1.000)	144913	8.00000	
* 4	Phenanthrene-d10	188	7.739	7.739	(1.000)	220587	8.00000	
* 5	Chrysene-d12	240	10.031	10.031	(1.000)	210505	8.00000	
* 6	Perylene-d12	264	11.580	11.580	(1.000)	188633	8.00000	
198	1,4-Dioxane	88	0.864	0.864	(0.204)	59506	20.0000	14.057
220	Benzaldehyde	77	3.882	3.882	(0.914)	192891	20.0000	20.705
10	N-Nitrosodimethylamine	74	1.206	1.206	(0.284)	160434	20.0000	20.271
9	Pyridine	79	1.238	1.238	(0.292)	288747	20.0000	19.785
16	Methyl methanesulfonate	80	2.990	2.990	(0.704)	127124	20.0000	19.584
21	Aniline	93	3.984	3.984	(0.938)	369192	20.0000	19.810
22	Phenol	94	4.032	4.032	(0.950)	320669	20.0000	19.271
23	bis(2-Chloroethyl)ether	93	4.048	4.048	(0.953)	233853	20.0000	19.192
24	2-Chlorophenol	128	4.091	4.091	(0.964)	261122	20.0000	19.716
26	1,3-Dichlorobenzene	146	4.197	4.197	(0.989)	298708	20.0000	19.461
27	1,4-Dichlorobenzene	146	4.256	4.256	(1.002)	304911	20.0000	19.928
28	1,2-Dichlorobenzene	146	4.374	4.374	(1.030)	285720	20.0000	19.606
227	Indene	116	4.448	4.448	(1.048)	441956	20.0000	19.670(A)
29	Benzyl Alcohol	108	4.374	4.374	(1.030)	110159	20.0000	14.696
30	2-Methylphenol	108	4.491	4.491	(1.058)	228626	20.0000	20.732
31	2,2'-oxybis(1-Chloropropane)	45	4.481	4.481	(1.055)	218671	20.0000	19.233
37	Acetophenone	105	4.566	4.566	(1.075)	333690	20.0000	19.119
32	N-Nitroso-di-n-propylamine	70	4.577	4.577	(1.078)	177751	20.0000	19.466
192	4-Methylphenol	108	4.614	4.614	(1.087)	221589	20.0000	19.375
34	Hexachloroethane	117	4.646	4.646	(1.094)	115834	20.0000	20.410
35	Nitrobenzene	77	4.694	4.694	(0.896)	271054	20.0000	19.051(H)
36	N-Nitrosopyrrolidine	100	4.545	4.545	(1.070)	113674	20.0000	19.336
41	Isophorone	82	4.887	4.887	(0.933)	455023	20.0000	19.397
42	2-Nitrophenol	139	4.945	4.945	(0.944)	138664	20.0000	20.184
43	2,4-Dimethylphenol	107	5.009	5.009	(0.956)	245596	20.0000	18.680
44	bis(2-Chloroethoxy)methane	93	5.063	5.063	(0.966)	260814	20.0000	19.162
48	2,4-Dichlorophenol	162	5.148	5.148	(0.983)	202608	20.0000	20.004

	Compounds	QUANT SIG MASS	RT	EXP RT	REL RT	RESPONSE	AMOUNTS CAL-AMT (NG)	AMOUNTS ON-COL (NG)
49	Benzoic Acid	122	5.084	5.084	(0.970)	168377	30.0000	31.115(Q)
50	1,2,4-Trichlorobenzene	180	5.202	5.202	(0.993)	223496	20.0000	19.434
51	Naphthalene	128	5.255	5.255	(1.003)	706574	20.0000	19.434
52	4-Chloroaniline	127	5.309	5.309	(1.013)	292536	20.0000	19.634
54	2,6-Dichlorophenol	162	5.314	5.314	(1.014)	192761	20.0000	19.228
56	Hexachlorobutadiene	225	5.367	5.367	(1.024)	134986	20.0000	19.783
221	Caprolactam	113	5.560	5.560	(1.061)	68737	20.0000	20.006
59	4-Chloro-3-Methylphenol	107	5.704	5.704	(1.089)	204933	20.0000	19.571
62	2-Methylnaphthalene	142	5.789	5.789	(1.105)	457416	20.0000	19.242
205	1-Methylnaphthalene	142	5.864	5.864	(1.119)	444780	20.0000	19.623
64	Hexachlorocyclopentadiene	237	5.923	5.923	(0.899)	138822	20.0000	22.690
65	1,2,4,5-Tetrachlorobenzene	216	5.923	5.923	(0.899)	204665	20.0000	19.755
66	2,4,6-Trichlorophenol	196	6.019	6.019	(0.913)	135569	20.0000	19.947
67	2,4,5-Trichlorophenol	196	6.051	6.051	(0.918)	140104	20.0000	19.607
222	1,1'-Biphenyl	154	6.153	6.153	(0.934)	554129	20.0000	20.080
70	2-Chloronaphthalene	162	6.163	6.163	(0.935)	421325	20.0000	19.884
73	2-Nitroaniline	65	6.243	6.243	(0.947)	123180	20.0000	19.890
76	Dimethylphthalate	163	6.388	6.388	(0.969)	453376	20.0000	19.375
78	2,6-Dinitrotoluene	165	6.430	6.430	(0.976)	105462	20.0000	19.641
79	Acenaphthylene	152	6.478	6.478	(0.983)	660797	20.0000	19.725
81	3-Nitroaniline	138	6.564	6.564	(0.996)	112057	20.0000	20.154
82	Acenaphthene	153	6.617	6.617	(1.004)	415623	20.0000	19.961
83	2,4-Dinitrophenol	184	6.639	6.639	(1.007)	78328	30.0000	30.118
85	4-Nitrophenol	109	6.724	6.724	(1.020)	115928	30.0000	31.445(Q)
86	Dibenzofuran	168	6.751	6.751	(1.024)	575033	20.0000	19.624
87	2,4-Dinitrotoluene	165	6.740	6.740	(1.023)	141394	20.0000	20.112
91	2,3,5,6-Tetrachlorophenol	232	6.820	6.820	(1.035)	108763	20.0000	19.646
88	2,3,4,6-Tetrachlorophenol	232	6.858	6.858	(1.041)	111437	20.0000	19.230
92	2-Naphthylamine	143	6.874	6.874	(1.043)	375682	20.0000	19.668
93	Diethylphthalate	149	6.933	6.933	(1.052)	442118	20.0000	19.208
94	Fluorene	166	7.013	7.013	(1.064)	466884	20.0000	19.525
95	4-Chlorophenyl-phenylether	204	7.018	7.018	(1.065)	223217	20.0000	19.255
96	4-Nitroaniline	138	6.564	6.564	(0.996)	112057	20.0000	19.958
98	4,6-Dinitro-2-methylphenol	198	7.055	7.055	(0.912)	121274	30.0000	34.992
99	N-Nitrosodiphenylamine	169	7.109	7.109	(0.919)	298039	20.0000	19.012
100	1,2-Diphenylhydrazine	77	7.136	7.136	(0.922)	493998	20.0000	19.526
106	4-Bromophenyl-phenylether	248	7.392	7.392	(0.955)	120682	20.0000	19.757
107	Hexachlorobenzene	284	7.445	7.445	(0.962)	114530	20.0000	19.693
223	Atrazine	200	7.520	7.520	(0.972)	126728	20.0000	20.048
111	Pentachlorophenol	266	7.606	7.606	(0.983)	113574	30.0000	28.657
115	Phenanthrene	178	7.755	7.755	(1.002)	611846	20.0000	19.485
116	Anthracene	178	7.798	7.798	(1.008)	595577	20.0000	18.913
119	Carbazole	167	7.926	7.926	(1.024)	563782	20.0000	19.817
120	Di-n-Butylphthalate	149	8.188	8.188	(1.058)	722803	20.0000	19.869
123	Fluoranthene	202	8.685	8.685	(1.122)	621777	20.0000	19.616
124	Benzidine	184	8.797	8.797	(0.877)	289471	20.0000	20.894
125	Pyrene	202	8.877	8.877	(0.885)	631030	20.0000	19.059
131	Butylbenzylphthalate	149	9.459	9.459	(0.943)	324422	20.0000	19.680
135	3,3'-Dichlorobenzidine	252	9.999	9.999	(0.997)	211155	20.0000	19.838
136	Benzo(a)Anthracene	228	10.020	10.020	(0.999)	578869	20.0000	19.260
137	Chrysene	228	10.058	10.058	(1.003)	562914	20.0000	19.668
139	bis(2-ethylhexyl)Phthalate	149	10.058	10.058	(1.003)	447319	20.0000	19.057
140	Di-n-octylphthalate	149	10.758	10.758	(0.929)	736326	20.0000	19.530
141	Benzo(b)fluoranthene	252	11.174	11.174	(0.965)	653105	20.0000	20.877

Compounds	QUANT SIG MASS	RT	EXP RT	REL RT	RESPONSE	AMOUNTS CAL-AMT (NG)	AMOUNTS ON-COL (NG)
142 Benzo(k)fluoranthene	252	11.201	11.201	(0.967)	560461	20.0000	18.991
143 7,12-dimethylbenz[a]anthracen	256	11.169	11.169	(0.964)	278987	20.0000	19.844
146 Benzo(a)pyrene	252	11.521	11.521	(0.995)	448001	20.0000	19.455
149 Indeno(1,2,3-cd)pyrene	276	12.793	12.793	(1.105)	567609	20.0000	19.810
150 Dibenz(a,h)anthracene	278	12.814	12.814	(1.107)	478580	20.0000	20.211
151 Benzo(g,h,i)perylene	276	13.151	13.151	(1.136)	487073	20.0000	20.028
$ 154 Nitrobenzene-d5	82	4.684	4.684	(0.894)	270263	20.0000	19.268
$ 155 2-Fluorobiphenyl	172	6.078	6.078	(0.922)	481309	20.0000	20.046
$ 156 Terphenyl-d14	244	9.011	9.011	(0.898)	425589	20.0000	19.459
$ 157 Phenol-d5	99	4.021	4.021	(0.947)	290283	20.0000	19.526
$ 158 2-Fluorophenol	112	3.214	3.214	(0.757)	211464	20.0000	19.590
$ 159 2,4,6-Tribromophenol	330	7.205	7.205	(0.931)	47672	20.0000	19.863
$ 186 2-Chlorophenol-d4	132	4.075	4.075	(0.960)	259547	20.0000	19.700
$ 187 1,2-Dichlorobenzene-d4	152	4.363	4.363	(1.028)	176779	20.0000	19.599

QC Flag Legend

A - Target compound detected but, quantitated amount exceeded maximum amount.
Q - Qualifier signal failed the ratio test.
H - Operator selected an alternate compound hit.

Data File Name: F09020C5.D
Inj. Date and Time: 02-SEP-2010 03:01
Instrument ID: 722.i
Client ID: SSTD20
Compound Name: Nitrobenzene
CAS #: 98-95-3

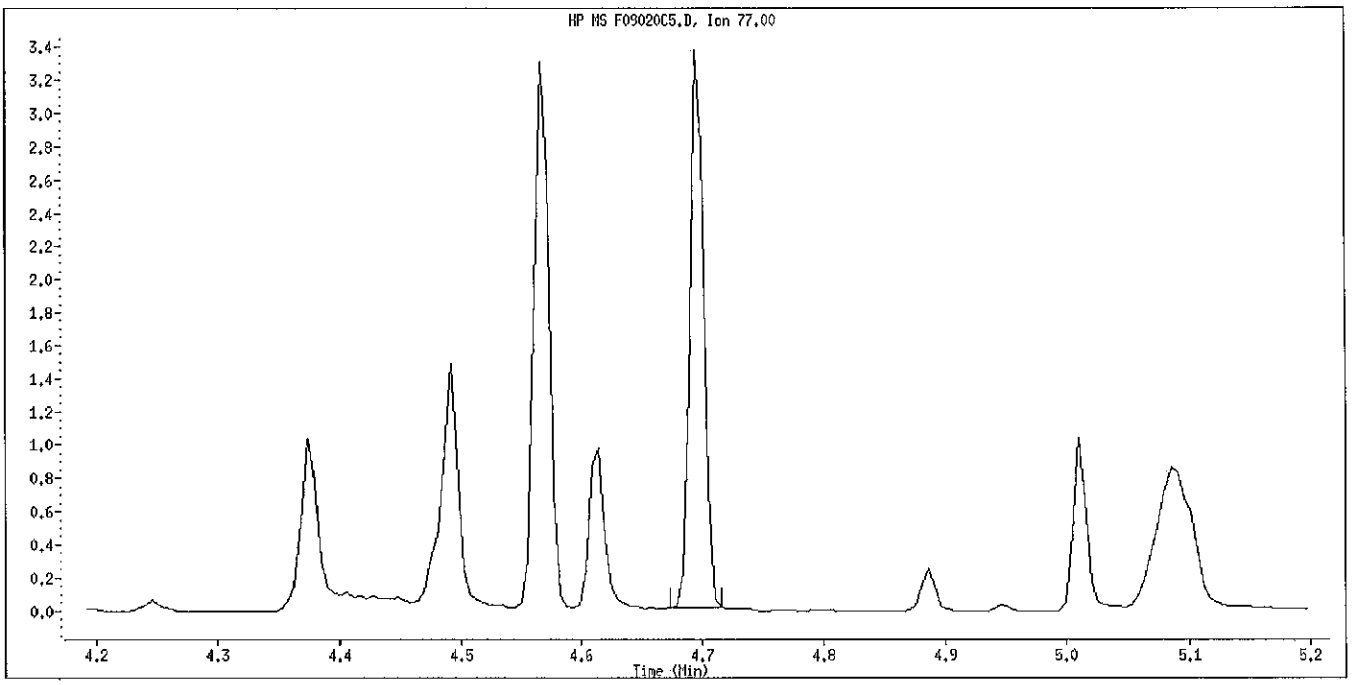

Original Integration

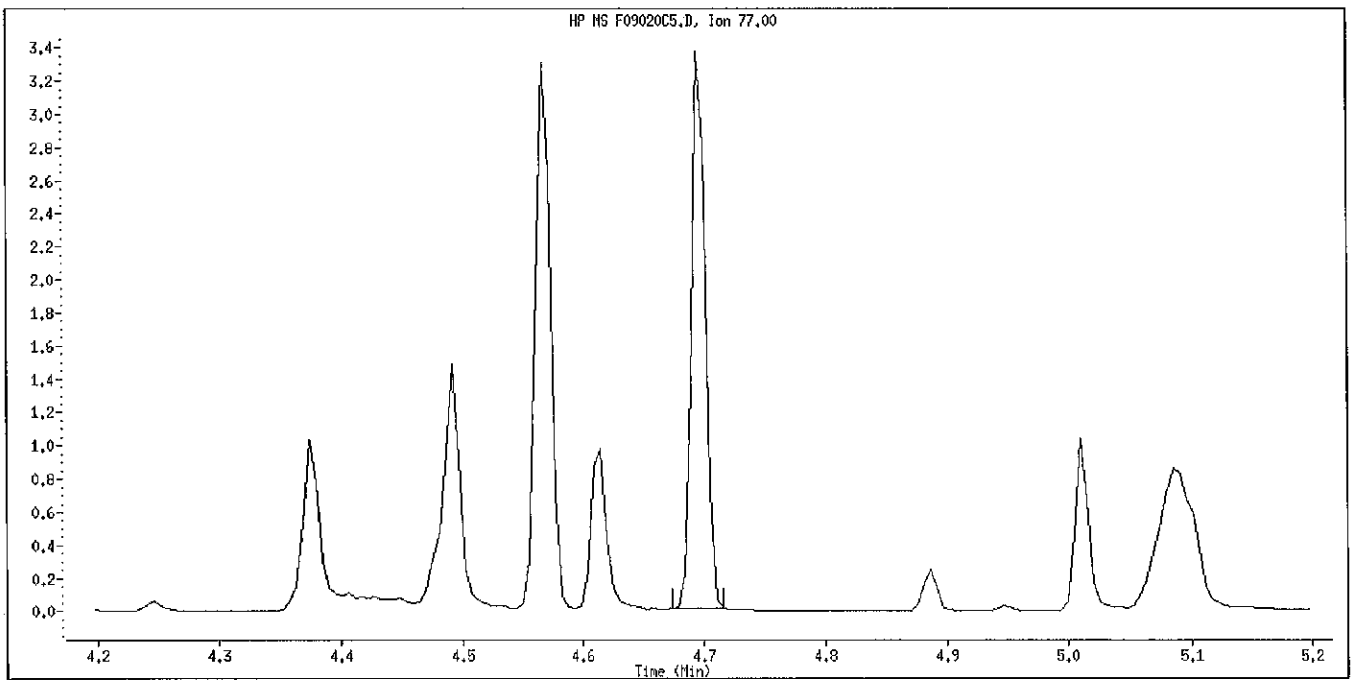

Manual Integration

Manually Integrated By: bungardf
Manual Integration Reason: Unknown

Data File: \\PITSVR06\d\chem\722.i\090210.b\F09020C6.D
Date : 02-SEP-2010 03:21
Client ID: SSTD40
Sample Info: SSTD40 (20ug/ml) BNA0665-10

Instrument: 722.i

Operator: 007062
Column diameter: 0.25

Column phase: Hp5-MS

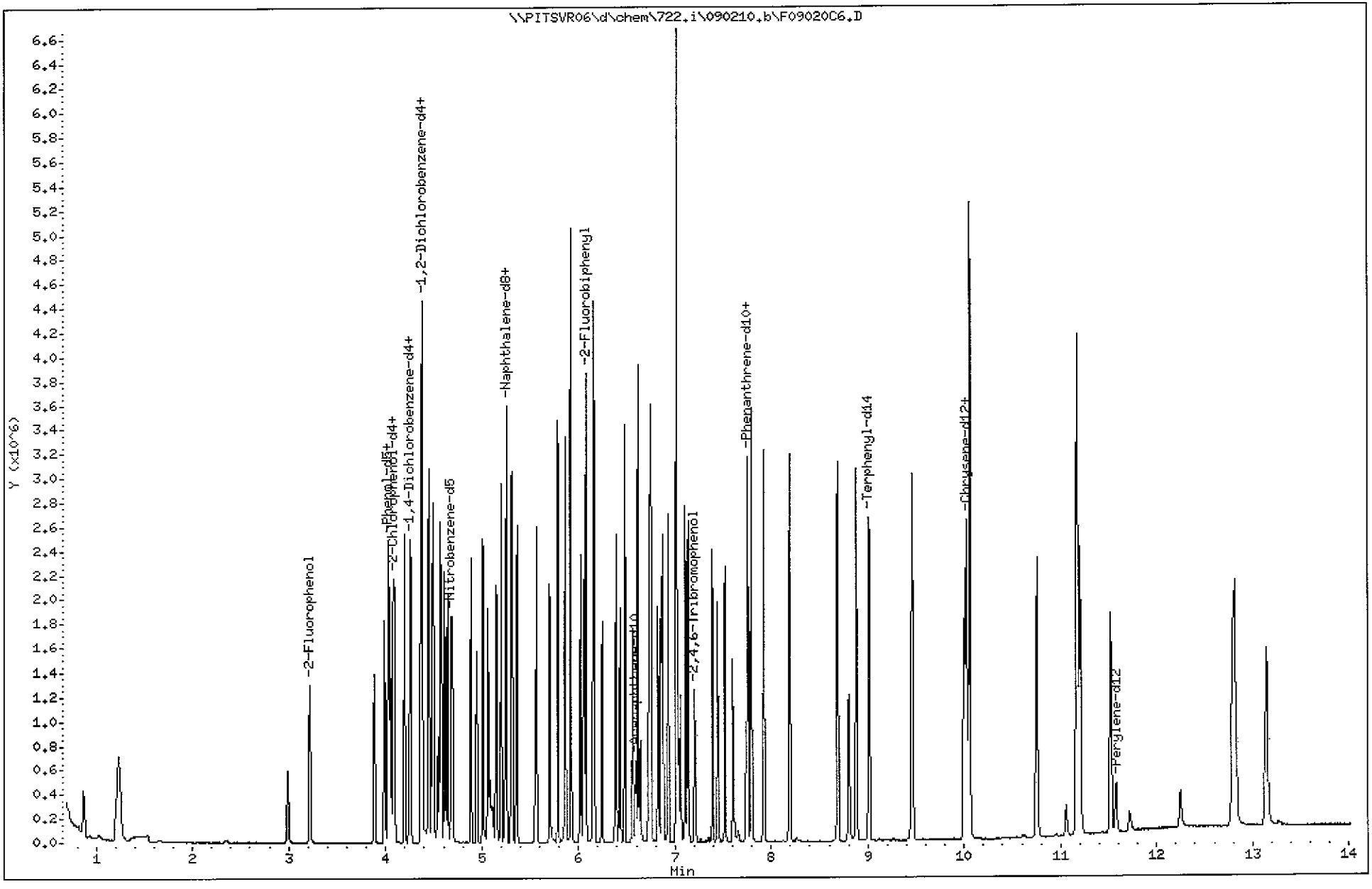

Test America Pittsburgh

Semivolatile REPORT SW-846 Method 8270

Data file : \\PITSVR06\d\chem\722.i\090210.b\F09020C6.D
Lab Smp Id: sstd40 Client Smp ID: SSTD40
Inj Date : 02-SEP-2010 03:21
Operator : 007062 Inst ID: 722.i
Smp Info : SSTD40 (20ug/ml) BNA0665-10
Misc Info : sstd40,090210.b,ll.m,2-root.sub,1,6
Comment :
Method : \\PITSVR06\d\chem\722.i\090210.b\LL.m
Meth Date : 02-Sep-2010 03:49 722.i Quant Type: ISTD
Cal Date : 02-SEP-2010 03:01 Cal File: F09020C5.D
Als bottle: 7 Calibration Sample, Level: 6
Dil Factor: 1.00000
Integrator: HP RTE Compound Sublist: 2-root.sub
Target Version: 4.14
Processing Host: PITPC-503

	Compounds	QUANT SIG MASS	RT	EXP RT	REL RT	RESPONSE	AMOUNTS CAL-AMT (NG)	ON-COL (NG)
* 1	1,4-Dichlorobenzene-d4	152	4.244	4.244	(1.000)	68523	8.00000	(Q)
* 2	Naphthalene-d8	136	5.238	5.238	(1.000)	248524	8.00000	
* 3	Acenaphthene-d10	164	6.590	6.590	(1.000)	132213	8.00000	
* 4	Phenanthrene-d10	188	7.738	7.738	(1.000)	204306	8.00000	
* 5	Chrysene-d12	240	10.030	10.030	(1.000)	199570	8.00000	
* 6	Perylene-d12	264	11.579	11.579	(1.000)	182033	8.00000	
198	1,4-Dioxane	88	0.868	0.868	(0.205)	111558	40.0000	28.198
220	Benzaldehyde	77	3.881	3.881	(0.914)	283789	40.0000	32.594
10	N-Nitrosodimethylamine	74	1.210	1.210	(0.285)	294899	40.0000	39.869
9	Pyridine	79	1.237	1.237	(0.291)	537436	40.0000	39.404
16	Methyl methanesulfonate	80	2.989	2.989	(0.704)	239965	40.0000	39.555
21	Aniline	93	3.988	3.988	(0.940)	689651	40.0000	39.595
22	Phenol	94	4.031	4.031	(0.950)	597706	40.0000	38.435
23	bis(2-Chloroethyl)ether	93	4.052	4.052	(0.955)	444078	40.0000	38.996
24	2-Chlorophenol	128	4.090	4.090	(0.964)	479427	40.0000	38.733
26	1,3-Dichlorobenzene	146	4.196	4.196	(0.989)	563950	40.0000	39.314
27	1,4-Dichlorobenzene	146	4.255	4.255	(1.003)	559781	40.0000	39.147
28	1,2-Dichlorobenzene	146	4.378	4.378	(1.031)	537262	40.0000	39.448
227	Indene	116	4.447	4.447	(1.048)	824598	40.0000	39.269(A)
29	Benzyl Alcohol	108	4.378	4.378	(1.031)	265332	40.0000	37.874
30	2-Methylphenol	108	4.496	4.496	(1.059)	406536	40.0000	39.445
31	2,2'-oxybis(1-Chloropropane)	45	4.485	4.485	(1.057)	409424	40.0000	38.532
37	Acetophenone	105	4.570	4.570	(1.077)	629459	40.0000	38.590
32	N-Nitroso-di-n-propylamine	70	4.581	4.581	(1.079)	323126	40.0000	37.864
192	4-Methylphenol	108	4.613	4.613	(1.087)	409518	40.0000	38.314
34	Hexachloroethane	117	4.645	4.645	(1.094)	218356	40.0000	41.168
35	Nitrobenzene	77	4.699	4.699	(0.897)	499223	40.0000	38.299
36	N-Nitrosopyrrolidine	100	4.544	4.544	(1.070)	214911	40.0000	39.115
41	Isophorone	82	4.885	4.885	(0.933)	823907	40.0000	38.337
42	2-Nitrophenol	139	4.950	4.950	(0.945)	264389	40.0000	42.008
43	2,4-Dimethylphenol	107	5.014	5.014	(0.957)	474126	40.0000	39.363
44	bis(2-Chloroethoxy)methane	93	5.067	5.067	(0.967)	489619	40.0000	39.266
48	2,4-Dichlorophenol	162	5.153	5.153	(0.984)	375239	40.0000	40.441

Compounds	QUANT SIG MASS	RT	EXP RT	REL RT	RESPONSE	AMOUNTS CAL-AMT (NG)	ON-COL (NG)
49 Benzoic Acid	122	5.088	5.088	(0.971)	195777	40.0000	39.490(QM)
50 1,2,4-Trichlorobenzene	180	5.201	5.201	(0.993)	427389	40.0000	40.565
51 Naphthalene	128	5.254	5.254	(1.003)	1301299	40.0000	39.069
52 4-Chloroaniline	127	5.308	5.308	(1.013)	551688	40.0000	40.417
54 2,6-Dichlorophenol	162	5.318	5.318	(1.015)	366511	40.0000	39.907
56 Hexachlorobutadiene	225	5.366	5.366	(1.024)	249963	40.0000	39.988
221 Caprolactam	113	5.569	5.569	(1.063)	127817	40.0000	40.608
59 4-Chloro-3-Methylphenol	107	5.703	5.703	(1.089)	377724	40.0000	39.374
62 2-Methylnaphthalene	142	5.788	5.788	(1.105)	856063	40.0000	39.308
205 1-Methylnaphthalene	142	5.868	5.868	(1.120)	813385	40.0000	39.170
64 Hexachlorocyclopentadiene	237	5.922	5.922	(0.899)	288095	40.0000	51.611
65 1,2,4,5-Tetrachlorobenzene	216	5.922	5.922	(0.899)	401474	40.0000	42.474
66 2,4,6-Trichlorophenol	196	6.018	6.018	(0.913)	257154	40.0000	41.470
67 2,4,5-Trichlorophenol	196	6.055	6.055	(0.919)	270783	40.0000	41.535
222 1,1'-Biphenyl	154	6.152	6.152	(0.934)	1033901	40.0000	41.065
70 2-Chloronaphthalene	162	6.162	6.162	(0.935)	784531	40.0000	40.583
73 2-Nitroaniline	65	6.248	6.248	(0.948)	234346	40.0000	41.476
76 Dimethylphthalate	163	6.387	6.387	(0.969)	859206	40.0000	40.246
78 2,6-Dinitrotoluene	165	6.429	6.429	(0.976)	200363	40.0000	40.899
79 Acenaphthylene	152	6.483	6.483	(0.984)	1233914	40.0000	40.371
81 3-Nitroaniline	138	6.563	6.563	(0.996)	215017	40.0000	42.387
82 Acenaphthene	153	6.616	6.616	(1.004)	778048	40.0000	40.956
83 2,4-Dinitrophenol	184	6.643	6.643	(1.008)	106654	40.0000	44.949
85 4-Nitrophenol	109	6.729	6.729	(1.021)	138265	40.0000	41.106
86 Dibenzofuran	168	6.750	6.750	(1.024)	1059039	40.0000	39.613
87 2,4-Dinitrotoluene	165	6.739	6.739	(1.023)	270163	40.0000	42.120
91 2,3,5,6-Tetrachlorophenol	232	6.825	6.825	(1.036)	213203	40.0000	42.210
88 2,3,4,6-Tetrachlorophenol	232	6.857	6.857	(1.041)	213264	40.0000	40.336
92 2-Naphthylamine	143	6.873	6.873	(1.043)	686436	40.0000	39.389
93 Diethylphthalate	149	6.932	6.932	(1.052)	829577	40.0000	39.502
94 Fluorene	166	7.017	7.017	(1.065)	894401	40.0000	40.997
95 4-Chlorophenyl-phenylether	204	7.017	7.017	(1.065)	436838	40.0000	41.301
96 4-Nitroaniline	138	6.563	6.563	(0.996)	215017	40.0000	41.974
98 4,6-Dinitro-2-methylphenol	198	7.060	7.060	(0.912)	151203	40.0000	47.105
99 N-Nitrosodiphenylamine	169	7.108	7.108	(0.919)	577891	40.0000	39.802
100 1,2-Diphenylhydrazine	77	7.140	7.140	(0.923)	910688	40.0000	38.865
106 4-Bromophenyl-phenylether	248	7.391	7.391	(0.955)	230299	40.0000	40.706
107 Hexachlorobenzene	284	7.450	7.450	(0.963)	219847	40.0000	40.815
223 Atrazine	200	7.525	7.525	(0.972)	243373	40.0000	41.568
111 Pentachlorophenol	266	7.605	7.605	(0.983)	145254	40.0000	39.571
115 Phenanthrene	178	7.760	7.760	(1.003)	1134641	40.0000	39.013
116 Anthracene	178	7.797	7.797	(1.008)	1165934	40.0000	39.975
119 Carbazole	167	7.925	7.925	(1.024)	1031620	40.0000	39.152
120 Di-n-Butylphthalate	149	8.192	8.192	(1.059)	1364045	40.0000	40.484
123 Fluoranthene	202	8.689	8.689	(1.123)	1173297	40.0000	39.966
124 Benzidine	184	8.801	8.801	(0.878)	486586	40.0000	37.046
125 Pyrene	202	8.876	8.876	(0.885)	1211677	40.0000	38.602
131 Butylbenzylphthalate	149	9.464	9.464	(0.944)	613447	40.0000	39.252
135 3,3'-Dichlorobenzidine	252	9.998	9.998	(0.997)	409232	40.0000	40.554
136 Benzo(a)Anthracene	228	10.019	10.019	(0.999)	1093661	40.0000	38.382
137 Chrysene	228	10.062	10.062	(1.003)	1059550	40.0000	39.048
139 bis(2-ethylhexyl)Phthalate	149	10.057	10.057	(1.003)	891591	40.0000	40.065
140 Di-n-octylphthalate	149	10.756	10.756	(0.929)	1425962	40.0000	39.194
141 Benzo(b)fluoranthene	252	11.173	11.173	(0.965)	1200754	40.0000	39.776

Compounds	QUANT SIG MASS	RT	EXP RT	REL RT	RESPONSE	AMOUNTS CAL-AMT (NG)	AMOUNTS ON-COL (NG)
142 Benzo(k)fluoranthene	252	11.205	11.205	(0.968)	1147288	40.0000	40.286
143 7,12-dimethylbenz[a]anthracen	256	11.168	11.168	(0.964)	566094	40.0000	41.725
146 Benzo(a)pyrene	252	11.520	11.520	(0.995)	901874	40.0000	40.585
149 Indeno(1,2,3-cd)pyrene	276	12.797	12.797	(1.105)	1132661	40.0000	40.965
150 Dibenz(a,h)anthracene	278	12.819	12.819	(1.107)	944139	40.0000	41.318
151 Benzo(g,h,i)perylene	276	13.150	13.150	(1.136)	956587	40.0000	40.761
$ 154 Nitrobenzene-d5	82	4.682	4.682	(0.894)	495985	40.0000	38.598
$ 155 2-Fluorobiphenyl	172	6.077	6.077	(0.922)	889222	40.0000	40.593
$ 156 Terphenyl-d14	244	9.010	9.010	(0.898)	814240	40.0000	39.270
$ 157 Phenol-d5	99	4.025	4.025	(0.948)	549994	40.0000	39.586
$ 158 2-Fluorophenol	112	3.213	3.213	(0.757)	404014	40.0000	40.048
$ 159 2,4,6-Tribromophenol	330	7.204	7.204	(0.931)	90625	40.0000	40.768
$ 186 2-Chlorophenol-d4	132	4.079	4.079	(0.961)	482328	40.0000	39.173
$ 187 1,2-Dichlorobenzene-d4	152	4.367	4.367	(1.029)	337921	40.0000	40.086

QC Flag Legend

A - Target compound detected but, quantitated amount exceeded maximum amount.
Q - Qualifier signal failed the ratio test.
M - Compound response manually integrated.

Data File Name: F09020C6.D
Inj. Date and Time: 02-SEP-2010 03:21
Instrument ID: 722.i
Client ID: SSTD40
Compound Name: Benzoic Acid
CAS #: 65-85-0

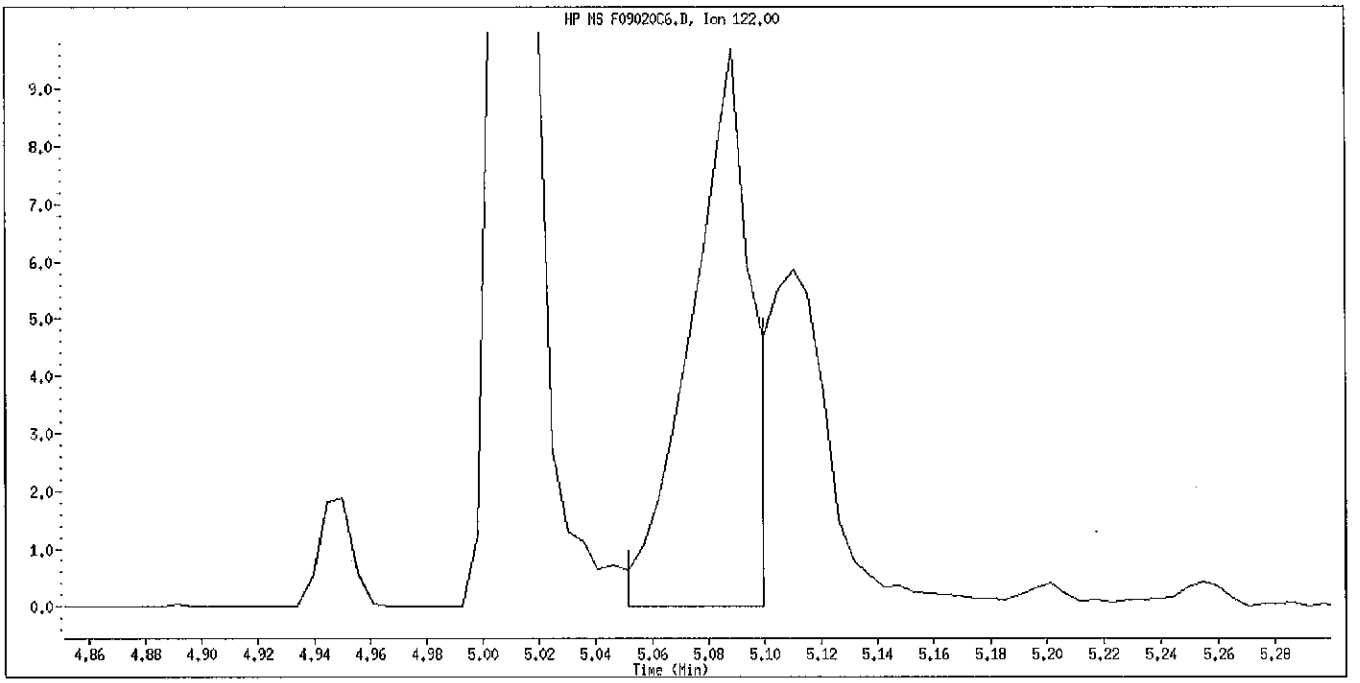

Original Integration

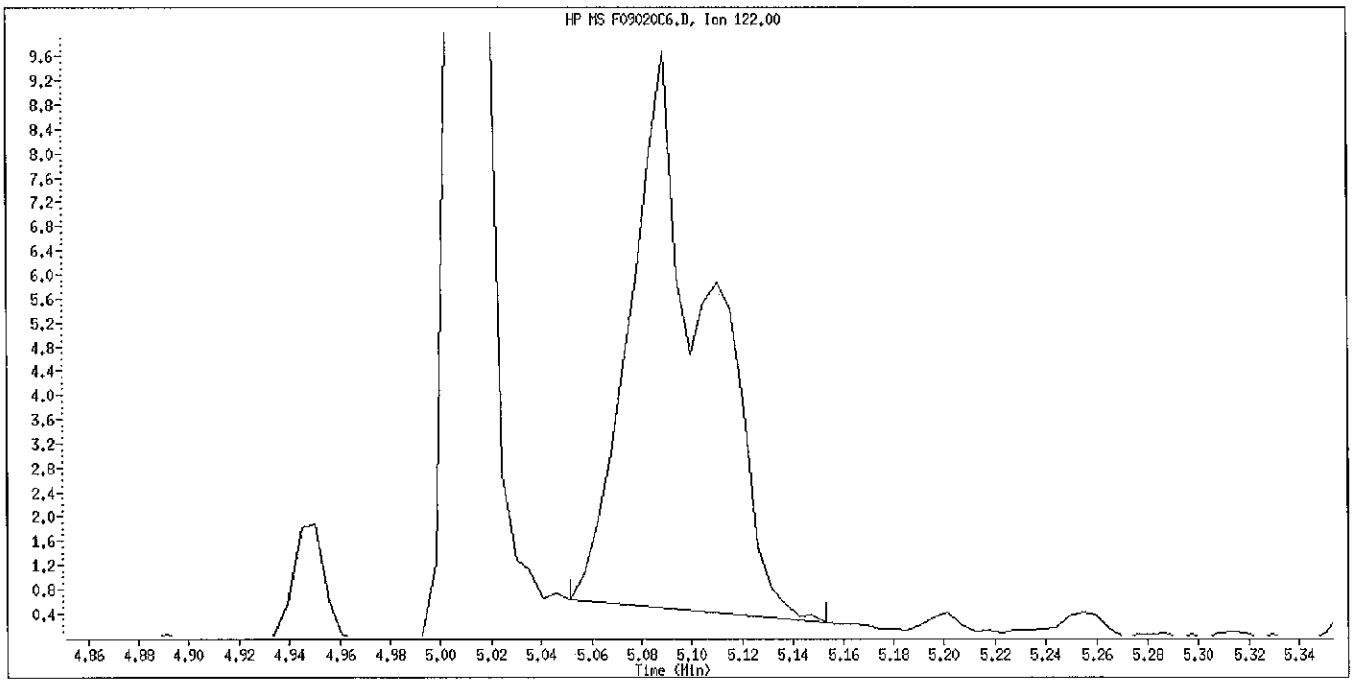

Manual Integration

Manually Integrated By: bungardf
Manual Integration Reason: Peak Not Found

Data File: \\PITSVR06\d\chem\722.i\090210.b\F09020C7.D
Date : 02-SEP-2010 03:41
Client ID: SSTD60
Sample Info: SSTD60 (30ug/ml) BNA0666-10

Instrument: 722.i

Operator: 007062
Column diameter: 0.25

Column phase: Hp5-MS

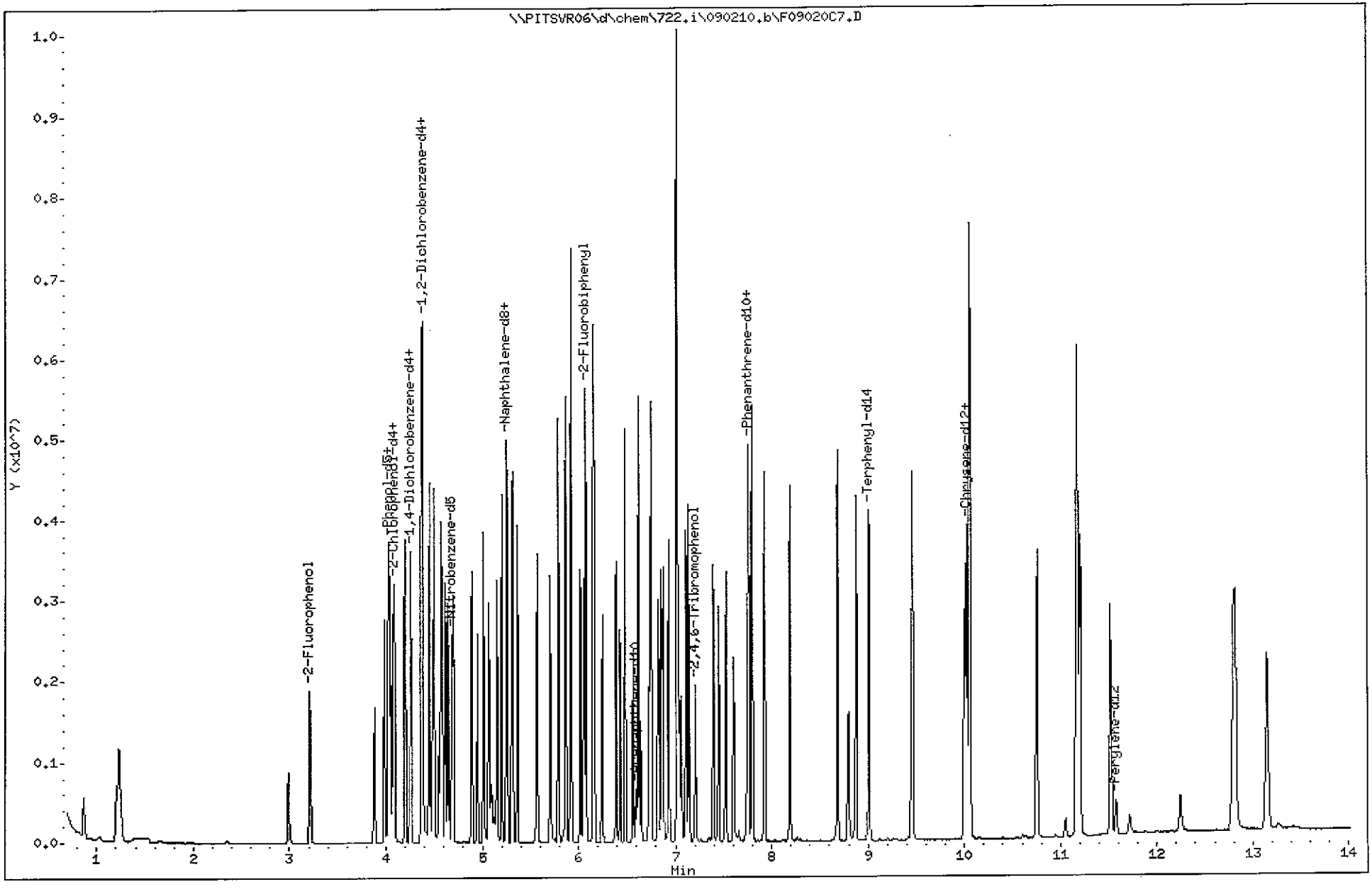

Test America Pittsburgh

Semivolatile REPORT SW-846 Method 8270

Data file : \\PITSVR06\d\chem\722.i\090210.b\F09020C7.D
Lab Smp Id: sstd60 Client Smp ID: SSTD60
Inj Date : 02-SEP-2010 03:41
Operator : 007062 Inst ID: 722.i
Smp Info : SSTD60 (30ug/ml) BNA0666-10
Misc Info : sstd60,090210.b,ll.m,2-root.sub,1,7
Comment :
Method : \\PITSVR06\d\chem\722.i\090210.b\LL.m
Meth Date : 02-Sep-2010 03:49 722.i Quant Type: ISTD
Cal Date : 02-SEP-2010 03:21 Cal File: F09020C6.D
Als bottle: 8 Calibration Sample, Level: 7
Dil Factor: 1.00000
Integrator: HP RTE Compound Sublist: 2-root.sub
Target Version: 4.14
Processing Host: PITPC-503

	Compounds	QUANT SIG MASS	RT	EXP RT	REL RT	RESPONSE	AMOUNTS CAL-AMT (NG)	ON-COL (NG)
* 1	1,4-Dichlorobenzene-d4	152	4.244	4.244	(1.000)	68270	8.00000	(Q)
* 2	Naphthalene-d8	136	5.237	5.237	(1.000)	245752	8.00000	
* 3	Acenaphthene-d10	164	6.589	6.589	(1.000)	131497	8.00000	
* 4	Phenanthrene-d10	188	7.737	7.737	(1.000)	199527	8.00000	
* 5	Chrysene-d12	240	10.029	10.029	(1.000)	199860	8.00000	
* 6	Perylene-d12	264	11.573	11.573	(1.000)	181458	8.00000	
198	1,4-Dioxane	88	0.862	0.862	(0.203)	162410	60.0000	41.204
220	Benzaldehyde	77	3.880	3.880	(0.914)	338331	60.0000	39.002
10	N-Nitrosodimethylamine	74	1.204	1.204	(0.284)	435193	60.0000	59.054
9	Pyridine	79	1.231	1.231	(0.290)	799584	60.0000	58.842
16	Methyl methanesulfonate	80	2.988	2.988	(0.704)	348106	60.0000	57.594
21	Aniline	93	3.987	3.987	(0.940)	1008060	60.0000	58.090
22	Phenol	94	4.035	4.035	(0.951)	878027	60.0000	56.671
23	bis(2-Chloroethyl)ether	93	4.051	4.051	(0.955)	632552	60.0000	55.752
24	2-Chlorophenol	128	4.089	4.089	(0.963)	717391	60.0000	58.173
26	1,3-Dichlorobenzene	146	4.195	4.195	(0.989)	837045	60.0000	58.568
27	1,4-Dichlorobenzene	146	4.260	4.260	(1.004)	835630	60.0000	58.655
28	1,2-Dichlorobenzene	146	4.377	4.377	(1.031)	795206	60.0000	58.603
227	Indene	116	4.447	4.447	(1.048)	1209978	60.0000	57.836(A)
29	Benzyl Alcohol	108	4.377	4.377	(1.031)	411209	60.0000	58.915
30	2-Methylphenol	108	4.495	4.495	(1.059)	621142	60.0000	60.491
31	2,2'-oxybis(1-Chloropropane)	45	4.484	4.484	(1.057)	614478	60.0000	58.044
37	Acetophenone	105	4.569	4.569	(1.077)	925312	60.0000	56.938
32	N-Nitroso-di-n-propylamine	70	4.585	4.585	(1.081)	477396	60.0000	56.149
192	4-Methylphenol	108	4.612	4.612	(1.087)	600162	60.0000	56.358
34	Hexachloroethane	117	4.644	4.644	(1.094)	319964	60.0000	60.548
35	Nitrobenzene	77	4.698	4.698	(0.897)	737725	60.0000	57.234
36	N-Nitrosopyrrolidine	100	4.548	4.548	(1.072)	319261	60.0000	58.323
41	Isophorone	82	4.890	4.890	(0.934)	1222428	60.0000	57.522
42	2-Nitrophenol	139	4.949	4.949	(0.945)	389317	60.0000	62.554
43	2,4-Dimethylphenol	107	5.013	5.013	(0.957)	686368	60.0000	57.627
44	bis(2-Chloroethoxy)methane	93	5.066	5.066	(0.967)	724979	60.0000	58.797
48	2,4-Dichlorophenol	162	5.152	5.152	(0.984)	556293	60.0000	60.630

Compounds	QUANT SIG MASS	RT	EXP RT	REL RT	RESPONSE	AMOUNTS CAL-AMT (NG)	AMOUNTS ON-COL (NG)
49 Benzoic Acid	122	5.098	5.098	(0.973)	295353	60.0000	60.247(M)
50 1,2,4-Trichlorobenzene	180	5.200	5.200	(0.993)	627743	60.0000	60.254
51 Naphthalene	128	5.253	5.253	(1.003)	1902026	60.0000	57.749
52 4-Chloroaniline	127	5.307	5.307	(1.013)	812430	60.0000	60.191
54 2,6-Dichlorophenol	162	5.317	5.317	(1.015)	544591	60.0000	59.966
56 Hexachlorobutadiene	225	5.365	5.365	(1.024)	377099	60.0000	61.007
221 Caprolactam	113	5.574	5.574	(1.064)	196398	60.0000	63.100
59 4-Chloro-3-Methylphenol	107	5.707	5.707	(1.090)	552561	60.0000	58.249
62 2-Methylnaphthalene	142	5.793	5.793	(1.106)	1253380	60.0000	58.201
205 1-Methylnaphthalene	142	5.868	5.868	(1.120)	1211321	60.0000	58.991
64 Hexachlorocyclopentadiene	237	5.921	5.921	(0.899)	453516	60.0000	81.689
65 1,2,4,5-Tetrachlorobenzene	216	5.926	5.926	(0.899)	611670	60.0000	65.065
66 2,4,6-Trichlorophenol	196	6.022	6.022	(0.914)	385173	60.0000	62.454
67 2,4,5-Trichlorophenol	196	6.055	6.055	(0.919)	410060	60.0000	63.241
222 1,1'-Biphenyl	154	6.151	6.151	(0.934)	1522735	60.0000	60.810
70 2-Chloronaphthalene	162	6.167	6.167	(0.936)	1172598	60.0000	60.987
73 2-Nitroaniline	65	6.247	6.247	(0.948)	341870	60.0000	60.835
76 Dimethylphthalate	163	6.391	6.391	(0.970)	1253031	60.0000	59.012
78 2,6-Dinitrotoluene	165	6.434	6.434	(0.976)	312503	60.0000	64.137
79 Acenaphthylene	152	6.482	6.482	(0.984)	1798122	60.0000	59.151
81 3-Nitroaniline	138	6.562	6.562	(0.996)	325114	60.0000	64.440
82 Acenaphthene	153	6.615	6.615	(1.004)	1137390	60.0000	60.197
83 2,4-Dinitrophenol	184	6.642	6.642	(1.008)	172778	60.0000	73.214
85 4-Nitrophenol	109	6.728	6.728	(1.021)	207205	60.0000	61.938(Q)
86 Dibenzofuran	168	6.749	6.749	(1.024)	1593935	60.0000	59.946
87 2,4-Dinitrotoluene	165	6.744	6.744	(1.024)	408077	60.0000	63.968
91 2,3,5,6-Tetrachlorophenol	232	6.824	6.824	(1.036)	333139	60.0000	66.314
88 2,3,4,6-Tetrachlorophenol	232	6.856	6.856	(1.041)	318751	60.0000	60.616
92 2-Naphthylamine	143	6.872	6.872	(1.043)	921925	60.0000	53.190
93 Diethylphthalate	149	6.931	6.931	(1.052)	1239641	60.0000	59.350
94 Fluorene	166	7.016	7.016	(1.065)	1327336	60.0000	61.173
95 4-Chlorophenyl-phenylether	204	7.016	7.016	(1.065)	670742	60.0000	63.762
96 4-Nitroaniline	138	6.562	6.562	(0.996)	325114	60.0000	63.812
98 4,6-Dinitro-2-methylphenol	198	7.059	7.059	(0.912)	232819	60.0000	74.268
99 N-Nitrosodiphenylamine	169	7.107	7.107	(0.919)	850207	60.0000	59.960
100 1,2-Diphenylhydrazine	77	7.139	7.139	(0.923)	1329568	60.0000	58.100
106 4-Bromophenyl-phenylether	248	7.395	7.395	(0.956)	344887	60.0000	62.420
107 Hexachlorobenzene	284	7.449	7.449	(0.963)	328549	60.0000	62.456
223 Atrazine	200	7.524	7.524	(0.972)	350760	60.0000	61.345
111 Pentachlorophenol	266	7.604	7.604	(0.983)	221296	60.0000	61.731
115 Phenanthrene	178	7.759	7.759	(1.003)	1684159	60.0000	59.294
116 Anthracene	178	7.796	7.796	(1.008)	1708618	60.0000	59.984
119 Carbazole	167	7.924	7.924	(1.024)	1527986	60.0000	59.378
120 Di-n-Butylphthalate	149	8.191	8.191	(1.059)	1975233	60.0000	60.028
123 Fluoranthene	202	8.688	8.688	(1.123)	1745611	60.0000	60.885
124 Benzidine	184	8.800	8.800	(0.877)	647868	60.0000	49.253
125 Pyrene	202	8.880	8.880	(0.885)	1738928	60.0000	55.319
131 Butylbenzylphthalate	149	9.463	9.463	(0.944)	895290	60.0000	57.204
135 3,3'-Dichlorobenzidine	252	9.997	9.997	(0.997)	599119	60.0000	59.284
136 Benzo(a)Anthracene	228	10.018	10.018	(0.999)	1668170	60.0000	58.460
137 Chrysene	228	10.056	10.056	(1.003)	1608463	60.0000	59.191
139 bis(2-ethylhexyl)Phthalate	149	10.056	10.056	(1.003)	1350009	60.0000	60.577
140 Di-n-octylphthalate	149	10.756	10.756	(0.929)	2084312	60.0000	57.470
141 Benzo(b)fluoranthene	252	11.178	11.178	(0.966)	1755534	60.0000	58.337

Compounds	QUANT SIG MASS	RT	EXP RT	REL RT	RESPONSE	AMOUNTS CAL-AMT (NG)	AMOUNTS ON-COL (NG)
142 Benzo(k)fluoranthene	252	11.204	11.204	(0.968)	1804935	60.0000	63.579
143 7,12-dimethylbenz[a]anthracen	256	11.172	11.172	(0.965)	839265	60.0000	62.055
146 Benzo(a)pyrene	252	11.520	11.520	(0.995)	1352786	60.0000	61.070
149 Indeno(1,2,3-cd)pyrene	276	12.796	12.796	(1.106)	1783320	60.0000	64.702
150 Dibenz(a,h)anthracene	278	12.818	12.818	(1.108)	1507694	60.0000	66.189
151 Benzo(g,h,i)perylene	276	13.149	13.149	(1.136)	1474342	60.0000	63.022
$ 154 Nitrobenzene-d5	82	4.682	4.682	(0.894)	748087	60.0000	58.873
$ 155 2-Fluorobiphenyl	172	6.076	6.076	(0.922)	1290630	60.0000	59.238
$ 156 Terphenyl-d14	244	9.009	9.009	(0.898)	1198279	60.0000	57.708
$ 157 Phenol-d5	99	4.024	4.024	(0.948)	800153	60.0000	57.804
$ 158 2-Fluorophenol	112	3.212	3.212	(0.757)	588965	60.0000	58.597
$ 159 2,4,6-Tribromophenol	330	7.203	7.203	(0.931)	137693	60.0000	63.426
$ 186 2-Chlorophenol-d4	132	4.078	4.078	(0.961)	717696	60.0000	58.505
$ 187 1,2-Dichlorobenzene-d4	152	4.366	4.366	(1.029)	507587	60.0000	60.436

QC Flag Legend

A - Target compound detected but, quantitated amount exceeded maximum amount.
Q - Qualifier signal failed the ratio test.
M - Compound response manually integrated.

Data File Name: F09020C7.D
Inj. Date and Time: 02-SEP-2010 03:41
Instrument ID: 722.i
Client ID: SSTD60
Compound Name: Benzoic Acid
CAS #: 65-85-0

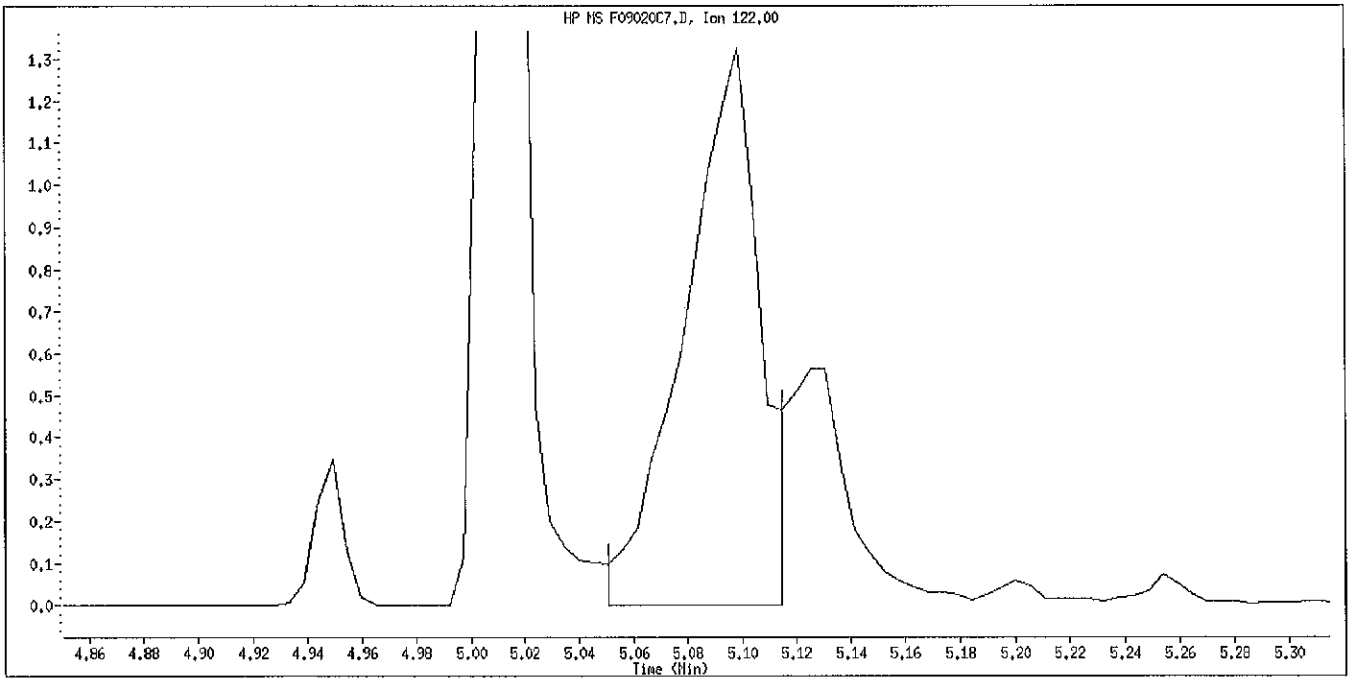

Original Integration

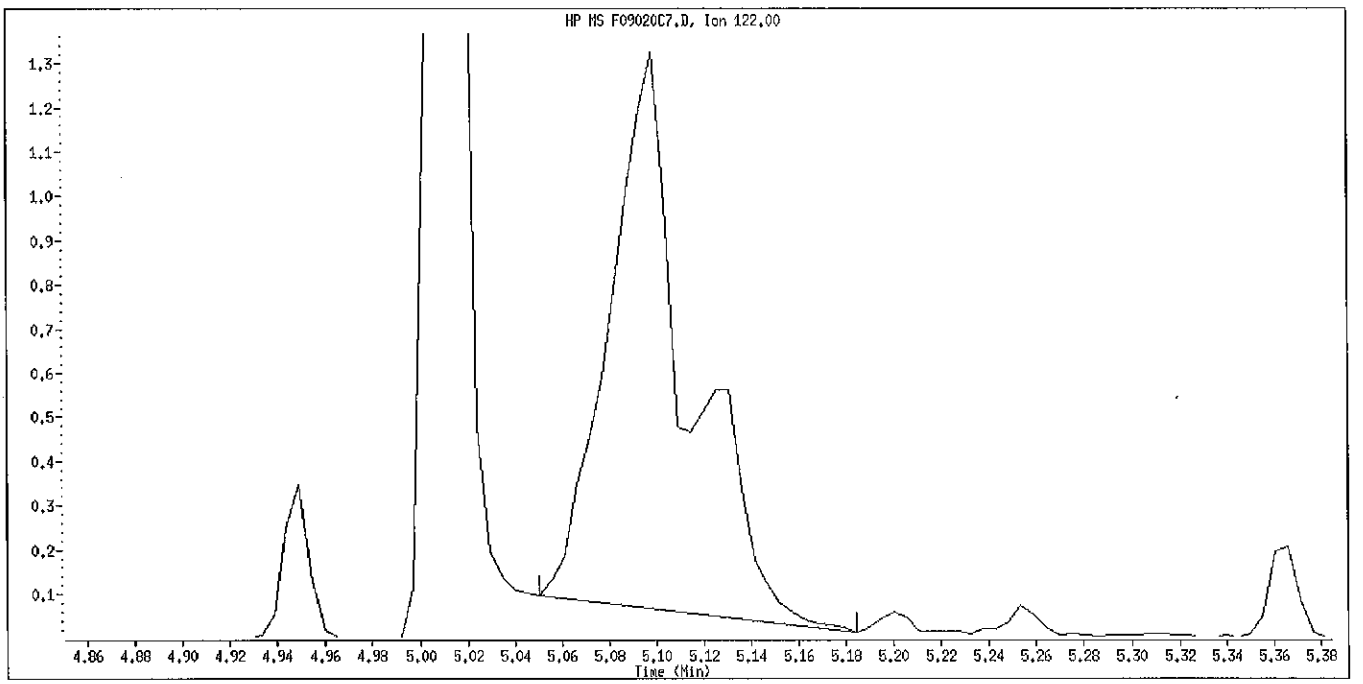

Manual Integration

Manually Integrated By: bungardf
Manual Integration Reason: Peak Not Found

Data File: \\PITSVR06\d\chem\722.i\090210.b\F09020C8.D
Date : 02-SEP-2010 04:00
Client ID: SSTD80
Sample Info: SSTD80 (40ug/ml) BNA0667-10

Instrument: 722.i
Operator: 007062
Column diameter: 0.25

Column phase: Hp5-MS

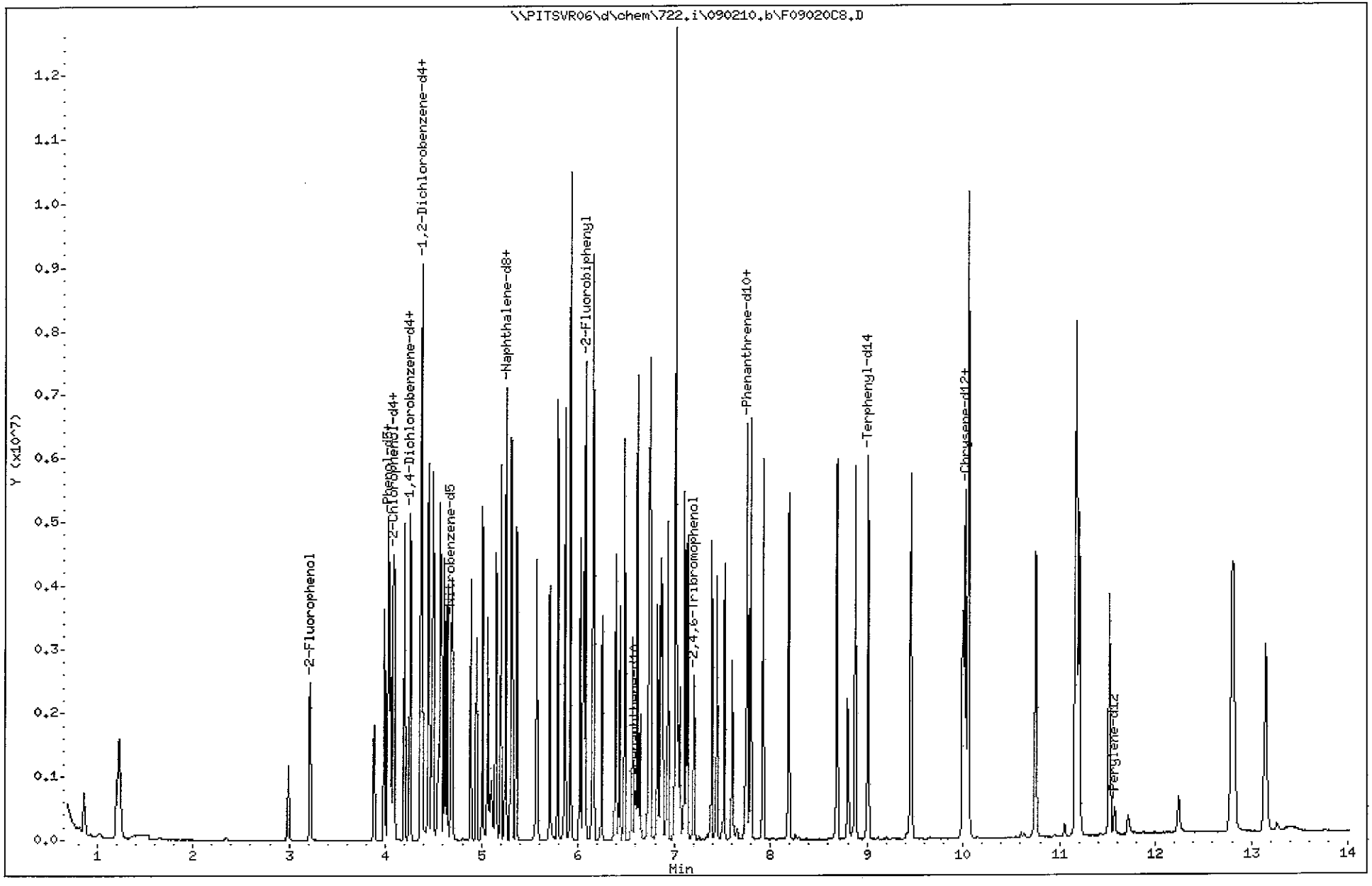

Test America Pittsburgh

Semivolatile REPORT SW-846 Method 8270

Data file : \\PITSVR06\d\chem\722.i\090210.b\F09020C8.D
Lab Smp Id: sstd80 Client Smp ID: SSTD80
Inj Date : 02-SEP-2010 04:00
Operator : 007062 Inst ID: 722.i
Smp Info : SSTD80 (40ug/ml) BNA0667-10
Misc Info : sstd80,090210.b,ll.m,2-root.sub,1,8
Comment :
Method : \\PITSVR06\d\chem\722.i\090210.b\LL.m
Meth Date : 02-Sep-2010 04:44 722.i Quant Type: ISTD
Cal Date : 02-SEP-2010 04:00 Cal File: F09020C8.D
Als bottle: 9 Calibration Sample, Level: 8
Dil Factor: 1.00000
Integrator: HP RTE Compound Sublist: 2-root.sub
Target Version: 4.14
Processing Host: PITPC-503

	Compounds	QUANT SIG MASS	RT	EXP RT	REL RT	RESPONSE	AMOUNTS CAL-AMT (NG)	AMOUNTS ON-COL (NG)
* 1	1,4-Dichlorobenzene-d4	152	4.246	4.246	(1.000)	72043	8.00000	
* 2	Naphthalene-d8	136	5.239	5.239	(1.000)	254949	8.00000	
* 3	Acenaphthene-d10	164	6.591	6.591	(1.000)	136935	8.00000	
* 4	Phenanthrene-d10	188	7.739	7.739	(1.000)	204541	8.00000	
* 5	Chrysene-d12	240	10.031	10.031	(1.000)	200515	8.00000	
* 6	Perylene-d12	264	11.575	11.575	(1.000)	181380	8.00000	
198	1,4-Dioxane	88	0.864	0.864	(0.204)	216356	80.0000	54.751
220	Benzaldehyde	77	3.882	3.882	(0.914)	380528	80.0000	44.225
10	N-Nitrosodimethylamine	74	1.206	1.206	(0.284)	597237	80.0000	77.184
9	Pyridine	79	1.227	1.227	(0.289)	1065482	80.0000	74.970
16	Methyl methanesulfonate	80	2.990	2.990	(0.704)	475827	80.0000	75.237
21	Aniline	93	3.989	3.989	(0.940)	1374107	80.0000	75.623
22	Phenol	94	4.032	4.032	(0.950)	1214586	80.0000	74.957
23	bis(2-Chloroethyl)ether	93	4.053	4.053	(0.955)	892928	80.0000	75.217
24	2-Chlorophenol	128	4.091	4.091	(0.964)	977379	80.0000	75.684
26	1,3-Dichlorobenzene	146	4.197	4.197	(0.989)	1133437	80.0000	75.727
27	1,4-Dichlorobenzene	146	4.256	4.256	(1.002)	1133799	80.0000	75.960
28	1,2-Dichlorobenzene	146	4.379	4.379	(1.031)	1095224	80.0000	76.908
227	Indene	116	4.449	4.449	(1.048)	1651351	80.0000	75.412(A)
29	Benzyl Alcohol	108	4.379	4.379	(1.031)	580897	80.0000	79.028
30	2-Methylphenol	108	4.497	4.497	(1.059)	836669	80.0000	77.551
31	2,2'-oxybis(1-Chloropropane)	45	4.481	4.481	(1.055)	829189	80.0000	74.900
37	Acetophenone	105	4.571	4.571	(1.077)	1259156	80.0000	74.186
32	N-Nitroso-di-n-propylamine	70	4.587	4.587	(1.081)	655936	80.0000	73.903
192	4-Methylphenol	108	4.614	4.614	(1.087)	828775	80.0000	74.477
34	Hexachloroethane	117	4.646	4.646	(1.094)	438910	80.0000	78.867
35	Nitrobenzene	77	4.700	4.700	(0.897)	1005073	80.0000	75.736
36	N-Nitrosopyrrolidine	100	4.550	4.550	(1.072)	438814	80.0000	76.446
41	Isophorone	82	4.892	4.892	(0.934)	1640019	80.0000	75.046
42	2-Nitrophenol	139	4.951	4.951	(0.945)	549934	80.0000	84.491
43	2,4-Dimethylphenol	107	5.009	5.009	(0.956)	936766	80.0000	76.312
44	bis(2-Chloroethoxy)methane	93	5.068	5.068	(0.967)	987303	80.0000	77.524
48	2,4-Dichlorophenol	162	5.148	5.148	(0.983)	766278	80.0000	80.440

Compounds	QUANT SIG MASS	RT	EXP RT	REL RT	RESPONSE	AMOUNTS CAL-AMT (NG)	AMOUNTS ON-COL (NG)
49 Benzoic Acid	122	5.111	5.111	(0.976)	367534	80.0000	72.266
50 1,2,4-Trichlorobenzene	180	5.202	5.202	(0.993)	862803	80.0000	79.850
51 Naphthalene	128	5.255	5.255	(1.003)	2506247	80.0000	74.120
52 4-Chloroaniline	127	5.309	5.309	(1.013)	1108816	80.0000	79.287
54 2,6-Dichlorophenol	162	5.314	5.314	(1.014)	765478	80.0000	81.090
56 Hexachlorobutadiene	225	5.367	5.367	(1.024)	515903	80.0000	80.395
221 Caprolactam	113	5.581	5.581	(1.065)	249435	80.0000	77.630
59 4-Chloro-3-Methylphenol	107	5.709	5.709	(1.090)	780126	80.0000	79.362
62 2-Methylnaphthalene	142	5.789	5.789	(1.105)	1734180	80.0000	77.912
205 1-Methylnaphthalene	142	5.864	5.864	(1.119)	1678686	80.0000	78.950
64 Hexachlorocyclopentadiene	237	5.923	5.923	(0.899)	642122	80.0000	105.92
65 1,2,4,5-Tetrachlorobenzene	216	5.923	5.923	(0.899)	835039	80.0000	84.598
66 2,4,6-Trichlorophenol	196	6.019	6.019	(0.913)	539655	80.0000	83.502
67 2,4,5-Trichlorophenol	196	6.057	6.057	(0.919)	549765	80.0000	81.240
222 1,1'-Biphenyl	154	6.153	6.153	(0.934)	2071853	80.0000	79.521
70 2-Chloronaphthalene	162	6.163	6.163	(0.935)	1617556	80.0000	80.689
73 2-Nitroaniline	65	6.249	6.249	(0.948)	479031	80.0000	81.621
76 Dimethylphthalate	163	6.388	6.388	(0.969)	1724571	80.0000	78.239
78 2,6-Dinitrotoluene	165	6.431	6.431	(0.976)	424993	80.0000	83.271
79 Acenaphthylene	152	6.484	6.484	(0.984)	2436565	80.0000	77.336
81 3-Nitroaniline	138	6.564	6.564	(0.996)	450797	80.0000	85.032
82 Acenaphthene	153	6.617	6.617	(1.004)	1531541	80.0000	78.102
83 2,4-Dinitrophenol	184	6.644	6.644	(1.008)	245954	80.0000	96.064
85 4-Nitrophenol	109	6.730	6.730	(1.021)	293097	80.0000	83.415
86 Dibenzofuran	168	6.751	6.751	(1.024)	2159796	80.0000	78.246
87 2,4-Dinitrotoluene	165	6.746	6.746	(1.024)	560245	80.0000	83.766
91 2,3,5,6-Tetrachlorophenol	232	6.826	6.826	(1.036)	465386	80.0000	87.732
88 2,3,4,6-Tetrachlorophenol	232	6.858	6.858	(1.041)	424055	80.0000	77.750
92 2-Naphthylamine	143	6.874	6.874	(1.043)	1189397	80.0000	67.381
93 Diethylphthalate	149	6.933	6.933	(1.052)	1671139	80.0000	77.214
94 Fluorene	166	7.018	7.018	(1.065)	1838978	80.0000	81.211
95 4-Chlorophenyl-phenylether	204	7.018	7.018	(1.065)	940888	80.0000	85.107
96 4-Nitroaniline	138	6.564	6.564	(0.996)	450797	80.0000	84.312
98 4,6-Dinitro-2-methylphenol	198	7.061	7.061	(0.912)	332018	80.0000	99.684
99 N-Nitrosodiphenylamine	169	7.109	7.109	(0.919)	1196130	80.0000	81.995
100 1,2-Diphenylhydrazine	77	7.141	7.141	(0.923)	1785576	80.0000	76.579
106 4-Bromophenyl-phenylether	248	7.392	7.392	(0.955)	472668	80.0000	83.003
107 Hexachlorobenzene	284	7.446	7.446	(0.962)	455186	80.0000	83.831
223 Atrazine	200	7.526	7.526	(0.972)	467406	80.0000	79.741
111 Pentachlorophenol	266	7.606	7.606	(0.983)	299490	80.0000	81.306
115 Phenanthrene	178	7.755	7.755	(1.002)	2292322	80.0000	78.885
116 Anthracene	178	7.798	7.798	(1.008)	2284039	80.0000	78.438
119 Carbazole	167	7.926	7.926	(1.024)	2026992	80.0000	77.220
120 Di-n-Butylphthalate	149	8.193	8.193	(1.059)	2616375	80.0000	77.860
123 Fluoranthene	202	8.690	8.690	(1.123)	2304890	80.0000	78.616
124 Benzidine	184	8.797	8.797	(0.877)	846116	80.0000	65.746
125 Pyrene	202	8.877	8.877	(0.885)	2335385	80.0000	74.746
131 Butylbenzylphthalate	149	9.459	9.459	(0.943)	1210510	80.0000	77.443
135 3,3'-Dichlorobenzidine	252	9.999	9.999	(0.997)	817762	80.0000	80.573
136 Benzo(a)Anthracene	228	10.020	10.020	(0.999)	2248154	80.0000	78.708
137 Chrysene	228	10.058	10.058	(1.003)	2149776	80.0000	78.994
139 bis(2-ethylhexyl)Phthalate	149	10.052	10.052	(1.002)	1791062	80.0000	80.092
140 Di-n-octylphthalate	149	10.758	10.758	(0.929)	2733892	80.0000	75.958
141 Benzo(b)fluoranthene	252	11.180	11.180	(0.966)	2462687	80.0000	81.633

Compounds	QUANT SIG MASS	RT	EXP RT	REL RT	RESPONSE	AMOUNTS CAL-AMT (NG)	AMOUNTS ON-COL (NG)
142 Benzo(k)fluoranthene	252	11.206	11.206	(0.968)	2368721	80.0000	83.024
143 7,12-dimethylbenz[a]anthracen	256	11.174	11.174	(0.965)	1185446	80.0000	86.648
146 Benzo(a)pyrene	252	11.522	11.522	(0.995)	1826498	80.0000	82.170
149 Indeno(1,2,3-cd)pyrene	276	12.798	12.798	(1.106)	2406756	80.0000	86.366
150 Dibenz(a,h)anthracene	278	12.820	12.820	(1.108)	2008640	80.0000	87.100
151 Benzo(g,h,i)perylene	276	13.151	13.151	(1.136)	1959860	80.0000	83.315
$ 154 Nitrobenzene-d5	82	4.684	4.684	(0.894)	1001289	80.0000	76.440
$ 155 2-Fluorobiphenyl	172	6.078	6.078	(0.922)	1801672	80.0000	79.483
$ 156 Terphenyl-d14	244	9.011	9.011	(0.898)	1604952	80.0000	77.398
$ 157 Phenol-d5	99	4.027	4.027	(0.948)	1116575	80.0000	76.866
$ 158 2-Fluorophenol	112	3.215	3.215	(0.757)	805467	80.0000	76.425
$ 159 2,4,6-Tribromophenol	330	7.205	7.205	(0.931)	192102	80.0000	85.475
$ 186 2-Chlorophenol-d4	132	4.075	4.075	(0.960)	985033	80.0000	76.560
$ 187 1,2-Dichlorobenzene-d4	152	4.368	4.368	(1.029)	701385	80.0000	79.244

QC Flag Legend

A - Target compound detected but, quantitated amount exceeded maximum amount.

Data File: \\PITSVR06\d\chem\722.i\090210.b\F09020V1.D
Date : 02-SEP-2010 04:20
Client ID: SSTDVER
Sample Info: SSTDVER (20ug/ml) BNA0670-10

Instrument: 722.i
Operator: 007062
Column diameter: 0.25

Column phase: Hp5-MS

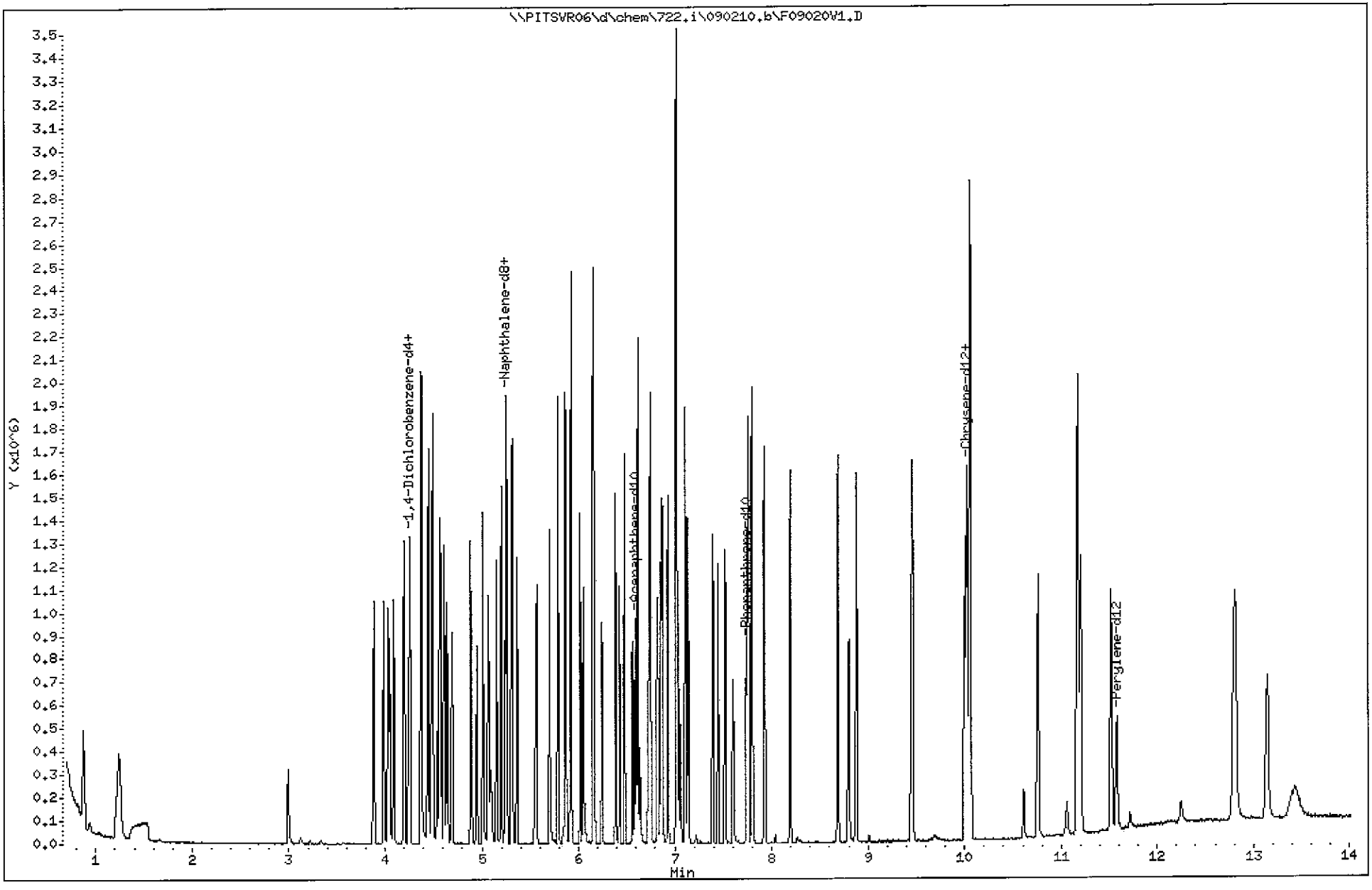

Test America Pittsburgh

Semivolatile REPORT SW-846 Method 8270

Data file : \\PITSVR06\d\chem\722.i\090210.b\F09020V1.D
Lab Smp Id: sstdver Client Smp ID: SSTDVER
Inj Date : 02-SEP-2010 04:20
Operator : 007062 Inst ID: 722.i
Smp Info : SSTDVER (20ug/ml) BNA0670-10
Misc Info : sstdver,090210.b,ll.m,2-root.sub
Comment :
Method : \\PITSVR06\d\chem\722.i\090210.b\LL.m
Meth Date : 02-Sep-2010 04:44 722.i Quant Type: ISTD
Cal Date : 02-SEP-2010 04:00 Cal File: F09020C8.D
Als bottle: 10
Dil Factor: 1.00000
Integrator: HP RTE Compound Sublist: 2-root.sub
Target Version: 4.14
Processing Host: PITPC-503

Compounds	QUANT SIG MASS	RT	EXP RT	REL RT	RESPONSE	CONCENTRATIONS ON-COLUMN (NG)	FINAL (NG)
* 1 1,4-Dichlorobenzene-d4	152	4.243	4.246	(1.000)	83688	8.00000	(Q)
* 2 Naphthalene-d8	136	5.237	5.239	(1.000)	315439	8.00000	
* 3 Acenaphthene-d10	164	6.589	6.591	(1.000)	176604	8.00000	
* 4 Phenanthrene-d10	188	7.737	7.739	(1.000)	263934	8.00000	
* 5 Chrysene-d12	240	10.029	10.031	(1.000)	254442	8.00000	
* 6 Perylene-d12	264	11.578	11.575	(1.000)	221534	8.00000	
198 1,4-Dioxane	88	0.867	0.864	(0.204)	68203	14.8580	14.858
220 Benzaldehyde	77	3.880	3.882	(0.914)	211317	21.1420	21.142
10 N-Nitrosodimethylamine	74	1.214	1.206	(0.286)	150592	16.7537	16.754
9 Pyridine	79	1.241	1.227	(0.293)	286969	17.3823	17.382
16 Methyl methanesulfonate	80	2.988	2.990	(0.704)	131394	17.8848	17.885
21 Aniline	93	3.987	3.989	(0.940)	395077	18.7173	18.717
22 Phenol	94	4.030	4.032	(0.950)	323541	17.1886	17.188
23 bis(2-Chloroethyl)ether	93	4.051	4.053	(0.955)	227189	16.4746	16.475
24 2-Chlorophenol	128	4.088	4.091	(0.963)	253364	16.8894	16.889
26 1,3-Dichlorobenzene	146	4.195	4.197	(0.989)	287629	16.5430	16.543
27 1,4-Dichlorobenzene	146	4.259	4.256	(1.004)	291706	16.8237	16.824
28 1,2-Dichlorobenzene	146	4.377	4.379	(1.031)	276333	16.7044	16.704
227 Indene	116	4.446	4.449	(1.048)	454135	17.8531	17.853(A)
29 Benzyl Alcohol	108	4.372	4.379	(1.030)	138547	16.2258	16.226
30 2-Methylphenol	108	4.489	4.497	(1.058)	224709	17.9302	17.930
31 2,2'-oxybis(1-Chloropropane)	45	4.484	4.481	(1.057)	248852	19.3507	19.351
37 Acetophenone	105	4.569	4.571	(1.077)	342949	17.3940	17.394
32 N-Nitroso-di-n-propylamine	70	4.580	4.587	(1.079)	173769	16.8540	16.854
192 4-Methylphenol	108	4.612	4.614	(1.087)	234454	18.1373	18.137
34 Hexachloroethane	117	4.644	4.646	(1.094)	113057	17.4881	17.488
35 Nitrobenzene	77	4.697	4.700	(0.897)	269423	16.4087	16.409
36 N-Nitrosopyrrolidine	100	4.543	4.550	(1.070)	115378	17.3033	17.303
41 Isophorone	82	4.884	4.892	(0.933)	456566	16.8857	16.886
42 2-Nitrophenol	139	4.949	4.951	(0.945)	139179	17.2828	17.283
43 2,4-Dimethylphenol	107	5.007	5.009	(0.956)	243792	16.0517	16.052
44 bis(2-Chloroethoxy)methane	93	5.066	5.068	(0.967)	265191	16.8300	16.830
48 2,4-Dichlorophenol	162	5.146	5.148	(0.983)	204247	17.3292	17.329

	Compounds	QUANT SIG MASS	RT	EXP RT	REL RT	RESPONSE	CONCENTRATIONS ON-COLUMN (NG)	CONCENTRATIONS FINAL (NG)
49	Benzoic Acid	122	5.093	5.111	(0.972)	106954	16.9970	16.997(M)
50	1,2,4-Trichlorobenzene	180	5.200	5.202	(0.993)	220568	16.4985	16.498
51	Naphthalene	128	5.253	5.255	(1.003)	704491	16.8392	16.839
52	4-Chloroaniline	127	5.306	5.309	(1.013)	291210	16.8301	16.830
54	2,6-Dichlorophenol	162	5.312	5.314	(1.014)	214745	18.3863	18.386
56	Hexachlorobutadiene	225	5.365	5.367	(1.024)	124584	15.6914	15.691
221	Caprolactam	113	5.552	5.581	(1.060)	68156	17.1441	17.144
59	4-Chloro-3-Methylphenol	107	5.702	5.709	(1.089)	207097	17.0279	17.028
62	2-Methylnaphthalene	142	5.787	5.789	(1.105)	451254	16.3858	16.386
205	1-Methylnaphthalene	142	5.862	5.864	(1.119)	477231	18.1405	18.140
64	Hexachlorocyclopentadiene	237	5.921	5.923	(0.899)	111633	14.2788	14.279
65	1,2,4,5-Tetrachlorobenzene	216	5.921	5.923	(0.899)	212431	16.6872	16.687
66	2,4,6-Trichlorophenol	196	6.017	6.019	(0.913)	139113	16.6902	16.690
67	2,4,5-Trichlorophenol	196	6.049	6.057	(0.918)	147301	16.8776	16.878
222	1,1'-Biphenyl	154	6.151	6.153	(0.934)	571121	16.9968	16.997
70	2-Chloronaphthalene	162	6.161	6.163	(0.935)	431743	16.6992	16.699
73	2-Nitroaniline	65	6.241	6.249	(0.947)	125245	16.5467	16.547
76	Dimethylphthalate	163	6.386	6.388	(0.969)	464323	16.3334	16.333
78	2,6-Dinitrotoluene	165	6.428	6.431	(0.976)	110504	16.7882	16.788
79	Acenaphthylene	152	6.482	6.484	(0.984)	634210	15.6082	15.608
81	3-Nitroaniline	138	6.562	6.564	(0.996)	116596	17.0528	17.053
82	Acenaphthene	153	6.615	6.617	(1.004)	422268	16.6970	16.697
83	2,4-Dinitrophenol	184	6.642	6.644	(1.008)	54318	16.4499	16.450
85	4-Nitrophenol	109	6.722	6.730	(1.020)	74910	16.5305	16.530
86	Dibenzofuran	168	6.749	6.751	(1.024)	594840	16.7094	16.709
87	2,4-Dinitrotoluene	165	6.738	6.746	(1.023)	142387	16.5073	16.507
91	2,3,5,6-Tetrachlorophenol	232	6.824	6.826	(1.036)	127608	18.6525	18.652
88	2,3,4,6-Tetrachlorophenol	232	6.856	6.858	(1.041)	126603	17.9984	17.998
92	2-Naphthylamine	143	6.872	6.874	(1.043)	447067	19.6380	19.638
93	Diethylphthalate	149	6.931	6.933	(1.052)	462624	16.5739	16.574
94	Fluorene	166	7.016	7.018	(1.065)	479704	16.4258	16.426
95	4-Chlorophenyl-phenylether	204	7.016	7.018	(1.065)	237194	16.6358	16.636
96	4-Nitroaniline	138	6.562	6.564	(0.996)	116596	16.9086	16.909
98	4,6-Dinitro-2-methylphenol	198	7.053	7.061	(0.912)	77777	18.0968	18.097
99	N-Nitrosodiphenylamine	169	7.107	7.109	(0.919)	385519	20.4805	20.480
100	1,2-Diphenylhydrazine	77	7.134	7.141	(0.922)	507373	16.8633	16.863
106	4-Bromophenyl-phenylether	248	7.390	7.392	(0.955)	121904	16.5898	16.590
107	Hexachlorobenzene	284	7.443	7.446	(0.962)	116442	16.6193	16.619
223	Atrazine	200	7.518	7.526	(0.972)	131109	17.3343	17.334
111	Pentachlorophenol	266	7.604	7.606	(0.983)	71914	15.1299	15.130
115	Phenanthrene	178	7.753	7.755	(1.002)	594646	15.8584	15.858
116	Anthracene	178	7.796	7.798	(1.008)	645534	17.1802	17.180
119	Carbazole	167	7.924	7.926	(1.024)	583255	17.2196	17.220
120	Di-n-Butylphthalate	149	8.191	8.193	(1.059)	722066	16.6523	16.652
123	Fluoranthene	202	8.688	8.690	(1.123)	623088	16.4700	16.470
124	Benzidine	184	8.800	8.797	(0.877)	334558	20.4867	20.487
125	Pyrene	202	8.875	8.877	(0.885)	649382	16.3789	16.379
131	Butylbenzylphthalate	149	9.463	9.459	(0.944)	336898	16.9853	16.985
135	3,3'-Dichlorobenzidine	252	9.997	9.999	(0.997)	221235	17.1781	17.178
136	Benzo(a)Anthracene	228	10.018	10.020	(0.999)	611295	16.8657	16.866
137	Chrysene	228	10.056	10.058	(1.003)	572179	16.5689	16.569
139	bis(2-ethylhexyl)Phthalate	149	10.056	10.052	(1.003)	444941	15.6797	15.680
140	Di-n-octylphthalate	149	10.761	10.758	(0.929)	751072	17.0853	17.085
141	Benzo(b)fluoranthene	252	11.172	11.180	(0.965)	589688	16.0039	16.004

	Compounds	QUANT SIG MASS	RT	EXP RT	REL RT	RESPONSE	CONCENTRATIONS ON-COLUMN (NG)	FINAL (NG)
142	Benzo(k)fluoranthene	252	11.199	11.206	(0.967)	571532	16.4014	16.401
143	7,12-dimethylbenz[a]anthracen	256	11.167	11.174	(0.964)	284855	17.0471	17.047
146	Benzo(a)pyrene	252	11.519	11.522	(0.995)	520051	19.1554	19.155
149	Indeno(1,2,3-cd)pyrene	276	12.791	12.798	(1.105)	553880	16.2732	16.273
150	Dibenz(a,h)anthracene	278	12.812	12.820	(1.107)	462489	16.4198	16.420
151	Benzo(g,h,i)perylene	276	13.149	13.151	(1.136)	463484	16.1318	16.132
$ 154	Nitrobenzene-d5	82	Compound Not Detected.					
$ 155	2-Fluorobiphenyl	172	Compound Not Detected.					
$ 156	Terphenyl-d14	244	Compound Not Detected.					
$ 157	Phenol-d5	99	Compound Not Detected.					
$ 158	2-Fluorophenol	112	Compound Not Detected.					
$ 159	2,4,6-Tribromophenol	329	Compound Not Detected.					
$ 186	2-Chlorophenol-d4	132	Compound Not Detected.					
$ 187	1,2-Dichlorobenzene-d4	152	Compound Not Detected.					

QC Flag Legend

A - Target compound detected but, quantitated amount exceeded maximum amount.
Q - Qualifier signal failed the ratio test.
M - Compound response manually integrated.

Data File Name: F09020V1.D
Inj. Date and Time: 02-SEP-2010 04:20
Instrument ID: 722.i
Client ID: SSTDVER
Compound Name: Benzoic Acid
CAS #: 65-85-0

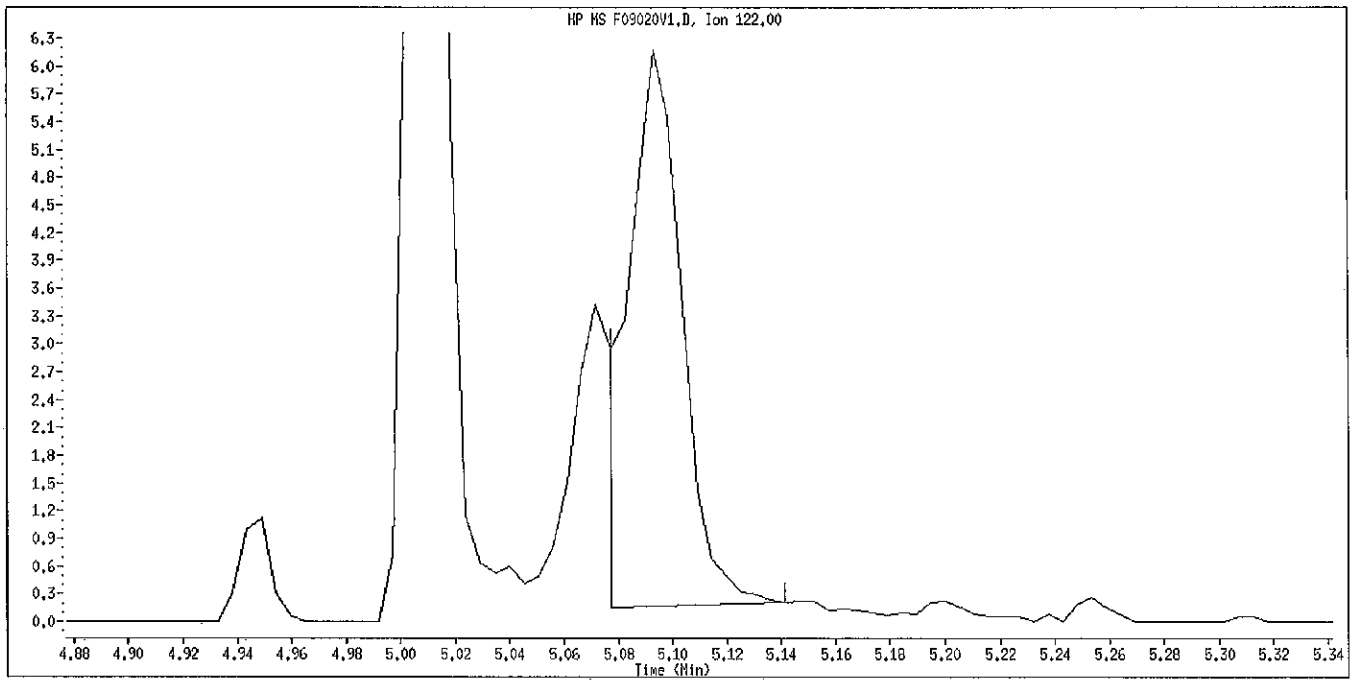

Original Integration

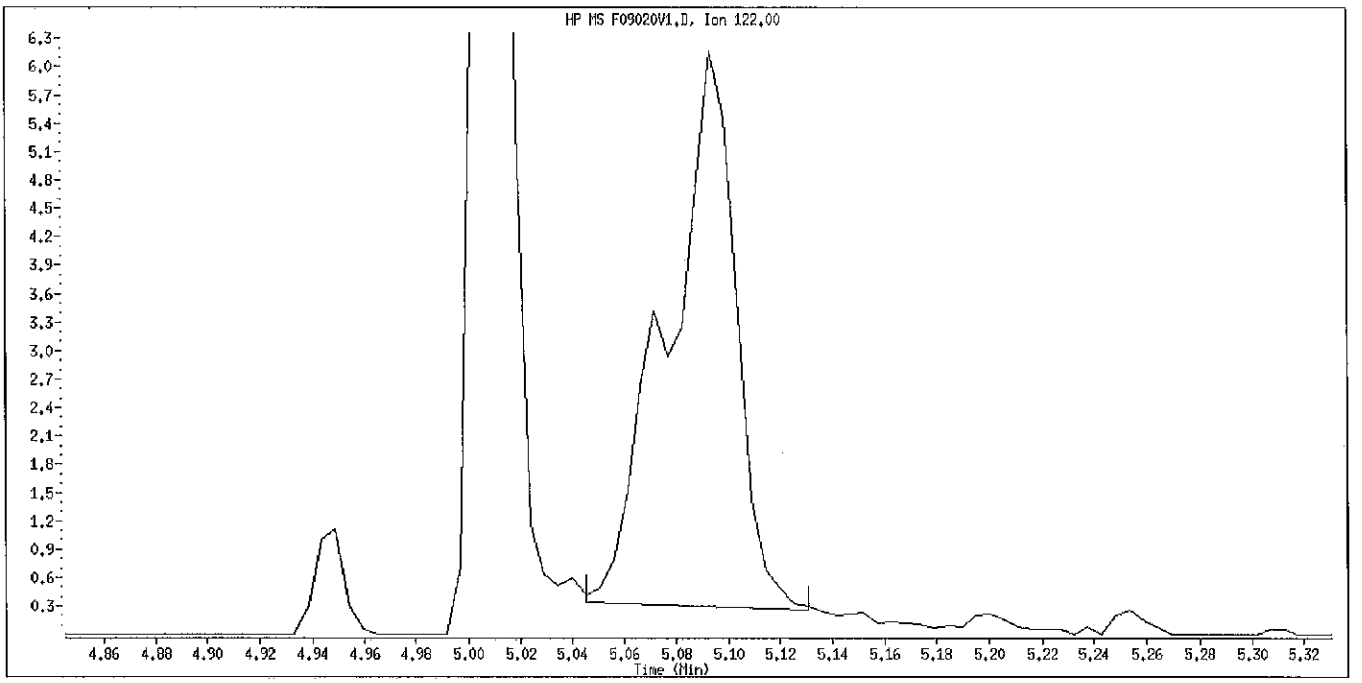

Manual Integration

Manually Integrated By: bungardf
Manual Integration Reason: Peak Not Found

Test America Pittsburgh

CONTINUING CALIBRATION COMPOUNDS

Instrument ID: 722.i Injection Date: 11-NOV-2010 04:49
Lab File ID: F11110C1.D Init. Cal. Date(s): 02-SEP-2010 02-SEP-2010
Analysis Type: WATER Init. Cal. Times: 01:40 04:00
Lab Sample ID: sstd4 Quant Type: ISTD
Method: \\PITSVR06\D\chem\722.i\111110.b\ll.m

COMPOUND	RRF / AMOUNT	RF4	CCAL RRF4	MIN RRF	%D / %DRIFT	MAX %D / %DRIFT	CURVE TYPE	
198 1,4-Dioxane	4.00000	5.43263	0.59873	0.010	-35.81579	25.00000	Quadratic	<-
220 Benzaldehyde	4.00000	2.52108	0.90971	0.010	36.97290	25.00000	Quadratic	<-
10 N-Nitrosodimethylamine	0.85925	0.80846	0.80846	0.010	5.91067	25.00000	Averaged	
9 Pyridine	1.57817	1.30949	1.30949	0.010	17.02471	25.00000	Averaged	
16 Methyl methanesulfonate	0.70229	0.76877	0.76877	0.010	-9.46555	25.00000	Averaged	
21 Aniline	2.01774	1.78657	1.78657	0.010	11.45671	25.00000	Averaged	
22 Phenol	1.79935	1.86961	1.86961	0.010	-3.90456	20.00000	Averaged	
23 bis(2-Chloroethyl)ether	1.31825	1.35311	1.35311	0.010	-2.64405	25.00000	Averaged	
24 2-Chlorophenol	1.43403	1.50768	1.50768	0.010	-5.13633	25.00000	Averaged	
26 1,3-Dichlorobenzene	1.66205	1.61515	1.61515	0.010	2.82189	25.00000	Averaged	
27 1,4-Dichlorobenzene	1.65749	1.66776	1.66776	0.010	-0.62007	20.00000	Averaged	
28 1,2-Dichlorobenzene	1.58135	1.56786	1.56786	0.010	0.85320	25.00000	Averaged	
227 Indene	2.43163	2.45411	2.45411	0.010	-0.92439	25.00000	Averaged	
29 Benzyl Alcohol	4.00000	3.92774	0.69227	0.010	1.80641	25.00000	Quadratic	
30 2-Methylphenol	4.00000	4.05351	1.26222	0.010	-1.33763	25.00000	Quadratic	
31 2,2'-oxybis(1-Chloropropane	1.22934	1.27507	1.27507	0.010	-3.71970	25.00000	Averaged	
37 Acetophenone	1.88477	1.98356	1.98356	0.010	-5.24170	25.00000	Averaged	
32 N-Nitroso-di-n-propylamine	0.98559	1.06125	1.06125	0.050	-7.67681	25.00000	Averaged	
192 4-Methylphenol	1.23570	1.31470	1.31470	0.010	-6.39334	25.00000	Averaged	
34 Hexachloroethane	0.61799	0.64181	0.64181	0.010	-3.85497	25.00000	Averaged	
35 Nitrobenzene	0.41642	0.43737	0.43737	0.010	-5.02965	25.00000	Averaged	
36 N-Nitrosopyrrolidine	0.63741	0.61503	0.61503	0.010	3.51222	25.00000	Averaged	
41 Isophorone	0.68574	0.67660	0.67660	0.010	1.33280	25.00000	Averaged	
42 2-Nitrophenol	0.20424	0.21179	0.21179	0.010	-3.69706	20.00000	Averaged	
43 2,4-Dimethylphenol	0.38519	0.37465	0.37465	0.010	2.73691	25.00000	Averaged	
44 bis(2-Chloroethoxy)methane	0.39962	0.41289	0.41289	0.010	-3.31939	25.00000	Averaged	
48 2,4-Dichlorophenol	0.29892	0.30565	0.30565	0.010	-2.25039	20.00000	Averaged	
49 Benzoic Acid	0.15959	0.12883	0.12883	0.010	19.27087	25.00000	Averaged	
50 1,2,4-Trichlorobenzene	0.33906	0.33328	0.33328	0.010	1.70372	25.00000	Averaged	
51 Naphthalene	1.06103	1.05811	1.05811	0.010	0.27494	25.00000	Averaged	
52 4-Chloroaniline	0.43883	0.40673	0.40673	0.010	7.31462	25.00000	Averaged	
54 2,6-Dichlorophenol	0.29621	0.29925	0.29925	0.010	-1.02682	25.00000	Averaged	
56 Hexachlorobutadiene	0.20136	0.18998	0.18998	0.010	5.65420	20.00000	Averaged	
221 Caprolactam	0.10082	0.08626	0.08626	0.010	14.44490	25.00000	Averaged	
59 4-Chloro-3-Methylphenol	0.30845	0.33124	0.33124	0.010	-7.38731	20.00000	Averaged	
62 2-Methylnaphthalene	0.69844	0.69445	0.69445	0.010	0.57139	25.00000	Averaged	
205 1-Methylnaphthalene	0.66720	0.69189	0.69189	0.010	-3.70090	25.00000	Averaged	
64 Hexachlorocyclopentadiene	4.00000	3.72284	0.29149	0.050	6.92894	25.00000	Quadratic	
65 1,2,4,5-Tetrachlorobenzene	0.57667	0.56751	0.56751	0.010	1.58838	25.00000	Averaged	
66 2,4,6-Trichlorophenol	0.37757	0.37974	0.37974	0.010	-0.57605	20.00000	Averaged	
67 2,4,5-Trichlorophenol	0.39535	0.37958	0.37958	0.010	3.99081	25.00000	Averaged	
222 1,1'-Biphenyl	1.52213	1.52187	1.52187	0.010	0.01720	25.00000	Averaged	

Test America Pittsburgh

CONTINUING CALIBRATION COMPOUNDS

Instrument ID: 722.i Injection Date: 11-NOV-2010 04:49
Lab File ID: F11110C1.D Init. Cal. Date(s): 02-SEP-2010 02-SEP-2010
Analysis Type: WATER Init. Cal. Times: 01:40 04:00
Lab Sample ID: sstd4 Quant Type: ISTD
Method: \\PITSVR06\D\chem\722.i\111110.b\ll.m

COMPOUND	RRF / AMOUNT	RF4	CCAL RRF4	MIN RRF	%D / %DRIFT	MAX %D / %DRIFT	CURVE TYPE	
70 2-Chloronaphthalene	1.17117	1.15244	1.15244	0.010	1.59943	25.00000	Averaged	
73 2-Nitroaniline	0.34288	0.34337	0.34337	0.010	-0.14428	25.00000	Averaged	
76 Dimethylphthalate	1.28775	1.28176	1.28176	0.010	0.46507	25.00000	Averaged	
78 2,6-Dinitrotoluene	0.29817	0.28636	0.28636	0.010	3.96127	25.00000	Averaged	
79 Acenaphthylene	1.84064	1.68421	1.68421	0.010	8.49850	25.00000	Averaged	
81 3-Nitroaniline	0.30973	0.30306	0.30306	0.010	2.15341	25.00000	Averaged	
82 Acenaphthene	1.14562	1.17014	1.17014	0.010	-2.14046	20.00000	Averaged	
83 2,4-Dinitrophenol	10.00000	9.73901	0.11418	0.050	2.60993	25.00000	Quadratic	
85 4-Nitrophenol	0.20528	0.18778	0.18778	0.050	8.52236	25.00000	Averaged	
86 Dibenzofuran	1.61260	1.57949	1.57949	0.010	2.05323	25.00000	Averaged	
87 2,4-Dinitrotoluene	0.39074	0.37324	0.37324	0.010	4.47822	25.00000	Averaged	
91 2,3,5,6-Tetrachlorophenol	0.30991	0.30280	0.30280	0.010	2.29151	25.00000	Averaged	
88 2,3,4,6-Tetrachlorophenol	0.31864	0.32371	0.32371	0.010	-1.59046	25.00000	Averaged	
92 2-Naphthylamine	1.03125	0.38499	0.38499	0.010	62.66747	25.00000	Averaged	<-
93 Diethylphthalate	1.26443	1.25389	1.25389	0.010	0.83337	25.00000	Averaged	
94 Fluorene	1.32293	1.32763	1.32763	0.010	-0.35585	25.00000	Averaged	
95 4-Chlorophenyl-phenylether	0.64588	0.61208	0.61208	0.010	5.23323	25.00000	Averaged	
96 4-Nitroaniline	0.31237	0.29323	0.29323	0.010	6.12704	25.00000	Averaged	
98 4,6-Dinitro-2-methylphenol	10.00000	9.15206	0.11717	0.010	8.47944	25.00000	Quadratic	
99 N-Nitrosodiphenylamine	0.57056	0.58372	0.58372	0.010	-2.30702	20.00000	Averaged	
100 1,2-Diphenylhydrazine	0.91197	0.94399	0.94399	0.010	-3.51116	25.00000	Averaged	
106 4-Bromophenyl-phenylether	0.22273	0.22082	0.22082	0.010	0.85635	25.00000	Averaged	
107 Hexachlorobenzene	0.21237	0.21590	0.21590	0.010	-1.66401	25.00000	Averaged	
223 Atrazine	0.22926	0.12139	0.12139	0.010	47.05022	25.00000	Averaged	<-
111 Pentachlorophenol	0.14407	0.16929	0.16929	0.025	-17.50608	20.00000	Averaged	
115 Phenanthrene	1.13656	1.13640	1.13640	0.010	0.01431	25.00000	Averaged	
116 Anthracene	1.13890	1.15088	1.15088	0.010	-1.05210	25.00000	Averaged	
119 Carbazole	1.02667	0.97123	0.97123	0.010	5.39916	25.00000	Averaged	
120 Di-n-Butylphthalate	1.31431	1.32128	1.32128	0.010	-0.53032	25.00000	Averaged	
123 Fluoranthene	1.14670	1.06988	1.06988	0.010	6.69930	20.00000	Averaged	
124 Benzidine	0.51345	0.25788	0.25788	0.010	49.77541	25.00000	Averaged	<-
125 Pyrene	1.24657	1.47959	1.47959	0.010	-18.69337	25.00000	Averaged	
131 Butylbenzylphthalate	0.62363	0.63529	0.63529	0.010	-1.86952	25.00000	Averaged	
135 3,3'-Dichlorobenzidine	0.40493	0.34050	0.34050	0.010	15.91248	25.00000	Averaged	
136 Benzo(a)Anthracene	1.13959	1.12988	1.12988	0.010	0.85215	25.00000	Averaged	
137 Chrysene	1.08578	1.10890	1.10890	0.010	-2.13014	25.00000	Averaged	
139 bis(2-ethylhexyl)Phthalate	0.89221	0.85146	0.85146	0.010	4.56767	25.00000	Averaged	
140 Di-n-octylphthalate	1.58748	1.46652	1.46652	0.010	7.62009	20.00000	Averaged	
141 Benzo(b)fluoranthene	1.33059	1.20941	1.20941	0.010	9.10718	25.00000	Averaged	
142 Benzo(k)fluoranthene	1.25838	1.38040	1.38040	0.010	-9.69708	25.00000	Averaged	
143 7,12-dimethylbenz[a]anthrac	0.60342	0.58916	0.58916	0.010	2.36369	25.00000	Averaged	
146 Benzo(a)pyrene	0.98040	1.04127	1.04127	0.010	-6.20800	20.00000	Averaged	

Test America Pittsburgh

CONTINUING CALIBRATION COMPOUNDS

Instrument ID: 722.i Injection Date: 11-NOV-2010 04:49
Lab File ID: F11110C1.D Init. Cal. Date(s): 02-SEP-2010 02-SEP-2010
Analysis Type: WATER Init. Cal. Times: 01:40 04:00
Lab Sample ID: sstd4 Quant Type: ISTD
Method: \\PITSVR06\D\chem\722.i\111110.b\l1.m

COMPOUND	RRF / AMOUNT	RF4	CCAL RRF4	MIN RRF	%D / %DRIFT	MAX %D / %DRIFT	CURVE TYPE
149 Indeno(1,2,3-cd)pyrene	1.22911	0.98200	0.98200	0.010	20.10533	25.00000	Averaged
150 Dibenz(a,h)anthracene	1.01714	0.78676	0.78676	0.010	22.65005	25.00000	Averaged
151 Benzo(g,h,i)perylene	1.03753	0.87172	0.87172	0.010	15.98109	25.00000	Averaged
$ 154 Nitrobenzene-d5	0.41103	0.41532	0.41532	0.010	-1.04364	25.00000	Averaged
$ 155 2-Fluorobiphenyl	1.32427	1.32605	1.32605	0.010	-0.13482	25.00000	Averaged
$ 156 Terphenyl-d14	0.82732	0.96591	0.96591	0.010	-16.75073	25.00000	Averaged
$ 157 Phenol-d5	1.61305	1.69022	1.69022	0.010	-4.78397	25.00000	Averaged
$ 158 2-Fluorophenol	1.17034	1.34567	1.34567	0.010	-14.98149	25.00000	Averaged
$ 159 2,4,6-Tribromophenol	0.08790	0.08588	0.08588	0.010	2.29853	25.00000	Averaged
$ 186 2-Chlorophenol-d4	1.42872	1.48817	1.48817	0.010	-4.16157	25.00000	Averaged
$ 187 1,2-Dichlorobenzene-d4	0.98285	0.99624	0.99624	0.010	-1.36258	25.00000	Averaged

Data File: \\PITSVR06\d\chem\722.i\111110.b\F11110C1.D
Date : 11-NOV-2010 04:49
Client ID: SSTD4
Sample Info: SSTD4 (2ug/ml) BNA0858-10

Instrument: 722.i

Operator: 007062
Column diameter: 0.25

Column phase: Hp5-MS

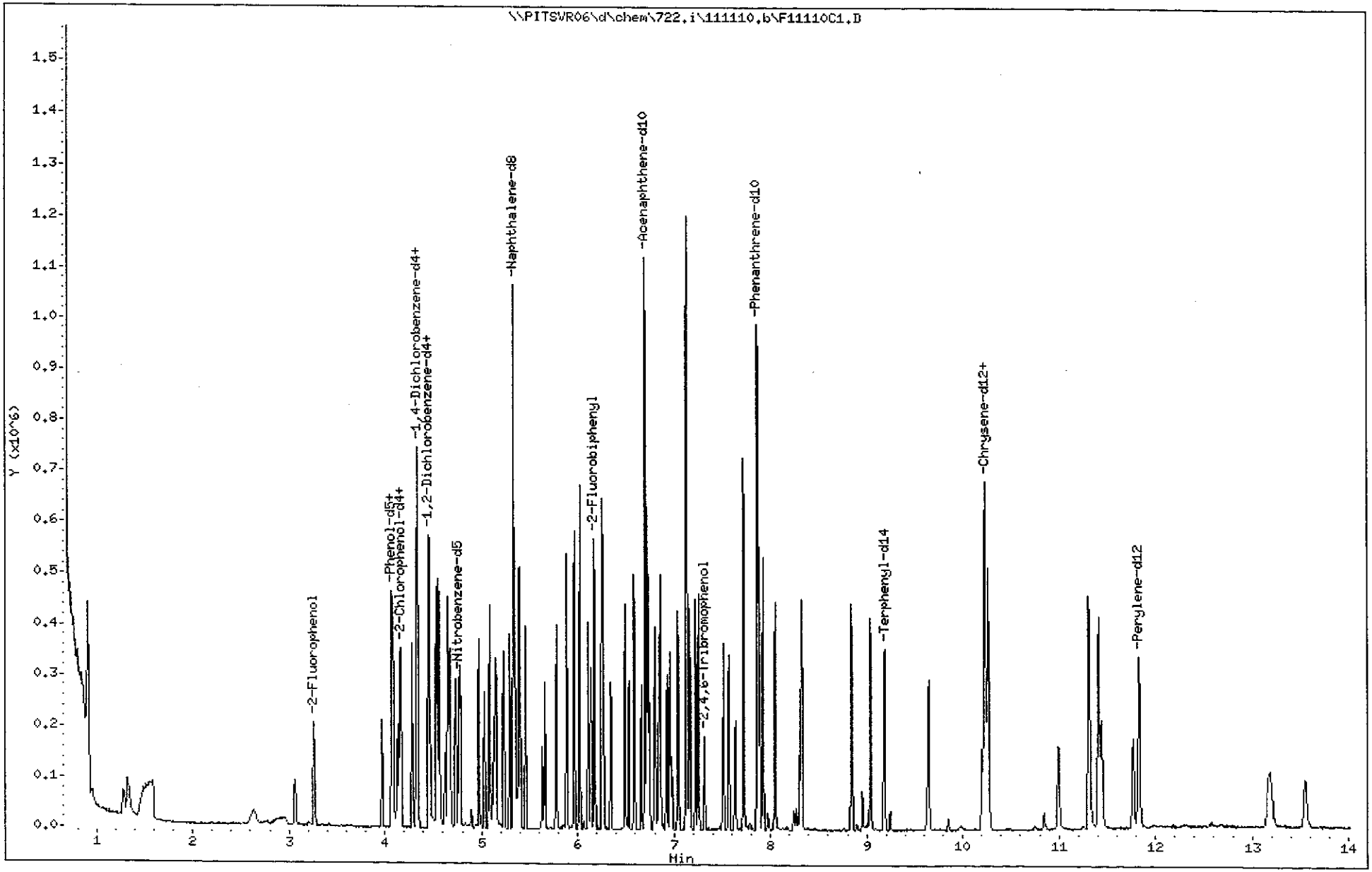

Test America Pittsburgh

Semivolatile REPORT SW-846 Method 8270

Data file : \\PITSVR06\d\chem\722.i\111110.b\F11110C1.D
Lab Smp Id: sstd4 Client Smp ID: SSTD4
Inj Date : 11-NOV-2010 04:49
Operator : 007062 Inst ID: 722.i
Smp Info : SSTD4 (2ug/ml) BNA0858-10
Misc Info : sstd4,111110.b,ll.m,2-root.sub,2,3
Comment :
Method : \\PITSVR06\d\chem\722.i\111110.b\LL.m
Meth Date : 11-Nov-2010 06:07 722.i Quant Type: ISTD
Cal Date : 02-SEP-2010 04:00 Cal File: F09020C8.D
Als bottle: 2 Continuing Calibration Sample
Dil Factor: 1.00000
Integrator: HP RTE Compound Sublist: 2-root.sub
Target Version: 4.14
Processing Host: PITPC-503

	Compounds	QUANT SIG MASS	RT	EXP RT	REL RT	RESPONSE	AMOUNTS CAL-AMT (NG)	ON-COL (NG)
* 1	1,4-Dichlorobenzene-d4	152	4.331	4.331	(1.000)	98412	8.00000	
* 2	Naphthalene-d8	136	5.330	5.330	(1.000)	377765	8.00000	
* 3	Acenaphthene-d10	164	6.698	6.698	(1.000)	214898	8.00000	
* 4	Phenanthrene-d10	188	7.862	7.862	(1.000)	323024	8.00000	
* 5	Chrysene-d12	240	10.239	10.239	(1.000)	231627	8.00000	
* 6	Perylene-d12	264	11.831	11.831	(1.000)	180294	8.00000	
198	1,4-Dioxane	88	0.907	0.907	(0.209)	29461	4.00000	5.4326
220	Benzaldehyde	77	3.968	3.968	(0.916)	44763	4.00000	2.5211
10	N-Nitrosodimethylamine	74	1.281	1.281	(0.296)	39781	4.00000	3.7636
9	Pyridine	79	1.329	1.329	(0.307)	64435	4.00000	3.3190
16	Methyl methanesulfonate	80	3.060	3.060	(0.706)	37828	4.00000	4.3786
21	Aniline	93	4.069	4.069	(0.940)	87910	4.00000	3.5417
22	Phenol	94	4.085	4.085	(0.943)	91996	4.00000	4.1562
23	bis(2-Chloroethyl)ether	93	4.133	4.133	(0.954)	66581	4.00000	4.1058
24	2-Chlorophenol	128	4.165	4.165	(0.962)	74187	4.00000	4.2054
26	1,3-Dichlorobenzene	146	4.283	4.283	(0.989)	79475	4.00000	3.8871
27	1,4-Dichlorobenzene	146	4.347	4.347	(1.004)	82064	4.00000	4.0248
28	1,2-Dichlorobenzene	146	4.465	4.465	(1.031)	77148	4.00000	3.9659
227	Indene	116	4.534	4.534	(1.047)	120757	4.00000	4.0370(A)
29	Benzyl Alcohol	108	4.454	4.454	(1.028)	34064	4.00000	3.9277
30	2-Methylphenol	108	4.555	4.555	(1.052)	62109	4.00000	4.0535
31	2,2'-oxybis(1-Chloropropane)	45	4.566	4.566	(1.054)	62741	4.00000	4.1488
37	Acetophenone	105	4.652	4.652	(1.074)	97603	4.00000	4.2097(H)
32	N-Nitroso-di-n-propylamine	70	4.662	4.662	(1.076)	52220	4.00000	4.3071
192	4-Methylphenol	108	4.678	4.678	(1.080)	64691	4.00000	4.2557
34	Hexachloroethane	117	4.732	4.732	(1.092)	31581	4.00000	4.1542
35	Nitrobenzene	77	4.780	4.780	(0.897)	82611	4.00000	4.2012
36	N-Nitrosopyrrolidine	100	4.625	4.625	(1.068)	30263	4.00000	3.8595
41	Isophorone	82	4.972	4.972	(0.933)	127798	4.00000	3.9467
42	2-Nitrophenol	139	5.031	5.031	(0.944)	40003	4.00000	4.1479
43	2,4-Dimethylphenol	107	5.084	5.084	(0.954)	70764	4.00000	3.8905
44	bis(2-Chloroethoxy)methane	93	5.148	5.148	(0.966)	77987	4.00000	4.1328
48	2,4-Dichlorophenol	162	5.229	5.229	(0.981)	57731	4.00000	4.0900

	Compounds	QUANT SIG MASS	RT	EXP RT	REL RT	RESPONSE	AMOUNTS CAL-AMT (NG)	AMOUNTS ON-COL (NG)
49	Benzoic Acid	122	5.132	5.132	(0.963)	60836	10.0000	8.0729
50	1,2,4-Trichlorobenzene	180	5.293	5.293	(0.993)	62951	4.00000	3.9318
51	Naphthalene	128	5.346	5.346	(1.003)	199859	4.00000	3.9890
52	4-Chloroaniline	127	5.394	5.394	(1.012)	76824	4.00000	3.7074
54	2,6-Dichlorophenol	162	5.400	5.400	(1.013)	56524	4.00000	4.0411
56	Hexachlorobutadiene	225	5.458	5.458	(1.024)	35883	4.00000	3.7738
221	Caprolactam	113	5.635	5.635	(1.057)	16293	4.00000	3.4222
59	4-Chloro-3-Methylphenol	107	5.779	5.779	(1.084)	62565	4.00000	4.2955
62	2-Methylnaphthalene	142	5.886	5.886	(1.104)	131169	4.00000	3.9771
205	1-Methylnaphthalene	142	5.966	5.966	(1.119)	130686	4.00000	4.1480
64	Hexachlorocyclopentadiene	237	6.019	6.019	(0.899)	31320	4.00000	3.7228
65	1,2,4,5-Tetrachlorobenzene	216	6.019	6.019	(0.899)	60978	4.00000	3.9365
66	2,4,6-Trichlorophenol	196	6.110	6.110	(0.912)	40803	4.00000	4.0230
67	2,4,5-Trichlorophenol	196	6.142	6.142	(0.917)	40785	4.00000	3.8404
222	1,1'-Biphenyl	154	6.254	6.254	(0.934)	163523	4.00000	3.9993
70	2-Chloronaphthalene	162	6.265	6.265	(0.935)	123828	4.00000	3.9360
73	2-Nitroaniline	65	6.340	6.340	(0.947)	36895	4.00000	4.0058
76	Dimethylphthalate	163	6.489	6.489	(0.969)	137724	4.00000	3.9814
78	2,6-Dinitrotoluene	165	6.532	6.532	(0.975)	30769	4.00000	3.8415
79	Acenaphthylene	152	6.585	6.585	(0.983)	180967	4.00000	3.6600
81	3-Nitroaniline	138	6.660	6.660	(0.994)	32563	4.00000	3.9139
82	Acenaphthene	153	6.724	6.724	(1.004)	125730	4.00000	4.0856
83	2,4-Dinitrophenol	184	6.740	6.740	(1.006)	30671	10.0000	9.7390
85	4-Nitrophenol	109	6.805	6.805	(1.016)	50443	10.0000	9.1478(H)
86	Dibenzofuran	168	6.858	6.858	(1.024)	169715	4.00000	3.9179
87	2,4-Dinitrotoluene	165	6.842	6.842	(1.022)	40104	4.00000	3.8209
91	2,3,5,6-Tetrachlorophenol	232	6.927	6.927	(1.034)	32536	4.00000	3.9083
88	2,3,4,6-Tetrachlorophenol	232	6.959	6.959	(1.039)	34782	4.00000	4.0636
92	2-Naphthylamine	143	6.981	6.981	(1.042)	41367	4.00000	1.4933
93	Diethylphthalate	149	7.040	7.040	(1.051)	134729	4.00000	3.9667
94	Fluorene	166	7.130	7.130	(1.065)	142653	4.00000	4.0142
95	4-Chlorophenyl-phenylether	204	7.130	7.130	(1.065)	65767	4.00000	3.7907
96	4-Nitroaniline	138	7.136	7.136	(1.065)	31507	4.00000	3.7549
98	4,6-Dinitro-2-methylphenol	198	7.162	7.162	(0.911)	47312	10.0000	9.1520
99	N-Nitrosodiphenylamine	169	7.221	7.221	(0.918)	94278	4.00000	4.0923
100	1,2-Diphenylhydrazine	77	7.253	7.253	(0.923)	152465	4.00000	4.1404
106	4-Bromophenyl-phenylether	248	7.515	7.515	(0.956)	35665	4.00000	3.9657
107	Hexachlorobenzene	284	7.568	7.568	(0.963)	34871	4.00000	4.0666
223	Atrazine	200	7.638	7.638	(0.971)	19606	4.00000	2.1180
111	Pentachlorophenol	266	7.718	7.718	(0.982)	68356	10.0000	11.751
115	Phenanthrene	178	7.884	7.884	(1.003)	183542	4.00000	3.9994
116	Anthracene	178	7.921	7.921	(1.007)	185881	4.00000	4.0421
119	Carbazole	167	8.049	8.049	(1.024)	156866	4.00000	3.7840
120	Di-n-Butylphthalate	149	8.327	8.327	(1.059)	213402	4.00000	4.0212
123	Fluoranthene	202	8.840	8.840	(1.124)	172799	4.00000	3.7320
124	Benzidine	184	8.952	8.952	(0.874)	29866	4.00000	2.0090(M)
125	Pyrene	202	9.038	9.038	(0.883)	171357	4.00000	4.7477
131	Butylbenzylphthalate	149	9.652	9.652	(0.943)	73575	4.00000	4.0748
135	3,3'-Dichlorobenzidine	252	10.202	10.202	(0.996)	39434	4.00000	3.3635
136	Benzo(a)Anthracene	228	10.229	10.229	(0.999)	130855	4.00000	3.9659
137	Chrysene	228	10.266	10.266	(1.003)	128426	4.00000	4.0852
139	bis(2-ethylhexyl)Phthalate	149	10.272	10.272	(1.003)	98610	4.00000	3.8173
140	Di-n-octylphthalate	149	10.998	10.998	(0.930)	132202	4.00000	3.6952
141	Benzo(b)fluoranthene	252	11.409	11.409	(0.964)	109025	4.00000	3.6357

Compounds	QUANT SIG MASS	RT	EXP RT	REL RT	RESPONSE	AMOUNTS CAL-AMT (NG)	AMOUNTS ON-COL (NG)
142 Benzo(k)fluoranthene	252	11.441	11.441	(0.967)	124439	4.00000	4.3879
143 7,12-dimethylbenz[a]anthracen	256	11.409	11.409	(0.964)	53111	4.00000	3.9054
146 Benzo(a)pyrene	252	11.767	11.767	(0.995)	93867	4.00000	4.2483
149 Indeno(1,2,3-cd)pyrene	276	13.167	13.167	(1.113)	88524	4.00000	3.1958
150 Dibenz(a,h)anthracene	278	13.188	13.188	(1.115)	70924	4.00000	3.0940
151 Benzo(g,h,i)perylene	276	13.546	13.546	(1.145)	78583	4.00000	3.3608
$ 154 Nitrobenzene-d5	82	4.764	4.764	(0.894)	78447	4.00000	4.0417
$ 155 2-Fluorobiphenyl	172	6.174	6.174	(0.922)	142483	4.00000	4.0054
$ 156 Terphenyl-d14	244	9.182	9.182	(0.897)	111865	4.00000	4.6700
$ 157 Phenol-d5	99	4.075	4.075	(0.941)	83169	4.00000	4.1914
$ 158 2-Fluorophenol	112	3.263	3.263	(0.753)	66215	4.00000	4.5992
$ 159 2,4,6-Tribromophenol	330	7.317	7.317	(0.931)	13871	4.00000	3.9080
$ 186 2-Chlorophenol-d4	132	4.155	4.155	(0.959)	73227	4.00000	4.1665
$ 187 1,2-Dichlorobenzene-d4	152	4.454	4.454	(1.028)	49021	4.00000	4.0545

QC Flag Legend

A - Target compound detected but, quantitated amount exceeded maximum amount.
M - Compound response manually integrated.
H - Operator selected an alternate compound hit.

Data File Name: F11110C1.D
Inj. Date and Time: 11-NOV-2010 04:49
Instrument ID: 722.i
Client ID: SSTD4
Compound Name: Acetophenone
CAS #: 98-86-2

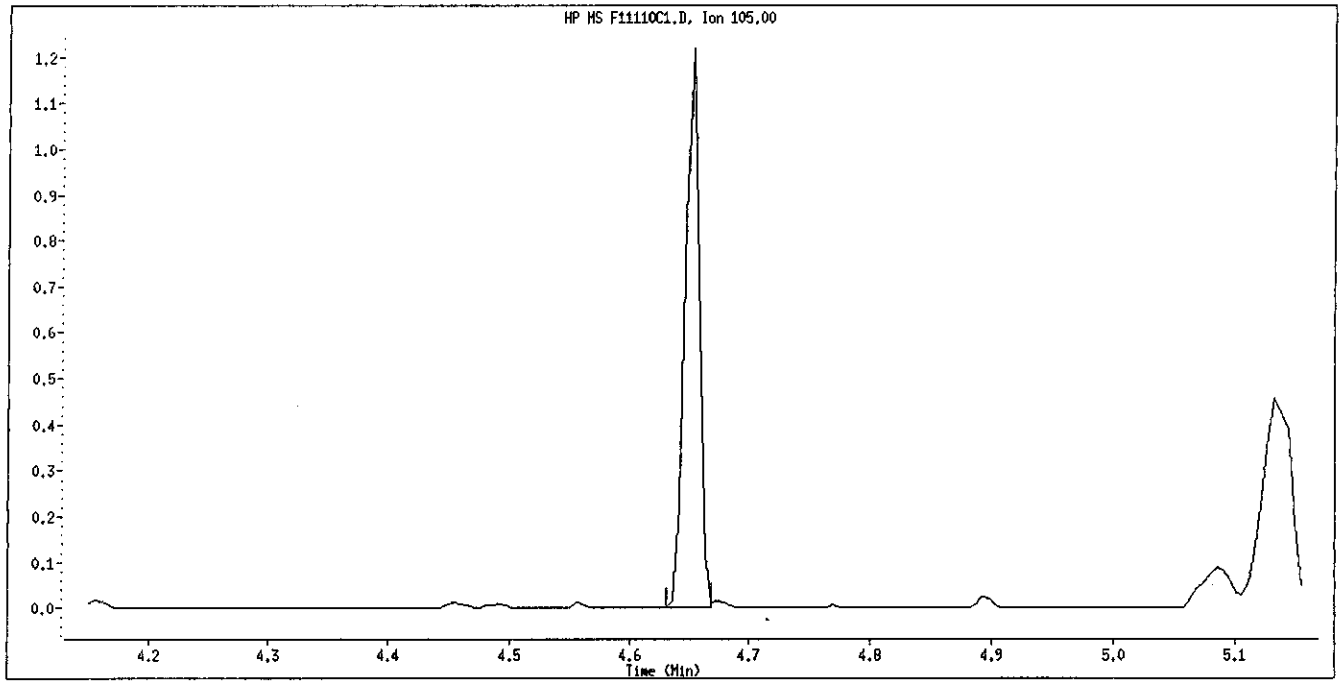

Original Integration

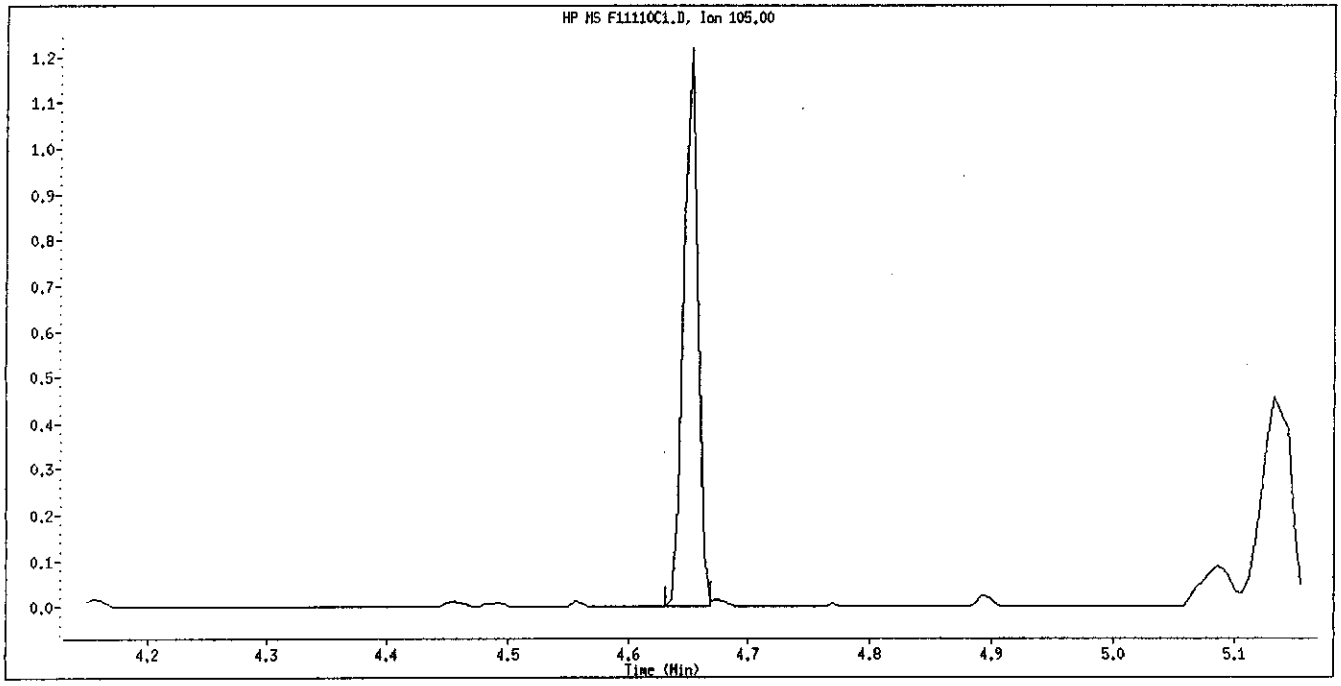

Manual Integration

Manually Integrated By: bungardf
Manual Integration Reason: Peak Not Found

Data File Name: F11110C1.D
Inj. Date and Time: 11-NOV-2010 04:49
Instrument ID: 722.i
Client ID: SSTD4
Compound Name: 4-Nitrophenol
CAS #: 100-02-7

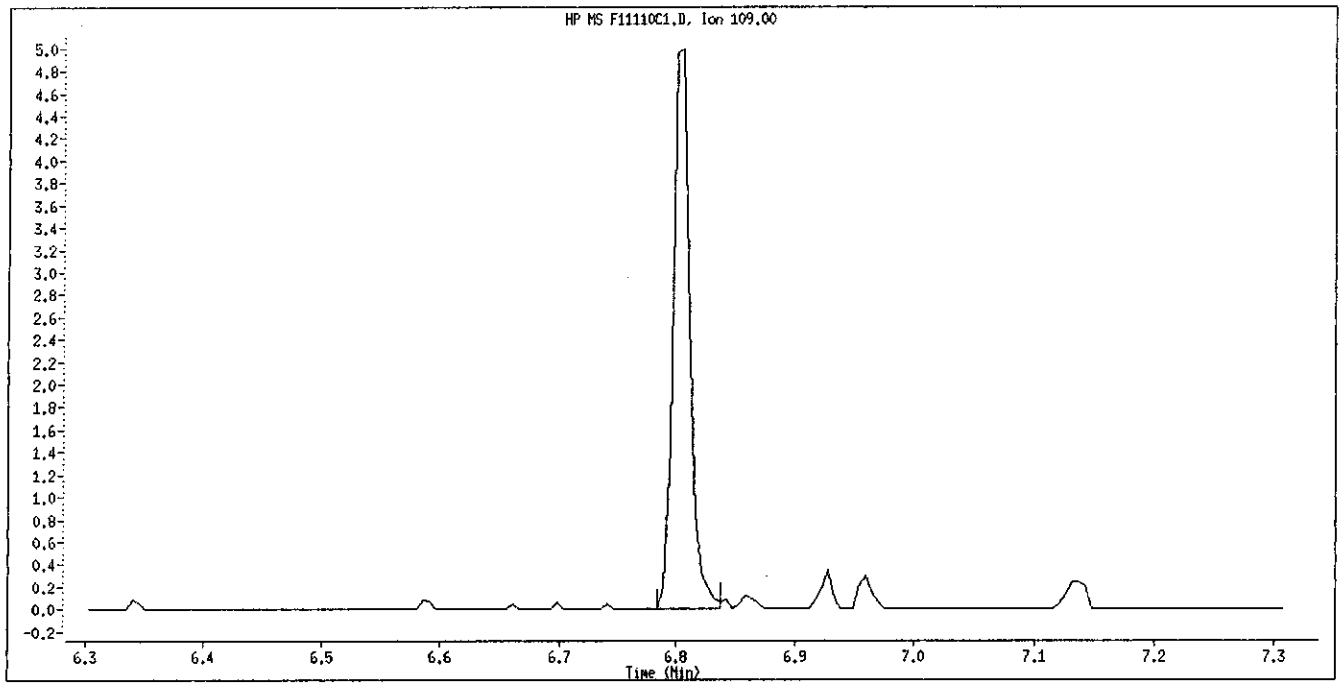

Original Integration

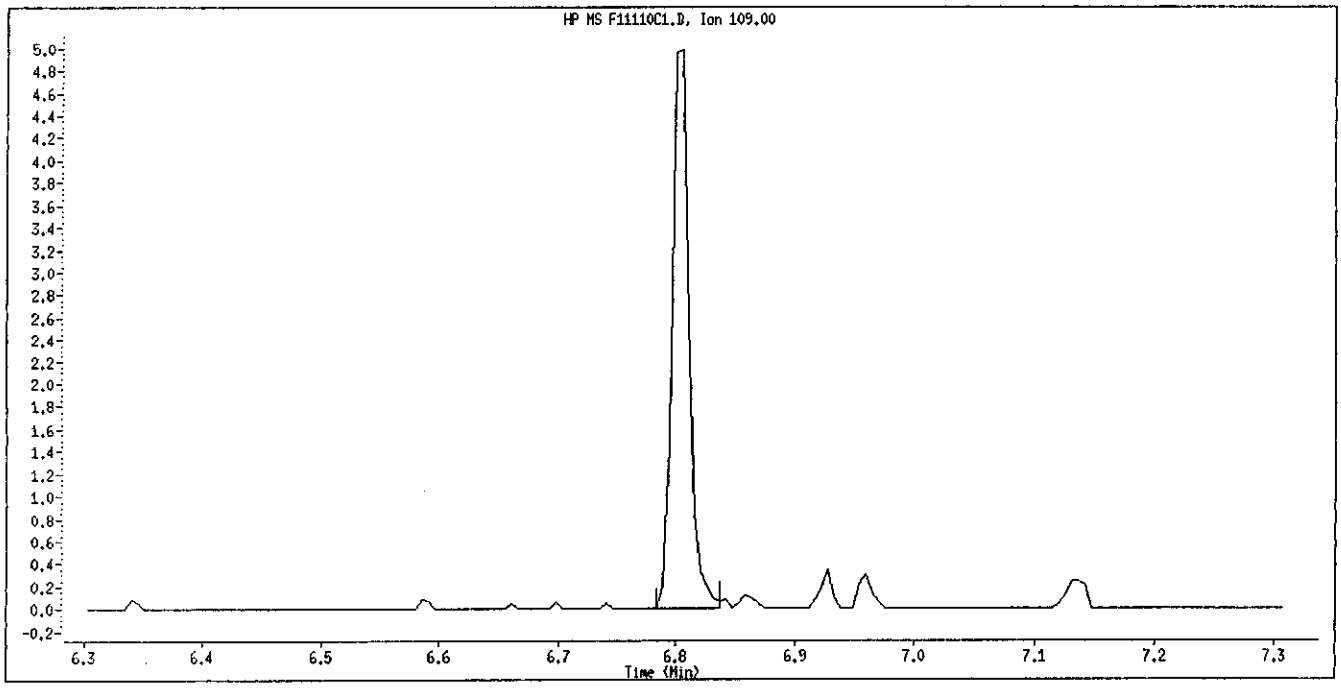

Manual Integration

Manually Integrated By: bungardf
Manual Integration Reason: Peak Not Found

Data File Name: F11110C1.D
Inj. Date and Time: 11-NOV-2010 04:49
Instrument ID: 722.i
Client ID: SSTD4
Compound Name: Benzidine
CAS #: 92-87-5

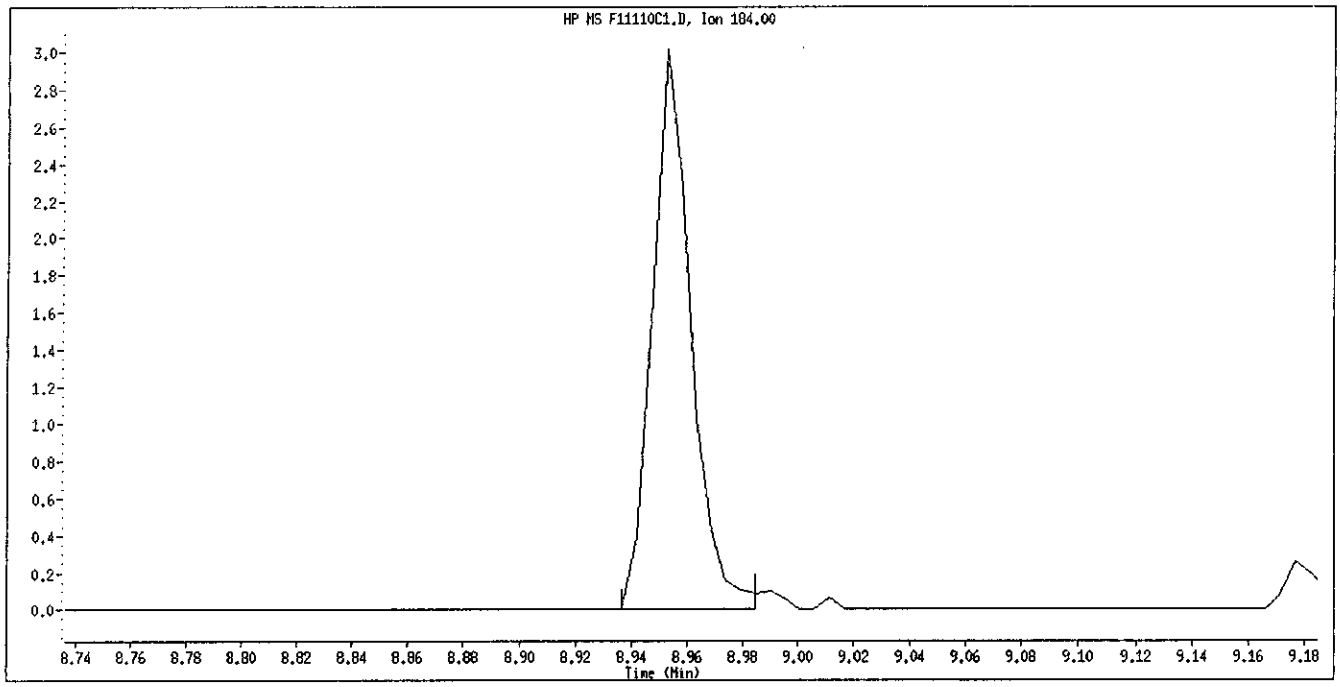

Original Integration

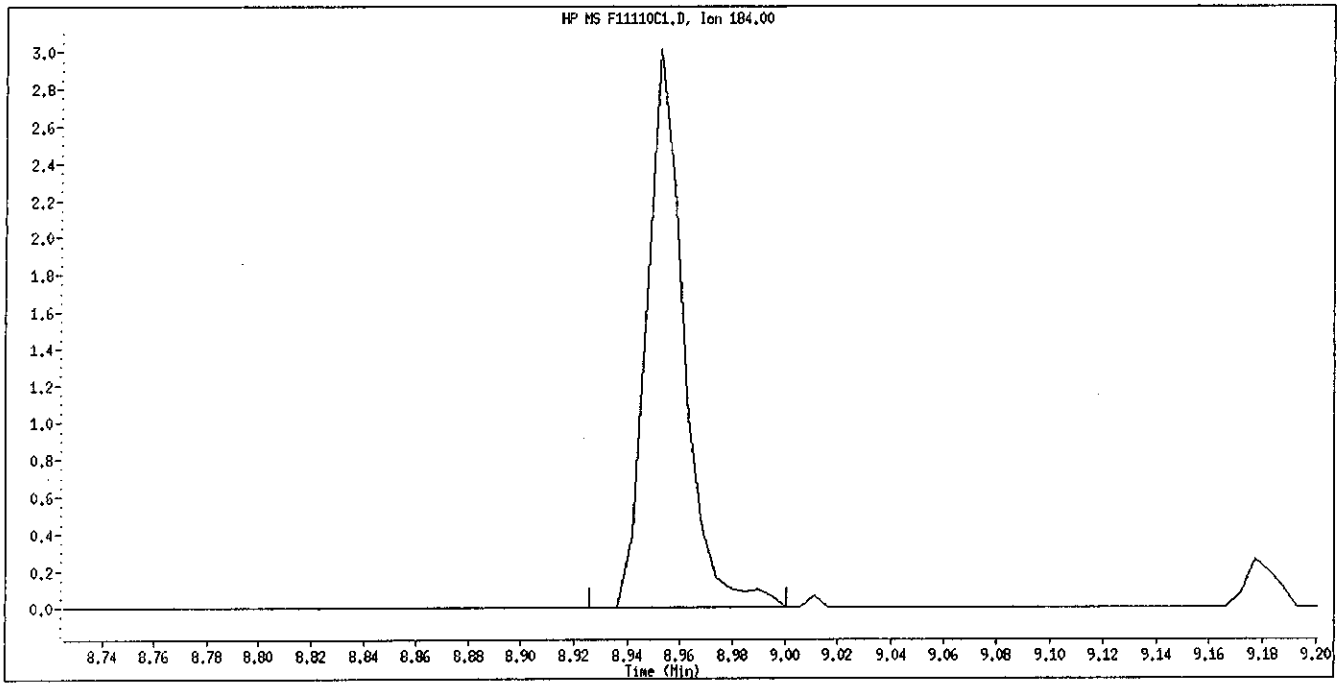

Manual Integration

Manually Integrated By: bungardf
Manual Integration Reason: Peak Not Found

Test America Pittsburgh

CONTINUING CALIBRATION COMPOUNDS

Instrument ID: 722.i Injection Date: 13-NOV-2010 01:14
Lab File ID: F11120C2.D Init. Cal. Date(s): 02-SEP-2010 02-SEP-2010
Analysis Type: Init. Cal. Times: 01:40 04:00
Lab Sample ID: sstd4 Quant Type: ISTD
Method: \\PITSVR06\d\chem\722.i\111210.b\LL.m

COMPOUND	RRF / AMOUNT	RF4	CCAL RRF4	MIN RRF	%D / %DRIFT	MAX %D / %DRIFT	CURVE TYPE	
198 1,4-Dioxane	4.00000	3.80223	0.46245	0.010	4.94422	25.00000	Quadratic	
220 Benzaldehyde	4.00000	2.26036	0.78462	0.010	43.49093	25.00000	Quadratic	<-
10 N-Nitrosodimethylamine	0.85925	0.00730	0.00730	0.010	99	25.00000	Averaged	<-
9 Pyridine	1.57817	1.33447	1.33447	0.010	15.44225	25.00000	Averaged	
16 Methyl methanesulfonate	0.70229	0.80053	0.80053	0.010	-13.98788	25.00000	Averaged	
21 Aniline	2.01774	1.84491	1.84491	0.010	8.56559	25.00000	Averaged	
22 Phenol	1.79935	1.81142	1.81142	0.010	-0.67052	20.00000	Averaged	
23 bis(2-Chloroethyl)ether	1.31825	1.40328	1.40328	0.010	-6.44978	25.00000	Averaged	
24 2-Chlorophenol	1.43403	1.49561	1.49561	0.010	-4.29444	25.00000	Averaged	
26 1,3-Dichlorobenzene	1.66205	1.69992	1.69992	0.010	-2.27879	25.00000	Averaged	
27 1,4-Dichlorobenzene	1.65749	1.64638	1.64638	0.010	0.67000	20.00000	Averaged	
28 1,2-Dichlorobenzene	1.58135	1.59673	1.59673	0.010	-0.97288	25.00000	Averaged	
227 Indene	2.43163	2.46701	2.46701	0.010	-1.45470	25.00000	Averaged	
29 Benzyl Alcohol	4.00000	4.12264	0.72795	0.010	-3.06609	25.00000	Quadratic	
30 2-Methylphenol	4.00000	3.98738	1.24120	0.010	0.31558	25.00000	Quadratic	
31 2,2'-oxybis(1-Chloropropane	1.22934	1.27531	1.27531	0.010	-3.73899	25.00000	Averaged	
37 Acetophenone	1.88477	2.01529	2.01529	0.010	-6.92503	25.00000	Averaged	
32 N-Nitroso-di-n-propylamine	0.98559	1.00572	1.00572	0.050	-2.04197	25.00000	Averaged	
192 4-Methylphenol	1.23570	1.23179	1.23179	0.010	0.31607	25.00000	Averaged	
34 Hexachloroethane	0.61799	0.64567	0.64567	0.010	-4.47895	25.00000	Averaged	
35 Nitrobenzene	0.41642	0.44750	0.44750	0.010	-7.46187	25.00000	Averaged	
36 N-Nitrosopyrrolidine	0.63741	0.59930	0.59930	0.010	5.97954	25.00000	Averaged	
41 Isophorone	0.68574	0.69348	0.69348	0.010	-1.12937	25.00000	Averaged	
42 2-Nitrophenol	0.20424	0.21219	0.21219	0.010	-3.89186	20.00000	Averaged	
43 2,4-Dimethylphenol	0.38519	0.41015	0.41015	0.010	-6.48009	25.00000	Averaged	
44 bis(2-Chloroethoxy)methane	0.39962	0.41750	0.41750	0.010	-4.47322	25.00000	Averaged	
48 2,4-Dichlorophenol	0.29892	0.31185	0.31185	0.010	-4.32582	20.00000	Averaged	
49 Benzoic Acid	0.15959	0.18951	0.18951	0.010	-18.74809	25.00000	Averaged	
50 1,2,4-Trichlorobenzene	0.33906	0.35141	0.35141	0.010	-3.64374	25.00000	Averaged	
51 Naphthalene	1.06103	1.10168	1.10168	0.010	-3.83104	25.00000	Averaged	
52 4-Chloroaniline	0.43883	0.40545	0.40545	0.010	7.60516	25.00000	Averaged	
54 2,6-Dichlorophenol	0.29621	0.30486	0.30486	0.010	-2.91885	25.00000	Averaged	
56 Hexachlorobutadiene	0.20136	0.20579	0.20579	0.010	-2.20105	20.00000	Averaged	
221 Caprolactam	0.10082	0.09298	0.09298	0.010	7.77565	25.00000	Averaged	
59 4-Chloro-3-Methylphenol	0.30845	0.32275	0.32275	0.010	-4.63673	20.00000	Averaged	
62 2-Methylnaphthalene	0.69844	0.71123	0.71123	0.010	-1.83185	25.00000	Averaged	
205 1-Methylnaphthalene	0.66720	0.68987	0.68987	0.010	-3.39870	25.00000	Averaged	
64 Hexachlorocyclopentadiene	4.00000	5.00885	0.42622	0.050	-25.22135	25.00000	Quadratic	<-
65 1,2,4,5-Tetrachlorobenzene	0.57667	0.60321	0.60321	0.010	-4.60281	25.00000	Averaged	
66 2,4,6-Trichlorophenol	0.37757	0.38355	0.38355	0.010	-1.58418	20.00000	Averaged	
67 2,4,5-Trichlorophenol	0.39535	0.39509	0.39509	0.010	0.06739	25.00000	Averaged	
222 1,1'-Biphenyl	1.52213	1.50559	1.50559	0.010	1.08618	25.00000	Averaged	

Test America Pittsburgh

CONTINUING CALIBRATION COMPOUNDS

Instrument ID: 722.i Injection Date: 13-NOV-2010 01:14
Lab File ID: F11120C2.D Init. Cal. Date(s): 02-SEP-2010 02-SEP-2010
Analysis Type: Init. Cal. Times: 01:40 04:00
Lab Sample ID: sstd4 Quant Type: ISTD
Method: \\PITSVR06\d\chem\722.i\111210.b\LL.m

COMPOUND	RRF / AMOUNT	RF4	CCAL RRF4	MIN RRF	%D / %DRIFT	MAX %D / %DRIFT	CURVE TYPE	
70 2-Chloronaphthalene	1.17117	1.18832	1.18832	0.010	-1.46471	25.00000	Averaged	
73 2-Nitroaniline	0.34288	0.34856	0.34856	0.010	-1.65609	25.00000	Averaged	
76 Dimethylphthalate	1.28775	1.26165	1.26165	0.010	2.02687	25.00000	Averaged	
78 2,6-Dinitrotoluene	0.29817	0.27441	0.27441	0.010	7.96904	25.00000	Averaged	
79 Acenaphthylene	1.84064	1.85014	1.85014	0.010	-0.51596	25.00000	Averaged	
81 3-Nitroaniline	0.30973	0.29040	0.29040	0.010	6.24012	25.00000	Averaged	
82 Acenaphthene	1.14562	1.14985	1.14985	0.010	-0.36984	20.00000	Averaged	
83 2,4-Dinitrophenol	10.00000	11.09277	0.13587	0.050	-10.92770	25.00000	Quadratic	
85 4-Nitrophenol	0.20528	0.17824	0.17824	0.050	13.16983	25.00000	Averaged	
86 Dibenzofuran	1.61260	1.63082	1.63082	0.010	-1.12990	25.00000	Averaged	
87 2,4-Dinitrotoluene	0.39074	0.36676	0.36676	0.010	6.13483	25.00000	Averaged	
91 2,3,5,6-Tetrachlorophenol	0.30991	0.31256	0.31256	0.010	-0.85795	25.00000	Averaged	
88 2,3,4,6-Tetrachlorophenol	0.31864	0.31300	0.31300	0.010	1.76923	25.00000	Averaged	
92 2-Naphthylamine	1.03125	0.59777	0.59777	0.010	42.03437	25.00000	Averaged	<-
93 Diethylphthalate	1.26443	1.23803	1.23803	0.010	2.08790	25.00000	Averaged	
94 Fluorene	1.32293	1.23381	1.23381	0.010	6.73638	25.00000	Averaged	
95 4-Chlorophenyl-phenylether	0.64588	0.62654	0.62654	0.010	2.99359	25.00000	Averaged	
96 4-Nitroaniline	0.31237	0.28995	0.28995	0.010	7.17651	25.00000	Averaged	
98 4,6-Dinitro-2-methylphenol	10.00000	10.00631	0.12961	0.010	-0.06315	25.00000	Quadratic	
99 N-Nitrosodiphenylamine	0.57056	0.57320	0.57320	0.010	-0.46303	20.00000	Averaged	
100 1,2-Diphenylhydrazine	0.91197	0.96411	0.96411	0.010	-5.71771	25.00000	Averaged	
106 4-Bromophenyl-phenylether	0.22273	0.22090	0.22090	0.010	0.82093	25.00000	Averaged	
107 Hexachlorobenzene	0.21237	0.21931	0.21931	0.010	-3.26672	25.00000	Averaged	
223 Atrazine	0.22926	0.18096	0.18096	0.010	21.06421	25.00000	Averaged	
111 Pentachlorophenol	0.14407	0.13810	0.13810	0.025	4.14581	20.00000	Averaged	
115 Phenanthrene	1.13656	1.11283	1.11283	0.010	2.08779	25.00000	Averaged	
116 Anthracene	1.13890	1.16731	1.16731	0.010	-2.49477	25.00000	Averaged	
119 Carbazole	1.02667	0.96705	0.96705	0.010	5.80661	25.00000	Averaged	
120 Di-n-Butylphthalate	1.31431	1.25577	1.25577	0.010	4.45346	25.00000	Averaged	
123 Fluoranthene	1.14670	1.03726	1.03726	0.010	9.54437	20.00000	Averaged	
124 Benzidine	0.51345	0.45185	0.45185	0.010	11.99807	25.00000	Averaged	
125 Pyrene	1.24657	1.37717	1.37717	0.010	-10.47663	25.00000	Averaged	
131 Butylbenzylphthalate	0.62363	0.62567	0.62567	0.010	-0.32773	25.00000	Averaged	
135 3,3'-Dichlorobenzidine	0.40493	0.37090	0.37090	0.010	8.40513	25.00000	Averaged	
136 Benzo(a)Anthracene	1.13959	1.13058	1.13058	0.010	0.79037	25.00000	Averaged	
137 Chrysene	1.08578	1.07000	1.07000	0.010	1.45279	25.00000	Averaged	
139 bis(2-ethylhexyl)Phthalate	0.89221	0.86982	0.86982	0.010	2.50893	25.00000	Averaged	
140 Di-n-octylphthalate	1.58748	1.47438	1.47438	0.010	7.12444	20.00000	Averaged	
141 Benzo(b)fluoranthene	1.33059	1.24539	1.24539	0.010	6.40326	25.00000	Averaged	
142 Benzo(k)fluoranthene	1.25838	1.26013	1.26013	0.010	-0.13955	25.00000	Averaged	
143 7,12-dimethylbenz[a]anthrac	0.60342	0.56298	0.56298	0.010	6.70227	25.00000	Averaged	
146 Benzo(a)pyrene	0.98040	0.95567	0.95567	0.010	2.52251	20.00000	Averaged	

Test America Pittsburgh

CONTINUING CALIBRATION COMPOUNDS

Instrument ID: 722.i Injection Date: 13-NOV-2010 01:14
Lab File ID: F11120C2.D Init. Cal. Date(s): 02-SEP-2010 02-SEP-2010
Analysis Type: Init. Cal. Times: 01:40 04:00
Lab Sample ID: sstd4 Quant Type: ISTD
Method: \\PITSVR06\d\chem\722.i\111210.b\LL.m

COMPOUND	RRF / AMOUNT	RF4	CCAL RRF4	MIN RRF	%D / %DRIFT	MAX %D / %DRIFT	CURVE TYPE
149 Indeno(1,2,3-cd)pyrene	1.22911	1.33336	1.33336	0.010	-8.48126	25.00000	Averaged
150 Dibenz(a,h)anthracene	1.01714	1.09409	1.09409	0.010	-7.56548	25.00000	Averaged
151 Benzo(g,h,i)perylene	1.03753	1.13523	1.13523	0.010	-9.41623	25.00000	Averaged
$ 154 Nitrobenzene-d5	0.41103	0.43293	0.43293	0.010	-5.32798	25.00000	Averaged
$ 155 2-Fluorobiphenyl	1.32427	1.34394	1.34394	0.010	-1.48531	25.00000	Averaged
$ 156 Terphenyl-d14	0.82732	0.89414	0.89414	0.010	-8.07677	25.00000	Averaged
$ 157 Phenol-d5	1.61305	1.67057	1.67057	0.010	-3.56550	25.00000	Averaged
$ 158 2-Fluorophenol	1.17034	1.37055	1.37055	0.010	-17.10782	25.00000	Averaged
$ 159 2,4,6-Tribromophenol	0.08790	0.08978	0.08978	0.010	-2.13881	25.00000	Averaged
$ 186 2-Chlorophenol-d4	1.42872	1.48843	1.48843	0.010	-4.17993	25.00000	Averaged
$ 187 1,2-Dichlorobenzene-d4	0.98285	0.99886	0.99886	0.010	-1.62923	25.00000	Averaged

Data File: \\PITSWR06\d\chem\722.i\111210.b\F1112002.D

Date : 13-NOV-2010 01:14

Client ID: SSTD4

Sample Info: SSTD4 (2ug/ml) BNA0858-10

Column phase: Hp5-MS

Instrument: 722.i

Operator: 007062

Column diameter: 0.25

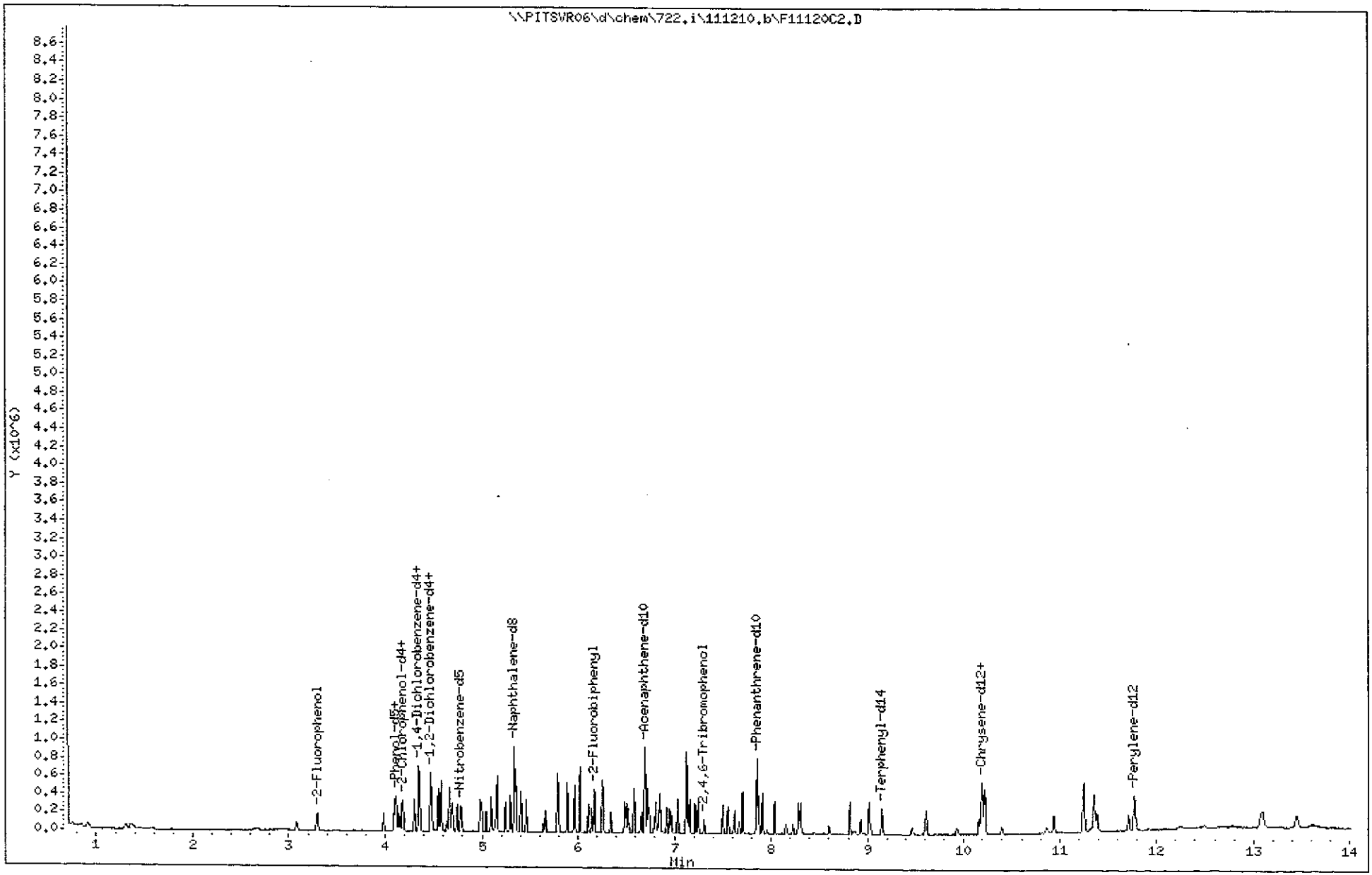

Test America Pittsburgh

Semivolatile REPORT SW-846 Method 8270

Data file : \\PITSVR06\d\chem\722.i\111210.b\F11120C2.D
Lab Smp Id: sstd4 Client Smp ID: SSTD4
Inj Date : 13-NOV-2010 01:14
Operator : 007062 Inst ID: 722.i
Smp Info : SSTD4 (2ug/ml) BNA0858-10
Misc Info : sstd4,111210.b,ll.m,2-root.sub,2,3
Comment :
Method : \\PITSVR06\d\chem\722.i\111210.b\LL.m
Meth Date : 13-Nov-2010 01:47 722.i Quant Type: ISTD
Cal Date : 02-SEP-2010 04:00 Cal File: F09020C8.D
Als bottle: 2 Continuing Calibration Sample
Dil Factor: 1.00000
Integrator: HP RTE Compound Sublist: 2-root.sub
Target Version: 4.14
Processing Host: PITPC-503

	Compounds	QUANT SIG MASS	RT	EXP RT	REL RT	RESPONSE	AMOUNTS CAL-AMT (NG)	ON-COL (NG)
* 1	1,4-Dichlorobenzene-d4	152	4.345	4.345	(1.000)	93943	8.00000	
* 2	Naphthalene-d8	136	5.338	5.338	(1.000)	328486	8.00000	
* 3	Acenaphthene-d10	164	6.695	6.695	(1.000)	178376	8.00000	
* 4	Phenanthrene-d10	188	7.849	7.849	(1.000)	250115	8.00000	
* 5	Chrysene-d12	240	10.200	10.200	(1.000)	187983	8.00000	
* 6	Perylene-d12	264	11.776	11.776	(1.000)	165132	8.00000	
198	1,4-Dioxane	88	0.926	0.926	(0.213)	21722	4.00000	3.8022
220	Benzaldehyde	77	3.987	3.987	(0.918)	36855	4.00000	2.2604
10	N-Nitrosodimethylamine	74	0.750	0.750	(0.173)	343	4.00000	0.033994(Q)
9	Pyridine	79	1.369	1.369	(0.315)	62682	4.00000	3.3823
16	Methyl methanesulfonate	80	3.084	3.084	(0.710)	37602	4.00000	4.5595
21	Aniline	93	4.088	4.088	(0.941)	86658	4.00000	3.6574
22	Phenol	94	4.115	4.115	(0.947)	85085	4.00000	4.0268
23	bis(2-Chloroethyl)ether	93	4.147	4.147	(0.955)	65914	4.00000	4.2580
24	2-Chlorophenol	128	4.190	4.190	(0.964)	70251	4.00000	4.1718
26	1,3-Dichlorobenzene	146	4.297	4.297	(0.989)	79848	4.00000	4.0912
27	1,4-Dichlorobenzene	146	4.361	4.361	(1.004)	77333	4.00000	3.9732
28	1,2-Dichlorobenzene	146	4.478	4.478	(1.031)	75001	4.00000	4.0389
227	Indene	116	4.548	4.548	(1.047)	115879	4.00000	4.0582(A)
29	Benzyl Alcohol	108	4.468	4.468	(1.028)	34193	4.00000	4.1226
30	2-Methylphenol	108	4.575	4.575	(1.053)	58301	4.00000	3.9874
31	2,2'-oxybis(1-Chloropropane)	45	4.575	4.575	(1.053)	59903	4.00000	4.1496
37	Acetophenone	105	4.665	4.665	(1.074)	94661	4.00000	4.2770
32	N-Nitroso-di-n-propylamine	70	4.671	4.671	(1.075)	47240	4.00000	4.0817
192	4-Methylphenol	108	4.692	4.692	(1.080)	57859	4.00000	3.9874
34	Hexachloroethane	117	4.746	4.746	(1.092)	30328	4.00000	4.1792
35	Nitrobenzene	77	4.788	4.788	(0.897)	73498	4.00000	4.2985
36	N-Nitrosopyrrolidine	100	4.639	4.639	(1.068)	28150	4.00000	3.7608
41	Isophorone	82	4.981	4.981	(0.933)	113900	4.00000	4.0452
42	2-Nitrophenol	139	5.045	5.045	(0.945)	34850	4.00000	4.1557
43	2,4-Dimethylphenol	107	5.098	5.098	(0.955)	67364	4.00000	4.2592
44	bis(2-Chloroethoxy)methane	93	5.157	5.157	(0.966)	68571	4.00000	4.1789
48	2,4-Dichlorophenol	162	5.242	5.242	(0.982)	51219	4.00000	4.1730

Compounds	QUANT SIG MASS	RT	EXP RT	REL RT	RESPONSE	AMOUNTS CAL-AMT (NG)	AMOUNTS ON-COL (NG)
49 Benzoic Acid	122	5.157	5.157	(0.966)	77813	10.0000	11.875
50 1,2,4-Trichlorobenzene	180	5.296	5.296	(0.992)	57717	4.00000	4.1457
51 Naphthalene	128	5.355	5.355	(1.003)	180943	4.00000	4.1532
52 4-Chloroaniline	127	5.403	5.403	(1.012)	66593	4.00000	3.6958
54 2,6-Dichlorophenol	162	5.408	5.408	(1.013)	50071	4.00000	4.1168
56 Hexachlorobutadiene	225	5.461	5.461	(1.023)	33800	4.00000	4.0880
221 Caprolactam	113	5.638	5.638	(1.056)	15272	4.00000	3.6890
59 4-Chloro-3-Methylphenol	107	5.782	5.782	(1.083)	53010	4.00000	4.1855
62 2-Methylnaphthalene	142	5.889	5.889	(1.103)	116815	4.00000	4.0733
205 1-Methylnaphthalene	142	5.964	5.964	(1.117)	113307	4.00000	4.1359
64 Hexachlorocyclopentadiene	237	6.022	6.022	(0.899)	38014	4.00000	5.0088
65 1,2,4,5-Tetrachlorobenzene	216	6.022	6.022	(0.899)	53799	4.00000	4.1841
66 2,4,6-Trichlorophenol	196	6.113	6.113	(0.913)	34208	4.00000	4.0634
67 2,4,5-Trichlorophenol	196	6.145	6.145	(0.918)	35237	4.00000	3.9973
222 1,1'-Biphenyl	154	6.252	6.252	(0.934)	134281	4.00000	3.9566
70 2-Chloronaphthalene	162	6.263	6.263	(0.935)	105984	4.00000	4.0586
73 2-Nitroaniline	65	6.337	6.337	(0.947)	31087	4.00000	4.0662
76 Dimethylphthalate	163	6.487	6.487	(0.969)	112524	4.00000	3.9189
78 2,6-Dinitrotoluene	165	6.524	6.524	(0.974)	24474	4.00000	3.6812
79 Acenaphthylene	152	6.583	6.583	(0.983)	165010	4.00000	4.0206
81 3-Nitroaniline	138	6.658	6.658	(0.994)	25900	4.00000	3.7504
82 Acenaphthene	153	6.717	6.717	(1.003)	102553	4.00000	4.0148
83 2,4-Dinitrophenol	184	6.738	6.738	(1.006)	30295	10.0000	11.093
85 4-Nitrophenol	109	6.808	6.808	(1.017)	39743	10.0000	8.6830(H)
86 Dibenzofuran	168	6.856	6.856	(1.024)	145450	4.00000	4.0452
87 2,4-Dinitrotoluene	165	6.840	6.840	(1.022)	32711	4.00000	3.7546
91 2,3,5,6-Tetrachlorophenol	232	6.920	6.920	(1.034)	27877	4.00000	4.0343
88 2,3,4,6-Tetrachlorophenol	232	6.957	6.957	(1.039)	27916	4.00000	3.9292
92 2-Naphthylamine	143	6.973	6.973	(1.041)	53314	4.00000	2.3186
93 Diethylphthalate	149	7.032	7.032	(1.050)	110417	4.00000	3.9165
94 Fluorene	166	7.123	7.123	(1.064)	110041	4.00000	3.7305
95 4-Chlorophenyl-phenylether	204	7.123	7.123	(1.064)	55880	4.00000	3.8802
96 4-Nitroaniline	138	7.128	7.128	(1.065)	25860	4.00000	3.7129
98 4,6-Dinitro-2-methylphenol	198	7.155	7.155	(0.912)	40521	10.0000	10.006
99 N-Nitrosodiphenylamine	169	7.214	7.214	(0.919)	71683	4.00000	4.0185
100 1,2-Diphenylhydrazine	77	7.240	7.240	(0.922)	120569	4.00000	4.2287
106 4-Bromophenyl-phenylether	248	7.502	7.502	(0.956)	27625	4.00000	3.9672
107 Hexachlorobenzene	284	7.555	7.555	(0.963)	27426	4.00000	4.1307
223 Atrazine	200	7.625	7.625	(0.971)	22631	4.00000	3.1574
111 Pentachlorophenol	266	7.710	7.710	(0.982)	43175	10.0000	9.5854
115 Phenanthrene	178	7.871	7.871	(1.003)	139168	4.00000	3.9165
116 Anthracene	178	7.908	7.908	(1.007)	145981	4.00000	4.0998
119 Carbazole	167	8.036	8.036	(1.024)	120937	4.00000	3.7677
120 Di-n-Butylphthalate	149	8.309	8.309	(1.059)	157044	4.00000	3.8219
123 Fluoranthene	202	8.816	8.816	(1.123)	129717	4.00000	3.6182
124 Benzidine	184	8.928	8.928	(0.875)	42470	4.00000	3.5201
125 Pyrene	202	9.014	9.014	(0.884)	129442	4.00000	4.4191
131 Butylbenzylphthalate	149	9.612	9.612	(0.942)	58808	4.00000	4.0131
135 3,3'-Dichlorobenzidine	252	10.162	10.162	(0.996)	34861	4.00000	3.6638
136 Benzo(a)Anthracene	228	10.189	10.189	(0.999)	106265	4.00000	3.9684
137 Chrysene	228	10.227	10.227	(1.003)	100571	4.00000	3.9419
139 bis(2-ethylhexyl)Phthalate	149	10.227	10.227	(1.003)	81756	4.00000	3.8996
140 Di-n-octylphthalate	149	10.942	10.942	(0.929)	121734	4.00000	3.7150
141 Benzo(b)fluoranthene	252	11.359	11.359	(0.965)	102827	4.00000	3.7439

Compounds	QUANT SIG MASS	RT	EXP RT	REL RT	RESPONSE	AMOUNTS CAL-AMT (NG)	AMOUNTS ON-COL (NG)
142 Benzo(k)fluoranthene	252	11.391	11.391	(0.967)	104044	4.00000	4.0056
143 7,12-dimethylbenz[a]anthracen	256	11.359	11.359	(0.965)	46483	4.00000	3.7319
146 Benzo(a)pyrene	252	11.717	11.717	(0.995)	78906	4.00000	3.8991
149 Indeno(1,2,3-cd)pyrene	276	13.074	13.074	(1.110)	110090	4.00000	4.3392
150 Dibenz(a,h)anthracene	278	13.101	13.101	(1.113)	90335	4.00000	4.3026
151 Benzo(g,h,i)perylene	276	13.453	13.453	(1.142)	93731	4.00000	4.3766
$ 154 Nitrobenzene-d5	82	4.778	4.778	(0.895)	71106	4.00000	4.2131(H)
$ 155 2-Fluorobiphenyl	172	6.172	6.172	(0.922)	119863	4.00000	4.0594
$ 156 Terphenyl-d14	244	9.153	9.153	(0.897)	84042	4.00000	4.3231
$ 157 Phenol-d5	99	4.104	4.104	(0.945)	78469	4.00000	4.1426
$ 158 2-Fluorophenol	112	3.298	3.298	(0.759)	64377	4.00000	4.6843
$ 159 2,4,6-Tribromophenol	330	7.310	7.310	(0.931)	11228	4.00000	4.0856
$ 186 2-Chlorophenol-d4	132	4.174	4.174	(0.961)	69914	4.00000	4.1672
$ 187 1,2-Dichlorobenzene-d4	152	4.468	4.468	(1.028)	46918	4.00000	4.0652

QC Flag Legend

A - Target compound detected but, quantitated amount exceeded maximum amount.
Q - Qualifier signal failed the ratio test.
H - Operator selected an alternate compound hit.

Data File Name: F11120C2.D
Inj. Date and Time: 13-NOV-2010 01:14
Instrument ID: 722.i
Client ID: SSTD4
Compound Name: Nitrobenzene-d5
CAS #: 4165-60-0

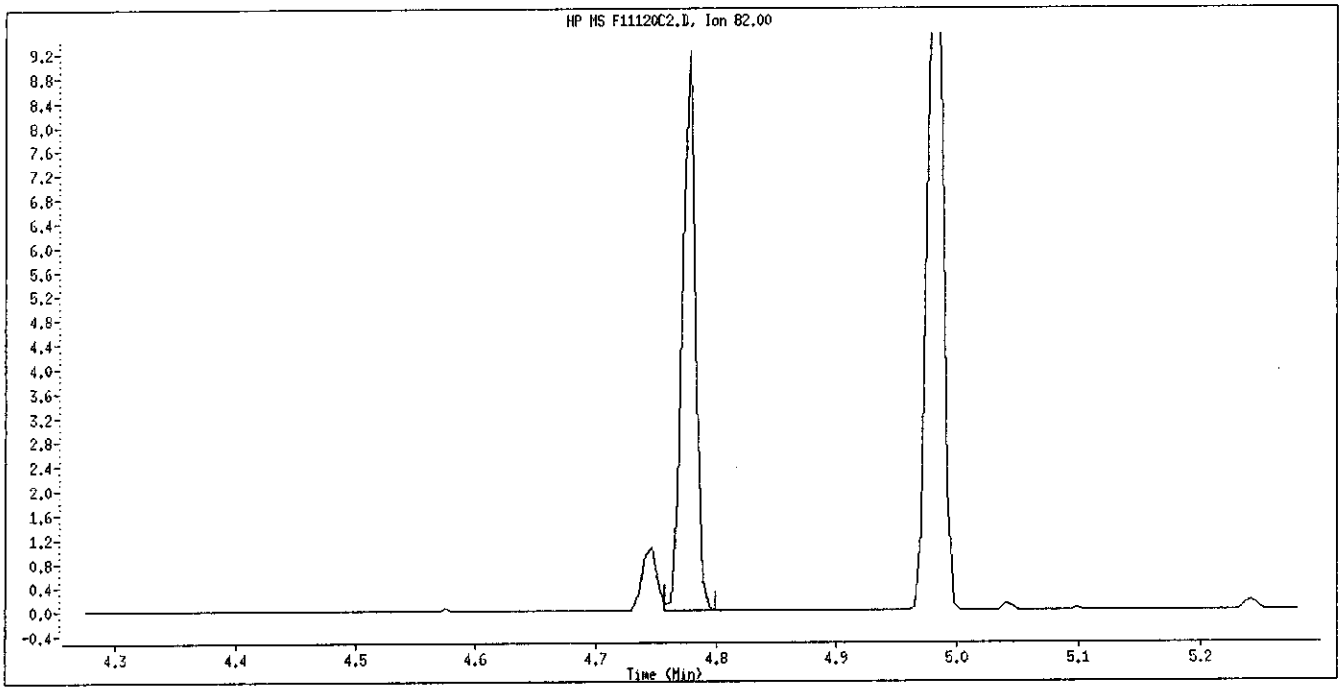

Original Integration

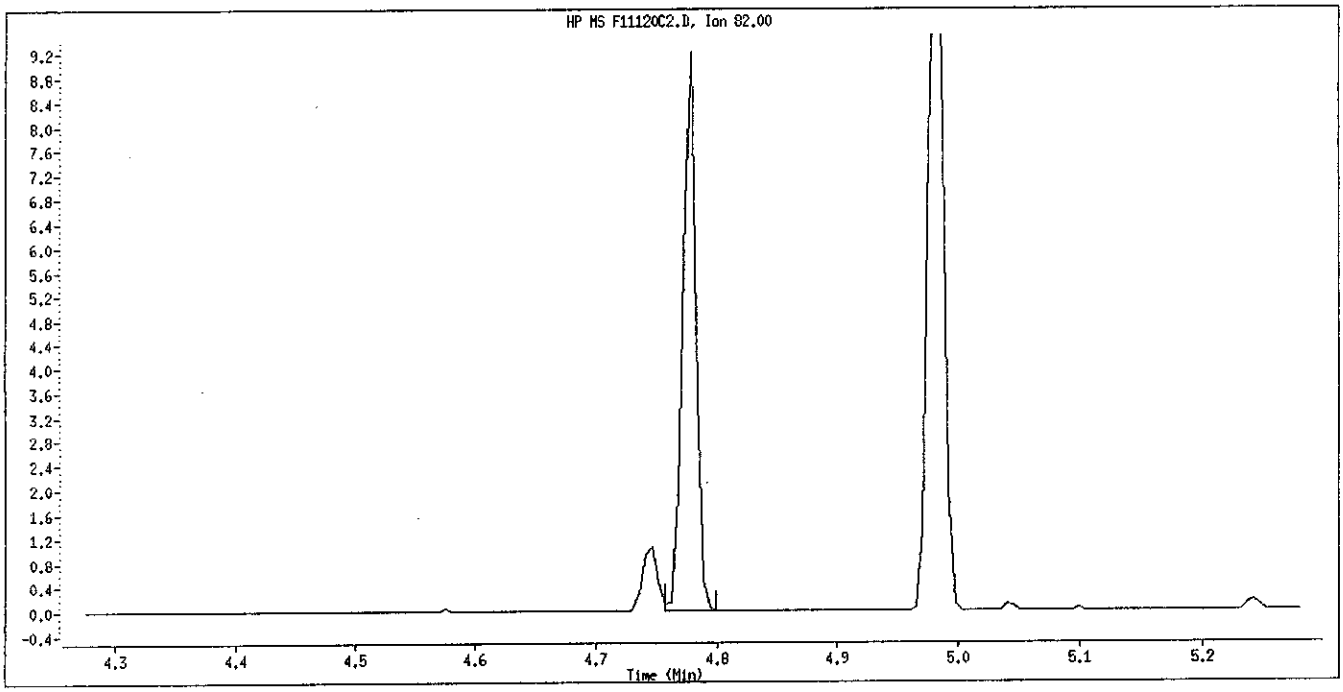

Manual Integration

Manually Integrated By: bungardf
Manual Integration Reason: Peak Not Found

Data File Name: F11120C2.D
Inj. Date and Time: 13-NOV-2010 01:14
Instrument ID: 722.i
Client ID: SSTD4
Compound Name: 4-Nitrophenol
CAS #: 100-02-7

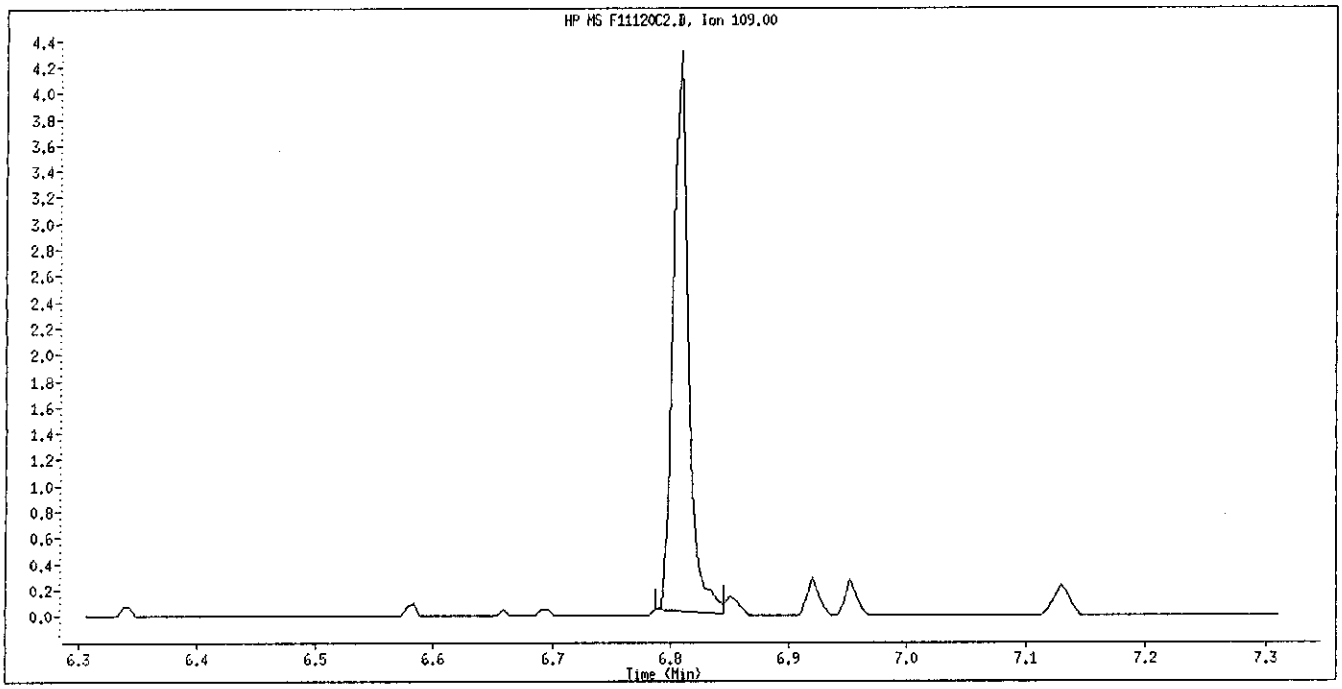

Original Integration

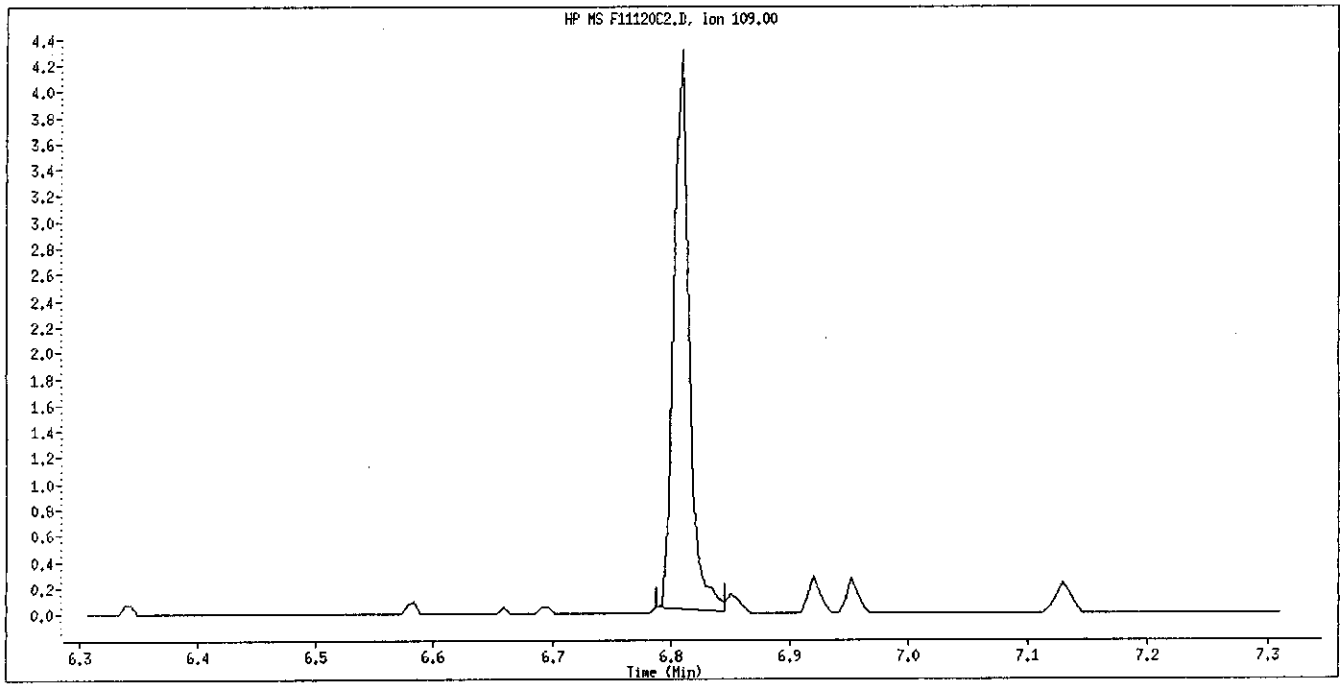

Manual Integration

Manually Integrated By: bungardf
Manual Integration Reason: Peak Not Found

GC/MS SEMIVOLATILE
QC DATA

Data File: \\PITSVR06\D\chem\722.i\090210.b\F0902DF1.D

Date : 02-SEP-2010 01:24

Client ID: DFTPP

Instrument: 722.i

Sample Info: DFTPP050 (25ug/ml) BNA0170-10

Operator: 007062

Column phase:

Column diameter: 2.00

1 dftpp

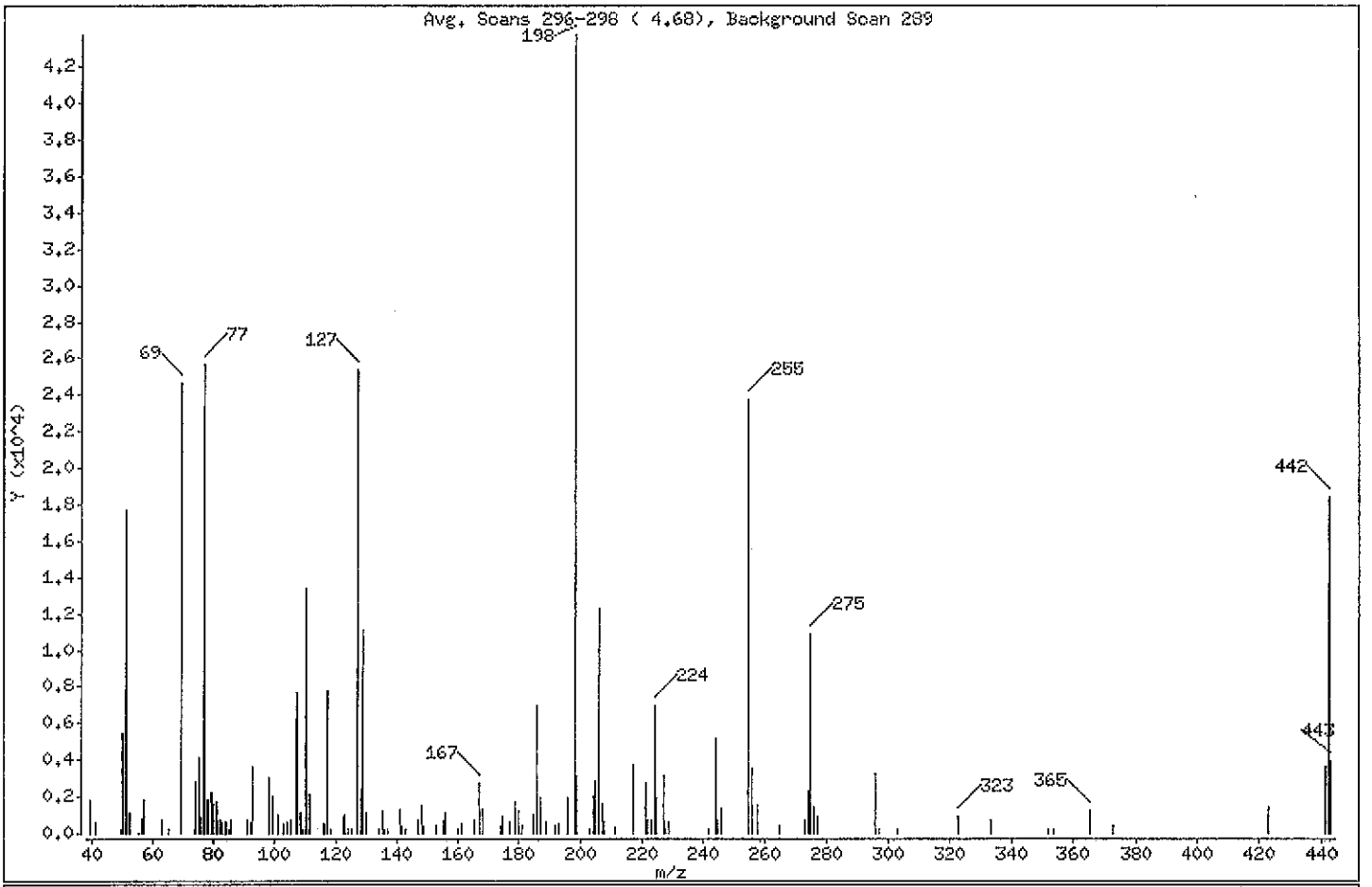

m/e	ION ABUNDANCE CRITERIA	% RELATIVE ABUNDANCE
198	Base Peak, 100% relative abundance	100.00
51	30.00 - 60.00% of mass 198	40.46
68	Less than 2.00% of mass 69	0.00 (0.00)
69	Mass 69 relative abundance	56.25
70	Less than 2.00% of mass 69	0.00 (0.00)
127	40.00 - 60.00% of mass 198	58.00
197	Less than 1.00% of mass 198	0.00
199	5.00 - 9.00% of mass 198	7.05
275	10.00 - 30.00% of mass 198	24.92
365	Greater than 1.00% of mass 198	2.83
441	Present, but less than mass 443	8.37
442	40.00 - 100.00% of mass 198	42.09
443	17.00 - 23.00% of mass 442	8.87 (21.08)

Data File: \\PITSVR06\D\chem\722.i\090210.b\F0902DF1.D

Date : 02-SEP-2010 01:24

Client ID: DFTPP

Instrument: 722.i

Sample Info: DFTPP050 (25ug/ml) BNA0170-10

Operator: 007062

Column phase:

Column diameter: 2.00

Data File: F0902DF1.D
Spectrum: Avg. Scans 296-298 (4.68), Background Scan 289
Location of Maximum: 198.00
Number of points: 125

m/z	Y	m/z	Y	m/z	Y	m/z	Y
39.00	1815	104.00	625	161.00	544	227.00	3163
41.00	593	105.00	690	165.00	691	228.00	233
49.00	168	107.00	7668	167.00	2751	229.00	631
50.00	5429	108.00	1113	168.00	1336	242.00	233
51.00	17696	109.00	198	174.00	426	244.00	5110
52.00	1088	110.00	13420	175.00	914	245.00	689
55.00	12	111.00	2125	177.00	644	246.00	1323
56.00	790	116.00	512	179.00	1755	255.00	23696
57.00	1770	117.00	7716	180.00	1209	256.00	3477
63.00	735	118.00	233	181.00	403	258.00	1544
65.00	189	122.00	867	185.00	1005	265.00	440
69.00	24600	123.00	1041	186.00	6955	273.00	743
74.00	2771	124.00	184	187.00	1921	274.00	2333
75.00	4132	125.00	217	189.00	602	275.00	10897
76.00	877	127.00	25368	192.00	370	276.00	1393
77.00	25616	128.00	2385	193.00	547	277.00	892
78.00	1822	129.00	11015	196.00	1951	296.00	3184
79.00	2250	130.00	1121	198.00	43736	297.00	180
80.00	1604	134.00	196	199.00	3083	303.00	171
81.00	1736	135.00	1166	203.00	178	323.00	909
82.00	661	136.00	188	204.00	1966	334.00	673
83.00	620	137.00	170	205.00	2769	352.00	168
84.00	653	141.00	1289	206.00	12310	354.00	175
85.00	223	142.00	409	207.00	1624	365.00	1236
86.00	656	143.00	212	208.00	556	372.00	363
91.00	671	147.00	728	211.00	350	423.00	1447
92.00	653	148.00	1539	217.00	3736	441.00	3660
93.00	3614	149.00	421	221.00	2755	442.00	18408
98.00	3028	153.00	408	222.00	713	443.00	3880
99.00	2027	155.00	754	223.00	738		
101.00	1004	156.00	1108	224.00	6914		
103.00	536	160.00	241	225.00	1880		

Data File: F0902DF1.D
Inj Date: 02-SEP-2010 01:24
Instrument ID: 722.i
Compound Name: Pentachlorophenol
Operator Name: 007062
Report Date: 09/02/2010

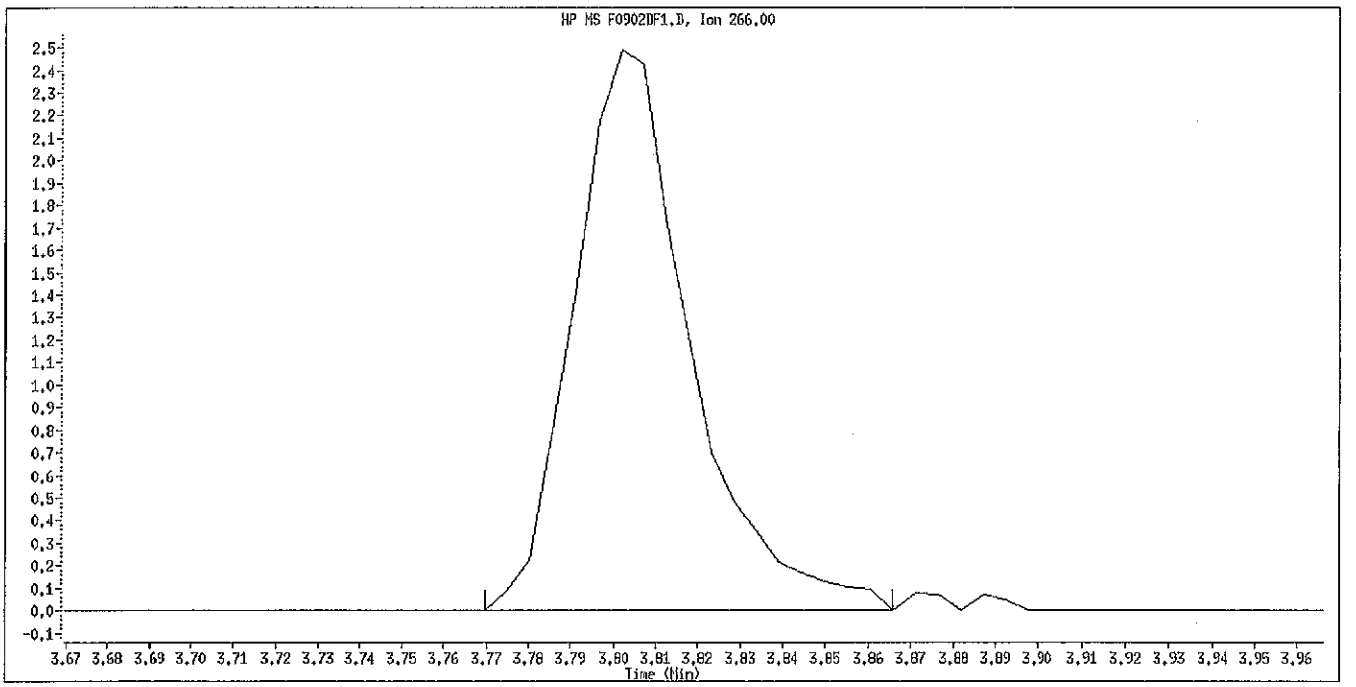

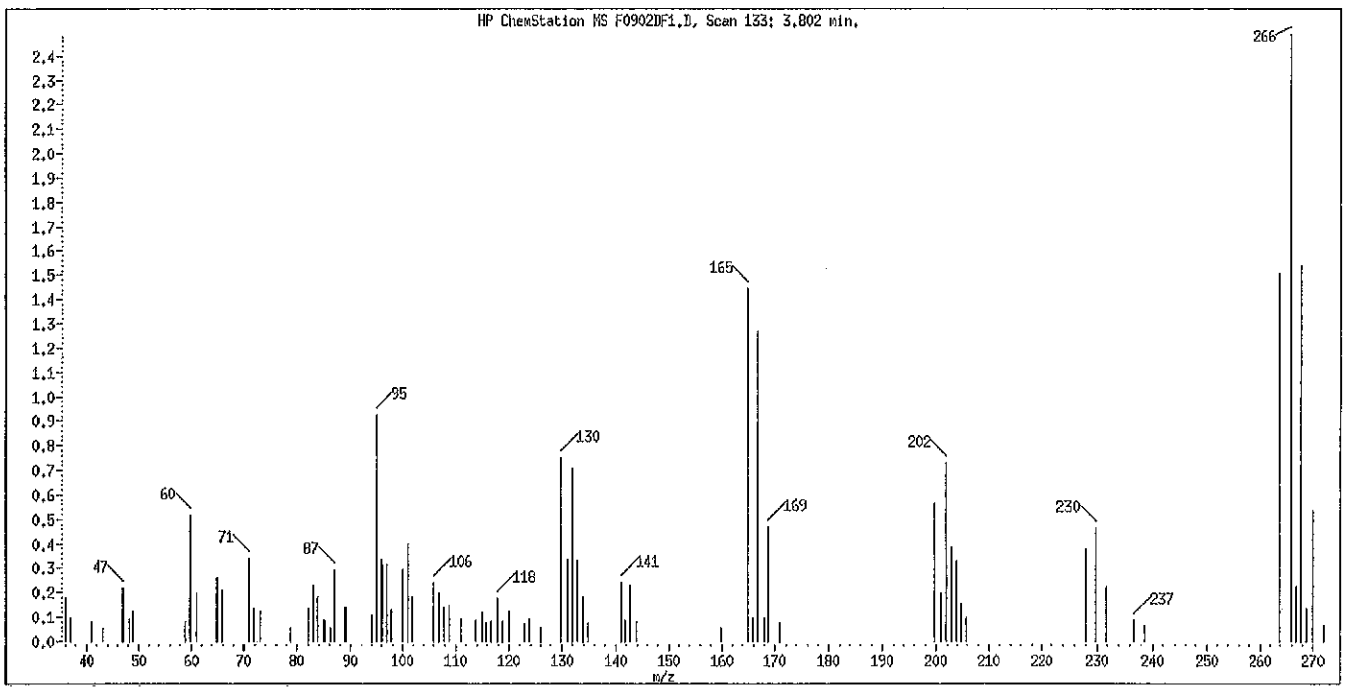

Tailing Factor = 1.71 Good
Acceptance Criteria 0 - 5
Tailing Factor = (T3 - T2) / (T2 - T1)
T1 = 3.780623 T2 = 3.801767 T3 = 3.83791

Data File: F0902DF1.D
Inj Date: 02-SEP-2010 01:24
Instrument ID: 722.i
Compound Name: Benzidine
Operator Name: 007062
Report Date: 09/02/2010

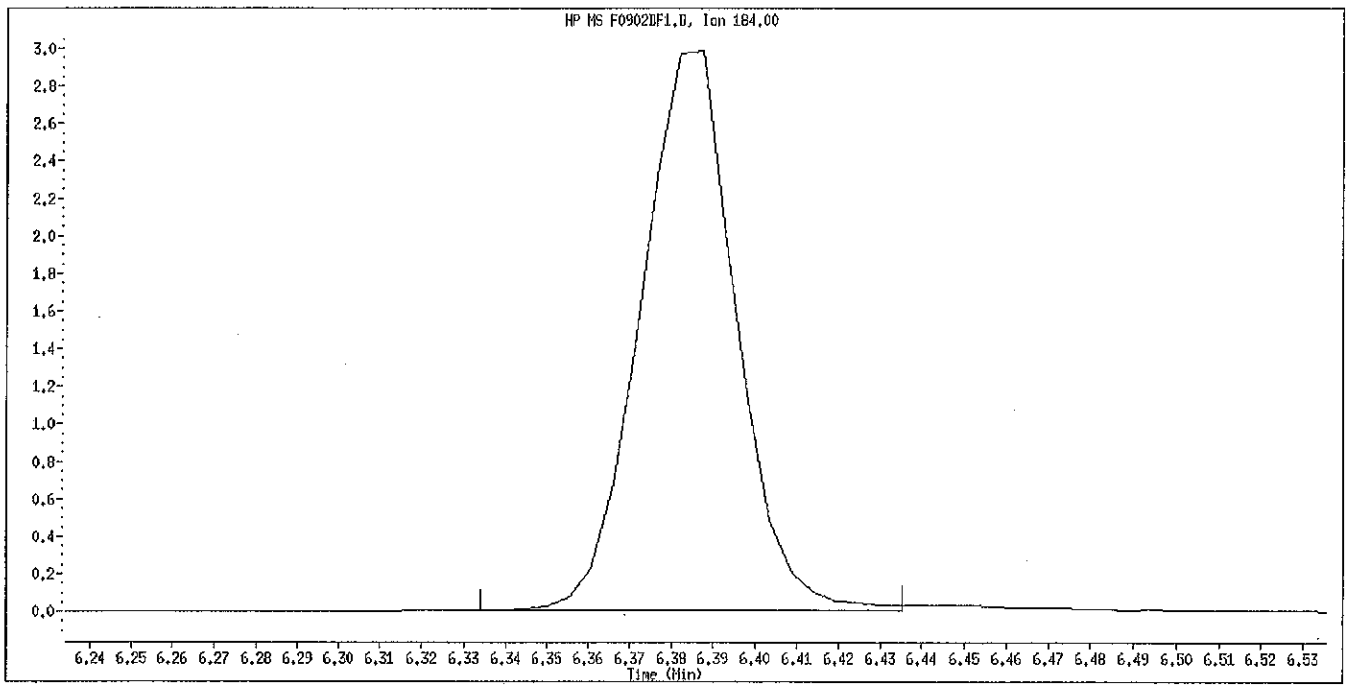

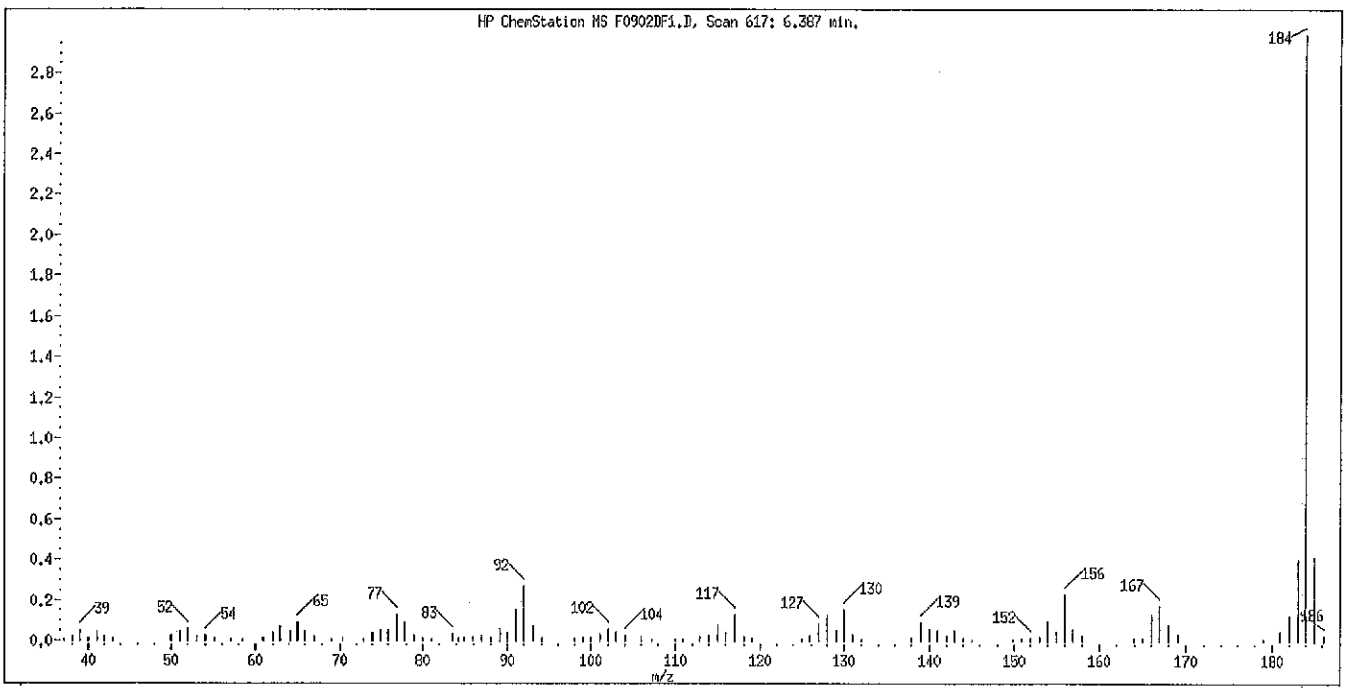

Tailing Factor = 0.758 Good
Acceptance Criteria 0 - 3
Tailing Factor = (T3 - T2) / (T2 - T1)
T1 = 6.361563 T2 = 6.38735 T3 = 6.40689

Data File: F0902DF1.D
Inj Date: 02-SEP-2010 01:24
Instrument ID: 722.i
Compound Name: 4,4'-DDT
Operator Name: 007062
Report Date: 09/02/2010

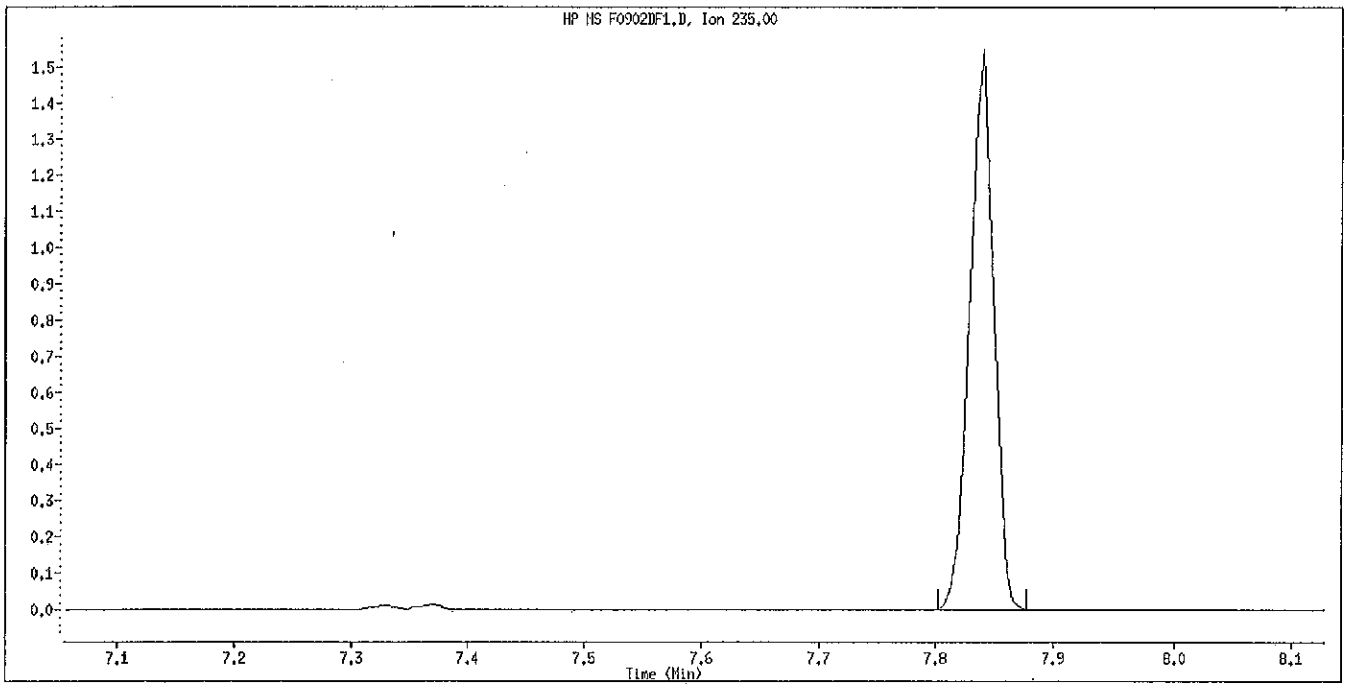

Degradation = 6.33% Good
Acceptance Criteria 0 - 20 %
DDT Area = 218910
DDE Area = 13180
DDD Area = 1609

Data File: \\PITSVR06\D\chem\722.i\090210.b\F0902DF1.D

Page 1

Date : 02-SEP-2010 01:24

Client ID: DFTPP

Instrument: 722.i

Sample Info: DFTPP050 (25ug/ml) BNA0170-10

Operator: 007062

Column phase:

Column diameter: 2.00

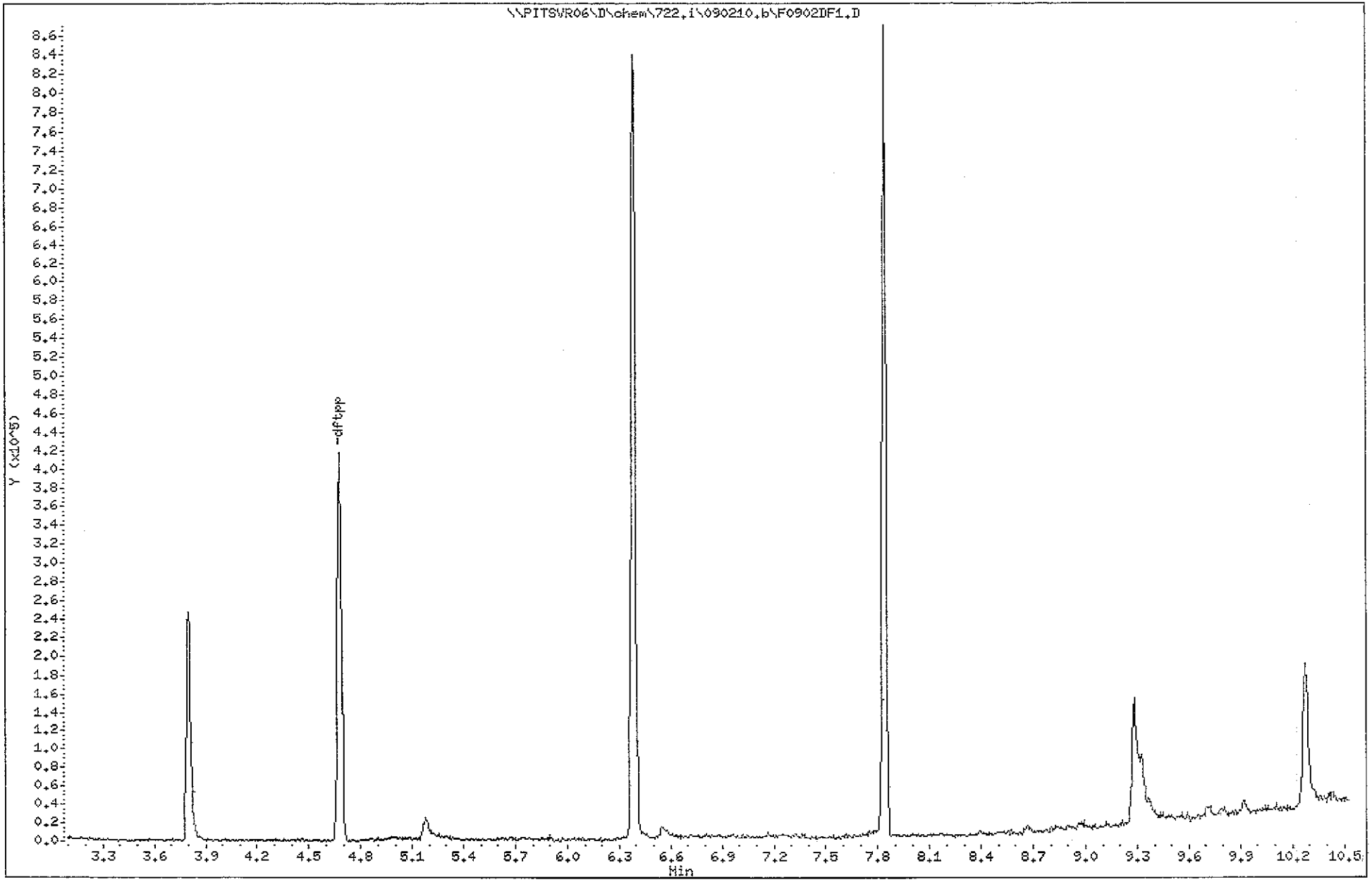

(2001 - 2230)
2199
C0K020532

Data File: \\PITSVR06\D\chem\722.i\111110.b\F1111DF1.D

Date : 11-NOV-2010 04:36

Client ID: DFTPP

Instrument: 722.i

Sample Info: DFTPP050 (25ug/ml) BNA0170-10

Operator: 007062

Column phase:

Column diameter: 2.00

1 dftpp

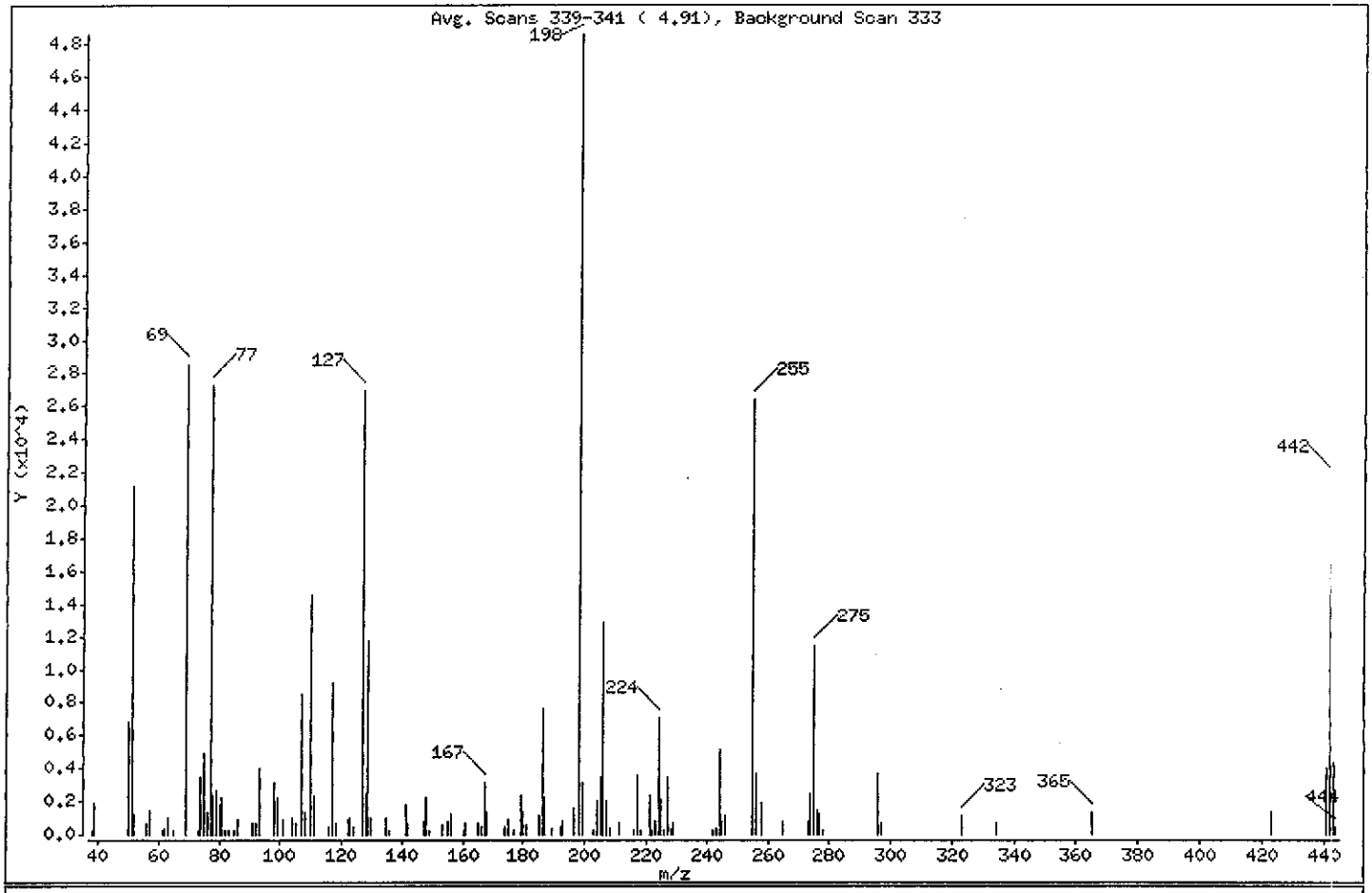

m/e	ION ABUNDANCE CRITERIA	% RELATIVE ABUNDANCE
198	Base Peak, 100% relative abundance	100.00
51	30.00 - 60.00% of mass 198	43.43
68	Less than 2.00% of mass 69	0.00 (0.00)
69	Mass 69 relative abundance	58.64
70	Less than 2.00% of mass 69	0.00 (0.00)
127	40.00 - 60.00% of mass 198	55.46
197	Less than 1.00% of mass 198	0.00
199	5.00 - 9.00% of mass 198	6.50
275	10.00 - 30.00% of mass 198	23.55
365	Greater than 1.00% of mass 198	2.68
441	Present, but less than mass 443	8.38
442	40.00 - 100.00% of mass 198	44.63
443	17.00 - 23.00% of mass 442	8.88 (19.90)

Data File: \\PITSVR06\D\chem\722.i\111110.b\F1111DF1.D

Date : 11-NOV-2010 04:36

Client ID: DFTPP

Instrument: 722.i

Sample Info: DFTPP050 (25ug/ml) BNA0170-10

Operator: 007062

Column phase:

Column diameter: 2.00

Data File: F1111DF1.D
Spectrum: Avg. Scans 339-341 (4.91), Background Scan 333
Location of Maximum: 198.00
Number of points: 122

m/z	Y	m/z	Y	m/z	Y	m/z	Y
38.00	171	104.00	991	168.00	1309	226.00	169
39.00	1948	105.00	699	174.00	458	227.00	3472
50.00	6843	107.00	8448	175.00	917	228.00	387
51.00	21112	108.00	1393	177.00	231	229.00	706
52.00	1248	110.00	14521	179.00	2387	242.00	168
56.00	718	111.00	2330	180.00	1383	243.00	341
57.00	1431	116.00	426	181.00	605	244.00	5108
61.00	181	117.00	9148	185.00	1068	245.00	744
62.00	366	118.00	654	186.00	7644	246.00	1135
63.00	1040	122.00	936	187.00	2287	255.00	26424
65.00	179	123.00	996	189.00	373	256.00	3659
69.00	28504	124.00	443	192.00	410	258.00	1891
73.00	190	127.00	26960	193.00	780	265.00	814
74.00	3463	128.00	2431	196.00	1568	273.00	834
75.00	4972	129.00	11695	198.00	48608	274.00	2462
76.00	1356	130.00	1001	199.00	3159	275.00	11446
77.00	27248	135.00	1035	203.00	193	276.00	1479
78.00	2341	136.00	185	204.00	2004	277.00	1218
79.00	2628	141.00	1792	205.00	3469	278.00	179
80.00	1744	142.00	698	206.00	12817	296.00	3679
81.00	2240	147.00	786	207.00	2015	297.00	629
82.00	253	148.00	2181	208.00	385	323.00	1064
83.00	206	149.00	215	211.00	670	334.00	661
85.00	190	153.00	581	216.00	169	365.00	1301
86.00	866	155.00	794	217.00	3567	423.00	1333
91.00	652	156.00	1279	218.00	168	441.00	4075
92.00	652	160.00	203	221.00	2330	442.00	21696
93.00	4055	161.00	676	222.00	253	443.00	4318
98.00	3113	165.00	646	223.00	787	444.00	422
99.00	2219	166.00	456	224.00	7016		
101.00	946	167.00	3118	225.00	2118		

Data File: F1111DF1.D
Inj Date: 11-NOV-2010 04:36
Instrument ID: 722.i
Compound Name: Pentachlorophenol
Operator Name: 007062
Report Date: 11/11/2010

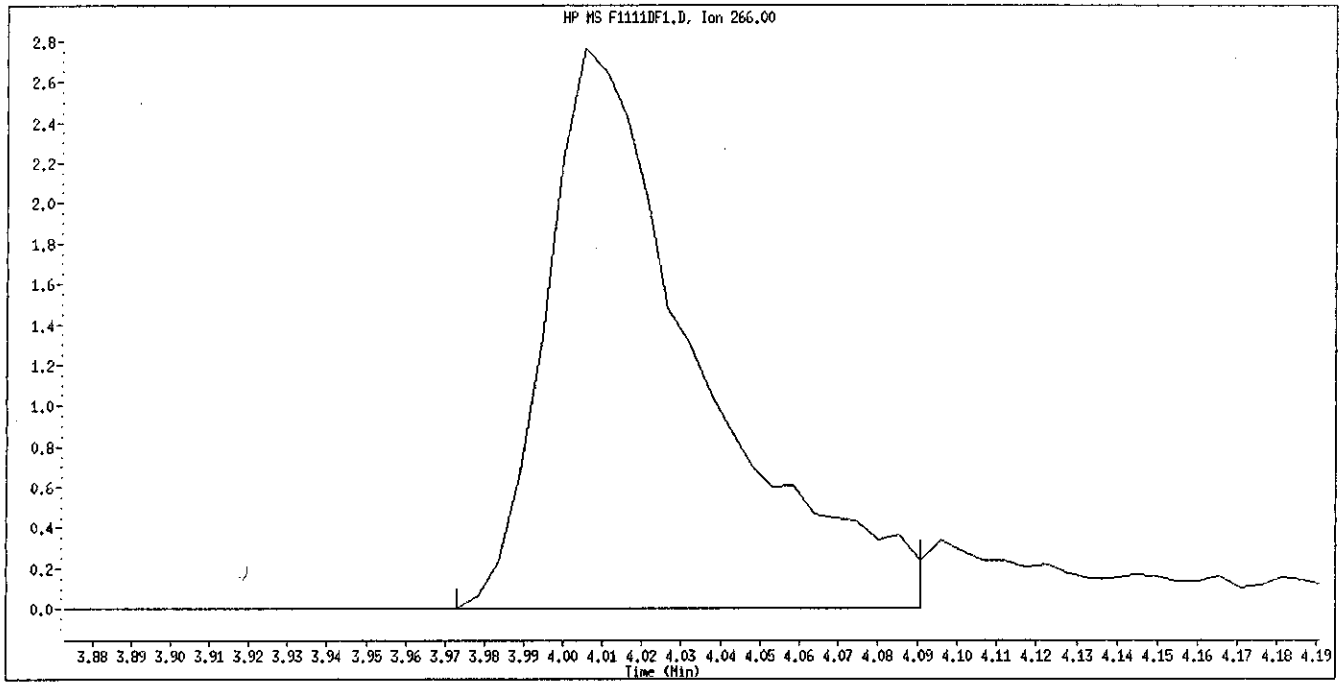

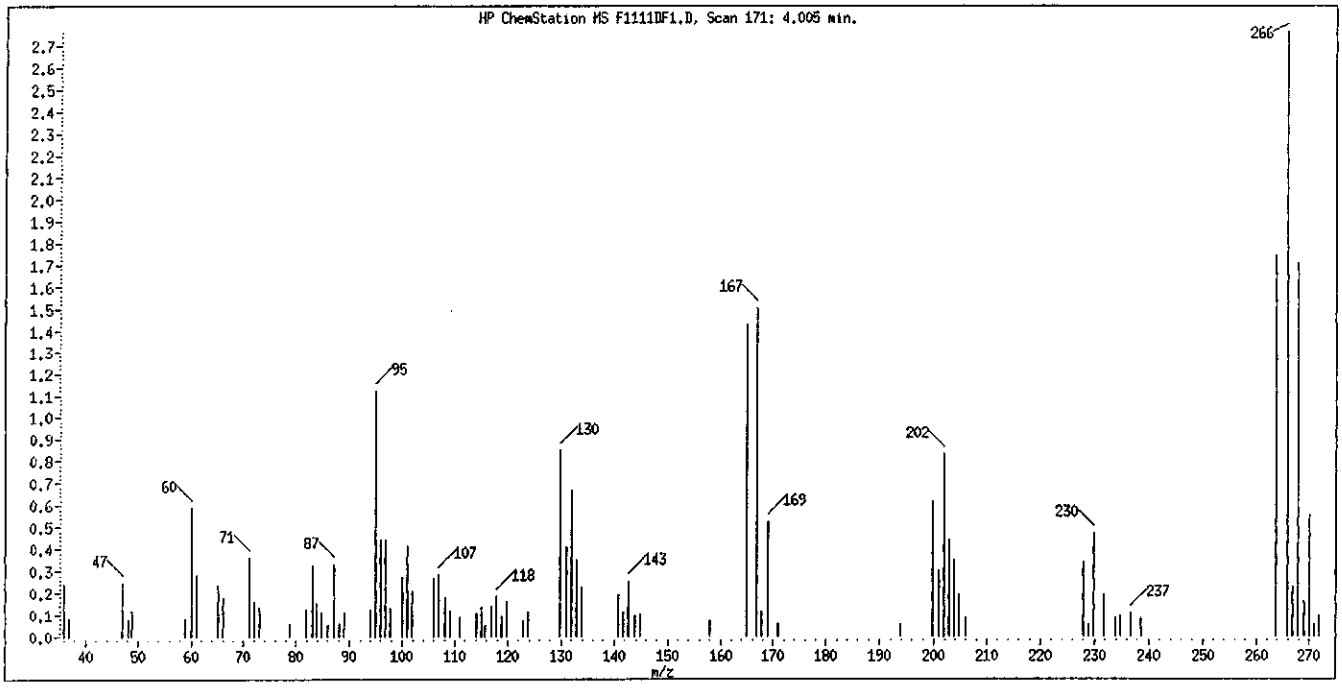

Tailing Factor = 4.02 Good
Acceptance Criteria 0 - 5
Tailing Factor = (T3 - T2) / (T2 - T1)
T1 = 3.984225 T2 = 4.005067 T3 = 4.088909

Data File: F1111DF1.D
Inj Date: 11-NOV-2010 04:36
Instrument ID: 722.i
Compound Name: Benzidine
Operator Name: 007062
Report Date: 11/11/2010

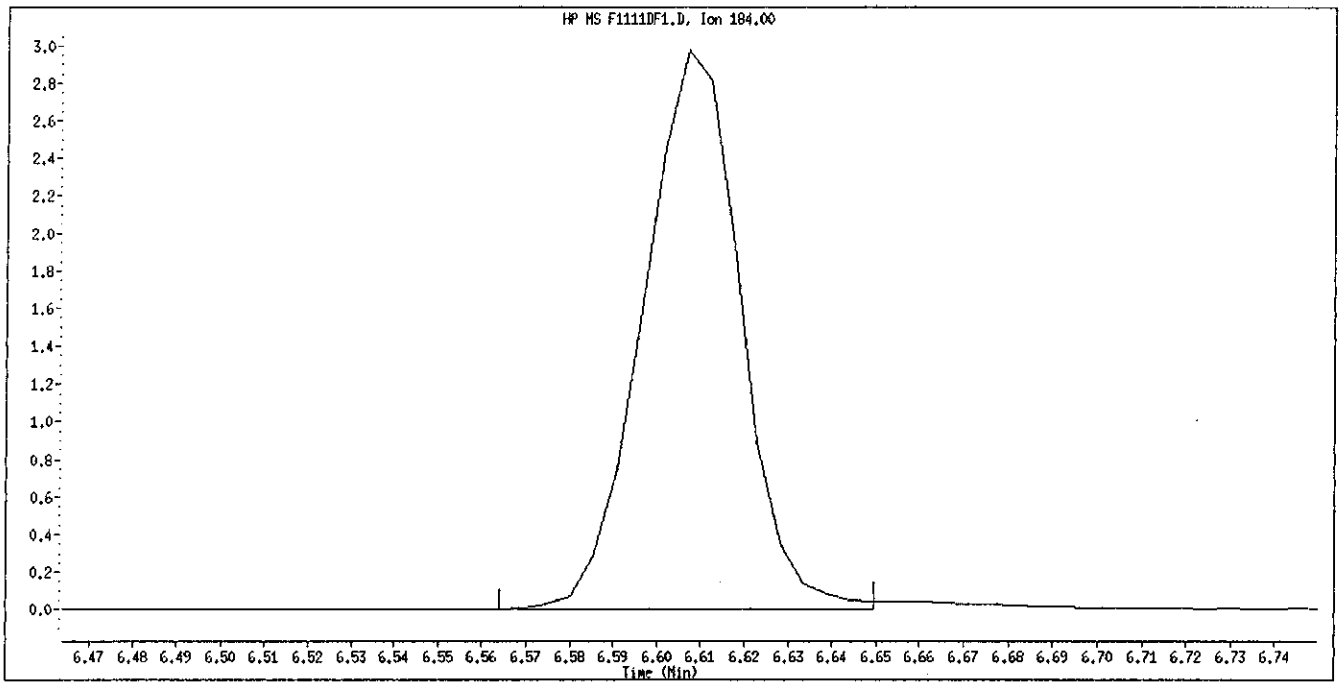

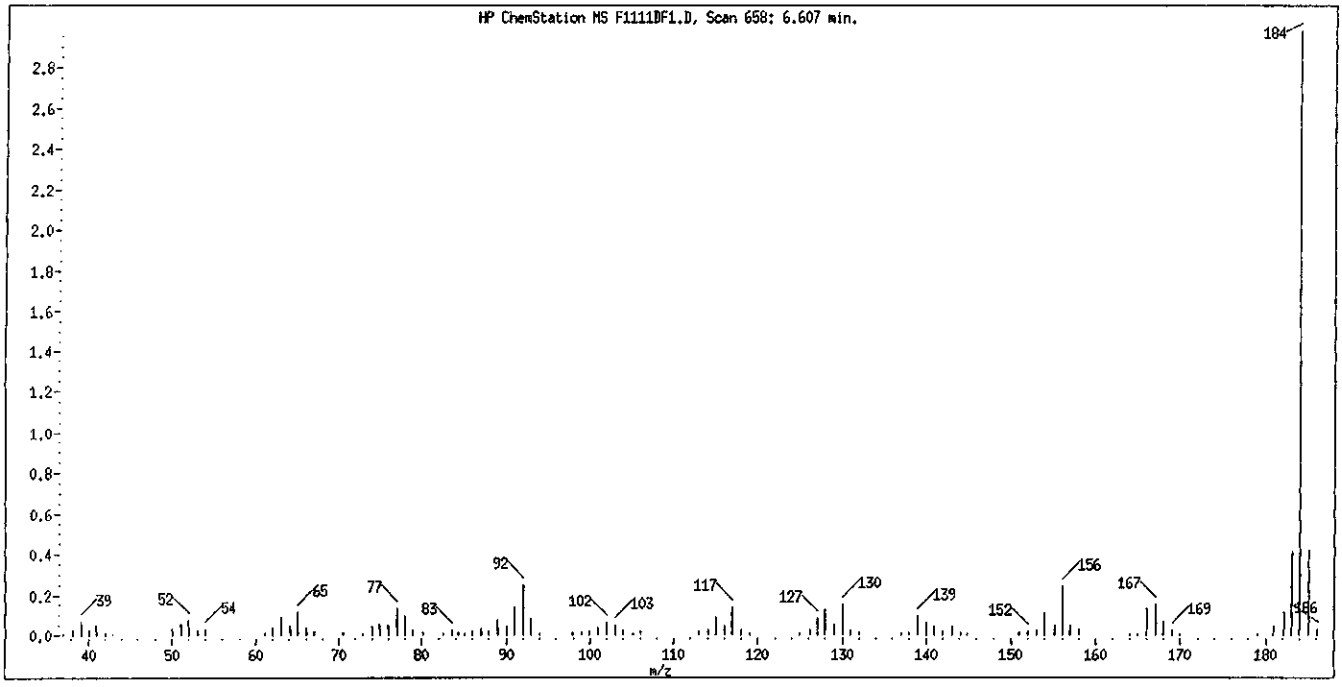

Tailing Factor = 1.07 Good
Acceptance Criteria 0 - 3
Tailing Factor = (T3 - T2) / (T2 - T1)
T1 = 6.585487 T2 = 6.606683 T3 = 6.629391

Data File: F1111DF1.D
Inj Date: 11-NOV-2010 04:36
Instrument ID: 722.i
Compound Name: 4,4'-DDT
Operator Name: 007062
Report Date: 11/11/2010

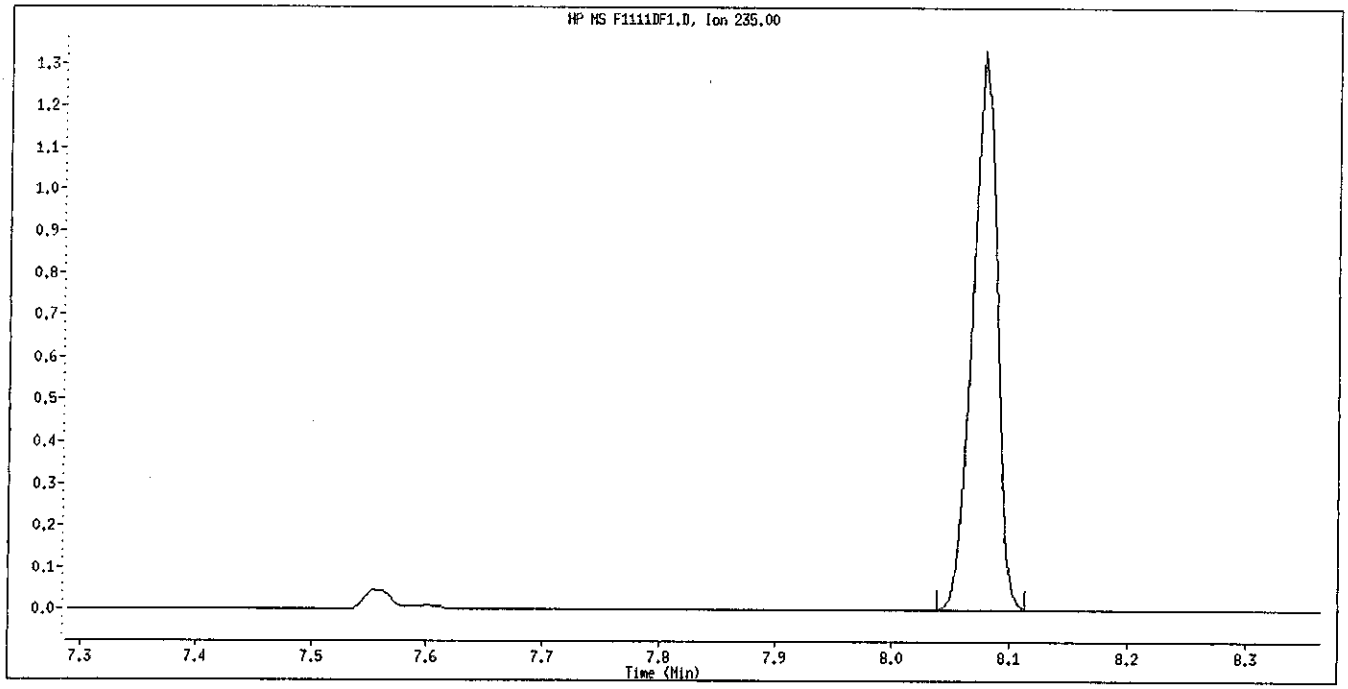

Degradation = 6.62% Good
Acceptance Criteria 0 - 20 %
DDT Area = 192624
DDE Area = 12205
DDD Area = 1452

Data File: \\PITSVR06\D\chem\722.i\111110.b\F1111DF1.D

Date : 11-NOV-2010 04:36

Client ID: DFTPP

Sample Info: DFTPP050 (25ug/ml) BNA0170-10

Column phase:

Instrument: 722.i

Operator: 007062

Column diameter: 2.00

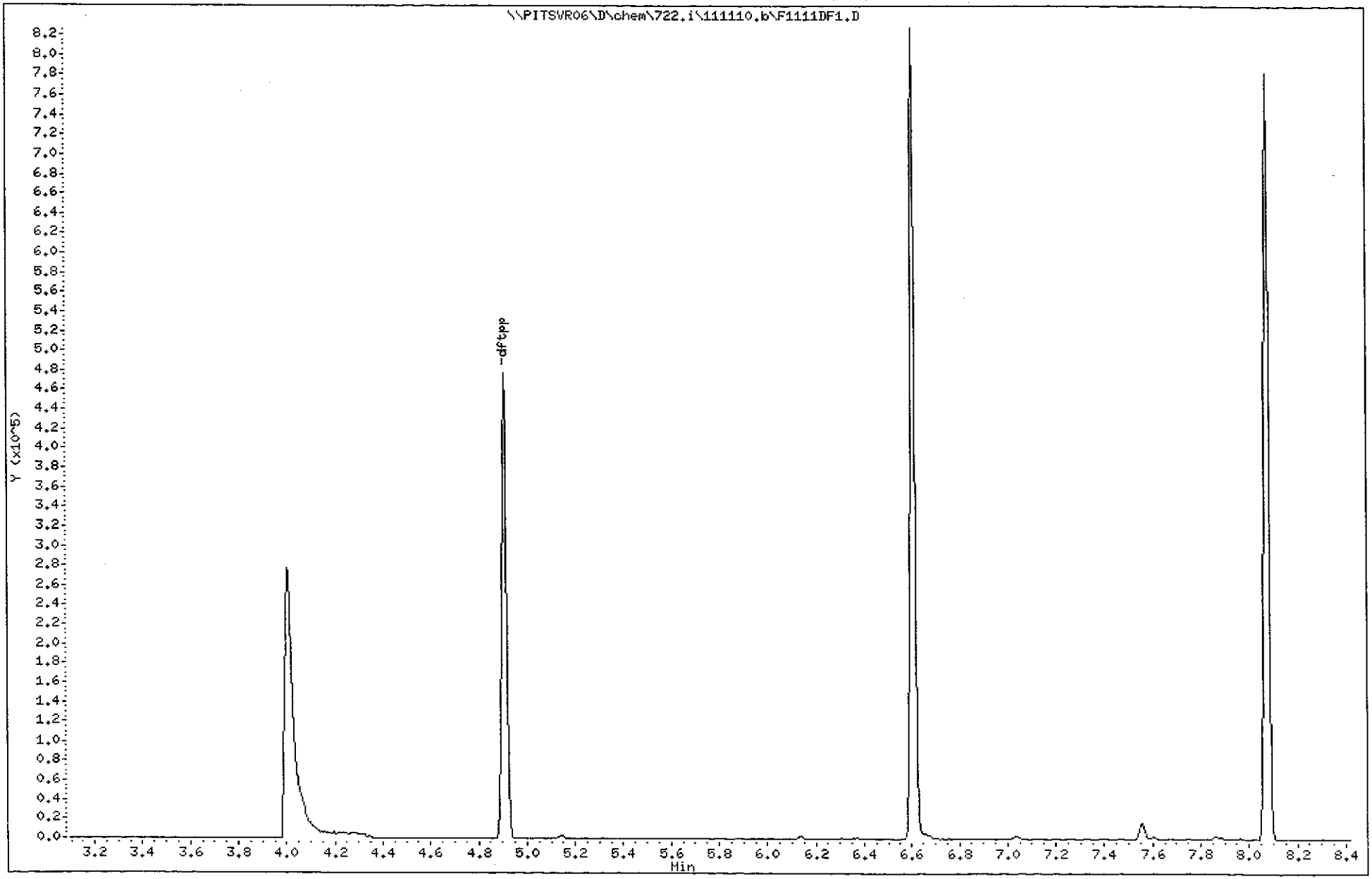

(2001 - 2230)
2205
C0K020532

Data File: \\PITSVR06\D\chem\722.i\111210.b\F1112DF1.D

Date : 13-NOV-2010 00:42

Client ID: DFTPP

Instrument: 722.i

Sample Info: DFTPP050 (25ug/ml) BNA0170-10

Operator: 007062

Column phase:

Column diameter: 2.00

1 dftpp

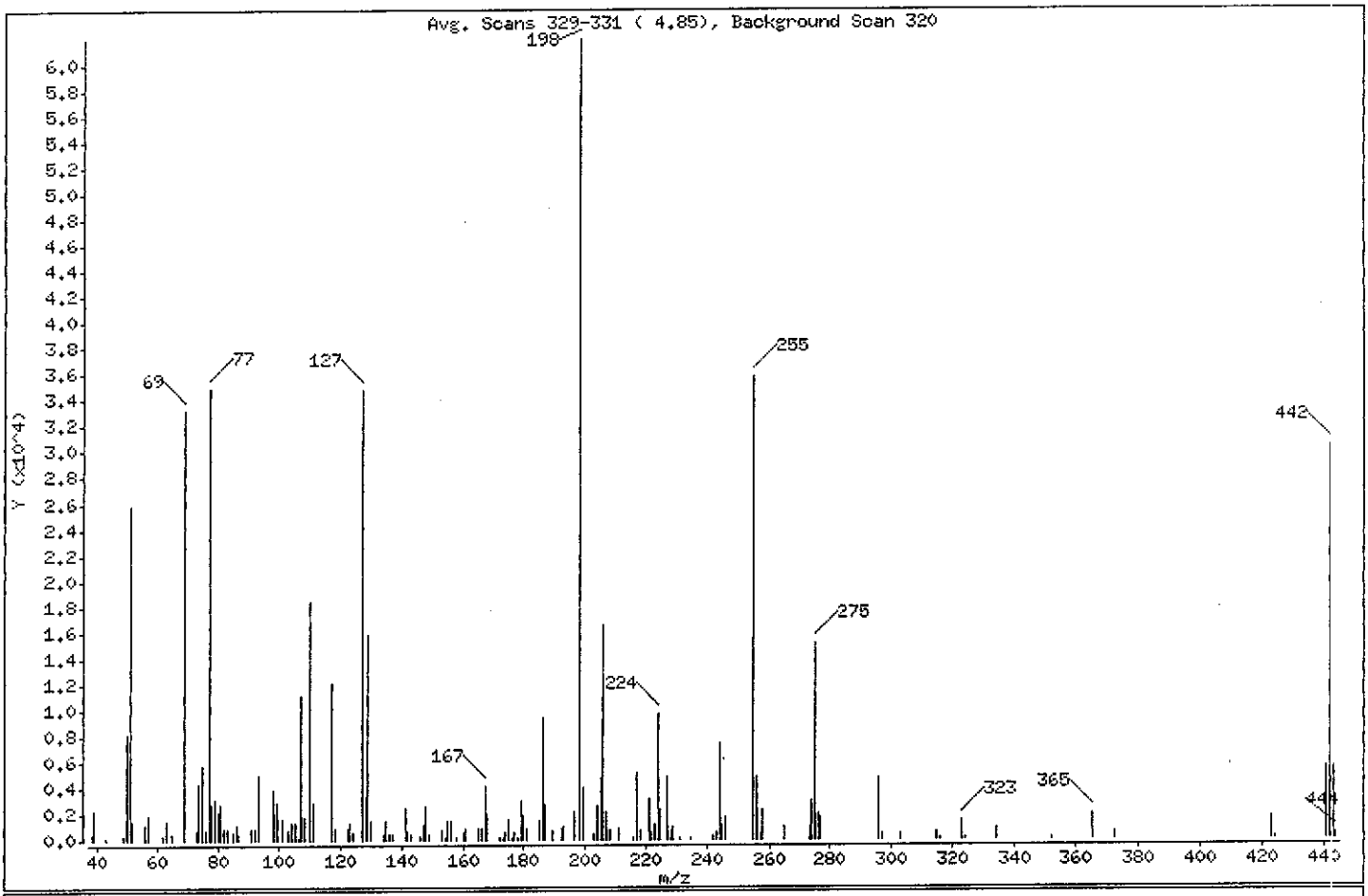

m/e	ION ABUNDANCE CRITERIA	% RELATIVE ABUNDANCE
198	Base Peak, 100% relative abundance	100.00
51	30.00 - 60.00% of mass 198	41.67
68	Less than 2.00% of mass 69	0.00 (0.00)
69	Mass 69 relative abundance	53.59
70	Less than 2.00% of mass 69	0.00 (0.00)
127	40.00 - 60.00% of mass 198	56.01
197	Less than 1.00% of mass 198	0.00
199	5.00 - 9.00% of mass 198	6.50
275	10.00 - 30.00% of mass 198	24.46
365	Greater than 1.00% of mass 198	3.31
441	Present, but less than mass 443	8.95
442	40.00 - 100.00% of mass 198	48.92
443	17.00 - 23.00% of mass 442	9.01 (18.41)

Data File: \\PITSVR06\D\chem\722.i\111210.b\F1112DF1.D

Date : 13-NOV-2010 00:42

Client ID: DFTPP

Instrument: 722.i

Sample Info: DFTPP050 (25ug/ml) BNA0170-10

Operator: 007062

Column phase:

Column diameter: 2.00

Data File: F1112DF1.D

Spectrum: Avg. Scans 329-331 (4.85), Background Scan 320

Location of Maximum: 198.00

Number of points: 143

m/z	Y	m/z	Y	m/z	Y	m/z	Y
38.00	425	106.00	167	172.00	191	229.00	959
39.00	2314	107.00	11051	173.00	182	231.00	207
43.00	171	108.00	1649	174.00	572	235.00	169
49.00	225	110.00	18424	175.00	1523	242.00	242
50.00	8129	111.00	2817	176.00	213	243.00	511
51.00	25824	117.00	12139	177.00	622	244.00	7461
52.00	1430	118.00	894	178.00	170	245.00	1171
56.00	1100	122.00	854	179.00	2934	246.00	1706
57.00	1827	123.00	1274	180.00	1857	255.00	35760
62.00	307	124.00	615	181.00	864	256.00	4803
63.00	1463	127.00	34712	185.00	1407	257.00	375
65.00	494	128.00	3258	186.00	9349	258.00	2269
69.00	33216	129.00	15821	187.00	2767	265.00	1003
73.00	642	130.00	1420	189.00	765	273.00	1040
74.00	4294	134.00	388	192.00	909	274.00	2995
75.00	5720	135.00	1402	193.00	1045	275.00	15160
76.00	653	136.00	429	196.00	2081	276.00	2051
77.00	34904	137.00	407	198.00	61976	277.00	1679
78.00	2650	141.00	2410	199.00	4028	296.00	4762
79.00	3169	142.00	765	203.00	439	297.00	415
80.00	2104	143.00	379	204.00	2577	303.00	461
81.00	2702	146.00	251	205.00	4642	315.00	596
82.00	800	147.00	1101	206.00	16520	316.00	183
83.00	839	148.00	2632	207.00	2123	323.00	1367
85.00	572	149.00	383	208.00	705	324.00	182
86.00	1083	153.00	674	211.00	792	334.00	885
87.00	366	154.00	190	216.00	175	352.00	198
91.00	882	155.00	1371	217.00	5181	365.00	2054
92.00	861	156.00	1362	218.00	688	372.00	616
93.00	5011	158.00	188	221.00	3131	423.00	1695
98.00	3897	160.00	503	222.00	557	424.00	187
99.00	2837	161.00	794	223.00	1069	441.00	5549
101.00	1573	165.00	885	224.00	9629	442.00	30320
103.00	742	166.00	806	225.00	2300	443.00	5581
104.00	1291	167.00	4169	227.00	4812	444.00	399

Data File: \\PITSVR06\D\chem\722.i\111210.b\F1112DF1.D

Date : 13-NOV-2010 00:42

Client ID: DFTPP

Instrument: 722.i

Sample Info: DFTPP050 (25ug/ml) BNA0170-10

Operator: 007062

Column phase:

Column diameter: 2.00

Data File: F1112DF1.D
Spectrum: Avg. Scans 329-331 (4.85), Background Scan 320
Location of Maximum: 198.00
Number of points: 143

m/z	Y	m/z	Y	m/z	Y	m/z	Y
105.00	1259	168.00	2062	228.00	729		

Data File: F1112DF1.D
Inj Date: 13-NOV-2010 00:42
Instrument ID: 722.i
Compound Name: Pentachlorophenol
Operator Name: 007062
Report Date: 11/13/2010

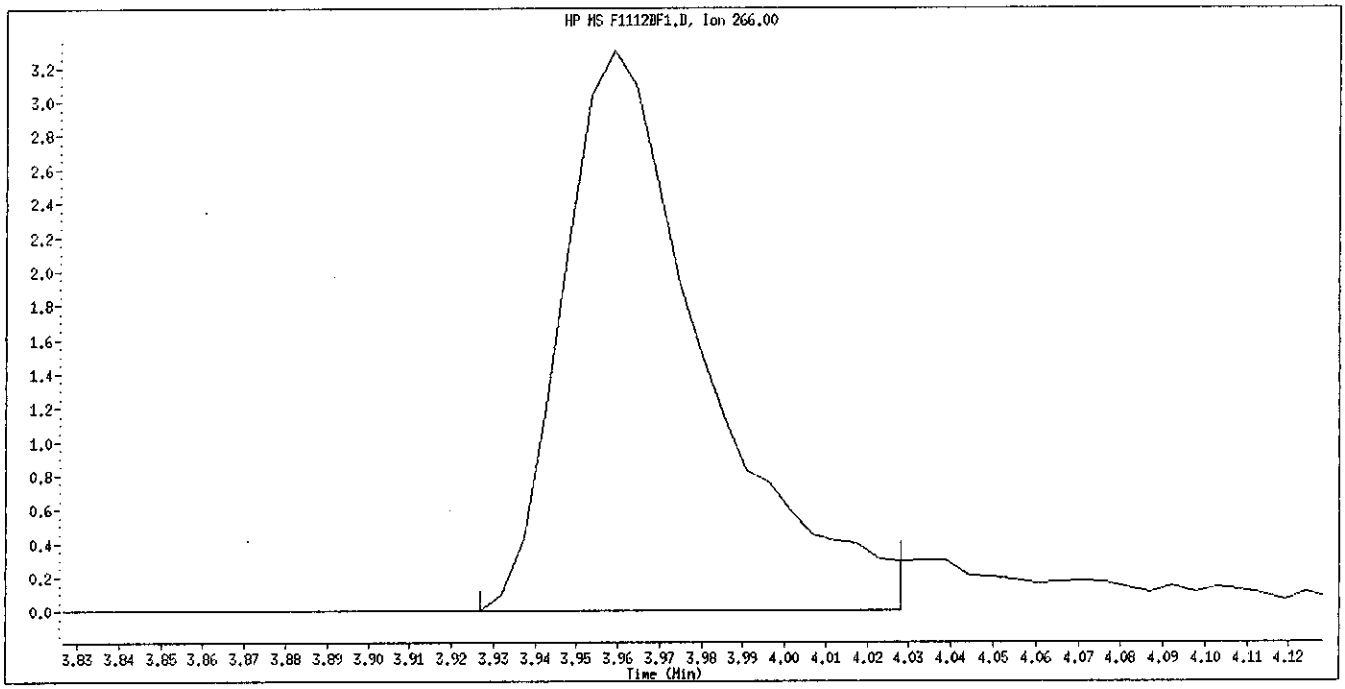

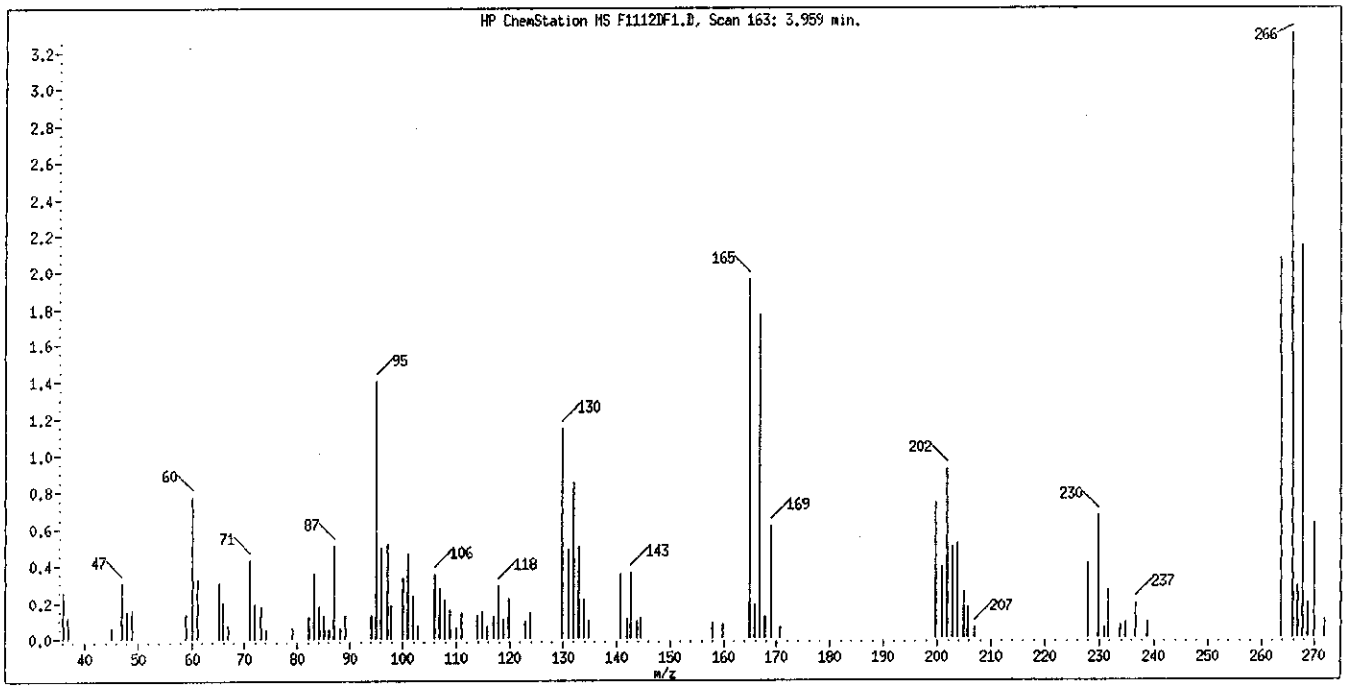

Tailing Factor = 2.74 Good
Acceptance Criteria 0 - 5
Tailing Factor = (T3 - T2) / (T2 - T1)
T1 = 3.935755 T2 = 3.958667 T3 = 4.02153

Data File: F1112DF1.D
Inj Date: 13-NOV-2010 00:42
Instrument ID: 722.i
Compound Name: Benzidine
Operator Name: 007062
Report Date: 11/13/2010

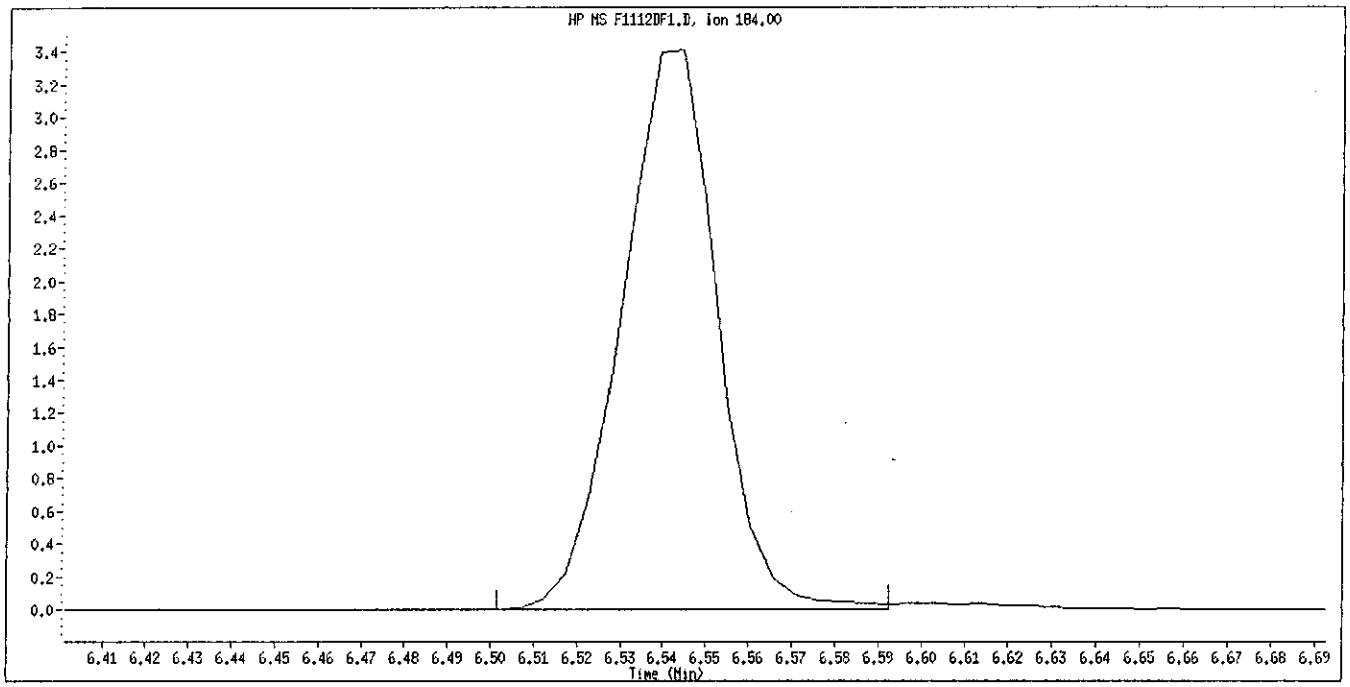

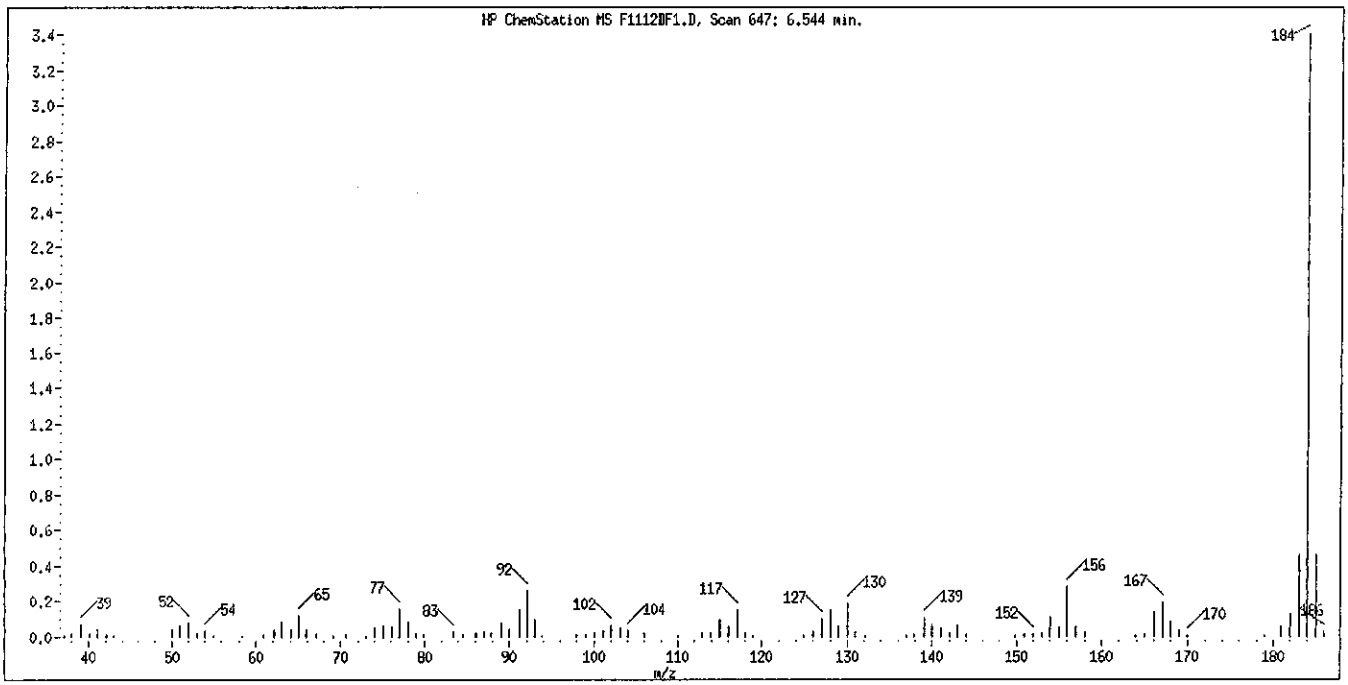

Tailing Factor = 0.743 Good
Acceptance Criteria 0 - 3
Tailing Factor = (T3 - T2) / (T2 - T1)
T1 = 6.518912 T2 = 6.54425 T3 = 6.563089

Data File: F1112DF1.D
Inj Date: 13-NOV-2010 00:42
Instrument ID: 722.i
Compound Name: 4,4'-DDT
Operator Name: 007062
Report Date: 11/13/2010

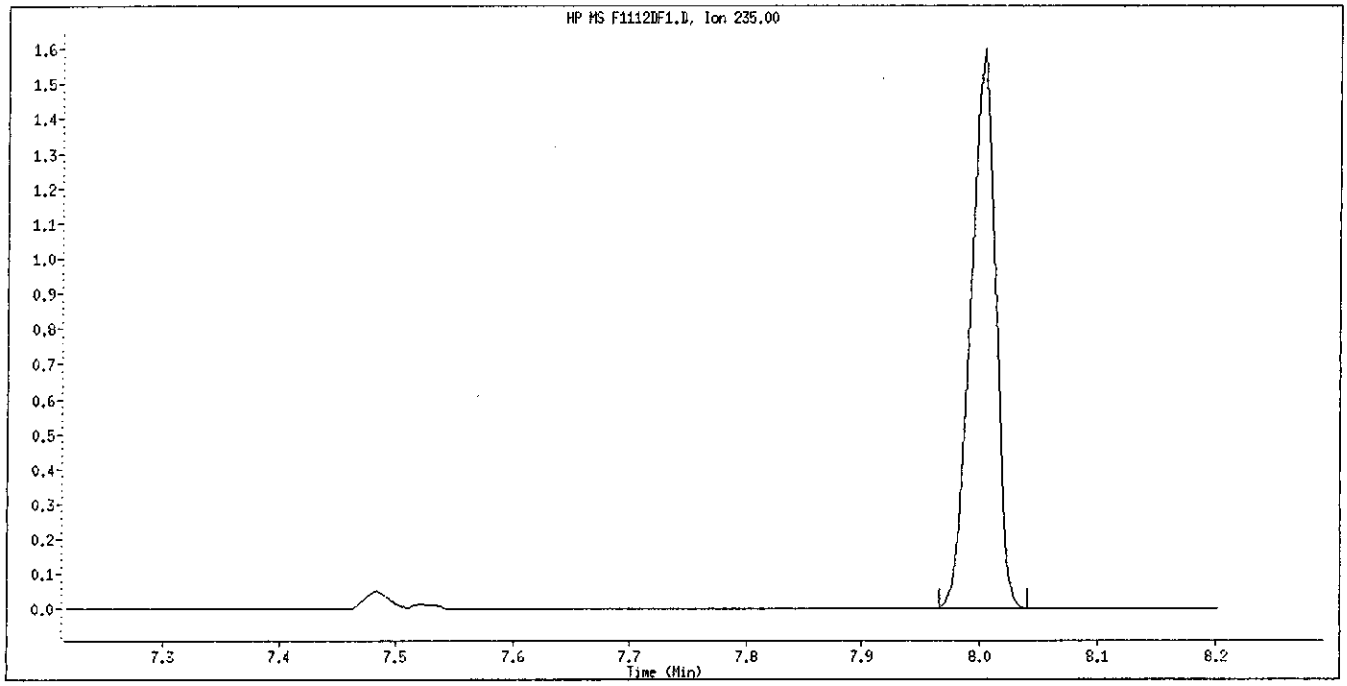

Degradation = 7.29% Good
Acceptance Criteria 0 - 20 %
DDT Area = 236657
DDE Area = 16457
DDD Area = 2160

Data File: \\PITSWR06\D\chem\722.i\111210.b\F1112DF1.D

Date : 13-NOV-2010 00:42

Client ID: DFTPP

Sample Info: DFTPP050 (25ug/ml) BNA0170-10

Column phase:

Page 1

Instrument: 722.i

Operator: 007062

Column diameter: 2.00

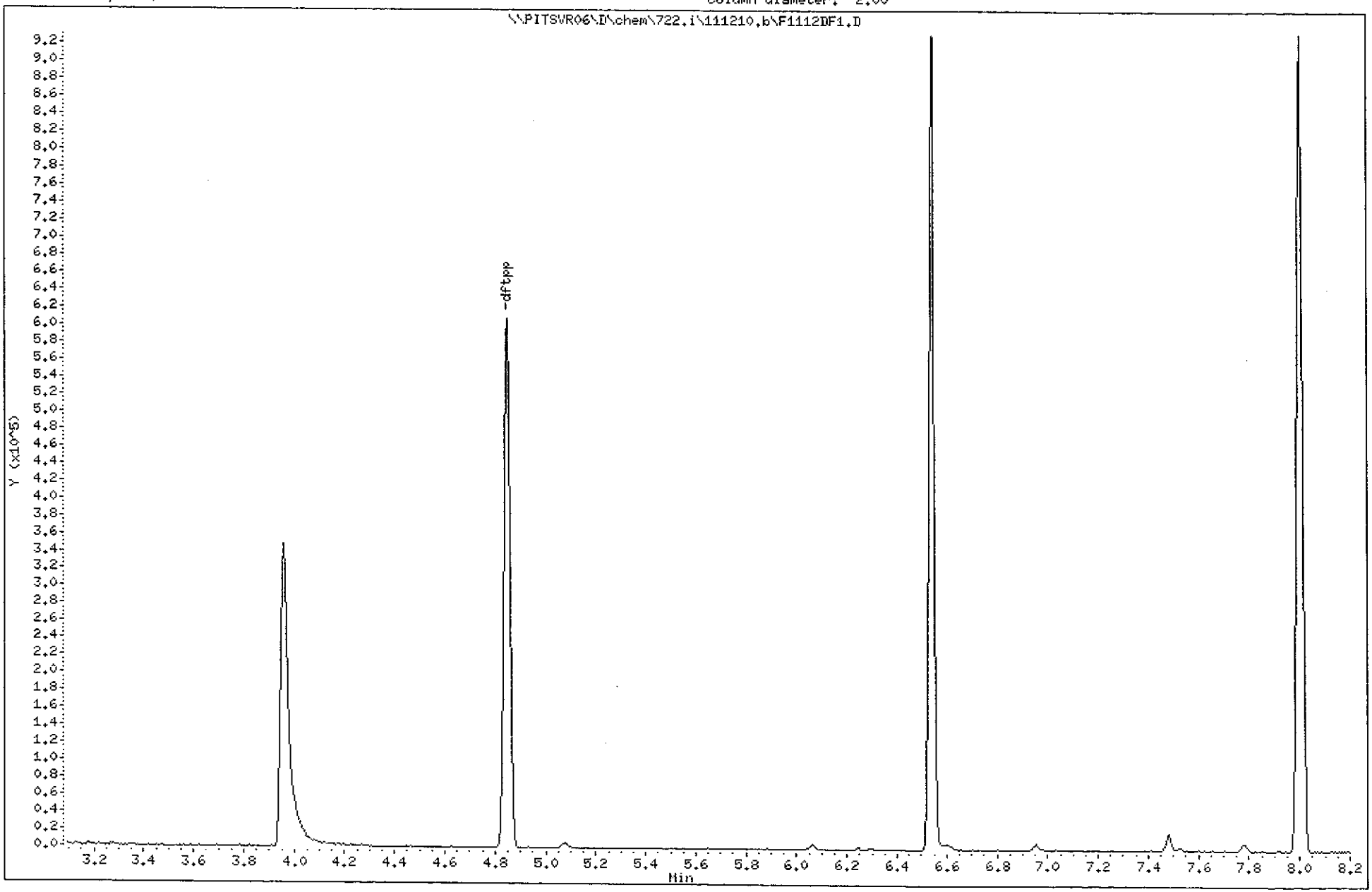

(2001 - 2230)

2212

C0K020532

METHOD BLANK REPORT

GC/MS Semivolatiles

Client Lot #...: C0K020532 **Work Order #...:** L9RHJ1AA **Matrix.....:** SOLID
MB Lot-Sample #: C0K100000-051

Prep Date.....: 11/10/10 **Analysis Time..:** 08:24
Analysis Date..: 11/11/10 **Prep Batch #...:** 0314051 **Final Wgt/Vol..:** 5 mL
Dilution Factor: 1 **Initial Wgt/Vol:** 15 g **Instrument ID..:** 722
Analyst ID.....: 007062

PARAMETER	RESULT	REPORTING LIMIT	UNITS	METHOD
Acenaphthene	ND	67	ug/kg	SW846 8270C
Acenaphthylene	ND	67	ug/kg	SW846 8270C
Acetophenone	ND	330	ug/kg	SW846 8270C
Anthracene	ND	67	ug/kg	SW846 8270C
Atrazine	ND	330	ug/kg	SW846 8270C
Benzo(a)anthracene	ND	67	ug/kg	SW846 8270C
Benzo(a)pyrene	ND	67	ug/kg	SW846 8270C
Benzo(b)fluoranthene	ND	67	ug/kg	SW846 8270C
Benzo(ghi)perylene	ND	67	ug/kg	SW846 8270C
Benzo(k)fluoranthene	ND	67	ug/kg	SW846 8270C
Benzaldehyde	ND	330	ug/kg	SW846 8270C
1,1'-Biphenyl	ND	330	ug/kg	SW846 8270C
bis(2-Chloroethoxy) methane	ND	330	ug/kg	SW846 8270C
bis(2-Chloroethyl)-ether	ND	67	ug/kg	SW846 8270C
bis(2-Ethylhexyl) phthalate	ND	330	ug/kg	SW846 8270C
4-Bromophenyl phenyl ether	ND	330	ug/kg	SW846 8270C
Butyl benzyl phthalate	ND	330	ug/kg	SW846 8270C
Caprolactam	ND	1700	ug/kg	SW846 8270C
Carbazole	ND	67	ug/kg	SW846 8270C
4-Chloroaniline	ND	330	ug/kg	SW846 8270C
4-Chloro-3-methylphenol	ND	330	ug/kg	SW846 8270C
2-Chloronaphthalene	ND	67	ug/kg	SW846 8270C
2-Chlorophenol	ND	330	ug/kg	SW846 8270C
4-Chlorophenyl phenyl ether	ND	330	ug/kg	SW846 8270C
Chrysene	ND	67	ug/kg	SW846 8270C
Dibenz(a,h)anthracene	ND	67	ug/kg	SW846 8270C
Dibenzofuran	ND	330	ug/kg	SW846 8270C
3,3'-Dichlorobenzidine	ND	330	ug/kg	SW846 8270C
2,4-Dichlorophenol	ND	67	ug/kg	SW846 8270C
Diethyl phthalate	ND	330	ug/kg	SW846 8270C
2,4-Dimethylphenol	ND	330	ug/kg	SW846 8270C
Dimethyl phthalate	ND	330	ug/kg	SW846 8270C
Di-n-butyl phthalate	ND	330	ug/kg	SW846 8270C
4,6-Dinitro-2-methylphenol	ND	1700	ug/kg	SW846 8270C

(Continued on next page)

METHOD BLANK REPORT

GC/MS Semivolatiles

Client Lot #...: C0K020532 **Work Order #...:** L9RHJ1AA **Matrix.....:** SOLID

PARAMETER	RESULT	REPORTING LIMIT	UNITS	METHOD
2,4-Dinitrophenol	ND	1700	ug/kg	SW846 8270C
2,4-Dinitrotoluene	ND	330	ug/kg	SW846 8270C
2,6-Dinitrotoluene	ND	330	ug/kg	SW846 8270C
Di-n-octyl phthalate	ND	330	ug/kg	SW846 8270C
Fluoranthene	ND	67	ug/kg	SW846 8270C
Fluorene	ND	67	ug/kg	SW846 8270C
Hexachlorobenzene	ND	67	ug/kg	SW846 8270C
Hexachlorobutadiene	ND	67	ug/kg	SW846 8270C
Hexachlorocyclopenta-diene	ND	330	ug/kg	SW846 8270C
Hexachloroethane	ND	330	ug/kg	SW846 8270C
Indeno(1,2,3-cd)pyrene	ND	67	ug/kg	SW846 8270C
Isophorone	ND	330	ug/kg	SW846 8270C
2-Methylnaphthalene	ND	67	ug/kg	SW846 8270C
2-Methylphenol	ND	330	ug/kg	SW846 8270C
4-Methylphenol	ND	330	ug/kg	SW846 8270C
Naphthalene	ND	67	ug/kg	SW846 8270C
2-Nitroaniline	ND	1700	ug/kg	SW846 8270C
3-Nitroaniline	ND	1700	ug/kg	SW846 8270C
4-Nitroaniline	ND	1700	ug/kg	SW846 8270C
Nitrobenzene	ND	67	ug/kg	SW846 8270C
2-Nitrophenol	ND	330	ug/kg	SW846 8270C
4-Nitrophenol	ND	1700	ug/kg	SW846 8270C
N-Nitrosodi-n-propyl-amine	ND	67	ug/kg	SW846 8270C
N-Nitrosodiphenylamine	ND	67	ug/kg	SW846 8270C
2,2'-oxybis (1-Chloropropane)	ND	67	ug/kg	SW846 8270C
Pentachlorophenol	ND	330	ug/kg	SW846 8270C
Phenanthrene	ND	67	ug/kg	SW846 8270C
Phenol	ND	67	ug/kg	SW846 8270C
Pyrene	ND	67	ug/kg	SW846 8270C
2,4,5-Trichloro-phenol	ND	330	ug/kg	SW846 8270C
2,4,6-Trichloro-phenol	ND	330	ug/kg	SW846 8270C

SURROGATE	PERCENT RECOVERY	RECOVERY LIMITS
2,4,6-Tribromophenol	89	(35 - 124)
2-Fluorobiphenyl	91	(35 - 105)
2-Fluorophenol	101	(39 - 103)
Nitrobenzene-d5	90	(25 - 104)
Phenol-d5	90	(25 - 105)
Terphenyl-d14	109	(25 - 127)

(Continued on next page)

METHOD BLANK REPORT

GC/MS Semivolatiles

Client Lot #...: C0K020532 **Work Order #...:** L9RHJ1AA **Matrix.....:** SOLID

NOTE(S):

Calculations are performed before rounding to avoid round-off errors in calculated results.

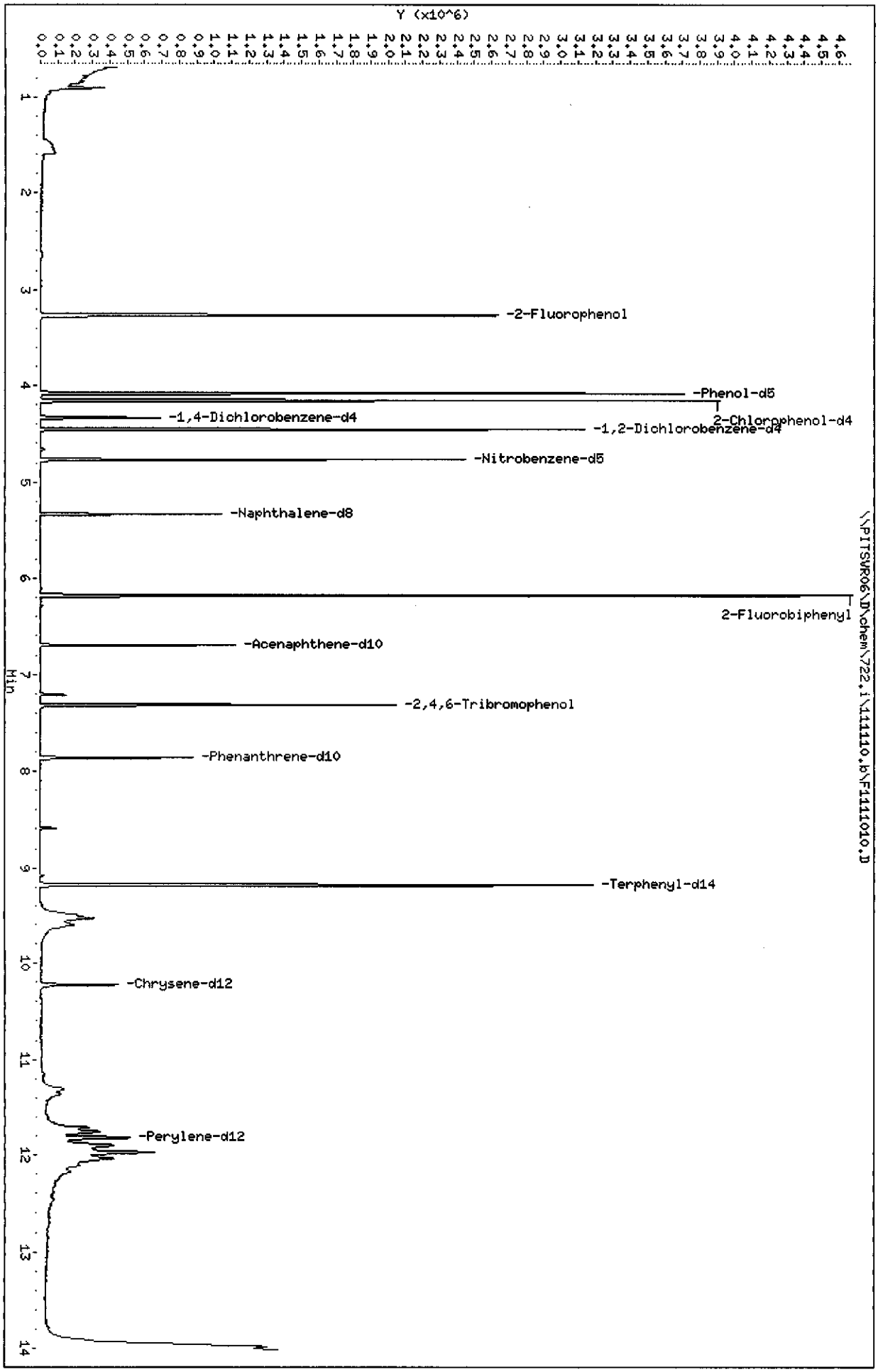

Data File: \\PITSVR06\D\chem\722.i\111110.b\F1111010.D
Date : 11-NOV-2010 08:24
Client ID: INTRA-LAB BLANK
Sample Info: C0K030477-BLK 11/10/10 Soil (0314051)
Volume Injected (uL): 2.0
Column phase: Hp5-MS

Instrument: 722.i
Operator: 007062
Column diameter: 0.25

TestAmerica Pittsburgh

Semivolatile REPORT SW-846 Method 8270

Data file : \\PITSVR06\D\chem\722.i\111110.b\F1111010.D
Lab Smp Id: 19rhj1aa Client Smp ID: INTRA-LAB BLANK
Inj Date : 11-NOV-2010 08:24
Operator : 007062 Inst ID: 722.i
Smp Info : C0K030477-BLK 11/10/10 Soil (0314051)
Misc Info : 19rhj1aa,111110.b,ll.m,QL8270.sub
Comment :
Method : \\PITSVR06\d\chem\722.i\111110.b\LL.m
Meth Date : 11-Nov-2010 06:07 722.i Quant Type: ISTD
Cal Date : 02-SEP-2010 04:00 Cal File: F09020C8.D
Als bottle: 12 QC Sample: METHOD BLANK
Dil Factor: 1.00000
Integrator: HP RTE Compound Sublist: QL8270.sub
Target Version: 4.14

Concentration Formula: Amt * DF * Uf * Vt/(Vi * Ws)*1 * CpndVariable

Name	Value	Description
DF	1.000	Dilution Factor
Uf	1.000	ng unit correction factor
Vt	5000.000	Volume of final extract (uL)(1000 low, 2
Vi	2.000	Volume injected (uL)
Ws	15.000	Weight of sample extracted (g)
Cpnd Variable		Local Compound Variable

	Compounds	QUANT SIG MASS	RT	EXP RT	REL RT	RESPONSE	CONCENTRATIONS ON-COLUMN (NG)	FINAL (ug/kg)
* 1	1;4-Dichlorobenzene-d4	152	4.331	4.331	(1.000)	99881	8.00000	
* 2	Naphthalene-d8	136	5.330	5.330	(1.000)	367452	8.00000	
* 3	Acenaphthene-d10	164	6.697	6.698	(1.000)	199006	8.00000	
* 4	Phenanthrene-d10	188	7.862	7.862	(1.000)	273693	8.00000	
* 5	Chrysene-d12	240	10.229	10.239	(1.000)	202724	8.00000	
* 6	Perylene-d12	264	11.815	11.831	(1.000)	181465	8.00000	
198	1,4-Dioxane	88	Compound Not Detected.					
220	Benzaldehyde	77	Compound Not Detected.					
10	N-Nitrosodimethylamine	74	Compound Not Detected.					
9	Pyridine	79	Compound Not Detected.					
16	Methyl methanesulfonate	80	Compound Not Detected.					
21	Aniline	93	Compound Not Detected.					
22	Phenol	94	Compound Not Detected.					
23	bis(2-Chloroethyl)ether	93	Compound Not Detected.					
24	2-Chlorophenol	128	Compound Not Detected.					
26	1,3-Dichlorobenzene	146	Compound Not Detected.					
27	1,4-Dichlorobenzene	146	Compound Not Detected.					
28	1,2-Dichlorobenzene	146	Compound Not Detected.					
227	Indene	116	Compound Not Detected.					
29	Benzyl Alcohol	108	Compound Not Detected.					
30	2-Methylphenol	108	Compound Not Detected.					

Compounds	QUANT SIG MASS	RT	EXP RT	REL RT	RESPONSE	CONCENTRATIONS ON-COLUMN (NG)	CONCENTRATIONS FINAL (ug/kg)
31 2,2'-oxybis(1-Chloropropane)	45	Compound Not Detected.					
37 Acetophenone	105	Compound Not Detected.					
32 N-Nitroso-di-n-propylamine	70	Compound Not Detected.					
192 4-Methylphenol	108	Compound Not Detected.					
34 Hexachloroethane	117	Compound Not Detected.					
35 Nitrobenzene	77	Compound Not Detected.					
36 N-Nitrosopyrrolidine	100	Compound Not Detected.					
41 Isophorone	82	Compound Not Detected.					
42 2-Nitrophenol	139	Compound Not Detected.					
43 2,4-Dimethylphenol	107	Compound Not Detected.					
44 bis(2-Chloroethoxy)methane	93	Compound Not Detected.					
48 2,4-Dichlorophenol	162	Compound Not Detected.					
49 Benzoic Acid	122	Compound Not Detected.					
50 1,2,4-Trichlorobenzene	180	Compound Not Detected.					
51 Naphthalene	128	Compound Not Detected.					
52 4-Chloroaniline	127	Compound Not Detected.					
54 2,6-Dichlorophenol	162	Compound Not Detected.					
56 Hexachlorobutadiene	224	Compound Not Detected.					
221 Caprolactam	113	Compound Not Detected.					
59 4-Chloro-3-Methylphenol	107	Compound Not Detected.					
62 2-Methylnaphthalene	142	Compound Not Detected.					
205 1-Methylnaphthalene	142	Compound Not Detected.					
64 Hexachlorocyclopentadiene	236	Compound Not Detected.					
65 1,2,4,5-Tetrachlorobenzene	216	Compound Not Detected.					
66 2,4,6-Trichlorophenol	196	Compound Not Detected.					
67 2,4,5-Trichlorophenol	196	Compound Not Detected.					
222 1,1'-Biphenyl	154	Compound Not Detected.					
70 2-Chloronaphthalene	162	Compound Not Detected.					
73 2-Nitroaniline	65	Compound Not Detected.					
76 Dimethylphthalate	163	Compound Not Detected.					
78 2,6-Dinitrotoluene	165	Compound Not Detected.					
79 Acenaphthylene	152	Compound Not Detected.					
81 3-Nitroaniline	138	Compound Not Detected.					
82 Acenaphthene	153	Compound Not Detected.					
83 2,4-Dinitrophenol	184	Compound Not Detected.					
85 4-Nitrophenol	109	Compound Not Detected.					
86 Dibenzofuran	168	Compound Not Detected.					
87 2,4-Dinitrotoluene	165	Compound Not Detected.					
91 2,3,5,6-Tetrachlorophenol	232	Compound Not Detected.					
88 2,3,4,6-Tetrachlorophenol	232	Compound Not Detected.					
92 2-Naphthylamine	143	Compound Not Detected.					
93 Diethylphthalate	149	Compound Not Detected.					
94 Fluorene	166	Compound Not Detected.					
95 4-Chlorophenyl-phenylether	204	Compound Not Detected.					
96 4-Nitroaniline	138	Compound Not Detected.					
98 4,6-Dinitro-2-methylphenol	198	Compound Not Detected.					
99 N-Nitrosodiphenylamine	169	Compound Not Detected.					
100 1,2-Diphenylhydrazine	77	Compound Not Detected.					
106 4-Bromophenyl-phenylether	248	Compound Not Detected.					
107 Hexachlorobenzene	283	Compound Not Detected.					
223 Atrazine	200	Compound Not Detected.					
111 Pentachlorophenol	265	Compound Not Detected.					
115 Phenanthrene	178	Compound Not Detected.					
116 Anthracene	178	Compound Not Detected.					

	Compounds	QUANT SIG MASS	RT	EXP RT	REL RT	RESPONSE	CONCENTRATIONS ON-COLUMN (NG)	CONCENTRATIONS FINAL (ug/kg)
119	Carbazole	167	Compound Not Detected.					
120	Di-n-Butylphthalate	149	Compound Not Detected.					
123	Fluoranthene	202	Compound Not Detected.					
124	Benzidine	184	Compound Not Detected.					
125	Pyrene	202	Compound Not Detected.					
131	Butylbenzylphthalate	149	Compound Not Detected.					
135	3,3'-Dichlorobenzidine	252	Compound Not Detected.					
136	Benzo(a)Anthracene	228	Compound Not Detected.					
137	Chrysene	228	Compound Not Detected.					
139	bis(2-ethylhexyl)Phthalate	149	Compound Not Detected.					
140	Di-n-octylphthalate	149	Compound Not Detected.					
141	Benzo(b)fluoranthene	252	Compound Not Detected.					
142	Benzo(k)fluoranthene	252	Compound Not Detected.					
143	7,12-dimethylbenz[a]anthracen	256	Compound Not Detected.					
146	Benzo(a)pyrene	252	Compound Not Detected.					
149	Indeno(1,2,3-cd)pyrene	276	Compound Not Detected.					
150	Dibenz(a,h)anthracene	278	Compound Not Detected.					
151	Benzo(g,h,i)perylene	276	Compound Not Detected.					
$ 154	Nitrobenzene-d5	82	4.769	4.764	(0.895)	679595	35.9968	5999.5
$ 155	2-Fluorobiphenyl	172	6.174	6.174	(0.922)	1203224	36.5254	6087.6
$ 156	Terphenyl-d14	244	9.176	9.182	(0.897)	915672	43.6767	7279.4
$ 157	Phenol-d5	99	4.080	4.075	(0.942)	1088648	54.0563	9009.4
$ 158	2-Fluorophenol	112	3.268	3.263	(0.755)	885664	60.6130	10102
$ 159	2,4,6-Tribromophenol	330	7.317	7.317	(0.931)	159865	53.1591	8859.8
$ 186	2-Chlorophenol-d4	132	4.155	4.155	(0.959)	980263	54.9546	9159.1
$ 187	1,2-Dichlorobenzene-d4	152	4.454	4.454	(1.028)	435598	35.4982	5916.4

LABORATORY CONTROL SAMPLE EVALUATION REPORT

GC/MS Semivolatiles

Client Lot #...: C0K020532	**Work Order #...:** L9RHJ1AC	**Matrix.....:** SOLID	
LCS Lot-Sample#: C0K100000-051			
Prep Date.....: 11/10/10	**Analysis Date..:** 11/13/10		
Prep Batch #...: 0314051	**Analysis Time..:** 02:53		
Dilution Factor: 1	**Initial Wgt/Vol:** 15 g	**Final Wgt/Vol..:** 5 mL	
Analyst ID.....: 007062	**Instrument ID..:** 722		

PARAMETER	PERCENT RECOVERY	RECOVERY LIMITS	METHOD
Acenaphthene	**70**	**(47 - 104)**	**SW846 8270C**
1,2,4-Trichloro-benzene	**70**	**(43 - 100)**	**SW846 8270C**
1,4-Dichlorobenzene	**67**	**(35 - 99)**	**SW846 8270C**
4-Bromophenyl phenyl ether	**74**	**(47 - 110)**	**SW846 8270C**
Butyl benzyl phthalate	**68**	**(41 - 118)**	**SW846 8270C**
4-Chloro-3-methylphenol	**68**	**(47 - 109)**	**SW846 8270C**
2-Chlorophenol	**70**	**(40 - 101)**	**SW846 8270C**
2,4-Dinitrotoluene	**67**	**(45 - 124)**	**SW846 8270C**
Hexachloroethane	**70**	**(37 - 97)**	**SW846 8270C**
4-Methylphenol	**72**	**(42 - 105)**	**SW846 8270C**
Naphthalene	**68**	**(43 - 100)**	**SW846 8270C**
4-Nitrophenol	**68**	**(36 - 127)**	**SW846 8270C**
N-Nitrosodi-n-propyl-amine	**65**	**(42 - 107)**	**SW846 8270C**
Pentachlorophenol	**73**	**(17 - 122)**	**SW846 8270C**
Phenol	**66**	**(41 - 102)**	**SW846 8270C**
Pyrene	**70**	**(41 - 115)**	**SW846 8270C**

SURROGATE	PERCENT RECOVERY	RECOVERY LIMITS
2,4,6-Tribromophenol	84	(35 - 124)
2-Fluorobiphenyl	74	(35 - 105)
2-Fluorophenol	85	(39 - 103)
Nitrobenzene-d5	69	(25 - 104)
Phenol-d5	73	(25 - 105)
Terphenyl-d14	74	(25 - 127)

NOTE(S):

Calculations are performed before rounding to avoid round-off errors in calculated results.

Bold print denotes control parameters

Data File: \\PITSVR06\d\chem\722.i\111210.b\F1121004.D
Date : 13-NOV-2010 02:53
Client ID: INTRA-LAB CHECK
Instrument: 722.i
Sample Info: C0K030477-LCS 11/10/10 Soil (0314051)
Volume Injected (uL): 2.0
Operator: 007062
Column phase: Hp5-MS
Column diameter: 0.25

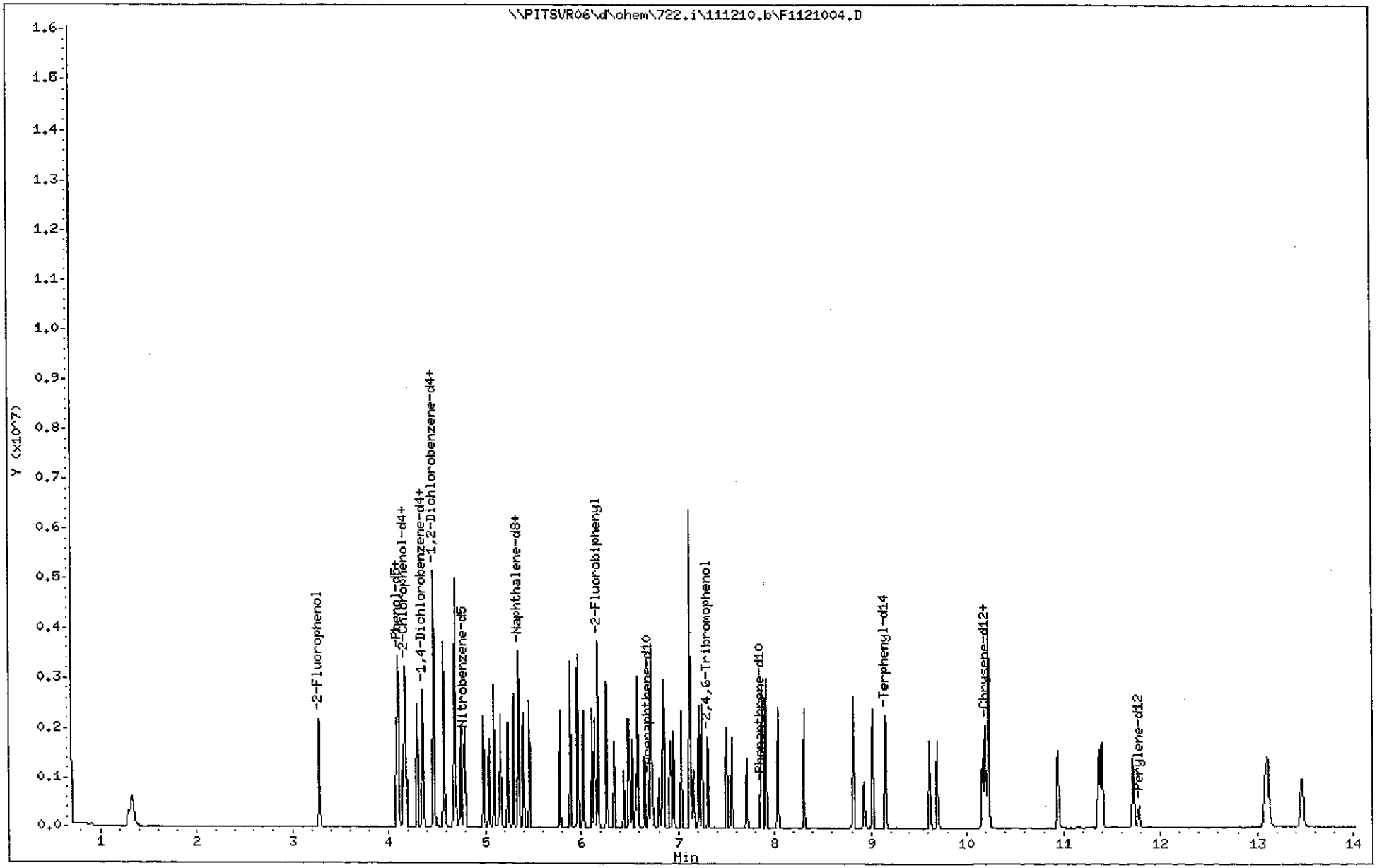

Test America Pittsburgh

Semivolatile REPORT SW-846 Method 8270

Data file : \\PITSVR06\d\chem\722.i\111210.b\F1121004.D
Lab Smp Id: l9rhj1ac Client Smp ID: INTRA-LAB CHECK
Inj Date : 13-NOV-2010 02:53
Operator : 007062 Inst ID: 722.i
Smp Info : C0K030477-LCS 11/10/10 Soil (0314051)
Misc Info : l9rhj1ac,111210.b,ll.m,QL8270.sub
Comment :
Method : \\PITSVR06\d\chem\722.i\111210.b\LL.m
Meth Date : 13-Nov-2010 01:47 722.i Quant Type: ISTD
Cal Date : 02-SEP-2010 04:00 Cal File: F09020C8.D
Als bottle: 6 QC Sample: METHOD SPIKE
Dil Factor: 1.00000
Integrator: HP RTE Compound Sublist: QL8270.sub
Target Version: 4.14
Processing Host: PITPC-503

Concentration Formula: Amt * DF * Uf * Vt/(Vi * Ws)*1 * CpndVariable

Name	Value	Description
DF	1.000	Dilution Factor
Uf	1.000	ng unit correction factor
Vt	5000.000	Volume of final extract (uL) (1000 low, 2
Vi	2.000	Volume injected (uL)
Ws	15.000	Weight of sample extracted (g)
Cpnd Variable		Local Compound Variable

	Compounds	QUANT SIG MASS	RT	EXP RT	REL RT	RESPONSE	CONCENTRATIONS ON-COLUMN (NG)	FINAL (ug/kg)	
* 1	1,4-Dichlorobenzene-d4	152	4.342	4.345	(1.000)	98634	8.00000		(Q)
* 2	Naphthalene-d8	136	5.336	5.338	(1.000)	348685	8.00000		
* 3	Acenaphthene-d10	164	6.693	6.695	(1.000)	175363	8.00000		
* 4	Phenanthrene-d10	188	7.852	7.849	(1.000)	239969	8.00000		
* 5	Chrysene-d12	240	10.203	10.200	(1.000)	216350	8.00000		
* 6	Perylene-d12	264	11.778	11.776	(1.000)	199976	8.00000		
198	1,4-Dioxane	88	Compound Not Detected.						
220	Benzaldehyde	77	Compound Not Detected.						
10	N-Nitrosodimethylamine	74	Compound Not Detected.						
9	Pyridine	79	1.329	1.369	(0.306)	541288	27.8187	4636.4	
16	Methyl methanesulfonate	80	Compound Not Detected.						
21	Aniline	93	4.086	4.088	(0.941)	634508	25.5056	4250.9	
22	Phenol	94	4.107	4.115	(0.946)	588949	26.5476	4424.6	
23	bis(2-Chloroethyl)ether	93	4.150	4.147	(0.956)	432395	26.6039	4434.0	
24	2-Chlorophenol	128	4.182	4.190	(0.963)	497979	28.1655	4694.2	
26	1,3-Dichlorobenzene	146	4.299	4.297	(0.990)	544975	26.5947	4432.4	
27	1,4-Dichlorobenzene	146	4.358	4.361	(1.004)	548119	26.8218	4470.3	(R)
28	1,2-Dichlorobenzene	146	4.476	4.478	(1.031)	520749	26.7094	4451.6	
227	Indene	116	Compound Not Detected.						
29	Benzyl Alcohol	108	4.465	4.468	(1.028)	301061	32.4028	5400.5	

	Compounds	QUANT SIG MASS	RT	EXP RT	REL RT	RESPONSE	CONCENTRATIONS ON-COLUMN (NG)	CONCENTRATIONS FINAL (ug/kg)
30	2-Methylphenol	108	4.572	4.575	(1.053)	427036	28.0492	4674.9
31	2,2'-oxybis(1-Chloropropane)	45	4.577	4.575	(1.054)	414541	27.3501	4558.3
37	Acetophenone	105	Compound Not Detected.					
32	N-Nitroso-di-n-propylamine	70	4.673	4.671	(1.076)	314846	25.9098	4318.3(R)
192	4-Methylphenol	108	4.689	4.692	(1.080)	880316	57.7817	9630.3
34	Hexachloroethane	117	4.743	4.746	(1.092)	214619	28.1677	4694.6
35	Nitrobenzene	77	4.791	4.788	(0.898)	490130	27.0044	4500.7
36	N-Nitrosopyrrolidine	100	Compound Not Detected.					
41	Isophorone	82	4.983	4.981	(0.934)	781630	26.1516	4358.6
42	2-Nitrophenol	139	5.042	5.045	(0.945)	259652	29.1685	4861.4
43	2,4-Dimethylphenol	107	5.095	5.098	(0.955)	449474	26.7725	4462.1
44	bis(2-Chloroethoxy)methane	93	5.160	5.157	(0.967)	480001	27.5582	4593.0
48	2,4-Dichlorophenol	162	5.240	5.242	(0.982)	377215	28.9530	4825.5
49	Benzoic Acid	122	5.176	5.157	(0.970)	229078	32.9338	5489.0
50	1,2,4-Trichlorobenzene	180	5.298	5.296	(0.993)	416109	28.1572	4692.9(R)
51	Naphthalene	128	5.352	5.355	(1.003)	1257529	27.1924	4532.1
52	4-Chloroaniline	127	5.400	5.403	(1.012)	513680	26.8569	4476.1
54	2,6-Dichlorophenol	162	Compound Not Detected.					
56	Hexachlorobutadiene	225	5.464	5.461	(1.024)	252484	28.7684	4794.7
221	Caprolactam	113	Compound Not Detected.					
59	4-Chloro-3-Methylphenol	107	5.779	5.782	(1.083)	364901	27.1422	4523.7
62	2-Methylnaphthalene	142	5.886	5.889	(1.103)	812621	26.6942	4449.0
205	1-Methylnaphthalene	142	5.966	5.964	(1.118)	777232	26.7271	4454.5
64	Hexachlorocyclopentadiene	237	6.020	6.022	(0.899)	287778	31.1107	5185.1
65	1,2,4,5-Tetrachlorobenzene	216	Compound Not Detected.					
66	2,4,6-Trichlorophenol	196	6.110	6.113	(0.913)	251132	30.3430	5057.2
67	2,4,5-Trichlorophenol	196	6.137	6.145	(0.917)	250232	28.8742	4812.4
222	1,1'-Biphenyl	154	Compound Not Detected.					
70	2-Chloronaphthalene	162	6.265	6.263	(0.936)	731934	28.5105	4751.8
73	2-Nitroaniline	65	6.340	6.337	(0.947)	212798	28.3127	4718.8
76	Dimethylphthalate	163	6.490	6.487	(0.970)	763836	27.0595	4509.9
78	2,6-Dinitrotoluene	165	6.527	6.524	(0.975)	185594	28.3956	4732.6
79	Acenaphthylene	152	6.586	6.583	(0.984)	1138179	28.2094	4701.6
81	3-Nitroaniline	138	6.661	6.658	(0.995)	191955	28.2732	4712.2
82	Acenaphthene	153	6.719	6.717	(1.004)	700837	27.9081	4651.4(R)
83	2,4-Dinitrophenol	184	6.736	6.738	(1.006)	96578	29.3486	4891.4(Q)
85	4-Nitrophenol	109	6.805	6.808	(1.017)	123042	27.3440	4557.3
86	Dibenzofuran	168	6.853	6.856	(1.024)	947278	26.7980	4466.3
87	2,4-Dinitrotoluene	165	6.842	6.840	(1.022)	230439	26.9045	4484.1(QR)
91	2,3,5,6-Tetrachlorophenol	232	6.922	6.920	(1.034)	197459	29.0670	4844.5
88	2,3,4,6-Tetrachlorophenol	232	6.955	6.957	(1.039)	189335	27.1071	4517.8
92	2-Naphthylamine	143	Compound Not Detected.					
93	Diethylphthalate	149	7.035	7.032	(1.051)	717888	25.9009	4316.8
94	Fluorene	166	7.120	7.123	(1.064)	814520	28.0878	4681.3
95	4-Chlorophenyl-phenylether	204	7.120	7.123	(1.064)	399236	28.1989	4699.8
96	4-Nitroaniline	138	7.131	7.128	(1.065)	188562	27.5386	4589.8
98	4,6-Dinitro-2-methylphenol	198	7.158	7.155	(0.912)	130920	30.3425	5057.1
99	N-Nitrosodiphenylamine	169	7.211	7.214	(0.918)	503749	29.4340	4905.7
100	1,2-Diphenylhydrazine	77	7.243	7.240	(0.922)	809449	29.5901	4931.7
106	4-Bromophenyl-phenylether	248	7.505	7.502	(0.956)	198165	29.6612	4943.5
107	Hexachlorobenzene	284	7.558	7.555	(0.963)	190680	29.9328	4988.8
223	Atrazine	200	Compound Not Detected.					
111	Pentachlorophenol	266	7.708	7.710	(0.982)	125459	29.0312	4838.5
115	Phenanthrene	178	7.868	7.871	(1.002)	951706	27.9155	4652.6

Compounds	QUANT SIG MASS	RT	EXP RT	REL RT	RESPONSE	CONCENTRATIONS ON-COLUMN (NG)	CONCENTRATIONS FINAL (ug/kg)
116 Anthracene	178	7.911	7.908	(1.007)	968367	28.3459	4724.3
119 Carbazole	167	8.034	8.036	(1.023)	842313	27.3514	4558.6
120 Di-n-Butylphthalate	149	8.306	8.309	(1.058)	1081798	27.4400	4573.3
123 Fluoranthene	202	8.819	8.816	(1.123)	938327	27.2796	4546.6
124 Benzidine	184	8.931	8.928	(0.875)	361207	26.0128	4335.5(a)
125 Pyrene	202	9.017	9.014	(0.884)	943499	27.9871	4664.5(R)
131 Butylbenzylphthalate	149	9.615	9.612	(0.942)	455607	27.0145	4502.4
135 3,3'-Dichlorobenzidine	252	10.165	10.162	(0.996)	301677	27.5483	4591.4
136 Benzo(a)Anthracene	228	10.192	10.189	(0.999)	847504	27.4996	4583.3
137 Chrysene	228	10.229	10.227	(1.003)	852429	29.0303	4838.4
139 bis(2-ethylhexyl)Phthalate	149	10.229	10.227	(1.003)	648677	26.8841	4480.7
140 Di-n-octylphthalate	149	10.945	10.942	(0.929)	1008162	25.4058	4234.3
141 Benzo(b)fluoranthene	252	11.367	11.359	(0.965)	856703	25.7571	4292.8
142 Benzo(k)fluoranthene	252	11.399	11.391	(0.968)	876749	27.8726	4645.4
143 7,12-dimethylbenz[a]anthracen	256	Compound Not Detected.					
146 Benzo(a)pyrene	252	11.720	11.717	(0.995)	704426	28.7437	4790.6
149 Indeno(1,2,3-cd)pyrene	276	13.093	13.074	(1.112)	947915	30.8524	5142.1
150 Dibenz(a,h)anthracene	278	13.114	13.101	(1.113)	787487	30.9723	5162.0
151 Benzo(g,h,i)perylene	276	13.472	13.453	(1.144)	794746	30.6436	5107.3
$ 154 Nitrobenzene-d5	82	4.775	4.778	(0.895)	497472	27.7683	4628.0
$ 155 2-Fluorobiphenyl	172	6.175	6.172	(0.923)	862876	29.7252	4954.2
$ 156 Terphenyl-d14	244	9.150	9.153	(0.897)	666654	29.7960	4966.0
$ 157 Phenol-d5	99	4.096	4.104	(0.943)	874333	43.9634	7327.2
$ 158 2-Fluorophenol	112	3.284	3.298	(0.756)	735010	50.9385	8489.8
$ 159 2,4,6-Tribromophenol	330	7.312	7.310	(0.931)	133546	50.6482	8441.4
$ 186 2-Chlorophenol-d4	132	4.171	4.174	(0.961)	766941	43.5391	7256.5
$ 187 1,2-Dichlorobenzene-d4	152	4.465	4.468	(1.028)	345372	28.5013	4750.2

QC Flag Legend

a - Target compound detected but, quantitated amount
Below Limit Of Quantitation(BLOQ).
Q - Qualifier signal failed the ratio test.
R - Spike/Surrogate failed recovery limits.

GC/MS SEMIVOLATILE
MISCELLANEOUS

Batch# 0314051

Soxtherm Extraction Worksheet

TestAmerica Pittsburgh
Logbook ID: OP3679

Bakr OP0216-10

Start Date\Time	Date Completed	Parameter	Method	Solvent	Solvent Lot	Solvent Mfg	GPC Number
11-10-10 04:45	11-10-10	8270C	Soxtherm	MeCl2 / Acetone	OP0132-10	Baker	N/A

	Lot Number	Sample ID	Sample Weight (g)	Final Volume (mL)	Surrogate #	Surr Vol (mL)	Matrix Spike Lot #	MS Vol (mL)	GPC Date
1.	COK030477	BLK	15.0,	5.0	BNA0837-10	0.5	N/A	N/A	N/A
2.		(C)	15.0,				BNA0844-10	0.5	
3.		MJ-006 x10	15.0,				BNA0850-10	0.5	
4.		MJD-006 x10	15.0,						
5.		006 x10	15.2,				N/A	N/A	
6.	COK020532	001 x50	15.0,						
7.	COK040492	006	15.0,						
8.		007	15.0,						
9.		008	15.3,						
10.		009	15.2,						
11.	COK060455	005 x10	15.0,						
12.		006 x10	15.2,						
13.		007	15.0,	5.0	BNA0837-10	0.5			
14.									
15.									
16.									
17.									
18.									
19.									
20.									
21.									
22.									
23.									
24.									
Analyst:	KG	KG	KG	KG	JM	JM	JM	JM	KG

KG 11-10-10

Extract(s) (record line # from above)	Date	Time	Extract(s) Received	Analyst	Location	Date	Time	Extract(s) Relinquished	Analyst	Location
All Above	11-10-10	10:20	K. [signature]		Org. Prep.	11-10-10	10:30	K. [signature]		RF-04-BNA
"	11/11/10	0400			[signature]	11/11/10	0730			[signature]
All ABOVE	11/12/10	00:30	[signature]		RF-04-BNA	11/12/10	01:30	[signature]		RF-04-BNA

Start Temp: End Temp: (+/- 5%)

Sodium Sulfate Mfg/Lot Number: Baker OP0217-10

Magnesium Sulfate Mfg/Lot Number: Baker OP0215-10

N2 Blow Down Temp: 30°

Comments:

Reviewed by: K. [signature] Date: 11-10-10

Balance ID: 1120122641

Cleanups TBA: N/A H2SO4: N/A Carboprep: N/A

printed on: 30-Aug-10 7:53:00 AM

v2 06/16/2005

Simulate Run Sequence Thu Nov 11 07:01:57 2010

Instrument Name: GC/MS Instrument #1
Sequence File: C:\HPCHEM\1\SEQUENCE\111110.S
Comment: STL- PITT HP5973-2 LOG 2ul inj 100ul+1ul int
Operator: 007062
Data Path: d:\HPCHEM\1\DATA\111110.b\
Method Path: C:\HPCHEM\1\METHODS\

Line	Type	Vial	DataFile	Method	Sample Name
1)	Sample	99	F1111CL1	FFAST	Clean Out Blank
2)	Sample	99	F1111CL2	FFAST	Clean Out Blank
3)	Sample	1	F1111DF1	DFTPP	DFTPP050 (25ug/ml) BNA0170-10
4)	Sample	2	F11110C1	FFAST	SSTD4 (2ug/ml) BNA0858-10
5)	Sample	100	F11110B6	FFAST	Clean Out Blank
6)	Sample	3	F1111001	FFAST	C0J200548-BLK R/E 11/02/10 H2O (0307035)
7)	Sample	4	F1111002	FFAST	C0K010444-LCSD 11/05/10 TCLP (0309323)
8)	Sample	5	F1111003	FFAST	C0K040441-LCSD 11/08/10 TCLP (0312384)
9)	Sample	6	F1111004	FFAST	C0K010444-002 11/05/10 TCLP (0309323)
10)	Sample	7	F1111005	FFAST	C0K010444-003 11/05/10 TCLP (0309323)
11)	Sample	8	F1111006	FFAST	C0K030516-001 11/05/10 TCLP (0309323)
12)	Sample	9	F1111007	FFAST	C0J210509-001 x10 R/E 11/05/10 H2O (0309122)
13)	Sample	10	F1111008	FFAST	C0K040441-001 11/08/10 TCLP (0312384)
14)	Sample	11	F1111009	FFAST	C0K040441-002 11/08/10 TCLP (0312384)
15)	Sample	12	F1111010	FFAST	C0K030477-BLK 11/10/10 Soil (0314051)
16)	Sample	13	F1111011	FFAST	C0K030477-LCS 11/10/10 Soil (0314051)
17)	Sample	29	F1111027	FFAST	C0J200548-LCSD 11/02/10 H2O (0307035)
18)	Sample	14	F1111012	FFAST	C0K030477-006 x10 11/10/10 Soil (0314051)
19)	Sample	15	F1111013	FFAST	C0K030477-006S x10 11/10/10 Soil (0314051)
20)	Sample	16	F1111014	FFAST	C0K030477-006D x10 11/10/10 Soil (0314051)
21)	Sample	17	F1111015	FFAST	C0K020532-001 x50 11/10/10 Soil (0314051)
22)	Sample	18	F1111016	FFAST	C0K040492-006 11/10/10 Soil (0314051)
23)	Sample	19	F1111017	FFAST	C0K040492-007 11/10/10 Soil (0314051)
24)	Sample	20	F1111018	FFAST	C0K040492-008 11/10/10 Soil (0314051)
25)	Sample	21	F1111019	FFAST	C0K040492-009 11/10/10 Soil (0314051)
26)	Sample	22	F1111020	FFAST	C0K060455-005 x10 11/10/10 Soil (0314051)
27)	Sample	23	F1111021	FFAST	C0K060455-006 x10 11/10/10 Soil (0314051)
28)	Sample	24	F1111022	FFAST	C0K060455-007 11/10/10 Soil (0314051)
29)	Sample	25	F1111023	FFAST	C0K090527-BLK 11/10/10 TCLP (0314306)
30)	Sample	26	F1111024	FFAST	C0K090527-LCS 11/10/10 TCLP (0314306)
31)	Sample	27	F1111025	FFAST	C0K090527-LCSD 11/10/10 TCLP (0314306)
32)	Sample	28	F1111026	FFAST	C0K090527-001 x2 11/10/10 TCLP (0314306)
33)	Sample	100	F11110B1	FFAST	Clean Out Blank
34)	Sample	100	F11110B2	FFAST	Clean Out Blank
35)	Sample	100	F11110B3	FFAST	Clean Out Blank
36)	Sample	100	F11110B4	FFAST	Clean Out Blank
37)	Sample	100	F11110B5	FFAST	Clean Out Blank

Bytes Needed: 1870307 Space on drive D: 1023932928
Sequence Verification Done!

Simulate Run Sequence Sat Nov 13 02:09:40 2010

Instrument Name: GC/MS Instrument #1
Sequence File: C:\HPCHEM\1\SEQUENCE\111210.S
Comment: STL- PITT HP5973-2 LOG 2ul inj 100ul+1ul int
Operator: 007062
Data Path: d:\HPCHEM\1\DATA\111210.b\
Method Path: C:\HPCHEM\1\METHODS\

Line	Type	Vial	DataFile	Method	Sample Name
1)	Sample	99	F1112CL1	FFAST	Clean Out Blank
2)	Sample	99	F1112CL2	FFAST	Clean Out Blank
3)	Sample	(00:42) 1	F1112DF1	DFTPP	DFTPP050 (25ug/ml) BNA0170-10
4)	Sample	2	F11120C1	FFAST	SSTD4 (2ug/ml) BNA0858-10
5)	Sample	MQC 2	F11120C2	FFAST	SSTD4 (2ug/ml) BNA0858-10
6)	Sample	100	F11120B6	FFAST	Clean Out Blank
7)	Sample	MQC 3	F1121001	FFAST	C0K090527-BLK 11/10/10 TCLP (0314306)
8)	Sample	MQC 4	F1121002	FFAST	C0K090527-LCS 11/10/10 TCLP (0314306)
9)	Sample	MQC 5	F1121003	FFAST	C0K090527-LCSD 11/10/10 TCLP (0314306)
10)	Sample	MQC 6	F1121004	FFAST	C0K030477-LCS 11/10/10 Soil (0314051)
11)	Sample	MQC 7	F1121005	FFAST	C0K020532-001 x1000 11/10/10 Soil (0314051)
12)	Sample	MQC 8	F1121006	FFAST	C0K060455-005 x2 11/10/10 Soil (0314051)
13)	Sample	MQC 9	F1121007	FFAST	C0K060455-006 x2 11/10/10 Soil (0314051)
14)	Sample	10	F1121008	FFAST	C0K050558-BLK 11/12/10 TCLP WD (0316355)
15)	Sample	11	F1121009	FFAST	C0K050558-LCS 11/12/10 TCLP WD (0316355)
16)	Sample	12	F1121010	FFAST	C0K050558-LCSD 11/12/10 TCLP WD (0316355)
17)	Sample	13	F1121011	FFAST	C0K050558-002 11/12/10 TCLP WD (0316355)
18)	Sample	14	F1121012	FFAST	C0K110402-001 11/12/10 TCLP WD (0316355)
19)	Sample	15	F1121013	FFAST	C0K110407-001 11/12/10 TCLP WD (0316355)
20)	Sample	16	F1121014	FFAST	C0K050558-BLK 11/12/10 TCLP (0316336)
21)	Sample	17	F1121015	FFAST	C0K050558-LCS 11/12/10 TCLP (0316336)
22)	Sample	18	F1121016	FFAST	C0K050558-LCSD 11/12/10 TCLP (0316336)
23)	Sample	19	F1121017	FFAST	C0K050558-003 11/12/10 TCLP (0316336)
24)	Sample	20	F1121018	FFAST	C0K050557-BLK 11/12/10 TCLP (0316338)
25)	Sample	21	F1121019	FFAST	C0K050557-LCS 11/12/10 TCLP (0316338)
26)	Sample	22	F1121020	FFAST	C0K050557-LCSD 11/12/10 TCLP (0316338)
27)	Sample	23	F1121021	FFAST	C0K050557-001 11/12/10 TCLP (0316338)
28)	Sample	24	F1121022	FFAST	C0K050560-001 11/12/10 TCLP (0316338)
29)	Sample	25	F1121023	FFAST	C0K090471-001 11/12/10 TCLP (0316338)
30)	Sample	26	F1121024	FFAST	C0K100545-001 11/12/10 TCLP (0316338)
31)	Sample	100	F11210B1	FFAST	Clean Out Blank
32)	Sample	100	F11210B2	FFAST	Clean Out Blank
33)	Sample	100	F11210B3	FFAST	Clean Out Blank
34)	Sample	100	F11210B4	FFAST	Clean Out Blank
35)	Sample	100	F11210B5	FFAST	Clean Out Blank

Bytes Needed: 2297181 Space on drive D: 1023932928
Sequence Verification Done!

Simulate Run Sequence Thu Sep 02 04:54:48 2010

Instrument Name: GC/MS Instrument #1
Sequence File: C:\HPCHEM\1\SEQUENCE\090210.S
Comment: STL- PITT HP5973-2 LOG 2ul inj 100ul+1ul int
Operator: 007062
Data Path: d:\HPCHEM\1\DATA\090210.b\
Method Path: C:\HPCHEM\1\METHODS\

8270
9/2/10
FBB

Line	Type	Vial	DataFile	Method	Sample Name
1)	Sample	99	F0902CL1	FFAST	Clean Out Blank
2)	Sample	99	F0902CL2	FFAST	Clean Out Blank
3)	Sample	1	F0902DF1	DFTPP	DFTPP050 (25ug/ml) BNA0170-10
4)	Sample	2	F09020C1	FFAST	SSTD4 (2ug/ml) BNA0675-10
5)	Sample	3	F09020C2	FFAST	SSTD.4 (.2ug/ml) BNA0660-10
6)	Sample	4	F09020C3	FFAST	SSTD2 (1ug/ml) BNA0661-10
7)	Sample	5	F09020C4	FFAST	SSTD10 (5ug/ml) BNA0663-10
8)	Sample	6	F09020C5	FFAST	SSTD20 (10ug/ml) BNA0664-10
9)	Sample	7	F09020C6	FFAST	SSTD40 (20ug/ml) BNA0665-10
10)	Sample	8	F09020C7	FFAST	SSTD60 (30ug/ml) BNA0666-10
11)	Sample	9	F09020C8	FFAST	SSTD80 (40ug/ml) BNA0667-10
12)	Sample	10	F09020V1	FFAST	SSTDVER (20ug/ml) BNA0670-10
13)	Sample	100	F09020B6	FFAST	Clean Out Blank
14)	Sample	3	F0902001	FFAST	C0H300440-BLK 9/01/10 1g/10ml (0244399)
15)	Sample	4	F0902002	FFAST	C0H300440-LCS 9/01/10 1g/10ml (0244399)
16)	Sample	5	F0902003	FFAST	C0H300440-LCSD 9/01/10 1g/10ml (0244399)
17)	Sample	6	F0902004	FFAST	C0H300440-001 9/01/10 1g/10ml (0244399)
18)	Sample	7	F0902005	FFAST	C0H270586-BLK 8/31/10 Soil (0243092)
19)	Sample	8	F0902006	FFAST	C0H270586-LCS 8/31/10 Soil (0243092)
20)	Sample	9	F0902007	FFAST	C0H270586-002 x5 8/31/10 Soil (0243092)
21)	Sample	10	F0902008	FFAST	C0H270586-003 x5 8/31/10 Soil (0243092)
22)	Sample	11	F0902009	FFAST	C0H270586-005 x5 8/31/10 Soil (0243092)
23)	Sample	12	F0902010	FFAST	C0H270586-005S x5 8/31/10 Soil (0243092)
24)	Sample	13	F0902011	FFAST	C0H270586-005D x5 8/31/10 Soil (0243092)
25)	Sample	14	F0902012	FFAST	C0H270586-006 8/31/10 Soil (0243092)
26)	Sample	15	F0902013	FFAST	C0H270586-008 x5 8/31/10 Soil (0243092)
27)	Sample	16	F0902014	FFAST	C0H270586-009 8/31/10 Soil (0243092)
28)	Sample	17	F0902015	FFAST	C0H270586-011 x5 8/31/10 Soil (0243092)
29)	Sample	18	F0902016	FFAST	C0H270586-012 8/31/10 Soil (0243092)
30)	Sample	19	F0902017	FFAST	C0H270586-014 x5 8/31/10 Soil (0243092)
31)	Sample	20	F0902018	FFAST	C0H270586-015 8/31/10 Soil (0243092)
32)	Sample	21	F0902019	FFAST	C0H210433-001 x5 8/31/10 Soil (0243027)
33)	Sample	100	F09020B1	FFAST	Clean Out Blank
34)	Sample	100	F09020B2	FFAST	Clean Out Blank
35)	Sample	100	F09020B3	FFAST	Clean Out Blank
36)	Sample	100	F09020B4	FFAST	Clean Out Blank
37)	Sample	100	F09020B5	FFAST	Clean Out Blank

Bytes Needed: 1936905 Space on drive D: 1023932928
Sequence Verification Done!

PSR024 11/10/10 0:10:44 MT SAMPLE CUSTODIAN REMOVAL REQUEST PAGE 001

REQUESTED BY: GKEHRINK

METHOD: QL Base/Neutrals and Acids (8270C)

STORAGE LOCATION	WORK ORDER #	PICKED CNTR#	CONTROL #	CLIENT #	ANALYSIS	LOTID	SMP#	SFX	MATRIX DESCRIPTION	QTY RCVD	QTY REQD
20C, CLP1	L9FX7-1-AD	___ ___ ___	913684	371899	A-4F-QL	C0K020532	001		SOLID	0	4 1
23A CLP1	L9G2C-1-AD	___ ___ ___	913676	421546	A-4F-QL	C0K030477	006		SOLID	0	4 1
24D CLP1 OUT	L9JNR-1-AD	___ ___ ___	913680	429834	A-4F-QL	C0K040492	006		SOLID	0	8 1
24D CLP1 OUT	L9JNW-1-AD	___ ___ ___	913681	429834	A-4F-QL	C0K040492	007		SOLID	0	8 1
24D CLP1 OUT	L9JN3-1-AE	___ ___ ___	913682	429834	A-4F-QL	C0K040492	008		SOLID	0	10 1
24D CLP1 OUT	L9JPR-1-AP	___ ___ ___	913683	429834	A-4F-QL	C0K040492	009		SOLID	0	5 1
27A CLP1 OUT	L9NDQ-1-AE	___ ___ ___	913677	429834	A-4F-QL	C0K060455	005		SOLID	0	10 1
27A CLP1 OUT	L9NDV-1-AQ	___ ___ ___	913678	429834	A-4F-QL	C0K060455	006		SOLID	0	10 1
27A CLP1 OUT	L9NDW-1-A3	___ ___ ___	913679	429834	A-4F-QL	C0K060455	007		SOLID	0	10 1

RELINQUISHED BY	RECEIVED BY	DATE/TIME
K. Sun	K. Sun	11-10-10 02:15
K. Sun	K. Sun	11-10-10 04:30

***** END OF REPORT *****

PCB DATA

PCB
QC SUMMARY

SW846 8082 SURROGATE RECOVERY

Lab Name: TestAmerica Laboratories, Inc. Client: MACTEC Engineering and Consulting Inc

Lab Code: TALPIT SDG No:

Lot #: C0K020532

Extraction: XXA4FQH01

	CLIENT ID.	SRG01	SRG02	TOT OUT
01	INTRA-LAB QC	90	79	00
02	B-13-1214	0 D	0 D	02
03	METHOD BLK. L9HXH1AA	117	104	00
04	LCS L9HXH1AC	117	109	00
05	LAB MS/MSD D	82	77	00
06	LAB MS/MSD S	85	80	00

SURROGATES		QC LIMITS
SRG01	= Tetrachloro-m-xylene	(35-140)
SRG02	= Decachlorobiphenyl	(35-140)

\# Column to be used to flag recovery values
* Values outside of required QC Limits
D System monitoring Compound diluted out

FORM II

SW846 8082 CHECK SAMPLE RECOVERY

Lab Name: TestAmerica Laboratories, Inc. Client: MACTEC Engineering and Consulting Inc

Lab Code: TALPIT SDG No:

Lot #: C0K040000 WO #: L9HXH1AC

BATCH: 0308060

COMPOUND	SPIKE ADDED (ug/kg)	SAMPLE CONCENT. (ug/kg)	% REC	QC LIMITS REC	QUAL
Aroclor 1016	1330	1200	90	55- 130	
Aroclor 1260	1330	1210	91	54- 130	

NOTES(S):

* Values outside of QC limits

Spike Recovery: 0 out of 2 outside limits

COMMENTS:

FORM III

SW846 8082 MATRIX SPIKE/MATRIX SPIKE DUPLICATE RECOVERY

Lab Name: TestAmerica Laboratories, Inc. Client: MACTEC Engineering and Consulting Inc

Lab Code: TALPIT SDG No:

Matrix Spike ID: LAB MS/MSD Level: (low/med) LOW

Lot #: C0J270440 WO #: L85231A2
BATCH: 0308060

COMPOUND	SPIKE ADDED (ug/kg)	SAMPLE CONCENT. (ug/kg)	MS CONCENT. (ug/kg)	MS % REC	LIMITS REC	QUAL
Aroclor 1016	9460	ND	6300	67	55 - 130	
Aroclor 1260	9460	ND	6470	68	54 - 130	

NOTES(S):

Results and reporting limits have been adjusted for dry weight.

Column to be used to flag recovery and RPD values with an asterisk
* Values outside of QC limits

RPD: 0 out of 0 outside limits
Spike Recovery: 0 out of 2 outside limits

COMMENTS:

FORM III

SW846 8082 MATRIX SPIKE/MATRIX SPIKE DUPLICATE RECOVERY

Lab Name: TestAmerica Laboratories, Inc. Client: MACTEC Engineering and Consulting Inc

Lab Code: TALPIT SDG No:

Matrix Spike ID: LAB MS/MSD Level: (low/med) LOW

Lot #: C0J270440 WO #: L85231A3
BATCH: 0308060

COMPOUND	SPIKE ADDED (ug/kg)	MSD CONCENT. (ug/kg)	MSD % REC	% RPD	QC LIMITS RPD	QC LIMITS REC	QUAL
Aroclor 1016	9650	6380	66	1.2	35	55- 130	
Aroclor 1260	9650	6410	66	0.90	29	54- 130	

NOTES(S):

Results and reporting limits have been adjusted for dry weight.

Column to be used to flag recovery and RPD values with an asterisk
* Values outside of QC limits

RPD: 0 out of 2 outside limits
Spike Recovery: 0 out of 2 outside limits

COMMENTS:

FORM III

SW846 8082 METHOD BLANK SUMMARY

BLANK WORKORDER NO.: L9HXH1AA

Lab Name: TestAmerica Laboratories, Inc.

Lab Code: TALPIT

SDG Number:

Lab File ID: Y1100156.

Lot Number: C0K020532

Matrix: SOLID

Extraction Method: 3541

Date Extracted: 11/04/10

Date Analyzed(1): 11/04/10

Date Analyzed(2): N/A

Time Analyzed(1): 21:33

Time Analyzed(2): N/A

Instrument ID(1): S/T

Instrument ID(2): N/A

GC Column(1): MR1/MR2 ID: 053 GC Column(2): N/A ID: N/A

THIS METHOD BLANK APPLIES TO THE FOLLOWING SAMPLES, MS, AND MSD:

	CLIENT ID.	SAMPLE WORK ORDER #	DATE ANALYZED(1)	DATE ANALYZED(2)
01	INTRA-LAB QC	L85231A0	11/04/10	N/A
02	LAB MS/MSD	L85231A2 S	11/04/10	N/A
03	LAB MS/MSD	L85231A3 D	11/04/10	N/A
04	B-13-1214	L9FX71AE	11/04/10	N/A
05	CHECK SAMPLE	L9HXH1AC C	11/04/10	N/A
06				
07				
08				
09				
10				
11				
12				
13				
14				
15				
16				
17				
18				
19				
20				

COMMENTS:

FORM IV

PCB
SAMPLE DATA

MACTEC Engineering and Consulting Inc

Client Sample ID: B-13-1214

GC Semivolatiles

Lot-Sample #...: C0K020532-001	**Work Order #...:** L9FX71AE	**Matrix.....:** SOLID
Date Sampled...: 10/29/10	**Date Received..:** 10/30/10	**MS Run #.....:** 0308035
Prep Date.....: 11/04/10	**Analysis Date..:** 11/04/10	
Prep Batch #...: 0308060	**Analysis Time..:** 17:12	
Dilution Factor: 10	**Initial Wgt/Vol:** 15 g	**Final Wgt/Vol..:** 20 mL
% Moisture.....: 31	**Analyst ID.....:** 402360	**Instrument ID..:** S/T
	Method.....: SW846 8082	

PARAMETER	RESULT	REPORTING LIMIT	UNITS	MDL
Aroclor 1016	ND	240	ug/kg	36
Aroclor 1221	ND	240	ug/kg	46
Aroclor 1232	ND	240	ug/kg	41
Aroclor 1242	ND	240	ug/kg	39
Aroclor 1248	ND	240	ug/kg	23
Aroclor 1254	ND	240	ug/kg	34
Aroclor 1260	ND	240	ug/kg	34

SURROGATE	PERCENT RECOVERY	RECOVERY LIMITS
Tetrachloro-m-xylene	NC,DIL	(35 - 140)
Decachlorobiphenyl	NC,DIL	(35 - 140)

NOTE(S):

NC The recovery and/or RPD were not calculated.

DIL The concentration is estimated or not reported due to dilution or the presence of interfering analytes.

Results and reporting limits have been adjusted for dry weight.

Data File: \\PITSVR06\D\chem\gc14.i\10260.b\Y1100147.D
Report Date: 06-Nov-2010 13:34

TestAmerica Pittsburgh

Data file : \\PITSVR06\D\chem\gc14.i\10260.b\Y1100147.D
Lab Smp Id: L9FX71AE Client Smp ID: B-13-1214
Inj Date : 04-NOV-2010 17:12
Operator : Inst ID: gc14.i
Smp Info : L9FX71AE,10260.B
Misc Info : C0J020532-001 10X
Comment : 8082 PCB ANALYSIS
Method : \\PITSVR06\D\chem\gc14.i\10260.b\PCBA.m
Meth Date : 06-Nov-2010 11:29 guptaa Quant Type: ESTD
Cal Date : 27-OCT-2010 01:21 Cal File: Y1001016.D
Als bottle: 7
Dil Factor: 10.00000
Integrator: Falcon Compound Sublist: PCB.sub
Target Version: 4.14 Sample Matrix: SOIL
Processing Host: PITPC-106

Concentration Formula: Amt * DF * (Vt/Vi)/Ws * CpndVariable

Name	Value	Description
DF	10.000	Dilution Factor
Vt	20000.000	Volume of final extract
Vi	1.000	volume injected
Ws	15.000	initial volume of sample
Cpnd Variable		Local Compound Variable

				CONCENTRATIONS ON-COL	FINAL		
RT	EXP RT	DLT RT	RESPONSE	(ng)	(ug/Kg)	TARGET RANGE	RATIO
$ 2 Tetrachloro-m-xylene					CAS #: 877-09-8		
5.307	5.303	0.004	20045	0.00118	15.719		
1 Aroclor-1221					CAS #: 11104-28-2		
Peaks not detected for Quant. or Qual. signal(s).							
4 Aroclor-1016					CAS #: 12674-11-2		
Peaks not detected for Quant. or Qual. signal(s).							
3 Aroclor-1232					CAS #: 11141-16-5		
Peaks not detected for Quant. or Qual. signal(s).							

Data File: \\PITSVR06\D\chem\gc14.i\10260.b\Y1100147.D
Report Date: 06-Nov-2010 13:34

RT	EXP RT	DLT RT	RESPONSE	CONCENTRATIONS ON-COL (ng)	FINAL (ug/Kg)	TARGET RANGE	RATIO
5 Aroclor-1242					CAS #: 53469-21-9		
Peaks not detected for Quant. or Qual. signal(s).							
6 Aroclor-1248					CAS #: 12672-29-6		
Peaks not detected for Quant. or Qual. signal(s).							
7 Aroclor-1254					CAS #: 11097-69-1		
Operator disabled compound identification.							
8 Aroclor-1260					CAS #: 11096-82-5		
Peaks not detected for Quant. or Qual. signal(s).							
9 Aroclor-1262					CAS #: 37324-23-5		
Peaks not detected for Quant. or Qual. signal(s).							
10 Aroclor-1268					CAS #: 11100-14-4		
Peaks not detected for Quant. or Qual. signal(s).							
$ 11 Decachlorobiphenyl					CAS #: 2051-24-3		
23.716	23.675	0.041	5782	0.00124	16.598		

Data File: \\PITSVR06\D\chem\gc14.i\10260.b\Y1100147.D
Date : 04-NOV 2010 17:12
Client ID: B-13-1214
Sample Info: L9FX71AE,10260,B
Volume Injected (uL): 1.0
Column phase: MR-1

Instrument: gc14.i
Operator:
Column diameter: 0.53

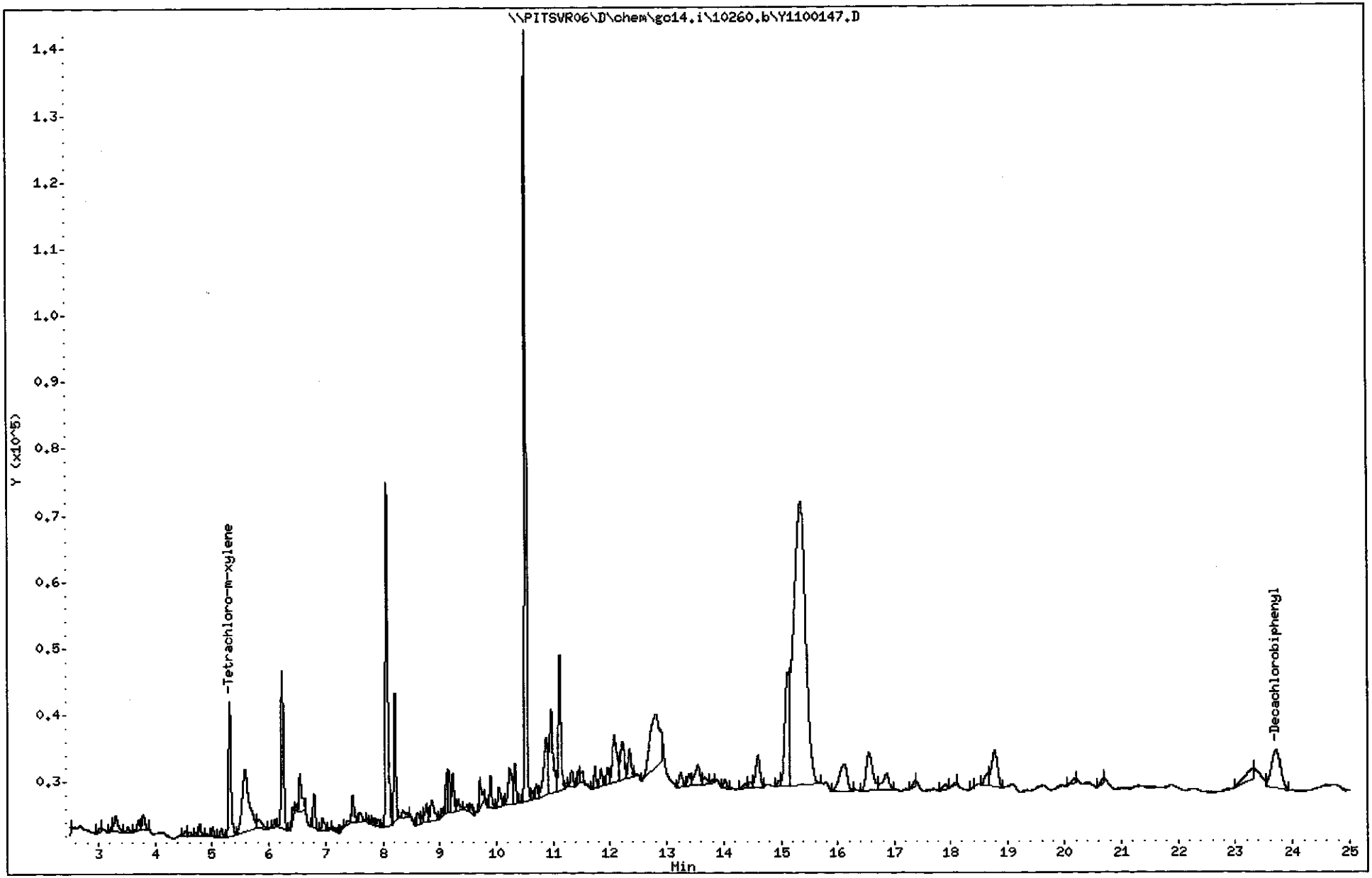

(3001 - 3110)

3012

C0K020532

PCB
CALIBRATION DATA

Report Date : 27-Oct-2010 13:27

TestAmerica Pittsburgh

INITIAL CALIBRATION DATA

6E
HP6890 GC-11
MR-1

Start Cal Date : 26-OCT-2010 16:47
End Cal Date : 27-OCT-2010 01:21
Quant Method : ESTD
Origin : Disabled
Target Version : 4.14
Integrator : Falcon
Method file : \\PITSVR06\D\chem\gc14.i\10260.b\PCBA.m
Last Edit : 27-Oct-2010 13:24 gc14.i
Curve Type : Average

Calibration File Names:
Level 1: \\PITSVR06\D\chem\gc14.i\10260.b\Y1001011.D
Level 2: \\PITSVR06\D\chem\gc14.i\10260.b\Y1001012.D
Level 3: \\PITSVR06\D\chem\gc14.i\10260.b\Y1001013.D
Level 4: \\PITSVR06\D\chem\gc14.i\10260.b\Y1001014.D
Level 5: \\PITSVR06\D\chem\gc14.i\10260.b\Y1001015.D
Level 6: \\PITSVR06\D\chem\gc14.i\10260.b\Y1001016.D
Level 7: \\PITSVR06\D\chem\gc14.i\10260.b\Y1001010.D

Compound	0.05000 Level 1	0.20000 Level 2	0.50000 Level 3	1.000 Level 4	2.000 Level 5	4.000 Level 6	0.01000 Level 7	RRF	% RSD	
1 Aroclor-1221(1)	+++++	+++++	171618	+++++	+++++	+++++	+++++	171618	0.000	
(2)	+++++	+++++	140990	+++++	+++++	+++++	+++++	140990	0.000	
(3)	+++++	+++++	464546	+++++	+++++	+++++	+++++	464546	0.000	<-
3 Aroclor-1232(1)	+++++	+++++	167716	+++++	+++++	+++++	+++++	167716	0.000	
(2)	+++++	+++++	230788	+++++	+++++	+++++	+++++	230788	0.000	<-
(3)	+++++	+++++	192048	+++++	+++++	+++++	+++++	192048	0.000	<-
(4)	+++++	+++++	151460	+++++	+++++	+++++	+++++	151460	0.000	<-
(5)	+++++	+++++	139506	+++++	+++++	+++++	+++++	139506	0.000	<-

Report Date : 27-Oct-2010 13:27

TestAmerica Pittsburgh

INITIAL CALIBRATION DATA

Start Cal Date : 26-OCT-2010 16:47
End Cal Date : 27-OCT-2010 01:21
Quant Method : ESTD
Origin : Disabled
Target Version : 4.14
Integrator : Falcon
Method file : \\PITSVR06\D\chem\gc14.i\10260.b\PCBA.m
Last Edit : 27-Oct-2010 13:24 gc14.i
Curve Type : Average

Compound	0.05000 Level 1	0.20000 Level 2	0.50000 Level 3	1.000 Level 4	2.000 Level 5	4.000 Level 6	RRF	% RSD
	0.01000 Level 7							
4 Aroclor-1016(1)	370400	377630	361376	344693	324760	303744		
	460300						363272	13.785
(2)	403480	404460	390106	370882	357151	339777		
	442800						386951	8.878
(3)	1765920	1879415	1832232	1751566	1735582	1708605		
	2049100						1817489	6.482
(4)	551720	563125	543206	523383	515046	494913		
	620200						544513	7.461
(5)	431360	453780	443256	427335	423989	409818		
	548700						448320	10.356
5 Aroclor-1242(1)	304250	329550	347860	357776	361765	+++++		
	+++++						340240	6.953
(2)	260950	281740	308846	324644	326072	+++++		
	+++++						300450	9.447
(3)	414100	446010	459166	481092	483069	+++++		
	+++++						456687	6.218
(4)	512400	518050	482216	506432	518925	+++++		
	+++++						507605	2.965
(5)	544000	538600	475614	504280	520736	+++++		
	+++++						516646	5.374
6 Aroclor-1248(1)	+++++	+++++	594672	+++++	+++++	+++++		
	+++++						594672	0.000

9.4 Ae 10/27/11

Report Date : 27-Oct-2010 13:27

TestAmerica Pittsburgh

INITIAL CALIBRATION DATA

Start Cal Date : 26-OCT-2010 16:47
End Cal Date : 27-OCT-2010 01:21
Quant Method : ESTD
Origin : Disabled
Target Version : 4.14
Integrator : Falcon
Method file : \\PITSVR06\D\chem\gc14.i\10260.b\PCBA.m
Last Edit : 27-Oct-2010 13:24 gc14.i
Curve Type : Average

Compound	0.05000 Level 1 / 0.01000 Level 7	0.20000 Level 2	0.50000 Level 3	1.000 Level 4	2.000 Level 5	4.000 Level 6	RRF	% RSD	
(2)	+++++ / +++++	+++++	484596	+++++	+++++	+++++	484596	0.000	<-
(3)	+++++ / +++++	+++++	459324	+++++	+++++	+++++	459324	0.000	<-
(4)	+++++ / +++++	+++++	273368	+++++	+++++	+++++	273368	0.000	<-
(5)	+++++ / +++++	+++++	432854	+++++	+++++	+++++	432854	0.000	<-
7 Aroclor-1254(1)	+++++ / +++++	+++++	279710	+++++	+++++	+++++	279710	0.000	
(2)	+++++ / +++++	+++++	309774	+++++	+++++	+++++	309774	0.000	<-
(3)	+++++ / +++++	+++++	643778	+++++	+++++	+++++	643778	0.000	<-
(4)	+++++ / +++++	+++++	828936	+++++	+++++	+++++	828936	0.000	<-
(5)	+++++ / +++++	+++++	181744	+++++	+++++	+++++	181744	0.000	<-
8 Aroclor-1260(1)	889880 / 1026600	923385	892698	851777	826193	839492	892861	7.625	
(2)	1054640 / 1261700	1092175	1074946	1027922	1001693	1014615	1075384	8.213	

Report Date : 27-Oct-2010 13:27

TestAmerica Pittsburgh

INITIAL CALIBRATION DATA

Start Cal Date : 26-OCT-2010 16:47
End Cal Date : 27-OCT-2010 01:21
Quant Method : ESTD
Origin : Disabled
Target Version : 4.14
Integrator : Falcon
Method file : \\PITSVR06\D\chem\gc14.i\10260.b\PCBA.m
Last Edit : 27-Oct-2010 13:24 gc14.i
Curve Type : Average

Compound	0.05000 Level 1 / 0.01000 Level 7	0.20000 Level 2	0.50000 Level 3	1.000 Level 4	2.000 Level 5	4.000 Level 6	RRF	% RSD	
(3)	404180 / 463700	438800	427958	413005	402978	402039	421809	5.488	
(4)	624100 / 748100	653300	632824	612899	592908	583562	635385	8.657	
(5)	560940 / 659100	591305	569602	553656	538601	531947	572164	7.532	
9 Aroclor-1262(1)	+++++ / +++++	+++++	804842	+++++	+++++	+++++	804842	0.000	
(2)	+++++ / +++++	+++++	662552	+++++	+++++	+++++	662552	0.000	<-
(3)	+++++ / +++++	+++++	396084	+++++	+++++	+++++	396084	0.000	<-
(4)	+++++ / +++++	+++++	441880	+++++	+++++	+++++	441880	0.000	<-
(5)	+++++ / +++++	+++++	615634	+++++	+++++	+++++	615634	0.000	<-
10 Aroclor-1268(1)	+++++ / +++++	+++++	1314350	+++++	+++++	+++++	1314350	0.000	<-
(2)	+++++ / +++++	+++++	1091122	+++++	+++++	+++++	1091122	0.000	<-
(3)	+++++ / +++++	+++++	867944	+++++	+++++	+++++	867944	0.000	<-

Report Date : 27-Oct-2010 13:27

TestAmerica Pittsburgh

INITIAL CALIBRATION DATA

Start Cal Date : 26-OCT-2010 16:47
End Cal Date : 27-OCT-2010 01:21
Quant Method : ESTD
Origin : Disabled
Target Version : 4.14
Integrator : Falcon
Method file : \\PITSVR06\D\chem\gc14.i\10260.b\PCBA.m
Last Edit : 27-Oct-2010 13:24 gc14.i
Curve Type : Average

Compound	0.05000 Level 1	0.20000 Level 2	0.50000 Level 3	1.000 Level 4	2.000 Level 5	4.000 Level 6	RRF	% RSD	
	0.01000 Level 7								
(4)	+++++	+++++	2006090	+++++	+++++	+++++			
	+++++						2006090	0.000	<-
$ 2 Tetrachloro-m-xylene	15862400	17285900	17710040	17325860	16978430	16049035			
	17804000						17002238	4.516	
$ 11 Decachlorobiphenyl	4663200	4783600	4809320	4468840	4345050	4319400			
	5124000						4644773	6.234	

Data File: \\PITSVR06\D\chem\gc14.i\10260.b\Y1001023.D
Report Date: 27-Oct-2010 13:24

7E
HP6890 GC-14
MR-1

TestAmerica Pittsburgh

CONTINUING CALIBRATION COMPOUNDS

Instrument ID: gc14.i
Lab File ID: Y1001023.D
Analysis Type:
Lab Sample ID: 2M1660
Method: \\PITSVR06\D\chem\gc14.i\10260.b\PCBA.m

Injection Date: 27-OCT-2010 05:06
Init. Cal. Date(s): 26-OCT-2010 27-OCT-2010
Init. Cal. Times: 16:47 01:21
Quant Type: ESTD

COMPOUND	RRF / AMOUNT	RF0.500	MIN RRF	%D / %DRIFT	MAX %D / %DRIFT	CURVE TYPE	
4 Aroclor-1016 (1)	363272	366074	400.000	-0.77140	15.00000	Averaged	
(2)	386951	399112	400.000	-3.14283	15.00000	Averaged	
(3)	1817489	1873968	400.000	-3.10756	15.00000	Averaged	
(4)	544513	552064	400.000	-1.38670	15.00000	Averaged	
(5)	448320	454582	400.000	-1.39684	15.00000	Averaged	
$ 2 Tetrachloro-m-xylene	17002238	++++	400.000	++++	15.00000	Averaged	<- NA
$ 11 Decachlorobiphenyl	4644773	100440	400.000	97.83757	15.00000	Averaged	<- NA
8 Aroclor-1260 (1)	892861	891806	400.000	0.11812	15.00000	Averaged	
(2)	1075384	1068094	400.000	0.67792	15.00000	Averaged	
(3)	421809	438840	400.000	-4.03773	15.00000	Averaged	
(4)	635385	532490	400.000	16.19406	15.00000	Averaged	<-
(5)	572164	524454	400.000	8.33859	15.00000	Averaged	

Data File: \\PITSVR06\D\chem\gc14.i\10260.b\Y1100096.D
Report Date: 04-Nov-2010 12:59

7B
HP6890 GC-14
MR-1

TestAmerica Pittsburgh

CONTINUING CALIBRATION COMPOUNDS

Instrument ID: gc14.i
Lab File ID: Y1100096.D
Analysis Type:
Lab Sample ID: M1660
Method: \\PITSVR06\D\chem\gc14.i\10260.b\PCBA.m

Injection Date: 03-NOV-2010 16:11
Init. Cal. Date(s): 26-OCT-2010 27-OCT-2010
Init. Cal. Times: 16:47 01:21
Quant Type: ESTD

COMPOUND	RRF / AMOUNT	RF0.500	MIN RRF	%D / %DRIFT	MAX %D / %DRIFT	CURVE TYPE
4 Aroclor-1016(1)	363272	359500	400.000	1.03826	15.00000	Averaged
(2)	386951	399422	400.000	-3.22295	15.00000	Averaged
(3)	1817489	1877914	400.000	-3.32467	15.00000	Averaged
(4)	544513	562778	400.000	-3.35433	15.00000	Averaged
(5)	448320	464878	400.000	-3.69342	15.00000	Averaged
$ 2 Tetrachloro-m-xylene	17002238	18122200	400.000	-6.58715	15.00000	Averaged
$ 11 Decachlorobiphenyl	4644773	4941680	400.000	-6.39229	15.00000	Averaged
8 Aroclor-1260(1)	892861	872770	400.000	2.25015	15.00000	Averaged
(2)	1075384	1049572	400.000	2.40028	15.00000	Averaged
(3)	421809	411266	400.000	2.49936	15.00000	Averaged
(4)	635385	640726	400.000	-0.84066	15.00000	Averaged
(5)	572164	581758	400.000	-1.67672	15.00000	Averaged

Data File: \\PITSVR06\D\chem\gc14.i\10260.b\Y1100140.D
Report Date: 04-Nov-2010 14:25

TE

TestAmerica Pittsburgh

#P68940 GC-14

CONTINUING CALIBRATION COMPOUNDS

MR-1

Instrument ID: gc14.i
Lab File ID: Y1100140.D
Analysis Type:
Lab Sample ID: M1660
Method: \\PITSVR06\D\chem\gc14.i\10260.b\PCBA.m

Injection Date: 04-NOV-2010 13:29
Init. Cal. Date(s): 26-OCT-2010 27-OCT-2010
Init. Cal. Times: 16:47 01:21
Quant Type: ESTD

COMPOUND	RRF / AMOUNT	RF0.500	MIN RRF	%D / %DRIFT	MAX %D / %DRIFT	CURVE TYPE
4 Aroclor-1016 (1)	363272	325912	400.000	10.28423	15.00000	Averaged
(2)	386951	359310	400.000	7.14323	15.00000	Averaged
(3)	1817489	1688648	400.000	7.08893	15.00000	Averaged
(4)	544513	494942	400.000	9.10377	15.00000	Averaged
(5)	448320	413552	400.000	7.75511	15.00000	Averaged
$ 2 Tetrachloro-m-xylene	17002238	16341200	400.000	3.88795	15.00000	Averaged
$ 11 Decachlorobiphenyl	4644773	4497760	400.000	3.16512	15.00000	Averaged
8 Aroclor-1260 (1)	892861	803780	400.000	9.97700	15.00000	Averaged
(2)	1075384	977948	400.000	9.06060	15.00000	Averaged
(3)	421809	393232	400.000	6.77476	15.00000	Averaged
(4)	635385	588732	400.000	7.34241	15.00000	Averaged
(5)	572164	534884	400.000	6.51568	15.00000	Averaged

Data File: \\PITSVR06\D\chem\gc14.i\10260.b\Y1100158.D
Report Date: 05-Nov-2010 07:43

7E
HP6890 GC-14
MR-1

TestAmerica Pittsburgh

CONTINUING CALIBRATION COMPOUNDS

Instrument ID: gc14.i
Lab File ID: Y1100158.D
Analysis Type:
Lab Sample ID: MH1660
Method: \\PITSVR06\D\chem\gc14.i\10260.b\PCBA.m

Injection Date: 04-NOV-2010 22:30
Init. Cal. Date(s): 26-OCT-2010 27-OCT-2010
Init. Cal. Times: 16:47 01:21
Quant Type: ESTD

COMPOUND	RRF / AMOUNT	RF1	MIN RRF	%D / %DRIFT	MAX %D / %DRIFT	CURVE TYPE
4 Aroclor-1016 (1)	363272	348751	400.000	3.99720	15.00000	Averaged
(2)	386951	385514	400.000	0.37131	15.00000	Averaged
(3)	1817489	1805237	400.000	0.67409	15.00000	Averaged
(4)	544513	547172	400.000	-0.48828	15.00000	Averaged
(5)	448320	456889	400.000	-1.91143	15.00000	Averaged
$ 2 Tetrachloro-m-xylene	17002238	17782720	400.000	-4.59047	15.00000	Averaged
$ 11 Decachlorobiphenyl	4644773	4930660	400.000	-6.15503	15.00000	Averaged
8 Aroclor-1260 (1)	892861	910445	400.000	-1.96944	15.00000	Averaged
(2)	1075384	1088230	400.000	-1.19452	15.00000	Averaged
(3)	421809	440394	400.000	-4.40615	15.00000	Averaged
(4)	635385	668636	400.000	-5.23328	15.00000	Averaged
(5)	572164	600989	400.000	-5.03781	15.00000	Averaged

8D

PESTICIDE ANALYTICAL SEQUENCE

Lab Name: TESTAMERICA PITTSBURGH Contract:

Lab Code: TA Case No.: SAS No.: 40325 SDG No.: SDGA05064

GC Column: MR-1 ID: 0.53 (mm) Init. Calib. Date(s): 10/26/10 10/27/10

Instrument ID: GC14

THE ANALYTICAL SEQUENCE OF PERFORMANCE EVALUATION MIXTURES, BLANKS, SAMPLES, AND STANDARDS IS GIVEN BELOW:

					MEAN SURROGATE RT FROM INITIAL CALIBRATION			
	EPA SAMPLE NO.	LAB SAMPLE ID	DATE ANALYZED	TIME ANALYZED	RT	#	RT	#
01		M1242	10/26/10	1647				
02		M1242	10/26/10	1719				
03		M1242	10/26/10	1751				
04		M1242	10/26/10	1823				
05		M1242	10/26/10	1856				
06		M2154	10/26/10	1928				
07		M1232	10/26/10	2000				
08		M1248	10/26/10	2032				
09		M1262	10/26/10	2104				
10		M1268	10/26/10	2137				
11		XL1660	10/26/10	2209				
12		L1660	10/26/10	2241				
13		ML1660	10/26/10	2313				
14		M1660	10/26/10	2345				
15		MH1660	10/27/10	0017				
16		H1660	10/27/10	0049				
17		XH1660	10/27/10	0121				
18		2M2154	10/27/10	0153				
19		2M1232	10/27/10	0225				
20		2M1242	10/27/10	0257				
21		2M1248	10/27/10	0330				
22		2M1262	10/27/10	0402				
23		2M1268	10/27/10	0434				
24		2M1660	10/27/10	0506				
25								
26								
27								
28								
29								
30								
31								
32								

QC LIMITS

Column used to flag retention time values with an asterisk.
* Values outside of QC limits.

8D

PESTICIDE ANALYTICAL SEQUENCE

Lab Name: TESTAMERICA PITTSBURGH Contract:

Lab Code: TA Case No.: SAS No.: 40325 SDG No.: C0J020532

GC Column: MR-1 ID: 0.53 (mm) Init. Calib. Date(s): 10/26/10 10/27/10

Instrument ID: GC14

THE ANALYTICAL SEQUENCE OF PERFORMANCE EVALUATION MIXTURES, BLANKS, SAMPLES, AND STANDARDS IS GIVEN BELOW:

					MEAN SURROGATE RT FROM INITIAL CALIBRATION			
	EPA SAMPLE NO.	LAB SAMPLE ID	DATE ANALYZED	TIME ANALYZED	RT	#	RT	#
01		M2154	11/03/10	1237				
02		M1232	11/03/10	1306				
03		M1242	11/03/10	1335				
04		M1248	11/03/10	1404				
05		M1262	11/03/10	1512				
06		M1268	11/03/10	1542				
07		M1660	11/03/10	1611				
08		M1660	11/04/10	1329				
09	B-13-1214	L9FX71AE	11/04/10	1712				
10	PBLK8060	L9HXH1AA	11/04/10	2133				
11	LCS8060	L9HXH1AC	11/04/10	2202				
12		MH1660	11/04/10	2230				
13								
14								
15								
16								
17								
18								
19								
20								
21								
22								
23								
24								
25								
26								
27								
28								
29								
30								
31								
32								

QC LIMITS

Column used to flag retention time values with an asterisk.
* Values outside of QC limits.

Data File: \\PITSVR06\D\chem\gc14.i\10260.b\Y1001000.D
Report Date: 27-Oct-2010 13:23

TestAmerica Pittsburgh

Data file : \\PITSVR06\D\chem\gc14.i\10260.b\Y1001000.D
Lab Smp Id: M1242
Inj Date : 26-OCT-2010 16:47
Operator : Inst ID: gc14.i
Smp Info : M1242,10260.B
Misc Info : GC0447-10 0.02 UG/ML
Comment : 8082 PCB ANALYSIS
Method : \\PITSVR06\D\chem\gc14.i\10260.b\PCBA.m
Meth Date : 27-Oct-2010 13:23 gc14.i Quant Type: ESTD
Cal Date : 27-OCT-2010 01:21 Cal File: Y1001016.D
Als bottle: 2 Calibration Sample, Level: 1
Dil Factor: 1.00000
Integrator: Falcon Compound Sublist: 1242.sub
Target Version: 4.14 Sample Matrix: None
Processing Host: PITPC-106

				AMOUNTS			
				CAL-AMT	ON-COL		
RT	EXP RT	DLT RT	RESPONSE	(ng)	(ng)	TARGET RANGE	RATIO
5 Aroclor-1242					CAS #: 53469-21-9		
8.493	8.494	-0.001	6085	0.02000	0.017884	0.00- 0.00	0.00
8.583	8.582	0.001	5219	0.02000	0.017370	330.13- 330.13	0.00
9.176	9.175	0.001	8282	0.02000	0.018135	769.70- 769.70	0.00
9.783	9.784	-0.001	10248	0.02000	0.020189	532.48- 532.48	0.00
10.265	10.265	0.000	10880	0.02000	0.021059	334.30- 334.30	0.00
		Average of Peak Amounts =			0.01893		

Data File: \\PITSVR06\D\chem\gc14.i\10260.b\Y1001000.B
Date : 26-OCT-2010 16:47
Client ID:
Sample Info: M1242,10260.B

Instrument: gc14.i
Operator:
Column phase: MR-1
Column diameter: 0.53

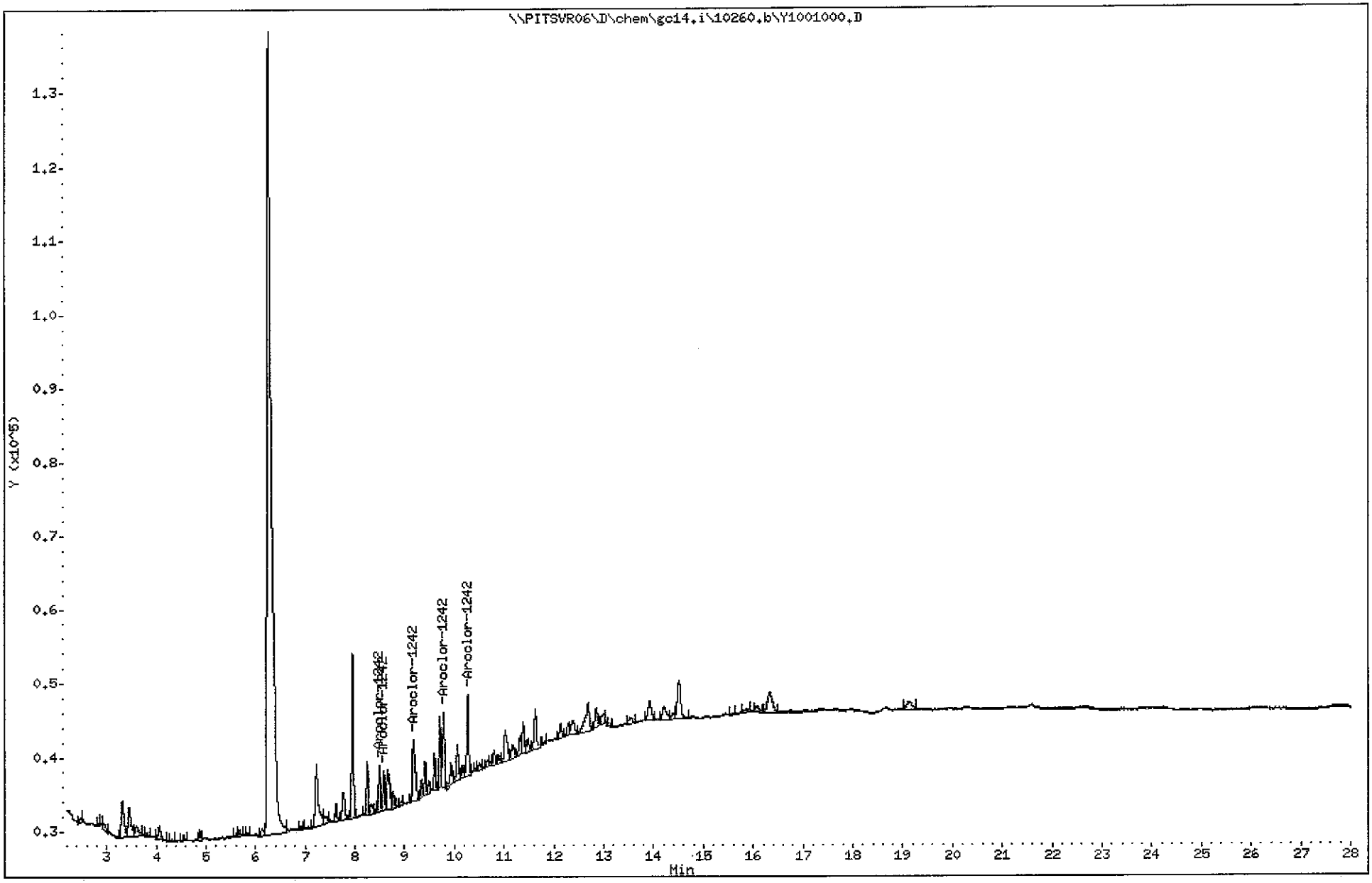

(3001 - 3110)

3026

C0K020532

Data File: \\PITSVR06\D\chem\gc14.i\10260.b\Y1001001.D
Report Date: 27-Oct-2010 13:23

TestAmerica Pittsburgh

Data file : \\PITSVR06\D\chem\gc14.i\10260.b\Y1001001.D
Lab Smp Id: M1242
Inj Date : 26-OCT-2010 17:19
Operator : Inst ID: gc14.i
Smp Info : M1242,10260.B
Misc Info : GC0447-10 0.10 UG/ML
Comment : 8082 PCB ANALYSIS
Method : \\PITSVR06\D\chem\gc14.i\10260.b\PCBA.m
Meth Date : 27-Oct-2010 13:23 gc14.i Quant Type: ESTD
Cal Date : 26-OCT-2010 22:41 Cal File: Y1001011.D
Als bottle: 3 Calibration Sample, Level: 2
Dil Factor: 1.00000
Integrator: Falcon Compound Sublist: 1242.sub
Target Version: 4.14 Sample Matrix: None
Processing Host: PITPC-106

				AMOUNTS			
				CAL-AMT	ON-COL		
RT	EXP RT	DLT RT	RESPONSE	(ng)	(ng)	TARGET RANGE	RATIO
5 Aroclor-1242					CAS #: 53469-21-9		
8.497	8.494	0.003	32955	0.10000	0.096858	0.00- 0.00	0.00
8.583	8.582	0.001	28174	0.10000	0.093772	330.13- 330.13	0.00
9.177	9.175	0.002	44601	0.10000	0.097662	769.70- 769.70	0.00
9.786	9.784	0.002	51805	0.10000	0.10206	532.48- 532.48	0.00
10.267	10.265	0.002	53860	0.10000	0.10425	334.30- 334.30	0.00
		Average of Peak Amounts =			0.09892		

Data File: \\PITSVR06\D\chem\gc14.i\10260.b\Y1001001.D
Date : 26-OCT-2010 17:19
Client ID:
Sample Info: M1242,10260,B

Instrument: gc14.i
Operator:
Column phase: MR-1
Column diameter: 0.53

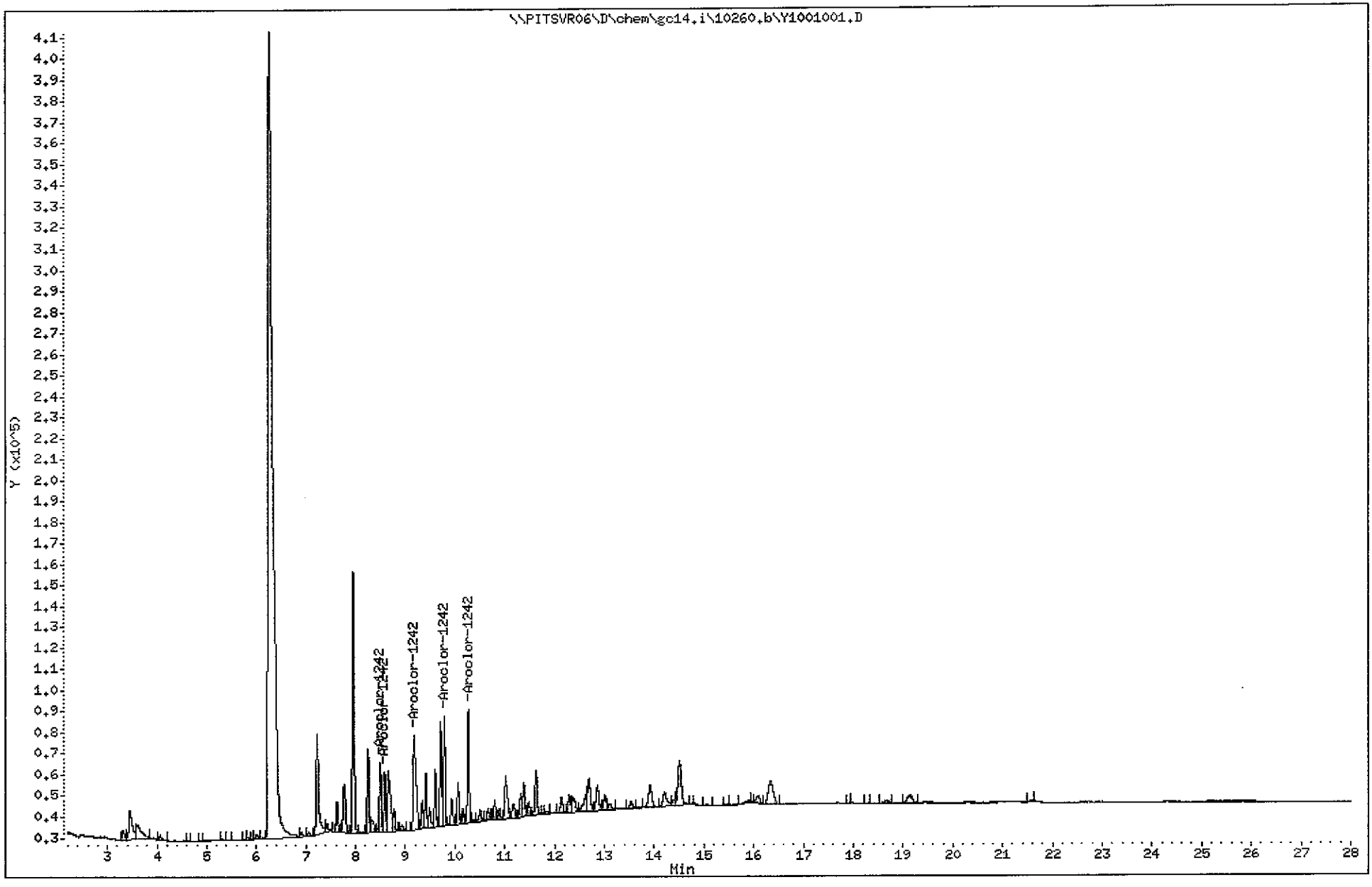

(3001 - 3110)

3028

C0K020532

Data File: \\PITSVR06\D\chem\gc14.i\10260.b\Y1001002.D
Report Date: 27-Oct-2010 13:23

TestAmerica Pittsburgh

Data file : \\PITSVR06\D\chem\gc14.i\10260.b\Y1001002.D
Lab Smp Id: M1242
Inj Date : 26-OCT-2010 17:51
Operator : Inst ID: gc14.i
Smp Info : M1242,10260.B
Misc Info : GC0447-10 0.25 UG/ML
Comment : 8082 PCB ANALYSIS
Method : \\PITSVR06\D\chem\gc14.i\10260.b\PCBA.m
Meth Date : 27-Oct-2010 13:23 gc14.i Quant Type: ESTD
Cal Date : 26-OCT-2010 23:13 Cal File: Y1001012.D
Als bottle: 4 Calibration Sample, Level: 4
Dil Factor: 1.00000
Integrator: Falcon Compound Sublist: 1242.sub
Target Version: 4.14 Sample Matrix: None
Processing Host: PITPC-106

				AMOUNTS			
				CAL-AMT	ON-COL		
RT	EXP RT	DLT RT	RESPONSE	(ng)	(ng)	TARGET RANGE	RATIO
5 Aroclor-1242					CAS #: 53469-21-9		
8.499	8.494	0.005	89444	0.25000	0.26288	0.00- 0.00	0.00
8.585	8.582	0.003	81161	0.25000	0.27013	330.13- 330.13	0.00
9.178	9.175	0.003	120273	0.25000	0.26336	769.70- 769.70	0.00
9.787	9.784	0.003	126608	0.25000	0.24942	532.48- 532.48	0.00
10.269	10.265	0.004	126070	0.25000	0.24402	334.30- 334.30	0.00
		Average of Peak Amounts =			0.25796		

Data File: \\PITSVR06\D\chem\gc14.i\10260.b\Y1001002.D
Date : 26-OCT-2010 17:51
Client ID:
Sample Info: M1242,10260.B

Instrument: gc14.i
Operator:
Column diameter: 0.53

Column phase: MR-1

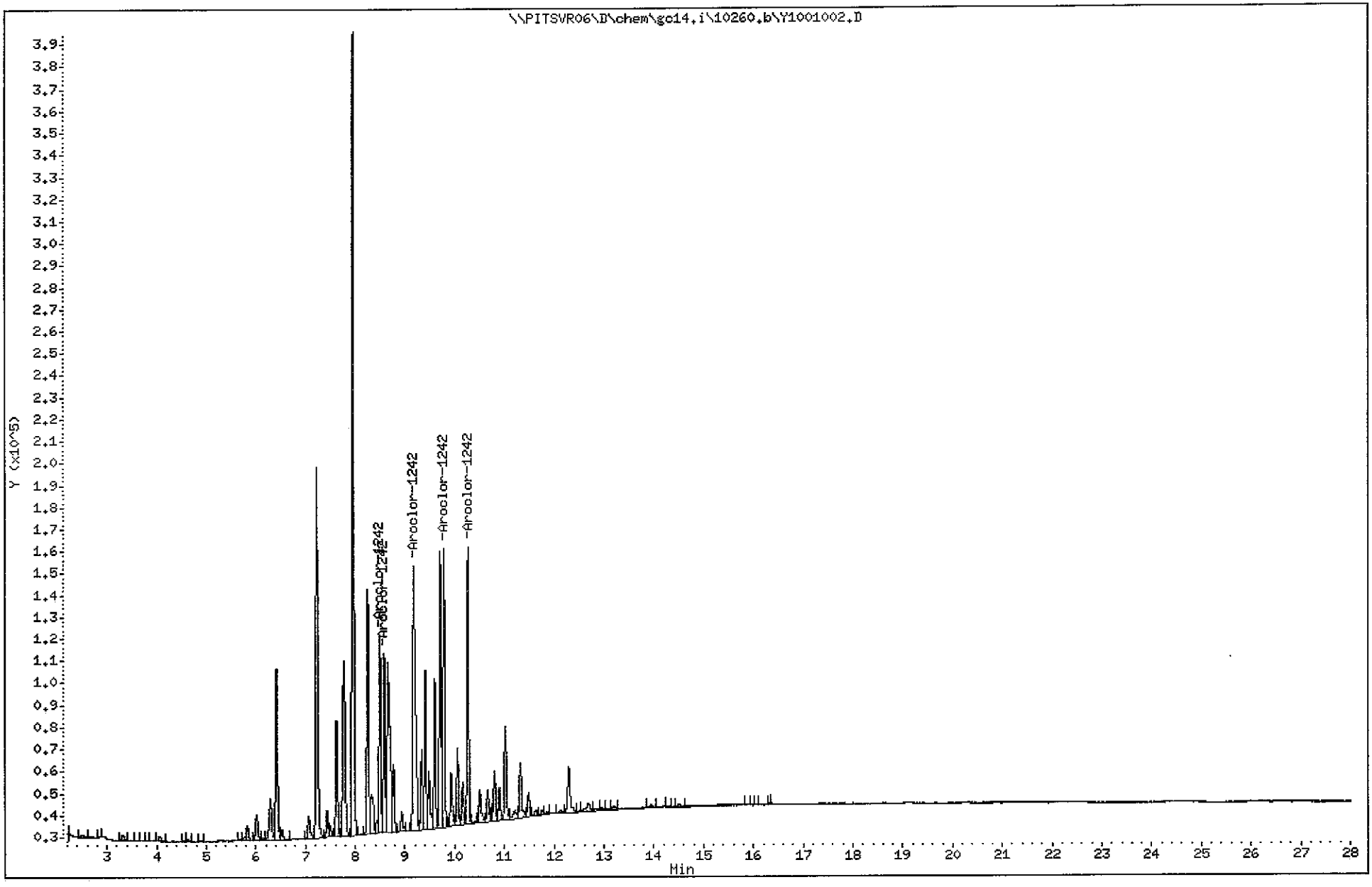

(3001 - 3110)

3030

C0K020532

Data File: \\PITSVR06\D\chem\gc14.i\10260.b\Y1001003.D
Report Date: 27-Oct-2010 13:23

TestAmerica Pittsburgh

Data file : \\PITSVR06\D\chem\gc14.i\10260.b\Y1001003.D
Lab Smp Id: M1242
Inj Date : 26-OCT-2010 18:23
Operator : Inst ID: gc14.i
Smp Info : M1242,10260.B
Misc Info : GC0447-10 0.50 UG/ML
Comment : 8082 PCB ANALYSIS
Method : \\PITSVR06\D\chem\gc14.i\10260.b\PCBA.m
Meth Date : 27-Oct-2010 13:23 gc14.i Quant Type: ESTD
Cal Date : 27-OCT-2010 00:17 Cal File: Y1001014.D
Als bottle: 5 Calibration Sample, Level: 3
Dil Factor: 1.00000
Integrator: Falcon Compound Sublist: 1242.sub
Target Version: 4.14 Sample Matrix: None
Processing Host: PITPC-106

				AMOUNTS			
				CAL-AMT	ON-COL		
RT	EXP RT	DLT RT	RESPONSE	(ng)	(ng)	TARGET RANGE	RATIO
5 Aroclor-1242					CAS #: 53469-21-9		
8.496	8.494	0.002	173930	0.50000	0.51120	0.00- 0.00	0.00
8.583	8.582	0.001	154423	0.50000	0.51397	330.13- 330.13	0.00
9.177	9.175	0.002	229583	0.50000	0.50271	769.70- 769.70	0.00
9.784	9.784	0.000	241108	0.50000	0.47499	532.48- 532.48	0.00
10.266	10.265	0.001	237807	0.50000	0.46029	334.30- 334.30	0.00
		Average of Peak Amounts =			0.49263		

Data File: \\PITSVR06\D\chem\gc14.i\10260.b\Y1001003.D
Date : 26-OCT-2010 18:23
Client ID:
Sample Info: M1242,10260.B

Instrument: gc14.i
Operator:
Column diameter: 0.53

Column phase: MR-1

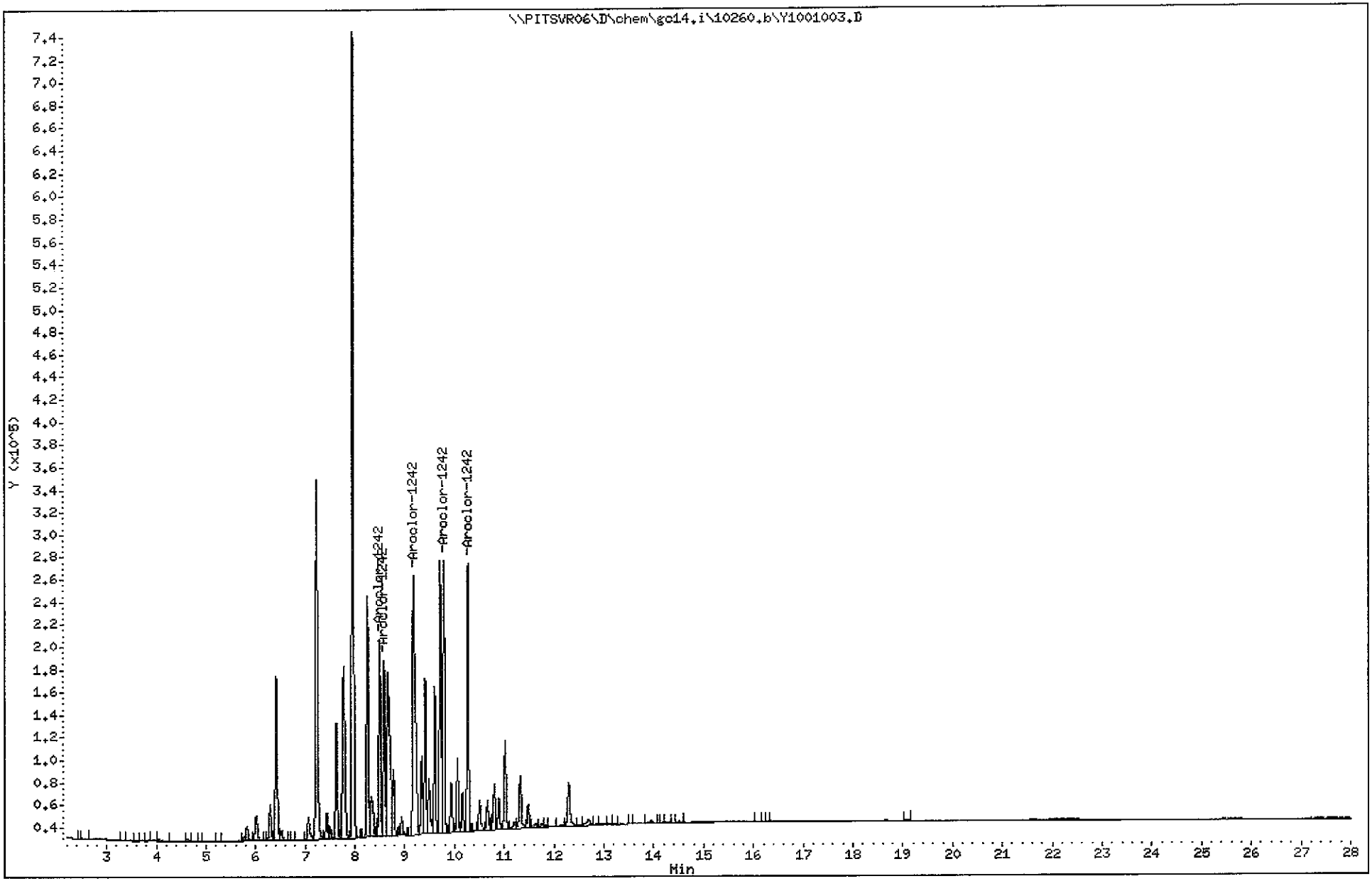

Data File: \\PITSVR06\D\chem\gc14.i\10260.b\Y1001004.D
Report Date: 27-Oct-2010 13:23

TestAmerica Pittsburgh

Data file : \\PITSVR06\D\chem\gc14.i\10260.b\Y1001004.D
Lab Smp Id: M1242
Inj Date : 26-OCT-2010 18:56
Operator : Inst ID: gc14.i
Smp Info : M1242,10260.B
Misc Info : GC0447-10 1.0 UG/ML
Comment : 8082 PCB ANALYSIS
Method : \\PITSVR06\D\chem\gc14.i\10260.b\PCBA.m
Meth Date : 27-Oct-2010 13:23 gc14.i Quant Type: ESTD
Cal Date : 26-OCT-2010 23:45 Cal File: Y1001013.D
Als bottle: 6 Calibration Sample, Level: 5
Dil Factor: 1.00000
Integrator: Falcon Compound Sublist: 1242.sub
Target Version: 4.14 Sample Matrix: None
Processing Host: PITPC-106

				AMOUNTS				
				CAL-AMT	ON-COL			
RT	EXP RT	DLT RT	RESPONSE	(ng)	(ng)	TARGET RANGE		RATIO
5 Aroclor-1242					CAS #: 53469-21-9			
8.494	8.494	0.000	361765	1.00000	1.0633	0.00-	0.00	0.00
8.582	8.582	0.000	326072	1.00000	1.0853	330.13-	330.13	0.00
9.175	9.175	0.000	483069	1.00000	1.0578	769.70-	769.70	0.00
9.784	9.784	0.000	518925	1.00000	1.0223	532.48-	532.48	0.00
10.265	10.265	0.000	520736	1.00000	1.0079	334.30-	334.30	0.00
Average of Peak Amounts =					1.04732			

Data File: \\PITSVR06\D\chem\gc14.i\10260.b\Y1001004.D
Date : 26-OCT-2010 18:56
Client ID:
Sample Info: M1242,10260.B

Instrument: gc14.i

Operator:
Column phase: MR-1
Column diameter: 0.53

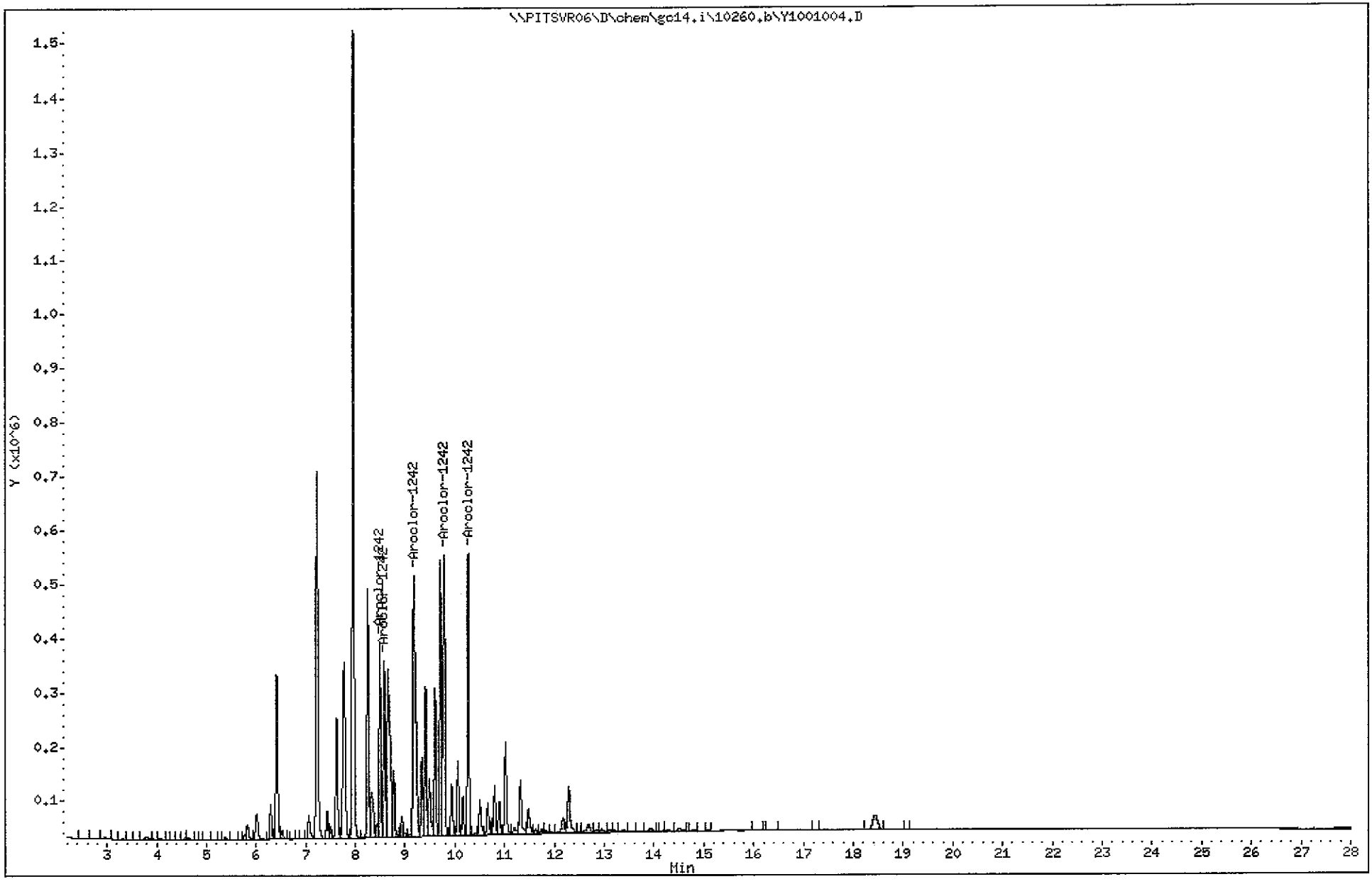

(3001 - 3110)

3034

C0K020532

Data File: \\PITSVR06\D\chem\gc14.i\10260.b\Y1001005.D
Report Date: 27-Oct-2010 13:24

TestAmerica Pittsburgh

Data file : \\PITSVR06\D\chem\gc14.i\10260.b\Y1001005.D
Lab Smp Id: M2154
Inj Date : 26-OCT-2010 19:28
Operator : Inst ID: gc14.i
Smp Info : M2154,10260.B
Misc Info : GC0445-10
Comment : 8082 PCB ANALYSIS
Method : \\PITSVR06\D\chem\gc14.i\10260.b\PCBA.m
Meth Date : 27-Oct-2010 13:24 gc14.i Quant Type: ESTD
Cal Date : 27-OCT-2010 00:49 Cal File: Y1001015.D
Als bottle: 7 Calibration Sample, Level: 3
Dil Factor: 1.00000
Integrator: Falcon Compound Sublist: 2154.sub
Target Version: 4.14 Sample Matrix: None
Processing Host: PITPC-106

				AMOUNTS			
				CAL-AMT	ON-COL		
RT	EXP RT	DLT RT	RESPONSE	(ng)	(ng)	TARGET RANGE	RATIO
1 Aroclor-1221					CAS #: 11104-28-2		
6.008	6.008	0.000	85809	0.50000	0.50000	0.00- 0.00	0.00
6.294	6.294	0.000	70495	0.50000	0.50000	136.57- 136.57	0.00
6.417	6.417	0.000	232273	0.50000	0.50000	86.04- 86.04	0.00
		Average of Peak Amounts =			0.50000		
7 Aroclor-1254					CAS #: 11097-69-1		
10.503	10.503	0.000	139855	0.50000	0.50000	0.00- 0.00	0.00
10.659	10.659	0.000	154887	0.50000	0.50000	112.23- 112.23	0.00
10.799	10.799	0.000	321889	0.50000	0.50000	97.40- 97.40	0.00
11.320	11.320	0.000	414468	0.50000	0.50000	71.09- 71.09	0.00
12.135	12.135	0.000	90872	0.50000	0.50000	85.01- 85.01	0.00
		Average of Peak Amounts =			0.50000		

Data File: \\PITSVR06\D\chem\gc14.i\10260.b\Y1001005.D
Date : 26-OCT-2010 19:28
Client ID:
Sample Info: M2154,10260,B

Instrument: gc14.i

Operator:
Column phase: MR-1
Column diameter: 0.53

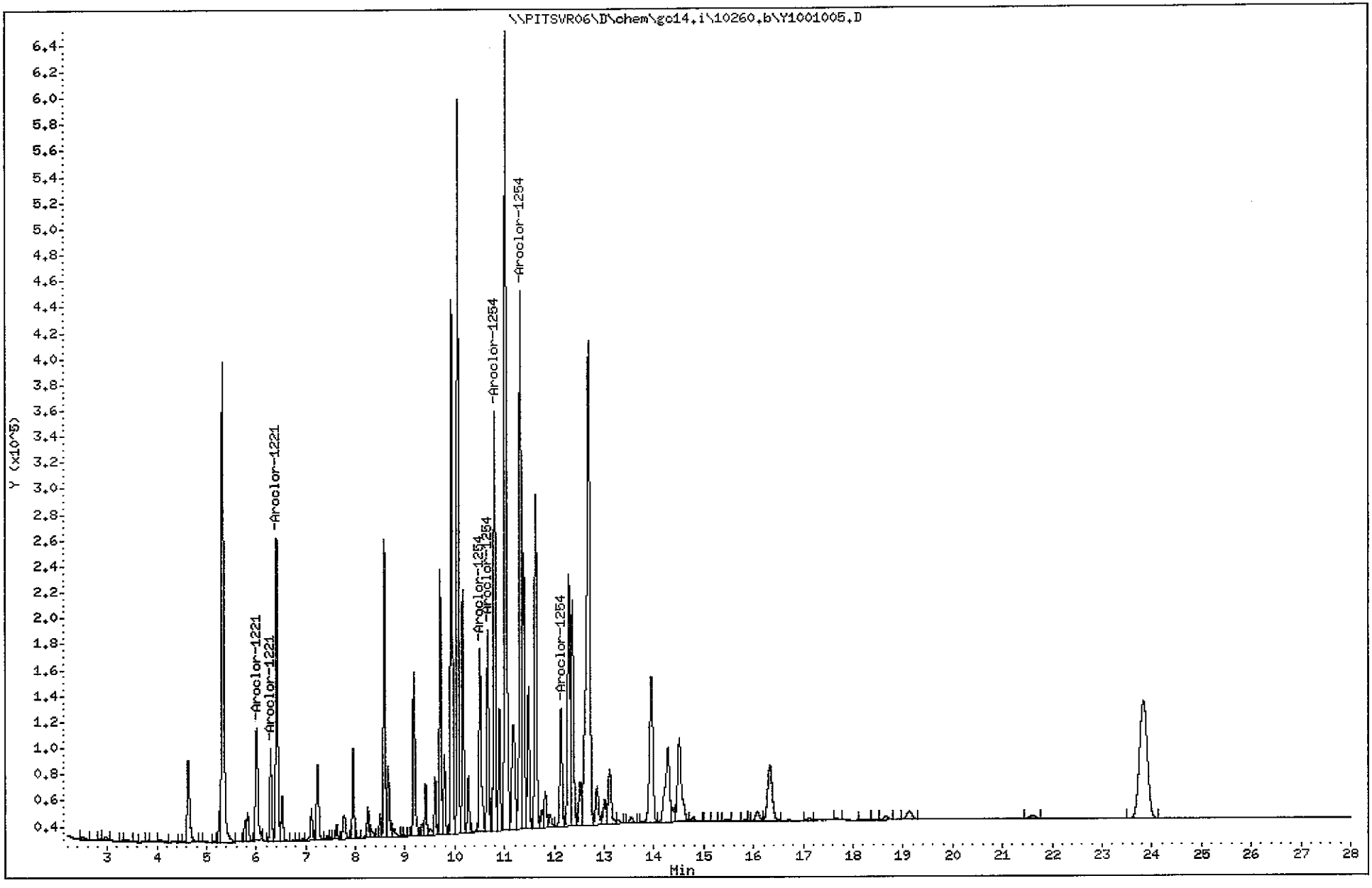

(3001 - 3110)

3036

C0K020532

Data File: \\PITSVR06\D\chem\gc14.i\10260.b\Y1001006.D
Report Date: 27-Oct-2010 13:24

TestAmerica Pittsburgh

Data file : \\PITSVR06\D\chem\gc14.i\10260.b\Y1001006.D
Lab Smp Id: M1232
Inj Date : 26-OCT-2010 20:00
Operator : Inst ID: gc14.i
Smp Info : M1232,10260.B
Misc Info : GC0446-10
Comment : 8082 PCB ANALYSIS
Method : \\PITSVR06\D\chem\gc14.i\10260.b\PCBA.m
Meth Date : 27-Oct-2010 13:24 gc14.i Quant Type: ESTD
Cal Date : 26-OCT-2010 23:45 Cal File: Y1001013.D
Als bottle: 8 Calibration Sample, Level: 3
Dil Factor: 1.00000
Integrator: Falcon Compound Sublist: 1232.sub
Target Version: 4.14 Sample Matrix: None
Processing Host: PITPC-106

				AMOUNTS			
				CAL-AMT	ON-COL		
RT	EXP RT	DLT RT	RESPONSE	(ng)	(ng)	TARGET RANGE	RATIO
3 Aroclor-1232					CAS #: 11141-16-5		
7.772	7.772	0.000	83858	0.50000	0.50000	0.00- 0.00	0.00
8.250	8.250	0.000	115394	0.50000	0.50000	166.26- 166.26	0.00
8.583	8.583	0.000	96024	0.50000	0.50000	85.99- 85.99	0.00
9.411	9.411	0.000	75730	0.50000	0.50000	94.18- 94.18	0.00
9.599	9.599	0.000	69753	0.50000	0.50000	0.00- 0.00	0.00
		Average of Peak Amounts =			0.50000		

Data File: \\PITSVR06\D\chem\gc14.i\10260.b\Y1001006.D
Date : 26-OCT-2010 20:00
Client ID:
Sample Info: M1232,10260,B

Instrument: gc14.i
Operator:
Column phase: MR-1
Column diameter: 0.53

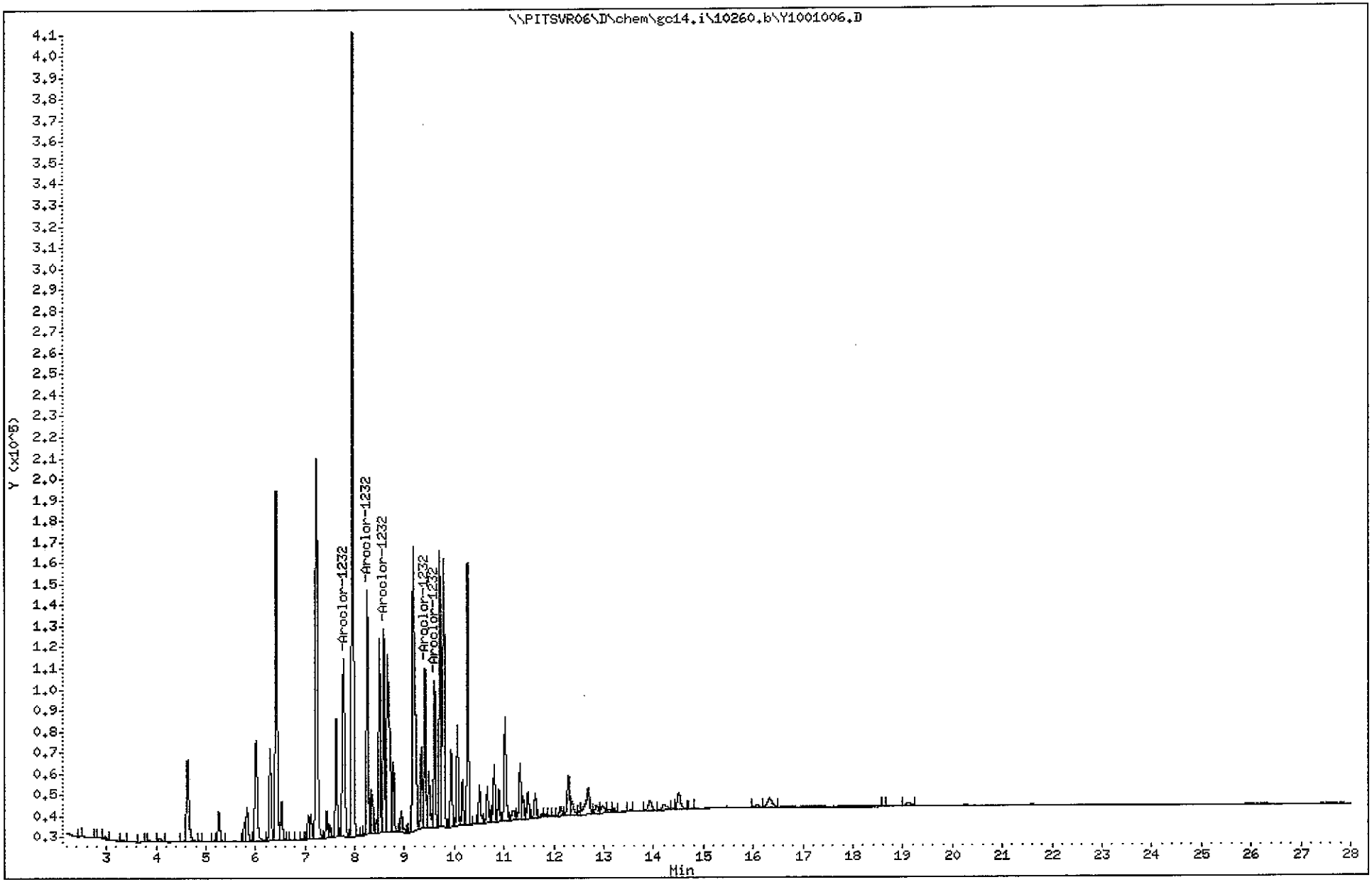

(3001 - 3110)
3038
C0K020532

Data File: \\PITSVR06\D\chem\gc14.i\10260.b\Y1001007.D
Report Date: 27-Oct-2010 13:24

TestAmerica Pittsburgh

Data file : \\PITSVR06\D\chem\gc14.i\10260.b\Y1001007.D
Lab Smp Id: M1248
Inj Date : 26-OCT-2010 20:32
Operator : Inst ID: gc14.i
Smp Info : M1248,10260.B
Misc Info : GC0451-10
Comment : 8082 PCB ANALYSIS
Method : \\PITSVR06\D\chem\gc14.i\10260.b\PCBA.m
Meth Date : 27-Oct-2010 13:24 gc14.i Quant Type: ESTD
Cal Date : 26-OCT-2010 23:45 Cal File: Y1001013.D
Als bottle: 9 Calibration Sample, Level: 3
Dil Factor: 1.00000
Integrator: Falcon Compound Sublist: 1248.sub
Target Version: 4.14 Sample Matrix: None
Processing Host: PITPC-106

				AMOUNTS			
				CAL-AMT	ON-COL		
RT	EXP RT	DLT RT	RESPONSE	(ng)	(ng)	TARGET RANGE	RATIO
6 Aroclor-1248					CAS #: 12672-29-6		
8.581	8.581	0.000	297336	0.50000	0.50000	0.00- 0.00	0.00
9.409	9.409	0.000	242298	0.50000	0.50000	134.57- 134.57	0.00
9.598	9.598	0.000	229662	0.50000	0.50000	83.67- 83.67	0.00
9.928	9.928	0.000	136684	0.50000	0.50000	63.86- 63.86	0.00
11.014	11.014	0.000	216427	0.50000	0.50000	148.08- 148.08	0.00
		Average of Peak Amounts =			0.50000		

Data File: \\PITSVR06\D\chem\gc14.i\10260.b\Y1001007.D
Date : 26-OCT-2010 20:32
Client ID:
Sample Info: M1248,10260.B

Instrument: gc14.i
Operator:
Column diameter: 0.53

Column phase: HR-1

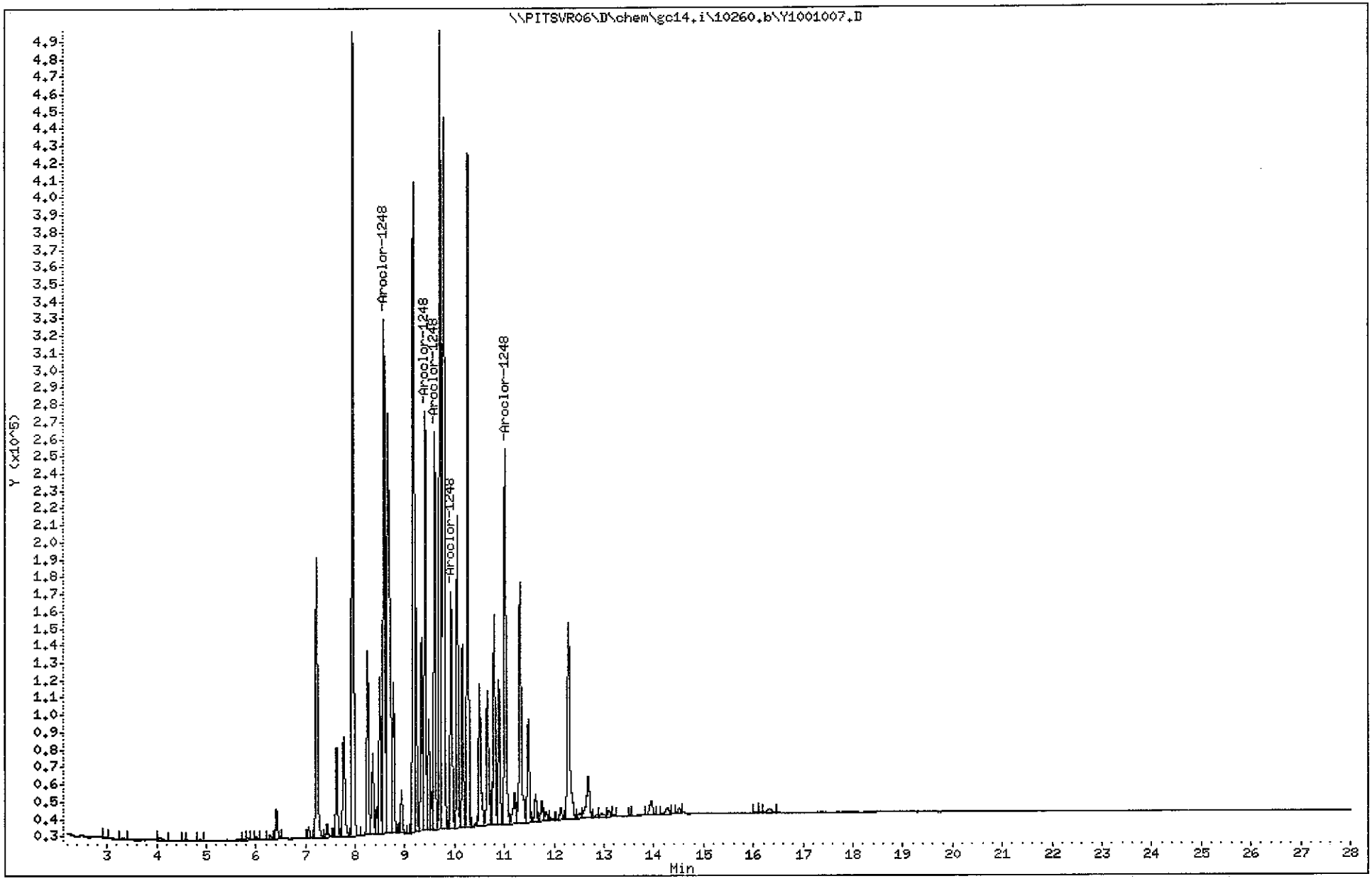

(3001 - 3110)

3040

C0K020532

Data File: \\PITSVR06\D\chem\gc14.i\10260.b\Y1001008.D
Report Date: 27-Oct-2010 13:24

TestAmerica Pittsburgh

Data file : \\PITSVR06\D\chem\gc14.i\10260.b\Y1001008.D
Lab Smp Id: M1262
Inj Date : 26-OCT-2010 21:04
Operator : Inst ID: gc14.i
Smp Info : M1262,10260.B
Misc Info : GC0449-10
Comment : 8082 PCB ANALYSIS
Method : \\PITSVR06\D\chem\gc14.i\10260.b\PCBA.m
Meth Date : 27-Oct-2010 13:24 gc14.i Quant Type: ESTD
Cal Date : 26-OCT-2010 23:45 Cal File: Y1001013.D
Als bottle: 10 Calibration Sample, Level: 3
Dil Factor: 1.00000
Integrator: Falcon Compound Sublist: 1262.sub
Target Version: 4.14 Sample Matrix: None
Processing Host: PITPC-106

				AMOUNTS			
				CAL-AMT	ON-COL		
RT	EXP RT	DLT RT	RESPONSE	(ng)	(ng)	TARGET RANGE	RATIO
9 Aroclor-1262					CAS #: 37324-23-5		
11.623	11.623	0.000	402421	0.50000	0.50000	0.00- 0.00	0.00
13.908	13.908	0.000	331276	0.50000	0.50000	0.00- 0.00	0.00
14.199	14.199	0.000	198042	0.50000	0.50000	0.00- 0.00	0.00
16.065	16.065	0.000	220940	0.50000	0.50000	0.00- 0.00	0.00
16.332	16.332	0.000	307817	0.50000	0.50000	0.00- 0.00	0.00
		Average of Peak Amounts =			0.50000		

Data File: \\PITSVR06\D\chem\gc14.i\10260.b\Y1001008.D
Date : 26-OCT-2010 21:04
Client ID:
Sample Info: M1262,10260,B

Instrument: gc14.i

Operator:
Column phase: MR-1
Column diameter: 0.53

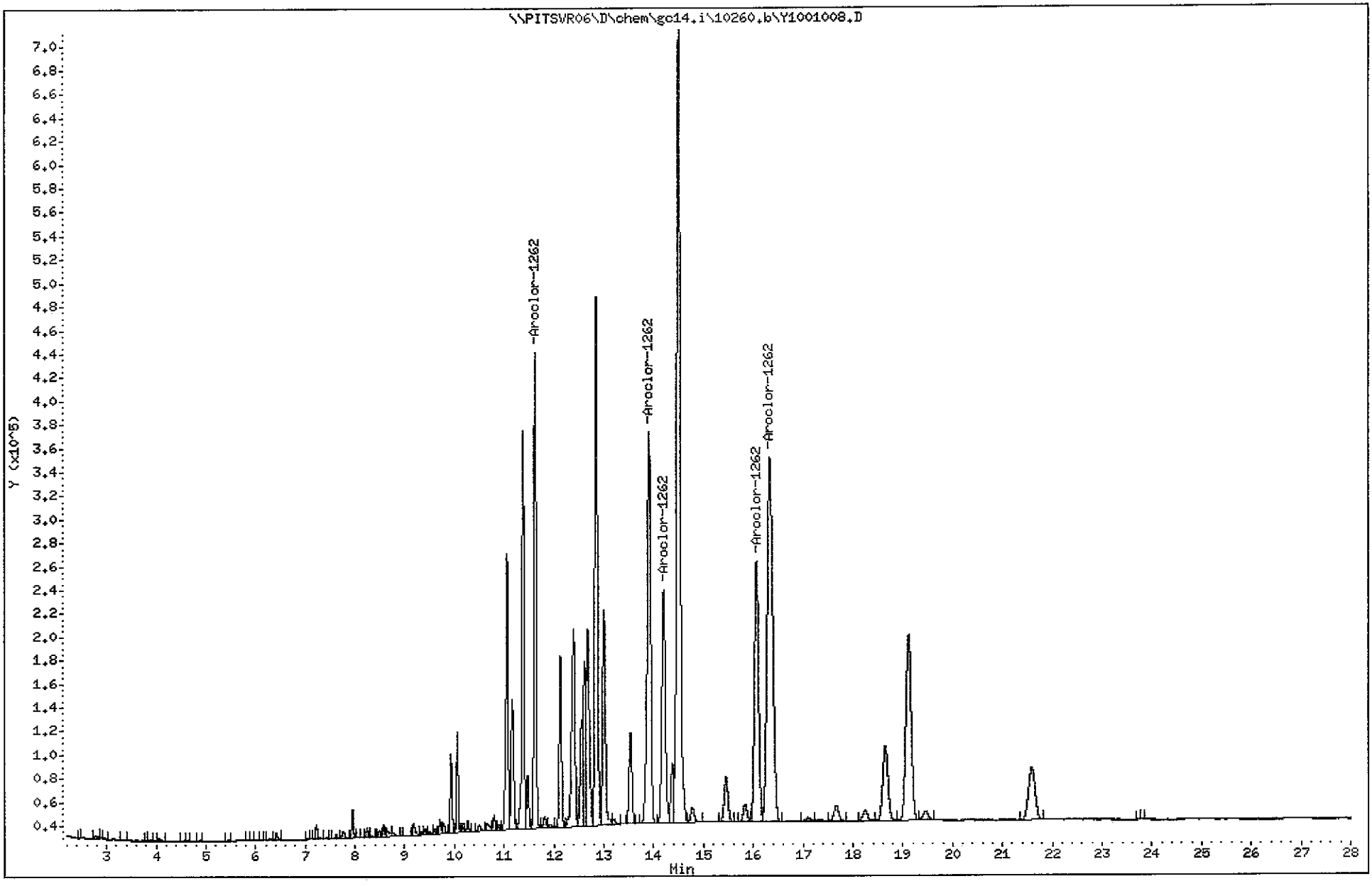

(3001 - 3110)

3042

C0K020532

Data File: \\PITSVR06\D\chem\gc14.i\10260.b\Y1001009.D
Report Date: 27-Oct-2010 13:24

TestAmerica Pittsburgh

Data file : \\PITSVR06\D\chem\gc14.i\10260.b\Y1001009.D
Lab Smp Id: M1268
Inj Date : 26-OCT-2010 21:37
Operator : Inst ID: gc14.i
Smp Info : M1268,10260.B
Misc Info : GC0450-10
Comment : 8082 PCB ANALYSIS
Method : \\PITSVR06\D\chem\gc14.i\10260.b\PCBA.m
Meth Date : 27-Oct-2010 13:24 gc14.i Quant Type: ESTD
Cal Date : 26-OCT-2010 23:45 Cal File: Y1001013.D
Als bottle: 11 Calibration Sample, Level: 3
Dil Factor: 1.00000
Integrator: Falcon Compound Sublist: 1268.sub
Target Version: 4.14 Sample Matrix: None
Processing Host: PITPC-106

				AMOUNTS			
				CAL-AMT	ON-COL		
RT	EXP RT	DLT RT	RESPONSE	(ng)	(ng)	TARGET RANGE	RATIO
10 Aroclor-1268					CAS #: 11100-14-4		
16.069	16.069	0.000	657175	0.50000	0.50000	0.00- 0.00	0.00
16.342	16.342	0.000	545561	0.50000	0.50000	0.00- 0.00	0.00
17.668	17.668	0.000	433972	0.50000	0.50000	0.00- 0.00	0.00
21.592	21.592	0.000	1003045	0.50000	0.50000	0.00- 0.00	0.00
		Average of Peak Amounts =			0.50000		

Data File: \\PITSVR06\D\chem\gc14.i\10260.b\Y1001009.D
Date : 26-OCT-2010 21:37
Client ID:
Sample Info: M1268,10260.B

Instrument: gc14.i
Operator:
Column phase: MR-1
Column diameter: 0.53

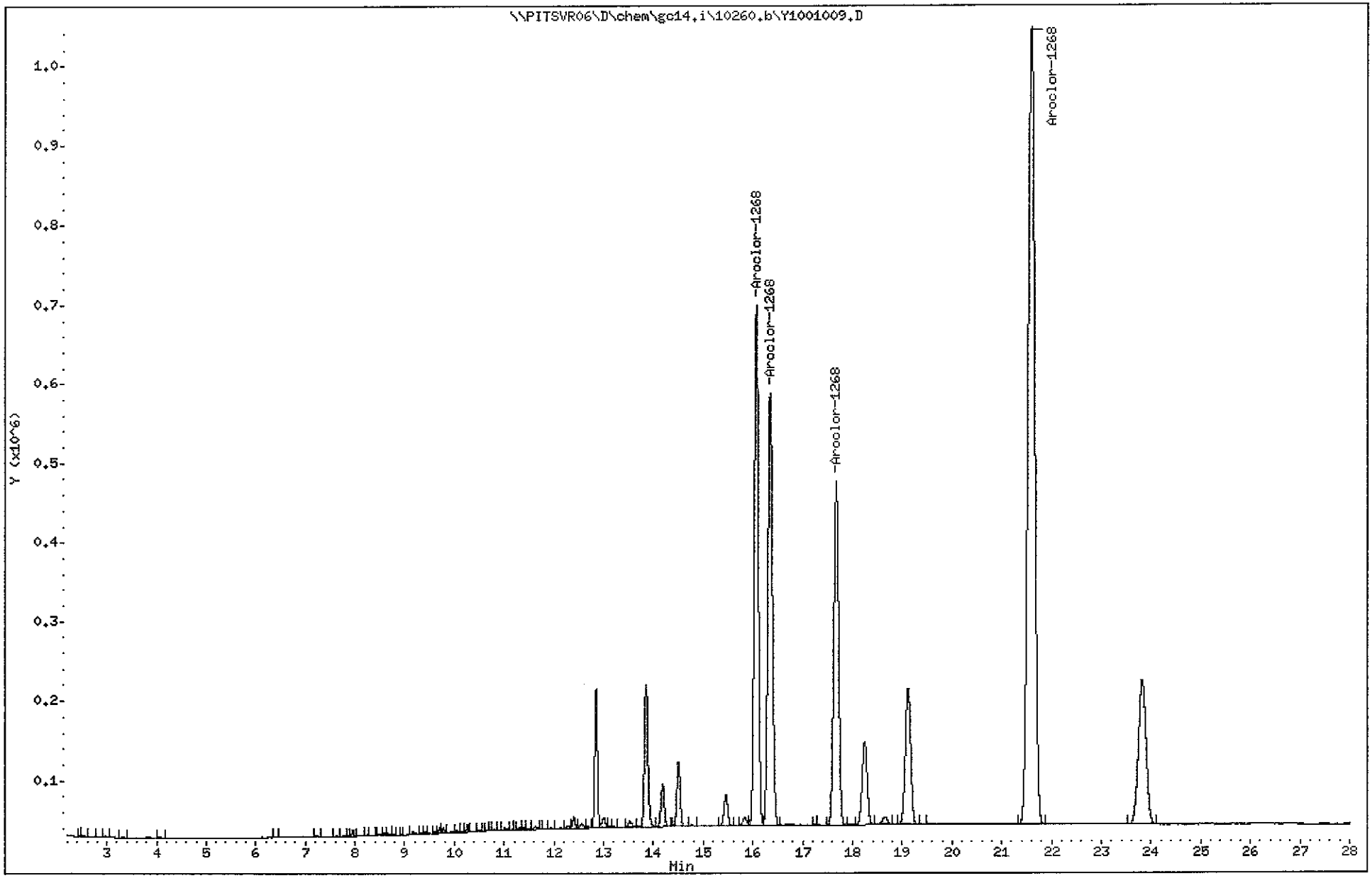

(3001 - 3110)
3044
C0K020532

Data File: \\PITSVR06\D\chem\gc14.i\10260.b\Y1001010.D
Report Date: 27-Oct-2010 13:24

TestAmerica Pittsburgh

Data file : \\PITSVR06\D\chem\gc14.i\10260.b\Y1001010.D
Lab Smp Id: XL1660
Inj Date : 26-OCT-2010 22:09
Operator : Inst ID: gc14.i
Smp Info : XL1660,10260.B
Misc Info : GC0782-10
Comment : 8082 PCB ANALYSIS
Method : \\PITSVR06\D\chem\gc14.i\10260.b\PCBA.m
Meth Date : 27-Oct-2010 13:24 gc14.i Quant Type: ESTD
Cal Date : 26-OCT-2010 23:45 Cal File: Y1001013.D
Als bottle: 12 Calibration Sample, Level: 7
Dil Factor: 1.00000
Integrator: Falcon Compound Sublist: 1660.sub
Target Version: 4.14 Sample Matrix: None
Processing Host: PITPC-106

RT	EXP RT	DLT RT	RESPONSE	AMOUNTS CAL-AMT (ng)	ON-COL (ng)	TARGET RANGE	RATIO
4 Aroclor-1016					CAS #: 12674-11-2		
6.417	6.417	0.000	4603	0.01000	0.012671	0.00- 0.00	0.00
7.772	7.774	-0.002	4428	0.01000	0.011443	100.00- 100.00	0.00
7.953	7.958	-0.005	20491	0.01000	0.011274	223.51- 223.51	0.00
8.248	8.253	-0.005	6202	0.01000	0.011390	223.51- 223.51	0.00
8.495	8.497	-0.002	5487	0.01000	0.012239	317.56- 317.56	0.00
Average of Peak Amounts =					0.01180		
$ 2 Tetrachloro-m-xylene					CAS #: 877-09-8		
5.323	5.328	-0.005	8902	0.00050	0.00052358		
$ 11 Decachlorobiphenyl					CAS #: 2051-24-3		
23.828	23.831	-0.003	2562	0.00050	0.00055159		
8 Aroclor-1260					CAS #: 11096-82-5		
11.379	11.383	-0.004	10266	0.01000	0.011498	0.00- 0.00	0.00
11.622	11.627	-0.005	12617	0.01000	0.011732	115.86- 115.86	0.00
12.135	12.138	-0.003	4637	0.01000	0.010993	136.91- 136.91	0.00
12.853	12.856	-0.003	7481	0.01000	0.011774	140.00- 140.00	0.00
13.916	13.917	-0.001	6591	0.01000	0.011519	128.33- 128.33	0.00
Average of Peak Amounts =					0.01150		

Data File: \\PITSVR06\D\chem\gc14.i\10260.b\Y1001010.D
Date : 26-OCT-2010 22:09
Client ID:
Sample Info: XL1660,10260,B

Instrument: gc14.i

Operator:
Column diameter: 0.53

Column phase: MR-1

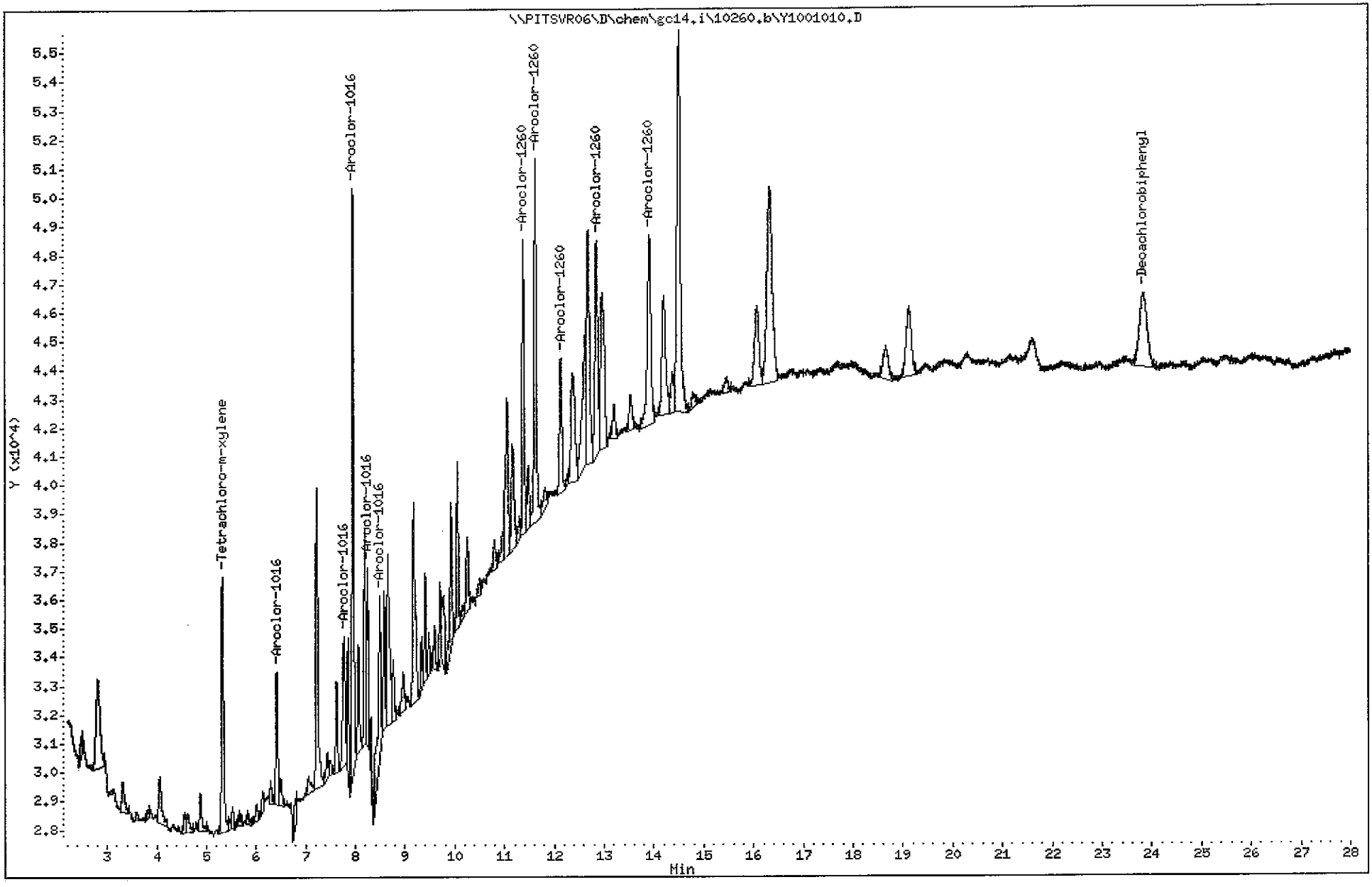

(3001 - 3110)

3046

C0K020532

Data File: \\PITSVR06\D\chem\gc14.i\10260.b\Y1001011.D
Report Date: 27-Oct-2010 13:24

TestAmerica Pittsburgh

Data file : \\PITSVR06\D\chem\gc14.i\10260.b\Y1001011.D
Lab Smp Id: L1660
Inj Date : 26-OCT-2010 22:41
Operator : Inst ID: gc14.i
Smp Info : L1660,10260.B
Misc Info : GC0783-10
Comment : 8082 PCB ANALYSIS
Method : \\PITSVR06\D\chem\gc14.i\10260.b\PCBA.m
Meth Date : 27-Oct-2010 13:24 gc14.i Quant Type: ESTD
Cal Date : 26-OCT-2010 22:09 Cal File: Y1001010.D
Als bottle: 13 Calibration Sample, Level: 1
Dil Factor: 1.00000
Integrator: Falcon Compound Sublist: 1660.sub
Target Version: 4.14 Sample Matrix: None
Processing Host: PITPC-106

				AMOUNTS				
				CAL-AMT	ON-COL			
RT	EXP RT	DLT RT	RESPONSE	(ng)	(ng)	TARGET RANGE		RATIO
4 Aroclor-1016					CAS #: 12674-11-2			
6.416	6.417	-0.001	18520	0.05000	0.050981	0.00-	0.00	0.00
7.771	7.774	-0.003	20174	0.05000	0.052136	100.00-	100.00	0.00
7.954	7.958	-0.004	88296	0.05000	0.048581	223.51-	223.51	0.00
8.250	8.253	-0.003	27586	0.05000	0.050662	223.51-	223.51	0.00
8.494	8.497	-0.003	21568	0.05000	0.048108	317.56-	317.56	0.00
Average of Peak Amounts =					0.05009			
$ 2 Tetrachloro-m-xylene					CAS #: 877-09-8			
5.324	5.328	-0.004	39656	0.00250	0.0023324			
$ 11 Decachlorobiphenyl					CAS #: 2051-24-3			
23.826	23.831	-0.005	11658	0.00250	0.0025099			
8 Aroclor-1260					CAS #: 11096-82-5			
11.381	11.383	-0.002	44494	0.05000	0.049833	0.00-	0.00	0.00
11.624	11.627	-0.003	52732	0.05000	0.049035	115.86-	115.86	0.00
12.136	12.138	-0.002	20209	0.05000	0.047910	136.91-	136.91	0.00
12.854	12.856	-0.002	31205	0.05000	0.049112	140.00-	140.00	0.00
13.919	13.917	0.002	28047	0.05000	0.049019	128.33-	128.33	0.00
Average of Peak Amounts =					0.04898			

Data File: \\PITSVR06\D\chem\gc14.i\10260.b\Y1001011.D
Date : 26-OCT-2010 22:41
Client ID:
Sample Info: L1660,10260.B

Instrument: gc14.i
Operator:
Column diameter: 0.53

Column phase: MR-1

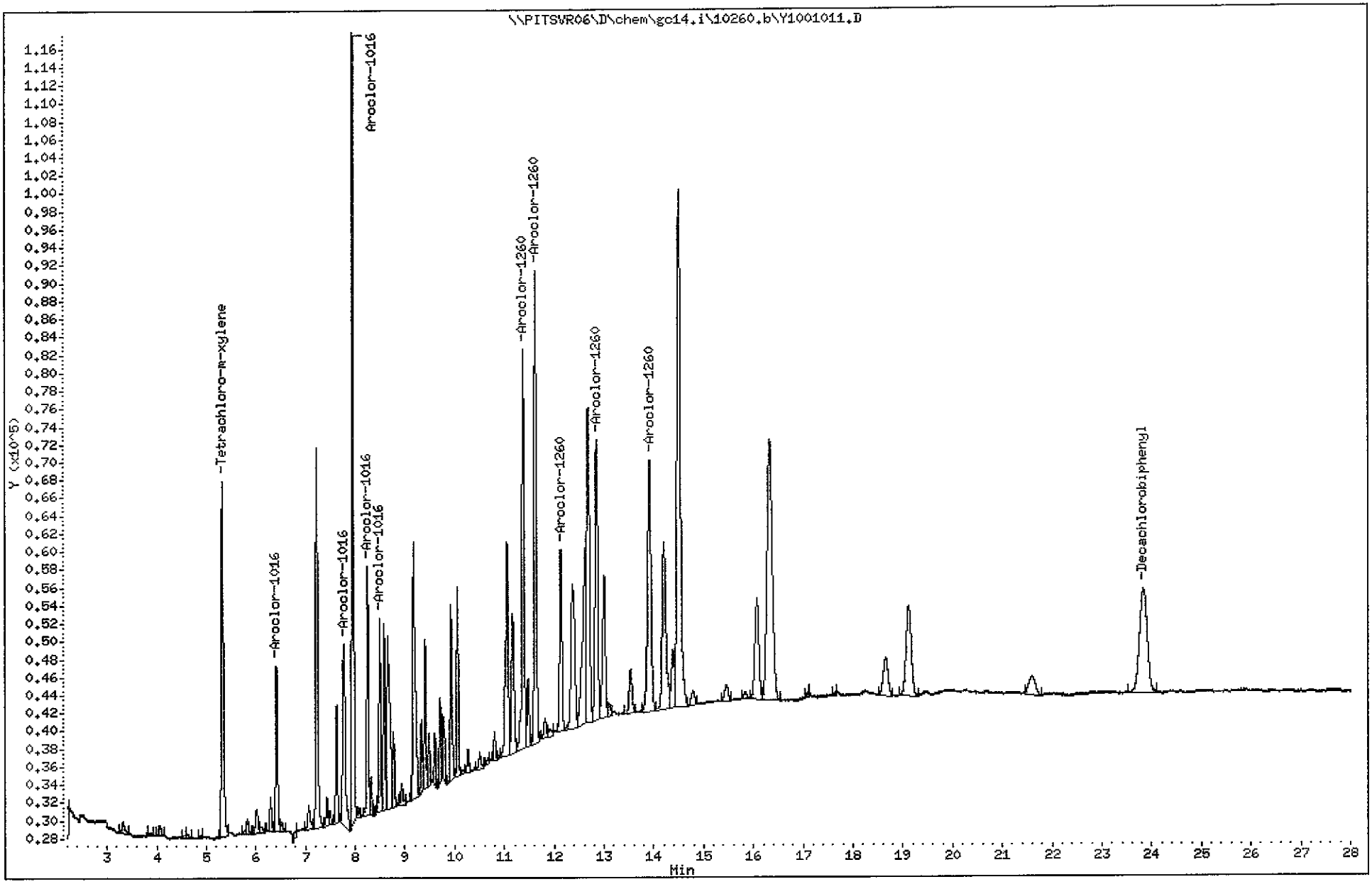

(3001 - 3110)

3048

C0K020532

Data File: \\PITSVR06\D\chem\gc14.i\10260.b\Y1001012.D
Report Date: 27-Oct-2010 13:24

TestAmerica Pittsburgh

Data file : \\PITSVR06\D\chem\gc14.i\10260.b\Y1001012.D
Lab Smp Id: ML1660
Inj Date : 26-OCT-2010 23:13
Operator : Inst ID: gc14.i
Smp Info : ML1660,10260.B
Misc Info : GC0784-10
Comment : 8082 PCB ANALYSIS
Method : \\PITSVR06\D\chem\gc14.i\10260.b\PCBA.m
Meth Date : 27-Oct-2010 13:24 gc14.i Quant Type: ESTD
Cal Date : 26-OCT-2010 22:41 Cal File: Y1001011.D
Als bottle: 14 Calibration Sample, Level: 2
Dil Factor: 1.00000
Integrator: Falcon Compound Sublist: 1660.sub
Target Version: 4.14 Sample Matrix: None
Processing Host: PITPC-106

				AMOUNTS			
				CAL-AMT	ON-COL		
RT	EXP RT	DLT RT	RESPONSE	(ng)	(ng)	TARGET RANGE	RATIO
4 Aroclor-1016					CAS #: 12674-11-2		
6.418	6.417	0.001	75526	0.20000	0.20790	0.00- 0.00	0.00
7.773	7.774	-0.001	80892	0.20000	0.20905	100.00- 100.00	0.00
7.955	7.958	-0.003	375883	0.20000	0.20681	223.51- 223.51	0.00
8.252	8.253	-0.001	112625	0.20000	0.20684	223.51- 223.51	0.00
8.497	8.497	0.000	90756	0.20000	0.20244	317.56- 317.56	0.00
Average of Peak Amounts =					0.20661		
$ 2 Tetrachloro-m-xylene					CAS #: 877-09-8		
5.327	5.328	-0.001	172859	0.01000	0.010167		
$ 11 Decachlorobiphenyl					CAS #: 2051-24-3		
23.836	23.831	0.005	47836	0.01000	0.010299		
8 Aroclor-1260					CAS #: 11096-82-5		
11.383	11.383	0.000	184677	0.20000	0.20684	0.00- 0.00	0.00
11.627	11.627	0.000	218435	0.20000	0.20312	115.86- 115.86	0.00
12.136	12.138	-0.002	87760	0.20000	0.20806	136.91- 136.91	0.00
12.857	12.856	0.001	130660	0.20000	0.20564	140.00- 140.00	0.00
13.921	13.917	0.004	118261	0.20000	0.20669	128.33- 128.33	0.00
Average of Peak Amounts =					0.20607		

Data File: \\PITSVR06\D\chem\gc14.i\10260.b\Y1001012.D
Date : 26-OCT-2010 23:13
Client ID:
Sample Info: ML1660,10260,B

Instrument: gc14.i

Operator:
Column phase: MR-1
Column diameter: 0.53

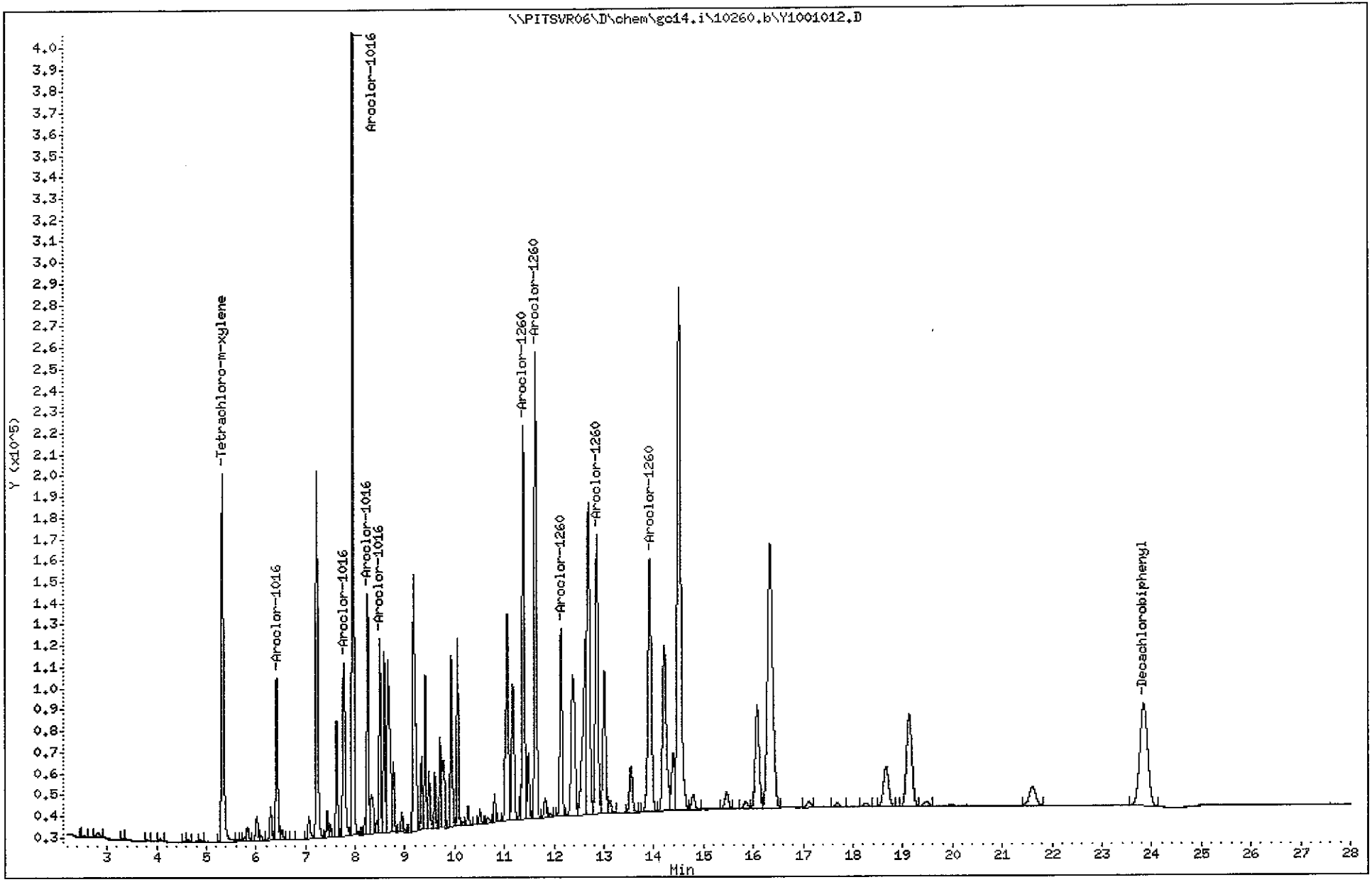

(3001 - 3110)

3050

C0K020532

Data File: \\PITSVR06\D\chem\gc14.i\10260.b\Y1001013.D
Report Date: 27-Oct-2010 13:24

TestAmerica Pittsburgh

Data file : \\PITSVR06\D\chem\gc14.i\10260.b\Y1001013.D
Lab Smp Id: M1660
Inj Date : 26-OCT-2010 23:45
Operator : Inst ID: gc14.i
Smp Info : M1660,10260.B
Misc Info : GC0785-10
Comment : 8082 PCB ANALYSIS
Method : \\PITSVR06\D\chem\gc14.i\10260.b\PCBA.m
Meth Date : 27-Oct-2010 13:24 gc14.i Quant Type: ESTD
Cal Date : 26-OCT-2010 23:13 Cal File: Y1001012.D
Als bottle: 15 Calibration Sample, Level: 3
Dil Factor: 1.00000
Integrator: Falcon Compound Sublist: 1660.sub
Target Version: 4.14 Sample Matrix: None
Processing Host: PITPC-106

				AMOUNTS			
				CAL-AMT	ON-COL		
RT	EXP RT	DLT RT	RESPONSE	(ng)	(ng)	TARGET RANGE	RATIO
4 Aroclor-1016					CAS #: 12674-11-2		
6.419	6.417	0.002	180688	0.50000	0.49739	0.00- 0.00	0.00
7.775	7.774	0.001	195053	0.50000	0.50408	100.00- 100.00	0.00
7.957	7.958	-0.001	916116	0.50000	0.50406	223.51- 223.51	0.00
8.254	8.253	0.001	271603	0.50000	0.49880	223.51- 223.51	0.00
8.497	8.497	0.000	221628	0.50000	0.49435	317.56- 317.56	0.00
Average of Peak Amounts =					0.49974		
$ 2 Tetrachloro-m-xylene					CAS #: 877-09-8		
5.328	5.328	0.000	442751	0.02500	0.026041		
$ 11 Decachlorobiphenyl					CAS #: 2051-24-3		
23.850	23.831	0.019	120233	0.02500	0.025886		
8 Aroclor-1260					CAS #: 11096-82-5		
11.384	11.383	0.001	446349	0.50000	0.49991	0.00- 0.00	0.00
11.628	11.627	0.001	537473	0.50000	0.49980	115.86- 115.86	0.00
12.138	12.138	0.000	213979	0.50000	0.50729	136.91- 136.91	0.00
12.857	12.856	0.001	316412	0.50000	0.49798	140.00- 140.00	0.00
13.921	13.917	0.004	284801	0.50000	0.49776	128.33- 128.33	0.00
Average of Peak Amounts =					0.50055		

Data File: \\PITSVR06\D\chem\gc14.i\10260.b\Y1001013.D
Date : 26-OCT-2010 23:45
Client ID:
Sample Info: M1660,10260.B

Instrument: gc14.i
Operator:
Column phase: MR-1
Column diameter: 0.53

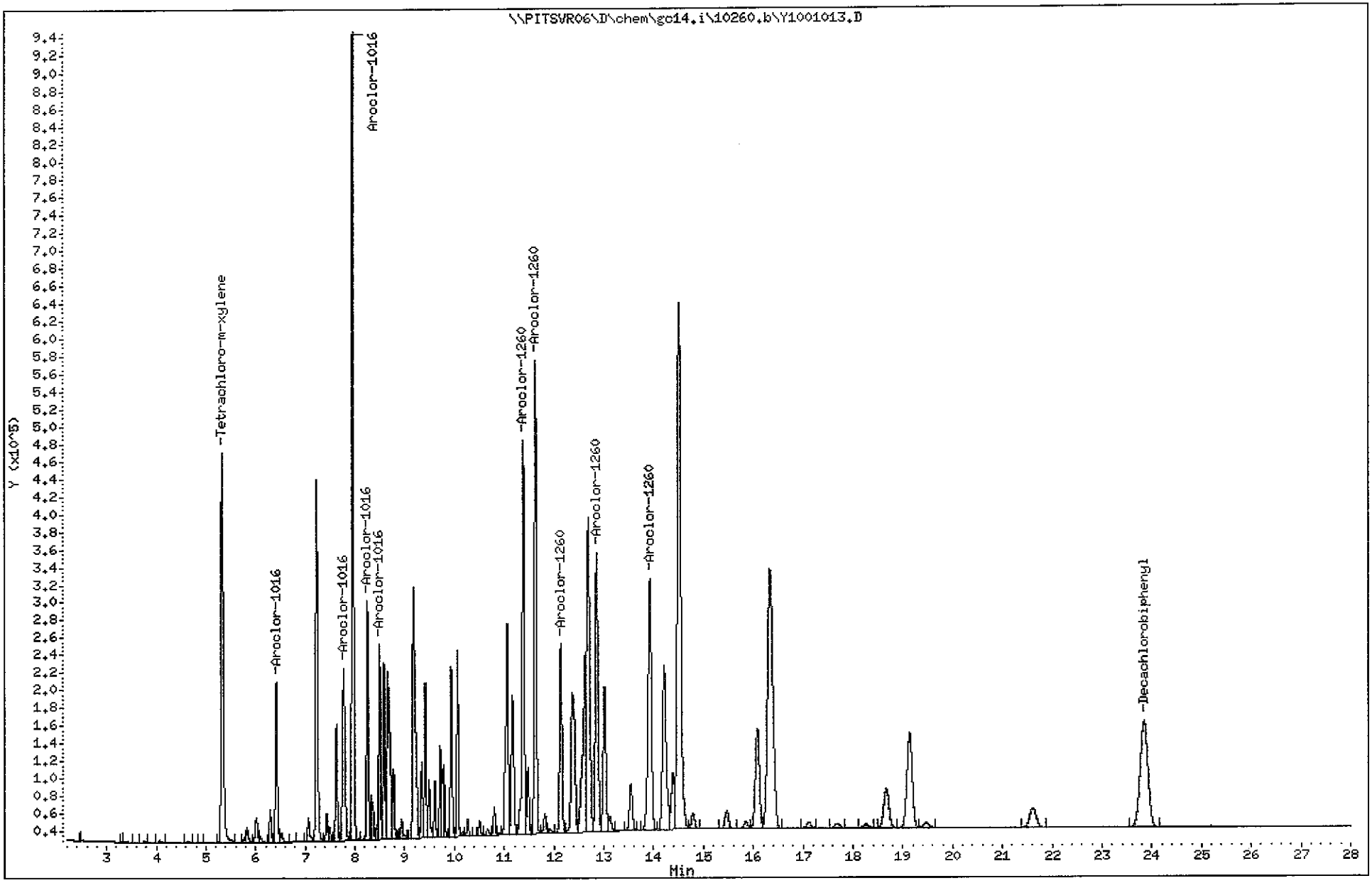

(3001 - 3110)

3052

C0K020532

Data File: \\PITSVR06\D\chem\gc14.i\10260.b\Y1001014.D
Report Date: 27-Oct-2010 13:24

TestAmerica Pittsburgh

Data file : \\PITSVR06\D\chem\gc14.i\10260.b\Y1001014.D
Lab Smp Id: MH1660
Inj Date : 27-OCT-2010 00:17
Operator : Inst ID: gc14.i
Smp Info : MH1660,10260.B
Misc Info : GC0786-10
Comment : 8082 PCB ANALYSIS
Method : \\PITSVR06\D\chem\gc14.i\10260.b\PCBA.m
Meth Date : 27-Oct-2010 13:24 gc14.i Quant Type: ESTD
Cal Date : 26-OCT-2010 23:45 Cal File: Y1001013.D
Als bottle: 16 Calibration Sample, Level: 4
Dil Factor: 1.00000
Integrator: Falcon Compound Sublist: 1660.sub
Target Version: 4.14 Sample Matrix: None
Processing Host: PITPC-106

				AMOUNTS			
				CAL-AMT	ON-COL		
RT	EXP RT	DLT RT	RESPONSE	(ng)	(ng)	TARGET RANGE	RATIO
4 Aroclor-1016					CAS #: 12674-11-2		
6.417	6.417	0.000	344693	1.00000	0.94886	0.00- 0.00	0.00
7.774	7.774	0.000	370882	1.00000	0.95847	100.00- 100.00	0.00
7.958	7.958	0.000	1751566	1.00000	0.96373	223.51- 223.51	0.00
8.253	8.253	0.000	523383	1.00000	0.96119	223.51- 223.51	0.00
8.497	8.497	0.000	427335	1.00000	0.95319	317.56- 317.56	0.00
Average of Peak Amounts =					0.95709		
$ 2 Tetrachloro-m-xylene					CAS #: 877-09-8		
5.328	5.328	0.000	866293	0.05000	0.050952		
$ 11 Decachlorobiphenyl					CAS #: 2051-24-3		
23.831	23.831	0.000	223442	0.05000	0.048106		
8 Aroclor-1260					CAS #: 11096-82-5		
11.383	11.383	0.000	851777	1.00000	0.95399	0.00- 0.00	0.00
11.627	11.627	0.000	1027922	1.00000	0.95586	115.86- 115.86	0.00
12.138	12.138	0.000	413005	1.00000	0.97913	136.91- 136.91	0.00
12.856	12.856	0.000	612899	1.00000	0.96461	140.00- 140.00	0.00
13.917	13.917	0.000	553656	1.00000	0.96765	128.33- 128.33	0.00
Average of Peak Amounts =					0.96425		

Data File: \\PITSVR06\D\chem\gc14.i\10260.b\Y1001014.D
Date : 27-OCT-2010 00:17
Client ID:
Sample Info: MH1660,10260,B

Instrument: gc14.i

Operator:
Column phase: MR-1
Column diameter: 0.53

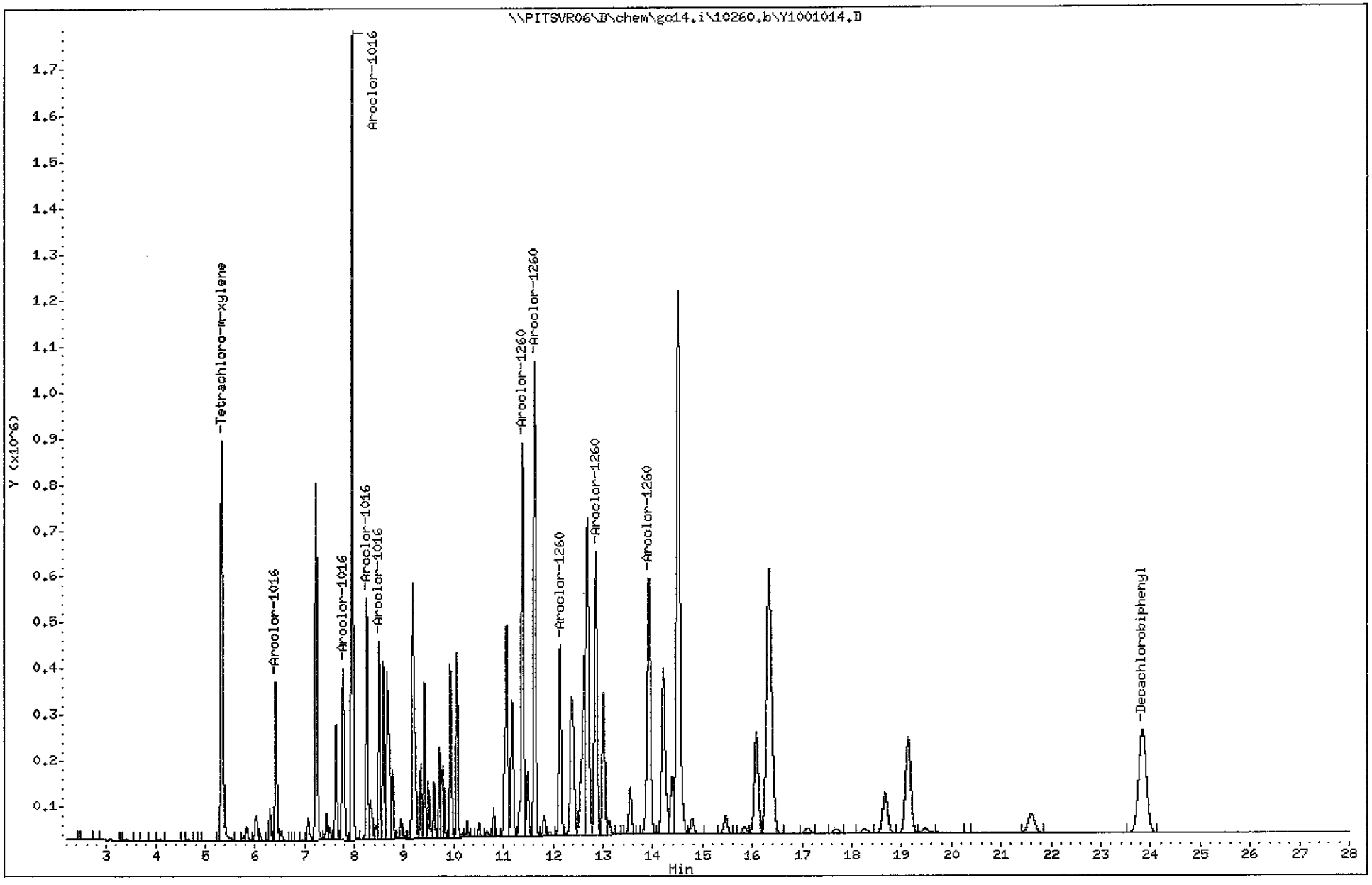

(3001 - 3110)

3054

C0K020532

Data File: \\PITSVR06\D\chem\gc14.i\10260.b\Y1001015.D
Report Date: 27-Oct-2010 13:24

TestAmerica Pittsburgh

Data file : \\PITSVR06\D\chem\gc14.i\10260.b\Y1001015.D
Lab Smp Id: H1660
Inj Date : 27-OCT-2010 00:49
Operator : Inst ID: gc14.i
Smp Info : H1660,10260.B
Misc Info : GC0787-10
Comment : 8082 PCB ANALYSIS
Method : \\PITSVR06\D\chem\gc14.i\10260.b\PCBA.m
Meth Date : 27-Oct-2010 13:24 gc14.i Quant Type: ESTD
Cal Date : 27-OCT-2010 00:17 Cal File: Y1001014.D
Als bottle: 17 Calibration Sample, Level: 5
Dil Factor: 1.00000
Integrator: Falcon Compound Sublist: 1660.sub
Target Version: 4.14 Sample Matrix: None
Processing Host: PITPC-106

				AMOUNTS				
				CAL-AMT	ON-COL			
RT	EXP RT	DLT RT	RESPONSE	(ng)	(ng)	TARGET RANGE		RATIO
4 Aroclor-1016					CAS #: 12674-11-2			
6.422	6.417	0.005	649519	2.00000	1.7880	0.00-	0.00	0.00
7.775	7.774	0.001	714302	2.00000	1.8460	100.00-	100.00	0.00
7.959	7.958	0.001	3471164	2.00000	1.9099	223.51-	223.51	0.00
8.253	8.253	0.000	1030091	2.00000	1.8918	223.51-	223.51	0.00
8.498	8.497	0.001	847978	2.00000	1.8914	317.56-	317.56	0.00
Average of Peak Amounts =					1.86542			
$ 2 Tetrachloro-m-xylene					CAS #: 877-09-8			
5.332	5.328	0.004	1697843	0.10000	0.099860			
$ 11 Decachlorobiphenyl					CAS #: 2051-24-3			
23.831	23.831	0.000	434505	0.10000	0.093547			
8 Aroclor-1260					CAS #: 11096-82-5			
11.383	11.383	0.000	1652385	2.00000	1.8507	0.00-	0.00	0.00
11.627	11.627	0.000	2003385	2.00000	1.8629	115.86-	115.86	0.00
12.136	12.138	-0.002	805955	2.00000	1.9107	136.91-	136.91	0.00
12.853	12.856	-0.003	1185815	2.00000	1.8663	140.00-	140.00	0.00
13.919	13.917	0.002	1077202	2.00000	1.8827	128.33-	128.33	0.00
Average of Peak Amounts =					1.87466			

Data File: \\PITSVR06\D\chem\gc14.i\10260.b\Y1001015.D
Date : 27-OCT-2010 00:49
Client ID:
Sample Info: H1660,10260.B

Instrument: gc14.i

Operator:
Column phase: MR-1
Column diameter: 0.53

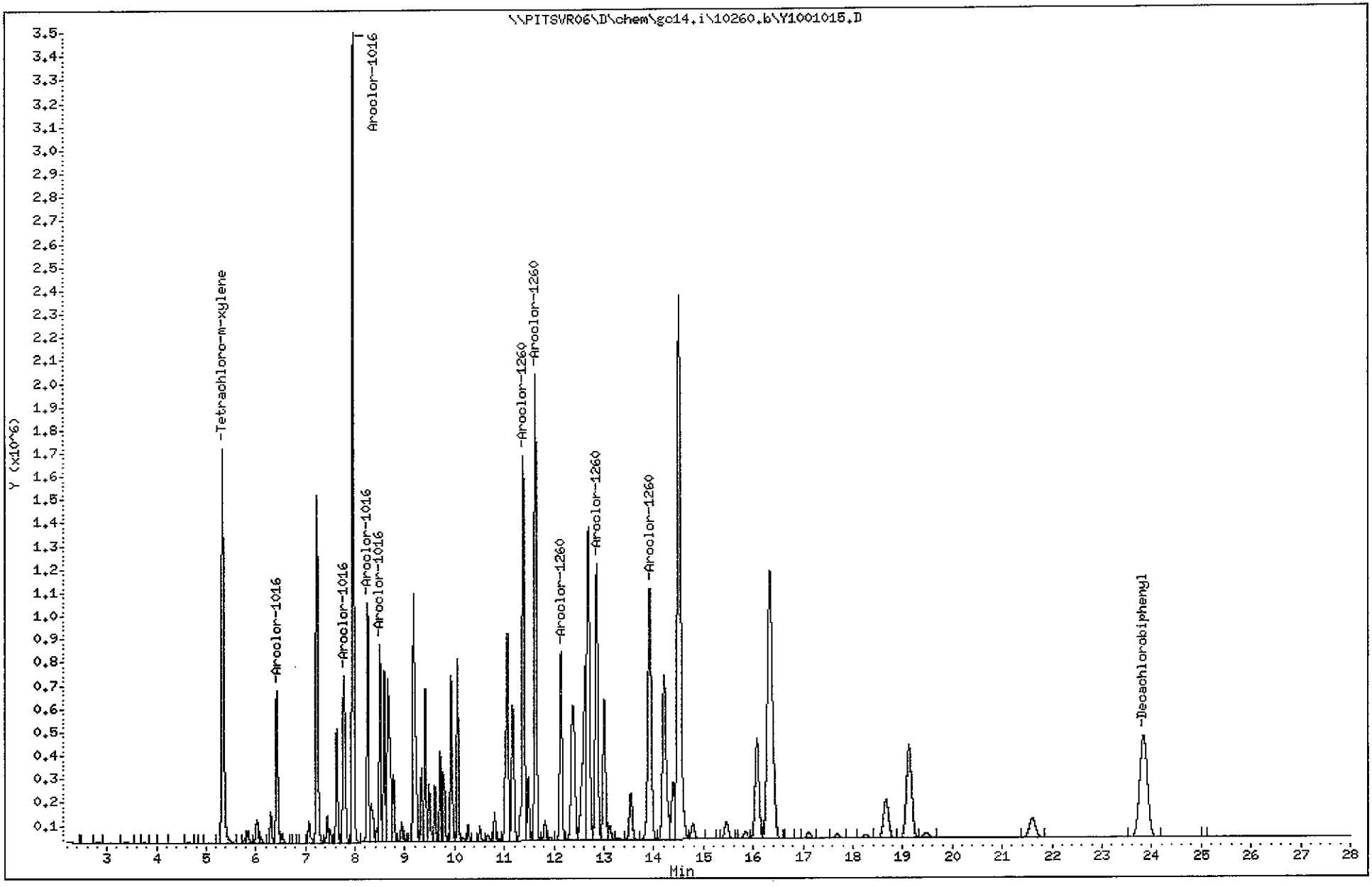

(3001 - 3110)

3056

C0K020532

Data File: \\PITSVR06\D\chem\gc14.i\10260.b\Y1001016.D
Report Date: 27-Oct-2010 13:24

TestAmerica Pittsburgh

Data file : \\PITSVR06\D\chem\gc14.i\10260.b\Y1001016.D
Lab Smp Id: XH1660
Inj Date : 27-OCT-2010 01:21
Operator : Inst ID: gc14.i
Smp Info : XH1660,10260.B
Misc Info : GC0788-10
Comment : 8082 PCB ANALYSIS
Method : \\PITSVR06\D\chem\gc14.i\10260.b\PCBA.m
Meth Date : 27-Oct-2010 13:24 gc14.i Quant Type: ESTD
Cal Date : 27-OCT-2010 00:49 Cal File: Y1001015.D
Als bottle: 18 Calibration Sample, Level: 6
Dil Factor: 1.00000
Integrator: Falcon Compound Sublist: 1660.sub
Target Version: 4.14 Sample Matrix: None
Processing Host: PITPC-106

				AMOUNTS			
				CAL-AMT	ON-COL		
RT	EXP RT	DLT RT	RESPONSE	(ng)	(ng)	TARGET RANGE	RATIO
4 Aroclor-1016					CAS #: 12674-11-2		
6.424	6.417	0.007	1214974	4.00000	3.3445	0.00- 0.00	0.00
7.777	7.774	0.003	1359106	4.00000	3.5123	100.00- 100.00	0.00
7.960	7.958	0.002	6834418	4.00000	3.7604	223.51- 223.51	0.00
8.256	8.253	0.003	1979653	4.00000	3.6356	223.51- 223.51	0.00
8.501	8.497	0.004	1639271	4.00000	3.6565	317.56- 317.56	0.00
Average of Peak Amounts =					3.58186		
$ 2 Tetrachloro-m-xylene					CAS #: 877-09-8		
5.336	5.328	0.008	3209807	0.20000	0.18879		
$ 11 Decachlorobiphenyl					CAS #: 2051-24-3		
23.841	23.831	0.010	863880	0.20000	0.18599		
8 Aroclor-1260					CAS #: 11096-82-5		
11.385	11.383	0.002	3357969	4.00000	3.7609	0.00- 0.00	0.00
11.628	11.627	0.001	4058458	4.00000	3.7740	115.86- 115.86	0.00
12.138	12.138	0.000	1608156	4.00000	3.8125	136.91- 136.91	0.00
12.856	12.856	0.000	2334246	4.00000	3.6738	140.00- 140.00	0.00
13.919	13.917	0.002	2127788	4.00000	3.7188	128.33- 128.33	0.00
Average of Peak Amounts =					3.74800		

Data File: \\PITSVR06\D\chem\gc14.i\10260.b\Y1001016.D
Date : 27-OCT-2010 01:21
Client ID:
Sample Info: XH1660,10260.B

Instrument: gc14.i

Operator:
Column phase: MR-1
Column diameter: 0.53

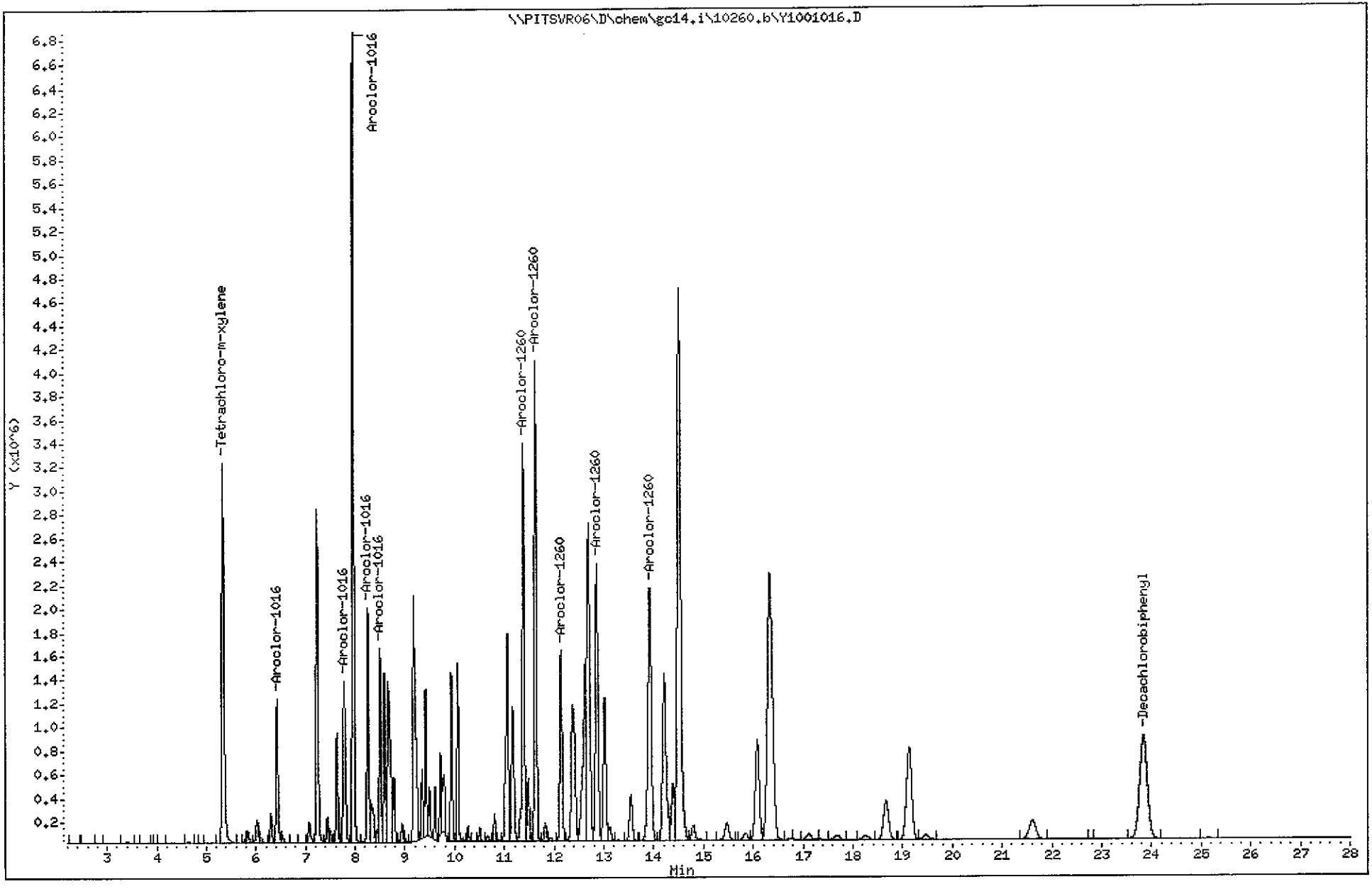

(3001 - 3110)

3058

C0K020532

Data File: \\PITSVR06\D\chem\gc14.i\10260.b\Y1001017.D
Report Date: 27-Oct-2010 13:24

TestAmerica Pittsburgh

Data file : \\PITSVR06\D\chem\gc14.i\10260.b\Y1001017.D
Lab Smp Id: 2M2154
Inj Date : 27-OCT-2010 01:53
Operator : Inst ID: gc14.i
Smp Info : 2M2154,10260.B
Misc Info : GC0861-10
Comment : 8082 PCB ANALYSIS
Method : \\PITSVR06\D\chem\gc14.i\10260.b\PCBA.m
Meth Date : 27-Oct-2010 13:24 gc14.i Quant Type: ESTD
Cal Date : 27-OCT-2010 01:21 Cal File: Y1001016.D
Als bottle: 19 Continuing Calibration Sample
Dil Factor: 1.00000
Integrator: Falcon Compound Sublist: 2154.sub
Target Version: 4.14 Sample Matrix: None
Processing Host: PITPC-106

RT	EXP RT	DLT RT	RESPONSE	AMOUNTS CAL-AMT (ng)	ON-COL (ng)	TARGET RANGE	RATIO
1 Aroclor-1221					CAS #: 11104-28-2		
6.009	6.008	0.001	86466	0.50000	0.50383	0.00- 0.00	0.00
6.294	6.294	0.000	70724	0.50000	0.50162	136.57- 136.57	0.00
6.416	6.417	-0.001	232132	0.50000	0.49970	86.04- 86.04	0.00
		Average of Peak Amounts =			0.50172		
7 Aroclor-1254					CAS #: 11097-69-1		
10.503	10.503	0.000	152148	0.50000	0.54395	0.00- 0.00	0.00
10.659	10.659	0.000	172620	0.50000	0.55724	112.23- 112.23	0.00
10.799	10.799	0.000	344020	0.50000	0.53438	97.40- 97.40	0.00
11.319	11.320	-0.001	450937	0.50000	0.54399	71.09- 71.09	0.00
12.136	12.135	0.001	87620	0.50000	0.48211	85.01- 85.01	0.00
		Average of Peak Amounts =			0.53233		

Data File: \\PITSVR06\D\chem\gc14.i\10260.b\Y1001017.D
Date : 27-OCT-2010 01:53
Client ID:
Sample Info: 2M2154,10260,B

Instrument: gc14.i
Operator:
Column diameter: 0.53

Column phase: MR-1

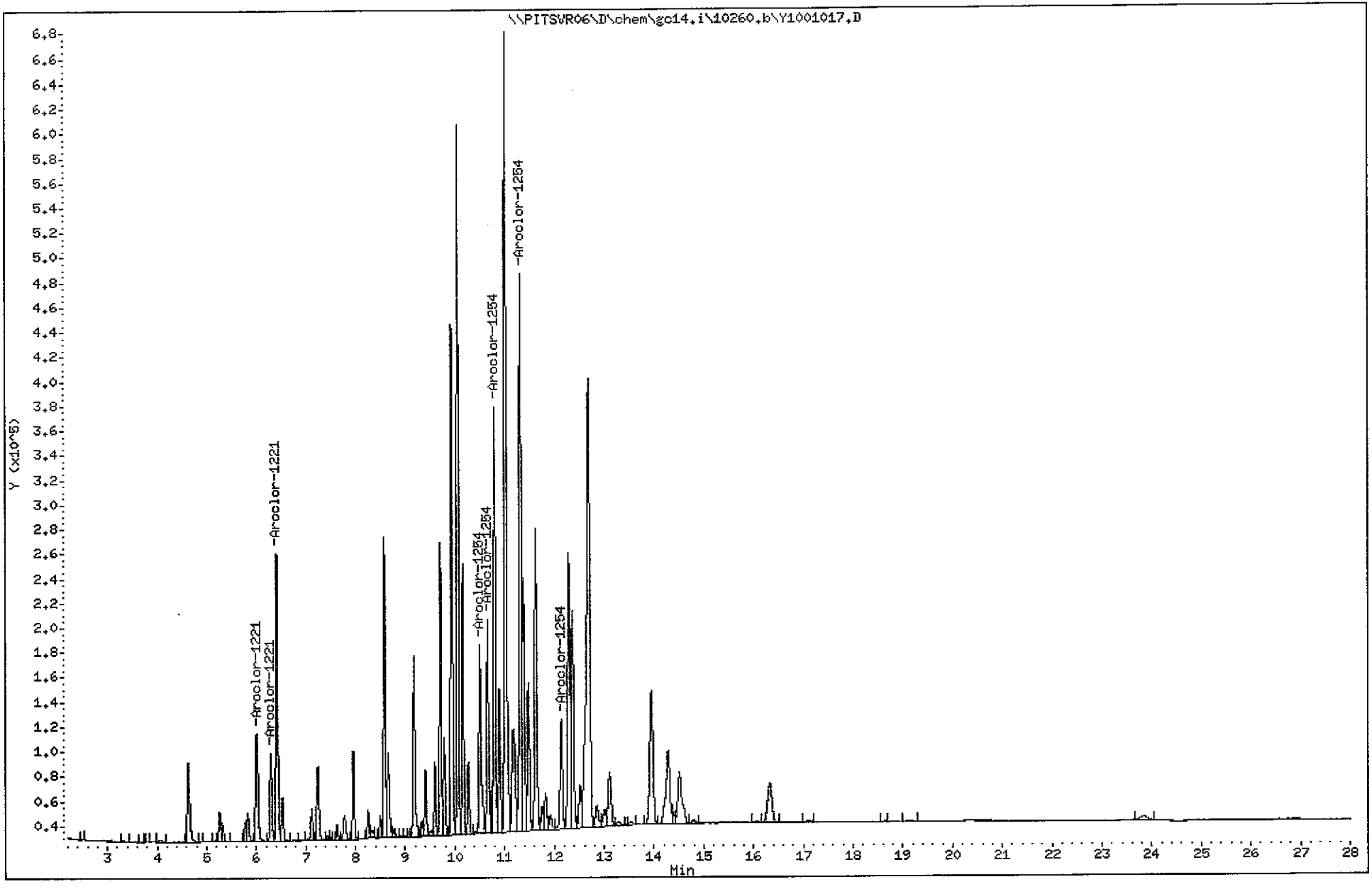

(3001 - 3110)

3060

C0K020532

Data File: \\PITSVR06\D\chem\gc14.i\10260.b\Y1001018.D
Report Date: 27-Oct-2010 13:24

TestAmerica Pittsburgh

Data file : \\PITSVR06\D\chem\gc14.i\10260.b\Y1001018.D
Lab Smp Id: 2M1232
Inj Date : 27-OCT-2010 02:25
Operator : Inst ID: gc14.i
Smp Info : 2M1232,10260.B
Misc Info : GC0862-10
Comment : 8082 PCB ANALYSIS
Method : \\PITSVR06\D\chem\gc14.i\10260.b\PCBA.m
Meth Date : 27-Oct-2010 13:24 gc14.i Quant Type: ESTD
Cal Date : 27-OCT-2010 01:21 Cal File: Y1001016.D
Als bottle: 20 Continuing Calibration Sample
Dil Factor: 1.00000
Integrator: Falcon Compound Sublist: 1232.sub
Target Version: 4.14 Sample Matrix: None
Processing Host: PITPC-106

RT	EXP RT	DLT RT	RESPONSE	AMOUNTS CAL-AMT (ng)	ON-COL (ng)	TARGET RANGE	RATIO
3 Aroclor-1232					CAS #: 11141-16-5		
7.772	7.772	0.000	88428	0.50000	0.52725	0.00- 0.00	0.00
8.251	8.250	0.001	119070	0.50000	0.51593	166.26- 166.26	0.00
8.583	8.583	0.000	75756	0.50000	0.39446	85.99- 85.99	0.00
9.410	9.411	-0.001	68332	0.50000	0.45116	94.18- 94.18	0.00
9.600	9.599	0.001	65622	0.50000	0.47039	0.00- 0.00	0.00
		Average of Peak Amounts =			0.47184		

Data File: \\PITSVR06\D\chem\gc14.i\10260.b\Y1001018.D
Date : 27-OCT-2010 02:25
Client ID:
Sample Info: 2M1232,10260.B

Instrument: gc14.i
Operator:
Column diameter: 0.53

Column phase: MR-1

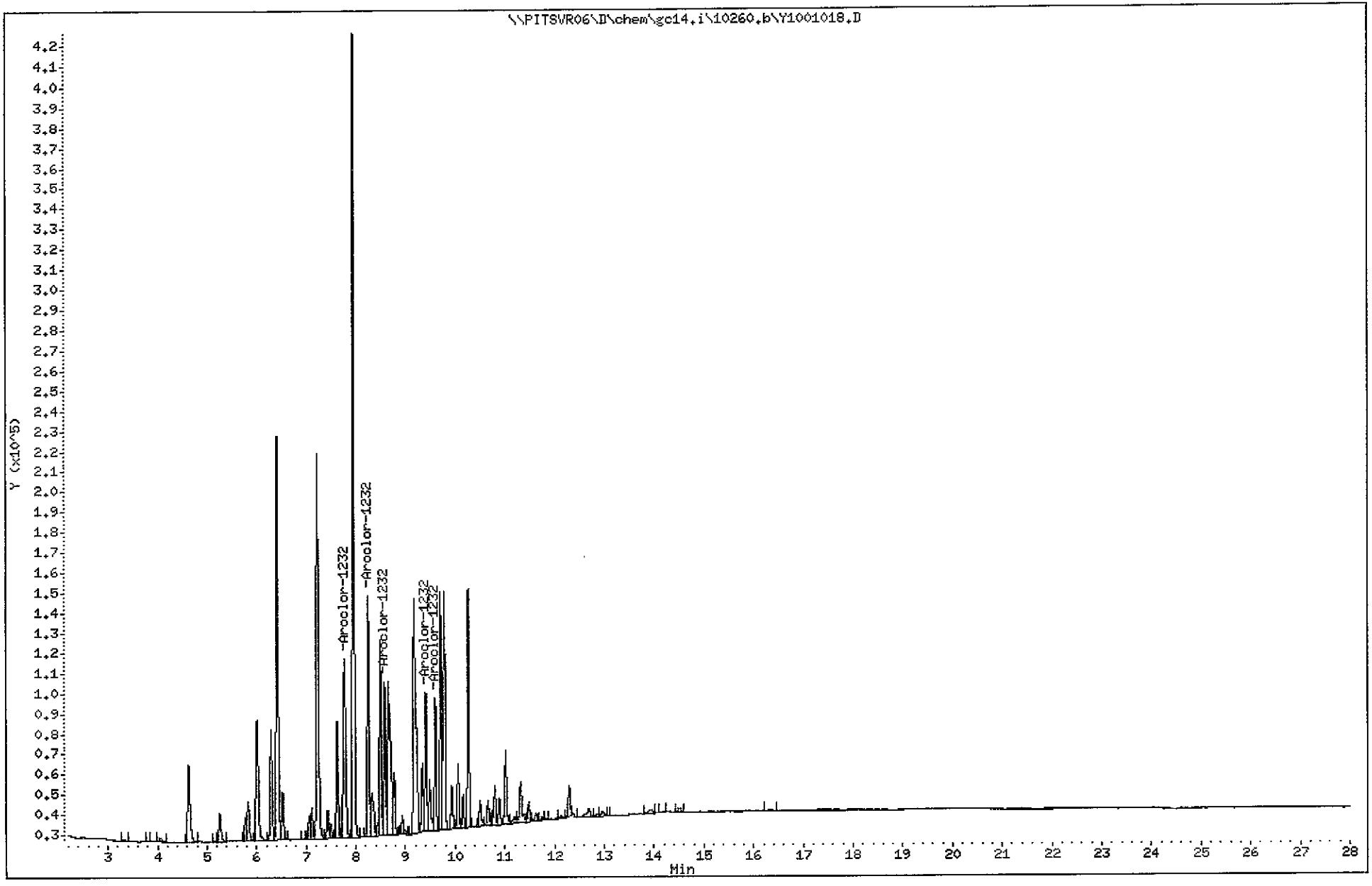

(3001 - 3110)

3062

C0K020532

Data File: \\PITSVR06\D\chem\gc14.i\10260.b\Y1001019.D
Report Date: 27-Oct-2010 13:24

TestAmerica Pittsburgh

Data file : \\PITSVR06\D\chem\gc14.i\10260.b\Y1001019.D
Lab Smp Id: 2M1242
Inj Date : 27-OCT-2010 02:57
Operator : Inst ID: gc14.i
Smp Info : 2M1242,10260.B
Misc Info : GC0863-10
Comment : 8082 PCB ANALYSIS
Method : \\PITSVR06\D\chem\gc14.i\10260.b\PCBA.m
Meth Date : 27-Oct-2010 13:24 gc14.i Quant Type: ESTD
Cal Date : 27-OCT-2010 01:21 Cal File: Y1001016.D
Als bottle: 21 Continuing Calibration Sample
Dil Factor: 1.00000
Integrator: Falcon Compound Sublist: 1242.sub
Target Version: 4.14 Sample Matrix: None
Processing Host: PITPC-106

				AMOUNTS			
				CAL-AMT	ON-COL		
RT	EXP RT	DLT RT	RESPONSE	(ng)	(ng)	TARGET RANGE	RATIO
5 Aroclor-1242					CAS #: 53469-21-9		
8.496	8.494	0.002	184507	0.50000	0.54228	0.00- 0.00	0.00
8.583	8.582	0.001	164356	0.50000	0.54703	330.13- 330.13	0.00
9.176	9.175	0.001	244724	0.50000	0.53587	769.70- 769.70	0.00
9.785	9.784	0.001	255123	0.50000	0.50260	532.48- 532.48	0.00
10.266	10.265	0.001	248331	0.50000	0.48066	334.30- 334.30	0.00
		Average of Peak Amounts =			0.52169		

Data File: \\PITSVR06\D\chem\gc14.i\10260.b\Y1001019.D
Date : 27-OCT-2010 02:57
Client ID:
Sample Info: 2M1242,10260,B

Instrument: gc14.i
Operator:
Column diameter: 0.53
Column phase: MR-1

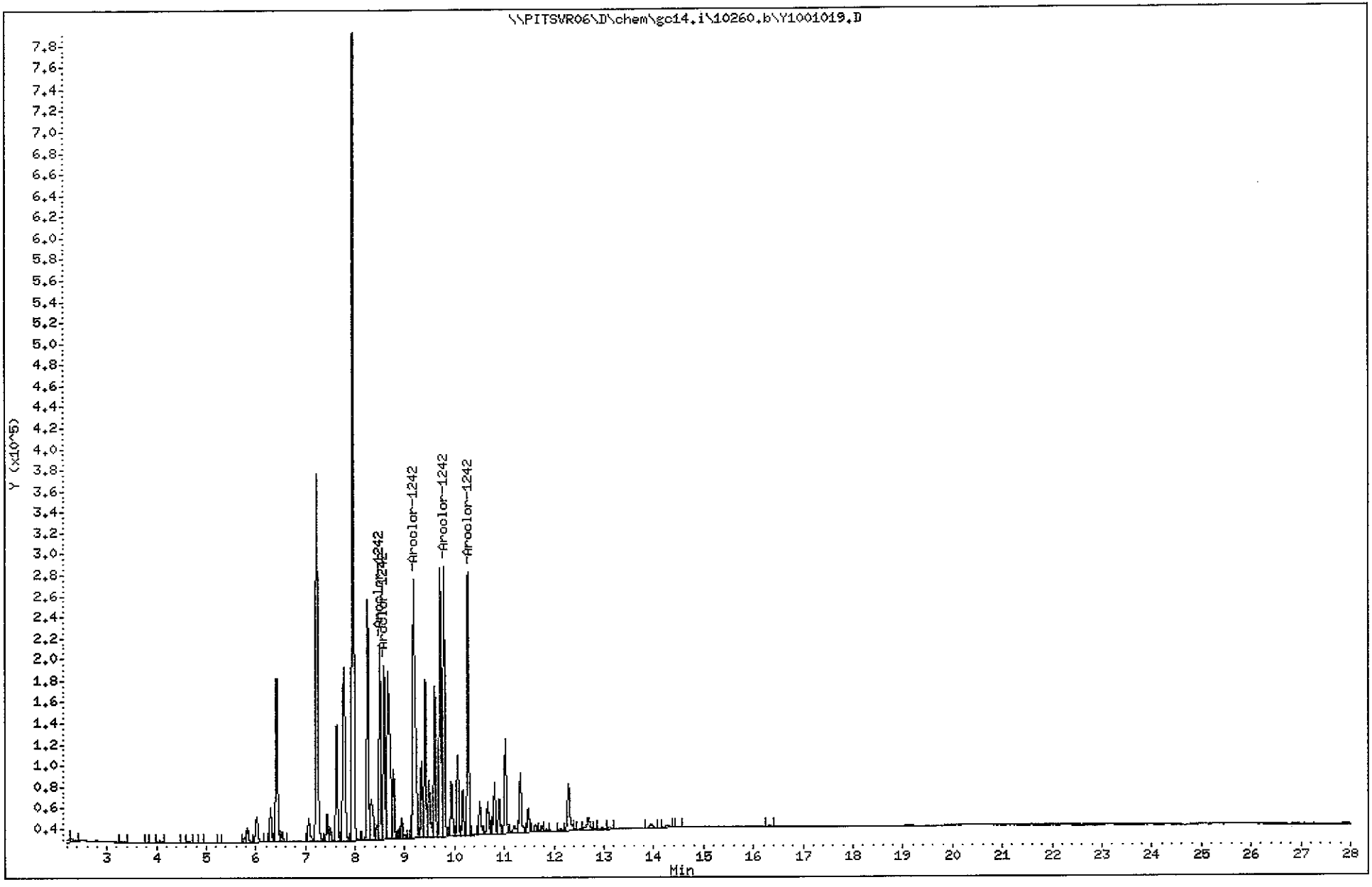

(3001 - 3110)
3064
C0K020532

Data File: \\PITSVR06\D\chem\gc14.i\10260.b\Y1001020.D
Report Date: 27-Oct-2010 13:24

TestAmerica Pittsburgh

Data file : \\PITSVR06\D\chem\gc14.i\10260.b\Y1001020.D
Lab Smp Id: 2M1248
Inj Date : 27-OCT-2010 03:30
Operator : Inst ID: gc14.i
Smp Info : 2M1248,10260.B
Misc Info : GC0864-10
Comment : 8082 PCB ANALYSIS
Method : \\PITSVR06\D\chem\gc14.i\10260.b\PCBA.m
Meth Date : 27-Oct-2010 13:24 gc14.i Quant Type: ESTD
Cal Date : 27-OCT-2010 01:21 Cal File: Y1001016.D
Als bottle: 22 Continuing Calibration Sample
Dil Factor: 1.00000
Integrator: Falcon Compound Sublist: 1248.sub
Target Version: 4.14 Sample Matrix: None
Processing Host: PITPC-106

				AMOUNTS			
				CAL-AMT	ON-COL		
RT	EXP RT	DLT RT	RESPONSE	(ng)	(ng)	TARGET RANGE	RATIO
6 Aroclor-1248					CAS #: 12672-29-6		
8.584	8.581	0.003	302152	0.50000	0.50810	0.00- 0.00	0.00
9.411	9.409	0.002	245280	0.50000	0.50615	134.57- 134.57	0.00
9.600	9.598	0.002	226823	0.50000	0.49382	83.67- 83.67	0.00
9.930	9.928	0.002	134108	0.50000	0.49058	63.86- 63.86	0.00
11.018	11.014	0.004	218053	0.50000	0.50376	148.08- 148.08	0.00
		Average of Peak Amounts =			0.50048		

Data File: \\PITSVR06\D\chem\gc14.i\10260.b\Y1001020.D
Date : 27-OCT-2010 03:30
Client ID:
Sample Info: 2M1248,10260,B

Instrument: gc14.i

Operator:
Column phase: MR-1
Column diameter: 0.53

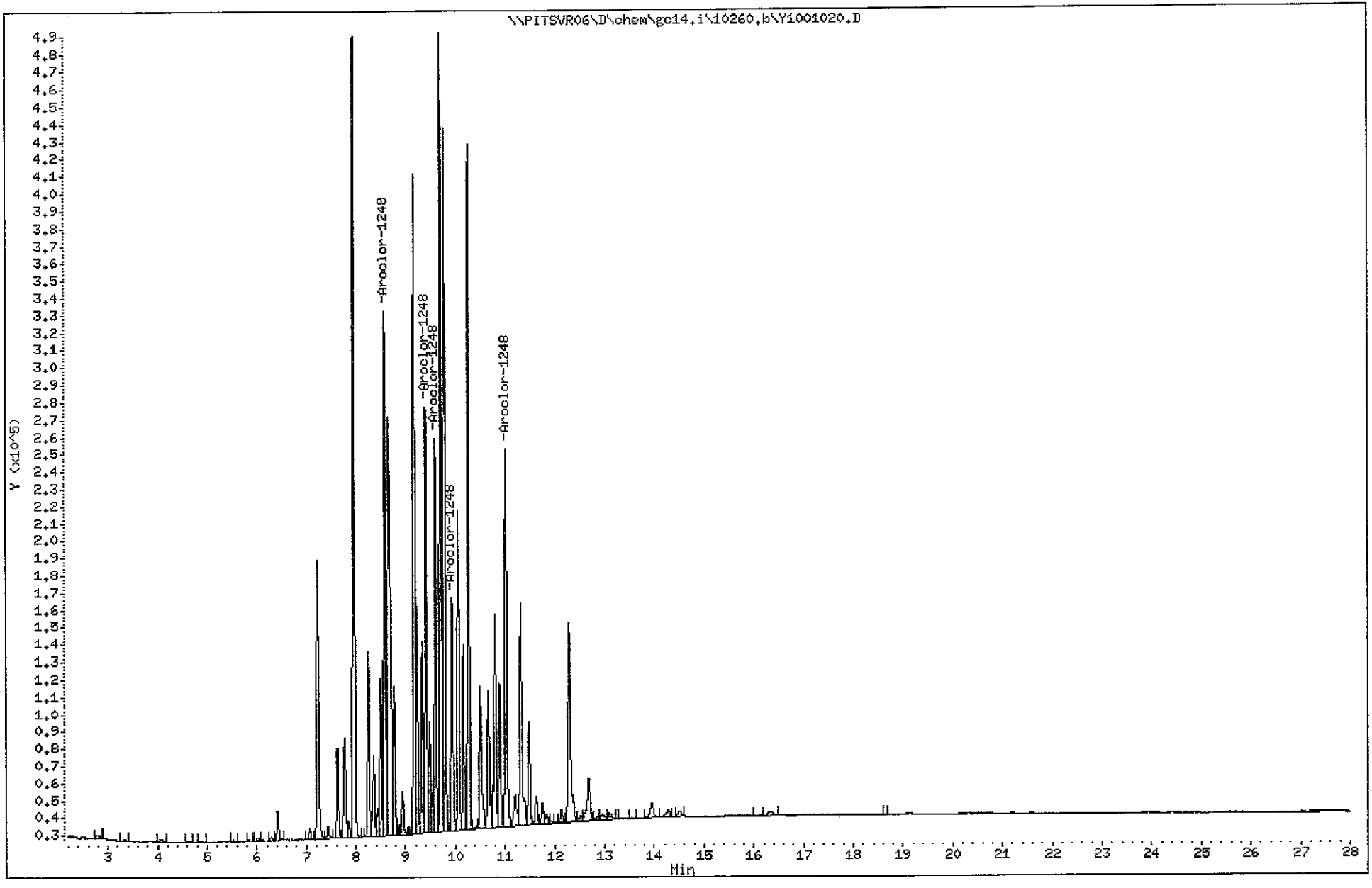

(3001 - 3110)

3066

C0K020532

Data File: \\PITSVR06\D\chem\gc14.i\10260.b\Y1001021.D
Report Date: 27-Oct-2010 13:24

TestAmerica Pittsburgh

Data file : \\PITSVR06\D\chem\gc14.i\10260.b\Y1001021.D
Lab Smp Id: 2M1262
Inj Date : 27-OCT-2010 04:02
Operator : Inst ID: gc14.i
Smp Info : 2M1262,10260.B
Misc Info : GC0865-10
Comment : 8082 PCB ANALYSIS
Method : \\PITSVR06\D\chem\gc14.i\10260.b\PCBA.m
Meth Date : 27-Oct-2010 13:24 gc14.i Quant Type: ESTD
Cal Date : 27-OCT-2010 01:21 Cal File: Y1001016.D
Als bottle: 23 Continuing Calibration Sample
Dil Factor: 1.00000
Integrator: Falcon Compound Sublist: 1262.sub
Target Version: 4.14 Sample Matrix: None
Processing Host: PITPC-106

RT	EXP RT	DLT RT	RESPONSE	AMOUNTS CAL-AMT (ng)	AMOUNTS ON-COL (ng)	TARGET RANGE	RATIO
9 Aroclor-1262					CAS #: 37324-23-5		
11.625	11.623	0.002	435887	0.50000	0.54158	0.00- 0.00	0.00
13.916	13.908	0.008	354058	0.50000	0.53438	0.00- 0.00	0.00
14.206	14.199	0.007	213449	0.50000	0.53890	0.00- 0.00	0.00
16.080	16.065	0.015	234590	0.50000	0.53089	0.00- 0.00	0.00
16.340	16.332	0.008	335796	0.50000	0.54545	0.00- 0.00	0.00
Average of Peak Amounts =					0.53824		

Data File: \\PITSVR06\D\chem\gc14.i\10260.b\Y1001021.D
Date : 27-OCT-2010 04:02
Client ID:
Sample Info: 2M1262,10260.B

Instrument: gc14.i
Operator:
Column diameter: 0.53

Column phase: MR-1

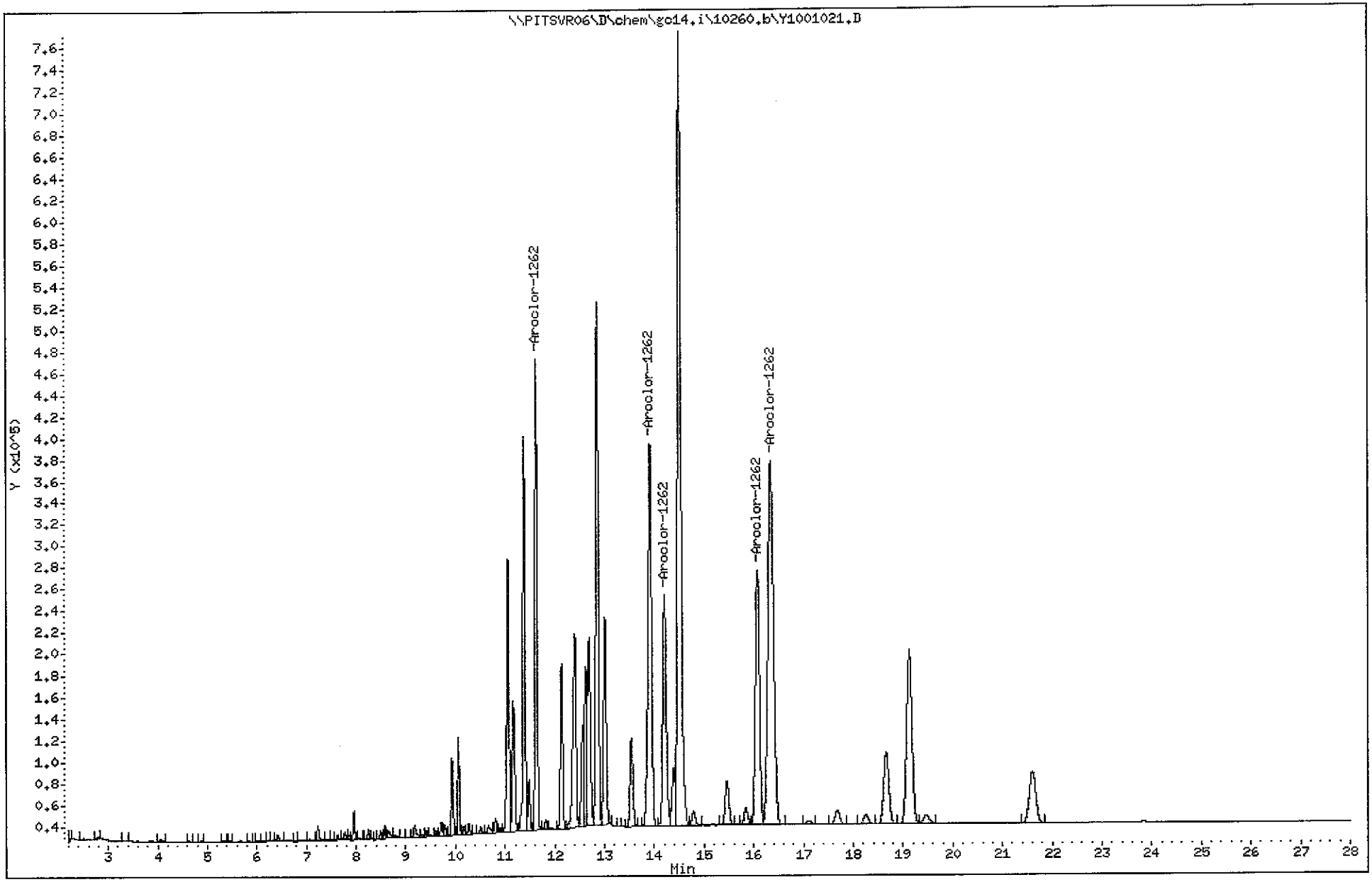

(3001 - 3110)

3068

C0K020532

Data File: \\PITSVR06\D\chem\gc14.i\10260.b\Y1001022.D
Report Date: 27-Oct-2010 13:24

TestAmerica Pittsburgh

Data file : \\PITSVR06\D\chem\gc14.i\10260.b\Y1001022.D
Lab Smp Id: 2M1268
Inj Date : 27-OCT-2010 04:34
Operator : Inst ID: gc14.i
Smp Info : 2M1268,10260.B
Misc Info : GC0866-10
Comment : 8082 PCB ANALYSIS
Method : \\PITSVR06\D\chem\gc14.i\10260.b\PCBA.m
Meth Date : 27-Oct-2010 13:24 gc14.i Quant Type: ESTD
Cal Date : 27-OCT-2010 01:21 Cal File: Y1001016.D
Als bottle: 24 Continuing Calibration Sample
Dil Factor: 1.00000
Integrator: Falcon Compound Sublist: 1268.sub
Target Version: 4.14 Sample Matrix: None
Processing Host: PITPC-106

RT	EXP RT	DLT RT	RESPONSE	AMOUNTS CAL-AMT (ng)	ON-COL (ng)	TARGET RANGE	RATIO
10 Aroclor-1268					CAS #: 11100-14-4		
16.074	16.069	0.005	670801	0.50000	0.51037	0.00- 0.00	0.00
16.351	16.342	0.009	549670	0.50000	0.50376	0.00- 0.00	0.00
17.678	17.668	0.010	434717	0.50000	0.50086	0.00- 0.00	0.00
21.598	21.592	0.006	1046003	0.50000	0.52141	0.00- 0.00	0.00
		Average of Peak Amounts =			0.50910		

Data File: \\PITSVR06\D\chem\gc14.i\10260.b\Y1001022.D
Date : 27-OCT-2010 04:34
Client ID:
Sample Info: 2M1268,10260.B

Column phase: MR-1

Instrument: gc14.i

Operator:
Column diameter: 0.53

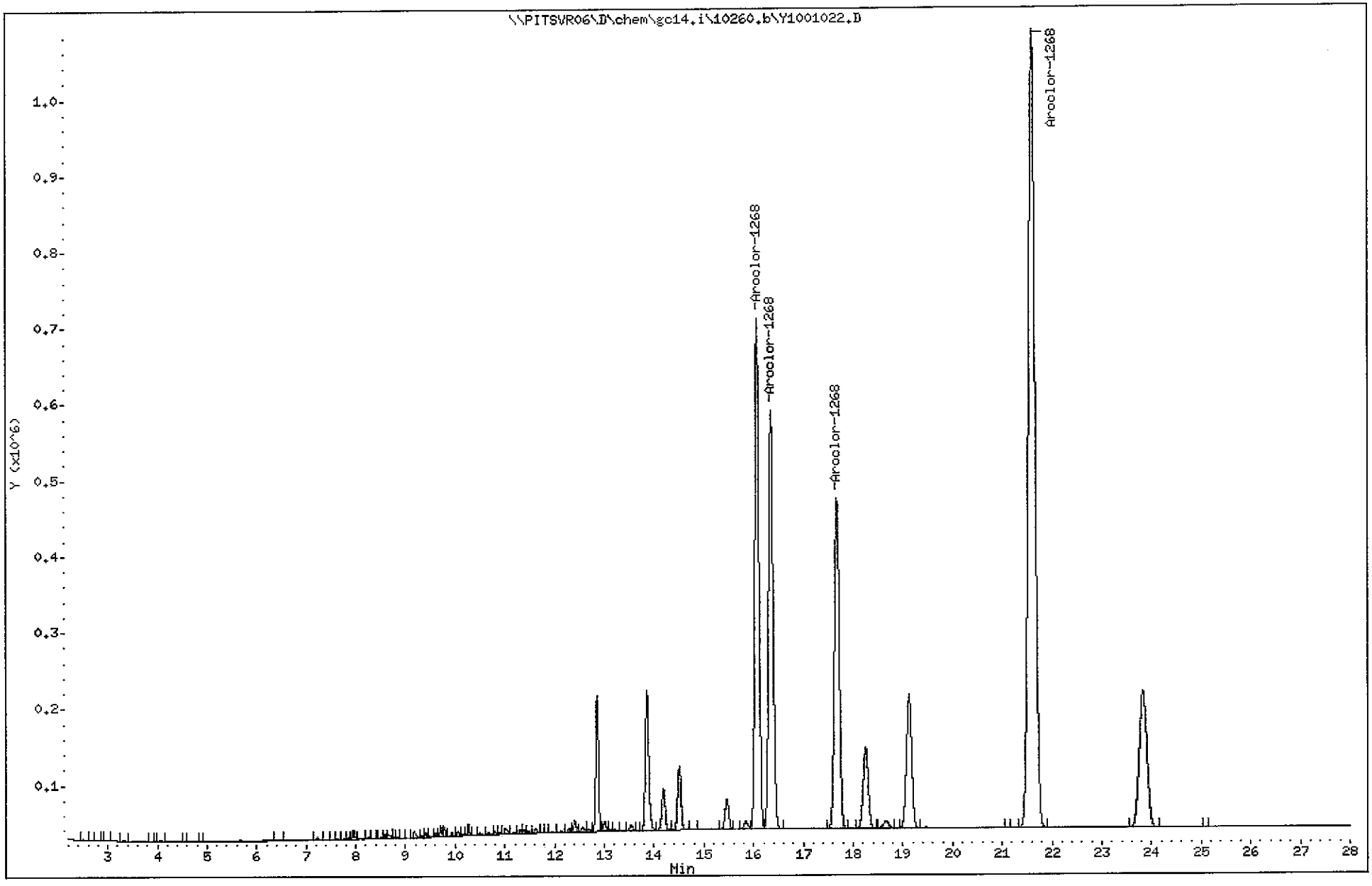

(3001 - 3110)

3070

C0K020532

Data File: \\PITSVR06\D\chem\gc14.i\10260.b\Y1001023.D
Report Date: 27-Oct-2010 13:24

TestAmerica Pittsburgh

Data file : \\PITSVR06\D\chem\gc14.i\10260.b\Y1001023.D
Lab Smp Id: 2M1660
Inj Date : 27-OCT-2010 05:06
Operator : Inst ID: gc14.i
Smp Info : 2M1660,10260.B
Misc Info : GC0867-10
Comment : 8082 PCB ANALYSIS
Method : \\PITSVR06\D\chem\gc14.i\10260.b\PCBA.m
Meth Date : 27-Oct-2010 13:24 gc14.i Quant Type: ESTD
Cal Date : 27-OCT-2010 01:21 Cal File: Y1001016.D
Als bottle: 25 Continuing Calibration Sample
Dil Factor: 1.00000
Integrator: Falcon Compound Sublist: 1660.sub
Target Version: 4.14 Sample Matrix: None
Processing Host: PITPC-106

RT	EXP RT	DLT RT	RESPONSE	AMOUNTS CAL-AMT (ng)	ON-COL (ng)	TARGET RANGE	RATIO
4 Aroclor-1016					CAS #: 12674-11-2		
6.417	6.417	0.000	183037	0.50000	0.50386	0.00- 0.00	0.00
7.775	7.774	0.001	199556	0.50000	0.51571	100.00- 100.00	0.00
7.955	7.958	-0.003	936984	0.50000	0.51554	223.51- 223.51	0.00
8.251	8.253	-0.002	276032	0.50000	0.50693	223.51- 223.51	0.00
8.496	8.497	-0.001	227291	0.50000	0.50698	317.56- 317.56	0.00
		Average of Peak Amounts =			0.50980		
$ 2 Tetrachloro-m-xylene					CAS #: 877-09-8		

Peaks not detected for Quant. or Qual. signal(s).

$ 11 Decachlorobiphenyl					CAS #: 2051-24-3		
23.829	23.831	-0.002	2511	0.02500	0.00054061		
8 Aroclor-1260					CAS #: 11096-82-5		
11.382	11.383	-0.001	445903	0.50000	0.49941	0.00- 0.00	0.00
11.625	11.627	-0.002	534047	0.50000	0.49661	115.86- 115.86	0.00
12.135	12.138	-0.003	219420	0.50000	0.52019	136.91- 136.91	0.00
12.854	12.856	-0.002	266245	0.50000	0.41903	140.00- 140.00	0.00
13.918	13.917	0.001	262227	0.50000	0.45831	128.33- 128.33	0.00
		Average of Peak Amounts =			0.47871		

Data File: \\PITSVR06\D\chem\gc14.i\10260.b\Y1001023.D
Date : 27-OCT-2010 05:06
Client ID:
Sample Info: 2M1660,10260,B

Instrument: gc14.i
Operator:
Column diameter: 0.53

Column phase: MR-1

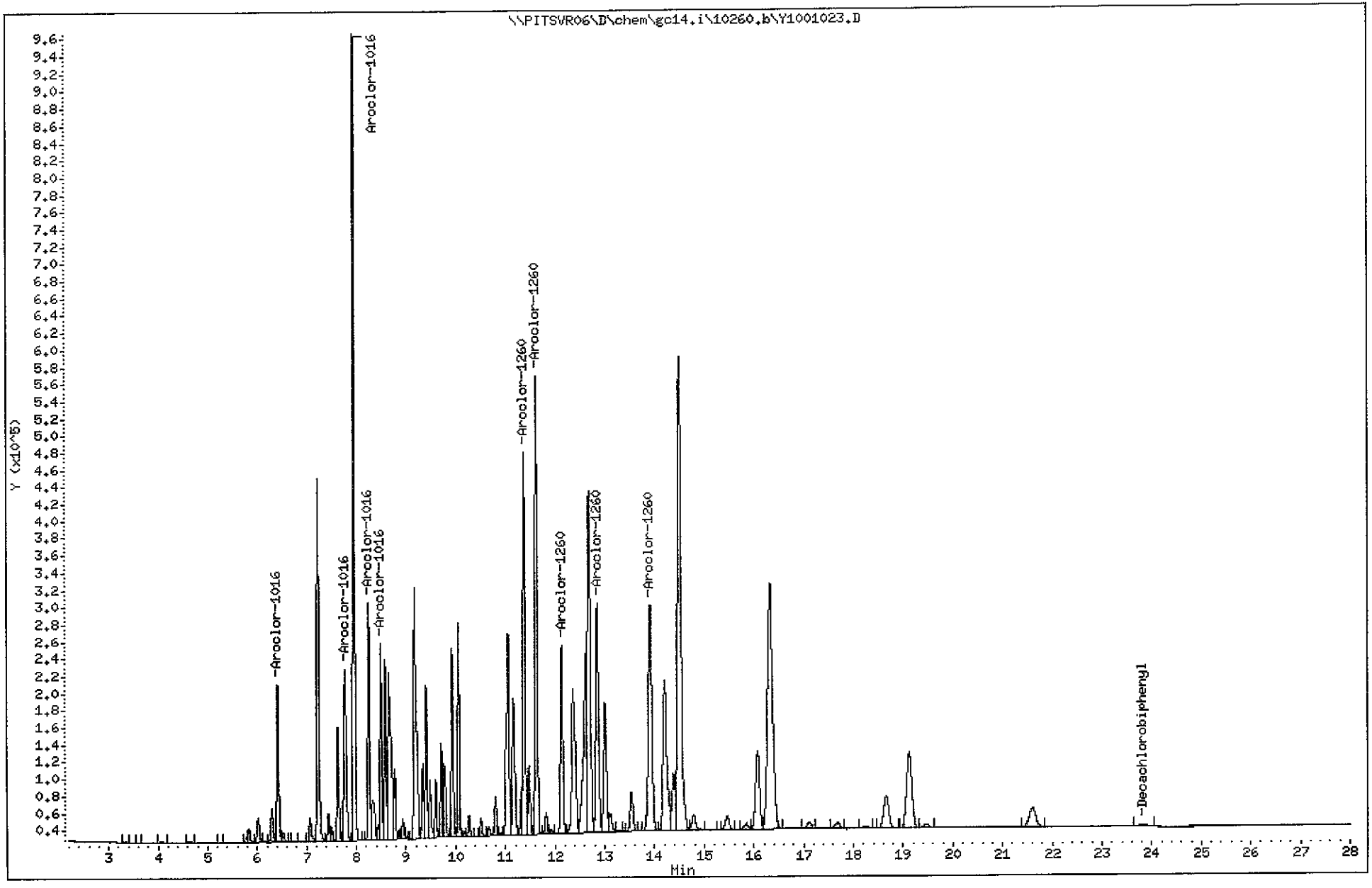

(3001 - 3110)

3072

C0K020532

Data File: \\PITSVR06\D\chem\gc14.i\10260.b\Y1100090.D
Report Date: 04-Nov-2010 13:34

TestAmerica Pittsburgh

Data file : \\PITSVR06\D\chem\gc14.i\10260.b\Y1100090.D
Lab Smp Id: M2154
Inj Date : 03-NOV-2010 12:37
Operator : Inst ID: gc14.i
Smp Info : M2154,10260.B
Misc Info : GC0445-10
Comment : 8082 PCB ANALYSIS
Method : \\PITSVR06\D\chem\gc14.i\10260.b\PCBA.m
Meth Date : 04-Nov-2010 13:34 gc14.i Quant Type: ESTD
Cal Date : 27-OCT-2010 01:21 Cal File: Y1001016.D
Als bottle: 2 Continuing Calibration Sample
Dil Factor: 1.00000
Integrator: Falcon Compound Sublist: 2154.sub
Target Version: 4.14 Sample Matrix: None
Processing Host: PITPC-106

				AMOUNTS			
				CAL-AMT	ON-COL		
RT	EXP RT	DLT RT	RESPONSE	(ng)	(ng)	TARGET RANGE	RATIO
1 Aroclor-1221					CAS #: 11104-28-2		
5.980	5.985	-0.005	89729	0.50000	0.52284	0.00- 0.00	0.00
6.264	6.270	-0.006	72601	0.50000	0.51494	136.57- 136.57	0.00
6.387	6.393	-0.006	240777	0.50000	0.51831	86.04- 86.04	0.00
		Average of Peak Amounts =			0.51870		
7 Aroclor-1254					CAS #: 11097-69-1		
10.472	10.475	-0.003	137177	0.50000	0.49042	0.00- 0.00	0.00
10.628	10.632	-0.004	148771	0.50000	0.48026	112.23- 112.23	0.00
10.766	10.771	-0.005	315125	0.50000	0.48949	97.40- 97.40	0.00
11.283	11.287	-0.004	414349	0.50000	0.49986	71.09- 71.09	0.00
12.093	12.098	-0.005	90857	0.50000	0.49992	85.01- 85.01	0.00
		Average of Peak Amounts =			0.49199		

Data File: \\PITSVR06\D\chem\gc14.i\10260.b\Y1100090.D
Date : 03-NOV-2010 12:37
Client ID:
Sample Info: M2154,10260.B

Column phase: MR-1

Instrument: gc14.i

Operator:
Column diameter: 0.53

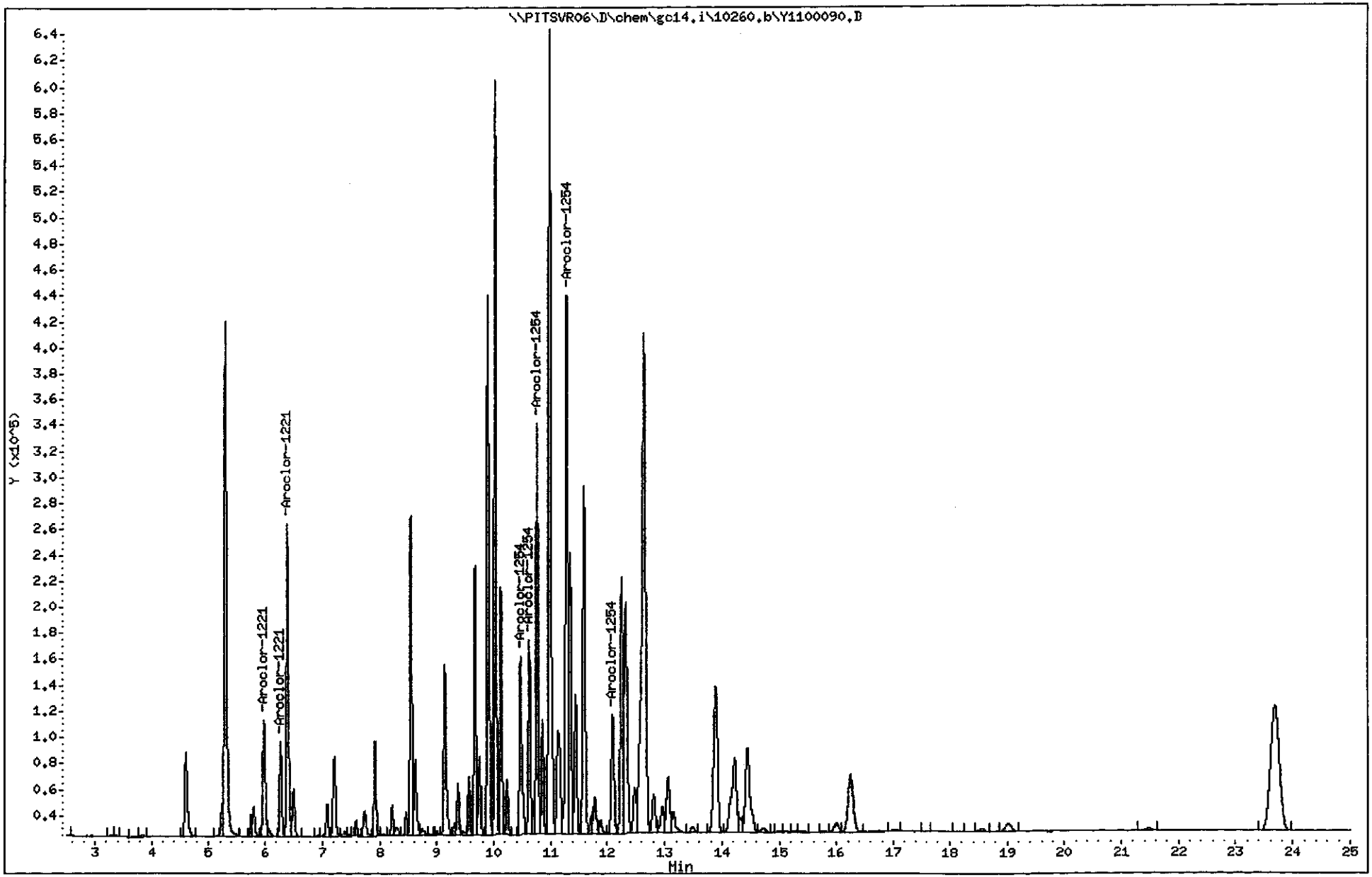

(3001 - 3110)

3074

C0K020532

Data File: \\PITSVR06\D\chem\gc14.i\10260.b\Y1100091.D
Report Date: 04-Nov-2010 13:34

TestAmerica Pittsburgh

Data file : \\PITSVR06\D\chem\gc14.i\10260.b\Y1100091.D
Lab Smp Id: M1232
Inj Date : 03-NOV-2010 13:06
Operator : Inst ID: gc14.i
Smp Info : M1232,10260.B
Misc Info : GC0446-10
Comment : 8082 PCB ANALYSIS
Method : \\PITSVR06\D\chem\gc14.i\10260.b\PCBA.m
Meth Date : 04-Nov-2010 13:34 gc14.i Quant Type: ESTD
Cal Date : 27-OCT-2010 01:21 Cal File: Y1001016.D
Als bottle: 3 Continuing Calibration Sample
Dil Factor: 1.00000
Integrator: Falcon Compound Sublist: 1232.sub
Target Version: 4.14 Sample Matrix: None
Processing Host: PITPC-106

				AMOUNTS			
				CAL-AMT	ON-COL		
RT	EXP RT	DLT RT	RESPONSE	(ng)	(ng)	TARGET RANGE	RATIO
3 Aroclor-1232					CAS #: 11141-16-5		
7.745	7.746	-0.001	87299	0.50000	0.52052	0.00- 0.00	0.00
8.223	8.226	-0.003	114175	0.50000	0.49472	166.26- 166.26	0.00
8.555	8.557	-0.002	99596	0.50000	0.51860	85.99- 85.99	0.00
9.381	9.384	-0.003	78100	0.50000	0.51565	94.18- 94.18	0.00
9.571	9.575	-0.004	69533	0.50000	0.49842	0.00- 0.00	0.00
		Average of Peak Amounts =			0.50958		

Data File: \\PITSVR06\D\chem\gc14.i\10260.b\Y1100091.D
Date : 03-NOV-2010 13:06
Client ID:
Sample Info: M1232,10260,B

Instrument: gc14.i
Operator:
Column phase: MR-1
Column diameter: 0.53

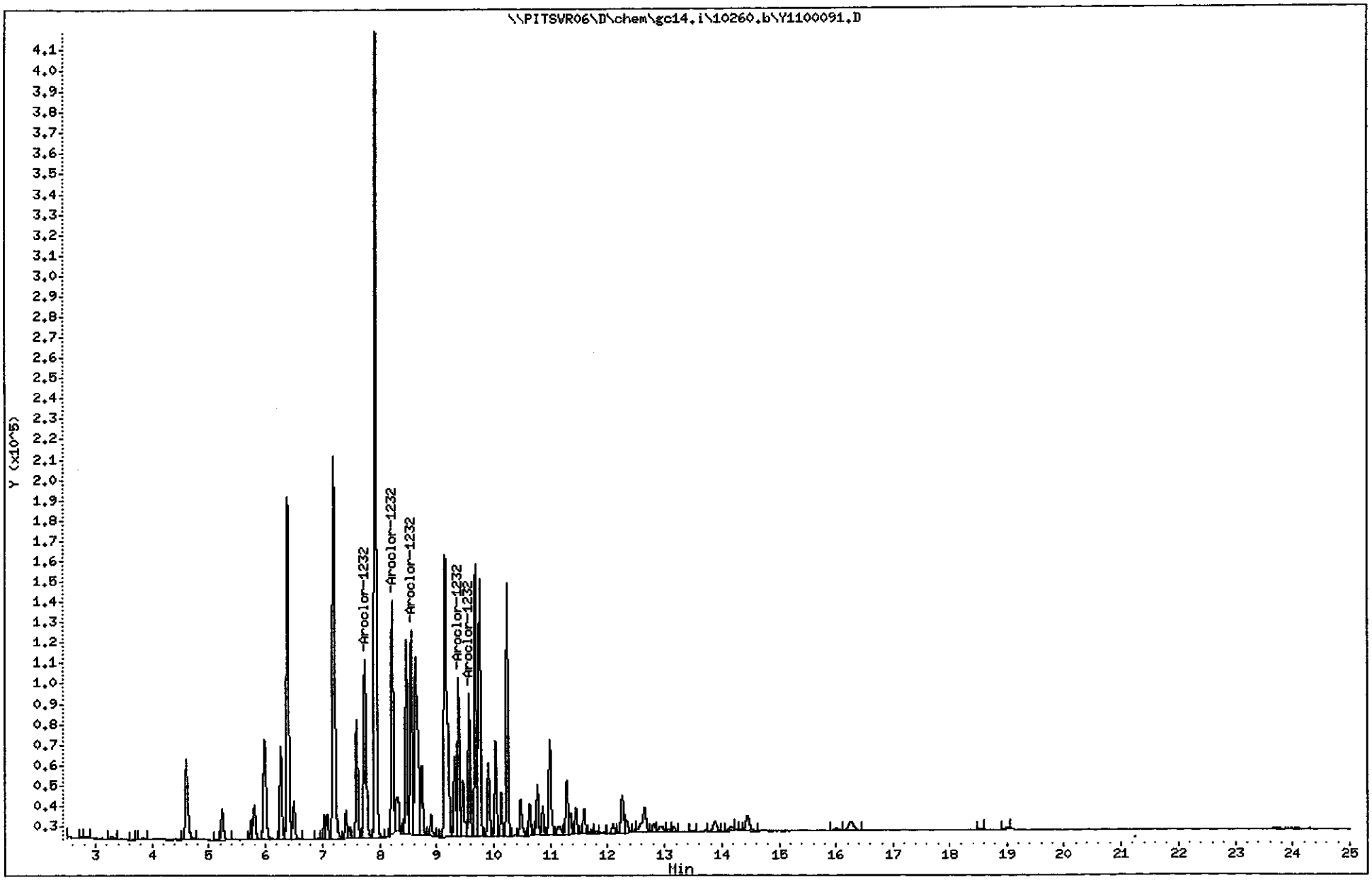

(3001 - 3110)
3076
C0K020532

Data File: \\PITSVR06\D\chem\gc14.i\10260.b\Y1100092.D
Report Date: 04-Nov-2010 13:34

TestAmerica Pittsburgh

Data file : \\PITSVR06\D\chem\gc14.i\10260.b\Y1100092.D
Lab Smp Id: M1242
Inj Date : 03-NOV-2010 13:35
Operator : Inst ID: gc14.i
Smp Info : M1242,10260.B
Misc Info : GC0447-10
Comment : 8082 PCB ANALYSIS
Method : \\PITSVR06\D\chem\gc14.i\10260.b\PCBA.m
Meth Date : 04-Nov-2010 13:34 gc14.i Quant Type: ESTD
Cal Date : 27-OCT-2010 01:21 Cal File: Y1001016.D
Als bottle: 4 Continuing Calibration Sample
Dil Factor: 1.00000
Integrator: Falcon Compound Sublist: 1242.sub
Target Version: 4.14 Sample Matrix: None
Processing Host: PITPC-106

				AMOUNTS			
				CAL-AMT	ON-COL		
RT	EXP RT	DLT RT	RESPONSE	(ng)	(ng)	TARGET RANGE	RATIO
5 Aroclor-1242					CAS #: 53469-21-9		
8.470	8.472	-0.002	187613	0.50000	0.55141	0.00- 0.00	0.00
8.557	8.560	-0.003	167717	0.50000	0.55822	330.13- 330.13	0.00
9.150	9.151	-0.001	247762	0.50000	0.54252	769.70- 769.70	0.00
9.760	9.762	-0.002	253234	0.50000	0.49888	532.48- 532.48	0.00
10.242	10.243	-0.001	246491	0.50000	0.47710	334.30- 334.30	0.00
		Average of Peak Amounts =			0.52563		

Data File: \\PITSVR06\D\chem\gc14.i\10260.b\Y1100092.D
Date : 03-NOV-2010 13:35
Client ID:
Sample Info: M1242,10260,B

Instrument: gc14.i

Operator:
Column phase: MR-1
Column diameter: 0.53

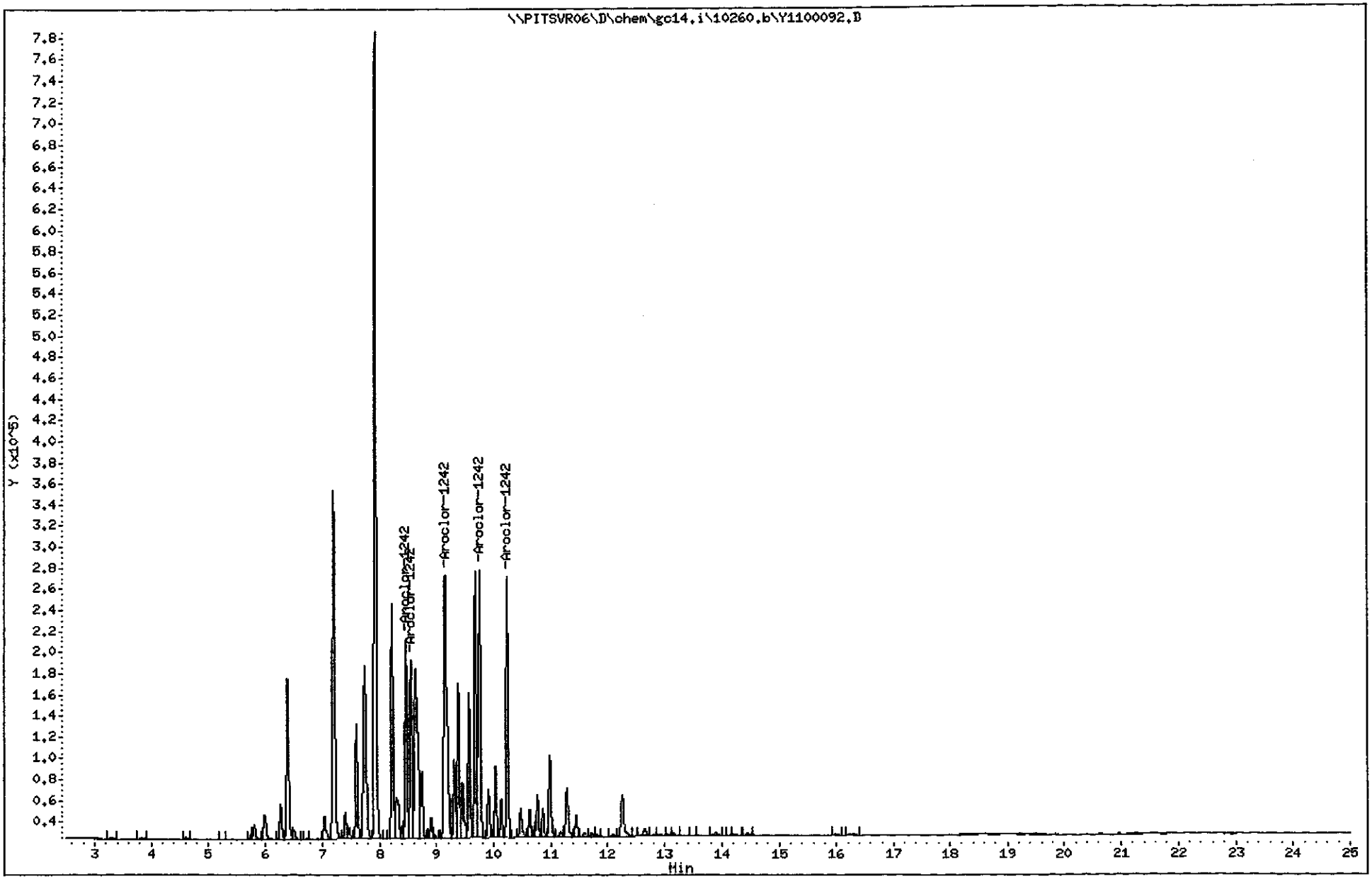

(3001 - 3110)
3078
C0K020532

Data File: \\PITSVR06\D\chem\gc14.i\10260.b\Y1100093.D
Report Date: 04-Nov-2010 13:34

TestAmerica Pittsburgh

Data file : \\PITSVR06\D\chem\gc14.i\10260.b\Y1100093.D
Lab Smp Id: M1248
Inj Date : 03-NOV-2010 14:04
Operator : Inst ID: gc14.i
Smp Info : M1248,10260.B
Misc Info : GC0451-10
Comment : 8082 PCB ANALYSIS
Method : \\PITSVR06\D\chem\gc14.i\10260.b\PCBA.m
Meth Date : 04-Nov-2010 13:34 gc14.i Quant Type: ESTD
Cal Date : 27-OCT-2010 01:21 Cal File: Y1001016.D
Als bottle: 5 Continuing Calibration Sample
Dil Factor: 1.00000
Integrator: Falcon Compound Sublist: 1248.sub
Target Version: 4.14 Sample Matrix: None
Processing Host: PITPC-106

				AMOUNTS				
				CAL-AMT	ON-COL			
RT	EXP RT	DLT RT	RESPONSE	(ng)	(ng)	TARGET RANGE		RATIO
6 Aroclor-1248						CAS #: 12672-29-6		
8.560	8.560	0.000	320994	0.50000	0.53978	0.00-	0.00	0.00
9.386	9.386	0.000	256548	0.50000	0.52940	134.57-	134.57	0.00
9.576	9.577	-0.001	236955	0.50000	0.51588	83.67-	83.67	0.00
9.907	9.909	-0.002	137620	0.50000	0.50342	63.86-	63.86	0.00
10.989	10.989	0.000	209147	0.50000	0.48318	148.08-	148.08	0.00
		Average of Peak Amounts =			0.51433			

Data File: \\PITSVR06\D\chem\gc14.i\10260.b\Y1100093.D
Date : 03-NOV-2010 14:04
Client ID:
Sample Info: M1248,10260.B

Instrument: gc14.i

Operator:
Column diameter: 0.53

Column phase: MR-1

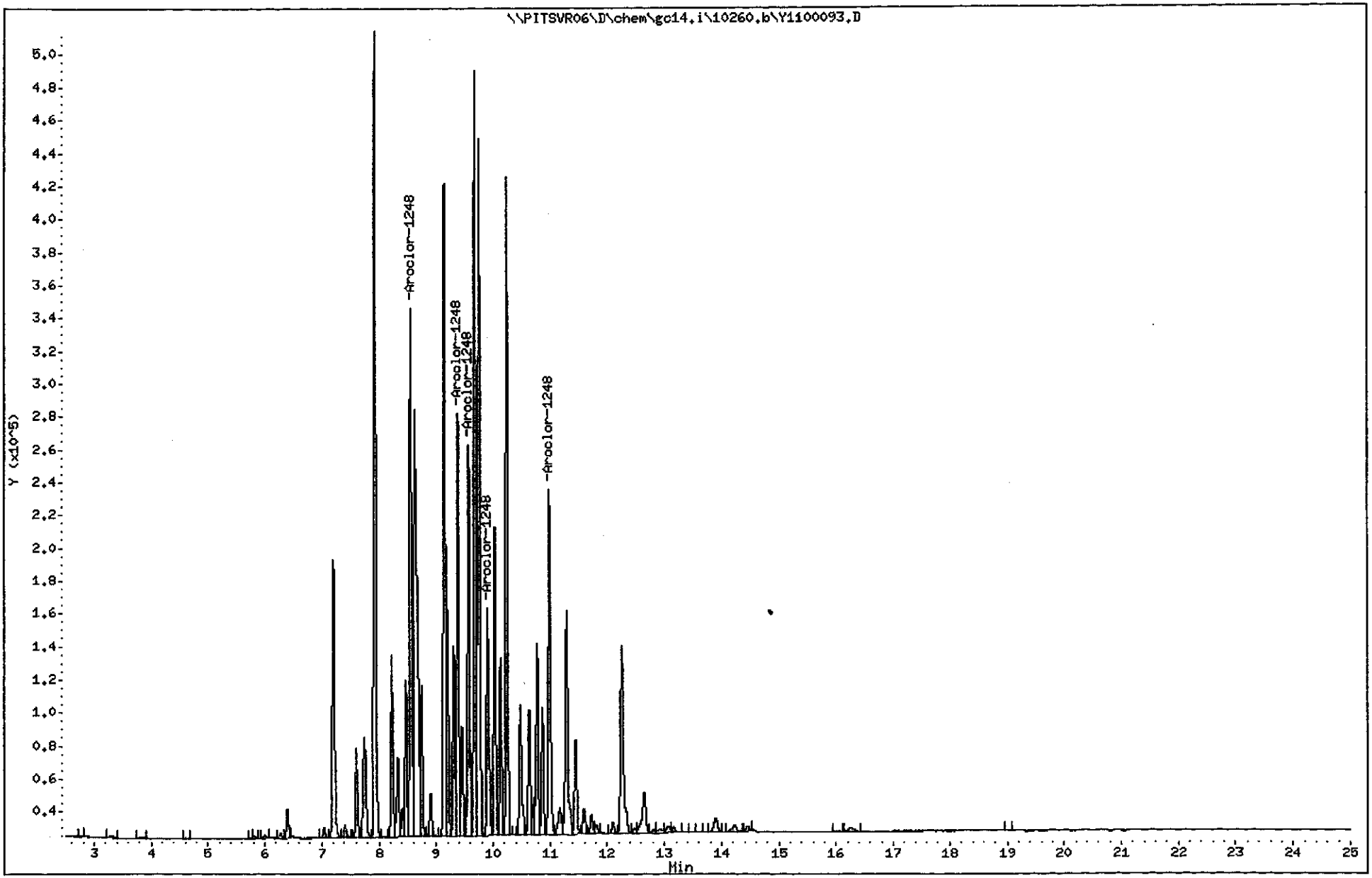

(3001 - 3110)

3080

C0K020532

Data File: \\PITSVR06\D\chem\gc14.i\10260.b\Y1100094.D
Report Date: 04-Nov-2010 13:35

TestAmerica Pittsburgh

Data file : \\PITSVR06\D\chem\gc14.i\10260.b\Y1100094.D
Lab Smp Id: M1262
Inj Date : 03-NOV-2010 15:12
Operator : Inst ID: gc14.i
Smp Info : M1262,10260.B
Misc Info : GC0449-10
Comment : 8082 PCB ANALYSIS
Method : \\PITSVR06\D\chem\gc14.i\10260.b\PCBA.m
Meth Date : 04-Nov-2010 13:35 gc14.i Quant Type: ESTD
Cal Date : 27-OCT-2010 01:21 Cal File: Y1001016.D
Als bottle: 6 Continuing Calibration Sample
Dil Factor: 1.00000
Integrator: Falcon Compound Sublist: 1262.sub
Target Version: 4.14 Sample Matrix: None
Processing Host: PITPC-106

RT	EXP RT	DLT RT	RESPONSE	AMOUNTS CAL-AMT (ng)	ON-COL (ng)	TARGET RANGE	RATIO
9 Aroclor-1262					CAS #: 37324-23-5		
11.608	11.595	0.013	403097	0.50000	0.50084	0.00- 0.00	0.00
13.886	13.871	0.015	336094	0.50000	0.50727	0.00- 0.00	0.00
14.177	14.159	0.018	203508	0.50000	0.51380	0.00- 0.00	0.00
16.032	16.014	0.018	229934	0.50000	0.52035	0.00- 0.00	0.00
16.304	16.279	0.025	320829	0.50000	0.52114	0.00- 0.00	0.00
		Average of Peak Amounts =			0.51268		

Data File: \\PITSVR06\D\chem\gc14.i\10260.b\Y1100094.D
Date : 03-NOV-2010 15:12
Client ID:
Sample Info: M1262,10260,B

Instrument: gc14.i

Operator:
Column phase: MR-1
Column diameter: 0.53

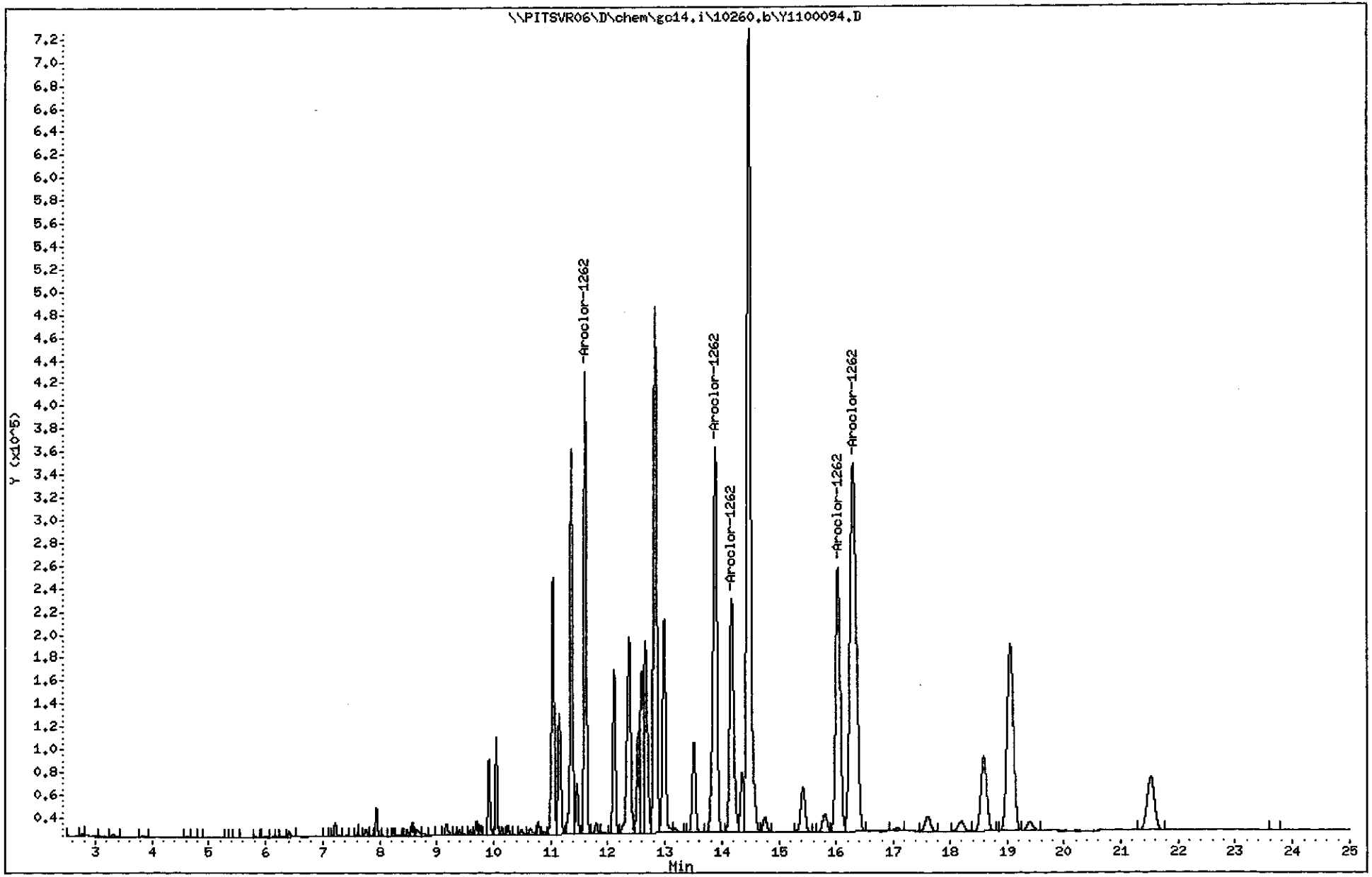

(3001 - 3110)

3082

C0K020532

Data File: \\PITSVR06\D\chem\gc14.i\10260.b\Y1100095.D
Report Date: 04-Nov-2010 13:35

TestAmerica Pittsburgh

Data file : \\PITSVR06\D\chem\gc14.i\10260.b\Y1100095.D
Lab Smp Id: M1268
Inj Date : 03-NOV-2010 15:42
Operator : Inst ID: gc14.i
Smp Info : M1268,10260.B
Misc Info : GC0450-10
Comment : 8082 PCB ANALYSIS
Method : \\PITSVR06\D\chem\gc14.i\10260.b\PCBA.m
Meth Date : 04-Nov-2010 13:35 gc14.i Quant Type: ESTD
Cal Date : 27-OCT-2010 01:21 Cal File: Y1001016.D
Als bottle: 7 Continuing Calibration Sample
Dil Factor: 1.00000
Integrator: Falcon Compound Sublist: 1268.sub
Target Version: 4.14 Sample Matrix: None
Processing Host: PITPC-106

				AMOUNTS				
				CAL-AMT	ON-COL			
RT	EXP RT	DLT RT	RESPONSE	(ng)	(ng)	TARGET RANGE		RATIO
10 Aroclor-1268					CAS #: 11100-14-4			
16.015	16.009	0.006	664663	0.50000	0.50570	0.00-	0.00	0.00
16.291	16.284	0.007	553813	0.50000	0.50756	0.00-	0.00	0.00
17.603	17.601	0.002	440578	0.50000	0.50761	0.00-	0.00	0.00
21.496	21.490	0.006	1034457	0.50000	0.51566	0.00-	0.00	0.00
		Average of Peak Amounts =			0.50913			

Data File: \\PITSVR06\D\chem\gc14.i\10260.b\Y1100095.D
Date : 03-NOV-2010 15:42
Client ID:
Sample Info: M1268,10260.B

Column phase: MR-1

Instrument: gc14.i

Operator:
Column diameter: 0.53

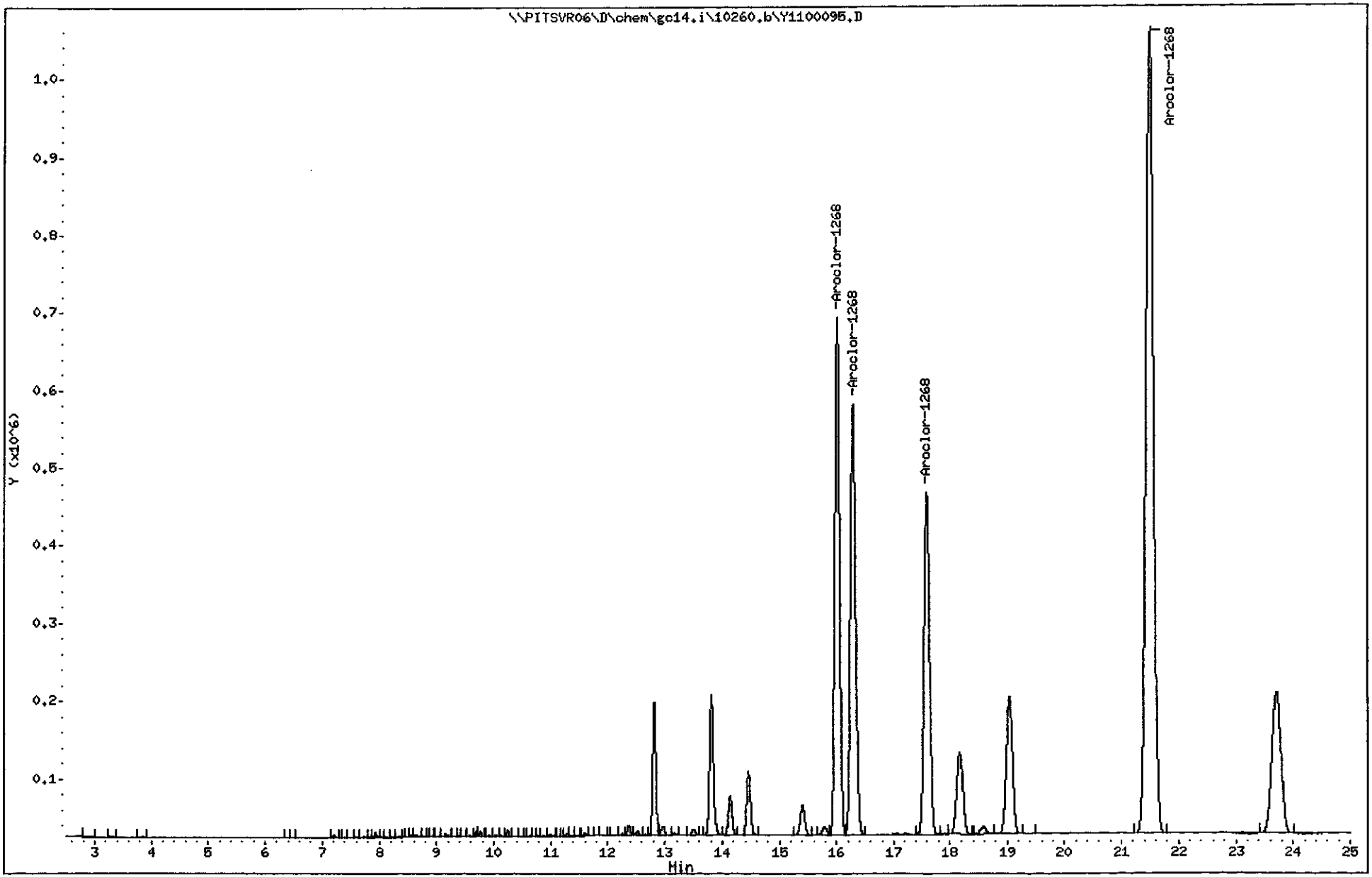

(3001 - 3110)

3084

C0K020532

Data File: \\PITSVR06\D\chem\gc14.i\10260.b\Y1100096.D
Report Date: 04-Nov-2010 13:35

TestAmerica Pittsburgh

Data file : \\PITSVR06\D\chem\gc14.i\10260.b\Y1100096.D
Lab Smp Id: M1660
Inj Date : 03-NOV-2010 16:11
Operator : Inst ID: gc14.i
Smp Info : M1660,10260.B
Misc Info : GC0785-10
Comment : 8082 PCB ANALYSIS
Method : \\PITSVR06\D\chem\gc14.i\10260.b\PCBA.m
Meth Date : 04-Nov-2010 13:35 gc14.i Quant Type: ESTD
Cal Date : 27-OCT-2010 01:21 Cal File: Y1001016.D
Als bottle: 8 Continuing Calibration Sample
Dil Factor: 1.00000
Integrator: Falcon Compound Sublist: 1660.sub
Target Version: 4.14 Sample Matrix: None
Processing Host: PITPC-106

RT	EXP RT	DLT RT	RESPONSE	AMOUNTS CAL-AMT (ng)	ON-COL (ng)	TARGET RANGE	RATIO
4 Aroclor-1016					CAS #: 12674-11-2		
6.394	6.395	-0.001	179750	0.50000	0.49481	0.00- 0.00	0.00
7.749	7.750	-0.001	199711	0.50000	0.51611	100.00- 100.00	0.00
7.932	7.931	0.001	938957	0.50000	0.51662	223.51- 223.51	0.00
8.227	8.228	-0.001	281389	0.50000	0.51677	223.51- 223.51	0.00
8.472	8.473	-0.001	232439	0.50000	0.51847	317.56- 317.56	0.00
Average of Peak Amounts =					0.51256		
$ 2 Tetrachloro-m-xylene					CAS #: 877-09-8		
5.304	5.303	0.001	453055	0.02500	0.026647		
$ 11 Decachlorobiphenyl					CAS #: 2051-24-3		
23.710	23.707	0.003	123542	0.02500	0.026598		
8 Aroclor-1260					CAS #: 11096-82-5		
11.354	11.353	0.001	436385	0.50000	0.48875	0.00- 0.00	0.00
11.595	11.595	0.000	524786	0.50000	0.48800	115.86- 115.86	0.00
12.102	12.100	0.002	205633	0.50000	0.48750	136.91- 136.91	0.00
12.814	12.813	0.001	320363	0.50000	0.50420	140.00- 140.00	0.00
13.872	13.872	0.000	290879	0.50000	0.50838	128.33- 128.33	0.00
Average of Peak Amounts =					0.49537		

Data File: \\PITSVR06\D\chem\gc14.i\10260.b\Y1100096.D
Date : 03-NOV-2010 16:11
Client ID:
Sample Info: M1660,10260,B

Instrument: gc14.i

Operator:
Column diameter: 0.53

Column phase: MR-1

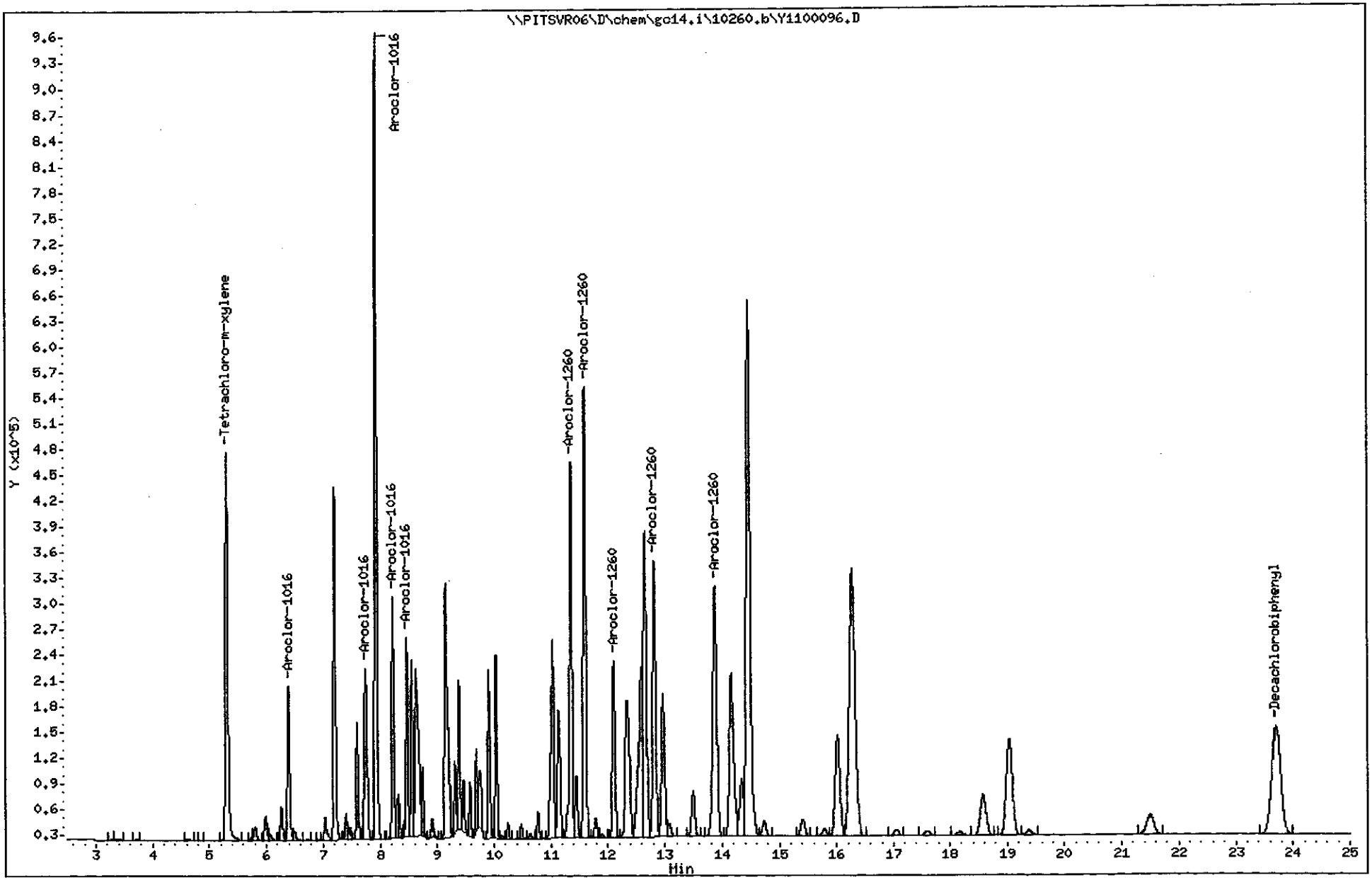

Data File: \\PITSVR06\D\chem\gc14.i\10260.b\Y1100140.D
Report Date: 05-Nov-2010 07:43

TestAmerica Pittsburgh

Data file : \\PITSVR06\D\chem\gc14.i\10260.b\Y1100140.D
Lab Smp Id: M1660
Inj Date : 04-NOV-2010 13:29
Operator :
Smp Info : M1660,10260.B
Misc Info : GC0785-10
Comment : 8082 PCB ANALYSIS
Method : \\PITSVR06\D\chem\gc14.i\10260.b\PCBA.m
Meth Date : 05-Nov-2010 07:43 gc14.i
Cal Date : 27-OCT-2010 01:21
Als bottle: 52
Dil Factor: 1.00000
Integrator: Falcon
Target Version: 4.14
Processing Host: PITPC-106

Inst ID: gc14.i
Quant Type: ESTD
Cal File: Y1001016.D
Continuing Calibration Sample
Compound Sublist: 1660.sub
Sample Matrix: None

RT	EXP RT	DLT RT	RESPONSE	AMOUNTS CAL-AMT (ng)	ON-COL (ng)	TARGET RANGE	RATIO
4 Aroclor-1016					CAS #: 12674-11-2		
6.392	6.395	-0.003	162956	0.50000	0.44858	0.00- 0.00	0.00
7.746	7.750	-0.004	179655	0.50000	0.46428	100.00- 100.00	0.00
7.928	7.931	-0.003	844324	0.50000	0.46456	223.51- 223.51	0.00
8.224	8.228	-0.004	247471	0.50000	0.45448	223.51- 223.51	0.00
8.469	8.473	-0.004	206776	0.50000	0.46122	317.56- 317.56	0.00
	Average of Peak Amounts =				0.45862		
$ 2 Tetrachloro-m-xylene					CAS #: 877-09-8		
5.302	5.303	-0.001	408530	0.02500	0.024028		
$ 11 Decachlorobiphenyl					CAS #: 2051-24-3		
23.702	23.707	-0.005	112444	0.02500	0.024209		
8 Aroclor-1260					CAS #: 11096-82-5		
11.350	11.353	-0.003	401890	0.50000	0.45012	0.00- 0.00	0.00
11.593	11.595	-0.002	488974	0.50000	0.45470	115.86- 115.86	0.00
12.098	12.100	-0.002	196616	0.50000	0.46613	136.91- 136.91	0.00
12.812	12.813	-0.001	294366	0.50000	0.46329	140.00- 140.00	0.00
13.868	13.872	-0.004	267442	0.50000	0.46742	128.33- 128.33	0.00
	Average of Peak Amounts =				0.46033		

Data File: \\PITSVR06\D\chem\gc14.i\10260.b\Y1100140.D
Date : 04-NOV-2010 13:29
Client ID:
Sample Info: M1660,10260,B

Column phase: MR-1

Instrument: gc14.i

Operator:
Column diameter: 0.53

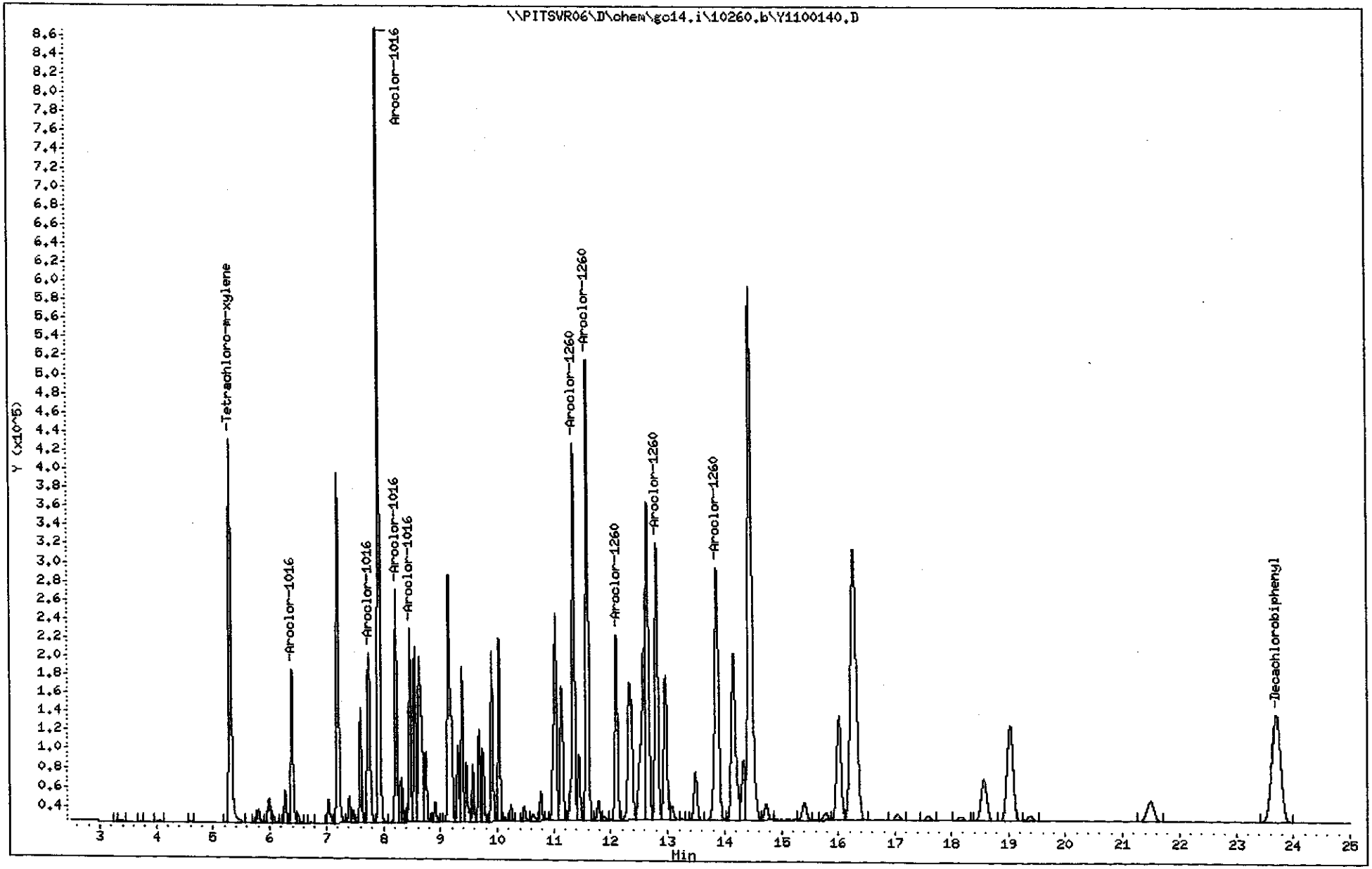

Data File: \\PITSVR06\D\chem\gc14.i\10260.b\Y1100158.D
Report Date: 05-Nov-2010 07:44

TestAmerica Pittsburgh

Data file : \\PITSVR06\D\chem\gc14.i\10260.b\Y1100158.D
Lab Smp Id: MH1660
Inj Date : 04-NOV-2010 22:30
Operator : Inst ID: gc14.i
Smp Info : MH1660,10260.B
Misc Info : GC0786-10
Comment : 8082 PCB ANALYSIS
Method : \\PITSVR06\D\chem\gc14.i\10260.b\PCBA.m
Meth Date : 05-Nov-2010 07:44 gc14.i Quant Type: ESTD
Cal Date : 27-OCT-2010 01:21 Cal File: Y1001016.D
Als bottle: 18 Continuing Calibration Sample
Dil Factor: 1.00000
Integrator: Falcon Compound Sublist: 1660.sub
Target Version: 4.14 Sample Matrix: None
Processing Host: PITPC-106

				AMOUNTS CAL-AMT	ON-COL		
RT	EXP RT	DLT RT	RESPONSE	(ng)	(ng)	TARGET RANGE	RATIO
4 Aroclor-1016					CAS #: 12674-11-2		
6.390	6.395	-0.005	348751	1.00000	0.96003	0.00- 0.00	0.00
7.745	7.750	-0.005	385514	1.00000	0.99629	100.00- 100.00	0.00
7.927	7.931	-0.004	1805237	1.00000	0.99326	223.51- 223.51	0.00
8.223	8.228	-0.005	547172	1.00000	1.0049	223.51- 223.51	0.00
8.468	8.473	-0.005	456889	1.00000	1.0191	317.56- 317.56	0.00
Average of Peak Amounts =					0.99472		
$ 2 Tetrachloro-m-xylene					CAS #: 877-09-8		
5.301	5.303	-0.002	889136	0.05000	0.052295		
$ 11 Decachlorobiphenyl					CAS #: 2051-24-3		
23.695	23.707	-0.012	246533	0.05000	0.053078		
8 Aroclor-1260					CAS #: 11096-82-5		
11.348	11.353	-0.005	910445	1.00000	1.0197	0.00- 0.00	0.00
11.591	11.595	-0.004	1088230	1.00000	1.0119	115.86- 115.86	0.00
12.098	12.100	-0.002	440394	1.00000	1.0441	136.91- 136.91	0.00
12.809	12.813	-0.004	668636	1.00000	1.0523	140.00- 140.00	0.00
13.865	13.872	-0.007	600989	1.00000	1.0504	128.33- 128.33	0.00
Average of Peak Amounts =					1.03568		

Data File: \\PITSVR06\D\chem\gc14.i\10260.b\Y1100158.D
Date : 04-NOV-2010 22:30
Client ID:
Sample Info: MH1660,10260,B

Instrument: gc14.i
Operator:
Column diameter: 0.53

Column phase: MR-1

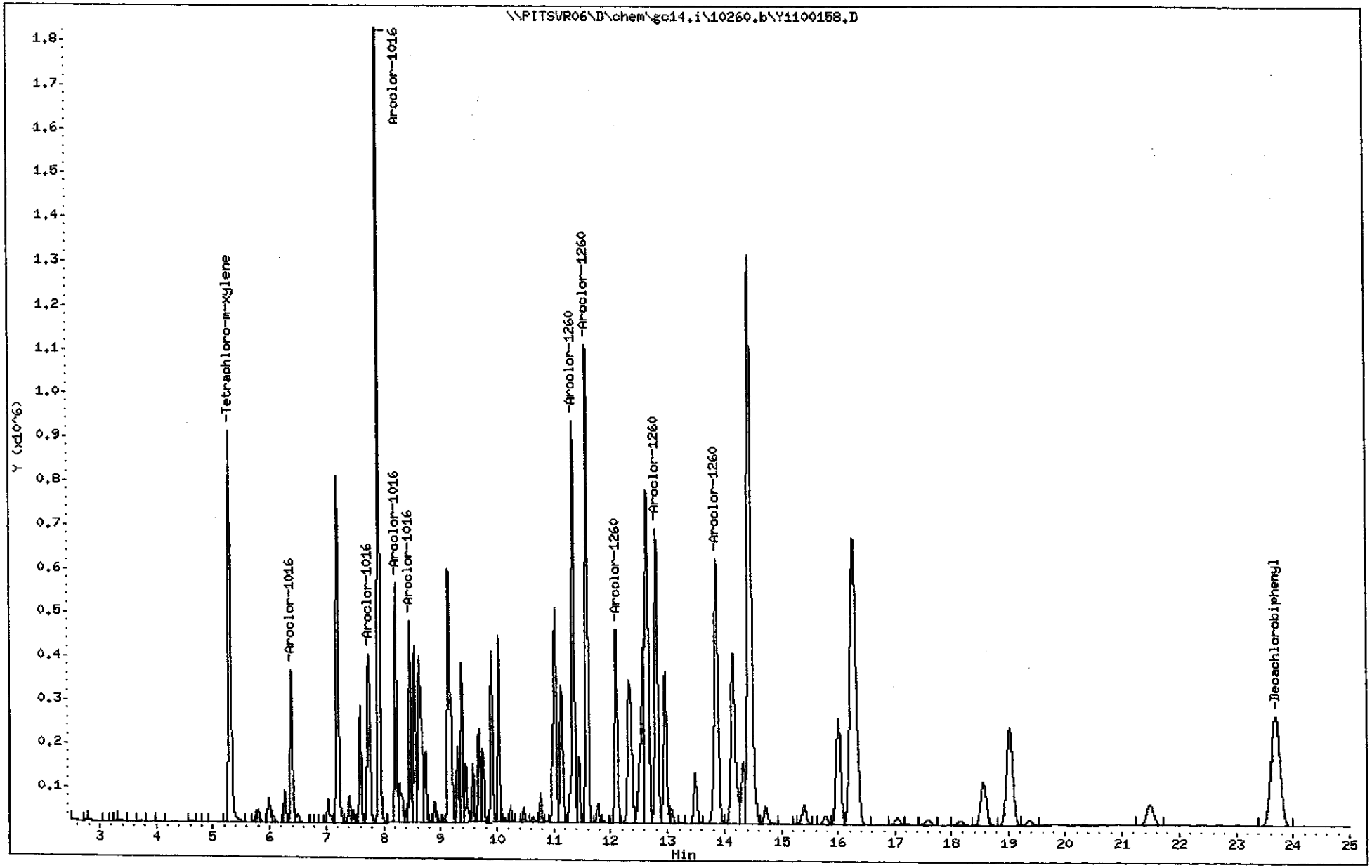

PCB
QC DATA

METHOD BLANK REPORT

GC Semivolatiles

Client Lot #...: C0K020532	**Work Order #...:** L9HXH1AA	**Matrix.....:** SOLID
MB Lot-Sample #: C0K040000-060		
	Prep Date.....: 11/04/10	**Analysis Time..:** 21:33
Analysis Date..: 11/04/10	**Prep Batch #...:** 0308060	**Final Wgt/Vol..:** .20 mL
Dilution Factor: 1	**Initial Wgt/Vol:** 15 g	**Instrument ID..:** S/T
	Analyst ID.....: 402360	

PARAMETER	RESULT	REPORTING LIMIT	UNITS	METHOD
Aroclor 1016	ND	17	ug/kg	SW846 8082
Aroclor 1221	ND	17	ug/kg	SW846 8082
Aroclor 1232	ND	17	ug/kg	SW846 8082
Aroclor 1242	ND	17	ug/kg	SW846 8082
Aroclor 1248	ND	17	ug/kg	SW846 8082
Aroclor 1254	ND	17	ug/kg	SW846 8082
Aroclor 1260	ND	17	ug/kg	SW846 8082

SURROGATE	PERCENT RECOVERY	RECOVERY LIMITS
Tetrachloro-m-xylene	117	(35 - 140)
Decachlorobiphenyl	104	(35 - 140)

NOTE(S):

Calculations are performed before rounding to avoid round-off errors in calculated results.

Data File: \\PITSVR06\D\chem\gc14.i\10260.b\Y1100156.D
Report Date: 05-Nov-2010 07:44

TestAmerica Pittsburgh

Data file : \\PITSVR06\D\chem\gc14.i\10260.b\Y1100156.D
Lab Smp Id: L9HXH1AA Client Smp ID: PBLK8060
Inj Date : 04-NOV-2010 21:33
Operator : Inst ID: gc14.i
Smp Info : L9HXH1AA,10260.B
Misc Info : C0J270440-BLK
Comment : 8082 PCB ANALYSIS
Method : \\PITSVR06\D\chem\gc14.i\10260.b\PCBA.m
Meth Date : 05-Nov-2010 07:43 gc14.i Quant Type: ESTD
Cal Date : 27-OCT-2010 01:21 Cal File: Y1001016.D
Als bottle: 16 QC Sample: BLANK
Dil Factor: 1.00000
Integrator: Falcon Compound Sublist: PCB.sub
Target Version: 4.14 Sample Matrix: SOIL
Processing Host: PITPC-106

Concentration Formula: Amt * DF * (Vt/Vi)/Ws * CpndVariable

Name	Value	Description
DF	1.000	Dilution Factor
Vt	20000.000	Volume of final extract
Vi	1.000	volume injected
Ws	15.000	initial volume of sample
Cpnd Variable		Local Compound Variable

				CONCENTRATIONS ON-COL (ng)	FINAL (ug/Kg)	TARGET RANGE	RATIO
RT	EXP RT	DLT RT	RESPONSE				
$ 2 Tetrachloro-m-xylene					CAS #: 877-09-8		
5.299	5.303	-0.004	397207	0.02336	31.149		

1 Aroclor-1221 CAS #: 11104-28-2

Peaks not detected for Quant. or Qual. signal(s).

4 Aroclor-1016 CAS #: 12674-11-2

Peaks not detected for Quant. or Qual. signal(s).

3 Aroclor-1232 CAS #: 11141-16-5

Peaks not detected for Quant. or Qual. signal(s).

RT	EXP RT	DLT RT	RESPONSE	CONCENTRATIONS ON-COL (ng)	CONCENTRATIONS FINAL (ug/Kg)	TARGET RANGE	RATIO
5 Aroclor-1242					CAS #: 53469-21-9		

Peaks not detected for Quant. or Qual. signal(s).

---

6 Aroclor-1248					CAS #: 12672-29-6		

Peaks not detected for Quant. or Qual. signal(s).

---

7 Aroclor-1254					CAS #: 11097-69-1		

Peaks not detected for Quant. or Qual. signal(s).

---

8 Aroclor-1260					CAS #: 11096-82-5		

Peaks not detected for Quant. or Qual. signal(s).

---

9 Aroclor-1262					CAS #: 37324-23-5		

Peaks not detected for Quant. or Qual. signal(s).

---

10 Aroclor-1268					CAS #: 11100-14-4		

Peaks not detected for Quant. or Qual. signal(s).

$ 11 Decachlorobiphenyl					CAS #: 2051-24-3		
23.705	23.707	-0.002	96211	0.02071	27.618		

Data File: \\PITSVR06\D\chem\gc14.i\10260.b\Y1100156.D
Date : 04-NOV-2010 21:33
Client ID: PBLK8060
Instrument: gc14.i
Sample Info: L9HXH1AA,10260.B
Volume Injected (uL): 1.0
Operator:
Column phase: HR-1
Column diameter: 0.53

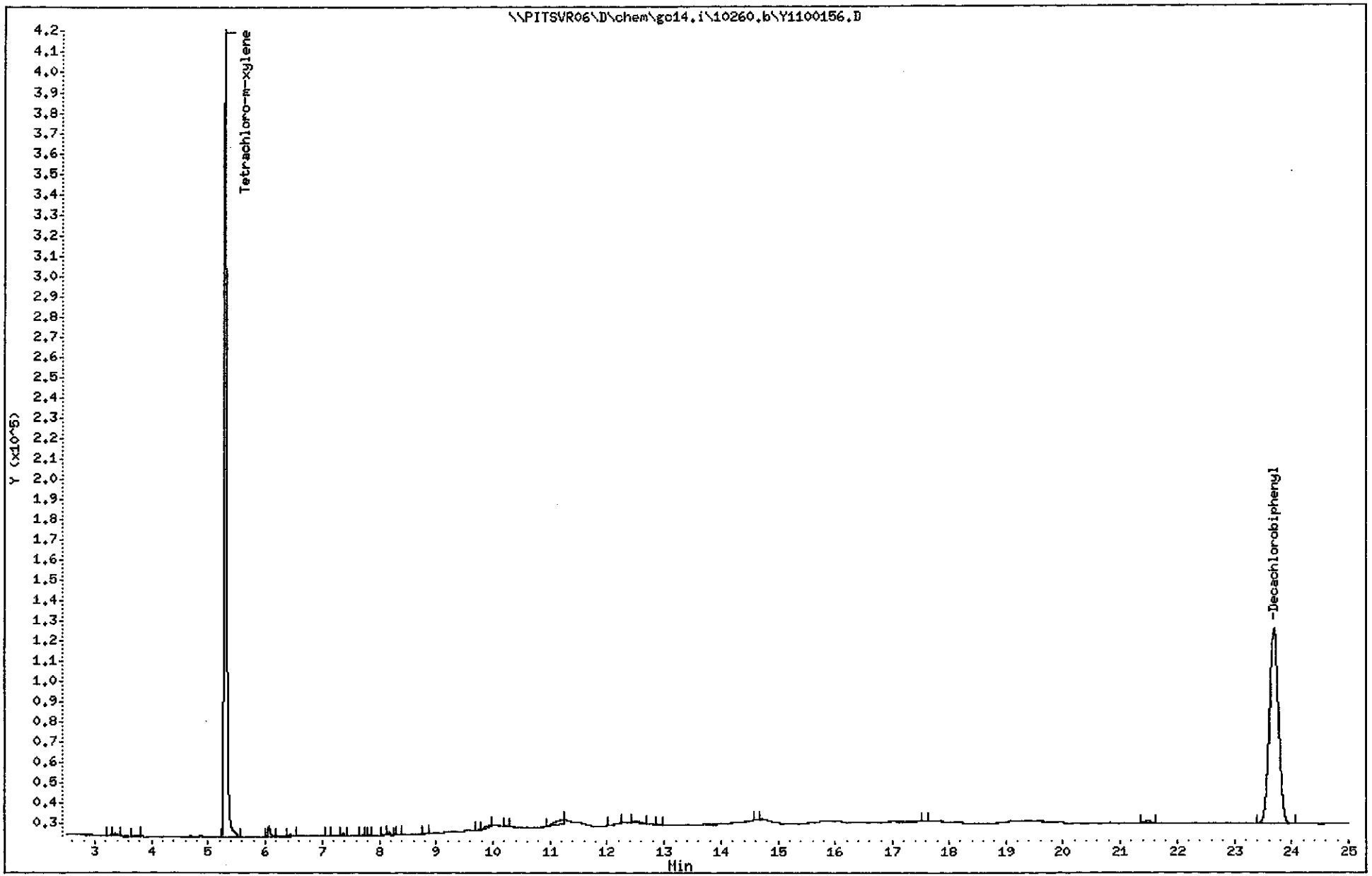

LABORATORY CONTROL SAMPLE EVALUATION REPORT

GC Semivolatiles

Client Lot #...:	C0K020532	**Work Order #...:**	L9HXH1AC	**Matrix.....:**	SOLID
LCS Lot-Sample#:	C0K040000-060				
Prep Date.....:	11/04/10	**Analysis Date..:**	11/04/10		
Prep Batch #...:	0308060	**Analysis Time..:**	22:02		
Dilution Factor:	1	**Initial Wgt/Vol:**	15 g	**Final Wgt/Vol..:**	20 mL
Analyst ID.....:	402360	**Instrument ID..:**	S/T		

PARAMETER	PERCENT RECOVERY	RECOVERY LIMITS	METHOD
Aroclor 1016	**90**	**(55 - 130)**	**SW846 8082**
Aroclor 1260	**91**	**(54 - 130)**	**SW846 8082**

SURROGATE	PERCENT RECOVERY	RECOVERY LIMITS
Tetrachloro-m-xylene	117	(35 - 140)
Decachlorobiphenyl	109	(35 - 140)

NOTE(S):

Calculations are performed before rounding to avoid round-off errors in calculated results.

Bold print denotes control parameters

Data File: \\pitsvr06\d\chem\gc14.i\10260.b\Y1100157.D
Report Date: 18-Nov-2010 12:20

TestAmerica Pittsburgh

Data file : \\pitsvr06\d\chem\gc14.i\10260.b\Y1100157.D
Lab Smp Id: L9HXH1AC Client Smp ID: LCS8060
Inj Date : 04-NOV-2010 22:02
Operator : Inst ID: gc14.i
Smp Info : L9HXH1AC,10260.B
Misc Info : C0J270440-LCS
Comment : 8082 PCB ANALYSIS
Method : \\PITSVR06\D\chem\gc14.i\10260.b\PCBA.m
Meth Date : 17-Nov-2010 18:35 gc14.i Quant Type: ESTD
Cal Date : 27-OCT-2010 01:21 Cal File: Y1001016.D
Als bottle: 17 QC Sample: LCS
Dil Factor: 1.00000
Integrator: Falcon Compound Sublist: 1660.sub
Target Version: 4.14 Sample Matrix: SOIL

Concentration Formula: Amt * DF * (Vt/Vi)/Ws * CpndVariable

Name	Value	Description
DF	1.000	Dilution Factor
Vt	20000.000	Volume of final extract
Vi	1.000	volume injected
Ws	15.000	initial volume of sample
Cpnd Variable		Local Compound Variable

RT	EXP RT	DLT RT	RESPONSE	CONCENTRATIONS ON-COL (ng)	CONCENTRATIONS FINAL (ug/Kg)	TARGET RANGE	RATIO
4 Aroclor-1016					CAS #: 12674-11-2		
6.391	6.393	-0.002	313775	0.86375	1151.7	0.00- 0.00	0.00
7.746	7.748	-0.002	350796	0.90656	1208.8	100.00- 100.00	0.00
7.928	7.932	-0.004	1639628	0.90214	1202.8	223.51- 223.51	0.00
8.224	8.226	-0.002	497109	0.91294	1217.2	223.51- 223.51	0.00
8.469	8.471	-0.002	408724	0.91168	1215.6	317.56- 317.56	0.00
Average of Peak Concentrations =					1199.2		
$ 2 Tetrachloro-m-xylene					CAS #: 877-09-8		
5.301	5.305	-0.004	398164	0.02342	31.224		
$ 11 Decachlorobiphenyl					CAS #: 2051-24-3		
23.698	23.686	0.012	101559	0.02187	29.154		
8 Aroclor-1260					CAS #: 11096-82-5		
11.348	11.351	-0.003	803466	0.89988	1199.8	0.00- 0.00	0.00
11.590	11.595	-0.005	960972	0.89361	1191.5	115.86- 115.86	0.00
12.097	12.101	-0.004	392099	0.92957	1239.4	136.91- 136.91	0.00
12.808	12.812	-0.004	581720	0.91554	1220.7	140.00- 140.00	0.00
13.866	13.867	-0.001	520396	0.90952	1212.7	128.33- 128.33	0.00
Average of Peak Concentrations =					1212.8		

Data File: \\pitsvr06\d\chem\gc14.i\10260.b\Y1100157.D
Date : 04-NOV-2010 22:02
Client ID: LCS8060
Sample Info: L9HXH1AC,10260.B
Volume Injected (uL): 1.0
Column phase: MR-1

Instrument: gc14.i
Operator:
Column diameter: 0.53

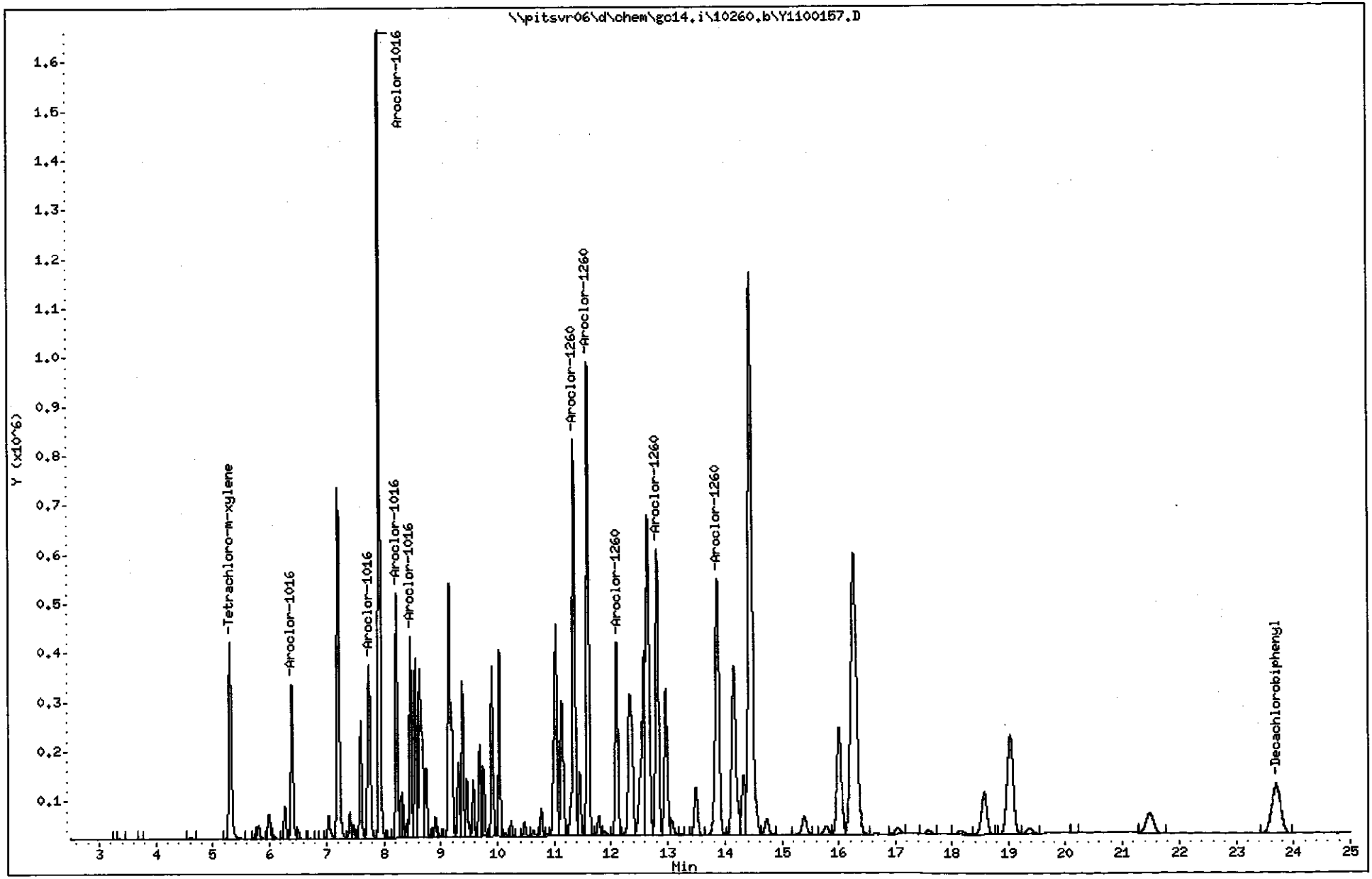

PCB
MISCELLANEOUS

1113 B# 0308060

Soxtherm Extraction Worksheet

Hexane

TestAmerica Pittsburgh BAKER
Logbook ID: OP3679 OP0198-10

Start Date\Time	Date Completed	Parameter	Method	Solvent	Solvent Lot	Solvent Mfg	GPC Number
11-4-10 / 05:15	11-4-10	PCB 8082	Soxtherm	HEXANE/Acetone	OP0210-10	BAKER	WA

	Lot Number	Sample ID	Sample Weight (g)	Final Volume (mL)	Surrogate #	Surr Vol (mL)	Matrix Spike Lot #	MS Vol (mL)	GPC Date
1.	COJ270440	BLK	15.0	26.0	GC 0480-10	SM11-4-10 ~~+~~0.5	WA	WA	WA
2.		LCS	15.0				GC0693-10	0.5	
3.		MS-001	15.4						
4.		MSD-001	15.1						
5.		001	15.4				WA	WA	
6.		002	15.0						
7.		003	15.2						
8.		004	15.2						
9.	COK020532	001	15.0						
10.	COK020542	001	15.3						
11.	COJ270440	005	15.0						
12.									
13.									
14.									
15.									
16.									
17.									
18.									
19.									
20.									
21.									
22.									
23.									
24.									
Analyst:	JM	JM	JM	JM	JM	JM	JM	JM	JM

JM 11-4-10

Extract(s) (record line # from above)	Date	Time	Extract(s) Received	Analyst	Location	Date	Time	Extract(s) Relinquished	Analyst	Location
All Above	11-4-10	10:50	[signature]		ORGPREP	11-4-10	16:50	[signature]		RF04-GC

Start Temp: End Temp: (+/- 5%)

Sodium Sulfate Mfg/Lot Number: BAKER/OP0211-10

Magnesium Sulfate Mfg/Lot Number: BAKER/OP0208-10

N2 Blow Down Temp: 32°C

Comments:

Reviewed by: [signature] Date: 11/4/10 Balance ID. 1120122641

Cleanups TBA: H2SO4: Carboprep:

printed on: 30-Aug-10 7:52:58 AM

v2 06/16/2005

(3001 - 3110)

3100

C0K020532

Sequence Table (Front Injector):

Vial Information Part:

Line	Vial	Vial Information	
1	1	8082 PCB ANALYSIS	
Y1001000 2	2	GC0447-10	0.01 UG/ML
3	3	GC0447-10	0.10 UG/ML
4	4	GC0447-10	0.25 UG/ML
5	5	GC0447-10	0.50 UG/ML
6	6	GC0447-10	1.0 UG/ML
1005 7	7	GC0445-10	
8	8	GC0446-10	
9	9	GC0451-10	
10	10	GC0449-10	
11	11	GC0450-10	
1010 12	12	GC0782-10	
13	13	GC0783-10	
14	14	GC0784-10	
15	15	GC0785-10	
16	16	GC0786-10	
17	17	GC0787-10	
1016 18	18	GC0788-10	
19	19	GC0861-10	
20	20	GC0862-10	
21	21	GC0863-10	
22	22	GC0864-10	
23	23	GC0865-10	
24	24	GC0866-10	
1023 25	25	GC0867-10	
26	26	C0I030421-001	10X
27	27	C0I030421-002	10X
28	28	C0I030421-003	10X
29	29	C0I030421-004	10X
1028 30	30	C0I030421-005	10X

Y10260.PDF

Ace 10-26-2010

HP6890 Cac-14

MR-1

EPA 608

Aroclor 1016, 1260 and 1242

11-1-10

1029	31	31	C0I030421-006	10X	
	32	32	C0I030421-007	10X	
	33	33	C0I030421-008	10X	
	34	34	C0I030421-009	10X	
	35	35	C0I030421-010	10X	
	36	36	C0I030421-011	10X	
1035	37	37	C0H200623-001	10X	
	38	38	C0H200623-002	10X	
	39	39	C0H200623-003	10X	
	40	40	C0H200623-004	10X	
	41	41	C0H200623-005	10X	
1040	42	42	C0H200623-005	10X	MS
	43	43	C0H200623-005	10X	MSD
	44	44	C0H200623-BLK		
	45	45	C0H200623-LCS		
1044	46	46	GC0786-10		
	47	47	C0J190451-001		
	48	48	C0J190451-002		
	49	49	C0J190451-003		
	50	50	C0J190451-004		
	51	51	C0J190451-005		
1050	52	52	C0J190451-006		
	53	53	C0J190451-007		
	54	54	C0J190451-007 MS		
	55	55	C0J190451-007 MSD		
	56	56	C0J190451-008		
	57	57	C0J190451-009		
1056	58	58	C0J190451-010		
	59	59	C0J190451-011		
	60	60	C0J190451-012		
	61	61	C0J190451-013		
	62	62	C0J190451-014		
	63	63	8082 PCB ANALYSIS		
1062	64	64	C0J190451-BLK		

Line	Vial	Vial Information
1063 65	65	C0J190451-LCS
1064 66	66	GC0786-10
67	1	8082 PCB ANALYSIS

Method and Injection Info Part:

Line	Vial	SampleName	Method	Inj	SampleType	InjVolume	DataFile
1	1	HEXANE	PCB1	2	Sample		
2	2	M1242,10260.B	PCB1	1	Sample		
3	3	M1242,10260.B	PCB1	1	Sample		
4	4	M1242,10260.B	PCB1	1	Sample		
5	5	M1242,10260.B	PCB1	1	Sample		
6	6	M1242,10260.B	PCB1	1	Sample		
7	7	M2154,10260.B	PCB1	1	Sample		
8	8	M1232,10260.B	PCB1	1	Sample		
9	9	M1248,10260.B	PCB1	1	Sample		
10	10	M1262,10260.B	PCB1	1	Sample		
11	11	M1268,10260.B	PCB1	1	Sample		
12	12	XL1660,10260.B	PCB1	1	Sample		
13	13	L1660,10260.B	PCB1	1	Sample		
14	14	ML1660,10260.B	PCB1	1	Sample		
15	15	M1660,10260.B	PCB1	1	Sample		
16	16	MH1660,10260.B	PCB1	1	Sample		
17	17	H1660,10260.B	PCB1	1	Sample		
18	18	XH1660,10260.B	PCB1	1	Sample		
19	19	2M2154,10260.B	PCB1	1	Sample		
20	20	2M1232,10260.B	PCB1	1	Sample		
21	21	2M1242,10260.B	PCB1	1	Sample		
22	22	2M1248,10260.B	PCB1	1	Sample		
23	23	2M1262,10260.B	PCB1	1	Sample		
24	24	2M1268,10260.B	PCB1	1	Sample		
25	25	2M1660,10260.B	PCB1	1	Sample		
26	26	L6HG81AC,10260.B	PCB1	1	Sample		
27	27	L6HHE1AC,10260.B	PCB1	1	Sample		
28	28	L6HHF1AC,10260.B	PCB1	1	Sample		
29	29	L6HHH1AC,10260.B	PCB1	1	Sample		
30	30	L6HHJ1AC,10260.B	PCB1	1	Sample		
31	31	L6HHL1AC,10260.B	PCB1	1	Sample		
32	32	L6HHM1AC,10260.B	PCB1	1	Sample		
33	33	L6HHP1AC,10260.B	PCB1	1	Sample		
34	34	L6HHR1AC,10260.B	PCB1	1	Sample		
35	35	L6HHW1AC,10260.B	PCB1	1	Sample		
36	36	L6HHX1AC,10260.B	PCB1	1	Sample		
37	37	L5XWJ1AC,10260.B	PCB1	1	Sample		
38	38	L5XWK1AC,10260.B	PCB1	1	Sample		
39	39	L5XWL1AC,10260.B	PCB1	1	Sample		
40	40	L5XWM1AC,10260.B	PCB1	1	Sample		
41	41	L5XWN1AC,10260.B	PCB1	1	Sample		
42	42	L5XWN1AH,10260.B	PCB1	1	Sample		
43	43	L5XWN1AJ,10260.B	PCB1	1	Sample		
44	44	L8LEM1AA,10260.B	PCB1	1	Sample		
45	45	L8LEM1AC,10260.B	PCB1	1	Sample		
46	46	MH1660,10260.B	PCB1	1	Sample		
47	47	L8PGD1AA,10260.B	PCB1	1	Sample		
48	48	L8PGF1AA,10260.B	PCB1	1	Sample		
49	49	L8PGG1AA,10260.B	PCB1	1	Sample		
50	50	L8PGH1AA,10260.B	PCB1	1	Sample		
51	51	L8PGJ1AA,10260.B	PCB1	1	Sample		
52	52	L8PGL1AA,10260.B	PCB1	1	Sample		
53	53	L8PGM1AA,10260.B	PCB1	1	Sample		
54	54	L8PGM1AC,10260.B	PCB1	1	Sample		

Sequence: C:\MSCHEM\1\SEQUENCE\10260.B

Line	Vial	SampleName	Method	Inj	SampleType	InjVolume	DataFile
55	55	L8PGM1AD,10260.B	PCB1	1	Sample		
56	56	L8PGN1AA,10260.B	PCB1	1	Sample		
57	57	L8PGP1AA,10260.B	PCB1	1	Sample		
58	58	L8PGQ1AA,10260.B	PCB1	1	Sample		
59	59	L8PGR1AA,10260.B	PCB1	1	Sample		
60	60	L8PGT1AA,10260.B	PCB1	1	Sample		
61	61	L8PG01AA,10260.B	PCB1	1	Sample		
62	62	L8PG11AA,10260.B	PCB1	1	Sample		
63	63	HEXANE	PCB1	1	Sample		
64	64	L8QGK1AA,10260.B	PCB1	1	Sample		
65	65	L8QGK1AC,10260.B	PCB1	1	Sample		
66	66	MH1660,10260.B	PCB1	1	Sample		
67	1	HEXANE	PCB1	10	Sample		

Sequence Table (Back Injector):

No entries - empty table!

Sequence: C:\HPCHEM\1\SEQUENCE\Y111040.S

Sequence Table (Front Injector):

Vial Information Part:

10260.PDF
Y098220.PDF

Line	Vial	Vial Information
1	1	8082 PCB ANALYSIS
2	2	GC0445-10
3	3	GC0446-10
4	4	GC0447-10
5	5	GC0451-10
6	6	GC0449-10
7	7	GC0450-10
8	8	GC0785-10
9	9	C0J260499-001
10	10	C0J260499-002
11	11	C0J260499-002 MS
12	12	C0J260499-002 MSD
13	13	C0J260499-003
14	14	C0J260499-004
15	15	C0J260499-005
16	16	C0J260499-006
17	17	C0J260499-007
18	18	C0J260499-008
19	19	C0J260499-009
20	20	C0J260499-010
21	21	C0J260499-011
22	22	C0J260499-012
23	23	C0J260499-013
24	24	C0J260498-001
25	25	C0J260498-002
26	26	8082 PCB ANALYSIS
27	27	C0J260499-BLK
28	28	C0J260499-LCS
29	29	GC0786-10
30	30	C0J260498-003

~~AC 10=~~ 11/5/10
AC 11-04-2010
HP6890 GC-14
MR-1

Y1100090
096
105
115
117

118	31	31	C0J260498-004	
	32	32	C0J260498-005	
	33	33	C0J260498-006	
	34	34	C0J080593-001	
	35	35	C0J140580-001	
	36	36	C0J140580-002	
	37	37	C0J140580-003	
	38	38	C0J140580-003	MS
	39	39	C0J140580-003	MSD
128	40	40	GC0447-10	
	41	41	C0K030442-001	
	42	42	C0K030442-002	
	43	43	C0K030444-001	
	44	44	C0K030444-002	
	45	45	C0K030444-BLK	
	46	46	C0K030444-LCS	
	47	47	C0K030444-LCS	
	48	48	C0J140580-BLK	
	49	49	C0J140580-LCS	
	50	50	8082 PCB ANALYSIS	
	51	51	GC0447-10	
140	52	52	GC0785-10	
	53	1	8082 PCB ANALYSIS	

Method and Injection Info Part:

Line	Vial	SampleName	Method	Inj	SampleType	InjVolume	DataFile
1	1	HEXANE	PCB1	2	Sample		
2	2	M2154,10260.B	PCB1	1	Sample		
3	3	M1232,10260.B	PCB1	1	Sample		
4	4	M1242,10260.B	PCB1	1	Sample		
5	5	M1248,10260.B	PCB1	1	Sample		
6	6	M1262,10260.B	PCB1	1	Sample		
7	7	M1268,10260.B	PCB1	1	Sample		
8	8	M1660,10260.B	PCB1	1	Sample		
9	9	L84R11AU,10260.B	PCB1	1	Sample		
10	10	L84R21A2,10260.B	PCB1	1	Sample		
11	11	L84R21CE,10260.B	PCB1	1	Sample		
12	12	L84R21CF,10260.B	PCB1	1	Sample		
13	13	L84R31A2,10260.B	PCB1	1	Sample		
14	14	L84R41A2,10260.B	PCB1	1	Sample		
15	15	L84R51A2,10260.B	PCB1	1	Sample		
16	16	L84R61A2,10260.B	PCB1	1	Sample		
17	17	L84R71A2,10260.B	PCB1	1	Sample		

Sequence: C:\HPCHEM\1\SEQUENCE\Y11040.S

Line	Vial	SampleName	Method	Inj	SampleType	InjVolume	DataFile
18	18	L84R81A2,10260.B	PCB1	1	Sample		
19	19	L84R91A2,10260.B	PCB1	1	Sample		
20	20	L84TA1A2,10260.B	PCB1	1	Sample		
21	21	L84TC1A2,10260.B	PCB1	1	Sample		
22	22	L84TD1A2,10260.B	PCB1	1	Sample		
23	23	L84TE1A2,10260.B	PCB1	1	Sample		
24	24	L84RL1AU,10260.B	PCB1	1	Sample		
25	25	L84RN1A2,10260.B	PCB1	1	Sample		
26	26	HEXANE	PCB1	1	Sample		
27	27	L890J1AA,10260.B	PCB1	1	Sample		
28	28	L890J1AC,10260.B	PCB1	1	Sample		
29	29	MH1660,10260.B	PCB1	1	Sample		
30	30	L84RP1A2,10260.B	PCB1	1	Sample		
31	31	L84RQ1A2,10260.B	PCB1	1	Sample		
32	32	L84RR1A2,10260.B	PCB1	1	Sample		
33	33	L84RT1A2,10260.B	PCB1	1	Sample		
34	34	L77FA1AA,10260.B	PCB1	1	Sample		
35	35	L8HAE1AA,10260.B	PCB1	1	Sample		
36	36	L8HAR1AA,10260.B	PCB1	1	Sample		
37	37	L8HAW1AA,10260.B	PCB1	1	Sample		
38	38	L8HAW1AF,10260.B	PCB1	1	Sample		
39	39	L8HAW1AG,10260.B	PCB1	1	Sample		
40	40	M1242,10260.B	PCB1	1	Sample		
41	41	L9GM51AA,10260.B	PCB1	1	Sample		
42	42	L9GM81AA,10260.B	PCB1	1	Sample		
43	43	L9GNN1AA,10260.B	PCB1	1	Sample		
44	44	L9GNP1AA,10260.B	PCB1	1	Sample		
45	45	L9HHJ1AA,10260.B	PCB1	1	Sample		
46	46	L9HHJ1AC,10260.B	PCB1	1	Sample		
47	47	L9HHJ1AD,10260.B	PCB1	1	Sample		
48	48	L87JE1AA,10260.B	PCB1	1	Sample		
49	49	L87JE1AC,10260.B	PCB1	1	Sample		
50	50	HEXANE	PCB1	1	Sample		
51	51	M1242,10260.B	PCB1	1	Sample		
52	52	M1660,10260.B	PCB1	1	Sample		
53	1	HEXANE	PCB1	10	Sample		

Sequence Table (Back Injector):

No entries - empty table!

Sequence: C:\HPCHEM\1\SEQUENCE\111040.S

Sequence Table (Front Injector):

Vial Information Part:

Y10260.PDF

Line	Vial	Vial Information	
Y1100	140		
1	100	GC0786-10	
2	1	C0J270440-001	
3	2	C0J270440-001	MS
4	3	C0J270440-001	MSD
5	4	C0J270440-002	
6	5	C0J270440-003	
146 7	6	C0J270440-004	
		K020532.001 10A MA 10/5/10	
8	7	C0J~~300437-001 10X~~	
9	8	C0K020542-001	
10	9	C0J270440-005	
11	10	C0J290574-002	
151 12	11	C0J290574-003	
13	12	C0J290574-004	
14	13	C0J290574-005	
15	14	C0J290574-006	
16	15	8082 PCB ANALYSIS	
17	16	C0J270440-BLK	
18	17	C0J270440-LCS	
158 19	18	GC0786-10	
20	19	C0J230441-001	
21	20	C0J230441-BLK	
22	21	C0J230441-LCS	
23	22	C0J230441-LCSD	
163 24	23	C0J190525-001	
25	24	C0J190525-002	
26	25	C0J190525-002	MS
27	26	C0J190525-002	MSD
28	27	C0J190525-003	
29	28	C0J190525-004	
169 30	29	C0J190525-005	

AG 11-04-2010
HP6890 GC-14
MR-1

170	31	30	C0J190525-006
	32	31	C0J190525-007
	33	32	8082 PCB ANALYSIS
	34	33	C0J190525-BLK
	35	34	C0J190525-LCS
175	36	35	GC0785-10
	37	1	8082 PCB ANALYSIS

Method and Injection Info Part:

Line	Vial	SampleName	Method	Inj	SampleType	InjVolume	DataFile
1	100	M1660,10260.B	PCB1	1	Sample		
2	1	L85231A0,10260.B	PCB1	1	Sample		
3	2	L85231A2,10260.B	PCB1	1	Sample		
4	3	L85231A3,10260.B	PCB1	1	Sample		
5	4	L85281AV,10260.B	PCB1	1	Sample		
6	5	L85291AV,10260.B	PCB1	1	Sample		
7	6	L853D1AV,10260.B	PCB1	1	Sample		
8	7	L853E1AV,10260.B	PCB1	1	Sample		
9	8	L9F251AU,10260.B	PCB1	1	Sample		
10	9	L853E1AR,10260.B	PCB1	1	Sample		
11	10	L9CF21AJ,10260.B	PCB1	1	Sample		
12	11	L9CF31AJ,10260.B	PCB1	1	Sample		
13	12	L9CF41AJ,10260.B	PCB1	1	Sample		
14	13	L9CF61AJ,10260.B	PCB1	1	Sample		
15	14	L9CF71AJ,10260.B	PCB1	1	Sample		
16	15	HEXANE	PCB1	1	Sample		
17	16	L9HXH1AA,10260.B	PCB1	1	Sample		
18	17	L9HXH1AC,10260.B	PCB1	1	Sample		
19	18	MH1660,10260.B	PCB1	1	Sample		
20	19	L81WR1AE,10260.B	PCB1	1	Sample		
21	20	L828Q1AA,10260.B	PCB1	1	Sample		
22	21	L828Q1AC,10260.B	PCB1	1	Sample		
23	22	L828Q1AD,10260.B	PCB1	1	Sample		
24	23	L8QAA1AR,10260.B	PCB1	1	Sample		
25	24	L8QAF1CM,10260.B	PCB1	1	Sample		
26	25	L8QAF1CP,10260.B	PCB1	1	Sample		
27	26	L8QAF1CQ,10260.B	PCB1	1	Sample		
28	27	L8QAH1AR,10260.B	PCB1	1	Sample		
29	28	L8QAJ1AR,10260.B	PCB1	1	Sample		
30	29	L8QAK1AT,10260.B	PCB1	1	Sample		
31	30	L8QAL1AT,10260.B	PCB1	1	Sample		
32	31	L8QAM1AT,10260.B	PCB1	1	Sample		
33	32	HEXANE	PCB1	1	Sample		
34	33	L8R401AA,10260.B	PCB1	1	Sample		
35	34	L8R401AC,10260.B	PCB1	1	Sample		
36	35	M1660,10260.B	PCB1	1	Sample		
37	1	HEXANE	PCB1	10	Sample		

Sequence Table (Back Injector):

No entries - empty table!

REQUESTED BY: **MERRIMAJ**

METHOD: QH PCBs (8082)

STORAGE LOCATION	WORK ORDER #	PICKED CNTR#	CONTROL #	CLIENT #	ANALYSIS	LOTID	SMP#	SFX	MATRIX DESCRIPTION	QTY RCVD	QTY REQD
16C,CLP1	L8523-1-A0	___ ___ ___	909537	357557	A-4F-QH	C0J270440	001		SOLID	0 2	1
16C,CLP1	L8528-1-AV	___ ___ ___	909538	357557	A-4F-QH	C0J270440	002		SOLID	0 2	1
16C,CLP1	L8529-1-AV	___ ___ ___	909539	357557	A-4F-QH	C0J270440	003		SOLID	0 2	1
16C,CLP1	L853D-1-AV	___ ___ ___	909540	357557	A-4F-QH	C0J270440	004		SOLID	0 2	1
16C	L853E-1-AR	___ ___ ___	909541	357557	A-4F-QH	C0J270440	005		SOLID	0 2	1
20C, CLP1	L9FX7-1-AE	___ ___ ___	909542	371899	A-4F-QH	C0K020532	001		SOLID	0 4	1
21D	L9F25-1-AU	___ ___ ___	909543	002356	A-4F-QH	C0K020542	001		SOLID	0 3	1

RELINQUISHED BY	RECEIVED BY	DATE/TIME
William a Hayle		11-4-10 03:30
		11-4-10 07:30

***** END OF REPORT *****

METALS DATA

METALS RESULTS

MACTEC Engineering and Consulting Inc

Client Sample ID: B-13-1214

TOTAL Metals

Lot-Sample #...: C0K020532-001 **Matrix.....:** SOLID
Date Sampled...: 10/29/10 **Date Received..:** 10/30/10
% Moisture.....: 31

PARAMETER	RESULT	REPORTING LIMIT	UNITS	METHOD	PREPARATION-ANALYSIS DATE	WORK ORDER #
Prep Batch #...: 0314212						
Silver	**0.18 B**	**0.69**	**mg/kg**	**SW846 6010B**	**11/10-11/11/10**	**L9FX71AF**
		Dilution Factor: 0.96		Analysis Time..: 20:34	Analyst ID.....: 022952	
		Instrument ID..: TRACEICP		MS Run #.....: 0314121	MDL.....: 0.081	
Aluminum	**2120 J**	**27.8**	**mg/kg**	**SW846 6010B**	**11/10-11/11/10**	**L9FX71AG**
		Dilution Factor: 0.96		Analysis Time..: 20:34	Analyst ID.....: 022952	
		Instrument ID..: TRACEICP		MS Run #.....: 0314121	MDL.....: 1.5	
Arsenic	**6.5**	**1.4**	**mg/kg**	**SW846 6010B**	**11/10-11/11/10**	**L9FX71AH**
		Dilution Factor: 0.96		Analysis Time..: 20:34	Analyst ID.....: 022952	
		Instrument ID..: TRACEICP		MS Run #.....: 0314121	MDL.....: 0.31	
Barium	**94.3 J**	**27.8**	**mg/kg**	**SW846 6010B**	**11/10-11/11/10**	**L9FX71AJ**
		Dilution Factor: 0.96		Analysis Time..: 20:34	Analyst ID.....: 022952	
		Instrument ID..: TRACEICP		MS Run #.....: 0314121	MDL.....: 0.069	
Beryllium	**0.20 B,J**	**0.56**	**mg/kg**	**SW846 6010B**	**11/10-11/11/10**	**L9FX71AK**
		Dilution Factor: 0.96		Analysis Time..: 20:34	Analyst ID.....: 022952	
		Instrument ID..: TRACEICP		MS Run #.....: 0314121	MDL.....: 0.021	
Calcium	**4110 J**	**695**	**mg/kg**	**SW846 6010B**	**11/10-11/11/10**	**L9FX71AL**
		Dilution Factor: 0.96		Analysis Time..: 20:34	Analyst ID.....: 022952	
		Instrument ID..: TRACEICP		MS Run #.....: 0314121	MDL.....: 1.4	
Cadmium	**0.26 B**	**0.69**	**mg/kg**	**SW846 6010B**	**11/10-11/11/10**	**L9FX71AM**
		Dilution Factor: 0.96		Analysis Time..: 20:34	Analyst ID.....: 022952	
		Instrument ID..: TRACEICP		MS Run #.....: 0314121	MDL.....: 0.033	
Cobalt	**6.1 B,J**	**6.9**	**mg/kg**	**SW846 6010B**	**11/10-11/11/10**	**L9FX71AN**
		Dilution Factor: 0.96		Analysis Time..: 20:34	Analyst ID.....: 022952	
		Instrument ID..: TRACEICP		MS Run #.....: 0314121	MDL.....: 0.12	
Chromium	**43.3**	**0.69**	**mg/kg**	**SW846 6010B**	**11/10-11/11/10**	**L9FX71AP**
		Dilution Factor: 0.96		Analysis Time..: 20:34	Analyst ID.....: 022952	
		Instrument ID..: TRACEICP		MS Run #.....: 0314121	MDL.....: 0.12	

(Continued on next page)

MACTEC Engineering and Consulting Inc

Client Sample ID: B-13-1214

TOTAL Metals

Lot-Sample #...: C0K020532-001 **Matrix.....:** SOLID

PARAMETER	RESULT	REPORTING LIMIT	UNITS	METHOD	PREPARATION-ANALYSIS DATE	WORK ORDER #
Copper	**185**	**3.5**	**mg/kg**	**SW846 6010B**	**11/10-11/11/10**	**L9FX71AQ**
		Dilution Factor: 0.96		Analysis Time..: 20:34	Analyst ID.....: 022952	
		Instrument ID..: TRACEICP		MS Run #.....: 0314121	MDL.....: 0.48	
Iron	**13500 J**	**13.9**	**mg/kg**	**SW846 6010B**	**11/10-11/11/10**	**L9FX71AR**
		Dilution Factor: 0.96		Analysis Time..: 20:34	Analyst ID.....: 022952	
		Instrument ID..: TRACEICP		MS Run #.....: 0314121	MDL.....: 4.1	
Potassium	**455 B**	**695**	**mg/kg**	**SW846 6010B**	**11/10-11/11/10**	**L9FX71AT**
		Dilution Factor: 0.96		Analysis Time..: 20:34	Analyst ID.....: 022952	
		Instrument ID..: TRACEICP		MS Run #.....: 0314121	MDL.....: 58.6	
Magnesium	**7940 J**	**695**	**mg/kg**	**SW846 6010B**	**11/10-11/11/10**	**L9FX71AU**
		Dilution Factor: 0.96		Analysis Time..: 20:34	Analyst ID.....: 022952	
		Instrument ID..: TRACEICP		MS Run #.....: 0314121	MDL.....: 3.1	
Manganese	**119 J**	**2.1**	**mg/kg**	**SW846 6010B**	**11/10-11/11/10**	**L9FX71AV**
		Dilution Factor: 0.96		Analysis Time..: 20:34	Analyst ID.....: 022952	
		Instrument ID..: TRACEICP		MS Run #.....: 0314121	MDL.....: 0.067	
Sodium	**206 B**	**695**	**mg/kg**	**SW846 6010B**	**11/10-11/11/10**	**L9FX71AW**
		Dilution Factor: 0.96		Analysis Time..: 20:34	Analyst ID.....: 022952	
		Instrument ID..: TRACEICP		MS Run #.....: 0314121	MDL.....: 11.4	
Nickel	**55.4**	**5.6**	**mg/kg**	**SW846 6010B**	**11/10-11/11/10**	**L9FX71AX**
		Dilution Factor: 0.96		Analysis Time..: 20:34	Analyst ID.....: 022952	
		Instrument ID..: TRACEICP		MS Run #.....: 0314121	MDL.....: 0.53	
Lead	**56.3**	**0.42**	**mg/kg**	**SW846 6010B**	**11/10-11/11/10**	**L9FX71A0**
		Dilution Factor: 0.96		Analysis Time..: 20:34	Analyst ID.....: 022952	
		Instrument ID..: TRACEICP		MS Run #.....: 0314121	MDL.....: 0.20	
Selenium	ND	0.69	mg/kg	SW846 6010B	11/10-11/11/10	L9FX71A1
		Dilution Factor: 0.96		Analysis Time..: 20:34	Analyst ID.....: 022952	
		Instrument ID..: TRACEICP		MS Run #.....: 0314121	MDL.....: 0.29	
Thallium	ND	1.4	mg/kg	SW846 6010B	11/10-11/11/10	L9FX71A2
		Dilution Factor: 0.96		Analysis Time..: 20:34	Analyst ID.....: 022952	
		Instrument ID..: TRACEICP		MS Run #.....: 0314121	MDL.....: 0.29	

(Continued on next page)

MACTEC Engineering and Consulting Inc

Client Sample ID: B-13-1214

TOTAL Metals

Lot-Sample #...: C0K020532-001 **Matrix.....:** SOLID

PARAMETER	RESULT	REPORTING LIMIT	UNITS	METHOD	PREPARATION-ANALYSIS DATE	WORK ORDER #
Antimony	**0.45 B**	**1.4**	**mg/kg**	**SW846 6010B**	**11/10-11/11/10**	**L9FX71A3**
		Dilution Factor: 0.96		Analysis Time..: 20:34	Analyst ID.....: 022952	
		Instrument ID..: TRACEICP		MS Run #.....: 0314121	MDL.....: 0.23	
Vanadium	**12.6**	**6.9**	**mg/kg**	**SW846 6010B**	**11/10-11/11/10**	**L9FX71A4**
		Dilution Factor: 0.96		Analysis Time..: 20:34	Analyst ID.....: 022952	
		Instrument ID..: TRACEICP		MS Run #.....: 0314121	MDL.....: 0.26	
Zinc	**123 J**	**2.8**	**mg/kg**	**SW846 6010B**	**11/10-11/11/10**	**L9FX71A5**
		Dilution Factor: 0.96		Analysis Time..: 20:34	Analyst ID.....: 022952	
		Instrument ID..: TRACEICP		MS Run #.....: 0314121	MDL.....: 0.31	
Prep Batch #...: 0319022						
Mercury	**0.80**	**0.048**	**mg/kg**	**SW846 7471A**	**11/15/10**	**L9FX71A6**
		Dilution Factor: 1		Analysis Time..: 10:15	Analyst ID.....: 031043	
		Instrument ID..: HGHYDRA		MS Run #.....: 0319014	MDL.....: 0.016	

NOTE(S):

Results and reporting limits have been adjusted for dry weight.

B Estimated result. Result is less than RL.

J Method blank contamination. The associated method blank contains the target analyte at a reportable level.

METHOD BLANK REPORT

TOTAL Metals

Client Lot #...: C0K020532 **Matrix.....:** SOLID

PARAMETER	RESULT	REPORTING LIMIT	UNITS	METHOD	PREPARATION-ANALYSIS DATE	WORK ORDER #
MB Lot-Sample #: C0K100000-212 **Prep Batch #...:** 0314212						
Silver	ND	0.50	mg/kg	SW846 6010B	11/10-11/11/10	L9R261AP
		Dilution Factor: 1				
		Analysis Time..: 20:12		Analyst ID.....: 022952	Instrument ID..: TRA	
Aluminum	**4.8 B**	**20.0**	**mg/kg**	**SW846 6010B**	**11/10-11/11/10**	**L9R261CE**
		Dilution Factor: 1				
		Analysis Time..: 20:12		Analyst ID.....: 022952	Instrument ID..: TRA	
Arsenic	ND	1.0	mg/kg	SW846 6010B	11/10-11/11/10	L9R261AC
		Dilution Factor: 1				
		Analysis Time..: 20:12		Analyst ID.....: 022952	Instrument ID..: TRA	
Barium	**0.073 B**	**20.0**	**mg/kg**	**SW846 6010B**	**11/10-11/11/10**	**L9R261AD**
		Dilution Factor: 1				
		Analysis Time..: 20:12		Analyst ID.....: 022952	Instrument ID..: TRA	
Beryllium	**0.038 B**	**0.40**	**mg/kg**	**SW846 6010B**	**11/10-11/11/10**	**L9R261AE**
		Dilution Factor: 1				
		Analysis Time..: 20:12		Analyst ID.....: 022952	Instrument ID..: TRA	
Calcium	**33.5 B**	**500**	**mg/kg**	**SW846 6010B**	**11/10-11/11/10**	**L9R261AG**
		Dilution Factor: 1				
		Analysis Time..: 20:12		Analyst ID.....: 022952	Instrument ID..: TRA	
Cadmium	ND	0.50	mg/kg	SW846 6010B	11/10-11/11/10	L9R261AF
		Dilution Factor: 1				
		Analysis Time..: 20:12		Analyst ID.....: 022952	Instrument ID..: TRA	
Cobalt	**0.092 B**	**5.0**	**mg/kg**	**SW846 6010B**	**11/10-11/11/10**	**L9R261AH**
		Dilution Factor: 1				
		Analysis Time..: 20:12		Analyst ID.....: 022952	Instrument ID..: TRA	
Chromium	ND	0.50	mg/kg	SW846 6010B	11/10-11/11/10	L9R261AT
		Dilution Factor: 1				
		Analysis Time..: 20:12		Analyst ID.....: 022952	Instrument ID..: TRA	
Copper	ND	2.5	mg/kg	SW846 6010B	11/10-11/11/10	L9R261AJ
		Dilution Factor: 1				
		Analysis Time..: 20:12		Analyst ID.....: 022952	Instrument ID..: TRA	
Iron	**10.6**	**10.0**	**mg/kg**	**SW846 6010B**	**11/10-11/11/10**	**L9R261AK**
		Dilution Factor: 1				
		Analysis Time..: 20:12		Analyst ID.....: 022952	Instrument ID..: TRA	

(Continued on next page)

METHOD BLANK REPORT

TOTAL Metals

Client Lot #...: C0K020532 **Matrix.....:** SOLID

PARAMETER	RESULT	REPORTING LIMIT	UNITS	METHOD	PREPARATION-ANALYSIS DATE	WORK ORDER #
Potassium	ND	500	mg/kg	SW846 6010B	11/10-11/11/10	L9R261CF
		Dilution Factor: 1				
		Analysis Time..: 20:12		Analyst ID.....: 022952	Instrument ID..: TRA	
Magnesium	**4.1 B**	**500**	**mg/kg**	**SW846 6010B**	**11/10-11/11/10**	**L9R261CG**
		Dilution Factor: 1				
		Analysis Time..: 20:12		Analyst ID.....: 022952	Instrument ID..: TRA	
Manganese	**0.087 B**	**1.5**	**mg/kg**	**SW846 6010B**	**11/10-11/11/10**	**L9R261AL**
		Dilution Factor: 1				
		Analysis Time..: 20:12		Analyst ID.....: 022952	Instrument ID..: TRA	
Sodium	ND	500	mg/kg	SW846 6010B	11/10-11/11/10	L9R261CH
		Dilution Factor: 1				
		Analysis Time..: 20:12		Analyst ID.....: 022952	Instrument ID..: TRA	
Nickel	ND	4.0	mg/kg	SW846 6010B	11/10-11/11/10	L9R261AM
		Dilution Factor: 1				
		Analysis Time..: 20:12		Analyst ID.....: 022952	Instrument ID..: TRA	
Lead	ND	0.30	mg/kg	SW846 6010B	11/10-11/11/10	L9R261CD
		Dilution Factor: 1				
		Analysis Time..: 20:12		Analyst ID.....: 022952	Instrument ID..: TRA	
Selenium	ND	0.50	mg/kg	SW846 6010B	11/10-11/11/10	L9R261AN
		Dilution Factor: 1				
		Analysis Time..: 20:12		Analyst ID.....: 022952	Instrument ID..: TRA	
Thallium	ND	1.0	mg/kg	SW846 6010B	11/10-11/11/10	L9R261AQ
		Dilution Factor: 1				
		Analysis Time..: 20:12		Analyst ID.....: 022952	Instrument ID..: TRA	
Antimony	ND	1.0	mg/kg	SW846 6010B	11/10-11/11/10	L9R261AA
		Dilution Factor: 1				
		Analysis Time..: 20:12		Analyst ID.....: 022952	Instrument ID..: TRA	
Vanadium	ND	5.0	mg/kg	SW846 6010B	11/10-11/11/10	L9R261CJ
		Dilution Factor: 1				
		Analysis Time..: 20:12		Analyst ID.....: 022952	Instrument ID..: TRA	
Zinc	**2.9**	**2.0**	**mg/kg**	**SW846 6010B**	**11/10-11/11/10**	**L9R261AR**
		Dilution Factor: 1				
		Analysis Time..: 20:12		Analyst ID.....: 022952	Instrument ID..: TRA	

(Continued on next page)

METHOD BLANK REPORT

TOTAL Metals

Client Lot #...: C0K020532 **Matrix.....:** SOLID

PARAMETER	RESULT	REPORTING LIMIT	UNITS	METHOD	PREPARATION-ANALYSIS DATE	WORK ORDER #
MB Lot-Sample #: C0K150000-022 **Prep Batch #...:** 0319022						
Mercury	ND	0.033	mg/kg	SW846 7471A	11/15/10	L92PX1AA

Dilution Factor: 1

Analysis Time..: 09:44 Analyst ID.....: 031043 Instrument ID..: HGH

NOTE(S):

Calculations are performed before rounding to avoid round-off errors in calculated results.

B Estimated result. Result is less than RL.

LABORATORY CONTROL SAMPLE EVALUATION REPORT

TOTAL Metals

Client Lot #...: C0K020532 **Matrix.....:** SOLID

PARAMETER	PERCENT RECOVERY	RECOVERY LIMITS	METHOD	PREPARATION-ANALYSIS DATE	WORK ORDER #
LCS Lot-Sample#: C0K100000-212 **Prep Batch #...:** 0314212					
Silver	90	(80 - 120)	SW846 6010B	11/10-11/11/10	L9R261A8
		Dilution Factor: 1	Analysis Time..: 20:17	Analyst ID.....: 022952	
		Instrument ID..: TRACEICP			
Aluminum	95	(80 - 120)	SW846 6010B	11/10-11/11/10	L9R261CT
		Dilution Factor: 1	Analysis Time..: 20:17	Analyst ID.....: 022952	
		Instrument ID..: TRACEICP			
Arsenic	92	(80 - 120)	SW846 6010B	11/10-11/11/10	L9R261AV
		Dilution Factor: 1	Analysis Time..: 20:17	Analyst ID.....: 022952	
		Instrument ID..: TRACEICP			
Barium	93	(80 - 120)	SW846 6010B	11/10-11/11/10	L9R261AW
		Dilution Factor: 1	Analysis Time..: 20:17	Analyst ID.....: 022952	
		Instrument ID..: TRACEICP			
Beryllium	88	(80 - 120)	SW846 6010B	11/10-11/11/10	L9R261AX
		Dilution Factor: 1	Analysis Time..: 20:17	Analyst ID.....: 022952	
		Instrument ID..: TRACEICP			
Calcium	91	(80 - 120)	SW846 6010B	11/10-11/11/10	L9R261A1
		Dilution Factor: 1	Analysis Time..: 20:17	Analyst ID.....: 022952	
		Instrument ID..: TRACEICP			
Cadmium	91	(80 - 120)	SW846 6010B	11/10-11/11/10	L9R261A0
		Dilution Factor: 1	Analysis Time..: 20:17	Analyst ID.....: 022952	
		Instrument ID..: TRACEICP			
Cobalt	90	(80 - 120)	SW846 6010B	11/10-11/11/10	L9R261A2
		Dilution Factor: 1	Analysis Time..: 20:17	Analyst ID.....: 022952	
		Instrument ID..: TRACEICP			
Chromium	93	(80 - 120)	SW846 6010B	11/10-11/11/10	L9R261CC
		Dilution Factor: 1	Analysis Time..: 20:17	Analyst ID.....: 022952	
		Instrument ID..: TRACEICP			
Copper	94	(80 - 120)	SW846 6010B	11/10-11/11/10	L9R261A3
		Dilution Factor: 1	Analysis Time..: 20:17	Analyst ID.....: 022952	
		Instrument ID..: TRACEICP			

(Continued on next page)

LABORATORY CONTROL SAMPLE EVALUATION REPORT

TOTAL Metals

Client Lot #...: C0K020532 **Matrix.....:** SOLID

PARAMETER	PERCENT RECOVERY	RECOVERY LIMITS	METHOD	PREPARATION-ANALYSIS DATE	WORK ORDER #
Iron	89	(80 - 120)	SW846 6010B	11/10-11/11/10	L9R261A4
	Dilution Factor: 1	Analysis Time..: 20:17	Analyst ID.....: 022952		
	Instrument ID..: TRACEICP				
Potassium	100	(80 - 120)	SW846 6010B	11/10-11/11/10	L9R261CU
	Dilution Factor: 1	Analysis Time..: 20:17	Analyst ID.....: 022952		
	Instrument ID..: TRACEICP				
Magnesium	90	(80 - 120)	SW846 6010B	11/10-11/11/10	L9R261CV
	Dilution Factor: 1	Analysis Time..: 20:17	Analyst ID.....: 022952		
	Instrument ID..: TRACEICP				
Manganese	91	(80 - 120)	SW846 6010B	11/10-11/11/10	L9R261A5
	Dilution Factor: 1	Analysis Time..: 20:17	Analyst ID.....: 022952		
	Instrument ID..: TRACEICP				
Sodium	95	(80 - 120)	SW846 6010B	11/10-11/11/10	L9R261CW
	Dilution Factor: 1	Analysis Time..: 20:17	Analyst ID.....: 022952		
	Instrument ID..: TRACEICP				
Nickel	90	(80 - 120)	SW846 6010B	11/10-11/11/10	L9R261A6
	Dilution Factor: 1	Analysis Time..: 20:17	Analyst ID.....: 022952		
	Instrument ID..: TRACEICP				
Lead	91	(80 - 120)	SW846 6010B	11/10-11/11/10	L9R261CX
	Dilution Factor: 1	Analysis Time..: 20:17	Analyst ID.....: 022952		
	Instrument ID..: TRACEICP				
Selenium	91	(80 - 120)	SW846 6010B	11/10-11/11/10	L9R261A7
	Dilution Factor: 1	Analysis Time..: 20:17	Analyst ID.....: 022952		
	Instrument ID..: TRACEICP				
Thallium	92	(80 - 120)	SW846 6010B	11/10-11/11/10	L9R261A9
	Dilution Factor: 1	Analysis Time..: 20:17	Analyst ID.....: 022952		
	Instrument ID..: TRACEICP				
Antimony	94	(80 - 120)	SW846 6010B	11/10-11/11/10	L9R261AU
	Dilution Factor: 1	Analysis Time..: 20:17	Analyst ID.....: 022952		
	Instrument ID..: TRACEICP				
Vanadium	90	(80 - 120)	SW846 6010B	11/10-11/11/10	L9R261C0
	Dilution Factor: 1	Analysis Time..: 20:17	Analyst ID.....: 022952		
	Instrument ID..: TRACEICP				

(Continued on next page)

LABORATORY CONTROL SAMPLE EVALUATION REPORT

TOTAL Metals

Client Lot #...: C0K020532 **Matrix.....:** SOLID

PARAMETER	PERCENT RECOVERY	RECOVERY LIMITS	METHOD	PREPARATION-ANALYSIS DATE	WORK ORDER #
Zinc	97	(80 - 120)	SW846 6010B	11/10-11/11/10	L9R261CA

Dilution Factor: 1 Analysis Time..: 20:17 Analyst ID.....: 022952
Instrument ID..: TRACEICP

LCS Lot-Sample#: C0K150000-022 **Prep Batch #...:** 0319022

Mercury	94	(80 - 120)	SW846 7471A	11/15/10	L92PX1AC

Dilution Factor: 1 Analysis Time..: 09:46 Analyst ID.....: 031043
Instrument ID..: HGHYDRA

NOTE(S):

Calculations are performed before rounding to avoid round-off errors in calculated results.

LABORATORY CONTROL SAMPLE DATA REPORT

TOTAL Metals

Client Lot #...: C0K020532 **Matrix.....:** SOLID

PARAMETER	SPIKE AMOUNT	MEASURED AMOUNT	UNITS	PERCNT RECVRY	METHOD	PREPARATION-ANALYSIS DATE	WORK ORDER #
LCS Lot-Sample#: C0K100000-212 **Prep Batch #...:** 0314212							
Silver	5.00	4.50	mg/kg	90	SW846 6010B	11/10-11/11/10	L9R261A8
			Dilution Factor: 1		Analysis Time..: 20:17	Analyst ID.....: 022952	
			Instrument ID..: TRACEICP				
Aluminum	200	190	mg/kg	95	SW846 6010B	11/10-11/11/10	L9R261CT
			Dilution Factor: 1		Analysis Time..: 20:17	Analyst ID.....: 022952	
			Instrument ID..: TRACEICP				
Arsenic	200	184	mg/kg	92	SW846 6010B	11/10-11/11/10	L9R261AV
			Dilution Factor: 1		Analysis Time..: 20:17	Analyst ID.....: 022952	
			Instrument ID..: TRACEICP				
Barium	200	185	mg/kg	93	SW846 6010B	11/10-11/11/10	L9R261AW
			Dilution Factor: 1		Analysis Time..: 20:17	Analyst ID.....: 022952	
			Instrument ID..: TRACEICP				
Beryllium	5.00	4.42	mg/kg	88	SW846 6010B	11/10-11/11/10	L9R261AX
			Dilution Factor: 1		Analysis Time..: 20:17	Analyst ID.....: 022952	
			Instrument ID..: TRACEICP				
Calcium	5000	4550	mg/kg	91	SW846 6010B	11/10-11/11/10	L9R261A1
			Dilution Factor: 1		Analysis Time..: 20:17	Analyst ID.....: 022952	
			Instrument ID..: TRACEICP				
Cadmium	5.00	4.54	mg/kg	91	SW846 6010B	11/10-11/11/10	L9R261A0
			Dilution Factor: 1		Analysis Time..: 20:17	Analyst ID.....: 022952	
			Instrument ID..: TRACEICP				
Cobalt	50.0	44.8	mg/kg	90	SW846 6010B	11/10-11/11/10	L9R261A2
			Dilution Factor: 1		Analysis Time..: 20:17	Analyst ID.....: 022952	
			Instrument ID..: TRACEICP				
Chromium	20.0	18.6	mg/kg	93	SW846 6010B	11/10-11/11/10	L9R261CC
			Dilution Factor: 1		Analysis Time..: 20:17	Analyst ID.....: 022952	
			Instrument ID..: TRACEICP				
Copper	25.0	23.4	mg/kg	94	SW846 6010B	11/10-11/11/10	L9R261A3
			Dilution Factor: 1		Analysis Time..: 20:17	Analyst ID.....: 022952	
			Instrument ID..: TRACEICP				

(Continued on next page)

LABORATORY CONTROL SAMPLE DATA REPORT

TOTAL Metals

Client Lot #...: C0K020532 **Matrix.....:** SOLID

PARAMETER	SPIKE AMOUNT	MEASURED AMOUNT	UNITS	PERCNT RECVRY	METHOD	PREPARATION-ANALYSIS DATE	WORK ORDER #
Iron	100	88.6	mg/kg	89	SW846 6010B	11/10-11/11/10	L9R261A4
			Dilution Factor: 1		Analysis Time..: 20:17	Analyst ID.....: 022952	
			Instrument ID..: TRACEICP				
Potassium	5000	5020	mg/kg	100	SW846 6010B	11/10-11/11/10	L9R261CU
			Dilution Factor: 1		Analysis Time..: 20:17	Analyst ID.....: 022952	
			Instrument ID..: TRACEICP				
Magnesium	5000	4500	mg/kg	90	SW846 6010B	11/10-11/11/10	L9R261CV
			Dilution Factor: 1		Analysis Time..: 20:17	Analyst ID.....: 022952	
			Instrument ID..: TRACEICP				
Manganese	50.0	45.3	mg/kg	91	SW846 6010B	11/10-11/11/10	L9R261A5
			Dilution Factor: 1		Analysis Time..: 20:17	Analyst ID.....: 022952	
			Instrument ID..: TRACEICP				
Sodium	5000	4730	mg/kg	95	SW846 6010B	11/10-11/11/10	L9R261CW
			Dilution Factor: 1		Analysis Time..: 20:17	Analyst ID.....: 022952	
			Instrument ID..: TRACEICP				
Nickel	50.0	45.0	mg/kg	90	SW846 6010B	11/10-11/11/10	L9R261A6
			Dilution Factor: 1		Analysis Time..: 20:17	Analyst ID.....: 022952	
			Instrument ID..: TRACEICP				
Lead	50.0	45.7	mg/kg	91	SW846 6010B	11/10-11/11/10	L9R261CX
			Dilution Factor: 1		Analysis Time..: 20:17	Analyst ID.....: 022952	
			Instrument ID..: TRACEICP				
Selenium	200	183	mg/kg	91	SW846 6010B	11/10-11/11/10	L9R261A7
			Dilution Factor: 1		Analysis Time..: 20:17	Analyst ID.....: 022952	
			Instrument ID..: TRACEICP				
Thallium	200	184	mg/kg	92	SW846 6010B	11/10-11/11/10	L9R261A9
			Dilution Factor: 1		Analysis Time..: 20:17	Analyst ID.....: 022952	
			Instrument ID..: TRACEICP				
Antimony	50.0	46.8	mg/kg	94	SW846 6010B	11/10-11/11/10	L9R261AU
			Dilution Factor: 1		Analysis Time..: 20:17	Analyst ID.....: 022952	
			Instrument ID..: TRACEICP				
Vanadium	50.0	45.2	mg/kg	90	SW846 6010B	11/10-11/11/10	L9R261C0
			Dilution Factor: 1		Analysis Time..: 20:17	Analyst ID.....: 022952	
			Instrument ID..: TRACEICP				

(Continued on next page)

LABORATORY CONTROL SAMPLE DATA REPORT

TOTAL Metals

Client Lot #...: C0K020532 **Matrix.....:** SOLID

PARAMETER	SPIKE AMOUNT	MEASURED AMOUNT	UNITS	PERCNT RECVRY	METHOD	PREPARATION-ANALYSIS DATE	WORK ORDER #
Zinc	50.0	48.6	mg/kg	97	SW846 6010B	11/10-11/11/10	L9R261CA

Dilution Factor: 1 Analysis Time..: 20:17 Analyst ID.....: 022952
Instrument ID..: TRACEICP

LCS Lot-Sample#: C0K150000-022 **Prep Batch #...:** 0319022

Mercury	0.417	0.392	mg/kg	94	SW846 7471A	11/15/10	L92PX1AC

Dilution Factor: 1 Analysis Time..: 09:46 Analyst ID.....: 031043
Instrument ID..: HGHYDRA

NOTE(S):

Calculations are performed before rounding to avoid round-off errors in calculated results.

MATRIX SPIKE SAMPLE EVALUATION REPORT

TOTAL Metals

Client Lot #...: C0K020532 **Matrix.....:** SOLID
Date Sampled...: 10/27/10 **Date Received..:** 10/29/10

PARAMETER	PERCENT RECOVERY	RECOVERY LIMITS	RPD	RPD LIMITS	METHOD	PREPARATION-ANALYSIS DATE	WORK ORDER #
MS Lot-Sample #: C0J290580-001 **Prep Batch #...:** 0319022							
						% Moisture.....: 15	
Mercury	135 N	(75 - 125)			SW846 7471A	11/15/10	L9CGQ1AV
	99	(75 - 125)	14	(0-20)	SW846 7471A	11/15/10	L9CGQ1AW

Dilution Factor: 1
Analysis Time..: 09:50 Instrument ID..: HGHYDRA Analyst ID.....: 031043
MS Run #.....: 0319014

NOTE(S):

Calculations are performed before rounding to avoid round-off errors in calculated results.

N Spiked analyte recovery is outside stated control limits.

Results and reporting limits have been adjusted for dry weight.

MATRIX SPIKE SAMPLE DATA REPORT

TOTAL Metals

Client Lot #...: C0K020532 **Matrix.....:** SOLID
Date Sampled...: 10/27/10 **Date Received..:** 10/29/10

PARAMETER	SAMPLE AMOUNT	SPIKE AMT	MEASRD AMOUNT	UNITS	PERCNT RECVRY	RPD	METHOD	PREPARATION-ANALYSIS DATE	WORK ORDER #
MS Lot-Sample #: C0J290580-001 **Prep Batch #...:** 0319022									
								% Moisture.....: 15	
Mercury									
	0.28	0.197	0.548 N	mg/kg	135		SW846 7471A	11/15/10	L9CGQ1AV
	0.28	0.197	0.478	mg/kg	99	14	SW846 7471A	11/15/10	L9CGQ1AW

Dilution Factor: 1
Analysis Time..: 09:50 Instrument ID..: HGHYDRA Analyst ID.....: 031043
MS Run #.....: 0319014

NOTE(S):

Calculations are performed before rounding to avoid round-off errors in calculated results.

N Spiked analyte recovery is outside stated control limits.

Results and reporting limits have been adjusted for dry weight.

MATRIX SPIKE SAMPLE EVALUATION REPORT

TOTAL Metals

Client Lot #...: C0K020532 **Matrix.....:** SOLID
Date Sampled...: 11/08/10 **Date Received..:** 11/09/10

PARAMETER	PERCENT RECOVERY	RECOVERY LIMITS	RPD	RPD LIMITS	METHOD	PREPARATION-ANALYSIS DATE	WORK ORDER #

MS Lot-Sample #: C0K090529-001 **Prep Batch #...:** 0314212

% Moisture.....: 46

Silver	88	(75 - 125)			SW846 6010B	11/10-11/11/10	L9Q901CP
	88	(75 - 125)	4.2	(0-20)	SW846 6010B	11/10-11/11/10	L9Q901CQ

Dilution Factor: 0.93
Analysis Time..: 22:07 Instrument ID..: TRACEICP Analyst ID.....: 022952
MS Run #.....: 0314121

Aluminum	497 N	(75 - 125)			SW846 6010B	11/10-11/11/10	L9Q901C4
	487 N	(75 - 125)	0.75	(0-20)	SW846 6010B	11/10-11/11/10	L9Q901C5

Dilution Factor: 0.93
Analysis Time..: 22:07 Instrument ID..: TRACEICP Analyst ID.....: 022952
MS Run #.....: 0314121

Arsenic	91	(75 - 125)			SW846 6010B	11/10-11/11/10	L9Q901A0
	90	(75 - 125)	2.7	(0-20)	SW846 6010B	11/10-11/11/10	L9Q901A1

Dilution Factor: 0.93
Analysis Time..: 22:07 Instrument ID..: TRACEICP Analyst ID.....: 022952
MS Run #.....: 0314121

Barium	95	(75 - 125)			SW846 6010B	11/10-11/11/10	L9Q901A2
	94	(75 - 125)	2.6	(0-20)	SW846 6010B	11/10-11/11/10	L9Q901A3

Dilution Factor: 0.93
Analysis Time..: 22:07 Instrument ID..: TRACEICP Analyst ID.....: 022952
MS Run #.....: 0314121

Beryllium	95	(75 - 125)			SW846 6010B	11/10-11/11/10	L9Q901A4
	94	(75 - 125)	1.7	(0-20)	SW846 6010B	11/10-11/11/10	L9Q901A5

Dilution Factor: 0.93
Analysis Time..: 22:07 Instrument ID..: TRACEICP Analyst ID.....: 022952
MS Run #.....: 0314121

Calcium	92	(75 - 125)			SW846 6010B	11/10-11/11/10	L9Q901A8
	91	(75 - 125)	2.0	(0-20)	SW846 6010B	11/10-11/11/10	L9Q901A9

Dilution Factor: 0.93
Analysis Time..: 22:07 Instrument ID..: TRACEICP Analyst ID.....: 022952
MS Run #.....: 0314121

Cadmium	89	(75 - 125)			SW846 6010B	11/10-11/11/10	L9Q901A6
	89	(75 - 125)	2.6	(0-20)	SW846 6010B	11/10-11/11/10	L9Q901A7

Dilution Factor: 0.93
Analysis Time..: 22:07 Instrument ID..: TRACEICP Analyst ID.....: 022952
MS Run #.....: 0314121

(Continued on next page)

MATRIX SPIKE SAMPLE EVALUATION REPORT

TOTAL Metals

Client Lot #...: C0K020532 **Matrix.....:** SOLID
Date Sampled...: 11/08/10 **Date Received..:** 11/09/10

PARAMETER	PERCENT RECOVERY	RECOVERY LIMITS	RPD	RPD LIMITS	METHOD	PREPARATION-ANALYSIS DATE	WORK ORDER #
Cobalt	90	(75 - 125)			SW846 6010B	11/10-11/11/10	L9Q901CA
	89	(75 - 125)	2.0	(0-20)	SW846 6010B	11/10-11/11/10	L9Q901CC
		Dilution Factor: 0.93					
		Analysis Time..: 22:07			Instrument ID..: TRACEICP	Analyst ID.....: 022952	
		MS Run #.....: 0314121					
Chromium	97	(75 - 125)			SW846 6010B	11/10-11/11/10	L9Q901CW
	95	(75 - 125)	0.51	(0-20)	SW846 6010B	11/10-11/11/10	L9Q901CX
		Dilution Factor: 0.93					
		Analysis Time..: 22:07			Instrument ID..: TRACEICP	Analyst ID.....: 022952	
		MS Run #.....: 0314121					
Copper	96	(75 - 125)			SW846 6010B	11/10-11/11/10	L9Q901CD
	100	(75 - 125)	6.2	(0-20)	SW846 6010B	11/10-11/11/10	L9Q901CE
		Dilution Factor: 0.93					
		Analysis Time..: 22:07			Instrument ID..: TRACEICP	Analyst ID.....: 022952	
		MS Run #.....: 0314121					
Iron	NC	(75 - 125)			SW846 6010B	11/10-11/11/10	L9Q901CF
	NC	(75 - 125)		(0-20)	SW846 6010B	11/10-11/11/10	L9Q901CG
		Dilution Factor: 0.93					
		Analysis Time..: 22:07			Instrument ID..: TRACEICP	Analyst ID.....: 022952	
		MS Run #.....: 0314121					
Potassium	93	(75 - 125)			SW846 6010B	11/10-11/11/10	L9Q901C7
	95	(75 - 125)	4.7	(0-20)	SW846 6010B	11/10-11/11/10	L9Q901C8
		Dilution Factor: 0.93					
		Analysis Time..: 22:07			Instrument ID..: TRACEICP	Analyst ID.....: 022952	
		MS Run #.....: 0314121					
Magnesium	91	(75 - 125)			SW846 6010B	11/10-11/11/10	L9Q901DA
	90	(75 - 125)	2.8	(0-20)	SW846 6010B	11/10-11/11/10	L9Q901DC
		Dilution Factor: 0.93					
		Analysis Time..: 22:07			Instrument ID..: TRACEICP	Analyst ID.....: 022952	
		MS Run #.....: 0314121					
Manganese	94	(75 - 125)			SW846 6010B	11/10-11/11/10	L9Q901CH
	97	(75 - 125)	6.0	(0-20)	SW846 6010B	11/10-11/11/10	L9Q901CJ
		Dilution Factor: 0.93					
		Analysis Time..: 22:07			Instrument ID..: TRACEICP	Analyst ID.....: 022952	
		MS Run #.....: 0314121					

(Continued on next page)

MATRIX SPIKE SAMPLE EVALUATION REPORT

TOTAL Metals

Client Lot #...: C0K020532 **Matrix.....:** SOLID
Date Sampled...: 11/08/10 **Date Received..:** 11/09/10

PARAMETER	PERCENT RECOVERY	RECOVERY LIMITS	RPD	RPD LIMITS	METHOD	PREPARATION-ANALYSIS DATE	WORK ORDER #
Sodium	93	(75 - 125)			SW846 6010B	11/10-11/11/10	L9Q901DE
	94	(75 - 125)	4.2	(0-20)	SW846 6010B	11/10-11/11/10	L9Q901DF
		Dilution Factor: 0.93					
		Analysis Time..: 22:07			Instrument ID..: TRACEICP	Analyst ID.....: 022952	
		MS Run #.....: 0314121					
Nickel	91	(75 - 125)			SW846 6010B	11/10-11/11/10	L9Q901CK
	90	(75 - 125)	2.1	(0-20)	SW846 6010B	11/10-11/11/10	L9Q901CL
		Dilution Factor: 0.93					
		Analysis Time..: 22:07			Instrument ID..: TRACEICP	Analyst ID.....: 022952	
		MS Run #.....: 0314121					
Lead	90	(75 - 125)			SW846 6010B	11/10-11/11/10	L9Q901C1
	90	(75 - 125)	3.0	(0-20)	SW846 6010B	11/10-11/11/10	L9Q901C2
		Dilution Factor: 0.93					
		Analysis Time..: 22:07			Instrument ID..: TRACEICP	Analyst ID.....: 022952	
		MS Run #.....: 0314121					
Selenium	91	(75 - 125)			SW846 6010B	11/10-11/11/10	L9Q901CM
	90	(75 - 125)	2.0	(0-20)	SW846 6010B	11/10-11/11/10	L9Q901CN
		Dilution Factor: 0.93					
		Analysis Time..: 22:07			Instrument ID..: TRACEICP	Analyst ID.....: 022952	
		MS Run #.....: 0314121					
Thallium	73 N	(75 - 125)			SW846 6010B	11/10-11/11/10	L9Q901CR
	75	(75 - 125)	5.6	(0-20)	SW846 6010B	11/10-11/11/10	L9Q901CT
		Dilution Factor: 0.93					
		Analysis Time..: 22:07			Instrument ID..: TRACEICP	Analyst ID.....: 022952	
		MS Run #.....: 0314121					
Antimony	50 N	(75 - 125)			SW846 6010B	11/10-11/11/10	L9Q901AW
	57 N	(75 - 125)	16	(0-20)	SW846 6010B	11/10-11/11/10	L9Q901AX
		Dilution Factor: 0.93					
		Analysis Time..: 22:07			Instrument ID..: TRACEICP	Analyst ID.....: 022952	
		MS Run #.....: 0314121					
Vanadium	101	(75 - 125)			SW846 6010B	11/10-11/11/10	L9Q901DH
	98	(75 - 125)	0.27	(0-20)	SW846 6010B	11/10-11/11/10	L9Q901DJ
		Dilution Factor: 0.93					
		Analysis Time..: 22:07			Instrument ID..: TRACEICP	Analyst ID.....: 022952	
		MS Run #.....: 0314121					

(Continued on next page)

MATRIX SPIKE SAMPLE EVALUATION REPORT

TOTAL Metals

Client Lot #...: C0K020532 **Matrix.....:** SOLID
Date Sampled...: 11/08/10 **Date Received..:** 11/09/10

PARAMETER	PERCENT RECOVERY	RECOVERY LIMITS	RPD	RPD LIMITS	METHOD	PREPARATION-ANALYSIS DATE	WORK ORDER #
Zinc	93	(75 - 125)			SW846 6010B	11/10-11/11/10	L9Q901CU
	93	(75 - 125)	3.1	(0-20)	SW846 6010B	11/10-11/11/10	L9Q901CV

Dilution Factor: 0.93
Analysis Time..: 22:07 Instrument ID..: TRACEICP Analyst ID.....: 022952
MS Run #.....: 0314121

NOTE(S):

Calculations are performed before rounding to avoid round-off errors in calculated results.

Results and reporting limits have been adjusted for dry weight.

N Spiked analyte recovery is outside stated control limits.

NC The recovery and/or RPD were not calculated.

MATRIX SPIKE SAMPLE DATA REPORT

TOTAL Metals

Client Lot #...: C0K020532 **Matrix.....:** SOLID
Date Sampled...: 11/08/10 **Date Received..:** 11/09/10

PARAMETER	SAMPLE AMOUNT	SPIKE AMT	MEASRD AMOUNT	UNITS	PERCNT RECVRY	RPD	METHOD	PREPARATION-ANALYSIS DATE	WORK ORDER #
MS Lot-Sample #: C0K090529-001 **Prep Batch #...:** 0314212									
								% Moisture.....: 46	
Silver									
	ND	8.54	7.49	mg/kg	88		SW846 6010B	11/10-11/11/10	L9Q901CP
	ND	8.91	7.81	mg/kg	88	4.2	SW846 6010B	11/10-11/11/10	L9Q901CQ
			Dilution Factor: 0.93						
			Analysis Time..: 22:07		Instrument ID..: TRACEICP		Analyst ID.....: 022952		
			MS Run #.....: 0314121						
Aluminum									
	883	342	2580 N	mg/kg	497		SW846 6010B	11/10-11/11/10	L9Q901C4
	883	353	2600 N	mg/kg	487	0.75	SW846 6010B	11/10-11/11/10	L9Q901C5
			Dilution Factor: 0.93						
			Analysis Time..: 22:07		Instrument ID..: TRACEICP		Analyst ID.....: 022952		
			MS Run #.....: 0314121						
Arsenic									
	2.0	342	312	mg/kg	91		SW846 6010B	11/10-11/11/10	L9Q901A0
	2.0	353	321	mg/kg	90	2.7	SW846 6010B	11/10-11/11/10	L9Q901A1
			Dilution Factor: 0.93						
			Analysis Time..: 22:07		Instrument ID..: TRACEICP		Analyst ID.....: 022952		
			MS Run #.....: 0314121						
Barium									
	35.2	342	358	mg/kg	95		SW846 6010B	11/10-11/11/10	L9Q901A2
	35.2	353	368	mg/kg	94	2.6	SW846 6010B	11/10-11/11/10	L9Q901A3
			Dilution Factor: 0.93						
			Analysis Time..: 22:07		Instrument ID..: TRACEICP		Analyst ID.....: 022952		
			MS Run #.....: 0314121						
Beryllium									
	0.97	8.54	9.12	mg/kg	95		SW846 6010B	11/10-11/11/10	L9Q901A4
	0.97	8.81	9.28	mg/kg	94	1.7	SW846 6010B	11/10-11/11/10	L9Q901A5
			Dilution Factor: 0.93						
			Analysis Time..: 22:07		Instrument ID..: TRACEICP		Analyst ID.....: 022952		
			MS Run #.....: 0314121						
Calcium									
	1200	8540	9020	mg/kg	92		SW846 6010B	11/10-11/11/10	L9Q901A8
	1200	8810	9210	mg/kg	91	2.0	SW846 6010B	11/10-11/11/10	L9Q901A9
			Dilution Factor: 0.93						
			Analysis Time..: 22:07		Instrument ID..: TRACEICP		Analyst ID.....: 022952		
			MS Run #.....: 0314121						

(Continued on next page)

MATRIX SPIKE SAMPLE DATA REPORT

TOTAL Metals

Client Lot #...: C0K020532 **Matrix.....:** SOLID
Date Sampled...: 11/08/10 **Date Received..:** 11/09/10

PARAMETER	SAMPLE AMOUNT	SPIKE AMT	MEASRD AMOUNT	UNITS	PERCNT RECVRY	RPD	METHOD	PREPARATION-ANALYSIS DATE	WORK ORDER #
Cadmium									
	ND	8.54	7.64	mg/kg	89		SW846 6010B	11/10-11/11/10	L9Q901A6
	ND	8.81	7.84	mg/kg	89	2.6	SW846 6010B	11/10-11/11/10	L9Q901A7
			Dilution Factor: 0.93						
			Analysis Time..: 22:07		Instrument ID..: TRACEICP		Analyst ID.....: 022952		
			MS Run #.....: 0314121						
Cobalt									
	3.9	85.4	81.1	mg/kg	90		SW846 6010B	11/10-11/11/10	L9Q901CA
	3.9	88.1	82.7	mg/kg	89	2.0	SW846 6010B	11/10-11/11/10	L9Q901CC
			Dilution Factor: 0.93						
			Analysis Time..: 22:07		Instrument ID..: TRACEICP		Analyst ID.....: 022952		
			MS Run #.....: 0314121						
Chromium									
	60.2	34.2	93.1	mg/kg	97		SW846 6010B	11/10-11/11/10	L9Q901CW
	60.2	35.3	93.6	mg/kg	95	0.51	SW846 6010B	11/10-11/11/10	L9Q901CX
			Dilution Factor: 0.93						
			Analysis Time..: 22:07		Instrument ID..: TRACEICP		Analyst ID.....: 022952		
			MS Run #.....: 0314121						
Copper									
	12.0	42.7	52.9	mg/kg	96		SW846 6010B	11/10-11/11/10	L9Q901CD
	12.0	44.1	56.3	mg/kg	100	6.2	SW846 6010B	11/10-11/11/10	L9Q901CE
			Dilution Factor: 0.93						
			Analysis Time..: 22:07		Instrument ID..: TRACEICP		Analyst ID.....: 022952		
			MS Run #.....: 0314121						
Iron									
	1510	171	2070 NC	mg/kg			SW846 6010B	11/10-11/11/10	L9Q901CF
	1510	176	2080 NC	mg/kg			SW846 6010B	11/10-11/11/10	L9Q901CG
			Dilution Factor: 0.93						
			Analysis Time..: 22:07		Instrument ID..: TRACEICP		Analyst ID.....: 022952		
			MS Run #.....: 0314121						
Potassium									
	121	8540	8080	mg/kg	93		SW846 6010B	11/10-11/11/10	L9Q901C7
	121	8810	8460	mg/kg	95	4.7	SW846 6010B	11/10-11/11/10	L9Q901C8
			Dilution Factor: 0.93						
			Analysis Time..: 22:07		Instrument ID..: TRACEICP		Analyst ID.....: 022952		
			MS Run #.....: 0314121						

(Continued on next page)

MATRIX SPIKE SAMPLE DATA REPORT

TOTAL Metals

Client Lot #...: C0K020532 **Matrix.....:** SOLID
Date Sampled...: 11/08/10 **Date Received..:** 11/09/10

PARAMETER	SAMPLE AMOUNT	SPIKE AMT	MEASRD AMOUNT	UNITS	PERCNT RECVRY	RPD	METHOD	PREPARATION-ANALYSIS DATE	WORK ORDER #
Magnesium									
	111	8540	7860	mg/kg	91		SW846 6010B	11/10-11/11/10	L9Q901DA
	111	8810	8080	mg/kg	90	2.8	SW846 6010B	11/10-11/11/10	L9Q901DC
			Dilution Factor: 0.93						
			Analysis Time..: 22:07		Instrument ID..: TRACEICP		Analyst ID.....: 022952		
			MS Run #.....: 0314121						
Manganese									
	7.0	85.4	87.1	mg/kg	94		SW846 6010B	11/10-11/11/10	L9Q901CH
	7.0	88.1	92.5	mg/kg	97	6.0	SW846 6010B	11/10-11/11/10	L9Q901CJ
			Dilution Factor: 0.93						
			Analysis Time..: 22:07		Instrument ID..: TRACEICP		Analyst ID.....: 022952		
			MS Run #.....: 0314121						
Sodium									
	96.1	8540	8060	mg/kg	93		SW846 6010B	11/10-11/11/10	L9Q901DE
	96.1	8810	8410	mg/kg	94	4.2	SW846 6010B	11/10-11/11/10	L9Q901DF
			Dilution Factor: 0.93						
			Analysis Time..: 22:07		Instrument ID..: TRACEICP		Analyst ID.....: 022952		
			MS Run #.....: 0314121						
Nickel									
	12.0	85.4	89.4	mg/kg	91		SW846 6010B	11/10-11/11/10	L9Q901CK
	12.0	88.1	91.3	mg/kg	90	2.1	SW846 6010B	11/10-11/11/10	L9Q901CL
			Dilution Factor: 0.93						
			Analysis Time..: 22:07		Instrument ID..: TRACEICP		Analyst ID.....: 022952		
			MS Run #.....: 0314121						
Lead									
	ND	85.4	76.8	mg/kg	90		SW846 6010B	11/10-11/11/10	L9Q901C1
	ND	88.1	79.2	mg/kg	90	3.0	SW846 6010B	11/10-11/11/10	L9Q901C2
			Dilution Factor: 0.93						
			Analysis Time..: 22:07		Instrument ID..: TRACEICP		Analyst ID.....: 022952		
			MS Run #.....: 0314121						
Selenium									
	0.41	342	311	mg/kg	91		SW846 6010B	11/10-11/11/10	L9Q901CM
	0.41	353	318	mg/kg	90	2.0	SW846 6010B	11/10-11/11/10	L9Q901CN
			Dilution Factor: 0.93						
			Analysis Time..: 22:07		Instrument ID..: TRACEICP		Analyst ID.....: 022952		
			MS Run #.....: 0314121						

(Continued on next page)

MATRIX SPIKE SAMPLE DATA REPORT

TOTAL Metals

Client Lot #...: C0K020532 **Matrix.....:** SOLID
Date Sampled...: 11/08/10 **Date Received..:** 11/09/10

PARAMETER	SAMPLE AMOUNT	SPIKE AMT	MEASRD AMOUNT	UNITS	PERCNT RECVRY	RPD	METHOD	PREPARATION-ANALYSIS DATE	WORK ORDER #
Thallium									
	ND	342	249 N	mg/kg	73		SW846 6010B	11/10-11/11/10	L9Q901CR
	ND	353	264	mg/kg	75	5.6	SW846 6010B	11/10-11/11/10	L9Q901CT
			Dilution Factor: 0.93						
			Analysis Time..: 22:07		Instrument ID..: TRACEICP		Analyst ID.....: 022952		
			MS Run #.....: 0314121						
Antimony									
	ND	85.4	43.1 N	mg/kg	50		SW846 6010B	11/10-11/11/10	L9Q901AW
	ND	88.1	50.7 N	mg/kg	57	16	SW846 6010B	11/10-11/11/10	L9Q901AX
			Dilution Factor: 0.93						
			Analysis Time..: 22:07		Instrument ID..: TRACEICP		Analyst ID.....: 022952		
			MS Run #.....: 0314121						
Vanadium									
	37.9	85.4	124	mg/kg	101		SW846 6010B	11/10-11/11/10	L9Q901DH
	37.9	88.1	124	mg/kg	98	0.27	SW846 6010B	11/10-11/11/10	L9Q901DJ
			Dilution Factor: 0.93						
			Analysis Time..: 22:07		Instrument ID..: TRACEICP		Analyst ID.....: 022952		
			MS Run #.....: 0314121						
Zinc									
	3.4	85.4	82.7	mg/kg	93		SW846 6010B	11/10-11/11/10	L9Q901CU
	3.4	88.1	85.4	mg/kg	93	3.1	SW846 6010B	11/10-11/11/10	L9Q901CV
			Dilution Factor: 0.93						
			Analysis Time..: 22:07		Instrument ID..: TRACEICP		Analyst ID.....: 022952		
			MS Run #.....: 0314121						

NOTE(S):

Calculations are performed before rounding to avoid round-off errors in calculated results.

Results and reporting limits have been adjusted for dry weight.

N Spiked analyte recovery is outside stated control limits.

NC The recovery and/or RPD were not calculated.

TestAmerica Pittsburgh

Metals Data Reporting Form

Initial Calibration Verification Standar

Instrument: ICPST

Units: ug/L

Chart Number: T01111B.ARC

Acceptable Range: 90% - 110%

Standard Source: Inorganic Ventures

Standard ID: MET5341-10

Element	WL/ Mass	True Conc	ICV1-1 11/11/2010 12:35 PM Found	% Rec	Found	% Rec	Found	% Rec	Found	% Rec	Found	% Rec
Aluminum	308.215	12500.0	12491.04	**99.9**								
Antimony	220.353	250.0	260.06	**104.0**								
Arsenic	189.042	250.0	254.61	**101.8**								
Barium	493.409	1000.0	1026.23	**102.6**								
Beryllium	313.042	1000.0	1008.99	**100.9**								
Cadmium	226.502	250.0	253.98	**101.6**								
Calcium	317.933	25000.0	25731.18	**102.9**								
Chromium	267.716	1000.0	1024.74	**102.5**								
Cobalt	228.616	1000.0	1016.79	**101.7**								
Copper	324.753	1000.0	1039.32	**103.9**								
Iron	271.441	12500.0	13117.07	**104.9**								
Lead	220.353	250.0	257.46	**103.0**								
Magnesium	279.078	25000.0	24777.52	**99.1**								
Manganese	257.61	1000.0	1025.04	**102.5**								
Nickel	231.604	1000.0	997.27	**99.7**								
Potassium	766.491	50000.0	51539.92	**103.1**								
Selenium	220.353	250.0	253.80	**101.5**								
Silver	328.068	500.0	509.97	**102.0**								
Sodium	330.232	50000.0	49891.68	**99.8**								
Thallium	190.864	500.0	524.66	**104.9**								
Vanadium	292.402	1000.0	1017.26	**101.7**								
Zinc	213.856	1000.0	1031.80	**103.2**								

TestAmerica Pittsburgh

Metals Data Reporting Form

Initial Calibration Verification Standar

Instrument: CVAA

Units: ug/L

Chart Number: G01115A.PRN

Acceptable Range: 90% - 110%

Standard Source: Ultra

Standard ID: MET6138-10

Element	WL/ Mass	True Conc	ICV6-1 11/15/2010 8:11 AM Found	% Rec	Found	% Rec	Found	% Rec	Found	% Rec	Found	% Rec
Mercury	253.7	2.5	2.47	98.8								

TestAmerica Pittsburgh

Metals Data Reporting Form

Continuing Calibration Verification

Instrument: ICPST **Units:** ug/L

Chart Number: T01111B.ARC **Acceptable Range:** 90% - 110%

Standard Source: Inorganic Ventures **Standard ID:** MET6011-10

Element	WL/ Mass	True Conc	CCV1-1 11/11/2010 1:03 PM Found	% Rec	CCV1-2 11/11/2010 2:09 PM Found	% Rec	CCV1-3 11/11/2010 3:19 PM Found	% Rec	CCV1-4 11/11/2010 4:27 PM Found	% Rec	CCV1-5 11/11/2010 5:33 PM Found	% Rec
Aluminum	308.215	25000.0	24746.91	**99.0**	25551.16	**102.2**	25195.03	**100.8**	24936.38	**99.7**	25065.21	**100.3**
Antimony	220.353	500.0	505.82	**101.2**	513.20	**102.6**	513.79	**102.8**	517.33	**103.5**	520.15	**104.0**
Arsenic	189.042	500.0	503.85	**100.8**	510.30	**102.1**	508.56	**101.7**	523.83	**104.8**	517.09	**103.4**
Barium	493.409	2000.0	2005.39	**100.3**	2045.35	**102.3**	2033.38	**101.7**	1988.14	**99.4**	2002.89	**100.1**
Beryllium	313.042	2000.0	2004.15	**100.2**	2024.73	**101.2**	2005.96	**100.3**	2048.13	**102.4**	1997.39	**99.9**
Cadmium	226.502	500.0	490.43	**98.1**	493.65	**98.7**	492.60	**98.5**	510.64	**102.1**	500.28	**100.1**
Calcium	317.933	50000.0	49925.43	**99.9**	50053.21	**100.1**	49838.86	**99.7**	51485.54	**103.0**	50503.30	**101.0**
Chromium	267.716	2000.0	1981.94	**99.1**	1996.35	**99.8**	1992.50	**99.6**	2046.54	**102.3**	2028.43	**101.4**
Cobalt	228.616	2000.0	1975.05	**98.8**	1983.02	**99.2**	1968.48	**98.4**	2015.35	**100.8**	1988.13	**99.4**
Copper	324.753	2000.0	2032.57	**101.6**	2094.13	**104.7**	2070.75	**103.5**	2020.61	**101.0**	2044.89	**102.2**
Iron	271.441	25000.0	25118.65	**100.5**	25158.38	**100.6**	25081.79	**100.3**	25812.78	**103.3**	25639.65	**102.6**
Lead	220.353	500.0	495.56	**99.1**	496.24	**99.2**	496.63	**99.3**	513.81	**102.8**	506.48	**101.3**
Magnesium	279.078	50000.0	49363.93	**98.7**	50142.87	**100.3**	49698.64	**99.4**	50893.31	**101.8**	49932.20	**99.9**
Manganese	257.61	2000.0	1979.29	**99.0**	1994.99	**99.7**	1985.23	**99.3**	2024.28	**101.2**	1997.64	**99.9**
Nickel	231.604	2000.0	1970.02	**98.5**	1982.71	**99.1**	1972.67	**98.6**	2029.25	**101.5**	1994.08	**99.7**
Potassium	766.491	125000.0	125118.84	**100.1**	130085.76	**104.1**	128649.20	**102.9**	126030.61	**100.8**	129159.56	**103.3**
Selenium	220.353	500.0	504.33	**100.9**	509.26	**101.9**	508.45	**101.7**	518.84	**103.8**	516.95	**103.4**
Silver	328.068	1000.0	1017.55	**101.8**	1040.46	**104.0**	1021.16	**102.1**	998.23	**99.8**	985.01	**98.5**
Sodium	330.232	125000.0	124280.59	**99.4**	130888.77	**104.7**	128785.30	**103.0**	126075.04	**100.9**	126769.08	**101.4**
Thallium	190.864	1000.0	996.63	**99.7**	997.57	**99.8**	998.30	**99.8**	1022.19	**102.2**	1022.65	**102.3**
Vanadium	292.402	2000.0	1988.43	**99.4**	2009.41	**100.5**	1989.96	**99.5**	2003.42	**100.2**	1982.58	**99.1**
Zinc	213.856	2000.0	2040.61	**102.0**	2051.42	**102.6**	2035.10	**101.8**	2064.60	**103.2**	2053.19	**102.7**

TestAmerica Pittsburgh

Metals Data Reporting Form

Continuing Calibration Verification

Instrument: ICPST **Units:** ug/L

Chart Number: T01111B.ARC **Acceptable Range:** 90% - 110%

Standard Source: Inorganic Ventures **Standard ID:** MET6011-10

Element	WL/ Mass	True Conc	CCV1-6 11/11/2010 6:39 PM Found	% Rec	CCV1-7 11/11/2010 7:45 PM Found	% Rec	CCV1-8 11/11/2010 8:50 PM Found	% Rec	Found	% Rec	Found	% Rec
Aluminum	308.215	25000.0	25178.12	**100.7**	25442.27	**101.8**	25264.98	**101.1**				
Antimony	220.353	500.0	521.89	**104.4**	527.55	**105.5**	527.01	**105.4**				
Arsenic	189.042	500.0	518.52	**103.7**	526.35	**105.3**	523.40	**104.7**				
Barium	493.409	2000.0	2020.77	**101.0**	2047.42	**102.4**	2023.98	**101.2**				
Beryllium	313.042	2000.0	1997.04	**99.9**	2014.62	**100.7**	1990.17	**99.5**				
Cadmium	226.502	500.0	500.29	**100.1**	506.02	**101.2**	502.99	**100.6**				
Calcium	317.933	50000.0	50441.26	**100.9**	50985.72	**102.0**	50675.52	**101.4**				
Chromium	267.716	2000.0	2027.98	**101.4**	2048.75	**102.4**	2040.16	**102.0**				
Cobalt	228.616	2000.0	1983.96	**99.2**	2000.51	**100.0**	1988.86	**99.4**				
Copper	324.753	2000.0	2057.07	**102.9**	2075.43	**103.8**	2062.08	**103.1**				
Iron	271.441	25000.0	25542.58	**102.2**	25806.48	**103.2**	25814.80	**103.3**				
Lead	220.353	500.0	506.54	**101.3**	513.50	**102.7**	511.39	**102.3**				
Magnesium	279.078	50000.0	49989.74	**100.0**	50488.74	**101.0**	50089.27	**100.2**				
Manganese	257.61	2000.0	2002.79	**100.1**	2025.56	**101.3**	2010.81	**100.5**				
Nickel	231.604	2000.0	1994.66	**99.7**	2019.41	**101.0**	2005.09	**100.3**				
Potassium	766.491	125000.0	130242.99	**104.2**	131040.95	**104.8**	131473.02	**105.2**				
Selenium	220.353	500.0	517.92	**103.6**	524.52	**104.9**	522.59	**104.5**				
Silver	328.068	1000.0	988.21	**98.8**	991.56	**99.2**	973.74	**97.4**				
Sodium	330.232	125000.0	127779.51	**102.2**	128914.07	**103.1**	128169.52	**102.5**				
Thallium	190.864	1000.0	1020.06	**102.0**	1030.80	**103.1**	1027.63	**102.8**				
Vanadium	292.402	2000.0	1984.69	**99.2**	1997.63	**99.9**	1980.50	**99.0**				
Zinc	213.856	2000.0	2050.06	**102.5**	2070.59	**103.5**	2060.53	**103.0**				

TestAmerica Pittsburgh

Metals Data Reporting Form

Continuing Calibration Verification

Instrument: CVAA

Units: ug/L

Chart Number: G01115A.PRN

Acceptable Range: 90% - 110%

Standard Source: Inorganic Ventures

Standard ID: MET6140-10

Element	WL/ Mass	True Conc	CCV6-1 11/15/2010 8:16 AM Found	% Rec	CCV6-2 11/15/2010 8:37 AM Found	% Rec	CCV6-3 11/15/2010 8:57 AM Found	% Rec	CCV6-4 11/15/2010 9:17 AM Found	% Rec	CCV6-5 11/15/2010 9:38 AM Found	% Rec
Mercury	253.7	5.0	5.14	**102.8**	5.17	**103.4**	5.14	**102.8**	5.22	**104.4**	5.04	**100.8**

TestAmerica Pittsburgh

Metals Data Reporting Form

Continuing Calibration Verification

Instrument: CVAA

Units: ug/L

Chart Number: G01115A.PRN

Acceptable Range: 90% - 110%

Standard Source: Inorganic Ventures

Standard ID: MET6140-10

Element	WL/ Mass	True Conc	CCV6-6 11/15/2010 9:58 AM Found	% Rec	CCV6-7 11/15/2010 10:17 AM Found	% Rec	CCV6-8 11/15/2010 10:26 AM Found	% Rec	Found	% Rec	Found	% Rec
Mercury	253.7	5.0	4.74	**94.8**	4.76	**95.2**	4.73	**94.6**				

5.22.0

Form 2A Equivalent

TestAmerica Pittsburgh

Metals Data Reporting Form

Contract Required Detection Limit Standard

Instrument: ICPST **Units:** ug/L

Chart Number: T01111B.ARC **Acceptable Range:** 50% - 150%

Standard Source: Inorganic Ventures **Standard ID:** MET5196-10

Element	WL/ Mass	True Conc	CRA/RLV 11/11/2010 12:46 PM Found	% Rec	Found	% Rec	Found	% Rec	Found	% Rec	Found	% Rec
Aluminum	308.215	200.0	200.04	**100.0**								
Antimony	220.353	10.0	10.15	**101.5**								
Arsenic	189.042	10.0	8.82	**88.2**								
Barium	493.409	200.0	202.00	**101.0**								
Beryllium	313.042	4.0	4.16	**104.0**								
Cadmium	226.502	5.0	5.15	**103.0**								
Calcium	317.933	5000.0	5168.57	**103.4**								
Chromium	267.716	5.0	5.05	**101.0**								
Cobalt	228.616	50.0	49.93	**99.9**								
Copper	324.753	25.0	24.95	**99.8**								
Iron	271.441	100.0	94.97	**95.0**								
Lead	220.353	3.0	2.66	**88.7**								
Magnesium	279.078	5000.0	4918.53	**98.4**								
Manganese	257.61	15.0	14.95	**99.7**								
Nickel	231.604	40.0	41.35	**103.4**								
Potassium	766.491	5000.0	4821.35	**96.4**								
Selenium	220.353	5.0	4.81	**96.2**								
Silver	328.068	5.0	4.99	**99.8**								
Sodium	330.232	5000.0	5098.70	**102.0**								
Thallium	190.864	10.0	10.20	**102.0**								
Vanadium	292.402	50.0	50.13	**100.3**								
Zinc	213.856	20.0	21.40	**107.0**								

TestAmerica Pittsburgh

Metals Data Reporting Form

Contract Required Detection Limit Standard

Instrument: CVAA **Units:** ug/L

Chart Number: G01115A.PRN **Acceptable Range:** 50% - 150%

Standard Source: Ultra **Standard ID:** MET6139-10

Element	WL/ Mass	True Conc	CRA/RLV 11/15/2010 8:15 AM Found	% Rec	Found	% Rec	Found	% Rec	Found	% Rec	Found	% Rec
Mercury	253.7	0.2	0.20	**98.0**								

TestAmerica Pittsburgh

Metals Data Reporting Form

Initial Calibration Blank Results

Instrument: ICPST **Units:** ug/L

Chart Number: T01111B.ARC

Standard Source: _____ **Standard ID:** _____

Element	WL/ Mass	Report Limit	ICB1 11/11/2010 12:41 PM Found	Q	Found	Q	Found	Q	Found	Q	Found	Q
Aluminum	308.215	200	10.8	U								
Antimony	220.353	10	1.6	U								
Arsenic	189.042	10	2.2	U								
Barium	493.409	200	0.5	U								
Beryllium	313.042	4	0.2	U								
Cadmium	226.502	5	0.2	U								
Calcium	317.933	6000	9.8	U								
Chromium	267.716	5	0.9	U								
Cobalt	228.616	50	0.9	U								
Copper	324.753	25	3.4	U								
Iron	271.441	100	29.8	U								
Lead	220.353	3	1.4	U								
Magnesium	279.078	5000	22.1	U								
Manganese	257.61	15	0.5	U								
Nickel	231.604	40	3.8	U								
Potassium	766.491	5000	750.0	U								
Selenium	220.353	5	2.1	U								
Silver	328.068	200	0.6	U								
Sodium	330.232	5000	**-440.0**	**B**								
Thallium	190.864	10	2.1	U								
Vanadium	292.402	50	1.9	U								
Zinc	213.856	20	2.2	U								

5.22.0

U Result is less than the MDL

B Result is between MDL and RL

Form 3 Equivalent

TestAmerica Pittsburgh

Metals Data Reporting Form

Initial Calibration Blank Results

Instrument: CVAA **Units:** ug/L

Chart Number: G01115A.PRN

Standard Source: _____ **Standard ID:** _____

Element	WL/ Mass	Report Limit	ICB1 11/15/2010 8:13 AM Found	Q	Found	Q	Found	Q	Found	Q	Found	Q
Mercury	253.7	0.2	0.0	U								

5.22.0

U Result is less than the MDL

B Result is between MDL and RL

Form 3 Equivalent

TestAmerica Pittsburgh

Metals Data Reporting Form

Continuing Calibration Blank Result

Instrument: ICPST **Units:** ug/L

Chart Number: T01111B.ARC

Standard Source: _____ **Standard ID:** _____

Element	WL/ Mass	Report Limit	CCB1 11/11/2010 1:08 PM Found	Q	CCB2 11/11/2010 2:14 PM Found	Q	CCB3 11/11/2010 3:25 PM Found	Q	CCB4 11/11/2010 4:33 PM Found	Q	CCB5 11/11/2010 5:38 PM Found	Q
Aluminum	308.215	200	10.8	U	10.8	U	**15.2**	**B**	10.8	U	10.8	U
Antimony	220.353	10	1.6	U	1.6	U	1.6	U	1.6	U	1.6	U
Arsenic	189.042	10	2.2	U	2.2	U	2.2	U	2.2	U	2.2	U
Barium	493.409	200	0.5	U	0.5	U	0.5	U	0.5	U	0.5	U
Beryllium	313.042	4	0.2	U	**0.2**	**B**	**0.2**	**B**	**0.7**	**B**	**0.6**	**B**
Cadmium	226.502	5	0.2	U	0.2	U	0.2	U	0.2	U	0.2	U
Calcium	317.933	6000	9.8	U	9.8	U	9.8	U	9.8	U	9.8	U
Chromium	267.716	5	0.9	U	0.9	U	0.9	U	0.9	U	0.9	U
Cobalt	228.616	50	0.9	U	0.9	U	0.9	U	0.9	U	0.9	U
Copper	324.753	25	3.4	U	3.4	U	3.4	U	3.4	U	3.4	U
Iron	271.441	100	29.8	U	29.8	U	29.8	U	29.8	U	29.8	U
Lead	220.353	3	1.4	U	1.4	U	1.4	U	1.4	U	1.4	U
Magnesium	279.078	5000	22.1	U	22.1	U	22.1	U	22.1	U	22.1	U
Manganese	257.61	15	0.5	U	0.5	U	0.5	U	0.5	U	0.5	U
Nickel	231.604	40	3.8	U	3.8	U	3.8	U	3.8	U	3.8	U
Potassium	766.491	5000	750.0	U	750.0	U	**859.0**	**B**	**756.0**	**B**	750.0	U
Selenium	220.353	5	2.1	U	2.1	U	2.1	U	2.1	U	2.1	U
Silver	328.068	200	0.6	U	0.6	U	0.6	U	0.6	U	0.6	U
Sodium	330.232	5000	**-410.0**	**B**	**-420.0**	**B**	**-270.0**	**B**	**-350.0**	**B**	**-450.0**	**B**
Thallium	190.864	10	**3.5**	**B**	**2.5**	**B**	**6.7**	**B**	**2.9**	**B**	**3.3**	**B**
Vanadium	292.402	50	1.9	U	1.9	U	1.9	U	1.9	U	1.9	U
Zinc	213.856	20	2.2	U	**2.6**	**B**	2.2	U	**2.6**	**B**	**2.3**	**B**

5.22.0

U Result is less than the MDL

B Result is between MDL and RL

Form 3 Equivalent

TestAmerica Pittsburgh

Metals Data Reporting Form

Continuing Calibration Blank Result

Instrument: ICPST **Units:** ug/L

Chart Number: T01111B.ARC

Standard Source: _____ **Standard ID:** _____

Element	WL/ Mass	Report Limit	CCB6 11/11/2010 6:44 PM Found	Q	CCB7 11/11/2010 7:50 PM Found	Q	CCB8 11/11/2010 8:56 PM Found	Q	Found	Q	Found	Q
Aluminum	308.215	200	**13.1**	**B**	**15.2**	**B**	**13.6**	**B**				
Antimony	220.353	10	1.6	U	1.6	U	1.6	U				
Arsenic	189.042	10	2.2	U	2.2	U	2.2	U				
Barium	493.409	200	0.5	U	0.5	U	0.5	U				
Beryllium	313.042	4	**0.6**	**B**	**0.5**	**B**	**0.6**	**B**				
Cadmium	226.502	5	0.2	U	0.2	U	**0.3**	**B**				
Calcium	317.933	6000	9.8	U	9.8	U	9.8	U				
Chromium	267.716	5	0.9	U	0.9	U	0.9	U				
Cobalt	228.616	50	0.9	U	0.9	U	0.9	U				
Copper	324.753	25	3.4	U	3.4	U	3.4	U				
Iron	271.441	100	29.8	U	29.8	U	29.8	U				
Lead	220.353	3	1.4	U	1.4	U	1.4	U				
Magnesium	279.078	5000	22.1	U	22.1	U	22.1	U				
Manganese	257.61	15	0.5	U	0.5	U	0.5	U				
Nickel	231.604	40	3.8	U	3.8	U	3.8	U				
Potassium	766.491	5000	750.0	U	750.0	U	750.0	U				
Selenium	220.353	5	2.1	U	2.1	U	2.1	U				
Silver	328.068	200	0.6	U	0.6	U	0.6	U				
Sodium	330.232	5000	**-400.0**	**B**	**-430.0**	**B**	**-440.0**	**B**				
Thallium	190.864	10	**4.3**	**B**	**5.8**	**B**	**2.7**	**B**				
Vanadium	292.402	50	1.9	U	1.9	U	1.9	U				
Zinc	213.856	20	**2.8**	**B**	2.2	U	**6.2**	**B**				

5.22.0

U Result is less than the MDL

B Result is between MDL and RL

Form 3 Equivalent

TestAmerica Pittsburgh

Metals Data Reporting Form

Continuing Calibration Blank Result

Instrument: CVAA **Units:** ug/L

Chart Number: G01115A.PRN

Standard Source: _____ **Standard ID:** _____

Element	WL/ Mass	Report Limit	CCB1 11/15/2010 8:18 AM Found	Q	CCB2 11/15/2010 8:38 AM Found	Q	CCB3 11/15/2010 8:58 AM Found	Q	CCB4 11/15/2010 9:19 AM Found	Q	CCB5 11/15/2010 9:39 AM Found	Q
Mercury	253.7	0.2	0.0	U	**0.0**	**B**	0.0	U	0.0	U	0.0	U

5.22.0

U Result is less than the MDL

B Result is between MDL and RL

Form 3 Equivalent

TestAmerica Pittsburgh

Metals Data Reporting Form

Continuing Calibration Blank Result

Instrument: CVAA **Units:** ug/L

Chart Number: G01115A.PRN

Standard Source: _____ **Standard ID:** _____

Element	WL/ Mass	Report Limit	CCB6 11/15/2010 10:00 AM Found	Q	CCB7 11/15/2010 10:18 AM Found	Q	CCB8 11/15/2010 10:27 AM Found	Q	Found	Q	Found	Q
Mercury	253.7	0.2	0.0	U	0.0	U	**0.0**	**B**				

5.22.0

U Result is less than the MDL

B Result is between MDL and RL

Form 3 Equivalent

TestAmerica Pittsburgh

Metals Data Reporting Form

Interference Check Standard A

Instrument: ICPST **Units:** ug/L

Chart Number: T01111B.ARC **Acceptable Range:** 80% - 120%

Standard Source: Inorganic Ventures **Standard ID:** MET5195-10

Element	WL/ Mass	Reporting Limit	True Conc	ICSA 11/11/2010 12:52 PM Found	Found	Found	Found	Found
Aluminum	308.215		500000	463000				
Antimony	220.353	10		-1				
Arsenic	189.042	10		-2				
Barium	493.409	200		1				
Beryllium	313.042	4		0				
Cadmium	226.502	5		1				
Calcium	317.933		500000	470000				
Chromium	267.716	5		-1				
Cobalt	228.616	50		2				
Copper	324.753	25		1				
Iron	271.441		200000	196000				
Lead	220.353	3		1				
Magnesium	279.078		500000	499000				
Manganese	257.61	15		1				
Nickel	231.604	40		2				
Potassium	766.491	5000		181				
Selenium	220.353	5		-3				
Silver	328.068	200		0				
Sodium	330.232	5000		-190				
Thallium	190.864	10		-10				
Vanadium	292.402	50		-1				
Zinc	213.856	20		-1				

U Result is less than the MDL
B Result is between MDL and RL

Form 4 Equivalent

TestAmerica Pittsburgh

Metals Data Reporting Form

Interference Check Standard AB

Instrument: ICPST **Units:** ug/L

Chart Number: T01111B.ARC **Acceptable Range:** 80% - 120%

Standard Source: Inorganic Ventures **Standard ID:** MET4874-10

Element	WL/ Mass	True Conc	ICSAB 11/11/2010 12:57 PM Found	% Rec	Found	% Rec	Found	% Rec	Found	% Rec	Found	% Rec
Aluminum	308.215	500000	466718.9	**93.3**								
Antimony	220.353	1000	1032.4	**103.2**								
Arsenic	189.042	1000	1004.4	**100.4**								
Barium	493.409	500	519.6	**103.9**								
Beryllium	313.042	500	488.2	**97.6**								
Cadmium	226.502	1000	944.8	**94.5**								
Calcium	317.933	500000	473598.3	**94.7**								
Chromium	267.716	500	497.5	**99.5**								
Cobalt	228.616	500	477.1	**95.4**								
Copper	324.753	500	532.6	**106.5**								
Iron	271.441	200000	197571.2	**98.8**								
Lead	220.353	1000	962.7	**96.3**								
Magnesium	279.078	500000	500896.9	**100.2**								
Manganese	257.61	500	489.1	**97.8**								
Nickel	231.604	1000	939.2	**93.9**								
Potassium	766.491	10000	11462.8	**114.6**								
Selenium	220.353	1000	981.4	**98.1**								
Silver	328.068	1000	1068.7	**106.9**								
Sodium	330.232	10000	11351.7	**113.5**								
Thallium	190.864	1000	940.7	**94.1**								
Vanadium	292.402	500	488.5	**97.7**								
Zinc	213.856	1000	1026.0	**102.6**								

U Result is less than the MDL
B Result is between MDL and RL
N Spike recovery failed

Form 4 Equivalent

TestAmerica Pittsburgh

Metals Data Reporting Form

Instrument Detection Limits

Instrument: ICPST **Units:** ppb

Element	Wavelength	Reporting Limit	MDL	Date of MDL
Aluminum	308.215	200.0	10.8	4/23/2009
Antimony	220.353	10.0	1.6	4/23/2009
Arsenic	189.042	10.0	2.2	4/23/2009
Barium	493.409	200.0	0.50	4/23/2009
Beryllium	313.042	4.0	0.15	4/23/2009
Cadmium	226.502	5.0	0.24	4/23/2009
Calcium	317.933	6000.0	9.8	4/23/2009
Chromium	267.716	5.0	0.85	4/23/2009
Cobalt	228.616	50.0	0.89	4/23/2009
Copper	324.753	25.0	3.4	4/23/2009
Iron	271.441	100.0	29.8	4/23/2009
Lead	220.353	3.0	1.4	4/23/2009
Magnesium	279.078	5000.0	22.1	4/23/2009
Manganese	257.610	15.0	0.48	4/23/2009
Nickel	231.604	40.0	3.8	4/23/2009
Potassium	766.491	5000.0	750	4/23/2009
Selenium	220.353	5.0	2.1	4/23/2009
Silver	328.068	200.0	0.58	4/23/2009
Sodium	330.232	5000.0	82.1	4/23/2009
Thallium	190.864	10.0	2.1	4/23/2009
Vanadium	292.402	50.0	1.9	4/23/2009
Zinc	213.856	20.0	2.2	4/23/2009

TestAmerica Pittsburgh

Metals Data Reporting Form

Instrument Detection Limits

Instrument: CVAA **Units:** ppb

Element	Wavelength	Reporting Limit	MDL	Date of MDL
Mercury	253.700	0.2	0.011	3/23/2009

TestAmerica Pittsburgh

Metals Data Reporting Form

Inter-Element Correction Factors

Instrument: ICPST **Date of IEC's:** 10/25/2010

Interfering Element	Wavelength /Mass	Correction Factor(s)
Aluminum	308.215	Pb(-0.000344)
Aluminum	308.215	Pb(0.000545)
Chromium	267.716	As(-0.003061), Sb(0.013086)
Chromium	267.716	Sb(0.008957)
Cobalt	228.616	Pb(0.000064), Se(-0.000331)
Cobalt	228.616	Cd(-0.00008), Fe(0.089447), Ni(-0.00041), Pb(-0.000973), Se(0.000371), Tl(0.00294)
Iron	271.441	Pb(0.000043), Sb(0.000025), Se(-0.00029)
Iron	271.441	Cd(0.000087), Cr(-0.00001), Na(-0.012228), Pb(0.000085), Sb(0.000027), Tl(-0.000119), V(-0.000294), Zn(0.000114)
Magnesium	279.078	Fe(-0.000327)
Manganese	257.61	Se(0.000564)
Manganese	257.61	Se(0.000317), Tl(0.001153)
Molybdenum	202.03	Pb(-0.00068), Sb(-0.010269)
Molybdenum	202.03	Al(0.010237), As(-0.001455), Pb(-0.000698), Sb(-0.000832), Tl(-0.008099)
Nickel	231.604	Pb(0.000167)
Nickel	231.604	Pb(0.000277), Sb(-0.001143), Zn(0.004377)
Tin	189.989	Sb(-0.006242)
Titanium	334.941	Co(0.002), Pb(0.000254), Sb(0.001341), Tl(0.000698)
Titanium	334.941	Pb(-0.000607)
Vanadium	292.402	Be(-0.009816), Cr(-0.000098), Fe(0.009352), Pb(-0.000346)
Vanadium	292.402	Al(0.017388), Sb(-0.008385), Se(0.00019), Tl(0.002347)

TestAmerica Pittsburgh

Metals Data Reporting Form

Linear Dynamic Ranges

Instrument: ICPST **Units:** ppb

Element	Wavelength /Mass	Linear Range	Date of Linear Range
Aluminum	308.22	500000	11/11/2010
Antimony	220.35	5000	11/11/2010
Arsenic	189.04	10000	11/11/2010
Barium	493.41	10000	11/11/2010
Beryllium	313.04	10000	11/11/2010
Cadmium	226.50	5000	11/11/2010
Calcium	317.93	600000	11/11/2010
Chromium	267.72	20000	11/11/2010
Cobalt	228.62	50000	11/11/2010
Copper	324.75	10000	11/11/2010
Iron	271.44	500000	11/11/2010
Lead	220.35	5000	11/11/2010
Magnesium	279.08	600000	11/11/2010
Manganese	257.61	20000	11/11/2010
Nickel	231.60	100000	11/11/2010
Potassium	766.49	400000	11/11/2010
Selenium	220.35	10000	11/11/2010
Silver	328.07	2000	11/11/2010
Sodium	330.23	400000	11/11/2010
Thallium	190.86	10000	11/11/2010
Vanadium	292.40	50000	11/11/2010
Zinc	213.86	5000	11/11/2010

TestAmerica Pittsburgh

Metals Data Reporting Form

Linear Dynamic Ranges

Instrument: CVAA **Units:** ppb

Element	Wavelength /Mass	Linear Range	Date of Linear Range
Mercury	253.70	10	10/10/2010

METALS RAW DATA

C0K020532

Remarked 11.12.10

#	Sample Name	AG	AL	AS	BA	BE	CA
1	STD1	.00061	.02805	.02524	.00081	-.01886	.00212
2	STD2	6.87254		3.15857			
3	STD3		6.00357				4.1886
4	STD4				8.61975	7.00721	
5	ICV1-1 MET5341-10	.50997	12.491	.25461	1.0262	1.0090	25.731
6	ICB1	-.00020	-.00036	-.00049	.00001	.00003	-.00471
7	CRA/RLV MET5196-10	.00499	.20004	.00882	.20200	.00416	5.1686
8	ICSA MET5195-10	-.00028	463.44	-.00195	.00072	-.00039	470.34
9	ICSAB MET4874-10	1.0687	466.72	1.0044	.51963	.48816	473.60
10	CCV1-1 MET6011-10	1.0176	24.747	.50385	2.0054	2.0042	49.925
11	CCB1	-.00019	.00388	-.00048	.00003	.00010	.00017
12	L9QCXB	.00010	.00509	-.00062	.00012	.00014	.01741
13	L9QCXC	.04962	1.9705	1.9293	2.0009	.04907	L.01535
14	L9NDK	.00108	51.181	.08855	.62545	.00361	H815.13
15	L9NDKP5	.00029	10.712	.01770	.12999	.00078	191.26
16	L9NDKS	.04826	48.762	1.8670	2.5470	.04706	H743.52
17	L9NDKD	.04858	61.752	1.8789	2.7451	.04789	H774.94
18	L9T82B	-.00046	.00930	.00098	.00000	.00007	.00889
19	L9T82C	.04984	2.0041	1.9632	1.9842	.04915	48.825
20	L9MN3	.00048	223.77	.02177	.75598	.00033	166.47
21	L9MN3P5	.00008	46.448	.00330	.15598	-.00100	32.458
22	CCV1-2	1.0405	25.551	.51030	2.0454	2.0247	50.053
23	CCB2	-.00018	.00784	-.00087	-.00006	.00015	-.00457
24	L9MN3S	.05736	226.48	2.1520	2.6541	.04841	210.051
25	L9MN3D	.05898	232.20	2.2178	2.7208	.05008	218.63
26	L9T8XBF	-.00006	.05616	-.00057	.00036	-.00082	.07133
27	L9T8XCF	.05221	2.1000	1.9907	2.0300	.04813	48.724
28	L9MN3F	-.00042	266.37	.02670	.37676	.00040	82.610
29	L9MN3P5F	-.00003	54.145	.00437	.07508	-.00089	15.407
30	L9MN3SF	.05752	264.48	2.2513	2.2722	.04884	128.38
31	L9MN3DF	.05741	263.13	2.2618	2.2684	.04898	127.83
32	L9T87BT	-.00006	.04298	-.00003	.00003	-.00073	.01543
33	L9Q49BT	.00000	.02339	.00034	.00027	.00005	.00444
34	CCV1-3	1.0212	25.195	.50856	2.0334	2.0060	49.839
35	CCB3	-.00025	.01523	-.00010	-.00004	.00021	-.00557
36	L9T87CT	.04842	1.9890	1.9610	1.9993	.04875	L.01171
37	L9PD1T	-.00022	.06569	.02552	.34807	-.00016	H1539.6
38	L9PD1P5T	.00056	.02984	.00464	.06883	.00002	400.86
39	L9PD1ST	1.0385	.06370	5.0202	H13.920	-.00017	H1545.1
40	L9PD1DT	1.0386	.06341	5.0263	H13.259	-.00009	H1540.1
41	L9PD1ST/10	.09587	.02212	.49681	1.5980	.00022	210.057
42	L9PD1DT/10	.09513	.01959	.48719	1.4613	.00029	203.561
43	L9PD1ST ADD	.05205	2.1137	2.0829	2.3410	.04475	H1573.1
44	L9PD1DT ADD	.05153	2.0766	2.0626	2.2928	.04478	H1602.6
45	L9T9NBT	.00019	.01075	.00053	.00029	.00056	.00932
46	CCV1-4	.99823	24.936	.52383	1.9881	2.0481	51.486
47	CCB4	.00003	.00877	.00010	-.00003	.00067	-.00352
48	L9T9NCT	.04705	1.9380	1.9448	1.9313	.04893	L.00816
49	L9T9NLT	.04854	1.9992	2.0080	1.9787	.05044	L.00866
50	L9Q8GT	-.00023	.01857	.00054	.00116	.00039	.27528
51	L9Q8XT	.00000	.05228	-.00037	.00326	.00040	.28515
52	L9Q8XP5T	-.00005	.01544	-.00095	.00060	.00050	.06111
53	L9NM5B	-.00055	.03254	-.00052	.00090	.00041	.207187

#	Sample Name	AG	AL	AS	BA	BE	CA
54	L9NM5C	.04365	1.8808	1.7902	1.7526	.04360	45.407
55	L9F22	.00711	116.71	.11872	1.8211	.01851	233.96
56	L9F22P5	.00170	26.328	.02653	.40460	.00456	54.621
57	L9F22S	.04690	133.13	1.7672	2.8385	.05512	155.08
58	CCV1-5	.98501	25.065	.51709	2.0029	1.9974	50.503
59	CCB5	-.00024	.00824	.00012	-.00006	.00057	-.00222
60	L9F22D	.04625	152.90	1.7056	3.1043	.05450	235.01
61	L9F26	.00659	86.234	.10639	1.2885	.01349	47.222
62	L9F27	.00616	87.280	.11349	1.2553	.01295	74.956
63	L9F28	.00345	85.927	.09281	1.2482	.01208	34.657
64	L9F29	.00357	66.954	.11055	.97018	.01304	65.425
65	L9F3D	.00741	94.490	.14421	1.3510	.01529	49.662
66	L9T9ABT	.00039	.02523	-.00033	.00001	.00042	.00543
67	L9T9ACT	.04723	1.9670	1.9504	1.9491	.04793	L.00963
68	L9T9ALT	.04735	1.9725	1.9558	1.9576	.04799	L.00640
69	L9Q89T/10 Prep Dil	.00043	.01822	.00135	.00185	.00044	2.1318
70	CCV1-6	.98821	25.178	.51852	2.0208	1.9970	50.441
71	CCB6	.00015	.01307	-.00046	.00000	.00057	-.00281
72	L9Q9KT/10 Prep Dil	.00240	-.03451	.00411	.00387	-.00001	1.2858
73	L9Q9KP50T Prep Dil	.00048	.02432	-.00114	.00079	-.00025	.24789
74	L9T9JB	-.00019	.03560	-.00151	.00009	-.00014	.00768
75	L9T9JC	.04768	2.0195	1.9619	1.9982	.04822	L.00822
76	L9T9JL	.04787	2.0166	2.0013	2.0074	.04953	L.00754
77	L9J33	.00007	.50857	.01966	.00514	.00010	.81822
78	L9PDA	.00037	.32604	.00113	.00833	.00034	2.0137
79	L9PDAP5	.00013	.07762	-.00005	.00156	.00047	.40499
80	L9R2XBT	-.00001	.02804	-.00099	.00011	.00039	.07614
81	L9R2XCT	.04885	2.0800	2.0404	2.0461	.04920	L.04016
82	CCV1-7	.99156	25.442	.52635	2.0474	2.0146	50.986
83	CCB7	.00021	.01523	-.00080	.00000	.00054	-.00420
84	L9R2XLT	.04919	2.1026	2.0677	2.0731	.04961	L.04213
85	L9Q80T	.00017	.34547	.00059	.00293	.00037	.13243
86	L9Q80P5T	-.00003	.07754	.00024	.00058	.00048	.02730
87	L9R26B	-.00045	.04821	-.00002	.00073	.00038	.33508
88	L9R26C	.04503	1.8961	1.8387	1.8515	.04424	45.482
89	L86VC	.00073	64.690	.05221	.84017	.00525	165.66
90	L9CGQ	.00052	46.777	.02983	.70549	.00376	171.57
91	L9FX7	.00128	15.248	.04661	.67873	.00146	29.577
92	L9MWH	.00092	62.874	.07671	.56713	.00689	17.555
93	L9MWJ	.00079	50.973	.06738	.42670	.00685	3.7620
94	CCV1-8	.97374	25.265	.52340	2.0240	1.9902	50.676
95	CCB8	.00006	.01361	-.00019	.00000	.00059	-.00529
96	L9MWK	.00189	59.402	.06238	1.0413	.00840	3.6831
97	L9PG5	.00085	89.226	.06692	.20869	.00397	2.0488
98	L9PG7	.00074	83.186	.05808	.18371	.00304	1.9411
99	L9PG9	.00061	97.497	.04184	.18849	.00393	3.7250
100	L9PGT	.00025	62.187	.05083	.17535	.00292	1.7999
101	L9PHC	.00082	61.938	.04963	.22223	.00349	10.284
102	L9PHE	.00050	80.757	.05154	1.0554	.00333	4.5665
103	L9PHJ	.00092	69.534	.04955	.16511	.00287	1.5189
104	L9Q90	.00054	4.9070	.01127	.19576	.00541	6.6799
105	L9Q90P5	.00016	1.0123	.00205	.03970	.00150	1.3609
106	CCV1-9	.98056	25.308	.52197	2.0414	1.9954	50.603
107	CCB9	-.00010	.01438	-.00064	-.00002	.00060	-.00503

#	Sample Name	AG	AL	AS	BA	BE	CA
108	L9Q90S	.04387	15.103	1.8278	2.0972	.05342	52.848
109	L9Q90D	.04431	14.742	1.8191	2.0861	.05265	52.230
110	L9Q91	.04789	53.284	.01680	1.4148	.00942	42.927
111	L9Q9R	.00085	5.2135	.01345	.21449	.00598	6.7916
112	L9RD9B	.00026	.02363	-.00052	.00010	.00053	.01327
113	L9RD9C	.04799	2.0016	1.9798	2.0072	.04967	49.519
114	L9C00	.00049	72.984	.04750	.41479	.00569	131.89
115	L9C01	.00000	65.403	.02664	.21317	.00544	17.350
116	L9C01P5	.00004	14.860	.00546	.04786	.00173	3.9452
117	L9C01S	.04011	87.022	1.6509	1.9283	.04513	64.580
118	CCV1-10	.98724	25.363	.52682	2.0574	2.0073	50.861
119	CCB10	-.00061	.01635	-.00160	-.00008	.00061	-.00496
120	L9C01D	.04090	80.873	1.6875	1.9282	.04573	67.344
121	L9CF2	.00093	57.935	.02108	.52197	.00489	145.31
122	L9CF3	.00038	59.653	.01808	.44849	.00521	77.271
123	L9CF4	.00128	75.131	.02140	.63108	.00636	47.465
124	L9CF6	.00037	71.510	.03783	.50272	.00544	39.166
125	L9CF7	.00098	69.961	.01338	.48902	.00553	80.372
126	L9QDKB	.00020	.02373	-.00084	-.00001	.00043	.00189
127	L9QDKC	.05014	2.1874	2.1262	2.1276	.05091	L.00460
128	L9M20	-.00013	.86655	.00119	.03242	.00047	15.988
129	L9M21	.00019	1.3822	-.00024	.03965	.00044	16.179
130	CCV1-11	.98657	25.418	.52237	2.0628	1.9961	50.607
131	CCB11	.00032	.01348	.00018	-.00003	.00057	-.00078
132	L9M22	-.00049	1.1983	.00040	.03946	.00052	17.323
133	L9M23	.00030	.87146	.00025	.02762	.00047	13.196
134	L9M24	.00001	1.0159	-.00097	.03202	.00043	15.130
135	L9M25	-.00036	1.2984	-.00053	.03738	.00046	15.427
136	L9M27	.00017	1.3709	-.00014	.03750	.00054	15.854
137	L9M28	-.00031	1.7087	-.00036	.04114	.00043	16.061
138	L9M2K	.00020	.73672	-.00006	.02824	.00046	13.640
139	L9M2KP5	-.00027	.18989	-.00121	.00559	.00048	2.7157
140	L9M2KS	.05021	2.9091	2.1269	2.1594	.05119	13.947
141	L9M2KD	.05091	2.9622	2.1311	2.1773	.05120	14.156
142	CCV1-12	.99087	25.500	.52712	2.0742	2.0061	50.878
143	CCB12	.00033	.01780	-.00001	.00001	.00054	.00878
144	L9M2L	.00022	.84282	.00111	.03427	.00040	15.509
145	L9M2N	.00000	1.0224	.00050	.03596	.00053	14.985
146	L9M2P	.00007	1.0964	.00016	.03964	.00045	16.365
147	L9M2Q	.00023	.77830	.00024	.03106	.00050	14.546
148	L9M2R	-.00019	.76495	-.00064	.03548	.00040	17.099
149	L9M2T	-.00005	1.5519	.00027	.04224	.00052	16.787
150	L9M2V	.00010	1.2897	.00036	.04633	.00043	19.674
151	L9M2X	.00008	1.0948	-.00031	.03145	.00042	13.906
152	L9T8XBF Rerun	-.00024	.02268	-.00059	.00022	.00040	.06628
153	CCV1-13	1.0078	26.052	.53672	2.1128	2.0392	51.972
154	CCB13	.00025	.01405	-.00077	.00000	.00052	-.00359
155	L9MN3/25 K	-.00008	8.8694	.00001	.03053	.00019	6.3851
156	L9MN3P125 K	.00031	1.7668	-.00095	.00603	.00046	1.2829
157	L9MN3S/25 K	.00167	8.8979	.07566	.10624	.00197	8.1763
158	L9MN3D/25 K	.00196	9.1343	.07744	.10863	.00206	8.4184
159	L9MN3F/25 K	-.00020	10.576	.00059	.01495	.00008	3.0855
160	L9MN3P125F K	-.00019	2.1098	-.00122	.00292	.00038	.62166
161	L9MN3SF/25 K	.00204	10.537	.07703	.09147	.00193	4.9147

#	Sample Name	AG	AL	AS	BA	BE	CA
162	L9MN3DF/25 K	.00177	10.529	.07761	.09225	.00195	4.9532
163	CCV1-14	.99552	25.767	.52365	2.0919	1.9926	51.038
164	CCB14	-.00041	.01584	-.00082	-.00001	.00041	-.00144
165	L9MN3/5	-.00049	48.906	.00322	.16408	-.00055	33.769
166	L9MN3P25	-.00005	9.4378	-.00038	.03247	.00009	6.7682
167	L9MN3S/5	.00939	48.382	.42047	.56455	.00902	43.059
168	L9MN3D/5	.01001	49.794	.42740	.57747	.00889	43.966
169	L9MN3F/5	-.00024	57.063	.00435	.07914	-.00054	16.391
170	L9MN3P25F	.00017	11.214	-.00050	.01587	.00003	3.2629
171	L9MN3SF/5	.00973	56.951	.42987	.48417	.00904	26.299
172	L9MN3DF/5	.00979	56.056	.42326	.48004	.00872	25.483
173	CCV1-15	.99583	25.847	.52890	2.0916	1.9919	51.184
174	CCB15	.00004	.00259	-.00008	-.00008	.00048	.00367

#	Sample Name	CD	CO	CR	CU	FE	K_
1	STD1	.00277	-.00018	.00226	.0091	-.00136	.24127
2	STD2	9.75645					
3	STD3					4.04774	34.5232
4	STD4		2.79055	11.179	2.57473		
5	ICV1-1 MET5341-10	.25398	1.0168	1.0247	1.0393	13.117	51.540
6	ICB1	.00014	-.00013	-.00017	-.00027	.00682	.17853
7	CRA/RLV MET5196-10	.00515	.04993	.00505	.02495	.09497	4.8214
8	ICSA MET5195-10	.00069	.00172	-.00051	.00072	195.58	.18114
9	ICSAB MET4874-10	.94480	.47712	.49749	.53264	197.57	11.463
10	CCV1-1 MET6011-10	.49043	1.9751	1.9819	2.0326	25.119	125.12
11	CCB1	.00014	-.00006	-.00025	-.00056	.00548	.18410
12	L9QCXB	.00027	-.00031	.00013	-.00017	.02518	.19776
13	L9QCXC	.04945	.49267	.19855	.25111	1.0531	L.18547
14	L9NDK	.00213	.06386	.08033	.16564	147.27	13.959
15	L9NDKP5	.00019	.01439	.01712	.03313	31.855	2.7123
16	L9NDKS	.04346	.48275	.24355	.38813	140.31	13.459
17	L9NDKD	.04571	.49966	.26255	.43780	190.24	17.272
18	L9T82B	.00027	-.00012	-.00011	-.00036	.01180	.16513
19	L9T82C	.04840	.48482	.19736	.24908	.93386	50.646
20	L9MN3	.00236	.00194	.11395	3.4598	6.0491	S.00000
21	L9MN3P5	.00059	.00030	.02108	.67118	1.2030	S.00000
22	CCV1-2	.49365	1.9830	1.9964	2.0941	25.158	130.09
23	CCB2	.00015	-.00012	-.00030	-.00071	.00350	.46505
24	L9MN3S	.05143	.48689	.30668	3.7702	6.9884	S.00000
25	L9MN3D	.05307	.50150	.31549	3.8735	7.1158	S.00000
26	L9T8XBF	.00016	.00031	-.00024	.00362	.01050	1.2111
27	L9T8XCF	.04831	.48148	.19524	.25794	.91592	54.805
28	L9MN3F	.00103	.00113	.12825	3.7083	5.5791	S.00000
29	L9MN3P5F	.00028	.00012	.02227	.69983	1.0667	S.00000
30	L9MN3SF	.05192	.49564	.32011	3.9379	6.3412	S.00000
31	L9MN3DF	.05195	.49746	.32051	3.9141	6.3055	S.00000
32	L9T87BT	.00022	-.00011	-.00013	.00218	.00847	.99499
33	L9Q49BT	.00022	-.00050	-.00002	.00079	.00308	.93109
34	CCV1-3	.49260	1.9685	1.9925	2.0707	25.082	128.65
35	CCB3	.00012	-.00003	-.00031	.00028	.01225	.85924
36	L9T87CT	.04883	.48452	.19658	.25287	1.0159	L.78916
37	L9PD1T	.00053	-.00076	1.0790	.00221	-.08933	78.683

#	Sample Name	CD	CO	CR	CU	FE	K_
38	L9PD1P5T	.00027	.00013	.22255	.00053	-.08742	13.512
39	L9PD1ST	.88858	-.00615	5.6194	.00046	-.08644	78.317
40	L9PD1DT	.89445	-.00624	5.6339	.00044	-.07987	76.589
41	L9PD1ST/10	.09522	-.00088	.59047	-.00010	-.05438	6.7000
42	L9PD1DT/10	.09370	-.00079	.58254	-.00029	-.05010	6.6588
43	L9PD1ST ADD	.04619	.45361	1.2828	.26207	.84910	78.029
44	L9PD1DT ADD	.04607	.45145	1.2953	.25728	.83999	77.308
45	L9T9NBT	.00046	-.00017	.00024	-.00014	.05007	.76542
46	CCV1-4	.51064	2.0154	2.0465	2.0206	25.813	126.03
47	CCB4	.00013	-.00007	-.00012	-.00054	.00149	.75597
48	L9T9NCT	.05006	.49137	.19990	.24397	1.0374	L.71110
49	L9T9NLT	.05170	.50823	.20684	.27547	1.0739	L.74934
50	L9Q8GT	.00021	.00000	-.00014	.00188	.02325	.84375
51	L9Q8XT	.00029	-.00010	.00090	.01258	.27524	.77497
52	L9Q8XP5T	.00014	-.00007	-.00001	.00213	.05901	.79929
53	L9NM5B	.00004	-.00013	.00028	.00052	.04892	.79695
54	L9NM5C	.04467	.43839	.18075	.22130	1.0595	48.515
55	L9F22	.00672	.25267	.29134	.35585	405.80	12.006
56	L9F22P5	.00132	.05777	.06654	.07761	93.764	2.9166
57	L9F22S	.04818	.64016	.47752	.55693	337.11	61.128
58	CCV1-5	.50028	1.9881	2.0284	2.0449	25.640	129.16
59	CCB5	.00012	-.00033	-.00042	-.00087	.00415	.52647
60	L9F22D	.04712	.64066	.50087	.59712	389.70	62.776
61	L9F26	.00496	.25494	.26098	.32916	407.57	8.0348
62	L9F27	.00537	.24289	.24850	.33576	403.89	8.3228
63	L9F28	.00262	.19008	.21816	.27246	384.70	7.4873
64	L9F29	.00341	.20036	.29328	.31930	H515.13	5.5178
65	L9F3D	.01124	.26358	.45030	.50716	497.56	8.4967
66	L9T9ABT	.00022	.00008	.00022	-.00029	.01402	.45324
67	L9T9ACT	.04909	.48391	.19790	.24702	1.0225	L.47021
68	L9T9ALT	.04939	.48432	.19763	.24779	1.0237	L.44775
69	L9Q89T/10 Prep Dil	.00076	.00008	.00032	.00202	.40200	2.6337
70	CCV1-6	.50029	1.9840	2.0280	2.0571	25.543	130.24
71	CCB6	.00017	-.00005	-.00017	-.00069	.00618	.45648
72	L9Q9KT/10 Prep Dil	-.00066	-.01312	-.00211	.01589	.05398	S.00000
73	L9Q9KP50T Prep Dil	.00005	-.00236	-.00064	.00371	.01665	487.64
74	L9T9JB	.00034	-.00027	-.00009	.00091	.01332	.54814
75	L9T9JC	.04980	.49049	.20098	.25393	1.0483	L.57260
76	L9T9JL	.05107	.49955	.20468	.26897	1.0648	L.54854
77	L9J33	.00025	.00147	.02911	.00269	.76878	.58257
78	L9PDA	.00029	.00064	.00247	.03625	8.3388	.60045
79	L9PDAP5	.00018	.00017	.00042	.00681	1.6626	.47221
80	L9R2XBT	.00023	-.00022	.00011	-.00021	.03704	.41468
81	L9R2XCT	.05114	.50558	.20679	.25936	1.1191	L.40932
82	CCV1-7	.50602	2.0005	2.0488	2.0754	25.806	131.04
83	CCB7	.00007	-.00005	.00005	-.00072	-.00236	.36134
84	L9R2XLT	.05166	.51222	.20944	.26268	1.0946	L.38260
85	L9Q80T	.00012	.00034	.00107	.00391	.10979	99.218
86	L9Q80P5T	.00014	.00000	-.00011	.00043	.03120	20.021
87	L9R26B	.00013	.00092	.00007	.00301	H.10574	.35704
88	L9R26C	.04539	.44791	.18650	.23405	.88625	50.166
89	L86VC	.00028	.06242	.10152	.09390	143.67	12.406
90	L9CGQ	.00294	.03746	.12460	.16267	107.38	7.3024
91	L9FX7	.00187	.04360	.31165	1.3293	97.046	3.2716

OK: use 10x rule
RB 11.12.10

#	Sample Name	CD	CO	CR	CU	FE	K_
92	L9MWH	-.00034	.09586	.20462	.14396	217.77	11.920
93	L9MWJ	-.00058	.08813	.13688	.13584	217.78	10.469
94	CCV1-8	.50299	1.9889	2.0402	2.0621	25.815	131.47
95	CCB8	.00030	-.00003	-.00028	-.00046	.00788	.32417
96	L9MWK	-.00083	.11937	.12283	.12007	297.63	11.463
97	L9PG5	-.00084	.03015	.17504	.12684	190.27	11.722
98	L9PG7	-.00051	.02293	.17656	.08650	147.39	16.458
99	L9PG9	-.00082	.05224	.20015	.07561	139.97	14.811
100	L9PGT	-.00045	.01925	.12739	.33391	137.14	11.429
101	L9PHC	-.00049	.02772	.12434	.16229	127.61	10.924
102	L9PHE	-.00046	.02986	.17407	.07169	126.45	12.348
103	L9PHJ	-.00040	.03540	.14798	.35830	156.95	9.9409
104	L9Q90	.00005	.02160	.33427	.06673	8.3688	.67400
105	L9Q90P5	.00013	.00439	.06757	.01316	1.7023	.35569
106	CCV1-9	.50289	1.9845	2.0373	2.0721	25.709	132.30
107	CCB9	.00025	-.00015	-.00025	-.00056	.00746	.28870
108	L9Q90S	.04471	.47468	.54541	.30984	12.112	47.295
109	L9Q90D	.04448	.46902	.53108	.31923	11.806	48.015
110	L9Q91	-.00024	.09321	.04229	.33264	53.340	8.8403
111	L9Q9R	.00005	.02371	.32325	.07084	8.7610	.68666
112	L9RD9B	.00022	-.00013	.00000	-.00032	.01864	.28425
113	L9RD9C	.04945	.48455	.20256	.25104	.95289	50.421
114	L9C00	.00060	.06008	.09736	.15227	161.10	8.7359
115	L9C01	-.00051	.04261	.06928	.10949	136.47	4.9190
116	L9C01P5	-.00002	.01026	.01563	.02426	31.126	1.2356
117	L9C01S	.03996	.43974	.25027	.31655	138.40	51.518
118	CCV1-10	.50577	1.9945	2.0496	2.0804	25.871	132.96
119	CCB10	.00012	-.00029	-.00048	-.00072	.00564	.25782
120	L9C01D	.04090	.44550	.24942	.31856	127.81	52.179
121	L9CF2	.00075	.06479	.08696	.12290	157.02	6.2404
122	L9CF3	.00050	.06459	.09089	.13292	151.15	6.0611
123	L9CF4	.00097	.07386	.11203	.16156	201.28	7.3227
124	L9CF6	.00015	.05795	.10051	.11497	138.56	5.5509
125	L9CF7	.00055	.06401	.10277	.13802	151.05	7.6251
126	L9QDKB	.00022	-.00005	-.00010	-.00048	.00757	.23798
127	L9QDKC	.05283	.51854	.21215	.26731	1.1011	L.23621
128	L9M20	.00013	.00106	.00265	.00578	1.3954	3.6237
129	L9M21	.00021	.00133	.00369	.00541	1.9109	4.7184
130	CCV1-11	.50355	1.9846	2.0389	2.0813	25.736	132.88
131	CCB11	.00004	-.00015	-.00002	-.00077	.00394	.25319
132	L9M22	.00008	.00116	.00289	.00490	1.7934	4.6581
133	L9M23	.00025	.00125	.00276	.00556	1.3637	3.1392
134	L9M24	.00019	.00106	.00274	.00567	1.5128	3.9333
135	L9M25	.00006	.00133	.00332	.00515	1.9540	4.5463
136	L9M27	.00002	.00116	.00339	.00477	1.9557	4.5047
137	L9M28	.00021	.00153	.00395	.00547	2.1212	4.6726
138	L9M2K	.00026	.00124	.00277	.00597	1.3593	3.1909
139	L9M2KP5	.00020	-.00011	.00007	.00055	.27834	.76048
140	L9M2KS	.05228	.51822	.21478	.27534	2.5700	3.2671
141	L9M2KD	.05251	.51976	.21593	.27831	2.6492	3.3400
142	CCV1-12	.50623	1.9934	2.0441	2.0832	25.783	132.47
143	CCB12	.00028	.00017	-.00029	-.00042	.00466	.24451
144	L9M2L	.00025	.00112	.00336	.00598	1.6271	4.0372
145	L9M2N	.00023	.00128	.00318	.00518	1.8000	4.4317

#	Sample Name	CD	CO	CR	CU	FE	K_
146	L9M2P	.00020	.00142	.00321	.00561	1.8666	4.7276
147	L9M2Q	.00014	.00122	.00296	.00605	1.4873	3.3347
148	L9M2R	.00009	.00095	.00271	.00580	1.5436	4.1856
149	L9M2T	.00014	.00163	.01015	.00575	2.1338	4.8722
150	L9M2V	.00024	.00152	.00337	.00523	2.0389	5.4093
151	L9M2X	.00016	.00109	.00327	.00700	1.7506	3.3344
152	L9T8XBF Rerun	-.00004	-.00012	-.00050	.00118	.00922	.27091
153	CCV1-13	.51644	2.0351	2.0863	2.1245	26.354	134.92
154	CCB13	.00021	.00000	-.00014	-.00031	.00685	.23860
155	L9MN3/25 K	.00029	.00016	.00374	.12553	.24929	298.75
156	L9MN3P125 K	.00019	-.00015	.00080	.02467	.05033	63.325
157	L9MN3S/25 K	.00211	.01878	.01115	.13512	.28554	298.37
158	L9MN3D/25 K	.00205	.01925	.01167	.13857	.28236	307.36
159	L9MN3F/25 K	.00013	.00001	.00409	.13345	.22398	366.56
160	L9MN3P125F K	.00023	-.00018	.00040	.02646	.04650	75.936
161	L9MN3SF/25 K	.00213	.01863	.01157	.14174	.25616	365.23
162	L9MN3DF/25 K	.00211	.01910	.01163	.14173	.25231	362.50
163	CCV1-14	.50458	2.0003	2.0518	2.1015	25.892	134.70
164	CCB14	.00017	-.00025	-.00051	-.00023	.01283	.26534
165	L9MN3/5	.00055	.00020	.02125	.69977	1.2593	S.00000
166	L9MN3P25	.00020	-.00024	.00392	.13392	.25725	319.80
167	L9MN3S/5	.01028	.09771	.06083	.74194	1.4502	S.00000
168	L9MN3D/5	.01050	.09936	.06173	.76427	1.4588	S.00000
169	L9MN3F/5	.00028	.00000	.02327	.72701	1.1439	S.00000
170	L9MN3P25F	.00024	-.00007	.00442	.14197	.23598	392.24
171	L9MN3SF/5	.01051	.09997	.06340	.77471	1.3349	S.00000
172	L9MN3DF/5	.01019	.09754	.06175	.76235	1.2872	S.00000
173	CCV1-15	.50641	2.0051	2.0525	2.1001	25.958	134.12
174	CCB15	.00010	-.00017	-.00023	-.00014	.00442	.55817

#	Sample Name	MG	MN	NA	NI	PB	SB
1	STD1	.00004	.00017	.00349	.00025		
2	STD2						
3	STD3	3.0894		2.05286			
4	STD4		2.73291		2.24334		
5	ICV1-1 MET5341-10	24.778	1.0250	49.892	.99727	.25746	.26006
6	ICB1	-.00186	-.00003	-.43827	.00049	.00044	-.00027
7	CRA/RLV MET5196-10	4.9185	.01495	5.0987	.04135	.00266	.01015
8	ICSA MET5195-10	499.40	.00100	-.18925	.00181	.00110	-.00145
9	ICSAB MET4874-10	500.90	.48910	11.352	.93920	.96272	1.0324
10	CCV1-1 MET6011-10	49.364	1.9793	124.28	1.9700	.49556	.50582
11	CCB1	-.00075	-.00003	-.41257	.00007	.00029	-.00059
12	L9QCXB	.00113	.00061	-.30399	.00056	.00012	.00065
13	L9QCXC	L.00149	.49166	L-.30116	.49306	.49242	L.00021
14	L9NDK	386.36	2.4298	1.4019	.18543	.07829	.00132
15	L9NDKP5	80.133	.51815	-.14899	.04013	.01685	.00057
16	L9NDKS	321.74	2.7886	1.1407	.58592	.49593	.00170
17	L9NDKD	374.77	3.2937	1.4065	.63877	.51463	.00066
18	L9T82B	.00110	-.00003	-.44359	-.00003	.00068	.00050
19	L9T82C	48.892	.48603	50.073	.48186	.48665	.49985
20	L9MN3	16.422	1.7222	284.45	.04917	.46026	.06547
21	L9MN3P5	3.3814	.33573	62.312	.00921	.08950	.01342

#	Sample Name	MG	MN	NA	NI	PB	SB
22	CCV1-2	50.143	1.9950	130.89	1.9827	.49624	.51320
23	CCB2	-.00260	-.00001	-.41768	.00014	.00046	.00071
24	L9MN3S	60.869	2.1938	334.49	.52465	.93902	.58621
25	L9MN3D	63.140	2.2701	342.27	.54095	.96846	.60219
26	L9T8XBF	.01375	.00015	-.06936	.00023	.00015	.00054
27	L9T8XCF	49.683	.49083	53.522	.48159	.48824	.51103
28	L9MN3F	11.314	1.0804	341.65	.03043	.25226	.08144
29	L9MN3P5F	2.2201	.20291	74.206	.00569	.04757	.01495
30	L9MN3SF	56.928	1.5498	386.17	.51569	.74667	.62448
31	L9MN3DF	56.962	1.5432	385.19	.51660	.74433	.63402
32	L9T87BT	.00108	.00003	.16868	.00000	.00011	-.00013
33	L9Q49BT	-.00074	.00012	-.09827	.00060	.00032	.00153
34	CCV1-3	49.699	1.9852	128.79	1.9727	.49663	.51379
35	CCB3	-.00259	.00000	-.27328	.00020	.00005	.00009
36	L9T87CT	L-.00221	.48439	L-.17484	.48438	.48219	L.00037
37	L9PD1T	285.49	.00094	H433.93	.00035	-.00034	.36358
38	L9PD1P5T	58.153	.00031	84.714	.00058	.00014	.07082
39	L9PD1ST	285.82	.00086	H433.46	.00061	3.5910	.35890
40	L9PD1DT	282.51	.00086	H425.25	.00079	3.5367	.35164
41	L9PD1ST/10	29.346	.00013	42.474	-.00003	.38529	.03522
42	L9PD1DT/10	28.399	.00014	41.680	.00038	.37002	.03515
43	L9PD1ST ADD	288.52	.46995	H430.89	.44652	.46029	.36520
44	L9PD1DT ADD	290.29	.46776	H428.26	.44724	.45527	.36734
45	L9T9NBT	.00110	.00016	-.03514	.00063	.00075	.00102
46	CCV1-4	50.893	2.0243	126.08	2.0293	.51381	.51733
47	CCB4	.00036	.00001	-.35176	.00024	-.00054	.00029
48	L9T9NCT	L-.00038	.48890	L-.13396	.49451	.49573	L-.00019
49	L9T9NLT	L.00072	.50421	L-.19303	.50956	.51251	L.00029
50	L9Q8GT	.07592	.00055	-.00830	.00077	.00047	.00046
51	L9Q8XT	.06517	.00297	-.07528	.00164	.00596	.00071
52	L9Q8XP5T	.01310	.00062	-.39342	.00047	.00131	.00084
53	L9NM5B	.05611	.00104	-.38313	-.00004	.00012	.00047
54	L9NM5C	44.775	.44843	45.803	.43981	.44918	.46133
55	L9F22	65.251	16.777	1.9715	.53491	.41875	.00160
56	L9F22P5	14.627	3.8894	.08222	.12347	.09592	.00046
57	L9F22S	82.456	12.583	45.321	.91546	.81291	.25806
58	CCV1-5	49.932	1.9976	126.77	1.9941	.50648	.52015
59	CCB5	-.00223	-.00003	-.44817	.00024	.00005	-.00070
60	L9F22D	97.244	14.800	44.116	.91890	.86162	.23264
61	L9F26	22.639	14.994	1.6090	.47562	.36850	.00138
62	L9F27	27.554	17.630	1.4248	.45158	.33612	.00106
63	L9F28	21.487	11.148	1.4893	.35915	.40225	.00146
64	L9F29	16.784	7.3349	1.6825	.41831	.40182	.00165
65	L9F3D	22.495	13.315	2.0993	.54687	.70745	.00272
66	L9T9ABT	.00112	.00003	-.23014	.00092	.00036	.00092
67	L9T9ACT	L-.00036	.48227	L.01651	.48708	.49054	L.00001
68	L9T9ALT	L-.00074	.48289	L-.29939	.48698	.49053	L-.00012
69	L9Q89T/10 Prep Dil	.25693	.00738	6.5234	.00191	.00524	.00042
70	CCV1-6	49.990	2.0028	127.78	1.9947	.50654	.52189
71	CCB6	-.00223	-.00003	-.40153	.00025	.00020	.00064
72	L9Q9KT/10 Prep Dil	.00993	.00009	221.53	.00114	-.00185	.01231
73	L9Q9KP50T Prep Dil	.00004	-.00004	45.770	.00054	-.00012	.00292
74	L9T9JB	-.00372	.00003	-.11487	.00016	.00037	-.00063
75	L9T9JC	L.00003	.49122	L-.19075	.49514	.49522	L.00051

#	Sample Name	MG	MN	NA	NI	PB	SB
76	L9T9JL	L.00076	.49934	L-.22048	.50419	.50650	L.00017
77	L9J33	.20724	.00664	.06417	.04314	.00278	.00047
78	L9PDA	.53519	.06047	1.2063	.00738	.00299	.00036
79	L9PDAP5	.10597	.01195	-.04753	.00173	.00040	.00065
80	L9R2XBT	.00075	.00022	-.23490	.00048	.00026	-.00026
81	L9R2XCT	L.00038	.50556	L-.35089	.50879	.52507	L.00062
82	CCV1-7	50.489	2.0256	128.91	2.0194	.51350	.52755
83	CCB7	-.00072	.00001	-.43244	.00010	.00069	.00015
84	L9R2XLT	L-.00186	.51157	L-.27834	.51690	.52485	L-.00042
85	L9Q80T	.03521	.00230	72.775	.00122	.00111	.00031
86	L9Q80P5T	.00495	.00045	14.777	.00065	.00053	-.00003
87	L9R26B	.04105	.00087	-.30326	.00039	-.00004	-.00050
88	L9R26C	44.978	.45317	47.263	.45008	.45721	.46772
89	L86VC	28.260	6.2341	.32654	.13756	.17266	.00020
90	L9CGQ	28.306	1.5810	1.2258	.08557	1.5164	.00180
91	L9FX7	57.134	.85533	1.4807	.39894	.40531	.00321
92	L9MWH	10.884	3.3589	.34579	.13871	.11272	.00110
93	L9MWJ	7.6955	2.6297	.35035	.13262	.12629	.00149
94	CCV1-8	50.089	2.0108	128.17	2.0051	.51139	.52701
95	CCB8	-.00225	.00000	-.44387	-.00017	-.00006	.00003
96	L9MWK	8.5208	8.1079	.49438	.16182	.09867	.00116
97	L9PG5	15.429	.55013	.65727	.06021	.12400	.00058
98	L9PG7	13.218	.46384	.79137	.04588	.09204	.00069
99	L9PG9	16.565	.70406	1.0641	.08854	.09912	-.00051
100	L9PGT	11.624	.44003	.59545	.05679	.24066	.00155
101	L9PHC	13.178	.73366	.66157	.05806	.30305	.00352
102	L9PHE	12.408	.40713	.39970	.05165	.07704	.00006
103	L9PHJ	11.270	.77745	.54874	.06179	.18959	.00057
104	L9Q90	.61632	.03896	.53430	.06689	.00071	.00083
105	L9Q90P5	.12347	.00782	-.27628	.01358	.00040	.00060
106	CCV1-9	50.130	2.0148	128.87	2.0061	.51086	.52694
107	CCB9	-.00148	-.00004	-.40671	.00015	-.00010	.00059
108	L9Q90S	46.015	.50985	47.214	.52339	.44999	.25226
109	L9Q90D	45.838	.52453	47.709	.51771	.44928	.28746
110	L9Q91	7.1062	.58796	15.998	.12995	.00141	.00201
111	L9Q9R	.62185	.04131	.61960	.06996	.00126	.00082
112	L9RD9B	.00081	.00014	-.18454	.00063	.00005	.00033
113	L9RD9C	48.742	.49405	49.944	.48882	.49686	.51015
114	L9C00	41.429	3.1066	7.0392	.12927	.10316	-.00040
115	L9C01	14.352	1.0854	2.5139	.08770	.04699	-.00016
116	L9C01P5	3.2533	.24573	.34632	.02016	.01119	.00000
117	L9C01S	57.185	1.6835	44.447	.48718	.45286	.28512
118	CCV1-10	50.299	2.0244	129.54	2.0187	.51485	.53073
119	CCB10	-.00489	-.00006	-.48286	-.00011	.00044	.00053
120	L9C01D	57.727	1.6303	45.129	.49105	.45912	.31614
121	L9CF2	44.297	3.7270	1.0501	.14092	.06399	.00094
122	L9CF3	45.276	2.3607	2.8996	.14091	.07028	.00053
123	L9CF4	37.708	4.2670	1.7814	.17854	.08397	.00009
124	L9CF6	26.884	1.3530	7.4014	.12672	.06670	.00056
125	L9CF7	46.764	2.4446	.97357	.15847	.07107	.00002
126	L9QDKB	-.00073	-.00001	-.41588	.00004	.00011	.00049
127	L9QDKC	L-.00110	.51884	L-.58154	.52157	.53425	L-.00059
128	L9M20	4.1098	.09581	19.623	.00403	.00272	.00115
129	L9M21	4.4321	.11473	18.068	.00617	.00247	.00198

#	Sample Name	MG	MN	NA	NI	PB	SB
130	CCV1-11	50.045	2.0149	129.73	2.0060	.51181	.53009
131	CCB11	.00114	.00000	-.41243	-.00009	.00086	.00043
132	L9M22	5.0271	.10534	19.710	.00530	.00235	.00018
133	L9M23	3.1282	.12054	15.404	.00404	.00221	.00129
134	L9M24	3.6989	.10426	18.274	.00476	.00282	.00040
135	L9M25	4.1886	.12765	17.391	.00615	.00230	.00000
136	L9M27	4.2447	.11031	18.048	.00502	.00277	.00064
137	L9M28	4.3470	.11258	17.599	.00627	.00251	.00102
138	L9M2K	3.0971	.09774	15.391	.00403	.00311	.00058
139	L9M2KP5	.60621	.01926	3.0345	.00080	.00002	.00043
140	L9M2KS	3.1698	.61929	15.845	.52560	.53291	.00117
141	L9M2KD	3.2239	.62324	16.166	.52759	.53170	.00066
142	CCV1-12	50.244	2.0222	129.71	2.0186	.51380	.52994
143	CCB12	-.00110	-.00002	-.34751	.00032	-.00030	.00027
144	L9M2L	3.7031	.09793	16.788	.00528	.00288	.00093
145	L9M2N	4.0235	.11033	16.329	.00574	.00166	.00105
146	L9M2P	4.3758	.10918	17.702	.00618	.00234	.00009
147	L9M2Q	3.2559	.12289	16.281	.00461	.00327	.00072
148	L9M2R	3.7006	.10917	18.104	.00425	.00265	.00107
149	L9M2T	4.4137	.13567	17.936	.01015	.00220	.00086
150	L9M2V	4.6842	.13830	20.081	.00612	.00268	.00071
151	L9M2X	3.2555	.11348	16.107	.00498	.00356	-.00003
152	L9T8XBF Rerun	.01065	-.00006	-.32316	-.00007	-.00032	.00024
153	CCV1-13	51.120	2.0616	132.06	2.0550	.52430	.54151
154	CCB13	-.00072	-.00001	-.48561	.00032	-.00044	-.00011
155	L9MN3/25 K	.65723	.06523	11.641	.00266	.01750	.00246
156	L9MN3P125 K	.13167	.01321	2.1358	.00064	.00361	.00072
157	L9MN3S/25 K	2.4137	.08389	13.498	.02097	.03671	.02131
158	L9MN3D/25 K	2.4765	.08625	13.785	.02170	.03746	.02249
159	L9MN3F/25 K	.44123	.04017	14.532	.00116	.00947	.00282
160	L9MN3P125F K	.08674	.00819	2.7414	.00022	.00201	.00072
161	L9MN3SF/25 K	2.2311	.05868	15.932	.02034	.02942	.02223
162	L9MN3DF/25 K	2.2616	.05902	15.831	.02089	.02823	.02280
163	CCV1-14	49.987	2.0262	130.66	2.0170	.51516	.53274
164	CCB14	-.00490	-.00006	-.38480	-.00028	.00008	-.00052
165	L9MN3/5	3.4348	.34862	65.656	.01029	.09476	.01329
166	L9MN3P25	.69417	.06948	12.354	.00209	.01874	.00271
167	L9MN3S/5	12.534	.44336	74.826	.10749	.19470	.11728
168	L9MN3D/5	12.781	.45282	77.469	.10991	.19684	.11936
169	L9MN3F/5	2.3072	.21359	77.430	.00605	.05129	.01555
170	L9MN3P25F	.46507	.04253	14.918	.00131	.01062	.00253
171	L9MN3SF/5	11.721	.31452	87.153	.10649	.15288	.12136
172	L9MN3DF/5	11.438	.30568	86.697	.10434	.14970	.12086
173	CCV1-15	49.957	2.0233	130.95	2.0245	.51567	.53187
174	CCB15	-.00300	-.00001	-.45860	.00034	.00017	.00060

#	Sample Name	SE	TL	V_	ZN
1	STD1		-.01826	.00006	.00077
2	STD2		5.2874		
3	STD3				
4	STD4			.75019	1.82838
5	ICV1-1 MET5341-10	.25380	.52466	1.0173	1.0318

#	Sample Name	SE	TL	V_	ZN
6	ICB1	-.00097	.00094	-.00024	.00180
7	CRA/RLV MET5196-10	.00481	.01020	.05013	.02140
8	ICSA MET5195-10	-.00262	-.00974	-.00115	-.00093
9	ICSAB MET4874-10	.98136	.94070	.48847	1.0260
10	CCV1-1 MET6011-10	.50433	.99663	1.9884	2.0406
11	CCB1	-.00031	.00351	-.00042	.00198
12	L9QCXB	-.00121	-.00202	.00000	.00470
13	L9QCXC	1.8934	1.9357	.49309	.50962
14	L9NDK	-.00161	.00030	.12576	.57982
15	L9NDKP5	-.00203	.00125	.02996	.12538
16	L9NDKS	1.7583	1.6531	.53853	.88712
17	L9NDKD	1.7416	1.6387	.56589	1.3195
18	L9T82B	.00058	.00272	.00006	.00368
19	L9T82C	1.9571	1.9425	.49365	.50664
20	L9MN3	.01269	-.00813	.03854	3.5779
21	L9MN3P5	.00165	.00090	.00865	.68133
22	CCV1-2	.50926	.99757	2.0094	2.0514
23	CCB2	-.00024	.00252	-.00024	.00258
24	L9MN3S	2.1084	1.4578	.52108	4.0611
25	L9MN3D	2.1740	1.5597	.53575	4.1970
26	L9T8XBF	.00128	H.02446	-.00018	.00844
27	L9T8XCF	2.0375	1.9616	.49255	.51106
28	L9MN3F	.01437	-.00093	.04562	2.7048
29	L9MN3P5F	.00253	.00059	.00884	.49021
30	L9MN3SF	2.2334	1.4501	.53183	3.1943
31	L9MN3DF	2.2392	1.4525	.53335	3.1825
32	L9T87BT	.00239	H.02132	-.00024	.00365
33	L9Q49BT	.00586	.00108	-.00042	.00465
34	CCV1-3	.50845	.99830	1.9900	2.0351
35	CCB3	.00015	.00668	-.00018	.00185
36	L9T87CT	2.0296	1.9125	.48870	.49887
37	L9PD1T	.01607	-.00442	.15431	.00446
38	L9PD1P5T	.00207	.00245	.03405	.00553
39	L9PD1ST	1.0674	-.00611	.15036	.00321
40	L9PD1DT	1.0649	-.00348	.14674	.02944
41	L9PD1ST/10	.10061	.00234	.01635	.00299
42	L9PD1DT/10	.09857	-.00077	.01498	.00238
43	L9PD1ST ADD	2.1553	1.8049	.62679	.51007
44	L9PD1DT ADD	2.1192	1.7943	.62513	.50604
45	L9T9NBT	.00099	.00237	-.00035	.00472
46	CCV1-4	.51884	1.0222	2.0034	2.0646
47	CCB4	.00019	.00286	-.00012	.00255
48	L9T9NCT	1.9085	1.9465	.48321	.50475
49	L9T9NLT	1.9700	2.0171	.49701	.52241
50	L9Q8GT	.00007	.00394	-.00036	.01384
51	L9Q8XT	-.00132	.00248	-.00052	.05350
52	L9Q8XP5T	-.00015	.00009	-.00028	.01445
53	L9NM5B	-.00050	.00171	-.00023	.00698
54	L9NM5C	1.7906	1.7904	.43977	.46431
55	L9F22	-.00163	-.00588	.17404	2.9133
56	L9F22P5	-.00016	.00019	.04195	.68251
57	L9F22S	1.5881	1.5723	.60504	3.1328
58	CCV1-5	.51695	1.0227	1.9826	2.0532
59	CCB5	-.00024	.00327	-.00036	.00227

#	Sample Name	SE	TL	V_	ZN		
60	L9F22D	1.5274	1.4994	.59844	3.2377		
61	L9F26	.00102	-.00423	.17234	2.3131		
62	L9F27	-.00292	-.00957	.17040	1.9816		
63	L9F28	-.00417	-.00663	.17361	1.5388		
64	L9F29	-.00432	L-.01067	.14935	1.9047		
65	L9F3D	-.00278	-.00987	.19547	4.1090		
66	L9T9ABT	-.00037	.00108	.00012	.00480		
67	L9T9ACT	1.9398	1.9525	.47976	.50318		
68	L9T9ALT	1.9456	1.9570	.48221	.50207		
69	L9Q89T/10 Prep Dil	.00094	.00274	.00012	.02694		
70	CCV1-6	.51792	1.0201	1.9847	2.0501		
71	CCB6	-.00033	.00426	.00000	.00277		
72	L9Q9KT/10 Prep Dil	.00328	-.00381	.00085	.00626		
73	L9Q9KP50T Prep Dil	-.00111	.00133	-.00011	.00589		
74	L9T9JB	.00044	-.00017	.00018	.00427		
75	L9T9JC	1.9310	1.9569	.48688	.50861		
76	L9T9JL	1.9727	1.9939	.49289	.51543		
77	L9J33	.00612	.00200	.04080	.02005		
78	L9PDA	-.00037	.00374	.00054	.02469		
79	L9PDAP5	-.00025	.00068	.00018	.01034		
80	L9R2XBT	.00002	.00243	-.00004	.01140		
81	L9R2XCT	2.0157	2.0326	.49628	.52977		
82	CCV1-7	.52452	1.0308	1.9976	2.0706		
83	CCB7	-.00064	.00583	-.00018	.00175		
84	L9R2XLT	2.0486	2.0678	.50343	.53719		
85	L9Q80T	.00161	.00536	.00095	.01152		
86	L9Q80P5T	-.00056	.00125	.00020	.00636		
87	L9R26B	-.00082	.00151	-.00033	H.02852		
88	L9R26C	1.8299	1.8371	.45244	.48592		
89	L86VC	-.00274	.00059	.06681	.34473		
90	L9CGQ	-.00029	-.00311	.12130	1.2329		
91	L9FX7	.00097	-.00280	.09058	.88532		
92	L9MWH	-.00304	-.00427	.13106	.44468		
93	L9MWJ	-.00340	-.00342	.11681	.44211		
94	CCV1-8	.52259	1.0276	1.9805	2.0605		
95	CCB8	-.00001	.00267	-.00011	.00625		
96	L9MWK	L-.00549	-.00441	.11632	.47531		
97	L9PG5	-.00101	-.00440	.21090	.47166		
98	L9PG7	.00052	-.00137	.16051	.36188		
99	L9PG9	-.00098	-.00148	.16177	.35687		
100	L9PGT	-.00170	-.00171	.14874	.40964		
101	L9PHC	-.00138	-.00151	.15126	.41216		
102	L9PHE	.00148	-.00170	.16541	.35605		
103	L9PHJ	-.00120	-.00135	.14500	.42973		
104	L9Q90	.00228	.00047	.21057	.01863		
105	L9Q90P5	.00045	.00010	.04230	.00844		
106	CCV1-9	.51958	1.0252	1.9832	2.0591		
107	CCB9	-.00152	.00274	-.00011	.00196		
108	L9Q90S	1.8218	1.4589	.72743	.48456		
109	L9Q90D	1.8014	1.4953	.70275	.48426		
110	L9Q91	.00669	.00226	.07073	.04154		
111	L9Q9R	.00404	.00119	.22676	.02392		
112	L9RD9B	-.00070	.00106	.00001	.00822		
113	L9RD9C	1.9497	1.9664	.49168	.50700		

OK. Use 10x rule RH 11.12.10

#	Sample Name	SE	TL	V_	ZN		
114	L9C00	-.00067	-.00007	.15875	.42371		
115	L9C01	-.00145	-.00128	.14894	.25670		
116	L9C01P5	-.00216	.00063	.03460	.06298		
117	L9C01S	1.5880	1.5922	.57659	.67818		
118	CCV1-10	.52548	1.0338	1.9936	2.0709		
119	CCB10	.00043	.00331	-.00036	.00181		
120	L9C01D	1.6228	1.6382	.57100	.67866		
121	L9CF2	-.00247	-.00145	.12337	.38226		
122	L9CF3	-.00220	-.00247	.13095	.40107		
123	L9CF4	-.00423	-.00168	.15837	.49495		
124	L9CF6	-.00095	-.00121	.15899	.34595		
125	L9CF7	-.00269	-.00140	.13999	.45744		
126	L9QDKB	-.00027	.00281	.00006	.00732		
127	L9QDKC	2.1441	2.1185	.51250	.54369		
128	L9M20	.00150	.00383	.00415	.02122		
129	L9M21	.00014	-.00104	.00427	.02208		
130	CCV1-11	.52473	1.0263	1.9863	2.0640		
131	CCB11	-.00056	.00357	.00050	.00275		
132	L9M22	-.00141	.00098	.00441	.01860		
133	L9M23	-.00132	-.00088	.00430	.02196		
134	L9M24	-.00102	.00008	.00296	.02255		
135	L9M25	-.00100	-.00147	.00444	.02541		
136	L9M27	.00043	-.00060	.00463	.01919		
137	L9M28	-.00070	-.00024	.00399	.02319		
138	L9M2K	-.00035	-.00053	.00382	.02366		
139	L9M2KP5	-.00061	.00028	.00008	.00855		
140	L9M2KS	2.1323	2.1084	.51636	.57925		
141	L9M2KD	2.1344	2.1172	.51773	.56719		
142	CCV1-12	.52752	1.0272	1.9928	2.0710		
143	CCB12	-.00003	.00326	-.00005	.00236		
144	L9M2L	-.00124	.00264	.00428	.02420		
145	L9M2N	-.00046	.00048	.00446	.02091		
146	L9M2P	-.00091	.00081	.00486	.02293		
147	L9M2Q	.00048	.00000	.00441	.02698		
148	L9M2R	-.00103	.00150	.00390	.02358		
149	L9M2T	.00001	.00052	.00342	.02162		
150	L9M2V	-.00154	.00075	.00499	.01954		
151	L9M2X	.00017	-.00099	.00512	.02819		
152	L9T8XBF Rerun	.00111	.00187	-.00017	.00761		
153	CCV1-13	.53352	1.0519	2.0334	2.1187		
154	CCB13	-.00027	.00042	.00013	.00215		
155	L9MN3/25 K	-.00081	.00227	.00135	.13214		
156	L9MN3P125 K	-.00116	.00027	.00021	.02977		
157	L9MN3S/25 K	.07428	.06084	.01925	.14969		
158	L9MN3D/25 K	.07501	.06425	.02072	.15453		
159	L9MN3F/25 K	.00013	.00023	.00166	.09705		
160	L9MN3P125F K	-.00176	.00066	.00020	.02375		
161	L9MN3SF/25 K	.07511	.05921	.02198	.11491		
162	L9MN3DF/25 K	.07699	.06028	.02020	.11559		
163	CCV1-14	.52537	1.0365	1.9993	2.0928		
164	CCB14	.00015	.00393	-.00042	.00247		
165	L9MN3/5	.00078	-.00095	.00634	.71113		
166	L9MN3P25	-.00086	.00035	.00129	.14219		
167	L9MN3S/5	.40777	.32253	.10386	.81264		

#	Sample Name	SE	TL	V_	ZN		
168	L9MN3D/5	.41622	.33970	.10564	.83233		
169	L9MN3F/5	.00449	.00059	.01035	.52186		
170	L9MN3P25F	.00016	.00093	.00160	.10193		
171	L9MN3SF/5	.41939	.32002	.10676	.62962		
172	L9MN3DF/5	.41442	.31120	.10499	.61428		
173	CCV1-15	.52674	1.0399	2.0003	2.0987		
174	CCB15	.00010	.00312	-.00024	.00240		

R46 11.12.10

#	Sample Name	File	Method	Date	Time	OpID	Type	Mode
1	STD1	T01111B	METTRACE	11/11/10	12:14		X	IR
2	STD2	T01111B	METTRACE	11/11/10	12:20		X	IR
3	STD3	T01111B	METTRACE	11/11/10	12:25		X	IR
4	STD4	T01111B	METTRACE	11/11/10	12:31		X	IR
5	ICV1-1 MET5341-10	T01111B	METTRACE	11/11/10	12:35	RJG	S	CONC
6	ICB1	T01111B	METTRACE	11/11/10	12:41	RJG	S	CONC
7	CRA/RLV MET5196-10	T01111B	METTRACE	11/11/10	12:46	RJG	S	CONC
8	ICSA MET5195-10	T01111B	METTRACE	11/11/10	12:52	RJG	Q	CONC
9	ICSAB MET4874-10	T01111B	METTRACE	11/11/10	12:57	RJG	Q	CONC
10	CCV1-1 MET6011-10	T01111B	METTRACE	11/11/10	13:03	RJG	S	CONC
11	CCB1	T01111B	METTRACE	11/11/10	13:08	RJG	S	CONC
12	L9QCXB	T01111B	METTRACE	11/11/10	13:14	RJG	S	CONC
13	L9QCXC	T01111B	METTRACE	11/11/10	13:19	RJG	S	CONC
14	L9NDK	T01111B	METTRACE	11/11/10	13:25	RJG	S	CONC
15	L9NDKP5	T01111B	METTRACE	11/11/10	13:30	RJG	S	CONC
16	L9NDKS	T01111B	METTRACE	11/11/10	13:36	RJG	S	CONC
17	L9NDKD	T01111B	METTRACE	11/11/10	13:41	RJG	S	CONC
18	L9T82B	T01111B	METTRACE	11/11/10	13:47	RJG	S	CONC
19	L9T82C	T01111B	METTRACE	11/11/10	13:52	RJG	S	CONC
20	L9MN3	T01111B	METTRACE	11/11/10	13:58	RJG	S	CONC
21	L9MN3P5	T01111B	METTRACE	11/11/10	14:03	RJG	S	CONC
22	CCV1-2	T01111B	METTRACE	11/11/10	14:09	RJG	S	CONC
23	CCB2	T01111B	METTRACE	11/11/10	14:14	RJG	S	CONC
24	L9MN3S	T01111B	METTRACE	11/11/10	14:25	RJG	S	CONC
25	L9MN3D	T01111B	METTRACE	11/11/10	14:30	RJG	S	CONC
26	L9T8XBF	T01111B	METTRACE	11/11/10	14:36	RJG	S	CONC
27	L9T8XCF	T01111B	METTRACE	11/11/10	14:41	RJG	S	CONC
28	L9MN3F	T01111B	METTRACE	11/11/10	14:47	RJG	S	CONC
29	L9MN3P5F	T01111B	METTRACE	11/11/10	14:52	RJG	S	CONC
30	L9MN3SF	T01111B	METTRACE	11/11/10	14:58	RJG	S	CONC
31	L9MN3DF	T01111B	METTRACE	11/11/10	15:03	RJG	S	CONC
32	L9T87BT	T01111B	METTRACE	11/11/10	15:08	RJG	S	CONC
33	L9Q49BT	T01111B	METTRACE	11/11/10	15:14	RJG	S	CONC
34	CCV1-3	T01111B	METTRACE	11/11/10	15:19	RJG	S	CONC
35	CCB3	T01111B	METTRACE	11/11/10	15:25	RJG	S	CONC
36	L9T87CT	T01111B	METTRACE	11/11/10	15:32	RJG	S	CONC
37	L9PD1T	T01111B	METTRACE	11/11/10	15:38	RJG	S	CONC
38	L9PD1P5T	T01111B	METTRACE	11/11/10	15:43	RJG	S	CONC
39	L9PD1ST	T01111B	METTRACE	11/11/10	15:49	RJG	S	CONC
40	L9PD1DT	T01111B	METTRACE	11/11/10	15:54	RJG	S	CONC
41	L9PD1ST/10	T01111B	METTRACE	11/11/10	16:00	RJG	S	CONC
42	L9PD1DT/10	T01111B	METTRACE	11/11/10	16:05	RJG	S	CONC
43	L9PD1ST ADD	T01111B	METTRACE	11/11/10	16:11	RJG	S	CONC
44	L9PD1DT ADD	T01111B	METTRACE	11/11/10	16:16	RJG	S	CONC
45	L9T9NBT	T01111B	METTRACE	11/11/10	16:22	RJG	S	CONC
46	CCV1-4	T01111B	METTRACE	11/11/10	16:27	RJG	S	CONC
47	CCB4	T01111B	METTRACE	11/11/10	16:33	RJG	S	CONC
48	L9T9NCT	T01111B	METTRACE	11/11/10	16:38	RJG	S	CONC
49	L9T9NLT	T01111B	METTRACE	11/11/10	16:44	RJG	S	CONC
50	L9Q8GT	T01111B	METTRACE	11/11/10	16:49	RJG	S	CONC
51	L9Q8XT	T01111B	METTRACE	11/11/10	16:55	RJG	S	CONC
52	L9Q8XP5T	T01111B	METTRACE	11/11/10	17:00	RJG	S	CONC
53	L9NM5B	T01111B	METTRACE	11/11/10	17:06	RJG	S	CONC

#	Sample Name	File	Method	Date	Time	OpID	Type	Mode
54	L9NM5C	T01111B	METTRACE	11/11/10	17:11	RJG	S	CONC
55	L9F22	T01111B	METTRACE	11/11/10	17:17	RJG	S	CONC
56	L9F22P5	T01111B	METTRACE	11/11/10	17:22	RJG	S	CONC
57	L9F22S	T01111B	METTRACE	11/11/10	17:27	RJG	S	CONC
58	CCV1-5	T01111B	METTRACE	11/11/10	17:33	RJG	S	CONC
59	CCB5	T01111B	METTRACE	11/11/10	17:38	RJG	S	CONC
60	L9F22D	T01111B	METTRACE	11/11/10	17:44	RJG	S	CONC
61	L9F26	T01111B	METTRACE	11/11/10	17:49	RJG	S	CONC
62	L9F27	T01111B	METTRACE	11/11/10	17:55	RJG	S	CONC
63	L9F28	T01111B	METTRACE	11/11/10	18:00	RJG	S	CONC
64	L9F29	T01111B	METTRACE	11/11/10	18:06	RJG	S	CONC
65	L9F3D	T01111B	METTRACE	11/11/10	18:11	RJG	S	CONC
66	L9T9ABT	T01111B	METTRACE	11/11/10	18:17	RJG	S	CONC
67	L9T9ACT	T01111B	METTRACE	11/11/10	18:22	RJG	S	CONC
68	L9T9ALT	T01111B	METTRACE	11/11/10	18:28	RJG	S	CONC
69	L9Q89T/10 Prep Dil	T01111B	METTRACE	11/11/10	18:33	RJG	S	CONC
70	CCV1-6	T01111B	METTRACE	11/11/10	18:39	RJG	S	CONC
71	CCB6	T01111B	METTRACE	11/11/10	18:44	RJG	S	CONC
72	L9Q9KT/10 Prep Dil	T01111B	METTRACE	11/11/10	18:50	RJG	S	CONC
73	L9Q9KP50T Prep Dil	T01111B	METTRACE	11/11/10	18:55	RJG	S	CONC
74	L9T9JB	T01111B	METTRACE	11/11/10	19:01	RJG	S	CONC
75	L9T9JC	T01111B	METTRACE	11/11/10	19:06	RJG	S	CONC
76	L9T9JL	T01111B	METTRACE	11/11/10	19:12	RJG	S	CONC
77	L9J33	T01111B	METTRACE	11/11/10	19:17	RJG	S	CONC
78	L9PDA	T01111B	METTRACE	11/11/10	19:23	RJG	S	CONC
79	L9PDAP5	T01111B	METTRACE	11/11/10	19:28	RJG	S	CONC
80	L9R2XBT	T01111B	METTRACE	11/11/10	19:34	RJG	S	CONC
81	L9R2XCT	T01111B	METTRACE	11/11/10	19:39	RJG	S	CONC
82	CCV1-7	T01111B	METTRACE	11/11/10	19:45	RJG	S	CONC
83	CCB7	T01111B	METTRACE	11/11/10	19:50	RJG	S	CONC
84	L9R2XLT	T01111B	METTRACE	11/11/10	19:55	RJG	S	CONC
85	L9Q80T	T01111B	METTRACE	11/11/10	20:01	RJG	S	CONC
86	L9Q80P5T	T01111B	METTRACE	11/11/10	20:06	RJG	S	CONC
87	L9R26B	T01111B	METTRACE	11/11/10	20:12	RJG	S	CONC
88	L9R26C	T01111B	METTRACE	11/11/10	20:17	RJG	S	CONC
89	L86VC	T01111B	METTRACE	11/11/10	20:23	RJG	S	CONC
90	L9CGQ	T01111B	METTRACE	11/11/10	20:28	RJG	S	CONC
91	L9FX7	T01111B	METTRACE	11/11/10	20:34	RJG	S	CONC
92	L9MWH	T01111B	METTRACE	11/11/10	20:39	RJG	S	CONC
93	L9MWJ	T01111B	METTRACE	11/11/10	20:45	RJG	S	CONC
94	CCV1-8	T01111B	METTRACE	11/11/10	20:50	RJG	S	CONC
95	CCB8	T01111B	METTRACE	11/11/10	20:56	RJG	S	CONC
96	L9MWK	T01111B	METTRACE	11/11/10	21:01	RJG	S	CONC
97	L9PG5	T01111B	METTRACE	11/11/10	21:07	RJG	S	CONC
98	L9PG7	T01111B	METTRACE	11/11/10	21:12	RJG	S	CONC
99	L9PG9	T01111B	METTRACE	11/11/10	21:18	RJG	S	CONC
100	L9PGT	T01111B	METTRACE	11/11/10	21:23	RJG	S	CONC
101	L9PHC	T01111B	METTRACE	11/11/10	21:29	RJG	S	CONC
102	L9PHE	T01111B	METTRACE	11/11/10	21:34	RJG	S	CONC
103	L9PHJ	T01111B	METTRACE	11/11/10	21:40	RJG	S	CONC
104	L9Q90	T01111B	METTRACE	11/11/10	21:45	RJG	S	CONC
105	L9Q90P5	T01111B	METTRACE	11/11/10	21:51	RJG	S	CONC
106	CCV1-9	T01111B	METTRACE	11/11/10	21:56	RJG	S	CONC
107	CCB9	T01111B	METTRACE	11/11/10	22:02	RJG	S	CONC

#	Sample Name	File	Method	Date	Time	OpID	Type	Mode
108	L9Q90S	T01111B	METTRACE	11/11/10	22:07	RJG	S	CONC
109	L9Q90D	T01111B	METTRACE	11/11/10	22:13	RJG	S	CONC
110	L9Q91	T01111B	METTRACE	11/11/10	22:18	RJG	S	CONC
111	L9Q9R	T01111B	METTRACE	11/11/10	22:24	RJG	S	CONC
112	L9RD9B	T01111B	METTRACE	11/11/10	22:29	RJG	S	CONC
113	L9RD9C	T01111B	METTRACE	11/11/10	22:35	RJG	S	CONC
114	L9C00	T01111B	METTRACE	11/11/10	22:40	RJG	S	CONC
115	L9C01	T01111B	METTRACE	11/11/10	22:46	RJG	S	CONC
116	L9C01P5	T01111B	METTRACE	11/11/10	22:51	RJG	S	CONC
117	L9C01S	T01111B	METTRACE	11/11/10	22:57	RJG	S	CONC
118	CCV1-10	T01111B	METTRACE	11/11/10	23:02	RJG	S	CONC
119	CCB10	T01111B	METTRACE	11/11/10	23:08	RJG	S	CONC
120	L9C01D	T01111B	METTRACE	11/11/10	23:13	RJG	S	CONC
121	L9CF2	T01111B	METTRACE	11/11/10	23:19	RJG	S	CONC
122	L9CF3	T01111B	METTRACE	11/11/10	23:24	RJG	S	CONC
123	L9CF4	T01111B	METTRACE	11/11/10	23:30	RJG	S	CONC
124	L9CF6	T01111B	METTRACE	11/11/10	23:35	RJG	S	CONC
125	L9CF7	T01111B	METTRACE	11/11/10	23:41	RJG	S	CONC
126	L9QDKB	T01111B	METTRACE	11/11/10	23:46	RJG	S	CONC
127	L9QDKC	T01111B	METTRACE	11/11/10	23:52	RJG	S	CONC
128	L9M20	T01111B	METTRACE	11/11/10	23:57	RJG	S	CONC
129	L9M21	T01111B	METTRACE	11/12/10	00:03	RJG	S	CONC
130	CCV1-11	T01111B	METTRACE	11/12/10	00:08	RJG	S	CONC
131	CCB11	T01111B	METTRACE	11/12/10	00:14	RJG	S	CONC
132	L9M22	T01111B	METTRACE	11/12/10	00:19	RJG	S	CONC
133	L9M23	T01111B	METTRACE	11/12/10	00:25	RJG	S	CONC
134	L9M24	T01111B	METTRACE	11/12/10	00:30	RJG	S	CONC
135	L9M25	T01111B	METTRACE	11/12/10	00:36	RJG	S	CONC
136	L9M27	T01111B	METTRACE	11/12/10	00:41	RJG	S	CONC
137	L9M28	T01111B	METTRACE	11/12/10	00:47	RJG	S	CONC
138	L9M2K	T01111B	METTRACE	11/12/10	00:52	RJG	S	CONC
139	L9M2KP5	T01111B	METTRACE	11/12/10	00:58	RJG	S	CONC
140	L9M2KS	T01111B	METTRACE	11/12/10	01:03	RJG	S	CONC
141	L9M2KD	T01111B	METTRACE	11/12/10	01:09	RJG	S	CONC
142	CCV1-12	T01111B	METTRACE	11/12/10	01:14	RJG	S	CONC
143	CCB12	T01111B	METTRACE	11/12/10	01:20	RJG	S	CONC
144	L9M2L	T01111B	METTRACE	11/12/10	01:25	RJG	S	CONC
145	L9M2N	T01111B	METTRACE	11/12/10	01:31	RJG	S	CONC
146	L9M2P	T01111B	METTRACE	11/12/10	01:36	RJG	S	CONC
147	L9M2Q	T01111B	METTRACE	11/12/10	01:42	RJG	S	CONC
148	L9M2R	T01111B	METTRACE	11/12/10	01:47	RJG	S	CONC
149	L9M2T	T01111B	METTRACE	11/12/10	01:53	RJG	S	CONC
150	L9M2V	T01111B	METTRACE	11/12/10	01:58	RJG	S	CONC
151	L9M2X	T01111B	METTRACE	11/12/10	02:04	RJG	S	CONC
152	L9T8XBF Rerun	T01111B	METTRACE	11/12/10	02:09	RJG	S	CONC
153	CCV1-13	T01111B	METTRACE	11/12/10	02:15	RJG	S	CONC
154	CCB13	T01111B	METTRACE	11/12/10	02:20	RJG	S	CONC
155	L9MN3/25 K	T01111B	METTRACE	11/12/10	02:26	RJG	S	CONC
156	L9MN3P125 K	T01111B	METTRACE	11/12/10	02:31	RJG	S	CONC
157	L9MN3S/25 K	T01111B	METTRACE	11/12/10	02:37	RJG	S	CONC
158	L9MN3D/25 K	T01111B	METTRACE	11/12/10	02:42	RJG	S	CONC
159	L9MN3F/25 K	T01111B	METTRACE	11/12/10	02:48	RJG	S	CONC
160	L9MN3P125F K	T01111B	METTRACE	11/12/10	02:53	RJG	S	CONC
161	L9MN3SF/25 K	T01111B	METTRACE	11/12/10	02:59	RJG	S	CONC

#	Sample Name	File	Method	Date	Time	OpID	Type	Mode
162	L9MN3DF/25 K	T01111B	METTRACE	11/12/10	03:04	RJG	S	CONC
163	CCV1-14	T01111B	METTRACE	11/12/10	03:10	RJG	S	CONC
164	CCB14	T01111B	METTRACE	11/12/10	03:15	RJG	S	CONC
165	L9MN3/5	T01111B	METTRACE	11/12/10	03:21	RJG	S	CONC
166	L9MN3P25	T01111B	METTRACE	11/12/10	03:26	RJG	S	CONC
167	L9MN3S/5	T01111B	METTRACE	11/12/10	03:32	RJG	S	CONC
168	L9MN3D/5	T01111B	METTRACE	11/12/10	03:37	RJG	S	CONC
169	L9MN3F/5	T01111B	METTRACE	11/12/10	03:43	RJG	S	CONC
170	L9MN3P25F	T01111B	METTRACE	11/12/10	03:48	RJG	S	CONC
171	L9MN3SF/5	T01111B	METTRACE	11/12/10	03:54	RJG	S	CONC
172	L9MN3DF/5	T01111B	METTRACE	11/12/10	03:59	RJG	S	CONC
173	CCV1-15	T01111B	METTRACE	11/12/10	04:05	RJG	S	CONC
174	CCB15	T01111B	METTRACE	11/12/10	04:10	RJG	S	CONC

STD2: MET5813-10
STD3: MET5814-10
STD4: MET5815-10

Internal Standard: MET5993-10

Method: METTRACE Standard: STD1
Run Time: 11/11/10 12:14:47

Elem	AG	AL	AS	B_	BA	BE	CA
Avge	.00061	.02806	.02524	.00247	.00081	-.01886	.00213
SDev	.00187	.00023	.00442	.00007	.00011	.00008	.00003
%RSD	305.83	.81768	17.499	2.9702	13.849	.40086	1.3489
#1	-.00035	.02791	.02615	.00239	.00071	-.01891	.00215
#2	.00276	.02832	.02913	.00254	.00093	-.01891	.00214
#3	-.00058	.02794	.02044	.00247	.00079	-.01878	.00209

Elem	CD	CO	CR	CU	FE	K_	MG
Avge	.00278	-.00019	.00227	.00910	-.00137	.24128	.00005
SDev	.00110	.00013	.00083	.00009	.00023	.00162	.00005
%RSD	39.638	71.038	36.666	1.0084	17.022	.67307	114.42
#1	.00383	-.00028	.00208	.00911	-.00145	.24121	.00003
#2	.00288	-.00003	.00317	.00919	-.00110	.24294	.00010
#3	.00163	-.00026	.00154	.00901	-.00154	.23969	.00000

Elem	MN	MO	NA	NI	PB/1	PB/2	SB/1
Avge	.00017	.00066	.00349	.00025	.02222	-.00078	-.05351
SDev	.00009	.00016	.00022	.00043	.00564	.00010	.00855
%RSD	53.322	24.516	6.3236	170.11	25.379	13.127	15.987
#1	.00028	.00080	.00326	-.00024	.02002	-.00090	-.06019
#2	.00014	.00069	.00369	.00052	.02863	-.00072	-.05647
#3	.00010	.00048	.00354	.00048	.01802	-.00072	-.04387

Elem	SB/2	SE/1	SE/2	SI	SN	SR	TI
Avge	.00234	-.01894	.03530	.02628	-.00011	.00072	-.00018
SDev	.00139	.00069	.00560	.00071	.00014	.00007	.00008
%RSD	59.325	3.6563	15.860	2.6918	124.73	9.9624	42.850
#1	.00391	-.01822	.03491	.02577	.00000	.00080	-.00014
#2	.00131	-.01960	.02991	.02598	-.00007	.00072	-.00014
#3	.00178	-.01902	.04109	.02708	-.00027	.00065	-.00027

Elem	TL	V_	ZN
Avge	-.01827	.00007	.00077
SDev	.00371	.00007	.00003
%RSD	20.319	99.872	3.1845
#1	-.01416	.00007	.00074
#2	-.02139	.00014	.00079
#3	-.01926	.00000	.00077

IntStd	1	2	3	4	5	6	7
Mode	Counts	NOTUSED	NOTUSED	NOTUSED	NOTUSED	NOTUSED	NOTUSED
Elem	Y	--	--	--	--	--	--
Wavlen	371.030	--	--	--	--	--	--
Avge	28999	--	--	--	--	--	--
SDev	128.9951	--	--	--	--	--	--
%RSD	.4448336	--	--	--	--	--	--
#1	28876	--	--	--	--	--	--
#2	28987	--	--	--	--	--	--
#3	29133	--	--	--	--	--	--

Method: METTRACE Standard: STD2
Run Time: 11/11/10 12:20:16

Elem	AG	AS	CD	PB/1	PB/2	SB/1	SB/2
Avge	6.8725	3.1586	9.7565	4.7245	.46053	13.572	4.2358
SDev	.0028	.0025	.0126	.0069	.00441	.019	.0096
%RSD	.04045	.07777	.12905	.14696	.95815	.13636	.22780
#1	6.8757	3.1586	9.7643	4.7200	.45561	13.554	4.2470
#2	6.8706	3.1561	9.7419	4.7210	.46186	13.570	4.2310
#3	6.8713	3.1610	9.7631	4.7325	.46412	13.591	4.2296

Elem	SE/1	SE/2	TL
Avge	2.5028	4.1360	5.2874
SDev	.0104	.0265	.0103
%RSD	.41604	.64050	.19395
#1	2.4973	4.1169	5.2774
#2	2.5148	4.1249	5.2869
#3	2.4963	4.1663	5.2979

IntStd	1	2	3	4	5	6	7
Mode	Counts	NOTUSED	NOTUSED	NOTUSED	NOTUSED	NOTUSED	NOTUSED
Elem	Y	--	--	--	--	--	--
Wavlen	371.030	--	--	--	--	--	--
Avge	29046	--	--	--	--	--	--
SDev	45.04765	--	--	--	--	--	--
%RSD	.1550883	--	--	--	--	--	--
#1	29091	--	--	--	--	--	--
#2	29048	--	--	--	--	--	--
#3	29001	--	--	--	--	--	--

Method: METTRACE Standard: STD3
Run Time: 11/11/10 12:25:45

Elem	AL	CA	FE	K_	MG	NA
Avge	6.0036	4.1886	4.0477	34.523	3.0894	2.0529
SDev	.0069	.0025	.0036	.049	.0021	.0043
%RSD	.11473	.06083	.08981	.14178	.06856	.21079
#1	6.0031	4.1904	4.0509	34.578	3.0886	2.0510
#2	5.9969	4.1857	4.0438	34.484	3.0878	2.0498
#3	6.0107	4.1897	4.0485	34.507	3.0918	2.0578

IntStd	1	2	3	4	5	6	7
Mode	Counts	NOTUSED	NOTUSED	NOTUSED	NOTUSED	NOTUSED	NOTUSED
Elem	Y	--	--	--	--	--	--
Wavlen	371.030	--	--	--	--	--	--
Avge	28325	--	--	--	--	--	--
SDev	137.4129	--	--	--	--	--	--
%RSD	.4851288	--	--	--	--	--	--
#1	28168	--	--	--	--	--	--
#2	28385	--	--	--	--	--	--
#3	28422	--	--	--	--	--	--

Method: METTRACE Standard: STD4
Run Time: 11/11/10 12:31:15

Elem	B_	BA	BE	CO	CR	CU	MN
Avge	1.9790	8.6198	7.0072	2.7906	11.179	2.5747	2.7329
SDev	.0043	.0221	.0209	.0089	.031	.0064	.0085
%RSD	.21750	.25681	.29772	.31910	.27769	.24694	.31102
#1	1.9837	8.6451	7.0311	2.8008	11.214	2.5821	2.7427
#2	1.9752	8.6040	6.9925	2.7847	11.157	2.5707	2.7277
#3	1.9781	8.6102	6.9980	2.7862	11.166	2.5714	2.7283

Elem	MO	NI	SI	SN	SR	TI	V_
Avge	1.4290	2.2433	.72312	.62883	6.1885	1.1182	.75019
SDev	.0074	.0065	.00135	.00136	.0151	.0028	.00184
%RSD	.51486	.28946	.18616	.21631	.24421	.25283	.24529
#1	1.4219	2.2507	.72467	.63039	6.2052	1.1215	.75219
#2	1.4284	2.2410	.72224	.62791	6.1756	1.1168	.74857
#3	1.4366	2.2383	.72244	.62817	6.1848	1.1164	.74982

Elem	ZN
Avge	1.8284
SDev	.0058
%RSD	.31513
#1	1.8350
#2	1.8250
#3	1.8251

IntStd	1	2	3	4	5	6	7
Mode	Counts	NOTUSED	NOTUSED	NOTUSED	NOTUSED	NOTUSED	NOTUSED
Elem	Y	--	--	--	--	--	--
Wavlen	371.030	--	--	--	--	--	--
Avge	29030	--	--	--	--	--	--
SDev	64.45194	--	--	--	--	--	--
%RSD	.2220157	--	--	--	--	--	--
#1	28957	--	--	--	--	--	--
#2	29058	--	--	--	--	--	--
#3	29076	--	--	--	--	--	--

Method: METTRACE Slope = Conc(SIR)/IR

Element	Wavelen	High std	Low std	Slope	Y-intercept	Date Standardized
AG	328.068	STD2	STD1	.291039	-.000178	11/11/10 12:31:15
AL	308.215	STD3	STD1	8.36747	-.234782	11/11/10 12:31:15
AS	189.042	STD2	STD1	.319148	-.008055	11/11/10 12:31:15
B_	249.678	STD4	STD1	2.02373	-.004990	11/11/10 12:31:15
BA	493.409	STD4	STD1	.464094	-.000376	11/11/10 12:31:15
BE	313.042	STD4	STD1	.563719	.010634	11/11/10 12:31:15
CA	317.933	STD3	STD1	23.8864	-.050797	11/11/10 12:31:15
CD	226.502	STD2	STD1	.102525	-.000285	11/11/10 12:31:15
CO	228.616	STD4	STD1	1.43617	.000272	11/11/10 12:31:15
CR	267.716	STD4	STD1	.357851	-.000811	11/11/10 12:31:15
CU	324.753	STD4	STD1	1.55907	-.014194	11/11/10 12:31:15
FE	271.441	STD3	STD1	12.3403	.016878	11/11/10 12:31:15
K_	766.491	STD3	STD1	.738688	-.028958	11/11/10 12:31:15
MG	279.078	STD3	STD1	32.3691	-.001490	11/11/10 12:31:15
MN	257.610	STD4	STD1	1.46373	-.000253	11/11/10 12:31:15
MO	202.030	STD4	STD1	2.80049	-.001836	11/11/10 12:31:15
NA	330.232	STD3	STD1	.792638	.000723	11/11/10 12:31:15
NI	231.604	STD4	STD1	1.78252	-.000449	11/11/10 12:31:15
PB/1	220.351	STD2	STD1	.212662	-.004726	11/11/10 12:31:15
PB/2	220.352	STD2	STD1	2.16773	.001695	11/11/10 12:31:15
PB	220.353	NONE	NONE	.000000	.000000	*NOT STANDARDIZED
SB/1	206.831	STD2	STD1	.073394	.003927	11/11/10 12:31:15
SB/2	206.832	STD2	STD1	.236210	-.000552	11/11/10 12:31:15
SB	220.353	NONE	NONE	.000000	.000000	*NOT STANDARDIZED
SE/1	196.021	STD2	STD1	.396552	.007512	11/11/10 12:31:15
SE/2	196.022	STD2	STD1	.243860	-.008609	11/11/10 12:31:15
SE	220.353	NONE	NONE	.000000	.000000	*NOT STANDARDIZED
SI	288.158	STD4	STD1	5.74017	-.150824	11/11/10 12:31:15
SN	189.989	STD4	STD1	6.35990	.000728	11/11/10 12:31:15
SR	421.552	STD4	STD1	.646431	-.000468	11/11/10 12:31:15
TI	334.941	STD4	STD1	3.57655	.000657	11/11/10 12:31:15
TL	190.864	STD2	STD1	.376955	.006887	11/11/10 12:31:15
V_	292.402	STD4	STD1	5.33244	-.000368	11/11/10 12:31:15
ZN	213.856	STD4	STD1	2.19823	-.001693	11/11/10 12:31:15

Method: METTRACE Sample Name: ICV1-1 MET5341-10 Operator: RJG
Run Time: 11/11/10 12:35:58
Comment: TESTAMERICA PITTSBURGH ICP METALS ANALYSIS-INST TRACEICP
Mode: CONC Corr. Factor: 1

Elem	AG	AL	AS	B_	BA	BE	CA
Units	ppm	ppm	ppm	ppm	ppm	ppm	ppm
Avge	.50998	12.491	.25462	1.0407	1.0262	1.0090	25.731
SDev	.00086	.033	.00114	.0018	.0009	.0013	.024
%RSD	.16921	.26057	.44910	.17090	.08349	.13254	.09472
#1	.51044	12.525	.25343	1.0423	1.0269	1.0075	25.707
#2	.51051	12.488	.25472	1.0411	1.0253	1.0094	25.756
#3	.50898	12.460	.25571	1.0388	1.0266	1.0101	25.730
Errors	LC Pass	LC Pass	LC Pass	LC Pass	LC Pass	LC Pass	LC Pass
High	.55000	13.750	.27500	1.1000	1.1000	1.1000	27.500
Low	.45000	11.250	.22500	.90000	.90000	.90000	22.500

Elem	CD	CO	CR	CU	FE	K_	MG
Units	ppm	ppm	ppm	ppm	ppm	ppm	ppm
Avge	.25398	1.0168	1.0247	1.0393	13.117	51.540	24.778
SDev	.00041	.0004	.0008	.0027	.003	.213	.023
%RSD	.16243	.04371	.07435	.26351	.02556	.41281	.09466
#1	.25351	1.0168	1.0246	1.0422	13.114	51.769	24.755
#2	.25426	1.0172	1.0256	1.0390	13.117	51.502	24.802
#3	.25418	1.0163	1.0241	1.0367	13.120	51.349	24.775
Errors	LC Pass	LC Pass	LC Pass	LC Pass	LC Pass	LC Pass	LC Pass
High	.27500	1.1000	1.1000	1.1000	13.750	55.000	27.500
Low	.22500	.90000	.90000	.90000	11.250	45.000	22.500

Elem	MN	MO	NA	NI	PB/1	PB/2	PB
Units	ppm	ppm	ppm	ppm	ppm	ppm	ppm
Avge	1.0250	1.0306	49.892	.99728	.25593	.25822	.25746
SDev	.0006	.0038	.072	.00092	.00093	.00202	.00141
%RSD	.06013	.37116	.14392	.09225	.36547	.78062	.54828
#1	1.0250	1.0347	49.974	.99632	.25649	.26033	.25905
#2	1.0257	1.0298	49.843	.99735	.25645	.25631	.25636
#3	1.0245	1.0272	49.858	.99816	.25485	.25803	.25697
Errors	LC Pass	LC Pass	LC Pass	LC Pass	NOCHECK	NOCHECK	LC Pass
High	1.1000	1.1000	55.000	1.1000			.27500
Low	.90000	.90000	45.000	.90000			.22500

Elem	SB/1	SB/2	SB	SE/1	SE/2	SE	SI
Units	ppm	ppm	ppm	ppm	ppm	ppm	ppm
Avge	.25890	.26065	.26007	.25452	.25345	.25381	1.0584
SDev	.00073	.00203	.00149	.00406	.00215	.00199	.0018
%RSD	.28303	.77885	.57236	1.5954	.85038	.78500	.17424
#1	.25971	.26118	.26069	.25815	.25191	.25399	1.0568
#2	.25870	.26236	.26114	.25014	.25253	.25173	1.0581

#3	.25829	.25840	.25837	.25528	.25591	.25570	1.0604
Errors	NOCHECK	NOCHECK	LC Pass	NOCHECK	NOCHECK	LC Pass	LC Pass

High			.27500			.27500	1.1000
Low			.22500			.22500	.90000

Elem	SN	SR	TI	TL	V_	ZN	
Units	ppm	ppm	ppm	ppm	ppm	ppm	
Avge	1.0134	1.0114	1.0132	.52467	1.0173	1.0318	
SDev	.0012	.0010	.0007	.00345	.0006	.0011	
%RSD	.11677	.10336	.07157	.65719	.05568	.11059	
#1	1.0122	1.0118	1.0139	.52185	1.0172	1.0317	
#2	1.0146	1.0102	1.0131	.52851	1.0179	1.0330	
#3	1.0133	1.0121	1.0125	.52365	1.0167	1.0307	
Errors	LC Pass	LC Pass	LC Pass	LC Pass	LC Pass	LC Pass	
High	1.1000	1.1000	1.1000	.55000	1.1000	1.1000	
Low	.90000	.90000	.90000	.45000	.90000	.90000	

IntStd	1	2	3	4	5	6	7
Mode	Counts	NOTUSED	NOTUSED	NOTUSED	NOTUSED	NOTUSED	NOTUSED
Elem	Y	--	--	--	--	--	--
Wavlen	371.030	--	--	--	--	--	--
Avge	28877	--	--	--	--	--	--
SDev	151.4873	--	--	--	--	--	--
%RSD	.5245897	--	--	--	--	--	--
#1	28721	--	--	--	--	--	--
#2	28887	--	--	--	--	--	--
#3	29024	--	--	--	--	--	--

Method: METTRACE Sample Name: ICB1 Operator: RJG
Run Time: 11/11/10 12:41:27
Comment: TESTAMERICA PITTSBURGH ICP METALS ANALYSIS-INST TRACEICP
Mode: CONC Corr. Factor: 1

Elem	AG	AL	AS	B_	BA	BE	CA
Units	ppm	ppm	ppm	ppm	ppm	ppm	ppm
Avge	-.00020	-.00036	-.00049	.00195	.00002	.00003	-.00471
SDev	.00040	.00133	.00022	.00086	.00004	.00004	.00003
%RSD	196.19	365.14	45.253	44.110	234.38	117.14	.54643
#1	-.00053	-.00150	-.00066	.00292	-.00002	.00006	-.00474
#2	.00024	-.00070	-.00024	.00164	.00006	-.00001	-.00470
#3	-.00033	.00110	-.00059	.00129	.00001	.00006	-.00469
Errors	LC Pass	LC Pass	LC Pass	LC Pass	LC Pass	LC Pass	LC Pass
High	.00500	.20000	.01000	.20000	.20000	.00400	5.0000
Low	-.00500	-.20000	-.01000	-.20000	-.20000	-.00400	-5.0000

Elem	CD	CO	CR	CU	FE	K_	MG
Units	ppm	ppm	ppm	ppm	ppm	ppm	ppm
Avge	.00014	-.00013	-.00017	-.00027	.00683	.17854	-.00186
SDev	.00011	.00010	.00021	.00013	.00277	.00210	.00232
%RSD	76.282	75.240	120.88	46.975	40.510	1.1776	124.69
#1	.00008	-.00015	-.00033	-.00016	.00967	.17893	-.00372
#2	.00008	-.00022	.00006	-.00025	.00414	.18042	.00074
#3	.00027	-.00003	-.00026	-.00041	.00668	.17627	-.00261
Errors	LC Pass	LC Pass	LC Pass	LC Pass	LC Pass	LC Pass	LC Pass
High	.00500	.05000	.00500	.02500	.10000	5.0000	5.0000
Low	-.00500	-.05000	-.00500	-.02500	-.10000	-5.0000	-5.0000

Elem	MN	MO	NA	NI	PB/1	PB/2	PB
Units	ppm	ppm	ppm	ppm	ppm	ppm	ppm
Avge	-.00003	.00527	-.43827	.00049	-.00072	.00103	.00045
SDev	.00003	.00183	.04004	.00013	.00136	.00034	.00033
%RSD	85.338	34.721	9.1363	26.038	189.38	33.305	75.083
#1	-.00005	.00713	-.44480	.00035	-.00161	.00095	.00010
#2	-.00005	.00521	-.39537	.00060	.00085	.00073	.00077
#3	-.00000	.00347	-.47465	.00053	-.00139	.00140	.00047
Errors	LC Pass	LC Pass	LC Pass	LC Pass	NOCHECK	NOCHECK	LC Pass
High	.01500	.04000	5.0000	.04000			.00300
Low	-.01500	-.04000	-5.0000	-.04000			-.00300

Elem	SB/1	SB/2	SB	SE/1	SE/2	SE	SI
Units	ppm	ppm	ppm	ppm	ppm	ppm	ppm
Avge	-.00008	-.00037	-.00027	-.00306	.00007	-.00098	-.00089
SDev	.00132	.00017	.00037	.00187	.00051	.00091	.00386
%RSD	1631.6	46.270	134.93	61.220	760.57	93.454	433.90
#1	-.00094	-.00018	-.00043	-.00467	-.00003	-.00157	.00244
#2	-.00074	-.00043	-.00053	-.00100	.00061	.00007	.00000

#3	.00144	-.00050	.00015	-.00352	-.00039	-.00143	-.00511
Errors	NOCHECK	NOCHECK	LC Pass	NOCHECK	NOCHECK	LC Pass	LC Pass

High			.01000			.00500	.50000
Low			-.01000			-.00500	-.50000

Elem	SN	SR	TI	TL	V_	ZN	
Units	ppm	ppm	ppm	ppm	ppm	ppm	
Avge	.00117	.00001	.00033	.00094	-.00024	.00180	
SDev	.00116	.00003	.00019	.00232	.00042	.00019	
%RSD	99.401	498.61	57.301	245.47	173.91	10.674	
#1	.00073	-.00002	.00029	-.00115	.00000	.00160	
#2	.00248	.00004	.00016	.00344	.00000	.00183	
#3	.00029	-.00000	.00053	.00055	-.00073	.00198	

Errors	LC Pass	LC Pass	LC Pass	LC Pass	LC Pass	LC Pass	
High	.10000	.05000	.05000	.01000	.05000	.02000	
Low	-.10000	-.05000	-.05000	-.01000	-.05000	-.02000	

IntStd	1	2	3	4	5	6	7
Mode	Counts	NOTUSED	NOTUSED	NOTUSED	NOTUSED	NOTUSED	NOTUSED
Elem	Y	--	--	--	--	--	--
Wavlen	371.030	--	--	--	--	--	--
Avge	29026	--	--	--	--	--	--
SDev	16.22366	--	--	--	--	--	--
%RSD	.0558943	--	--	--	--	--	--
#1	29044	--	--	--	--	--	--
#2	29019	--	--	--	--	--	--
#3	29014	--	--	--	--	--	--

Method: METTRACE Sample Name: CRA/RLV MET5196-10 Operator: RJG
Run Time: 11/11/10 12:46:56
Comment: TESTAMERICA PITTSBURGH ICP METALS ANALYSIS-INST TRACEICP
Mode: CONC Corr. Factor: 1

Elem	AG	AL	AS	B_	BA	BE	CA
Units	ppm	ppm	ppm	ppm	ppm	ppm	ppm
Avge	.00500	.20005	.00882	.20160	.20200	.00416	5.1686
SDev	.00028	.00249	.00110	.00069	.00024	.00002	.0174
%RSD	5.6366	1.2427	12.488	.34113	.11696	.58216	.33758
#1	.00500	.20075	.00773	.20100	.20176	.00416	5.1489
#2	.00471	.19729	.00880	.20235	.20224	.00419	5.1821
#3	.00528	.20211	.00993	.20145	.20200	.00414	5.1747
Errors	LC Pass	LC Pass	LC Pass	LC Pass	LC Pass	LC Pass	LC Pass
High	.00750	.30000	.01500	.30000	.30000	.00600	7.5000
Low	.00250	.10000	.00500	.10000	.10000	.00200	2.5000

Elem	CD	CO	CR	CU	FE	K_	MG
Units	ppm	ppm	ppm	ppm	ppm	ppm	ppm
Avge	.00515	.04994	.00506	.02495	.09497	4.8214	4.9185
SDev	.00006	.00032	.00011	.00012	.01011	.0095	.0138
%RSD	1.1045	.63252	2.1586	.48565	10.647	.19706	.28159
#1	.00521	.04974	.00518	.02506	.08853	4.8135	4.9027
#2	.00510	.04978	.00504	.02498	.08975	4.8319	4.9248
#3	.00514	.05030	.00496	.02482	.10663	4.8186	4.9282
Errors	LC Pass	LC Pass	LC Pass	LC Pass	LC Pass	LC Pass	LC Pass
High	.00750	.07500	.00750	.03750	.15000	7.5000	7.5000
Low	.00250	.02500	.00250	.01250	.05000	2.5000	2.5000

Elem	MN	MO	NA	NI	PB/1	PB/2	PB
Units	ppm	ppm	ppm	ppm	ppm	ppm	ppm
Avge	.01496	.04296	5.0987	.04136	.00172	.00314	.00266
SDev	.00003	.00029	.0656	.00061	.00176	.00067	.00017
%RSD	.22868	.66525	1.2870	1.4823	102.17	21.341	6.3710
#1	.01492	.04277	5.0326	.04099	.00269	.00264	.00266
#2	.01496	.04283	5.0997	.04206	.00278	.00287	.00284
#3	.01499	.04329	5.1638	.04101	-.00031	.00390	.00250
Errors	LC Pass	LC Pass	LC Pass	LC Pass	NOCHECK	NOCHECK	LC Pass
High	.02250	.06000	7.5000	.06000			.00450
Low	.00750	.02000	2.5000	.02000			.00150

Elem	SB/1	SB/2	SB	SE/1	SE/2	SE	SI
Units	ppm	ppm	ppm	ppm	ppm	ppm	ppm
Avge	.01065	.00990	.01015	.00464	.00489	.00481	.50469
SDev	.00096	.00126	.00077	.00229	.00104	.00110	.00234
%RSD	9.0502	12.736	7.5683	49.231	21.195	22.847	.46355
#1	.01075	.01117	.01103	.00568	.00387	.00447	.50202
#2	.00964	.00988	.00980	.00623	.00595	.00604	.50639

#3	.01157	.00865	.00962	.00202	.00487	.00392	.50566
Errors	NOCHECK	NOCHECK	LC Pass	NOCHECK	NOCHECK	LC Pass	LC Pass

High			.01500			.00750	.75000
Low			.00500			.00250	.25000

Elem	SN	SR	TI	TL	V_	ZN	
Units	ppm	ppm	ppm	ppm	ppm	ppm	
Avge	.09912	.04943	.05130	.01020	.05013	.02141	
SDev	.00072	.00012	.00014	.00304	.00021	.00003	
%RSD	.72450	.23804	.26474	29.782	.41976	.12424	
#1	.09874	.04930	.05124	.00882	.05017	.02143	
#2	.09868	.04949	.05120	.00811	.05032	.02141	
#3	.09995	.04952	.05145	.01369	.04991	.02138	

Errors	LC Pass	LC Pass	LC Pass	LC Pass	LC Pass	LC Pass	
High	.15000	.07500	.07500	.01500	.07500	.03000	
Low	.05000	.02500	.02500	.00500	.02500	.01000	

IntStd	1	2	3	4	5	6	7
Mode	Counts	NOTUSED	NOTUSED	NOTUSED	NOTUSED	NOTUSED	NOTUSED
Elem	Y	--	--	--	--	--	--
Wavlen	371.030	--	--	--	--	--	--
Avge	29193	--	--	--	--	--	--
SDev	85.94484	--	--	--	--	--	--
%RSD	.2943984	--	--	--	--	--	--
#1	29134	--	--	--	--	--	--
#2	29154	--	--	--	--	--	--
#3	29292	--	--	--	--	--	--

Method: METTRACE Sample Name: ICSA MET5195-10 Operator: RJG
Run Time: 11/11/10 12:52:25
Comment: TESTAMERICA PITTSBURGH ICP METALS ANALYSIS-INST TRACEICP
Mode: CONC Corr. Factor: 1

Elem	AG	AL	AS	B_	BA	BE	CA
Units	ppm	ppm	ppm	ppm	ppm	ppm	ppm
Avge	-.00028	463.44	-.00196	-.00167	.00072	-.00039	470.34
SDev	.00018	1.01	.00073	.00066	.00001	.00004	1.42
%RSD	64.256	.21708	37.507	39.519	.63342	11.269	.30105
#1	-.00013	464.60	-.00215	-.00094	.00072	-.00044	471.97
#2	-.00049	462.92	-.00114	-.00223	.00072	-.00037	469.45
#3	-.00023	462.81	-.00257	-.00182	.00073	-.00037	469.60
Errors	NOCHECK	QC Pass	NOCHECK	NOCHECK	NOCHECK	NOCHECK	QC Pass
Value		500.00					500.00
Range		20.000					20.000

Elem	CD	CO	CR	CU	FE	K_	MG
Units	ppm	ppm	ppm	ppm	ppm	ppm	ppm
Avge	.00069	.00172	-.00051	.00072	195.58	.18114	499.40
SDev	.00034	.00011	.00022	.00027	.55	.00352	1.64
%RSD	48.569	6.0657	42.446	37.678	.28244	1.9425	.32784
#1	.00099	.00184	-.00027	.00102	196.22	.18467	501.29
#2	.00033	.00165	-.00068	.00067	195.22	.17763	498.35
#3	.00077	.00168	-.00060	.00048	195.32	.18112	498.56
Errors	NOCHECK	NOCHECK	NOCHECK	NOCHECK	QC Pass	NOCHECK	QC Pass
Value					200.00		500.00
Range					20.000		20.000

Elem	MN	MO	NA	NI	PB/1	PB/2	PB
Units	ppm	ppm	ppm	ppm	ppm	ppm	ppm
Avge	.00101	-.00101	-.18925	.00181	.00386	-.00027	.00111
SDev	.00009	.00114	.01719	.00126	.00299	.00175	.00051
%RSD	8.5581	113.09	9.0833	69.385	77.478	658.04	46.381
#1	.00110	.00013	-.18436	.00305	.00727	-.00219	.00096
#2	.00099	-.00101	-.20835	.00054	.00168	.00019	.00069
#3	.00093	-.00215	-.17503	.00185	.00263	.00121	.00168
Errors	NOCHECK	NOCHECK	NOCHECK	NOCHECK	NOCHECK	NOCHECK	NOCHECK
Value							
Range							

Elem	SB/1	SB/2	SB	SE/1	SE/2	SE	SI
Units	ppm	ppm	ppm	ppm	ppm	ppm	ppm
Avge	-.00553	.00058	-.00145	.00761	-.00773	-.00262	.00203
SDev	.00532	.00100	.00116	.00434	.00584	.00303	.00473
%RSD	96.372	172.33	79.518	57.109	75.642	115.68	232.70
#1	-.01144	.00154	-.00278	.01244	-.01365	-.00496	.00442
#2	-.00111	-.00045	-.00067	.00634	-.00196	.00080	-.00342

#3	-.00403	.00064	-.00091	.00403	-.00757	-.00371	.00510
Errors	NOCHECK	NOCHECK	NOCHECK	NOCHECK	NOCHECK	NOCHECK	NOCHECK

Value
Range

Elem	SN	SR	TI	TL	V_	ZN
Units	ppm	ppm	ppm	ppm	ppm	ppm
Avge	.00300	.00577	-.00211	-.00974	-.00116	-.00093
SDev	.00118	.00017	.00035	.00153	.00141	.00006
%RSD	39.333	2.9877	16.341	15.677	121.65	6.0499
#1	.00285	.00597	-.00199	-.00950	.00046	-.00098
#2	.00190	.00570	-.00250	-.00835	-.00207	-.00094
#3	.00424	.00565	-.00185	-.01138	-.00187	-.00087
Errors	NOCHECK	NOCHECK	NOCHECK	NOCHECK	NOCHECK	NOCHECK

Value
Range

IntStd	1	2	3	4	5	6	7
Mode	Counts	NOTUSED	NOTUSED	NOTUSED	NOTUSED	NOTUSED	NOTUSED
Elem	Y	--	--	--	--	--	--
Wavlen	371.030	--	--	--	--	--	--
Avge	27108	--	--	--	--	--	--
SDev	83.60677	--	--	--	--	--	--
%RSD	.3084264	--	--	--	--	--	--
#1	27011	--	--	--	--	--	--
#2	27161	--	--	--	--	--	--
#3	27150	--	--	--	--	--	--

Method: METTRACE Sample Name: ICSAB MET4874-10 Operator: RJG
Run Time: 11/11/10 12:57:54
Comment: TESTAMERICA PITTSBURGH ICP METALS ANALYSIS-INST TRACEICP
Mode: CONC Corr. Factor: 1

Elem	AG	AL	AS	B_	BA	BE	CA
Units	ppm	ppm	ppm	ppm	ppm	ppm	ppm
Avge	1.0687	466.72	1.0044	1.0180	.51963	.48817	473.60
SDev	.0014	.31	.0026	.0011	.00007	.00138	1.57
%RSD	.12849	.06633	.25487	.10838	.01336	.28213	.33064
#1	1.0683	466.62	1.0016	1.0168	.51957	.48687	472.01
#2	1.0675	466.47	1.0067	1.0183	.51962	.48801	473.64
#3	1.0702	467.06	1.0047	1.0189	.51971	.48961	475.14
Errors	QC Pass	QC Pass	QC Pass	QC Pass	QC Pass	QC Pass	QC Pass
Value	1.0000	500.00	1.0000	1.0000	.50000	.50000	500.00
Range	20.000	20.000	20.000	20.000	20.000	20.000	20.000

Elem	CD	CO	CR	CU	FE	K_	MG
Units	ppm	ppm	ppm	ppm	ppm	ppm	ppm
Avge	.94481	.47712	.49749	.53265	197.57	11.463	500.90
SDev	.00257	.00048	.00103	.00048	.45	.007	1.50
%RSD	.27181	.10079	.20603	.09070	.22840	.06388	.29887
#1	.94229	.47663	.49641	.53278	197.09	11.467	499.43
#2	.94470	.47714	.49762	.53211	197.63	11.454	500.85
#3	.94743	.47759	.49844	.53305	197.99	11.467	502.42
Errors	QC Pass	QC Pass	QC Pass	QC Pass	QC Pass	QC Pass	QC Pass
Value	1.0000	.50000	.50000	.50000	200.00	10.000	500.00
Range	20.000	20.000	20.000	20.000	20.000	20.000	20.000

Elem	MN	MO	NA	NI	PB/1	PB/2	PB
Units	ppm	ppm	ppm	ppm	ppm	ppm	ppm
Avge	.48910	1.0054	11.352	.93920	.96126	.96346	.96273
SDev	.00077	.0065	.037	.00127	.00683	.00646	.00621
%RSD	.15693	.64921	.32629	.13562	.71004	.67074	.64494
#1	.48829	.99862	11.310	.93780	.95450	.95611	.95557
#2	.48920	1.0059	11.364	.93951	.96114	.96825	.96588
#3	.48982	1.0116	11.381	.94029	.96815	.96601	.96672
Errors	QC Pass	QC Pass	QC Pass	QC Pass	NOCHECK	NOCHECK	QC Pass
Value	.50000	1.0000	10.000	1.0000			1.0000
Range	20.000	20.000	20.000	20.000			20.000

Elem	SB/1	SB/2	SB	SE/1	SE/2	SE	SI
Units	ppm	ppm	ppm	ppm	ppm	ppm	ppm
Avge	1.0262	1.0355	1.0324	1.0070	.96858	.98137	1.0046
SDev	.0023	.0021	.0013	.0092	.00639	.00706	.0059
%RSD	.22486	.20368	.12665	.90887	.65948	.71969	.58608
#1	1.0251	1.0341	1.0309	.99937	.96142	.97406	.99804
#2	1.0289	1.0345	1.0326	1.0044	.97065	.98190	1.0094

#3	1.0247	1.0379	1.0335	1.0171	.97368	.98815	1.0065
Errors	NOCHECK	NOCHECK	QC Pass	NOCHECK	NOCHECK	QC Pass	QC Pass

Value			1.0000			1.0000	1.0000
Range			20.000			20.000	20.000

Elem	SN	SR	TI	TL	V_	ZN	
Units	ppm	ppm	ppm	ppm	ppm	ppm	
Avge	.98673	1.0268	1.0124	.94071	.48847	1.0260	
SDev	.00637	.0010	.0019	.00178	.00082	.0014	
%RSD	.64525	.09274	.18485	.18967	.16747	.13951	
#1	.98221	1.0266	1.0104	.94100	.48822	1.0245	
#2	.98397	1.0260	1.0126	.93879	.48781	1.0262	
#3	.99401	1.0279	1.0142	.94233	.48939	1.0273	

Errors	QC Pass	QC Pass	QC Pass	QC Pass	QC Pass	QC Pass	
Value	1.0000	1.0000	1.0000	1.0000	.50000	1.0000	
Range	20.000	20.000	20.000	20.000	20.000	20.000	

IntStd	1	2	3	4	5	6	7
Mode	Counts	NOTUSED	NOTUSED	NOTUSED	NOTUSED	NOTUSED	NOTUSED
Elem	Y	--	--	--	--	--	--
Wavlen	371.030	--	--	--	--	--	--
Avge	26875	--	--	--	--	--	--
SDev	64.56657	--	--	--	--	--	--
%RSD	.2402439	--	--	--	--	--	--
#1	26833	--	--	--	--	--	--
#2	26843	--	--	--	--	--	--
#3	26950	--	--	--	--	--	--

Method: METTRACE Sample Name: CCV1-1 MET6011-10 Operator: RJG
Run Time: 11/11/10 13:03:23
Comment: TESTAMERICA PITTSBURGH ICP METALS ANALYSIS-INST TRACEICP
Mode: CONC Corr. Factor: 1

Elem	AG	AL	AS	B_	BA	BE	CA
Units	ppm	ppm	ppm	ppm	ppm	ppm	ppm
Avge	1.0176	24.747	.50385	2.0223	2.0054	2.0042	49.925
SDev	.0021	.032	.00249	.0044	.0034	.0057	.084
%RSD	.20268	.12976	.49479	.21697	.16831	.28519	.16808
#1	1.0195	24.783	.50666	2.0269	2.0092	2.0085	49.998
#2	1.0177	24.723	.50301	2.0219	2.0040	2.0063	49.944
#3	1.0154	24.734	.50189	2.0182	2.0029	1.9977	49.834
Errors	LC Pass	LC Pass	LC Pass	LC Pass	LC Pass	LC Pass	LC Pass
High	1.1000	27.500	.55000	2.2000	2.2000	2.2000	55.000
Low	.90000	22.500	.45000	1.8000	1.8000	1.8000	45.000

Elem	CD	CO	CR	CU	FE	K_	MG
Units	ppm	ppm	ppm	ppm	ppm	ppm	ppm
Avge	.49044	1.9751	1.9819	2.0326	25.119	125.12	49.364
SDev	.00159	.0038	.0025	.0021	.072	.17	.099
%RSD	.32338	.19473	.12587	.10127	.28716	.13784	.20089
#1	.49196	1.9781	1.9839	2.0350	25.164	125.07	49.439
#2	.49056	1.9763	1.9829	2.0314	25.157	124.97	49.401
#3	.48880	1.9707	1.9791	2.0313	25.035	125.31	49.251
Errors	LC Pass	LC Pass	LC Pass	LC Pass	LC Pass	LC Pass	LC Pass
High	.55000	2.2000	2.2000	2.2000	27.500	137.50	55.000
Low	.45000	1.8000	1.8000	1.8000	22.500	112.50	45.000

Elem	MN	MO	NA	NI	PB/1	PB/2	PB
Units	ppm	ppm	ppm	ppm	ppm	ppm	ppm
Avge	1.9793	2.0209	124.28	1.9700	.48806	.49931	.49556
SDev	.0036	.0091	.01	.0054	.00152	.00080	.00104
%RSD	.18082	.44925	.00865	.27245	.31198	.15929	.20908
#1	1.9822	2.0104	124.27	1.9751	.48980	.50020	.49674
#2	1.9803	2.0268	124.29	1.9705	.48698	.49868	.49478
#3	1.9753	2.0254	124.28	1.9644	.48739	.49905	.49517
Errors	LC Pass	LC Pass	LC Pass	LC Pass	NOCHECK	NOCHECK	LC Pass
High	2.2000	2.2000	137.50	2.2000			.55000
Low	1.8000	1.8000	112.50	1.8000			.45000

Elem	SB/1	SB/2	SB	SE/1	SE/2	SE	SI
Units	ppm	ppm	ppm	ppm	ppm	ppm	ppm
Avge	.50470	.50639	.50582	.50215	.50543	.50434	2.0310
SDev	.00145	.00135	.00138	.00160	.00269	.00218	.0022
%RSD	.28725	.26594	.27263	.31877	.53275	.43252	.10875
#1	.50601	.50749	.50700	.50086	.50573	.50411	2.0299
#2	.50494	.50678	.50617	.50394	.50797	.50663	2.0335

#3	.50314	.50489	.50431	.50163	.50261	.50228	2.0295
Errors	NOCHECK	NOCHECK	LC Pass	NOCHECK	NOCHECK	LC Pass	LC Pass

High			.55000			.55000	2.2000
Low			.45000			.45000	1.8000

Elem	SN	SR	TI	TL	V_	ZN	
Units	ppm	ppm	ppm	ppm	ppm	ppm	
Avge	2.0060	1.9818	2.0102	.99664	1.9884	2.0406	
SDev	.0033	.0044	.0043	.00208	.0034	.0035	
%RSD	.16657	.22197	.21221	.20832	.17030	.17377	
#1	2.0091	1.9858	2.0149	.99438	1.9921	2.0423	
#2	2.0063	1.9826	2.0092	.99706	1.9878	2.0430	
#3	2.0024	1.9771	2.0065	.99847	1.9854	2.0365	
Errors	LC Pass	LC Pass	LC Pass	LC Pass	LC Pass	LC Pass	
High	2.2000	2.2000	2.2000	1.1000	2.2000	2.2000	
Low	1.8000	1.8000	1.8000	.90000	1.8000	1.8000	

IntStd	1	2	3	4	5	6	7
Mode	Counts	NOTUSED	NOTUSED	NOTUSED	NOTUSED	NOTUSED	NOTUSED
Elem	Y	--	--	--	--	--	--
Wavlen	371.030	--	--	--	--	--	--
Avge	28563	--	--	--	--	--	--
SDev	31.02893	--	--	--	--	--	--
%RSD	.1086337	--	--	--	--	--	--
#1	28598	--	--	--	--	--	--
#2	28549	--	--	--	--	--	--
#3	28541	--	--	--	--	--	--

Method: METTRACE Sample Name: CCB1 Operator: RJG
Run Time: 11/11/10 13:08:51
Comment: TESTAMERICA PITTSBURGH ICP METALS ANALYSIS-INST TRACEICP
Mode: CONC Corr. Factor: 1

Elem	AG	AL	AS	B_	BA	BE	CA
Units	ppm	ppm	ppm	ppm	ppm	ppm	ppm
Avge	-.00019	.00388	-.00048	.00312	.00003	.00010	.00018
SDev	.00061	.00212	.00181	.00115	.00009	.00005	.00047
%RSD	316.10	54.722	375.09	36.971	269.56	47.071	262.73
#1	.00036	.00393	.00158	.00442	.00009	.00011	-.00018
#2	-.00085	.00174	-.00178	.00270	-.00007	.00015	.00071
#3	-.00009	.00598	-.00125	.00223	.00007	.00005	.00000
Errors	LC Pass	LC Pass	LC Pass	LC Pass	LC Pass	LC Pass	LC Pass
High	.00500	.20000	.01000	.20000	.20000	.00400	5.0000
Low	-.00500	-.20000	-.01000	-.20000	-.20000	-.00400	-5.0000

Elem	CD	CO	CR	CU	FE	K_	MG
Units	ppm	ppm	ppm	ppm	ppm	ppm	ppm
Avge	.00015	-.00006	-.00026	-.00056	.00548	.18411	-.00075
SDev	.00013	.00039	.00037	.00023	.00379	.01011	.00338
%RSD	86.593	607.38	143.51	40.895	69.163	5.4911	448.60
#1	.00029	.00027	.00014	-.00060	.00167	.19578	.00294
#2	.00011	-.00049	-.00058	-.00077	.00552	.17839	-.00371
#3	.00004	.00003	-.00033	-.00032	.00926	.17815	-.00149
Errors	LC Pass	LC Pass	LC Pass	LC Pass	LC Pass	LC Pass	LC Pass
High	.00500	.05000	.00500	.02500	.10000	5.0000	5.0000
Low	-.00500	-.05000	-.00500	-.02500	-.10000	-5.0000	-5.0000

Elem	MN	MO	NA	NI	PB/1	PB/2	PB
Units	ppm	ppm	ppm	ppm	ppm	ppm	ppm
Avge	-.00004	.00756	-.41258	.00008	-.00089	.00089	.00030
SDev	.00006	.00316	.12006	.00050	.00123	.00078	.00036
%RSD	162.76	41.841	29.101	623.97	138.78	88.258	123.36
#1	-.00000	.01109	-.29250	.00065	.00030	-.00000	.00010
#2	-.00010	.00660	-.41261	-.00027	-.00081	.00148	.00072
#3	-.00000	.00498	-.53262	-.00014	-.00215	.00118	.00007
Errors	LC Pass	LC Pass	LC Pass	LC Pass	NOCHECK	NOCHECK	LC Pass
High	.01500	.04000	5.0000	.04000			.00300
Low	-.01500	-.04000	-5.0000	-.04000			-.00300

Elem	SB/1	SB/2	SB	SE/1	SE/2	SE	SI
Units	ppm	ppm	ppm	ppm	ppm	ppm	ppm
Avge	.00074	-.00126	-.00059	-.00319	.00112	-.00031	-.00343
SDev	.00235	.00104	.00141	.00245	.00046	.00106	.00145
%RSD	319.37	83.019	238.39	76.869	41.162	337.66	42.268
#1	.00013	-.00214	-.00138	-.00084	.00164	.00082	-.00455
#2	.00333	-.00011	.00104	-.00299	.00078	-.00047	-.00179

#3	-.00126	-.00152	-.00143	-.00572	.00093	-.00129	-.00394
Errors	NOCHECK	NOCHECK	LC Pass	NOCHECK	NOCHECK	LC Pass	LC Pass

High			.01000			.00500	.50000
Low			-.01000			-.00500	-.50000

Elem	SN	SR	TI	TL	V_	ZN	
Units	ppm	ppm	ppm	ppm	ppm	ppm	
Avge	.00327	-.00003	.00013	.00352	-.00043	.00198	
SDev	.00045	.00009	.00038	.00042	.00011	.00021	
%RSD	13.767	271.37	297.55	11.829	24.643	10.652	
#1	.00377	.00002	.00053	.00341	-.00037	.00210	
#2	.00291	-.00014	.00004	.00398	-.00055	.00211	
#3	.00313	.00002	-.00020	.00317	-.00037	.00174	
Errors	LC Pass	LC Pass	LC Pass	LC Pass	LC Pass	LC Pass	
High	.10000	.05000	.05000	.01000	.05000	.02000	
Low	-.10000	-.05000	-.05000	-.01000	-.05000	-.02000	

IntStd	1	2	3	4	5	6	7
Mode	Counts	NOTUSED	NOTUSED	NOTUSED	NOTUSED	NOTUSED	NOTUSED
Elem	Y	--	--	--	--	--	--
Wavlen	371.030	--	--	--	--	--	--
Avge	29208	--	--	--	--	--	--
SDev	51.94443	--	--	--	--	--	--
%RSD	.1778432	--	--	--	--	--	--
#1	29256	--	--	--	--	--	--
#2	29215	--	--	--	--	--	--
#3	29153	--	--	--	--	--	--

Method: METTRACE Sample Name: L9QCXB Operator: RJG
Run Time: 11/11/10 13:14:20
Comment: TESTAMERICA PITTSBURGH ICP METALS ANALYSIS-INST TRACEICP
Mode: CONC Corr. Factor: 1

Elem	AG	AL	AS	B_	BA	BE	CA
Units	ppm	ppm	ppm	ppm	ppm	ppm	ppm
Avge	.00010	.00510	-.00062	.00092	.00012	.00014	.01741
SDev	.00036	.00037	.00099	.00040	.00003	.00009	.00082
%RSD	347.47	7.2598	159.33	43.280	28.151	63.249	4.7130
#1	.00031	.00549	.00003	.00089	.00016	.00007	.01647
#2	.00031	.00475	-.00013	.00133	.00012	.00011	.01801
#3	-.00031	.00505	-.00177	.00054	.00009	.00024	.01775
Errors	LC Pass	LC Pass	LC Pass	LC Pass	LC Pass	LC Pass	LC Pass
High	.00500	.20000	.01000	.20000	.20000	.00400	5.0000
Low	-.00500	-.20000	-.01000	-.20000	-.20000	-.00400	-5.0000

Elem	CD	CO	CR	CU	FE	K_	MG
Units	ppm	ppm	ppm	ppm	ppm	ppm	ppm
Avge	.00028	-.00032	.00013	-.00017	.02519	.19776	.00113
SDev	.00007	.00014	.00007	.00011	.00557	.00207	.00234
%RSD	23.831	42.827	53.998	65.246	22.113	1.0467	206.58
#1	.00020	-.00018	.00020	-.00005	.02547	.19569	.00301
#2	.00033	-.00033	.00015	-.00021	.03061	.19776	.00188
#3	.00030	-.00045	.00006	-.00026	.01948	.19983	-.00149
Errors	LC Pass	LC Pass	LC Pass	LC Pass	LC Pass	LC Pass	LC Pass
High	.00500	.05000	.00500	.02500	.10000	5.0000	5.0000
Low	-.00500	-.05000	-.00500	-.02500	-.10000	-5.0000	-5.0000

Elem	MN	MO	NA	NI	PB/1	PB/2	PB
Units	ppm	ppm	ppm	ppm	ppm	ppm	ppm
Avge	.00061	.00260	-.30400	.00056	.00290	-.00126	.00013
SDev	.00005	.00079	.08982	.00049	.00025	.00038	.00031
%RSD	8.7093	30.421	29.545	88.433	8.7242	29.860	250.61
#1	.00066	.00342	-.32660	.00005	.00299	-.00086	.00042
#2	.00061	.00254	-.20504	.00104	.00261	-.00161	-.00021
#3	.00056	.00184	-.38035	.00060	.00309	-.00130	.00016
Errors	LC Pass	LC Pass	LC Pass	LC Pass	NOCHECK	NOCHECK	LC Pass
High	.01500	.04000	5.0000	.04000			.00300
Low	-.01500	-.04000	-5.0000	-.04000			-.00300

Elem	SB/1	SB/2	SB	SE/1	SE/2	SE	SI
Units	ppm	ppm	ppm	ppm	ppm	ppm	ppm
Avge	-.00028	.00112	.00065	-.00687	.00161	-.00121	.00194
SDev	.00059	.00052	.00053	.00052	.00044	.00018	.00181
%RSD	211.64	46.161	81.800	7.5512	27.054	14.474	93.283
#1	.00004	.00121	.00082	-.00628	.00122	-.00128	.00046
#2	.00008	.00158	.00108	-.00713	.00154	-.00135	.00396

#3	-.00096	.00056	.00005	-.00721	.00208	-.00102	.00140
Errors	NOCHECK	NOCHECK	LC Pass	NOCHECK	NOCHECK	LC Pass	LC Pass

High			.01000			.00500	.50000
Low			-.01000			-.00500	-.50000

Elem	SN	SR	TI	TL	V_	ZN	
Units	ppm	ppm	ppm	ppm	ppm	ppm	
Avge	.03514	.00002	.00024	-.00202	.00001	.00471	
SDev	.00075	.00004	.00026	.00159	.00032	.00008	
%RSD	2.1424	202.60	106.43	78.574	3401.9	1.7610	
#1	.03567	.00005	.00016	-.00028	.00020	.00465	
#2	.03428	.00003	.00004	-.00240	.00020	.00467	
#3	.03547	-.00002	.00053	-.00339	-.00036	.00480	
Errors	LC Pass	LC Pass	LC Pass	LC Pass	LC Pass	LC Pass	
High	.10000	.05000	.05000	.01000	.05000	.02000	
Low	-.10000	-.05000	-.05000	-.01000	-.05000	-.02000	

IntStd	1	2	3	4	5	6	7
Mode	Counts	NOTUSED	NOTUSED	NOTUSED	NOTUSED	NOTUSED	NOTUSED
Elem	Y	--	--	--	--	--	--
Wavlen	371.030	--	--	--	--	--	--
Avge	28833	--	--	--	--	--	--
SDev	81.87323	--	--	--	--	--	--
%RSD	.2839604	--	--	--	--	--	--
#1	28761	--	--	--	--	--	--
#2	28815	--	--	--	--	--	--
#3	28922	--	--	--	--	--	--

Method: METTRACE Sample Name: L9QCXC Operator: RJG
Run Time: 11/11/10 13:19:48
Comment: TESTAMERICA PITTSBURGH ICP METALS ANALYSIS-INST TRACEICP
Mode: CONC Corr. Factor: 1

Elem	AG	AL	AS	B_	BA	BE	CA
Units	ppm	ppm	ppm	ppm	ppm	ppm	ppm
Avge	.04962	1.9705	1.9293	.94767	2.0009	.04907	L.01536
SDev	.00049	.0069	.0048	.00248	.0058	.00015	.00094
%RSD	.99673	.35241	.24690	.26130	.29069	.30255	6.1184
#1	.04961	1.9768	1.9335	.94998	2.0076	.04915	L.01448
#2	.05012	1.9631	1.9303	.94798	1.9982	.04917	L.01524
#3	.04913	1.9715	1.9241	.94506	1.9969	.04890	L.01635
Errors	LC Pass	LC Pass	LC Pass	LC Pass	LC Pass	LC Pass	LC Low
High	.06000	2.4000	2.4000	1.2000	2.4000	.06000	60.000
Low	.04000	1.6000	1.6000	.80000	1.6000	.04000	40.000

Elem	CD	CO	CR	CU	FE	K_	MG
Units	ppm	ppm	ppm	ppm	ppm	ppm	ppm
Avge	.04946	.49268	.19855	.25111	1.0531	L.18547	L.00150
SDev	.00003	.00057	.00071	.00047	.0008	.00381	.00129
%RSD	.07064	.11613	.35598	.18559	.07572	2.0544	86.080
#1	.04944	.49279	.19909	.25144	1.0525	L.18108	L.00075
#2	.04950	.49319	.19881	.25058	1.0540	L.18762	L.00298
#3	.04943	.49206	.19775	.25132	1.0527	L.18773	L.00076
Errors	LC Pass	LC Pass	LC Pass	LC Pass	LC Pass	LC Low	LC Low
High	.06000	.60000	.24000	.30000	1.2000	60.000	60.000
Low	.04000	.40000	.16000	.20000	.80000	40.000	40.000

Elem	MN	MO	NA	NI	PB/1	PB/2	PB
Units	ppm	ppm	ppm	ppm	ppm	ppm	ppm
Avge	.49166	L.00133	L-.30116	.49307	.48824	.49452	.49243
SDev	.00086	.00015	.06544	.00288	.00205	.00130	.00050
%RSD	.17419	11.108	21.728	.58430	.41944	.26301	.10199
#1	.49250	L.00117	L-.28142	.49591	.48958	.49311	.49194
#2	.49170	L.00145	L-.37419	.49314	.48924	.49479	.49294
#3	.49079	L.00137	L-.24786	.49015	.48588	.49567	.49241
Errors	LC Pass	LC Low	LC Low	LC Pass	NOCHECK	NOCHECK	LC Pass
High	.60000	1.2000	60.000	.60000			.60000
Low	.40000	.80000	40.000	.40000			.40000

Elem	SB/1	SB/2	SB	SE/1	SE/2	SE	SI
Units	ppm	ppm	ppm	ppm	ppm	ppm	ppm
Avge	.00129	-.00033	L.00021	1.8905	1.8948	1.8934	L.00557
SDev	.00190	.00093	.00095	.0093	.0015	.0026	.00081
%RSD	148.13	286.44	451.32	.48997	.07970	.13798	14.537
#1	.00094	-.00140	L-.00062	1.8985	1.8931	1.8949	L.00496
#2	-.00042	.00022	L.00001	1.8926	1.8960	1.8949	L.00649

#3	.00334	.00021	L.00125	1.8803	1.8953	1.8904	L.00526
Errors	NOCHECK	NOCHECK	LC Low	NOCHECK	NOCHECK	LC Pass	LC Low

High			.60000			2.4000	12.000
Low			.40000			1.6000	8.0000

Elem	SN	SR	TI	TL	V_	ZN	
Units	ppm	ppm	ppm	ppm	ppm	ppm	
Avge	L.03251	.99064	L.00037	1.9357	.49309	.50962	
SDev	.00065	.00338	.00026	.0012	.00107	.00089	
%RSD	2.0100	.34134	69.841	.06120	.21740	.17436	
#1	L.03219	.99433	L.00029	1.9345	.49433	.51028	
#2	L.03326	.98989	L.00016	1.9368	.49254	.50997	
#3	L.03207	.98769	L.00066	1.9359	.49241	.50861	

Errors	LC Low	LC Pass	LC Low	LC Pass	LC Pass	LC Pass	
High	2.4000	1.2000	1.2000	2.4000	.60000	.60000	
Low	1.6000	.80000	.80000	1.6000	.40000	.40000	

IntStd	1	2	3	4	5	6	7
Mode	Counts	NOTUSED	NOTUSED	NOTUSED	NOTUSED	NOTUSED	NOTUSED
Elem	Y	--	--	--	--	--	--
Wavlen	371.030	--	--	--	--	--	--
Avge	28885	--	--	--	--	--	--
SDev	63.74646	--	--	--	--	--	--
%RSD	.2206909	--	--	--	--	--	--
#1	28906	--	--	--	--	--	--
#2	28935	--	--	--	--	--	--
#3	28813	--	--	--	--	--	--

Method: METTRACE Sample Name: L9NDK Operator: RJG
Run Time: 11/11/10 13:25:16
Comment: TESTAMERICA PITTSBURGH ICP METALS ANALYSIS-INST TRACEICP
Mode: CONC Corr. Factor: 1

Elem	AG	AL	AS	B_	BA	BE	CA
Units	ppm	ppm	ppm	ppm	ppm	ppm	ppm
Avge	.00109	51.181	.08855	.12211	.62545	.00362	H815.13
SDev	.00034	.042	.00129	.00056	.00209	.00012	3.01
%RSD	30.876	.08237	1.4610	.45900	.33382	3.2048	.36985
#1	.00147	51.141	.08975	.12257	.62368	.00349	H812.96
#2	.00092	51.177	.08873	.12148	.62493	.00372	H818.57
#3	.00087	51.225	.08718	.12226	.62775	.00364	H813.86
Errors	LC Pass	LC Pass	LC Pass	LC Pass	LC Pass	LC Pass	LC High
High	2.0000	500.00	10.000	30.000	10.000	10.000	600.00
Low	-.00500	-.20000	-.01000	-.20000	-.20000	-.00400	-5.0000

Elem	CD	CO	CR	CU	FE	K_	MG
Units	ppm	ppm	ppm	ppm	ppm	ppm	ppm
Avge	.00214	.06387	.08033	.16565	147.27	13.959	386.36
SDev	.00015	.00041	.00021	.00049	.38	.010	1.14
%RSD	6.9421	.63953	.26723	.29664	.25608	.07189	.29430
#1	.00210	.06352	.08011	.16520	147.00	13.956	385.40
#2	.00201	.06432	.08035	.16558	147.70	13.952	387.62
#3	.00230	.06376	.08054	.16617	147.11	13.971	386.07
Errors	LC Pass	LC Pass	LC Pass	LC Pass	LC Pass	LC Pass	LC Pass
High	5.0000	50.000	20.000	10.000	500.00	400.00	600.00
Low	-.00500	-.05000	-.00500	-.02500	-.10000	-5.0000	-5.0000

Elem	MN	MO	NA	NI	PB/1	PB/2	PB
Units	ppm	ppm	ppm	ppm	ppm	ppm	ppm
Avge	2.4298	.06111	1.4019	.18544	.07764	.07862	.07829
SDev	.0055	.00022	.1589	.00079	.00266	.00044	.00111
%RSD	.22643	.36828	11.337	.42431	3.4279	.55890	1.4178
#1	2.4256	.06086	1.2541	.18457	.07954	.07912	.07926
#2	2.4361	.06121	1.5700	.18563	.07879	.07841	.07854
#3	2.4278	.06127	1.3815	.18611	.07460	.07832	.07708
Errors	LC Pass	LC Pass	LC Pass	LC Pass	NOCHECK	NOCHECK	LC Pass
High	20.000	20.000	400.00	100.00			5.0000
Low	-.01500	-.04000	-5.0000	-.04000			-.00300

Elem	SB/1	SB/2	SB	SE/1	SE/2	SE	SI
Units	ppm	ppm	ppm	ppm	ppm	ppm	ppm
Avge	-.00040	.00219	.00133	.00519	-.00501	-.00161	5.5393
SDev	.00126	.00211	.00172	.00164	.00228	.00206	.0089
%RSD	318.23	96.244	129.63	31.516	45.436	127.91	.16043
#1	-.00173	.00134	.00032	.00696	-.00254	.00062	5.5292
#2	-.00022	.00064	.00035	.00488	-.00546	-.00201	5.5426

#3	.00077	.00459	.00332	.00373	-.00703	-.00345	5.5460
Errors	NOCHECK	NOCHECK	LC Pass	NOCHECK	NOCHECK	LC Pass	LC Pass

High			5.0000			10.000	50.000
Low			-.01000			-.00500	-.50000

Elem	SN	SR	TI	TL	V_	ZN	
Units	ppm	ppm	ppm	ppm	ppm	ppm	
Avge	.01968	1.0327	.77980	.00030	.12577	.57982	
SDev	.00110	.0044	.00198	.00330	.00128	.00146	
%RSD	5.5751	.42291	.25345	1089.5	1.0172	.25162	
#1	.01888	1.0284	.77752	-.00003	.12435	.57955	
#2	.02093	1.0325	.78099	.00376	.12683	.58140	
#3	.01922	1.0372	.78089	-.00282	.12613	.57852	

Errors	LC Pass	LC Pass	LC Pass	LC Pass	LC Pass	LC Pass	
High	30.000	10.000	30.000	10.000	50.000	5.0000	
Low	-.10000	-.05000	-.05000	-.01000	-.05000	-.02000	

IntStd	1	2	3	4	5	6	7
Mode	Counts	NOTUSED	NOTUSED	NOTUSED	NOTUSED	NOTUSED	NOTUSED
Elem	Y	--	--	--	--	--	--
Wavlen	371.030	--	--	--	--	--	--
Avge	28858	--	--	--	--	--	--
SDev	122.2536	--	--	--	--	--	--
%RSD	.4236419	--	--	--	--	--	--
#1	28723	--	--	--	--	--	--
#2	28962	--	--	--	--	--	--
#3	28888	--	--	--	--	--	--

Method: METTRACE Sample Name: L9NDKP5 Operator: RJG
Run Time: 11/11/10 13:30:45
Comment: TESTAMERICA PITTSBURGH ICP METALS ANALYSIS-INST TRACEICP
Mode: CONC Corr. Factor: 1

Elem	AG	AL	AS	B_	BA	BE	CA
Units	ppm	ppm	ppm	ppm	ppm	ppm	ppm
Avge	.00029	10.712	.01770	.02576	.12999	.00079	191.26
SDev	.00048	.013	.00106	.00016	.00023	.00004	.35
%RSD	161.76	.12483	5.9793	.61236	.17476	4.7252	.18154
#1	-.00002	10.700	.01868	.02590	.13007	.00080	191.32
#2	.00006	10.710	.01658	.02559	.13018	.00082	190.89
#3	.00084	10.727	.01785	.02578	.12974	.00075	191.58

Elem	CD	CO	CR	CU	FE	K_	MG
Units	ppm	ppm	ppm	ppm	ppm	ppm	ppm
Avge	.00019	.01439	.01713	.03313	31.855	2.7123	80.133
SDev	.00004	.00017	.00040	.00016	.048	.0041	.125
%RSD	19.644	1.1555	2.3055	.49535	.15055	.15116	.15587
#1	.00023	.01440	.01668	.03297	31.859	2.7078	80.159
#2	.00018	.01423	.01725	.03314	31.805	2.7130	79.997
#3	.00016	.01456	.01744	.03330	31.901	2.7159	80.242

Elem	MN	MO	NA	NI	PB/1	PB/2	PB
Units	ppm	ppm	ppm	ppm	ppm	ppm	ppm
Avge	.51816	.01289	-.14899	.04014	.01587	.01735	.01686
SDev	.00069	.00071	.08222	.00059	.00315	.00203	.00075
%RSD	.13350	5.4749	55.185	1.4641	19.872	11.694	4.4654
#1	.51827	.01228	-.05446	.04053	.01255	.01966	.01730
#2	.51742	.01272	-.18867	.04042	.01624	.01587	.01599
#3	.51879	.01366	-.20385	.03946	.01883	.01652	.01729

Elem	SB/1	SB/2	SB	SE/1	SE/2	SE	SI
Units	ppm	ppm	ppm	ppm	ppm	ppm	ppm
Avge	.00061	.00056	.00057	-.00257	-.00177	-.00204	1.1557
SDev	.00188	.00127	.00052	.00382	.00154	.00104	.0039
%RSD	306.55	228.27	89.935	148.62	86.869	50.993	.33855
#1	.00217	.00034	.00095	-.00682	-.00035	-.00251	1.1547
#2	.00113	-.00059	-.00002	.00057	-.00155	-.00085	1.1601
#3	-.00147	.00192	.00079	-.00146	-.00340	-.00276	1.1525

Elem	SN	SR	TI	TL	V_	ZN
Units	ppm	ppm	ppm	ppm	ppm	ppm
Avge	.00428	.21522	.16471	.00125	.02997	.12538
SDev	.00117	.00041	.00128	.00225	.00134	.00016
%RSD	27.401	.18980	.77443	178.89	4.4801	.12420
#1	.00382	.21562	.16618	.00313	.02847	.12527
#2	.00561	.21523	.16390	.00187	.03038	.12532
#3	.00340	.21481	.16404	-.00123	.03105	.12556

IntStd	1	2	3	4	5	6	7
Mode	Counts	NOTUSED	NOTUSED	NOTUSED	NOTUSED	NOTUSED	NOTUSED
Elem	Y	--	--	--	--	--	--
Wavlen	371.030	--	--	--	--	--	--
Avge	28654	--	--	--	--	--	--
SDev	107.6230	--	--	--	--	--	--
%RSD	.3755967	--	--	--	--	--	--
#1	28760	--	--	--	--	--	--
#2	28657	--	--	--	--	--	--
#3	28545	--	--	--	--	--	--

Method: METTRACE Sample Name: L9NDKS Operator: RJG
Run Time: 11/11/10 13:36:13
Comment: TESTAMERICA PITTSBURGH ICP METALS ANALYSIS-INST TRACEICP
Mode: CONC Corr. Factor: 1

Elem	AG	AL	AS	B_	BA	BE	CA
Units	ppm	ppm	ppm	ppm	ppm	ppm	ppm
Avge	.04826	48.762	1.8670	.92360	2.5470	.04706	H743.52
SDev	.00015	.076	.0035	.00134	.0020	.00012	2.02
%RSD	.32189	.15607	.18781	.14550	.07722	.25912	.27218
#1	.04842	48.734	1.8671	.92320	2.5450	.04720	H743.81
#2	.04811	48.848	1.8705	.92510	2.5472	.04696	H745.38
#3	.04825	48.704	1.8635	.92250	2.5489	.04704	H741.36
Errors	LC Pass	LC Pass	LC Pass	LC Pass	LC Pass	LC Pass	LC High
High	2.0000	500.00	10.000	30.000	10.000	10.000	600.00
Low	-.00500	-.20000	-.01000	-.20000	-.20000	-.00400	-5.0000

Elem	CD	CO	CR	CU	FE	K_	MG
Units	ppm	ppm	ppm	ppm	ppm	ppm	ppm
Avge	.04347	.48276	.24355	.38814	140.31	13.459	321.74
SDev	.00024	.00106	.00045	.00054	.39	.020	.51
%RSD	.54376	.22054	.18482	.13825	.27531	.15147	.15982
#1	.04357	.48260	.24376	.38772	140.42	13.438	321.90
#2	.04364	.48390	.24386	.38874	140.63	13.478	322.16
#3	.04320	.48179	.24304	.38795	139.88	13.462	321.17
Errors	LC Pass	LC Pass	LC Pass	LC Pass	LC Pass	LC Pass	LC Pass
High	5.0000	50.000	20.000	10.000	500.00	400.00	600.00
Low	-.00500	-.05000	-.00500	-.02500	-.10000	-5.0000	-5.0000

Elem	MN	MO	NA	NI	PB/1	PB/2	PB
Units	ppm	ppm	ppm	ppm	ppm	ppm	ppm
Avge	2.7886	.05677	1.1407	.58593	.48720	.50030	.49594
SDev	.0055	.00018	.0758	.00210	.00403	.00819	.00492
%RSD	.19726	.31018	6.6459	.35777	.82725	1.6375	.99201
#1	2.7896	.05696	1.0586	.58800	.49178	.49415	.49336
#2	2.7936	.05672	1.2080	.58597	.48561	.50960	.50161
#3	2.7827	.05662	1.1555	.58381	.48421	.49716	.49285
Errors	LC Pass	LC Pass	LC Pass	LC Pass	NOCHECK	NOCHECK	LC Pass
High	20.000	20.000	400.00	100.00			5.0000
Low	-.01500	-.04000	-5.0000	-.04000			-.00300

Elem	SB/1	SB/2	SB	SE/1	SE/2	SE	SI
Units	ppm	ppm	ppm	ppm	ppm	ppm	ppm
Avge	.00188	.00161	.00170	1.7774	1.7488	1.7583	4.2548
SDev	.00229	.00307	.00132	.0064	.0180	.0106	.0143
%RSD	121.95	190.72	77.590	.35825	1.0319	.60320	.33504
#1	-.00034	.00495	.00319	1.7847	1.7327	1.7500	4.2524
#2	.00423	-.00110	.00068	1.7742	1.7683	1.7703	4.2701

#3	.00175	.00098	.00124	1.7732	1.7454	1.7547	4.2419
Errors	NOCHECK	NOCHECK	LC Pass	NOCHECK	NOCHECK	LC Pass	LC Pass

High			5.0000			10.000	50.000
Low			-.01000			-.00500	-.50000

Elem	SN	SR	TI	TL	V_	ZN	
Units	ppm	ppm	ppm	ppm	ppm	ppm	
Avge	.01471	1.8981	.62020	1.6531	.53854	.88713	
SDev	.00057	.0037	.00122	.0091	.00206	.00104	
%RSD	3.8564	.19514	.19624	.55059	.38349	.11780	
#1	.01535	1.9003	.61922	1.6443	.54091	.88714	
#2	.01427	1.8939	.62156	1.6625	.53753	.88816	
#3	.01451	1.9003	.61981	1.6525	.53716	.88608	

Errors	LC Pass	LC Pass	LC Pass	LC Pass	LC Pass	LC Pass	
High	30.000	10.000	30.000	10.000	50.000	5.0000	
Low	-.10000	-.05000	-.05000	-.01000	-.05000	-.02000	

IntStd	1	2	3	4	5	6	7
Mode	Counts	NOTUSED	NOTUSED	NOTUSED	NOTUSED	NOTUSED	NOTUSED
Elem	Y	--	--	--	--	--	--
Wavlen	371.030	--	--	--	--	--	--
Avge	29117	--	--	--	--	--	--
SDev	34.82932	--	--	--	--	--	--
%RSD	.1196197	--	--	--	--	--	--
#1	29147	--	--	--	--	--	--
#2	29124	--	--	--	--	--	--
#3	29079	--	--	--	--	--	--

Method: METTRACE Sample Name: L9NDKD Operator: RJG
Run Time: 11/11/10 13:41:41
Comment: TESTAMERICA PITTSBURGH ICP METALS ANALYSIS-INST TRACEICP
Mode: CONC Corr. Factor: 1

Elem	AG	AL	AS	B_	BA	BE	CA
Units	ppm	ppm	ppm	ppm	ppm	ppm	ppm
Avge	.04859	61.752	1.8789	.94210	2.7451	.04789	H774.94
SDev	.00023	.126	.0035	.00263	.0045	.00008	1.49
%RSD	.48068	.20443	.18636	.27858	.16528	.16314	.19251
#1	.04873	61.690	1.8751	.93980	2.7455	.04782	H773.23
#2	.04871	61.898	1.8819	.94496	2.7495	.04788	H775.63
#3	.04832	61.669	1.8799	.94155	2.7404	.04798	H775.96
Errors	LC Pass	LC Pass	LC Pass	LC Pass	LC Pass	LC Pass	LC High
High	2.0000	500.00	10.000	30.000	10.000	10.000	600.00
Low	-.00500	-.20000	-.01000	-.20000	-.20000	-.00400	-5.0000

Elem	CD	CO	CR	CU	FE	K_	MG
Units	ppm	ppm	ppm	ppm	ppm	ppm	ppm
Avge	.04571	.49966	.26255	.43780	190.24	17.272	374.77
SDev	.00014	.00040	.00052	.00069	.24	.044	.66
%RSD	.30429	.08023	.19756	.15759	.12383	.25675	.17546
#1	.04574	.49936	.26217	.43786	189.97	17.263	374.01
#2	.04584	.49950	.26315	.43846	190.37	17.320	375.15
#3	.04556	.50012	.26235	.43708	190.37	17.233	375.15
Errors	LC Pass	LC Pass	LC Pass	LC Pass	LC Pass	LC Pass	LC Pass
High	5.0000	50.000	20.000	10.000	500.00	400.00	600.00
Low	-.00500	-.05000	-.00500	-.02500	-.10000	-5.0000	-5.0000

Elem	MN	MO	NA	NI	PB/1	PB/2	PB
Units	ppm	ppm	ppm	ppm	ppm	ppm	ppm
Avge	3.2937	.09269	1.4065	.63877	.51046	.51673	.51464
SDev	.0039	.00066	.0438	.00118	.00095	.00109	.00100
%RSD	.11959	.70744	3.1107	.18407	.18556	.21013	.19478
#1	3.2894	.09259	1.3603	.63804	.50991	.51560	.51370
#2	3.2972	.09210	1.4473	.63815	.51156	.51777	.51570
#3	3.2943	.09340	1.4119	.64013	.50992	.51681	.51452
Errors	LC Pass	LC Pass	LC Pass	LC Pass	NOCHECK	NOCHECK	LC Pass
High	20.000	20.000	400.00	100.00			5.0000
Low	-.01500	-.04000	-5.0000	-.04000			-.00300

Elem	SB/1	SB/2	SB	SE/1	SE/2	SE	SI
Units	ppm	ppm	ppm	ppm	ppm	ppm	ppm
Avge	-.00152	.00175	.00066	1.7720	1.7265	1.7416	4.4623
SDev	.00140	.00069	.00072	.0037	.0022	.0026	.0061
%RSD	92.350	39.733	108.78	.20805	.12493	.15190	.13641
#1	-.00166	.00252	.00112	1.7699	1.7247	1.7398	4.4571
#2	-.00005	.00156	.00103	1.7762	1.7289	1.7447	4.4609

#3	-.00284	.00117	-.00017	1.7698	1.7258	1.7405	4.4690
Errors	NOCHECK	NOCHECK	LC Pass	NOCHECK	NOCHECK	LC Pass	LC Pass

High			5.0000			10.000	50.000
Low			-.01000			-.00500	-.50000

Elem	SN	SR	TI	TL	V_	ZN	
Units	ppm	ppm	ppm	ppm	ppm	ppm	
Avge	.01700	2.0228	.75462	1.6387	.56589	1.3195	
SDev	.00077	.0031	.00015	.0046	.00104	.0018	
%RSD	4.5514	.15217	.02035	.28176	.18367	.13602	
#1	.01630	2.0222	.75445	1.6350	.56529	1.3182	
#2	.01689	2.0261	.75468	1.6439	.56709	1.3215	
#3	.01783	2.0201	.75473	1.6372	.56529	1.3187	
Errors	LC Pass	LC Pass	LC Pass	LC Pass	LC Pass	LC Pass	
High	30.000	10.000	30.000	10.000	50.000	5.0000	
Low	-.10000	-.05000	-.05000	-.01000	-.05000	-.02000	

IntStd	1	2	3	4	5	6	7
Mode	Counts	NOTUSED	NOTUSED	NOTUSED	NOTUSED	NOTUSED	NOTUSED
Elem	Y	--	--	--	--	--	--
Wavlen	371.030	--	--	--	--	--	--
Avge	29170	--	--	--	--	--	--
SDev	190.0626	--	--	--	--	--	--
%RSD	.6515627	--	--	--	--	--	--
#1	29005	--	--	--	--	--	--
#2	29128	--	--	--	--	--	--
#3	29378	--	--	--	--	--	--

Method: METTRACE Sample Name: L9T82B Operator: RJG
Run Time: 11/11/10 13:47:10
Comment: TESTAMERICA PITTSBURGH ICP METALS ANALYSIS-INST TRACEICP
Mode: CONC Corr. Factor: 1

Elem	AG	AL	AS	B_	BA	BE	CA
Units	ppm	ppm	ppm	ppm	ppm	ppm	ppm
Avge	-.00046	.00931	.00098	.00182	-.00001	.00008	.00889
SDev	.00024	.00098	.00099	.00036	.00002	.00008	.00064
%RSD	53.130	10.488	100.50	20.022	346.79	104.25	7.2485
#1	-.00070	.00958	.00133	.00216	.00001	-.00001	.00815
#2	-.00021	.01012	-.00013	.00187	.00001	.00014	.00917
#3	-.00048	.00822	.00176	.00143	-.00003	.00010	.00935
Errors	LC Pass	LC Pass	LC Pass	LC Pass	LC Pass	LC Pass	LC Pass
High	.00500	.20000	.01000	.20000	.20000	.00400	5.0000
Low	-.00500	-.20000	-.01000	-.20000	-.20000	-.00400	-5.0000

Elem	CD	CO	CR	CU	FE	K_	MG
Units	ppm	ppm	ppm	ppm	ppm	ppm	ppm
Avge	.00027	-.00012	-.00012	-.00036	.01180	.16514	.00110
SDev	.00009	.00021	.00011	.00011	.00514	.00107	.00279
%RSD	32.203	173.87	93.113	31.687	43.582	.65037	253.03
#1	.00036	.00012	-.00015	-.00035	.00629	.16451	.00406
#2	.00019	-.00025	-.00021	-.00025	.01648	.16638	-.00149
#3	.00027	-.00025	.00000	-.00048	.01264	.16453	.00074
Errors	LC Pass	LC Pass	LC Pass	LC Pass	LC Pass	LC Pass	LC Pass
High	.00500	.05000	.00500	.02500	.10000	5.0000	5.0000
Low	-.00500	-.05000	-.00500	-.02500	-.10000	-5.0000	-5.0000

Elem	MN	MO	NA	NI	PB/1	PB/2	PB
Units	ppm	ppm	ppm	ppm	ppm	ppm	ppm
Avge	-.00003	.00028	-.44360	-.00004	-.00033	.00120	.00069
SDev	.00003	.00033	.02617	.00043	.00073	.00144	.00078
%RSD	81.911	116.58	5.9004	1077.4	219.14	119.97	113.74
#1	-.00000	.00047	-.47232	-.00045	.00036	.00073	.00061
#2	-.00005	.00048	-.42109	.00041	-.00110	.00282	.00151
#3	-.00005	-.00010	-.43737	-.00008	-.00026	.00005	-.00005
Errors	LC Pass	LC Pass	LC Pass	LC Pass	NOCHECK	NOCHECK	LC Pass
High	.01500	.04000	5.0000	.04000			.00300
Low	-.01500	-.04000	-5.0000	-.04000			-.00300

Elem	SB/1	SB/2	SB	SE/1	SE/2	SE	SI
Units	ppm	ppm	ppm	ppm	ppm	ppm	ppm
Avge	.00197	-.00023	.00050	-.00319	.00247	.00059	.00363
SDev	.00097	.00074	.00051	.00154	.00102	.00071	.00037
%RSD	49.309	321.11	101.23	48.261	41.334	121.48	10.299
#1	.00272	.00022	.00105	-.00491	.00257	.00008	.00393
#2	.00232	-.00109	.00005	-.00268	.00344	.00140	.00376

#3	.00087	.00018	.00041	-.00197	.00140	.00028	.00321
Errors	NOCHECK	NOCHECK	LC Pass	NOCHECK	NOCHECK	LC Pass	LC Pass

High			.01000			.00500	.50000
Low			-.01000			-.00500	-.50000

Elem	SN	SR	TI	TL	V_	ZN	
Units	ppm	ppm	ppm	ppm	ppm	ppm	
Avge	-.00095	-.00000	.00017	.00273	.00006	.00369	
SDev	.00045	.00002	.00012	.00358	.00021	.00004	
%RSD	47.956	1449.4	74.144	131.12	334.60	.99431	
#1	-.00080	.00002	.00017	.00257	.00018	.00366	
#2	-.00146	-.00002	.00004	.00638	-.00018	.00367	
#3	-.00059	-.00000	.00029	-.00077	.00019	.00373	
Errors	LC Pass	LC Pass	LC Pass	LC Pass	LC Pass	LC Pass	
High	.10000	.05000	.05000	.01000	.05000	.02000	
Low	-.10000	-.05000	-.05000	-.01000	-.05000	-.02000	
IntStd	1	2	3	4	5	6	7
Mode	Counts	NOTUSED	NOTUSED	NOTUSED	NOTUSED	NOTUSED	NOTUSED
Elem	Y	--	--	--	--	--	--
Wavlen	371.030	--	--	--	--	--	--
Avge	29081	--	--	--	--	--	--
SDev	90.70099	--	--	--	--	--	--
%RSD	.3118962	--	--	--	--	--	--
#1	29174	--	--	--	--	--	--
#2	29076	--	--	--	--	--	--
#3	28992	--	--	--	--	--	--

Method: METTRACE Sample Name: L9T82C Operator: RJG
Run Time: 11/11/10 13:52:38
Comment: TESTAMERICA PITTSBURGH ICP METALS ANALYSIS-INST TRACEICP
Mode: CONC Corr. Factor: 1

Elem	AG	AL	AS	B_	BA	BE	CA
Units	ppm	ppm	ppm	ppm	ppm	ppm	ppm
Avge	.04984	2.0041	1.9632	.97875	1.9842	.04916	48.825
SDev	.00080	.0033	.0041	.00072	.0016	.00019	.143
%RSD	1.6052	.16521	.20633	.07322	.08004	.38509	.29240
#1	.05060	2.0062	1.9679	.97954	1.9835	.04934	48.990
#2	.04900	2.0003	1.9604	.97815	1.9831	.04896	48.733
#3	.04993	2.0059	1.9614	.97855	1.9860	.04917	48.753
Errors	LC Pass	LC Pass	LC Pass	LC Pass	LC Pass	LC Pass	LC Pass
High	.06000	2.4000	2.4000	1.2000	2.4000	.06000	60.000
Low	.04000	1.6000	1.6000	.80000	1.6000	.04000	40.000

Elem	CD	CO	CR	CU	FE	K_	MG
Units	ppm	ppm	ppm	ppm	ppm	ppm	ppm
Avge	.04841	.48483	.19737	.24909	.93386	50.646	48.892
SDev	.00024	.00155	.00127	.00049	.00163	.085	.116
%RSD	.50653	.31893	.64404	.19563	.17430	.16820	.23816
#1	.04866	.48658	.19883	.24965	.93325	50.743	49.013
#2	.04817	.48364	.19653	.24880	.93263	50.612	48.781
#3	.04839	.48427	.19675	.24881	.93571	50.583	48.881
Errors	LC Pass	LC Pass	LC Pass	LC Pass	LC Pass	LC Pass	LC Pass
High	.06000	.60000	.24000	.30000	1.2000	60.000	60.000
Low	.04000	.40000	.16000	.20000	.80000	40.000	40.000

Elem	MN	MO	NA	NI	PB/1	PB/2	PB
Units	ppm	ppm	ppm	ppm	ppm	ppm	ppm
Avge	.48603	.99342	50.073	.48187	.48046	.48974	.48665
SDev	.00120	.00148	.117	.00311	.00662	.00289	.00132
%RSD	.24681	.14859	.23398	.64438	1.3768	.59032	.27085
#1	.48741	.99345	50.123	.48544	.48806	.48728	.48754
#2	.48541	.99192	49.940	.48038	.47598	.49292	.48728
#3	.48527	.99488	50.158	.47979	.47734	.48903	.48514
Errors	LC Pass	LC Pass	LC Pass	LC Pass	NOCHECK	NOCHECK	LC Pass
High	.60000	1.2000	60.000	.60000			.60000
Low	.40000	.80000	40.000	.40000			.40000

Elem	SB/1	SB/2	SB	SE/1	SE/2	SE	SI
Units	ppm	ppm	ppm	ppm	ppm	ppm	ppm
Avge	.49894	.50031	.49985	1.9629	1.9543	1.9571	9.8997
SDev	.00444	.00299	.00073	.0074	.0101	.0045	.0159
%RSD	.89035	.59720	.14655	.37570	.51520	.23165	.16088
#1	.49447	.50368	.50062	1.9707	1.9426	1.9520	9.9180
#2	.50336	.49800	.49979	1.9560	1.9603	1.9589	9.8895

#3	.49899	.49924	.49916	1.9619	1.9598	1.9605	9.8916
Errors	NOCHECK	NOCHECK	LC Pass	NOCHECK	NOCHECK	LC Pass	LC Pass

High			.60000			2.4000	12.000
Low			.40000			1.6000	8.0000

Elem	SN	SR	TI	TL	V_	ZN	
Units	ppm	ppm	ppm	ppm	ppm	ppm	
Avge	1.9630	.98731	.99311	1.9425	.49365	.50665	
SDev	.0066	.00154	.00047	.0016	.00181	.00190	
%RSD	.33575	.15639	.04754	.08458	.36596	.37587	
#1	1.9703	.98631	.99360	1.9436	.49561	.50867	
#2	1.9575	.98654	.99266	1.9432	.49205	.50639	
#3	1.9612	.98909	.99306	1.9406	.49330	.50489	
Errors	LC Pass	LC Pass	LC Pass	LC Pass	LC Pass	LC Pass	
High	2.4000	1.2000	1.2000	2.4000	.60000	.60000	
Low	1.6000	.80000	.80000	1.6000	.40000	.40000	

IntStd	1	2	3	4	5	6	7
Mode	Counts	NOTUSED	NOTUSED	NOTUSED	NOTUSED	NOTUSED	NOTUSED
Elem	Y	--	--	--	--	--	--
Wavlen	371.030	--	--	--	--	--	--
Avge	28807	--	--	--	--	--	--
SDev	94.21324	--	--	--	--	--	--
%RSD	.3270470	--	--	--	--	--	--
#1	28700	--	--	--	--	--	--
#2	28843	--	--	--	--	--	--
#3	28878	--	--	--	--	--	--

Method: METTRACE Sample Name: L9MN3 Operator: RJG
Run Time: 11/11/10 13:58:07
Comment: TESTAMERICA PITTSBURGH ICP METALS ANALYSIS-INST TRACEICP
Mode: CONC Corr. Factor: 1

Elem	AG	AL	AS	B_	BA	BE	CA
Units	ppm	ppm	ppm	ppm	ppm	ppm	ppm
Avge	.00049	223.77	.02178	27.009	.75598	.00034	166.47
SDev	.00046	.40	.00143	.017	.00391	.00015	.81
%RSD	94.912	.17699	6.5732	.06176	.51661	45.482	.48534
#1	-.00004	224.21	.02053	27.012	.76021	.00016	165.55
#2	.00066	223.68	.02147	27.025	.75521	.00043	166.80
#3	.00083	223.43	.02334	26.992	.75252	.00042	167.06
Errors	LC Pass	LC Pass	LC Pass	LC Pass	LC Pass	LC Pass	LC Pass
High	2.0000	500.00	10.000	30.000	10.000	10.000	600.00
Low	-.00500	-.20000	-.01000	-.20000	-.20000	-.00400	-5.0000

Elem	CD	CO	CR	CU	FE	K_	MG
Units	ppm	ppm	ppm	ppm	ppm	ppm	ppm
Avge	.00237	.00195	.11395	3.4598	6.0491	S.00000	16.422
SDev	.00026	.00087	.00085	.0132	.0225	.00000	.074
%RSD	10.956	44.690	.74255	.38226	.37217	.00000	.45185
#1	.00207	.00094	.11301	3.4747	6.0238	S.00000	16.338
#2	.00255	.00242	.11418	3.4553	6.0569	S.00000	16.455
#3	.00248	.00248	.11466	3.4495	6.0667	S.00000	16.475
Errors	LC Pass	LC Pass	LC Pass	LC Pass	LC Pass	LC Pass	LC Pass
High	5.0000	50.000	20.000	10.000	500.00	400.00	600.00
Low	-.00500	-.05000	-.00500	-.02500	-.10000	-5.0000	-5.0000

Elem	MN	MO	NA	NI	PB/1	PB/2	PB
Units	ppm	ppm	ppm	ppm	ppm	ppm	ppm
Avge	1.7222	1.5922	284.45	.04918	.46991	.45544	.46026
SDev	.0041	.0067	.85	.00068	.00395	.00381	.00276
%RSD	.23815	.41882	.29723	1.3852	.84044	.83639	.59915
#1	1.7174	1.5845	285.42	.04882	.46736	.45202	.45713
#2	1.7243	1.5958	283.87	.04875	.46791	.45955	.46233
#3	1.7248	1.5963	284.05	.04996	.47446	.45476	.46132
Errors	LC Pass	LC Pass	LC Pass	LC Pass	NOCHECK	NOCHECK	LC Pass
High	20.000	20.000	400.00	100.00			5.0000
Low	-.01500	-.04000	-5.0000	-.04000			-.00300

Elem	SB/1	SB/2	SB	SE/1	SE/2	SE	SI
Units	ppm	ppm	ppm	ppm	ppm	ppm	ppm
Avge	.06068	.06787	.06548	.02576	.00617	.01269	19.543
SDev	.00010	.00093	.00060	.00452	.00277	.00042	.009
%RSD	.16665	1.3688	.91499	17.544	44.901	3.3206	.04589
#1	.06056	.06840	.06579	.02536	.00688	.01303	19.533
#2	.06075	.06680	.06479	.02145	.00852	.01282	19.549

#3	.06072	.06842	.06586	.03046	.00311	.01222	19.548
Errors	NOCHECK	NOCHECK	LC Pass	NOCHECK	NOCHECK	LC Pass	LC Pass

High			5.0000			10.000	50.000
Low			-.01000			-.00500	-.50000

Elem	SN	SR	TI	TL	V_	ZN	
Units	ppm	ppm	ppm	ppm	ppm	ppm	
Avge	1.6606	.49912	.03776	-.00814	.03854	3.5779	
SDev	.0070	.00266	.00012	.00259	.00065	.0071	
%RSD	.42283	.53346	.31491	31.843	1.6820	.19869	
#1	1.6529	.50165	.03785	L-.01028	.03787	3.5697	
#2	1.6667	.49935	.03762	-.00526	.03858	3.5826	
#3	1.6620	.49634	.03780	-.00888	.03917	3.5814	
Errors	LC Pass	LC Pass	LC Pass	LC Pass	LC Pass	LC Pass	
High	30.000	10.000	30.000	10.000	50.000	5.0000	
Low	-.10000	-.05000	-.05000	-.01000	-.05000	-.02000	
IntStd	1	2	3	4	5	6	7
Mode	Counts	NOTUSED	NOTUSED	NOTUSED	NOTUSED	NOTUSED	NOTUSED
Elem	Y	--	--	--	--	--	--
Wavlen	371.030	--	--	--	--	--	--
Avge	25226	--	--	--	--	--	--
SDev	212.2594	--	--	--	--	--	--
%RSD	.8414419	--	--	--	--	--	--
#1	25001	--	--	--	--	--	--
#2	25252	--	--	--	--	--	--
#3	25423	--	--	--	--	--	--

Method: METTRACE Sample Name: L9MN3P5 Operator: RJG
Run Time: 11/11/10 14:03:37
Comment: TESTAMERICA PITTSBURGH ICP METALS ANALYSIS-INST TRACEICP
Mode: CONC Corr. Factor: 1

Elem	AG	AL	AS	B_	BA	BE	CA
Units	ppm	ppm	ppm	ppm	ppm	ppm	ppm
Avge	.00008	46.448	.00330	5.3390	.15599	-.00100	32.458
SDev	.00012	.057	.00028	.0144	.00012	.00009	.132
%RSD	144.77	.12228	8.4372	.27018	.07446	9.0467	.40544
#1	-.00004	46.511	.00358	5.3545	.15594	-.00090	32.593
#2	.00010	46.400	.00302	5.3366	.15590	-.00108	32.452
#3	.00019	46.434	.00331	5.3259	.15612	-.00102	32.330

Elem	CD	CO	CR	CU	FE	K_	MG
Units	ppm	ppm	ppm	ppm	ppm	ppm	ppm
Avge	.00059	.00031	.02108	.67119	1.2030	S.00000	3.3814
SDev	.00003	.00020	.00017	.00059	.0047	.00000	.0150
%RSD	5.8066	65.186	.79924	.08802	.39300	.00000	.44307
#1	.00056	.00046	.02116	.67126	1.2083	S.00000	3.3966
#2	.00063	.00008	.02120	.67056	1.1993	S.00000	3.3810
#3	.00059	.00039	.02089	.67174	1.2013	S.00000	3.3666

Elem	MN	MO	NA	NI	PB/1	PB/2	PB
Units	ppm	ppm	ppm	ppm	ppm	ppm	ppm
Avge	.33573	.30239	62.312	.00922	.08500	.09175	.08950
SDev	.00086	.00157	.174	.00056	.00228	.00076	.00079
%RSD	.25631	.52037	.27861	6.0508	2.6773	.82699	.87910
#1	.33666	.30289	62.313	.00858	.08684	.09218	.09040
#2	.33559	.30366	62.138	.00950	.08570	.09087	.08915
#3	.33495	.30063	62.485	.00958	.08245	.09219	.08895

Elem	SB/1	SB/2	SB	SE/1	SE/2	SE	SI
Units	ppm	ppm	ppm	ppm	ppm	ppm	ppm
Avge	.01420	.01304	.01342	.00032	.00233	.00166	3.8064
SDev	.00181	.00228	.00120	.00232	.00126	.00091	.0081
%RSD	12.778	17.502	8.9209	735.49	54.238	54.966	.21394
#1	.01300	.01565	.01477	-.00187	.00198	.00070	3.8149
#2	.01331	.01204	.01246	.00275	.00128	.00177	3.7986
#3	.01628	.01143	.01304	.00006	.00373	.00251	3.8057

Elem	SN	SR	TI	TL	V_	ZN
Units	ppm	ppm	ppm	ppm	ppm	ppm
Avge	.31031	.10204	.00740	.00091	.00866	.68134
SDev	.00287	.00005	.00015	.00205	.00130	.00127
%RSD	.92420	.05137	2.0637	226.53	14.998	.18597
#1	.31354	.10201	.00757	.00280	.00992	.68208
#2	.30933	.10210	.00735	-.00128	.00733	.67987
#3	.30806	.10201	.00728	.00120	.00872	.68205

IntStd	1	2	3	4	5	6	7
Mode	Counts	NOTUSED	NOTUSED	NOTUSED	NOTUSED	NOTUSED	NOTUSED
Elem	Y	--	--	--	--	--	--
Wavlen	371.030	--	--	--	--	--	--
Avge	28281	--	--	--	--	--	--
SDev	183.6999	--	--	--	--	--	--
%RSD	.6495535	--	--	--	--	--	--
#1	28444	--	--	--	--	--	--
#2	28317	--	--	--	--	--	--
#3	28082	--	--	--	--	--	--

Method: METTRACE Sample Name: CCV1-2 Operator: RJG
Run Time: 11/11/10 14:09:06
Comment: TESTAMERICA PITTSBURGH ICP METALS ANALYSIS-INST TRACEICP
Mode: CONC Corr. Factor: 1

Elem	AG	AL	AS	B_	BA	BE	CA
Units	ppm	ppm	ppm	ppm	ppm	ppm	ppm
Avge	1.0405	25.551	.51030	2.0625	2.0454	2.0247	50.053
SDev	.0042	.262	.00460	.0120	.0088	.0375	.936
%RSD	.40503	1.0255	.90048	.58345	.42954	1.8544	1.8693
#1	1.0408	25.852	.50649	2.0517	2.0484	1.9852	49.043
#2	1.0361	25.372	.50901	2.0603	2.0354	2.0292	50.226
#3	1.0445	25.429	.51540	2.0755	2.0522	2.0598	50.890
Errors	LC Pass	LC Pass	LC Pass	LC Pass	LC Pass	LC Pass	LC Pass
High	1.1000	27.500	.55000	2.2000	2.2000	2.2000	55.000
Low	.90000	22.500	.45000	1.8000	1.8000	1.8000	45.000

Elem	CD	CO	CR	CU	FE	K_	MG
Units	ppm	ppm	ppm	ppm	ppm	ppm	ppm
Avge	.49366	1.9830	1.9964	2.0941	25.158	130.09	50.143
SDev	.00992	.0312	.0278	.0182	.392	2.54	.764
%RSD	2.0088	1.5738	1.3924	.86741	1.5577	1.9558	1.5240
#1	.48311	1.9497	1.9667	2.1150	24.734	133.01	49.337
#2	.49507	1.9878	2.0005	2.0815	25.235	128.82	50.233
#3	.50279	2.0116	2.0218	2.0859	25.506	128.42	50.858
Errors	LC Pass	LC Pass	LC Pass	LC Pass	LC Pass	LC Pass	LC Pass
High	.55000	2.2000	2.2000	2.2000	27.500	137.50	55.000
Low	.45000	1.8000	1.8000	1.8000	22.500	112.50	45.000

Elem	MN	MO	NA	NI	PB/1	PB/2	PB
Units	ppm	ppm	ppm	ppm	ppm	ppm	ppm
Avge	1.9950	2.0384	130.89	1.9827	.50103	.49386	.49625
SDev	.0263	.0355	2.85	.0310	.00234	.01079	.00761
%RSD	1.3178	1.7393	2.1743	1.5630	.46708	2.1840	1.5339
#1	1.9671	2.0005	134.17	1.9491	.50061	.48222	.48834
#2	1.9985	2.0441	129.47	1.9888	.49893	.49585	.49688
#3	2.0193	2.0707	129.03	2.0102	.50356	.50351	.50353
Errors	LC Pass	LC Pass	LC Pass	LC Pass	NOCHECK	NOCHECK	LC Pass
High	2.2000	2.2000	137.50	2.2000			.55000
Low	1.8000	1.8000	112.50	1.8000			.45000

Elem	SB/1	SB/2	SB	SE/1	SE/2	SE	SI
Units	ppm	ppm	ppm	ppm	ppm	ppm	ppm
Avge	.50168	.51896	.51320	.52057	.50362	.50927	2.0758
SDev	.00707	.00047	.00238	.00305	.00801	.00633	.0039
%RSD	1.4089	.08983	.46409	.58581	1.5896	1.2438	.18601
#1	.49403	.51876	.51052	.51724	.49443	.50203	2.0760
#2	.50305	.51949	.51402	.52126	.50738	.51200	2.0719

#3	.50796	.51862	.51507	.52322	.50906	.51378	2.0796
Errors	NOCHECK	NOCHECK	LC Pass	NOCHECK	NOCHECK	LC Pass	LC Pass

High			.55000			.55000	2.2000
Low			.45000			.45000	1.8000

Elem	SN	SR	TI	TL	V_	ZN	
Units	ppm	ppm	ppm	ppm	ppm	ppm	
Avge	2.0255	2.0438	2.0382	.99758	2.0094	2.0514	
SDev	.0316	.0116	.0165	.01531	.0217	.0211	
%RSD	1.5582	.56686	.81187	1.5343	1.0806	1.0269	
#1	1.9921	2.0397	2.0219	.98223	1.9881	2.0294	
#2	2.0298	2.0348	2.0378	.99767	2.0086	2.0534	
#3	2.0548	2.0569	2.0550	1.0128	2.0315	2.0714	
Errors	LC Pass	LC Pass	LC Pass	LC Pass	LC Pass	LC Pass	
High	2.2000	2.2000	2.2000	1.1000	2.2000	2.2000	
Low	1.8000	1.8000	1.8000	.90000	1.8000	1.8000	

IntStd	1	2	3	4	5	6	7
Mode	Counts	NOTUSED	NOTUSED	NOTUSED	NOTUSED	NOTUSED	NOTUSED
Elem	Y	--	--	--	--	--	--
Wavlen	371.030	--	--	--	--	--	--
Avge	28621	--	--	--	--	--	--
SDev	65.68511	--	--	--	--	--	--
%RSD	.2294997	--	--	--	--	--	--
#1	28549	--	--	--	--	--	--
#2	28636	--	--	--	--	--	--
#3	28678	--	--	--	--	--	--

Method: METTRACE Sample Name: CCB2 Operator: RJG
Run Time: 11/11/10 14:14:35
Comment: TESTAMERICA PITTSBURGH ICP METALS ANALYSIS-INST TRACEICP
Mode: CONC Corr. Factor: 1

Elem	AG	AL	AS	B_	BA	BE	CA
Units	ppm	ppm	ppm	ppm	ppm	ppm	ppm
Avge	-.00019	.00784	-.00088	.00868	-.00007	.00016	-.00457
SDev	.00012	.00068	.00067	.00137	.00007	.00001	.00032
%RSD	65.337	8.7381	76.041	15.825	103.90	7.0681	7.0926
#1	-.00013	.00798	-.00146	.01022	-.00007	.00017	-.00491
#2	-.00011	.00845	-.00102	.00823	.00000	.00015	-.00455
#3	-.00033	.00710	-.00015	.00758	-.00014	.00016	-.00426
Errors	LC Pass	LC Pass	LC Pass	LC Pass	LC Pass	LC Pass	LC Pass
High	.00500	.20000	.01000	.20000	.20000	.00400	5.0000
Low	-.00500	-.20000	-.01000	-.20000	-.20000	-.00400	-5.0000

Elem	CD	CO	CR	CU	FE	K_	MG
Units	ppm	ppm	ppm	ppm	ppm	ppm	ppm
Avge	.00015	-.00012	-.00030	-.00072	.00350	.46505	-.00261
SDev	.00013	.00005	.00023	.00009	.00599	.00544	.00001
%RSD	87.222	42.055	78.063	13.119	171.06	1.1694	.30082
#1	.00029	-.00007	-.00005	-.00061	.01011	.45923	-.00260
#2	.00002	-.00012	-.00051	-.00077	.00196	.46592	-.00261
#3	.00015	-.00018	-.00034	-.00077	-.00157	.47001	-.00262
Errors	LC Pass	LC Pass	LC Pass	LC Pass	LC Pass	LC Pass	LC Pass
High	.00500	.05000	.00500	.02500	.10000	5.0000	5.0000
Low	-.00500	-.05000	-.00500	-.02500	-.10000	-5.0000	-5.0000

Elem	MN	MO	NA	NI	PB/1	PB/2	PB
Units	ppm	ppm	ppm	ppm	ppm	ppm	ppm
Avge	-.00002	.00647	-.41769	.00014	-.00061	.00100	.00047
SDev	.00003	.00301	.09240	.00055	.00108	.00098	.00041
%RSD	184.53	46.475	22.122	383.05	177.66	97.946	87.260
#1	-.00005	.00989	-.38651	.00071	-.00027	.00014	.00001
#2	.00000	.00533	-.52164	.00011	-.00182	.00208	.00078
#3	.00000	.00420	-.34491	-.00039	.00026	.00080	.00062
Errors	LC Pass	LC Pass	LC Pass	LC Pass	NOCHECK	NOCHECK	LC Pass
High	.01500	.04000	5.0000	.04000			.00300
Low	-.01500	-.04000	-5.0000	-.04000			-.00300

Elem	SB/1	SB/2	SB	SE/1	SE/2	SE	SI
Units	ppm	ppm	ppm	ppm	ppm	ppm	ppm
Avge	.00150	.00032	.00071	-.00137	.00031	-.00025	-.00546
SDev	.00094	.00140	.00124	.00128	.00209	.00181	.00119
%RSD	62.525	437.13	174.13	93.643	663.81	731.79	21.808
#1	.00139	.00036	.00070	-.00007	.00266	.00175	-.00529
#2	.00250	.00170	.00196	-.00263	-.00132	-.00176	-.00437

#3	.00063	-.00110	-.00052	-.00141	-.00040	-.00074	-.00673
Errors	NOCHECK	NOCHECK	LC Pass	NOCHECK	NOCHECK	LC Pass	LC Pass

High			.01000			.00500	.50000
Low			-.01000			-.00500	-.50000

Elem	SN	SR	TI	TL	V_	ZN	
Units	ppm	ppm	ppm	ppm	ppm	ppm	
Avge	.00087	-.00005	-.00000	.00253	-.00024	.00259	
SDev	.00109	.00004	.00019	.00079	.00011	.00018	
%RSD	124.85	84.573	9937.4	31.222	43.816	7.1113	
#1	.00138	-.00000	.00004	.00318	-.00018	.00238	
#2	.00161	-.00007	-.00021	.00275	-.00018	.00271	
#3	-.00038	-.00009	.00016	.00165	-.00037	.00267	
Errors	LC Pass	LC Pass	LC Pass	LC Pass	LC Pass	LC Pass	
High	.10000	.05000	.05000	.01000	.05000	.02000	
Low	-.10000	-.05000	-.05000	-.01000	-.05000	-.02000	

IntStd	1	2	3	4	5	6	7
Mode	Counts	NOTUSED	NOTUSED	NOTUSED	NOTUSED	NOTUSED	NOTUSED
Elem	Y	--	--	--	--	--	--
Wavlen	371.030	--	--	--	--	--	--
Avge	28939	--	--	--	--	--	--
SDev	203.1723	--	--	--	--	--	--
%RSD	.7020812	--	--	--	--	--	--
#1	29148	--	--	--	--	--	--
#2	28925	--	--	--	--	--	--
#3	28742	--	--	--	--	--	--

Method: METTRACE Sample Name: L9MN3S Operator: RJG
Run Time: 11/11/10 14:25:11
Comment: TESTAMERICA PITTSBURGH ICP METALS ANALYSIS-INST TRACEICP
Mode: CONC Corr. Factor: 1

Elem	AG	AL	AS	B_	BA	BE	CA
Units	ppm	ppm	ppm	ppm	ppm	ppm	ppm
Avge	.05736	226.48	2.1520	27.975	2.6541	.04841	210.05
SDev	.00040	.24	.0098	.022	.0038	.00023	.92
%RSD	.70097	.10670	.45356	.08022	.14218	.48608	.43741
#1	.05690	226.25	2.1418	27.949	2.6564	.04815	209.18
#2	.05759	226.73	2.1529	27.988	2.6562	.04848	209.98
#3	.05760	226.45	2.1613	27.988	2.6497	.04861	211.01
Errors	LC Pass	LC Pass	LC Pass	LC Pass	LC Pass	LC Pass	LC Pass
High	2.0000	500.00	10.000	30.000	10.000	10.000	600.00
Low	-.00500	-.20000	-.01000	-.20000	-.20000	-.00400	-5.0000

Elem	CD	CO	CR	CU	FE	K_	MG
Units	ppm	ppm	ppm	ppm	ppm	ppm	ppm
Avge	.05143	.48690	.30668	3.7702	6.9884	S.00000	60.869
SDev	.00036	.00241	.00114	.0029	.0277	.00000	.210
%RSD	.70725	.49415	.37345	.07819	.39701	.00000	.34513
#1	.05103	.48461	.30564	3.7688	6.9607	S.00000	60.700
#2	.05153	.48667	.30650	3.7735	6.9882	S.00000	60.802
#3	.05174	.48941	.30791	3.7681	7.0162	S.00000	61.104
Errors	LC Pass	LC Pass	LC Pass	LC Pass	LC Pass	LC Pass	LC Pass
High	5.0000	50.000	20.000	10.000	500.00	400.00	600.00
Low	-.00500	-.05000	-.00500	-.02500	-.10000	-5.0000	-5.0000

Elem	MN	MO	NA	NI	PB/1	PB/2	PB
Units	ppm	ppm	ppm	ppm	ppm	ppm	ppm
Avge	2.1938	2.6388	334.49	.52465	.93668	.94020	.93903
SDev	.0066	.0181	.42	.00084	.00362	.00756	.00616
%RSD	.29983	.68693	.12615	.15929	.38657	.80433	.65570
#1	2.1873	2.6211	334.37	.52370	.93418	.93250	.93306
#2	2.1937	2.6380	334.96	.52498	.93503	.94048	.93867
#3	2.2005	2.6573	334.14	.52528	.94083	.94762	.94536
Errors	LC Pass	LC Pass	LC Pass	LC Pass	NOCHECK	NOCHECK	LC Pass
High	20.000	20.000	400.00	100.00			5.0000
Low	-.01500	-.04000	-5.0000	-.04000			-.00300

Elem	SB/1	SB/2	SB	SE/1	SE/2	SE	SI
Units	ppm	ppm	ppm	ppm	ppm	ppm	ppm
Avge	.58230	.58816	.58621	2.1621	2.0815	2.1084	29.619
SDev	.00280	.00444	.00332	.0107	.0112	.0093	.036
%RSD	.48012	.75489	.56587	.49353	.53719	.44041	.12208
#1	.57982	.59035	.58684	2.1609	2.0690	2.0996	29.582
#2	.58176	.58305	.58262	2.1521	2.0850	2.1074	29.621

#3	.58533	.59108	.58916	2.1734	2.0905	2.1181	29.654
Errors	NOCHECK	NOCHECK	LC Pass	NOCHECK	NOCHECK	LC Pass	LC Pass

High			5.0000			10.000	50.000
Low			-.01000			-.00500	-.50000

Elem	SN	SR	TI	TL	V_	ZN	
Units	ppm	ppm	ppm	ppm	ppm	ppm	
Avge	3.6932	1.4637	.99262	1.4578	.52108	4.0611	
SDev	.0207	.0025	.00209	.0193	.00163	.0116	
%RSD	.56056	.17027	.21001	1.3239	.31204	.28625	
#1	3.6718	1.4654	.99024	1.4370	.52017	4.0486	
#2	3.6949	1.4650	.99346	1.4615	.52296	4.0631	
#3	3.7131	1.4609	.99415	1.4751	.52011	4.0716	
Errors	LC Pass	LC Pass	LC Pass	LC Pass	LC Pass	LC Pass	
High	30.000	10.000	30.000	10.000	50.000	5.0000	
Low	-.10000	-.05000	-.05000	-.01000	-.05000	-.02000	

IntStd	1	2	3	4	5	6	7
Mode	Counts	NOTUSED	NOTUSED	NOTUSED	NOTUSED	NOTUSED	NOTUSED
Elem	Y	--	--	--	--	--	--
Wavlen	371.030	--	--	--	--	--	--
Avge	25177	--	--	--	--	--	--
SDev	126.3802	--	--	--	--	--	--
%RSD	.5019618	--	--	--	--	--	--
#1	25043	--	--	--	--	--	--
#2	25196	--	--	--	--	--	--
#3	25293	--	--	--	--	--	--

Method: METTRACE Sample Name: L9MN3D Operator: RJG
Run Time: 11/11/10 14:30:40
Comment: TESTAMERICA PITTSBURGH ICP METALS ANALYSIS-INST TRACEICP
Mode: CONC Corr. Factor: 1

Elem	AG	AL	AS	B_	BA	BE	CA
Units	ppm	ppm	ppm	ppm	ppm	ppm	ppm
Avge	.05898	232.20	2.2178	28.939	2.7208	.05009	218.63
SDev	.00034	.65	.0081	.076	.0101	.00008	.12
%RSD	.57615	.27973	.36672	.26192	.37295	.16414	.05476
#1	.05936	232.95	2.2272	29.027	2.7324	.05012	218.68
#2	.05888	231.83	2.2129	28.889	2.7166	.05000	218.50
#3	.05870	231.82	2.2134	28.902	2.7134	.05015	218.72
Errors	LC Pass	LC Pass	LC Pass	LC Pass	LC Pass	LC Pass	LC Pass
High	2.0000	500.00	10.000	30.000	10.000	10.000	600.00
Low	-.00500	-.20000	-.01000	-.20000	-.20000	-.00400	-5.0000

Elem	CD	CO	CR	CU	FE	K_	MG
Units	ppm	ppm	ppm	ppm	ppm	ppm	ppm
Avge	.05307	.50150	.31549	3.8735	7.1158	S.00000	63.140
SDev	.00034	.00026	.00066	.0133	.0105	.00000	.056
%RSD	.64588	.05294	.20884	.34417	.14739	.00000	.08921
#1	.05347	.50158	.31625	3.8888	7.1180	S.00000	63.195
#2	.05285	.50172	.31513	3.8676	7.1250	S.00000	63.083
#3	.05290	.50121	.31509	3.8642	7.1044	S.00000	63.142
Errors	LC Pass	LC Pass	LC Pass	LC Pass	LC Pass	LC Pass	LC Pass
High	5.0000	50.000	20.000	10.000	500.00	400.00	600.00
Low	-.00500	-.05000	-.00500	-.02500	-.10000	-5.0000	-5.0000

Elem	MN	MO	NA	NI	PB/1	PB/2	PB
Units	ppm	ppm	ppm	ppm	ppm	ppm	ppm
Avge	2.2701	2.6798	342.27	.54095	.96753	.96893	.96846
SDev	.0024	.0046	.95	.00392	.00526	.00651	.00305
%RSD	.10461	.17002	.27698	.72383	.54369	.67233	.31542
#1	2.2727	2.6809	343.36	.54253	.97256	.96140	.96512
#2	2.2682	2.6748	341.62	.54383	.96206	.97270	.96916
#3	2.2693	2.6837	341.83	.53649	.96797	.97268	.97111
Errors	LC Pass	LC Pass	LC Pass	LC Pass	NOCHECK	NOCHECK	LC Pass
High	20.000	20.000	400.00	100.00			5.0000
Low	-.01500	-.04000	-5.0000	-.04000			-.00300

Elem	SB/1	SB/2	SB	SE/1	SE/2	SE	SI
Units	ppm	ppm	ppm	ppm	ppm	ppm	ppm
Avge	.60124	.60268	.60220	2.2176	2.1523	2.1740	30.451
SDev	.00754	.00331	.00171	.0180	.0112	.0030	.090
%RSD	1.2543	.54937	.28421	.81046	.51920	.13876	.29686
#1	.59254	.60542	.60113	2.2379	2.1395	2.1723	30.555
#2	.60531	.60361	.60417	2.2116	2.1605	2.1775	30.405

#3	.60588	.59900	.60129	2.2035	2.1567	2.1723	30.392
Errors	NOCHECK	NOCHECK	LC Pass	NOCHECK	NOCHECK	LC Pass	LC Pass

High			5.0000			10.000	50.000
Low			-.01000			-.00500	-.50000

Elem	SN	SR	TI	TL	V_	ZN	
Units	ppm	ppm	ppm	ppm	ppm	ppm	
Avge	3.8091	1.5058	1.0167	1.5597	.53576	4.1970	
SDev	.0021	.0073	.0015	.0100	.00069	.0050	
%RSD	.05586	.48365	.15008	.64017	.12820	.12015	
#1	3.8114	1.5141	1.0184	1.5495	.53648	4.2021	
#2	3.8071	1.5025	1.0161	1.5601	.53511	4.1920	
#3	3.8090	1.5006	1.0155	1.5695	.53568	4.1971	
Errors	LC Pass	LC Pass	LC Pass	LC Pass	LC Pass	LC Pass	
High	30.000	10.000	30.000	10.000	50.000	5.0000	
Low	-.10000	-.05000	-.05000	-.01000	-.05000	-.02000	

IntStd	1	2	3	4	5	6	7
Mode	Counts	NOTUSED	NOTUSED	NOTUSED	NOTUSED	NOTUSED	NOTUSED
Elem	Y	--	--	--	--	--	--
Wavlen	371.030	--	--	--	--	--	--
Avge	25283	--	--	--	--	--	--
SDev	64.10087	--	--	--	--	--	--
%RSD	.2535372	--	--	--	--	--	--
#1	25238	--	--	--	--	--	--
#2	25253	--	--	--	--	--	--
#3	25356	--	--	--	--	--	--

Method: METTRACE Sample Name: L9T8XBF Operator: RJG
Run Time: 11/11/10 14:36:08
Comment: TESTAMERICA PITTSBURGH ICP METALS ANALYSIS-INST TRACEICP
Mode: CONC Corr. Factor: 1

Elem	AG	AL	AS	B_	BA	BE	CA
Units	ppm	ppm	ppm	ppm	ppm	ppm	ppm
Avge	-.00006	.05616	-.00057	.03459	.00037	-.00083	.07133
SDev	.00035	.00557	.00080	.00637	.00007	.00004	.00532
%RSD	555.55	9.9215	140.31	18.429	18.801	4.7533	7.4555
#1	.00033	.04988	.00022	.04119	.00034	-.00078	.06935
#2	-.00032	.06051	-.00139	.03410	.00045	-.00086	.07736
#3	-.00020	.05810	-.00055	.02847	.00031	-.00084	.06729
Errors	LC Pass	LC Pass	LC Pass	LC Pass	LC Pass	LC Pass	LC Pass
High	.00500	.20000	.01000	.20000	.20000	.00400	5.0000
Low	-.00500	-.20000	-.01000	-.20000	-.20000	-.00400	-5.0000

Elem	CD	CO	CR	CU	FE	K_	MG
Units	ppm	ppm	ppm	ppm	ppm	ppm	ppm
Avge	.00017	.00031	-.00024	.00363	.01051	1.2111	.01376
SDev	.00013	.00005	.00018	.00007	.00419	.1859	.00193
%RSD	74.846	16.303	72.192	1.9387	39.831	15.354	14.050
#1	.00030	.00027	-.00019	.00370	.01227	1.0729	.01272
#2	.00015	.00037	-.00010	.00356	.01352	1.4225	.01599
#3	.00005	.00030	-.00044	.00362	.00573	1.1379	.01257
Errors	LC Pass	LC Pass	LC Pass	LC Pass	LC Pass	LC Pass	LC Pass
High	.00500	.05000	.00500	.02500	.10000	5.0000	5.0000
Low	-.00500	-.05000	-.00500	-.02500	-.10000	-5.0000	-5.0000

Elem	MN	MO	NA	NI	PB/1	PB/2	PB
Units	ppm	ppm	ppm	ppm	ppm	ppm	ppm
Avge	.00016	.00517	-.06936	.00023	-.00195	.00121	.00016
SDev	.00003	.00129	.08228	.00043	.00202	.00100	.00030
%RSD	18.839	24.881	118.62	185.10	103.51	82.396	187.59
#1	.00014	.00658	-.01576	.00069	-.00135	.00142	.00050
#2	.00019	.00487	-.02823	-.00015	-.00420	.00208	-.00001
#3	.00014	.00406	-.16410	.00015	-.00030	.00012	-.00002
Errors	LC Pass	LC Pass	LC Pass	LC Pass	NOCHECK	NOCHECK	LC Pass
High	.01500	.04000	5.0000	.04000			.00300
Low	-.01500	-.04000	-5.0000	-.04000			-.00300

Elem	SB/1	SB/2	SB	SE/1	SE/2	SE	SI
Units	ppm	ppm	ppm	ppm	ppm	ppm	ppm
Avge	.00101	.00032	.00055	.00117	.00134	.00128	.02265
SDev	.00110	.00057	.00033	.00236	.00162	.00045	.00166
%RSD	109.00	180.89	60.220	202.34	120.94	35.061	7.3312
#1	.00109	.00081	.00090	-.00132	.00320	.00169	.02455
#2	.00206	-.00031	.00048	.00145	.00048	.00080	.02146

#3	-.00013	.00045	.00026	.00338	.00033	.00134	.02193
Errors	NOCHECK	NOCHECK	LC Pass	NOCHECK	NOCHECK	LC Pass	LC Pass

High			.01000			.00500	.50000
Low			-.01000			-.00500	-.50000

Elem	SN	SR	TI	TL	V_	ZN	
Units	ppm	ppm	ppm	ppm	ppm	ppm	
Avge	.00102	.00039	.00034	H.02446	-.00019	.00845	
SDev	.00184	.00003	.00028	.00457	.00031	.00018	
%RSD	180.41	7.0798	82.329	18.669	168.52	2.1387	
#1	.00266	.00038	.00066	H.02955	.00018	.00832	
#2	.00137	.00043	.00017	H.02312	-.00036	.00865	
#3	-.00097	.00037	.00018	H.02072	-.00037	.00837	

Errors	LC Pass	LC Pass	LC Pass	LC High	LC Pass	LC Pass	
High	.10000	.05000	.05000	.01000	.05000	.02000	
Low	-.10000	-.05000	-.05000	-.01000	-.05000	-.02000	

IntStd	1	2	3	4	5	6	7
Mode	Counts	NOTUSED	NOTUSED	NOTUSED	NOTUSED	NOTUSED	NOTUSED
Elem	Y	--	--	--	--	--	--
Wavlen	371.030	--	--	--	--	--	--
Avge	29732	--	--	--	--	--	--
SDev	178.1162	--	--	--	--	--	--
%RSD	.5990769	--	--	--	--	--	--
#1	29622	--	--	--	--	--	--
#2	29636	--	--	--	--	--	--
#3	29937	--	--	--	--	--	--

Method: METTRACE Sample Name: L9T8XCF Operator: RJG
Run Time: 11/11/10 14:41:36
Comment: TESTAMERICA PITTSBURGH ICP METALS ANALYSIS-INST TRACEICP
Mode: CONC Corr. Factor: 1

Elem	AG	AL	AS	B_	BA	BE	CA
Units	ppm	ppm	ppm	ppm	ppm	ppm	ppm
Avge	.05222	2.1000	1.9907	1.0256	2.0300	.04813	48.724
SDev	.00057	.0429	.0053	.0039	.0183	.00094	.555
%RSD	1.0834	2.0444	.26414	.37862	.90274	1.9571	1.1398
#1	.05274	2.1494	1.9853	1.0296	2.0511	.04705	48.083
#2	.05229	2.0795	1.9910	1.0253	2.0210	.04858	49.059
#3	.05162	2.0712	1.9958	1.0219	2.0179	.04876	49.029
Errors	LC Pass	LC Pass	LC Pass	LC Pass	LC Pass	LC Pass	LC Pass
High	.06000	2.4000	2.4000	1.2000	2.4000	.06000	60.000
Low	.04000	1.6000	1.6000	.80000	1.6000	.04000	40.000

Elem	CD	CO	CR	CU	FE	K_	MG
Units	ppm	ppm	ppm	ppm	ppm	ppm	ppm
Avge	.04832	.48149	.19524	.25794	.91593	54.805	49.683
SDev	.00064	.00492	.00147	.00404	.03008	1.276	.273
%RSD	1.3252	1.0225	.75253	1.5646	3.2838	2.3284	.54921
#1	.04758	.47581	.19358	.26260	.88121	56.276	49.371
#2	.04862	.48406	.19638	.25585	.93263	54.147	49.876
#3	.04875	.48459	.19577	.25538	.93395	53.992	49.802
Errors	LC Pass	LC Pass	LC Pass	LC Pass	LC Pass	LC Pass	LC Pass
High	.06000	.60000	.24000	.30000	1.2000	60.000	60.000
Low	.04000	.40000	.16000	.20000	.80000	40.000	40.000

Elem	MN	MO	NA	NI	PB/1	PB/2	PB
Units	ppm	ppm	ppm	ppm	ppm	ppm	ppm
Avge	.49083	.98671	53.522	.48159	.48418	.49027	.48824
SDev	.00340	.01382	1.456	.00438	.00273	.00705	.00381
%RSD	.69217	1.4009	2.7204	.91041	.56334	1.4375	.78030
#1	.48692	.97107	55.199	.47656	.48733	.48228	.48396
#2	.49294	.99175	52.785	.48363	.48265	.49293	.48951
#3	.49265	.99730	52.582	.48459	.48256	.49560	.49126
Errors	LC Pass	LC Pass	LC Pass	LC Pass	NOCHECK	NOCHECK	LC Pass
High	.60000	1.2000	60.000	.60000			.60000
Low	.40000	.80000	40.000	.40000			.40000

Elem	SB/1	SB/2	SB	SE/1	SE/2	SE	SI
Units	ppm	ppm	ppm	ppm	ppm	ppm	ppm
Avge	.50814	.51248	.51103	2.0343	2.0390	2.0375	10.200
SDev	.00387	.00244	.00034	.0037	.0026	.0030	.086
%RSD	.76079	.47543	.06611	.18404	.12933	.14748	.84554
#1	.50375	.51524	.51142	2.0384	2.0419	2.0407	10.298
#2	.51107	.51064	.51078	2.0337	2.0384	2.0368	10.161

#3	.50959	.51155	.51090	2.0310	2.0368	2.0348	10.139
Errors	NOCHECK	NOCHECK	LC Pass	NOCHECK	NOCHECK	LC Pass	LC Pass

High			.60000			2.4000	12.000
Low			.40000			1.6000	8.0000

Elem	SN	SR	TI	TL	V_	ZN	
Units	ppm	ppm	ppm	ppm	ppm	ppm	
Avge	1.9594	1.0149	.99675	1.9616	.49255	.51107	
SDev	.0200	.0084	.00128	.0116	.00202	.00266	
%RSD	1.0189	.82688	.12886	.59199	.41092	.52027	
#1	1.9366	1.0246	.99543	1.9483	.49026	.50803	
#2	1.9677	1.0100	.99799	1.9665	.49408	.51217	
#3	1.9738	1.0100	.99684	1.9699	.49332	.51300	
Errors	LC Pass	LC Pass	LC Pass	LC Pass	LC Pass	LC Pass	
High	2.4000	1.2000	1.2000	2.4000	.60000	.60000	
Low	1.6000	.80000	.80000	1.6000	.40000	.40000	

IntStd	1	2	3	4	5	6	7
Mode	Counts	NOTUSED	NOTUSED	NOTUSED	NOTUSED	NOTUSED	NOTUSED
Elem	Y	--	--	--	--	--	--
Wavlen	371.030	--	--	--	--	--	--
Avge	28926	--	--	--	--	--	--
SDev	255.1554	--	--	--	--	--	--
%RSD	.8821017	--	--	--	--	--	--
#1	29219	--	--	--	--	--	--
#2	28800	--	--	--	--	--	--
#3	28758	--	--	--	--	--	--

Method: METTRACE Sample Name: L9MN3F Operator: RJG
Run Time: 11/11/10 14:47:05
Comment: TESTAMERICA PITTSBURGH ICP METALS ANALYSIS-INST TRACEICP
Mode: CONC Corr. Factor: 1

Elem	AG	AL	AS	B_	BA	BE	CA
Units	ppm	ppm	ppm	ppm	ppm	ppm	ppm
Avge	-.00043	266.37	.02670	H33.706	.37677	.00041	82.610
SDev	.00013	7.36	.00163	.856	.00975	.00021	2.031
%RSD	30.382	2.7645	6.1229	2.5407	2.5874	51.740	2.4587
#1	-.00034	274.86	.02630	H34.693	.38801	.00016	84.952
#2	-.00036	262.57	.02850	H33.275	.37161	.00052	81.540
#3	-.00058	261.68	.02530	H33.151	.37068	.00054	81.336
Errors	LC Pass	LC Pass	LC Pass	LC High	LC Pass	LC Pass	LC Pass
High	2.0000	500.00	10.000	30.000	10.000	10.000	600.00
Low	-.00500	-.20000	-.01000	-.20000	-.20000	-.00400	-5.0000

Elem	CD	CO	CR	CU	FE	K_	MG
Units	ppm	ppm	ppm	ppm	ppm	ppm	ppm
Avge	.00104	.00114	.12826	3.7083	5.5791	S.00000	11.314
SDev	.00020	.00017	.00315	.1024	.1333	.00000	.277
%RSD	19.199	14.919	2.4577	2.7601	2.3884	.00000	2.4481
#1	.00110	.00094	.13190	3.8262	5.7329	S.00000	11.633
#2	.00120	.00125	.12637	3.6554	5.4987	S.00000	11.176
#3	.00082	.00122	.12651	3.6432	5.5057	S.00000	11.133
Errors	LC Pass	LC Pass	LC Pass	LC Pass	LC Pass	LC Pass	LC Pass
High	5.0000	50.000	20.000	10.000	500.00	400.00	600.00
Low	-.00500	-.05000	-.00500	-.02500	-.10000	-5.0000	-5.0000

Elem	MN	MO	NA	NI	PB/1	PB/2	PB
Units	ppm	ppm	ppm	ppm	ppm	ppm	ppm
Avge	1.0804	1.8280	341.65	.03043	.27232	.24224	.25226
SDev	.0275	.0440	9.23	.00094	.01316	.00374	.00555
%RSD	2.5431	2.4065	2.7007	3.1059	4.8328	1.5431	2.2013
#1	1.1121	1.8787	352.29	.03149	.28644	.24479	.25866
#2	1.0662	1.8050	336.80	.03011	.27015	.23795	.24867
#3	1.0629	1.8003	335.85	.02969	.26039	.24399	.24945
Errors	LC Pass	LC Pass	LC Pass	LC Pass	NOCHECK	NOCHECK	LC Pass
High	20.000	20.000	400.00	100.00			5.0000
Low	-.01500	-.04000	-5.0000	-.04000			-.00300

Elem	SB/1	SB/2	SB	SE/1	SE/2	SE	SI
Units	ppm	ppm	ppm	ppm	ppm	ppm	ppm
Avge	.07739	.08347	.08144	.03114	.00601	.01438	22.799
SDev	.00483	.00434	.00163	.00707	.00303	.00050	.604
%RSD	6.2429	5.2003	2.0055	22.705	50.400	3.4470	2.6495
#1	.07338	.08825	.08330	.03674	.00407	.01495	23.495
#2	.07603	.08235	.08024	.03349	.00446	.01413	22.499

#3	.08275	.07979	.08078	.02320	.00950	.01406	22.405
Errors	NOCHECK	NOCHECK	LC Pass	NOCHECK	NOCHECK	LC Pass	LC Pass

High			5.0000			10.000	50.000
Low			-.01000			-.00500	-.50000

Elem	SN	SR	TI	TL	V_	ZN	
Units	ppm	ppm	ppm	ppm	ppm	ppm	
Avge	1.9944	.24156	.03172	-.00093	.04562	2.7048	
SDev	.0461	.00617	.00047	.00145	.00181	.0721	
%RSD	2.3121	2.5527	1.4777	155.48	3.9716	2.6665	
#1	2.0475	.24867	.03226	-.00112	.04713	2.7878	
#2	1.9715	.23838	.03145	-.00228	.04612	2.6684	
#3	1.9643	.23764	.03145	.00060	.04361	2.6580	

Errors	LC Pass	LC Pass	LC Pass	LC Pass	LC Pass	LC Pass	
High	30.000	10.000	30.000	10.000	50.000	5.0000	
Low	-.10000	-.05000	-.05000	-.01000	-.05000	-.02000	

IntStd	1	2	3	4	5	6	7
Mode	Counts	NOTUSED	NOTUSED	NOTUSED	NOTUSED	NOTUSED	NOTUSED
Elem	Y	--	--	--	--	--	--
Wavlen	371.030	--	--	--	--	--	--
Avge	25181	--	--	--	--	--	--
SDev	640.2558	--	--	--	--	--	--
%RSD	2.542610	--	--	--	--	--	--
#1	24442	--	--	--	--	--	--
#2	25549	--	--	--	--	--	--
#3	25553	--	--	--	--	--	--

Method: METTRACE Sample Name: L9MN3P5F Operator: RJG
Run Time: 11/11/10 14:52:33
Comment: TESTAMERICA PITTSBURGH ICP METALS ANALYSIS-INST TRACEICP
Mode: CONC Corr. Factor: 1

Elem	AG	AL	AS	B_	BA	BE	CA
Units	ppm	ppm	ppm	ppm	ppm	ppm	ppm
Avge	-.00004	54.145	.00438	6.3571	.07509	-.00089	15.407
SDev	.00020	.134	.00095	.0064	.00013	.00005	.070
%RSD	527.05	.24831	21.607	.10035	.17800	5.6024	.45291
#1	-.00019	53.991	.00433	6.3535	.07495	-.00095	15.366
#2	-.00011	54.239	.00346	6.3534	.07522	-.00089	15.367
#3	.00019	54.206	.00535	6.3645	.07509	-.00085	15.487

Elem	CD	CO	CR	CU	FE	K_	MG
Units	ppm	ppm	ppm	ppm	ppm	ppm	ppm
Avge	.00028	.00012	.02228	.69983	1.0667	S.00000	2.2201
SDev	.00007	.00008	.00017	.00094	.0088	.00000	.0114
%RSD	25.458	63.973	.75173	.13485	.82880	.00000	.51455
#1	.00021	.00021	.02230	.69875	1.0569	S.00000	2.2114
#2	.00035	.00005	.02210	.70045	1.0692	S.00000	2.2160
#3	.00029	.00011	.02244	.70030	1.0740	S.00000	2.2330

Elem	MN	MO	NA	NI	PB/1	PB/2	PB
Units	ppm	ppm	ppm	ppm	ppm	ppm	ppm
Avge	.20292	.33476	74.206	.00569	.04502	.04886	.04758
SDev	.00071	.00092	.282	.00110	.00151	.00090	.00011
%RSD	.35111	.27396	.38061	19.332	3.3497	1.8404	.22888
#1	.20241	.33482	73.880	.00450	.04351	.04980	.04770
#2	.20261	.33382	74.357	.00591	.04501	.04877	.04752
#3	.20373	.33565	74.380	.00667	.04653	.04801	.04751

Elem	SB/1	SB/2	SB	SE/1	SE/2	SE	SI
Units	ppm	ppm	ppm	ppm	ppm	ppm	ppm
Avge	.01319	.01583	.01495	.00521	.00120	.00253	4.2367
SDev	.00116	.00165	.00073	.00358	.00108	.00097	.0113
%RSD	8.7648	10.416	4.8843	68.620	89.978	38.202	.26787
#1	.01452	.01395	.01413	.00108	.00190	.00163	4.2289
#2	.01241	.01656	.01518	.00719	.00174	.00355	4.2316
#3	.01263	.01699	.01554	.00736	-.00004	.00242	4.2497

Elem	SN	SR	TI	TL	V_	ZN
Units	ppm	ppm	ppm	ppm	ppm	ppm
Avge	.35667	.04759	.00594	.00059	.00884	.49021
SDev	.00391	.00009	.00035	.00162	.00079	.00128
%RSD	1.0957	.19346	5.8278	271.88	8.9438	.26006
#1	.35984	.04752	.00633	.00222	.00859	.48918
#2	.35230	.04754	.00581	-.00101	.00821	.48981
#3	.35786	.04769	.00567	.00058	.00973	.49164

IntStd	1	2	3	4	5	6	7
Mode	Counts	NOTUSED	NOTUSED	NOTUSED	NOTUSED	NOTUSED	NOTUSED
Elem	Y	--	--	--	--	--	--
Wavlen	371.030	--	--	--	--	--	--
Avge	27761	--	--	--	--	--	--
SDev	33.44168	--	--	--	--	--	--
%RSD	.1204636	--	--	--	--	--	--
#1	27734	--	--	--	--	--	--
#2	27750	--	--	--	--	--	--
#3	27798	--	--	--	--	--	--

Method: METTRACE Sample Name: L9MN3SF Operator: RJG
Run Time: 11/11/10 14:58:01
Comment: TESTAMERICA PITTSBURGH ICP METALS ANALYSIS-INST TRACEICP
Mode: CONC Corr. Factor: 1

Elem	AG	AL	AS	B_	BA	BE	CA
Units	ppm	ppm	ppm	ppm	ppm	ppm	ppm
Avge	.05753	264.48	2.2513	H34.162	2.2722	.04884	128.38
SDev	.00006	.58	.0143	.113	.0021	.00024	.93
%RSD	.09479	.21758	.63480	.32996	.09308	.48315	.72810
#1	.05750	265.14	2.2670	H34.285	2.2735	.04909	129.44
#2	.05749	264.11	2.2479	H34.137	2.2733	.04880	128.02
#3	.05759	264.18	2.2391	H34.064	2.2697	.04863	127.68
Errors	LC Pass	LC Pass	LC Pass	LC High	LC Pass	LC Pass	LC Pass
High	2.0000	500.00	10.000	30.000	10.000	10.000	600.00
Low	-.00500	-.20000	-.01000	-.20000	-.20000	-.00400	-5.0000

Elem	CD	CO	CR	CU	FE	K_	MG
Units	ppm	ppm	ppm	ppm	ppm	ppm	ppm
Avge	.05193	.49564	.32011	3.9379	6.3412	S.00000	56.928
SDev	.00053	.00323	.00182	.0024	.0462	.00000	.393
%RSD	1.0225	.65077	.56780	.05989	.72793	.00000	.69071
#1	.05253	.49933	.32221	3.9402	6.3944	S.00000	57.369
#2	.05172	.49424	.31901	3.9382	6.3179	S.00000	56.801
#3	.05153	.49335	.31912	3.9355	6.3114	S.00000	56.615
Errors	LC Pass	LC Pass	LC Pass	LC Pass	LC Pass	LC Pass	LC Pass
High	5.0000	50.000	20.000	10.000	500.00	400.00	600.00
Low	-.00500	-.05000	-.00500	-.02500	-.10000	-5.0000	-5.0000

Elem	MN	MO	NA	NI	PB/1	PB/2	PB
Units	ppm	ppm	ppm	ppm	ppm	ppm	ppm
Avge	1.5498	2.8198	386.17	.51569	.74688	.74657	.74668
SDev	.0082	.0056	.40	.00292	.00750	.00420	.00462
%RSD	.53044	.19782	.10370	.56649	1.0037	.56200	.61918
#1	1.5591	2.8258	386.41	.51904	.75490	.75047	.75195
#2	1.5471	2.8188	385.70	.51441	.74568	.74213	.74332
#3	1.5433	2.8147	386.38	.51364	.74005	.74711	.74476
Errors	LC Pass	LC Pass	LC Pass	LC Pass	NOCHECK	NOCHECK	LC Pass
High	20.000	20.000	400.00	100.00			5.0000
Low	-.01500	-.04000	-5.0000	-.04000			-.00300

Elem	SB/1	SB/2	SB	SE/1	SE/2	SE	SI
Units	ppm	ppm	ppm	ppm	ppm	ppm	ppm
Avge	.62967	.62190	.62449	2.2896	2.2053	2.2334	32.737
SDev	.00642	.00385	.00389	.0167	.0044	.0075	.134
%RSD	1.0202	.61971	.62265	.72957	.20124	.33793	.41019
#1	.63684	.62450	.62861	2.3056	2.2100	2.2418	32.887
#2	.62444	.62373	.62397	2.2909	2.2012	2.2311	32.693

#3	.62772	.61747	.62089	2.2722	2.2048	2.2273	32.629
Errors	NOCHECK	NOCHECK	LC Pass	NOCHECK	NOCHECK	LC Pass	LC Pass

High			5.0000			10.000	50.000
Low			-.01000			-.00500	-.50000

Elem	SN	SR	TI	TL	V_	ZN	
Units	ppm	ppm	ppm	ppm	ppm	ppm	
Avge	4.0747	1.2023	.99611	1.4501	.53183	3.1943	
SDev	.0311	.0019	.00522	.0065	.00286	.0153	
%RSD	.76321	.15756	.52356	.44684	.53707	.48019	
#1	4.1077	1.2031	1.0020	1.4429	.53495	3.2120	
#2	4.0703	1.2037	.99445	1.4556	.53119	3.1868	
#3	4.0460	1.2002	.99193	1.4517	.52935	3.1842	
Errors	LC Pass	LC Pass	LC Pass	LC Pass	LC Pass	LC Pass	
High	30.000	10.000	30.000	10.000	50.000	5.0000	
Low	-.10000	-.05000	-.05000	-.01000	-.05000	-.02000	

IntStd	1	2	3	4	5	6	7
Mode	Counts	NOTUSED	NOTUSED	NOTUSED	NOTUSED	NOTUSED	NOTUSED
Elem	Y	--	--	--	--	--	--
Wavlen	371.030	--	--	--	--	--	--
Avge	25372	--	--	--	--	--	--
SDev	42.68930	--	--	--	--	--	--
%RSD	.1682556	--	--	--	--	--	--
#1	25361	--	--	--	--	--	--
#2	25419	--	--	--	--	--	--
#3	25336	--	--	--	--	--	--

Method: METTRACE Sample Name: L9MN3DF Operator: RJG
Run Time: 11/11/10 15:03:30
Comment: TESTAMERICA PITTSBURGH ICP METALS ANALYSIS-INST TRACEICP
Mode: CONC Corr. Factor: 1

Elem	AG	AL	AS	B_	BA	BE	CA
Units	ppm	ppm	ppm	ppm	ppm	ppm	ppm
Avge	.05741	263.13	2.2618	H33.837	2.2684	.04898	127.83
SDev	.00052	.47	.0071	.086	.0020	.00034	.69
%RSD	.90176	.17729	.31244	.25314	.08888	.69149	.53632
#1	.05707	263.46	2.2536	H33.741	2.2700	.04860	127.05
#2	.05801	263.34	2.2653	H33.868	2.2691	.04909	128.06
#3	.05716	262.60	2.2664	H33.903	2.2661	.04926	128.36
Errors	LC Pass	LC Pass	LC Pass	LC High	LC Pass	LC Pass	LC Pass
High	2.0000	500.00	10.000	30.000	10.000	10.000	600.00
Low	-.00500	-.20000	-.01000	-.20000	-.20000	-.00400	-5.0000

Elem	CD	CO	CR	CU	FE	K_	MG
Units	ppm	ppm	ppm	ppm	ppm	ppm	ppm
Avge	.05196	.49746	.32052	3.9141	6.3055	S.00000	56.962
SDev	.00040	.00297	.00198	.0064	.0222	.00000	.318
%RSD	.76693	.59768	.61710	.16260	.35162	.00000	.55861
#1	.05157	.49408	.31824	3.9195	6.2800	S.00000	56.601
#2	.05194	.49867	.32185	3.9156	6.3204	S.00000	57.084
#3	.05236	.49964	.32145	3.9071	6.3160	S.00000	57.201
Errors	LC Pass	LC Pass	LC Pass	LC Pass	LC Pass	LC Pass	LC Pass
High	5.0000	50.000	20.000	10.000	500.00	400.00	600.00
Low	-.00500	-.05000	-.00500	-.02500	-.10000	-5.0000	-5.0000

Elem	MN	MO	NA	NI	PB/1	PB/2	PB
Units	ppm	ppm	ppm	ppm	ppm	ppm	ppm
Avge	1.5432	2.8293	385.19	.51660	.75646	.73829	.74434
SDev	.0056	.0131	1.03	.00282	.00653	.00322	.00373
%RSD	.36121	.46212	.26770	.54690	.86371	.43635	.50041
#1	1.5368	2.8142	386.30	.51348	.74892	.73636	.74054
#2	1.5459	2.8366	385.00	.51734	.76050	.73650	.74449
#3	1.5468	2.8372	384.27	.51899	.75996	.74201	.74798
Errors	LC Pass	LC Pass	LC Pass	LC Pass	NOCHECK	NOCHECK	LC Pass
High	20.000	20.000	400.00	100.00			5.0000
Low	-.01500	-.04000	-5.0000	-.04000			-.00300

Elem	SB/1	SB/2	SB	SE/1	SE/2	SE	SI
Units	ppm	ppm	ppm	ppm	ppm	ppm	ppm
Avge	.62866	.63670	.63402	2.3099	2.2039	2.2392	32.741
SDev	.00144	.00215	.00097	.0171	.0138	.0149	.055
%RSD	.22878	.33787	.15312	.74052	.62815	.66397	.16933
#1	.63026	.63422	.63290	2.2902	2.1884	2.2223	32.677
#2	.62825	.63779	.63461	2.3186	2.2081	2.2449	32.773

#3	.62747	.63808	.63455	2.3209	2.2151	2.2504	32.774
Errors	NOCHECK	NOCHECK	LC Pass	NOCHECK	NOCHECK	LC Pass	LC Pass

High			5.0000			10.000	50.000
Low			-.01000			-.00500	-.50000

Elem	SN	SR	TI	TL	V_	ZN	
Units	ppm	ppm	ppm	ppm	ppm	ppm	
Avge	4.1020	1.1974	1.0089	1.4525	.53336	3.1825	
SDev	.0161	.0007	.0022	.0201	.00167	.0062	
%RSD	.39140	.06130	.21805	1.3870	.31310	.19554	
#1	4.0836	1.1970	1.0065	1.4307	.53145	3.1753	
#2	4.1092	1.1969	1.0107	1.4564	.53455	3.1862	
#3	4.1131	1.1982	1.0096	1.4704	.53407	3.1859	
Errors	LC Pass	LC Pass	LC Pass	LC Pass	LC Pass	LC Pass	
High	30.000	10.000	30.000	10.000	50.000	5.0000	
Low	-.10000	-.05000	-.05000	-.01000	-.05000	-.02000	

IntStd	1	2	3	4	5	6	7
Mode	Counts	NOTUSED	NOTUSED	NOTUSED	NOTUSED	NOTUSED	NOTUSED
Elem	Y	--	--	--	--	--	--
Wavlen	371.030	--	--	--	--	--	--
Avge	25348	--	--	--	--	--	--
SDev	178.9386	--	--	--	--	--	--
%RSD	.7059174	--	--	--	--	--	--
#1	25215	--	--	--	--	--	--
#2	25279	--	--	--	--	--	--
#3	25552	--	--	--	--	--	--

Method: METTRACE Sample Name: L9T87BT Operator: RJG
Run Time: 11/11/10 15:08:58
Comment: TESTAMERICA PITTSBURGH ICP METALS ANALYSIS-INST TRACEICP
Mode: CONC Corr. Factor: 1

Elem	AG	AL	AS	B_	BA	BE	CA
Units	ppm	ppm	ppm	ppm	ppm	ppm	ppm
Avge	-.00007	.04298	-.00004	.05013	.00003	-.00073	.01543
SDev	.00043	.00497	.00035	.01098	.00007	.00008	.00095
%RSD	653.98	11.565	975.96	21.909	219.88	11.474	6.1749
#1	-.00010	.04867	.00027	.06211	-.00004	-.00078	.01571
#2	.00038	.04081	.00004	.04774	.00011	-.00079	.01437
#3	-.00048	.03947	-.00041	.04054	.00003	-.00064	.01622
Errors	LC Pass	LC Pass	LC Pass	LC Pass	LC Pass	LC Pass	LC Pass
High	.00500	.20000	.01000	.20000	.20000	.00400	5.0000
Low	-.00500	-.20000	-.01000	-.20000	-.20000	-.00400	-5.0000

Elem	CD	CO	CR	CU	FE	K_	MG
Units	ppm	ppm	ppm	ppm	ppm	ppm	ppm
Avge	.00022	-.00011	-.00014	.00219	.00847	.99499	.00108
SDev	.00009	.00019	.00018	.00011	.00363	.03229	.00169
%RSD	40.365	168.49	132.07	5.1910	42.881	3.2447	155.59
#1	.00015	-.00007	-.00020	.00211	.00892	.98116	.00071
#2	.00019	-.00032	.00007	.00232	.01186	.97193	.00293
#3	.00032	.00005	-.00028	.00213	.00463	1.0319	-.00038
Errors	LC Pass	LC Pass	LC Pass	LC Pass	LC Pass	LC Pass	LC Pass
High	.00500	.05000	.00500	.02500	.10000	5.0000	5.0000
Low	-.00500	-.05000	-.00500	-.02500	-.10000	-5.0000	-5.0000

Elem	MN	MO	NA	NI	PB/1	PB/2	PB
Units	ppm	ppm	ppm	ppm	ppm	ppm	ppm
Avge	.00003	.00668	.16869	-.00000	-.00024	.00029	.00011
SDev	.00003	.00311	.14980	.00041	.00127	.00103	.00048
%RSD	98.833	46.489	88.806	17297.	538.95	361.51	425.20
#1	-.00000	.00948	.32246	-.00045	-.00120	.00025	-.00024
#2	.00005	.00724	.16039	.00010	.00120	-.00073	-.00008
#3	.00005	.00334	.02320	.00034	-.00071	.00134	.00066
Errors	LC Pass	LC Pass	LC Pass	LC Pass	NOCHECK	NOCHECK	LC Pass
High	.01500	.04000	5.0000	.04000			.00300
Low	-.01500	-.04000	-5.0000	-.04000			-.00300

Elem	SB/1	SB/2	SB	SE/1	SE/2	SE	SI
Units	ppm	ppm	ppm	ppm	ppm	ppm	ppm
Avge	.00153	-.00097	-.00014	-.00191	.00454	.00239	.01936
SDev	.00114	.00115	.00043	.00227	.00181	.00130	.00096
%RSD	74.451	118.18	312.22	118.67	39.819	54.482	4.9416
#1	.00129	-.00121	-.00038	-.00345	.00643	.00314	.01923
#2	.00053	.00028	.00036	.00070	.00438	.00315	.02037

#3	.00277	-.00198	-.00040	-.00299	.00282	.00089	.01847
Errors	NOCHECK	NOCHECK	LC Pass	NOCHECK	NOCHECK	LC Pass	LC Pass

High			.06000			.02000	.50000
Low			-.06000			-.02000	-.50000

Elem	SN	SR	TI	TL	V_	ZN	
Units	ppm	ppm	ppm	ppm	ppm	ppm	
Avge	.00094	.00038	.00005	H.02133	-.00025	.00365	
SDev	.00037	.00007	.00021	.00739	.00028	.00009	
%RSD	39.607	18.791	454.79	34.651	113.86	2.5229	
#1	.00138	.00034	.00017	H.02916	-.00018	.00361	
#2	.00073	.00046	.00017	H.02036	-.00000	.00359	
#3	.00073	.00033	-.00020	H.01447	-.00055	.00376	

Errors	LC Pass	LC Pass	LC Pass	LC High	LC Pass	LC Pass	
High	.10000	.05000	.05000	.01000	.05000	.02000	
Low	-.10000	-.05000	-.05000	-.01000	-.05000	-.02000	

IntStd	1	2	3	4	5	6	7
Mode	Counts	NOTUSED	NOTUSED	NOTUSED	NOTUSED	NOTUSED	NOTUSED
Elem	Y	--	--	--	--	--	--
Wavlen	371.030	--	--	--	--	--	--
Avge	29333	--	--	--	--	--	--
SDev	112.7307	--	--	--	--	--	--
%RSD	.3843132	--	--	--	--	--	--
#1	29451	--	--	--	--	--	--
#2	29321	--	--	--	--	--	--
#3	29227	--	--	--	--	--	--

Method: METTRACE Sample Name: L9Q49BT Operator: RJG
Run Time: 11/11/10 15:14:26
Comment: TESTAMERICA PITTSBURGH ICP METALS ANALYSIS-INST TRACEICP
Mode: CONC Corr. Factor: 1

Elem	AG	AL	AS	B_	BA	BE	CA
Units	ppm	ppm	ppm	ppm	ppm	ppm	ppm
Avge	-.00000	.02339	.00034	.03264	.00028	.00005	.00444
SDev	.00065	.00032	.00064	.00150	.00010	.00008	.00042
%RSD	22089.	1.3589	187.41	4.6057	36.214	159.34	9.3748
#1	.00054	.02327	.00086	.03425	.00037	-.00004	.00417
#2	.00018	.02315	.00055	.03241	.00028	.00007	.00423
#3	-.00073	.02375	-.00038	.03127	.00017	.00013	.00492
Errors	LC Pass	LC Pass	LC Pass	LC Pass	LC Pass	LC Pass	LC Pass
High	.00500	.20000	.01000	.20000	.20000	.00400	5.0000
Low	-.00500	-.20000	-.01000	-.20000	-.20000	-.00400	-5.0000

Elem	CD	CO	CR	CU	FE	K_	MG
Units	ppm	ppm	ppm	ppm	ppm	ppm	ppm
Avge	.00023	-.00050	-.00002	.00080	.00309	.93110	-.00074
SDev	.00006	.00026	.00041	.00052	.00317	.04532	.00354
%RSD	24.299	51.259	1836.5	65.004	102.59	4.8668	476.95
#1	.00018	-.00037	.00020	.00139	.00505	.98110	.00185
#2	.00023	-.00034	.00023	.00057	.00479	.91944	.00070
#3	.00029	-.00080	-.00050	.00043	-.00057	.89275	-.00477
Errors	LC Pass	LC Pass	LC Pass	LC Pass	LC Pass	LC Pass	LC Pass
High	.00500	.05000	.00500	.02500	.10000	5.0000	5.0000
Low	-.00500	-.05000	-.00500	-.02500	-.10000	-5.0000	-5.0000

Elem	MN	MO	NA	NI	PB/1	PB/2	PB
Units	ppm	ppm	ppm	ppm	ppm	ppm	ppm
Avge	.00013	.00312	-.09828	.00060	.00298	-.00100	.00032
SDev	.00003	.00092	.08917	.00079	.00331	.00171	.00005
%RSD	23.847	29.410	90.736	130.58	111.19	170.61	14.842
#1	.00015	.00413	-.17859	.00065	.00514	-.00209	.00032
#2	.00014	.00291	-.11393	.00136	.00462	-.00189	.00028
#3	.00009	.00233	-.00231	-.00021	-.00083	.00097	.00037
Errors	LC Pass	LC Pass	LC Pass	LC Pass	NOCHECK	NOCHECK	LC Pass
High	.01500	.04000	5.0000	.04000			.00300
Low	-.01500	-.04000	-5.0000	-.04000			-.00300

Elem	SB/1	SB/2	SB	SE/1	SE/2	SE	SI
Units	ppm	ppm	ppm	ppm	ppm	ppm	ppm
Avge	.00172	.00145	.00154	.00741	.00509	.00586	.00844
SDev	.00352	.00177	.00006	.00449	.00185	.00040	.00093
%RSD	205.46	121.87	3.9402	60.686	36.380	6.8015	11.089
#1	.00005	.00238	.00160	.00994	.00366	.00575	.00740
#2	-.00067	.00256	.00148	.01006	.00443	.00631	.00922

#3	.00576	-.00059	.00153	.00222	.00719	.00553	.00869
Errors	NOCHECK	NOCHECK	LC Pass	NOCHECK	NOCHECK	LC Pass	LC Pass

High			.06000			.02000	.50000
Low			-.06000			-.02000	-.50000

Elem	SN	SR	TI	TL	V_	ZN	
Units	ppm	ppm	ppm	ppm	ppm	ppm	
Avge	.01126	.00003	.00009	.00109	-.00043	.00466	
SDev	.00183	.00011	.00007	.00194	.00028	.00012	
%RSD	16.230	363.07	80.894	179.07	64.662	2.5883	
#1	.01296	.00009	.00004	.00070	-.00037	.00453	
#2	.01150	.00010	.00017	.00320	-.00019	.00467	
#3	.00933	-.00010	.00005	-.00063	-.00073	.00477	
Errors	LC Pass	LC Pass	LC Pass	LC Pass	LC Pass	LC Pass	
High	.10000	.05000	.05000	.01000	.05000	.02000	
Low	-.10000	-.05000	-.05000	-.01000	-.05000	-.02000	

IntStd	1	2	3	4	5	6	7
Mode	Counts	NOTUSED	NOTUSED	NOTUSED	NOTUSED	NOTUSED	NOTUSED
Elem	Y	--	--	--	--	--	--
Wavlen	371.030	--	--	--	--	--	--
Avge	29404	--	--	--	--	--	--
SDev	253.4042	--	--	--	--	--	--
%RSD	.8617990	--	--	--	--	--	--
#1	29114	--	--	--	--	--	--
#2	29518	--	--	--	--	--	--
#3	29581	--	--	--	--	--	--

Method: METTRACE Sample Name: CCV1-3 Operator: RJG
Run Time: 11/11/10 15:19:55
Comment: TESTAMERICA PITTSBURGH ICP METALS ANALYSIS-INST TRACEICP
Mode: CONC Corr. Factor: 1

Elem	AG	AL	AS	B_	BA	BE	CA
Units	ppm	ppm	ppm	ppm	ppm	ppm	ppm
Avge	1.0212	25.195	.50857	2.0426	2.0334	2.0060	49.839
SDev	.0025	.059	.00074	.0024	.0053	.0034	.075
%RSD	.24330	.23411	.14633	.11845	.26265	.17050	.15134
#1	1.0238	25.239	.50890	2.0445	2.0383	2.0080	49.866
#2	1.0208	25.219	.50771	2.0399	2.0341	2.0020	49.754
#3	1.0188	25.128	.50909	2.0435	2.0277	2.0079	49.897
Errors	LC Pass	LC Pass	LC Pass	LC Pass	LC Pass	LC Pass	LC Pass
High	1.1000	27.500	.55000	2.2000	2.2000	2.2000	55.000
Low	.90000	22.500	.45000	1.8000	1.8000	1.8000	45.000

Elem	CD	CO	CR	CU	FE	K_	MG
Units	ppm	ppm	ppm	ppm	ppm	ppm	ppm
Avge	.49260	1.9685	1.9925	2.0708	25.082	128.65	49.699
SDev	.00109	.0024	.0026	.0045	.045	.36	.085
%RSD	.22194	.11941	.13104	.21625	.17894	.28283	.17163
#1	.49373	1.9709	1.9926	2.0734	25.093	128.89	49.751
#2	.49155	1.9662	1.9898	2.0732	25.032	128.83	49.600
#3	.49252	1.9684	1.9951	2.0656	25.120	128.23	49.745
Errors	LC Pass	LC Pass	LC Pass	LC Pass	LC Pass	LC Pass	LC Pass
High	.55000	2.2000	2.2000	2.2000	27.500	137.50	55.000
Low	.45000	1.8000	1.8000	1.8000	22.500	112.50	45.000

Elem	MN	MO	NA	NI	PB/1	PB/2	PB
Units	ppm	ppm	ppm	ppm	ppm	ppm	ppm
Avge	1.9852	2.0333	128.79	1.9727	.49062	.49964	.49664
SDev	.0020	.0145	.38	.0024	.00065	.00227	.00157
%RSD	.09949	.71491	.29469	.12140	.13191	.45521	.31671
#1	1.9868	2.0187	129.13	1.9754	.49056	.50216	.49830
#2	1.9830	2.0336	128.85	1.9714	.49001	.49775	.49517
#3	1.9859	2.0477	128.38	1.9712	.49130	.49900	.49644
Errors	LC Pass	LC Pass	LC Pass	LC Pass	NOCHECK	NOCHECK	LC Pass
High	2.2000	2.2000	137.50	2.2000			.55000
Low	1.8000	1.8000	112.50	1.8000			.45000

Elem	SB/1	SB/2	SB	SE/1	SE/2	SE	SI
Units	ppm	ppm	ppm	ppm	ppm	ppm	ppm
Avge	.50908	.51614	.51379	.51298	.50619	.50845	2.0403
SDev	.00203	.00091	.00127	.00132	.00022	.00037	.0032
%RSD	.39937	.17620	.24781	.25648	.04379	.07244	.15575
#1	.51121	.51695	.51504	.51146	.50633	.50804	2.0436
#2	.50716	.51516	.51249	.51363	.50631	.50875	2.0372

#3	.50889	.51632	.51385	.51383	.50594	.50857	2.0400
Errors	NOCHECK	NOCHECK	LC Pass	NOCHECK	NOCHECK	LC Pass	LC Pass

High			.55000			.55000	2.2000
Low			.45000			.45000	1.8000

Elem	SN	SR	TI	TL	V_	ZN	
Units	ppm	ppm	ppm	ppm	ppm	ppm	
Avge	2.0308	2.0409	2.0239	.99831	1.9900	2.0351	
SDev	.0055	.0055	.0025	.00269	.0028	.0014	
%RSD	.26922	.26806	.12535	.26969	.14028	.06704	
#1	2.0302	2.0458	2.0268	.99574	1.9932	2.0361	
#2	2.0257	2.0420	2.0220	.99807	1.9881	2.0336	
#3	2.0366	2.0350	2.0228	1.0011	1.9887	2.0356	
Errors	LC Pass	LC Pass	LC Pass	LC Pass	LC Pass	LC Pass	
High	2.2000	2.2000	2.2000	1.1000	2.2000	2.2000	
Low	1.8000	1.8000	1.8000	.90000	1.8000	1.8000	

IntStd	1	2	3	4	5	6	7
Mode	Counts	NOTUSED	NOTUSED	NOTUSED	NOTUSED	NOTUSED	NOTUSED
Elem	Y	--	--	--	--	--	--
Wavlen	371.030	--	--	--	--	--	--
Avge	28446	--	--	--	--	--	--
SDev	99.44736	--	--	--	--	--	--
%RSD	.3496045	--	--	--	--	--	--
#1	28357	--	--	--	--	--	--
#2	28427	--	--	--	--	--	--
#3	28553	--	--	--	--	--	--

Method: METTRACE Sample Name: CCB3 Operator: RJG
Run Time: 11/11/10 15:25:24
Comment: TESTAMERICA PITTSBURGH ICP METALS ANALYSIS-INST TRACEICP
Mode: CONC Corr. Factor: 1

Elem	AG	AL	AS	B_	BA	BE	CA
Units	ppm	ppm	ppm	ppm	ppm	ppm	ppm
Avge	-.00026	.01523	-.00011	.02116	-.00005	.00022	-.00558
SDev	.00033	.00166	.00046	.00212	.00004	.00005	.00116
%RSD	126.79	10.878	427.69	10.036	91.978	21.970	20.769
#1	-.00025	.01373	-.00063	.02338	-.00005	.00027	-.00690
#2	-.00060	.01701	.00024	.02094	-.00008	.00021	-.00510
#3	.00006	.01496	.00007	.01915	-.00000	.00017	-.00474
Errors	LC Pass	LC Pass	LC Pass	LC Pass	LC Pass	LC Pass	LC Pass
High	.00500	.20000	.01000	.20000	.20000	.00400	5.0000
Low	-.00500	-.20000	-.01000	-.20000	-.20000	-.00400	-5.0000

Elem	CD	CO	CR	CU	FE	K_	MG
Units	ppm	ppm	ppm	ppm	ppm	ppm	ppm
Avge	.00013	-.00003	-.00031	.00029	.01225	.85924	-.00259
SDev	.00008	.00009	.00011	.00019	.00498	.00803	.00192
%RSD	60.628	280.94	36.545	66.955	40.603	.93438	74.039
#1	.00021	.00005	-.00036	.00032	.01100	.86374	-.00369
#2	.00006	-.00002	-.00039	.00008	.00803	.84997	-.00370
#3	.00012	-.00012	-.00018	.00046	.01774	.86401	-.00038
Errors	LC Pass	LC Pass	LC Pass	LC Pass	LC Pass	LC Pass	LC Pass
High	.00500	.05000	.00500	.02500	.10000	5.0000	5.0000
Low	-.00500	-.05000	-.00500	-.02500	-.10000	-5.0000	-5.0000

Elem	MN	MO	NA	NI	PB/1	PB/2	PB
Units	ppm	ppm	ppm	ppm	ppm	ppm	ppm
Avge	-.00000	.00643	-.27329	.00020	-.00161	.00089	.00006
SDev	.00005	.00230	.04858	.00046	.00144	.00085	.00010
%RSD	2360.5	35.800	17.777	228.61	89.701	96.137	180.13
#1	-.00005	.00874	-.32635	-.00033	-.00238	.00126	.00005
#2	-.00000	.00639	-.26254	.00040	-.00249	.00148	.00016
#3	.00005	.00414	-.23099	.00053	.00006	-.00009	-.00004
Errors	LC Pass	LC Pass	LC Pass	LC Pass	NOCHECK	NOCHECK	LC Pass
High	.01500	.04000	5.0000	.04000			.00300
Low	-.01500	-.04000	-5.0000	-.04000			-.00300

Elem	SB/1	SB/2	SB	SE/1	SE/2	SE	SI
Units	ppm	ppm	ppm	ppm	ppm	ppm	ppm
Avge	.00263	-.00117	.00010	-.00346	.00196	.00015	-.00267
SDev	.00210	.00051	.00077	.00326	.00091	.00162	.00138
%RSD	79.984	43.289	803.86	94.023	46.645	1072.2	51.810
#1	.00233	-.00175	-.00039	-.00060	.00224	.00130	-.00324
#2	.00486	-.00096	.00098	-.00278	.00269	.00087	-.00109

#3	.00069	-.00080	-.00031	-.00700	.00093	-.00171	-.00368
Errors	NOCHECK	NOCHECK	LC Pass	NOCHECK	NOCHECK	LC Pass	LC Pass

High			.01000			.00500	.50000
Low			-.01000			-.00500	-.50000

Elem	SN	SR	TI	TL	V_	ZN	
Units	ppm	ppm	ppm	ppm	ppm	ppm	
Avge	.00029	-.00003	.00025	.00668	-.00018	.00185	
SDev	.00057	.00007	.00007	.00058	.00037	.00009	
%RSD	194.15	200.79	27.517	8.6627	202.90	4.7796	
#1	-.00035	-.00007	.00017	.00646	-.00055	.00194	
#2	.00073	-.00007	.00029	.00734	-.00018	.00176	
#3	.00051	.00004	.00029	.00625	.00019	.00186	
Errors	LC Pass	LC Pass	LC Pass	LC Pass	LC Pass	LC Pass	
High	.10000	.05000	.05000	.01000	.05000	.02000	
Low	-.10000	-.05000	-.05000	-.01000	-.05000	-.02000	

IntStd	1	2	3	4	5	6	7
Mode	Counts	NOTUSED	NOTUSED	NOTUSED	NOTUSED	NOTUSED	NOTUSED
Elem	Y	--	--	--	--	--	--
Wavlen	371.030	--	--	--	--	--	--
Avge	29232	--	--	--	--	--	--
SDev	174.0406	--	--	--	--	--	--
%RSD	.5953673	--	--	--	--	--	--
#1	29385	--	--	--	--	--	--
#2	29270	--	--	--	--	--	--
#3	29043	--	--	--	--	--	--

Method: METTRACE Sample Name: L9T87CT Operator: RJG
Run Time: 11/11/10 15:32:56
Comment: TESTAMERICA PITTSBURGH ICP METALS ANALYSIS-INST TRACEICP
Mode: CONC Corr. Factor: 1

Elem	AG	AL	AS	B_	BA	BE	CA
Units	ppm	ppm	ppm	ppm	ppm	ppm	ppm
Avge	.04843	1.9890	1.9610	.96227	1.9993	.04875	L.01171
SDev	.00012	.0041	.0028	.00166	.0016	.00009	.00078
%RSD	.24364	.20672	.14186	.17263	.07781	.18872	6.6645
#1	.04833	1.9871	1.9592	.96132	1.9975	.04872	L.01081
#2	.04856	1.9937	1.9642	.96419	2.0004	.04885	L.01208
#3	.04839	1.9862	1.9595	.96131	2.0000	.04868	L.01224
Errors	LC Pass	LC Pass	LC Pass	LC Pass	LC Pass	LC Pass	LC Low
High	.06000	2.4000	2.4000	1.2000	2.4000	.06000	60.000
Low	.04000	1.6000	1.6000	.80000	1.6000	.04000	40.000

Elem	CD	CO	CR	CU	FE	K_	MG
Units	ppm	ppm	ppm	ppm	ppm	ppm	ppm
Avge	.04884	.48452	.19659	.25288	1.0159	L.78916	L-.00222
SDev	.00019	.00074	.00067	.00039	.0052	.03748	.00276
%RSD	.39883	.15305	.34227	.15300	.51165	4.7490	124.46
#1	.04898	.48387	.19655	.25281	1.0102	L.83107	L.00071
#2	.04892	.48533	.19728	.25330	1.0204	L.77757	L-.00258
#3	.04862	.48436	.19593	.25253	1.0170	L.75885	L-.00478
Errors	LC Pass	LC Pass	LC Pass	LC Pass	LC Pass	LC Low	LC Low
High	.06000	.60000	.24000	.30000	1.2000	60.000	60.000
Low	.04000	.40000	.16000	.20000	.80000	40.000	40.000

Elem	MN	MO	NA	NI	PB/1	PB/2	PB
Units	ppm	ppm	ppm	ppm	ppm	ppm	ppm
Avge	.48439	L.00176	L-.17485	.48438	.47963	.48348	.48220
SDev	.00076	.00082	.11271	.00162	.00471	.00341	.00145
%RSD	.15773	46.760	64.464	.33380	.98153	.70426	.30133
#1	.48435	L.00216	L-.28629	.48397	.48372	.47955	.48094
#2	.48517	L.00232	L-.17734	.48617	.48068	.48534	.48379
#3	.48364	L.00082	L-.06091	.48301	.47448	.48555	.48187
Errors	LC Pass	LC Low	LC Low	LC Pass	NOCHECK	NOCHECK	LC Pass
High	.60000	1.2000	60.000	.60000			.60000
Low	.40000	.80000	40.000	.40000			.40000

Elem	SB/1	SB/2	SB	SE/1	SE/2	SE	SI
Units	ppm	ppm	ppm	ppm	ppm	ppm	ppm
Avge	.00297	-.00091	L.00038	2.0346	2.0271	2.0296	L.00425
SDev	.00225	.00074	.00038	.0103	.0189	.0108	.00417
%RSD	75.757	81.448	100.02	.50597	.93323	.53308	98.076
#1	.00149	-.00016	L.00039	2.0404	2.0056	2.0172	L.00805
#2	.00185	-.00093	L-.00001	2.0407	2.0348	2.0368	L.00492

#3	.00555	-.00164	L.00075	2.0227	2.0410	2.0349	L-.00021
Errors	NOCHECK	NOCHECK	LC Low	NOCHECK	NOCHECK	LC Pass	LC Low

High			.60000			2.4000	12.000
Low			.40000			1.6000	8.0000

Elem	SN	SR	TI	TL	V_	ZN	
Units	ppm	ppm	ppm	ppm	ppm	ppm	
Avge	L.01292	1.0028	L.00033	1.9125	.48871	.49887	
SDev	.00101	.0008	.00018	.0042	.00029	.00082	
%RSD	7.8073	.08003	55.484	.21968	.05959	.16516	
#1	L.01217	1.0026	L.00017	1.9082	.48857	.49933	
#2	L.01253	1.0037	L.00029	1.9166	.48851	.49936	
#3	L.01407	1.0022	L.00054	1.9127	.48904	.49792	

Errors	LC Low	LC Pass	LC Low	LC Pass	LC Pass	LC Pass	
High	2.4000	1.2000	1.2000	2.4000	.60000	.60000	
Low	1.6000	.80000	.80000	1.6000	.40000	.40000	

IntStd	1	2	3	4	5	6	7
Mode	Counts	NOTUSED	NOTUSED	NOTUSED	NOTUSED	NOTUSED	NOTUSED
Elem	Y	--	--	--	--	--	--
Wavlen	371.030	--	--	--	--	--	--
Avge	29551	--	--	--	--	--	--
SDev	83.89768	--	--	--	--	--	--
%RSD	.2839090	--	--	--	--	--	--
#1	29465	--	--	--	--	--	--
#2	29632	--	--	--	--	--	--
#3	29556	--	--	--	--	--	--

Method: METTRACE Sample Name: L9PD1T Operator: RJG
Run Time: 11/11/10 15:38:26
Comment: TESTAMERICA PITTSBURGH ICP METALS ANALYSIS-INST TRACEICP
Mode: CONC Corr. Factor: 1

Elem	AG	AL	AS	B_	BA	BE	CA
Units	ppm	ppm	ppm	ppm	ppm	ppm	ppm
Avge	-.00023	.06569	.02552	2.9562	.34807	-.00017	H1539.6
SDev	.00017	.00368	.00331	.0090	.00205	.00016	2.7
%RSD	73.948	5.6023	12.981	.30314	.58862	93.990	.17474
#1	-.00008	.06921	.02906	2.9649	.35016	-.00033	H1542.7
#2	-.00020	.06600	.02503	2.9568	.34798	-.00014	H1538.5
#3	-.00041	.06187	.02249	2.9470	.34607	-.00002	H1537.6
Errors	LC Pass	LC Pass	LC Pass	LC Pass	LC Pass	LC Pass	LC High
High	2.0000	500.00	10.000	30.000	10.000	10.000	600.00
Low	-.00500	-.20000	-.01000	-.20000	-.20000	-.00400	-5.0000

Elem	CD	CO	CR	CU	FE	K_	MG
Units	ppm	ppm	ppm	ppm	ppm	ppm	ppm
Avge	.00053	-.00076	1.0790	.00221	-.08934	78.683	285.49
SDev	.00005	.00006	.0028	.00007	.00931	.369	.78
%RSD	9.5476	7.8893	.26384	3.2349	10.422	.46934	.27496
#1	.00058	-.00070	1.0817	.00226	-.07955	78.996	286.36
#2	.00054	-.00075	1.0793	.00225	-.09038	78.778	285.29
#3	.00048	-.00082	1.0760	.00213	-.09809	78.276	284.83
Errors	LC Pass	LC Pass	LC Pass	LC Pass	LC Pass	LC Pass	LC Pass
High	5.0000	50.000	20.000	10.000	500.00	400.00	600.00
Low	-.00500	-.05000	-.00500	-.02500	-.10000	-5.0000	-5.0000

Elem	MN	MO	NA	NI	PB/1	PB/2	PB
Units	ppm	ppm	ppm	ppm	ppm	ppm	ppm
Avge	.00095	.13067	H433.93	.00035	-.00169	.00033	-.00035
SDev	.00003	.00018	1.64	.00070	.00080	.00016	.00019
%RSD	3.6507	.14194	.37757	199.50	47.153	49.925	55.108
#1	.00094	.13069	H435.17	.00066	-.00253	.00051	-.00050
#2	.00099	.13047	H434.54	-.00045	-.00094	.00027	-.00013
#3	.00092	.13084	H432.07	.00084	-.00161	.00020	-.00040
Errors	LC Pass	LC Pass	LC High	LC Pass	NOCHECK	NOCHECK	LC Pass
High	20.000	20.000	400.00	100.00			5.0000
Low	-.01500	-.04000	-5.0000	-.04000			-.00300

Elem	SB/1	SB/2	SB	SE/1	SE/2	SE	SI
Units	ppm	ppm	ppm	ppm	ppm	ppm	ppm
Avge	.36283	.36396	.36359	.01750	.01536	.01607	3.3730
SDev	.00203	.00121	.00142	.00422	.00171	.00125	.0137
%RSD	.56039	.33278	.38981	24.097	11.168	7.7960	.40596
#1	.36432	.36531	.36498	.01610	.01727	.01688	3.3885
#2	.36367	.36362	.36364	.01417	.01486	.01463	3.3681

#3	.36052	.36296	.36214	.02225	.01395	.01671	3.3625
Errors	NOCHECK	NOCHECK	LC Pass	NOCHECK	NOCHECK	LC Pass	LC Pass

High			5.0000			10.000	50.000
Low			-.01000			-.00500	-.50000

Elem	SN	SR	TI	TL	V_	ZN	
Units	ppm	ppm	ppm	ppm	ppm	ppm	
Avge	.01223	3.8657	-.01310	-.00442	.15432	.00446	
SDev	.00051	.0224	.00030	.00253	.00068	.00006	
%RSD	4.1729	.57864	2.2721	57.157	.43995	1.2348	
#1	.01257	3.8895	-.01280	-.00290	.15495	.00441	
#2	.01248	3.8624	-.01311	-.00303	.15360	.00446	
#3	.01165	3.8452	-.01340	-.00734	.15440	.00452	
Errors	LC Pass	LC Pass	LC Pass	LC Pass	LC Pass	LC Pass	
High	30.000	10.000	30.000	10.000	50.000	5.0000	
Low	-.10000	-.05000	-.05000	-.01000	-.05000	-.02000	
IntStd	1	2	3	4	5	6	7
Mode	Counts	NOTUSED	NOTUSED	NOTUSED	NOTUSED	NOTUSED	NOTUSED
Elem	Y	--	--	--	--	--	--
Wavlen	371.030	--	--	--	--	--	--
Avge	25988	--	--	--	--	--	--
SDev	218.1977	--	--	--	--	--	--
%RSD	.8395940	--	--	--	--	--	--
#1	25780	--	--	--	--	--	--
#2	25971	--	--	--	--	--	--
#3	26215	--	--	--	--	--	--

Method: METTRACE Sample Name: L9PD1P5T Operator: RJG
Run Time: 11/11/10 15:43:54
Comment: TESTAMERICA PITTSBURGH ICP METALS ANALYSIS-INST TRACEICP
Mode: CONC Corr. Factor: 1

Elem	AG	AL	AS	B_	BA	BE	CA
Units	ppm	ppm	ppm	ppm	ppm	ppm	ppm
Avge	.00057	.02984	.00465	.59109	.06884	.00003	400.86
SDev	.00096	.00304	.00132	.00460	.00056	.00009	.99
%RSD	169.66	10.178	28.345	.77907	.82090	321.91	.24753
#1	-.00024	.03256	.00325	.59609	.06949	-.00007	401.99
#2	.00163	.02656	.00587	.59018	.06858	.00010	400.13
#3	.00031	.03041	.00483	.58701	.06845	.00005	400.45

Elem	CD	CO	CR	CU	FE	K_	MG
Units	ppm	ppm	ppm	ppm	ppm	ppm	ppm
Avge	.00028	.00013	.22256	.00054	-.08743	13.512	58.153
SDev	.00008	.00042	.00013	.00006	.00141	.094	.224
%RSD	30.328	313.36	.05612	10.575	1.6167	.69457	.38461
#1	.00021	-.00005	.22262	.00048	-.08902	13.607	58.408
#2	.00025	.00061	.22264	.00059	-.08634	13.419	58.058
#3	.00037	-.00016	.22241	.00055	-.08691	13.510	57.992

Elem	MN	MO	NA	NI	PB/1	PB/2	PB
Units	ppm	ppm	ppm	ppm	ppm	ppm	ppm
Avge	.00032	.02730	84.714	.00058	.00157	-.00057	.00014
SDev	.00005	.00079	.530	.00120	.00528	.00203	.00053
%RSD	15.787	2.9099	.62514	206.59	336.32	358.07	364.93
#1	.00027	.02706	85.301	-.00032	-.00307	.00151	-.00002
#2	.00037	.02818	84.271	.00195	.00732	-.00256	.00073
#3	.00032	.02665	84.570	.00012	.00046	-.00065	-.00028

Elem	SB/1	SB/2	SB	SE/1	SE/2	SE	SI
Units	ppm	ppm	ppm	ppm	ppm	ppm	ppm
Avge	.06921	.07162	.07082	.00215	.00204	.00208	.66972
SDev	.00385	.00152	.00069	.00592	.00199	.00072	.00201
%RSD	5.5571	2.1177	.97880	274.90	97.637	34.439	.29958
#1	.07283	.07097	.07159	-.00210	.00309	.00136	.67181
#2	.06517	.07336	.07063	.00891	-.00026	.00279	.66781
#3	.06962	.07055	.07024	-.00035	.00328	.00207	.66952

Elem	SN	SR	TI	TL	V_	ZN
Units	ppm	ppm	ppm	ppm	ppm	ppm
Avge	.00261	.76537	-.00264	.00246	.03406	.00553
SDev	.00203	.00599	.00023	.00076	.00154	.00011
%RSD	77.879	.78277	8.5099	30.838	4.5233	2.0556
#1	.00276	.77201	-.00252	.00259	.03337	.00547
#2	.00455	.76373	-.00251	.00314	.03582	.00546
#3	.00050	.76037	-.00290	.00164	.03298	.00567

IntStd	1	2	3	4	5	6	7
Mode	Counts	NOTUSED	NOTUSED	NOTUSED	NOTUSED	NOTUSED	NOTUSED
Elem	Y	--	--	--	--	--	--
Wavlen	371.030	--	--	--	--	--	--
Avge	28166	--	--	--	--	--	--
SDev	89.02434	--	--	--	--	--	--
%RSD	.3160750	--	--	--	--	--	--
#1	28110	--	--	--	--	--	--
#2	28268	--	--	--	--	--	--
#3	28119	--	--	--	--	--	--

Method: METTRACE Sample Name: L9PD1ST Operator: RJG
Run Time: 11/11/10 15:49:23
Comment: TESTAMERICA PITTSBURGH ICP METALS ANALYSIS-INST TRACEICP
Mode: CONC Corr. Factor: 1

Elem	AG	AL	AS	B_	BA	BE	CA
Units	ppm	ppm	ppm	ppm	ppm	ppm	ppm
Avge	1.0385	.06371	5.0202	2.9589	H13.920	-.00018	H1545.1
SDev	.0032	.00096	.0401	.0172	.027	.00007	16.3
%RSD	.30534	1.5136	.79960	.58198	.19508	39.707	1.0542
#1	1.0366	.06381	4.9839	2.9425	H13.913	-.00025	H1529.1
#2	1.0367	.06462	5.0134	2.9573	H13.897	-.00013	H1544.5
#3	1.0421	.06270	5.0633	2.9768	H13.950	-.00014	H1561.6
Errors	LC Pass	LC Pass	LC Pass	LC Pass	LC High	LC Pass	LC High
High	2.0000	500.00	10.000	30.000	10.000	10.000	600.00
Low	-.00500	-.20000	-.01000	-.20000	-.20000	-.00400	-5.0000

Elem	CD	CO	CR	CU	FE	K_	MG
Units	ppm	ppm	ppm	ppm	ppm	ppm	ppm
Avge	.88859	-.00616	5.6194	.00046	-.08645	78.317	285.82
SDev	.00942	.00049	.0414	.00024	.00528	.266	2.28
%RSD	1.0597	7.8976	.73645	52.378	6.1133	.33909	.79803
#1	.88005	-.00657	5.5803	.00074	-.09197	78.601	283.63
#2	.88702	-.00562	5.6152	.00035	-.08144	78.275	285.65
#3	.89869	-.00629	5.6627	.00029	-.08593	78.075	288.18
Errors	LC Pass	LC Pass	LC Pass	LC Pass	LC Pass	LC Pass	LC Pass
High	5.0000	50.000	20.000	10.000	500.00	400.00	600.00
Low	-.00500	-.05000	-.00500	-.02500	-.10000	-5.0000	-5.0000

Elem	MN	MO	NA	NI	PB/1	PB/2	PB
Units	ppm	ppm	ppm	ppm	ppm	ppm	ppm
Avge	.00087	.13135	H433.46	.00062	3.5483	3.6123	3.5910
SDev	.00006	.00047	.69	.00045	.0219	.0381	.0324
%RSD	6.8988	.35818	.16026	73.108	.61656	1.0556	.90310
#1	.00088	.13114	H434.15	.00106	3.5314	3.5740	3.5598
#2	.00092	.13101	H433.46	.00064	3.5406	3.6127	3.5887
#3	.00080	.13188	H432.76	.00016	3.5730	3.6502	3.6245
Errors	LC Pass	LC Pass	LC High	LC Pass	NOCHECK	NOCHECK	LC Pass
High	20.000	20.000	400.00	100.00			5.0000
Low	-.01500	-.04000	-5.0000	-.04000			-.00300

Elem	SB/1	SB/2	SB	SE/1	SE/2	SE	SI
Units	ppm	ppm	ppm	ppm	ppm	ppm	ppm
Avge	.35272	.36199	.35890	1.0904	1.0559	1.0674	3.3657
SDev	.00447	.00224	.00026	.0082	.0125	.0107	.0128
%RSD	1.2672	.61752	.07170	.75114	1.1879	1.0035	.37992
#1	.34776	.36430	.35880	1.0855	1.0426	1.0569	3.3545
#2	.35645	.35984	.35871	1.0859	1.0575	1.0670	3.3628

#3	.35395	.36181	.35919	1.0999	1.0675	1.0783	3.3796
Errors	NOCHECK	NOCHECK	LC Pass	NOCHECK	NOCHECK	LC Pass	LC Pass

High			5.0000			10.000	50.000
Low			-.01000			-.00500	-.50000

Elem	SN	SR	TI	TL	V_	ZN	
Units	ppm	ppm	ppm	ppm	ppm	ppm	
Avge	.01304	3.7642	-.01314	-.00612	.15037	.00321	
SDev	.00006	.0121	.00071	.00063	.00218	.00006	
%RSD	.47295	.32262	5.3963	10.248	1.4526	1.7039	
#1	.01298	3.7603	-.01244	-.00674	.14800	.00318	
#2	.01311	3.7545	-.01313	-.00549	.15081	.00318	
#3	.01303	3.7778	-.01386	-.00612	.15230	.00328	
Errors	LC Pass	LC Pass	LC Pass	LC Pass	LC Pass	LC Pass	
High	30.000	10.000	30.000	10.000	50.000	5.0000	
Low	-.10000	-.05000	-.05000	-.01000	-.05000	-.02000	
IntStd	1	2	3	4	5	6	7
Mode	Counts	NOTUSED	NOTUSED	NOTUSED	NOTUSED	NOTUSED	NOTUSED
Elem	Y	--	--	--	--	--	--
Wavlen	371.030	--	--	--	--	--	--
Avge	26172	--	--	--	--	--	--
SDev	212.7594	--	--	--	--	--	--
%RSD	.8129323	--	--	--	--	--	--
#1	25945	--	--	--	--	--	--
#2	26203	--	--	--	--	--	--
#3	26367	--	--	--	--	--	--

Method: METTRACE Sample Name: L9PD1DT Operator: RJG
Run Time: 11/11/10 15:54:52
Comment: TESTAMERICA PITTSBURGH ICP METALS ANALYSIS-INST TRACEICP
Mode: CONC Corr. Factor: 1

Elem	AG	AL	AS	B_	BA	BE	CA
Units	ppm	ppm	ppm	ppm	ppm	ppm	ppm
Avge	1.0386	.06342	5.0263	2.9116	H13.259	-.00010	H1540.1
SDev	.0074	.00073	.0416	.0230	.095	.00005	15.1
%RSD	.70834	1.1554	.82785	.78983	.71306	48.254	.97780
#1	1.0302	.06275	4.9783	2.8851	H13.151	-.00010	H1522.7
#2	1.0439	.06330	5.0504	2.9262	H13.326	-.00015	H1549.2
#3	1.0417	.06420	5.0503	2.9235	H13.301	-.00005	H1548.3
Errors	LC Pass	LC Pass	LC Pass	LC Pass	LC High	LC Pass	LC High
High	2.0000	500.00	10.000	30.000	10.000	10.000	600.00
Low	-.00500	-.20000	-.01000	-.20000	-.20000	-.00400	-5.0000

Elem	CD	CO	CR	CU	FE	K_	MG
Units	ppm	ppm	ppm	ppm	ppm	ppm	ppm
Avge	.89445	-.00625	5.6339	.00045	-.07987	76.589	282.51
SDev	.00715	.00008	.0555	.00003	.00730	.918	2.52
%RSD	.79878	1.2658	.98471	6.0099	9.1348	1.1989	.89295
#1	.88623	-.00619	5.5699	.00042	-.08251	75.545	279.60
#2	.89920	-.00634	5.6624	.00045	-.07162	76.953	284.08
#3	.89792	-.00622	5.6693	.00047	-.08548	77.270	283.86
Errors	LC Pass	LC Pass	LC Pass	LC Pass	LC Pass	LC Pass	LC Pass
High	5.0000	50.000	20.000	10.000	500.00	400.00	600.00
Low	-.00500	-.05000	-.00500	-.02500	-.10000	-5.0000	-5.0000

Elem	MN	MO	NA	NI	PB/1	PB/2	PB
Units	ppm	ppm	ppm	ppm	ppm	ppm	ppm
Avge	.00086	.12903	H425.25	.00079	3.4753	3.5674	3.5367
SDev	.00006	.00189	4.45	.00031	.0326	.0321	.0322
%RSD	7.6047	1.4675	1.0453	39.472	.93679	.90081	.90952
#1	.00079	.12684	H420.14	.00102	3.4380	3.5319	3.5007
#2	.00087	.13014	H427.38	.00091	3.4899	3.5756	3.5471
#3	.00092	.13011	H428.23	.00044	3.4981	3.5946	3.5624
Errors	LC Pass	LC Pass	LC High	LC Pass	NOCHECK	NOCHECK	LC Pass
High	20.000	20.000	400.00	100.00			5.0000
Low	-.01500	-.04000	-5.0000	-.04000			-.00300

Elem	SB/1	SB/2	SB	SE/1	SE/2	SE	SI
Units	ppm	ppm	ppm	ppm	ppm	ppm	ppm
Avge	.35006	.35244	.35165	1.0759	1.0595	1.0649	3.3079
SDev	.00447	.00241	.00308	.0083	.0118	.0106	.0304
%RSD	1.2771	.68293	.87685	.76730	1.1141	.99453	.92044
#1	.34490	.34969	.34809	1.0665	1.0458	1.0527	3.2727
#2	.35277	.35349	.35325	1.0823	1.0667	1.0719	3.3261

#3	.35251	.35415	.35360	1.0788	1.0658	1.0701	3.3248
Errors	NOCHECK	NOCHECK	LC Pass	NOCHECK	NOCHECK	LC Pass	LC Pass

High			5.0000			10.000	50.000
Low			-.01000			-.00500	-.50000

Elem	SN	SR	TI	TL	V_	ZN	
Units	ppm	ppm	ppm	ppm	ppm	ppm	
Avge	.01024	3.6904	-.01272	-.00349	.14675	.02945	
SDev	.00047	.0253	.00013	.00050	.00144	.00006	
%RSD	4.5616	.68597	.98891	14.310	.97858	.18729	
#1	.01078	3.6620	-.01267	-.00398	.14510	.02942	
#2	.00996	3.7105	-.01287	-.00349	.14746	.02942	
#3	.00999	3.6987	-.01263	-.00298	.14769	.02951	
Errors	LC Pass	LC Pass	LC Pass	LC Pass	LC Pass	LC Pass	
High	30.000	10.000	30.000	10.000	50.000	5.0000	
Low	-.10000	-.05000	-.05000	-.01000	-.05000	-.02000	
IntStd	1	2	3	4	5	6	7
Mode	Counts	NOTUSED	NOTUSED	NOTUSED	NOTUSED	NOTUSED	NOTUSED
Elem	Y	--	--	--	--	--	--
Wavlen	371.030	--	--	--	--	--	--
Avge	26288	--	--	--	--	--	--
SDev	249.5564	--	--	--	--	--	--
%RSD	.9493114	--	--	--	--	--	--
#1	26573	--	--	--	--	--	--
#2	26185	--	--	--	--	--	--
#3	26107	--	--	--	--	--	--

Method: METTRACE Sample Name: L9PD1ST/10 Operator: RJG
Run Time: 11/11/10 16:00:20
Comment: TESTAMERICA PITTSBURGH ICP METALS ANALYSIS-INST TRACEICP
Mode: CONC Corr. Factor: 1

Elem	AG	AL	AS	B_	BA	BE	CA
Units	ppm	ppm	ppm	ppm	ppm	ppm	ppm
Avge	.09588	.02213	.49682	.30129	1.5980	.00023	210.05
SDev	.00030	.00232	.00093	.00109	.0049	.00005	.62
%RSD	.30933	10.483	.18703	.36039	.30743	22.929	.29569
#1	.09583	.01977	.49740	.30251	1.5937	.00028	209.86
#2	.09619	.02221	.49575	.30044	1.5971	.00022	210.74
#3	.09560	.02440	.49732	.30091	1.6034	.00018	209.54
Errors	LC Pass	LC Pass	LC Pass	LC Pass	LC Pass	LC Pass	LC Pass
High	2.0000	500.00	10.000	30.000	10.000	10.000	600.00
Low	-.00500	-.20000	-.01000	-.20000	-.20000	-.00400	-5.0000

Elem	CD	CO	CR	CU	FE	K_	MG
Units	ppm	ppm	ppm	ppm	ppm	ppm	ppm
Avge	.09523	-.00089	.59048	-.00010	-.05439	6.7000	29.346
SDev	.00043	.00025	.00166	.00011	.00237	.0323	.077
%RSD	.45289	28.304	.28185	104.81	4.3663	.48216	.26247
#1	.09514	-.00062	.59070	.00002	-.05578	6.7372	29.315
#2	.09570	-.00092	.59202	-.00015	-.05164	6.6803	29.433
#3	.09485	-.00112	.58871	-.00017	-.05573	6.6824	29.289
Errors	LC Pass	LC Pass	LC Pass	LC Pass	LC Pass	LC Pass	LC Pass
High	5.0000	50.000	20.000	10.000	500.00	400.00	600.00
Low	-.00500	-.05000	-.00500	-.02500	-.10000	-5.0000	-5.0000

Elem	MN	MO	NA	NI	PB/1	PB/2	PB
Units	ppm	ppm	ppm	ppm	ppm	ppm	ppm
Avge	.00014	.01388	42.474	-.00004	.38095	.38746	.38529
SDev	.00008	.00041	.076	.00026	.00328	.00127	.00074
%RSD	56.958	2.9451	.17819	675.56	.86181	.32813	.19224
#1	.00020	.01409	42.526	-.00033	.38251	.38611	.38491
#2	.00015	.01414	42.387	.00017	.38317	.38763	.38614
#3	.00005	.01340	42.509	.00004	.37718	.38863	.38482
Errors	LC Pass	LC Pass	LC Pass	LC Pass	NOCHECK	NOCHECK	LC Pass
High	20.000	20.000	400.00	100.00			5.0000
Low	-.01500	-.04000	-5.0000	-.04000			-.00300

Elem	SB/1	SB/2	SB	SE/1	SE/2	SE	SI
Units	ppm	ppm	ppm	ppm	ppm	ppm	ppm
Avge	.03609	.03480	.03523	.09893	.10146	.10062	.33156
SDev	.00224	.00153	.00088	.00164	.00146	.00079	.00235
%RSD	6.2117	4.3824	2.5041	1.6593	1.4412	.78082	.70758
#1	.03491	.03655	.03600	.09916	.09999	.09972	.33065
#2	.03469	.03406	.03427	.10045	.10148	.10113	.33423

#3	.03868	.03378	.03541	.09719	.10292	.10101	.32981
Errors	NOCHECK	NOCHECK	LC Pass	NOCHECK	NOCHECK	LC Pass	LC Pass

High			5.0000			10.000	50.000
Low			-.01000			-.00500	-.50000

Elem	SN	SR	TI	TL	V_	ZN	
Units	ppm	ppm	ppm	ppm	ppm	ppm	
Avge	.00124	.36840	-.00145	.00235	.01636	.00300	
SDev	.00162	.00094	.00054	.00156	.00044	.00012	
%RSD	130.82	.25622	37.457	66.309	2.7138	4.1080	
#1	.00249	.36780	-.00182	.00099	.01644	.00293	
#2	.00183	.36793	-.00083	.00201	.01676	.00314	
#3	-.00059	.36949	-.00170	.00404	.01588	.00292	

Errors	LC Pass	LC Pass	LC Pass	LC Pass	LC Pass	LC Pass	
High	30.000	10.000	30.000	10.000	50.000	5.0000	
Low	-.10000	-.05000	-.05000	-.01000	-.05000	-.02000	

IntStd	1	2	3	4	5	6	7
Mode	Counts	NOTUSED	NOTUSED	NOTUSED	NOTUSED	NOTUSED	NOTUSED
Elem	Y	--	--	--	--	--	--
Wavlen	371.030	--	--	--	--	--	--
Avge	28874	--	--	--	--	--	--
SDev	47.19127	--	--	--	--	--	--
%RSD	.1634386	--	--	--	--	--	--
#1	28846	--	--	--	--	--	--
#2	28928	--	--	--	--	--	--
#3	28848	--	--	--	--	--	--

Method: METTRACE Sample Name: L9PD1DT/10 Operator: RJG
Run Time: 11/11/10 16:05:49
Comment: TESTAMERICA PITTSBURGH ICP METALS ANALYSIS-INST TRACEICP
Mode: CONC Corr. Factor: 1

Elem	AG	AL	AS	B_	BA	BE	CA
Units	ppm	ppm	ppm	ppm	ppm	ppm	ppm
Avge	.09514	.01959	.48719	.28951	1.4613	.00030	203.56
SDev	.00054	.00080	.00204	.00081	.0016	.00003	.93
%RSD	.56824	4.0926	.41893	.27961	.10646	8.1966	.45636
#1	.09507	.01921	.48561	.28994	1.4628	.00027	202.97
#2	.09463	.01905	.48648	.28857	1.4597	.00032	203.08
#3	.09571	.02051	.48950	.29000	1.4614	.00031	204.63
Errors	LC Pass	LC Pass	LC Pass	LC Pass	LC Pass	LC Pass	LC Pass
High	2.0000	500.00	10.000	30.000	10.000	10.000	600.00
Low	-.00500	-.20000	-.01000	-.20000	-.20000	-.00400	-5.0000

Elem	CD	CO	CR	CU	FE	K_	MG
Units	ppm	ppm	ppm	ppm	ppm	ppm	ppm
Avge	.09370	-.00079	.58255	-.00029	-.05010	6.6588	28.399
SDev	.00051	.00008	.00281	.00010	.00629	.0185	.117
%RSD	.53974	9.8121	.48304	32.816	12.564	.27749	.41169
#1	.09346	-.00081	.58104	-.00038	-.05348	6.6398	28.339
#2	.09337	-.00086	.58080	-.00031	-.04284	6.6600	28.323
#3	.09428	-.00071	.58579	-.00019	-.05399	6.6767	28.533
Errors	LC Pass	LC Pass	LC Pass	LC Pass	LC Pass	LC Pass	LC Pass
High	5.0000	50.000	20.000	10.000	500.00	400.00	600.00
Low	-.00500	-.05000	-.00500	-.02500	-.10000	-5.0000	-5.0000

Elem	MN	MO	NA	NI	PB/1	PB/2	PB
Units	ppm	ppm	ppm	ppm	ppm	ppm	ppm
Avge	.00014	.01322	41.680	.00039	.36866	.37071	.37003
SDev	.00003	.00010	.157	.00022	.00221	.00196	.00202
%RSD	20.436	.72135	.37714	57.418	.59902	.52766	.54733
#1	.00011	.01326	41.532	.00062	.36746	.37017	.36927
#2	.00016	.01311	41.662	.00036	.36732	.36908	.36849
#3	.00016	.01330	41.845	.00018	.37121	.37288	.37232
Errors	LC Pass	LC Pass	LC Pass	LC Pass	NOCHECK	NOCHECK	LC Pass
High	20.000	20.000	400.00	100.00			5.0000
Low	-.01500	-.04000	-5.0000	-.04000			-.00300

Elem	SB/1	SB/2	SB	SE/1	SE/2	SE	SI
Units	ppm	ppm	ppm	ppm	ppm	ppm	ppm
Avge	.03390	.03579	.03516	.09980	.09796	.09858	.31719
SDev	.00064	.00073	.00069	.00281	.00071	.00046	.00362
%RSD	1.8797	2.0282	1.9706	2.8198	.72660	.47036	1.1397
#1	.03401	.03609	.03540	.09683	.09873	.09810	.32043
#2	.03448	.03631	.03570	.10015	.09783	.09860	.31329

#3	.03321	.03496	.03438	.10243	.09733	.09902	.31784
Errors	NOCHECK	NOCHECK	LC Pass	NOCHECK	NOCHECK	LC Pass	LC Pass

High			5.0000			10.000	50.000
Low			-.01000			-.00500	-.50000

Elem	SN	SR	TI	TL	V_	ZN	
Units	ppm	ppm	ppm	ppm	ppm	ppm	
Avge	.00155	.35854	-.00131	-.00078	.01498	.00238	
SDev	.00115	.00068	.00008	.00125	.00097	.00002	
%RSD	74.029	.18818	5.7494	160.50	6.4862	.86892	
#1	.00185	.35929	-.00136	.00033	.01464	.00238	
#2	.00028	.35797	-.00135	-.00053	.01423	.00240	
#3	.00251	.35837	-.00123	-.00213	.01608	.00236	

Errors	LC Pass	LC Pass	LC Pass	LC Pass	LC Pass	LC Pass	
High	30.000	10.000	30.000	10.000	50.000	5.0000	
Low	-.10000	-.05000	-.05000	-.01000	-.05000	-.02000	

IntStd	1	2	3	4	5	6	7
Mode	Counts	NOTUSED	NOTUSED	NOTUSED	NOTUSED	NOTUSED	NOTUSED
Elem	Y	--	--	--	--	--	--
Wavlen	371.030	--	--	--	--	--	--
Avge	28453	--	--	--	--	--	--
SDev	59.23102	--	--	--	--	--	--
%RSD	.2081709	--	--	--	--	--	--
#1	28387	--	--	--	--	--	--
#2	28471	--	--	--	--	--	--
#3	28501	--	--	--	--	--	--

Method: METTRACE Sample Name: L9PD1ST ADD Operator: RJG
Run Time: 11/11/10 16:11:17
Comment: TESTAMERICA PITTSBURGH ICP METALS ANALYSIS-INST TRACEICP
Mode: CONC Corr. Factor: 1

Elem	AG	AL	AS	B_	BA	BE	CA
Units	ppm	ppm	ppm	ppm	ppm	ppm	ppm
Avge	.05205	2.1137	2.0829	3.9443	2.3410	.04476	H1573.1
SDev	.00050	.0131	.0049	.0176	.0115	.00014	5.0
%RSD	.96766	.61998	.23518	.44598	.49045	.31751	.31559
#1	.05220	2.0990	2.0784	3.9245	2.3286	.04463	H1568.9
#2	.05247	2.1242	2.0881	3.9582	2.3512	.04491	H1578.6
#3	.05149	2.1178	2.0821	3.9501	2.3433	.04473	H1571.7
Errors	LC Pass	LC Pass	LC Pass	LC Pass	LC Pass	LC Pass	LC High
High	2.0000	500.00	10.000	30.000	10.000	10.000	600.00
Low	-.00500	-.20000	-.01000	-.20000	-.20000	-.00400	-5.0000

Elem	CD	CO	CR	CU	FE	K_	MG
Units	ppm	ppm	ppm	ppm	ppm	ppm	ppm
Avge	.04620	.45362	1.2828	.26207	.84910	78.029	288.52
SDev	.00031	.00125	.0033	.00147	.00967	.556	.93
%RSD	.67913	.27485	.25866	.56234	1.1389	.71298	.32262
#1	.04617	.45248	1.2794	.26041	.85488	77.387	287.70
#2	.04653	.45495	1.2861	.26321	.85448	78.327	289.53
#3	.04590	.45342	1.2830	.26261	.83794	78.374	288.32
Errors	LC Pass	LC Pass	LC Pass	LC Pass	LC Pass	LC Pass	LC Pass
High	5.0000	50.000	20.000	10.000	500.00	400.00	600.00
Low	-.00500	-.05000	-.00500	-.02500	-.10000	-5.0000	-5.0000

Elem	MN	MO	NA	NI	PB/1	PB/2	PB
Units	ppm	ppm	ppm	ppm	ppm	ppm	ppm
Avge	.46995	.13128	H430.89	.44652	.44887	.46599	.46029
SDev	.00148	.00062	3.39	.00182	.00141	.00225	.00168
%RSD	.31499	.47380	.78740	.40737	.31357	.48251	.36547
#1	.46858	.13134	H426.97	.44734	.44939	.46383	.45902
#2	.47152	.13187	H432.88	.44779	.44995	.46832	.46220
#3	.46976	.13063	H432.83	.44444	.44728	.46584	.45966
Errors	LC Pass	LC Pass	LC High	LC Pass	NOCHECK	NOCHECK	LC Pass
High	20.000	20.000	400.00	100.00			5.0000
Low	-.01500	-.04000	-5.0000	-.04000			-.00300

Elem	SB/1	SB/2	SB	SE/1	SE/2	SE	SI
Units	ppm	ppm	ppm	ppm	ppm	ppm	ppm
Avge	.36627	.36467	.36521	2.1768	2.1446	2.1553	3.3941
SDev	.00103	.00024	.00019	.0095	.0078	.0074	.0172
%RSD	.28116	.06675	.05121	.43523	.36431	.34480	.50637
#1	.36529	.36493	.36505	2.1780	2.1376	2.1511	3.3759
#2	.36734	.36445	.36541	2.1856	2.1530	2.1639	3.4101

#3	.36619	.36463	.36515	2.1668	2.1430	2.1509	3.3963
Errors	NOCHECK	NOCHECK	LC Pass	NOCHECK	NOCHECK	LC Pass	LC Pass

High			5.0000			10.000	50.000
Low			-.01000			-.00500	-.50000

Elem	SN	SR	TI	TL	V_	ZN	
Units	ppm	ppm	ppm	ppm	ppm	ppm	
Avge	.01185	4.8515	-.01357	1.8049	.62680	.51008	
SDev	.00176	.0237	.00025	.0099	.00188	.00186	
%RSD	14.835	.48803	1.8323	.54925	.30008	.36571	
#1	.01363	4.8267	-.01385	1.7936	.62502	.50795	
#2	.01180	4.8739	-.01343	1.8088	.62877	.51142	
#3	.01011	4.8539	-.01342	1.8122	.62660	.51086	
Errors	LC Pass	LC Pass	LC Pass	LC Pass	LC Pass	LC Pass	
High	30.000	10.000	30.000	10.000	50.000	5.0000	
Low	-.10000	-.05000	-.05000	-.01000	-.05000	-.02000	
IntStd	1	2	3	4	5	6	7
Mode	Counts	NOTUSED	NOTUSED	NOTUSED	NOTUSED	NOTUSED	NOTUSED
Elem	Y	--	--	--	--	--	--
Wavlen	371.030	--	--	--	--	--	--
Avge	26487	--	--	--	--	--	--
SDev	116.9663	--	--	--	--	--	--
%RSD	.4415929	--	--	--	--	--	--
#1	26622	--	--	--	--	--	--
#2	26413	--	--	--	--	--	--
#3	26427	--	--	--	--	--	--

Method: METTRACE Sample Name: L9PD1DT ADD Operator: RJG
Run Time: 11/11/10 16:16:46
Comment: TESTAMERICA PITTSBURGH ICP METALS ANALYSIS-INST TRACEICP
Mode: CONC Corr. Factor: 1

Elem	AG	AL	AS	B_	BA	BE	CA
Units	ppm	ppm	ppm	ppm	ppm	ppm	ppm
Avge	.05153	2.0766	2.0626	3.9177	2.2928	.04479	H1602.6
SDev	.00022	.0018	.0120	.0112	.0025	.00030	11.3
%RSD	.43335	.08697	.57958	.28473	.10782	.66823	.70320
#1	.05176	2.0761	2.0515	3.9055	2.2908	.04449	H1590.8
#2	.05152	2.0786	2.0609	3.9203	2.2956	.04478	H1603.7
#3	.05132	2.0751	2.0753	3.9274	2.2920	.04509	H1613.2
Errors	LC Pass	LC Pass	LC Pass	LC Pass	LC Pass	LC Pass	LC High
High	2.0000	500.00	10.000	30.000	10.000	10.000	600.00
Low	-.00500	-.20000	-.01000	-.20000	-.20000	-.00400	-5.0000

Elem	CD	CO	CR	CU	FE	K_	MG
Units	ppm	ppm	ppm	ppm	ppm	ppm	ppm
Avge	.04607	.45145	1.2953	.25729	.83999	77.308	290.29
SDev	.00012	.00145	.0046	.00076	.00254	.285	1.56
%RSD	.27000	.32024	.35202	.29746	.30209	.36879	.53797
#1	.04593	.44996	1.2902	.25802	.84279	77.546	288.62
#2	.04613	.45156	1.2968	.25736	.83934	77.386	290.54
#3	.04616	.45284	1.2990	.25649	.83785	76.992	291.71
Errors	LC Pass	LC Pass	LC Pass	LC Pass	LC Pass	LC Pass	LC Pass
High	5.0000	50.000	20.000	10.000	500.00	400.00	600.00
Low	-.00500	-.05000	-.00500	-.02500	-.10000	-5.0000	-5.0000

Elem	MN	MO	NA	NI	PB/1	PB/2	PB
Units	ppm	ppm	ppm	ppm	ppm	ppm	ppm
Avge	.46776	.13294	H428.26	.44725	.45223	.45680	.45528
SDev	.00191	.00034	.61	.00372	.00203	.00462	.00376
%RSD	.40874	.25515	.14351	.83155	.44929	1.0113	.82538
#1	.46559	.13330	H428.19	.44380	.45058	.45304	.45222
#2	.46851	.13289	H428.91	.44675	.45162	.45541	.45415
#3	.46919	.13262	H427.68	.45119	.45450	.46196	.45947
Errors	LC Pass	LC Pass	LC High	LC Pass	NOCHECK	NOCHECK	LC Pass
High	20.000	20.000	400.00	100.00			5.0000
Low	-.01500	-.04000	-5.0000	-.04000			-.00300

Elem	SB/1	SB/2	SB	SE/1	SE/2	SE	SI
Units	ppm	ppm	ppm	ppm	ppm	ppm	ppm
Avge	.36254	.36975	.36735	2.1593	2.0992	2.1192	3.3863
SDev	.00376	.00045	.00132	.0071	.0188	.0145	.0120
%RSD	1.0357	.12258	.35880	.33084	.89745	.68512	.35290
#1	.35829	.36959	.36583	2.1532	2.0775	2.1027	3.3726
#2	.36541	.36940	.36807	2.1577	2.1088	2.1251	3.3944

#3	.36392	.37026	.36815	2.1672	2.1114	2.1299	3.3919
Errors	NOCHECK	NOCHECK	LC Pass	NOCHECK	NOCHECK	LC Pass	LC Pass

High			5.0000			10.000	50.000
Low			-.01000			-.00500	-.50000

Elem	SN	SR	TI	TL	V_	ZN	
Units	ppm	ppm	ppm	ppm	ppm	ppm	
Avge	.01350	4.8035	-.01338	1.7943	.62513	.50605	
SDev	.00108	.0067	.00042	.0097	.00145	.00180	
%RSD	7.9741	.13995	3.1593	.54136	.23268	.35657	
#1	.01449	4.7958	-.01292	1.7842	.62361	.50396	
#2	.01365	4.8068	-.01347	1.7952	.62528	.50704	
#3	.01235	4.8080	-.01375	1.8035	.62651	.50713	
Errors	LC Pass	LC Pass	LC Pass	LC Pass	LC Pass	LC Pass	
High	30.000	10.000	30.000	10.000	50.000	5.0000	
Low	-.10000	-.05000	-.05000	-.01000	-.05000	-.02000	

IntStd	1	2	3	4	5	6	7
Mode	Counts	NOTUSED	NOTUSED	NOTUSED	NOTUSED	NOTUSED	NOTUSED
Elem	Y	--	--	--	--	--	--
Wavlen	371.030	--	--	--	--	--	--
Avge	26577	--	--	--	--	--	--
SDev	232.7604	--	--	--	--	--	--
%RSD	.8757907	--	--	--	--	--	--
#1	26340	--	--	--	--	--	--
#2	26585	--	--	--	--	--	--
#3	26806	--	--	--	--	--	--

Method: METTRACE Sample Name: L9T9NBT Operator: RJG
Run Time: 11/11/10 16:22:14
Comment: TESTAMERICA PITTSBURGH ICP METALS ANALYSIS-INST TRACEICP
Mode: CONC Corr. Factor: 1

Elem	AG	AL	AS	B_	BA	BE	CA
Units	ppm	ppm	ppm	ppm	ppm	ppm	ppm
Avge	.00020	.01075	.00054	.01120	.00030	.00056	.00932
SDev	.00019	.00164	.00116	.00209	.00008	.00006	.00147
%RSD	97.273	15.301	216.09	18.665	26.712	9.8355	15.811
#1	.00006	.01015	.00183	.01322	.00021	.00050	.00794
#2	.00011	.01261	.00020	.01133	.00037	.00061	.00915
#3	.00041	.00949	-.00042	.00905	.00032	.00058	.01088
Errors	LC Pass	LC Pass	LC Pass	LC Pass	LC Pass	LC Pass	LC Pass
High	.00500	.20000	.01000	.20000	.20000	.00400	5.0000
Low	-.00500	-.20000	-.01000	-.20000	-.20000	-.00400	-5.0000

Elem	CD	CO	CR	CU	FE	K_	MG
Units	ppm	ppm	ppm	ppm	ppm	ppm	ppm
Avge	.00046	-.00018	.00024	-.00015	.05008	.76542	.00111
SDev	.00013	.00016	.00017	.00022	.00473	.01467	.00281
%RSD	28.783	87.912	70.440	149.36	9.4511	1.9164	252.94
#1	.00035	-.00029	.00005	-.00040	.04683	.74849	-.00149
#2	.00043	-.00025	.00035	-.00002	.05551	.77369	.00074
#3	.00061	.00000	.00034	-.00002	.04790	.77409	.00408
Errors	LC Pass	LC Pass	LC Pass	LC Pass	LC Pass	LC Pass	LC Pass
High	.00500	.05000	.00500	.02500	.10000	5.0000	5.0000
Low	-.00500	-.05000	-.00500	-.02500	-.10000	-5.0000	-5.0000

Elem	MN	MO	NA	NI	PB/1	PB/2	PB
Units	ppm	ppm	ppm	ppm	ppm	ppm	ppm
Avge	.00017	.00089	-.03515	.00063	.00233	-.00004	.00075
SDev	.00003	.00023	.08053	.00041	.00177	.00150	.00042
%RSD	18.198	25.891	229.12	64.394	75.665	3848.6	55.599
#1	.00015	.00075	-.00187	.00083	.00264	-.00045	.00058
#2	.00015	.00076	.02341	.00016	.00043	.00162	.00123
#3	.00020	.00115	-.12698	.00090	.00392	-.00129	.00045
Errors	LC Pass	LC Pass	LC Pass	LC Pass	NOCHECK	NOCHECK	LC Pass
High	.01500	.04000	5.0000	.04000			.00300
Low	-.01500	-.04000	-5.0000	-.04000			-.00300

Elem	SB/1	SB/2	SB	SE/1	SE/2	SE	SI
Units	ppm	ppm	ppm	ppm	ppm	ppm	ppm
Avge	.00141	.00083	.00102	-.00414	.00356	.00100	-.00005
SDev	.00077	.00033	.00046	.00200	.00148	.00086	.00078
%RSD	54.927	39.290	45.001	48.280	41.584	85.764	1511.5
#1	.00106	.00087	.00094	-.00243	.00388	.00178	.00073
#2	.00229	.00114	.00152	-.00634	.00486	.00113	-.00005

#3	.00086	.00049	.00061	-.00366	.00195	.00008	-.00083
Errors	NOCHECK	NOCHECK	LC Pass	NOCHECK	NOCHECK	LC Pass	LC Pass

High			.01000			.00500	.50000
Low			-.01000			-.00500	-.50000

Elem	SN	SR	TI	TL	V_	ZN	
Units	ppm	ppm	ppm	ppm	ppm	ppm	
Avge	.03544	.00006	-.00012	.00238	-.00035	.00472	
SDev	.00134	.00002	.00025	.00162	.00000	.00025	
%RSD	3.7838	37.787	211.39	68.299	.39345	5.3608	
#1	.03396	.00004	-.00032	.00290	-.00035	.00445	
#2	.03659	.00007	.00017	.00367	-.00035	.00476	
#3	.03576	.00009	-.00020	.00056	-.00035	.00496	
Errors	LC Pass	LC Pass	LC Pass	LC Pass	LC Pass	LC Pass	
High	.10000	.05000	.05000	.01000	.05000	.02000	
Low	-.10000	-.05000	-.05000	-.01000	-.05000	-.02000	

IntStd	1	2	3	4	5	6	7
Mode	Counts	NOTUSED	NOTUSED	NOTUSED	NOTUSED	NOTUSED	NOTUSED
Elem	Y	--	--	--	--	--	--
Wavlen	371.030	--	--	--	--	--	--
Avge	29137	--	--	--	--	--	--
SDev	123.1270	--	--	--	--	--	--
%RSD	.4225769	--	--	--	--	--	--
#1	29277	--	--	--	--	--	--
#2	29087	--	--	--	--	--	--
#3	29047	--	--	--	--	--	--

Method: METTRACE Sample Name: CCV1-4 Operator: RJG
Run Time: 11/11/10 16:27:42
Comment: TESTAMERICA PITTSBURGH ICP METALS ANALYSIS-INST TRACEICP
Mode: CONC Corr. Factor: 1

Elem	AG	AL	AS	B_	BA	BE	CA
Units	ppm	ppm	ppm	ppm	ppm	ppm	ppm
Avge	.99824	24.936	.52383	2.0331	1.9881	2.0481	51.486
SDev	.00038	.014	.00010	.0029	.0018	.0036	.101
%RSD	.03799	.05587	.01921	.14145	.08951	.17576	.19559
#1	.99845	24.952	.52393	2.0329	1.9894	2.0462	51.403
#2	.99846	24.933	.52383	2.0361	1.9861	2.0523	51.598
#3	.99780	24.925	.52373	2.0303	1.9889	2.0460	51.456
Errors	LC Pass	LC Pass	LC Pass	LC Pass	LC Pass	LC Pass	LC Pass
High	1.1000	27.500	.55000	2.2000	2.2000	2.2000	55.000
Low	.90000	22.500	.45000	1.8000	1.8000	1.8000	45.000

Elem	CD	CO	CR	CU	FE	K_	MG
Units	ppm	ppm	ppm	ppm	ppm	ppm	ppm
Avge	.51064	2.0154	2.0465	2.0206	25.813	126.03	50.893
SDev	.00119	.0018	.0026	.0017	.027	.31	.094
%RSD	.23337	.08798	.12606	.08633	.10489	.24735	.18483
#1	.50927	2.0149	2.0464	2.0221	25.794	126.38	50.827
#2	.51130	2.0173	2.0492	2.0187	25.844	125.79	51.001
#3	.51136	2.0139	2.0440	2.0211	25.801	125.92	50.852
Errors	LC Pass	LC Pass	LC Pass	LC Pass	LC Pass	LC Pass	LC Pass
High	.55000	2.2000	2.2000	2.2000	27.500	137.50	55.000
Low	.45000	1.8000	1.8000	1.8000	22.500	112.50	45.000

Elem	MN	MO	NA	NI	PB/1	PB/2	PB
Units	ppm	ppm	ppm	ppm	ppm	ppm	ppm
Avge	2.0243	2.0708	126.08	2.0293	.50909	.51618	.51382
SDev	.0022	.0110	.17	.0071	.00354	.00310	.00105
%RSD	.11081	.53089	.13109	.35133	.69537	.60114	.20413
#1	2.0232	2.0583	126.21	2.0259	.51082	.51362	.51269
#2	2.0269	2.0753	125.89	2.0374	.51142	.51529	.51400
#3	2.0228	2.0789	126.12	2.0245	.50501	.51963	.51476
Errors	LC Pass	LC Pass	LC Pass	LC Pass	NOCHECK	NOCHECK	LC Pass
High	2.2000	2.2000	137.50	2.2000			.55000
Low	1.8000	1.8000	112.50	1.8000			.45000

Elem	SB/1	SB/2	SB	SE/1	SE/2	SE	SI
Units	ppm	ppm	ppm	ppm	ppm	ppm	ppm
Avge	.51205	.51998	.51734	.52362	.51647	.51885	2.0465
SDev	.00523	.00280	.00082	.00283	.00881	.00493	.0024
%RSD	1.0216	.53880	.15773	.54078	1.7051	.95085	.11567
#1	.50611	.52259	.51710	.52675	.50656	.51328	2.0442
#2	.51407	.52033	.51825	.52287	.51945	.52059	2.0462

#3	.51596	.51702	.51667	.52124	.52339	.52267	2.0490
Errors	NOCHECK	NOCHECK	LC Pass	NOCHECK	NOCHECK	LC Pass	LC Pass

High			.55000			.55000	2.2000
Low			.45000			.45000	1.8000

Elem	SN	SR	TI	TL	V_	ZN	
Units	ppm	ppm	ppm	ppm	ppm	ppm	
Avge	2.1093	1.9970	2.0292	1.0222	2.0034	2.0646	
SDev	.0101	.0020	.0012	.0045	.0015	.0022	
%RSD	.48001	.09875	.05759	.43804	.07683	.10435	
#1	2.1039	1.9992	2.0278	1.0170	2.0049	2.0642	
#2	2.1209	1.9954	2.0300	1.0247	2.0035	2.0669	
#3	2.1029	1.9964	2.0297	1.0249	2.0018	2.0627	
Errors	LC Pass	LC Pass	LC Pass	LC Pass	LC Pass	LC Pass	
High	2.2000	2.2000	2.2000	1.1000	2.2000	2.2000	
Low	1.8000	1.8000	1.8000	.90000	1.8000	1.8000	

IntStd	1	2	3	4	5	6	7
Mode	Counts	NOTUSED	NOTUSED	NOTUSED	NOTUSED	NOTUSED	NOTUSED
Elem	Y	--	--	--	--	--	--
Wavlen	371.030	--	--	--	--	--	--
Avge	29291	--	--	--	--	--	--
SDev	74.12190	--	--	--	--	--	--
%RSD	.2530559	--	--	--	--	--	--
#1	29271	--	--	--	--	--	--
#2	29373	--	--	--	--	--	--
#3	29228	--	--	--	--	--	--

Method: METTRACE Sample Name: CCB4 Operator: RJG
Run Time: 11/11/10 16:33:11
Comment: TESTAMERICA PITTSBURGH ICP METALS ANALYSIS-INST TRACEICP
Mode: CONC Corr. Factor: 1

Elem	AG	AL	AS	B_	BA	BE	CA
Units	ppm	ppm	ppm	ppm	ppm	ppm	ppm
Avge	.00004	.00877	.00011	.00779	-.00004	.00068	-.00353
SDev	.00033	.00237	.00057	.00047	.00009	.00003	.00080
%RSD	865.98	27.082	529.69	5.9773	248.89	4.5389	22.614
#1	-.00027	.01113	.00075	.00813	-.00003	.00065	-.00398
#2	-.00001	.00880	-.00009	.00799	-.00013	.00071	-.00399
#3	.00039	.00638	-.00033	.00726	.00005	.00067	-.00261
Errors	LC Pass	LC Pass	LC Pass	LC Pass	LC Pass	LC Pass	LC Pass
High	.00500	.20000	.01000	.20000	.20000	.00400	5.0000
Low	-.00500	-.20000	-.01000	-.20000	-.20000	-.00400	-5.0000

Elem	CD	CO	CR	CU	FE	K_	MG
Units	ppm	ppm	ppm	ppm	ppm	ppm	ppm
Avge	.00014	-.00007	-.00012	-.00055	.00150	.75598	.00036
SDev	.00006	.00019	.00044	.00005	.00122	.00410	.00064
%RSD	42.243	265.63	351.69	8.5093	81.227	.54213	177.31
#1	.00020	-.00029	-.00058	-.00060	.00290	.75706	.00074
#2	.00009	.00003	-.00008	-.00053	.00076	.75943	-.00038
#3	.00012	.00005	.00029	-.00052	.00083	.75145	.00072
Errors	LC Pass	LC Pass	LC Pass	LC Pass	LC Pass	LC Pass	LC Pass
High	.00500	.05000	.00500	.02500	.10000	5.0000	5.0000
Low	-.00500	-.05000	-.00500	-.02500	-.10000	-5.0000	-5.0000

Elem	MN	MO	NA	NI	PB/1	PB/2	PB
Units	ppm	ppm	ppm	ppm	ppm	ppm	ppm
Avge	.00002	.00643	-.35176	.00024	.00057	-.00110	-.00054
SDev	.00003	.00279	.07307	.00061	.00240	.00178	.00053
%RSD	186.05	43.372	20.774	251.04	424.13	162.03	96.715
#1	-.00000	.00943	-.26898	-.00039	-.00185	.00021	-.00047
#2	-.00000	.00596	-.37897	.00029	.00060	-.00038	-.00006
#3	.00005	.00391	-.40733	.00083	.00295	-.00312	-.00110
Errors	LC Pass	LC Pass	LC Pass	LC Pass	NOCHECK	NOCHECK	LC Pass
High	.01500	.04000	5.0000	.04000			.00300
Low	-.01500	-.04000	-5.0000	-.04000			-.00300

Elem	SB/1	SB/2	SB	SE/1	SE/2	SE	SI
Units	ppm	ppm	ppm	ppm	ppm	ppm	ppm
Avge	.00125	-.00017	.00030	.00093	-.00017	.00019	-.01066
SDev	.00278	.00159	.00017	.00206	.00087	.00019	.00201
%RSD	223.41	916.57	58.285	222.81	500.81	98.718	18.897
#1	.00436	-.00199	.00012	-.00135	.00068	.00001	-.00861
#2	.00037	.00053	.00047	.00146	-.00015	.00039	-.01072

#3	-.00099	.00095	.00030	.00267	-.00105	.00019	-.01264
Errors	NOCHECK	NOCHECK	LC Pass	NOCHECK	NOCHECK	LC Pass	LC Pass

High			.01000			.00500	.50000
Low			-.01000			-.00500	-.50000

Elem	SN	SR	TI	TL	V_	ZN	
Units	ppm	ppm	ppm	ppm	ppm	ppm	
Avge	.00160	-.00000	-.00012	.00286	-.00012	.00256	
SDev	.00057	.00004	.00026	.00170	.00042	.00006	
%RSD	35.858	1502.3	212.38	59.550	337.23	2.4647	
#1	.00117	-.00002	-.00033	.00395	-.00037	.00250	
#2	.00138	-.00002	.00017	.00375	-.00037	.00254	
#3	.00225	.00004	-.00020	.00090	.00036	.00263	
Errors	LC Pass	LC Pass	LC Pass	LC Pass	LC Pass	LC Pass	
High	.10000	.05000	.05000	.01000	.05000	.02000	
Low	-.10000	-.05000	-.05000	-.01000	-.05000	-.02000	

IntStd	1	2	3	4	5	6	7
Mode	Counts	NOTUSED	NOTUSED	NOTUSED	NOTUSED	NOTUSED	NOTUSED
Elem	Y	--	--	--	--	--	--
Wavlen	371.030	--	--	--	--	--	--
Avge	29138	--	--	--	--	--	--
SDev	91.21278	--	--	--	--	--	--
%RSD	.3130369	--	--	--	--	--	--
#1	29081	--	--	--	--	--	--
#2	29089	--	--	--	--	--	--
#3	29243	--	--	--	--	--	--

Method: METTRACE Sample Name: L9T9NCT Operator: RJG
Run Time: 11/11/10 16:38:39
Comment: TESTAMERICA PITTSBURGH ICP METALS ANALYSIS-INST TRACEICP
Mode: CONC Corr. Factor: 1

Elem	AG	AL	AS	B_	BA	BE	CA
Units	ppm	ppm	ppm	ppm	ppm	ppm	ppm
Avge	.04705	1.9380	1.9448	.93386	1.9313	.04894	L.00816
SDev	.00032	.0062	.0107	.00356	.0042	.00019	.00063
%RSD	.68716	.32231	.54820	.38110	.21835	.38100	7.6687
#1	.04715	1.9448	1.9567	.93795	1.9362	.04915	L.00778
#2	.04731	1.9326	1.9413	.93217	1.9288	.04883	L.00781
#3	.04669	1.9365	1.9363	.93147	1.9291	.04883	L.00888
Errors	LC Pass	LC Pass	LC Pass	LC Pass	LC Pass	LC Pass	LC Low
High	.06000	2.4000	2.4000	1.2000	2.4000	.06000	60.000
Low	.04000	1.6000	1.6000	.80000	1.6000	.04000	40.000

Elem	CD	CO	CR	CU	FE	K_	MG
Units	ppm	ppm	ppm	ppm	ppm	ppm	ppm
Avge	.05006	.49138	.19991	.24398	1.0374	L.71111	L-.00039
SDev	.00015	.00216	.00095	.00046	.0040	.00826	.00110
%RSD	.29360	.44065	.47492	.18991	.38952	1.1618	284.77
#1	.05023	.49375	.20087	.24433	1.0417	L.70319	L-.00039
#2	.04996	.49088	.19988	.24345	1.0337	L.71046	L.00072
#3	.04999	.48951	.19897	.24415	1.0367	L.71967	L-.00149
Errors	LC Pass	LC Pass	LC Pass	LC Pass	LC Pass	LC Low	LC Low
High	.06000	.60000	.24000	.30000	1.2000	60.000	60.000
Low	.04000	.40000	.16000	.20000	.80000	40.000	40.000

Elem	MN	MO	NA	NI	PB/1	PB/2	PB
Units	ppm	ppm	ppm	ppm	ppm	ppm	ppm
Avge	.48891	L.00224	L-.13396	.49452	.49348	.49686	.49573
SDev	.00149	.00080	.06903	.00439	.00501	.00170	.00244
%RSD	.30489	35.861	51.526	.88664	1.0158	.34273	.49301
#1	.49056	L.00284	L-.20426	.49891	.49906	.49825	.49852
#2	.48852	L.00255	L-.13135	.49449	.49198	.49496	.49397
#3	.48765	L.00133	L-.06628	.49014	.48938	.49737	.49471
Errors	LC Pass	LC Low	LC Low	LC Pass	NOCHECK	NOCHECK	LC Pass
High	.60000	1.2000	60.000	.60000			.60000
Low	.40000	.80000	40.000	.40000			.40000

Elem	SB/1	SB/2	SB	SE/1	SE/2	SE	SI
Units	ppm	ppm	ppm	ppm	ppm	ppm	ppm
Avge	.00129	-.00093	L-.00019	1.9076	1.9089	1.9085	L-.00259
SDev	.00152	.00052	.00037	.0108	.0081	.0088	.00250
%RSD	117.87	55.781	189.99	.56792	.42387	.46206	96.643
#1	-.00046	-.00055	L-.00052	1.9195	1.9160	1.9172	L-.00047
#2	.00228	-.00153	L-.00026	1.9049	1.9108	1.9088	L-.00195

#3	.00205	-.00072	L.00020	1.8984	1.9001	1.8995	L-.00534
Errors	NOCHECK	NOCHECK	LC Low	NOCHECK	NOCHECK	LC Pass	LC Low

High			.60000			2.4000	12.000
Low			.40000			1.6000	8.0000

Elem	SN	SR	TI	TL	V_	ZN	
Units	ppm	ppm	ppm	ppm	ppm	ppm	
Avge	L.03458	.96504	L.00033	1.9465	.48321	.50475	
SDev	.00207	.00278	.00019	.0029	.00216	.00101	
%RSD	5.9822	.28844	55.978	.14865	.44763	.20092	
#1	L.03301	.96824	L.00017	1.9498	.48509	.50592	
#2	L.03693	.96370	L.00029	1.9452	.48371	.50426	
#3	L.03382	.96318	L.00053	1.9445	.48085	.50408	

Errors	LC Low	LC Pass	LC Low	LC Pass	LC Pass	LC Pass	
High	2.4000	1.2000	1.2000	2.4000	.60000	.60000	
Low	1.6000	.80000	.80000	1.6000	.40000	.40000	

IntStd	1	2	3	4	5	6	7
Mode	Counts	NOTUSED	NOTUSED	NOTUSED	NOTUSED	NOTUSED	NOTUSED
Elem	Y	--	--	--	--	--	--
Wavlen	371.030	--	--	--	--	--	--
Avge	29306	--	--	--	--	--	--
SDev	76.98036	--	--	--	--	--	--
%RSD	.2626794	--	--	--	--	--	--
#1	29358	--	--	--	--	--	--
#2	29342	--	--	--	--	--	--
#3	29217	--	--	--	--	--	--

Method: METTRACE Sample Name: L9T9NLT Operator: RJG
Run Time: 11/11/10 16:44:08
Comment: TESTAMERICA PITTSBURGH ICP METALS ANALYSIS-INST TRACEICP
Mode: CONC Corr. Factor: 1

Elem	AG	AL	AS	B_	BA	BE	CA
Units	ppm	ppm	ppm	ppm	ppm	ppm	ppm
Avge	.04855	1.9992	2.0080	.96168	1.9787	.05044	L.00866
SDev	.00025	.0016	.0052	.00068	.0023	.00011	.00052
%RSD	.50803	.07859	.25651	.07024	.11450	.22444	5.9537
#1	.04883	2.0005	2.0025	.96137	1.9805	.05039	L.00920
#2	.04839	1.9996	2.0089	.96122	1.9762	.05037	L.00862
#3	.04842	1.9974	2.0127	.96246	1.9795	.05058	L.00817
Errors	LC Pass	LC Pass	LC Pass	LC Pass	LC Pass	LC Pass	LC Low
High	.06000	2.4000	2.4000	1.2000	2.4000	.06000	60.000
Low	.04000	1.6000	1.6000	.80000	1.6000	.04000	40.000

Elem	CD	CO	CR	CU	FE	K_	MG
Units	ppm	ppm	ppm	ppm	ppm	ppm	ppm
Avge	.05170	.50824	.20684	.27547	1.0739	L.74934	L.00072
SDev	.00028	.00068	.00034	.00084	.0075	.02358	.00112
%RSD	.53103	.13381	.16525	.30434	.70212	3.1468	155.28
#1	.05139	.50896	.20721	.27637	1.0783	L.77137	L.00185
#2	.05180	.50760	.20654	.27534	1.0782	L.75219	L-.00039
#3	.05191	.50815	.20677	.27471	1.0652	L.72447	L.00070
Errors	LC Pass	LC Pass	LC Pass	LC Pass	LC Pass	LC Low	LC Low
High	.06000	.60000	.24000	.30000	1.2000	60.000	60.000
Low	.04000	.40000	.16000	.20000	.80000	40.000	40.000

Elem	MN	MO	NA	NI	PB/1	PB/2	PB
Units	ppm	ppm	ppm	ppm	ppm	ppm	ppm
Avge	.50421	L.00083	L-.19304	.50957	.51295	.51231	.51252
SDev	.00013	.00049	.04365	.00088	.00267	.00241	.00085
%RSD	.02579	58.054	22.611	.17299	.52124	.47092	.16503
#1	.50419	L.00028	L-.24307	.50870	.51538	.50963	.51155
#2	.50410	L.00103	L-.17327	.50954	.51008	.51432	.51291
#3	.50435	L.00119	L-.16277	.51046	.51337	.51296	.51310
Errors	LC Pass	LC Low	LC Low	LC Pass	NOCHECK	NOCHECK	LC Pass
High	.60000	1.2000	60.000	.60000			.60000
Low	.40000	.80000	40.000	.40000			.40000

Elem	SB/1	SB/2	SB	SE/1	SE/2	SE	SI
Units	ppm	ppm	ppm	ppm	ppm	ppm	ppm
Avge	-.00096	.00093	L.00030	1.9810	1.9646	1.9700	L-.00010
SDev	.00116	.00130	.00124	.0015	.0101	.0067	.00308
%RSD	120.27	140.04	415.12	.07742	.51165	.34077	3104.6
#1	-.00123	.00019	L-.00028	1.9806	1.9533	1.9624	L.00323
#2	.00031	.00243	L.00172	1.9797	1.9726	1.9750	L-.00286

#3	-.00196	.00016	L-.00054	1.9827	1.9678	1.9728	L-.00067
Errors	NOCHECK	NOCHECK	LC Low	NOCHECK	NOCHECK	LC Pass	LC Low

High			.60000			2.4000	12.000
Low			.40000			1.6000	8.0000

Elem	SN	SR	TI	TL	V_	ZN	
Units	ppm	ppm	ppm	ppm	ppm	ppm	
Avge	L.03608	.98876	L.00017	2.0171	.49701	.52241	
SDev	.00156	.00151	.00000	.0012	.00180	.00073	
%RSD	4.3145	.15224	2.5011	.06173	.36283	.14028	
#1	L.03727	.98962	L.00016	2.0162	.49901	.52325	
#2	L.03432	.98702	L.00017	2.0166	.49654	.52193	
#3	L.03665	.98963	L.00017	2.0185	.49550	.52205	

Errors	LC Low	LC Pass	LC Low	LC Pass	LC Pass	LC Pass	
High	2.4000	1.2000	1.2000	2.4000	.60000	.60000	
Low	1.6000	.80000	.80000	1.6000	.40000	.40000	

IntStd	1	2	3	4	5	6	7
Mode	Counts	NOTUSED	NOTUSED	NOTUSED	NOTUSED	NOTUSED	NOTUSED
Elem	Y	--	--	--	--	--	--
Wavlen	371.030	--	--	--	--	--	--
Avge	29327	--	--	--	--	--	--
SDev	254.1148	--	--	--	--	--	--
%RSD	.8664914	--	--	--	--	--	--
#1	29063	--	--	--	--	--	--
#2	29347	--	--	--	--	--	--
#3	29570	--	--	--	--	--	--

Method: METTRACE Sample Name: L9Q8GT Operator: RJG
Run Time: 11/11/10 16:49:37
Comment: TESTAMERICA PITTSBURGH ICP METALS ANALYSIS-INST TRACEICP
Mode: CONC Corr. Factor: 1

Elem	AG	AL	AS	B_	BA	BE	CA
Units	ppm	ppm	ppm	ppm	ppm	ppm	ppm
Avge	-.00023	.01857	.00055	.00573	.00117	.00040	.27529
SDev	.00013	.00159	.00086	.00032	.00003	.00006	.00042
%RSD	58.072	8.5312	157.09	5.6703	2.8147	14.164	.15164
#1	-.00008	.02040	.00146	.00611	.00119	.00033	.27496
#2	-.00033	.01758	.00040	.00558	.00119	.00043	.27576
#3	-.00029	.01774	-.00023	.00551	.00113	.00044	.27515
Errors	LC Pass	LC Pass	LC Pass	LC Pass	LC Pass	LC Pass	LC Pass
High	2.0000	500.00	10.000	30.000	10.000	10.000	600.00
Low	-.00500	-.20000	-.01000	-.20000	-.20000	-.00400	-5.0000

Elem	CD	CO	CR	CU	FE	K_	MG
Units	ppm	ppm	ppm	ppm	ppm	ppm	ppm
Avge	.00021	-.00001	-.00014	.00188	.02326	.84375	.07592
SDev	.00014	.00028	.00029	.00007	.00262	.01780	.00061
%RSD	65.914	3436.3	204.46	3.9951	11.266	2.1101	.80782
#1	.00037	.00022	.00020	.00197	.02619	.82448	.07615
#2	.00012	-.00032	-.00031	.00185	.02244	.84719	.07523
#3	.00015	.00007	-.00032	.00183	.02114	.85958	.07639
Errors	LC Pass	LC Pass	LC Pass	LC Pass	LC Pass	LC Pass	LC Pass
High	5.0000	50.000	20.000	10.000	500.00	400.00	600.00
Low	-.00500	-.05000	-.00500	-.02500	-.10000	-5.0000	-5.0000

Elem	MN	MO	NA	NI	PB/1	PB/2	PB
Units	ppm	ppm	ppm	ppm	ppm	ppm	ppm
Avge	.00055	-.00014	-.00831	.00077	-.00009	.00076	.00048
SDev	.00000	.00022	.08834	.00040	.00068	.00053	.00014
%RSD	.23763	159.72	1063.5	51.751	790.91	69.678	28.266
#1	.00055	-.00001	-.00449	.00083	.00016	.00066	.00049
#2	.00055	-.00001	.07806	.00114	.00043	.00028	.00033
#3	.00055	-.00039	-.09849	.00035	-.00085	.00133	.00060
Errors	LC Pass	LC Pass	LC Pass	LC Pass	NOCHECK	NOCHECK	LC Pass
High	20.000	20.000	400.00	100.00			5.0000
Low	-.01500	-.04000	-5.0000	-.04000			-.00300

Elem	SB/1	SB/2	SB	SE/1	SE/2	SE	SI
Units	ppm	ppm	ppm	ppm	ppm	ppm	ppm
Avge	.00168	-.00014	.00047	-.00342	.00182	.00008	.05250
SDev	.00067	.00019	.00035	.00179	.00181	.00127	.00308
%RSD	39.610	141.05	74.316	52.281	99.142	1638.7	5.8674
#1	.00218	-.00003	.00071	-.00176	.00281	.00129	.05275
#2	.00194	-.00002	.00063	-.00531	.00292	.00018	.04931

#3	.00093	-.00036	.00007	-.00319	-.00026	-.00124	.05545
Errors	NOCHECK	NOCHECK	LC Pass	NOCHECK	NOCHECK	LC Pass	LC Pass

High			5.0000			10.000	50.000
Low			-.01000			-.00500	-.50000

Elem	SN	SR	TI	TL	V_	ZN	
Units	ppm	ppm	ppm	ppm	ppm	ppm	
Avge	.03129	.00088	.00049	.00395	-.00036	.01385	
SDev	.00210	.00006	.00028	.00152	.00000	.00016	
%RSD	6.7070	7.0452	57.522	38.566	.21308	1.1795	
#1	.03211	.00095	.00066	.00570	-.00036	.01385	
#2	.02891	.00084	.00017	.00301	-.00036	.01401	
#3	.03286	.00084	.00066	.00313	-.00036	.01368	
Errors	LC Pass	LC Pass	LC Pass	LC Pass	LC Pass	LC Pass	
High	30.000	10.000	30.000	10.000	50.000	5.0000	
Low	-.10000	-.05000	-.05000	-.01000	-.05000	-.02000	

IntStd	1	2	3	4	5	6	7
Mode	Counts	NOTUSED	NOTUSED	NOTUSED	NOTUSED	NOTUSED	NOTUSED
Elem	Y	--	--	--	--	--	--
Wavlen	371.030	--	--	--	--	--	--
Avge	29130	--	--	--	--	--	--
SDev	47.49724	--	--	--	--	--	--
%RSD	.1630527	--	--	--	--	--	--
#1	29184	--	--	--	--	--	--
#2	29112	--	--	--	--	--	--
#3	29094	--	--	--	--	--	--

Method: METTRACE Sample Name: L9Q8XT Operator: RJG
Run Time: 11/11/10 16:55:06
Comment: TESTAMERICA PITTSBURGH ICP METALS ANALYSIS-INST TRACEICP
Mode: CONC Corr. Factor: 1

Elem	AG	AL	AS	B_	BA	BE	CA
Units	ppm	ppm	ppm	ppm	ppm	ppm	ppm
Avge	.00001	.05228	-.00038	.00848	.00326	.00040	.28516
SDev	.00030	.00238	.00066	.00063	.00001	.00007	.00350
%RSD	4253.9	4.5504	174.36	7.3754	.26787	16.870	1.2263
#1	.00033	.05123	-.00083	.00918	.00325	.00046	.28616
#2	-.00026	.05501	-.00068	.00799	.00326	.00042	.28804
#3	-.00005	.05061	.00038	.00825	.00327	.00033	.28127
Errors	LC Pass	LC Pass	LC Pass	LC Pass	LC Pass	LC Pass	LC Pass
High	2.0000	500.00	10.000	30.000	10.000	10.000	600.00
Low	-.00500	-.20000	-.01000	-.20000	-.20000	-.00400	-5.0000

Elem	CD	CO	CR	CU	FE	K_	MG
Units	ppm	ppm	ppm	ppm	ppm	ppm	ppm
Avge	.00030	-.00011	.00090	.01259	.27525	.77498	.06518
SDev	.00007	.00013	.00005	.00007	.00448	.00886	.00269
%RSD	24.462	126.41	4.9700	.56059	1.6283	1.1427	4.1330
#1	.00021	-.00019	.00094	.01250	.27804	.78498	.06656
#2	.00034	.00005	.00085	.01262	.27008	.76814	.06207
#3	.00033	-.00017	.00091	.01263	.27762	.77181	.06689
Errors	LC Pass	LC Pass	LC Pass	LC Pass	LC Pass	LC Pass	LC Pass
High	5.0000	50.000	20.000	10.000	500.00	400.00	600.00
Low	-.00500	-.05000	-.00500	-.02500	-.10000	-5.0000	-5.0000

Elem	MN	MO	NA	NI	PB/1	PB/2	PB
Units	ppm	ppm	ppm	ppm	ppm	ppm	ppm
Avge	.00298	.00127	-.07529	.00165	.00649	.00570	.00596
SDev	.00004	.00033	.13420	.00067	.00285	.00058	.00074
%RSD	1.3257	26.140	178.25	40.651	43.849	10.243	12.469
#1	.00297	.00092	-.22983	.00215	.00923	.00560	.00681
#2	.00302	.00158	.01186	.00190	.00355	.00633	.00540
#3	.00294	.00131	-.00789	.00089	.00670	.00517	.00568
Errors	LC Pass	LC Pass	LC Pass	LC Pass	NOCHECK	NOCHECK	LC Pass
High	20.000	20.000	400.00	100.00			5.0000
Low	-.01500	-.04000	-5.0000	-.04000			-.00300

Elem	SB/1	SB/2	SB	SE/1	SE/2	SE	SI
Units	ppm	ppm	ppm	ppm	ppm	ppm	ppm
Avge	.00141	.00036	.00071	-.00579	.00090	-.00132	.97952
SDev	.00323	.00146	.00043	.00206	.00019	.00056	.00598
%RSD	229.50	401.41	60.914	35.655	21.441	42.193	.61063
#1	-.00231	.00194	.00052	-.00358	.00071	-.00072	.97339
#2	.00344	.00009	.00121	-.00767	.00109	-.00183	.97983

#3	.00309	-.00094	.00040	-.00611	.00091	-.00143	.98534
Errors	NOCHECK	NOCHECK	LC Pass	NOCHECK	NOCHECK	LC Pass	LC Pass

High			5.0000			10.000	50.000
Low			-.01000			-.00500	-.50000

Elem	SN	SR	TI	TL	V_	ZN	
Units	ppm	ppm	ppm	ppm	ppm	ppm	
Avge	.03153	.00095	.00240	.00249	-.00053	.05350	
SDev	.00244	.00008	.00025	.00163	.00042	.00015	
%RSD	7.7307	8.6700	10.541	65.749	79.097	.28710	
#1	.03286	.00104	.00211	.00239	-.00029	.05358	
#2	.02872	.00089	.00259	.00417	-.00029	.05360	
#3	.03302	.00092	.00249	.00090	-.00101	.05332	
Errors	LC Pass	LC Pass	LC Pass	LC Pass	LC Pass	LC Pass	
High	30.000	10.000	30.000	10.000	50.000	5.0000	
Low	-.10000	-.05000	-.05000	-.01000	-.05000	-.02000	

IntStd	1	2	3	4	5	6	7
Mode	Counts	NOTUSED	NOTUSED	NOTUSED	NOTUSED	NOTUSED	NOTUSED
Elem	Y	--	--	--	--	--	--
Wavlen	371.030	--	--	--	--	--	--
Avge	29458	--	--	--	--	--	--
SDev	98.10767	--	--	--	--	--	--
%RSD	.3330377	--	--	--	--	--	--
#1	29489	--	--	--	--	--	--
#2	29537	--	--	--	--	--	--
#3	29349	--	--	--	--	--	--

Method: METTRACE Sample Name: L9Q8XP5T Operator: RJG
Run Time: 11/11/10 17:00:35
Comment: TESTAMERICA PITTSBURGH ICP METALS ANALYSIS-INST TRACEICP
Mode: CONC Corr. Factor: 1

Elem	AG	AL	AS	B_	BA	BE	CA
Units	ppm	ppm	ppm	ppm	ppm	ppm	ppm
Avge	-.00005	.01544	-.00096	.00457	.00060	.00051	.06111
SDev	.00063	.00105	.00051	.00020	.00003	.00003	.00094
%RSD	1159.6	6.8206	52.932	4.2874	5.7488	6.7428	1.5403
#1	-.00072	.01611	-.00110	.00460	.00056	.00048	.06067
#2	.00002	.01423	-.00138	.00437	.00062	.00050	.06048
#3	.00054	.01600	-.00039	.00476	.00062	.00055	.06220

Elem	CD	CO	CR	CU	FE	K_	MG
Units	ppm	ppm	ppm	ppm	ppm	ppm	ppm
Avge	.00015	-.00008	-.00001	.00214	.05901	.79930	.01311
SDev	.00004	.00044	.00026	.00011	.00144	.00851	.00292
%RSD	27.983	556.62	2191.1	5.0655	2.4460	1.0644	22.305
#1	.00019	-.00058	-.00016	.00201	.05991	.80598	.00978
#2	.00014	.00012	-.00016	.00220	.05978	.80220	.01426
#3	.00011	.00022	.00029	.00220	.05735	.78972	.01527

Elem	MN	MO	NA	NI	PB/1	PB/2	PB
Units	ppm	ppm	ppm	ppm	ppm	ppm	ppm
Avge	.00063	.00059	-.39342	.00048	.00325	.00035	.00131
SDev	.00006	.00041	.04263	.00027	.00113	.00049	.00011
%RSD	8.9620	69.564	10.834	56.571	34.714	140.84	8.0985
#1	.00056	.00041	-.44218	.00030	.00246	.00079	.00135
#2	.00066	.00031	-.36325	.00079	.00275	.00042	.00119
#3	.00066	.00106	-.37482	.00035	.00454	-.00017	.00140

Elem	SB/1	SB/2	SB	SE/1	SE/2	SE	SI
Units	ppm	ppm	ppm	ppm	ppm	ppm	ppm
Avge	.00021	.00116	.00084	-.00125	.00040	-.00015	.19532
SDev	.00195	.00128	.00064	.00104	.00180	.00093	.00148
%RSD	944.99	110.71	76.766	83.118	454.13	612.10	.75644
#1	.00245	.00009	.00088	-.00233	.00246	.00086	.19700
#2	-.00107	.00080	.00018	-.00115	-.00087	-.00096	.19422
#3	-.00077	.00258	.00146	-.00027	-.00040	-.00036	.19474

Elem	SN	SR	TI	TL	V_	ZN
Units	ppm	ppm	ppm	ppm	ppm	ppm
Avge	.00705	.00017	.00045	.00010	-.00029	.01446
SDev	.00090	.00003	.00026	.00158	.00011	.00017
%RSD	12.709	18.757	57.546	1578.5	37.071	1.1922
#1	.00604	.00014	.00053	.00049	-.00035	.01434
#2	.00736	.00016	.00016	.00144	-.00017	.01438
#3	.00776	.00020	.00066	-.00164	-.00035	.01466

IntStd	1	2	3	4	5	6	7
Mode	Counts	NOTUSED	NOTUSED	NOTUSED	NOTUSED	NOTUSED	NOTUSED
Elem	Y	--	--	--	--	--	--
Wavlen	371.030	--	--	--	--	--	--
Avge	28814	--	--	--	--	--	--
SDev	130.1570	--	--	--	--	--	--
%RSD	.4517223	--	--	--	--	--	--
#1	28715	--	--	--	--	--	--
#2	28764	--	--	--	--	--	--
#3	28961	--	--	--	--	--	--

Method: METTRACE Sample Name: L9NM5B Operator: RJG
Run Time: 11/11/10 17:06:04
Comment: TESTAMERICA PITTSBURGH ICP METALS ANALYSIS-INST TRACEICP
Mode: CONC Corr. Factor: 1

Elem	AG	AL	AS	B_	BA	BE	CA
Units	ppm	ppm	ppm	ppm	ppm	ppm	ppm
Avge	-.00055	.03255	-.00052	.00374	.00090	.00042	.20719
SDev	.00060	.00383	.00034	.00019	.00013	.00006	.00027
%RSD	107.36	11.772	64.217	5.1154	14.849	14.607	.12881
#1	-.00108	.03096	-.00034	.00393	.00092	.00046	.20745
#2	-.00067	.03692	-.00091	.00355	.00076	.00035	.20691
#3	.00009	.02977	-.00032	.00373	.00103	.00044	.20720
Errors	LC Pass	LC Pass	LC Pass	LC Pass	LC Pass	LC Pass	LC Pass
High	.00500	.20000	.01000	.20000	.20000	.00400	5.0000
Low	-.00500	-.20000	-.01000	-.20000	-.20000	-.00400	-5.0000

Elem	CD	CO	CR	CU	FE	K_	MG
Units	ppm	ppm	ppm	ppm	ppm	ppm	ppm
Avge	.00005	-.00014	.00028	.00052	.04892	.79696	.05611
SDev	.00016	.00019	.00041	.00016	.00456	.02537	.00404
%RSD	324.49	138.74	146.34	29.920	9.3257	3.1835	7.1972
#1	.00014	-.00029	.00030	.00048	.05278	.77485	.05538
#2	-.00013	-.00019	-.00014	.00040	.05010	.79136	.05249
#3	.00014	.00007	.00068	.00070	.04389	.82466	.06047
Errors	LC Pass	LC Pass	LC Pass	LC Pass	LC Pass	LC Pass	LC Pass
High	.00500	.05000	.00500	.02500	.10000	5.0000	5.0000
Low	-.00500	-.05000	-.00500	-.02500	-.10000	-5.0000	-5.0000

Elem	MN	MO	NA	NI	PB/1	PB/2	PB
Units	ppm	ppm	ppm	ppm	ppm	ppm	ppm
Avge	.00104	-.00025	-.38313	-.00004	-.00230	.00133	.00012
SDev	.00005	.00080	.05286	.00057	.00274	.00147	.00008
%RSD	5.1073	319.97	13.797	1296.5	118.81	110.79	63.026
#1	.00103	.00015	-.33185	-.00021	-.00374	.00214	.00018
#2	.00099	-.00117	-.38010	-.00051	-.00402	.00222	.00014
#3	.00110	.00027	-.43745	.00059	.00085	-.00037	.00004
Errors	LC Pass	LC Pass	LC Pass	LC Pass	NOCHECK	NOCHECK	LC Pass
High	.01500	.04000	5.0000	.04000			.00300
Low	-.01500	-.04000	-5.0000	-.04000			-.00300

Elem	SB/1	SB/2	SB	SE/1	SE/2	SE	SI
Units	ppm	ppm	ppm	ppm	ppm	ppm	ppm
Avge	.00399	-.00128	.00048	-.00196	.00021	-.00051	.01356
SDev	.00271	.00215	.00063	.00182	.00093	.00052	.00255
%RSD	67.810	168.62	132.69	92.577	431.20	101.76	18.841
#1	.00654	-.00279	.00032	-.00327	.00128	-.00023	.01635
#2	.00428	-.00223	-.00006	-.00272	-.00030	-.00111	.01133

#3	.00115	.00119	.00118	.00011	-.00034	-.00019	.01300
Errors	NOCHECK	NOCHECK	LC Pass	NOCHECK	NOCHECK	LC Pass	LC Pass

High			.01000			.00500	.50000
Low			-.01000			-.00500	-.50000

Elem	SN	SR	TI	TL	V_	ZN	
Units	ppm	ppm	ppm	ppm	ppm	ppm	
Avge	-.00121	.00066	.00114	.00172	-.00023	.00698	
SDev	.00098	.00009	.00084	.00022	.00021	.00072	
%RSD	80.596	14.286	73.412	13.045	89.969	10.369	
#1	-.00228	.00060	.00211	.00198	-.00035	.00643	
#2	-.00035	.00061	.00066	.00161	-.00035	.00781	
#3	-.00101	.00077	.00066	.00157	.00001	.00671	
Errors	LC Pass	LC Pass	LC Pass	LC Pass	LC Pass	LC Pass	
High	.10000	.05000	.05000	.01000	.05000	.02000	
Low	-.10000	-.05000	-.05000	-.01000	-.05000	-.02000	

IntStd	1	2	3	4	5	6	7
Mode	Counts	NOTUSED	NOTUSED	NOTUSED	NOTUSED	NOTUSED	NOTUSED
Elem	Y	--	--	--	--	--	--
Wavlen	371.030	--	--	--	--	--	--
Avge	29412	--	--	--	--	--	--
SDev	173.1022	--	--	--	--	--	--
%RSD	.5885358	--	--	--	--	--	--
#1	29599	--	--	--	--	--	--
#2	29382	--	--	--	--	--	--
#3	29257	--	--	--	--	--	--

Method: METTRACE Sample Name: L9NM5C Operator: RJG
Run Time: 11/11/10 17:11:32
Comment: TESTAMERICA PITTSBURGH ICP METALS ANALYSIS-INST TRACEICP
Mode: CONC Corr. Factor: 1

Elem	AG	AL	AS	B_	BA	BE	CA
Units	ppm	ppm	ppm	ppm	ppm	ppm	ppm
Avge	.04366	1.8808	1.7902	.84533	1.7526	.04361	45.407
SDev	.00063	.0285	.0193	.00812	.0187	.00038	.542
%RSD	1.4395	1.5171	1.0765	.96037	1.0695	.86377	1.1926
#1	.04382	1.8809	1.7817	.84173	1.7488	.04334	45.223
#2	.04419	1.9092	1.8122	.85462	1.7730	.04404	46.017
#3	.04297	1.8521	1.7766	.83963	1.7361	.04345	44.982
Errors	LC Pass	LC Pass	LC Pass	LC Pass	LC Pass	LC Pass	LC Pass
High	.06000	2.4000	2.4000	1.2000	2.4000	.06000	60.000
Low	.04000	1.6000	1.6000	.80000	1.6000	.04000	40.000

Elem	CD	CO	CR	CU	FE	K_	MG
Units	ppm	ppm	ppm	ppm	ppm	ppm	ppm
Avge	.04468	.43839	.18075	.22131	1.0595	48.515	44.775
SDev	.00065	.00535	.00203	.00320	.0238	.679	.514
%RSD	1.4479	1.2207	1.1246	1.4471	2.2473	1.3995	1.1485
#1	.04441	.43649	.18070	.22124	1.0500	48.701	44.567
#2	.04542	.44443	.18281	.22454	1.0865	49.082	45.361
#3	.04421	.43425	.17874	.21814	1.0418	47.763	44.397
Errors	LC Pass	LC Pass	LC Pass	LC Pass	LC Pass	LC Pass	LC Pass
High	.06000	.60000	.24000	.30000	1.2000	60.000	60.000
Low	.04000	.40000	.16000	.20000	.80000	40.000	40.000

Elem	MN	MO	NA	NI	PB/1	PB/2	PB
Units	ppm	ppm	ppm	ppm	ppm	ppm	ppm
Avge	.44843	.90928	45.803	.43981	.44599	.45078	.44918
SDev	.00523	.01219	.639	.00524	.00162	.00668	.00475
%RSD	1.1665	1.3407	1.3955	1.1914	.36323	1.4823	1.0573
#1	.44708	.89973	45.877	.43750	.44691	.44687	.44688
#2	.45421	.92301	46.402	.44581	.44693	.45849	.45464
#3	.44402	.90512	45.130	.43613	.44411	.44697	.44602
Errors	LC Pass	LC Pass	LC Pass	LC Pass	NOCHECK	NOCHECK	LC Pass
High	.60000	1.2000	60.000	.60000			.60000
Low	.40000	.80000	40.000	.40000			.40000

Elem	SB/1	SB/2	SB	SE/1	SE/2	SE	SI
Units	ppm	ppm	ppm	ppm	ppm	ppm	ppm
Avge	.45811	.46294	.46133	1.8016	1.7851	1.7906	L.98701
SDev	.00792	.00398	.00505	.0095	.0166	.0139	.00950
%RSD	1.7294	.86075	1.0936	.52514	.93221	.77564	.96217
#1	.45509	.46422	.46118	1.7914	1.7735	1.7795	L.98074
#2	.46710	.46613	.46645	1.8101	1.8042	1.8062	L.99794

#3	.45214	.45847	.45636	1.8032	1.7777	1.7862	L.98237
Errors	NOCHECK	NOCHECK	LC Pass	NOCHECK	NOCHECK	LC Pass	LC Low

High			.60000			2.4000	12.000
Low			.40000			1.6000	8.0000

Elem	SN	SR	TI	TL	V_	ZN	
Units	ppm	ppm	ppm	ppm	ppm	ppm	
Avge	1.8443	.87383	.89794	1.7904	.43977	.46431	
SDev	.0216	.00967	.01082	.0208	.00518	.00548	
%RSD	1.1696	1.1072	1.2049	1.1592	1.1780	1.1806	
#1	1.8319	.87091	.89399	1.7836	.43938	.46395	
#2	1.8692	.88463	.91018	1.8137	.44514	.46997	
#3	1.8318	.86595	.88965	1.7739	.43480	.45902	
Errors	LC Pass	LC Pass	LC Pass	LC Pass	LC Pass	LC Pass	
High	2.4000	1.2000	1.2000	2.4000	.60000	.60000	
Low	1.6000	.80000	.80000	1.6000	.40000	.40000	

IntStd	1	2	3	4	5	6	7
Mode	Counts	NOTUSED	NOTUSED	NOTUSED	NOTUSED	NOTUSED	NOTUSED
Elem	Y	--	--	--	--	--	--
Wavlen	371.030	--	--	--	--	--	--
Avge	28906	--	--	--	--	--	--
SDev	432.5372	--	--	--	--	--	--
%RSD	1.496351	--	--	--	--	--	--
#1	28674	--	--	--	--	--	--
#2	28639	--	--	--	--	--	--
#3	29405	--	--	--	--	--	--

Method: METTRACE Sample Name: L9F22 Operator: RJG
Run Time: 11/11/10 17:17:01
Comment: TESTAMERICA PITTSBURGH ICP METALS ANALYSIS-INST TRACEICP
Mode: CONC Corr. Factor: 1

Elem	AG	AL	AS	B_	BA	BE	CA
Units	ppm	ppm	ppm	ppm	ppm	ppm	ppm
Avge	.00712	116.71	.11873	.06125	1.8211	.01852	233.96
SDev	.00045	.24	.00106	.00096	.0005	.00002	.10
%RSD	6.3145	.20245	.89700	1.5744	.02668	.11076	.04248
#1	.00759	116.44	.11847	.06237	1.8207	.01849	233.86
#2	.00707	116.82	.11782	.06075	1.8209	.01852	234.06
#3	.00669	116.87	.11990	.06065	1.8216	.01853	233.96
Errors	LC Pass	LC Pass	LC Pass	LC Pass	LC Pass	LC Pass	LC Pass
High	2.0000	500.00	10.000	30.000	10.000	10.000	600.00
Low	-.00500	-.20000	-.01000	-.20000	-.20000	-.00400	-5.0000

Elem	CD	CO	CR	CU	FE	K_	MG
Units	ppm	ppm	ppm	ppm	ppm	ppm	ppm
Avge	.00672	.25268	.29135	.35586	405.80	12.006	65.251
SDev	.00020	.00020	.00010	.00129	.32	.020	.035
%RSD	2.9752	.07946	.03361	.36137	.08002	.16823	.05334
#1	.00670	.25257	.29145	.35438	405.44	11.983	65.211
#2	.00654	.25256	.29132	.35645	405.91	12.013	65.277
#3	.00693	.25291	.29126	.35674	406.06	12.022	65.263
Errors	LC Pass	LC Pass	LC Pass	LC Pass	LC Pass	LC Pass	LC Pass
High	5.0000	50.000	20.000	10.000	500.00	400.00	600.00
Low	-.00500	-.05000	-.00500	-.02500	-.10000	-5.0000	-5.0000

Elem	MN	MO	NA	NI	PB/1	PB/2	PB
Units	ppm	ppm	ppm	ppm	ppm	ppm	ppm
Avge	16.777	.02220	1.9715	.53492	.41561	.42033	.41876
SDev	.005	.00134	.0812	.00137	.00071	.00349	.00209
%RSD	.02725	6.0494	4.1171	.25611	.17150	.82947	.50005
#1	16.777	.02372	1.9192	.53647	.41618	.41818	.41751
#2	16.782	.02173	2.0650	.53442	.41481	.42435	.42117
#3	16.772	.02116	1.9304	.53387	.41583	.41845	.41758
Errors	LC Pass	LC Pass	LC Pass	LC Pass	NOCHECK	NOCHECK	LC Pass
High	20.000	20.000	400.00	100.00			5.0000
Low	-.01500	-.04000	-5.0000	-.04000			-.00300

Elem	SB/1	SB/2	SB	SE/1	SE/2	SE	SI
Units	ppm	ppm	ppm	ppm	ppm	ppm	ppm
Avge	-.00076	.00279	.00161	.01790	-.01139	-.00164	5.6498
SDev	.00054	.00081	.00039	.00363	.00138	.00102	.0174
%RSD	71.342	28.966	24.497	20.279	12.104	62.324	.30727
#1	-.00124	.00371	.00206	.02194	-.01192	-.00064	5.6311
#2	-.00017	.00219	.00141	.01492	-.00982	-.00158	5.6531

#3	-.00087	.00247	.00136	.01683	-.01242	-.00268	5.6653
Errors	NOCHECK	NOCHECK	LC Pass	NOCHECK	NOCHECK	LC Pass	LC Pass

High			5.0000			10.000	50.000
Low			-.01000			-.00500	-.50000

Elem	SN	SR	TI	TL	V_	ZN	
Units	ppm	ppm	ppm	ppm	ppm	ppm	
Avge	.12053	.98923	1.1684	-.00589	.17405	2.9133	
SDev	.00148	.00074	.0008	.00078	.00010	.0035	
%RSD	1.2283	.07514	.06976	13.162	.05722	.11958	
#1	.12180	.98970	1.1675	-.00642	.17395	2.9094	
#2	.12088	.98837	1.1691	-.00500	.17404	2.9141	
#3	.11890	.98961	1.1686	-.00625	.17415	2.9163	
Errors	LC Pass	LC Pass	LC Pass	LC Pass	LC Pass	LC Pass	
High	30.000	10.000	30.000	10.000	50.000	5.0000	
Low	-.10000	-.05000	-.05000	-.01000	-.05000	-.02000	

IntStd	1	2	3	4	5	6	7
Mode	Counts	NOTUSED	NOTUSED	NOTUSED	NOTUSED	NOTUSED	NOTUSED
Elem	Y	--	--	--	--	--	--
Wavlen	371.030	--	--	--	--	--	--
Avge	32932	--	--	--	--	--	--
SDev	53.81121	--	--	--	--	--	--
%RSD	.1634010	--	--	--	--	--	--
#1	32990	--	--	--	--	--	--
#2	32923	--	--	--	--	--	--
#3	32883	--	--	--	--	--	--

Method: METTRACE Sample Name: L9F22P5 Operator: RJG
Run Time: 11/11/10 17:22:30
Comment: TESTAMERICA PITTSBURGH ICP METALS ANALYSIS-INST TRACEICP
Mode: CONC Corr. Factor: 1

Elem	AG	AL	AS	B_	BA	BE	CA
Units	ppm	ppm	ppm	ppm	ppm	ppm	ppm
Avge	.00170	26.328	.02653	.01672	.40460	.00457	54.621
SDev	.00012	.103	.00112	.00023	.00193	.00006	.276
%RSD	6.8113	.39127	4.2024	1.3932	.47616	1.2207	.50495
#1	.00162	26.418	.02768	.01682	.40661	.00451	54.664
#2	.00184	26.216	.02646	.01689	.40276	.00458	54.326
#3	.00166	26.351	.02545	.01645	.40444	.00462	54.873

Elem	CD	CO	CR	CU	FE	K_	MG
Units	ppm	ppm	ppm	ppm	ppm	ppm	ppm
Avge	.00132	.05777	.06655	.07761	93.764	2.9166	14.627
SDev	.00004	.00042	.00027	.00024	.467	.0104	.076
%RSD	2.9748	.73309	.40275	.31173	.49820	.35739	.51922
#1	.00134	.05826	.06646	.07786	93.899	2.9266	14.660
#2	.00128	.05759	.06634	.07738	93.245	2.9058	14.540
#3	.00135	.05748	.06685	.07760	94.149	2.9174	14.681

Elem	MN	MO	NA	NI	PB/1	PB/2	PB
Units	ppm	ppm	ppm	ppm	ppm	ppm	ppm
Avge	3.8894	.00485	.08223	.12347	.09482	.09647	.09592
SDev	.0174	.00067	.16898	.00097	.00148	.00056	.00074
%RSD	.44680	13.829	205.50	.78933	1.5629	.58565	.76835
#1	3.8952	.00561	.21387	.12424	.09639	.09650	.09646
#2	3.8698	.00437	-.10832	.12238	.09345	.09590	.09508
#3	3.9030	.00456	.14113	.12380	.09461	.09703	.09622

Elem	SB/1	SB/2	SB	SE/1	SE/2	SE	SI
Units	ppm	ppm	ppm	ppm	ppm	ppm	ppm
Avge	.00066	.00036	.00046	.00254	-.00151	-.00016	1.2831
SDev	.00086	.00059	.00059	.00151	.00055	.00027	.0062
%RSD	130.58	162.45	127.14	59.442	36.442	168.06	.48450
#1	-.00032	-.00006	-.00015	.00427	-.00202	.00008	1.2883
#2	.00100	.00103	.00102	.00181	-.00159	-.00046	1.2762
#3	.00129	.00011	.00050	.00153	-.00092	-.00011	1.2848

Elem	SN	SR	TI	TL	V_	ZN
Units	ppm	ppm	ppm	ppm	ppm	ppm
Avge	.02674	.21832	.26352	.00019	.04196	.68252
SDev	.00076	.00134	.00147	.00077	.00109	.00328
%RSD	2.8390	.61210	.55641	397.57	2.6009	.48023
#1	.02686	.21978	.26441	.00064	.04286	.68350
#2	.02592	.21715	.26182	-.00070	.04226	.67886
#3	.02743	.21805	.26432	.00064	.04074	.68519

IntStd	1	2	3	4	5	6	7
Mode	Counts	NOTUSED	NOTUSED	NOTUSED	NOTUSED	NOTUSED	NOTUSED
Elem	Y	--	--	--	--	--	--
Wavlen	371.030	--	--	--	--	--	--
Avge	29753	--	--	--	--	--	--
SDev	48.42007	--	--	--	--	--	--
%RSD	.1627423	--	--	--	--	--	--
#1	29697	--	--	--	--	--	--
#2	29786	--	--	--	--	--	--
#3	29775	--	--	--	--	--	--

Method: METTRACE Sample Name: L9F22S Operator: RJG
Run Time: 11/11/10 17:27:58
Comment: TESTAMERICA PITTSBURGH ICP METALS ANALYSIS-INST TRACEICP
Mode: CONC Corr. Factor: 1

Elem	AG	AL	AS	B_	BA	BE	CA
Units	ppm	ppm	ppm	ppm	ppm	ppm	ppm
Avge	.04690	133.13	1.7672	.81165	2.8385	.05513	155.08
SDev	.00039	.08	.0027	.00047	.0050	.00012	.16
%RSD	.84008	.06054	.15016	.05784	.17462	.21776	.10502
#1	.04730	133.19	1.7700	.81195	2.8439	.05524	155.17
#2	.04690	133.04	1.7647	.81111	2.8341	.05513	155.18
#3	.04651	133.17	1.7669	.81189	2.8376	.05500	154.89
Errors	LC Pass	LC Pass	LC Pass	LC Pass	LC Pass	LC Pass	LC Pass
High	2.0000	500.00	10.000	30.000	10.000	10.000	600.00
Low	-.00500	-.20000	-.01000	-.20000	-.20000	-.00400	-5.0000

Elem	CD	CO	CR	CU	FE	K_	MG
Units	ppm	ppm	ppm	ppm	ppm	ppm	ppm
Avge	.04819	.64016	.47752	.55694	337.11	61.128	82.456
SDev	.00017	.00069	.00065	.00124	.29	.104	.102
%RSD	.34430	.10721	.13622	.22320	.08503	.17006	.12392
#1	.04836	.64043	.47809	.55808	337.41	61.186	82.532
#2	.04803	.64068	.47766	.55561	337.07	61.008	82.497
#3	.04816	.63938	.47681	.55711	336.84	61.190	82.340
Errors	LC Pass	LC Pass	LC Pass	LC Pass	LC Pass	LC Pass	LC Pass
High	5.0000	50.000	20.000	10.000	500.00	400.00	600.00
Low	-.00500	-.05000	-.00500	-.02500	-.10000	-5.0000	-5.0000

Elem	MN	MO	NA	NI	PB/1	PB/2	PB
Units	ppm	ppm	ppm	ppm	ppm	ppm	ppm
Avge	12.583	.83894	45.321	.91547	.80727	.81573	.81292
SDev	.012	.00091	.063	.00139	.00242	.00325	.00136
%RSD	.09699	.10882	.13928	.15154	.29991	.39895	.16785
#1	12.595	.83889	45.252	.91589	.81007	.81198	.81134
#2	12.582	.83805	45.335	.91660	.80578	.81771	.81374
#3	12.571	.83988	45.376	.91392	.80597	.81751	.81367
Errors	LC Pass	LC Pass	LC Pass	LC Pass	NOCHECK	NOCHECK	LC Pass
High	20.000	20.000	400.00	100.00			5.0000
Low	-.01500	-.04000	-5.0000	-.04000			-.00300

Elem	SB/1	SB/2	SB	SE/1	SE/2	SE	SI
Units	ppm	ppm	ppm	ppm	ppm	ppm	ppm
Avge	.25627	.25896	.25806	1.6153	1.5745	1.5881	6.8475
SDev	.00109	.00133	.00080	.0057	.0093	.0052	.0016
%RSD	.42495	.51510	.30946	.35275	.58914	.32663	.02270
#1	.25538	.25847	.25744	1.6190	1.5638	1.5822	6.8468
#2	.25596	.26046	.25896	1.6181	1.5790	1.5921	6.8464

#3	.25748	.25793	.25778	1.6087	1.5807	1.5900	6.8493
Errors	NOCHECK	NOCHECK	LC Pass	NOCHECK	NOCHECK	LC Pass	LC Pass

High			5.0000			10.000	50.000
Low			-.01000			-.00500	-.50000

Elem	SN	SR	TI	TL	V_	ZN	
Units	ppm	ppm	ppm	ppm	ppm	ppm	
Avge	1.7342	1.5701	1.6659	1.5723	.60505	3.1328	
SDev	.0038	.0039	.0017	.0032	.00193	.0028	
%RSD	.21810	.24522	.10001	.20189	.31820	.08821	
#1	1.7385	1.5744	1.6678	1.5700	.60674	3.1360	
#2	1.7322	1.5672	1.6646	1.5759	.60544	3.1316	
#3	1.7318	1.5686	1.6654	1.5709	.60295	3.1309	
Errors	LC Pass	LC Pass	LC Pass	LC Pass	LC Pass	LC Pass	
High	30.000	10.000	30.000	10.000	50.000	5.0000	
Low	-.10000	-.05000	-.05000	-.01000	-.05000	-.02000	

IntStd	1	2	3	4	5	6	7
Mode	Counts	NOTUSED	NOTUSED	NOTUSED	NOTUSED	NOTUSED	NOTUSED
Elem	Y	--	--	--	--	--	--
Wavlen	371.030	--	--	--	--	--	--
Avge	31772	--	--	--	--	--	--
SDev	35.89199	--	--	--	--	--	--
%RSD	.1129683	--	--	--	--	--	--
#1	31748	--	--	--	--	--	--
#2	31813	--	--	--	--	--	--
#3	31754	--	--	--	--	--	--

Method: METTRACE Sample Name: CCV1-5 Operator: RJG
Run Time: 11/11/10 17:33:27
Comment: TESTAMERICA PITTSBURGH ICP METALS ANALYSIS-INST TRACEICP
Mode: CONC Corr. Factor: 1

Elem	AG	AL	AS	B_	BA	BE	CA
Units	ppm	ppm	ppm	ppm	ppm	ppm	ppm
Avge	.98502	25.065	.51709	2.0178	2.0029	1.9974	50.503
SDev	.00191	.040	.00111	.0020	.0049	.0028	.036
%RSD	.19346	.15778	.21362	.09813	.24629	.14023	.07143
#1	.98608	25.067	.51837	2.0178	2.0055	1.9991	50.501
#2	.98615	25.104	.51655	2.0199	2.0060	1.9989	50.540
#3	.98282	25.025	.51636	2.0159	1.9972	1.9942	50.468
Errors	LC Pass	LC Pass	LC Pass	LC Pass	LC Pass	LC Pass	LC Pass
High	1.1000	27.500	.55000	2.2000	2.2000	2.2000	55.000
Low	.90000	22.500	.45000	1.8000	1.8000	1.8000	45.000

Elem	CD	CO	CR	CU	FE	K_	MG
Units	ppm	ppm	ppm	ppm	ppm	ppm	ppm
Avge	.50029	1.9881	2.0284	2.0449	25.640	129.16	49.932
SDev	.00028	.0009	.0008	.0042	.035	.20	.057
%RSD	.05527	.04711	.04117	.20747	.13684	.15403	.11404
#1	.49999	1.9876	2.0283	2.0457	25.651	129.19	49.962
#2	.50054	1.9892	2.0293	2.0487	25.667	129.34	49.968
#3	.50034	1.9876	2.0277	2.0403	25.600	128.95	49.867
Errors	LC Pass	LC Pass	LC Pass	LC Pass	LC Pass	LC Pass	LC Pass
High	.55000	2.2000	2.2000	2.2000	27.500	137.50	55.000
Low	.45000	1.8000	1.8000	1.8000	22.500	112.50	45.000

Elem	MN	MO	NA	NI	PB/1	PB/2	PB
Units	ppm	ppm	ppm	ppm	ppm	ppm	ppm
Avge	1.9976	2.0656	126.77	1.9941	.50366	.50790	.50649
SDev	.0011	.0097	.09	.0021	.00132	.00139	.00111
%RSD	.05465	.47009	.07153	.10733	.26212	.27412	.21848
#1	1.9976	2.0545	126.68	1.9941	.50462	.50933	.50776
#2	1.9988	2.0692	126.86	1.9962	.50215	.50782	.50593
#3	1.9966	2.0729	126.77	1.9919	.50420	.50655	.50576
Errors	LC Pass	LC Pass	LC Pass	LC Pass	NOCHECK	NOCHECK	LC Pass
High	2.2000	2.2000	137.50	2.2000			.55000
Low	1.8000	1.8000	112.50	1.8000			.45000

Elem	SB/1	SB/2	SB	SE/1	SE/2	SE	SI
Units	ppm	ppm	ppm	ppm	ppm	ppm	ppm
Avge	.51530	.52257	.52015	.51905	.51591	.51696	2.0430
SDev	.00315	.00255	.00113	.00054	.00092	.00066	.0074
%RSD	.61114	.48799	.21758	.10354	.17781	.12698	.36050
#1	.51678	.51991	.51887	.51843	.51581	.51668	2.0478
#2	.51743	.52281	.52102	.51936	.51505	.51648	2.0467

#3	.51168	.52500	.52056	.51937	.51687	.51771	2.0345
Errors	NOCHECK	NOCHECK	LC Pass	NOCHECK	NOCHECK	LC Pass	LC Pass

High			.55000			.55000	2.2000
Low			.45000			.45000	1.8000

Elem	SN	SR	TI	TL	V_	ZN	
Units	ppm	ppm	ppm	ppm	ppm	ppm	
Avge	2.0801	1.9995	2.0163	1.0227	1.9826	2.0532	
SDev	.0036	.0055	.0035	.0046	.0021	.0018	
%RSD	.17118	.27468	.17245	.44922	.10505	.08794	
#1	2.0761	2.0023	2.0175	1.0177	1.9822	2.0530	
#2	2.0827	2.0030	2.0190	1.0268	1.9848	2.0551	
#3	2.0816	1.9932	2.0124	1.0234	1.9807	2.0515	
Errors	LC Pass	LC Pass	LC Pass	LC Pass	LC Pass	LC Pass	
High	2.2000	2.2000	2.2000	1.1000	2.2000	2.2000	
Low	1.8000	1.8000	1.8000	.90000	1.8000	1.8000	

IntStd	1	2	3	4	5	6	7
Mode	Counts	NOTUSED	NOTUSED	NOTUSED	NOTUSED	NOTUSED	NOTUSED
Elem	Y	--	--	--	--	--	--
Wavlen	371.030	--	--	--	--	--	--
Avge	28355	--	--	--	--	--	--
SDev	7.141352	--	--	--	--	--	--
%RSD	.0251859	--	--	--	--	--	--
#1	28350	--	--	--	--	--	--
#2	28363	--	--	--	--	--	--
#3	28351	--	--	--	--	--	--

Method: METTRACE Sample Name: CCB5 Operator: RJG
Run Time: 11/11/10 17:38:56
Comment: TESTAMERICA PITTSBURGH ICP METALS ANALYSIS-INST TRACEICP
Mode: CONC Corr. Factor: 1

Elem	AG	AL	AS	B_	BA	BE	CA
Units	ppm	ppm	ppm	ppm	ppm	ppm	ppm
Avge	-.00024	.00825	.00012	.00484	-.00007	.00058	-.00223
SDev	.00028	.00212	.00110	.00058	.00005	.00003	.00090
%RSD	113.00	25.647	898.86	11.942	77.314	4.7436	40.433
#1	.00004	.00600	-.00110	.00549	-.00013	.00055	-.00315
#2	-.00027	.00854	.00104	.00468	-.00006	.00059	-.00135
#3	-.00051	.01021	.00044	.00436	-.00002	.00060	-.00219
Errors	LC Pass	LC Pass	LC Pass	LC Pass	LC Pass	LC Pass	LC Pass
High	.00500	.20000	.01000	.20000	.20000	.00400	5.0000
Low	-.00500	-.20000	-.01000	-.20000	-.20000	-.00400	-5.0000

Elem	CD	CO	CR	CU	FE	K_	MG
Units	ppm	ppm	ppm	ppm	ppm	ppm	ppm
Avge	.00012	-.00034	-.00042	-.00088	.00416	.52648	-.00223
SDev	.00011	.00029	.00020	.00024	.00362	.00217	.00232
%RSD	88.502	84.994	47.967	27.254	87.010	.41151	104.02
#1	.00013	-.00015	-.00023	-.00095	.00034	.52489	-.00149
#2	.00001	-.00067	-.00064	-.00061	.00459	.52894	-.00037
#3	.00022	-.00020	-.00040	-.00107	.00753	.52560	-.00484
Errors	LC Pass	LC Pass	LC Pass	LC Pass	LC Pass	LC Pass	LC Pass
High	.00500	.05000	.00500	.02500	.10000	5.0000	5.0000
Low	-.00500	-.05000	-.00500	-.02500	-.10000	-5.0000	-5.0000

Elem	MN	MO	NA	NI	PB/1	PB/2	PB
Units	ppm	ppm	ppm	ppm	ppm	ppm	ppm
Avge	-.00003	.00681	-.44817	.00025	-.00119	.00068	.00006
SDev	.00003	.00294	.08233	.00063	.00092	.00086	.00036
%RSD	86.036	43.205	18.371	253.96	77.333	126.25	634.24
#1	-.00005	.00991	-.54324	-.00002	-.00059	.00066	.00024
#2	-.00000	.00647	-.40051	.00097	-.00074	-.00017	-.00036
#3	-.00005	.00406	-.40076	-.00020	-.00226	.00155	.00028
Errors	LC Pass	LC Pass	LC Pass	LC Pass	NOCHECK	NOCHECK	LC Pass
High	.01500	.04000	5.0000	.04000			.00300
Low	-.01500	-.04000	-5.0000	-.04000			-.00300

Elem	SB/1	SB/2	SB	SE/1	SE/2	SE	SI
Units	ppm	ppm	ppm	ppm	ppm	ppm	ppm
Avge	.00109	-.00160	-.00070	-.00258	.00092	-.00025	-.00259
SDev	.00193	.00020	.00074	.00241	.00038	.00055	.00260
%RSD	176.73	12.658	105.23	93.477	40.887	225.12	100.63
#1	-.00101	-.00180	-.00153	.00013	.00051	.00038	-.00344
#2	.00150	-.00139	-.00043	-.00447	.00125	-.00066	-.00466

#3	.00279	-.00160	-.00014	-.00339	.00100	-.00046	.00034
Errors	NOCHECK	NOCHECK	LC Pass	NOCHECK	NOCHECK	LC Pass	LC Pass

High			.01000			.00500	.50000
Low			-.01000			-.00500	-.50000

Elem	SN	SR	TI	TL	V_	ZN	
Units	ppm	ppm	ppm	ppm	ppm	ppm	
Avge	.00102	-.00007	.00012	.00327	-.00037	.00227	
SDev	.00110	.00006	.00007	.00090	.00000	.00031	
%RSD	108.11	87.444	58.244	27.512	.28955	13.628	
#1	.00204	-.00005	.00016	.00399	-.00037	.00213	
#2	.00117	-.00002	.00016	.00226	-.00037	.00263	
#3	-.00015	-.00013	.00004	.00357	-.00037	.00206	

Errors	LC Pass	LC Pass	LC Pass	LC Pass	LC Pass	LC Pass	
High	.10000	.05000	.05000	.01000	.05000	.02000	
Low	-.10000	-.05000	-.05000	-.01000	-.05000	-.02000	

IntStd	1	2	3	4	5	6	7
Mode	Counts	NOTUSED	NOTUSED	NOTUSED	NOTUSED	NOTUSED	NOTUSED
Elem	Y	--	--	--	--	--	--
Wavlen	371.030	--	--	--	--	--	--
Avge	29017	--	--	--	--	--	--
SDev	50.58683	--	--	--	--	--	--
%RSD	.1743368	--	--	--	--	--	--
#1	29075	--	--	--	--	--	--
#2	28982	--	--	--	--	--	--
#3	28993	--	--	--	--	--	--

Method: METTRACE Sample Name: L9F22D Operator: RJG
Run Time: 11/11/10 17:44:25
Comment: TESTAMERICA PITTSBURGH ICP METALS ANALYSIS-INST TRACEICP
Mode: CONC Corr. Factor: 1

Elem	AG	AL	AS	B_	BA	BE	CA
Units	ppm	ppm	ppm	ppm	ppm	ppm	ppm
Avge	.04625	152.90	1.7056	.76998	3.1043	.05450	235.01
SDev	.00020	.25	.0036	.00118	.0010	.00017	.38
%RSD	.43749	.16192	.20859	.15289	.03103	.32083	.16158
#1	.04633	152.67	1.7017	.76871	3.1053	.05435	234.64
#2	.04602	152.87	1.7065	.77020	3.1041	.05447	235.00
#3	.04641	153.16	1.7086	.77103	3.1034	.05469	235.39
Errors	LC Pass	LC Pass	LC Pass	LC Pass	LC Pass	LC Pass	LC Pass
High	2.0000	500.00	10.000	30.000	10.000	10.000	600.00
Low	-.00500	-.20000	-.01000	-.20000	-.20000	-.00400	-5.0000

Elem	CD	CO	CR	CU	FE	K_	MG
Units	ppm	ppm	ppm	ppm	ppm	ppm	ppm
Avge	.04712	.64067	.50088	.59712	389.70	62.776	97.244
SDev	.00004	.00053	.00028	.00047	.60	.085	.184
%RSD	.07536	.08251	.05633	.07861	.15331	.13462	.18943
#1	.04710	.64012	.50066	.59661	389.09	62.713	97.058
#2	.04716	.64070	.50078	.59753	389.74	62.745	97.248
#3	.04710	.64118	.50120	.59723	390.28	62.872	97.426
Errors	LC Pass	LC Pass	LC Pass	LC Pass	LC Pass	LC Pass	LC Pass
High	5.0000	50.000	20.000	10.000	500.00	400.00	600.00
Low	-.00500	-.05000	-.00500	-.02500	-.10000	-5.0000	-5.0000

Elem	MN	MO	NA	NI	PB/1	PB/2	PB
Units	ppm	ppm	ppm	ppm	ppm	ppm	ppm
Avge	14.800	.81441	44.116	.91891	.85521	.86483	.86163
SDev	.014	.00386	.169	.00242	.00256	.00081	.00137
%RSD	.09522	.47406	.38242	.26342	.29895	.09402	.15894
#1	14.786	.81031	43.984	.91628	.85528	.86450	.86143
#2	14.799	.81495	44.058	.91939	.85262	.86423	.86037
#3	14.814	.81797	44.306	.92105	.85773	.86576	.86308
Errors	LC Pass	LC Pass	LC Pass	LC Pass	NOCHECK	NOCHECK	LC Pass
High	20.000	20.000	400.00	100.00			5.0000
Low	-.01500	-.04000	-5.0000	-.04000			-.00300

Elem	SB/1	SB/2	SB	SE/1	SE/2	SE	SI
Units	ppm	ppm	ppm	ppm	ppm	ppm	ppm
Avge	.22909	.23442	.23265	1.5639	1.5092	1.5274	5.5455
SDev	.00111	.00130	.00074	.0067	.0056	.0054	.0145
%RSD	.48613	.55537	.31826	.42580	.36927	.35606	.26088
#1	.22953	.23534	.23341	1.5605	1.5030	1.5222	5.5291
#2	.22783	.23499	.23260	1.5596	1.5109	1.5271	5.5511

#3	.22992	.23293	.23193	1.5716	1.5138	1.5330	5.5564
Errors	NOCHECK	NOCHECK	LC Pass	NOCHECK	NOCHECK	LC Pass	LC Pass

High			5.0000			10.000	50.000
Low			-.01000			-.00500	-.50000

Elem	SN	SR	TI	TL	V_	ZN	
Units	ppm	ppm	ppm	ppm	ppm	ppm	
Avge	1.6781	1.9163	1.6886	1.4994	.59844	3.2377	
SDev	.0036	.0011	.0013	.0086	.00129	.0037	
%RSD	.21328	.05822	.07753	.57522	.21632	.11580	
#1	1.6772	1.9175	1.6872	1.4895	.59697	3.2336	
#2	1.6750	1.9163	1.6891	1.5043	.59894	3.2385	
#3	1.6820	1.9153	1.6897	1.5045	.59941	3.2410	

Errors	LC Pass	LC Pass	LC Pass	LC Pass	LC Pass	LC Pass	
High	30.000	10.000	30.000	10.000	50.000	5.0000	
Low	-.10000	-.05000	-.05000	-.01000	-.05000	-.02000	

IntStd	1	2	3	4	5	6	7
Mode	Counts	NOTUSED	NOTUSED	NOTUSED	NOTUSED	NOTUSED	NOTUSED
Elem	Y	--	--	--	--	--	--
Wavlen	371.030	--	--	--	--	--	--
Avge	31869	--	--	--	--	--	--
SDev	57.97825	--	--	--	--	--	--
%RSD	.1819285	--	--	--	--	--	--
#1	31810	--	--	--	--	--	--
#2	31869	--	--	--	--	--	--
#3	31926	--	--	--	--	--	--

Method: METTRACE Sample Name: L9F26 Operator: RJG
Run Time: 11/11/10 17:49:54
Comment: TESTAMERICA PITTSBURGH ICP METALS ANALYSIS-INST TRACEICP
Mode: CONC Corr. Factor: 1

Elem	AG	AL	AS	B_	BA	BE	CA
Units	ppm	ppm	ppm	ppm	ppm	ppm	ppm
Avge	.00660	86.234	.10639	.02455	1.2885	.01349	47.222
SDev	.00015	.063	.00132	.00020	.0009	.00001	.090
%RSD	2.3018	.07335	1.2432	.79880	.07171	.06284	.19156
#1	.00643	86.202	.10680	.02436	1.2891	.01349	47.286
#2	.00672	86.193	.10746	.02453	1.2890	.01350	47.263
#3	.00664	86.307	.10491	.02475	1.2874	.01349	47.119
Errors	LC Pass	LC Pass	LC Pass	LC Pass	LC Pass	LC Pass	LC Pass
High	2.0000	500.00	10.000	30.000	10.000	10.000	600.00
Low	-.00500	-.20000	-.01000	-.20000	-.20000	-.00400	-5.0000

Elem	CD	CO	CR	CU	FE	K_	MG
Units	ppm	ppm	ppm	ppm	ppm	ppm	ppm
Avge	.00497	.25495	.26098	.32916	407.57	8.0348	22.639
SDev	.00020	.00066	.00056	.00023	.85	.0155	.038
%RSD	3.9551	.25814	.21251	.06983	.20860	.19310	.16803
#1	.00485	.25528	.26082	.32937	408.28	8.0301	22.672
#2	.00485	.25538	.26160	.32921	407.81	8.0223	22.647
#3	.00519	.25419	.26053	.32891	406.63	8.0522	22.597
Errors	LC Pass	LC Pass	LC Pass	LC Pass	LC Pass	LC Pass	LC Pass
High	5.0000	50.000	20.000	10.000	500.00	400.00	600.00
Low	-.00500	-.05000	-.00500	-.02500	-.10000	-5.0000	-5.0000

Elem	MN	MO	NA	NI	PB/1	PB/2	PB
Units	ppm	ppm	ppm	ppm	ppm	ppm	ppm
Avge	14.994	.01949	1.6090	.47562	.36511	.37021	.36851
SDev	.026	.00051	.1099	.00054	.00115	.00157	.00126
%RSD	.17321	2.6197	6.8289	.11330	.31382	.42504	.34282
#1	15.013	.01967	1.5969	.47595	.36610	.37189	.36996
#2	15.005	.01989	1.7244	.47592	.36538	.36877	.36764
#3	14.965	.01892	1.5056	.47500	.36385	.36997	.36793
Errors	LC Pass	LC Pass	LC Pass	LC Pass	NOCHECK	NOCHECK	LC Pass
High	20.000	20.000	400.00	100.00			5.0000
Low	-.01500	-.04000	-5.0000	-.04000			-.00300

Elem	SB/1	SB/2	SB	SE/1	SE/2	SE	SI
Units	ppm	ppm	ppm	ppm	ppm	ppm	ppm
Avge	.00204	.00105	.00138	.01592	-.00641	.00103	2.7483
SDev	.00046	.00172	.00120	.00403	.00190	.00259	.0032
%RSD	22.318	163.86	86.593	25.310	29.612	252.11	.11782
#1	.00154	.00115	.00128	.02006	-.00427	.00383	2.7446
#2	.00216	-.00072	.00024	.01567	-.00707	.00050	2.7495

#3	.00243	.00273	.00263	.01201	-.00789	-.00126	2.7508
Errors	NOCHECK	NOCHECK	LC Pass	NOCHECK	NOCHECK	LC Pass	LC Pass

High			5.0000			10.000	50.000
Low			-.01000			-.00500	-.50000

Elem	SN	SR	TI	TL	V_	ZN	
Units	ppm	ppm	ppm	ppm	ppm	ppm	
Avge	.16701	.31973	.69504	-.00423	.17234	2.3131	
SDev	.00061	.00018	.00026	.00157	.00056	.0019	
%RSD	.36542	.05681	.03719	37.129	.32421	.08423	
#1	.16663	.31984	.69522	-.00242	.17173	2.3153	
#2	.16771	.31983	.69474	-.00524	.17282	2.3125	
#3	.16668	.31952	.69515	-.00503	.17248	2.3115	
Errors	LC Pass	LC Pass	LC Pass	LC Pass	LC Pass	LC Pass	
High	30.000	10.000	30.000	10.000	50.000	5.0000	
Low	-.10000	-.05000	-.05000	-.01000	-.05000	-.02000	
IntStd	1	2	3	4	5	6	7
Mode	Counts	NOTUSED	NOTUSED	NOTUSED	NOTUSED	NOTUSED	NOTUSED
Elem	Y	--	--	--	--	--	--
Wavlen	371.030	--	--	--	--	--	--
Avge	32166	--	--	--	--	--	--
SDev	53.36252	--	--	--	--	--	--
%RSD	.1658966	--	--	--	--	--	--
#1	32163	--	--	--	--	--	--
#2	32221	--	--	--	--	--	--
#3	32114	--	--	--	--	--	--

Method: METTRACE Sample Name: L9F27 Operator: RJG
Run Time: 11/11/10 17:55:23
Comment: TESTAMERICA PITTSBURGH ICP METALS ANALYSIS-INST TRACEICP
Mode: CONC Corr. Factor: 1

Elem	AG	AL	AS	B_	BA	BE	CA
Units	ppm	ppm	ppm	ppm	ppm	ppm	ppm
Avge	.00616	87.280	.11349	.02086	1.2553	.01296	74.956
SDev	.00025	.062	.00078	.00021	.0004	.00003	.260
%RSD	4.0446	.07055	.68856	.98721	.03078	.18978	.34739
#1	.00644	87.315	.11426	.02091	1.2555	.01293	74.730
#2	.00598	87.209	.11351	.02103	1.2548	.01298	74.898
#3	.00606	87.316	.11270	.02063	1.2555	.01296	75.241
Errors	LC Pass	LC Pass	LC Pass	LC Pass	LC Pass	LC Pass	LC Pass
High	2.0000	500.00	10.000	30.000	10.000	10.000	600.00
Low	-.00500	-.20000	-.01000	-.20000	-.20000	-.00400	-5.0000

Elem	CD	CO	CR	CU	FE	K_	MG
Units	ppm	ppm	ppm	ppm	ppm	ppm	ppm
Avge	.00538	.24289	.24850	.33576	403.89	8.3223	27.554
SDev	.00016	.00071	.00073	.00020	1.03	.0041	.097
%RSD	2.9006	.29213	.29271	.05823	.25553	.04967	.35035
#1	.00555	.24248	.24809	.33585	402.99	8.3271	27.475
#2	.00525	.24249	.24807	.33590	403.67	8.3197	27.526
#3	.00533	.24371	.24934	.33554	405.02	8.3203	27.662
Errors	LC Pass	LC Pass	LC Pass	LC Pass	LC Pass	LC Pass	LC Pass
High	5.0000	50.000	20.000	10.000	500.00	400.00	600.00
Low	-.00500	-.05000	-.00500	-.02500	-.10000	-5.0000	-5.0000

Elem	MN	MO	NA	NI	PB/1	PB/2	PB
Units	ppm	ppm	ppm	ppm	ppm	ppm	ppm
Avge	17.630	.01532	1.4248	.45158	.33764	.33537	.33612
SDev	.046	.00046	.0675	.00275	.00183	.00244	.00174
%RSD	.26337	3.0103	4.7403	.60960	.54232	.72708	.51665
#1	17.588	.01584	1.4677	.44911	.33891	.33311	.33504
#2	17.623	.01499	1.3469	.45110	.33554	.33503	.33520
#3	17.680	.01511	1.4598	.45455	.33847	.33795	.33813
Errors	LC Pass	LC Pass	LC Pass	LC Pass	NOCHECK	NOCHECK	LC Pass
High	20.000	20.000	400.00	100.00			5.0000
Low	-.01500	-.04000	-5.0000	-.04000			-.00300

Elem	SB/1	SB/2	SB	SE/1	SE/2	SE	SI
Units	ppm	ppm	ppm	ppm	ppm	ppm	ppm
Avge	-.00156	.00238	.00107	.01157	-.01017	-.00293	2.9545
SDev	.00110	.00074	.00061	.00357	.00173	.00181	.0169
%RSD	70.640	31.083	56.667	30.871	17.022	61.797	.57341
#1	-.00110	.00317	.00175	.01529	-.01067	-.00203	2.9415
#2	-.00076	.00170	.00088	.00816	-.01159	L-.00501	2.9482

#3	-.00281	.00227	.00058	.01126	-.00824	-.00175	2.9736
Errors	NOCHECK	NOCHECK	LC Pass	NOCHECK	NOCHECK	LC Pass	LC Pass

High			5.0000			10.000	50.000
Low			-.01000			-.00500	-.50000

Elem	SN	SR	TI	TL	V_	ZN	
Units	ppm	ppm	ppm	ppm	ppm	ppm	
Avge	.05347	.41191	.62375	-.00958	.17041	1.9817	
SDev	.00082	.00006	.00058	.00214	.00066	.0043	
%RSD	1.5271	.01509	.09282	22.293	.38615	.21717	
#1	.05320	.41185	.62325	L-.01185	.17094	1.9772	
#2	.05439	.41191	.62361	-.00761	.17061	1.9819	
#3	.05283	.41197	.62438	-.00928	.16967	1.9858	

Errors	LC Pass	LC Pass	LC Pass	LC Pass	LC Pass	LC Pass	
High	30.000	10.000	30.000	10.000	50.000	5.0000	
Low	-.10000	-.05000	-.05000	-.01000	-.05000	-.02000	

IntStd	1	2	3	4	5	6	7
Mode	Counts	NOTUSED	NOTUSED	NOTUSED	NOTUSED	NOTUSED	NOTUSED
Elem	Y	--	--	--	--	--	--
Wavlen	371.030	--	--	--	--	--	--
Avge	32113	--	--	--	--	--	--
SDev	114.3377	--	--	--	--	--	--
%RSD	.3560445	--	--	--	--	--	--
#1	31997	--	--	--	--	--	--
#2	32117	--	--	--	--	--	--
#3	32226	--	--	--	--	--	--

Method: METTRACE Sample Name: L9F28 Operator: RJG
Run Time: 11/11/10 18:00:51
Comment: TESTAMERICA PITTSBURGH ICP METALS ANALYSIS-INST TRACEICP
Mode: CONC Corr. Factor: 1

Elem	AG	AL	AS	B_	BA	BE	CA
Units	ppm	ppm	ppm	ppm	ppm	ppm	ppm
Avge	.00346	85.927	.09281	.01510	1.2482	.01209	34.657
SDev	.00007	.033	.00123	.00043	.0015	.00005	.049
%RSD	1.9540	.03825	1.3216	2.8491	.12103	.44757	.14158
#1	.00344	85.889	.09235	.01484	1.2490	.01212	34.609
#2	.00353	85.947	.09189	.01487	1.2492	.01212	34.707
#3	.00340	85.944	.09421	.01560	1.2465	.01202	34.654
Errors	LC Pass	LC Pass	LC Pass	LC Pass	LC Pass	LC Pass	LC Pass
High	2.0000	500.00	10.000	30.000	10.000	10.000	600.00
Low	-.00500	-.20000	-.01000	-.20000	-.20000	-.00400	-5.0000

Elem	CD	CO	CR	CU	FE	K_	MG
Units	ppm	ppm	ppm	ppm	ppm	ppm	ppm
Avge	.00262	.19008	.21817	.27246	384.70	7.4873	21.487
SDev	.00021	.00018	.00021	.00032	.41	.0099	.014
%RSD	7.9788	.09281	.09803	.11682	.10602	.13275	.06506
#1	.00249	.19009	.21808	.27272	384.28	7.4845	21.487
#2	.00251	.18990	.21841	.27211	385.09	7.4791	21.502
#3	.00286	.19026	.21802	.27256	384.72	7.4983	21.474
Errors	LC Pass	LC Pass	LC Pass	LC Pass	LC Pass	LC Pass	LC Pass
High	5.0000	50.000	20.000	10.000	500.00	400.00	600.00
Low	-.00500	-.05000	-.00500	-.02500	-.10000	-5.0000	-5.0000

Elem	MN	MO	NA	NI	PB/1	PB/2	PB
Units	ppm	ppm	ppm	ppm	ppm	ppm	ppm
Avge	11.148	.01172	1.4894	.35916	.40001	.40338	.40226
SDev	.013	.00026	.0221	.00198	.00015	.00296	.00195
%RSD	.11647	2.2284	1.4831	.55030	.03700	.73473	.48449
#1	11.134	.01201	1.5102	.35966	.40016	.40029	.40025
#2	11.159	.01151	1.4916	.36083	.39986	.40365	.40239
#3	11.150	.01164	1.4662	.35698	.40001	.40620	.40414
Errors	LC Pass	LC Pass	LC Pass	LC Pass	NOCHECK	NOCHECK	LC Pass
High	20.000	20.000	400.00	100.00			5.0000
Low	-.01500	-.04000	-5.0000	-.04000			-.00300

Elem	SB/1	SB/2	SB	SE/1	SE/2	SE	SI
Units	ppm	ppm	ppm	ppm	ppm	ppm	ppm
Avge	.00196	.00123	.00147	.00765	-.01007	-.00417	2.8098
SDev	.00227	.00120	.00064	.00244	.00083	.00134	.0035
%RSD	116.00	97.571	43.544	31.947	8.2127	32.179	.12407
#1	-.00066	.00220	.00125	.00805	-.01029	-.00418	2.8108
#2	.00312	-.00011	.00097	.00986	-.00915	-.00282	2.8060

#3	.00341	.00158	.00219	.00503	-.01076	L-.00551	2.8128
Errors	NOCHECK	NOCHECK	LC Pass	NOCHECK	NOCHECK	LC Pass	LC Pass

High			5.0000			10.000	50.000
Low			-.01000			-.00500	-.50000

Elem	SN	SR	TI	TL	V_	ZN	
Units	ppm	ppm	ppm	ppm	ppm	ppm	
Avge	.05372	.23178	.61670	-.00663	.17361	1.5388	
SDev	.00096	.00058	.00104	.00253	.00071	.0023	
%RSD	1.7835	.24833	.16881	38.133	.40943	.14926	
#1	.05473	.23235	.61603	-.00510	.17414	1.5364	
#2	.05283	.23180	.61790	-.00525	.17281	1.5409	
#3	.05360	.23120	.61617	-.00955	.17390	1.5391	

Errors	LC Pass	LC Pass	LC Pass	LC Pass	LC Pass	LC Pass	
High	30.000	10.000	30.000	10.000	50.000	5.0000	
Low	-.10000	-.05000	-.05000	-.01000	-.05000	-.02000	

IntStd	1	2	3	4	5	6	7
Mode	Counts	NOTUSED	NOTUSED	NOTUSED	NOTUSED	NOTUSED	NOTUSED
Elem	Y	--	--	--	--	--	--
Wavlen	371.030	--	--	--	--	--	--
Avge	32086	--	--	--	--	--	--
SDev	78.46816	--	--	--	--	--	--
%RSD	.2445556	--	--	--	--	--	--
#1	32152	--	--	--	--	--	--
#2	32107	--	--	--	--	--	--
#3	31999	--	--	--	--	--	--

Method: METTRACE Sample Name: L9F29 Operator: RJG
Run Time: 11/11/10 18:06:20
Comment: TESTAMERICA PITTSBURGH ICP METALS ANALYSIS-INST TRACEICP
Mode: CONC Corr. Factor: 1

Elem	AG	AL	AS	B_	BA	BE	CA
Units	ppm	ppm	ppm	ppm	ppm	ppm	ppm
Avge	.00358	66.954	.11056	.01247	.97018	.01305	65.425
SDev	.00026	.339	.00117	.00024	.00488	.00004	.415
%RSD	7.3575	.50597	1.0600	1.9054	.50345	.27487	.63483
#1	.00387	66.565	.11005	.01220	.96461	.01308	64.956
#2	.00337	67.106	.11190	.01257	.97222	.01306	65.577
#3	.00350	67.190	.10972	.01264	.97372	.01301	65.744
Errors	LC Pass	LC Pass	LC Pass	LC Pass	LC Pass	LC Pass	LC Pass
High	2.0000	500.00	10.000	30.000	10.000	10.000	600.00
Low	-.00500	-.20000	-.01000	-.20000	-.20000	-.00400	-5.0000

Elem	CD	CO	CR	CU	FE	K_	MG
Units	ppm	ppm	ppm	ppm	ppm	ppm	ppm
Avge	.00341	.20036	.29329	.31931	H515.13	5.5178	16.784
SDev	.00025	.00128	.00132	.00101	2.64	.0149	.102
%RSD	7.4423	.63906	.44868	.31732	.51186	.27034	.60515
#1	.00371	.19909	.29191	.31814	H512.15	5.5024	16.668
#2	.00326	.20035	.29342	.31989	H516.08	5.5322	16.825
#3	.00327	.20165	.29454	.31990	H517.16	5.5189	16.858
Errors	LC Pass	LC Pass	LC Pass	LC Pass	LC High	LC Pass	LC Pass
High	5.0000	50.000	20.000	10.000	500.00	400.00	600.00
Low	-.00500	-.05000	-.00500	-.02500	-.10000	-5.0000	-5.0000

Elem	MN	MO	NA	NI	PB/1	PB/2	PB
Units	ppm	ppm	ppm	ppm	ppm	ppm	ppm
Avge	7.3349	.02437	1.6825	.41831	.40439	.40054	.40182
SDev	.0424	.00031	.0569	.00089	.00188	.00517	.00388
%RSD	.57802	1.2785	3.3840	.21275	.46490	1.2915	.96486
#1	7.2869	.02458	1.6192	.41733	.40313	.39458	.39743
#2	7.3509	.02452	1.7295	.41907	.40655	.40385	.40475
#3	7.3671	.02401	1.6989	.41855	.40349	.40319	.40329
Errors	LC Pass	LC Pass	LC Pass	LC Pass	NOCHECK	NOCHECK	LC Pass
High	20.000	20.000	400.00	100.00			5.0000
Low	-.01500	-.04000	-5.0000	-.04000			-.00300

Elem	SB/1	SB/2	SB	SE/1	SE/2	SE	SI
Units	ppm	ppm	ppm	ppm	ppm	ppm	ppm
Avge	-.00097	.00297	.00166	.01545	-.01420	-.00432	2.8481
SDev	.00144	.00173	.00102	.00144	.00053	.00081	.0182
%RSD	148.35	58.087	61.543	9.3188	3.7036	18.616	.64043
#1	-.00178	.00496	.00272	.01704	-.01360	-.00340	2.8272
#2	-.00181	.00192	.00068	.01425	-.01438	-.00485	2.8561

#3	.00069	.00203	.00158	.01505	-.01460	-.00473	2.8610
Errors	NOCHECK	NOCHECK	LC Pass	NOCHECK	NOCHECK	LC Pass	LC Pass

High			5.0000			10.000	50.000
Low			-.01000			-.00500	-.50000

Elem	SN	SR	TI	TL	V_	ZN	
Units	ppm	ppm	ppm	ppm	ppm	ppm	
Avge	.10115	.28150	.63013	L-.01067	.14935	1.9047	
SDev	.00059	.00121	.00421	.00253	.00116	.0096	
%RSD	.58609	.42909	.66815	23.711	.77513	.50169	
#1	.10059	.28014	.62533	L-.01255	.15004	1.8937	
#2	.10109	.28188	.63183	L-.01167	.14801	1.9091	
#3	.10177	.28246	.63321	-.00780	.15000	1.9112	
Errors	LC Pass	LC Pass	LC Pass	LC Low	LC Pass	LC Pass	
High	30.000	10.000	30.000	10.000	50.000	5.0000	
Low	-.10000	-.05000	-.05000	-.01000	-.05000	-.02000	

IntStd	1	2	3	4	5	6	7
Mode	Counts	NOTUSED	NOTUSED	NOTUSED	NOTUSED	NOTUSED	NOTUSED
Elem	Y	--	--	--	--	--	--
Wavlen	371.030	--	--	--	--	--	--
Avge	31877	--	--	--	--	--	--
SDev	29.35023	--	--	--	--	--	--
%RSD	.0920729	--	--	--	--	--	--
#1	31908	--	--	--	--	--	--
#2	31874	--	--	--	--	--	--
#3	31850	--	--	--	--	--	--

Method: METTRACE Sample Name: L9F3D Operator: RJG
Run Time: 11/11/10 18:11:48
Comment: TESTAMERICA PITTSBURGH ICP METALS ANALYSIS-INST TRACEICP
Mode: CONC Corr. Factor: 1

Elem	AG	AL	AS	B_	BA	BE	CA
Units	ppm	ppm	ppm	ppm	ppm	ppm	ppm
Avge	.00741	94.490	.14421	.02626	1.3510	.01530	49.662
SDev	.00042	.098	.00286	.00087	.0042	.00005	.156
%RSD	5.7181	.10401	1.9809	3.3202	.31257	.34787	.31363
#1	.00785	94.601	.14750	.02692	1.3558	.01528	49.836
#2	.00738	94.454	.14285	.02528	1.3479	.01525	49.614
#3	.00700	94.414	.14229	.02660	1.3494	.01535	49.537
Errors	LC Pass	LC Pass	LC Pass	LC Pass	LC Pass	LC Pass	LC Pass
High	2.0000	500.00	10.000	30.000	10.000	10.000	600.00
Low	-.00500	-.20000	-.01000	-.20000	-.20000	-.00400	-5.0000

Elem	CD	CO	CR	CU	FE	K_	MG
Units	ppm	ppm	ppm	ppm	ppm	ppm	ppm
Avge	.01125	.26358	.45030	.50716	497.56	8.4967	22.495
SDev	.00012	.00057	.00109	.00042	1.34	.0098	.081
%RSD	1.1059	.21809	.24086	.08327	.26910	.11556	.36036
#1	.01125	.26421	.45150	.50764	499.04	8.5037	22.586
#2	.01137	.26343	.45000	.50684	497.21	8.5009	22.469
#3	.01112	.26309	.44939	.50700	496.43	8.4855	22.431
Errors	LC Pass	LC Pass	LC Pass	LC Pass	LC Pass	LC Pass	LC Pass
High	5.0000	50.000	20.000	10.000	500.00	400.00	600.00
Low	-.00500	-.05000	-.00500	-.02500	-.10000	-5.0000	-5.0000

Elem	MN	MO	NA	NI	PB/1	PB/2	PB
Units	ppm	ppm	ppm	ppm	ppm	ppm	ppm
Avge	13.315	.03023	2.0993	.54688	.70369	.70933	.70745
SDev	.037	.00010	.0702	.00242	.00298	.00145	.00159
%RSD	.27481	.31964	3.3418	.44250	.42286	.20388	.22458
#1	13.356	.03033	2.0982	.54960	.70566	.70834	.70745
#2	13.303	.03024	2.1700	.54496	.70514	.71099	.70904
#3	13.287	.03013	2.0297	.54607	.70026	.70866	.70586
Errors	LC Pass	LC Pass	LC Pass	LC Pass	NOCHECK	NOCHECK	LC Pass
High	20.000	20.000	400.00	100.00			5.0000
Low	-.01500	-.04000	-5.0000	-.04000			-.00300

Elem	SB/1	SB/2	SB	SE/1	SE/2	SE	SI
Units	ppm	ppm	ppm	ppm	ppm	ppm	ppm
Avge	.00092	.00363	.00273	.01688	-.01261	-.00279	2.4912
SDev	.00091	.00074	.00060	.00331	.00262	.00114	.0064
%RSD	98.956	20.259	21.922	19.579	20.766	40.776	.25848
#1	.00004	.00311	.00209	.02068	-.01472	-.00294	2.4968
#2	.00086	.00447	.00327	.01463	-.00968	-.00158	2.4928

#3	.00185	.00331	.00283	.01534	-.01342	-.00384	2.4842
Errors	NOCHECK	NOCHECK	LC Pass	NOCHECK	NOCHECK	LC Pass	LC Pass

High			5.0000			10.000	50.000
Low			-.01000			-.00500	-.50000

Elem	SN	SR	TI	TL	V_	ZN	
Units	ppm	ppm	ppm	ppm	ppm	ppm	
Avge	.33770	.29516	.73824	-.00987	.19548	4.1090	
SDev	.00077	.00131	.00124	.00201	.00132	.0094	
%RSD	.22753	.44450	.16815	20.387	.67738	.22848	
#1	.33781	.29665	.73957	-.00781	.19695	4.1192	
#2	.33840	.29418	.73805	-.00996	.19510	4.1071	
#3	.33688	.29465	.73711	L-.01183	.19438	4.1007	
Errors	LC Pass	LC Pass	LC Pass	LC Pass	LC Pass	LC Pass	
High	30.000	10.000	30.000	10.000	50.000	5.0000	
Low	-.10000	-.05000	-.05000	-.01000	-.05000	-.02000	
IntStd	1	2	3	4	5	6	7
Mode	Counts	NOTUSED	NOTUSED	NOTUSED	NOTUSED	NOTUSED	NOTUSED
Elem	Y	--	--	--	--	--	--
Wavlen	371.030	--	--	--	--	--	--
Avge	32602	--	--	--	--	--	--
SDev	63.13521	--	--	--	--	--	--
%RSD	.1936572	--	--	--	--	--	--
#1	32566	--	--	--	--	--	--
#2	32565	--	--	--	--	--	--
#3	32674	--	--	--	--	--	--

Method: METTRACE Sample Name: L9T9ABT Operator: RJG
Run Time: 11/11/10 18:17:18
Comment: TESTAMERICA PITTSBURGH ICP METALS ANALYSIS-INST TRACEICP
Mode: CONC Corr. Factor: 1

Elem	AG	AL	AS	B_	BA	BE	CA
Units	ppm	ppm	ppm	ppm	ppm	ppm	ppm
Avge	.00040	.02523	-.00033	.00388	.00001	.00042	.00543
SDev	.00010	.00234	.00085	.00057	.00004	.00004	.00004
%RSD	26.321	9.2624	255.60	14.734	296.64	9.5795	.67060
#1	.00034	.02610	-.00102	.00434	.00002	.00040	.00547
#2	.00052	.02259	-.00060	.00408	.00006	.00040	.00540
#3	.00034	.02702	.00062	.00324	-.00003	.00047	.00542
Errors	LC Pass	LC Pass	LC Pass	LC Pass	LC Pass	LC Pass	LC Pass
High	.00500	.20000	.01000	.20000	.20000	.00400	5.0000
Low	-.00500	-.20000	-.01000	-.20000	-.20000	-.00400	-5.0000

Elem	CD	CO	CR	CU	FE	K_	MG
Units	ppm	ppm	ppm	ppm	ppm	ppm	ppm
Avge	.00023	.00009	.00022	-.00030	.01402	.45325	.00112
SDev	.00005	.00024	.00005	.00016	.00194	.00309	.00129
%RSD	20.346	266.81	22.534	53.847	13.829	.68236	115.12
#1	.00022	-.00013	.00023	-.00012	.01390	.44979	.00187
#2	.00018	.00035	.00027	-.00044	.01215	.45419	-.00037
#3	.00027	.00005	.00017	-.00033	.01602	.45576	.00187
Errors	LC Pass	LC Pass	LC Pass	LC Pass	LC Pass	LC Pass	LC Pass
High	.00500	.05000	.00500	.02500	.10000	5.0000	5.0000
Low	-.00500	-.05000	-.00500	-.02500	-.10000	-5.0000	-5.0000

Elem	MN	MO	NA	NI	PB/1	PB/2	PB
Units	ppm	ppm	ppm	ppm	ppm	ppm	ppm
Avge	.00003	.00130	-.23014	.00093	.00059	.00025	.00037
SDev	.00003	.00028	.13633	.00026	.00131	.00088	.00020
%RSD	85.187	21.596	59.238	27.601	222.38	347.36	54.161
#1	.00005	.00146	-.38503	.00085	.00210	-.00070	.00023
#2	.00005	.00146	-.12833	.00122	-.00028	.00103	.00059
#3	.00000	.00097	-.17707	.00072	-.00005	.00043	.00027
Errors	LC Pass	LC Pass	LC Pass	LC Pass	NOCHECK	NOCHECK	LC Pass
High	.01500	.04000	5.0000	.04000			.00300
Low	-.01500	-.04000	-5.0000	-.04000			-.00300

Elem	SB/1	SB/2	SB	SE/1	SE/2	SE	SI
Units	ppm	ppm	ppm	ppm	ppm	ppm	ppm
Avge	.00053	.00113	.00093	-.00274	.00080	-.00037	.01709
SDev	.00175	.00066	.00036	.00222	.00168	.00180	.00576
%RSD	328.33	58.211	38.711	81.194	208.99	482.25	33.717
#1	-.00134	.00186	.00079	-.00440	-.00102	-.00214	.02189
#2	.00079	.00059	.00066	-.00021	.00230	.00146	.01870

#3	.00214	.00094	.00134	-.00359	.00114	-.00044	.01070
Errors	NOCHECK	NOCHECK	LC Pass	NOCHECK	NOCHECK	LC Pass	LC Pass

High			.01000			.00500	.50000
Low			-.01000			-.00500	-.50000

Elem	SN	SR	TI	TL	V_	ZN	
Units	ppm	ppm	ppm	ppm	ppm	ppm	
Avge	.00080	.00006	.00029	.00108	.00013	.00481	
SDev	.00147	.00005	.00021	.00080	.00011	.00069	
%RSD	182.83	84.366	75.148	73.587	82.921	14.318	
#1	.00007	.00009	.00016	.00095	.00019	.00443	
#2	-.00015	.00009	.00053	.00036	.00019	.00560	
#3	.00249	.00000	.00016	.00194	.00001	.00439	
Errors	LC Pass	LC Pass	LC Pass	LC Pass	LC Pass	LC Pass	
High	.10000	.05000	.05000	.01000	.05000	.02000	
Low	-.10000	-.05000	-.05000	-.01000	-.05000	-.02000	

IntStd	1	2	3	4	5	6	7
Mode	Counts	NOTUSED	NOTUSED	NOTUSED	NOTUSED	NOTUSED	NOTUSED
Elem	Y	--	--	--	--	--	--
Wavlen	371.030	--	--	--	--	--	--
Avge	28886	--	--	--	--	--	--
SDev	18.71169	--	--	--	--	--	--
%RSD	.0647779	--	--	--	--	--	--
#1	28865	--	--	--	--	--	--
#2	28901	--	--	--	--	--	--
#3	28892	--	--	--	--	--	--

Method: METTRACE Sample Name: L9T9ACT Operator: RJG
Run Time: 11/11/10 18:22:47
Comment: TESTAMERICA PITTSBURGH ICP METALS ANALYSIS-INST TRACEICP
Mode: CONC Corr. Factor: 1

Elem	AG	AL	AS	B_	BA	BE	CA
Units	ppm	ppm	ppm	ppm	ppm	ppm	ppm
Avge	.04723	1.9670	1.9504	.94780	1.9491	.04794	L.00964
SDev	.00029	.0015	.0050	.00058	.0029	.00008	.00084
%RSD	.62044	.07472	.25752	.06165	.14722	.16356	8.6700
#1	.04719	1.9687	1.9459	.94715	1.9516	.04795	L.00917
#2	.04755	1.9659	1.9495	.94826	1.9498	.04785	L.00914
#3	.04696	1.9665	1.9558	.94800	1.9460	.04801	L.01060
Errors	LC Pass	LC Pass	LC Pass	LC Pass	LC Pass	LC Pass	LC Low
High	.06000	2.4000	2.4000	1.2000	2.4000	.06000	60.000
Low	.04000	1.6000	1.6000	.80000	1.6000	.04000	40.000

Elem	CD	CO	CR	CU	FE	K_	MG
Units	ppm	ppm	ppm	ppm	ppm	ppm	ppm
Avge	.04910	.48391	.19790	.24703	1.0225	L.47021	L-.00036
SDev	.00028	.00109	.00022	.00013	.0059	.00017	.00113
%RSD	.58133	.22585	.11384	.05381	.57558	.03564	310.84
#1	.04903	.48270	.19768	.24702	1.0178	L.47005	L.00077
#2	.04885	.48423	.19813	.24716	1.0206	L.47038	L-.00149
#3	.04941	.48481	.19790	.24690	1.0291	L.47020	L-.00037
Errors	LC Pass	LC Pass	LC Pass	LC Pass	LC Pass	LC Low	LC Low
High	.06000	.60000	.24000	.30000	1.2000	60.000	60.000
Low	.04000	.40000	.16000	.20000	.80000	40.000	40.000

Elem	MN	MO	NA	NI	PB/1	PB/2	PB
Units	ppm	ppm	ppm	ppm	ppm	ppm	ppm
Avge	.48227	L.00034	L.01651	.48709	.49058	.49052	.49054
SDev	.00082	.00082	.06325	.00161	.00293	.00155	.00199
%RSD	.17052	239.95	382.99	.33032	.59807	.31617	.40589
#1	.48140	L.00129	L.04975	.48648	.48720	.48883	.48829
#2	.48238	L-.00008	L.05621	.48587	.49212	.49086	.49128
#3	.48303	L-.00018	L-.05642	.48891	.49242	.49188	.49206
Errors	LC Pass	LC Low	LC Low	LC Pass	NOCHECK	NOCHECK	LC Pass
High	.60000	1.2000	60.000	.60000			.60000
Low	.40000	.80000	40.000	.40000			.40000

Elem	SB/1	SB/2	SB	SE/1	SE/2	SE	SI
Units	ppm	ppm	ppm	ppm	ppm	ppm	ppm
Avge	-.00082	.00043	L.00001	1.9506	1.9344	1.9398	L.00950
SDev	.00052	.00177	.00104	.0069	.0098	.0087	.00258
%RSD	63.010	415.39	9233.3	.35269	.50889	.44929	27.180
#1	-.00066	-.00116	L-.00099	1.9439	1.9232	1.9301	L.00740
#2	-.00139	.00233	L.00109	1.9501	1.9383	1.9423	L.00872

#3	-.00040	.00010	L-.00007	1.9577	1.9416	1.9470	L.01238
Errors	NOCHECK	NOCHECK	LC Low	NOCHECK	NOCHECK	LC Pass	LC Low

High			.60000			2.4000	12.000
Low			.40000			1.6000	8.0000

Elem	SN	SR	TI	TL	V_	ZN	
Units	ppm	ppm	ppm	ppm	ppm	ppm	
Avge	L.00006	.97223	L.00003	1.9525	.47977	.50319	
SDev	.00077	.00246	.00022	.0082	.00177	.00111	
%RSD	1189.1	.25327	631.33	.42077	.36928	.21953	
#1	L-.00038	.97492	L.00016	1.9433	.48169	.50191	
#2	L.00095	.97171	L-.00022	1.9551	.47941	.50385	
#3	L-.00038	.97008	L.00016	1.9592	.47820	.50380	

Errors	LC Low	LC Pass	LC Low	LC Pass	LC Pass	LC Pass	
High	2.4000	1.2000	1.2000	2.4000	.60000	.60000	
Low	1.6000	.80000	.80000	1.6000	.40000	.40000	

IntStd	1	2	3	4	5	6	7
Mode	Counts	NOTUSED	NOTUSED	NOTUSED	NOTUSED	NOTUSED	NOTUSED
Elem	Y	--	--	--	--	--	--
Wavlen	371.030	--	--	--	--	--	--
Avge	28720	--	--	--	--	--	--
SDev	59.29347	--	--	--	--	--	--
%RSD	.2064534	--	--	--	--	--	--
#1	28679	--	--	--	--	--	--
#2	28693	--	--	--	--	--	--
#3	28788	--	--	--	--	--	--

Method: METTRACE Sample Name: L9T9ALT Operator: RJG
Run Time: 11/11/10 18:28:16
Comment: TESTAMERICA PITTSBURGH ICP METALS ANALYSIS-INST TRACEICP
Mode: CONC Corr. Factor: 1

Elem	AG	AL	AS	B_	BA	BE	CA
Units	ppm	ppm	ppm	ppm	ppm	ppm	ppm
Avge	.04735	1.9725	1.9558	.94961	1.9576	.04799	L.00641
SDev	.00032	.0034	.0032	.00080	.0014	.00010	.00242
%RSD	.66769	.17116	.16169	.08397	.07391	.20348	37.722
#1	.04751	1.9734	1.9593	.95053	1.9583	.04790	L.00401
#2	.04756	1.9687	1.9547	.94906	1.9586	.04809	L.00885
#3	.04699	1.9753	1.9533	.94925	1.9560	.04799	L.00636
Errors	LC Pass	LC Pass	LC Pass	LC Pass	LC Pass	LC Pass	LC Low
High	.06000	2.4000	2.4000	1.2000	2.4000	.06000	60.000
Low	.04000	1.6000	1.6000	.80000	1.6000	.04000	40.000

Elem	CD	CO	CR	CU	FE	K_	MG
Units	ppm	ppm	ppm	ppm	ppm	ppm	ppm
Avge	.04940	.48432	.19764	.24780	1.0237	L.44776	L-.00074
SDev	.00012	.00135	.00005	.00020	.0066	.00602	.00130
%RSD	.25109	.27777	.02730	.07955	.64616	1.3449	174.72
#1	.04937	.48410	.19761	.24757	1.0185	L.44379	L-.00149
#2	.04953	.48576	.19770	.24792	1.0312	L.44480	L.00075
#3	.04929	.48310	.19760	.24790	1.0215	L.45469	L-.00149
Errors	LC Pass	LC Pass	LC Pass	LC Pass	LC Pass	LC Low	LC Low
High	.06000	.60000	.24000	.30000	1.2000	60.000	60.000
Low	.04000	.40000	.16000	.20000	.80000	40.000	40.000

Elem	MN	MO	NA	NI	PB/1	PB/2	PB
Units	ppm	ppm	ppm	ppm	ppm	ppm	ppm
Avge	.48290	L.00056	L-.29940	.48699	.49014	.49073	.49054
SDev	.00035	.00022	.00829	.00046	.00312	.00050	.00079
%RSD	.07228	39.407	2.7693	.09482	.63659	.10183	.16154
#1	.48307	L.00031	L-.28982	.48675	.48897	.49120	.49046
#2	.48313	L.00069	L-.30410	.48752	.49368	.49021	.49136
#3	.48250	L.00069	L-.30427	.48669	.48778	.49079	.48978
Errors	LC Pass	LC Low	LC Low	LC Pass	NOCHECK	NOCHECK	LC Pass
High	.60000	1.2000	60.000	.60000			.60000
Low	.40000	.80000	40.000	.40000			.40000

Elem	SB/1	SB/2	SB	SE/1	SE/2	SE	SI
Units	ppm	ppm	ppm	ppm	ppm	ppm	ppm
Avge	-.00040	.00002	L-.00012	1.9550	1.9409	1.9456	L.00737
SDev	.00114	.00108	.00034	.0084	.0028	.0036	.00159
%RSD	287.30	6563.4	280.71	.43211	.14220	.18379	21.575
#1	-.00018	-.00019	L-.00019	1.9573	1.9380	1.9444	L.00914
#2	-.00164	.00119	L.00025	1.9621	1.9434	1.9497	L.00695

#3	.00062	-.00095	L-.00043	1.9457	1.9414	1.9428	L.00604
Errors	NOCHECK	NOCHECK	LC Low	NOCHECK	NOCHECK	LC Pass	LC Low

High			.60000			2.4000	12.000
Low			.40000			1.6000	8.0000

Elem	SN	SR	TI	TL	V_	ZN	
Units	ppm	ppm	ppm	ppm	ppm	ppm	
Avge	L.00168	.97665	L-.00009	1.9570	.48221	.50207	
SDev	.00223	.00134	.00022	.0075	.00129	.00042	
%RSD	132.53	.13699	245.07	.38125	.26833	.08358	
#1	L.00029	.97694	L-.00021	1.9523	.48364	.50255	
#2	L.00426	.97782	L.00016	1.9656	.48188	.50186	
#3	L.00051	.97519	L-.00021	1.9530	.48112	.50180	

Errors	LC Low	LC Pass	LC Low	LC Pass	LC Pass	LC Pass	
High	2.4000	1.2000	1.2000	2.4000	.60000	.60000	
Low	1.6000	.80000	.80000	1.6000	.40000	.40000	

IntStd	1	2	3	4	5	6	7
Mode	Counts	NOTUSED	NOTUSED	NOTUSED	NOTUSED	NOTUSED	NOTUSED
Elem	Y	--	--	--	--	--	--
Wavlen	371.030	--	--	--	--	--	--
Avge	28810	--	--	--	--	--	--
SDev	41.92211	--	--	--	--	--	--
%RSD	.1455116	--	--	--	--	--	--
#1	28762	--	--	--	--	--	--
#2	28834	--	--	--	--	--	--
#3	28835	--	--	--	--	--	--

Method: METTRACE Sample Name: L9Q89T/10 Prep Dil Operator: RJG
Run Time: 11/11/10 18:33:45
Comment: TESTAMERICA PITTSBURGH ICP METALS ANALYSIS-INST TRACEICP
Mode: CONC Corr. Factor: 1

Elem	AG	AL	AS	B_	BA	BE	CA
Units	ppm	ppm	ppm	ppm	ppm	ppm	ppm
Avge	.00044	.01822	.00135	.02081	.00185	.00045	2.1318
SDev	.00022	.00246	.00027	.00027	.00007	.00003	.0107
%RSD	49.435	13.485	19.772	1.2961	3.8627	7.1689	.50071
#1	.00022	.02000	.00163	.02062	.00178	.00041	2.1195
#2	.00044	.01925	.00110	.02112	.00192	.00047	2.1382
#3	.00065	.01542	.00132	.02069	.00186	.00046	2.1377
Errors	LC Pass	LC Pass	LC Pass	LC Pass	LC Pass	LC Pass	LC Pass
High	2.0000	500.00	10.000	30.000	10.000	10.000	600.00
Low	-.00500	-.20000	-.01000	-.20000	-.20000	-.00400	-5.0000

Elem	CD	CO	CR	CU	FE	K_	MG
Units	ppm	ppm	ppm	ppm	ppm	ppm	ppm
Avge	.00076	.00009	.00032	.00202	.40200	2.6337	.25693
SDev	.00009	.00019	.00025	.00014	.00565	.0083	.00169
%RSD	11.858	215.42	76.766	6.8665	1.4047	.31445	.65919
#1	.00069	.00017	.00012	.00218	.40221	2.6429	.25568
#2	.00087	-.00013	.00060	.00198	.40754	2.6315	.25886
#3	.00074	.00022	.00025	.00191	.39626	2.6267	.25625
Errors	LC Pass	LC Pass	LC Pass	LC Pass	LC Pass	LC Pass	LC Pass
High	5.0000	50.000	20.000	10.000	500.00	400.00	600.00
Low	-.00500	-.05000	-.00500	-.02500	-.10000	-5.0000	-5.0000

Elem	MN	MO	NA	NI	PB/1	PB/2	PB
Units	ppm	ppm	ppm	ppm	ppm	ppm	ppm
Avge	.00738	.00109	6.5234	.00191	.00730	.00423	.00525
SDev	.00005	.00011	.0974	.00112	.00042	.00154	.00115
%RSD	.70462	9.6604	1.4926	58.576	5.7224	36.527	21.880
#1	.00733	.00120	6.6339	.00086	.00689	.00244	.00392
#2	.00739	.00099	6.4502	.00309	.00772	.00508	.00596
#3	.00743	.00109	6.4862	.00178	.00728	.00515	.00586
Errors	LC Pass	LC Pass	LC Pass	LC Pass	NOCHECK	NOCHECK	LC Pass
High	20.000	20.000	400.00	100.00			5.0000
Low	-.01500	-.04000	-5.0000	-.04000			-.00300

Elem	SB/1	SB/2	SB	SE/1	SE/2	SE	SI
Units	ppm	ppm	ppm	ppm	ppm	ppm	ppm
Avge	-.00100	.00114	.00043	-.00188	.00236	.00095	1.9195
SDev	.00130	.00052	.00056	.00019	.00237	.00158	.0075
%RSD	129.64	45.180	131.99	10.286	100.51	166.72	.39087
#1	.00029	.00147	.00108	-.00186	.00507	.00277	1.9129
#2	-.00231	.00142	.00017	-.00209	.00136	.00021	1.9181

#3	-.00100	.00055	.00003	-.00170	.00065	-.00013	1.9276
Errors	NOCHECK	NOCHECK	LC Pass	NOCHECK	NOCHECK	LC Pass	LC Pass

High			5.0000			10.000	50.000
Low			-.01000			-.00500	-.50000

Elem	SN	SR	TI	TL	V_	ZN	
Units	ppm	ppm	ppm	ppm	ppm	ppm	
Avge	-.00008	.01870	.00045	.00274	.00012	.02694	
SDev	.00089	.00005	.00026	.00081	.00032	.00009	
%RSD	1056.4	.27153	58.106	29.409	265.82	.34922	
#1	.00006	.01867	.00016	.00357	-.00025	.02684	
#2	-.00104	.01875	.00066	.00196	.00031	.02703	
#3	.00073	.01866	.00053	.00270	.00030	.02696	

Errors	LC Pass	LC Pass	LC Pass	LC Pass	LC Pass	LC Pass	
High	30.000	10.000	30.000	10.000	50.000	5.0000	
Low	-.10000	-.05000	-.05000	-.01000	-.05000	-.02000	

IntStd	1	2	3	4	5	6	7
Mode	Counts	NOTUSED	NOTUSED	NOTUSED	NOTUSED	NOTUSED	NOTUSED
Elem	Y	--	--	--	--	--	--
Wavlen	371.030	--	--	--	--	--	--
Avge	28684	--	--	--	--	--	--
SDev	98.90727	--	--	--	--	--	--
%RSD	.3448199	--	--	--	--	--	--
#1	28572	--	--	--	--	--	--
#2	28720	--	--	--	--	--	--
#3	28759	--	--	--	--	--	--

Method: METTRACE Sample Name: CCV1-6 Operator: RJG
Run Time: 11/11/10 18:39:14
Comment: TESTAMERICA PITTSBURGH ICP METALS ANALYSIS-INST TRACEICP
Mode: CONC Corr. Factor: 1

Elem	AG	AL	AS	B_	BA	BE	CA
Units	ppm	ppm	ppm	ppm	ppm	ppm	ppm
Avge	.98822	25.178	.51853	2.0208	2.0208	1.9970	50.441
SDev	.00313	.064	.00137	.0022	.0038	.0046	.097
%RSD	.31648	.25264	.26357	.10908	.18619	.23259	.19246
#1	.99182	25.251	.52007	2.0233	2.0251	2.0024	50.553
#2	.98655	25.138	.51802	2.0191	2.0185	1.9949	50.392
#3	.98627	25.145	.51748	2.0199	2.0187	1.9938	50.379
Errors	LC Pass	LC Pass	LC Pass	LC Pass	LC Pass	LC Pass	LC Pass
High	1.1000	27.500	.55000	2.2000	2.2000	2.2000	55.000
Low	.90000	22.500	.45000	1.8000	1.8000	1.8000	45.000

Elem	CD	CO	CR	CU	FE	K_	MG
Units	ppm	ppm	ppm	ppm	ppm	ppm	ppm
Avge	.50030	1.9840	2.0280	2.0571	25.543	130.24	49.990
SDev	.00188	.0024	.0032	.0037	.027	.18	.134
%RSD	.37504	.12347	.15749	.18083	.10635	.13545	.26847
#1	.50244	1.9866	2.0314	2.0613	25.572	130.35	50.144
#2	.49898	1.9835	2.0252	2.0542	25.518	130.04	49.920
#3	.49947	1.9818	2.0274	2.0558	25.537	130.34	49.905
Errors	LC Pass	LC Pass	LC Pass	LC Pass	LC Pass	LC Pass	LC Pass
High	.55000	2.2000	2.2000	2.2000	27.500	137.50	55.000
Low	.45000	1.8000	1.8000	1.8000	22.500	112.50	45.000

Elem	MN	MO	NA	NI	PB/1	PB/2	PB
Units	ppm	ppm	ppm	ppm	ppm	ppm	ppm
Avge	2.0028	2.0657	127.78	1.9947	.50182	.50890	.50654
SDev	.0035	.0097	.31	.0049	.00274	.00200	.00168
%RSD	.17237	.47083	.24477	.24643	.54643	.39398	.33102
#1	2.0068	2.0554	128.11	2.0003	.50480	.50985	.50817
#2	2.0008	2.0668	127.74	1.9916	.49940	.51025	.50664
#3	2.0008	2.0748	127.49	1.9920	.50126	.50660	.50482
Errors	LC Pass	LC Pass	LC Pass	LC Pass	NOCHECK	NOCHECK	LC Pass
High	2.2000	2.2000	137.50	2.2000			.55000
Low	1.8000	1.8000	112.50	1.8000			.45000

Elem	SB/1	SB/2	SB	SE/1	SE/2	SE	SI
Units	ppm	ppm	ppm	ppm	ppm	ppm	ppm
Avge	.51962	.52303	.52189	.52110	.51634	.51792	2.0410
SDev	.00109	.00163	.00126	.00111	.00342	.00227	.0064
%RSD	.21017	.31097	.24069	.21245	.66278	.43729	.31173
#1	.51906	.52433	.52258	.52052	.51307	.51555	2.0482
#2	.52088	.52354	.52266	.52040	.51989	.52006	2.0385

#3	.51891	.52121	.52044	.52237	.51604	.51815	2.0363
Errors	NOCHECK	NOCHECK	LC Pass	NOCHECK	NOCHECK	LC Pass	LC Pass

High			.55000			.55000	2.2000
Low			.45000			.45000	1.8000

Elem	SN	SR	TI	TL	V_	ZN	
Units	ppm	ppm	ppm	ppm	ppm	ppm	
Avge	2.0811	2.0222	2.0234	1.0201	1.9847	2.0501	
SDev	.0047	.0043	.0040	.0046	.0018	.0025	
%RSD	.22654	.21468	.19612	.45563	.09001	.12433	
#1	2.0851	2.0272	2.0280	1.0251	1.9867	2.0529	
#2	2.0822	2.0201	2.0211	1.0159	1.9842	2.0481	
#3	2.0759	2.0194	2.0212	1.0192	1.9832	2.0491	
Errors	LC Pass	LC Pass	LC Pass	LC Pass	LC Pass	LC Pass	
High	2.2000	2.2000	2.2000	1.1000	2.2000	2.2000	
Low	1.8000	1.8000	1.8000	.90000	1.8000	1.8000	

IntStd	1	2	3	4	5	6	7
Mode	Counts	NOTUSED	NOTUSED	NOTUSED	NOTUSED	NOTUSED	NOTUSED
Elem	Y	--	--	--	--	--	--
Wavlen	371.030	--	--	--	--	--	--
Avge	28139	--	--	--	--	--	--
SDev	44.24095	--	--	--	--	--	--
%RSD	.1572250	--	--	--	--	--	--
#1	28172	--	--	--	--	--	--
#2	28156	--	--	--	--	--	--
#3	28088	--	--	--	--	--	--

Method: METTRACE Sample Name: CCB6 Operator: RJG
Run Time: 11/11/10 18:44:43
Comment: TESTAMERICA PITTSBURGH ICP METALS ANALYSIS-INST TRACEICP
Mode: CONC Corr. Factor: 1

Elem	AG	AL	AS	B_	BA	BE	CA
Units	ppm	ppm	ppm	ppm	ppm	ppm	ppm
Avge	.00016	.01308	-.00046	.00458	.00000	.00057	-.00281
SDev	.00018	.00149	.00119	.00070	.00007	.00004	.00568
%RSD	111.99	11.377	256.02	15.292	1564.8	7.1756	202.05
#1	.00033	.01219	.00009	.00538	.00008	.00061	-.00848
#2	-.00003	.01225	.00034	.00407	-.00006	.00058	.00289
#3	.00017	.01480	-.00183	.00429	-.00001	.00053	-.00285
Errors	LC Pass	LC Pass	LC Pass	LC Pass	LC Pass	LC Pass	LC Pass
High	.00500	.20000	.01000	.20000	.20000	.00400	5.0000
Low	-.00500	-.20000	-.01000	-.20000	-.20000	-.00400	-5.0000

Elem	CD	CO	CR	CU	FE	K_	MG
Units	ppm	ppm	ppm	ppm	ppm	ppm	ppm
Avge	.00018	-.00005	-.00017	-.00069	.00619	.45648	-.00224
SDev	.00030	.00017	.00025	.00009	.00490	.00581	.00129
%RSD	169.03	340.47	144.38	13.378	79.198	1.2740	57.787
#1	-.00008	.00012	-.00003	-.00065	.00058	.46204	-.00149
#2	.00011	-.00022	-.00046	-.00080	.00836	.45044	-.00373
#3	.00050	-.00005	-.00003	-.00062	.00962	.45697	-.00149
Errors	LC Pass	LC Pass	LC Pass	LC Pass	LC Pass	LC Pass	LC Pass
High	.00500	.05000	.00500	.02500	.10000	5.0000	5.0000
Low	-.00500	-.05000	-.00500	-.02500	-.10000	-5.0000	-5.0000

Elem	MN	MO	NA	NI	PB/1	PB/2	PB
Units	ppm	ppm	ppm	ppm	ppm	ppm	ppm
Avge	-.00003	.00654	-.40154	.00025	-.00059	.00060	.00020
SDev	.00003	.00329	.07700	.00066	.00134	.00023	.00058
%RSD	88.014	50.327	19.175	263.06	226.45	38.125	283.68
#1	-.00005	.01023	-.40155	.00098	.00050	.00065	.00060
#2	-.00005	.00552	-.47852	-.00033	-.00018	.00080	.00047
#3	.00000	.00388	-.32453	.00011	-.00209	.00035	-.00046
Errors	LC Pass	LC Pass	LC Pass	LC Pass	NOCHECK	NOCHECK	LC Pass
High	.01500	.04000	5.0000	.04000			.00300
Low	-.01500	-.04000	-5.0000	-.04000			-.00300

Elem	SB/1	SB/2	SB	SE/1	SE/2	SE	SI
Units	ppm	ppm	ppm	ppm	ppm	ppm	ppm
Avge	.00185	.00004	.00064	-.00167	.00033	-.00034	-.00118
SDev	.00212	.00060	.00032	.00103	.00142	.00082	.00450
%RSD	114.43	1681.3	49.213	61.488	435.51	242.29	380.58
#1	-.00018	.00066	.00038	-.00052	-.00086	-.00074	.00392
#2	.00168	-.00002	.00055	-.00199	.00190	.00060	-.00285

#3	.00405	-.00054	.00099	-.00249	-.00007	-.00087	-.00462
Errors	NOCHECK	NOCHECK	LC Pass	NOCHECK	NOCHECK	LC Pass	LC Pass

High			.01000			.00500	.50000
Low			-.01000			-.00500	-.50000

Elem	SN	SR	TI	TL	V_	ZN	
Units	ppm	ppm	ppm	ppm	ppm	ppm	
Avge	.00044	-.00003	.00004	.00426	.00000	.00277	
SDev	.00187	.00005	.00033	.00088	.00018	.00068	
%RSD	428.98	171.86	864.02	20.507	6520.0	24.379	
#1	.00117	.00003	.00016	.00490	.00000	.00239	
#2	-.00169	-.00007	-.00033	.00463	.00019	.00355	
#3	.00183	-.00004	.00029	.00327	-.00018	.00238	
Errors	LC Pass	LC Pass	LC Pass	LC Pass	LC Pass	LC Pass	
High	.10000	.05000	.05000	.01000	.05000	.02000	
Low	-.10000	-.05000	-.05000	-.01000	-.05000	-.02000	

IntStd	1	2	3	4	5	6	7
Mode	Counts	NOTUSED	NOTUSED	NOTUSED	NOTUSED	NOTUSED	NOTUSED
Elem	Y	--	--	--	--	--	--
Wavlen	371.030	--	--	--	--	--	--
Avge	28867	--	--	--	--	--	--
SDev	71.10958	--	--	--	--	--	--
%RSD	.2463354	--	--	--	--	--	--
#1	28786	--	--	--	--	--	--
#2	28919	--	--	--	--	--	--
#3	28895	--	--	--	--	--	--

Method: METTRACE Sample Name: L9Q9KT/10 Prep Dil Operator: RJG
Run Time: 11/11/10 18:50:12
Comment: TESTAMERICA PITTSBURGH ICP METALS ANALYSIS-INST TRACEICP
Mode: CONC Corr. Factor: 1

Elem	AG	AL	AS	B_	BA	BE	CA
Units	ppm	ppm	ppm	ppm	ppm	ppm	ppm
Avge	.00240	-.03451	.00412	.01501	.00388	-.00001	1.2858
SDev	.00005	.00226	.00057	.00113	.00003	.00013	.0109
%RSD	2.0623	6.5524	13.831	7.5017	.80992	1018.2	.85139
#1	.00236	-.03319	.00477	.01387	.00386	-.00017	1.2737
#2	.00246	-.03322	.00380	.01612	.00391	.00005	1.2885
#3	.00240	-.03712	.00377	.01506	.00385	.00007	1.2951
Errors	LC Pass	LC Pass	LC Pass	LC Pass	LC Pass	LC Pass	LC Pass
High	2.0000	500.00	10.000	30.000	10.000	10.000	600.00
Low	-.00500	-.20000	-.01000	-.20000	-.20000	-.00400	-5.0000

Elem	CD	CO	CR	CU	FE	K_	MG
Units	ppm	ppm	ppm	ppm	ppm	ppm	ppm
Avge	-.00067	-.01313	-.00211	.01589	.05399	S.00000	.00994
SDev	.00019	.00021	.00003	.00021	.01014	.00000	.00303
%RSD	28.665	1.6146	1.2847	1.3543	18.784	.00000	30.454
#1	-.00079	-.01308	-.00213	.01566	.04245	S.00000	.00713
#2	-.00077	-.01294	-.00208	.01609	.06148	S.00000	.00954
#3	-.00045	-.01336	-.00213	.01593	.05804	S.00000	.01314
Errors	LC Pass	LC Pass	LC Pass	LC Pass	LC Pass	LC Pass	LC Pass
High	5.0000	50.000	20.000	10.000	500.00	400.00	600.00
Low	-.00500	-.05000	-.00500	-.02500	-.10000	-5.0000	-5.0000

Elem	MN	MO	NA	NI	PB/1	PB/2	PB
Units	ppm	ppm	ppm	ppm	ppm	ppm	ppm
Avge	.00010	16.717	221.53	.00114	.00045	-.00300	-.00185
SDev	.00003	.145	.11	.00071	.00153	.00068	.00056
%RSD	31.011	.86886	.04909	62.064	341.21	22.645	30.507
#1	.00008	16.554	221.64	.00104	.00215	-.00305	-.00132
#2	.00008	16.764	221.53	.00049	-.00002	-.00365	-.00244
#3	.00013	16.832	221.42	.00190	-.00079	-.00230	-.00180
Errors	LC Pass	LC Pass	LC Pass	LC Pass	NOCHECK	NOCHECK	LC Pass
High	20.000	20.000	400.00	100.00			5.0000
Low	-.01500	-.04000	-5.0000	-.04000			-.00300

Elem	SB/1	SB/2	SB	SE/1	SE/2	SE	SI
Units	ppm	ppm	ppm	ppm	ppm	ppm	ppm
Avge	.00587	.01552	.01231	.00556	.00215	.00329	25.936
SDev	.00201	.00093	.00079	.00067	.00249	.00188	.029
%RSD	34.257	6.0006	6.3891	11.993	115.80	57.142	.11125
#1	.00579	.01657	.01298	.00620	.00416	.00484	25.923
#2	.00793	.01479	.01250	.00561	.00292	.00381	25.915

#3	.00390	.01521	.01145	.00487	-.00063	.00120	25.969
Errors	NOCHECK	NOCHECK	LC Pass	NOCHECK	NOCHECK	LC Pass	LC Pass

High			5.0000			10.000	50.000
Low			-.01000			-.00500	-.50000

Elem	SN	SR	TI	TL	V_	ZN	
Units	ppm	ppm	ppm	ppm	ppm	ppm	
Avge	.00780	.01236	.00012	-.00382	.00086	.00627	
SDev	.00295	.00005	.00049	.00130	.00034	.00028	
%RSD	37.772	.42316	419.47	33.987	40.180	4.4606	
#1	.01113	.01237	-.00002	-.00270	.00066	.00595	
#2	.00554	.01231	.00066	-.00351	.00066	.00645	
#3	.00672	.01241	-.00029	-.00524	.00126	.00641	

Errors	LC Pass	LC Pass	LC Pass	LC Pass	LC Pass	LC Pass	
High	30.000	10.000	30.000	10.000	50.000	5.0000	
Low	-.10000	-.05000	-.05000	-.01000	-.05000	-.02000	

IntStd	1	2	3	4	5	6	7
Mode	Counts	NOTUSED	NOTUSED	NOTUSED	NOTUSED	NOTUSED	NOTUSED
Elem	Y	--	--	--	--	--	--
Wavlen	371.030	--	--	--	--	--	--
Avge	26419	--	--	--	--	--	--
SDev	128.5382	--	--	--	--	--	--
%RSD	.4865385	--	--	--	--	--	--
#1	26293	--	--	--	--	--	--
#2	26413	--	--	--	--	--	--
#3	26550	--	--	--	--	--	--

Method: METTRACE Sample Name: L9Q9KP50T Prep Dil Operator: RJG
Run Time: 11/11/10 18:55:40
Comment: TESTAMERICA PITTSBURGH ICP METALS ANALYSIS-INST TRACEICP
Mode: CONC Corr. Factor: 1

Elem	AG	AL	AS	B_	BA	BE	CA
Units	ppm	ppm	ppm	ppm	ppm	ppm	ppm
Avge	.00049	.02433	-.00115	.00501	.00079	-.00026	.24790
SDev	.00047	.00225	.00163	.00022	.00003	.00006	.00056
%RSD	97.520	9.2322	142.12	4.5029	3.3704	21.377	.22528
#1	.00027	.02278	.00057	.00527	.00078	-.00020	.24801
#2	.00016	.02329	-.00135	.00488	.00077	-.00027	.24839
#3	.00103	.02690	-.00266	.00487	.00082	-.00031	.24729

Elem	CD	CO	CR	CU	FE	K_	MG
Units	ppm	ppm	ppm	ppm	ppm	ppm	ppm
Avge	.00006	-.00237	-.00065	.00372	.01665	487.64	.00004
SDev	.00009	.00037	.00019	.00009	.00559	.45	.00133
%RSD	153.23	15.687	29.492	2.2965	33.552	.09285	3117.9
#1	.00011	-.00265	-.00075	.00365	.02149	487.50	-.00149
#2	.00010	-.00251	-.00077	.00381	.01054	487.27	.00081
#3	-.00004	-.00195	-.00043	.00368	.01793	488.14	.00081

Elem	MN	MO	NA	NI	PB/1	PB/2	PB
Units	ppm	ppm	ppm	ppm	ppm	ppm	ppm
Avge	-.00004	3.2159	45.770	.00054	-.00118	.00040	-.00013
SDev	.00005	.0105	.025	.00036	.00022	.00069	.00044
%RSD	116.23	.32712	.05476	66.463	18.661	171.24	349.60
#1	-.00005	3.2275	45.745	.00024	-.00136	.00006	-.00042
#2	-.00010	3.2132	45.796	.00094	-.00125	.00120	.00038
#3	.00001	3.2069	45.770	.00044	-.00094	-.00005	-.00034

Elem	SB/1	SB/2	SB	SE/1	SE/2	SE	SI
Units	ppm	ppm	ppm	ppm	ppm	ppm	ppm
Avge	.00265	.00307	.00293	-.00440	.00052	-.00112	5.1021
SDev	.00137	.00083	.00095	.00192	.00057	.00095	.0145
%RSD	51.610	27.165	32.297	43.568	110.11	84.967	.28390
#1	.00375	.00403	.00393	-.00221	.00106	-.00003	5.1175
#2	.00308	.00265	.00279	-.00578	.00058	-.00154	5.1000
#3	.00112	.00253	.00206	-.00520	-.00008	-.00179	5.0888

Elem	SN	SR	TI	TL	V_	ZN
Units	ppm	ppm	ppm	ppm	ppm	ppm
Avge	.00020	.00244	.00015	.00134	-.00011	.00590
SDev	.00094	.00006	.00000	.00165	.00044	.00011
%RSD	465.89	2.4765	.55868	123.54	395.76	1.9219
#1	.00095	.00244	.00015	.00070	-.00036	.00586
#2	-.00085	.00238	.00015	.00322	-.00037	.00602
#3	.00050	.00250	.00015	.00010	.00040	.00581

IntStd	1	2	3	4	5	6	7
Mode	Counts	NOTUSED	NOTUSED	NOTUSED	NOTUSED	NOTUSED	NOTUSED
Elem	Y	--	--	--	--	--	--
Wavlen	371.030	--	--	--	--	--	--
Avge	28176	--	--	--	--	--	--
SDev	46.26411	--	--	--	--	--	--
%RSD	.1641985	--	--	--	--	--	--
#1	28218	--	--	--	--	--	--
#2	28183	--	--	--	--	--	--
#3	28126	--	--	--	--	--	--

Method: METTRACE Sample Name: L9T9JB Operator: RJG
Run Time: 11/11/10 19:01:10
Comment: TESTAMERICA PITTSBURGH ICP METALS ANALYSIS-INST TRACEICP
Mode: CONC Corr. Factor: 1

Elem	AG	AL	AS	B_	BA	BE	CA
Units	ppm	ppm	ppm	ppm	ppm	ppm	ppm
Avge	-.00020	.03560	-.00151	.00280	.00010	-.00015	.00768
SDev	.00077	.00092	.00094	.00071	.00008	.00010	.00026
%RSD	387.34	2.5819	61.770	25.382	78.831	65.771	3.3450
#1	.00061	.03490	-.00113	.00361	.00018	-.00021	.00746
#2	-.00092	.03526	-.00258	.00244	.00007	-.00019	.00796
#3	-.00029	.03664	-.00083	.00233	.00004	-.00004	.00763
Errors	LC Pass	LC Pass	LC Pass	LC Pass	LC Pass	LC Pass	LC Pass
High	.00500	.20000	.01000	.20000	.20000	.00400	5.0000
Low	-.00500	-.20000	-.01000	-.20000	-.20000	-.00400	-5.0000

Elem	CD	CO	CR	CU	FE	K_	MG
Units	ppm	ppm	ppm	ppm	ppm	ppm	ppm
Avge	.00034	-.00028	-.00009	.00091	.01332	.54815	-.00373
SDev	.00015	.00039	.00047	.00021	.00420	.01726	.00297
%RSD	43.798	142.08	496.37	23.267	31.547	3.1482	79.658
#1	.00041	.00007	.00042	.00115	.01129	.56744	-.00036
#2	.00017	-.00070	-.00049	.00074	.01053	.54280	-.00598
#3	.00045	-.00020	-.00022	.00085	.01816	.53419	-.00484
Errors	LC Pass	LC Pass	LC Pass	LC Pass	LC Pass	LC Pass	LC Pass
High	.00500	.05000	.00500	.02500	.10000	5.0000	5.0000
Low	-.00500	-.05000	-.00500	-.02500	-.10000	-5.0000	-5.0000

Elem	MN	MO	NA	NI	PB/1	PB/2	PB
Units	ppm	ppm	ppm	ppm	ppm	ppm	ppm
Avge	.00003	.01841	-.11488	.00017	-.00005	.00059	.00037
SDev	.00008	.00812	.05943	.00029	.00352	.00133	.00036
%RSD	225.06	44.094	51.733	169.17	6609.8	225.04	95.039
#1	.00010	.02734	-.15827	.00048	.00372	-.00092	.00063
#2	-.00005	.01641	-.13923	.00011	-.00324	.00157	-.00003
#3	.00005	.01148	-.04714	-.00008	-.00064	.00112	.00053
Errors	LC Pass	LC Pass	LC Pass	LC Pass	NOCHECK	NOCHECK	LC Pass
High	.01500	.04000	5.0000	.04000			.00300
Low	-.01500	-.04000	-5.0000	-.04000			-.00300

Elem	SB/1	SB/2	SB	SE/1	SE/2	SE	SI
Units	ppm	ppm	ppm	ppm	ppm	ppm	ppm
Avge	.00134	-.00162	-.00064	-.00402	.00268	.00045	.01141
SDev	.00222	.00146	.00025	.00417	.00143	.00067	.00509
%RSD	165.62	89.895	39.356	103.82	53.574	148.74	44.631
#1	-.00122	.00003	-.00039	.00078	.00124	.00109	.01667
#2	.00282	-.00274	-.00089	-.00676	.00411	.00049	.01107

#3	.00242	-.00217	-.00064	-.00608	.00268	-.00024	.00650
Errors	NOCHECK	NOCHECK	LC Pass	NOCHECK	NOCHECK	LC Pass	LC Pass

High			.01000			.00500	.50000
Low			-.01000			-.00500	-.50000

Elem	SN	SR	TI	TL	V_	ZN	
Units	ppm	ppm	ppm	ppm	ppm	ppm	
Avge	.03393	.00000	.00041	-.00018	.00019	.00427	
SDev	.00059	.00011	.00022	.00124	.00096	.00003	
%RSD	1.7375	4507.1	52.980	709.32	512.03	.63962	
#1	.03330	.00012	.00016	-.00061	-.00037	.00424	
#2	.03400	-.00009	.00053	-.00114	-.00037	.00428	
#3	.03447	-.00002	.00053	.00123	.00129	.00429	
Errors	LC Pass	LC Pass	LC Pass	LC Pass	LC Pass	LC Pass	
High	.10000	.05000	.05000	.01000	.05000	.02000	
Low	-.10000	-.05000	-.05000	-.01000	-.05000	-.02000	

IntStd	1	2	3	4	5	6	7
Mode	Counts	NOTUSED	NOTUSED	NOTUSED	NOTUSED	NOTUSED	NOTUSED
Elem	Y	--	--	--	--	--	--
Wavlen	371.030	--	--	--	--	--	--
Avge	28863	--	--	--	--	--	--
SDev	161.5178	--	--	--	--	--	--
%RSD	.5596062	--	--	--	--	--	--
#1	28702	--	--	--	--	--	--
#2	28861	--	--	--	--	--	--
#3	29025	--	--	--	--	--	--

Method: METTRACE Sample Name: L9T9JC Operator: RJG
Run Time: 11/11/10 19:06:39
Comment: TESTAMERICA PITTSBURGH ICP METALS ANALYSIS-INST TRACEICP
Mode: CONC Corr. Factor: 1

Elem	AG	AL	AS	B_	BA	BE	CA
Units	ppm	ppm	ppm	ppm	ppm	ppm	ppm
Avge	.04769	2.0195	1.9619	.94624	1.9982	.04823	L.00822
SDev	.00085	.0139	.0052	.00115	.0044	.00003	.00022
%RSD	1.7864	.68879	.26492	.12116	.22101	.05612	2.6544
#1	.04865	2.0346	1.9657	.94695	2.0030	.04820	L.00847
#2	.04738	2.0166	1.9640	.94686	1.9970	.04822	L.00813
#3	.04703	2.0072	1.9560	.94492	1.9944	.04826	L.00806
Errors	LC Pass	LC Pass	LC Pass	LC Pass	LC Pass	LC Pass	LC Low
High	.06000	2.4000	2.4000	1.2000	2.4000	.06000	60.000
Low	.04000	1.6000	1.6000	.80000	1.6000	.04000	40.000

Elem	CD	CO	CR	CU	FE	K_	MG
Units	ppm	ppm	ppm	ppm	ppm	ppm	ppm
Avge	.04981	.49050	.20099	.25394	1.0483	L.57260	L.00004
SDev	.00033	.00104	.00066	.00155	.0099	.00209	.00238
%RSD	.66170	.21268	.32802	.60903	.93990	.36428	6304.3
#1	.05012	.49131	.20164	.25567	1.0514	L.57408	L.00195
#2	.04984	.49086	.20101	.25346	1.0562	L.57351	L.00079
#3	.04946	.48932	.20032	.25268	1.0373	L.57022	L-.00263
Errors	LC Pass	LC Pass	LC Pass	LC Pass	LC Pass	LC Low	LC Low
High	.06000	.60000	.24000	.30000	1.2000	60.000	60.000
Low	.04000	.40000	.16000	.20000	.80000	40.000	40.000

Elem	MN	MO	NA	NI	PB/1	PB/2	PB
Units	ppm	ppm	ppm	ppm	ppm	ppm	ppm
Avge	.49122	L.00509	L-.19075	.49515	.49608	.49479	.49522
SDev	.00071	.00083	.05320	.00202	.00320	.00095	.00093
%RSD	.14541	16.334	27.890	.40762	.64587	.19161	.18888
#1	.49167	L.00581	L-.13441	.49684	.49976	.49416	.49603
#2	.49160	L.00527	L-.24012	.49569	.49393	.49433	.49420
#3	.49040	L.00418	L-.19773	.49291	.49455	.49588	.49544
Errors	LC Pass	LC Low	LC Low	LC Pass	NOCHECK	NOCHECK	LC Pass
High	.60000	1.2000	60.000	.60000			.60000
Low	.40000	.80000	40.000	.40000			.40000

Elem	SB/1	SB/2	SB	SE/1	SE/2	SE	SI
Units	ppm	ppm	ppm	ppm	ppm	ppm	ppm
Avge	.00008	.00073	L.00051	1.9374	1.9278	1.9310	L-.00031
SDev	.00201	.00154	.00047	.0125	.0077	.0081	.00184
%RSD	2395.1	211.47	92.221	.64450	.40136	.41770	596.24
#1	-.00221	.00246	L.00090	1.9517	1.9327	1.9390	L.00148
#2	.00092	-.00048	L-.00001	1.9294	1.9319	1.9311	L-.00020

#3	.00154	.00020	L.00065	1.9309	1.9189	1.9229	L-.00220
Errors	NOCHECK	NOCHECK	LC Low	NOCHECK	NOCHECK	LC Pass	LC Low

High			.60000			2.4000	12.000
Low			.40000			1.6000	8.0000

Elem	SN	SR	TI	TL	V_	ZN	
Units	ppm	ppm	ppm	ppm	ppm	ppm	
Avge	L.03448	.99527	L.00011	1.9569	.48689	.50862	
SDev	.00091	.00208	.00007	.0100	.00206	.00091	
%RSD	2.6389	.20877	68.350	.51318	.42320	.17829	
#1	L.03545	.99750	L.00002	1.9461	.48894	.50951	
#2	L.03435	.99494	L.00015	1.9660	.48690	.50864	
#3	L.03364	.99338	L.00015	1.9587	.48482	.50770	

Errors	LC Low	LC Pass	LC Low	LC Pass	LC Pass	LC Pass	
High	2.4000	1.2000	1.2000	2.4000	.60000	.60000	
Low	1.6000	.80000	.80000	1.6000	.40000	.40000	

IntStd	1	2	3	4	5	6	7
Mode	Counts	NOTUSED	NOTUSED	NOTUSED	NOTUSED	NOTUSED	NOTUSED
Elem	Y	--	--	--	--	--	--
Wavlen	371.030	--	--	--	--	--	--
Avge	28330	--	--	--	--	--	--
SDev	104.5767	--	--	--	--	--	--
%RSD	.3691376	--	--	--	--	--	--
#1	28211	--	--	--	--	--	--
#2	28373	--	--	--	--	--	--
#3	28406	--	--	--	--	--	--

Method: METTRACE Sample Name: L9T9JL Operator: RJG
Run Time: 11/11/10 19:12:08
Comment: TESTAMERICA PITTSBURGH ICP METALS ANALYSIS-INST TRACEICP
Mode: CONC Corr. Factor: 1

Elem	AG	AL	AS	B_	BA	BE	CA
Units	ppm	ppm	ppm	ppm	ppm	ppm	ppm
Avge	.04788	2.0166	2.0013	.95813	2.0074	.04953	L.00754
SDev	.00038	.0057	.0030	.00165	.0036	.00002	.00114
%RSD	.78768	.28372	.15006	.17263	.17899	.04696	15.093
#1	.04831	2.0228	2.0042	.95992	2.0115	.04955	L.00666
#2	.04761	2.0155	2.0014	.95666	2.0057	.04954	L.00714
#3	.04771	2.0115	1.9982	.95780	2.0050	.04951	L.00883
Errors	LC Pass	LC Pass	LC Pass	LC Pass	LC Pass	LC Pass	LC Low
High	.06000	2.4000	2.4000	1.2000	2.4000	.06000	60.000
Low	.04000	1.6000	1.6000	.80000	1.6000	.04000	40.000

Elem	CD	CO	CR	CU	FE	K_	MG
Units	ppm	ppm	ppm	ppm	ppm	ppm	ppm
Avge	.05108	.49955	.20468	.26898	1.0648	L.54855	L.00076
SDev	.00018	.00174	.00106	.00061	.0035	.01018	.00196
%RSD	.35328	.34882	.51772	.22718	.32822	1.8568	256.93
#1	.05124	.50079	.20576	.26963	1.0640	L.56010	L.00302
#2	.05111	.50031	.20464	.26889	1.0686	L.54468	L-.00037
#3	.05088	.49756	.20364	.26842	1.0617	L.54086	L-.00037
Errors	LC Pass	LC Pass	LC Pass	LC Pass	LC Pass	LC Low	LC Low
High	.06000	.60000	.24000	.30000	1.2000	60.000	60.000
Low	.04000	.40000	.16000	.20000	.80000	40.000	40.000

Elem	MN	MO	NA	NI	PB/1	PB/2	PB
Units	ppm	ppm	ppm	ppm	ppm	ppm	ppm
Avge	.49935	L.00287	L-.22049	.50419	.50715	.50618	.50651
SDev	.00085	.00065	.02528	.00156	.00345	.00283	.00110
%RSD	.16974	22.579	11.463	.30930	.68032	.55839	.21686
#1	.50023	L.00353	L-.21280	.50478	.51113	.50333	.50593
#2	.49929	L.00282	L-.19994	.50538	.50498	.50624	.50582
#3	.49853	L.00224	L-.24871	.50242	.50535	.50898	.50777
Errors	LC Pass	LC Low	LC Low	LC Pass	NOCHECK	NOCHECK	LC Pass
High	.60000	1.2000	60.000	.60000			.60000
Low	.40000	.80000	40.000	.40000			.40000

Elem	SB/1	SB/2	SB	SE/1	SE/2	SE	SI
Units	ppm	ppm	ppm	ppm	ppm	ppm	ppm
Avge	-.00049	.00051	L.00018	1.9822	1.9680	1.9727	L.00561
SDev	.00234	.00212	.00082	.0108	.0070	.0027	.00378
%RSD	479.15	418.15	468.43	.54635	.35341	.13536	67.271
#1	-.00300	.00293	L.00096	1.9942	1.9629	1.9733	L.00126
#2	-.00008	-.00098	L-.00068	1.9733	1.9759	1.9751	L.00760

#3	.00162	-.00043	L.00025	1.9790	1.9652	1.9698	L.00798
Errors	NOCHECK	NOCHECK	LC Low	NOCHECK	NOCHECK	LC Pass	LC Low

High			.60000			2.4000	12.000
Low			.40000			1.6000	8.0000

Elem	SN	SR	TI	TL	V_	ZN	
Units	ppm	ppm	ppm	ppm	ppm	ppm	
Avge	L.03504	1.0031	L.00028	1.9939	.49289	.51543	
SDev	.00033	.0019	.00043	.0005	.00074	.00122	
%RSD	.92963	.18621	150.73	.02431	.14959	.23618	
#1	L.03509	1.0052	L.00053	1.9945	.49350	.51681	
#2	L.03533	1.0022	L.00053	1.9936	.49311	.51451	
#3	L.03468	1.0019	L-.00021	1.9937	.49207	.51498	

Errors	LC Low	LC Pass	LC Low	LC Pass	LC Pass	LC Pass	
High	2.4000	1.2000	1.2000	2.4000	.60000	.60000	
Low	1.6000	.80000	.80000	1.6000	.40000	.40000	

IntStd	1	2	3	4	5	6	7
Mode	Counts	NOTUSED	NOTUSED	NOTUSED	NOTUSED	NOTUSED	NOTUSED
Elem	Y	--	--	--	--	--	--
Wavlen	371.030	--	--	--	--	--	--
Avge	28796	--	--	--	--	--	--
SDev	96.40249	--	--	--	--	--	--
%RSD	.3347756	--	--	--	--	--	--
#1	28685	--	--	--	--	--	--
#2	28859	--	--	--	--	--	--
#3	28844	--	--	--	--	--	--

Method: METTRACE Sample Name: L9J33 Operator: RJG
Run Time: 11/11/10 19:17:36
Comment: TESTAMERICA PITTSBURGH ICP METALS ANALYSIS-INST TRACEICP
Mode: CONC Corr. Factor: 1

Elem	AG	AL	AS	B_	BA	BE	CA
Units	ppm	ppm	ppm	ppm	ppm	ppm	ppm
Avge	.00008	.50857	.01967	.00737	.00514	.00011	.81822
SDev	.00026	.00177	.00053	.00047	.00001	.00002	.00979
%RSD	337.76	.34746	2.6850	6.3766	.22251	19.632	1.1970
#1	.00027	.50913	.02020	.00792	.00516	.00010	.82759
#2	.00018	.51000	.01966	.00708	.00513	.00013	.81902
#3	-.00022	.50660	.01915	.00713	.00514	.00010	.80805
Errors	LC Pass	LC Pass	LC Pass	LC Pass	LC Pass	LC Pass	LC Pass
High	2.0000	500.00	10.000	30.000	10.000	10.000	600.00
Low	-.00500	-.20000	-.01000	-.20000	-.20000	-.00400	-5.0000

Elem	CD	CO	CR	CU	FE	K_	MG
Units	ppm	ppm	ppm	ppm	ppm	ppm	ppm
Avge	.00026	.00147	.02912	.00270	.76879	.58258	.20724
SDev	.00007	.00020	.00042	.00017	.01062	.02273	.00308
%RSD	27.503	13.642	1.4405	6.5100	1.3817	3.9025	1.4842
#1	.00027	.00168	.02932	.00285	.78105	.60259	.21066
#2	.00018	.00145	.02939	.00250	.76234	.58728	.20638
#3	.00032	.00128	.02863	.00274	.76298	.55786	.20469
Errors	LC Pass	LC Pass	LC Pass	LC Pass	LC Pass	LC Pass	LC Pass
High	5.0000	50.000	20.000	10.000	500.00	400.00	600.00
Low	-.00500	-.05000	-.00500	-.02500	-.10000	-5.0000	-5.0000

Elem	MN	MO	NA	NI	PB/1	PB/2	PB
Units	ppm	ppm	ppm	ppm	ppm	ppm	ppm
Avge	.00665	.00210	.06417	.04315	.00199	.00318	.00278
SDev	.00006	.00015	.09547	.00091	.00053	.00123	.00091
%RSD	.95937	7.0910	148.78	2.1118	26.730	38.815	32.653
#1	.00670	.00193	-.03778	.04420	.00251	.00434	.00373
#2	.00667	.00222	.15148	.04257	.00200	.00188	.00192
#3	.00657	.00216	.07881	.04267	.00145	.00331	.00269
Errors	LC Pass	LC Pass	LC Pass	LC Pass	NOCHECK	NOCHECK	LC Pass
High	20.000	20.000	400.00	100.00			5.0000
Low	-.01500	-.04000	-5.0000	-.04000			-.00300

Elem	SB/1	SB/2	SB	SE/1	SE/2	SE	SI
Units	ppm	ppm	ppm	ppm	ppm	ppm	ppm
Avge	.00296	-.00077	.00047	.00482	.00678	.00612	.04669
SDev	.00076	.00114	.00061	.00124	.00245	.00179	.00318
%RSD	25.817	148.10	129.29	25.786	36.120	29.302	6.8142
#1	.00216	.00047	.00103	.00397	.00850	.00700	.04847
#2	.00369	-.00099	.00056	.00624	.00785	.00732	.04301

#3	.00303	-.00178	-.00018	.00423	.00398	.00406	.04857
Errors	NOCHECK	NOCHECK	LC Pass	NOCHECK	NOCHECK	LC Pass	LC Pass

High			5.0000			10.000	50.000
Low			-.01000			-.00500	-.50000

Elem	SN	SR	TI	TL	V_	ZN	
Units	ppm	ppm	ppm	ppm	ppm	ppm	
Avge	.04413	.00455	.07043	.00200	.04081	.02005	
SDev	.00078	.00008	.00063	.00204	.00065	.00017	
%RSD	1.7717	1.7772	.88678	101.80	1.5863	.85281	
#1	.04466	.00462	.07111	.00390	.04142	.02022	
#2	.04449	.00457	.07032	.00226	.04087	.02006	
#3	.04323	.00446	.06987	-.00015	.04013	.01988	
Errors	LC Pass	LC Pass	LC Pass	LC Pass	LC Pass	LC Pass	
High	30.000	10.000	30.000	10.000	50.000	5.0000	
Low	-.10000	-.05000	-.05000	-.01000	-.05000	-.02000	

IntStd	1	2	3	4	5	6	7
Mode	Counts	NOTUSED	NOTUSED	NOTUSED	NOTUSED	NOTUSED	NOTUSED
Elem	Y	--	--	--	--	--	--
Wavlen	371.030	--	--	--	--	--	--
Avge	28432	--	--	--	--	--	--
SDev	263.8921	--	--	--	--	--	--
%RSD	.9281453	--	--	--	--	--	--
#1	28227	--	--	--	--	--	--
#2	28340	--	--	--	--	--	--
#3	28730	--	--	--	--	--	--

Method: METTRACE Sample Name: L9PDA Operator: RJG
Run Time: 11/11/10 19:23:05
Comment: TESTAMERICA PITTSBURGH ICP METALS ANALYSIS-INST TRACEICP
Mode: CONC Corr. Factor: 1

Elem	AG	AL	AS	B_	BA	BE	CA
Units	ppm	ppm	ppm	ppm	ppm	ppm	ppm
Avge	.00038	.32605	.00113	.00698	.00834	.00034	2.0137
SDev	.00028	.00253	.00182	.00028	.00001	.00009	.0016
%RSD	73.538	.77661	160.92	4.0406	.10704	26.007	.07920
#1	.00062	.32897	.00042	.00694	.00833	.00026	2.0138
#2	.00044	.32451	-.00023	.00728	.00833	.00033	2.0152
#3	.00007	.32466	.00321	.00672	.00835	.00044	2.0120
Errors	LC Pass	LC Pass	LC Pass	LC Pass	LC Pass	LC Pass	LC Pass
High	2.0000	500.00	10.000	30.000	10.000	10.000	600.00
Low	-.00500	-.20000	-.01000	-.20000	-.20000	-.00400	-5.0000

Elem	CD	CO	CR	CU	FE	K_	MG
Units	ppm	ppm	ppm	ppm	ppm	ppm	ppm
Avge	.00030	.00065	.00247	.03626	8.3388	.60046	.53520
SDev	.00019	.00018	.00006	.00008	.0151	.00099	.00258
%RSD	64.557	28.326	2.3535	.23248	.18138	.16459	.48165
#1	.00017	.00051	.00253	.03631	8.3273	.60160	.53815
#2	.00020	.00058	.00241	.03616	8.3559	.59988	.53408
#3	.00051	.00086	.00248	.03630	8.3332	.59990	.53337
Errors	LC Pass	LC Pass	LC Pass	LC Pass	LC Pass	LC Pass	LC Pass
High	5.0000	50.000	20.000	10.000	500.00	400.00	600.00
Low	-.00500	-.05000	-.00500	-.02500	-.10000	-5.0000	-5.0000

Elem	MN	MO	NA	NI	PB/1	PB/2	PB
Units	ppm	ppm	ppm	ppm	ppm	ppm	ppm
Avge	.06047	.00281	1.2063	.00738	.00511	.00195	.00300
SDev	.00009	.00043	.0677	.00057	.00117	.00058	.00019
%RSD	.15237	15.210	5.6161	7.7170	22.810	29.803	6.4701
#1	.06045	.00301	1.1684	.00676	.00608	.00130	.00289
#2	.06057	.00232	1.2845	.00749	.00382	.00242	.00288
#3	.06039	.00311	1.1660	.00789	.00543	.00212	.00322
Errors	LC Pass	LC Pass	LC Pass	LC Pass	NOCHECK	NOCHECK	LC Pass
High	20.000	20.000	400.00	100.00			5.0000
Low	-.01500	-.04000	-5.0000	-.04000			-.00300

Elem	SB/1	SB/2	SB	SE/1	SE/2	SE	SI
Units	ppm	ppm	ppm	ppm	ppm	ppm	ppm
Avge	-.00017	.00064	.00037	-.00364	.00125	-.00038	.78404
SDev	.00173	.00032	.00042	.00277	.00228	.00204	.00224
%RSD	995.74	50.413	113.56	76.014	182.03	536.59	.28582
#1	-.00217	.00093	-.00010	-.00093	.00074	.00018	.78499
#2	.00092	.00029	.00050	-.00353	.00374	.00132	.78148

#3	.00073	.00069	.00070	-.00646	-.00073	-.00264	.78564
Errors	NOCHECK	NOCHECK	LC Pass	NOCHECK	NOCHECK	LC Pass	LC Pass

High			5.0000			10.000	50.000
Low			-.01000			-.00500	-.50000

Elem	SN	SR	TI	TL	V_	ZN	
Units	ppm	ppm	ppm	ppm	ppm	ppm	
Avge	.02463	.01984	.00631	.00374	.00055	.02470	
SDev	.00166	.00004	.00014	.00111	.00133	.00004	
%RSD	6.7298	.20699	2.2630	29.729	243.69	.15118	
#1	.02317	.01988	.00647	.00431	.00208	.02466	
#2	.02643	.01985	.00622	.00445	-.00031	.02469	
#3	.02430	.01980	.00623	.00246	-.00014	.02473	
Errors	LC Pass	LC Pass	LC Pass	LC Pass	LC Pass	LC Pass	
High	30.000	10.000	30.000	10.000	50.000	5.0000	
Low	-.10000	-.05000	-.05000	-.01000	-.05000	-.02000	

IntStd	1	2	3	4	5	6	7
Mode	Counts	NOTUSED	NOTUSED	NOTUSED	NOTUSED	NOTUSED	NOTUSED
Elem	Y	--	--	--	--	--	--
Wavlen	371.030	--	--	--	--	--	--
Avge	28910	--	--	--	--	--	--
SDev	41.39943	--	--	--	--	--	--
%RSD	.1432017	--	--	--	--	--	--
#1	28912	--	--	--	--	--	--
#2	28950	--	--	--	--	--	--
#3	28868	--	--	--	--	--	--

Method: METTRACE Sample Name: L9PDAP5 Operator: RJG
Run Time: 11/11/10 19:28:34
Comment: TESTAMERICA PITTSBURGH ICP METALS ANALYSIS-INST TRACEICP
Mode: CONC Corr. Factor: 1

Elem	AG	AL	AS	B_	BA	BE	CA
Units	ppm	ppm	ppm	ppm	ppm	ppm	ppm
Avge	.00014	.07762	-.00006	.00356	.00157	.00048	.40499
SDev	.00022	.00143	.00055	.00058	.00003	.00007	.00051
%RSD	160.42	1.8395	992.57	16.355	1.9203	14.766	.12648
#1	.00020	.07925	-.00014	.00293	.00159	.00042	.40539
#2	.00031	.07703	-.00056	.00408	.00158	.00045	.40517
#3	-.00011	.07658	.00053	.00365	.00153	.00056	.40442

Elem	CD	CO	CR	CU	FE	K_	MG
Units	ppm	ppm	ppm	ppm	ppm	ppm	ppm
Avge	.00018	.00018	.00042	.00682	1.6626	.47221	.10598
SDev	.00018	.00013	.00020	.00006	.0040	.01252	.00077
%RSD	99.209	70.306	47.298	.95018	.23887	2.6506	.73100
#1	.00038	.00030	.00063	.00688	1.6610	.48214	.10647
#2	.00012	.00019	.00042	.00683	1.6672	.47635	.10508
#3	.00004	.00005	.00022	.00675	1.6597	.45815	.10638

Elem	MN	MO	NA	NI	PB/1	PB/2	PB
Units	ppm	ppm	ppm	ppm	ppm	ppm	ppm
Avge	.01196	.00103	-.04753	.00173	.00134	-.00006	.00041
SDev	.00002	.00058	.12730	.00042	.00203	.00121	.00017
%RSD	.15768	56.157	267.82	24.042	151.28	1935.3	41.767
#1	.01198	.00052	.08192	.00168	-.00070	.00104	.00046
#2	.01195	.00091	-.05196	.00217	.00136	.00013	.00054
#3	.01194	.00166	-.17256	.00135	.00337	-.00136	.00022

Elem	SB/1	SB/2	SB	SE/1	SE/2	SE	SI
Units	ppm	ppm	ppm	ppm	ppm	ppm	ppm
Avge	-.00014	.00105	.00066	-.00257	.00089	-.00026	.15277
SDev	.00162	.00098	.00026	.00075	.00232	.00141	.00203
%RSD	1157.9	93.400	39.604	29.036	260.67	544.23	1.3320
#1	.00055	.00026	.00036	-.00316	.00356	.00132	.15428
#2	.00102	.00074	.00084	-.00281	-.00068	-.00139	.15357
#3	-.00199	.00215	.00077	-.00173	-.00020	-.00071	.15046

Elem	SN	SR	TI	TL	V_	ZN
Units	ppm	ppm	ppm	ppm	ppm	ppm
Avge	.00547	.00391	.00128	.00068	.00018	.01035
SDev	.00131	.00003	.00033	.00150	.00043	.00015
%RSD	23.940	.71016	25.922	218.27	236.03	1.4167
#1	.00452	.00393	.00116	.00112	-.00007	.01019
#2	.00697	.00388	.00166	-.00098	.00068	.01039
#3	.00492	.00391	.00103	.00191	-.00007	.01047

IntStd	1	2	3	4	5	6	7
Mode	Counts	NOTUSED	NOTUSED	NOTUSED	NOTUSED	NOTUSED	NOTUSED
Elem	Y	--	--	--	--	--	--
Wavlen	371.030	--	--	--	--	--	--
Avge	28614	--	--	--	--	--	--
SDev	170.8935	--	--	--	--	--	--
%RSD	.5972377	--	--	--	--	--	--
#1	28484	--	--	--	--	--	--
#2	28550	--	--	--	--	--	--
#3	28808	--	--	--	--	--	--

Method: METTRACE Sample Name: L9R2XBT Operator: RJG
Run Time: 11/11/10 19:34:03
Comment: TESTAMERICA PITTSBURGH ICP METALS ANALYSIS-INST TRACEICP
Mode: CONC Corr. Factor: 1

Elem	AG	AL	AS	B_	BA	BE	CA
Units	ppm	ppm	ppm	ppm	ppm	ppm	ppm
Avge	-.00001	.02804	-.00100	.00179	.00011	.00039	.07614
SDev	.00005	.00109	.00082	.00063	.00006	.00007	.00233
%RSD	415.36	3.8992	82.764	35.142	53.437	18.025	3.0630
#1	-.00007	.02867	-.00024	.00248	.00014	.00032	.07414
#2	-.00001	.02868	-.00087	.00123	.00016	.00039	.07870
#3	.00004	.02678	-.00188	.00167	.00004	.00047	.07559
Errors	LC Pass	LC Pass	LC Pass	LC Pass	LC Pass	LC Pass	LC Pass
High	.00500	.20000	.01000	.20000	.20000	.00400	5.0000
Low	-.00500	-.20000	-.01000	-.20000	-.20000	-.00400	-5.0000

Elem	CD	CO	CR	CU	FE	K_	MG
Units	ppm	ppm	ppm	ppm	ppm	ppm	ppm
Avge	.00024	-.00023	.00012	-.00021	.03705	.41468	.00076
SDev	.00005	.00030	.00018	.00013	.00430	.00419	.00001
%RSD	21.511	133.24	157.31	61.536	11.600	1.0112	.74790
#1	.00020	-.00028	.00029	-.00034	.03272	.40985	.00075
#2	.00029	.00010	.00013	-.00008	.04131	.41694	.00076
#3	.00021	-.00050	-.00008	-.00022	.03712	.41727	.00076
Errors	LC Pass	LC Pass	LC Pass	LC Pass	LC Pass	LC Pass	LC Pass
High	.00500	.05000	.00500	.02500	.10000	5.0000	5.0000
Low	-.00500	-.05000	-.00500	-.02500	-.10000	-5.0000	-5.0000

Elem	MN	MO	NA	NI	PB/1	PB/2	PB
Units	ppm	ppm	ppm	ppm	ppm	ppm	ppm
Avge	.00022	.00043	-.23490	.00048	-.00076	.00078	.00026
SDev	.00003	.00062	.07076	.00075	.00071	.00097	.00086
%RSD	13.351	142.39	30.125	156.37	93.481	124.87	326.41
#1	.00020	.00078	-.28667	-.00039	-.00100	-.00002	-.00035
#2	.00026	-.00028	-.15427	.00091	-.00132	.00050	-.00011
#3	.00021	.00080	-.26377	.00092	.00004	.00185	.00125
Errors	LC Pass	LC Pass	LC Pass	LC Pass	NOCHECK	NOCHECK	LC Pass
High	.01500	.04000	5.0000	.04000			.00300
Low	-.01500	-.04000	-5.0000	-.04000			-.00300

Elem	SB/1	SB/2	SB	SE/1	SE/2	SE	SI
Units	ppm	ppm	ppm	ppm	ppm	ppm	ppm
Avge	.00124	-.00102	-.00027	-.00367	.00187	.00003	.00681
SDev	.00091	.00041	.00039	.00158	.00038	.00064	.00595
%RSD	73.025	40.058	148.26	43.097	20.536	2404.6	87.412
#1	.00076	-.00142	-.00069	-.00243	.00164	.00028	.01172
#2	.00068	-.00061	-.00018	-.00546	.00167	-.00071	.00019

#3	.00229	-.00103	.00008	-.00313	.00232	.00050	.00853
Errors	NOCHECK	NOCHECK	LC Pass	NOCHECK	NOCHECK	LC Pass	LC Pass

High			.01000			.00500	.50000
Low			-.01000			-.00500	-.50000

Elem	SN	SR	TI	TL	V_	ZN	
Units	ppm	ppm	ppm	ppm	ppm	ppm	
Avge	.02436	.00003	.00041	.00244	-.00005	.01141	
SDev	.00215	.00003	.00021	.00107	.00028	.00007	
%RSD	8.8229	105.16	52.400	44.065	577.69	.57571	
#1	.02606	.00000	.00016	.00135	.00001	.01140	
#2	.02195	.00007	.00053	.00350	.00020	.01148	
#3	.02508	.00003	.00053	.00246	-.00036	.01135	
Errors	LC Pass	LC Pass	LC Pass	LC Pass	LC Pass	LC Pass	
High	.10000	.05000	.05000	.01000	.05000	.02000	
Low	-.10000	-.05000	-.05000	-.01000	-.05000	-.02000	

IntStd	1	2	3	4	5	6	7
Mode	Counts	NOTUSED	NOTUSED	NOTUSED	NOTUSED	NOTUSED	NOTUSED
Elem	Y	--	--	--	--	--	--
Wavlen	371.030	--	--	--	--	--	--
Avge	28791	--	--	--	--	--	--
SDev	72.66697	--	--	--	--	--	--
%RSD	.2523974	--	--	--	--	--	--
#1	28870	--	--	--	--	--	--
#2	28775	--	--	--	--	--	--
#3	28727	--	--	--	--	--	--

Method: METTRACE Sample Name: L9R2XCT Operator: RJG
Run Time: 11/11/10 19:39:32
Comment: TESTAMERICA PITTSBURGH ICP METALS ANALYSIS-INST TRACEICP
Mode: CONC Corr. Factor: 1

Elem	AG	AL	AS	B_	BA	BE	CA
Units	ppm	ppm	ppm	ppm	ppm	ppm	ppm
Avge	.04885	2.0800	2.0404	.97735	2.0461	.04921	L.04017
SDev	.00033	.0071	.0083	.00251	.0034	.00026	.00089
%RSD	.67390	.33899	.40629	.25642	.16781	.53674	2.2148
#1	.04857	2.0871	2.0344	.97495	2.0477	.04890	L.03914
#2	.04921	2.0799	2.0369	.97995	2.0483	.04932	L.04073
#3	.04877	2.0730	2.0499	.97714	2.0421	.04939	L.04063
Errors	LC Pass	LC Pass	LC Pass	LC Pass	LC Pass	LC Pass	LC Low
High	.06000	2.4000	2.4000	1.2000	2.4000	.06000	60.000
Low	.04000	1.6000	1.6000	.80000	1.6000	.04000	40.000

Elem	CD	CO	CR	CU	FE	K_	MG
Units	ppm	ppm	ppm	ppm	ppm	ppm	ppm
Avge	.05115	.50558	.20679	.25937	1.1191	L.40932	L.00039
SDev	.00031	.00109	.00012	.00106	.0075	.01502	.00130
%RSD	.61067	.21484	.05747	.40845	.67323	3.6687	334.75
#1	.05079	.50447	.20678	.25976	1.1153	L.42376	L-.00035
#2	.05134	.50565	.20692	.26017	1.1143	L.41043	L.00189
#3	.05131	.50664	.20668	.25817	1.1278	L.39379	L-.00037
Errors	LC Pass	LC Pass	LC Pass	LC Pass	LC Pass	LC Low	LC Low
High	.06000	.60000	.24000	.30000	1.2000	60.000	60.000
Low	.04000	.40000	.16000	.20000	.80000	40.000	40.000

Elem	MN	MO	NA	NI	PB/1	PB/2	PB
Units	ppm	ppm	ppm	ppm	ppm	ppm	ppm
Avge	.50556	L.00080	L-.35089	.50879	.52658	.52433	.52508
SDev	.00068	.00028	.06162	.00168	.00168	.00130	.00104
%RSD	.13499	35.337	17.560	.33031	.31821	.24739	.19832
#1	.50478	L.00053	L-.39681	.50746	.52473	.52386	.52415
#2	.50605	L.00109	L-.28087	.50823	.52800	.52334	.52489
#3	.50586	L.00077	L-.37499	.51068	.52702	.52580	.52620
Errors	LC Pass	LC Low	LC Low	LC Pass	NOCHECK	NOCHECK	LC Pass
High	.60000	1.2000	60.000	.60000			.60000
Low	.40000	.80000	40.000	.40000			.40000

Elem	SB/1	SB/2	SB	SE/1	SE/2	SE	SI
Units	ppm	ppm	ppm	ppm	ppm	ppm	ppm
Avge	-.00139	.00163	L.00062	2.0336	2.0067	2.0157	L.00683
SDev	.00061	.00042	.00016	.0074	.0079	.0065	.00339
%RSD	43.454	26.007	25.732	.36184	.39381	.32104	49.604
#1	-.00129	.00130	L.00044	2.0292	1.9978	2.0083	L.00845
#2	-.00205	.00210	L.00072	2.0295	2.0129	2.0184	L.00294

#3	-.00085	.00148	L.00070	2.0421	2.0094	2.0203	L.00911
Errors	NOCHECK	NOCHECK	LC Low	NOCHECK	NOCHECK	LC Pass	LC Low

High			.60000			2.4000	12.000
Low			.40000			1.6000	8.0000

Elem	SN	SR	TI	TL	V_	ZN	
Units	ppm	ppm	ppm	ppm	ppm	ppm	
Avge	L.02672	1.0198	L-.00001	2.0326	.49628	.52977	
SDev	.00074	.0012	.00031	.0108	.00131	.00103	
%RSD	2.7535	.11737	5732.4	.53195	.26428	.19448	
#1	L.02602	1.0207	L.00028	2.0204	.49760	.52943	
#2	L.02665	1.0203	L.00003	2.0365	.49628	.53093	
#3	L.02748	1.0184	L-.00033	2.0409	.49497	.52895	

Errors	LC Low	LC Pass	LC Low	LC Pass	LC Pass	LC Pass	
High	2.4000	1.2000	1.2000	2.4000	.60000	.60000	
Low	1.6000	.80000	.80000	1.6000	.40000	.40000	

IntStd	1	2	3	4	5	6	7
Mode	Counts	NOTUSED	NOTUSED	NOTUSED	NOTUSED	NOTUSED	NOTUSED
Elem	Y	--	--	--	--	--	--
Wavlen	371.030	--	--	--	--	--	--
Avge	28708	--	--	--	--	--	--
SDev	290.8498	--	--	--	--	--	--
%RSD	1.013123	--	--	--	--	--	--
#1	28418	--	--	--	--	--	--
#2	28708	--	--	--	--	--	--
#3	28999	--	--	--	--	--	--

Method: METTRACE Sample Name: CCV1-7 Operator: RJG
Run Time: 11/11/10 19:45:01
Comment: TESTAMERICA PITTSBURGH ICP METALS ANALYSIS-INST TRACEICP
Mode: CONC Corr. Factor: 1

Elem	AG	AL	AS	B_	BA	BE	CA
Units	ppm	ppm	ppm	ppm	ppm	ppm	ppm
Avge	.99157	25.442	.52635	2.0426	2.0474	2.0146	50.986
SDev	.00068	.053	.00124	.0040	.0024	.0035	.145
%RSD	.06815	.20749	.23480	.19573	.11662	.17256	.28512
#1	.99161	25.381	.52494	2.0382	2.0449	2.0132	50.842
#2	.99222	25.474	.52726	2.0461	2.0478	2.0186	51.133
#3	.99087	25.472	.52684	2.0434	2.0496	2.0121	50.983
Errors	LC Pass	LC Pass	LC Pass	LC Pass	LC Pass	LC Pass	LC Pass
High	1.1000	27.500	.55000	2.2000	2.2000	2.2000	55.000
Low	.90000	22.500	.45000	1.8000	1.8000	1.8000	45.000

Elem	CD	CO	CR	CU	FE	K_	MG
Units	ppm	ppm	ppm	ppm	ppm	ppm	ppm
Avge	.50602	2.0005	2.0488	2.0754	25.806	131.04	50.489
SDev	.00118	.0047	.0063	.0056	.055	.55	.099
%RSD	.23330	.23314	.30799	.27162	.21312	.42166	.19535
#1	.50528	1.9957	2.0415	2.0690	25.752	130.44	50.422
#2	.50738	2.0051	2.0533	2.0777	25.862	131.16	50.602
#3	.50541	2.0007	2.0514	2.0796	25.806	131.52	50.442
Errors	LC Pass	LC Pass	LC Pass	LC Pass	LC Pass	LC Pass	LC Pass
High	.55000	2.2000	2.2000	2.2000	27.500	137.50	55.000
Low	.45000	1.8000	1.8000	1.8000	22.500	112.50	45.000

Elem	MN	MO	NA	NI	PB/1	PB/2	PB
Units	ppm	ppm	ppm	ppm	ppm	ppm	ppm
Avge	2.0256	2.0854	128.91	2.0194	.50686	.51682	.51350
SDev	.0057	.0185	.23	.0066	.00090	.00337	.00255
%RSD	.27945	.88556	.17810	.32860	.17699	.65238	.49600
#1	2.0193	2.0643	128.65	2.0151	.50595	.51328	.51084
#2	2.0304	2.0938	129.08	2.0271	.50774	.51999	.51591
#3	2.0270	2.0982	129.02	2.0161	.50689	.51719	.51376
Errors	LC Pass	LC Pass	LC Pass	LC Pass	NOCHECK	NOCHECK	LC Pass
High	2.2000	2.2000	137.50	2.2000			.55000
Low	1.8000	1.8000	112.50	1.8000			.45000

Elem	SB/1	SB/2	SB	SE/1	SE/2	SE	SI
Units	ppm	ppm	ppm	ppm	ppm	ppm	ppm
Avge	.52347	.52959	.52756	.52775	.52292	.52453	2.0608
SDev	.00348	.00042	.00120	.00308	.00549	.00458	.0016
%RSD	.66492	.07996	.22720	.58368	1.0502	.87245	.07927
#1	.51965	.52943	.52618	.52556	.51702	.51987	2.0598
#2	.52645	.52927	.52833	.53127	.52789	.52901	2.0627

#3	.52433	.53007	.52816	.52641	.52385	.52470	2.0599
Errors	NOCHECK	NOCHECK	LC Pass	NOCHECK	NOCHECK	LC Pass	LC Pass

High			.55000			.55000	2.2000
Low			.45000			.45000	1.8000

Elem	SN	SR	TI	TL	V_	ZN	
Units	ppm	ppm	ppm	ppm	ppm	ppm	
Avge	2.1063	2.0465	2.0395	1.0308	1.9976	2.0706	
SDev	.0059	.0008	.0051	.0083	.0035	.0061	
%RSD	.27999	.04118	.25063	.80976	.17311	.29364	
#1	2.1017	2.0474	2.0339	1.0213	1.9937	2.0639	
#2	2.1129	2.0463	2.0438	1.0340	2.0001	2.0758	
#3	2.1042	2.0457	2.0408	1.0370	1.9991	2.0720	
Errors	LC Pass	LC Pass	LC Pass	LC Pass	LC Pass	LC Pass	
High	2.2000	2.2000	2.2000	1.1000	2.2000	2.2000	
Low	1.8000	1.8000	1.8000	.90000	1.8000	1.8000	

IntStd	1	2	3	4	5	6	7
Mode	Counts	NOTUSED	NOTUSED	NOTUSED	NOTUSED	NOTUSED	NOTUSED
Elem	Y	--	--	--	--	--	--
Wavlen	371.030	--	--	--	--	--	--
Avge	28257	--	--	--	--	--	--
SDev	107.6629	--	--	--	--	--	--
%RSD	.3810124	--	--	--	--	--	--
#1	28379	--	--	--	--	--	--
#2	28216	--	--	--	--	--	--
#3	28176	--	--	--	--	--	--

Method: METTRACE Sample Name: CCB7 Operator: RJG
Run Time: 11/11/10 19:50:30
Comment: TESTAMERICA PITTSBURGH ICP METALS ANALYSIS-INST TRACEICP
Mode: CONC Corr. Factor: 1

Elem	AG	AL	AS	B_	BA	BE	CA
Units	ppm	ppm	ppm	ppm	ppm	ppm	ppm
Avge	.00021	.01524	-.00080	.00415	.00001	.00054	-.00420
SDev	.00042	.00146	.00064	.00096	.00004	.00011	.00313
%RSD	196.60	9.5707	79.892	23.179	378.77	20.460	74.487
#1	.00057	.01361	-.00154	.00513	.00005	.00044	-.00750
#2	.00032	.01642	-.00053	.00410	-.00001	.00066	-.00127
#3	-.00025	.01568	-.00034	.00321	-.00002	.00054	-.00384
Errors	LC Pass	LC Pass	LC Pass	LC Pass	LC Pass	LC Pass	LC Pass
High	.00500	.20000	.01000	.20000	.20000	.00400	5.0000
Low	-.00500	-.20000	-.01000	-.20000	-.20000	-.00400	-5.0000

Elem	CD	CO	CR	CU	FE	K_	MG
Units	ppm	ppm	ppm	ppm	ppm	ppm	ppm
Avge	.00008	-.00006	.00006	-.00072	-.00237	.36134	-.00073
SDev	.00003	.00009	.00027	.00017	.00589	.01149	.00454
%RSD	36.936	148.95	472.45	23.510	248.59	3.1791	625.68
#1	.00007	-.00015	.00024	-.00053	-.00849	.37346	.00415
#2	.00005	.00002	.00019	-.00083	-.00189	.35996	-.00149
#3	.00011	-.00005	-.00026	-.00080	.00326	.35061	-.00484
Errors	LC Pass	LC Pass	LC Pass	LC Pass	LC Pass	LC Pass	LC Pass
High	.00500	.05000	.00500	.02500	.10000	5.0000	5.0000
Low	-.00500	-.05000	-.00500	-.02500	-.10000	-5.0000	-5.0000

Elem	MN	MO	NA	NI	PB/1	PB/2	PB
Units	ppm	ppm	ppm	ppm	ppm	ppm	ppm
Avge	.00002	.00755	-.43244	.00011	.00138	.00035	.00069
SDev	.00003	.00332	.04162	.00087	.00162	.00161	.00063
%RSD	163.35	43.973	9.6239	793.55	117.94	461.77	91.645
#1	.00000	.01105	-.39907	.00073	.00267	-.00139	-.00004
#2	.00005	.00716	-.47907	.00048	.00191	.00066	.00108
#3	-.00000	.00444	-.41918	-.00088	-.00045	.00178	.00104
Errors	LC Pass	LC Pass	LC Pass	LC Pass	NOCHECK	NOCHECK	LC Pass
High	.01500	.04000	5.0000	.04000			.00300
Low	-.01500	-.04000	-5.0000	-.04000			-.00300

Elem	SB/1	SB/2	SB	SE/1	SE/2	SE	SI
Units	ppm	ppm	ppm	ppm	ppm	ppm	ppm
Avge	-.00097	.00072	.00016	.00059	-.00127	-.00065	-.00354
SDev	.00227	.00081	.00082	.00391	.00227	.00050	.00235
%RSD	234.12	112.07	520.24	657.13	178.83	76.598	66.237
#1	-.00317	.00139	-.00013	.00460	-.00385	-.00104	-.00326
#2	-.00109	-.00018	-.00048	.00040	-.00033	-.00009	-.00602

#3	.00136	.00095	.00109	-.00321	.00038	-.00081	-.00135
Errors	NOCHECK	NOCHECK	LC Pass	NOCHECK	NOCHECK	LC Pass	LC Pass

High			.01000			.00500	.50000
Low			-.01000			-.00500	-.50000

Elem	SN	SR	TI	TL	V_	ZN	
Units	ppm	ppm	ppm	ppm	ppm	ppm	
Avge	.00007	.00002	.00016	.00583	-.00018	.00176	
SDev	.00110	.00007	.00000	.00067	.00018	.00018	
%RSD	1537.3	434.29	1.7355	11.559	100.22	9.9857	
#1	.00117	.00007	.00016	.00514	.00000	.00171	
#2	.00007	.00005	.00016	.00588	-.00018	.00195	
#3	-.00103	-.00007	.00016	.00648	-.00037	.00161	
Errors	LC Pass	LC Pass	LC Pass	LC Pass	LC Pass	LC Pass	
High	.10000	.05000	.05000	.01000	.05000	.02000	
Low	-.10000	-.05000	-.05000	-.01000	-.05000	-.02000	

IntStd	1	2	3	4	5	6	7
Mode	Counts	NOTUSED	NOTUSED	NOTUSED	NOTUSED	NOTUSED	NOTUSED
Elem	Y	--	--	--	--	--	--
Wavlen	371.030	--	--	--	--	--	--
Avge	28873	--	--	--	--	--	--
SDev	162.9039	--	--	--	--	--	--
%RSD	.5642044	--	--	--	--	--	--
#1	28688	--	--	--	--	--	--
#2	28938	--	--	--	--	--	--
#3	28994	--	--	--	--	--	--

Method: METTRACE Sample Name: L9R2XLT Operator: RJG
Run Time: 11/11/10 19:55:59
Comment: TESTAMERICA PITTSBURGH ICP METALS ANALYSIS-INST TRACEICP
Mode: CONC Corr. Factor: 1

Elem	AG	AL	AS	B_	BA	BE	CA
Units	ppm	ppm	ppm	ppm	ppm	ppm	ppm
Avge	.04919	2.1026	2.0677	.98690	2.0731	.04961	L.04213
SDev	.00038	.0015	.0018	.00104	.0037	.00021	.00069
%RSD	.77278	.07275	.08727	.10584	.18003	.43027	1.6311
#1	.04930	2.1011	2.0686	.98753	2.0772	.04986	L.04160
#2	.04877	2.1042	2.0689	.98746	2.0721	.04946	L.04189
#3	.04951	2.1026	2.0657	.98569	2.0700	.04952	L.04291
Errors	LC Pass	LC Pass	LC Pass	LC Pass	LC Pass	LC Pass	LC Low
High	.06000	2.4000	2.4000	1.2000	2.4000	.06000	60.000
Low	.04000	1.6000	1.6000	.80000	1.6000	.04000	40.000

Elem	CD	CO	CR	CU	FE	K_	MG
Units	ppm	ppm	ppm	ppm	ppm	ppm	ppm
Avge	.05166	.51223	.20944	.26268	1.0946	L.38261	L-.00187
SDev	.00028	.00101	.00042	.00030	.0008	.00334	.00173
%RSD	.54508	.19618	.19981	.11471	.07401	.87372	92.413
#1	.05196	.51337	.20973	.26279	1.0951	L.37888	L-.00036
#2	.05163	.51182	.20896	.26292	1.0936	L.38363	L-.00375
#3	.05140	.51149	.20964	.26235	1.0950	L.38532	L-.00149
Errors	LC Pass	LC Pass	LC Pass	LC Pass	LC Pass	LC Low	LC Low
High	.06000	.60000	.24000	.30000	1.2000	60.000	60.000
Low	.04000	.40000	.16000	.20000	.80000	40.000	40.000

Elem	MN	MO	NA	NI	PB/1	PB/2	PB
Units	ppm	ppm	ppm	ppm	ppm	ppm	ppm
Avge	.51158	L.00182	L-.27835	.51690	.51985	.52735	.52485
SDev	.00064	.00029	.13140	.00069	.00145	.00100	.00062
%RSD	.12423	15.973	47.208	.13400	.27805	.19041	.11823
#1	.51229	L.00207	L-.23130	.51628	.52083	.52788	.52553
#2	.51139	L.00188	L-.42680	.51765	.52054	.52619	.52431
#3	.51106	L.00150	L-.17695	.51679	.51819	.52798	.52472
Errors	LC Pass	LC Low	LC Low	LC Pass	NOCHECK	NOCHECK	LC Pass
High	.60000	1.2000	60.000	.60000			.60000
Low	.40000	.80000	40.000	.40000			.40000

Elem	SB/1	SB/2	SB	SE/1	SE/2	SE	SI
Units	ppm	ppm	ppm	ppm	ppm	ppm	ppm
Avge	.00031	-.00079	L-.00043	2.0522	2.0467	2.0486	L.00018
SDev	.00091	.00115	.00083	.0049	.0056	.0043	.00194
%RSD	294.28	145.13	195.84	.24012	.27488	.20819	1065.9
#1	.00097	.00026	L.00050	2.0566	2.0431	2.0476	L.00160
#2	-.00073	-.00062	L-.00066	2.0532	2.0532	2.0532	L-.00203

#3	.00069	-.00202	L-.00112	2.0469	2.0439	2.0449	L.00097
Errors	NOCHECK	NOCHECK	LC Low	NOCHECK	NOCHECK	LC Pass	LC Low

High			.60000			2.4000	12.000
Low			.40000			1.6000	8.0000

Elem	SN	SR	TI	TL	V_	ZN	
Units	ppm	ppm	ppm	ppm	ppm	ppm	
Avge	L.02703	1.0308	L.00003	2.0678	.50344	.53720	
SDev	.00208	.0025	.00022	.0070	.00248	.00031	
%RSD	7.7035	.24374	675.41	.33629	.49233	.05852	
#1	L.02511	1.0336	L.00016	2.0671	.50578	.53718	
#2	L.02674	1.0300	L-.00022	2.0613	.50084	.53752	
#3	L.02924	1.0288	L.00016	2.0751	.50369	.53690	

Errors	LC Low	LC Pass	LC Low	LC Pass	LC Pass	LC Pass	
High	2.4000	1.2000	1.2000	2.4000	.60000	.60000	
Low	1.6000	.80000	.80000	1.6000	.40000	.40000	

IntStd	1	2	3	4	5	6	7
Mode	Counts	NOTUSED	NOTUSED	NOTUSED	NOTUSED	NOTUSED	NOTUSED
Elem	Y	--	--	--	--	--	--
Wavlen	371.030	--	--	--	--	--	--
Avge	28617	--	--	--	--	--	--
SDev	73.54855	--	--	--	--	--	--
%RSD	.2570093	--	--	--	--	--	--
#1	28696	--	--	--	--	--	--
#2	28606	--	--	--	--	--	--
#3	28550	--	--	--	--	--	--

Method: METTRACE Sample Name: L9Q80T Operator: RJG
Run Time: 11/11/10 20:01:28
Comment: TESTAMERICA PITTSBURGH ICP METALS ANALYSIS-INST TRACEICP
Mode: CONC Corr. Factor: 1

Elem	AG	AL	AS	B_	BA	BE	CA
Units	ppm	ppm	ppm	ppm	ppm	ppm	ppm
Avge	.00017	.34547	.00059	.00584	.00294	.00037	.13243
SDev	.00017	.00088	.00163	.00042	.00006	.00006	.00005
%RSD	100.86	.25353	276.15	7.1423	1.9611	17.316	.03660
#1	.00021	.34602	.00028	.00555	.00290	.00043	.13242
#2	.00033	.34446	-.00087	.00632	.00301	.00037	.13239
#3	-.00002	.34594	.00236	.00566	.00291	.00031	.13248
Errors	LC Pass	LC Pass	LC Pass	LC Pass	LC Pass	LC Pass	LC Pass
High	2.0000	500.00	10.000	30.000	10.000	10.000	600.00
Low	-.00500	-.20000	-.01000	-.20000	-.20000	-.00400	-5.0000

Elem	CD	CO	CR	CU	FE	K_	MG
Units	ppm	ppm	ppm	ppm	ppm	ppm	ppm
Avge	.00013	.00034	.00107	.00392	.10980	99.218	.03521
SDev	.00002	.00009	.00013	.00015	.00415	.301	.00065
%RSD	18.901	25.674	12.388	3.8066	3.7812	.30369	1.8479
#1	.00015	.00026	.00121	.00396	.10808	99.566	.03446
#2	.00010	.00034	.00104	.00404	.10678	99.033	.03558
#3	.00014	.00044	.00095	.00375	.11453	99.056	.03560
Errors	LC Pass	LC Pass	LC Pass	LC Pass	LC Pass	LC Pass	LC Pass
High	5.0000	50.000	20.000	10.000	500.00	400.00	600.00
Low	-.00500	-.05000	-.00500	-.02500	-.10000	-5.0000	-5.0000

Elem	MN	MO	NA	NI	PB/1	PB/2	PB
Units	ppm	ppm	ppm	ppm	ppm	ppm	ppm
Avge	.00230	.00108	72.775	.00122	.00227	.00053	.00111
SDev	.00003	.00061	.282	.00053	.00161	.00122	.00063
%RSD	1.2672	56.151	.38714	43.270	70.740	228.39	56.655
#1	.00234	.00089	73.011	.00178	.00408	-.00009	.00130
#2	.00229	.00176	72.463	.00073	.00172	-.00024	.00041
#3	.00229	.00059	72.851	.00116	.00101	.00194	.00163
Errors	LC Pass	LC Pass	LC Pass	LC Pass	NOCHECK	NOCHECK	LC Pass
High	20.000	20.000	400.00	100.00			5.0000
Low	-.01500	-.04000	-5.0000	-.04000			-.00300

Elem	SB/1	SB/2	SB	SE/1	SE/2	SE	SI
Units	ppm	ppm	ppm	ppm	ppm	ppm	ppm
Avge	-.00098	.00096	.00031	.00085	.00199	.00161	2.7966
SDev	.00183	.00090	.00051	.00388	.00146	.00161	.0077
%RSD	185.67	93.972	164.53	454.87	73.400	99.850	.27379
#1	-.00306	.00148	-.00003	.00239	.00358	.00318	2.8041
#2	-.00026	.00148	.00090	.00373	.00069	.00170	2.7970

#3	.00037	-.00008	.00007	-.00356	.00172	-.00004	2.7888
Errors	NOCHECK	NOCHECK	LC Pass	NOCHECK	NOCHECK	LC Pass	LC Pass

High			5.0000			10.000	50.000
Low			-.01000			-.00500	-.50000

Elem	SN	SR	TI	TL	V_	ZN	
Units	ppm	ppm	ppm	ppm	ppm	ppm	
Avge	.03472	.00108	.09252	.00537	.00096	.01153	
SDev	.00173	.00005	.00048	.00104	.00037	.00014	
%RSD	4.9851	4.1430	.51968	19.453	38.464	1.1709	
#1	.03560	.00103	.09301	.00657	.00133	.01156	
#2	.03273	.00112	.09250	.00479	.00096	.01164	
#3	.03584	.00108	.09205	.00474	.00059	.01138	
Errors	LC Pass	LC Pass	LC Pass	LC Pass	LC Pass	LC Pass	
High	30.000	10.000	30.000	10.000	50.000	5.0000	
Low	-.10000	-.05000	-.05000	-.01000	-.05000	-.02000	

IntStd	1	2	3	4	5	6	7
Mode	Counts	NOTUSED	NOTUSED	NOTUSED	NOTUSED	NOTUSED	NOTUSED
Elem	Y	--	--	--	--	--	--
Wavlen	371.030	--	--	--	--	--	--
Avge	28810	--	--	--	--	--	--
SDev	7.619515	--	--	--	--	--	--
%RSD	.0264471	--	--	--	--	--	--
#1	28812	--	--	--	--	--	--
#2	28817	--	--	--	--	--	--
#3	28802	--	--	--	--	--	--

Method: METTRACE Sample Name: L9Q80P5T Operator: RJG
Run Time: 11/11/10 20:06:57
Comment: TESTAMERICA PITTSBURGH ICP METALS ANALYSIS-INST TRACEICP
Mode: CONC Corr. Factor: 1

Elem	AG	AL	AS	B_	BA	BE	CA
Units	ppm	ppm	ppm	ppm	ppm	ppm	ppm
Avge	-.00004	.07755	.00024	.00259	.00058	.00049	.02731
SDev	.00018	.00100	.00070	.00010	.00009	.00002	.00012
%RSD	473.70	1.2911	288.49	3.8051	14.910	3.8460	.43459
#1	-.00003	.07809	.00014	.00261	.00064	.00048	.02720
#2	-.00022	.07815	-.00040	.00267	.00048	.00047	.02743
#3	.00014	.07639	.00099	.00248	.00062	.00051	.02729

Elem	CD	CO	CR	CU	FE	K_	MG
Units	ppm	ppm	ppm	ppm	ppm	ppm	ppm
Avge	.00014	-.00001	-.00011	.00043	.03120	20.021	.00496
SDev	.00006	.00010	.00007	.00017	.00598	.019	.00065
%RSD	45.166	1153.0	60.119	39.547	19.170	.09623	13.080
#1	.00017	.00008	-.00012	.00034	.02987	19.998	.00533
#2	.00019	.00001	-.00018	.00063	.03774	20.033	.00421
#3	.00007	-.00012	-.00004	.00033	.02600	20.030	.00534

Elem	MN	MO	NA	NI	PB/1	PB/2	PB
Units	ppm	ppm	ppm	ppm	ppm	ppm	ppm
Avge	.00045	.00017	14.777	.00066	-.00014	.00087	.00053
SDev	.00003	.00041	.055	.00048	.00086	.00024	.00023
%RSD	6.3807	247.19	.37202	72.227	623.87	28.077	42.612
#1	.00047	-.00016	14.839	.00011	.00033	.00059	.00050
#2	.00042	.00004	14.733	.00099	-.00113	.00104	.00032
#3	.00047	.00062	14.759	.00087	.00038	.00097	.00077

Elem	SB/1	SB/2	SB	SE/1	SE/2	SE	SI
Units	ppm	ppm	ppm	ppm	ppm	ppm	ppm
Avge	-.00022	-.00130	-.00094	-.00294	.00062	-.00057	.54424
SDev	.00085	.00133	.00117	.00378	.00149	.00175	.00606
%RSD	391.94	102.69	124.84	128.60	240.87	308.38	1.1129
#1	.00066	.00001	.00023	-.00579	.00168	-.00080	.53773
#2	-.00104	-.00266	-.00212	-.00439	-.00108	-.00218	.54971
#3	-.00027	-.00125	-.00092	.00135	.00126	.00129	.54528

Elem	SN	SR	TI	TL	V_	ZN
Units	ppm	ppm	ppm	ppm	ppm	ppm
Avge	.00751	.00026	.01856	.00126	.00020	.00636
SDev	.00146	.00002	.00026	.00125	.00019	.00005
%RSD	19.471	8.3539	1.4026	99.441	92.341	.81013
#1	.00743	.00028	.01874	.00098	.00039	.00637
#2	.00902	.00024	.01867	.00262	.00021	.00631
#3	.00609	.00026	.01826	.00016	.00001	.00641

IntStd	1	2	3	4	5	6	7
Mode	Counts	NOTUSED	NOTUSED	NOTUSED	NOTUSED	NOTUSED	NOTUSED
Elem	Y	--	--	--	--	--	--
Wavlen	371.030	--	--	--	--	--	--
Avge	28442	--	--	--	--	--	--
SDev	43.19938	--	--	--	--	--	--
%RSD	.1518840	--	--	--	--	--	--
#1	28482	--	--	--	--	--	--
#2	28396	--	--	--	--	--	--
#3	28449	--	--	--	--	--	--

Method: METTRACE Sample Name: L9R26B Operator: RJG
Run Time: 11/11/10 20:12:27
Comment: TESTAMERICA PITTSBURGH ICP METALS ANALYSIS-INST TRACEICP
Mode: CONC Corr. Factor: 1

Elem	AG	AL	AS	B_	BA	BE	CA
Units	ppm	ppm	ppm	ppm	ppm	ppm	ppm
Avge	-.00045	.04821	-.00003	.00185	.00074	.00039	.33509
SDev	.00031	.00134	.00079	.00032	.00002	.00004	.00155
%RSD	67.880	2.7769	2859.2	17.563	2.7660	10.390	.46350
#1	-.00077	.04892	-.00080	.00147	.00071	.00043	.33435
#2	-.00016	.04667	.00078	.00205	.00075	.00037	.33687
#3	-.00043	.04905	-.00006	.00202	.00075	.00036	.33405
Errors	LC Pass	LC Pass	LC Pass	LC Pass	LC Pass	LC Pass	LC Pass
High	.00500	.20000	.01000	.20000	.20000	.00400	5.0000
Low	-.00500	-.20000	-.01000	-.20000	-.20000	-.00400	-5.0000

Elem	CD	CO	CR	CU	FE	K_	MG
Units	ppm	ppm	ppm	ppm	ppm	ppm	ppm
Avge	.00013	.00093	.00007	.00301	H.10575	.35705	.04106
SDev	.00011	.00021	.00009	.00025	.00214	.00201	.00222
%RSD	84.683	22.812	115.59	8.1635	2.0222	.56409	5.3977
#1	.00001	.00092	.00001	.00300	H.10416	.35689	.04098
#2	.00015	.00114	.00017	.00326	H.10818	.35913	.04332
#3	.00023	.00072	.00005	.00277	H.10491	.35511	.03888
Errors	LC Pass	LC Pass	LC Pass	LC Pass	LC High	LC Pass	LC Pass
High	.00500	.05000	.00500	.02500	.10000	5.0000	5.0000
Low	-.00500	-.05000	-.00500	-.02500	-.10000	-5.0000	-5.0000

Elem	MN	MO	NA	NI	PB/1	PB/2	PB
Units	ppm	ppm	ppm	ppm	ppm	ppm	ppm
Avge	.00088	.00036	-.30326	.00039	-.00160	.00073	-.00004
SDev	.00003	.00006	.01803	.00058	.00023	.00022	.00010
%RSD	3.3750	16.555	5.9440	147.94	14.279	30.492	239.23
#1	.00086	.00029	-.28859	.00060	-.00151	.00051	-.00016
#2	.00091	.00039	-.32339	-.00026	-.00142	.00073	.00001
#3	.00086	.00040	-.29781	.00085	-.00186	.00096	.00002
Errors	LC Pass	LC Pass	LC Pass	LC Pass	NOCHECK	NOCHECK	LC Pass
High	.01500	.04000	5.0000	.04000			.00300
Low	-.01500	-.04000	-5.0000	-.04000			-.00300

Elem	SB/1	SB/2	SB	SE/1	SE/2	SE	SI
Units	ppm	ppm	ppm	ppm	ppm	ppm	ppm
Avge	.00166	-.00159	-.00051	-.00683	.00217	-.00083	.12047
SDev	.00146	.00134	.00135	.00083	.00116	.00082	.00948
%RSD	87.899	83.993	265.28	12.122	53.345	99.227	7.8658
#1	.00145	-.00114	-.00028	-.00671	.00084	-.00167	.11069
#2	.00032	-.00310	-.00196	-.00771	.00270	-.00077	.12111

#3	.00322	-.00054	.00071	-.00606	.00297	-.00004	.12961
Errors	NOCHECK	NOCHECK	LC Pass	NOCHECK	NOCHECK	LC Pass	LC Pass

High			.01000			.00500	.50000
Low			-.01000			-.00500	-.50000

Elem	SN	SR	TI	TL	V_	ZN	
Units	ppm	ppm	ppm	ppm	ppm	ppm	
Avge	.01818	.00051	.00053	.00152	-.00034	H.02852	
SDev	.00147	.00001	.00000	.00091	.00000	.00015	
%RSD	8.0763	2.2893	.04127	59.813	.18639	.50809	
#1	.01742	.00051	.00053	.00125	-.00034	H.02846	
#2	.01988	.00052	.00053	.00253	-.00034	H.02869	
#3	.01726	.00049	.00053	.00077	-.00034	H.02841	

Errors	LC Pass	LC Pass	LC Pass	LC Pass	LC Pass	LC High	
High	.10000	.05000	.05000	.01000	.05000	.02000	
Low	-.10000	-.05000	-.05000	-.01000	-.05000	-.02000	

IntStd	1	2	3	4	5	6	7
Mode	Counts	NOTUSED	NOTUSED	NOTUSED	NOTUSED	NOTUSED	NOTUSED
Elem	Y	--	--	--	--	--	--
Wavlen	371.030	--	--	--	--	--	--
Avge	28907	--	--	--	--	--	--
SDev	51.45309	--	--	--	--	--	--
%RSD	.1779934	--	--	--	--	--	--
#1	28963	--	--	--	--	--	--
#2	28897	--	--	--	--	--	--
#3	28862	--	--	--	--	--	--

Method: METTRACE Sample Name: L9R26C Operator: RJG
Run Time: 11/11/10 20:17:56
Comment: TESTAMERICA PITTSBURGH ICP METALS ANALYSIS-INST TRACEICP
Mode: CONC Corr. Factor: 1

Elem	AG	AL	AS	B_	BA	BE	CA
Units	ppm	ppm	ppm	ppm	ppm	ppm	ppm
Avge	.04504	1.8961	1.8387	.88606	1.8515	.04425	45.482
SDev	.00019	.0043	.0051	.00103	.0073	.00011	.078
%RSD	.41327	.22551	.27819	.11650	.39610	.25622	.17108
#1	.04483	1.9004	1.8330	.88697	1.8599	.04421	45.472
#2	.04507	1.8961	1.8401	.88628	1.8484	.04416	45.410
#3	.04520	1.8919	1.8430	.88494	1.8463	.04437	45.564
Errors	LC Pass	LC Pass	LC Pass	LC Pass	LC Pass	LC Pass	LC Pass
High	.06000	2.4000	2.4000	1.2000	2.4000	.06000	60.000
Low	.04000	1.6000	1.6000	.80000	1.6000	.04000	40.000

Elem	CD	CO	CR	CU	FE	K_	MG
Units	ppm	ppm	ppm	ppm	ppm	ppm	ppm
Avge	.04539	.44791	.18650	.23406	.88625	50.166	44.978
SDev	.00022	.00033	.00037	.00028	.00649	.169	.077
%RSD	.47951	.07320	.19898	.11736	.73286	.33654	.17169
#1	.04562	.44760	.18625	.23411	.89296	50.329	44.989
#2	.04538	.44788	.18633	.23431	.88579	50.178	44.896
#3	.04518	.44825	.18693	.23376	.88000	49.992	45.049
Errors	LC Pass	LC Pass	LC Pass	LC Pass	LC Pass	LC Pass	LC Pass
High	.06000	.60000	.24000	.30000	1.2000	60.000	60.000
Low	.04000	.40000	.16000	.20000	.80000	40.000	40.000

Elem	MN	MO	NA	NI	PB/1	PB/2	PB
Units	ppm	ppm	ppm	ppm	ppm	ppm	ppm
Avge	.45318	.92303	47.263	.45009	.45654	.45756	.45722
SDev	.00073	.00465	.133	.00201	.00234	.00067	.00085
%RSD	.16018	.50331	.28053	.44577	.51247	.14666	.18654
#1	.45377	.91777	47.409	.45233	.45434	.45718	.45623
#2	.45237	.92475	47.230	.44847	.45629	.45833	.45765
#3	.45340	.92657	47.150	.44946	.45900	.45715	.45777
Errors	LC Pass	LC Pass	LC Pass	LC Pass	NOCHECK	NOCHECK	LC Pass
High	.60000	1.2000	60.000	.60000			.60000
Low	.40000	.80000	40.000	.40000			.40000

Elem	SB/1	SB/2	SB	SE/1	SE/2	SE	SI
Units	ppm	ppm	ppm	ppm	ppm	ppm	ppm
Avge	.46463	.46927	.46772	1.8455	1.8222	1.8299	L3.8498
SDev	.00150	.00222	.00132	.0083	.0043	.0046	.0071
%RSD	.32366	.47357	.28232	.45165	.23822	.25158	.18375
#1	.46559	.47047	.46884	1.8404	1.8173	1.8250	L3.8579
#2	.46539	.46670	.46627	1.8410	1.8256	1.8307	L3.8466

#3	.46289	.47063	.46806	1.8551	1.8236	1.8341	L3.8449
Errors	NOCHECK	NOCHECK	LC Pass	NOCHECK	NOCHECK	LC Pass	LC Low

High			.60000			2.4000	12.000
Low			.40000			1.6000	8.0000

Elem	SN	SR	TI	TL	V_	ZN	
Units	ppm	ppm	ppm	ppm	ppm	ppm	
Avge	1.8691	.92062	.90834	1.8371	.45245	.48592	
SDev	.0034	.00387	.00149	.0060	.00059	.00036	
%RSD	.18229	.42013	.16357	.32542	.13108	.07315	
#1	1.8652	.92507	.91006	1.8341	.45217	.48615	
#2	1.8717	.91870	.90740	1.8332	.45205	.48610	
#3	1.8704	.91808	.90757	1.8440	.45313	.48551	
Errors	LC Pass	LC Pass	LC Pass	LC Pass	LC Pass	LC Pass	
High	2.4000	1.2000	1.2000	2.4000	.60000	.60000	
Low	1.6000	.80000	.80000	1.6000	.40000	.40000	
IntStd	1	2	3	4	5	6	7
Mode	Counts	NOTUSED	NOTUSED	NOTUSED	NOTUSED	NOTUSED	NOTUSED
Elem	Y	--	--	--	--	--	--
Wavlen	371.030	--	--	--	--	--	--
Avge	28059	--	--	--	--	--	--
SDev	147.2293	--	--	--	--	--	--
%RSD	.5247148	--	--	--	--	--	--
#1	27919	--	--	--	--	--	--
#2	28045	--	--	--	--	--	--
#3	28213	--	--	--	--	--	--

Method: METTRACE Sample Name: L86VC Operator: RJG
Run Time: 11/11/10 20:23:25
Comment: TESTAMERICA PITTSBURGH ICP METALS ANALYSIS-INST TRACEICP
Mode: CONC Corr. Factor: 1

Elem	AG	AL	AS	B_	BA	BE	CA
Units	ppm	ppm	ppm	ppm	ppm	ppm	ppm
Avge	.00073	64.690	.05221	.01292	.84017	.00526	165.66
SDev	.00044	.039	.00167	.00064	.00044	.00006	.11
%RSD	59.308	.06056	3.1938	4.9444	.05248	1.0944	.06752
#1	.00119	64.735	.05273	.01356	.84031	.00520	165.64
#2	.00032	64.672	.05356	.01292	.84053	.00526	165.77
#3	.00070	64.663	.05035	.01228	.83968	.00531	165.55
Errors	LC Pass	LC Pass	LC Pass	LC Pass	LC Pass	LC Pass	LC Pass
High	2.0000	500.00	10.000	30.000	10.000	10.000	600.00
Low	-.00500	-.20000	-.01000	-.20000	-.20000	-.00400	-5.0000

Elem	CD	CO	CR	CU	FE	K_	MG
Units	ppm	ppm	ppm	ppm	ppm	ppm	ppm
Avge	.00029	.06242	.10152	.09391	143.67	12.406	28.260
SDev	.00009	.00040	.00013	.00051	.06	.003	.023
%RSD	29.682	.64318	.12667	.54418	.03908	.02675	.08135
#1	.00022	.06265	.10165	.09449	143.72	12.406	28.275
#2	.00025	.06267	.10152	.09359	143.68	12.402	28.271
#3	.00038	.06196	.10140	.09363	143.61	12.409	28.233
Errors	LC Pass	LC Pass	LC Pass	LC Pass	LC Pass	LC Pass	LC Pass
High	5.0000	50.000	20.000	10.000	500.00	400.00	600.00
Low	-.00500	-.05000	-.00500	-.02500	-.10000	-5.0000	-5.0000

Elem	MN	MO	NA	NI	PB/1	PB/2	PB
Units	ppm	ppm	ppm	ppm	ppm	ppm	ppm
Avge	6.2341	.00187	.32654	.13757	.16764	.17518	.17267
SDev	.0035	.00098	.06989	.00148	.00236	.00047	.00084
%RSD	.05614	52.058	21.404	1.0741	1.4074	.26520	.48618
#1	6.2349	.00294	.29076	.13855	.17030	.17528	.17363
#2	6.2370	.00166	.40708	.13829	.16580	.17558	.17232
#3	6.2302	.00102	.28178	.13587	.16683	.17467	.17206
Errors	LC Pass	LC Pass	LC Pass	LC Pass	NOCHECK	NOCHECK	LC Pass
High	20.000	20.000	400.00	100.00			5.0000
Low	-.01500	-.04000	-5.0000	-.04000			-.00300

Elem	SB/1	SB/2	SB	SE/1	SE/2	SE	SI
Units	ppm	ppm	ppm	ppm	ppm	ppm	ppm
Avge	.00107	-.00023	.00020	-.00291	-.00266	-.00274	5.4534
SDev	.00109	.00163	.00074	.00361	.00142	.00205	.0073
%RSD	102.59	706.72	369.02	124.04	53.566	74.827	.13446
#1	.00060	.00087	.00078	.00123	-.00143	-.00054	5.4584
#2	.00232	-.00211	-.00063	-.00459	-.00233	-.00308	5.4568

#3	.00028	.00055	.00046	-.00537	-.00422	-.00460	5.4450
Errors	NOCHECK	NOCHECK	LC Pass	NOCHECK	NOCHECK	LC Pass	LC Pass

High			5.0000			10.000	50.000
Low			-.01000			-.00500	-.50000

Elem	SN	SR	TI	TL	V_	ZN	
Units	ppm	ppm	ppm	ppm	ppm	ppm	
Avge	.01271	.22654	.49075	.00060	.06681	.34474	
SDev	.00085	.00020	.00121	.00161	.00130	.00030	
%RSD	6.7228	.08799	.24610	269.14	1.9437	.08774	
#1	.01178	.22676	.49135	-.00074	.06777	.34440	
#2	.01347	.22651	.49153	.00239	.06533	.34498	
#3	.01289	.22636	.48935	.00014	.06733	.34484	

Errors	LC Pass	LC Pass	LC Pass	LC Pass	LC Pass	LC Pass	
High	30.000	10.000	30.000	10.000	50.000	5.0000	
Low	-.10000	-.05000	-.05000	-.01000	-.05000	-.02000	

IntStd	1	2	3	4	5	6	7
Mode	Counts	NOTUSED	NOTUSED	NOTUSED	NOTUSED	NOTUSED	NOTUSED
Elem	Y	--	--	--	--	--	--
Wavlen	371.030	--	--	--	--	--	--
Avge	30429	--	--	--	--	--	--
SDev	76.72249	--	--	--	--	--	--
%RSD	.2521352	--	--	--	--	--	--
#1	30489	--	--	--	--	--	--
#2	30456	--	--	--	--	--	--
#3	30343	--	--	--	--	--	--

Method: METTRACE Sample Name: L9CGQ Operator: RJG
Run Time: 11/11/10 20:28:54
Comment: TESTAMERICA PITTSBURGH ICP METALS ANALYSIS-INST TRACEICP
Mode: CONC Corr. Factor: 1

Elem	AG	AL	AS	B_	BA	BE	CA
Units	ppm	ppm	ppm	ppm	ppm	ppm	ppm
Avge	.00052	46.777	.02984	.02507	.70550	.00376	171.57
SDev	.00069	.033	.00050	.00026	.00152	.00013	.78
%RSD	132.90	.06954	1.6681	1.0471	.21600	3.3478	.45686
#1	.00124	46.815	.02986	.02537	.70702	.00362	170.92
#2	.00048	46.755	.02933	.02496	.70397	.00383	171.35
#3	-.00015	46.763	.03032	.02488	.70550	.00384	172.44
Errors	LC Pass	LC Pass	LC Pass	LC Pass	LC Pass	LC Pass	LC Pass
High	2.0000	500.00	10.000	30.000	10.000	10.000	600.00
Low	-.00500	-.20000	-.01000	-.20000	-.20000	-.00400	-5.0000

Elem	CD	CO	CR	CU	FE	K_	MG
Units	ppm	ppm	ppm	ppm	ppm	ppm	ppm
Avge	.00295	.03747	.12460	.16267	107.38	7.3024	28.306
SDev	.00012	.00038	.00031	.00047	.29	.0244	.115
%RSD	4.0821	1.0138	.24624	.28563	.26750	.33361	.40747
#1	.00308	.03780	.12477	.16319	107.16	7.3272	28.211
#2	.00292	.03755	.12425	.16230	107.26	7.3016	28.273
#3	.00285	.03705	.12479	.16252	107.70	7.2785	28.435
Errors	LC Pass	LC Pass	LC Pass	LC Pass	LC Pass	LC Pass	LC Pass
High	5.0000	50.000	20.000	10.000	500.00	400.00	600.00
Low	-.00500	-.05000	-.00500	-.02500	-.10000	-5.0000	-5.0000

Elem	MN	MO	NA	NI	PB/1	PB/2	PB
Units	ppm	ppm	ppm	ppm	ppm	ppm	ppm
Avge	1.5810	.00408	1.2258	.08557	1.5159	1.5167	1.5164
SDev	.0039	.00027	.0163	.00043	.0013	.0087	.0060
%RSD	.24954	6.7294	1.3298	.50662	.08698	.57468	.39804
#1	1.5785	.00398	1.2437	.08532	1.5144	1.5122	1.5130
#2	1.5790	.00438	1.2117	.08607	1.5166	1.5111	1.5129
#3	1.5856	.00386	1.2222	.08533	1.5167	1.5267	1.5234
Errors	LC Pass	LC Pass	LC Pass	LC Pass	NOCHECK	NOCHECK	LC Pass
High	20.000	20.000	400.00	100.00			5.0000
Low	-.01500	-.04000	-5.0000	-.04000			-.00300

Elem	SB/1	SB/2	SB	SE/1	SE/2	SE	SI
Units	ppm	ppm	ppm	ppm	ppm	ppm	ppm
Avge	-.00023	.00282	.00180	.00280	-.00184	-.00030	5.4763
SDev	.00123	.00078	.00018	.00349	.00085	.00085	.0103
%RSD	540.00	27.758	9.7942	124.89	46.348	284.66	.18815
#1	-.00125	.00326	.00176	.00587	-.00283	.00007	5.4763
#2	.00113	.00191	.00165	.00352	-.00130	.00030	5.4660

#3	-.00056	.00327	.00200	-.00100	-.00140	-.00127	5.4866
Errors	NOCHECK	NOCHECK	LC Pass	NOCHECK	NOCHECK	LC Pass	LC Pass

High			5.0000			10.000	50.000
Low			-.01000			-.00500	-.50000

Elem	SN	SR	TI	TL	V_	ZN	
Units	ppm	ppm	ppm	ppm	ppm	ppm	
Avge	.07454	.57581	1.0957	-.00311	.12130	1.2329	
SDev	.00236	.00062	.0017	.00169	.00053	.0007	
%RSD	3.1678	.10700	.15522	54.339	.43580	.05608	
#1	.07727	.57626	1.0955	-.00162	.12070	1.2329	
#2	.07325	.57510	1.0940	-.00277	.12167	1.2323	
#3	.07311	.57605	1.0974	-.00495	.12154	1.2337	
Errors	LC Pass	LC Pass	LC Pass	LC Pass	LC Pass	LC Pass	
High	30.000	10.000	30.000	10.000	50.000	5.0000	
Low	-.10000	-.05000	-.05000	-.01000	-.05000	-.02000	
IntStd	1	2	3	4	5	6	7
Mode	Counts	NOTUSED	NOTUSED	NOTUSED	NOTUSED	NOTUSED	NOTUSED
Elem	Y	--	--	--	--	--	--
Wavlen	371.030	--	--	--	--	--	--
Avge	30163	--	--	--	--	--	--
SDev	330.1695	--	--	--	--	--	--
%RSD	1.094631	--	--	--	--	--	--
#1	29830	--	--	--	--	--	--
#2	30167	--	--	--	--	--	--
#3	30491	--	--	--	--	--	--

Method: METTRACE Sample Name: L9FX7 Operator: RJG
Run Time: 11/11/10 20:34:23
Comment: TESTAMERICA PITTSBURGH ICP METALS ANALYSIS-INST TRACEICP
Mode: CONC Corr. Factor: 1

Elem	AG	AL	AS	B_	BA	BE	CA
Units	ppm	ppm	ppm	ppm	ppm	ppm	ppm
Avge	.00128	15.248	.04661	.03567	.67873	.00146	29.577
SDev	.00024	.002	.00087	.00030	.00130	.00008	.046
%RSD	18.962	.01255	1.8633	.83324	.19129	5.5233	.15406
#1	.00148	15.246	.04702	.03557	.68020	.00137	29.613
#2	.00134	15.250	.04720	.03601	.67828	.00151	29.591
#3	.00101	15.247	.04561	.03544	.67772	.00151	29.526
Errors	LC Pass	LC Pass	LC Pass	LC Pass	LC Pass	LC Pass	LC Pass
High	2.0000	500.00	10.000	30.000	10.000	10.000	600.00
Low	-.00500	-.20000	-.01000	-.20000	-.20000	-.00400	-5.0000

Elem	CD	CO	CR	CU	FE	K_	MG
Units	ppm	ppm	ppm	ppm	ppm	ppm	ppm
Avge	.00188	.04361	.31166	1.3293	97.046	3.2716	57.134
SDev	.00007	.00014	.00017	.0012	.136	.0018	.157
%RSD	3.6060	.31059	.05425	.09261	.13999	.05461	.27405
#1	.00191	.04377	.31175	1.3303	97.164	3.2702	57.258
#2	.00180	.04353	.31176	1.3295	97.076	3.2710	57.185
#3	.00192	.04353	.31146	1.3279	96.898	3.2736	56.958
Errors	LC Pass	LC Pass	LC Pass	LC Pass	LC Pass	LC Pass	LC Pass
High	5.0000	50.000	20.000	10.000	500.00	400.00	600.00
Low	-.00500	-.05000	-.00500	-.02500	-.10000	-5.0000	-5.0000

Elem	MN	MO	NA	NI	PB/1	PB/2	PB
Units	ppm	ppm	ppm	ppm	ppm	ppm	ppm
Avge	.85534	.00598	1.4807	.39895	.40130	.40732	.40531
SDev	.00135	.00026	.0822	.00035	.00323	.00088	.00122
%RSD	.15749	4.3506	5.5517	.08709	.80575	.21595	.30147
#1	.85664	.00577	1.3975	.39930	.40431	.40670	.40591
#2	.85542	.00627	1.4827	.39861	.40172	.40832	.40612
#3	.85395	.00589	1.5618	.39893	.39788	.40692	.40391
Errors	LC Pass	LC Pass	LC Pass	LC Pass	NOCHECK	NOCHECK	LC Pass
High	20.000	20.000	400.00	100.00			5.0000
Low	-.01500	-.04000	-5.0000	-.04000			-.00300

Elem	SB/1	SB/2	SB	SE/1	SE/2	SE	SI
Units	ppm	ppm	ppm	ppm	ppm	ppm	ppm
Avge	.00452	.00256	.00321	.00055	.00119	.00098	3.2897
SDev	.00128	.00077	.00076	.00132	.00085	.00067	.0083
%RSD	28.373	30.030	23.756	239.41	71.179	68.788	.25307
#1	.00305	.00241	.00262	.00003	.00214	.00144	3.2989
#2	.00544	.00339	.00407	-.00043	.00052	.00021	3.2874

#3	.00506	.00188	.00294	.00206	.00091	.00129	3.2827
Errors	NOCHECK	NOCHECK	LC Pass	NOCHECK	NOCHECK	LC Pass	LC Pass

High			5.0000			10.000	50.000
Low			-.01000			-.00500	-.50000

Elem	SN	SR	TI	TL	V_	ZN	
Units	ppm	ppm	ppm	ppm	ppm	ppm	
Avge	.14097	.15341	.58151	-.00280	.09058	.88533	
SDev	.00329	.00032	.00139	.00081	.00140	.00097	
%RSD	2.3362	.20542	.23896	28.800	1.5497	.10932	
#1	.14379	.15370	.58263	-.00196	.09022	.88589	
#2	.14177	.15346	.58194	-.00288	.09213	.88588	
#3	.13735	.15308	.57996	-.00357	.08940	.88421	
Errors	LC Pass	LC Pass	LC Pass	LC Pass	LC Pass	LC Pass	
High	30.000	10.000	30.000	10.000	50.000	5.0000	
Low	-.10000	-.05000	-.05000	-.01000	-.05000	-.02000	

IntStd	1	2	3	4	5	6	7
Mode	Counts	NOTUSED	NOTUSED	NOTUSED	NOTUSED	NOTUSED	NOTUSED
Elem	Y	--	--	--	--	--	--
Wavlen	371.030	--	--	--	--	--	--
Avge	28675	--	--	--	--	--	--
SDev	44.84430	--	--	--	--	--	--
%RSD	.1563881	--	--	--	--	--	--
#1	28718	--	--	--	--	--	--
#2	28679	--	--	--	--	--	--
#3	28628	--	--	--	--	--	--

Method: METTRACE Sample Name: L9MWH Operator: RJG
Run Time: 11/11/10 20:39:53
Comment: TESTAMERICA PITTSBURGH ICP METALS ANALYSIS-INST TRACEICP
Mode: CONC Corr. Factor: 1

Elem	AG	AL	AS	B_	BA	BE	CA
Units	ppm	ppm	ppm	ppm	ppm	ppm	ppm
Avge	.00092	62.874	.07672	.01436	.56713	.00690	17.555
SDev	.00034	.079	.00078	.00041	.00065	.00008	.127
%RSD	36.741	.12629	1.0184	2.8263	.11385	1.1703	.72484
#1	.00131	62.908	.07634	.01415	.56662	.00683	17.415
#2	.00068	62.930	.07620	.01483	.56786	.00699	17.588
#3	.00078	62.783	.07762	.01410	.56692	.00688	17.663
Errors	LC Pass	LC Pass	LC Pass	LC Pass	LC Pass	LC Pass	LC Pass
High	2.0000	500.00	10.000	30.000	10.000	10.000	600.00
Low	-.00500	-.20000	-.01000	-.20000	-.20000	-.00400	-5.0000

Elem	CD	CO	CR	CU	FE	K_	MG
Units	ppm	ppm	ppm	ppm	ppm	ppm	ppm
Avge	-.00034	.09587	.20463	.14397	217.77	11.920	10.884
SDev	.00007	.00041	.00085	.00018	1.19	.053	.070
%RSD	20.639	.42367	.41799	.12459	.54813	.44664	.64189
#1	-.00026	.09541	.20376	.14376	216.44	11.968	10.808
#2	-.00036	.09620	.20465	.14410	218.09	11.931	10.898
#3	-.00040	.09599	.20547	.14404	218.76	11.863	10.946
Errors	LC Pass	LC Pass	LC Pass	LC Pass	LC Pass	LC Pass	LC Pass
High	5.0000	50.000	20.000	10.000	500.00	400.00	600.00
Low	-.00500	-.05000	-.00500	-.02500	-.10000	-5.0000	-5.0000

Elem	MN	MO	NA	NI	PB/1	PB/2	PB
Units	ppm	ppm	ppm	ppm	ppm	ppm	ppm
Avge	3.3589	.00957	.34580	.13872	.11550	.11134	.11272
SDev	.0148	.00016	.17426	.00109	.00218	.00440	.00242
%RSD	.44004	1.6515	50.395	.78609	1.8868	3.9524	2.1427
#1	3.3423	.00968	.14715	.13818	.11697	.10643	.10994
#2	3.3637	.00939	.41731	.13800	.11653	.11264	.11394
#3	3.3707	.00964	.47292	.13997	.11299	.11494	.11429
Errors	LC Pass	LC Pass	LC Pass	LC Pass	NOCHECK	NOCHECK	LC Pass
High	20.000	20.000	400.00	100.00			5.0000
Low	-.01500	-.04000	-5.0000	-.04000			-.00300

Elem	SB/1	SB/2	SB	SE/1	SE/2	SE	SI
Units	ppm	ppm	ppm	ppm	ppm	ppm	ppm
Avge	-.00111	.00221	.00110	.00266	-.00589	-.00304	4.7924
SDev	.00369	.00148	.00065	.00316	.00186	.00103	.0154
%RSD	331.16	66.752	59.198	119.01	31.508	33.788	.32202
#1	-.00520	.00385	.00084	.00540	-.00574	-.00203	4.7761
#2	-.00010	.00099	.00063	.00337	-.00781	-.00409	4.7941

#3	.00196	.00179	.00185	-.00080	-.00411	-.00301	4.8069
Errors	NOCHECK	NOCHECK	LC Pass	NOCHECK	NOCHECK	LC Pass	LC Pass

High			5.0000			10.000	50.000
Low			-.01000			-.00500	-.50000

Elem	SN	SR	TI	TL	V_	ZN	
Units	ppm	ppm	ppm	ppm	ppm	ppm	
Avge	.01541	.09985	.57504	-.00427	.13107	.44469	
SDev	.00165	.00008	.00246	.00361	.00090	.00112	
%RSD	10.685	.07584	.42752	84.444	.68490	.25155	
#1	.01453	.09992	.57257	-.00828	.13026	.44340	
#2	.01731	.09985	.57506	-.00327	.13203	.44536	
#3	.01438	.09977	.57748	-.00127	.13090	.44531	
Errors	LC Pass	LC Pass	LC Pass	LC Pass	LC Pass	LC Pass	
High	30.000	10.000	30.000	10.000	50.000	5.0000	
Low	-.10000	-.05000	-.05000	-.01000	-.05000	-.02000	

IntStd	1	2	3	4	5	6	7
Mode	Counts	NOTUSED	NOTUSED	NOTUSED	NOTUSED	NOTUSED	NOTUSED
Elem	Y	--	--	--	--	--	--
Wavlen	371.030	--	--	--	--	--	--
Avge	30613	--	--	--	--	--	--
SDev	181.1153	--	--	--	--	--	--
%RSD	.5916371	--	--	--	--	--	--
#1	30406	--	--	--	--	--	--
#2	30691	--	--	--	--	--	--
#3	30742	--	--	--	--	--	--

Method: METTRACE Sample Name: L9MWJ Operator: RJG
Run Time: 11/11/10 20:45:22
Comment: TESTAMERICA PITTSBURGH ICP METALS ANALYSIS-INST TRACEICP
Mode: CONC Corr. Factor: 1

Elem	AG	AL	AS	B_	BA	BE	CA
Units	ppm	ppm	ppm	ppm	ppm	ppm	ppm
Avge	.00080	50.973	.06739	.01076	.42670	.00686	3.7620
SDev	.00033	.091	.00031	.00041	.00150	.00001	.0049
%RSD	40.890	.17881	.45521	3.8181	.35236	.14291	.12971
#1	.00118	51.068	.06737	.01037	.42843	.00686	3.7583
#2	.00060	50.887	.06709	.01071	.42600	.00685	3.7676
#3	.00062	50.964	.06770	.01119	.42567	.00687	3.7603
Errors	LC Pass	LC Pass	LC Pass	LC Pass	LC Pass	LC Pass	LC Pass
High	2.0000	500.00	10.000	30.000	10.000	10.000	600.00
Low	-.00500	-.20000	-.01000	-.20000	-.20000	-.00400	-5.0000

Elem	CD	CO	CR	CU	FE	K_	MG
Units	ppm	ppm	ppm	ppm	ppm	ppm	ppm
Avge	-.00058	.08813	.13689	.13585	217.78	10.469	7.6955
SDev	.00015	.00019	.00027	.00078	.17	.025	.0193
%RSD	25.950	.22044	.19752	.57342	.07896	.23806	.25087
#1	-.00059	.08795	.13703	.13657	217.66	10.493	7.7146
#2	-.00042	.08834	.13705	.13502	217.97	10.443	7.6958
#3	-.00073	.08810	.13658	.13594	217.69	10.470	7.6760
Errors	LC Pass	LC Pass	LC Pass	LC Pass	LC Pass	LC Pass	LC Pass
High	5.0000	50.000	20.000	10.000	500.00	400.00	600.00
Low	-.00500	-.05000	-.00500	-.02500	-.10000	-5.0000	-5.0000

Elem	MN	MO	NA	NI	PB/1	PB/2	PB
Units	ppm	ppm	ppm	ppm	ppm	ppm	ppm
Avge	2.6297	.00546	.35036	.13262	.12705	.12592	.12630
SDev	.0022	.00082	.11519	.00040	.00373	.00259	.00057
%RSD	.08453	15.024	32.877	.30418	2.9337	2.0529	.45143
#1	2.6307	.00640	.22624	.13268	.13111	.12296	.12567
#2	2.6312	.00489	.45382	.13299	.12627	.12705	.12679
#3	2.6271	.00510	.37102	.13219	.12377	.12775	.12642
Errors	LC Pass	LC Pass	LC Pass	LC Pass	NOCHECK	NOCHECK	LC Pass
High	20.000	20.000	400.00	100.00			5.0000
Low	-.01500	-.04000	-5.0000	-.04000			-.00300

Elem	SB/1	SB/2	SB	SE/1	SE/2	SE	SI
Units	ppm	ppm	ppm	ppm	ppm	ppm	ppm
Avge	-.00063	.00256	.00149	-.00076	-.00473	-.00341	5.4639
SDev	.00346	.00216	.00031	.00105	.00332	.00254	.0112
%RSD	546.12	84.493	20.479	138.30	70.137	74.488	.20580
#1	-.00454	.00495	.00179	-.00181	-.00699	L-.00526	5.4764
#2	.00060	.00197	.00152	-.00077	-.00627	-.00444	5.4545

#3	.00204	.00075	.00118	.00030	-.00092	-.00052	5.4608
Errors	NOCHECK	NOCHECK	LC Pass	NOCHECK	NOCHECK	LC Pass	LC Pass

High			5.0000			10.000	50.000
Low			-.01000			-.00500	-.50000

Elem	SN	SR	TI	TL	V_	ZN	
Units	ppm	ppm	ppm	ppm	ppm	ppm	
Avge	.01369	.04265	.43638	-.00342	.11682	.44212	
SDev	.00188	.00025	.00080	.00129	.00168	.00050	
%RSD	13.754	.58074	.18397	37.592	1.4378	.11369	
#1	.01519	.04294	.43729	-.00479	.11872	.44269	
#2	.01431	.04250	.43611	-.00223	.11620	.44192	
#3	.01158	.04252	.43576	-.00324	.11554	.44174	
Errors	LC Pass	LC Pass	LC Pass	LC Pass	LC Pass	LC Pass	
High	30.000	10.000	30.000	10.000	50.000	5.0000	
Low	-.10000	-.05000	-.05000	-.01000	-.05000	-.02000	
IntStd	1	2	3	4	5	6	7
Mode	Counts	NOTUSED	NOTUSED	NOTUSED	NOTUSED	NOTUSED	NOTUSED
Elem	Y	--	--	--	--	--	--
Wavlen	371.030	--	--	--	--	--	--
Avge	29924	--	--	--	--	--	--
SDev	40.59061	--	--	--	--	--	--
%RSD	.1356436	--	--	--	--	--	--
#1	29906	--	--	--	--	--	--
#2	29971	--	--	--	--	--	--
#3	29896	--	--	--	--	--	--

Method: METTRACE Sample Name: CCV1-8 Operator: RJG
Run Time: 11/11/10 20:50:51
Comment: TESTAMERICA PITTSBURGH ICP METALS ANALYSIS-INST TRACEICP
Mode: CONC Corr. Factor: 1

Elem	AG	AL	AS	B_	BA	BE	CA
Units	ppm	ppm	ppm	ppm	ppm	ppm	ppm
Avge	.97374	25.265	.52341	2.0242	2.0240	1.9902	50.676
SDev	.00115	.090	.00127	.0046	.0076	.0033	.088
%RSD	.11800	.35632	.24279	.22670	.37698	.16588	.17389
#1	.97254	25.163	.52422	2.0198	2.0153	1.9919	50.693
#2	.97483	25.335	.52406	2.0290	2.0297	1.9923	50.753
#3	.97385	25.297	.52194	2.0239	2.0270	1.9864	50.580
Errors	LC Pass	LC Pass	LC Pass	LC Pass	LC Pass	LC Pass	LC Pass
High	1.1000	27.500	.55000	2.2000	2.2000	2.2000	55.000
Low	.90000	22.500	.45000	1.8000	1.8000	1.8000	45.000

Elem	CD	CO	CR	CU	FE	K_	MG
Units	ppm	ppm	ppm	ppm	ppm	ppm	ppm
Avge	.50299	1.9889	2.0402	2.0621	25.815	131.47	50.089
SDev	.00057	.0037	.0027	.0092	.038	.73	.064
%RSD	.11293	.18711	.13264	.44443	.14624	.55251	.12749
#1	.50352	1.9886	2.0399	2.0518	25.790	130.64	50.093
#2	.50306	1.9927	2.0430	2.0695	25.858	131.96	50.151
#3	.50239	1.9853	2.0376	2.0650	25.796	131.82	50.023
Errors	LC Pass	LC Pass	LC Pass	LC Pass	LC Pass	LC Pass	LC Pass
High	.55000	2.2000	2.2000	2.2000	27.500	137.50	55.000
Low	.45000	1.8000	1.8000	1.8000	22.500	112.50	45.000

Elem	MN	MO	NA	NI	PB/1	PB/2	PB
Units	ppm	ppm	ppm	ppm	ppm	ppm	ppm
Avge	2.0108	2.0759	128.17	2.0051	.50651	.51383	.51139
SDev	.0033	.0127	.58	.0027	.00255	.00333	.00137
%RSD	.16178	.61165	.44872	.13339	.50259	.64842	.26879
#1	2.0093	2.0614	127.51	2.0080	.50929	.51020	.50990
#2	2.0145	2.0817	128.51	2.0045	.50596	.51453	.51168
#3	2.0086	2.0847	128.50	2.0027	.50429	.51675	.51260
Errors	LC Pass	LC Pass	LC Pass	LC Pass	NOCHECK	NOCHECK	LC Pass
High	2.2000	2.2000	137.50	2.2000			.55000
Low	1.8000	1.8000	112.50	1.8000			.45000

Elem	SB/1	SB/2	SB	SE/1	SE/2	SE	SI
Units	ppm	ppm	ppm	ppm	ppm	ppm	ppm
Avge	.52189	.52957	.52701	.52540	.52119	.52259	2.0524
SDev	.00368	.00262	.00052	.00085	.00817	.00552	.0028
%RSD	.70454	.49400	.09958	.16209	1.5666	1.0560	.13756
#1	.51813	.53231	.52759	.52557	.51252	.51687	2.0522
#2	.52205	.52932	.52690	.52448	.52230	.52303	2.0497

#3	.52548	.52709	.52656	.52615	.52874	.52788	2.0554
Errors	NOCHECK	NOCHECK	LC Pass	NOCHECK	NOCHECK	LC Pass	LC Pass

High			.55000			.55000	2.2000
Low			.45000			.45000	1.8000

Elem	SN	SR	TI	TL	V_	ZN	
Units	ppm	ppm	ppm	ppm	ppm	ppm	
Avge	2.0995	2.0154	2.0237	1.0276	1.9805	2.0605	
SDev	.0070	.0048	.0066	.0047	.0040	.0030	
%RSD	.33159	.23605	.32470	.45424	.20138	.14484	
#1	2.1043	2.0101	2.0165	1.0223	1.9771	2.0603	
#2	2.1026	2.0194	2.0294	1.0306	1.9849	2.0636	
#3	2.0915	2.0167	2.0251	1.0300	1.9795	2.0577	
Errors	LC Pass	LC Pass	LC Pass	LC Pass	LC Pass	LC Pass	
High	2.2000	2.2000	2.2000	1.1000	2.2000	2.2000	
Low	1.8000	1.8000	1.8000	.90000	1.8000	1.8000	

IntStd	1	2	3	4	5	6	7
Mode	Counts	NOTUSED	NOTUSED	NOTUSED	NOTUSED	NOTUSED	NOTUSED
Elem	Y	--	--	--	--	--	--
Wavlen	371.030	--	--	--	--	--	--
Avge	28056	--	--	--	--	--	--
SDev	126.3601	--	--	--	--	--	--
%RSD	.4503913	--	--	--	--	--	--
#1	28202	--	--	--	--	--	--
#2	27980	--	--	--	--	--	--
#3	27985	--	--	--	--	--	--

Method: METTRACE Sample Name: CCB8 Operator: RJG
Run Time: 11/11/10 20:56:20
Comment: TESTAMERICA PITTSBURGH ICP METALS ANALYSIS-INST TRACEICP
Mode: CONC Corr. Factor: 1

Elem	AG	AL	AS	B_	BA	BE	CA
Units	ppm	ppm	ppm	ppm	ppm	ppm	ppm
Avge	.00006	.01362	-.00019	.00354	.00001	.00060	-.00529
SDev	.00027	.00106	.00080	.00029	.00006	.00002	.00009
%RSD	435.11	7.7934	412.08	8.2153	1008.7	3.9847	1.7268
#1	-.00003	.01343	-.00110	.00338	-.00004	.00057	-.00539
#2	-.00015	.01266	.00013	.00388	.00007	.00062	-.00522
#3	.00037	.01476	.00039	.00337	-.00002	.00060	-.00527
Errors	LC Pass	LC Pass	LC Pass	LC Pass	LC Pass	LC Pass	LC Pass
High	.00500	.20000	.01000	.20000	.20000	.00400	5.0000
Low	-.00500	-.20000	-.01000	-.20000	-.20000	-.00400	-5.0000

Elem	CD	CO	CR	CU	FE	K_	MG
Units	ppm	ppm	ppm	ppm	ppm	ppm	ppm
Avge	.00030	-.00003	-.00028	-.00046	.00788	.32417	-.00225
SDev	.00010	.00028	.00011	.00017	.00257	.00298	.00175
%RSD	32.138	885.81	39.573	36.939	32.605	.92074	77.540
#1	.00038	.00002	-.00041	-.00039	.01080	.32177	-.00263
#2	.00019	.00022	-.00023	-.00034	.00595	.32751	-.00378
#3	.00033	-.00034	-.00020	-.00066	.00689	.32323	-.00035
Errors	LC Pass	LC Pass	LC Pass	LC Pass	LC Pass	LC Pass	LC Pass
High	.00500	.05000	.00500	.02500	.10000	5.0000	5.0000
Low	-.00500	-.05000	-.00500	-.02500	-.10000	-5.0000	-5.0000

Elem	MN	MO	NA	NI	PB/1	PB/2	PB
Units	ppm	ppm	ppm	ppm	ppm	ppm	ppm
Avge	.00001	.00593	-.44387	-.00018	-.00212	.00096	-.00006
SDev	.00005	.00282	.08529	.00032	.00104	.00027	.00038
%RSD	944.94	47.589	19.215	179.73	49.144	28.158	586.99
#1	-.00005	.00911	-.43504	-.00014	-.00273	.00125	-.00008
#2	.00006	.00499	-.36334	.00012	-.00272	.00071	-.00044
#3	.00001	.00370	-.53323	-.00051	-.00092	.00094	.00032
Errors	LC Pass	LC Pass	LC Pass	LC Pass	NOCHECK	NOCHECK	LC Pass
High	.01500	.04000	5.0000	.04000			.00300
Low	-.01500	-.04000	-5.0000	-.04000			-.00300

Elem	SB/1	SB/2	SB	SE/1	SE/2	SE	SI
Units	ppm	ppm	ppm	ppm	ppm	ppm	ppm
Avge	.00225	-.00106	.00004	-.00550	.00273	-.00001	-.00175
SDev	.00185	.00044	.00060	.00129	.00130	.00070	.00163
%RSD	82.294	41.289	1558.4	23.457	47.761	6381.9	93.519
#1	.00194	-.00056	.00027	-.00568	.00404	.00080	.00011
#2	.00423	-.00138	.00049	-.00670	.00273	-.00041	-.00295

#3	.00057	-.00125	-.00064	-.00413	.00143	-.00042	-.00241
Errors	NOCHECK	NOCHECK	LC Pass	NOCHECK	NOCHECK	LC Pass	LC Pass

High			.01000			.00500	.50000
Low			-.01000			-.00500	-.50000

Elem	SN	SR	TI	TL	V_	ZN	
Units	ppm	ppm	ppm	ppm	ppm	ppm	
Avge	-.00047	.00000	.00015	.00267	-.00011	.00625	
SDev	.00085	.00001	.00000	.00171	.00029	.00685	
%RSD	181.31	412.11	.66539	64.092	249.99	109.63	
#1	.00050	.00001	.00015	.00347	-.00037	.00198	
#2	-.00107	-.00001	.00015	.00384	.00020	.01415	
#3	-.00084	.00001	.00015	.00071	-.00018	.00261	
Errors	LC Pass	LC Pass	LC Pass	LC Pass	LC Pass	LC Pass	
High	.10000	.05000	.05000	.01000	.05000	.02000	
Low	-.10000	-.05000	-.05000	-.01000	-.05000	-.02000	

IntStd	1	2	3	4	5	6	7
Mode	Counts	NOTUSED	NOTUSED	NOTUSED	NOTUSED	NOTUSED	NOTUSED
Elem	Y	--	--	--	--	--	--
Wavlen	371.030	--	--	--	--	--	--
Avge	28345	--	--	--	--	--	--
SDev	56.96653	--	--	--	--	--	--
%RSD	.2009728	--	--	--	--	--	--
#1	28408	--	--	--	--	--	--
#2	28298	--	--	--	--	--	--
#3	28330	--	--	--	--	--	--

Method: METTRACE Sample Name: L9MWK Operator: RJG
Run Time: 11/11/10 21:01:49
Comment: TESTAMERICA PITTSBURGH ICP METALS ANALYSIS-INST TRACEICP
Mode: CONC Corr. Factor: 1

Elem	AG	AL	AS	B_	BA	BE	CA
Units	ppm	ppm	ppm	ppm	ppm	ppm	ppm
Avge	.00189	59.402	.06238	.01125	1.0413	.00840	3.6831
SDev	.00005	.052	.00156	.00084	.0011	.00006	.0055
%RSD	2.6050	.08703	2.5051	7.4351	.10498	.71502	.14833
#1	.00195	59.456	.06417	.01168	1.0421	.00837	3.6810
#2	.00186	59.397	.06128	.01178	1.0416	.00847	3.6893
#3	.00187	59.353	.06170	.01028	1.0400	.00837	3.6789
Errors	LC Pass	LC Pass	LC Pass	LC Pass	LC Pass	LC Pass	LC Pass
High	2.0000	500.00	10.000	30.000	10.000	10.000	600.00
Low	-.00500	-.20000	-.01000	-.20000	-.20000	-.00400	-5.0000

Elem	CD	CO	CR	CU	FE	K_	MG
Units	ppm	ppm	ppm	ppm	ppm	ppm	ppm
Avge	-.00083	.11938	.12284	.12008	297.63	11.463	8.5208
SDev	.00005	.00039	.00032	.00045	.49	.018	.0102
%RSD	5.7908	.32998	.25724	.37654	.16311	.15329	.11952
#1	-.00088	.11974	.12298	.12056	297.62	11.484	8.5230
#2	-.00079	.11943	.12306	.11967	298.13	11.454	8.5296
#3	-.00082	.11896	.12247	.11999	297.16	11.452	8.5097
Errors	LC Pass	LC Pass	LC Pass	LC Pass	LC Pass	LC Pass	LC Pass
High	5.0000	50.000	20.000	10.000	500.00	400.00	600.00
Low	-.00500	-.05000	-.00500	-.02500	-.10000	-5.0000	-5.0000

Elem	MN	MO	NA	NI	PB/1	PB/2	PB
Units	ppm	ppm	ppm	ppm	ppm	ppm	ppm
Avge	8.1079	.00588	.49438	.16182	.09820	.09892	.09868
SDev	.0117	.00038	.14476	.00226	.00194	.00215	.00101
%RSD	.14395	6.3985	29.281	1.3949	1.9758	2.1736	1.0187
#1	8.1106	.00610	.32916	.16392	.10039	.09669	.09792
#2	8.1180	.00609	.55508	.16211	.09749	.10098	.09982
#3	8.0951	.00544	.59891	.15944	.09671	.09908	.09829
Errors	LC Pass	LC Pass	LC Pass	LC Pass	NOCHECK	NOCHECK	LC Pass
High	20.000	20.000	400.00	100.00			5.0000
Low	-.01500	-.04000	-5.0000	-.04000			-.00300

Elem	SB/1	SB/2	SB	SE/1	SE/2	SE	SI
Units	ppm	ppm	ppm	ppm	ppm	ppm	ppm
Avge	.00070	.00139	.00116	-.00105	-.00771	L-.00549	5.7628
SDev	.00108	.00232	.00120	.00092	.00238	.00130	.0096
%RSD	152.95	166.94	103.43	88.018	30.901	23.627	.16650
#1	-.00047	.00364	.00227	-.00002	-.01007	L-.00672	5.7666
#2	.00165	-.00099	-.00011	-.00133	-.00775	L-.00561	5.7700

#3	.00093	.00152	.00132	-.00179	-.00531	-.00414	5.7519
Errors	NOCHECK	NOCHECK	LC Pass	NOCHECK	NOCHECK	LC Low	LC Pass

High			5.0000			10.000	50.000
Low			-.01000			-.00500	-.50000

Elem	SN	SR	TI	TL	V_	ZN	
Units	ppm	ppm	ppm	ppm	ppm	ppm	
Avge	.01429	.04288	.51279	-.00441	.11633	.47531	
SDev	.00076	.00010	.00055	.00163	.00144	.00055	
%RSD	5.3062	.22917	.10655	37.071	1.2359	.11518	
#1	.01345	.04298	.51304	-.00622	.11558	.47524	
#2	.01449	.04289	.51316	-.00399	.11799	.47589	
#3	.01493	.04278	.51216	-.00303	.11542	.47480	
Errors	LC Pass	LC Pass	LC Pass	LC Pass	LC Pass	LC Pass	
High	30.000	10.000	30.000	10.000	50.000	5.0000	
Low	-.10000	-.05000	-.05000	-.01000	-.05000	-.02000	

IntStd	1	2	3	4	5	6	7
Mode	Counts	NOTUSED	NOTUSED	NOTUSED	NOTUSED	NOTUSED	NOTUSED
Elem	Y	--	--	--	--	--	--
Wavlen	371.030	--	--	--	--	--	--
Avge	30016	--	--	--	--	--	--
SDev	24.77984	--	--	--	--	--	--
%RSD	.0825560	--	--	--	--	--	--
#1	29994	--	--	--	--	--	--
#2	30043	--	--	--	--	--	--
#3	30011	--	--	--	--	--	--

Method: METTRACE Sample Name: L9PG5 Operator: RJG
Run Time: 11/11/10 21:07:19
Comment: TESTAMERICA PITTSBURGH ICP METALS ANALYSIS-INST TRACEICP
Mode: CONC Corr. Factor: 1

Elem	AG	AL	AS	B_	BA	BE	CA
Units	ppm	ppm	ppm	ppm	ppm	ppm	ppm
Avge	.00086	89.226	.06692	.05729	.20869	.00398	2.0488
SDev	.00011	.126	.00047	.00032	.00047	.00007	.0212
%RSD	12.848	.14078	.70381	.55073	.22766	1.8748	1.0345
#1	.00074	89.111	.06706	.05701	.20919	.00389	2.0263
#2	.00086	89.206	.06731	.05763	.20824	.00403	2.0518
#3	.00096	89.360	.06640	.05723	.20865	.00400	2.0684
Errors	LC Pass	LC Pass	LC Pass	LC Pass	LC Pass	LC Pass	LC Pass
High	2.0000	500.00	10.000	30.000	10.000	10.000	600.00
Low	-.00500	-.20000	-.01000	-.20000	-.20000	-.00400	-5.0000

Elem	CD	CO	CR	CU	FE	K_	MG
Units	ppm	ppm	ppm	ppm	ppm	ppm	ppm
Avge	-.00085	.03015	.17505	.12685	190.27	11.722	15.429
SDev	.00017	.00019	.00110	.00028	1.42	.027	.114
%RSD	20.404	.62318	.62566	.21994	.74620	.22959	.74161
#1	-.00065	.02996	.17390	.12711	188.71	11.751	15.304
#2	-.00096	.03033	.17517	.12655	190.62	11.698	15.454
#3	-.00093	.03018	.17608	.12689	191.49	11.717	15.529
Errors	LC Pass	LC Pass	LC Pass	LC Pass	LC Pass	LC Pass	LC Pass
High	5.0000	50.000	20.000	10.000	500.00	400.00	600.00
Low	-.00500	-.05000	-.00500	-.02500	-.10000	-5.0000	-5.0000

Elem	MN	MO	NA	NI	PB/1	PB/2	PB
Units	ppm	ppm	ppm	ppm	ppm	ppm	ppm
Avge	.55013	.00559	.65727	.06021	.12558	.12321	.12400
SDev	.00346	.00031	.23373	.00136	.00176	.00130	.00144
%RSD	.62839	5.5993	35.561	2.2509	1.4031	1.0526	1.1614
#1	.54632	.00540	.40106	.05875	.12355	.12175	.12235
#2	.55103	.00541	.71191	.06143	.12670	.12370	.12470
#3	.55306	.00595	.85885	.06046	.12648	.12420	.12496
Errors	LC Pass	LC Pass	LC Pass	LC Pass	NOCHECK	NOCHECK	LC Pass
High	20.000	20.000	400.00	100.00			5.0000
Low	-.01500	-.04000	-5.0000	-.04000			-.00300

Elem	SB/1	SB/2	SB	SE/1	SE/2	SE	SI
Units	ppm	ppm	ppm	ppm	ppm	ppm	ppm
Avge	-.00260	.00218	.00059	.00279	-.00291	-.00101	6.7921
SDev	.00089	.00052	.00042	.00094	.00176	.00149	.0260
%RSD	34.088	23.643	70.679	33.689	60.526	146.52	.38256
#1	-.00251	.00275	.00100	.00170	-.00494	-.00273	6.7669
#2	-.00177	.00176	.00058	.00333	-.00171	-.00003	6.7906

#3	-.00354	.00202	.00017	.00333	-.00209	-.00028	6.8188
Errors	NOCHECK	NOCHECK	LC Pass	NOCHECK	NOCHECK	LC Pass	LC Pass

High			5.0000			10.000	50.000
Low			-.01000			-.00500	-.50000

Elem	SN	SR	TI	TL	V_	ZN	
Units	ppm	ppm	ppm	ppm	ppm	ppm	
Avge	.02138	.06812	2.4142	-.00440	.21090	.47166	
SDev	.00061	.00019	.0090	.00130	.00075	.00245	
%RSD	2.8653	.28560	.37110	29.612	.35393	.51988	
#1	.02128	.06834	2.4053	-.00373	.21004	.46886	
#2	.02081	.06803	2.4140	-.00591	.21136	.47270	
#3	.02203	.06799	2.4233	-.00357	.21130	.47343	

Errors	LC Pass	LC Pass	LC Pass	LC Pass	LC Pass	LC Pass	
High	30.000	10.000	30.000	10.000	50.000	5.0000	
Low	-.10000	-.05000	-.05000	-.01000	-.05000	-.02000	

IntStd	1	2	3	4	5	6	7
Mode	Counts	NOTUSED	NOTUSED	NOTUSED	NOTUSED	NOTUSED	NOTUSED
Elem	Y	--	--	--	--	--	--
Wavlen	371.030	--	--	--	--	--	--
Avge	29672	--	--	--	--	--	--
SDev	245.6305	--	--	--	--	--	--
%RSD	.8278093	--	--	--	--	--	--
#1	29394	--	--	--	--	--	--
#2	29764	--	--	--	--	--	--
#3	29859	--	--	--	--	--	--

Method: METTRACE Sample Name: L9PG7 Operator: RJG
Run Time: 11/11/10 21:12:49
Comment: TESTAMERICA PITTSBURGH ICP METALS ANALYSIS-INST TRACEICP
Mode: CONC Corr. Factor: 1

Elem	AG	AL	AS	B_	BA	BE	CA
Units	ppm	ppm	ppm	ppm	ppm	ppm	ppm
Avge	.00075	83.186	.05809	.05432	.18372	.00305	1.9411
SDev	.00032	.080	.00093	.00022	.00024	.00003	.0064
%RSD	42.678	.09602	1.6088	.40315	.13047	.97241	.32996
#1	.00056	83.266	.05796	.05432	.18397	.00306	1.9458
#2	.00112	83.107	.05908	.05409	.18369	.00301	1.9437
#3	.00057	83.186	.05722	.05453	.18349	.00307	1.9338
Errors	LC Pass	LC Pass	LC Pass	LC Pass	LC Pass	LC Pass	LC Pass
High	2.0000	500.00	10.000	30.000	10.000	10.000	600.00
Low	-.00500	-.20000	-.01000	-.20000	-.20000	-.00400	-5.0000

Elem	CD	CO	CR	CU	FE	K_	MG
Units	ppm	ppm	ppm	ppm	ppm	ppm	ppm
Avge	-.00052	.02294	.17656	.08650	147.39	16.458	13.218
SDev	.00021	.00052	.00039	.00020	.30	.018	.038
%RSD	41.510	2.2546	.21890	.23328	.20266	.10950	.28738
#1	-.00061	.02324	.17670	.08673	147.59	16.464	13.252
#2	-.00027	.02323	.17686	.08633	147.54	16.437	13.224
#3	-.00067	.02234	.17613	.08645	147.05	16.472	13.177
Errors	LC Pass	LC Pass	LC Pass	LC Pass	LC Pass	LC Pass	LC Pass
High	5.0000	50.000	20.000	10.000	500.00	400.00	600.00
Low	-.00500	-.05000	-.00500	-.02500	-.10000	-5.0000	-5.0000

Elem	MN	MO	NA	NI	PB/1	PB/2	PB
Units	ppm	ppm	ppm	ppm	ppm	ppm	ppm
Avge	.46385	.00480	.79137	.04588	.09053	.09280	.09205
SDev	.00081	.00062	.03029	.00028	.00182	.00085	.00092
%RSD	.17505	12.846	3.8274	.60537	2.0089	.91706	1.0021
#1	.46434	.00543	.76858	.04571	.09260	.09319	.09300
#2	.46429	.00477	.82574	.04621	.08918	.09339	.09199
#3	.46291	.00420	.77980	.04573	.08981	.09183	.09115
Errors	LC Pass	LC Pass	LC Pass	LC Pass	NOCHECK	NOCHECK	LC Pass
High	20.000	20.000	400.00	100.00			5.0000
Low	-.01500	-.04000	-5.0000	-.04000			-.00300

Elem	SB/1	SB/2	SB	SE/1	SE/2	SE	SI
Units	ppm	ppm	ppm	ppm	ppm	ppm	ppm
Avge	.00026	.00091	.00070	-.00007	.00083	.00053	3.4725
SDev	.00121	.00093	.00022	.00226	.00194	.00058	.0075
%RSD	460.75	102.13	31.357	3019.7	234.71	109.67	.21691
#1	.00057	.00069	.00065	.00231	-.00136	-.00014	3.4812
#2	.00129	.00011	.00050	-.00217	.00233	.00083	3.4686

#3	-.00107	.00194	.00093	-.00037	.00151	.00089	3.4678
Errors	NOCHECK	NOCHECK	LC Pass	NOCHECK	NOCHECK	LC Pass	LC Pass

High			5.0000			10.000	50.000
Low			-.01000			-.00500	-.50000

Elem	SN	SR	TI	TL	V_	ZN	
Units	ppm	ppm	ppm	ppm	ppm	ppm	
Avge	.01682	.07911	2.3360	-.00137	.16052	.36188	
SDev	.00095	.00002	.0024	.00083	.00032	.00033	
%RSD	5.6734	.01969	.10455	60.669	.20093	.09055	
#1	.01615	.07911	2.3375	-.00043	.16015	.36205	
#2	.01791	.07909	2.3374	-.00201	.16066	.36209	
#3	.01640	.07912	2.3332	-.00168	.16074	.36151	

Errors	LC Pass	LC Pass	LC Pass	LC Pass	LC Pass	LC Pass	
High	30.000	10.000	30.000	10.000	50.000	5.0000	
Low	-.10000	-.05000	-.05000	-.01000	-.05000	-.02000	

IntStd	1	2	3	4	5	6	7
Mode	Counts	NOTUSED	NOTUSED	NOTUSED	NOTUSED	NOTUSED	NOTUSED
Elem	Y	--	--	--	--	--	--
Wavlen	371.030	--	--	--	--	--	--
Avge	29244	--	--	--	--	--	--
SDev	27.17335	--	--	--	--	--	--
%RSD	.0929188	--	--	--	--	--	--
#1	29275	--	--	--	--	--	--
#2	29234	--	--	--	--	--	--
#3	29223	--	--	--	--	--	--

Method: METTRACE Sample Name: L9PG9 Operator: RJG
Run Time: 11/11/10 21:18:18
Comment: TESTAMERICA PITTSBURGH ICP METALS ANALYSIS-INST TRACEICP
Mode: CONC Corr. Factor: 1

Elem	AG	AL	AS	B_	BA	BE	CA
Units	ppm	ppm	ppm	ppm	ppm	ppm	ppm
Avge	.00062	97.497	.04184	.05503	.18849	.00394	3.7250
SDev	.00018	.114	.00035	.00037	.00021	.00006	.0120
%RSD	28.994	.11728	.83673	.66960	.11005	1.5951	.32163
#1	.00065	97.619	.04220	.05462	.18872	.00388	3.7126
#2	.00078	97.481	.04150	.05512	.18843	.00393	3.7261
#3	.00042	97.392	.04182	.05534	.18832	.00400	3.7365
Errors	LC Pass	LC Pass	LC Pass	LC Pass	LC Pass	LC Pass	LC Pass
High	2.0000	500.00	10.000	30.000	10.000	10.000	600.00
Low	-.00500	-.20000	-.01000	-.20000	-.20000	-.00400	-5.0000

Elem	CD	CO	CR	CU	FE	K_	MG
Units	ppm	ppm	ppm	ppm	ppm	ppm	ppm
Avge	-.00083	.05225	.20015	.07561	139.97	14.811	16.565
SDev	.00017	.00020	.00032	.00026	.24	.037	.045
%RSD	20.296	.39018	.15852	.34132	.17441	.24921	.27269
#1	-.00085	.05233	.19986	.07566	139.70	14.849	16.517
#2	-.00065	.05202	.20010	.07584	140.02	14.808	16.572
#3	-.00098	.05240	.20049	.07533	140.18	14.775	16.607
Errors	LC Pass	LC Pass	LC Pass	LC Pass	LC Pass	LC Pass	LC Pass
High	5.0000	50.000	20.000	10.000	500.00	400.00	600.00
Low	-.00500	-.05000	-.00500	-.02500	-.10000	-5.0000	-5.0000

Elem	MN	MO	NA	NI	PB/1	PB/2	PB
Units	ppm	ppm	ppm	ppm	ppm	ppm	ppm
Avge	.70407	.00273	1.0641	.08855	.10053	.09843	.09913
SDev	.00103	.00079	.1308	.00083	.00076	.00149	.00110
%RSD	.14620	28.855	12.297	.94228	.75702	1.5120	1.1110
#1	.70295	.00317	.94169	.08884	.10120	.09783	.09895
#2	.70428	.00182	1.0485	.08761	.09970	.09734	.09812
#3	.70497	.00321	1.2020	.08920	.10067	.10012	.10031
Errors	LC Pass	LC Pass	LC Pass	LC Pass	NOCHECK	NOCHECK	LC Pass
High	20.000	20.000	400.00	100.00			5.0000
Low	-.01500	-.04000	-5.0000	-.04000			-.00300

Elem	SB/1	SB/2	SB	SE/1	SE/2	SE	SI
Units	ppm	ppm	ppm	ppm	ppm	ppm	ppm
Avge	-.00167	.00006	-.00052	.00215	-.00255	-.00098	3.3186
SDev	.00224	.00160	.00034	.00173	.00139	.00142	.0070
%RSD	133.72	2746.3	65.481	80.682	54.599	144.58	.21152
#1	-.00421	.00191	-.00013	.00268	-.00123	.00007	3.3154
#2	-.00080	-.00076	-.00077	.00356	-.00241	-.00042	3.3138

#3	-.00000	-.00098	-.00065	.00021	-.00400	-.00260	3.3267
Errors	NOCHECK	NOCHECK	LC Pass	NOCHECK	NOCHECK	LC Pass	LC Pass

High			5.0000			10.000	50.000
Low			-.01000			-.00500	-.50000

Elem	SN	SR	TI	TL	V_	ZN	
Units	ppm	ppm	ppm	ppm	ppm	ppm	
Avge	.01587	.04791	2.7565	-.00148	.16177	.35688	
SDev	.00061	.00007	.0030	.00175	.00015	.00041	
%RSD	3.8489	.15506	.10911	118.24	.09114	.11375	
#1	.01596	.04799	2.7531	-.00037	.16173	.35646	
#2	.01522	.04790	2.7590	-.00350	.16194	.35727	
#3	.01643	.04785	2.7573	-.00057	.16165	.35691	
Errors	LC Pass	LC Pass	LC Pass	LC Pass	LC Pass	LC Pass	
High	30.000	10.000	30.000	10.000	50.000	5.0000	
Low	-.10000	-.05000	-.05000	-.01000	-.05000	-.02000	

IntStd	1	2	3	4	5	6	7
Mode	Counts	NOTUSED	NOTUSED	NOTUSED	NOTUSED	NOTUSED	NOTUSED
Elem	Y	--	--	--	--	--	--
Wavlen	371.030	--	--	--	--	--	--
Avge	29823	--	--	--	--	--	--
SDev	159.8433	--	--	--	--	--	--
%RSD	.5359719	--	--	--	--	--	--
#1	29654	--	--	--	--	--	--
#2	29845	--	--	--	--	--	--
#3	29971	--	--	--	--	--	--

Method: METTRACE Sample Name: L9PGT Operator: RJG
Run Time: 11/11/10 21:23:48
Comment: TESTAMERICA PITTSBURGH ICP METALS ANALYSIS-INST TRACEICP
Mode: CONC Corr. Factor: 1

Elem	AG	AL	AS	B_	BA	BE	CA
Units	ppm	ppm	ppm	ppm	ppm	ppm	ppm
Avge	.00026	62.187	.05083	.05160	.17535	.00292	1.7999
SDev	.00009	.159	.00123	.00032	.00059	.00007	.0053
%RSD	33.237	.25567	2.4200	.62038	.33870	2.2887	.29348
#1	.00035	62.269	.05223	.05183	.17589	.00285	1.8025
#2	.00026	62.289	.05038	.05123	.17545	.00292	1.8033
#3	.00017	62.004	.04989	.05173	.17472	.00299	1.7938
Errors	LC Pass	LC Pass	LC Pass	LC Pass	LC Pass	LC Pass	LC Pass
High	2.0000	500.00	10.000	30.000	10.000	10.000	600.00
Low	-.00500	-.20000	-.01000	-.20000	-.20000	-.00400	-5.0000

Elem	CD	CO	CR	CU	FE	K_	MG
Units	ppm	ppm	ppm	ppm	ppm	ppm	ppm
Avge	-.00045	.01926	.12739	.33392	137.14	11.429	11.624
SDev	.00024	.00018	.00026	.00077	.37	.027	.037
%RSD	52.433	.95950	.20064	.23222	.26703	.23418	.32064
#1	-.00061	.01946	.12768	.33426	137.41	11.441	11.652
#2	-.00057	.01910	.12730	.33446	137.28	11.448	11.639
#3	-.00018	.01922	.12720	.33303	136.72	11.398	11.582
Errors	LC Pass	LC Pass	LC Pass	LC Pass	LC Pass	LC Pass	LC Pass
High	5.0000	50.000	20.000	10.000	500.00	400.00	600.00
Low	-.00500	-.05000	-.00500	-.02500	-.10000	-5.0000	-5.0000

Elem	MN	MO	NA	NI	PB/1	PB/2	PB
Units	ppm	ppm	ppm	ppm	ppm	ppm	ppm
Avge	.44004	.00892	.59546	.05679	.23719	.24240	.24066
SDev	.00097	.00016	.13408	.00155	.00153	.00111	.00122
%RSD	.22055	1.8364	22.517	2.7349	.64484	.45791	.50662
#1	.44070	.00883	.56173	.05815	.23839	.24277	.24131
#2	.44049	.00881	.74318	.05712	.23771	.24327	.24142
#3	.43892	.00911	.48146	.05510	.23547	.24115	.23926
Errors	LC Pass	LC Pass	LC Pass	LC Pass	NOCHECK	NOCHECK	LC Pass
High	20.000	20.000	400.00	100.00			5.0000
Low	-.01500	-.04000	-5.0000	-.04000			-.00300

Elem	SB/1	SB/2	SB	SE/1	SE/2	SE	SI
Units	ppm	ppm	ppm	ppm	ppm	ppm	ppm
Avge	.00227	.00119	.00155	-.00331	-.00090	-.00171	6.5740
SDev	.00106	.00107	.00104	.00029	.00364	.00247	.0161
%RSD	46.533	89.823	67.031	8.8177	402.30	144.70	.24529
#1	.00343	.00241	.00275	-.00362	-.00406	-.00391	6.5834
#2	.00136	.00074	.00095	-.00328	.00308	.00096	6.5832

#3	.00203	.00042	.00096	-.00304	-.00174	-.00217	6.5554
Errors	NOCHECK	NOCHECK	LC Pass	NOCHECK	NOCHECK	LC Pass	LC Pass

High			5.0000			10.000	50.000
Low			-.01000			-.00500	-.50000

Elem	SN	SR	TI	TL	V_	ZN	
Units	ppm	ppm	ppm	ppm	ppm	ppm	
Avge	.09630	.07853	1.9058	-.00171	.14874	.40965	
SDev	.00074	.00028	.0050	.00129	.00036	.00061	
%RSD	.76575	.36063	.26097	75.158	.23841	.14929	
#1	.09546	.07877	1.9092	-.00034	.14845	.41019	
#2	.09682	.07861	1.9081	-.00190	.14914	.40976	
#3	.09662	.07822	1.9001	-.00290	.14863	.40899	

Errors	LC Pass	LC Pass	LC Pass	LC Pass	LC Pass	LC Pass	
High	30.000	10.000	30.000	10.000	50.000	5.0000	
Low	-.10000	-.05000	-.05000	-.01000	-.05000	-.02000	

IntStd	1	2	3	4	5	6	7
Mode	Counts	NOTUSED	NOTUSED	NOTUSED	NOTUSED	NOTUSED	NOTUSED
Elem	Y	--	--	--	--	--	--
Wavlen	371.030	--	--	--	--	--	--
Avge	28903	--	--	--	--	--	--
SDev	29.05201	--	--	--	--	--	--
%RSD	.1005153	--	--	--	--	--	--
#1	28870	--	--	--	--	--	--
#2	28923	--	--	--	--	--	--
#3	28916	--	--	--	--	--	--

Method: METTRACE Sample Name: L9PHC Operator: RJG
Run Time: 11/11/10 21:29:17
Comment: TESTAMERICA PITTSBURGH ICP METALS ANALYSIS-INST TRACEICP
Mode: CONC Corr. Factor: 1

Elem	AG	AL	AS	B_	BA	BE	CA
Units	ppm	ppm	ppm	ppm	ppm	ppm	ppm
Avge	.00082	61.938	.04964	.04558	.22224	.00350	10.284
SDev	.00034	.135	.00172	.00062	.00039	.00006	.008
%RSD	41.243	.21789	3.4585	1.3557	.17387	1.6407	.07543
#1	.00073	62.084	.04917	.04520	.22266	.00349	10.281
#2	.00054	61.911	.04821	.04524	.22214	.00356	10.293
#3	.00120	61.819	.05154	.04629	.22191	.00344	10.279
Errors	LC Pass	LC Pass	LC Pass	LC Pass	LC Pass	LC Pass	LC Pass
High	2.0000	500.00	10.000	30.000	10.000	10.000	600.00
Low	-.00500	-.20000	-.01000	-.20000	-.20000	-.00400	-5.0000

Elem	CD	CO	CR	CU	FE	K_	MG
Units	ppm	ppm	ppm	ppm	ppm	ppm	ppm
Avge	-.00050	.02773	.12435	.16230	127.61	10.924	13.178
SDev	.00023	.00014	.00041	.00055	.11	.031	.012
%RSD	45.507	.51445	.33266	.34088	.08964	.28048	.09341
#1	-.00024	.02758	.12401	.16291	127.65	10.958	13.168
#2	-.00063	.02775	.12423	.16183	127.69	10.917	13.191
#3	-.00063	.02786	.12481	.16215	127.48	10.898	13.174
Errors	LC Pass	LC Pass	LC Pass	LC Pass	LC Pass	LC Pass	LC Pass
High	5.0000	50.000	20.000	10.000	500.00	400.00	600.00
Low	-.00500	-.05000	-.00500	-.02500	-.10000	-5.0000	-5.0000

Elem	MN	MO	NA	NI	PB/1	PB/2	PB
Units	ppm	ppm	ppm	ppm	ppm	ppm	ppm
Avge	.73367	.00501	.66157	.05807	.30082	.30416	.30305
SDev	.00071	.00020	.04668	.00061	.00154	.00194	.00107
%RSD	.09628	3.9719	7.0558	1.0546	.51081	.63831	.35338
#1	.73423	.00509	.62022	.05853	.30233	.30208	.30216
#2	.73391	.00516	.71219	.05737	.30088	.30592	.30424
#3	.73287	.00478	.65231	.05830	.29926	.30449	.30275
Errors	LC Pass	LC Pass	LC Pass	LC Pass	NOCHECK	NOCHECK	LC Pass
High	20.000	20.000	400.00	100.00			5.0000
Low	-.01500	-.04000	-5.0000	-.04000			-.00300

Elem	SB/1	SB/2	SB	SE/1	SE/2	SE	SI
Units	ppm	ppm	ppm	ppm	ppm	ppm	ppm
Avge	.00097	.00480	.00352	.00014	-.00214	-.00138	3.2644
SDev	.00183	.00116	.00136	.00463	.00158	.00128	.0068
%RSD	189.27	24.212	38.614	3269.7	73.778	92.332	.20804
#1	-.00105	.00376	.00216	.00392	-.00394	-.00132	3.2722
#2	.00142	.00458	.00352	.00153	-.00097	-.00014	3.2602

#3	.00253	.00605	.00488	-.00502	-.00152	-.00269	3.2608
Errors	NOCHECK	NOCHECK	LC Pass	NOCHECK	NOCHECK	LC Pass	LC Pass

High			5.0000			10.000	50.000
Low			-.01000			-.00500	-.50000

Elem	SN	SR	TI	TL	V_	ZN	
Units	ppm	ppm	ppm	ppm	ppm	ppm	
Avge	.05109	.14758	1.6759	-.00152	.15127	.41217	
SDev	.00095	.00021	.0013	.00089	.00145	.00030	
%RSD	1.8681	.14357	.07844	58.521	.95622	.07172	
#1	.05112	.14771	1.6774	-.00169	.15271	.41251	
#2	.05203	.14771	1.6754	-.00230	.15127	.41196	
#3	.05012	.14734	1.6749	-.00055	.14982	.41204	
Errors	LC Pass	LC Pass	LC Pass	LC Pass	LC Pass	LC Pass	
High	30.000	10.000	30.000	10.000	50.000	5.0000	
Low	-.10000	-.05000	-.05000	-.01000	-.05000	-.02000	
IntStd	1	2	3	4	5	6	7
Mode	Counts	NOTUSED	NOTUSED	NOTUSED	NOTUSED	NOTUSED	NOTUSED
Elem	Y	--	--	--	--	--	--
Wavlen	371.030	--	--	--	--	--	--
Avge	29594	--	--	--	--	--	--
SDev	52.19080	--	--	--	--	--	--
%RSD	.1763545	--	--	--	--	--	--
#1	29535	--	--	--	--	--	--
#2	29631	--	--	--	--	--	--
#3	29617	--	--	--	--	--	--

Method: METTRACE Sample Name: L9PHE Operator: RJG
Run Time: 11/11/10 21:34:47
Comment: TESTAMERICA PITTSBURGH ICP METALS ANALYSIS-INST TRACEICP
Mode: CONC Corr. Factor: 1

Elem	AG	AL	AS	B_	BA	BE	CA
Units	ppm	ppm	ppm	ppm	ppm	ppm	ppm
Avge	.00051	80.757	.05154	.05775	1.0554	.00333	4.5665
SDev	.00012	.078	.00214	.00023	.0016	.00002	.0056
%RSD	24.469	.09674	4.1598	.39832	.14806	.73189	.12293
#1	.00038	80.759	.05111	.05800	1.0570	.00332	4.5723
#2	.00052	80.835	.04965	.05754	1.0552	.00332	4.5611
#3	.00063	80.678	.05387	.05773	1.0539	.00336	4.5663
Errors	LC Pass	LC Pass	LC Pass	LC Pass	LC Pass	LC Pass	LC Pass
High	2.0000	500.00	10.000	30.000	10.000	10.000	600.00
Low	-.00500	-.20000	-.01000	-.20000	-.20000	-.00400	-5.0000

Elem	CD	CO	CR	CU	FE	K_	MG
Units	ppm	ppm	ppm	ppm	ppm	ppm	ppm
Avge	-.00046	.02987	.17408	.07169	126.45	12.348	12.408
SDev	.00011	.00013	.00019	.00010	.12	.019	.017
%RSD	22.864	.44707	.10762	.14311	.09710	.15711	.13718
#1	-.00054	.02977	.17398	.07158	126.56	12.353	12.428
#2	-.00051	.03002	.17396	.07170	126.32	12.364	12.399
#3	-.00034	.02981	.17429	.07179	126.47	12.327	12.397
Errors	LC Pass	LC Pass	LC Pass	LC Pass	LC Pass	LC Pass	LC Pass
High	5.0000	50.000	20.000	10.000	500.00	400.00	600.00
Low	-.00500	-.05000	-.00500	-.02500	-.10000	-5.0000	-5.0000

Elem	MN	MO	NA	NI	PB/1	PB/2	PB
Units	ppm	ppm	ppm	ppm	ppm	ppm	ppm
Avge	.40714	.01054	.39970	.05165	.07554	.07779	.07704
SDev	.00034	.00077	.01650	.00083	.00252	.00215	.00062
%RSD	.08484	7.3203	4.1284	1.6048	3.3346	2.7661	.80973
#1	.40753	.00965	.39505	.05190	.07449	.07906	.07754
#2	.40688	.01099	.38603	.05232	.07371	.07901	.07725
#3	.40701	.01099	.41803	.05072	.07841	.07531	.07634
Errors	LC Pass	LC Pass	LC Pass	LC Pass	NOCHECK	NOCHECK	LC Pass
High	20.000	20.000	400.00	100.00			5.0000
Low	-.01500	-.04000	-5.0000	-.04000			-.00300

Elem	SB/1	SB/2	SB	SE/1	SE/2	SE	SI
Units	ppm	ppm	ppm	ppm	ppm	ppm	ppm
Avge	-.00126	.00072	.00006	.00233	.00107	.00149	3.4014
SDev	.00123	.00145	.00113	.00291	.00045	.00125	.0045
%RSD	97.575	202.02	1869.3	124.94	42.429	84.028	.13272
#1	.00014	.00136	.00095	-.00051	.00078	.00035	3.4062
#2	-.00175	-.00094	-.00121	.00219	.00083	.00128	3.4006

#3	-.00216	.00174	.00044	.00531	.00159	.00283	3.3972
Errors	NOCHECK	NOCHECK	LC Pass	NOCHECK	NOCHECK	LC Pass	LC Pass

High			5.0000			10.000	50.000
Low			-.01000			-.00500	-.50000

Elem	SN	SR	TI	TL	V_	ZN	
Units	ppm	ppm	ppm	ppm	ppm	ppm	
Avge	.01645	.06415	2.1495	-.00171	.16541	.35605	
SDev	.00100	.00012	.0026	.00223	.00014	.00019	
%RSD	6.0986	.18332	.12255	130.41	.08395	.05397	
#1	.01703	.06428	2.1525	-.00330	.16553	.35602	
#2	.01529	.06405	2.1479	.00084	.16526	.35626	
#3	.01703	.06412	2.1479	-.00267	.16545	.35588	

Errors	LC Pass	LC Pass	LC Pass	LC Pass	LC Pass	LC Pass	
High	30.000	10.000	30.000	10.000	50.000	5.0000	
Low	-.10000	-.05000	-.05000	-.01000	-.05000	-.02000	

IntStd	1	2	3	4	5	6	7
Mode	Counts	NOTUSED	NOTUSED	NOTUSED	NOTUSED	NOTUSED	NOTUSED
Elem	Y	--	--	--	--	--	--
Wavlen	371.030	--	--	--	--	--	--
Avge	29260	--	--	--	--	--	--
SDev	6.254265	--	--	--	--	--	--
%RSD	.0213751	--	--	--	--	--	--
#1	29254	--	--	--	--	--	--
#2	29258	--	--	--	--	--	--
#3	29267	--	--	--	--	--	--

Method: METTRACE Sample Name: L9PHJ Operator: RJG
Run Time: 11/11/10 21:40:16
Comment: TESTAMERICA PITTSBURGH ICP METALS ANALYSIS-INST TRACEICP
Mode: CONC Corr. Factor: 1

Elem	AG	AL	AS	B_	BA	BE	CA
Units	ppm	ppm	ppm	ppm	ppm	ppm	ppm
Avge	.00093	69.534	.04956	.04154	.16512	.00288	1.5189
SDev	.00013	.104	.00018	.00074	.00020	.00006	.0041
%RSD	13.467	.14936	.37006	1.7887	.12311	2.0300	.27137
#1	.00086	69.463	.04936	.04085	.16532	.00290	1.5155
#2	.00107	69.653	.04973	.04233	.16512	.00281	1.5235
#3	.00085	69.486	.04958	.04145	.16492	.00292	1.5178
Errors	LC Pass	LC Pass	LC Pass	LC Pass	LC Pass	LC Pass	LC Pass
High	2.0000	500.00	10.000	30.000	10.000	10.000	600.00
Low	-.00500	-.20000	-.01000	-.20000	-.20000	-.00400	-5.0000

Elem	CD	CO	CR	CU	FE	K_	MG
Units	ppm	ppm	ppm	ppm	ppm	ppm	ppm
Avge	-.00041	.03541	.14799	.35831	156.95	9.9409	11.270
SDev	.00017	.00008	.00046	.00046	.33	.0147	.030
%RSD	41.235	.23075	.31115	.12863	.21011	.14792	.26259
#1	-.00021	.03550	.14746	.35797	156.76	9.9312	11.258
#2	-.00049	.03534	.14829	.35883	157.33	9.9579	11.304
#3	-.00051	.03538	.14822	.35812	156.75	9.9338	11.249
Errors	LC Pass	LC Pass	LC Pass	LC Pass	LC Pass	LC Pass	LC Pass
High	5.0000	50.000	20.000	10.000	500.00	400.00	600.00
Low	-.00500	-.05000	-.00500	-.02500	-.10000	-5.0000	-5.0000

Elem	MN	MO	NA	NI	PB/1	PB/2	PB
Units	ppm	ppm	ppm	ppm	ppm	ppm	ppm
Avge	.77745	.00640	.54875	.06180	.18737	.19070	.18959
SDev	.00161	.00024	.09027	.00069	.00062	.00046	.00034
%RSD	.20767	3.6833	16.451	1.1214	.32875	.24259	.17934
#1	.77645	.00625	.44496	.06252	.18688	.19038	.18922
#2	.77932	.00667	.59224	.06114	.18806	.19049	.18968
#3	.77659	.00628	.60905	.06174	.18717	.19123	.18988
Errors	LC Pass	LC Pass	LC Pass	LC Pass	NOCHECK	NOCHECK	LC Pass
High	20.000	20.000	400.00	100.00			5.0000
Low	-.01500	-.04000	-5.0000	-.04000			-.00300

Elem	SB/1	SB/2	SB	SE/1	SE/2	SE	SI
Units	ppm	ppm	ppm	ppm	ppm	ppm	ppm
Avge	.00038	.00067	.00058	-.00095	-.00134	-.00121	3.2635
SDev	.00074	.00071	.00064	.00472	.00088	.00212	.0095
%RSD	194.78	105.18	110.34	496.95	65.901	175.12	.29183
#1	-.00048	.00021	-.00002	.00390	-.00072	.00082	3.2669
#2	.00077	.00149	.00125	-.00122	-.00094	-.00104	3.2708

#3	.00085	.00032	.00050	-.00552	-.00235	-.00341	3.2527
Errors	NOCHECK	NOCHECK	LC Pass	NOCHECK	NOCHECK	LC Pass	LC Pass

High			5.0000			10.000	50.000
Low			-.01000			-.00500	-.50000

Elem	SN	SR	TI	TL	V_	ZN	
Units	ppm	ppm	ppm	ppm	ppm	ppm	
Avge	.02283	.03925	1.9469	-.00135	.14501	.42974	
SDev	.00175	.00018	.0039	.00161	.00089	.00102	
%RSD	7.6631	.47080	.19840	118.75	.61277	.23691	
#1	.02146	.03944	1.9439	-.00240	.14477	.42905	
#2	.02222	.03922	1.9513	-.00216	.14599	.43090	
#3	.02480	.03907	1.9455	.00050	.14426	.42925	

Errors	LC Pass	LC Pass	LC Pass	LC Pass	LC Pass	LC Pass	
High	30.000	10.000	30.000	10.000	50.000	5.0000	
Low	-.10000	-.05000	-.05000	-.01000	-.05000	-.02000	

IntStd	1	2	3	4	5	6	7
Mode	Counts	NOTUSED	NOTUSED	NOTUSED	NOTUSED	NOTUSED	NOTUSED
Elem	Y	--	--	--	--	--	--
Wavlen	371.030	--	--	--	--	--	--
Avge	29359	--	--	--	--	--	--
SDev	78.92098	--	--	--	--	--	--
%RSD	.2688175	--	--	--	--	--	--
#1	29448	--	--	--	--	--	--
#2	29298	--	--	--	--	--	--
#3	29329	--	--	--	--	--	--

Method: METTRACE Sample Name: L9Q90 Operator: RJG
Run Time: 11/11/10 21:45:46
Comment: TESTAMERICA PITTSBURGH ICP METALS ANALYSIS-INST TRACEICP
Mode: CONC Corr. Factor: 1

Elem	AG	AL	AS	B_	BA	BE	CA
Units	ppm	ppm	ppm	ppm	ppm	ppm	ppm
Avge	.00054	4.9070	.01127	.08952	.19576	.00542	6.6799
SDev	.00019	.0041	.00040	.00053	.00063	.00002	.0232
%RSD	35.646	.08454	3.5184	.59557	.32237	.31158	.34698
#1	.00075	4.9106	.01089	.09014	.19648	.00540	6.6580
#2	.00037	4.9080	.01168	.08927	.19548	.00542	6.6776
#3	.00051	4.9025	.01125	.08917	.19532	.00543	6.7042
Errors	LC Pass	LC Pass	LC Pass	LC Pass	LC Pass	LC Pass	LC Pass
High	2.0000	500.00	10.000	30.000	10.000	10.000	600.00
Low	-.00500	-.20000	-.01000	-.20000	-.20000	-.00400	-5.0000

Elem	CD	CO	CR	CU	FE	K_	MG
Units	ppm	ppm	ppm	ppm	ppm	ppm	ppm
Avge	.00006	.02160	.33428	.06673	8.3688	.67401	.61632
SDev	.00003	.00010	.00093	.00025	.0129	.00170	.00216
%RSD	55.421	.46741	.27734	.36926	.15424	.25237	.35059
#1	.00008	.02154	.33373	.06702	8.3569	.67305	.61557
#2	.00002	.02154	.33375	.06661	8.3670	.67597	.61464
#3	.00006	.02172	.33535	.06657	8.3826	.67300	.61876
Errors	LC Pass	LC Pass	LC Pass	LC Pass	LC Pass	LC Pass	LC Pass
High	5.0000	50.000	20.000	10.000	500.00	400.00	600.00
Low	-.00500	-.05000	-.00500	-.02500	-.10000	-5.0000	-5.0000

Elem	MN	MO	NA	NI	PB/1	PB/2	PB
Units	ppm	ppm	ppm	ppm	ppm	ppm	ppm
Avge	.03897	.00627	.53431	.06689	.00277	-.00031	.00072
SDev	.00016	.00032	.10590	.00029	.00099	.00115	.00084
%RSD	.41664	5.0184	19.820	.42903	35.725	374.78	117.07
#1	.03886	.00663	.58460	.06709	.00196	.00062	.00107
#2	.03888	.00603	.41263	.06656	.00248	-.00160	-.00024
#3	.03915	.00617	.60569	.06702	.00387	.00005	.00133
Errors	LC Pass	LC Pass	LC Pass	LC Pass	NOCHECK	NOCHECK	LC Pass
High	20.000	20.000	400.00	100.00			5.0000
Low	-.01500	-.04000	-5.0000	-.04000			-.00300

Elem	SB/1	SB/2	SB	SE/1	SE/2	SE	SI
Units	ppm	ppm	ppm	ppm	ppm	ppm	ppm
Avge	-.00070	.00160	.00083	.00025	.00329	.00228	2.1808
SDev	.00073	.00170	.00116	.00417	.00113	.00179	.0032
%RSD	104.80	106.24	139.50	1639.3	34.292	78.305	.14523
#1	-.00135	.00034	-.00022	-.00447	.00310	.00058	2.1816
#2	.00009	.00092	.00064	.00341	.00451	.00414	2.1773

#3	-.00082	.00353	.00208	.00182	.00227	.00212	2.1834
Errors	NOCHECK	NOCHECK	LC Pass	NOCHECK	NOCHECK	LC Pass	LC Pass

High			5.0000			10.000	50.000
Low			-.01000			-.00500	-.50000

Elem	SN	SR	TI	TL	V_	ZN	
Units	ppm	ppm	ppm	ppm	ppm	ppm	
Avge	.00958	.31161	1.0558	.00047	.21058	.01864	
SDev	.00026	.00095	.0017	.00098	.00175	.00011	
%RSD	2.7236	.30577	.15926	207.12	.83060	.57730	
#1	.00947	.31269	1.0559	-.00014	.21254	.01854	
#2	.00987	.31090	1.0540	-.00005	.21002	.01862	
#3	.00939	.31122	1.0574	.00161	.20918	.01875	

Errors	LC Pass	LC Pass	LC Pass	LC Pass	LC Pass	LC Pass	
High	30.000	10.000	30.000	10.000	50.000	5.0000	
Low	-.10000	-.05000	-.05000	-.01000	-.05000	-.02000	

IntStd	1	2	3	4	5	6	7
Mode	Counts	NOTUSED	NOTUSED	NOTUSED	NOTUSED	NOTUSED	NOTUSED
Elem	Y	--	--	--	--	--	--
Wavlen	371.030	--	--	--	--	--	--
Avge	29235	--	--	--	--	--	--
SDev	135.6074	--	--	--	--	--	--
%RSD	.4638497	--	--	--	--	--	--
#1	29114	--	--	--	--	--	--
#2	29210	--	--	--	--	--	--
#3	29382	--	--	--	--	--	--

Method: METTRACE Sample Name: L9Q90P5 Operator: RJG
Run Time: 11/11/10 21:51:15
Comment: TESTAMERICA PITTSBURGH ICP METALS ANALYSIS-INST TRACEICP
Mode: CONC Corr. Factor: 1

Elem	AG	AL	AS	B_	BA	BE	CA
Units	ppm	ppm	ppm	ppm	ppm	ppm	ppm
Avge	.00016	1.0123	.00205	.01985	.03970	.00151	1.3609
SDev	.00042	.0004	.00049	.00028	.00006	.00005	.0009
%RSD	257.59	.03858	23.857	1.4289	.14398	3.5151	.06488
#1	.00048	1.0127	.00188	.02008	.03973	.00145	1.3603
#2	-.00031	1.0119	.00261	.01995	.03974	.00155	1.3619
#3	.00031	1.0124	.00167	.01953	.03964	.00153	1.3604

Elem	CD	CO	CR	CU	FE	K_	MG
Units	ppm	ppm	ppm	ppm	ppm	ppm	ppm
Avge	.00013	.00440	.06758	.01316	1.7023	.35569	.12348
SDev	.00006	.00010	.00013	.00011	.0017	.00617	.00341
%RSD	44.760	2.2297	.19587	.86517	.10091	1.7335	2.7607
#1	.00018	.00445	.06743	.01303	1.7024	.35205	.12501
#2	.00007	.00428	.06764	.01324	1.7040	.35222	.11957
#3	.00016	.00446	.06766	.01321	1.7005	.36281	.12585

Elem	MN	MO	NA	NI	PB/1	PB/2	PB
Units	ppm	ppm	ppm	ppm	ppm	ppm	ppm
Avge	.00782	.00137	-.27628	.01359	-.00007	.00064	.00040
SDev	.00001	.00080	.14672	.00088	.00110	.00129	.00052
%RSD	.09556	58.237	53.107	6.4758	1569.2	201.89	128.71
#1	.00782	.00129	-.22888	.01417	.00116	-.00085	-.00018
#2	.00783	.00061	-.15912	.01257	-.00040	.00142	.00081
#3	.00782	.00220	-.44085	.01402	-.00097	.00134	.00057

Elem	SB/1	SB/2	SB	SE/1	SE/2	SE	SI
Units	ppm	ppm	ppm	ppm	ppm	ppm	ppm
Avge	.00052	.00064	.00060	-.00218	.00177	.00045	.44122
SDev	.00032	.00042	.00029	.00311	.00133	.00192	.00293
%RSD	61.379	65.290	47.810	142.56	74.918	421.61	.66339
#1	.00075	.00098	.00091	-.00577	.00025	-.00176	.44135
#2	.00016	.00076	.00056	-.00039	.00267	.00165	.44408
#3	.00066	.00017	.00034	-.00038	.00240	.00147	.43823

Elem	SN	SR	TI	TL	V_	ZN
Units	ppm	ppm	ppm	ppm	ppm	ppm
Avge	.00184	.06328	.21541	.00010	.04230	.00845
SDev	.00212	.00011	.00020	.00145	.00031	.00025
%RSD	115.09	.17450	.09297	1445.7	.72604	2.9565
#1	-.00060	.06332	.21556	-.00044	.04218	.00829
#2	.00295	.06336	.21518	.00175	.04207	.00874
#3	.00319	.06315	.21548	-.00101	.04265	.00832

IntStd	1	2	3	4	5	6	7
Mode	Counts	NOTUSED	NOTUSED	NOTUSED	NOTUSED	NOTUSED	NOTUSED
Elem	Y	--	--	--	--	--	--
Wavlen	371.030	--	--	--	--	--	--
Avge	28579	--	--	--	--	--	--
SDev	98.08340	--	--	--	--	--	--
%RSD	.3432006	--	--	--	--	--	--
#1	28658	--	--	--	--	--	--
#2	28609	--	--	--	--	--	--
#3	28469	--	--	--	--	--	--

Method: METTRACE Sample Name: CCV1-9 Operator: RJG
Run Time: 11/11/10 21:56:45
Comment: TESTAMERICA PITTSBURGH ICP METALS ANALYSIS-INST TRACEICP
Mode: CONC Corr. Factor: 1

Elem	AG	AL	AS	B_	BA	BE	CA
Units	ppm	ppm	ppm	ppm	ppm	ppm	ppm
Avge	.98056	25.308	.52198	2.0270	2.0414	1.9954	50.603
SDev	.00049	.015	.00195	.0017	.0027	.0036	.125
%RSD	.04982	.06015	.37439	.08313	.13129	.17899	.24625
#1	.98059	25.324	.52017	2.0259	2.0444	1.9918	50.465
#2	.98006	25.306	.52405	2.0261	2.0401	1.9955	50.637
#3	.98104	25.294	.52172	2.0289	2.0395	1.9989	50.708
Errors	LC Pass	LC Pass	LC Pass	LC Pass	LC Pass	LC Pass	LC Pass
High	1.1000	27.500	.55000	2.2000	2.2000	2.2000	55.000
Low	.90000	22.500	.45000	1.8000	1.8000	1.8000	45.000

Elem	CD	CO	CR	CU	FE	K_	MG
Units	ppm	ppm	ppm	ppm	ppm	ppm	ppm
Avge	.50289	1.9845	2.0373	2.0721	25.709	132.30	50.130
SDev	.00102	.0040	.0021	.0023	.053	.45	.123
%RSD	.20350	.20289	.10164	.10949	.20703	.34191	.24507
#1	.50171	1.9799	2.0349	2.0743	25.648	132.73	49.998
#2	.50344	1.9866	2.0381	2.0723	25.737	132.35	50.151
#3	.50353	1.9870	2.0388	2.0698	25.742	131.83	50.241
Errors	LC Pass	LC Pass	LC Pass	LC Pass	LC Pass	LC Pass	LC Pass
High	.55000	2.2000	2.2000	2.2000	27.500	137.50	55.000
Low	.45000	1.8000	1.8000	1.8000	22.500	112.50	45.000

Elem	MN	MO	NA	NI	PB/1	PB/2	PB
Units	ppm	ppm	ppm	ppm	ppm	ppm	ppm
Avge	2.0148	2.0795	128.87	2.0061	.50718	.51271	.51087
SDev	.0024	.0143	.34	.0063	.00114	.00412	.00289
%RSD	.11705	.68601	.26393	.31441	.22471	.80385	.56617
#1	2.0122	2.0634	128.96	2.0017	.50608	.50894	.50799
#2	2.0157	2.0845	129.16	2.0034	.50836	.51208	.51084
#3	2.0167	2.0905	128.50	2.0134	.50709	.51711	.51378
Errors	LC Pass	LC Pass	LC Pass	LC Pass	NOCHECK	NOCHECK	LC Pass
High	2.2000	2.2000	137.50	2.2000			.55000
Low	1.8000	1.8000	112.50	1.8000			.45000

Elem	SB/1	SB/2	SB	SE/1	SE/2	SE	SI
Units	ppm	ppm	ppm	ppm	ppm	ppm	ppm
Avge	.52032	.53025	.52695	.52873	.51502	.51959	2.0483
SDev	.00336	.00267	.00236	.00188	.00628	.00444	.0061
%RSD	.64535	.50288	.44743	.35620	1.2193	.85368	.29798
#1	.51657	.52863	.52461	.52767	.50788	.51447	2.0444
#2	.52131	.53333	.52933	.53091	.51750	.52197	2.0452

#3	.52307	.52881	.52690	.52762	.51968	.52232	2.0553
Errors	NOCHECK	NOCHECK	LC Pass	NOCHECK	NOCHECK	LC Pass	LC Pass

High			.55000			.55000	2.2000
Low			.45000			.45000	1.8000

Elem	SN	SR	TI	TL	V_	ZN	
Units	ppm	ppm	ppm	ppm	ppm	ppm	
Avge	2.1047	2.0408	2.0300	1.0252	1.9832	2.0591	
SDev	.0049	.0050	.0020	.0021	.0027	.0010	
%RSD	.23045	.24691	.09885	.20553	.13405	.05060	
#1	2.1007	2.0465	2.0279	1.0243	1.9809	2.0582	
#2	2.1032	2.0389	2.0303	1.0238	1.9861	2.0588	
#3	2.1101	2.0369	2.0319	1.0276	1.9825	2.0602	
Errors	LC Pass	LC Pass	LC Pass	LC Pass	LC Pass	LC Pass	
High	2.2000	2.2000	2.2000	1.1000	2.2000	2.2000	
Low	1.8000	1.8000	1.8000	.90000	1.8000	1.8000	

IntStd	1	2	3	4	5	6	7
Mode	Counts	NOTUSED	NOTUSED	NOTUSED	NOTUSED	NOTUSED	NOTUSED
Elem	Y	--	--	--	--	--	--
Wavlen	371.030	--	--	--	--	--	--
Avge	28022	--	--	--	--	--	--
SDev	144.9127	--	--	--	--	--	--
%RSD	.5171444	--	--	--	--	--	--
#1	27863	--	--	--	--	--	--
#2	28057	--	--	--	--	--	--
#3	28146	--	--	--	--	--	--

Method: METTRACE Sample Name: CCB9 Operator: RJG
Run Time: 11/11/10 22:02:14
Comment: TESTAMERICA PITTSBURGH ICP METALS ANALYSIS-INST TRACEICP
Mode: CONC Corr. Factor: 1

Elem	AG	AL	AS	B_	BA	BE	CA
Units	ppm	ppm	ppm	ppm	ppm	ppm	ppm
Avge	-.00011	.01438	-.00065	.00292	-.00002	.00060	-.00503
SDev	.00018	.00178	.00114	.00075	.00002	.00006	.00050
%RSD	170.24	12.363	176.50	25.748	78.472	9.8509	10.022
#1	-.00028	.01631	.00041	.00360	-.00001	.00056	-.00535
#2	.00008	.01281	-.00186	.00304	-.00004	.00057	-.00530
#3	-.00012	.01402	-.00050	.00211	-.00002	.00067	-.00445
Errors	LC Pass	LC Pass	LC Pass	LC Pass	LC Pass	LC Pass	LC Pass
High	.00500	.20000	.01000	.20000	.20000	.00400	5.0000
Low	-.00500	-.20000	-.01000	-.20000	-.20000	-.00400	-5.0000

Elem	CD	CO	CR	CU	FE	K_	MG
Units	ppm	ppm	ppm	ppm	ppm	ppm	ppm
Avge	.00025	-.00015	-.00026	-.00057	.00746	.28870	-.00149
SDev	.00008	.00024	.00002	.00007	.00734	.00136	.00228
%RSD	31.497	162.23	7.2955	13.141	98.420	.47194	153.24
#1	.00034	-.00041	-.00024	-.00049	.01083	.28869	-.00377
#2	.00023	-.00011	-.00026	-.00064	-.00096	.29007	.00079
#3	.00019	.00007	-.00028	-.00058	.01252	.28735	-.00149
Errors	LC Pass	LC Pass	LC Pass	LC Pass	LC Pass	LC Pass	LC Pass
High	.00500	.05000	.00500	.02500	.10000	5.0000	5.0000
Low	-.00500	-.05000	-.00500	-.02500	-.10000	-5.0000	-5.0000

Elem	MN	MO	NA	NI	PB/1	PB/2	PB
Units	ppm	ppm	ppm	ppm	ppm	ppm	ppm
Avge	-.00005	.00583	-.40672	.00016	-.00015	-.00008	-.00010
SDev	.00005	.00253	.11359	.00037	.00100	.00024	.00047
%RSD	111.81	43.337	27.928	232.21	653.15	303.38	447.07
#1	-.00010	.00862	-.45313	.00043	-.00088	-.00036	-.00053
#2	-.00005	.00518	-.27727	.00031	.00099	.00010	.00039
#3	.00001	.00370	-.48975	-.00026	-.00057	.00002	-.00018
Errors	LC Pass	LC Pass	LC Pass	LC Pass	NOCHECK	NOCHECK	LC Pass
High	.01500	.04000	5.0000	.04000			.00300
Low	-.01500	-.04000	-5.0000	-.04000			-.00300

Elem	SB/1	SB/2	SB	SE/1	SE/2	SE	SI
Units	ppm	ppm	ppm	ppm	ppm	ppm	ppm
Avge	-.00061	.00119	.00059	-.00399	-.00029	-.00152	-.00438
SDev	.00107	.00095	.00031	.00281	.00280	.00280	.00250
%RSD	175.01	79.834	52.094	70.333	958.74	183.36	57.151
#1	.00052	.00035	.00041	-.00210	.00202	.00065	-.00228
#2	-.00162	.00223	.00095	-.00266	.00051	-.00055	-.00371

#3	-.00074	.00100	.00042	-.00722	-.00341	-.00468	-.00715
Errors	NOCHECK	NOCHECK	LC Pass	NOCHECK	NOCHECK	LC Pass	LC Pass

High			.01000			.00500	.50000
Low			-.01000			-.00500	-.50000

Elem	SN	SR	TI	TL	V_	ZN	
Units	ppm	ppm	ppm	ppm	ppm	ppm	
Avge	.00155	-.00003	.00036	.00274	-.00012	.00196	
SDev	.00259	.00004	.00051	.00043	.00029	.00002	
%RSD	166.98	127.18	140.61	15.557	247.33	.93617	
#1	.00006	-.00006	.00066	.00308	-.00037	.00198	
#2	.00454	.00001	.00066	.00289	.00020	.00195	
#3	.00006	-.00003	-.00023	.00226	-.00018	.00195	
Errors	LC Pass	LC Pass	LC Pass	LC Pass	LC Pass	LC Pass	
High	.10000	.05000	.05000	.01000	.05000	.02000	
Low	-.10000	-.05000	-.05000	-.01000	-.05000	-.02000	

IntStd	1	2	3	4	5	6	7
Mode	Counts	NOTUSED	NOTUSED	NOTUSED	NOTUSED	NOTUSED	NOTUSED
Elem	Y	--	--	--	--	--	--
Wavlen	371.030	--	--	--	--	--	--
Avge	28359	--	--	--	--	--	--
SDev	20.55189	--	--	--	--	--	--
%RSD	.0724699	--	--	--	--	--	--
#1	28383	--	--	--	--	--	--
#2	28348	--	--	--	--	--	--
#3	28347	--	--	--	--	--	--

Method: METTRACE Sample Name: L9Q90S Operator: RJG
Run Time: 11/11/10 22:07:44
Comment: TESTAMERICA PITTSBURGH ICP METALS ANALYSIS-INST TRACEICP
Mode: CONC Corr. Factor: 1

Elem	AG	AL	AS	B_	BA	BE	CA
Units	ppm	ppm	ppm	ppm	ppm	ppm	ppm
Avge	.04387	15.103	1.8278	.96228	2.0972	.05342	52.848
SDev	.00003	.032	.0034	.00244	.0030	.00009	.143
%RSD	.08060	.21271	.18554	.25376	.14170	.16426	.27009
#1	.04391	15.085	1.8256	.95964	2.0950	.05334	52.689
#2	.04385	15.140	1.8317	.96445	2.1006	.05351	52.964
#3	.04385	15.084	1.8261	.96277	2.0960	.05342	52.891
Errors	LC Pass	LC Pass	LC Pass	LC Pass	LC Pass	LC Pass	LC Pass
High	2.0000	500.00	10.000	30.000	10.000	10.000	600.00
Low	-.00500	-.20000	-.01000	-.20000	-.20000	-.00400	-5.0000

Elem	CD	CO	CR	CU	FE	K_	MG
Units	ppm	ppm	ppm	ppm	ppm	ppm	ppm
Avge	.04472	.47469	.54542	.30984	12.112	47.295	46.015
SDev	.00013	.00171	.00085	.00075	.024	.079	.091
%RSD	.29702	.35960	.15536	.24321	.20049	.16770	.19820
#1	.04456	.47273	.54449	.30983	12.084	47.271	45.919
#2	.04479	.47547	.54616	.31061	12.129	47.383	46.100
#3	.04479	.47586	.54560	.30910	12.124	47.230	46.028
Errors	LC Pass	LC Pass	LC Pass	LC Pass	LC Pass	LC Pass	LC Pass
High	5.0000	50.000	20.000	10.000	500.00	400.00	600.00
Low	-.00500	-.05000	-.00500	-.02500	-.10000	-5.0000	-5.0000

Elem	MN	MO	NA	NI	PB/1	PB/2	PB
Units	ppm	ppm	ppm	ppm	ppm	ppm	ppm
Avge	.50985	.80543	47.214	.52339	.44670	.45164	.45000
SDev	.00103	.00458	.250	.00162	.00083	.00335	.00203
%RSD	.20256	.56895	.52998	.30923	.18604	.74271	.45131
#1	.50873	.80039	46.983	.52192	.44763	.44809	.44793
#2	.51077	.80659	47.480	.52513	.44647	.45475	.45200
#3	.51006	.80933	47.181	.52312	.44602	.45207	.45006
Errors	LC Pass	LC Pass	LC Pass	LC Pass	NOCHECK	NOCHECK	LC Pass
High	20.000	20.000	400.00	100.00			5.0000
Low	-.01500	-.04000	-5.0000	-.04000			-.00300

Elem	SB/1	SB/2	SB	SE/1	SE/2	SE	SI
Units	ppm	ppm	ppm	ppm	ppm	ppm	ppm
Avge	.24777	.25451	.25226	1.8354	1.8150	1.8218	8.3867
SDev	.00323	.00119	.00097	.0012	.0134	.0092	.0163
%RSD	1.3049	.46899	.38496	.06774	.73742	.50327	.19461
#1	.24422	.25553	.25176	1.8344	1.7998	1.8113	8.3749
#2	.24854	.25319	.25164	1.8368	1.8204	1.8259	8.4053

#3	.25055	.25480	.25338	1.8350	1.8248	1.8282	8.3800
Errors	NOCHECK	NOCHECK	LC Pass	NOCHECK	NOCHECK	LC Pass	LC Pass

High			5.0000			10.000	50.000
Low			-.01000			-.00500	-.50000

Elem	SN	SR	TI	TL	V_	ZN	
Units	ppm	ppm	ppm	ppm	ppm	ppm	
Avge	1.6345	1.3177	2.1754	1.4589	.72744	.48457	
SDev	.0066	.0015	.0035	.0028	.00133	.00083	
%RSD	.40155	.11678	.15952	.19095	.18211	.17060	
#1	1.6274	1.3175	2.1716	1.4566	.72599	.48361	
#2	1.6359	1.3193	2.1783	1.4620	.72859	.48507	
#3	1.6403	1.3163	2.1762	1.4581	.72773	.48502	
Errors	LC Pass	LC Pass	LC Pass	LC Pass	LC Pass	LC Pass	
High	30.000	10.000	30.000	10.000	50.000	5.0000	
Low	-.10000	-.05000	-.05000	-.01000	-.05000	-.02000	

IntStd	1	2	3	4	5	6	7
Mode	Counts	NOTUSED	NOTUSED	NOTUSED	NOTUSED	NOTUSED	NOTUSED
Elem	Y	--	--	--	--	--	--
Wavlen	371.030	--	--	--	--	--	--
Avge	29296	--	--	--	--	--	--
SDev	34.13037	--	--	--	--	--	--
%RSD	.1165000	--	--	--	--	--	--
#1	29296	--	--	--	--	--	--
#2	29331	--	--	--	--	--	--
#3	29263	--	--	--	--	--	--

Method: METTRACE Sample Name: L9Q90D Operator: RJG
Run Time: 11/11/10 22:13:13
Comment: TESTAMERICA PITTSBURGH ICP METALS ANALYSIS-INST TRACEICP
Mode: CONC Corr. Factor: 1

Elem	AG	AL	AS	B_	BA	BE	CA
Units	ppm	ppm	ppm	ppm	ppm	ppm	ppm
Avge	.04432	14.742	1.8191	.95917	2.0861	.05266	52.230
SDev	.00035	.027	.0016	.00198	.0011	.00005	.107
%RSD	.78442	.18206	.08585	.20629	.05253	.09189	.20459
#1	.04392	14.732	1.8205	.95803	2.0871	.05263	52.118
#2	.04450	14.721	1.8194	.95803	2.0863	.05262	52.241
#3	.04453	14.772	1.8174	.96146	2.0850	.05271	52.331
Errors	LC Pass	LC Pass	LC Pass	LC Pass	LC Pass	LC Pass	LC Pass
High	2.0000	500.00	10.000	30.000	10.000	10.000	600.00
Low	-.00500	-.20000	-.01000	-.20000	-.20000	-.00400	-5.0000

Elem	CD	CO	CR	CU	FE	K_	MG
Units	ppm	ppm	ppm	ppm	ppm	ppm	ppm
Avge	.04448	.46902	.53108	.31924	11.806	48.015	45.838
SDev	.00008	.00048	.00111	.00038	.010	.069	.074
%RSD	.18574	.10171	.20845	.11878	.08154	.14292	.16148
#1	.04439	.46860	.52996	.31961	11.795	48.016	45.776
#2	.04453	.46893	.53110	.31885	11.810	47.946	45.818
#3	.04453	.46954	.53218	.31924	11.813	48.083	45.920
Errors	LC Pass	LC Pass	LC Pass	LC Pass	LC Pass	LC Pass	LC Pass
High	5.0000	50.000	20.000	10.000	500.00	400.00	600.00
Low	-.00500	-.05000	-.00500	-.02500	-.10000	-5.0000	-5.0000

Elem	MN	MO	NA	NI	PB/1	PB/2	PB
Units	ppm	ppm	ppm	ppm	ppm	ppm	ppm
Avge	.52454	.82644	47.709	.51771	.44620	.45082	.44928
SDev	.00058	.00357	.057	.00119	.00224	.00053	.00068
%RSD	.10988	.43230	.11948	.23011	.50118	.11752	.15074
#1	.52396	.82248	47.721	.51636	.44399	.45133	.44888
#2	.52453	.82744	47.648	.51861	.44615	.45027	.44890
#3	.52512	.82941	47.760	.51816	.44846	.45086	.45006
Errors	LC Pass	LC Pass	LC Pass	LC Pass	NOCHECK	NOCHECK	LC Pass
High	20.000	20.000	400.00	100.00			5.0000
Low	-.01500	-.04000	-5.0000	-.04000			-.00300

Elem	SB/1	SB/2	SB	SE/1	SE/2	SE	SI
Units	ppm	ppm	ppm	ppm	ppm	ppm	ppm
Avge	.28422	.28909	.28747	1.8156	1.7943	1.8014	9.1131
SDev	.00045	.00272	.00170	.0048	.0041	.0018	.0169
%RSD	.15787	.94129	.59187	.26588	.22800	.10077	.18579
#1	.28457	.28890	.28746	1.8186	1.7897	1.7994	9.1183
#2	.28438	.28647	.28577	1.8100	1.7977	1.8018	9.0942

#3	.28371	.29190	.28918	1.8181	1.7953	1.8029	9.1269
Errors	NOCHECK	NOCHECK	LC Pass	NOCHECK	NOCHECK	LC Pass	LC Pass

High			5.0000			10.000	50.000
Low			-.01000			-.00500	-.50000

Elem	SN	SR	TI	TL	V_	ZN	
Units	ppm	ppm	ppm	ppm	ppm	ppm	
Avge	1.6823	1.2867	2.0915	1.4953	.70276	.48427	
SDev	.0052	.0014	.0017	.0075	.00142	.00056	
%RSD	.30858	.10819	.08352	.50134	.20134	.11543	
#1	1.6776	1.2882	2.0898	1.4886	.70239	.48368	
#2	1.6879	1.2866	2.0914	1.4939	.70157	.48435	
#3	1.6815	1.2854	2.0933	1.5034	.70432	.48479	
Errors	LC Pass	LC Pass	LC Pass	LC Pass	LC Pass	LC Pass	
High	30.000	10.000	30.000	10.000	50.000	5.0000	
Low	-.10000	-.05000	-.05000	-.01000	-.05000	-.02000	

IntStd	1	2	3	4	5	6	7
Mode	Counts	NOTUSED	NOTUSED	NOTUSED	NOTUSED	NOTUSED	NOTUSED
Elem	Y	--	--	--	--	--	--
Wavlen	371.030	--	--	--	--	--	--
Avge	29018	--	--	--	--	--	--
SDev	47.63829	--	--	--	--	--	--
%RSD	.1641702	--	--	--	--	--	--
#1	28969	--	--	--	--	--	--
#2	29019	--	--	--	--	--	--
#3	29065	--	--	--	--	--	--

Method: METTRACE Sample Name: L9Q91 Operator: RJG
Run Time: 11/11/10 22:18:42
Comment: TESTAMERICA PITTSBURGH ICP METALS ANALYSIS-INST TRACEICP
Mode: CONC Corr. Factor: 1

Elem	AG	AL	AS	B_	BA	BE	CA
Units	ppm	ppm	ppm	ppm	ppm	ppm	ppm
Avge	.04789	53.284	.01680	.09367	1.4148	.00942	42.927
SDev	.00023	.107	.00088	.00086	.0013	.00002	.067
%RSD	.48990	.20076	5.2210	.92246	.09265	.20109	.15525
#1	.04779	53.200	.01759	.09458	1.4148	.00944	42.931
#2	.04816	53.404	.01695	.09357	1.4161	.00941	42.992
#3	.04773	53.247	.01586	.09286	1.4135	.00941	42.859
Errors	LC Pass	LC Pass	LC Pass	LC Pass	LC Pass	LC Pass	LC Pass
High	2.0000	500.00	10.000	30.000	10.000	10.000	600.00
Low	-.00500	-.20000	-.01000	-.20000	-.20000	-.00400	-5.0000

Elem	CD	CO	CR	CU	FE	K_	MG
Units	ppm	ppm	ppm	ppm	ppm	ppm	ppm
Avge	-.00024	.09322	.04229	.33264	53.340	8.8403	7.1062
SDev	.00030	.00017	.00008	.00072	.066	.0190	.0127
%RSD	123.56	.17972	.19713	.21577	.12435	.21523	.17916
#1	-.00048	.09302	.04236	.33210	53.354	8.8261	7.1065
#2	-.00034	.09331	.04232	.33346	53.399	8.8619	7.1189
#3	.00009	.09332	.04220	.33237	53.268	8.8327	7.0934
Errors	LC Pass	LC Pass	LC Pass	LC Pass	LC Pass	LC Pass	LC Pass
High	5.0000	50.000	20.000	10.000	500.00	400.00	600.00
Low	-.00500	-.05000	-.00500	-.02500	-.10000	-5.0000	-5.0000

Elem	MN	MO	NA	NI	PB/1	PB/2	PB
Units	ppm	ppm	ppm	ppm	ppm	ppm	ppm
Avge	.58797	.01907	15.998	.12995	.00030	.00198	.00142
SDev	.00065	.00107	.039	.00115	.00036	.00047	.00021
%RSD	.11058	5.6195	.24356	.88568	121.42	24.035	14.862
#1	.58805	.01993	15.956	.13095	.00069	.00143	.00118
#2	.58857	.01941	16.033	.13021	.00025	.00225	.00159
#3	.58728	.01787	16.004	.12870	-.00003	.00224	.00149
Errors	LC Pass	LC Pass	LC Pass	LC Pass	NOCHECK	NOCHECK	LC Pass
High	20.000	20.000	400.00	100.00			5.0000
Low	-.01500	-.04000	-5.0000	-.04000			-.00300

Elem	SB/1	SB/2	SB	SE/1	SE/2	SE	SI
Units	ppm	ppm	ppm	ppm	ppm	ppm	ppm
Avge	.00301	.00152	.00202	.00452	.00778	.00670	3.9643
SDev	.00076	.00129	.00099	.00282	.00182	.00131	.0031
%RSD	25.147	84.731	49.120	62.412	23.375	19.588	.07938
#1	.00219	.00142	.00168	.00770	.00675	.00707	3.9668
#2	.00369	.00285	.00313	.00358	.00988	.00778	3.9652

#3	.00315	.00028	.00124	.00229	.00671	.00524	3.9608
Errors	NOCHECK	NOCHECK	LC Pass	NOCHECK	NOCHECK	LC Pass	LC Pass

High			5.0000			10.000	50.000
Low			-.01000			-.00500	-.50000

Elem	SN	SR	TI	TL	V_	ZN	
Units	ppm	ppm	ppm	ppm	ppm	ppm	
Avge	.01145	1.1502	1.5733	.00226	.07074	.04154	
SDev	.00178	.0014	.0023	.00097	.00047	.00009	
%RSD	15.532	.11806	.14722	43.089	.66667	.20869	
#1	.01319	1.1516	1.5721	.00275	.07128	.04146	
#2	.01152	1.1502	1.5759	.00114	.07052	.04163	
#3	.00964	1.1489	1.5717	.00289	.07042	.04154	
Errors	LC Pass	LC Pass	LC Pass	LC Pass	LC Pass	LC Pass	
High	30.000	10.000	30.000	10.000	50.000	5.0000	
Low	-.10000	-.05000	-.05000	-.01000	-.05000	-.02000	
IntStd	1	2	3	4	5	6	7
Mode	Counts	NOTUSED	NOTUSED	NOTUSED	NOTUSED	NOTUSED	NOTUSED
Elem	Y	--	--	--	--	--	--
Wavlen	371.030	--	--	--	--	--	--
Avge	30049	--	--	--	--	--	--
SDev	61.16318	--	--	--	--	--	--
%RSD	.2035431	--	--	--	--	--	--
#1	30110	--	--	--	--	--	--
#2	30049	--	--	--	--	--	--
#3	29988	--	--	--	--	--	--

Method: METTRACE Sample Name: L9Q9R Operator: RJG
Run Time: 11/11/10 22:24:12
Comment: TESTAMERICA PITTSBURGH ICP METALS ANALYSIS-INST TRACEICP
Mode: CONC Corr. Factor: 1

Elem	AG	AL	AS	B_	BA	BE	CA
Units	ppm	ppm	ppm	ppm	ppm	ppm	ppm
Avge	.00085	5.2135	.01345	.09960	.21449	.00599	6.7916
SDev	.00053	.0098	.00069	.00083	.00039	.00008	.0088
%RSD	61.851	.18790	5.1555	.83535	.18073	1.3853	.12915
#1	.00142	5.2221	.01381	.10028	.21468	.00589	6.7816
#2	.00037	5.2155	.01390	.09984	.21475	.00604	6.7978
#3	.00078	5.2028	.01265	.09867	.21404	.00604	6.7956
Errors	LC Pass	LC Pass	LC Pass	LC Pass	LC Pass	LC Pass	LC Pass
High	2.0000	500.00	10.000	30.000	10.000	10.000	600.00
Low	-.00500	-.20000	-.01000	-.20000	-.20000	-.00400	-5.0000

Elem	CD	CO	CR	CU	FE	K_	MG
Units	ppm	ppm	ppm	ppm	ppm	ppm	ppm
Avge	.00005	.02371	.32326	.07084	8.7610	.68666	.62186
SDev	.00012	.00026	.00024	.00074	.0181	.00840	.00157
%RSD	230.36	1.1060	.07405	1.0448	.20676	1.2230	.25252
#1	.00006	.02381	.32346	.07160	8.7520	.69312	.62219
#2	.00016	.02392	.32299	.07081	8.7818	.68970	.62323
#3	-.00007	.02342	.32332	.07012	8.7491	.67717	.62015
Errors	LC Pass	LC Pass	LC Pass	LC Pass	LC Pass	LC Pass	LC Pass
High	5.0000	50.000	20.000	10.000	500.00	400.00	600.00
Low	-.00500	-.05000	-.00500	-.02500	-.10000	-5.0000	-5.0000

Elem	MN	MO	NA	NI	PB/1	PB/2	PB
Units	ppm	ppm	ppm	ppm	ppm	ppm	ppm
Avge	.04132	.00723	.61960	.06997	.00421	-.00021	.00127
SDev	.00006	.00023	.02597	.00036	.00191	.00087	.00053
%RSD	.15593	3.1635	4.1916	.51805	45.334	423.97	41.732
#1	.04132	.00708	.64227	.07002	.00636	-.00063	.00169
#2	.04138	.00749	.62527	.07030	.00269	.00080	.00143
#3	.04125	.00711	.59126	.06958	.00359	-.00078	.00068
Errors	LC Pass	LC Pass	LC Pass	LC Pass	NOCHECK	NOCHECK	LC Pass
High	20.000	20.000	400.00	100.00			5.0000
Low	-.01500	-.04000	-5.0000	-.04000			-.00300

Elem	SB/1	SB/2	SB	SE/1	SE/2	SE	SI
Units	ppm	ppm	ppm	ppm	ppm	ppm	ppm
Avge	-.00179	.00213	.00082	.00227	.00493	.00405	2.2748
SDev	.00276	.00146	.00088	.00088	.00283	.00172	.0062
%RSD	153.80	68.774	106.48	38.948	57.378	42.593	.27312
#1	-.00353	.00382	.00137	.00328	.00260	.00283	2.2818
#2	.00139	.00123	.00128	.00188	.00808	.00602	2.2730

#3	-.00325	.00134	-.00019	.00165	.00412	.00329	2.2698
Errors	NOCHECK	NOCHECK	LC Pass	NOCHECK	NOCHECK	LC Pass	LC Pass

High			5.0000			10.000	50.000
Low			-.01000			-.00500	-.50000

Elem	SN	SR	TI	TL	V_	ZN	
Units	ppm	ppm	ppm	ppm	ppm	ppm	
Avge	.01088	.33927	1.1448	.00119	.22677	.02392	
SDev	.00102	.00045	.0019	.00088	.00014	.00014	
%RSD	9.3966	.13196	.16801	73.813	.06079	.57711	
#1	.01205	.33930	1.1450	.00135	.22667	.02408	
#2	.01045	.33970	1.1467	.00024	.22671	.02385	
#3	.01014	.33881	1.1428	.00198	.22693	.02384	

Errors	LC Pass	LC Pass	LC Pass	LC Pass	LC Pass	LC Pass	
High	30.000	10.000	30.000	10.000	50.000	5.0000	
Low	-.10000	-.05000	-.05000	-.01000	-.05000	-.02000	

IntStd	1	2	3	4	5	6	7
Mode	Counts	NOTUSED	NOTUSED	NOTUSED	NOTUSED	NOTUSED	NOTUSED
Elem	Y	--	--	--	--	--	--
Wavlen	371.030	--	--	--	--	--	--
Avge	29461	--	--	--	--	--	--
SDev	257.6197	--	--	--	--	--	--
%RSD	.8744475	--	--	--	--	--	--
#1	29220	--	--	--	--	--	--
#2	29430	--	--	--	--	--	--
#3	29732	--	--	--	--	--	--

Method: METTRACE Sample Name: L9RD9B Operator: RJG
Run Time: 11/11/10 22:29:42
Comment: TESTAMERICA PITTSBURGH ICP METALS ANALYSIS-INST TRACEICP
Mode: CONC Corr. Factor: 1

Elem	AG	AL	AS	B_	BA	BE	CA
Units	ppm	ppm	ppm	ppm	ppm	ppm	ppm
Avge	.00026	.02363	-.00053	.00140	.00011	.00053	.01328
SDev	.00047	.00082	.00063	.00056	.00003	.00007	.00576
%RSD	177.77	3.4924	119.07	39.686	29.416	13.877	43.398
#1	-.00003	.02390	.00020	.00204	.00012	.00047	.00876
#2	.00002	.02430	-.00089	.00102	.00013	.00051	.01976
#3	.00081	.02271	-.00089	.00114	.00007	.00061	.01131
Errors	LC Pass	LC Pass	LC Pass	LC Pass	LC Pass	LC Pass	LC Pass
High	.00500	.20000	.01000	.20000	.20000	.00400	5.0000
Low	-.00500	-.20000	-.01000	-.20000	-.20000	-.00400	-5.0000

Elem	CD	CO	CR	CU	FE	K_	MG
Units	ppm	ppm	ppm	ppm	ppm	ppm	ppm
Avge	.00022	-.00014	-.00000	-.00032	.01865	.28426	.00081
SDev	.00011	.00005	.00026	.00027	.00308	.00299	.00115
%RSD	49.798	37.097	7354.9	82.731	16.527	1.0517	141.37
#1	.00034	-.00009	-.00026	-.00012	.01733	.28081	-.00034
#2	.00013	-.00014	.00026	-.00063	.01645	.28588	.00197
#3	.00019	-.00019	-.00001	-.00023	.02217	.28609	.00082
Errors	LC Pass	LC Pass	LC Pass	LC Pass	LC Pass	LC Pass	LC Pass
High	.00500	.05000	.00500	.02500	.10000	5.0000	5.0000
Low	-.00500	-.05000	-.00500	-.02500	-.10000	-5.0000	-5.0000

Elem	MN	MO	NA	NI	PB/1	PB/2	PB
Units	ppm	ppm	ppm	ppm	ppm	ppm	ppm
Avge	.00015	.00079	-.18454	.00063	.00089	-.00036	.00006
SDev	.00003	.00051	.03144	.00013	.00036	.00060	.00031
%RSD	20.435	64.842	17.036	20.160	40.891	168.42	526.69
#1	.00011	.00136	-.21798	.00076	.00131	-.00084	-.00013
#2	.00016	.00066	-.15559	.00063	.00073	-.00053	-.00011
#3	.00016	.00036	-.18005	.00050	.00063	.00031	.00042
Errors	LC Pass	LC Pass	LC Pass	LC Pass	NOCHECK	NOCHECK	LC Pass
High	.01500	.04000	5.0000	.04000			.00300
Low	-.01500	-.04000	-5.0000	-.04000			-.00300

Elem	SB/1	SB/2	SB	SE/1	SE/2	SE	SI
Units	ppm	ppm	ppm	ppm	ppm	ppm	ppm
Avge	.00061	.00020	.00033	-.00735	.00262	-.00070	.00336
SDev	.00047	.00022	.00029	.00295	.00078	.00072	.00237
%RSD	77.288	110.53	87.252	40.067	29.901	101.70	70.597
#1	.00082	.00016	.00038	-.01003	.00272	-.00152	.00599
#2	.00095	.00043	.00060	-.00783	.00334	-.00038	.00138

#3	.00007	-.00000	.00002	-.00420	.00179	-.00021	.00272
Errors	NOCHECK	NOCHECK	LC Pass	NOCHECK	NOCHECK	LC Pass	LC Pass

High			.01000			.00500	.50000
Low			-.01000			-.00500	-.50000

Elem	SN	SR	TI	TL	V_	ZN	
Units	ppm	ppm	ppm	ppm	ppm	ppm	
Avge	.03432	.00002	.00057	.00107	.00002	.00823	
SDev	.00058	.00001	.00007	.00178	.00033	.00096	
%RSD	1.6934	58.754	12.855	167.40	1958.1	11.620	
#1	.03425	.00002	.00053	.00127	-.00017	.00770	
#2	.03378	.00001	.00066	.00273	.00040	.00933	
#3	.03493	.00004	.00053	-.00081	-.00017	.00766	
Errors	LC Pass	LC Pass	LC Pass	LC Pass	LC Pass	LC Pass	
High	.10000	.05000	.05000	.01000	.05000	.02000	
Low	-.10000	-.05000	-.05000	-.01000	-.05000	-.02000	

IntStd	1	2	3	4	5	6	7
Mode	Counts	NOTUSED	NOTUSED	NOTUSED	NOTUSED	NOTUSED	NOTUSED
Elem	Y	--	--	--	--	--	--
Wavlen	371.030	--	--	--	--	--	--
Avge	28083	--	--	--	--	--	--
SDev	11.95448	--	--	--	--	--	--
%RSD	.0425681	--	--	--	--	--	--
#1	28076	--	--	--	--	--	--
#2	28097	--	--	--	--	--	--
#3	28077	--	--	--	--	--	--

Method: METTRACE Sample Name: L9RD9C Operator: RJG
Run Time: 11/11/10 22:35:11
Comment: TESTAMERICA PITTSBURGH ICP METALS ANALYSIS-INST TRACEICP
Mode: CONC Corr. Factor: 1

Elem	AG	AL	AS	B_	BA	BE	CA
Units	ppm	ppm	ppm	ppm	ppm	ppm	ppm
Avge	.04800	2.0016	1.9798	.95099	2.0072	.04968	49.519
SDev	.00029	.0045	.0062	.00175	.0029	.00023	.216
%RSD	.61257	.22626	.31513	.18436	.14385	.45610	.43609
#1	.04822	2.0065	1.9729	.94916	2.0101	.04942	49.270
#2	.04810	2.0010	1.9852	.95266	2.0070	.04976	49.649
#3	.04767	1.9975	1.9811	.95114	2.0044	.04985	49.638
Errors	LC Pass	LC Pass	LC Pass	LC Pass	LC Pass	LC Pass	LC Pass
High	.06000	2.4000	2.4000	1.2000	2.4000	.06000	60.000
Low	.04000	1.6000	1.6000	.80000	1.6000	.04000	40.000

Elem	CD	CO	CR	CU	FE	K_	MG
Units	ppm	ppm	ppm	ppm	ppm	ppm	ppm
Avge	.04946	.48455	.20257	.25105	.95289	50.421	48.742
SDev	.00016	.00158	.00057	.00072	.01641	.242	.177
%RSD	.31588	.32545	.28317	.28741	1.7222	.48094	.36376
#1	.04928	.48276	.20191	.25173	.93474	50.683	48.539
#2	.04955	.48571	.20292	.25112	.95724	50.376	48.867
#3	.04954	.48519	.20288	.25029	.96669	50.204	48.819
Errors	LC Pass	LC Pass	LC Pass	LC Pass	LC Pass	LC Pass	LC Pass
High	.06000	.60000	.24000	.30000	1.2000	60.000	60.000
Low	.04000	.40000	.16000	.20000	.80000	40.000	40.000

Elem	MN	MO	NA	NI	PB/1	PB/2	PB
Units	ppm	ppm	ppm	ppm	ppm	ppm	ppm
Avge	.49406	1.0241	49.944	.48882	.49401	.49830	.49687
SDev	.00116	.0049	.051	.00126	.00316	.00396	.00237
%RSD	.23492	.47649	.10147	.25745	.63930	.79575	.47705
#1	.49284	1.0188	49.997	.48774	.49552	.49372	.49432
#2	.49515	1.0284	49.940	.49020	.49613	.50045	.49901
#3	.49417	1.0251	49.896	.48853	.49038	.50072	.49728
Errors	LC Pass	LC Pass	LC Pass	LC Pass	NOCHECK	NOCHECK	LC Pass
High	.60000	1.2000	60.000	.60000			.60000
Low	.40000	.80000	40.000	.40000			.40000

Elem	SB/1	SB/2	SB	SE/1	SE/2	SE	SI
Units	ppm	ppm	ppm	ppm	ppm	ppm	ppm
Avge	.50581	.51232	.51015	1.9684	1.9404	1.9497	8.4654
SDev	.00436	.00161	.00090	.0020	.0140	.0092	.0083
%RSD	.86261	.31460	.17620	.09964	.72207	.47112	.09767
#1	.50078	.51372	.50941	1.9690	1.9242	1.9391	8.4641
#2	.50808	.51268	.51115	1.9700	1.9482	1.9555	8.4743

#3	.50857	.51056	.50989	1.9662	1.9487	1.9545	8.4579
Errors	NOCHECK	NOCHECK	LC Pass	NOCHECK	NOCHECK	LC Pass	LC Pass

High			.60000			2.4000	12.000
Low			.40000			1.6000	8.0000

Elem	SN	SR	TI	TL	V_	ZN	
Units	ppm	ppm	ppm	ppm	ppm	ppm	
Avge	2.0715	1.0029	1.0004	1.9664	.49169	.50701	
SDev	.0073	.0014	.0012	.0094	.00064	.00045	
%RSD	.35360	.14431	.12364	.47742	.13115	.08857	
#1	2.0645	1.0044	.99901	1.9572	.49094	.50652	
#2	2.0791	1.0028	1.0006	1.9660	.49204	.50741	
#3	2.0710	1.0015	1.0014	1.9759	.49208	.50709	
Errors	LC Pass	LC Pass	LC Pass	LC Pass	LC Pass	LC Pass	
High	2.4000	1.2000	1.2000	2.4000	.60000	.60000	
Low	1.6000	.80000	.80000	1.6000	.40000	.40000	

IntStd	1	2	3	4	5	6	7
Mode	Counts	NOTUSED	NOTUSED	NOTUSED	NOTUSED	NOTUSED	NOTUSED
Elem	Y	--	--	--	--	--	--
Wavlen	371.030	--	--	--	--	--	--
Avge	27853	--	--	--	--	--	--
SDev	127.5856	--	--	--	--	--	--
%RSD	.4580731	--	--	--	--	--	--
#1	27714	--	--	--	--	--	--
#2	27880	--	--	--	--	--	--
#3	27965	--	--	--	--	--	--

Method: METTRACE Sample Name: L9C00 Operator: RJG
Run Time: 11/11/10 22:40:41
Comment: TESTAMERICA PITTSBURGH ICP METALS ANALYSIS-INST TRACEICP
Mode: CONC Corr. Factor: 1

Elem	AG	AL	AS	B_	BA	BE	CA
Units	ppm	ppm	ppm	ppm	ppm	ppm	ppm
Avge	.00050	72.984	.04751	.02782	.41480	.00570	131.89
SDev	.00050	.075	.00173	.00082	.00036	.00001	.16
%RSD	101.07	.10214	3.6363	2.9624	.08636	.08852	.12166
#1	.00046	72.898	.04897	.02877	.41483	.00569	131.97
#2	.00002	73.026	.04796	.02739	.41514	.00569	131.99
#3	.00102	73.028	.04560	.02731	.41442	.00570	131.70
Errors	LC Pass	LC Pass	LC Pass	LC Pass	LC Pass	LC Pass	LC Pass
High	2.0000	500.00	10.000	30.000	10.000	10.000	600.00
Low	-.00500	-.20000	-.01000	-.20000	-.20000	-.00400	-5.0000

Elem	CD	CO	CR	CU	FE	K_	MG
Units	ppm	ppm	ppm	ppm	ppm	ppm	ppm
Avge	.00060	.06009	.09736	.15227	161.10	8.7359	41.429
SDev	.00022	.00011	.00011	.00038	.11	.0155	.053
%RSD	36.900	.18579	.11731	.25049	.06688	.17770	.12769
#1	.00036	.06012	.09746	.15183	161.10	8.7182	41.458
#2	.00066	.06018	.09739	.15252	161.21	8.7472	41.461
#3	.00079	.05996	.09724	.15246	161.00	8.7423	41.368
Errors	LC Pass	LC Pass	LC Pass	LC Pass	LC Pass	LC Pass	LC Pass
High	5.0000	50.000	20.000	10.000	500.00	400.00	600.00
Low	-.00500	-.05000	-.00500	-.02500	-.10000	-5.0000	-5.0000

Elem	MN	MO	NA	NI	PB/1	PB/2	PB
Units	ppm	ppm	ppm	ppm	ppm	ppm	ppm
Avge	3.1066	.00289	7.0392	.12927	.10080	.10435	.10317
SDev	.0034	.00144	.0491	.00116	.00099	.00091	.00047
%RSD	.10964	49.785	.69820	.89558	.98581	.87006	.45863
#1	3.1078	.00454	7.0671	.13020	.10146	.10330	.10269
#2	3.1092	.00189	6.9825	.12964	.09966	.10493	.10317
#3	3.1027	.00224	7.0681	.12798	.10128	.10481	.10364
Errors	LC Pass	LC Pass	LC Pass	LC Pass	NOCHECK	NOCHECK	LC Pass
High	20.000	20.000	400.00	100.00			5.0000
Low	-.01500	-.04000	-5.0000	-.04000			-.00300

Elem	SB/1	SB/2	SB	SE/1	SE/2	SE	SI
Units	ppm	ppm	ppm	ppm	ppm	ppm	ppm
Avge	.00034	-.00078	-.00041	.00305	-.00253	-.00067	1.9581
SDev	.00019	.00153	.00102	.00300	.00103	.00115	.0086
%RSD	55.608	195.60	249.61	98.271	40.797	172.25	.43722
#1	.00054	-.00022	.00003	.00407	-.00143	.00040	1.9578
#2	.00031	-.00251	-.00157	-.00032	-.00268	-.00189	1.9668

#3	.00017	.00039	.00032	.00541	-.00348	-.00052	1.9497
Errors	NOCHECK	NOCHECK	LC Pass	NOCHECK	NOCHECK	LC Pass	LC Pass

High			5.0000			10.000	50.000
Low			-.01000			-.00500	-.50000

Elem	SN	SR	TI	TL	V_	ZN	
Units	ppm	ppm	ppm	ppm	ppm	ppm	
Avge	.02053	.42624	1.4201	-.00008	.15875	.42372	
SDev	.00220	.00042	.0019	.00045	.00121	.00054	
%RSD	10.727	.09862	.13371	567.38	.76285	.12733	
#1	.02225	.42653	1.4193	-.00060	.15949	.42331	
#2	.02128	.42643	1.4222	.00021	.15735	.42433	
#3	.01805	.42576	1.4187	.00015	.15941	.42351	
Errors	LC Pass	LC Pass	LC Pass	LC Pass	LC Pass	LC Pass	
High	30.000	10.000	30.000	10.000	50.000	5.0000	
Low	-.10000	-.05000	-.05000	-.01000	-.05000	-.02000	
IntStd	1	2	3	4	5	6	7
Mode	Counts	NOTUSED	NOTUSED	NOTUSED	NOTUSED	NOTUSED	NOTUSED
Elem	Y	--	--	--	--	--	--
Wavlen	371.030	--	--	--	--	--	--
Avge	31587	--	--	--	--	--	--
SDev	28.20201	--	--	--	--	--	--
%RSD	.0892827	--	--	--	--	--	--
#1	31618	--	--	--	--	--	--
#2	31562	--	--	--	--	--	--
#3	31583	--	--	--	--	--	--

Method: METTRACE Sample Name: L9C01 Operator: RJG
Run Time: 11/11/10 22:46:11
Comment: TESTAMERICA PITTSBURGH ICP METALS ANALYSIS-INST TRACEICP
Mode: CONC Corr. Factor: 1

Elem	AG	AL	AS	B_	BA	BE	CA
Units	ppm	ppm	ppm	ppm	ppm	ppm	ppm
Avge	-.00000	65.403	.02665	.01285	.21317	.00544	17.350
SDev	.00020	.086	.00072	.00008	.00017	.00005	.035
%RSD	5154.2	.13141	2.7065	.63916	.08231	.87118	.20143
#1	.00018	65.333	.02693	.01283	.21306	.00542	17.310
#2	-.00022	65.499	.02719	.01294	.21308	.00550	17.377
#3	.00003	65.377	.02583	.01278	.21338	.00541	17.361
Errors	LC Pass	LC Pass	LC Pass	LC Pass	LC Pass	LC Pass	LC Pass
High	2.0000	500.00	10.000	30.000	10.000	10.000	600.00
Low	-.00500	-.20000	-.01000	-.20000	-.20000	-.00400	-5.0000

Elem	CD	CO	CR	CU	FE	K_	MG
Units	ppm	ppm	ppm	ppm	ppm	ppm	ppm
Avge	-.00052	.04262	.06928	.10950	136.47	4.9190	14.352
SDev	.00003	.00014	.00002	.00009	.16	.0012	.031
%RSD	5.8567	.33552	.02346	.08342	.11955	.02358	.21748
#1	-.00053	.04256	.06930	.10947	136.29	4.9197	14.318
#2	-.00049	.04252	.06928	.10942	136.60	4.9197	14.380
#3	-.00054	.04278	.06927	.10960	136.53	4.9177	14.357
Errors	LC Pass	LC Pass	LC Pass	LC Pass	LC Pass	LC Pass	LC Pass
High	5.0000	50.000	20.000	10.000	500.00	400.00	600.00
Low	-.00500	-.05000	-.00500	-.02500	-.10000	-5.0000	-5.0000

Elem	MN	MO	NA	NI	PB/1	PB/2	PB
Units	ppm	ppm	ppm	ppm	ppm	ppm	ppm
Avge	1.0854	.00224	2.5140	.08770	.04610	.04745	.04700
SDev	.0013	.00030	.0540	.00042	.00062	.00140	.00097
%RSD	.12281	13.601	2.1469	.48184	1.3433	2.9481	2.0528
#1	1.0839	.00249	2.4836	.08722	.04648	.04612	.04624
#2	1.0864	.00231	2.4820	.08795	.04643	.04891	.04808
#3	1.0859	.00190	2.5763	.08794	.04538	.04732	.04667
Errors	LC Pass	LC Pass	LC Pass	LC Pass	NOCHECK	NOCHECK	LC Pass
High	20.000	20.000	400.00	100.00			5.0000
Low	-.01500	-.04000	-5.0000	-.04000			-.00300

Elem	SB/1	SB/2	SB	SE/1	SE/2	SE	SI
Units	ppm	ppm	ppm	ppm	ppm	ppm	ppm
Avge	-.00087	.00018	-.00017	.00177	-.00306	-.00145	1.6470
SDev	.00183	.00029	.00080	.00225	.00127	.00124	.0037
%RSD	210.55	159.00	476.94	126.94	41.445	85.397	.22305
#1	-.00242	-.00005	-.00084	.00430	-.00244	-.00019	1.6477
#2	.00114	.00050	.00072	-.00001	-.00223	-.00149	1.6430

#3	-.00132	.00009	-.00038	.00103	-.00452	-.00267	1.6502
Errors	NOCHECK	NOCHECK	LC Pass	NOCHECK	NOCHECK	LC Pass	LC Pass

High			5.0000			10.000	50.000
Low			-.01000			-.00500	-.50000

Elem	SN	SR	TI	TL	V_	ZN	
Units	ppm	ppm	ppm	ppm	ppm	ppm	
Avge	.01608	.07277	1.5750	-.00129	.14894	.25671	
SDev	.00117	.00003	.0021	.00165	.00029	.00040	
%RSD	7.2598	.04086	.13079	128.05	.19238	.15460	
#1	.01500	.07280	1.5727	-.00317	.14914	.25626	
#2	.01592	.07274	1.5765	-.00006	.14861	.25702	
#3	.01731	.07276	1.5759	-.00064	.14908	.25684	

Errors	LC Pass	LC Pass	LC Pass	LC Pass	LC Pass	LC Pass	
High	30.000	10.000	30.000	10.000	50.000	5.0000	
Low	-.10000	-.05000	-.05000	-.01000	-.05000	-.02000	

IntStd	1	2	3	4	5	6	7
Mode	Counts	NOTUSED	NOTUSED	NOTUSED	NOTUSED	NOTUSED	NOTUSED
Elem	Y	--	--	--	--	--	--
Wavlen	371.030	--	--	--	--	--	--
Avge	33014	--	--	--	--	--	--
SDev	53.80808	--	--	--	--	--	--
%RSD	.1629867	--	--	--	--	--	--
#1	32987	--	--	--	--	--	--
#2	33076	--	--	--	--	--	--
#3	32978	--	--	--	--	--	--

Method: METTRACE Sample Name: L9C01P5 Operator: RJG
Run Time: 11/11/10 22:51:40
Comment: TESTAMERICA PITTSBURGH ICP METALS ANALYSIS-INST TRACEICP
Mode: CONC Corr. Factor: 1

Elem	AG	AL	AS	B_	BA	BE	CA
Units	ppm	ppm	ppm	ppm	ppm	ppm	ppm
Avge	.00004	14.860	.00546	.00429	.04787	.00174	3.9452
SDev	.00015	.018	.00061	.00012	.00003	.00002	.0045
%RSD	348.65	.12033	11.126	2.8537	.06989	1.0417	.11293
#1	.00020	14.858	.00522	.00434	.04790	.00172	3.9504
#2	-.00011	14.879	.00501	.00416	.04787	.00174	3.9424
#3	.00004	14.843	.00615	.00439	.04783	.00176	3.9429

Elem	CD	CO	CR	CU	FE	K_	MG
Units	ppm	ppm	ppm	ppm	ppm	ppm	ppm
Avge	-.00002	.01027	.01563	.02427	31.126	1.2356	3.2533
SDev	.00006	.00008	.00020	.00020	.035	.0013	.0053
%RSD	265.37	.76061	1.2781	.84504	.11296	.10860	.16176
#1	-.00003	.01022	.01558	.02450	31.159	1.2369	3.2582
#2	.00004	.01036	.01547	.02419	31.089	1.2342	3.2539
#3	-.00008	.01023	.01586	.02411	31.131	1.2356	3.2477

Elem	MN	MO	NA	NI	PB/1	PB/2	PB
Units	ppm	ppm	ppm	ppm	ppm	ppm	ppm
Avge	.24574	.00074	.34633	.02016	.01034	.01163	.01120
SDev	.00026	.00053	.08703	.00090	.00143	.00068	.00046
%RSD	.10463	71.893	25.130	4.4890	13.857	5.8432	4.0896
#1	.24593	.00122	.43882	.02055	.01053	.01225	.01168
#2	.24544	.00084	.33410	.01913	.00882	.01173	.01076
#3	.24583	.00017	.26605	.02081	.01167	.01090	.01116

Elem	SB/1	SB/2	SB	SE/1	SE/2	SE	SI
Units	ppm	ppm	ppm	ppm	ppm	ppm	ppm
Avge	.00055	-.00027	.00001	-.00415	-.00117	-.00217	.36916
SDev	.00210	.00056	.00066	.00148	.00285	.00194	.00440
%RSD	379.31	208.22	11066.	35.597	242.95	89.439	1.1911
#1	.00121	.00024	.00056	-.00556	.00085	-.00128	.36884
#2	.00225	-.00086	.00017	-.00261	.00006	-.00083	.37371
#3	-.00180	-.00018	-.00072	-.00429	-.00444	-.00439	.36494

Elem	SN	SR	TI	TL	V_	ZN
Units	ppm	ppm	ppm	ppm	ppm	ppm
Avge	.00550	.01637	.35703	.00064	.03461	.06298
SDev	.00057	.00005	.00029	.00106	.00033	.00021
%RSD	10.419	.31609	.08204	165.46	.94304	.33492
#1	.00572	.01639	.35716	.00059	.03482	.06309
#2	.00485	.01631	.35669	-.00040	.03423	.06274
#3	.00593	.01640	.35723	.00172	.03477	.06312

IntStd	1	2	3	4	5	6	7
Mode	Counts	NOTUSED	NOTUSED	NOTUSED	NOTUSED	NOTUSED	NOTUSED
Elem	Y	--	--	--	--	--	--
Wavlen	371.030	--	--	--	--	--	--
Avge	29322	--	--	--	--	--	--
SDev	27.27324	--	--	--	--	--	--
%RSD	.0930138	--	--	--	--	--	--
#1	29294	--	--	--	--	--	--
#2	29323	--	--	--	--	--	--
#3	29349	--	--	--	--	--	--

Method: METTRACE Sample Name: L9C01S Operator: RJG
Run Time: 11/11/10 22:57:10
Comment: TESTAMERICA PITTSBURGH ICP METALS ANALYSIS-INST TRACEICP
Mode: CONC Corr. Factor: 1

Elem	AG	AL	AS	B_	BA	BE	CA
Units	ppm	ppm	ppm	ppm	ppm	ppm	ppm
Avge	.04012	87.022	1.6509	.81534	1.9283	.04513	64.580
SDev	.00019	.085	.0024	.00140	.0040	.00013	.114
%RSD	.48531	.09785	.14793	.17198	.20723	.29421	.17620
#1	.04029	87.117	1.6493	.81692	1.9328	.04525	64.683
#2	.04017	86.997	1.6537	.81484	1.9272	.04516	64.600
#3	.03990	86.953	1.6497	.81425	1.9250	.04499	64.458
Errors	LC Pass	LC Pass	LC Pass	LC Pass	LC Pass	LC Pass	LC Pass
High	2.0000	500.00	10.000	30.000	10.000	10.000	600.00
Low	-.00500	-.20000	-.01000	-.20000	-.20000	-.00400	-5.0000

Elem	CD	CO	CR	CU	FE	K_	MG
Units	ppm	ppm	ppm	ppm	ppm	ppm	ppm
Avge	.03997	.43974	.25027	.31656	138.40	51.518	57.185
SDev	.00039	.00079	.00040	.00025	.26	.032	.114
%RSD	.98494	.18047	.16081	.07822	.18546	.06246	.19966
#1	.04041	.44022	.25064	.31664	138.64	51.533	57.291
#2	.03986	.44018	.25033	.31675	138.44	51.481	57.199
#3	.03964	.43883	.24984	.31628	138.13	51.540	57.064
Errors	LC Pass	LC Pass	LC Pass	LC Pass	LC Pass	LC Pass	LC Pass
High	5.0000	50.000	20.000	10.000	500.00	400.00	600.00
Low	-.00500	-.05000	-.00500	-.02500	-.10000	-5.0000	-5.0000

Elem	MN	MO	NA	NI	PB/1	PB/2	PB
Units	ppm	ppm	ppm	ppm	ppm	ppm	ppm
Avge	1.6835	.80895	44.447	.48719	.44632	.45614	.45287
SDev	.0026	.00138	.119	.00123	.00216	.00068	.00034
%RSD	.15574	.17030	.26719	.25195	.48509	.14868	.07477
#1	1.6861	.80736	44.458	.48856	.44882	.45540	.45321
#2	1.6835	.80975	44.324	.48619	.44512	.45673	.45287
#3	1.6809	.80973	44.561	.48681	.44502	.45628	.45253
Errors	LC Pass	LC Pass	LC Pass	LC Pass	NOCHECK	NOCHECK	LC Pass
High	20.000	20.000	400.00	100.00			5.0000
Low	-.01500	-.04000	-5.0000	-.04000			-.00300

Elem	SB/1	SB/2	SB	SE/1	SE/2	SE	SI
Units	ppm	ppm	ppm	ppm	ppm	ppm	ppm
Avge	.28282	.28628	.28513	1.6085	1.5778	1.5880	4.3497
SDev	.00140	.00073	.00045	.0084	.0059	.0038	.0172
%RSD	.49678	.25541	.15704	.51987	.37587	.23993	.39523
#1	.28125	.28656	.28479	1.6173	1.5728	1.5876	4.3691
#2	.28396	.28546	.28496	1.6073	1.5843	1.5920	4.3434

#3	.28323	.28684	.28564	1.6007	1.5762	1.5844	4.3365
Errors	NOCHECK	NOCHECK	LC Pass	NOCHECK	NOCHECK	LC Pass	LC Pass

High			5.0000			10.000	50.000
Low			-.01000			-.00500	-.50000

Elem	SN	SR	TI	TL	V_	ZN	
Units	ppm	ppm	ppm	ppm	ppm	ppm	
Avge	1.6111	.92762	2.8250	1.5922	.57659	.67818	
SDev	.0021	.00256	.0065	.0021	.00192	.00081	
%RSD	.13300	.27645	.22908	.12918	.33290	.11960	
#1	1.6122	.93050	2.8312	1.5923	.57877	.67889	
#2	1.6125	.92679	2.8256	1.5942	.57585	.67836	
#3	1.6086	.92558	2.8183	1.5901	.57515	.67730	

Errors	LC Pass	LC Pass	LC Pass	LC Pass	LC Pass	LC Pass	
High	30.000	10.000	30.000	10.000	50.000	5.0000	
Low	-.10000	-.05000	-.05000	-.01000	-.05000	-.02000	

IntStd	1	2	3	4	5	6	7
Mode	Counts	NOTUSED	NOTUSED	NOTUSED	NOTUSED	NOTUSED	NOTUSED
Elem	Y	--	--	--	--	--	--
Wavlen	371.030	--	--	--	--	--	--
Avge	32436	--	--	--	--	--	--
SDev	48.82922	--	--	--	--	--	--
%RSD	.1505407	--	--	--	--	--	--
#1	32418	--	--	--	--	--	--
#2	32491	--	--	--	--	--	--
#3	32399	--	--	--	--	--	--

Method: METTRACE Sample Name: CCV1-10 Operator: RJG
Run Time: 11/11/10 23:02:40
Comment: TESTAMERICA PITTSBURGH ICP METALS ANALYSIS-INST TRACEICP
Mode: CONC Corr. Factor: 1

Elem	AG	AL	AS	B_	BA	BE	CA
Units	ppm	ppm	ppm	ppm	ppm	ppm	ppm
Avge	.98724	25.363	.52683	2.0422	2.0574	2.0073	50.861
SDev	.00123	.068	.00168	.0029	.0040	.0057	.126
%RSD	.12512	.26627	.31829	.14116	.19283	.28502	.24705
#1	.98790	25.407	.52782	2.0390	2.0603	2.0030	50.765
#2	.98801	25.397	.52776	2.0444	2.0589	2.0050	50.815
#3	.98582	25.285	.52489	2.0433	2.0528	2.0138	51.003
Errors	LC Pass	LC Pass	LC Pass	LC Pass	LC Pass	LC Pass	LC Pass
High	1.1000	27.500	.55000	2.2000	2.2000	2.2000	55.000
Low	.90000	22.500	.45000	1.8000	1.8000	1.8000	45.000

Elem	CD	CO	CR	CU	FE	K_	MG
Units	ppm	ppm	ppm	ppm	ppm	ppm	ppm
Avge	.50577	1.9945	2.0496	2.0804	25.871	132.96	50.299
SDev	.00141	.0029	.0032	.0048	.025	.63	.109
%RSD	.27936	.14624	.15546	.22975	.09821	.47111	.21709
#1	.50525	1.9923	2.0477	2.0833	25.848	133.34	50.203
#2	.50469	1.9934	2.0478	2.0831	25.866	133.30	50.276
#3	.50737	1.9978	2.0533	2.0749	25.898	132.24	50.418
Errors	LC Pass	LC Pass	LC Pass	LC Pass	LC Pass	LC Pass	LC Pass
High	.55000	2.2000	2.2000	2.2000	27.500	137.50	55.000
Low	.45000	1.8000	1.8000	1.8000	22.500	112.50	45.000

Elem	MN	MO	NA	NI	PB/1	PB/2	PB
Units	ppm	ppm	ppm	ppm	ppm	ppm	ppm
Avge	2.0244	2.0945	129.54	2.0187	.50948	.51754	.51486
SDev	.0022	.0116	.46	.0062	.00229	.00054	.00106
%RSD	.10811	.55471	.35285	.30944	.45019	.10430	.20672
#1	2.0228	2.0818	129.77	2.0155	.50688	.51699	.51363
#2	2.0235	2.0972	129.83	2.0146	.51123	.51755	.51545
#3	2.0269	2.1046	129.01	2.0259	.51032	.51807	.51549
Errors	LC Pass	LC Pass	LC Pass	LC Pass	NOCHECK	NOCHECK	LC Pass
High	2.2000	2.2000	137.50	2.2000			.55000
Low	1.8000	1.8000	112.50	1.8000			.45000

Elem	SB/1	SB/2	SB	SE/1	SE/2	SE	SI
Units	ppm	ppm	ppm	ppm	ppm	ppm	ppm
Avge	.52352	.53433	.53073	.53228	.52209	.52549	2.0588
SDev	.00160	.00045	.00076	.00277	.00242	.00099	.0036
%RSD	.30497	.08362	.14381	.52106	.46346	.18808	.17401
#1	.52299	.53460	.53074	.53438	.52174	.52595	2.0629
#2	.52531	.53458	.53149	.53332	.51987	.52435	2.0562

#3	.52226	.53382	.52997	.52914	.52467	.52616	2.0573
Errors	NOCHECK	NOCHECK	LC Pass	NOCHECK	NOCHECK	LC Pass	LC Pass

High			.55000			.55000	2.2000
Low			.45000			.45000	1.8000

Elem	SN	SR	TI	TL	V_	ZN	
Units	ppm	ppm	ppm	ppm	ppm	ppm	
Avge	2.1151	2.0570	2.0413	1.0338	1.9936	2.0709	
SDev	.0053	.0024	.0007	.0029	.0009	.0009	
%RSD	.25203	.11495	.03354	.28038	.04433	.04176	
#1	2.1120	2.0589	2.0410	1.0305	1.9942	2.0700	
#2	2.1120	2.0577	2.0408	1.0349	1.9926	2.0714	
#3	2.1212	2.0544	2.0420	1.0360	1.9941	2.0715	
Errors	LC Pass	LC Pass	LC Pass	LC Pass	LC Pass	LC Pass	
High	2.2000	2.2000	2.2000	1.1000	2.2000	2.2000	
Low	1.8000	1.8000	1.8000	.90000	1.8000	1.8000	

IntStd	1	2	3	4	5	6	7
Mode	Counts	NOTUSED	NOTUSED	NOTUSED	NOTUSED	NOTUSED	NOTUSED
Elem	Y	--	--	--	--	--	--
Wavlen	371.030	--	--	--	--	--	--
Avge	27932	--	--	--	--	--	--
SDev	151.8798	--	--	--	--	--	--
%RSD	.5437469	--	--	--	--	--	--
#1	27798	--	--	--	--	--	--
#2	27901	--	--	--	--	--	--
#3	28097	--	--	--	--	--	--

Method: METTRACE Sample Name: CCB10 Operator: RJG
Run Time: 11/11/10 23:08:10
Comment: TESTAMERICA PITTSBURGH ICP METALS ANALYSIS-INST TRACEICP
Mode: CONC Corr. Factor: 1

Elem	AG	AL	AS	B_	BA	BE	CA
Units	ppm	ppm	ppm	ppm	ppm	ppm	ppm
Avge	-.00062	.01635	-.00160	.00281	-.00009	.00062	-.00497
SDev	.00028	.00137	.00073	.00087	.00002	.00003	.00050
%RSD	45.876	8.3663	45.397	30.885	22.932	4.8569	10.131
#1	-.00044	.01787	-.00120	.00381	-.00009	.00059	-.00555
#2	-.00094	.01521	-.00117	.00232	-.00007	.00064	-.00472
#3	-.00046	.01598	-.00244	.00230	-.00011	.00063	-.00463
Errors	LC Pass	LC Pass	LC Pass	LC Pass	LC Pass	LC Pass	LC Pass
High	.00500	.20000	.01000	.20000	.20000	.00400	5.0000
Low	-.00500	-.20000	-.01000	-.20000	-.20000	-.00400	-5.0000

Elem	CD	CO	CR	CU	FE	K_	MG
Units	ppm	ppm	ppm	ppm	ppm	ppm	ppm
Avge	.00012	-.00030	-.00049	-.00072	.00565	.25782	-.00490
SDev	.00010	.00026	.00012	.00007	.00346	.00150	.00113
%RSD	77.168	87.658	24.512	9.3954	61.271	.58150	23.136
#1	.00014	-.00001	-.00061	-.00071	.00173	.25942	-.00490
#2	.00021	-.00051	-.00048	-.00080	.00827	.25645	-.00603
#3	.00002	-.00038	-.00037	-.00066	.00694	.25759	-.00377
Errors	LC Pass	LC Pass	LC Pass	LC Pass	LC Pass	LC Pass	LC Pass
High	.00500	.05000	.00500	.02500	.10000	5.0000	5.0000
Low	-.00500	-.05000	-.00500	-.02500	-.10000	-5.0000	-5.0000

Elem	MN	MO	NA	NI	PB/1	PB/2	PB
Units	ppm	ppm	ppm	ppm	ppm	ppm	ppm
Avge	-.00006	.00652	-.48287	-.00011	-.00117	.00125	.00044
SDev	.00003	.00302	.02899	.00094	.00113	.00114	.00077
%RSD	46.183	46.360	6.0044	817.48	96.010	91.229	173.94
#1	-.00010	.00986	-.45002	-.00107	-.00156	.00011	-.00044
#2	-.00005	.00573	-.49366	-.00007	-.00206	.00239	.00091
#3	-.00005	.00397	-.50491	.00080	.00009	.00125	.00086
Errors	LC Pass	LC Pass	LC Pass	LC Pass	NOCHECK	NOCHECK	LC Pass
High	.01500	.04000	5.0000	.04000			.00300
Low	-.01500	-.04000	-5.0000	-.04000			-.00300

Elem	SB/1	SB/2	SB	SE/1	SE/2	SE	SI
Units	ppm	ppm	ppm	ppm	ppm	ppm	ppm
Avge	.00213	-.00027	.00053	-.00224	.00177	.00044	-.00227
SDev	.00102	.00025	.00020	.00113	.00056	.00039	.00366
%RSD	47.670	93.236	37.996	50.552	31.629	89.168	161.11
#1	.00124	.00001	.00042	-.00093	.00150	.00069	-.00059
#2	.00324	-.00047	.00076	-.00282	.00139	-.00001	-.00647

#3	.00191	-.00034	.00041	-.00295	.00241	.00063	.00025
Errors	NOCHECK	NOCHECK	LC Pass	NOCHECK	NOCHECK	LC Pass	LC Pass

High			.01000			.00500	.50000
Low			-.01000			-.00500	-.50000

Elem	SN	SR	TI	TL	V_	ZN	
Units	ppm	ppm	ppm	ppm	ppm	ppm	
Avge	.00132	-.00003	.00015	.00331	-.00037	.00182	
SDev	.00068	.00003	.00000	.00206	.00019	.00015	
%RSD	51.497	89.351	.32321	62.076	50.745	8.4174	
#1	.00117	-.00001	.00016	.00567	-.00018	.00182	
#2	.00207	-.00006	.00016	.00236	-.00055	.00197	
#3	.00073	-.00001	.00015	.00190	-.00037	.00166	
Errors	LC Pass	LC Pass	LC Pass	LC Pass	LC Pass	LC Pass	
High	.10000	.05000	.05000	.01000	.05000	.02000	
Low	-.10000	-.05000	-.05000	-.01000	-.05000	-.02000	

IntStd	1	2	3	4	5	6	7
Mode	Counts	NOTUSED	NOTUSED	NOTUSED	NOTUSED	NOTUSED	NOTUSED
Elem	Y	--	--	--	--	--	--
Wavlen	371.030	--	--	--	--	--	--
Avge	28492	--	--	--	--	--	--
SDev	28.39454	--	--	--	--	--	--
%RSD	.0996595	--	--	--	--	--	--
#1	28504	--	--	--	--	--	--
#2	28512	--	--	--	--	--	--
#3	28459	--	--	--	--	--	--

Method: METTRACE Sample Name: L9C01D Operator: RJG
Run Time: 11/11/10 23:13:39
Comment: TESTAMERICA PITTSBURGH ICP METALS ANALYSIS-INST TRACEICP
Mode: CONC Corr. Factor: 1

Elem	AG	AL	AS	B_	BA	BE	CA
Units	ppm	ppm	ppm	ppm	ppm	ppm	ppm
Avge	.04090	80.873	1.6875	.83642	1.9282	.04573	67.344
SDev	.00018	.103	.0021	.00124	.0016	.00017	.154
%RSD	.43724	.12778	.12147	.14842	.08179	.37867	.22820
#1	.04106	80.829	1.6875	.83498	1.9283	.04555	67.170
#2	.04094	80.991	1.6855	.83707	1.9297	.04574	67.404
#3	.04071	80.799	1.6896	.83719	1.9265	.04590	67.459
Errors	LC Pass	LC Pass	LC Pass	LC Pass	LC Pass	LC Pass	LC Pass
High	2.0000	500.00	10.000	30.000	10.000	10.000	600.00
Low	-.00500	-.20000	-.01000	-.20000	-.20000	-.00400	-5.0000

Elem	CD	CO	CR	CU	FE	K_	MG
Units	ppm	ppm	ppm	ppm	ppm	ppm	ppm
Avge	.04090	.44551	.24943	.31856	127.81	52.179	57.727
SDev	.00020	.00128	.00023	.00068	.18	.162	.130
%RSD	.49705	.28845	.09385	.21280	.14228	.31006	.22522
#1	.04068	.44404	.24959	.31912	127.60	52.247	57.577
#2	.04108	.44603	.24953	.31876	127.93	52.295	57.802
#3	.04095	.44644	.24916	.31781	127.89	51.994	57.804
Errors	LC Pass	LC Pass	LC Pass	LC Pass	LC Pass	LC Pass	LC Pass
High	5.0000	50.000	20.000	10.000	500.00	400.00	600.00
Low	-.00500	-.05000	-.00500	-.02500	-.10000	-5.0000	-5.0000

Elem	MN	MO	NA	NI	PB/1	PB/2	PB
Units	ppm	ppm	ppm	ppm	ppm	ppm	ppm
Avge	1.6303	.84669	45.129	.49105	.45789	.45974	.45912
SDev	.0017	.00244	.198	.00108	.00151	.00179	.00155
%RSD	.10441	.28833	.43883	.22053	.32929	.39014	.33680
#1	1.6283	.84388	44.902	.49000	.45655	.45773	.45734
#2	1.6315	.84823	45.267	.49216	.45952	.46031	.46005
#3	1.6309	.84797	45.217	.49099	.45759	.46118	.45999
Errors	LC Pass	LC Pass	LC Pass	LC Pass	NOCHECK	NOCHECK	LC Pass
High	20.000	20.000	400.00	100.00			5.0000
Low	-.01500	-.04000	-5.0000	-.04000			-.00300

Elem	SB/1	SB/2	SB	SE/1	SE/2	SE	SI
Units	ppm	ppm	ppm	ppm	ppm	ppm	ppm
Avge	.31073	.31884	.31614	1.6449	1.6118	1.6229	4.5078
SDev	.00169	.00217	.00094	.0030	.0070	.0048	.0029
%RSD	.54236	.68016	.29681	.17962	.43687	.29359	.06347
#1	.31166	.31848	.31621	1.6463	1.6043	1.6183	4.5065
#2	.30879	.32117	.31705	1.6469	1.6182	1.6278	4.5111

#3	.31176	.31688	.31517	1.6415	1.6130	1.6225	4.5059
Errors	NOCHECK	NOCHECK	LC Pass	NOCHECK	NOCHECK	LC Pass	LC Pass

High			5.0000			10.000	50.000
Low			-.01000			-.00500	-.50000

Elem	SN	SR	TI	TL	V_	ZN	
Units	ppm	ppm	ppm	ppm	ppm	ppm	
Avge	1.6896	.94157	2.7266	1.6382	.57101	.67866	
SDev	.0026	.00017	.0017	.0050	.00043	.00088	
%RSD	.15333	.01770	.06379	.30325	.07546	.13025	
#1	1.6868	.94158	2.7250	1.6333	.57051	.67801	
#2	1.6903	.94172	2.7285	1.6382	.57130	.67967	
#3	1.6918	.94139	2.7262	1.6432	.57121	.67832	
Errors	LC Pass	LC Pass	LC Pass	LC Pass	LC Pass	LC Pass	
High	30.000	10.000	30.000	10.000	50.000	5.0000	
Low	-.10000	-.05000	-.05000	-.01000	-.05000	-.02000	

IntStd	1	2	3	4	5	6	7
Mode	Counts	NOTUSED	NOTUSED	NOTUSED	NOTUSED	NOTUSED	NOTUSED
Elem	Y	--	--	--	--	--	--
Wavlen	371.030	--	--	--	--	--	--
Avge	32060	--	--	--	--	--	--
SDev	239.1921	--	--	--	--	--	--
%RSD	.7460839	--	--	--	--	--	--
#1	31803	--	--	--	--	--	--
#2	32101	--	--	--	--	--	--
#3	32276	--	--	--	--	--	--

Method: METTRACE Sample Name: L9CF2 Operator: RJG
Run Time: 11/11/10 23:19:09
Comment: TESTAMERICA PITTSBURGH ICP METALS ANALYSIS-INST TRACEICP
Mode: CONC Corr. Factor: 1

Elem	AG	AL	AS	B_	BA	BE	CA
Units	ppm	ppm	ppm	ppm	ppm	ppm	ppm
Avge	.00093	57.935	.02108	.02136	.52198	.00489	145.31
SDev	.00046	.053	.00080	.00111	.00123	.00004	.31
%RSD	48.877	.09231	3.7859	5.2004	.23597	.77220	.21074
#1	.00078	57.994	.02198	.02212	.52318	.00488	145.43
#2	.00144	57.923	.02083	.02189	.52204	.00487	145.55
#3	.00057	57.889	.02044	.02009	.52071	.00494	144.97
Errors	LC Pass	LC Pass	LC Pass	LC Pass	LC Pass	LC Pass	LC Pass
High	2.0000	500.00	10.000	30.000	10.000	10.000	600.00
Low	-.00500	-.20000	-.01000	-.20000	-.20000	-.00400	-5.0000

Elem	CD	CO	CR	CU	FE	K_	MG
Units	ppm	ppm	ppm	ppm	ppm	ppm	ppm
Avge	.00075	.06479	.08696	.12290	157.02	6.2404	44.297
SDev	.00023	.00067	.00059	.00012	.33	.0094	.102
%RSD	31.132	1.0406	.67516	.09664	.20907	.15043	.22922
#1	.00065	.06440	.08689	.12301	157.24	6.2511	44.360
#2	.00102	.06557	.08758	.12293	157.18	6.2334	44.352
#3	.00058	.06440	.08642	.12277	156.64	6.2368	44.180
Errors	LC Pass	LC Pass	LC Pass	LC Pass	LC Pass	LC Pass	LC Pass
High	5.0000	50.000	20.000	10.000	500.00	400.00	600.00
Low	-.00500	-.05000	-.00500	-.02500	-.10000	-5.0000	-5.0000

Elem	MN	MO	NA	NI	PB/1	PB/2	PB
Units	ppm	ppm	ppm	ppm	ppm	ppm	ppm
Avge	3.7270	.00297	1.0501	.14093	.06312	.06444	.06400
SDev	.0075	.00078	.0185	.00169	.00170	.00116	.00038
%RSD	.20097	26.276	1.7623	1.1999	2.6978	1.8060	.58842
#1	3.7312	.00374	1.0331	.14051	.06248	.06424	.06365
#2	3.7314	.00300	1.0698	.14279	.06505	.06338	.06394
#3	3.7183	.00218	1.0473	.13949	.06182	.06568	.06440
Errors	LC Pass	LC Pass	LC Pass	LC Pass	NOCHECK	NOCHECK	LC Pass
High	20.000	20.000	400.00	100.00			5.0000
Low	-.01500	-.04000	-5.0000	-.04000			-.00300

Elem	SB/1	SB/2	SB	SE/1	SE/2	SE	SI
Units	ppm	ppm	ppm	ppm	ppm	ppm	ppm
Avge	.00009	.00137	.00094	.00122	-.00433	-.00248	1.7965
SDev	.00194	.00172	.00073	.00355	.00256	.00274	.0031
%RSD	2173.3	125.82	77.558	290.60	59.107	110.63	.17456
#1	.00087	-.00029	.00010	.00280	-.00177	-.00025	1.7993
#2	-.00212	.00315	.00139	.00371	-.00432	-.00164	1.7970

#3	.00152	.00124	.00133	-.00284	-.00689	L-.00554	1.7931
Errors	NOCHECK	NOCHECK	LC Pass	NOCHECK	NOCHECK	LC Pass	LC Pass

High			5.0000			10.000	50.000
Low			-.01000			-.00500	-.50000

Elem	SN	SR	TI	TL	V_	ZN	
Units	ppm	ppm	ppm	ppm	ppm	ppm	
Avge	.01545	.40035	.87768	-.00145	.12338	.38226	
SDev	.00116	.00076	.00243	.00090	.00051	.00058	
%RSD	7.4924	.19067	.27696	61.927	.41147	.15122	
#1	.01525	.40097	.87965	-.00107	.12364	.38254	
#2	.01669	.40058	.87843	-.00081	.12370	.38265	
#3	.01440	.39950	.87496	-.00248	.12279	.38160	

Errors	LC Pass	LC Pass	LC Pass	LC Pass	LC Pass	LC Pass	
High	30.000	10.000	30.000	10.000	50.000	5.0000	
Low	-.10000	-.05000	-.05000	-.01000	-.05000	-.02000	

IntStd	1	2	3	4	5	6	7
Mode	Counts	NOTUSED	NOTUSED	NOTUSED	NOTUSED	NOTUSED	NOTUSED
Elem	Y	--	--	--	--	--	--
Wavlen	371.030	--	--	--	--	--	--
Avge	30678	--	--	--	--	--	--
SDev	29.12697	--	--	--	--	--	--
%RSD	.0949445	--	--	--	--	--	--
#1	30647	--	--	--	--	--	--
#2	30682	--	--	--	--	--	--
#3	30705	--	--	--	--	--	--

Method: METTRACE Sample Name: L9CF3 Operator: RJG
Run Time: 11/11/10 23:24:39
Comment: TESTAMERICA PITTSBURGH ICP METALS ANALYSIS-INST TRACEICP
Mode: CONC Corr. Factor: 1

Elem	AG	AL	AS	B_	BA	BE	CA
Units	ppm	ppm	ppm	ppm	ppm	ppm	ppm
Avge	.00038	59.653	.01809	.02056	.44850	.00522	77.271
SDev	.00026	.111	.00118	.00068	.00019	.00009	.255
%RSD	67.479	.18641	6.5137	3.3098	.04192	1.8064	.33011
#1	.00059	59.738	.01941	.02121	.44871	.00527	77.277
#2	.00009	59.694	.01771	.01985	.44840	.00511	77.012
#3	.00047	59.527	.01715	.02062	.44838	.00527	77.522
Errors	LC Pass	LC Pass	LC Pass	LC Pass	LC Pass	LC Pass	LC Pass
High	2.0000	500.00	10.000	30.000	10.000	10.000	600.00
Low	-.00500	-.20000	-.01000	-.20000	-.20000	-.00400	-5.0000

Elem	CD	CO	CR	CU	FE	K_	MG
Units	ppm	ppm	ppm	ppm	ppm	ppm	ppm
Avge	.00050	.06459	.09090	.13293	151.15	6.0611	45.276
SDev	.00014	.00042	.00050	.00038	.44	.0233	.119
%RSD	27.657	.64868	.55046	.28694	.28821	.38399	.26266
#1	.00055	.06449	.09126	.13331	151.31	6.0755	45.300
#2	.00035	.06423	.09033	.13292	150.66	6.0736	45.147
#3	.00061	.06505	.09111	.13255	151.49	6.0343	45.382
Errors	LC Pass	LC Pass	LC Pass	LC Pass	LC Pass	LC Pass	LC Pass
High	5.0000	50.000	20.000	10.000	500.00	400.00	600.00
Low	-.00500	-.05000	-.00500	-.02500	-.10000	-5.0000	-5.0000

Elem	MN	MO	NA	NI	PB/1	PB/2	PB
Units	ppm	ppm	ppm	ppm	ppm	ppm	ppm
Avge	2.3608	.00481	2.8996	.14092	.07116	.06985	.07029
SDev	.0049	.00019	.1247	.00140	.00309	.00132	.00028
%RSD	.20942	3.8883	4.3013	.99694	4.3385	1.8953	.40516
#1	2.3619	.00497	2.9578	.14101	.07220	.06979	.07059
#2	2.3553	.00460	2.7564	.13947	.07359	.06856	.07023
#3	2.3650	.00485	2.9846	.14227	.06768	.07120	.07003
Errors	LC Pass	LC Pass	LC Pass	LC Pass	NOCHECK	NOCHECK	LC Pass
High	20.000	20.000	400.00	100.00			5.0000
Low	-.01500	-.04000	-5.0000	-.04000			-.00300

Elem	SB/1	SB/2	SB	SE/1	SE/2	SE	SI
Units	ppm	ppm	ppm	ppm	ppm	ppm	ppm
Avge	-.00102	.00131	.00054	.00071	-.00366	-.00221	1.9547
SDev	.00268	.00042	.00065	.00432	.00327	.00101	.0055
%RSD	263.46	31.829	121.69	607.69	89.403	45.670	.28120
#1	-.00119	.00113	.00036	-.00075	-.00128	-.00110	1.9588
#2	-.00361	.00179	-.00001	.00558	-.00740	-.00308	1.9484

#3	.00175	.00101	.00126	-.00269	-.00232	-.00244	1.9568
Errors	NOCHECK	NOCHECK	LC Pass	NOCHECK	NOCHECK	LC Pass	LC Pass

High			5.0000			10.000	50.000
Low			-.01000			-.00500	-.50000

Elem	SN	SR	TI	TL	V_	ZN	
Units	ppm	ppm	ppm	ppm	ppm	ppm	
Avge	.01399	.18112	.93397	-.00247	.13096	.40107	
SDev	.00203	.00035	.00142	.00148	.00077	.00051	
%RSD	14.539	.19095	.15156	59.714	.58623	.12723	
#1	.01557	.18151	.93397	-.00168	.13139	.40129	
#2	.01169	.18101	.93256	-.00418	.13007	.40049	
#3	.01470	.18084	.93539	-.00156	.13141	.40144	

Errors	LC Pass	LC Pass	LC Pass	LC Pass	LC Pass	LC Pass	
High	30.000	10.000	30.000	10.000	50.000	5.0000	
Low	-.10000	-.05000	-.05000	-.01000	-.05000	-.02000	

IntStd	1	2	3	4	5	6	7
Mode	Counts	NOTUSED	NOTUSED	NOTUSED	NOTUSED	NOTUSED	NOTUSED
Elem	Y	--	--	--	--	--	--
Wavlen	371.030	--	--	--	--	--	--
Avge	31340	--	--	--	--	--	--
SDev	69.97710	--	--	--	--	--	--
%RSD	.2232837	--	--	--	--	--	--
#1	31281	--	--	--	--	--	--
#2	31321	--	--	--	--	--	--
#3	31418	--	--	--	--	--	--

Method: METTRACE Sample Name: L9CF4 Operator: RJG
Run Time: 11/11/10 23:30:09
Comment: TESTAMERICA PITTSBURGH ICP METALS ANALYSIS-INST TRACEICP
Mode: CONC Corr. Factor: 1

Elem	AG	AL	AS	B_	BA	BE	CA
Units	ppm	ppm	ppm	ppm	ppm	ppm	ppm
Avge	.00129	75.131	.02140	.02303	.63109	.00637	47.465
SDev	.00014	.062	.00076	.00024	.00120	.00003	.043
%RSD	10.655	.08223	3.5585	1.0412	.18962	.52042	.08992
#1	.00115	75.192	.02226	.02308	.63209	.00633	47.436
#2	.00130	75.131	.02114	.02324	.63142	.00638	47.514
#3	.00142	75.069	.02081	.02277	.62976	.00639	47.445
Errors	LC Pass	LC Pass	LC Pass	LC Pass	LC Pass	LC Pass	LC Pass
High	2.0000	500.00	10.000	30.000	10.000	10.000	600.00
Low	-.00500	-.20000	-.01000	-.20000	-.20000	-.00400	-5.0000

Elem	CD	CO	CR	CU	FE	K_	MG
Units	ppm	ppm	ppm	ppm	ppm	ppm	ppm
Avge	.00098	.07387	.11203	.16156	201.28	7.3227	37.708
SDev	.00025	.00013	.00027	.00018	.16	.0057	.048
%RSD	25.421	.17495	.24202	.10943	.07891	.07802	.12856
#1	.00125	.07387	.11174	.16176	201.26	7.3293	37.731
#2	.00076	.07400	.11207	.16149	201.45	7.3197	37.741
#3	.00092	.07374	.11228	.16143	201.14	7.3191	37.653
Errors	LC Pass	LC Pass	LC Pass	LC Pass	LC Pass	LC Pass	LC Pass
High	5.0000	50.000	20.000	10.000	500.00	400.00	600.00
Low	-.00500	-.05000	-.00500	-.02500	-.10000	-5.0000	-5.0000

Elem	MN	MO	NA	NI	PB/1	PB/2	PB
Units	ppm	ppm	ppm	ppm	ppm	ppm	ppm
Avge	4.2670	.00247	1.7814	.17854	.08275	.08458	.08397
SDev	.0032	.00040	.0754	.00054	.00086	.00023	.00040
%RSD	.07580	16.016	4.2340	.30311	1.0384	.27324	.47160
#1	4.2675	.00209	1.7310	.17792	.08196	.08433	.08354
#2	4.2700	.00245	1.8681	.17887	.08264	.08478	.08407
#3	4.2636	.00288	1.7451	.17885	.08366	.08464	.08431
Errors	LC Pass	LC Pass	LC Pass	LC Pass	NOCHECK	NOCHECK	LC Pass
High	20.000	20.000	400.00	100.00			5.0000
Low	-.01500	-.04000	-5.0000	-.04000			-.00300

Elem	SB/1	SB/2	SB	SE/1	SE/2	SE	SI
Units	ppm	ppm	ppm	ppm	ppm	ppm	ppm
Avge	.00016	.00006	.00009	.00289	-.00779	-.00423	1.7282
SDev	.00204	.00150	.00140	.00102	.00089	.00087	.0022
%RSD	1260.5	2503.5	1494.7	35.209	11.440	20.612	.12490
#1	.00146	.00175	.00166	.00239	-.00747	-.00419	1.7295
#2	.00121	-.00109	-.00032	.00406	-.00710	-.00338	1.7293

#3	-.00219	-.00049	-.00105	.00222	-.00879	L-.00513	1.7257
Errors	NOCHECK	NOCHECK	LC Pass	NOCHECK	NOCHECK	LC Pass	LC Pass

High			5.0000			10.000	50.000
Low			-.01000			-.00500	-.50000

Elem	SN	SR	TI	TL	V_	ZN	
Units	ppm	ppm	ppm	ppm	ppm	ppm	
Avge	.01487	.14261	.94265	-.00168	.15838	.49496	
SDev	.00060	.00044	.00106	.00076	.00032	.00061	
%RSD	4.0108	.30942	.11289	45.285	.20389	.12271	
#1	.01499	.14305	.94383	-.00254	.15859	.49474	
#2	.01422	.14262	.94177	-.00143	.15854	.49564	
#3	.01540	.14217	.94235	-.00108	.15801	.49449	
Errors	LC Pass	LC Pass	LC Pass	LC Pass	LC Pass	LC Pass	
High	30.000	10.000	30.000	10.000	50.000	5.0000	
Low	-.10000	-.05000	-.05000	-.01000	-.05000	-.02000	

IntStd	1	2	3	4	5	6	7
Mode	Counts	NOTUSED	NOTUSED	NOTUSED	NOTUSED	NOTUSED	NOTUSED
Elem	Y	--	--	--	--	--	--
Wavlen	371.030	--	--	--	--	--	--
Avge	32079	--	--	--	--	--	--
SDev	35.07988	--	--	--	--	--	--
%RSD	.1093546	--	--	--	--	--	--
#1	32115	--	--	--	--	--	--
#2	32045	--	--	--	--	--	--
#3	32078	--	--	--	--	--	--

Method: METTRACE Sample Name: L9CF6 Operator: RJG
Run Time: 11/11/10 23:35:38
Comment: TESTAMERICA PITTSBURGH ICP METALS ANALYSIS-INST TRACEICP
Mode: CONC Corr. Factor: 1

Elem	AG	AL	AS	B_	BA	BE	CA
Units	ppm	ppm	ppm	ppm	ppm	ppm	ppm
Avge	.00037	71.510	.03784	.02313	.50273	.00544	39.166
SDev	.00016	.061	.00082	.00027	.00005	.00006	.034
%RSD	43.643	.08544	2.1795	1.1781	.00907	1.1330	.08766
#1	.00054	71.552	.03783	.02306	.50273	.00538	39.146
#2	.00036	71.537	.03867	.02343	.50278	.00551	39.206
#3	.00022	71.440	.03702	.02289	.50268	.00544	39.146
Errors	LC Pass	LC Pass	LC Pass	LC Pass	LC Pass	LC Pass	LC Pass
High	2.0000	500.00	10.000	30.000	10.000	10.000	600.00
Low	-.00500	-.20000	-.01000	-.20000	-.20000	-.00400	-5.0000

Elem	CD	CO	CR	CU	FE	K_	MG
Units	ppm	ppm	ppm	ppm	ppm	ppm	ppm
Avge	.00016	.05796	.10051	.11498	138.56	5.5509	26.884
SDev	.00006	.00010	.00021	.00009	.13	.0088	.022
%RSD	40.857	.16842	.20794	.08147	.09394	.15918	.08118
#1	.00009	.05806	.10066	.11491	138.57	5.5579	26.888
#2	.00022	.05794	.10061	.11509	138.69	5.5538	26.903
#3	.00016	.05787	.10027	.11494	138.43	5.5410	26.860
Errors	LC Pass	LC Pass	LC Pass	LC Pass	LC Pass	LC Pass	LC Pass
High	5.0000	50.000	20.000	10.000	500.00	400.00	600.00
Low	-.00500	-.05000	-.00500	-.02500	-.10000	-5.0000	-5.0000

Elem	MN	MO	NA	NI	PB/1	PB/2	PB
Units	ppm	ppm	ppm	ppm	ppm	ppm	ppm
Avge	1.3530	.00191	7.4014	.12672	.06596	.06708	.06671
SDev	.0011	.00036	.0630	.00104	.00101	.00069	.00013
%RSD	.08364	18.995	.85161	.81744	1.5306	1.0280	.18996
#1	1.3525	.00224	7.4074	.12739	.06710	.06629	.06656
#2	1.3543	.00152	7.3356	.12725	.06560	.06738	.06678
#3	1.3522	.00197	7.4612	.12553	.06519	.06756	.06677
Errors	LC Pass	LC Pass	LC Pass	LC Pass	NOCHECK	NOCHECK	LC Pass
High	20.000	20.000	400.00	100.00			5.0000
Low	-.01500	-.04000	-5.0000	-.04000			-.00300

Elem	SB/1	SB/2	SB	SE/1	SE/2	SE	SI
Units	ppm	ppm	ppm	ppm	ppm	ppm	ppm
Avge	-.00010	.00089	.00056	.00041	-.00164	-.00096	2.2532
SDev	.00211	.00091	.00042	.00224	.00223	.00143	.0014
%RSD	2132.6	102.26	75.682	543.77	135.71	148.83	.06039
#1	-.00230	.00137	.00015	.00057	-.00412	-.00256	2.2548
#2	.00192	-.00016	.00053	-.00190	.00020	-.00050	2.2522

#3	.00008	.00146	.00100	.00257	-.00101	.00018	2.2528
Errors	NOCHECK	NOCHECK	LC Pass	NOCHECK	NOCHECK	LC Pass	LC Pass

High			5.0000			10.000	50.000
Low			-.01000			-.00500	-.50000

Elem	SN	SR	TI	TL	V_	ZN	
Units	ppm	ppm	ppm	ppm	ppm	ppm	
Avge	.01815	.13990	.86055	-.00121	.15899	.34595	
SDev	.00136	.00008	.00052	.00090	.00035	.00042	
%RSD	7.5086	.05518	.05995	74.291	.22213	.12069	
#1	.01965	.13989	.86032	-.00160	.15933	.34581	
#2	.01698	.13998	.86114	-.00185	.15903	.34642	
#3	.01781	.13983	.86019	-.00018	.15862	.34562	

Errors	LC Pass	LC Pass	LC Pass	LC Pass	LC Pass	LC Pass	
High	30.000	10.000	30.000	10.000	50.000	5.0000	
Low	-.10000	-.05000	-.05000	-.01000	-.05000	-.02000	

IntStd	1	2	3	4	5	6	7
Mode	Counts	NOTUSED	NOTUSED	NOTUSED	NOTUSED	NOTUSED	NOTUSED
Elem	Y	--	--	--	--	--	--
Wavlen	371.030	--	--	--	--	--	--
Avge	31647	--	--	--	--	--	--
SDev	45.14908	--	--	--	--	--	--
%RSD	.1426664	--	--	--	--	--	--
#1	31603	--	--	--	--	--	--
#2	31693	--	--	--	--	--	--
#3	31645	--	--	--	--	--	--

Method: METTRACE Sample Name: L9CF7 Operator: RJG
Run Time: 11/11/10 23:41:08
Comment: TESTAMERICA PITTSBURGH ICP METALS ANALYSIS-INST TRACEICP
Mode: CONC Corr. Factor: 1

Elem	AG	AL	AS	B_	BA	BE	CA
Units	ppm	ppm	ppm	ppm	ppm	ppm	ppm
Avge	.00099	69.961	.01339	.02412	.48902	.00553	80.372
SDev	.00030	.134	.00102	.00005	.00125	.00010	.049
%RSD	30.798	.19086	7.5795	.21152	.25596	1.8040	.06087
#1	.00101	70.113	.01445	.02408	.49047	.00543	80.407
#2	.00128	69.862	.01243	.02418	.48834	.00554	80.392
#3	.00067	69.909	.01328	.02411	.48826	.00563	80.316
Errors	LC Pass	LC Pass	LC Pass	LC Pass	LC Pass	LC Pass	LC Pass
High	2.0000	500.00	10.000	30.000	10.000	10.000	600.00
Low	-.00500	-.20000	-.01000	-.20000	-.20000	-.00400	-5.0000

Elem	CD	CO	CR	CU	FE	K_	MG
Units	ppm	ppm	ppm	ppm	ppm	ppm	ppm
Avge	.00056	.06401	.10277	.13802	151.05	7.6251	46.764
SDev	.00009	.00056	.00019	.00022	.08	.0141	.057
%RSD	15.776	.87878	.18190	.15967	.05265	.18490	.12206
#1	.00056	.06443	.10294	.13827	151.11	7.6395	46.826
#2	.00065	.06423	.10281	.13790	151.08	7.6113	46.752
#3	.00047	.06338	.10257	.13789	150.96	7.6244	46.714
Errors	LC Pass	LC Pass	LC Pass	LC Pass	LC Pass	LC Pass	LC Pass
High	5.0000	50.000	20.000	10.000	500.00	400.00	600.00
Low	-.00500	-.05000	-.00500	-.02500	-.10000	-5.0000	-5.0000

Elem	MN	MO	NA	NI	PB/1	PB/2	PB
Units	ppm	ppm	ppm	ppm	ppm	ppm	ppm
Avge	2.4446	.00102	.97357	.15848	.07003	.07160	.07108
SDev	.0021	.00064	.07443	.00104	.00055	.00079	.00047
%RSD	.08548	63.328	7.6450	.65536	.77787	1.1086	.66755
#1	2.4469	.00049	.93088	.15729	.06951	.07241	.07145
#2	2.4440	.00174	.93032	.15895	.06998	.07083	.07054
#3	2.4429	.00083	1.0595	.15920	.07060	.07158	.07125
Errors	LC Pass	LC Pass	LC Pass	LC Pass	NOCHECK	NOCHECK	LC Pass
High	20.000	20.000	400.00	100.00			5.0000
Low	-.01500	-.04000	-5.0000	-.04000			-.00300

Elem	SB/1	SB/2	SB	SE/1	SE/2	SE	SI
Units	ppm	ppm	ppm	ppm	ppm	ppm	ppm
Avge	-.00093	.00050	.00003	.00066	-.00437	-.00270	1.7906
SDev	.00074	.00076	.00055	.00319	.00118	.00184	.0086
%RSD	79.318	151.06	2021.5	485.55	26.883	68.160	.47803
#1	-.00030	-.00013	-.00019	-.00230	-.00532	-.00431	1.8000
#2	-.00075	.00135	.00065	.00024	-.00474	-.00309	1.7886

#3	-.00174	.00029	-.00038	.00403	-.00306	-.00070	1.7832
Errors	NOCHECK	NOCHECK	LC Pass	NOCHECK	NOCHECK	LC Pass	LC Pass

High			5.0000			10.000	50.000
Low			-.01000			-.00500	-.50000

Elem	SN	SR	TI	TL	V_	ZN	
Units	ppm	ppm	ppm	ppm	ppm	ppm	
Avge	.01349	.23639	.94396	-.00141	.13999	.45744	
SDev	.00085	.00066	.00228	.00142	.00080	.00041	
%RSD	6.2705	.28006	.24179	100.86	.57212	.08981	
#1	.01311	.23715	.94562	-.00098	.14073	.45702	
#2	.01290	.23609	.94491	-.00025	.14011	.45746	
#3	.01446	.23594	.94136	-.00299	.13914	.45784	
Errors	LC Pass	LC Pass	LC Pass	LC Pass	LC Pass	LC Pass	
High	30.000	10.000	30.000	10.000	50.000	5.0000	
Low	-.10000	-.05000	-.05000	-.01000	-.05000	-.02000	

IntStd	1	2	3	4	5	6	7
Mode	Counts	NOTUSED	NOTUSED	NOTUSED	NOTUSED	NOTUSED	NOTUSED
Elem	Y	--	--	--	--	--	--
Wavlen	371.030	--	--	--	--	--	--
Avge	31399	--	--	--	--	--	--
SDev	91.82170	--	--	--	--	--	--
%RSD	.2924370	--	--	--	--	--	--
#1	31331	--	--	--	--	--	--
#2	31362	--	--	--	--	--	--
#3	31503	--	--	--	--	--	--

Method: METTRACE Sample Name: L9QDKB Operator: RJG
Run Time: 11/11/10 23:46:38
Comment: TESTAMERICA PITTSBURGH ICP METALS ANALYSIS-INST TRACEICP
Mode: CONC Corr. Factor: 1

Elem	AG	AL	AS	B_	BA	BE	CA
Units	ppm	ppm	ppm	ppm	ppm	ppm	ppm
Avge	.00021	.02374	-.00085	.00093	-.00002	.00044	.00190
SDev	.00027	.00211	.00046	.00048	.00002	.00002	.00101
%RSD	130.07	8.8890	54.749	51.424	138.73	3.4445	53.415
#1	.00012	.02592	-.00068	.00133	.00000	.00043	.00254
#2	.00051	.02360	-.00137	.00040	-.00001	.00043	.00242
#3	-.00001	.02170	-.00049	.00107	-.00004	.00045	.00073
Errors	LC Pass	LC Pass	LC Pass	LC Pass	LC Pass	LC Pass	LC Pass
High	.00500	.20000	.01000	.20000	.20000	.00400	5.0000
Low	-.00500	-.20000	-.01000	-.20000	-.20000	-.00400	-5.0000

Elem	CD	CO	CR	CU	FE	K_	MG
Units	ppm	ppm	ppm	ppm	ppm	ppm	ppm
Avge	.00023	-.00005	-.00010	-.00048	.00757	.23797	-.00074
SDev	.00015	.00040	.00016	.00019	.00865	.00513	.00130
%RSD	63.776	751.14	156.61	40.442	114.17	2.1558	176.84
#1	.00015	.00010	.00006	-.00046	.01213	.24266	.00077
#2	.00040	.00025	-.00026	-.00030	.01299	.23876	-.00149
#3	.00014	-.00050	-.00011	-.00069	-.00240	.23249	-.00149
Errors	LC Pass	LC Pass	LC Pass	LC Pass	LC Pass	LC Pass	LC Pass
High	.00500	.05000	.00500	.02500	.10000	5.0000	5.0000
Low	-.00500	-.05000	-.00500	-.02500	-.10000	-5.0000	-5.0000

Elem	MN	MO	NA	NI	PB/1	PB/2	PB
Units	ppm	ppm	ppm	ppm	ppm	ppm	ppm
Avge	-.00001	-.00018	-.41589	.00005	-.00094	.00065	.00012
SDev	.00003	.00026	.08421	.00041	.00186	.00030	.00081
%RSD	196.09	146.25	20.249	849.75	197.64	46.952	695.23
#1	-.00005	.00002	-.40430	.00042	-.00221	.00034	-.00051
#2	.00000	-.00008	-.33807	-.00039	-.00181	.00065	-.00017
#3	.00000	-.00047	-.50529	.00011	.00120	.00095	.00103
Errors	LC Pass	LC Pass	LC Pass	LC Pass	NOCHECK	NOCHECK	LC Pass
High	.01500	.04000	5.0000	.04000			.00300
Low	-.01500	-.04000	-5.0000	-.04000			-.00300

Elem	SB/1	SB/2	SB	SE/1	SE/2	SE	SI
Units	ppm	ppm	ppm	ppm	ppm	ppm	ppm
Avge	.00106	.00021	.00049	-.00252	.00085	-.00027	.00090
SDev	.00040	.00074	.00061	.00220	.00096	.00055	.00481
%RSD	37.856	357.21	123.92	87.006	112.56	202.95	534.05
#1	.00147	.00059	.00088	-.00046	.00070	.00032	.00579
#2	.00106	.00067	.00080	-.00483	.00188	-.00035	.00075

#3	.00066	-.00065	-.00021	-.00228	-.00002	-.00078	-.00383
Errors	NOCHECK	NOCHECK	LC Pass	NOCHECK	NOCHECK	LC Pass	LC Pass

High			.01000			.00500	.50000
Low			-.01000			-.00500	-.50000

Elem	SN	SR	TI	TL	V_	ZN	
Units	ppm	ppm	ppm	ppm	ppm	ppm	
Avge	-.00045	.00004	.00008	.00282	.00007	.00733	
SDev	.00179	.00003	.00026	.00234	.00011	.00013	
%RSD	396.69	82.288	340.74	83.065	162.11	1.7733	
#1	.00162	.00005	.00028	.00361	.00019	.00739	
#2	-.00149	.00007	.00016	.00466	.00001	.00741	
#3	-.00148	.00000	-.00021	.00018	.00000	.00718	
Errors	LC Pass	LC Pass	LC Pass	LC Pass	LC Pass	LC Pass	
High	.10000	.05000	.05000	.01000	.05000	.02000	
Low	-.10000	-.05000	-.05000	-.01000	-.05000	-.02000	

IntStd	1	2	3	4	5	6	7
Mode	Counts	NOTUSED	NOTUSED	NOTUSED	NOTUSED	NOTUSED	NOTUSED
Elem	Y	--	--	--	--	--	--
Wavlen	371.030	--	--	--	--	--	--
Avge	28709	--	--	--	--	--	--
SDev	42.37998	--	--	--	--	--	--
%RSD	.1476167	--	--	--	--	--	--
#1	28661	--	--	--	--	--	--
#2	28725	--	--	--	--	--	--
#3	28742	--	--	--	--	--	--

Method: METTRACE Sample Name: L9QDKC Operator: RJG
Run Time: 11/11/10 23:52:08
Comment: TESTAMERICA PITTSBURGH ICP METALS ANALYSIS-INST TRACEICP
Mode: CONC Corr. Factor: 1

Elem	AG	AL	AS	B_	BA	BE	CA
Units	ppm	ppm	ppm	ppm	ppm	ppm	ppm
Avge	.05014	2.1874	2.1262	1.0329	2.1276	.05092	L.00460
SDev	.00002	.0032	.0042	.0008	.0040	.00014	.00074
%RSD	.02937	.14464	.19547	.07842	.18814	.26670	16.158
#1	.05013	2.1908	2.1234	1.0334	2.1310	.05081	L.00375
#2	.05013	2.1868	2.1242	1.0320	2.1286	.05088	L.00514
#3	.05016	2.1845	2.1310	1.0335	2.1232	.05107	L.00492
Errors	LC Pass	LC Pass	LC Pass	LC Pass	LC Pass	LC Pass	LC Low
High	.06000	2.4000	2.4000	1.2000	2.4000	.06000	60.000
Low	.04000	1.6000	1.6000	.80000	1.6000	.04000	40.000

Elem	CD	CO	CR	CU	FE	K_	MG
Units	ppm	ppm	ppm	ppm	ppm	ppm	ppm
Avge	.05284	.51855	.21215	.26731	1.1011	L.23621	L-.00111
SDev	.00008	.00117	.00013	.00087	.0029	.00091	.00131
%RSD	.15529	.22606	.06029	.32524	.26715	.38438	117.63
#1	.05278	.51851	.21221	.26832	1.0995	L.23722	L-.00035
#2	.05280	.51740	.21200	.26678	1.0993	L.23546	L-.00036
#3	.05293	.51974	.21224	.26684	1.1045	L.23596	L-.00262
Errors	LC Pass	LC Pass	LC Pass	LC Pass	LC Pass	LC Low	LC Low
High	.06000	.60000	.24000	.30000	1.2000	60.000	60.000
Low	.04000	.40000	.16000	.20000	.80000	40.000	40.000

Elem	MN	MO	NA	NI	PB/1	PB/2	PB
Units	ppm	ppm	ppm	ppm	ppm	ppm	ppm
Avge	.51884	L.00016	L-.58154	.52158	.52952	.53661	.53425
SDev	.00006	.00021	.07545	.00070	.00173	.00147	.00133
%RSD	.01102	134.94	12.974	.13343	.32712	.27327	.24931
#1	.51890	L.00023	L-.54146	.52083	.53042	.53831	.53568
#2	.51879	L.00032	L-.66858	.52171	.52753	.53580	.53304
#3	.51884	L-.00008	L-.53459	.52220	.53062	.53574	.53403
Errors	LC Pass	LC Low	LC Low	LC Pass	NOCHECK	NOCHECK	LC Pass
High	.60000	1.2000	60.000	.60000			.60000
Low	.40000	.80000	40.000	.40000			.40000

Elem	SB/1	SB/2	SB	SE/1	SE/2	SE	SI
Units	ppm	ppm	ppm	ppm	ppm	ppm	ppm
Avge	.00022	-.00100	L-.00059	2.1527	2.1399	2.1441	L-.00013
SDev	.00059	.00051	.00050	.0107	.0053	.0071	.00489
%RSD	262.94	51.142	83.636	.49787	.24684	.33013	3905.0
#1	-.00005	-.00156	L-.00106	2.1456	2.1357	2.1390	L-.00168
#2	-.00018	-.00089	L-.00065	2.1474	2.1381	2.1412	L.00536

#3	.00090	-.00056	L-.00007	2.1650	2.1458	2.1522	L-.00405
Errors	NOCHECK	NOCHECK	LC Low	NOCHECK	NOCHECK	LC Pass	LC Low

High			.60000			2.4000	12.000
Low			.40000			1.6000	8.0000

Elem	SN	SR	TI	TL	V_	ZN	
Units	ppm	ppm	ppm	ppm	ppm	ppm	
Avge	L-.00024	1.0594	L.00003	2.1185	.51251	.54369	
SDev	.00072	.0017	.00021	.0028	.00102	.00076	
%RSD	303.59	.16220	661.73	.13290	.19966	.13897	
#1	L-.00106	1.0601	L.00015	2.1152	.51330	.54453	
#2	L.00006	1.0607	L.00016	2.1200	.51135	.54349	
#3	L.00029	1.0575	L-.00021	2.1202	.51287	.54306	

Errors	LC Low	LC Pass	LC Low	LC Pass	LC Pass	LC Pass	
High	2.4000	1.2000	1.2000	2.4000	.60000	.60000	
Low	1.6000	.80000	.80000	1.6000	.40000	.40000	

IntStd	1	2	3	4	5	6	7
Mode	Counts	NOTUSED	NOTUSED	NOTUSED	NOTUSED	NOTUSED	NOTUSED
Elem	Y	--	--	--	--	--	--
Wavlen	371.030	--	--	--	--	--	--
Avge	28600	--	--	--	--	--	--
SDev	131.9135	--	--	--	--	--	--
%RSD	.4612366	--	--	--	--	--	--
#1	28462	--	--	--	--	--	--
#2	28612	--	--	--	--	--	--
#3	28725	--	--	--	--	--	--

Method: METTRACE Sample Name: L9M20 Operator: RJG
Run Time: 11/11/10 23:57:38
Comment: TESTAMERICA PITTSBURGH ICP METALS ANALYSIS-INST TRACEICP
Mode: CONC Corr. Factor: 1

Elem	AG	AL	AS	B_	BA	BE	CA
Units	ppm	ppm	ppm	ppm	ppm	ppm	ppm
Avge	-.00013	.86655	.00120	.01623	.03242	.00048	15.988
SDev	.00021	.00273	.00120	.00013	.00017	.00005	.075
%RSD	156.21	.31458	100.03	.79260	.51388	11.288	.47069
#1	-.00037	.86424	-.00015	.01638	.03234	.00052	15.911
#2	.00001	.86956	.00215	.01614	.03261	.00042	16.061
#3	-.00003	.86586	.00158	.01617	.03231	.00049	15.992
Errors	LC Pass	LC Pass	LC Pass	LC Pass	LC Pass	LC Pass	LC Pass
High	2.0000	500.00	10.000	30.000	10.000	10.000	600.00
Low	-.00500	-.20000	-.01000	-.20000	-.20000	-.00400	-5.0000

Elem	CD	CO	CR	CU	FE	K_	MG
Units	ppm	ppm	ppm	ppm	ppm	ppm	ppm
Avge	.00013	.00107	.00265	.00578	1.3954	3.6237	4.1098
SDev	.00003	.00011	.00026	.00024	.0048	.0223	.0232
%RSD	24.402	9.8272	9.7761	4.1739	.34737	.61476	.56409
#1	.00009	.00110	.00236	.00555	1.3909	3.5982	4.0857
#2	.00015	.00116	.00284	.00603	1.4005	3.6397	4.1319
#3	.00015	.00095	.00276	.00576	1.3946	3.6330	4.1118
Errors	LC Pass	LC Pass	LC Pass	LC Pass	LC Pass	LC Pass	LC Pass
High	5.0000	50.000	20.000	10.000	500.00	400.00	600.00
Low	-.00500	-.05000	-.00500	-.02500	-.10000	-5.0000	-5.0000

Elem	MN	MO	NA	NI	PB/1	PB/2	PB
Units	ppm	ppm	ppm	ppm	ppm	ppm	ppm
Avge	.09582	.00105	19.623	.00403	.00059	.00379	.00272
SDev	.00045	.00025	.112	.00025	.00049	.00037	.00026
%RSD	.46890	23.949	.57142	6.3003	82.702	9.7578	9.6073
#1	.09537	.00099	19.508	.00384	.00060	.00337	.00245
#2	.09627	.00132	19.732	.00432	.00107	.00393	.00297
#3	.09582	.00083	19.630	.00394	.00009	.00408	.00275
Errors	LC Pass	LC Pass	LC Pass	LC Pass	NOCHECK	NOCHECK	LC Pass
High	20.000	20.000	400.00	100.00			5.0000
Low	-.01500	-.04000	-5.0000	-.04000			-.00300

Elem	SB/1	SB/2	SB	SE/1	SE/2	SE	SI
Units	ppm	ppm	ppm	ppm	ppm	ppm	ppm
Avge	.00234	.00057	.00116	-.00173	.00311	.00150	2.8858
SDev	.00059	.00169	.00115	.00261	.00065	.00116	.0082
%RSD	25.120	298.64	99.167	150.96	20.965	77.212	.28323
#1	.00166	.00056	.00093	.00093	.00376	.00282	2.8847
#2	.00267	-.00112	.00014	-.00183	.00246	.00103	2.8945

#3	.00269	.00226	.00240	-.00429	.00312	.00065	2.8783
Errors	NOCHECK	NOCHECK	LC Pass	NOCHECK	NOCHECK	LC Pass	LC Pass

High			5.0000			10.000	50.000
Low			-.01000			-.00500	-.50000

Elem	SN	SR	TI	TL	V_	ZN	
Units	ppm	ppm	ppm	ppm	ppm	ppm	
Avge	-.00076	.07522	.02592	.00383	.00416	.02123	
SDev	.00242	.00020	.00076	.00129	.00019	.00022	
%RSD	316.72	.27215	2.9433	33.662	4.5737	1.0225	
#1	.00029	.07498	.02521	.00442	.00413	.02103	
#2	.00095	.07536	.02584	.00472	.00436	.02146	
#3	-.00353	.07530	.02673	.00235	.00398	.02120	
Errors	LC Pass	LC Pass	LC Pass	LC Pass	LC Pass	LC Pass	
High	30.000	10.000	30.000	10.000	50.000	5.0000	
Low	-.10000	-.05000	-.05000	-.01000	-.05000	-.02000	

IntStd	1	2	3	4	5	6	7
Mode	Counts	NOTUSED	NOTUSED	NOTUSED	NOTUSED	NOTUSED	NOTUSED
Elem	Y	--	--	--	--	--	--
Wavlen	371.030	--	--	--	--	--	--
Avge	28502	--	--	--	--	--	--
SDev	172.6919	--	--	--	--	--	--
%RSD	.6058991	--	--	--	--	--	--
#1	28701	--	--	--	--	--	--
#2	28404	--	--	--	--	--	--
#3	28400	--	--	--	--	--	--

Method: METTRACE Sample Name: L9M21 Operator: RJG
Run Time: 11/12/10 00:03:08
Comment: TESTAMERICA PITTSBURGH ICP METALS ANALYSIS-INST TRACEICP
Mode: CONC Corr. Factor: 1

Elem	AG	AL	AS	B_	BA	BE	CA
Units	ppm	ppm	ppm	ppm	ppm	ppm	ppm
Avge	.00020	1.3822	-.00024	.01692	.03966	.00044	16.179
SDev	.00017	.0351	.00072	.00089	.00114	.00017	.419
%RSD	85.904	2.5390	295.49	5.2301	2.8786	39.167	2.5918
#1	.00038	1.3610	-.00014	.01592	.03885	.00052	15.849
#2	.00006	1.4227	.00042	.01720	.04096	.00024	16.651
#3	.00014	1.3629	-.00101	.01762	.03916	.00056	16.037
Errors	LC Pass	LC Pass	LC Pass	LC Pass	LC Pass	LC Pass	LC Pass
High	2.0000	500.00	10.000	30.000	10.000	10.000	600.00
Low	-.00500	-.20000	-.01000	-.20000	-.20000	-.00400	-5.0000

Elem	CD	CO	CR	CU	FE	K_	MG
Units	ppm	ppm	ppm	ppm	ppm	ppm	ppm
Avge	.00022	.00133	.00369	.00542	1.9109	4.7184	4.4321
SDev	.00009	.00006	.00008	.00046	.0462	.1204	.1148
%RSD	42.252	4.7646	2.1767	8.5351	2.4176	2.5525	2.5891
#1	.00032	.00140	.00372	.00501	1.8711	4.6491	4.3467
#2	.00014	.00128	.00361	.00592	1.9615	4.8574	4.5626
#3	.00020	.00132	.00376	.00532	1.8999	4.6486	4.3872
Errors	LC Pass	LC Pass	LC Pass	LC Pass	LC Pass	LC Pass	LC Pass
High	5.0000	50.000	20.000	10.000	500.00	400.00	600.00
Low	-.00500	-.05000	-.00500	-.02500	-.10000	-5.0000	-5.0000

Elem	MN	MO	NA	NI	PB/1	PB/2	PB
Units	ppm	ppm	ppm	ppm	ppm	ppm	ppm
Avge	.11474	.00054	18.068	.00617	.00370	.00186	.00248
SDev	.00290	.00048	.401	.00037	.00111	.00046	.00007
%RSD	2.5302	90.009	2.2180	5.9808	30.080	24.739	2.9285
#1	.11275	.00023	17.828	.00574	.00413	.00164	.00247
#2	.11807	.00029	18.531	.00638	.00454	.00156	.00255
#3	.11339	.00109	17.846	.00639	.00244	.00239	.00241
Errors	LC Pass	LC Pass	LC Pass	LC Pass	NOCHECK	NOCHECK	LC Pass
High	20.000	20.000	400.00	100.00			5.0000
Low	-.01500	-.04000	-5.0000	-.04000			-.00300

Elem	SB/1	SB/2	SB	SE/1	SE/2	SE	SI
Units	ppm	ppm	ppm	ppm	ppm	ppm	ppm
Avge	.00073	.00261	.00199	-.00160	.00102	.00015	4.3203
SDev	.00114	.00131	.00097	.00146	.00060	.00041	.1063
%RSD	156.03	50.088	48.986	90.916	58.582	272.63	2.4609
#1	-.00039	.00333	.00209	-.00275	.00171	.00022	4.2533
#2	.00069	.00110	.00096	.00004	.00075	.00051	4.4429

#3	.00189	.00341	.00290	-.00209	.00061	-.00029	4.2647
Errors	NOCHECK	NOCHECK	LC Pass	NOCHECK	NOCHECK	LC Pass	LC Pass

High			5.0000			10.000	50.000
Low			-.01000			-.00500	-.50000

Elem	SN	SR	TI	TL	V_	ZN	
Units	ppm	ppm	ppm	ppm	ppm	ppm	
Avge	-.00023	.07414	.04050	-.00105	.00428	.02208	
SDev	.00180	.00194	.00110	.00201	.00124	.00060	
%RSD	798.62	2.6241	2.7249	191.50	28.892	2.6962	
#1	.00006	.07296	.03931	-.00008	.00561	.02163	
#2	.00142	.07638	.04150	-.00335	.00406	.02276	
#3	-.00215	.07307	.04068	.00029	.00316	.02186	

Errors	LC Pass	LC Pass	LC Pass	LC Pass	LC Pass	LC Pass	
High	30.000	10.000	30.000	10.000	50.000	5.0000	
Low	-.10000	-.05000	-.05000	-.01000	-.05000	-.02000	

IntStd	1	2	3	4	5	6	7
Mode	Counts	NOTUSED	NOTUSED	NOTUSED	NOTUSED	NOTUSED	NOTUSED
Elem	Y	--	--	--	--	--	--
Wavlen	371.030	--	--	--	--	--	--
Avge	28285	--	--	--	--	--	--
SDev	537.3729	--	--	--	--	--	--
%RSD	1.899866	--	--	--	--	--	--
#1	28497	--	--	--	--	--	--
#2	27674	--	--	--	--	--	--
#3	28684	--	--	--	--	--	--

Method: METTRACE Sample Name: CCV1-11 Operator: RJG
Run Time: 11/12/10 00:08:38
Comment: TESTAMERICA PITTSBURGH ICP METALS ANALYSIS-INST TRACEICP
Mode: CONC Corr. Factor: 1

Elem	AG	AL	AS	B_	BA	BE	CA
Units	ppm	ppm	ppm	ppm	ppm	ppm	ppm
Avge	.98658	25.418	.52238	2.0387	2.0628	1.9961	50.607
SDev	.00169	.041	.00050	.0005	.0026	.0030	.076
%RSD	.17094	.16104	.09509	.02577	.12813	.15218	.15058
#1	.98832	25.463	.52268	2.0391	2.0651	1.9995	50.684
#2	.98646	25.407	.52180	2.0381	2.0633	1.9952	50.604
#3	.98495	25.384	.52264	2.0390	2.0599	1.9936	50.532
Errors	LC Pass	LC Pass	LC Pass	LC Pass	LC Pass	LC Pass	LC Pass
High	1.1000	27.500	.55000	2.2000	2.2000	2.2000	55.000
Low	.90000	22.500	.45000	1.8000	1.8000	1.8000	45.000

Elem	CD	CO	CR	CU	FE	K_	MG
Units	ppm	ppm	ppm	ppm	ppm	ppm	ppm
Avge	.50356	1.9846	2.0389	2.0813	25.736	132.88	50.045
SDev	.00151	.0036	.0023	.0038	.037	.15	.112
%RSD	.29915	.18332	.11461	.18201	.14558	.11075	.22391
#1	.50489	1.9885	2.0415	2.0852	25.778	132.98	50.163
#2	.50387	1.9841	2.0384	2.0811	25.706	132.94	50.033
#3	.50192	1.9813	2.0369	2.0776	25.723	132.71	49.939
Errors	LC Pass	LC Pass	LC Pass	LC Pass	LC Pass	LC Pass	LC Pass
High	.55000	2.2000	2.2000	2.2000	27.500	137.50	55.000
Low	.45000	1.8000	1.8000	1.8000	22.500	112.50	45.000

Elem	MN	MO	NA	NI	PB/1	PB/2	PB
Units	ppm	ppm	ppm	ppm	ppm	ppm	ppm
Avge	2.0149	2.0826	129.73	2.0060	.50661	.51441	.51181
SDev	.0036	.0077	.13	.0045	.00444	.00074	.00165
%RSD	.17789	.37000	.09735	.22587	.87558	.14471	.32262
#1	2.0189	2.0744	129.85	2.0076	.51160	.51477	.51372
#2	2.0137	2.0840	129.72	2.0094	.50512	.51355	.51074
#3	2.0121	2.0896	129.60	2.0008	.50312	.51491	.51098
Errors	LC Pass	LC Pass	LC Pass	LC Pass	NOCHECK	NOCHECK	LC Pass
High	2.2000	2.2000	137.50	2.2000			.55000
Low	1.8000	1.8000	112.50	1.8000			.45000

Elem	SB/1	SB/2	SB	SE/1	SE/2	SE	SI
Units	ppm	ppm	ppm	ppm	ppm	ppm	ppm
Avge	.52692	.53168	.53009	.52663	.52379	.52474	2.0527
SDev	.00103	.00224	.00147	.00265	.00347	.00150	.0048
%RSD	.19602	.42037	.27693	.50405	.66312	.28653	.23463
#1	.52798	.53238	.53092	.52968	.51988	.52315	2.0565
#2	.52592	.53347	.53096	.52485	.52498	.52493	2.0544

#3	.52684	.52917	.52840	.52536	.52652	.52613	2.0473
Errors	NOCHECK	NOCHECK	LC Pass	NOCHECK	NOCHECK	LC Pass	LC Pass

High			.55000			.55000	2.2000
Low			.45000			.45000	1.8000

Elem	SN	SR	TI	TL	V_	ZN	
Units	ppm	ppm	ppm	ppm	ppm	ppm	
Avge	2.1036	2.0593	2.0363	1.0263	1.9863	2.0640	
SDev	.0008	.0012	.0040	.0002	.0036	.0021	
%RSD	.03674	.05906	.19475	.01625	.18107	.10279	
#1	2.1044	2.0595	2.0409	1.0265	1.9904	2.0665	
#2	2.1029	2.0604	2.0341	1.0264	1.9849	2.0631	
#3	2.1036	2.0580	2.0340	1.0262	1.9836	2.0626	
Errors	LC Pass	LC Pass	LC Pass	LC Pass	LC Pass	LC Pass	
High	2.2000	2.2000	2.2000	1.1000	2.2000	2.2000	
Low	1.8000	1.8000	1.8000	.90000	1.8000	1.8000	

IntStd	1	2	3	4	5	6	7
Mode	Counts	NOTUSED	NOTUSED	NOTUSED	NOTUSED	NOTUSED	NOTUSED
Elem	Y	--	--	--	--	--	--
Wavlen	371.030	--	--	--	--	--	--
Avge	27865	--	--	--	--	--	--
SDev	18.44207	--	--	--	--	--	--
%RSD	.0661826	--	--	--	--	--	--
#1	27862	--	--	--	--	--	--
#2	27885	--	--	--	--	--	--
#3	27849	--	--	--	--	--	--

Method: METTRACE Sample Name: CCB11 Operator: RJG
Run Time: 11/12/10 00:14:07
Comment: TESTAMERICA PITTSBURGH ICP METALS ANALYSIS-INST TRACEICP
Mode: CONC Corr. Factor: 1

Elem	AG	AL	AS	B_	BA	BE	CA
Units	ppm	ppm	ppm	ppm	ppm	ppm	ppm
Avge	.00032	.01349	.00018	.00295	-.00004	.00057	-.00079
SDev	.00049	.00175	.00104	.00070	.00008	.00005	.00667
%RSD	154.45	12.976	568.55	23.654	230.96	8.4753	847.29
#1	.00050	.01193	.00036	.00366	-.00013	.00061	-.00812
#2	.00071	.01316	-.00093	.00291	.00001	.00052	.00085
#3	-.00024	.01538	.00112	.00227	.00001	.00059	.00491
Errors	LC Pass	LC Pass	LC Pass	LC Pass	LC Pass	LC Pass	LC Pass
High	.00500	.20000	.01000	.20000	.20000	.00400	5.0000
Low	-.00500	-.20000	-.01000	-.20000	-.20000	-.00400	-5.0000

Elem	CD	CO	CR	CU	FE	K_	MG
Units	ppm	ppm	ppm	ppm	ppm	ppm	ppm
Avge	.00004	-.00016	-.00002	-.00077	.00394	.25320	.00114
SDev	.00015	.00026	.00027	.00019	.00988	.00293	.00261
%RSD	334.84	168.86	1168.7	24.625	250.62	1.1566	227.68
#1	.00021	-.00046	.00012	-.00098	-.00729	.25621	-.00036
#2	.00000	-.00000	.00015	-.00060	.00784	.25303	.00415
#3	-.00008	-.00000	-.00034	-.00073	.01129	.25036	-.00036
Errors	LC Pass	LC Pass	LC Pass	LC Pass	LC Pass	LC Pass	LC Pass
High	.00500	.05000	.00500	.02500	.10000	5.0000	5.0000
Low	-.00500	-.05000	-.00500	-.02500	-.10000	-5.0000	-5.0000

Elem	MN	MO	NA	NI	PB/1	PB/2	PB
Units	ppm	ppm	ppm	ppm	ppm	ppm	ppm
Avge	.00000	.00680	-.41243	-.00010	.00168	.00047	.00087
SDev	.00000	.00281	.05065	.00065	.00155	.00148	.00048
%RSD	30.797	41.369	12.282	667.29	92.255	318.88	55.615
#1	.00000	.00964	-.46979	-.00076	.00331	-.00118	.00032
#2	.00000	.00676	-.37385	-.00008	.00149	.00087	.00108
#3	.00000	.00401	-.39367	.00054	.00024	.00170	.00121
Errors	LC Pass	LC Pass	LC Pass	LC Pass	NOCHECK	NOCHECK	LC Pass
High	.01500	.04000	5.0000	.04000			.00300
Low	-.01500	-.04000	-5.0000	-.04000			-.00300

Elem	SB/1	SB/2	SB	SE/1	SE/2	SE	SI
Units	ppm	ppm	ppm	ppm	ppm	ppm	ppm
Avge	.00104	.00014	.00044	-.00146	-.00012	-.00057	-.00166
SDev	.00163	.00098	.00016	.00478	.00124	.00152	.00138
%RSD	156.37	727.50	36.952	326.95	1030.0	267.37	83.219
#1	.00021	.00082	.00062	.00276	-.00137	.00001	-.00162
#2	-.00001	.00058	.00038	-.00050	.00111	.00058	-.00030

#3	.00292	-.00099	.00031	-.00665	-.00011	-.00229	-.00305
Errors	NOCHECK	NOCHECK	LC Pass	NOCHECK	NOCHECK	LC Pass	LC Pass

High			.01000			.00500	.50000
Low			-.01000			-.00500	-.50000

Elem	SN	SR	TI	TL	V_	ZN	
Units	ppm	ppm	ppm	ppm	ppm	ppm	
Avge	.00073	.00002	.00041	.00357	.00050	.00276	
SDev	.00067	.00005	.00022	.00174	.00011	.00002	
%RSD	91.296	227.61	53.430	48.629	21.507	.75502	
#1	.00140	.00001	.00016	.00530	.00038	.00274	
#2	.00073	.00007	.00053	.00183	.00056	.00275	
#3	.00006	-.00002	.00053	.00359	.00056	.00278	
Errors	LC Pass	LC Pass	LC Pass	LC Pass	LC Pass	LC Pass	
High	.10000	.05000	.05000	.01000	.05000	.02000	
Low	-.10000	-.05000	-.05000	-.01000	-.05000	-.02000	

IntStd	1	2	3	4	5	6	7
Mode	Counts	NOTUSED	NOTUSED	NOTUSED	NOTUSED	NOTUSED	NOTUSED
Elem	Y	--	--	--	--	--	--
Wavlen	371.030	--	--	--	--	--	--
Avge	28649	--	--	--	--	--	--
SDev	93.49153	--	--	--	--	--	--
%RSD	.3263292	--	--	--	--	--	--
#1	28545	--	--	--	--	--	--
#2	28677	--	--	--	--	--	--
#3	28726	--	--	--	--	--	--

Method: METTRACE Sample Name: L9M22 Operator: RJG
Run Time: 11/12/10 00:19:37
Comment: TESTAMERICA PITTSBURGH ICP METALS ANALYSIS-INST TRACEICP
Mode: CONC Corr. Factor: 1

Elem	AG	AL	AS	B_	BA	BE	CA
Units	ppm	ppm	ppm	ppm	ppm	ppm	ppm
Avge	-.00049	1.1983	.00040	.01760	.03946	.00052	17.323
SDev	.00025	.0040	.00136	.00037	.00012	.00003	.017
%RSD	50.735	.33051	339.94	2.1231	.31084	6.0353	.09896
#1	-.00039	1.2008	-.00114	.01758	.03956	.00049	17.343
#2	-.00078	1.2004	.00143	.01723	.03950	.00056	17.317
#3	-.00031	1.1937	.00092	.01798	.03932	.00051	17.310
Errors	LC Pass	LC Pass	LC Pass	LC Pass	LC Pass	LC Pass	LC Pass
High	2.0000	500.00	10.000	30.000	10.000	10.000	600.00
Low	-.00500	-.20000	-.01000	-.20000	-.20000	-.00400	-5.0000

Elem	CD	CO	CR	CU	FE	K_	MG
Units	ppm	ppm	ppm	ppm	ppm	ppm	ppm
Avge	.00009	.00117	.00290	.00491	1.7934	4.6581	5.0271
SDev	.00009	.00019	.00011	.00024	.0039	.0011	.0069
%RSD	109.25	15.959	3.7044	4.9783	.21902	.02463	.13652
#1	-.00002	.00112	.00285	.00484	1.7979	4.6576	5.0342
#2	.00016	.00101	.00283	.00471	1.7911	4.6573	5.0204
#3	.00012	.00137	.00302	.00518	1.7911	4.6595	5.0267
Errors	LC Pass	LC Pass	LC Pass	LC Pass	LC Pass	LC Pass	LC Pass
High	5.0000	50.000	20.000	10.000	500.00	400.00	600.00
Low	-.00500	-.05000	-.00500	-.02500	-.10000	-5.0000	-5.0000

Elem	MN	MO	NA	NI	PB/1	PB/2	PB
Units	ppm	ppm	ppm	ppm	ppm	ppm	ppm
Avge	.10534	.00178	19.710	.00531	.00014	.00346	.00236
SDev	.00012	.00014	.048	.00080	.00085	.00042	.00054
%RSD	.11803	8.0670	.24186	15.047	592.58	12.199	22.718
#1	.10547	.00191	19.703	.00532	-.00042	.00349	.00219
#2	.10535	.00180	19.666	.00450	-.00027	.00303	.00193
#3	.10522	.00162	19.761	.00610	.00113	.00387	.00296
Errors	LC Pass	LC Pass	LC Pass	LC Pass	NOCHECK	NOCHECK	LC Pass
High	20.000	20.000	400.00	100.00			5.0000
Low	-.01500	-.04000	-5.0000	-.04000			-.00300

Elem	SB/1	SB/2	SB	SE/1	SE/2	SE	SI
Units	ppm	ppm	ppm	ppm	ppm	ppm	ppm
Avge	.00190	-.00075	.00013	-.00322	-.00052	-.00142	3.9547
SDev	.00103	.00146	.00104	.00086	.00034	.00048	.0079
%RSD	53.818	194.65	773.76	26.670	65.305	34.064	.19898
#1	.00234	-.00229	-.00075	-.00223	-.00019	-.00087	3.9607
#2	.00264	.00061	.00129	-.00378	-.00049	-.00158	3.9576

#3	.00073	-.00057	-.00013	-.00365	-.00086	-.00179	3.9458
Errors	NOCHECK	NOCHECK	LC Pass	NOCHECK	NOCHECK	LC Pass	LC Pass

High			5.0000			10.000	50.000
Low			-.01000			-.00500	-.50000

Elem	SN	SR	TI	TL	V_	ZN	
Units	ppm	ppm	ppm	ppm	ppm	ppm	
Avge	.00095	.07746	.03289	.00098	.00442	.01860	
SDev	.00194	.00012	.00080	.00082	.00160	.00017	
%RSD	203.85	.15134	2.4257	83.704	36.260	.91701	
#1	-.00017	.07756	.03337	.00054	.00560	.01857	
#2	.00319	.07749	.03333	.00048	.00259	.01878	
#3	-.00017	.07733	.03197	.00194	.00505	.01845	
Errors	LC Pass	LC Pass	LC Pass	LC Pass	LC Pass	LC Pass	
High	30.000	10.000	30.000	10.000	50.000	5.0000	
Low	-.10000	-.05000	-.05000	-.01000	-.05000	-.02000	

IntStd	1	2	3	4	5	6	7
Mode	Counts	NOTUSED	NOTUSED	NOTUSED	NOTUSED	NOTUSED	NOTUSED
Elem	Y	--	--	--	--	--	--
Wavlen	371.030	--	--	--	--	--	--
Avge	28402	--	--	--	--	--	--
SDev	68.77972	--	--	--	--	--	--
%RSD	.2421627	--	--	--	--	--	--
#1	28425	--	--	--	--	--	--
#2	28457	--	--	--	--	--	--
#3	28325	--	--	--	--	--	--

Method: METTRACE Sample Name: L9M23 Operator: RJG
Run Time: 11/12/10 00:25:07
Comment: TESTAMERICA PITTSBURGH ICP METALS ANALYSIS-INST TRACEICP
Mode: CONC Corr. Factor: 1

Elem	AG	AL	AS	B_	BA	BE	CA
Units	ppm	ppm	ppm	ppm	ppm	ppm	ppm
Avge	.00031	.87147	.00025	.01430	.02762	.00047	13.196
SDev	.00043	.00366	.00123	.00015	.00010	.00003	.023
%RSD	138.31	.42006	490.53	1.0689	.35038	6.4174	.17503
#1	.00072	.87322	-.00075	.01445	.02772	.00046	13.210
#2	-.00014	.87393	-.00012	.01414	.02762	.00051	13.208
#3	.00035	.86726	.00162	.01431	.02753	.00046	13.169
Errors	LC Pass	LC Pass	LC Pass	LC Pass	LC Pass	LC Pass	LC Pass
High	2.0000	500.00	10.000	30.000	10.000	10.000	600.00
Low	-.00500	-.20000	-.01000	-.20000	-.20000	-.00400	-5.0000

Elem	CD	CO	CR	CU	FE	K_	MG
Units	ppm	ppm	ppm	ppm	ppm	ppm	ppm
Avge	.00025	.00126	.00277	.00557	1.3637	3.1392	3.1282
SDev	.00002	.00004	.00017	.00011	.0010	.0080	.0093
%RSD	8.6526	3.0803	6.2316	2.0393	.07199	.25469	.29868
#1	.00024	.00129	.00270	.00551	1.3637	3.1413	3.1353
#2	.00024	.00126	.00264	.00570	1.3647	3.1459	3.1315
#3	.00028	.00121	.00296	.00550	1.3627	3.1303	3.1176
Errors	LC Pass	LC Pass	LC Pass	LC Pass	LC Pass	LC Pass	LC Pass
High	5.0000	50.000	20.000	10.000	500.00	400.00	600.00
Low	-.00500	-.05000	-.00500	-.02500	-.10000	-5.0000	-5.0000

Elem	MN	MO	NA	NI	PB/1	PB/2	PB
Units	ppm	ppm	ppm	ppm	ppm	ppm	ppm
Avge	.12054	.00184	15.404	.00404	.00186	.00240	.00222
SDev	.00024	.00025	.073	.00048	.00130	.00092	.00043
%RSD	.20192	13.523	.47352	11.770	70.252	38.156	19.379
#1	.12073	.00207	15.487	.00415	.00324	.00142	.00203
#2	.12063	.00187	15.373	.00445	.00167	.00323	.00271
#3	.12026	.00157	15.351	.00352	.00066	.00255	.00192
Errors	LC Pass	LC Pass	LC Pass	LC Pass	NOCHECK	NOCHECK	LC Pass
High	20.000	20.000	400.00	100.00			5.0000
Low	-.01500	-.04000	-5.0000	-.04000			-.00300

Elem	SB/1	SB/2	SB	SE/1	SE/2	SE	SI
Units	ppm	ppm	ppm	ppm	ppm	ppm	ppm
Avge	.00236	.00076	.00129	-.00141	-.00129	-.00133	2.8369
SDev	.00071	.00140	.00073	.00121	.00163	.00122	.0056
%RSD	30.074	185.21	56.815	86.263	126.76	91.808	.19564
#1	.00170	.00236	.00214	-.00277	-.00113	-.00168	2.8390
#2	.00311	-.00026	.00086	-.00044	.00026	.00003	2.8411

#3	.00227	.00018	.00088	-.00101	-.00299	-.00233	2.8306
Errors	NOCHECK	NOCHECK	LC Pass	NOCHECK	NOCHECK	LC Pass	LC Pass

High			5.0000			10.000	50.000
Low			-.01000			-.00500	-.50000

Elem	SN	SR	TI	TL	V_	ZN	
Units	ppm	ppm	ppm	ppm	ppm	ppm	
Avge	.00080	.06360	.02926	-.00089	.00430	.02197	
SDev	.00188	.00010	.00028	.00132	.00000	.00003	
%RSD	234.79	.14926	.96132	149.35	.08926	.15718	
#1	.00073	.06360	.02958	-.00197	.00431	.02196	
#2	-.00104	.06370	.02905	-.00129	.00430	.02193	
#3	.00272	.06351	.02916	.00059	.00430	.02200	
Errors	LC Pass	LC Pass	LC Pass	LC Pass	LC Pass	LC Pass	
High	30.000	10.000	30.000	10.000	50.000	5.0000	
Low	-.10000	-.05000	-.05000	-.01000	-.05000	-.02000	

IntStd	1	2	3	4	5	6	7
Mode	Counts	NOTUSED	NOTUSED	NOTUSED	NOTUSED	NOTUSED	NOTUSED
Elem	Y	--	--	--	--	--	--
Wavlen	371.030	--	--	--	--	--	--
Avge	28715	--	--	--	--	--	--
SDev	25.17029	--	--	--	--	--	--
%RSD	.0876556	--	--	--	--	--	--
#1	28687	--	--	--	--	--	--
#2	28722	--	--	--	--	--	--
#3	28736	--	--	--	--	--	--

Method: METTRACE Sample Name: L9M24 Operator: RJG
Run Time: 11/12/10 00:30:37
Comment: TESTAMERICA PITTSBURGH ICP METALS ANALYSIS-INST TRACEICP
Mode: CONC Corr. Factor: 1

Elem	AG	AL	AS	B_	BA	BE	CA
Units	ppm	ppm	ppm	ppm	ppm	ppm	ppm
Avge	.00001	1.0159	-.00097	.01584	.03203	.00043	15.130
SDev	.00032	.0068	.00017	.00007	.00007	.00006	.020
%RSD	2714.8	.67150	17.410	.46936	.22353	13.564	.13347
#1	.00027	1.0238	-.00115	.01576	.03210	.00038	15.152
#2	.00011	1.0121	-.00082	.01587	.03202	.00042	15.126
#3	-.00034	1.0119	-.00095	.01589	.03196	.00050	15.112
Errors	LC Pass	LC Pass	LC Pass	LC Pass	LC Pass	LC Pass	LC Pass
High	2.0000	500.00	10.000	30.000	10.000	10.000	600.00
Low	-.00500	-.20000	-.01000	-.20000	-.20000	-.00400	-5.0000

Elem	CD	CO	CR	CU	FE	K_	MG
Units	ppm	ppm	ppm	ppm	ppm	ppm	ppm
Avge	.00019	.00106	.00274	.00568	1.5128	3.9333	3.6989
SDev	.00008	.00009	.00008	.00016	.0137	.0083	.0066
%RSD	42.885	8.4214	2.8734	2.8306	.90316	.21034	.17818
#1	.00014	.00116	.00283	.00585	1.5246	3.9422	3.7064
#2	.00029	.00099	.00268	.00566	1.5160	3.9321	3.6939
#3	.00015	.00104	.00271	.00553	1.4978	3.9258	3.6964
Errors	LC Pass	LC Pass	LC Pass	LC Pass	LC Pass	LC Pass	LC Pass
High	5.0000	50.000	20.000	10.000	500.00	400.00	600.00
Low	-.00500	-.05000	-.00500	-.02500	-.10000	-5.0000	-5.0000

Elem	MN	MO	NA	NI	PB/1	PB/2	PB
Units	ppm	ppm	ppm	ppm	ppm	ppm	ppm
Avge	.10426	.00147	18.274	.00476	.00285	.00281	.00282
SDev	.00009	.00011	.035	.00016	.00064	.00035	.00032
%RSD	.08291	7.5404	.19346	3.2973	22.515	12.417	11.442
#1	.10434	.00154	18.314	.00492	.00329	.00315	.00319
#2	.10427	.00134	18.258	.00460	.00211	.00283	.00259
#3	.10417	.00152	18.249	.00477	.00315	.00245	.00268
Errors	LC Pass	LC Pass	LC Pass	LC Pass	NOCHECK	NOCHECK	LC Pass
High	20.000	20.000	400.00	100.00			5.0000
Low	-.01500	-.04000	-5.0000	-.04000			-.00300

Elem	SB/1	SB/2	SB	SE/1	SE/2	SE	SI
Units	ppm	ppm	ppm	ppm	ppm	ppm	ppm
Avge	.00111	.00005	.00040	-.00243	-.00032	-.00102	3.1332
SDev	.00109	.00010	.00035	.00185	.00124	.00128	.0158
%RSD	97.896	200.97	86.056	76.237	385.32	124.83	.50346
#1	.00043	.00016	.00025	-.00331	-.00174	-.00226	3.1514
#2	.00237	.00002	.00080	-.00368	.00019	-.00110	3.1256

#3	.00054	-.00003	.00016	-.00030	.00059	.00029	3.1227
Errors	NOCHECK	NOCHECK	LC Pass	NOCHECK	NOCHECK	LC Pass	LC Pass

High			5.0000			10.000	50.000
Low			-.01000			-.00500	-.50000

Elem	SN	SR	TI	TL	V_	ZN	
Units	ppm	ppm	ppm	ppm	ppm	ppm	
Avge	.00058	.07186	.03629	.00009	.00297	.02255	
SDev	.00069	.00010	.00122	.00089	.00012	.00014	
%RSD	119.02	.13468	3.3756	1030.2	3.8735	.62894	
#1	.00118	.07195	.03764	-.00082	.00310	.02271	
#2	-.00017	.07187	.03524	.00097	.00291	.02252	
#3	.00073	.07176	.03599	.00011	.00289	.02243	
Errors	LC Pass	LC Pass	LC Pass	LC Pass	LC Pass	LC Pass	
High	30.000	10.000	30.000	10.000	50.000	5.0000	
Low	-.10000	-.05000	-.05000	-.01000	-.05000	-.02000	
IntStd	1	2	3	4	5	6	7
Mode	Counts	NOTUSED	NOTUSED	NOTUSED	NOTUSED	NOTUSED	NOTUSED
Elem	Y	--	--	--	--	--	--
Wavlen	371.030	--	--	--	--	--	--
Avge	28272	--	--	--	--	--	--
SDev	62.22868	--	--	--	--	--	--
%RSD	.2201077	--	--	--	--	--	--
#1	28241	--	--	--	--	--	--
#2	28231	--	--	--	--	--	--
#3	28344	--	--	--	--	--	--

Method: METTRACE Sample Name: L9M25 Operator: RJG
Run Time: 11/12/10 00:36:07
Comment: TESTAMERICA PITTSBURGH ICP METALS ANALYSIS-INST TRACEICP
Mode: CONC Corr. Factor: 1

Elem	AG	AL	AS	B_	BA	BE	CA
Units	ppm	ppm	ppm	ppm	ppm	ppm	ppm
Avge	-.00036	1.2984	-.00053	.01587	.03738	.00047	15.427
SDev	.00059	.0046	.00050	.00061	.00008	.00003	.037
%RSD	164.12	.35377	92.651	3.8302	.22446	7.3528	.24073
#1	-.00005	1.3029	-.00086	.01567	.03747	.00048	15.463
#2	-.00104	1.2988	-.00078	.01539	.03737	.00049	15.429
#3	.00001	1.2937	.00004	.01656	.03731	.00043	15.389
Errors	LC Pass	LC Pass	LC Pass	LC Pass	LC Pass	LC Pass	LC Pass
High	2.0000	500.00	10.000	30.000	10.000	10.000	600.00
Low	-.00500	-.20000	-.01000	-.20000	-.20000	-.00400	-5.0000

Elem	CD	CO	CR	CU	FE	K_	MG
Units	ppm	ppm	ppm	ppm	ppm	ppm	ppm
Avge	.00006	.00133	.00332	.00516	1.9540	4.5463	4.1886
SDev	.00014	.00011	.00012	.00011	.0056	.0007	.0071
%RSD	219.78	8.2156	3.4839	2.0969	.28801	.01602	.16982
#1	.00004	.00146	.00342	.00508	1.9605	4.5470	4.1959
#2	-.00006	.00128	.00320	.00511	1.9509	4.5465	4.1884
#3	.00021	.00126	.00336	.00528	1.9506	4.5455	4.1817
Errors	LC Pass	LC Pass	LC Pass	LC Pass	LC Pass	LC Pass	LC Pass
High	5.0000	50.000	20.000	10.000	500.00	400.00	600.00
Low	-.00500	-.05000	-.00500	-.02500	-.10000	-5.0000	-5.0000

Elem	MN	MO	NA	NI	PB/1	PB/2	PB
Units	ppm	ppm	ppm	ppm	ppm	ppm	ppm
Avge	.12766	.00095	17.391	.00616	.00010	.00341	.00231
SDev	.00025	.00006	.061	.00019	.00057	.00066	.00028
%RSD	.19342	5.7895	.34962	3.0758	550.11	19.470	11.996
#1	.12789	.00091	17.402	.00623	.00062	.00267	.00199
#2	.12768	.00101	17.446	.00630	-.00051	.00397	.00247
#3	.12740	.00092	17.326	.00594	.00021	.00359	.00246
Errors	LC Pass	LC Pass	LC Pass	LC Pass	NOCHECK	NOCHECK	LC Pass
High	20.000	20.000	400.00	100.00			5.0000
Low	-.01500	-.04000	-5.0000	-.04000			-.00300

Elem	SB/1	SB/2	SB	SE/1	SE/2	SE	SI
Units	ppm	ppm	ppm	ppm	ppm	ppm	ppm
Avge	.00126	-.00062	.00001	-.00480	.00090	-.00100	4.1167
SDev	.00008	.00079	.00055	.00225	.00006	.00074	.0118
%RSD	6.4463	127.35	10681.	46.739	6.3124	73.796	.28601
#1	.00126	.00009	.00048	-.00240	.00091	-.00020	4.1230
#2	.00118	-.00148	-.00059	-.00516	.00084	-.00116	4.1240

#3	.00135	-.00048	.00013	-.00685	.00095	-.00165	4.1031
Errors	NOCHECK	NOCHECK	LC Pass	NOCHECK	NOCHECK	LC Pass	LC Pass

High			5.0000			10.000	50.000
Low			-.01000			-.00500	-.50000

Elem	SN	SR	TI	TL	V_	ZN	
Units	ppm	ppm	ppm	ppm	ppm	ppm	
Avge	.00028	.07052	.03748	-.00147	.00444	.02542	
SDev	.00097	.00016	.00071	.00027	.00092	.00015	
%RSD	346.23	.23425	1.8813	18.491	20.626	.59984	
#1	.00073	.07063	.03685	-.00163	.00506	.02554	
#2	.00095	.07059	.03824	-.00116	.00488	.02547	
#3	-.00084	.07033	.03735	-.00163	.00339	.02525	

Errors	LC Pass	LC Pass	LC Pass	LC Pass	LC Pass	LC Pass	
High	30.000	10.000	30.000	10.000	50.000	5.0000	
Low	-.10000	-.05000	-.05000	-.01000	-.05000	-.02000	

IntStd	1	2	3	4	5	6	7
Mode	Counts	NOTUSED	NOTUSED	NOTUSED	NOTUSED	NOTUSED	NOTUSED
Elem	Y	--	--	--	--	--	--
Wavlen	371.030	--	--	--	--	--	--
Avge	28521	--	--	--	--	--	--
SDev	52.78361	--	--	--	--	--	--
%RSD	.1850696	--	--	--	--	--	--
#1	28557	--	--	--	--	--	--
#2	28546	--	--	--	--	--	--
#3	28460	--	--	--	--	--	--

Method: METTRACE Sample Name: L9M27 Operator: RJG
Run Time: 11/12/10 00:41:37
Comment: TESTAMERICA PITTSBURGH ICP METALS ANALYSIS-INST TRACEICP
Mode: CONC Corr. Factor: 1

Elem	AG	AL	AS	B_	BA	BE	CA
Units	ppm	ppm	ppm	ppm	ppm	ppm	ppm
Avge	.00018	1.3709	-.00015	.01606	.03750	.00055	15.854
SDev	.00019	.0079	.00036	.00020	.00024	.00002	.050
%RSD	107.52	.57498	242.22	1.2454	.65087	4.2636	.31569
#1	.00020	1.3798	-.00055	.01585	.03777	.00054	15.817
#2	-.00002	1.3680	-.00005	.01625	.03745	.00057	15.834
#3	.00035	1.3649	.00015	.01607	.03729	.00053	15.911
Errors	LC Pass	LC Pass	LC Pass	LC Pass	LC Pass	LC Pass	LC Pass
High	2.0000	500.00	10.000	30.000	10.000	10.000	600.00
Low	-.00500	-.20000	-.01000	-.20000	-.20000	-.00400	-5.0000

Elem	CD	CO	CR	CU	FE	K_	MG
Units	ppm	ppm	ppm	ppm	ppm	ppm	ppm
Avge	.00003	.00117	.00339	.00477	1.9557	4.5047	4.2447
SDev	.00005	.00018	.00012	.00015	.0110	.0033	.0080
%RSD	165.57	15.449	3.4555	3.1639	.56057	.07287	.18851
#1	-.00002	.00102	.00352	.00469	1.9497	4.5068	4.2413
#2	.00007	.00112	.00336	.00468	1.9491	4.5064	4.2389
#3	.00003	.00137	.00330	.00495	1.9684	4.5009	4.2538
Errors	LC Pass	LC Pass	LC Pass	LC Pass	LC Pass	LC Pass	LC Pass
High	5.0000	50.000	20.000	10.000	500.00	400.00	600.00
Low	-.00500	-.05000	-.00500	-.02500	-.10000	-5.0000	-5.0000

Elem	MN	MO	NA	NI	PB/1	PB/2	PB
Units	ppm	ppm	ppm	ppm	ppm	ppm	ppm
Avge	.11031	.00071	18.048	.00503	.00190	.00321	.00277
SDev	.00016	.00019	.162	.00049	.00143	.00104	.00029
%RSD	.14507	26.982	.89903	9.8471	75.252	32.309	10.439
#1	.11016	.00053	18.001	.00456	.00176	.00370	.00305
#2	.11029	.00091	17.915	.00555	.00339	.00202	.00247
#3	.11048	.00071	18.229	.00497	.00054	.00391	.00279
Errors	LC Pass	LC Pass	LC Pass	LC Pass	NOCHECK	NOCHECK	LC Pass
High	20.000	20.000	400.00	100.00			5.0000
Low	-.01500	-.04000	-5.0000	-.04000			-.00300

Elem	SB/1	SB/2	SB	SE/1	SE/2	SE	SI
Units	ppm	ppm	ppm	ppm	ppm	ppm	ppm
Avge	.00099	.00047	.00064	.00075	.00028	.00044	4.1470
SDev	.00128	.00045	.00058	.00087	.00106	.00062	.0195
%RSD	128.80	95.173	90.171	116.31	378.52	142.67	.46910
#1	.00175	.00097	.00123	.00118	.00100	.00106	4.1628
#2	-.00048	.00034	.00006	.00132	-.00093	-.00018	4.1252

#3	.00172	.00010	.00064	-.00025	.00078	.00043	4.1529
Errors	NOCHECK	NOCHECK	LC Pass	NOCHECK	NOCHECK	LC Pass	LC Pass

High			5.0000			10.000	50.000
Low			-.01000			-.00500	-.50000

Elem	SN	SR	TI	TL	V_	ZN	
Units	ppm	ppm	ppm	ppm	ppm	ppm	
Avge	.00028	.07227	.04231	-.00061	.00463	.01919	
SDev	.00133	.00015	.00140	.00162	.00110	.00003	
%RSD	469.43	.21253	3.3195	266.01	23.775	.15456	
#1	.00028	.07242	.04390	-.00242	.00508	.01916	
#2	.00162	.07225	.04177	-.00013	.00544	.01921	
#3	-.00105	.07212	.04125	.00072	.00338	.01921	
Errors	LC Pass	LC Pass	LC Pass	LC Pass	LC Pass	LC Pass	
High	30.000	10.000	30.000	10.000	50.000	5.0000	
Low	-.10000	-.05000	-.05000	-.01000	-.05000	-.02000	

IntStd	1	2	3	4	5	6	7
Mode	Counts	NOTUSED	NOTUSED	NOTUSED	NOTUSED	NOTUSED	NOTUSED
Elem	Y	--	--	--	--	--	--
Wavlen	371.030	--	--	--	--	--	--
Avge	28538	--	--	--	--	--	--
SDev	91.31961	--	--	--	--	--	--
%RSD	.3199888	--	--	--	--	--	--
#1	28449	--	--	--	--	--	--
#2	28534	--	--	--	--	--	--
#3	28632	--	--	--	--	--	--

Method: METTRACE Sample Name: L9M28 Operator: RJG
Run Time: 11/12/10 00:47:07
Comment: TESTAMERICA PITTSBURGH ICP METALS ANALYSIS-INST TRACEICP
Mode: CONC Corr. Factor: 1

Elem	AG	AL	AS	B_	BA	BE	CA
Units	ppm	ppm	ppm	ppm	ppm	ppm	ppm
Avge	-.00032	1.7087	-.00037	.01728	.04115	.00044	16.061
SDev	.00029	.0066	.00085	.00026	.00004	.00001	.042
%RSD	91.469	.38753	231.02	1.5164	.09868	2.4253	.26014
#1	.00001	1.7157	.00015	.01752	.04116	.00043	16.098
#2	-.00040	1.7078	.00010	.01733	.04118	.00045	16.070
#3	-.00055	1.7025	-.00135	.01700	.04110	.00044	16.016
Errors	LC Pass	LC Pass	LC Pass	LC Pass	LC Pass	LC Pass	LC Pass
High	2.0000	500.00	10.000	30.000	10.000	10.000	600.00
Low	-.00500	-.20000	-.01000	-.20000	-.20000	-.00400	-5.0000

Elem	CD	CO	CR	CU	FE	K_	MG
Units	ppm	ppm	ppm	ppm	ppm	ppm	ppm
Avge	.00022	.00154	.00395	.00548	2.1212	4.6726	4.3470
SDev	.00010	.00017	.00029	.00016	.0161	.0041	.0130
%RSD	44.997	10.796	7.4402	2.9744	.76101	.08711	.29886
#1	.00026	.00135	.00428	.00566	2.1280	4.6688	4.3569
#2	.00011	.00164	.00388	.00543	2.1330	4.6769	4.3519
#3	.00029	.00162	.00370	.00534	2.1028	4.6720	4.3323
Errors	LC Pass	LC Pass	LC Pass	LC Pass	LC Pass	LC Pass	LC Pass
High	5.0000	50.000	20.000	10.000	500.00	400.00	600.00
Low	-.00500	-.05000	-.00500	-.02500	-.10000	-5.0000	-5.0000

Elem	MN	MO	NA	NI	PB/1	PB/2	PB
Units	ppm	ppm	ppm	ppm	ppm	ppm	ppm
Avge	.11258	.00078	17.599	.00628	.00065	.00345	.00252
SDev	.00023	.00048	.039	.00009	.00131	.00019	.00039
%RSD	.20500	61.879	.22062	1.4717	200.79	5.5246	15.523
#1	.11285	.00111	17.570	.00636	.00205	.00342	.00296
#2	.11244	.00023	17.643	.00618	.00045	.00327	.00233
#3	.11246	.00101	17.585	.00630	-.00054	.00365	.00225
Errors	LC Pass	LC Pass	LC Pass	LC Pass	NOCHECK	NOCHECK	LC Pass
High	20.000	20.000	400.00	100.00			5.0000
Low	-.01500	-.04000	-5.0000	-.04000			-.00300

Elem	SB/1	SB/2	SB	SE/1	SE/2	SE	SI
Units	ppm	ppm	ppm	ppm	ppm	ppm	ppm
Avge	.00236	.00037	.00103	-.00309	.00048	-.00071	4.9073
SDev	.00132	.00086	.00074	.00422	.00116	.00173	.0148
%RSD	56.116	235.83	72.201	136.66	243.14	244.73	.30254
#1	.00377	.00078	.00178	-.00376	-.00086	-.00183	4.9211
#2	.00116	.00094	.00102	-.00693	.00108	-.00159	4.9093

#3	.00214	-.00063	.00029	.00143	.00122	.00129	4.8916
Errors	NOCHECK	NOCHECK	LC Pass	NOCHECK	NOCHECK	LC Pass	LC Pass

High			5.0000			10.000	50.000
Low			-.01000			-.00500	-.50000

Elem	SN	SR	TI	TL	V_	ZN	
Units	ppm	ppm	ppm	ppm	ppm	ppm	
Avge	.00051	.08200	.05547	-.00024	.00399	.02319	
SDev	.00039	.00020	.00136	.00166	.00049	.00016	
%RSD	76.375	.24921	2.4605	683.39	12.358	.67848	
#1	.00073	.08222	.05428	.00116	.00455	.02318	
#2	.00073	.08196	.05696	.00019	.00362	.02335	
#3	.00006	.08182	.05519	-.00208	.00380	.02304	
Errors	LC Pass	LC Pass	LC Pass	LC Pass	LC Pass	LC Pass	
High	30.000	10.000	30.000	10.000	50.000	5.0000	
Low	-.10000	-.05000	-.05000	-.01000	-.05000	-.02000	
IntStd	1	2	3	4	5	6	7
Mode	Counts	NOTUSED	NOTUSED	NOTUSED	NOTUSED	NOTUSED	NOTUSED
Elem	Y	--	--	--	--	--	--
Wavlen	371.030	--	--	--	--	--	--
Avge	28534	--	--	--	--	--	--
SDev	13.65348	--	--	--	--	--	--
%RSD	.0478495	--	--	--	--	--	--
#1	28549	--	--	--	--	--	--
#2	28522	--	--	--	--	--	--
#3	28532	--	--	--	--	--	--

Method: METTRACE Sample Name: L9M2K Operator: RJG
Run Time: 11/12/10 00:52:37
Comment: TESTAMERICA PITTSBURGH ICP METALS ANALYSIS-INST TRACEICP
Mode: CONC Corr. Factor: 1

Elem	AG	AL	AS	B_	BA	BE	CA
Units	ppm	ppm	ppm	ppm	ppm	ppm	ppm
Avge	.00020	.73672	-.00006	.01431	.02824	.00047	13.640
SDev	.00040	.00304	.00040	.00008	.00009	.00002	.030
%RSD	197.58	.41289	642.74	.57732	.30970	4.2613	.22208
#1	.00027	.73978	-.00004	.01438	.02814	.00047	13.605
#2	.00057	.73670	.00032	.01433	.02831	.00045	13.662
#3	-.00023	.73369	-.00047	.01421	.02827	.00048	13.652
Errors	LC Pass	LC Pass	LC Pass	LC Pass	LC Pass	LC Pass	LC Pass
High	2.0000	500.00	10.000	30.000	10.000	10.000	600.00
Low	-.00500	-.20000	-.01000	-.20000	-.20000	-.00400	-5.0000

Elem	CD	CO	CR	CU	FE	K_	MG
Units	ppm	ppm	ppm	ppm	ppm	ppm	ppm
Avge	.00027	.00124	.00278	.00598	1.3593	3.1909	3.0971
SDev	.00004	.00030	.00010	.00048	.0026	.0060	.0061
%RSD	13.257	24.446	3.4097	8.0064	.19053	.18708	.19591
#1	.00031	.00101	.00278	.00617	1.3563	3.1970	3.0902
#2	.00026	.00159	.00287	.00633	1.3612	3.1907	3.1017
#3	.00024	.00113	.00268	.00543	1.3602	3.1850	3.0994
Errors	LC Pass	LC Pass	LC Pass	LC Pass	LC Pass	LC Pass	LC Pass
High	5.0000	50.000	20.000	10.000	500.00	400.00	600.00
Low	-.00500	-.05000	-.00500	-.02500	-.10000	-5.0000	-5.0000

Elem	MN	MO	NA	NI	PB/1	PB/2	PB
Units	ppm	ppm	ppm	ppm	ppm	ppm	ppm
Avge	.09774	.00113	15.391	.00404	.00367	.00283	.00311
SDev	.00011	.00028	.032	.00054	.00066	.00109	.00088
%RSD	.11655	24.978	.21110	13.360	18.027	38.471	28.134
#1	.09761	.00131	15.354	.00375	.00440	.00327	.00365
#2	.09780	.00081	15.418	.00466	.00349	.00364	.00359
#3	.09782	.00128	15.400	.00371	.00312	.00159	.00210
Errors	LC Pass	LC Pass	LC Pass	LC Pass	NOCHECK	NOCHECK	LC Pass
High	20.000	20.000	400.00	100.00			5.0000
Low	-.01500	-.04000	-5.0000	-.04000			-.00300

Elem	SB/1	SB/2	SB	SE/1	SE/2	SE	SI
Units	ppm	ppm	ppm	ppm	ppm	ppm	ppm
Avge	.00030	.00073	.00058	.00030	-.00069	-.00036	2.6416
SDev	.00114	.00140	.00063	.00246	.00065	.00052	.0024
%RSD	386.12	192.98	107.76	809.18	94.508	146.71	.09081
#1	-.00057	.00108	.00053	.00309	-.00137	.00012	2.6395
#2	.00159	-.00082	-.00002	-.00066	-.00008	-.00027	2.6442

#3	-.00013	.00192	.00124	-.00152	-.00062	-.00092	2.6411
Errors	NOCHECK	NOCHECK	LC Pass	NOCHECK	NOCHECK	LC Pass	LC Pass

High			5.0000			10.000	50.000
Low			-.01000			-.00500	-.50000

Elem	SN	SR	TI	TL	V_	ZN	
Units	ppm	ppm	ppm	ppm	ppm	ppm	
Avge	.00073	.07159	.02033	-.00053	.00382	.02367	
SDev	.00022	.00009	.00058	.00032	.00038	.00012	
%RSD	30.607	.13073	2.8573	59.175	9.8982	.50810	
#1	.00051	.07160	.02063	-.00085	.00340	.02357	
#2	.00095	.07149	.01966	-.00022	.00413	.02380	
#3	.00073	.07168	.02071	-.00054	.00393	.02363	
Errors	LC Pass	LC Pass	LC Pass	LC Pass	LC Pass	LC Pass	
High	30.000	10.000	30.000	10.000	50.000	5.0000	
Low	-.10000	-.05000	-.05000	-.01000	-.05000	-.02000	

IntStd	1	2	3	4	5	6	7
Mode	Counts	NOTUSED	NOTUSED	NOTUSED	NOTUSED	NOTUSED	NOTUSED
Elem	Y	--	--	--	--	--	--
Wavlen	371.030	--	--	--	--	--	--
Avge	28599	--	--	--	--	--	--
SDev	119.4733	--	--	--	--	--	--
%RSD	.4177587	--	--	--	--	--	--
#1	28478	--	--	--	--	--	--
#2	28602	--	--	--	--	--	--
#3	28716	--	--	--	--	--	--

Method: METTRACE Sample Name: L9M2KP5 Operator: RJG
Run Time: 11/12/10 00:58:07
Comment: TESTAMERICA PITTSBURGH ICP METALS ANALYSIS-INST TRACEICP
Mode: CONC Corr. Factor: 1

Elem	AG	AL	AS	B_	BA	BE	CA
Units	ppm	ppm	ppm	ppm	ppm	ppm	ppm
Avge	-.00027	.18990	-.00121	.00289	.00559	.00048	2.7157
SDev	.00014	.00262	.00101	.00047	.00004	.00004	.0066
%RSD	52.624	1.3769	83.568	16.246	.71267	7.5568	.24402
#1	-.00043	.19113	-.00066	.00254	.00564	.00045	2.7231
#2	-.00016	.19166	-.00059	.00271	.00557	.00047	2.7137
#3	-.00023	.18689	-.00238	.00343	.00557	.00052	2.7103

Elem	CD	CO	CR	CU	FE	K_	MG
Units	ppm	ppm	ppm	ppm	ppm	ppm	ppm
Avge	.00021	-.00012	.00007	.00055	.27834	.76049	.60622
SDev	.00003	.00025	.00011	.00026	.00925	.00182	.00201
%RSD	14.258	210.00	150.53	47.258	3.3231	.23916	.33127
#1	.00022	.00016	-.00004	.00079	.28739	.76256	.60825
#2	.00023	-.00020	.00019	.00028	.27874	.75977	.60616
#3	.00017	-.00032	.00007	.00059	.26890	.75914	.60424

Elem	MN	MO	NA	NI	PB/1	PB/2	PB
Units	ppm	ppm	ppm	ppm	ppm	ppm	ppm
Avge	.01927	.00027	3.0346	.00081	-.00144	.00076	.00003
SDev	.00003	.00060	.0166	.00060	.00044	.00119	.00087
%RSD	.16371	221.12	.54669	74.172	30.892	156.83	3377.2
#1	.01926	.00083	3.0505	.00018	-.00148	.00190	.00078
#2	.01923	-.00036	3.0174	.00087	-.00098	.00083	.00023
#3	.01930	.00034	3.0358	.00137	-.00186	-.00047	-.00093

Elem	SB/1	SB/2	SB	SE/1	SE/2	SE	SI
Units	ppm	ppm	ppm	ppm	ppm	ppm	ppm
Avge	.00114	.00009	.00044	-.00262	.00039	-.00061	.55519
SDev	.00056	.00111	.00065	.00350	.00021	.00126	.00696
%RSD	48.938	1234.1	147.75	133.76	54.823	206.12	1.2528
#1	.00177	-.00078	.00007	-.00391	.00016	-.00119	.55748
#2	.00075	-.00028	.00006	.00135	.00058	.00084	.56072
#3	.00089	.00133	.00119	-.00530	.00042	-.00148	.54738

Elem	SN	SR	TI	TL	V_	ZN
Units	ppm	ppm	ppm	ppm	ppm	ppm
Avge	-.00009	.01428	.00566	.00028	.00009	.00855
SDev	.00052	.00002	.00057	.00118	.00000	.00014
%RSD	553.52	.11288	10.022	415.89	3.2503	1.6761
#1	-.00039	.01426	.00570	.00008	.00009	.00870
#2	-.00039	.01429	.00620	.00155	.00009	.00853
#3	.00050	.01429	.00507	-.00078	.00009	.00842

IntStd	1	2	3	4	5	6	7
Mode	Counts	NOTUSED	NOTUSED	NOTUSED	NOTUSED	NOTUSED	NOTUSED
Elem	Y	--	--	--	--	--	--
Wavlen	371.030	--	--	--	--	--	--
Avge	28372	--	--	--	--	--	--
SDev	22.38440	--	--	--	--	--	--
%RSD	.0788954	--	--	--	--	--	--
#1	28348	--	--	--	--	--	--
#2	28393	--	--	--	--	--	--
#3	28376	--	--	--	--	--	--

Method: METTRACE Sample Name: L9M2KS Operator: RJG
Run Time: 11/12/10 01:03:37
Comment: TESTAMERICA PITTSBURGH ICP METALS ANALYSIS-INST TRACEICP
Mode: CONC Corr. Factor: 1

Elem	AG	AL	AS	B_	BA	BE	CA
Units	ppm	ppm	ppm	ppm	ppm	ppm	ppm
Avge	.05021	2.9091	2.1269	1.0447	2.1594	.05119	13.947
SDev	.00034	.0056	.0088	.0027	.0047	.00005	.046
%RSD	.68558	.19147	.41430	.25659	.21801	.08801	.32633
#1	.04987	2.9109	2.1168	1.0421	2.1645	.05124	13.895
#2	.05056	2.9135	2.1313	1.0475	2.1586	.05118	13.976
#3	.05021	2.9028	2.1327	1.0446	2.1552	.05115	13.972
Errors	LC Pass	LC Pass	LC Pass	LC Pass	LC Pass	LC Pass	LC Pass
High	2.0000	500.00	10.000	30.000	10.000	10.000	600.00
Low	-.00500	-.20000	-.01000	-.20000	-.20000	-.00400	-5.0000

Elem	CD	CO	CR	CU	FE	K_	MG
Units	ppm	ppm	ppm	ppm	ppm	ppm	ppm
Avge	.05228	.51823	.21478	.27534	2.5700	3.2671	3.1698
SDev	.00046	.00172	.00068	.00060	.0165	.0074	.0118
%RSD	.87046	.33173	.31636	.21781	.64049	.22585	.37330
#1	.05185	.51626	.21413	.27567	2.5510	3.2743	3.1578
#2	.05276	.51940	.21549	.27571	2.5803	3.2675	3.1815
#3	.05223	.51903	.21472	.27465	2.5787	3.2596	3.1701
Errors	LC Pass	LC Pass	LC Pass	LC Pass	LC Pass	LC Pass	LC Pass
High	5.0000	50.000	20.000	10.000	500.00	400.00	600.00
Low	-.00500	-.05000	-.00500	-.02500	-.10000	-5.0000	-5.0000

Elem	MN	MO	NA	NI	PB/1	PB/2	PB
Units	ppm	ppm	ppm	ppm	ppm	ppm	ppm
Avge	.61929	.00054	15.845	.52561	.52917	.53479	.53292
SDev	.00127	.00039	.056	.00266	.00257	.00507	.00347
%RSD	.20461	72.338	.35156	.50610	.48590	.94885	.65083
#1	.61789	.00032	15.810	.52263	.52839	.52918	.52891
#2	.62035	.00100	15.909	.52642	.53204	.53613	.53477
#3	.61964	.00031	15.814	.52777	.52707	.53905	.53506
Errors	LC Pass	LC Pass	LC Pass	LC Pass	NOCHECK	NOCHECK	LC Pass
High	20.000	20.000	400.00	100.00			5.0000
Low	-.01500	-.04000	-5.0000	-.04000			-.00300

Elem	SB/1	SB/2	SB	SE/1	SE/2	SE	SI
Units	ppm	ppm	ppm	ppm	ppm	ppm	ppm
Avge	.00065	.00144	.00118	2.1457	2.1256	2.1323	2.7481
SDev	.00178	.00145	.00083	.0043	.0226	.0165	.0081
%RSD	272.99	100.56	70.147	.19959	1.0655	.77220	.29594
#1	-.00096	.00124	.00051	2.1415	2.1000	2.1138	2.7461
#2	.00035	.00298	.00211	2.1457	2.1335	2.1376	2.7571

#3	.00257	.00010	.00092	2.1501	2.1431	2.1454	2.7412
Errors	NOCHECK	NOCHECK	LC Pass	NOCHECK	NOCHECK	LC Pass	LC Pass

High			5.0000			10.000	50.000
Low			-.01000			-.00500	-.50000

Elem	SN	SR	TI	TL	V_	ZN	
Units	ppm	ppm	ppm	ppm	ppm	ppm	
Avge	.00132	1.1326	.02059	2.1084	.51637	.57925	
SDev	.00068	.0040	.00053	.0092	.00154	.00121	
%RSD	51.328	.35305	2.5936	.43482	.29742	.20942	
#1	.00073	1.1367	.02004	2.0979	.51599	.57796	
#2	.00206	1.1324	.02111	2.1144	.51805	.58037	
#3	.00117	1.1287	.02062	2.1131	.51505	.57942	
Errors	LC Pass	LC Pass	LC Pass	LC Pass	LC Pass	LC Pass	
High	30.000	10.000	30.000	10.000	50.000	5.0000	
Low	-.10000	-.05000	-.05000	-.01000	-.05000	-.02000	

IntStd	1	2	3	4	5	6	7
Mode	Counts	NOTUSED	NOTUSED	NOTUSED	NOTUSED	NOTUSED	NOTUSED
Elem	Y	--	--	--	--	--	--
Wavlen	371.030	--	--	--	--	--	--
Avge	28644	--	--	--	--	--	--
SDev	43.08527	--	--	--	--	--	--
%RSD	.1504161	--	--	--	--	--	--
#1	28596	--	--	--	--	--	--
#2	28678	--	--	--	--	--	--
#3	28659	--	--	--	--	--	--

Method: METTRACE Sample Name: L9M2KD Operator: RJG
Run Time: 11/12/10 01:09:07
Comment: TESTAMERICA PITTSBURGH ICP METALS ANALYSIS-INST TRACEICP
Mode: CONC Corr. Factor: 1

Elem	AG	AL	AS	B_	BA	BE	CA
Units	ppm	ppm	ppm	ppm	ppm	ppm	ppm
Avge	.05091	2.9622	2.1311	1.0511	2.1773	.05120	14.156
SDev	.00081	.0069	.0026	.0023	.0072	.00023	.024
%RSD	1.5858	.23455	.12316	.21963	.33246	.44594	.17207
#1	.05090	2.9695	2.1335	1.0502	2.1842	.05097	14.132
#2	.05173	2.9612	2.1283	1.0537	2.1777	.05143	14.181
#3	.05011	2.9557	2.1316	1.0493	2.1698	.05121	14.156
Errors	LC Pass	LC Pass	LC Pass	LC Pass	LC Pass	LC Pass	LC Pass
High	2.0000	500.00	10.000	30.000	10.000	10.000	600.00
Low	-.00500	-.20000	-.01000	-.20000	-.20000	-.00400	-5.0000

Elem	CD	CO	CR	CU	FE	K_	MG
Units	ppm	ppm	ppm	ppm	ppm	ppm	ppm
Avge	.05251	.51976	.21594	.27831	2.6492	3.3400	3.2239
SDev	.00024	.00132	.00093	.00080	.0038	.0084	.0061
%RSD	.45720	.25442	.43232	.28739	.14332	.25166	.19064
#1	.05263	.51842	.21551	.27919	2.6449	3.3494	3.2208
#2	.05268	.52106	.21701	.27814	2.6516	3.3376	3.2310
#3	.05224	.51980	.21529	.27761	2.6513	3.3332	3.2199
Errors	LC Pass	LC Pass	LC Pass	LC Pass	LC Pass	LC Pass	LC Pass
High	5.0000	50.000	20.000	10.000	500.00	400.00	600.00
Low	-.00500	-.05000	-.00500	-.02500	-.10000	-5.0000	-5.0000

Elem	MN	MO	NA	NI	PB/1	PB/2	PB
Units	ppm	ppm	ppm	ppm	ppm	ppm	ppm
Avge	.62324	.00129	16.166	.52760	.53047	.53233	.53171
SDev	.00081	.00034	.051	.00244	.00440	.00510	.00194
%RSD	.12974	26.284	.31271	.46214	.82986	.95807	.36431
#1	.62271	.00094	16.219	.52569	.52802	.53501	.53268
#2	.62417	.00161	16.162	.53034	.53555	.52645	.52948
#3	.62285	.00131	16.118	.52676	.52783	.53553	.53297
Errors	LC Pass	LC Pass	LC Pass	LC Pass	NOCHECK	NOCHECK	LC Pass
High	20.000	20.000	400.00	100.00			5.0000
Low	-.01500	-.04000	-5.0000	-.04000			-.00300

Elem	SB/1	SB/2	SB	SE/1	SE/2	SE	SI
Units	ppm	ppm	ppm	ppm	ppm	ppm	ppm
Avge	-.00093	.00146	.00066	2.1486	2.1274	2.1344	2.8225
SDev	.00187	.00176	.00055	.0051	.0102	.0064	.0092
%RSD	201.12	120.39	82.742	.23835	.47872	.29951	.32465
#1	.00092	-.00032	.00010	2.1516	2.1348	2.1404	2.8297
#2	-.00282	.00319	.00119	2.1515	2.1158	2.1277	2.8255

#3	-.00089	.00150	.00070	2.1427	2.1316	2.1353	2.8122
Errors	NOCHECK	NOCHECK	LC Pass	NOCHECK	NOCHECK	LC Pass	LC Pass

High			5.0000			10.000	50.000
Low			-.01000			-.00500	-.50000

Elem	SN	SR	TI	TL	V_	ZN	
Units	ppm	ppm	ppm	ppm	ppm	ppm	
Avge	.00021	1.1432	.02182	2.1172	.51774	.56719	
SDev	.00068	.0039	.00095	.0040	.00158	.00015	
%RSD	329.55	.33849	4.3520	.18666	.30510	.02740	
#1	.00095	1.1463	.02278	2.1127	.51598	.56723	
#2	.00006	1.1446	.02179	2.1202	.51905	.56733	
#3	-.00039	1.1389	.02089	2.1186	.51817	.56702	

Errors	LC Pass	LC Pass	LC Pass	LC Pass	LC Pass	LC Pass	
High	30.000	10.000	30.000	10.000	50.000	5.0000	
Low	-.10000	-.05000	-.05000	-.01000	-.05000	-.02000	

IntStd	1	2	3	4	5	6	7
Mode	Counts	NOTUSED	NOTUSED	NOTUSED	NOTUSED	NOTUSED	NOTUSED
Elem	Y	--	--	--	--	--	--
Wavlen	371.030	--	--	--	--	--	--
Avge	28398	--	--	--	--	--	--
SDev	96.44434	--	--	--	--	--	--
%RSD	.3396214	--	--	--	--	--	--
#1	28287	--	--	--	--	--	--
#2	28439	--	--	--	--	--	--
#3	28466	--	--	--	--	--	--

Method: METTRACE Sample Name: CCV1-12 Operator: RJG
Run Time: 11/12/10 01:14:37
Comment: TESTAMERICA PITTSBURGH ICP METALS ANALYSIS-INST TRACEICP
Mode: CONC Corr. Factor: 1

Elem	AG	AL	AS	B_	BA	BE	CA
Units	ppm	ppm	ppm	ppm	ppm	ppm	ppm
Avge	.99088	25.500	.52713	2.0538	2.0742	2.0061	50.878
SDev	.00050	.039	.00060	.0019	.0040	.0031	.055
%RSD	.05065	.15351	.11291	.09098	.19166	.15368	.10811
#1	.99080	25.539	.52724	2.0529	2.0741	2.0035	50.841
#2	.99042	25.461	.52766	2.0526	2.0703	2.0095	50.941
#3	.99142	25.500	.52648	2.0560	2.0782	2.0053	50.852
Errors	LC Pass	LC Pass	LC Pass	LC Pass	LC Pass	LC Pass	LC Pass
High	1.1000	27.500	.55000	2.2000	2.2000	2.2000	55.000
Low	.90000	22.500	.45000	1.8000	1.8000	1.8000	45.000

Elem	CD	CO	CR	CU	FE	K_	MG
Units	ppm	ppm	ppm	ppm	ppm	ppm	ppm
Avge	.50623	1.9934	2.0441	2.0832	25.783	132.47	50.244
SDev	.00103	.0017	.0022	.0028	.042	.23	.045
%RSD	.20412	.08480	.10533	.13264	.16200	.17421	.08937
#1	.50624	1.9927	2.0428	2.0856	25.767	132.69	50.222
#2	.50726	1.9953	2.0466	2.0802	25.830	132.23	50.296
#3	.50519	1.9922	2.0430	2.0838	25.751	132.49	50.214
Errors	LC Pass	LC Pass	LC Pass	LC Pass	LC Pass	LC Pass	LC Pass
High	.55000	2.2000	2.2000	2.2000	27.500	137.50	55.000
Low	.45000	1.8000	1.8000	1.8000	22.500	112.50	45.000

Elem	MN	MO	NA	NI	PB/1	PB/2	PB
Units	ppm	ppm	ppm	ppm	ppm	ppm	ppm
Avge	2.0222	2.0894	129.71	2.0186	.50840	.51650	.51380
SDev	.0012	.0139	.36	.0005	.00251	.00442	.00218
%RSD	.05912	.66649	.27432	.02720	.49355	.85531	.42519
#1	2.0213	2.0734	130.08	2.0180	.51103	.51141	.51129
#2	2.0236	2.0956	129.37	2.0188	.50813	.51874	.51520
#3	2.0218	2.0991	129.68	2.0191	.50603	.51936	.51492
Errors	LC Pass	LC Pass	LC Pass	LC Pass	NOCHECK	NOCHECK	LC Pass
High	2.2000	2.2000	137.50	2.2000			.55000
Low	1.8000	1.8000	112.50	1.8000			.45000

Elem	SB/1	SB/2	SB	SE/1	SE/2	SE	SI
Units	ppm	ppm	ppm	ppm	ppm	ppm	ppm
Avge	.52571	.53206	.52995	.52979	.52639	.52752	2.0602
SDev	.00145	.00101	.00070	.00287	.00383	.00184	.0086
%RSD	.27609	.19010	.13163	.54095	.72765	.34932	.41674
#1	.52418	.53285	.52996	.53271	.52199	.52556	2.0624
#2	.52707	.53242	.53064	.52967	.52899	.52922	2.0675

#3	.52589	.53092	.52925	.52698	.52818	.52778	2.0507
Errors	NOCHECK	NOCHECK	LC Pass	NOCHECK	NOCHECK	LC Pass	LC Pass

High			.55000			.55000	2.2000
Low			.45000			.45000	1.8000

Elem	SN	SR	TI	TL	V_	ZN	
Units	ppm	ppm	ppm	ppm	ppm	ppm	
Avge	2.1143	2.0682	2.0422	1.0272	1.9928	2.0710	
SDev	.0054	.0043	.0015	.0006	.0002	.0007	
%RSD	.25528	.20706	.07406	.06254	.01035	.03253	
#1	2.1199	2.0683	2.0412	1.0269	1.9929	2.0707	
#2	2.1138	2.0639	2.0439	1.0279	1.9930	2.0718	
#3	2.1091	2.0725	2.0414	1.0267	1.9926	2.0706	
Errors	LC Pass	LC Pass	LC Pass	LC Pass	LC Pass	LC Pass	
High	2.2000	2.2000	2.2000	1.1000	2.2000	2.2000	
Low	1.8000	1.8000	1.8000	.90000	1.8000	1.8000	

IntStd	1	2	3	4	5	6	7
Mode	Counts	NOTUSED	NOTUSED	NOTUSED	NOTUSED	NOTUSED	NOTUSED
Elem	Y	--	--	--	--	--	--
Wavlen	371.030	--	--	--	--	--	--
Avge	28095	--	--	--	--	--	--
SDev	27.78209	--	--	--	--	--	--
%RSD	.0988856	--	--	--	--	--	--
#1	28063	--	--	--	--	--	--
#2	28115	--	--	--	--	--	--
#3	28107	--	--	--	--	--	--

Method: METTRACE Sample Name: CCB12 Operator: RJG
Run Time: 11/12/10 01:20:08
Comment: TESTAMERICA PITTSBURGH ICP METALS ANALYSIS-INST TRACEICP
Mode: CONC Corr. Factor: 1

Elem	AG	AL	AS	B_	BA	BE	CA
Units	ppm	ppm	ppm	ppm	ppm	ppm	ppm
Avge	.00034	.01780	-.00001	.00308	.00001	.00054	.00879
SDev	.00022	.00290	.00068	.00051	.00006	.00003	.00047
%RSD	66.176	16.294	6010.9	16.496	412.00	4.7871	5.3937
#1	.00010	.02090	-.00032	.00366	-.00002	.00051	.00913
#2	.00054	.01515	-.00048	.00287	.00008	.00056	.00825
#3	.00037	.01736	.00076	.00271	-.00002	.00056	.00899
Errors	LC Pass	LC Pass	LC Pass	LC Pass	LC Pass	LC Pass	LC Pass
High	.00500	.20000	.01000	.20000	.20000	.00400	5.0000
Low	-.00500	-.20000	-.01000	-.20000	-.20000	-.00400	-5.0000

Elem	CD	CO	CR	CU	FE	K_	MG
Units	ppm	ppm	ppm	ppm	ppm	ppm	ppm
Avge	.00028	.00017	-.00030	-.00043	.00467	.24452	-.00111
SDev	.00013	.00003	.00011	.00010	.00115	.00369	.00066
%RSD	45.891	14.879	36.089	22.760	24.614	1.5108	59.491
#1	.00036	.00020	-.00025	-.00050	.00421	.24869	-.00149
#2	.00036	.00017	-.00042	-.00046	.00597	.24322	-.00035
#3	.00013	.00015	-.00022	-.00032	.00381	.24165	-.00149
Errors	LC Pass	LC Pass	LC Pass	LC Pass	LC Pass	LC Pass	LC Pass
High	.00500	.05000	.00500	.02500	.10000	5.0000	5.0000
Low	-.00500	-.05000	-.00500	-.02500	-.10000	-5.0000	-5.0000

Elem	MN	MO	NA	NI	PB/1	PB/2	PB
Units	ppm	ppm	ppm	ppm	ppm	ppm	ppm
Avge	-.00003	.00624	-.34752	.00033	-.00091	-.00000	-.00031
SDev	.00003	.00258	.01310	.00024	.00139	.00077	.00031
%RSD	102.33	41.299	3.7683	72.700	152.74	22210.	102.12
#1	-.00005	.00905	-.35711	.00006	-.00010	.00010	.00003
#2	-.00005	.00568	-.33260	.00050	-.00252	.00071	-.00037
#3	.00001	.00399	-.35285	.00043	-.00011	-.00082	-.00058
Errors	LC Pass	LC Pass	LC Pass	LC Pass	NOCHECK	NOCHECK	LC Pass
High	.01500	.04000	5.0000	.04000			.00300
Low	-.01500	-.04000	-5.0000	-.04000			-.00300

Elem	SB/1	SB/2	SB	SE/1	SE/2	SE	SI
Units	ppm	ppm	ppm	ppm	ppm	ppm	ppm
Avge	.00010	.00036	.00027	-.00274	.00131	-.00004	-.00061
SDev	.00187	.00178	.00061	.00277	.00126	.00070	.00218
%RSD	1955.5	487.79	224.11	100.96	95.826	1772.9	359.43
#1	.00226	-.00159	-.00031	-.00489	.00121	-.00082	-.00133
#2	-.00098	.00081	.00022	-.00372	.00261	.00051	-.00234

#3	-.00100	.00187	.00092	.00038	.00011	.00020	.00184
Errors	NOCHECK	NOCHECK	LC Pass	NOCHECK	NOCHECK	LC Pass	LC Pass

High			.01000			.00500	.50000
Low			-.01000			-.00500	-.50000

Elem	SN	SR	TI	TL	V_	ZN	
Units	ppm	ppm	ppm	ppm	ppm	ppm	
Avge	.00088	.00002	.00032	.00327	-.00005	.00237	
SDev	.00247	.00003	.00019	.00109	.00029	.00005	
%RSD	280.82	184.77	60.251	33.175	537.02	2.2678	
#1	.00208	-.00001	.00015	.00452	.00001	.00231	
#2	.00253	.00001	.00053	.00263	-.00037	.00238	
#3	-.00196	.00006	.00028	.00265	.00020	.00241	
Errors	LC Pass	LC Pass	LC Pass	LC Pass	LC Pass	LC Pass	
High	.10000	.05000	.05000	.01000	.05000	.02000	
Low	-.10000	-.05000	-.05000	-.01000	-.05000	-.02000	

IntStd	1	2	3	4	5	6	7
Mode	Counts	NOTUSED	NOTUSED	NOTUSED	NOTUSED	NOTUSED	NOTUSED
Elem	Y	--	--	--	--	--	--
Wavlen	371.030	--	--	--	--	--	--
Avge	28328	--	--	--	--	--	--
SDev	36.28824	--	--	--	--	--	--
%RSD	.1281004	--	--	--	--	--	--
#1	28298	--	--	--	--	--	--
#2	28318	--	--	--	--	--	--
#3	28368	--	--	--	--	--	--

Method: METTRACE Sample Name: L9M2L Operator: RJG
Run Time: 11/12/10 01:25:38
Comment: TESTAMERICA PITTSBURGH ICP METALS ANALYSIS-INST TRACEICP
Mode: CONC Corr. Factor: 1

Elem	AG	AL	AS	B_	BA	BE	CA
Units	ppm	ppm	ppm	ppm	ppm	ppm	ppm
Avge	.00022	.84283	.00111	.01696	.03428	.00040	15.509
SDev	.00013	.00196	.00025	.00019	.00010	.00004	.043
%RSD	56.982	.23303	22.216	1.0994	.29369	10.552	.27907
#1	.00031	.84508	.00134	.01682	.03431	.00039	15.556
#2	.00008	.84191	.00113	.01717	.03436	.00037	15.500
#3	.00027	.84149	.00085	.01689	.03417	.00045	15.470
Errors	LC Pass	LC Pass	LC Pass	LC Pass	LC Pass	LC Pass	LC Pass
High	2.0000	500.00	10.000	30.000	10.000	10.000	600.00
Low	-.00500	-.20000	-.01000	-.20000	-.20000	-.00400	-5.0000

Elem	CD	CO	CR	CU	FE	K_	MG
Units	ppm	ppm	ppm	ppm	ppm	ppm	ppm
Avge	.00025	.00112	.00337	.00598	1.6271	4.0372	3.7031
SDev	.00004	.00008	.00005	.00026	.0075	.0144	.0063
%RSD	16.978	6.9179	1.4194	4.3786	.46161	.35687	.16880
#1	.00029	.00114	.00341	.00603	1.6358	4.0531	3.7102
#2	.00026	.00104	.00332	.00621	1.6224	4.0338	3.7001
#3	.00021	.00119	.00336	.00570	1.6231	4.0249	3.6989
Errors	LC Pass	LC Pass	LC Pass	LC Pass	LC Pass	LC Pass	LC Pass
High	5.0000	50.000	20.000	10.000	500.00	400.00	600.00
Low	-.00500	-.05000	-.00500	-.02500	-.10000	-5.0000	-5.0000

Elem	MN	MO	NA	NI	PB/1	PB/2	PB
Units	ppm	ppm	ppm	ppm	ppm	ppm	ppm
Avge	.09794	.00226	16.788	.00528	.00229	.00319	.00289
SDev	.00025	.00037	.030	.00058	.00118	.00122	.00068
%RSD	.25685	16.576	.17677	10.925	51.602	38.287	23.363
#1	.09821	.00269	16.823	.00462	.00336	.00329	.00331
#2	.09788	.00209	16.773	.00567	.00249	.00192	.00211
#3	.09772	.00200	16.770	.00556	.00102	.00435	.00324
Errors	LC Pass	LC Pass	LC Pass	LC Pass	NOCHECK	NOCHECK	LC Pass
High	20.000	20.000	400.00	100.00			5.0000
Low	-.01500	-.04000	-5.0000	-.04000			-.00300

Elem	SB/1	SB/2	SB	SE/1	SE/2	SE	SI
Units	ppm	ppm	ppm	ppm	ppm	ppm	ppm
Avge	.00158	.00061	.00093	-.00454	.00040	-.00125	3.1616
SDev	.00088	.00158	.00077	.00276	.00172	.00099	.0086
%RSD	55.720	259.33	82.545	60.695	431.82	79.149	.27050
#1	.00092	.00147	.00129	-.00140	-.00098	-.00112	3.1712
#2	.00124	.00158	.00146	-.00657	-.00015	-.00229	3.1589

#3	.00258	-.00122	.00005	-.00565	.00233	-.00033	3.1548
Errors	NOCHECK	NOCHECK	LC Pass	NOCHECK	NOCHECK	LC Pass	LC Pass

High			5.0000			10.000	50.000
Low			-.01000			-.00500	-.50000

Elem	SN	SR	TI	TL	V_	ZN	
Units	ppm	ppm	ppm	ppm	ppm	ppm	
Avge	.00095	.08171	.02078	.00265	.00429	.02420	
SDev	.00213	.00018	.00008	.00027	.00086	.00013	
%RSD	223.34	.21932	.39246	10.080	20.048	.53652	
#1	.00296	.08185	.02075	.00295	.00330	.02407	
#2	-.00128	.08177	.02071	.00250	.00478	.02421	
#3	.00117	.08151	.02087	.00248	.00479	.02433	

Errors	LC Pass	LC Pass	LC Pass	LC Pass	LC Pass	LC Pass	
High	30.000	10.000	30.000	10.000	50.000	5.0000	
Low	-.10000	-.05000	-.05000	-.01000	-.05000	-.02000	

IntStd	1	2	3	4	5	6	7
Mode	Counts	NOTUSED	NOTUSED	NOTUSED	NOTUSED	NOTUSED	NOTUSED
Elem	Y	--	--	--	--	--	--
Wavlen	371.030	--	--	--	--	--	--
Avge	28502	--	--	--	--	--	--
SDev	27.84950	--	--	--	--	--	--
%RSD	.0977097	--	--	--	--	--	--
#1	28482	--	--	--	--	--	--
#2	28534	--	--	--	--	--	--
#3	28491	--	--	--	--	--	--

Method: METTRACE Sample Name: L9M2N Operator: RJG
Run Time: 11/12/10 01:31:08
Comment: TESTAMERICA PITTSBURGH ICP METALS ANALYSIS-INST TRACEICP
Mode: CONC Corr. Factor: 1

Elem	AG	AL	AS	B_	BA	BE	CA
Units	ppm	ppm	ppm	ppm	ppm	ppm	ppm
Avge	-.00000	1.0224	.00050	.01639	.03597	.00053	14.985
SDev	.00009	.0034	.00042	.00055	.00007	.00004	.051
%RSD	10454.	.33656	84.165	3.3360	.20915	7.0260	.33748
#1	-.00011	1.0263	.00014	.01578	.03605	.00054	14.990
#2	.00007	1.0214	.00097	.01653	.03594	.00049	14.932
#3	.00004	1.0196	.00040	.01685	.03591	.00057	15.033
Errors	LC Pass	LC Pass	LC Pass	LC Pass	LC Pass	LC Pass	LC Pass
High	2.0000	500.00	10.000	30.000	10.000	10.000	600.00
Low	-.00500	-.20000	-.01000	-.20000	-.20000	-.00400	-5.0000

Elem	CD	CO	CR	CU	FE	K_	MG
Units	ppm	ppm	ppm	ppm	ppm	ppm	ppm
Avge	.00023	.00129	.00319	.00518	1.8000	4.4317	4.0235
SDev	.00006	.00024	.00027	.00011	.0053	.0082	.0098
%RSD	25.861	18.951	8.4214	2.1460	.29196	.18407	.24257
#1	.00030	.00101	.00306	.00530	1.8000	4.4387	4.0219
#2	.00019	.00141	.00349	.00517	1.7947	4.4337	4.0147
#3	.00021	.00145	.00301	.00508	1.8052	4.4228	4.0340
Errors	LC Pass	LC Pass	LC Pass	LC Pass	LC Pass	LC Pass	LC Pass
High	5.0000	50.000	20.000	10.000	500.00	400.00	600.00
Low	-.00500	-.05000	-.00500	-.02500	-.10000	-5.0000	-5.0000

Elem	MN	MO	NA	NI	PB/1	PB/2	PB
Units	ppm	ppm	ppm	ppm	ppm	ppm	ppm
Avge	.11033	.00118	16.329	.00574	.00139	.00180	.00166
SDev	.00022	.00054	.045	.00020	.00156	.00077	.00006
%RSD	.19907	45.632	.27359	3.4341	111.77	43.134	3.9314
#1	.11039	.00083	16.372	.00596	.00052	.00213	.00159
#2	.11009	.00179	16.332	.00567	.00319	.00091	.00167
#3	.11052	.00090	16.283	.00559	.00047	.00235	.00172
Errors	LC Pass	LC Pass	LC Pass	LC Pass	NOCHECK	NOCHECK	LC Pass
High	20.000	20.000	400.00	100.00			5.0000
Low	-.01500	-.04000	-5.0000	-.04000			-.00300

Elem	SB/1	SB/2	SB	SE/1	SE/2	SE	SI
Units	ppm	ppm	ppm	ppm	ppm	ppm	ppm
Avge	.00167	.00075	.00105	-.00223	.00042	-.00046	3.6759
SDev	.00152	.00180	.00072	.00156	.00097	.00016	.0080
%RSD	90.813	241.25	68.168	69.883	230.63	35.703	.21900
#1	.00249	-.00062	.00041	-.00402	.00151	-.00033	3.6829
#2	-.00008	.00278	.00183	-.00122	-.00036	-.00065	3.6671

#3	.00260	.00008	.00092	-.00144	.00011	-.00040	3.6776
Errors	NOCHECK	NOCHECK	LC Pass	NOCHECK	NOCHECK	LC Pass	LC Pass

High			5.0000			10.000	50.000
Low			-.01000			-.00500	-.50000

Elem	SN	SR	TI	TL	V_	ZN	
Units	ppm	ppm	ppm	ppm	ppm	ppm	
Avge	.00207	.07088	.02466	.00048	.00446	.02091	
SDev	.00067	.00019	.00019	.00057	.00098	.00010	
%RSD	32.200	.26799	.78365	118.80	22.055	.48726	
#1	.00207	.07108	.02488	-.00018	.00505	.02103	
#2	.00140	.07070	.02459	.00084	.00502	.02083	
#3	.00273	.07087	.02451	.00079	.00333	.02088	

Errors	LC Pass	LC Pass	LC Pass	LC Pass	LC Pass	LC Pass	
High	30.000	10.000	30.000	10.000	50.000	5.0000	
Low	-.10000	-.05000	-.05000	-.01000	-.05000	-.02000	

IntStd	1	2	3	4	5	6	7
Mode	Counts	NOTUSED	NOTUSED	NOTUSED	NOTUSED	NOTUSED	NOTUSED
Elem	Y	--	--	--	--	--	--
Wavlen	371.030	--	--	--	--	--	--
Avge	28511	--	--	--	--	--	--
SDev	145.5322	--	--	--	--	--	--
%RSD	.5104364	--	--	--	--	--	--
#1	28351	--	--	--	--	--	--
#2	28547	--	--	--	--	--	--
#3	28635	--	--	--	--	--	--

Method: METTRACE Sample Name: L9M2P Operator: RJG
Run Time: 11/12/10 01:36:38
Comment: TESTAMERICA PITTSBURGH ICP METALS ANALYSIS-INST TRACEICP
Mode: CONC Corr. Factor: 1

Elem	AG	AL	AS	B_	BA	BE	CA
Units	ppm	ppm	ppm	ppm	ppm	ppm	ppm
Avge	.00008	1.0964	.00017	.01762	.03964	.00045	16.365
SDev	.00041	.0029	.00019	.00059	.00012	.00001	.026
%RSD	545.51	.26090	112.80	3.3419	.30966	3.0657	.16111
#1	-.00039	1.0994	.00037	.01828	.03955	.00045	16.387
#2	.00024	1.0963	-.00001	.01740	.03978	.00044	16.371
#3	.00038	1.0936	.00015	.01717	.03959	.00046	16.336
Errors	LC Pass	LC Pass	LC Pass	LC Pass	LC Pass	LC Pass	LC Pass
High	2.0000	500.00	10.000	30.000	10.000	10.000	600.00
Low	-.00500	-.20000	-.01000	-.20000	-.20000	-.00400	-5.0000

Elem	CD	CO	CR	CU	FE	K_	MG
Units	ppm	ppm	ppm	ppm	ppm	ppm	ppm
Avge	.00021	.00142	.00321	.00561	1.8666	4.7276	4.3758
SDev	.00002	.00039	.00022	.00010	.0083	.0003	.0067
%RSD	8.8211	27.294	6.9059	1.7629	.44522	.00736	.15322
#1	.00023	.00097	.00296	.00551	1.8712	4.7273	4.3768
#2	.00021	.00163	.00338	.00571	1.8717	4.7280	4.3819
#3	.00019	.00166	.00329	.00562	1.8571	4.7275	4.3686
Errors	LC Pass	LC Pass	LC Pass	LC Pass	LC Pass	LC Pass	LC Pass
High	5.0000	50.000	20.000	10.000	500.00	400.00	600.00
Low	-.00500	-.05000	-.00500	-.02500	-.10000	-5.0000	-5.0000

Elem	MN	MO	NA	NI	PB/1	PB/2	PB
Units	ppm	ppm	ppm	ppm	ppm	ppm	ppm
Avge	.10918	.00128	17.702	.00619	.00070	.00316	.00234
SDev	.00012	.00015	.043	.00061	.00021	.00103	.00065
%RSD	.11055	11.402	.24505	9.8049	29.904	32.629	27.623
#1	.10926	.00131	17.693	.00636	.00047	.00413	.00291
#2	.10924	.00141	17.665	.00669	.00076	.00207	.00164
#3	.10904	.00112	17.750	.00551	.00087	.00329	.00249
Errors	LC Pass	LC Pass	LC Pass	LC Pass	NOCHECK	NOCHECK	LC Pass
High	20.000	20.000	400.00	100.00			5.0000
Low	-.01500	-.04000	-5.0000	-.04000			-.00300

Elem	SB/1	SB/2	SB	SE/1	SE/2	SE	SI
Units	ppm	ppm	ppm	ppm	ppm	ppm	ppm
Avge	.00132	-.00051	.00010	-.00550	.00137	-.00091	3.9900
SDev	.00084	.00118	.00060	.00346	.00084	.00100	.0112
%RSD	63.618	229.19	610.89	62.965	60.786	109.53	.27994
#1	.00075	-.00060	-.00015	-.00939	.00164	-.00203	4.0025
#2	.00229	-.00164	-.00033	-.00435	.00204	-.00009	3.9865

#3	.00093	.00071	.00078	-.00276	.00044	-.00063	3.9811
Errors	NOCHECK	NOCHECK	LC Pass	NOCHECK	NOCHECK	LC Pass	LC Pass

High			5.0000			10.000	50.000
Low			-.01000			-.00500	-.50000

Elem	SN	SR	TI	TL	V_	ZN	
Units	ppm	ppm	ppm	ppm	ppm	ppm	
Avge	.00073	.08373	.02675	.00082	.00486	.02293	
SDev	.00089	.00020	.00011	.00134	.00105	.00019	
%RSD	122.68	.23869	.39644	164.13	21.518	.82030	
#1	.00073	.08389	.02686	.00224	.00373	.02300	
#2	-.00016	.08380	.02666	-.00042	.00580	.02308	
#3	.00162	.08351	.02672	.00062	.00506	.02272	

Errors	LC Pass	LC Pass	LC Pass	LC Pass	LC Pass	LC Pass	
High	30.000	10.000	30.000	10.000	50.000	5.0000	
Low	-.10000	-.05000	-.05000	-.01000	-.05000	-.02000	

IntStd	1	2	3	4	5	6	7
Mode	Counts	NOTUSED	NOTUSED	NOTUSED	NOTUSED	NOTUSED	NOTUSED
Elem	Y	--	--	--	--	--	--
Wavlen	371.030	--	--	--	--	--	--
Avge	28468	--	--	--	--	--	--
SDev	58.84347	--	--	--	--	--	--
%RSD	.2067024	--	--	--	--	--	--
#1	28523	--	--	--	--	--	--
#2	28475	--	--	--	--	--	--
#3	28406	--	--	--	--	--	--

Method: METTRACE Sample Name: L9M2Q Operator: RJG
Run Time: 11/12/10 01:42:09
Comment: TESTAMERICA PITTSBURGH ICP METALS ANALYSIS-INST TRACEICP
Mode: CONC Corr. Factor: 1

Elem	AG	AL	AS	B_	BA	BE	CA
Units	ppm	ppm	ppm	ppm	ppm	ppm	ppm
Avge	.00024	.77831	.00024	.01564	.03106	.00051	14.546
SDev	.00034	.00336	.00068	.00049	.00008	.00007	.033
%RSD	142.71	.43179	279.96	3.1254	.27137	14.099	.22468
#1	.00003	.78002	.00007	.01518	.03103	.00045	14.529
#2	.00006	.77444	-.00033	.01559	.03116	.00048	14.525
#3	.00062	.78047	.00099	.01615	.03100	.00059	14.584
Errors	LC Pass	LC Pass	LC Pass	LC Pass	LC Pass	LC Pass	LC Pass
High	2.0000	500.00	10.000	30.000	10.000	10.000	600.00
Low	-.00500	-.20000	-.01000	-.20000	-.20000	-.00400	-5.0000

Elem	CD	CO	CR	CU	FE	K_	MG
Units	ppm	ppm	ppm	ppm	ppm	ppm	ppm
Avge	.00015	.00123	.00296	.00605	1.4873	3.3347	3.2559
SDev	.00020	.00022	.00010	.00013	.0036	.0025	.0092
%RSD	132.36	17.796	3.3273	2.1224	.24191	.07553	.28230
#1	-.00002	.00145	.00302	.00603	1.4842	3.3375	3.2475
#2	.00010	.00124	.00303	.00593	1.4865	3.3329	3.2546
#3	.00037	.00101	.00285	.00619	1.4912	3.3335	3.2657
Errors	LC Pass	LC Pass	LC Pass	LC Pass	LC Pass	LC Pass	LC Pass
High	5.0000	50.000	20.000	10.000	500.00	400.00	600.00
Low	-.00500	-.05000	-.00500	-.02500	-.10000	-5.0000	-5.0000

Elem	MN	MO	NA	NI	PB/1	PB/2	PB
Units	ppm	ppm	ppm	ppm	ppm	ppm	ppm
Avge	.12289	.00152	16.281	.00462	.00394	.00294	.00327
SDev	.00023	.00042	.021	.00024	.00169	.00080	.00064
%RSD	.19148	27.802	.13008	5.2211	42.769	27.285	19.471
#1	.12279	.00112	16.263	.00488	.00245	.00373	.00330
#2	.12273	.00149	16.275	.00440	.00361	.00213	.00262
#3	.12316	.00196	16.304	.00457	.00577	.00296	.00390
Errors	LC Pass	LC Pass	LC Pass	LC Pass	NOCHECK	NOCHECK	LC Pass
High	20.000	20.000	400.00	100.00			5.0000
Low	-.01500	-.04000	-5.0000	-.04000			-.00300

Elem	SB/1	SB/2	SB	SE/1	SE/2	SE	SI
Units	ppm	ppm	ppm	ppm	ppm	ppm	ppm
Avge	-.00038	.00127	.00072	.00009	.00069	.00049	2.7462
SDev	.00211	.00014	.00061	.00236	.00072	.00033	.0011
%RSD	561.66	11.387	84.376	2572.2	104.33	67.318	.04118
#1	.00195	.00111	.00139	-.00190	.00139	.00029	2.7452
#2	-.00089	.00129	.00056	.00270	-.00004	.00087	2.7460

#3	-.00218	.00140	.00021	-.00053	.00072	.00030	2.7474
Errors	NOCHECK	NOCHECK	LC Pass	NOCHECK	NOCHECK	LC Pass	LC Pass

High			5.0000			10.000	50.000
Low			-.01000			-.00500	-.50000

Elem	SN	SR	TI	TL	V_	ZN	
Units	ppm	ppm	ppm	ppm	ppm	ppm	
Avge	.00080	.07702	.01919	-.00000	.00442	.02698	
SDev	.00105	.00009	.00007	.00180	.00046	.00005	
%RSD	131.80	.11054	.36636	50341.	10.382	.16954	
#1	-.00039	.07696	.01927	.00077	.00438	.02702	
#2	.00162	.07699	.01913	-.00206	.00398	.02700	
#3	.00117	.07712	.01919	.00129	.00489	.02693	

Errors	LC Pass	LC Pass	LC Pass	LC Pass	LC Pass	LC Pass	
High	30.000	10.000	30.000	10.000	50.000	5.0000	
Low	-.10000	-.05000	-.05000	-.01000	-.05000	-.02000	

IntStd	1	2	3	4	5	6	7
Mode	Counts	NOTUSED	NOTUSED	NOTUSED	NOTUSED	NOTUSED	NOTUSED
Elem	Y	--	--	--	--	--	--
Wavlen	371.030	--	--	--	--	--	--
Avge	28622	--	--	--	--	--	--
SDev	161.7942	--	--	--	--	--	--
%RSD	.5652852	--	--	--	--	--	--
#1	28444	--	--	--	--	--	--
#2	28660	--	--	--	--	--	--
#3	28761	--	--	--	--	--	--

Method: METTRACE Sample Name: L9M2R Operator: RJG
Run Time: 11/12/10 01:47:39
Comment: TESTAMERICA PITTSBURGH ICP METALS ANALYSIS-INST TRACEICP
Mode: CONC Corr. Factor: 1

Elem	AG	AL	AS	B_	BA	BE	CA
Units	ppm	ppm	ppm	ppm	ppm	ppm	ppm
Avge	-.00019	.76495	-.00064	.02034	.03549	.00041	17.099
SDev	.00011	.00048	.00084	.00078	.00004	.00000	.044
%RSD	57.960	.06272	131.22	3.8237	.10991	.90688	.25443
#1	-.00006	.76550	.00005	.01978	.03551	.00040	17.143
#2	-.00025	.76461	-.00040	.02123	.03544	.00041	17.099
#3	-.00027	.76475	-.00158	.02002	.03551	.00041	17.056
Errors	LC Pass	LC Pass	LC Pass	LC Pass	LC Pass	LC Pass	LC Pass
High	2.0000	500.00	10.000	30.000	10.000	10.000	600.00
Low	-.00500	-.20000	-.01000	-.20000	-.20000	-.00400	-5.0000

Elem	CD	CO	CR	CU	FE	K_	MG
Units	ppm	ppm	ppm	ppm	ppm	ppm	ppm
Avge	.00009	.00096	.00272	.00581	1.5436	4.1856	3.7006
SDev	.00019	.00002	.00031	.00007	.0075	.0057	.0085
%RSD	202.78	1.5296	11.526	1.2315	.48472	.13718	.23036
#1	.00002	.00096	.00244	.00588	1.5497	4.1794	3.7089
#2	-.00005	.00094	.00306	.00582	1.5458	4.1868	3.7010
#3	.00030	.00097	.00265	.00573	1.5352	4.1907	3.6919
Errors	LC Pass	LC Pass	LC Pass	LC Pass	LC Pass	LC Pass	LC Pass
High	5.0000	50.000	20.000	10.000	500.00	400.00	600.00
Low	-.00500	-.05000	-.00500	-.02500	-.10000	-5.0000	-5.0000

Elem	MN	MO	NA	NI	PB/1	PB/2	PB
Units	ppm	ppm	ppm	ppm	ppm	ppm	ppm
Avge	.10918	.00043	18.104	.00426	.00138	.00329	.00265
SDev	.00012	.00026	.054	.00090	.00138	.00098	.00095
%RSD	.11202	60.156	.29587	21.109	100.11	29.832	35.891
#1	.10930	.00023	18.046	.00450	.00017	.00357	.00244
#2	.10917	.00072	18.112	.00500	.00288	.00411	.00370
#3	.10906	.00034	18.152	.00326	.00108	.00220	.00183
Errors	LC Pass	LC Pass	LC Pass	LC Pass	NOCHECK	NOCHECK	LC Pass
High	20.000	20.000	400.00	100.00			5.0000
Low	-.01500	-.04000	-5.0000	-.04000			-.00300

Elem	SB/1	SB/2	SB	SE/1	SE/2	SE	SI
Units	ppm	ppm	ppm	ppm	ppm	ppm	ppm
Avge	.00131	.00096	.00108	-.00348	.00018	-.00104	2.8350
SDev	.00121	.00094	.00037	.00315	.00125	.00120	.0024
%RSD	92.149	97.953	34.762	90.589	676.43	116.03	.08519
#1	.00112	.00047	.00069	-.00711	.00055	-.00200	2.8374
#2	.00021	.00204	.00143	-.00184	-.00121	-.00142	2.8351

#3	.00261	.00036	.00111	-.00149	.00121	.00031	2.8325
Errors	NOCHECK	NOCHECK	LC Pass	NOCHECK	NOCHECK	LC Pass	LC Pass

High			5.0000			10.000	50.000
Low			-.01000			-.00500	-.50000

Elem	SN	SR	TI	TL	V_	ZN	
Units	ppm	ppm	ppm	ppm	ppm	ppm	
Avge	-.00062	.08829	.01967	.00150	.00390	.02358	
SDev	.00192	.00004	.00054	.00070	.00039	.00004	
%RSD	310.77	.04827	2.7473	46.288	9.9384	.17986	
#1	.00118	.08832	.02028	.00144	.00421	.02363	
#2	-.00039	.08831	.01927	.00084	.00402	.02358	
#3	-.00264	.08824	.01945	.00223	.00347	.02354	

Errors	LC Pass	LC Pass	LC Pass	LC Pass	LC Pass	LC Pass	
High	30.000	10.000	30.000	10.000	50.000	5.0000	
Low	-.10000	-.05000	-.05000	-.01000	-.05000	-.02000	

IntStd	1	2	3	4	5	6	7
Mode	Counts	NOTUSED	NOTUSED	NOTUSED	NOTUSED	NOTUSED	NOTUSED
Elem	Y	--	--	--	--	--	--
Wavlen	371.030	--	--	--	--	--	--
Avge	28410	--	--	--	--	--	--
SDev	43.36513	--	--	--	--	--	--
%RSD	.1526378	--	--	--	--	--	--
#1	28431	--	--	--	--	--	--
#2	28440	--	--	--	--	--	--
#3	28361	--	--	--	--	--	--

Method: METTRACE Sample Name: L9M2T Operator: RJG
Run Time: 11/12/10 01:53:09
Comment: TESTAMERICA PITTSBURGH ICP METALS ANALYSIS-INST TRACEICP
Mode: CONC Corr. Factor: 1

Elem	AG	AL	AS	B_	BA	BE	CA
Units	ppm	ppm	ppm	ppm	ppm	ppm	ppm
Avge	-.00006	1.5519	.00028	.01855	.04225	.00052	16.787
SDev	.00002	.0137	.00049	.00056	.00019	.00004	.025
%RSD	37.205	.88580	178.60	3.0421	.46256	6.8649	.14952
#1	-.00003	1.5657	.00076	.01880	.04231	.00053	16.758
#2	-.00007	1.5517	.00029	.01894	.04240	.00048	16.799
#3	-.00008	1.5382	-.00023	.01790	.04203	.00055	16.804
Errors	LC Pass	LC Pass	LC Pass	LC Pass	LC Pass	LC Pass	LC Pass
High	2.0000	500.00	10.000	30.000	10.000	10.000	600.00
Low	-.00500	-.20000	-.01000	-.20000	-.20000	-.00400	-5.0000

Elem	CD	CO	CR	CU	FE	K_	MG
Units	ppm	ppm	ppm	ppm	ppm	ppm	ppm
Avge	.00015	.00163	.01015	.00575	2.1338	4.8722	4.4137
SDev	.00018	.00029	.00017	.00013	.0097	.0157	.0040
%RSD	121.42	17.580	1.6774	2.1995	.45528	.32183	.08958
#1	.00013	.00195	.01025	.00584	2.1422	4.8835	4.4108
#2	.00033	.00138	.01024	.00582	2.1361	4.8788	4.4182
#3	-.00002	.00157	.00995	.00561	2.1232	4.8543	4.4122
Errors	LC Pass	LC Pass	LC Pass	LC Pass	LC Pass	LC Pass	LC Pass
High	5.0000	50.000	20.000	10.000	500.00	400.00	600.00
Low	-.00500	-.05000	-.00500	-.02500	-.10000	-5.0000	-5.0000

Elem	MN	MO	NA	NI	PB/1	PB/2	PB
Units	ppm	ppm	ppm	ppm	ppm	ppm	ppm
Avge	.13567	.00208	17.936	.01015	.00227	.00218	.00221
SDev	.00006	.00027	.039	.00025	.00089	.00055	.00061
%RSD	.04519	12.941	.21904	2.4800	39.151	25.230	27.748
#1	.13563	.00230	17.945	.00989	.00208	.00253	.00238
#2	.13574	.00178	17.893	.01018	.00324	.00245	.00271
#3	.13565	.00215	17.970	.01039	.00149	.00154	.00153
Errors	LC Pass	LC Pass	LC Pass	LC Pass	NOCHECK	NOCHECK	LC Pass
High	20.000	20.000	400.00	100.00			5.0000
Low	-.01500	-.04000	-5.0000	-.04000			-.00300

Elem	SB/1	SB/2	SB	SE/1	SE/2	SE	SI
Units	ppm	ppm	ppm	ppm	ppm	ppm	ppm
Avge	.00020	.00119	.00086	.00044	-.00020	.00001	4.6702
SDev	.00094	.00039	.00047	.00167	.00058	.00079	.0300
%RSD	483.27	33.011	54.420	382.01	286.65	7836.7	.64264
#1	.00084	.00163	.00137	.00205	.00035	.00092	4.7020
#2	-.00089	.00110	.00044	.00057	-.00081	-.00035	4.6663

#3	.00063	.00085	.00078	-.00130	-.00015	-.00053	4.6424
Errors	NOCHECK	NOCHECK	LC Pass	NOCHECK	NOCHECK	LC Pass	LC Pass

High			5.0000			10.000	50.000
Low			-.01000			-.00500	-.50000

Elem	SN	SR	TI	TL	V_	ZN	
Units	ppm	ppm	ppm	ppm	ppm	ppm	
Avge	.00006	.07807	.04795	.00053	.00343	.02163	
SDev	.00118	.00005	.00256	.00146	.00058	.00014	
%RSD	2024.9	.05703	5.3446	277.40	16.926	.64304	
#1	-.00084	.07806	.04692	.00139	.00401	.02147	
#2	-.00038	.07812	.04606	-.00116	.00342	.02167	
#3	.00139	.07804	.05087	.00135	.00285	.02174	
Errors	LC Pass	LC Pass	LC Pass	LC Pass	LC Pass	LC Pass	
High	30.000	10.000	30.000	10.000	50.000	5.0000	
Low	-.10000	-.05000	-.05000	-.01000	-.05000	-.02000	

IntStd	1	2	3	4	5	6	7
Mode	Counts	NOTUSED	NOTUSED	NOTUSED	NOTUSED	NOTUSED	NOTUSED
Elem	Y	--	--	--	--	--	--
Wavlen	371.030	--	--	--	--	--	--
Avge	28634	--	--	--	--	--	--
SDev	167.5918	--	--	--	--	--	--
%RSD	.5852998	--	--	--	--	--	--
#1	28450	--	--	--	--	--	--
#2	28673	--	--	--	--	--	--
#3	28778	--	--	--	--	--	--

Method: METTRACE Sample Name: L9M2V Operator: RJG
Run Time: 11/12/10 01:58:39
Comment: TESTAMERICA PITTSBURGH ICP METALS ANALYSIS-INST TRACEICP
Mode: CONC Corr. Factor: 1

Elem	AG	AL	AS	B_	BA	BE	CA
Units	ppm	ppm	ppm	ppm	ppm	ppm	ppm
Avge	.00010	1.2897	.00037	.02177	.04634	.00043	19.674
SDev	.00014	.0022	.00140	.00018	.00015	.00006	.021
%RSD	136.13	.16984	382.06	.84794	.33511	14.027	.10683
#1	.00001	1.2899	.00102	.02155	.04645	.00036	19.699
#2	.00026	1.2918	-.00124	.02190	.04640	.00047	19.664
#3	.00004	1.2874	.00131	.02184	.04616	.00046	19.661
Errors	LC Pass	LC Pass	LC Pass	LC Pass	LC Pass	LC Pass	LC Pass
High	2.0000	500.00	10.000	30.000	10.000	10.000	600.00
Low	-.00500	-.20000	-.01000	-.20000	-.20000	-.00400	-5.0000

Elem	CD	CO	CR	CU	FE	K_	MG
Units	ppm	ppm	ppm	ppm	ppm	ppm	ppm
Avge	.00025	.00153	.00337	.00524	2.0389	5.4093	4.6842
SDev	.00015	.00013	.00018	.00014	.0092	.0042	.0083
%RSD	61.260	8.6047	5.3402	2.6572	.44955	.07846	.17674
#1	.00037	.00156	.00334	.00513	2.0370	5.4097	4.6927
#2	.00008	.00138	.00322	.00540	2.0308	5.4048	4.6762
#3	.00030	.00164	.00357	.00519	2.0489	5.4133	4.6838
Errors	LC Pass	LC Pass	LC Pass	LC Pass	LC Pass	LC Pass	LC Pass
High	5.0000	50.000	20.000	10.000	500.00	400.00	600.00
Low	-.00500	-.05000	-.00500	-.02500	-.10000	-5.0000	-5.0000

Elem	MN	MO	NA	NI	PB/1	PB/2	PB
Units	ppm	ppm	ppm	ppm	ppm	ppm	ppm
Avge	.13830	.00060	20.081	.00612	.00160	.00323	.00269
SDev	.00008	.00012	.030	.00023	.00143	.00036	.00071
%RSD	.05521	19.982	.14914	3.7053	89.208	11.115	26.570
#1	.13831	.00053	20.047	.00638	.00282	.00351	.00328
#2	.13822	.00053	20.101	.00601	.00196	.00336	.00289
#3	.13837	.00073	20.096	.00597	.00003	.00283	.00189
Errors	LC Pass	LC Pass	LC Pass	LC Pass	NOCHECK	NOCHECK	LC Pass
High	20.000	20.000	400.00	100.00			5.0000
Low	-.01500	-.04000	-5.0000	-.04000			-.00300

Elem	SB/1	SB/2	SB	SE/1	SE/2	SE	SI
Units	ppm	ppm	ppm	ppm	ppm	ppm	ppm
Avge	.00167	.00024	.00071	-.00282	-.00090	-.00154	4.3243
SDev	.00113	.00091	.00024	.00179	.00187	.00184	.0131
%RSD	67.533	381.18	33.147	63.602	207.24	119.50	.30364
#1	.00042	.00120	.00094	-.00334	-.00173	-.00227	4.3393
#2	.00261	-.00060	.00047	-.00082	.00124	.00055	4.3184

#3	.00198	.00011	.00074	-.00430	-.00222	-.00291	4.3151
Errors	NOCHECK	NOCHECK	LC Pass	NOCHECK	NOCHECK	LC Pass	LC Pass

High			5.0000			10.000	50.000
Low			-.01000			-.00500	-.50000

Elem	SN	SR	TI	TL	V_	ZN	
Units	ppm	ppm	ppm	ppm	ppm	ppm	
Avge	-.00017	.09363	.03887	.00075	.00499	.01955	
SDev	.00059	.00006	.00016	.00119	.00120	.00012	
%RSD	354.55	.06508	.40266	158.21	24.032	.62836	
#1	-.00061	.09366	.03877	.00123	.00361	.01942	
#2	-.00039	.09356	.03880	.00163	.00567	.01956	
#3	.00050	.09367	.03905	-.00060	.00569	.01967	
Errors	LC Pass	LC Pass	LC Pass	LC Pass	LC Pass	LC Pass	
High	30.000	10.000	30.000	10.000	50.000	5.0000	
Low	-.10000	-.05000	-.05000	-.01000	-.05000	-.02000	

IntStd	1	2	3	4	5	6	7
Mode	Counts	NOTUSED	NOTUSED	NOTUSED	NOTUSED	NOTUSED	NOTUSED
Elem	Y	--	--	--	--	--	--
Wavlen	371.030	--	--	--	--	--	--
Avge	28390	--	--	--	--	--	--
SDev	62.64782	--	--	--	--	--	--
%RSD	.2206702	--	--	--	--	--	--
#1	28437	--	--	--	--	--	--
#2	28413	--	--	--	--	--	--
#3	28319	--	--	--	--	--	--

Method: METTRACE Sample Name: L9M2X Operator: RJG
Run Time: 11/12/10 02:04:09
Comment: TESTAMERICA PITTSBURGH ICP METALS ANALYSIS-INST TRACEICP
Mode: CONC Corr. Factor: 1

Elem	AG	AL	AS	B_	BA	BE	CA
Units	ppm	ppm	ppm	ppm	ppm	ppm	ppm
Avge	.00008	1.0948	-.00031	.01439	.03145	.00043	13.906
SDev	.00005	.0085	.00012	.00003	.00015	.00007	.036
%RSD	54.681	.78029	38.678	.20505	.45959	15.624	.26226
#1	.00009	1.1033	-.00018	.01442	.03162	.00037	13.943
#2	.00004	1.0951	-.00034	.01436	.03136	.00050	13.905
#3	.00013	1.0862	-.00042	.01439	.03139	.00042	13.870
Errors	LC Pass	LC Pass	LC Pass	LC Pass	LC Pass	LC Pass	LC Pass
High	2.0000	500.00	10.000	30.000	10.000	10.000	600.00
Low	-.00500	-.20000	-.01000	-.20000	-.20000	-.00400	-5.0000

Elem	CD	CO	CR	CU	FE	K_	MG
Units	ppm	ppm	ppm	ppm	ppm	ppm	ppm
Avge	.00017	.00110	.00327	.00701	1.7506	3.3344	3.2555
SDev	.00015	.00026	.00015	.00011	.0045	.0151	.0129
%RSD	92.032	24.107	4.5331	1.5066	.25586	.45152	.39487
#1	-.00000	.00086	.00344	.00712	1.7550	3.3506	3.2691
#2	.00022	.00106	.00315	.00691	1.7506	3.3318	3.2538
#3	.00029	.00138	.00323	.00699	1.7461	3.3208	3.2436
Errors	LC Pass	LC Pass	LC Pass	LC Pass	LC Pass	LC Pass	LC Pass
High	5.0000	50.000	20.000	10.000	500.00	400.00	600.00
Low	-.00500	-.05000	-.00500	-.02500	-.10000	-5.0000	-5.0000

Elem	MN	MO	NA	NI	PB/1	PB/2	PB
Units	ppm	ppm	ppm	ppm	ppm	ppm	ppm
Avge	.11348	.00123	16.107	.00498	.00304	.00382	.00356
SDev	.00034	.00012	.024	.00087	.00165	.00179	.00070
%RSD	.29496	9.8761	.14769	17.416	54.319	46.725	19.748
#1	.11385	.00132	16.119	.00595	.00467	.00254	.00325
#2	.11339	.00129	16.079	.00428	.00137	.00586	.00437
#3	.11320	.00109	16.121	.00471	.00308	.00306	.00307
Errors	LC Pass	LC Pass	LC Pass	LC Pass	NOCHECK	NOCHECK	LC Pass
High	20.000	20.000	400.00	100.00			5.0000
Low	-.01500	-.04000	-5.0000	-.04000			-.00300

Elem	SB/1	SB/2	SB	SE/1	SE/2	SE	SI
Units	ppm	ppm	ppm	ppm	ppm	ppm	ppm
Avge	.00076	-.00043	-.00003	-.00062	.00057	.00018	3.1965
SDev	.00038	.00059	.00052	.00061	.00211	.00128	.0136
%RSD	50.949	137.91	1598.0	97.460	368.17	731.36	.42459
#1	.00119	.00025	.00056	.00008	-.00097	-.00062	3.2110
#2	.00062	-.00079	-.00032	-.00099	.00298	.00166	3.1945

#3	.00046	-.00074	-.00034	-.00095	-.00029	-.00051	3.1840
Errors	NOCHECK	NOCHECK	LC Pass	NOCHECK	NOCHECK	LC Pass	LC Pass

High			5.0000			10.000	50.000
Low			-.01000			-.00500	-.50000

Elem	SN	SR	TI	TL	V_	ZN	
Units	ppm	ppm	ppm	ppm	ppm	ppm	
Avge	-.00046	.06829	.03491	-.00099	.00512	.02820	
SDev	.00034	.00045	.00119	.00026	.00038	.00013	
%RSD	73.788	.66230	3.4001	26.045	7.4682	.45273	
#1	-.00039	.06881	.03628	-.00126	.00503	.02806	
#2	-.00083	.06806	.03423	-.00075	.00554	.02831	
#3	-.00016	.06799	.03422	-.00097	.00480	.02822	
Errors	LC Pass	LC Pass	LC Pass	LC Pass	LC Pass	LC Pass	
High	30.000	10.000	30.000	10.000	50.000	5.0000	
Low	-.10000	-.05000	-.05000	-.01000	-.05000	-.02000	

IntStd	1	2	3	4	5	6	7
Mode	Counts	NOTUSED	NOTUSED	NOTUSED	NOTUSED	NOTUSED	NOTUSED
Elem	Y	--	--	--	--	--	--
Wavlen	371.030	--	--	--	--	--	--
Avge	28580	--	--	--	--	--	--
SDev	143.5655	--	--	--	--	--	--
%RSD	.5023335	--	--	--	--	--	--
#1	28414	--	--	--	--	--	--
#2	28658	--	--	--	--	--	--
#3	28668	--	--	--	--	--	--

Method: METTRACE Sample Name: L9T8XBF Rerun Operator: RJG
Run Time: 11/12/10 02:09:40
Comment: TESTAMERICA PITTSBURGH ICP METALS ANALYSIS-INST TRACEICP
Mode: CONC Corr. Factor: 1

Elem	AG	AL	AS	B_	BA	BE	CA
Units	ppm	ppm	ppm	ppm	ppm	ppm	ppm
Avge	-.00025	.02268	-.00059	.00068	.00022	.00041	.06628
SDev	.00012	.00394	.00010	.00042	.00003	.00007	.00112
%RSD	47.904	17.389	16.616	61.551	11.435	18.205	1.6942
#1	-.00013	.02675	-.00070	.00096	.00023	.00032	.06704
#2	-.00025	.02242	-.00055	.00088	.00024	.00046	.06681
#3	-.00036	.01888	-.00052	.00020	.00019	.00043	.06499
Errors	LC Pass	LC Pass	LC Pass	LC Pass	LC Pass	LC Pass	LC Pass
High	.00500	.20000	.01000	.20000	.20000	.00400	5.0000
Low	-.00500	-.20000	-.01000	-.20000	-.20000	-.00400	-5.0000

Elem	CD	CO	CR	CU	FE	K_	MG
Units	ppm	ppm	ppm	ppm	ppm	ppm	ppm
Avge	-.00004	-.00012	-.00050	.00118	.00923	.27091	.01066
SDev	.00010	.00019	.00016	.00012	.00277	.00482	.00067
%RSD	247.78	154.61	32.342	10.185	30.013	1.7781	6.3096
#1	-.00013	-.00021	-.00063	.00130	.01125	.27572	.01106
#2	-.00005	.00010	-.00055	.00119	.01036	.27093	.01103
#3	.00007	-.00026	-.00032	.00106	.00607	.26608	.00988
Errors	LC Pass	LC Pass	LC Pass	LC Pass	LC Pass	LC Pass	LC Pass
High	.00500	.05000	.00500	.02500	.10000	5.0000	5.0000
Low	-.00500	-.05000	-.00500	-.02500	-.10000	-5.0000	-5.0000

Elem	MN	MO	NA	NI	PB/1	PB/2	PB
Units	ppm	ppm	ppm	ppm	ppm	ppm	ppm
Avge	-.00006	-.00016	-.32316	-.00007	-.00286	.00094	-.00032
SDev	.00003	.00010	.13793	.00051	.00071	.00015	.00033
%RSD	46.073	59.342	42.682	711.56	24.687	16.251	103.04
#1	-.00010	-.00026	-.17188	.00049	-.00364	.00079	-.00069
#2	-.00005	-.00016	-.44194	-.00020	-.00266	.00094	-.00026
#3	-.00005	-.00007	-.35567	-.00051	-.00227	.00109	-.00003
Errors	LC Pass	LC Pass	LC Pass	LC Pass	NOCHECK	NOCHECK	LC Pass
High	.01500	.04000	5.0000	.04000			.00300
Low	-.01500	-.04000	-5.0000	-.04000			-.00300

Elem	SB/1	SB/2	SB	SE/1	SE/2	SE	SI
Units	ppm	ppm	ppm	ppm	ppm	ppm	ppm
Avge	.00268	-.00097	.00025	.00030	.00152	.00112	.00365
SDev	.00164	.00079	.00067	.00347	.00143	.00115	.00374
%RSD	61.279	81.577	271.64	1153.6	94.133	102.96	102.48
#1	.00390	-.00179	.00010	-.00360	.00255	.00050	.00472
#2	.00333	-.00021	.00097	.00144	-.00012	.00040	.00674

#3	.00081	-.00091	-.00034	.00305	.00213	.00244	-.00051
Errors	NOCHECK	NOCHECK	LC Pass	NOCHECK	NOCHECK	LC Pass	LC Pass

High			.01000			.00500	.50000
Low			-.01000			-.00500	-.50000

Elem	SN	SR	TI	TL	V_	ZN	
Units	ppm	ppm	ppm	ppm	ppm	ppm	
Avge	.00088	.00032	.00015	.00187	-.00018	.00761	
SDev	.00354	.00001	.00000	.00020	.00019	.00009	
%RSD	401.86	3.7479	.51948	10.596	105.70	1.2173	
#1	.00476	.00031	.00015	.00184	-.00018	.00771	
#2	.00006	.00033	.00015	.00169	.00001	.00758	
#3	-.00218	.00033	.00015	.00208	-.00037	.00754	

Errors	LC Pass	LC Pass	LC Pass	LC Pass	LC Pass	LC Pass	
High	.10000	.05000	.05000	.01000	.05000	.02000	
Low	-.10000	-.05000	-.05000	-.01000	-.05000	-.02000	

IntStd	1	2	3	4	5	6	7
Mode	Counts	NOTUSED	NOTUSED	NOTUSED	NOTUSED	NOTUSED	NOTUSED
Elem	Y	--	--	--	--	--	--
Wavlen	371.030	--	--	--	--	--	--
Avge	28427	--	--	--	--	--	--
SDev	45.10925	--	--	--	--	--	--
%RSD	.1586827	--	--	--	--	--	--
#1	28379	--	--	--	--	--	--
#2	28434	--	--	--	--	--	--
#3	28469	--	--	--	--	--	--

Method: METTRACE Sample Name: CCV1-13 Operator: RJG
Run Time: 11/12/10 02:15:10
Comment: TESTAMERICA PITTSBURGH ICP METALS ANALYSIS-INST TRACEICP
Mode: CONC Corr. Factor: 1

Elem	AG	AL	AS	B_	BA	BE	CA
Units	ppm	ppm	ppm	ppm	ppm	ppm	ppm
Avge	1.0078	26.052	.53672	2.0959	2.1128	2.0392	51.972
SDev	.0001	.026	.00089	.0020	.0026	.0016	.037
%RSD	.01428	.09983	.16554	.09357	.12265	.07870	.07058
#1	1.0077	26.082	.53579	2.0973	2.1140	2.0396	51.951
#2	1.0079	26.044	.53681	2.0937	2.1146	2.0406	52.014
#3	1.0077	26.031	.53757	2.0967	2.1099	2.0375	51.951
Errors	LC Pass	LC Pass	LC Pass	LC Pass	LC Pass	LC Pass	LC Pass
High	1.1000	27.500	.55000	2.2000	2.2000	2.2000	55.000
Low	.90000	22.500	.45000	1.8000	1.8000	1.8000	45.000

Elem	CD	CO	CR	CU	FE	K_	MG
Units	ppm	ppm	ppm	ppm	ppm	ppm	ppm
Avge	.51644	2.0351	2.0863	2.1245	26.354	134.92	51.120
SDev	.00104	.0017	.0010	.0020	.020	.14	.029
%RSD	.20143	.08553	.04882	.09246	.07416	.10099	.05632
#1	.51593	2.0359	2.0862	2.1267	26.342	135.07	51.130
#2	.51764	2.0363	2.0874	2.1236	26.376	134.82	51.143
#3	.51576	2.0331	2.0853	2.1231	26.343	134.86	51.088
Errors	LC Pass	LC Pass	LC Pass	LC Pass	LC Pass	LC Pass	LC Pass
High	.55000	2.2000	2.2000	2.2000	27.500	137.50	55.000
Low	.45000	1.8000	1.8000	1.8000	22.500	112.50	45.000

Elem	MN	MO	NA	NI	PB/1	PB/2	PB
Units	ppm	ppm	ppm	ppm	ppm	ppm	ppm
Avge	2.0616	2.1313	132.06	2.0550	.51779	.52755	.52430
SDev	.0014	.0106	.12	.0060	.00324	.00052	.00141
%RSD	.06930	.49724	.09306	.29173	.62551	.09783	.26945
#1	2.0619	2.1194	132.04	2.0548	.52068	.52789	.52549
#2	2.0628	2.1349	131.96	2.0611	.51839	.52781	.52467
#3	2.0600	2.1397	132.20	2.0491	.51429	.52696	.52274
Errors	LC Pass	LC Pass	LC Pass	LC Pass	NOCHECK	NOCHECK	LC Pass
High	2.2000	2.2000	137.50	2.2000			.55000
Low	1.8000	1.8000	112.50	1.8000			.45000

Elem	SB/1	SB/2	SB	SE/1	SE/2	SE	SI
Units	ppm	ppm	ppm	ppm	ppm	ppm	ppm
Avge	.53747	.54354	.54152	.53736	.53161	.53352	2.0978
SDev	.00231	.00258	.00121	.00512	.00128	.00239	.0049
%RSD	.43034	.47445	.22410	.95261	.24090	.44852	.23551
#1	.53517	.54649	.54272	.53824	.53278	.53460	2.0976
#2	.53744	.54172	.54029	.54198	.53180	.53519	2.0930

#3	.53980	.54241	.54154	.53186	.53024	.53078	2.1028
Errors	NOCHECK	NOCHECK	LC Pass	NOCHECK	NOCHECK	LC Pass	LC Pass

High			.55000			.55000	2.2000
Low			.45000			.45000	1.8000

Elem	SN	SR	TI	TL	V_	ZN	
Units	ppm	ppm	ppm	ppm	ppm	ppm	
Avge	2.1545	2.0994	2.0771	1.0519	2.0334	2.1187	
SDev	.0024	.0037	.0016	.0047	.0026	.0009	
%RSD	.11033	.17615	.07661	.44270	.12630	.04235	
#1	2.1518	2.1014	2.0764	1.0481	2.0328	2.1196	
#2	2.1559	2.1015	2.0790	1.0506	2.0363	2.1187	
#3	2.1559	2.0951	2.0760	1.0571	2.0313	2.1178	
Errors	LC Pass	LC Pass	LC Pass	LC Pass	LC Pass	LC Pass	
High	2.2000	2.2000	2.2000	1.1000	2.2000	2.2000	
Low	1.8000	1.8000	1.8000	.90000	1.8000	1.8000	

IntStd	1	2	3	4	5	6	7
Mode	Counts	NOTUSED	NOTUSED	NOTUSED	NOTUSED	NOTUSED	NOTUSED
Elem	Y	--	--	--	--	--	--
Wavlen	371.030	--	--	--	--	--	--
Avge	28008	--	--	--	--	--	--
SDev	38.33799	--	--	--	--	--	--
%RSD	.1368825	--	--	--	--	--	--
#1	27973	--	--	--	--	--	--
#2	28049	--	--	--	--	--	--
#3	28002	--	--	--	--	--	--

Method: METTRACE Sample Name: CCB13 Operator: RJG
Run Time: 11/12/10 02:20:41
Comment: TESTAMERICA PITTSBURGH ICP METALS ANALYSIS-INST TRACEICP
Mode: CONC Corr. Factor: 1

Elem	AG	AL	AS	B_	BA	BE	CA
Units	ppm	ppm	ppm	ppm	ppm	ppm	ppm
Avge	.00025	.01405	-.00078	.00239	-.00001	.00052	-.00359
SDev	.00023	.00101	.00055	.00082	.00004	.00003	.00099
%RSD	90.414	7.1588	70.933	34.324	491.71	6.2708	27.477
#1	.00032	.01512	-.00014	.00333	-.00005	.00055	-.00462
#2	-.00000	.01313	-.00115	.00188	.00001	.00049	-.00265
#3	.00044	.01390	-.00105	.00195	.00002	.00053	-.00352
Errors	LC Pass	LC Pass	LC Pass	LC Pass	LC Pass	LC Pass	LC Pass
High	.00500	.20000	.01000	.20000	.20000	.00400	5.0000
Low	-.00500	-.20000	-.01000	-.20000	-.20000	-.00400	-5.0000

Elem	CD	CO	CR	CU	FE	K_	MG
Units	ppm	ppm	ppm	ppm	ppm	ppm	ppm
Avge	.00021	.00001	-.00014	-.00031	.00686	.23861	-.00073
SDev	.00007	.00028	.00020	.00024	.00301	.00201	.00066
%RSD	33.015	3050.9	138.74	78.611	43.957	.84278	90.280
#1	.00026	.00015	-.00013	-.00033	.00862	.23641	-.00035
#2	.00024	-.00031	-.00034	-.00055	.00338	.23904	-.00149
#3	.00013	.00020	.00005	-.00006	.00857	.24036	-.00035
Errors	LC Pass	LC Pass	LC Pass	LC Pass	LC Pass	LC Pass	LC Pass
High	.00500	.05000	.00500	.02500	.10000	5.0000	5.0000
Low	-.00500	-.05000	-.00500	-.02500	-.10000	-5.0000	-5.0000

Elem	MN	MO	NA	NI	PB/1	PB/2	PB
Units	ppm	ppm	ppm	ppm	ppm	ppm	ppm
Avge	-.00001	.00725	-.48561	.00033	-.00019	-.00056	-.00044
SDev	.00003	.00246	.10622	.00124	.00050	.00012	.00021
%RSD	250.46	33.949	21.874	379.43	260.42	20.540	47.383
#1	.00000	.00998	-.39245	.00080	-.00074	-.00058	-.00063
#2	-.00005	.00658	-.46310	.00125	-.00007	-.00067	-.00047
#3	.00001	.00519	-.60128	-.00108	.00023	-.00044	-.00022
Errors	LC Pass	LC Pass	LC Pass	LC Pass	NOCHECK	NOCHECK	LC Pass
High	.01500	.04000	5.0000	.04000			.00300
Low	-.01500	-.04000	-5.0000	-.04000			-.00300

Elem	SB/1	SB/2	SB	SE/1	SE/2	SE	SI
Units	ppm	ppm	ppm	ppm	ppm	ppm	ppm
Avge	.00007	-.00020	-.00011	-.00227	.00073	-.00027	-.00430
SDev	.00061	.00060	.00021	.00207	.00142	.00132	.00370
%RSD	903.57	298.34	182.87	91.270	195.74	489.23	86.143
#1	-.00062	.00042	.00008	-.00244	.00226	.00070	-.00857
#2	.00057	-.00078	-.00033	-.00012	.00046	.00027	-.00233

#3	.00025	-.00025	-.00008	-.00425	-.00055	-.00178	-.00200
Errors	NOCHECK	NOCHECK	LC Pass	NOCHECK	NOCHECK	LC Pass	LC Pass

High			.01000			.00500	.50000
Low			-.01000			-.00500	-.50000

Elem	SN	SR	TI	TL	V_	ZN	
Units	ppm	ppm	ppm	ppm	ppm	ppm	
Avge	.00073	.00000	.00053	.00042	.00014	.00216	
SDev	.00136	.00002	.00000	.00146	.00011	.00007	
%RSD	186.28	460.60	.07971	344.50	80.358	3.1202	
#1	-.00084	-.00001	.00053	.00016	.00020	.00213	
#2	.00140	.00001	.00053	-.00088	.00001	.00211	
#3	.00163	.00001	.00053	.00200	.00020	.00223	
Errors	LC Pass	LC Pass	LC Pass	LC Pass	LC Pass	LC Pass	
High	.10000	.05000	.05000	.01000	.05000	.02000	
Low	-.10000	-.05000	-.05000	-.01000	-.05000	-.02000	

IntStd	1	2	3	4	5	6	7
Mode	Counts	NOTUSED	NOTUSED	NOTUSED	NOTUSED	NOTUSED	NOTUSED
Elem	Y	--	--	--	--	--	--
Wavlen	371.030	--	--	--	--	--	--
Avge	28338	--	--	--	--	--	--
SDev	95.18175	--	--	--	--	--	--
%RSD	.3358758	--	--	--	--	--	--
#1	28448	--	--	--	--	--	--
#2	28276	--	--	--	--	--	--
#3	28291	--	--	--	--	--	--

Method: METTRACE Sample Name: L9MN3/25 K Operator: RJG
Run Time: 11/12/10 02:26:11
Comment: TESTAMERICA PITTSBURGH ICP METALS ANALYSIS-INST TRACEICP
Mode: CONC Corr. Factor: 1

Elem	AG	AL	AS	B_	BA	BE	CA
Units	ppm	ppm	ppm	ppm	ppm	ppm	ppm
Avge	-.00008	8.8694	.00002	1.0045	.03054	.00019	6.3851
SDev	.00019	.0235	.00031	.0018	.00003	.00006	.0188
%RSD	240.85	.26504	1952.0	.18221	.11604	30.024	.29429
#1	-.00004	8.8917	-.00032	1.0064	.03054	.00013	6.4051
#2	.00009	8.8717	.00009	1.0042	.03057	.00023	6.3823
#3	-.00029	8.8448	.00028	1.0028	.03050	.00022	6.3678
Errors	LC Pass	LC Pass	LC Pass	LC Pass	LC Pass	LC Pass	LC Pass
High	2.0000	500.00	10.000	30.000	10.000	10.000	600.00
Low	-.00500	-.20000	-.01000	-.20000	-.20000	-.00400	-5.0000

Elem	CD	CO	CR	CU	FE	K_	MG
Units	ppm	ppm	ppm	ppm	ppm	ppm	ppm
Avge	.00030	.00017	.00374	.12554	.24930	298.73	.65724
SDev	.00012	.00025	.00025	.00006	.00279	.53	.00231
%RSD	38.975	147.21	6.7950	.05147	1.1174	.17859	.35168
#1	.00043	.00007	.00400	.12556	.25088	299.35	.65906
#2	.00020	-.00001	.00374	.12558	.25092	298.45	.65801
#3	.00026	.00045	.00349	.12546	.24608	298.40	.65464
Errors	LC Pass	LC Pass	LC Pass	LC Pass	LC Pass	LC Pass	LC Pass
High	5.0000	50.000	20.000	10.000	500.00	400.00	600.00
Low	-.00500	-.05000	-.00500	-.02500	-.10000	-5.0000	-5.0000

Elem	MN	MO	NA	NI	PB/1	PB/2	PB
Units	ppm	ppm	ppm	ppm	ppm	ppm	ppm
Avge	.06523	.05988	11.641	.00266	.01679	.01786	.01750
SDev	.00023	.00047	.054	.00011	.00171	.00160	.00050
%RSD	.35180	.78556	.46455	4.1300	10.184	8.9746	2.8574
#1	.06548	.05970	11.602	.00260	.01737	.01735	.01736
#2	.06518	.06041	11.703	.00279	.01812	.01657	.01709
#3	.06503	.05952	11.620	.00260	.01486	.01965	.01806
Errors	LC Pass	LC Pass	LC Pass	LC Pass	NOCHECK	NOCHECK	LC Pass
High	20.000	20.000	400.00	100.00			5.0000
Low	-.01500	-.04000	-5.0000	-.04000			-.00300

Elem	SB/1	SB/2	SB	SE/1	SE/2	SE	SI
Units	ppm	ppm	ppm	ppm	ppm	ppm	ppm
Avge	.00422	.00159	.00247	-.00371	.00063	-.00081	.70828
SDev	.00121	.00081	.00024	.00223	.00094	.00034	.00462
%RSD	28.702	51.038	9.5513	60.097	148.64	41.402	.65159
#1	.00493	.00147	.00263	-.00177	-.00042	-.00087	.71320
#2	.00282	.00246	.00258	-.00320	.00092	-.00045	.70762

#3	.00490	.00085	.00220	-.00614	.00139	-.00112	.70404
Errors	NOCHECK	NOCHECK	LC Pass	NOCHECK	NOCHECK	LC Pass	LC Pass

High			5.0000			10.000	50.000
Low			-.01000			-.00500	-.50000

Elem	SN	SR	TI	TL	V_	ZN	
Units	ppm	ppm	ppm	ppm	ppm	ppm	
Avge	.06076	.01986	.00146	.00228	.00135	.13215	
SDev	.00198	.00004	.00029	.00167	.00022	.00020	
%RSD	3.2500	.21708	20.105	73.186	16.266	.14948	
#1	.05985	.01991	.00129	.00363	.00122	.13237	
#2	.06303	.01986	.00129	.00279	.00160	.13204	
#3	.05941	.01982	.00180	.00042	.00122	.13202	
Errors	LC Pass	LC Pass	LC Pass	LC Pass	LC Pass	LC Pass	
High	30.000	10.000	30.000	10.000	50.000	5.0000	
Low	-.10000	-.05000	-.05000	-.01000	-.05000	-.02000	

IntStd	1	2	3	4	5	6	7
Mode	Counts	NOTUSED	NOTUSED	NOTUSED	NOTUSED	NOTUSED	NOTUSED
Elem	Y	--	--	--	--	--	--
Wavlen	371.030	--	--	--	--	--	--
Avge	28075	--	--	--	--	--	--
SDev	4.064622	--	--	--	--	--	--
%RSD	.0144779	--	--	--	--	--	--
#1	28079	--	--	--	--	--	--
#2	28074	--	--	--	--	--	--
#3	28071	--	--	--	--	--	--

Method: METTRACE Sample Name: L9MN3P125 K Operator: RJG
Run Time: 11/12/10 02:31:42
Comment: TESTAMERICA PITTSBURGH ICP METALS ANALYSIS-INST TRACEICP
Mode: CONC Corr. Factor: 1

Elem	AG	AL	AS	B_	BA	BE	CA
Units	ppm	ppm	ppm	ppm	ppm	ppm	ppm
Avge	.00032	1.7668	-.00095	.19881	.00604	.00047	1.2829
SDev	.00035	.0004	.00038	.00054	.00007	.00008	.0060
%RSD	110.09	.02155	39.512	.27193	1.2098	17.360	.46482
#1	-.00003	1.7671	-.00079	.19942	.00597	.00037	1.2772
#2	.00032	1.7669	-.00139	.19862	.00603	.00052	1.2825
#3	.00067	1.7664	-.00068	.19839	.00612	.00050	1.2891

Elem	CD	CO	CR	CU	FE	K_	MG
Units	ppm	ppm	ppm	ppm	ppm	ppm	ppm
Avge	.00020	-.00015	.00080	.02468	.05034	63.325	.13168
SDev	.00009	.00004	.00027	.00012	.00667	.149	.00154
%RSD	44.762	25.855	33.487	.47291	13.247	.23489	1.1715
#1	.00018	-.00016	.00055	.02456	.05298	63.443	.13109
#2	.00012	-.00019	.00076	.02468	.04276	63.374	.13052
#3	.00029	-.00011	.00109	.02480	.05529	63.158	.13343

Elem	MN	MO	NA	NI	PB/1	PB/2	PB
Units	ppm	ppm	ppm	ppm	ppm	ppm	ppm
Avge	.01321	.01263	2.1358	.00065	.00436	.00324	.00361
SDev	.00003	.00003	.0096	.00036	.00018	.00104	.00064
%RSD	.20926	.23035	.45155	55.053	4.2329	32.159	17.735
#1	.01320	.01263	2.1465	.00025	.00424	.00430	.00428
#2	.01319	.01266	2.1279	.00075	.00427	.00321	.00357
#3	.01324	.01261	2.1328	.00094	.00458	.00221	.00300

Elem	SB/1	SB/2	SB	SE/1	SE/2	SE	SI
Units	ppm	ppm	ppm	ppm	ppm	ppm	ppm
Avge	.00013	.00102	.00072	-.00103	-.00123	-.00116	.13609
SDev	.00068	.00135	.00073	.00434	.00180	.00258	.00425
%RSD	542.27	131.81	100.75	422.70	146.15	221.89	3.1210
#1	.00090	-.00040	.00003	-.00602	-.00316	-.00412	.13120
#2	-.00041	.00120	.00066	.00115	.00039	.00064	.13885
#3	-.00010	.00228	.00148	.00179	-.00092	-.00001	.13821

Elem	SN	SR	TI	TL	V_	ZN
Units	ppm	ppm	ppm	ppm	ppm	ppm
Avge	.01110	.00399	.00049	.00028	.00021	.02977
SDev	.00154	.00010	.00019	.00132	.00038	.00002
%RSD	13.896	2.4793	39.711	474.29	176.87	.04904
#1	.01047	.00395	.00053	.00021	-.00016	.02977
#2	.00998	.00391	.00028	.00163	.00021	.02975
#3	.01286	.00410	.00066	-.00101	.00059	.02978

IntStd	1	2	3	4	5	6	7
Mode	Counts	NOTUSED	NOTUSED	NOTUSED	NOTUSED	NOTUSED	NOTUSED
Elem	Y	--	--	--	--	--	--
Wavlen	371.030	--	--	--	--	--	--
Avge	28195	--	--	--	--	--	--
SDev	115.9380	--	--	--	--	--	--
%RSD	.4111976	--	--	--	--	--	--
#1	28078	--	--	--	--	--	--
#2	28198	--	--	--	--	--	--
#3	28310	--	--	--	--	--	--

Method: METTRACE Sample Name: L9MN3S/25 K Operator: RJG
Run Time: 11/12/10 02:37:11
Comment: TESTAMERICA PITTSBURGH ICP METALS ANALYSIS-INST TRACEICP
Mode: CONC Corr. Factor: 1

Elem	AG	AL	AS	B_	BA	BE	CA
Units	ppm	ppm	ppm	ppm	ppm	ppm	ppm
Avge	.00168	8.8979	.07566	1.0329	.10624	.00198	8.1763
SDev	.00024	.0031	.00124	.0003	.00010	.00002	.0163
%RSD	14.597	.03439	1.6437	.02580	.09773	.75454	.19941
#1	.00145	8.8990	.07690	1.0326	.10635	.00196	8.1837
#2	.00166	8.9002	.07568	1.0331	.10615	.00197	8.1875
#3	.00194	8.8944	.07441	1.0331	.10622	.00199	8.1576
Errors	LC Pass	LC Pass	LC Pass	LC Pass	LC Pass	LC Pass	LC Pass
High	2.0000	500.00	10.000	30.000	10.000	10.000	600.00
Low	-.00500	-.20000	-.01000	-.20000	-.20000	-.00400	-5.0000

Elem	CD	CO	CR	CU	FE	K_	MG
Units	ppm	ppm	ppm	ppm	ppm	ppm	ppm
Avge	.00211	.01879	.01115	.13512	.28555	298.37	2.4137
SDev	.00008	.00043	.00019	.00014	.00633	.70	.0042
%RSD	3.8198	2.3035	1.7361	.10483	2.2174	.23524	.17306
#1	.00221	.01909	.01107	.13504	.28608	297.65	2.4167
#2	.00207	.01898	.01101	.13504	.29160	298.39	2.4154
#3	.00207	.01829	.01137	.13529	.27897	299.06	2.4089
Errors	LC Pass	LC Pass	LC Pass	LC Pass	LC Pass	LC Pass	LC Pass
High	5.0000	50.000	20.000	10.000	500.00	400.00	600.00
Low	-.00500	-.05000	-.00500	-.02500	-.10000	-5.0000	-5.0000

Elem	MN	MO	NA	NI	PB/1	PB/2	PB
Units	ppm	ppm	ppm	ppm	ppm	ppm	ppm
Avge	.08389	.09791	13.498	.02097	.03466	.03775	.03672
SDev	.00010	.00038	.016	.00052	.00055	.00019	.00025
%RSD	.11605	.39163	.11767	2.4984	1.5869	.51620	.69126
#1	.08391	.09764	13.481	.02130	.03428	.03788	.03668
#2	.08398	.09773	13.513	.02125	.03441	.03753	.03649
#3	.08379	.09835	13.501	.02037	.03529	.03784	.03699
Errors	LC Pass	LC Pass	LC Pass	LC Pass	NOCHECK	NOCHECK	LC Pass
High	20.000	20.000	400.00	100.00			5.0000
Low	-.01500	-.04000	-5.0000	-.04000			-.00300

Elem	SB/1	SB/2	SB	SE/1	SE/2	SE	SI
Units	ppm	ppm	ppm	ppm	ppm	ppm	ppm
Avge	.02221	.02086	.02131	.07231	.07527	.07428	1.0701
SDev	.00144	.00116	.00059	.00163	.00142	.00092	.0054
%RSD	6.4993	5.5719	2.7779	2.2600	1.8797	1.2404	.50815
#1	.02176	.02012	.02066	.07387	.07568	.07508	1.0648
#2	.02383	.02027	.02146	.07244	.07369	.07327	1.0756

#3	.02106	.02220	.02182	.07061	.07643	.07449	1.0698
Errors	NOCHECK	NOCHECK	LC Pass	NOCHECK	NOCHECK	LC Pass	LC Pass

High			5.0000			10.000	50.000
Low			-.01000			-.00500	-.50000

Elem	SN	SR	TI	TL	V_	ZN	
Units	ppm	ppm	ppm	ppm	ppm	ppm	
Avge	.13515	.05686	.03799	.06085	.01926	.14970	
SDev	.00052	.00012	.00031	.00277	.00018	.00037	
%RSD	.38678	.21202	.81016	4.5468	.93696	.24545	
#1	.13574	.05697	.03779	.05784	.01944	.14998	
#2	.13495	.05689	.03782	.06143	.01907	.14984	
#3	.13475	.05674	.03834	.06328	.01926	.14928	

Errors	LC Pass	LC Pass	LC Pass	LC Pass	LC Pass	LC Pass	
High	30.000	10.000	30.000	10.000	50.000	5.0000	
Low	-.10000	-.05000	-.05000	-.01000	-.05000	-.02000	

IntStd	1	2	3	4	5	6	7
Mode	Counts	NOTUSED	NOTUSED	NOTUSED	NOTUSED	NOTUSED	NOTUSED
Elem	Y	--	--	--	--	--	--
Wavlen	371.030	--	--	--	--	--	--
Avge	28105	--	--	--	--	--	--
SDev	15.86562	--	--	--	--	--	--
%RSD	.0564517	--	--	--	--	--	--
#1	28123	--	--	--	--	--	--
#2	28098	--	--	--	--	--	--
#3	28093	--	--	--	--	--	--

Method: METTRACE Sample Name: L9MN3D/25 K Operator: RJG
Run Time: 11/12/10 02:42:41
Comment: TESTAMERICA PITTSBURGH ICP METALS ANALYSIS-INST TRACEICP
Mode: CONC Corr. Factor: 1

Elem	AG	AL	AS	B_	BA	BE	CA
Units	ppm	ppm	ppm	ppm	ppm	ppm	ppm
Avge	.00196	9.1343	.07744	1.0661	.10863	.00206	8.4184
SDev	.00032	.0356	.00107	.0011	.00019	.00008	.0297
%RSD	16.339	.39024	1.3760	.09863	.17527	3.7953	.35307
#1	.00228	9.1505	.07642	1.0649	.10880	.00198	8.3909
#2	.00164	9.1589	.07737	1.0669	.10868	.00207	8.4143
#3	.00195	9.0934	.07855	1.0664	.10842	.00214	8.4499
Errors	LC Pass	LC Pass	LC Pass	LC Pass	LC Pass	LC Pass	LC Pass
High	2.0000	500.00	10.000	30.000	10.000	10.000	600.00
Low	-.00500	-.20000	-.01000	-.20000	-.20000	-.00400	-5.0000

Elem	CD	CO	CR	CU	FE	K_	MG
Units	ppm	ppm	ppm	ppm	ppm	ppm	ppm
Avge	.00206	.01925	.01167	.13858	.28236	307.36	2.4765
SDev	.00010	.00020	.00011	.00073	.00602	2.25	.0080
%RSD	4.7213	1.0520	.91045	.52482	2.1324	.73243	.32184
#1	.00215	.01945	.01173	.13934	.28466	308.95	2.4709
#2	.00206	.01927	.01155	.13850	.27553	308.33	2.4730
#3	.00196	.01904	.01174	.13789	.28690	304.78	2.4856
Errors	LC Pass	LC Pass	LC Pass	LC Pass	LC Pass	LC Pass	LC Pass
High	5.0000	50.000	20.000	10.000	500.00	400.00	600.00
Low	-.00500	-.05000	-.00500	-.02500	-.10000	-5.0000	-5.0000

Elem	MN	MO	NA	NI	PB/1	PB/2	PB
Units	ppm	ppm	ppm	ppm	ppm	ppm	ppm
Avge	.08626	.09880	13.785	.02170	.03858	.03691	.03747
SDev	.00009	.00091	.097	.00019	.00079	.00045	.00026
%RSD	.10528	.92395	.70441	.89636	2.0552	1.2284	.68976
#1	.08616	.09854	13.679	.02192	.03940	.03645	.03743
#2	.08630	.09804	13.869	.02155	.03853	.03735	.03774
#3	.08632	.09981	13.808	.02163	.03782	.03694	.03723
Errors	LC Pass	LC Pass	LC Pass	LC Pass	NOCHECK	NOCHECK	LC Pass
High	20.000	20.000	400.00	100.00			5.0000
Low	-.01500	-.04000	-5.0000	-.04000			-.00300

Elem	SB/1	SB/2	SB	SE/1	SE/2	SE	SI
Units	ppm	ppm	ppm	ppm	ppm	ppm	ppm
Avge	.02063	.02342	.02249	.07434	.07535	.07501	1.0973
SDev	.00104	.00110	.00101	.00184	.00095	.00070	.0030
%RSD	5.0262	4.6776	4.4729	2.4753	1.2629	.93840	.27106
#1	.02113	.02300	.02238	.07645	.07505	.07552	1.0958
#2	.02131	.02467	.02355	.07346	.07458	.07421	1.1007

#3	.01943	.02260	.02155	.07310	.07641	.07531	1.0954
Errors	NOCHECK	NOCHECK	LC Pass	NOCHECK	NOCHECK	LC Pass	LC Pass

High			5.0000			10.000	50.000
Low			-.01000			-.00500	-.50000

Elem	SN	SR	TI	TL	V_	ZN	
Units	ppm	ppm	ppm	ppm	ppm	ppm	
Avge	.13903	.05825	.03833	.06426	.02072	.15453	
SDev	.00113	.00002	.00026	.00216	.00118	.00016	
%RSD	.81222	.02950	.68876	3.3637	5.6680	.10386	
#1	.13773	.05827	.03809	.06266	.02208	.15446	
#2	.13980	.05826	.03830	.06340	.02000	.15443	
#3	.13955	.05823	.03861	.06672	.02009	.15472	
Errors	LC Pass	LC Pass	LC Pass	LC Pass	LC Pass	LC Pass	
High	30.000	10.000	30.000	10.000	50.000	5.0000	
Low	-.10000	-.05000	-.05000	-.01000	-.05000	-.02000	

IntStd	1	2	3	4	5	6	7
Mode	Counts	NOTUSED	NOTUSED	NOTUSED	NOTUSED	NOTUSED	NOTUSED
Elem	Y	--	--	--	--	--	--
Wavlen	371.030	--	--	--	--	--	--
Avge	28097	--	--	--	--	--	--
SDev	185.6092	--	--	--	--	--	--
%RSD	.6605949	--	--	--	--	--	--
#1	27900	--	--	--	--	--	--
#2	28124	--	--	--	--	--	--
#3	28268	--	--	--	--	--	--

Method: METTRACE Sample Name: L9MN3F/25 K Operator: RJG
Run Time: 11/12/10 02:48:10
Comment: TESTAMERICA PITTSBURGH ICP METALS ANALYSIS-INST TRACEICP
Mode: CONC Corr. Factor: 1

Elem	AG	AL	AS	B_	BA	BE	CA
Units	ppm	ppm	ppm	ppm	ppm	ppm	ppm
Avge	-.00021	10.576	.00060	1.2185	.01495	.00008	3.0855
SDev	.00046	.010	.00086	.0001	.00002	.00003	.0036
%RSD	224.54	.09659	143.50	.00725	.13211	39.456	.11561
#1	.00029	10.575	.00152	1.2186	.01496	.00006	3.0886
#2	-.00028	10.567	.00046	1.2184	.01497	.00007	3.0863
#3	-.00063	10.587	-.00019	1.2186	.01493	.00012	3.0816
Errors	LC Pass	LC Pass	LC Pass	LC Pass	LC Pass	LC Pass	LC Pass
High	2.0000	500.00	10.000	30.000	10.000	10.000	600.00
Low	-.00500	-.20000	-.01000	-.20000	-.20000	-.00400	-5.0000

Elem	CD	CO	CR	CU	FE	K_	MG
Units	ppm	ppm	ppm	ppm	ppm	ppm	ppm
Avge	.00013	.00001	.00409	.13345	.22399	366.56	.44124
SDev	.00004	.00013	.00016	.00030	.00626	1.02	.00265
%RSD	29.752	949.34	3.8687	.22366	2.7953	.27852	.60067
#1	.00010	.00001	.00414	.13312	.21765	365.74	.44402
#2	.00012	-.00011	.00422	.13353	.23017	366.24	.44095
#3	.00018	.00014	.00392	.13370	.22414	367.71	.43875
Errors	LC Pass	LC Pass	LC Pass	LC Pass	LC Pass	LC Pass	LC Pass
High	5.0000	50.000	20.000	10.000	500.00	400.00	600.00
Low	-.00500	-.05000	-.00500	-.02500	-.10000	-5.0000	-5.0000

Elem	MN	MO	NA	NI	PB/1	PB/2	PB
Units	ppm	ppm	ppm	ppm	ppm	ppm	ppm
Avge	.04017	.06594	14.532	.00116	.00879	.00982	.00948
SDev	.00007	.00030	.076	.00070	.00070	.00112	.00072
%RSD	.16653	.45277	.52606	60.365	7.9348	11.458	7.6002
#1	.04025	.06597	14.497	.00190	.00948	.01012	.00991
#2	.04013	.06563	14.480	.00051	.00878	.00858	.00865
#3	.04014	.06622	14.620	.00108	.00809	.01077	.00987
Errors	LC Pass	LC Pass	LC Pass	LC Pass	NOCHECK	NOCHECK	LC Pass
High	20.000	20.000	400.00	100.00			5.0000
Low	-.01500	-.04000	-5.0000	-.04000			-.00300

Elem	SB/1	SB/2	SB	SE/1	SE/2	SE	SI
Units	ppm	ppm	ppm	ppm	ppm	ppm	ppm
Avge	.00365	.00242	.00283	-.00046	.00044	.00014	.80156
SDev	.00121	.00101	.00028	.00016	.00112	.00069	.00222
%RSD	33.076	41.806	9.7725	34.517	254.21	497.78	.27680
#1	.00386	.00233	.00284	-.00033	-.00069	-.00057	.80368
#2	.00235	.00348	.00310	-.00064	.00154	.00081	.80175

#3	.00473	.00146	.00255	-.00041	.00047	.00018	.79926
Errors	NOCHECK	NOCHECK	LC Pass	NOCHECK	NOCHECK	LC Pass	LC Pass

High			5.0000			10.000	50.000
Low			-.01000			-.00500	-.50000

Elem	SN	SR	TI	TL	V_	ZN	
Units	ppm	ppm	ppm	ppm	ppm	ppm	
Avge	.06887	.00950	.00130	.00024	.00167	.09706	
SDev	.00089	.00004	.00022	.00178	.00011	.00017	
%RSD	1.2884	.46240	16.998	748.85	6.3439	.17497	
#1	.06967	.00951	.00155	.00229	.00179	.09700	
#2	.06791	.00954	.00117	-.00093	.00160	.09693	
#3	.06902	.00946	.00117	-.00064	.00161	.09725	
Errors	LC Pass	LC Pass	LC Pass	LC Pass	LC Pass	LC Pass	
High	30.000	10.000	30.000	10.000	50.000	5.0000	
Low	-.10000	-.05000	-.05000	-.01000	-.05000	-.02000	
IntStd	1	2	3	4	5	6	7
Mode	Counts	NOTUSED	NOTUSED	NOTUSED	NOTUSED	NOTUSED	NOTUSED
Elem	Y	--	--	--	--	--	--
Wavlen	371.030	--	--	--	--	--	--
Avge	28002	--	--	--	--	--	--
SDev	54.91564	--	--	--	--	--	--
%RSD	.1961133	--	--	--	--	--	--
#1	28045	--	--	--	--	--	--
#2	28021	--	--	--	--	--	--
#3	27940	--	--	--	--	--	--

Method: METTRACE Sample Name: L9MN3P125F K Operator: RJG
Run Time: 11/12/10 02:53:41
Comment: TESTAMERICA PITTSBURGH ICP METALS ANALYSIS-INST TRACEICP
Mode: CONC Corr. Factor: 1

Elem	AG	AL	AS	B_	BA	BE	CA
Units	ppm	ppm	ppm	ppm	ppm	ppm	ppm
Avge	-.00019	2.1098	-.00122	.24032	.00293	.00038	.62167
SDev	.00035	.0021	.00023	.00097	.00002	.00007	.00084
%RSD	181.62	.10028	19.200	.40426	.70672	18.344	.13446
#1	-.00036	2.1116	-.00100	.23933	.00295	.00040	.62261
#2	.00021	2.1075	-.00119	.24127	.00291	.00044	.62100
#3	-.00043	2.1104	-.00147	.24036	.00292	.00030	.62140

Elem	CD	CO	CR	CU	FE	K_	MG
Units	ppm	ppm	ppm	ppm	ppm	ppm	ppm
Avge	.00023	-.00018	.00040	.02646	.04651	75.936	.08674
SDev	.00007	.00016	.00011	.00012	.00422	.130	.00157
%RSD	32.169	89.697	26.648	.43417	9.0721	.17148	1.8137
#1	.00029	-.00003	.00032	.02651	.05052	76.082	.08553
#2	.00025	-.00016	.00052	.02655	.04211	75.892	.08852
#3	.00015	-.00036	.00037	.02634	.04689	75.833	.08619

Elem	MN	MO	NA	NI	PB/1	PB/2	PB
Units	ppm	ppm	ppm	ppm	ppm	ppm	ppm
Avge	.00819	.01346	2.7415	.00022	.00015	.00294	.00201
SDev	.00006	.00094	.0670	.00090	.00243	.00169	.00035
%RSD	.69355	6.9813	2.4422	409.39	1605.0	57.434	17.479
#1	.00813	.01312	2.8139	-.00045	-.00216	.00471	.00242
#2	.00825	.01453	2.6819	.00125	.00269	.00134	.00179
#3	.00819	.01274	2.7286	-.00014	-.00007	.00279	.00183

Elem	SB/1	SB/2	SB	SE/1	SE/2	SE	SI
Units	ppm	ppm	ppm	ppm	ppm	ppm	ppm
Avge	.00169	.00025	.00073	-.00441	-.00045	-.00176	.15693
SDev	.00188	.00119	.00054	.00447	.00230	.00043	.00296
%RSD	111.12	485.31	74.605	101.41	515.03	24.154	1.8838
#1	.00356	-.00110	.00045	-.00544	.00079	-.00129	.15740
#2	-.00020	.00066	.00038	.00049	-.00310	-.00190	.15963
#3	.00172	.00117	.00135	-.00827	.00097	-.00210	.15377

Elem	SN	SR	TI	TL	V_	ZN
Units	ppm	ppm	ppm	ppm	ppm	ppm
Avge	.01328	.00183	.00020	.00066	.00021	.02376
SDev	.00048	.00006	.00044	.00049	.00037	.00008
%RSD	3.6146	3.0871	226.10	73.169	179.18	.35272
#1	.01378	.00180	.00066	.00047	-.00016	.02377
#2	.01282	.00190	-.00022	.00121	.00058	.02383
#3	.01326	.00181	.00015	.00030	.00021	.02367

IntStd	1	2	3	4	5	6	7
Mode	Counts	NOTUSED	NOTUSED	NOTUSED	NOTUSED	NOTUSED	NOTUSED
Elem	Y	--	--	--	--	--	--
Wavlen	371.030	--	--	--	--	--	--
Avge	28369	--	--	--	--	--	--
SDev	85.96328	--	--	--	--	--	--
%RSD	.3030165	--	--	--	--	--	--
#1	28271	--	--	--	--	--	--
#2	28409	--	--	--	--	--	--
#3	28428	--	--	--	--	--	--

Method: METTRACE Sample Name: L9MN3SF/25 K Operator: RJG
Run Time: 11/12/10 02:59:11
Comment: TESTAMERICA PITTSBURGH ICP METALS ANALYSIS-INST TRACEICP
Mode: CONC Corr. Factor: 1

Elem	AG	AL	AS	B_	BA	BE	CA
Units	ppm	ppm	ppm	ppm	ppm	ppm	ppm
Avge	.00204	10.537	.07703	1.2461	.09148	.00193	4.9147
SDev	.00042	.028	.00086	.0013	.00016	.00001	.0075
%RSD	20.342	.26735	1.1186	.10749	.17722	.63217	.15336
#1	.00220	10.537	.07779	1.2474	.09159	.00194	4.9234
#2	.00236	10.509	.07720	1.2447	.09129	.00194	4.9109
#3	.00157	10.565	.07610	1.2461	.09156	.00192	4.9097
Errors	LC Pass	LC Pass	LC Pass	LC Pass	LC Pass	LC Pass	LC Pass
High	2.0000	500.00	10.000	30.000	10.000	10.000	600.00
Low	-.00500	-.20000	-.01000	-.20000	-.20000	-.00400	-5.0000

Elem	CD	CO	CR	CU	FE	K_	MG
Units	ppm	ppm	ppm	ppm	ppm	ppm	ppm
Avge	.00213	.01864	.01158	.14174	.25616	365.23	2.2311
SDev	.00008	.00032	.00032	.00024	.00269	1.55	.0047
%RSD	3.8929	1.7090	2.7655	.17018	1.0498	.42450	.21041
#1	.00223	.01878	.01185	.14179	.25927	364.68	2.2361
#2	.00206	.01887	.01165	.14148	.25471	364.02	2.2302
#3	.00211	.01828	.01122	.14195	.25452	366.98	2.2269
Errors	LC Pass	LC Pass	LC Pass	LC Pass	LC Pass	LC Pass	LC Pass
High	5.0000	50.000	20.000	10.000	500.00	400.00	600.00
Low	-.00500	-.05000	-.00500	-.02500	-.10000	-5.0000	-5.0000

Elem	MN	MO	NA	NI	PB/1	PB/2	PB
Units	ppm	ppm	ppm	ppm	ppm	ppm	ppm
Avge	.05868	.10236	15.932	.02035	.02738	.03044	.02942
SDev	.00004	.00068	.035	.00113	.00069	.00017	.00025
%RSD	.07473	.66778	.22019	5.5486	2.5164	.54703	.85973
#1	.05872	.10301	15.930	.02119	.02684	.03059	.02934
#2	.05869	.10164	15.969	.02079	.02815	.03048	.02971
#3	.05864	.10242	15.899	.01907	.02715	.03026	.02922
Errors	LC Pass	LC Pass	LC Pass	LC Pass	NOCHECK	NOCHECK	LC Pass
High	20.000	20.000	400.00	100.00			5.0000
Low	-.01500	-.04000	-5.0000	-.04000			-.00300

Elem	SB/1	SB/2	SB	SE/1	SE/2	SE	SI
Units	ppm	ppm	ppm	ppm	ppm	ppm	ppm
Avge	.02308	.02181	.02223	.07383	.07576	.07512	1.1633
SDev	.00059	.00164	.00121	.00310	.00269	.00078	.0038
%RSD	2.5501	7.5279	5.4442	4.1959	3.5565	1.0365	.32853
#1	.02328	.02058	.02148	.07134	.07815	.07588	1.1676
#2	.02354	.02368	.02363	.07730	.07284	.07432	1.1615

#3	.02241	.02117	.02159	.07285	.07630	.07515	1.1606
Errors	NOCHECK	NOCHECK	LC Pass	NOCHECK	NOCHECK	LC Pass	LC Pass

High			5.0000			10.000	50.000
Low			-.01000			-.00500	-.50000

Elem	SN	SR	TI	TL	V_	ZN	
Units	ppm	ppm	ppm	ppm	ppm	ppm	
Avge	.14553	.04683	.03807	.05921	.02198	.11492	
SDev	.00186	.00008	.00019	.00111	.00003	.00021	
%RSD	1.2785	.16855	.49775	1.8758	.14115	.18154	
#1	.14735	.04692	.03793	.05856	.02197	.11516	
#2	.14364	.04682	.03829	.05858	.02196	.11481	
#3	.14561	.04676	.03801	.06049	.02202	.11478	
Errors	LC Pass	LC Pass	LC Pass	LC Pass	LC Pass	LC Pass	
High	30.000	10.000	30.000	10.000	50.000	5.0000	
Low	-.10000	-.05000	-.05000	-.01000	-.05000	-.02000	

IntStd	1	2	3	4	5	6	7
Mode	Counts	NOTUSED	NOTUSED	NOTUSED	NOTUSED	NOTUSED	NOTUSED
Elem	Y	--	--	--	--	--	--
Wavlen	371.030	--	--	--	--	--	--
Avge	28007	--	--	--	--	--	--
SDev	39.30618	--	--	--	--	--	--
%RSD	.1403456	--	--	--	--	--	--
#1	28020	--	--	--	--	--	--
#2	28037	--	--	--	--	--	--
#3	27962	--	--	--	--	--	--

Method: METTRACE Sample Name: L9MN3DF/25 K Operator: RJG
Run Time: 11/12/10 03:04:41
Comment: TESTAMERICA PITTSBURGH ICP METALS ANALYSIS-INST TRACEICP
Mode: CONC Corr. Factor: 1

Elem	AG	AL	AS	B_	BA	BE	CA
Units	ppm	ppm	ppm	ppm	ppm	ppm	ppm
Avge	.00178	10.529	.07761	1.2484	.09225	.00195	4.9532
SDev	.00058	.011	.00203	.0008	.00014	.00003	.0099
%RSD	32.771	.10591	2.6209	.06212	.14974	1.6397	.20082
#1	.00245	10.516	.07990	1.2490	.09231	.00195	4.9606
#2	.00139	10.537	.07693	1.2486	.09235	.00198	4.9572
#3	.00150	10.533	.07601	1.2475	.09210	.00192	4.9419
Errors	LC Pass	LC Pass	LC Pass	LC Pass	LC Pass	LC Pass	LC Pass
High	2.0000	500.00	10.000	30.000	10.000	10.000	600.00
Low	-.00500	-.20000	-.01000	-.20000	-.20000	-.00400	-5.0000

Elem	CD	CO	CR	CU	FE	K_	MG
Units	ppm	ppm	ppm	ppm	ppm	ppm	ppm
Avge	.00211	.01910	.01163	.14174	.25232	362.50	2.2616
SDev	.00005	.00015	.00057	.00033	.00089	.37	.0055
%RSD	2.5349	.80345	4.9415	.23086	.35373	.10247	.24503
#1	.00216	.01925	.01229	.14141	.25326	362.10	2.2680
#2	.00205	.01894	.01120	.14206	.25221	362.83	2.2584
#3	.00212	.01912	.01142	.14174	.25148	362.58	2.2584
Errors	LC Pass	LC Pass	LC Pass	LC Pass	LC Pass	LC Pass	LC Pass
High	5.0000	50.000	20.000	10.000	500.00	400.00	600.00
Low	-.00500	-.05000	-.00500	-.02500	-.10000	-5.0000	-5.0000

Elem	MN	MO	NA	NI	PB/1	PB/2	PB
Units	ppm	ppm	ppm	ppm	ppm	ppm	ppm
Avge	.05903	.10413	15.831	.02090	.02639	.02915	.02824
SDev	.00014	.00040	.035	.00049	.00365	.00242	.00109
%RSD	.23042	.38854	.21998	2.3422	13.832	8.2918	3.8574
#1	.05917	.10459	15.815	.02115	.03052	.02753	.02853
#2	.05901	.10391	15.806	.02033	.02357	.03193	.02915
#3	.05890	.10388	15.871	.02121	.02509	.02800	.02703
Errors	LC Pass	LC Pass	LC Pass	LC Pass	NOCHECK	NOCHECK	LC Pass
High	20.000	20.000	400.00	100.00			5.0000
Low	-.01500	-.04000	-5.0000	-.04000			-.00300

Elem	SB/1	SB/2	SB	SE/1	SE/2	SE	SI
Units	ppm	ppm	ppm	ppm	ppm	ppm	ppm
Avge	.02311	.02265	.02280	.07520	.07789	.07699	1.1828
SDev	.00358	.00160	.00027	.00517	.00141	.00145	.0017
%RSD	15.489	7.0660	1.1856	6.8699	1.8115	1.8785	.14754
#1	.01921	.02422	.02255	.07910	.07628	.07722	1.1816
#2	.02624	.02102	.02276	.06934	.07850	.07545	1.1848

#3	.02388	.02269	.02309	.07716	.07889	.07832	1.1820
Errors	NOCHECK	NOCHECK	LC Pass	NOCHECK	NOCHECK	LC Pass	LC Pass

High			5.0000			10.000	50.000
Low			-.01000			-.00500	-.50000

Elem	SN	SR	TI	TL	V_	ZN	
Units	ppm	ppm	ppm	ppm	ppm	ppm	
Avge	.14877	.04726	.03873	.06028	.02020	.11559	
SDev	.00240	.00011	.00006	.00132	.00062	.00025	
%RSD	1.6123	.23481	.14950	2.1897	3.0805	.21886	
#1	.15049	.04738	.03877	.05952	.02092	.11542	
#2	.14603	.04716	.03866	.06181	.01992	.11588	
#3	.14979	.04726	.03876	.05952	.01978	.11547	
Errors	LC Pass	LC Pass	LC Pass	LC Pass	LC Pass	LC Pass	
High	30.000	10.000	30.000	10.000	50.000	5.0000	
Low	-.10000	-.05000	-.05000	-.01000	-.05000	-.02000	

IntStd	1	2	3	4	5	6	7
Mode	Counts	NOTUSED	NOTUSED	NOTUSED	NOTUSED	NOTUSED	NOTUSED
Elem	Y	--	--	--	--	--	--
Wavlen	371.030	--	--	--	--	--	--
Avge	28182	--	--	--	--	--	--
SDev	42.89684	--	--	--	--	--	--
%RSD	.1522121	--	--	--	--	--	--
#1	28155	--	--	--	--	--	--
#2	28232	--	--	--	--	--	--
#3	28160	--	--	--	--	--	--

Method: METTRACE Sample Name: CCV1-14 Operator: RJG
Run Time: 11/12/10 03:10:11
Comment: TESTAMERICA PITTSBURGH ICP METALS ANALYSIS-INST TRACEICP
Mode: CONC Corr. Factor: 1

Elem	AG	AL	AS	B_	BA	BE	CA
Units	ppm	ppm	ppm	ppm	ppm	ppm	ppm
Avge	.99552	25.767	.52366	2.0688	2.0919	1.9926	51.038
SDev	.00128	.021	.00067	.0012	.0028	.0032	.082
%RSD	.12882	.08039	.12749	.05935	.13597	.15898	.16016
#1	.99700	25.766	.52442	2.0674	2.0947	1.9961	51.132
#2	.99485	25.788	.52335	2.0695	2.0918	1.9900	50.983
#3	.99471	25.747	.52320	2.0696	2.0890	1.9916	51.000
Errors	LC Pass	LC Pass	LC Pass	LC Pass	LC Pass	LC Pass	LC Pass
High	1.1000	27.500	.55000	2.2000	2.2000	2.2000	55.000
Low	.90000	22.500	.45000	1.8000	1.8000	1.8000	45.000

Elem	CD	CO	CR	CU	FE	K_	MG
Units	ppm	ppm	ppm	ppm	ppm	ppm	ppm
Avge	.50459	2.0003	2.0518	2.1015	25.892	134.70	49.987
SDev	.00125	.0031	.0025	.0024	.035	.20	.088
%RSD	.24746	.15451	.12383	.11262	.13398	.14612	.17610
#1	.50599	2.0035	2.0546	2.1029	25.932	134.69	50.087
#2	.50359	1.9973	2.0495	2.1029	25.871	134.90	49.923
#3	.50419	2.0000	2.0514	2.0988	25.872	134.51	49.951
Errors	LC Pass	LC Pass	LC Pass	LC Pass	LC Pass	LC Pass	LC Pass
High	.55000	2.2000	2.2000	2.2000	27.500	137.50	55.000
Low	.45000	1.8000	1.8000	1.8000	22.500	112.50	45.000

Elem	MN	MO	NA	NI	PB/1	PB/2	PB
Units	ppm	ppm	ppm	ppm	ppm	ppm	ppm
Avge	2.0262	2.0999	130.66	2.0170	.51001	.51773	.51516
SDev	.0032	.0099	.39	.0035	.00259	.00348	.00260
%RSD	.15677	.47146	.29657	.17248	.50740	.67182	.50469
#1	2.0298	2.0902	130.25	2.0205	.51165	.52140	.51815
#2	2.0243	2.0996	131.02	2.0135	.50703	.51732	.51389
#3	2.0244	2.1100	130.71	2.0169	.51135	.51448	.51344
Errors	LC Pass	LC Pass	LC Pass	LC Pass	NOCHECK	NOCHECK	LC Pass
High	2.2000	2.2000	137.50	2.2000			.55000
Low	1.8000	1.8000	112.50	1.8000			.45000

Elem	SB/1	SB/2	SB	SE/1	SE/2	SE	SI
Units	ppm	ppm	ppm	ppm	ppm	ppm	ppm
Avge	.52898	.53463	.53275	.53160	.52226	.52537	2.0695
SDev	.00315	.00256	.00175	.00330	.00142	.00019	.0046
%RSD	.59468	.47802	.32822	.61992	.27089	.03695	.22277
#1	.53168	.53596	.53453	.52816	.52365	.52515	2.0666
#2	.52974	.53168	.53104	.53192	.52231	.52551	2.0670

#3	.52552	.53625	.53268	.53473	.52082	.52545	2.0748
Errors	NOCHECK	NOCHECK	LC Pass	NOCHECK	NOCHECK	LC Pass	LC Pass

High			.55000			.55000	2.2000
Low			.45000			.45000	1.8000

Elem	SN	SR	TI	TL	V_	ZN	
Units	ppm	ppm	ppm	ppm	ppm	ppm	
Avge	2.1091	2.0705	2.0455	1.0365	1.9993	2.0928	
SDev	.0048	.0011	.0042	.0035	.0028	.0029	
%RSD	.22606	.05086	.20644	.33744	.13843	.13755	
#1	2.1131	2.0713	2.0501	1.0394	2.0021	2.0961	
#2	2.1038	2.0707	2.0443	1.0375	1.9993	2.0912	
#3	2.1103	2.0693	2.0419	1.0326	1.9965	2.0910	
Errors	LC Pass	LC Pass	LC Pass	LC Pass	LC Pass	LC Pass	
High	2.2000	2.2000	2.2000	1.1000	2.2000	2.2000	
Low	1.8000	1.8000	1.8000	.90000	1.8000	1.8000	

IntStd	1	2	3	4	5	6	7
Mode	Counts	NOTUSED	NOTUSED	NOTUSED	NOTUSED	NOTUSED	NOTUSED
Elem	Y	--	--	--	--	--	--
Wavlen	371.030	--	--	--	--	--	--
Avge	27613	--	--	--	--	--	--
SDev	91.71828	--	--	--	--	--	--
%RSD	.3321618	--	--	--	--	--	--
#1	27531	--	--	--	--	--	--
#2	27595	--	--	--	--	--	--
#3	27712	--	--	--	--	--	--

Method: METTRACE Sample Name: CCB14 Operator: RJG
Run Time: 11/12/10 03:15:42
Comment: TESTAMERICA PITTSBURGH ICP METALS ANALYSIS-INST TRACEICP
Mode: CONC Corr. Factor: 1

Elem	AG	AL	AS	B_	BA	BE	CA
Units	ppm	ppm	ppm	ppm	ppm	ppm	ppm
Avge	-.00041	.01584	-.00083	.00312	-.00001	.00041	-.00145
SDev	.00056	.00276	.00069	.00143	.00005	.00001	.00250
%RSD	137.39	17.432	83.678	45.904	393.67	1.9239	172.84
#1	-.00056	.01713	-.00031	.00426	.00003	.00040	.00125
#2	.00021	.01267	-.00162	.00360	-.00007	.00041	-.00369
#3	-.00089	.01773	-.00055	.00151	.00000	.00042	-.00189
Errors	LC Pass	LC Pass	LC Pass	LC Pass	LC Pass	LC Pass	LC Pass
High	.00500	.20000	.01000	.20000	.20000	.00400	5.0000
Low	-.00500	-.20000	-.01000	-.20000	-.20000	-.00400	-5.0000

Elem	CD	CO	CR	CU	FE	K_	MG
Units	ppm	ppm	ppm	ppm	ppm	ppm	ppm
Avge	.00017	-.00026	-.00051	-.00024	.01283	.26535	-.00491
SDev	.00009	.00033	.00015	.00016	.01040	.01276	.00113
%RSD	54.100	127.14	30.038	65.385	81.046	4.8078	23.070
#1	.00028	-.00064	-.00055	-.00006	.02475	.27994	-.00604
#2	.00014	-.00011	-.00034	-.00033	.00819	.25975	-.00491
#3	.00010	-.00003	-.00065	-.00033	.00556	.25634	-.00378
Errors	LC Pass	LC Pass	LC Pass	LC Pass	LC Pass	LC Pass	LC Pass
High	.00500	.05000	.00500	.02500	.10000	5.0000	5.0000
Low	-.00500	-.05000	-.00500	-.02500	-.10000	-5.0000	-5.0000

Elem	MN	MO	NA	NI	PB/1	PB/2	PB
Units	ppm	ppm	ppm	ppm	ppm	ppm	ppm
Avge	-.00006	.00687	-.38481	-.00028	-.00265	.00145	.00008
SDev	.00003	.00315	.08286	.00036	.00230	.00134	.00072
%RSD	47.248	45.828	21.534	126.28	86.697	92.715	874.18
#1	-.00010	.01017	-.29900	.00011	-.00504	.00285	.00022
#2	-.00005	.00655	-.39105	-.00057	-.00046	.00132	.00073
#3	-.00005	.00390	-.46437	-.00039	-.00245	.00017	-.00070
Errors	LC Pass	LC Pass	LC Pass	LC Pass	NOCHECK	NOCHECK	LC Pass
High	.01500	.04000	5.0000	.04000			.00300
Low	-.01500	-.04000	-5.0000	-.04000			-.00300

Elem	SB/1	SB/2	SB	SE/1	SE/2	SE	SI
Units	ppm	ppm	ppm	ppm	ppm	ppm	ppm
Avge	.00311	-.00233	-.00052	-.00492	.00268	.00015	-.00442
SDev	.00239	.00088	.00033	.00318	.00215	.00042	.00366
%RSD	77.025	37.895	62.388	64.616	80.215	273.25	82.723
#1	.00547	-.00334	-.00041	-.00846	.00496	.00049	-.00861
#2	.00069	-.00168	-.00089	-.00231	.00069	-.00031	-.00275

#3	.00316	-.00198	-.00027	-.00399	.00240	.00027	-.00189
Errors	NOCHECK	NOCHECK	LC Pass	NOCHECK	NOCHECK	LC Pass	LC Pass

High			.01000			.00500	.50000
Low			-.01000			-.00500	-.50000

Elem	SN	SR	TI	TL	V_	ZN	
Units	ppm	ppm	ppm	ppm	ppm	ppm	
Avge	-.00039	-.00010	.00049	.00394	-.00043	.00247	
SDev	.00103	.00002	.00019	.00221	.00039	.00005	
%RSD	262.76	22.248	39.338	56.030	91.045	2.1601	
#1	-.00061	-.00013	.00066	.00649	-.00074	.00248	
#2	-.00129	-.00008	.00028	.00263	.00001	.00253	
#3	.00073	-.00010	.00053	.00270	-.00055	.00242	
Errors	LC Pass	LC Pass	LC Pass	LC Pass	LC Pass	LC Pass	
High	.10000	.05000	.05000	.01000	.05000	.02000	
Low	-.10000	-.05000	-.05000	-.01000	-.05000	-.02000	

IntStd	1	2	3	4	5	6	7
Mode	Counts	NOTUSED	NOTUSED	NOTUSED	NOTUSED	NOTUSED	NOTUSED
Elem	Y	--	--	--	--	--	--
Wavlen	371.030	--	--	--	--	--	--
Avge	28394	--	--	--	--	--	--
SDev	63.56132	--	--	--	--	--	--
%RSD	.2238577	--	--	--	--	--	--
#1	28456	--	--	--	--	--	--
#2	28396	--	--	--	--	--	--
#3	28329	--	--	--	--	--	--

Method: METTRACE Sample Name: L9MN3/5 Operator: RJG
Run Time: 11/12/10 03:21:13
Comment: TESTAMERICA PITTSBURGH ICP METALS ANALYSIS-INST TRACEICP
Mode: CONC Corr. Factor: 1

Elem	AG	AL	AS	B_	BA	BE	CA
Units	ppm	ppm	ppm	ppm	ppm	ppm	ppm
Avge	-.00050	48.906	.00322	5.5402	.16408	-.00055	33.769
SDev	.00076	.634	.00069	.0298	.00085	.00019	.089
%RSD	153.28	1.2968	21.419	.53826	.51671	34.322	.26399
#1	-.00078	48.193	.00245	5.5060	.16318	-.00033	33.744
#2	-.00108	49.408	.00342	5.5611	.16487	-.00065	33.695
#3	.00037	49.116	.00379	5.5534	.16419	-.00067	33.868
Errors	LC Pass	LC Pass	LC Pass	LC Pass	LC Pass	LC Pass	LC Pass
High	2.0000	500.00	10.000	30.000	10.000	10.000	600.00
Low	-.00500	-.20000	-.01000	-.20000	-.20000	-.00400	-5.0000

Elem	CD	CO	CR	CU	FE	K_	MG
Units	ppm	ppm	ppm	ppm	ppm	ppm	ppm
Avge	.00056	.00020	.02126	.69977	1.2593	S.00000	3.4348
SDev	.00004	.00025	.00046	.00761	.0100	.00000	.0109
%RSD	6.9462	123.92	2.1694	1.0873	.79486	.00000	.31759
#1	.00058	.00018	.02094	.69156	1.2641	S.00000	3.4275
#2	.00051	-.00003	.02105	.70658	1.2661	S.00000	3.4296
#3	.00058	.00047	.02179	.70118	1.2478	S.00000	3.4473
Errors	LC Pass	LC Pass	LC Pass	LC Pass	LC Pass	LC Pass	LC Pass
High	5.0000	50.000	20.000	10.000	500.00	400.00	600.00
Low	-.00500	-.05000	-.00500	-.02500	-.10000	-5.0000	-5.0000

Elem	MN	MO	NA	NI	PB/1	PB/2	PB
Units	ppm	ppm	ppm	ppm	ppm	ppm	ppm
Avge	.34863	.31862	65.656	.01030	.09214	.09607	.09476
SDev	.00076	.00216	1.104	.00031	.00324	.00244	.00055
%RSD	.21723	.67864	1.6812	2.9711	3.5185	2.5428	.58465
#1	.34801	.31633	64.399	.00995	.08995	.09760	.09505
#2	.34840	.31891	66.470	.01044	.09062	.09735	.09511
#3	.34947	.32063	66.098	.01051	.09587	.09325	.09412
Errors	LC Pass	LC Pass	LC Pass	LC Pass	NOCHECK	NOCHECK	LC Pass
High	20.000	20.000	400.00	100.00			5.0000
Low	-.01500	-.04000	-5.0000	-.04000			-.00300

Elem	SB/1	SB/2	SB	SE/1	SE/2	SE	SI
Units	ppm	ppm	ppm	ppm	ppm	ppm	ppm
Avge	.01402	.01294	.01330	.00016	.00109	.00078	3.9227
SDev	.00167	.00218	.00090	.00419	.00228	.00056	.0346
%RSD	11.899	16.853	6.7604	2568.6	209.44	70.946	.88321
#1	.01492	.01182	.01285	.00099	-.00027	.00015	3.8829
#2	.01505	.01155	.01272	-.00437	.00373	.00103	3.9467

#3	.01210	.01545	.01433	.00387	-.00018	.00117	3.9383
Errors	NOCHECK	NOCHECK	LC Pass	NOCHECK	NOCHECK	LC Pass	LC Pass

High			5.0000			10.000	50.000
Low			-.01000			-.00500	-.50000

Elem	SN	SR	TI	TL	V_	ZN	
Units	ppm	ppm	ppm	ppm	ppm	ppm	
Avge	.32885	.10670	.00785	-.00095	.00634	.71114	
SDev	.00175	.00048	.00033	.00043	.00012	.00195	
%RSD	.53225	.45203	4.2414	45.051	1.9369	.27424	
#1	.33079	.10621	.00805	-.00048	.00630	.70889	
#2	.32738	.10718	.00803	-.00106	.00648	.71238	
#3	.32837	.10670	.00746	-.00132	.00624	.71214	
Errors	LC Pass	LC Pass	LC Pass	LC Pass	LC Pass	LC Pass	
High	30.000	10.000	30.000	10.000	50.000	5.0000	
Low	-.10000	-.05000	-.05000	-.01000	-.05000	-.02000	

IntStd	1	2	3	4	5	6	7
Mode	Counts	NOTUSED	NOTUSED	NOTUSED	NOTUSED	NOTUSED	NOTUSED
Elem	Y	--	--	--	--	--	--
Wavlen	371.030	--	--	--	--	--	--
Avge	27201	--	--	--	--	--	--
SDev	120.5675	--	--	--	--	--	--
%RSD	.4432475	--	--	--	--	--	--
#1	27092	--	--	--	--	--	--
#2	27180	--	--	--	--	--	--
#3	27331	--	--	--	--	--	--

Method: METTRACE Sample Name: L9MN3P25 Operator: RJG
Run Time: 11/12/10 03:26:44
Comment: TESTAMERICA PITTSBURGH ICP METALS ANALYSIS-INST TRACEICP
Mode: CONC Corr. Factor: 1

Elem	AG	AL	AS	B_	BA	BE	CA
Units	ppm	ppm	ppm	ppm	ppm	ppm	ppm
Avge	-.00006	9.4378	-.00039	1.0774	.03248	.00009	6.7682
SDev	.00028	.0342	.00046	.0019	.00005	.00004	.0129
%RSD	474.38	.36270	119.74	.17637	.14738	40.352	.19113
#1	-.00017	9.4008	.00008	1.0779	.03250	.00007	6.7536
#2	-.00027	9.4682	-.00039	1.0789	.03243	.00013	6.7729
#3	.00026	9.4445	-.00084	1.0752	.03252	.00008	6.7781

Elem	CD	CO	CR	CU	FE	K_	MG
Units	ppm	ppm	ppm	ppm	ppm	ppm	ppm
Avge	.00020	-.00024	.00393	.13392	.25726	319.80	.69418
SDev	.00008	.00028	.00030	.00024	.00500	1.72	.00200
%RSD	41.239	117.62	7.5600	.18235	1.9421	.53749	.28849
#1	.00022	-.00019	.00399	.13369	.26098	317.82	.69561
#2	.00027	-.00055	.00360	.13390	.25158	320.63	.69189
#3	.00011	.00001	.00419	.13418	.25921	320.93	.69503

Elem	MN	MO	NA	NI	PB/1	PB/2	PB
Units	ppm	ppm	ppm	ppm	ppm	ppm	ppm
Avge	.06948	.06268	12.354	.00209	.01718	.01953	.01874
SDev	.00008	.00089	.098	.00052	.00055	.00060	.00031
%RSD	.12102	1.4264	.79023	24.982	3.2053	3.0696	1.6513
#1	.06939	.06175	12.457	.00164	.01771	.01885	.01847
#2	.06950	.06274	12.341	.00266	.01661	.01971	.01868
#3	.06955	.06354	12.263	.00198	.01723	.02001	.01908

Elem	SB/1	SB/2	SB	SE/1	SE/2	SE	SI
Units	ppm	ppm	ppm	ppm	ppm	ppm	ppm
Avge	.00328	.00243	.00271	-.00258	-.00000	-.00086	.75366
SDev	.00011	.00116	.00078	.00169	.00065	.00046	.00086
%RSD	3.2785	47.563	28.829	65.619	26626.	53.408	.11483
#1	.00334	.00156	.00215	-.00401	-.00008	-.00139	.75413
#2	.00334	.00374	.00361	-.00071	-.00060	-.00064	.75266
#3	.00315	.00199	.00238	-.00303	.00068	-.00055	.75418

Elem	SN	SR	TI	TL	V_	ZN
Units	ppm	ppm	ppm	ppm	ppm	ppm
Avge	.06473	.02123	.00151	.00035	.00129	.14219
SDev	.00208	.00010	.00020	.00068	.00049	.00036
%RSD	3.2160	.48213	13.055	192.06	37.527	.25595
#1	.06233	.02134	.00129	.00049	.00122	.14177
#2	.06601	.02119	.00168	-.00038	.00085	.14243
#3	.06585	.02115	.00155	.00095	.00181	.14238

IntStd	1	2	3	4	5	6	7
Mode	Counts	NOTUSED	NOTUSED	NOTUSED	NOTUSED	NOTUSED	NOTUSED
Elem	Y	--	--	--	--	--	--
Wavlen	371.030	--	--	--	--	--	--
Avge	28057	--	--	--	--	--	--
SDev	127.6521	--	--	--	--	--	--
%RSD	.4549682	--	--	--	--	--	--
#1	28185	--	--	--	--	--	--
#2	28057	--	--	--	--	--	--
#3	27930	--	--	--	--	--	--

Method: METTRACE Sample Name: L9MN3S/5 Operator: RJG
Run Time: 11/12/10 03:32:16
Comment: TESTAMERICA PITTSBURGH ICP METALS ANALYSIS-INST TRACEICP
Mode: CONC Corr. Factor: 1

Elem	AG	AL	AS	B_	BA	BE	CA
Units	ppm	ppm	ppm	ppm	ppm	ppm	ppm
Avge	.00939	48.382	.42048	5.6616	.56455	.00903	43.059
SDev	.00071	.442	.00077	.0084	.00240	.00040	.190
%RSD	7.5246	.91427	.18240	.14749	.42568	4.4442	.44096
#1	.00913	47.875	.42053	5.6528	.56198	.00948	43.278
#2	.00886	48.687	.41969	5.6694	.56674	.00889	42.950
#3	.01019	48.586	.42122	5.6625	.56494	.00871	42.949
Errors	LC Pass	LC Pass	LC Pass	LC Pass	LC Pass	LC Pass	LC Pass
High	2.0000	500.00	10.000	30.000	10.000	10.000	600.00
Low	-.00500	-.20000	-.01000	-.20000	-.20000	-.00400	-5.0000

Elem	CD	CO	CR	CU	FE	K_	MG
Units	ppm	ppm	ppm	ppm	ppm	ppm	ppm
Avge	.01029	.09772	.06083	.74194	1.4502	S.00000	12.534
SDev	.00014	.00062	.00050	.00575	.0030	.00000	.053
%RSD	1.3554	.63686	.82714	.77449	.20805	.00000	.42396
#1	.01024	.09830	.06098	.73541	1.4534	S.00000	12.596
#2	.01019	.09706	.06027	.74622	1.4474	S.00000	12.504
#3	.01045	.09778	.06124	.74419	1.4499	S.00000	12.503
Errors	LC Pass	LC Pass	LC Pass	LC Pass	LC Pass	LC Pass	LC Pass
High	5.0000	50.000	20.000	10.000	500.00	400.00	600.00
Low	-.00500	-.05000	-.00500	-.02500	-.10000	-5.0000	-5.0000

Elem	MN	MO	NA	NI	PB/1	PB/2	PB
Units	ppm	ppm	ppm	ppm	ppm	ppm	ppm
Avge	.44336	.52576	74.826	.10750	.18886	.19762	.19470
SDev	.00095	.00204	1.017	.00031	.00298	.00326	.00132
%RSD	.21506	.38789	1.3590	.29116	1.5800	1.6498	.67944
#1	.44446	.52430	73.660	.10783	.18755	.19756	.19423
#2	.44287	.52489	75.526	.10720	.18676	.20091	.19620
#3	.44275	.52809	75.293	.10746	.19228	.19439	.19369
Errors	LC Pass	LC Pass	LC Pass	LC Pass	NOCHECK	NOCHECK	LC Pass
High	20.000	20.000	400.00	100.00			5.0000
Low	-.01500	-.04000	-5.0000	-.04000			-.00300

Elem	SB/1	SB/2	SB	SE/1	SE/2	SE	SI
Units	ppm	ppm	ppm	ppm	ppm	ppm	ppm
Avge	.11797	.11694	.11729	.41354	.40490	.40777	5.8531
SDev	.00345	.00083	.00074	.00455	.00444	.00427	.0224
%RSD	2.9249	.70831	.63353	1.1002	1.0973	1.0477	.38215
#1	.11997	.11698	.11798	.41017	.39990	.40332	5.8287
#2	.11995	.11610	.11738	.41172	.40638	.40816	5.8726

#3	.11399	.11775	.11650	.41871	.40841	.41184	5.8580
Errors	NOCHECK	NOCHECK	LC Pass	NOCHECK	NOCHECK	LC Pass	LC Pass

High			5.0000			10.000	50.000
Low			-.01000			-.00500	-.50000

Elem	SN	SR	TI	TL	V_	ZN	
Units	ppm	ppm	ppm	ppm	ppm	ppm	
Avge	.73769	.30313	.20067	.32253	.10387	.81265	
SDev	.00294	.00079	.00027	.00201	.00103	.00142	
%RSD	.39826	.25915	.13406	.62187	.98660	.17423	
#1	.74095	.30239	.20042	.32310	.10484	.81425	
#2	.73525	.30395	.20096	.32031	.10280	.81212	
#3	.73686	.30306	.20065	.32420	.10396	.81157	

Errors	LC Pass	LC Pass	LC Pass	LC Pass	LC Pass	LC Pass	
High	30.000	10.000	30.000	10.000	50.000	5.0000	
Low	-.10000	-.05000	-.05000	-.01000	-.05000	-.02000	

IntStd	1	2	3	4	5	6	7
Mode	Counts	NOTUSED	NOTUSED	NOTUSED	NOTUSED	NOTUSED	NOTUSED
Elem	Y	--	--	--	--	--	--
Wavlen	371.030	--	--	--	--	--	--
Avge	27328	--	--	--	--	--	--
SDev	253.5190	--	--	--	--	--	--
%RSD	.9276775	--	--	--	--	--	--
#1	27125	--	--	--	--	--	--
#2	27248	--	--	--	--	--	--
#3	27612	--	--	--	--	--	--

Method: METTRACE Sample Name: L9MN3D/5 Operator: RJG
Run Time: 11/12/10 03:37:47
Comment: TESTAMERICA PITTSBURGH ICP METALS ANALYSIS-INST TRACEICP
Mode: CONC Corr. Factor: 1

Elem	AG	AL	AS	B_	BA	BE	CA
Units	ppm	ppm	ppm	ppm	ppm	ppm	ppm
Avge	.01002	49.794	.42741	5.8178	.57747	.00890	43.966
SDev	.00034	.301	.00026	.0067	.00093	.00018	.084
%RSD	3.3713	.60526	.05980	.11468	.16104	1.9861	.19102
#1	.00965	49.446	.42717	5.8108	.57642	.00910	44.063
#2	.01007	49.968	.42768	5.8184	.57819	.00880	43.918
#3	.01032	49.968	.42737	5.8241	.57781	.00878	43.918
Errors	LC Pass	LC Pass	LC Pass	LC Pass	LC Pass	LC Pass	LC Pass
High	2.0000	500.00	10.000	30.000	10.000	10.000	600.00
Low	-.00500	-.20000	-.01000	-.20000	-.20000	-.00400	-5.0000

Elem	CD	CO	CR	CU	FE	K_	MG
Units	ppm	ppm	ppm	ppm	ppm	ppm	ppm
Avge	.01051	.09936	.06174	.76428	1.4588	S.00000	12.781
SDev	.00007	.00072	.00007	.00424	.0059	.00000	.008
%RSD	.69203	.72749	.11553	.55549	.40144	.00000	.06410
#1	.01044	.09984	.06166	.75938	1.4612	S.00000	12.790
#2	.01058	.09853	.06175	.76649	1.4521	S.00000	12.780
#3	.01050	.09971	.06180	.76696	1.4631	S.00000	12.773
Errors	LC Pass	LC Pass	LC Pass	LC Pass	LC Pass	LC Pass	LC Pass
High	5.0000	50.000	20.000	10.000	500.00	400.00	600.00
Low	-.00500	-.05000	-.00500	-.02500	-.10000	-5.0000	-5.0000

Elem	MN	MO	NA	NI	PB/1	PB/2	PB
Units	ppm	ppm	ppm	ppm	ppm	ppm	ppm
Avge	.45282	.52837	77.469	.10991	.19161	.19946	.19685
SDev	.00024	.00114	.695	.00046	.00322	.00144	.00135
%RSD	.05253	.21519	.89693	.41842	1.6818	.71957	.68532
#1	.45309	.52715	76.670	.11044	.18837	.19882	.19534
#2	.45274	.52855	77.811	.10971	.19482	.19846	.19725
#3	.45263	.52940	77.927	.10958	.19163	.20111	.19795
Errors	LC Pass	LC Pass	LC Pass	LC Pass	NOCHECK	NOCHECK	LC Pass
High	20.000	20.000	400.00	100.00			5.0000
Low	-.01500	-.04000	-5.0000	-.04000			-.00300

Elem	SB/1	SB/2	SB	SE/1	SE/2	SE	SI
Units	ppm	ppm	ppm	ppm	ppm	ppm	ppm
Avge	.12073	.11869	.11937	.42207	.41331	.41623	5.9845
SDev	.00234	.00173	.00056	.00485	.00343	.00378	.0181
%RSD	1.9357	1.4558	.47188	1.1495	.83050	.90855	.30209
#1	.12343	.11693	.11909	.41680	.41072	.41274	5.9652
#2	.11948	.11876	.11900	.42306	.41200	.41569	6.0011

#3	.11929	.12038	.12002	.42635	.41720	.42025	5.9871
Errors	NOCHECK	NOCHECK	LC Pass	NOCHECK	NOCHECK	LC Pass	LC Pass

High			5.0000			10.000	50.000
Low			-.01000			-.00500	-.50000

Elem	SN	SR	TI	TL	V_	ZN	
Units	ppm	ppm	ppm	ppm	ppm	ppm	
Avge	.74750	.31015	.20388	.33971	.10565	.83234	
SDev	.00134	.00022	.00055	.00158	.00034	.00083	
%RSD	.17972	.07075	.27190	.46455	.32495	.10008	
#1	.74688	.31033	.20400	.34146	.10579	.83175	
#2	.74658	.31021	.20436	.33838	.10526	.83196	
#3	.74904	.30990	.20327	.33929	.10590	.83329	
Errors	LC Pass	LC Pass	LC Pass	LC Pass	LC Pass	LC Pass	
High	30.000	10.000	30.000	10.000	50.000	5.0000	
Low	-.10000	-.05000	-.05000	-.01000	-.05000	-.02000	

IntStd	1	2	3	4	5	6	7
Mode	Counts	NOTUSED	NOTUSED	NOTUSED	NOTUSED	NOTUSED	NOTUSED
Elem	Y	--	--	--	--	--	--
Wavlen	371.030	--	--	--	--	--	--
Avge	27355	--	--	--	--	--	--
SDev	42.11556	--	--	--	--	--	--
%RSD	.1539587	--	--	--	--	--	--
#1	27386	--	--	--	--	--	--
#2	27372	--	--	--	--	--	--
#3	27307	--	--	--	--	--	--

Method: METTRACE Sample Name: L9MN3F/5 Operator: RJG
Run Time: 11/12/10 03:43:19
Comment: TESTAMERICA PITTSBURGH ICP METALS ANALYSIS-INST TRACEICP
Mode: CONC Corr. Factor: 1

Elem	AG	AL	AS	B_	BA	BE	CA
Units	ppm	ppm	ppm	ppm	ppm	ppm	ppm
Avge	-.00025	57.063	.00436	6.6852	.07914	-.00055	16.391
SDev	.00034	.246	.00032	.0195	.00026	.00016	.027
%RSD	135.95	.43170	7.3981	.29209	.32877	28.741	.16373
#1	-.00064	56.793	.00451	6.6650	.07885	-.00037	16.365
#2	-.00001	57.275	.00457	6.7040	.07935	-.00060	16.418
#3	-.00010	57.121	.00399	6.6865	.07923	-.00067	16.390
Errors	LC Pass	LC Pass	LC Pass	LC Pass	LC Pass	LC Pass	LC Pass
High	2.0000	500.00	10.000	30.000	10.000	10.000	600.00
Low	-.00500	-.20000	-.01000	-.20000	-.20000	-.00400	-5.0000

Elem	CD	CO	CR	CU	FE	K_	MG
Units	ppm	ppm	ppm	ppm	ppm	ppm	ppm
Avge	.00029	.00001	.02327	.72701	1.1439	S.00000	2.3072
SDev	.00011	.00016	.00015	.00253	.0097	.00000	.0096
%RSD	36.568	2785.4	.62825	.34822	.84612	.00000	.41396
#1	.00022	-.00003	.02314	.72464	1.1426	S.00000	2.2979
#2	.00041	.00018	.02326	.72968	1.1542	S.00000	2.3170
#3	.00024	-.00013	.02343	.72672	1.1350	S.00000	2.3068
Errors	LC Pass	LC Pass	LC Pass	LC Pass	LC Pass	LC Pass	LC Pass
High	5.0000	50.000	20.000	10.000	500.00	400.00	600.00
Low	-.00500	-.05000	-.00500	-.02500	-.10000	-5.0000	-5.0000

Elem	MN	MO	NA	NI	PB/1	PB/2	PB
Units	ppm	ppm	ppm	ppm	ppm	ppm	ppm
Avge	.21359	.35415	77.430	.00606	.04924	.05233	.05130
SDev	.00034	.00178	.410	.00072	.00226	.00060	.00050
%RSD	.16128	.50261	.52962	11.846	4.5808	1.1466	.96774
#1	.21329	.35218	76.979	.00524	.04666	.05292	.05083
#2	.21397	.35565	77.780	.00657	.05080	.05234	.05182
#3	.21352	.35462	77.532	.00637	.05028	.05172	.05124
Errors	LC Pass	LC Pass	LC Pass	LC Pass	NOCHECK	NOCHECK	LC Pass
High	20.000	20.000	400.00	100.00			5.0000
Low	-.01500	-.04000	-5.0000	-.04000			-.00300

Elem	SB/1	SB/2	SB	SE/1	SE/2	SE	SI
Units	ppm	ppm	ppm	ppm	ppm	ppm	ppm
Avge	.01470	.01598	.01556	.00537	.00406	.00449	4.4091
SDev	.00154	.00070	.00010	.00119	.00196	.00117	.0145
%RSD	10.446	4.3820	.65888	22.203	48.369	26.092	.32902
#1	.01645	.01517	.01560	.00437	.00622	.00560	4.3953
#2	.01357	.01637	.01544	.00669	.00358	.00461	4.4242

#3	.01409	.01640	.01563	.00504	.00238	.00327	4.4077
Errors	NOCHECK	NOCHECK	LC Pass	NOCHECK	NOCHECK	LC Pass	LC Pass

High			5.0000			10.000	50.000
Low			-.01000			-.00500	-.50000

Elem	SN	SR	TI	TL	V_	ZN	
Units	ppm	ppm	ppm	ppm	ppm	ppm	
Avge	.38343	.04929	.00653	.00060	.01035	.52187	
SDev	.00211	.00013	.00002	.00081	.00027	.00114	
%RSD	.55010	.26324	.32494	136.72	2.6444	.21902	
#1	.38278	.04920	.00656	.00149	.01014	.52116	
#2	.38579	.04944	.00652	-.00011	.01066	.52318	
#3	.38173	.04923	.00652	.00042	.01026	.52126	

Errors	LC Pass	LC Pass	LC Pass	LC Pass	LC Pass	LC Pass	
High	30.000	10.000	30.000	10.000	50.000	5.0000	
Low	-.10000	-.05000	-.05000	-.01000	-.05000	-.02000	

IntStd	1	2	3	4	5	6	7
Mode	Counts	NOTUSED	NOTUSED	NOTUSED	NOTUSED	NOTUSED	NOTUSED
Elem	Y	--	--	--	--	--	--
Wavlen	371.030	--	--	--	--	--	--
Avge	27381	--	--	--	--	--	--
SDev	98.71564	--	--	--	--	--	--
%RSD	.3605198	--	--	--	--	--	--
#1	27268	--	--	--	--	--	--
#2	27434	--	--	--	--	--	--
#3	27443	--	--	--	--	--	--

Method: METTRACE Sample Name: L9MN3P25F Operator: RJG
Run Time: 11/12/10 03:48:51
Comment: TESTAMERICA PITTSBURGH ICP METALS ANALYSIS-INST TRACEICP
Mode: CONC Corr. Factor: 1

Elem	AG	AL	AS	B_	BA	BE	CA
Units	ppm	ppm	ppm	ppm	ppm	ppm	ppm
Avge	.00018	11.214	-.00050	1.3059	.01588	.00003	3.2629
SDev	.00012	.050	.00021	.0055	.00010	.00006	.0176
%RSD	64.829	.44610	42.108	.42029	.61289	191.05	.53792
#1	.00013	11.174	-.00060	1.3069	.01581	.00002	3.2518
#2	.00031	11.270	-.00064	1.3108	.01599	-.00002	3.2831
#3	.00009	11.198	-.00026	1.3000	.01582	.00009	3.2538

Elem	CD	CO	CR	CU	FE	K_	MG
Units	ppm	ppm	ppm	ppm	ppm	ppm	ppm
Avge	.00025	-.00007	.00443	.14197	.23599	392.24	.46508
SDev	.00008	.00007	.00028	.00076	.00749	1.79	.00534
%RSD	32.124	103.44	6.3333	.53348	3.1735	.45562	1.1482
#1	.00028	.00001	.00413	.14153	.22908	390.45	.46244
#2	.00030	-.00012	.00469	.14285	.24395	394.03	.47122
#3	.00016	-.00011	.00446	.14154	.23494	392.25	.46156

Elem	MN	MO	NA	NI	PB/1	PB/2	PB
Units	ppm	ppm	ppm	ppm	ppm	ppm	ppm
Avge	.04254	.07114	14.918	.00131	.00969	.01109	.01062
SDev	.00020	.00036	.085	.00026	.00080	.00131	.00090
%RSD	.46769	.50229	.57070	20.135	8.2466	11.791	8.4470
#1	.04238	.07075	14.849	.00139	.00929	.01249	.01142
#2	.04276	.07146	15.013	.00101	.00916	.00990	.00965
#3	.04246	.07119	14.892	.00152	.01060	.01088	.01079

Elem	SB/1	SB/2	SB	SE/1	SE/2	SE	SI
Units	ppm	ppm	ppm	ppm	ppm	ppm	ppm
Avge	.00359	.00201	.00254	-.00197	.00123	.00017	.84752
SDev	.00072	.00037	.00030	.00219	.00167	.00058	.00578
%RSD	20.081	18.506	11.624	111.29	135.32	349.49	.68195
#1	.00411	.00161	.00244	-.00343	.00148	-.00016	.85363
#2	.00391	.00235	.00287	-.00304	.00277	.00083	.84681
#3	.00277	.00207	.00230	.00055	-.00054	-.00018	.84213

Elem	SN	SR	TI	TL	V_	ZN
Units	ppm	ppm	ppm	ppm	ppm	ppm
Avge	.07410	.00986	.00147	.00093	.00160	.10193
SDev	.00099	.00004	.00027	.00243	.00019	.00051
%RSD	1.3350	.39783	18.162	260.49	11.950	.50126
#1	.07374	.00986	.00117	-.00098	.00141	.10145
#2	.07521	.00990	.00168	.00367	.00161	.10247
#3	.07333	.00982	.00155	.00011	.00179	.10187

IntStd	1	2	3	4	5	6	7
Mode	Counts	NOTUSED	NOTUSED	NOTUSED	NOTUSED	NOTUSED	NOTUSED
Elem	Y	--	--	--	--	--	--
Wavlen	371.030	--	--	--	--	--	--
Avge	28029	--	--	--	--	--	--
SDev	20.84588	--	--	--	--	--	--
%RSD	.0743735	--	--	--	--	--	--
#1	28048	--	--	--	--	--	--
#2	28007	--	--	--	--	--	--
#3	28031	--	--	--	--	--	--

Method: METTRACE Sample Name: L9MN3SF/5 Operator: RJG
Run Time: 11/12/10 03:54:24
Comment: TESTAMERICA PITTSBURGH ICP METALS ANALYSIS-INST TRACEICP
Mode: CONC Corr. Factor: 1

Elem	AG	AL	AS	B_	BA	BE	CA
Units	ppm	ppm	ppm	ppm	ppm	ppm	ppm
Avge	.00973	56.951	.42987	6.8847	.48418	.00905	26.299
SDev	.00010	.379	.00572	.0831	.00452	.00036	.470
%RSD	1.0074	.66565	1.3310	1.2073	.93336	4.0003	1.7862
#1	.00982	57.342	.43609	6.9803	.48938	.00942	26.827
#2	.00963	56.585	.42870	6.8448	.48126	.00902	26.142
#3	.00975	56.927	.42483	6.8291	.48189	.00870	25.928
Errors	LC Pass	LC Pass	LC Pass	LC Pass	LC Pass	LC Pass	LC Pass
High	2.0000	500.00	10.000	30.000	10.000	10.000	600.00
Low	-.00500	-.20000	-.01000	-.20000	-.20000	-.00400	-5.0000

Elem	CD	CO	CR	CU	FE	K_	MG
Units	ppm	ppm	ppm	ppm	ppm	ppm	ppm
Avge	.01051	.09997	.06341	.77472	1.3349	S.00000	11.721
SDev	.00031	.00156	.00130	.00511	.0163	.00000	.202
%RSD	2.9366	1.5657	2.0541	.65993	1.2236	.00000	1.7204
#1	.01087	.10175	.06490	.78014	1.3505	S.00000	11.949
#2	.01038	.09937	.06278	.76999	1.3362	S.00000	11.646
#3	.01030	.09879	.06254	.77401	1.3179	S.00000	11.567
Errors	LC Pass	LC Pass	LC Pass	LC Pass	LC Pass	LC Pass	LC Pass
High	5.0000	50.000	20.000	10.000	500.00	400.00	600.00
Low	-.00500	-.05000	-.00500	-.02500	-.10000	-5.0000	-5.0000

Elem	MN	MO	NA	NI	PB/1	PB/2	PB
Units	ppm	ppm	ppm	ppm	ppm	ppm	ppm
Avge	.31453	.56027	87.153	.10650	.14604	.15630	.15288
SDev	.00503	.00589	.476	.00130	.00407	.00100	.00184
%RSD	1.5982	1.0505	.54575	1.2171	2.7898	.64082	1.2007
#1	.32023	.56688	87.126	.10800	.15072	.15707	.15496
#2	.31262	.55831	86.692	.10579	.14334	.15666	.15223
#3	.31073	.55561	87.642	.10572	.14405	.15517	.15147
Errors	LC Pass	LC Pass	LC Pass	LC Pass	NOCHECK	NOCHECK	LC Pass
High	20.000	20.000	400.00	100.00			5.0000
Low	-.01500	-.04000	-5.0000	-.04000			-.00300

Elem	SB/1	SB/2	SB	SE/1	SE/2	SE	SI
Units	ppm	ppm	ppm	ppm	ppm	ppm	ppm
Avge	.12251	.12080	.12137	.42589	.41616	.41940	6.4255
SDev	.00158	.00423	.00230	.00644	.00337	.00036	.0668
%RSD	1.2880	3.4983	1.8971	1.5122	.80934	.08695	1.0396
#1	.12086	.12550	.12396	.43324	.41245	.41938	6.5025
#2	.12401	.11732	.11955	.42127	.41903	.41978	6.3832

#3	.12266	.11957	.12060	.42315	.41700	.41905	6.3907
Errors	NOCHECK	NOCHECK	LC Pass	NOCHECK	NOCHECK	LC Pass	LC Pass

High			5.0000			10.000	50.000
Low			-.01000			-.00500	-.50000

Elem	SN	SR	TI	TL	V_	ZN	
Units	ppm	ppm	ppm	ppm	ppm	ppm	
Avge	.80502	.24848	.20310	.32002	.10677	.62962	
SDev	.01588	.00301	.00307	.00399	.00182	.00940	
%RSD	1.9726	1.2096	1.5122	1.2471	1.7085	1.4924	
#1	.82295	.25195	.20662	.32403	.10886	.64033	
#2	.79938	.24674	.20166	.31604	.10592	.62579	
#3	.79273	.24674	.20101	.32000	.10552	.62275	

Errors	LC Pass	LC Pass	LC Pass	LC Pass	LC Pass	LC Pass	
High	30.000	10.000	30.000	10.000	50.000	5.0000	
Low	-.10000	-.05000	-.05000	-.01000	-.05000	-.02000	

IntStd	1	2	3	4	5	6	7
Mode	Counts	NOTUSED	NOTUSED	NOTUSED	NOTUSED	NOTUSED	NOTUSED
Elem	Y	--	--	--	--	--	--
Wavlen	371.030	--	--	--	--	--	--
Avge	27064	--	--	--	--	--	--
SDev	355.2211	--	--	--	--	--	--
%RSD	1.312526	--	--	--	--	--	--
#1	26655	--	--	--	--	--	--
#2	27242	--	--	--	--	--	--
#3	27294	--	--	--	--	--	--

Method: METTRACE Sample Name: L9MN3DF/5 Operator: RJG
Run Time: 11/12/10 03:59:55
Comment: TESTAMERICA PITTSBURGH ICP METALS ANALYSIS-INST TRACEICP
Mode: CONC Corr. Factor: 1

Elem	AG	AL	AS	B_	BA	BE	CA
Units	ppm	ppm	ppm	ppm	ppm	ppm	ppm
Avge	.00979	56.056	.42326	6.7010	.48005	.00872	25.483
SDev	.00015	.213	.00149	.0097	.00055	.00013	.140
%RSD	1.5052	.37983	.35258	.14402	.11427	1.4381	.54781
#1	.00967	55.832	.42356	6.7076	.48007	.00887	25.637
#2	.00976	56.080	.42164	6.6899	.47949	.00867	25.365
#3	.00995	56.256	.42458	6.7054	.48059	.00864	25.448
Errors	LC Pass	LC Pass	LC Pass	LC Pass	LC Pass	LC Pass	LC Pass
High	2.0000	500.00	10.000	30.000	10.000	10.000	600.00
Low	-.00500	-.20000	-.01000	-.20000	-.20000	-.00400	-5.0000

Elem	CD	CO	CR	CU	FE	K_	MG
Units	ppm	ppm	ppm	ppm	ppm	ppm	ppm
Avge	.01020	.09754	.06176	.76235	1.2872	S.00000	11.438
SDev	.00016	.00086	.00027	.00319	.0174	.00000	.046
%RSD	1.5690	.88719	.43717	.41798	1.3518	.00000	.40328
#1	.01035	.09850	.06164	.75903	1.3064	S.00000	11.487
#2	.01003	.09731	.06157	.76263	1.2724	S.00000	11.396
#3	.01021	.09682	.06207	.76539	1.2829	S.00000	11.430
Errors	LC Pass	LC Pass	LC Pass	LC Pass	LC Pass	LC Pass	LC Pass
High	5.0000	50.000	20.000	10.000	500.00	400.00	600.00
Low	-.00500	-.05000	-.00500	-.02500	-.10000	-5.0000	-5.0000

Elem	MN	MO	NA	NI	PB/1	PB/2	PB
Units	ppm	ppm	ppm	ppm	ppm	ppm	ppm
Avge	.30568	.54959	86.697	.10435	.14377	.15267	.14970
SDev	.00136	.00128	.580	.00113	.00308	.00247	.00124
%RSD	.44473	.23245	.66951	1.0880	2.1387	1.6186	.82989
#1	.30714	.55076	86.027	.10496	.14234	.15539	.15105
#2	.30444	.54823	87.014	.10304	.14166	.15205	.14859
#3	.30547	.54978	87.050	.10505	.14730	.15056	.14948
Errors	LC Pass	LC Pass	LC Pass	LC Pass	NOCHECK	NOCHECK	LC Pass
High	20.000	20.000	400.00	100.00			5.0000
Low	-.01500	-.04000	-5.0000	-.04000			-.00300

Elem	SB/1	SB/2	SB	SE/1	SE/2	SE	SI
Units	ppm	ppm	ppm	ppm	ppm	ppm	ppm
Avge	.12244	.12008	.12086	.42050	.41139	.41443	6.3251
SDev	.00314	.00122	.00185	.00261	.00154	.00036	.0106
%RSD	2.5654	1.0178	1.5293	.61988	.37339	.08589	.16746
#1	.12508	.12085	.12225	.41948	.41140	.41409	6.3298
#2	.12328	.12072	.12157	.41856	.41292	.41480	6.3130

#3	.11896	.11867	.11877	.42347	.40985	.41439	6.3325
Errors	NOCHECK	NOCHECK	LC Pass	NOCHECK	NOCHECK	LC Pass	LC Pass

High			5.0000			10.000	50.000
Low			-.01000			-.00500	-.50000

Elem	SN	SR	TI	TL	V_	ZN	
Units	ppm	ppm	ppm	ppm	ppm	ppm	
Avge	.78722	.24569	.20226	.31120	.10499	.61428	
SDev	.00497	.00030	.00112	.00161	.00063	.00178	
%RSD	.63162	.12098	.55113	.51709	.59827	.28951	
#1	.78940	.24592	.20345	.31038	.10541	.61609	
#2	.78153	.24535	.20124	.31017	.10427	.61254	
#3	.79073	.24580	.20210	.31306	.10530	.61422	
Errors	LC Pass	LC Pass	LC Pass	LC Pass	LC Pass	LC Pass	
High	30.000	10.000	30.000	10.000	50.000	5.0000	
Low	-.10000	-.05000	-.05000	-.01000	-.05000	-.02000	

IntStd	1	2	3	4	5	6	7
Mode	Counts	NOTUSED	NOTUSED	NOTUSED	NOTUSED	NOTUSED	NOTUSED
Elem	Y	--	--	--	--	--	--
Wavlen	371.030	--	--	--	--	--	--
Avge	27090	--	--	--	--	--	--
SDev	107.0994	--	--	--	--	--	--
%RSD	.3953511	--	--	--	--	--	--
#1	26966	--	--	--	--	--	--
#2	27157	--	--	--	--	--	--
#3	27146	--	--	--	--	--	--

Method: METTRACE Sample Name: CCV1-15 Operator: RJG
Run Time: 11/12/10 04:05:24
Comment: TESTAMERICA PITTSBURGH ICP METALS ANALYSIS-INST TRACEICP
Mode: CONC Corr. Factor: 1

Elem	AG	AL	AS	B_	BA	BE	CA
Units	ppm	ppm	ppm	ppm	ppm	ppm	ppm
Avge	.99583	25.847	.52891	2.0903	2.0916	1.9919	51.184
SDev	.00283	.086	.00172	.0069	.0045	.0045	.098
%RSD	.28442	.33272	.32499	.33215	.21715	.22772	.19176
#1	.99825	25.932	.52997	2.0974	2.0948	1.9941	51.184
#2	.99652	25.849	.52983	2.0901	2.0937	1.9949	51.282
#3	.99272	25.760	.52692	2.0835	2.0864	1.9867	51.086
Errors	LC Pass	LC Pass	LC Pass	LC Pass	LC Pass	LC Pass	LC Pass
High	1.1000	27.500	.55000	2.2000	2.2000	2.2000	55.000
Low	.90000	22.500	.45000	1.8000	1.8000	1.8000	45.000

Elem	CD	CO	CR	CU	FE	K_	MG
Units	ppm	ppm	ppm	ppm	ppm	ppm	ppm
Avge	.50642	2.0051	2.0525	2.1001	25.958	134.12	49.957
SDev	.00110	.0035	.0031	.0067	.072	.47	.117
%RSD	.21734	.17681	.15101	.32080	.27546	.34887	.23349
#1	.50698	2.0059	2.0526	2.1068	25.985	134.61	50.032
#2	.50713	2.0082	2.0556	2.1001	26.013	134.07	50.017
#3	.50515	2.0012	2.0494	2.0933	25.878	133.67	49.823
Errors	LC Pass	LC Pass	LC Pass	LC Pass	LC Pass	LC Pass	LC Pass
High	.55000	2.2000	2.2000	2.2000	27.500	137.50	55.000
Low	.45000	1.8000	1.8000	1.8000	22.500	112.50	45.000

Elem	MN	MO	NA	NI	PB/1	PB/2	PB
Units	ppm	ppm	ppm	ppm	ppm	ppm	ppm
Avge	2.0233	2.1033	130.95	2.0245	.51044	.51829	.51568
SDev	.0037	.0107	.49	.0040	.00148	.00007	.00051
%RSD	.18246	.50880	.37800	.19721	.28950	.01297	.09902
#1	2.0248	2.0910	131.51	2.0272	.51214	.51833	.51626
#2	2.0261	2.1102	130.74	2.0264	.50979	.51821	.51541
#3	2.0191	2.1087	130.58	2.0199	.50941	.51833	.51536
Errors	LC Pass	LC Pass	LC Pass	LC Pass	NOCHECK	NOCHECK	LC Pass
High	2.2000	2.2000	137.50	2.2000			.55000
Low	1.8000	1.8000	112.50	1.8000			.45000

Elem	SB/1	SB/2	SB	SE/1	SE/2	SE	SI
Units	ppm	ppm	ppm	ppm	ppm	ppm	ppm
Avge	.52974	.53293	.53187	.53067	.52478	.52674	2.0698
SDev	.00206	.00377	.00248	.00502	.00269	.00203	.0092
%RSD	.38884	.70747	.46652	.94596	.51339	.38464	.44391
#1	.52911	.53727	.53455	.53351	.52173	.52565	2.0800
#2	.53205	.53108	.53140	.53363	.52681	.52908	2.0675

#3	.52807	.53045	.52966	.52488	.52581	.52550	2.0620
Errors	NOCHECK	NOCHECK	LC Pass	NOCHECK	NOCHECK	LC Pass	LC Pass

High			.55000			.55000	2.2000
Low			.45000			.45000	1.8000

Elem	SN	SR	TI	TL	V_	ZN	
Units	ppm	ppm	ppm	ppm	ppm	ppm	
Avge	2.1070	2.0656	2.0410	1.0399	2.0003	2.0987	
SDev	.0045	.0055	.0040	.0013	.0054	.0032	
%RSD	.21415	.26436	.19790	.12929	.26948	.15354	
#1	2.1122	2.0710	2.0431	1.0384	2.0029	2.1000	
#2	2.1045	2.0658	2.0435	1.0406	2.0039	2.1010	
#3	2.1043	2.0601	2.0363	1.0408	1.9941	2.0950	
Errors	LC Pass	LC Pass	LC Pass	LC Pass	LC Pass	LC Pass	
High	2.2000	2.2000	2.2000	1.1000	2.2000	2.2000	
Low	1.8000	1.8000	1.8000	.90000	1.8000	1.8000	

IntStd	1	2	3	4	5	6	7
Mode	Counts	NOTUSED	NOTUSED	NOTUSED	NOTUSED	NOTUSED	NOTUSED
Elem	Y	--	--	--	--	--	--
Wavlen	371.030	--	--	--	--	--	--
Avge	27979	--	--	--	--	--	--
SDev	26.35017	--	--	--	--	--	--
%RSD	.0941799	--	--	--	--	--	--
#1	28009	--	--	--	--	--	--
#2	27963	--	--	--	--	--	--
#3	27964	--	--	--	--	--	--

Method: METTRACE Sample Name: CCB15 Operator: RJG
Run Time: 11/12/10 04:10:54
Comment: TESTAMERICA PITTSBURGH ICP METALS ANALYSIS-INST TRACEICP
Mode: CONC Corr. Factor: 1

Elem	AG	AL	AS	B_	BA	BE	CA
Units	ppm	ppm	ppm	ppm	ppm	ppm	ppm
Avge	.00004	.00260	-.00008	.00798	-.00008	.00049	.00368
SDev	.00020	.00164	.00038	.00051	.00002	.00003	.00031
%RSD	479.57	63.385	470.19	6.3404	21.037	5.7603	8.5041
#1	.00004	.00429	.00036	.00849	-.00008	.00047	.00335
#2	.00024	.00250	-.00034	.00797	-.00006	.00047	.00398
#3	-.00016	.00100	-.00026	.00748	-.00010	.00052	.00370
Errors	LC Pass	LC Pass	LC Pass	LC Pass	LC Pass	LC Pass	LC Pass
High	.00500	.20000	.01000	.20000	.20000	.00400	5.0000
Low	-.00500	-.20000	-.01000	-.20000	-.20000	-.00400	-5.0000

Elem	CD	CO	CR	CU	FE	K_	MG
Units	ppm	ppm	ppm	ppm	ppm	ppm	ppm
Avge	.00011	-.00017	-.00024	-.00015	.00442	.55818	-.00301
SDev	.00008	.00016	.00015	.00022	.00293	.01073	.00173
%RSD	73.077	90.909	62.197	151.78	66.349	1.9231	57.643
#1	.00002	-.00008	-.00027	-.00030	.00333	.56835	-.00264
#2	.00017	-.00008	-.00008	.00011	.00774	.55922	-.00149
#3	.00014	-.00036	-.00037	-.00024	.00219	.54696	-.00490
Errors	LC Pass	LC Pass	LC Pass	LC Pass	LC Pass	LC Pass	LC Pass
High	.00500	.05000	.00500	.02500	.10000	5.0000	5.0000
Low	-.00500	-.05000	-.00500	-.02500	-.10000	-5.0000	-5.0000

Elem	MN	MO	NA	NI	PB/1	PB/2	PB
Units	ppm	ppm	ppm	ppm	ppm	ppm	ppm
Avge	-.00001	.00789	-.45861	.00035	.00028	.00012	.00018
SDev	.00003	.00373	.07940	.00040	.00158	.00128	.00111
%RSD	261.24	47.323	17.314	115.05	567.68	1025.2	630.00
#1	.00001	.01205	-.36776	.00012	-.00110	.00078	.00016
#2	.00001	.00676	-.51478	.00081	.00201	.00094	.00129
#3	-.00005	.00485	-.49328	.00011	-.00007	-.00134	-.00092
Errors	LC Pass	LC Pass	LC Pass	LC Pass	NOCHECK	NOCHECK	LC Pass
High	.01500	.04000	5.0000	.04000			.00300
Low	-.01500	-.04000	-5.0000	-.04000			-.00300

Elem	SB/1	SB/2	SB	SE/1	SE/2	SE	SI
Units	ppm	ppm	ppm	ppm	ppm	ppm	ppm
Avge	.00079	.00051	.00060	-.00120	.00076	.00011	-.00136
SDev	.00105	.00015	.00040	.00133	.00088	.00057	.00193
%RSD	133.22	29.706	65.811	110.98	115.39	532.98	141.87
#1	-.00030	.00053	.00025	.00022	.00074	.00057	-.00229
#2	.00088	.00035	.00053	-.00140	-.00011	-.00054	.00086

#3	.00180	.00065	.00104	-.00241	.00165	.00029	-.00265
Errors	NOCHECK	NOCHECK	LC Pass	NOCHECK	NOCHECK	LC Pass	LC Pass

High			.01000			.00500	.50000
Low			-.01000			-.00500	-.50000

Elem	SN	SR	TI	TL	V_	ZN	
Units	ppm	ppm	ppm	ppm	ppm	ppm	
Avge	.00170	-.00007	-.00002	.00313	-.00024	.00240	
SDev	.00034	.00007	.00020	.00113	.00029	.00007	
%RSD	20.219	92.282	1216.8	36.184	119.51	2.8527	
#1	.00163	-.00003	-.00023	.00194	.00001	.00247	
#2	.00207	-.00003	.00015	.00419	-.00018	.00234	
#3	.00140	-.00015	.00003	.00325	-.00055	.00240	

Errors	LC Pass	LC Pass	LC Pass	LC Pass	LC Pass	LC Pass	
High	.10000	.05000	.05000	.01000	.05000	.02000	
Low	-.10000	-.05000	-.05000	-.01000	-.05000	-.02000	

IntStd	1	2	3	4	5	6	7
Mode	Counts	NOTUSED	NOTUSED	NOTUSED	NOTUSED	NOTUSED	NOTUSED
Elem	Y	--	--	--	--	--	--
Wavlen	371.030	--	--	--	--	--	--
Avge	28356	--	--	--	--	--	--
SDev	131.0295	--	--	--	--	--	--
%RSD	.4620927	--	--	--	--	--	--
#1	28230	--	--	--	--	--	--
#2	28345	--	--	--	--	--	--
#3	28492	--	--	--	--	--	--

TestAmerica Pittsburgh Atomic Absorption Data for Mercury

Instrument: (HG HYDRA AA)
PS200HG

Analyst Name: William a Hoyle

Analysis Date: 11-15-10

File ID: G0113A

Matrix: Soil

Analyiical Method(s): 245.1 / 7470A / 245.5 / (7471A) / ILM04.0

Lot Number/SDG

C0K020512 SED		
↓ 534 ↓		
C0J290580		
C0K030477		
C0K080433		
C0K110403		
↓ 407		
C0K040492		
↓ 544		
C0K020532		

William a Hoyle
11-15-10

Line	Conc.	Units	SD/RSD	1	2	3	4	5

*** Standard: 1 Rep: 1 Seq: 2 08:01:15 15 Nov 10 HG

Hg .000 ppb 293

*** Standard: 2 Rep: 1 Seq: 3 08:03:02 15 Nov 10 HG

Hg .200 ppb 1346 MET6133-10

*** Standard: 3 Rep: 1 Seq: 4 08:04:49 15 Nov 10 HG

Hg .500 ppb 2806 MET6134-10

*** Standard: 4 Rep: 1 Seq: 5 08:06:38 15 Nov 10 HG

Hg 1.00 ppb 5192 MET6135-10

*** Standard: 5 Rep: 1 Seq: 6 08:08:18 15 Nov 10 HG

Hg 5.00 ppb 27610 MET6136-10

*** Standard: 6 Rep: 1 Seq: 7 08:09:58 15 Nov 10 HG

Hg 10.0 ppb 52290 MET6137-10

William a Hyle
11-15-10

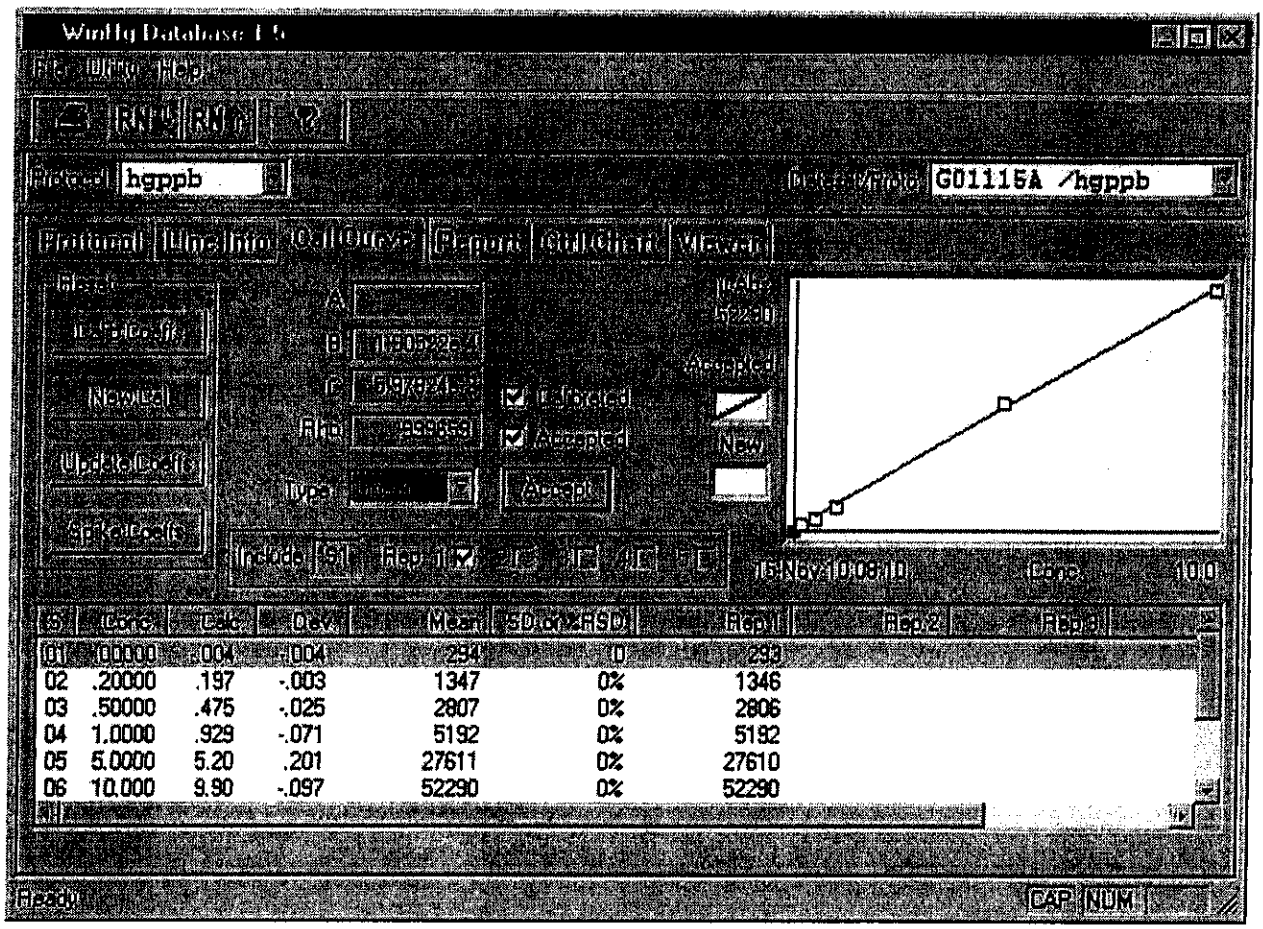

William a Hoyle
11-15-10

Line	Conc.	Units	SD/RSD	1	2	3	4	5

*** Sample ID: ICV6-1 Seq: 8 08:11:47 15 Nov 10 HG

Hg 2.47 ppb 13269 MET 6138-10

*** Sample ID: ICB1 Seq: 9 08:13:22 15 Nov 10 HG

Hg .002 ppb 323

*** Sample ID: CRA/RLV Seq: 10 08:15:01 15 Nov 10 HG

Hg .196 ppb 1342 MET 6139-10

*** Sample ID: CCV6-1 Seq: 11 08:16:59 15 Nov 10 HG

Hg 5.14 ppb 27283 MET 6140-10

*** Sample ID: CCB1 Seq: 12 08:18:38 15 Nov 10 HG

Hg -.008 ppb 274

*** Sample ID: L92PPB Seq: 13 08:20:16 15 Nov 10 HG

Hg .008 ppb 358

*** Sample ID: L92PPC Seq: 14 08:21:52 15 Nov 10 HG

Hg 2.49 ppb 13399 MET 6141-10

*** Sample ID: L9FRD Seq: 15 08:23:35 15 Nov 10 HG

Hg 1.69 ppb 9174

*** Sample ID: L9FRDS Seq: 16 08:25:16 15 Nov 10 HG SP. REC. 84%

Hg 2.53 ppb 13582

*** Sample ID: L9FRDD Seq: 17 08:26:59 15 Nov 10 HG SP. REC. 103%

Hg 2.72 ppb 14616

*** Sample ID: L9FRE Seq: 18 08:28:41 15 Nov 10 HG

Hg 3.28 ppb 17505

Line	Conc.	Units	SD/RSD	1	2	3	4	5

*** Sample ID: L9FRG Seq: 19 08:30:18 15 Nov 10 HG

Hg 2.72 ppb 14575

*** Sample ID: L9FRH Seq: 20 08:32:04 15 Nov 10 HG

Hg 3.30 ppb 17657

*** Sample ID: L9FRJ Seq: 21 08:33:42 15 Nov 10 HG

Hg 2.89 ppb 15496

*** Sample ID: L9FRL Seq: 22 08:35:18 15 Nov 10 HG

Hg 1.90 ppb 10310

*** Sample ID: CCV6-2 Seq: 23 08:37:06 15 Nov 10 HG

Hg 5.17 ppb 27455

*** Sample ID: CCB2 Seq: 24 08:38:44 15 Nov 10 HG

Hg -.011 ppb 254

*** Sample ID: L9FR7 Seq: 25 08:40:31 15 Nov 10 HG

Hg 1.48 ppb 8059

*** Sample ID: L9FR9 Seq: 26 08:42:09 15 Nov 10 HG

Hg 1.03 ppb 5740

*** Sample ID: L9FTC Seq: 27 08:43:46 15 Nov 10 HG

Hg 4.32 ppb 22966

*** Sample ID: L9FTCS Seq: 28 08:45:36 15 Nov 10 HG SP.REC.

NC: SAMPLE CONC. WAS 7 4X SPIKE ADDED

Hg 2.35 ppb 12641

WAH 11-15-10

*** Sample ID: L9FTCD Seq: 29 08:47:16 15 Nov 10 HG SP.REC.

NC: SAMPLE CONC. WAS 7 4X SPIKE ADDED

Hg 2.39 ppb 12833

WAH 11-15-10

Line	Conc.	Units	SD/RSD	1	2	3	4	5

*** Sample ID: L9FTE Seq: 30 08:48:53 15 Nov 10 HG

Hg 1.10 ppb 6068

*** Sample ID: L9FTF Seq: 31 08:50:31 15 Nov 10 HG

Hg 1.49 ppb 8116

*** Sample ID: L9FTH Seq: 32 08:52:10 15 Nov 10 HG

Hg 1.86 ppb 10095

*** Sample ID: L9FTJ Seq: 33 08:53:47 15 Nov 10 HG

Hg 2.08 ppb 11225

*** Sample ID: L9FTQ Seq: 34 08:55:25 15 Nov 10 HG

Hg 1.24 ppb 6806

*** Sample ID: CCV6-3 Seq: 35 08:57:04 15 Nov 10 HG

Hg 5.14 ppb 27270

*** Sample ID: CCB3 Seq: 36 08:58:53 15 Nov 10 HG

Hg .003 ppb 330

*** Sample ID: L9FTX Seq: 37 09:00:33 15 Nov 10 HG

Hg .800 ppb 4513

*** Sample ID: L9FT1 Seq: 38 09:02:12 15 Nov 10 HG

Hg 6.34 ppb 33567

*** Sample ID: L92PVB Seq: 39 09:03:52 15 Nov 10 HG

Hg -.011 ppb 254

*** Sample ID: L92PVC Seq: 40 09:05:30 15 Nov 10 HG

Hg 2.45 ppb 13150 MET6192-10

Line	Conc.	Units	SD/RSD	1	2	3	4	5

*** Sample ID: L9F0F Seq: 41 09:07:19 15 Nov 10 HG

Hg 13.9 ppb 73209

*** Sample ID: L9F0J Seq: 42 09:08:59 15 Nov 10 HG

Hg 17.1 ppb 90241

*** Sample ID: L9F0K Seq: 43 09:10:36 15 Nov 10 HG

Hg 10.4 ppb 54991

VOID OVER RANGE WILL RERUN FURTHER IN RUN WAH 11-15-10

VOID

*** Sample ID: L9F0L Seq: 44 09:12:13 15 Nov 10 HG

Hg 3.84 ppb 20462

*** Sample ID: L9F0P Seq: 45 09:13:52 15 Nov 10 HG

Hg .288 ppb 1823

*** Sample ID: L9F0Q Seq: 46 09:15:31 15 Nov 10 HG

Hg .289 ppb 1830

*** Sample ID: CCV6-4 Seq: 47 09:17:20 15 Nov 10 HG

Hg 5.22 ppb 27707

*** Sample ID: CCB4 Seq: 48 09:19:11 15 Nov 10 HG

Hg -.002 ppb 305

*** Sample ID: L9F0R Seq: 49 09:20:49 15 Nov 10 HG

Hg .292 ppb 1847

*** Sample ID: L9F0T Seq: 50 09:22:27 15 Nov 10 HG

Hg .261 ppb 1684

*** Sample ID: L9F0V Seq: 51 09:24:06 15 Nov 10 HG

Hg .280 ppb 1783

Line	Conc.	Units	SD/RSD	1	2	3	4	5

*** Sample ID: L9F01 Seq: 52 09:25:47 15 Nov 10 HG

Hg 3.23 ppb 17265

*** Sample ID: L9F02 Seq: 53 09:27:25 15 Nov 10 HG

Hg 3.88 ppb 20699

*** Sample ID: L9F03 Seq: 54 09:29:33 15 Nov 10 HG

Hg 4.09 ppb 21756

*** Sample ID: L9F03S Seq: 55 09:31:20 15 Nov 10 HG

Hg 5.15 ppb 27336

NC: SAMPLE CONC. WAS 7 4X SPIKE ADDED

WAH 11-15-10

*** Sample ID: L9F03D Seq: 56 09:32:59 15 Nov 10 HG

Hg 5.57 ppb 29542

NC: SAMPLE CONC. WAS 7 4X SPIKE ADDED

WAH 11-15-10

*** Sample ID: L9F04 Seq: 57 09:34:47 15 Nov 10 HG

Hg 4.43 ppb 23592

*** Sample ID: L9F05 Seq: 58 09:36:35 15 Nov 10 HG

Hg 5.20 ppb 27600

*** Sample ID: CCV6-5 Seq: 59 09:38:14 15 Nov 10 HG

Hg 5.04 ppb 26759

*** Sample ID: CCB5 Seq: 60 09:39:53 15 Nov 10 HG

Hg -.009 ppb 266

*** Sample ID: L9F1C Seq: 61 09:41:32 15 Nov 10 HG

Hg 3.98 ppb 21215

*** Sample ID: L9F1E Seq: 62 09:43:14 15 Nov 10 HG

Hg .933 ppb 5211

Line	Conc.	Units	SD/RSD	1	2	3	4	5

*** Sample ID: L92PXB Seq: 63 09:44:54 15 Nov 10 HG

Hg .004 ppb 334

*** Sample ID: L92PXC Seq: 64 09:46:44 15 Nov 10 HG

Hg 2.35 ppb 12627 MET6143-10

*** Sample ID: L9CGQ Seq: 65 09:48:42 15 Nov 10 HG

Hg 1.44 ppb 7883

*** Sample ID: L9CGQS Seq: 66 09:50:22 15 Nov 10 HG SP.REC. 135%

Hg 2.79 ppb 14962

*** Sample ID: L9CGQD Seq: 67 09:51:59 15 Nov 10 HG SP.REC. 99%

Hg 2.43 ppb 13057

*** Sample ID: L9G2C Seq: 68 09:53:40 15 Nov 10 HG

Hg 2.02 ppb 10905

*** Sample ID: L9PDA Seq: 69 09:55:18 15 Nov 10 HG

Hg 2.03 ppb 10966

*** Sample ID: L9VMV Seq: 70 09:56:57 15 Nov 10 HG

Hg .044 ppb 547

*** Sample ID: CCV6-6 Seq: 71 09:58:35 15 Nov 10 HG

Hg 4.74 ppb 25215

*** Sample ID: CCB6 Seq: 72 10:00:15 15 Nov 10 HG

Hg -.005 ppb 289

*** Sample ID: L9VM8 Seq: 73 10:02:06 15 Nov 10 HG

Hg .016 ppb 396

Line	Conc.	Units	SD/RSD	1	2	3	4	5

*** Sample ID: L9JN3 Seq: 74 10:03:45 15 Nov 10 HG

Hg .057 ppb 613

*** Sample ID: L9J23 Seq: 75 10:05:23 15 Nov 10 HG

Hg .264 ppb 1697

*** Sample ID: L9J3C Seq: 76 10:07:05 15 Nov 10 HG

Hg .314 ppb 1963

*** Sample ID: L9J3E Seq: 77 10:08:43 15 Nov 10 HG

Hg .310 ppb 1941

*** Sample ID: L9J3H Seq: 78 10:10:22 15 Nov 10 HG

Hg .370 ppb 2255

*** Sample ID: L9J3K Seq: 79 10:12:06 15 Nov 10 HG

Hg .227 ppb 1507

*** Sample ID: L9J3M Seq: 80 10:13:47 15 Nov 10 HG

Hg .112 ppb 901

*** Sample ID: L9FX7 Seq: 81 10:15:30 15 Nov 10 HG

Hg 3.30 ppb 17627

*** Sample ID: CCV6-7 Seq: 82 10:17:09 15 Nov 10 HG

Hg 4.76 ppb 25289

*** Sample ID: CCB7 Seq: 83 10:18:48 15 Nov 10 HG

Hg -.009 ppb 268

*** Sample ID: L9F0F/2 Seq: 84 10:20:39 15 Nov 10 HG

Hg 6.79 ppb 35979

Line	Conc.	Units	SD/RSD	1	2	3	4	5

*** Sample ID: L9F0J/5 Seq: 85 10:22:40 15 Nov 10 HG

Hg 3.23 ppb 17264

*** Sample ID: L9F0K/2 Seq: 86 10:24:29 15 Nov 10 HG

Hg 4.96 ppb 26334

*** Sample ID: CCV6-8 Seq: 87 10:26:08 15 Nov 10 HG

Hg 4.73 ppb 25152

*** Sample ID: CCB8 Seq: 88 10:27:47 15 Nov 10 HG

Hg -.013 ppb 248

END OF ANALYSIS

WAH
11-15-10

William a Hoyle
11-15-10

cup	sample ID	extended ID	weight	volume	? A D F P S U SC UI US C1..7
1	ICV6-1		1.0000	1.0000	
2	ICB1		1.0000	1.0000	
3	CRA/RLV		1.0000	1.0000	
4	CCV6-1		1.0000	1.0000	
5	CCB1		1.0000	1.0000	
6	L92PPB		1.0000	1.0000	
7	L92PPC		1.0000	1.0000	
8	L9FRD		1.0000	1.0000	
9	L9FRDS		1.0000	1.0000	
10	L9FRDD		1.0000	1.0000	
11	L9FRE		1.0000	1.0000	
12	L9FRG		1.0000	1.0000	
13	L9FRH		1.0000	1.0000	
14	L9FRJ		1.0000	1.0000	
15	L9FRL		1.0000	1.0000	
16	CCV6-2		1.0000	1.0000	
17	CCB2		1.0000	1.0000	
18	L9FR7		1.0000	1.0000	
19	L9FR9		1.0000	1.0000	
20	L9FTC		1.0000	1.0000	
21	L9FTCS		1.0000	1.0000	
22	L9FTCD		1.0000	1.0000	
23	L9FTE		1.0000	1.0000	
24	L9FTF		1.0000	1.0000	
25	L9FTH		1.0000	1.0000	
26	L9FTJ		1.0000	1.0000	
27	L9FTQ		1.0000	1.0000	
28	CCV6-3		1.0000	1.0000	
29	CCB3		1.0000	1.0000	
30	L9FTX		1.0000	1.0000	
31	L9FT1		1.0000	1.0000	
32	L92PVB		1.0000	1.0000	
33	L92PVC		1.0000	1.0000	
34	L9F0F		1.0000	1.0000	
35	L9F0J		1.0000	1.0000	
36	L9F0K		1.0000	1.0000	
37	L9F0L		1.0000	1.0000	
38	L9F0P		1.0000	1.0000	
39	L9F0Q		1.0000	1.0000	
40	CCV6-4		1.0000	1.0000	
41	CCB4		1.0000	1.0000	
42	L9F0R		1.0000	1.0000	
43	L9F0T		1.0000	1.0000	

cup	sample ID	extended ID	weight	volume	? A D F P S U SC UI US C1..7
44	L9F0V		1.0000	1.0000	

cup	sample ID	extended ID	weight	volume	? A D F P S U SC UI US C1..7
1	L9F01		1.0000	1.0000	
2	L9F02		1.0000	1.0000	
3	L9F03		1.0000	1.0000	
4	L9F03S		1.0000	1.0000	
5	L9F03D		1.0000	1.0000	
6	L9F04		1.0000	1.0000	
7	L9F05		1.0000	1.0000	
8	CCV6-5		1.0000	1.0000	
9	CCB5		1.0000	1.0000	
10	L9F1C		1.0000	1.0000	
11	L9F1E		1.0000	1.0000	
12	L92PXB		1.0000	1.0000	
13	L92PXC		1.0000	1.0000	
14	L9CGQ		1.0000	1.0000	
15	L9CGQS		1.0000	1.0000	
16	L9CGQD		1.0000	1.0000	
17	L9G2C		1.0000	1.0000	
18	L9PDA		1.0000	1.0000	
19	L9VMV		1.0000	1.0000	
20	CCV6-6		1.0000	1.0000	
21	CCB6		1.0000	1.0000	
22	L9VM8		1.0000	1.0000	
23	L9JN3		1.0000	1.0000	
24	L9J23		1.0000	1.0000	
25	L9J3C		1.0000	1.0000	
26	L9J3E		1.0000	1.0000	
27	L9J3H		1.0000	1.0000	
28	L9J3K		1.0000	1.0000	
29	L9J3M		1.0000	1.0000	
30	L9FX7		1.0000	1.0000	
31	CCV6-7		1.0000	1.0000	
32	CCB7		1.0000	1.0000	
33	L9F0F/2		1.0000	1.0000	
34	L9F0J/5		1.0000	1.0000	
35	L9F0K/2		1.0000	1.0000	
36	CCV6-8		1.0000	1.0000	
37	CCB8		1.0000	1.0000	
38			1.0000	1.0000	
39			1.0000	1.0000	
40			1.0000	1.0000	
41			1.0000	1.0000	
42			1.0000	1.0000	
43			1.0000	1.0000	

TestAmerica Pittsburgh ~~Metals~~ Preparation Log

WAH 11-15-10 v1.0.6 - Last Revised 12/30/2005

Batch No. 0319019

Method 7471A	**Matrix** Solid SCD	**Start Time** 0450-0650	**SDG** -
Analyst william hoyle	**Date** 11-15-10	**Lot Numbers**	
MS Hg Working CAL		C0K020512	
Lab Lot # -MET6131-10			
Analyst Sign: William a Hoyle			

Sample ID	Initial Wt/Vol g/mL	Final Vol mL	Comments
L9FR7	1.20g	100ml	
L9FR9			WAH 11-15-10
L9FRD			
L9FRD S			1ml MET 6131-10
L9FRD D			
L9FRE			
L9FRG			
L9FRH			
L9FRJ			WAH 11-15-10
L9FRL			
L9FT1			
L9FTC			
L9FTC S			1ml MET 6131-10
L9FTC D			
L9FTE			
L9FTF			
L9FTH			
L9FTJ			WAH 11-15-10
L9FTQ			
L9FTX			
L92PP B	1.20g DEH2O		
L92PP C	100ml		MET 6141-10
			WAH 11-15-10

SAMPLE CODING: B-Blank C-Check L-Check Duplicate S-Matrix Spike D-Matrix Spike Duplicate X-Sample Duplicate

NOTE: Samples marked with an asterisk (*) required filtration after digestion and prior to analysis
Samples marked with a plus sign (+) required additional Conc.HNO3 in digestion process, brown fumes were observed

Reagents:
5.0ml H2SO4, J09F01, Mallinckrodt
5.0ml KMnO4, MET6101-10, Stnds. Log
8.0ml K2S2O4, MET6019-10, Stnds. Log
6.0ml Clear. Sol., MET6020-10, Stnds. Log
Stannous Chloride, MET 6044-10, Stnds. Log
2.0ml HNO3, J11045, Mallinckrodt

Hot Plate/Block Temp	Correction Factor
#2 95°C	TP30 00°C
WAH	11-15-10

Minimum digestion times have been met (analyst initials):

Digestate(s)	Date	Time	(Received)	Analyst	Location	Date	Time	(Relinquished)	Analyst	Location
			WAH 11-15-10							

	Lot Number	Manufacturer
Initial Digestion Vessel:	1005282	Env. Express
Final Digestion Vessel:	n/a	n/a
Filter Paper:	390592 B	Whatman

Pipet #: G10008
Balance #: P1856709
Printed on: 15-Nov-10 6:32:13 AM

Reviewed By: Ron Rosenbaum **Date:** 11/15/10

MET-159-0319019

TestAmerica Pittsburgh ~~Metals~~ Preparation Log

WAH 11-15-10

Batch No. 0319021

v1.0.5 - Last Revised 12/30/2005

Method 7471A	**Matrix** Solid SED	**Start Time** 0450-0650	**SDG** -
Analyst william hoyle	**Date** 11-15-10	**Lot Numbers**	
MS Hg Working CAL		C0K020534	
Lab Lot # -MET6031-10			
Analyst Sign: William a Hoyle			

Sample ID	Initial Wt/Vol g/mL	Final Vol mL	Comments
L9F01	1.20g	100ml	
L9F02			WAH 11-15-10
L9F03			
L9F03 S			1ml MET 6131-10
L9F03 D			↓
L9F04			
L9F05			
L9F0F			
L9F0J			
L9F0K			
L9F0L			
L9F0P			
L9F0Q			WAH 11-15-10
L9F0R			
L9F0T			
L9F0V			
L9F1C			
L9F1E	↓		
L92PV B	1.20g DI H2O		
L92PV C	100ml	↓	MET 6142-10
			WAH 11-15-10

SAMPLE CODING: B-Blank C-Check L-Check Duplicate S-Matrix Spike D-Matrix Spike Duplicate X-Sample Duplicate

NOTE: Samples marked with an asterisk (*) required filtration after digestion and prior to analysis
Samples marked with a plus sign (+) required additional Conc.HNO3 in digestion process, brown fumes were observed

Reagents:
5.0ml H2SO4, J09F01, Mallinckrodt
5.0ml KMnO4, MET6101-10, Stnds. Log
8.0ml K2S2O4, MET6019-10, Stnds. Log
6.0ml Clear. Sol., MET6020-10, Stnds. Log
Stannous Chloride, MET 6044-10, Stnds. Log
2.0ml HNO3, J11045, Mallinckrodt

Hot Plate/Block Temp	Correction Factor
#3 95°C	IP31 0.0°C
WAH 11-15-10	

Minimum digestion times have been met (analyst initials):

Digestate(s)	Date	Time	(Received)	Analyst	Location	Date	Time	(Relinquished)	Analyst	Location
			WAH 11-15-10							

	Lot Number	Manufacturer	
Initial Digestion Vessel:	1005282	Env. Express	**Pipet #:** G10008
Final Digestion Vessel:	n/a	n/a	**Balance #:** P1856709
Filter Paper:	390592 B	Whatman	Printed on: 15-Nov-10 6:32:50 AM

Reviewed By: Ron Rosenbaum **Date:** 11/15/10

MET-159-0319021

TestAmerica Pittsburgh — Metals Preparation Log

WAH 11-15-10

Batch No. 0319022

Page 1 of 1

v1.0.6 - Last Revised 12/30/2005

Method 7471A	**Matrix** Waste	**Start Time** -0450-0650	**SDG** -
Analyst william hoyle	**Date** 11-15-10	**Lot Numbers** C0J290580, C0K020532, C0K030477, C0K040492, C0K040544, C0K080433, C0K110403, C0K110407	
MS Hg Working CAL			
Lab Lot # -MET6031-10			
Analyst Sign: William a Hoyle			

Sample ID	Initial Wt/Vol g/mL	Final Vol mL	Comments
L9CGQ	0.6g	100ml	WAH 11-15-10
L9CGQ S			1ml MET6131-10
L9CGQ D			
L9FX7			
L9G2C			
L9J23			
L9J3C			
L9J3E			
L9J3H			WAH 11-15-10
L9J3K			
L9J3M			
L9JN3			
L9PDA			
L9VM8			
L9VMV			
L92PX B	0.6g DIH2O		
L92PX C	100ml		MET6143-10
			WAH 11-15-10

SAMPLE CODING: B-Blank C-Check L-Check Duplicate S-Matrix Spike D-Matrix Spike Duplicate X-Sample Duplicate

NOTE: Samples marked with an asterisk (*) required filtration after digestion and prior to analysis
Samples marked with a plus sign (+) required additional Conc.HNO3 in digestion process, brown fumes were observed

Reagents:
5.0ml H2SO4, J09F01, Mallinckrodt
5.0ml KMnO4, MET6101-10, Stnds. Log
8.0ml K2S2O4, MET6019-10, Stnds. Log
6.0ml Clear. Sol., MET6020-10, Stnds. Log
Stannous Chloride, MET 6044-10, Stnds. Log
2.0ml HNO3, J11045, Mallinckrodt

Hot Plate/Block Temp	Correction Factor
#4 95°C	IP33 0.0°C
WAH 11-15-10	

Minimum digestion times have been met (analyst initials):

Digestate(s)	Date	Time	(Received)	Analyst	Location	Date	Time	(Relinquished)	Analyst	Location
			WAH 11-15-10							

	Lot Number	Manufacturer	
Initial Digestion Vessel:	1005282	Env. Express	**Pipet #:** G10008
Final Digestion Vessel:	n/a	n/a	**Balance #:** P1856709
Filter Paper:	390592 B	Whatman	Printed on: 15-Nov-10 6:33:20 AM

Reviewed By: Ron Rosenbaum **Date:** 11/15/10 **MET-159-0319022**

TestAmerica [illegible]sburgh

Mercury Digestion Log v2 8/11/06

Method(s) 7471A

Logbook ID: MT3[illegible]

Digestion Start Time: 0450 | Digestion End Time: 0650 | Filter Paper Manufacturer / Lot#: | Balance ID: P1856709

	Sample ID	Batch	Date Received	Prep Date	Prepared by	Wt/ Volume	Sample Type	Run Date	Comments
1.	STD0	N/A	N/A	11-15-10	WAH	100ml	WATER	11-15-10	N/A
2.	STD1								MET6133-10
3.	STD2								6134-10
4.	STD3								6135-10
5.	STD4								6136-10
6.	STD5								6137-10
7.	ICV								6138-10
8.	~~ICB~~								N/A
9.	CRA/RLV								MET6139-10
10.	CCV								6140-10
11.	CCB								N/A
12.									
13.									
14.									
15.									
16.									
17.									
18.									
19.									
20.					WAH	11-15-10			
21.									
22.									
23.									
24.									
25.									

Reagents	Volume (mL)	Reference Number
HNO3	2.0ml	MALLINCKRODT J11045
H2SO4	5.0ml	JOYFOI
KMNO4	5.0ml	MET 6101-10
K2S2O4	8.0ml	6018-10
NaCL NH2OH Additional volumes indicated per sample as necessary	6.0ml	6020-10
Stannous Chloride	N/A	6044-10

Hot Block Number: # 1 IP29 CF 0.0°C

Hot Block Temperature: 95°C

Waterbath temperature:

Thermometer ID:

Extract(s) (record line # from above)	Date	Time	Extract(s) Received	Analyst	Location	Date	Time	Extract(s) Relinquished	Analyst	Location
			WAH 11-15-10							

printed on: 22-Sep-10 8:02:25 AM

*-Sample required filtration step after digestion

(4001-4587) 4584 C0K020532

TestAmerica Pittsburgh *Metals Preparation Log*

Batch No. 0314212

v1.0.5 - Last Revised 12/30/2005

Method 3050B	**Matrix** Solid	**Start Time** 1230	**SDG** -
Analyst Caitlyn Haluck	**Date** 11/10/10	**Lot Numbers**	
MS TAPITT-MS-A, TAPITT-MS-B, TAPITT-MS-C		C0J270536, C0J290580, C0K020532, C0K060405, C0K080450, C0K090528, C0K090529, C0K090531	
Lab Lot # -met5100-10, met5935-10, met4267-10			
Analyst Sign: Caitlyn Haluck			

Sample ID	Initial Wt/Vol g/mL	Final Vol mL	Comments
L86VC	1.03 g	100mL	
L9CGQ	1.02		
L9FX7	1.04		
L9MWH	1.08		
L9MWJ	1.0		
L9MWK	1.06		
L9PG5	1.08		
L9PG7	1.01		11.10.10 CH
L9PG9	1.14		
L9PGT	1.0		
L9PHC	1.01		
L9PHE	1.08		
L9PHJ	1.02		
L9Q90	1.02		
L9Q90 S	1.08		+1.0mL MS A, MS B, MS C
L9Q90 D	1.04		
L9Q91	1.01		
L9Q9R	1.0		11.10.10CH
L9R26 B	1.45g chips		
L9R26 C	1.30g chips		+1mL MS A, MS B, MS C
			11.10.10 CH

SAMPLE CODING: B-Blank C-Check L-Check Duplicate S-Matrix Spike D-Matrix Spike Duplicate X-Sample Duplicate

NOTE: Samples marked with an asterisk (*) required filtration after digestion and prior to analysis
Samples marked with a plus sign (+) required additional Conc.HNO3 in digestion process, brown fumes were observed

Reagents:
10mL 30% H2O2, 3408 J15A02, Mallinckrodt
10mL Conc. HCl, 5587 032030, Mallinckrodt
10mL 1:1 HNO3, MET 5895-10, Standards Log
5 mL Conc. HNO3, 6623 J11045, Mallinckrodt

Minimum digestion times have been met (analyst initials): CH

Hot Plate/Block Temp	Correction Factor
#10 @ 97°C	-1.0°C

Digestate(s)	Date	Time	(Received)	Analyst	Location	Date	Time	(Relinquished)	Analyst	Location
all above	11.10.10		1345	CH	Prep	11.10.10		1520	CH	CZ
All Above	11.11.10		1115	RG	CZ	11-11-10		1545	RG	CZ

	Lot Number	Manufacturer	
Initial Digestion Vessel:	1007292	Environmental Express	**Pipet #:** 03F95602
Final Digestion Vessel:	100911	Corning	**Balance #:** P1856710
Filter Paper:	0390592B	Whatman	Printed on: 10-Nov-10 12:56:51 PM

Reviewed By: [signature] **Date:** 11.10.10 MET-159-0314212

PSR024 11/10/10 5:35:51 MT SAMPLE CUSTODIAN REMOVAL REQUEST PAGE 001

REQUESTED BY: **HALUCKC**

METHOD: QM Inductively Coupled Plasma (6010B Trace)

STORAGE LOCATION	WORK ORDER #	PICKED CNTR#	CONTROL #	CLIENT #	ANALYSIS	LOTID	SMP#	SFX	MATRIX DESCRIPTION	QTY RCVD	QTY REQD
CLP1,20A,OUT	L9CGQ	___ ___ ___	913842	427449	A-46-QM	C0J290580	001		SOLID	7	1
1B	L9Q9R	___ ___ ___	913854	027262	A-46-QM	C0K090528	001		SOLID	1	1
1B	L9Q90	___ ___ ___	913855	027262	A-46-QM	C0K090529	001		SOLID	1	1
1B	L9Q91	___ ___ ___	913856	027262	A-46-QM	C0K090531	001		SOLID	1	1
16B,CLP1,OUT	L86VC	___ ___ ___	913841	431778	A-46-QM	C0J270536	001		SOLID	8	1
20C, CLP1	L9FX7	___ ___ ___	913843	371899	A-46-QM	C0K020532	001		SOLID	4	1
26B CLP1	L9MWH	___ ___ ___	913844	514061	A-46-QM	C0K060405	001		SOLID	4	1
26B CLP1	L9MWJ	___ ___ ___	913845	514061	A-46-QM	C0K060405	002		SOLID	4	1
26B CLP1	L9MWK	___ ___ ___	913846	514061	A-46-QM	C0K060405	003		SOLID	4	1
27C	L9PGT	___ ___ ___	913847	353523	A-46-QM	C0K080450	001		SOLID	1	1
27C	L9PG5	___ ___ ___	913848	353523	A-46-QM	C0K080450	002		SOLID	1	1
27C	L9PG7	___ ___ ___	913849	353523	A-46-QM	C0K080450	004		SOLID	1	1
27C	L9PG9	___ ___ ___	913850	353523	A-46-QM	C0K080450	006		SOLID	1	1
27C	L9PHC	___ ___ ___	913851	353523	A-46-QM	C0K080450	008		SOLID	1	1
27C	L9PHE	___ ___ ___	913852	353523	A-46-QM	C0K080450	010		SOLID	1	1
27C	L9PHJ	___ ___ ___	913853	353523	A-46-QM	C0K080450	012		SOLID	1	1

RELINQUISHED BY	RECEIVED BY	DATE/TIME
P Faust	CEH	11.10.10(900)
CEH	P Faust	11.10.10(1340)

***** END OF REPORT *****

REQUESTED BY: **HOYLEW**

METHOD: 09 Mercury (7471A, Cold Vapor) - Solids

STORAGE LOCATION	WORK ORDER #	PICKED CNTR#	CONTROL #	CLIENT #	ANALYSIS	LOTID	SMP#	SFX	MATRIX DESCRIPTION	QTY RCVD	QTY REQD
20C, CLP1	L9FX7	___ ___ ___	916639	371899	A-70-09	C0K020532	001		SOLID	0	4 1

RELINQUISHED BY	RECEIVED BY	DATE/TIME
william a Hoyle	william a Hoyle	11-15-10 0931S
william a Hoyle	william a Hoyle	11-15-10 09:50

***** END OF REPORT *****

GENERAL CHEMISTRY DATA

Mactec GAF

Percent Solids

Lab Name:	TESTAMERICA PITTSBURGH	**Method:**	SM20 2540G
Client Name:	MACTEC Engineering and Consulting Inc	**Lot Number:**	C0K020532
Matrix:	SOLID		

NO SAMPLE PREPARATION PERFORMED / DIRECT INJECTION

Client Sample ID	Sample Number	Workorder	Result	Units	Method Detection Limit	Reporting Limit	Dilution Factor	Prep Date - Analysis Date/Time	QC Batch
B-13-1214	C0K020532 001	L9FX71AA	69.1	%	0.0	1.0	1	11/5/2010 - 11/6/2010 09:30	0309253

Mactec GAF

Percent Solids

Lab Name:	TESTAMERICA PITTSBURGH	**Method:**	SM20 2540G
Client Name:	MACTEC Engineering and Consulting Inc	**Report ID:**	C0K020532
Matrix:	SOLID	**Date/Time Received:**	11/2/2010 9:30:00AM

Client Sample ID	Sample Number	Workorder	Result	Units	Reporting Limit	Prep Date-Analysis Date/Time	QC Batch	RPD / Limit (%)
INTRA-LAB QC	001 DUP	L9GTX1AM	95.5	%	1.0	11/5/2010 - 11/6/2010 09:30	0309253	0.17 / 20

TestAmerica

THE LEADER IN ENVIRONMENTAL TESTING
(Pittsburgh)

Total Solid / Percent Moisture

Sop (PT-WC-001) / (PT-WC-020)

Method: TS SM 20 2540G

J# % Moisture

LOT NUMBER(S)	BATCH
COJ220503	0309234
COJ220503	0309235
COK040512	0309248
COK040518	↓
COK040522	↓
COK020512	↓
COK020548	↓
COK030589	↓
COK040492	0309253
COK040544	↑
COK020532	↑
COK030462	↑
COK040481	↑
COK040510	↑
COK040523	↑
COK040525	↓
COK040566	0309249
COK030410	↓
COK030562	↓
COK030592	0309251
COK030968	↓

TestAmerica Pittsburgh

Total Solids/Percent Moisture Worksheet

Total Residue (TS) @ 103 degrees C (+/- 2 degrees C)

Method: % Moisture

IN: 11/5/2010 5:16:00 PM
OUT: 11/6/2010 9:35:00 AM

Calculation: $\frac{(A-C) - (B-C)}{(A-C)} \times 100 = D$

E = 100 - D

Analyst: Mansi Modi
Balance ID: 1126472457

QC Batch: 0309234		TARE ID	TARE (g) [C]	SAMPLE + TARE [A]	DRIED SMP + TARE [B]	% MOISTURE [D]	% SOLID [E]
LAB ID	WORKORDER						
C0J220503-1	L8X6P1AC	P3958	2.7000	4.7200	2.8200	94.05941	5.94059
C0J220503-1X	L8X6P1AG	P2839	2.6100	4.6500	2.8000	90.68627	9.31373
C0J220503-2	L8X651AC	P4510	2.5800	4.6800	3.2800	66.66666	33.33334
C0J220503-3	L8X691AC	P3795	2.5800	4.6300	2.7500	91.70731	8.29269
C0J220503-4	L8X7C1AC	P3818	2.5700	4.9800	2.7500	92.53112	7.46888
C0J220503-5	L8X7G1AC	P2929	2.5400	4.6900	2.6600	94.41859	5.58141
C0J220503-6	L8X7N1AC	P2534	2.6500	4.7000	3.4200	62.43902	37.56098
C0J220503-7	L8X7R1AC	P2535	2.6200	4.7100	2.7500	93.77990	6.22010
C0J220503-8	L8X7V1AC	P3540	2.5900	4.7900	3.3300	66.36364	33.63636
C0J220503-9	L8X7X1AC	P3534	2.5800	4.9800	2.7900	91.25000	8.75000
C0J220503-10	L8X711AC	P3849	2.6200	5.1600	2.7200	96.06299	3.93701
C0J220503-11	L8X721AC	P1811	2.6300	4.6900	3.4700	59.22330	40.77670
C0J220503-12	L8X741AC	P1788	2.6300	4.7200	3.2900	68.42105	31.57895
C0J220503-13	L8X761AC	P3802	2.6100	4.5500	3.1500	72.16494	27.83506
C0J220503-14	L8X771AC	P3745	2.5600	4.5600	3.3100	62.50000	37.50000
C0J220503-15	L8X8A1AC	P4683	2.6300	5.6600	3.0000	87.78879	12.21121
C0J220503-16	L8X8D1AC	P3800	2.5900	4.6600	3.2300	69.08212	30.91788
C0J220503-17	L8X8F1AC	P2537	2.6000	4.6200	2.7200	94.05940	5.94060
C0J220503-18	L8X8H1AC	P2538	2.5900	4.6900	2.7100	94.28571	5.71429
C0J220503-19	L8X8P1AC	P2536	2.6200	4.7500	3.3400	66.19718	33.80282
C0J220503-20	L8X8X1AC	P1858	2.5800	4.8900	2.7400	93.07359	6.92641

RPD 3.65%

Analyst: Mansi Modi

Date: 11-6-10

TestAmerica Pittsburgh

Total Solids/Percent Moisture Worksheet

Total Residue (TS) @ 103 degrees C (+/- 2 degrees C)

Method: % Moisture

IN: 11/5/2010 5:42:00 PM
OUT: 11/6/2010 9:31:00 AM

Calculation: $\frac{(A-C) - (B-C)}{(A-C)} \times 100 = D$

E = 100 - D

Analyst: Mansi Modi
Balance ID: 1126472457

QC Batch: 0309235		TARE ID	TARE (g) [C]	SAMPLE + TARE [A]	DRIED SMP + TARE [B]	% MOISTURE [D]	% SOLID [E]
LAB ID	WORKORDER						
C0J220503-21	L8X801AC	P2356	2.6200	4.7100	2.6700	97.60765	2.39235
C0J220503-22	L8X831AC	P4525	2.6300	4.7300	3.4500	60.95238	39.04762
C0J220503-22X	L8X831AE	P3968	2.5900	4.6300	3.3500	62.74510	37.25490
C0J220503-23	L8X841AC	P3959	2.6400	4.6500	2.9400	85.07463	14.92537
C0J220503-24	L8X881AC	P2334	2.6400	4.7300	2.8000	92.34451	7.65549
C0J220503-25	L8X9D1AC	P3792	2.5900	4.7400	3.0900	76.74419	23.25581
C0J220503-26	L8X9E1AC	P3796	2.6400	4.8500	2.7900	93.21268	6.78732
C0J220503-27	L8X9G1AC	P3555	2.6700	4.7600	2.7300	97.12919	2.87081
C0J220503-28	L8X9H1AC	P3803	2.5900	4.5700	2.8300	87.87878	12.12122
C0J220503-29	L8X9K1AC	P2876	2.6100	4.8700	2.7700	92.92035	7.07965
C0J220503-30	L8X9M1AC	P1871	2.6600	4.9100	2.7500	96.00000	4.00000
C0J220503-31	L8X9T1AC	P3547	2.6200	4.9200	2.7100	96.08695	3.91305
C0J220503-32	L8X9V1AC	P1860	2.6400	4.7300	3.2100	72.72727	27.27273
C0J220503-33	L8X901AC	P3956	2.6800	4.6000	3.2900	68.22917	31.77083
C0J220503-34	L8X911AC	P4678	2.6500	4.6400	3.3100	66.83418	33.16582
C0J220503-35	L8X931AC	P4692	2.6300	5.7100	2.7700	95.45455	4.54545
C0J220503-36	L8X941AC	P2921	2.5900	4.6400	3.2500	67.80487	32.19513
C0J220503-37	L80CA1AC	P3782	2.5800	4.6800	3.2900	66.19048	33.80952

RPD 2.90 %

Analyst: Mansi Modi Date: 11-6-10

TestAmerica Pittsburgh

Total Solids/Percent Moisture Worksheet

Total Residue (TS) @ 103 degrees C (+/- 2 degrees C)

Method: 2540 G

IN: 11/5/2010 3:39:00 PM
OUT: 11/6/2010 9:34:00 AM

Calculation: $\frac{(A-C) - (B-C)}{(A-C)} \times 100 = D$

E = 100 - D

Analyst: Mansi Modi
Balance ID: 1126472457

QC Batch: 0309248		TARE ID	TARE (g) [C]	SAMPLE + TARE [A]	DRIED SMP + TARE [B]	% MOISTURE [D]	% SOLID [E]
LAB ID	WORKORDER						
C0K020512-18	L9FTX1AA	P3564	2.6100	8.6900	6.8700	29.93421	70.06580
C0K020512-20	L9FT11AC	P2881	2.6300	8.9200	6.7400	34.65820	65.34180
C0K020512-20X	L9FT11AH	P2880	2.6200	8.3700	6.3500	35.13044	64.86957
C0K020548-1	L9F3V1AA	P3945	2.6100	8.9300	7.0200	30.22153	69.77847
C0K020548-2	L9F3X1AL	P2872	2.5700	8.5300	6.5000	34.06040	65.93960
C0K020548-4	L9F321AL	P3584	2.5900	8.3600	6.3700	34.48873	65.51128
C0K020548-5	L9F331AL	P2875	2.6200	8.6900	6.6400	33.77265	66.22735
C0K020548-6	L9F341AL	P2877	2.6200	8.4700	6.6300	31.45299	68.54700
C0K020548-7	L9F351AL	P2870	2.5600	8.8100	6.5900	35.52000	64.48000
C0K020548-8	L9F361AL	P3583	2.6200	8.9300	7.6600	20.12679	79.87321
C0K020548-9	L9F371AL	P2864	2.6200	8.2200	6.1200	37.50000	62.50000
C0K030589-1	L9HNW1AC	P2858	2.6200	8.3000	7.3700	16.37324	83.62675
C0K030589-2	L9HN01AC	P4313	2.6000	8.5300	7.5900	15.85160	84.14841
C0K030589-3	L9HN21AC	P4312	2.5700	8.7100	7.6600	17.10098	82.89902
C0K030589-4	L9HN31AC	P3187	2.5800	8.1600	7.2500	16.30824	83.69176
C0K030589-5	L9HN51AC	P4315	2.6300	8.8700	7.7900	17.30769	82.69231
C0K040512-1	L9JQ11AF	P3206	2.6500	8.0400	7.4000	11.87384	88.12616
C0K040518-1	L9JRC1AC	P3633	2.6000	8.0700	6.3200	31.99268	68.00732
C0K040522-1	L9JRX1AV	P2860	2.6300	8.4500	6.6100	31.61512	68.38488

RPD 0.73 %

Analyst: [signature] Date: 11-6-10

TestAmerica Pittsburgh

Total Solids/Percent Moisture Worksheet

Total Residue (TS) @ 103 degrees C (+/- 2 degrees C)

Method: 2540G

IN: 11/5/2010 4:02:00 PM
OUT: 11/6/2010 9:30:00 AM

Calculation: (A-C) - (B-C) / (A-C) X 100 = D
E = 100 - D

Analyst: Mansi Modi
Balance ID: 1126472457

QC Batch: 0309253		TARE ID	TARE (g) [C]	SAMPLE + TARE [A]	DRIED SMP + TARE [B]	% MOISTURE [D]	% SOLID [E]
LAB ID	WORKORDER						
C0K020532-1	L9FX71AA	P4314	2.6000	8.0700	6.3800	30.89579	69.10421
C0K030462-1	L9GTX1AA	P2859	2.6300	8.6800	8.4000	4.62811	95.37189
C0K030462-1X	L9GTX1AM	P2862	2.6000	8.8700	8.5900	4.46571	95.53429
C0K040481-1	L9JK61AL	P3639	2.6400	8.3400	6.1500	38.42105	61.57895
C0K040492-6	L9JNR1AA	P2861	2.5800	8.1100	7.2900	14.82821	85.17180
C0K040492-7	L9JNW1AA	P2922	2.6100	8.5600	7.7800	13.10925	86.89075
C0K040492-8	L9JN31AA	P3634	2.6100	8.7800	7.4500	21.55591	78.44408
C0K040492-9	L9JPR1AM	P4517	2.5800	8.8400	7.2800	24.92013	75.07987
C0K040510-1	L9JQV1AF	P2841	2.5900	8.4100	7.6000	13.91752	86.08248
C0K040523-1	L9JTA1AF	P2569	2.6000	8.0600	5.5700	45.60440	54.39560
C0K040525-1	L9JTX1AV	P3559	2.5900	8.1700	5.7100	44.08602	55.91398
C0K040544-4	L9J231AC	P0538	2.5800	8.2200	7.4600	13.47518	86.52482
C0K040544-5	L9J3C1AD	P2833	2.6300	8.6000	7.5700	17.25293	82.74707
C0K040544-6	L9J3E1AE	P3201	2.6200	8.5400	7.5700	16.38513	83.61487
C0K040544-7	L9J3H1AF	P2416	2.6200	8.3500	7.1700	20.59337	79.40663
C0K040544-8	L9J3K1AF	P2409	2.5600	8.6600	7.7800	14.42622	85.57378
C0K040544-9	L9J3M1AG	P2412	2.6400	8.2600	7.4800	13.87900	86.12100

RPD 0.17 %

Analyst: Mansi Modi Date: 11-6-10

TestAmerica Pittsburgh

Total Solids/Percent Moisture Worksheet

Total Residue (TS) @ 103 degrees C (+/- 2 degrees C)

Method: 2540G

IN: 11/5/2010 4:20:00 PM
OUT: 11/6/2010 9:32:00 AM

Calculation: (A-C) - (B-C) / (A-C) X 100 = D
E = 100 - D

Analyst: Mansi Modi
Balance ID: 112642457

QC Batch: 0309249		TARE ID	TARE (g) [C]	SAMPLE + TARE [A]	DRIED SMP + TARE [B]	% MOISTURE [D]	% SOLID [E]
LAB ID	WORKORDER						
C0K030410-1	L9GDN1AA	P3796	2.6200	9.7100	8.4500	17.77151	82.22849
C0K030410-1X	L9GDN1AF	P3092	2.6300	9.7400	8.4000	18.84670	81.15331
C0K030410-2	L9GDR1AA	P3795	2.6100	9.8600	7.9600	26.20689	73.79311
C0K030410-3	L9GDV1AA	P3797	2.6400	9.6600	8.1600	21.36752	78.63248
C0K030562-1	L9HH31AA	P3107	2.6200	9.9000	3.5400	87.36263	12.63737
C0K030562-2	L9HH61AJ	P3088	2.6200	9.8700	4.1800	78.48276	21.51724
C0K030562-3	L9HH81AJ	P3085	2.5800	9.7200	4.1500	78.01120	21.98880
C0K030562-4	L9HH91AJ	P3093	2.6000	9.5500	4.8200	68.05755	31.94245
C0K030562-5	L9HJC1AJ	P3087	2.6100	9.5500	4.5300	72.33430	27.66570
C0K030562-6	L9HJD1AJ	P3799	2.5900	9.5300	4.4800	72.76656	27.23344
C0K030562-7	L9HJF1AJ	P3086	2.6000	9.5400	4.6500	70.46110	29.53890
C0K030562-8	L9HJG1AJ	P3794	2.5800	9.7500	3.4100	88.42399	11.57601
C0K040566-1	L9J751AC	P3090	2.6200	9.9800	8.7400	16.84782	83.15218
C0K040566-2	L9J8X1AC	P3083	2.6200	9.6100	8.3800	17.59656	82.40344
C0K040566-3	L9J831AC	P3089	2.6100	9.7400	8.3700	19.21458	80.78542
C0K040566-4	L9J841AC	P3798	2.6300	9.8700	8.5600	18.09392	81.90608
C0K040566-5	L9J881AC	P3091	2.6500	9.7400	8.6000	16.07898	83.92102
C0K040566-6	L9J891AC	P3084	2.5900	9.7400	9.1400	8.39160	91.60840
C0K040566-7	L9J9C1AC	P3816	2.6100	9.9900	8.7300	17.07317	82.92683
C0K040566-8	L9J9D1AC	P3812	2.6200	9.6100	8.4300	16.88125	83.11875

RPD 1.32%

Analyst: Mansi Modi Date: 11-6-10

TestAmerica Pittsburgh

Total Solids/Percent Moisture Worksheet

Total Residue (TS) @ 103 degrees C (+/- 2 degrees C)

Method: 2540G

IN: 11/5/2010 3:29:00 PM
OUT: 11/6/2010 9:33:00 AM

Calculation: $\frac{(A-C) - (B-C)}{(A-C)} \times 100 = D$

E = 100 - D

Analyst: Mansi Modi
Balance ID: 1126472457

QC Batch: 0309251		TARE ID	TARE (g) [C]	SAMPLE + TARE [A]	DRIED SMP + TARE [B]	% MOISTURE [D]	% SOLID [E]
LAB ID	WORKORDER						
C0K030568-1	L9HJ01AA	P3565	2.5800	9.8500	6.4400	46.90509	53.09491
C0K030592-1	L9HP61AA	P3560	2.5900	9.8300	8.1100	23.75691	76.24309
C0K030592-2	L9HP81AA	P3195	2.5700	10.0500	8.7600	17.24599	82.75401
C0K030592-3	L9HQA1AA	P3207	2.5900	9.4400	7.9400	21.89780	78.10220
C0K030592-4	L9HQC1AA	P3894	2.6100	9.6800	8.1600	21.49930	78.50070
C0K030592-5	L9HQE1AA	P2869	2.5700	9.8400	8.2400	22.00826	77.99174
C0K030592-6	L9HQH1AA	P3203	2.6300	9.9000	8.4500	19.94498	80.05502
C0K030592-7	L9HQJ1AA	P3643	2.6400	9.8600	8.8000	14.68143	85.31857
C0K030592-7X	L9HQJ1AP	P3626	2.6300	9.8300	8.7800	14.58334	85.41666
C0K030592-8	L9HQN1AA	P3197	2.6100	9.7600	8.7000	14.82518	85.17482

RPD 0.11 %

Analyst: Mansi Modi Date: 11-6-10

6309234
6309235

REQUESTED BY: **WRSOLOSM**

METHOD: J# Moisture, Percent (SM20-2540G)

STORAGE LOCATION	WORK ORDER #	PICKED CNTR#	CONTROL #	CLIENT #	ANALYSIS	LOTID	SMP#	SFX	MATRIX DESCRIPTION	QTY RCVD	QTY REQD
FREEZER 3	L8X6P-1-AC	___ ___ ___	910174	376450	T-88-J#	C0J220503	001		BIOLOGICAL Dup	1	1
FREEZER 3	L8X65-1-AC	___ ___ ___	910175	376450	T-88-J#	C0J220503	002		BIOLOGICAL	1	1
FREEZER 3	L8X69-1-AC	___ ___ ___	910176	376450	T-88-J#	C0J220503	003		BIOLOGICAL	1	1
FREEZER 3	L8X7C-1-AC	___ ___ ___	910177	376450	T-88-J#	C0J220503	004		BIOLOGICAL	1	1
FREEZER 3	L8X7G-1-AC	___ ___ ___	910178	376450	T-88-J#	C0J220503	005		BIOLOGICAL	1	1
FREEZER 3	L8X7N-1-AC	___ ___ ___	910179	376450	T-88-J#	C0J220503	006		BIOLOGICAL	1	1
FREEZER 3	L8X7R-1-AC	___ ___ ___	910180	376450	T-88-J#	C0J220503	007		BIOLOGICAL	1	1
FREEZER 3	L8X7V-1-AC	___ ___ ___	910181	376450	T-88-J#	C0J220503	008		BIOLOGICAL	1	1
FREEZER 3	L8X7X-1-AC	___ ___ ___	910182	376450	T-88-J#	C0J220503	009		BIOLOGICAL	1	1
FREEZER 3	L8X71-1-AC	___ ___ ___	910183	376450	T-88-J#	C0J220503	010		BIOLOGICAL	1	1
FREEZER 3	L8X72-1-AC	___ ___ ___	910184	376450	T-88-J#	C0J220503	011		BIOLOGICAL	1	1
FREEZER 3	L8X74-1-AC	___ ___ ___	910185	376450	T-88-J#	C0J220503	012		BIOLOGICAL	1	1
FREEZER 3	L8X76-1-AC	___ ___ ___	910186	376450	T-88-J#	C0J220503	013		BIOLOGICAL	1	1
FREEZER 3	L8X77-1-AC	___ ___ ___	910187	376450	T-88-J#	C0J220503	014		BIOLOGICAL	1	1
FREEZER 3	L8X8A-1-AC	___ ___ ___	910188	376450	T-88-J#	C0J220503	015		BIOLOGICAL	1	1
FREEZER 3	L8X8D-1-AC	___ ___ ___	910189	376450	T-88-J#	C0J220503	016		BIOLOGICAL	1	1
FREEZER 3	L8X8F-1-AC	___ ___ ___	910190	376450	T-88-J#	C0J220503	017		BIOLOGICAL	1	1
FREEZER 3	L8X8H-1-AC	___ ___ ___	910191	376450	T-88-J#	C0J220503	018		BIOLOGICAL	1	1
FREEZER 3	L8X8P-1-AC	___ ___ ___	910192	376450	T-88-J#	C0J220503	019		BIOLOGICAL	1	1
FREEZER 3	L8X8X-1-AC	___ ___ ___	910193	376450	T-88-J#	C0J220503	020		BIOLOGICAL	1	1
FREEZER 3	L8X80-1-AC	___ ___ ___	910194	376450	T-88-J#	C0J220503	021		BIOLOGICAL	1	1
FREEZER 3	L8X83-1-AC	___ ___ ___	910195	376450	T-88-J#	C0J220503	022		BIOLOGICAL Dup	1	1
FREEZER 3	L8X84-1-AC	___ ___ ___	910196	376450	T-88-J#	C0J220503	023		BIOLOGICAL	1	1
FREEZER 3	L8X88-1-AC	___ ___ ___	910197	376450	T-88-J#	C0J220503	024		BIOLOGICAL	1	1
FREEZER 3	L8X9D-1-AC	___ ___ ___	910198	376450	T-88-J#	C0J220503	025		BIOLOGICAL	1	1
FREEZER 3	L8X9E-1-AC	___ ___ ___	910199	376450	T-88-J#	C0J220503	026		BIOLOGICAL	1	1

REQUESTED BY: **WESOLOSM**

METHOD: J# Moisture, Percent (SM20-2540G)

STORAGE LOCATION	WORK ORDER #	PICKED CNTR#	CONTROL #	CLIENT #	ANALYSIS	LOTID	SMP#	SFX	MATRIX DESCRIPTION	QTY RCVD	QTY REQD
FREEZER 3	L8X9G-1-AC	___ ___ ___	910200	376450	T-88-J#	C0J220503	027		BIOLOGICAL	1	1
FREEZER 3	L8X9H-1-AC	___ ___ ___	910201	376450	T-88-J#	C0J220503	028		BIOLOGICAL	1	1
FREEZER 3	L8X9K-1-AC	___ ___ ___	910202	376450	T-88-J#	C0J220503	029		BIOLOGICAL	1	1
FREEZER 3	L8X9M-1-AC	___ ___ ___	910203	376450	T-88-J#	C0J220503	030		BIOLOGICAL	1	1
FREEZER 3	L8X9T-1-AC	___ ___ ___	910204	376450	T-88-J#	C0J220503	031		BIOLOGICAL	1	1
FREEZER 3	L8X9V-1-AC	___ ___ ___	910205	376450	T-88-J#	C0J220503	032		BIOLOGICAL	1	1
FREEZER 3	L8X90-1-AC	___ ___ ___	910206	376450	T-88-J#	C0J220503	033		BIOLOGICAL	1	1
FREEZER 3	L8X91-1-AC	___ ___ ___	910207	376450	T-88-J#	C0J220503	034		BIOLOGICAL	1	1
FREEZER 3	L8X93-1-AC	___ ___ ___	910208	376450	T-88-J#	C0J220503	035		BIOLOGICAL	1	1
FREEZER 3	L8X94-1-AC	___ ___ ___	910209	376450	T-88-J#	C0J220503	036		BIOLOGICAL	1	1
FREEZER 3	L80CA-1-AC	___ ___ ___	910210	376450	T-88-J#	C0J220503	037		BIOLOGICAL	1	1

RELINQUISHED BY	RECEIVED BY	DATE/TIME
Debbie Watson	Debbie Watson	11-5-10 16:30
Debbie Watson	Debbie Watson	11-5-10 18:00

***** END OF REPORT *****

PSR024 11/05/10 11:30:21 MT SAMPLE CUSTODIAN REMOVAL REQUEST # 6309248 PAGE 001

REQUESTED BY: **WATSOND**

METHOD: 0Z Solids, Percent Total (As TS-SM 20 2540G)

STORAGE LOCATION	WORK ORDER #	PICKED CNTR#	CONTROL #	CLIENT #	ANALYSIS	LOTID	SMP#	SFX	MATRIX DESCRIPTION	QTY RCVD	QTY REQD
21D,OUT	L9FTX-1-AA	___ ___ ___	911172	374256	A-88-0Z	C0K020512	018	-	SOLID	0	2 1
21D,OUT	L9FT1-1-AC	___ ___ ___	911173	374256	A-88-0Z	C0K020512	020	-	SOLID DUP	0	2 1
21D,OUT	L9F3V-1-AA	___ ___ ___	911174	374256	A-88-0Z	C0K020548	001	-	SOLID	0	4 1
21D,OUT	L9F3X-1-AL	___ ___ ___	911175	374256	A-88-0Z	C0K020548	002	-	SOLID	0	4 1
21D,OUT	L9F32-1-AL	___ ___ ___	911176	374256	A-88-0Z	C0K020548	004	-	SOLID	0	4 1
21D,OUT	L9F33-1-AL	___ ___ ___	911177	374256	A-88-0Z	C0K020548	005	-	SOLID	0	4 1
21D,OUT	L9F34-1-AL	___ ___ ___	911178	374256	A-88-0Z	C0K020548	006	-	SOLID	0	4 1
21D,OUT	L9F35-1-AL	___ ___ ___	911179	374256	A-88-0Z	C0K020548	007	-	SOLID	0	4 1
21D,OUT	L9F36-1-AL	___ ___ ___	911180	374256	A-88-0Z	C0K020548	008	-	SOLID	0	3 1
21D,OUT	L9F37-1-AL	___ ___ ___	911181	374256	A-88-0Z	C0K020548	009	-	SOLID	0	4 1
23C,CLP1	L9HNW-1-AC	___ ___ ___	911182	478151	A-88-0Z	C0K030589	001	-	SOLID	0	4 1
23C,CLP1	L9HN0-1-AC	___ ___ ___	911183	478151	A-88-0Z	C0K030589	002	-	SOLID	0	4 1
23C,CLP1	L9HN2-1-AC	___ ___ ___	911184	478151	A-88-0Z	C0K030589	003	-	SOLID	0	4 1
23C,CLP1	L9HN3-1-AC	___ ___ ___	911185	478151	A-88-0Z	C0K030589	004	-	SOLID	0	4 1
23C,CLP1	L9HN5-1-AC	___ ___ ___	911186	478151	A-88-0Z	C0K030589	005	-	SOLID	0	4 1
24C	L9JQ1-1-AF	___ ___ ___	911169	027262	A-88-0Z	C0K040512	001	-	SOLID	0	1 1
24C	L9JRC-1-AC	___ ___ ___	911170	027262	A-88-0Z	C0K040518	001	-	SOLID	0	1 1
24C	L9JRX-1-AV	___ ___ ___	911171	027262	A-88-0Z	C0K040522	001	-	SOLID	0	1 1

REQUESTED BY: **WATSOND**

METHOD: 0Z Solids, Percent Total (As TS-SM 20 2540G)

STORAGE LOCATION	WORK ORDER #	PICKED CNTR#	CONTROL #	CLIENT #	ANALYSIS	LOTID	SMP#	SFX	MATRIX DESCRIPTION	QTY RCVD	QTY REQD

RELINQUISHED BY	RECEIVED BY	DATE/TIME
[signature]	[signature]	11-5-10 / 1440
Debbie Watson	Debbie Watson	11-5-10 · 16:04

***** END OF REPORT *****

PSR024 11/05/10 11:33:35 MT SAMPLE CUSTODIAN REMOVAL REQUEST # 0309253 PAGE 001

REQUESTED BY: **WATSOND**

METHOD: 0Z Solids, Percent Total (As TS-SM 20 2540G)

STORAGE LOCATION	WORK ORDER #	PICKED CNTR#	CONTROL #	CLIENT #	ANALYSIS	LOTID	SMP#	SFX	MATRIX DESCRIPTION	QTY RCVD	QTY REQD
20C, CLP1	L9FX7-1-AA	___ ___ ___	911197	371899	A-88-0Z	C0K020532	001		SOLID	0	4 1
22D	L9GTX-1-AA	___ ___ ___	911198	000280	A-88-0Z	C0K030462	001		SOLID DUP	0	1 1
24B	L9JK6-1-AL	___ ___ ___	911199	429222	A-88-0Z	C0K040481	001		SOLID	0	1 1
24D CLP1 OUT	L9JNR-1-AA	___ ___ ___	911187	429834	A-88-0Z	C0K040492	006		SOLID	0	8 1
24D CLP1 OUT	L9JNW-1-AA	___ ___ ___	911188	429834	A-88-0Z	C0K040492	007		SOLID	0	8 1
24D CLP1 OUT	L9JN3-1-AA	___ ___ ___	911189	429834	A-88-0Z	C0K040492	008		SOLID	0	10 1
24D CLP1 OUT	L9JPR-1-AM	___ ___ ___	911190	429834	A-88-0Z	C0K040492	009		SOLID	0	5 1
24C	L9JQV-1-AF	___ ___ ___	911200	027262	A-88-0Z	C0K040510	001		SOLID	0	1 1
24C	L9JTA-1-AF	___ ___ ___	911201	027262	A-88-0Z	C0K040523	001		SOLID	0	1 1
24C	L9JTX-1-AV	___ ___ ___	911202	027262	A-88-0Z	C0K040525	001		SOLID	0	1 1
24D,CLP1,OUT	L9J23-1-AC	___ ___ ___	911191	355561	A-88-0Z	C0K040544	004		SOLID	0	7 1
24D,CLP1,OUT	L9J3C-1-AD	___ ___ ___	911192	355561	A-88-0Z	C0K040544	005		SOLID	0	7 1
24D,CLP1,OUT	L9J3E-1-AE	___ ___ ___	911193	355561	A-88-0Z	C0K040544	006		SOLID	0	7 1
24D,CLP1,OUT	L9J3H-1-AF	___ ___ ___	911194	355561	A-88-0Z	C0K040544	007		SOLID	0	7 1
24D,CLP1,OUT	L9J3K-1-AF	___ ___ ___	911195	355561	A-88-0Z	C0K040544	008		SOLID	0	7 1
24D,CLP1,OUT	L9J3M-1-AG	___ ___ ___	911196	355561	A-88-0Z	C0K040544	009		SOLID	0	7 1

RELINQUISHED BY	RECEIVED BY	DATE/TIME
[signature]	[signature]	11-5-10 / 1446
Debbie Watson	Debbie Watson	11-5-10 16:05

***** END OF REPORT *****

PSR024 11/05/10 11:35:09 MT SAMPLE CUSTODIAN REMOVAL REQUEST # 6309249 PAGE 001

REQUESTED BY: **WATSOND**

METHOD: 0Z Solids, Percent Total (As TS-SM 20 2540G)

STORAGE LOCATION	WORK ORDER #	PICKED CNTR#	CONTROL #	CLIENT #	ANALYSIS	LOTID	SMP#	SFX	MATRIX DESCRIPTION	QTY RCVD	QTY REQD
22B	L9GDN-1-AA		911219	427449	A-88-0Z	C0K030410	001		SOLID Dup	0	4 1
22B	L9GDR-1-AA		911220	427449	A-88-0Z	C0K030410	002		SOLID	0	4 1
22B	L9GDV-1-AA		911221	427449	A-88-0Z	C0K030410	003		SOLID	0	4 1
23C	L9HH3-1-AA		911211	356280	A-88-0Z	C0K030562	001		SOLID	0	2 1
23C	L9HH6-1-AJ		911212	356280	A-88-0Z	C0K030562	002		SOLID	0	2 1
23C	L9HH8-1-AJ		911213	356280	A-88-0Z	C0K030562	003		SOLID	0	2 1
23C	L9HH9-1-AJ		911214	356280	A-88-0Z	C0K030562	004		SOLID	0	2 1
23C	L9HJC-1-AJ		911215	356280	A-88-0Z	C0K030562	005		SOLID	0	2 1
23C	L9HJD-1-AJ		911216	356280	A-88-0Z	C0K030562	006		SOLID	0	2 1
23C	L9HJF-1-AJ		911217	356280	A-88-0Z	C0K030562	007		SOLID	0	2 1
23C	L9HJG-1-AJ		911218	356280	A-88-0Z	C0K030562	008		SOLID	0	2 1
25A CLP1 OUT	L9J75-1-AC		911203	431654	A-88-0Z	C0K040566	001		SOLID	0	8 1
25A CLP1 OUT	L9J8X-1-AC		911204	431654	A-88-0Z	C0K040566	002		SOLID	0	8 1
25A CLP1 OUT	L9J83-1-AC		911205	431654	A-88-0Z	C0K040566	003		SOLID	0	8 1
25A CLP1 OUT	L9J84-1-AC		911206	431654	A-88-0Z	C0K040566	004		SOLID	0	8 1
25A CLP1 OUT	L9J88-1-AC		911207	431654	A-88-0Z	C0K040566	005		SOLID	0	8 1
25A CLP1 OUT	L9J89-1-AC		911208	431654	A-88-0Z	C0K040566	006		SOLID	0	8 1
25A CLP1 OUT	L9J9C-1-AC		911209	431654	A-88-0Z	C0K040566	007		SOLID	0	8 1
25A CLP1 OUT	L9J9D-1-AC		911210	431654	A-88-0Z	C0K040566	008		SOLID	0	8 1

REQUESTED BY: **WATSOND**

METHOD: 0Z Solids, Percent Total (As TS-SM 20 2540G)

STORAGE LOCATION	WORK ORDER #	PICKED CNTR#	CONTROL #	CLIENT #	ANALYSIS	LOTID	SMP#	SFX	MATRIX DESCRIPTION	QTY RCVD	QTY REQD

RELINQUISHED BY	RECEIVED BY	DATE/TIME
Debbie Watson	Jana Par	11-5-10 / 1420
Debbie Watson	Debbie Watson	11-5-10 17:00

***** END OF REPORT *****

PSR024 11/05/10 11:36:12 MT SAMPLE CUSTODIAN REMOVAL REQUEST # 6309251 PAGE 001

REQUESTED BY: **WATSOND**

METHOD: 0Z Solids, Percent Total (As TS-SM 20 2540G)

STORAGE LOCATION	WORK ORDER #	PICKED CNTR#	CONTROL #	CLIENT #	ANALYSIS	LOTID	SMP#	SFX	MATRIX DESCRIPTION	QTY RCVD	QTY REQD
23C OUT	L9HJ0-1-AA	___ ___ ___	911230	061313	A-88-0Z	C0K030568	001		SOLID	0	3 1
23C	L9HP6-1-AA	___ ___ ___	911222	427449	A-88-0Z	C0K030592	001		SOLID	0	4 1
23C	L9HP8-1-AA	___ ___ ___	911223	427449	A-88-0Z	C0K030592	002		SOLID	0	4 1
23C	L9HQA-1-AA	___ ___ ___	911224	427449	A-88-0Z	C0K030592	003		SOLID	0	4 1
23C	L9HQC-1-AA	___ ___ ___	911225	427449	A-88-0Z	C0K030592	004		SOLID	0	4 1
23C	L9HQE-1-AA	___ ___ ___	911226	427449	A-88-0Z	C0K030592	005		SOLID	0	4 1
23C	L9HQH-1-AA	___ ___ ___	911227	427449	A-88-0Z	C0K030592	006		SOLID	0	4 1
23C	L9HQJ-1-AA	___ ___ ___	911228	427449	A-88-0Z	C0K030592	007		SOLID Dup.	0	12 1
23C	L9HQN-1-AA	___ ___ ___	911229	427449	A-88-0Z	C0K030592	008		SOLID	0	4 1

RELINQUISHED BY	RECEIVED BY	DATE/TIME
Debbie Watson	Janea Pe	11-5-10/1420
	Debbie Watson	11-5-10 17:00

***** END OF REPORT *****

Analytical Report Cover Page 1

Case Narrative 3

Methods Summary 4

Sample Summary 5

Shipping and Receiving Documents 6

Data Summary Package 12
GC/MS Volatile Summary 13
GC/MS Semivolatile Summary 53
Metals Summary 62
General Chemistry Summary 67

GC/MS Volatile Data 1001
QC Summary 1002
Sample Data 1018
Calibration Data 1175
QC Data 1303
Miscellaneous 1343

GC/MS Semivolatile Data 2001
QC Summary 2002
Sample Data 2011
Calibration Data 2016
QC Data 2123
Miscellaneous 2147

Metals Data 3001
Results 3002
Raw Data 3028

General Chemistry Data 4001

There are 1173 pages in this document.

TestAmerica
THE LEADER IN ENVIRONMENTAL TESTING

TestAmerica Laboratories, Inc.

ANALYTICAL REPORT

PROJECT NO. MACTEC GAF

Mactec GAF

Lot #: C0K040543

Rob Crowley

Mactec Engineering & Consultin
800 North Bell Avenue
Suite 200
Carnegie, PA 15106

TESTAMERICA LABORATORIES, INC.

Carrie L. Gamber
Project Manager

November 18, 2010

NELAC REPORTING:

At the time of analysis the laboratory was in compliance with the current NELAC standards and held accreditation for all analyses performed unless noted by a qualifier. The labs accreditation numbers are listed below. The format and contents of the report meets all applicable NELAC standards except as noted in the narrative and shall not be reproduced except in full, without the written approval of the laboratory. The table below presents a summary of the certifications held by TestAmerica Pittsburgh. Our primary accreditation authority for the Non-potable water and Solid & Hazardous waste programs is Pennsylvania DEP. A more detailed parameter list is available upon request. Please ask your project manager for this information when required.

Certifying State/Program	Certificate #	Program Types	TestAmerica
DoD ELAP	ADE-1442	WW HW	X
US Dept of Agriculture	(#P330-10-00139)	Foreign Soil Import Permit	X
Arkansas	(#88-0690)	WW HW	X X
California – NELAC	04224CA	WW HW	X X
Connecticut	(#PH-0688)	WW HW	X X
Florida – NELAC	(#E871008)	WW HW	X X
Illinois – NELAC	(#002319)	WW HW	X X
Kansas – NELAC	(#E-10350)	WW HW	X X
Louisiana – NELAC	(#04041)	WW HW	X X
New Hampshire – NELAC	(#203010)	WW --	X --
New Jersey – NELAC	(PA-005)	WW HW	X X
New York – NELAC	(#11182)	WW HW	X X
North Carolina	(#434)	WW HW	X X
Pennsylvania - NELAC	(#02-00416)	WW HW	X X
South Carolina	(#89014002)	WW HW	X X
Utah – NELAC	(STLP)	WW HW	X X
West Virginia	(#142)	WW HW	X X
Wisconsin	998027800	WW HW	X X

The codes utilized for program types are described below:

HW Hazardous Waste certification
WW Non-potable Water and/or Wastewater certification
X Laboratory has some form of certification under the specific program. Many states certify laboratories for specific parameters or tests within a category. The information in the table indicates the lab is certified in a general category of testing. Please contact the laboratory if parameter specific certification information is required.

Updated: 05/19/10 N:\Reporting\NELAC NARRATIVE Pttsburgh_Updated 051910.doc

CASE NARRATIVE

Mactec Engineering & Consulting
Lot #: C0K040453

Sample Receiving:
TestAmerica's Pittsburgh laboratory received samples on November 3, 2010. The coolers were received within the proper temperature range.

The VOA vials for sample MW-6 were labeled incorrectly. The vials were identified by the sampling times.

The client did not collect BNA samples for all samples as indicated on the chain of custody. These samples were not logged in for BNA analysis.

All extra sample bottles received by the laboratory were sent back to the client.

If project specific QC was not required for samples contained in this report, when batch QC was completed on these samples, anomalous results will be discussed below.

GC/MS Volatiles:
Due to the concentration of target compounds detected and/or matrix, several samples were analyzed at a dilution.

All non-CCC compounds that have >15% RSD were evaluated to see if a better curve could be drawn using a quadratic curve. All compounds <30% RSD will use an average response factor curve if no visible improvement is accomplished using a quadratic curve. A quadratic curve will be used for a compound where it is determined to be the "best-fit" evaluation.

The continuing calibrations had compounds >25%D but they were within expected performance range for the compounds. All results were reported.

GC/MS Semivolatiles:
Sample MW-5 PRODUCT-1011 was analyzed at a dilution due to matrix.

Metals:
The method blank had calcium detected at concentrations between the MDL and the reporting limit. The results were flagged with a "B" qualifier. Any sample associated with a method blank that had the same analyte detected had the result flagged with a "J" qualifier.

General Chemistry:
There were no problems associated with the analysis.

METHODS SUMMARY

C0K040543

PARAMETER	ANALYTICAL METHOD	PREPARATION METHOD
Cyanide, Total	SW846 9012A	SW846 9012A
Mercury in Solid Waste (Manual Cold-Vapor)	SW846 7471A	SW846 7471A
Pensky-Martens Method for Determining Ignitability	SW846 1010A	SW846 1010A
Semivolatile Organic Compounds by GC/MS	SW846 8270C	SW846 3580A
Soil and Waste pH	SW846 9045C	SW846 9045C
Sulfides, Total 9030B/9034	SW846 9030B/903	SW846 9030B/903
Trace Inductively Coupled Plasma (ICP) Metals	SW846 6010B	SW846 3050B
Volatile Organics by GC/MS	SW846 8260B	SW846 3580
Volatile Organics by GC/MS	SW846 8260B	SW846 5030B

References:

SW846 "Test Methods for Evaluating Solid Waste, Physical/Chemical Methods", Third Edition, November 1986 and its updates.

SAMPLE SUMMARY

C0K040543

WO #	SAMPLE#	CLIENT SAMPLE ID	SAMPLED DATE	SAMP TIME
L9J2K	001	MW-1-1011	11/02/10	10:20
L9J24	002	MW-2-1011	11/02/10	13:00
L9J26	003	MW-3-1011	11/01/10	16:35
L9J28	004	MW-4-1011	11/02/10	09:20
L9J3G	006	MW-6-1011	11/01/10	15:55
L9J3J	007	MW-7-1011	11/01/10	14:50
L9J3L	008	MW-8-1011	11/02/10	11:20
L9J3P	009	MW-9-1011	11/01/10	13:40
L9J3Q	010	MW-10-1011	11/01/10	17:20
L9J3W	011	MW-11-1011	11/02/10	14:10
L9J33	012	MW-5 PRODUCT-1011	11/02/10	15:35
L9J47	013	TRIP BLANK	11/02/10	
L9J55	014	MW-5-1011	11/02/10	16:00

NOTE(S):

- The analytical results of the samples listed above are presented on the following pages.
- All calculations are performed before rounding to avoid round-off errors in calculated results.
- Results noted as "ND" were not detected at or above the stated limit.
- This report must not be reproduced, except in full, without the written approval of the laboratory.
- Results for the following parameters are never reported on a dry weight basis: color, corrosivity, density, flashpoint, ignitability, layers, odor, paint filter test, pH, porosity pressure, reactivity, redox potential, specific gravity, spot tests, solids, solubility, temperature, viscosity, and weight.

C0K040543

Chain of Custody Record

TestAmerica
THE LEADER IN ENVIRONMENTAL TESTING

TestAmerica Laboratory location: _____
Regulatory program: ☐ DW ☐ NPDES ☐ RCRA ☐ Other _____

TestAmerica Laboratories, Inc.

Client Contact				
Company Name: MACTEC	Client Project Manager: Rob Cawley	Site Contact:	Lab Contact: Carrie Gamber	COC No: 008189
Address: 800 N. Bell Ave Suite 200	Telephone: 412-279-6661	Telephone:	Telephone: 412-963-7058	1 of 2 COCs
City/State/Zip: Pittsburgh, PA 15106	Email:		Analyses	
Phone: 412-279-6661		TAT if different from below: ☐ 3 weeks ☐ 2 weeks ☐ 1 week ☐ 2 days ☐ 1 day		
Project Name: Erie Conv. Auth.	Method of Shipment/Carrier: FedEx			
Project Number: 3410100795	Shipping/Tracking No:			
PO#				

Sample Identification	Sample Date	Sample Time	Matrix: Air	Aqueous	Sediment	Solid	Other:	Preservation: H2SO4	HNO3	HCl (3)	NaOH	ZnAc/NaOH	Unpres	Other:			TCL VOC	TCL SVOC									Sample Specific Notes / Special Instructions:
MW-1-1011	11-2-10	1020		X						X					N	G	X	X									
MW-2-1011	11-2-10	1300		X						X							X	X									
MW-3-1011	11-1-10	1635		X						X							X	X									
MW-4-1011	11-2-10	0920		X						X							X	X									
MW-5-1011	11-2-10	1600		X						X							X	X									
MW-6-1011	11-1-10	1555		X						X							X	X									
MW-7-1011	11-1-10	1450		X						X							X	X									
MW-8-1011	11-2-10	1120		X						X							X	X									
MW-9-1011	11-1-10	1340		X						X							X	X									
MW-10-1011	11-1-10	1720		X						X							X	X									

Possible Hazard Identification
☐ Non-Hazard ☐ Flammable ☐ Skin Irritant ☐ Poison B ☐ Unknown

Sample Disposal (A fee may be assessed if samples are retained longer than 1 month)
☐ Return to Client ☐ Disposal By Lab ☐ Archive For _____ Months

Special Instructions/QC Requirements & Comments:

Relinquished by:	Company:	Date/Time:	Received by:	Company:	Date/Time:
Sean Conlee	MACTEC	11-2-10 1800		MACTEC	11/2/10 1800
Relinquished by:	Company:	Date/Time:	Received by:	Company:	Date/Time:
	MACTEC	11/3/10 0830		TA Alt	11/3/10 0830
Relinquished by:	Company:	Date/Time:	Received in Laboratory by:	Company:	Date/Time:

©2008, TestAmerica Laboratories, Inc. All rights reserved.
TestAmerica & Deston ™ are trademarks of TestAmerica Laboratories, Inc.

TAL 0018- 1 (04/10)

6

(1 - 78)

C0K040543

Chain of Custody Record

TestAmerica

THE LEADER IN ENVIRONMENTAL TESTING

TestAmerica Laboratory location: _____

Regulatory program: ☐ DW ☐ NPDES ☐ RCRA ☐ Other _____

TestAmerica Laboratories, Inc.

Client Contact	Client Project Manager:	Site Contact:	Lab Contact:	COC No:
Company Name: MACTEC	Rob Crowley		Carrie Gamber	008691
Address: 800 N. Bell Ave Suite 200	Telephone: 412-279-6661	Telephone:	Telephone:	2 of 2 COCs
City/State/Zip: Pittsburgh, PA 15106	Email:			
Phone: 412-279-6661		TAT if different from below: ☐ 3 weeks ☐ 2 weeks ☐ 1 week ☐ 2 days ☐ 1 day		
Project Name: Erie Conv. Auth	Method of Shipment/Carrier:			
Project Number: 34101007.05	Shipping/Tracking No:			
PO #				

Analyses

Sample Identification	Sample Date	Sample Time	Matrix: Air	Aqueous	Sediment	Solid	Other:	Preservation: H2SO4	HNO3	HCl	NaOH	ZnAc/NaOH	Unpres	Other:	TCL VOC	TCL SVOC	TCL PEST/PCB	TCL CLP metals	Flammability	Reactive CN	Reactive SO4			Sample Specific Notes / Special Instructions:
MW-10-1011	11-2-10	1410		X						3					X	X								
MW-5 product-1011	11-2-10	1535		X									1				X	X	X	X	X	X		
Trip Blank	11-2-10			X						1					X									

Possible Hazard Identification

☐ Non-Hazard ☐ Flammable ☐ Skin Irritant ☐ Poison B ☐ Unknown

Sample Disposal (A fee may be assessed if samples are retained longer than 1 month)

☐ Return to Client ☐ Disposal By Lab ☐ Archive For _____ Months

Special Instructions/QC Requirements & Comments:

Relinquished by:	Company:	Date/Time:	Received by:	Company:	Date/Time:
Sean Conboy	MACTEC	11-2-10 1800		MACTEC	11/2/10 1800
	MACTEC	11/3/10 0830		TA PLT	11-3-100830
Relinquished by:	Company:	Date/Time:	Received in Laboratory by:	Company:	Date/Time:

©2008, TestAmerica Laboratories, Inc. All rights reserved.
TestAmerica & Design ™ are trademarks of TestAmerica Laboratories, Inc.

TAL 0018-1 (04/10)

(1 - 78)

TestAmerica Pittsburgh

Cooler Receipt Form

Client: MAC Tec Project: _____ Quote: 82316

Cooler Rec'd & Opened for Temp. Check on: ~~11/4/10~~ TC 11/3/10

Coolers Opened and Unpacked on: 11/4/10 By: TC

(Signature)

TestAmerica Pittsburgh Lot Number: C0K040543

		Yes	No	NA
1.	Were custody seals on the outside of the cooler?		✓	
	If YES, how many and where? Quantity __ Location			
	Were signatures and date correct?			
2.	Were custody papers included inside the cooler?	✓		
3.	Were custody papers properly filled out (ink, signed, match labels)?	✓		
4.	Did you sign the custody papers in the appropriate place?	✓		
5.	Was shippers packing slip attached to this form?	✓		
6.	Were packing materials used?	✓		
	If YES, what type? Bubble Wrap			
7.	Were the samples received within the acceptable temperature range?	✓		
8.	Were the samples appropriately preserved?	✓		
9.	Were all bottles sealed in separate plastic bags?	✓		
10.	Did all bottles arrive in good condition (unbroken)?	✓		
11.	Were all bottle labels complete (sample ID, preservatives, etc.)?	✓		
12.	Did all bottle labels and/or tags agree with custody papers?		✓	
13.	Were correct bottles used for tests indicated?	✓		
14.	Were all VOA vials checked for the presence of air bubbles?	✓		
15.	Was a sufficient amount of sample sent in each bottle?	✓		

16. Samples received by: (FEDEX) UPS CLIENT DROP-OFF OTHER DHL US CARGO

Explain any discrepancies: _____

Level 2 Review _____

Was contacted on _____ by _____ to resolve discrepancies.

Rev. 1, 01/20/2010
X:\Forms\Cooler Receipt Form_updated 102010.DOC

TestAmerica Pittsburgh

Cooler Receipt Form

P: Preserved

UP: Unpreserved

Sample ID	TMET PH<2	DMET PH<2	HG PH<2	NUT(1) PH<2	CN PH ≥12	OG TPHC PH<2	PHEN PH<2	SULF PH ≥12	TOC PH<2	TOX PH<2	VOA P/UP	hardness PH<2	Residual CL	

(1) "NUT" could include sample bottles for ammonia, chemical oxygen demand, nitrate/nitrite, TKN, or total phosphorus

Comments: _____

_____

_____

Cooler Number	Temperature*	Thermometer ID
1	4.6	7
2	3.2	9

Sample	Lot Number**

*Acceptable Temperature Range: < 0-6 °C

**Please use an asterisk if bottle lot number was covered by the label

If samples required preservation in the laboratory, the following lot number(s) was/were used:

Nitric Acid _____ Hydrochloric Acid _____

Sulfuric Acid _____ Sodium Hydroxide _____

X:\Forms\Cooler Receipt Form_updated 102010.DOC
Rev. 1, 01/20/2010

Svcs: G.

TRK#: 009474130254687

From:
SAMPLE RECEIVING
TEST AMERICA LABORATORIES IN
301 ALPHA DR

PITTSBURGH, PA 15238
(412) 963-7058

Ship Date: 12OCT10
ActWgt: 20.1 LB
CAD: 741733/CAFE2468

Master#: 009474130254687

TO ROB CROWLEY
MACTEC ENGINEERING & CONSULTING
800 NORTH BELL AVENUE
SUITE 200
CARNEGIE, PA 15106 (US)

(412) 279-6661

FedEx Ground

J1910180722124

Ref: GAMBERC - 21564
Dept: SAMPLE RECEIVING

1 of 2

(9612019) 0094741 30254687

GND Prepaid

Part #156148-434 RIT2 04/10

Svcs: b

From:
SAMPLE RECEIVING
TEST AMERICA LABORATORIES IN
301 ALPHA DR

PITTSBURGH, PA 15238
(412) 963-7058

Ship Date: 20OCT10
ActWgt: 23.5 LB
CAD: 741733/CAFE2470

Master#: 009474130256421

TO ROB CROWLEY (412) 279-6661
MACTEC ENGINEERING & CONSULTING
800 NORTH BELL AVENUE
SUITE 200
CARNEGIE, PA 15106 (US)

FedEx Ground

Ref: GAMBERC-21612
Dept: SAMPLE RECEIVING

3 of 3

(9612019) 0094741 30256445

Part #156148-434 RIT2 04/10

GND Prepaid

Svcs: G.

From:
SAMPLE RECEIVING
TEST AMERICA LABORATORIES IN
301 ALPHA DR

PITTSBURGH, PA 15238
(412) 963-7058

Ship Date: 20OCT10
ActWgt: 10.8 LB
CAD: 741733/CAFE2470

Master#: 009474130256421

TO ROB CROWLEY (412) 279-6661
MACTEC ENGINEERING & CONSULTING
800 NORTH BELL AVENUE
SUITE 200
CARNEGIE, PA 15106 (US)

FedEx Ground

Ref: GAMBERC-21612
Dept: SAMPLE RECEIVING

1 of 3

(9612019) 0094741 30256421

Part #156148-434 RIT2 04/10

GND Prepaid

DATA SUMMARY PACKAGE

GC/MS VOLATILE SUMMARY

MACTEC Engineering and Consulting Inc

Client Sample ID: MW-1-1011

GC/MS Volatiles

Lot-Sample #...:	C0K040543-001	**Work Order #...:**	L9J2K1AA	**Matrix.....:**	WATER
Date Sampled...:	11/02/10	**Date Received..:**	11/03/10	**MS Run #.....:**	0315143
Prep Date.....:	11/11/10	**Analysis Date..:**	11/11/10		
Prep Batch #...:	0315225	**Analysis Time..:**	13:11		
Dilution Factor:	1	**Initial Wgt/Vol:**	5 mL	**Final Wgt/Vol..:**	5 mL
Analyst ID.....:	001562	**Instrument ID..:**	HP5		
		Method.....:	SW846 8260B		

PARAMETER	RESULT	REPORTING LIMIT	UNITS	MDL
Acetone	**3.0 J**	**5.0**	**ug/L**	**2.5**
Benzene	ND	1.0	ug/L	0.11
Bromodichloromethane	ND	1.0	ug/L	0.13
Bromoform	ND	1.0	ug/L	0.19
Bromomethane	ND	1.0	ug/L	0.31
2-Butanone	ND	5.0	ug/L	0.55
Carbon disulfide	ND	1.0	ug/L	0.21
Carbon tetrachloride	ND	1.0	ug/L	0.14
Chlorobenzene	ND	1.0	ug/L	0.14
Chloroethane	ND	1.0	ug/L	0.21
Chloroform	ND	1.0	ug/L	0.17
Chloromethane	**0.35 J**	**1.0**	**ug/L**	**0.28**
Cyclohexane	ND	1.0	ug/L	0.25
Dibromochloromethane	ND	1.0	ug/L	0.14
1,2-Dibromo-3-chloro-propane	ND	1.0	ug/L	0.14
1,2-Dibromoethane	ND	1.0	ug/L	0.18
1,3-Dichlorobenzene	ND	1.0	ug/L	0.11
1,4-Dichlorobenzene	ND	1.0	ug/L	0.21
1,2-Dichlorobenzene	ND	1.0	ug/L	0.15
Dichlorodifluoromethane	ND	1.0	ug/L	0.19
1,1-Dichloroethane	ND	1.0	ug/L	0.12
1,2-Dichloroethane	ND	1.0	ug/L	0.21
1,1-Dichloroethene	ND	1.0	ug/L	0.30
cis-1,2-Dichloroethene	**2.6**	**1.0**	**ug/L**	**0.24**
trans-1,2-Dichloroethene	ND	1.0	ug/L	0.17
1,2-Dichloropropane	ND	1.0	ug/L	0.095
cis-1,3-Dichloropropene	ND	1.0	ug/L	0.19
trans-1,3-Dichloropropene	ND	1.0	ug/L	0.15
Ethylbenzene	ND	1.0	ug/L	0.23
2-Hexanone	ND	5.0	ug/L	0.16
Isopropylbenzene	ND	1.0	ug/L	0.16
Methyl acetate	ND	1.0	ug/L	0.14
Methylene chloride	ND	1.0	ug/L	0.15
Methylcyclohexane	ND	1.0	ug/L	0.26
4-Methyl-2-pentanone	ND	5.0	ug/L	0.53
Methyl tert-butyl ether	ND	1.0	ug/L	0.18

(Continued on next page)

MACTEC Engineering and Consulting Inc

Client Sample ID: MW-1-1011

GC/MS Volatiles

Lot-Sample #...: C0K040543-001 **Work Order #...:** L9J2K1AA **Matrix.....:** WATER

PARAMETER	RESULT	REPORTING LIMIT	UNITS	MDL
Styrene	ND	1.0	ug/L	0.097
1,1,2,2-Tetrachloroethane	ND	1.0	ug/L	0.20
1,2,4-Trichloro-benzene	ND	1.0	ug/L	0.27
Tetrachloroethene	ND	1.0	ug/L	0.15
1,1,1-Trichloroethane	ND	1.0	ug/L	0.29
1,1,2-Trichloroethane	ND	1.0	ug/L	0.20
Trichloroethene	ND	1.0	ug/L	0.14
Trichlorofluoromethane	ND	1.0	ug/L	0.20
1,1,2-Trichloro-1,2,2-trifluoroethane	ND	1.0	ug/L	0.32
Toluene	ND	1.0	ug/L	0.15
Vinyl chloride	ND	1.0	ug/L	0.23
Xylenes (total)	ND	3.0	ug/L	0.49

SURROGATE	PERCENT RECOVERY	RECOVERY LIMITS
Toluene-d8	102	(71 - 118)
1,2-Dichloroethane-d4	102	(64 - 135)
4-Bromofluorobenzene	103	(70 - 118)
Dibromofluoromethane	97	(70 - 128)

NOTE(S):

J Estimated result. Result is less than RL.

MACTEC Engineering and Consulting Inc

Client Sample ID: MW-2-1011

GC/MS Volatiles

Lot-Sample #...:	C0K040543-002	**Work Order #...:**	L9J241AA	**Matrix.....:**	WATER
Date Sampled...:	11/02/10	**Date Received..:**	11/03/10	**MS Run #.....:**	0315143
Prep Date.....:	11/11/10	**Analysis Date..:**	11/11/10		
Prep Batch #...:	0315225	**Analysis Time..:**	13:35		
Dilution Factor:	2	**Initial Wgt/Vol:**	5 mL	**Final Wgt/Vol..:**	5 mL
Analyst ID.....:	001562	**Instrument ID..:**	HP5		
		Method.....:	SW846 8260B		

PARAMETER	RESULT	REPORTING LIMIT	UNITS	MDL
Acetone	ND	10	ug/L	5.0
Benzene	**1.4 J**	**2.0**	**ug/L**	**0.21**
Bromodichloromethane	ND	2.0	ug/L	0.26
Bromoform	ND	2.0	ug/L	0.38
Bromomethane	ND	2.0	ug/L	0.63
2-Butanone	ND	10	ug/L	1.1
Carbon disulfide	**1.1 J**	**2.0**	**ug/L**	**0.42**
Carbon tetrachloride	ND	2.0	ug/L	0.27
Chlorobenzene	ND	2.0	ug/L	0.27
Chloroethane	**3.2**	**2.0**	**ug/L**	**0.43**
Chloroform	ND	2.0	ug/L	0.34
Chloromethane	ND	2.0	ug/L	0.57
Cyclohexane	ND	2.0	ug/L	0.51
Dibromochloromethane	ND	2.0	ug/L	0.27
1,2-Dibromo-3-chloro-propane	ND	2.0	ug/L	0.28
1,2-Dibromoethane	ND	2.0	ug/L	0.36
1,3-Dichlorobenzene	ND	2.0	ug/L	0.21
1,4-Dichlorobenzene	ND	2.0	ug/L	0.41
1,2-Dichlorobenzene	ND	2.0	ug/L	0.30
Dichlorodifluoromethane	ND	2.0	ug/L	0.38
1,1-Dichloroethane	**1.5 J**	**2.0**	**ug/L**	**0.23**
1,2-Dichloroethane	ND	2.0	ug/L	0.42
1,1-Dichloroethene	ND	2.0	ug/L	0.59
cis-1,2-Dichloroethene	ND	2.0	ug/L	0.47
trans-1,2-Dichloroethene	ND	2.0	ug/L	0.34
1,2-Dichloropropane	ND	2.0	ug/L	0.19
cis-1,3-Dichloropropene	ND	2.0	ug/L	0.37
trans-1,3-Dichloropropene	ND	2.0	ug/L	0.30
Ethylbenzene	**2.8**	**2.0**	**ug/L**	**0.45**
2-Hexanone	ND	10	ug/L	0.32
Isopropylbenzene	**0.98 J**	**2.0**	**ug/L**	**0.33**
Methyl acetate	ND	2.0	ug/L	0.28
Methylene chloride	ND	2.0	ug/L	0.30
Methylcyclohexane	ND	2.0	ug/L	0.52
4-Methyl-2-pentanone	ND	10	ug/L	1.1
Methyl tert-butyl ether	ND	2.0	ug/L	0.37

(Continued on next page)

MACTEC Engineering and Consulting Inc

Client Sample ID: MW-2-1011

GC/MS Volatiles

Lot-Sample #...: C0K040543-002 **Work Order #...:** L9J241AA **Matrix.....:** WATER

PARAMETER	RESULT	REPORTING LIMIT	UNITS	MDL
Styrene	ND	2.0	ug/L	0.19
1,1,2,2-Tetrachloroethane	ND	2.0	ug/L	0.40
1,2,4-Trichloro-benzene	ND	2.0	ug/L	0.54
Tetrachloroethene	ND	2.0	ug/L	0.30
1,1,1-Trichloroethane	ND	2.0	ug/L	0.57
1,1,2-Trichloroethane	ND	2.0	ug/L	0.40
Trichloroethene	ND	2.0	ug/L	0.29
Trichlorofluoromethane	ND	2.0	ug/L	0.40
1,1,2-Trichloro-1,2,2-trifluoroethane	ND	2.0	ug/L	0.64
Toluene	**0.50 J**	**2.0**	**ug/L**	**0.30**
Vinyl chloride	ND	2.0	ug/L	0.45
Xylenes (total)	**3.2 J**	**6.0**	**ug/L**	**0.98**

SURROGATE	PERCENT RECOVERY	RECOVERY LIMITS
Toluene-d8	103	(71 - 118)
1,2-Dichloroethane-d4	104	(64 - 135)
4-Bromofluorobenzene	98	(70 - 118)
Dibromofluoromethane	92	(70 - 128)

NOTE(S):

J Estimated result. Result is less than RL.

MACTEC Engineering and Consulting Inc

Client Sample ID: MW-3-1011

GC/MS Volatiles

Lot-Sample #...:	C0K040543-003	**Work Order #...:**	L9J261AA	**Matrix.....:**	WATER
Date Sampled...:	11/01/10	**Date Received..:**	11/03/10	**MS Run #.....:**	0315143
Prep Date.....:	11/11/10	**Analysis Date..:**	11/11/10		
Prep Batch #...:	0315225	**Analysis Time..:**	14:00		
Dilution Factor:	1	**Initial Wgt/Vol:**	5 mL	**Final Wgt/Vol..:**	5 mL
Analyst ID.....:	001562	**Instrument ID..:**	HP5		
		Method.....:	SW846 8260B		

PARAMETER	RESULT	REPORTING LIMIT	UNITS	MDL
Acetone	**3.1 J**	**5.0**	**ug/L**	**2.5**
Benzene	ND	1.0	ug/L	0.11
Bromodichloromethane	ND	1.0	ug/L	0.13
Bromoform	ND	1.0	ug/L	0.19
Bromomethane	ND	1.0	ug/L	0.31
2-Butanone	ND	5.0	ug/L	0.55
Carbon disulfide	**0.40 J**	**1.0**	**ug/L**	**0.21**
Carbon tetrachloride	ND	1.0	ug/L	0.14
Chlorobenzene	ND	1.0	ug/L	0.14
Chloroethane	ND	1.0	ug/L	0.21
Chloroform	ND	1.0	ug/L	0.17
Chloromethane	**0.55 J**	**1.0**	**ug/L**	**0.28**
Cyclohexane	ND	1.0	ug/L	0.25
Dibromochloromethane	ND	1.0	ug/L	0.14
1,2-Dibromo-3-chloro-propane	ND	1.0	ug/L	0.14
1,2-Dibromoethane	ND	1.0	ug/L	0.18
1,3-Dichlorobenzene	ND	1.0	ug/L	0.11
1,4-Dichlorobenzene	ND	1.0	ug/L	0.21
1,2-Dichlorobenzene	ND	1.0	ug/L	0.15
Dichlorodifluoromethane	ND	1.0	ug/L	0.19
1,1-Dichloroethane	ND	1.0	ug/L	0.12
1,2-Dichloroethane	ND	1.0	ug/L	0.21
1,1-Dichloroethene	ND	1.0	ug/L	0.30
cis-1,2-Dichloroethene	ND	1.0	ug/L	0.24
trans-1,2-Dichloroethene	ND	1.0	ug/L	0.17
1,2-Dichloropropane	ND	1.0	ug/L	0.095
cis-1,3-Dichloropropene	ND	1.0	ug/L	0.19
trans-1,3-Dichloropropene	ND	1.0	ug/L	0.15
Ethylbenzene	ND	1.0	ug/L	0.23
2-Hexanone	ND	5.0	ug/L	0.16
Isopropylbenzene	ND	1.0	ug/L	0.16
Methyl acetate	ND	1.0	ug/L	0.14
Methylene chloride	ND	1.0	ug/L	0.15
Methylcyclohexane	ND	1.0	ug/L	0.26
4-Methyl-2-pentanone	ND	5.0	ug/L	0.53
Methyl tert-butyl ether	ND	1.0	ug/L	0.18

(Continued on next page)

MACTEC Engineering and Consulting Inc

Client Sample ID: MW-3-1011

GC/MS Volatiles

Lot-Sample #...: C0K040543-003 **Work Order #...:** L9J261AA **Matrix.....:** WATER

PARAMETER	RESULT	REPORTING LIMIT	UNITS	MDL
Styrene	ND	1.0	ug/L	0.097
1,1,2,2-Tetrachloroethane	ND	1.0	ug/L	0.20
1,2,4-Trichloro-benzene	ND	1.0	ug/L	0.27
Tetrachloroethene	ND	1.0	ug/L	0.15
1,1,1-Trichloroethane	ND	1.0	ug/L	0.29
1,1,2-Trichloroethane	ND	1.0	ug/L	0.20
Trichloroethene	ND	1.0	ug/L	0.14
Trichlorofluoromethane	ND	1.0	ug/L	0.20
1,1,2-Trichloro-1,2,2-trifluoroethane	ND	1.0	ug/L	0.32
Toluene	**0.17 J**	**1.0**	**ug/L**	**0.15**
Vinyl chloride	ND	1.0	ug/L	0.23
Xylenes (total)	ND	3.0	ug/L	0.49

SURROGATE	PERCENT RECOVERY	RECOVERY LIMITS
Toluene-d8	103	(71 - 118)
1,2-Dichloroethane-d4	100	(64 - 135)
4-Bromofluorobenzene	113	(70 - 118)
Dibromofluoromethane	94	(70 - 128)

NOTE(S):

J Estimated result. Result is less than RL.

MACTEC Engineering and Consulting Inc

Client Sample ID: MW-4-1011

GC/MS Volatiles

Lot-Sample #...:	C0K040543-004	**Work Order #...:**	L9J281AA	**Matrix.....:**	WATER
Date Sampled...:	11/02/10	**Date Received..:**	11/03/10	**MS Run #.....:**	0315143
Prep Date.....:	11/11/10	**Analysis Date..:**	11/11/10		
Prep Batch #...:	0315225	**Analysis Time..:**	14:24		
Dilution Factor:	2	**Initial Wgt/Vol:**	5 mL	**Final Wgt/Vol..:**	5 mL
Analyst ID.....:	001562	**Instrument ID..:**	HP5		
		Method.....:	SW846 8260B		

PARAMETER	RESULT	REPORTING LIMIT	UNITS	MDL
Acetone	**5.9 J**	**10**	**ug/L**	**5.0**
Benzene	**0.77 J**	**2.0**	**ug/L**	**0.21**
Bromodichloromethane	ND	2.0	ug/L	0.26
Bromoform	ND	2.0	ug/L	0.38
Bromomethane	ND	2.0	ug/L	0.63
2-Butanone	ND	10	ug/L	1.1
Carbon disulfide	ND	2.0	ug/L	0.42
Carbon tetrachloride	ND	2.0	ug/L	0.27
Chlorobenzene	ND	2.0	ug/L	0.27
Chloroethane	ND	2.0	ug/L	0.43
Chloroform	ND	2.0	ug/L	0.34
Chloromethane	ND	2.0	ug/L	0.57
Cyclohexane	ND	2.0	ug/L	0.51
Dibromochloromethane	ND	2.0	ug/L	0.27
1,2-Dibromo-3-chloro-propane	ND	2.0	ug/L	0.28
1,2-Dibromoethane	ND	2.0	ug/L	0.36
1,3-Dichlorobenzene	ND	2.0	ug/L	0.21
1,4-Dichlorobenzene	ND	2.0	ug/L	0.41
1,2-Dichlorobenzene	ND	2.0	ug/L	0.30
Dichlorodifluoromethane	ND	2.0	ug/L	0.38
1,1-Dichloroethane	ND	2.0	ug/L	0.23
1,2-Dichloroethane	ND	2.0	ug/L	0.42
1,1-Dichloroethene	ND	2.0	ug/L	0.59
cis-1,2-Dichloroethene	ND	2.0	ug/L	0.47
trans-1,2-Dichloroethene	ND	2.0	ug/L	0.34
1,2-Dichloropropane	ND	2.0	ug/L	0.19
cis-1,3-Dichloropropene	ND	2.0	ug/L	0.37
trans-1,3-Dichloropropene	ND	2.0	ug/L	0.30
Ethylbenzene	ND	2.0	ug/L	0.45
2-Hexanone	ND	10	ug/L	0.32
Isopropylbenzene	**0.57 J**	**2.0**	**ug/L**	**0.33**
Methyl acetate	ND	2.0	ug/L	0.28
Methylene chloride	ND	2.0	ug/L	0.30
Methylcyclohexane	ND	2.0	ug/L	0.52
4-Methyl-2-pentanone	ND	10	ug/L	1.1
Methyl tert-butyl ether	ND	2.0	ug/L	0.37

(Continued on next page)

MACTEC Engineering and Consulting Inc

Client Sample ID: MW-4-1011

GC/MS Volatiles

Lot-Sample #...: C0K040543-004 **Work Order #...:** L9J281AA **Matrix.....:** WATER

PARAMETER	RESULT	REPORTING LIMIT	UNITS	MDL
Styrene	ND	2.0	ug/L	0.19
1,1,2,2-Tetrachloroethane	ND	2.0	ug/L	0.40
1,2,4-Trichloro-benzene	ND	2.0	ug/L	0.54
Tetrachloroethene	ND	2.0	ug/L	0.30
1,1,1-Trichloroethane	ND	2.0	ug/L	0.57
1,1,2-Trichloroethane	ND	2.0	ug/L	0.40
Trichloroethene	ND	2.0	ug/L	0.29
Trichlorofluoromethane	ND	2.0	ug/L	0.40
1,1,2-Trichloro-1,2,2-trifluoroethane	ND	2.0	ug/L	0.64
Toluene	ND	2.0	ug/L	0.30
Vinyl chloride	ND	2.0	ug/L	0.45
Xylenes (total)	**3.8 J**	**6.0**	**ug/L**	**0.98**

SURROGATE	PERCENT RECOVERY	RECOVERY LIMITS
Toluene-d8	101	(71 - 118)
1,2-Dichloroethane-d4	106	(64 - 135)
4-Bromofluorobenzene	96	(70 - 118)
Dibromofluoromethane	101	(70 - 128)

NOTE(S):

J Estimated result. Result is less than RL.

MACTEC Engineering and Consulting Inc

Client Sample ID: MW-6-1011

GC/MS Volatiles

Lot-Sample #...:	C0K040543-006	**Work Order #...:**	L9J3G1AA	**Matrix.....:**	WATER
Date Sampled...:	11/01/10	**Date Received..:**	11/03/10	**MS Run #.....:**	0315143
Prep Date.....:	11/11/10	**Analysis Date..:**	11/11/10		
Prep Batch #...:	0315225	**Analysis Time..:**	14:48		
Dilution Factor:	1	**Initial Wgt/Vol:**	5 mL	**Final Wgt/Vol..:**	5 mL
Analyst ID.....:	001562	**Instrument ID..:**	HP5		
		Method.....:	SW846 8260B		

PARAMETER	RESULT	REPORTING LIMIT	UNITS	MDL
Acetone	**3.8 J**	**5.0**	**ug/L**	**2.5**
Benzene	**16**	**1.0**	**ug/L**	**0.11**
Bromodichloromethane	ND	1.0	ug/L	0.13
Bromoform	ND	1.0	ug/L	0.19
Bromomethane	ND	1.0	ug/L	0.31
2-Butanone	ND	5.0	ug/L	0.55
Carbon disulfide	ND	1.0	ug/L	0.21
Carbon tetrachloride	ND	1.0	ug/L	0.14
Chlorobenzene	ND	1.0	ug/L	0.14
Chloroethane	ND	1.0	ug/L	0.21
Chloroform	ND	1.0	ug/L	0.17
Chloromethane	**0.45 J**	**1.0**	**ug/L**	**0.28**
Cyclohexane	ND	1.0	ug/L	0.25
Dibromochloromethane	ND	1.0	ug/L	0.14
1,2-Dibromo-3-chloro-propane	ND	1.0	ug/L	0.14
1,2-Dibromoethane	ND	1.0	ug/L	0.18
1,3-Dichlorobenzene	ND	1.0	ug/L	0.11
1,4-Dichlorobenzene	ND	1.0	ug/L	0.21
1,2-Dichlorobenzene	ND	1.0	ug/L	0.15
Dichlorodifluoromethane	ND	1.0	ug/L	0.19
1,1-Dichloroethane	**0.81 J**	**1.0**	**ug/L**	**0.12**
1,2-Dichloroethane	ND	1.0	ug/L	0.21
1,1-Dichloroethene	ND	1.0	ug/L	0.30
cis-1,2-Dichloroethene	**0.33 J**	**1.0**	**ug/L**	**0.24**
trans-1,2-Dichloroethene	**0.21 J**	**1.0**	**ug/L**	**0.17**
1,2-Dichloropropane	ND	1.0	ug/L	0.095
cis-1,3-Dichloropropene	ND	1.0	ug/L	0.19
trans-1,3-Dichloropropene	ND	1.0	ug/L	0.15
Ethylbenzene	**2.5**	**1.0**	**ug/L**	**0.23**
2-Hexanone	ND	5.0	ug/L	0.16
Isopropylbenzene	**1.1**	**1.0**	**ug/L**	**0.16**
Methyl acetate	ND	1.0	ug/L	0.14
Methylene chloride	ND	1.0	ug/L	0.15
Methylcyclohexane	ND	1.0	ug/L	0.26
4-Methyl-2-pentanone	ND	5.0	ug/L	0.53
Methyl tert-butyl ether	ND	1.0	ug/L	0.18

(Continued on next page)

MACTEC Engineering and Consulting Inc

Client Sample ID: MW-6-1011

GC/MS Volatiles

Lot-Sample #...: C0K040543-006 **Work Order #...:** L9J3G1AA **Matrix.....:** WATER

PARAMETER	RESULT	REPORTING LIMIT	UNITS	MDL
Styrene	ND	1.0	ug/L	0.097
1,1,2,2-Tetrachloroethane	ND	1.0	ug/L	0.20
1,2,4-Trichloro-benzene	ND	1.0	ug/L	0.27
Tetrachloroethene	ND	1.0	ug/L	0.15
1,1,1-Trichloroethane	ND	1.0	ug/L	0.29
1,1,2-Trichloroethane	ND	1.0	ug/L	0.20
Trichloroethene	ND	1.0	ug/L	0.14
Trichlorofluoromethane	ND	1.0	ug/L	0.20
1,1,2-Trichloro-1,2,2-trifluoroethane	ND	1.0	ug/L	0.32
Toluene	ND	1.0	ug/L	0.15
Vinyl chloride	**0.74 J**	**1.0**	**ug/L**	**0.23**
Xylenes (total)	**1.3 J**	**3.0**	**ug/L**	**0.49**

SURROGATE	PERCENT RECOVERY	RECOVERY LIMITS
Toluene-d8	104	(71 - 118)
1,2-Dichloroethane-d4	101	(64 - 135)
4-Bromofluorobenzene	100	(70 - 118)
Dibromofluoromethane	97	(70 - 128)

NOTE(S):

J Estimated result. Result is less than RL.

MACTEC Engineering and Consulting Inc

Client Sample ID: MW-7-1011

GC/MS Volatiles

Lot-Sample #...:	C0K040543-007	**Work Order #...:**	L9J3J1AA	**Matrix.....:**	WATER
Date Sampled...:	11/01/10	**Date Received..:**	11/03/10	**MS Run #.....:**	0315143
Prep Date.....:	11/11/10	**Analysis Date..:**	11/11/10		
Prep Batch #...:	0315225	**Analysis Time..:**	15:12		
Dilution Factor:	1	**Initial Wgt/Vol:**	5 mL	**Final Wgt/Vol..:**	5 mL
Analyst ID.....:	001562	**Instrument ID..:**	HP5		
		Method.....:	SW846 8260B		

PARAMETER	RESULT	REPORTING LIMIT	UNITS	MDL
Acetone	**4.9 J**	**5.0**	**ug/L**	**2.5**
Benzene	**0.82 J**	**1.0**	**ug/L**	**0.11**
Bromodichloromethane	ND	1.0	ug/L	0.13
Bromoform	ND	1.0	ug/L	0.19
Bromomethane	ND	1.0	ug/L	0.31
2-Butanone	ND	5.0	ug/L	0.55
Carbon disulfide	ND	1.0	ug/L	0.21
Carbon tetrachloride	ND	1.0	ug/L	0.14
Chlorobenzene	ND	1.0	ug/L	0.14
Chloroethane	ND	1.0	ug/L	0.21
Chloroform	ND	1.0	ug/L	0.17
Chloromethane	**0.65 J**	**1.0**	**ug/L**	**0.28**
Cyclohexane	ND	1.0	ug/L	0.25
Dibromochloromethane	ND	1.0	ug/L	0.14
1,2-Dibromo-3-chloro-propane	ND	1.0	ug/L	0.14
1,2-Dibromoethane	ND	1.0	ug/L	0.18
1,3-Dichlorobenzene	ND	1.0	ug/L	0.11
1,4-Dichlorobenzene	ND	1.0	ug/L	0.21
1,2-Dichlorobenzene	ND	1.0	ug/L	0.15
Dichlorodifluoromethane	ND	1.0	ug/L	0.19
1,1-Dichloroethane	ND	1.0	ug/L	0.12
1,2-Dichloroethane	ND	1.0	ug/L	0.21
1,1-Dichloroethene	ND	1.0	ug/L	0.30
cis-1,2-Dichloroethene	ND	1.0	ug/L	0.24
trans-1,2-Dichloroethene	ND	1.0	ug/L	0.17
1,2-Dichloropropane	ND	1.0	ug/L	0.095
cis-1,3-Dichloropropene	ND	1.0	ug/L	0.19
trans-1,3-Dichloropropene	ND	1.0	ug/L	0.15
Ethylbenzene	**0.63 J**	**1.0**	**ug/L**	**0.23**
2-Hexanone	ND	5.0	ug/L	0.16
Isopropylbenzene	ND	1.0	ug/L	0.16
Methyl acetate	ND	1.0	ug/L	0.14
Methylene chloride	ND	1.0	ug/L	0.15
Methylcyclohexane	ND	1.0	ug/L	0.26
4-Methyl-2-pentanone	ND	5.0	ug/L	0.53
Methyl tert-butyl ether	ND	1.0	ug/L	0.18

(Continued on next page)

MACTEC Engineering and Consulting Inc

Client Sample ID: MW-7-1011

GC/MS Volatiles

Lot-Sample #...: C0K040543-007 **Work Order #...:** L9J3J1AA **Matrix.....:** WATER

PARAMETER	RESULT	REPORTING LIMIT	UNITS	MDL
Styrene	ND	1.0	ug/L	0.097
1,1,2,2-Tetrachloroethane	ND	1.0	ug/L	0.20
1,2,4-Trichloro-benzene	ND	1.0	ug/L	0.27
Tetrachloroethene	ND	1.0	ug/L	0.15
1,1,1-Trichloroethane	ND	1.0	ug/L	0.29
1,1,2-Trichloroethane	ND	1.0	ug/L	0.20
Trichloroethene	ND	1.0	ug/L	0.14
Trichlorofluoromethane	ND	1.0	ug/L	0.20
1,1,2-Trichloro-1,2,2-trifluoroethane	ND	1.0	ug/L	0.32
Toluene	ND	1.0	ug/L	0.15
Vinyl chloride	ND	1.0	ug/L	0.23
Xylenes (total)	ND	3.0	ug/L	0.49

SURROGATE	PERCENT RECOVERY	RECOVERY LIMITS
Toluene-d8	104	(71 - 118)
1,2-Dichloroethane-d4	105	(64 - 135)
4-Bromofluorobenzene	97	(70 - 118)
Dibromofluoromethane	97	(70 - 128)

NOTE(S):

J Estimated result. Result is less than RL.

MACTEC Engineering and Consulting Inc

Client Sample ID: MW-8-1011

GC/MS Volatiles

Lot-Sample #...:	C0K040543-008	**Work Order #...:**	L9J3L1AA	**Matrix.....:**	WATER
Date Sampled...:	11/02/10	**Date Received..:**	11/03/10	**MS Run #.....:**	0315143
Prep Date.....:	11/11/10	**Analysis Date..:**	11/11/10		
Prep Batch #...:	0315225	**Analysis Time..:**	15:36		
Dilution Factor:	50	**Initial Wgt/Vol:**	5 mL	**Final Wgt/Vol..:**	5 mL
Analyst ID.....:	001562	**Instrument ID..:**	HP5		
		Method.....:	SW846 8260B		

PARAMETER	RESULT	REPORTING LIMIT	UNITS	MDL
Acetone	ND	250	ug/L	120
Benzene	**6.3 J**	**50**	**ug/L**	**5.3**
Bromodichloromethane	ND	50	ug/L	6.5
Bromoform	ND	50	ug/L	9.6
Bromomethane	ND	50	ug/L	16
2-Butanone	ND	250	ug/L	27
Carbon disulfide	ND	50	ug/L	11
Carbon tetrachloride	ND	50	ug/L	6.8
Chlorobenzene	ND	50	ug/L	6.8
Chloroethane	ND	50	ug/L	11
Chloroform	ND	50	ug/L	8.5
Chloromethane	ND	50	ug/L	14
Cyclohexane	ND	50	ug/L	13
Dibromochloromethane	ND	50	ug/L	6.8
1,2-Dibromo-3-chloro-propane	ND	50	ug/L	7.0
1,2-Dibromoethane	ND	50	ug/L	9.0
1,3-Dichlorobenzene	ND	50	ug/L	5.3
1,4-Dichlorobenzene	ND	50	ug/L	10
1,2-Dichlorobenzene	ND	50	ug/L	7.6
Dichlorodifluoromethane	ND	50	ug/L	9.6
1,1-Dichloroethane	ND	50	ug/L	5.8
1,2-Dichloroethane	ND	50	ug/L	11
1,1-Dichloroethene	ND	50	ug/L	15
cis-1,2-Dichloroethene	ND	50	ug/L	12
trans-1,2-Dichloroethene	ND	50	ug/L	8.5
1,2-Dichloropropane	ND	50	ug/L	4.7
cis-1,3-Dichloropropene	ND	50	ug/L	9.3
trans-1,3-Dichloropropene	ND	50	ug/L	7.4
Ethylbenzene	ND	50	ug/L	11
2-Hexanone	ND	250	ug/L	8.0
Isopropylbenzene	ND	50	ug/L	8.2
Methyl acetate	ND	50	ug/L	6.9
Methylene chloride	ND	50	ug/L	7.5
Methylcyclohexane	ND	50	ug/L	13
4-Methyl-2-pentanone	ND	250	ug/L	26
Methyl tert-butyl ether	ND	50	ug/L	9.2

(Continued on next page)

MACTEC Engineering and Consulting Inc

Client Sample ID: MW-8-1011

GC/MS Volatiles

Lot-Sample #...: C0K040543-008 **Work Order #...:** L9J3L1AA **Matrix.....:** WATER

PARAMETER	RESULT	REPORTING LIMIT	UNITS	MDL
Styrene	ND	50	ug/L	4.8
1,1,2,2-Tetrachloroethane	ND	50	ug/L	10
1,2,4-Trichloro-benzene	ND	50	ug/L	14
Tetrachloroethene	ND	50	ug/L	7.4
1,1,1-Trichloroethane	ND	50	ug/L	14
1,1,2-Trichloroethane	ND	50	ug/L	10
Trichloroethene	ND	50	ug/L	7.2
Trichlorofluoromethane	ND	50	ug/L	9.9
1,1,2-Trichloro-1,2,2-trifluoroethane	ND	50	ug/L	16
Toluene	ND	50	ug/L	7.5
Vinyl chloride	ND	50	ug/L	11
Xylenes (total)	ND	150	ug/L	24

SURROGATE	PERCENT RECOVERY	RECOVERY LIMITS
Toluene-d8	102	(71 - 118)
1,2-Dichloroethane-d4	102	(64 - 135)
4-Bromofluorobenzene	99	(70 - 118)
Dibromofluoromethane	95	(70 - 128)

NOTE(S):

J Estimated result. Result is less than RL.

MACTEC Engineering and Consulting Inc

Client Sample ID: MW-9-1011

GC/MS Volatiles

Lot-Sample #...:	C0K040543-009	**Work Order #...:**	L9J3P1AA	**Matrix.....:**	WATER
Date Sampled...:	11/01/10	**Date Received..:**	11/03/10	**MS Run #.....:**	0315143
Prep Date.....:	11/11/10	**Analysis Date..:**	11/11/10		
Prep Batch #...:	0315225	**Analysis Time..:**	16:01		
Dilution Factor:	1	**Initial Wgt/Vol:**	5 mL	**Final Wgt/Vol..:**	5 mL
Analyst ID.....:	001562	**Instrument ID..:**	HP5		
		Method.....:	SW846 8260B		

PARAMETER	RESULT	REPORTING LIMIT	UNITS	MDL
Acetone	**4.4 J**	**5.0**	**ug/L**	**2.5**
Benzene	ND	1.0	ug/L	0.11
Bromodichloromethane	ND	1.0	ug/L	0.13
Bromoform	ND	1.0	ug/L	0.19
Bromomethane	ND	1.0	ug/L	0.31
2-Butanone	ND	5.0	ug/L	0.55
Carbon disulfide	ND	1.0	ug/L	0.21
Carbon tetrachloride	ND	1.0	ug/L	0.14
Chlorobenzene	ND	1.0	ug/L	0.14
Chloroethane	**0.78 J**	**1.0**	**ug/L**	**0.21**
Chloroform	ND	1.0	ug/L	0.17
Chloromethane	ND	1.0	ug/L	0.28
Cyclohexane	ND	1.0	ug/L	0.25
Dibromochloromethane	ND	1.0	ug/L	0.14
1,2-Dibromo-3-chloro-propane	ND	1.0	ug/L	0.14
1,2-Dibromoethane	ND	1.0	ug/L	0.18
1,3-Dichlorobenzene	ND	1.0	ug/L	0.11
1,4-Dichlorobenzene	ND	1.0	ug/L	0.21
1,2-Dichlorobenzene	ND	1.0	ug/L	0.15
Dichlorodifluoromethane	ND	1.0	ug/L	0.19
1,1-Dichloroethane	ND	1.0	ug/L	0.12
1,2-Dichloroethane	ND	1.0	ug/L	0.21
1,1-Dichloroethene	ND	1.0	ug/L	0.30
cis-1,2-Dichloroethene	ND	1.0	ug/L	0.24
trans-1,2-Dichloroethene	ND	1.0	ug/L	0.17
1,2-Dichloropropane	ND	1.0	ug/L	0.095
cis-1,3-Dichloropropene	ND	1.0	ug/L	0.19
trans-1,3-Dichloropropene	ND	1.0	ug/L	0.15
Ethylbenzene	**0.29 J**	**1.0**	**ug/L**	**0.23**
2-Hexanone	ND	5.0	ug/L	0.16
Isopropylbenzene	**0.19 J**	**1.0**	**ug/L**	**0.16**
Methyl acetate	ND	1.0	ug/L	0.14
Methylene chloride	ND	1.0	ug/L	0.15
Methylcyclohexane	ND	1.0	ug/L	0.26
4-Methyl-2-pentanone	ND	5.0	ug/L	0.53
Methyl tert-butyl ether	ND	1.0	ug/L	0.18

(Continued on next page)

MACTEC Engineering and Consulting Inc

Client Sample ID: MW-9-1011

GC/MS Volatiles

Lot-Sample #...: C0K040543-009 **Work Order #...:** L9J3P1AA **Matrix.....:** WATER

PARAMETER	RESULT	REPORTING LIMIT	UNITS	MDL
Styrene	ND	1.0	ug/L	0.097
1,1,2,2-Tetrachloroethane	ND	1.0	ug/L	0.20
1,2,4-Trichloro-benzene	ND	1.0	ug/L	0.27
Tetrachloroethene	ND	1.0	ug/L	0.15
1,1,1-Trichloroethane	ND	1.0	ug/L	0.29
1,1,2-Trichloroethane	ND	1.0	ug/L	0.20
Trichloroethene	ND	1.0	ug/L	0.14
Trichlorofluoromethane	ND	1.0	ug/L	0.20
1,1,2-Trichloro-1,2,2-trifluoroethane	ND	1.0	ug/L	0.32
Toluene	**0.21 J**	**1.0**	**ug/L**	**0.15**
Vinyl chloride	ND	1.0	ug/L	0.23
Xylenes (total)	**0.96 J**	**3.0**	**ug/L**	**0.49**

SURROGATE	PERCENT RECOVERY	RECOVERY LIMITS
Toluene-d8	100	(71 - 118)
1,2-Dichloroethane-d4	103	(64 - 135)
4-Bromofluorobenzene	96	(70 - 118)
Dibromofluoromethane	95	(70 - 128)

NOTE(S):

J Estimated result. Result is less than RL.

MACTEC Engineering and Consulting Inc

Client Sample ID: MW-10-1011

GC/MS Volatiles

Lot-Sample #...:	C0K040543-010	**Work Order #...:**	L9J3Q1AA	**Matrix.....:**	WATER
Date Sampled...:	11/01/10	**Date Received..:**	11/03/10	**MS Run #.....:**	0315143
Prep Date.....:	11/11/10	**Analysis Date..:**	11/11/10		
Prep Batch #...:	0315225	**Analysis Time..:**	16:25		
Dilution Factor:	1	**Initial Wgt/Vol:**	5 mL	**Final Wgt/Vol..:**	5 mL
Analyst ID.....:	001562	**Instrument ID..:**	HP5		
		Method.....:	SW846 8260B		

PARAMETER	RESULT	REPORTING LIMIT	UNITS	MDL
Acetone	**3.9 J**	**5.0**	**ug/L**	**2.5**
Benzene	**1.0**	**1.0**	**ug/L**	**0.11**
Bromodichloromethane	ND	1.0	ug/L	0.13
Bromoform	ND	1.0	ug/L	0.19
Bromomethane	ND	1.0	ug/L	0.31
2-Butanone	ND	5.0	ug/L	0.55
Carbon disulfide	ND	1.0	ug/L	0.21
Carbon tetrachloride	ND	1.0	ug/L	0.14
Chlorobenzene	**0.92 J**	**1.0**	**ug/L**	**0.14**
Chloroethane	ND	1.0	ug/L	0.21
Chloroform	ND	1.0	ug/L	0.17
Chloromethane	**0.43 J**	**1.0**	**ug/L**	**0.28**
Cyclohexane	**1.4**	**1.0**	**ug/L**	**0.25**
Dibromochloromethane	ND	1.0	ug/L	0.14
1,2-Dibromo-3-chloro-propane	ND	1.0	ug/L	0.14
1,2-Dibromoethane	ND	1.0	ug/L	0.18
1,3-Dichlorobenzene	ND	1.0	ug/L	0.11
1,4-Dichlorobenzene	ND	1.0	ug/L	0.21
1,2-Dichlorobenzene	ND	1.0	ug/L	0.15
Dichlorodifluoromethane	ND	1.0	ug/L	0.19
1,1-Dichloroethane	ND	1.0	ug/L	0.12
1,2-Dichloroethane	ND	1.0	ug/L	0.21
1,1-Dichloroethene	ND	1.0	ug/L	0.30
cis-1,2-Dichloroethene	ND	1.0	ug/L	0.24
trans-1,2-Dichloroethene	ND	1.0	ug/L	0.17
1,2-Dichloropropane	ND	1.0	ug/L	0.095
cis-1,3-Dichloropropene	ND	1.0	ug/L	0.19
trans-1,3-Dichloropropene	ND	1.0	ug/L	0.15
Ethylbenzene	ND	1.0	ug/L	0.23
2-Hexanone	ND	5.0	ug/L	0.16
Isopropylbenzene	**0.45 J**	**1.0**	**ug/L**	**0.16**
Methyl acetate	ND	1.0	ug/L	0.14
Methylene chloride	ND	1.0	ug/L	0.15
Methylcyclohexane	**0.48 J**	**1.0**	**ug/L**	**0.26**
4-Methyl-2-pentanone	ND	5.0	ug/L	0.53
Methyl tert-butyl ether	ND	1.0	ug/L	0.18

(Continued on next page)

MACTEC Engineering and Consulting Inc

Client Sample ID: MW-10-1011

GC/MS Volatiles

Lot-Sample #...: C0K040543-010 **Work Order #...:** L9J3Q1AA **Matrix.....:** WATER

PARAMETER	RESULT	REPORTING LIMIT	UNITS	MDL
Styrene	ND	1.0	ug/L	0.097
1,1,2,2-Tetrachloroethane	ND	1.0	ug/L	0.20
1,2,4-Trichloro-benzene	ND	1.0	ug/L	0.27
Tetrachloroethene	ND	1.0	ug/L	0.15
1,1,1-Trichloroethane	ND	1.0	ug/L	0.29
1,1,2-Trichloroethane	ND	1.0	ug/L	0.20
Trichloroethene	ND	1.0	ug/L	0.14
Trichlorofluoromethane	ND	1.0	ug/L	0.20
1,1,2-Trichloro-1,2,2-trifluoroethane	ND	1.0	ug/L	0.32
Toluene	**0.17 J**	**1.0**	**ug/L**	**0.15**
Vinyl chloride	ND	1.0	ug/L	0.23
Xylenes (total)	**1.1 J**	**3.0**	**ug/L**	**0.49**

SURROGATE	PERCENT RECOVERY	RECOVERY LIMITS
Toluene-d8	101	(71 - 118)
1,2-Dichloroethane-d4	101	(64 - 135)
4-Bromofluorobenzene	101	(70 - 118)
Dibromofluoromethane	96	(70 - 128)

NOTE(S):

J Estimated result. Result is less than RL.

MACTEC Engineering and Consulting Inc

Client Sample ID: MW-11-1011

GC/MS Volatiles

Lot-Sample #...: C0K040543-011	**Work Order #...:** L9J3W1AA	**Matrix.....:** WATER
Date Sampled...: 11/02/10	**Date Received..:** 11/03/10	**MS Run #.....:** 0315143
Prep Date.....: 11/11/10	**Analysis Date..:** 11/11/10	
Prep Batch #...: 0315225	**Analysis Time..:** 16:49	
Dilution Factor: 50	**Initial Wgt/Vol:** 5 mL	**Final Wgt/Vol..:** 5 mL
Analyst ID.....: 001562	**Instrument ID..:** HP5	
	Method.....: SW846 8260B	

PARAMETER	RESULT	REPORTING LIMIT	UNITS	MDL
Acetone	ND	250	ug/L	120
Benzene	**7.5 J**	**50**	**ug/L**	**5.3**
Bromodichloromethane	ND	50	ug/L	6.5
Bromoform	ND	50	ug/L	9.6
Bromomethane	ND	50	ug/L	16
2-Butanone	ND	250	ug/L	27
Carbon disulfide	ND	50	ug/L	11
Carbon tetrachloride	ND	50	ug/L	6.8
Chlorobenzene	ND	50	ug/L	6.8
Chloroethane	ND	50	ug/L	11
Chloroform	ND	50	ug/L	8.5
Chloromethane	ND	50	ug/L	14
Cyclohexane	ND	50	ug/L	13
Dibromochloromethane	ND	50	ug/L	6.8
1,2-Dibromo-3-chloro-propane	ND	50	ug/L	7.0
1,2-Dibromoethane	ND	50	ug/L	9.0
1,3-Dichlorobenzene	ND	50	ug/L	5.3
1,4-Dichlorobenzene	ND	50	ug/L	10
1,2-Dichlorobenzene	ND	50	ug/L	7.6
Dichlorodifluoromethane	ND	50	ug/L	9.6
1,1-Dichloroethane	ND	50	ug/L	5.8
1,2-Dichloroethane	ND	50	ug/L	11
1,1-Dichloroethene	ND	50	ug/L	15
cis-1,2-Dichloroethene	ND	50	ug/L	12
trans-1,2-Dichloroethene	ND	50	ug/L	8.5
1,2-Dichloropropane	ND	50	ug/L	4.7
cis-1,3-Dichloropropene	ND	50	ug/L	9.3
trans-1,3-Dichloropropene	ND	50	ug/L	7.4
Ethylbenzene	**18 J**	**50**	**ug/L**	**11**
2-Hexanone	ND	250	ug/L	8.0
Isopropylbenzene	ND	50	ug/L	8.2
Methyl acetate	ND	50	ug/L	6.9
Methylene chloride	**21 J**	**50**	**ug/L**	**7.5**
Methylcyclohexane	ND	50	ug/L	13
4-Methyl-2-pentanone	ND	250	ug/L	26
Methyl tert-butyl ether	ND	50	ug/L	9.2

(Continued on next page)

MACTEC Engineering and Consulting Inc

Client Sample ID: MW-11-1011

GC/MS Volatiles

Lot-Sample #...: C0K040543-011 **Work Order #...:** L9J3W1AA **Matrix.....:** WATER

PARAMETER	RESULT	REPORTING LIMIT	UNITS	MDL
Styrene	ND	50	ug/L	4.8
1,1,2,2-Tetrachloroethane	ND	50	ug/L	10
1,2,4-Trichloro-benzene	ND	50	ug/L	14
Tetrachloroethene	ND	50	ug/L	7.4
1,1,1-Trichloroethane	ND	50	ug/L	14
1,1,2-Trichloroethane	ND	50	ug/L	10
Trichloroethene	ND	50	ug/L	7.2
Trichlorofluoromethane	ND	50	ug/L	9.9
1,1,2-Trichloro-1,2,2-trifluoroethane	ND	50	ug/L	16
Toluene	ND	50	ug/L	7.5
Vinyl chloride	ND	50	ug/L	11
Xylenes (total)	**48 J**	**150**	**ug/L**	**24**

SURROGATE	PERCENT RECOVERY	RECOVERY LIMITS
Toluene-d8	103	(71 - 118)
1,2-Dichloroethane-d4	105	(64 - 135)
4-Bromofluorobenzene	100	(70 - 118)
Dibromofluoromethane	98	(70 - 128)

NOTE(S):

J Estimated result. Result is less than RL.

MACTEC Engineering and Consulting Inc

Client Sample ID: MW-5 PRODUCT-1011

GC/MS Volatiles

Lot-Sample #...:	C0K040543-012	**Work Order #...:**	L9J331AA	**Matrix.....:**	WASTE
Date Sampled...:	11/02/10	**Date Received..:**	11/03/10	**MS Run #.....:**	
Prep Date.....:	11/15/10	**Analysis Date..:**	11/15/10		
Prep Batch #...:	0319371	**Analysis Time..:**	17:20		
Dilution Factor:	0.99	**Initial Wgt/Vol:**	1.01 g	**Final Wgt/Vol..:**	10 mL
% Moisture.....:		**Analyst ID.....:**	034635	**Instrument ID..:**	HP4
		Method.....:	SW846 8260B		

PARAMETER	RESULT	REPORTING LIMIT	UNITS	MDL
Benzene	**31**	**2.5**	**mg/kg**	**0.49**
2-Butanone	ND	2.5	mg/kg	0.54
Carbon tetrachloride	ND	2.5	mg/kg	0.54
Chlorobenzene	ND	2.5	mg/kg	0.26
Chloroform	ND	2.5	mg/kg	0.50
1,2-Dichloroethane	ND	2.5	mg/kg	0.48
1,1-Dichloroethene	ND	2.5	mg/kg	0.53
Tetrachloroethene	**0.52 J**	**2.5**	**mg/kg**	**0.41**
Trichloroethene	ND	2.5	mg/kg	0.40
Vinyl chloride	ND	2.5	mg/kg	0.64

SURROGATE	PERCENT RECOVERY	RECOVERY LIMITS
1,2-Dichloroethane-d4	77	(65 - 139)
Toluene-d8	104	(75 - 125)
4-Bromofluorobenzene	100	(65 - 130)
Dibromofluoromethane	82	(67 - 131)

NOTE(S):

J Estimated result. Result is less than RL.

MACTEC Engineering and Consulting Inc

Client Sample ID: TRIP BLANK

GC/MS Volatiles

Lot-Sample #...: C0K040543-013	**Work Order #...:** L9J471AA	**Matrix.....:** WATER	
Date Sampled...: 11/02/10	**Date Received..:** 11/03/10	**MS Run #.....:** 0315143	
Prep Date.....: 11/11/10	**Analysis Date..:** 11/11/10		
Prep Batch #...: 0315225	**Analysis Time..:** 10:55		
Dilution Factor: 1	**Initial Wgt/Vol:** 5 mL	**Final Wgt/Vol..:** 5 mL	
Analyst ID.....: 001562	**Instrument ID..:** HP5		
	Method.....: SW846 8260B		

PARAMETER	RESULT	REPORTING LIMIT	UNITS	MDL
Acetone	**3.6 J**	**5.0**	**ug/L**	**2.5**
Benzene	ND	1.0	ug/L	0.11
Bromodichloromethane	ND	1.0	ug/L	0.13
Bromoform	ND	1.0	ug/L	0.19
Bromomethane	ND	1.0	ug/L	0.31
2-Butanone	ND	5.0	ug/L	0.55
Carbon disulfide	**1.2**	**1.0**	**ug/L**	**0.21**
Carbon tetrachloride	ND	1.0	ug/L	0.14
Chlorobenzene	ND	1.0	ug/L	0.14
Chloroethane	ND	1.0	ug/L	0.21
Chloroform	ND	1.0	ug/L	0.17
Chloromethane	ND	1.0	ug/L	0.28
Cyclohexane	ND	1.0	ug/L	0.25
Dibromochloromethane	ND	1.0	ug/L	0.14
1,2-Dibromo-3-chloro-propane	ND	1.0	ug/L	0.14
1,2-Dibromoethane	ND	1.0	ug/L	0.18
1,3-Dichlorobenzene	ND	1.0	ug/L	0.11
1,4-Dichlorobenzene	ND	1.0	ug/L	0.21
1,2-Dichlorobenzene	ND	1.0	ug/L	0.15
Dichlorodifluoromethane	ND	1.0	ug/L	0.19
1,1-Dichloroethane	ND	1.0	ug/L	0.12
1,2-Dichloroethane	ND	1.0	ug/L	0.21
1,1-Dichloroethene	ND	1.0	ug/L	0.30
cis-1,2-Dichloroethene	ND	1.0	ug/L	0.24
trans-1,2-Dichloroethene	ND	1.0	ug/L	0.17
1,2-Dichloropropane	ND	1.0	ug/L	0.095
cis-1,3-Dichloropropene	ND	1.0	ug/L	0.19
trans-1,3-Dichloropropene	ND	1.0	ug/L	0.15
Ethylbenzene	ND	1.0	ug/L	0.23
2-Hexanone	ND	5.0	ug/L	0.16
Isopropylbenzene	ND	1.0	ug/L	0.16
Methyl acetate	ND	1.0	ug/L	0.14
Methylene chloride	**0.50 J**	**1.0**	**ug/L**	**0.15**
Methylcyclohexane	ND	1.0	ug/L	0.26
4-Methyl-2-pentanone	ND	5.0	ug/L	0.53
Methyl tert-butyl ether	ND	1.0	ug/L	0.18

(Continued on next page)

MACTEC Engineering and Consulting Inc

Client Sample ID: TRIP BLANK

GC/MS Volatiles

Lot-Sample #...: C0K040543-013 **Work Order #...:** L9J471AA **Matrix.....:** WATER

PARAMETER	RESULT	REPORTING LIMIT	UNITS	MDL
Styrene	ND	1.0	ug/L	0.097
1,1,2,2-Tetrachloroethane	ND	1.0	ug/L	0.20
1,2,4-Trichloro-benzene	ND	1.0	ug/L	0.27
Tetrachloroethene	ND	1.0	ug/L	0.15
1,1,1-Trichloroethane	ND	1.0	ug/L	0.29
1,1,2-Trichloroethane	ND	1.0	ug/L	0.20
Trichloroethene	ND	1.0	ug/L	0.14
Trichlorofluoromethane	ND	1.0	ug/L	0.20
1,1,2-Trichloro-1,2,2-trifluoroethane	ND	1.0	ug/L	0.32
Toluene	ND	1.0	ug/L	0.15
Vinyl chloride	ND	1.0	ug/L	0.23
Xylenes (total)	ND	3.0	ug/L	0.49

SURROGATE	PERCENT RECOVERY	RECOVERY LIMITS
Toluene-d8	105	(71 - 118)
1,2-Dichloroethane-d4	101	(64 - 135)
4-Bromofluorobenzene	100	(70 - 118)
Dibromofluoromethane	94	(70 - 128)

NOTE(S):

J Estimated result. Result is less than RL.

MACTEC Engineering and Consulting Inc

Client Sample ID: MW-5-1011

GC/MS Volatiles

Lot-Sample #...:	C0K040543-014	**Work Order #...:**	L9J551AA	**Matrix.....:**	WATER
Date Sampled...:	11/02/10	**Date Received..:**	11/03/10	**MS Run #.....:**	0315143
Prep Date.....:	11/11/10	**Analysis Date..:**	11/11/10		
Prep Batch #...:	0315225	**Analysis Time..:**	17:13		
Dilution Factor:	100	**Initial Wgt/Vol:**	5 mL	**Final Wgt/Vol..:**	5 mL
Analyst ID.....:	001562	**Instrument ID..:**	HP5		
		Method.....:	SW846 8260B		

PARAMETER	RESULT	REPORTING LIMIT	UNITS	MDL
Acetone	ND	500	ug/L	250
Benzene	**500**	**100**	**ug/L**	**11**
Bromodichloromethane	ND	100	ug/L	13
Bromoform	ND	100	ug/L	19
Bromomethane	ND	100	ug/L	31
2-Butanone	ND	500	ug/L	55
Carbon disulfide	ND	100	ug/L	21
Carbon tetrachloride	ND	100	ug/L	14
Chlorobenzene	ND	100	ug/L	14
Chloroethane	**200**	**100**	**ug/L**	**21**
Chloroform	ND	100	ug/L	17
Chloromethane	ND	100	ug/L	28
Cyclohexane	ND	100	ug/L	25
Dibromochloromethane	ND	100	ug/L	14
1,2-Dibromo-3-chloro-propane	ND	100	ug/L	14
1,2-Dibromoethane	ND	100	ug/L	18
1,3-Dichlorobenzene	ND	100	ug/L	11
1,4-Dichlorobenzene	ND	100	ug/L	21
1,2-Dichlorobenzene	ND	100	ug/L	15
Dichlorodifluoromethane	ND	100	ug/L	19
1,1-Dichloroethane	**53 J**	**100**	**ug/L**	**12**
1,2-Dichloroethane	ND	100	ug/L	21
1,1-Dichloroethene	ND	100	ug/L	30
cis-1,2-Dichloroethene	ND	100	ug/L	24
trans-1,2-Dichloroethene	ND	100	ug/L	17
1,2-Dichloropropane	ND	100	ug/L	9.5
cis-1,3-Dichloropropene	ND	100	ug/L	19
trans-1,3-Dichloropropene	ND	100	ug/L	15
Ethylbenzene	**100**	**100**	**ug/L**	**23**
2-Hexanone	ND	500	ug/L	16
Isopropylbenzene	ND	100	ug/L	16
Methyl acetate	ND	100	ug/L	14
Methylene chloride	**51 J**	**100**	**ug/L**	**15**
Methylcyclohexane	ND	100	ug/L	26
4-Methyl-2-pentanone	ND	500	ug/L	53
Methyl tert-butyl ether	ND	100	ug/L	18

(Continued on next page)

MACTEC Engineering and Consulting Inc

Client Sample ID: MW-5-1011

GC/MS Volatiles

Lot-Sample #...: C0K040543-014 **Work Order #...:** L9J551AA **Matrix.....:** WATER

PARAMETER	RESULT	REPORTING LIMIT	UNITS	MDL
Styrene	ND	100	ug/L	9.7
1,1,2,2-Tetrachloroethane	ND	100	ug/L	20
1,2,4-Trichloro-benzene	ND	100	ug/L	27
Tetrachloroethene	ND	100	ug/L	15
1,1,1-Trichloroethane	ND	100	ug/L	29
1,1,2-Trichloroethane	ND	100	ug/L	20
Trichloroethene	ND	100	ug/L	14
Trichlorofluoromethane	ND	100	ug/L	20
1,1,2-Trichloro-1,2,2-trifluoroethane	ND	100	ug/L	32
Toluene	**190**	**100**	**ug/L**	**15**
Vinyl chloride	ND	100	ug/L	23
Xylenes (total)	**350**	**300**	**ug/L**	**49**

SURROGATE	PERCENT RECOVERY	RECOVERY LIMITS
Toluene-d8	102	(71 - 118)
1,2-Dichloroethane-d4	107	(64 - 135)
4-Bromofluorobenzene	103	(70 - 118)
Dibromofluoromethane	100	(70 - 128)

NOTE(S):

J Estimated result. Result is less than RL.

SW846 8260B SURROGATE RECOVERY

Lab Name: TestAmerica Laboratories, Inc. Client: MACTEC Engineering and Consulting Inc

Lab Code: TALPIT SDG No:

Lot #: C0K040543

Extraction: XXI25QK01

	CLIENT ID.	SRG01	SRG02	SRG03	SRG04	TOT OUT
01	MW-1-1011	102	102	103	97	00
02	MW-2-1011	103	104	98	92	00
03	MW-3-1011	103	100	113	94	00
04	MW-4-1011	101	106	96	101	00
05	MW-6-1011	104	101	100	97	00
06	MW-7-1011	104	105	97	97	00
07	MW-8-1011	102	102	99	95	00
08	MW-9-1011	100	103	96	95	00
09	MW-10-1011	101	101	101	96	00
10	MW-11-1011	103	105	100	98	00
11	TRIP BLANK	105	101	100	94	00
12	MW-5-1011	102	107	103	100	00
13	INTRA-LAB QC	101	101	104	91	00
14	METHOD BLK. L9V7G1AA	101	101	102	94	00
15	LCS L9V7G1AC	110	91	101	92	00
16	LAB MS/MSD D	98	93	98	92	00
17	LAB MS/MSD S	99	108	104	98	00

SURROGATES		QC LIMITS
SRG01	= Toluene-d8	(71-118)
SRG02	= 1,2-Dichloroethane-d4	(64-135)
SRG03	= 4-Bromofluorobenzene	(70-118)
SRG04	= Dibromofluoromethane	(70-128)

\# Column to be used to flag recovery values
* Values outside of required QC Limits
D System monitoring Compound diluted out

FORM II

SW846 8260B SURROGATE RECOVERY

Lab Name: TestAmerica Laboratories, Inc. Client: MACTEC Engineering and Consulting Inc

Lab Code: TALPIT SDG No:

Lot #: C0K040543

Extraction: XXN14QK01

	CLIENT ID.	SRG01	SRG02	SRG03	SRG04	TOT OUT
01	MW-5 PRODUCT-1011	104	77	100	82	00
02	METHOD BLK. L93WF1AA	108	98	100	98	00
03	LCS L93WF1AC	98	82	92	90	00
04	LCSD L93WF1AD	98	84	91	93	00

SURROGATES		QC LIMITS
SRG01	= Toluene-d8	(75-125)
SRG02	= 1,2-Dichloroethane-d4	(65-139)
SRG03	= 4-Bromofluorobenzene	(65-130)
SRG04	= Dibromofluoromethane	(67-131)

\# Column to be used to flag recovery values
* Values outside of required QC Limits
D System monitoring Compound diluted out

FORM II

SW846 8260B CHECK SAMPLE RECOVERY

Lab Name: TestAmerica Laboratories, Inc. Client: MACTEC Engineering and Consulting Inc

Lab Code: TALPIT SDG No:

Lot #: C0K110000 WO #: L9V7G1AC
BATCH: 0315225

COMPOUND	SPIKE ADDED (ug/L)	SAMPLE CONCENT. (ug/L)	% REC	QC LIMITS REC	QUAL
1,1-Dichloroethene	10.0	10.4	104	65- 136	
Benzene	10.0	9.38	94	80- 120	
Toluene	10.0	10.7	107	80- 123	
Chlorobenzene	10.0	9.75	98	80- 120	
Trichloroethene	10.0	9.20	92	73- 120	

NOTES(S):

* Values outside of QC limits

Spike Recovery: 0 out of 5 outside limits

COMMENTS:

FORM III

SW846 8260B CHECK SAMPLE RECOVERY

Lab Name: TestAmerica Laboratories, Inc. Client: MACTEC Engineering and Consulting Inc

Lab Code: TALPIT SDG No:

Lot #: C0K150000 WO #: L93WF1AC

BATCH: 0319371

COMPOUND	SPIKE ADDED (mg/kg)	SAMPLE CONCENT. (mg/kg)	% REC	QC LIMITS REC	QUAL
1,1-Dichloroethene	20.0	15.5	78	63 - 119	
Trichloroethene	20.0	18.9	95	83 - 112	
Benzene	20.0	18.1	90	81 - 115	
Toluene	20.0	18.9	94	80 - 118	
Chlorobenzene	20.0	19.8	99	77 - 114	

NOTES(S):

* Values outside of QC limits

Spike Recovery: 0 out of 5 outside limits

COMMENTS:

FORM III

SW846 8260B CHECK SAMPLE DUPLICATE RECOVERY

Lab Name: TestAmerica Laboratories, Inc. Client: MACTEC Engineering and Consulting Inc

Lab Code: TALPIT SDG No:

Lot #: C0K150000 WO #: L93WF1AD

BATCH: 0319371

COMPOUND	SPIKE ADDED (mg/kg)	SAMPLE CONCENT. (mg/kg)	% REC	QC LIMITS REC	QUAL
1,1-Dichloroethene	20.0	15.9	80	63 - 119	
Trichloroethene	20.0	18.9	94	83 - 112	
Benzene	20.0	17.9	90	81 - 115	
Toluene	20.0	18.5	92	80 - 118	
Chlorobenzene	20.0	19.4	97	77 - 114	

NOTES(S):

* Values outside of QC limits

Spike Recovery: 0 out of 5 outside limits

COMMENTS:

FORM III

SW846 8260B MATRIX SPIKE/MATRIX SPIKE DUPLICATE RECOVERY

Lab Name: TestAmerica Laboratories, Inc. Client: MACTEC Engineering and Consulting Inc

Lab Code: TALPIT SDG No:

Matrix Spike ID: LAB MS/MSD

Lot #: C0K080462 WO #: L9PQV1F2
BATCH: 0315225

COMPOUND	SPIKE ADDED (ug/L)	SAMPLE CONCENT. (ug/L)	MS CONCENT. (ug/L)	MS % REC	LIMITS REC	QUAL
1,1-Dichloroethene	10.0	ND	11.2	112	65- 136	
Benzene	10.0	ND	10.2	102	80- 120	
Toluene	10.0	ND	10.4	104	80- 123	
Chlorobenzene	10.0	ND	9.75	98	80- 120	
Trichloroethene	10.0	1.7	11.5	98	73- 120	

NOTES(S):

Column to be used to flag recovery and RPD values with an asterisk
* Values outside of QC limits

RPD: 0 out of 0 outside limits
Spike Recovery: 0 out of 5 outside limits

COMMENTS:

FORM III

SW846 8260B MATRIX SPIKE/MATRIX SPIKE DUPLICATE RECOVERY

Lab Name: TestAmerica Laboratories, Inc. Client: MACTEC Engineering and Consulting Inc

Lab Code: TALPIT SDG No:

Matrix Spike ID: LAB MS/MSD

Lot #: C0K080462 WO #: L9PQV1F3
BATCH: 0315225

COMPOUND	SPIKE ADDED (ug/L)	MSD CONCENT. (ug/L)	MSD % REC	% RPD	QC LIMITS RPD	QC LIMITS REC	QUAL
1,1-Dichloroethene	10.0	10.3	103	7.8	35	65 - 136	
Benzene	10.0	9.32	93	9.2	32	80 - 120	
Toluene	10.0	10.0	100	3.2	35	80 - 123	
Chlorobenzene	10.0	9.36	94	4.1	29	80 - 120	
Trichloroethene	10.0	10.5	87	9.3	35	73 - 120	

NOTES(S):

Column to be used to flag recovery and RPD values with an asterisk
* Values outside of QC limits

RPD: 0 out of 5 outside limits
Spike Recovery: 0 out of 5 outside limits

COMMENTS:

FORM III

SW846 8260B METHOD BLANK SUMMARY

BLANK WORKORDER NO.: L9V7G1AA

Lab Name: TestAmerica Laboratories, Inc.

Lab Code: TALPIT

SDG Number:

Lab File ID: 51111001.

Lot Number: C0K040543

Date Analyzed: 11/11/10

Time Analyzed: 09:53

Matrix: WATER

Date Extracted:11/11/10

GC Column: HP624 ID: .20

Extraction Method: 5030B

Instrument ID: HP5

Level:(low/med) LOW

THIS METHOD BLANK APPLIES TO THE FOLLOWING SAMPLES, LCS, LCSD, MS , MSD:

	CLIENT ID.	SAMPLE WORK ORDER #	LAB FILE ID	DATE ANALYZED	TIME ANALYZED
01	MW-1-1011	L9J2K1AA	51111008.	11/11/10	13:11
02	MW-2-1011	L9J241AA	51111009.	11/11/10	13:35
03	MW-3-1011	L9J261AA	51111010.	11/11/10	14:00
04	MW-4-1011	L9J281AA	51111011.	11/11/10	14:24
05	MW-6-1011	L9J3G1AA	51111012.	11/11/10	14:48
06	MW-7-1011	L9J3J1AA	51111013.	11/11/10	15:12
07	MW-8-1011	L9J3L1AA	51111014.	11/11/10	15:36
08	MW-9-1011	L9J3P1AA	51111015.	11/11/10	16:01
09	MW-10-1011	L9J3Q1AA	51111016.	11/11/10	16:25
10	MW-11-1011	L9J3W1AA	51111017.	11/11/10	16:49
11	TRIP BLANK	L9J471AA	51111003.	11/11/10	10:55
12	MW-5-1011	L9J551AA	51111018.	11/11/10	17:13
13	INTRA-LAB QC	L9PQV1F1	51111002.	11/11/10	10:30
14	LAB MS/MSD	L9PQV1F2 S	51111005.	11/11/10	11:46
15	LAB MS/MSD	L9PQV1F3 D	51111006.	11/11/10	12:11
16	CHECK SAMPLE	L9V7G1AC C	51111004.	11/11/10	11:20
17					
18					
19					
20					
21					
22					
23					
24					
25					
26					
27					
28					
29					
30					

COMMENTS:

FORM IV

METHOD BLANK REPORT

GC/MS Volatiles

Client Lot #...: C0K040543 **Work Order #...:** L9V7G1AA **Matrix.....:** WATER
MB Lot-Sample #: C0K110000-225

Prep Date.....: 11/11/10 **Analysis Time..:** 09:53
Analysis Date..: 11/11/10 **Prep Batch #...:** 0315225 **Final Wgt/Vol..:** 5 mL
Dilution Factor: 1 **Initial Wgt/Vol:** 5 mL **Instrument ID..:** HP5
Analyst ID.....: 001562

PARAMETER	RESULT	REPORTING LIMIT	UNITS	METHOD
Acetone	ND	5.0	ug/L	SW846 8260B
Benzene	ND	1.0	ug/L	SW846 8260B
Bromodichloromethane	ND	1.0	ug/L	SW846 8260B
Bromoform	ND	1.0	ug/L	SW846 8260B
Bromomethane	ND	1.0	ug/L	SW846 8260B
2-Butanone	ND	5.0	ug/L	SW846 8260B
Carbon disulfide	ND	1.0	ug/L	SW846 8260B
Carbon tetrachloride	ND	1.0	ug/L	SW846 8260B
Chlorobenzene	ND	1.0	ug/L	SW846 8260B
Chloroethane	ND	1.0	ug/L	SW846 8260B
Chloroform	ND	1.0	ug/L	SW846 8260B
Chloromethane	ND	1.0	ug/L	SW846 8260B
Cyclohexane	ND	1.0	ug/L	SW846 8260B
Dibromochloromethane	ND	1.0	ug/L	SW846 8260B
1,2-Dibromo-3-chloro-propane	ND	1.0	ug/L	SW846 8260B
1,2-Dibromoethane	ND	1.0	ug/L	SW846 8260B
1,3-Dichlorobenzene	ND	1.0	ug/L	SW846 8260B
1,4-Dichlorobenzene	ND	1.0	ug/L	SW846 8260B
1,2-Dichlorobenzene	ND	1.0	ug/L	SW846 8260B
Dichlorodifluoromethane	ND	1.0	ug/L	SW846 8260B
1,1-Dichloroethane	ND	1.0	ug/L	SW846 8260B
1,2-Dichloroethane	ND	1.0	ug/L	SW846 8260B
1,1-Dichloroethene	ND	1.0	ug/L	SW846 8260B
cis-1,2-Dichloroethene	ND	1.0	ug/L	SW846 8260B
trans-1,2-Dichloroethene	ND	1.0	ug/L	SW846 8260B
1,2-Dichloropropane	ND	1.0	ug/L	SW846 8260B
cis-1,3-Dichloropropene	ND	1.0	ug/L	SW846 8260B
trans-1,3-Dichloropropene	ND	1.0	ug/L	SW846 8260B
Ethylbenzene	ND	1.0	ug/L	SW846 8260B
2-Hexanone	ND	5.0	ug/L	SW846 8260B
Isopropylbenzene	ND	1.0	ug/L	SW846 8260B
Methyl acetate	ND	1.0	ug/L	SW846 8260B
Methylene chloride	ND	1.0	ug/L	SW846 8260B
Methylcyclohexane	ND	1.0	ug/L	SW846 8260B
4-Methyl-2-pentanone	ND	5.0	ug/L	SW846 8260B
Methyl tert-butyl ether	ND	1.0	ug/L	SW846 8260B
Styrene	ND	1.0	ug/L	SW846 8260B
1,1,2,2-Tetrachloroethane	ND	1.0	ug/L	SW846 8260B
1,2,4-Trichloro-benzene	ND	1.0	ug/L	SW846 8260B

(Continued on next page)

METHOD BLANK REPORT

GC/MS Volatiles

Client Lot #...: C0K040543 **Work Order #...:** L9V7G1AA **Matrix.....:** WATER

PARAMETER	RESULT	REPORTING LIMIT	UNITS	METHOD
Tetrachloroethene	ND	1.0	ug/L	SW846 8260B
1,1,1-Trichloroethane	ND	1.0	ug/L	SW846 8260B
1,1,2-Trichloroethane	ND	1.0	ug/L	SW846 8260B
Trichloroethene	ND	1.0	ug/L	SW846 8260B
Trichlorofluoromethane	ND	1.0	ug/L	SW846 8260B
1,1,2-Trichloro-1,2,2-trifluoroethane	ND	1.0	ug/L	SW846 8260B
Toluene	ND	1.0	ug/L	SW846 8260B
Vinyl chloride	ND	1.0	ug/L	SW846 8260B
Xylenes (total)	ND	3.0	ug/L	SW846 8260B

SURROGATE	PERCENT RECOVERY	RECOVERY LIMITS
Toluene-d8	101	(71 - 118)
1,2-Dichloroethane-d4	101	(64 - 135)
4-Bromofluorobenzene	102	(70 - 118)
Dibromofluoromethane	94	(70 - 128)

NOTE(S):

Calculations are performed before rounding to avoid round-off errors in calculated results.

SW846 8260B METHOD BLANK SUMMARY

BLANK WORKORDER NO.: L93WF1AA

Lab Name: TestAmerica Laboratories, Inc.

Lab Code: TALPIT

SDG Number:

Lab File ID: 4111503.D

Lot Number: C0K040543

Date Analyzed: 11/15/10

Time Analyzed: 09:47

Matrix: WASTE

Date Extracted: 11/15/10

GC Column: RTX-624 ID: .18

Extraction Method: 3580

Instrument ID: HP4

Level: (low/med) LOW

THIS METHOD BLANK APPLIES TO THE FOLLOWING SAMPLES, LCS, LCSD, MS , MSD:

	CLIENT ID.	SAMPLE WORK ORDER #	LAB FILE ID	DATE ANALYZED	TIME ANALYZED
01	MW-5 PRODUCT-1011	L9J331AA	4111521.D	11/15/10	17:20
02	CHECK SAMPLE	L93WF1AC C	4111509.D	11/15/10	12:23
03	DUPLICATE CHECK	L93WF1AD L	4111510.D	11/15/10	12:47
04					
05					
06					
07					
08					
09					
10					
11					
12					
13					
14					
15					
16					
17					
18					
19					
20					
21					
22					
23					
24					
25					
26					
27					
28					
29					
30					

COMMENTS:

FORM IV

METHOD BLANK REPORT

GC/MS Volatiles

Client Lot #...: C0K040543 **Work Order #...:** L93WF1AA **Matrix.....:** WASTE
MB Lot-Sample #: C0K150000-371

Prep Date.....: 11/15/10 **Analysis Time..:** 09:47
Analysis Date..: 11/15/10 **Prep Batch #...:** 0319371 **Final Wgt/Vol..:** 10 mL
Dilution Factor: 1 **Initial Wgt/Vol:** 1 g **Instrument ID..:** HP4
Analyst ID.....: 034635

PARAMETER	RESULT	REPORTING LIMIT	UNITS	METHOD
Benzene	ND	2.5	mg/kg	SW846 8260B
2-Butanone	ND	2.5	mg/kg	SW846 8260B
Carbon tetrachloride	ND	2.5	mg/kg	SW846 8260B
Chlorobenzene	ND	2.5	mg/kg	SW846 8260B
Chloroform	ND	2.5	mg/kg	SW846 8260B
1,2-Dichloroethane	ND	2.5	mg/kg	SW846 8260B
1,1-Dichloroethene	ND	2.5	mg/kg	SW846 8260B
Tetrachloroethene	ND	2.5	mg/kg	SW846 8260B
Trichloroethene	ND	2.5	mg/kg	SW846 8260B
Vinyl chloride	ND	2.5	mg/kg	SW846 8260B

SURROGATE	PERCENT RECOVERY	RECOVERY LIMITS
1,2-Dichloroethane-d4	98	(65 - 139)
Toluene-d8	108	(75 - 125)
4-Bromofluorobenzene	100	(65 - 130)
Dibromofluoromethane	98	(67 - 131)

NOTE(S):

Calculations are performed before rounding to avoid round-off errors in calculated results.

8A

VOLATILE INTERNAL STANDARD AREA AND RT SUMMARY

Lab Name: TESTAMERICA PITTSBURGH Contract:

Lab Code: TA Case No.: SAS No.: SDG No.: C0K040543

Lab File ID (Standard): CC51111 Date Analyzed: 11/11/10

Instrument ID: HP5 Time Analyzed: 0850

GC Column: DB 624 ID: 0.20 (mm) Heated Purge: (Y/N) N

		IS1(CBZ) AREA #	RT #	IS2(DCB) AREA #	RT #	IS3 AREA #	RT #
	12 HOUR STD	100280	10.47	134280	12.78	470870	7.38
	UPPER LIMIT	200560	10.67	268560	12.98	941740	7.58
	LOWER LIMIT	50140	10.27	67140	12.58	235435	7.18
	EPA SAMPLE NO.						
01	INTRA-LAB BL	72027	10.47	103058	12.79	364800	7.39
02	TRIP BLANK	66597	10.47	101973	12.78	344543	7.39
03	INTRA-LAB CH	81956	10.46	121250	12.79	414189	7.38
04	MW-1-1011	67483	10.47	96737	12.79	347667	7.39
05	MW-2-1011	66317	10.47	105563	12.78	343525	7.39
06	MW-3-1011	65702	10.47	90288	12.79	352089	7.39
07	MW-4-1011	68561	10.47	108103	12.78	340630	7.39
08	MW-6-1011	64363	10.47	100322	12.78	346947	7.39
09	MW-7-1011	64462	10.47	98686	12.78	334259	7.39
10	MW-8-1011	66455	10.46	102527	12.79	336411	7.39
11	MW-9-1011	69683	10.47	104707	12.78	343920	7.39
12	MW-10-1011	66622	10.47	103316	12.78	342026	7.39
13	MW-11-1011	63614	10.47	104355	12.78	330791	7.39
14	MW-5-1011	61999	10.47	96387	12.78	311227	7.38
15							
16							
17							
18							
19							
20							
21							
22							

IS1 (CBZ) = Chlorobenzene-d5
IS2 (DCB) = 1,4-Dichlorobenzene-d4
IS3 = Fluorobenzene

AREA UPPER LIMIT = +100% of internal standard area
AREA LOWER LIMIT = - 50% of internal standard area
RT UPPER LIMIT = + 0.20 minutes of internal standard RT
RT LOWER LIMIT = - 0.20 minutes of internal standard RT

Column used to flag values outside QC limits with an asterisk.
* Values outside of QC limits.

8A

VOLATILE INTERNAL STANDARD AREA AND RT SUMMARY

Lab Name: TESTAMERICA PITTSBURGH Contract:

Lab Code: TA Case No.: SAS No.: SDG No.: C0K040543

Lab File ID (Standard): 1C41115 Date Analyzed: 11/15/10

Instrument ID: HP4 Time Analyzed: 0816

GC Column: DB 624 ID: 0.18 (mm) Heated Purge: (Y/N) N

		IS1(CBZ) AREA #	RT #	IS2(DCB) AREA #	RT #	IS3 AREA #	RT #
	12 HOUR STD	312046	10.76	532777	13.08	1206941	7.68
	UPPER LIMIT	624092	10.96	1065554	13.28	2413882	7.88
	LOWER LIMIT	156023	10.56	266389	12.88	603471	7.48
	EPA SAMPLE NO.						
01	INTRA-LAB BL	362659	10.76	658960	13.09	1500792	7.68
02	INTRA-LAB CH	332460	10.76	574026	13.08	1266180	7.68
03	INTRA-LAB CH	319073	10.76	532077	13.09	1202545	7.68
04	MW-5 PRODUCT	309747	10.76	521644	13.09	1324496	7.68
05							
06							
07							
08							
09							
10							
11							
12							
13							
14							
15							
16							
17							
18							
19							
20							
21							
22							

IS1 (CBZ) = Chlorobenzene-d5
IS2 (DCB) = 1,4-Dichlorobenzene-d4
IS3 = Fluorobenzene

AREA UPPER LIMIT = +100% of internal standard area
AREA LOWER LIMIT = - 50% of internal standard area
RT UPPER LIMIT = + 0.20 minutes of internal standard RT
RT LOWER LIMIT = - 0.20 minutes of internal standard RT

Column used to flag values outside QC limits with an asterisk.
* Values outside of QC limits.

GC/MS SEMIVOLATILE SUMMARY

MACTEC Engineering and Consulting Inc

Client Sample ID: MW-5 PRODUCT-1011

GC/MS Semivolatiles

Lot-Sample #...:	C0K040543-012	**Work Order #...:**	L9J331AC	**Matrix.....:**	WASTE
Date Sampled...:	11/02/10 15:35	**Date Received..:**	11/03/10 08:30	**MS Run #.....:**	
Prep Date.....:	11/05/10	**Analysis Date..:**	11/08/10		
Prep Batch #...:	0309266	**Analysis Time..:**	07:00		
Dilution Factor:	20	**Initial Wgt/Vol:**	1 g	**Final Wgt/Vol..:**	10 mL
% Moisture.....:		**Analyst ID.....:**	007062	**Instrument ID..:**	722
		Method.....:	SW846 8270C		

PARAMETER	RESULT	REPORTING LIMIT	UNITS	MDL
1,4-Dichlorobenzene	ND	40	mg/kg	10
2,4-Dinitrotoluene	ND	200	mg/kg	9.4
Hexachlorobenzene	ND	40	mg/kg	7.6
Hexachlorobutadiene	ND	40	mg/kg	8.5
Hexachloroethane	ND	200	mg/kg	6.8
Nitrobenzene	ND	40	mg/kg	10
Pentachlorophenol	ND	200	mg/kg	35
Pyridine	ND	200	mg/kg	3.8
2,4,5-Trichloro-phenol	ND	200	mg/kg	4.9
2,4,6-Trichloro-phenol	ND	200	mg/kg	10
Cresols (total)	ND	200	mg/kg	8.8

SURROGATE	PERCENT RECOVERY	RECOVERY LIMITS
2,4,6-Tribromophenol	79	(55 - 147)
2-Fluorobiphenyl	93	(58 - 127)
2-Fluorophenol	95	(63 - 117)
Nitrobenzene-d5	75	(35 - 118)
Phenol-d5	83	(35 - 118)
Terphenyl-d14	89	(35 - 132)

SW846 8270C SURROGATE RECOVERY

Lab Name: TestAmerica Laboratories, Inc. Client: MACTEC Engineering and Consulting Inc

Lab Code: TALPIT SDG No:

Lot #: C0K040543

Extraction: XXN14QL01

	CLIENT ID.	SRG01	SRG02	SRG03	SRG04	SRG05	SRG06	TOT OUT
01	MW-5 PRODUCT-1011	79	93	95	75	83	89	00
02	METHOD BLK. L9L1R1AA	99	104	116	103	95	111	00
03	LCS L9L1R1AC	123	113	112	104	97	108	00
04	LCSD L9L1R1AD	106	99	104	92	90	97	00

SURROGATES		QC LIMITS
SRG01	= 2,4,6-Tribromophenol	(55-147)
SRG02	= 2-Fluorobiphenyl	(58-127)
SRG03	= 2-Fluorophenol	(63-117)
SRG04	= Nitrobenzene-d5	(35-118)
SRG05	= Phenol-d5	(35-118)
SRG06	= Terphenyl-d14	(35-132)

\# Column to be used to flag recovery values
* Values outside of required QC Limits
D System monitoring Compound diluted out

FORM II

SW846 8270C CHECK SAMPLE RECOVERY

Lab Name: TestAmerica Laboratories, Inc. Client: MACTEC Engineering and Consulting Inc

Lab Code: TALPIT SDG No:

Lot #: C0K050000 WO #: L9L1R1AC
BATCH: 0309266

COMPOUND	SPIKE ADDED (mg/kg)	SAMPLE CONCENT. (mg/kg)	% REC	QC LIMITS REC	QUAL
1,4-Dichlorobenzene	200	205	103	67- 114	
2,4-Dinitrotoluene	200	208	104	48- 140	
Pentachlorophenol	200	187	94	5- 154	
4-Methylphenol	400	371	93	61- 113	
Hexachloroethane	200	210	105	66- 116	

NOTES(S):

* Values outside of QC limits

Spike Recovery: 0 out of 5 outside limits

COMMENTS:

FORM III

SW846 8270C CHECK SAMPLE DUPLICATE RECOVERY

Lab Name: TestAmerica Laboratories, Inc. Client: MACTEC Engineering and Consulting Inc

Lab Code: TALPIT SDG No:

Lot #: C0K050000 WO #: L9L1R1AD
BATCH: 0309266

COMPOUND	SPIKE ADDED (mg/kg)	SAMPLE CONCENT. (mg/kg)	% REC	QC LIMITS REC	QUAL
1,4-Dichlorobenzene	200	187	93	67- 114	
2,4-Dinitrotoluene	200	180	90	48- 140	
Pentachlorophenol	200	156	78	5- 154	
4-Methylphenol	400	353	88	61- 113	
Hexachloroethane	200	199	99	66- 116	

NOTES(S):

* Values outside of QC limits

Spike Recovery: 0 out of 5 outside limits

COMMENTS:

FORM III

SW846 8270C METHOD BLANK SUMMARY

BLANK WORKORDER NO.: L9L1R1AA

Lab Name: TestAmerica Laboratories, Inc.

Lab Code: TALPIT

SDG Number:

Lab File ID: F1107019.

Lot Number: C0K040543

Date Analyzed: 11/08/10

Time Analyzed: 06:03

Matrix: WASTE

Date Extracted:11/05/10

GC Column: HP5MS ID: .25

Extraction Method: 3580A

Instrument ID: 722

Level:(low/med) LOW

THIS METHOD BLANK APPLIES TO THE FOLLOWING SAMPLES, LCS, LCSD, MS , MSD:

	CLIENT ID.	SAMPLE WORK ORDER #	LAB FILE ID	DATE ANALYZED	TIME ANALYZED
01	MW-5 PRODUCT-1011	L9J331AC	F1107022.	11/08/10	07:00
02	CHECK SAMPLE	L9L1R1AC C	F1107020.	11/08/10	06:22
03	DUPLICATE CHECK	L9L1R1AD L	F1107021.	11/08/10	06:41
04					
05					
06					
07					
08					
09					
10					
11					
12					
13					
14					
15					
16					
17					
18					
19					
20					
21					
22					
23					
24					
25					
26					
27					
28					
29					
30					

COMMENTS:

FORM IV

METHOD BLANK REPORT

GC/MS Semivolatiles

Client Lot #...: C0K040543	**Work Order #...:** L9L1R1AA	**Matrix.....:** WASTE
MB Lot-Sample #: C0K050000-266		
	Prep Date.....: 11/05/10	**Analysis Time..:** 06:03
Analysis Date..: 11/08/10	**Prep Batch #...:** 0309266	**Final Wgt/Vol..:** 10 mL
Dilution Factor: 1	**Initial Wgt/Vol:** 1 g	**Instrument ID..:** 722
	Analyst ID.....: 007062	

PARAMETER	RESULT	REPORTING LIMIT	UNITS	METHOD
1,4-Dichlorobenzene	ND	2.0	mg/kg	SW846 8270C
2,4-Dinitrotoluene	ND	10	mg/kg	SW846 8270C
Hexachlorobenzene	ND	2.0	mg/kg	SW846 8270C
Hexachlorobutadiene	ND	2.0	mg/kg	SW846 8270C
Hexachloroethane	ND	10	mg/kg	SW846 8270C
Nitrobenzene	ND	2.0	mg/kg	SW846 8270C
Pentachlorophenol	ND	10	mg/kg	SW846 8270C
Pyridine	ND	10	mg/kg	SW846 8270C
2,4,5-Trichloro-phenol	ND	10	mg/kg	SW846 8270C
2,4,6-Trichloro-phenol	ND	10	mg/kg	SW846 8270C
Cresols (total)	ND	10	mg/kg	SW846 8270C

SURROGATE	PERCENT RECOVERY	RECOVERY LIMITS
2,4,6-Tribromophenol	99	(55 - 147)
2-Fluorobiphenyl	104	(58 - 127)
2-Fluorophenol	116	(63 - 117)
Nitrobenzene-d5	103	(35 - 118)
Phenol-d5	95	(35 - 118)
Terphenyl-d14	111	(35 - 132)

NOTE(S):

Calculations are performed before rounding to avoid round-off errors in calculated results.

FORM 8
SEMIVOLATILE INTERNAL STANDARD AREA AND RT SUMMARY

Lab Name: TESTAMERICA PITTSBURGH Contract:

Lab Code: TA Case No.: SAS No.: SDG No.: C0K040543

Lab File ID (Standard): F11070C1 Date Analyzed: 11/07/10

Instrument ID: 722 Time Analyzed: 2301

		IS1 (DCB) AREA #	RT #	IS2 (NPT) AREA #	RT #	IS3 (ANT) AREA #	RT #
	12 HOUR STD	87835	4.11	318546	5.10	171613	6.45
	UPPER LIMIT	175670	4.61	637092	5.60	343226	6.95
	LOWER LIMIT	43918	3.61	159273	4.60	85807	5.95
	CLIENT SAMPLE NO.						
01	INTRA-LAB BL	82778	4.11	285467	5.10	148309	6.45
02	INTRA-LAB CH	80993	4.11	285137	5.10	138474	6.45
03	INTRA-LAB CH	92299	4.10	331384	5.10	163774	6.45
04	MW-5 PRODUCT	85532	4.11	318435	5.10	156020	6.45
05							
06							
07							
08							
09							
10							
11							
12							
13							
14							
15							
16							
17							
18							
19							
20							
21							
22							

IS1 (DCB) = 1,4-Dichlorobenzene-d4
IS2 (NPT) = Naphthalene-d8
IS3 (ANT) = Acenaphthene-d10

AREA UPPER LIMIT = +100% of internal standard area
AREA LOWER LIMIT = - 50% of internal standard area
RT UPPER LIMIT = + 0.50 minutes of internal standard RT
RT LOWER LIMIT = - 0.50 minutes of internal standard RT

Column used to flag internal standard area values with an asterisk.
* Values outside of QC limits.

FORM 8
SEMIVOLATILE INTERNAL STANDARD AREA AND RT SUMMARY

Lab Name: TESTAMERICA PITTSBURGH Contract:

Lab Code: TA Case No.: SAS No.: SDG No.: C0K040543

Lab File ID (Standard): F11070C1 Date Analyzed: 11/07/10

Instrument ID: 722 Time Analyzed: 2301

		IS4 (PHN) AREA #	RT #	IS5 (CRY) AREA #	RT #	IS6 (PRY) AREA #	RT #
	12 HOUR STD	222196	7.60	177660	9.86	153831	11.39
	UPPER LIMIT	444392	8.10	355320	10.36	307662	11.89
	LOWER LIMIT	111098	7.10	88830	9.36	76916	10.89
	CLIENT SAMPLE NO.						
01	INTRA-LAB BL	190514	7.59	155813	9.84	151673	11.36
02	INTRA-LAB CH	195821	7.59	180700	9.84	160255	11.36
03	INTRA-LAB CH	222472	7.59	198369	9.84	174501	11.36
04	MW-5 PRODUCT	221935	7.59	206298	9.84	203063	11.36
05							
06							
07							
08							
09							
10							
11							
12							
13							
14							
15							
16							
17							
18							
19							
20							
21							
22							

IS4 (PHN) = Phenanthrene-d10
IS5 (CRY) = Chrysene-d12
IS6 (PRY) = Perylene-d12

AREA UPPER LIMIT = +100% of internal standard area
AREA LOWER LIMIT = - 50% of internal standard area
RT UPPER LIMIT = + 0.50 minutes of internal standard RT
RT LOWER LIMIT = - 0.50 minutes of internal standard RT

Column used to flag internal standard area values with an asterisk.
* Values outside of QC limits.

METALS SUMMARY

MACTEC Engineering and Consulting Inc

Client Sample ID: MW-5 PRODUCT-1011

TOTAL Metals

Lot-Sample #...: C0K040543-012 **Matrix.....:** WASTE
Date Sampled...: 11/02/10 **Date Received..:** 11/03/10
% Moisture.....:

PARAMETER	RESULT	REPORTING LIMIT	UNITS	METHOD	PREPARATION-ANALYSIS DATE	WORK ORDER #
Prep Batch #...: 0312034						
Mercury	ND	0.033	mg/kg	SW846 7471A	11/08/10	L9J331AQ
		Dilution Factor: 1		Analysis Time..: 10:17	Analyst ID.....: 031043	
		Instrument ID..: HGHYDRA		MS Run #.....: 0312033	MDL.....: 0.011	
Prep Batch #...: 0314356						
Arsenic	**1.7**	**0.88**	**mg/kg**	**SW846 6010B**	**11/10-11/11/10**	**L9J331AH**
		Dilution Factor: 0.88		Analysis Time..: 19:17	Analyst ID.....: 022952	
		Instrument ID..: TRACEICP		MS Run #.....:	MDL.....: 0.20	
Barium	**0.45 B**	**17.6**	**mg/kg**	**SW846 6010B**	**11/10-11/11/10**	**L9J331AJ**
		Dilution Factor: 0.88		Analysis Time..: 19:17	Analyst ID.....: 022952	
		Instrument ID..: TRACEICP		MS Run #.....:	MDL.....: 0.044	
Cadmium	ND	0.44	mg/kg	SW846 6010B	11/10-11/11/10	L9J331AK
		Dilution Factor: 0.88		Analysis Time..: 19:17	Analyst ID.....: 022952	
		Instrument ID..: TRACEICP		MS Run #.....:	MDL.....: 0.021	
Chromium	**2.6**	**0.44**	**mg/kg**	**SW846 6010B**	**11/10-11/11/10**	**L9J331AL**
		Dilution Factor: 0.88		Analysis Time..: 19:17	Analyst ID.....: 022952	
		Instrument ID..: TRACEICP		MS Run #.....:	MDL.....: 0.075	
Lead	**0.24 B**	**0.26**	**mg/kg**	**SW846 6010B**	**11/10-11/11/10**	**L9J331AM**
		Dilution Factor: 0.88		Analysis Time..: 19:17	Analyst ID.....: 022952	
		Instrument ID..: TRACEICP		MS Run #.....:	MDL.....: 0.13	
Selenium	**0.54**	**0.44**	**mg/kg**	**SW846 6010B**	**11/10-11/11/10**	**L9J331AN**
		Dilution Factor: 0.88		Analysis Time..: 19:17	Analyst ID.....: 022952	
		Instrument ID..: TRACEICP		MS Run #.....:	MDL.....: 0.18	
Silver	ND	0.44	mg/kg	SW846 6010B	11/10-11/11/10	L9J331AP
		Dilution Factor: 0.88		Analysis Time..: 19:17	Analyst ID.....: 022952	
		Instrument ID..: TRACEICP		MS Run #.....:	MDL.....: 0.051	

NOTE(S):

B Estimated result. Result is less than RL.

METHOD BLANK REPORT

TOTAL Metals

Client Lot #...: C0K040543 **Matrix.....:** WASTE

PARAMETER	RESULT	REPORTING LIMIT	UNITS	METHOD	PREPARATION-ANALYSIS DATE	WORK ORDER #
MB Lot-Sample #: C0K080000-034 **Prep Batch #...:** 0312034						
Mercury	ND	0.033	mg/kg	SW846 7471A	11/08/10	L9NRH1AD
		Dilution Factor: 1				
		Analysis Time..: 09:46		Analyst ID.....: 031043	Instrument ID..: HGH	
MB Lot-Sample #: C0K100000-356 **Prep Batch #...:** 0314356						
Arsenic	ND	1.0	mg/kg	SW846 6010B	11/10-11/11/10	L9T9C1AA
		Dilution Factor: 1				
		Analysis Time..: 19:01		Analyst ID.....: 022952	Instrument ID..: TRA	
Barium	ND	20.0	mg/kg	SW846 6010B	11/10-11/11/10	L9T9J1AC
		Dilution Factor: 1				
		Analysis Time..: 19:01		Analyst ID.....: 022952	Instrument ID..: TRA	
Cadmium	**0.034 B**	**0.50**	**mg/kg**	**SW846 6010B**	**11/10-11/11/10**	**L9T9J1AD**
		Dilution Factor: 1				
		Analysis Time..: 19:01		Analyst ID.....: 022952	Instrument ID..: TRA	
Chromium	ND	0.50	mg/kg	SW846 6010B	11/10-11/11/10	L9T9J1AE
		Dilution Factor: 1				
		Analysis Time..: 19:01		Analyst ID.....: 022952	Instrument ID..: TRA	
Lead	ND	0.30	mg/kg	SW846 6010B	11/10-11/11/10	L9T9J1AF
		Dilution Factor: 1				
		Analysis Time..: 19:01		Analyst ID.....: 022952	Instrument ID..: TRA	
Selenium	ND	0.50	mg/kg	SW846 6010B	11/10-11/11/10	L9T9J1AG
		Dilution Factor: 1				
		Analysis Time..: 19:01		Analyst ID.....: 022952	Instrument ID..: TRA	
Silver	ND	0.50	mg/kg	SW846 6010B	11/10-11/11/10	L9T9J1AH
		Dilution Factor: 1				
		Analysis Time..: 19:01		Analyst ID.....: 022952	Instrument ID..: TRA	

NOTE(S):

Calculations are performed before rounding to avoid round-off errors in calculated results.

B Estimated result. Result is less than RL.

LABORATORY CONTROL SAMPLE EVALUATION REPORT

TOTAL Metals

Lot-Sample #...: C0K040543 **Matrix.....:** WASTE

PARAMETER	PERCENT RECOVERY	RECOVERY LIMITS	RPD	RPD LIMITS	METHOD	PREPARATION-ANALYSIS DATE	PREP-BATCH #
Arsenic	98	(80 - 120)			SW846 6010B	11/10-11/11/10	0314356
	100	(80 - 120)	2.0	(0-20)	SW846 6010B	11/10-11/11/10	0314356
		Dilution Factor: 1			Analysis Time..: 19:06	Analyst ID.....: 022952	
		Instrument ID..: TRA					
Barium	100	(80 - 120)			SW846 6010B	11/10-11/11/10	0314356
	100	(80 - 120)	0.46	(0-20)	SW846 6010B	11/10-11/11/10	0314356
		Dilution Factor: 1			Analysis Time..: 19:06	Analyst ID.....: 022952	
		Instrument ID..: TRA					
Cadmium	100	(80 - 120)			SW846 6010B	11/10-11/11/10	0314356
	102	(80 - 120)	2.5	(0-20)	SW846 6010B	11/10-11/11/10	0314356
		Dilution Factor: 1			Analysis Time..: 19:06	Analyst ID.....: 022952	
		Instrument ID..: TRA					
Chromium	100	(80 - 120)			SW846 6010B	11/10-11/11/10	0314356
	102	(80 - 120)	1.8	(0-20)	SW846 6010B	11/10-11/11/10	0314356
		Dilution Factor: 1			Analysis Time..: 19:06	Analyst ID.....: 022952	
		Instrument ID..: TRA					
Lead	99	(80 - 120)			SW846 6010B	11/10-11/11/10	0314356
	101	(80 - 120)	2.2	(0-20)	SW846 6010B	11/10-11/11/10	0314356
		Dilution Factor: 1			Analysis Time..: 19:06	Analyst ID.....: 022952	
		Instrument ID..: TRA					
Selenium	97	(80 - 120)			SW846 6010B	11/10-11/11/10	0314356
	99	(80 - 120)	2.1	(0-20)	SW846 6010B	11/10-11/11/10	0314356
		Dilution Factor: 1			Analysis Time..: 19:06	Analyst ID.....: 022952	
		Instrument ID..: TRA					
Silver	95	(80 - 120)			SW846 6010B	11/10-11/11/10	0314356
	96	(80 - 120)	0.39	(0-20)	SW846 6010B	11/10-11/11/10	0314356
		Dilution Factor: 1			Analysis Time..: 19:06	Analyst ID.....: 022952	
		Instrument ID..: TRA					

NOTE(S):

Calculations are performed before rounding to avoid round-off errors in calculated results.

LABORATORY CONTROL SAMPLE DATA REPORT

TOTAL Metals

Lot-Sample #...: C0K040543 **Matrix.....:** WASTE

PARAMETER	SPIKE AMOUNT	MEASURED AMOUNT	UNITS	PERCNT RECVRY	RPD	METHOD	PREPARATION-ANALYSIS DATE	PREP BATCH #
Arsenic	200	196	mg/kg	98		SW846 6010B	11/10-11/11/10	0314356
	200	200	mg/kg	100	2.0	SW846 6010B	11/10-11/11/10	0314356
		Dilution Factor: 1		Analysis Time..: 19:06		Analyst ID.....: 022952		
		Instrument ID..: TRA						
Barium	200	200	mg/kg	100		SW846 6010B	11/10-11/11/10	0314356
	200	201	mg/kg	100	0.46	SW846 6010B	11/10-11/11/10	0314356
		Dilution Factor: 1		Analysis Time..: 19:06		Analyst ID.....: 022952		
		Instrument ID..: TRA						
Cadmium	5.00	4.98	mg/kg	100		SW846 6010B	11/10-11/11/10	0314356
	5.00	5.11	mg/kg	102	2.5	SW846 6010B	11/10-11/11/10	0314356
		Dilution Factor: 1		Analysis Time..: 19:06		Analyst ID.....: 022952		
		Instrument ID..: TRA						
Chromium	20.0	20.1	mg/kg	100		SW846 6010B	11/10-11/11/10	0314356
	20.0	20.5	mg/kg	102	1.8	SW846 6010B	11/10-11/11/10	0314356
		Dilution Factor: 1		Analysis Time..: 19:06		Analyst ID.....: 022952		
		Instrument ID..: TRA						
Lead	50.0	49.5	mg/kg	99		SW846 6010B	11/10-11/11/10	0314356
	50.0	50.6	mg/kg	101	2.2	SW846 6010B	11/10-11/11/10	0314356
		Dilution Factor: 1		Analysis Time..: 19:06		Analyst ID.....: 022952		
		Instrument ID..: TRA						
Selenium	200	193	mg/kg	97		SW846 6010B	11/10-11/11/10	0314356
	200	197	mg/kg	99	2.1	SW846 6010B	11/10-11/11/10	0314356
		Dilution Factor: 1		Analysis Time..: 19:06		Analyst ID.....: 022952		
		Instrument ID..: TRA						
Silver	5.00	4.77	mg/kg	95		SW846 6010B	11/10-11/11/10	0314356
	5.00	4.79	mg/kg	96	0.39	SW846 6010B	11/10-11/11/10	0314356
		Dilution Factor: 1		Analysis Time..: 19:06		Analyst ID.....: 022952		
		Instrument ID..: TRA						

NOTE(S):

Calculations are performed before rounding to avoid round-off errors in calculated results.

GENERAL CHEMISTRY SUMMARY

Mactec GAF

Cyanide, Total

Lab Name:	TESTAMERICA PITTSBURGH	**Method:**	SW846 9012A
Client Name:	MACTEC Engineering and Consulting Inc	**Lot Number:**	C0K040543
Matrix:	WASTE		

Distillation procedure

Client Sample ID	Sample Number	Workorder	Result	Units	Method Detection Limit	Reporting Limit	Dilution Factor	Prep Date - Analysis Date/Time	QC Batch
MW-5 PRODUCT-1011	C0K040543 012	L9J331AE	ND	mg/kg	0.097	0.50	1	11/6/2010 - 11/6/2010 13:37	0310061

Mactec GAF

Flashpoint

Lab Name:	TESTAMERICA PITTSBURGH	**Method:**	SW846 1010A
Client Name:	MACTEC Engineering and Consulting Inc	**Lot Number:**	C0K040543
Matrix:	WASTE		

Pensky-Martens Flashpoint

Client Sample ID	Sample Number	Workorder	Result	Units	Method Detection Limit	Reporting Limit	Dilution Factor	Prep Date - Analysis Date/Time	QC Batch
MW-5 PRODUCT-1011	C0K040543 012	L9J331AD	>200	deg F			1	11/9/2010 - 11/9/2010 11:00	0313083

Mactec GAF

pH

Lab Name:	TESTAMERICA PITTSBURGH	**Method:**	SW846 9045C
Client Name:	MACTEC Engineering and Consulting Inc	**Lot Number:**	C0K040543
Matrix:	WASTE		

pH - Non-Aqueous

Client Sample ID	Sample Number	Workorder	Result	Units	Method Detection Limit	Reporting Limit	Dilution Factor	Prep Date - Analysis Date/Time	QC Batch
MW-5 PRODUCT-1011	C0K040543 012	L9J331AG	7.6	--	0.0		1	11/5/2010 - 11/5/2010 13:15	0309241

Mactec GAF

Total Sulfide

Lab Name:	TESTAMERICA PITTSBURGH	**Method:**	SW846 9030B/9034
Client Name:	MACTEC Engineering and Consulting Inc	**Lot Number:**	C0K040543
Matrix:	WASTE		

Sulfides, Total

Client Sample ID	Sample Number	Workorder	Result	Units	Method Detection Limit	Reporting Limit	Dilution Factor	Prep Date - Analysis Date/Time	QC Batch
MW-5 PRODUCT-1011	C0K040543 012	L9J331AF	23.2 B	mg/kg	6.0	30.0	1	11/5/2010 - 11/5/2010 15:45	0309301

Mactec GAF

Cyanide, Total

Lab Name:	TESTAMERICA PITTSBURGH	**Method:**	SW846 9012A
Client Name:	MACTEC Engineering and Consulting Inc	**Report ID:**	C0K040543
Matrix:	WASTE	**Date/Time Received:**	10/27/2010 10:15:00AM

Client Sample ID	Sample Number	Workorder	Result	Units	Reporting Limit	Prep Date-Analysis Date/Time	QC Batch	RPD / Limit (%)
BLK - C0K060000061B	061 MB	L9MX81AA	ND	mg/kg	0.50	11/6/2010 - 11/6/2010 13:37	0310061	

Mactec GAF

pH

Lab Name:	TESTAMERICA PITTSBURGH	**Method:**	SW846 9045C
Client Name:	MACTEC Engineering and Consulting Inc	**Report ID:**	C0K040543
Matrix:	WASTE	**Date/Time Received:**	11/4/2010 9:00:00AM

Client Sample ID	Sample Number	Workorder	Result	Units	Reporting Limit	Prep Date-Analysis Date/Time	QC Batch	RPD / Limit (%)
INTRA-LAB QC	001 DUP	L9JN81AP	8.5	--		11/5/2010 - 11/5/2010 13:13	0309241	0.12 / 2.0

Mactec GAF

Total Sulfide

Lab Name:	TESTAMERICA PITTSBURGH	**Method:**	SW846 9030B/9034
Client Name:	MACTEC Engineering and Consulting Inc	**Report ID:**	C0K040543
Matrix:	WASTE	**Date/Time Received:**	10/27/2010 10:15:00AM

Client Sample ID	Sample Number	Workorder	Result	Units	Reporting Limit	Prep Date-Analysis Date/Time	QC Batch	RPD / Limit (%)
BLK - C0K050000301B	301 MB	L9MCH1AA	ND	mg/kg	30.0	11/5/2010 - 11/5/2010 15:45	0309301	

Mactec GAF

Cyanide, Total

Lab Name:	TESTAMERICA PITTSBURGH	**Method:**	SW846 9012A
Client Name:	MACTEC Engineering and Consulting Inc	**Lot Number:**	C0K060000
Matrix:	WASTE	**Date/Time Received:**	10/27/2010 10:15:00AM

Client Sample ID	QC Sample Type	Workorder	Recovery (%)	Control Limits (%)	Prep Date - Analysis Date/Time	QC Batch	RPD / Limit (%)
CHECK SAMPLE	LCS	L9MX81AC	95	38 - 162	11/6/2010 - 11/6/2010 13:37	0310061	6.1 / 30
DUPLICATE CHECK	LCSD	L9MX81AD	89	38 - 162	11/6/2010 - 11/6/2010 13:37	0310061	6.1 / 30

Mactec GAF

Flashpoint

Lab Name:	TESTAMERICA PITTSBURGH	**Method:**	SW846 1010A
Client Name:	MACTEC Engineering and Consulting Inc	**Lot Number:**	C0K090000
Matrix:	WASTE	**Date/Time Received:**	11/3/2010 8:30:00AM

Client Sample ID	QC Sample Type	Workorder	Recovery (%)	Control Limits (%)	Prep Date - Analysis Date/Time	QC Batch	RPD / Limit (%)
DUPLICATE CHECK	LCSD	L9P6R1AC	99	96 - 103	11/9/2010 - 11/9/2010 10:45	0313083	0.0 / 10
CHECK SAMPLE	LCS	L9P6R1AA	99	96 - 103	11/9/2010 - 11/9/2010 10:40	0313083	0.0 / 10

Mactec GAF

pH

Lab Name:	TESTAMERICA PITTSBURGH	**Method:**	SW846 9045C
Client Name:	MACTEC Engineering and Consulting Inc	**Lot Number:**	C0K050000
Matrix:	WASTE	**Date/Time Received:**	11/4/2010 9:00:00AM

Client Sample ID	QC Sample Type	Workorder	Recovery (%)	Control Limits (%)	Prep Date - Analysis Date/Time	QC Batch	RPD / Limit (%)
CHECK SAMPLE	LCS	L9LR31AA	100	99 - 101	11/5/2010 - 11/5/2010 13:05	0309241	

Mactec GAF

Total Sulfide

Lab Name:	TESTAMERICA PITTSBURGH	**Method:**	SW846 9030B/9034
Client Name:	MACTEC Engineering and Consulting Inc	**Lot Number:**	C0K050000
Matrix:	WASTE	**Date/Time Received:**	10/27/2010 10:15:00AM

Client Sample ID	QC Sample Type	Workorder	Recovery (%)	Control Limits (%)	Prep Date - Analysis Date/Time	QC Batch	RPD / Limit (%)
CHECK SAMPLE	LCS	L9MCH1AC	97	85 - 115	11/5/2010 - 11/5/2010 15:45	0309301	4.4 / 20
DUPLICATE CHECK	LCSD	L9MCH1AD	92	85 - 115	11/5/2010 - 11/5/2010 15:45	0309301	4.4 / 20

GC/MS VOLATILE DATA

GC/MS VOLATILE
QC SUMMARY

SW846 8260B SURROGATE RECOVERY

Lab Name: TestAmerica Laboratories, Inc. Client: MACTEC Engineering and Consulting Inc

Lab Code: TALPIT SDG No:

Lot #: C0K040543

Extraction: XXI25QK01

	CLIENT ID.	SRG01	SRG02	SRG03	SRG04	TOT OUT
01	MW-1-1011	102	102	103	97	00
02	MW-2-1011	103	104	98	92	00
03	MW-3-1011	103	100	113	94	00
04	MW-4-1011	101	106	96	101	00
05	MW-6-1011	104	101	100	97	00
06	MW-7-1011	104	105	97	97	00
07	MW-8-1011	102	102	99	95	00
08	MW-9-1011	100	103	96	95	00
09	MW-10-1011	101	101	101	96	00
10	MW-11-1011	103	105	100	98	00
11	TRIP BLANK	105	101	100	94	00
12	MW-5-1011	102	107	103	100	00
13	INTRA-LAB QC	101	101	104	91	00
14	METHOD BLK. L9V7G1AA	101	101	102	94	00
15	LCS L9V7G1AC	110	91	101	92	00
16	LAB MS/MSD D	98	93	98	92	00
17	LAB MS/MSD S	99	108	104	98	00

SURROGATES		QC LIMITS
SRG01	= Toluene-d8	(71-118)
SRG02	= 1,2-Dichloroethane-d4	(64-135)
SRG03	= 4-Bromofluorobenzene	(70-118)
SRG04	= Dibromofluoromethane	(70-128)

\# Column to be used to flag recovery values
* Values outside of required QC Limits
D System monitoring Compound diluted out

FORM II

SW846 8260B SURROGATE RECOVERY

Lab Name: TestAmerica Laboratories, Inc. Client: MACTEC Engineering and Consulting Inc

Lab Code: TALPIT SDG No:

Lot #: C0K040543

Extraction: XXN14QK01

	CLIENT ID.	SRG01	SRG02	SRG03	SRG04	TOT OUT
01	MW-5 PRODUCT-1011	104	77	100	82	00
02	METHOD BLK. L93WF1AA	108	98	100	98	00
03	LCS L93WF1AC	98	82	92	90	00
04	LCSD L93WF1AD	98	84	91	93	00

SURROGATES		QC LIMITS
SRG01	= Toluene-d8	(75-125)
SRG02	= 1,2-Dichloroethane-d4	(65-139)
SRG03	= 4-Bromofluorobenzene	(65-130)
SRG04	= Dibromofluoromethane	(67-131)

\# Column to be used to flag recovery values
* Values outside of required QC Limits
D System monitoring Compound diluted out

FORM II

SW846 8260B CHECK SAMPLE RECOVERY

Lab Name: TestAmerica Laboratories, Inc. Client: MACTEC Engineering and Consulting Inc

Lab Code: TALPIT SDG No:

Lot #: C0K110000 WO #: L9V7G1AC
BATCH: 0315225

COMPOUND	SPIKE ADDED (ug/L)	SAMPLE CONCENT. (ug/L)	% REC	QC LIMITS REC	QUAL
1,1-Dichloroethene	10.0	10.4	104	65- 136	
Benzene	10.0	9.38	94	80- 120	
Toluene	10.0	10.7	107	80- 123	
Chlorobenzene	10.0	9.75	98	80- 120	
Trichloroethene	10.0	9.20	92	73- 120	

NOTES(S):

* Values outside of QC limits

Spike Recovery: 0 out of 5 outside limits

COMMENTS:

FORM III

SW846 8260B CHECK SAMPLE RECOVERY

Lab Name: TestAmerica Laboratories, Inc. Client: MACTEC Engineering and Consulting Inc

Lab Code: TALPIT SDG No:

Lot #: C0K150000 WO #: L93WF1AC
BATCH: 0319371

COMPOUND	SPIKE ADDED (mg/kg)	SAMPLE CONCENT. (mg/kg)	% REC	QC LIMITS REC	QUAL
1,1-Dichloroethene	20.0	15.5	78	63- 119	
Trichloroethene	20.0	18.9	95	83- 112	
Benzene	20.0	18.1	90	81- 115	
Toluene	20.0	18.9	94	80- 118	
Chlorobenzene	20.0	19.8	99	77- 114	

NOTES(S):

* Values outside of QC limits

Spike Recovery: 0 out of 5 outside limits

COMMENTS:

FORM III

SW846 8260B CHECK SAMPLE DUPLICATE RECOVERY

Lab Name: TestAmerica Laboratories, Inc. Client: MACTEC Engineering and Consulting Inc

Lab Code: TALPIT SDG No:

Lot #: C0K150000 WO #: L93WF1AD

BATCH: 0319371

COMPOUND	SPIKE ADDED (mg/kg)	SAMPLE CONCENT. (mg/kg)	% REC	QC LIMITS REC	QUAL
1,1-Dichloroethene	20.0	15.9	80	63 - 119	
Trichloroethene	20.0	18.9	94	83 - 112	
Benzene	20.0	17.9	90	81 - 115	
Toluene	20.0	18.5	92	80 - 118	
Chlorobenzene	20.0	19.4	97	77 - 114	

NOTES(S):

* Values outside of QC limits

Spike Recovery: 0 out of 5 outside limits

COMMENTS:

FORM III

SW846 8260B MATRIX SPIKE/MATRIX SPIKE DUPLICATE RECOVERY

Lab Name: TestAmerica Laboratories, Inc. Client: MACTEC Engineering and Consulting Inc

Lab Code: TALPIT SDG No:

Matrix Spike ID: LAB MS/MSD

Lot #: C0K080462 WO #: L9PQV1F2
BATCH: 0315225

COMPOUND	SPIKE ADDED (ug/L)	SAMPLE CONCENT. (ug/L)	MS CONCENT. (ug/L)	MS % REC	LIMITS REC	QUAL
1,1-Dichloroethene	10.0	ND	11.2	112	65- 136	
Benzene	10.0	ND	10.2	102	80- 120	
Toluene	10.0	ND	10.4	104	80- 123	
Chlorobenzene	10.0	ND	9.75	98	80- 120	
Trichloroethene	10.0	1.7	11.5	98	73- 120	

NOTES(S):

Column to be used to flag recovery and RPD values with an asterisk
* Values outside of QC limits

RPD: 0 out of 0 outside limits
Spike Recovery: 0 out of 5 outside limits

COMMENTS:

SW846 8260B MATRIX SPIKE/MATRIX SPIKE DUPLICATE RECOVERY

Lab Name: TestAmerica Laboratories, Inc. Client: MACTEC Engineering and Consulting Inc

Lab Code: TALPIT SDG No:

Matrix Spike ID: LAB MS/MSD

Lot #: C0K080462 WO #: L9PQV1F3
BATCH: 0315225

COMPOUND	SPIKE ADDED (ug/L)	MSD CONCENT. (ug/L)	MSD % REC	% RPD	QC LIMITS RPD	QC LIMITS REC	QUAL
1,1-Dichloroethene	10.0	10.3	103	7.8	35	65 - 136	
Benzene	10.0	9.32	93	9.2	32	80 - 120	
Toluene	10.0	10.0	100	3.2	35	80 - 123	
Chlorobenzene	10.0	9.36	94	4.1	29	80 - 120	
Trichloroethene	10.0	10.5	87	9.3	35	73 - 120	

NOTES(S):

Column to be used to flag recovery and RPD values with an asterisk
* Values outside of QC limits

RPD: 0 out of 5 outside limits
Spike Recovery: 0 out of 5 outside limits

COMMENTS:

FORM III

SW846 8260B METHOD BLANK SUMMARY

BLANK WORKORDER NO.: L9V7G1AA

Lab Name: TestAmerica Laboratories, Inc.

Lab Code: TALPIT

SDG Number:

Lab File ID: 51111001.

Lot Number: C0K040543

Date Analyzed: 11/11/10

Time Analyzed: 09:53

Matrix: WATER

Date Extracted:11/11/10

GC Column: HP624 ID: .20

Extraction Method: 5030B

Instrument ID: HP5

Level:(low/med) LOW

THIS METHOD BLANK APPLIES TO THE FOLLOWING SAMPLES, LCS, LCSD, MS , MSD:

	CLIENT ID.	SAMPLE WORK ORDER #	LAB FILE ID	DATE ANALYZED	TIME ANALYZED
01	MW-1-1011	L9J2K1AA	51111008.	11/11/10	13:11
02	MW-2-1011	L9J241AA	51111009.	11/11/10	13:35
03	MW-3-1011	L9J261AA	51111010.	11/11/10	14:00
04	MW-4-1011	L9J281AA	51111011.	11/11/10	14:24
05	MW-6-1011	L9J3G1AA	51111012.	11/11/10	14:48
06	MW-7-1011	L9J3J1AA	51111013.	11/11/10	15:12
07	MW-8-1011	L9J3L1AA	51111014.	11/11/10	15:36
08	MW-9-1011	L9J3P1AA	51111015.	11/11/10	16:01
09	MW-10-1011	L9J3Q1AA	51111016.	11/11/10	16:25
10	MW-11-1011	L9J3W1AA	51111017.	11/11/10	16:49
11	TRIP BLANK	L9J471AA	51111003.	11/11/10	10:55
12	MW-5-1011	L9J551AA	51111018.	11/11/10	17:13
13	INTRA-LAB QC	L9PQV1F1	51111002.	11/11/10	10:30
14	LAB MS/MSD	L9PQV1F2 S	51111005.	11/11/10	11:46
15	LAB MS/MSD	L9PQV1F3 D	51111006.	11/11/10	12:11
16	CHECK SAMPLE	L9V7G1AC C	51111004.	11/11/10	11:20
17					
18					
19					
20					
21					
22					
23					
24					
25					
26					
27					
28					
29					
30					

COMMENTS:

FORM IV

SW846 8260B METHOD BLANK SUMMARY

BLANK WORKORDER NO.: L93WF1AA

Lab Name: TestAmerica Laboratories, Inc.

Lab Code: TALPIT

SDG Number:

Lab File ID: 4111503.D

Lot Number: C0K040543

Date Analyzed: 11/15/10

Time Analyzed: 09:47

Matrix: WASTE

Date Extracted:11/15/10

GC Column: RTX-624 ID: .18

Extraction Method: 3580

Instrument ID: HP4

Level:(low/med) LOW

THIS METHOD BLANK APPLIES TO THE FOLLOWING SAMPLES, LCS, LCSD, MS , MSD:

	CLIENT ID.	SAMPLE WORK ORDER #	LAB FILE ID	DATE ANALYZED	TIME ANALYZED
01	MW-5 PRODUCT-1011	L9J331AA	4111521.D	11/15/10	17:20
02	CHECK SAMPLE	L93WF1AC C	4111509.D	11/15/10	12:23
03	DUPLICATE CHECK	L93WF1AD L	4111510.D	11/15/10	12:47
04					
05					
06					
07					
08					
09					
10					
11					
12					
13					
14					
15					
16					
17					
18					
19					
20					
21					
22					
23					
24					
25					
26					
27					
28					
29					
30					

COMMENTS:

FORM IV

5Z

VOLATILE ORGANIC INSTRUMENT PERFORMANCE CHECK
BROMOFLUOROBENZENE (BFB)

Lab Name: TESTAMERICA PITTSBURGH Contract:

Lab Code: TA Case No.: SAS No.: SDG No.:

Lab File ID: BF41013 BFB Injection Date: 10/13/10

Instrument ID: HP4 BFB Injection Time: 1010

GC Column: DB624 20M ID: 0.18 (mm) Heated Purge: (Y/N) N

m/e	ION ABUNDANCE CRITERIA	% RELATIVE ABUNDANCE
50	15.0 - 40.0% of mass 95	21.8
75	30.0 - 60.0% of mass 95	52.5
95	Base Peak, 100% relative abundance	100.0
96	5.0 - 9.0% of mass 95	7.0
173	Less than 2.0% of mass 174	0.5 (0.6)1
174	50.0 - 100.0% of mass 95	77.4
175	5.0 - 9.0% of mass 174	6.1 (7.9)1
176	95.0 - 101.0% of mass 174	74.9 (96.8)1
177	5.0 - 9.0% of mass 176	4.8 (6.3)2

1-Value is % mass 174 2-Value is % mass 176

THIS CHECK APPLIES TO THE FOLLOWING SAMPLES, MS, MSD, BLANKS, AND STANDARDS:

	EPA SAMPLE NO.	LAB SAMPLE ID	LAB FILE ID	DATE ANALYZED	TIME ANALYZED
01	VSTD10	VSTD10	1B41013	10/13/10	1148
02	VSTD25	VSTD25	1C41013	10/13/10	1211
03	VSTD40	VSTD40	1D41013	10/13/10	1234
04	VSTD125	VSTD125	1F41013	10/13/10	1321
05	VSTD250	VSTD250	1G41013	10/13/10	1351
06	VSTD5	VSTD5	2A41013	10/13/10	1504
07	VSTD50	VSTD50	2E41013	10/13/10	1631
08					
09					
10					
11					
12					
13					
14					
15					
16					
17					
18					
19					
20					
21					
22					

-LL6 10/9/10

5A

VOLATILE ORGANIC INSTRUMENT PERFORMANCE CHECK
BROMOFLUOROBENZENE (BFB)

Lab Name: TESTAMERICAPITTSBURGH Contract:

Lab Code: TA Case No.: SAS No.: SDG No.:

Lab File ID: BF51015B BFB Injection Date: 10/15/10

Instrument ID: HP5 BFB Injection Time: 1516

GC Column: DB624 20M ID: 0.20 (mm) Heated Purge: (Y/N) N

m/e	ION ABUNDANCE CRITERIA	% RELATIVE ABUNDANCE
50	15.0 - 40.0% of mass 95	18.0
75	30.0 - 60.0% of mass 95	47.7
95	Base Peak, 100% relative abundance	100.0
96	5.0 - 9.0% of mass 95	6.0
173	Less than 2.0% of mass 174	0.0 (0.0)1
174	50.0 - 100.0% of mass 95	78.1
175	5.0 - 9.0% of mass 174	6.2 (7.9)1
176	95.0 - 101.0% of mass 174	76.8 (98.4)1
177	5.0 - 9.0% of mass 176	5.5 (7.2)2

1-Value is % mass 174 2-Value is % mass 176

THIS CHECK APPLIES TO THE FOLLOWING SAMPLES, MS, MSD, BLANKS, AND STANDARDS:

	EPA SAMPLE NO.	LAB SAMPLE ID	LAB FILE ID	DATE ANALYZED	TIME ANALYZED
01	VSTD5	VSTD5	1B51015	10/15/10	1821
02	VSTD10	VSTD10	1C51015	10/15/10	1845
03	VSTD15	VSTD15	1D51015	10/15/10	1909
04	VSTD20	VSTD20	1E51015	10/15/10	1934
05	VSTD35	VSTD35	1F51015	10/15/10	1958
06	VSTD40	VSTD40	1G51015	10/15/10	2023
07	VSTD1	VSTD1	1A51015C	10/15/10	2220
08					
09					
10					
11					
12					
13					
14					
15					
16					
17					
18					
19					
20					
21					
22					

VKG 10/18/10

5A
VOLATILE ORGANIC INSTRUMENT PERFORMANCE CHECK
BROMOFLUOROBENZENE (BFB)

Lab Name: TESTAMERICA PITTSBURGH Contract:

Lab Code: TA Case No.: SAS No.: SDG No.:

Lab File ID: BF51111 BFB Injection Date: 11/11/10

Instrument ID: HP5 BFB Injection Time: 0814

GC Column: DB624 20M ID: 0.20 (mm) Heated Purge: (Y/N) N

m/e	ION ABUNDANCE CRITERIA	% RELATIVE ABUNDANCE
50	15.0 - 40.0% of mass 95	19.7
75	30.0 - 60.0% of mass 95	47.6
95	Base Peak, 100% relative abundance	100.0
96	5.0 - 9.0% of mass 95	7.0
173	Less than 2.0% of mass 174	0.7 (1.0)1
174	50.0 - 100.0% of mass 95	69.5
175	5.0 - 9.0% of mass 174	4.9 (7.1)1
176	95.0 - 101.0% of mass 174	68.8 (99.0)1
177	5.0 - 9.0% of mass 176	4.9 (7.1)2

1-Value is % mass 174 2-Value is % mass 176

THIS CHECK APPLIES TO THE FOLLOWING SAMPLES, MS, MSD, BLANKS, AND STANDARDS:

	EPA SAMPLE NO.	LAB SAMPLE ID	LAB FILE ID	DATE ANALYZED	TIME ANALYZED
01	VSTD10	VSTD10	CC51111	11/11/10	0850
02	INTRA-LAB BL	L9V7G1AA	51111001	11/11/10	0953
03	TRIP BLANK	L9J471AA	51111003	11/11/10	1055
04	INTRA-LAB CH	L9V7G1AC	51111004	11/11/10	1120
05	MW-1-1011	L9J2K1AA	51111008	11/11/10	1311
06	MW-2-1011	L9J241AA	51111009	11/11/10	1335
07	MW-3-1011	L9J261AA	51111010	11/11/10	1400
08	MW-4-1011	L9J281AA	51111011	11/11/10	1424
09	MW-6-1011	L9J3G1AA	51111012	11/11/10	1448
10	MW-7-1011	L9J3J1AA	51111013	11/11/10	1512
11	MW-8-1011	L9J3L1AA	51111014	11/11/10	1536
12	MW-9-1011	L9J3P1AA	51111015	11/11/10	1601
13	MW-10-1011	L9J3Q1AA	51111016	11/11/10	1625
14	MW-11-1011	L9J3W1AA	51111017	11/11/10	1649
15	MW-5-1011	L9J551AA	51111018	11/11/10	1713
16					
17					
18					
19					
20					
21					
22					

5A
VOLATILE ORGANIC INSTRUMENT PERFORMANCE CHECK
BROMOFLUOROBENZENE (BFB)

Lab Name: TESTAMERICA PITTSBURGH Contract:

Lab Code: TA Case No.: SAS No.: SDG No.:

Lab File ID: BF41115 BFB Injection Date: 11/15/10

Instrument ID: HP4 BFB Injection Time: 0710

GC Column: DB624 20M ID: 0.18 (mm) Heated Purge: (Y/N) N

m/e	ION ABUNDANCE CRITERIA	% RELATIVE ABUNDANCE
50	15.0 - 40.0% of mass 95	19.3
75	30.0 - 60.0% of mass 95	48.5
95	Base Peak, 100% relative abundance	100.0
96	5.0 - 9.0% of mass 95	6.4
173	Less than 2.0% of mass 174	0.3 (0.3)1
174	50.0 - 100.0% of mass 95	86.3
175	5.0 - 9.0% of mass 174	6.3 (7.3)1
176	95.0 - 101.0% of mass 174	83.6 (96.9)1
177	5.0 - 9.0% of mass 176	5.2 (6.2)2

1-Value is % mass 174 2-Value is % mass 176

THIS CHECK APPLIES TO THE FOLLOWING SAMPLES, MS, MSD, BLANKS, AND STANDARDS:

	EPA SAMPLE NO.	LAB SAMPLE ID	LAB FILE ID	DATE ANALYZED	TIME ANALYZED
01	VSTD40	VSTD40	1C41115	11/15/10	0816
02	INTRA-LAB BL	L93WF1AA	4111503	11/15/10	0947
03	INTRA-LAB CH	L93WF1AC	4111509	11/15/10	1223
04	INTRA-LAB CH	L93WF1AD	4111510	11/15/10	1247
05	MW-5 PRODUCT	L9J331AA	4111521	11/15/10	1720
06					
07					
08					
09					
10					
11					
12					
13					
14					
15					
16					
17					
18					
19					
20					
21					
22					

VOLATILE INTERNAL STANDARD AREA AND RT SUMMARY

Lab Name: TESTAMERICA PITTSBURGH Contract:

Lab Code: TA Case No.: SAS No.: SDG No.: C0K040543

Lab File ID (Standard): CC51111 Date Analyzed: 11/11/10

Instrument ID: HP5 Time Analyzed: 0850

GC Column: DB 624 ID: 0.20 (mm) Heated Purge: (Y/N) N

		IS1(CBZ) AREA #	RT #	IS2(DCB) AREA #	RT #	IS3 AREA #	RT #
	12 HOUR STD	100280	10.47	134280	12.78	470870	7.38
	UPPER LIMIT	200560	10.67	268560	12.98	941740	7.58
	LOWER LIMIT	50140	10.27	67140	12.58	235435	7.18
	EPA SAMPLE NO.						
01	INTRA-LAB BL	72027	10.47	103058	12.79	364800	7.39
02	TRIP BLANK	66597	10.47	101973	12.78	344543	7.39
03	INTRA-LAB CH	81956	10.46	121250	12.79	414189	7.38
04	MW-1-1011	67483	10.47	96737	12.79	347667	7.39
05	MW-2-1011	66317	10.47	105563	12.78	343525	7.39
06	MW-3-1011	65702	10.47	90288	12.79	352089	7.39
07	MW-4-1011	68561	10.47	108103	12.78	340630	7.39
08	MW-6-1011	64363	10.47	100322	12.78	346947	7.39
09	MW-7-1011	64462	10.47	98686	12.78	334259	7.39
10	MW-8-1011	66455	10.46	102527	12.79	336411	7.39
11	MW-9-1011	69683	10.47	104707	12.78	343920	7.39
12	MW-10-1011	66622	10.47	103316	12.78	342026	7.39
13	MW-11-1011	63614	10.47	104355	12.78	330791	7.39
14	MW-5-1011	61999	10.47	96387	12.78	311227	7.38
15							
16							
17							
18							
19							
20							
21							
22							

IS1 (CBZ) = Chlorobenzene-d5
IS2 (DCB) = 1,4-Dichlorobenzene-d4
IS3 = Fluorobenzene

AREA UPPER LIMIT = +100% of internal standard area
AREA LOWER LIMIT = - 50% of internal standard area
RT UPPER LIMIT = + 0.20 minutes of internal standard RT
RT LOWER LIMIT = - 0.20 minutes of internal standard RT

Column used to flag values outside QC limits with an asterisk.
* Values outside of QC limits.

8A
VOLATILE INTERNAL STANDARD AREA AND RT SUMMARY

Lab Name: TESTAMERICA PITTSBURGH Contract:

Lab Code: TA Case No.: SAS No.: SDG No.: C0K040543

Lab File ID (Standard): 1C41115 Date Analyzed: 11/15/10

Instrument ID: HP4 Time Analyzed: 0816

GC Column: DB 624 ID: 0.18 (mm) Heated Purge: (Y/N) N

		IS1(CBZ) AREA #	RT #	IS2(DCB) AREA #	RT #	IS3 AREA #	RT #
	12 HOUR STD	312046	10.76	532777	13.08	1206941	7.68
	UPPER LIMIT	624092	10.96	1065554	13.28	2413882	7.88
	LOWER LIMIT	156023	10.56	266389	12.88	603471	7.48
	EPA SAMPLE NO.						
01	INTRA-LAB BL	362659	10.76	658960	13.09	1500792	7.68
02	INTRA-LAB CH	332460	10.76	574026	13.08	1266180	7.68
03	INTRA-LAB CH	319073	10.76	532077	13.09	1202545	7.68
04	MW-5 PRODUCT	309747	10.76	521644	13.09	1324496	7.68
05							
06							
07							
08							
09							
10							
11							
12							
13							
14							
15							
16							
17							
18							
19							
20							
21							
22							

IS1 (CBZ) = Chlorobenzene-d5
IS2 (DCB) = 1,4-Dichlorobenzene-d4
IS3 = Fluorobenzene

AREA UPPER LIMIT = +100% of internal standard area
AREA LOWER LIMIT = - 50% of internal standard area
RT UPPER LIMIT = + 0.20 minutes of internal standard RT
RT LOWER LIMIT = - 0.20 minutes of internal standard RT

Column used to flag values outside QC limits with an asterisk.
* Values outside of QC limits.

GC/MS VOLATILE
SAMPLE DATA

MACTEC Engineering and Consulting Inc

Client Sample ID: MW-1-1011

GC/MS Volatiles

Lot-Sample #...: C0K040543-001	**Work Order #...:** L9J2K1AA	**Matrix.....:** WATER
Date Sampled...: 11/02/10	**Date Received..:** 11/03/10	**MS Run #.....:** 0315143
Prep Date.....: 11/11/10	**Analysis Date..:** 11/11/10	
Prep Batch #...: 0315225	**Analysis Time..:** 13:11	
Dilution Factor: 1	**Initial Wgt/Vol:** 5 mL	**Final Wgt/Vol..:** 5 mL
Analyst ID.....: 001562	**Instrument ID..:** HP5	
	Method.....: SW846 8260B	

PARAMETER	RESULT	REPORTING LIMIT	UNITS	MDL
Acetone	**3.0 J**	**5.0**	**ug/L**	**2.5**
Benzene	ND	1.0	ug/L	0.11
Bromodichloromethane	ND	1.0	ug/L	0.13
Bromoform	ND	1.0	ug/L	0.19
Bromomethane	ND	1.0	ug/L	0.31
2-Butanone	ND	5.0	ug/L	0.55
Carbon disulfide	ND	1.0	ug/L	0.21
Carbon tetrachloride	ND	1.0	ug/L	0.14
Chlorobenzene	ND	1.0	ug/L	0.14
Chloroethane	ND	1.0	ug/L	0.21
Chloroform	ND	1.0	ug/L	0.17
Chloromethane	**0.35 J**	**1.0**	**ug/L**	**0.28**
Cyclohexane	ND	1.0	ug/L	0.25
Dibromochloromethane	ND	1.0	ug/L	0.14
1,2-Dibromo-3-chloro-propane	ND	1.0	ug/L	0.14
1,2-Dibromoethane	ND	1.0	ug/L	0.18
1,3-Dichlorobenzene	ND	1.0	ug/L	0.11
1,4-Dichlorobenzene	ND	1.0	ug/L	0.21
1,2-Dichlorobenzene	ND	1.0	ug/L	0.15
Dichlorodifluoromethane	ND	1.0	ug/L	0.19
1,1-Dichloroethane	ND	1.0	ug/L	0.12
1,2-Dichloroethane	ND	1.0	ug/L	0.21
1,1-Dichloroethene	ND	1.0	ug/L	0.30
cis-1,2-Dichloroethene	**2.6**	**1.0**	**ug/L**	**0.24**
trans-1,2-Dichloroethene	ND	1.0	ug/L	0.17
1,2-Dichloropropane	ND	1.0	ug/L	0.095
cis-1,3-Dichloropropene	ND	1.0	ug/L	0.19
trans-1,3-Dichloropropene	ND	1.0	ug/L	0.15
Ethylbenzene	ND	1.0	ug/L	0.23
2-Hexanone	ND	5.0	ug/L	0.16
Isopropylbenzene	ND	1.0	ug/L	0.16
Methyl acetate	ND	1.0	ug/L	0.14
Methylene chloride	ND	1.0	ug/L	0.15
Methylcyclohexane	ND	1.0	ug/L	0.26
4-Methyl-2-pentanone	ND	5.0	ug/L	0.53
Methyl tert-butyl ether	ND	1.0	ug/L	0.18

(Continued on next page)

MACTEC Engineering and Consulting Inc

Client Sample ID: MW-1-1011

GC/MS Volatiles

Lot-Sample #...: C0K040543-001 Work Order #...: L9J2K1AA Matrix.....: WATER

PARAMETER	RESULT	REPORTING LIMIT	UNITS	MDL
Styrene	ND	1.0	ug/L	0.097
1,1,2,2-Tetrachloroethane	ND	1.0	ug/L	0.20
1,2,4-Trichloro-benzene	ND	1.0	ug/L	0.27
Tetrachloroethene	ND	1.0	ug/L	0.15
1,1,1-Trichloroethane	ND	1.0	ug/L	0.29
1,1,2-Trichloroethane	ND	1.0	ug/L	0.20
Trichloroethene	ND	1.0	ug/L	0.14
Trichlorofluoromethane	ND	1.0	ug/L	0.20
1,1,2-Trichloro-1,2,2-trifluoroethane	ND	1.0	ug/L	0.32
Toluene	ND	1.0	ug/L	0.15
Vinyl chloride	ND	1.0	ug/L	0.23
Xylenes (total)	ND	3.0	ug/L	0.49

SURROGATE	PERCENT RECOVERY	RECOVERY LIMITS
Toluene-d8	102	(71 - 118)
1,2-Dichloroethane-d4	102	(64 - 135)
4-Bromofluorobenzene	103	(70 - 118)
Dibromofluoromethane	97	(70 - 128)

NOTE(S):

J Estimated result. Result is less than RL.

Data File: \\pitsvr06\d\chem\hp5.i\5111110d.b\51111008.D

Date : 11-NOV-2010 13:11

Client ID: MW-1-1011

Instrument: hp5.i

Sample Info: C0K040543-001 5ml

Operator: 001562

Purge Volume: 5.0

Column diameter: 0.20

Column phase: DB 624

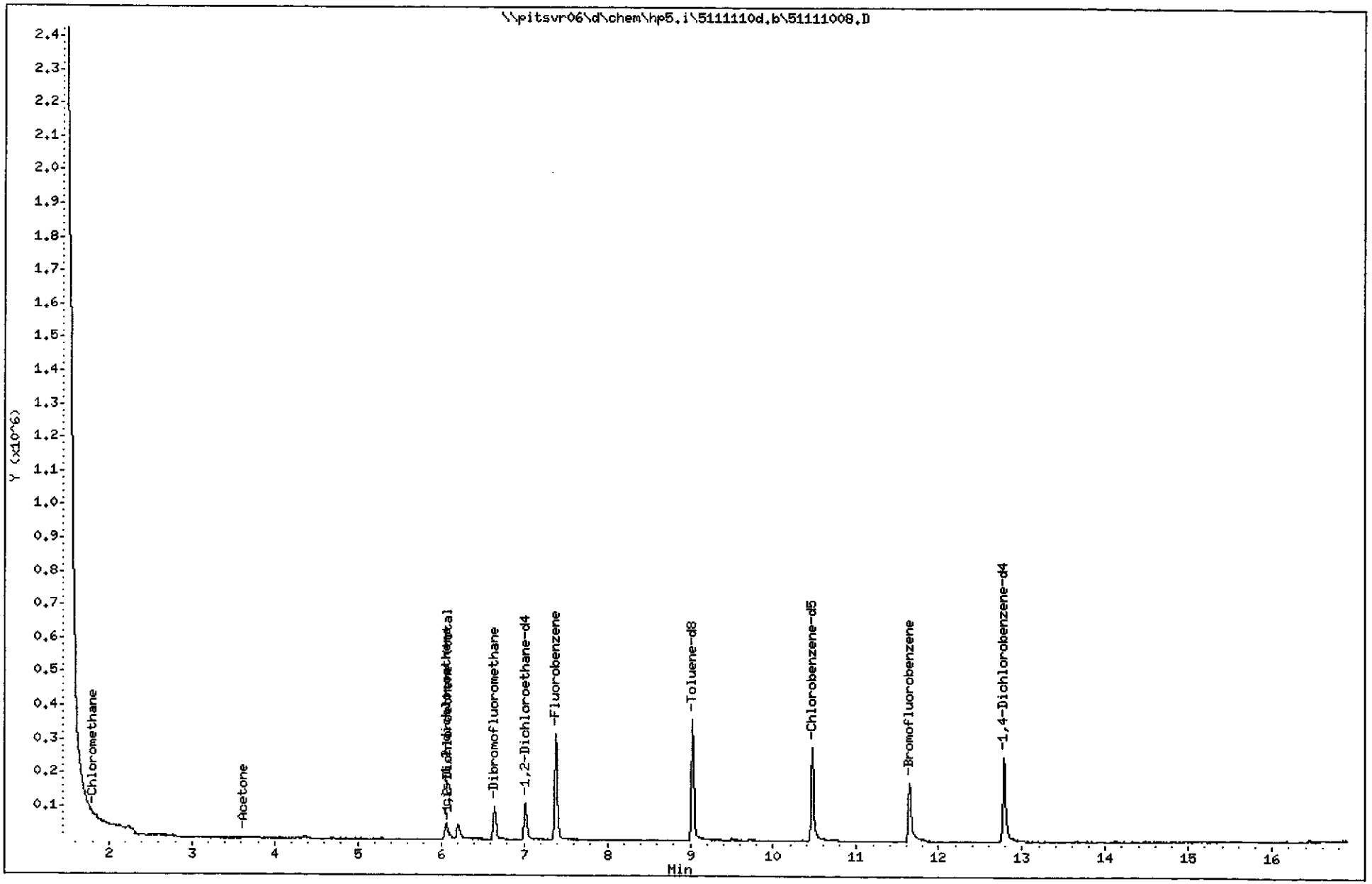

TestAmerica Pittsburgh

VOLATILE REPORT SW-846 Method

Data file : \\pitsvr06\d\chem\hp5.i\5111110d.b\51111008.D
Lab Smp Id: 19j2k1aa Client Smp ID: MW-1-1011
Inj Date : 11-NOV-2010 13:11 MS Autotune Date: 12-SEP-2010 07:53
Operator : 001562 Inst ID: hp5.i
Smp Info : C0K040543-001 5ml
Misc Info : 19j2k1aa,5111110d.b,8260ee.m,1-42.sub
Comment :
Method : \\PITSVR06\D\chem\hp5.i\5111110d.b\8260ee.m
Meth Date : 11-Nov-2010 21:31 lipayj Quant Type: ISTD
Cal Date : 21-SEP-2010 21:56 Cal File: 1A50921N.D
Als bottle: 12
Dil Factor: 1.00000
Integrator: HP RTE Compound Sublist: 1-42.sub
Target Version: 4.14
Processing Host: PITSVR06

Concentration Formula: Amt * DF * 1/Vo*Vt * CpndVariable

Name	Value	Description
DF	1.000	Dilution Factor
Vo	5.000	Sample Volume
Vt	1.000	mg/L conversion (1.0 if no conversion)
Cpnd Variable		Local Compound Variable

Compounds	QUANT SIG MASS	RT	EXP RT	REL RT	RESPONSE	CONCENTRATIONS ON-COLUMN (ng)	CONCENTRATIONS FINAL (UG/L)
* 46 Fluorobenzene	96	7.390	7.381	(1.000)	347667	50.0000	
* 69 Chlorobenzene-d5	119	10.468	10.466	(1.000)	67483	50.0000	
* 92 1,4-Dichlorobenzene-d4	152	12.786	12.777	(1.000)	96737	50.0000	
$ 39 Dibromofluoromethane	113	6.647	6.645	(0.900)	77647	48.4866	9.697
$ 43 1,2-Dichloroethane-d4	65	7.018	7.016	(0.950)	102671	51.2367	10.25
$ 59 Toluene-d8	98	9.026	9.024	(0.862)	291494	51.1750	10.23
$ 80 Bromofluorobenzene	95	11.636	11.634	(0.910)	105989	51.3595	10.27
1 Dichlorodifluoromethane	85	Compound Not Detected.					
2 Chloromethane	50	1.811	1.815	(0.245)	4423	1.75876	0.3518
3 Vinyl Chloride	62	Compound Not Detected.					
4 Bromomethane	94	Compound Not Detected.					
5 Chloroethane	64	Compound Not Detected.					
6 Trichlorofluoromethane	101	Compound Not Detected.					
12 1,1-Dichloroethene	96	Compound Not Detected.					
13 Acetone	43	3.648	3.628	(0.494)	11129	15.1506	3.030(M)
15 Carbon Disulfide	76	Compound Not Detected.					
18 Methylene Chloride	84	Compound Not Detected.					
19 trans-1,2-Dichloroethene	96	Compound Not Detected.					
20 Methyl tert-butyl ether	73	Compound Not Detected.					
24 1,1-Dichloroethane	63	Compound Not Detected.					
27 2,2-Dichloropropane	77	Compound Not Detected.					
28 cis-1,2-dichloroethene	96	6.063	6.055	(0.821)	28092	13.0918	2.618

	Compounds	QUANT SIG MASS	RT	EXP RT	REL RT	RESPONSE	CONCENTRATIONS ON-COLUMN (ng)	CONCENTRATIONS FINAL (UG/L)
M	29 1,2-Dichloroethene (total)	96				28092	13.0918	2.618
	30 Bromochloromethane	128	Compound Not Detected.					
	31 2-Butanone	43	Compound Not Detected.					
	37 Chloroform	83	Compound Not Detected.					
	38 1,1,1-Trichloroethane	97	Compound Not Detected.					
	40 1,1-Dichloropropene	75	Compound Not Detected.					
	41 Carbon Tetrachloride	117	Compound Not Detected.					
	42 Benzene	78	Compound Not Detected.					
	45 1,2-Dichloroethane	62	Compound Not Detected.					
	47 Trichloroethene	130	Compound Not Detected.					
	49 1,2-Dichloropropane	63	Compound Not Detected.					
	50 Dibromomethane	93	Compound Not Detected.					
	53 Bromodichloromethane	83	Compound Not Detected.					
	57 cis-1,3-Dichloropropene	75	Compound Not Detected.					
	58 4-Methyl-2-Pentanone	43	Compound Not Detected.					
	60 Toluene	91	Compound Not Detected.					
	61 trans-1,3-Dichloropropene	75	Compound Not Detected.					
	63 1,3-Dichloropropane	76	Compound Not Detected.					
	64 1,1,2-Trichloroethane	97	Compound Not Detected.					
	65 Tetrachloroethene	164	Compound Not Detected.					
	66 2-Hexanone	43	Compound Not Detected.					
	67 Dibromochloromethane	129	Compound Not Detected.					
	68 1,2-Dibromoethane	107	Compound Not Detected.					
	70 Chlorobenzene	112	Compound Not Detected.					
	71 1,1,1,2-Tetrachloroethane	131	Compound Not Detected.					
	72 Ethylbenzene	106	Compound Not Detected.					
	73 m + p-Xylene	106	Compound Not Detected.					
	74 Xylene-o	106	Compound Not Detected.					
M	75 Xylenes (total)	106	Compound Not Detected.					
	76 Styrene	104	Compound Not Detected.					
	77 Bromoform	173	Compound Not Detected.					
	78 Isopropylbenzene	105	Compound Not Detected.					
	79 Bromobenzene	156	Compound Not Detected.					
	83 1,1,2,2-Tetrachloroethane	83	Compound Not Detected.					
	91 1,3-Dichlorobenzene	146	Compound Not Detected.					
	93 1,4-Dichlorobenzene	146	Compound Not Detected.					
	95 1,2-Dichlorobenzene	146	Compound Not Detected.					
	96 1,2-Dibromo-3-chloropropane	157	Compound Not Detected.					
	97 1,2,4-Trichlorobenzene	180	Compound Not Detected.					
	101 1,1,2-trichlorotrifluoroethane	101	Compound Not Detected.					
	102 Methyl acetate	43	Compound Not Detected.					
	104 Cyclohexane	56	Compound Not Detected.					
	105 Methyl Cyclohexane	83	Compound Not Detected.					

QC Flag Legend

M - Compound response manually integrated.

Data File: \\pitsvr06\d\chem\hp5.i\51111110d.b\51111008.D

Date : 11-NOV-2010 13:11

Client ID: MW-1-1011 Instrument: hp5.i

Sample Info: C0K040543-001 5ml

Purge Volume: 5.0 Operator: 001562

Column phase: DB 624 Column diameter: 0.20

2 Chloromethane Concentration: 0.3518 UG/L

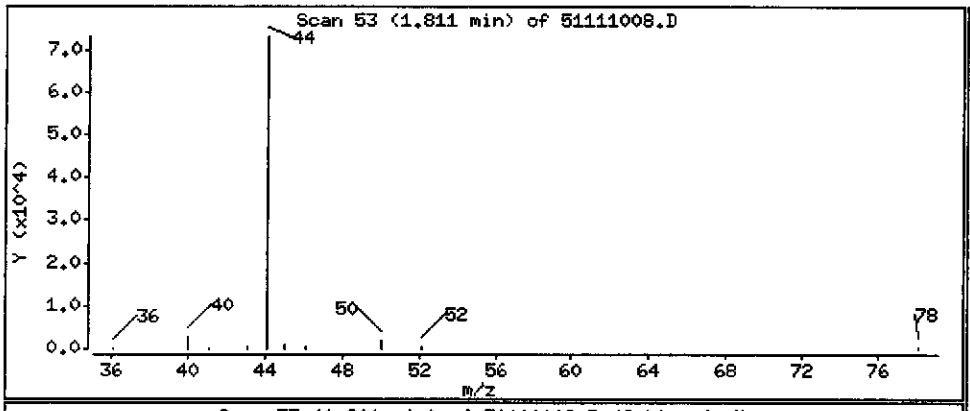

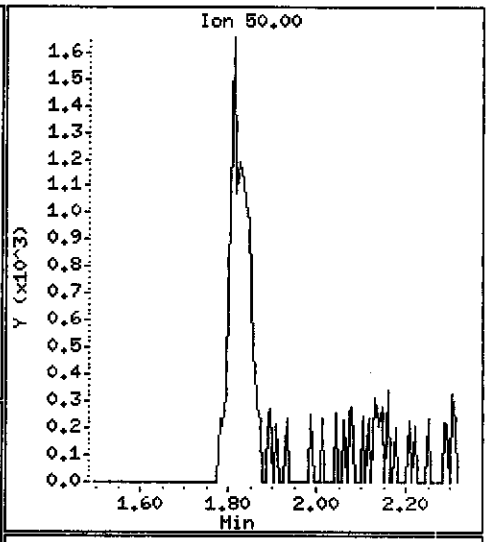

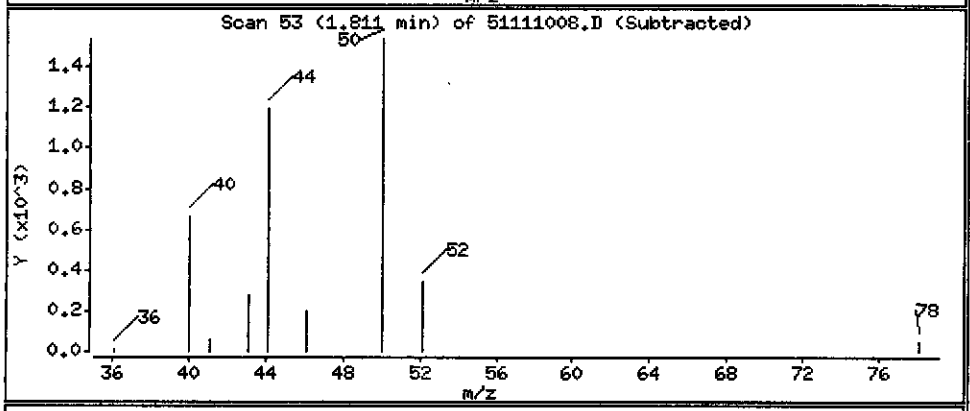

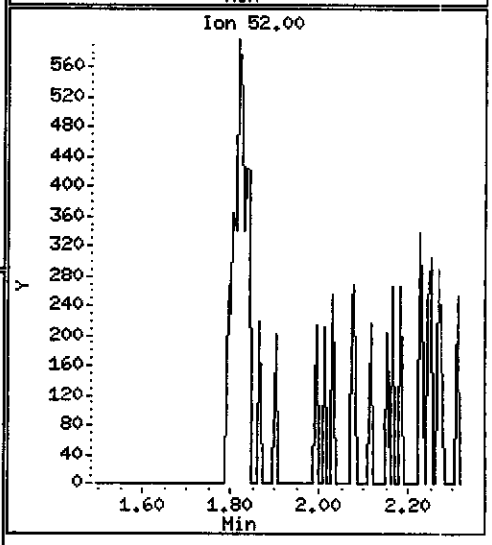

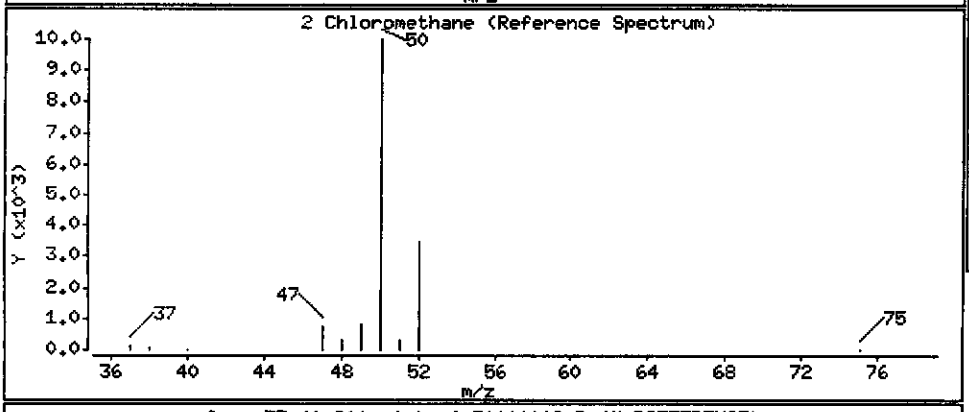

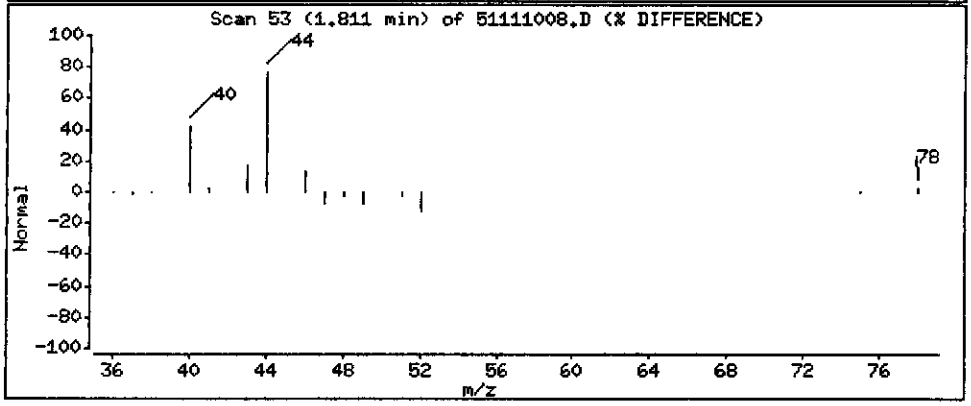

Data File: \\pitsvr06\d\chem\hp5.i\5111110d.b\51111008.D

Date : 11-NOV-2010 13:11

Client ID: MW-1-1011

Instrument: hp5.i

Sample Info: C0K040543-001 5ml

Purge Volume: 5.0

Operator: 001562

Column phase: DB 624

Column diameter: 0.20

13 Acetone

Concentration: 3.030 UG/L

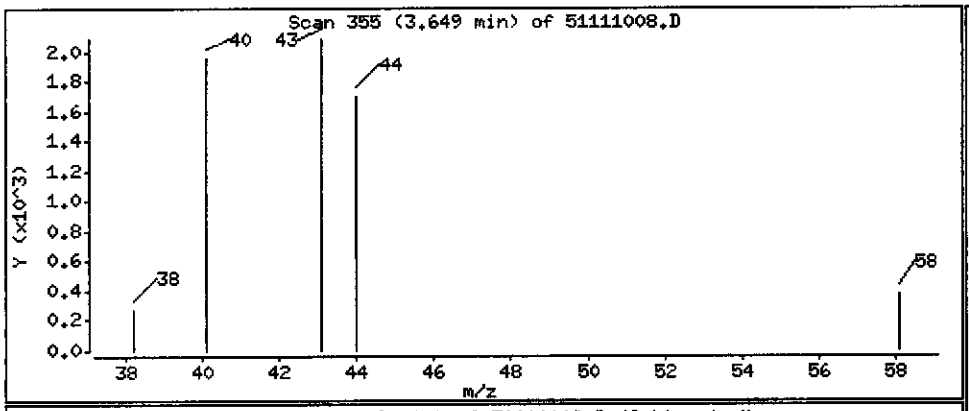

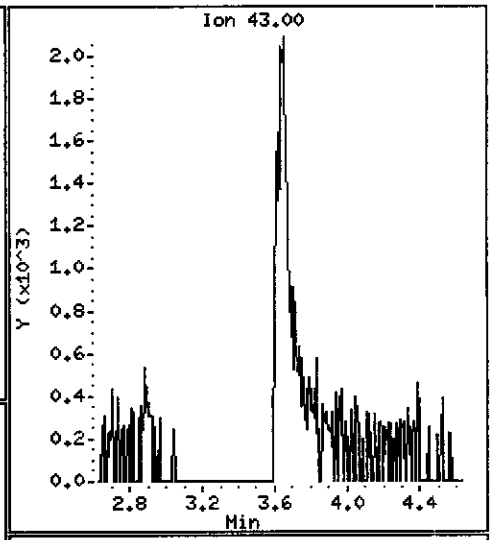

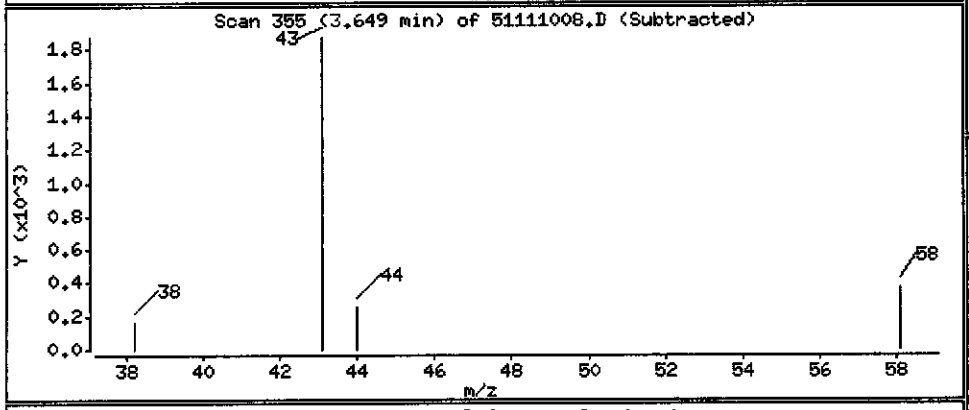

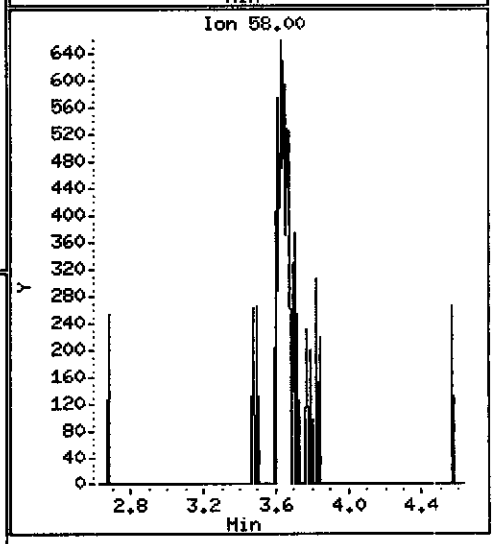

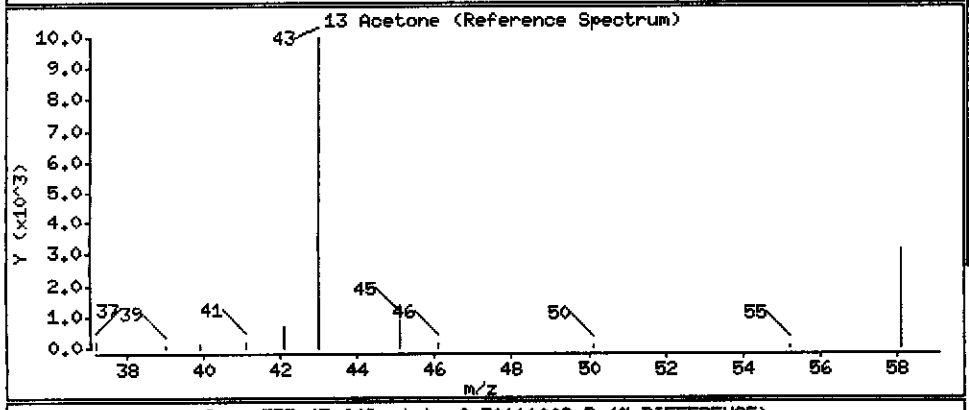

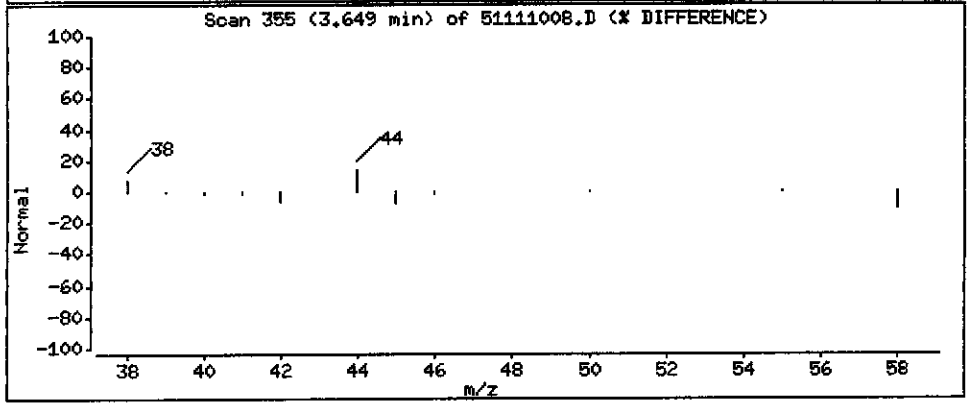

Data File: \\pitsvr06\d\chem\hp5.i\5111110d.b\51111008.D

Date : 11-NOV-2010 13:11

Client ID: MW-1-1011

Instrument: hp5.i

Sample Info: C0K040543-001 5ml

Purge Volume: 5.0

Operator: 001562

Column phase: DB 624

Column diameter: 0.20

28 cis-1,2-dichloroethene

Concentration: 2.618 UG/L

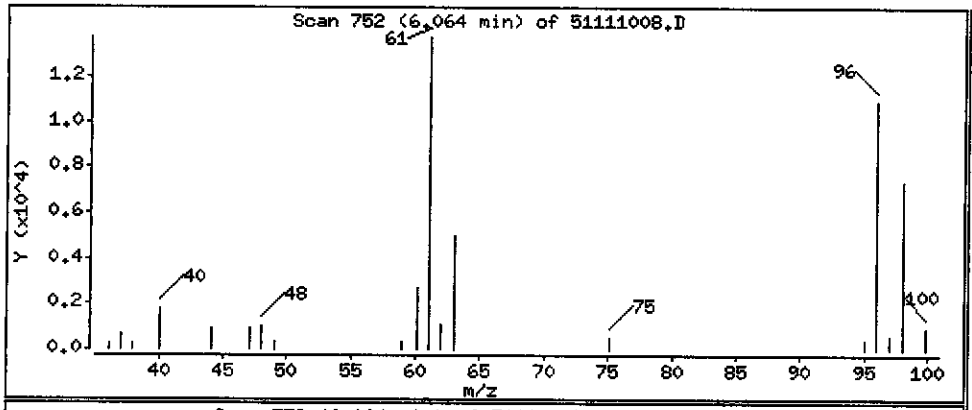

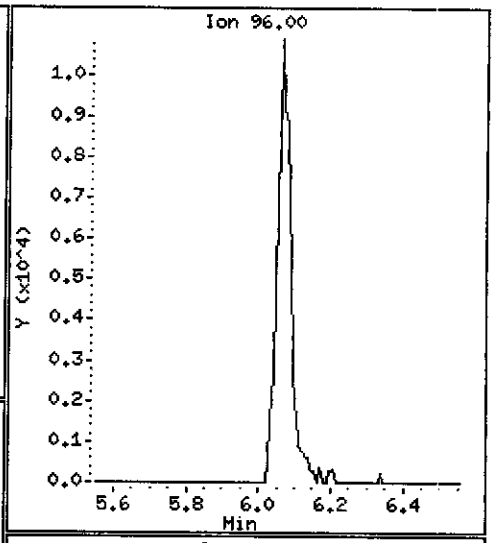

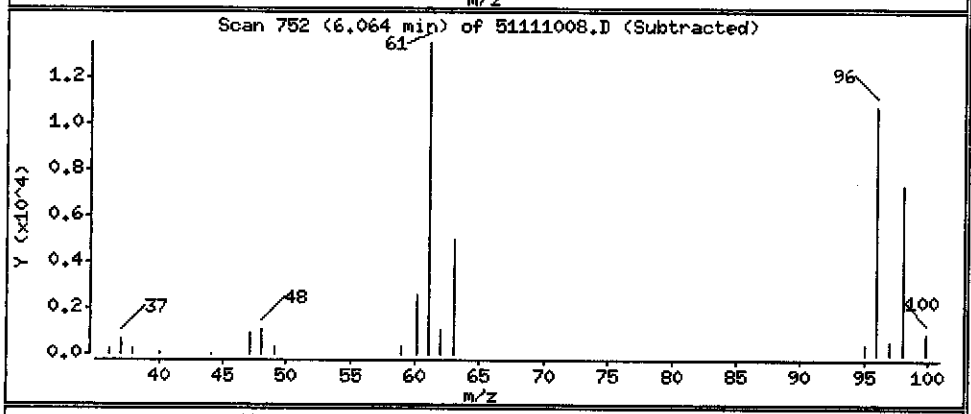

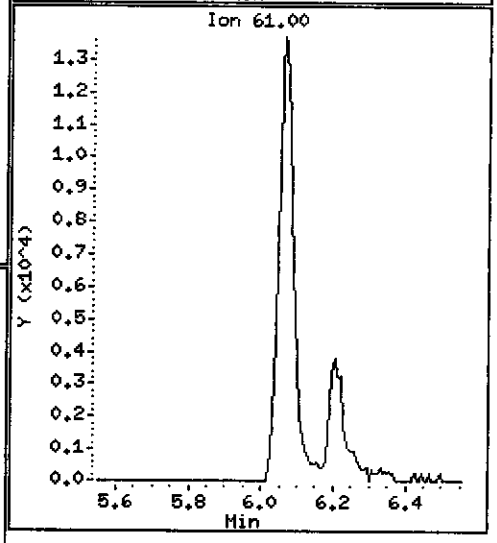

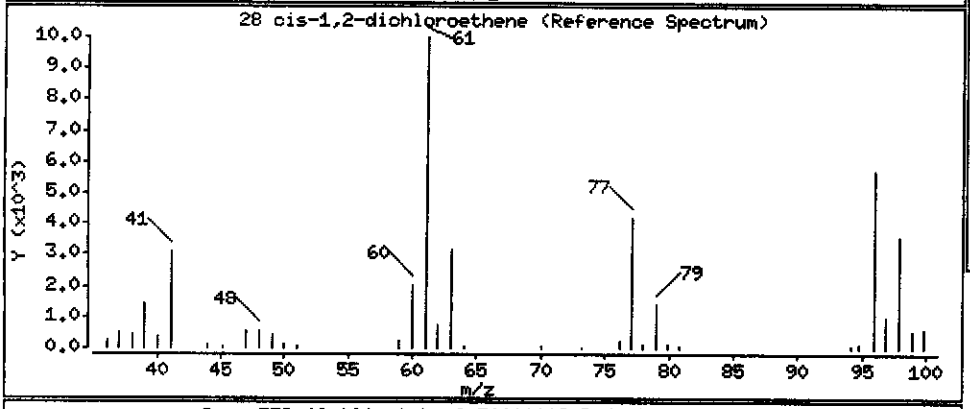

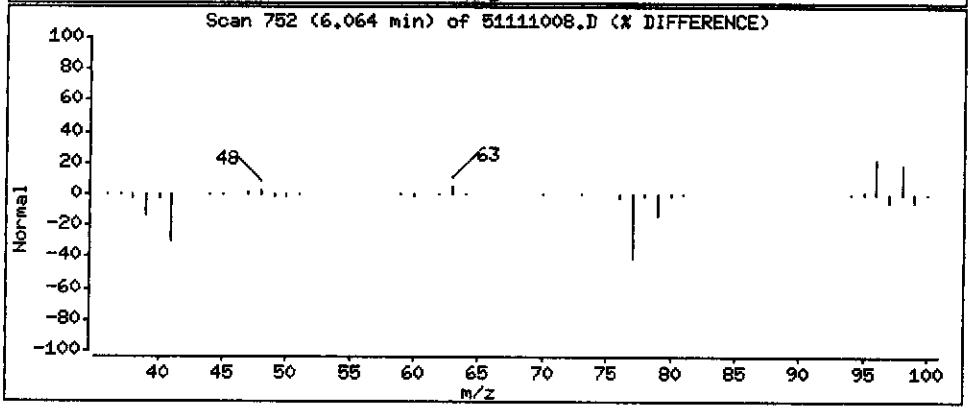

Data File Name: 51111008.D
Inj. Date and Time: 11-NOV-2010 13:11
Instrument ID: hp5.i
Client ID: MW-1-1011
Compound Name: Acetone
CAS #: 67-64-1

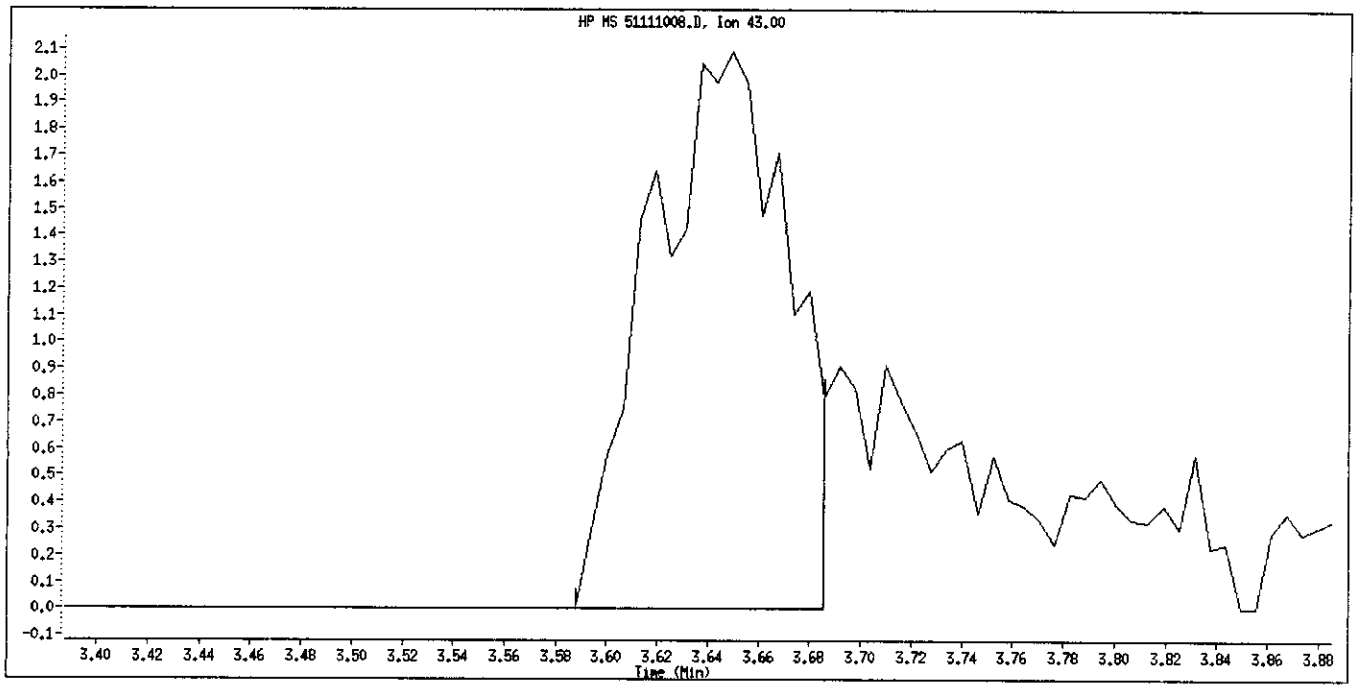

Original Integration

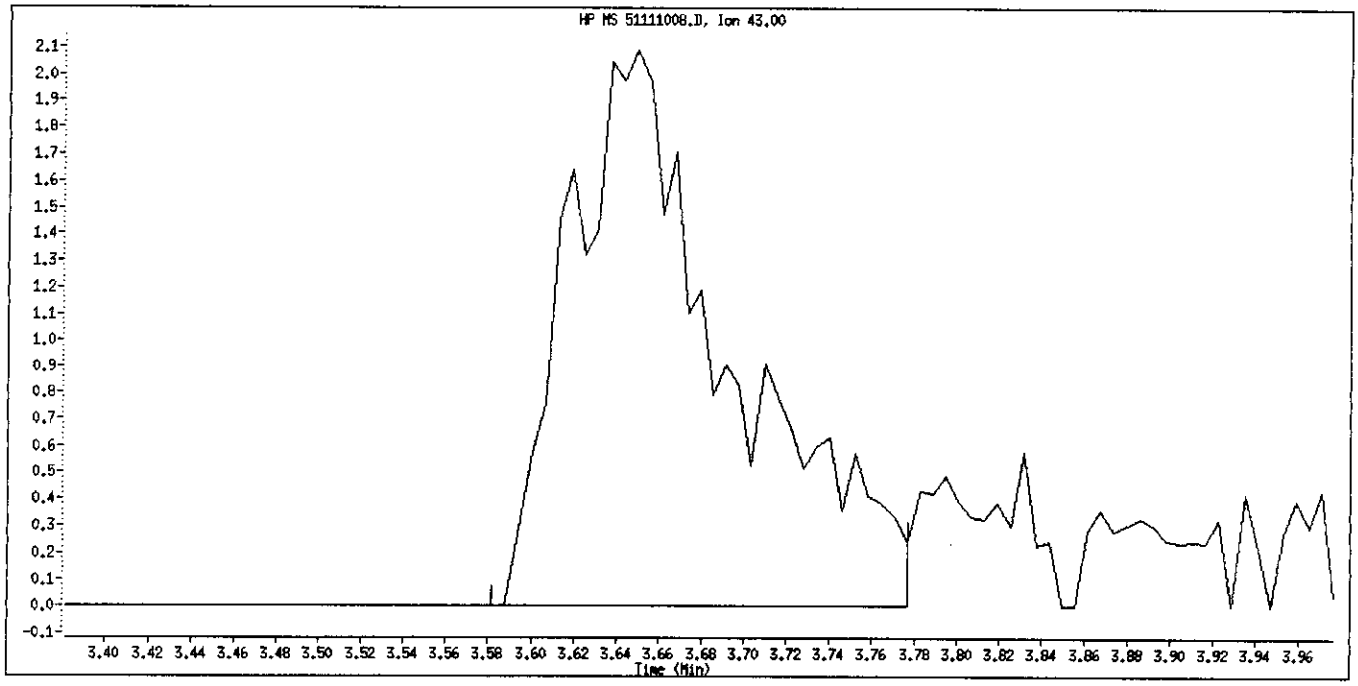

Manual Integration

Manually Integrated By: fergusond
Manual Integration Reason: Peak Integrated Incorrectly

MACTEC Engineering and Consulting Inc

Client Sample ID: MW-2-1011

GC/MS Volatiles

Lot-Sample #...: C0K040543-002	**Work Order #...:** L9J241AA	**Matrix.....:** WATER
Date Sampled...: 11/02/10	**Date Received..:** 11/03/10	**MS Run #.....:** 0315143
Prep Date.....: 11/11/10	**Analysis Date..:** 11/11/10	
Prep Batch #...: 0315225	**Analysis Time..:** 13:35	
Dilution Factor: 2	**Initial Wgt/Vol:** 5 mL	**Final Wgt/Vol..:** 5 mL
Analyst ID.....: 001562	**Instrument ID..:** HP5	
	Method.....: SW846 8260B	

PARAMETER	RESULT	REPORTING LIMIT	UNITS	MDL
Acetone	ND	10	ug/L	5.0
Benzene	**1.4 J**	**2.0**	**ug/L**	**0.21**
Bromodichloromethane	ND	2.0	ug/L	0.26
Bromoform	ND	2.0	ug/L	0.38
Bromomethane	ND	2.0	ug/L	0.63
2-Butanone	ND	10	ug/L	1.1
Carbon disulfide	**1.1 J**	**2.0**	**ug/L**	**0.42**
Carbon tetrachloride	ND	2.0	ug/L	0.27
Chlorobenzene	ND	2.0	ug/L	0.27
Chloroethane	**3.2**	**2.0**	**ug/L**	**0.43**
Chloroform	ND	2.0	ug/L	0.34
Chloromethane	ND	2.0	ug/L	0.57
Cyclohexane	ND	2.0	ug/L	0.51
Dibromochloromethane	ND	2.0	ug/L	0.27
1,2-Dibromo-3-chloro-propane	ND	2.0	ug/L	0.28
1,2-Dibromoethane	ND	2.0	ug/L	0.36
1,3-Dichlorobenzene	ND	2.0	ug/L	0.21
1,4-Dichlorobenzene	ND	2.0	ug/L	0.41
1,2-Dichlorobenzene	ND	2.0	ug/L	0.30
Dichlorodifluoromethane	ND	2.0	ug/L	0.38
1,1-Dichloroethane	**1.5 J**	**2.0**	**ug/L**	**0.23**
1,2-Dichloroethane	ND	2.0	ug/L	0.42
1,1-Dichloroethene	ND	2.0	ug/L	0.59
cis-1,2-Dichloroethene	ND	2.0	ug/L	0.47
trans-1,2-Dichloroethene	ND	2.0	ug/L	0.34
1,2-Dichloropropane	ND	2.0	ug/L	0.19
cis-1,3-Dichloropropene	ND	2.0	ug/L	0.37
trans-1,3-Dichloropropene	ND	2.0	ug/L	0.30
Ethylbenzene	**2.8**	**2.0**	**ug/L**	**0.45**
2-Hexanone	ND	10	ug/L	0.32
Isopropylbenzene	**0.98 J**	**2.0**	**ug/L**	**0.33**
Methyl acetate	ND	2.0	ug/L	0.28
Methylene chloride	ND	2.0	ug/L	0.30
Methylcyclohexane	ND	2.0	ug/L	0.52
4-Methyl-2-pentanone	ND	10	ug/L	1.1
Methyl tert-butyl ether	ND	2.0	ug/L	0.37

(Continued on next page)

MACTEC Engineering and Consulting Inc

Client Sample ID: MW-2-1011

GC/MS Volatiles

Lot-Sample #...: C0K040543-002 Work Order #...: L9J241AA Matrix.....: WATER

PARAMETER	RESULT	REPORTING LIMIT	UNITS	MDL
Styrene	ND	2.0	ug/L	0.19
1,1,2,2-Tetrachloroethane	ND	2.0	ug/L	0.40
1,2,4-Trichloro-benzene	ND	2.0	ug/L	0.54
Tetrachloroethene	ND	2.0	ug/L	0.30
1,1,1-Trichloroethane	ND	2.0	ug/L	0.57
1,1,2-Trichloroethane	ND	2.0	ug/L	0.40
Trichloroethene	ND	2.0	ug/L	0.29
Trichlorofluoromethane	ND	2.0	ug/L	0.40
1,1,2-Trichloro-1,2,2-trifluoroethane	ND	2.0	ug/L	0.64
Toluene	**0.50 J**	**2.0**	**ug/L**	**0.30**
Vinyl chloride	ND	2.0	ug/L	0.45
Xylenes (total)	**3.2 J**	**6.0**	**ug/L**	**0.98**

SURROGATE	PERCENT RECOVERY	RECOVERY LIMITS
Toluene-d8	103	(71 - 118)
1,2-Dichloroethane-d4	104	(64 - 135)
4-Bromofluorobenzene	98	(70 - 118)
Dibromofluoromethane	92	(70 - 128)

NOTE(S):

J Estimated result. Result is less than RL.

Data File: \\pitsvr06\d\chem\hp5.i\5111110d.b\51111009.D
Date : 11-NOV-2010 15:36
Client ID: MW-2-1011
Sample Info: C0K040543-002 2x 15ml/30ml)/5ml
Purge Volume: 5.0
Column phase: DB 624

Instrument: hp5.i
Operator: 001562
Column diameter: 0.20

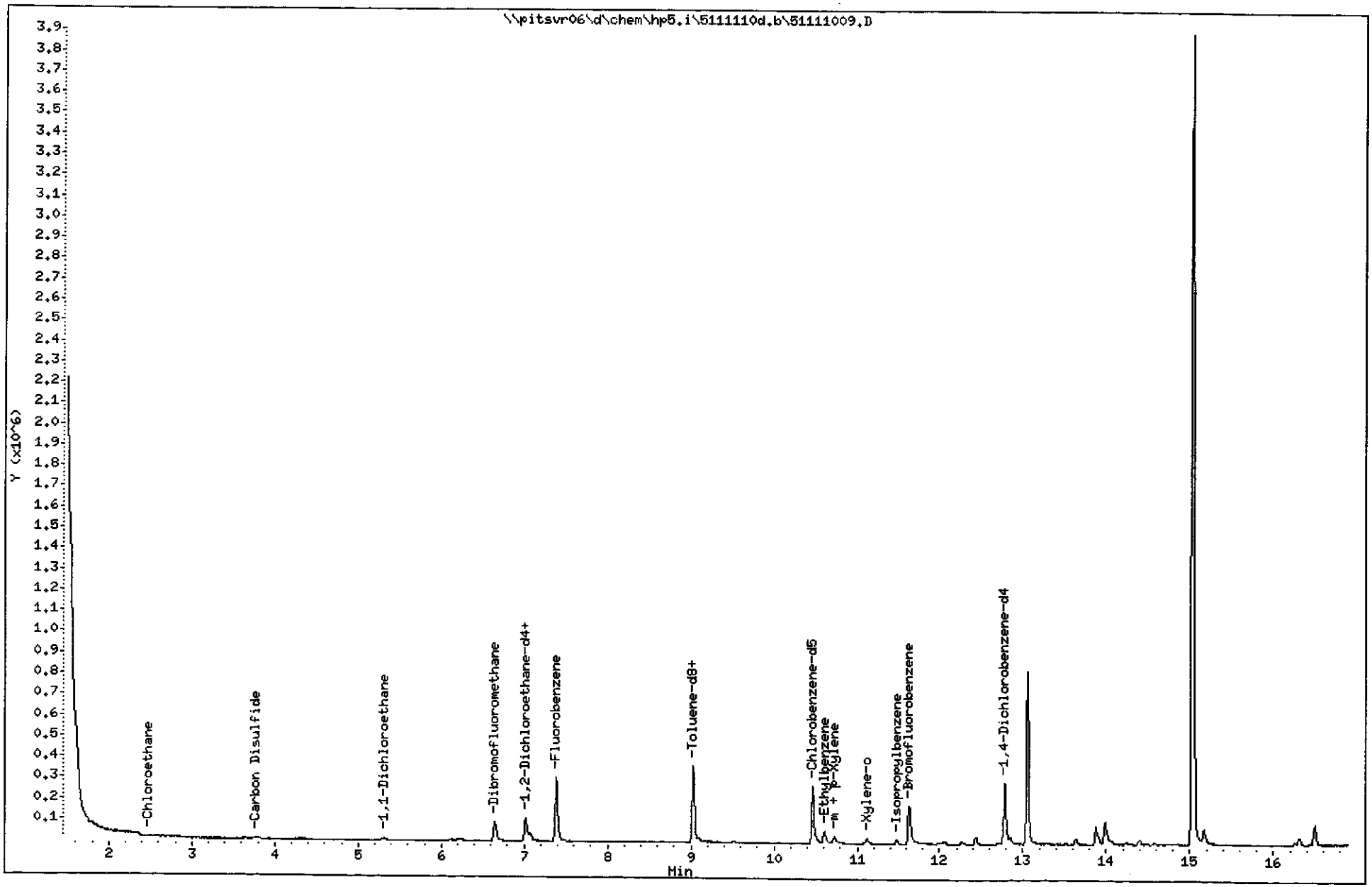

TestAmerica Pittsburgh

VOLATILE REPORT SW-846 Method

Data file : \\pitsvr06\d\chem\hp5.i\5111110d.b\51111009.D
Lab Smp Id: 19j241aa Client Smp ID: MW-2-1011
Inj Date : 11-NOV-2010 13:35 MS Autotune Date: 12-SEP-2010 07:53
Operator : 001562 Inst ID: hp5.i
Smp Info : C0K040543-002 2x 15ml/30ml)/5ml
Misc Info : 19j241aa,5111110d.b,8260ee.m,1-42.sub
Comment :
Method : \\PITSVR06\D\chem\hp5.i\5111110d.b\8260ee.m
Meth Date : 11-Nov-2010 14:24 fergusond Quant Type: ISTD
Cal Date : 21-SEP-2010 21:56 Cal File: 1A50921N.D
Als bottle: 13
Dil Factor: 2.00000
Integrator: HP RTE Compound Sublist: 1-42.sub
Target Version: 4.14
Processing Host: PITSVR06

Concentration Formula: Amt * DF * 1/Vo*Vt * CpndVariable

Name	Value	Description
DF	2.000	Dilution Factor
Vo	5.000	Sample Volume
Vt	1.000	mg/L conversion (1.0 if no conversion)
Cpnd Variable		Local Compound Variable

Compounds	QUANT SIG MASS	RT	EXP RT	REL RT	RESPONSE	CONCENTRATIONS ON-COLUMN (ng)	CONCENTRATIONS FINAL (UG/L)
* 46 Fluorobenzene	96	7.388	7.381	(1.000)	343525	50.0000	
* 69 Chlorobenzene-d5	119	10.472	10.466	(1.000)	66317	50.0000	
* 92 1,4-Dichlorobenzene-d4	152	12.784	12.777	(1.000)	105563	50.0000	
$ 39 Dibromofluoromethane	113	6.646	6.645	(0.900)	73134	46.2191	9.244
$ 43 1,2-Dichloroethane-d4	65	7.017	7.016	(0.950)	102855	51.9474	10.39
$ 59 Toluene-d8	98	9.030	9.024	(0.862)	287687	51.3946	10.28
$ 80 Bromofluorobenzene	95	11.634	11.634	(0.910)	110839	49.2191	9.844
1 Dichlorodifluoromethane	85	Compound Not Detected.					
2 Chloromethane	50	Compound Not Detected.					
3 Vinyl Chloride	62	Compound Not Detected.					
4 Bromomethane	94	Compound Not Detected.					
5 Chloroethane	64	2.479	2.460	(0.336)	9274	7.89540	3.158
6 Trichlorofluoromethane	101	Compound Not Detected.					
12 1,1-Dichloroethene	96	Compound Not Detected.					
13 Acetone	43	Compound Not Detected.					
15 Carbon Disulfide	76	3.780	3.774	(0.512)	12962	2.73954	1.096
18 Methylene Chloride	84	Compound Not Detected.					
19 trans-1,2-Dichloroethene	96	Compound Not Detected.					
20 Methyl tert-butyl ether	73	Compound Not Detected.					
24 1,1-Dichloroethane	63	5.307	5.295	(0.718)	13613	3.68336	1.473
27 2,2-Dichloropropane	77	Compound Not Detected.					
28 cis-1,2-dichloroethene	96	Compound Not Detected.					

	Compounds	QUANT SIG MASS	RT	EXP RT	REL RT	RESPONSE	CONCENTRATIONS ON-COLUMN (ng)	CONCENTRATIONS FINAL (UG/L)
M	29 1,2-Dichloroethene (total)	96	Compound Not Detected.					
	30 Bromochloromethane	128	Compound Not Detected.					
	31 2-Butanone	43	Compound Not Detected.					
	37 Chloroform	83	Compound Not Detected.					
	38 1,1,1-Trichloroethane	97	Compound Not Detected.					
	40 1,1-Dichloropropene	75	Compound Not Detected.					
	41 Carbon Tetrachloride	117	Compound Not Detected.					
	42 Benzene	78	7.072	7.065	(0.957)	31430	3.61707	1.447
	45 1,2-Dichloroethane	62	Compound Not Detected.					
	47 Trichloroethene	130	Compound Not Detected.					
	49 1,2-Dichloropropane	63	Compound Not Detected.					
	50 Dibromomethane	93	Compound Not Detected.					
	53 Bromodichloromethane	83	Compound Not Detected.					
	57 cis-1,3-Dichloropropene	75	Compound Not Detected.					
	58 4-Methyl-2-Pentanone	43	Compound Not Detected.					
	60 Toluene	91	9.103	9.091	(0.869)	8849	1.25112	0.5004
	61 trans-1,3-Dichloropropene	75	Compound Not Detected.					
	63 1,3-Dichloropropane	76	Compound Not Detected.					
	64 1,1,2-Trichloroethane	97	Compound Not Detected.					
	65 Tetrachloroethene	164	Compound Not Detected.					
	66 2-Hexanone	43	Compound Not Detected.					
	67 Dibromochloromethane	129	Compound Not Detected.					
	68 1,2-Dibromoethane	107	Compound Not Detected.					
	70 Chlorobenzene	112	Compound Not Detected.					
	71 1,1,1,2-Tetrachloroethane	131	Compound Not Detected.					
	72 Ethylbenzene	106	10.606	10.600	(1.013)	17461	7.06275	2.825
	73 m + p-Xylene	106	10.722	10.715	(1.024)	14508	4.83811	1.935(Q)
	74 Xylene-o	106	11.117	11.111	(1.062)	9068	3.17400	1.270(Q)
M	75 Xylenes (total)	106				23576	8.01210	3.205
	76 Styrene	104	Compound Not Detected.					
	77 Bromoform	173	Compound Not Detected.					
	78 Isopropylbenzene	105	11.476	11.470	(1.096)	18228	2.44038	0.9762
	79 Bromobenzene	156	Compound Not Detected.					
	83 1,1,2,2-Tetrachloroethane	83	Compound Not Detected.					
	91 1,3-Dichlorobenzene	146	Compound Not Detected.					
	93 1,4-Dichlorobenzene	146	Compound Not Detected.					
	95 1,2-Dichlorobenzene	146	Compound Not Detected.					
	96 1,2-Dibromo-3-chloropropane	157	Compound Not Detected.					
	97 1,2,4-Trichlorobenzene	180	Compound Not Detected.					
	101 1,1,2-trichlorotrifluoroethane	101	Compound Not Detected.					
	102 Methyl acetate	43	Compound Not Detected.					
	104 Cyclohexane	56	Compound Not Detected.					
	105 Methyl Cyclohexane	83	Compound Not Detected.					

QC Flag Legend

Q - Qualifier signal failed the ratio test.

Data File: \\pitsvr06\d\chem\hp5.i\5111110d.b\51111009.D

Date : 11-NOV-2010 13:35

Client ID: MW-2-1011

Instrument: hp5.i

Sample Info: C0K040543-002 2x 15ml/30ml)/5ml

Purge Volume: 5.0

Operator: 001562

Column phase: DB 624

Column diameter: 0.20

5 Chloroethane

Concentration: 3.158 UG/L

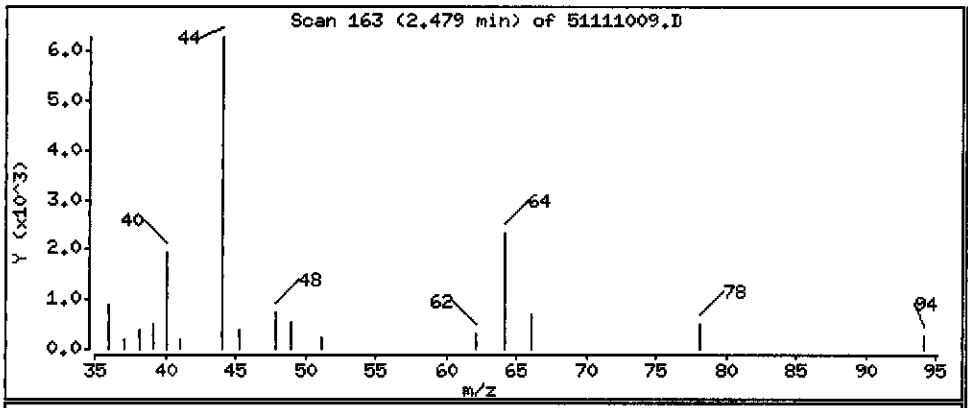

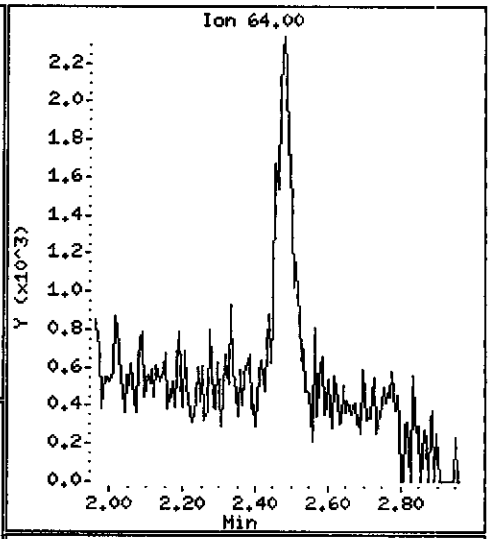

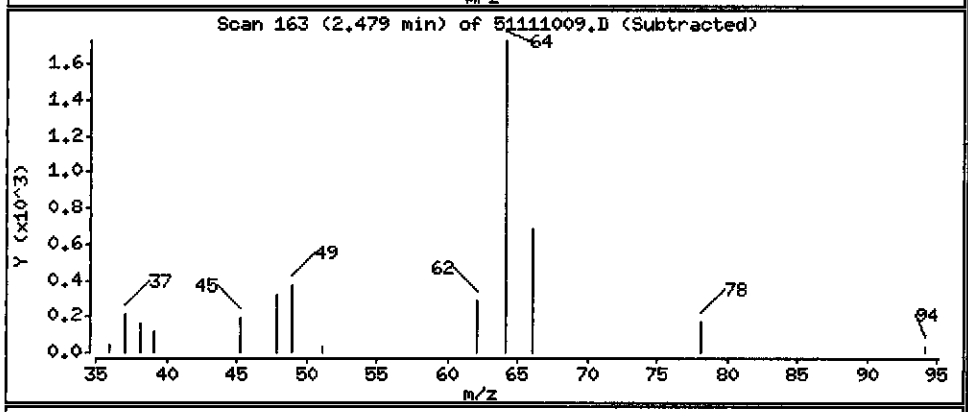

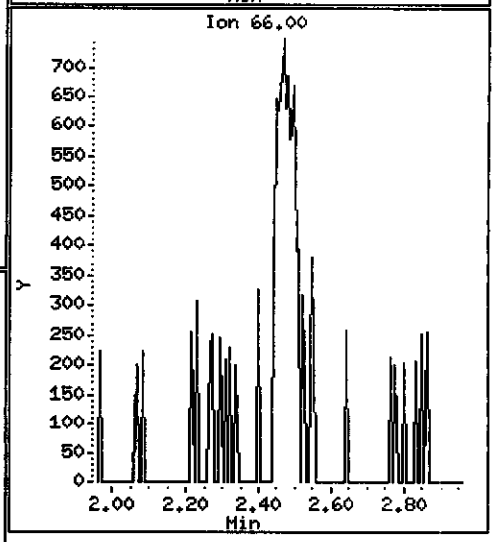

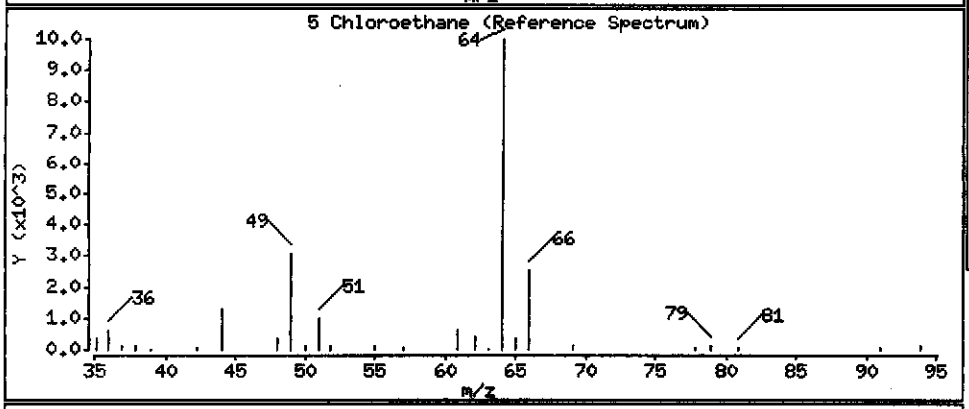

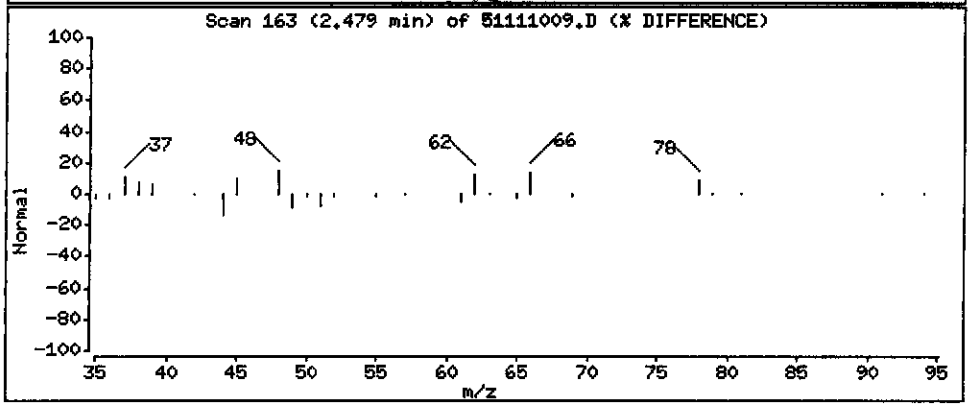

Data File: \\pitsvr06\d\chem\hp5.i\5111110d.b\51111009.D

Date : 11-NOV-2010 13:35

Client ID: MW-2-1011

Instrument: hp5.i

Sample Info: C0K040543-002 2x 15ml/30ml)/5ml

Purge Volume: 5.0

Operator: 001562

Column phase: DB 624

Column diameter: 0.20

15 Carbon Disulfide

Concentration: 1.096 UG/L

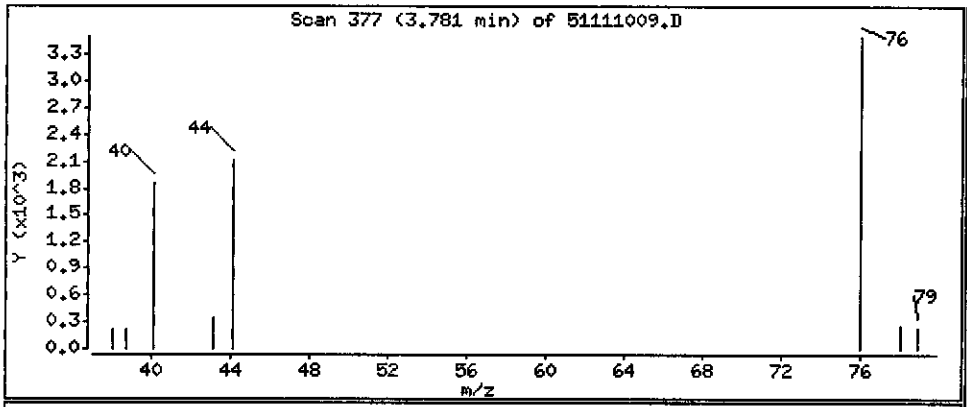

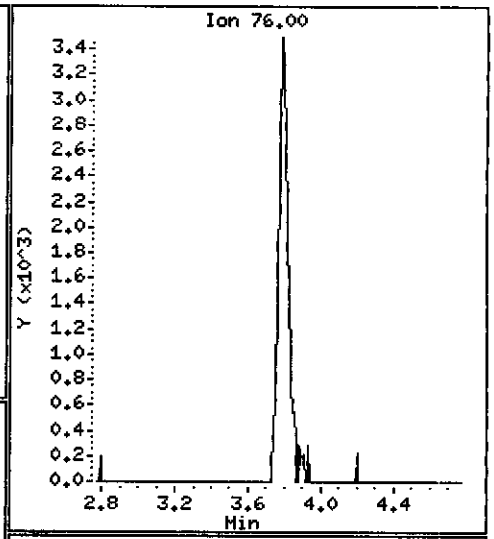

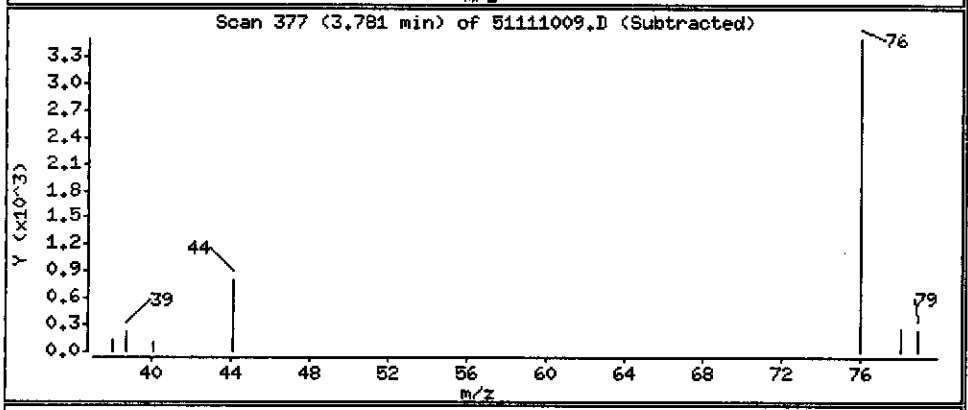

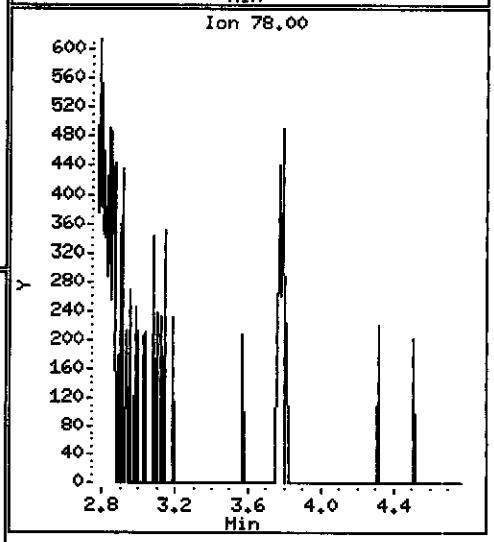

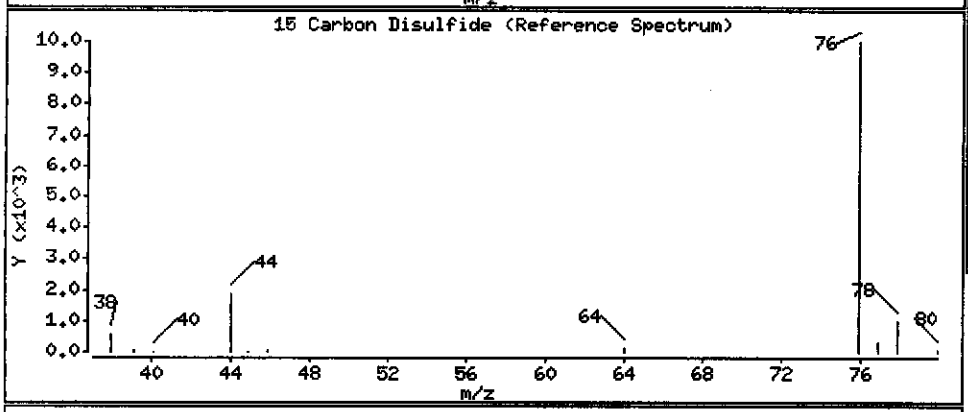

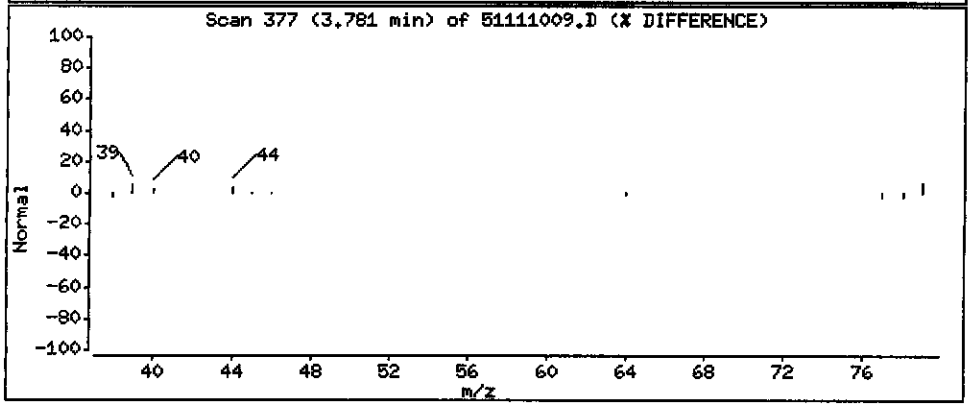

Data File: \\pitsvr06\d\chem\hp5.i\5111110d.b\51111009.D

Date : 11-NOV-2010 13:35

Client ID: MW-2-1011

Instrument: hp5.i

Sample Info: C0K040543-002 2x 15ml/30ml)/5ml

Purge Volume: 5.0

Operator: 001562

Column phase: DB 624

Column diameter: 0.20

24 1,1-Dichloroethane

Concentration: 1.473 UG/L

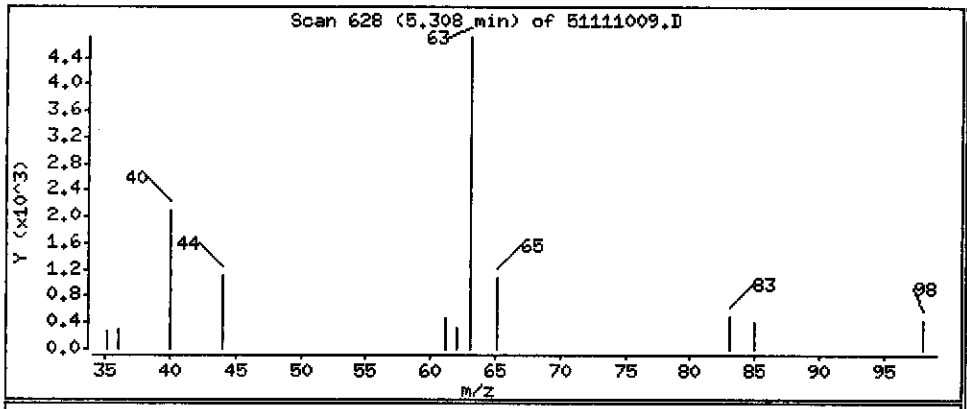

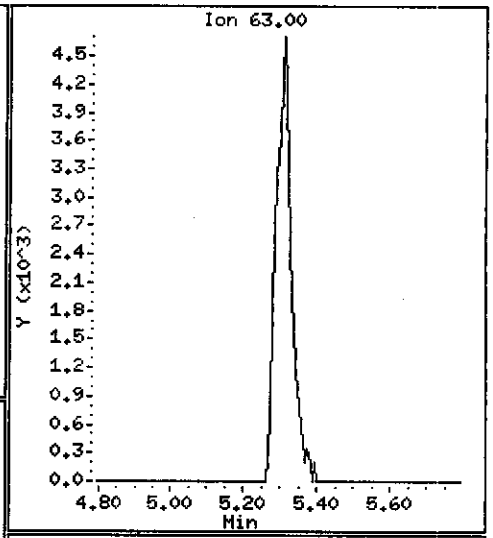

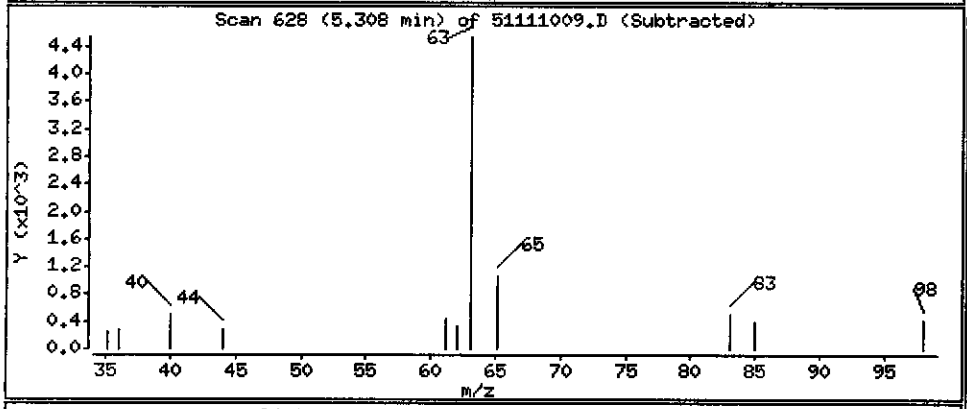

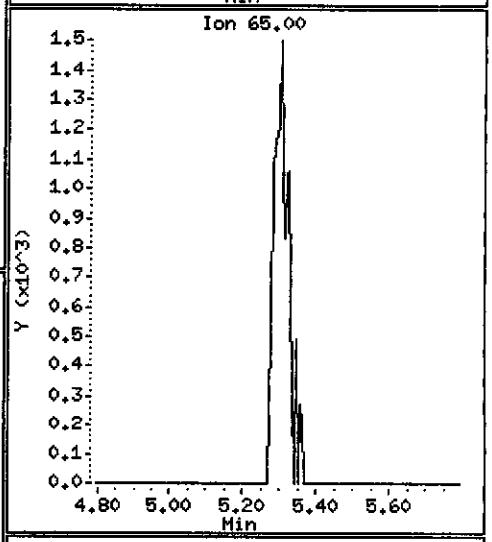

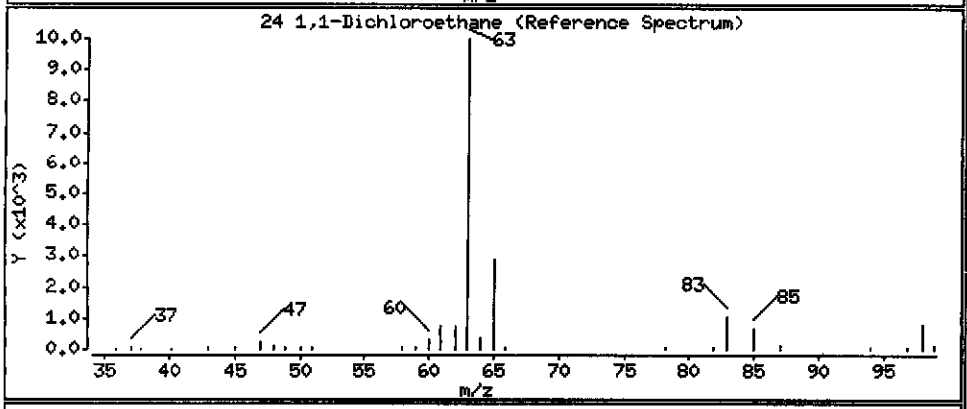

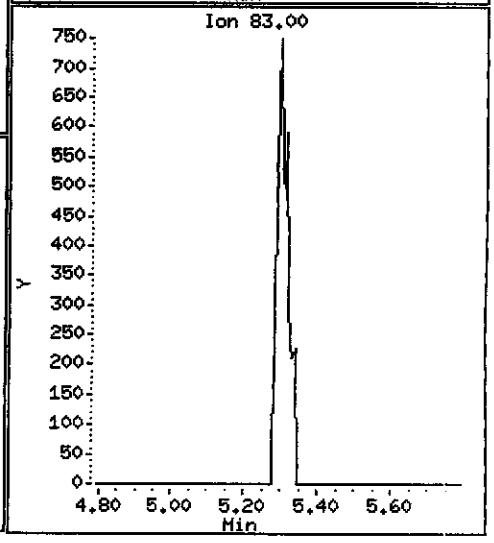

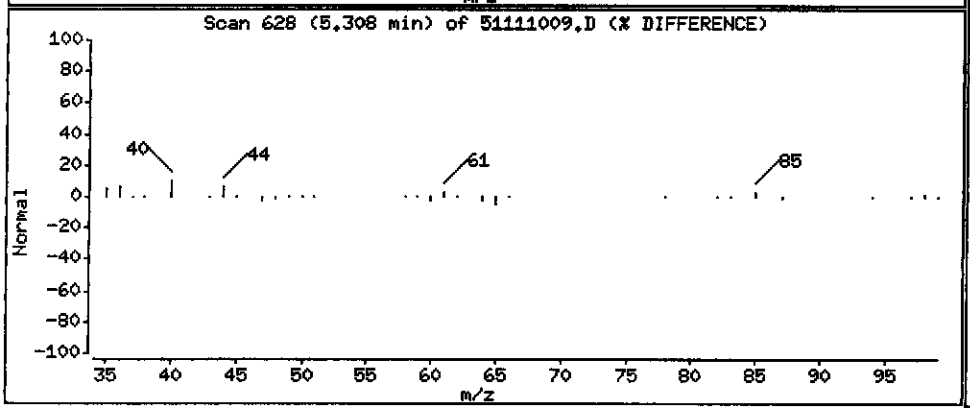

Data File: \\pitsvr06\d\chem\hp5.i\5111110d.b\51111009.D

Date : 11-NOV-2010 13:35

Client ID: MW-2-1011

Instrument: hp5.i

Sample Info: C0K040543-002 2x 15ml/30ml)/5ml

Purge Volume: 5.0

Operator: 001562

Column phase: DB 624

Column diameter: 0.20

42 Benzene

Concentration: 1.447 UG/L

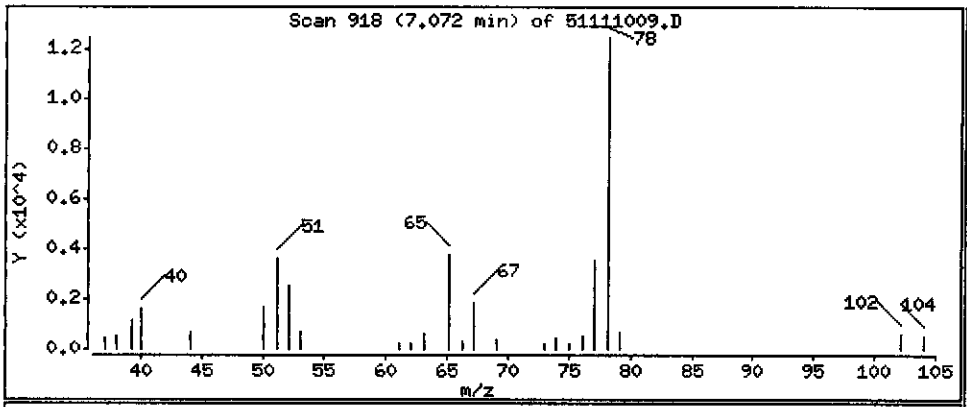

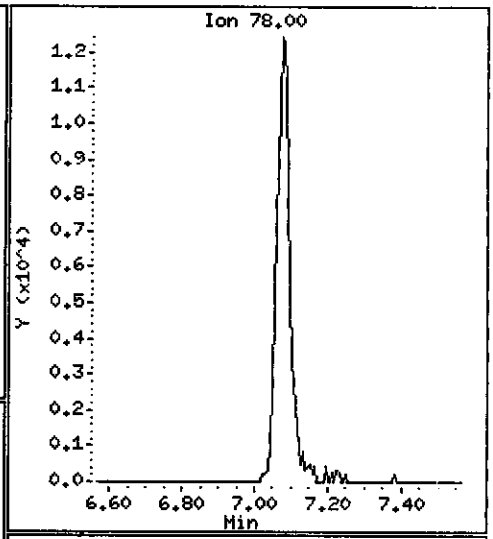

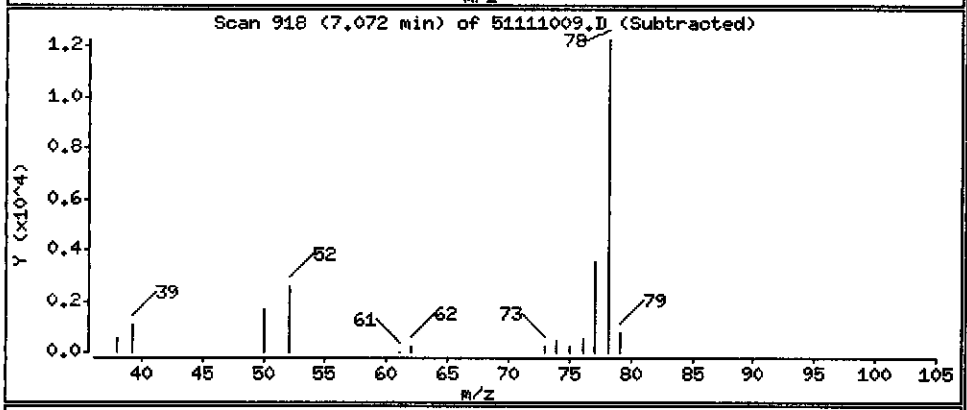

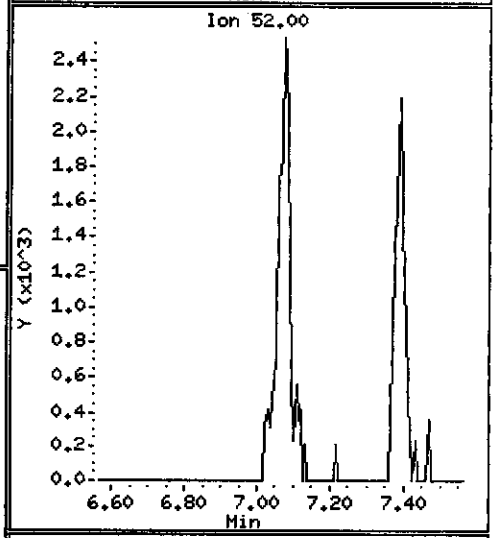

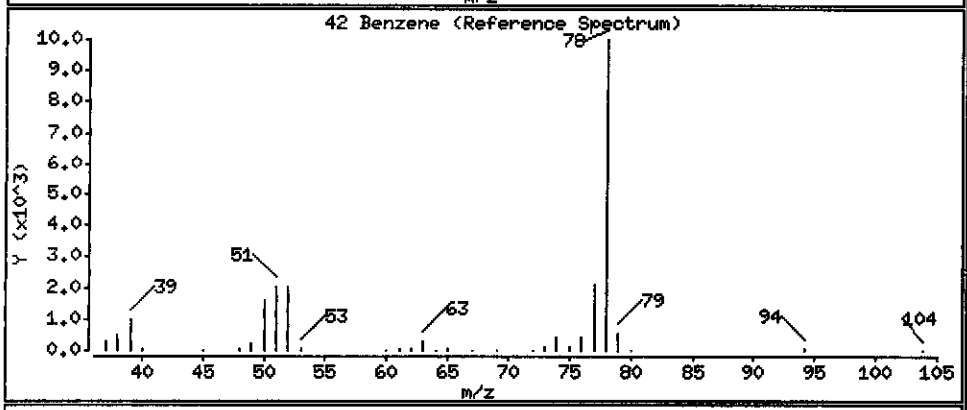

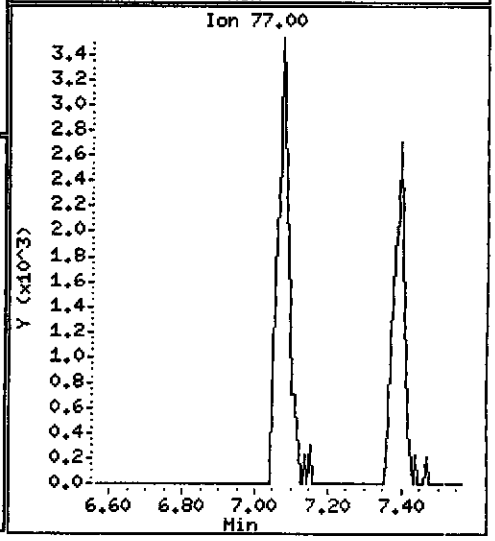

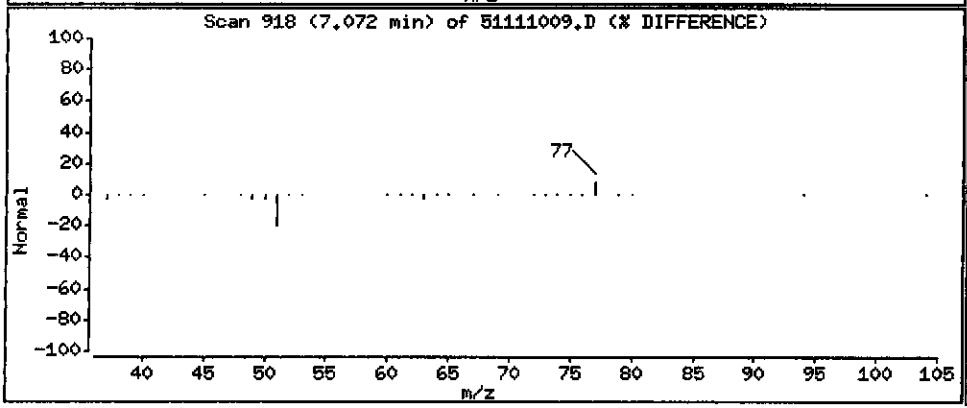

Data File: \\pitsvr06\d\chem\hp5.i\5111110d.b\51111009.D

Date : 11-NOV-2010 13:35

Client ID: MW-2-1011

Instrument: hp5.i

Sample Info: C0K040543-002 2x 15ml/30ml)/5ml

Purge Volume: 5.0

Operator: 001562

Column phase: DB 624

Column diameter: 0.20

60 Toluene

Concentration: 0.5004 UG/L

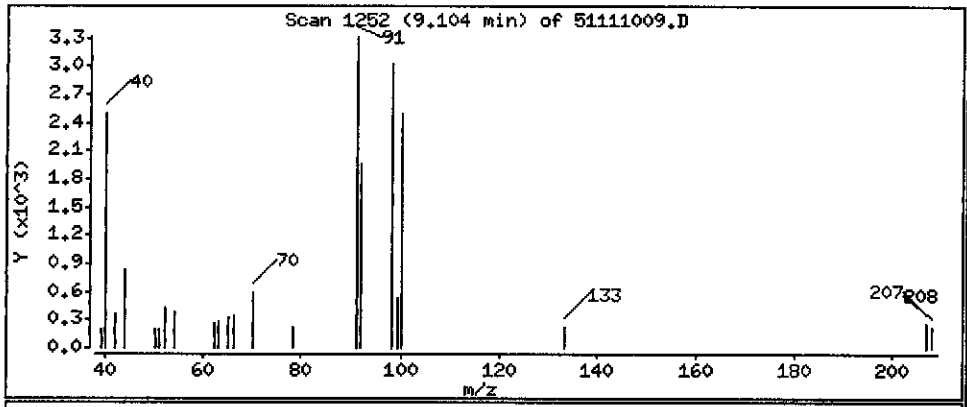

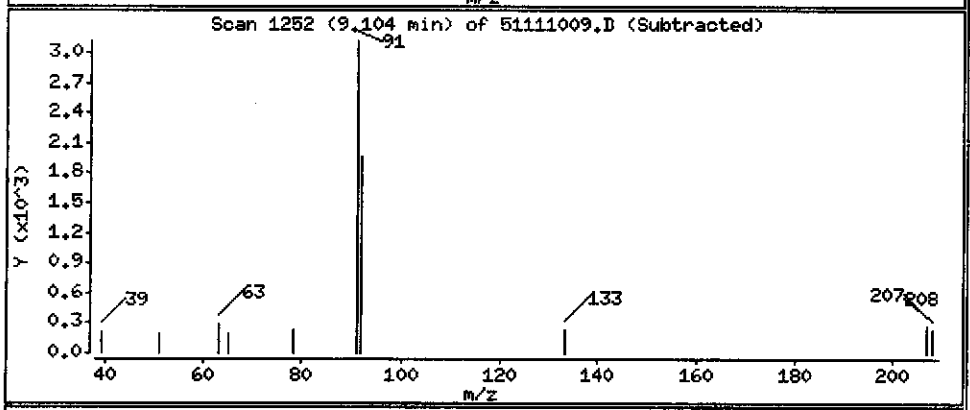

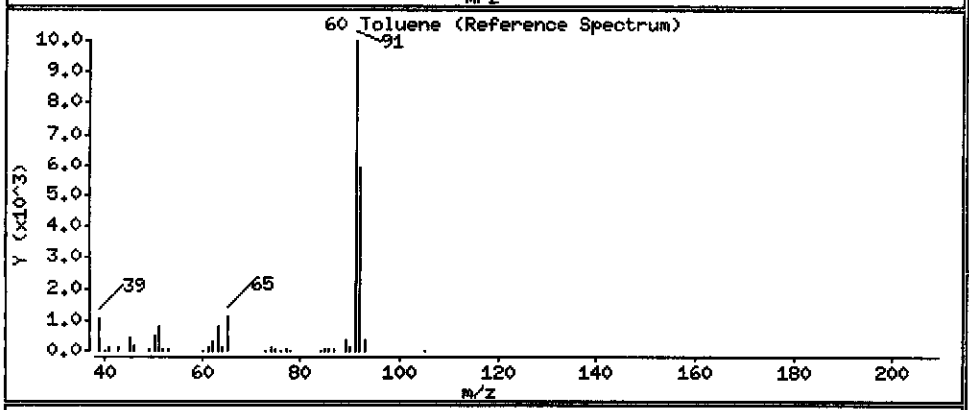

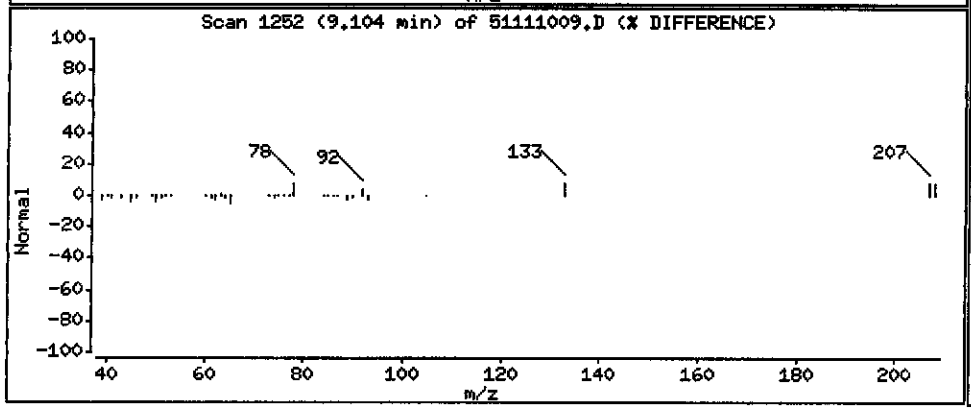

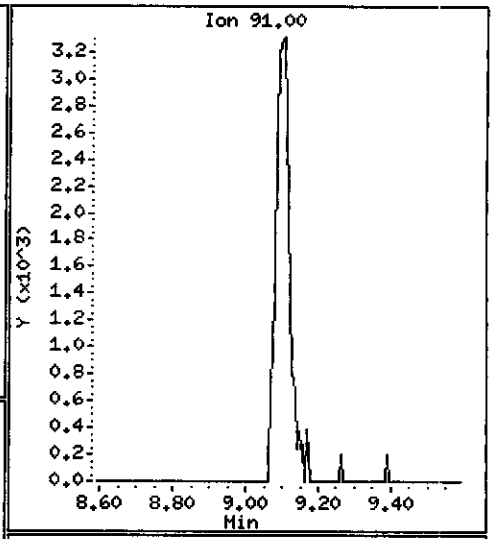

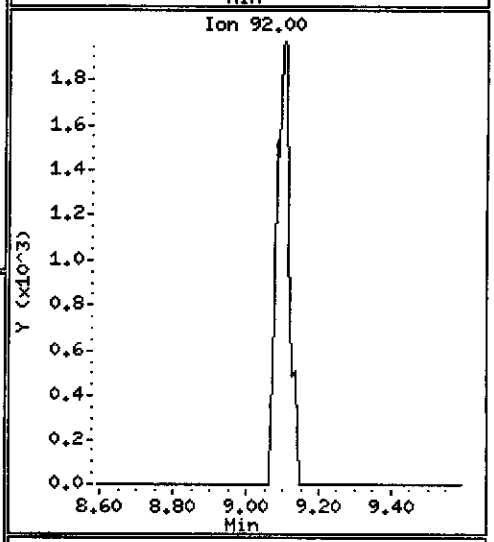

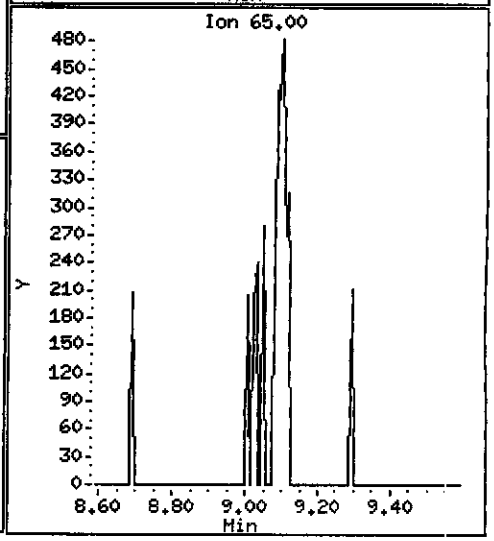

Data File: \\pitsvr06\d\chem\hp5.i\5111110d.b\51111009.D

Date : 11-NOV-2010 13:35

Client ID: MW-2-1011

Instrument: hp5.i

Sample Info: C0K040543-002 2x 15ml/30ml)/5ml

Purge Volume: 5.0

Operator: 001562

Column phase: DB 624

Column diameter: 0.20

72 Ethylbenzene

Concentration: 2.825 UG/L

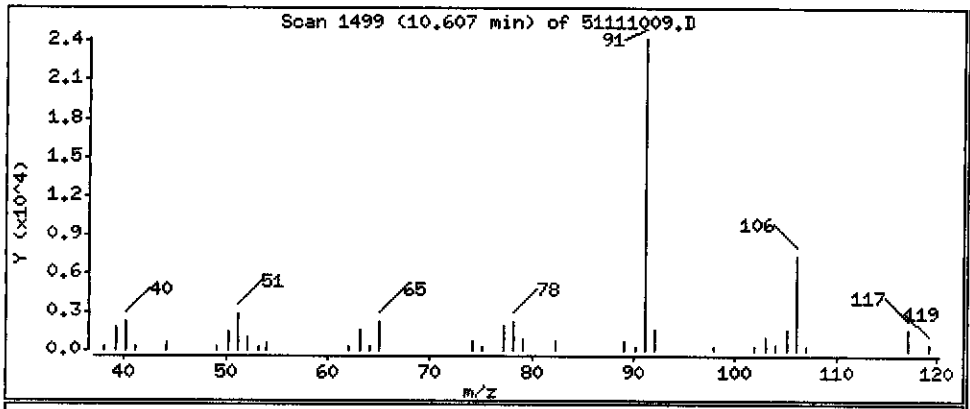

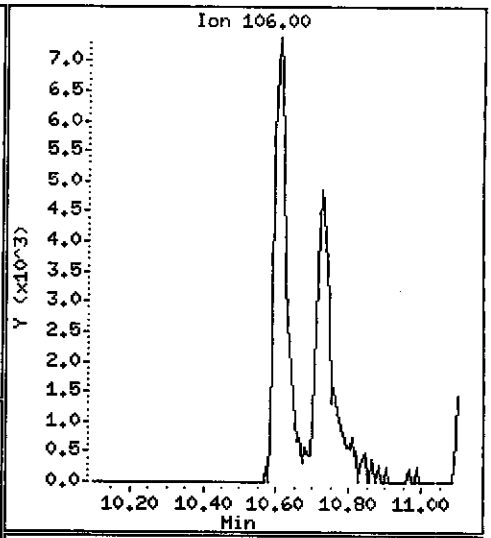

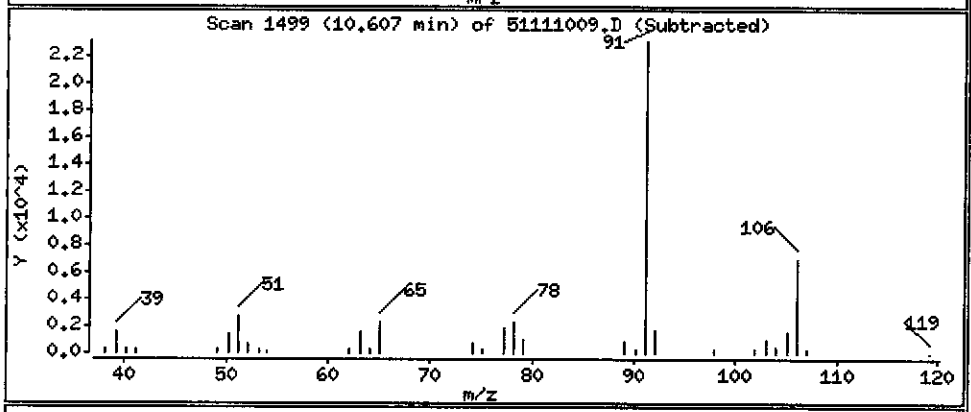

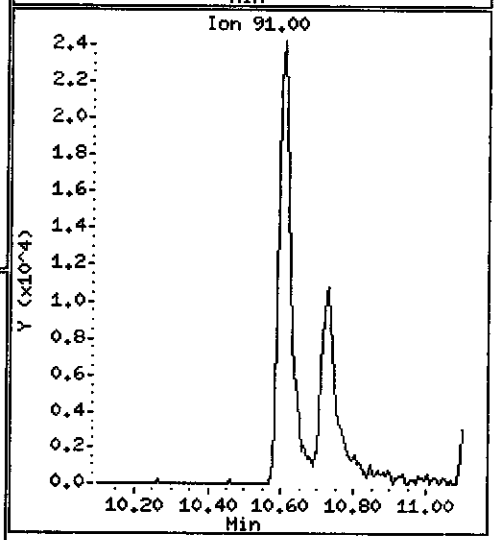

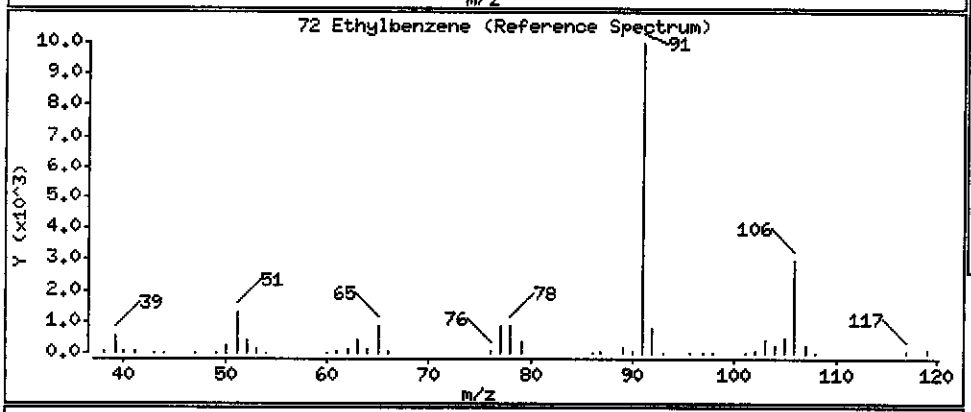

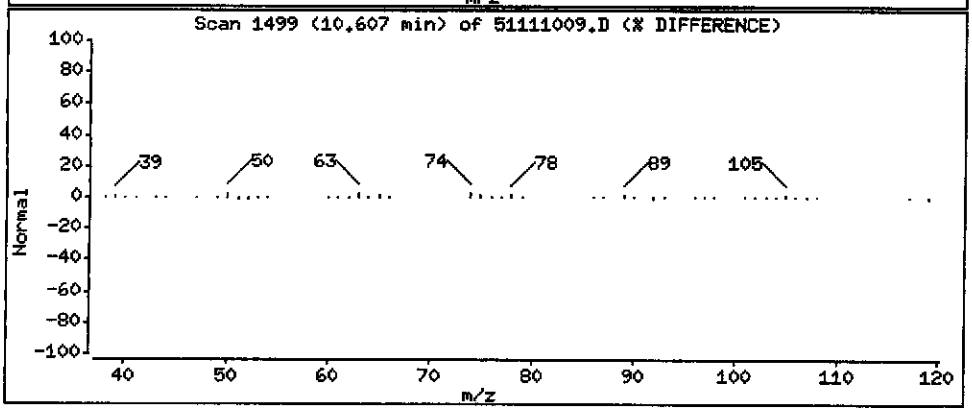

Data File: \\pitsvr06\d\chem\hp5.i\5111110d.b\51111009.D

Date : 11-NOV-2010 13:35

Client ID: MW-2-1011

Instrument: hp5.i

Sample Info: C0K040543-002 2x 15ml/30ml)/5ml

Purge Volume: 5.0

Operator: 001562

Column phase: DB 624

Column diameter: 0.20

73 m + p-Xylene

Concentration: 1.935 UG/L

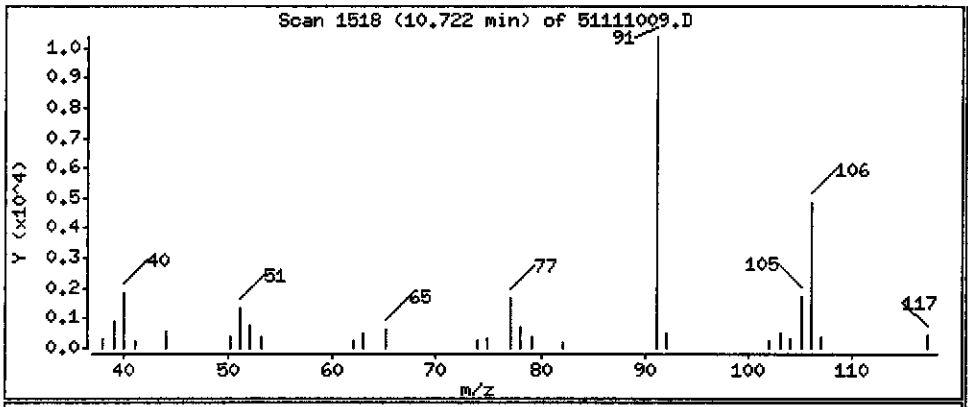

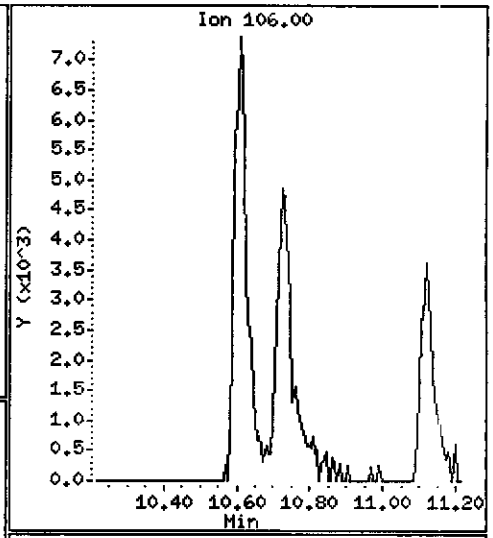

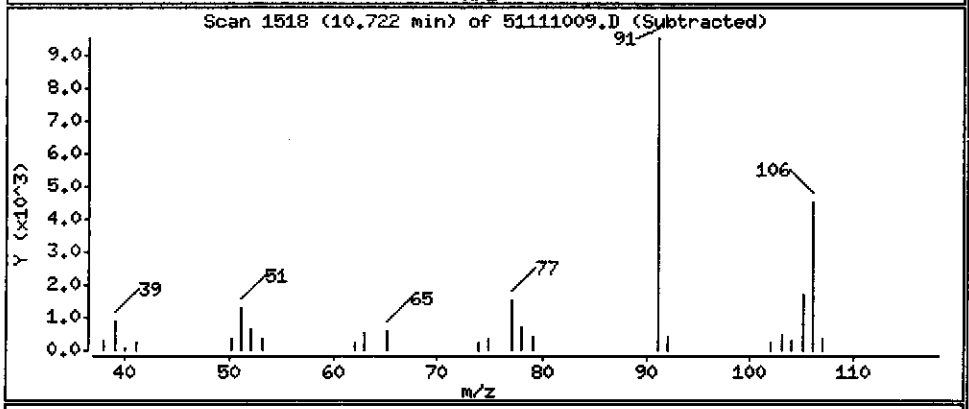

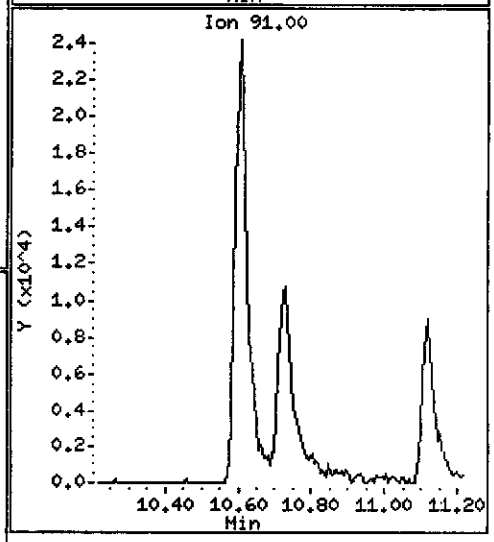

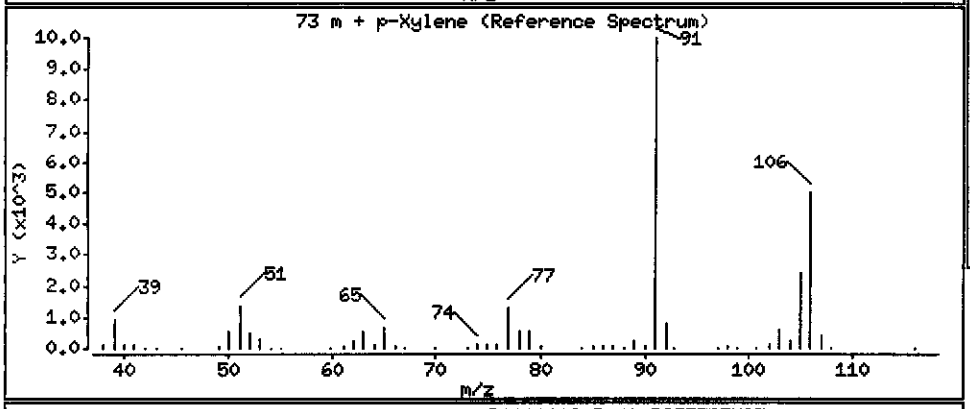

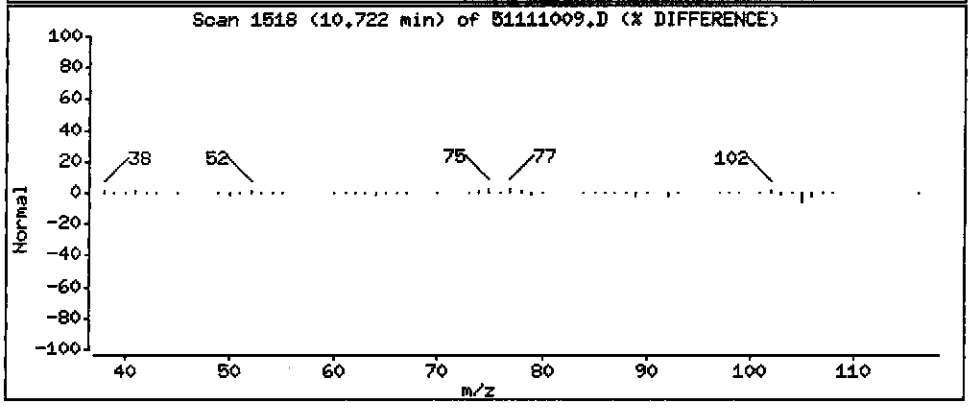

Data File: \\pitsvr06\d\chem\hp5.i\5111110d.b\51111009.D

Date : 11-NOV-2010 13:35

Client ID: MW-2-1011

Instrument: hp5.i

Sample Info: C0K040543-002 2x 15ml/30ml)/5ml

Purge Volume: 5.0

Operator: 001562

Column phase: DB 624

Column diameter: 0.20

74 Xylene-o

Concentration: 1.270 UG/L

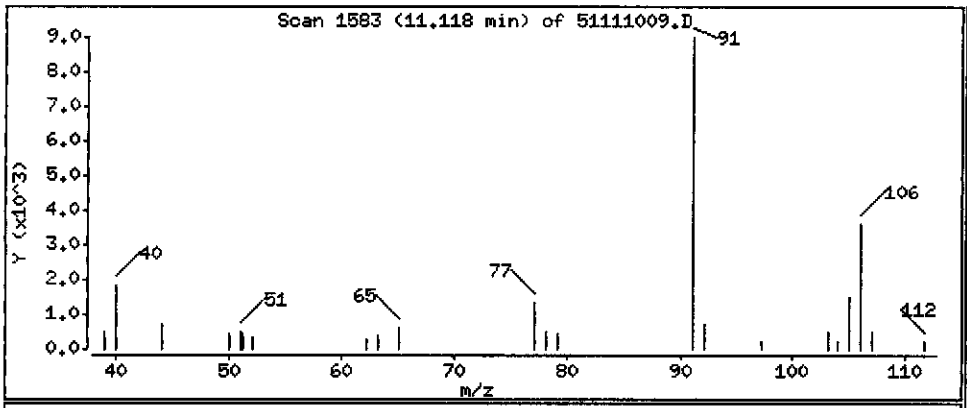

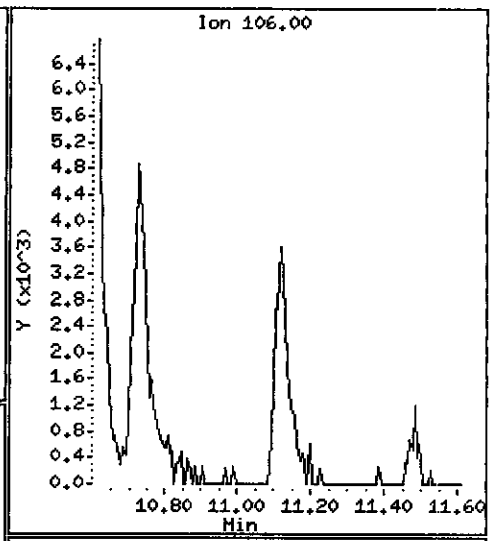

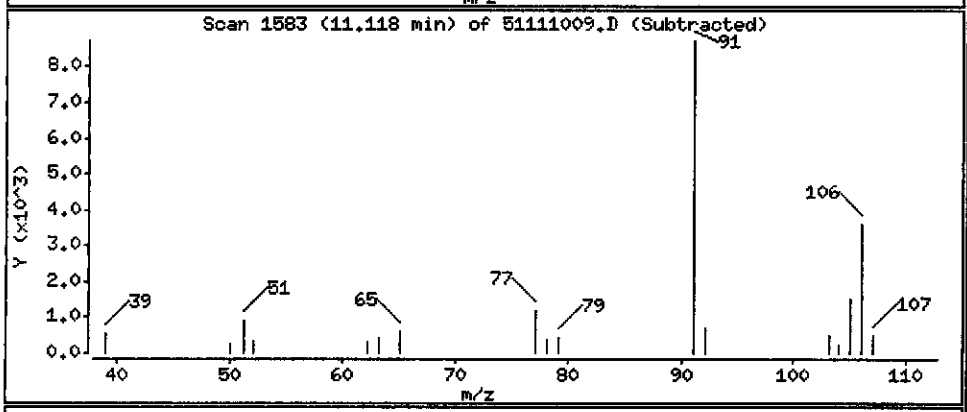

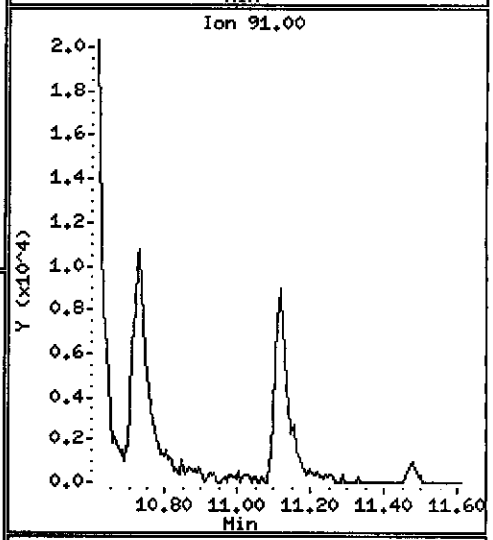

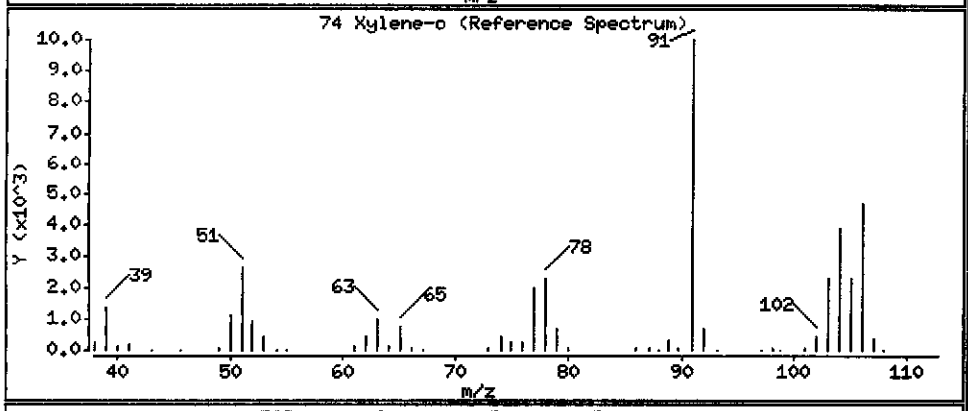

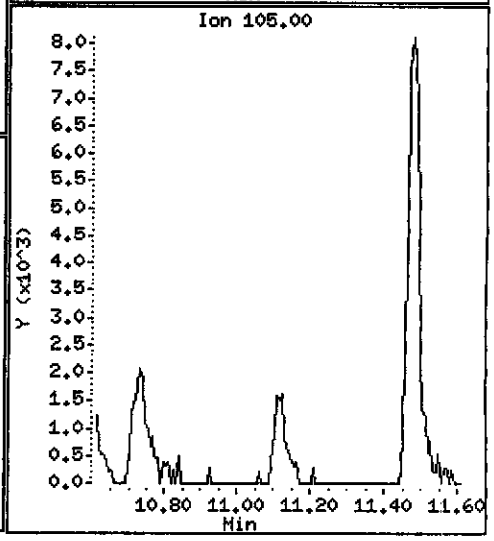

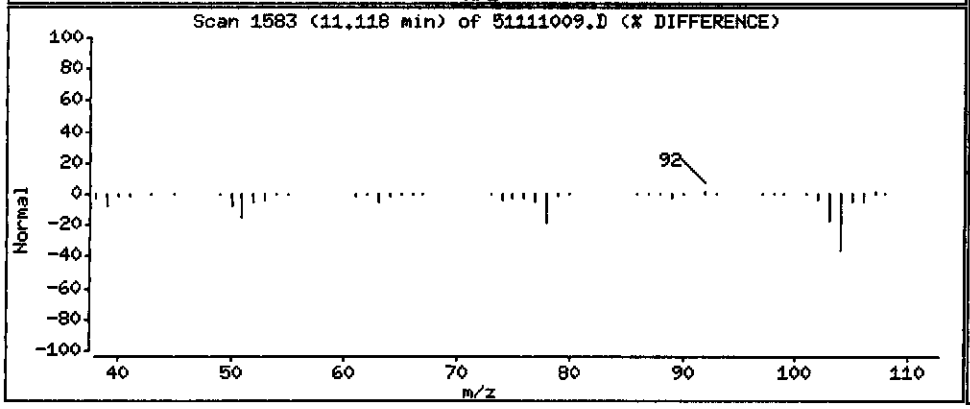

Data File: \\pitsvr06\d\chem\hp5.i\5111110d.b\51111009.D

Date : 11-NOV-2010 13:35

Client ID: MW-2-1011 Instrument: hp5.i

Sample Info: C0K040543-002 2x 15ml/30ml)/5ml

Purge Volume: 5.0 Operator: 001562

Column phase: DB 624 Column diameter: 0.20

78 Isopropylbenzene Concentration: 0.9762 UG/L

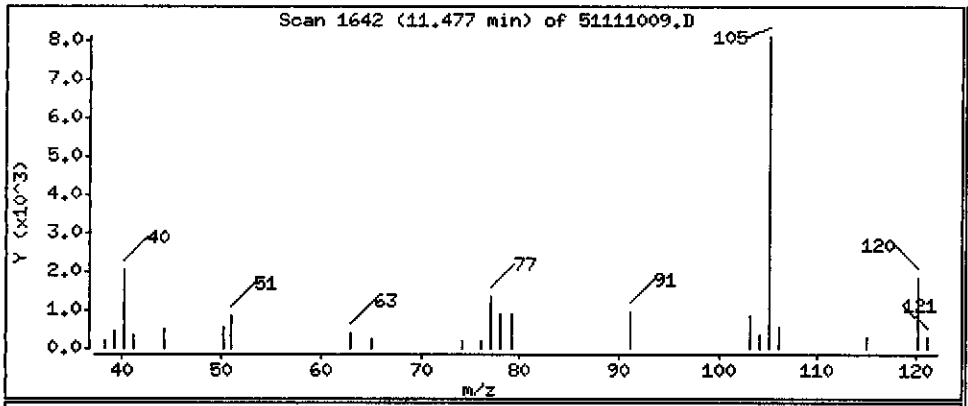

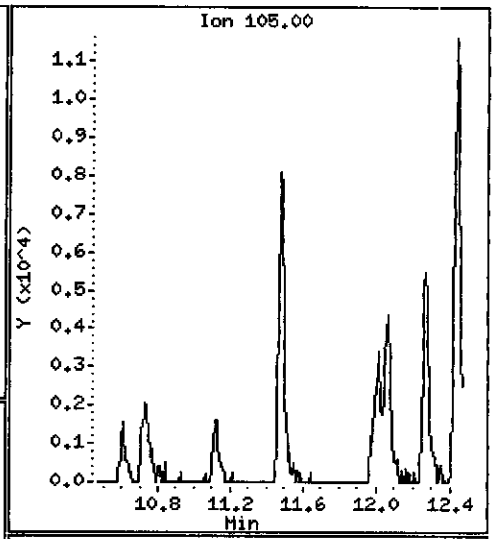

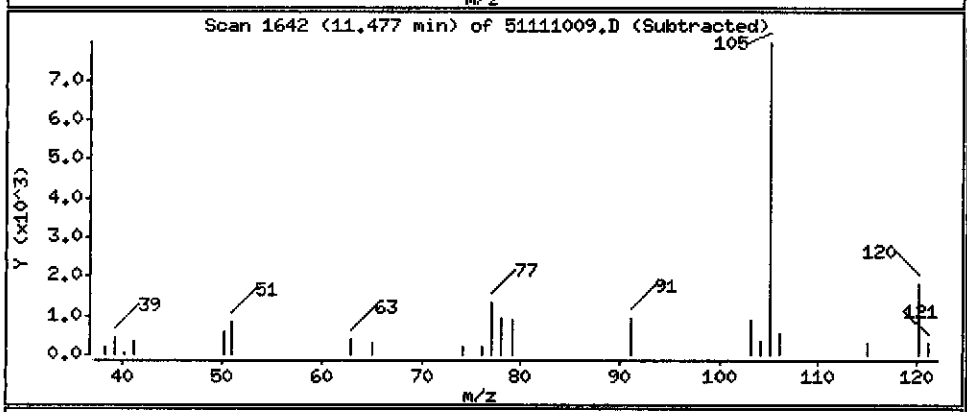

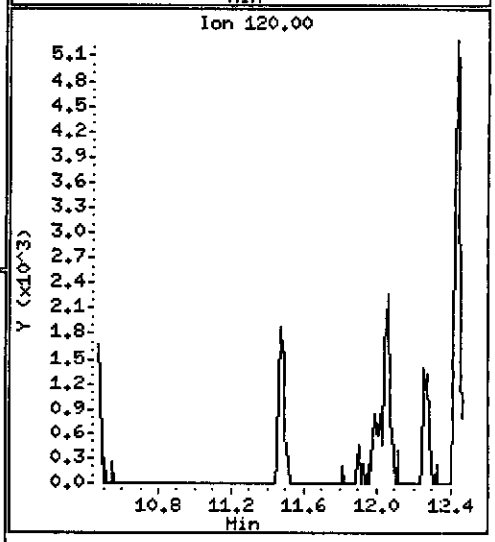

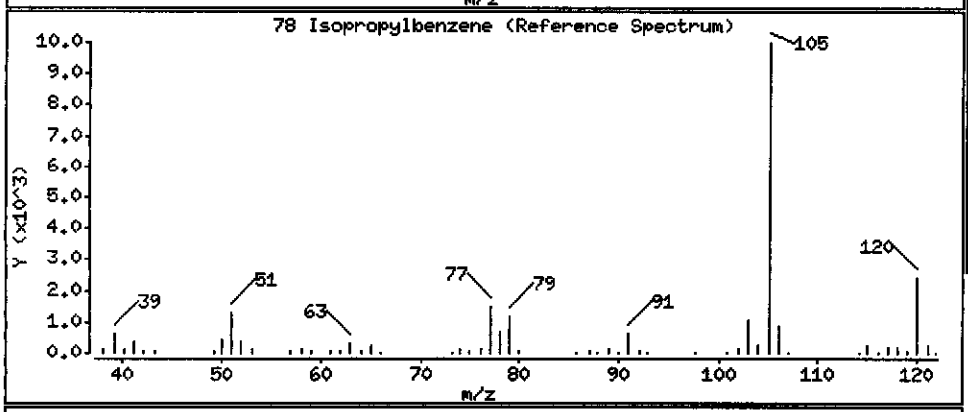

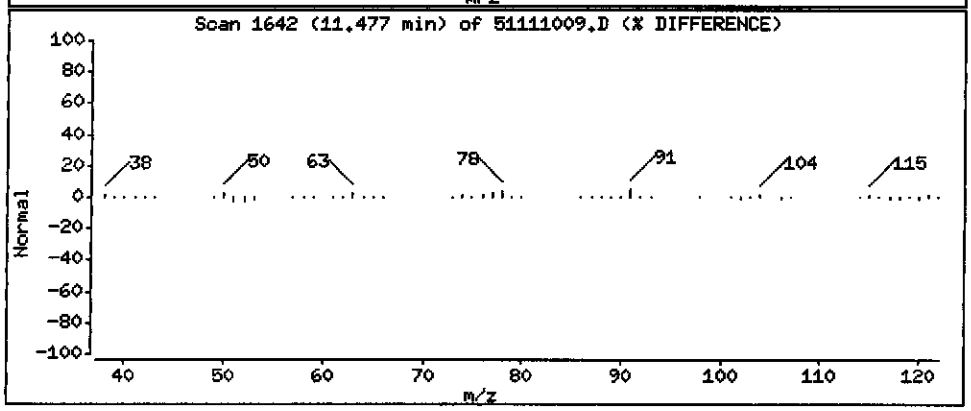

MACTEC Engineering and Consulting Inc

Client Sample ID: MW-3-1011

GC/MS Volatiles

Lot-Sample #...: C0K040543-003	**Work Order #...:** L9J261AA	**Matrix.....:** WATER
Date Sampled...: 11/01/10	**Date Received..:** 11/03/10	**MS Run #.....:** 0315143
Prep Date.....: 11/11/10	**Analysis Date..:** 11/11/10	
Prep Batch #...: 0315225	**Analysis Time..:** 14:00	
Dilution Factor: 1	**Initial Wgt/Vol:** 5 mL	**Final Wgt/Vol..:** 5 mL
Analyst ID.....: 001562	**Instrument ID..:** HP5	
	Method.....: SW846 8260B	

PARAMETER	RESULT	REPORTING LIMIT	UNITS	MDL
Acetone	**3.1 J**	**5.0**	**ug/L**	**2.5**
Benzene	ND	1.0	ug/L	0.11
Bromodichloromethane	ND	1.0	ug/L	0.13
Bromoform	ND	1.0	ug/L	0.19
Bromomethane	ND	1.0	ug/L	0.31
2-Butanone	ND	5.0	ug/L	0.55
Carbon disulfide	**0.40 J**	**1.0**	**ug/L**	**0.21**
Carbon tetrachloride	ND	1.0	ug/L	0.14
Chlorobenzene	ND	1.0	ug/L	0.14
Chloroethane	ND	1.0	ug/L	0.21
Chloroform	ND	1.0	ug/L	0.17
Chloromethane	**0.55 J**	**1.0**	**ug/L**	**0.28**
Cyclohexane	ND	1.0	ug/L	0.25
Dibromochloromethane	ND	1.0	ug/L	0.14
1,2-Dibromo-3-chloro-propane	ND	1.0	ug/L	0.14
1,2-Dibromoethane	ND	1.0	ug/L	0.18
1,3-Dichlorobenzene	ND	1.0	ug/L	0.11
1,4-Dichlorobenzene	ND	1.0	ug/L	0.21
1,2-Dichlorobenzene	ND	1.0	ug/L	0.15
Dichlorodifluoromethane	ND	1.0	ug/L	0.19
1,1-Dichloroethane	ND	1.0	ug/L	0.12
1,2-Dichloroethane	ND	1.0	ug/L	0.21
1,1-Dichloroethene	ND	1.0	ug/L	0.30
cis-1,2-Dichloroethene	ND	1.0	ug/L	0.24
trans-1,2-Dichloroethene	ND	1.0	ug/L	0.17
1,2-Dichloropropane	ND	1.0	ug/L	0.095
cis-1,3-Dichloropropene	ND	1.0	ug/L	0.19
trans-1,3-Dichloropropene	ND	1.0	ug/L	0.15
Ethylbenzene	ND	1.0	ug/L	0.23
2-Hexanone	ND	5.0	ug/L	0.16
Isopropylbenzene	ND	1.0	ug/L	0.16
Methyl acetate	ND	1.0	ug/L	0.14
Methylene chloride	ND	1.0	ug/L	0.15
Methylcyclohexane	ND	1.0	ug/L	0.26
4-Methyl-2-pentanone	ND	5.0	ug/L	0.53
Methyl tert-butyl ether	ND	1.0	ug/L	0.18

(Continued on next page)

MACTEC Engineering and Consulting Inc

Client Sample ID: MW-3-1011

GC/MS Volatiles

Lot-Sample #...: C0K040543-003 **Work Order #...:** L9J261AA **Matrix.....:** WATER

PARAMETER	RESULT	REPORTING LIMIT	UNITS	MDL
Styrene	ND	1.0	ug/L	0.097
1,1,2,2-Tetrachloroethane	ND	1.0	ug/L	0.20
1,2,4-Trichloro-benzene	ND	1.0	ug/L	0.27
Tetrachloroethene	ND	1.0	ug/L	0.15
1,1,1-Trichloroethane	ND	1.0	ug/L	0.29
1,1,2-Trichloroethane	ND	1.0	ug/L	0.20
Trichloroethene	ND	1.0	ug/L	0.14
Trichlorofluoromethane	ND	1.0	ug/L	0.20
1,1,2-Trichloro-1,2,2-trifluoroethane	ND	1.0	ug/L	0.32
Toluene	**0.17 J**	**1.0**	**ug/L**	**0.15**
Vinyl chloride	ND	1.0	ug/L	0.23
Xylenes (total)	ND	3.0	ug/L	0.49

SURROGATE	PERCENT RECOVERY	RECOVERY LIMITS
Toluene-d8	103	(71 - 118)
1,2-Dichloroethane-d4	100	(64 - 135)
4-Bromofluorobenzene	113	(70 - 118)
Dibromofluoromethane	94	(70 - 128)

NOTE(S):

J Estimated result. Result is less than RL.

Data File: \\pitsvr06\d\chem\hp5.i\5111110d.b\51111010.D

Date : 11-NOV-2010 14:00

Client ID: MW-3-1011

Sample Info: C0K040543-003 5ml

Purge Volume: 5.0

Column phase: DB 624

Instrument: hp5.i

Operator: 001562

Column diameter: 0.20

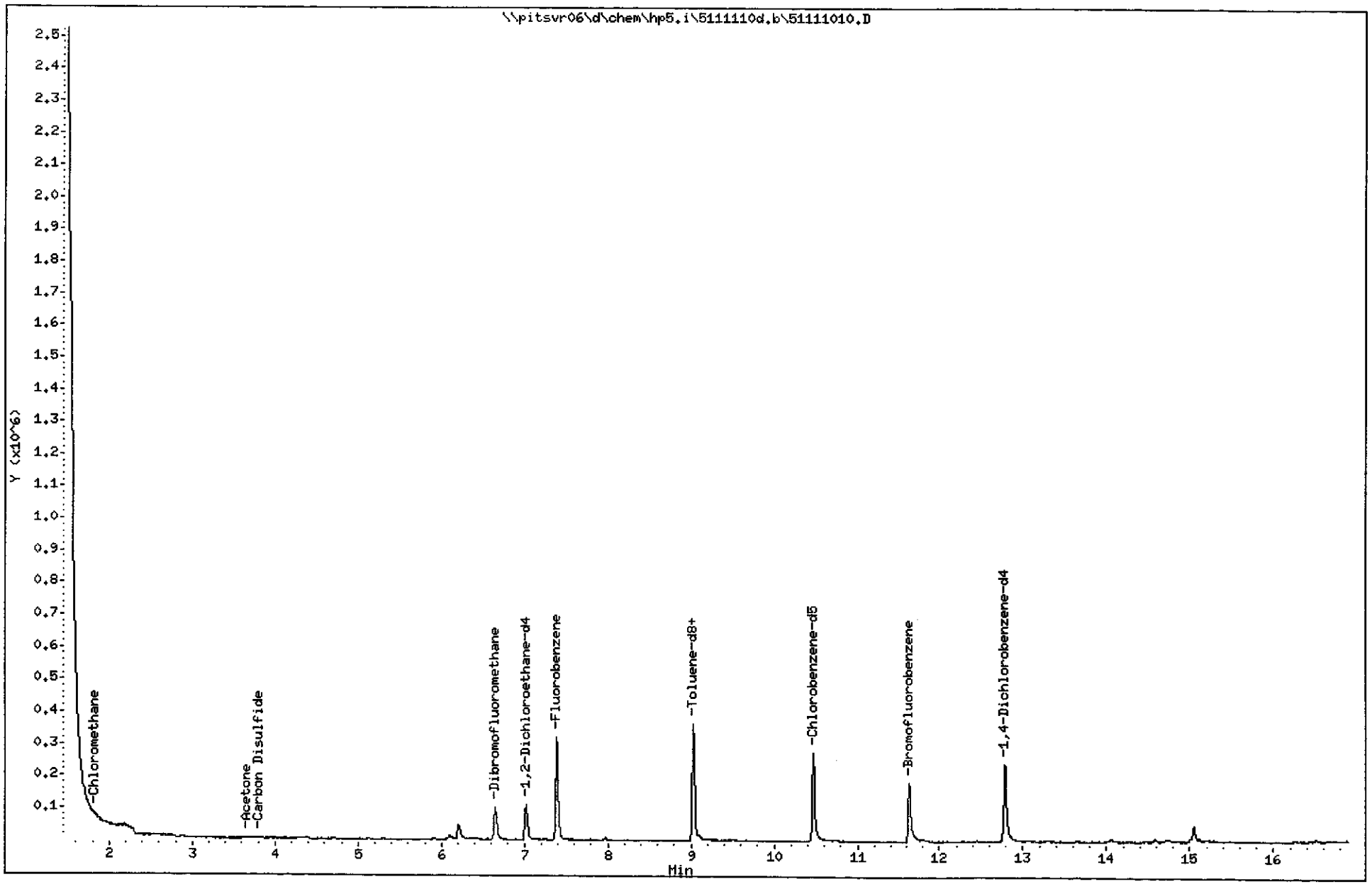

TestAmerica Pittsburgh

VOLATILE REPORT SW-846 Method

Data file : \\pitsvr06\d\chem\hp5.i\5111110d.b\51111010.D
Lab Smp Id: 19j261aa Client Smp ID: MW-3-1011
Inj Date : 11-NOV-2010 14:00 MS Autotune Date: 12-SEP-2010 07:53
Operator : 001562 Inst ID: hp5.i
Smp Info : C0K040543-003 5ml
Misc Info : 19j261aa,5111110d.b,8260ee.m,1-42.sub
Comment :
Method : \\PITSVR06\D\chem\hp5.i\5111110d.b\8260ee.m
Meth Date : 11-Nov-2010 14:24 fergusond Quant Type: ISTD
Cal Date : 21-SEP-2010 21:56 Cal File: 1A50921N.D
Als bottle: 14
Dil Factor: 1.00000
Integrator: HP RTE Compound Sublist: 1-42.sub
Target Version: 4.14
Processing Host: PITSVR06

Concentration Formula: Amt * DF * 1/Vo*Vt * CpndVariable

Name	Value	Description
DF	1.000	Dilution Factor
Vo	5.000	Sample Volume
Vt	1.000	mg/L conversion (1.0 if no conversion)
Cpnd Variable		Local Compound Variable

Compounds	QUANT SIG MASS	RT	EXP RT	REL RT	RESPONSE	CONCENTRATIONS ON-COLUMN (ng)	CONCENTRATIONS FINAL (UG/L)
* 46 Fluorobenzene	96	7.388	7.381	(1.000)	352089	50.0000	
* 69 Chlorobenzene-d5	119	10.466	10.466	(1.000)	65702	50.0000	
* 92 1,4-Dichlorobenzene-d4	152	12.790	12.777	(1.000)	90288	50.0000	
$ 39 Dibromofluoromethane	113	6.646	6.645	(0.900)	76392	47.1038	9.421
$ 43 1,2-Dichloroethane-d4	65	7.023	7.016	(0.951)	101757	50.1428	10.03
$ 59 Toluene-d8	98	9.030	9.024	(0.863)	286004	51.5722	10.31
$ 80 Bromofluorobenzene	95	11.634	11.634	(0.910)	108494	56.3285	11.26
1 Dichlorodifluoromethane	85	Compound Not Detected.					
2 Chloromethane	50	1.815	1.815	(0.246)	6969	2.73634	0.5473
3 Vinyl Chloride	62	Compound Not Detected.					
4 Bromomethane	94	Compound Not Detected.					
5 Chloroethane	64	Compound Not Detected.					
6 Trichlorofluoromethane	101	Compound Not Detected.					
12 1,1-Dichloroethene	96	Compound Not Detected.					
13 Acetone	43	3.647	3.628	(0.494)	11622	15.6230	3.125
15 Carbon Disulfide	76	3.799	3.774	(0.514)	9763	2.01323	0.4026
18 Methylene Chloride	84	Compound Not Detected.					
19 trans-1,2-Dichloroethene	96	Compound Not Detected.					
20 Methyl tert-butyl ether	73	Compound Not Detected.					
24 1,1-Dichloroethane	63	Compound Not Detected.					
27 2,2-Dichloropropane	77	Compound Not Detected.					
28 cis-1,2-dichloroethene	96	Compound Not Detected.					

	Compounds	QUANT SIG MASS	RT	EXP RT	REL RT	RESPONSE	CONCENTRATIONS ON-COLUMN (ng)	CONCENTRATIONS FINAL (UG/L)
M	29 1,2-Dichloroethene (total)	96	Compound Not Detected.					
	30 Bromochloromethane	128	Compound Not Detected.					
	31 2-Butanone	43	Compound Not Detected.					
	37 Chloroform	83	Compound Not Detected.					
	38 1,1,1-Trichloroethane	97	Compound Not Detected.					
	40 1,1-Dichloropropene	75	Compound Not Detected.					
	41 Carbon Tetrachloride	117	Compound Not Detected.					
	42 Benzene	78	Compound Not Detected.					
	45 1,2-Dichloroethane	62	Compound Not Detected.					
	47 Trichloroethene	130	Compound Not Detected.					
	49 1,2-Dichloropropane	63	Compound Not Detected.					
	50 Dibromomethane	93	Compound Not Detected.					
	53 Bromodichloromethane	83	Compound Not Detected.					
	57 cis-1,3-Dichloropropene	75	Compound Not Detected.					
	58 4-Methyl-2-Pentanone	43	Compound Not Detected.					
	60 Toluene	91	9.097	9.091	(0.869)	5940	0.84769	0.1695
	61 trans-1,3-Dichloropropene	75	Compound Not Detected.					
	63 1,3-Dichloropropane	76	Compound Not Detected.					
	64 1,1,2-Trichloroethane	97	Compound Not Detected.					
	65 Tetrachloroethene	164	Compound Not Detected.					
	66 2-Hexanone	43	Compound Not Detected.					
	67 Dibromochloromethane	129	Compound Not Detected.					
	68 1,2-Dibromoethane	107	Compound Not Detected.					
	70 Chlorobenzene	112	Compound Not Detected.					
	71 1,1,1,2-Tetrachloroethane	131	Compound Not Detected.					
	72 Ethylbenzene	106	Compound Not Detected.					
	73 m + p-Xylene	106	Compound Not Detected.					
	74 Xylene-o	106	Compound Not Detected.					
M	75 Xylenes (total)	106	Compound Not Detected.					
	76 Styrene	104	Compound Not Detected.					
	77 Bromoform	173	Compound Not Detected.					
	78 Isopropylbenzene	105	Compound Not Detected.					
	79 Bromobenzene	156	Compound Not Detected.					
	83 1,1,2,2-Tetrachloroethane	83	Compound Not Detected.					
	91 1,3-Dichlorobenzene	146	Compound Not Detected.					
	93 1,4-Dichlorobenzene	146	Compound Not Detected.					
	95 1,2-Dichlorobenzene	146	Compound Not Detected.					
	96 1,2-Dibromo-3-chloropropane	157	Compound Not Detected.					
	97 1,2,4-Trichlorobenzene	180	Compound Not Detected.					
	101 1,1,2-trichlorotrifluoroethane	101	Compound Not Detected.					
	102 Methyl acetate	43	Compound Not Detected.					
	104 Cyclohexane	56	Compound Not Detected.					
	105 Methyl Cyclohexane	83	Compound Not Detected.					

Data File: \\pitsvr06\d\chem\hp5.i\5111110d.b\51111010.D

Date : 11-NOV-2010 14:00

Client ID: MW-3-1011

Instrument: hp5.i

Sample Info: C0K040543-003 5ml

Purge Volume: 5.0

Operator: 001562

Column phase: DB 624

Column diameter: 0.20

2 Chloromethane

Concentration: 0.5473 UG/L

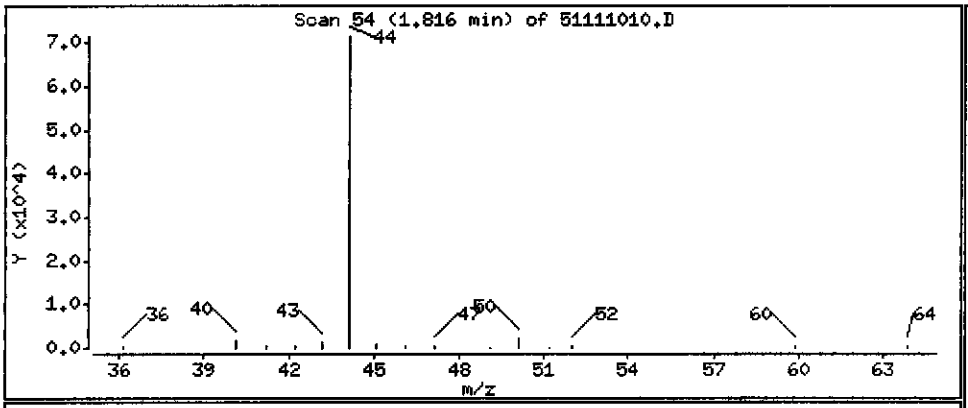

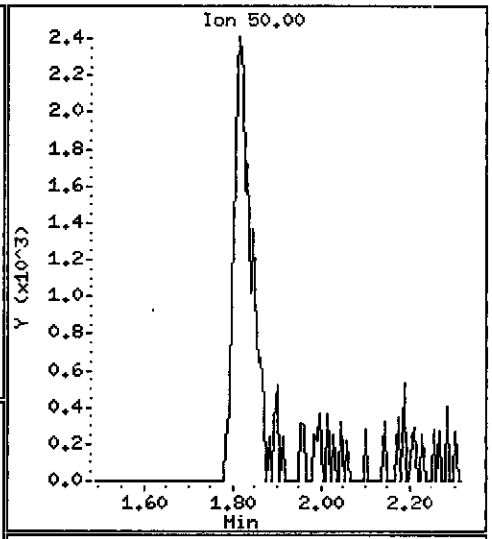

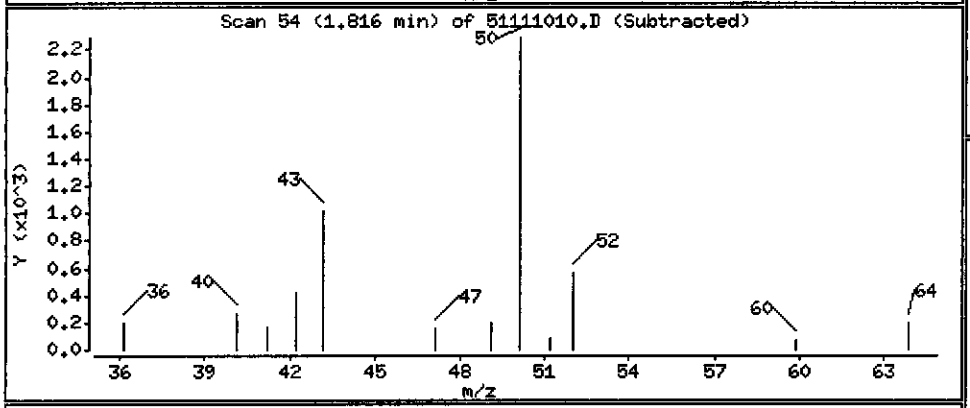

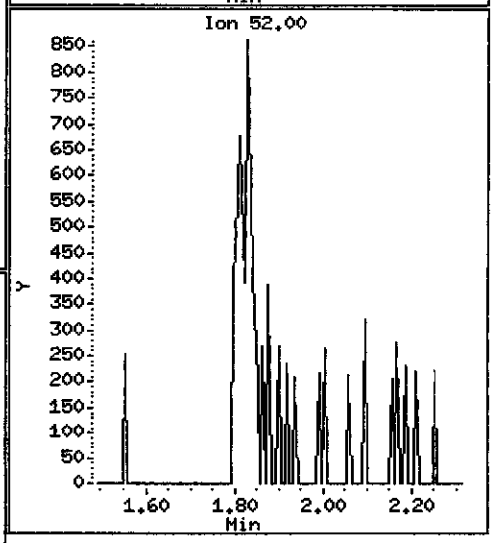

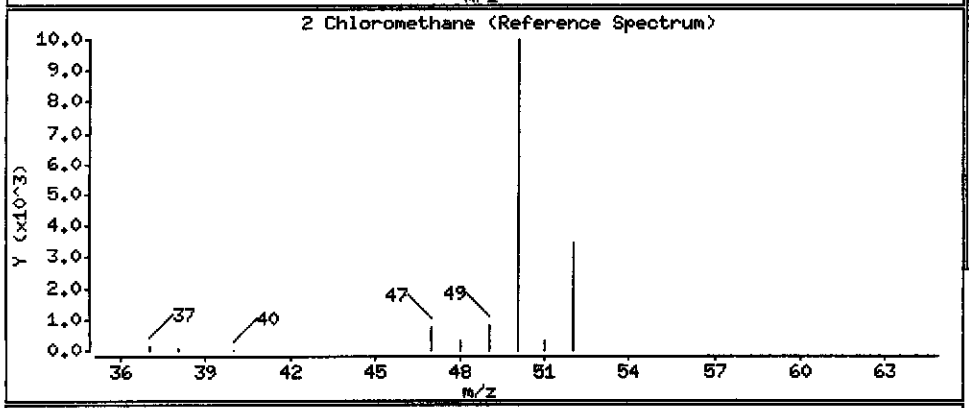

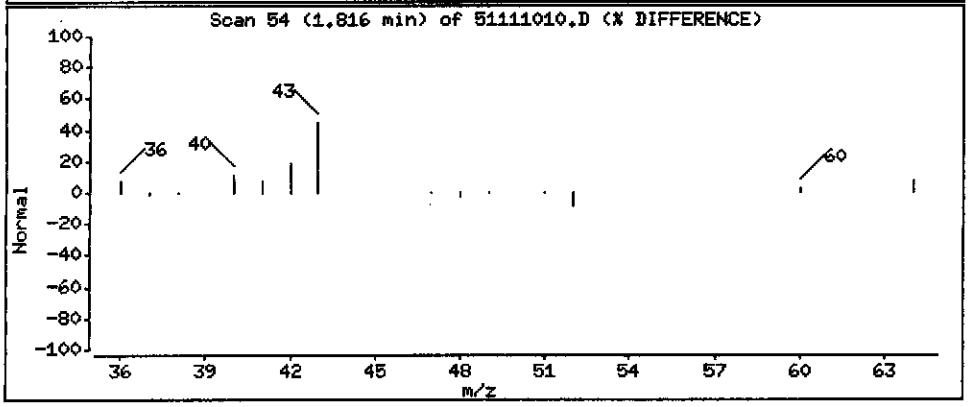

Data File: \\pitsvr06\d\chem\hp5.i\51111110d.b\51111010.D

Date : 11-NOV-2010 14:00

Client ID: MW-3-1011

Instrument: hp5.i

Sample Info: C0K040543-003 5ml

Purge Volume: 5.0

Operator: 001562

Column phase: DB 624

Column diameter: 0.20

13 Acetone

Concentration: 3.125 UG/L

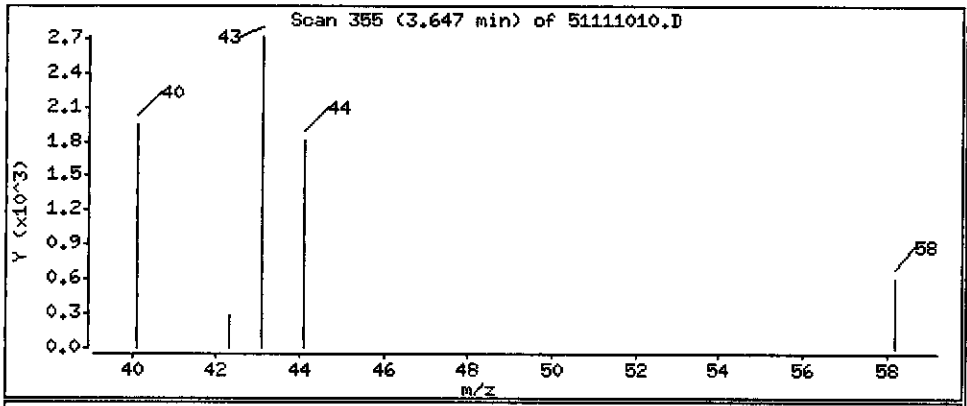

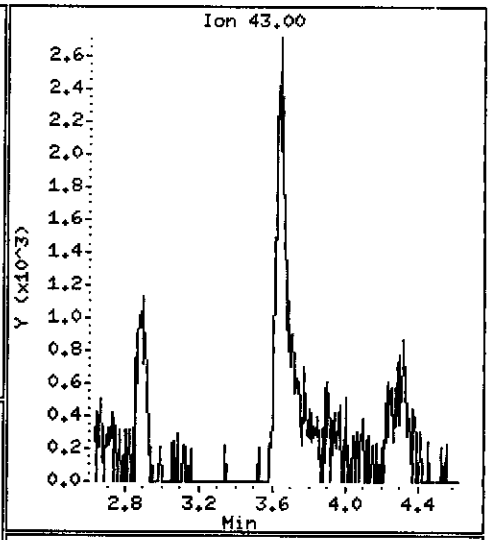

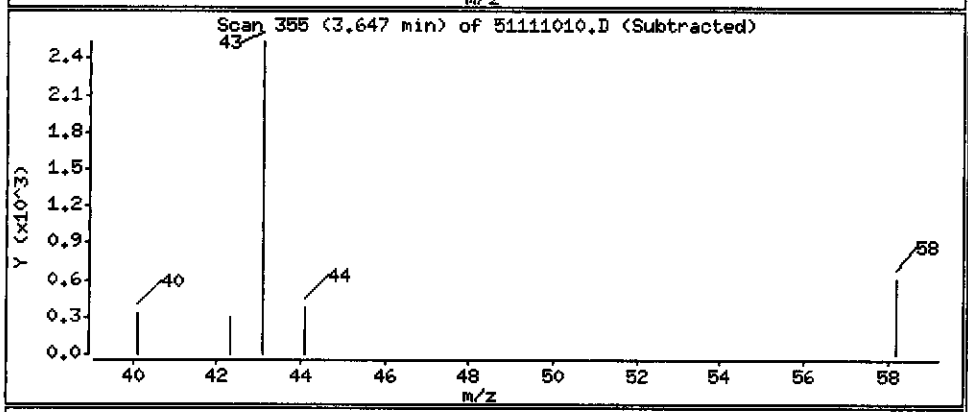

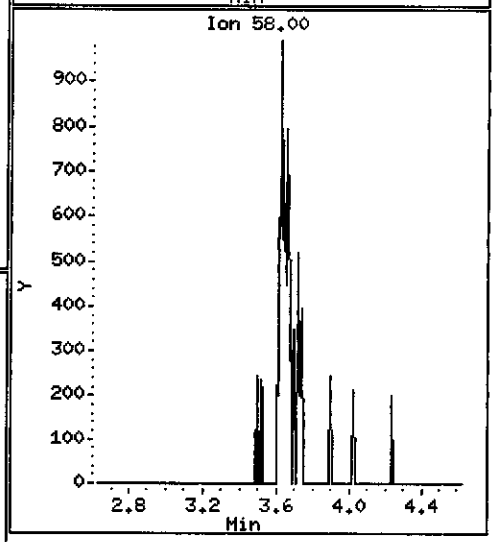

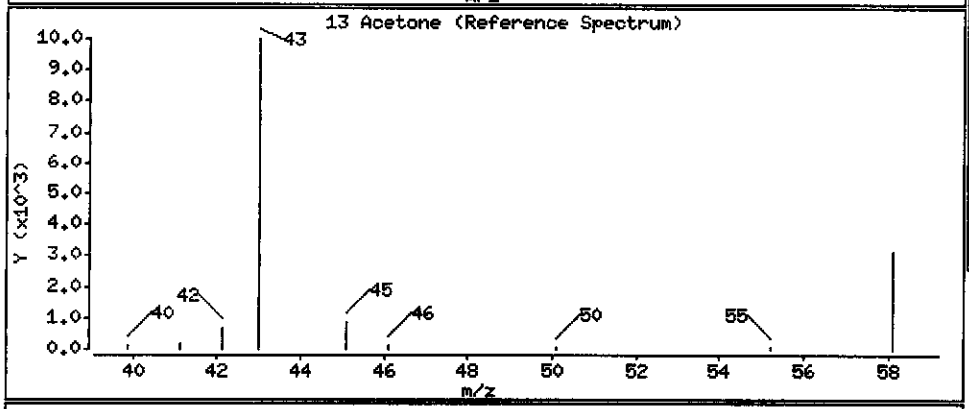

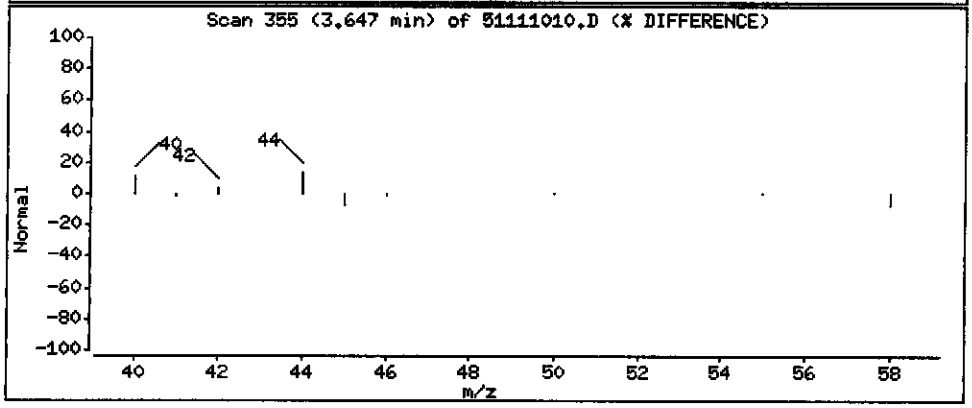

Data File: \\pitsvr06\d\chem\hp5.i\51111110d.b\51111010.D

Date : 11-NOV-2010 14:00

Client ID: MW-3-1011 Instrument: hp5.i

Sample Info: C0K040543-003 5ml

Purge Volume: 5.0 Operator: 001562

Column phase: DB 624 Column diameter: 0.20

15 Carbon Disulfide Concentration: 0.4026 UG/L

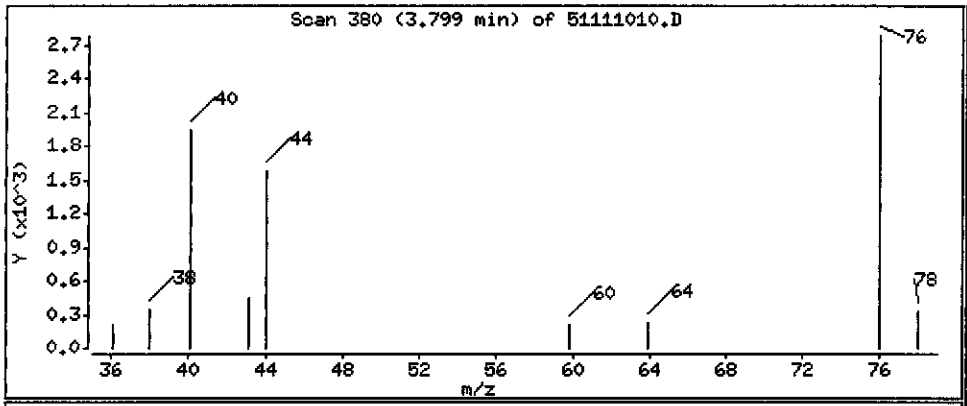

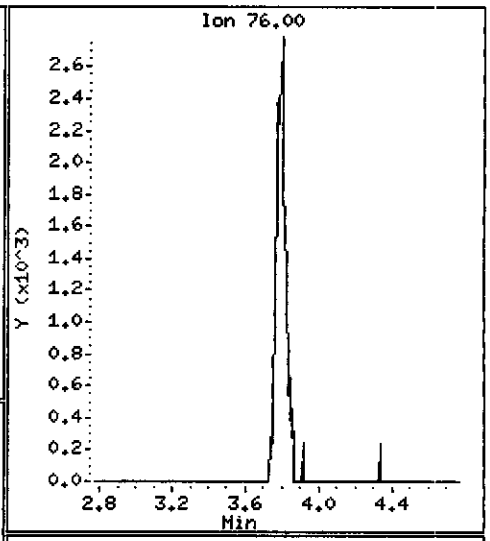

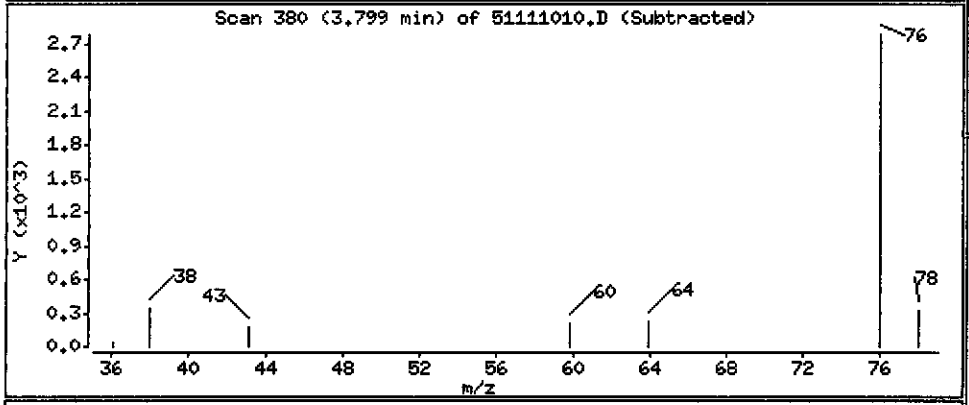

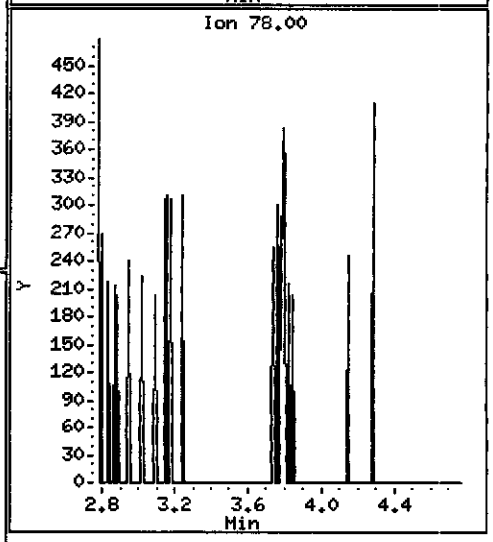

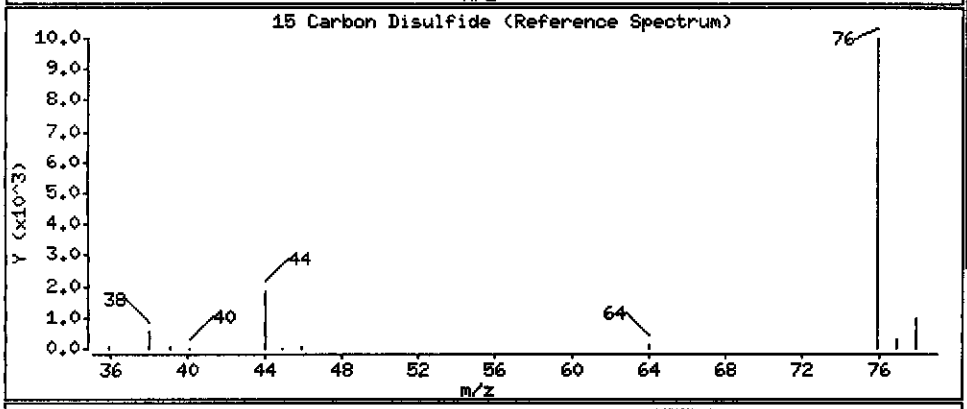

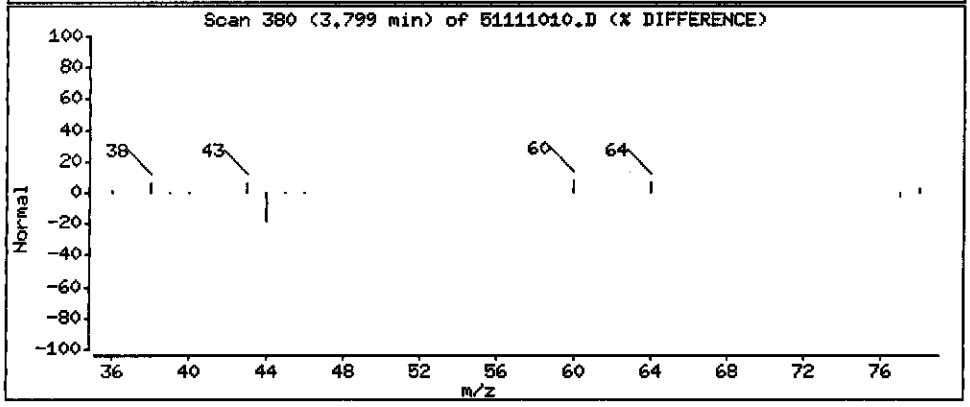

Data File: \\pitsvr06\d\chem\hp5.i\5111110d.b\51111010.D

Date : 11-NOV-2010 14:00

Client ID: MW-3-1011

Instrument: hp5.i

Sample Info: C0K040543-003 5ml

Purge Volume: 5.0

Operator: 001562

Column phase: DB 624

Column diameter: 0.20

60 Toluene

Concentration: 0.1695 UG/L

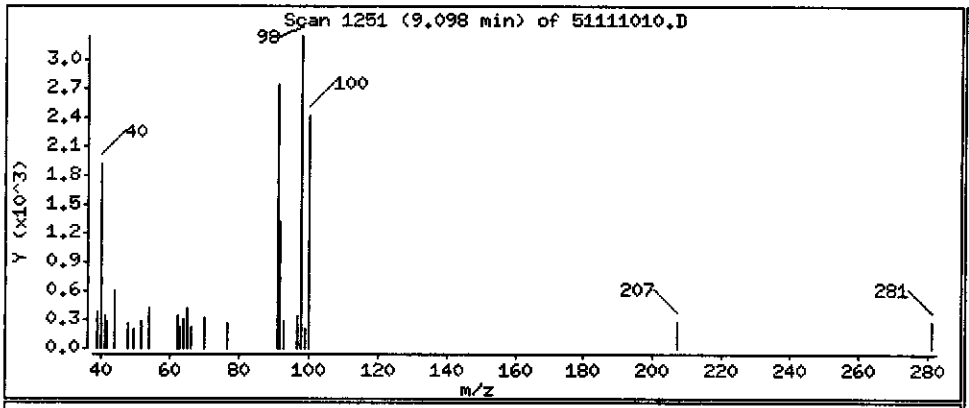

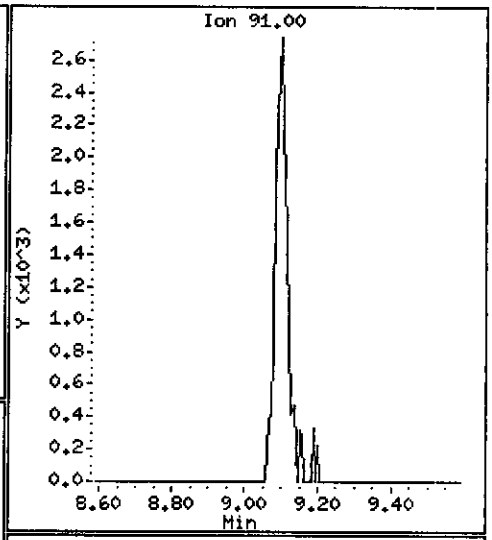

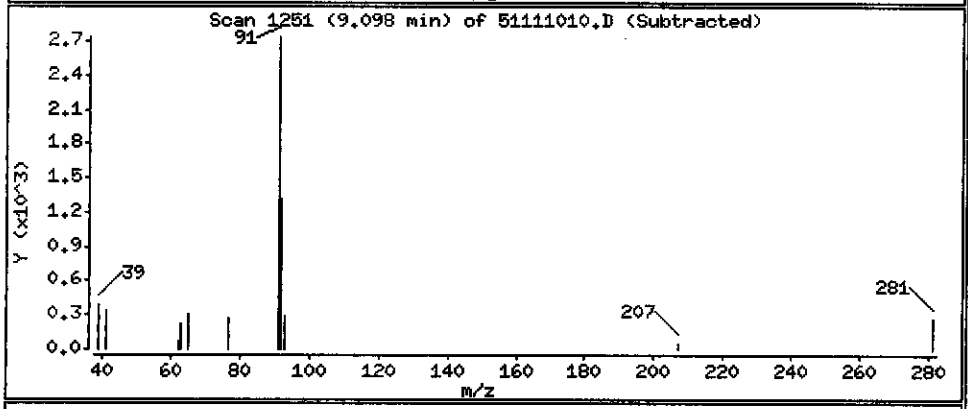

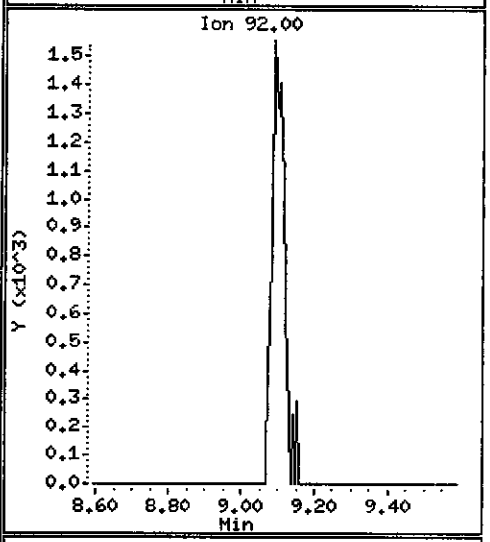

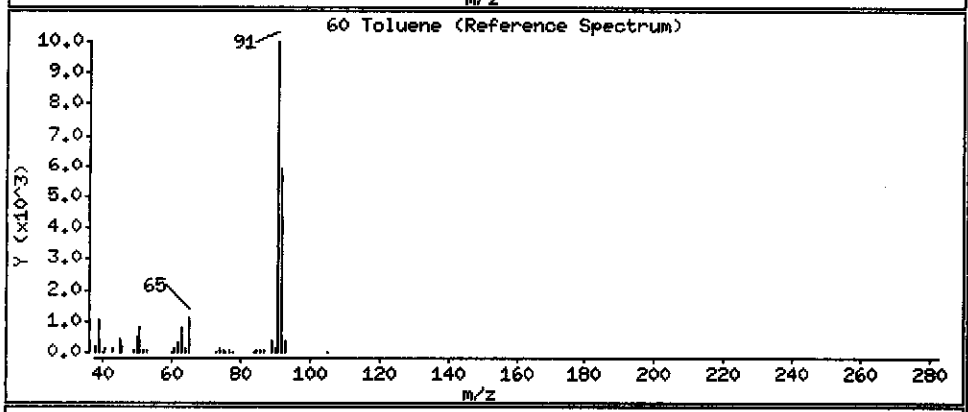

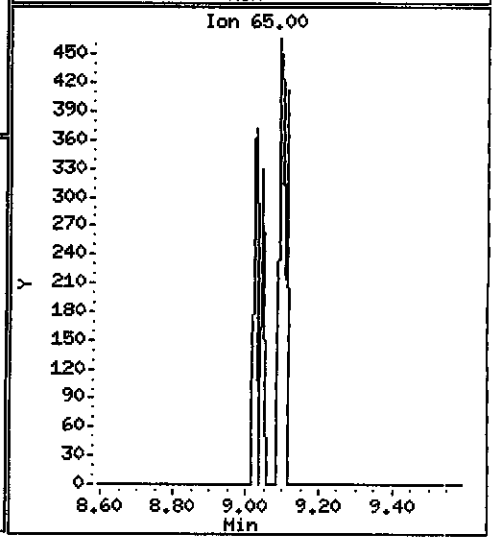

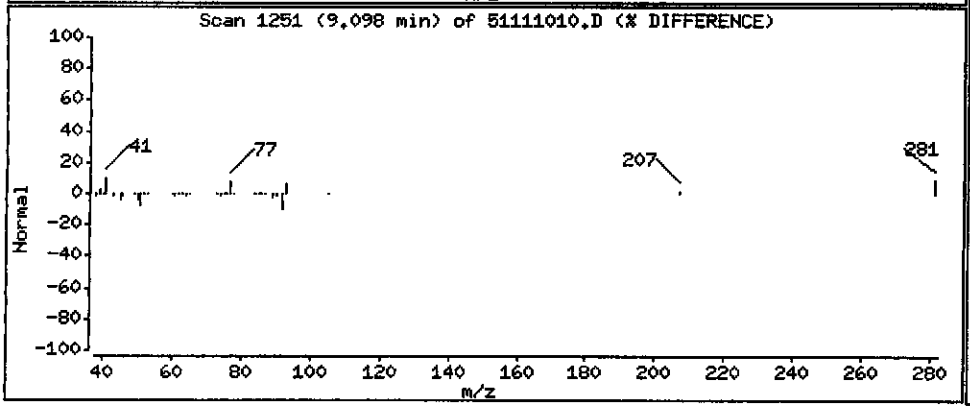

MACTEC Engineering and Consulting Inc

Client Sample ID: MW-4-1011

GC/MS Volatiles

Lot-Sample #...:	C0K040543-004	**Work Order #...:**	L9J281AA	**Matrix.....:**	WATER
Date Sampled...:	11/02/10	**Date Received..:**	11/03/10	**MS Run #.....:**	0315143
Prep Date.....:	11/11/10	**Analysis Date..:**	11/11/10		
Prep Batch #...:	0315225	**Analysis Time..:**	14:24		
Dilution Factor:	2	**Initial Wgt/Vol:**	5 mL	**Final Wgt/Vol..:**	5 mL
Analyst ID.....:	001562	**Instrument ID..:**	HP5		
		Method.....:	SW846 8260B		

PARAMETER	RESULT	REPORTING LIMIT	UNITS	MDL
Acetone	**5.9 J**	**10**	**ug/L**	**5.0**
Benzene	**0.77 J**	**2.0**	**ug/L**	**0.21**
Bromodichloromethane	ND	2.0	ug/L	0.26
Bromoform	ND	2.0	ug/L	0.38
Bromomethane	ND	2.0	ug/L	0.63
2-Butanone	ND	10	ug/L	1.1
Carbon disulfide	ND	2.0	ug/L	0.42
Carbon tetrachloride	ND	2.0	ug/L	0.27
Chlorobenzene	ND	2.0	ug/L	0.27
Chloroethane	ND	2.0	ug/L	0.43
Chloroform	ND	2.0	ug/L	0.34
Chloromethane	ND	2.0	ug/L	0.57
Cyclohexane	ND	2.0	ug/L	0.51
Dibromochloromethane	ND	2.0	ug/L	0.27
1,2-Dibromo-3-chloro-propane	ND	2.0	ug/L	0.28
1,2-Dibromoethane	ND	2.0	ug/L	0.36
1,3-Dichlorobenzene	ND	2.0	ug/L	0.21
1,4-Dichlorobenzene	ND	2.0	ug/L	0.41
1,2-Dichlorobenzene	ND	2.0	ug/L	0.30
Dichlorodifluoromethane	ND	2.0	ug/L	0.38
1,1-Dichloroethane	ND	2.0	ug/L	0.23
1,2-Dichloroethane	ND	2.0	ug/L	0.42
1,1-Dichloroethene	ND	2.0	ug/L	0.59
cis-1,2-Dichloroethene	ND	2.0	ug/L	0.47
trans-1,2-Dichloroethene	ND	2.0	ug/L	0.34
1,2-Dichloropropane	ND	2.0	ug/L	0.19
cis-1,3-Dichloropropene	ND	2.0	ug/L	0.37
trans-1,3-Dichloropropene	ND	2.0	ug/L	0.30
Ethylbenzene	ND	2.0	ug/L	0.45
2-Hexanone	ND	10	ug/L	0.32
Isopropylbenzene	**0.57 J**	**2.0**	**ug/L**	**0.33**
Methyl acetate	ND	2.0	ug/L	0.28
Methylene chloride	ND	2.0	ug/L	0.30
Methylcyclohexane	ND	2.0	ug/L	0.52
4-Methyl-2-pentanone	ND	10	ug/L	1.1
Methyl tert-butyl ether	ND	2.0	ug/L	0.37

(Continued on next page)

MACTEC Engineering and Consulting Inc

Client Sample ID: MW-4-1011

GC/MS Volatiles

Lot-Sample #...: C0K040543-004 Work Order #...: L9J281AA Matrix.....: WATER

PARAMETER	RESULT	REPORTING LIMIT	UNITS	MDL
Styrene	ND	2.0	ug/L	0.19
1,1,2,2-Tetrachloroethane	ND	2.0	ug/L	0.40
1,2,4-Trichloro-benzene	ND	2.0	ug/L	0.54
Tetrachloroethene	ND	2.0	ug/L	0.30
1,1,1-Trichloroethane	ND	2.0	ug/L	0.57
1,1,2-Trichloroethane	ND	2.0	ug/L	0.40
Trichloroethene	ND	2.0	ug/L	0.29
Trichlorofluoromethane	ND	2.0	ug/L	0.40
1,1,2-Trichloro-1,2,2-trifluoroethane	ND	2.0	ug/L	0.64
Toluene	ND	2.0	ug/L	0.30
Vinyl chloride	ND	2.0	ug/L	0.45
Xylenes (total)	**3.8 J**	**6.0**	**ug/L**	**0.98**

SURROGATE	PERCENT RECOVERY	RECOVERY LIMITS
Toluene-d8	101	(71 - 118)
1,2-Dichloroethane-d4	106	(64 - 135)
4-Bromofluorobenzene	96	(70 - 118)
Dibromofluoromethane	101	(70 - 128)

NOTE(S):

J Estimated result. Result is less than RL.

Data File: \\pitsvr06\d\chem\hp5.i\5111110d.b\51111011.D

Date : 11-NOV-2010 14:24

Client ID: MW-4-1011

Sample Info: C0K040543-004 2x 15ml/30ml)/5ml

Purge Volume: 5.0

Column phase: DB 624

Instrument: hp5.i

Operator: 001562

Column diameter: 0.20

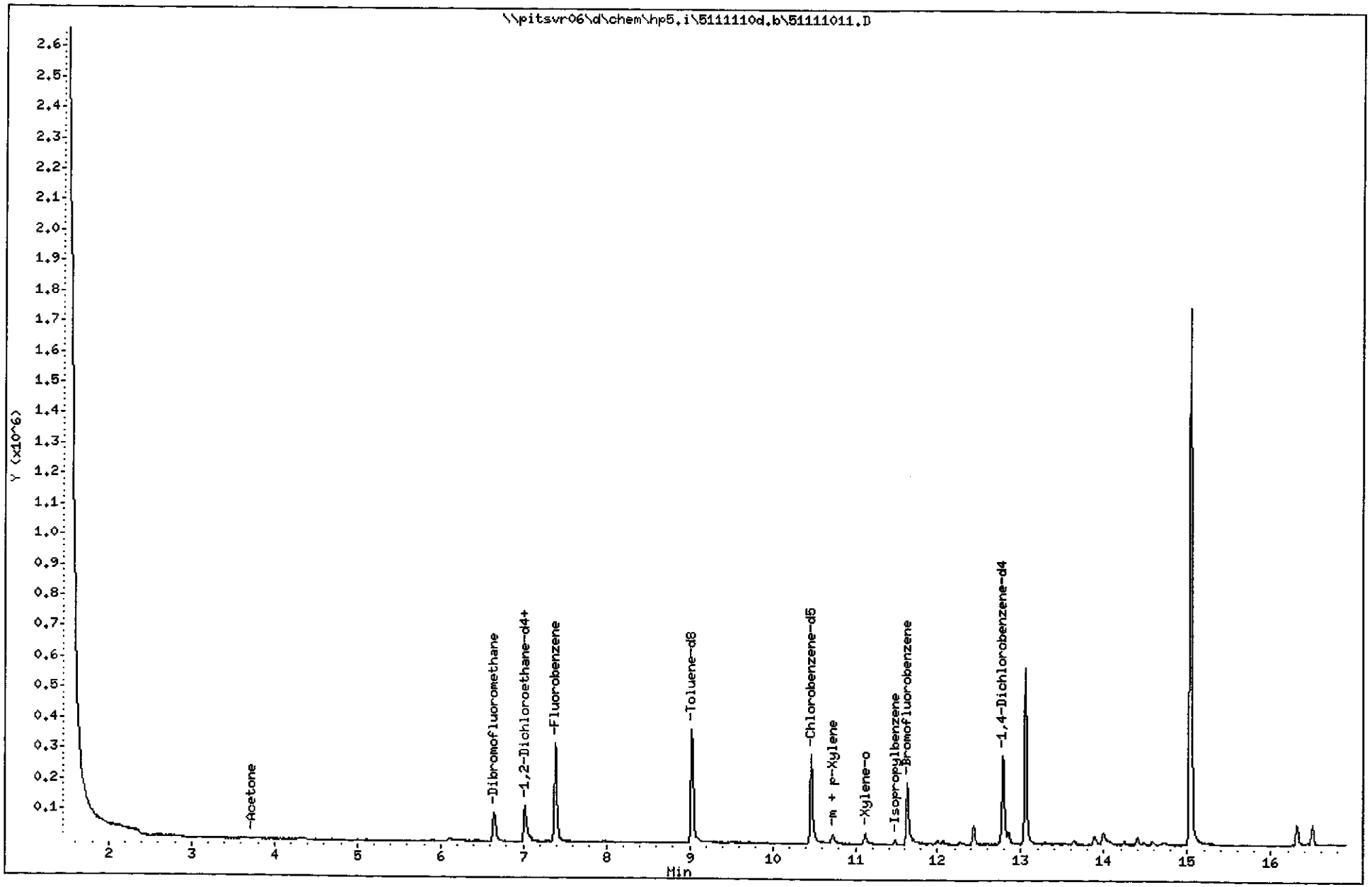

TestAmerica Pittsburgh

VOLATILE REPORT SW-846 Method

Data file : \\pitsvr06\d\chem\hp5.i\5111110d.b\51111011.D
Lab Smp Id: 19j281aa Client Smp ID: MW-4-1011
Inj Date : 11-NOV-2010 14:24 MS Autotune Date: 12-SEP-2010 07:53
Operator : 001562 Inst ID: hp5.i
Smp Info : C0K040543-004 2x 15ml/30ml)/5ml
Misc Info : 19j281aa,5111110d.b,8260ee.m,1-42.sub
Comment :
Method : \\PITSVR06\D\chem\hp5.i\5111110d.b\8260ee.m
Meth Date : 11-Nov-2010 14:24 fergusond Quant Type: ISTD
Cal Date : 21-SEP-2010 21:56 Cal File: 1A50921N.D
Als bottle: 15
Dil Factor: 2.00000
Integrator: HP RTE Compound Sublist: 1-42.sub
Target Version: 4.14
Processing Host: PITSVR06

Concentration Formula: Amt * DF * 1/Vo*Vt * CpndVariable

Name	Value	Description
DF	2.000	Dilution Factor
Vo	5.000	Sample Volume
Vt	1.000	mg/L conversion (1.0 if no conversion)
Cpnd Variable		Local Compound Variable

	Compounds	QUANT SIG MASS	RT	EXP RT	REL RT	RESPONSE	CONCENTRATIONS ON-COLUMN (ng)	FINAL (UG/L)
*	46 Fluorobenzene	96	7.388	7.381	(1.000)	340630	50.0000	
*	69 Chlorobenzene-d5	119	10.466	10.466	(1.000)	68561	50.0000	
*	92 1,4-Dichlorobenzene-d4	152	12.784	12.777	(1.000)	108103	50.0000	
$	39 Dibromofluoromethane	113	6.646	6.645	(0.900)	79186	50.4692	10.09
$	43 1,2-Dichloroethane-d4	65	7.017	7.016	(0.950)	104127	53.0368	10.61
$	59 Toluene-d8	98	9.030	9.024	(0.863)	293515	50.7196	10.14
$	80 Bromofluorobenzene	95	11.634	11.634	(0.910)	110863	48.0730	9.615
	1 Dichlorodifluoromethane	85	Compound Not Detected.					
	2 Chloromethane	50	Compound Not Detected.					
	3 Vinyl Chloride	62	Compound Not Detected.					
	4 Bromomethane	94	Compound Not Detected.					
	5 Chloroethane	64	Compound Not Detected.					
	6 Trichlorofluoromethane	101	Compound Not Detected.					
	12 1,1-Dichloroethene	96	Compound Not Detected.					
	13 Acetone	43	3.634	3.628	(0.492)	10553	14.6632	5.865
	15 Carbon Disulfide	76	Compound Not Detected.					
	18 Methylene Chloride	84	Compound Not Detected.					
	19 trans-1,2-Dichloroethene	96	Compound Not Detected.					
	20 Methyl tert-butyl ether	73	Compound Not Detected.					
	24 1,1-Dichloroethane	63	Compound Not Detected.					
	27 2,2-Dichloropropane	77	Compound Not Detected.					
	28 cis-1,2-dichloroethene	96	Compound Not Detected.					

	Compounds	QUANT SIG MASS	RT	EXP RT	REL RT	RESPONSE	CONCENTRATIONS ON-COLUMN (ng)	CONCENTRATIONS FINAL (UG/L)
M	29 1,2-Dichloroethene (total)	96	Compound Not Detected.					
	30 Bromochloromethane	128	Compound Not Detected.					
	31 2-Butanone	43	Compound Not Detected.					
	37 Chloroform	83	Compound Not Detected.					
	38 1,1,1-Trichloroethane	97	Compound Not Detected.					
	40 1,1-Dichloropropene	75	Compound Not Detected.					
	41 Carbon Tetrachloride	117	Compound Not Detected.					
	42 Benzene	78	7.072	7.065	(0.957)	16547	1.92047	0.7682
	45 1,2-Dichloroethane	62	Compound Not Detected.					
	47 Trichloroethene	130	Compound Not Detected.					
	49 1,2-Dichloropropane	63	Compound Not Detected.					
	50 Dibromomethane	93	Compound Not Detected.					
	53 Bromodichloromethane	83	Compound Not Detected.					
	57 cis-1,3-Dichloropropene	75	Compound Not Detected.					
	58 4-Methyl-2-Pentanone	43	Compound Not Detected.					
	60 Toluene	91	Compound Not Detected.					
	61 trans-1,3-Dichloropropene	75	Compound Not Detected.					
	63 1,3-Dichloropropane	76	Compound Not Detected.					
	64 1,1,2-Trichloroethane	97	Compound Not Detected.					
	65 Tetrachloroethene	164	Compound Not Detected.					
	66 2-Hexanone	43	Compound Not Detected.					
	67 Dibromochloromethane	129	Compound Not Detected.					
	68 1,2-Dibromoethane	107	Compound Not Detected.					
	70 Chlorobenzene	112	Compound Not Detected.					
	71 1,1,1,2-Tetrachloroethane	131	Compound Not Detected.					
	72 Ethylbenzene	106	Compound Not Detected.					
	73 m + p-Xylene	106	10.722	10.715	(1.024)	14871	4.79685	1.919
	74 Xylene-o	106	11.117	11.111	(1.062)	14184	4.80221	1.921
M	75 Xylenes (total)	106				29055	9.59906	3.840
	76 Styrene	104	Compound Not Detected.					
	77 Bromoform	173	Compound Not Detected.					
	78 Isopropylbenzene	105	11.476	11.470	(1.096)	10927	1.41503	0.5660
	79 Bromobenzene	156	Compound Not Detected.					
	83 1,1,2,2-Tetrachloroethane	83	Compound Not Detected.					
	91 1,3-Dichlorobenzene	146	Compound Not Detected.					
	93 1,4-Dichlorobenzene	146	Compound Not Detected.					
	95 1,2-Dichlorobenzene	146	Compound Not Detected.					
	96 1,2-Dibromo-3-chloropropane	157	Compound Not Detected.					
	97 1,2,4-Trichlorobenzene	180	Compound Not Detected.					
	101 1,1,2-trichlorotrifluoroethane	101	Compound Not Detected.					
	102 Methyl acetate	43	Compound Not Detected.					
	104 Cyclohexane	56	Compound Not Detected.					
	105 Methyl Cyclohexane	83	Compound Not Detected.					

Data File: \\pitsvr06\d\chem\hp5.i\51111l0d.b\51111011.D

Date : 11-NOV-2010 14:24

Client ID: MW-4-1011

Instrument: hp5.i

Sample Info: C0K040543-004 2x 15ml/30ml)/5ml

Purge Volume: 5.0

Operator: 001562

Column phase: DB 624

Column diameter: 0.20

13 Acetone

Concentration: 5.865 UG/L

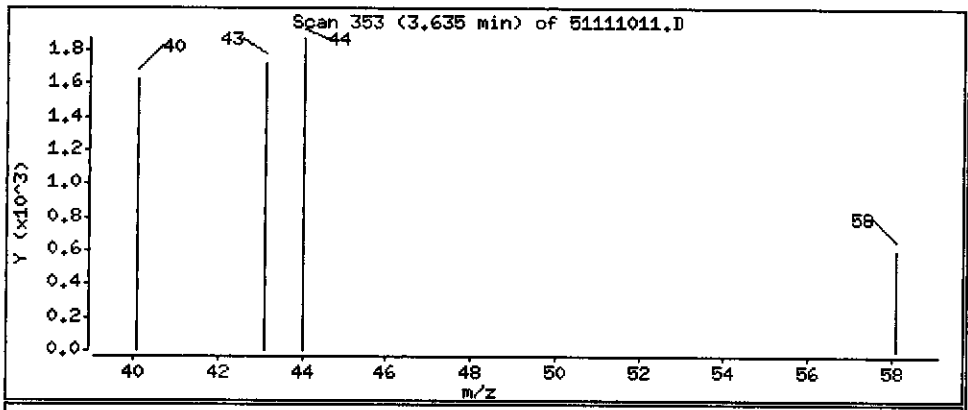

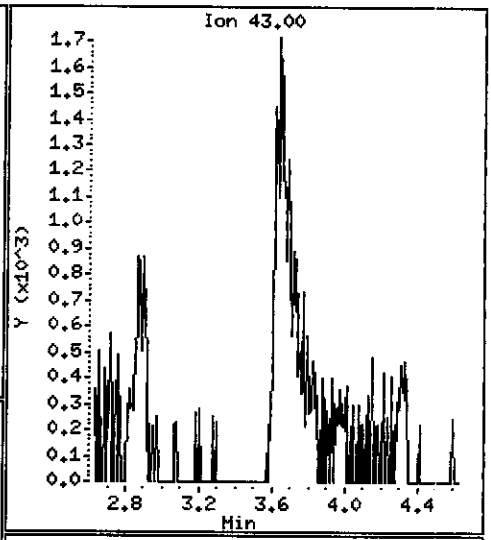

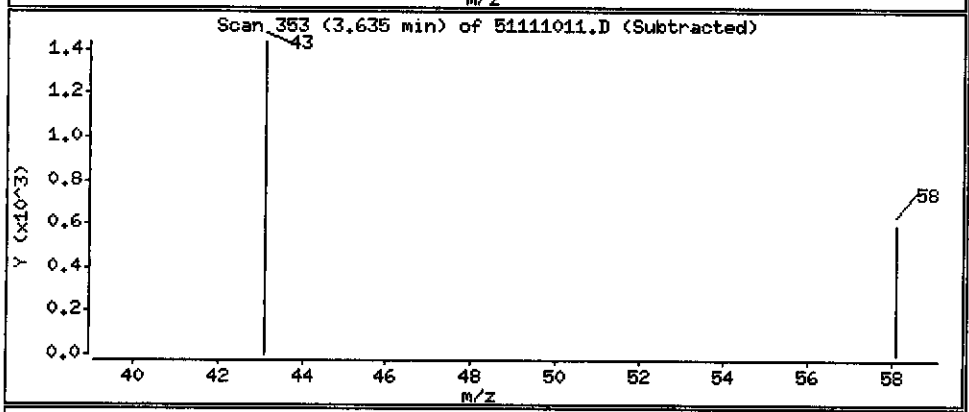

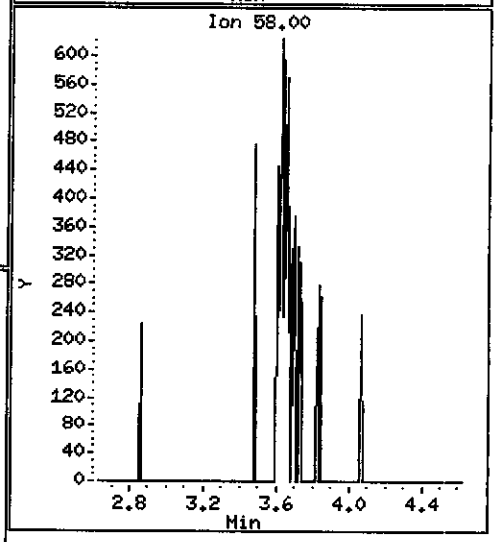

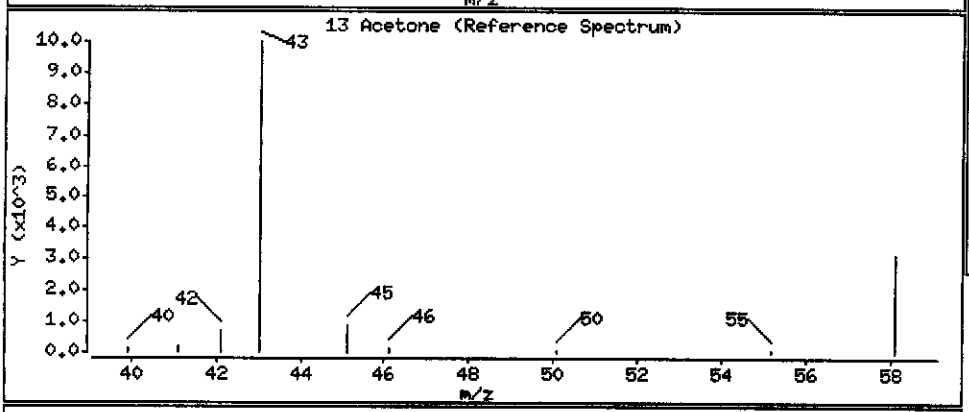

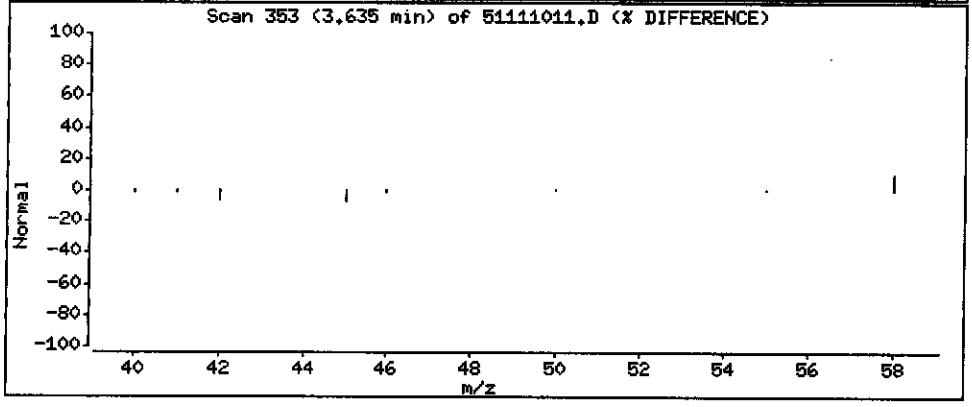

Data File: \\pitsvr06\d\chem\hp5.i\51111l0d.b\51111011.D

Date : 11-NOV-2010 14:24

Client ID: MW-4-1011

Instrument: hp5.i

Sample Info: C0K040543-004 2x 15ml/30ml)/5ml

Purge Volume: 5.0

Operator: 001562

Column phase: DB 624

Column diameter: 0.20

42 Benzene

Concentration: 0.7682 UG/L

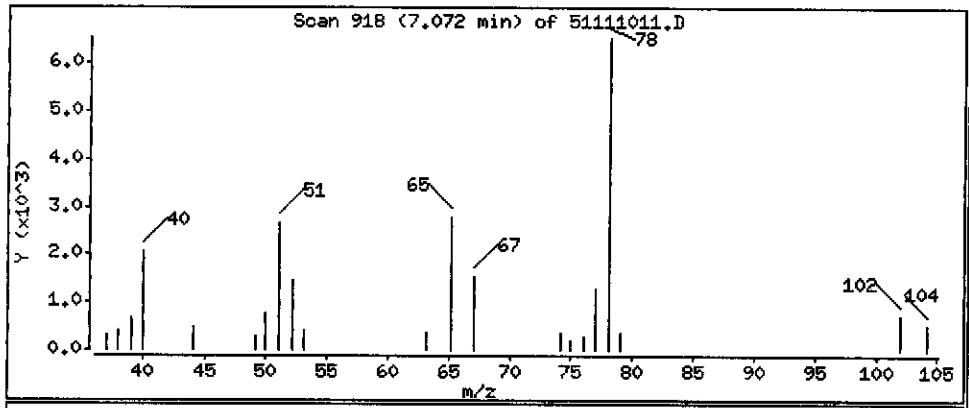

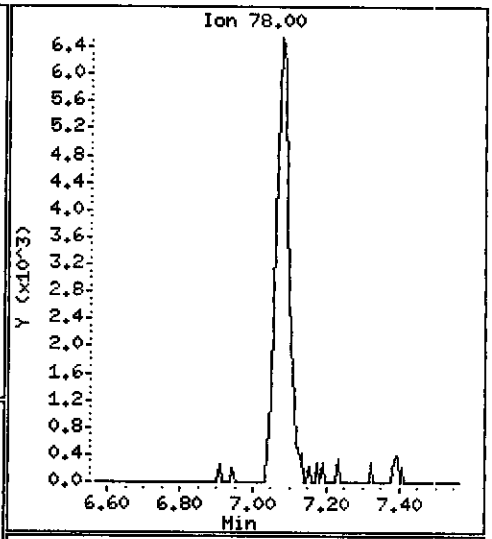

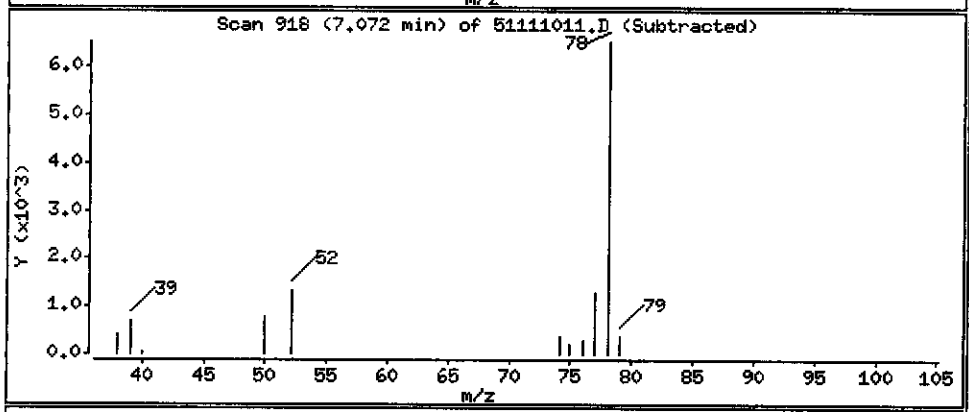

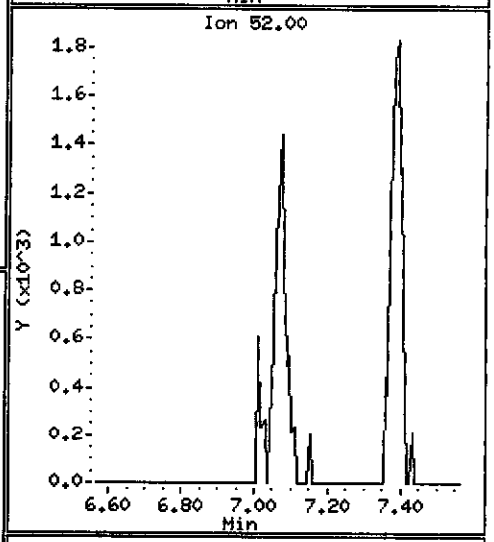

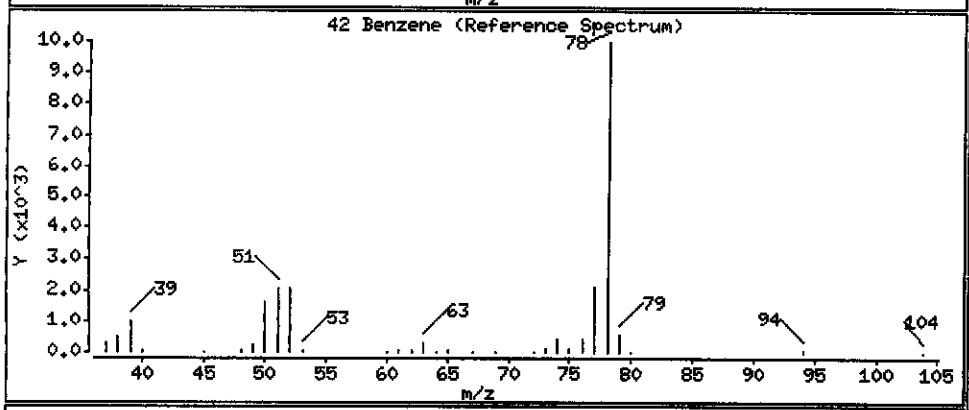

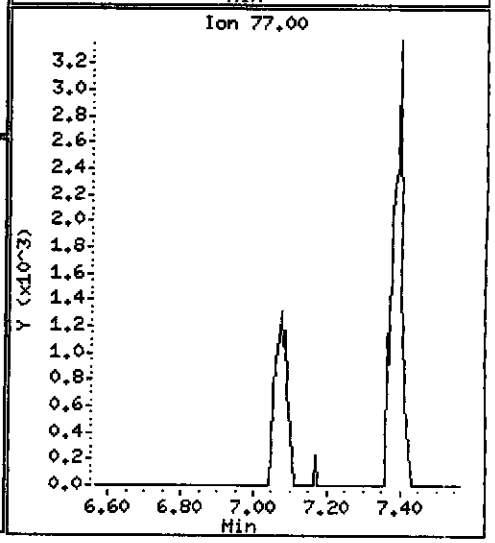

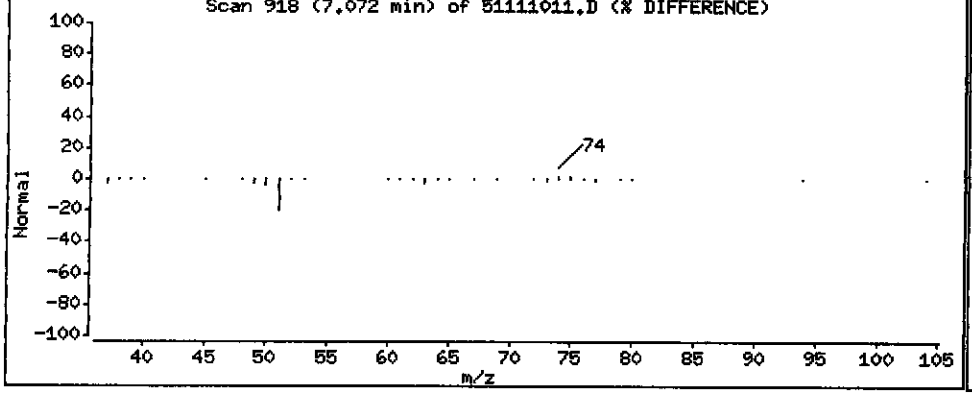

Data File: \\pitsvr06\d\chem\hp5.i\5111110d.b\51111011.D

Date : 11-NOV-2010 14:24

Client ID: MW-4-1011

Instrument: hp5.i

Sample Info: C0K040543-004 2x 15ml/30ml)/5ml

Purge Volume: 5.0

Operator: 001562

Column phase: DB 624

Column diameter: 0.20

73 m + p-Xylene

Concentration: 1.919 UG/L

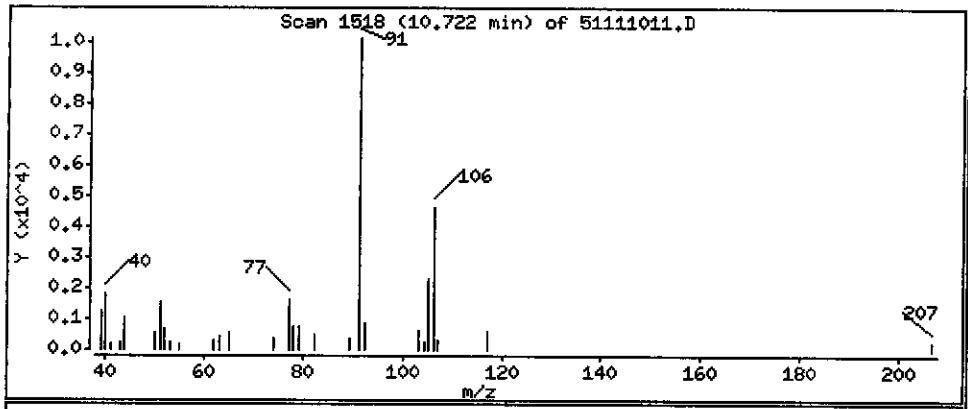

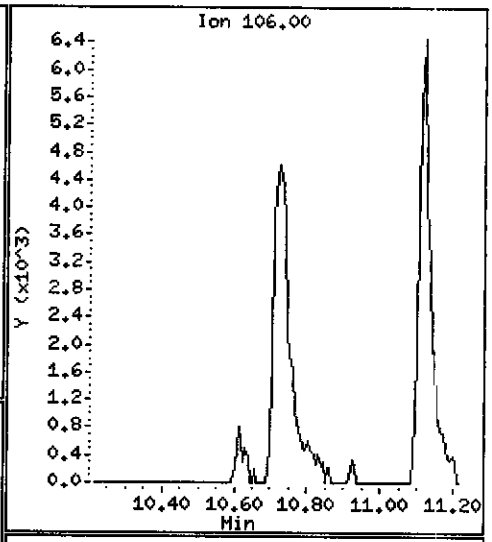

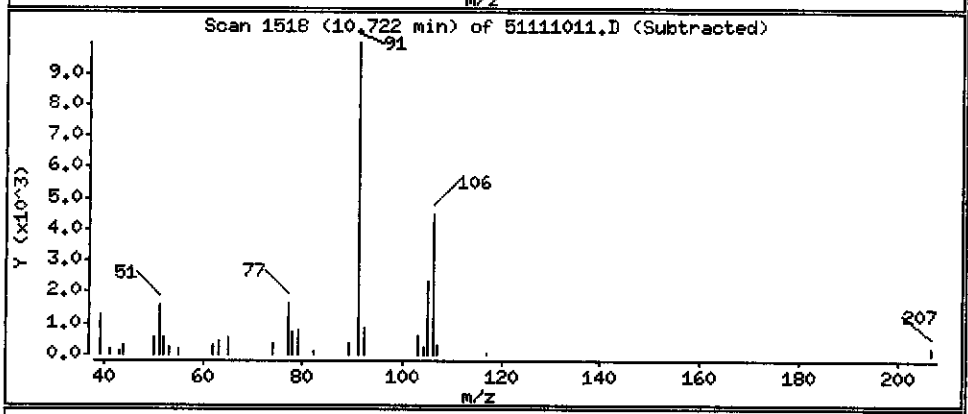

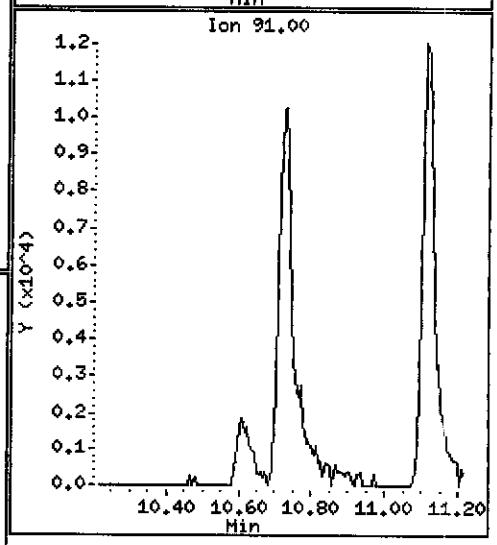

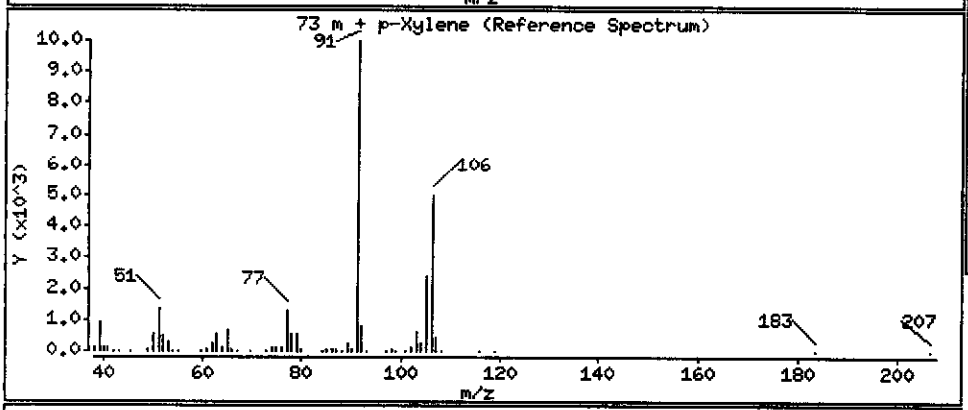

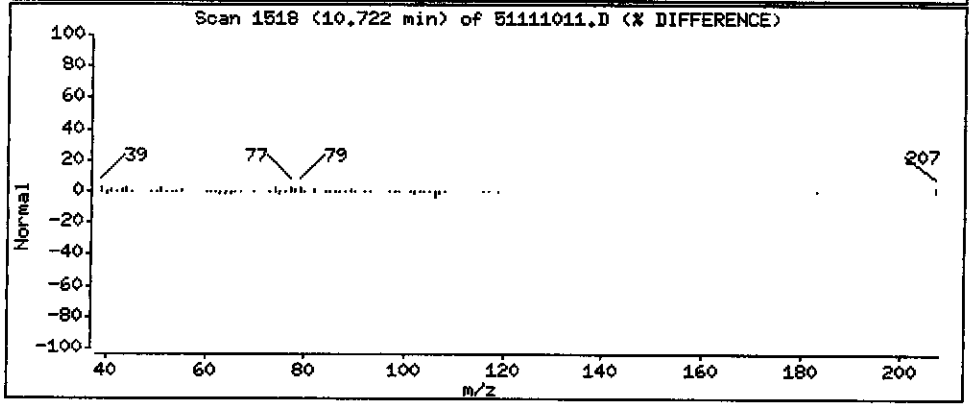

Data File: \\pitsvr06\d\chem\hp5.i\5111110d.b\51111011.D

Date : 11-NOV-2010 14:24

Client ID: MW-4-1011

Instrument: hp5.i

Sample Info: C0K040543-004 2x 15ml/30ml)/5ml

Purge Volume: 5.0

Operator: 001562

Column phase: DB 624

Column diameter: 0.20

74 Xylene-o

Concentration: 1.921 UG/L

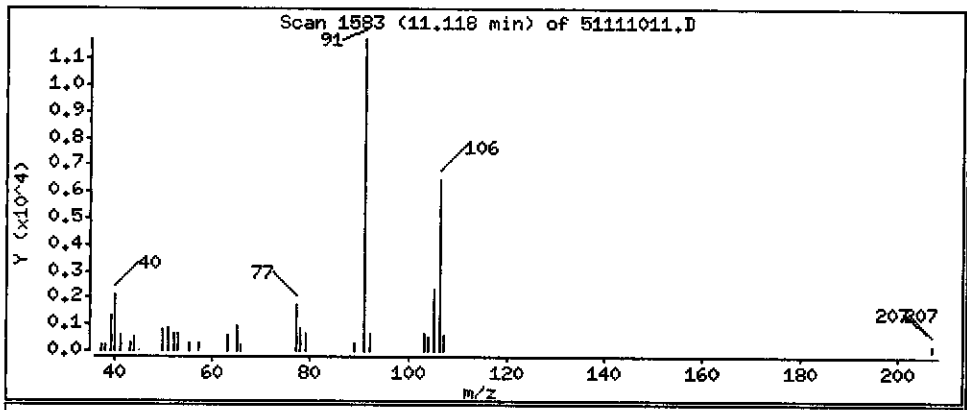

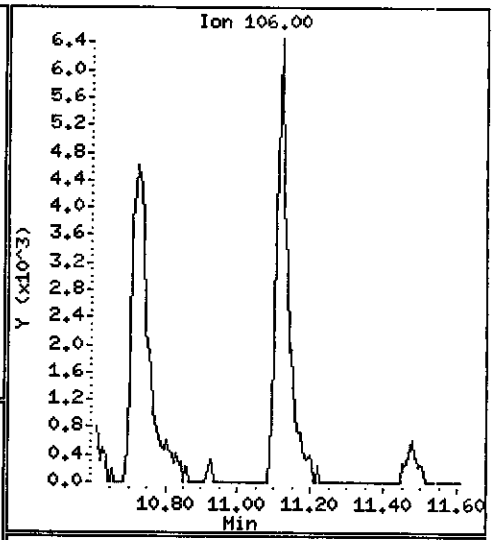

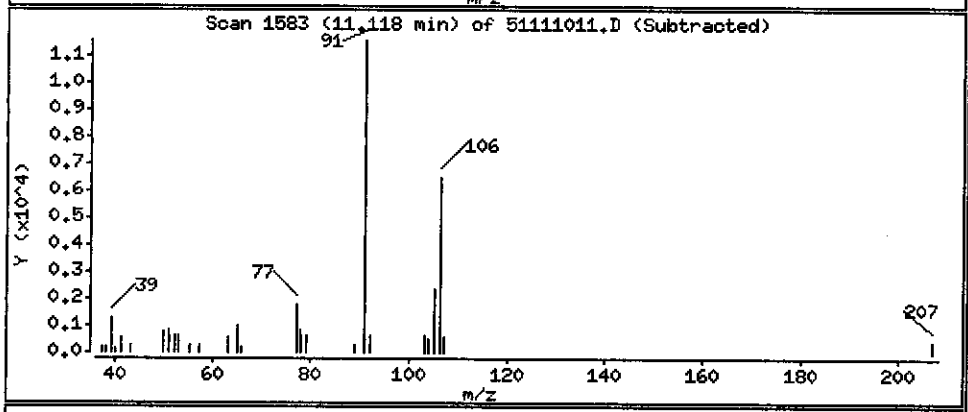

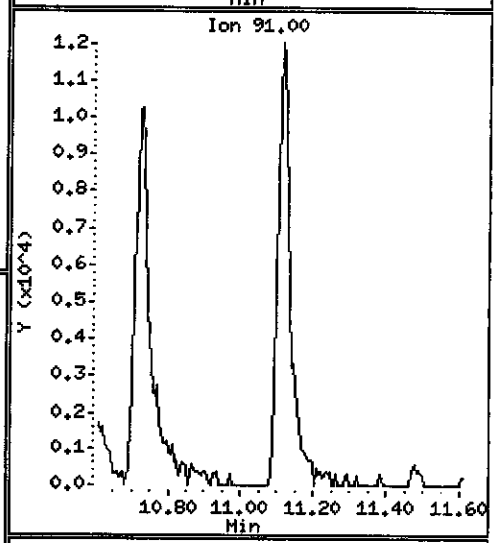

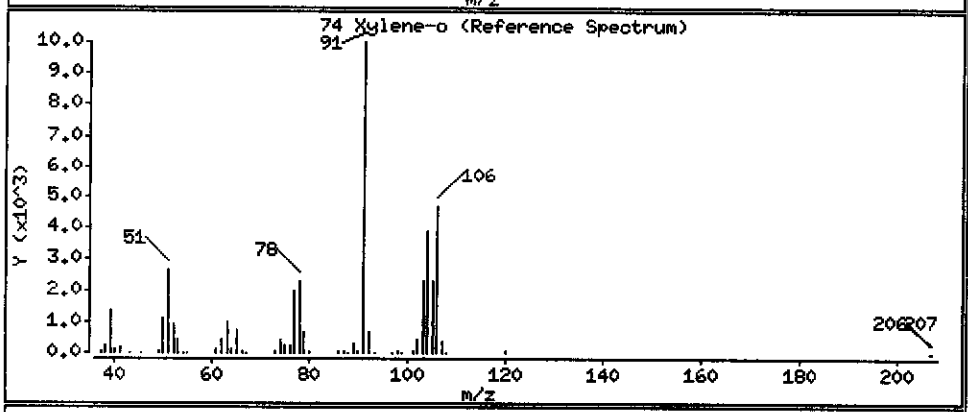

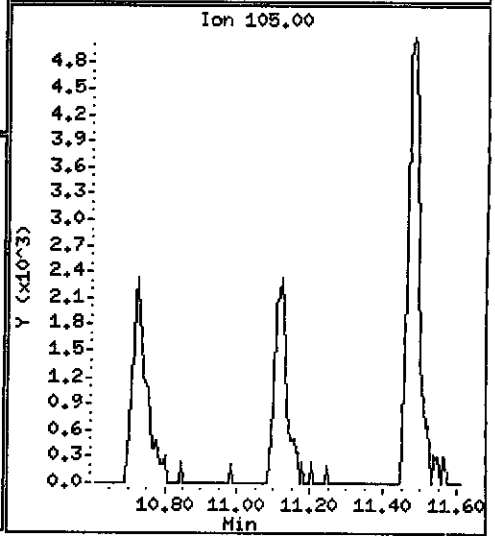

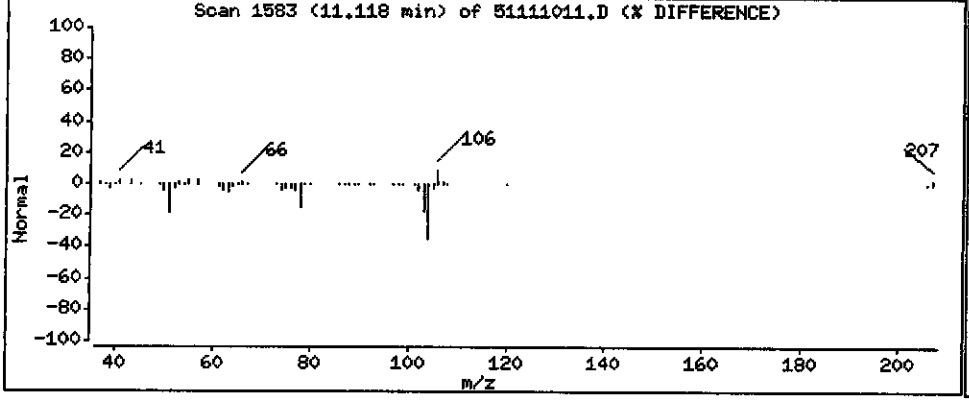

Data File: \\pitsvr06\d\chem\hp5.i\5111110d.b\51111011.D

Date : 11-NOV-2010 14:24

Client ID: MW-4-1011

Instrument: hp5.i

Sample Info: C0K040543-004 2x 15ml/30ml)/5ml

Purge Volume: 5.0

Operator: 001562

Column phase: DB 624

Column diameter: 0.20

78 Isopropylbenzene

Concentration: 0.5660 UG/L

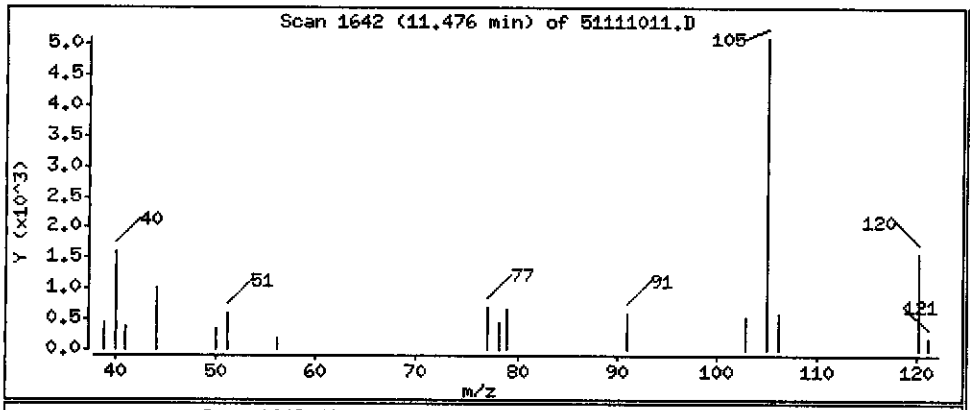

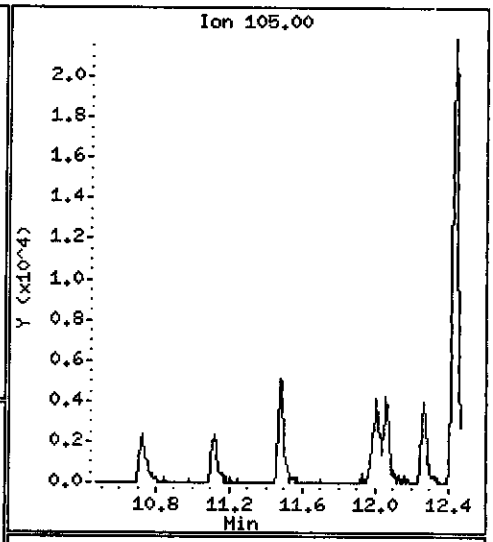

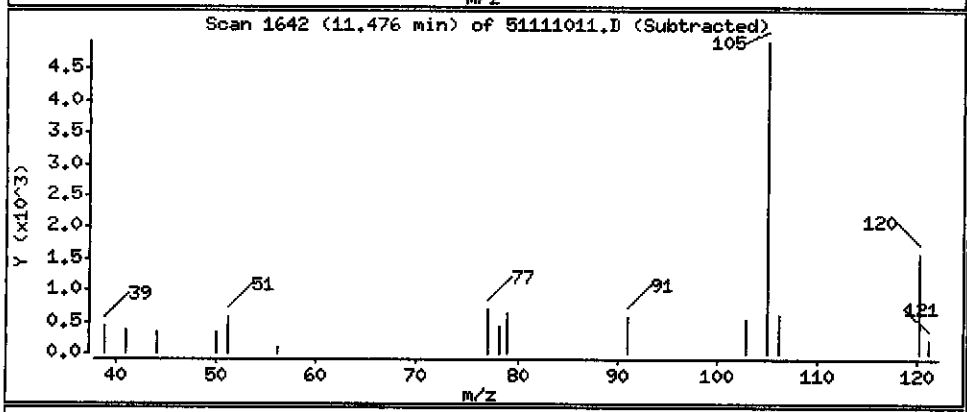

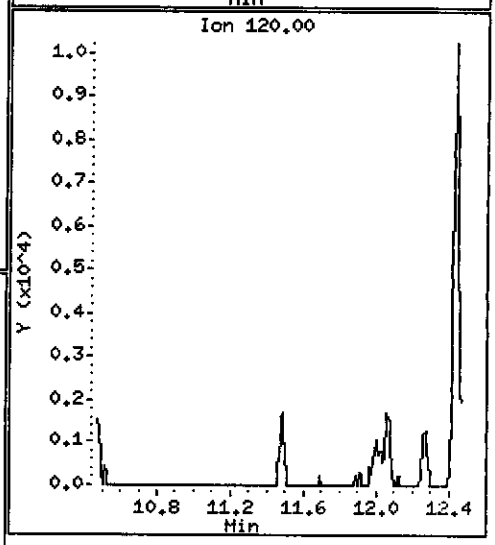

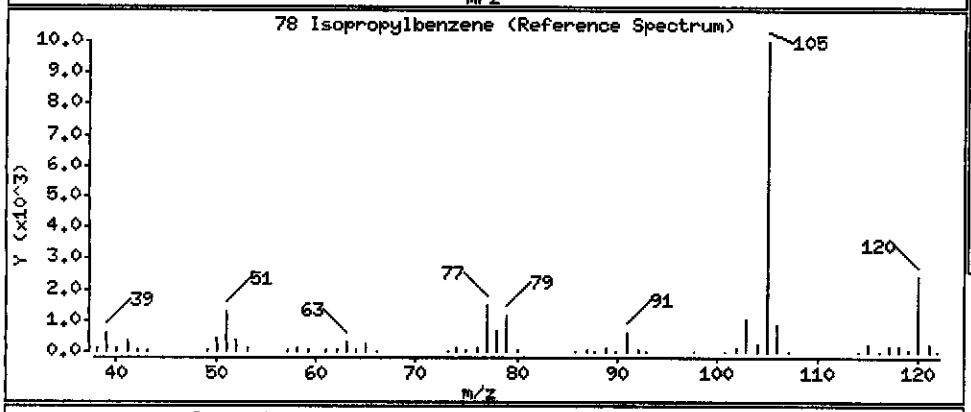

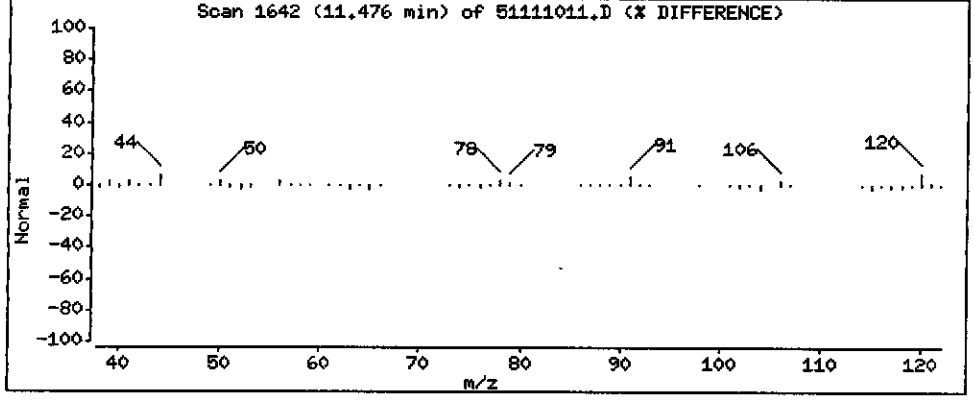

MACTEC Engineering and Consulting Inc

Client Sample ID: MW-6-1011

GC/MS Volatiles

Lot-Sample #...: C0K040543-006	Work Order #...: L9J3G1AA	Matrix.....: WATER
Date Sampled...: 11/01/10	Date Received..: 11/03/10	MS Run #.....: 0315143
Prep Date.....: 11/11/10	Analysis Date..: 11/11/10	
Prep Batch #...: 0315225	Analysis Time..: 14:48	
Dilution Factor: 1	Initial Wgt/Vol: 5 mL	Final Wgt/Vol..: 5 mL
Analyst ID.....: 001562	Instrument ID..: HP5	
	Method.....: SW846 8260B	

PARAMETER	RESULT	REPORTING LIMIT	UNITS	MDL
Acetone	**3.8 J**	**5.0**	**ug/L**	2.5
Benzene	**16**	**1.0**	**ug/L**	**0.11**
Bromodichloromethane	ND	1.0	ug/L	0.13
Bromoform	ND	1.0	ug/L	0.19
Bromomethane	ND	1.0	ug/L	0.31
2-Butanone	ND	5.0	ug/L	0.55
Carbon disulfide	ND	1.0	ug/L	0.21
Carbon tetrachloride	ND	1.0	ug/L	0.14
Chlorobenzene	ND	1.0	ug/L	0.14
Chloroethane	ND	1.0	ug/L	0.21
Chloroform	ND	1.0	ug/L	0.17
Chloromethane	**0.45 J**	**1.0**	**ug/L**	**0.28**
Cyclohexane	ND	1.0	ug/L	0.25
Dibromochloromethane	ND	1.0	ug/L	0.14
1,2-Dibromo-3-chloro-propane	ND	1.0	ug/L	0.14
1,2-Dibromoethane	ND	1.0	ug/L	0.18
1,3-Dichlorobenzene	ND	1.0	ug/L	0.11
1,4-Dichlorobenzene	ND	1.0	ug/L	0.21
1,2-Dichlorobenzene	ND	1.0	ug/L	0.15
Dichlorodifluoromethane	ND	1.0	ug/L	0.19
1,1-Dichloroethane	**0.81 J**	**1.0**	**ug/L**	**0.12**
1,2-Dichloroethane	ND	1.0	ug/L	0.21
1,1-Dichloroethene	ND	1.0	ug/L	0.30
cis-1,2-Dichloroethene	**0.33 J**	**1.0**	**ug/L**	**0.24**
trans-1,2-Dichloroethene	**0.21 J**	**1.0**	**ug/L**	**0.17**
1,2-Dichloropropane	ND	1.0	ug/L	0.095
cis-1,3-Dichloropropene	ND	1.0	ug/L	0.19
trans-1,3-Dichloropropene	ND	1.0	ug/L	0.15
Ethylbenzene	**2.5**	**1.0**	**ug/L**	**0.23**
2-Hexanone	ND	5.0	ug/L	0.16
Isopropylbenzene	**1.1**	**1.0**	**ug/L**	**0.16**
Methyl acetate	ND	1.0	ug/L	0.14
Methylene chloride	ND	1.0	ug/L	0.15
Methylcyclohexane	ND	1.0	ug/L	0.26
4-Methyl-2-pentanone	ND	5.0	ug/L	0.53
Methyl tert-butyl ether	ND	1.0	ug/L	0.18

(Continued on next page)

MACTEC Engineering and Consulting Inc

Client Sample ID: MW-6-1011

GC/MS Volatiles

Lot-Sample #...: C0K040543-006 Work Order #...: L9J3G1AA Matrix.....: WATER

PARAMETER	RESULT	REPORTING LIMIT	UNITS	MDL
Styrene	ND	1.0	ug/L	0.097
1,1,2,2-Tetrachloroethane	ND	1.0	ug/L	0.20
1,2,4-Trichloro-benzene	ND	1.0	ug/L	0.27
Tetrachloroethene	ND	1.0	ug/L	0.15
1,1,1-Trichloroethane	ND	1.0	ug/L	0.29
1,1,2-Trichloroethane	ND	1.0	ug/L	0.20
Trichloroethene	ND	1.0	ug/L	0.14
Trichlorofluoromethane	ND	1.0	ug/L	0.20
1,1,2-Trichloro-1,2,2-trifluoroethane	ND	1.0	ug/L	0.32
Toluene	ND	1.0	ug/L	0.15
Vinyl chloride	**0.74 J**	**1.0**	**ug/L**	**0.23**
Xylenes (total)	**1.3 J**	**3.0**	**ug/L**	**0.49**

SURROGATE	PERCENT RECOVERY	RECOVERY LIMITS
Toluene-d8	104	(71 - 118)
1,2-Dichloroethane-d4	101	(64 - 135)
4-Bromofluorobenzene	100	(70 - 118)
Dibromofluoromethane	97	(70 - 128)

NOTE(S):

J Estimated result. Result is less than RL.

Data File: \\pitsvr06\d\chem\hp5.i\5111110d.b\51111012.D
Date : 11 NOV 2010 14:46
Client ID: MW-6-1011
Sample Info: C0K040543-006 5ml
Purge Volume: 5.0
Column phase: DB 624

Instrument: hp5.i
Operator: 001562
Column diameter: 0.20

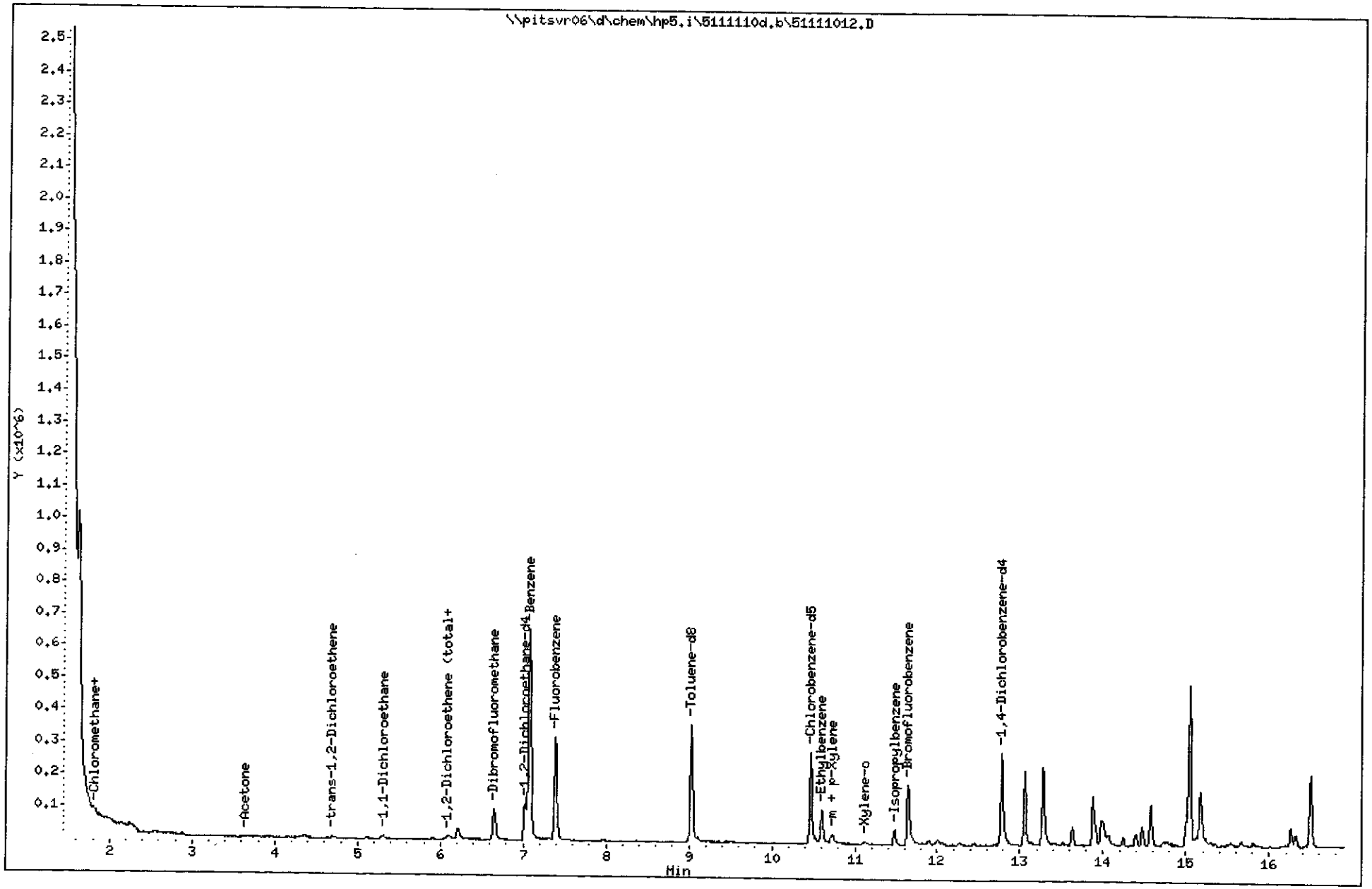

TestAmerica Pittsburgh

VOLATILE REPORT SW-846 Method

Data file : \\pitsvr06\d\chem\hp5.i\5111110d.b\51111012.D
Lab Smp Id: 19j3g1aa Client Smp ID: MW-6-1011
Inj Date : 11-NOV-2010 14:48 MS Autotune Date: 12-SEP-2010 07:53
Operator : 001562 Inst ID: hp5.i
Smp Info : C0K040543-006 5ml
Misc Info : 19j3g1aa,5111110d.b,8260ee.m,1-42.sub
Comment :
Method : \\PITSVR06\D\chem\hp5.i\5111110d.b\8260ee.m
Meth Date : 11-Nov-2010 21:31 lipayj Quant Type: ISTD
Cal Date : 21-SEP-2010 21:56 Cal File: 1A50921N.D
Als bottle: 16
Dil Factor: 1.00000
Integrator: HP RTE Compound Sublist: 1-42.sub
Target Version: 4.14
Processing Host: PITSVR06

Concentration Formula: Amt * DF * 1/Vo*Vt * CpndVariable

Name	Value	Description
DF	1.000	Dilution Factor
Vo	5.000	Sample Volume
Vt	1.000	mg/L conversion (1.0 if no conversion)
Cpnd Variable		Local Compound Variable

Compounds	QUANT SIG MASS	RT	EXP RT	REL RT	RESPONSE	CONCENTRATIONS ON-COLUMN (ng)	CONCENTRATIONS FINAL (UG/L)
* 46 Fluorobenzene	96	7.388	7.381	(1.000)	346947	50.0000	
* 69 Chlorobenzene-d5	119	10.466	10.466	(1.000)	64363	50.0000	
* 92 1,4-Dichlorobenzene-d4	152	12.784	12.777	(1.000)	100322	50.0000	
$ 39 Dibromofluoromethane	113	6.646	6.645	(0.900)	77172	48.2900	9.658
$ 43 1,2-Dichloroethane-d4	65	7.017	7.016	(0.950)	100925	50.4699	10.09
$ 59 Toluene-d8	98	9.031	9.024	(0.863)	282318	51.9667	10.39
$ 80 Bromofluorobenzene	95	11.634	11.634	(0.910)	107280	50.1274	10.02
1 Dichlorodifluoromethane	85	Compound Not Detected.					
2 Chloromethane	50	1.828	1.815	(0.247)	5627	2.24216	0.4484
3 Vinyl Chloride	62	1.962	1.949	(0.266)	8498	3.71246	0.7425(Q)
4 Bromomethane	94	Compound Not Detected.					
5 Chloroethane	64	Compound Not Detected.					
6 Trichlorofluoromethane	101	Compound Not Detected.					
12 1,1-Dichloroethene	96	Compound Not Detected.					
13 Acetone	43	3.635	3.628	(0.492)	14018	19.1231	3.825(M)
15 Carbon Disulfide	76	Compound Not Detected.					
18 Methylene Chloride	84	Compound Not Detected.					
19 trans-1,2-Dichloroethene	96	4.711	4.693	(0.638)	2066	1.03361	0.2067
20 Methyl tert-butyl ether	73	Compound Not Detected.					
24 1,1-Dichloroethane	63	5.307	5.295	(0.718)	15189	4.06925	0.8138
27 2,2-Dichloropropane	77	Compound Not Detected.					
28 cis-1,2-dichloroethene	96	6.062	6.055	(0.821)	3532	1.64945	0.3299

	Compounds	QUANT SIG MASS	RT	EXP RT	REL RT	RESPONSE	CONCENTRATIONS ON-COLUMN (ng)	CONCENTRATIONS FINAL (UG/L)
M	29 1,2-Dichloroethene (total)	96				5598	2.68305	0.5366
	30 Bromochloromethane	128	Compound Not Detected.					
	31 2-Butanone	43	Compound Not Detected.					
	37 Chloroform	83	Compound Not Detected.					
	38 1,1,1-Trichloroethane	97	Compound Not Detected.					
	40 1,1-Dichloropropene	75	Compound Not Detected.					
	41 Carbon Tetrachloride	117	Compound Not Detected.					
	42 Benzene	78	7.072	7.065	(0.957)	691450	78.7896	15.76
	45 1,2-Dichloroethane	62	Compound Not Detected.					
	47 Trichloroethene	130	Compound Not Detected.					
	49 1,2-Dichloropropane	63	Compound Not Detected.					
	50 Dibromomethane	93	Compound Not Detected.					
	53 Bromodichloromethane	83	Compound Not Detected.					
	57 cis-1,3-Dichloropropene	75	Compound Not Detected.					
	58 4-Methyl-2-Pentanone	43	Compound Not Detected.					
	60 Toluene	91	Compound Not Detected.					
	61 trans-1,3-Dichloropropene	75	Compound Not Detected.					
	63 1,3-Dichloropropane	76	Compound Not Detected.					
	64 1,1,2-Trichloroethane	97	Compound Not Detected.					
	65 Tetrachloroethene	164	Compound Not Detected.					
	66 2-Hexanone	43	Compound Not Detected.					
	67 Dibromochloromethane	129	Compound Not Detected.					
	68 1,2-Dibromoethane	107	Compound Not Detected.					
	70 Chlorobenzene	112	Compound Not Detected.					
	71 1,1,1,2-Tetrachloroethane	131	Compound Not Detected.					
	72 Ethylbenzene	106	10.606	10.600	(1.013)	29706	12.3805	2.476
	73 m + p-Xylene	106	10.722	10.715	(1.024)	15421	5.29870	1.060
	74 Xylene-o	106	11.123	11.111	(1.063)	3856	1.39066	0.2781(Q)
M	75 Xylenes (total)	106				19277	6.68936	1.338
	76 Styrene	104	Compound Not Detected.					
	77 Bromoform	173	Compound Not Detected.					
	78 Isopropylbenzene	105	11.476	11.470	(1.096)	38202	5.26978	1.054
	79 Bromobenzene	156	Compound Not Detected.					
	83 1,1,2,2-Tetrachloroethane	83	Compound Not Detected.					
	91 1,3-Dichlorobenzene	146	Compound Not Detected.					
	93 1,4-Dichlorobenzene	146	Compound Not Detected.					
	95 1,2-Dichlorobenzene	146	Compound Not Detected.					
	96 1,2-Dibromo-3-chloropropane	157	Compound Not Detected.					
	97 1,2,4-Trichlorobenzene	180	Compound Not Detected.					
	101 1,1,2-trichlorotrifluoroethane	101	Compound Not Detected.					
	102 Methyl acetate	43	Compound Not Detected.					
	104 Cyclohexane	56	Compound Not Detected.					
	105 Methyl Cyclohexane	83	Compound Not Detected.					

QC Flag Legend

Q - Qualifier signal failed the ratio test.
M - Compound response manually integrated.

Data File: \\pitsvr06\d\chem\hp5.i\5111110d.b\51111012.D

Date : 11-NOV-2010 14:48

Client ID: MW-6-1011

Instrument: hp5.i

Sample Info: C0K040543-006 5ml

Purge Volume: 5.0

Operator: 001562

Column phase: DB 624

Column diameter: 0.20

2 Chloromethane

Concentration: 0.4484 UG/L

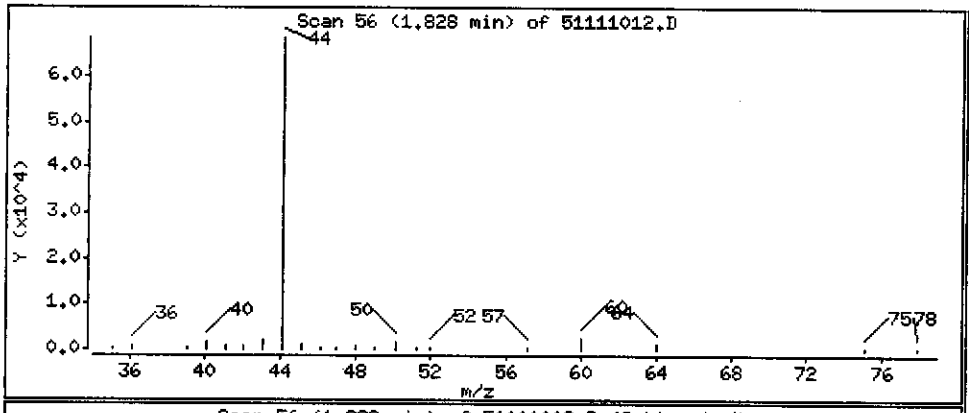

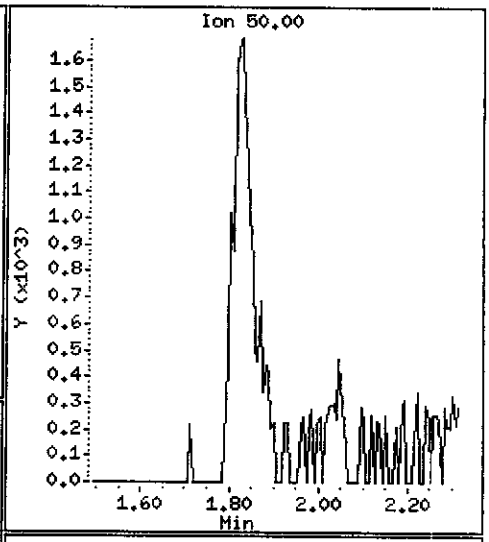

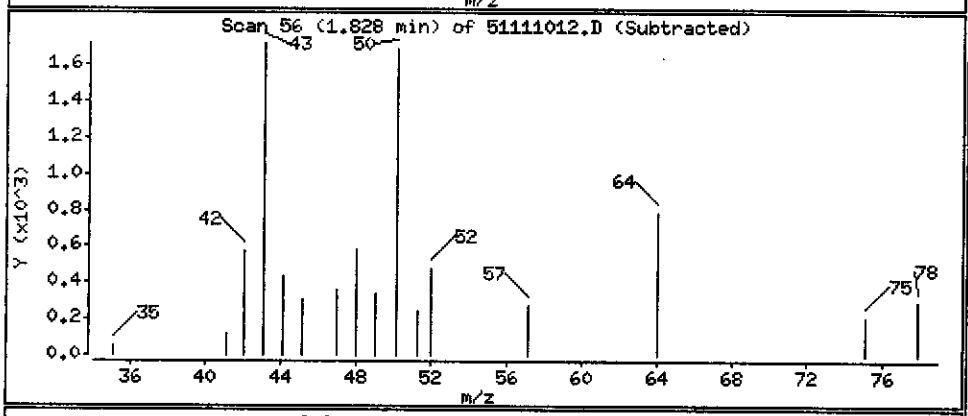

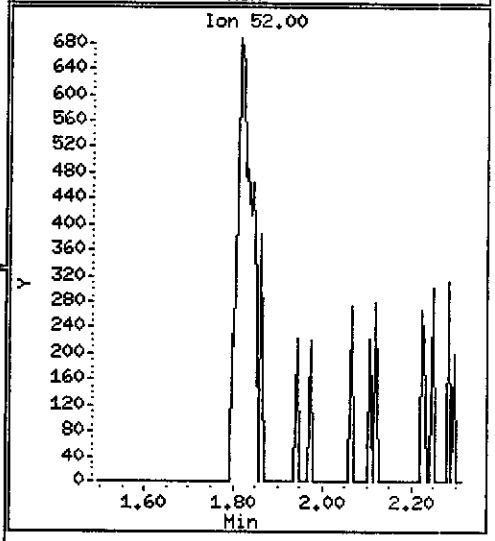

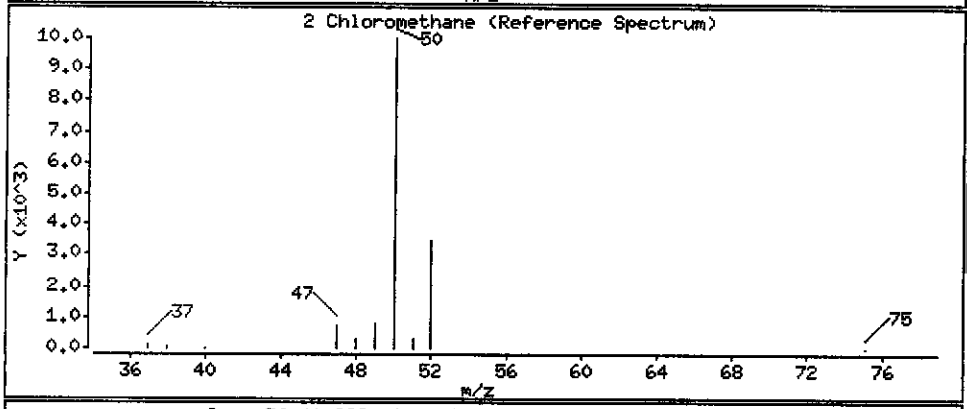

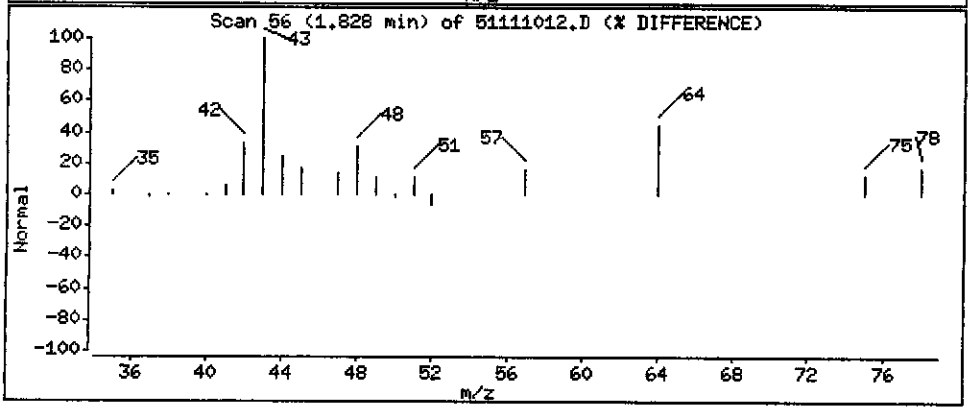

Data File: \\pitsvr06\d\chem\hp5.i\5111110d.b\51111012.D

Date : 11-NOV-2010 14:48

Client ID: MW-6-1011

Instrument: hp5.i

Sample Info: C0K040543-006 5ml

Purge Volume: 5.0

Operator: 001562

Column phase: DB 624

Column diameter: 0.20

3 Vinyl Chloride

Concentration: 0.7425 UG/L

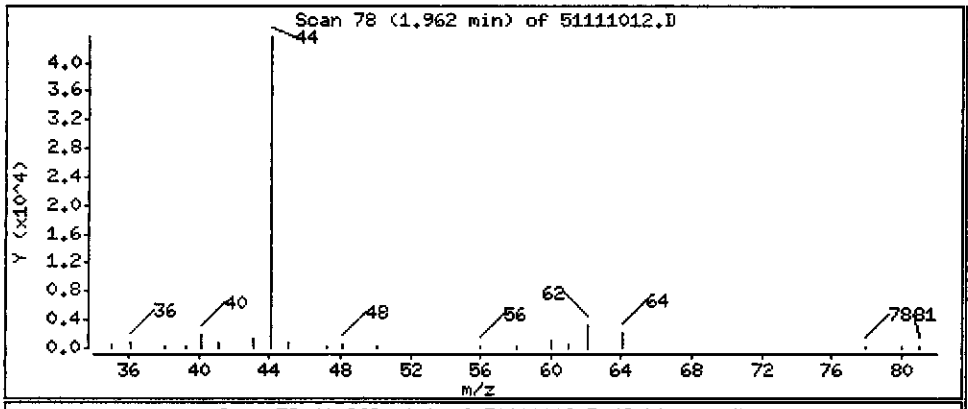

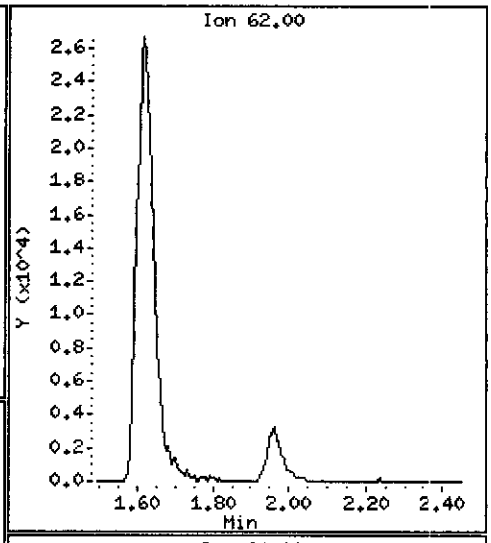

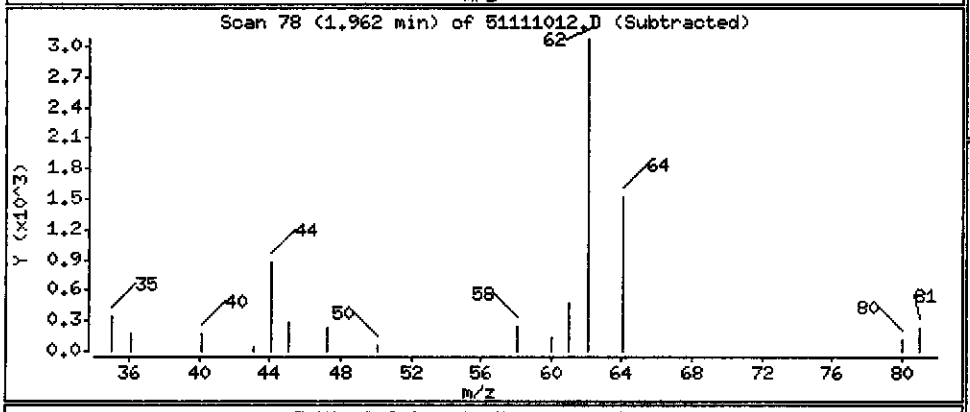

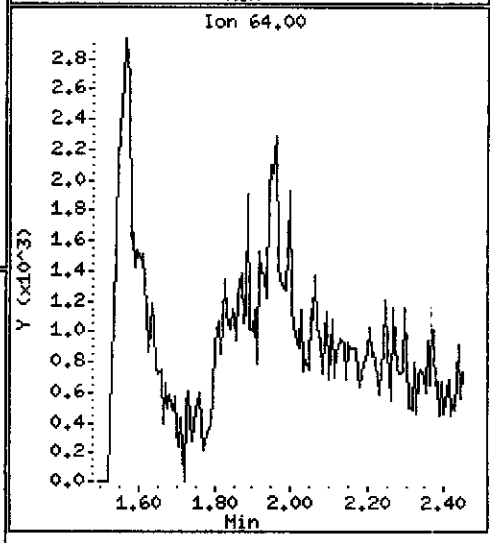

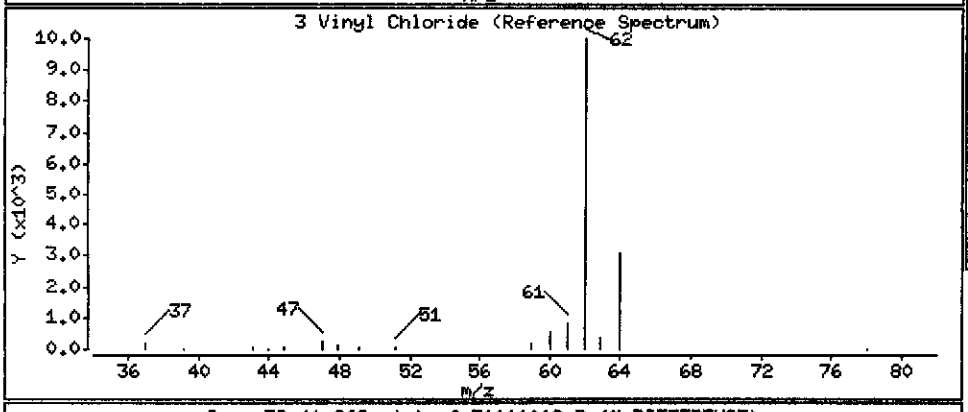

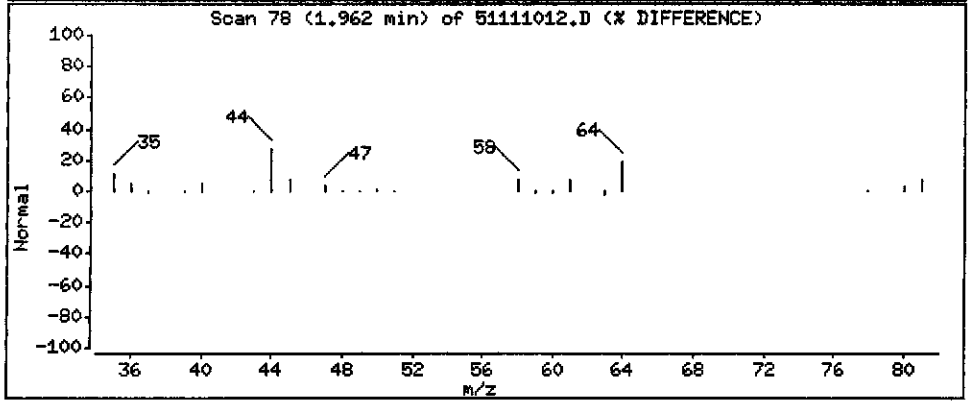

Data File: \\pitsvr06\d\chem\hp5.i\5111110d.b\51111012.D

Date : 11-NOV-2010 14:48

Client ID: MW-6-1011

Instrument: hp5.i

Sample Info: C0K040543-006 5ml

Purge Volume: 5.0

Operator: 001562

Column phase: DB 624

Column diameter: 0.20

13 Acetone

Concentration: 3.825 UG/L

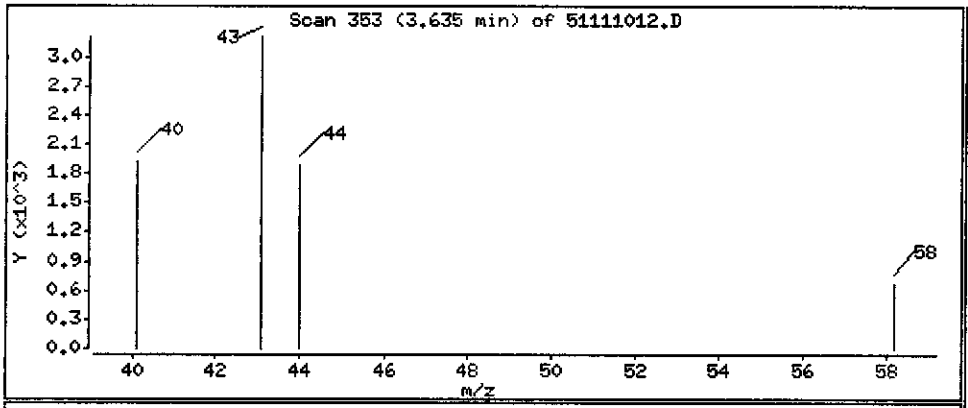

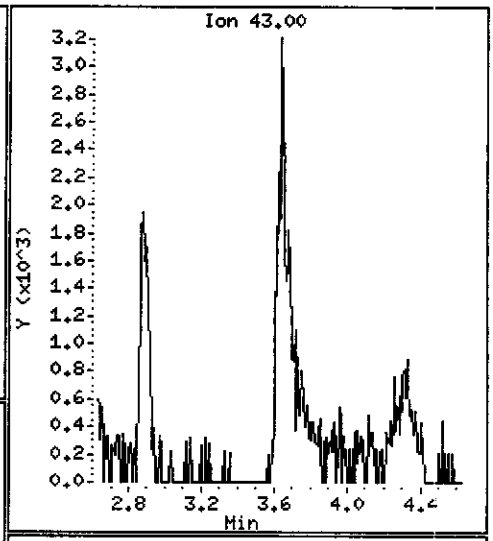

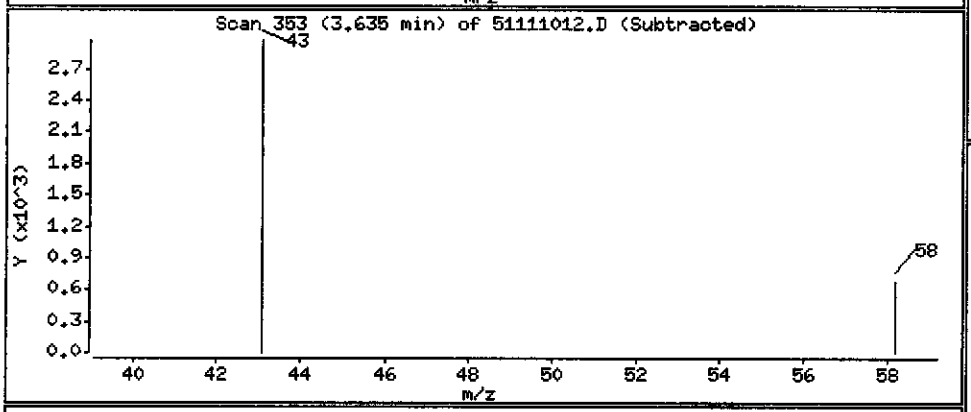

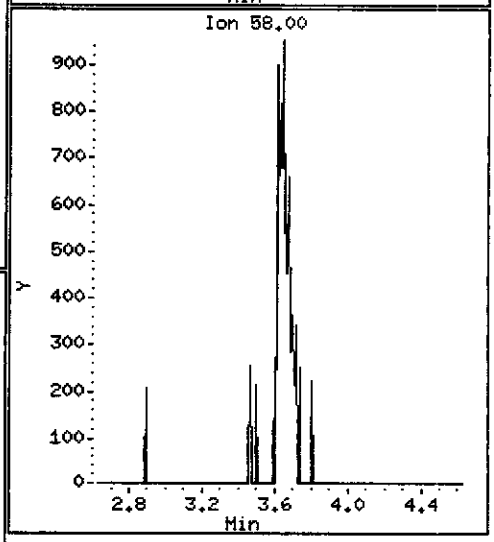

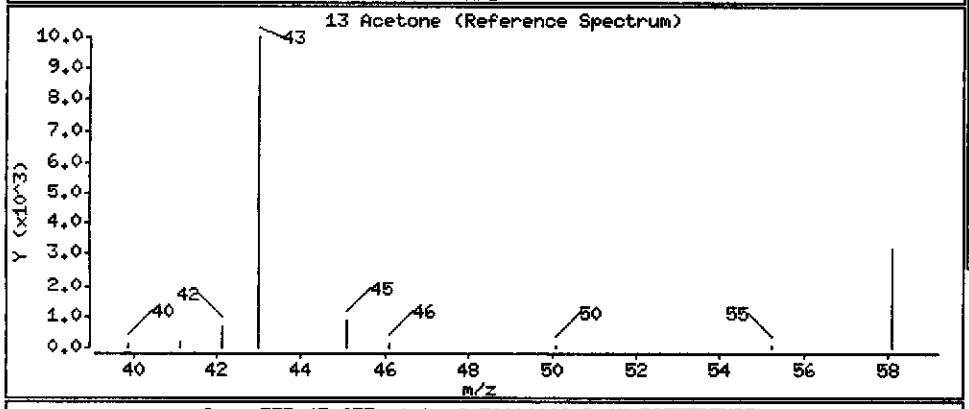

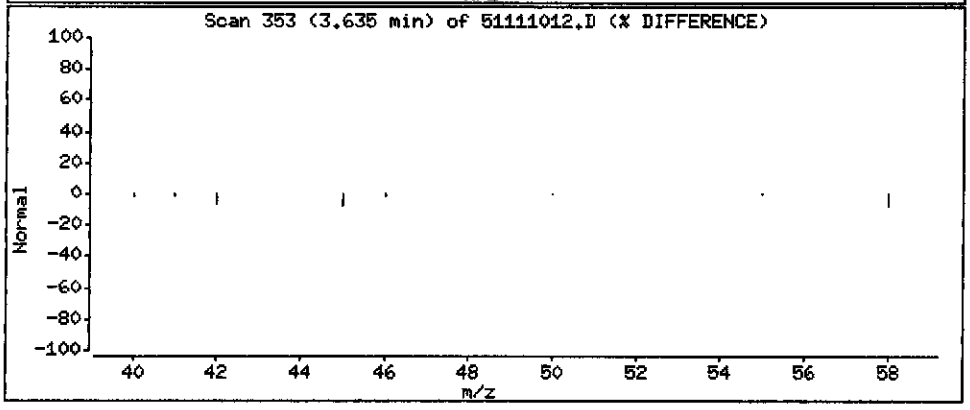

Data File: \\pitsvr06\d\chem\hp5.i\5111110d.b\51111012.D

Date : 11-NOV-2010 14:48

Client ID: MW-6-1011

Instrument: hp5.i

Sample Info: C0K040543-006 5ml

Purge Volume: 5.0

Operator: 001562

Column phase: DB 624

Column diameter: 0.20

19 trans-1,2-Dichloroethene

Concentration: 0.2067 UG/L

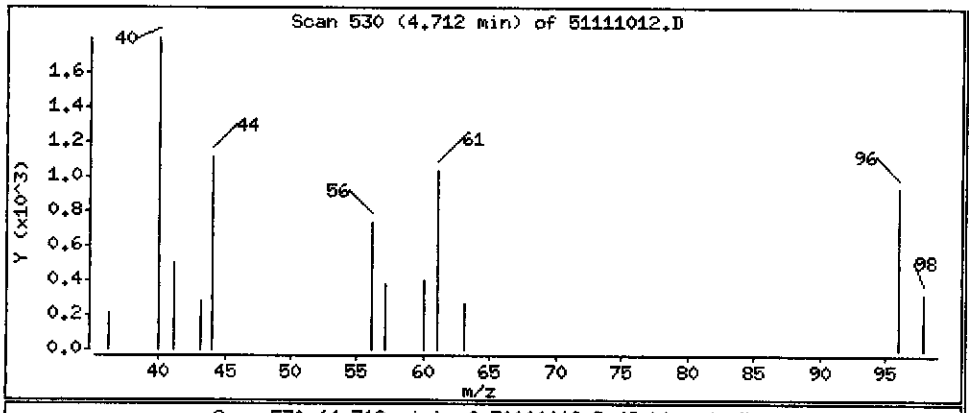

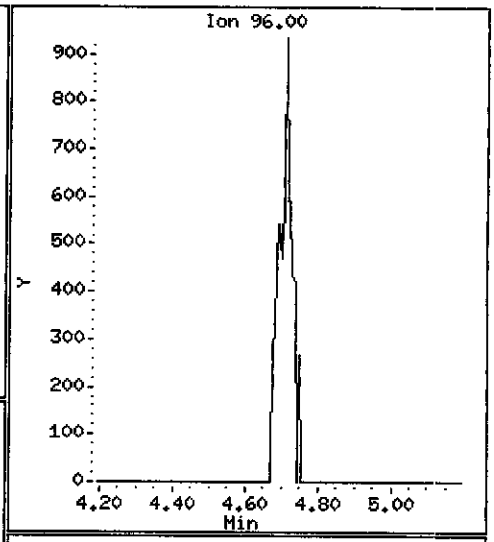

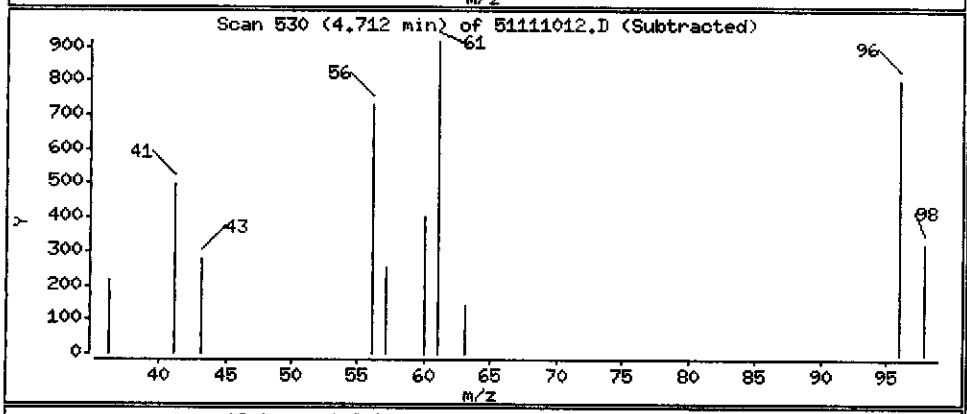

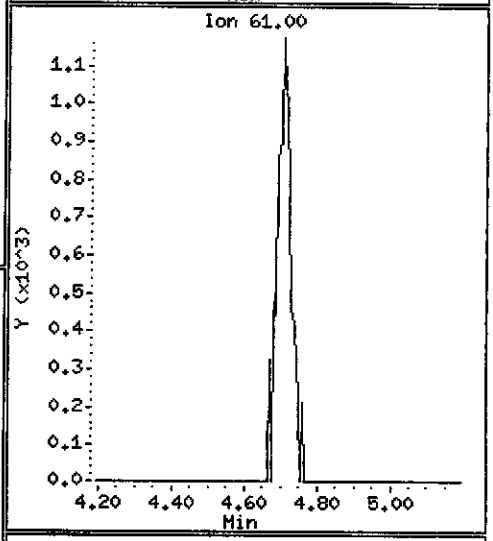

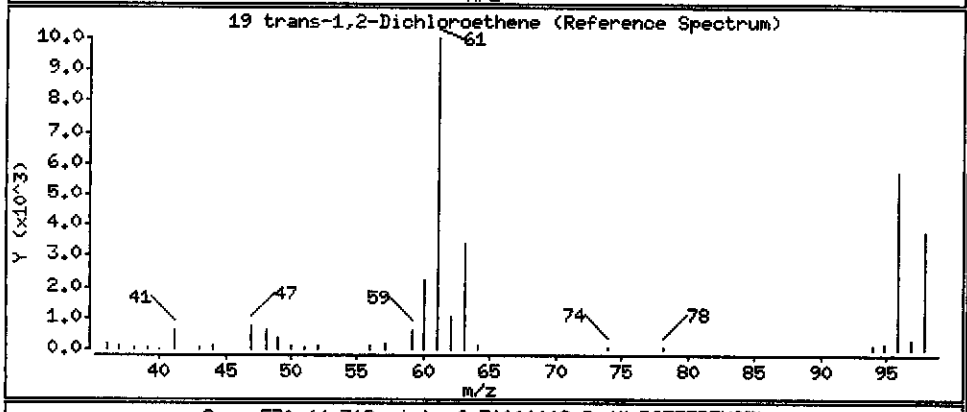

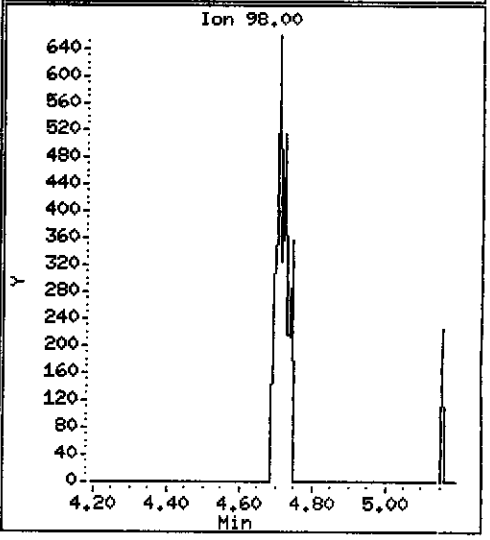

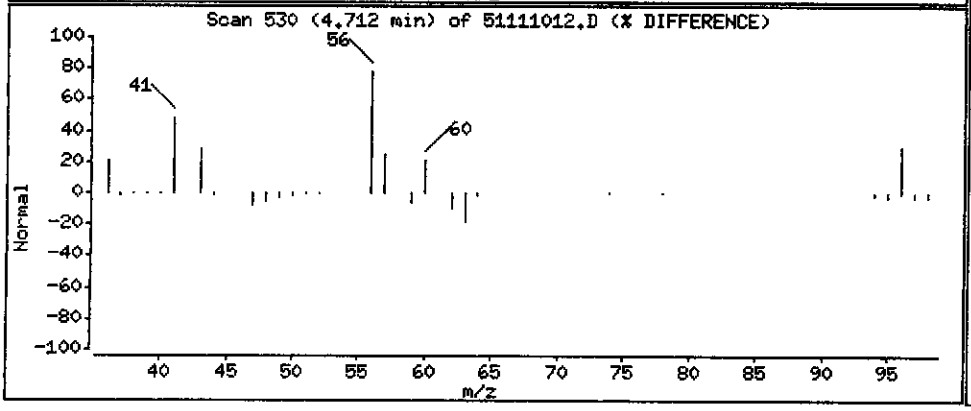

Data File: \\pitsvr06\d\chem\hp5.i\5111110d.b\51111012.D

Date : 11-NOV-2010 14:48

Client ID: MW-6-1011 Instrument: hp5.i

Sample Info: C0K040543-006 5ml

Purge Volume: 5.0 Operator: 001562

Column phase: DB 624 Column diameter: 0.20

24 1,1-Dichloroethane Concentration: 0.8138 UG/L

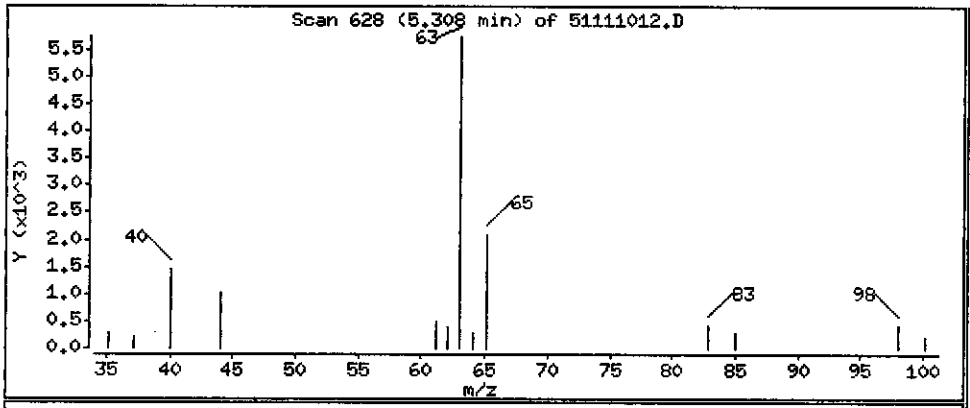

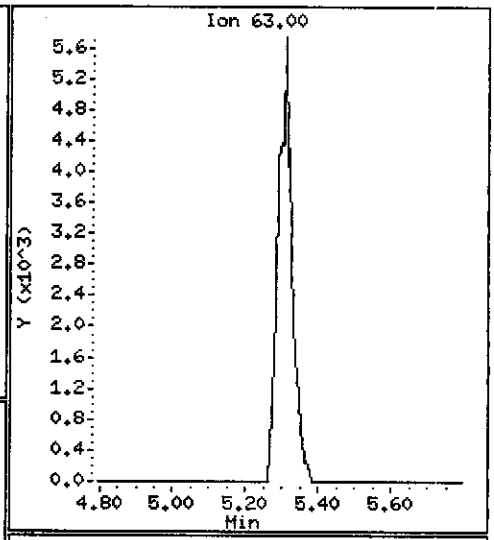

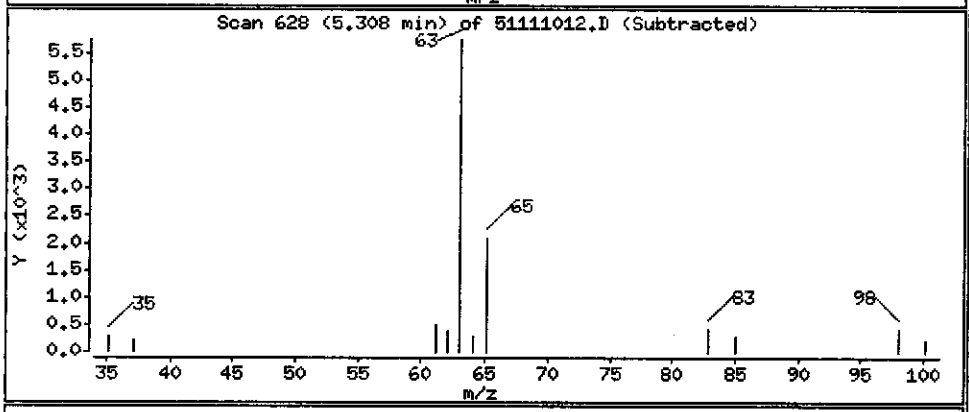

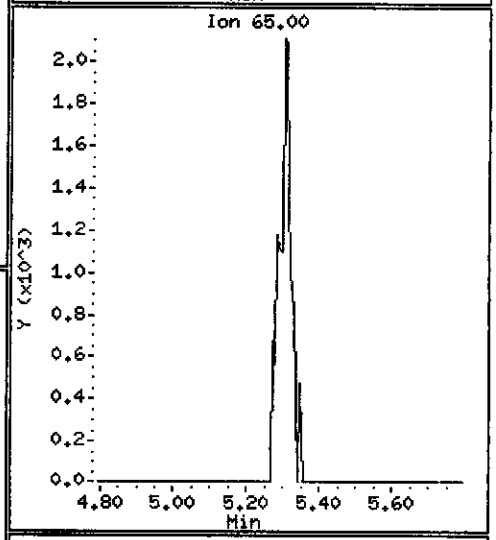

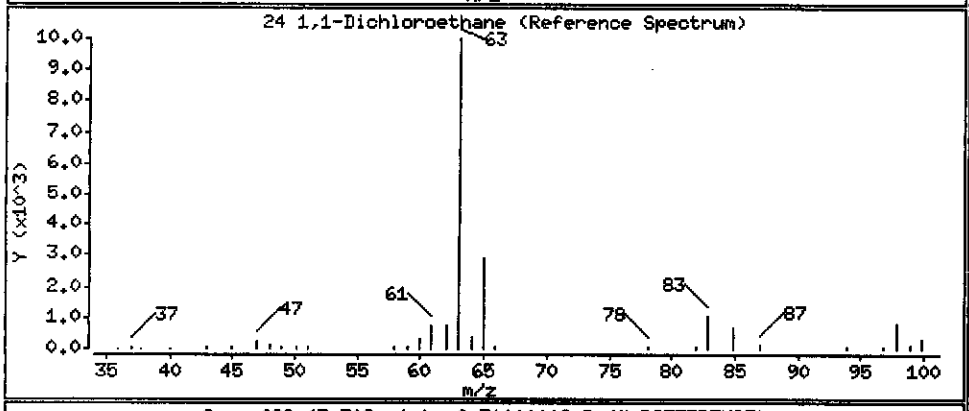

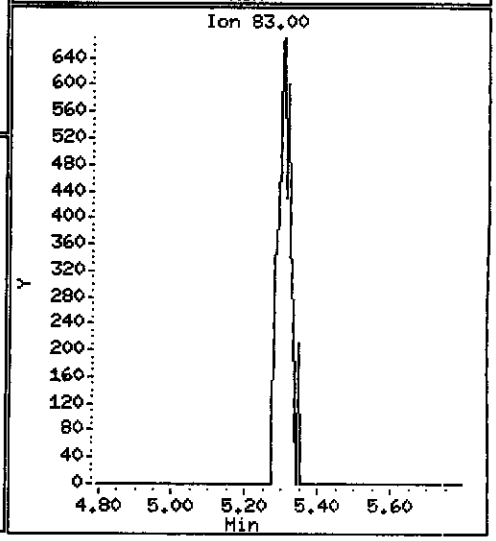

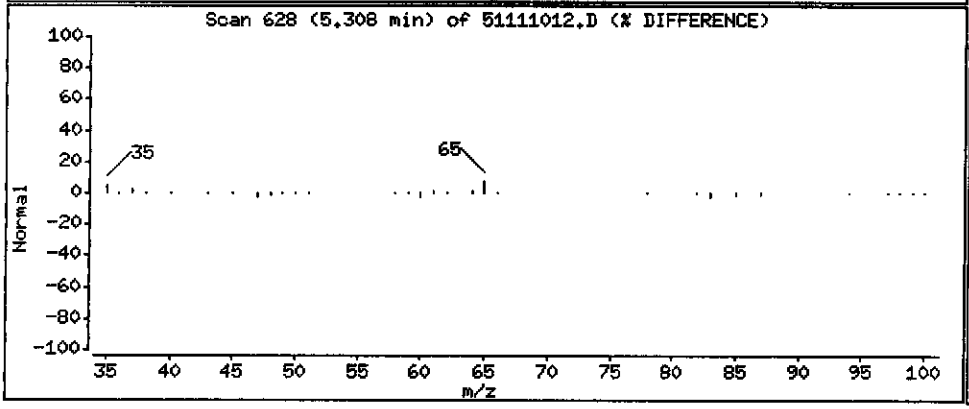

Data File: \\pitsvr06\d\chem\hp5.i\5111110d.b\51111012.D

Date : 11-NOV-2010 14:48

Client ID: MW-6-1011

Instrument: hp5.i

Sample Info: C0K040543-006 5ml

Purge Volume: 5.0

Operator: 001562

Column phase: DB 624

Column diameter: 0.20

28 cis-1,2-dichloroethene

Concentration: 0.3299 UG/L

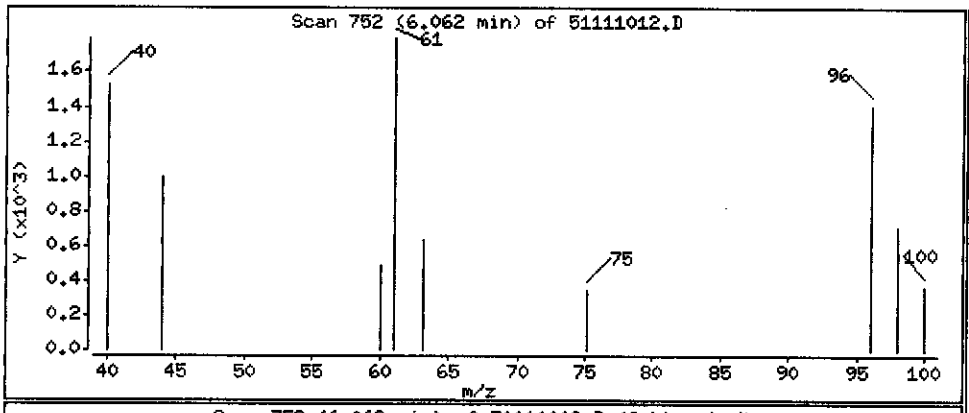

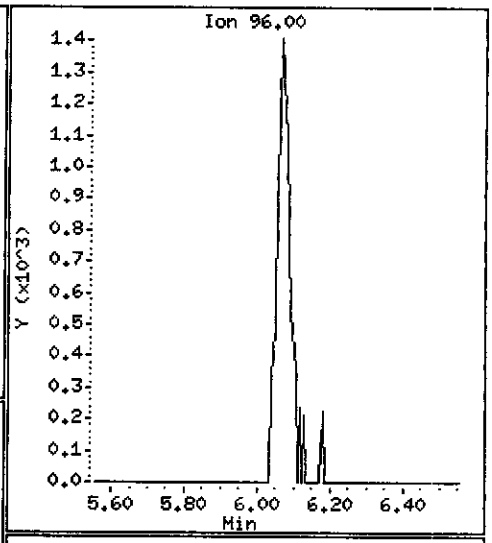

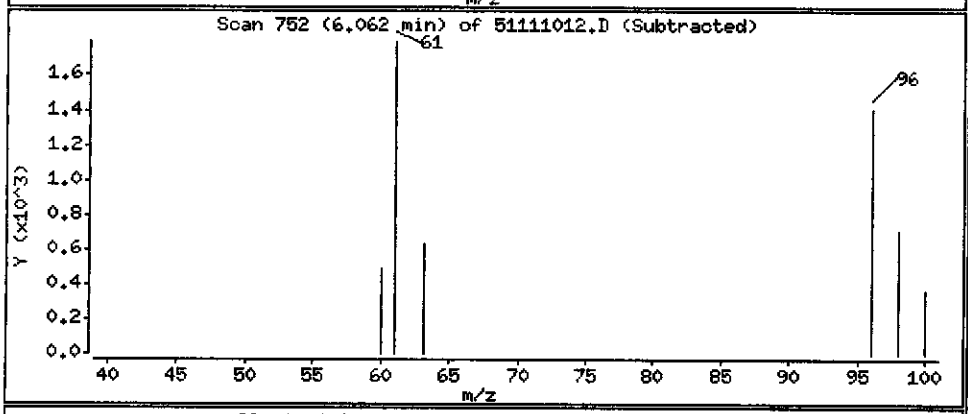

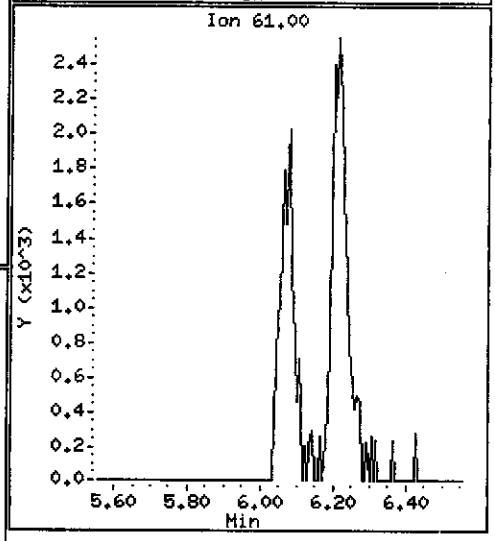

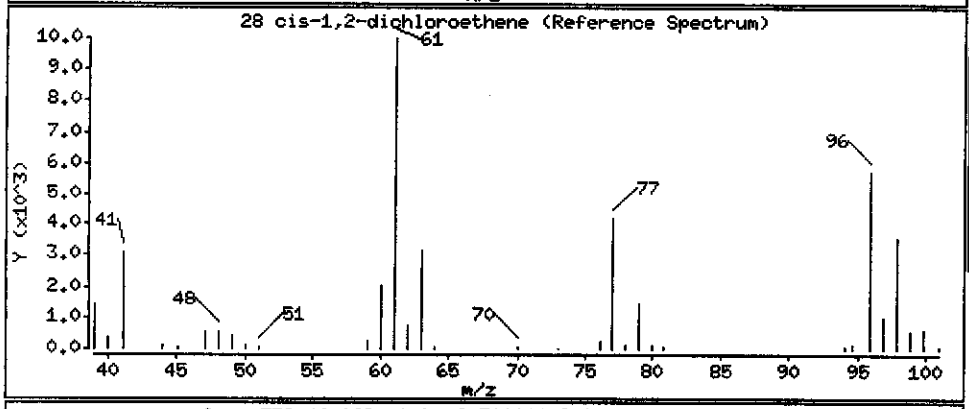

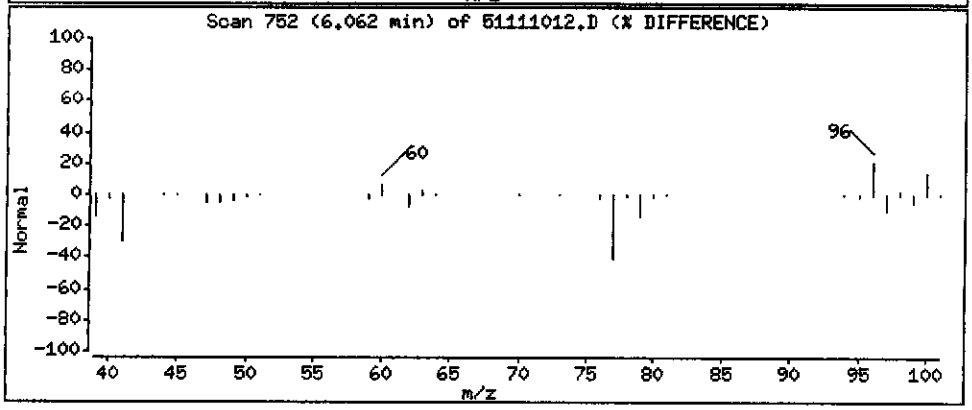

Data File: \\pitsvr06\d\chem\hp5.i\5111110d.b\51111012.D

Date : 11-NOV-2010 14:48

Client ID: MW-6-1011

Instrument: hp5.i

Sample Info: C0K040543-006 5ml

Purge Volume: 5.0

Operator: 001562

Column phase: DB 624

Column diameter: 0.20

42 Benzene

Concentration: 15.76 UG/L

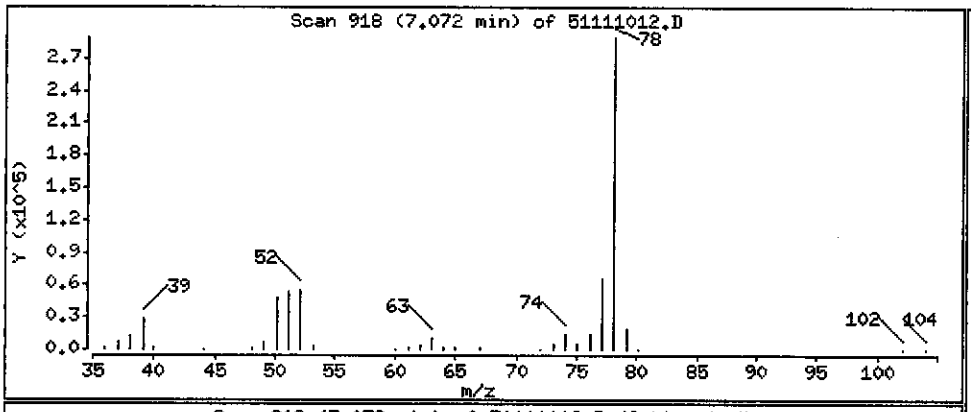

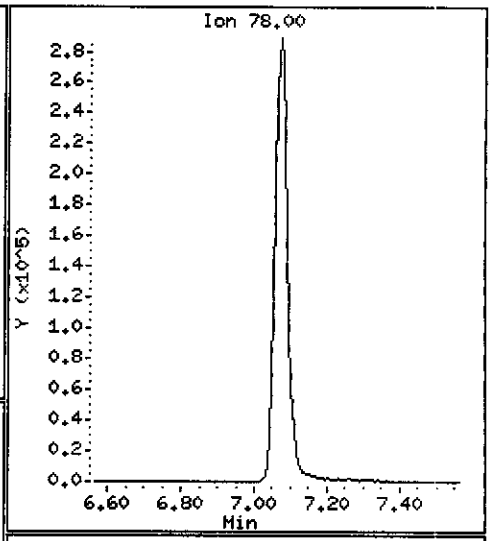

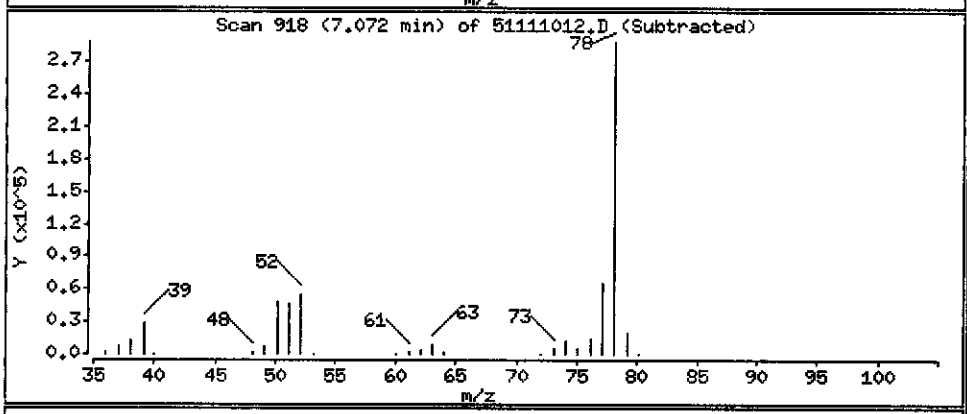

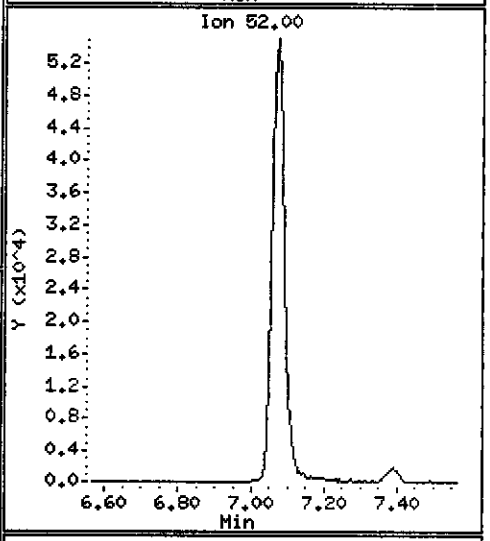

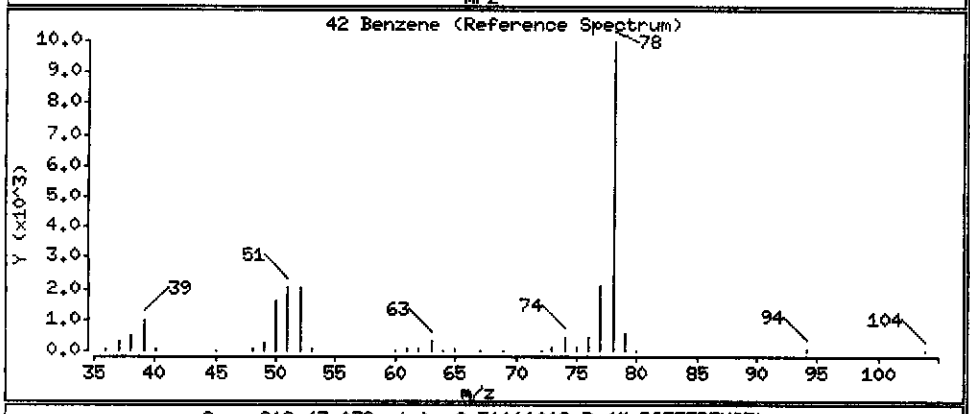

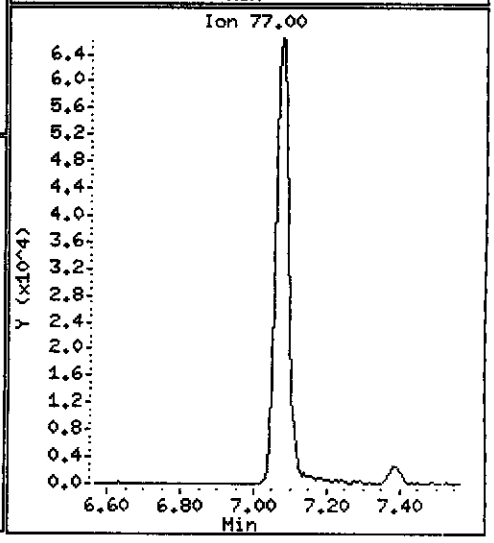

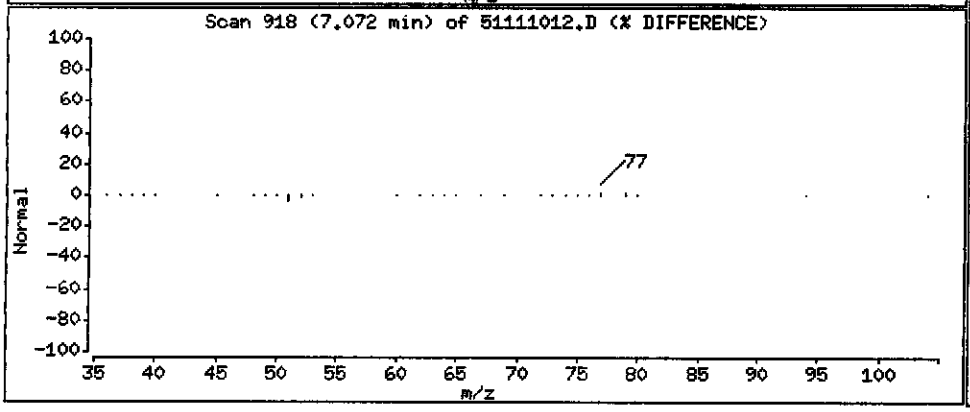

Data File: \\pitsvr06\d\chem\hp5.i\5111110d.b\51111012.D

Date : 11-NOV-2010 14:48

Client ID: MW-6-1011

Instrument: hp5.i

Sample Info: C0K040543-006 5ml

Purge Volume: 5.0

Operator: 001562

Column phase: DB 624

Column diameter: 0.20

72 Ethylbenzene

Concentration: 2.476 UG/L

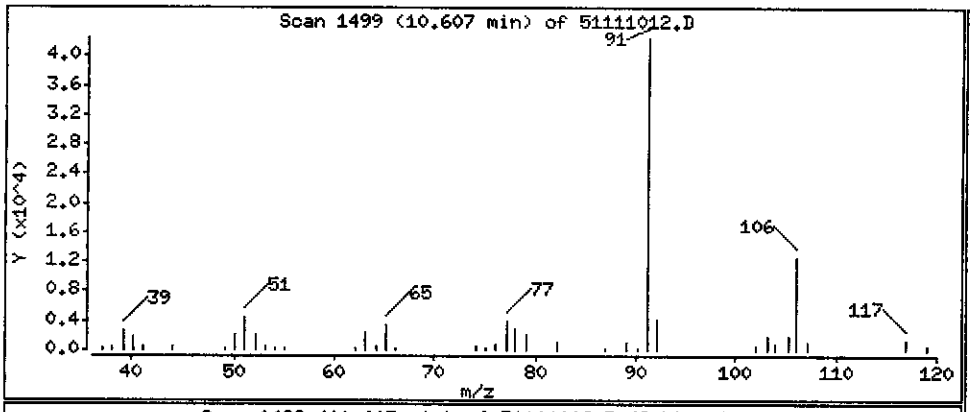

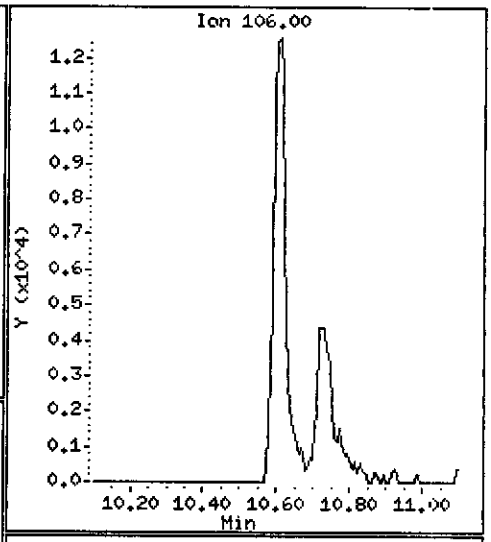

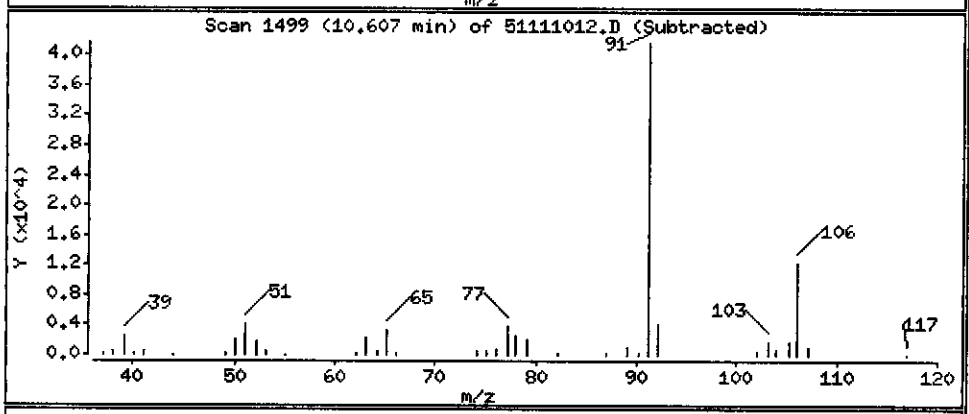

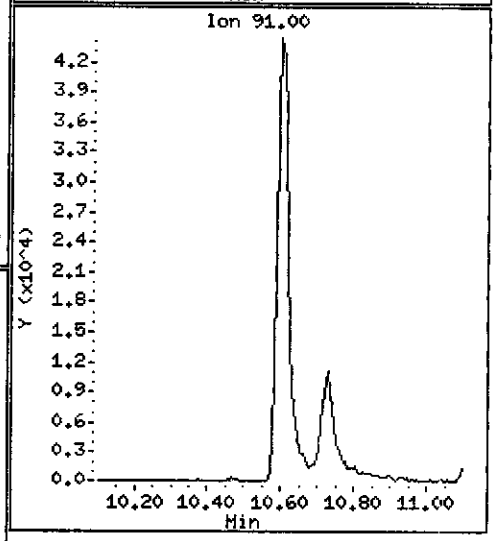

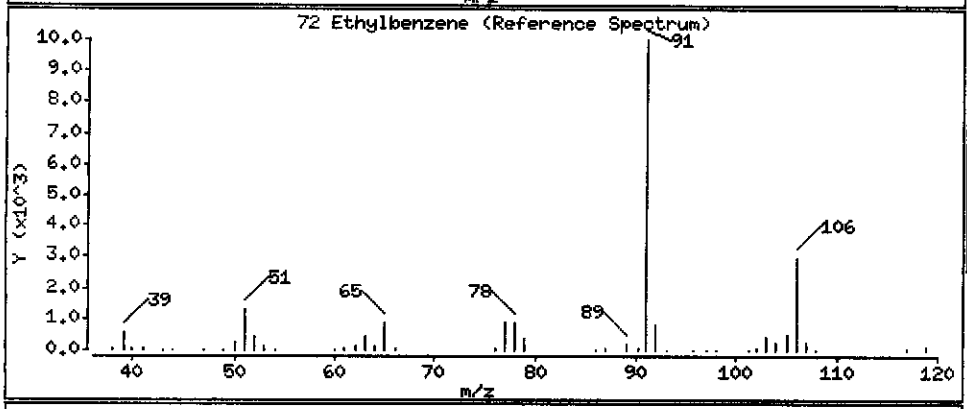

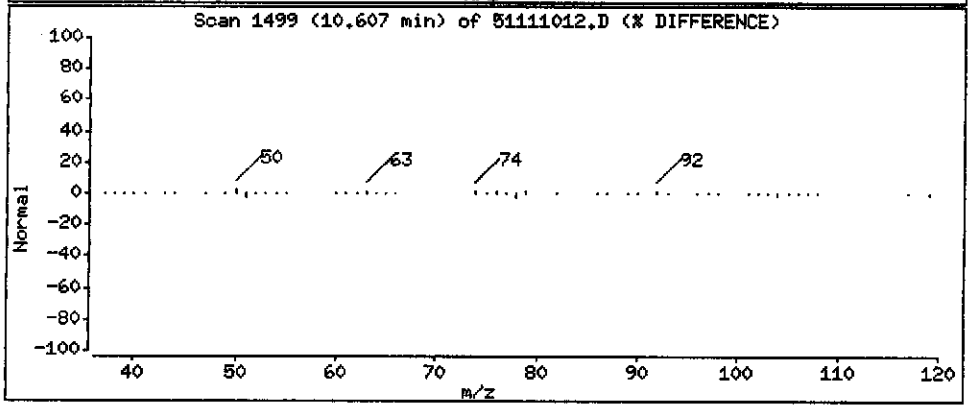

Data File: \\pitsvr06\d\chem\hp5.i\5111110d.b\51111012.D

Date : 11-NOV-2010 14:48

Client ID: MW-6-1011

Instrument: hp5.i

Sample Info: C0K040543-006 5ml

Purge Volume: 5.0

Operator: 001562

Column phase: DB 624

Column diameter: 0.20

73 m + p-Xylene

Concentration: 1.060 UG/L

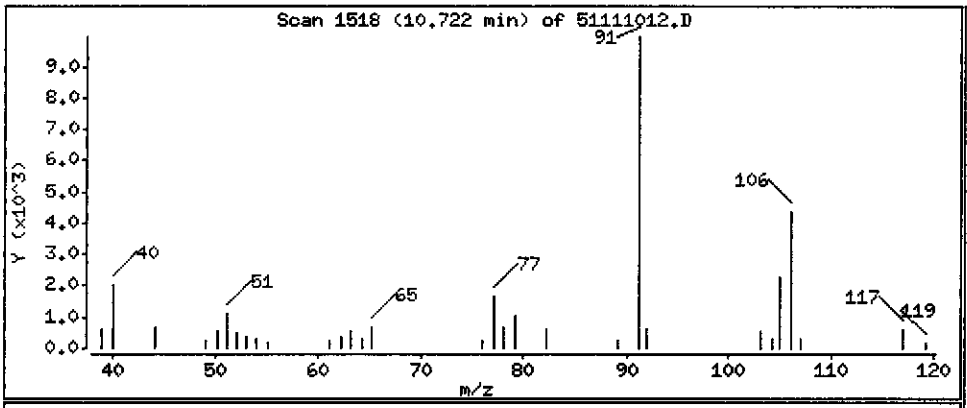

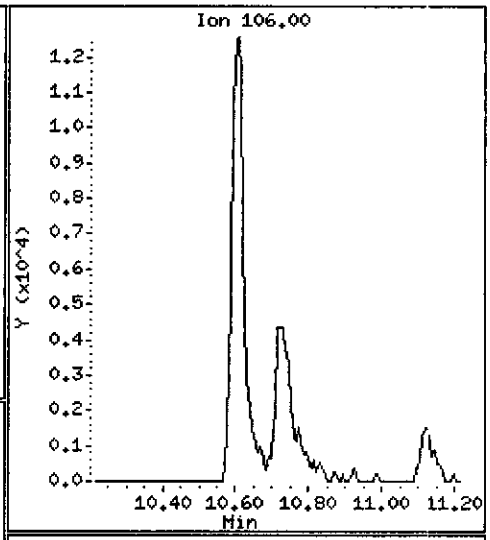

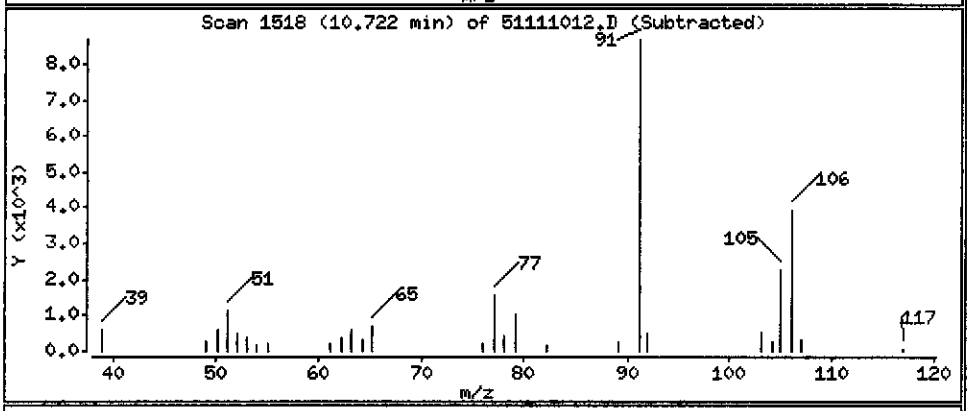

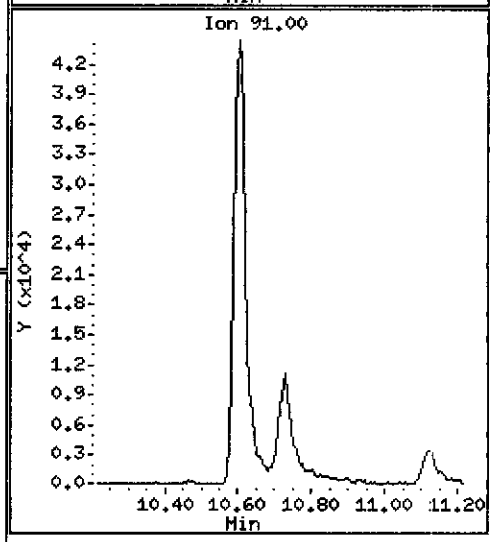

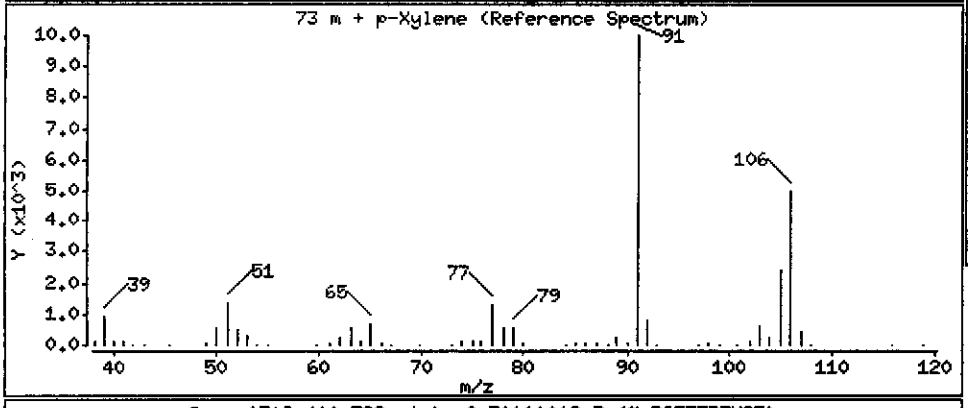

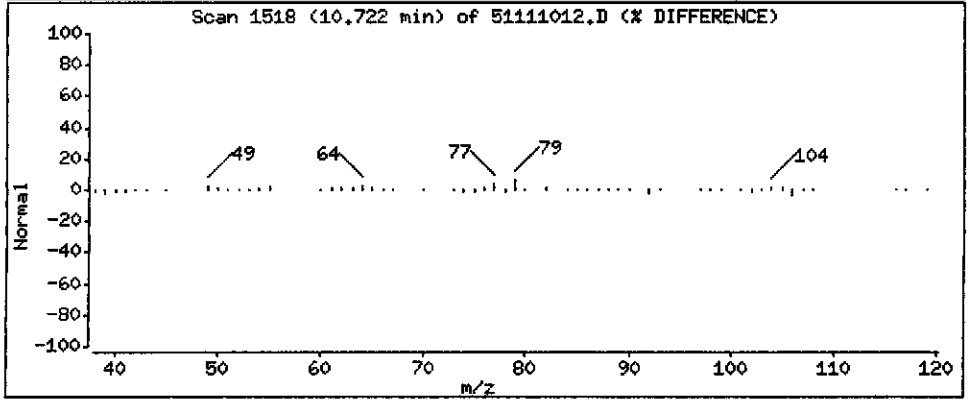

Data File: \\pitsvr06\d\chem\hp5.i\51111110d.b\51111012.D

Date : 11-NOV-2010 14:48

Client ID: MW-6-1011

Instrument: hp5.i

Sample Info: C0K040543-006 5ml

Purge Volume: 5.0

Operator: 001562

Column phase: DB 624

Column diameter: 0.20

74 Xylene-o

Concentration: 0.2781 UG/L

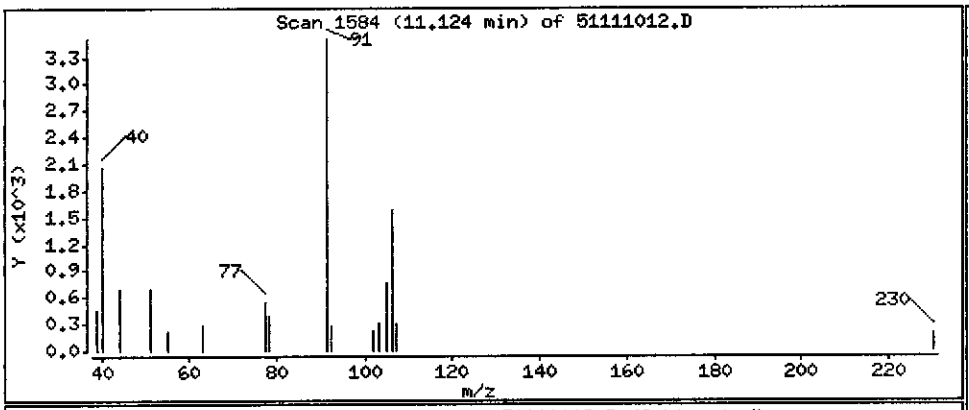

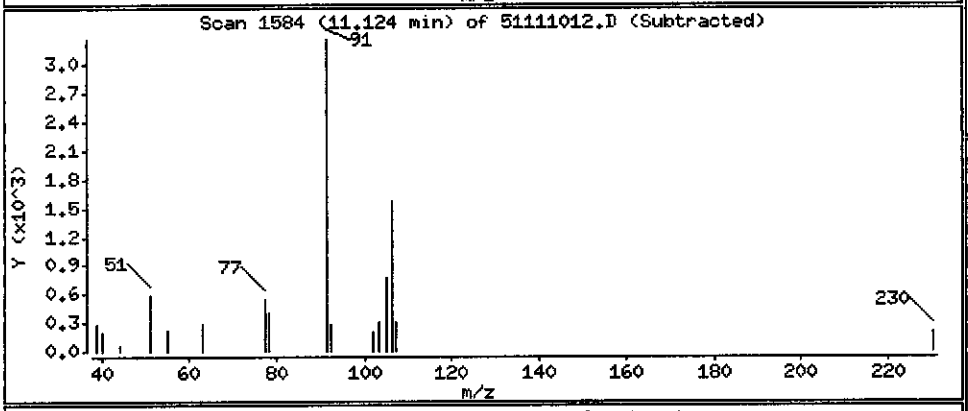

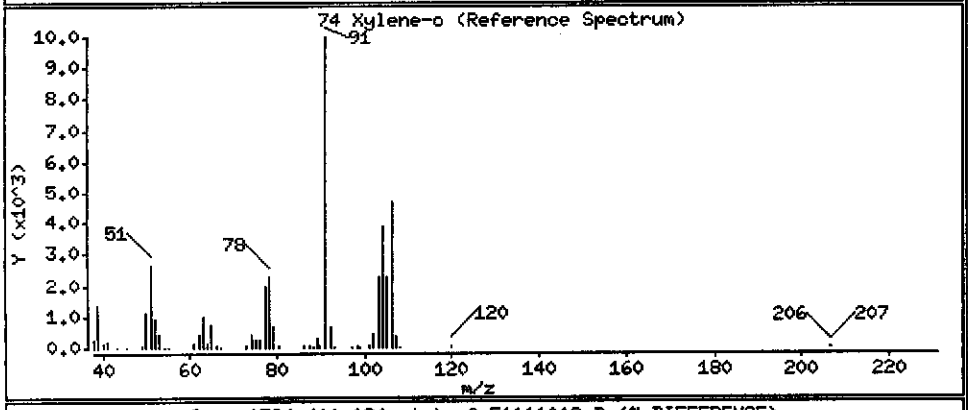

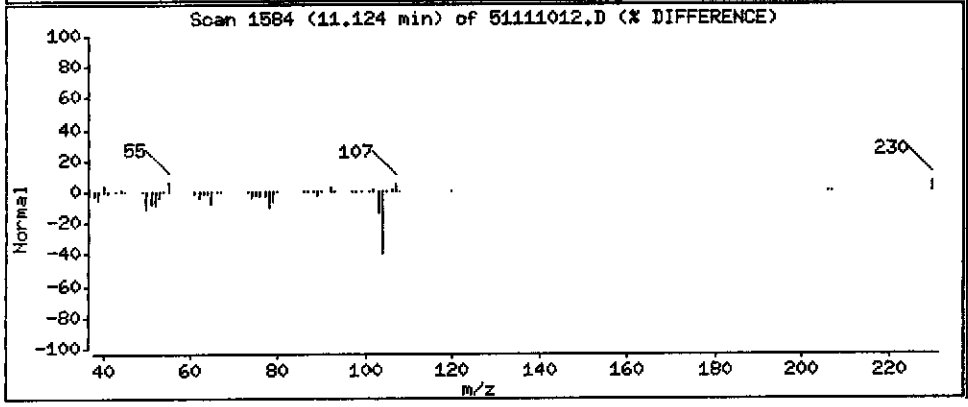

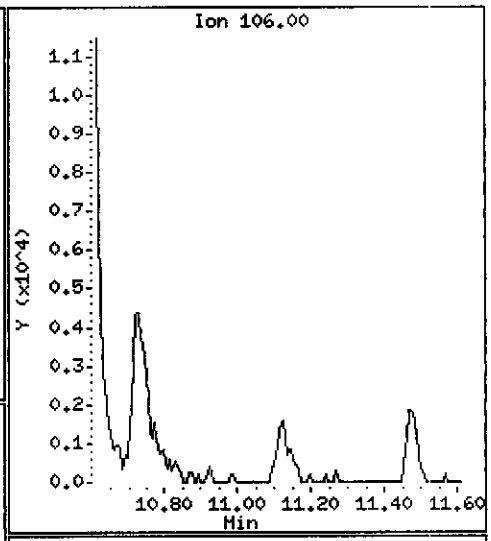

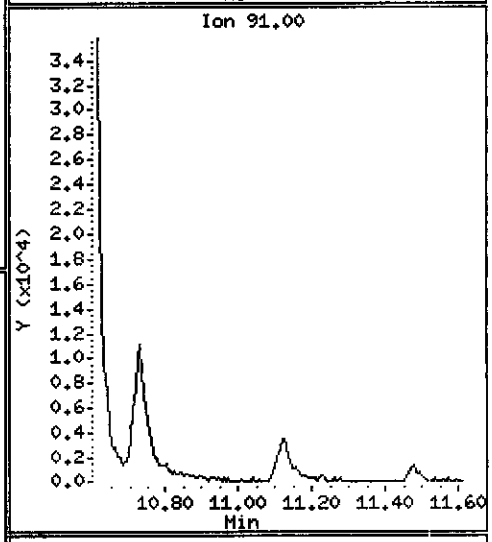

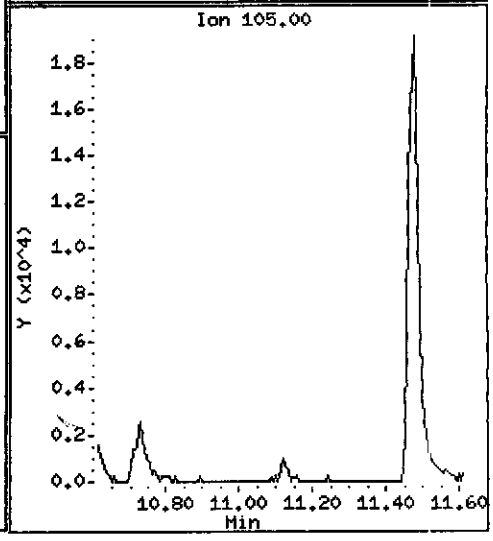

Data File: \\pitsvr06\d\chem\hp5.i\5111110d.b\51111012.D

Date : 11-NOV-2010 14:48

Client ID: MW-6-1011

Instrument: hp5.i

Sample Info: C0K040543-006 5ml

Purge Volume: 5.0

Operator: 001562

Column phase: DB 624

Column diameter: 0.20

78 Isopropylbenzene

Concentration: 1.054 UG/L

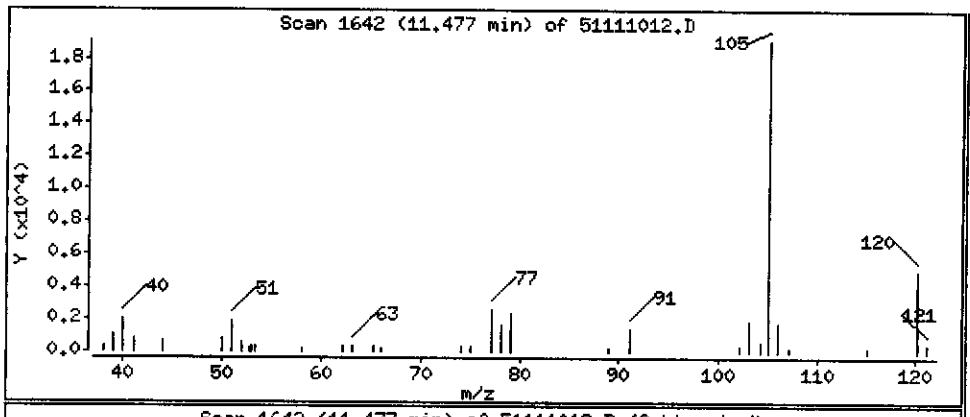

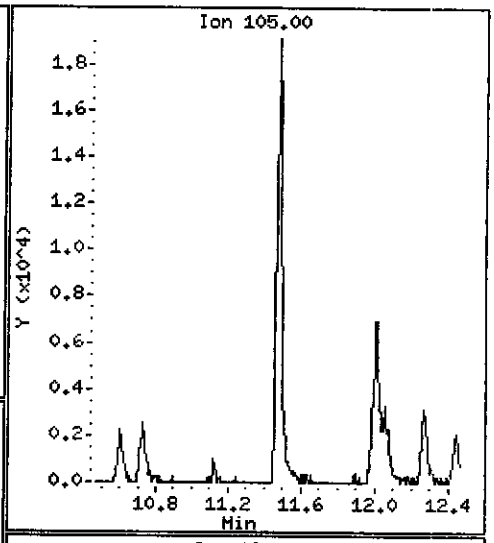

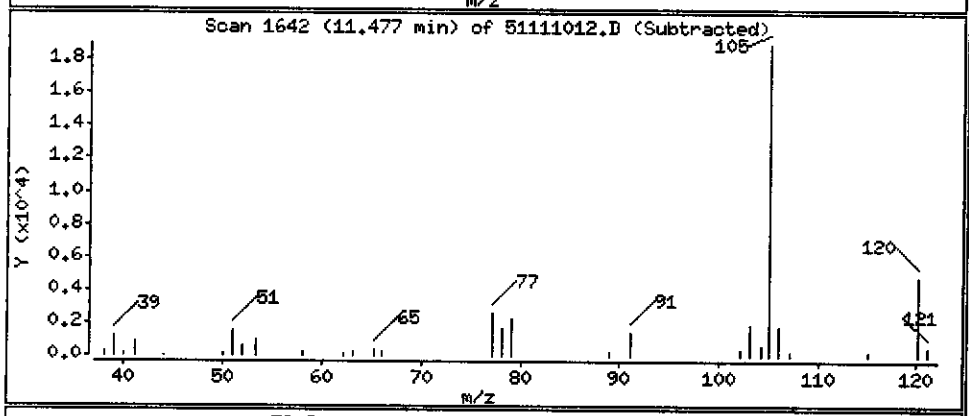

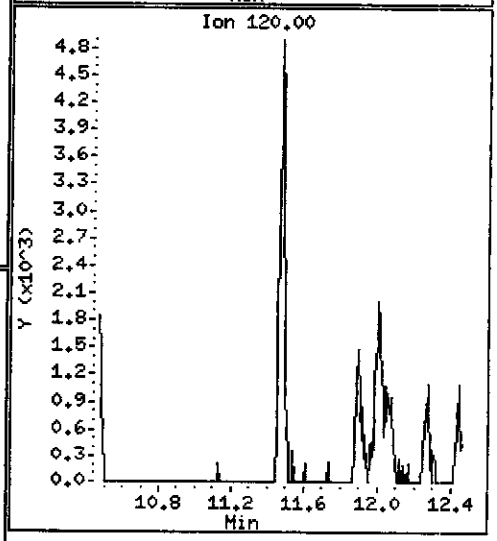

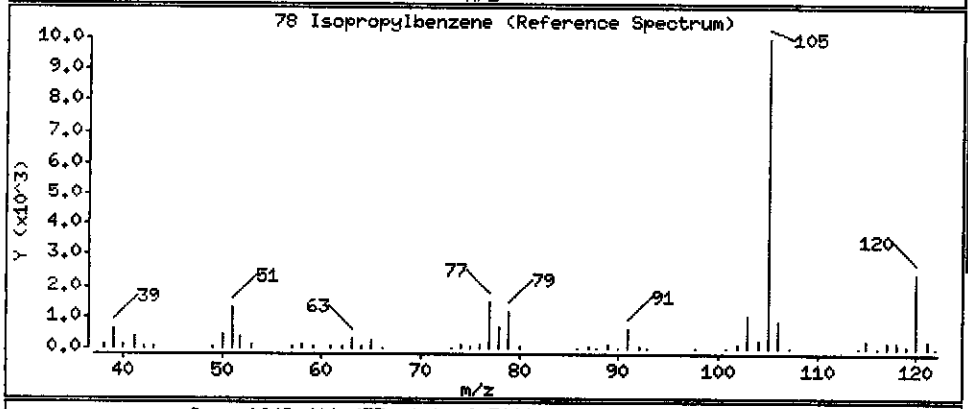

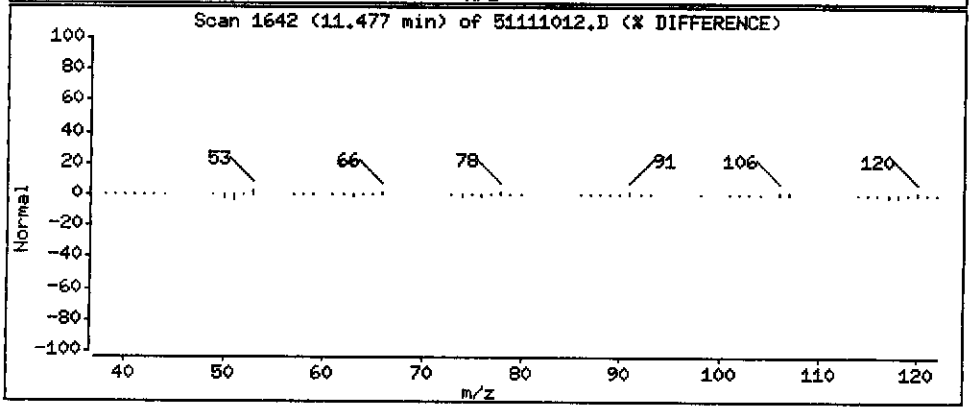

Data File Name: 51111012.D
Inj. Date and Time: 11-NOV-2010 14:48
Instrument ID: hp5.i
Client ID: MW-6-1011
Compound Name: Acetone
CAS #: 67-64-1

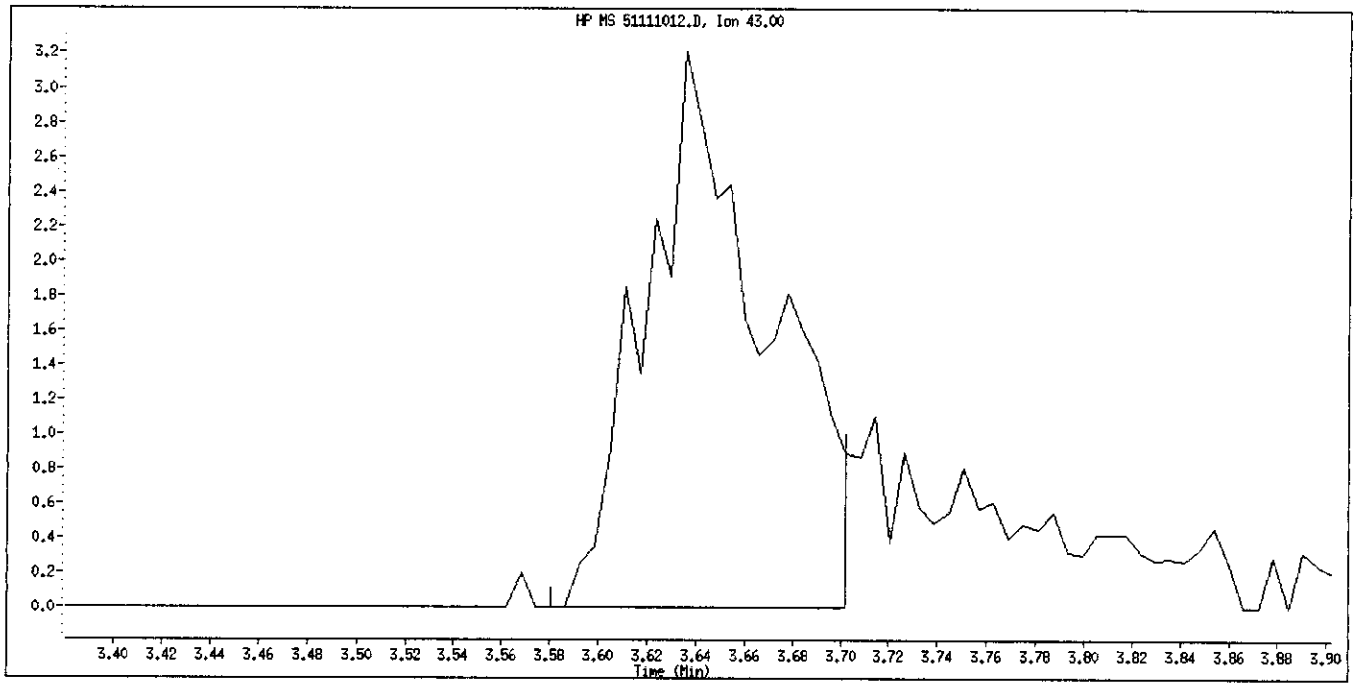

Original Integration

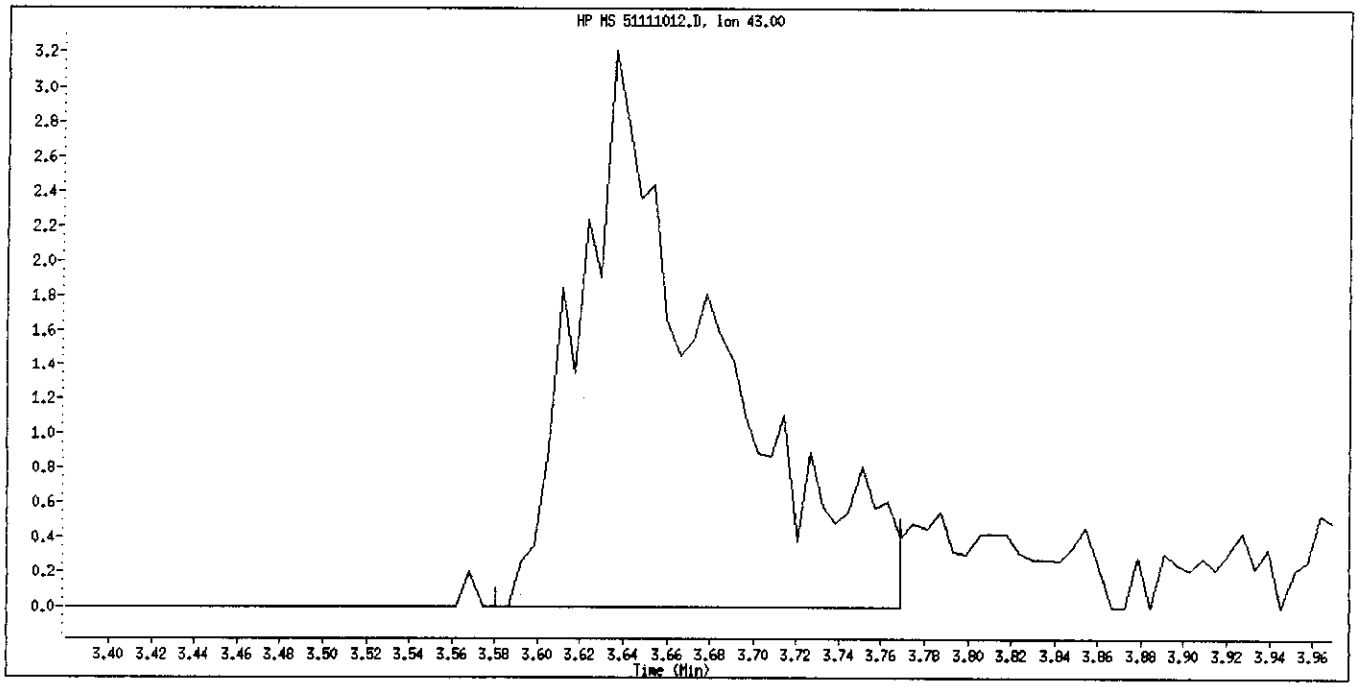

Manual Integration

Manually Integrated By: fergusond
Manual Integration Reason: Peak Integrated Incorrectly

MACTEC Engineering and Consulting Inc

Client Sample ID: MW-7-1011

GC/MS Volatiles

Lot-Sample #...: C0K040543-007	**Work Order #...:** L9J3J1AA	**Matrix.....:** WATER
Date Sampled...: 11/01/10	**Date Received..:** 11/03/10	**MS Run #.....:** 0315143
Prep Date.....: 11/11/10	**Analysis Date..:** 11/11/10	
Prep Batch #...: 0315225	**Analysis Time..:** 15:12	
Dilution Factor: 1	**Initial Wgt/Vol:** 5 mL	**Final Wgt/Vol..:** 5 mL
Analyst ID.....: 001562	**Instrument ID..:** HP5	
	Method.....: SW846 8260B	

PARAMETER	RESULT	REPORTING LIMIT	UNITS	MDL
Acetone	**4.9 J**	**5.0**	**ug/L**	**2.5**
Benzene	**0.82 J**	**1.0**	**ug/L**	**0.11**
Bromodichloromethane	ND	1.0	ug/L	0.13
Bromoform	ND	1.0	ug/L	0.19
Bromomethane	ND	1.0	ug/L	0.31
2-Butanone	ND	5.0	ug/L	0.55
Carbon disulfide	ND	1.0	ug/L	0.21
Carbon tetrachloride	ND	1.0	ug/L	0.14
Chlorobenzene	ND	1.0	ug/L	0.14
Chloroethane	ND	1.0	ug/L	0.21
Chloroform	ND	1.0	ug/L	0.17
Chloromethane	**0.65 J**	**1.0**	**ug/L**	**0.28**
Cyclohexane	ND	1.0	ug/L	0.25
Dibromochloromethane	ND	1.0	ug/L	0.14
1,2-Dibromo-3-chloro-propane	ND	1.0	ug/L	0.14
1,2-Dibromoethane	ND	1.0	ug/L	0.18
1,3-Dichlorobenzene	ND	1.0	ug/L	0.11
1,4-Dichlorobenzene	ND	1.0	ug/L	0.21
1,2-Dichlorobenzene	ND	1.0	ug/L	0.15
Dichlorodifluoromethane	ND	1.0	ug/L	0.19
1,1-Dichloroethane	ND	1.0	ug/L	0.12
1,2-Dichloroethane	ND	1.0	ug/L	0.21
1,1-Dichloroethene	ND	1.0	ug/L	0.30
cis-1,2-Dichloroethene	ND	1.0	ug/L	0.24
trans-1,2-Dichloroethene	ND	1.0	ug/L	0.17
1,2-Dichloropropane	ND	1.0	ug/L	0.095
cis-1,3-Dichloropropene	ND	1.0	ug/L	0.19
trans-1,3-Dichloropropene	ND	1.0	ug/L	0.15
Ethylbenzene	**0.63 J**	**1.0**	**ug/L**	**0.23**
2-Hexanone	ND	5.0	ug/L	0.16
Isopropylbenzene	ND	1.0	ug/L	0.16
Methyl acetate	ND	1.0	ug/L	0.14
Methylene chloride	ND	1.0	ug/L	0.15
Methylcyclohexane	ND	1.0	ug/L	0.26
4-Methyl-2-pentanone	ND	5.0	ug/L	0.53
Methyl tert-butyl ether	ND	1.0	ug/L	0.18

(Continued on next page)

MACTEC Engineering and Consulting Inc

Client Sample ID: MW-7-1011

GC/MS Volatiles

Lot-Sample #...: C0K040543-007 Work Order #...: L9J3J1AA Matrix.....: WATER

PARAMETER	RESULT	REPORTING LIMIT	UNITS	MDL
Styrene	ND	1.0	ug/L	0.097
1,1,2,2-Tetrachloroethane	ND	1.0	ug/L	0.20
1,2,4-Trichloro-benzene	ND	1.0	ug/L	0.27
Tetrachloroethene	ND	1.0	ug/L	0.15
1,1,1-Trichloroethane	ND	1.0	ug/L	0.29
1,1,2-Trichloroethane	ND	1.0	ug/L	0.20
Trichloroethene	ND	1.0	ug/L	0.14
Trichlorofluoromethane	ND	1.0	ug/L	0.20
1,1,2-Trichloro-1,2,2-trifluoroethane	ND	1.0	ug/L	0.32
Toluene	ND	1.0	ug/L	0.15
Vinyl chloride	ND	1.0	ug/L	0.23
Xylenes (total)	ND	3.0	ug/L	0.49

SURROGATE	PERCENT RECOVERY	RECOVERY LIMITS
Toluene-d8	104	(71 - 118)
1,2-Dichloroethane-d4	105	(64 - 135)
4-Bromofluorobenzene	97	(70 - 118)
Dibromofluoromethane	97	(70 - 128)

NOTE(S):

J Estimated result. Result is less than RL.

Data File: \\pitsvr06\d\chem\hp5.i\5111110d.b\51111013.D
Date : 11-NOV-2010 15:12
Client ID: MW-7-1011
Sample Info: C0K040543-007 5ml
Purge Volume: 5.0
Column phase: DB 624

Instrument: hp5.i
Operator: 001562
Column diameter: 0.20

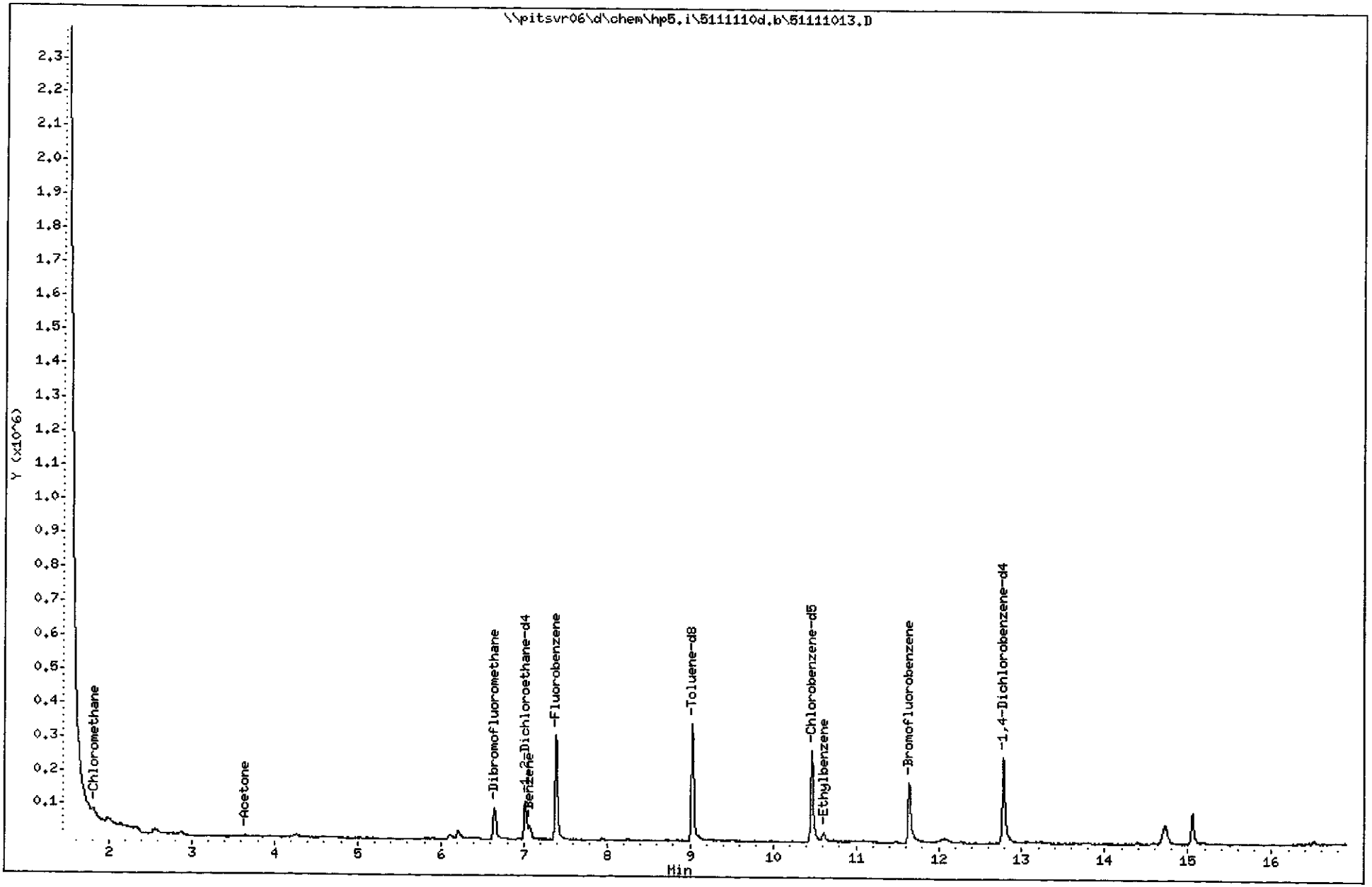

TestAmerica Pittsburgh

VOLATILE REPORT SW-846 Method

Data file : \\pitsvr06\d\chem\hp5.i\5111110d.b\51111013.D
Lab Smp Id: l9j3j1aa Client Smp ID: MW-7-1011
Inj Date : 11-NOV-2010 15:12 MS Autotune Date: 12-SEP-2010 07:53
Operator : 001562 Inst ID: hp5.i
Smp Info : C0K040543-007 5ml
Misc Info : l9j3j1aa,5111110d.b,8260ee.m,1-42.sub
Comment :
Method : \\PITSVR06\D\chem\hp5.i\5111110d.b\8260ee.m
Meth Date : 11-Nov-2010 21:31 lipayj Quant Type: ISTD
Cal Date : 21-SEP-2010 21:56 Cal File: 1A50921N.D
Als bottle: 17
Dil Factor: 1.00000
Integrator: HP RTE Compound Sublist: 1-42.sub
Target Version: 4.14
Processing Host: PITSVR06

Concentration Formula: Amt * DF * 1/Vo*Vt * CpndVariable

Name	Value	Description
DF	1.000	Dilution Factor
Vo	5.000	Sample Volume
Vt	1.000	mg/L conversion (1.0 if no conversion)
Cpnd Variable		Local Compound Variable

	Compounds	QUANT SIG MASS	RT	EXP RT	REL RT	RESPONSE	CONCENTRATIONS ON-COLUMN (ng)	CONCENTRATIONS FINAL (UG/L)
*	46 Fluorobenzene	96	7.387	7.381	(1.000)	334259	50.0000	
*	69 Chlorobenzene-d5	119	10.472	10.466	(1.000)	64462	50.0000	
*	92 1,4-Dichlorobenzene-d4	152	12.783	12.777	(1.000)	98686	50.0000	
$	39 Dibromofluoromethane	113	6.651	6.645	(0.900)	74518	48.3993	9.680
$	43 1,2-Dichloroethane-d4	65	7.022	7.016	(0.951)	101117	52.4853	10.50
$	59 Toluene-d8	98	9.030	9.024	(0.862)	283244	52.0570	10.41
$	80 Bromofluorobenzene	95	11.634	11.634	(0.910)	102360	48.6214	9.724
	1 Dichlorodifluoromethane	85	Compound Not Detected.					
	2 Chloromethane	50	1.821	1.815	(0.247)	7871	3.25536	0.6511
	3 Vinyl Chloride	62	Compound Not Detected.					
	4 Bromomethane	94	Compound Not Detected.					
	5 Chloroethane	64	Compound Not Detected.					
	6 Trichlorofluoromethane	101	Compound Not Detected.					
	12 1,1-Dichloroethene	96	Compound Not Detected.					
	13 Acetone	43	3.634	3.628	(0.492)	17270	24.4538	4.891(M)
	15 Carbon Disulfide	76	Compound Not Detected.					
	18 Methylene Chloride	84	Compound Not Detected.					
	19 trans-1,2-Dichloroethene	96	Compound Not Detected.					
	20 Methyl tert-butyl ether	73	Compound Not Detected.					
	24 1,1-Dichloroethane	63	Compound Not Detected.					
	27 2,2-Dichloropropane	77	Compound Not Detected.					
	28 cis-1,2-dichloroethene	96	Compound Not Detected.					

	Compounds	QUANT SIG MASS	RT	EXP RT	REL RT	RESPONSE	CONCENTRATIONS ON-COLUMN (ng)	CONCENTRATIONS FINAL (UG/L)
M	29 1,2-Dichloroethene (total)	96	Compound Not Detected.					
	30 Bromochloromethane	128	Compound Not Detected.					
	31 2-Butanone	43	Compound Not Detected.					
	37 Chloroform	83	Compound Not Detected.					
	38 1,1,1-Trichloroethane	97	Compound Not Detected.					
	40 1,1-Dichloropropene	75	Compound Not Detected.					
	41 Carbon Tetrachloride	117	Compound Not Detected.					
	42 Benzene	78	7.077	7.065	(0.958)	34744	4.10930	0.8218
	45 1,2-Dichloroethane	62	Compound Not Detected.					
	47 Trichloroethene	130	Compound Not Detected.					
	49 1,2-Dichloropropane	63	Compound Not Detected.					
	50 Dibromomethane	93	Compound Not Detected.					
	53 Bromodichloromethane	83	Compound Not Detected.					
	57 cis-1,3-Dichloropropene	75	Compound Not Detected.					
	58 4-Methyl-2-Pentanone	43	Compound Not Detected.					
	60 Toluene	91	Compound Not Detected.					
	61 trans-1,3-Dichloropropene	75	Compound Not Detected.					
	63 1,3-Dichloropropane	76	Compound Not Detected.					
	64 1,1,2-Trichloroethane	97	Compound Not Detected.					
	65 Tetrachloroethene	164	Compound Not Detected.					
	66 2-Hexanone	43	Compound Not Detected.					
	67 Dibromochloromethane	129	Compound Not Detected.					
	68 1,2-Dibromoethane	107	Compound Not Detected.					
	70 Chlorobenzene	112	Compound Not Detected.					
	71 1,1,1,2-Tetrachloroethane	131	Compound Not Detected.					
	72 Ethylbenzene	106	10.612	10.600	(1.013)	7531	3.13385	0.6268(Q)
	73 m + p-Xylene	106	Compound Not Detected.					
	74 Xylene-o	106	Compound Not Detected.					
M	75 Xylenes (total)	106	Compound Not Detected.					
	76 Styrene	104	Compound Not Detected.					
	77 Bromoform	173	Compound Not Detected.					
	78 Isopropylbenzene	105	Compound Not Detected.					
	79 Bromobenzene	156	Compound Not Detected.					
	83 1,1,2,2-Tetrachloroethane	83	Compound Not Detected.					
	91 1,3-Dichlorobenzene	146	Compound Not Detected.					
	93 1,4-Dichlorobenzene	146	Compound Not Detected.					
	95 1,2-Dichlorobenzene	146	Compound Not Detected.					
	96 1,2-Dibromo-3-chloropropane	157	Compound Not Detected.					
	97 1,2,4-Trichlorobenzene	180	Compound Not Detected.					
	101 1,1,2-trichlorotrifluoroethane	101	Compound Not Detected.					
	102 Methyl acetate	43	Compound Not Detected.					
	104 Cyclohexane	56	Compound Not Detected.					
	105 Methyl Cyclohexane	83	Compound Not Detected.					

QC Flag Legend

Q - Qualifier signal failed the ratio test.
M - Compound response manually integrated.

Data File: \\pitsvr06\d\chem\hp5.i\5111110d.b\51111013.D

Date : 11-NOV-2010 15:12

Client ID: MW-7-1011

Instrument: hp5.i

Sample Info: C0K040543-007 5ml

Purge Volume: 5.0

Operator: 001562

Column phase: DB 624

Column diameter: 0.20

2 Chloromethane

Concentration: 0.6511 UG/L

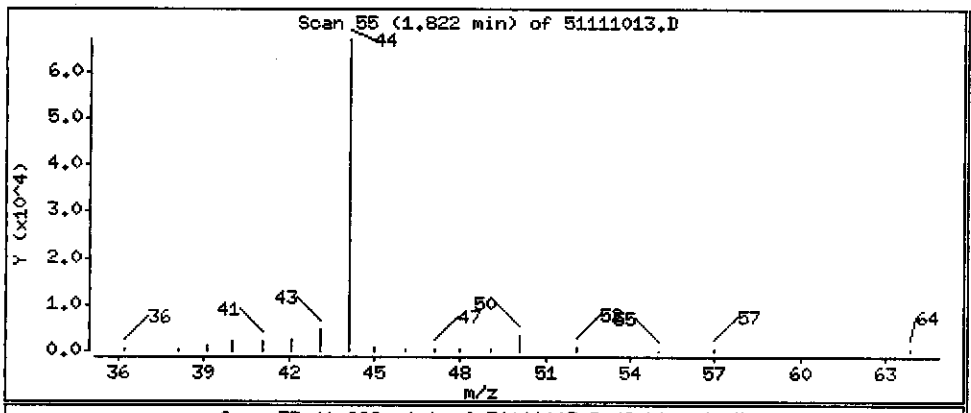

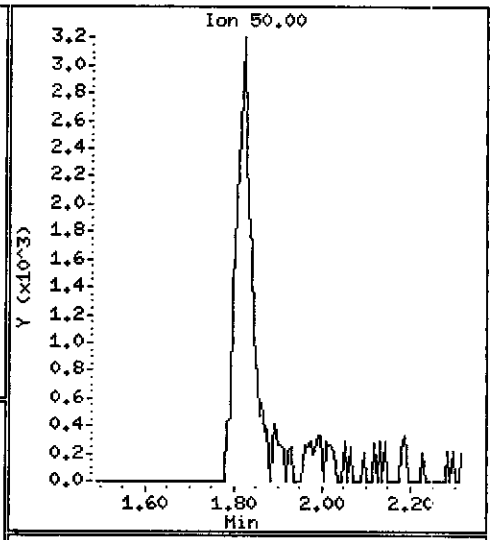

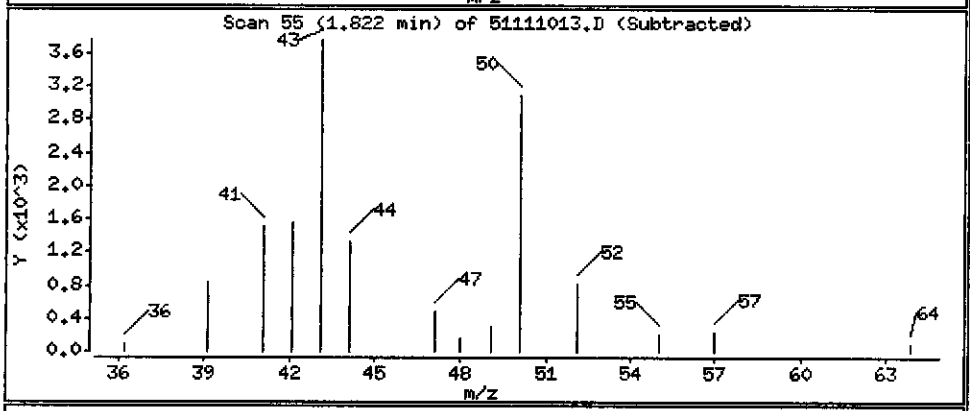

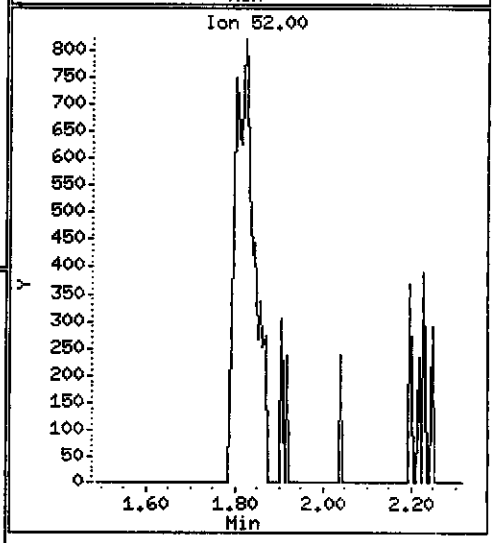

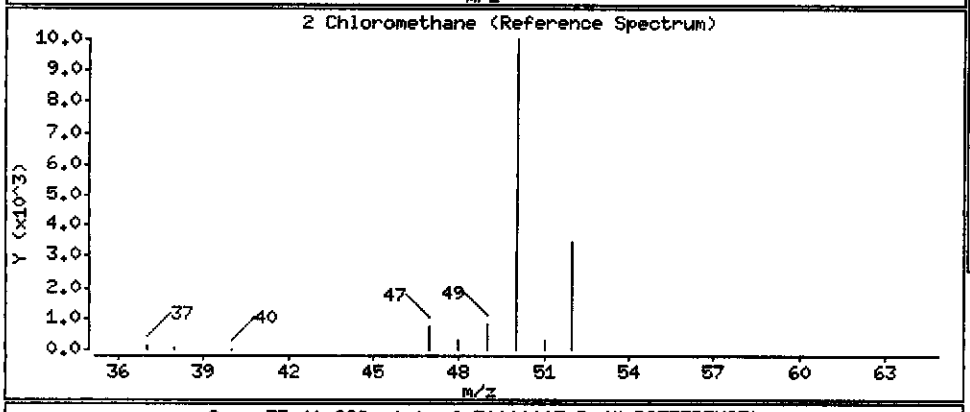

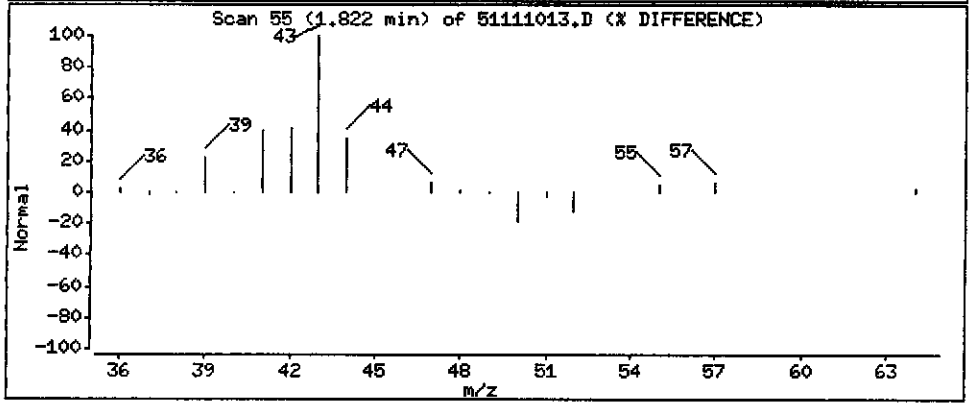

Data File: \\pitsvr06\d\chem\hp5.i\5111110d.b\51111013.D

Date : 11-NOV-2010 15:12

Client ID: MW-7-1011

Instrument: hp5.i

Sample Info: C0K040543-007 5ml

Purge Volume: 5.0

Operator: 001562

Column phase: DB 624

Column diameter: 0.20

13 Acetone

Concentration: 4.891 UG/L

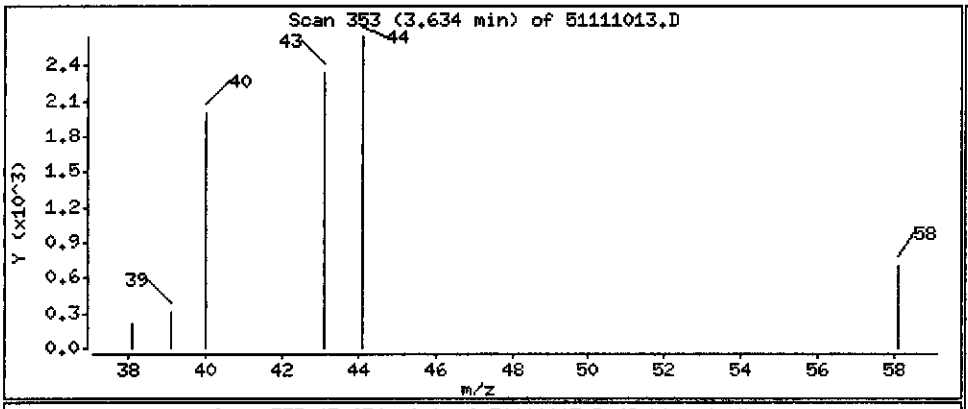

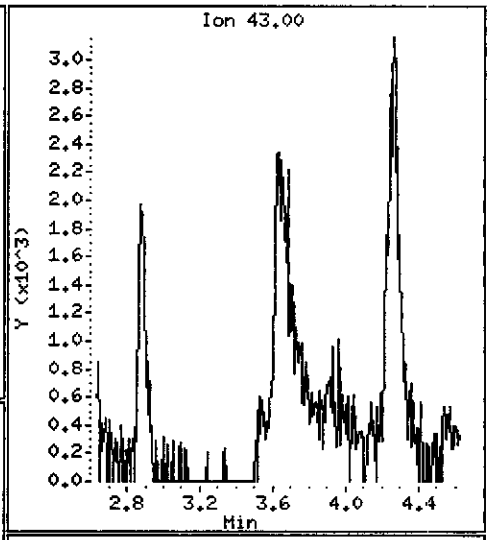

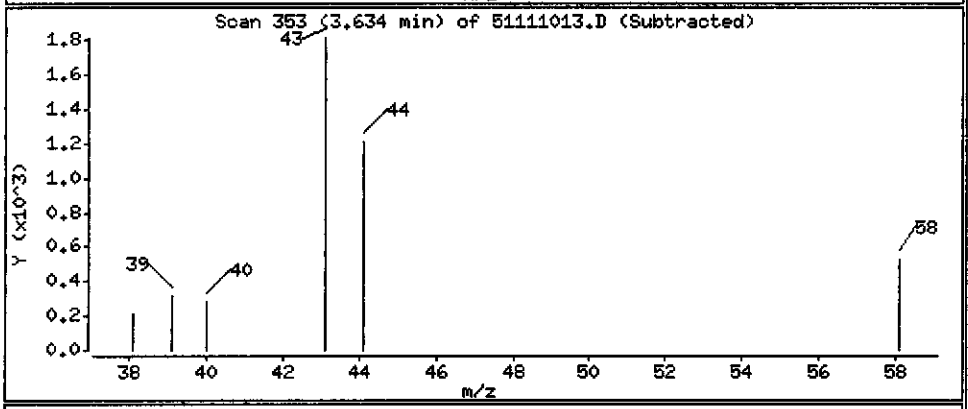

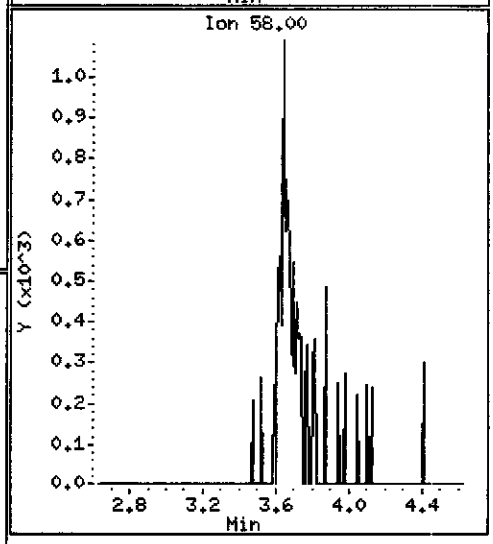

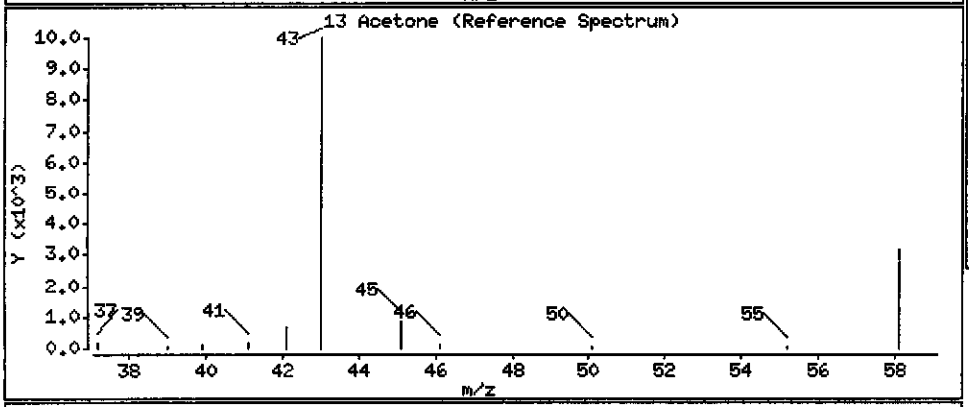

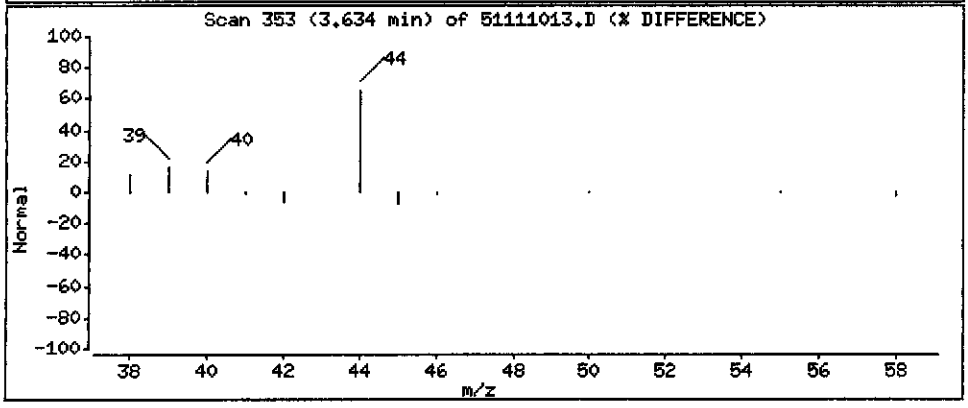

Data File: \\pitsvr06\d\chem\hp5.i\5111110d.b\51111013.D

Date : 11-NOV-2010 15:12

Client ID: MW-7-1011

Instrument: hp5.i

Sample Info: C0K040543-007 5ml

Purge Volume: 5.0

Operator: 001562

Column phase: DB 624

Column diameter: 0.20

42 Benzene

Concentration: 0.8218 UG/L

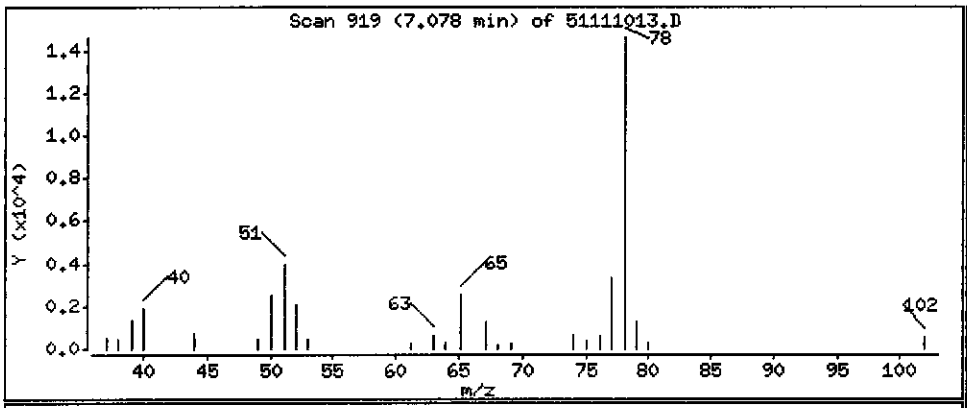

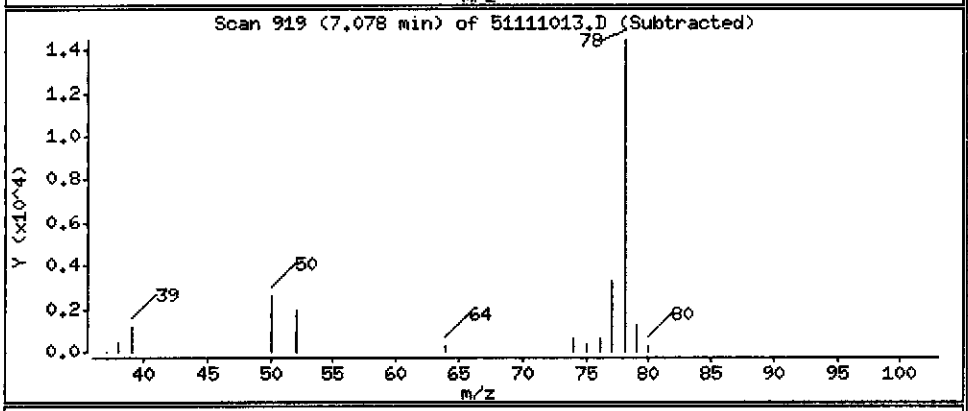

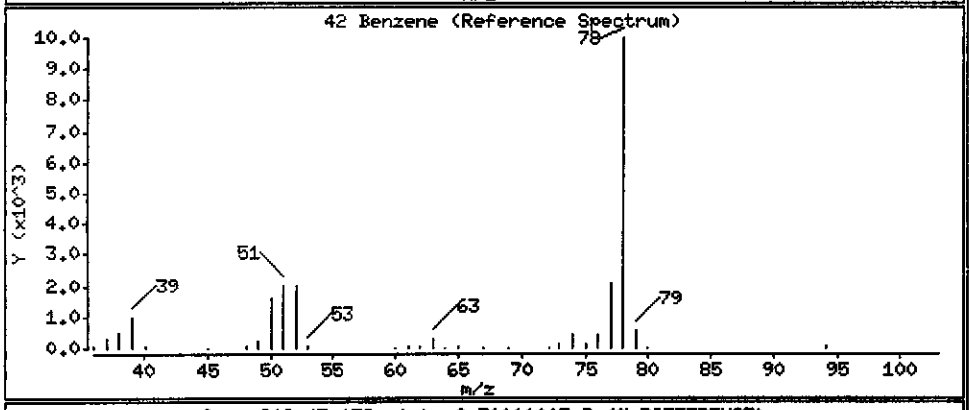

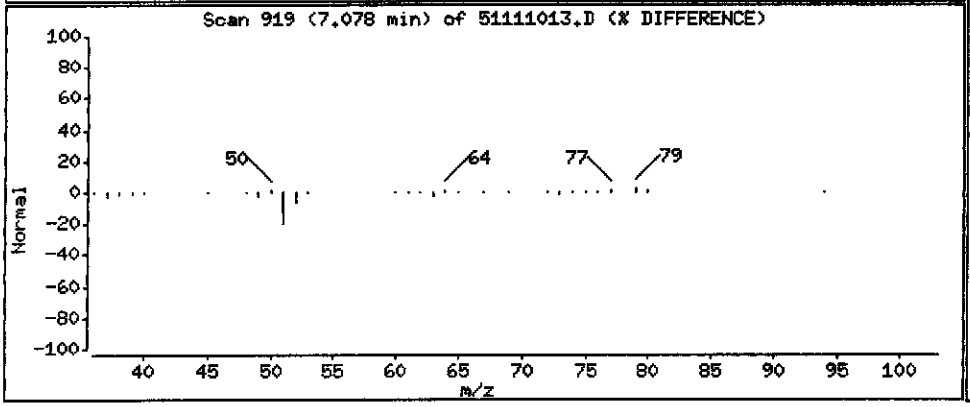

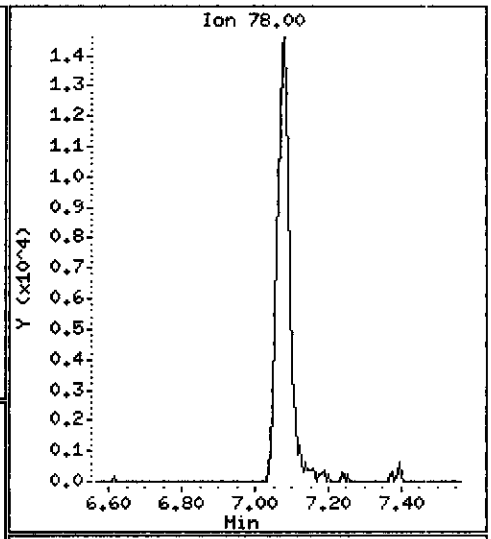

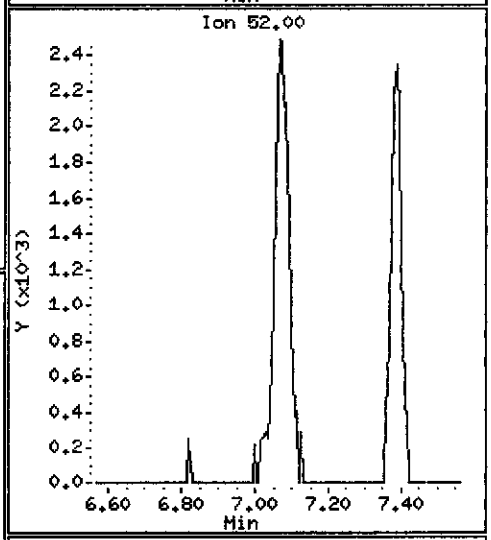

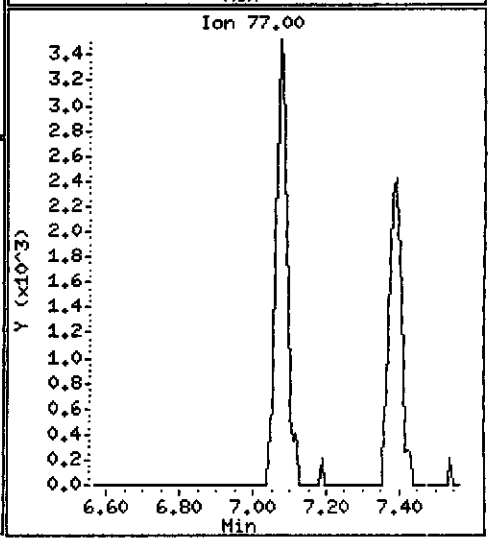

Data File: \\pitsvr06\d\chem\hp5.i\5111110d.b\51111013.D

Date : 11-NOV-2010 15:12

Client ID: MW-7-1011

Instrument: hp5.i

Sample Info: C0K040543-007 5ml

Purge Volume: 5.0

Operator: 001562

Column phase: DB 624

Column diameter: 0.20

72 Ethylbenzene

Concentration: 0.6268 UG/L

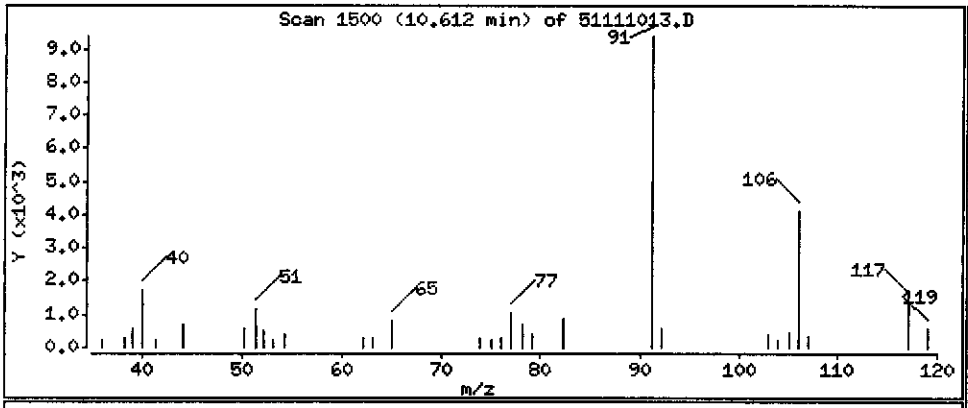

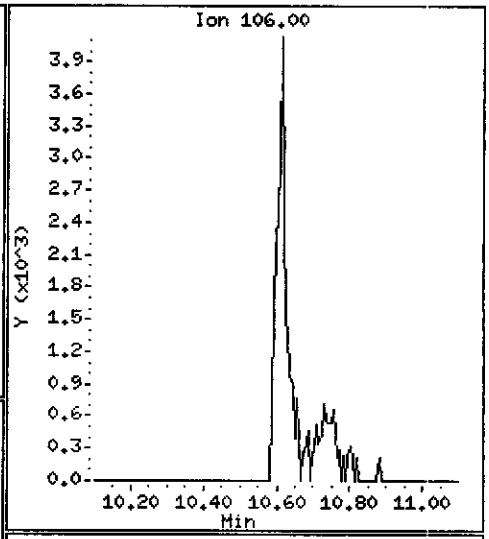

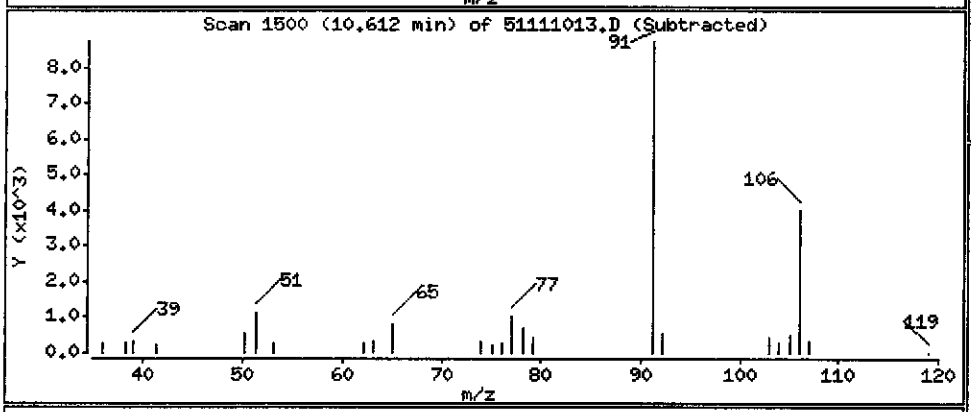

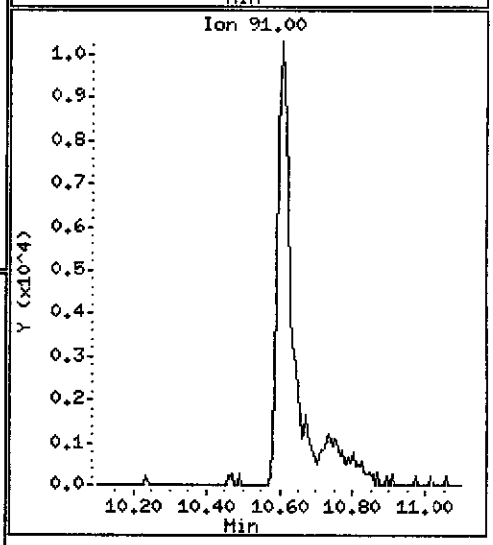

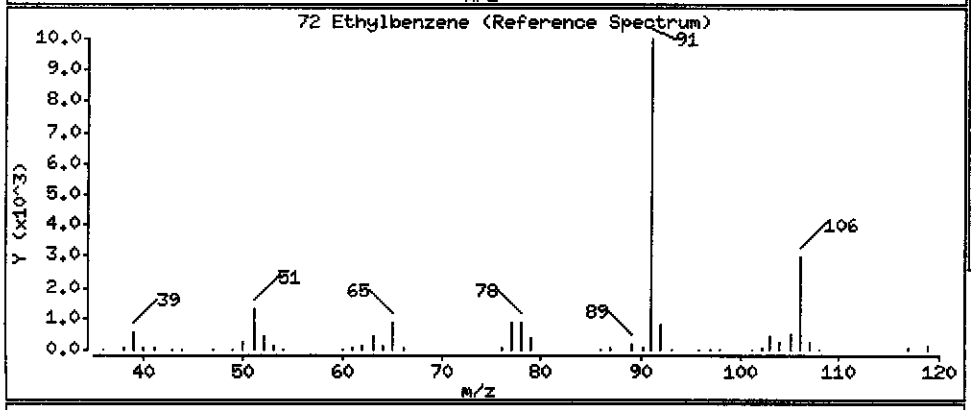

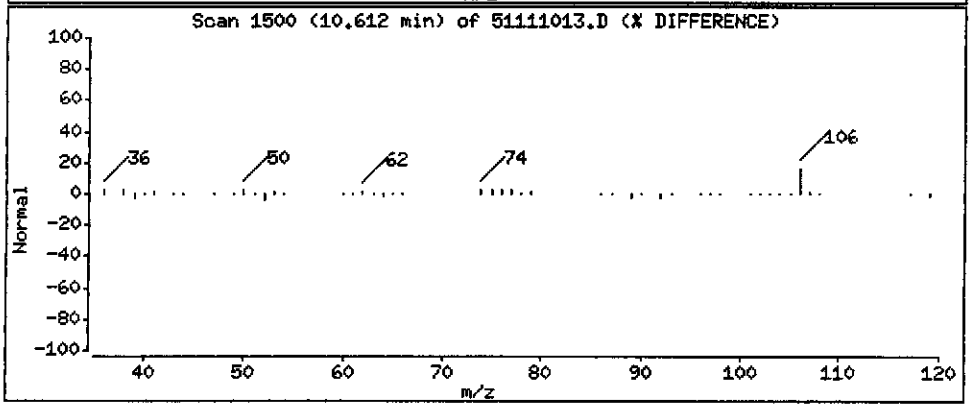

Data File Name: 51111013.D
Inj. Date and Time: 11-NOV-2010 15:12
Instrument ID: hp5.i
Client ID: MW-7-1011
Compound Name: Acetone
CAS #: 67-64-1

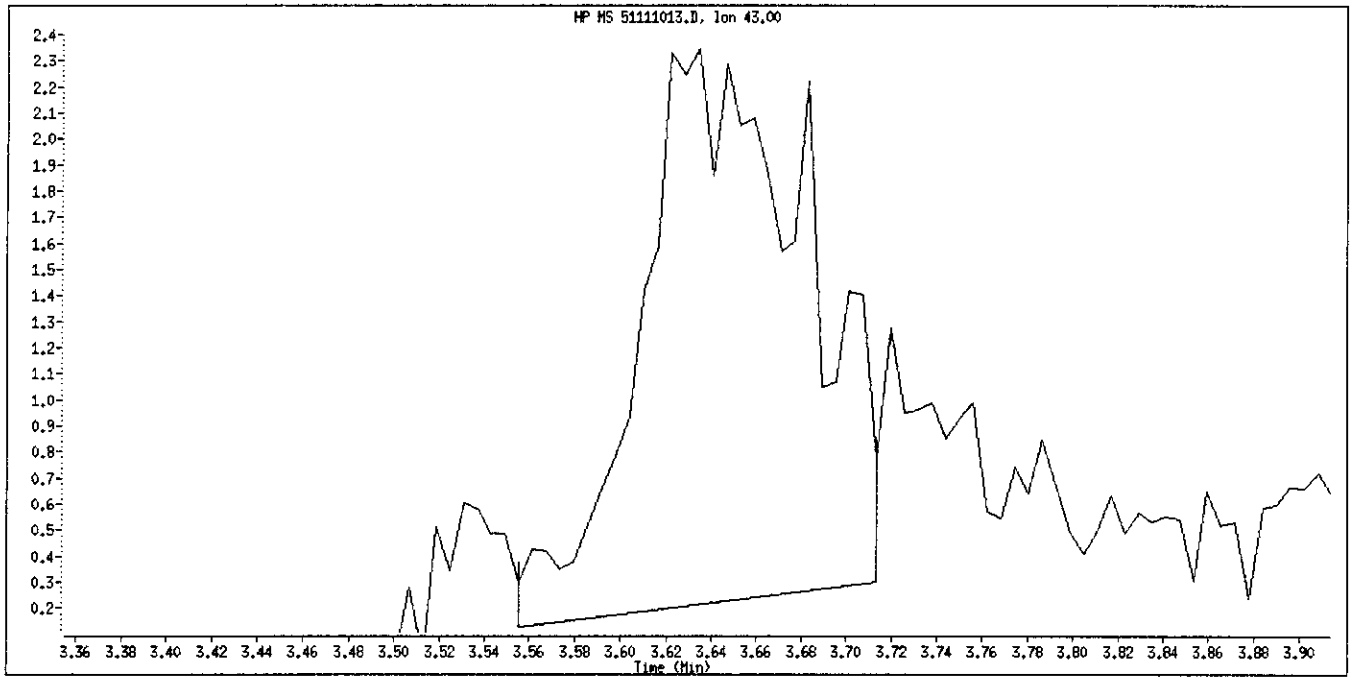

Original Integration

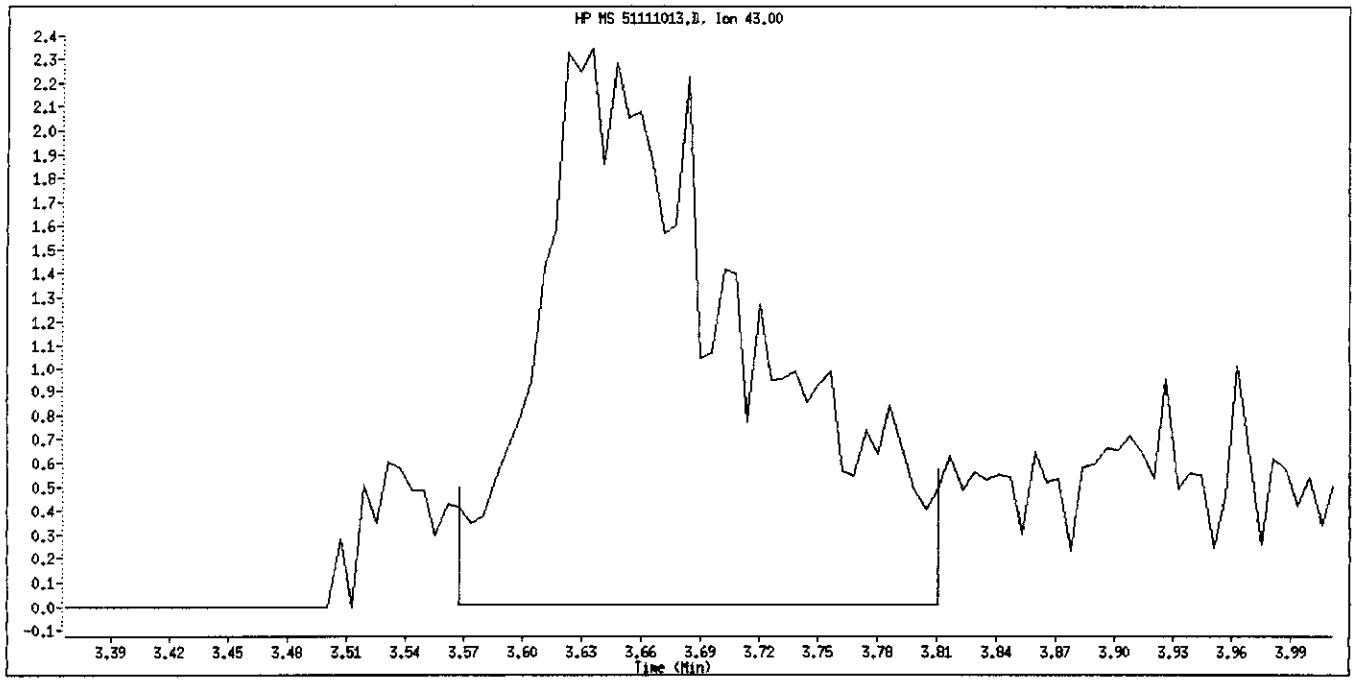

Manual Integration

Manually Integrated By: fergusond
Manual Integration Reason: Peak Integrated Incorrectly

MACTEC Engineering and Consulting Inc

Client Sample ID: MW-8-1011

GC/MS Volatiles

Lot-Sample #...: C0K040543-008	Work Order #...: L9J3L1AA	Matrix.....: WATER
Date Sampled...: 11/02/10	Date Received..: 11/03/10	MS Run #.....: 0315143
Prep Date.....: 11/11/10	Analysis Date..: 11/11/10	
Prep Batch #...: 0315225	Analysis Time..: 15:36	
Dilution Factor: 50	Initial Wgt/Vol: 5 mL	Final Wgt/Vol..: 5 mL
Analyst ID.....: 001562	Instrument ID..: HP5	
	Method.....: SW846 8260B	

PARAMETER	RESULT	REPORTING LIMIT	UNITS	MDL
Acetone	ND	250	ug/L	120
Benzene	**6.3 J**	**50**	**ug/L**	**5.3**
Bromodichloromethane	ND	50	ug/L	6.5
Bromoform	ND	50	ug/L	9.6
Bromomethane	ND	50	ug/L	16
2-Butanone	ND	250	ug/L	27
Carbon disulfide	ND	50	ug/L	11
Carbon tetrachloride	ND	50	ug/L	6.8
Chlorobenzene	ND	50	ug/L	6.8
Chloroethane	ND	50	ug/L	11
Chloroform	ND	50	ug/L	8.5
Chloromethane	ND	50	ug/L	14
Cyclohexane	ND	50	ug/L	13
Dibromochloromethane	ND	50	ug/L	6.8
1,2-Dibromo-3-chloro-propane	ND	50	ug/L	7.0
1,2-Dibromoethane	ND	50	ug/L	9.0
1,3-Dichlorobenzene	ND	50	ug/L	5.3
1,4-Dichlorobenzene	ND	50	ug/L	10
1,2-Dichlorobenzene	ND	50	ug/L	7.6
Dichlorodifluoromethane	ND	50	ug/L	9.6
1,1-Dichloroethane	ND	50	ug/L	5.8
1,2-Dichloroethane	ND	50	ug/L	11
1,1-Dichloroethene	ND	50	ug/L	15
cis-1,2-Dichloroethene	ND	50	ug/L	12
trans-1,2-Dichloroethene	ND	50	ug/L	8.5
1,2-Dichloropropane	ND	50	ug/L	4.7
cis-1,3-Dichloropropene	ND	50	ug/L	9.3
trans-1,3-Dichloropropene	ND	50	ug/L	7.4
Ethylbenzene	ND	50	ug/L	11
2-Hexanone	ND	250	ug/L	8.0
Isopropylbenzene	ND	50	ug/L	8.2
Methyl acetate	ND	50	ug/L	6.9
Methylene chloride	ND	50	ug/L	7.5
Methylcyclohexane	ND	50	ug/L	13
4-Methyl-2-pentanone	ND	250	ug/L	26
Methyl tert-butyl ether	ND	50	ug/L	9.2

(Continued on next page)

MACTEC Engineering and Consulting Inc

Client Sample ID: MW-8-1011

GC/MS Volatiles

Lot-Sample #...: C0K040543-008 Work Order #...: L9J3L1AA Matrix.....: WATER

PARAMETER	RESULT	REPORTING LIMIT	UNITS	MDL
Styrene	ND	50	ug/L	4.8
1,1,2,2-Tetrachloroethane	ND	50	ug/L	10
1,2,4-Trichloro-benzene	ND	50	ug/L	14
Tetrachloroethene	ND	50	ug/L	7.4
1,1,1-Trichloroethane	ND	50	ug/L	14
1,1,2-Trichloroethane	ND	50	ug/L	10
Trichloroethene	ND	50	ug/L	7.2
Trichlorofluoromethane	ND	50	ug/L	9.9
1,1,2-Trichloro-1,2,2-trifluoroethane	ND	50	ug/L	16
Toluene	ND	50	ug/L	7.5
Vinyl chloride	ND	50	ug/L	11
Xylenes (total)	ND	150	ug/L	24

SURROGATE	PERCENT RECOVERY	RECOVERY LIMITS
Toluene-d8	102	(71 - 118)
1,2-Dichloroethane-d4	102	(64 - 135)
4-Bromofluorobenzene	99	(70 - 118)
Dibromofluoromethane	95	(70 - 128)

NOTE(S):

J Estimated result. Result is less than RL.

Data File: \\pitsvr06\d\chem\hp5.i\5111110d.b\51111014.D
Date : 11-NOV-2010 15:36
Client ID: MW-8-1011
Sample Info: C0K040543-008 50x 500ul/25ml)/5ml
Purge Volume: 5.0
Column phase: DB 624

Instrument: hp5.i
Operator: 001562
Column diameter: 0.20

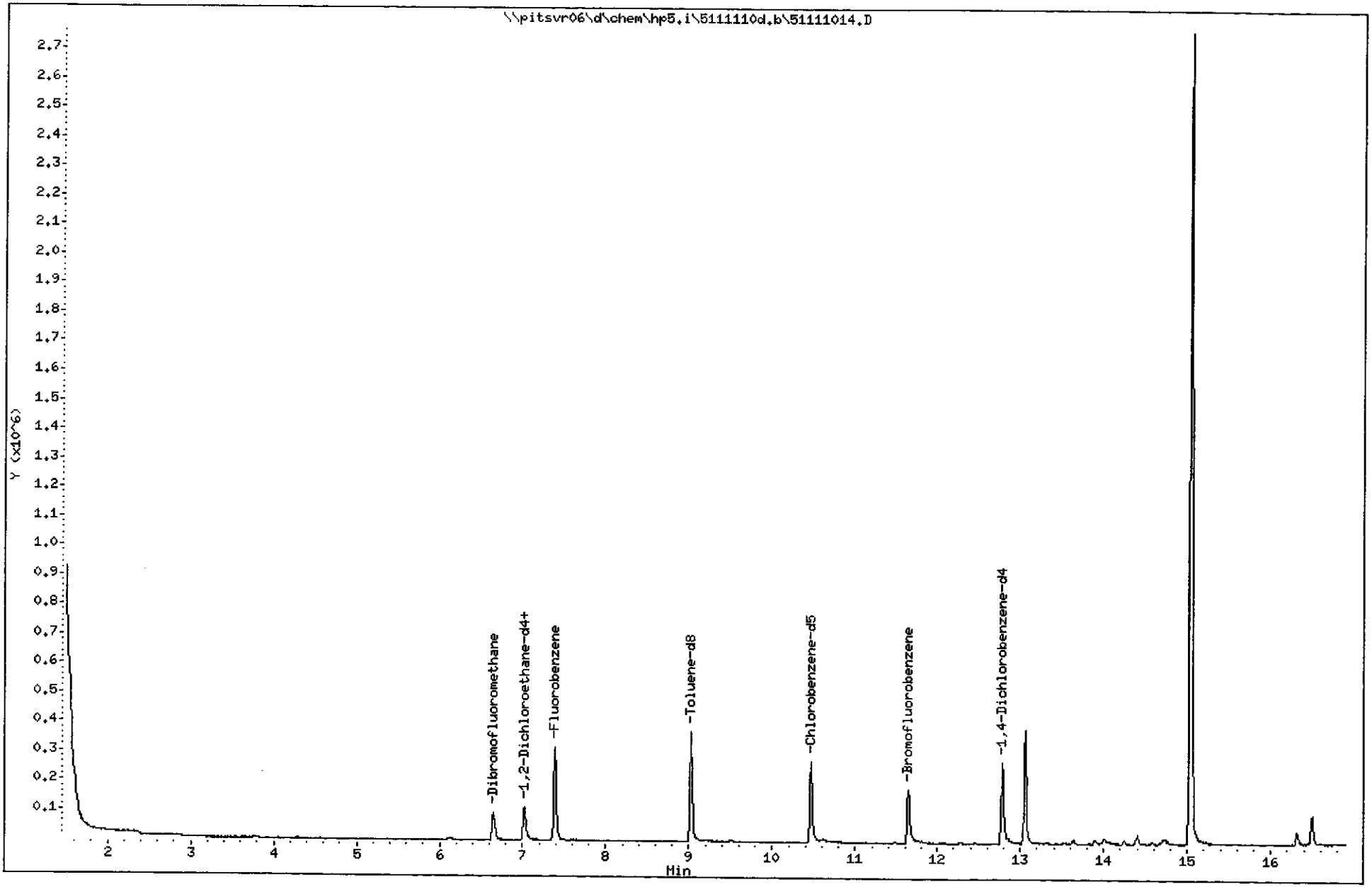

TestAmerica Pittsburgh

VOLATILE REPORT SW-846 Method

Data file : \\pitsvr06\d\chem\hp5.i\5111110d.b\51111014.D
Lab Smp Id: 19j311aa Client Smp ID: MW-8-1011
Inj Date : 11-NOV-2010 15:36 MS Autotune Date: 12-SEP-2010 07:53
Operator : 001562 Inst ID: hp5.i
Smp Info : C0K040543-008 50x 500ul/25ml)/5ml
Misc Info : 19j311aa,5111110d.b,8260ee.m,1-42.sub
Comment :
Method : \\PITSVR06\D\chem\hp5.i\5111110d.b\8260ee.m
Meth Date : 11-Nov-2010 21:31 lipayj Quant Type: ISTD
Cal Date : 21-SEP-2010 21:56 Cal File: 1A50921N.D
Als bottle: 18
Dil Factor: 50.00000
Integrator: HP RTE Compound Sublist: 1-42.sub
Target Version: 4.14
Processing Host: PITSVR06

Concentration Formula: Amt * DF * 1/Vo*Vt * CpndVariable

Name	Value	Description
DF	50.000	Dilution Factor
Vo	5.000	Sample Volume
Vt	1.000	mg/L conversion (1.0 if no conversion)
Cpnd Variable		Local Compound Variable

	Compounds	QUANT SIG MASS	RT	EXP RT	REL RT	RESPONSE	CONCENTRATIONS ON-COLUMN (ng)	CONCENTRATIONS FINAL (UG/L)
*	46 Fluorobenzene	96	7.385	7.381	(1.000)	336411	50.0000	
*	69 Chlorobenzene-d5	119	10.463	10.466	(1.000)	66455	50.0000	
*	92 1,4-Dichlorobenzene-d4	152	12.787	12.777	(1.000)	102527	50.0000	
$	39 Dibromofluoromethane	113	6.649	6.645	(0.900)	73922	47.7050	9.541
$	43 1,2-Dichloroethane-d4	65	7.014	7.016	(0.950)	99213	51.1676	10.23
$	59 Toluene-d8	98	9.027	9.024	(0.863)	286304	51.0414	10.21
$	80 Bromofluorobenzene	95	11.631	11.634	(0.910)	107850	49.3099	9.862
	1 Dichlorodifluoromethane	85	Compound Not Detected.					
	2 Chloromethane	50	Compound Not Detected.					
	3 Vinyl Chloride	62	Compound Not Detected.					
	4 Bromomethane	94	Compound Not Detected.					
	5 Chloroethane	64	Compound Not Detected.					
	6 Trichlorofluoromethane	101	Compound Not Detected.					
	12 1,1-Dichloroethene	96	Compound Not Detected.					
	13 Acetone	43	Compound Not Detected.					
	15 Carbon Disulfide	76	Compound Not Detected.					
	18 Methylene Chloride	84	Compound Not Detected.					
	19 trans-1,2-Dichloroethene	96	Compound Not Detected.					
	20 Methyl tert-butyl ether	73	Compound Not Detected.					
	24 1,1-Dichloroethane	63	Compound Not Detected.					
	27 2,2-Dichloropropane	77	Compound Not Detected.					
	28 cis-1,2-dichloroethene	96	Compound Not Detected.					

	Compounds	QUANT SIG MASS	RT	EXP RT	REL RT	RESPONSE	CONCENTRATIONS ON-COLUMN (ng)	CONCENTRATIONS FINAL (UG/L)
M	29 1,2-Dichloroethene (total)	96	Compound Not Detected.					
	30 Bromochloromethane	128	Compound Not Detected.					
	31 2-Butanone	43	Compound Not Detected.					
	37 Chloroform	83	Compound Not Detected.					
	38 1,1,1-Trichloroethane	97	Compound Not Detected.					
	40 1,1-Dichloropropene	75	Compound Not Detected.					
	41 Carbon Tetrachloride	117	Compound Not Detected.					
	42 Benzene	78	7.075	7.065	(0.958)	5351	0.62883	6.288
	45 1,2-Dichloroethane	62	Compound Not Detected.					
	47 Trichloroethene	130	Compound Not Detected.					
	49 1,2-Dichloropropane	63	Compound Not Detected.					
	50 Dibromomethane	93	Compound Not Detected.					
	53 Bromodichloromethane	83	Compound Not Detected.					
	57 cis-1,3-Dichloropropene	75	Compound Not Detected.					
	58 4-Methyl-2-Pentanone	43	Compound Not Detected.					
	60 Toluene	91	Compound Not Detected.					
	61 trans-1,3-Dichloropropene	75	Compound Not Detected.					
	63 1,3-Dichloropropane	76	Compound Not Detected.					
	64 1,1,2-Trichloroethane	97	Compound Not Detected.					
	65 Tetrachloroethene	164	Compound Not Detected.					
	66 2-Hexanone	43	Compound Not Detected.					
	67 Dibromochloromethane	129	Compound Not Detected.					
	68 1,2-Dibromoethane	107	Compound Not Detected.					
	70 Chlorobenzene	112	Compound Not Detected.					
	71 1,1,1,2-Tetrachloroethane	131	Compound Not Detected.					
	72 Ethylbenzene	106	Compound Not Detected.					
	73 m + p-Xylene	106	Compound Not Detected.					
	74 Xylene-o	106	Compound Not Detected.					
M	75 Xylenes (total)	106	Compound Not Detected.					
	76 Styrene	104	Compound Not Detected.					
	77 Bromoform	173	Compound Not Detected.					
	78 Isopropylbenzene	105	Compound Not Detected.					
	79 Bromobenzene	156	Compound Not Detected.					
	83 1,1,2,2-Tetrachloroethane	83	Compound Not Detected.					
	91 1,3-Dichlorobenzene	146	Compound Not Detected.					
	93 1,4-Dichlorobenzene	146	Compound Not Detected.					
	95 1,2-Dichlorobenzene	146	Compound Not Detected.					
	96 1,2-Dibromo-3-chloropropane	157	Compound Not Detected.					
	97 1,2,4-Trichlorobenzene	180	Compound Not Detected.					
	101 1,1,2-trichlorotrifluoroethane	101	Compound Not Detected.					
	102 Methyl acetate	43	Compound Not Detected.					
	104 Cyclohexane	56	Compound Not Detected.					
	105 Methyl Cyclohexane	83	Compound Not Detected.					

Data File: \\pitsvr06\d\chem\hp5.i\51111110d.b\51111014.D

Date : 11-NOV-2010 15:36

Client ID: MW-8-1011

Instrument: hp5.i

Sample Info: C0K040543-008 50x 500ul/25ml)/5ml

Purge Volume: 5.0

Operator: 001562

Column phase: DB 624

Column diameter: 0.20

42 Benzene

Concentration: 6.288 UG/L

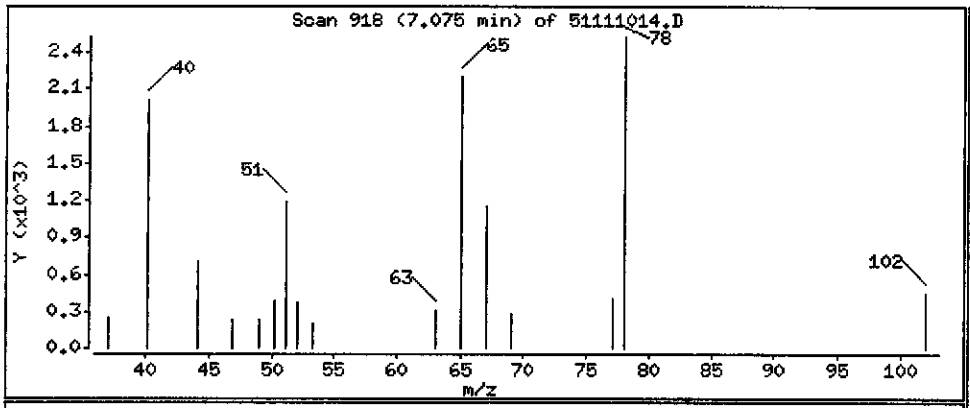

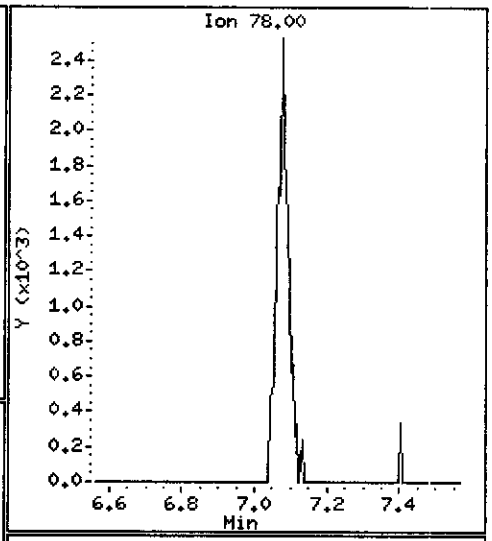

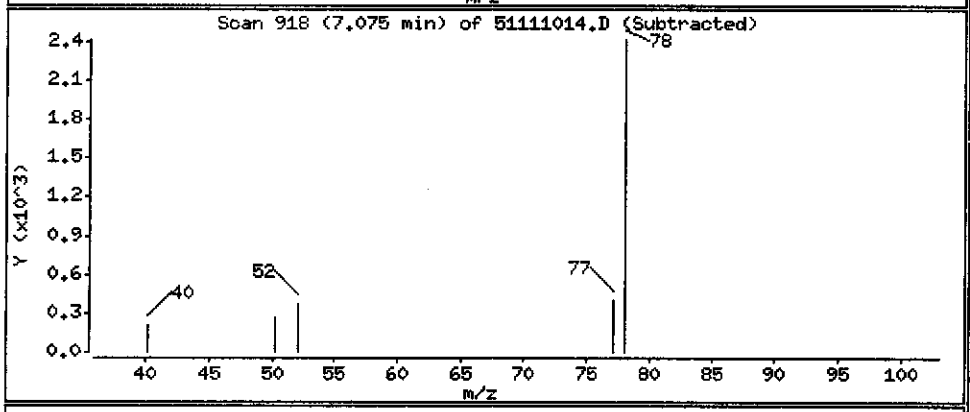

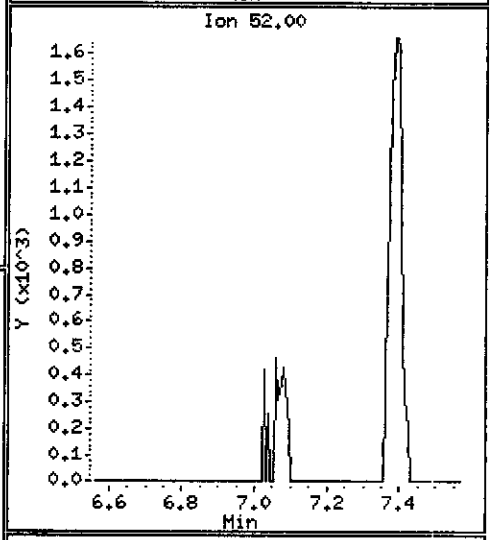

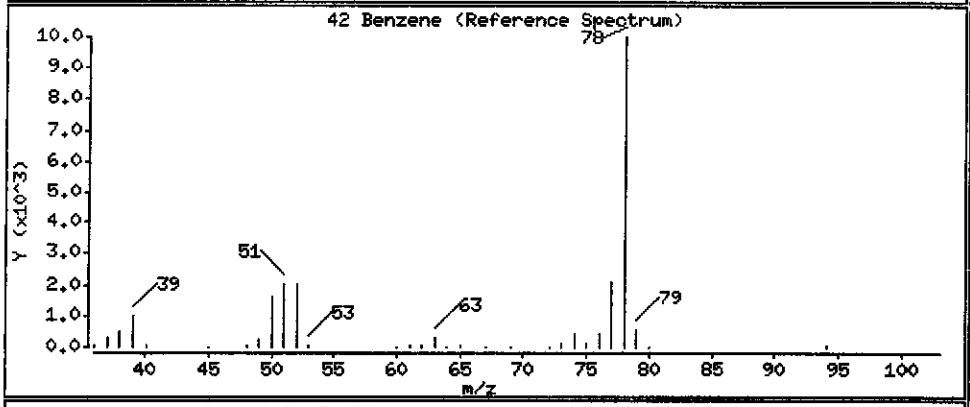

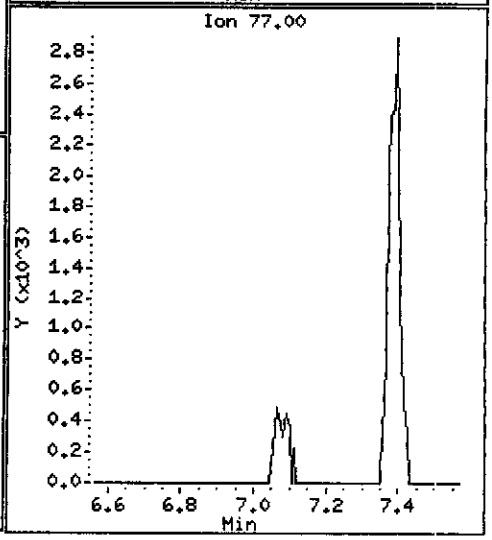

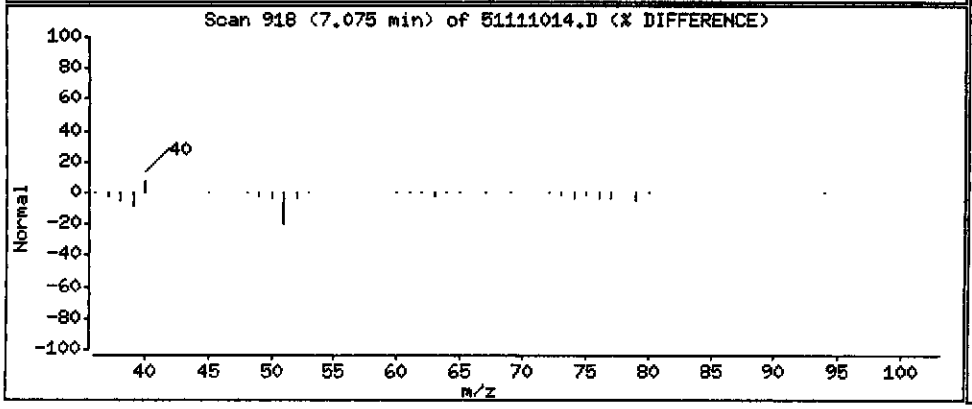

MACTEC Engineering and Consulting Inc

Client Sample ID: MW-9-1011

GC/MS Volatiles

Lot-Sample #...: C0K040543-009	Work Order #...: L9J3P1AA	Matrix.....: WATER
Date Sampled...: 11/01/10	Date Received..: 11/03/10	MS Run #.....: 0315143
Prep Date.....: 11/11/10	Analysis Date..: 11/11/10	
Prep Batch #...: 0315225	Analysis Time..: 16:01	
Dilution Factor: 1	Initial Wgt/Vol: 5 mL	Final Wgt/Vol..: 5 mL
Analyst ID.....: 001562	Instrument ID..: HP5	
	Method.....: SW846 8260B	

PARAMETER	RESULT	REPORTING LIMIT	UNITS	MDL
Acetone	**4.4 J**	**5.0**	**ug/L**	**2.5**
Benzene	ND	1.0	ug/L	0.11
Bromodichloromethane	ND	1.0	ug/L	0.13
Bromoform	ND	1.0	ug/L	0.19
Bromomethane	ND	1.0	ug/L	0.31
2-Butanone	ND	5.0	ug/L	0.55
Carbon disulfide	ND	1.0	ug/L	0.21
Carbon tetrachloride	ND	1.0	ug/L	0.14
Chlorobenzene	ND	1.0	ug/L	0.14
Chloroethane	**0.78 J**	**1.0**	**ug/L**	**0.21**
Chloroform	ND	1.0	ug/L	0.17
Chloromethane	ND	1.0	ug/L	0.28
Cyclohexane	ND	1.0	ug/L	0.25
Dibromochloromethane	ND	1.0	ug/L	0.14
1,2-Dibromo-3-chloro-propane	ND	1.0	ug/L	0.14
1,2-Dibromoethane	ND	1.0	ug/L	0.18
1,3-Dichlorobenzene	ND	1.0	ug/L	0.11
1,4-Dichlorobenzene	ND	1.0	ug/L	0.21
1,2-Dichlorobenzene	ND	1.0	ug/L	0.15
Dichlorodifluoromethane	ND	1.0	ug/L	0.19
1,1-Dichloroethane	ND	1.0	ug/L	0.12
1,2-Dichloroethane	ND	1.0	ug/L	0.21
1,1-Dichloroethene	ND	1.0	ug/L	0.30
cis-1,2-Dichloroethene	ND	1.0	ug/L	0.24
trans-1,2-Dichloroethene	ND	1.0	ug/L	0.17
1,2-Dichloropropane	ND	1.0	ug/L	0.095
cis-1,3-Dichloropropene	ND	1.0	ug/L	0.19
trans-1,3-Dichloropropene	ND	1.0	ug/L	0.15
Ethylbenzene	**0.29 J**	**1.0**	**ug/L**	**0.23**
2-Hexanone	ND	5.0	ug/L	0.16
Isopropylbenzene	**0.19 J**	**1.0**	**ug/L**	**0.16**
Methyl acetate	ND	1.0	ug/L	0.14
Methylene chloride	ND	1.0	ug/L	0.15
Methylcyclohexane	ND	1.0	ug/L	0.26
4-Methyl-2-pentanone	ND	5.0	ug/L	0.53
Methyl tert-butyl ether	ND	1.0	ug/L	0.18

(Continued on next page)

MACTEC Engineering and Consulting Inc

Client Sample ID: MW-9-1011

GC/MS Volatiles

Lot-Sample #...: C0K040543-009 Work Order #...: L9J3P1AA Matrix.....: WATER

PARAMETER	RESULT	REPORTING LIMIT	UNITS	MDL
Styrene	ND	1.0	ug/L	0.097
1,1,2,2-Tetrachloroethane	ND	1.0	ug/L	0.20
1,2,4-Trichloro-benzene	ND	1.0	ug/L	0.27
Tetrachloroethene	ND	1.0	ug/L	0.15
1,1,1-Trichloroethane	ND	1.0	ug/L	0.29
1,1,2-Trichloroethane	ND	1.0	ug/L	0.20
Trichloroethene	ND	1.0	ug/L	0.14
Trichlorofluoromethane	ND	1.0	ug/L	0.20
1,1,2-Trichloro-1,2,2-trifluoroethane	ND	1.0	ug/L	0.32
Toluene	**0.21 J**	**1.0**	**ug/L**	**0.15**
Vinyl chloride	ND	1.0	ug/L	0.23
Xylenes (total)	**0.96 J**	**3.0**	**ug/L**	**0.49**

SURROGATE	PERCENT RECOVERY	RECOVERY LIMITS
Toluene-d8	100	(71 - 118)
1,2-Dichloroethane-d4	103	(64 - 135)
4-Bromofluorobenzene	96	(70 - 118)
Dibromofluoromethane	95	(70 - 128)

NOTE(S):

J Estimated result. Result is less than RL.

Data File: \\pitsvr06\d\chem\hp5.i\5111110d.b\51111015.D
Date : 11-NOV-2010 16:01
Client ID: MW-9-1011
Sample Info: C0K040543-009 5ml
Purge Volume: 5.0
Column phase: DB 624

Instrument: hp5.i
Operator: 001562
Column diameter: 0.20

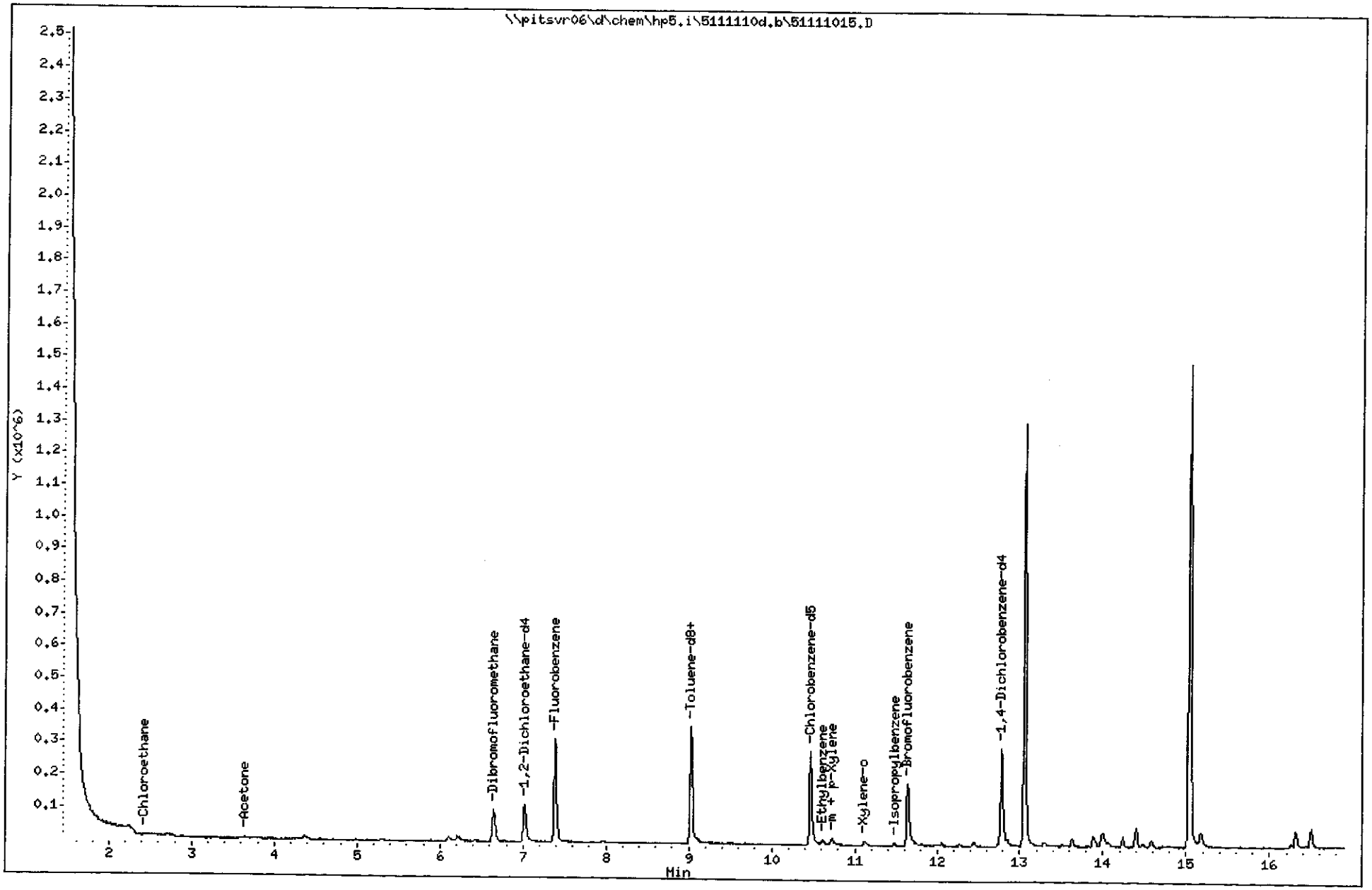

TestAmerica Pittsburgh

VOLATILE REPORT SW-846 Method

Data file : \\pitsvr06\d\chem\hp5.i\5111110d.b\51111015.D
Lab Smp Id: 19j3p1aa Client Smp ID: MW-9-1011
Inj Date : 11-NOV-2010 16:01 MS Autotune Date: 12-SEP-2010 07:53
Operator : 001562 Inst ID: hp5.i
Smp Info : C0K040543-009 5ml
Misc Info : 19j3p1aa,5111110d.b,8260ee.m,1-42.sub
Comment :
Method : \\PITSVR06\D\chem\hp5.i\5111110d.b\8260ee.m
Meth Date : 11-Nov-2010 21:31 lipayj Quant Type: ISTD
Cal Date : 21-SEP-2010 21:56 Cal File: 1A50921N.D
Als bottle: 19
Dil Factor: 1.00000
Integrator: HP RTE Compound Sublist: 1-42.sub
Target Version: 4.14
Processing Host: PITSVR06

Concentration Formula: Amt * DF * 1/Vo*Vt * CpndVariable

Name	Value	Description
DF	1.000	Dilution Factor
Vo	5.000	Sample Volume
Vt	1.000	mg/L conversion (1.0 if no conversion)
Cpnd Variable		Local Compound Variable

Compounds	QUANT SIG MASS	RT	EXP RT	REL RT	RESPONSE	CONCENTRATIONS ON-COLUMN (ng)	CONCENTRATIONS FINAL (UG/L)
* 46 Fluorobenzene	96	7.388	7.381	(1.000)	343920	50.0000	
* 69 Chlorobenzene-d5	119	10.466	10.466	(1.000)	69683	50.0000	
* 92 1,4-Dichlorobenzene-d4	152	12.784	12.777	(1.000)	104707	50.0000	
$ 39 Dibromofluoromethane	113	6.645	6.645	(0.900)	74920	47.2934	9.459
$ 43 1,2-Dichloroethane-d4	65	7.017	7.016	(0.950)	102530	51.7238	10.34
$ 59 Toluene-d8	98	9.030	9.024	(0.863)	293478	49.8966	9.979
$ 80 Bromofluorobenzene	95	11.634	11.634	(0.910)	107445	48.1020	9.620
1 Dichlorodifluoromethane	85	Compound Not Detected.					
2 Chloromethane	50	Compound Not Detected.					
3 Vinyl Chloride	62	Compound Not Detected.					
4 Bromomethane	94	Compound Not Detected.					
5 Chloroethane	64	2.478	2.460	(0.336)	4601	3.91255	0.7825
6 Trichlorofluoromethane	101	Compound Not Detected.					
12 1,1-Dichloroethene	96	Compound Not Detected.					
13 Acetone	43	3.634	3.628	(0.492)	16002	22.0218	4.404
15 Carbon Disulfide	76	Compound Not Detected.					
18 Methylene Chloride	84	Compound Not Detected.					
19 trans-1,2-Dichloroethene	96	Compound Not Detected.					
20 Methyl tert-butyl ether	73	Compound Not Detected.					
24 1,1-Dichloroethane	63	Compound Not Detected.					
27 2,2-Dichloropropane	77	Compound Not Detected.					
28 cis-1,2-dichloroethene	96	Compound Not Detected.					

	Compounds	QUANT SIG MASS	RT	EXP RT	REL RT	RESPONSE	CONCENTRATIONS ON-COLUMN (ng)	CONCENTRATIONS FINAL (UG/L)
M	29 1,2-Dichloroethene (total)	96	Compound Not Detected.					
	30 Bromochloromethane	128	Compound Not Detected.					
	31 2-Butanone	43	Compound Not Detected.					
	37 Chloroform	83	Compound Not Detected.					
	38 1,1,1-Trichloroethane	97	Compound Not Detected.					
	40 1,1-Dichloropropene	75	Compound Not Detected.					
	41 Carbon Tetrachloride	117	Compound Not Detected.					
	42 Benzene	78	Compound Not Detected.					
	45 1,2-Dichloroethane	62	Compound Not Detected.					
	47 Trichloroethene	130	Compound Not Detected.					
	49 1,2-Dichloropropane	63	Compound Not Detected.					
	50 Dibromomethane	93	Compound Not Detected.					
	53 Bromodichloromethane	83	Compound Not Detected.					
	57 cis-1,3-Dichloropropene	75	Compound Not Detected.					
	58 4-Methyl-2-Pentanone	43	Compound Not Detected.					
	60 Toluene	91	9.097	9.091	(0.869)	7866	1.05842	0.2117
	61 trans-1,3-Dichloropropene	75	Compound Not Detected.					
	63 1,3-Dichloropropane	76	Compound Not Detected.					
	64 1,1,2-Trichloroethane	97	Compound Not Detected.					
	65 Tetrachloroethene	164	Compound Not Detected.					
	66 2-Hexanone	43	Compound Not Detected.					
	67 Dibromochloromethane	129	Compound Not Detected.					
	68 1,2-Dibromoethane	107	Compound Not Detected.					
	70 Chlorobenzene	112	Compound Not Detected.					
	71 1,1,1,2-Tetrachloroethane	131	Compound Not Detected.					
	72 Ethylbenzene	106	10.606	10.600	(1.013)	3808	1.46588	0.2932
	73 m + p-Xylene	106	10.721	10.715	(1.024)	8790	2.78968	0.5579
	74 Xylene-o	106	11.111	11.111	(1.062)	6008	2.00135	0.4003
M	75 Xylenes (total)	106				14798	4.79103	0.9582
	76 Styrene	104	Compound Not Detected.					
	77 Bromoform	173	Compound Not Detected.					
	78 Isopropylbenzene	105	11.482	11.470	(1.097)	7643	0.97382	0.1948
	79 Bromobenzene	156	Compound Not Detected.					
	83 1,1,2,2-Tetrachloroethane	83	Compound Not Detected.					
	91 1,3-Dichlorobenzene	146	Compound Not Detected.					
	93 1,4-Dichlorobenzene	146	Compound Not Detected.					
	95 1,2-Dichlorobenzene	146	Compound Not Detected.					
	96 1,2-Dibromo-3-chloropropane	157	Compound Not Detected.					
	97 1,2,4-Trichlorobenzene	180	Compound Not Detected.					
	101 1,1,2-trichlorotrifluoroethane	101	Compound Not Detected.					
	102 Methyl acetate	43	Compound Not Detected.					
	104 Cyclohexane	56	Compound Not Detected.					
	105 Methyl Cyclohexane	83	Compound Not Detected.					

Data File: \\pitsvr06\d\chem\hp5.i\5111110d.b\51111015.D

Date : 11-NOV-2010 16:01

Client ID: MW-9-1011

Instrument: hp5.i

Sample Info: C0K040543-009 5ml

Purge Volume: 5.0

Operator: 001562

Column phase: DB 624

Column diameter: 0.20

5 Chloroethane

Concentration: 0.7825 UG/L

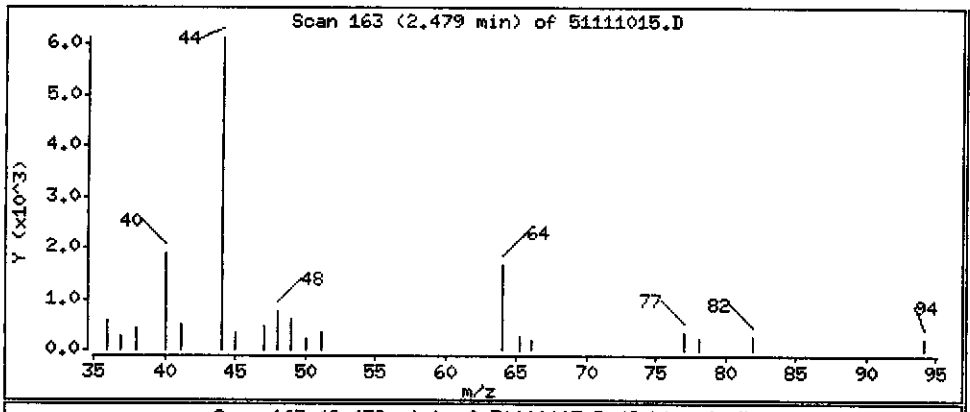

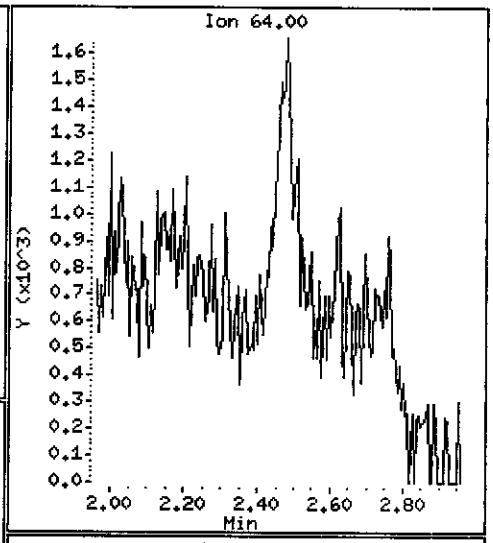

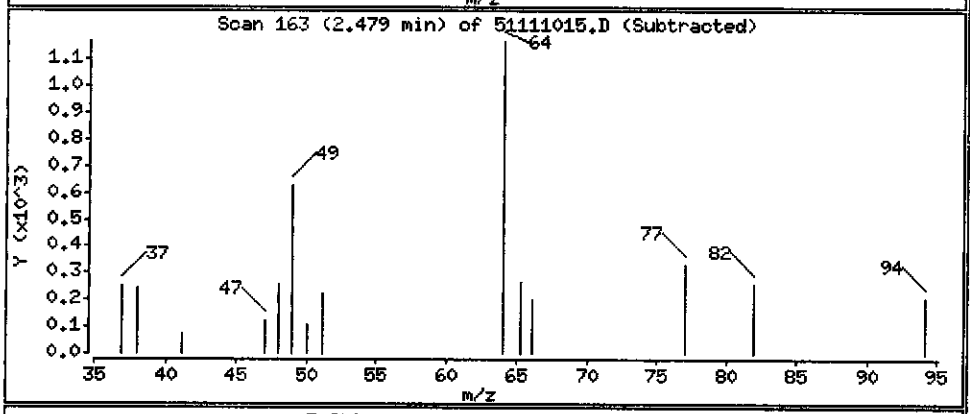

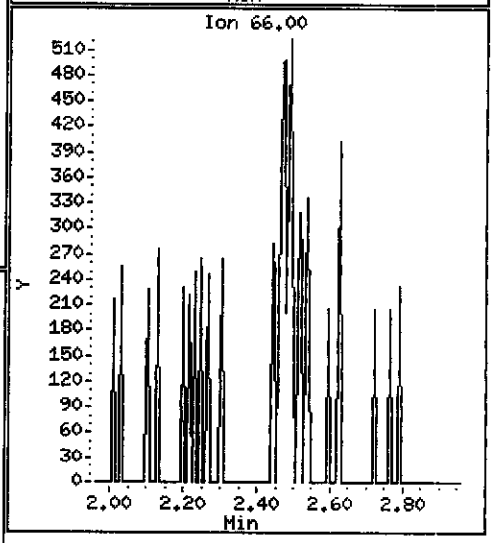

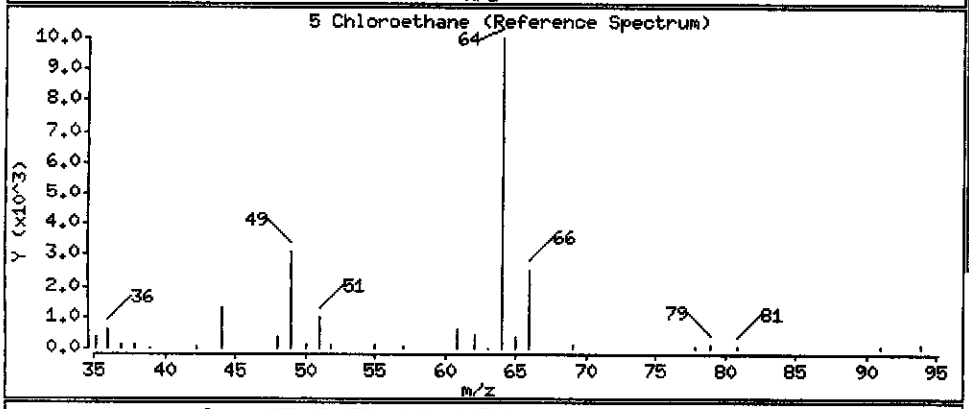

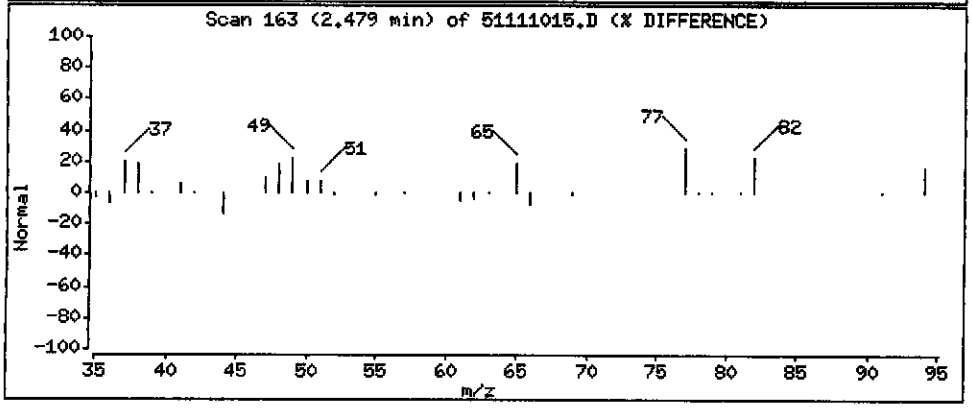

Data File: \\pitsvr06\d\chem\hp5.i\5111110d.b\51111015.D

Date : 11-NOV-2010 16:01

Client ID: MW-9-1011

Instrument: hp5.i

Sample Info: COK040543-009 5ml

Purge Volume: 5.0

Operator: 001562

Column phase: DB 624

Column diameter: 0.20

13 Acetone

Concentration: 4.404 UG/L

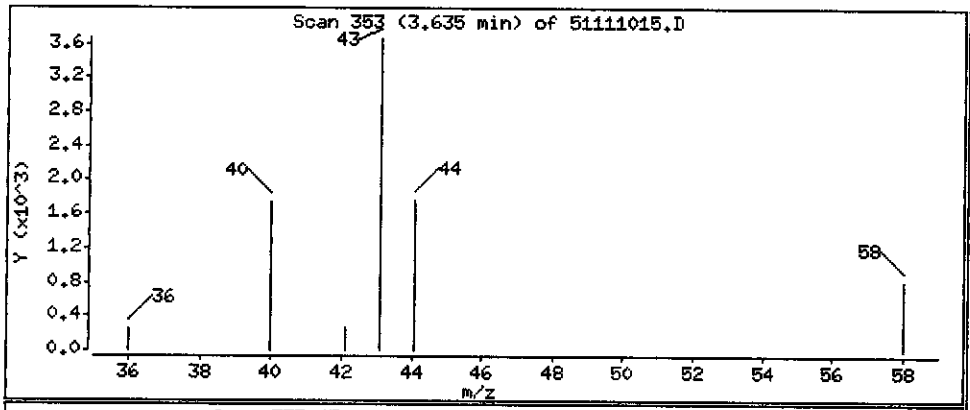

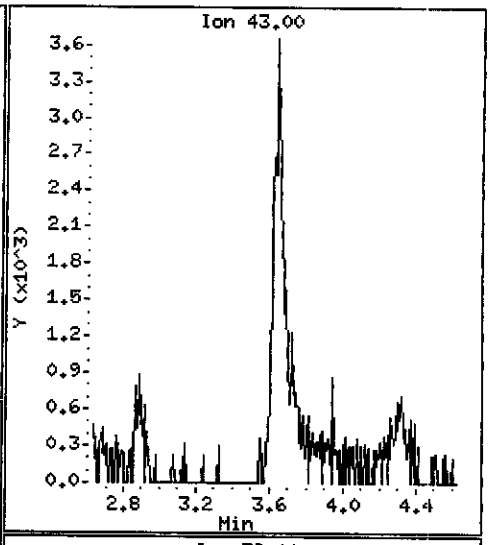

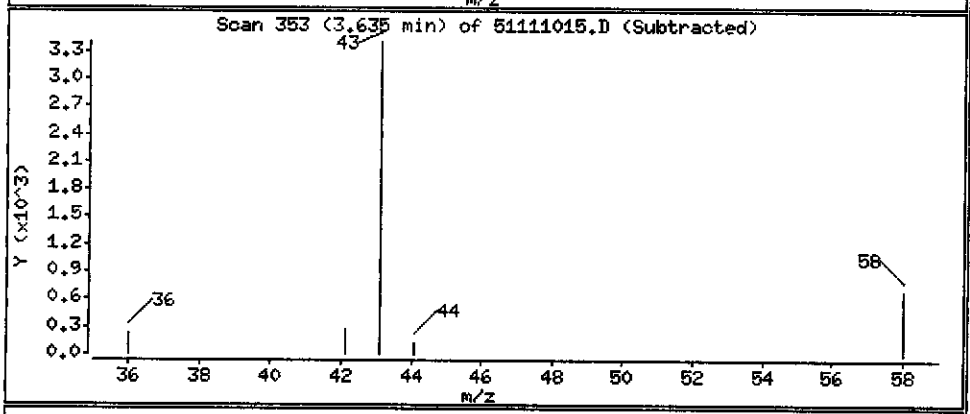

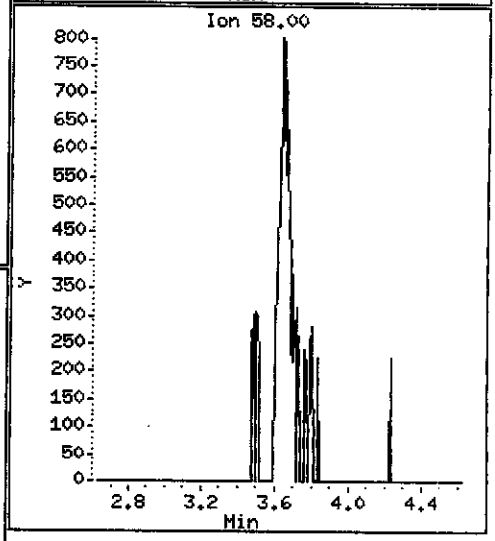

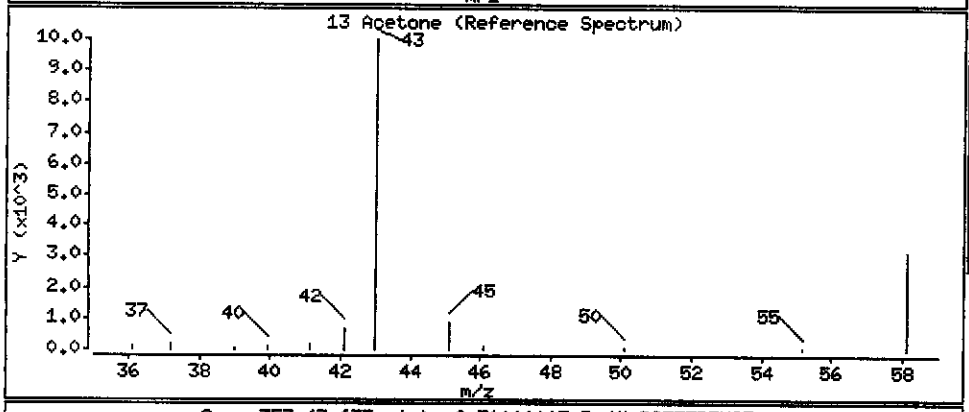

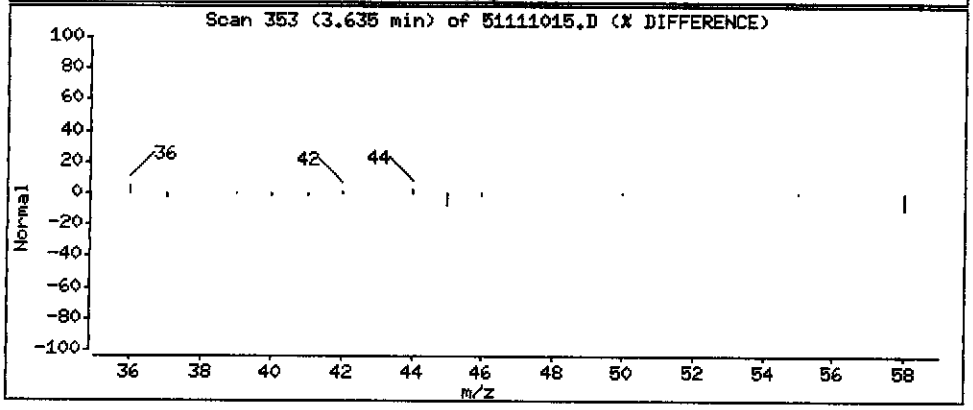

Data File: \\pitsvr06\d\chem\hp5.i\5111110d.b\51111015.D

Date : 11-NOV-2010 16:01

Client ID: MW-9-1011

Instrument: hp5.i

Sample Info: C0K040543-009 5ml

Purge Volume: 5.0

Operator: 001562

Column phase: DB 624

Column diameter: 0.20

60 Toluene

Concentration: 0.2117 UG/L

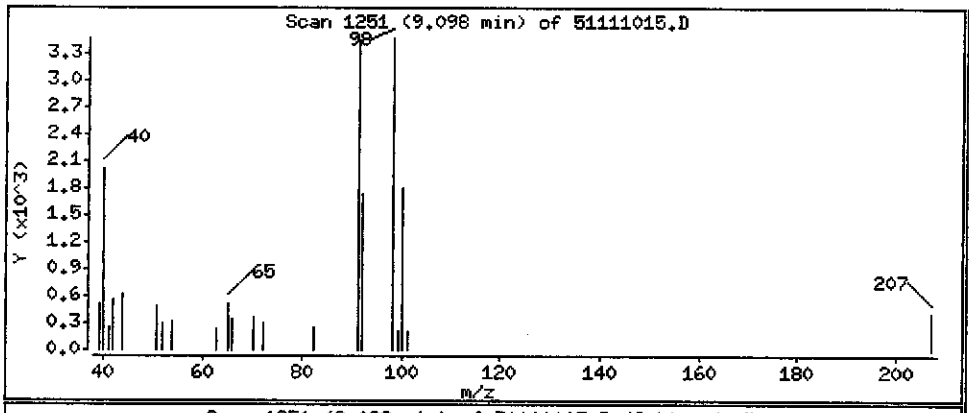

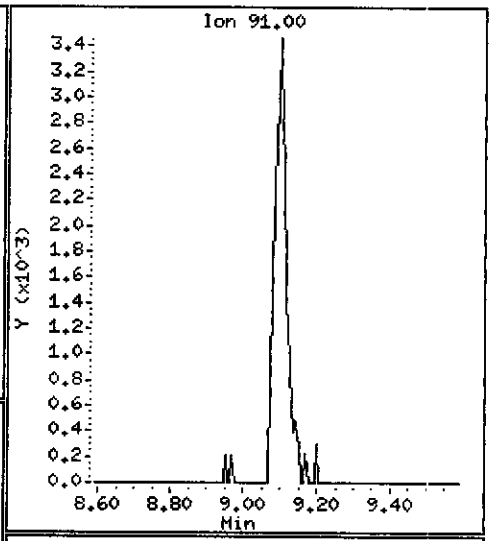

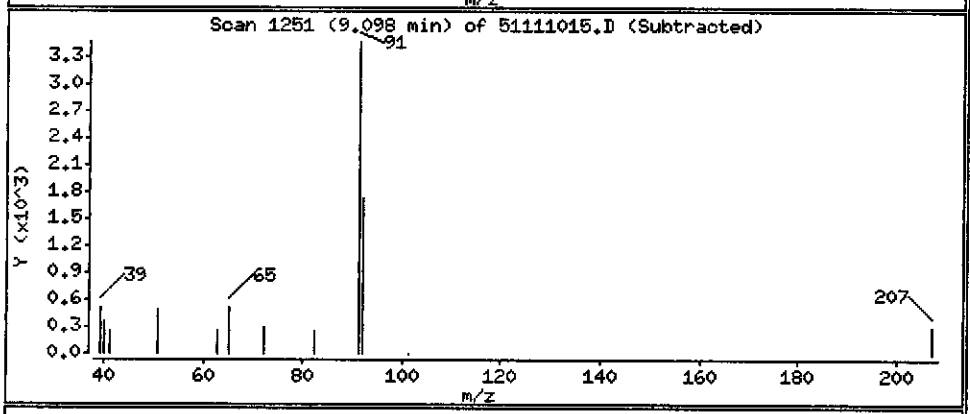

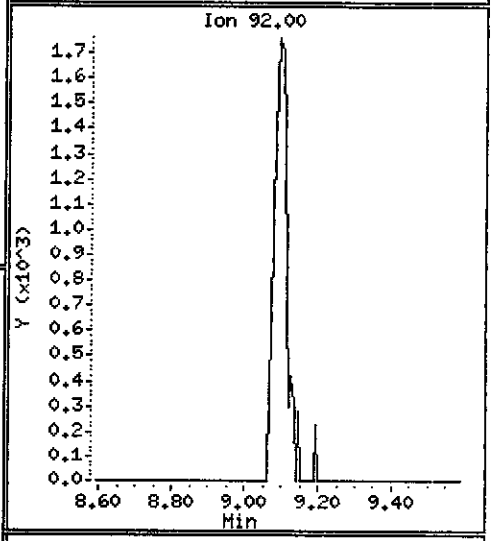

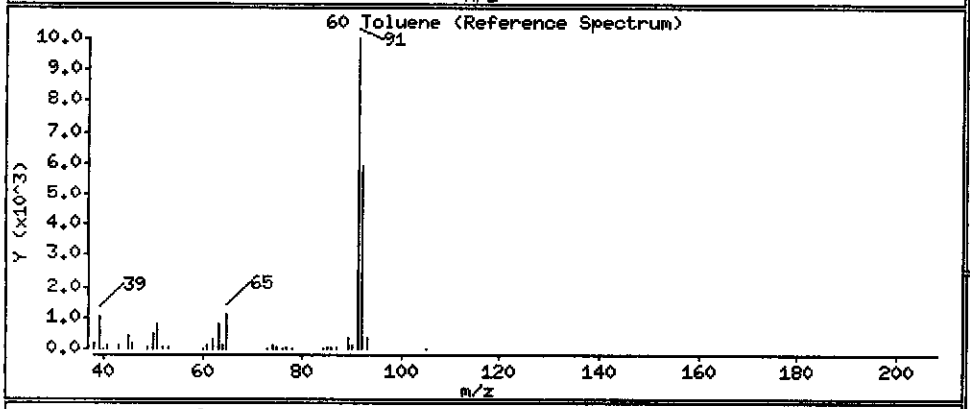

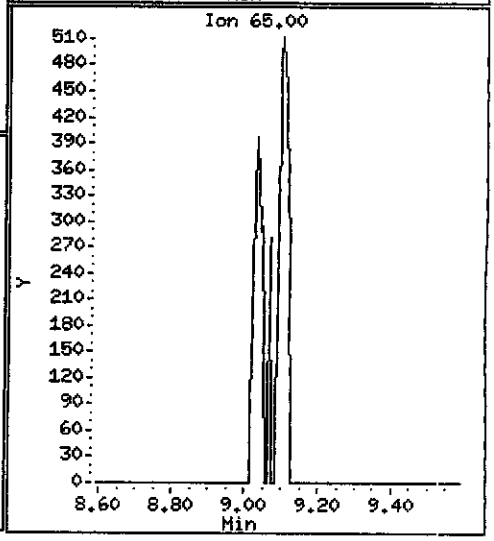

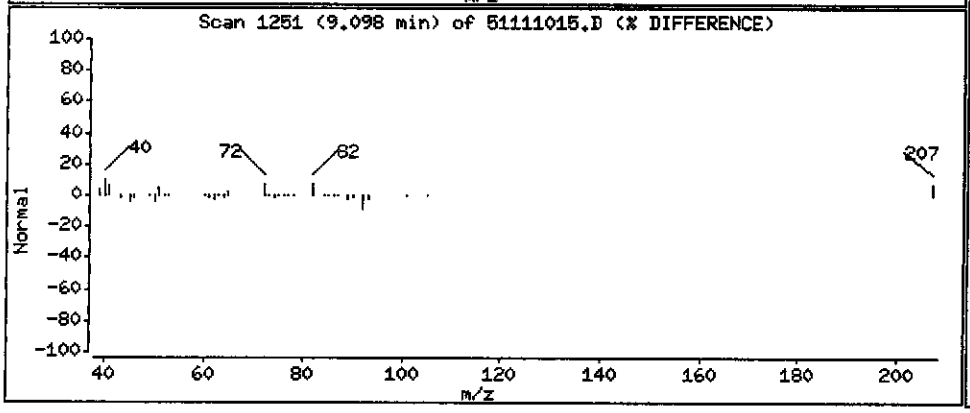

Data File: \\pitsvr06\d\chem\hp5.i\5111110d.b\51111015.D

Date : 11-NOV-2010 16:01

Client ID: MW-9-1011

Instrument: hp5.i

Sample Info: C0K040543-009 5ml

Purge Volume: 5.0

Operator: 001562

Column phase: DB 624

Column diameter: 0.20

72 Ethylbenzene

Concentration: 0.2932 UG/L

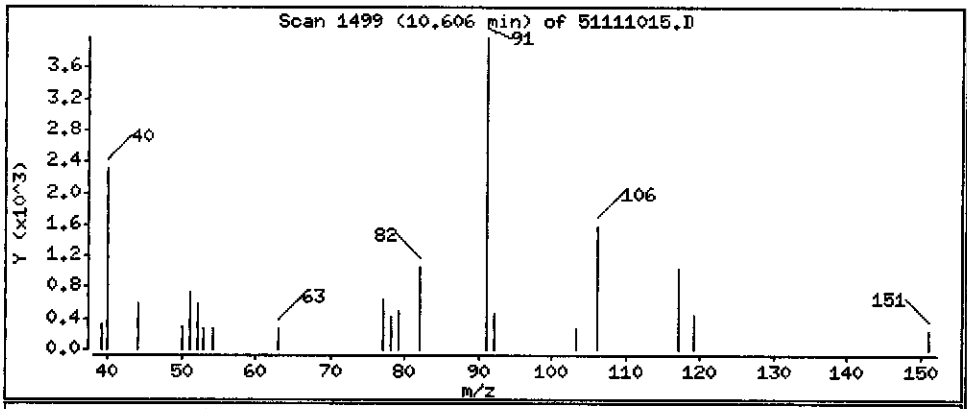

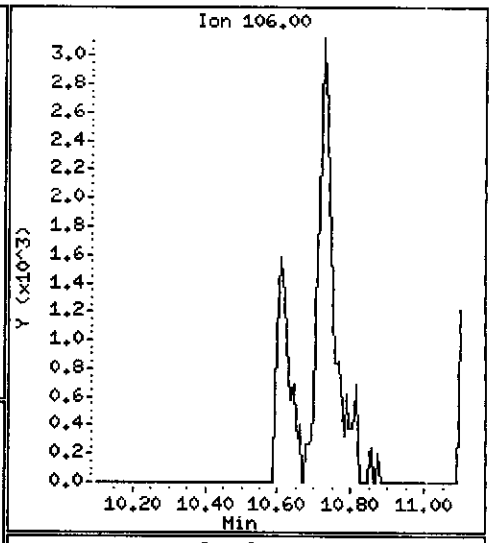

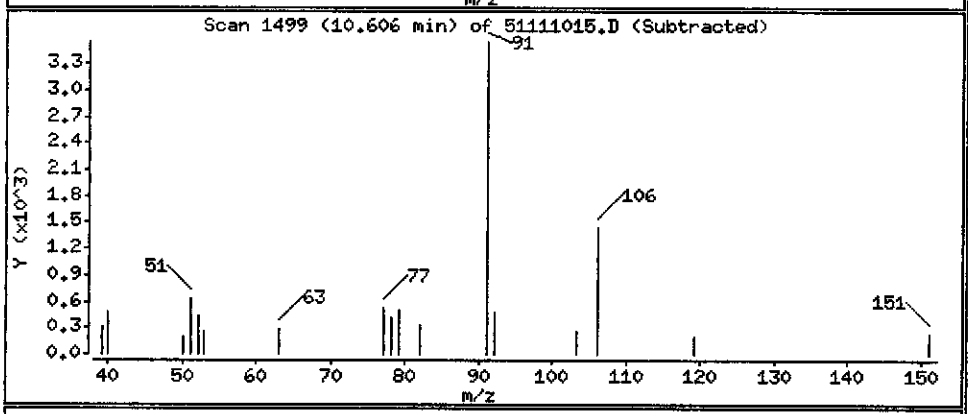

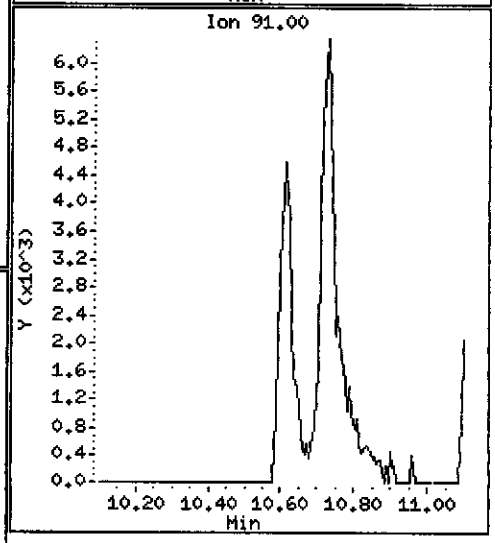

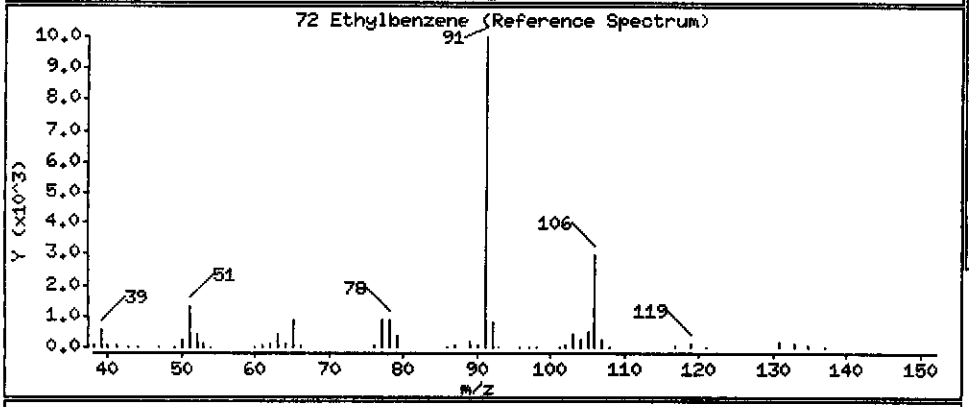

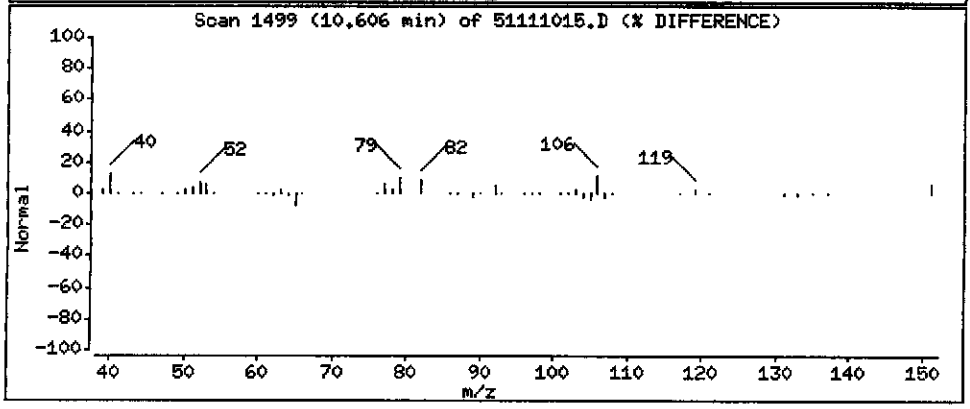

Data File: \\pitsvr06\d\chem\hp5.i\5111110d.b\51111015.D

Date : 11-NOV-2010 16:01

Client ID: MW-9-1011

Instrument: hp5.i

Sample Info: C0K040543-009 5ml

Purge Volume: 5.0

Operator: 001562

Column phase: DB 624

Column diameter: 0.20

73 m + p-Xylene

Concentration: 0.5579 UG/L

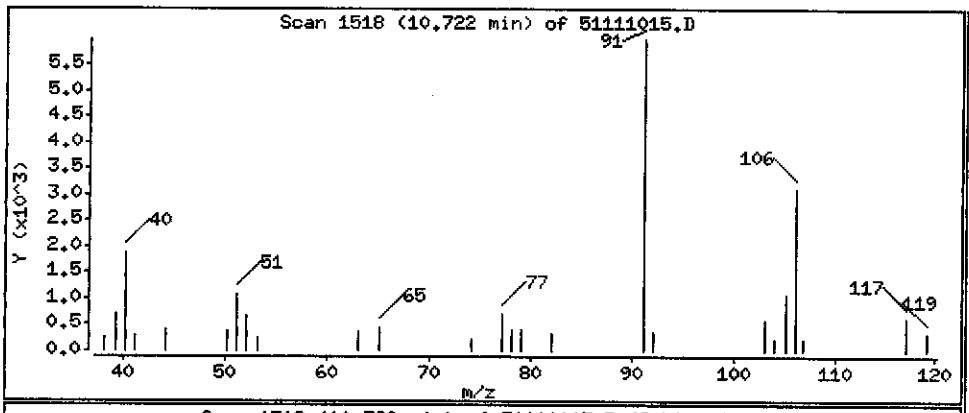

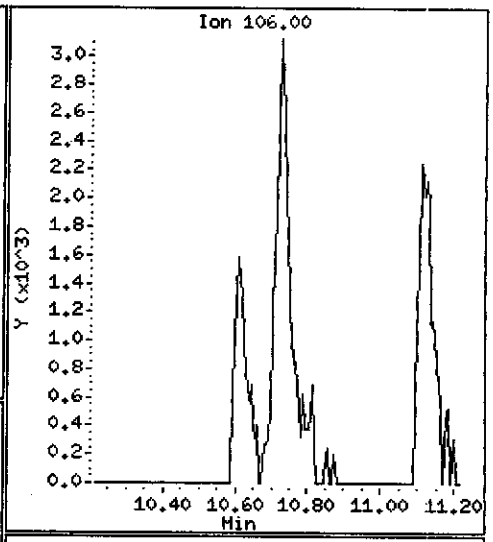

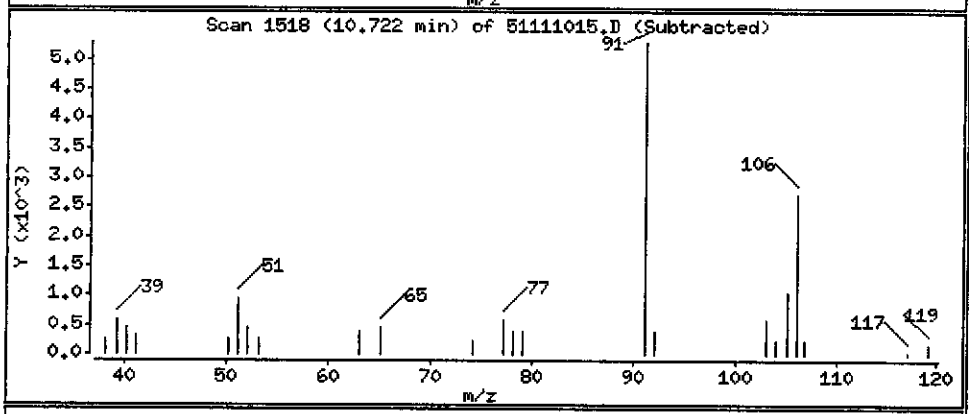

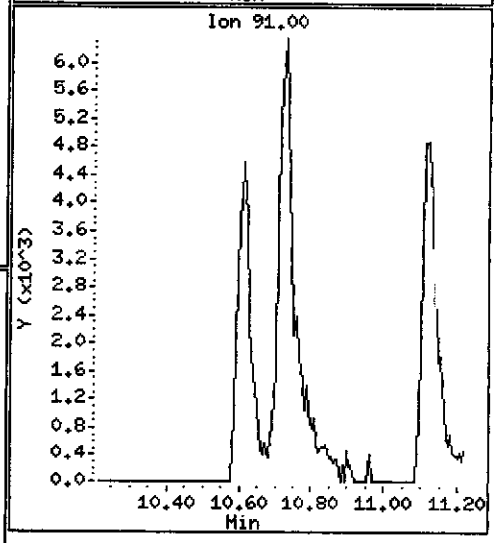

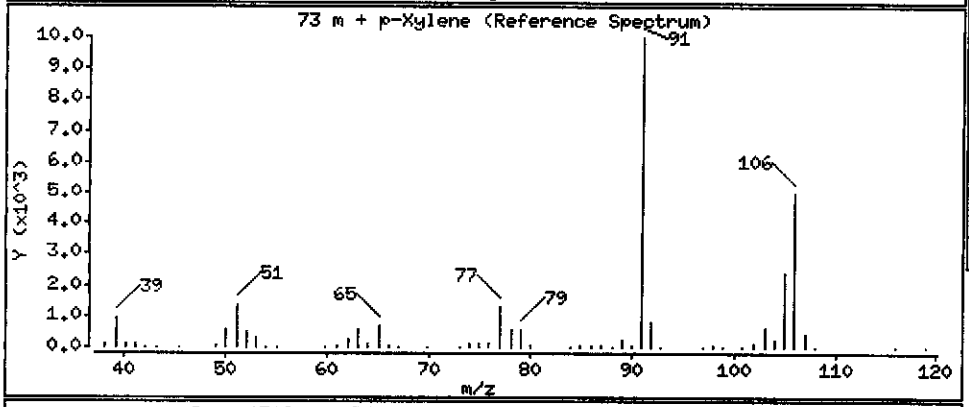

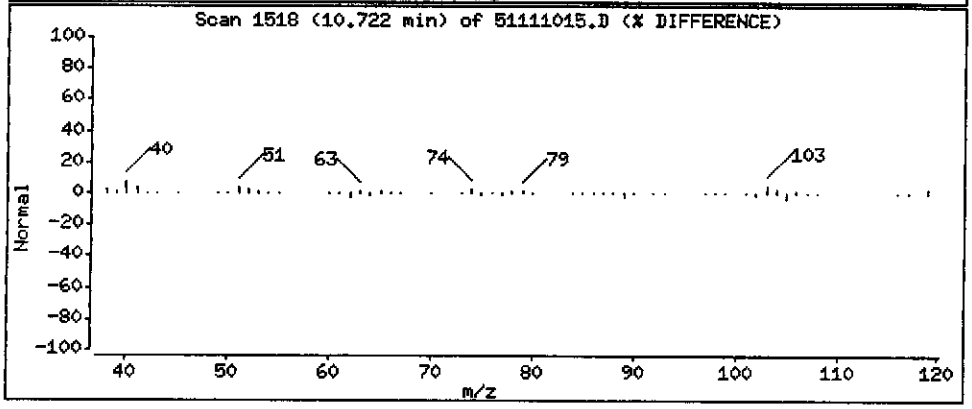

Data File: \\pitsvr06\d\chem\hp5.i\5111110d.b\51111015.D

Date : 11-NOV-2010 16:01

Client ID: MW-9-1011

Instrument: hp5.i

Sample Info: C0K040543-009 5ml

Purge Volume: 5.0

Operator: 001562

Column phase: DB 624

Column diameter: 0.20

74 Xylene-o

Concentration: 0.4003 UG/L

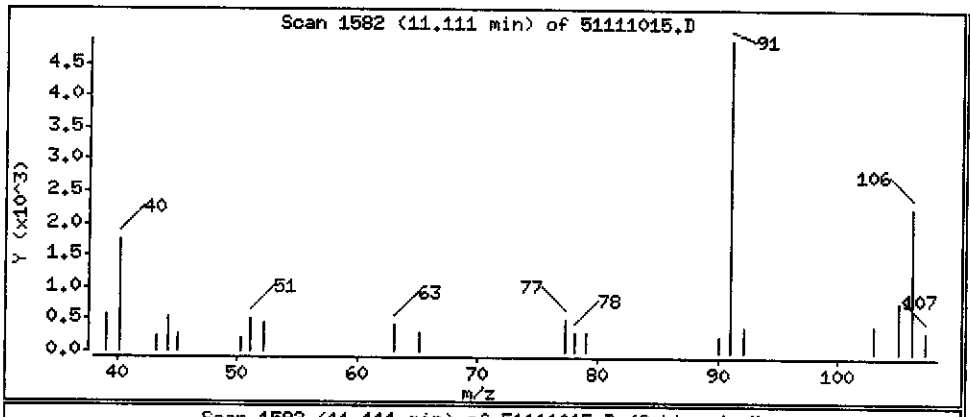

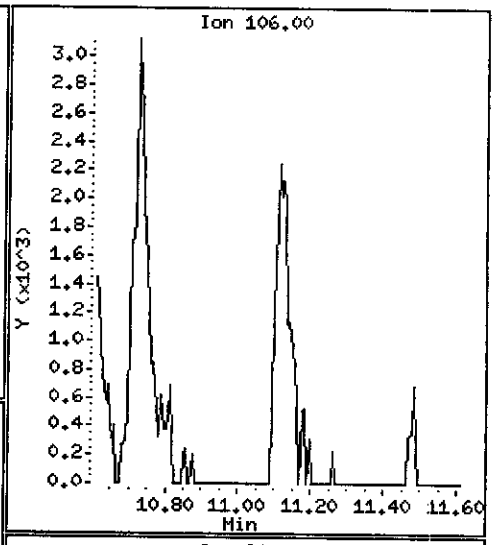

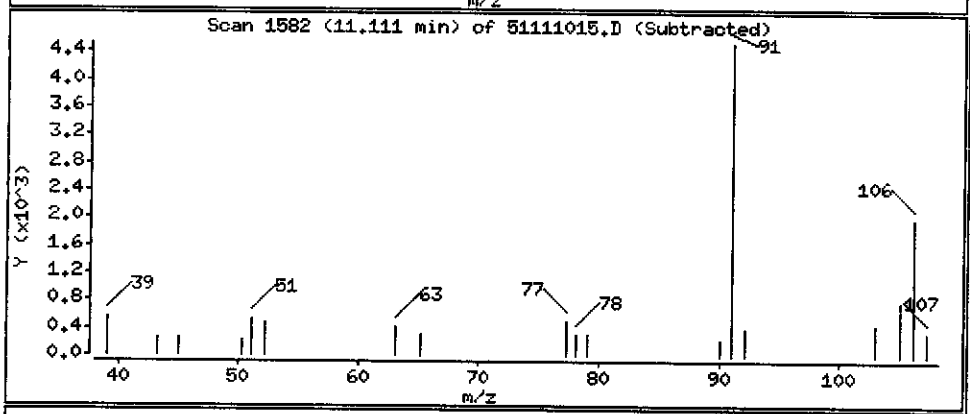

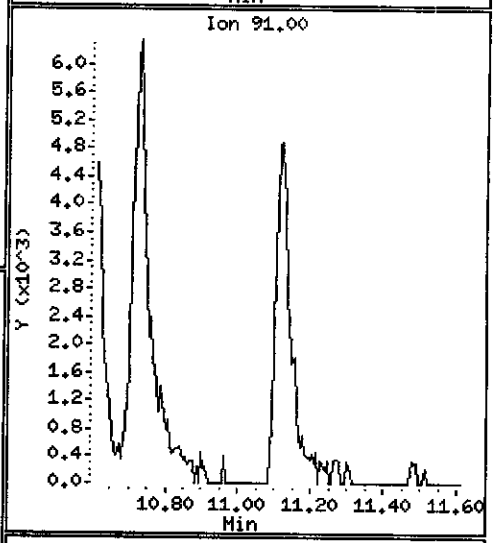

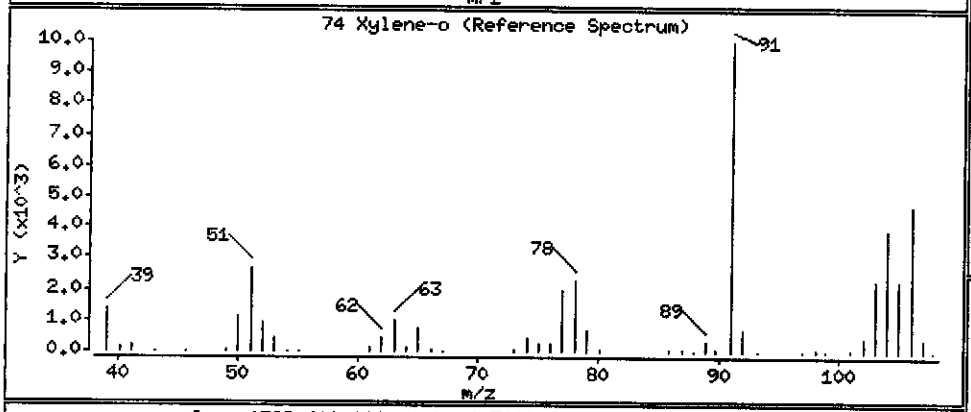

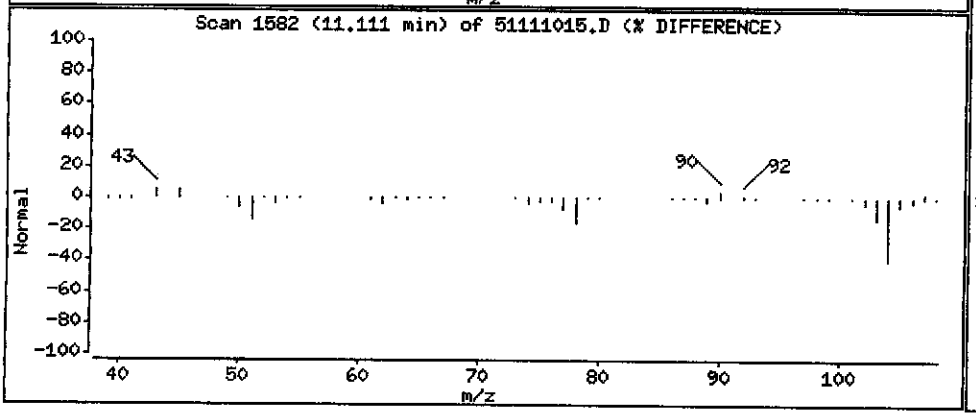

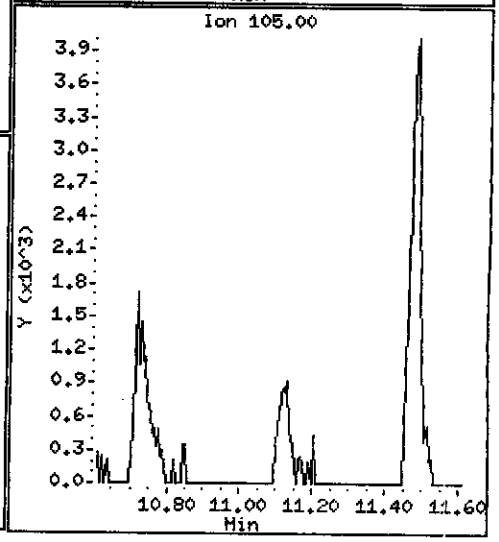

Data File: \\pitsvr06\d\chem\hp5.i\5111110d.b\51111015.D

Date : 11-NOV-2010 16:01

Client ID: MW-9-1011

Instrument: hp5.i

Sample Info: C0K040543-009 5ml

Purge Volume: 5.0

Operator: 001562

Column phase: DB 624

Column diameter: 0.20

78 Isopropylbenzene

Concentration: 0.1948 UG/L

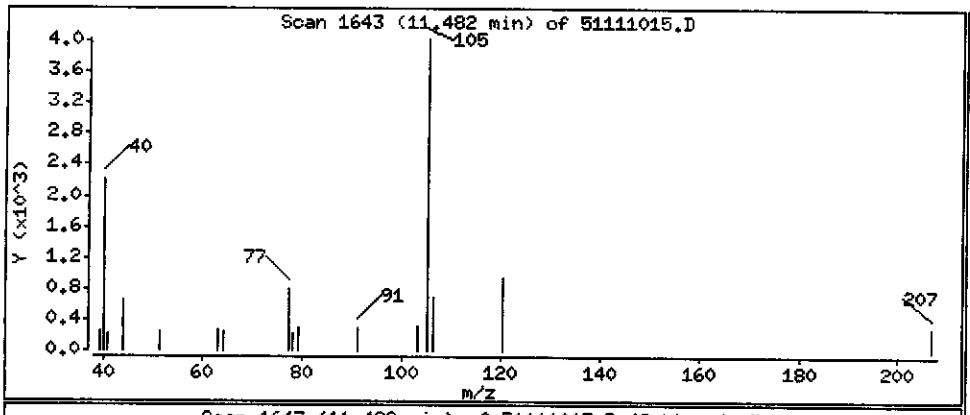

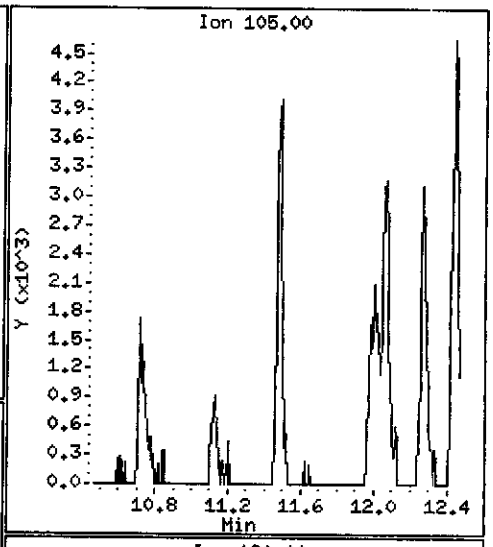

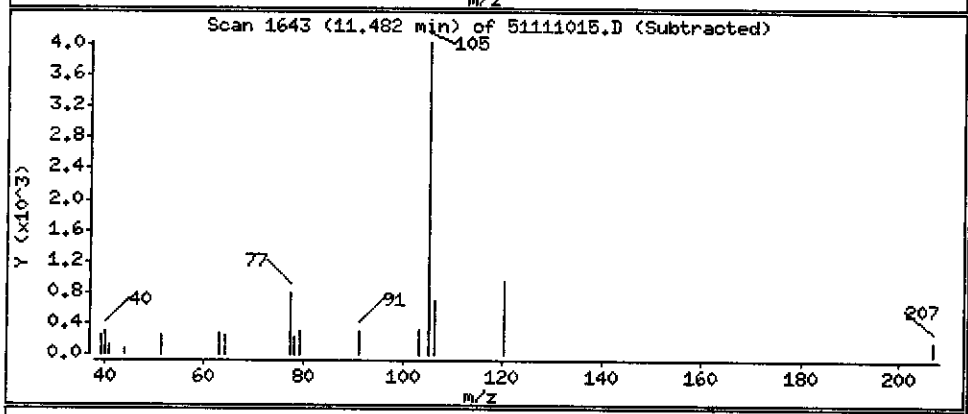

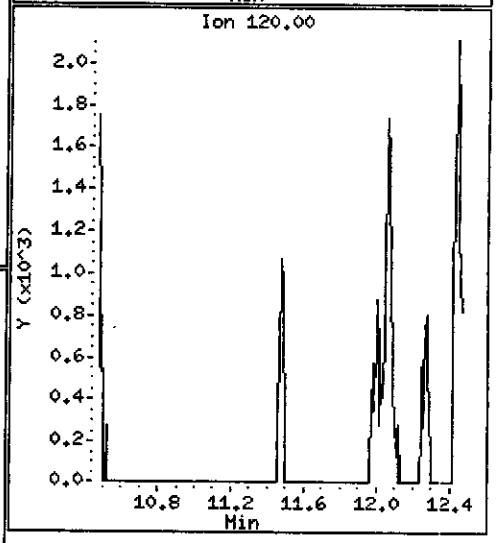

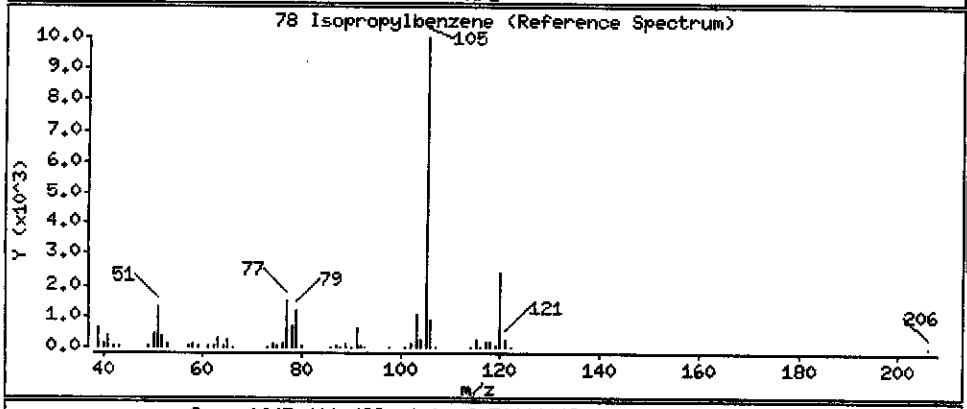

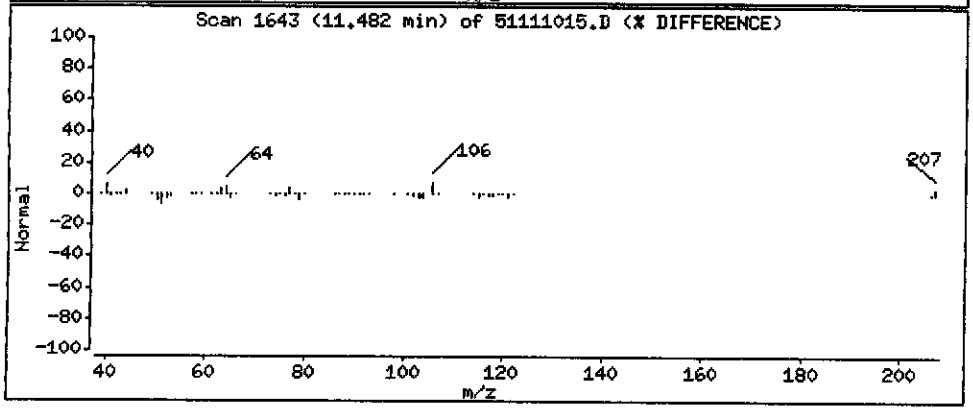

MACTEC Engineering and Consulting Inc

Client Sample ID: MW-10-1011

GC/MS Volatiles

Lot-Sample #...:	C0K040543-010	**Work Order #...:**	L9J3Q1AA	**Matrix.....:**	WATER
Date Sampled...:	11/01/10	**Date Received..:**	11/03/10	**MS Run #.....:**	0315143
Prep Date.....:	11/11/10	**Analysis Date..:**	11/11/10		
Prep Batch #...:	0315225	**Analysis Time..:**	16:25		
Dilution Factor:	1	**Initial Wgt/Vol:**	5 mL	**Final Wgt/Vol..:**	5 mL
Analyst ID.....:	001562	**Instrument ID..:**	HP5		
		Method.....:	SW846 8260B		

PARAMETER	RESULT	REPORTING LIMIT	UNITS	MDL
Acetone	**3.9 J**	**5.0**	**ug/L**	**2.5**
Benzene	**1.0**	**1.0**	**ug/L**	**0.11**
Bromodichloromethane	ND	1.0	ug/L	0.13
Bromoform	ND	1.0	ug/L	0.19
Bromomethane	ND	1.0	ug/L	0.31
2-Butanone	ND	5.0	ug/L	0.55
Carbon disulfide	ND	1.0	ug/L	0.21
Carbon tetrachloride	ND	1.0	ug/L	0.14
Chlorobenzene	**0.92 J**	**1.0**	**ug/L**	**0.14**
Chloroethane	ND	1.0	ug/L	0.21
Chloroform	ND	1.0	ug/L	0.17
Chloromethane	**0.43 J**	**1.0**	**ug/L**	**0.28**
Cyclohexane	**1.4**	**1.0**	**ug/L**	**0.25**
Dibromochloromethane	ND	1.0	ug/L	0.14
1,2-Dibromo-3-chloro-propane	ND	1.0	ug/L	0.14
1,2-Dibromoethane	ND	1.0	ug/L	0.18
1,3-Dichlorobenzene	ND	1.0	ug/L	0.11
1,4-Dichlorobenzene	ND	1.0	ug/L	0.21
1,2-Dichlorobenzene	ND	1.0	ug/L	0.15
Dichlorodifluoromethane	ND	1.0	ug/L	0.19
1,1-Dichloroethane	ND	1.0	ug/L	0.12
1,2-Dichloroethane	ND	1.0	ug/L	0.21
1,1-Dichloroethene	ND	1.0	ug/L	0.30
cis-1,2-Dichloroethene	ND	1.0	ug/L	0.24
trans-1,2-Dichloroethene	ND	1.0	ug/L	0.17
1,2-Dichloropropane	ND	1.0	ug/L	0.095
cis-1,3-Dichloropropene	ND	1.0	ug/L	0.19
trans-1,3-Dichloropropene	ND	1.0	ug/L	0.15
Ethylbenzene	ND	1.0	ug/L	0.23
2-Hexanone	ND	5.0	ug/L	0.16
Isopropylbenzene	**0.45 J**	**1.0**	**ug/L**	**0.16**
Methyl acetate	ND	1.0	ug/L	0.14
Methylene chloride	ND	1.0	ug/L	0.15
Methylcyclohexane	**0.48 J**	**1.0**	**ug/L**	**0.26**
4-Methyl-2-pentanone	ND	5.0	ug/L	0.53
Methyl tert-butyl ether	ND	1.0	ug/L	0.18

(Continued on next page)

MACTEC Engineering and Consulting Inc

Client Sample ID: MW-10-1011

GC/MS Volatiles

Lot-Sample #...: C0K040543-010 Work Order #...: L9J3Q1AA Matrix.....: WATER

PARAMETER	RESULT	REPORTING LIMIT	UNITS	MDL
Styrene	ND	1.0	ug/L	0.097
1,1,2,2-Tetrachloroethane	ND	1.0	ug/L	0.20
1,2,4-Trichloro-benzene	ND	1.0	ug/L	0.27
Tetrachloroethene	ND	1.0	ug/L	0.15
1,1,1-Trichloroethane	ND	1.0	ug/L	0.29
1,1,2-Trichloroethane	ND	1.0	ug/L	0.20
Trichloroethene	ND	1.0	ug/L	0.14
Trichlorofluoromethane	ND	1.0	ug/L	0.20
1,1,2-Trichloro-1,2,2-trifluoroethane	ND	1.0	ug/L	0.32
Toluene	**0.17 J**	**1.0**	**ug/L**	**0.15**
Vinyl chloride	ND	1.0	ug/L	0.23
Xylenes (total)	**1.1 J**	**3.0**	**ug/L**	**0.49**

SURROGATE	PERCENT RECOVERY	RECOVERY LIMITS
Toluene-d8	101	(71 - 118)
1,2-Dichloroethane-d4	101	(64 - 135)
4-Bromofluorobenzene	101	(70 - 118)
Dibromofluoromethane	96	(70 - 128)

NOTE(S):

J Estimated result. Result is less than RL.

Data File: \\pitsvr06\d\chem\hp5.i\5111110d.b\51111016.D

Date : 11-NOV-2010 16:26

Client ID: MW-10-1011

Instrument: hp5.i

Sample Info: C0K040543-010 5ml

Purge Volume: 5.0

Operator: 001562

Column phase: DB 624

Column diameter: 0.20

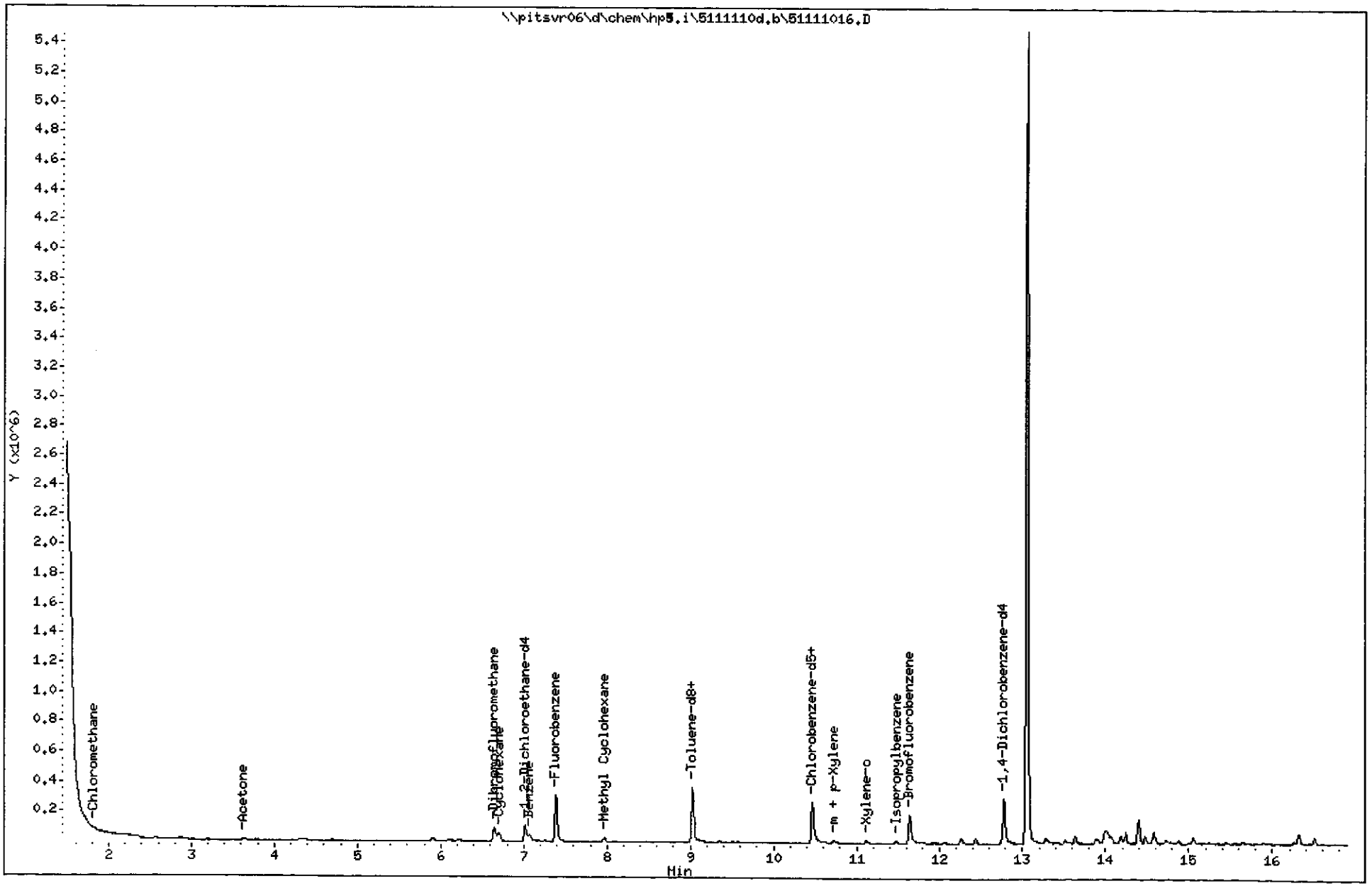

TestAmerica Pittsburgh

VOLATILE REPORT SW-846 Method

Data file : \\pitsvr06\d\chem\hp5.i\5111110d.b\51111016.D
Lab Smp Id: 19j3q1aa Client Smp ID: MW-10-1011
Inj Date : 11-NOV-2010 16:25 MS Autotune Date: 12-SEP-2010 07:53
Operator : 001562 Inst ID: hp5.i
Smp Info : C0K040543-010 5ml
Misc Info : 19j3q1aa,5111110d.b,8260ee.m,1-42.sub
Comment :
Method : \\PITSVR06\D\chem\hp5.i\5111110d.b\8260ee.m
Meth Date : 11-Nov-2010 21:31 lipayj Quant Type: ISTD
Cal Date : 21-SEP-2010 21:56 Cal File: 1A50921N.D
Als bottle: 20
Dil Factor: 1.00000
Integrator: HP RTE Compound Sublist: 1-42.sub
Target Version: 4.14
Processing Host: PITSVR06

Concentration Formula: Amt * DF * 1/Vo*Vt * CpndVariable

Name	Value	Description
DF	1.000	Dilution Factor
Vo	5.000	Sample Volume
Vt	1.000	mg/L conversion (1.0 if no conversion)
Cpnd Variable		Local Compound Variable

Compounds	QUANT SIG MASS	RT	EXP RT	REL RT	RESPONSE	CONCENTRATIONS ON-COLUMN (ng)	CONCENTRATIONS FINAL (UG/L)
* 46 Fluorobenzene	96	7.387	7.381	(1.000)	342026	50.0000	
* 69 Chlorobenzene-d5	119	10.471	10.466	(1.000)	66622	50.0000	
* 92 1,4-Dichlorobenzene-d4	152	12.783	12.777	(1.000)	103316	50.0000	
$ 39 Dibromofluoromethane	113	6.645	6.645	(0.900)	75365	47.8378	9.568
$ 43 1,2-Dichloroethane-d4	65	7.022	7.016	(0.951)	99783	50.6167	10.12
$ 59 Toluene-d8	98	9.030	9.024	(0.862)	283159	50.3541	10.07
$ 80 Bromofluorobenzene	95	11.639	11.634	(0.911)	111522	50.5994	10.12
1 Dichlorodifluoromethane	85	Compound Not Detected.					
2 Chloromethane	50	1.815	1.815	(0.246)	5379	2.17417	0.4348
3 Vinyl Chloride	62	Compound Not Detected.					
4 Bromomethane	94	Compound Not Detected.					
5 Chloroethane	64	Compound Not Detected.					
6 Trichlorofluoromethane	101	Compound Not Detected.					
12 1,1-Dichloroethene	96	Compound Not Detected.					
13 Acetone	43	3.640	3.628	(0.493)	14043	19.4329	3.886 (M)
15 Carbon Disulfide	76	Compound Not Detected.					
18 Methylene Chloride	84	Compound Not Detected.					
19 trans-1,2-Dichloroethene	96	Compound Not Detected.					
20 Methyl tert-butyl ether	73	Compound Not Detected.					
24 1,1-Dichloroethane	63	Compound Not Detected.					
27 2,2-Dichloropropane	77	Compound Not Detected.					
28 cis-1,2-dichloroethene	96	Compound Not Detected.					

	Compounds	QUANT SIG MASS	RT	EXP RT	REL RT	RESPONSE	CONCENTRATIONS ON-COLUMN (ng)	CONCENTRATIONS FINAL (UG/L)
M	29 1,2-Dichloroethene (total)	96	Compound Not Detected.					
	30 Bromochloromethane	128	Compound Not Detected.					
	31 2-Butanone	43	Compound Not Detected.					
	37 Chloroform	83	Compound Not Detected.					
	38 1,1,1-Trichloroethane	97	Compound Not Detected.					
	40 1,1-Dichloropropene	75	Compound Not Detected.					
	41 Carbon Tetrachloride	117	Compound Not Detected.					
	42 Benzene	78	7.077	7.065	(0.958)	45311	5.23740	1.047
	45 1,2-Dichloroethane	62	Compound Not Detected.					
	47 Trichloroethene	130	Compound Not Detected.					
	49 1,2-Dichloropropane	63	Compound Not Detected.					
	50 Dibromomethane	93	Compound Not Detected.					
	53 Bromodichloromethane	83	Compound Not Detected.					
	57 cis-1,3-Dichloropropene	75	Compound Not Detected.					
	58 4-Methyl-2-Pentanone	43	Compound Not Detected.					
	60 Toluene	91	9.103	9.091	(0.869)	6091	0.85724	0.1714
	61 trans-1,3-Dichloropropene	75	Compound Not Detected.					
	63 1,3-Dichloropropane	76	Compound Not Detected.					
	64 1,1,2-Trichloroethane	97	Compound Not Detected.					
	65 Tetrachloroethene	164	Compound Not Detected.					
	66 2-Hexanone	43	Compound Not Detected.					
	67 Dibromochloromethane	129	Compound Not Detected.					
	68 1,2-Dibromoethane	107	Compound Not Detected.					
	70 Chlorobenzene	112	10.502	10.490	(1.003)	19959	4.59460	0.9189
	71 1,1,1,2-Tetrachloroethane	131	Compound Not Detected.					
	72 Ethylbenzene	106	Compound Not Detected.					
	73 m + p-Xylene	106	10.733	10.715	(1.025)	8347	2.77080	0.5542
	74 Xylene-o	106	11.116	11.111	(1.062)	7643	2.66297	0.5326
M	75 Xylenes (total)	106				15990	5.43377	1.087
	76 Styrene	104	Compound Not Detected.					
	77 Bromoform	173	Compound Not Detected.					
	78 Isopropylbenzene	105	11.481	11.470	(1.096)	16936	2.25702	0.4514
	79 Bromobenzene	156	Compound Not Detected.					
	83 1,1,2,2-Tetrachloroethane	83	Compound Not Detected.					
	91 1,3-Dichlorobenzene	146	Compound Not Detected.					
	93 1,4-Dichlorobenzene	146	Compound Not Detected.					
	95 1,2-Dichlorobenzene	146	Compound Not Detected.					
	96 1,2-Dibromo-3-chloropropane	157	Compound Not Detected.					
	97 1,2,4-Trichlorobenzene	180	Compound Not Detected.					
	101 1,1,2-trichlorotrifluoroethane	101	Compound Not Detected.					
	102 Methyl acetate	43	Compound Not Detected.					
	104 Cyclohexane	56	6.706	6.700	(0.908)	29224	6.76029	1.352
	105 Methyl Cyclohexane	83	7.971	7.965	(1.079)	9902	2.39543	0.4791

QC Flag Legend

M - Compound response manually integrated.

Data File: \\pitsvr06\d\chem\hp5.i\5111110d.b\51111016.D

Date : 11-NOV-2010 16:25

Client ID: MW-10-1011

Instrument: hp5.i

Sample Info: C0K040543-010 5ml

Purge Volume: 5.0

Operator: 001562

Column phase: DB 624

Column diameter: 0.20

2 Chloromethane

Concentration: 0.4348 UG/L

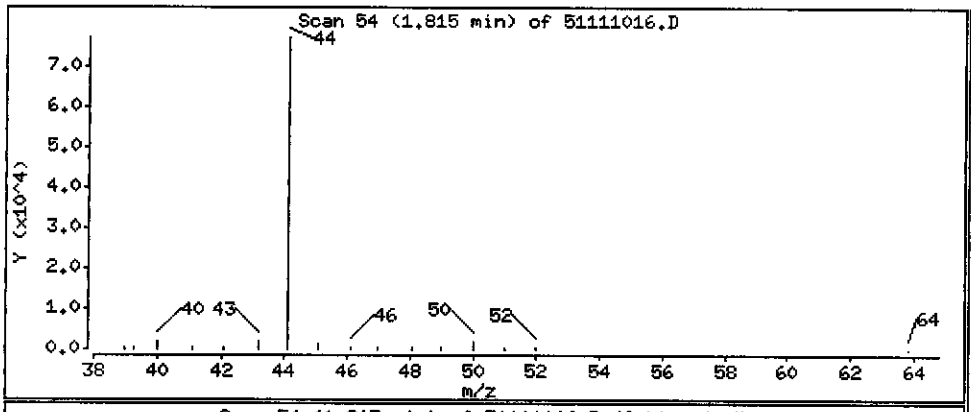

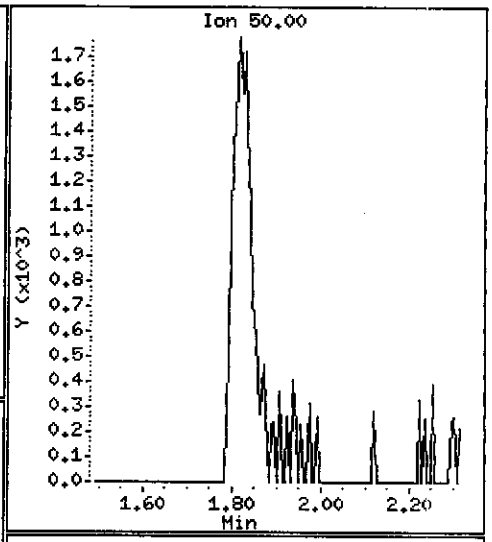

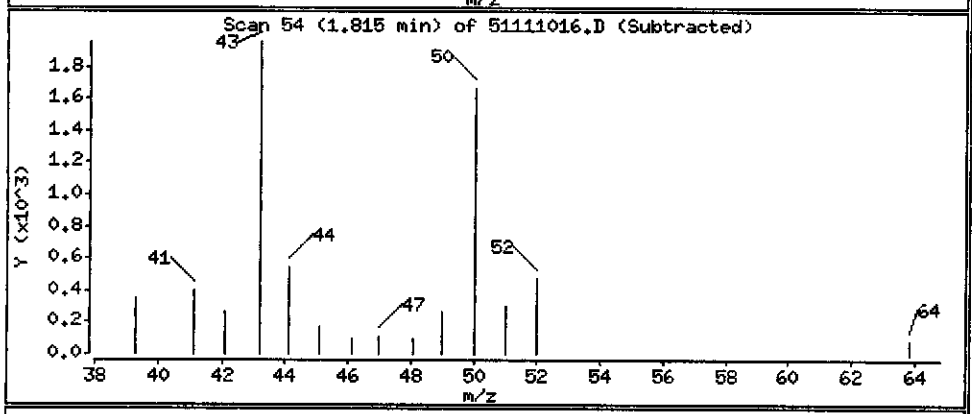

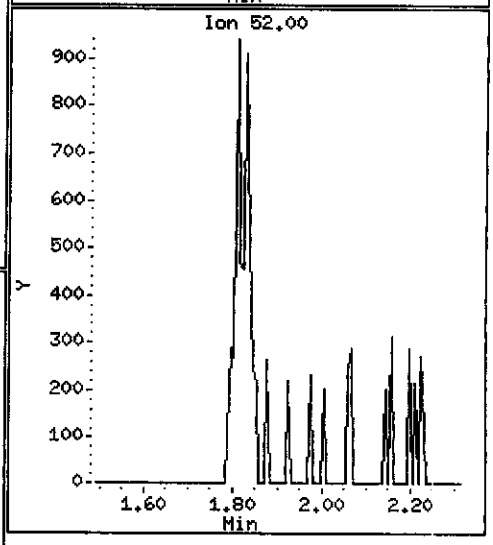

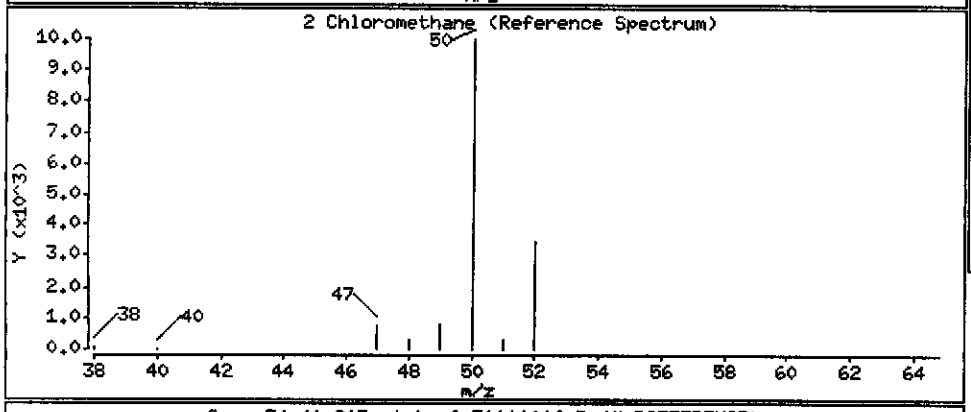

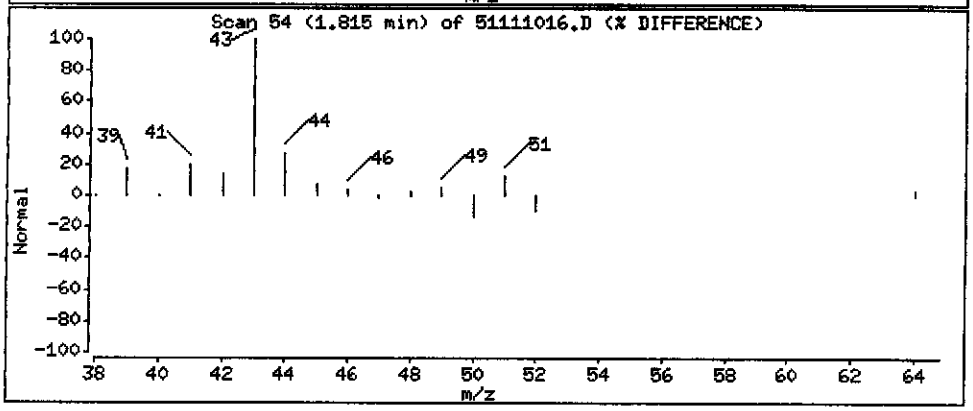

Data File: \\pitsvr06\d\chem\hp5.i\5111110d.b\51111016.D

Date : 11-NOV-2010 16:25

Client ID: MW-10-1011

Instrument: hp5.i

Sample Info: C0K040543-010 5ml

Purge Volume: 5.0

Operator: 001562

Column phase: DB 624

Column diameter: 0.20

13 Acetone

Concentration: 3.886 UG/L

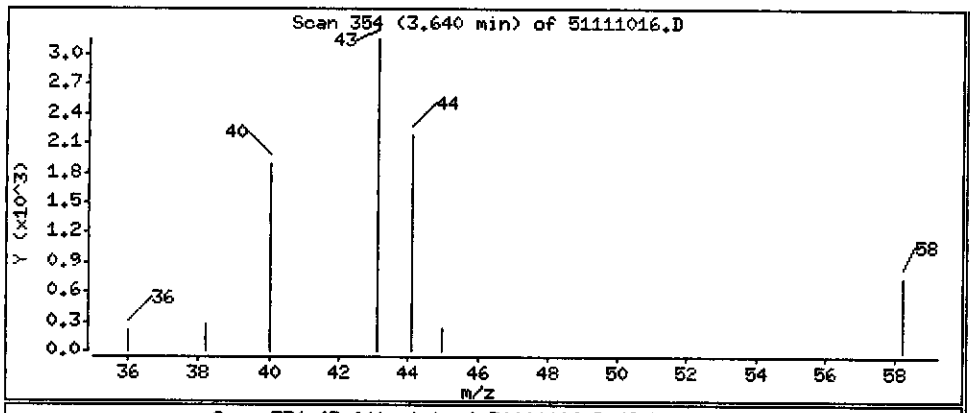

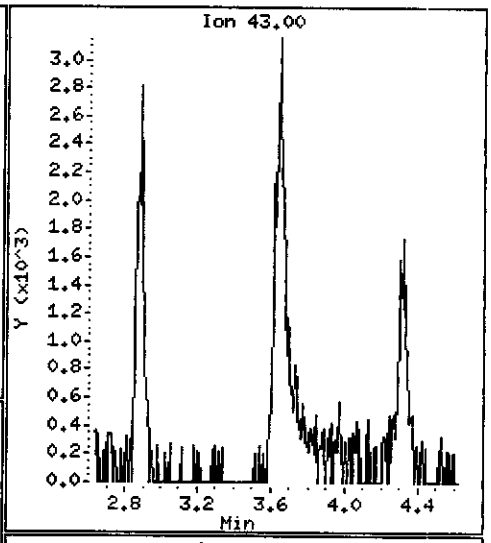

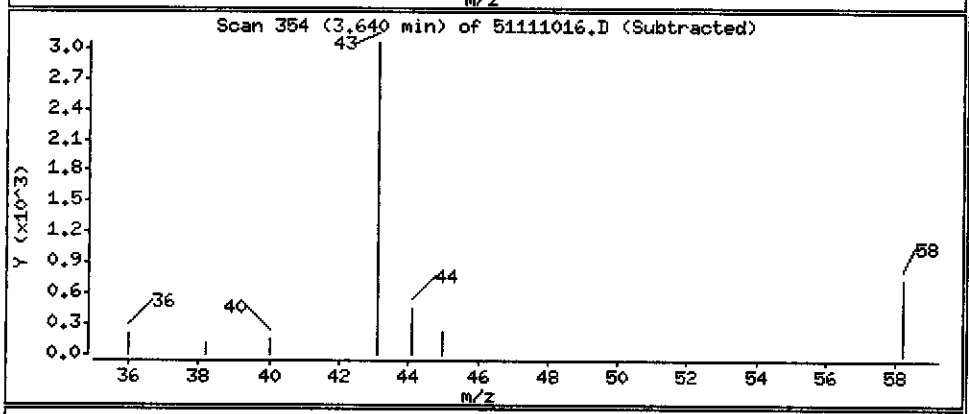

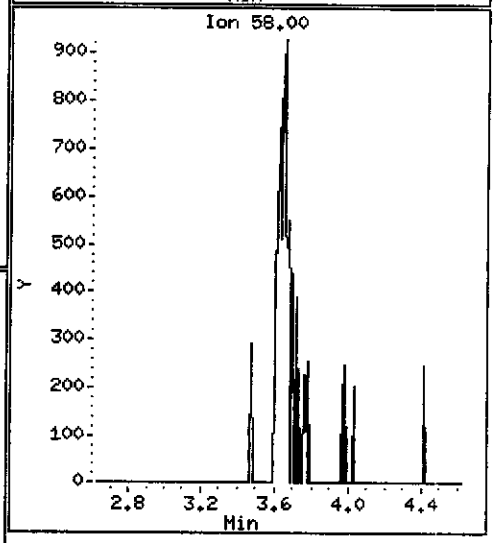

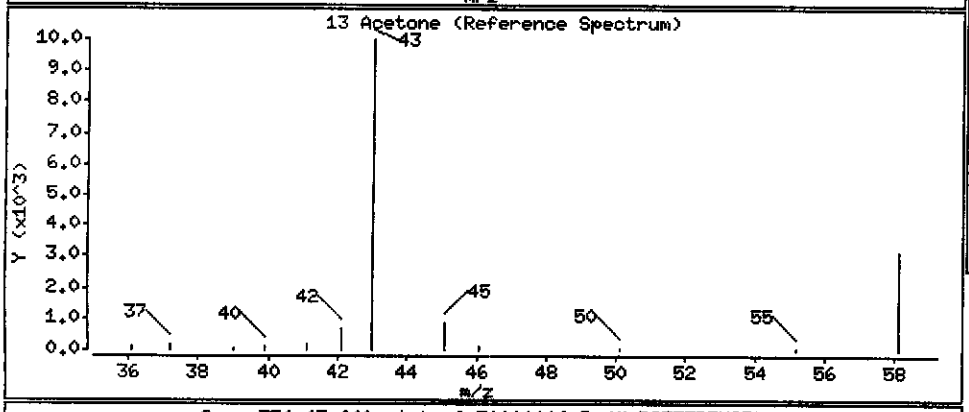

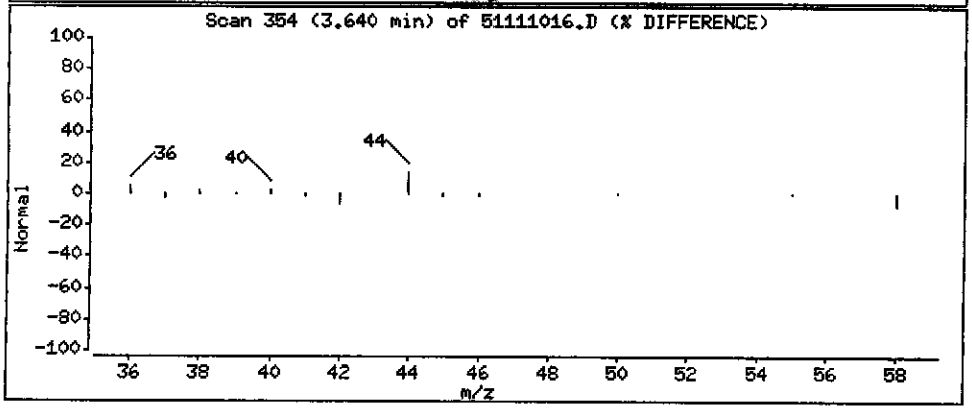

Data File: \\pitsvr06\d\chem\hp5.i\5111110d.b\51111016.D

Date : 11-NOV-2010 16:25

Client ID: MW-10-1011

Instrument: hp5.i

Sample Info: C0K040543-010 5ml

Purge Volume: 5.0

Operator: 001562

Column phase: DB 624

Column diameter: 0.20

42 Benzene

Concentration: 1.047 UG/L

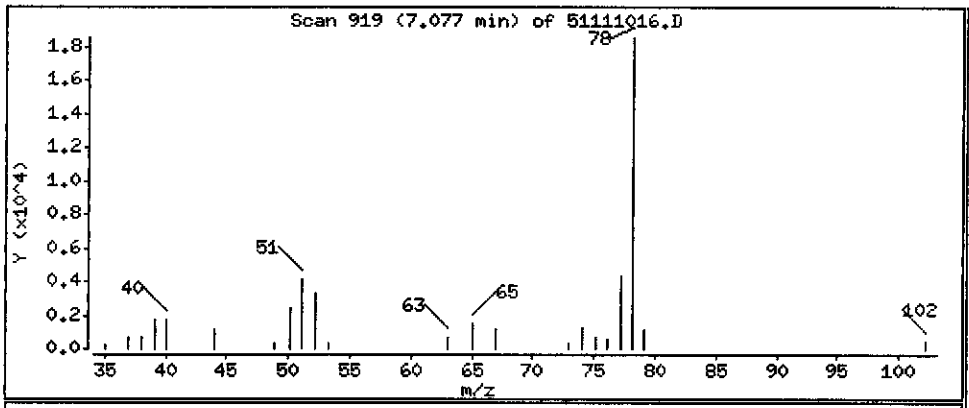

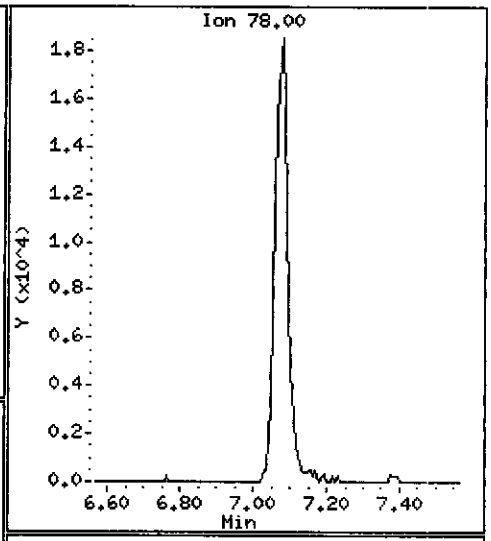

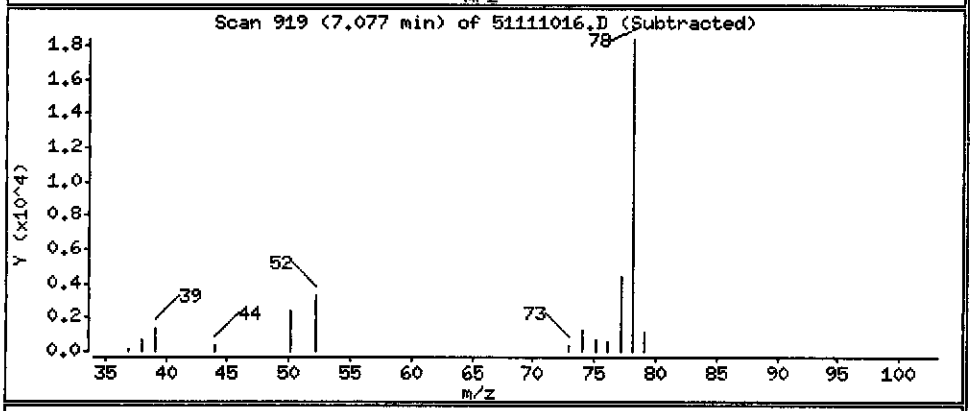

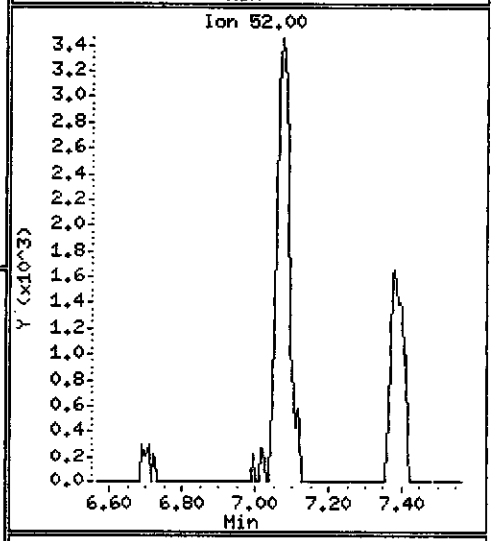

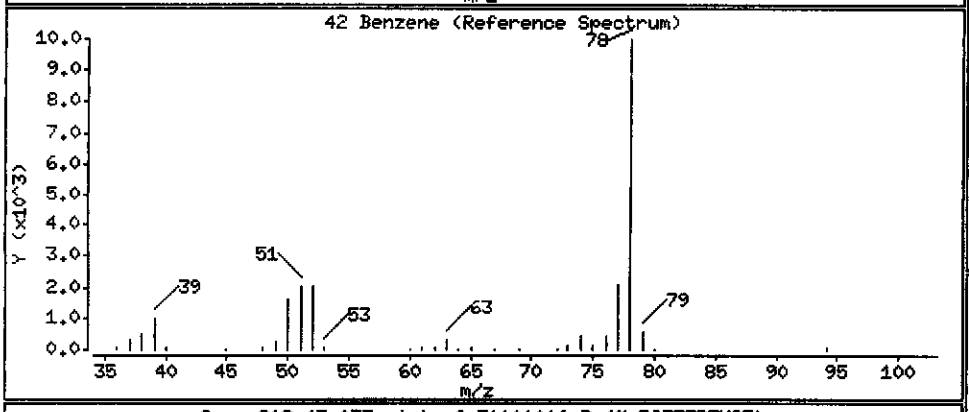

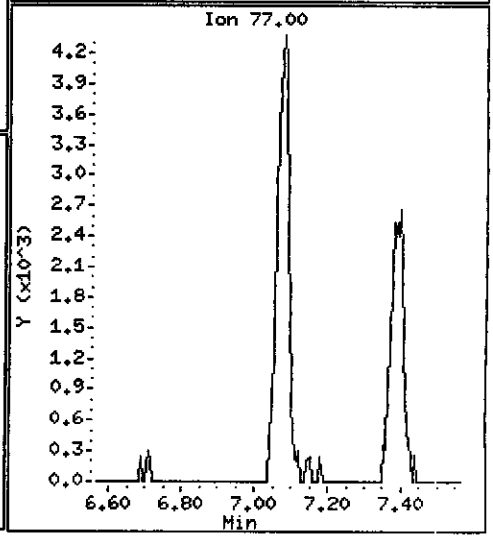

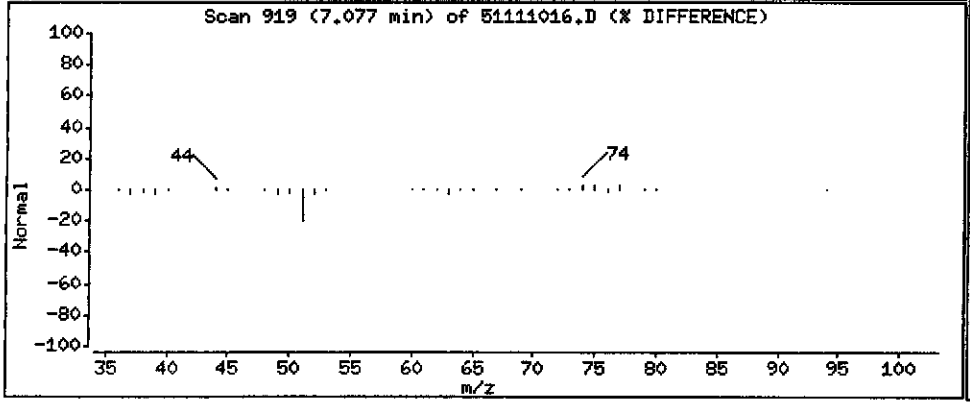

Data File: \\pitsvr06\d\chem\hp5.i\5111110d.b\51111016.D

Date : 11-NOV-2010 16:25

Client ID: MW-10-1011

Instrument: hp5.i

Sample Info: C0K040543-010 5ml

Purge Volume: 5.0

Operator: 001562

Column phase: DB 624

Column diameter: 0.20

60 Toluene

Concentration: 0.1714 UG/L

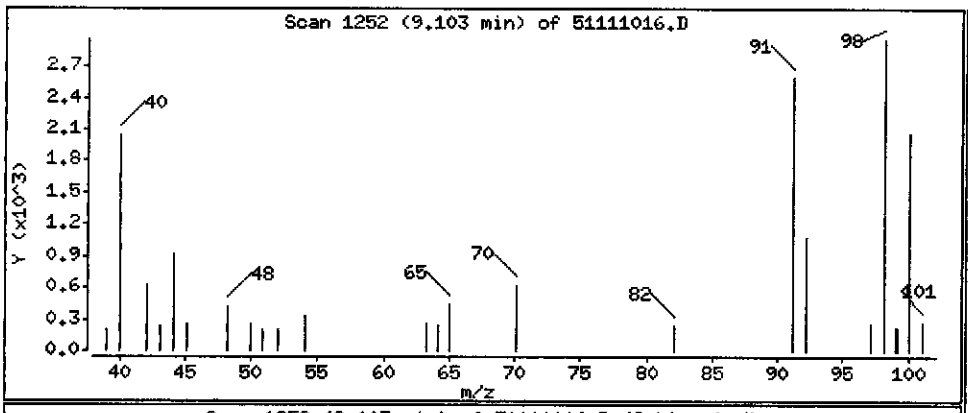

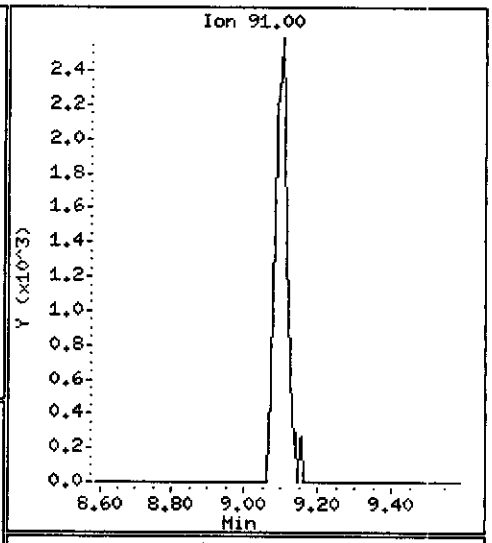

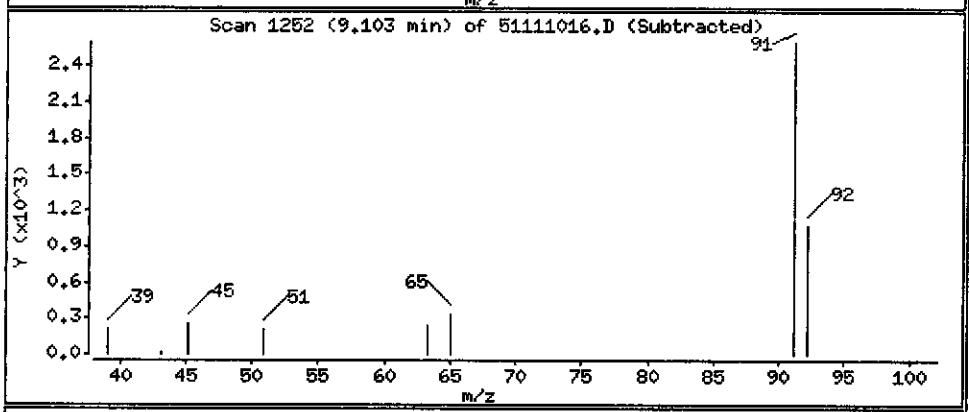

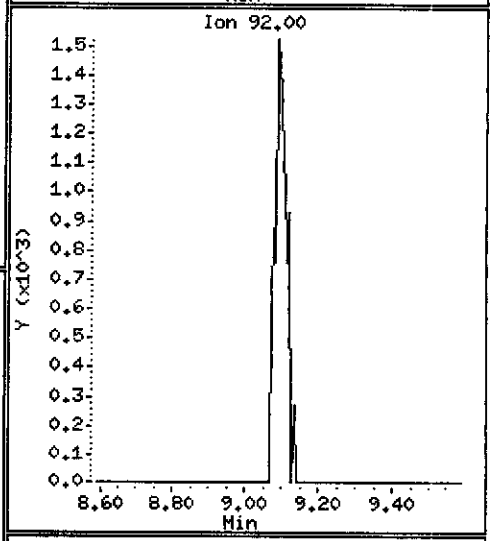

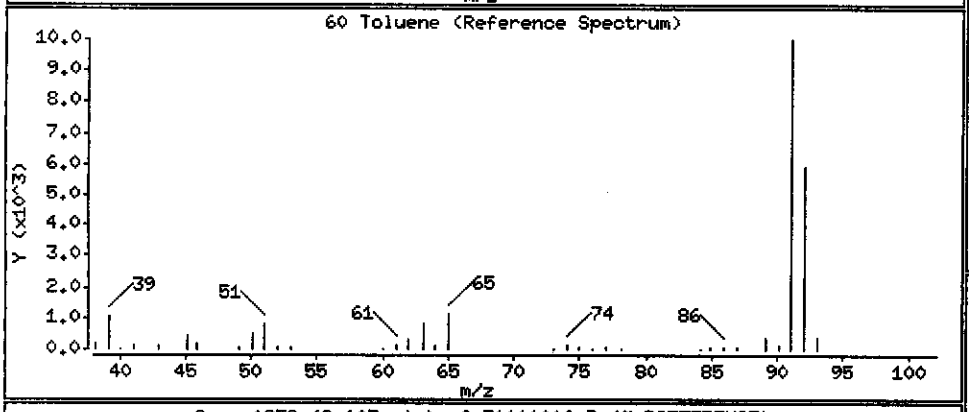

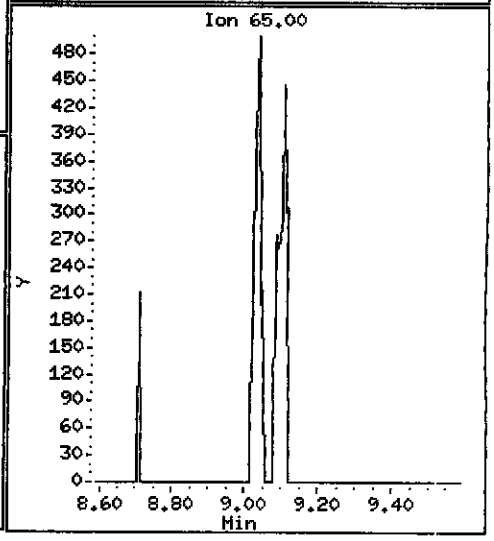

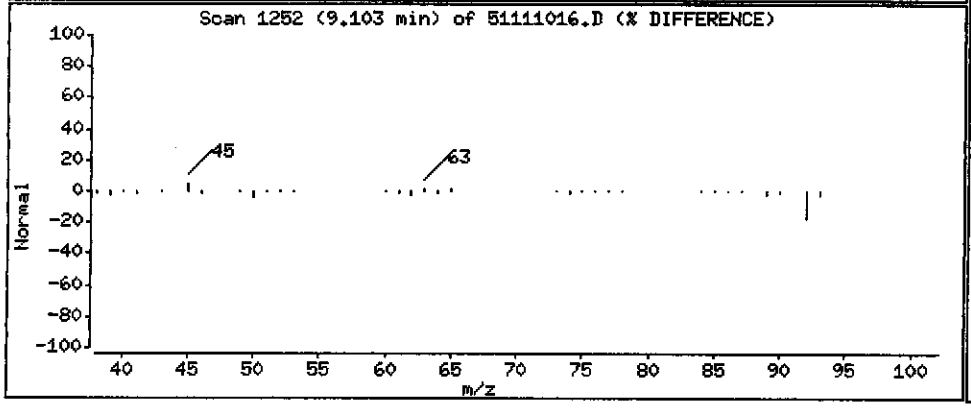

Data File: \\pitsvr06\d\chem\hp5.i\5111110d.b\51111016.D

Date : 11-NOV-2010 16:25

Client ID: MW-10-1011 Instrument: hp5.i

Sample Info: C0K040543-010 5ml

Purge Volume: 5.0 Operator: 001562

Column phase: DB 624 Column diameter: 0.20

70 Chlorobenzene Concentration: 0.9189 UG/L

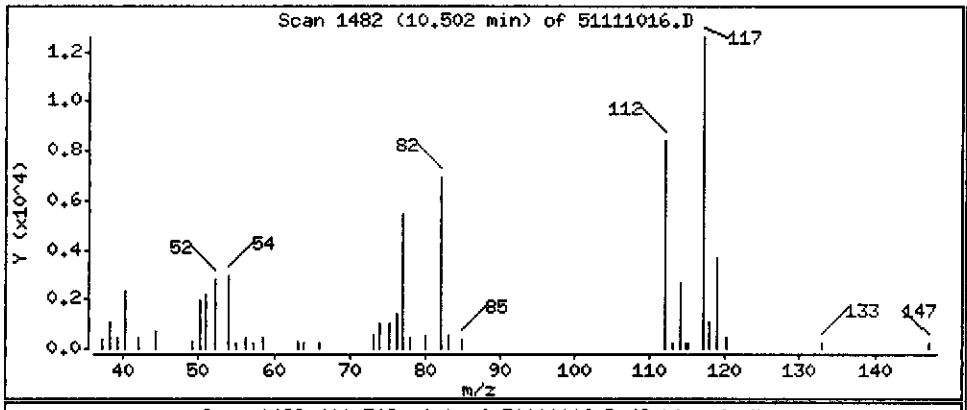

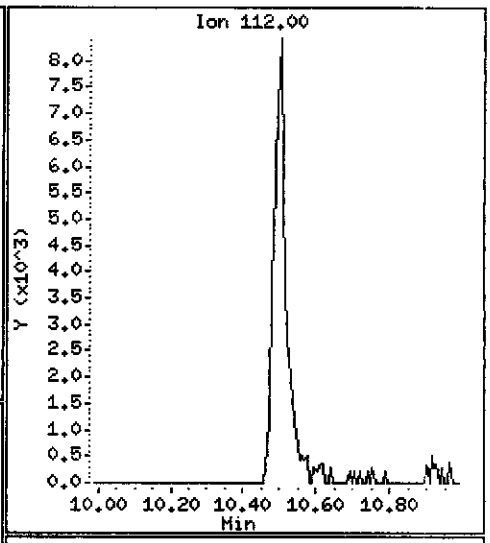

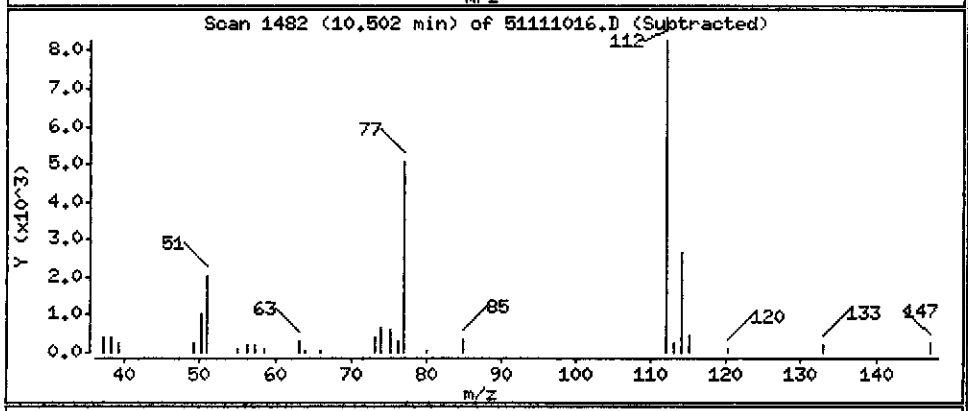

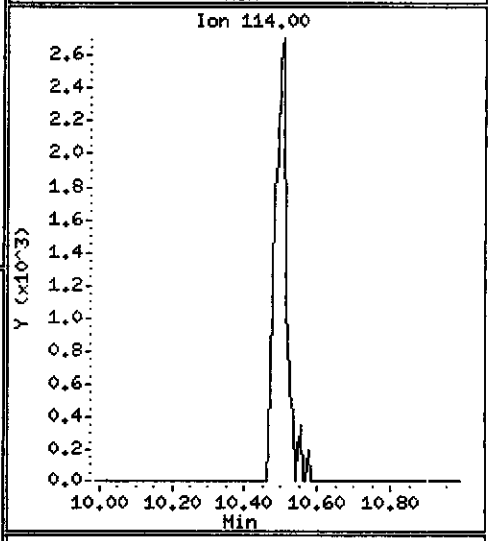

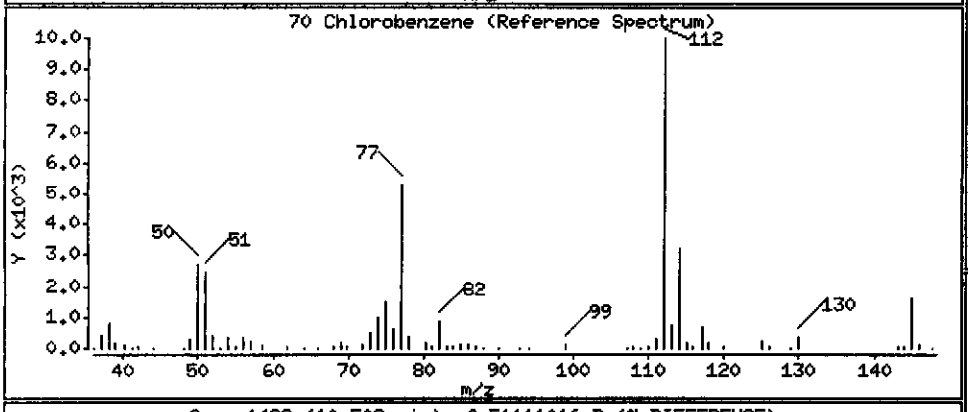

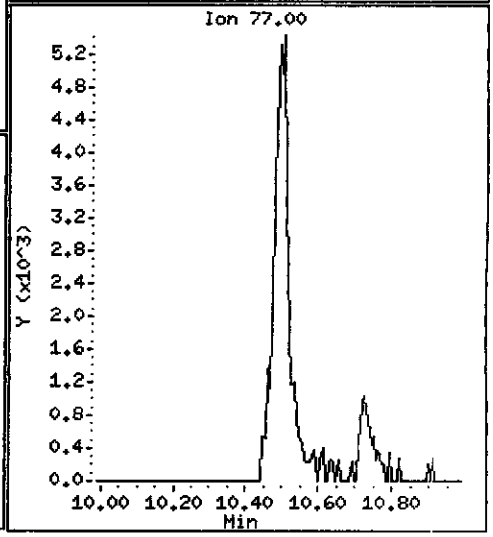

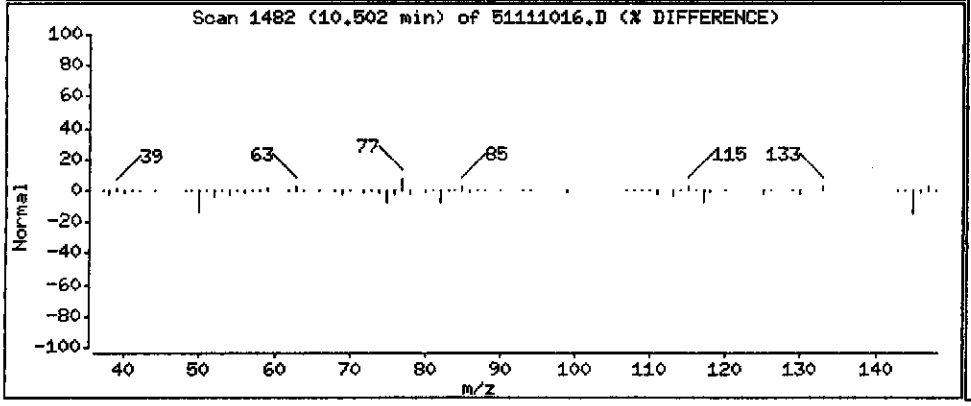

Data File: \\pitsvr06\d\chem\hp5.i\5111110d.b\51111016.D

Date : 11-NOV-2010 16:25

Client ID: MW-10-1011

Instrument: hp5.i

Sample Info: C0K040543-010 5ml

Purge Volume: 5.0

Operator: 001562

Column phase: DB 624

Column diameter: 0.20

73 m + p-Xylene

Concentration: 0.5542 UG/L

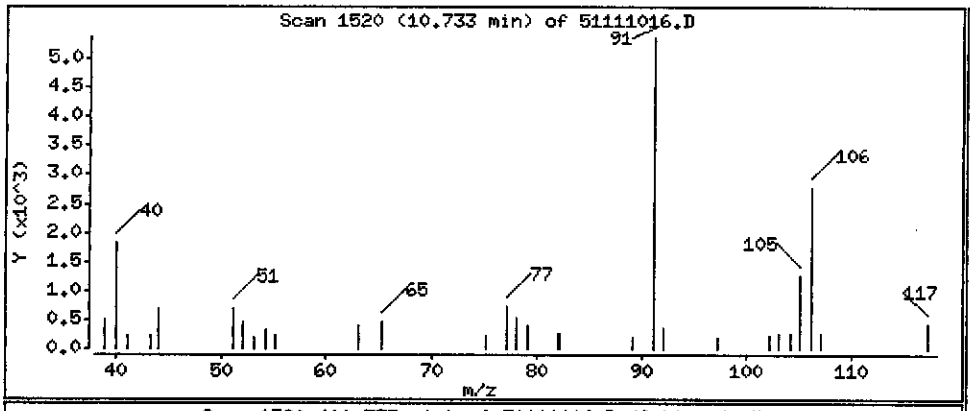

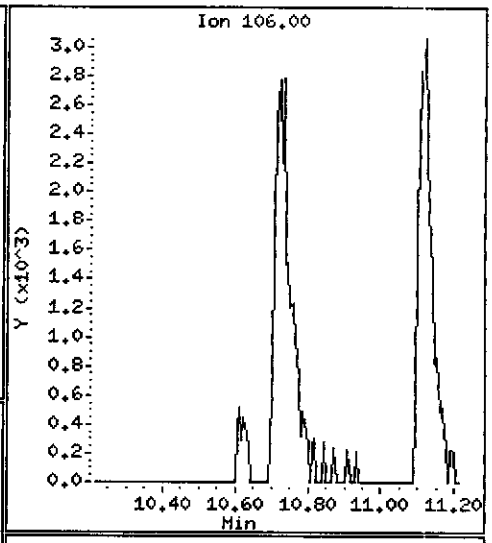

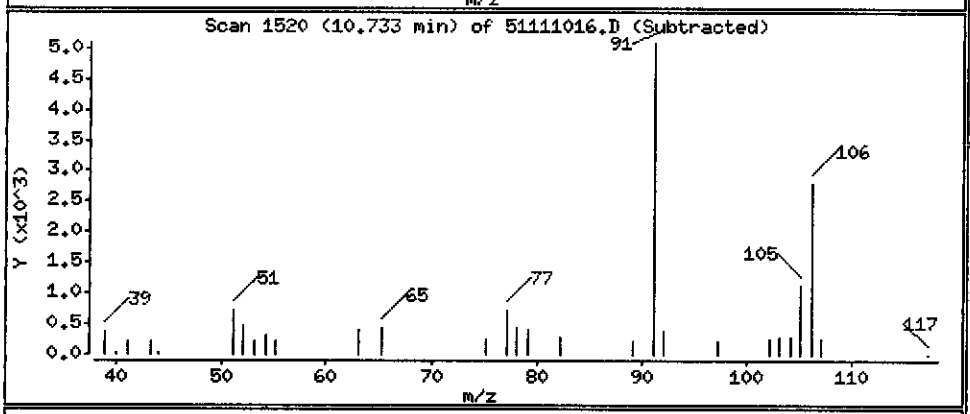

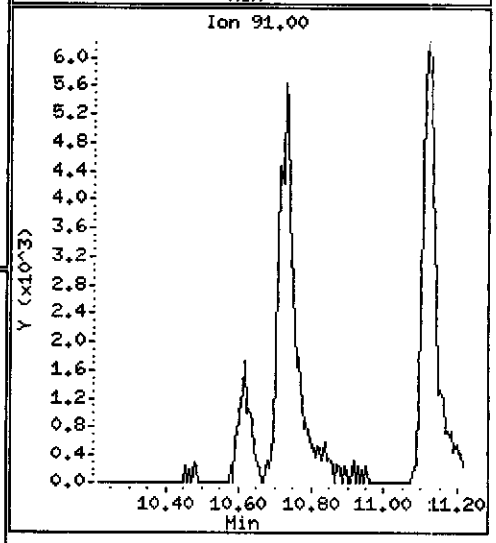

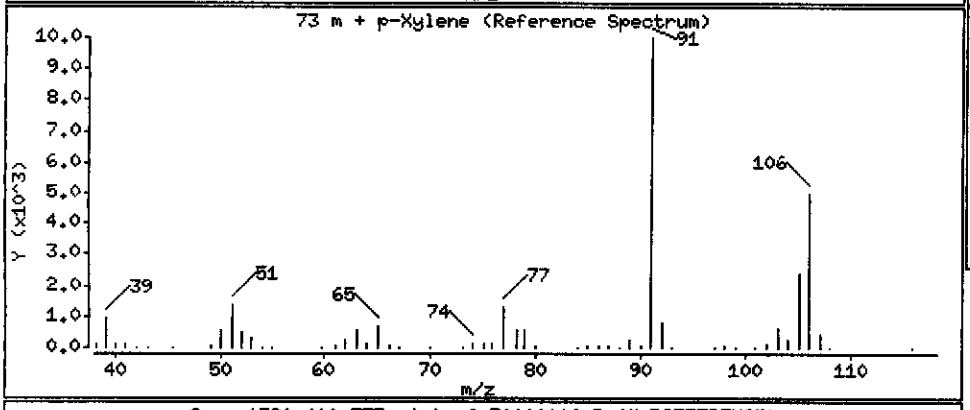

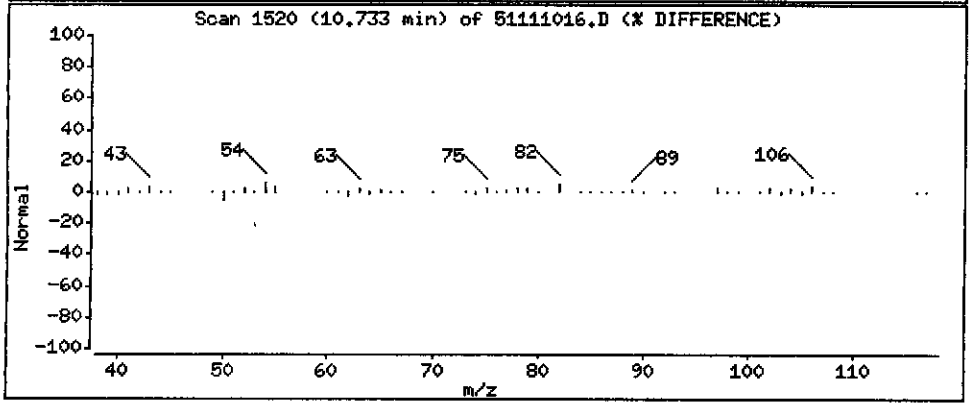

Data File: \\pitsvr06\d\chem\hp5.i\5111110d.b\51111016.D

Date : 11-NOV-2010 16:25

Client ID: MW-10-1011

Instrument: hp5.i

Sample Info: C0K040543-010 5ml

Purge Volume: 5.0

Operator: 001562

Column phase: DB 624

Column diameter: 0.20

74 Xylene-o

Concentration: 0.5326 UG/L

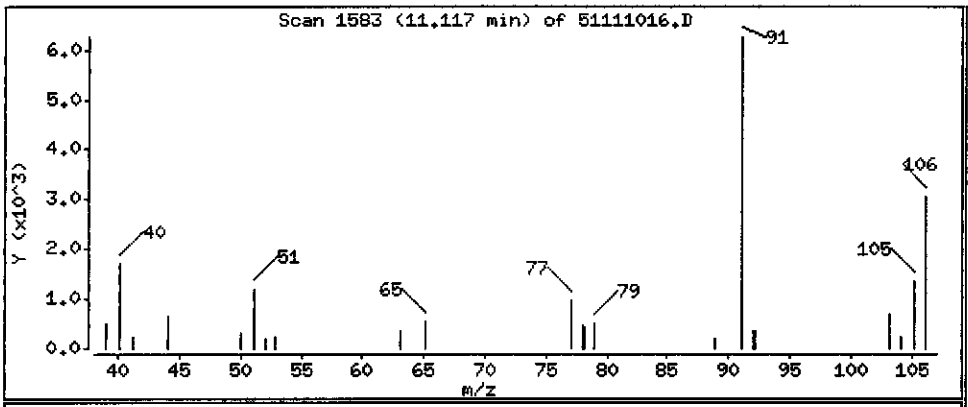

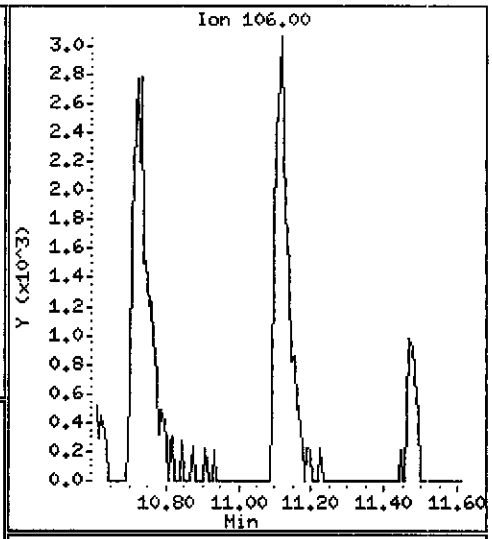

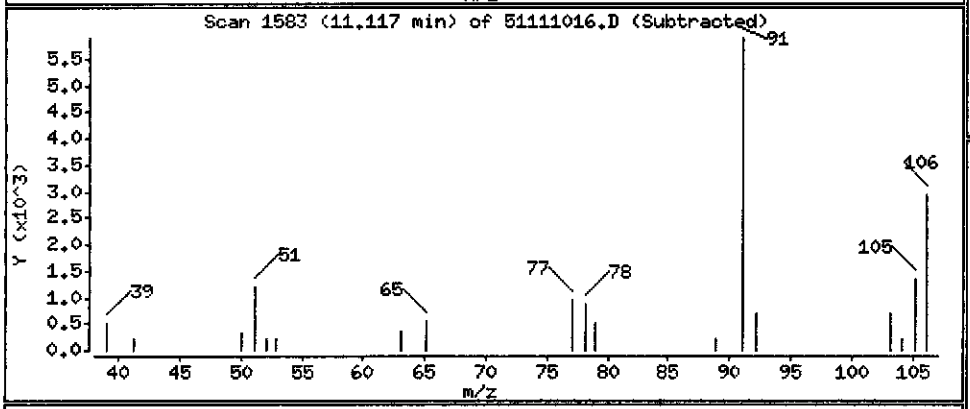

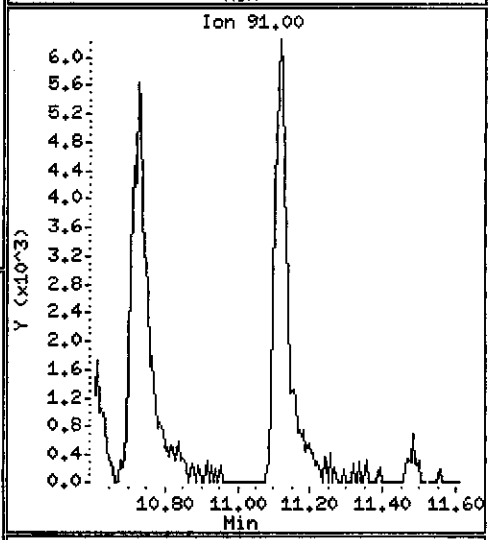

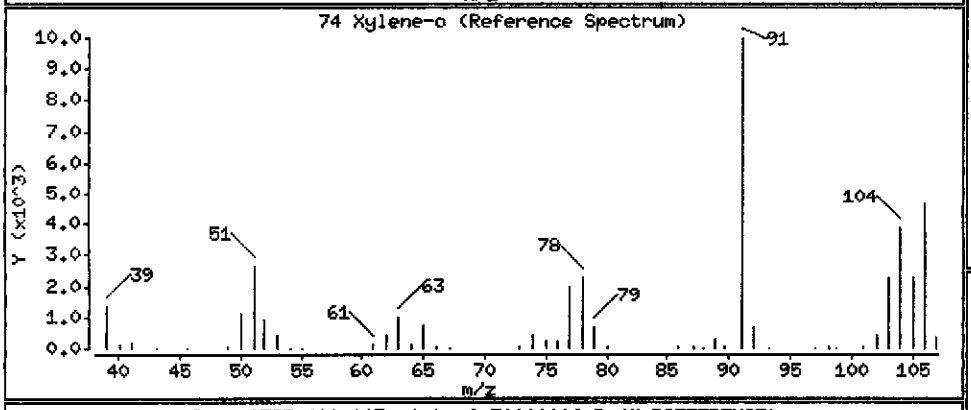

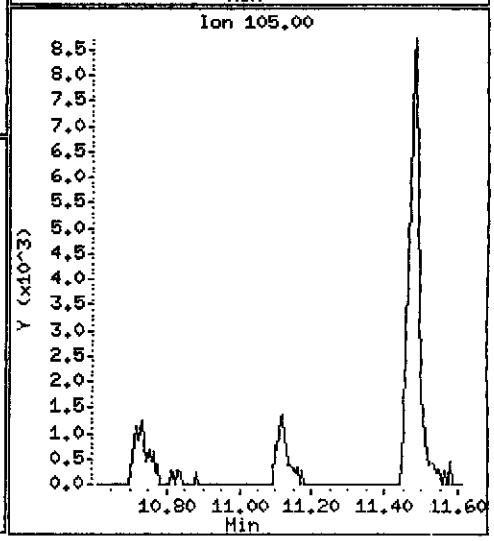

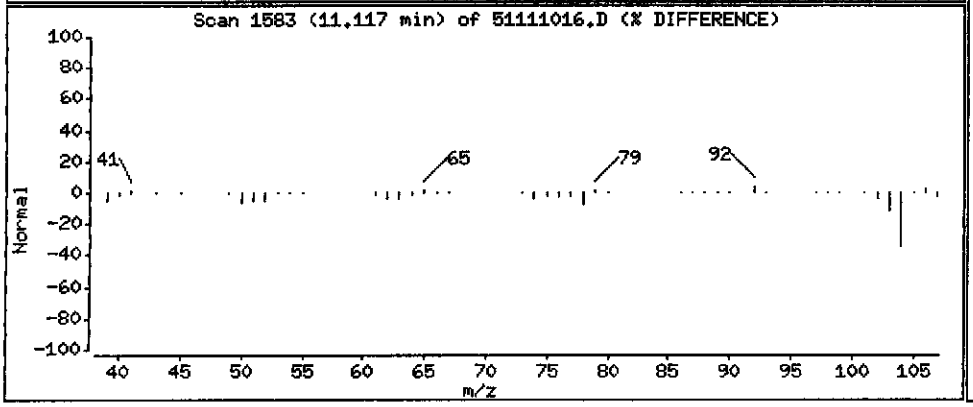

Data File: \\pitsvr06\d\chem\hp5.i\5111110d.b\51111016.D

Date : 11-NOV-2010 16:25

Client ID: MW-10-1011

Instrument: hp5.i

Sample Info: C0K040543-010 5ml

Purge Volume: 5.0

Operator: 001562

Column phase: DB 624

Column diameter: 0.20

78 Isopropylbenzene

Concentration: 0.4514 UG/L

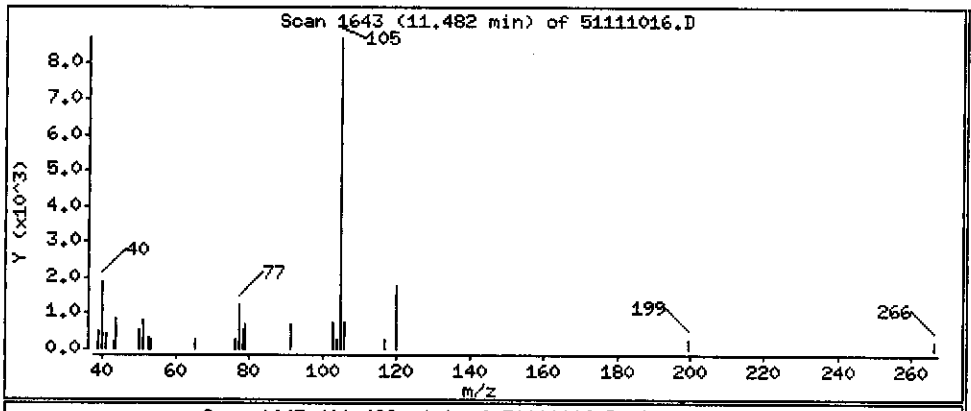

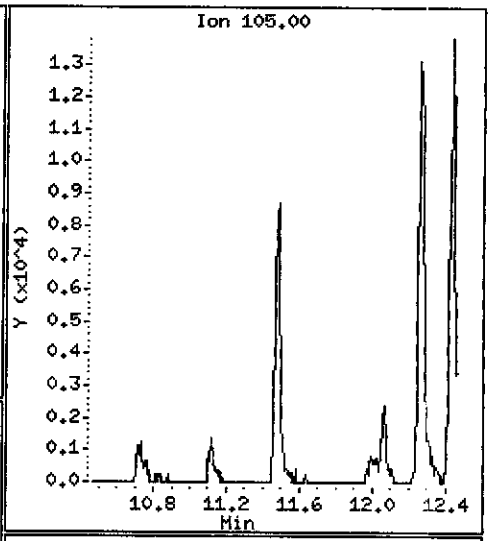

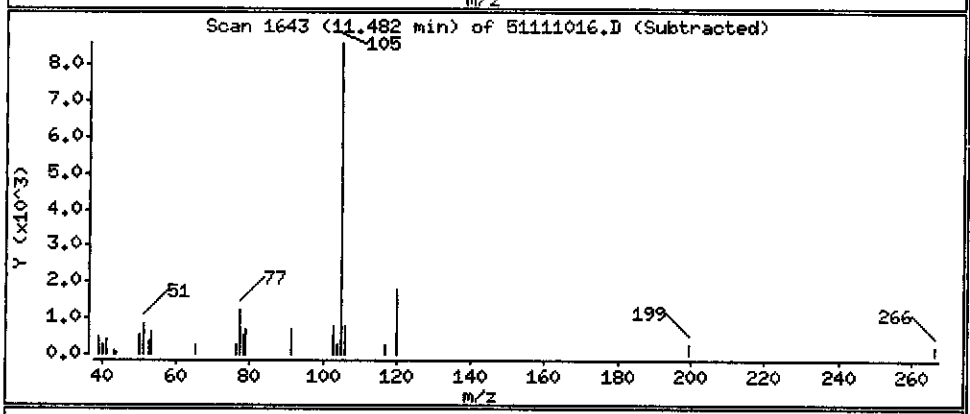

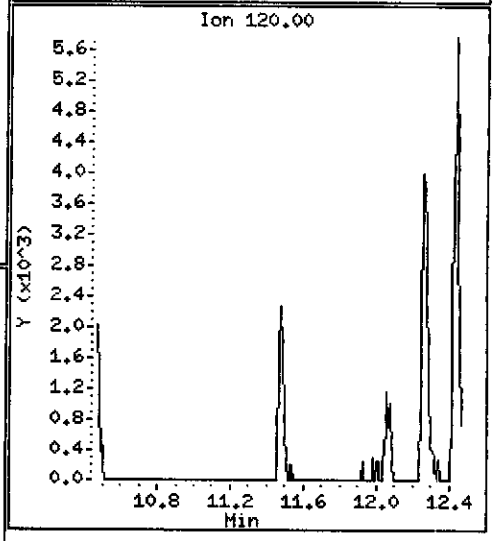

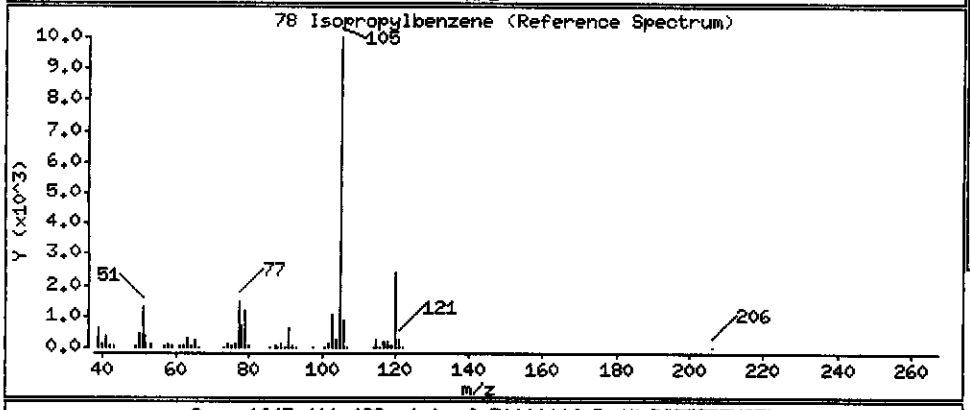

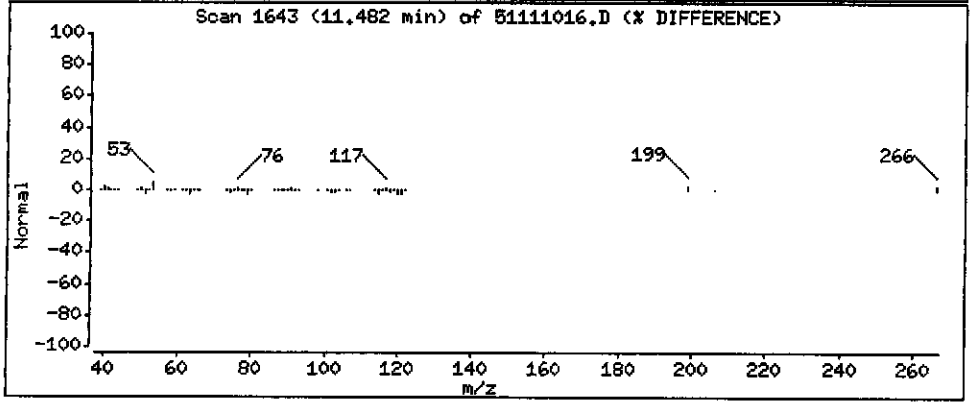

Data File: \\pitsvr06\d\chem\hp5.i\5111110d.b\51111016.D

Date : 11-NOV-2010 16:25

Client ID: MW-10-1011

Instrument: hp5.i

Sample Info: C0K040543-010 5ml

Purge Volume: 5.0

Operator: 001562

Column phase: DB 624

Column diameter: 0.20

104 Cyclohexane

Concentration: 1.352 UG/L

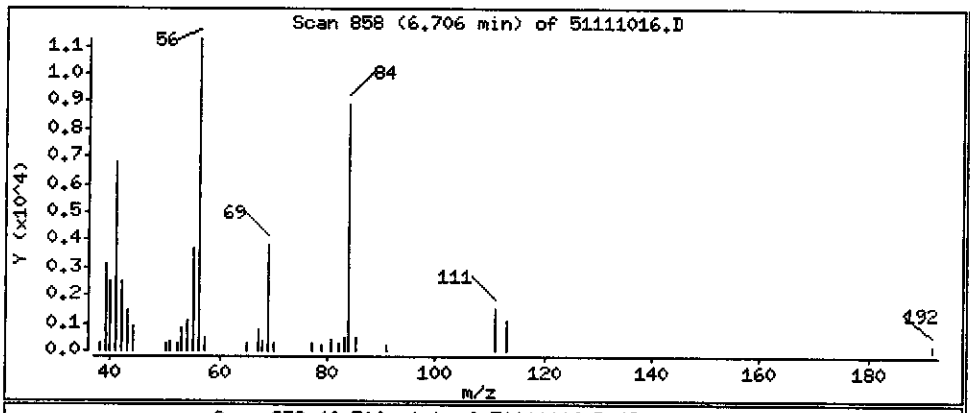

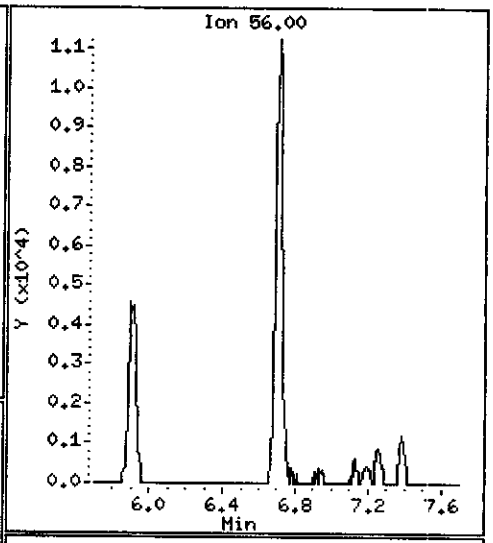

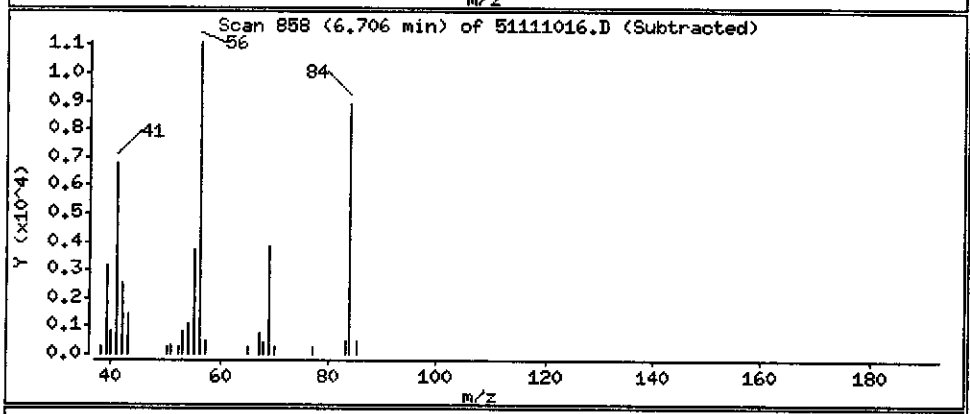

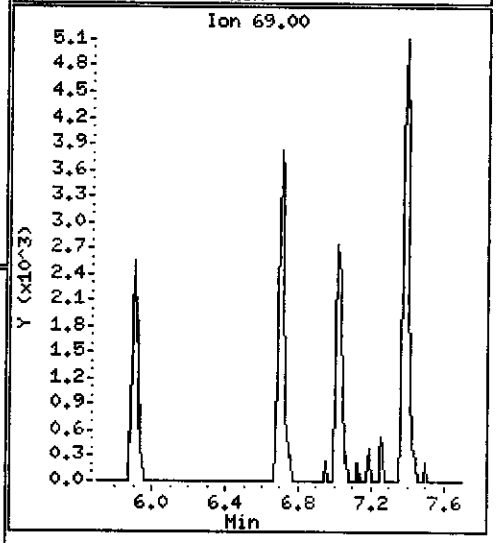

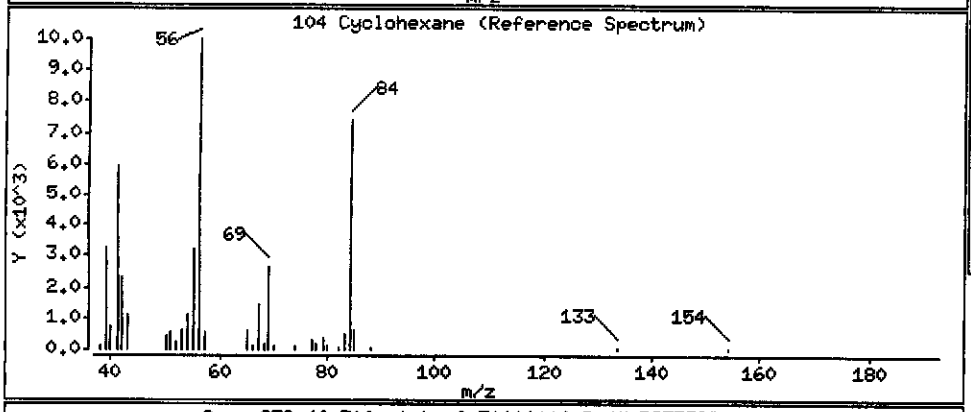

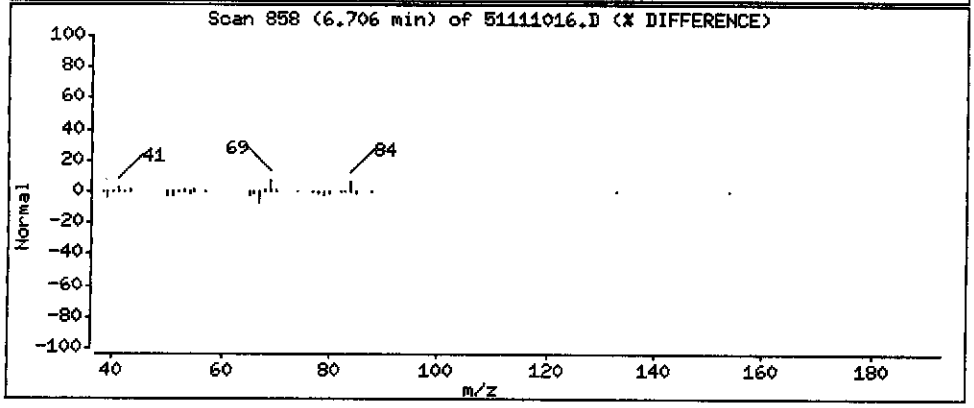

Data File: \\pitsvr06\d\chem\hp5.i\5111110d.b\51111016.D

Date : 11-NOV-2010 16:25

Client ID: MW-10-1011

Instrument: hp5.i

Sample Info: C0K040543-010 5ml

Purge Volume: 5.0

Operator: 001562

Column phase: DB 624

Column diameter: 0.20

105 Methyl Cyclohexane

Concentration: 0.4791 UG/L

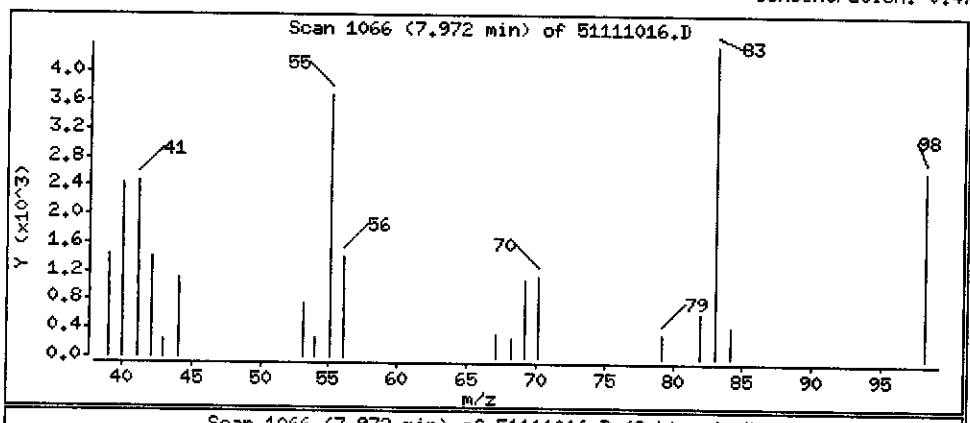

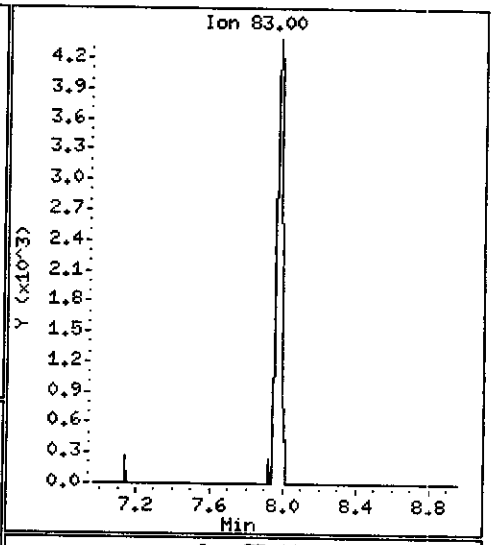

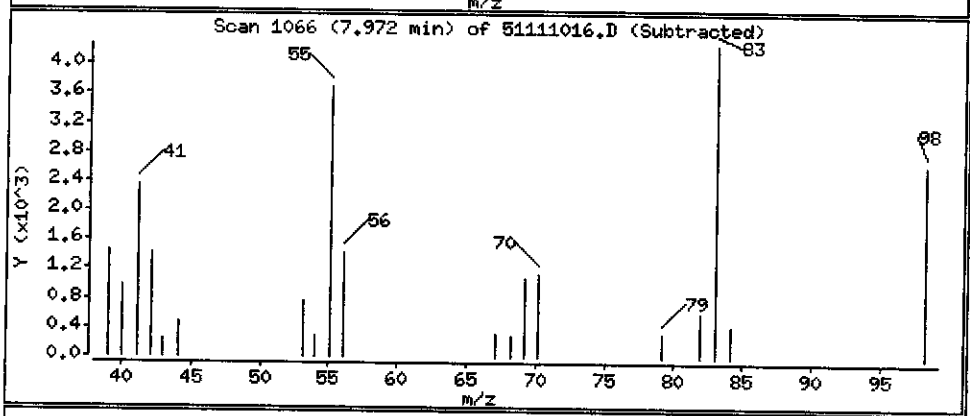

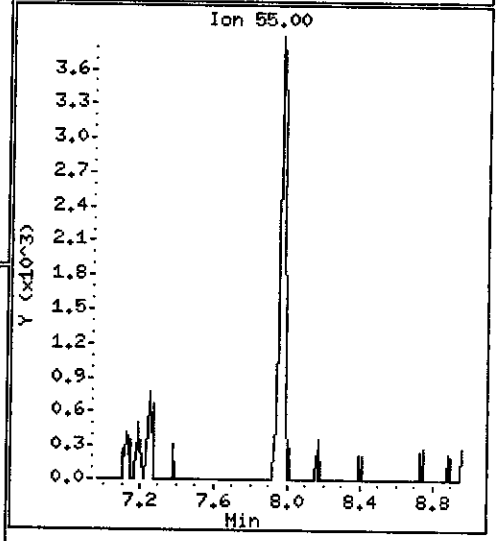

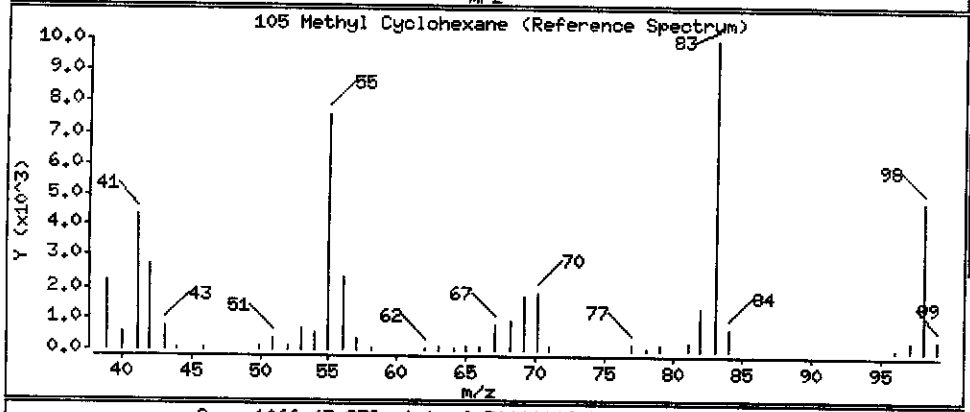

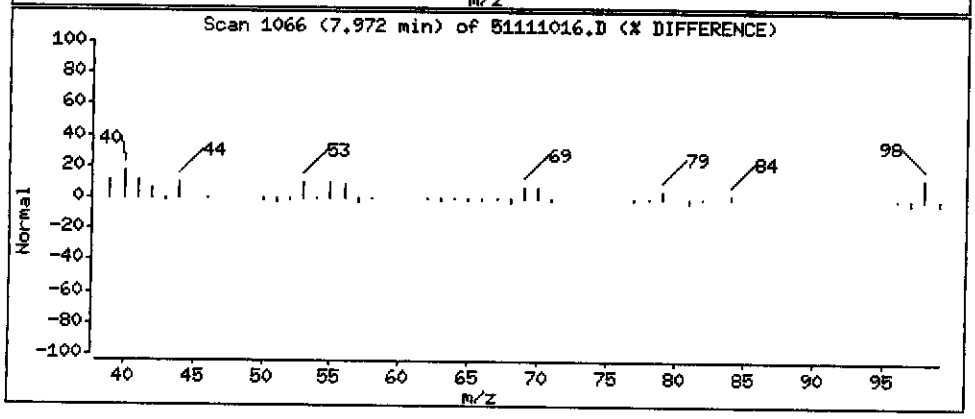

Data File Name: 51111016.D
Inj. Date and Time: 11-NOV-2010 16:25
Instrument ID: hp5.i
Client ID: MW-10-1011
Compound Name: Acetone
CAS #: 67-64-1

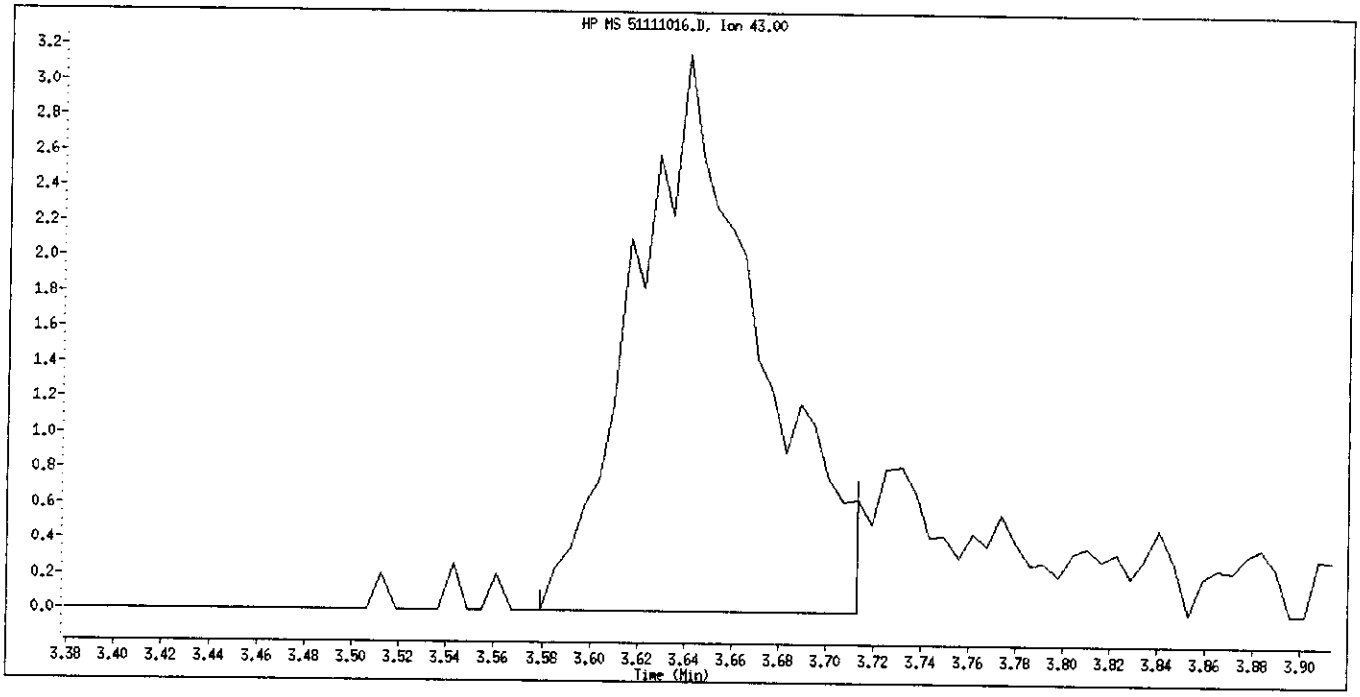

Original Integration

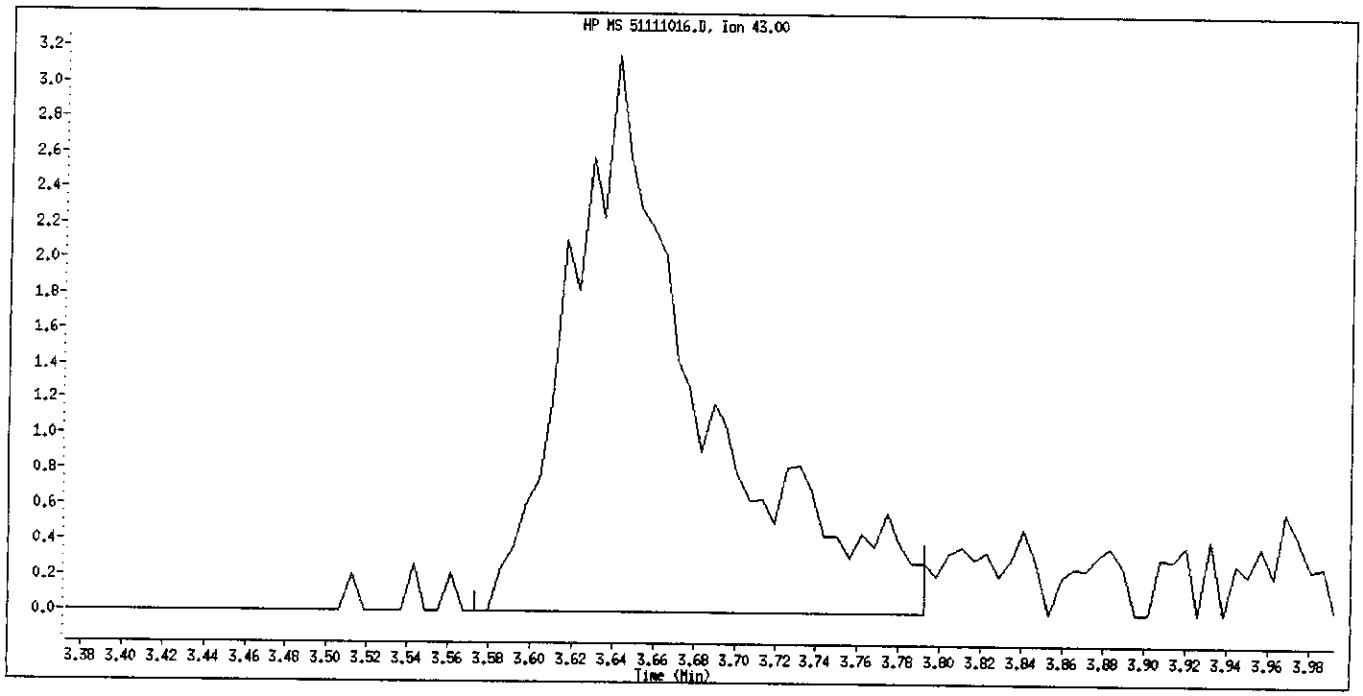

Manual Integration

Manually Integrated By: fergusond
Manual Integration Reason: Peak Integrated Incorrectly

MACTEC Engineering and Consulting Inc

Client Sample ID: MW-11-1011

GC/MS Volatiles

Lot-Sample #...: C0K040543-011	**Work Order #...:** L9J3W1AA	**Matrix.....:** WATER
Date Sampled...: 11/02/10	**Date Received..:** 11/03/10	**MS Run #.....:** 0315143
Prep Date.....: 11/11/10	**Analysis Date..:** 11/11/10	
Prep Batch #...: 0315225	**Analysis Time..:** 16:49	
Dilution Factor: 50	**Initial Wgt/Vol:** 5 mL	**Final Wgt/Vol..:** 5 mL
Analyst ID.....: 001562	**Instrument ID..:** HP5	
	Method.....: SW846 8260B	

PARAMETER	RESULT	REPORTING LIMIT	UNITS	MDL
Acetone	ND	250	ug/L	120
Benzene	**7.5 J**	**50**	**ug/L**	5.3
Bromodichloromethane	ND	50	ug/L	6.5
Bromoform	ND	50	ug/L	9.6
Bromomethane	ND	50	ug/L	16
2-Butanone	ND	250	ug/L	27
Carbon disulfide	ND	50	ug/L	11
Carbon tetrachloride	ND	50	ug/L	6.8
Chlorobenzene	ND	50	ug/L	6.8
Chloroethane	ND	50	ug/L	11
Chloroform	ND	50	ug/L	8.5
Chloromethane	ND	50	ug/L	14
Cyclohexane	ND	50	ug/L	13
Dibromochloromethane	ND	50	ug/L	6.8
1,2-Dibromo-3-chloro-propane	ND	50	ug/L	7.0
1,2-Dibromoethane	ND	50	ug/L	9.0
1,3-Dichlorobenzene	ND	50	ug/L	5.3
1,4-Dichlorobenzene	ND	50	ug/L	10
1,2-Dichlorobenzene	ND	50	ug/L	7.6
Dichlorodifluoromethane	ND	50	ug/L	9.6
1,1-Dichloroethane	ND	50	ug/L	5.8
1,2-Dichloroethane	ND	50	ug/L	11
1,1-Dichloroethene	ND	50	ug/L	15
cis-1,2-Dichloroethene	ND	50	ug/L	12
trans-1,2-Dichloroethene	ND	50	ug/L	8.5
1,2-Dichloropropane	ND	50	ug/L	4.7
cis-1,3-Dichloropropene	ND	50	ug/L	9.3
trans-1,3-Dichloropropene	ND	50	ug/L	7.4
Ethylbenzene	**18 J**	**50**	**ug/L**	**11**
2-Hexanone	ND	250	ug/L	8.0
Isopropylbenzene	ND	50	ug/L	8.2
Methyl acetate	ND	50	ug/L	6.9
Methylene chloride	**21 J**	**50**	**ug/L**	**7.5**
Methylcyclohexane	ND	50	ug/L	13
4-Methyl-2-pentanone	ND	250	ug/L	26
Methyl tert-butyl ether	ND	50	ug/L	9.2

(Continued on next page)

MACTEC Engineering and Consulting Inc

Client Sample ID: MW-11-1011

GC/MS Volatiles

Lot-Sample #...: C0K040543-011 Work Order #...: L9J3W1AA Matrix.....: WATER

PARAMETER	RESULT	REPORTING LIMIT	UNITS	MDL
Styrene	ND	50	ug/L	4.8
1,1,2,2-Tetrachloroethane	ND	50	ug/L	10
1,2,4-Trichloro-benzene	ND	50	ug/L	14
Tetrachloroethene	ND	50	ug/L	7.4
1,1,1-Trichloroethane	ND	50	ug/L	14
1,1,2-Trichloroethane	ND	50	ug/L	10
Trichloroethene	ND	50	ug/L	7.2
Trichlorofluoromethane	ND	50	ug/L	9.9
1,1,2-Trichloro-1,2,2-trifluoroethane	ND	50	ug/L	16
Toluene	ND	50	ug/L	7.5
Vinyl chloride	ND	50	ug/L	11
Xylenes (total)	**48 J**	**150**	**ug/L**	**24**

SURROGATE	PERCENT RECOVERY	RECOVERY LIMITS
Toluene-d8	103	(71 - 118)
1,2-Dichloroethane-d4	105	(64 - 135)
4-Bromofluorobenzene	100	(70 - 118)
Dibromofluoromethane	98	(70 - 128)

NOTE(S):

J Estimated result. Result is less than RL.

Data File: \\pitsvr06\d\chem\hp5.i\5111110d.b\51111017.D
Date : 11-NOV-2010 16:49
Client ID: MW-11-1011
Sample Info: C0K040543-011 50x 500ul/25ml)/5ml
Purge Volume: 5.0
Column phase: DB 624

Instrument: hp5.i
Operator: 001562
Column diameter: 0.20

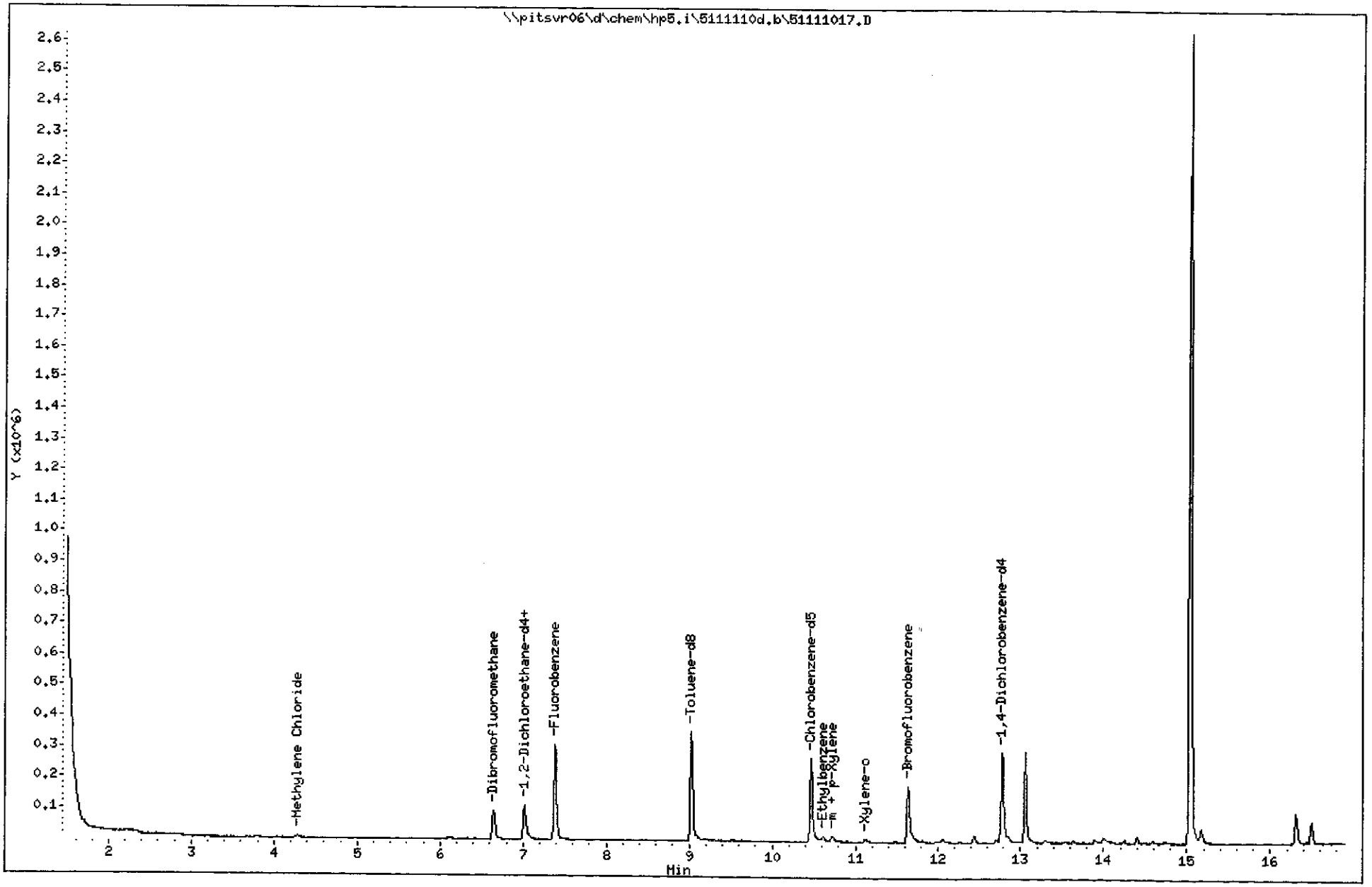

TestAmerica Pittsburgh

VOLATILE REPORT SW-846 Method

Data file : \\pitsvr06\d\chem\hp5.i\5111110d.b\51111017.D
Lab Smp Id: 19j3w1aa Client Smp ID: MW-11-1011
Inj Date : 11-NOV-2010 16:49 MS Autotune Date: 12-SEP-2010 07:53
Operator : 001562 Inst ID: hp5.i
Smp Info : C0K040543-011 50x 500ul/25ml)/5ml
Misc Info : 19j3w1aa,5111110d.b,8260ee.m,1-42.sub
Comment :
Method : \\PITSVR06\D\chem\hp5.i\5111110d.b\8260ee.m
Meth Date : 11-Nov-2010 21:31 lipayj Quant Type: ISTD
Cal Date : 21-SEP-2010 21:56 Cal File: 1A50921N.D
Als bottle: 21
Dil Factor: 50.00000
Integrator: HP RTE Compound Sublist: 1-42.sub
Target Version: 4.14
Processing Host: PITSVR06

Concentration Formula: Amt * DF * 1/Vo*Vt * CpndVariable

Name	Value	Description
DF	50.000	Dilution Factor
Vo	5.000	Sample Volume
Vt	1.000	mg/L conversion (1.0 if no conversion)
Cpnd Variable		Local Compound Variable

Compounds	QUANT SIG MASS	RT	EXP RT	REL RT	RESPONSE	CONCENTRATIONS ON-COLUMN (ng)	CONCENTRATIONS FINAL (UG/L)
* 46 Fluorobenzene	96	7.388	7.381	(1.000)	330791	50.0000	
* 69 Chlorobenzene-d5	119	10.472	10.466	(1.000)	63614	50.0000	
* 92 1,4-Dichlorobenzene-d4	152	12.784	12.777	(1.000)	104355	50.0000	
$ 39 Dibromofluoromethane	113	6.639	6.645	(0.899)	74706	49.0301	9.806
$ 43 1,2-Dichloroethane-d4	65	7.023	7.016	(0.951)	99735	52.3107	10.46
$ 59 Toluene-d8	98	9.030	9.024	(0.862)	277227	51.6304	10.33
$ 80 Bromofluorobenzene	95	11.634	11.634	(0.910)	110885	49.8095	9.962
1 Dichlorodifluoromethane	85	Compound Not Detected.					
2 Chloromethane	50	Compound Not Detected.					
3 Vinyl Chloride	62	Compound Not Detected.					
4 Bromomethane	94	Compound Not Detected.					
5 Chloroethane	64	Compound Not Detected.					
6 Trichlorofluoromethane	101	Compound Not Detected.					
12 1,1-Dichloroethene	96	Compound Not Detected.					
13 Acetone	43	Compound Not Detected.					
15 Carbon Disulfide	76	Compound Not Detected.					
18 Methylene Chloride	84	4.285	4.273	(0.580)	4465	2.14392	21.44
19 trans-1,2-Dichloroethene	96	Compound Not Detected.					
20 Methyl tert-butyl ether	73	Compound Not Detected.					
24 1,1-Dichloroethane	63	Compound Not Detected.					
27 2,2-Dichloropropane	77	Compound Not Detected.					
28 cis-1,2-dichloroethene	96	Compound Not Detected.					

	Compounds	QUANT SIG MASS	RT	EXP RT	REL RT	RESPONSE	CONCENTRATIONS ON-COLUMN (ng)	CONCENTRATIONS FINAL (UG/L)
M 29	1,2-Dichloroethene (total)	96	Compound Not Detected.					
30	Bromochloromethane	128	Compound Not Detected.					
31	2-Butanone	43	Compound Not Detected.					
37	Chloroform	83	Compound Not Detected.					
38	1,1,1-Trichloroethane	97	Compound Not Detected.					
40	1,1-Dichloropropene	75	Compound Not Detected.					
41	Carbon Tetrachloride	117	Compound Not Detected.					
42	Benzene	78	7.077	7.065	(0.958)	6280	0.75055	7.505
45	1,2-Dichloroethane	62	Compound Not Detected.					
47	Trichloroethene	130	Compound Not Detected.					
49	1,2-Dichloropropane	63	Compound Not Detected.					
50	Dibromomethane	93	Compound Not Detected.					
53	Bromodichloromethane	83	Compound Not Detected.					
57	cis-1,3-Dichloropropene	75	Compound Not Detected.					
58	4-Methyl-2-Pentanone	43	Compound Not Detected.					
60	Toluene	91	Compound Not Detected.					
61	trans-1,3-Dichloropropene	75	Compound Not Detected.					
63	1,3-Dichloropropane	76	Compound Not Detected.					
64	1,1,2-Trichloroethane	97	Compound Not Detected.					
65	Tetrachloroethene	164	Compound Not Detected.					
66	2-Hexanone	43	Compound Not Detected.					
67	Dibromochloromethane	129	Compound Not Detected.					
68	1,2-Dibromoethane	107	Compound Not Detected.					
70	Chlorobenzene	112	Compound Not Detected.					
71	1,1,1,2-Tetrachloroethane	131	Compound Not Detected.					
72	Ethylbenzene	106	10.618	10.600	(1.014)	4319	1.82121	18.21
73	m + p-Xylene	106	10.721	10.715	(1.024)	9523	3.31066	33.11
74	Xylene-o	106	11.129	11.111	(1.063)	4146	1.51285	15.13(Q)
M 75	Xylenes (total)	106				13669	4.82351	48.24
76	Styrene	104	Compound Not Detected.					
77	Bromoform	173	Compound Not Detected.					
78	Isopropylbenzene	105	Compound Not Detected.					
79	Bromobenzene	156	Compound Not Detected.					
83	1,1,2,2-Tetrachloroethane	83	Compound Not Detected.					
91	1,3-Dichlorobenzene	146	Compound Not Detected.					
93	1,4-Dichlorobenzene	146	Compound Not Detected.					
95	1,2-Dichlorobenzene	146	Compound Not Detected.					
96	1,2-Dibromo-3-chloropropane	157	Compound Not Detected.					
97	1,2,4-Trichlorobenzene	180	Compound Not Detected.					
101	1,1,2-trichlorotrifluoroethane	101	Compound Not Detected.					
102	Methyl acetate	43	Compound Not Detected.					
104	Cyclohexane	56	Compound Not Detected.					
105	Methyl Cyclohexane	83	Compound Not Detected.					

QC Flag Legend

Q - Qualifier signal failed the ratio test.

Data File: \\pitsvr06\d\chem\hp5.i\5111110d.b\51111017.D

Date : 11-NOV-2010 16:49

Client ID: MW-11-1011

Instrument: hp5.i

Sample Info: C0K040543-011 50x 500ul/25ml)/5ml

Purge Volume: 5.0

Operator: 001562

Column phase: DB 624

Column diameter: 0.20

18 Methylene Chloride

Concentration: 21.44 UG/L

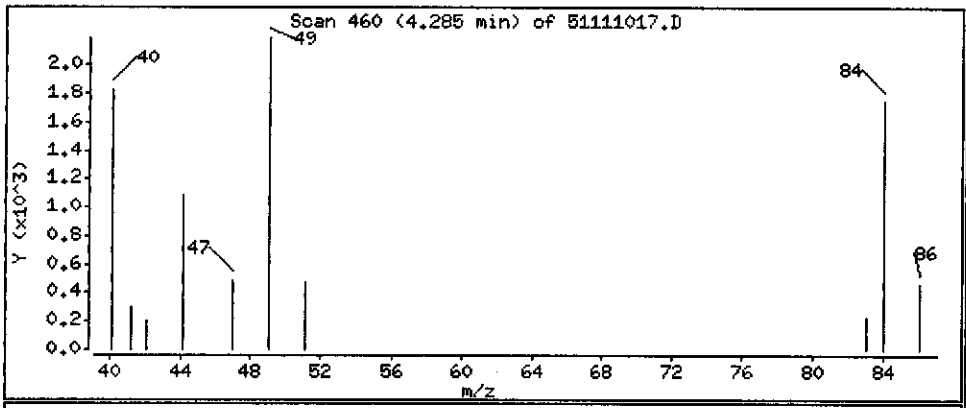

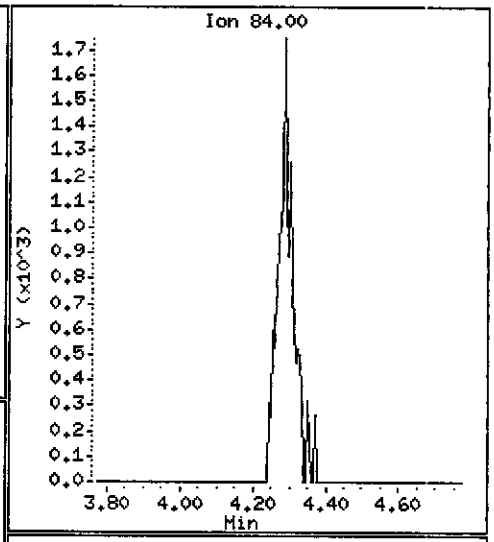

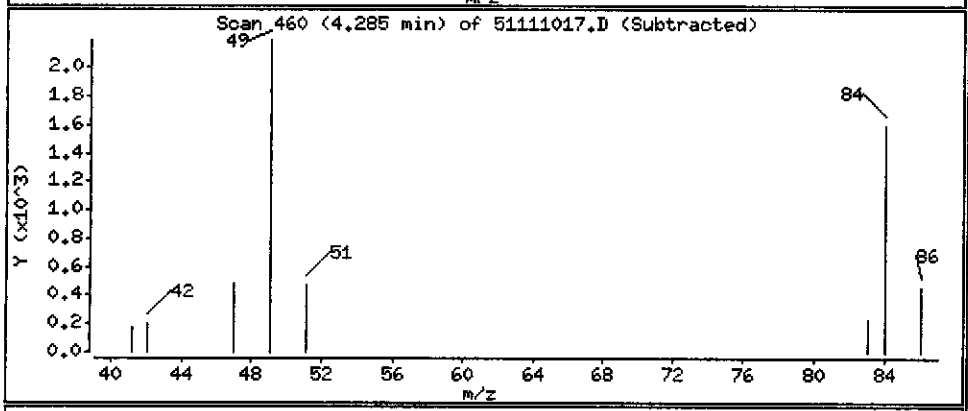

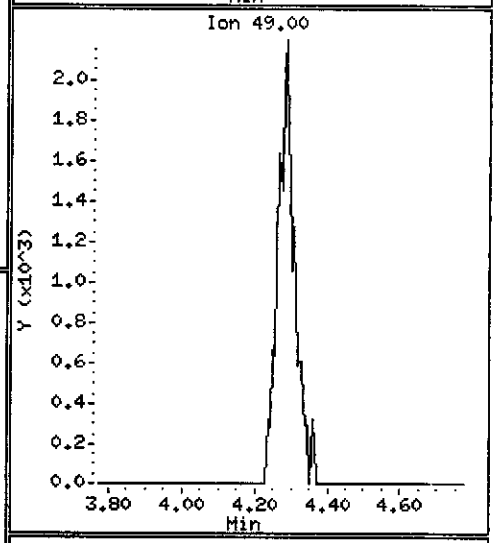

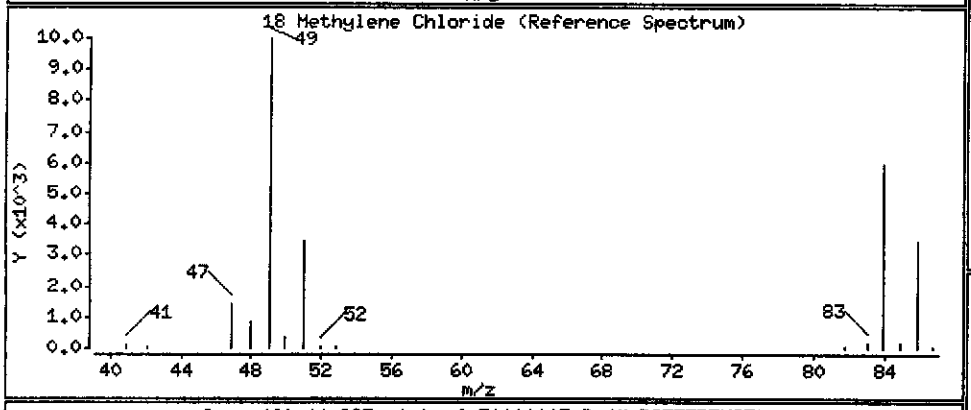

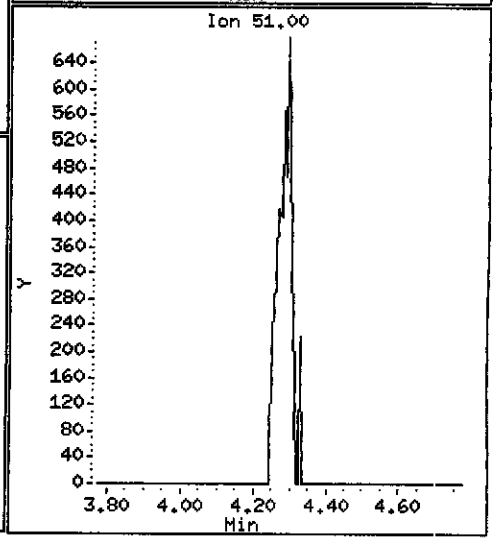

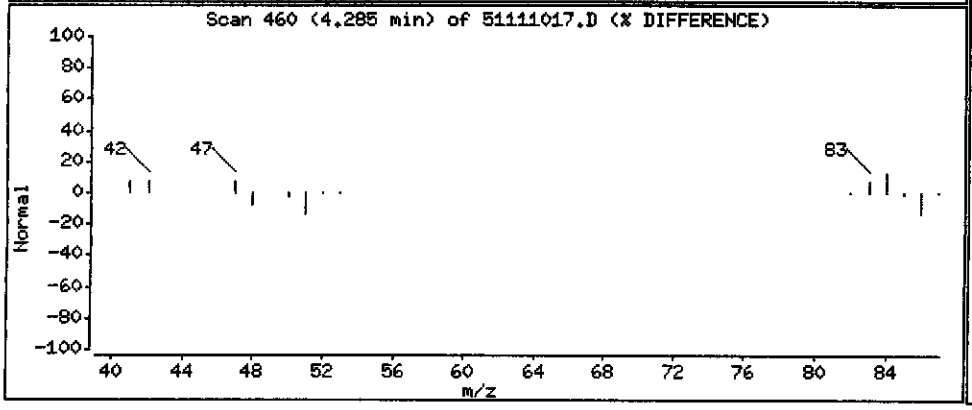

Data File: \\pitsvr06\d\chem\hp5.i\5111110d.b\51111017.D

Date : 11-NOV-2010 16:49

Client ID: MW-11-1011

Instrument: hp5.i

Sample Info: C0K040543-011 50x 500ul/25ml)/5ml

Purge Volume: 5.0

Operator: 001562

Column phase: DB 624

Column diameter: 0.20

42 Benzene

Concentration: 7.505 UG/L

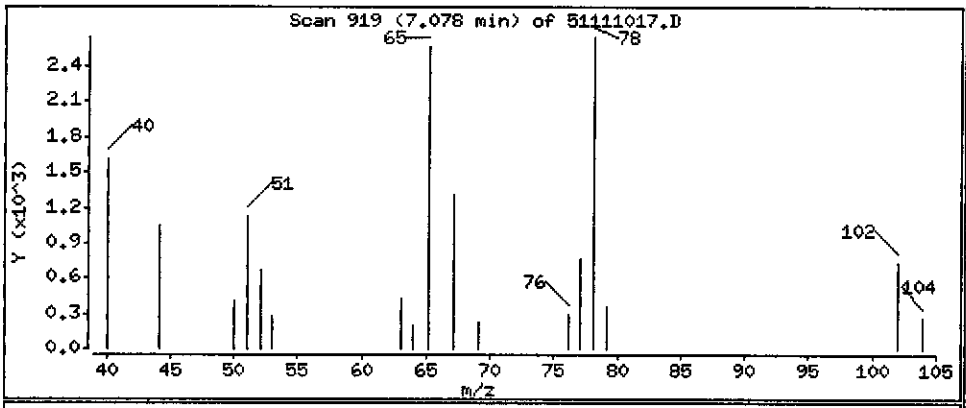

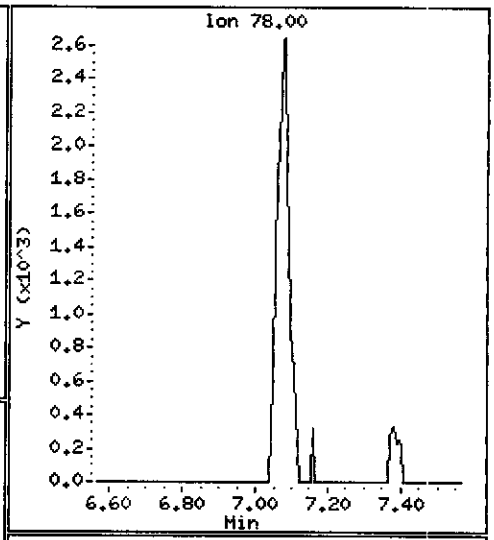

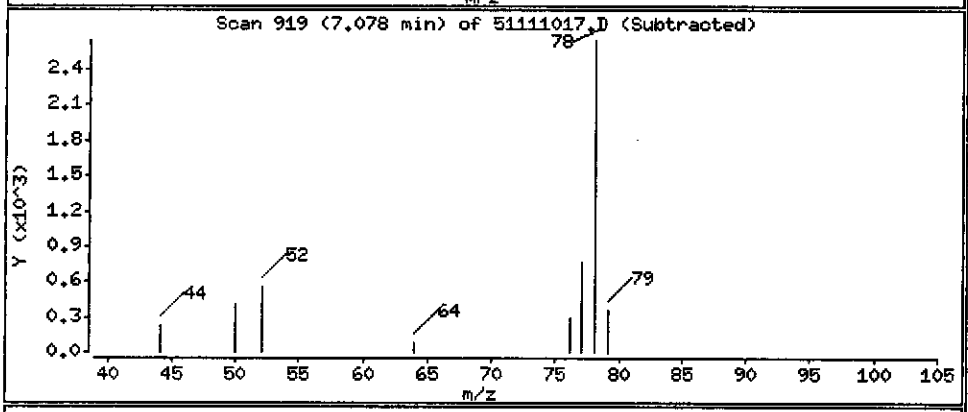

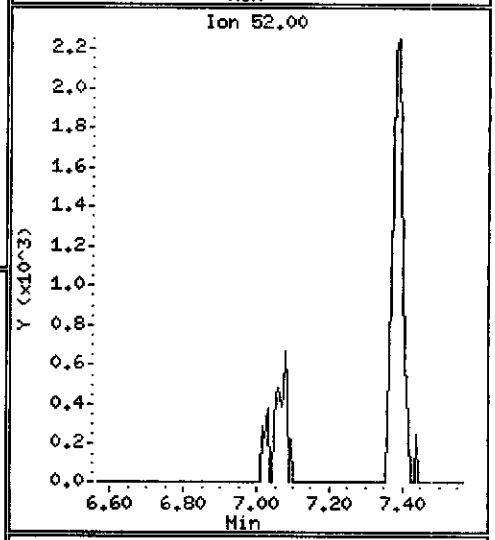

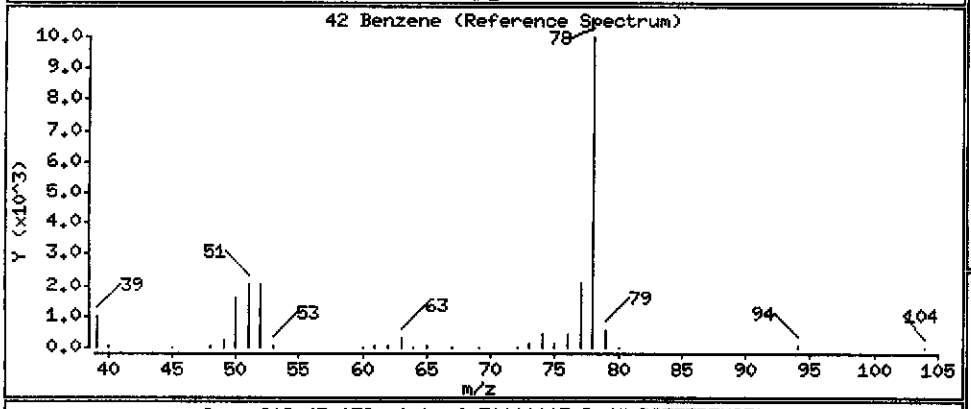

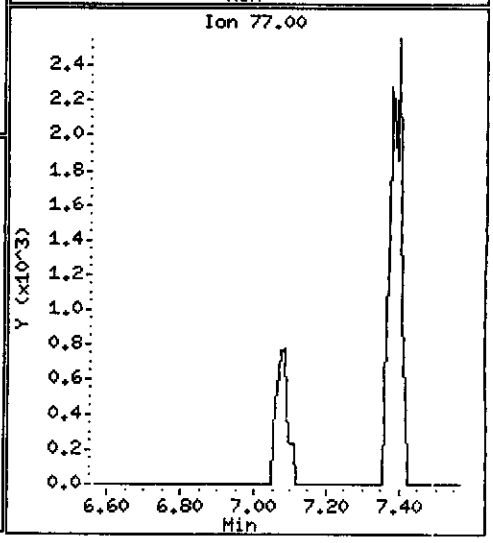

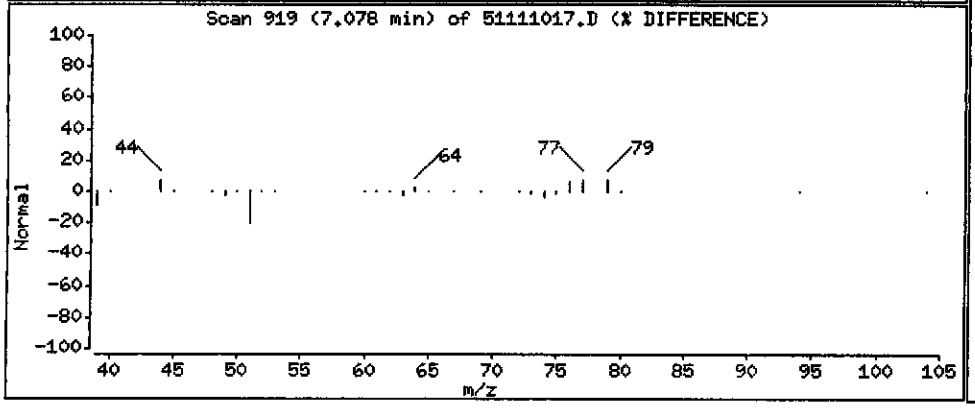

Data File: \\pitsvr06\d\chem\hp5.i\5111110d.b\51111017.D

Date : 11-NOV-2010 16:49

Client ID: MW-11-1011

Instrument: hp5.i

Sample Info: C0K040543-011 50x 500ul/25ml)/5ml

Purge Volume: 5.0

Operator: 001562

Column phase: DB 624

Column diameter: 0.20

72 Ethylbenzene

Concentration: 18.21 UG/L

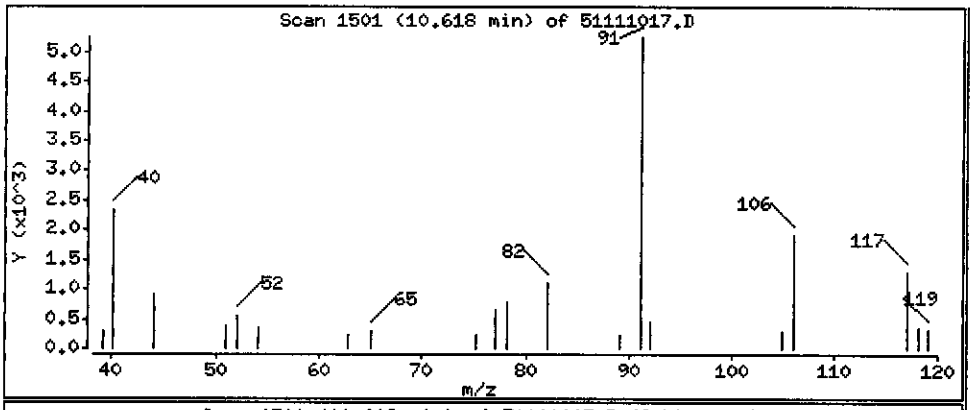

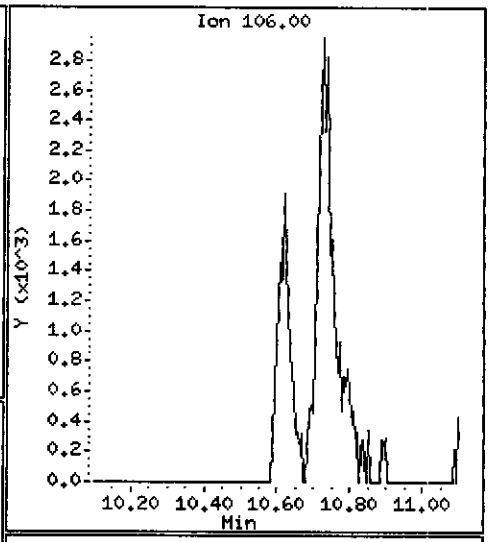

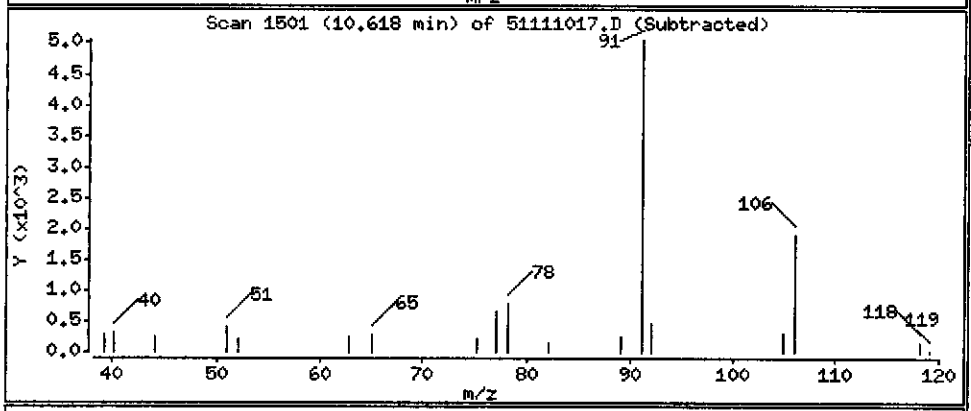

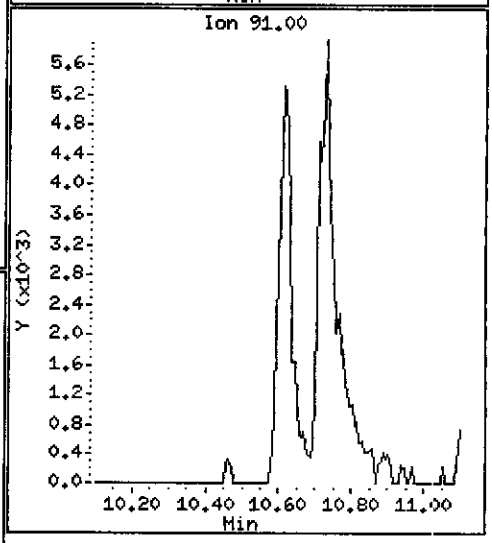

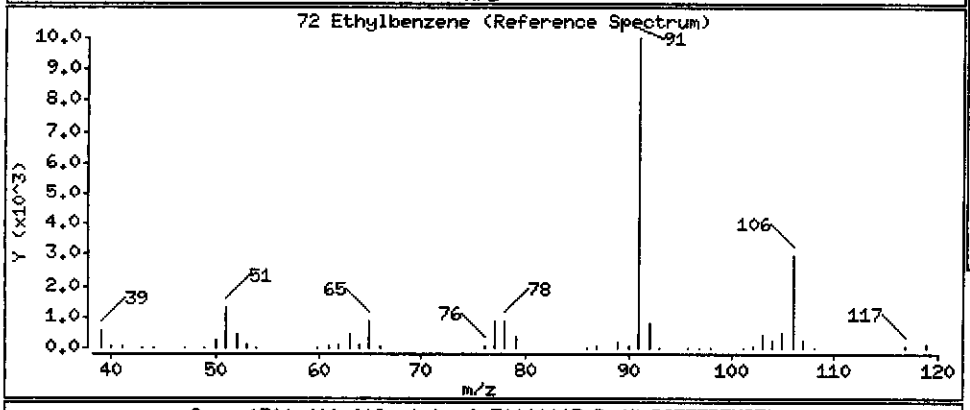

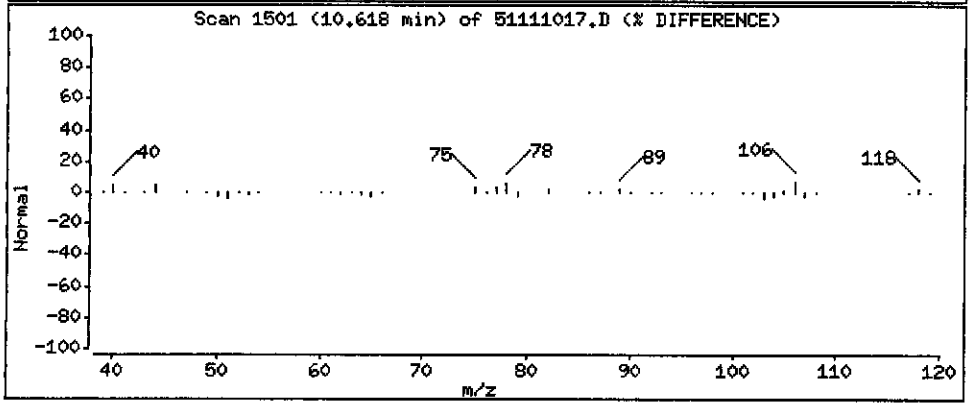

Data File: \\pitsvr06\d\chem\hp5.i\5111110d.b\51111017.D

Date : 11-NOV-2010 16:49

Client ID: MW-11-1011

Instrument: hp5.i

Sample Info: C0K040543-011 50x 500ul/25ml)/5ml

Purge Volume: 5.0

Operator: 001562

Column phase: DB 624

Column diameter: 0.20

73 m + p-Xylene

Concentration: 33.11 UG/L

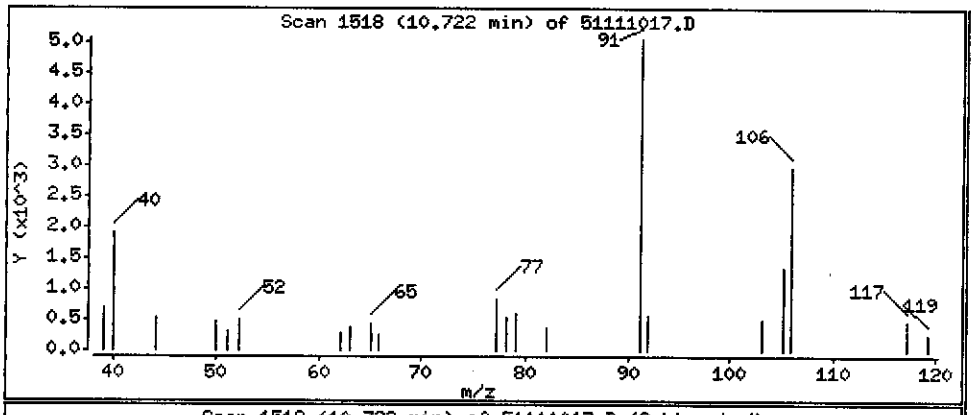

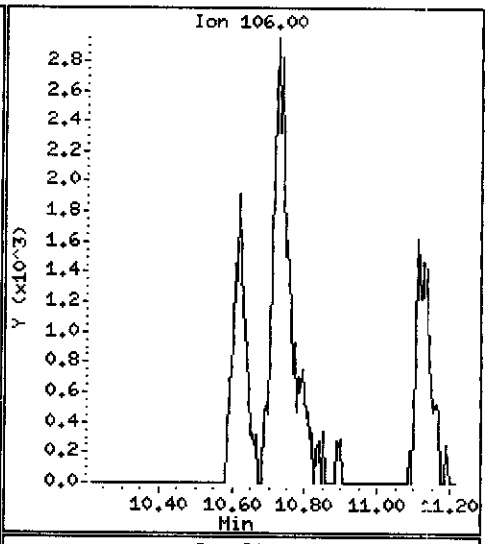

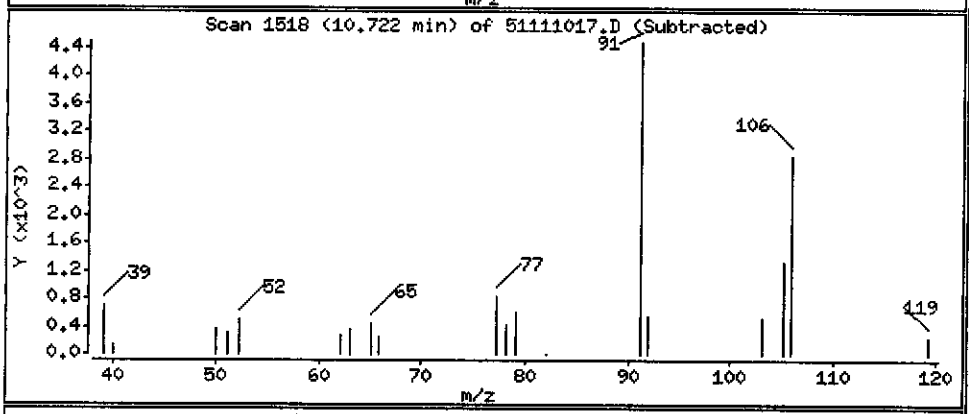

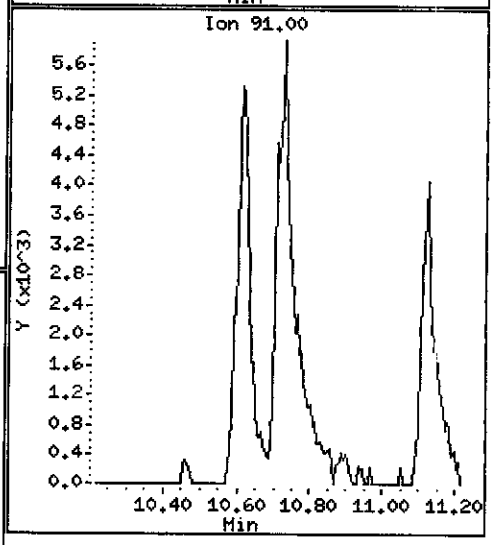

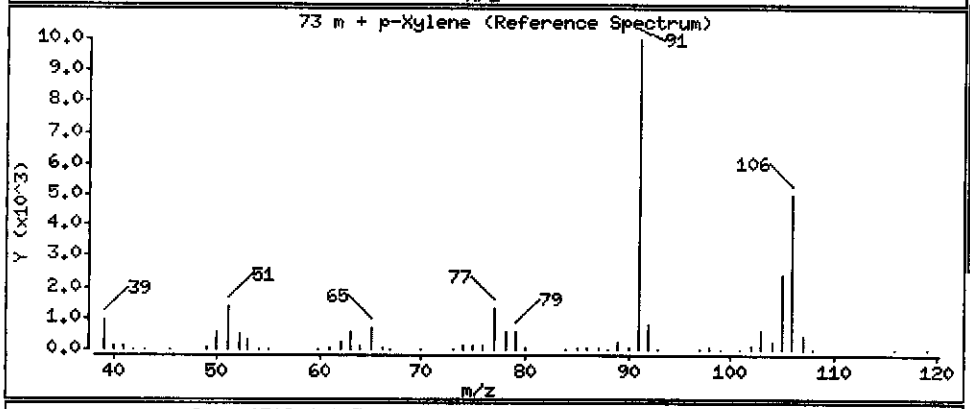

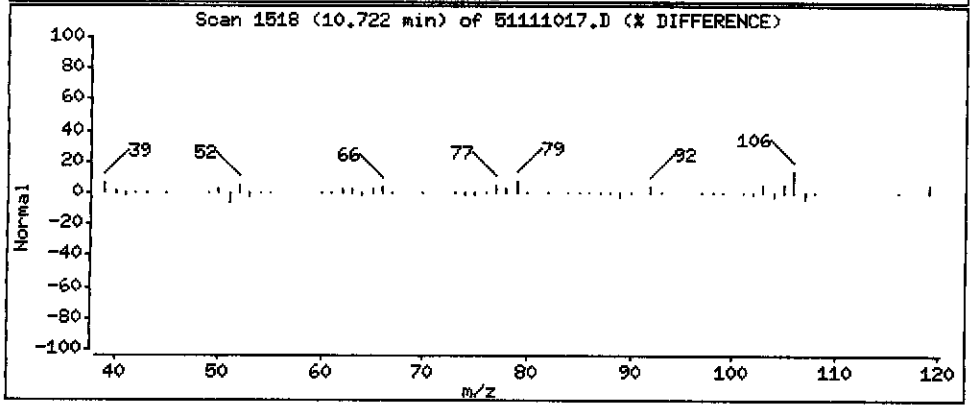

Data File: \\pitsvr06\d\chem\hp5.i\5111110d.b\51111017.D

Date : 11-NOV-2010 16:49

Client ID: MW-11-1011

Instrument: hp5.i

Sample Info: C0K040543-011 50x 500ul/25ml)/5ml

Purge Volume: 5.0

Operator: 001562

Column phase: DB 624

Column diameter: 0.20

74 Xylene-o

Concentration: 15.13 UG/L

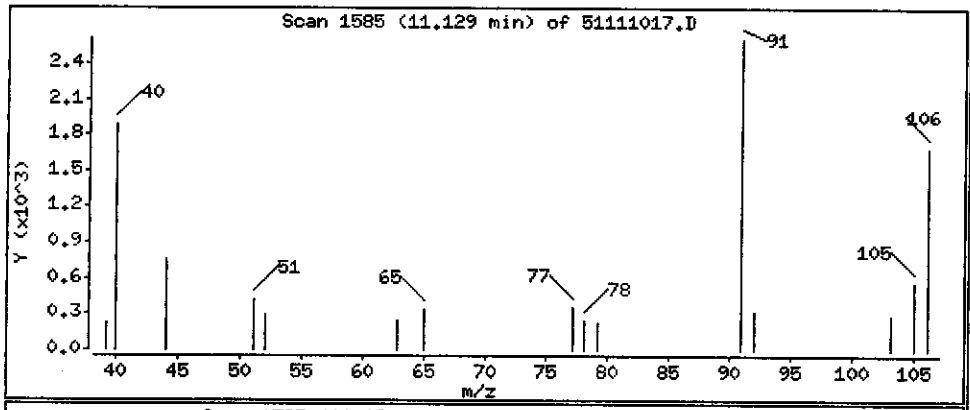

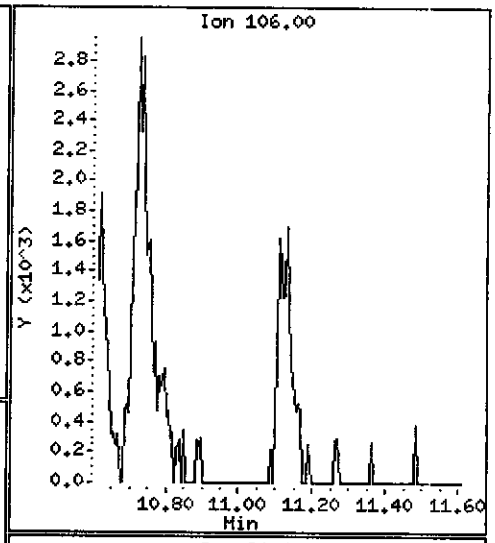

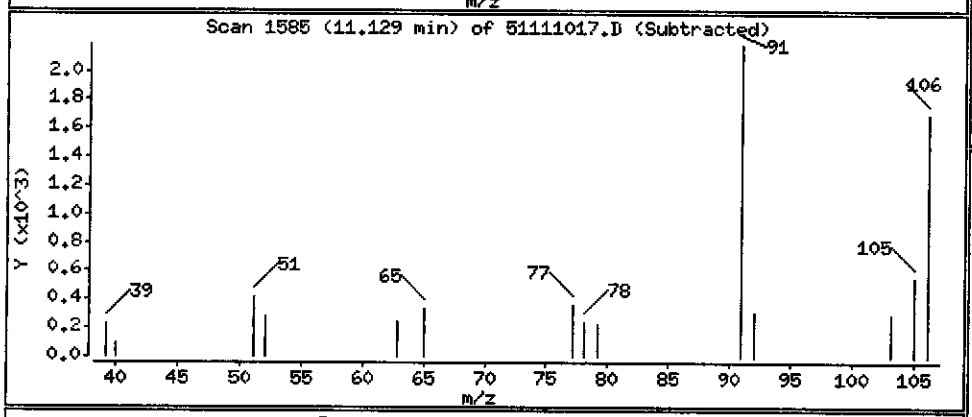

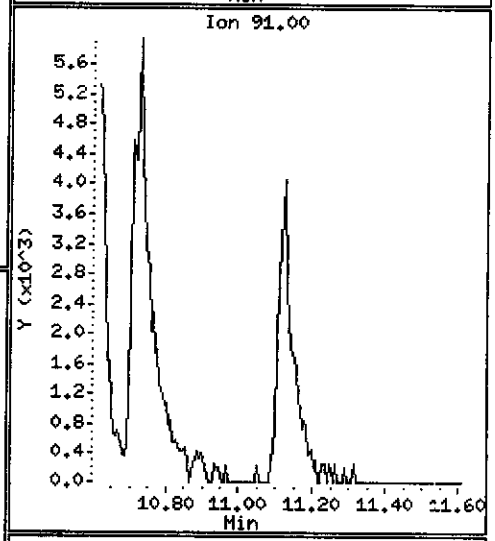

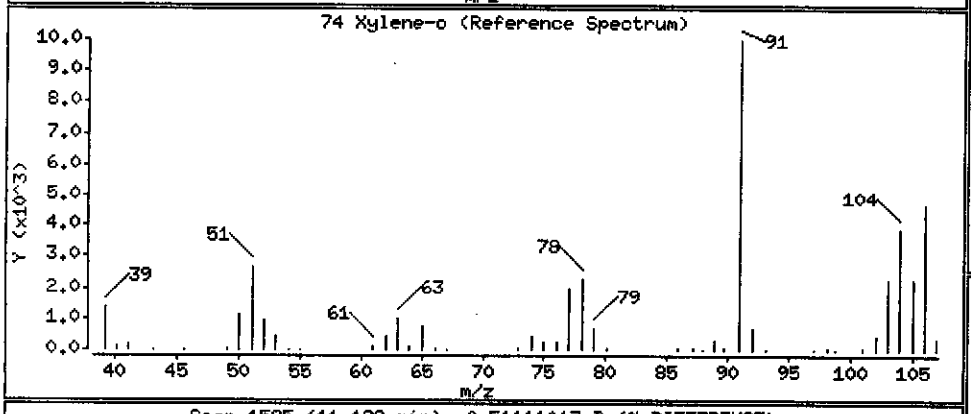

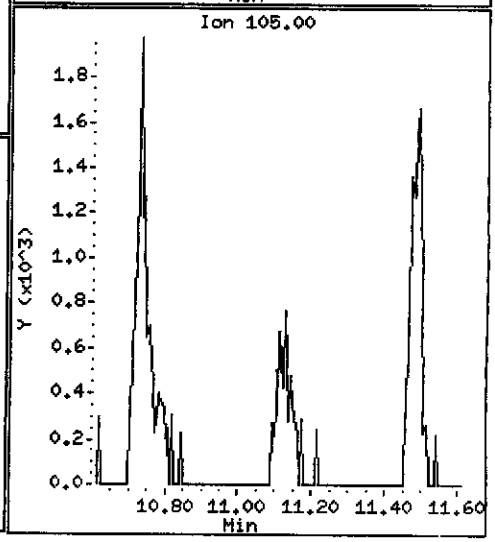

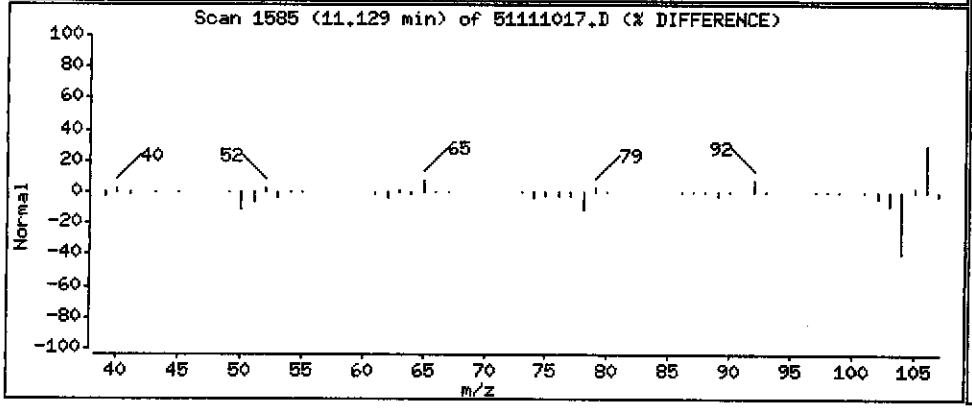

MACTEC Engineering and Consulting Inc

Client Sample ID: MW-5 PRODUCT-1011

GC/MS Volatiles

Lot-Sample #...: C0K040543-012	**Work Order #...:** L9J331AA	**Matrix.....:** WASTE
Date Sampled...: 11/02/10	**Date Received..:** 11/03/10	**MS Run #.....:**
Prep Date.....: 11/15/10	**Analysis Date..:** 11/15/10	
Prep Batch #...: 0319371	**Analysis Time..:** 17:20	
Dilution Factor: 0.99	**Initial Wgt/Vol:** 1.01 g	**Final Wgt/Vol..:** 10 mL
% Moisture.....:	**Analyst ID.....:** 034635	**Instrument ID..:** HP4
	Method.....: SW846 8260B	

PARAMETER	RESULT	REPORTING LIMIT	UNITS	MDL
Benzene	31	**2.5**	**mg/kg**	**0.49**
2-Butanone	ND	2.5	mg/kg	0.54
Carbon tetrachloride	ND	2.5	mg/kg	0.54
Chlorobenzene	ND	2.5	mg/kg	0.26
Chloroform	ND	2.5	mg/kg	0.50
1,2-Dichloroethane	ND	2.5	mg/kg	0.48
1,1-Dichloroethene	ND	2.5	mg/kg	0.53
Tetrachloroethene	**0.52 J**	**2.5**	**mg/kg**	**0.41**
Trichloroethene	ND	2.5	mg/kg	0.40
Vinyl chloride	ND	2.5	mg/kg	0.64

SURROGATE	PERCENT RECOVERY	RECOVERY LIMITS
1,2-Dichloroethane-d4	77	(65 - 139)
Toluene-d8	104	(75 - 125)
4-Bromofluorobenzene	100	(65 - 130)
Dibromofluoromethane	82	(67 - 131)

NOTE(S):

J Estimated result. Result is less than RL.

Data File: \\PITSVR06\D\chem\hp4.i\4111510w.b\4111521.D
Date : 15-NOV-2010 17:20
Client ID: MW-5 PRODUCT-1011
Sample Info: c0k040543-012 100ul(1.01g/10ml)/5mlp&t
Volume Injected (uL): 5.0
Column phase: DB 624

Instrument: hp4.i
Operator: 034635
Column diameter: 0.18

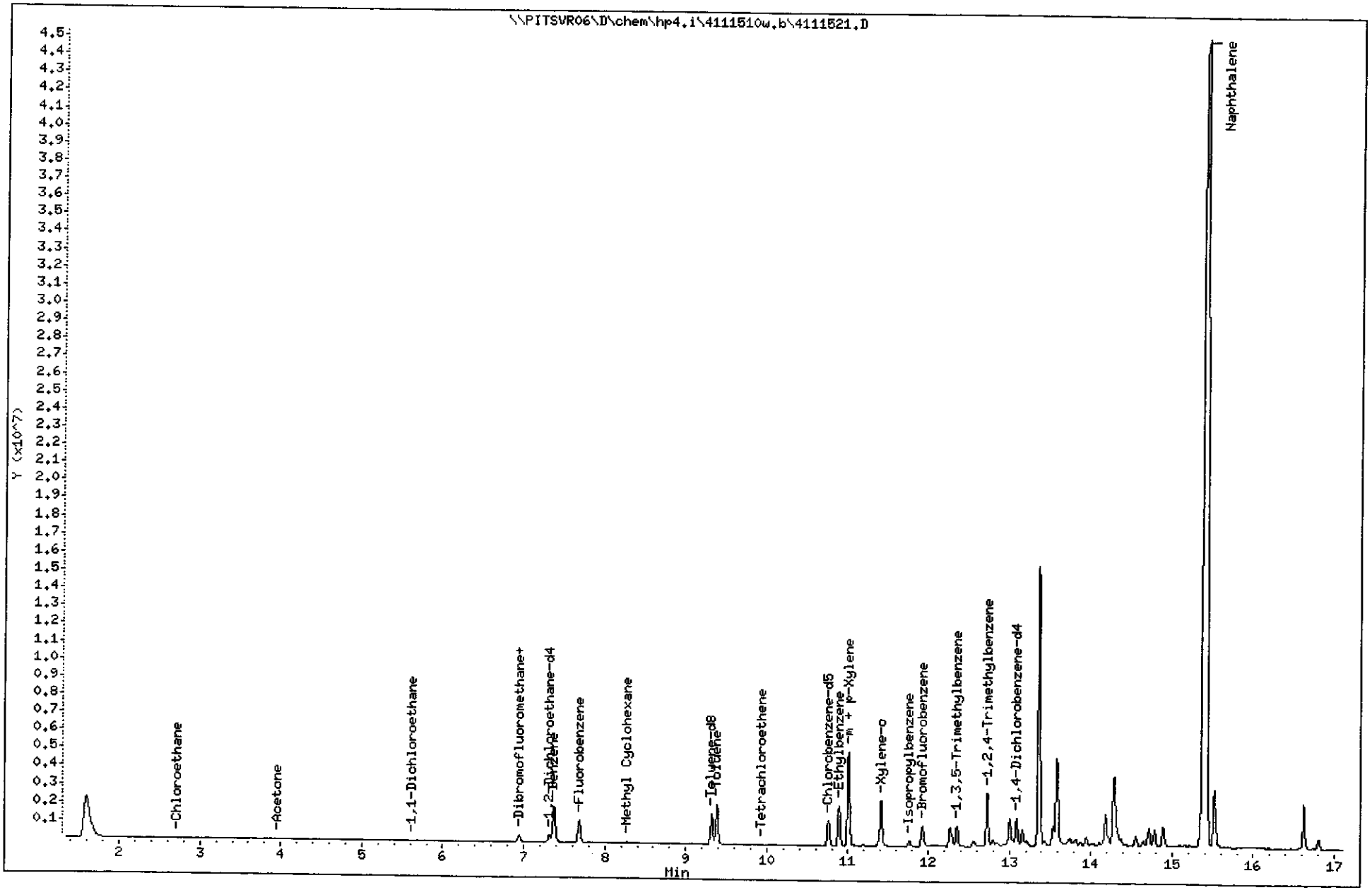

TestAmerica Pittsburgh

VOLATILE REPORT SW-846 Method

Data file : \\PITSVR06\D\chem\hp4.i\4111510w.b\4111521.D
Lab Smp Id: 19j331aa Client Smp ID: MW-5 PRODUCT-1011
Inj Date : 15-NOV-2010 17:20
Operator : 034635 Inst ID: hp4.i
Smp Info : c0k040543-012 100ul(1.01g/10ml)/5mlp&t
Misc Info : 19j331aa,4111510w.b,med500.m,2-padep.sub
Comment :
Method : \\PITSVR06\D\chem\hp4.i\4111510w.b\med500.m
Meth Date : 15-Nov-2010 17:06 journetp Quant Type: ISTD
Cal Date : 15-OCT-2010 10:15 Cal File: 1G41015.D
Als bottle: 11
Dil Factor: 0.99000
Integrator: HP RTE Compound Sublist: 2-padep.sub
Target Version: 4.14
Processing Host: PITPC-088

Concentration Formula: Amt * DF * /Vi*Vo/Ws*Vt/Va * CpndVariable

Name	Value	Description
DF	0.990	Dilution Factor
Vi	5.000	Injection Volume
Vo	10.000	Extraction Solvent Volume
Ws	1.000	Sample Weight
Vt	5.000	Final Volume
Va	0.10000	Aliquot Volume
Cpnd Variable		Local Compound Variable

Compounds	QUANT SIG MASS	RT	EXP RT	REL RT	RESPONSE	CONCENTRATIONS ON-COLUMN (ng)	FINAL (ug/Kg)
* 46 Fluorobenzene	96	7.683	7.681	(1.000)	1324496	250.000	
* 69 Chlorobenzene-d5	119	10.755	10.759	(1.000)	309747	250.000	
* 92 1,4-Dichlorobenzene-d4	152	13.085	13.083	(1.000)	521644	250.000	
$ 39 Dibromofluoromethane	113	6.940	6.939	(0.903)	264406	204.966	20500(Q)
$ 43 1,2-Dichloroethane-d4	65	7.311	7.310	(0.952)	360916	193.235	19320(Q)
$ 59 Toluene-d8	98	9.319	9.317	(0.867)	1294456	258.983	25900
$ 80 Bromofluorobenzene	95	11.929	11.927	(1.109)	490300	249.634	24960(Q)
1 Dichlorodifluoromethane	85	Compound Not Detected.					
2 Chloromethane	50	Compound Not Detected.					
3 Vinyl Chloride	62	Compound Not Detected.					
4 Bromomethane	94	Compound Not Detected.					
5 Chloroethane	64	2.700	2.680	(0.352)	16881	17.7992	1762
6 Trichlorofluoromethane	101	Compound Not Detected.					
10 1,1,2-trichloro-1,2,2-trifluor	101	Compound Not Detected.					
12 1,1-Dichloroethene	96	Compound Not Detected.					
15 Carbon Disulfide	76	Compound Not Detected.					
13 Acetone	43	3.953	3.946	(0.515)	35412	45.9755	4552
18 Methylene Chloride	84	Compound Not Detected.					
19 trans-1,2-Dichloroethene	96	Compound Not Detected.					

	Compounds	QUANT SIG MASS	RT	EXP RT	REL RT	RESPONSE	CONCENTRATIONS ON-COLUMN (ng)	FINAL (ug/Kg)
	20 Methyl tert-butyl ether	73	Compound Not Detected.					
	24 1,1-Dichloroethane	63	5.620	5.619	(0.732)	38166	12.9103	1278
	27 2,2-Dichloropropane	77	Compound Not Detected.					
	28 cis-1,2-dichloroethene	96	Compound Not Detected.					
M	29 1,2-Dichloroethene (total)	96	Compound Not Detected.					
	30 Bromochloromethane	128	Compound Not Detected.					
	31 2-Butanone	43	Compound Not Detected.					
	37 Chloroform	83	Compound Not Detected.					
	38 1,1,1-Trichloroethane	97	Compound Not Detected.					
	40 1,1-Dichloropropene	75	Compound Not Detected.					
	41 Carbon Tetrachloride	117	Compound Not Detected.					
	42 Benzene	78	7.372	7.371	(0.960)	2193918	310.127	30700
	45 1,2-Dichloroethane	62	Compound Not Detected.					
	47 Trichloroethene	130	Compound Not Detected.					
	49 1,2-Dichloropropane	63	Compound Not Detected.					
	50 Dibromomethane	93	Compound Not Detected.					
	53 Bromodichloromethane	83	Compound Not Detected.					
	57 cis-1,3-Dichloropropene	75	Compound Not Detected.					
	58 4-Methyl-2-Pentanone	43	Compound Not Detected.					
	60 Toluene	91	9.386	9.384	(0.873)	1914891	287.472	28460
	61 trans-1,3-Dichloropropene	75	Compound Not Detected.					
	63 1,3-Dichloropropane	76	Compound Not Detected.					
	64 1,1,2-Trichloroethane	97	Compound Not Detected.					
	65 Tetrachloroethene	164	9.940	9.932	(0.924)	5976	5.22195	517.0
	66 2-Hexanone	43	Compound Not Detected.					
	67 Dibromochloromethane	129	Compound Not Detected.					
	68 1,2-Dibromoethane	107	Compound Not Detected.					
	70 Chlorobenzene	112	Compound Not Detected.					
	71 1,1,1,2-Tetrachloroethane	131	Compound Not Detected.					
	72 Ethylbenzene	106	10.889	10.887	(1.012)	586554	287.466	28460
	73 m + p-Xylene	106	11.004	11.003	(1.023)	1726964	687.119	68020
	74 Xylene-o	106	11.406	11.404	(1.061)	828979	337.324	33400
	76 Styrene	104	Compound Not Detected.					
	77 Bromoform	173	Compound Not Detected.					
	78 Isopropylbenzene	105	11.771	11.769	(1.094)	234177	35.2282	3488
	79 Bromobenzene	156	Compound Not Detected.					
	81 n-Propylbenzene	120	Compound Not Detected.					
	82 2-Chlorotoluene	126	Compound Not Detected.					
	83 1,1,2,2-Tetrachloroethane	83	Compound Not Detected.					
	84 1,2,3-Trichloropropane	110	Compound Not Detected.					
	85 4-Chlorotoluene	126	Compound Not Detected.					
	86 1,3,5-Trimethylbenzene	105	12.349	12.353	(0.944)	739349	134.413	13310
	87 tert-Butylbenzene	119	Compound Not Detected.					
	88 1,2,4-Trimethylbenzene	105	12.732	12.730	(0.973)	1964753	353.654	35010
	89 sec-Butylbenzene	105	Compound Not Detected.					
	90 4-Isopropyltoluene	119	Compound Not Detected.					
	91 1,3-Dichlorobenzene	146	Compound Not Detected.					
	93 1,4-Dichlorobenzene	146	Compound Not Detected.					
	94 n-Butylbenzene	91	Compound Not Detected.					
	95 1,2-Dichlorobenzene	146	Compound Not Detected.					
	96 1,2-Dibromo-3-chloropropane	157	Compound Not Detected.					
	97 1,2,4-Trichlorobenzene	180	Compound Not Detected.					
	98 Hexachlorobutadiene	225	Compound Not Detected.					
	99 Naphthalene	128	15.366	15.377	(1.174)	42975209	14163.8	1402000
	100 1,2,3-Trichlorobenzene	180	Compound Not Detected.					

	Compounds	QUANT SIG MASS	RT	EXP RT	REL RT	RESPONSE	CONCENTRATIONS ON-COLUMN (ng)	CONCENTRATIONS FINAL (ug/Kg)
155	Methyl Acetate	43	Compound Not Detected.					
156	Cyclohexane	56	7.013	7.012	(0.913)	8391	2.45875	243.4
157	Methyl Cyclohexane	83	8.267	8.265	(1.076)	17113	5.29574	524.3
161	1,3,5-Trichlorobenzene	180	Compound Not Detected.					
17	Acetonitrile	40	Compound Not Detected.					
M 75	Xylenes (total)	106				2555943	1024.44	101400

QC Flag Legend

Q - Qualifier signal failed the ratio test.

Data File: \\PITSVR06\D\chem\hp4.i\4111510w.b\4111521.D

Date : 15-NOV-2010 17:20

Client ID: MW-5 PRODUCT-1011

Instrument: hp4.i

Sample Info: c0k040543-012 100ul(1.01g/10ml)/5mlp&t

Volume Injected (uL): 5.0

Operator: 034635

Column phase: DB 624

Column diameter: 0.18

5 Chloroethane

Concentration: 1762 ug/Kg

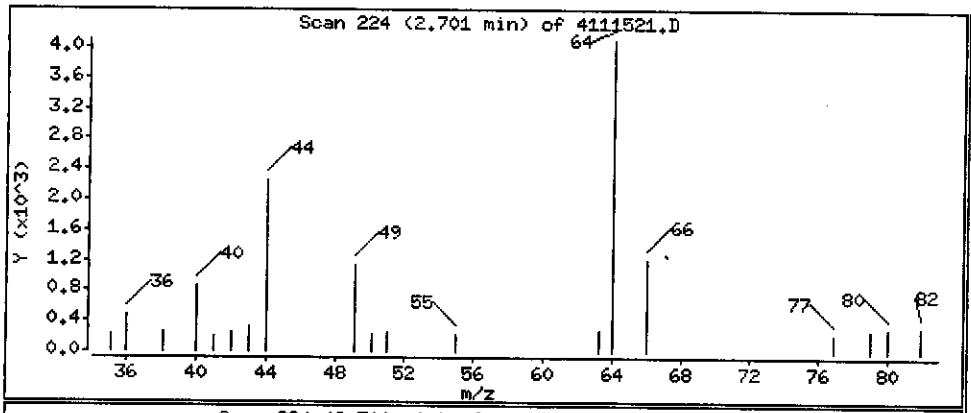

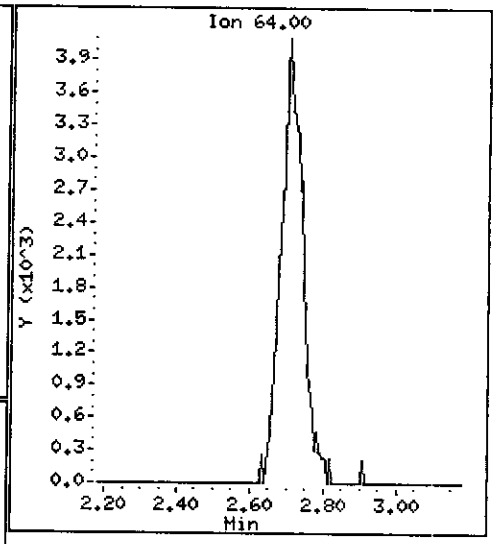

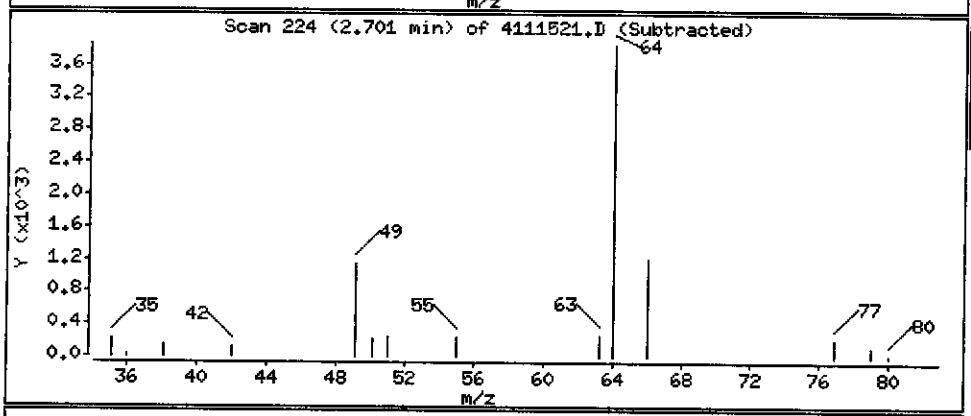

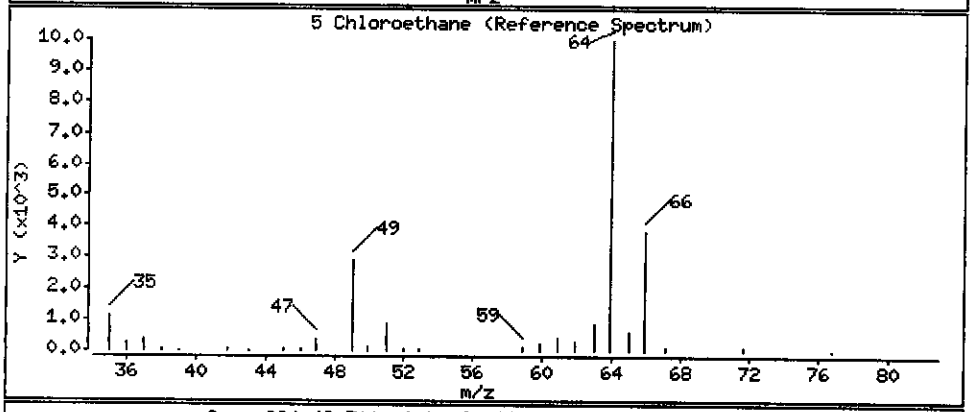

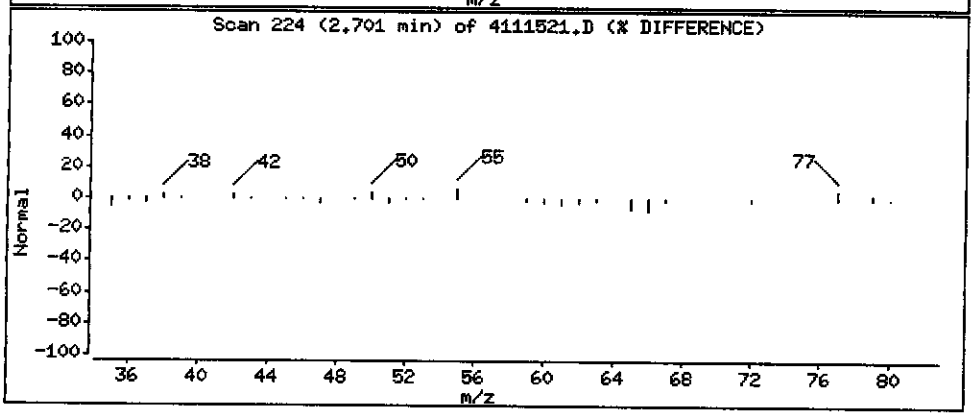

Data File: \\PITSVR06\D\chem\hp4.i\4111510w.b\4111521.D

Date : 15-NOV-2010 17:20

Client ID: MW-5 PRODUCT-1011

Instrument: hp4.i

Sample Info: c0k040543-012 100ul(1.01g/10ml)/5mlp&t

Volume Injected (uL): 5.0

Operator: 034635

Column phase: DB 624

Column diameter: 0.18

13 Acetone

Concentration: 4552 ug/Kg

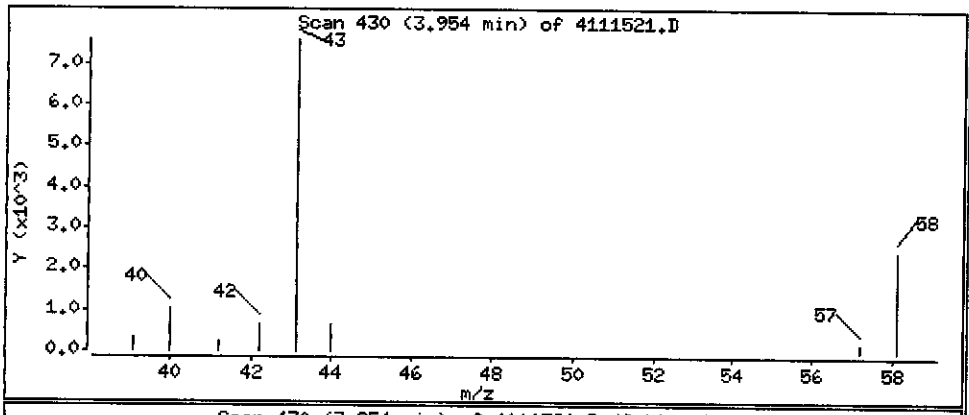

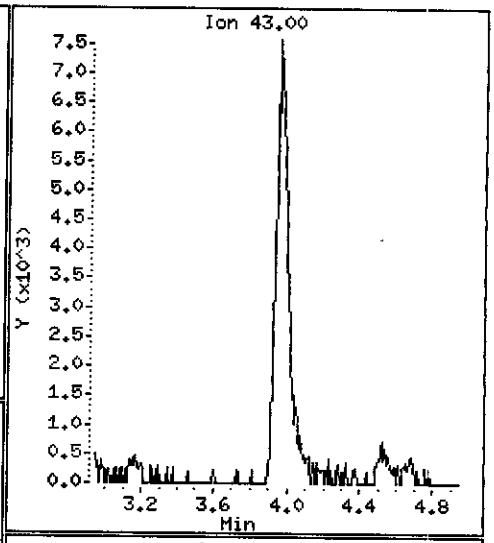

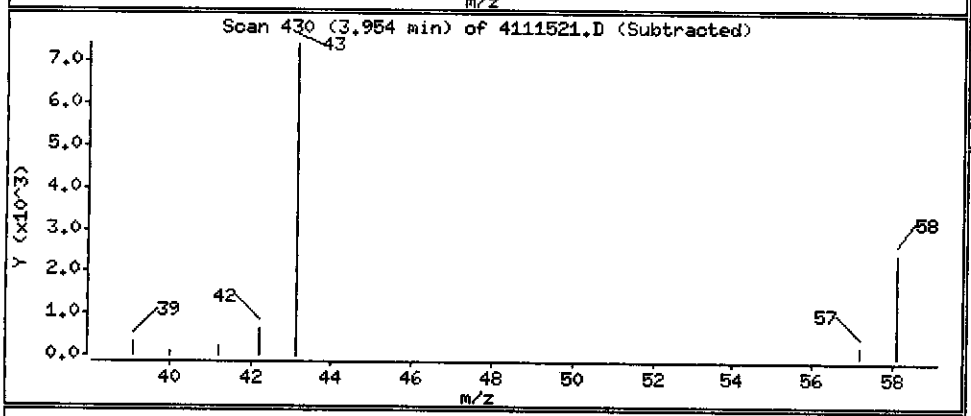

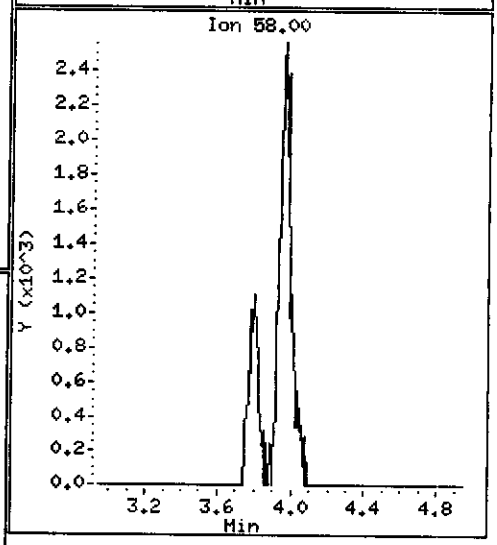

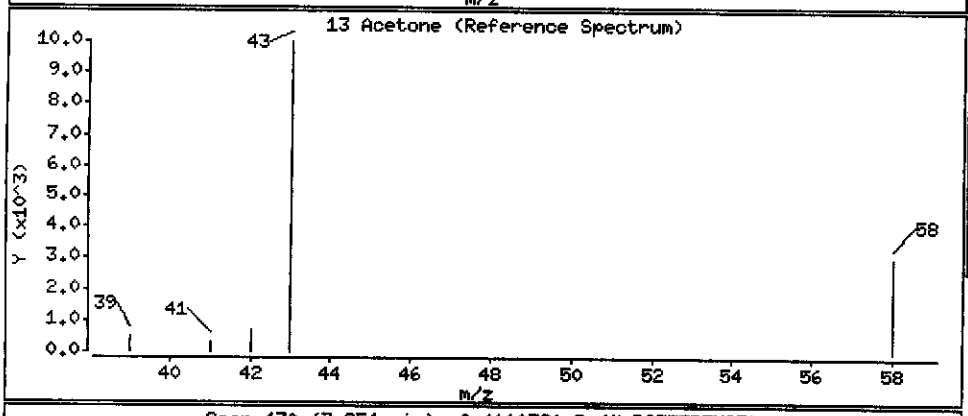

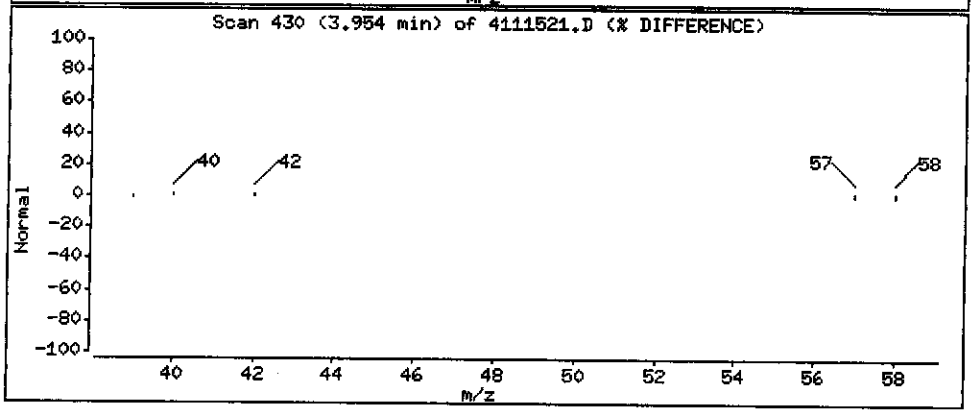

Data File: \\PITSVR06\D\chem\hp4.i\4111510w.b\4111521.D

Date : 15-NOV-2010 17:20

Client ID: MW-5 PRODUCT-1011

Instrument: hp4.i

Sample Info: c0k040543-012 100ul(1.01g/10ml)/5mlp&t

Volume Injected (uL): 5.0

Operator: 034635

Column phase: DB 624

Column diameter: 0.18

24 1,1-Dichloroethane

Concentration: 1278 ug/Kg

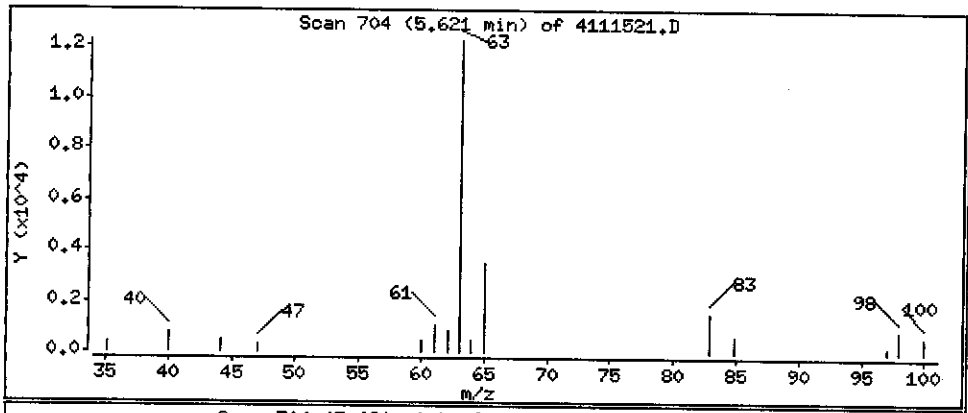

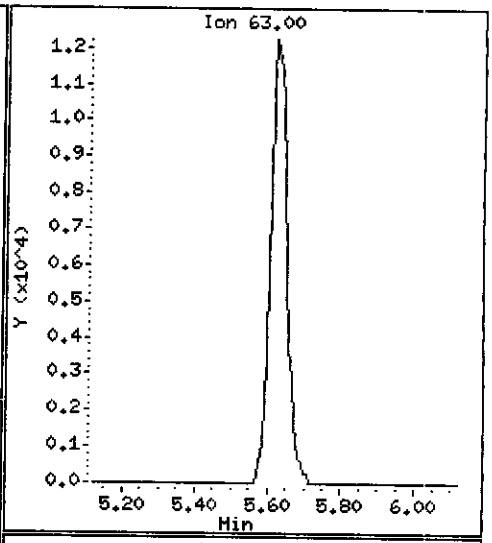

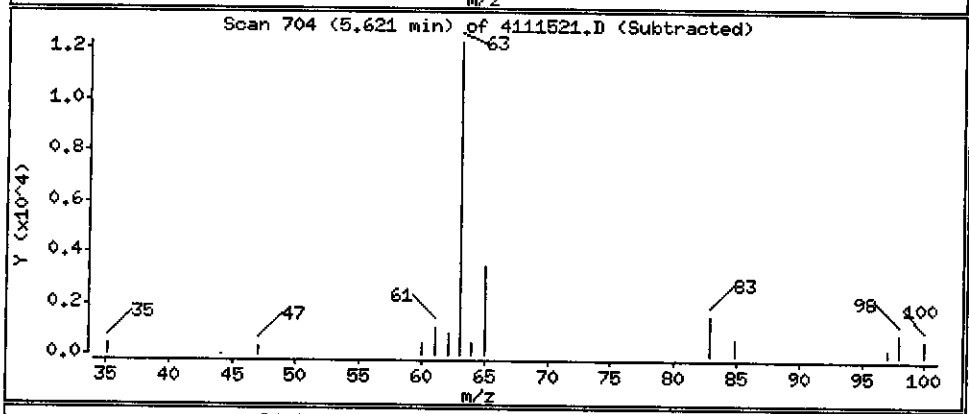

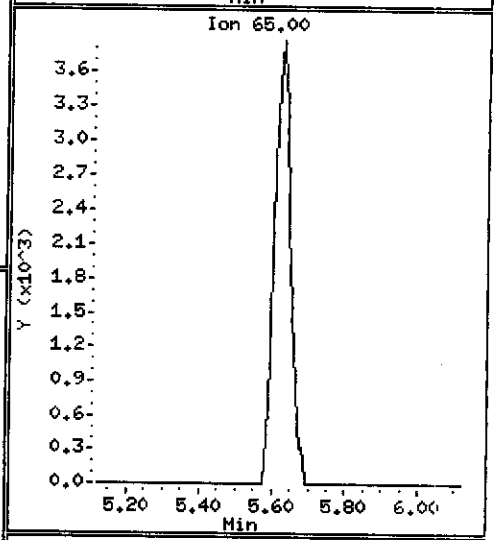

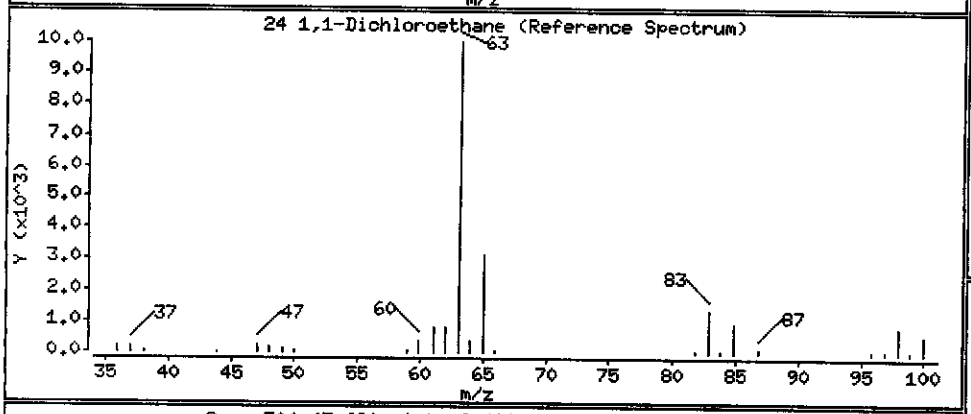

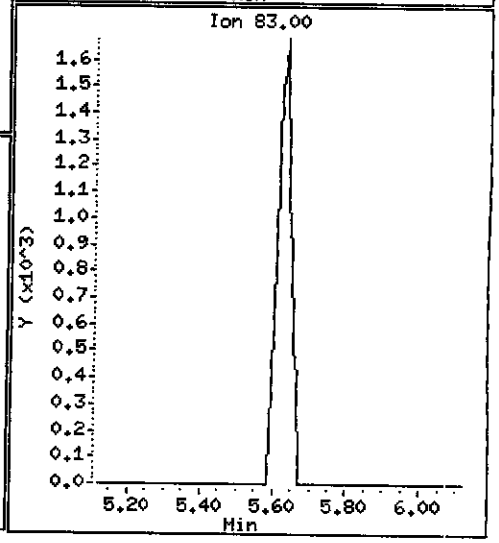

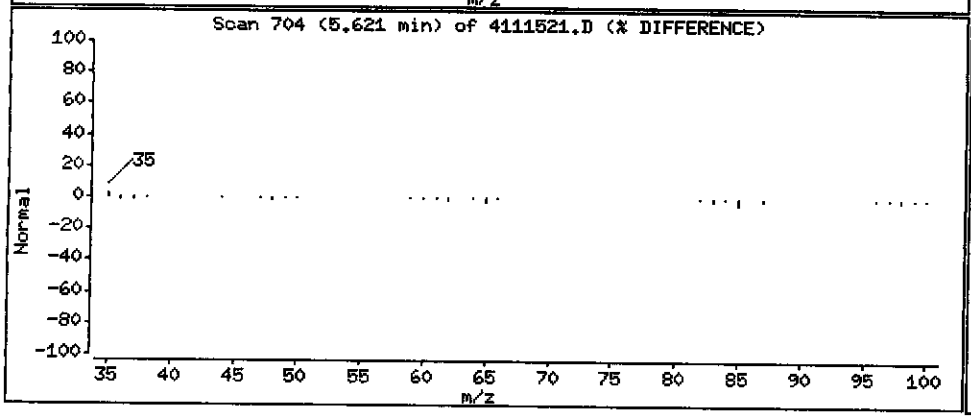

Data File: \\PITSVR06\D\chem\hp4.i\4111510w.b\4111521.D

Date : 15-NOV-2010 17:20

Client ID: MW-5 PRODUCT-1011

Instrument: hp4.i

Sample Info: c0k040543-012 100ul(1.01g/10ml)/5mlp&t

Volume Injected (uL): 5.0

Operator: 034635

Column phase: DB 624

Column diameter: 0.18

42 Benzene

Concentration: 30700 ug/Kg

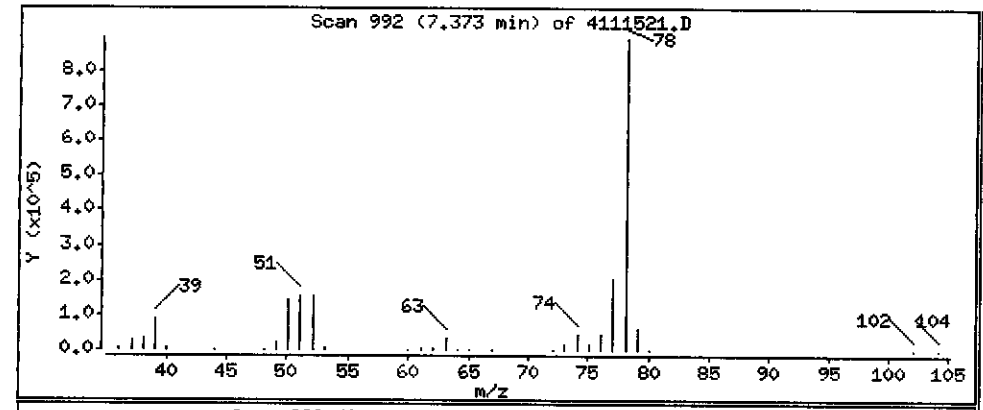

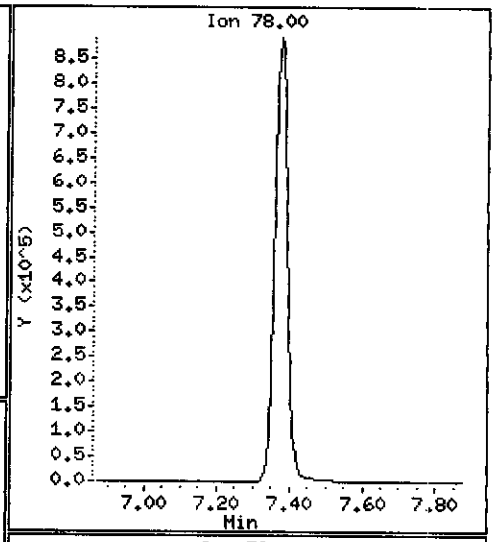

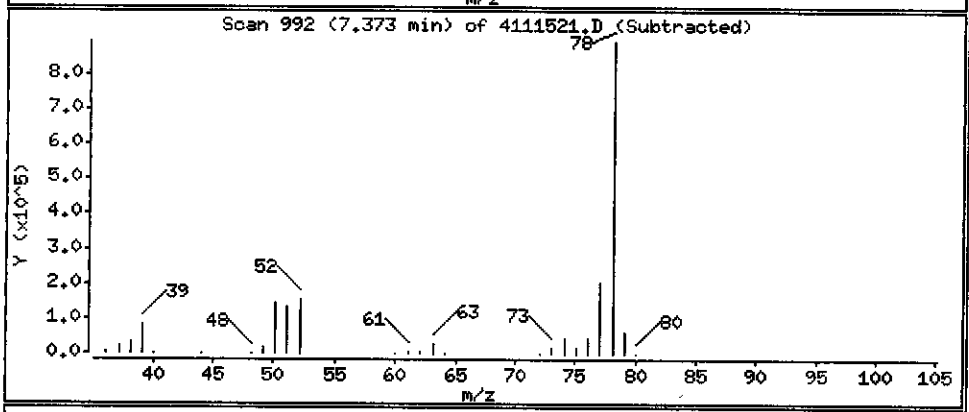

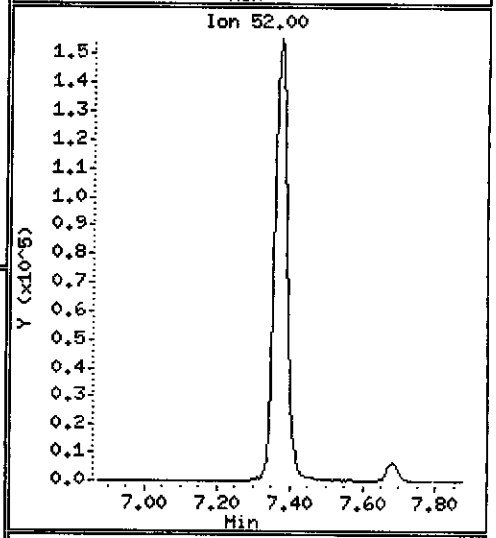

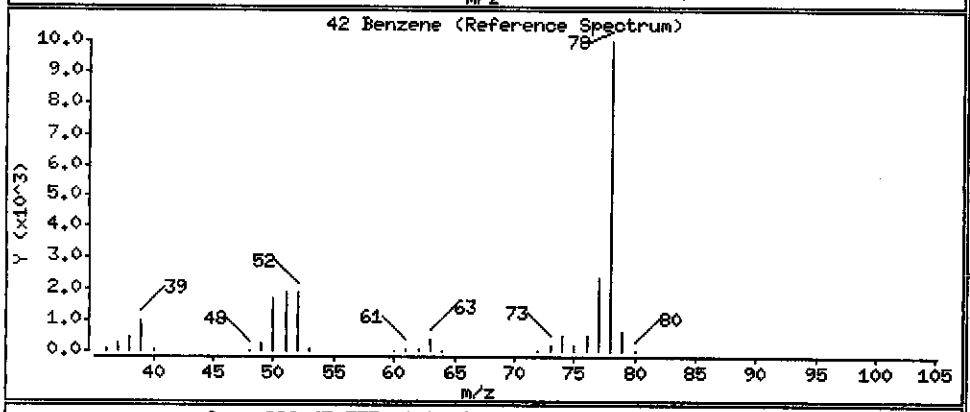

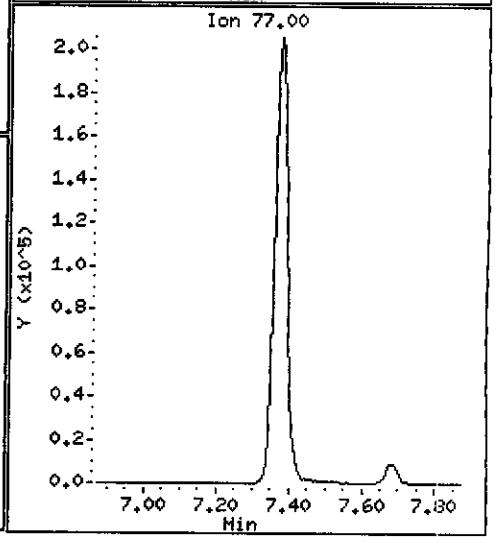

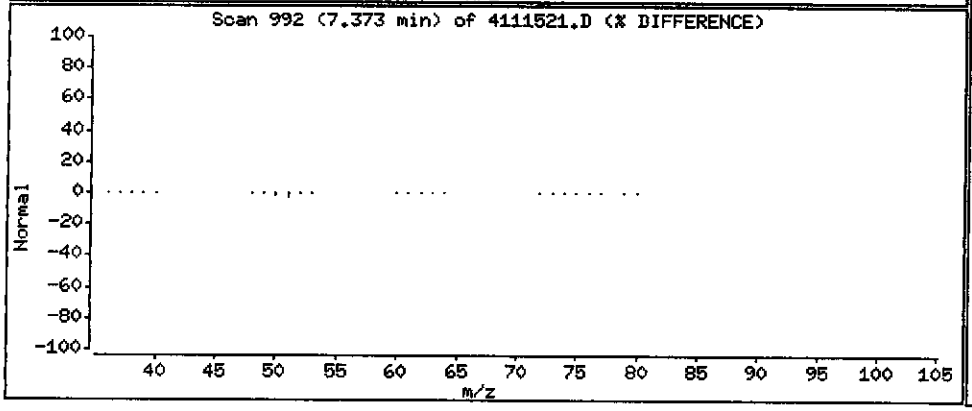

Data File: \\PITSVR06\D\chem\hp4.i\4111510w.b\4111521.D

Date : 15-NOV-2010 17:20

Client ID: MW-5 PRODUCT-1011

Instrument: hp4.i

Sample Info: c0k040543-012 100ul(1.01g/10ml)/5mlp&t

Volume Injected (uL): 5.0

Operator: 034635

Column phase: DB 624

Column diameter: 0.18

60 Toluene

Concentration: 28460 ug/Kg

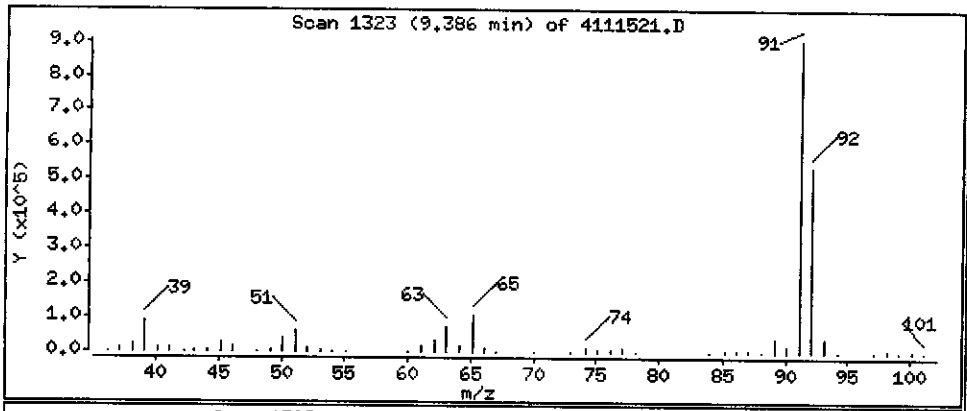

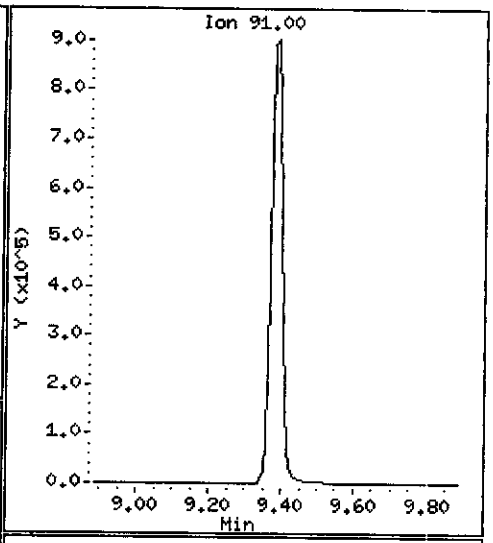

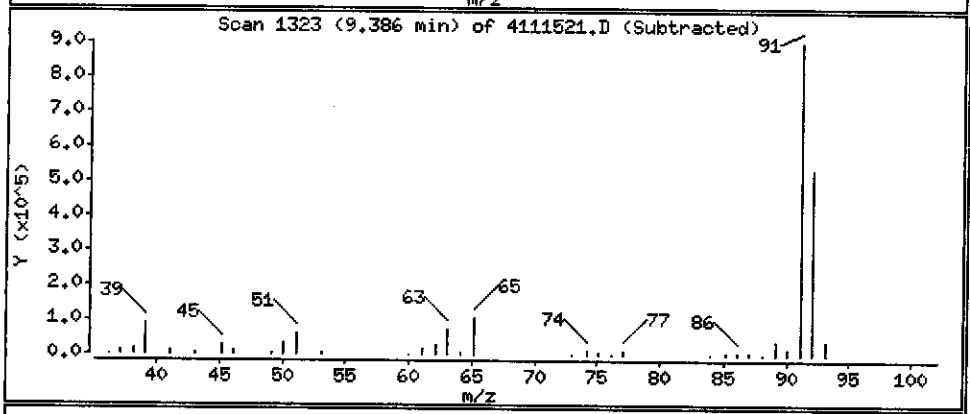

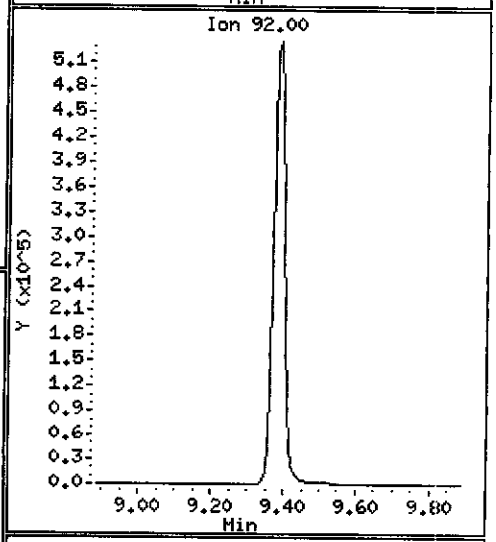

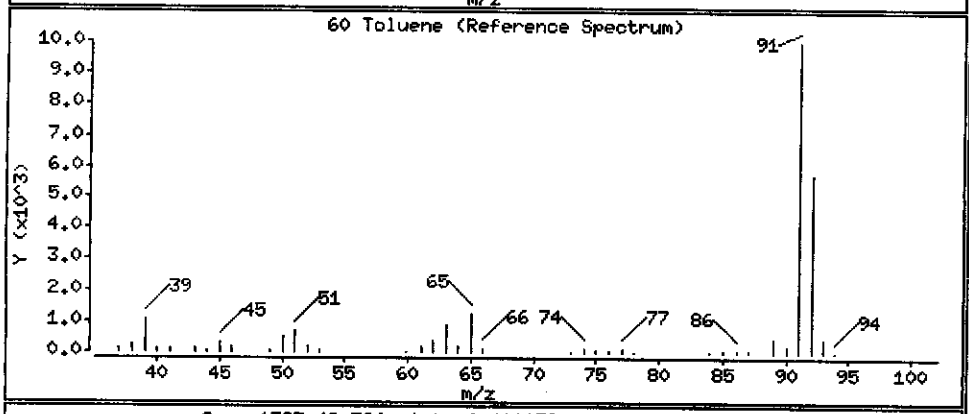

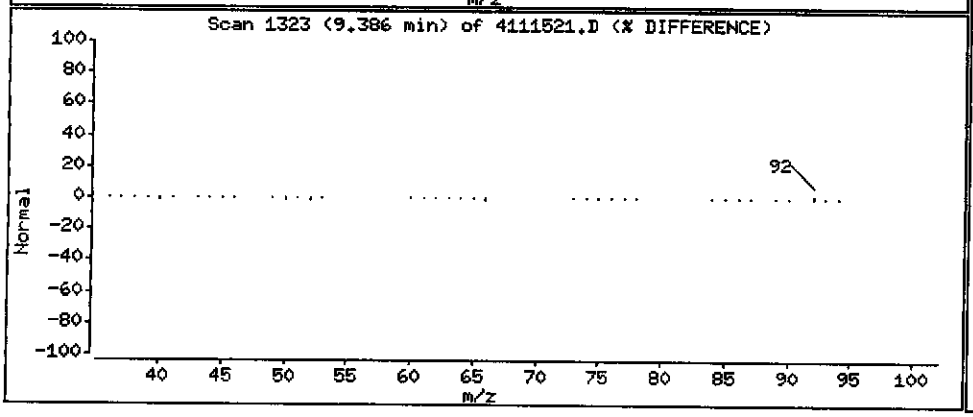

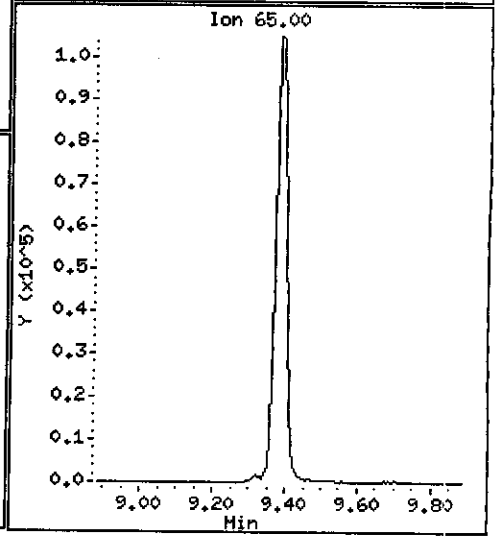

Data File: \\PITSVR06\D\chem\hp4.i\4111510w.b\4111521.D

Date : 15-NOV-2010 17:20

Client ID: MW-5 PRODUCT-1011

Instrument: hp4.i

Sample Info: c0k040543-012 100ul(1.01g/10ml)/5mlp&t

Volume Injected (uL): 5.0

Operator: 034635

Column phase: DB 624

Column diameter: 0.18

65 Tetrachloroethene

Concentration: 517.0 ug/Kg

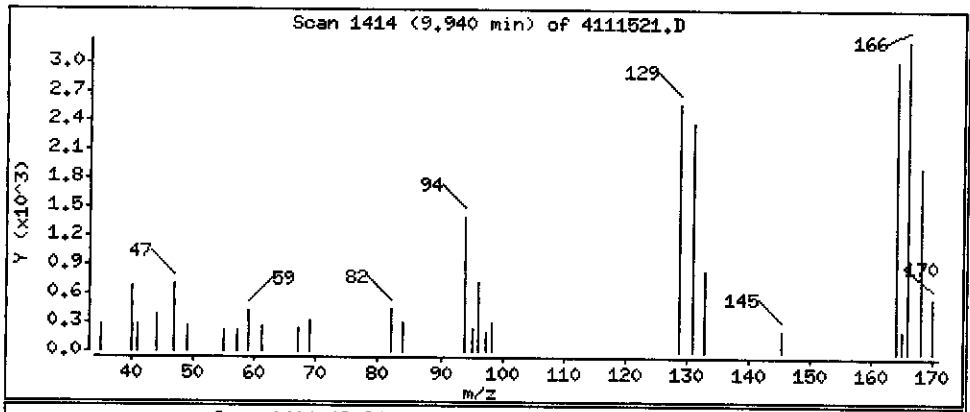

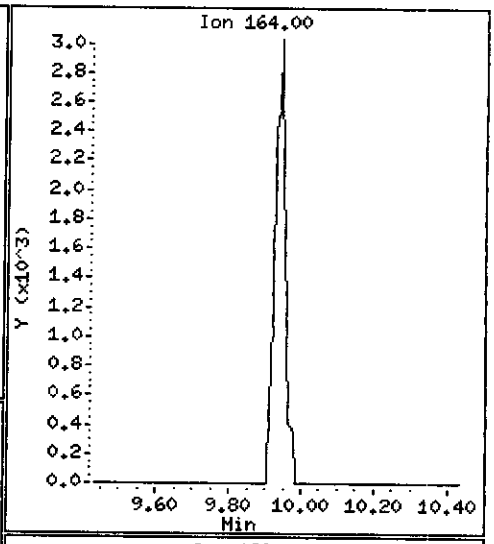

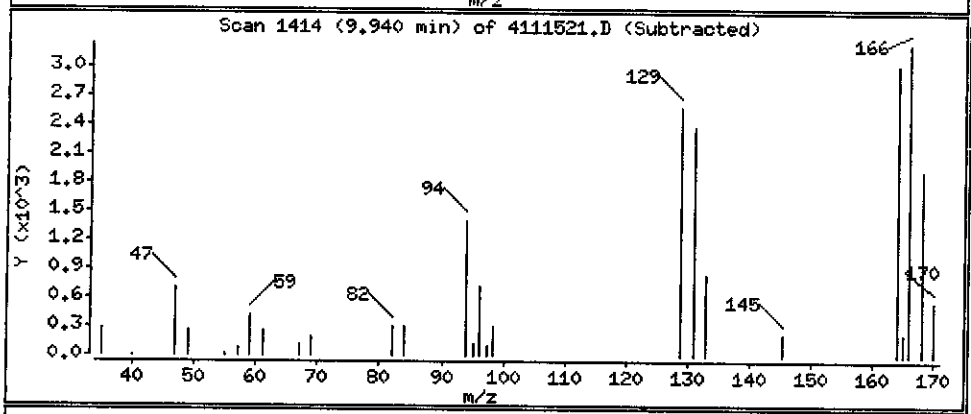

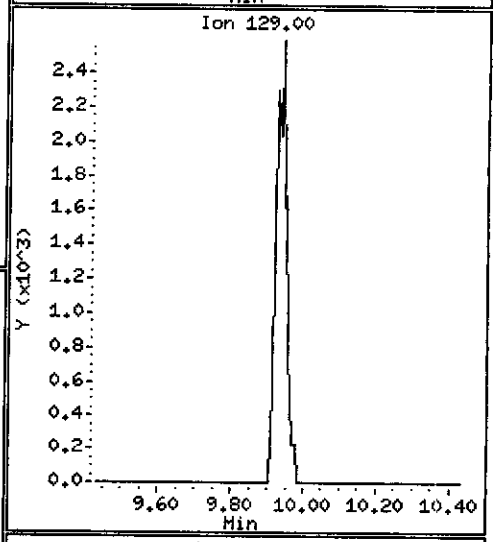

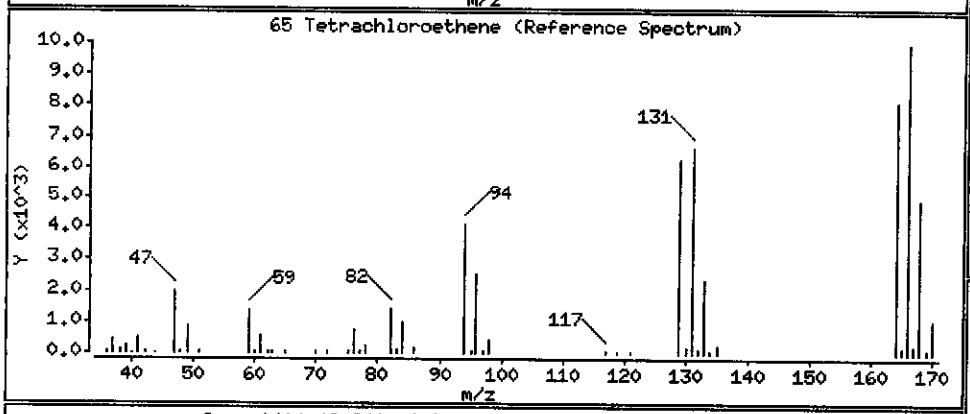

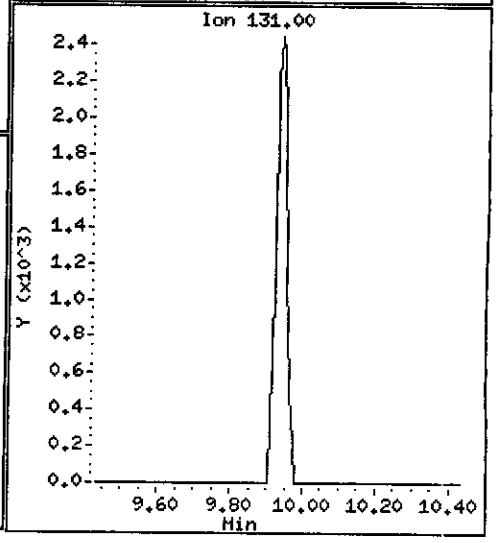

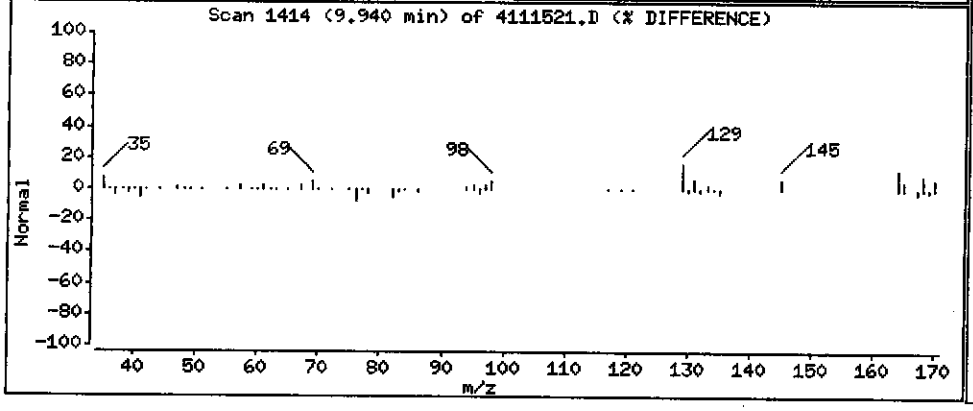

Data File: \\PITSVR06\D\chem\hp4.i\4111510w.b\4111521.D

Date : 15-NOV-2010 17:20

Client ID: MW-5 PRODUCT-1011

Instrument: hp4.i

Sample Info: c0k040543-012 100ul(1.01g/10ml)/5mlp&t

Volume Injected (uL): 5.0

Operator: 034635

Column phase: DB 624

Column diameter: 0.18

72 Ethylbenzene

Concentration: 28460 ug/Kg

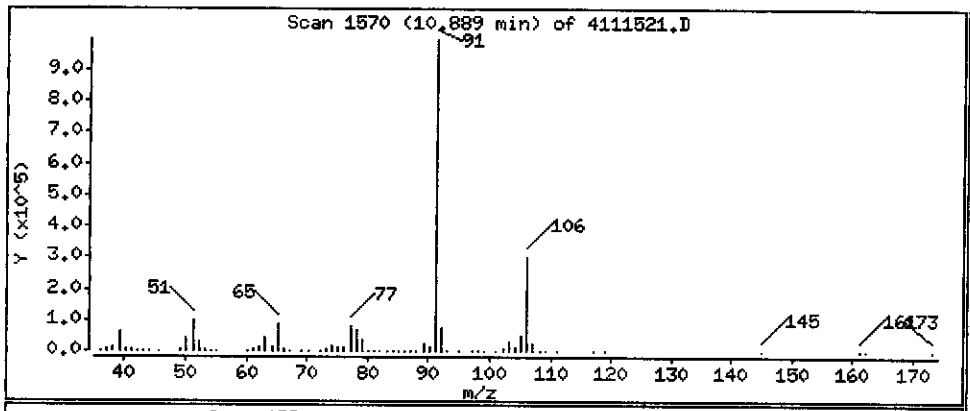

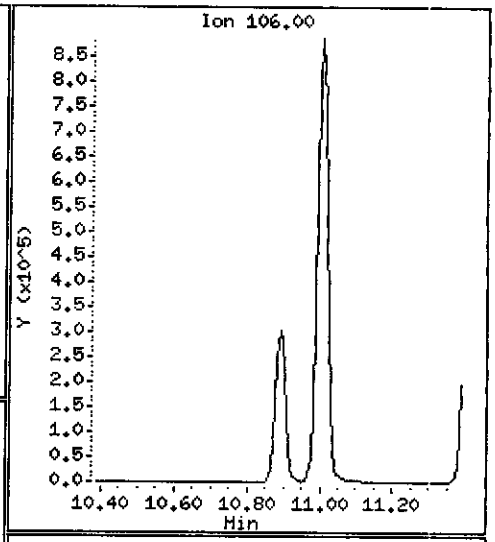

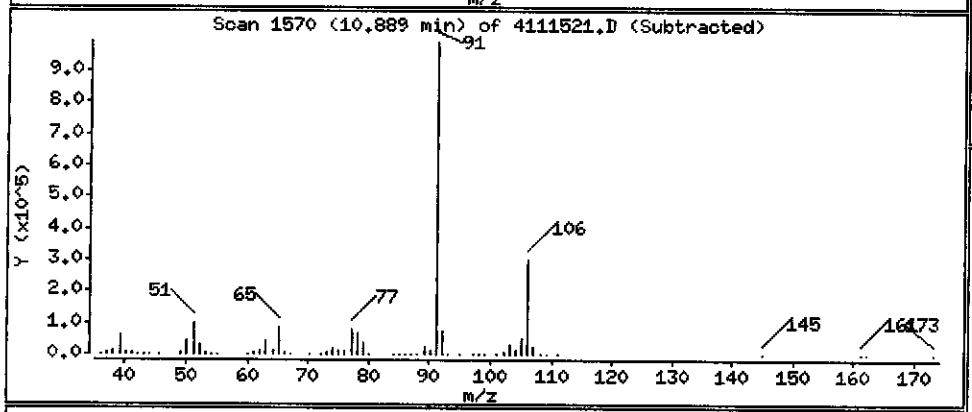

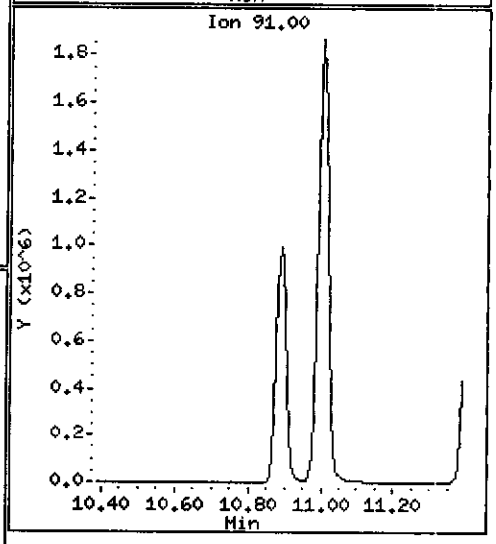

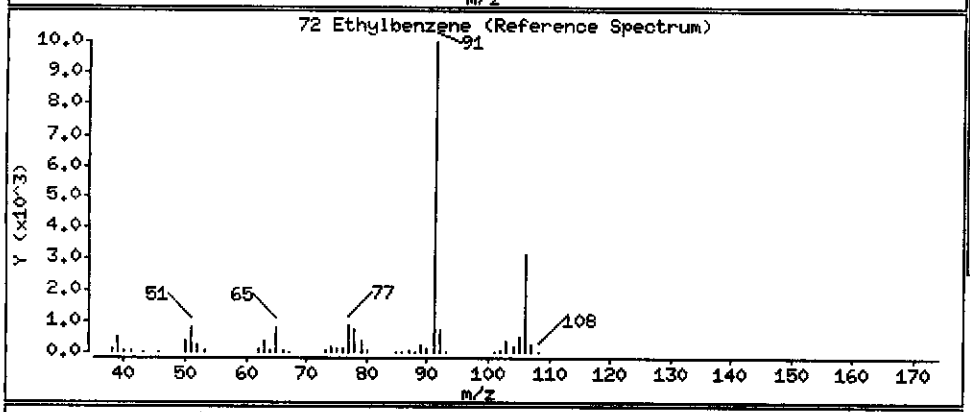

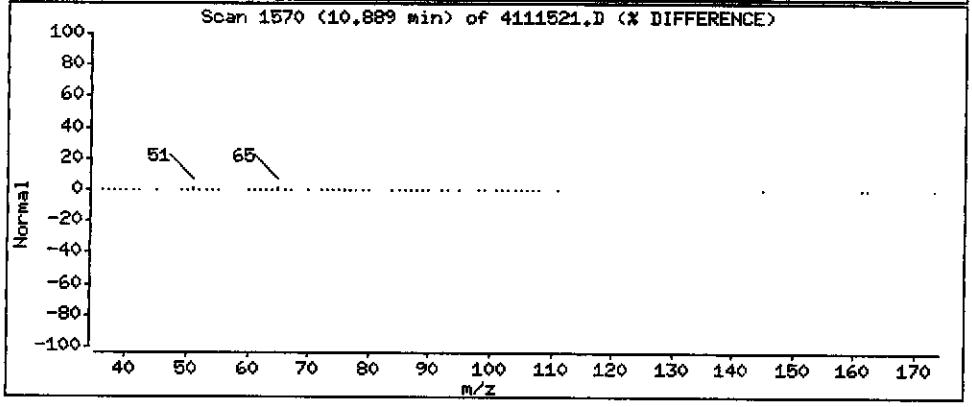

Data File: \\PITSVR06\D\chem\hp4.i\4111510w.b\4111521.D

Date : 15-NOV-2010 17:20

Client ID: MW-5 PRODUCT-1011

Instrument: hp4.i

Sample Info: c0k040543-012 100ul(1.01g/10ml)/5mlp&t

Volume Injected (uL): 5.0

Operator: 034635

Column phase: DB 624

Column diameter: 0.18

73 m + p-Xylene

Concentration: 68020 ug/Kg

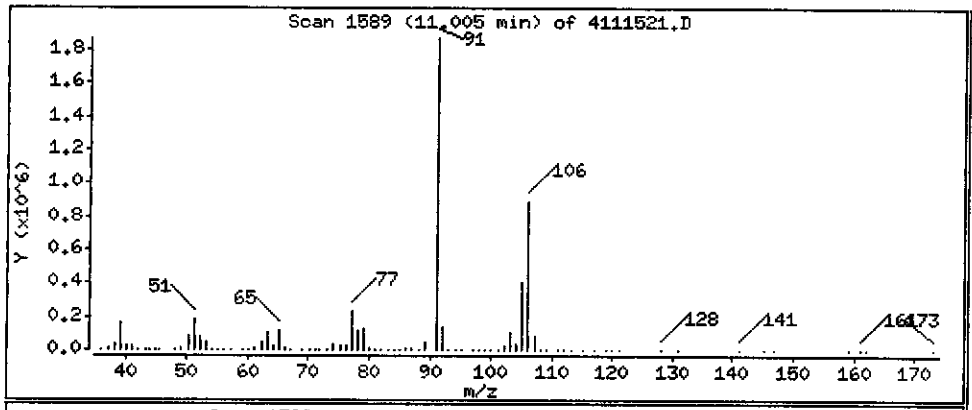

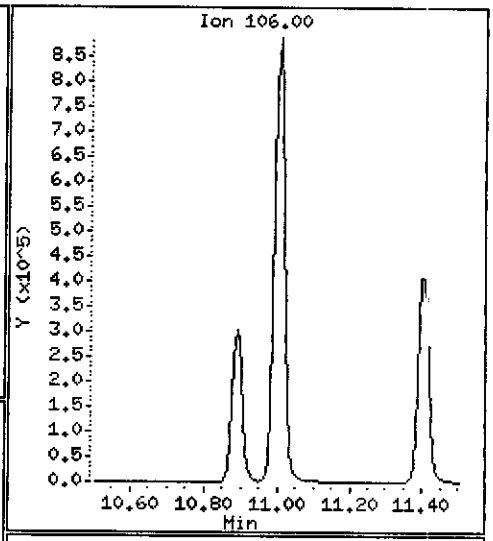

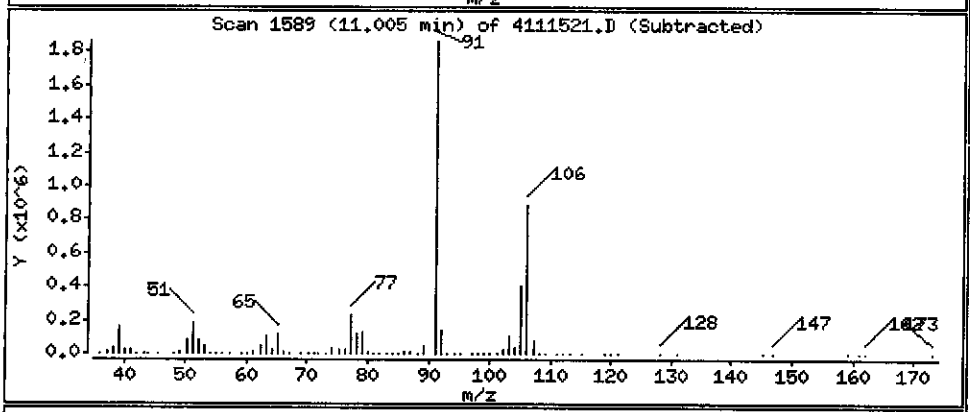

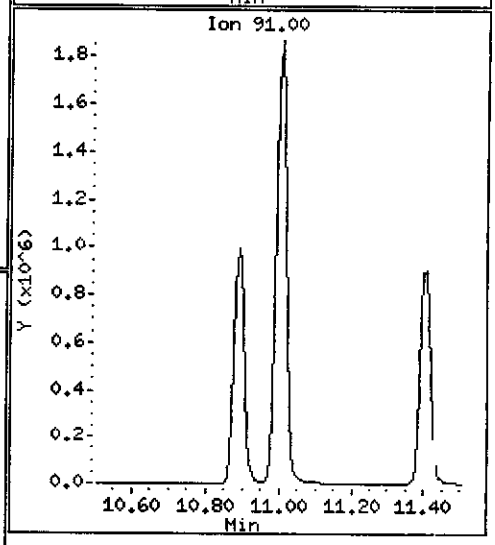

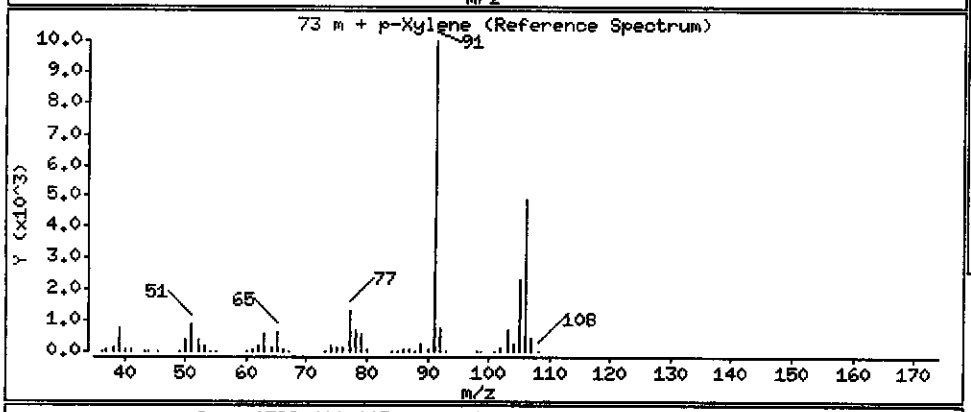

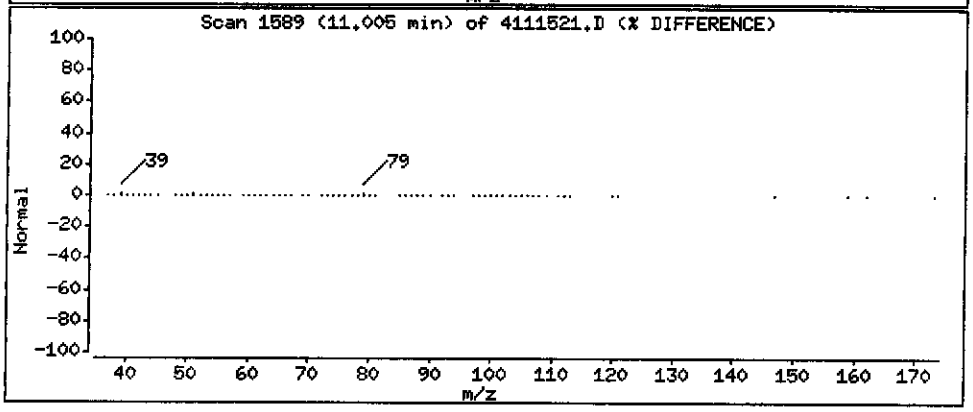

Data File: \\PITSVR06\D\chem\hp4.i\4111510w.b\4111521.D

Date : 15-NOV-2010 17:20

Client ID: MW-5 PRODUCT-1011 Instrument: hp4.i

Sample Info: c0k040543-012 100ul(1.01g/10ml)/5mlp&t

Volume Injected (uL): 5.0 Operator: 034635

Column phase: DB 624 Column diameter: 0.18

74 Xylene-o Concentration: 33400 ug/Kg

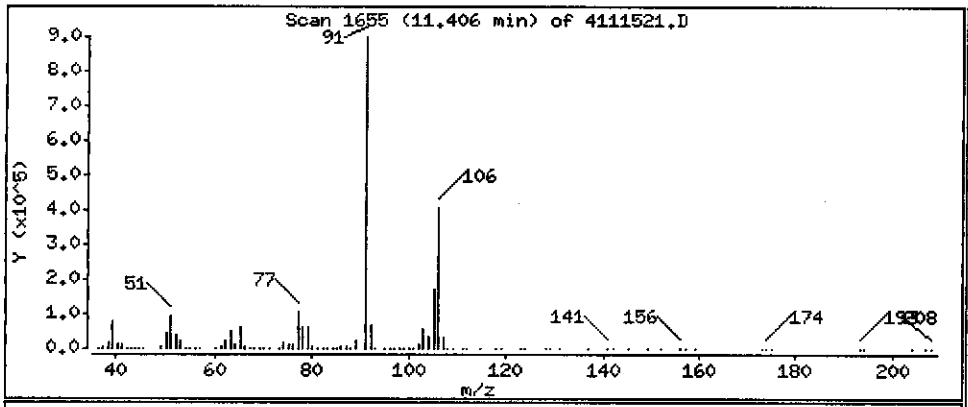

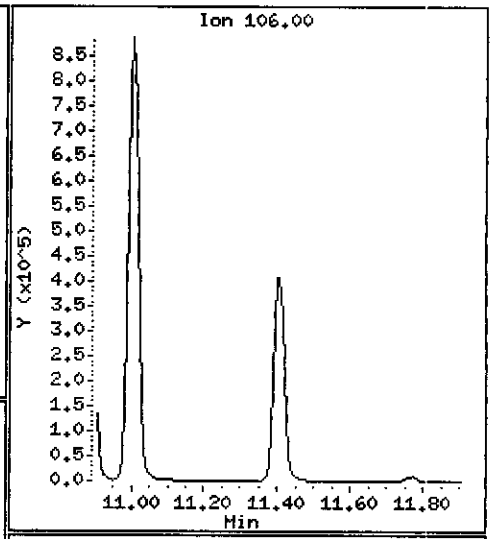

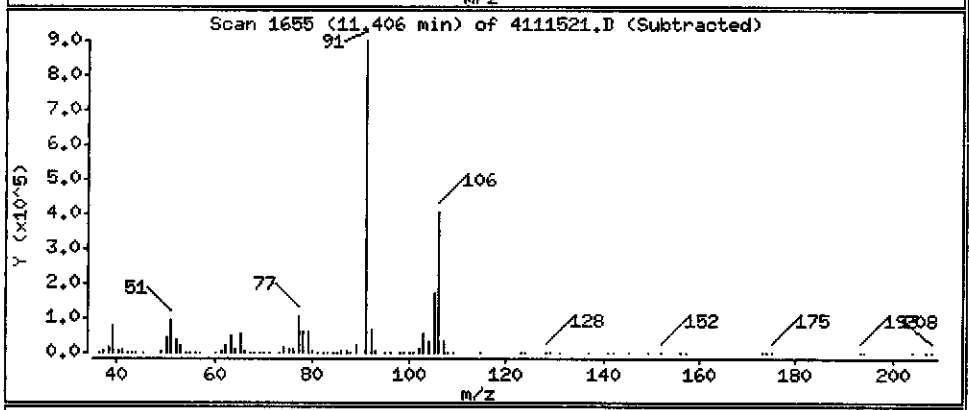

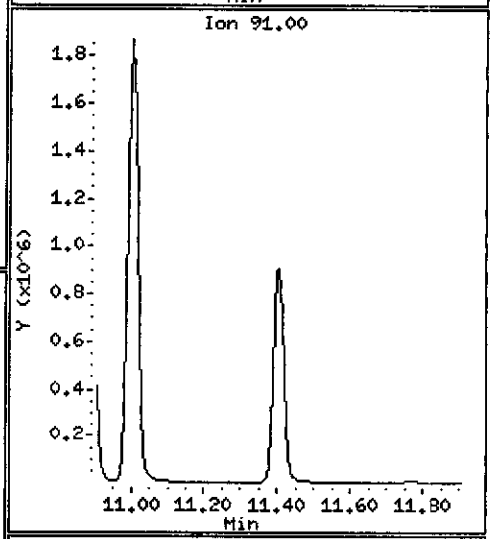

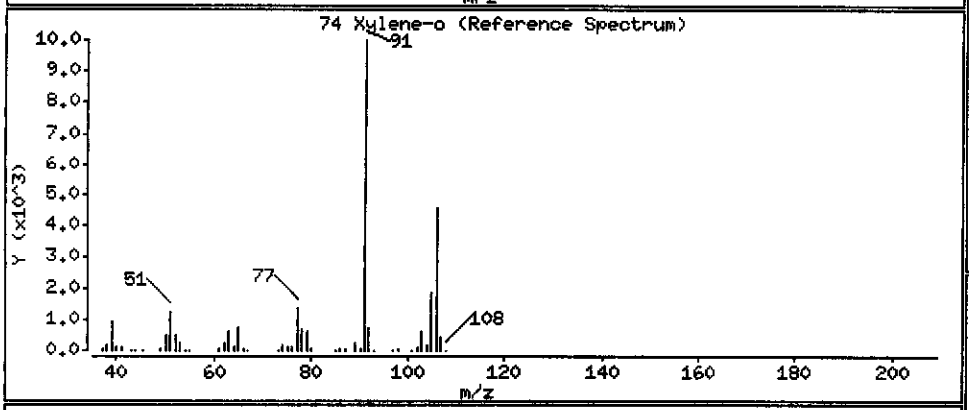

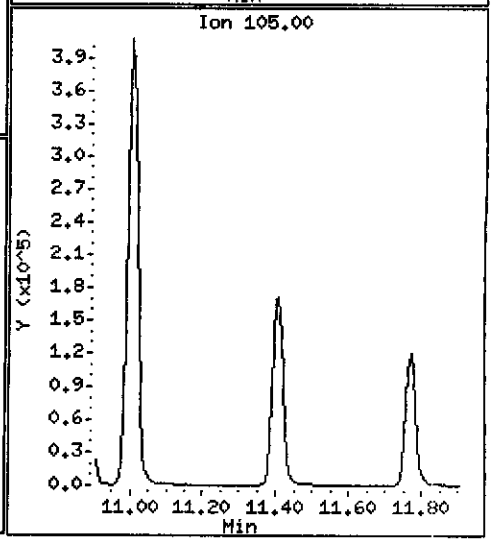

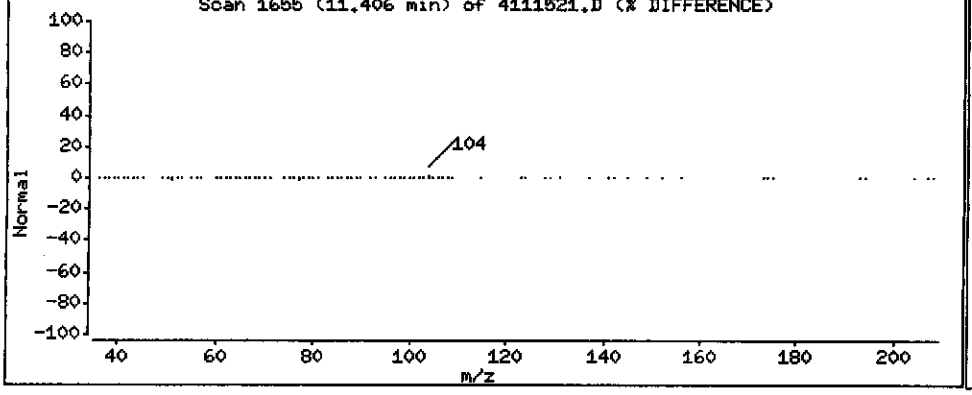

Data File: \\PITSVR06\D\chem\hp4.i\4111510w.b\4111521.D

Date : 15-NOV-2010 17:20

Client ID: MW-5 PRODUCT-1011

Instrument: hp4.i

Sample Info: c0k040543-012 100ul(1.01g/10ml)/5mlp&t

Volume Injected (uL): 5.0

Operator: 034635

Column phase: DB 624

Column diameter: 0.18

78 Isopropylbenzene

Concentration: 3488 ug/Kg

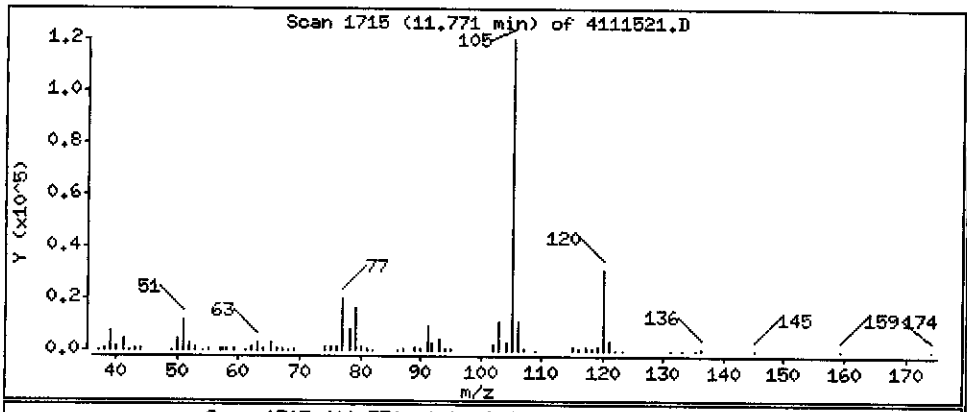

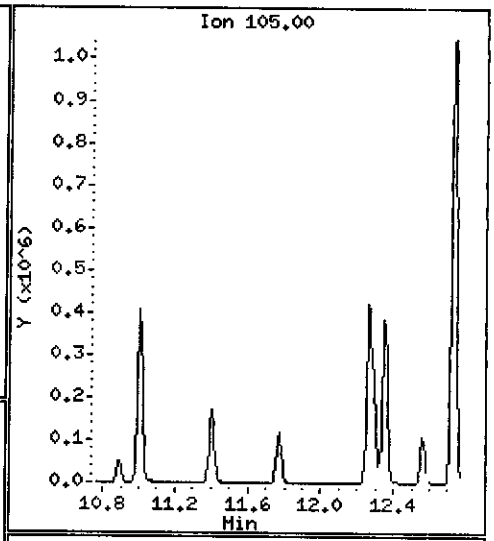

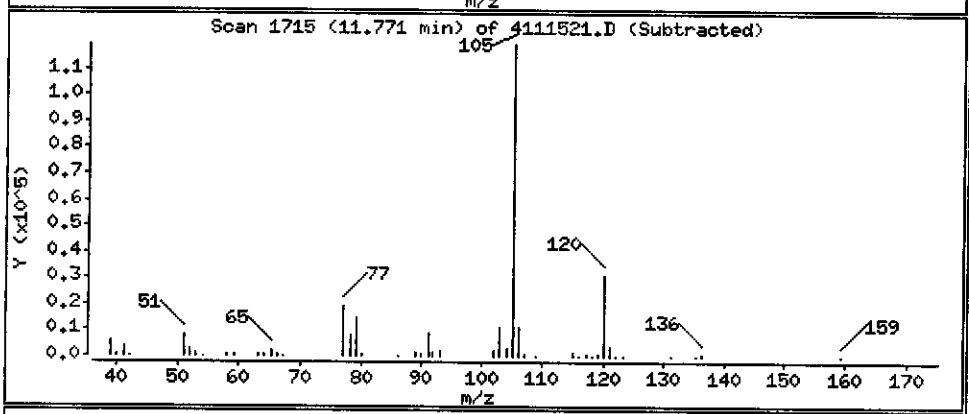

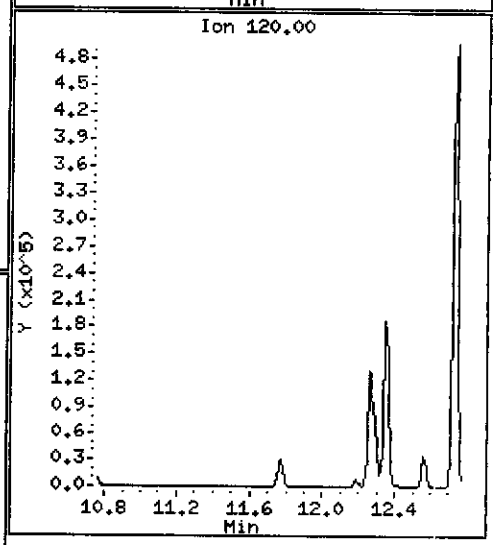

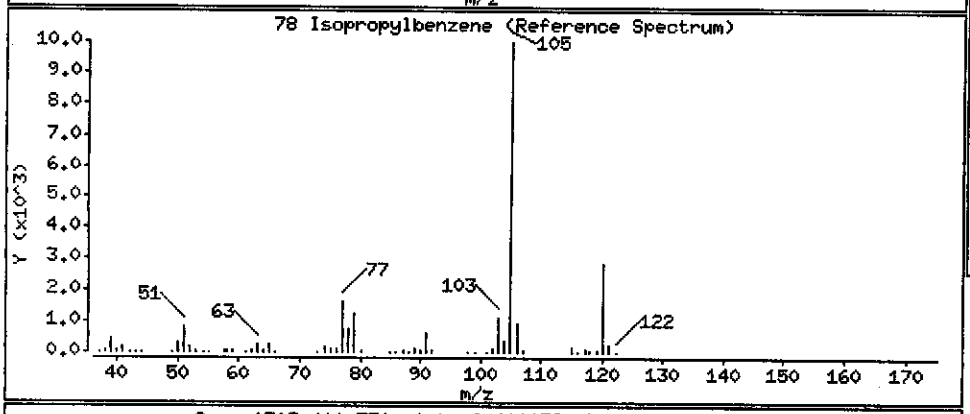

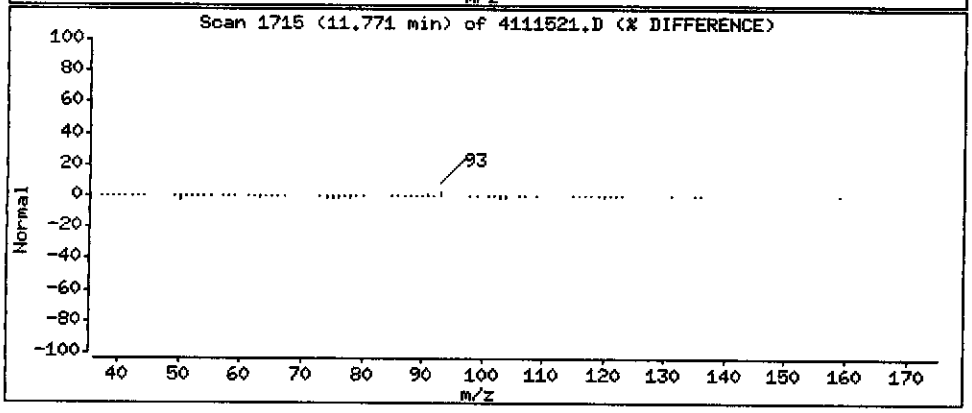

Data File: \\PITSVR06\D\chem\hp4.i\4111510w.b\4111521.D

Date : 15-NOV-2010 17:20

Client ID: MW-5 PRODUCT-1011

Instrument: hp4.i

Sample Info: c0k040543-012 100ul(1.01g/10ml)/5mlp&t

Volume Injected (uL): 5.0

Operator: 034635

Column phase: DB 624

Column diameter: 0.18

86 1,3,5-Trimethylbenzene

Concentration: 13310 ug/Kg

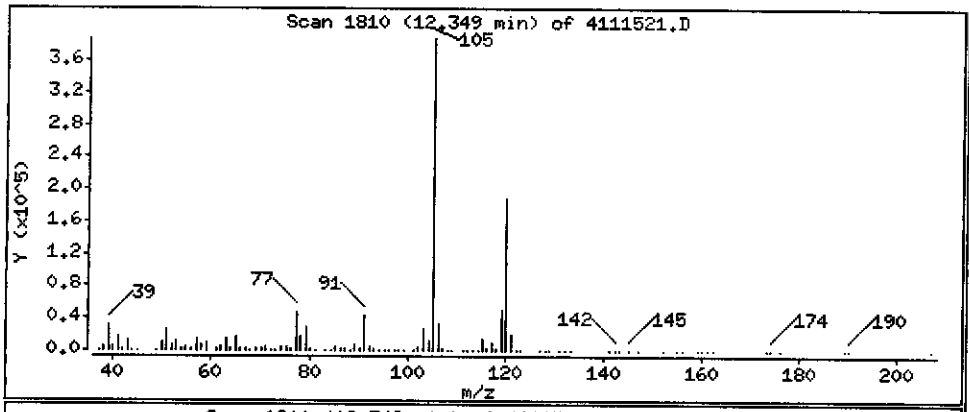

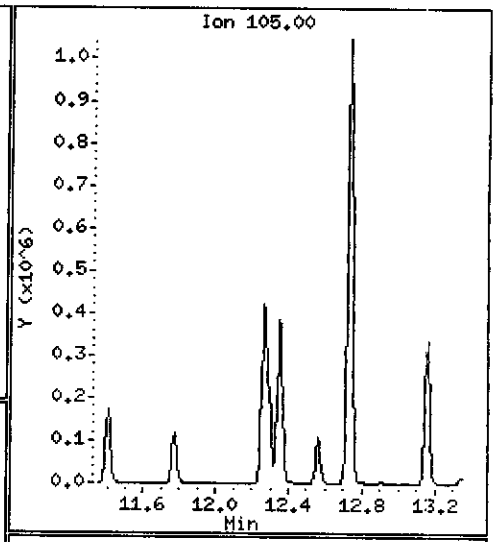

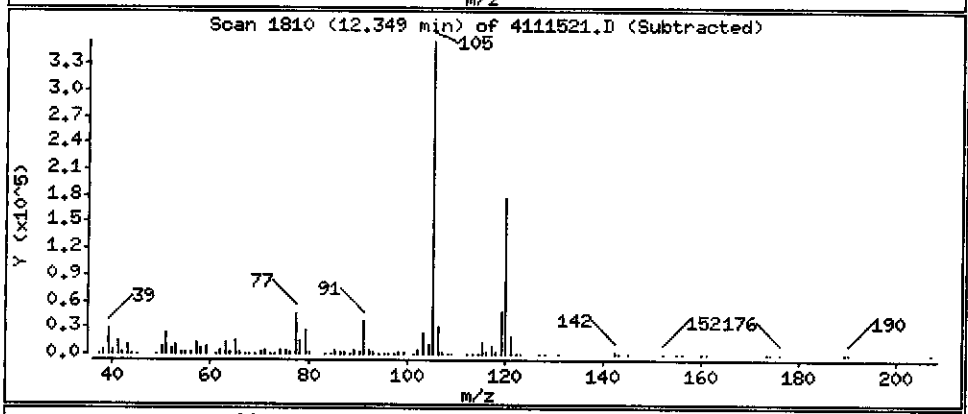

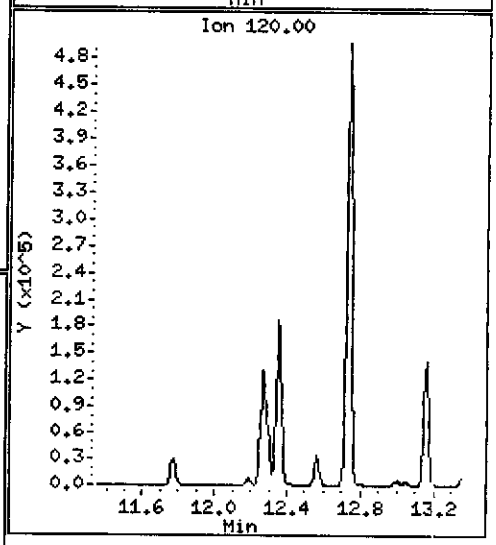

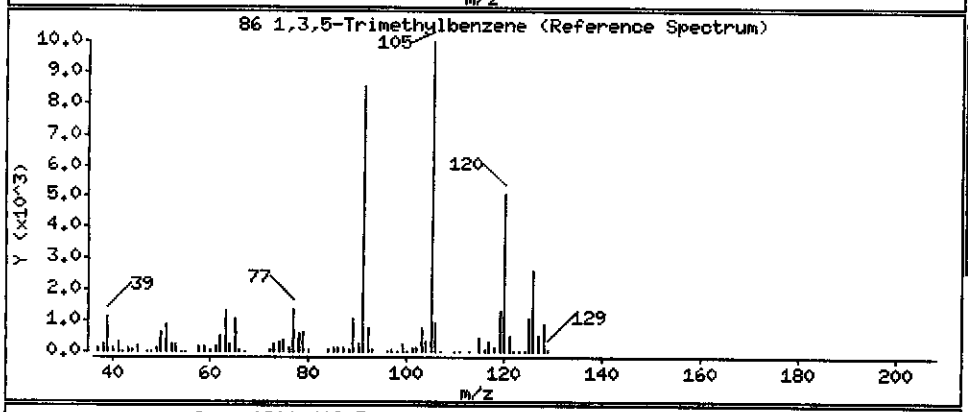

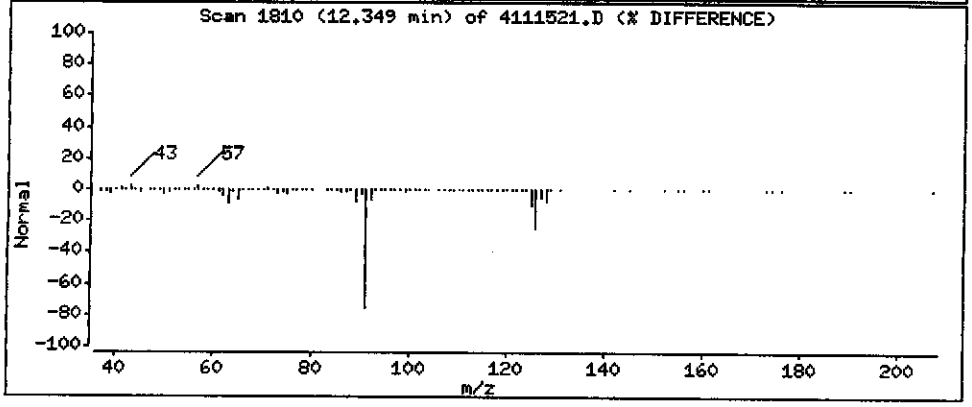

Data File: \\PITSVR06\D\chem\hp4.i\4111510w.b\4111521.D

Date : 15-NOV-2010 17:20

Client ID: MW-5 PRODUCT-1011

Instrument: hp4.i

Sample Info: c0k040543-012 100ul(1.01g/10ml)/5mlp&t

Volume Injected (uL): 5.0

Operator: 034635

Column phase: DB 624

Column diameter: 0.18

88 1,2,4-Trimethylbenzene

Concentration: 35010 ug/Kg

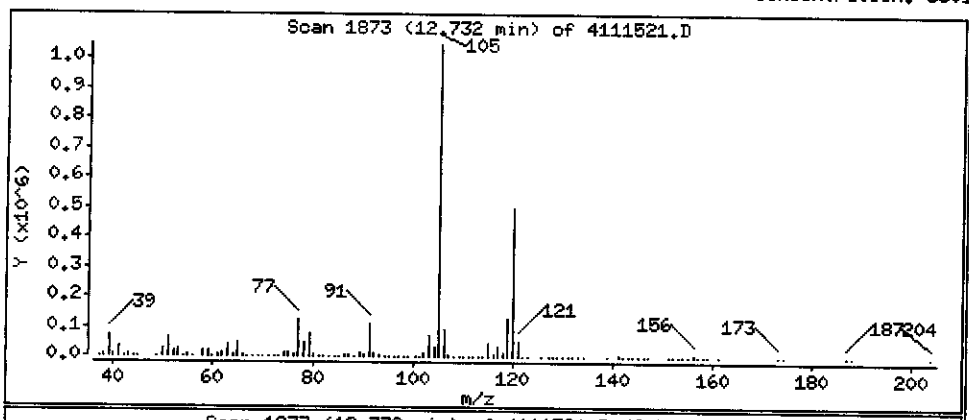

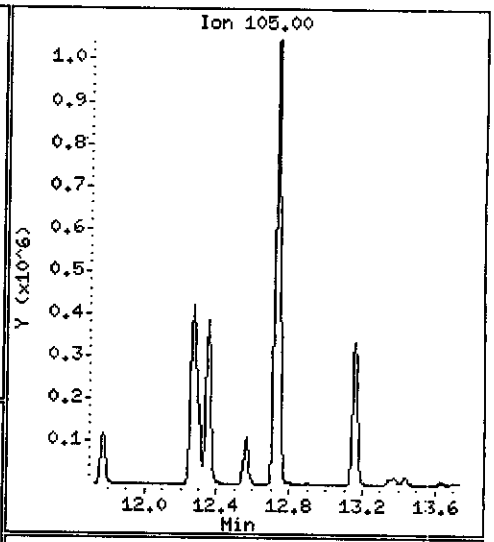

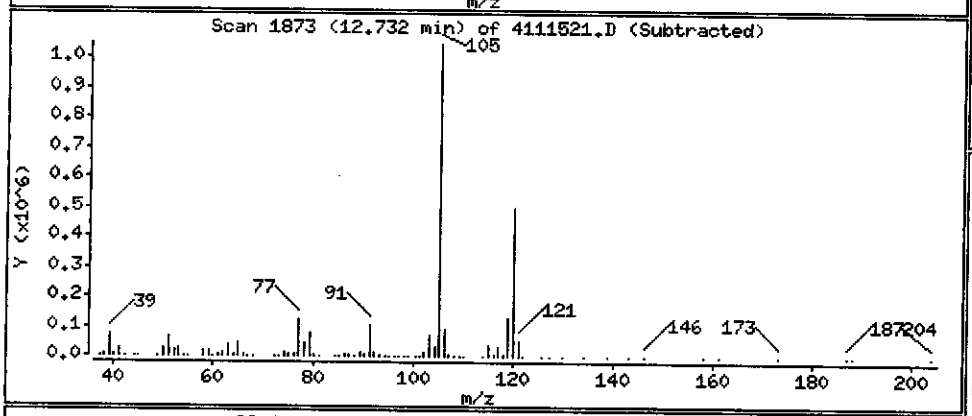

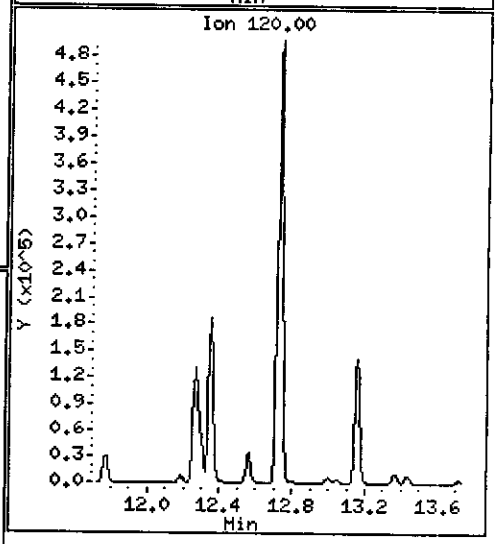

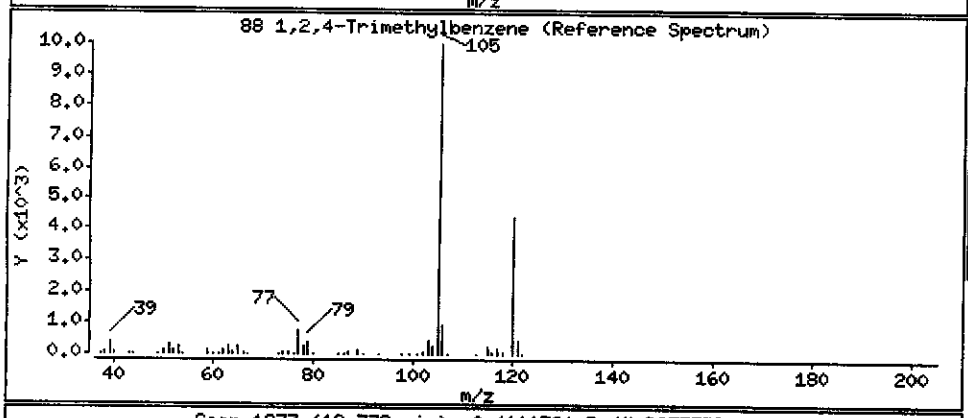

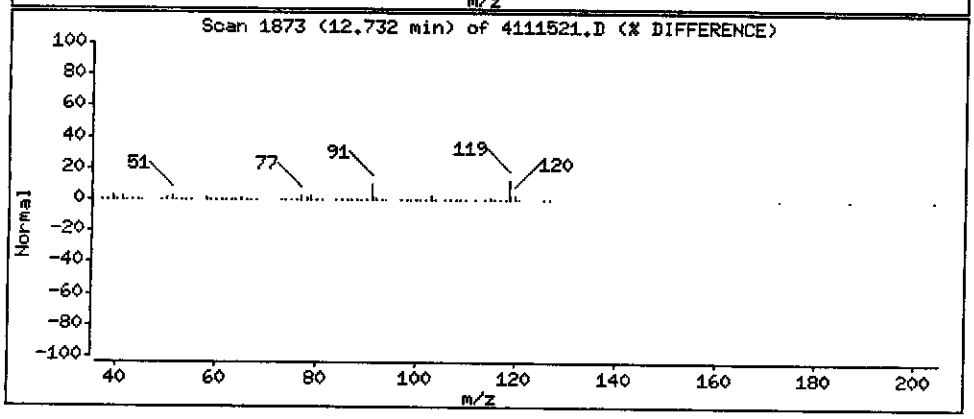

Data File: \\PITSVR06\D\chem\hp4.i\4111510w.b\4111521.D

Date : 15-NOV-2010 17:20

Client ID: MW-5 PRODUCT-1011

Instrument: hp4.i

Sample Info: c0k040543-012 100ul(1.01g/10ml)/5mlp&t

Volume Injected (uL): 5.0

Operator: 034635

Column phase: DB 624

Column diameter: 0.18

99 Naphthalene

Concentration: 1402000 ug/Kg

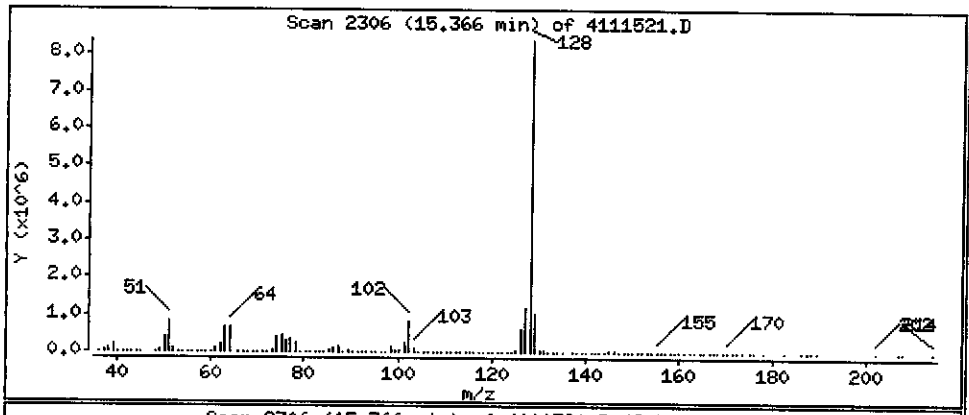

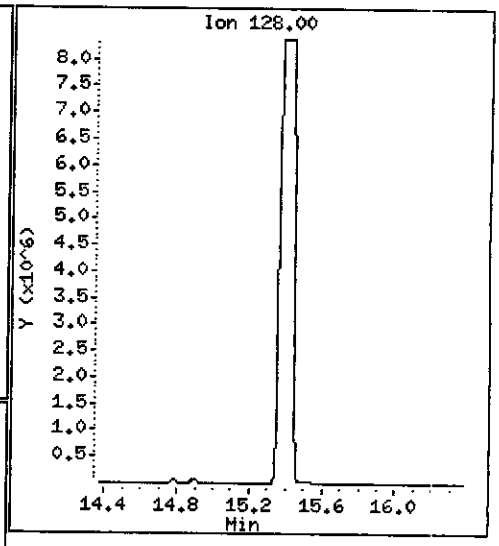

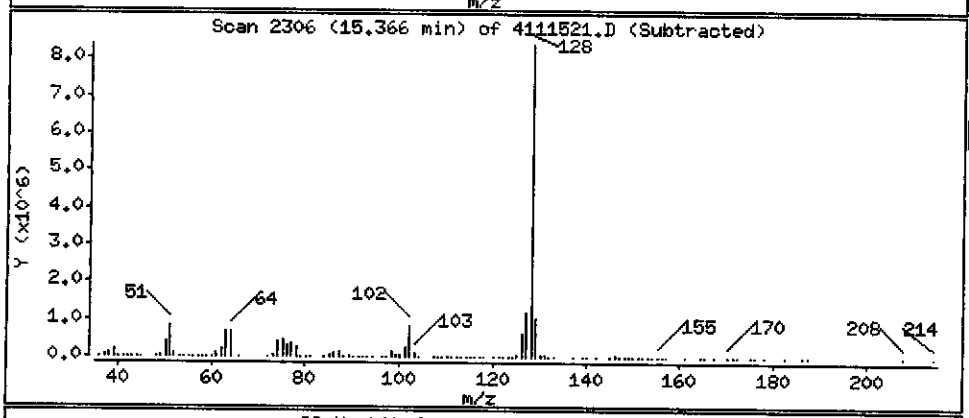

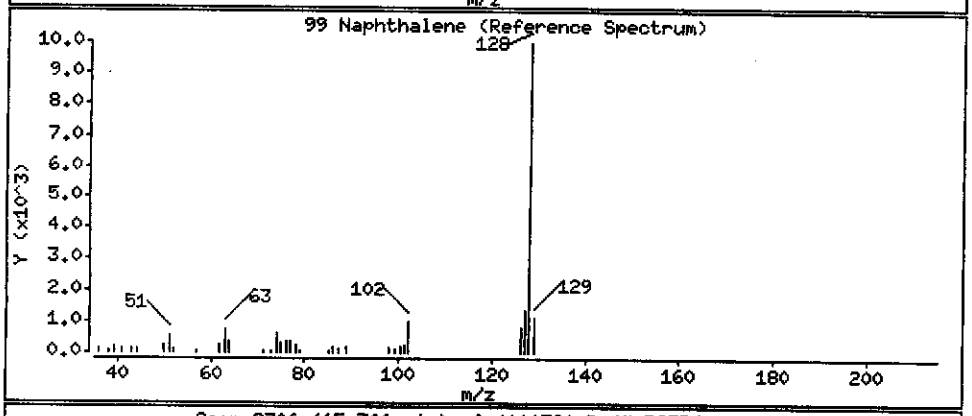

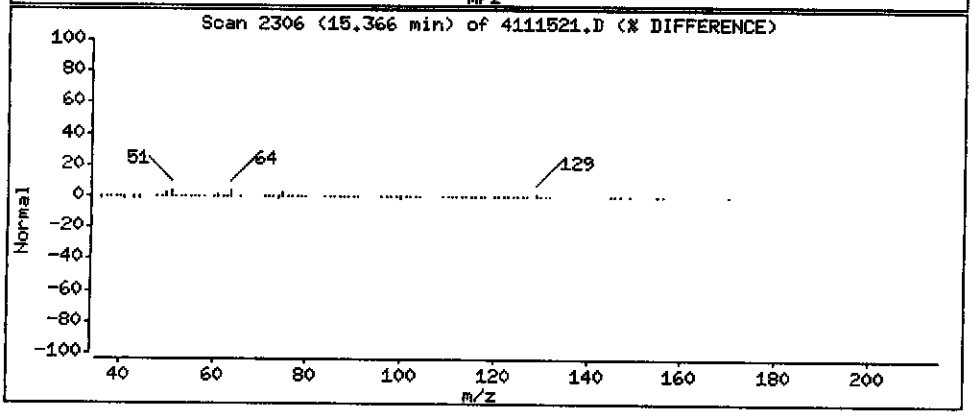

Data File: \\PITSVR06\D\chem\hp4.i\4111510w.b\4111521.D

Date : 15-NOV-2010 17:20

Client ID: MW-5 PRODUCT-1011

Instrument: hp4.i

Sample Info: c0k040543-012 100ul(1.01g/10ml)/5mlp&t

Volume Injected (uL): 5.0

Operator: 034635

Column phase: DB 624

Column diameter: 0.18

156 Cyclohexane

Concentration: 243.4 ug/Kg

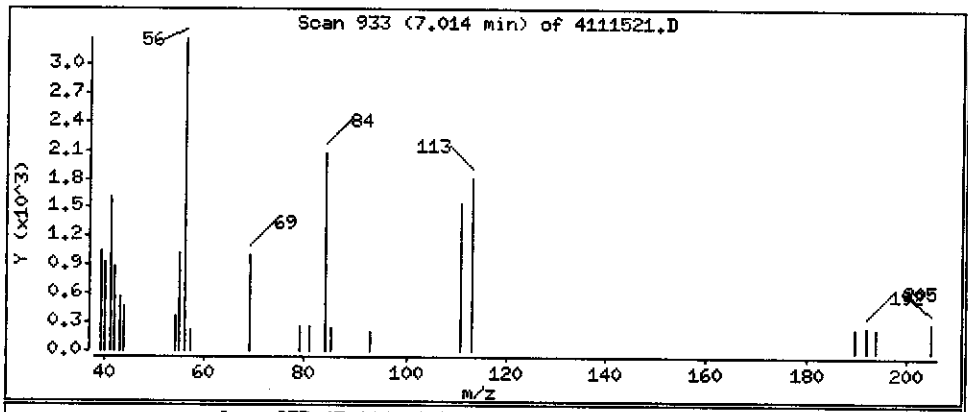

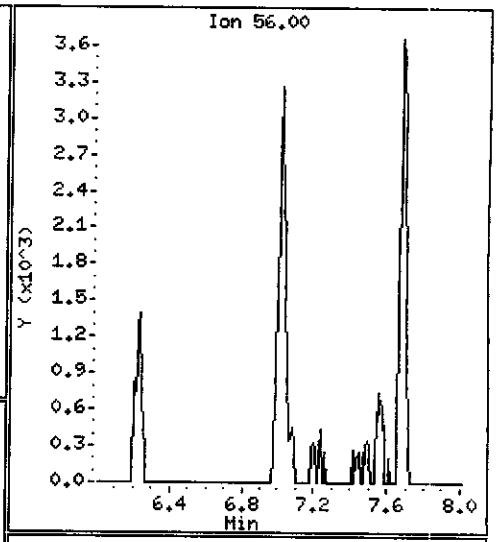

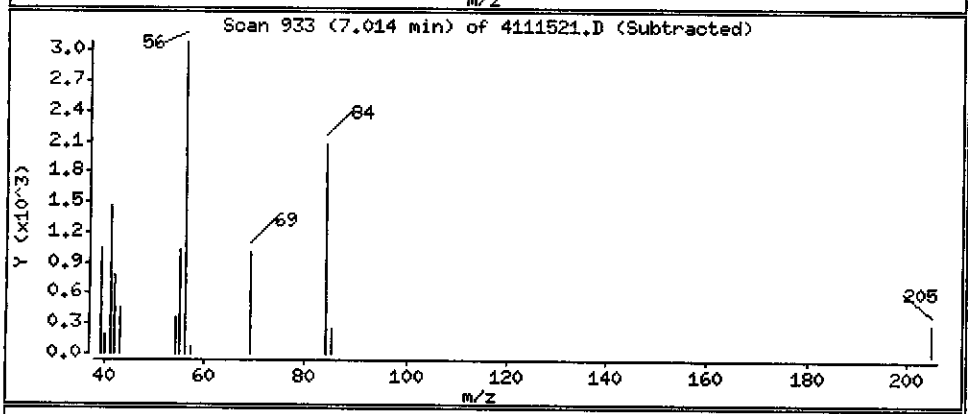

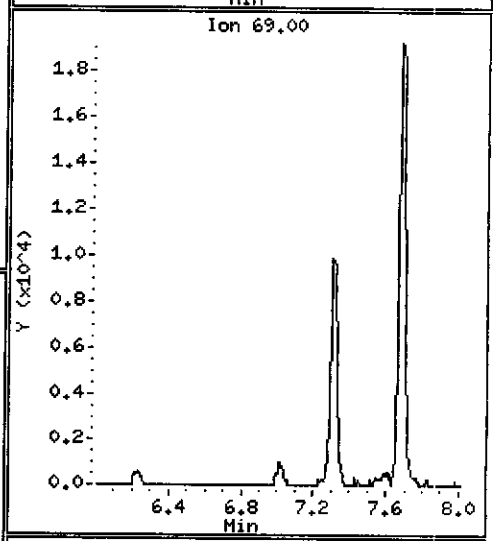

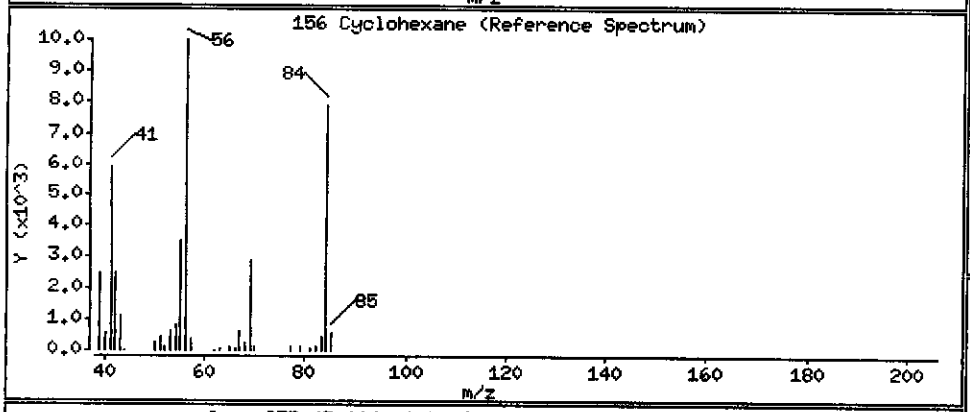

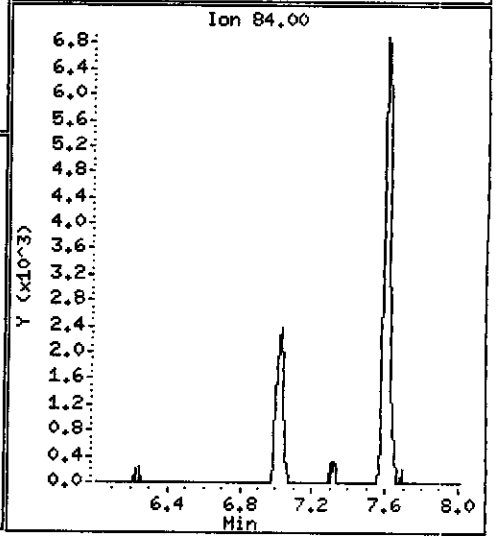

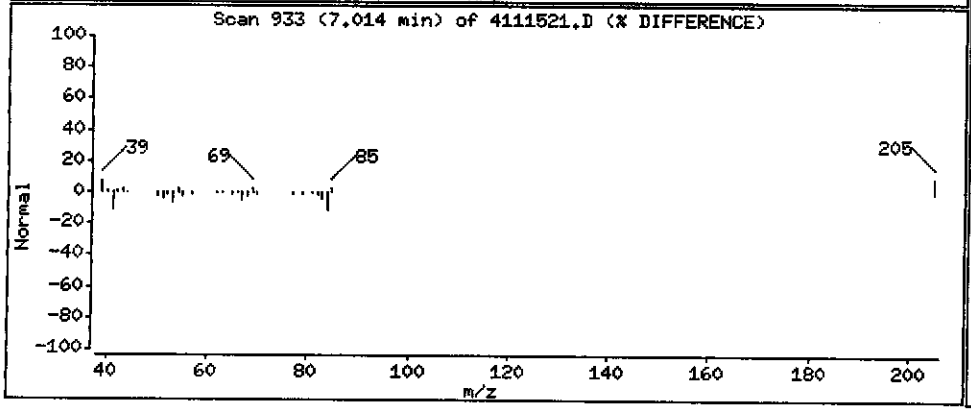

Data File: \\PITSVR06\D\chem\hp4.i\4111510w.b\4111521.D

Date : 15-NOV-2010 17:20

Client ID: MW-5 PRODUCT-1011

Instrument: hp4.i

Sample Info: c0k040543-012 100ul(1.01g/10ml)/5mlp&t

Volume Injected (uL): 5.0

Operator: 034635

Column phase: DB 624

Column diameter: 0.18

157 Methyl Cyclohexane

Concentration: 524.3 ug/Kg

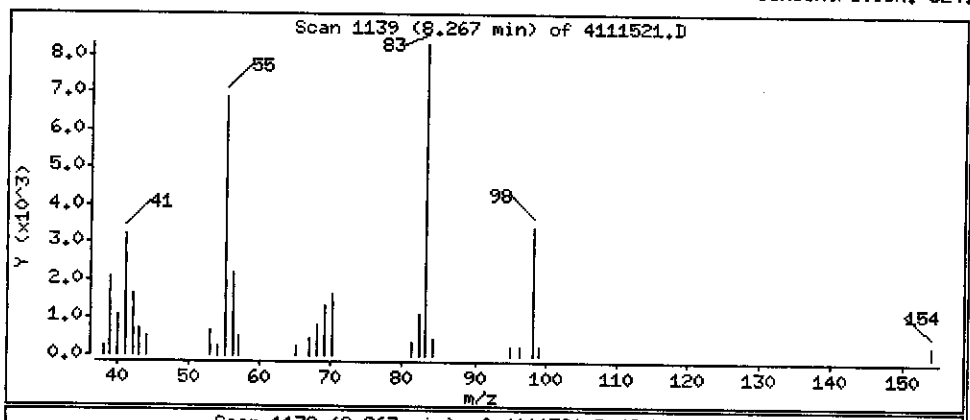

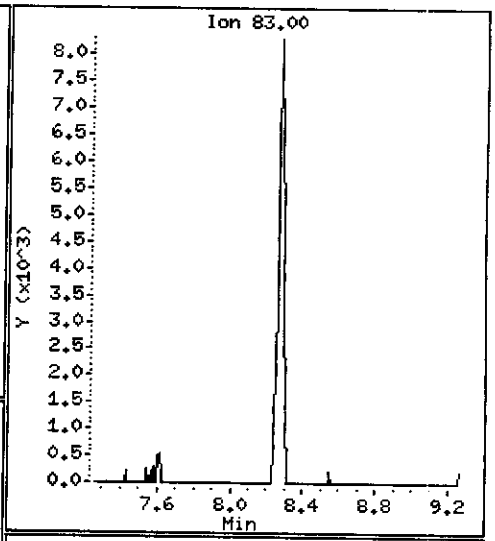

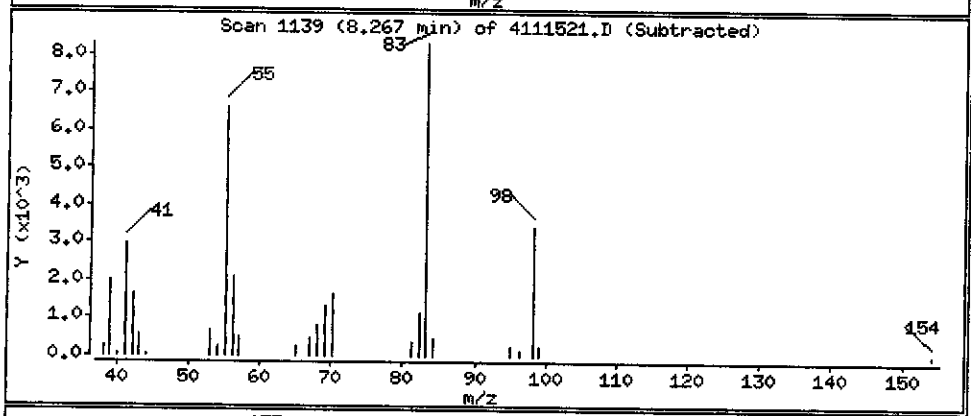

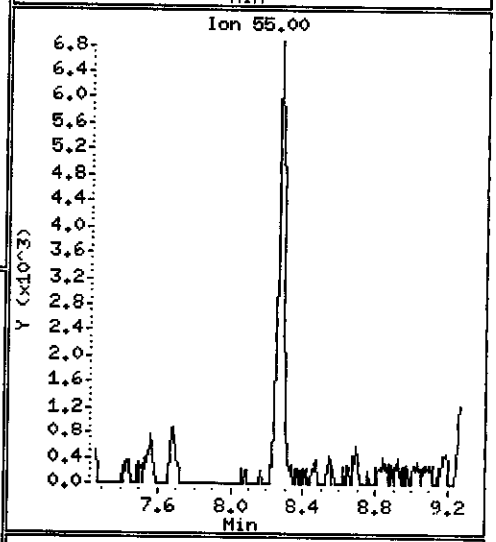

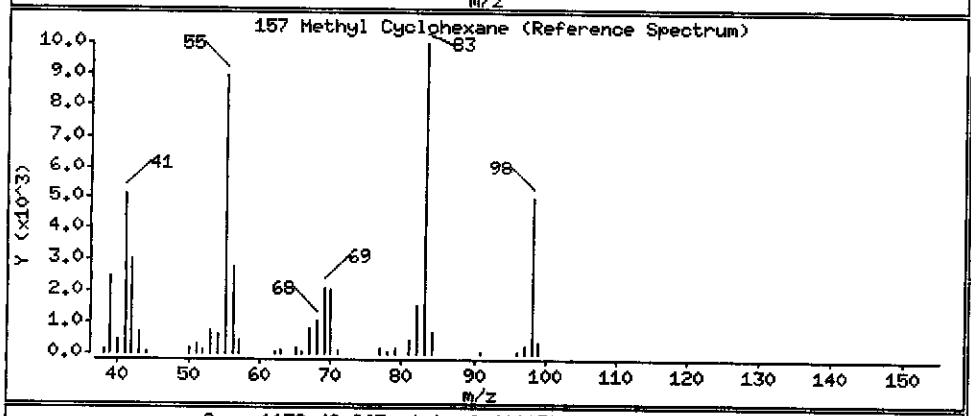

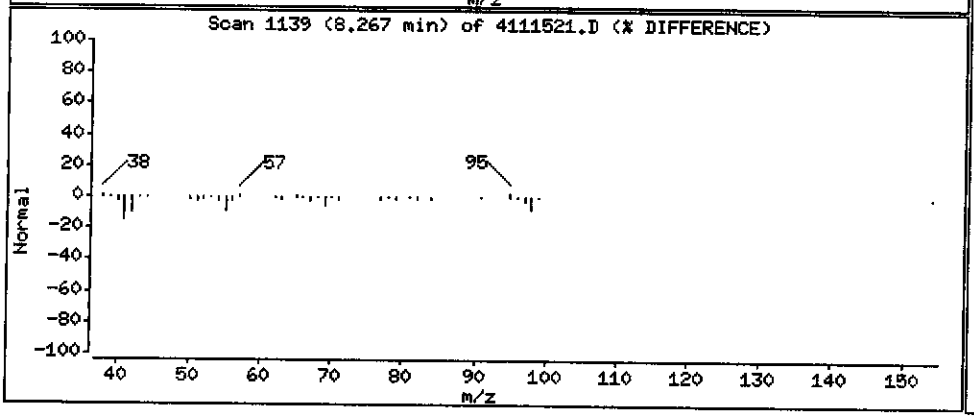

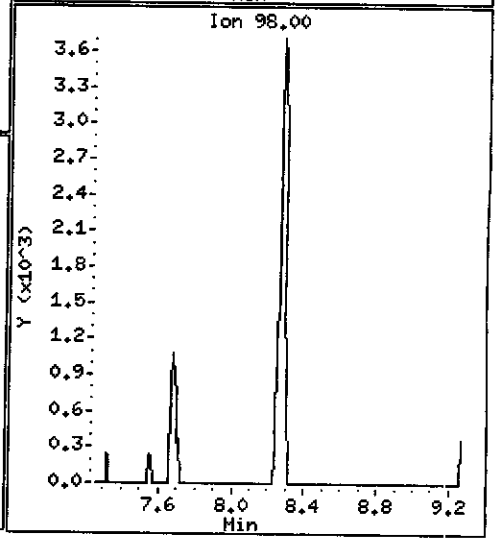

MACTEC Engineering and Consulting Inc

Client Sample ID: TRIP BLANK

GC/MS Volatiles

Lot-Sample #...: C0K040543-013	**Work Order #...:** L9J471AA	**Matrix.....:** WATER
Date Sampled...: 11/02/10	**Date Received..:** 11/03/10	**MS Run #.....:** 0315143
Prep Date.....: 11/11/10	**Analysis Date..:** 11/11/10	
Prep Batch #...: 0315225	**Analysis Time..:** 10:55	
Dilution Factor: 1	**Initial Wgt/Vol:** 5 mL	**Final Wgt/Vol..:** 5 mL
Analyst ID.....: 001562	**Instrument ID..:** HP5	
	Method.....: SW846 8260B	

PARAMETER	RESULT	REPORTING LIMIT	UNITS	MDL
Acetone	**3.6 J**	**5.0**	**ug/L**	**2.5**
Benzene	ND	1.0	ug/L	0.11
Bromodichloromethane	ND	1.0	ug/L	0.13
Bromoform	ND	1.0	ug/L	0.19
Bromomethane	ND	1.0	ug/L	0.31
2-Butanone	ND	5.0	ug/L	0.55
Carbon disulfide	**1.2**	**1.0**	**ug/L**	**0.21**
Carbon tetrachloride	ND	1.0	ug/L	0.14
Chlorobenzene	ND	1.0	ug/L	0.14
Chloroethane	ND	1.0	ug/L	0.21
Chloroform	ND	1.0	ug/L	0.17
Chloromethane	ND	1.0	ug/L	0.28
Cyclohexane	ND	1.0	ug/L	0.25
Dibromochloromethane	ND	1.0	ug/L	0.14
1,2-Dibromo-3-chloro-propane	ND	1.0	ug/L	0.14
1,2-Dibromoethane	ND	1.0	ug/L	0.18
1,3-Dichlorobenzene	ND	1.0	ug/L	0.11
1,4-Dichlorobenzene	ND	1.0	ug/L	0.21
1,2-Dichlorobenzene	ND	1.0	ug/L	0.15
Dichlorodifluoromethane	ND	1.0	ug/L	0.19
1,1-Dichloroethane	ND	1.0	ug/L	0.12
1,2-Dichloroethane	ND	1.0	ug/L	0.21
1,1-Dichloroethene	ND	1.0	ug/L	0.30
cis-1,2-Dichloroethene	ND	1.0	ug/L	0.24
trans-1,2-Dichloroethene	ND	1.0	ug/L	0.17
1,2-Dichloropropane	ND	1.0	ug/L	0.095
cis-1,3-Dichloropropene	ND	1.0	ug/L	0.19
trans-1,3-Dichloropropene	ND	1.0	ug/L	0.15
Ethylbenzene	ND	1.0	ug/L	0.23
2-Hexanone	ND	5.0	ug/L	0.16
Isopropylbenzene	ND	1.0	ug/L	0.16
Methyl acetate	ND	1.0	ug/L	0.14
Methylene chloride	**0.50 J**	**1.0**	**ug/L**	**0.15**
Methylcyclohexane	ND	1.0	ug/L	0.26
4-Methyl-2-pentanone	ND	5.0	ug/L	0.53
Methyl tert-butyl ether	ND	1.0	ug/L	0.18

(Continued on next page)

MACTEC Engineering and Consulting Inc

Client Sample ID: TRIP BLANK

GC/MS Volatiles

Lot-Sample #...: C0K040543-013 Work Order #...: L9J471AA Matrix.....: WATER

PARAMETER	RESULT	REPORTING LIMIT	UNITS	MDL
Styrene	ND	1.0	ug/L	0.097
1,1,2,2-Tetrachloroethane	ND	1.0	ug/L	0.20
1,2,4-Trichloro-benzene	ND	1.0	ug/L	0.27
Tetrachloroethene	ND	1.0	ug/L	0.15
1,1,1-Trichloroethane	ND	1.0	ug/L	0.29
1,1,2-Trichloroethane	ND	1.0	ug/L	0.20
Trichloroethene	ND	1.0	ug/L	0.14
Trichlorofluoromethane	ND	1.0	ug/L	0.20
1,1,2-Trichloro-1,2,2-trifluoroethane	ND	1.0	ug/L	0.32
Toluene	ND	1.0	ug/L	0.15
Vinyl chloride	ND	1.0	ug/L	0.23
Xylenes (total)	ND	3.0	ug/L	0.49

SURROGATE	PERCENT RECOVERY	RECOVERY LIMITS
Toluene-d8	105	(71 - 118)
1,2-Dichloroethane-d4	101	(64 - 135)
4-Bromofluorobenzene	100	(70 - 118)
Dibromofluoromethane	94	(70 - 128)

NOTE(S):

J Estimated result. Result is less than RL.

Data File: \\pitsvr06\d\chem\hp5.i\5111110d.b\51111003.D
Date : 11-NOV-2010 10:55
Client ID: TRIP BLANK
Sample Info: C0K040543-013 5ml
Purge Volume: 5.0
Column phase: DB 624

Instrument: hp5.i
Operator: 001562
Column diameter: 0.20

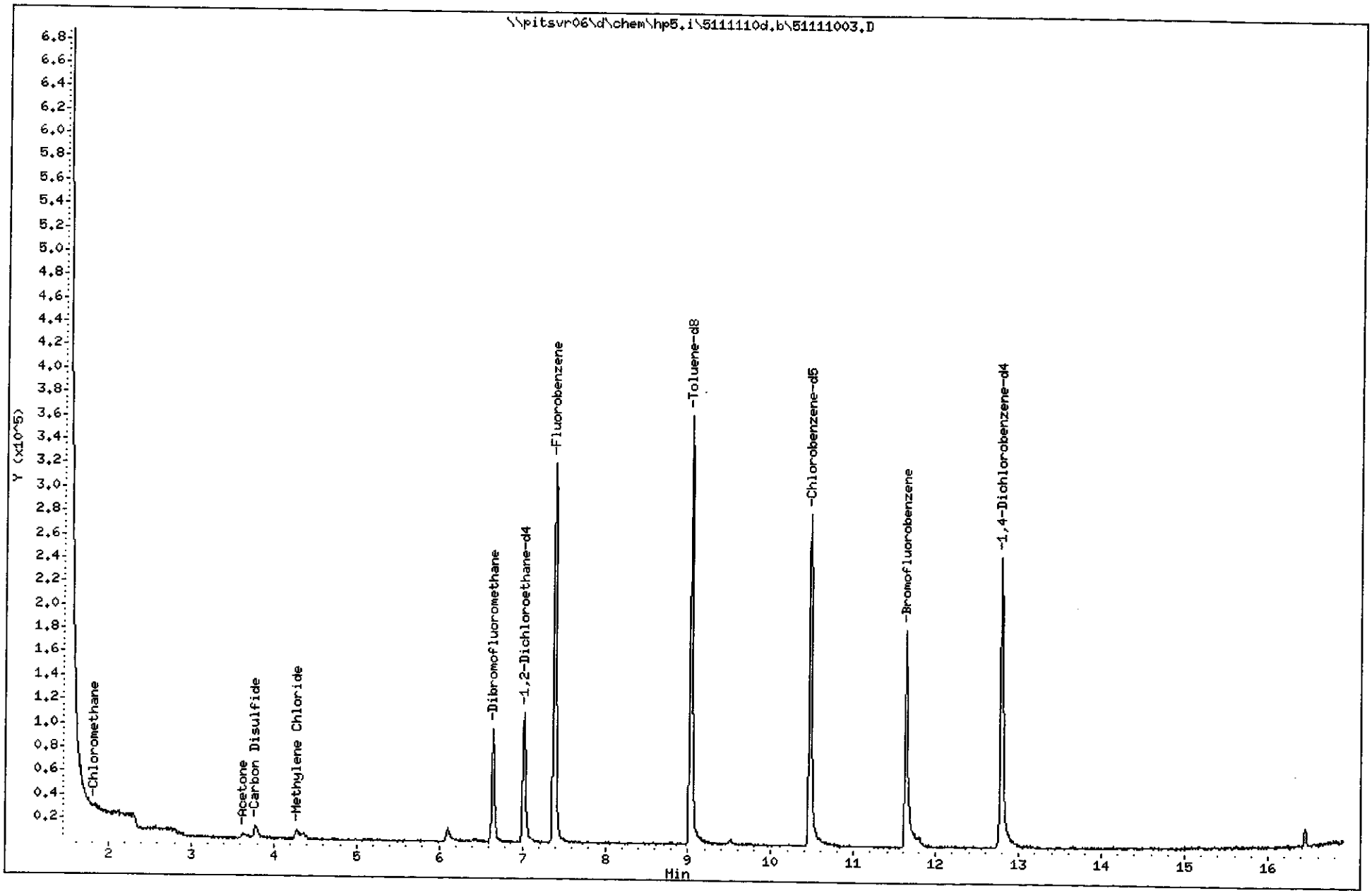

TestAmerica Pittsburgh

VOLATILE REPORT SW-846 Method

Data file : \\pitsvr06\d\chem\hp5.i\5111110d.b\51111003.D
Lab Smp Id: 19j471aa Client Smp ID: TRIP BLANK
Inj Date : 11-NOV-2010 10:55 MS Autotune Date: 12-SEP-2010 07:53
Operator : 001562 Inst ID: hp5.i
Smp Info : C0K040543-013 5ml
Misc Info : 19j471aa,5111110d.b,8260ee.m,1-dwlisted.sub
Comment :
Method : \\PITSVR06\D\chem\hp5.i\5111110d.b\8260ee.m
Meth Date : 11-Nov-2010 10:48 fergusond Quant Type: ISTD
Cal Date : 21-SEP-2010 21:56 Cal File: 1A50921N.D
Als bottle: 7
Dil Factor: 1.00000
Integrator: HP RTE Compound Sublist: 1-dwlisted.sub
Target Version: 4.14
Processing Host: PITSVR06

Concentration Formula: Amt * DF * 1/Vo*Vt * CpndVariable

Name	Value	Description
DF	1.000	Dilution Factor
Vo	5.000	Sample Volume
Vt	1.000	mg/L conversion (1.0 if no conversion)
Cpnd Variable		Local Compound Variable

Compounds	QUANT SIG MASS	RT	EXP RT	REL RT	RESPONSE	CONCENTRATIONS ON-COLUMN (ng)	CONCENTRATIONS FINAL (UG/L)
* 46 Fluorobenzene	96	7.388	7.381	(1.000)	344543	50.0000	
* 69 Chlorobenzene-d5	119	10.466	10.466	(1.000)	66597	50.0000	
* 92 1,4-Dichlorobenzene-d4	152	12.784	12.777	(1.000)	101973	50.0000	
$ 39 Dibromofluoromethane	113	6.645	6.645	(0.900)	74728	47.0869	9.417
$ 43 1,2-Dichloroethane-d4	65	7.017	7.016	(0.950)	100631	50.6740	10.13
$ 59 Toluene-d8	98	9.024	9.024	(0.862)	295882	52.6364	10.53
$ 80 Bromofluorobenzene	95	11.634	11.634	(0.910)	108823	50.0251	10.00
2 Chloromethane	50	1.815	1.815	(0.246)	3474	1.39392	0.2788
3 Vinyl Chloride	62	Compound Not Detected.					
4 Bromomethane	94	Compound Not Detected.					
5 Chloroethane	64	Compound Not Detected.					
6 Trichlorofluoromethane	101	Compound Not Detected.					
1 Dichlorodifluoromethane	85	Compound Not Detected.					
12 1,1-Dichloroethene	96	Compound Not Detected.					
13 Acetone	43	3.634	3.628	(0.492)	13067	17.9502	3.590
15 Carbon Disulfide	76	3.774	3.774	(0.511)	27571	5.80995	1.162
18 Methylene Chloride	84	4.291	4.273	(0.581)	5447	2.51105	0.5022
19 trans-1,2-Dichloroethene	96	Compound Not Detected.					
20 Methyl tert-butyl ether	73	Compound Not Detected.					
24 1,1-Dichloroethane	63	Compound Not Detected.					
27 2,2-Dichloropropane	77	Compound Not Detected.					
28 cis-1,2-dichloroethene	96	Compound Not Detected.					

	Compounds	QUANT SIG MASS	RT	EXP RT	REL RT	RESPONSE	CONCENTRATIONS ON-COLUMN (ng)	CONCENTRATIONS FINAL (UG/L)
M	29 1,2-Dichloroethene (total)	96	Compound Not Detected.					
	30 Bromochloromethane	128	Compound Not Detected.					
	31 2-Butanone	43	Compound Not Detected.					
	37 Chloroform	83	Compound Not Detected.					
	38 1,1,1-Trichloroethane	97	Compound Not Detected.					
	40 1,1-Dichloropropene	75	Compound Not Detected.					
	41 Carbon Tetrachloride	117	Compound Not Detected.					
	42 Benzene	78	Compound Not Detected.					
	45 1,2-Dichloroethane	62	Compound Not Detected.					
	47 Trichloroethene	130	Compound Not Detected.					
	49 1,2-Dichloropropane	63	Compound Not Detected.					
	50 Dibromomethane	93	Compound Not Detected.					
	53 Bromodichloromethane	83	Compound Not Detected.					
	57 cis-1,3-Dichloropropene	75	Compound Not Detected.					
	58 4-Methyl-2-Pentanone	43	Compound Not Detected.					
	60 Toluene	91	Compound Not Detected.					
	61 trans-1,3-Dichloropropene	75	Compound Not Detected.					
	63 1,3-Dichloropropane	76	Compound Not Detected.					
	64 1,1,2-Trichloroethane	97	Compound Not Detected.					
	65 Tetrachloroethene	164	Compound Not Detected.					
	66 2-Hexanone	43	Compound Not Detected.					
	67 Dibromochloromethane	129	Compound Not Detected.					
	68 1,2-Dibromoethane	107	Compound Not Detected.					
	70 Chlorobenzene	112	Compound Not Detected.					
	71 1,1,1,2-Tetrachloroethane	131	Compound Not Detected.					
	72 Ethylbenzene	106	Compound Not Detected.					
	73 m + p-Xylene	106	Compound Not Detected.					
	74 Xylene-o	106	Compound Not Detected.					
M	75 Xylenes (total)	106	Compound Not Detected.					
	76 Styrene	104	Compound Not Detected.					
	77 Bromoform	173	Compound Not Detected.					
	78 Isopropylbenzene	105	Compound Not Detected.					
	79 Bromobenzene	156	Compound Not Detected.					
	81 n-Propylbenzene	120	Compound Not Detected.					
	82 2-Chlorotoluene	126	Compound Not Detected.					
	83 1,1,2,2-Tetrachloroethane	83	Compound Not Detected.					
	84 1,2,3-Trichloropropane	110	Compound Not Detected.					
	85 4-Chlorotoluene	126	Compound Not Detected.					
	86 1,3,5-Trimethylbenzene	105	Compound Not Detected.					
	87 tert-Butylbenzene	119	Compound Not Detected.					
	88 1,2,4-Trimethylbenzene	105	Compound Not Detected.					
	89 sec-Butylbenzene	105	Compound Not Detected.					
	90 4-Isopropyltoluene	119	Compound Not Detected.					
	91 1,3-Dichlorobenzene	146	Compound Not Detected.					
	93 1,4-Dichlorobenzene	146	Compound Not Detected.					
	94 n-Butylbenzene	91	Compound Not Detected.					
	95 1,2-Dichlorobenzene	146	Compound Not Detected.					
	96 1,2-Dibromo-3-chloropropane	157	Compound Not Detected.					
	97 1,2,4-Trichlorobenzene	180	Compound Not Detected.					
	98 Hexachlorobutadiene	225	Compound Not Detected.					
	99 Naphthalene	128	Compound Not Detected.					
	100 1,2,3-Trichlorobenzene	180	Compound Not Detected.					
	101 1,1,2-trichlorotrifluoroethane	101	Compound Not Detected.					
	102 Methyl acetate	43	Compound Not Detected.					

Compounds	QUANT SIG MASS	RT	EXP RT	REL RT	RESPONSE	CONCENTRATIONS ON-COLUMN (ng)	CONCENTRATIONS FINAL (UG/L)
104 Cyclohexane	56	Compound Not Detected.					
105 Methyl Cyclohexane	83	Compound Not Detected.					
157 2-Chlorobenzotrifluoride	180	Compound Not Detected.					
158 3-Chlorobenzotrifluoride	180	Compound Not Detected.					
159 4-Chlorobenzotrifluoride	180	Compound Not Detected.					
160 3-Chlorotoluene	126	Compound Not Detected.					
161 2,4-Dichlorobenzotrifluoride	214	Compound Not Detected.					
162 2,5-Dichlorobenzotrifluoride	214	Compound Not Detected.					
163 3,4-Dichlorobenzotrifluoride	214	Compound Not Detected.					
164 Dichlorotoluene(2,4+2,5+2,6)	125	Compound Not Detected.					
165 Dichlorotoluene(2,3+3,4)	125	Compound Not Detected.					
166 1,3,5-Trichlorobenzene	180	Compound Not Detected.					
167 2,3,6-Trichlorotoluene	159	Compound Not Detected.					
168 2,4,5-Trichlorotoluene	159	Compound Not Detected.					
52 1,4-Dioxane	88	Compound Not Detected.					

Data File: \\pitsvr06\d\chem\hp5.i\5111110d.b\51111003.D

Date : 11-NOV-2010 10:55

Client ID: TRIP BLANK

Instrument: hp5.i

Sample Info: C0K040543-013 5ml

Purge Volume: 5.0

Operator: 001562

Column phase: DB 624

Column diameter: 0.20

2 Chloromethane

Concentration: 0.2788 UG/L

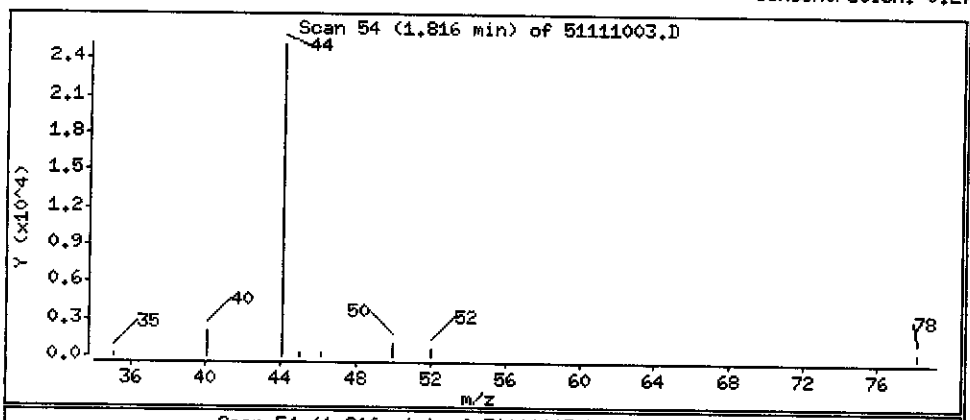

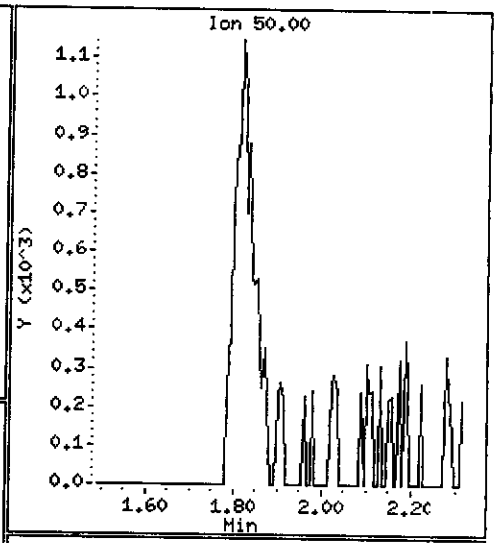

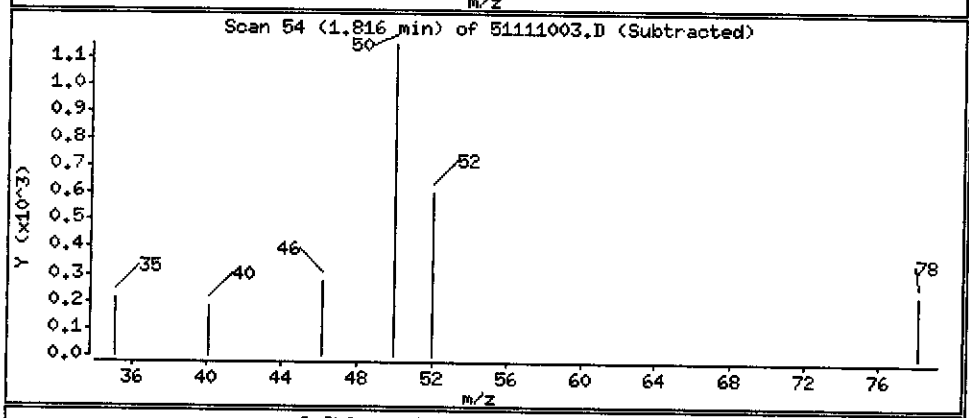

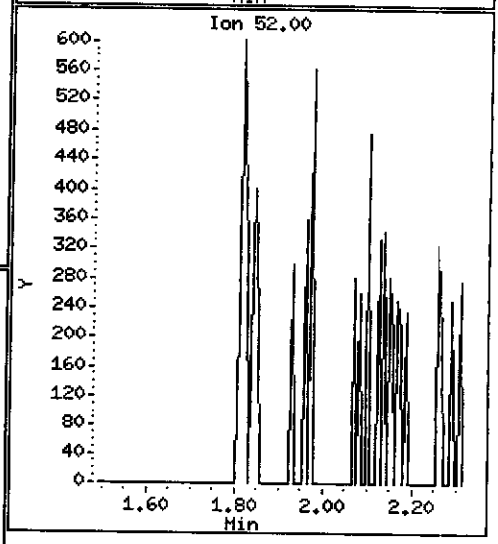

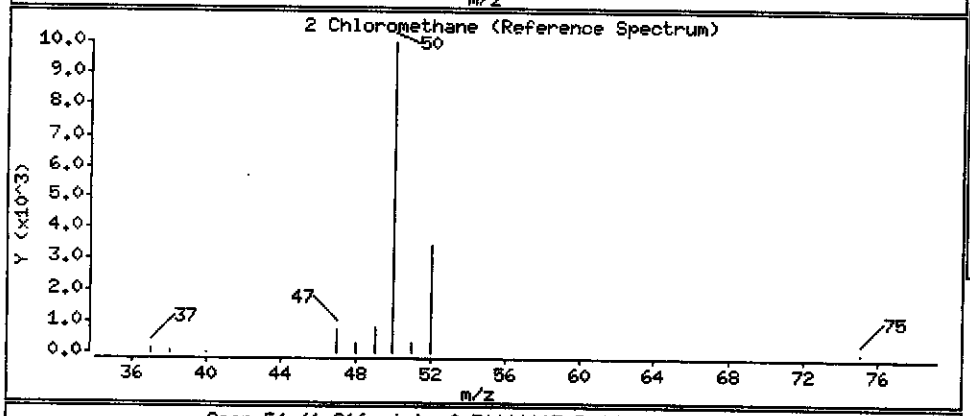

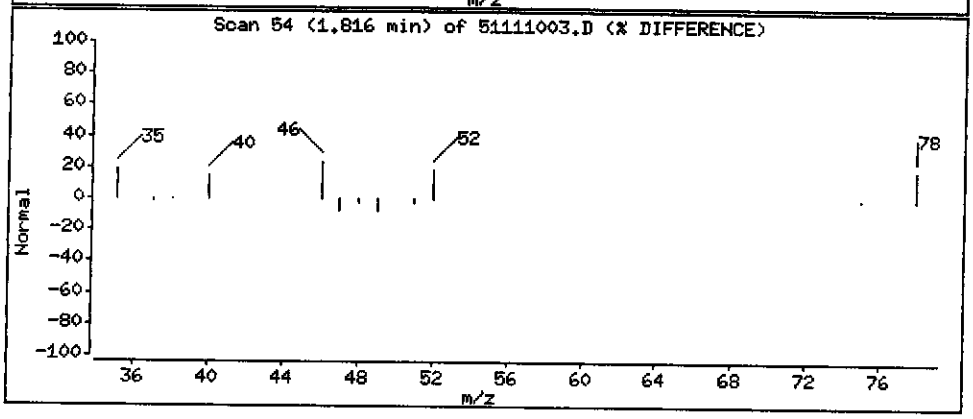

Data File: \\pitsvr06\d\chem\hp5.i\51111110d.b\51111003.D

Date : 11-NOV-2010 10:55

Client ID: TRIP BLANK

Instrument: hp5.i

Sample Info: C0K040543-013 5ml

Purge Volume: 5.0

Operator: 001562

Column phase: DB 624

Column diameter: 0.20

13 Acetone

Concentration: 3.590 UG/L

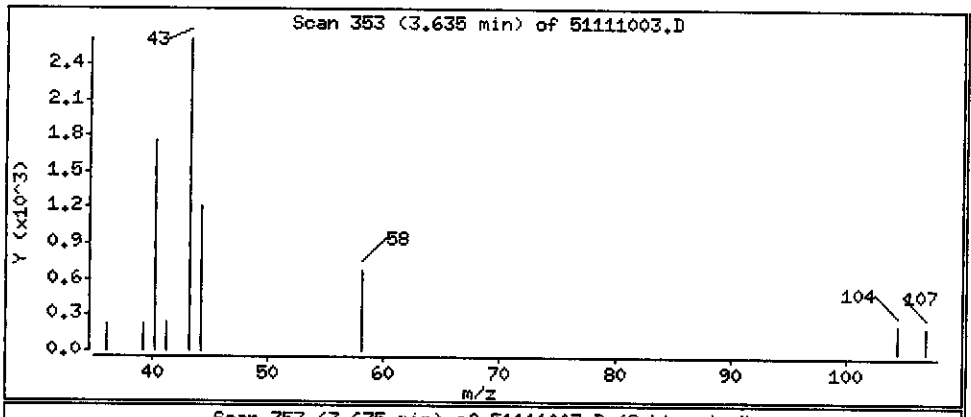

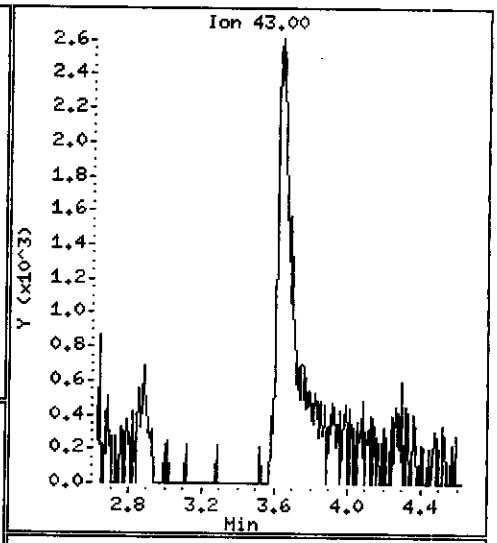

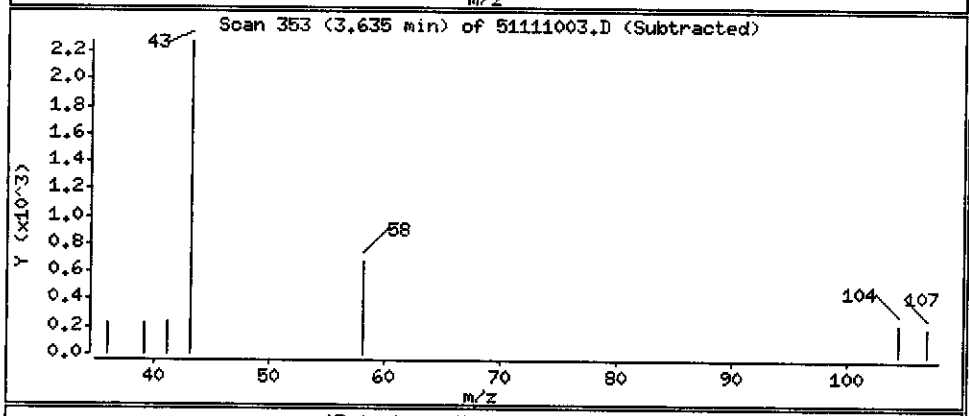

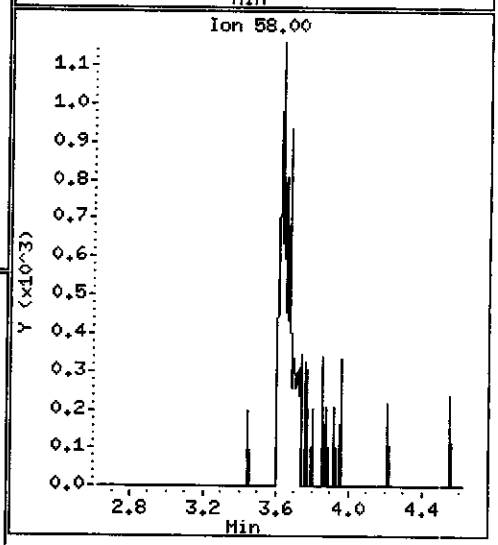

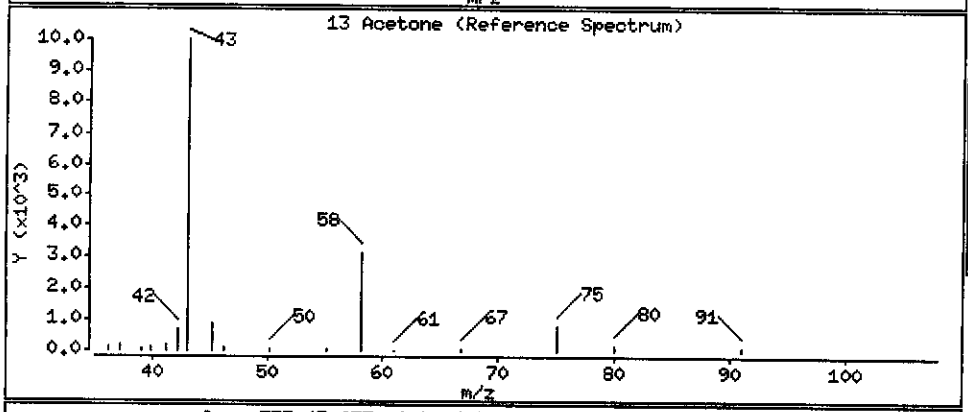

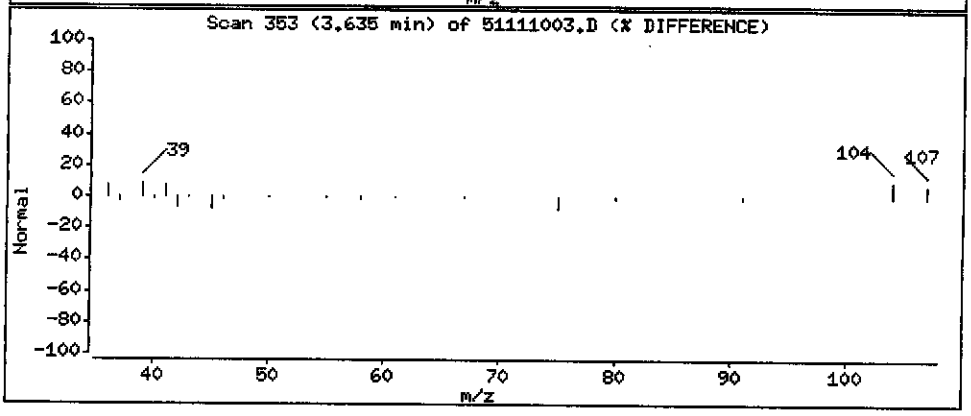

Data File: \\pitsvr06\d\chem\hp5.i\51111110d.b\51111003.D

Date : 11-NOV-2010 10:55

Client ID: TRIP BLANK

Instrument: hp5.i

Sample Info: C0K040543-013 5ml

Purge Volume: 5.0

Operator: 001562

Column phase: DB 624

Column diameter: 0.20

15 Carbon Disulfide

Concentration: 1.162 UG/L

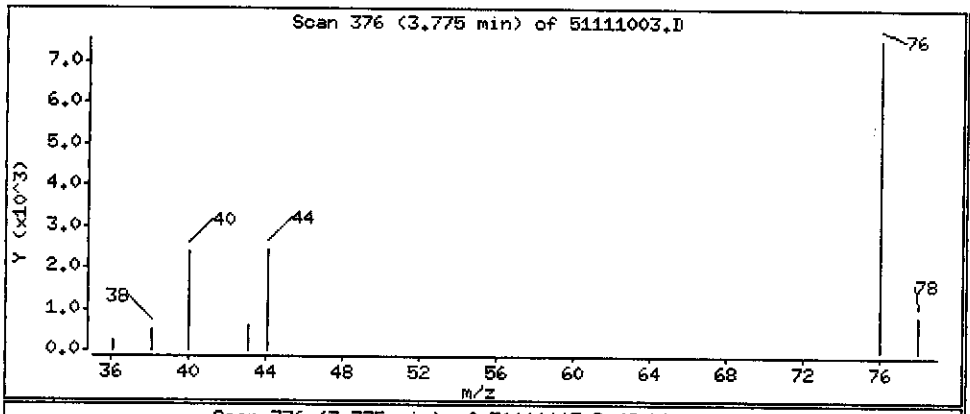

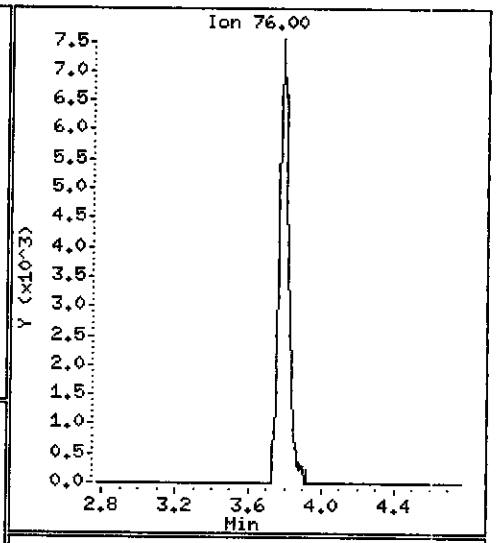

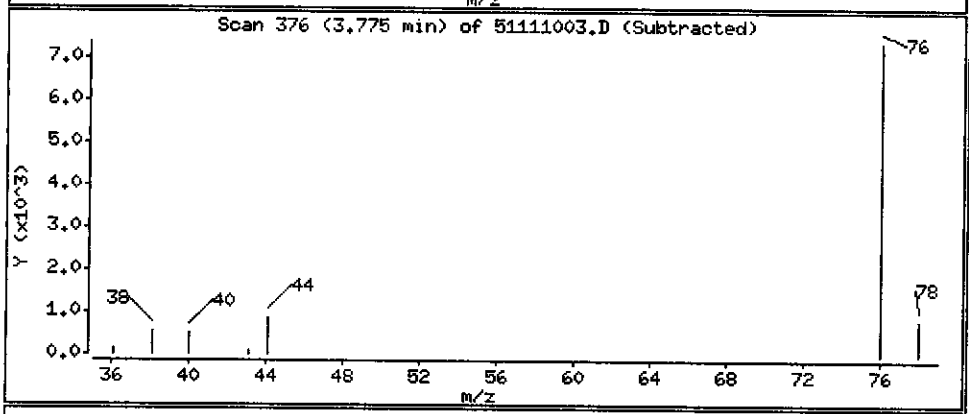

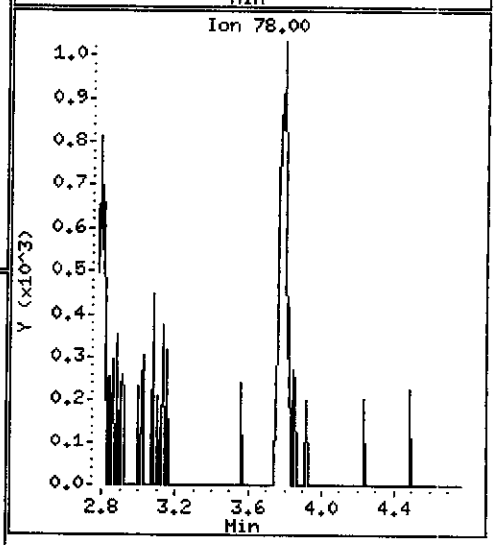

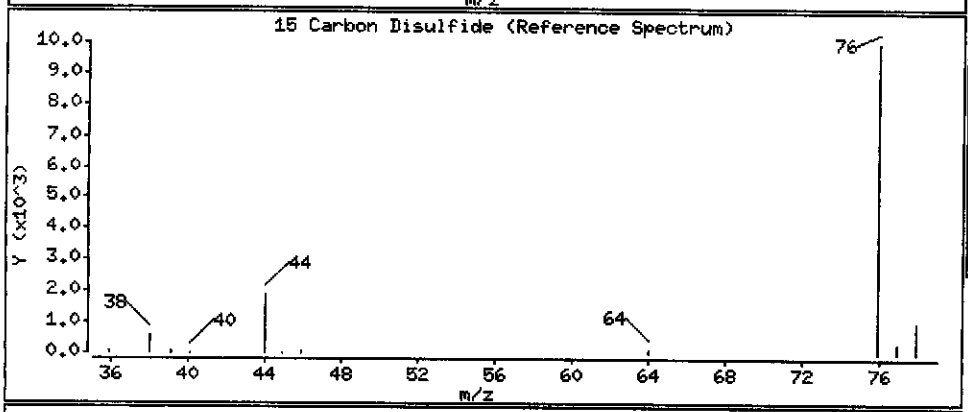

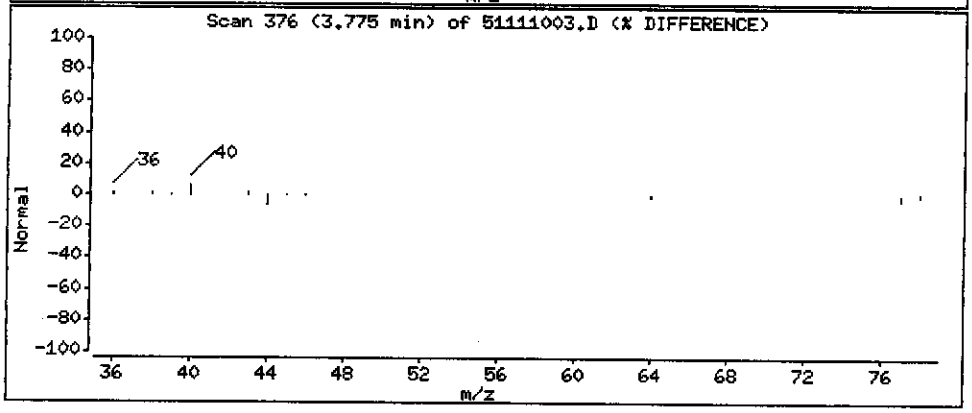

Data File: \\pitsvr06\d\chem\hp5.i\5111110d.b\51111003.D

Date : 11-NOV-2010 10:55

Client ID: TRIP BLANK

Instrument: hp5.i

Sample Info: C0K040543-013 5ml

Purge Volume: 5.0

Operator: 001562

Column phase: DB 624

Column diameter: 0.20

18 Methylene Chloride

Concentration: 0.5022 UG/L

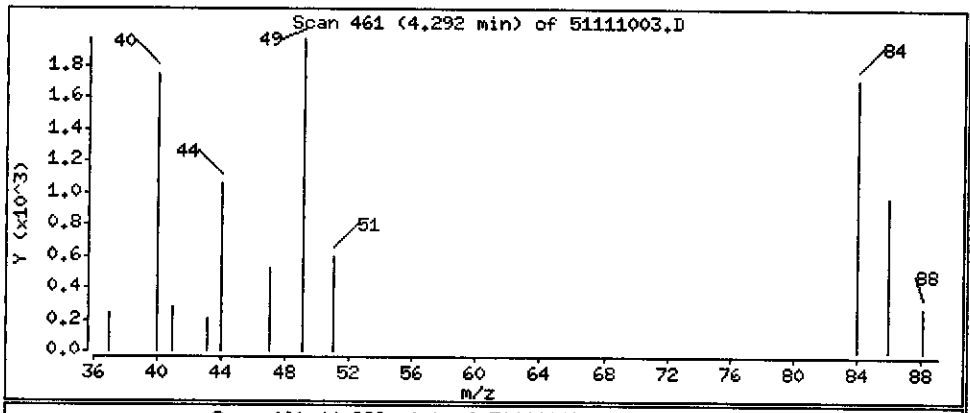

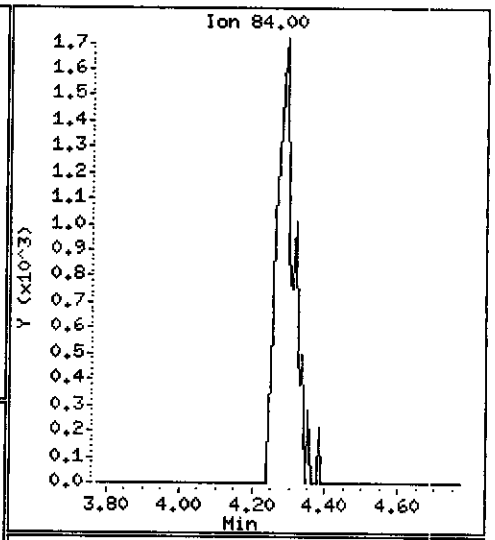

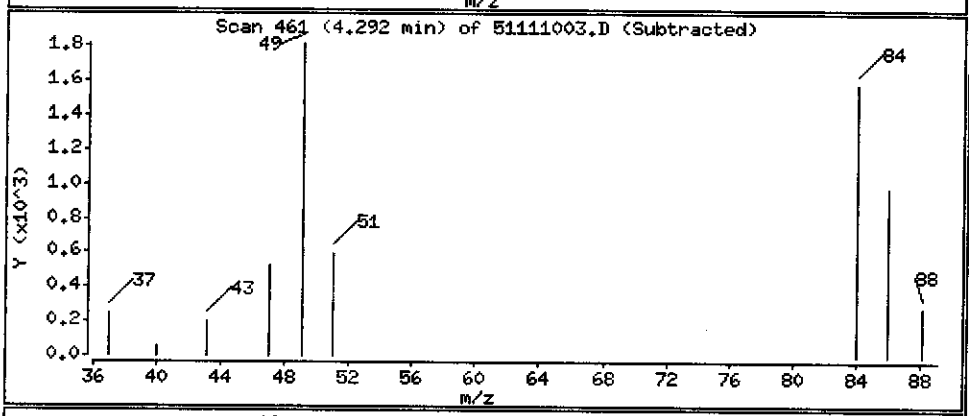

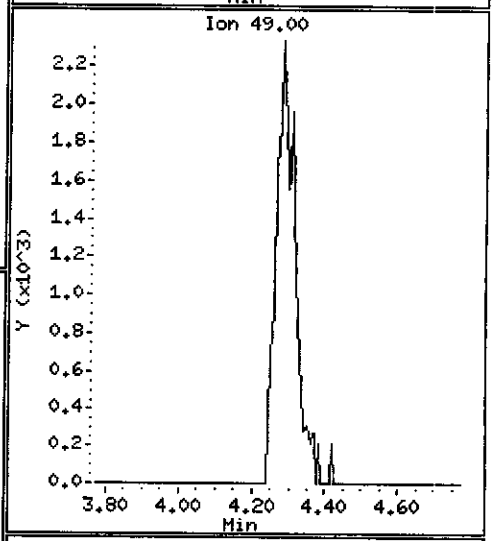

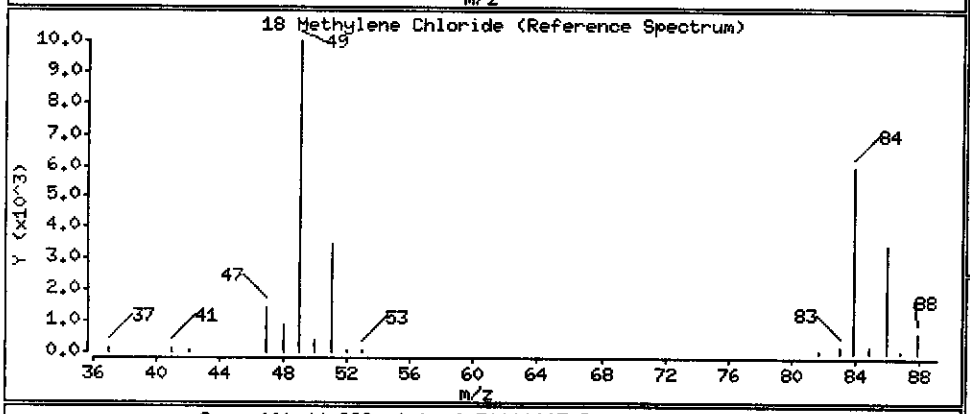

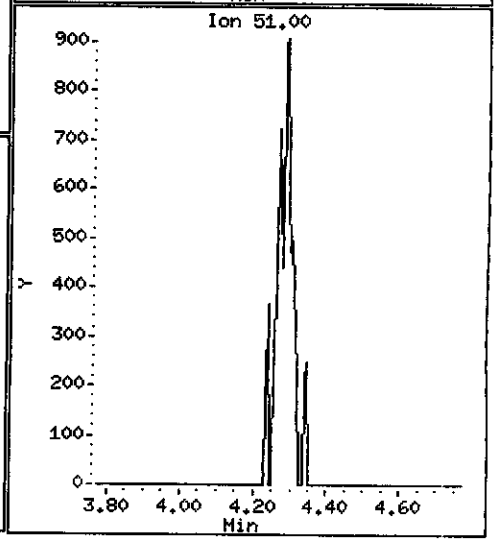

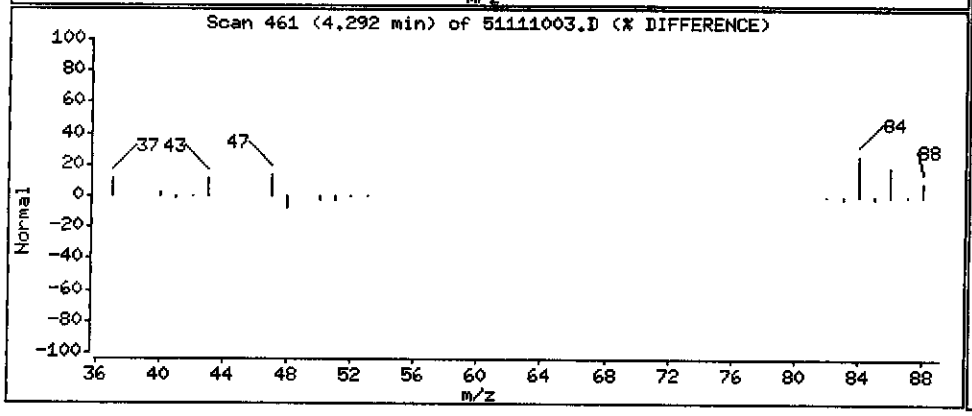

MACTEC Engineering and Consulting Inc

Client Sample ID: MW-5-1011

GC/MS Volatiles

Lot-Sample #...: C0K040543-014	Work Order #...: L9J551AA	Matrix.....: WATER
Date Sampled...: 11/02/10	Date Received..: 11/03/10	MS Run #.....: 0315143
Prep Date.....: 11/11/10	Analysis Date..: 11/11/10	
Prep Batch #...: 0315225	Analysis Time..: 17:13	
Dilution Factor: 100	Initial Wgt/Vol: 5 mL	Final Wgt/Vol..: 5 mL
Analyst ID.....: 001562	Instrument ID..: HP5	
	Method.....: SW846 8260B	

PARAMETER	RESULT	REPORTING LIMIT	UNITS	MDL
Acetone	ND	500	ug/L	250
Benzene	**500**	**100**	**ug/L**	**11**
Bromodichloromethane	ND	100	ug/L	13
Bromoform	ND	100	ug/L	19
Bromomethane	ND	100	ug/L	31
2-Butanone	ND	500	ug/L	55
Carbon disulfide	ND	100	ug/L	21
Carbon tetrachloride	ND	100	ug/L	14
Chlorobenzene	ND	100	ug/L	14
Chloroethane	**200**	**100**	**ug/L**	**21**
Chloroform	ND	100	ug/L	17
Chloromethane	ND	100	ug/L	28
Cyclohexane	ND	100	ug/L	25
Dibromochloromethane	ND	100	ug/L	14
1,2-Dibromo-3-chloro-propane	ND	100	ug/L	14
1,2-Dibromoethane	ND	100	ug/L	18
1,3-Dichlorobenzene	ND	100	ug/L	11
1,4-Dichlorobenzene	ND	100	ug/L	21
1,2-Dichlorobenzene	ND	100	ug/L	15
Dichlorodifluoromethane	ND	100	ug/L	19
1,1-Dichloroethane	**53 J**	**100**	**ug/L**	**12**
1,2-Dichloroethane	ND	100	ug/L	21
1,1-Dichloroethene	ND	100	ug/L	30
cis-1,2-Dichloroethene	ND	100	ug/L	24
trans-1,2-Dichloroethene	ND	100	ug/L	17
1,2-Dichloropropane	ND	100	ug/L	9.5
cis-1,3-Dichloropropene	ND	100	ug/L	19
trans-1,3-Dichloropropene	ND	100	ug/L	15
Ethylbenzene	**100**	**100**	**ug/L**	**23**
2-Hexanone	ND	500	ug/L	16
Isopropylbenzene	ND	100	ug/L	16
Methyl acetate	ND	100	ug/L	14
Methylene chloride	**51 J**	**100**	**ug/L**	**15**
Methylcyclohexane	ND	100	ug/L	26
4-Methyl-2-pentanone	ND	500	ug/L	53
Methyl tert-butyl ether	ND	100	ug/L	18

(Continued on next page)

MACTEC Engineering and Consulting Inc

Client Sample ID: MW-5-1011

GC/MS Volatiles

Lot-Sample #...: C0K040543-014 **Work Order #...:** L9J551AA **Matrix.....:** WATER

PARAMETER	RESULT	REPORTING LIMIT	UNITS	MDL
Styrene	ND	100	ug/L	9.7
1,1,2,2-Tetrachloroethane	ND	100	ug/L	20
1,2,4-Trichloro-benzene	ND	100	ug/L	27
Tetrachloroethene	ND	100	ug/L	15
1,1,1-Trichloroethane	ND	100	ug/L	29
1,1,2-Trichloroethane	ND	100	ug/L	20
Trichloroethene	ND	100	ug/L	14
Trichlorofluoromethane	ND	100	ug/L	20
1,1,2-Trichloro-1,2,2-trifluoroethane	ND	100	ug/L	32
Toluene	**190**	**100**	**ug/L**	**15**
Vinyl chloride	ND	100	ug/L	23
Xylenes (total)	**350**	**300**	**ug/L**	**49**

SURROGATE	PERCENT RECOVERY	RECOVERY LIMITS
Toluene-d8	102	(71 - 118)
1,2-Dichloroethane-d4	107	(64 - 135)
4-Bromofluorobenzene	103	(70 - 118)
Dibromofluoromethane	100	(70 - 128)

NOTE(S):

J Estimated result. Result is less than RL.

Data File: \\pitsvr06\d\chem\hp5.i\5111110d.b\51111018.D
Date : 11-NOV-2010 17:13
Client ID: MW-5-1011
Sample Info: C0K040543-014 100x 250ul/25ml)/5ml
Purge Volume: 5.0
Column phase: DB 624

Instrument: hp5.i
Operator: 001562
Column diameter: 0.20

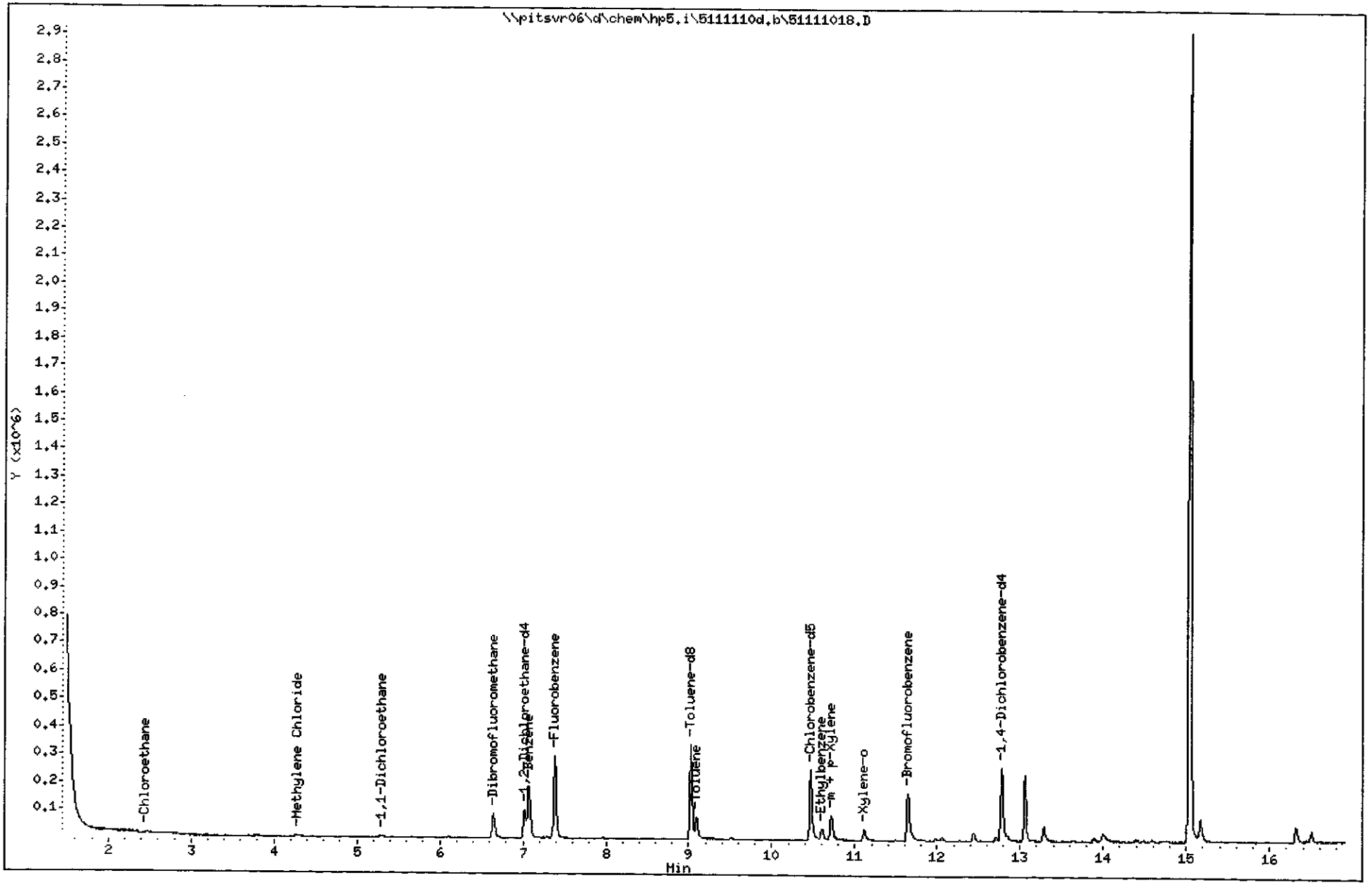

TestAmerica Pittsburgh

VOLATILE REPORT SW-846 Method

Data file : \\pitsvr06\d\chem\hp5.i\5111110d.b\51111018.D
Lab Smp Id: 19j551aa Client Smp ID: MW-5-1011
Inj Date : 11-NOV-2010 17:13 MS Autotune Date: 12-SEP-2010 07:53
Operator : 001562 Inst ID: hp5.i
Smp Info : C0K040543-014 100x 250ul/25ml)/5ml
Misc Info : 19j551aa,5111110d.b,8260ee.m,1-42.sub
Comment :
Method : \\PITSVR06\D\chem\hp5.i\5111110d.b\8260ee.m
Meth Date : 11-Nov-2010 21:31 lipayj Quant Type: ISTD
Cal Date : 21-SEP-2010 21:56 Cal File: 1A50921N.D
Als bottle: 22
Dil Factor: 100.00000
Integrator: HP RTE Compound Sublist: 1-42.sub
Target Version: 4.14
Processing Host: PITSVR06

Concentration Formula: Amt * DF * 1/Vo*Vt * CpndVariable

Name	Value	Description
DF	100.000	Dilution Factor
Vo	5.000	Sample Volume
Vt	1.000	mg/L conversion (1.0 if no conversion)
Cpnd Variable		Local Compound Variable

Compounds	QUANT SIG MASS	RT	EXP. RT	REL RT	RESPONSE	CONCENTRATIONS ON-COLUMN (ng)	FINAL (UG/L)
* 46 Fluorobenzene	96	7.384	7.381	(1.000)	311227	50.0000	
* 69 Chlorobenzene-d5	119	10.468	10.466	(1.000)	61999	50.0000	
* 92 1,4-Dichlorobenzene-d4	152	12.780	12.777	(1.000)	96387	50.0000	
$ 39 Dibromofluoromethane	113	6.648	6.645	(0.900)	71506	49.8799	9.976
$ 43 1,2-Dichloroethane-d4	65	7.019	7.016	(0.951)	95980	53.5057	10.70
$ 59 Toluene-d8	98	9.027	9.024	(0.862)	266342	50.8953	10.18
$ 80 Bromofluorobenzene	95	11.636	11.634	(0.911)	105819	51.4633	10.29
1 Dichlorodifluoromethane	85	Compound Not Detected.					
2 Chloromethane	50	Compound Not Detected.					
3 Vinyl Chloride	62	Compound Not Detected.					
4 Bromomethane	94	Compound Not Detected.					
5 Chloroethane	64	2.469	2.460	(0.334)	10627	9.98616	199.7
6 Trichlorofluoromethane	101	Compound Not Detected.					
12 1,1-Dichloroethene	96	Compound Not Detected.					
13 Acetone	43	Compound Not Detected.					
15 Carbon Disulfide	76	Compound Not Detected.					
18 Methylene Chloride	84	4.282	4.273	(0.580)	4993	2.54816	50.96
19 trans-1,2-Dichloroethene	96	Compound Not Detected.					
20 Methyl tert-butyl ether	73	Compound Not Detected.					
24 1,1-Dichloroethane	63	5.297	5.295	(0.717)	8911	2.66132	53.23
27 2,2-Dichloropropane	77	Compound Not Detected.					
28 cis-1,2-dichloroethene	96	Compound Not Detected.					

	Compounds	QUANT SIG MASS	RT	EXP RT	REL RT	RESPONSE	CONCENTRATIONS ON-COLUMN (ng)	CONCENTRATIONS FINAL (UG/L)
M	29 1,2-Dichloroethene (total)	96	Compound Not Detected.					
	30 Bromochloromethane	128	Compound Not Detected.					
	31 2-Butanone	43	Compound Not Detected.					
	37 Chloroform	83	Compound Not Detected.					
	38 1,1,1-Trichloroethane	97	Compound Not Detected.					
	40 1,1-Dichloropropene	75	Compound Not Detected.					
	41 Carbon Tetrachloride	117	Compound Not Detected.					
	42 Benzene	78	7.074	7.065	(0.958)	195332	24.8123	496.2
	45 1,2-Dichloroethane	62	Compound Not Detected.					
	47 Trichloroethene	130	Compound Not Detected.					
	49 1,2-Dichloropropane	63	Compound Not Detected.					
	50 Dibromomethane	93	Compound Not Detected.					
	53 Bromodichloromethane	83	Compound Not Detected.					
	57 cis-1,3-Dichloropropene	75	Compound Not Detected.					
	58 4-Methyl-2-Pentanone	43	Compound Not Detected.					
	60 Toluene	91	9.094	9.091	(0.869)	62162	9.40092	188.0
	61 trans-1,3-Dichloropropene	75	Compound Not Detected.					
	63 1,3-Dichloropropane	76	Compound Not Detected.					
	64 1,1,2-Trichloroethane	97	Compound Not Detected.					
	65 Tetrachloroethene	164	Compound Not Detected.					
	66 2-Hexanone	43	Compound Not Detected.					
	67 Dibromochloromethane	129	Compound Not Detected.					
	68 1,2-Dibromoethane	107	Compound Not Detected.					
	70 Chlorobenzene	112	Compound Not Detected.					
	71 1,1,1,2-Tetrachloroethane	131	Compound Not Detected.					
	72 Ethylbenzene	106	10.608	10.600	(1.013)	11880	5.13998	102.8
	73 m + p-Xylene	106	10.718	10.715	(1.024)	33963	12.1147	242.3
	74 Xylene-o	106	11.113	11.111	(1.062)	14165	5.30337	106.1(Q)
M	75 Xylenes (total)	106				48128	17.4181	348.4
	76 Styrene	104	Compound Not Detected.					
	77 Bromoform	173	Compound Not Detected.					
	78 Isopropylbenzene	105	Compound Not Detected.					
	79 Bromobenzene	156	Compound Not Detected.					
	83 1,1,2,2-Tetrachloroethane	83	Compound Not Detected.					
	91 1,3-Dichlorobenzene	146	Compound Not Detected.					
	93 1,4-Dichlorobenzene	146	Compound Not Detected.					
	95 1,2-Dichlorobenzene	146	Compound Not Detected.					
	96 1,2-Dibromo-3-chloropropane	157	Compound Not Detected.					
	97 1,2,4-Trichlorobenzene	180	Compound Not Detected.					
	101 1,1,2-trichlorotrifluoroethane	101	Compound Not Detected.					
	102 Methyl acetate	43	Compound Not Detected.					
	104 Cyclohexane	56	Compound Not Detected.					
	105 Methyl Cyclohexane	83	Compound Not Detected.					

QC Flag Legend

Q - Qualifier signal failed the ratio test.

Data File: \\pitsvr06\d\chem\hp5.i\5111110d.b\51111018.D

Date : 11-NOV-2010 17:13

Client ID: MW-5-1011

Instrument: hp5.i

Sample Info: C0K040543-014 100x 250ul/25ml)/5ml

Purge Volume: 5.0

Operator: 001562

Column phase: DB 624

Column diameter: 0.20

5 Chloroethane

Concentration: 199.7 UG/L

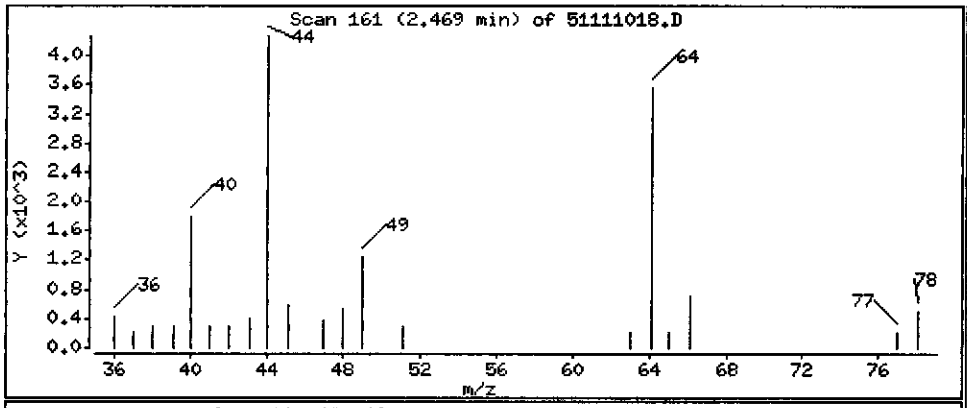

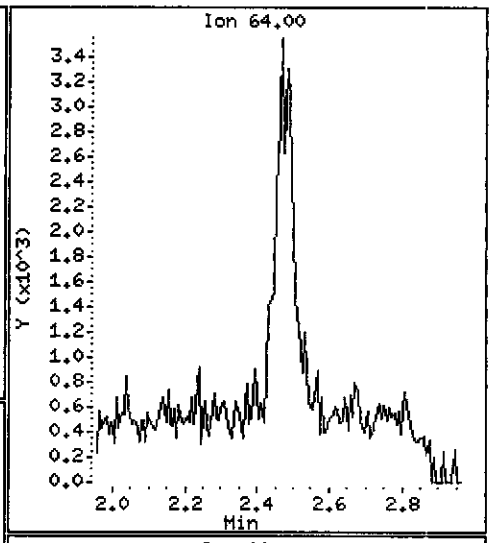

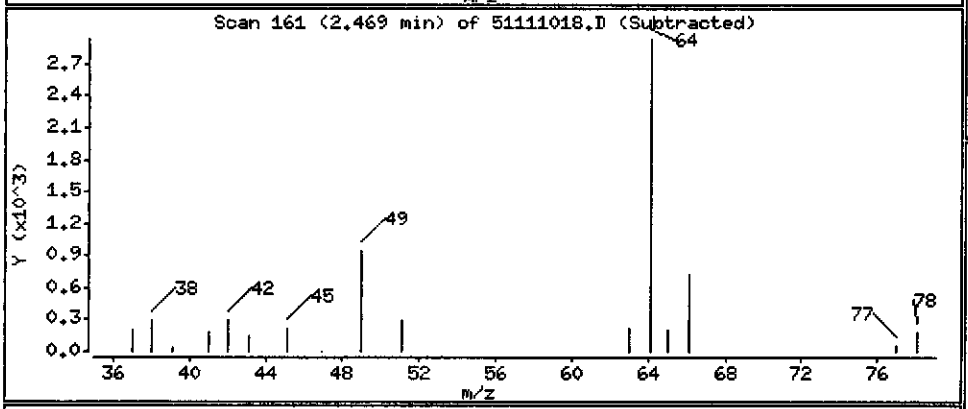

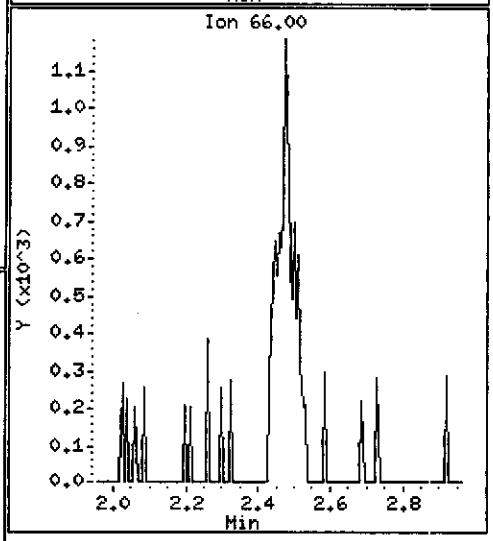

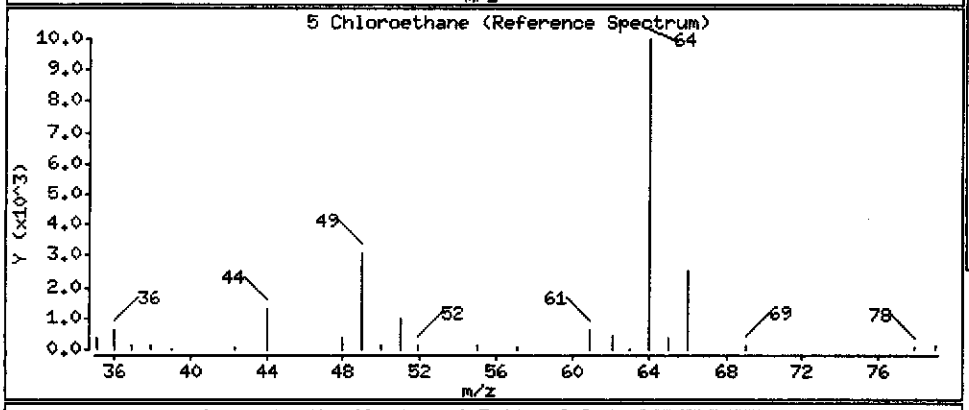

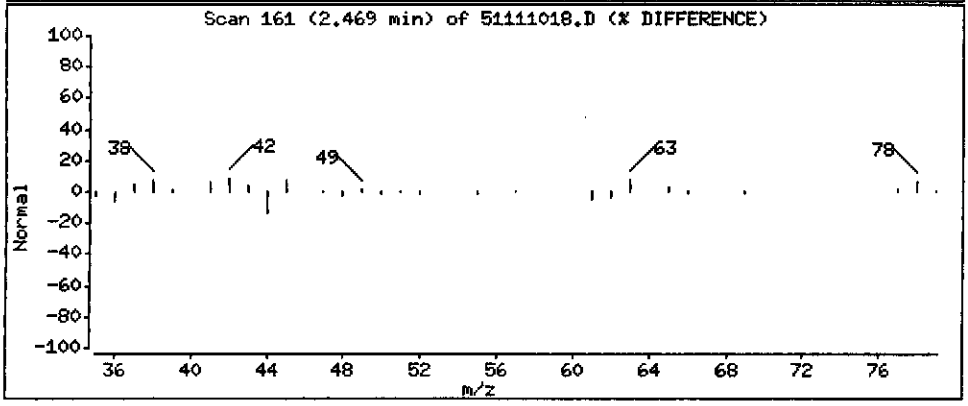

Data File: \\pitsvr06\d\chem\hp5.i\5111110d.b\51111018.D

Date : 11-NOV-2010 17:13

Client ID: MW-5-1011 Instrument: hp5.i

Sample Info: C0K040543-014 100x 250ul/25ml)/5ml

Purge Volume: 5.0 Operator: 001562

Column phase: DB 624 Column diameter: 0.20

18 Methylene Chloride Concentration: 50.96 UG/L

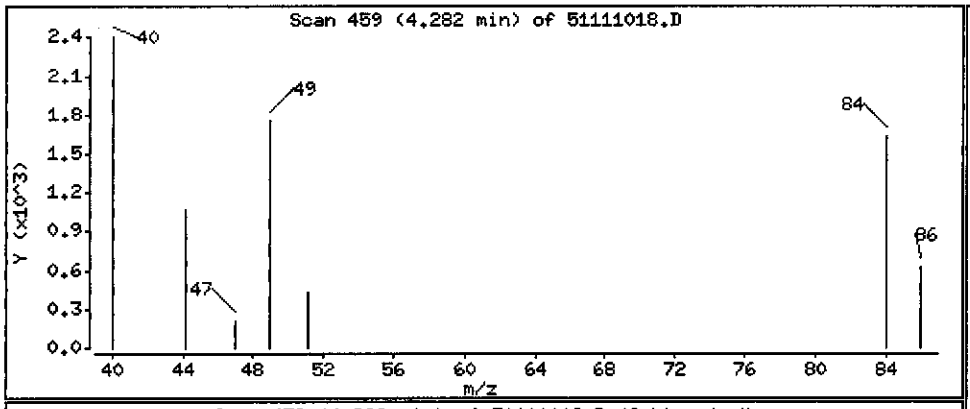

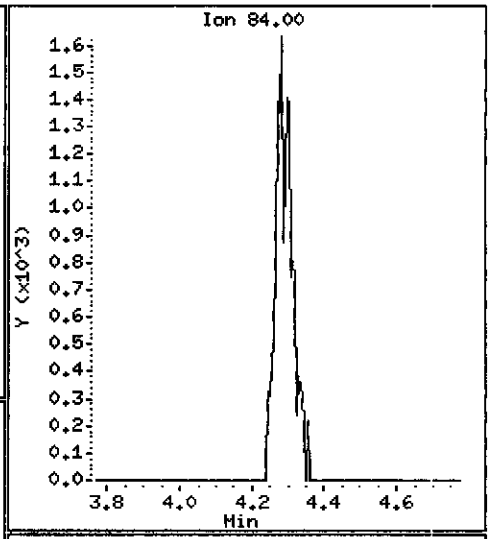

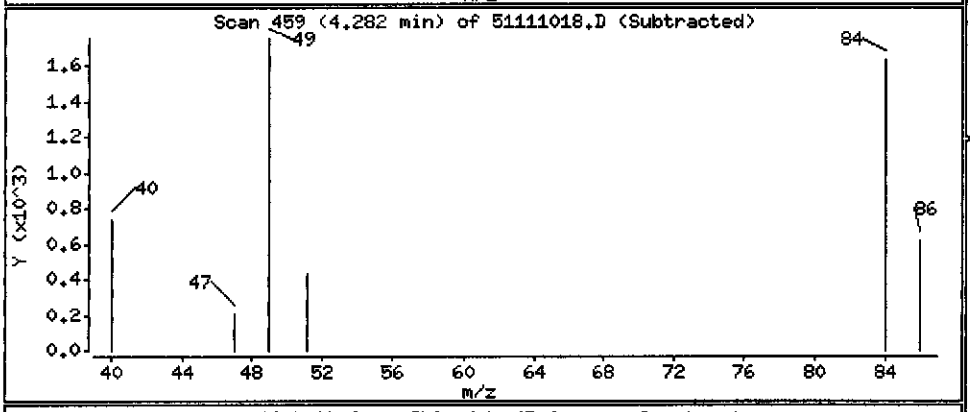

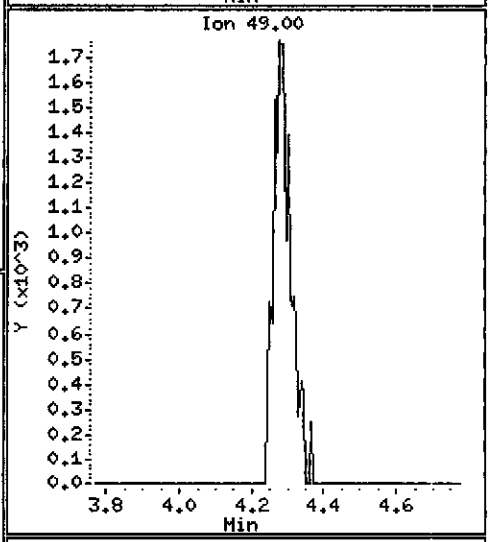

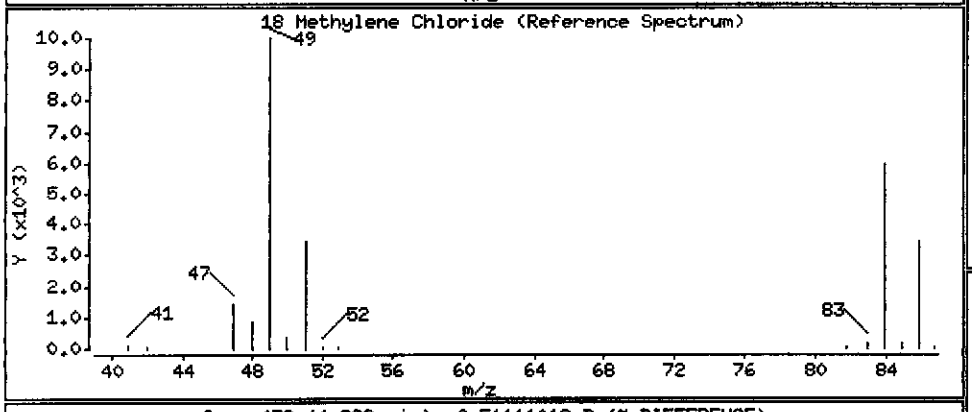

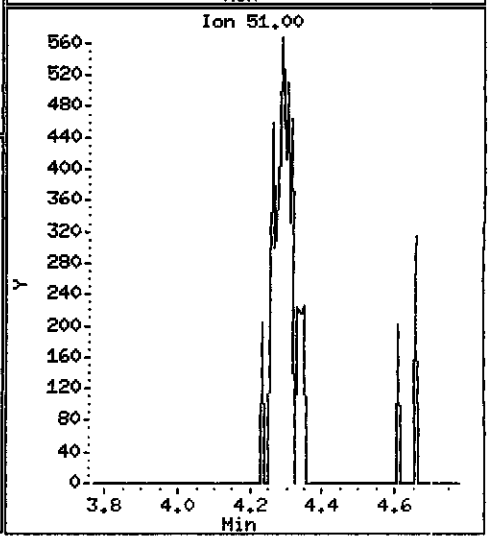

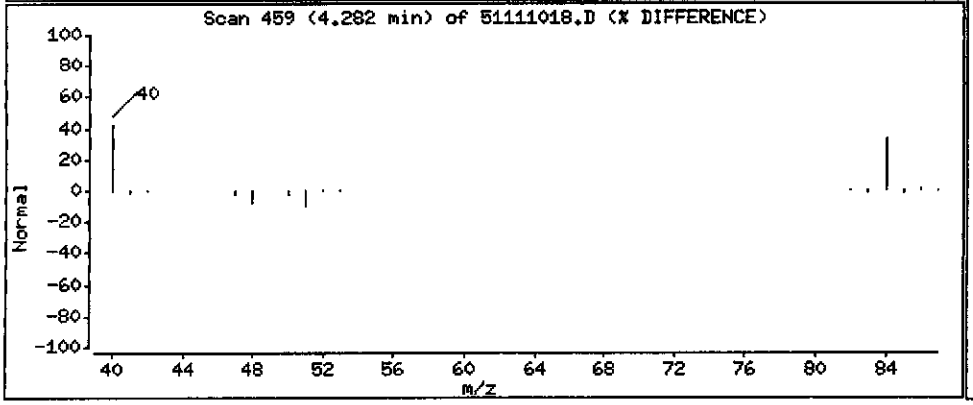

Data File: \\pitsvr06\d\chem\hp5.i\5111110d.b\51111018.D

Date : 11-NOV-2010 17:13

Client ID: MW-5-1011

Instrument: hp5.i

Sample Info: C0K040543-014 100x 250ul/25ml)/5ml

Purge Volume: 5.0

Operator: 001562

Column phase: DB 624

Column diameter: 0.20

24 1,1-Dichloroethane

Concentration: 53.23 UG/L

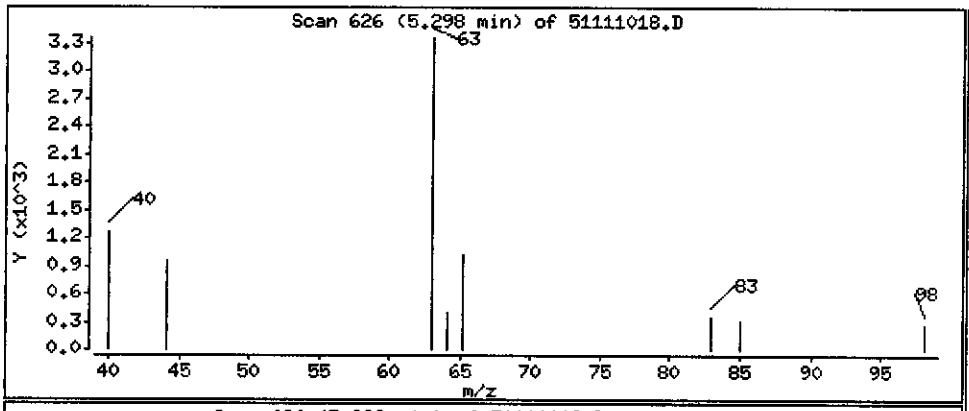

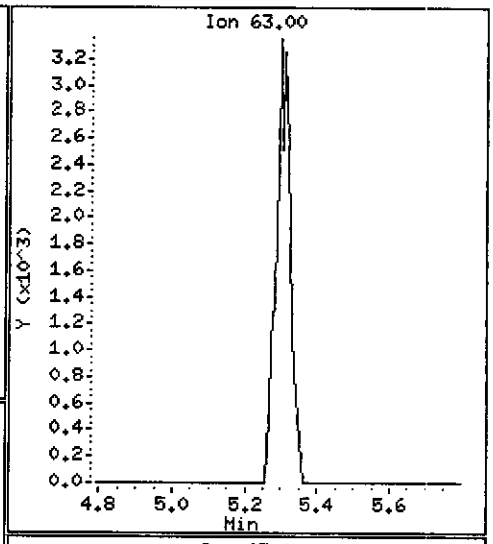

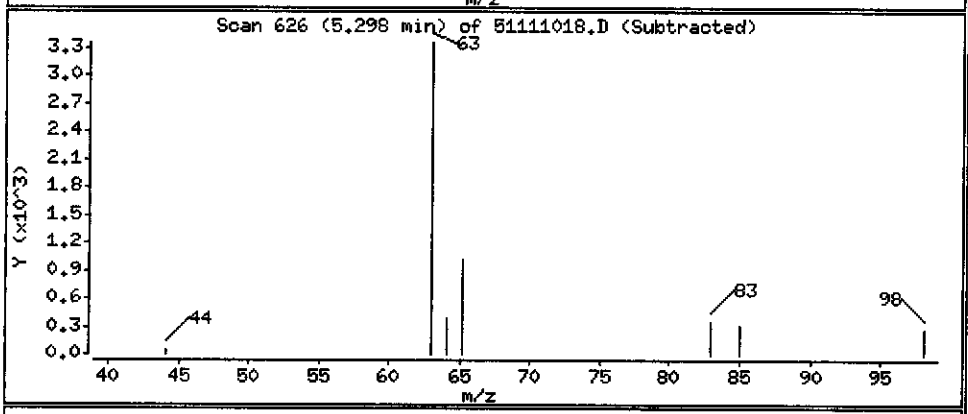

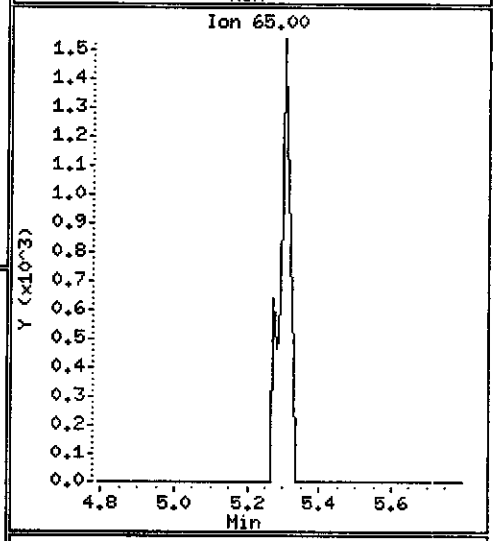

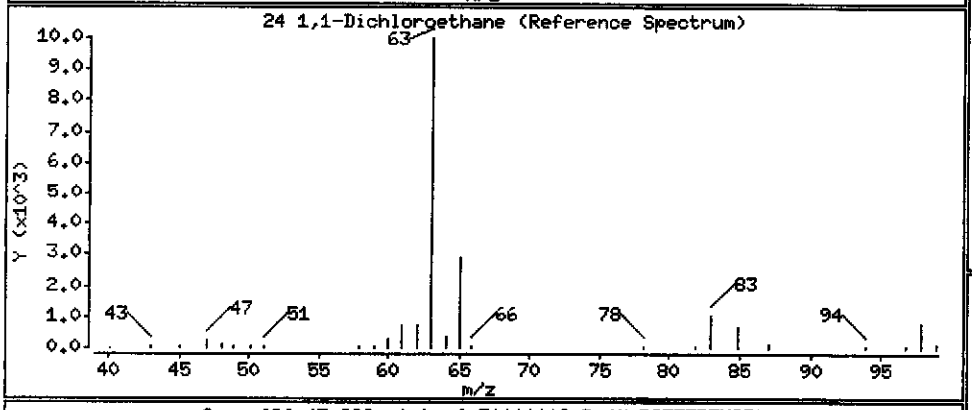

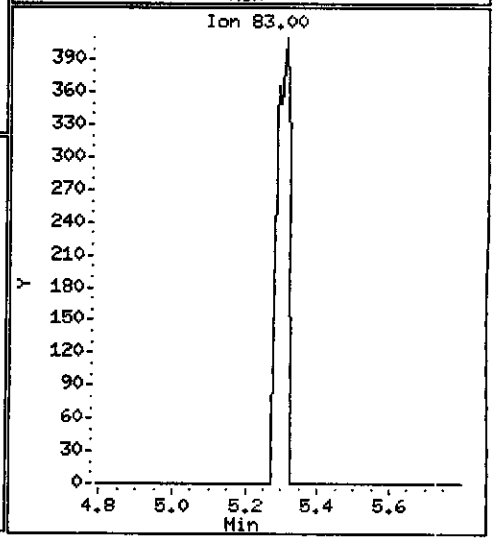

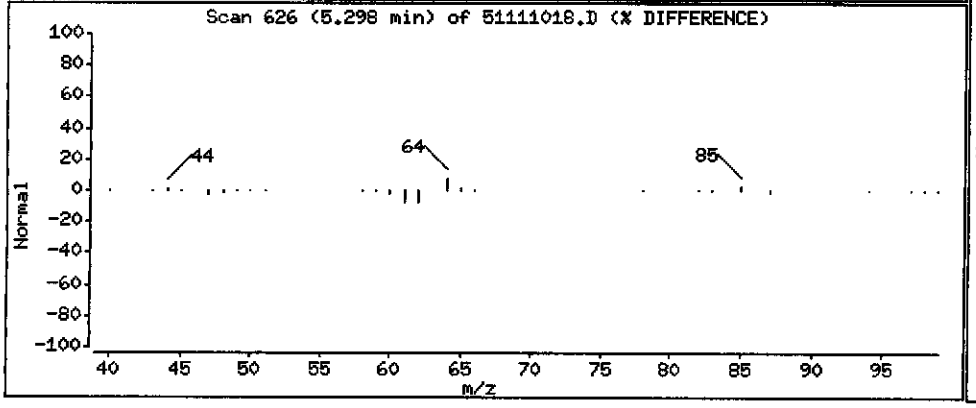

Data File: \\pitsvr06\d\chem\hp5.i\5111110d.b\51111018.D

Date : 11-NOV-2010 17:13

Client ID: MW-5-1011

Instrument: hp5.i

Sample Info: C0K040543-014 100x 250ul/25ml)/5ml

Purge Volume: 5.0

Operator: 001562

Column phase: DB 624

Column diameter: 0.20

42 Benzene

Concentration: 496.2 UG/L

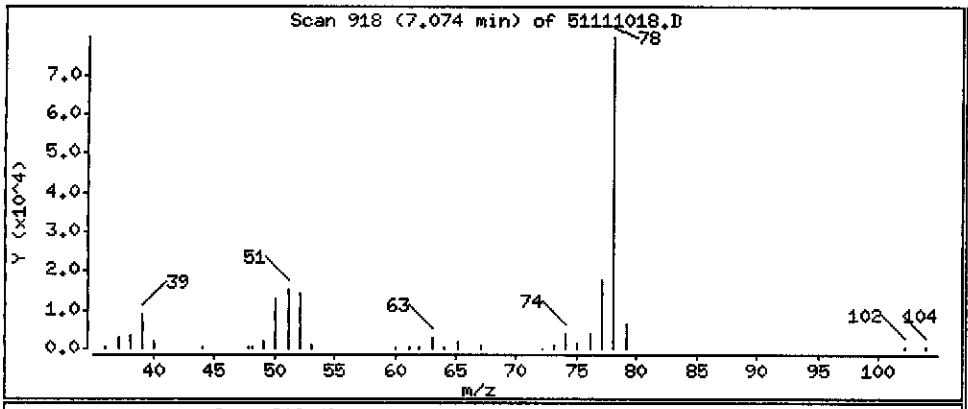

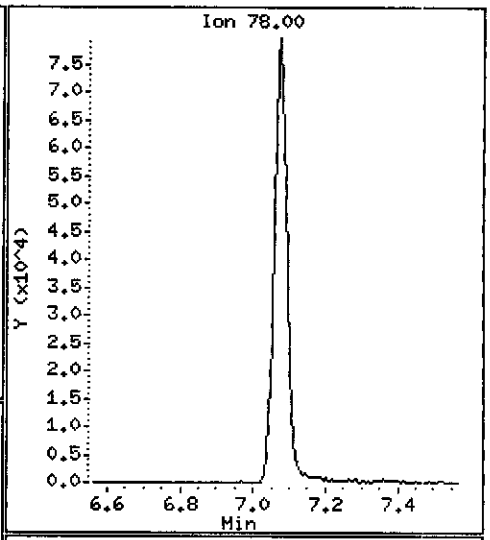

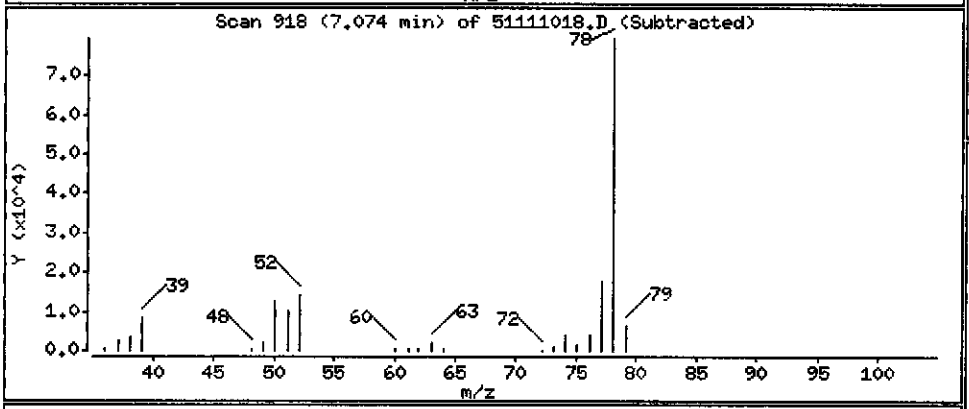

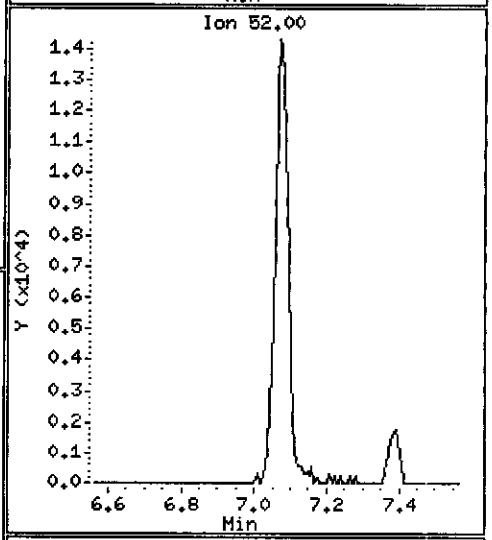

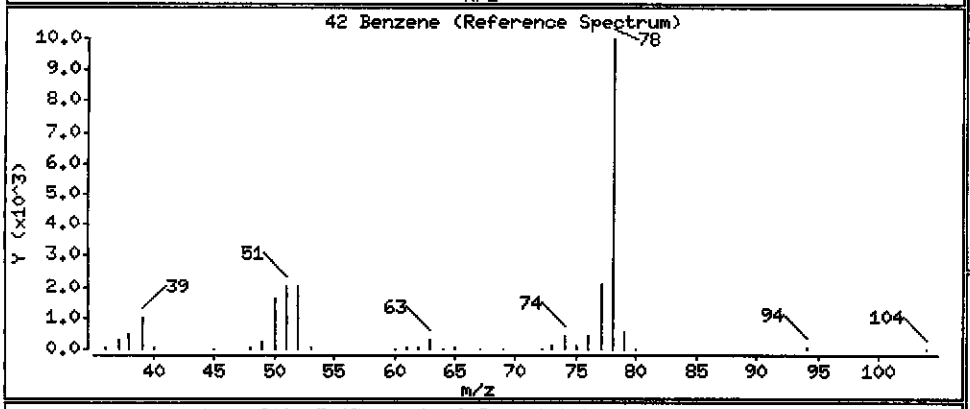

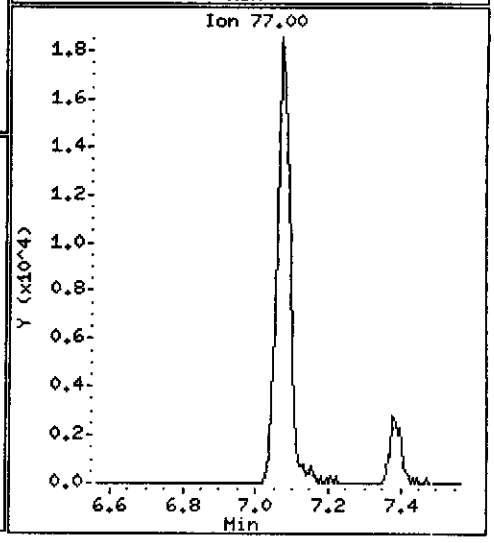

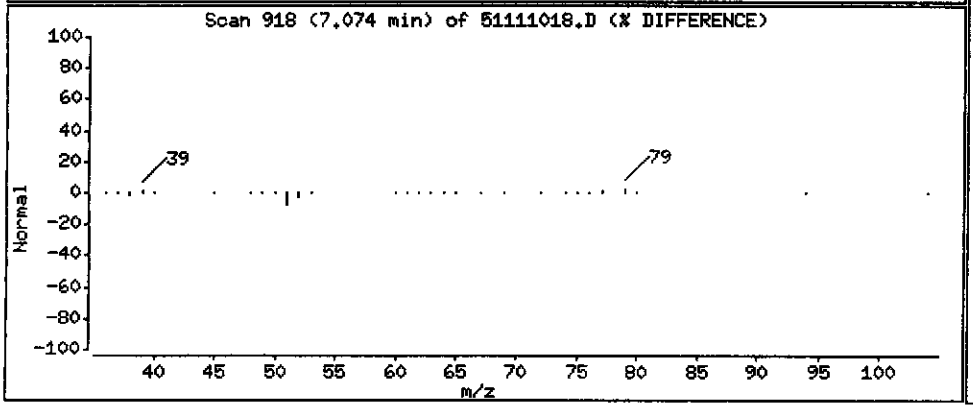

Data File: \\pitsvr06\d\chem\hp5.i\5111110d.b\51111018.D

Date : 11-NOV-2010 17:13

Client ID: MW-5-1011 Instrument: hp5.i

Sample Info: C0K040543-014 100x 250ul/25ml)/5ml

Purge Volume: 5.0 Operator: 001562

Column phase: DB 624 Column diameter: 0.20

60 Toluene Concentration: 188.0 UG/L

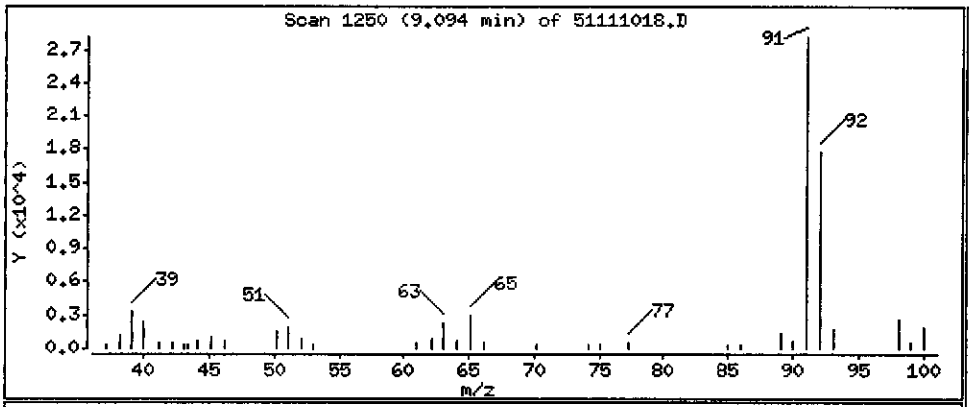

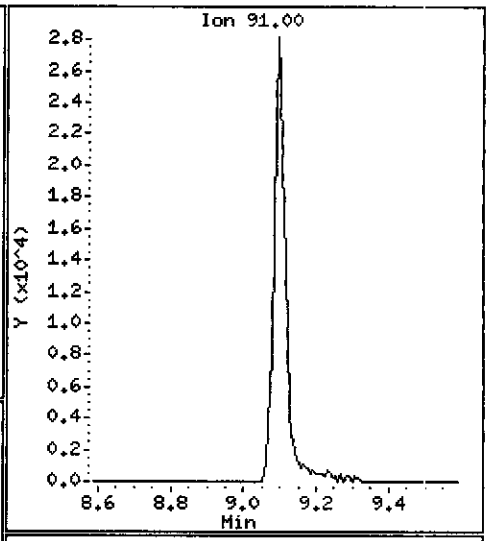

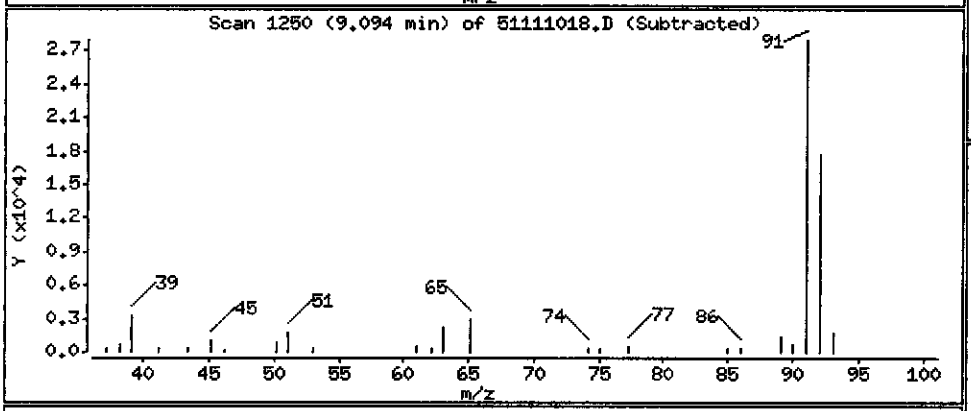

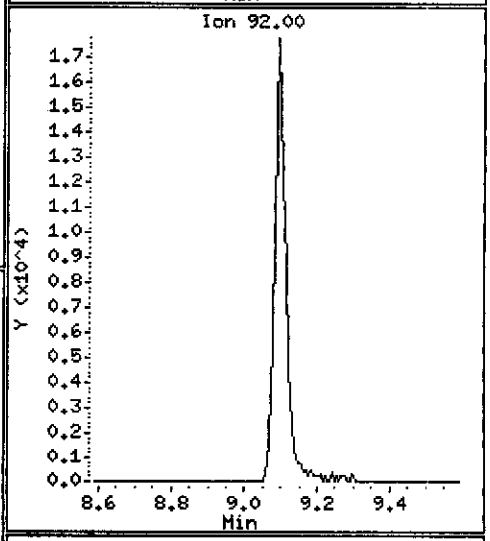

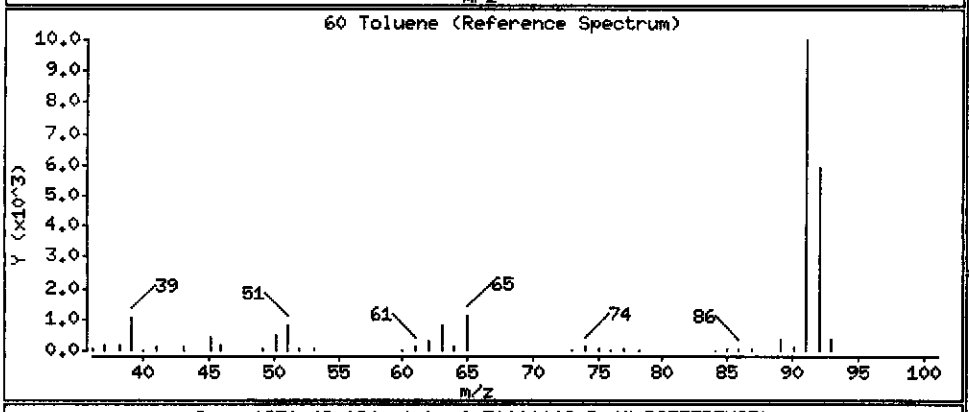

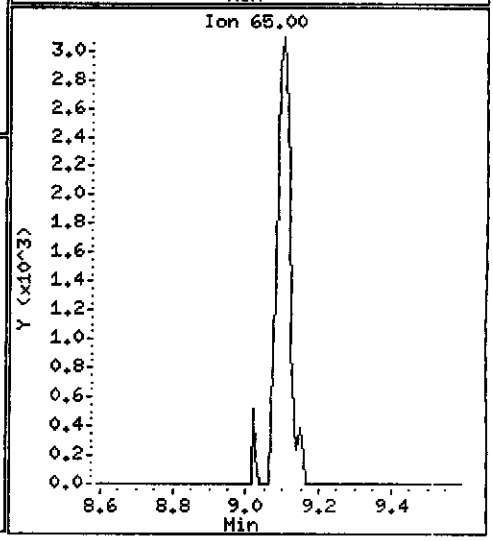

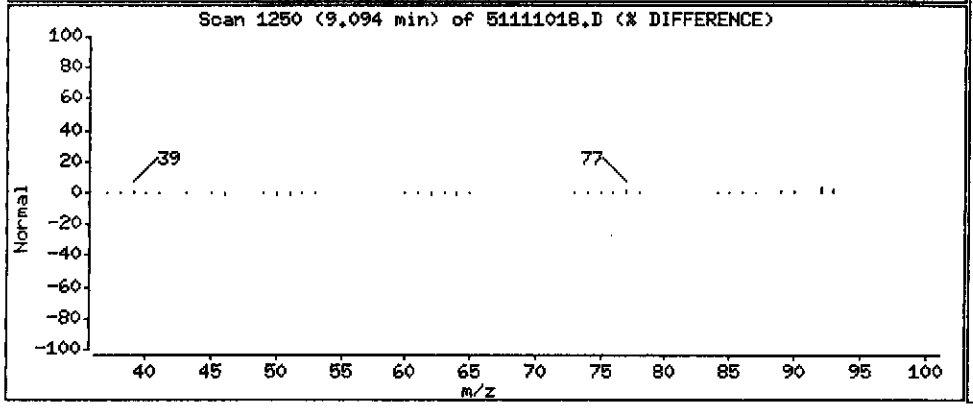

Data File: \\pitsvr06\d\chem\hp5.i\5111110d.b\51111018.D

Date : 11-NOV-2010 17:13

Client ID: MW-5-1011 Instrument: hp5.i

Sample Info: C0K040543-014 100x 250ul/25ml)/5ml

Purge Volume: 5.0 Operator: 001562

Column phase: DB 624 Column diameter: 0.20

72 Ethylbenzene Concentration: 102.8 UG/L

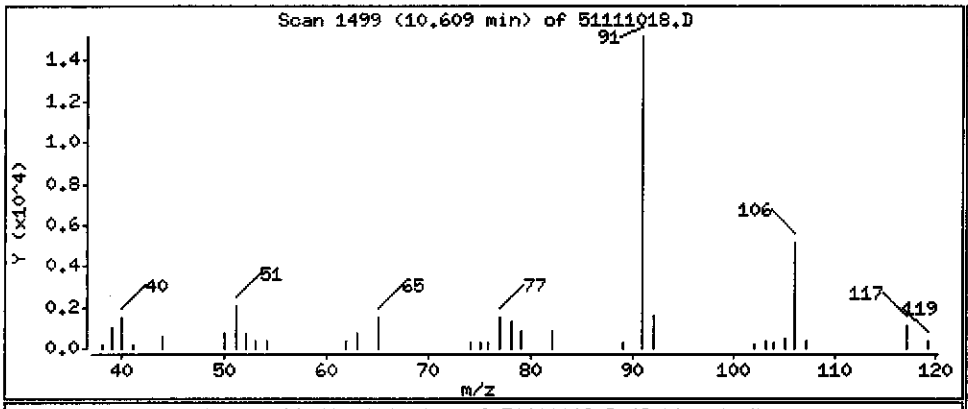

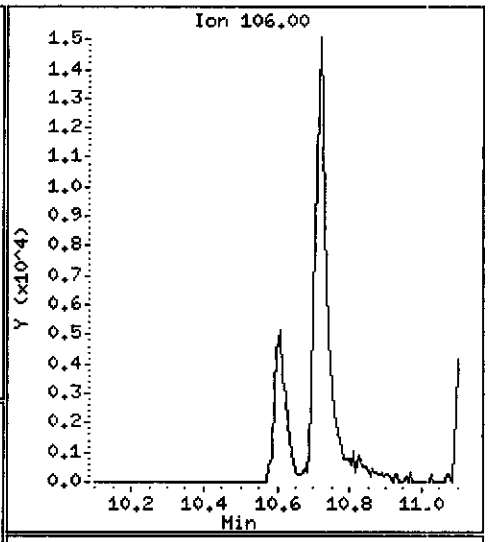

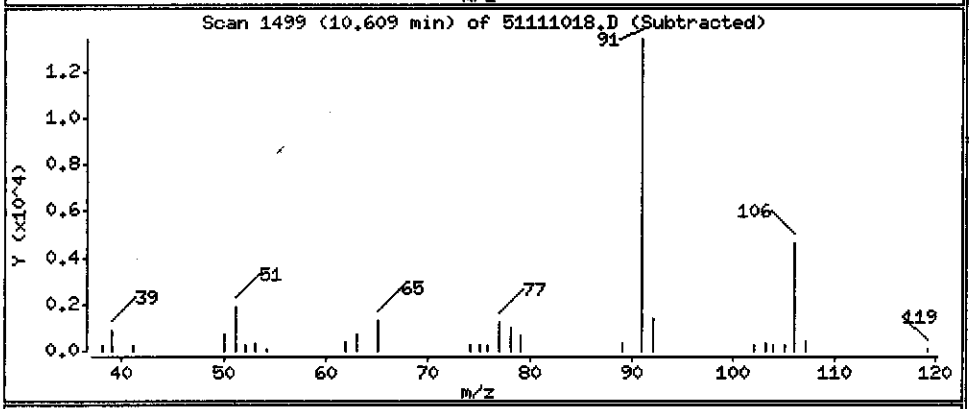

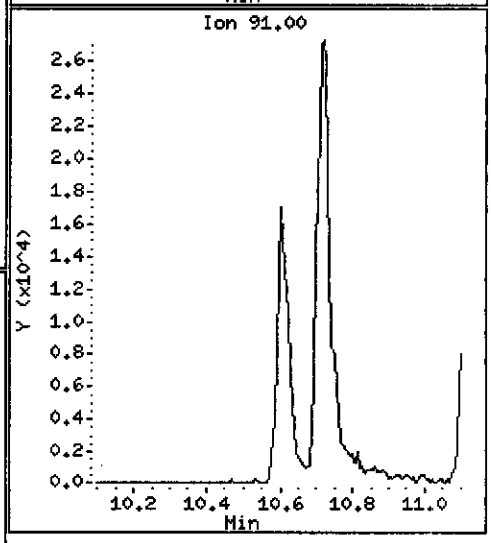

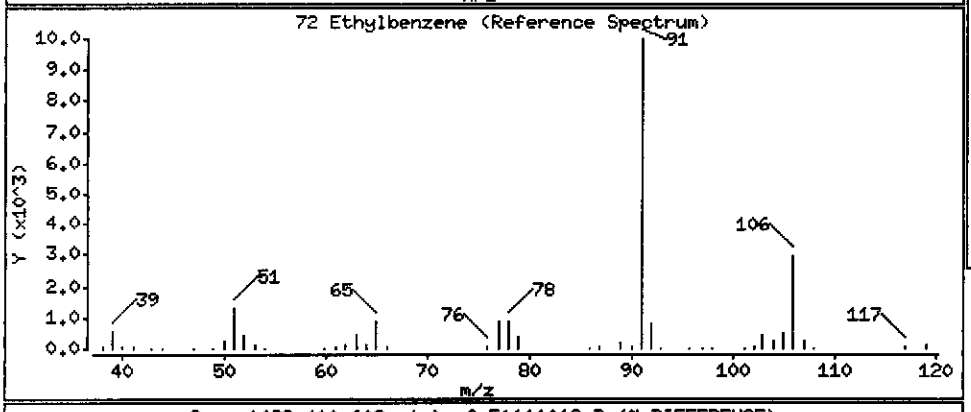

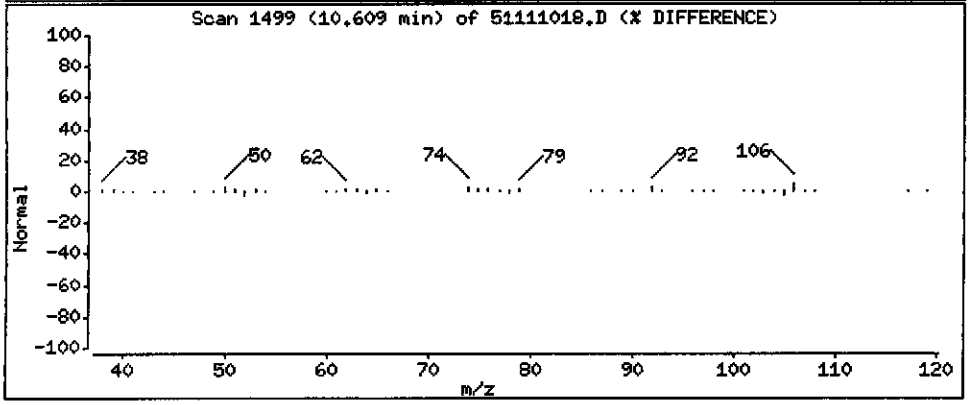

Data File: \\pitsvr06\d\chem\hp5.i\5111110d.b\51111018.D

Date : 11-NOV-2010 17:13

Client ID: MW-5-1011

Instrument: hp5.i

Sample Info: C0K040543-014 100x 250ul/25ml)/5ml

Purge Volume: 5.0

Operator: 001562

Column phase: DB 624

Column diameter: 0.20

73 m + p-Xylene

Concentration: 242.3 UG/L

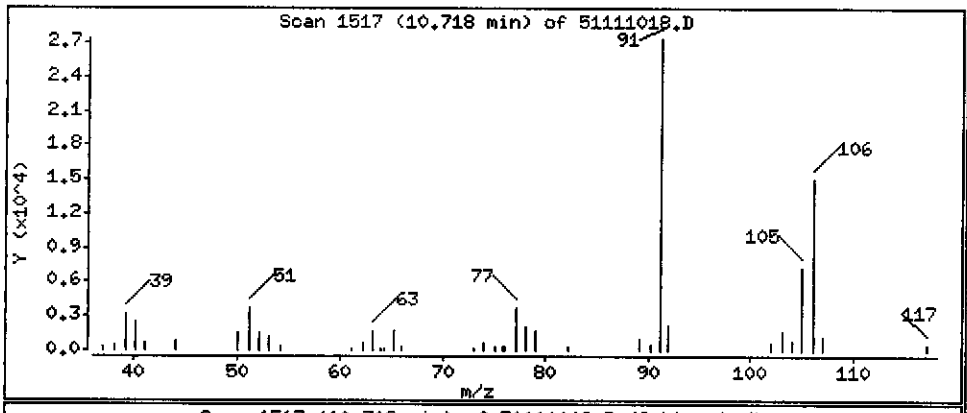

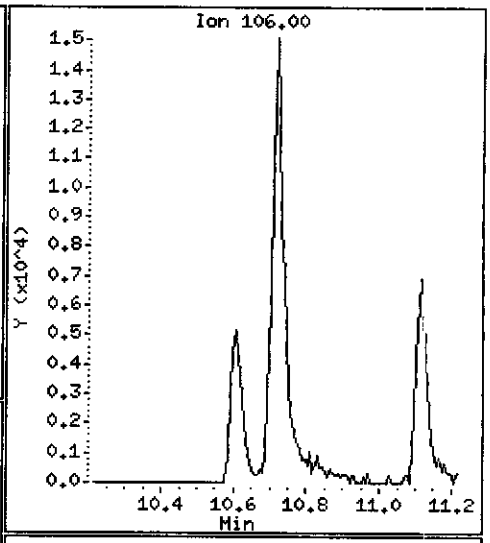

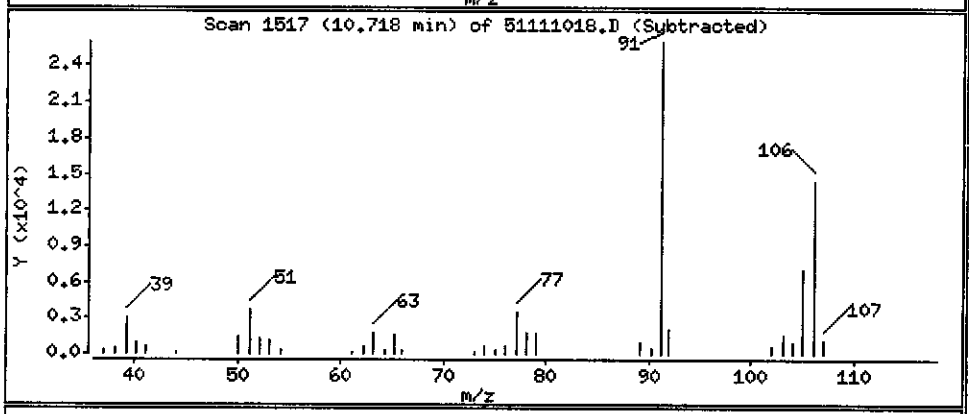

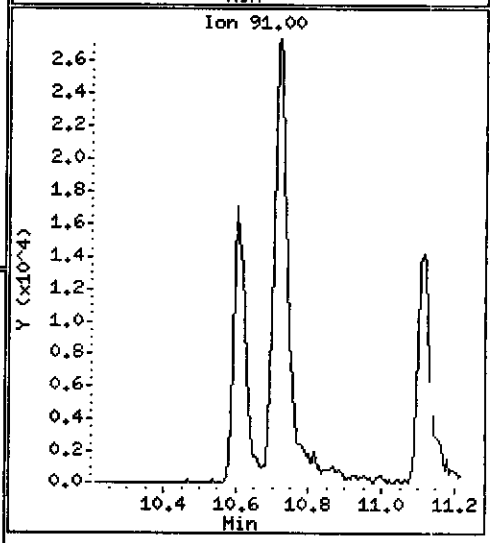

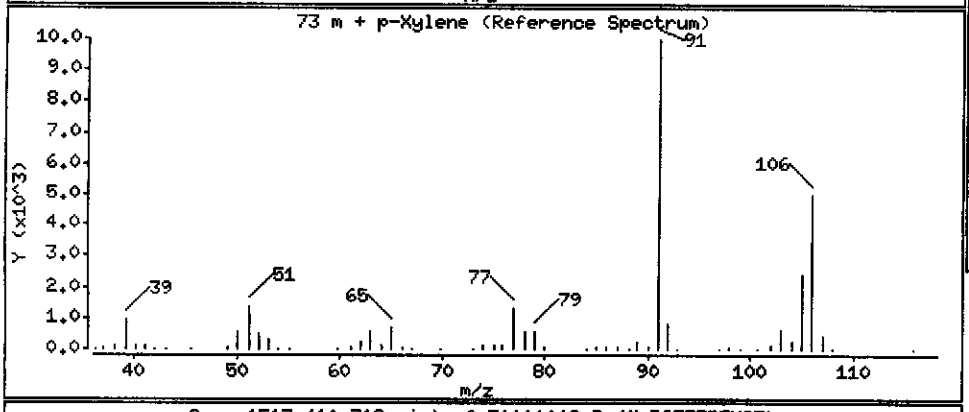

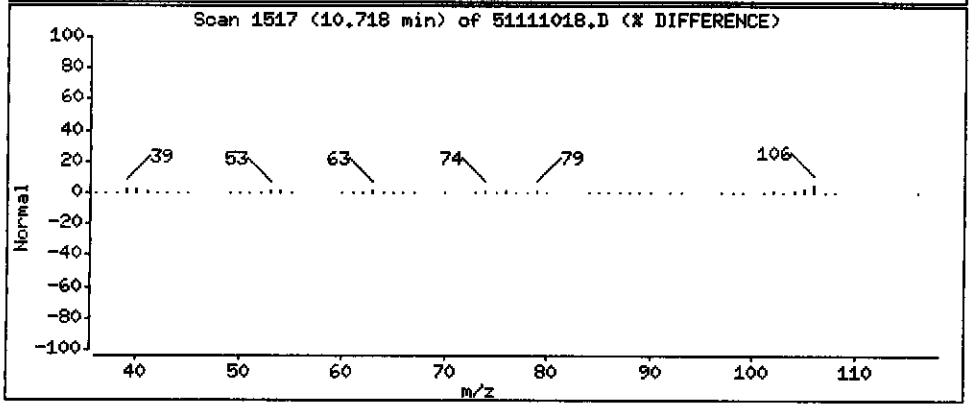

Data File: \\pitsvr06\d\chem\hp5.i\5111110d.b\51111018.D

Date : 11-NOV-2010 17:13

Client ID: MW-5-1011

Instrument: hp5.i

Sample Info: C0K040543-014 100x 250ul/25ml)/5ml

Purge Volume: 5.0

Operator: 001562

Column phase: DB 624

Column diameter: 0.20

74 Xylene-o

Concentration: 106.1 UG/L

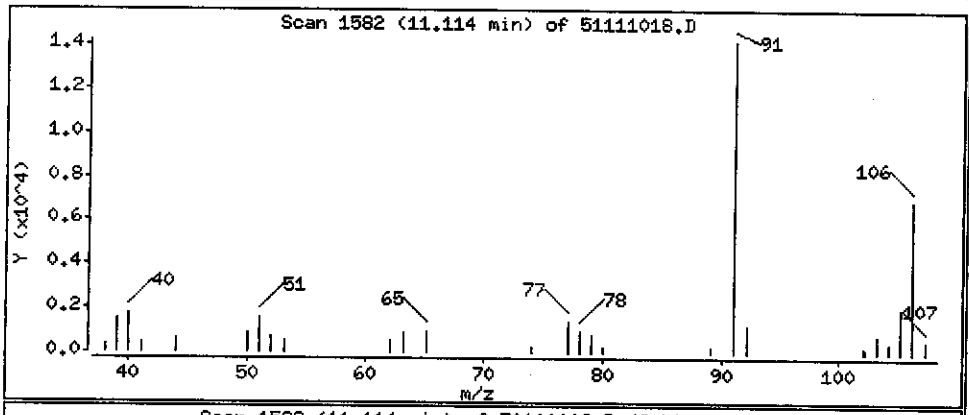

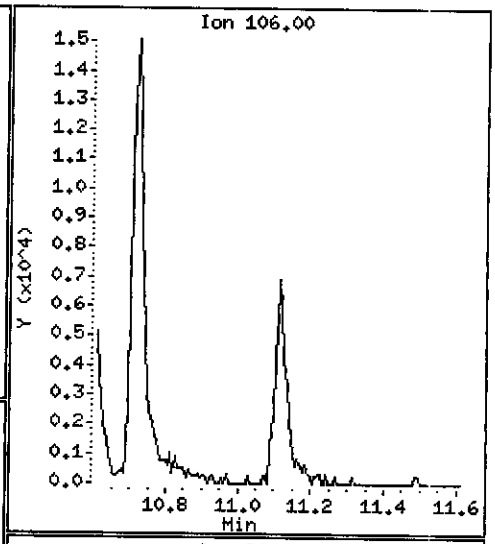

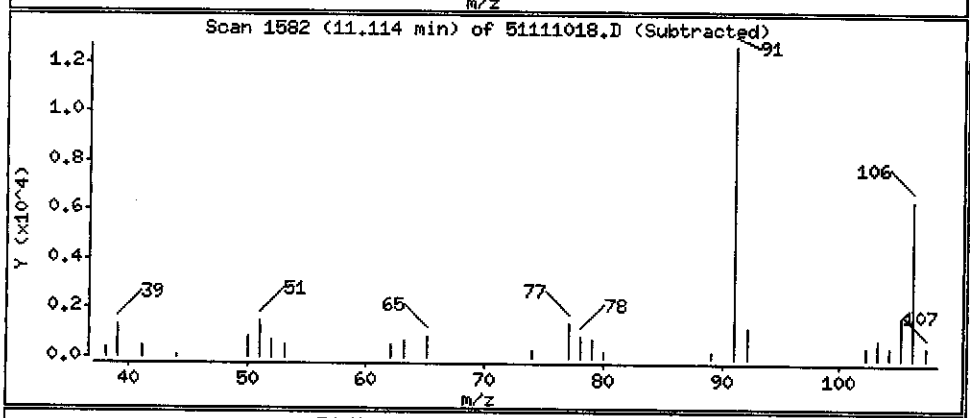

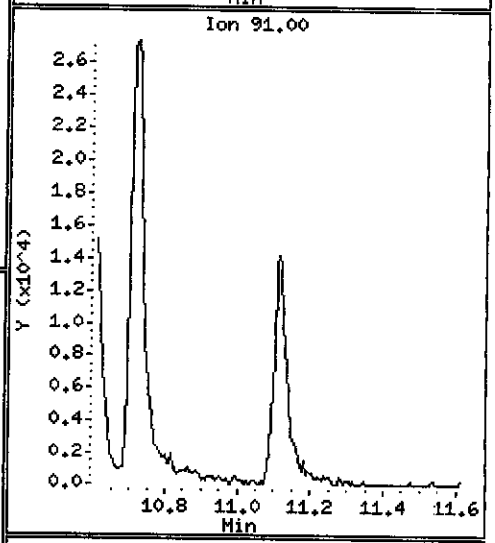

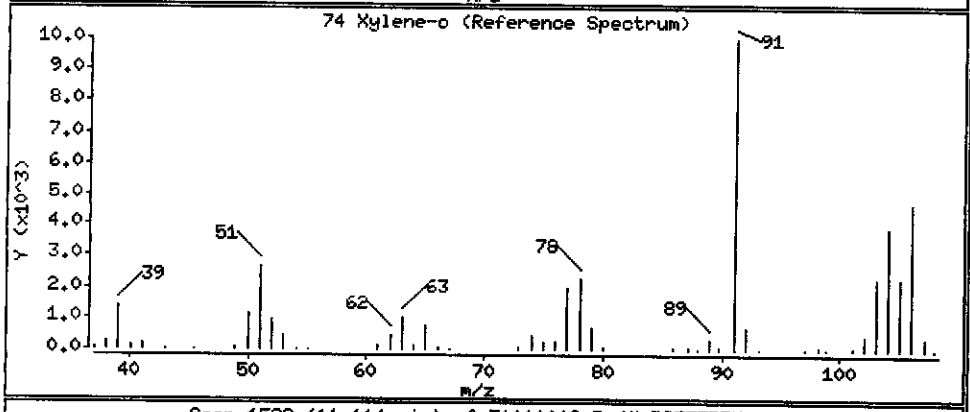

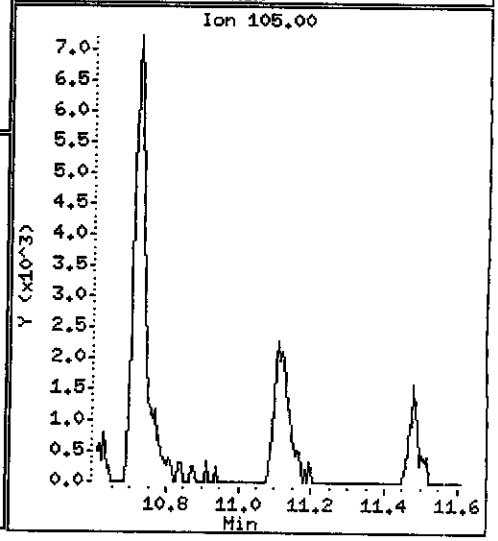

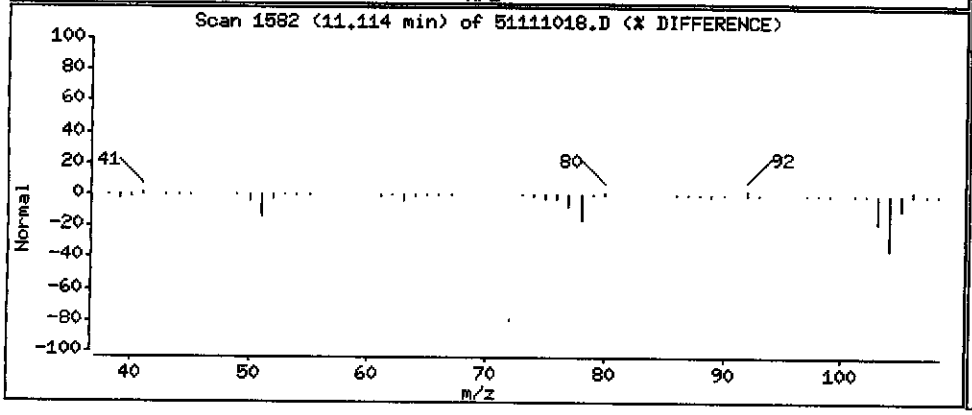

GC/MS VOLATILE
CALIBRATION DATA

TestAmerica Pittsburgh

INITIAL CALIBRATION DATA

Start Cal Date : 13-OCT-2010 11:20
End Cal Date : 13-OCT-2010 16:31
Quant Method : ISTD
Origin : Disabled
Target Version : 4.14
Integrator : HP RTE
Method file : \\PITSVR06\D\chem\hp4.i\nondodmed.b\med500.m
Last Edit : 14-Oct-2010 07:05 journetp
Curve Type : Average

Calibration File Names:
Level 1: \\PITSVR06\D\chem\hp4.i\4101310d.b\2A41013.D
Level 2: \\PITSVR06\D\chem\hp4.i\4101310d.b\1B41013.D
Level 3: \\PITSVR06\D\chem\hp4.i\4101310d.b\1C41013.D
Level 4: \\PITSVR06\D\chem\hp4.i\4101310d.b\1D41013.D
Level 5: \\PITSVR06\D\chem\hp4.i\4101310d.b\2E41013.D
Level 6: \\PITSVR06\D\chem\hp4.i\4101310d.b\1F41013.D
Level 7: \\PITSVR06\D\chem\hp4.i\4101310d.b\1G41013.D

Compound	5.000 Level 1 / 250.000 Level 7	10.000 Level 2	25.000 Level 3	40.000 Level 4	50.000 Level 5	125.000 Level 6	RRF	% RSD	
1 Dichlorodifluoromethane	0.34973 / 0.30534	0.29754	0.29923	0.31837	0.31417	0.32823	0.31609	5.821	
158 N-Heptane	+++++ / +++++	+++++	+++++	+++++	+++++	+++++	+++++	+++++	<-
161 1,3,5-Trichlorobenzene	1.18771 / 0.77597	1.06740	1.02894	1.02887	1.07736	0.60015	0.96663	21.105	
155 Methyl Acetate	0.24918 / 0.21974	0.25184	0.23599	0.21433	0.22527	0.22580	0.23173	6.229	
156 Cyclohexane	0.68981 / 0.61662	0.67612	0.62685	0.62865	0.61820	0.65282	0.64415	4.549	
157 Methyl Cyclohexane	0.65594 / 0.57608	0.64342	0.59486	0.60019	0.58469	0.61442	0.60994	4.902	
2 Chloromethane	0.43456 / 0.36149	0.41559	0.37854	0.38313	0.39180	0.38094	0.39229	6.314	
3 Vinyl Chloride	0.35818 / 0.32503	0.35269	0.33668	0.33474	0.35594	0.34241	0.34367	3.604	

TestAmerica Pittsburgh

INITIAL CALIBRATION DATA

Start Cal Date : 13-OCT-2010 11:20
End Cal Date : 13-OCT-2010 16:31
Quant Method : ISTD
Origin : Disabled
Target Version : 4.14
Integrator : HP RTE
Method file : \\PITSVR06\D\chem\hp4.i\nondodmed.b\med500.m
Last Edit : 14-Oct-2010 07:05 journetp
Curve Type : Average

Compound	5.000 Level 1	10.000 Level 2	25.000 Level 3	40.000 Level 4	50.000 Level 5	125.000 Level 6	RRF	% RSD	
	250.000 Level 7								
4 Bromomethane	0.18235	0.12523	0.12724	0.13494	0.13728	0.13881			
	0.10915						0.13643	16.583	<-
5 Chloroethane	0.20404	0.17592	0.17632	0.18339	0.19800	0.18369			
	0.13175						0.17901	13.058	
6 Trichlorofluoromethane	0.26109	0.25954	0.25969	0.27639	0.34572	0.29061			
	0.23125						0.27490	13.139	
7 Dichlorofluoromethane	+++++	+++++	+++++	+++++	+++++	+++++			
	+++++						+++++	+++++	<-
8 Ethyl Ether	+++++	+++++	+++++	+++++	+++++	+++++			
	+++++						+++++	+++++	<-
9 Ethanol	+++++	+++++	+++++	+++++	+++++	+++++			
	+++++						+++++	+++++	<-
10 1,1,2-trichloro-1,2,2-trifluo	0.26819	0.26879	0.25009	0.24790	0.24986	0.25964			
	0.24197						0.25520	4.097	
12 1,1-Dichloroethene	0.28458	0.28348	0.25605	0.25685	0.25200	0.40658			
	0.31664						0.29374	18.631	<-
13 Acetone	0.22315	0.23701	0.10519	0.09528	0.14528	0.10947			
	0.10231						0.14538	41.380	<-
14 Iodomethane	+++++	+++++	+++++	+++++	+++++	+++++			
	+++++						+++++	+++++	<-
15 Carbon Disulfide	0.85375	0.89373	0.82462	0.83823	0.81611	0.87024			
	0.81832						0.84500	3.449	

TestAmerica Pittsburgh

INITIAL CALIBRATION DATA

Start Cal Date : 13-OCT-2010 11:20
End Cal Date : 13-OCT-2010 16:31
Quant Method : ISTD
Origin : Disabled
Target Version : 4.14
Integrator : HP RTE
Method file : \\PITSVR06\D\chem\hp4.i\nondodmed.b\med500.m
Last Edit : 14-Oct-2010 07:05 journetp
Curve Type : Average

Compound	5.000 Level 1	10.000 Level 2	25.000 Level 3	40.000 Level 4	50.000 Level 5	125.000 Level 6	RRF	% RSD	
	250.000 Level 7								
16 3-Chloro-1-propene	+++++	+++++	+++++	+++++	+++++	+++++			
	+++++						+++++	+++++	<-
17 Acetonitrile	0.02278	0.01370	0.01918	0.01656	0.02001	0.01761			
	0.01726						0.01816	15.804	<-
18 Methylene Chloride	0.33836	0.31483	0.28064	0.28624	0.28030	0.28579			
	0.27471						0.29441	7.925	
19 trans-1,2-Dichloroethene	0.31357	0.31379	0.28882	0.28970	0.28293	0.29676			
	0.28321						0.29554	4.476	
20 Methyl tert-butyl ether	0.76343	0.74429	0.66722	0.66500	0.67735	0.68091			
	0.65764						0.69369	6.081	
21 tert-Butyl Alcohol	+++++	+++++	+++++	+++++	+++++	+++++			
	+++++						+++++	+++++	<-
22 Acrylonitrile	+++++	+++++	+++++	+++++	+++++	+++++			
	+++++						+++++	+++++	<-
23 Hexane	+++++	+++++	+++++	+++++	+++++	+++++			
	+++++						+++++	+++++	<-
24 1,1-Dichloroethane	0.58639	0.58871	0.54459	0.55198	0.53308	0.55968			
	0.54154						0.55800	3.913	
25 Isopropyl Ether	+++++	+++++	+++++	+++++	+++++	+++++			
	+++++						+++++	+++++	<-
26 2-Chloro-1,3-butadiene	+++++	+++++	+++++	+++++	+++++	+++++			
	+++++						+++++	+++++	<-

TestAmerica Pittsburgh

INITIAL CALIBRATION DATA

Start Cal Date : 13-OCT-2010 11:20
End Cal Date : 13-OCT-2010 16:31
Quant Method : ISTD
Origin : Disabled
Target Version : 4.14
Integrator : HP RTE
Method file : \\PITSVR06\D\chem\hp4.i\nondodmed.b\med500.m
Last Edit : 14-Oct-2010 07:05 journetp
Curve Type : Average

Compound	5.000 Level 1	10.000 Level 2	25.000 Level 3	40.000 Level 4	50.000 Level 5	125.000 Level 6	RRF	% RSD	
	250.000 Level 7								
27 2,2-Dichloropropane	0.40554	0.39253	0.36483	0.36858	0.37439	0.36500			
	0.31139						0.36890	8.034	
28 cis-1,2-dichloroethene	0.32689	0.32935	0.30767	0.30726	0.29752	0.31004			
	0.29618						0.31070	4.188	
M 29 1,2-Dichloroethene (total)	0.32023	0.32157	0.29824	0.29848	0.29023	0.30340			
	0.28970						0.30312	4.312	
30 Bromochloromethane	0.14393	0.14621	0.13468	0.13629	0.13376	0.13812			
	0.13189						0.13784	3.881	
31 2-Butanone	0.25265	0.18887	0.15716	0.13734	0.16985	0.15238			
	0.14263						0.17155	23.147	<-
32 Vinyl Acetate	+++++	+++++	+++++	+++++	+++++	+++++			
	+++++						+++++	+++++	<-
33 Ethyl Acetate	+++++	+++++	+++++	+++++	+++++	+++++			
	+++++						+++++	+++++	<-
34 Propionitrile	+++++	+++++	+++++	+++++	+++++	+++++			
	+++++						+++++	+++++	<-
35 Tetrahydrofuran	+++++	+++++	+++++	+++++	+++++	+++++			
	+++++						+++++	+++++	<-
36 Methacrylonitrile	+++++	+++++	+++++	+++++	+++++	+++++			
	+++++						+++++	+++++	<-
37 Chloroform	0.50793	0.52954	0.50831	0.51240	0.50135	0.52142			
	0.49999						0.51156	2.085	

TestAmerica Pittsburgh

INITIAL CALIBRATION DATA

Start Cal Date : 13-OCT-2010 11:20
End Cal Date : 13-OCT-2010 16:31
Quant Method : ISTD
Origin : Disabled
Target Version : 4.14
Integrator : HP RTE
Method file : \\PITSVR06\D\chem\hp4.i\nondodmed.b\med500.m
Last Edit : 14-Oct-2010 07:05 journetp
Curve Type : Average

Compound	5.000 Level 1	10.000 Level 2	25.000 Level 3	40.000 Level 4	50.000 Level 5	125.000 Level 6	RRF	% RSD	
	250.000 Level 7								
38 1,1,1-Trichloroethane	0.47844	0.48398	0.45208	0.45504	0.44772	0.45527			
	0.41081						0.45476	5.237	
40 1,1-Dichloropropene	0.45732	0.44944	0.42490	0.43238	0.41689	0.43818			
	0.41543						0.43351	3.673	
41 Carbon Tetrachloride	0.40606	0.41356	0.38627	0.38815	0.38219	0.39526			
	0.36818						0.39138	3.877	
42 Benzene	1.27248	1.27088	1.18646	1.19861	1.15499	1.83171			
	1.43177						1.33527	17.754	<-
44 Isobutanol	+++++	+++++	+++++	+++++	+++++	+++++			
	+++++						+++++	+++++	<-
45 1,2-Dichloroethane	0.46534	0.46276	0.43167	0.42630	0.42599	0.44076			
	0.41494						0.43825	4.390	
47 Trichloroethene	0.30810	0.30747	0.28593	0.29062	0.28296	0.43708			
	0.33854						0.32153	16.907	<-
48 n-Butanol	+++++	+++++	+++++	+++++	+++++	+++++			
	+++++						+++++	+++++	<-
49 1,2-Dichloropropane	0.32224	0.32621	0.31045	0.31382	0.30224	0.31839			
	0.30563						0.31414	2.778	
50 Dibromomethane	0.16505	0.17437	0.16371	0.15890	0.15930	0.16228			
	0.15410						0.16253	3.913	
51 Methyl methacrylate	+++++	+++++	+++++	+++++	+++++	+++++			
	+++++						+++++	+++++	<-

TestAmerica Pittsburgh

INITIAL CALIBRATION DATA

Start Cal Date : 13-OCT-2010 11:20
End Cal Date : 13-OCT-2010 16:31
Quant Method : ISTD
Origin : Disabled
Target Version : 4.14
Integrator : HP RTE
Method file : \\PITSVR06\D\chem\hp4.i\nondodmed.b\med500.m
Last Edit : 14-Oct-2010 07:05 journetp
Curve Type : Average

Compound	5.000 Level 1	10.000 Level 2	25.000 Level 3	40.000 Level 4	50.000 Level 5	125.000 Level 6	RRF	% RSD	
	250.000 Level 7								
52 1,4-Dioxane	+++++	+++++	+++++	+++++	+++++	+++++			
	+++++						+++++	+++++	<-
53 Bromodichloromethane	0.41017	0.42723	0.39543	0.39562	0.38125	0.40257			
	0.38808						0.40005	3.798	
54 2-Nitropropane	+++++	+++++	+++++	+++++	+++++	+++++			
	+++++						+++++	+++++	<-
55 2-Methylfuran	+++++	+++++	+++++	+++++	+++++	+++++			
	+++++						+++++	+++++	<-
56 2-Chloroethyl vinyl ether	+++++	+++++	+++++	+++++	+++++	+++++			
	+++++						+++++	+++++	<-
57 cis-1,3-Dichloropropene	0.49788	0.52289	0.49506	0.49596	0.48746	0.50988			
	0.49202						0.50016	2.431	
58 4-Methyl-2-Pentanone	1.20828	1.19828	1.10643	1.01390	1.11643	1.02146			
	0.97025						1.09072	8.495	
60 Toluene	5.28964	5.48586	4.87946	4.87385	4.58998	6.88578			
	5.62934						5.37627	14.165	
61 trans-1,3-Dichloropropene	1.76218	1.87482	1.74388	1.72110	1.65088	1.64518			
	1.64162						1.71995	4.913	
62 Ethyl methacrylate	+++++	+++++	+++++	+++++	+++++	+++++			
	+++++						+++++	+++++	<-
63 1,3-Dichloropropane	1.79336	1.81158	1.64369	1.58575	1.56442	1.52560			
	1.49777						1.63174	7.690	

TestAmerica Pittsburgh

INITIAL CALIBRATION DATA

Start Cal Date : 13-OCT-2010 11:20
End Cal Date : 13-OCT-2010 16:31
Quant Method : ISTD
Origin : Disabled
Target Version : 4.14
Integrator : HP RTE
Method file : \\PITSVR06\D\chem\hp4.i\nondodmed.b\med500.m
Last Edit : 14-Oct-2010 07:05 journetp
Curve Type : Average

	Compound	5.000 Level 1 / 250.000 Level 7	10.000 Level 2	25.000 Level 3	40.000 Level 4	50.000 Level 5	125.000 Level 6	RRF	% RSD	
	64 1,1,2-Trichloroethane	0.94723 / 0.79947	0.97984	0.89425	0.85333	0.83625	0.80661	0.87385	7.945	
	65 Tetrachloroethene	0.99143 / 0.83815	1.03065	0.92919	0.92957	0.88206	0.86454	0.92366	7.481	
	66 2-Hexanone	1.18424 / 0.69713	1.01028	0.77259	0.73871	0.88888	0.71596	0.85826	21.174	<-
	67 Dibromochloromethane	1.03474 / 0.93691	1.11399	1.00833	0.99105	0.96410	0.94989	0.99986	6.074	
	68 1,2-Dibromoethane	0.92152 / 0.77037	0.93754	0.85621	0.82095	0.80890	0.78798	0.84335	7.689	
	70 Chlorobenzene	3.25613 / 3.21547	3.23362	2.97081	2.96074	2.79148	4.04326	3.21021	12.663	
	71 1,1,1,2-Tetrachloroethane	1.11975 / 0.93314	1.15829	1.04227	1.03521	0.99198	0.97170	1.03605	7.748	
	72 Ethylbenzene	1.77504 / 1.47638	1.79021	1.68120	1.67358	1.57655	1.55503	1.64685	7.069	
	73 m + p-Xylene	2.18194 / 1.76478	2.27435	2.07634	2.07020	1.94408	1.88811	2.02854	8.642	
	74 Xylene-o	2.21637 / 1.67001	2.22638	2.04478	2.00454	1.89870	1.82362	1.98349	10.259	
M	75 Xylenes (total)	2.19342 / 1.73319	2.25836	2.06582	2.04831	1.92895	1.86661	2.01352	9.148	

TestAmerica Pittsburgh

INITIAL CALIBRATION DATA

Start Cal Date : 13-OCT-2010 11:20
End Cal Date : 13-OCT-2010 16:31
Quant Method : ISTD
Origin : Disabled
Target Version : 4.14
Integrator : HP RTE
Method file : \\PITSVR06\D\chem\hp4.i\nondodmed.b\med500.m
Last Edit : 14-Oct-2010 07:05 journetp
Curve Type : Average

Compound	5.000 Level 1	10.000 Level 2	25.000 Level 3	40.000 Level 4	50.000 Level 5	125.000 Level 6	RRF	% RSD
	250.000 Level 7							
76 Styrene	3.71999	3.76363	3.48182	3.46836	3.27127	3.16649		
	2.97823						3.40711	8.427
77 Bromoform	0.60953	0.71157	0.65086	0.62651	0.63757	0.60795		
	0.58006						0.63201	6.628
78 Isopropylbenzene	6.00770	6.05754	5.47255	5.42171	5.18739	4.94854		
	4.46109						5.36522	10.570
79 Bromobenzene	0.74644	0.76677	0.71397	0.73164	0.69880	0.80682		
	0.81539						0.75426	5.911
81 n-Propylbenzene	0.91088	0.89387	0.82923	0.84800	0.79822	0.90076		
	0.87451						0.86507	4.798
82 2-Chlorotoluene	0.74244	0.74202	0.67508	0.68615	0.64620	0.73360		
	0.73762						0.70902	5.538
83 1,1,2,2-Tetrachloroethane	0.66191	0.67638	0.60711	0.57831	0.60933	0.67224		
	0.68101						0.64090	6.479
84 1,2,3-Trichloropropane	0.20629	0.20675	0.18813	0.18056	0.18358	0.20625		
	0.20958						0.19731	6.389
85 4-Chlorotoluene	0.77274	0.73263	0.71198	0.72053	0.67946	0.76701		
	0.72539						0.72996	4.402
86 1,3,5-Trimethylbenzene	2.87451	2.82180	2.61469	2.63293	2.51378	2.56858		
	2.42686						2.63616	6.099
87 tert-Butylbenzene	2.81899	2.49002	2.26413	2.30861	2.21820	2.22736		
	2.15527						2.35466	9.790

TestAmerica Pittsburgh

INITIAL CALIBRATION DATA

Start Cal Date : 13-OCT-2010 11:20
End Cal Date : 13-OCT-2010 16:31
Quant Method : ISTD
Origin : Disabled
Target Version : 4.14
Integrator : HP RTE
Method file : \\PITSVR06\D\chem\hp4.i\nondodmed.b\med500.m
Last Edit : 14-Oct-2010 07:05 journetp
Curve Type : Average

Compound	5.000 Level 1	10.000 Level 2	25.000 Level 3	40.000 Level 4	50.000 Level 5	125.000 Level 6	RRF	% RSD	
	250.000 Level 7								
88 1,2,4-Trimethylbenzene	2.83409	2.86537	2.61600	2.71168	2.57619	2.56456			
	2.46983						2.66253	5.515	
89 sec-Butylbenzene	3.69067	3.62491	3.30830	3.37932	3.25580	3.08842			
	2.98429						3.33310	7.778	
90 4-Isopropyltoluene	3.06472	3.05826	2.77705	2.82500	2.72905	2.38834			
	2.36496						2.74391	10.304	
91 1,3-Dichlorobenzene	1.44137	1.43800	1.32353	1.36037	1.29563	1.34694			
	1.30598						1.35883	4.381	
93 1,4-Dichlorobenzene	1.50060	1.51034	1.38831	1.40006	1.34424	1.39848			
	1.34985						1.41312	4.734	
94 n-Butylbenzene	2.95803	2.89041	2.66598	2.74055	2.65640	2.13871			
	2.21045						2.60865	12.161	
95 1,2-Dichlorobenzene	1.37695	1.35412	1.25202	1.26668	1.24449	1.20572			
	1.18119						1.26874	5.712	
96 1,2-Dibromo-3-chloropropane	0.12058	0.12260	0.11004	0.10702	0.11812	0.10920			
	0.11727						0.11498	5.334	
97 1,2,4-Trichlorobenzene	0.96739	0.91831	0.86467	0.85903	0.91626	0.53554			
	0.68521						0.82092	18.822	<-
98 Hexachlorobutadiene	0.61270	0.55287	0.50673	0.50541	0.52446	0.23992			
	0.36180						0.47198	26.997	<-
99 Naphthalene	1.61844	1.58295	1.49393	1.45099	1.65824	1.04174			
	1.33264						1.45413	14.633	

TestAmerica Pittsburgh

INITIAL CALIBRATION DATA

Start Cal Date : 13-OCT-2010 11:20
End Cal Date : 13-OCT-2010 16:31
Quant Method : ISTD
Origin : Disabled
Target Version : 4.14
Integrator : HP RTE
Method file : \\PITSVR06\D\chem\hp4.i\nondodmed.b\med500.m
Last Edit : 14-Oct-2010 07:05 journetp
Curve Type : Average

Compound	5.000 Level 1	10.000 Level 2	25.000 Level 3	40.000 Level 4	50.000 Level 5	125.000 Level 6	RRF	% RSD	
	250.000 Level 7								
100 1,2,3-Trichlorobenzene	0.73271	0.67914	0.63079	0.61650	0.70276	0.35687			
	0.50985						0.60409	21.665	<-
101 Tetrahydrothiophene	+++++	+++++	+++++	+++++	+++++	+++++			
	+++++						+++++	+++++	<-
102 Cyclohexanone	+++++	+++++	+++++	+++++	+++++	+++++			
	+++++						+++++	+++++	<-
104 1,4-Dichlorobutane	+++++	+++++	+++++	+++++	+++++	+++++			
	+++++						+++++	+++++	<-
105 1-Chlorohexane	+++++	+++++	+++++	+++++	+++++	+++++			
	+++++						+++++	+++++	<-
159 Acrolein	+++++	+++++	+++++	+++++	+++++	+++++			
	+++++						+++++	+++++	<-
160 trans1,4-dichloro-2-butene	+++++	+++++	+++++	+++++	+++++	+++++			
	+++++						+++++	+++++	<-
$ 39 Dibromofluoromethane	0.28960	0.24096	0.23731	0.23621	0.23491	0.24016			
	0.22529						0.24349	8.615	
$ 43 1,2-Dichloroethane-d4	0.42854	0.35466	0.34097	0.33468	0.33825	0.34629			
	0.32438						0.35254	9.873	
$ 59 Toluene-d8	4.97100	4.14673	4.00132	3.95475	3.76784	3.73909			
	3.65810						4.03412	11.073	
$ 80 Bromofluorobenzene	2.00564	1.67169	1.60425	1.55119	1.50011	1.44193			
	1.32179						1.58523	13.698	

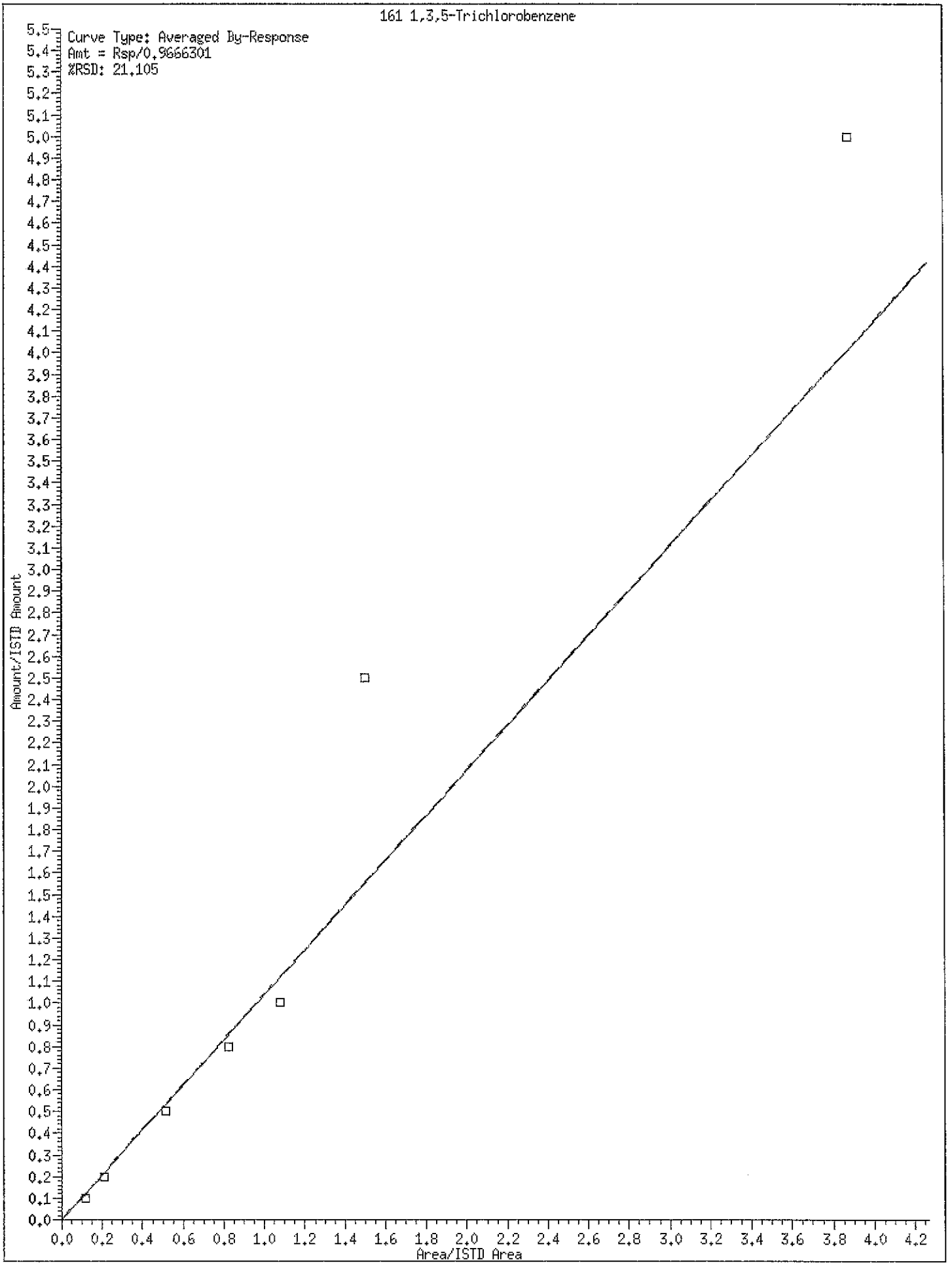
161 1,3,5-Trichlorobenzene
Curve Type: Averaged By-Response
Amt = Rsp/0.9666301
%RSD: 21.105
Amount/ISTD Amount
Area/ISTD Area


4 Bromomethane
Curve Type: Averaged By-Response
Amt = Rsp/0.1364278
%RSD: 16.583
Amount/ISTD Amount
Area/ISTD Area (x10^-1)
0.00 0.30 0.60 0.90 1.20 1.50 1.80 2.10 2.40 2.70 3.00 3.30 3.60 3.90 4.20 4.50 4.80 5.10 5.40 5.70 6.00

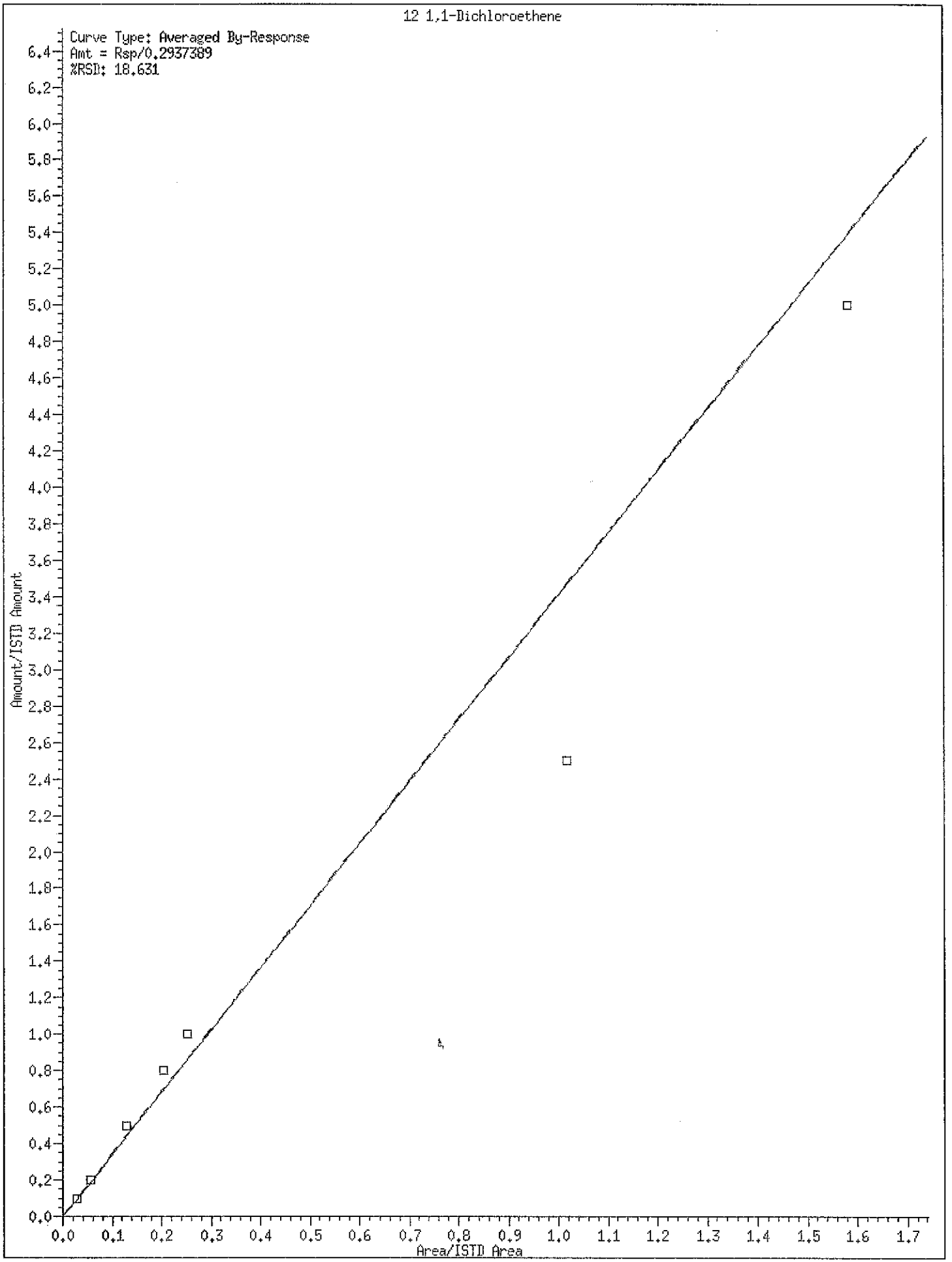
12 1,1-Dichloroethene
Curve Type: Averaged By-Response
Amt = Rsp/0.2937389
%RSD: 18.631
Amount/ISTD Amount
Area/ISTD Area
0.0
0.2
0.4
0.6
0.8
1.0
1.2
1.4
1.6
1.8
2.0
2.2
2.4
2.6
2.8
3.0
3.2
3.4
3.6
3.8
4.0
4.2
4.4
4.6
4.8
5.0
5.2
5.4
5.6
5.8
6.0
6.2
6.4
0.0
0.1
0.2
0.3
0.4
0.5
0.6
0.7
0.8
0.9
1.0
1.1
1.2
1.3
1.4
1.5
1.6
1.7

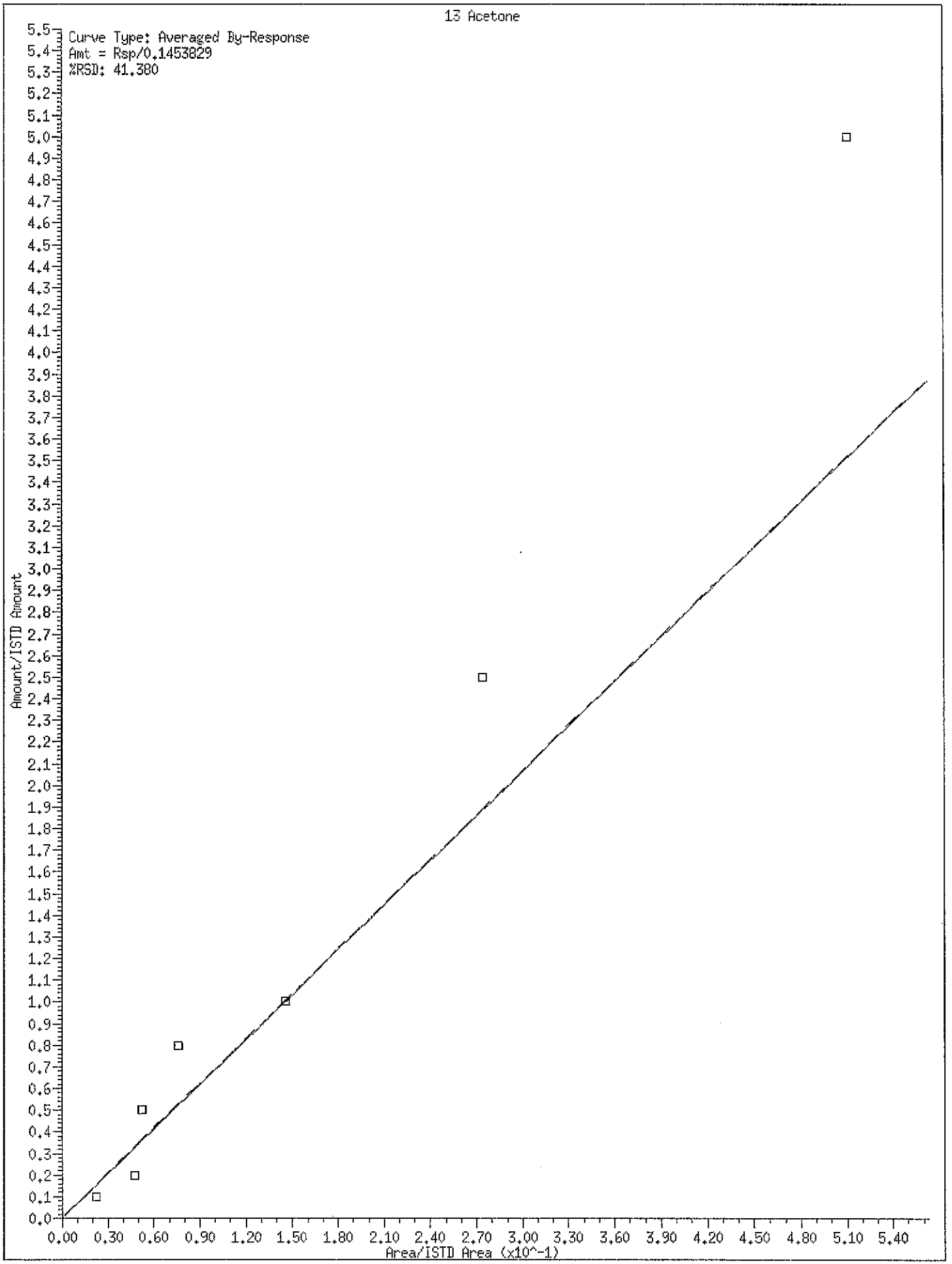
13 Acetone
Curve Type: Averaged By-Response
Amt = Rsp/0.1453829
%RSD: 41.380
Amount/ISTD Amount
Area/ISTD Area (x10^-1)
0.00 0.30 0.60 0.90 1.20 1.50 1.80 2.10 2.40 2.70 3.00 3.30 3.60 3.90 4.20 4.50 4.80 5.10 5.40

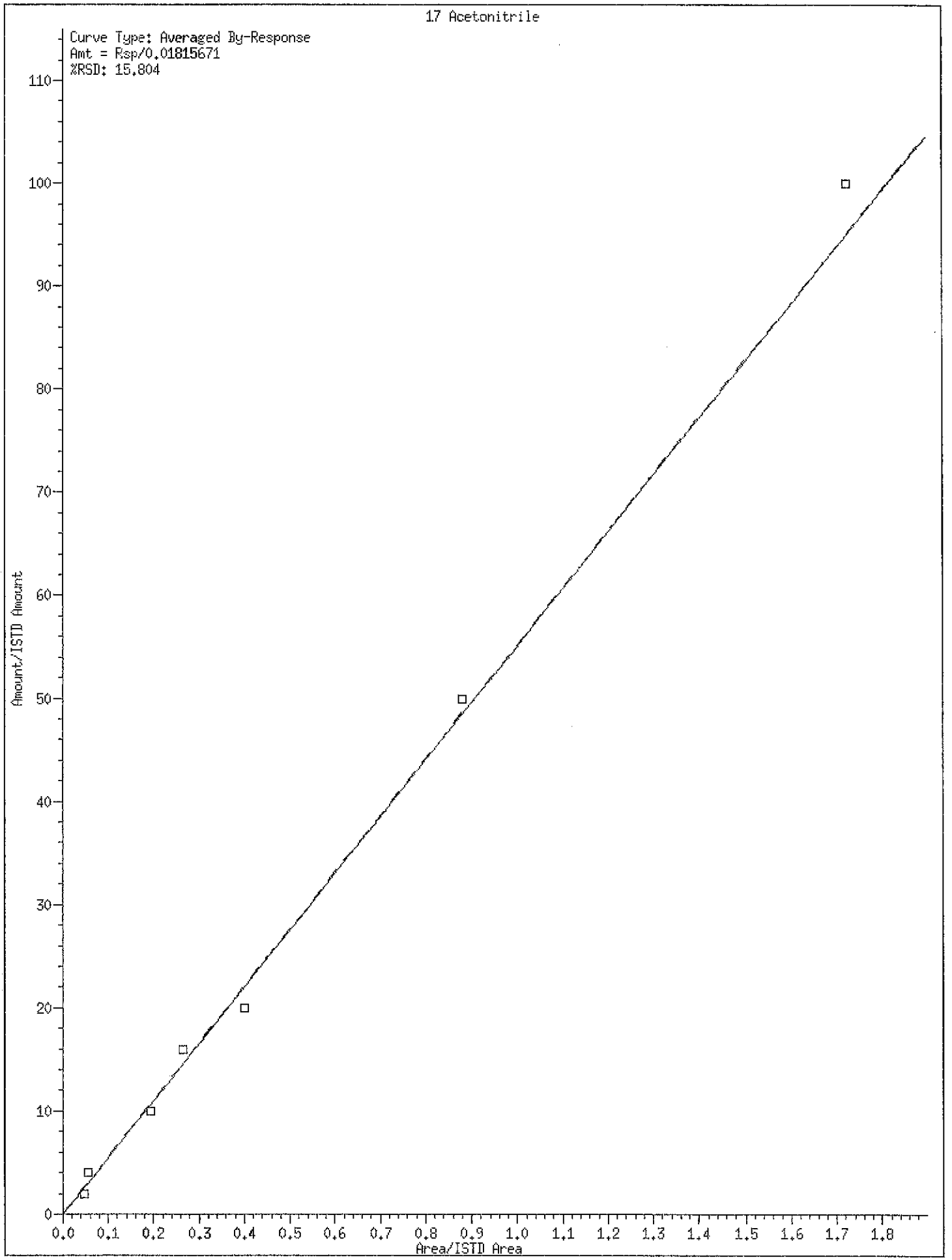
17 Acetonitrile
Curve Type: Averaged By-Response
Amt = Rsp/0.01815671
%RSD: 15.804
Amount/ISTD Amount
Area/ISTD Area
0
10
20
30
40
50
60
70
80
90
100
110
0.0
0.1
0.2
0.3
0.4
0.5
0.6
0.7
0.8
0.9
1.0
1.1
1.2
1.3
1.4
1.5
1.6
1.7
1.8

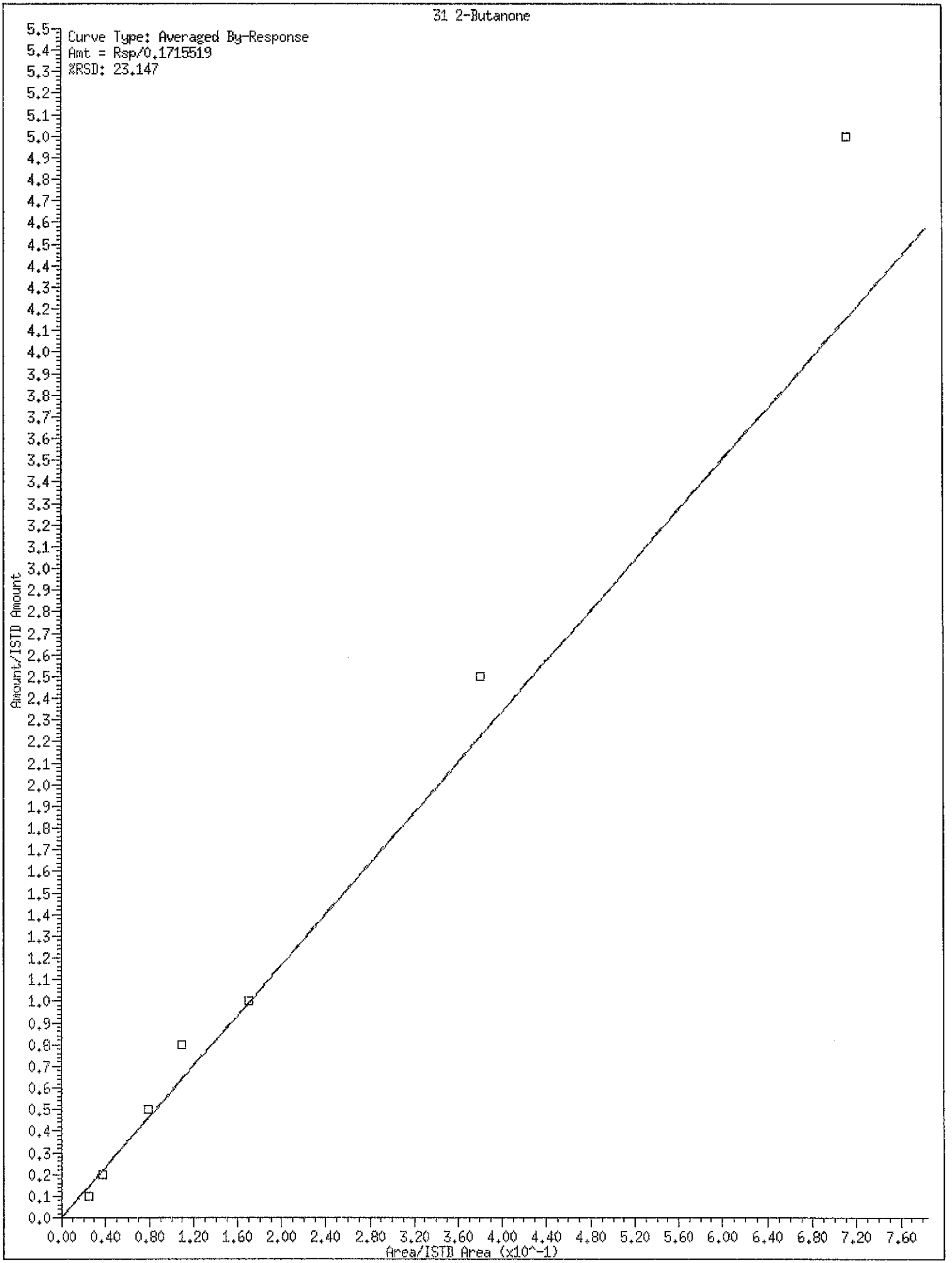
31 2-Butanone
Curve Type: Averaged By-Response
Amt = Rsp/0.1715519
%RSD: 23.147
Amount/ISTD Amount
Area/ISTD Area (x10^-1)
0.0 0.1 0.2 0.3 0.4 0.5 0.6 0.7 0.8 0.9 1.0 1.1 1.2 1.3 1.4 1.5 1.6 1.7 1.8 1.9 2.0 2.1 2.2 2.3 2.4 2.5 2.6 2.7 2.8 2.9 3.0 3.1 3.2 3.3 3.4 3.5 3.6 3.7 3.8 3.9 4.0 4.1 4.2 4.3 4.4 4.5 4.6 4.7 4.8 4.9 5.0 5.1 5.2 5.3 5.4 5.5
0.00 0.40 0.80 1.20 1.60 2.00 2.40 2.80 3.20 3.60 4.00 4.40 4.80 5.20 5.60 6.00 6.40 6.80 7.20 7.60

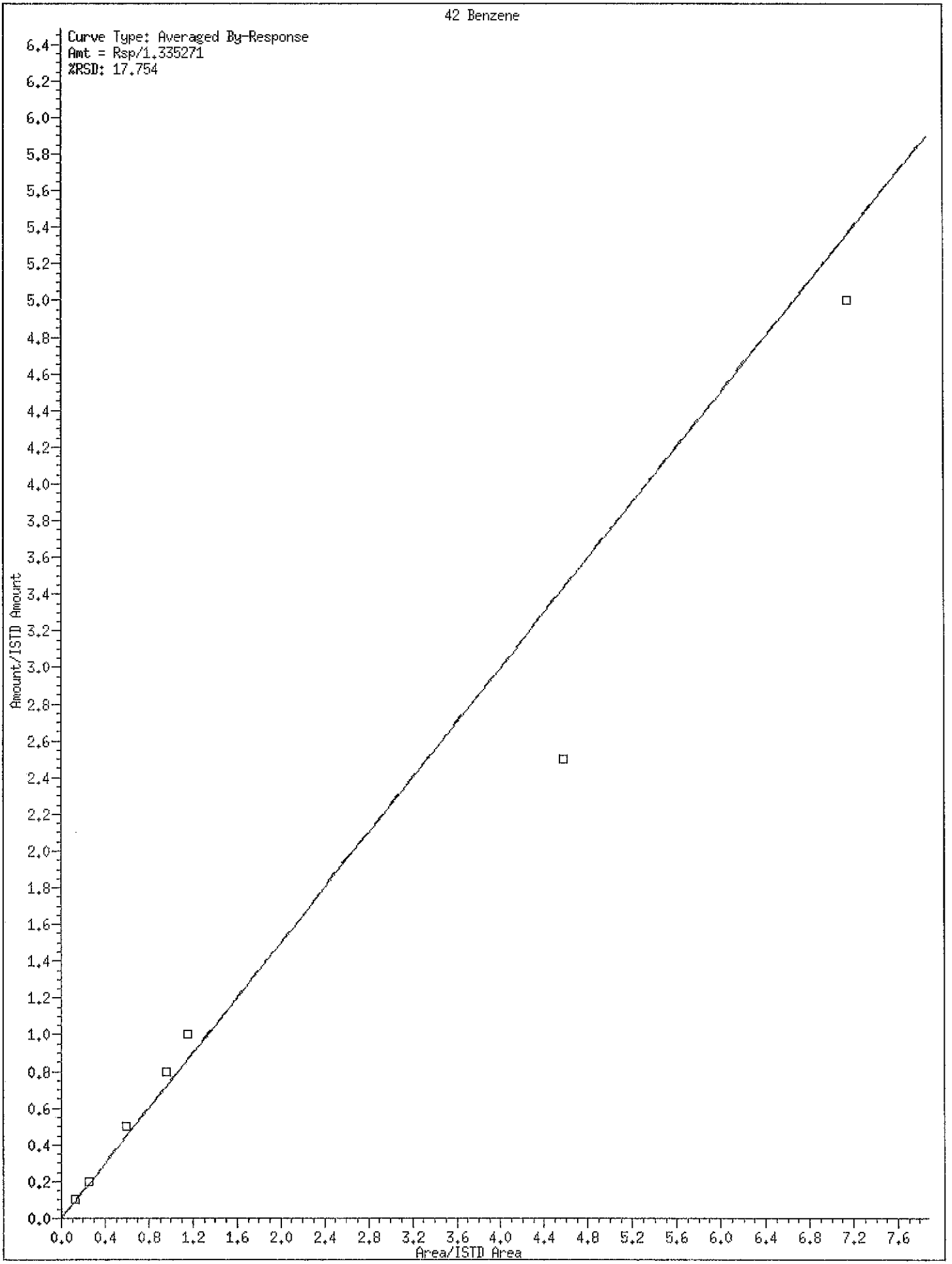
42 Benzene
Curve Type: Averaged By-Response
Amt = Rsp/1.335271
%RSD: 17.754
Amount/ISTD Amount
Area/ISTD Area
0.0 0.2 0.4 0.6 0.8 1.0 1.2 1.4 1.6 1.8 2.0 2.2 2.4 2.6 2.8 3.0 3.2 3.4 3.6 3.8 4.0 4.2 4.4 4.6 4.8 5.0 5.2 5.4 5.6 5.8 6.0 6.2 6.4
0.0 0.4 0.8 1.2 1.6 2.0 2.4 2.8 3.2 3.6 4.0 4.4 4.8 5.2 5.6 6.0 6.4 6.8 7.2 7.6

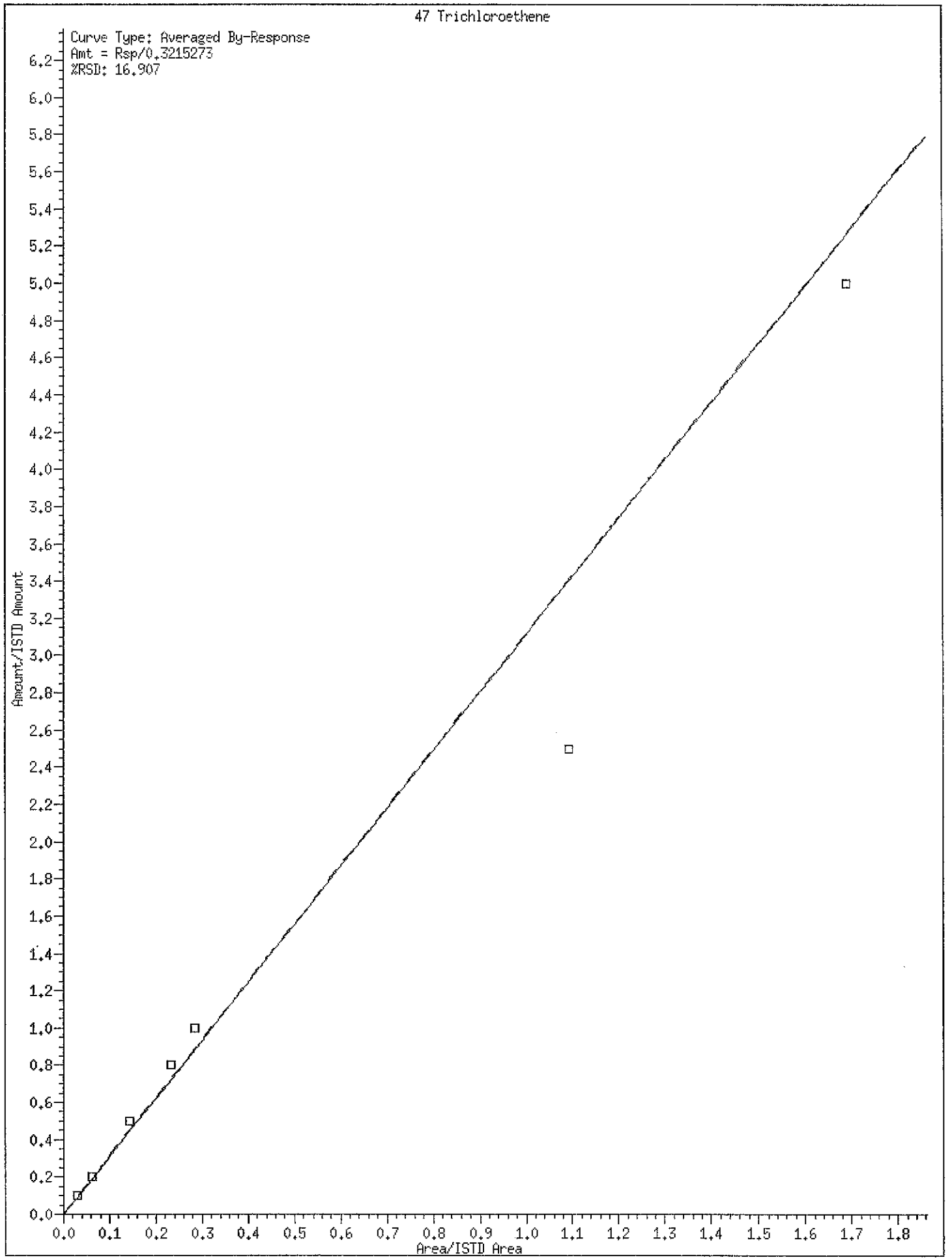
47 Trichloroethene
Curve Type: Averaged By-Response
Amt = Rsp/0.3215273
%RSD: 16.907
Amount/ISTD Amount
Area/ISTD Area
0.0
0.2
0.4
0.6
0.8
1.0
1.2
1.4
1.6
1.8
2.0
2.2
2.4
2.6
2.8
3.0
3.2
3.4
3.6
3.8
4.0
4.2
4.4
4.6
4.8
5.0
5.2
5.4
5.6
5.8
6.0
6.2
0.0
0.1
0.2
0.3
0.4
0.5
0.6
0.7
0.8
0.9
1.0
1.1
1.2
1.3
1.4
1.5
1.6
1.7
1.8

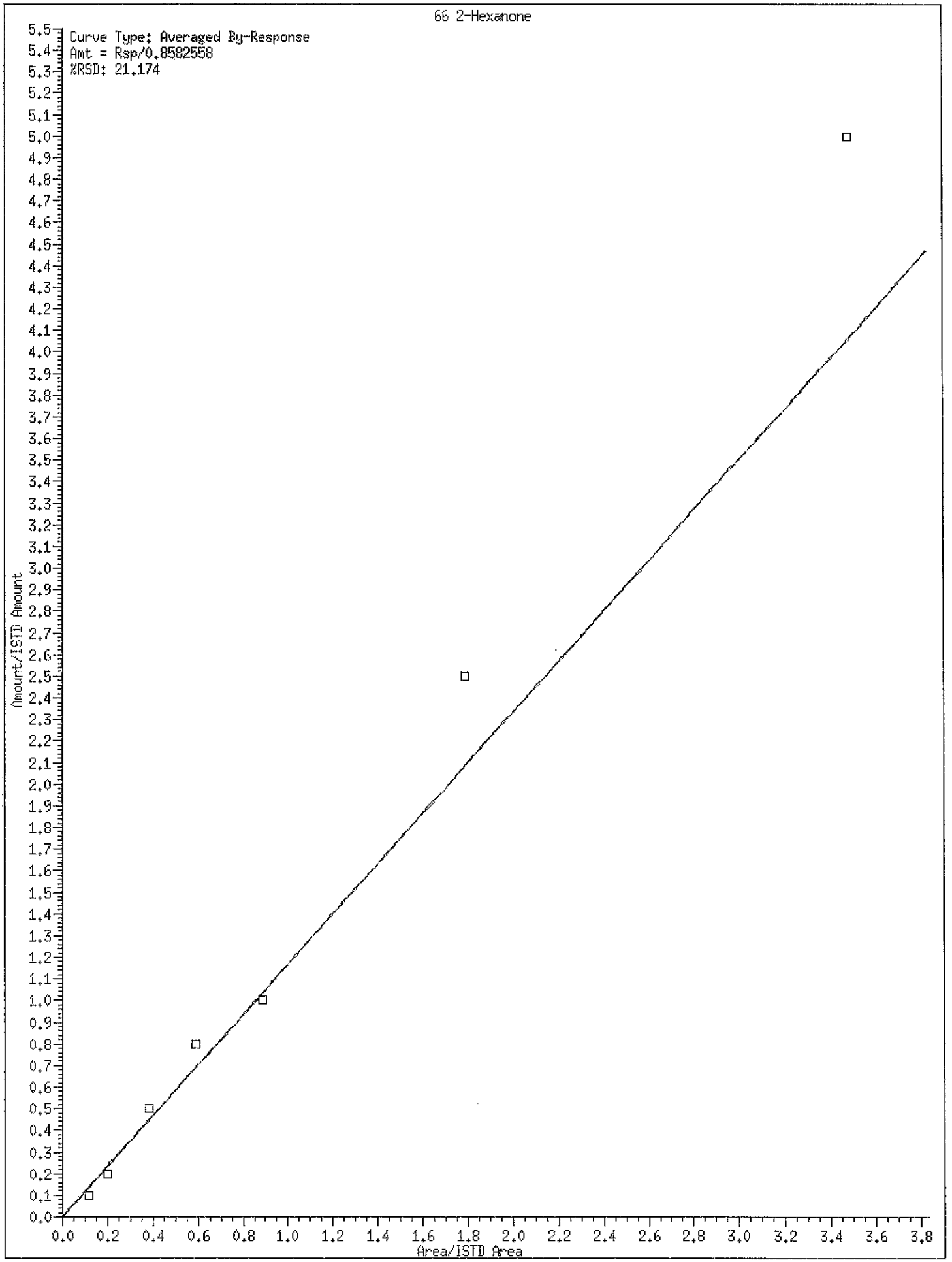
66 2-Hexanone
Curve Type: Averaged By-Response
Amt = Rsp/0.8582558
%RSD: 21.174
Amount/ISTD Amount
Area/ISTD Area
0.0 0.2 0.4 0.6 0.8 1.0 1.2 1.4 1.6 1.8 2.0 2.2 2.4 2.6 2.8 3.0 3.2 3.4 3.6 3.8

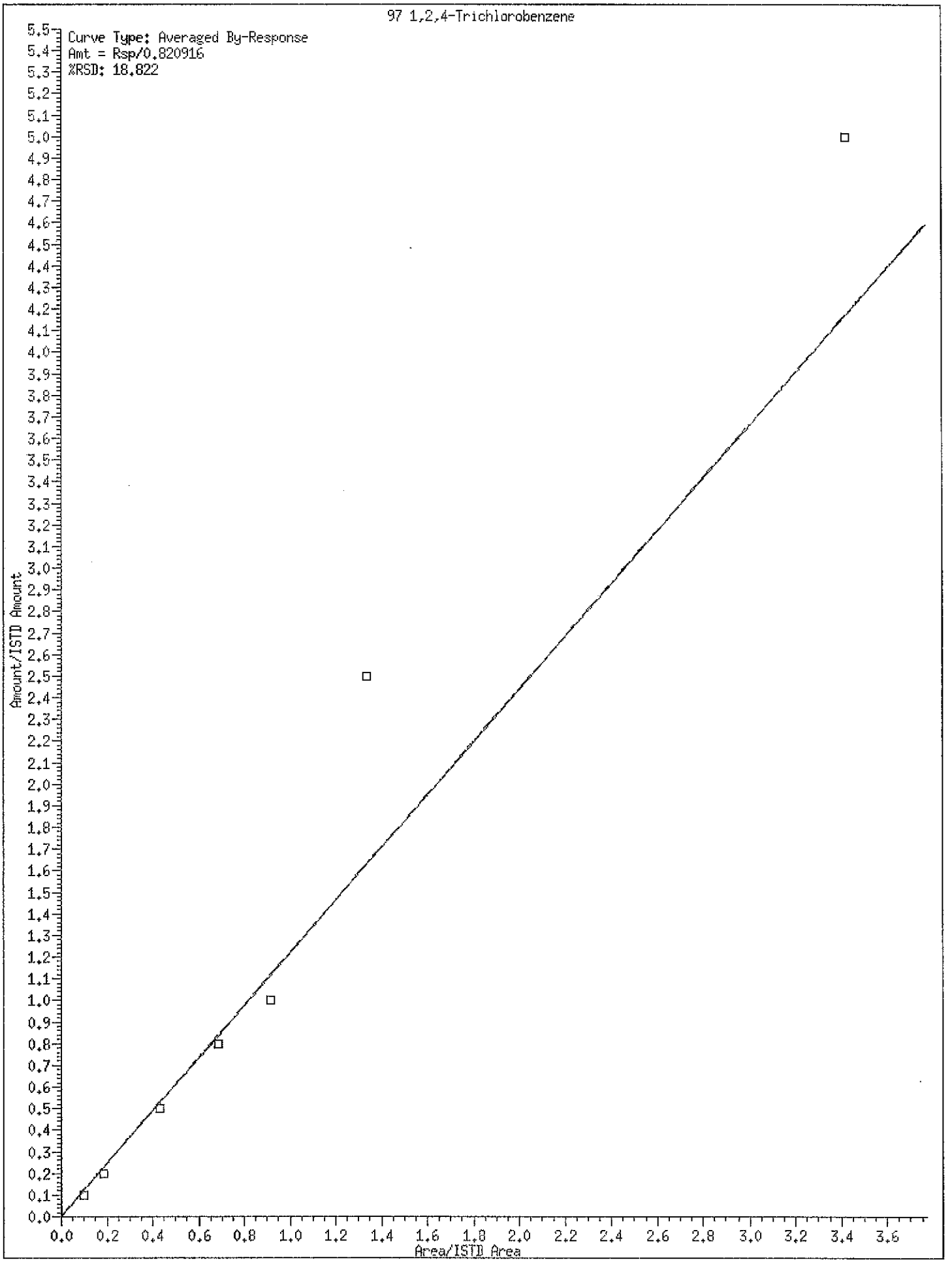
97 1,2,4-Trichlorobenzene
Curve Type: Averaged By-Response
Amt = Rsp/0.820916
%RSD: 18.822
Amount/ISTD Amount
Area/ISTD Area

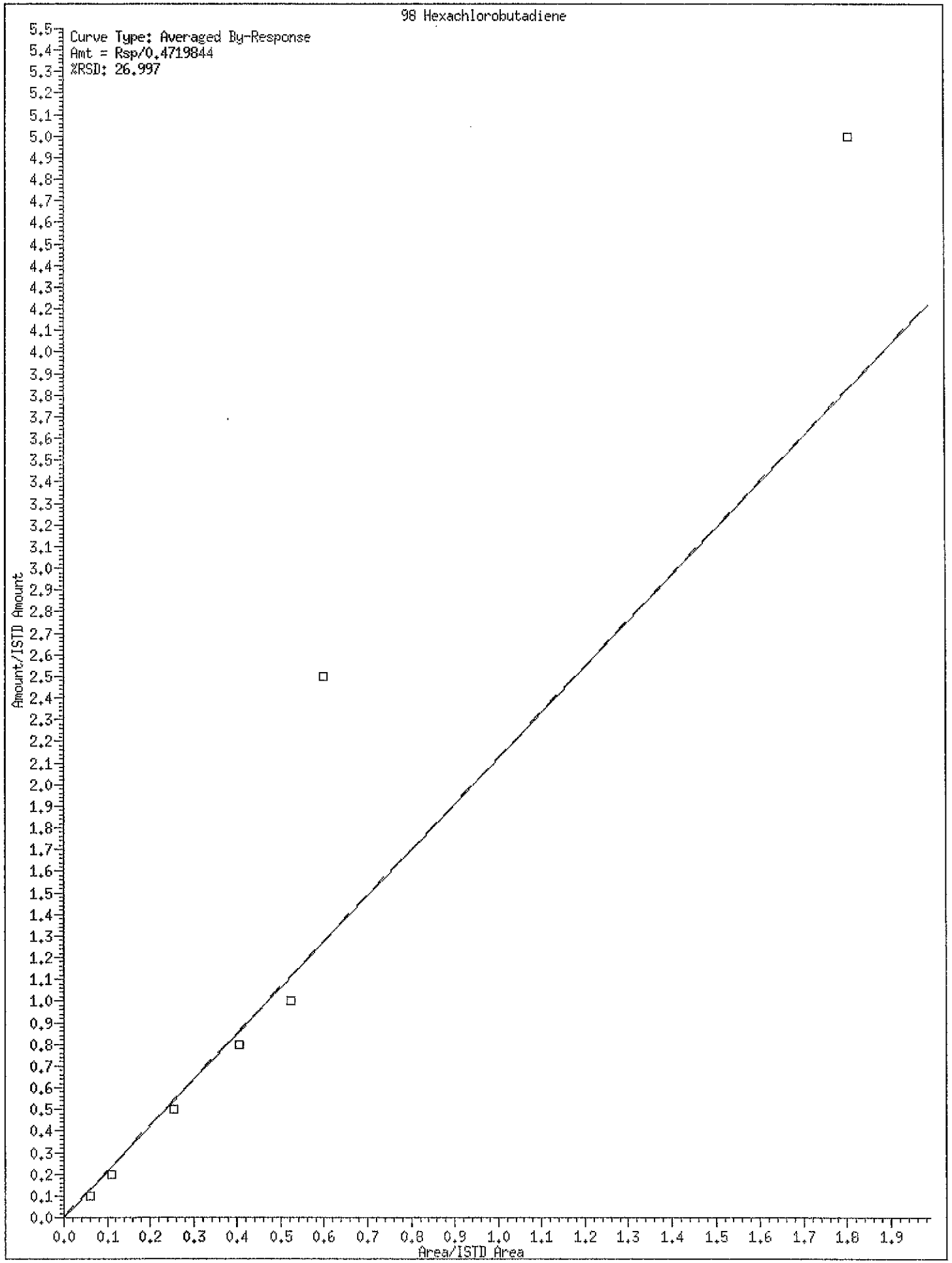
98 Hexachlorobutadiene
Curve Type: Averaged By-Response
Amt = Rsp/0.4719844
%RSD: 26.997
Amount/ISTD Amount
Area/ISTD Area

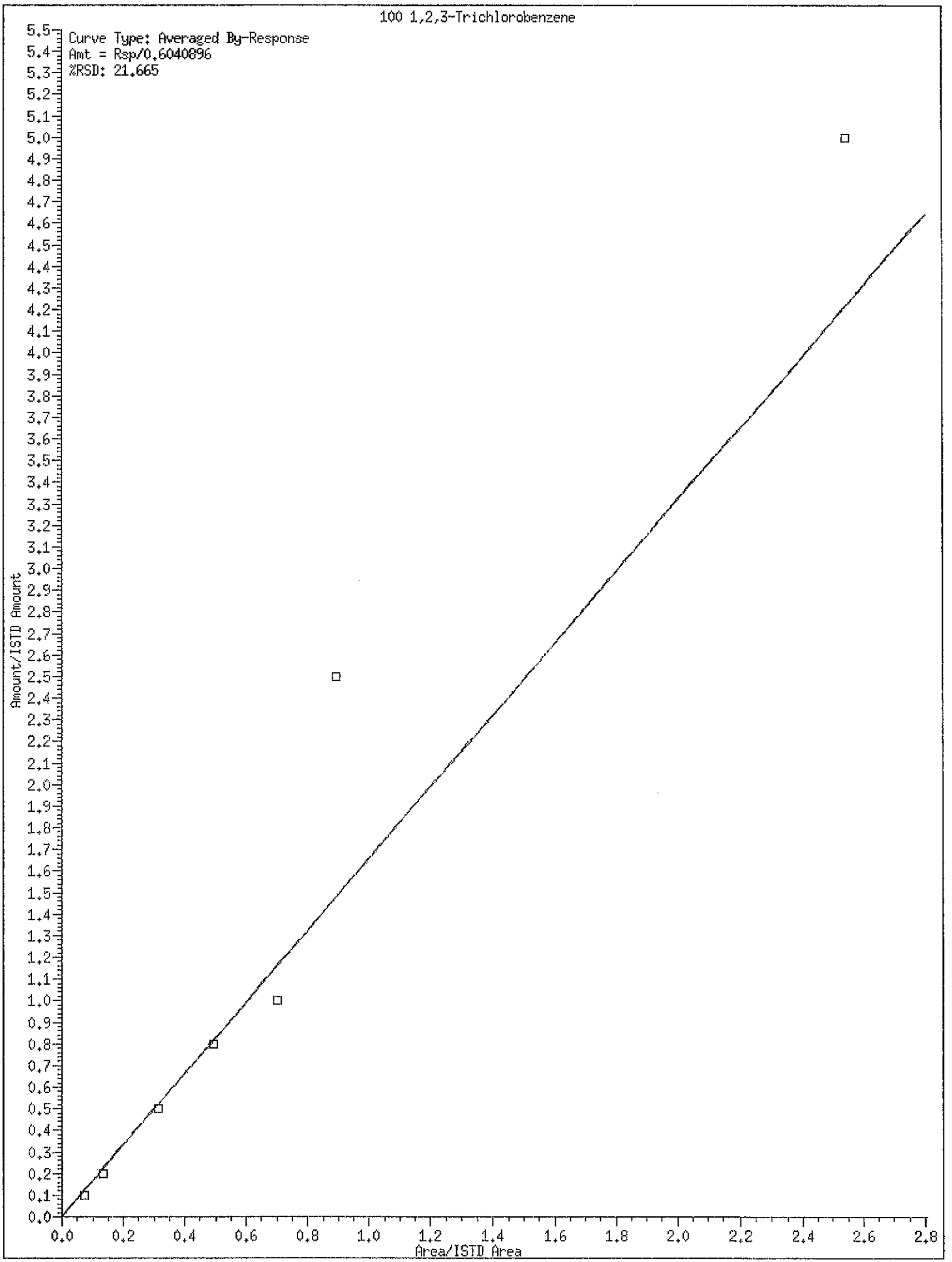
100 1,2,3-Trichlorobenzene
Curve Type: Averaged By-Response
Amt = Rsp/0.6040896
%RSD: 21.665
Amount/ISTD Amount
Area/ISTD Area
0.0
0.2
0.4
0.6
0.8
1.0
1.2
1.4
1.6
1.8
2.0
2.2
2.4
2.6
2.8

Data File: \\FITSVR06\D:\chem\hp4.i\4101310d.b\2A41013.D
Date : 13-OCT-2010 15:04
Client ID: vstd5
Sample Info: vstd5 5mL
Volume Injected (uL): 5.0
Column phase: DB 624
Instrument: hp4.i
Operator: 034635
Column diameter: 0.18
\\FITSVR06\D:\chem\hp4.i\4101310d.b\2A41013.D
Y (x10^6)
Min
-Dichlorodifluoromethane
-Chloromethane
-Vinyl Chloride
-Bromomethane+
-Trichlorofluoromethane
-1,1,2-trichloro-1,2,2-tri+
-Carbon Disulfide
-Acetonitrile
-Methyl Acetate
-Methylene Chloride
-trans-1,2-Dichloroethene+
-1,1-Dichloroethane
-2,2-Dichloropropane+
-Bromochloromethane
-Chloroform
-Dibromofluoromethane+
-Cyclohexane
-1,1-Dichloropropene+
-1,2-Dichloroethane-d4
-Benzene+
-Fluorobenzene
-Trichloroethene
-1,2-Dichloropropane+
-Dibromomethane
-Bromodichloromethane
-cis-1,3-Dichloropropene
-4-Methyl-2-Pentanone
-Toluene-d8
-Toluene
-trans-1,3-Dichloropropene
-1,1,2-Trichloroethane
-1,3-Dichloropropane+
-2-Hexanone
-Dibromochloromethane
-1,2-Dibromoethane
-1,1,1,2-Tetrachloroethane+
-m + p-Xylene
Chlorobenzene-d5+
-Xylene-o+
-Bromoform
-Isopropylbenzene
-Bromofluorobenzene
-Bromobenzene+
-Propylbenzene
-2-Chlorotoluene
-4-Chlorotoluene+
-tert-Butylbenzene
-1,2,4-Trimethylbenzene
-sec-Butylbenzene
1,4-Dichlorobenzene-d4+
-n-Butylbenzene+
-1,2-Dibromo-3-chloropropa
-1,3,5-Trichlorobenzene
-1,2,4-Trichlorobenzene
-Hexachlorobutadiene
-Naphthalene
-1,2,3-Trichlorobenzene

TestAmerica Pittsburgh

VOLATILE REPORT SW-846 Method

Data file : \\PITSVR06\D\chem\hp4.i\4101310d.b\2A41013.D
Lab Smp Id: vstd5 Client Smp ID: vstd5
Inj Date : 13-OCT-2010 15:04
Operator : 034635 Inst ID: hp4.i
Smp Info : vstd5 5ML
Misc Info : ,4101310d.b,med500.m,2-padep.sub
Comment :
Method : \\PITSVR06\D\chem\hp4.i\4101310d.b\med500.m
Meth Date : 13-Oct-2010 15:03 hp4.i Quant Type: ISTD
Cal Date : 13-OCT-2010 13:51 Cal File: 1G41013.D
Als bottle: 13 Calibration Sample, Level: 1
Dil Factor: 1.00000
Integrator: HP RTE Compound Sublist: 2-padep.sub
Target Version: 4.14
Processing Host: PITPC-088

Concentration Formula: Amt * DF * /Vi*Vo/Ws*Vt/Va * CpndVariable

Name	Value	Description
DF	1.000	Dilution Factor
Vi	5.000	Injection Volume
Vo	5.000	Extraction Solvent Volume
Ws	5.000	Sample Weight
Vt	5.000	Final Volume
Va	0.10000	Aliquot Volume
Cpnd Variable		Local Compound Variable

Compounds	QUANT SIG MASS	RT	EXP RT	REL RT	RESPONSE	AMOUNTS CAL-AMT (ng)	AMOUNTS ON-COL (ng)	
* 46 Fluorobenzene	96	7.676	7.676	(1.000)	967873	250.000		
* 69 Chlorobenzene-d5	119	10.754	10.754	(1.000)	245009	250.000		(Q)
* 92 1,4-Dichlorobenzene-d4	152	13.084	13.084	(1.000)	434634	250.000		(Q)
$ 39 Dibromofluoromethane	113	6.934	6.934	(0.903)	28030	25.0000	30.43	
$ 43 1,2-Dichloroethane-d4	65	7.311	7.311	(0.952)	41477	25.0000	31.21	
$ 59 Toluene-d8	98	9.313	9.313	(0.866)	121794	25.0000	31.42	
$ 80 Bromofluorobenzene	95	11.928	11.928	(1.109)	49140	25.0000	32.33	
1 Dichlorodifluoromethane	85	1.799	1.799	(0.234)	33849	25.0000	27.62	
2 Chloromethane	50	1.982	1.982	(0.258)	42060	25.0000	27.73	
3 Vinyl Chloride	62	2.128	2.128	(0.277)	34667	25.0000	25.94	
4 Bromomethane	94	2.523	2.523	(0.329)	17649	25.0000	34.46	(Q)
5 Chloroethane	64	2.675	2.675	(0.349)	19748	25.0000	29.26	
6 Trichlorofluoromethane	101	3.004	3.004	(0.391)	25270	25.0000	24.29	(M)
10 1,1,2-trichloro-1,2,2-trifluor	101	3.862	3.862	(0.503)	25957	25.0000	26.22	
12 1,1-Dichloroethene	96	3.807	3.807	(0.496)	27544	25.0000	23.96	
15 Carbon Disulfide	76	4.123	4.123	(0.537)	82632	25.0000	24.90	
13 Acetone	43	3.971	3.971	(0.517)	21598	25.0000	42.38	
18 Methylene Chloride	84	4.616	4.616	(0.601)	32749	25.0000	28.55	
19 trans-1,2-Dichloroethene	96	5.024	5.024	(0.654)	30350	25.0000	26.35	

	Compounds	QUANT SIG MASS	RT	EXP RT	REL RT	RESPONSE	AMOUNTS CAL-AMT (ng)	AMOUNTS ON-COL (ng)
	20 Methyl tert-butyl ether	73	5.066	5.066	(0.660)	73890	25.0000	27.41
	24 1,1-Dichloroethane	63	5.614	5.614	(0.731)	56755	25.0000	26.09
	27 2,2-Dichloropropane	77	6.356	6.356	(0.828)	39251	25.0000	27.48
	28 cis-1,2-dichloroethene	96	6.368	6.368	(0.830)	31639	25.0000	26.05
M	29 1,2-Dichloroethene (total)	96				61989	50.0000	
	30 Bromochloromethane	128	6.648	6.648	(0.866)	13931	25.0000	25.83
	31 2-Butanone	43	6.429	6.429	(0.838)	24453	25.0000	39.51
	37 Chloroform	83	6.757	6.757	(0.880)	49161	25.0000	24.58
	38 1,1,1-Trichloroethane	97	6.946	6.946	(0.905)	46307	25.0000	25.97
	40 1,1-Dichloropropene	75	7.141	7.141	(0.930)	44263	25.0000	26.24
	41 Carbon Tetrachloride	117	7.135	7.135	(0.929)	39301	25.0000	25.72
	42 Benzene	78	7.366	7.366	(0.960)	123160	25.0000	23.70
	45 1,2-Dichloroethane	62	7.390	7.390	(0.963)	45039	25.0000	26.55
	47 Trichloroethene	130	8.072	8.072	(1.052)	29820	25.0000	23.92
	49 1,2-Dichloropropane	63	8.303	8.303	(1.082)	31189	25.0000	25.36
	50 Dibromomethane	93	8.424	8.424	(1.097)	15975	25.0000	25.05
	53 Bromodichloromethane	83	8.589	8.589	(1.119)	39699	25.0000	25.55
	57 cis-1,3-Dichloropropene	75	9.051	9.051	(1.179)	48188	25.0000	24.56
	58 4-Methyl-2-Pentanone	43	9.203	9.203	(0.856)	29604	25.0000	27.41(Q)
	60 Toluene	91	9.386	9.386	(0.873)	129601	25.0000	24.35
	61 trans-1,3-Dichloropropene	75	9.605	9.605	(0.893)	43175	25.0000	25.16
	63 1,3-Dichloropropane	76	9.951	9.951	(0.925)	43939	25.0000	27.26
	64 1,1,2-Trichloroethane	97	9.787	9.787	(0.910)	23208	25.0000	26.69
	65 Tetrachloroethene	164	9.933	9.933	(0.924)	24291	25.0000	26.60
	66 2-Hexanone	43	10.061	10.061	(0.936)	29015	25.0000	35.32
	67 Dibromochloromethane	129	10.182	10.182	(0.947)	25352	25.0000	25.44
	68 1,2-Dibromoethane	107	10.304	10.304	(0.958)	22578	25.0000	27.18
	70 Chlorobenzene	112	10.785	10.785	(1.003)	79778	25.0000	25.18
	71 1,1,1,2-Tetrachloroethane	131	10.864	10.864	(1.010)	27435	25.0000	26.81(Q)
	72 Ethylbenzene	106	10.888	10.888	(1.012)	43490	25.0000	26.63
	73 m + p-Xylene	106	11.010	11.010	(1.024)	106919	50.0000	52.92
	74 Xylene-o	106	11.405	11.405	(1.061)	54303	25.0000	27.62
	76 Styrene	104	11.423	11.423	(1.062)	91143	25.0000	27.08
	77 Bromoform	173	11.612	11.612	(1.080)	14934	25.0000	23.53
	78 Isopropylbenzene	105	11.770	11.770	(1.094)	147194	25.0000	27.66
	79 Bromobenzene	156	12.093	12.093	(0.924)	32443	25.0000	24.66
	81 n-Propylbenzene	120	12.178	12.178	(0.931)	39590	25.0000	26.34(Q)
	82 2-Chlorotoluene	126	12.275	12.275	(0.938)	32269	25.0000	26.06
	83 1,1,2,2-Tetrachloroethane	83	12.062	12.062	(0.922)	28769	25.0000	25.92
	84 1,2,3-Trichloropropane	110	12.111	12.111	(0.926)	8966	25.0000	26.29
	85 4-Chlorotoluene	126	12.385	12.385	(0.947)	33586	25.0000	26.25
	86 1,3,5-Trimethylbenzene	105	12.354	12.354	(0.944)	124936	25.0000	27.19
	87 tert-Butylbenzene	119	12.683	12.683	(0.969)	122523	25.0000	30.26
	88 1,2,4-Trimethylbenzene	105	12.731	12.731	(0.973)	123179	25.0000	26.37
	89 sec-Butylbenzene	105	12.902	12.902	(0.986)	160409	25.0000	27.47
	90 4-Isopropyltoluene	119	13.042	13.042	(0.997)	133203	25.0000	27.69
	91 1,3-Dichlorobenzene	146	13.023	13.023	(0.995)	62647	25.0000	26.43
	93 1,4-Dichlorobenzene	146	13.109	13.109	(1.002)	65221	25.0000	26.32
	94 n-Butylbenzene	91	13.468	13.468	(1.029)	128566	25.0000	28.16
	95 1,2-Dichlorobenzene	146	13.498	13.498	(1.032)	59847	25.0000	27.09
	96 1,2-Dibromo-3-chloropropane	157	14.283	14.283	(1.092)	5241	25.0000	25.80
	97 1,2,4-Trichlorobenzene	180	15.122	15.122	(1.156)	42046	25.0000	29.25
	98 Hexachlorobutadiene	225	15.286	15.286	(1.168)	26630	25.0000	31.97
	99 Naphthalene	128	15.390	15.390	(1.176)	70343	25.0000	27.51

	Compounds	QUANT SIG MASS	RT	EXP RT	REL RT	RESPONSE	AMOUNTS CAL-AMT (ng)	AMOUNTS ON-COL (ng)
100	1,2,3-Trichlorobenzene	180	15.664	15.664	(1.197)	31846	25.0000	30.06
155	Methyl Acetate	43	4.513	4.513	(0.588)	24117	25.0000	26.35
156	Cyclohexane	56	7.013	7.013	(0.914)	66765	25.0000	26.65
157	Methyl Cyclohexane	83	8.266	8.266	(1.077)	63487	25.0000	26.77
161	1,3,5-Trichlorobenzene	180	14.490	14.490	(1.107)	51622	25.0000	31.02
17	Acetonitrile	40	4.428	4.428	(0.577)	44100	500.000	619.3
M 75	Xylenes (total)	106				161222	75.0000	

QC Flag Legend

Q - Qualifier signal failed the ratio test.
M - Compound response manually integrated.

Data File Name: 2A41013.D
Inj. Date and Time: 13-OCT-2010 15:04
Instrument ID: hp4.i
Client ID: vstd5
Compound Name: Trichlorofluoromethane
CAS #: 75-69-4

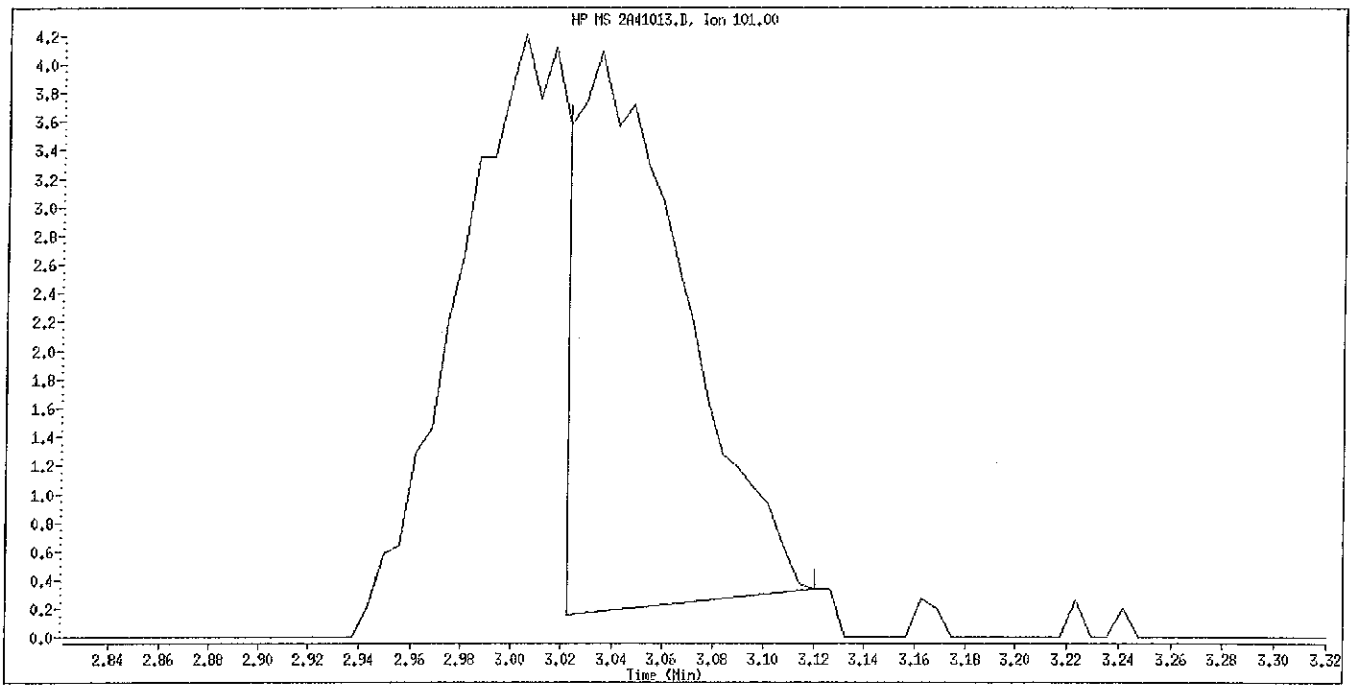

Original Integration

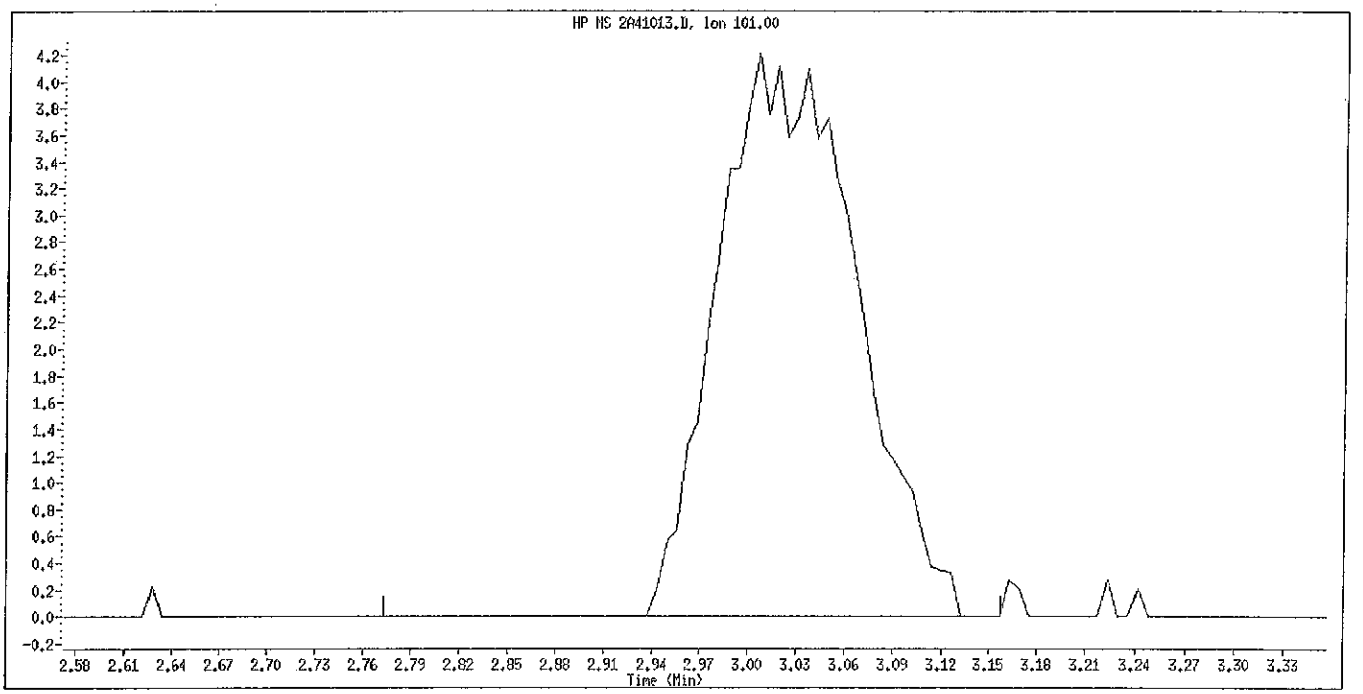

Manual Integration

Manually Integrated By: journetp
Manual Integration Reason: Peak Integrated Incorrectly

Data File: \\PITSVR06\D\chem\hp4.i\4101310d.b\1B41013.D
Date : 13-OCT-2010 11:48
Client ID: vstd10
Sample Info: vstd10 5ML
Volume Injected (uL): 5.0
Column phase: DB 624
Instrument: hp4.i
Operator: 034635
Column diameter: 0.18
\\PITSVR06\D\chem\hp4.i\4101310d.b\1B41013.D
Y (x10^6)
Min
-Dichlorodifluoromethane
-Chloromethane
-Vinyl Chloride
-Bromomethane
-Chloroethane
-Trichlorofluoromethane
-1,1,2-trichloro-1,2,2-tri+
-Carbon Disulfide+
-Acetonitrile
-Methyl Acetate
-Methylene Chloride
-trans-1,2-Dichloroethene+
-1,1-Dichloroethane
-2,2-Dichloropropane+
-Bromochloromethane
-Chloroform
-Dibromofluoromethane+
-Cyclohexane
-1,1-Dichloropropene+
-1,2-Dichloroethane-d4
-Benzene+
-Fluorobenzene
-Trichloroethene
-1,2-Dichloropropane+
-Dibromomethane
-Bromodichloromethane
-cis-1,3-Dichloropropene
-4-Methyl-2-Pentanone
-Toluene-d8
-Toluene
-trans-1,3-Dichloropropene
-1,1,2-Trichloroethane
-1,3-Dichloropropane+
-2-Hexanone
-Dibromochloromethane
-1,2-Dibromoethane
-1,1,1,2-Tetrachloroethane+
-m + p-Xylene
Chlorobenzene-d5+
-Xylene-o+
-Bromoform
-Isopropylbenzene
-Bromofluorobenzene
-Bromobenzene+
-n-Propylbenzene
-2-Chlorotoluene
-4-Chlorotoluene+
-1,3,5-Trimethylbenzene
-tert-Butylbenzene
-sec-Butylbenzene
-4-Isopropyltoluene+
1,4-Dichlorobenzene-d4+
-n-Butylbenzene+
-1,2-Dibromo-3-chloropropa
-1,3,5-Trichlorobenzene
-1,2,4-Trichlorobenzene
-Hexachlorobutadiene
-Naphthalene
-1,2,3-Trichlorobenzene

TestAmerica Pittsburgh

VOLATILE REPORT SW-846 Method

Data file : \\PITSVR06\D\chem\hp4.i\4101310d.b\1B41013.D
Lab Smp Id: vstd10 Client Smp ID: vstd10
Inj Date : 13-OCT-2010 11:48
Operator : 034635 Inst ID: hp4.i
Smp Info : vstd10 5ML
Misc Info : ,4101310d.b,med500.m,2-padep.sub
Comment :
Method : \\PITSVR06\D\chem\hp4.i\4101310d.b\med500.m
Meth Date : 13-Oct-2010 14:07 hp4.i Quant Type: ISTD
Cal Date : 13-OCT-2010 11:20 Cal File: 1A41013.D
Als bottle: 13 Calibration Sample, Level: 2
Dil Factor: 1.00000
Integrator: HP RTE Compound Sublist: 2-padep.sub
Target Version: 4.14
Processing Host: PITPC-088

Concentration Formula: Amt * DF * /Vi*Vo/Ws*Vt/Va * CpndVariable

Name	Value	Description
DF	1.000	Dilution Factor
Vi	5.000	Injection Volume
Vo	5.000	Extraction Solvent Volume
Ws	5.000	Sample Weight
Vt	5.000	Final Volume
Va	0.10000	Aliquot Volume
Cpnd Variable		Local Compound Variable

	Compounds	QUANT SIG MASS	RT	EXP RT	REL RT	RESPONSE	AMOUNTS CAL-AMT (ng)	AMOUNTS ON-COL (ng)
*	46 Fluorobenzene	96	7.675	7.675	(1.000)	936321	250.000	
*	69 Chlorobenzene-d5	119	10.754	10.754	(1.000)	235079	250.000	
*	92 1,4-Dichlorobenzene-d4	152	13.084	13.084	(1.000)	421617	250.000	
$	39 Dibromofluoromethane	113	6.939	6.939	(0.904)	45123	50.0000	48.25
$	43 1,2-Dichloroethane-d4	65	7.304	7.304	(0.952)	66416	50.0000	48.04
$	59 Toluene-d8	98	9.312	9.312	(0.866)	194962	50.0000	47.98
$	80 Bromofluorobenzene	95	11.928	11.928	(1.109)	78596	50.0000	48.54
	1 Dichlorodifluoromethane	85	1.805	1.805	(0.235)	55719	50.0000	43.12
	2 Chloromethane	50	1.981	1.981	(0.258)	77826	50.0000	47.12
	3 Vinyl Chloride	62	2.133	2.133	(0.278)	66047	50.0000	47.08
	4 Bromomethane	94	2.523	2.523	(0.329)	23452	50.0000	36.65
	5 Chloroethane	64	2.663	2.663	(0.347)	32943	50.0000	38.08
	6 Trichlorofluoromethane	101	2.997	2.997	(0.391)	48602	50.0000	43.44
	10 1,1,2-trichloro-1,2,2-trifluor	101	3.855	3.855	(0.502)	50334	50.0000	50.57
	12 1,1-Dichloroethene	96	3.788	3.788	(0.494)	53085	50.0000	47.37
	15 Carbon Disulfide	76	4.104	4.104	(0.535)	167364	50.0000	48.56
	13 Acetone	43	3.958	3.958	(0.516)	44384	50.0000	82.38
	18 Methylene Chloride	84	4.609	4.609	(0.601)	58957	50.0000	44.84
	19 trans-1,2-Dichloroethene	96	5.023	5.023	(0.654)	58762	50.0000	48.24

	Compounds	QUANT SIG MASS	RT	EXP RT	REL RT	RESPONSE	AMOUNTS CAL-AMT (ng)	ON-COL (ng)
	20 Methyl tert-butyl ether	73	5.060	5.060	(0.659)	139378	50.0000	46.48
	24 1,1-Dichloroethane	63	5.613	5.613	(0.731)	110244	50.0000	48.83
	27 2,2-Dichloropropane	77	6.349	6.349	(0.827)	73507	50.0000	46.99
	28 cis-1,2-dichloroethene	96	6.361	6.361	(0.829)	61675	50.0000	48.15
M	29 1,2-Dichloroethene (total)	96				120437	100.000	
	30 Bromochloromethane	128	6.647	6.647	(0.866)	27380	50.0000	47.62
	31 2-Butanone	43	6.416	6.416	(0.836)	35368	50.0000	50.07
	37 Chloroform	83	6.751	6.751	(0.880)	99163	50.0000	49.11
	38 1,1,1-Trichloroethane	97	6.945	6.945	(0.905)	90633	50.0000	46.55
	40 1,1-Dichloropropene	75	7.134	7.134	(0.929)	84164	50.0000	48.40
	41 Carbon Tetrachloride	117	7.134	7.134	(0.929)	77445	50.0000	48.48
	42 Benzene	78	7.365	7.365	(0.960)	237990	50.0000	48.66
	45 1,2-Dichloroethane	62	7.390	7.390	(0.963)	86658	50.0000	49.37
	47 Trichloroethene	130	8.065	8.065	(1.051)	57579	50.0000	49.66
	49 1,2-Dichloropropane	63	8.296	8.296	(1.081)	61087	50.0000	48.15
	50 Dibromomethane	93	8.424	8.424	(1.097)	32653	50.0000	47.51
	53 Bromodichloromethane	83	8.588	8.588	(1.119)	80005	50.0000	51.21
	57 cis-1,3-Dichloropropene	75	9.044	9.044	(1.178)	97918	50.0000	48.33
	58 4-Methyl-2-Pentanone	43	9.202	9.202	(0.856)	56338	50.0000	44.48
	60 Toluene	91	9.379	9.379	(0.872)	257922	50.0000	50.06
	61 trans-1,3-Dichloropropene	75	9.598	9.598	(0.893)	88146	50.0000	48.38
	63 1,3-Dichloropropane	76	9.951	9.951	(0.925)	85173	50.0000	48.44
	64 1,1,2-Trichloroethane	97	9.780	9.780	(0.909)	46068	50.0000	47.37
	65 Tetrachloroethene	164	9.932	9.932	(0.924)	48457	50.0000	50.43
	66 2-Hexanone	43	10.042	10.042	(0.934)	47499	50.0000	43.79
	67 Dibromochloromethane	129	10.176	10.176	(0.946)	52375	50.0000	48.73
	68 1,2-Dibromoethane	107	10.297	10.297	(0.958)	44079	50.0000	49.34
	70 Chlorobenzene	112	10.784	10.784	(1.003)	152031	50.0000	48.58
	71 1,1,1,2-Tetrachloroethane	131	10.857	10.857	(1.010)	54458	50.0000	50.63 (Q)
	72 Ethylbenzene	106	10.888	10.888	(1.012)	84168	50.0000	48.30
	73 m + p-Xylene	106	11.003	11.003	(1.023)	213861	100.000	97.10
	74 Xylene-o	106	11.405	11.405	(1.061)	104675	50.0000	48.36
	76 Styrene	104	11.417	11.417	(1.062)	176950	50.0000	49.65
	77 Bromoform	173	11.611	11.611	(1.080)	33455	50.0000	49.09
	78 Isopropylbenzene	105	11.764	11.764	(1.094)	284800	50.0000	48.69
	79 Bromobenzene	156	12.086	12.086	(0.924)	64657	50.0000	50.00
	81 n-Propylbenzene	120	12.177	12.177	(0.931)	75374	50.0000	49.64
	82 2-Chlorotoluene	126	12.275	12.275	(0.938)	62570	50.0000	49.24
	83 1,1,2,2-Tetrachloroethane	83	12.056	12.056	(0.921)	57035	50.0000	50.18
	84 1,2,3-Trichloropropane	110	12.110	12.110	(0.926)	17434	50.0000	51.10
	85 4-Chlorotoluene	126	12.378	12.378	(0.946)	61778	50.0000	45.36 (Q)
	86 1,3,5-Trimethylbenzene	105	12.348	12.348	(0.944)	237944	50.0000	49.38
	87 tert-Butylbenzene	119	12.682	12.682	(0.969)	209967	50.0000	48.60
	88 1,2,4-Trimethylbenzene	105	12.731	12.731	(0.973)	241618	50.0000	48.96
	89 sec-Butylbenzene	105	12.901	12.901	(0.986)	305665	50.0000	48.53
	90 4-Isopropyltoluene	119	13.041	13.041	(0.997)	257883	50.0000	49.82
	91 1,3-Dichlorobenzene	146	13.023	13.023	(0.995)	121257	50.0000	49.93
	93 1,4-Dichlorobenzene	146	13.108	13.108	(1.002)	127357	50.0000	48.66
	94 n-Butylbenzene	91	13.461	13.461	(1.029)	243729	50.0000	49.13
	95 1,2-Dichlorobenzene	146	13.491	13.491	(1.031)	114184	50.0000	49.21
	96 1,2-Dibromo-3-chloropropane	157	14.276	14.276	(1.091)	10338	50.0000	44.63
	97 1,2,4-Trichlorobenzene	180	15.116	15.116	(1.155)	77435	50.0000	47.45
	98 Hexachlorobutadiene	225	15.286	15.286	(1.168)	46620	50.0000	45.64
	99 Naphthalene	128	15.383	15.383	(1.176)	133480	50.0000	44.88

	Compounds	QUANT SIG MASS	RT	EXP RT	REL RT	RESPONSE	AMOUNTS CAL-AMT (ng)	ON-COL (ng)
100	1,2,3-Trichlorobenzene	180	15.657	15.657	(1.197)	57267	50.0000	45.02
155	Methyl Acetate	43	4.506	4.506	(0.587)	47160	50.0000	43.90
156	Cyclohexane	56	7.006	7.006	(0.913)	126613	50.0000	48.79
157	Methyl Cyclohexane	83	8.266	8.266	(1.077)	120489	50.0000	49.02
161	1,3,5-Trichlorobenzene	180	14.483	14.483	(1.107)	90007	50.0000	48.97
17	Acetonitrile	40	4.409	4.409	(0.574)	51302	1000.00	564.0
M 75	Xylenes (total)	106				318536	150.000	

QC Flag Legend

Q - Qualifier signal failed the ratio test.

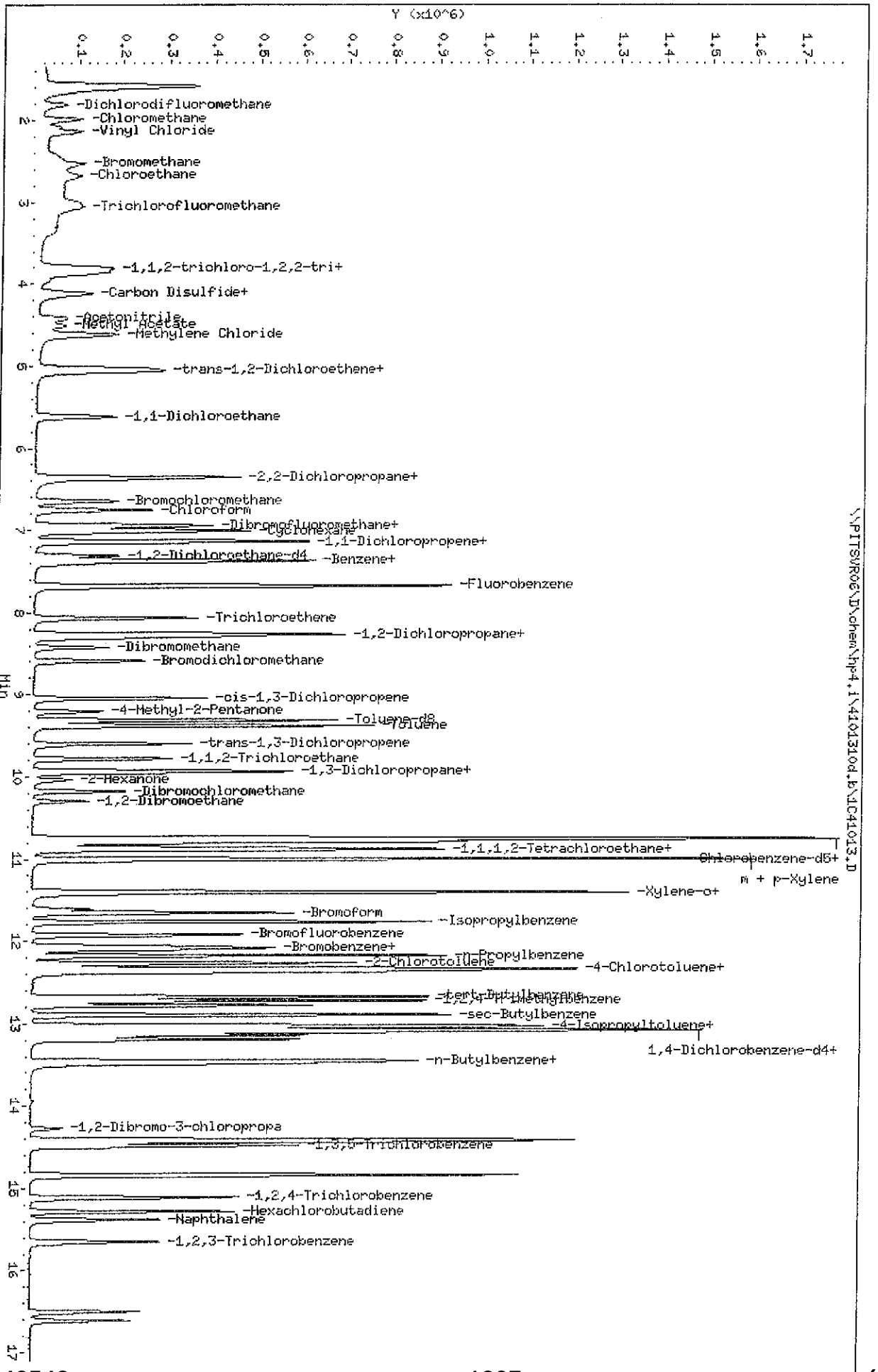

Data File: \\PITSVR06\D\chem\hp4.i\41013i0d.b\1C41013.D
Date : 13-OCT-2010 12:11
Client ID: vstd25
Sample Info: vstd25 5ML
Volume Injected (uL): 5.0
Column phase: DB 624

Instrument: hp4.i
Operator: 034635
Column diameter: 0.18

TestAmerica Pittsburgh

VOLATILE REPORT SW-846 Method

Data file : \\PITSVR06\D\chem\hp4.i\4101310d.b\1C41013.D
Lab Smp Id: vstd25 Client Smp ID: vstd25
Inj Date : 13-OCT-2010 12:11
Operator : 034635 Inst ID: hp4.i
Smp Info : vstd25 5ML
Misc Info : ,4101310d.b,med500.m,2-padep.sub
Comment :
Method : \\PITSVR06\D\chem\hp4.i\4101310d.b\med500.m
Meth Date : 13-Oct-2010 14:07 hp4.i Quant Type: ISTD
Cal Date : 13-OCT-2010 11:48 Cal File: 1B41013.D
Als bottle: 13 Calibration Sample, Level: 3
Dil Factor: 1.00000
Integrator: HP RTE Compound Sublist: 2-padep.sub
Target Version: 4.14
Processing Host: PITPC-088

Concentration Formula: Amt * DF * /Vi*Vo/Ws*Vt/Va * CpndVariable

Name	Value	Description
DF	1.000	Dilution Factor
Vi	5.000	Injection Volume
Vo	5.000	Extraction Solvent Volume
Ws	5.000	Sample Weight
Vt	5.000	Final Volume
Va	0.10000	Aliquot Volume
Cpnd Variable		Local Compound Variable

Compounds	QUANT SIG MASS	RT	EXP RT	REL RT	RESPONSE	AMOUNTS CAL-AMT (ng)	AMOUNTS ON-COL (ng)
* 46 Fluorobenzene	96	7.675	7.675	(1.000)	966396	250.000	
* 69 Chlorobenzene-d5	119	10.754	10.754	(1.000)	249817	250.000	
* 92 1,4-Dichlorobenzene-d4	152	13.084	13.084	(1.000)	439893	250.000	
$ 39 Dibromofluoromethane	113	6.933	6.933	(0.903)	114666	125.000	120.9
$ 43 1,2-Dichloroethane-d4	65	7.310	7.310	(0.952)	164757	125.000	117.8
$ 59 Toluene-d8	98	9.312	9.312	(0.866)	499799	125.000	118.1
$ 80 Bromofluorobenzene	95	11.922	11.922	(1.109)	200384	125.000	118.2
1 Dichlorodifluoromethane	85	1.805	1.805	(0.235)	144587	125.000	116.4
2 Chloromethane	50	1.981	1.981	(0.258)	182909	125.000	110.5
3 Vinyl Chloride	62	2.139	2.139	(0.279)	162681	125.000	115.7
4 Bromomethane	94	2.529	2.529	(0.330)	61484	125.000	107.4
5 Chloroethane	64	2.681	2.681	(0.349)	85196	125.000	108.3
6 Trichlorofluoromethane	101	3.034	3.034	(0.395)	125482	125.000	116.3(Q)
10 1,1,2-trichloro-1,2,2-trifluor	101	3.861	3.861	(0.503)	120841	125.000	117.0
12 1,1-Dichloroethene	96	3.794	3.794	(0.494)	123724	125.000	109.8
15 Carbon Disulfide	76	4.116	4.116	(0.536)	398454	125.000	113.6
13 Acetone	43	3.970	3.970	(0.517)	50826	125.000	69.04
18 Methylene Chloride	84	4.615	4.615	(0.601)	135605	125.000	105.4
19 trans-1,2-Dichloroethene	96	5.023	5.023	(0.654)	139555	125.000	113.0

	Compounds	QUANT SIG MASS	RT	EXP RT	REL RT	RESPONSE	AMOUNTS CAL-AMT (ng)	AMOUNTS ON-COL (ng)
	20 Methyl tert-butyl ether	73	5.066	5.066	(0.660)	322401	125.000	108.0
	24 1,1-Dichloroethane	63	5.613	5.613	(0.731)	263147	125.000	114.3
	27 2,2-Dichloropropane	77	6.355	6.355	(0.828)	176287	125.000	112.6
	28 cis-1,2-dichloroethene	96	6.361	6.361	(0.829)	148667	125.000	114.6
M	29 1,2-Dichloroethene (total)	96				288222	250.000	
	30 Bromochloromethane	128	6.647	6.647	(0.866)	65078	125.000	112.3
	31 2-Butanone	43	6.416	6.416	(0.836)	75938	125.000	104.1
	37 Chloroform	83	6.757	6.757	(0.880)	245614	125.000	118.9
	38 1,1,1-Trichloroethane	97	6.951	6.951	(0.906)	218442	125.000	112.6
	40 1,1-Dichloropropene	75	7.140	7.140	(0.930)	205311	125.000	116.2
	41 Carbon Tetrachloride	117	7.134	7.134	(0.929)	186646	125.000	114.9
	42 Benzene	78	7.371	7.371	(0.960)	573296	125.000	115.1
	45 1,2-Dichloroethane	62	7.395	7.395	(0.964)	208582	125.000	115.9
	47 Trichloroethene	130	8.065	8.065	(1.051)	138160	125.000	115.8
	49 1,2-Dichloropropane	63	8.302	8.302	(1.082)	150008	125.000	116.7
	50 Dibromomethane	93	8.424	8.424	(1.097)	79103	125.000	114.4
	53 Bromodichloromethane	83	8.588	8.588	(1.119)	191073	125.000	117.1
	57 cis-1,3-Dichloropropene	75	9.044	9.044	(1.178)	239213	125.000	116.3
	58 4-Methyl-2-Pentanone	43	9.202	9.202	(0.856)	138203	125.000	108.7
	60 Toluene	91	9.379	9.379	(0.872)	609486	125.000	111.2
	61 trans-1,3-Dichloropropene	75	9.598	9.598	(0.893)	217825	125.000	114.4
	63 1,3-Dichloropropane	76	9.951	9.951	(0.925)	205311	125.000	111.6
	64 1,1,2-Trichloroethane	97	9.780	9.780	(0.909)	111699	125.000	111.0
	65 Tetrachloroethene	164	9.932	9.932	(0.924)	116064	125.000	113.2
	66 2-Hexanone	43	10.036	10.036	(0.933)	96503	125.000	89.26
	67 Dibromochloromethane	129	10.182	10.182	(0.947)	125949	125.000	111.7
	68 1,2-Dibromoethane	107	10.297	10.297	(0.958)	106948	125.000	113.4
	70 Chlorobenzene	112	10.784	10.784	(1.003)	371080	125.000	113.2
	71 1,1,1,2-Tetrachloroethane	131	10.863	10.863	(1.010)	130188	125.000	113.2
	72 Ethylbenzene	106	10.887	10.887	(1.012)	209996	125.000	115.4
	73 m + p-Xylene	106	11.003	11.003	(1.023)	518705	250.000	224.9
	74 Xylene-o	106	11.404	11.404	(1.061)	255411	125.000	112.9
	76 Styrene	104	11.411	11.411	(1.061)	434909	125.000	115.2
	77 Bromoform	173	11.605	11.605	(1.079)	81298	125.000	113.3
	78 Isopropylbenzene	105	11.763	11.763	(1.094)	683568	125.000	111.4
	79 Bromobenzene	156	12.086	12.086	(0.924)	157036	125.000	116.4
	81 n-Propylbenzene	120	12.177	12.177	(0.931)	182387	125.000	115.5
	82 2-Chlorotoluene	126	12.268	12.268	(0.938)	148482	125.000	112.8
	83 1,1,2,2-Tetrachloroethane	83	12.055	12.055	(0.921)	133532	125.000	112.4
	84 1,2,3-Trichloropropane	110	12.104	12.104	(0.925)	41379	125.000	115.0
	85 4-Chlorotoluene	126	12.378	12.378	(0.946)	156598	125.000	115.6(Q)
	86 1,3,5-Trimethylbenzene	105	12.347	12.347	(0.944)	575092	125.000	115.1
	87 tert-Butylbenzene	119	12.682	12.682	(0.969)	497988	125.000	112.0
	88 1,2,4-Trimethylbenzene	105	12.725	12.725	(0.973)	575380	125.000	112.9
	89 sec-Butylbenzene	105	12.901	12.901	(0.986)	727648	125.000	112.4
	90 4-Isopropyltoluene	119	13.041	13.041	(0.997)	610803	125.000	113.3
	91 1,3-Dichlorobenzene	146	13.023	13.023	(0.995)	291106	125.000	115.0
	93 1,4-Dichlorobenzene	146	13.108	13.108	(1.002)	305353	125.000	113.3
	94 n-Butylbenzene	91	13.455	13.455	(1.028)	586374	125.000	114.3
	95 1,2-Dichlorobenzene	146	13.491	13.491	(1.031)	275377	125.000	114.6
	96 1,2-Dibromo-3-chloropropane	157	14.270	14.270	(1.091)	24204	125.000	105.8
	97 1,2,4-Trichlorobenzene	180	15.109	15.109	(1.155)	190182	125.000	114.6
	98 Hexachlorobutadiene	225	15.280	15.280	(1.168)	111454	125.000	109.3
	99 Naphthalene	128	15.383	15.383	(1.176)	328584	125.000	111.6

	Compounds	QUANT SIG MASS	RT	EXP RT	REL RT	RESPONSE	AMOUNTS CAL-AMT (ng)	AMOUNTS ON-COL (ng)
100	1,2,3-Trichlorobenzene	180	15.651	15.651	(1.196)	138740	125.000	110.0
155	Methyl Acetate	43	4.506	4.506	(0.587)	114031	125.000	109.5
156	Cyclohexane	56	7.006	7.006	(0.913)	302891	125.000	114.5
157	Methyl Cyclohexane	83	8.265	8.265	(1.077)	287433	125.000	114.4
161	1,3,5-Trichlorobenzene	180	14.483	14.483	(1.107)	226312	125.000	119.2
17	Acetonitrile	40	4.421	4.421	(0.576)	185389	2500.00	2525
M 75	Xylenes (total)	106				774116	375.000	

QC Flag Legend

Q - Qualifier signal failed the ratio test.

Data File: \\PITSVR06\D\chem\hp4.i\410131Od.b\1D41013.D
Date : 13-OCT-2010 12:34
Client ID: vstd40
Sample Info: vstd40 5ML
Volume Injected (uL): 5.0
Column phase: DB 624
Instrument: hp4.i
Operator: 034635
Column diameter: 0.18
\\PITSVR06\D\chem\hp4.i\410131Od.b\1D41013.D
Y (x10^6)
Min
-Dichlorodifluoromethane
-Chloromethane
-Vinyl Chloride
-Bromomethane
-Chloroethane
-Trichlorofluoromethane
-1,1,2-trichloro-1,2,2-tri+
-Carbon Disulfide
-Acetonitrile
-Methyl Acetate
-Methylene Chloride
-trans-1,2-Dichloroethene+
-1,1-Dichloroethane
-2,2-Dichloropropane+
-Bromochloromethane
-Chloroform
-Dibromofluoromethane+
Cyclohexane
-1,1-Dichloropropene+
-1,2-Dichloroethane-d4
-Benzene+
-Fluorobenzene
-Trichloroethene
-1,2-Dichloropropane+
-Dibromomethane
-Bromodichloromethane
-cis-1,3-Dichloropropene
-4-Methyl-2-Pentanone
-Toluene-d8
Toluene
-trans-1,3-Dichloropropene
-1,1,2-Trichloroethane
-1,3-Dichloropropane+
-2-Hexanone
-Dibromochloromethane
-1,2-Dibromoethane
-1,1,1,2-Tetrachloroethane+
Chlorobenzene-d5+
m + p-Xylene
-Xylene-o+
-Bromoform
-Isopropylbenzene
-Bromofluorobenzene
-Bromobenzene+
-n-Propylbenzene
-2-Chlorotoluene
-4-Chlorotoluene+
-tert-Butylbenzene
-1,2,4-Trimethylbenzene
-sec-Butylbenzene
-1,4-Dichlorobenzene-d4
-4-Isopropyltoluene+
-n-Butylbenzene+
-1,2-Dibromo-3-chloropropa
-1,3,5-Trichlorobenzene
-1,2,4-Trichlorobenzene
-Hexachlorobutadiene
-Naphthalene
-1,2,3-Trichlorobenzene

TestAmerica Pittsburgh

VOLATILE REPORT SW-846 Method

Data file : \\PITSVR06\D\chem\hp4.i\4101310d.b\1D41013.D
Lab Smp Id: vstd40 Client Smp ID: vstd40
Inj Date : 13-OCT-2010 12:34
Operator : 034635 Inst ID: hp4.i
Smp Info : vstd40 5ML
Misc Info : ,4101310d.b,med500.m,2-padep.sub
Comment :
Method : \\PITSVR06\D\chem\hp4.i\4101310d.b\med500.m
Meth Date : 13-Oct-2010 14:07 hp4.i Quant Type: ISTD
Cal Date : 13-OCT-2010 12:11 Cal File: 1C41013.D
Als bottle: 13 Calibration Sample, Level: 4
Dil Factor: 1.00000
Integrator: HP RTE Compound Sublist: 2-padep.sub
Target Version: 4.14
Processing Host: PITPC-088

Concentration Formula: Amt * DF * /Vi*Vo/Ws*Vt/Va * CpndVariable

Name	Value	Description
DF	1.000	Dilution Factor
Vi	5.000	Injection Volume
Vo	5.000	Extraction Solvent Volume
Ws	5.000	Sample Weight
Vt	5.000	Final Volume
Va	0.10000	Aliquot Volume
Cpnd Variable		Local Compound Variable

Compounds	QUANT SIG MASS	RT	EXP RT	REL RT	RESPONSE	AMOUNTS CAL-AMT (ng)	AMOUNTS ON-COL (ng)
* 46 Fluorobenzene	96	7.676	7.676	(1.000)	986367	250.000	
* 69 Chlorobenzene-d5	119	10.754	10.754	(1.000)	259446	250.000	
* 92 1,4-Dichlorobenzene-d4	152	13.084	13.084	(1.000)	444641	250.000	
$ 39 Dibromofluoromethane	113	6.940	6.940	(0.904)	186389	200.000	194.7
$ 43 1,2-Dichloroethane-d4	65	7.305	7.305	(0.952)	264093	200.000	188.6
$ 59 Toluene-d8	98	9.313	9.313	(0.866)	820836	200.000	190.3
$ 80 Bromofluorobenzene	95	11.923	11.923	(1.109)	321960	200.000	186.2
1 Dichlorodifluoromethane	85	1.806	1.806	(0.235)	251220	200.000	202.8
2 Chloromethane	50	1.988	1.988	(0.259)	302325	200.000	186.1
3 Vinyl Chloride	62	2.140	2.140	(0.279)	264145	200.000	188.8
4 Bromomethane	94	2.530	2.530	(0.330)	106479	200.000	191.2
5 Chloroethane	64	2.676	2.676	(0.349)	144709	200.000	188.7
6 Trichlorofluoromethane	101	3.041	3.041	(0.396)	218099	200.000	202.7
10 1,1,2-trichloro-1,2,2-trifluor	101	3.862	3.862	(0.503)	195615	200.000	189.6
12 1,1-Dichloroethene	96	3.801	3.801	(0.495)	202675	200.000	183.7
15 Carbon Disulfide	76	4.123	4.123	(0.537)	661442	200.000	190.6
13 Acetone	43	3.965	3.965	(0.517)	75184	200.000	117.6
18 Methylene Chloride	84	4.616	4.616	(0.601)	225872	200.000	181.4
19 trans-1,2-Dichloroethene	96	5.030	5.030	(0.655)	228603	200.000	187.3

	Compounds	QUANT SIG MASS	RT	EXP RT	REL RT	RESPONSE	AMOUNTS CAL-AMT (ng)	AMOUNTS ON-COL (ng)
	20 Methyl tert-butyl ether	73	5.066	5.066	(0.660)	524745	200.000	180.4
	24 1,1-Dichloroethane	63	5.620	5.620	(0.732)	435565	200.000	190.8
	27 2,2-Dichloropropane	77	6.356	6.356	(0.828)	290848	200.000	188.2
	28 cis-1,2-dichloroethene	96	6.368	6.368	(0.830)	242455	200.000	188.3
M	29 1,2-Dichloroethene (total)	96				471058	400.000	
	30 Bromochloromethane	128	6.648	6.648	(0.866)	107545	200.000	188.2
	31 2-Butanone	43	6.417	6.417	(0.836)	108377	200.000	154.1
	37 Chloroform	83	6.758	6.758	(0.880)	404328	200.000	195.0
	38 1,1,1-Trichloroethane	97	6.952	6.952	(0.906)	359072	200.000	187.5
	40 1,1-Dichloropropene	75	7.141	7.141	(0.930)	341187	200.000	193.8
	41 Carbon Tetrachloride	117	7.141	7.141	(0.930)	306287	200.000	189.9
	42 Benzene	78	7.372	7.372	(0.960)	945812	200.000	191.1
	45 1,2-Dichloroethane	62	7.396	7.396	(0.964)	336388	200.000	187.6
	47 Trichloroethene	130	8.066	8.066	(1.051)	229324	200.000	193.1
	49 1,2-Dichloropropane	63	8.303	8.303	(1.082)	247637	200.000	193.0
	50 Dibromomethane	93	8.425	8.425	(1.097)	125388	200.000	182.8
	53 Bromodichloromethane	83	8.589	8.589	(1.119)	312179	200.000	191.5
	57 cis-1,3-Dichloropropene	75	9.045	9.045	(1.178)	391355	200.000	190.9
	58 4-Methyl-2-Pentanone	43	9.203	9.203	(0.856)	210441	200.000	166.6
	60 Toluene	91	9.380	9.380	(0.872)	1011601	200.000	184.6
	61 trans-1,3-Dichloropropene	75	9.599	9.599	(0.893)	357227	200.000	185.8
	63 1,3-Dichloropropane	76	9.951	9.951	(0.925)	329134	200.000	178.7
	64 1,1,2-Trichloroethane	97	9.781	9.781	(0.909)	177114	200.000	176.0
	65 Tetrachloroethene	164	9.927	9.927	(0.923)	192939	200.000	187.0
	66 2-Hexanone	43	10.037	10.037	(0.933)	153325	200.000	150.9
	67 Dibromochloromethane	129	10.177	10.177	(0.946)	205699	200.000	182.1
	68 1,2-Dibromoethane	107	10.298	10.298	(0.958)	170394	200.000	179.5
	70 Chlorobenzene	112	10.785	10.785	(1.003)	614521	200.000	186.3
	71 1,1,1,2-Tetrachloroethane	131	10.864	10.864	(1.010)	214865	200.000	185.7
	72 Ethylbenzene	106	10.888	10.888	(1.012)	347362	200.000	188.6
	73 m + p-Xylene	106	11.004	11.004	(1.023)	859368	400.000	371.2
	74 Xylene-o	106	11.399	11.399	(1.060)	416055	200.000	183.0
	76 Styrene	104	11.411	11.411	(1.061)	719882	200.000	188.6
	77 Bromoform	173	11.606	11.606	(1.079)	130037	200.000	180.1
	78 Isopropylbenzene	105	11.764	11.764	(1.094)	1125313	200.000	183.3
	79 Bromobenzene	156	12.081	12.081	(0.923)	260254	200.000	195.3
	81 n-Propylbenzene	120	12.178	12.178	(0.931)	301645	200.000	193.9
	82 2-Chlorotoluene	126	12.269	12.269	(0.938)	244072	200.000	189.7
	83 1,1,2,2-Tetrachloroethane	83	12.056	12.056	(0.921)	205714	200.000	177.3
	84 1,2,3-Trichloropropane	110	12.111	12.111	(0.926)	64227	200.000	181.4
	85 4-Chlorotoluene	126	12.379	12.379	(0.946)	256300	200.000	191.9
	86 1,3,5-Trimethylbenzene	105	12.348	12.348	(0.944)	936567	200.000	190.5
	87 tert-Butylbenzene	119	12.683	12.683	(0.969)	821201	200.000	189.3
	88 1,2,4-Trimethylbenzene	105	12.726	12.726	(0.973)	964581	200.000	193.5
	89 sec-Butylbenzene	105	12.902	12.902	(0.986)	1202067	200.000	190.1
	90 4-Isopropyltoluene	119	13.042	13.042	(0.997)	1004889	200.000	190.4
	91 1,3-Dichlorobenzene	146	13.024	13.024	(0.995)	483900	200.000	194.3
	93 1,4-Dichlorobenzene	146	13.109	13.109	(1.002)	498020	200.000	188.7
	94 n-Butylbenzene	91	13.456	13.456	(1.028)	974847	200.000	193.5
	95 1,2-Dichlorobenzene	146	13.486	13.486	(1.031)	450574	200.000	190.9
	96 1,2-Dibromo-3-chloropropane	157	14.277	14.277	(1.091)	38068	200.000	173.5
	97 1,2,4-Trichlorobenzene	180	15.110	15.110	(1.155)	305569	200.000	187.4
	98 Hexachlorobutadiene	225	15.281	15.281	(1.168)	179781	200.000	182.1
	99 Naphthalene	128	15.378	15.378	(1.175)	516136	200.000	179.9

	Compounds	QUANT SIG MASS	RT	EXP RT	REL RT	RESPONSE	AMOUNTS CAL-AMT (ng)	AMOUNTS ON-COL (ng)
100	1,2,3-Trichlorobenzene	180	15.652	15.652	(1.196)	219298	200.000	179.2
155	Methyl Acetate	43	4.513	4.513	(0.588)	169125	200.000	166.0
156	Cyclohexane	56	7.007	7.007	(0.913)	496065	200.000	189.0
157	Methyl Cyclohexane	83	8.266	8.266	(1.077)	473605	200.000	190.1
161	1,3,5-Trichlorobenzene	180	14.484	14.484	(1.107)	365984	200.000	193.7
17	Acetonitrile	40	4.416	4.416	(0.575)	261417	4000.00	3477
M 75	Xylenes (total)	106				1275423	600.000	



Data File: \\PITSVR06\D\chem\hp4.i\410131Od.b\2E41013.D
Date : 13-OCT-2010 16:31
Client ID: vstd50
Sample Info: vstd50 5ML
Volume Injected (uL): 5.0
Column phase: DB 624

Instrument: hp4.i
Operator: 034635
Column diameter: 0.18

TestAmerica Pittsburgh

VOLATILE REPORT SW-846 Method

Data file : \\PITSVR06\D\chem\hp4.i\4101310d.b\2E41013.D
Lab Smp Id: vstd50 Client Smp ID: vstd50
Inj Date : 13-OCT-2010 16:31
Operator : 034635 Inst ID: hp4.i
Smp Info : vstd50 5ML
Misc Info : ,4101310d.b,med500.m,2-padep.sub
Comment :
Method : \\PITSVR06\D\chem\hp4.i\4101310d.b\med500.m
Meth Date : 13-Oct-2010 16:32 hp4.i Quant Type: ISTD
Cal Date : 13-OCT-2010 16:31 Cal File: 2E41013.D
Als bottle: 13 Calibration Sample, Level: 5
Dil Factor: 1.00000
Integrator: HP RTE Compound Sublist: 2-padep.sub
Target Version: 4.14
Processing Host: PITPC-088

Concentration Formula: Amt * DF * /Vi*Vo/Ws*Vt/Va * CpndVariable

Name	Value	Description
DF	1.000	Dilution Factor
Vi	5.000	Injection Volume
Vo	5.000	Extraction Solvent Volume
Ws	5.000	Sample Weight
Vt	5.000	Final Volume
Va	0.10000	Aliquot Volume
Cpnd Variable		Local Compound Variable

Compounds	QUANT SIG MASS	RT	EXP RT	REL RT	RESPONSE	AMOUNTS CAL-AMT (ng)	AMOUNTS ON-COL (ng)
* 46 Fluorobenzene	96	7.676	7.676	(1.000)	1009487	250.000	
* 69 Chlorobenzene-d5	119	10.754	10.754	(1.000)	272334	250.000	
* 92 1,4-Dichlorobenzene-d4	152	13.084	13.084	(1.000)	474230	250.000	
$ 39 Dibromofluoromethane	113	6.934	6.934	(0.903)	237134	250.000	241.2
$ 43 1,2-Dichloroethane-d4	65	7.311	7.311	(0.952)	341462	250.000	239.9
$ 59 Toluene-d8	98	9.313	9.313	(0.866)	1026110	250.000	233.5
$ 80 Bromofluorobenzene	95	11.922	11.922	(1.109)	408531	250.000	236.6
1 Dichlorodifluoromethane	85	1.799	1.799	(0.234)	317147	250.000	248.5
2 Chloromethane	50	1.982	1.982	(0.258)	395521	250.000	249.7
3 Vinyl Chloride	62	2.140	2.140	(0.279)	359316	250.000	258.9
4 Bromomethane	94	2.523	2.523	(0.329)	138578	250.000	251.6
5 Chloroethane	64	2.657	2.657	(0.346)	199881	250.000	264.9
6 Trichlorofluoromethane	101	3.016	3.016	(0.393)	348998	250.000	314.4
10 1,1,2-trichloro-1,2,2-trifluor	101	3.868	3.868	(0.504)	252230	250.000	244.8
12 1,1-Dichloroethene	96	3.801	3.801	(0.495)	254386	250.000	245.6
15 Carbon Disulfide	76	4.123	4.123	(0.537)	823850	250.000	241.4
13 Acetone	43	3.953	3.953	(0.515)	146658	250.000	300.4
18 Methylene Chloride	84	4.616	4.616	(0.601)	282963	250.000	238.0
19 trans-1,2-Dichloroethene	96	5.024	5.024	(0.654)	285619	250.000	239.3

	Compounds	QUANT SIG MASS	RT	EXP RT	REL RT	RESPONSE	AMOUNTS CAL-AMT (ng)	AMOUNTS ON-COL (ng)
	20 Methyl tert-butyl ether	73	5.060	5.060	(0.659)	683773	250.000	244.1
	24 1,1-Dichloroethane	63	5.614	5.614	(0.731)	538136	250.000	238.8
	27 2,2-Dichloropropane	77	6.356	6.356	(0.828)	377946	250.000	253.7
	28 cis-1,2-dichloroethene	96	6.362	6.362	(0.829)	300339	250.000	239.4
M	29 1,2-Dichloroethene (total)	96				585958	500.000	
	30 Bromochloromethane	128	6.648	6.648	(0.866)	135032	250.000	242.6
	31 2-Butanone	43	6.411	6.411	(0.835)	171457	250.000	267.3
	37 Chloroform	83	6.751	6.751	(0.880)	506111	250.000	245.0
	38 1,1,1-Trichloroethane	97	6.952	6.952	(0.906)	451969	250.000	246.1
	40 1,1-Dichloropropene	75	7.141	7.141	(0.930)	420842	250.000	240.4
	41 Carbon Tetrachloride	117	7.135	7.135	(0.929)	385813	250.000	244.1
	42 Benzene	78	7.366	7.366	(0.960)	1165944	250.000	243.7
	45 1,2-Dichloroethane	62	7.390	7.390	(0.963)	430032	250.000	243.0
	47 Trichloroethene	130	8.065	8.065	(1.051)	285643	250.000	245.0
	49 1,2-Dichloropropane	63	8.303	8.303	(1.082)	305106	250.000	240.5
	50 Dibromomethane	93	8.424	8.424	(1.097)	160813	250.000	245.0
	53 Bromodichloromethane	83	8.589	8.589	(1.119)	384865	250.000	238.2
	57 cis-1,3-Dichloropropene	75	9.045	9.045	(1.178)	492089	250.000	243.6
	58 4-Methyl-2-Pentanone	43	9.203	9.203	(0.856)	304042	250.000	255.9
	60 Toluene	91	9.379	9.379	(0.872)	1250008	250.000	213.4
	61 trans-1,3-Dichloropropene	75	9.598	9.598	(0.893)	449590	250.000	240.0
	63 1,3-Dichloropropane	76	9.951	9.951	(0.925)	426044	250.000	239.7
	64 1,1,2-Trichloroethane	97	9.781	9.781	(0.909)	227739	250.000	239.2
	65 Tetrachloroethene	164	9.927	9.927	(0.923)	240215	250.000	238.7
	66 2-Hexanone	43	10.030	10.030	(0.933)	242071	250.000	287.6
	67 Dibromochloromethane	129	10.176	10.176	(0.946)	262556	250.000	241.0
	68 1,2-Dibromoethane	107	10.298	10.298	(0.958)	220292	250.000	239.8
	70 Chlorobenzene	112	10.785	10.785	(1.003)	760214	250.000	217.4
	71 1,1,1,2-Tetrachloroethane	131	10.864	10.864	(1.010)	270151	250.000	239.4
	72 Ethylbenzene	106	10.888	10.888	(1.012)	429348	250.000	239.3
	73 m + p-Xylene	106	11.004	11.004	(1.023)	1058876	500.000	479.2
	74 Xylene-o	106	11.399	11.399	(1.060)	517080	250.000	239.3
	76 Styrene	104	11.411	11.411	(1.061)	890878	250.000	240.0
	77 Bromoform	173	11.606	11.606	(1.079)	173631	250.000	252.2
	78 Isopropylbenzene	105	11.764	11.764	(1.094)	1412702	250.000	241.7
	79 Bromobenzene	156	12.081	12.081	(0.923)	331394	250.000	231.6
	81 n-Propylbenzene	120	12.178	12.178	(0.931)	378540	250.000	230.7
	82 2-Chlorotoluene	126	12.269	12.269	(0.938)	306448	250.000	227.8
	83 1,1,2,2-Tetrachloroethane	83	12.056	12.056	(0.921)	288961	250.000	237.7
	84 1,2,3-Trichloropropane	110	12.105	12.105	(0.925)	87059	250.000	232.6
	85 4-Chlorotoluene	126	12.379	12.379	(0.946)	322220	250.000	232.7
	86 1,3,5-Trimethylbenzene	105	12.348	12.348	(0.944)	1192109	250.000	238.4
	87 tert-Butylbenzene	119	12.683	12.683	(0.969)	1051938	250.000	235.5
	88 1,2,4-Trimethylbenzene	105	12.725	12.725	(0.973)	1221706	250.000	241.9
	89 sec-Butylbenzene	105	12.902	12.902	(0.986)	1544000	250.000	244.2
	90 4-Isopropyltoluene	119	13.042	13.042	(0.997)	1294196	250.000	248.6
	91 1,3-Dichlorobenzene	146	13.023	13.023	(0.995)	614427	250.000	238.4
	93 1,4-Dichlorobenzene	146	13.109	13.109	(1.002)	637478	250.000	237.8
	94 n-Butylbenzene	91	13.455	13.455	(1.028)	1259743	250.000	254.6
	95 1,2-Dichlorobenzene	146	13.486	13.486	(1.031)	590176	250.000	245.2
	96 1,2-Dibromo-3-chloropropane	157	14.277	14.277	(1.091)	56017	250.000	256.8
	97 1,2,4-Trichlorobenzene	180	15.110	15.110	(1.155)	434516	250.000	253.1
	98 Hexachlorobutadiene	225	15.280	15.280	(1.168)	248715	250.000	242.6
	99 Naphthalene	128	15.378	15.378	(1.175)	786386	250.000	285.1

	Compounds	QUANT SIG MASS	RT	EXP RT	REL RT	RESPONSE	AMOUNTS CAL-AMT (ng)	AMOUNTS ON-COL (ng)
100	1,2,3-Trichlorobenzene	180	15.652	15.652	(1.196)	333272	250.000	261.3
155	Methyl Acetate	43	4.501	4.501	(0.586)	227411	250.000	243.0
156	Cyclohexane	56	7.007	7.007	(0.913)	624066	250.000	239.9
157	Methyl Cyclohexane	83	8.266	8.266	(1.077)	590240	250.000	239.6
161	1,3,5-Trichlorobenzene	180	14.483	14.483	(1.107)	510915	250.000	278.6
17	Acetonitrile	40	4.409	4.409	(0.574)	403936	5000.00	5510
M 75	Xylenes (total)	106				1575956	750.000	



Data File: \\PITSUR06\D\chem\hp4.i\41013i0d.b\4F41013.D
Date : 13-OCT-2010 13:24
Client ID: vstd125
Sample Info: vstd125 5ML
Volume Injected (uL): 5.0
Column phase: DB 624

Instrument: hp4.i
Operator: 034635
Column diameter: 0.18

TestAmerica Pittsburgh

VOLATILE REPORT SW-846 Method

Data file : \\PITSVR06\D\chem\hp4.i\4101310d.b\1F41013.D
Lab Smp Id: vstd125 Client Smp ID: vstd125
Inj Date : 13-OCT-2010 13:21
Operator : 034635 Inst ID: hp4.i
Smp Info : vstd125 5ML
Misc Info : ,4101310d.b,med500.m,2-padep.sub
Comment :
Method : \\PITSVR06\D\chem\hp4.i\4101310d.b\med500.m
Meth Date : 13-Oct-2010 14:07 hp4.i Quant Type: ISTD
Cal Date : 13-OCT-2010 12:58 Cal File: 1E41013.D
Als bottle: 13 Calibration Sample, Level: 6
Dil Factor: 1.00000
Integrator: HP RTE Compound Sublist: 2-padep.sub
Target Version: 4.14
Processing Host: PITPC-088

Concentration Formula: Amt * DF * /Vi*Vo/Ws*Vt/Va * CpndVariable

Name	Value	Description
DF	1.000	Dilution Factor
Vi	5.000	Injection Volume
Vo	5.000	Extraction Solvent Volume
Ws	5.000	Sample Weight
Vt	5.000	Final Volume
Va	0.10000	Aliquot Volume
Cpnd Variable		Local Compound Variable

Compounds	QUANT SIG MASS	RT	EXP RT	REL RT	RESPONSE	AMOUNTS CAL-AMT (ng)	AMOUNTS ON-COL (ng)	
* 46 Fluorobenzene	96	7.677	7.677	(1.000)	991519	250.000		
* 69 Chlorobenzene-d5	119	10.755	10.755	(1.000)	280257	250.000		(Q)
* 92 1,4-Dichlorobenzene-d4	152	13.085	13.085	(1.000)	395064	250.000		(Q)
$ 39 Dibromofluoromethane	113	6.935	6.935	(0.903)	595298	625.000	625.4	
$ 43 1,2-Dichloroethane-d4	65	7.312	7.312	(0.952)	858388	625.000	624.6	
$ 59 Toluene-d8	98	9.313	9.313	(0.866)	2619767	625.000	576.0	
$ 80 Bromofluorobenzene	95	11.923	11.923	(1.109)	1010275	625.000	556.8	
1 Dichlorodifluoromethane	85	1.806	1.806	(0.235)	813614	625.000	648.1	
2 Chloromethane	50	1.995	1.995	(0.260)	944282	625.000	595.3	
3 Vinyl Chloride	62	2.153	2.153	(0.281)	848765	625.000	611.7	
4 Bromomethane	94	2.530	2.530	(0.330)	344072	625.000	639.7	
5 Chloroethane	64	2.682	2.682	(0.349)	455333	625.000	660.8	
6 Trichlorofluoromethane	101	3.047	3.047	(0.397)	720356	625.000	668.2	
10 1,1,2-trichloro-1,2,2-trifluor	101	3.862	3.862	(0.503)	643597	625.000	629.7	
12 1,1-Dichloroethene	96	3.808	3.808	(0.496)	1007832	625.000	937.2	
15 Carbon Disulfide	76	4.124	4.124	(0.537)	2157160	625.000	630.6	
13 Acetone	43	3.960	3.960	(0.516)	271345	625.000	482.1	
18 Methylene Chloride	84	4.617	4.617	(0.601)	708410	625.000	590.0	
19 trans-1,2-Dichloroethene	96	5.030	5.030	(0.655)	735616	625.000	617.2	

	Compounds	QUANT SIG MASS	RT	EXP RT	REL RT	RESPONSE	AMOUNTS CAL-AMT (ng)	ON-COL (ng)
	20 Methyl tert-butyl ether	73	5.067	5.067	(0.660)	1687846	625.000	601.8
	24 1,1-Dichloroethane	63	5.614	5.614	(0.731)	1387337	625.000	617.7
	27 2,2-Dichloropropane	77	6.357	6.357	(0.828)	904768	625.000	598.4
	28 cis-1,2-dichloroethene	96	6.363	6.363	(0.829)	768534	625.000	609.4
M	29 1,2-Dichloroethene (total)	96				1504150	1250.00	
	30 Bromochloromethane	128	6.649	6.649	(0.866)	342369	625.000	612.1
	31 2-Butanone	43	6.411	6.411	(0.835)	377709	625.000	577.9
	37 Chloroform	83	6.752	6.752	(0.880)	1292501	625.000	628.1
	38 1,1,1-Trichloroethane	97	6.953	6.953	(0.906)	1128531	625.000	603.3
	40 1,1-Dichloropropene	75	7.141	7.141	(0.930)	1086167	625.000	623.3
	41 Carbon Tetrachloride	117	7.135	7.135	(0.929)	979776	625.000	617.9
	42 Benzene	78	7.373	7.373	(0.960)	4540445	625.000	933.7
	45 1,2-Dichloroethane	62	7.391	7.391	(0.963)	1092560	625.000	622.9
	47 Trichloroethene	130	8.066	8.066	(1.051)	1083429	625.000	924.0
	49 1,2-Dichloropropane	63	8.303	8.303	(1.082)	789214	625.000	622.2
	50 Dibromomethane	93	8.425	8.425	(1.097)	402266	625.000	606.0
	53 Bromodichloromethane	83	8.583	8.583	(1.118)	997892	625.000	623.2
	57 cis-1,3-Dichloropropene	75	9.039	9.039	(1.177)	1263885	625.000	625.8
	58 4-Methyl-2-Pentanone	43	9.204	9.204	(0.856)	715677	625.000	557.9
	60 Toluene	91	9.380	9.380	(0.872)	4824467	625.000	843.9
	61 trans-1,3-Dichloropropene	75	9.599	9.599	(0.893)	1152681	625.000	573.2
	63 1,3-Dichloropropane	76	9.952	9.952	(0.925)	1068898	625.000	561.6
	64 1,1,2-Trichloroethane	97	9.782	9.782	(0.910)	565143	625.000	547.5
	65 Tetrachloroethene	164	9.928	9.928	(0.923)	605730	625.000	560.6
	66 2-Hexanone	43	10.031	10.031	(0.933)	501633	625.000	502.3
	67 Dibromochloromethane	129	10.177	10.177	(0.946)	665534	625.000	567.4
	68 1,2-Dibromoethane	107	10.299	10.299	(0.958)	552091	625.000	562.9
	70 Chlorobenzene	112	10.785	10.785	(1.003)	2832878	625.000	821.8
	71 1,1,1,2-Tetrachloroethane	131	10.865	10.865	(1.010)	680815	625.000	561.9
	72 Ethylbenzene	106	10.889	10.889	(1.012)	1089520	625.000	562.8
	73 m + p-Xylene	106	11.004	11.004	(1.023)	2645774	1250.00	1095
	74 Xylene-o	106	11.400	11.400	(1.060)	1277708	625.000	540.2
	76 Styrene	104	11.412	11.412	(1.061)	2218580	625.000	553.0
	77 Bromoform	173	11.607	11.607	(1.079)	425955	625.000	568.0
	78 Isopropylbenzene	105	11.765	11.765	(1.094)	3467160	625.000	540.6
	79 Bromobenzene	156	12.081	12.081	(0.923)	796868	625.000	686.0
	81 n-Propylbenzene	120	12.179	12.179	(0.931)	889649	625.000	658.4
	82 2-Chlorotoluene	126	12.270	12.270	(0.938)	724551	625.000	652.3
	83 1,1,2,2-Tetrachloroethane	83	12.057	12.057	(0.921)	663944	625.000	674.3
	84 1,2,3-Trichloropropane	110	12.106	12.106	(0.925)	203702	625.000	673.1
	85 4-Chlorotoluene	126	12.379	12.379	(0.946)	757547	625.000	655.2
	86 1,3,5-Trimethylbenzene	105	12.349	12.349	(0.944)	2536882	625.000	594.5
	87 tert-Butylbenzene	119	12.683	12.683	(0.969)	2199873	625.000	583.8
	88 1,2,4-Trimethylbenzene	105	12.726	12.726	(0.973)	2532909	625.000	582.0
	89 sec-Butylbenzene	105	12.902	12.902	(0.986)	3050307	625.000	553.3
	90 4-Isopropyltoluene	119	13.042	13.042	(0.997)	2358871	625.000	510.7
	91 1,3-Dichlorobenzene	146	13.024	13.024	(0.995)	1330315	625.000	611.0
	93 1,4-Dichlorobenzene	146	13.109	13.109	(1.002)	1381219	625.000	604.4
	94 n-Butylbenzene	91	13.456	13.456	(1.028)	2112319	625.000	476.3
	95 1,2-Dichlorobenzene	146	13.486	13.486	(1.031)	1190842	625.000	578.8
	96 1,2-Dibromo-3-chloropropane	157	14.271	14.271	(1.091)	107853	625.000	577.2
	97 1,2,4-Trichlorobenzene	180	15.111	15.111	(1.155)	528933	625.000	366.4
	98 Hexachlorobutadiene	225	15.281	15.281	(1.168)	236956	625.000	272.4
	99 Naphthalene	128	15.378	15.378	(1.175)	1028886	625.000	410.9

Compounds	QUANT SIG MASS	RT	EXP RT	REL RT	RESPONSE	AMOUNTS CAL-AMT (ng)	AMOUNTS ON-COL (ng)
100 1,2,3-Trichlorobenzene	180	15.646	15.646	(1.196)	352469	625.000	328.2
155 Methyl Acetate	43	4.507	4.507	(0.587)	559704	625.000	583.5
156 Cyclohexane	56	7.014	7.014	(0.914)	1618204	625.000	625.7
157 Methyl Cyclohexane	83	8.267	8.267	(1.077)	1523019	625.000	620.0
161 1,3,5-Trichlorobenzene	180	14.484	14.484	(1.107)	592744	625.000	352.2
17 Acetonitrile	40	4.410	4.410	(0.574)	872866	12500.0	11720
M 75 Xylenes (total)	106				3923482	1875.00	

QC Flag Legend

Q - Qualifier signal failed the ratio test.

Data File: \\PITSVR06\D\chem\hp4.i\4101310d.b\1G41013.D
Date : 13-OCT-2010 13:51
Client ID: vstd250
Sample Info: vstd250 5ML
Volume Injected (uL): 5.0
Column phase: DB 624

Instrument: hp4.i
Operator: 034635
Column diameter: 0.18

\\PITSVR06\D\chem\hp4.i\4101310d.b\1G41013.D

Y (x10^7)

0.1 0.2 0.3 0.4 0.5 0.6 0.7 0.8 0.9 1.0 1.1 1.2 1.3 1.4 1.5

Min

2 3 4 5 6 7 8 9 10 11 12 13 14 15 16 17

-Dichlorodifluoromethane
-Chloromethane
-Vinyl Chloride
-Bromomethane
-Chloroethane
-Trichlorofluoromethane
-1,1,2-trichloro-1,2,2-tri+
-Carbon Disulfide
-Acetonitrile
-Methyl Acetate
-Methylene Chloride
-trans-1,2-Dichloroethene
-Methyl tert-butyl ether
-1,1-Dichloroethane
-2,2-Dichloropropane+
-Bromochloromethane
-Chloroform
-Dibromofluoromethane+
Cyclohexane
-1,1-Dichloropropene+
-1,2-Dichloroethane-d4
-Benzene+
-Fluorobenzene
-Trichloroethene
-1,2-Dichloropropane+
-Dibromomethane
-Bromodichloromethane
-cis-1,3-Dichloropropene
-4-Methyl-2-Pentanone
-Toluene-d8
-Toluene
-trans-1,3-Dichloropropene
-1,1,2-Trichloroethane
-1,3-Dichloropropane+
-2-Hexanone
-Dibromochloromethane
-1,2-Dibromoethane
-Chlorobenzene-d5+
-1,1,1,2-Tetrachloroethane+
m + p-Xylene
-Xylene-o+
-Bromoform
-Isopropylbenzene
-Bromofluorobenzene
-Bromobenzene+
-n-Propylbenzene
-2-Chlorotoluene
-4-Chlorotoluene+
-tert-Butylbenzene
-1,2,4-Trimethylbenzene
-sec-Butylbenzene
-4-Isopropyltoluene+
-1,4-Dichlorobenzene-d4+
-n-Butylbenzene+
-1,2-Dibromo-3-chloropropa
-1,3,5-Trichlorobenzene
-1,2,4-Trichlorobenzene
-Hexachlorobutadiene
-Naphthalene
-1,2,3-Trichlorobenzene

TestAmerica Pittsburgh

VOLATILE REPORT SW-846 Method

Data file : \\PITSVR06\D\chem\hp4.i\4101310d.b\1G41013.D
Lab Smp Id: vstd250 Client Smp ID: vstd250
Inj Date : 13-OCT-2010 13:51
Operator : 034635 Inst ID: hp4.i
Smp Info : vstd250 5ML
Misc Info : ,4101310d.b,med500.m,2-padep.sub
Comment :
Method : \\PITSVR06\D\chem\hp4.i\4101310d.b\med500.m
Meth Date : 13-Oct-2010 14:25 journetp Quant Type: ISTD
Cal Date : 13-OCT-2010 13:51 Cal File: 1G41013.D
Als bottle: 13 Calibration Sample, Level: 7
Dil Factor: 1.00000
Integrator: HP RTE Compound Sublist: 2-padep.sub
Target Version: 4.14

Concentration Formula: Amt * DF * /Vi*Vo/Ws*Vt/Va * CpndVariable

Name	Value	Description
DF	1.000	Dilution Factor
Vi	5.000	Injection Volume
Vo	5.000	Extraction Solvent Volume
Ws	5.000	Sample Weight
Vt	5.000	Final Volume
Va	0.10000	Aliquot Volume
Cpnd Variable		Local Compound Variable

Compounds	QUANT SIG MASS	RT	EXP RT	REL RT	RESPONSE	AMOUNTS CAL-AMT (ng)	AMOUNTS ON-COL (ng)
* 46 Fluorobenzene	96	7.675	7.675	(1.000)	1019854	250.000	
* 69 Chlorobenzene-d5	119	10.753	10.753	(1.000)	276710	250.000	
* 92 1,4-Dichlorobenzene-d4	152	13.089	13.089	(1.000)	353909	250.000	
$ 39 Dibromofluoromethane	113	6.933	6.933	(0.903)	1148795	1250.00	1184
$ 43 1,2-Dichloroethane-d4	65	7.304	7.304	(0.952)	1654119	1250.00	1181
$ 59 Toluene-d8	98	9.318	9.318	(0.866)	5061161	1250.00	1156
$ 80 Bromofluorobenzene	95	11.927	11.927	(1.109)	1828765	1250.00	1065
1 Dichlorodifluoromethane	85	1.805	1.805	(0.235)	1557010	1250.00	1206
2 Chloromethane	50	1.993	1.993	(0.260)	1843312	1250.00	1153
3 Vinyl Chloride	62	2.151	2.151	(0.280)	1657393	1250.00	1177
4 Bromomethane	94	2.522	2.522	(0.329)	556571	1250.00	1031
5 Chloroethane	64	2.656	2.656	(0.346)	671831	1250.00	944.8
6 Trichlorofluoromethane	101	3.027	3.027	(0.394)	1179218	1250.00	1076
10 1,1,2-trichloro-1,2,2-trifluor	101	3.849	3.849	(0.501)	1233884	1250.00	1183
12 1,1-Dichloroethene	96	3.788	3.788	(0.494)	1614627	1250.00	1333
15 Carbon Disulfide	76	4.104	4.104	(0.535)	4172829	1250.00	1193
13 Acetone	43	3.964	3.964	(0.517)	521688	1250.00	971.5
18 Methylene Chloride	84	4.603	4.603	(0.600)	1400812	1250.00	1159
19 trans-1,2-Dichloroethene	96	5.017	5.017	(0.654)	1444160	1250.00	1190
20 Methyl tert-butyl ether	73	5.065	5.065	(0.660)	3353490	1250.00	1180

	Compounds	QUANT SIG MASS	RT	EXP RT	REL RT	RESPONSE	AMOUNTS CAL-AMT (ng)	AMOUNTS ON-COL (ng)
24	1,1-Dichloroethane	63	5.607	5.607	(0.731)	2761435	1250.00	1205
27	2,2-Dichloropropane	77	6.349	6.349	(0.827)	1587882	1250.00	1055
28	cis-1,2-dichloroethene	96	6.361	6.361	(0.829)	1510320	1250.00	1180
M 29	1,2-Dichloroethene (total)	96				2954480	2500.00	2370
30	Bromochloromethane	128	6.641	6.641	(0.865)	672547	1250.00	1183
31	2-Butanone	43	6.416	6.416	(0.836)	727296	1250.00	1115
37	Chloroform	83	6.750	6.750	(0.880)	2549573	1250.00	1210
38	1,1,1-Trichloroethane	97	6.945	6.945	(0.905)	2094843	1250.00	1115
40	1,1-Dichloropropene	75	7.134	7.134	(0.929)	2118389	1250.00	1192
41	Carbon Tetrachloride	117	7.134	7.134	(0.929)	1877451	1250.00	1166
42	Benzene	78	7.365	7.365	(0.960)	7300999	1250.00	1334
45	1,2-Dichloroethane	62	7.389	7.389	(0.963)	2115911	1250.00	1184
47	Trichloroethene	130	8.064	8.064	(1.051)	1726285	1250.00	1314
49	1,2-Dichloropropane	63	8.302	8.302	(1.082)	1558494	1250.00	1203
50	Dibromomethane	93	8.423	8.423	(1.097)	785788	1250.00	1169
53	Bromodichloromethane	83	8.588	8.588	(1.119)	1978901	1250.00	1209
57	cis-1,3-Dichloropropene	75	9.044	9.044	(1.178)	2508947	1250.00	1213
58	4-Methyl-2-Pentanone	43	9.202	9.202	(0.856)	1342388	1250.00	1101
60	Toluene	91	9.378	9.378	(0.872)	7788479	1250.00	1296
61	trans-1,3-Dichloropropene	75	9.597	9.597	(0.893)	2271267	1250.00	1172
63	1,3-Dichloropropane	76	9.950	9.950	(0.925)	2072235	1250.00	1138
64	1,1,2-Trichloroethane	97	9.780	9.780	(0.909)	1106102	1250.00	1126
65	Tetrachloroethene	164	9.932	9.932	(0.924)	1159621	1250.00	1124
66	2-Hexanone	43	10.035	10.035	(0.933)	964516	1250.00	1040
67	Dibromochloromethane	129	10.175	10.175	(0.946)	1296265	1250.00	1152
68	1,2-Dibromoethane	107	10.297	10.297	(0.958)	1065843	1250.00	1136
70	Chlorobenzene	112	10.784	10.784	(1.003)	4448769	1250.00	1243
71	1,1,1,2-Tetrachloroethane	131	10.863	10.863	(1.010)	1291048	1250.00	1117
72	Ethylbenzene	106	10.893	10.893	(1.013)	2042640	1250.00	1107
73	m + p-Xylene	106	11.009	11.009	(1.024)	4883318	2500.00	2140
74	Xylene-o	106	11.404	11.404	(1.061)	2310543	1250.00	1040
76	Styrene	104	11.416	11.416	(1.062)	4120529	1250.00	1084
77	Bromoform	173	11.605	11.605	(1.079)	802547	1250.00	1120
78	Isopropylbenzene	105	11.769	11.769	(1.094)	6172142	1250.00	1027
79	Bromobenzene	156	12.086	12.086	(0.923)	1442872	1250.00	1347
81	n-Propylbenzene	120	12.183	12.183	(0.931)	1547480	1250.00	1265
82	2-Chlorotoluene	126	12.274	12.274	(0.938)	1305256	1250.00	1294
83	1,1,2,2-Tetrachloroethane	83	12.055	12.055	(0.921)	1205075	1250.00	1333
84	1,2,3-Trichloropropane	110	12.110	12.110	(0.925)	370858	1250.00	1335
85	4-Chlorotoluene	126	12.384	12.384	(0.946)	1283602	1250.00	1232
86	1,3,5-Trimethylbenzene	105	12.353	12.353	(0.944)	4294437	1250.00	1148
87	tert-Butylbenzene	119	12.682	12.682	(0.969)	3813852	1250.00	1157
88	1,2,4-Trimethylbenzene	105	12.730	12.730	(0.973)	4370468	1250.00	1149
89	sec-Butylbenzene	105	12.907	12.907	(0.986)	5280840	1250.00	1110
90	4-Isopropyltoluene	119	13.047	13.047	(0.997)	4184908	1250.00	1068
91	1,3-Dichlorobenzene	146	13.022	13.022	(0.995)	2310990	1250.00	1198
93	1,4-Dichlorobenzene	146	13.114	13.114	(1.002)	2388621	1250.00	1184
94	n-Butylbenzene	91	13.454	13.454	(1.028)	3911495	1250.00	1052
95	1,2-Dichlorobenzene	146	13.491	13.491	(1.031)	2090172	1250.00	1162
96	1,2-Dibromo-3-chloropropane	157	14.270	14.270	(1.090)	207509	1250.00	1255
97	1,2,4-Trichlorobenzene	180	15.109	15.109	(1.154)	1212509	1250.00	1036
98	Hexachlorobutadiene	225	15.285	15.285	(1.168)	640221	1250.00	943.8
99	Naphthalene	128	15.377	15.377	(1.175)	2358169	1250.00	1132
100	1,2,3-Trichlorobenzene	180	15.651	15.651	(1.196)	902208	1250.00	1046

	Compounds	QUANT SIG MASS	RT	EXP RT	REL RT	RESPONSE	AMOUNTS CAL-AMT (ng)	AMOUNTS ON-COL (ng)
155	Methyl Acetate	43	4.506	4.506	(0.587)	1120510	1250.00	1162
156	Cyclohexane	56	7.006	7.006	(0.913)	3144332	1250.00	1191
157	Methyl Cyclohexane	83	8.265	8.265	(1.077)	2937599	1250.00	1176
161	1,3,5-Trichlorobenzene	180	14.489	14.489	(1.107)	1373120	1250.00	1013
17	Acetonitrile	40	4.414	4.414	(0.575)	1759832	25000.0	23460
M 75	Xylenes (total)	106				7193861	3750.00	3181

TestAmerica Pittsburgh

CONTINUING CALIBRATION COMPOUNDS

Instrument ID: hp4.i Injection Date: 13-OCT-2010 20:34
Lab File ID: 4101307.D Init. Cal. Date(s): 13-OCT-2010 15-OCT-2010
Analysis Type: SOIL Init. Cal. Times: 11:20 10:15
Lab Sample ID: verification Quant Type: ISTD
Method: \\PITSVR06\D\chem\hp4.i\nondodmed.b\med500.m

COMPOUND	RRF / AMOUNT	RF40	MIN RRF	%D / %DRIFT	MAX %D / %DRIFT	CURVE TYPE	
$ 39 Dibromofluoromethane	0.24349	0.29368	0.010	-20.61433	25.00000	Averaged	
$ 43 1,2-Dichloroethane-d4	0.35254	0.42083	0.010	-19.37152	25.00000	Averaged	
$ 59 Toluene-d8	4.03412	4.80662	0.010	-19.14924	25.00000	Averaged	
$ 80 Bromofluorobenzene	1.58523	1.90790	0.010	-20.35476	25.00000	Averaged	
1 Dichlorodifluoromethane	0.31609	0.32889	0.010	-4.05000	25.00000	Averaged	
2 Chloromethane	0.39229	0.38245	0.100	2.50915	25.00000	Averaged	
3 Vinyl Chloride	0.34367	0.35069	0.010	-2.04383	20.00000	Averaged	
4 Bromomethane	0.13643	0.11998	0.010	12.05925	25.00000	Averaged	
5 Chloroethane	0.17901	0.09666	0.010	46.00671	25.00000	Averaged	<-
6 Trichlorofluoromethane	0.27490	0.23760	0.010	13.56759	25.00000	Averaged	
10 1,1,2-trichloro-1,2,2-trifl	0.25520	0.25444	0.010	0.29833	25.00000	Averaged	
12 1,1-Dichloroethene	0.29374	0.26082	0.010	11.20783	20.00000	Averaged	
15 Carbon Disulfide	0.84500	0.81983	0.010	2.97837	25.00000	Averaged	
13 Acetone	0.14538	0.13077	0.010	10.05316	25.00000	Averaged	
18 Methylene Chloride	0.29441	0.28506	0.010	3.17602	25.00000	Averaged	
19 trans-1,2-Dichloroethene	0.29554	0.29121	0.010	1.46422	25.00000	Averaged	
20 Methyl tert-butyl ether	0.69369	0.67697	0.010	2.41017	25.00000	Averaged	
24 1,1-Dichloroethane	0.55800	0.54545	0.100	2.24762	25.00000	Averaged	
27 2,2-Dichloropropane	0.36890	0.37207	0.010	-0.86138	25.00000	Averaged	
28 cis-1,2-dichloroethene	0.31070	0.30982	0.010	0.28412	25.00000	Averaged	
M 29 1,2-Dichloroethene (total)	0.30312	0.30052	0.010	0.85941	25.00000	Averaged	
30 Bromochloromethane	0.13784	0.13570	0.010	1.55521	25.00000	Averaged	
31 2-Butanone	0.17155	0.14801	0.010	13.72101	25.00000	Averaged	
37 Chloroform	0.51156	0.51484	0.010	-0.64163	20.00000	Averaged	
38 1,1,1-Trichloroethane	0.45476	0.45349	0.010	0.28090	25.00000	Averaged	
40 1,1-Dichloropropene	0.43351	0.42747	0.010	1.39219	25.00000	Averaged	
41 Carbon Tetrachloride	0.39138	0.38424	0.010	1.82573	25.00000	Averaged	
42 Benzene	1.33527	1.17651	0.010	11.89015	25.00000	Averaged	
45 1,2-Dichloroethane	0.43825	0.43037	0.010	1.79920	25.00000	Averaged	
47 Trichloroethene	0.32153	0.28920	0.010	10.05559	25.00000	Averaged	
49 1,2-Dichloropropane	0.31414	0.30673	0.010	2.35739	20.00000	Averaged	
50 Dibromomethane	0.16253	0.15763	0.010	3.01274	25.00000	Averaged	
53 Bromodichloromethane	0.40005	0.37923	0.010	5.20366	25.00000	Averaged	
57 cis-1,3-Dichloropropene	0.50016	0.48022	0.010	3.98687	25.00000	Averaged	
58 4-Methyl-2-Pentanone	1.09072	1.01366	0.010	7.06530	25.00000	Averaged	
60 Toluene	5.37627	4.78603	0.010	10.97869	20.00000	Averaged	
61 trans-1,3-Dichloropropene	1.71995	1.64723	0.010	4.22820	25.00000	Averaged	
63 1,3-Dichloropropane	1.63174	1.56121	0.010	4.32230	25.00000	Averaged	
64 1,1,2-Trichloroethane	0.87385	0.83925	0.010	3.95963	25.00000	Averaged	
65 Tetrachloroethene	0.92366	0.91744	0.010	0.67272	25.00000	Averaged	
66 2-Hexanone	0.85826	0.71334	0.010	16.88495	25.00000	Averaged	
67 Dibromochloromethane	0.99986	0.94031	0.010	5.95545	25.00000	Averaged	
68 1,2-Dibromoethane	0.84335	0.79597	0.010	5.61805	25.00000	Averaged	

TestAmerica Pittsburgh

CONTINUING CALIBRATION COMPOUNDS

Instrument ID: hp4.i Injection Date: 13-OCT-2010 20:34
Lab File ID: 4101307.D Init. Cal. Date(s): 13-OCT-2010 15-OCT-2010
Analysis Type: SOIL Init. Cal. Times: 11:20 10:15
Lab Sample ID: verification Quant Type: ISTD
Method: \\PITSVR06\D\chem\hp4.i\nondodmed.b\med500.m

COMPOUND	RRF / AMOUNT	RF40	MIN RRF	%D / %DRIFT	MAX %D / %DRIFT	CURVE TYPE
70 Chlorobenzene	3.21021	2.91741	0.300	9.12101	25.00000	Averaged
71 1,1,1,2-Tetrachloroethane	1.03605	1.02613	0.010	0.95740	25.00000	Averaged
72 Ethylbenzene	1.64685	1.63286	0.010	0.84944	20.00000	Averaged
73 m + p-Xylene	2.02854	2.00951	0.010	0.93840	25.00000	Averaged
74 Xylene-o	1.98349	1.98540	0.010	-0.09655	25.00000	Averaged
76 Styrene	3.40711	3.38441	0.010	0.66637	25.00000	Averaged
77 Bromoform	0.63201	0.57704	0.100	8.69650	25.00000	Averaged
78 Isopropylbenzene	5.36522	5.41677	0.010	-0.96080	25.00000	Averaged
79 Bromobenzene	0.75426	0.69937	0.010	7.27736	25.00000	Averaged
81 n-Propylbenzene	0.86507	0.80699	0.010	6.71399	25.00000	Averaged
82 2-Chlorotoluene	0.70902	0.65721	0.010	7.30626	25.00000	Averaged
83 1,1,2,2-Tetrachloroethane	0.64090	0.56658	0.300	11.59609	25.00000	Averaged
84 1,2,3-Trichloropropane	0.19731	0.17435	0.010	11.63590	25.00000	Averaged
85 4-Chlorotoluene	0.72996	0.69440	0.010	4.87155	25.00000	Averaged
86 1,3,5-Trimethylbenzene	2.63616	2.56921	0.010	2.53979	25.00000	Averaged
87 tert-Butylbenzene	2.35466	2.26226	0.010	3.92411	25.00000	Averaged
88 1,2,4-Trimethylbenzene	2.66253	2.65439	0.010	0.30560	25.00000	Averaged
89 sec-Butylbenzene	3.33310	3.29610	0.010	1.11011	25.00000	Averaged
90 4-Isopropyltoluene	2.74391	2.82301	0.010	-2.88261	25.00000	Averaged
91 1,3-Dichlorobenzene	1.35883	1.31211	0.010	3.43817	25.00000	Averaged
93 1,4-Dichlorobenzene	1.41312	1.37275	0.010	2.85698	25.00000	Averaged
94 n-Butylbenzene	2.60865	2.67525	0.010	-2.55319	25.00000	Averaged
95 1,2-Dichlorobenzene	1.26874	1.26984	0.010	-0.08682	25.00000	Averaged
96 1,2-Dibromo-3-chloropropane	0.11498	0.10885	0.010	5.33047	25.00000	Averaged
97 1,2,4-Trichlorobenzene	0.82092	0.97355	0.010	-18.59287	25.00000	Averaged
98 Hexachlorobutadiene	0.47198	0.54044	0.010	-14.50385	25.00000	Averaged
99 Naphthalene	1.45413	1.62164	0.010	-11.51940	25.00000	Averaged
100 1,2,3-Trichlorobenzene	0.60409	0.73313	0.010	-21.36061	25.00000	Averaged
155 Methyl Acetate	0.23173	0.22293	0.010	3.79909	25.00000	Averaged
156 Cyclohexane	0.64415	0.62521	0.010	2.94021	25.00000	Averaged
157 Methyl Cyclohexane	0.60994	0.57698	0.010	5.40437	25.00000	Averaged
161 1,3,5-Trichlorobenzene	0.96663	1.07609	0.010	-11.32366	50.00000	Averaged
17 Acetonitrile	0.01816	0.01922	0.001	-5.87485	25.00000	Averaged
M 75 Xylenes (total)	2.01352	2.00147	0.010	0.59857	25.00000	Averaged

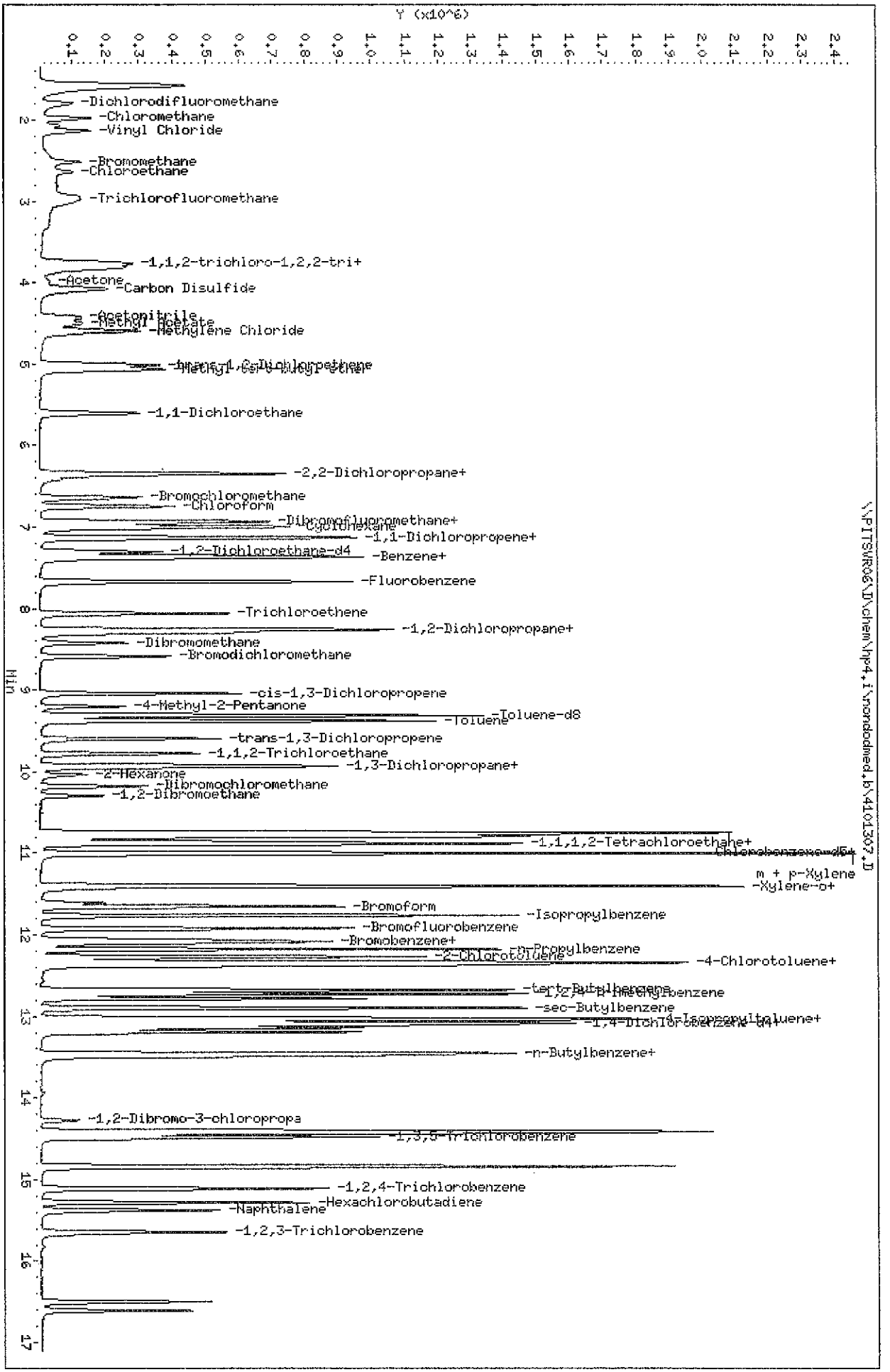

Data File: \\PITSVR06\D\chem\hp4.i\nondodmed.b\4101307.D
Date : 13-OCT-2010 20:34
Client ID: intra-lab check
Sample Info: blkms 100ul 5ML
Volume Injected (uL): 5.0
Column phase: DB 624

Instrument: hp4.i
Operator: 034635
Column diameter: 0.18

TestAmerica Pittsburgh

VOLATILE REPORT SW-846 Method

Data file : \\PITSVR06\D\chem\hp4.i\nondodmed.b\4101307.D
Lab Smp Id: verification Client Smp ID: intra-lab check
Inj Date : 13-OCT-2010 20:34
Operator : 034635 Inst ID: hp4.i
Smp Info : blkms 100ul 5ML
Misc Info : ,4101310d.b,med500.m,2-padep.sub
Comment :
Method : \\PITSVR06\D\chem\hp4.i\nondodmed.b\med500.m
Meth Date : 18-Oct-2010 07:25 hp4.i Quant Type: ISTD
Cal Date : 15-OCT-2010 10:15 Cal File: 1G41015.D
Als bottle: 18 Continuing Calibration Sample
Dil Factor: 1.00000
Integrator: HP RTE Compound Sublist: 2-padep.sub
Target Version: 4.14
Processing Host: PITPC-088

Concentration Formula: Amt * DF * /Vi*Vo/Ws*Vt/Va * CpndVariable

Name	Value	Description
DF	1.000	Dilution Factor
Vi	5.000	Injection Volume
Vo	5.000	Extraction Solvent Volume
Ws	5.000	Sample Weight
Vt	5.000	Final Volume
Va	0.10000	Aliquot Volume
Cpnd Variable		Local Compound Variable

Compounds	QUANT SIG MASS	RT	EXP RT	REL RT	RESPONSE	AMOUNTS CAL-AMT (ng)	AMOUNTS ON-COL (ng)
* 46 Fluorobenzene	96	7.671	7.671	(1.000)	953048	250.000	
* 69 Chlorobenzene-d5	119	10.755	10.755	(1.000)	252201	250.000	
* 92 1,4-Dichlorobenzene-d4	152	13.085	13.085	(1.000)	445484	250.000	
$ 39 Dibromofluoromethane	113	6.928	6.928	(0.903)	223915	200.000	241.2(Q)
$ 43 1,2-Dichloroethane-d4	65	7.299	7.299	(0.952)	320859	200.000	238.7
$ 59 Toluene-d8	98	9.313	9.313	(0.866)	969788	200.000	238.3
$ 80 Bromofluorobenzene	95	11.923	11.923	(1.109)	384939	200.000	240.7(Q)
1 Dichlorodifluoromethane	85	1.794	1.794	(0.234)	250756	200.000	208.1(Q)
2 Chloromethane	50	1.976	1.976	(0.258)	291595	200.000	195.0
3 Vinyl Chloride	62	2.135	2.135	(0.278)	267380	200.000	204.1
4 Bromomethane	94	2.512	2.512	(0.327)	91474	200.000	175.9
5 Chloroethane	64	2.640	2.640	(0.344)	73694	200.000	108.0
6 Trichlorofluoromethane	101	2.956	2.956	(0.385)	181156	200.000	172.9
10 1,1,2-trichloro-1,2,2-trifluor	101	3.820	3.820	(0.498)	193997	200.000	199.4
12 1,1-Dichloroethene	96	3.759	3.759	(0.490)	198857	200.000	177.6
15 Carbon Disulfide	76	4.081	4.081	(0.532)	625072	200.000	194.0
13 Acetone	43	3.984	3.984	(0.519)	99702	200.000	179.9
18 Methylene Chloride	84	4.592	4.592	(0.599)	217341	200.000	193.6
19 trans-1,2-Dichloroethene	96	5.006	5.006	(0.653)	222033	200.000	197.1

	Compounds	QUANT SIG MASS	RT	EXP RT	REL RT	RESPONSE	AMOUNTS CAL-AMT (ng)	AMOUNTS ON-COL (ng)
	20 Methyl tert-butyl ether	73	5.067	5.067	(0.661)	516149	200.000	195.2(Q)
	24 1,1-Dichloroethane	63	5.602	5.602	(0.730)	415875	200.000	195.5
	27 2,2-Dichloropropane	77	6.344	6.344	(0.827)	283684	200.000	201.7
	28 cis-1,2-dichloroethene	96	6.350	6.350	(0.828)	236218	200.000	199.4
M	29 1,2-Dichloroethene (total)	96				458251	400.000	
	30 Bromochloromethane	128	6.636	6.636	(0.865)	103461	200.000	196.9
	31 2-Butanone	43	6.417	6.417	(0.837)	112851	200.000	172.6(Q)
	37 Chloroform	83	6.746	6.746	(0.879)	392537	200.000	201.3
	38 1,1,1-Trichloroethane	97	6.941	6.941	(0.905)	345756	200.000	199.4
	40 1,1-Dichloropropene	75	7.129	7.129	(0.929)	325920	200.000	197.2
	41 Carbon Tetrachloride	117	7.129	7.129	(0.929)	292956	200.000	196.3
	42 Benzene	78	7.360	7.360	(0.960)	897013	200.000	176.2
	45 1,2-Dichloroethane	62	7.385	7.385	(0.963)	328128	200.000	196.4
	47 Trichloroethene	130	8.060	8.060	(1.051)	220494	200.000	179.9
	49 1,2-Dichloropropane	63	8.297	8.297	(1.082)	233866	200.000	195.3
	50 Dibromomethane	93	8.419	8.419	(1.098)	120186	200.000	194.0
	53 Bromodichloromethane	83	8.583	8.583	(1.119)	289141	200.000	189.6
	57 cis-1,3-Dichloropropene	75	9.039	9.039	(1.178)	366140	200.000	192.0
	58 4-Methyl-2-Pentanone	43	9.204	9.204	(0.856)	204516	200.000	185.9
	60 Toluene	91	9.380	9.380	(0.872)	965633	200.000	178.0
	61 trans-1,3-Dichloropropene	75	9.599	9.599	(0.893)	332346	200.000	191.5
	63 1,3-Dichloropropane	76	9.946	9.946	(0.925)	314991	200.000	191.4
	64 1,1,2-Trichloroethane	97	9.782	9.782	(0.910)	169328	200.000	192.1(Q)
	65 Tetrachloroethene	164	9.928	9.928	(0.923)	185104	200.000	198.6
	66 2-Hexanone	43	10.037	10.037	(0.933)	143924	200.000	166.2(Q)
	67 Dibromochloromethane	129	10.177	10.177	(0.946)	189718	200.000	188.1
	68 1,2-Dibromoethane	107	10.299	10.299	(0.958)	160596	200.000	188.8
	70 Chlorobenzene	112	10.785	10.785	(1.003)	588619	200.000	181.8
	71 1,1,1,2-Tetrachloroethane	131	10.858	10.858	(1.010)	207033	200.000	198.1(Q)
	72 Ethylbenzene	106	10.889	10.889	(1.012)	329448	200.000	198.3
	73 m + p-Xylene	106	11.004	11.004	(1.023)	810879	400.000	396.2
	74 Xylene-o	106	11.400	11.400	(1.060)	400576	200.000	200.2
	76 Styrene	104	11.412	11.412	(1.061)	682841	200.000	198.7
	77 Bromoform	173	11.607	11.607	(1.079)	116425	200.000	182.6
	78 Isopropylbenzene	105	11.765	11.765	(1.094)	1092891	200.000	201.9
	79 Bromobenzene	156	12.081	12.081	(0.923)	249248	200.000	185.4
	81 n-Propylbenzene	120	12.178	12.178	(0.931)	287600	200.000	186.6
	82 2-Chlorotoluene	126	12.270	12.270	(0.938)	234223	200.000	185.4
	83 1,1,2,2-Tetrachloroethane	83	12.057	12.057	(0.921)	201922	200.000	176.8
	84 1,2,3-Trichloropropane	110	12.105	12.105	(0.925)	62135	200.000	176.7
	85 4-Chlorotoluene	126	12.379	12.379	(0.946)	247476	200.000	190.2
	86 1,3,5-Trimethylbenzene	105	12.349	12.349	(0.944)	915634	200.000	194.9
	87 tert-Butylbenzene	119	12.677	12.677	(0.969)	806239	200.000	192.2
	88 1,2,4-Trimethylbenzene	105	12.726	12.726	(0.973)	945992	200.000	199.4
	89 sec-Butylbenzene	105	12.902	12.902	(0.986)	1174688	200.000	197.8
	90 4-Isopropyltoluene	119	13.042	13.042	(0.997)	1006084	200.000	205.8
	91 1,3-Dichlorobenzene	146	13.024	13.024	(0.995)	467620	200.000	193.1
	93 1,4-Dichlorobenzene	146	13.109	13.109	(1.002)	489231	200.000	194.3
	94 n-Butylbenzene	91	13.456	13.456	(1.028)	953425	200.000	205.1
	95 1,2-Dichlorobenzene	146	13.486	13.486	(1.031)	452555	200.000	200.2
	96 1,2-Dibromo-3-chloropropane	157	14.271	14.271	(1.091)	38792	200.000	189.3
	97 1,2,4-Trichlorobenzene	180	15.111	15.111	(1.155)	346960	200.000	237.2
	98 Hexachlorobutadiene	225	15.281	15.281	(1.168)	192606	200.000	229.0(Q)
	99 Naphthalene	128	15.378	15.378	(1.175)	577932	200.000	223.0

Compounds	QUANT SIG MASS	RT	EXP RT	REL RT	RESPONSE	AMOUNTS CAL-AMT (ng)	AMOUNTS ON-COL (ng)
100 1,2,3-Trichlorobenzene	180	15.646	15.646	(1.196)	261277	200.000	242.7
155 Methyl Acetate	43	4.501	4.501	(0.587)	169971	200.000	192.4
156 Cyclohexane	56	7.001	7.001	(0.913)	476687	200.000	194.1
157 Methyl Cyclohexane	83	8.261	8.261	(1.077)	439911	200.000	189.2
161 1,3,5-Trichlorobenzene	180	14.484	14.484	(1.107)	383504	200.000	222.6
17 Acetonitrile	40	4.434	4.434	(0.578)	293133	4000.00	4235
M 75 Xylenes (total)	106				1211455	600.000	

QC Flag Legend

Q - Qualifier signal failed the ratio test.

MANUAL INTEGRATION SUMMARY REPORT

Sample Name	Data File	Lot No.	Compound	Code
vstd1	5101510d.b/1A51015C.D	methods	No Manual Integrations	
vstd5	5101510d.b/1B51015.D	methods	Chlorobenzene-d5	WFI
vstd5	5101510d.b/1B51015.D	methods	Acetonitrile	WFI
vstd10	5101510d.b/1C51015.D	methods	No Manual Integrations	
vstd15	5101510d.b/1D51015.D	methods	Chlorobenzene-d5	WFI
vstd15	5101510d.b/1D51015.D	methods	Acetonitrile	WFI
vstd20	5101510d.b/1E51015.D	methods	Acetonitrile	WFI
vstd35	5101510d.b/1F51015.D	methods	Acetonitrile	WFI
vstd40	5101510d.b/1G51015.D	methods	Acetonitrile	WFI
bfb	5101510d.b/BF51015B.D	methods	No Manual Integrations	
vstd10	5101510d.b/VR51015.D	methods	Acetone	WFI
vstd10	5101510d.b/VR51015.D	methods	Acetonitrile	WFI

Legend

BAS - Baseline Event
SP - Split Peak
TAIL - Peak Tailing or Fronting
NOID - Analyte not Identified by the Data System
MSID - Analyte Misidentified by the Data System
PNF - Peak Not Found
PC - Poor Chromatography
WI - Wrong Isomer
SN - Other See Narrative
PFS - Peak Split
WFP - Peak Identified Incorrectly
WFI - Peak Integrated Incorrectly
PFT - Peak Tailing
PFF - Peak Fronting
PAB - Peak Added Back

TestAmerica Pittsburgh

INITIAL CALIBRATION DATA

Start Cal Date : 15-OCT-2010 17:56
End Cal Date : 15-OCT-2010 22:20
Quant Method : ISTD
Origin : Disabled
Target Version : 4.14
Integrator : HP RTE
Method file : \\pitsvr06\d\chem\hp5.i\5101510d.b\8260ee.m
Last Edit : 15-Oct-2010 22:56 hp5.i
Curve Type : Average

Calibration File Names:
Level 1: \\pitsvr06\d\chem\hp5.i\5101510d.b\1A51015C.D
Level 2: \\pitsvr06\d\chem\hp5.i\5101510d.b\1B51015.D
Level 3: \\pitsvr06\d\chem\hp5.i\5101510d.b\1C51015.D
Level 4: \\pitsvr06\d\chem\hp5.i\5101510d.b\1D51015.D
Level 5: \\pitsvr06\d\chem\hp5.i\5101510d.b\1E51015.D
Level 6: \\pitsvr06\d\chem\hp5.i\5101510d.b\1F51015.D
Level 7: \\pitsvr06\d\chem\hp5.i\5101510d.b\1G51015.D

Compound	1.000 Level 1	5.000 Level 2	10.000 Level 3	15.000 Level 4	20.000 Level 5	35.000 Level 6	RRF	% RSD
	40.000 Level 7							
1 Dichlorodifluoromethane	0.40082	0.34826	0.34128	0.31010	0.29221	0.33192		
	0.32304						0.33537	10.293
157 2-Chlorobenzotrifluoride	1.85978	1.87349	1.86663	1.68980	1.60628	1.54102		
	1.50515						1.70602	9.429
158 3-Chlorobenzotrifluoride	2.00618	2.10138	2.00378	1.81702	1.76420	1.62104		
	1.64686						1.85149	10.185
159 4-Chlorobenzotrifluoride	1.94435	1.94668	1.85666	1.74195	1.65087	1.51647		
	1.50180						1.73697	10.839
160 3-Chlorotoluene	0.96189	1.03177	1.00329	0.95338	1.02433	0.96902		
	0.91218						0.97941	4.360
161 2,4-Dichlorobenzotrifluoride	0.88920	0.86429	0.87898	0.76086	0.77224	0.82443		
	0.76407						0.82201	6.869
162 2,5-Dichlorobenzotrifluoride	0.99828	1.02119	1.02855	0.96206	0.93943	0.89259		
	0.88120						0.96047	6.172
163 3,4-Dichlorobenzotrifluoride	1.04763	1.01334	1.02295	0.91011	0.89532	0.92142		
	0.87202						0.95468	7.430

TestAmerica Pittsburgh

INITIAL CALIBRATION DATA

Start Cal Date : 15-OCT-2010 17:56
End Cal Date : 15-OCT-2010 22:20
Quant Method : ISTD
Origin : Disabled
Target Version : 4.14
Integrator : HP RTE
Method file : \\pitsvr06\d\chem\hp5.i\5101510d.b\8260ee.m
Last Edit : 15-Oct-2010 22:56 hp5.i
Curve Type : Average

Compound	1.000 Level 1	5.000 Level 2	10.000 Level 3	15.000 Level 4	20.000 Level 5	35.000 Level 6	RRF	% RSD	
	40.000 Level 7								
164 Dichlorotoluene(2,4+2,5+2,6)	1.14780	1.24470	1.29204	1.21890	1.20991	1.23303			
	1.17096						1.21676	3.915	
165 Dichlorotoluene(2,3+3,4)	1.09081	1.20366	1.25678	1.20058	1.19860	1.23982			
	1.18277						1.19614	4.442	
166 1,3,5-Trichlorobenzene	1.05174	1.08021	1.05043	0.98853	0.96554	1.00050			
	0.94861						1.01222	4.868	
167 2,3,6-Trichlorotoluene	0.27039	0.29766	0.33115	0.32044	0.32369	0.37153			
	0.34840						0.32332	10.167	
168 2,4,5-Trichlorotoluene	0.29455	0.31023	0.36121	0.34353	0.36934	0.42065			
	0.41033						0.35855	13.140	
2 Chloromethane	0.44186	0.37364	0.36395	0.33720	0.32005	0.35082			
	0.34420						0.36167	10.904	
3 Vinyl Chloride	0.40332	0.32721	0.33654	0.30521	0.29008	0.32838			
	0.31846						0.32988	10.908	
4 Bromomethane	0.14800	0.11449	0.15788	0.14343	0.13601	0.13784			
	0.14132						0.13985	9.541	
5 Chloroethane	0.19584	0.17596	0.18051	0.15562	0.15217	0.16994			
	0.16672						0.17096	8.750	
6 Trichlorofluoromethane	0.27934	0.25677	0.27443	0.25460	0.24942	0.28166			
	0.28066						0.26813	5.204	
7 Dichlorofluoromethane	+++++	+++++	+++++	+++++	+++++	+++++			
	+++++						+++++	+++++	<-

TestAmerica Pittsburgh

INITIAL CALIBRATION DATA

Start Cal Date : 15-OCT-2010 17:56
End Cal Date : 15-OCT-2010 22:20
Quant Method : ISTD
Origin : Disabled
Target Version : 4.14
Integrator : HP RTE
Method file : \\pitsvr06\d\chem\hp5.i\5101510d.b\8260ee.m
Last Edit : 15-Oct-2010 22:56 hp5.i
Curve Type : Average

Compound	1.000 Level 1	5.000 Level 2	10.000 Level 3	15.000 Level 4	20.000 Level 5	35.000 Level 6	40.000 Level 7	RRF	% RSD	
8 Ethyl Ether	+++++	+++++	+++++	+++++	+++++	+++++	+++++	+++++	+++++	<-
9 Ethanol	+++++	+++++	+++++	+++++	+++++	+++++	+++++	+++++	+++++	<-
11 Acrolein	+++++	+++++	+++++	+++++	+++++	+++++	+++++	+++++	+++++	<-
12 1,1-Dichloroethene	0.30360	0.25127	0.26480	0.24518	0.23196	0.26634	0.26008	0.26046	8.649	
13 Acetone	0.10015	0.11427	0.11231	0.09206	0.10517	0.10532	0.11021	0.10564	7.279	
14 Iodomethane	+++++	+++++	+++++	+++++	+++++	+++++	+++++	+++++	+++++	<-
15 Carbon Disulfide	0.74626	0.63537	0.67223	0.67406	0.63013	0.73569	0.72690	0.68866	6.949	
16 3-Chloro-1-propene	+++++	+++++	+++++	+++++	+++++	+++++	+++++	+++++	+++++	<-
17 Acetonitrile	0.02475	0.02558	0.02444	0.02128	0.02143	0.02156	0.02204	0.02301	7.964	
18 Methylene Chloride	0.40813	0.31981	0.31237	0.29238	0.27912	0.29479	0.29697	0.31480	13.746	
19 trans-1,2-Dichloroethene	0.32854	0.28214	0.29485	0.26852	0.26109	0.29304	0.28823	0.28806	7.571	

TestAmerica Pittsburgh

INITIAL CALIBRATION DATA

Start Cal Date : 15-OCT-2010 17:56
End Cal Date : 15-OCT-2010 22:20
Quant Method : ISTD
Origin : Disabled
Target Version : 4.14
Integrator : HP RTE
Method file : \\pitsvr06\d\chem\hp5.i\5101510d.b\8260ee.m
Last Edit : 15-Oct-2010 22:56 hp5.i
Curve Type : Average

	1.000	5.000	10.000	15.000	20.000	35.000	___		
Compound	Level 1	Level 2	Level 3	Level 4	Level 5	Level 6	RRF	% RSD	
	40.000 Level 7								
20 Methyl tert-butyl ether	0.71520	0.68086	0.70266	0.66513	0.66260	0.70677			
	0.72570						0.69413	3.570	
21 tert-Butyl Alcohol	+++++	+++++	+++++	+++++	+++++	+++++			
	+++++						+++++	+++++	<-
22 Acrylonitrile	+++++	+++++	+++++	+++++	+++++	+++++			
	+++++						+++++	+++++	<-
23 Hexane	+++++	+++++	+++++	+++++	+++++	+++++			
	+++++						+++++	+++++	<-
24 1,1-Dichloroethane	0.61590	0.52693	0.54443	0.51937	0.48862	0.53959			
	0.53064						0.53792	7.230	
25 Isopropyl Ether	+++++	+++++	+++++	+++++	+++++	+++++			
	+++++						+++++	+++++	<-
26 2-Chloro-1,3-butadiene	+++++	+++++	+++++	+++++	+++++	+++++			
	+++++						+++++	+++++	<-
27 2,2-Dichloropropane	0.24427	0.23019	0.24645	0.23707	0.22426	0.25811			
	0.25684						0.24246	5.276	
28 cis-1,2-dichloroethene	0.34327	0.29671	0.31498	0.29593	0.28501	0.31141			
	0.31286						0.30860	6.101	
M 29 1,2-Dichloroethene (total)	0.33591	0.28943	0.30492	0.28223	0.27305	0.30222			
	0.30054						0.29833	6.778	
30 Bromochloromethane	0.14429	0.13508	0.13607	0.12947	0.12432	0.13404			
	0.13551						0.13411	4.593	

TestAmerica Pittsburgh

INITIAL CALIBRATION DATA

Start Cal Date : 15-OCT-2010 17:56
End Cal Date : 15-OCT-2010 22:20
Quant Method : ISTD
Origin : Disabled
Target Version : 4.14
Integrator : HP RTE
Method file : \\pitsvr06\d\chem\hp5.i\5101510d.b\8260ee.m
Last Edit : 15-Oct-2010 22:56 hp5.i
Curve Type : Average

Compound	1.000 Level 1	5.000 Level 2	10.000 Level 3	15.000 Level 4	20.000 Level 5	35.000 Level 6	40.000 Level 7	___ RRF	% RSD	
31 2-Butanone	0.13242	0.15223	0.15632	0.14051	0.14694	0.15905	0.16457	0.15029	7.424	
32 Vinyl Acetate	+++++	+++++	+++++	+++++	+++++	+++++	+++++	+++++	+++++	<-
33 Ethyl Acetate	+++++	+++++	+++++	+++++	+++++	+++++	+++++	+++++	+++++	<-
34 Propionitrile	+++++	+++++	+++++	+++++	+++++	+++++	+++++	+++++	+++++	<-
35 Tetrahydrofuran	+++++	+++++	+++++	+++++	+++++	+++++	+++++	+++++	+++++	<-
36 Methacrylonitrile	+++++	+++++	+++++	+++++	+++++	+++++	+++++	+++++	+++++	<-
37 Chloroform	0.56316	0.49076	0.49813	0.45962	0.44000	0.47474	0.47700	0.48620	8.029	
38 1,1,1-Trichloroethane	0.39824	0.36195	0.37835	0.35165	0.34025	0.38322	0.38205	0.37082	5.470	
40 1,1-Dichloropropene	0.45148	0.39120	0.42706	0.39689	0.38295	0.44086	0.43049	0.41727	6.394	
41 Carbon Tetrachloride	0.33849	0.29063	0.30973	0.29151	0.27538	0.32763	0.32045	0.30769	7.399	
42 Benzene	1.44741	1.27891	1.30685	1.21045	1.14567	1.24172	1.22212	1.26473	7.558	

TestAmerica Pittsburgh

INITIAL CALIBRATION DATA

Start Cal Date : 15-OCT-2010 17:56
End Cal Date : 15-OCT-2010 22:20
Quant Method : ISTD
Origin : Disabled
Target Version : 4.14
Integrator : HP RTE
Method file : \\pitsvr06\d\chem\hp5.i\5101510d.b\8260ee.m
Last Edit : 15-Oct-2010 22:56 hp5.i
Curve Type : Average

Compound	1.000 Level 1	5.000 Level 2	10.000 Level 3	15.000 Level 4	20.000 Level 5	35.000 Level 6	40.000 Level 7	RRF	% RSD	
44 Isobutanol	+++++	+++++	+++++	+++++	+++++	+++++	+++++	+++++	+++++	<-
45 1,2-Dichloroethane	0.42030	0.37284	0.37473	0.34761	0.33892	0.36310	0.36390	0.36877	7.090	
47 Trichloroethene	0.32139	0.28341	0.30066	0.27416	0.26535	0.29577	0.29231	0.29043	6.346	
48 n-Butanol	+++++	+++++	+++++	+++++	+++++	+++++	+++++	+++++	+++++	<-
49 1,2-Dichloropropane	0.33208	0.31604	0.32631	0.30615	0.29639	0.32882	0.32569	0.31878	4.150	
50 Dibromomethane	0.17137	0.15756	0.15623	0.15027	0.14754	0.16175	0.16218	0.15813	5.050	
51 Methyl methacrylate	+++++	+++++	+++++	+++++	+++++	+++++	+++++	+++++	+++++	<-
52 1,4-Dioxane	+++++	+++++	+++++	+++++	+++++	+++++	+++++	+++++	+++++	<-
53 Bromodichloromethane	0.32614	0.31448	0.32705	0.31018	0.30424	0.34098	0.33927	0.32319	4.381	
54 2-Nitropropane	+++++	+++++	+++++	+++++	+++++	+++++	+++++	+++++	+++++	<-
55 2-Methylfuran	+++++	+++++	+++++	+++++	+++++	+++++	+++++	+++++	+++++	<-

TestAmerica Pittsburgh

INITIAL CALIBRATION DATA

Start Cal Date : 15-OCT-2010 17:56
End Cal Date : 15-OCT-2010 22:20
Quant Method : ISTD
Origin : Disabled
Target Version : 4.14
Integrator : HP RTE
Method file : \\pitsvr06\d\chem\hp5.i\5101510d.b\8260ee.m
Last Edit : 15-Oct-2010 22:56 hp5.i
Curve Type : Average

Compound	1.000 Level 1	5.000 Level 2	10.000 Level 3	15.000 Level 4	20.000 Level 5	35.000 Level 6	40.000 Level 7	____ RRF	% RSD	
56 2-Chloroethyl vinyl ether	+++++	+++++	+++++	+++++	+++++	+++++	+++++	+++++	+++++	<-
57 cis-1,3-Dichloropropene	0.35298	0.34951	0.37485	0.37635	0.37654	0.42722	0.43368	0.38445	8.682	
58 4-Methyl-2-Pentanone	1.14454	1.20751	1.24058	1.17525	1.20297	1.13000	1.12535	1.17517	3.735	
60 Toluene	6.23052	5.62364	5.76667	5.27713	5.04046	4.79240	4.59745	5.33261	10.827	
61 trans-1,3-Dichloropropene	1.19434	1.22086	1.34814	1.35556	1.34910	1.37953	1.38509	1.31894	5.897	
62 Ethyl methacrylate	+++++	+++++	+++++	+++++	+++++	+++++	+++++	+++++	+++++	<-
63 1,3-Dichloropropane	2.10170	1.97593	1.94179	1.85668	1.83523	1.71422	1.72570	1.87875	7.401	
64 1,1,2-Trichloroethane	1.20598	1.06359	1.06595	0.99200	1.00363	0.92279	0.92348	1.02535	9.607	
65 Tetrachloroethene	1.17632	1.03453	1.04559	0.95872	0.91383	0.91929	0.89093	0.99132	10.202	
66 2-Hexanone	0.71572	0.79199	0.88720	0.80903	0.85610	0.82552	0.83203	0.81680	6.650	
67 Dibromochloromethane	0.87784	0.85277	0.92012	0.88529	0.87875	0.86888	0.86710	0.87868	2.398	

TestAmerica Pittsburgh

INITIAL CALIBRATION DATA

Start Cal Date : 15-OCT-2010 17:56
End Cal Date : 15-OCT-2010 22:20
Quant Method : ISTD
Origin : Disabled
Target Version : 4.14
Integrator : HP RTE
Method file : \\pitsvr06\d\chem\hp5.i\5101510d.b\8260ee.m
Last Edit : 15-Oct-2010 22:56 hp5.i
Curve Type : Average

	Compound	1.000 Level 1	5.000 Level 2	10.000 Level 3	15.000 Level 4	20.000 Level 5	35.000 Level 6	40.000 Level 7	____ RRF	% RSD
	68 1,2-Dibromoethane	1.00871	0.94946	0.99950	0.93771	0.92557	0.90466	0.89876	0.94634	4.572
	70 Chlorobenzene	3.96343	3.32826	3.44877	3.22970	3.03549	2.95662	2.85912	3.26020	11.471
	71 1,1,1,2-Tetrachloroethane	1.08329	1.00279	1.04873	1.00205	0.95866	0.95642	0.95224	1.00060	5.032
	72 Ethylbenzene	2.10143	1.83345	1.99359	1.84416	1.78736	1.75319	1.73467	1.86398	7.243
	73 m + p-Xylene	2.44157	2.36883	2.47189	2.28222	2.17497	2.08170	2.00497	2.26088	7.958
	74 Xylene-o	2.23784	2.15511	2.32175	2.18973	2.12092	2.05706	1.99576	2.15402	5.085
M	75 Xylenes (total)	2.37366	2.29759	2.42184	2.25139	2.15696	2.07349	2.00190	2.22526	6.966
	76 Styrene	3.48860	3.66277	3.91425	3.67295	3.52397	3.39149	3.30156	3.56508	5.728
	77 Bromoform	0.40052	0.49798	0.54005	0.49668	0.50722	0.51611	0.52055	0.49702	9.068
	78 Isopropylbenzene	6.19337	5.77476	6.21993	5.69269	5.41028	5.19504	4.93476	5.63155	8.611
	79 Bromobenzene	0.98327	0.89723	0.90523	0.87571	0.86824	0.89812	0.87190	0.89996	4.389

TestAmerica Pittsburgh

INITIAL CALIBRATION DATA

Start Cal Date : 15-OCT-2010 17:56
End Cal Date : 15-OCT-2010 22:20
Quant Method : ISTD
Origin : Disabled
Target Version : 4.14
Integrator : HP RTE
Method file : \\pitsvr06\d\chem\hp5.i\5101510d.b\8260ee.m
Last Edit : 15-Oct-2010 22:56 hp5.i
Curve Type : Average

Compound	1.000 Level 1	5.000 Level 2	10.000 Level 3	15.000 Level 4	20.000 Level 5	35.000 Level 6	40.000 Level 7	___ RRF	% RSD
81 n-Propylbenzene	1.15671	1.05351	1.16084	1.09834	1.08950	1.15577	1.11274	1.11820	3.677
82 2-Chlorotoluene	1.04650	0.96022	1.00736	0.94200	0.92725	0.99162	0.92379	0.97125	4.708
83 1,1,2,2-Tetrachloroethane	1.14664	1.05251	1.05139	0.95893	0.96027	0.97187	0.95940	1.01443	7.103
84 1,2,3-Trichloropropane	0.36621	0.30749	0.30129	0.29119	0.29516	0.29961	0.29513	0.30801	8.504
85 4-Chlorotoluene	1.10623	1.13027	1.12095	1.03126	0.95847	1.05434	1.05363	1.06502	5.662
86 1,3,5-Trimethylbenzene	3.44053	3.48103	3.60189	3.32682	3.25721	3.31243	3.12181	3.36310	4.705
87 tert-Butylbenzene	3.13621	2.78498	3.03575	2.79636	2.75437	2.82512	2.70060	2.86191	5.609
88 1,2,4-Trimethylbenzene	3.48299	3.32163	3.55666	3.24767	3.21918	3.29270	3.03289	3.30767	5.238
89 sec-Butylbenzene	4.71013	4.21695	4.53391	4.19155	4.06477	4.11619	3.85257	4.24087	6.851
90 4-Isopropyltoluene	3.59731	3.39446	3.62548	3.38412	3.28820	3.43484	3.15579	3.41146	4.824
91 1,3-Dichlorobenzene	1.93149	1.69701	1.74218	1.64219	1.60474	1.67425	1.60528	1.69959	6.684

TestAmerica Pittsburgh

INITIAL CALIBRATION DATA

Start Cal Date : 15-OCT-2010 17:56
End Cal Date : 15-OCT-2010 22:20
Quant Method : ISTD
Origin : Disabled
Target Version : 4.14
Integrator : HP RTE
Method file : \\pitsvr06\d\chem\hp5.i\5101510d.b\8260ee.m
Last Edit : 15-Oct-2010 22:56 hp5.i
Curve Type : Average

Compound	1.000 Level 1	5.000 Level 2	10.000 Level 3	15.000 Level 4	20.000 Level 5	35.000 Level 6	40.000 Level 7	RRF	% RSD	
93 1,4-Dichlorobenzene	2.14872	1.77792	1.81329	1.66730	1.64222	1.71938	1.64886	1.77396	10.015	
94 n-Butylbenzene	3.10537	2.89421	3.23907	3.03818	2.99928	3.14416	2.93552	3.05083	3.964	
95 1,2-Dichlorobenzene	1.88481	1.68866	1.65017	1.54189	1.53341	1.55888	1.50312	1.62299	8.216	
96 1,2-Dibromo-3-chloropropane	0.13365	0.13735	0.13875	0.13535	0.14274	0.15736	0.15261	0.14254	6.359	
97 1,2,4-Trichlorobenzene	0.77858	0.79819	0.83847	0.81877	0.84225	0.89471	0.83838	0.82991	4.471	
98 Hexachlorobutadiene	0.49811	0.37164	0.40959	0.38024	0.36787	0.40570	0.38181	0.40214	11.248	
99 Naphthalene	1.83598	1.90406	2.18853	2.15975	2.31266	2.39775	2.31047	2.15846	9.896	
100 1,2,3-Trichlorobenzene	0.71401	0.67316	0.73395	0.72276	0.73655	0.78266	0.74795	0.73015	4.574	
101 1,1,2-trichlorotrifluoroethan	0.31821	0.28824	0.28733	0.25963	0.24229	0.27947	0.27535	0.27865	8.578	
102 Methyl acetate	0.27031	0.23835	0.24810	0.23673	0.24431	0.24729	0.25142	0.24807	4.488	
103 t-1,4-Dichloro-2-butene	+++++	+++++	+++++	+++++	+++++	+++++	+++++	+++++	+++++	<-

TestAmerica Pittsburgh

INITIAL CALIBRATION DATA

Start Cal Date : 15-OCT-2010 17:56
End Cal Date : 15-OCT-2010 22:20
Quant Method : ISTD
Origin : Disabled
Target Version : 4.14
Integrator : HP RTE
Method file : \\pitsvr06\d\chem\hp5.i\5101510d.b\8260ee.m
Last Edit : 15-Oct-2010 22:56 hp5.i
Curve Type : Average

Compound	1.000 Level 1	5.000 Level 2	10.000 Level 3	15.000 Level 4	20.000 Level 5	35.000 Level 6	40.000 Level 7	___ RRF	% RSD	
104 Cyclohexane	0.68473	0.59208	0.64772	0.60686	0.57963	0.66671	0.64594	0.63195	6.262	
105 Methyl Cyclohexane	0.63072	0.56078	0.62975	0.58441	0.56259	0.63843	0.62341	0.60430	5.614	
155 n-heptane	+++++	+++++	+++++	+++++	+++++	+++++	+++++	+++++	+++++	<-
156 cyclohexanol	+++++	+++++	+++++	+++++	+++++	+++++	+++++	+++++	+++++	<-
$ 39 Dibromofluoromethane	0.21544	0.23182	0.24864	0.22820	0.22072	0.23657	0.23077	0.23031	4.675	
$ 43 1,2-Dichloroethane-d4	0.29416	0.29904	0.29961	0.27781	0.27019	0.29190	0.28460	0.28819	3.859	
$ 59 Toluene-d8	3.90187	4.46242	4.84444	4.39741	4.26202	3.95068	3.72353	4.22034	9.188	
$ 80 Bromofluorobenzene	0.91470	1.02970	1.12561	1.09805	1.10461	1.12259	1.07121	1.06664	7.006	

Data File: \\pitsvr06\d\chem\hp5,i\51015i0d,b\1A51015C.D

Date : 15-OCT-2010 22:20

Client ID: vstd1

Sample Info: VSTD1 5ml

Purge Volume: 5.0

Column phase: DB 624

Instrument: hp5,i

Operator: 40308

Column diameter: 0.20

\\pitsvr06\d\chem\hp5,i\51015i0d,b\1A51015C.D

Y (x10^5)

0.1 0.2 0.3 0.4 0.5 0.6 0.7 0.8 0.9 1.0 1.1 1.2 1.3 1.4 1.5 1.6 1.7 1.8 1.9 2.0 2.1 2.2 2.3 2.4 2.5 2.6 2.7 2.8 2.9 3.0 3.1 3.2 3.3 3.4 3.5 3.6 3.7

Min

2 3 4 5 6 7 8 9 10 11 12 13 14 15 16

-Dichlorodifluoromethane
-Chloromethane
-Vinyl Chloride
-Bromomethane
-Chloroethane
-Trichlorofluoromethane
-1,1-Dichloroethene
-1,1,2-Trichlorotrifluoroe
-Acetone
-Carbon Disulfide
-Acetonitrile
-Methyl acetate
-Methylene Chloride
-trans-1,2-Dichloroethene+
-1,1-Dichloroethane
-Bromochloromethane
-Chloroform
-1,1-Dichloropropene+
-1,2-Dichloroethane-d4
Benzene+
-Fluorobenzene
-Trichloroethene
-Dibromomethane
-Bromodichloromethane
-cis-1,3-Dichloropropene
-4-Methyl-2-Pentanone
-Toluene-d8
Toluene
-trans-1,3-Dichloropropene
-1,1,2-Trichloroethane
-2-Hexanone
-Dibromochloromethane
-1,2-Dibromoethane
-1,1,1,2-Tetrachloroethane+
-m + p-Xylene
Chlorobenzene-d5+
-Xylene-o+
-Bromoform
-Isopropylbenzene
-Bromofluorobenzene
-Bromobenzene+
-n-Propylbenzene
-2-Chlorotoluene
-4-Chlorotoluene+
-sec-Butylbenzene
-4-Isopropyltoluene+
1,4-Dichlorobenzene-d4+
-n-Butylbenzene+
-1,2-Dibromo-3-chloropropa
-1,3,5-Trichlorobenzene
-Dichlorotoluene(2,3+3,4)
-1,2,4-Trichlorobenzene
-Hexachlorobutadiene
-Naphthalene
-1,2,3-Trichlorobenzene
-2,4,5-Trichlorotoluene
-2,3,6-Trichlorotoluene

TestAmerica Pittsburgh

VOLATILE REPORT SW-846 Method

Data file : \\pitsvr06\d\chem\hp5.i\5101510d.b\1A51015C.D
Lab Smp Id: vstd1 Client Smp ID: vstd1
Inj Date : 15-OCT-2010 22:20 MS Autotune Date: 12-SEP-2010 08:53
Operator : 403808 Inst ID: hp5.i
Smp Info : VSTD1 5ml
Misc Info : vstd1,5101510d.b,8260ee.m,1-dwlistee.sub
Comment :
Method : \\pitsvr06\d\chem\hp5.i\5101510d.b\8260ee.m
Meth Date : 15-Oct-2010 23:06 hp5.i Quant Type: ISTD
Cal Date : 15-OCT-2010 20:23 Cal File: 1G51015.D
Als bottle: 1 Calibration Sample, Level: 1
Dil Factor: 1.00000
Integrator: HP RTE Compound Sublist: 1-dwlistee.sub
Target Version: 4.14
Processing Host: PITPC-002

Concentration Formula: Amt * DF * 1/Vo*Vt * CpndVariable

Name	Value	Description
DF	1.000	Dilution Factor
Vo	5.000	Sample Volume
Vt	1.000	mg/L conversion (1.0 if no conversion)
Cpnd Variable		Local Compound Variable

	Compounds	QUANT SIG MASS	RT	EXP RT	REL RT	RESPONSE	AMOUNTS CAL-AMT (ng)	ON-COL (ng)	
*	46 Fluorobenzene	96	7.381	7.381	(1.000)	336759	50.0000		
*	69 Chlorobenzene-d5	119	10.465	10.465	(1.000)	72132	50.0000		(Q)
*	92 1,4-Dichlorobenzene-d4	152	12.777	12.777	(1.000)	97267	50.0000		(Q)
$	39 Dibromofluoromethane	113	6.645	6.645	(0.900)	7255	5.00000	4.677	
$	43 1,2-Dichloroethane-d4	65	7.016	7.016	(0.951)	9906	5.00000	5.104	
$	59 Toluene-d8	98	9.023	9.023	(0.862)	28145	5.00000	4.623	
$	80 Bromofluorobenzene	95	11.633	11.633	(0.910)	8897	5.00000	4.288	
	2 Chloromethane	50	1.827	1.827	(0.248)	14880	5.00000	6.108	
	3 Vinyl Chloride	62	1.960	1.960	(0.266)	13582	5.00000	6.113	
	4 Bromomethane	94	2.338	2.338	(0.317)	4984	5.00000	5.291	
	5 Chloroethane	64	2.465	2.465	(0.334)	6595	5.00000	5.727	
	6 Trichlorofluoromethane	101	2.763	2.763	(0.374)	9407	5.00000	5.209	
	1 Dichlorodifluoromethane	85	1.662	1.662	(0.225)	13498	5.00000	5.976	
	12 1,1-Dichloroethene	96	3.481	3.481	(0.472)	10224	5.00000	5.828	
	13 Acetone	43	3.633	3.633	(0.492)	16864	25.0000	23.70	
	15 Carbon Disulfide	76	3.761	3.761	(0.510)	25131	5.00000	5.418	
	17 Acetonitrile	40	4.090	4.090	(0.554)	16669	100.000	107.5	
	18 Methylene Chloride	84	4.284	4.284	(0.580)	13744	5.00000	6.482	
	19 trans-1,2-Dichloroethene	96	4.698	4.698	(0.637)	11064	5.00000	5.703	
	20 Methyl tert-butyl ether	73	4.728	4.728	(0.641)	24085	5.00000	5.152	
	24 1,1-Dichloroethane	63	5.294	5.294	(0.717)	20741	5.00000	5.725	
	27 2,2-Dichloropropane	77	6.042	6.042	(0.819)	8226	5.00000	5.037	

	Compounds	QUANT SIG MASS	RT	EXP RT	REL RT	RESPONSE	AMOUNTS CAL-AMT (ng)	ON-COL (ng)
28	cis-1,2-dichloroethene	96	6.061	6.061	(0.821)	11560	5.00000	5.562
M 29	1,2-Dichloroethene (total)	96				22624	10.0000	
30	Bromochloromethane	128	6.347	6.347	(0.860)	4859	5.00000	5.379
31	2-Butanone	43	6.115	6.115	(0.829)	22297	25.0000	22.03
37	Chloroform	83	6.456	6.456	(0.875)	18965	5.00000	5.791
38	1,1,1-Trichloroethane	97	6.651	6.651	(0.901)	13411	5.00000	5.370
40	1,1-Dichloropropene	75	6.839	6.839	(0.927)	15204	5.00000	5.410
41	Carbon Tetrachloride	117	6.833	6.833	(0.926)	11399	5.00000	5.500
42	Benzene	78	7.065	7.065	(0.957)	48743	5.00000	5.722
45	1,2-Dichloroethane	62	7.107	7.107	(0.963)	14154	5.00000	5.699
47	Trichloroethene	130	7.776	7.776	(1.054)	10823	5.00000	5.533
49	1,2-Dichloropropane	63	8.014	8.014	(1.086)	11183	5.00000	5.208
50	Dibromomethane	93	8.135	8.135	(1.102)	5771	5.00000	5.419
53	Bromodichloromethane	83	8.299	8.299	(1.124)	10983	5.00000	5.046
57	cis-1,3-Dichloropropene	75	8.762	8.762	(1.187)	11887	5.00000	4.591
58	4-Methyl-2-Pentanone	43	8.920	8.920	(0.852)	41279	25.0000	24.35
60	Toluene	91	9.090	9.090	(0.869)	44942	5.00000	5.842
61	trans-1,3-Dichloropropene	75	9.334	9.334	(0.892)	8615	5.00000	4.528
63	1,3-Dichloropropane	76	9.662	9.662	(0.923)	15160	5.00000	5.593
64	1,1,2-Trichloroethane	97	9.504	9.504	(0.908)	8699	5.00000	5.881
65	Tetrachloroethene	164	9.638	9.638	(0.921)	8485	5.00000	5.933
66	2-Hexanone	43	9.753	9.753	(0.932)	25813	25.0000	21.91
67	Dibromochloromethane	129	9.893	9.893	(0.945)	6332	5.00000	4.995
68	1,2-Dibromoethane	107	10.003	10.003	(0.956)	7276	5.00000	5.330
70	Chlorobenzene	112	10.490	10.490	(1.002)	28589	5.00000	6.078
71	1,1,1,2-Tetrachloroethane	131	10.569	10.569	(1.010)	7814	5.00000	5.413 (Q)
72	Ethylbenzene	106	10.599	10.599	(1.013)	15158	5.00000	5.637
73	m + p-Xylene	106	10.715	10.715	(1.024)	35223	10.0000	10.80
74	Xylene-o	106	11.110	11.110	(1.062)	16142	5.00000	5.194
M 75	Xylenes (total)	106				51365	15.0000	
76	Styrene	104	11.128	11.128	(1.063)	25164	5.00000	4.893
77	Bromoform	173	11.311	11.311	(1.081)	2889	5.00000	4.029
78	Isopropylbenzene	105	11.469	11.469	(1.096)	44674	5.00000	5.499
79	Bromobenzene	156	11.785	11.785	(0.922)	9564	5.00000	5.463
81	n-Propylbenzene	120	11.877	11.877	(0.930)	11251	5.00000	5.172 (Q)
82	2-Chlorotoluene	126	11.974	11.974	(0.937)	10179	5.00000	5.387
83	1,1,2,2-Tetrachloroethane	83	11.767	11.767	(0.921)	11153	5.00000	5.652
84	1,2,3-Trichloropropane	110	11.816	11.816	(0.925)	3562	5.00000	5.945
85	4-Chlorotoluene	126	12.077	12.077	(0.945)	10760	5.00000	5.193 (Q)
86	1,3,5-Trimethylbenzene	105	12.053	12.053	(0.943)	33465	5.00000	5.115
87	tert-Butylbenzene	119	12.381	12.381	(0.969)	30505	5.00000	5.479
88	1,2,4-Trimethylbenzene	105	12.430	12.430	(0.973)	33878	5.00000	5.265
89	sec-Butylbenzene	105	12.594	12.594	(0.986)	45814	5.00000	5.553
90	4-Isopropyltoluene	119	12.740	12.740	(0.997)	34990	5.00000	5.272
91	1,3-Dichlorobenzene	146	12.716	12.716	(0.995)	18787	5.00000	5.682
93	1,4-Dichlorobenzene	146	12.807	12.807	(1.002)	20900	5.00000	6.056
94	n-Butylbenzene	91	13.154	13.154	(1.030)	30205	5.00000	5.089
95	1,2-Dichlorobenzene	146	13.178	13.178	(1.031)	18333	5.00000	5.806
96	1,2-Dibromo-3-chloropropane	157	13.969	13.969	(1.093)	1300	5.00000	4.688
97	1,2,4-Trichlorobenzene	180	14.803	14.803	(1.159)	7573	5.00000	4.691
98	Hexachlorobutadiene	225	14.955	14.955	(1.170)	4845	5.00000	6.193
99	Naphthalene	128	15.046	15.046	(1.178)	17858	5.00000	4.253
100	1,2,3-Trichlorobenzene	180	15.295	15.295	(1.197)	6945	5.00000	4.890
101	1,1,2-trichlorotrifluoroethane	101	3.536	3.536	(0.479)	10716	5.00000	5.710

Compounds	QUANT SIG MASS	RT	EXP RT	REL RT	RESPONSE	AMOUNTS CAL-AMT (ng)	AMOUNTS ON-COL (ng)
102 Methyl acetate	43	4.175	4.175	(0.566)	9103	5.00000	5.448
104 Cyclohexane	56	6.699	6.699	(0.908)	23059	5.00000	5.418
105 Methyl Cyclohexane	83	7.965	7.965	(1.079)	21240	5.00000	5.219
157 2-Chlorobenzotrifluoride	180	11.366	11.366	(1.086)	13415	5.00000	5.451
158 3-Chlorobenzotrifluoride	180	10.465	10.465	(1.000)	14471	5.00000	5.418
159 4-Chlorobenzotrifluoride	180	10.520	10.520	(1.005)	14025	5.00000	5.597
160 3-Chlorotoluene	126	12.029	12.029	(0.941)	9356	5.00000	4.910
161 2,4-Dichlorobenzotrifluoride	214	12.850	12.850	(1.006)	8649	5.00000	5.409
162 2,5-Dichlorobenzotrifluoride	214	12.892	12.892	(1.009)	9710	5.00000	5.197
163 3,4-Dichlorobenzotrifluoride	214	12.491	12.491	(0.978)	10190	5.00000	5.487
164 Dichlorotoluene(2,4+2,5+2,6)	125	14.109	14.109	(1.104)	33493	15.0000	14.15
165 Dichlorotoluene(2,3+3,4)	125	14.529	14.529	(1.137)	21220	10.0000	9.119
166 1,3,5-Trichlorobenzene	180	14.176	14.176	(1.110)	10230	5.00000	5.195
167 2,3,6-Trichlorotoluene	159	16.293	16.293	(1.275)	2630	5.00000	4.181
168 2,4,5-Trichlorotoluene	159	16.165	16.165	(1.265)	2865	5.00000	4.108

QC Flag Legend

Q - Qualifier signal failed the ratio test.

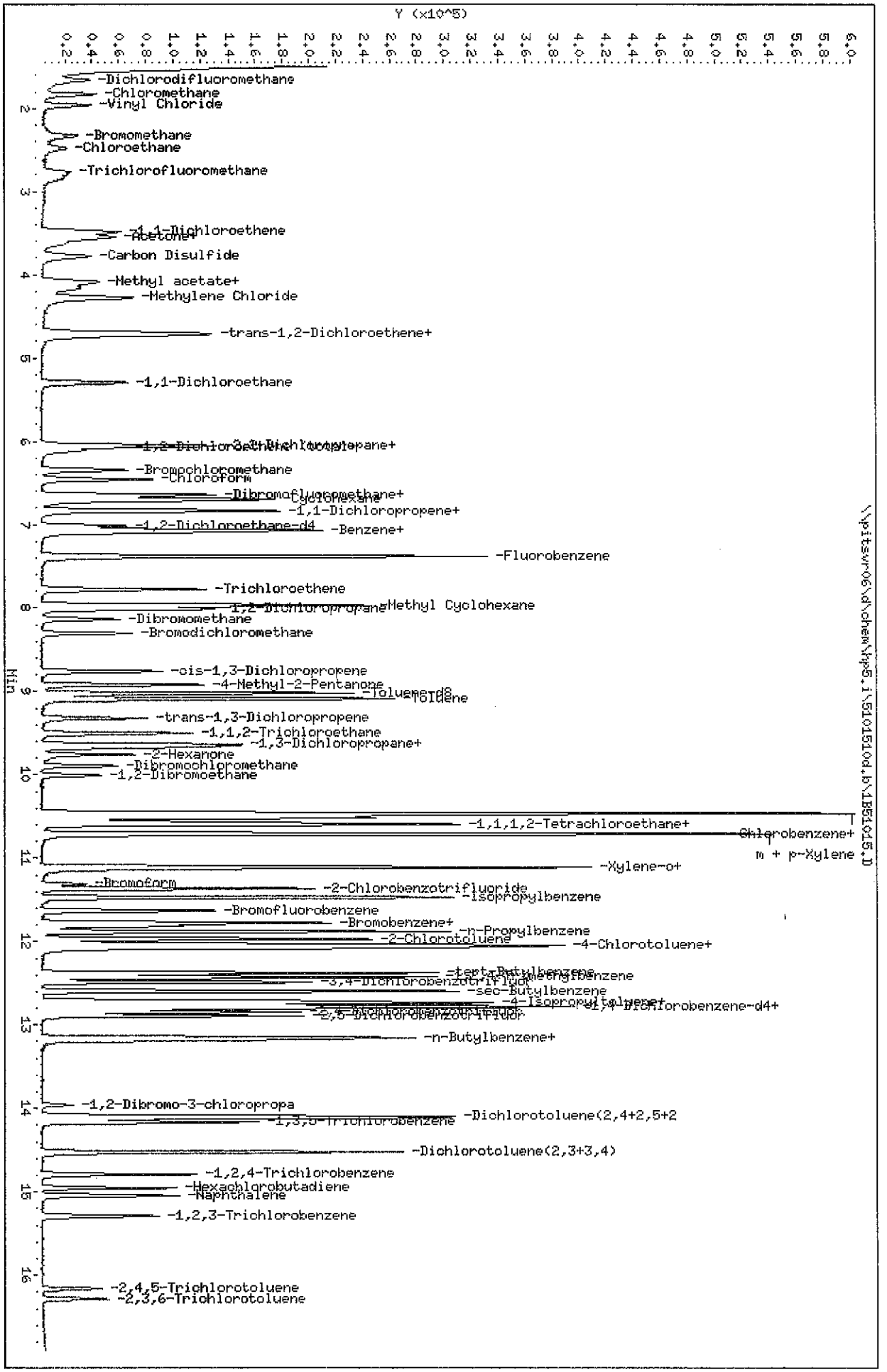

Data File: \\pitsvr06\d\chem\hp5.i\5101510d.b\1B51015.D
Date : 15-OCT-2010 18:21
Client ID: vstd5
Sample Info: VSTD5 5ml
Purge Volume: 5.0
Column phase: DB 624

Instrument: hp5.i
Operator: 403808
Column diameter: 0.20

TestAmerica Pittsburgh

VOLATILE REPORT SW-846 Method

Data file : \\pitsvr06\d\chem\hp5.i\5101510d.b\1B51015.D
Lab Smp Id: vstd5 Client Smp ID: vstd5
Inj Date : 15-OCT-2010 18:21 MS Autotune Date: 12-SEP-2010 08:53
Operator : 403808 Inst ID: hp5.i
Smp Info : VSTD5 5ml
Misc Info : vstd5,5101510d.b,8260ee.m,1-dwlistee.sub
Comment :
Method : \\pitsvr06\d\chem\hp5.i\5101510d.b\8260ee.m
Meth Date : 15-Oct-2010 23:06 hp5.i Quant Type: ISTD
Cal Date : 15-OCT-2010 22:20 Cal File: 1A51015C.D
Als bottle: 2 Calibration Sample, Level: 2
Dil Factor: 1.00000
Integrator: HP RTE Compound Sublist: 1-dwlistee.sub
Target Version: 4.14
Processing Host: PITPC-002

Concentration Formula: Amt * DF * 1/Vo*Vt * CpndVariable

Name	Value	Description
DF	1.000	Dilution Factor
Vo	5.000	Sample Volume
Vt	1.000	mg/L conversion (1.0 if no conversion)
Cpnd Variable		Local Compound Variable

	Compounds	QUANT SIG MASS	RT	EXP RT	REL RT	RESPONSE	AMOUNTS CAL-AMT (ng)	AMOUNTS ON-COL (ng)
*	46 Fluorobenzene	96	7.384	7.384	(1.000)	346284	50.0000	
*	69 Chlorobenzene-d5	119	10.462	10.462	(1.000)	78617	50.0000	(M)
*	92 1,4-Dichlorobenzene-d4	152	12.780	12.780	(1.000)	111860	50.0000	
$	39 Dibromofluoromethane	113	6.642	6.642	(0.899)	40137	25.0000	25.16
$	43 1,2-Dichloroethane-d4	65	7.019	7.019	(0.951)	51776	25.0000	25.94
$	59 Toluene-d8	98	9.027	9.027	(0.863)	175411	25.0000	26.43
$	80 Bromofluorobenzene	95	11.624	11.624	(0.910)	57591	25.0000	24.13
	2 Chloromethane	50	1.824	1.824	(0.247)	64692	25.0000	25.83
	3 Vinyl Chloride	62	1.958	1.958	(0.265)	56653	25.0000	24.80
	4 Bromomethane	94	2.329	2.329	(0.315)	19823	25.0000	20.47
	5 Chloroethane	64	2.475	2.475	(0.335)	30466	25.0000	25.73
	6 Trichlorofluoromethane	101	2.767	2.767	(0.375)	44457	25.0000	23.94(Q)
	1 Dichlorodifluoromethane	85	1.654	1.654	(0.224)	60298	25.0000	25.96
	12 1,1-Dichloroethene	96	3.479	3.479	(0.471)	43505	25.0000	24.12
	13 Acetone	43	3.631	3.631	(0.492)	39570	50.0000	54.08
	15 Carbon Disulfide	76	3.783	3.783	(0.512)	110009	25.0000	23.06
	17 Acetonitrile	40	4.087	4.087	(0.553)	88571	500.000	555.7(M)
	18 Methylene Chloride	84	4.276	4.276	(0.579)	55373	25.0000	25.40
	19 trans-1,2-Dichloroethene	96	4.701	4.701	(0.637)	48851	25.0000	24.49
	20 Methyl tert-butyl ether	73	4.726	4.726	(0.640)	117886	25.0000	24.52
	24 1,1-Dichloroethane	63	5.298	5.298	(0.717)	91233	25.0000	24.49
	27 2,2-Dichloropropane	77	6.052	6.052	(0.820)	39855	25.0000	23.73

	Compounds	QUANT SIG MASS	RT	EXP RT	REL RT	RESPONSE	AMOUNTS CAL-AMT (ng)	AMOUNTS ON-COL (ng)
28	cis-1,2-dichloroethene	96	6.058	6.058	(0.820)	51373	25.0000	24.04
M 29	1,2-Dichloroethene (total)	96				100224	50.0000	
30	Bromochloromethane	128	6.344	6.344	(0.859)	23388	25.0000	25.18
31	2-Butanone	43	6.113	6.113	(0.828)	52716	50.0000	50.65
37	Chloroform	83	6.453	6.453	(0.874)	84971	25.0000	25.23
38	1,1,1-Trichloroethane	97	6.648	6.648	(0.900)	62668	25.0000	24.40
40	1,1-Dichloropropene	75	6.837	6.837	(0.926)	67733	25.0000	23.44
41	Carbon Tetrachloride	117	6.837	6.837	(0.926)	50321	25.0000	23.61
42	Benzene	78	7.068	7.068	(0.957)	221433	25.0000	25.28
45	1,2-Dichloroethane	62	7.098	7.098	(0.961)	64555	25.0000	25.28
47	Trichloroethene	130	7.780	7.780	(1.054)	49070	25.0000	24.40
49	1,2-Dichloropropane	63	8.011	8.011	(1.085)	54720	25.0000	24.78
50	Dibromomethane	93	8.139	8.139	(1.102)	27281	25.0000	24.91
53	Bromodichloromethane	83	8.303	8.303	(1.124)	54450	25.0000	24.33
57	cis-1,3-Dichloropropene	75	8.759	8.759	(1.186)	60515	25.0000	22.73
58	4-Methyl-2-Pentanone	43	8.923	8.923	(0.853)	94931	50.0000	51.38
60	Toluene	91	9.094	9.094	(0.869)	221057	25.0000	26.36
61	trans-1,3-Dichloropropene	75	9.319	9.319	(0.891)	47990	25.0000	23.14
63	1,3-Dichloropropane	76	9.666	9.666	(0.924)	77671	25.0000	26.29
64	1,1,2-Trichloroethane	97	9.501	9.501	(0.908)	41808	25.0000	25.93
65	Tetrachloroethene	164	9.635	9.635	(0.921)	40666	25.0000	26.09
66	2-Hexanone	43	9.757	9.757	(0.933)	62264	50.0000	48.48
67	Dibromochloromethane	129	9.897	9.897	(0.946)	33521	25.0000	24.26
68	1,2-Dibromoethane	107	10.006	10.006	(0.956)	37322	25.0000	25.08
70	Chlorobenzene	112	10.493	10.493	(1.003)	130829	25.0000	25.52
71	1,1,1,2-Tetrachloroethane	131	10.566	10.566	(1.010)	39418	25.0000	25.05 (Q)
72	Ethylbenzene	106	10.596	10.596	(1.013)	72070	25.0000	24.59
73	m + p-Xylene	106	10.712	10.712	(1.024)	186230	50.0000	52.39
74	Xylene-o	106	11.107	11.107	(1.062)	84714	25.0000	25.01
M 75	Xylenes (total)	106				270944	75.0000	
76	Styrene	104	11.119	11.119	(1.063)	143978	25.0000	25.68
77	Bromoform	173	11.314	11.314	(1.081)	19575	25.0000	25.05
78	Isopropylbenzene	105	11.472	11.472	(1.097)	226997	25.0000	25.64
79	Bromobenzene	156	11.783	11.783	(0.922)	50182	25.0000	24.92
81	n-Propylbenzene	120	11.880	11.880	(0.930)	58923	25.0000	23.55 (Q)
82	2-Chlorotoluene	126	11.971	11.971	(0.937)	53705	25.0000	24.72
83	1,1,2,2-Tetrachloroethane	83	11.764	11.764	(0.921)	58867	25.0000	25.94
84	1,2,3-Trichloropropane	110	11.813	11.813	(0.924)	17198	25.0000	24.96
85	4-Chlorotoluene	126	12.081	12.081	(0.945)	63216	25.0000	26.53
86	1,3,5-Trimethylbenzene	105	12.050	12.050	(0.943)	194694	25.0000	25.88
87	tert-Butylbenzene	119	12.379	12.379	(0.969)	155764	25.0000	24.33
88	1,2,4-Trimethylbenzene	105	12.427	12.427	(0.972)	185779	25.0000	25.10
89	sec-Butylbenzene	105	12.598	12.598	(0.986)	235854	25.0000	24.86
90	4-Isopropyltoluene	119	12.738	12.738	(0.997)	189852	25.0000	24.88
91	1,3-Dichlorobenzene	146	12.713	12.713	(0.995)	94914	25.0000	24.96
93	1,4-Dichlorobenzene	146	12.805	12.805	(1.002)	99439	25.0000	25.06
94	n-Butylbenzene	91	13.151	13.151	(1.029)	161873	25.0000	23.72
95	1,2-Dichlorobenzene	146	13.182	13.182	(1.031)	94447	25.0000	26.01
96	1,2-Dibromo-3-chloropropane	157	13.960	13.960	(1.092)	7682	25.0000	24.09
97	1,2,4-Trichlorobenzene	180	14.794	14.794	(1.158)	44643	25.0000	24.04
98	Hexachlorobutadiene	225	14.952	14.952	(1.170)	20786	25.0000	23.10
99	Naphthalene	128	15.043	15.043	(1.177)	106494	25.0000	22.05
100	1,2,3-Trichlorobenzene	180	15.293	15.293	(1.197)	37650	25.0000	23.05
101	1,1,2-trichlorotrifluoroethane	101	3.552	3.552	(0.481)	49907	25.0000	25.86

Compounds	QUANT SIG MASS	RT	EXP RT	REL RT	RESPONSE	AMOUNTS CAL-AMT (ng)	AMOUNTS ON-COL (ng)
102 Methyl acetate	43	4.166	4.166	(0.564)	41268	25.0000	24.02
104 Cyclohexane	56	6.703	6.703	(0.908)	102514	25.0000	23.42
105 Methyl Cyclohexane	83	7.968	7.968	(1.079)	97094	25.0000	23.20
157 2-Chlorobenzotrifluoride	180	11.363	11.363	(1.086)	73644	25.0000	27.45
158 3-Chlorobenzotrifluoride	180	10.462	10.462	(1.000)	82602	25.0000	28.37
159 4-Chlorobenzotrifluoride	180	10.517	10.517	(1.005)	76521	25.0000	28.02
160 3-Chlorotoluene	126	12.026	12.026	(0.941)	57707	25.0000	26.34
161 2,4-Dichlorobenzotrifluoride	214	12.847	12.847	(1.005)	48340	25.0000	26.28
162 2,5-Dichlorobenzotrifluoride	214	12.896	12.896	(1.009)	57115	25.0000	26.58
163 3,4-Dichlorobenzotrifluoride	214	12.488	12.488	(0.977)	56676	25.0000	26.54
164 Dichlorotoluene(2,4+2,5+2,6)	125	14.106	14.106	(1.104)	208849	75.0000	76.72
165 Dichlorotoluene(2,3+3,4)	125	14.520	14.520	(1.136)	134641	50.0000	50.31
166 1,3,5-Trichlorobenzene	180	14.167	14.167	(1.109)	60416	25.0000	26.68
167 2,3,6-Trichlorotoluene	159	16.290	16.290	(1.275)	16648	25.0000	23.02
168 2,4,5-Trichlorotoluene	159	16.163	16.163	(1.265)	17351	25.0000	21.63

QC Flag Legend

Q - Qualifier signal failed the ratio test.
M - Compound response manually integrated.

Data File Name: 1B51015.D
Inj. Date and Time: 15-OCT-2010 18:21
Instrument ID: hp5.i
Client ID: vstd5
Compound Name: Acetonitrile
CAS #: 75-05-8

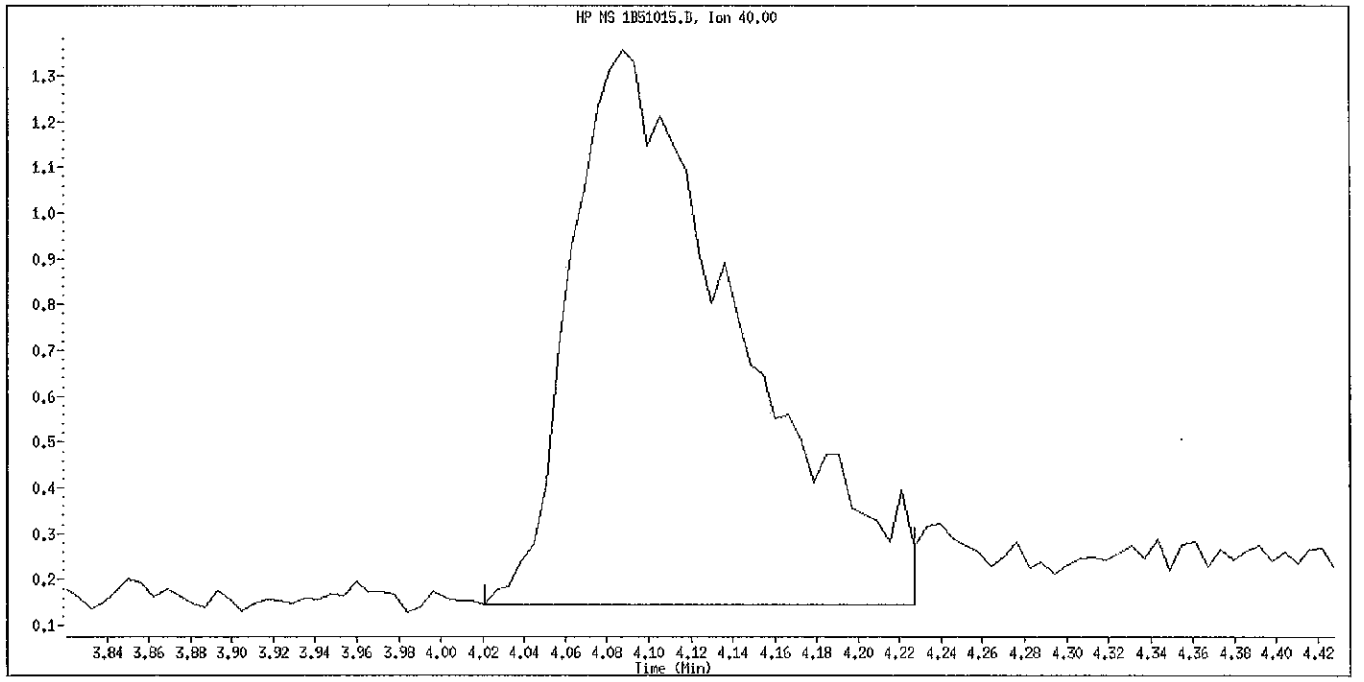

Original Integration

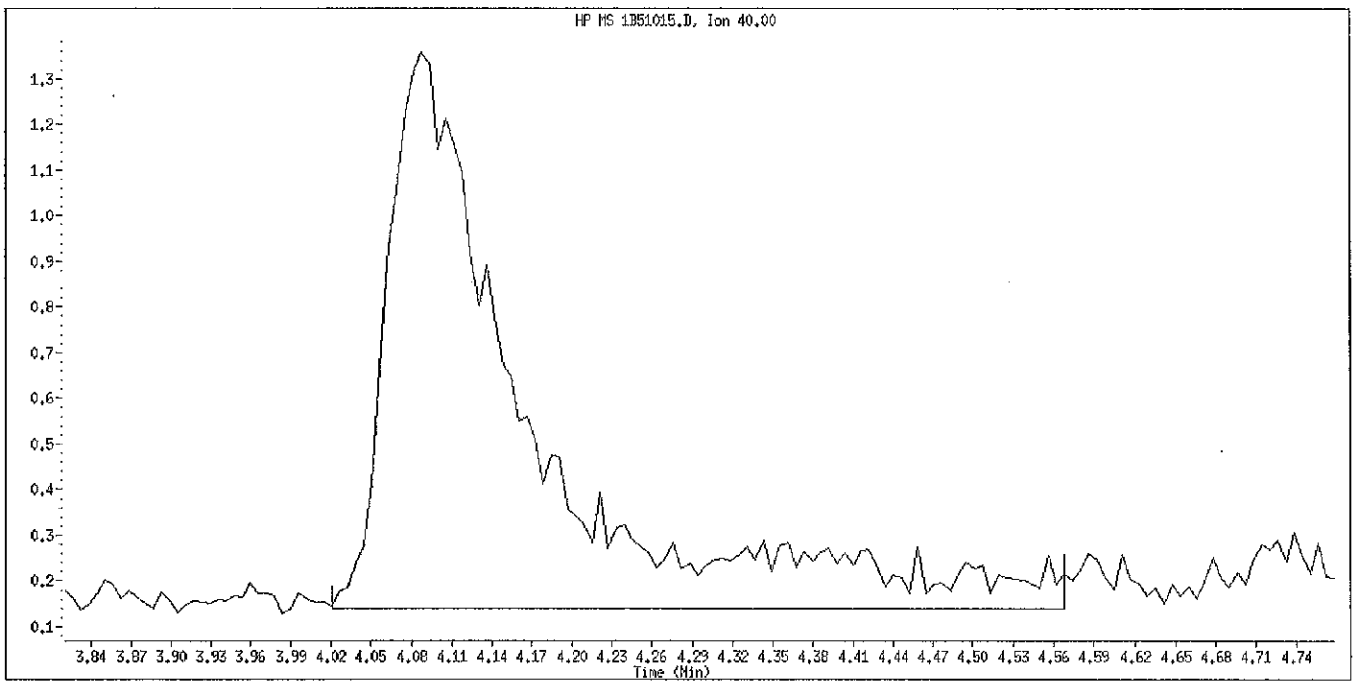

Manual Integration

Manually Integrated By: lipayj
Manual Integration Reason: Peak Integrated Incorrectly

Data File Name: 1B51015.D
Inj. Date and Time: 15-OCT-2010 18:21
Instrument ID: hp5.i
Client ID: vstd5
Compound Name: Chlorobenzene-d5
CAS #:

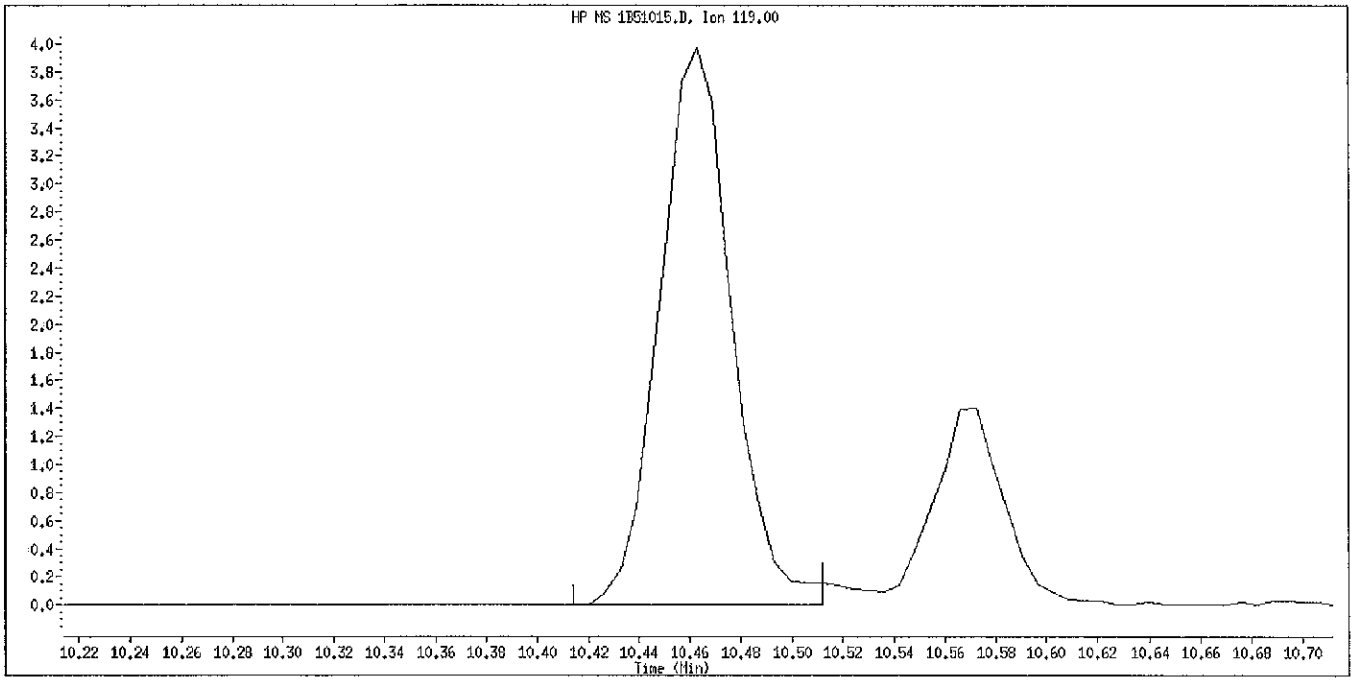

Original Integration

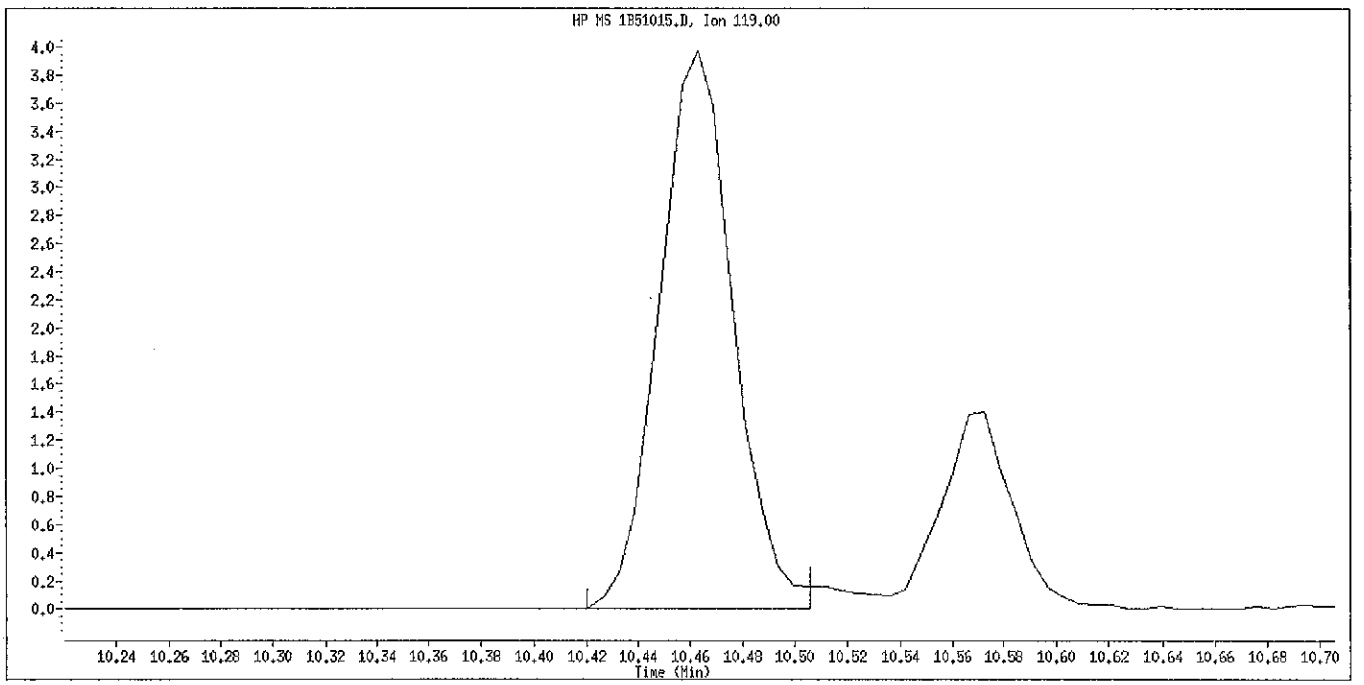

Manual Integration

Manually Integrated By: lipayj
Manual Integration Reason: Peak Integrated Incorrectly

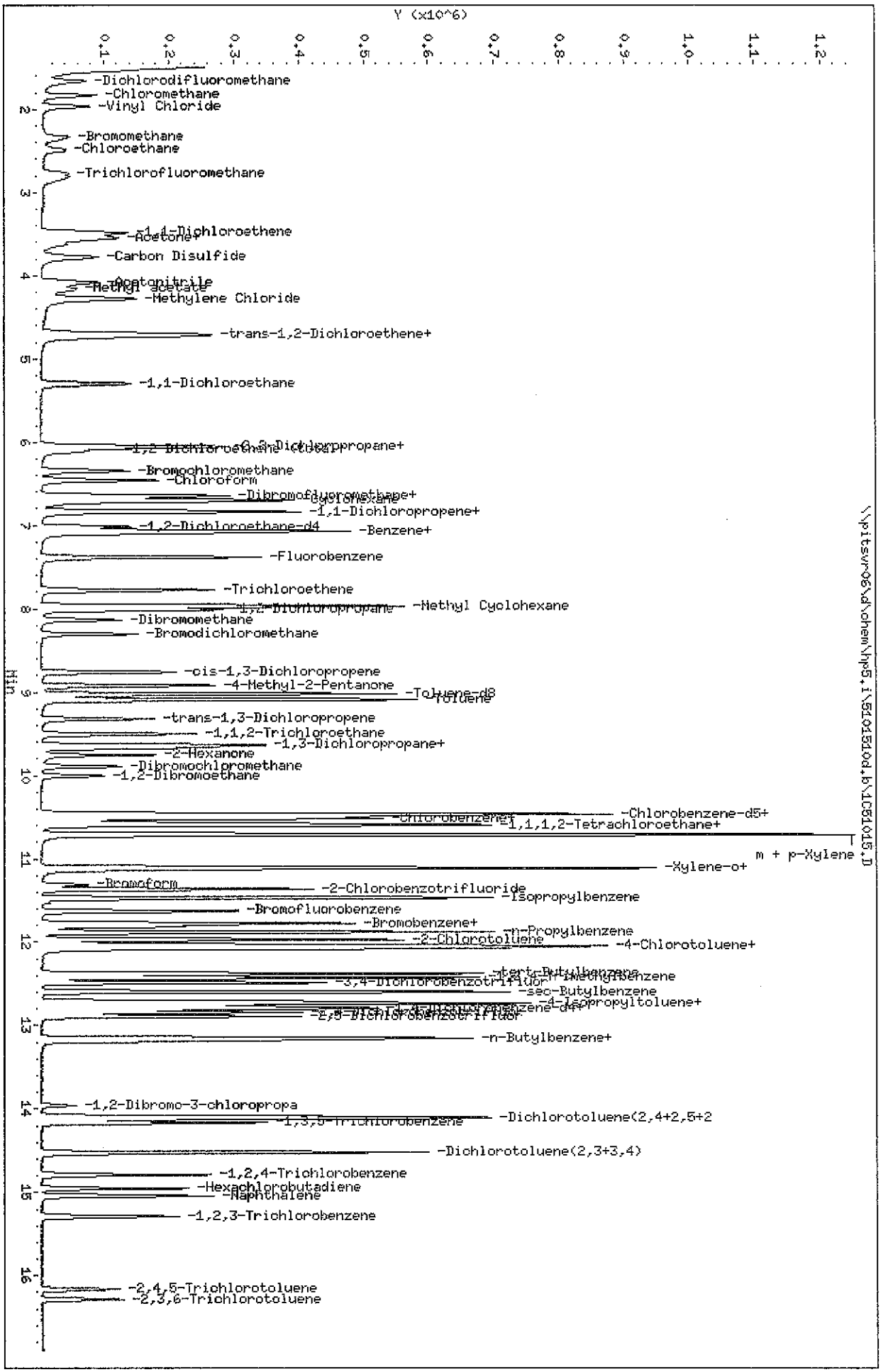
Y (x10^6)
0.1
0.2
0.3
0.4
0.5
0.6
0.7
0.8
0.9
1.0
1.1
1.2
Min
-Dichlorodifluoromethane
-Chloromethane
-Vinyl Chloride
-Bromomethane
-Chloroethane
-Trichlorofluoromethane
-1,1-Dichloroethene
-Acetone+
-Carbon Disulfide
-Acetonitrile
-Methyl Acetate
-Methylene Chloride
-trans-1,2-Dichloroethene+
-1,1-Dichloroethane
-1,2-Dichloroethane
-Bromochloromethane
-Chloroform
-Dibromofluoromethane+
-Cyclohexane
-1,1-Dichloropropene+
-1,2-Dichloroethane-d4
-Benzene+
-Fluorobenzene
-Trichloroethene
-1,2-Dichloropropane
-Methyl Cyclohexane
-Dibromomethane
-Bromodichloromethane
-cis-1,3-Dichloropropene
-4-Methyl-2-Pentanone
-Toluene-d8
-Toluene
-trans-1,3-Dichloropropene
-1,1,2-Trichloroethane
-1,3-Dichloropropane+
-2-Hexanone
-Dibromochloromethane
-1,2-Dibromoethane
-Chlorobenzene-d5+
-Chlorobenzene
-1,1,1,2-Tetrachloroethane+
m + p-Xylene
-Xylene-o+
-Bromoform
-2-Chlorobenzotrifluoride
-Isopropylbenzene
-Bromofluorobenzene
-Bromobenzene+
-n-Propylbenzene
-2-Chlorotoluene
-4-Chlorotoluene+
-tert-Butylbenzene
-1,2,4-Trimethylbenzene
-3,4-Dichlorobenzotrifluor
-sec-Butylbenzene
-4-Isopropyltoluene+
-2,5-Dichlorobenzotrifluor
-n-Butylbenzene+
-1,2-Dibromo-3-chloropropa
-1,3,5-Trichlorobenzene
-Dichlorotoluene(2,4+2,5+2
-Dichlorotoluene(2,3+3,4)
-1,2,4-Trichlorobenzene
-Hexachlorobutadiene
-Naphthalene
-1,2,3-Trichlorobenzene
-2,4,5-Trichlorotoluene
-2,3,6-Trichlorotoluene
\\pitsvr06\d\chem\hp5.i\51015l0d.b\1C51015.D
Data File: \\pitsvr06\d\chem\hp5.i\51015l0d.b\1C51015.D
Date : 15-OCT-2010 18:45
Client ID: wstd10
Sample Info: WSTD10 5ml
Purge Volume: 5.0
Column phase: DB 624
Instrument: hp5.i
Operator: 403808
Column diameter: 0.20
Page 4

TestAmerica Pittsburgh

VOLATILE REPORT SW-846 Method

Data file : \\pitsvr06\d\chem\hp5.i\5101510d.b\1C51015.D
Lab Smp Id: vstd10 Client Smp ID: vstd10
Inj Date : 15-OCT-2010 18:45 MS Autotune Date: 12-SEP-2010 08:53
Operator : 403808 Inst ID: hp5.i
Smp Info : VSTD10 5ml
Misc Info : vstd10,5101510d.b,8260ee.m,1-dwlistee.sub
Comment :
Method : \\pitsvr06\d\chem\hp5.i\5101510d.b\8260ee.m
Meth Date : 15-Oct-2010 23:06 hp5.i Quant Type: ISTD
Cal Date : 15-OCT-2010 18:21 Cal File: 1B51015.D
Als bottle: 3 Calibration Sample, Level: 3
Dil Factor: 1.00000
Integrator: HP RTE Compound Sublist: 1-dwlistee.sub
Target Version: 4.14
Processing Host: PITPC-002

Concentration Formula: Amt * DF * 1/Vo*Vt * CpndVariable

Name	Value	Description
DF	1.000	Dilution Factor
Vo	5.000	Sample Volume
Vt	1.000	mg/L conversion (1.0 if no conversion)
Cpnd Variable		Local Compound Variable

Compounds	QUANT SIG MASS	RT	EXP RT	REL RT	RESPONSE	AMOUNTS CAL-AMT (ng)	AMOUNTS ON-COL (ng)
* 46 Fluorobenzene	96	7.382	7.382	(1.000)	365269	50.0000	
* 69 Chlorobenzene-d5	119	10.460	10.460	(1.000)	83578	50.0000	
* 92 1,4-Dichlorobenzene-d4	152	12.778	12.778	(1.000)	119241	50.0000	
$ 39 Dibromofluoromethane	113	6.646	6.646	(0.900)	90822	50.0000	53.98
$ 43 1,2-Dichloroethane-d4	65	7.017	7.017	(0.951)	109440	50.0000	51.98
$ 59 Toluene-d8	98	9.025	9.025	(0.863)	404889	50.0000	57.39
$ 80 Bromofluorobenzene	95	11.628	11.628	(0.910)	134219	50.0000	52.76
2 Chloromethane	50	1.828	1.828	(0.248)	132941	50.0000	50.32
3 Vinyl Chloride	62	1.962	1.962	(0.266)	122927	50.0000	51.01
4 Bromomethane	94	2.327	2.327	(0.315)	57667	50.0000	56.44
5 Chloroethane	64	2.491	2.491	(0.337)	65933	50.0000	52.79
6 Trichlorofluoromethane	101	2.777	2.777	(0.376)	100242	50.0000	51.18(Q)
1 Dichlorodifluoromethane	85	1.658	1.658	(0.225)	124658	50.0000	50.88
12 1,1-Dichloroethene	96	3.483	3.483	(0.472)	96725	50.0000	50.83
13 Acetone	43	3.629	3.629	(0.492)	82050	100.000	106.3
15 Carbon Disulfide	76	3.775	3.775	(0.511)	245543	50.0000	48.81
17 Acetonitrile	40	4.079	4.079	(0.553)	178511	1000.00	1062
18 Methylene Chloride	84	4.280	4.280	(0.580)	114100	50.0000	49.62
19 trans-1,2-Dichloroethene	96	4.699	4.699	(0.637)	107700	50.0000	51.18
20 Methyl tert-butyl ether	73	4.724	4.724	(0.640)	256660	50.0000	50.61
24 1,1-Dichloroethane	63	5.302	5.302	(0.718)	198864	50.0000	50.60
27 2,2-Dichloropropane	77	6.044	6.044	(0.819)	90020	50.0000	50.82

	Compounds	QUANT SIG MASS	RT	EXP RT	REL RT	RESPONSE	AMOUNTS CAL-AMT (ng)	AMOUNTS ON-COL (ng)
	28 cis-1,2-dichloroethene	96	6.062	6.062	(0.821)	115052	50.0000	51.03
M	29 1,2-Dichloroethene (total)	96				222752	100.000	
	30 Bromochloromethane	128	6.342	6.342	(0.859)	49703	50.0000	50.73
	31 2-Butanone	43	6.111	6.111	(0.828)	114195	100.000	104.0
	37 Chloroform	83	6.464	6.464	(0.876)	181950	50.0000	51.23
	38 1,1,1-Trichloroethane	97	6.640	6.640	(0.899)	138200	50.0000	51.02
	40 1,1-Dichloropropene	75	6.841	6.841	(0.927)	155990	50.0000	51.17
	41 Carbon Tetrachloride	117	6.835	6.835	(0.926)	113133	50.0000	50.33
	42 Benzene	78	7.072	7.072	(0.958)	477353	50.0000	51.66
	45 1,2-Dichloroethane	62	7.096	7.096	(0.961)	136876	50.0000	50.81
	47 Trichloroethene	130	7.778	7.778	(1.054)	109820	50.0000	51.76
	49 1,2-Dichloropropane	63	8.009	8.009	(1.085)	119191	50.0000	51.18
	50 Dibromomethane	93	8.137	8.137	(1.102)	57067	50.0000	49.40
	53 Bromodichloromethane	83	8.307	8.307	(1.125)	119460	50.0000	50.60
	57 cis-1,3-Dichloropropene	75	8.763	8.763	(1.187)	136921	50.0000	48.75
	58 4-Methyl-2-Pentanone	43	8.921	8.921	(0.853)	207370	100.000	105.6
	60 Toluene	91	9.092	9.092	(0.869)	481967	50.0000	54.07
	61 trans-1,3-Dichloropropene	75	9.317	9.317	(0.891)	112675	50.0000	51.11
	63 1,3-Dichloropropane	76	9.670	9.670	(0.924)	162291	50.0000	51.68
	64 1,1,2-Trichloroethane	97	9.499	9.499	(0.908)	89090	50.0000	51.98
	65 Tetrachloroethene	164	9.633	9.633	(0.921)	87388	50.0000	52.74
	66 2-Hexanone	43	9.749	9.749	(0.932)	148301	100.000	108.6
	67 Dibromochloromethane	129	9.889	9.889	(0.945)	76902	50.0000	52.36
	68 1,2-Dibromoethane	107	10.004	10.004	(0.956)	83536	50.0000	52.81
	70 Chlorobenzene	112	10.491	10.491	(1.003)	288241	50.0000	52.89
	71 1,1,1,2-Tetrachloroethane	131	10.570	10.570	(1.010)	87651	50.0000	52.40
	72 Ethylbenzene	106	10.594	10.594	(1.013)	166620	50.0000	53.48
	73 m + p-Xylene	106	10.710	10.710	(1.024)	413191	100.000	109.3
	74 Xylene-o	106	11.105	11.105	(1.062)	194047	50.0000	53.89
M	75 Xylenes (total)	106				607238	150.000	
	76 Styrene	104	11.117	11.117	(1.063)	327145	50.0000	54.90
	77 Bromoform	173	11.312	11.312	(1.081)	45136	50.0000	54.33
	78 Isopropylbenzene	105	11.470	11.470	(1.097)	519849	50.0000	55.22
	79 Bromobenzene	156	11.781	11.781	(0.922)	107941	50.0000	50.29
	81 n-Propylbenzene	120	11.878	11.878	(0.930)	138420	50.0000	51.91
	82 2-Chlorotoluene	126	11.969	11.969	(0.937)	120119	50.0000	51.86
	83 1,1,2,2-Tetrachloroethane	83	11.768	11.768	(0.921)	125369	50.0000	51.82
	84 1,2,3-Trichloropropane	110	11.817	11.817	(0.925)	35926	50.0000	48.91
	85 4-Chlorotoluene	126	12.079	12.079	(0.945)	133663	50.0000	52.62
	86 1,3,5-Trimethylbenzene	105	12.048	12.048	(0.943)	429493	50.0000	53.55
	87 tert-Butylbenzene	119	12.377	12.377	(0.969)	361986	50.0000	53.04
	88 1,2,4-Trimethylbenzene	105	12.425	12.425	(0.972)	424100	50.0000	53.76
	89 sec-Butylbenzene	105	12.596	12.596	(0.986)	540628	50.0000	53.46
	90 4-Isopropyltoluene	119	12.742	12.742	(0.997)	432306	50.0000	53.14
	91 1,3-Dichlorobenzene	146	12.717	12.717	(0.995)	207739	50.0000	51.25
	93 1,4-Dichlorobenzene	146	12.803	12.803	(1.002)	216219	50.0000	51.11
	94 n-Butylbenzene	91	13.149	13.149	(1.029)	386230	50.0000	53.08
	95 1,2-Dichlorobenzene	146	13.180	13.180	(1.031)	196768	50.0000	50.84
	96 1,2-Dibromo-3-chloropropane	157	13.958	13.958	(1.092)	16545	50.0000	48.67
	97 1,2,4-Trichlorobenzene	180	14.786	14.786	(1.157)	99980	50.0000	50.52
	98 Hexachlorobutadiene	225	14.956	14.956	(1.170)	48840	50.0000	50.93
	99 Naphthalene	128	15.041	15.041	(1.177)	260962	50.0000	50.70
	100 1,2,3-Trichlorobenzene	180	15.291	15.291	(1.197)	87517	50.0000	50.26
	101 1,1,2-trichlorotrifluoroethane	101	3.544	3.544	(0.480)	104954	50.0000	51.56

Compounds	QUANT SIG MASS	RT	EXP RT	REL RT	RESPONSE	AMOUNTS CAL-AMT (ng)	AMOUNTS ON-COL (ng)
102 Methyl acetate	43	4.176	4.176	(0.566)	90623	50.0000	50.00
104 Cyclohexane	56	6.701	6.701	(0.908)	236591	50.0000	51.25
105 Methyl Cyclohexane	83	7.966	7.966	(1.079)	230028	50.0000	52.10
157 2-Chlorobenzotrifluoride	180	11.367	11.367	(1.087)	156009	50.0000	54.71
158 3-Chlorobenzotrifluoride	180	10.460	10.460	(1.000)	167472	50.0000	54.11
159 4-Chlorobenzotrifluoride	180	10.515	10.515	(1.005)	155176	50.0000	53.44
160 3-Chlorotoluene	126	12.030	12.030	(0.941)	119633	50.0000	51.22
161 2,4-Dichlorobenzotrifluoride	214	12.845	12.845	(1.005)	104810	50.0000	53.46
162 2,5-Dichlorobenzotrifluoride	214	12.894	12.894	(1.009)	122645	50.0000	53.54
163 3,4-Dichlorobenzotrifluoride	214	12.486	12.486	(0.977)	121978	50.0000	53.58
164 Dichlorotoluene(2,4+2,5+2,6)	125	14.104	14.104	(1.104)	462191	150.000	159.3
165 Dichlorotoluene(2,3+3,4)	125	14.518	14.518	(1.136)	299719	100.000	105.1
166 1,3,5-Trichlorobenzene	180	14.165	14.165	(1.109)	125254	50.0000	51.89
167 2,3,6-Trichlorotoluene	159	16.282	16.282	(1.274)	39487	50.0000	51.21
168 2,4,5-Trichlorotoluene	159	16.167	16.167	(1.265)	43071	50.0000	50.37

QC Flag Legend

Q - Qualifier signal failed the ratio test.

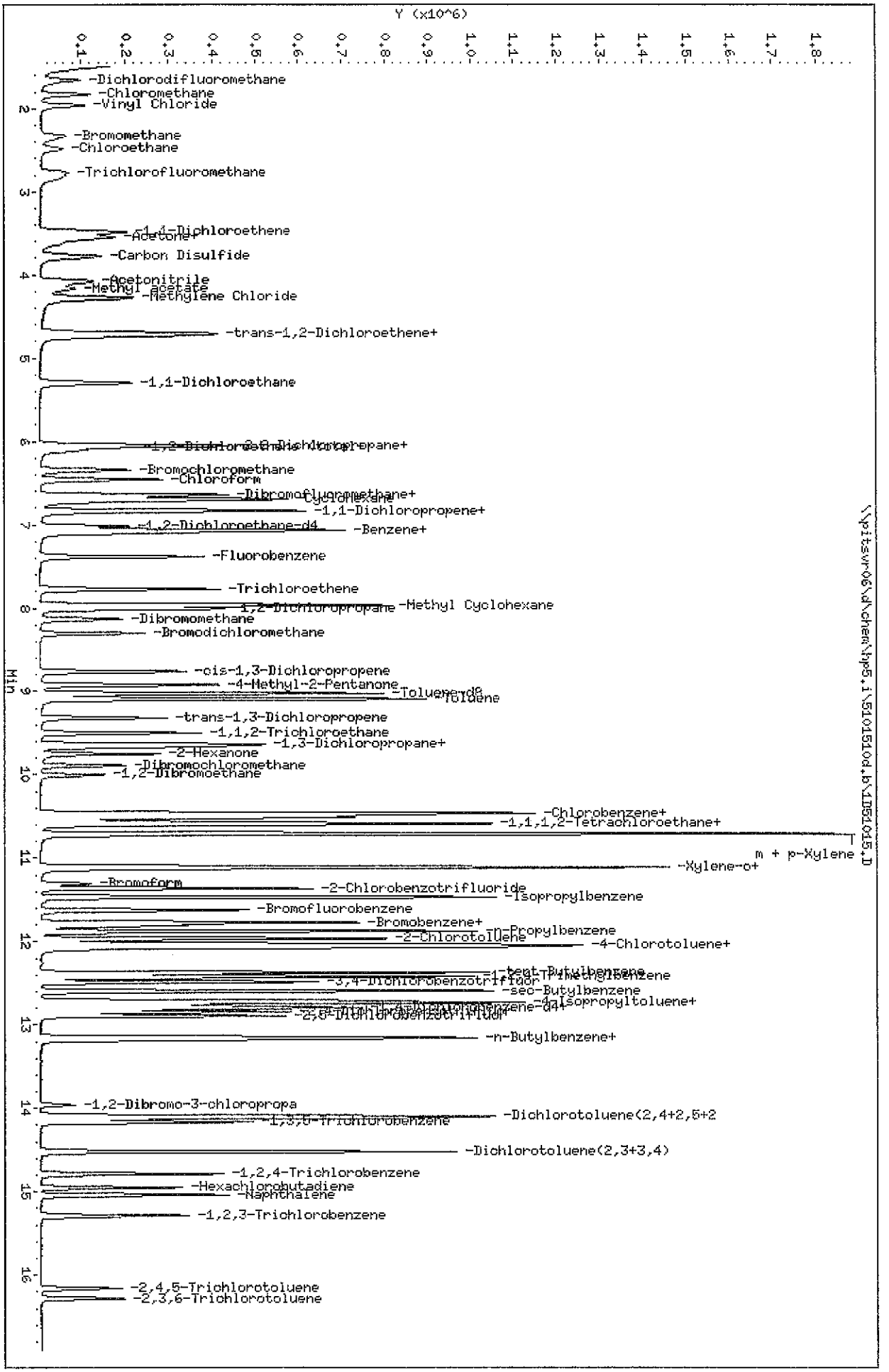

Data File: \\pitsvr06\d\chem\hp5,i\5101510d,b\1051015.D
Date : 15-OCT-2010 19:09
Client ID: vstd15
Sample Info: VSTD15 5ml
Purge Volume: 5.0
Column phase: DB 624

Instrument: hp5,i
Operator: 403808
Column diameter: 0.20

TestAmerica Pittsburgh

VOLATILE REPORT SW-846 Method

Data file : \\pitsvr06\d\chem\hp5.i\5101510d.b\1D51015.D
Lab Smp Id: vstd15 Client Smp ID: vstd15
Inj Date : 15-OCT-2010 19:09 MS Autotune Date: 12-SEP-2010 08:53
Operator : 403808 Inst ID: hp5.i
Smp Info : VSTD15 5ml
Misc Info : vstd15,5101510d.b,8260ee.m,1-dwlistee.sub
Comment :
Method : \\pitsvr06\d\chem\hp5.i\5101510d.b\8260ee.m
Meth Date : 15-Oct-2010 23:06 hp5.i Quant Type: ISTD
Cal Date : 15-OCT-2010 18:45 Cal File: 1C51015.D
Als bottle: 4 Calibration Sample, Level: 4
Dil Factor: 1.00000
Integrator: HP RTE Compound Sublist: 1-dwlistee.sub
Target Version: 4.14
Processing Host: PITPC-002

Concentration Formula: Amt * DF * 1/Vo*Vt * CpndVariable

Name	Value	Description
DF	1.000	Dilution Factor
Vo	5.000	Sample Volume
Vt	1.000	mg/L conversion (1.0 if no conversion)
Cpnd Variable		Local Compound Variable

	Compounds	QUANT SIG MASS	RT	EXP RT	REL RT	RESPONSE	AMOUNTS CAL-AMT (ng)	AMOUNTS ON-COL (ng)	
*	46 Fluorobenzene	96	7.384	7.384	(1.000)	394712	50.0000		
*	69 Chlorobenzene-d5	119	10.456	10.456	(1.000)	90690	50.0000		(M)
*	92 1,4-Dichlorobenzene-d4	152	12.780	12.780	(1.000)	128307	50.0000		
$	39 Dibromofluoromethane	113	6.642	6.642	(0.899)	135111	75.0000	74.31	
$	43 1,2-Dichloroethane-d4	65	7.013	7.013	(0.950)	164482	75.0000	72.30	
$	59 Toluene-d8	98	9.026	9.026	(0.863)	598201	75.0000	78.15	
$	80 Bromofluorobenzene	95	11.624	11.624	(0.910)	211331	75.0000	77.21	
	2 Chloromethane	50	1.830	1.830	(0.248)	199646	75.0000	69.92	
	3 Vinyl Chloride	62	1.957	1.957	(0.265)	180704	75.0000	69.39	
	4 Bromomethane	94	2.335	2.335	(0.316)	84918	75.0000	76.92	
	5 Chloroethane	64	2.487	2.487	(0.337)	92136	75.0000	68.27	
	6 Trichlorofluoromethane	101	2.766	2.766	(0.375)	150739	75.0000	71.22	
	1 Dichlorodifluoromethane	85	1.653	1.653	(0.224)	183598	75.0000	69.35	
	12 1,1-Dichloroethene	96	3.484	3.484	(0.472)	145166	75.0000	70.60	
	13 Acetone	43	3.630	3.630	(0.492)	109007	150.000	130.7	
	15 Carbon Disulfide	76	3.776	3.776	(0.511)	399089	75.0000	73.41	
	17 Acetonitrile	40	4.081	4.081	(0.553)	252014	1500.00	1387	(M)
	18 Methylene Chloride	84	4.275	4.275	(0.579)	173110	75.0000	69.66	
	19 trans-1,2-Dichloroethene	96	4.695	4.695	(0.636)	158984	75.0000	69.91	
	20 Methyl tert-butyl ether	73	4.725	4.725	(0.640)	393804	75.0000	71.87	
	24 1,1-Dichloroethane	63	5.297	5.297	(0.717)	307504	75.0000	72.41	
	27 2,2-Dichloropropane	77	6.045	6.045	(0.819)	140364	75.0000	73.34	

	Compounds	QUANT SIG MASS	RT	EXP RT	REL RT	RESPONSE	AMOUNTS CAL-AMT (ng)	AMOUNTS ON-COL (ng)
28	cis-1,2-dichloroethene	96	6.058	6.058	(0.820)	175212	75.0000	71.92
M 29	1,2-Dichloroethene (total)	96				334196	150.000	
30	Bromochloromethane	128	6.344	6.344	(0.859)	76658	75.0000	72.41
31	2-Butanone	43	6.106	6.106	(0.827)	166386	150.000	140.2
37	Chloroform	83	6.459	6.459	(0.875)	272128	75.0000	70.90
38	1,1,1-Trichloroethane	97	6.642	6.642	(0.899)	208203	75.0000	71.12
40	1,1-Dichloropropene	75	6.836	6.836	(0.926)	234983	75.0000	71.34
41	Carbon Tetrachloride	117	6.830	6.830	(0.925)	172596	75.0000	71.06
42	Benzene	78	7.067	7.067	(0.957)	716666	75.0000	71.78
45	1,2-Dichloroethane	62	7.098	7.098	(0.961)	205810	75.0000	70.70
47	Trichloroethene	130	7.773	7.773	(1.053)	162322	75.0000	70.80
49	1,2-Dichloropropane	63	8.010	8.010	(1.085)	181264	75.0000	72.03
50	Dibromomethane	93	8.132	8.132	(1.101)	88970	75.0000	71.27
53	Bromodichloromethane	83	8.302	8.302	(1.124)	183648	75.0000	71.98
57	cis-1,3-Dichloropropene	75	8.759	8.759	(1.186)	222827	75.0000	73.42
58	4-Methyl-2-Pentanone	43	8.923	8.923	(0.853)	319749	150.000	150.0
60	Toluene	91	9.087	9.087	(0.869)	717874	75.0000	74.22
61	trans-1,3-Dichloropropene	75	9.318	9.318	(0.891)	184403	75.0000	77.08
63	1,3-Dichloropropane	76	9.665	9.665	(0.924)	252574	75.0000	74.12
64	1,1,2-Trichloroethane	97	9.501	9.501	(0.909)	134947	75.0000	72.56
65	Tetrachloroethene	164	9.635	9.635	(0.921)	130419	75.0000	72.53
66	2-Hexanone	43	9.750	9.750	(0.933)	220114	150.000	148.6
67	Dibromochloromethane	129	9.890	9.890	(0.946)	120431	75.0000	75.56
68	1,2-Dibromoethane	107	10.000	10.000	(0.956)	127561	75.0000	74.32
70	Chlorobenzene	112	10.486	10.486	(1.003)	439352	75.0000	74.30
71	1,1,1,2-Tetrachloroethane	131	10.565	10.565	(1.010)	136314	75.0000	75.11
72	Ethylbenzene	106	10.596	10.596	(1.013)	250870	75.0000	74.20
73	m + p-Xylene	106	10.711	10.711	(1.024)	620923	150.000	151.4
74	Xylene-o	106	11.107	11.107	(1.062)	297880	75.0000	76.24
M 75	Xylenes (total)	106				918803	225.000	
76	Styrene	104	11.119	11.119	(1.063)	499650	75.0000	77.27
77	Bromoform	173	11.308	11.308	(1.081)	67566	75.0000	74.95
78	Isopropylbenzene	105	11.466	11.466	(1.097)	774405	75.0000	75.81
79	Bromobenzene	156	11.776	11.776	(0.921)	168540	75.0000	72.98
81	n-Propylbenzene	120	11.880	11.880	(0.930)	211388	75.0000	73.67
82	2-Chlorotoluene	126	11.971	11.971	(0.937)	181298	75.0000	72.74
83	1,1,2,2-Tetrachloroethane	83	11.764	11.764	(0.921)	184556	75.0000	70.90
84	1,2,3-Trichloropropane	110	11.813	11.813	(0.924)	56043	75.0000	70.90
85	4-Chlorotoluene	126	12.074	12.074	(0.945)	198477	75.0000	72.62
86	1,3,5-Trimethylbenzene	105	12.050	12.050	(0.943)	640282	75.0000	74.19
87	tert-Butylbenzene	119	12.378	12.378	(0.969)	538189	75.0000	73.28
88	1,2,4-Trimethylbenzene	105	12.427	12.427	(0.972)	625048	75.0000	73.64
89	sec-Butylbenzene	105	12.597	12.597	(0.986)	806708	75.0000	74.13
90	4-Isopropyltoluene	119	12.737	12.737	(0.997)	651309	75.0000	74.40
91	1,3-Dichlorobenzene	146	12.713	12.713	(0.995)	316056	75.0000	72.47
93	1,4-Dichlorobenzene	146	12.798	12.798	(1.001)	320889	75.0000	70.49
94	n-Butylbenzene	91	13.151	13.151	(1.029)	584730	75.0000	74.69
95	1,2-Dichlorobenzene	146	13.175	13.175	(1.031)	296753	75.0000	71.25
96	1,2-Dibromo-3-chloropropane	157	13.960	13.960	(1.092)	26049	75.0000	71.21
97	1,2,4-Trichlorobenzene	180	14.787	14.787	(1.157)	157581	75.0000	73.99
98	Hexachlorobutadiene	225	14.952	14.952	(1.170)	73181	75.0000	70.92
99	Naphthalene	128	15.037	15.037	(1.177)	415666	75.0000	75.04
100	1,2,3-Trichlorobenzene	180	15.286	15.286	(1.196)	139102	75.0000	74.24
101	1,1,2-trichlorotrifluoroethane	101	3.551	3.551	(0.481)	153719	75.0000	69.88

Compounds	QUANT SIG MASS	RT	EXP RT	REL RT	RESPONSE	AMOUNTS CAL-AMT (ng)	AMOUNTS ON-COL (ng)
102 Methyl acetate	43	4.166	4.166	(0.564)	140160	75.0000	71.57
104 Cyclohexane	56	6.702	6.702	(0.908)	359303	75.0000	72.02
105 Methyl Cyclohexane	83	7.968	7.968	(1.079)	346009	75.0000	72.53
157 2-Chlorobenzotrifluoride	180	11.362	11.362	(1.087)	229872	75.0000	74.29
158 3-Chlorobenzotrifluoride	180	10.462	10.462	(1.001)	247178	75.0000	73.60
159 4-Chlorobenzotrifluoride	180	10.517	10.517	(1.006)	236966	75.0000	75.22
160 3-Chlorotoluene	126	12.026	12.026	(0.941)	183488	75.0000	73.01
161 2,4-Dichlorobenzotrifluoride	214	12.847	12.847	(1.005)	146436	75.0000	69.42
162 2,5-Dichlorobenzotrifluoride	214	12.895	12.895	(1.009)	185158	75.0000	75.12
163 3,4-Dichlorobenzotrifluoride	214	12.488	12.488	(0.977)	175160	75.0000	71.50
164 Dichlorotoluene(2,4+2,5+2,6)	125	14.100	14.100	(1.103)	703770	225.000	225.4
165 Dichlorotoluene(2,3+3,4)	125	14.520	14.520	(1.136)	462127	150.000	150.6
166 1,3,5-Trichlorobenzene	180	14.167	14.167	(1.109)	190253	75.0000	73.24
167 2,3,6-Trichlorotoluene	159	16.278	16.278	(1.274)	61672	75.0000	74.33
168 2,4,5-Trichlorotoluene	159	16.156	16.156	(1.264)	66116	75.0000	71.86

QC Flag Legend

M - Compound response manually integrated.

Data File Name: 1D51015.D
Inj. Date and Time: 15-OCT-2010 19:09
Instrument ID: hp5.i
Client ID: vstd15
Compound Name: Acetonitrile
CAS #: 75-05-8

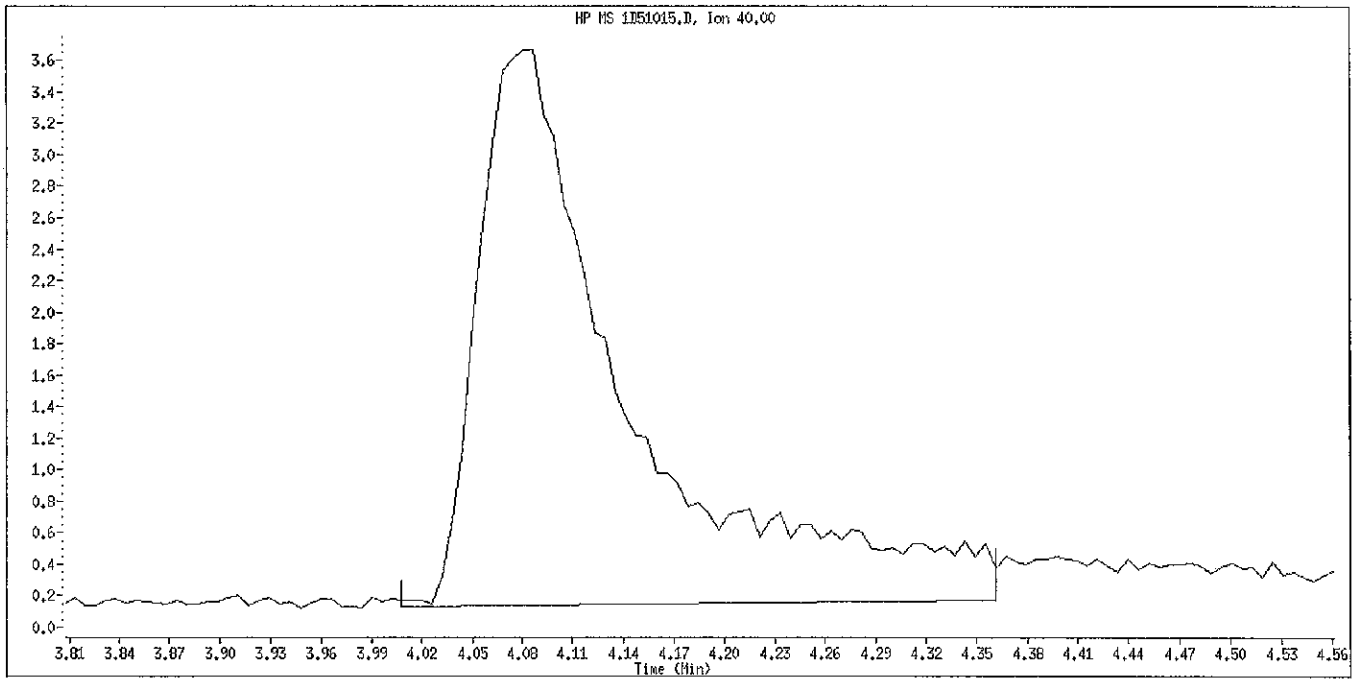

Original Integration

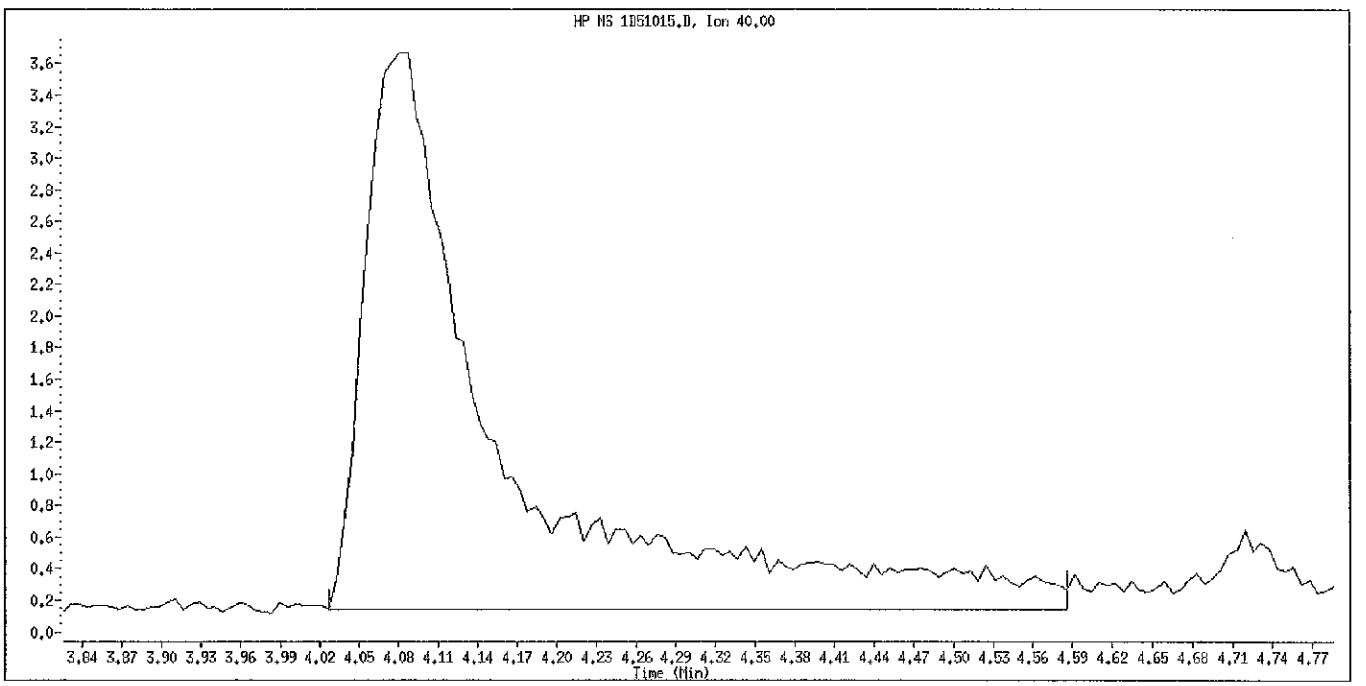

Manual Integration

Manually Integrated By: lipayj
Manual Integration Reason: Peak Integrated Incorrectly

Data File Name: 1D51015.D
Inj. Date and Time: 15-OCT-2010 19:09
Instrument ID: hp5.i
Client ID: vstd15
Compound Name: Chlorobenzene-d5
CAS #:

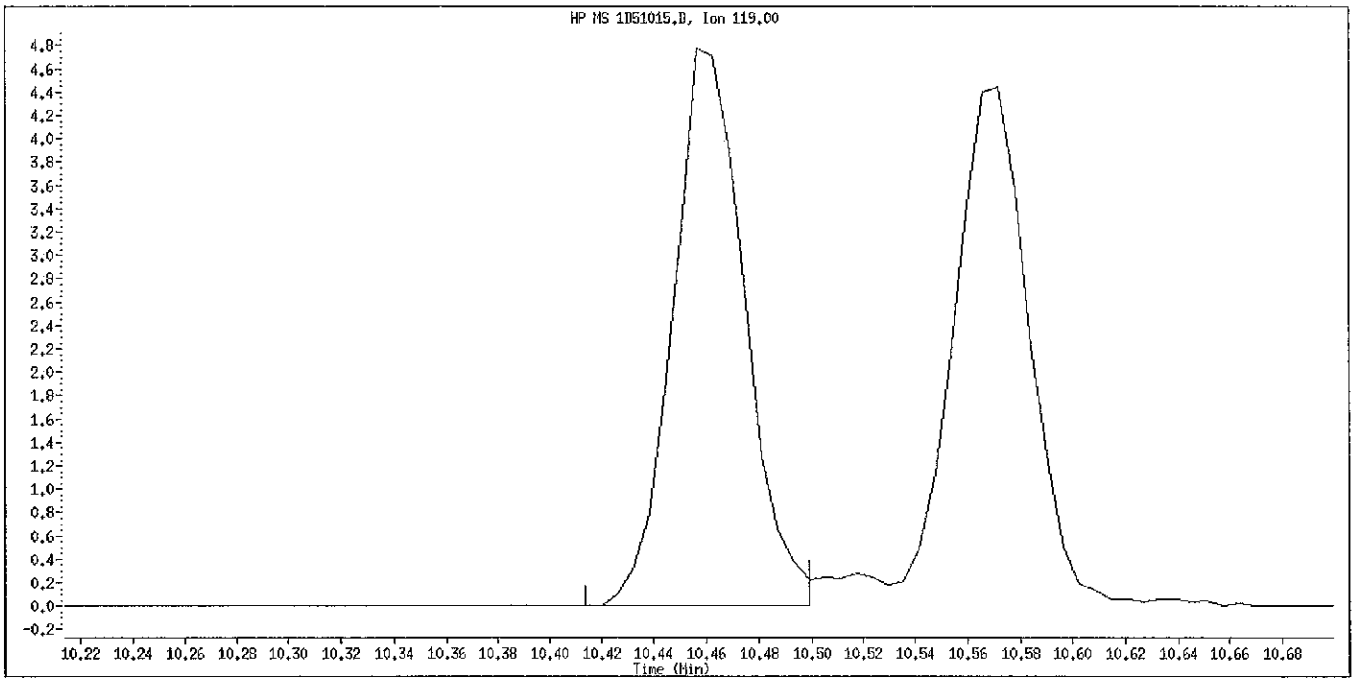

Original Integration

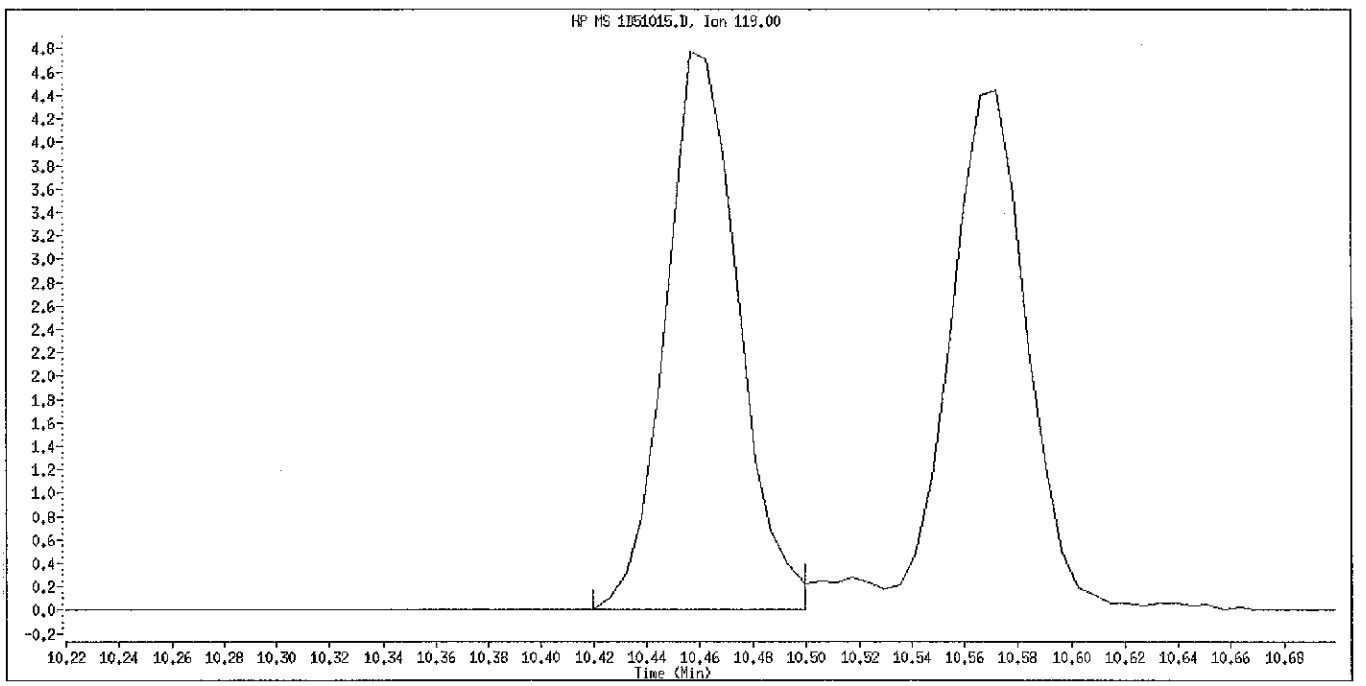

Manual Integration

Manually Integrated By: lipayj
Manual Integration Reason: Peak Integrated Incorrectly

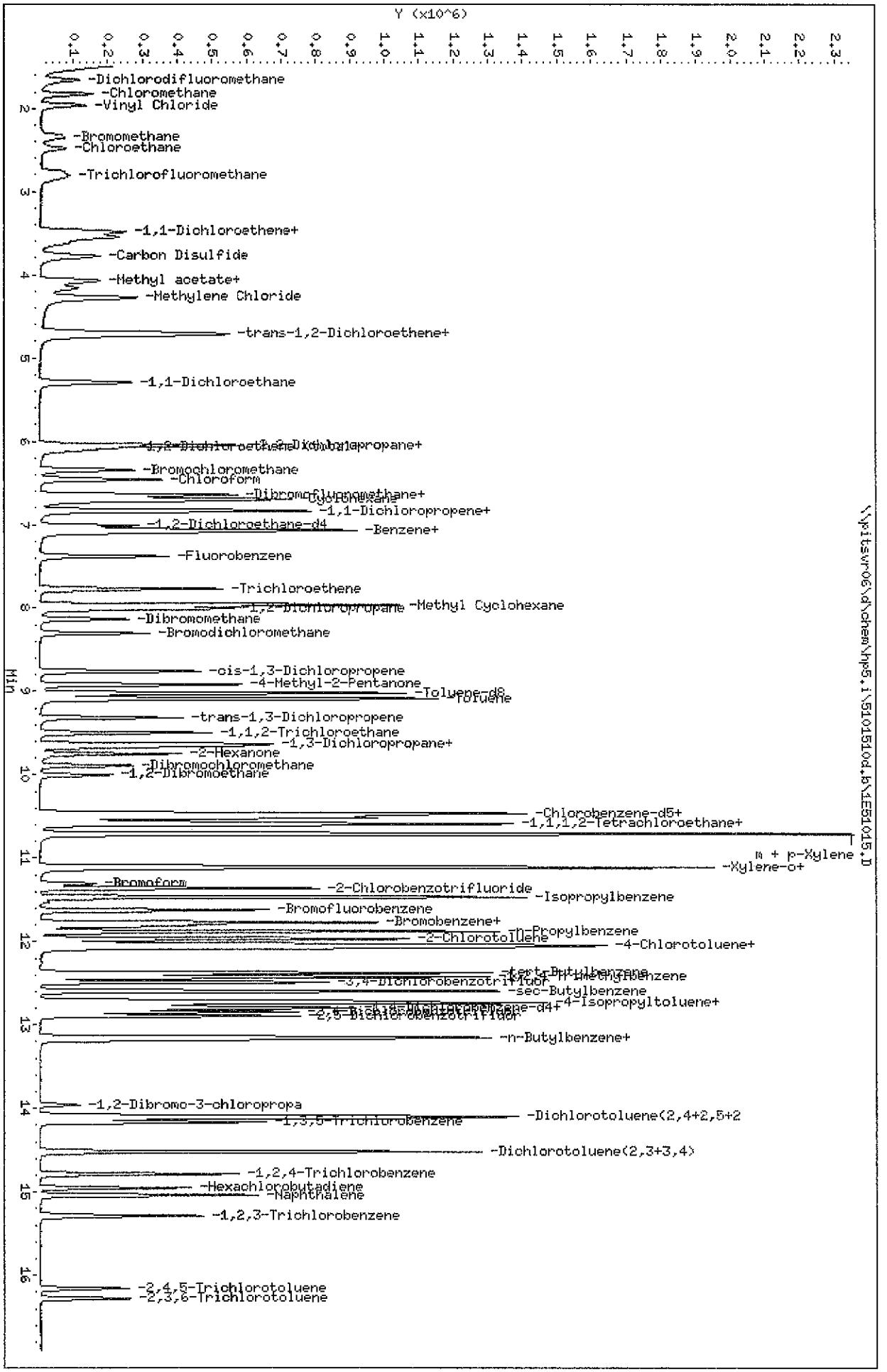

Data File: \\pitsvr06\d\chem\hp5.i\5101510d.b\1E51015.D
Date : 15-OCT-2010 19:34
Client ID: vstd20
Sample Info: VSTD20 5ml
Purge Volume: 5.0
Column phase: DB 624

Instrument: hp5.i
Operator: 403808
Column diameter: 0.20

TestAmerica Pittsburgh

VOLATILE REPORT SW-846 Method

Data file : \\pitsvr06\d\chem\hp5.i\5101510d.b\1E51015.D
Lab Smp Id: vstd20 Client Smp ID: vstd20
Inj Date : 15-OCT-2010 19:34 MS Autotune Date: 12-SEP-2010 08:53
Operator : 403808 Inst ID: hp5.i
Smp Info : VSTD20 5ml
Misc Info : vstd20,5101510d.b,8260ee.m,1-dwlistee.sub
Comment :
Method : \\pitsvr06\d\chem\hp5.i\5101510d.b\8260ee.m
Meth Date : 15-Oct-2010 23:06 hp5.i Quant Type: ISTD
Cal Date : 15-OCT-2010 19:09 Cal File: 1D51015.D
Als bottle: 5 Calibration Sample, Level: 5
Dil Factor: 1.00000
Integrator: HP RTE Compound Sublist: 1-dwlistee.sub
Target Version: 4.14
Processing Host: PITPC-002

Concentration Formula: Amt * DF * 1/Vo*Vt * CpndVariable

Name	Value	Description
DF	1.000	Dilution Factor
Vo	5.000	Sample Volume
Vt	1.000	mg/L conversion (1.0 if no conversion)
Cpnd Variable		Local Compound Variable

	Compounds	QUANT SIG MASS	RT	EXP RT	REL RT	RESPONSE	AMOUNTS CAL-AMT (ng)	AMOUNTS ON-COL (ng)
*	46 Fluorobenzene	96	7.385	7.385	(1.000)	403430	50.0000	
*	69 Chlorobenzene-d5	119	10.463	10.463	(1.000)	92810	50.0000	
*	92 1,4-Dichlorobenzene-d4	152	12.775	12.775	(1.000)	127788	50.0000	
$	39 Dibromofluoromethane	113	6.636	6.636	(0.899)	178091	100.000	95.84
$	43 1,2-Dichloroethane-d4	65	7.014	7.014	(0.950)	218005	100.000	93.76
$	59 Toluene-d8	98	9.021	9.021	(0.862)	791116	100.000	101.0
$	80 Bromofluorobenzene	95	11.625	11.625	(0.910)	282313	100.000	103.6
	2 Chloromethane	50	1.824	1.824	(0.247)	258238	100.000	88.49
	3 Vinyl Chloride	62	1.958	1.958	(0.265)	234057	100.000	87.93
	4 Bromomethane	94	2.354	2.354	(0.319)	109740	100.000	97.25
	5 Chloroethane	64	2.481	2.481	(0.336)	122778	100.000	89.00
	6 Trichlorofluoromethane	101	2.798	2.798	(0.379)	201246	100.000	93.02
	1 Dichlorodifluoromethane	85	1.654	1.654	(0.224)	235773	100.000	87.13
	12 1,1-Dichloroethene	96	3.479	3.479	(0.471)	187159	100.000	89.06
	13 Acetone	43	3.625	3.625	(0.491)	169713	200.000	199.1
	15 Carbon Disulfide	76	3.777	3.777	(0.512)	508430	100.000	91.50
	17 Acetonitrile	40	4.075	4.075	(0.552)	345874	2000.00	1863(M)
	18 Methylene Chloride	84	4.276	4.276	(0.579)	225209	100.000	88.67
	19 trans-1,2-Dichloroethene	96	4.696	4.696	(0.636)	210661	100.000	90.64
	20 Methyl tert-butyl ether	73	4.726	4.726	(0.640)	534629	100.000	95.46
	24 1,1-Dichloroethane	63	5.298	5.298	(0.717)	394245	100.000	90.83
	27 2,2-Dichloropropane	77	6.046	6.046	(0.819)	180944	100.000	92.49

	Compounds	QUANT SIG MASS	RT	EXP RT	REL RT	RESPONSE	AMOUNTS CAL-AMT (ng)	AMOUNTS ON-COL (ng)
	28 cis-1,2-dichloroethene	96	6.058	6.058	(0.820)	229966	100.000	92.36
M	29 1,2-Dichloroethene (total)	96				440627	200.000	
	30 Bromochloromethane	128	6.344	6.344	(0.859)	100307	100.000	92.70
	31 2-Butanone	43	6.107	6.107	(0.827)	237113	200.000	195.5
	37 Chloroform	83	6.454	6.454	(0.874)	355018	100.000	90.50
	38 1,1,1-Trichloroethane	97	6.642	6.642	(0.900)	274537	100.000	91.76
	40 1,1-Dichloropropene	75	6.837	6.837	(0.926)	308984	100.000	91.77
	41 Carbon Tetrachloride	117	6.831	6.831	(0.925)	222193	100.000	89.50
	42 Benzene	78	7.068	7.068	(0.957)	924396	100.000	90.58
	45 1,2-Dichloroethane	62	7.099	7.099	(0.961)	273459	100.000	91.90
	47 Trichloroethene	130	7.774	7.774	(1.053)	214099	100.000	91.36
	49 1,2-Dichloropropane	63	8.005	8.005	(1.084)	239148	100.000	92.98
	50 Dibromomethane	93	8.133	8.133	(1.101)	119046	100.000	93.30
	53 Bromodichloromethane	83	8.303	8.303	(1.124)	245481	100.000	94.14
	57 cis-1,3-Dichloropropene	75	8.759	8.759	(1.186)	303818	100.000	97.94
	58 4-Methyl-2-Pentanone	43	8.918	8.918	(0.852)	446590	200.000	204.7
	60 Toluene	91	9.088	9.088	(0.869)	935610	100.000	94.52
	61 trans-1,3-Dichloropropene	75	9.319	9.319	(0.891)	250420	100.000	102.3
	63 1,3-Dichloropropane	76	9.666	9.666	(0.924)	340655	100.000	97.68
	64 1,1,2-Trichloroethane	97	9.496	9.496	(0.908)	186294	100.000	97.88
	65 Tetrachloroethene	164	9.635	9.635	(0.921)	169626	100.000	92.18
	66 2-Hexanone	43	9.751	9.751	(0.932)	317820	200.000	209.6
	67 Dibromochloromethane	129	9.891	9.891	(0.945)	163114	100.000	100.0
	68 1,2-Dibromoethane	107	10.000	10.000	(0.956)	171805	100.000	97.80
	70 Chlorobenzene	112	10.487	10.487	(1.002)	563447	100.000	93.11
	71 1,1,1,2-Tetrachloroethane	131	10.566	10.566	(1.010)	177946	100.000	95.81
	72 Ethylbenzene	106	10.597	10.597	(1.013)	331770	100.000	95.89
	73 m + p-Xylene	106	10.712	10.712	(1.024)	807437	200.000	192.4
	74 Xylene-o	106	11.102	11.102	(1.061)	393685	100.000	98.46
M	75 Xylenes (total)	106				1201122	300.000	
	76 Styrene	104	11.120	11.120	(1.063)	654119	100.000	98.85
	77 Bromoform	173	11.308	11.308	(1.081)	94151	100.000	102.0
	78 Isopropylbenzene	105	11.467	11.467	(1.096)	1004256	100.000	96.07
	79 Bromobenzene	156	11.777	11.777	(0.922)	221901	100.000	96.48
	81 n-Propylbenzene	120	11.880	11.880	(0.930)	278449	100.000	97.43
	82 2-Chlorotoluene	126	11.965	11.965	(0.937)	236984	100.000	95.47
	83 1,1,2,2-Tetrachloroethane	83	11.765	11.765	(0.921)	245422	100.000	94.66
	84 1,2,3-Trichloropropane	110	11.813	11.813	(0.925)	75437	100.000	95.83
	85 4-Chlorotoluene	126	12.075	12.075	(0.945)	244961	100.000	90.00
	86 1,3,5-Trimethylbenzene	105	12.051	12.051	(0.943)	832464	100.000	96.85
	87 tert-Butylbenzene	119	12.379	12.379	(0.969)	703951	100.000	96.24
	88 1,2,4-Trimethylbenzene	105	12.428	12.428	(0.973)	822746	100.000	97.32
	89 sec-Butylbenzene	105	12.598	12.598	(0.986)	1038857	100.000	95.85
	90 4-Isopropyltoluene	119	12.738	12.738	(0.997)	840385	100.000	96.39
	91 1,3-Dichlorobenzene	146	12.714	12.714	(0.995)	410133	100.000	94.42
	93 1,4-Dichlorobenzene	146	12.799	12.799	(1.002)	419712	100.000	92.57
	94 n-Butylbenzene	91	13.146	13.146	(1.029)	766543	100.000	98.31
	95 1,2-Dichlorobenzene	146	13.176	13.176	(1.031)	391903	100.000	94.48
	96 1,2-Dibromo-3-chloropropane	157	13.955	13.955	(1.092)	36482	100.000	100.1
	97 1,2,4-Trichlorobenzene	180	14.788	14.788	(1.158)	215258	100.000	101.5
	98 Hexachlorobutadiene	225	14.952	14.952	(1.170)	94018	100.000	91.48
	99 Naphthalene	128	15.038	15.038	(1.177)	591061	100.000	107.1
	100 1,2,3-Trichlorobenzene	180	15.287	15.287	(1.197)	188244	100.000	100.9
	101 1,1,2-trichlorotrifluoroethane	101	3.546	3.546	(0.480)	195495	100.000	86.95

Compounds	QUANT SIG MASS	RT	EXP RT	REL RT	RESPONSE	AMOUNTS CAL-AMT (ng)	AMOUNTS ON-COL (ng)
102 Methyl acetate	43	4.160	4.160	(0.563)	197121	100.000	98.48
104 Cyclohexane	56	6.697	6.697	(0.907)	467677	100.000	91.72
105 Methyl Cyclohexane	83	7.969	7.969	(1.079)	453932	100.000	93.10
157 2-Chlorobenzotrifluoride	180	11.363	11.363	(1.086)	298157	100.000	94.15
158 3-Chlorobenzotrifluoride	180	10.463	10.463	(1.000)	327470	100.000	95.28
159 4-Chlorobenzotrifluoride	180	10.518	10.518	(1.005)	306435	100.000	95.04
160 3-Chlorotoluene	126	12.026	12.026	(0.941)	261795	100.000	104.6
161 2,4-Dichlorobenzotrifluoride	214	12.848	12.848	(1.006)	197365	100.000	93.94
162 2,5-Dichlorobenzotrifluoride	214	12.896	12.896	(1.010)	240095	100.000	97.81
163 3,4-Dichlorobenzotrifluoride	214	12.489	12.489	(0.978)	228823	100.000	93.78
164 Dichlorotoluene(2,4+2,5+2,6)	125	14.095	14.095	(1.103)	927671	300.000	298.3
165 Dichlorotoluene(2,3+3,4)	125	14.521	14.521	(1.137)	612665	200.000	200.4
166 1,3,5-Trichlorobenzene	180	14.168	14.168	(1.109)	246770	100.000	95.39
167 2,3,6-Trichlorotoluene	159	16.279	16.279	(1.274)	82728	100.000	100.1
168 2,4,5-Trichlorotoluene	159	16.157	16.157	(1.265)	94394	100.000	103.0

QC Flag Legend

M - Compound response manually integrated.

Data File Name: 1E51015.D
Inj. Date and Time: 15-OCT-2010 19:34
Instrument ID: hp5.i
Client ID: vstd20
Compound Name: Acetonitrile
CAS #: 75-05-8

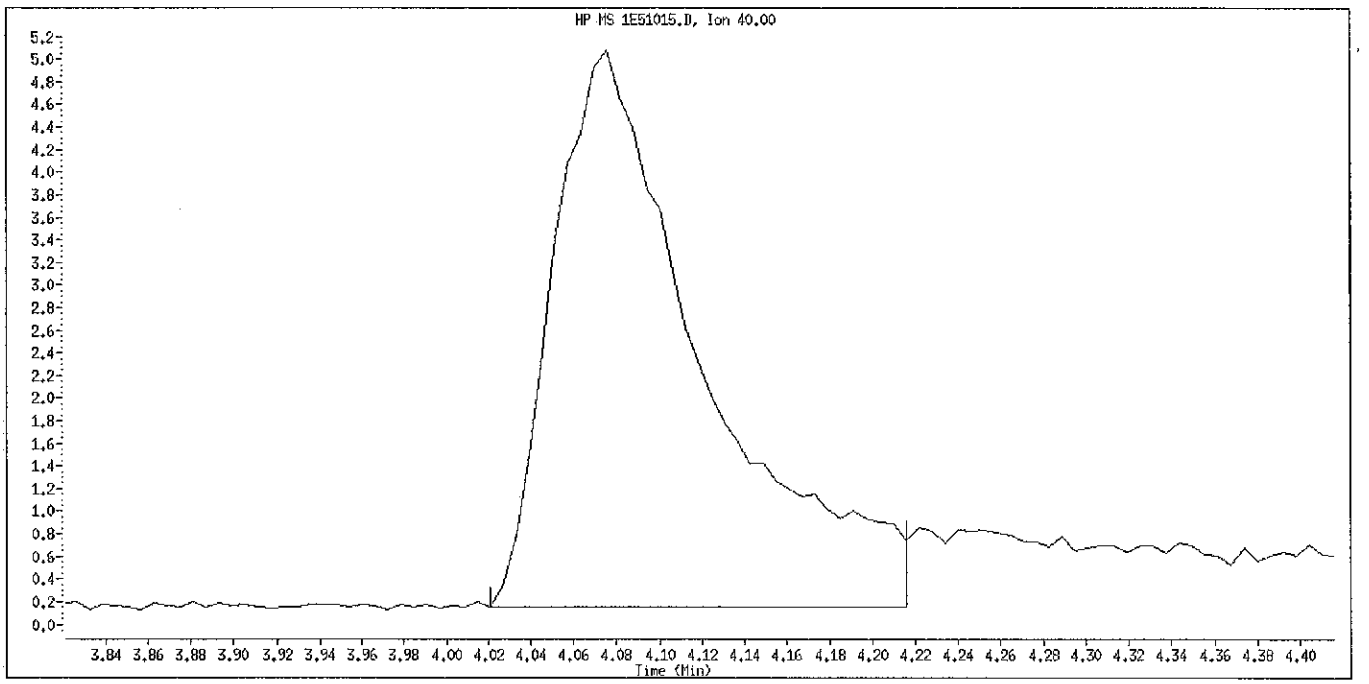

Original Integration

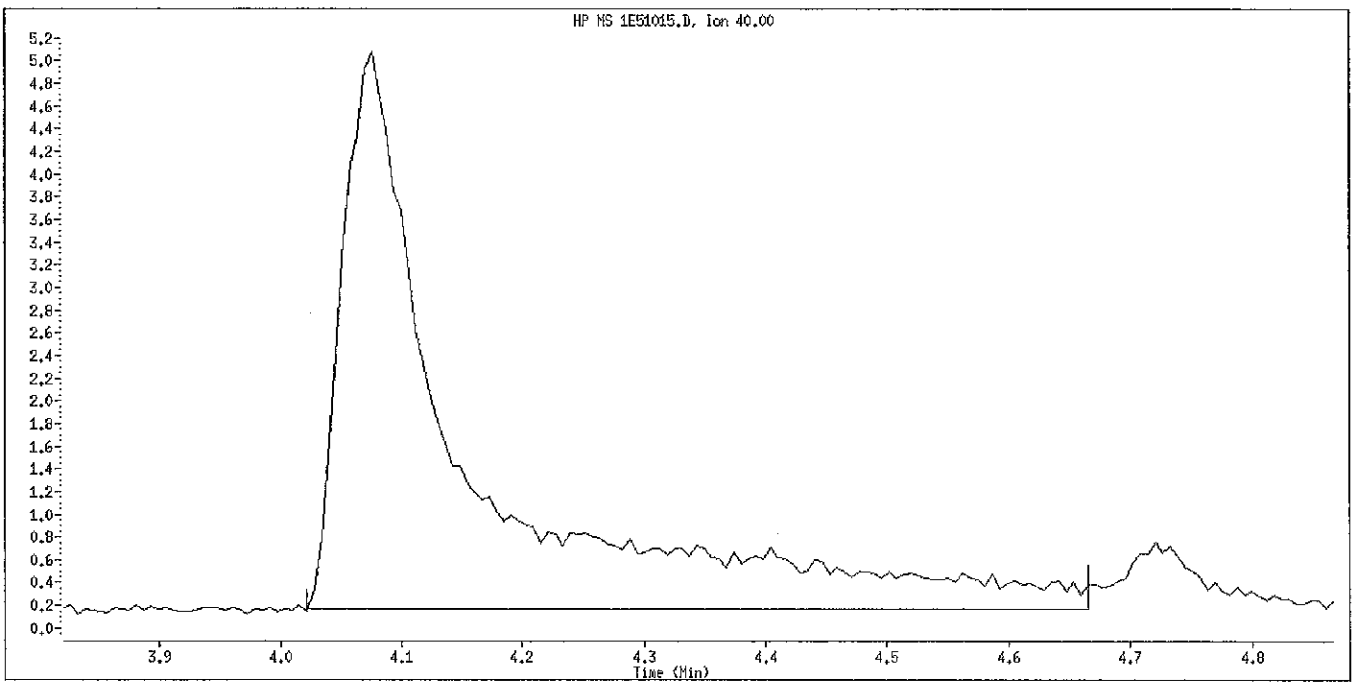

Manual Integration

Manually Integrated By: lipayj
Manual Integration Reason: Peak Integrated Incorrectly

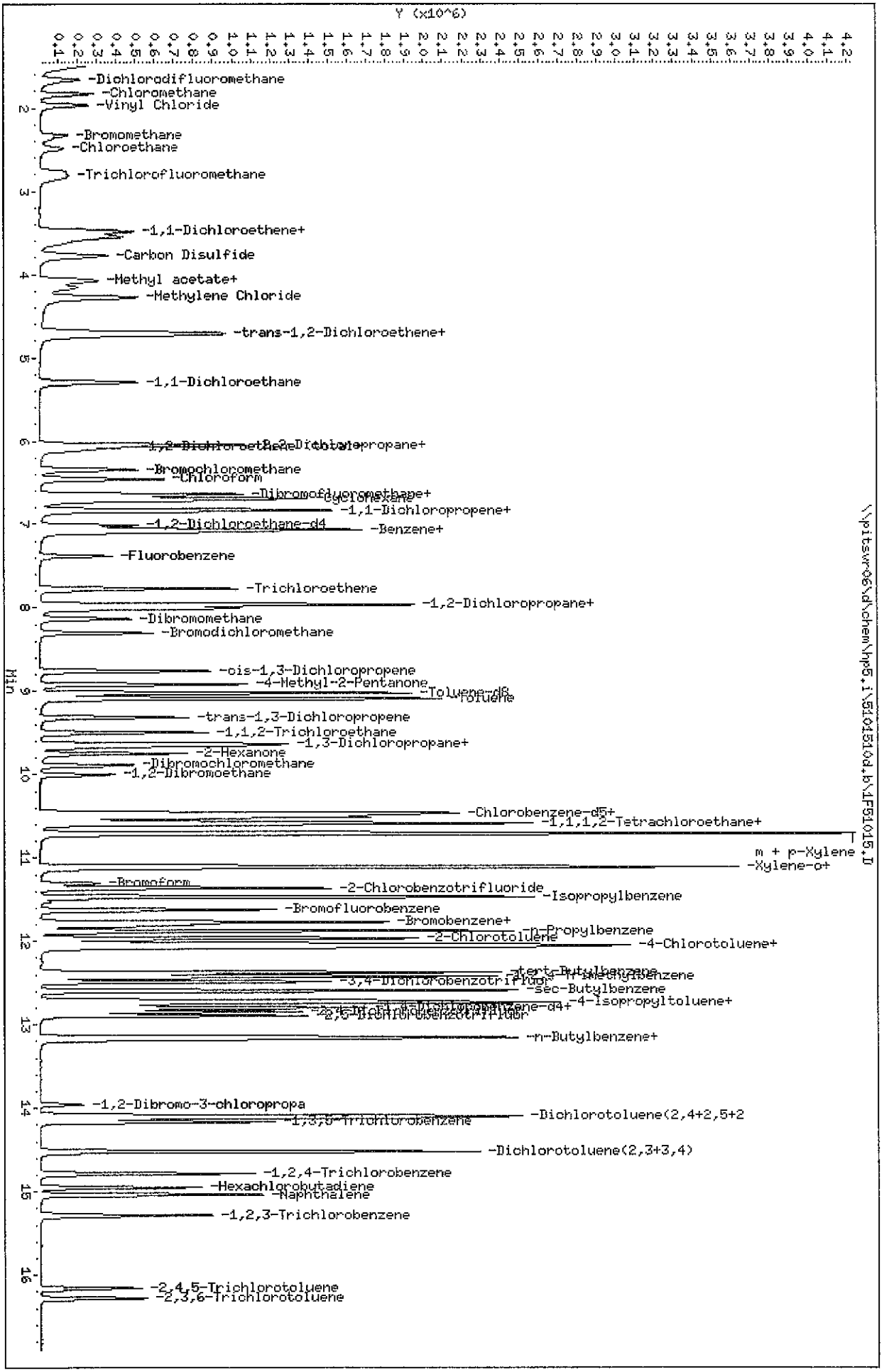

Data File: \\pitsvr06\d\chem\hp5.i\5101510d.b\1F51015.D
Date : 15-OCT-2010 19:58
Client ID: vstd35
Sample Info: VSTD35 5ml
Purge Volume: 5.0
Column phase: DB 624

Instrument: hp5.i
Operator: 403808
Column diameter: 0.20

TestAmerica Pittsburgh

VOLATILE REPORT SW-846 Method

Data file : \\pitsvr06\d\chem\hp5.i\5101510d.b\1F51015.D
Lab Smp Id: vstd35 Client Smp ID: vstd35
Inj Date : 15-OCT-2010 19:58 MS Autotune Date: 12-SEP-2010 08:53
Operator : 403808 Inst ID: hp5.i
Smp Info : VSTD35 5ml
Misc Info : vstd35,5101510d.b,8260ee.m,1-dwlistee.sub
Comment :
Method : \\pitsvr06\d\chem\hp5.i\5101510d.b\8260ee.m
Meth Date : 15-Oct-2010 23:06 hp5.i Quant Type: ISTD
Cal Date : 15-OCT-2010 19:34 Cal File: 1E51015.D
Als bottle: 6 Calibration Sample, Level: 6
Dil Factor: 1.00000
Integrator: HP RTE Compound Sublist: 1-dwlistee.sub
Target Version: 4.14
Processing Host: PITPC-002

Concentration Formula: Amt * DF * 1/Vo*Vt * CpndVariable

Name	Value	Description
DF	1.000	Dilution Factor
Vo	5.000	Sample Volume
Vt	1.000	mg/L conversion (1.0 if no conversion)
Cpnd Variable		Local Compound Variable

Compounds	QUANT SIG MASS	RT	EXP RT	REL RT	RESPONSE	AMOUNTS CAL-AMT (ng)	AMOUNTS ON-COL (ng)
* 46 Fluorobenzene	96	7.385	7.385	(1.000)	386634	50.0000	
* 69 Chlorobenzene-d5	119	10.457	10.457	(1.000)	100234	50.0000	
* 92 1,4-Dichlorobenzene-d4	152	12.775	12.775	(1.000)	129772	50.0000	
$ 39 Dibromofluoromethane	113	6.643	6.643	(0.900)	320132	175.000	179.8
$ 43 1,2-Dichloroethane-d4	65	7.014	7.014	(0.950)	395004	175.000	177.2
$ 59 Toluene-d8	98	9.021	9.021	(0.863)	1385975	175.000	163.8
$ 80 Bromofluorobenzene	95	11.625	11.625	(0.910)	509884	175.000	184.2
2 Chloromethane	50	1.825	1.825	(0.247)	474743	175.000	169.8
3 Vinyl Chloride	62	1.965	1.965	(0.266)	444369	175.000	174.2
4 Bromomethane	94	2.330	2.330	(0.315)	186525	175.000	172.5
5 Chloroethane	64	2.482	2.482	(0.336)	229963	175.000	173.9
6 Trichlorofluoromethane	101	2.804	2.804	(0.380)	381150	175.000	183.8
1 Dichlorodifluoromethane	85	1.654	1.654	(0.224)	449167	175.000	173.2
12 1,1-Dichloroethene	96	3.485	3.485	(0.472)	360419	175.000	178.9
13 Acetone	43	3.625	3.625	(0.491)	285037	350.000	348.9
15 Carbon Disulfide	76	3.777	3.777	(0.512)	995549	175.000	187.0
17 Acetonitrile	40	4.076	4.076	(0.552)	583568	3500.00	3280(QM)
18 Methylene Chloride	84	4.276	4.276	(0.579)	398909	175.000	163.9
19 trans-1,2-Dichloroethene	96	4.696	4.696	(0.636)	396546	175.000	178.0
20 Methyl tert-butyl ether	73	4.726	4.726	(0.640)	956419	175.000	178.2
24 1,1-Dichloroethane	63	5.298	5.298	(0.717)	730177	175.000	175.5
27 2,2-Dichloropropane	77	6.047	6.047	(0.819)	349280	175.000	186.3

	Compounds	QUANT SIG MASS	RT	EXP RT	REL RT	RESPONSE	AMOUNTS CAL-AMT (ng)	AMOUNTS ON-COL (ng)
28	cis-1,2-dichloroethene	96	6.059	6.059	(0.820)	421401	175.000	176.6
M 29	1,2-Dichloroethene (total)	96				817947	350.000	
30	Bromochloromethane	128	6.345	6.345	(0.859)	181391	175.000	174.9
31	2-Butanone	43	6.107	6.107	(0.827)	430469	350.000	370.4
37	Chloroform	83	6.454	6.454	(0.874)	642429	175.000	170.9
38	1,1,1-Trichloroethane	97	6.643	6.643	(0.900)	518586	175.000	180.8
40	1,1-Dichloropropene	75	6.837	6.837	(0.926)	596585	175.000	184.9
41	Carbon Tetrachloride	117	6.831	6.831	(0.925)	443349	175.000	186.3
42	Benzene	78	7.069	7.069	(0.957)	1680321	175.000	171.8
45	1,2-Dichloroethane	62	7.099	7.099	(0.961)	491354	175.000	172.3
47	Trichloroethene	130	7.774	7.774	(1.053)	400236	175.000	178.2
49	1,2-Dichloropropane	63	8.005	8.005	(1.084)	444960	175.000	180.5
50	Dibromomethane	93	8.133	8.133	(1.101)	218888	175.000	179.0
53	Bromodichloromethane	83	8.304	8.304	(1.124)	461420	175.000	184.6
57	cis-1,3-Dichloropropene	75	8.760	8.760	(1.186)	578127	175.000	194.5
58	4-Methyl-2-Pentanone	43	8.918	8.918	(0.853)	792854	350.000	336.5
60	Toluene	91	9.088	9.088	(0.869)	1681266	175.000	157.3
61	trans-1,3-Dichloropropene	75	9.319	9.319	(0.891)	483965	175.000	183.0
63	1,3-Dichloropropane	76	9.660	9.660	(0.924)	601381	175.000	159.7
64	1,1,2-Trichloroethane	97	9.496	9.496	(0.908)	323733	175.000	157.5
65	Tetrachloroethene	164	9.636	9.636	(0.921)	322504	175.000	162.3
66	2-Hexanone	43	9.745	9.745	(0.932)	579218	350.000	353.7
67	Dibromochloromethane	129	9.885	9.885	(0.945)	304821	175.000	173.0
68	1,2-Dibromoethane	107	10.001	10.001	(0.956)	317372	175.000	167.3
70	Chlorobenzene	112	10.487	10.487	(1.003)	1037237	175.000	158.7
71	1,1,1,2-Tetrachloroethane	131	10.567	10.567	(1.010)	335529	175.000	167.3
72	Ethylbenzene	106	10.591	10.591	(1.013)	615051	175.000	164.6
73	m + p-Xylene	106	10.706	10.706	(1.024)	1460599	350.000	322.3
74	Xylene-o	106	11.102	11.102	(1.062)	721655	175.000	167.1
M 75	Xylenes (total)	106				2182254	525.000	
76	Styrene	104	11.114	11.114	(1.063)	1189798	175.000	166.5
77	Bromoform	173	11.309	11.309	(1.081)	181060	175.000	181.7
78	Isopropylbenzene	105	11.467	11.467	(1.097)	1822517	175.000	161.4
79	Bromobenzene	156	11.777	11.777	(0.922)	407926	175.000	174.6
81	n-Propylbenzene	120	11.875	11.875	(0.930)	524953	175.000	180.9
82	2-Chlorotoluene	126	11.966	11.966	(0.937)	450396	175.000	178.7
83	1,1,2,2-Tetrachloroethane	83	11.765	11.765	(0.921)	441424	175.000	167.6
84	1,2,3-Trichloropropane	110	11.814	11.814	(0.925)	136083	175.000	170.2
85	4-Chlorotoluene	126	12.075	12.075	(0.945)	478883	175.000	173.2
86	1,3,5-Trimethylbenzene	105	12.051	12.051	(0.943)	1504511	175.000	172.4
87	tert-Butylbenzene	119	12.373	12.373	(0.969)	1283176	175.000	172.8
88	1,2,4-Trimethylbenzene	105	12.428	12.428	(0.973)	1495549	175.000	174.2
89	sec-Butylbenzene	105	12.592	12.592	(0.986)	1869580	175.000	169.8
90	4-Isopropyltoluene	119	12.738	12.738	(0.997)	1560109	175.000	176.2
91	1,3-Dichlorobenzene	146	12.714	12.714	(0.995)	760446	175.000	172.4
93	1,4-Dichlorobenzene	146	12.799	12.799	(1.002)	780946	175.000	169.6
94	n-Butylbenzene	91	13.146	13.146	(1.029)	1428085	175.000	180.4
95	1,2-Dichlorobenzene	146	13.176	13.176	(1.031)	708048	175.000	168.1
96	1,2-Dibromo-3-chloropropane	157	13.955	13.955	(1.092)	71471	175.000	193.2
97	1,2,4-Trichlorobenzene	180	14.782	14.782	(1.157)	406381	175.000	188.7
98	Hexachlorobutadiene	225	14.953	14.953	(1.170)	184272	175.000	176.6
99	Naphthalene	128	15.038	15.038	(1.177)	1089062	175.000	194.4
100	1,2,3-Trichlorobenzene	180	15.287	15.287	(1.197)	355486	175.000	187.6
101	1,1,2-trichlorotrifluoroethane	101	3.552	3.552	(0.481)	378189	175.000	175.5

Compounds	QUANT SIG MASS	RT	EXP RT	REL RT	RESPONSE	AMOUNTS CAL-AMT (ng)	AMOUNTS ON-COL (ng)
102 Methyl acetate	43	4.155	4.155	(0.563)	334638	175.000	174.4
104 Cyclohexane	56	6.697	6.697	(0.907)	902209	175.000	184.6
105 Methyl Cyclohexane	83	7.963	7.963	(1.078)	863930	175.000	184.9
157 2-Chlorobenzotrifluoride	180	11.363	11.363	(1.087)	540620	175.000	158.1
158 3-Chlorobenzotrifluoride	180	10.463	10.463	(1.001)	568690	175.000	153.2
159 4-Chlorobenzotrifluoride	180	10.518	10.518	(1.006)	532007	175.000	152.8
160 3-Chlorotoluene	126	12.027	12.027	(0.941)	440129	175.000	173.1
161 2,4-Dichlorobenzotrifluoride	214	12.848	12.848	(1.006)	374459	175.000	175.5
162 2,5-Dichlorobenzotrifluoride	214	12.897	12.897	(1.010)	405414	175.000	162.6
163 3,4-Dichlorobenzotrifluoride	214	12.489	12.489	(0.978)	418510	175.000	168.9
164 Dichlorotoluene(2,4+2,5+2,6)	125	14.095	14.095	(1.103)	1680134	525.000	532.0
165 Dichlorotoluene(2,3+3,4)	125	14.521	14.521	(1.137)	1126260	350.000	362.8
166 1,3,5-Trichlorobenzene	180	14.168	14.168	(1.109)	454427	175.000	173.0
167 2,3,6-Trichlorotoluene	159	16.279	16.279	(1.274)	168749	175.000	201.1
168 2,4,5-Trichlorotoluene	159	16.163	16.163	(1.265)	191059	175.000	205.3

QC Flag Legend

Q - Qualifier signal failed the ratio test.
M - Compound response manually integrated.

Data File Name: 1F51015.D
Inj. Date and Time: 15-OCT-2010 19:58
Instrument ID: hp5.i
Client ID: vstd35
Compound Name: Acetonitrile
CAS #: 75-05-8

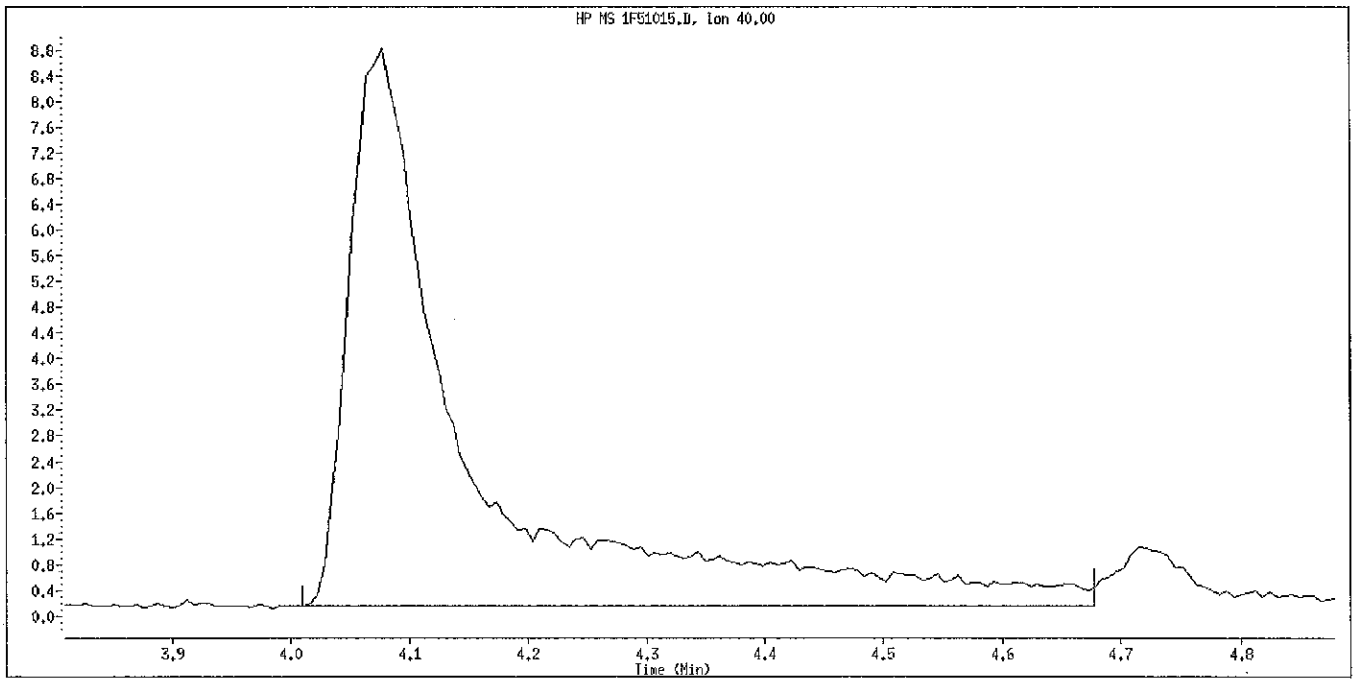

Original Integration

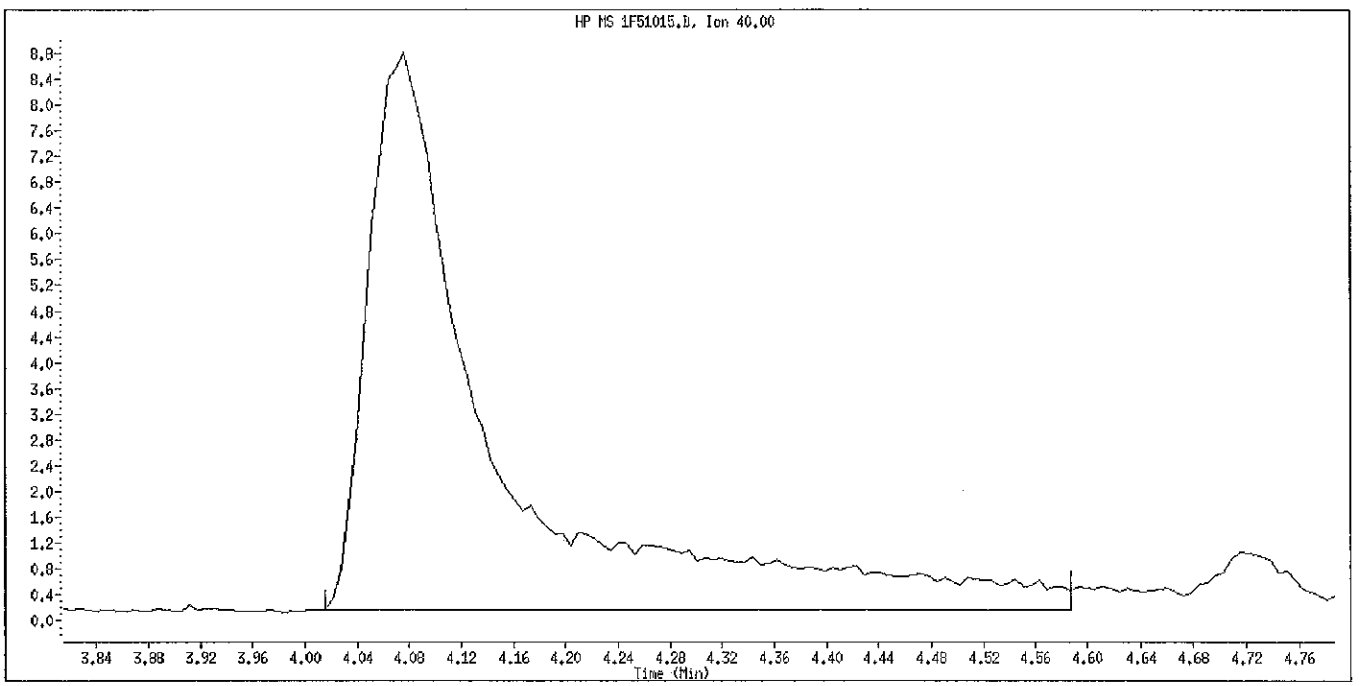

Manual Integration

Manually Integrated By: lipayj
Manual Integration Reason: Peak Integrated Incorrectly


Y (x10^6)
Min
-Dichlorodifluoromethane
-Chloromethane
-Vinyl Chloride
-Bromomethane
-Chloroethane
-Trichlorofluoromethane
-1,1-Dichloroethene+
-Carbon Disulfide
-Methyl acetate+
-Methylene Chloride
-trans-1,2-Dichloroethene+
-1,1-Dichloroethane
-Bromochloromethane
-Chloroform
-1,1-Dichloropropene+
-Benzene+
-Fluorobenzene
-Trichloroethene
-1,2-Dichloropropane+
-Dibromomethane
-Bromodichloromethane
-cis-1,3-Dichloropropene
-4-Methyl-2-Pentanone
-trans-1,3-Dichloropropene
-1,1,2-Trichloroethane
-2-Hexanone
-Dibromochloromethane
-1,2-Dibromoethane
-Chlorobenzene-d5+
-1,1,1,2-Tetrachloroethane+
m + p-Xylene
-Xylene-o+
-Bromoform
-2-Chlorobenzotrifluoride
-Isopropylbenzene
-Bromofluorobenzene
-Bromobenzene+
-n-Propylbenzene
-4-Chlorotoluene+
-sec-Butylbenzene
-4-Isopropyltoluene+
-n-Butylbenzene+
-1,2-Dibromo-3-chloropropa
-Dichlorotoluene(2,4+2,5+2
-1,3,5-Trichlorobenzene
-Dichlorotoluene(2,3+3,4)
-1,2,4-Trichlorobenzene
-Hexachlorobutadiene
-Naphthalene
-1,2,3-Trichlorobenzene
-2,4,5-Trichlorotoluene
-2,3,6-Trichlorotoluene
\\pitsvr06\d\chem\hp5.i\5101510d.b\1051015.D
Data File: \\pitsvr06\d\chem\hp5.i\5101510d.b\1051015.D
Date : 15-OCT-2010 20:23
Client ID: vstd40
Sample Info: VSTD40 5ml
Purge Volume: 5.0
Column phase: DB 624
Instrument: hp5.i
Operator: 403808
Column diameter: 0.20
Page 4

TestAmerica Pittsburgh

VOLATILE REPORT SW-846 Method

Data file : \\pitsvr06\d\chem\hp5.i\5101510d.b\1G51015.D
Lab Smp Id: vstd40 Client Smp ID: vstd40
Inj Date : 15-OCT-2010 20:23 MS Autotune Date: 12-SEP-2010 08:53
Operator : 403808 Inst ID: hp5.i
Smp Info : VSTD40 5ml
Misc Info : vstd40,5101510d.b,8260ee.m,1-dwlistee.sub
Comment :
Method : \\pitsvr06\d\chem\hp5.i\5101510d.b\8260ee.m
Meth Date : 15-Oct-2010 23:06 hp5.i Quant Type: ISTD
Cal Date : 15-OCT-2010 19:58 Cal File: 1F51015.D
Als bottle: 7 Calibration Sample, Level: 7
Dil Factor: 1.00000
Integrator: HP RTE Compound Sublist: 1-dwlistee.sub
Target Version: 4.14
Processing Host: PITPC-002

Concentration Formula: Amt * DF * 1/Vo*Vt * CpndVariable

Name	Value	Description
DF	1.000	Dilution Factor
Vo	5.000	Sample Volume
Vt	1.000	mg/L conversion (1.0 if no conversion)
Cpnd Variable		Local Compound Variable

	Compounds	QUANT SIG MASS	RT	EXP RT	REL RT	RESPONSE	AMOUNTS CAL-AMT (ng)	AMOUNTS ON-COL (ng)
* 46	Fluorobenzene	96	7.381	7.381	(1.000)	389925	50.0000	
* 69	Chlorobenzene-d5	119	10.459	10.459	(1.000)	103325	50.0000	
* 92	1,4-Dichlorobenzene-d4	152	12.777	12.777	(1.000)	135242	50.0000	
$ 39	Dibromofluoromethane	113	6.638	6.638	(0.899)	359929	200.000	200.4
$ 43	1,2-Dichloroethane-d4	65	7.009	7.009	(0.950)	443885	200.000	197.5
$ 59	Toluene-d8	98	9.023	9.023	(0.863)	1538937	200.000	176.4
$ 80	Bromofluorobenzene	95	11.621	11.621	(0.910)	579490	200.000	200.8
2	Chloromethane	50	1.826	1.826	(0.248)	536841	200.000	190.3
3	Vinyl Chloride	62	1.960	1.960	(0.266)	496707	200.000	193.1
4	Bromomethane	94	2.325	2.325	(0.315)	220424	200.000	202.1
5	Chloroethane	64	2.483	2.483	(0.337)	260038	200.000	195.0
6	Trichlorofluoromethane	101	2.794	2.794	(0.379)	437750	200.000	209.4
1	Dichlorodifluoromethane	85	1.656	1.656	(0.224)	503838	200.000	192.6
12	1,1-Dichloroethene	96	3.475	3.475	(0.471)	405651	200.000	199.7
13	Acetone	43	3.621	3.621	(0.491)	343778	400.000	417.3
15	Carbon Disulfide	76	3.773	3.773	(0.511)	1133745	200.000	211.1
17	Acetonitrile	40	4.065	4.065	(0.551)	687616	4000.00	3832(M)
18	Methylene Chloride	84	4.272	4.272	(0.579)	463186	200.000	188.7
19	trans-1,2-Dichloroethene	96	4.692	4.692	(0.636)	449549	200.000	200.1
20	Methyl tert-butyl ether	73	4.722	4.722	(0.640)	1131881	200.000	209.1
24	1,1-Dichloroethane	63	5.294	5.294	(0.717)	827639	200.000	197.3
27	2,2-Dichloropropane	77	6.042	6.042	(0.819)	400597	200.000	211.9

	Compounds	QUANT SIG MASS	RT	EXP RT	REL RT	RESPONSE	AMOUNTS CAL-AMT (ng)	AMOUNTS ON-COL (ng)
28	cis-1,2-dichloroethene	96	6.054	6.054	(0.820)	487961	200.000	202.8
M 29	1,2-Dichloroethene (total)	96				937510	400.000	
30	Bromochloromethane	128	6.346	6.346	(0.860)	211348	200.000	202.1
31	2-Butanone	43	6.103	6.103	(0.827)	513356	400.000	438.0
37	Chloroform	83	6.456	6.456	(0.875)	743981	200.000	196.2
38	1,1,1-Trichloroethane	97	6.644	6.644	(0.900)	595882	200.000	206.0
40	1,1-Dichloropropene	75	6.833	6.833	(0.926)	671438	200.000	206.3
41	Carbon Tetrachloride	117	6.827	6.827	(0.925)	499799	200.000	208.3
42	Benzene	78	7.064	7.064	(0.957)	1906136	200.000	193.3
45	1,2-Dichloroethane	62	7.095	7.095	(0.961)	567575	200.000	197.4
47	Trichloroethene	130	7.770	7.770	(1.053)	455914	200.000	201.3
49	1,2-Dichloropropane	63	8.007	8.007	(1.085)	507983	200.000	204.3
50	Dibromomethane	93	8.129	8.129	(1.101)	252950	200.000	205.1
53	Bromodichloromethane	83	8.299	8.299	(1.124)	529164	200.000	210.0
57	cis-1,3-Dichloropropene	75	8.755	8.755	(1.186)	676413	200.000	225.6
58	4-Methyl-2-Pentanone	43	8.920	8.920	(0.853)	930213	400.000	383.0
60	Toluene	91	9.090	9.090	(0.869)	1900125	200.000	172.4
61	trans-1,3-Dichloropropene	75	9.315	9.315	(0.891)	572456	200.000	210.0
63	1,3-Dichloropropane	76	9.662	9.662	(0.924)	713232	200.000	183.7
64	1,1,2-Trichloroethane	97	9.498	9.498	(0.908)	381674	200.000	180.1
65	Tetrachloroethene	164	9.631	9.631	(0.921)	368222	200.000	179.7
66	2-Hexanone	43	9.747	9.747	(0.932)	687759	400.000	407.4
67	Dibromochloromethane	129	9.887	9.887	(0.945)	358371	200.000	197.4
68	1,2-Dibromoethane	107	10.003	10.003	(0.956)	371459	200.000	189.9
70	Chlorobenzene	112	10.489	10.489	(1.003)	1181673	200.000	175.4
71	1,1,1,2-Tetrachloroethane	131	10.568	10.568	(1.010)	393561	200.000	190.3
72	Ethylbenzene	106	10.593	10.593	(1.013)	716940	200.000	186.1
73	m + p-Xylene	106	10.708	10.708	(1.024)	1657312	400.000	354.7
74	Xylene-o	106	11.104	11.104	(1.062)	824847	200.000	185.3
M 75	Xylenes (total)	106				2482159	600.000	
76	Styrene	104	11.116	11.116	(1.063)	1364534	200.000	185.2
77	Bromoform	173	11.304	11.304	(1.081)	215143	200.000	209.5
78	Isopropylbenzene	105	11.469	11.469	(1.097)	2039537	200.000	175.2
79	Bromobenzene	156	11.779	11.779	(0.922)	471671	200.000	193.8
81	n-Propylbenzene	120	11.876	11.876	(0.930)	601958	200.000	199.0
82	2-Chlorotoluene	126	11.968	11.968	(0.937)	499739	200.000	190.2
83	1,1,2,2-Tetrachloroethane	83	11.767	11.767	(0.921)	519004	200.000	189.2
84	1,2,3-Trichloropropane	110	11.809	11.809	(0.924)	159654	200.000	191.6
85	4-Chlorotoluene	126	12.077	12.077	(0.945)	569979	200.000	197.9
86	1,3,5-Trimethylbenzene	105	12.053	12.053	(0.943)	1688797	200.000	185.6
87	tert-Butylbenzene	119	12.375	12.375	(0.969)	1460938	200.000	188.7
88	1,2,4-Trimethylbenzene	105	12.424	12.424	(0.972)	1640696	200.000	183.4
89	sec-Butylbenzene	105	12.594	12.594	(0.986)	2084115	200.000	181.7
90	4-Isopropyltoluene	119	12.740	12.740	(0.997)	1707179	200.000	185.0
91	1,3-Dichlorobenzene	146	12.710	12.710	(0.995)	868404	200.000	188.9
93	1,4-Dichlorobenzene	146	12.801	12.801	(1.002)	891982	200.000	185.9
94	n-Butylbenzene	91	13.148	13.148	(1.029)	1588020	200.000	192.4
95	1,2-Dichlorobenzene	146	13.178	13.178	(1.031)	813138	200.000	185.2
96	1,2-Dibromo-3-chloropropane	157	13.957	13.957	(1.092)	82558	200.000	214.1
97	1,2,4-Trichlorobenzene	180	14.784	14.784	(1.157)	453536	200.000	202.0
98	Hexachlorobutadiene	225	14.954	14.954	(1.170)	206546	200.000	189.9
99	Naphthalene	128	15.034	15.034	(1.177)	1249891	200.000	214.1
100	1,2,3-Trichlorobenzene	180	15.289	15.289	(1.197)	404618	200.000	204.9
101	1,1,2-trichlorotrifluoroethane	101	3.548	3.548	(0.481)	429461	200.000	197.6

Compounds	QUANT SIG MASS	RT	EXP RT	REL RT	RESPONSE	AMOUNTS CAL-AMT (ng)	AMOUNTS ON-COL (ng)
102 Methyl acetate	43	4.156	4.156	(0.563)	392137	200.000	202.7
104 Cyclohexane	56	6.699	6.699	(0.908)	1007477	200.000	204.4
105 Methyl Cyclohexane	83	7.965	7.965	(1.079)	972337	200.000	206.3
157 2-Chlorobenzotrifluoride	180	11.365	11.365	(1.087)	622078	200.000	176.4
158 3-Chlorobenzotrifluoride	180	10.459	10.459	(1.000)	680649	200.000	177.9
159 4-Chlorobenzotrifluoride	180	10.520	10.520	(1.006)	620694	200.000	172.9
160 3-Chlorotoluene	126	12.028	12.028	(0.941)	493459	200.000	186.3
161 2,4-Dichlorobenzotrifluoride	214	12.844	12.844	(1.005)	413339	200.000	185.9
162 2,5-Dichlorobenzotrifluoride	214	12.892	12.892	(1.009)	476703	200.000	183.5
163 3,4-Dichlorobenzotrifluoride	214	12.485	12.485	(0.977)	471735	200.000	182.7
164 Dichlorotoluene(2,4+2,5+2,6)	125	14.097	14.097	(1.103)	1900360	600.000	577.4
165 Dichlorotoluene(2,3+3,4)	125	14.516	14.516	(1.136)	1279677	400.000	395.5
166 1,3,5-Trichlorobenzene	180	14.164	14.164	(1.109)	513168	200.000	187.4
167 2,3,6-Trichlorotoluene	159	16.281	16.281	(1.274)	188474	200.000	215.5
168 2,4,5-Trichlorotoluene	159	16.159	16.159	(1.265)	221976	200.000	228.9

QC Flag Legend

M - Compound response manually integrated.

Data File Name: 1G51015.D
Inj. Date and Time: 15-OCT-2010 20:23
Instrument ID: hp5.i
Client ID: vstd40
Compound Name: Acetonitrile
CAS #: 75-05-8

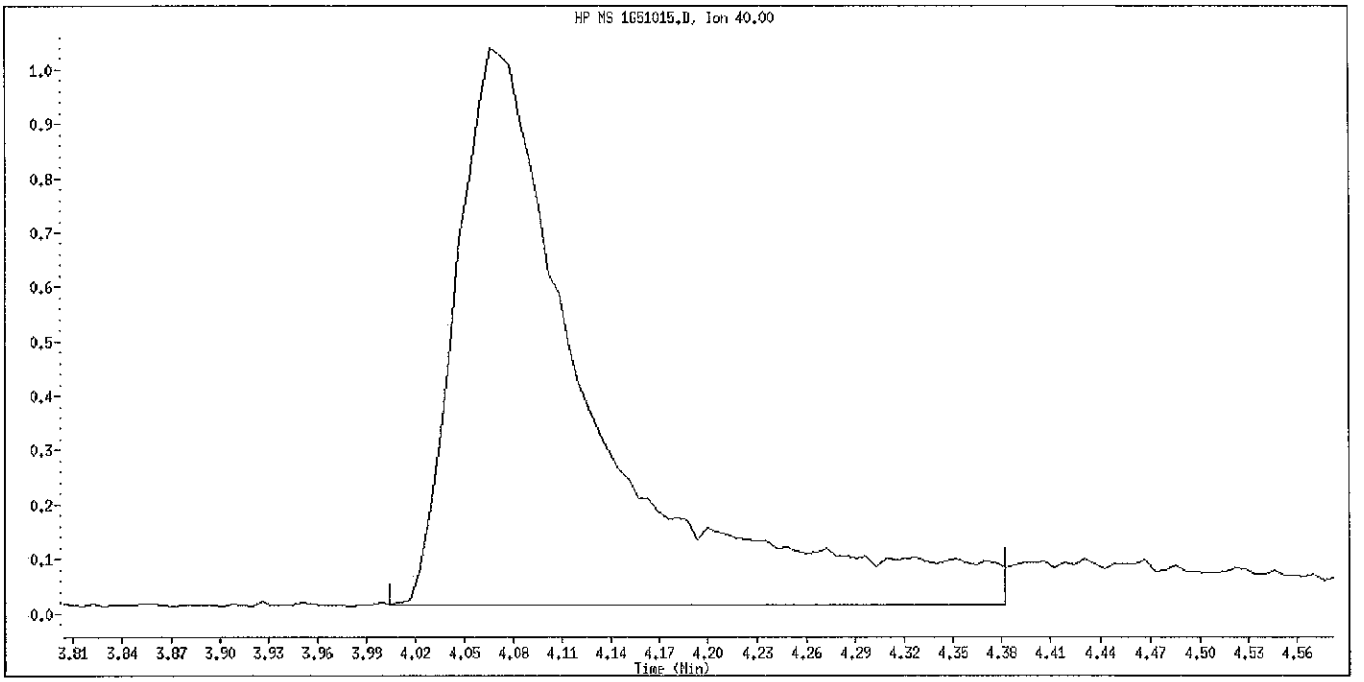

Original Integration

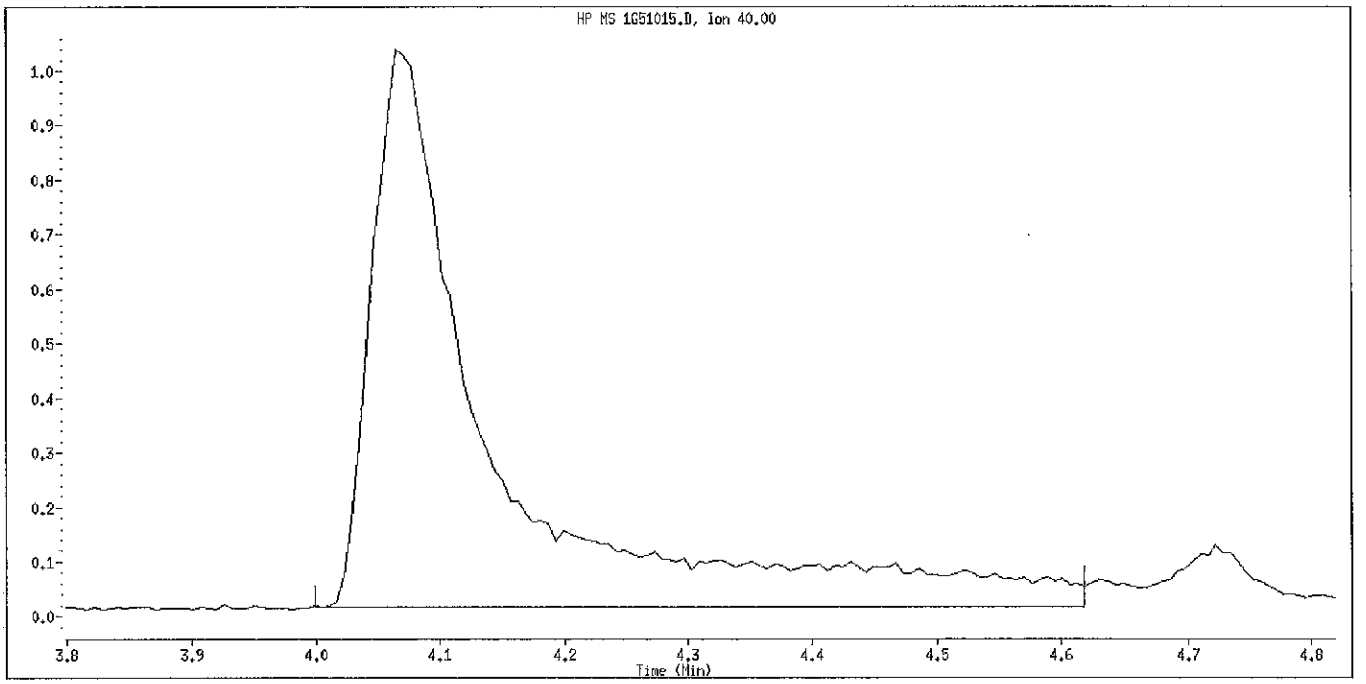

Manual Integration

Manually Integrated By: lipayj
Manual Integration Reason: Peak Integrated Incorrectly

TestAmerica Pittsburgh

CONTINUING CALIBRATION COMPOUNDS

Instrument ID: hp5.i Injection Date: 15-OCT-2010 22:44
Lab File ID: VR51015.D Init. Cal. Date(s): 15-OCT-2010 15-OCT-2010
Analysis Type: WATER Init. Cal. Times: 17:56 22:20
Lab Sample ID: vstd10 Quant Type: ISTD
Method: \\pitsvr06\d\chem\hp5.i\5101510d.b\8260ee.m

COMPOUND	RRF / AMOUNT	RF10	MIN RRF	%D / %DRIFT	MAX %D / %DRIFT	CURVE TYPE
$ 39 Dibromofluoromethane	0.23031	0.23707	0.010	-2.93693	20.00000	Averaged
$ 43 1,2-Dichloroethane-d4	0.28819	0.28941	0.010	-0.42558	20.00000	Averaged
$ 59 Toluene-d8	4.22034	4.44233	0.010	-5.25997	20.00000	Averaged
$ 80 Bromofluorobenzene	1.06664	1.11634	0.010	-4.65992	20.00000	Averaged
2 Chloromethane	0.36167	0.36451	0.100	-0.78321	20.00000	Averaged
3 Vinyl Chloride	0.32988	0.32803	0.010	0.56168	20.00000	Averaged
4 Bromomethane	0.13985	0.12140	0.010	13.19550	20.00000	Averaged
5 Chloroethane	0.17096	0.18122	0.010	-6.00042	20.00000	Averaged
6 Trichlorofluoromethane	0.26813	0.28334	0.010	-5.67384	20.00000	Averaged
1 Dichlorodifluoromethane	0.33537	0.32117	0.010	4.23428	20.00000	Averaged
12 1,1-Dichloroethene	0.26046	0.26616	0.010	-2.18566	20.00000	Averaged
13 Acetone	0.10564	0.11404	0.010	-7.95241	20.00000	Averaged
15 Carbon Disulfide	0.68866	0.67781	0.010	1.57641	20.00000	Averaged
17 Acetonitrile	0.02301	0.02420	0.010	-5.15733	20.00000	Averaged
18 Methylene Chloride	0.31480	0.31003	0.010	1.51419	20.00000	Averaged
19 trans-1,2-Dichloroethene	0.28806	0.29108	0.010	-1.04912	20.00000	Averaged
20 Methyl tert-butyl ether	0.69413	0.70010	0.010	-0.85900	20.00000	Averaged
24 1,1-Dichloroethane	0.53792	0.54804	0.100	-1.88084	20.00000	Averaged
27 2,2-Dichloropropane	0.24246	0.24371	0.010	-0.51548	20.00000	Averaged
28 cis-1,2-dichloroethene	0.30860	0.31360	0.010	-1.62245	20.00000	Averaged
M 29 1,2-Dichloroethene (total)	0.29833	0.30234	0.010	-1.34565	20.00000	Averaged
30 Bromochloromethane	0.13411	0.14131	0.010	-5.36406	20.00000	Averaged
31 2-Butanone	0.15029	0.15495	0.010	-3.09656	20.00000	Averaged
37 Chloroform	0.48620	0.49875	0.010	-2.58136	20.00000	Averaged
38 1,1,1-Trichloroethane	0.37082	0.38313	0.010	-3.32027	20.00000	Averaged
40 1,1-Dichloropropene	0.41727	0.43525	0.010	-4.30784	20.00000	Averaged
41 Carbon Tetrachloride	0.30769	0.30433	0.010	1.09281	20.00000	Averaged
42 Benzene	1.26473	1.33183	0.010	-5.30545	20.00000	Averaged
45 1,2-Dichloroethane	0.36877	0.37620	0.010	-2.01369	20.00000	Averaged
47 Trichloroethene	0.29043	0.29918	0.010	-3.01291	20.00000	Averaged
49 1,2-Dichloropropane	0.31878	0.32743	0.010	-2.71341	20.00000	Averaged
50 Dibromomethane	0.15813	0.16212	0.010	-2.52379	20.00000	Averaged
53 Bromodichloromethane	0.32319	0.32895	0.010	-1.78273	20.00000	Averaged
57 cis-1,3-Dichloropropene	0.38445	0.37678	0.010	1.99366	20.00000	Averaged
58 4-Methyl-2-Pentanone	1.17517	1.18921	0.010	-1.19471	20.00000	Averaged
60 Toluene	5.33261	5.73513	0.010	-7.54826	20.00000	Averaged
61 trans-1,3-Dichloropropene	1.31894	1.35451	0.010	-2.69631	20.00000	Averaged
63 1,3-Dichloropropane	1.87875	1.98021	0.010	-5.40031	20.00000	Averaged
64 1,1,2-Trichloroethane	1.02535	1.06449	0.010	-3.81736	20.00000	Averaged
65 Tetrachloroethene	0.99132	1.03076	0.010	-3.97921	20.00000	Averaged
66 2-Hexanone	0.81680	0.82076	0.010	-0.48437	20.00000	Averaged
67 Dibromochloromethane	0.87868	0.92291	0.010	-5.03355	20.00000	Averaged
68 1,2-Dibromoethane	0.94634	1.00696	0.010	-6.40539	20.00000	Averaged

TestAmerica Pittsburgh

CONTINUING CALIBRATION COMPOUNDS

Instrument ID: hp5.i Injection Date: 15-OCT-2010 22:44
Lab File ID: VR51015.D Init. Cal. Date(s): 15-OCT-2010 15-OCT-2010
Analysis Type: WATER Init. Cal. Times: 17:56 22:20
Lab Sample ID: vstd10 Quant Type: ISTD
Method: \\pitsvr06\d\chem\hp5.i\5101510d.b\8260ee.m

COMPOUND	RRF / AMOUNT	RF10	MIN RRF	%D / %DRIFT	MAX %D / %DRIFT	CURVE TYPE
70 Chlorobenzene	3.26020	3.48808	0.300	-6.98984	20.00000	Averaged
71 1,1,1,2-Tetrachloroethane	1.00060	1.03976	0.010	-3.91421	20.00000	Averaged
72 Ethylbenzene	1.86398	1.94999	0.010	-4.61464	20.00000	Averaged
73 m + p-Xylene	2.26088	2.45138	0.010	-8.42591	20.00000	Averaged
74 Xylene-o	2.15402	2.34949	0.010	-9.07434	20.00000	Averaged
M 75 Xylenes (total)	2.22526	2.41741	0.010	-8.63513	20.00000	Averaged
76 Styrene	3.56508	3.92090	0.010	-9.98057	20.00000	Averaged
77 Bromoform	0.49702	0.51590	0.100	-3.79985	20.00000	Averaged
78 Isopropylbenzene	5.63155	6.23545	0.010	-10.72362	20.00000	Averaged
79 Bromobenzene	0.89996	0.93894	0.010	-4.33119	20.00000	Averaged
81 n-Propylbenzene	1.11820	1.21686	0.010	-8.82310	20.00000	Averaged
82 2-Chlorotoluene	0.97125	0.98826	0.010	-1.75157	20.00000	Averaged
83 1,1,2,2-Tetrachloroethane	1.01443	1.04483	0.300	-2.99724	20.00000	Averaged
84 1,2,3-Trichloropropane	0.30801	0.30570	0.010	0.74897	20.00000	Averaged
85 4-Chlorotoluene	1.06502	1.11244	0.010	-4.45235	20.00000	Averaged
86 1,3,5-Trimethylbenzene	3.36310	3.66975	0.010	-9.11800	20.00000	Averaged
87 tert-Butylbenzene	2.86191	3.01602	0.010	-5.38479	20.00000	Averaged
88 1,2,4-Trimethylbenzene	3.30767	3.61555	0.010	-9.30779	20.00000	Averaged
89 sec-Butylbenzene	4.24087	4.61761	0.010	-8.88358	20.00000	Averaged
90 4-Isopropyltoluene	3.41146	3.73797	0.010	-9.57125	20.00000	Averaged
91 1,3-Dichlorobenzene	1.69959	1.79079	0.010	-5.36601	20.00000	Averaged
93 1,4-Dichlorobenzene	1.77396	1.82060	0.010	-2.62944	20.00000	Averaged
94 n-Butylbenzene	3.05083	3.26747	0.010	-7.10122	20.00000	Averaged
95 1,2-Dichlorobenzene	1.62299	1.66599	0.010	-2.64936	20.00000	Averaged
96 1,2-Dibromo-3-chloropropane	0.14254	0.14375	0.010	-0.84619	20.00000	Averaged
97 1,2,4-Trichlorobenzene	0.82991	0.90730	0.010	-9.32512	20.00000	Averaged
98 Hexachlorobutadiene	0.40214	0.42959	0.010	-6.82641	20.00000	Averaged
99 Naphthalene	2.15846	2.26791	0.010	-5.07103	20.00000	Averaged
100 1,2,3-Trichlorobenzene	0.73015	0.77945	0.010	-6.75187	20.00000	Averaged
101 1,1,2-trichlorotrifluoroeth	0.27865	0.28455	0.010	-2.11924	20.00000	Averaged
102 Methyl acetate	0.24807	0.24918	0.010	-0.44822	20.00000	Averaged
104 Cyclohexane	0.63195	0.64576	0.010	-2.18408	20.00000	Averaged
105 Methyl Cyclohexane	0.60430	0.62859	0.010	-4.01949	20.00000	Averaged
157 2-Chlorobenzotrifluoride	1.70602	1.74519	0.010	-2.29618	20.00000	Averaged
158 3-Chlorobenzotrifluoride	1.85149	1.83738	0.010	0.76208	20.00000	Averaged
159 4-Chlorobenzotrifluoride	1.73697	1.72661	0.010	0.59616	20.00000	Averaged
160 3-Chlorotoluene	0.97941	1.00179	0.010	-2.28555	20.00000	Averaged
161 2,4-Dichlorobenzotrifluorid	0.82201	0.84007	0.010	-2.19714	20.00000	Averaged
162 2,5-Dichlorobenzotrifluorid	0.96047	0.96957	0.010	-0.94718	20.00000	Averaged
163 3,4-Dichlorobenzotrifluorid	0.95468	0.94010	0.010	1.52769	20.00000	Averaged
164 Dichlorotoluene(2,4+2,5+2,6	1.21676	1.28122	0.010	-5.29706	20.00000	Averaged
165 Dichlorotoluene(2,3+3,4)	1.19614	1.28213	0.010	-7.18846	20.00000	Averaged
166 1,3,5-Trichlorobenzene	1.01222	1.04603	0.010	-3.34013	20.00000	Averaged

TestAmerica Pittsburgh

CONTINUING CALIBRATION COMPOUNDS

Instrument ID: hp5.i Injection Date: 15-OCT-2010 22:44
Lab File ID: VR51015.D Init. Cal. Date(s): 15-OCT-2010 15-OCT-2010
Analysis Type: WATER Init. Cal. Times: 17:56 22:20
Lab Sample ID: vstd10 Quant Type: ISTD
Method: \\pitsvr06\d\chem\hp5.i\5101510d.b\8260ee.m

COMPOUND	RRF / AMOUNT	RF10	MIN RRF	%D / %DRIFT	MAX %D / %DRIFT	CURVE TYPE
167 2,3,6-Trichlorotoluene	0.32332	0.33923	0.010	-4.92021	20.00000	Averaged
168 2,4,5-Trichlorotoluene	0.35855	0.35570	0.010	0.79377	20.00000	Averaged

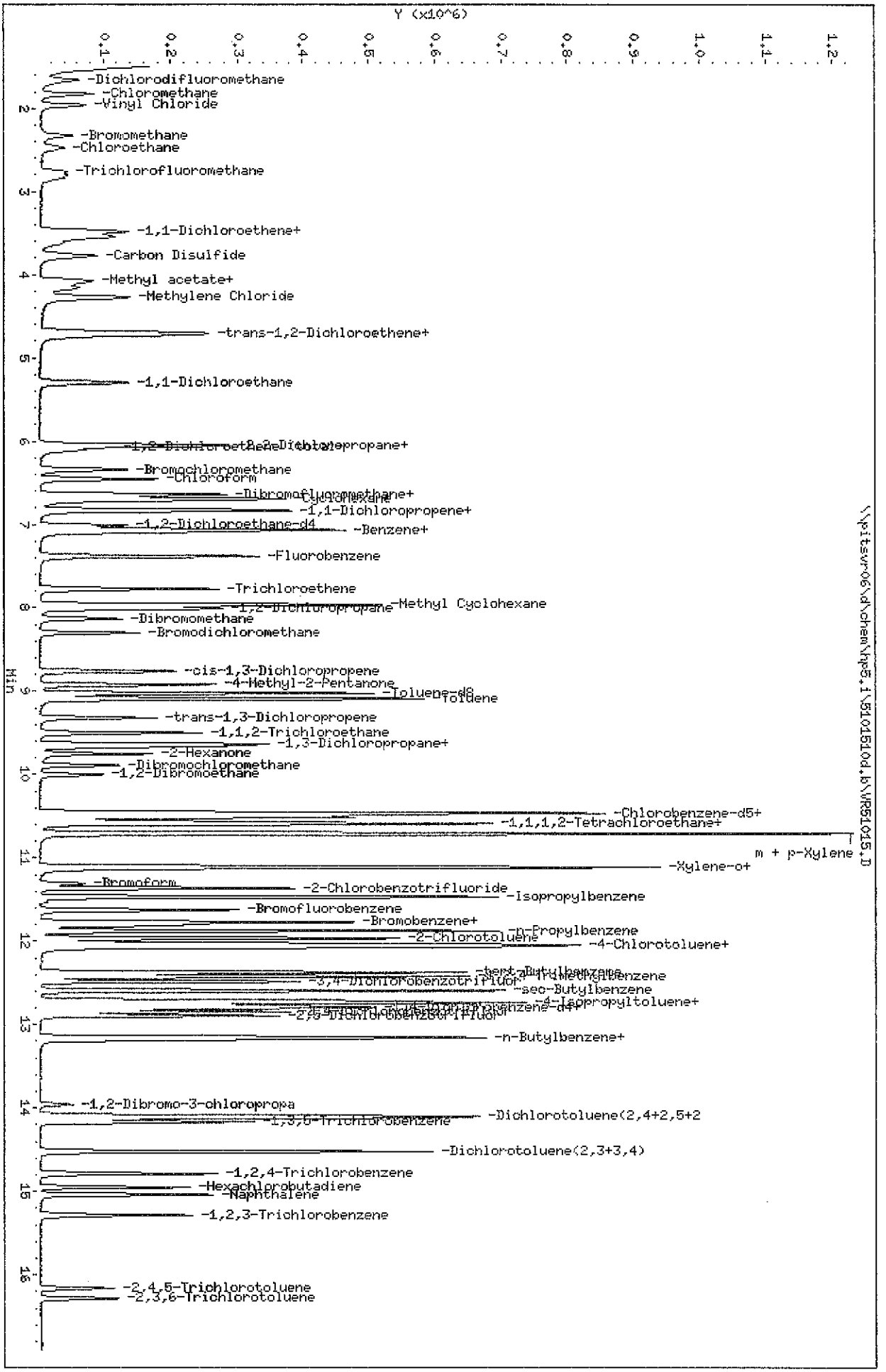
Y (x10^6)
0.1
0.2
0.3
0.4
0.5
0.6
0.7
0.8
0.9
1.0
1.1
1.2
Min
2
3
4
5
6
7
8
9
10
11
12
13
14
15
16
-Dichlorodifluoromethane
-Chloromethane
-Vinyl Chloride
-Bromomethane
-Chloroethane
-Trichlorofluoromethane
-1,1-Dichloroethene+
-Carbon Disulfide
-Methyl acetate+
-Methylene Chloride
-trans-1,2-Dichloroethene+
-1,1-Dichloroethane
-Bromochloromethane
-Chloroform
-Dibromofluoromethane+
-1,1-Dichloropropene+
-1,2-Dichloroethane-d4
-Benzene+
-Fluorobenzene
-Trichloroethene
-Methyl Cyclohexane
-Dibromomethane
-Bromodichloromethane
-cis-1,3-Dichloropropene
-4-Methyl-2-Pentanone
-Toluene-d8
-trans-1,3-Dichloropropene
-1,1,2-Trichloroethane
-1,3-Dichloropropane+
-2-Hexanone
-Dibromochloromethane
-1,2-Dibromoethane
-Chlorobenzene-d5+
-1,1,1,2-Tetrachloroethane+
m + p-Xylene
-Xylene-o+
-Bromoform
-2-Chlorobenzotrifluoride
-Isopropylbenzene
-Bromofluorobenzene
-Bromobenzene+
-n-Propylbenzene
-2-Chlorotoluene
-4-Chlorotoluene+
-tert-Butylbenzene
-1,3,5-Trimethylbenzene
-3,4-Dichlorobenzotrifluor
-sec-Butylbenzene
-4-Isopropyltoluene+
-2,5-Dichlorobenzotrifluor
-n-Butylbenzene+
-1,2-Dibromo-3-chloropropa
-Dichlorotoluene(2,4+2,5+2
-1,3,5-Trichlorobenzene
-Dichlorotoluene(2,3+3,4)
-1,2,4-Trichlorobenzene
-Hexachlorobutadiene
-Naphthalene
-1,2,3-Trichlorobenzene
-2,4,5-Trichlorotoluene
-2,3,6-Trichlorotoluene
\\pitsvr06\d\chem\hp5.i\5101510d.b\VR51015.D
Data File: \\pitsvr06\d\chem\hp5.i\5101510d.b\VR51015.D
Date : 15-OCT-2010 22:44
Client ID: vstd10
Sample Info: VSTD10 5ml
Purge Volume: 5.0
Column phase: DB 624
Instrument: hp5.i
Operator: 403808
Column diameter: 0.20
Page 4

TestAmerica Pittsburgh

VOLATILE REPORT SW-846 Method

Data file : \\pitsvr06\d\chem\hp5.i\5101510d.b\VR51015.D
Lab Smp Id: vstd10 Client Smp ID: vstd10
Inj Date : 15-OCT-2010 22:44 MS Autotune Date: 12-SEP-2010 08:53
Operator : 403808 Inst ID: hp5.i
Smp Info : VSTD10 5ml
Misc Info : vstd10,5101510d.b,8260ee.m,1-dwlistee.sub
Comment :
Method : \\pitsvr06\d\chem\hp5.i\5101510d.b\8260ee.m
Meth Date : 15-Oct-2010 23:07 hp5.i Quant Type: ISTD
Cal Date : 15-OCT-2010 22:20 Cal File: 1A51015C.D
Als bottle: 3 Continuing Calibration Sample
Dil Factor: 1.00000
Integrator: HP RTE Compound Sublist: 1-dwlistee.sub
Target Version: 4.14
Processing Host: PITPC-002

Concentration Formula: Amt * DF * 1/Vo*Vt * CpndVariable

Name	Value	Description
DF	1.000	Dilution Factor
Vo	5.000	Sample Volume
Vt	1.000	mg/L conversion (1.0 if no conversion)
Cpnd Variable		Local Compound Variable

	Compounds	QUANT SIG MASS	RT	EXP RT	REL RT	RESPONSE	AMOUNTS CAL-AMT (ng)	AMOUNTS ON-COL (ng)
* 46	Fluorobenzene	96	7.379	7.379	(1.000)	355938	50.0000	
* 69	Chlorobenzene-d5	119	10.463	10.463	(1.000)	82667	50.0000	
* 92	1,4-Dichlorobenzene-d4	152	12.775	12.775	(1.000)	116027	50.0000	
$ 39	Dibromofluoromethane	113	6.642	6.642	(0.900)	84383	50.0000	51.47
$ 43	1,2-Dichloroethane-d4	65	7.013	7.013	(0.951)	103013	50.0000	50.21
$ 59	Toluene-d8	98	9.021	9.021	(0.862)	367234	50.0000	52.63
$ 80	Bromofluorobenzene	95	11.625	11.625	(0.910)	129526	50.0000	52.33
2	Chloromethane	50	1.824	1.824	(0.247)	129742	50.0000	50.39
3	Vinyl Chloride	62	1.958	1.958	(0.265)	116759	50.0000	49.72
4	Bromomethane	94	2.323	2.323	(0.315)	43210	50.0000	43.40
5	Chloroethane	64	2.475	2.475	(0.336)	64504	50.0000	53.00
6	Trichlorofluoromethane	101	2.761	2.761	(0.374)	100851	50.0000	52.84
1	Dichlorodifluoromethane	85	1.648	1.648	(0.223)	114318	50.0000	47.88
12	1,1-Dichloroethene	96	3.473	3.473	(0.471)	94735	50.0000	51.09
13	Acetone	43	3.625	3.625	(0.491)	81184	100.000	108.0(M)
15	Carbon Disulfide	76	3.771	3.771	(0.511)	241257	50.0000	49.21
17	Acetonitrile	40	4.081	4.081	(0.553)	172265	1000.00	1052(QM)
18	Methylene Chloride	84	4.276	4.276	(0.580)	110351	50.0000	49.24
19	trans-1,2-Dichloroethene	96	4.690	4.690	(0.636)	103607	50.0000	50.52
20	Methyl tert-butyl ether	73	4.726	4.726	(0.641)	249191	50.0000	50.43
24	1,1-Dichloroethane	63	5.298	5.298	(0.718)	195069	50.0000	50.94
27	2,2-Dichloropropane	77	6.046	6.046	(0.819)	86744	50.0000	50.26

	Compounds	QUANT SIG MASS	RT	EXP RT	REL RT	RESPONSE	AMOUNTS CAL-AMT (ng)	AMOUNTS ON-COL (ng)
	28 cis-1,2-dichloroethene	96	6.058	6.058	(0.821)	111623	50.0000	50.81
M	29 1,2-Dichloroethene (total)	96				215230	100.000	
	30 Bromochloromethane	128	6.338	6.338	(0.859)	50296	50.0000	52.68
	31 2-Butanone	43	6.107	6.107	(0.828)	110302	100.000	103.1
	37 Chloroform	83	6.454	6.454	(0.875)	177525	50.0000	51.29
	38 1,1,1-Trichloroethane	97	6.642	6.642	(0.900)	136370	50.0000	51.66
	40 1,1-Dichloropropene	75	6.837	6.837	(0.927)	154922	50.0000	52.15
	41 Carbon Tetrachloride	117	6.831	6.831	(0.926)	108321	50.0000	49.45
	42 Benzene	78	7.068	7.068	(0.958)	474050	50.0000	52.65
	45 1,2-Dichloroethane	62	7.099	7.099	(0.962)	133903	50.0000	51.01
	47 Trichloroethene	130	7.774	7.774	(1.054)	106491	50.0000	51.51
	49 1,2-Dichloropropane	63	8.011	8.011	(1.086)	116546	50.0000	51.36
	50 Dibromomethane	93	8.133	8.133	(1.102)	57705	50.0000	51.26
	53 Bromodichloromethane	83	8.303	8.303	(1.125)	117087	50.0000	50.89
	57 cis-1,3-Dichloropropene	75	8.753	8.753	(1.186)	134112	50.0000	49.00
	58 4-Methyl-2-Pentanone	43	8.918	8.918	(0.852)	196617	100.000	101.2
	60 Toluene	91	9.088	9.088	(0.869)	474106	50.0000	53.77
	61 trans-1,3-Dichloropropene	75	9.319	9.319	(0.891)	111973	50.0000	51.35
	63 1,3-Dichloropropane	76	9.660	9.660	(0.923)	163698	50.0000	52.70
	64 1,1,2-Trichloroethane	97	9.496	9.496	(0.908)	87998	50.0000	51.91
	65 Tetrachloroethene	164	9.635	9.635	(0.921)	85210	50.0000	51.99
	66 2-Hexanone	43	9.751	9.751	(0.932)	135699	100.000	100.5
	67 Dibromochloromethane	129	9.885	9.885	(0.945)	76294	50.0000	52.52
	68 1,2-Dibromoethane	107	10.000	10.000	(0.956)	83242	50.0000	53.20
	70 Chlorobenzene	112	10.487	10.487	(1.002)	288349	50.0000	53.49
	71 1,1,1,2-Tetrachloroethane	131	10.566	10.566	(1.010)	85954	50.0000	51.96 (Q)
	72 Ethylbenzene	106	10.591	10.591	(1.012)	161200	50.0000	52.31
	73 m + p-Xylene	106	10.706	10.706	(1.023)	405296	100.000	108.4
	74 Xylene-o	106	11.102	11.102	(1.061)	194225	50.0000	54.54
M	75 Xylenes (total)	106				599521	150.000	
	76 Styrene	104	11.120	11.120	(1.063)	324129	50.0000	54.99
	77 Bromoform	173	11.308	11.308	(1.081)	42648	50.0000	51.90
	78 Isopropylbenzene	105	11.467	11.467	(1.096)	515466	50.0000	55.36
	79 Bromobenzene	156	11.777	11.777	(0.922)	108942	50.0000	52.16
	81 n-Propylbenzene	120	11.874	11.874	(0.930)	141189	50.0000	54.41
	82 2-Chlorotoluene	126	11.965	11.965	(0.937)	114665	50.0000	50.88
	83 1,1,2,2-Tetrachloroethane	83	11.765	11.765	(0.921)	121229	50.0000	51.50
	84 1,2,3-Trichloropropane	110	11.813	11.813	(0.925)	35470	50.0000	49.62
	85 4-Chlorotoluene	126	12.075	12.075	(0.945)	129073	50.0000	52.23
	86 1,3,5-Trimethylbenzene	105	12.051	12.051	(0.943)	425790	50.0000	54.56
	87 tert-Butylbenzene	119	12.379	12.379	(0.969)	349940	50.0000	52.69
	88 1,2,4-Trimethylbenzene	105	12.422	12.422	(0.972)	419501	50.0000	54.65
	89 sec-Butylbenzene	105	12.592	12.592	(0.986)	535767	50.0000	54.44
	90 4-Isopropyltoluene	119	12.738	12.738	(0.997)	433706	50.0000	54.78
	91 1,3-Dichlorobenzene	146	12.714	12.714	(0.995)	207780	50.0000	52.68
	93 1,4-Dichlorobenzene	146	12.799	12.799	(1.002)	211239	50.0000	51.31
	94 n-Butylbenzene	91	13.152	13.152	(1.030)	379115	50.0000	53.55
	95 1,2-Dichlorobenzene	146	13.176	13.176	(1.031)	193300	50.0000	51.32
	96 1,2-Dibromo-3-chloropropane	157	13.961	13.961	(1.093)	16679	50.0000	50.42
	97 1,2,4-Trichlorobenzene	180	14.788	14.788	(1.158)	105271	50.0000	54.66
	98 Hexachlorobutadiene	225	14.952	14.952	(1.170)	49844	50.0000	53.41
	99 Naphthalene	128	15.038	15.038	(1.177)	263139	50.0000	52.54
	100 1,2,3-Trichlorobenzene	180	15.287	15.287	(1.197)	90437	50.0000	53.38
	101 1,1,2-trichlorotrifluoroethane	101	3.546	3.546	(0.481)	101283	50.0000	51.06

Compounds	QUANT SIG MASS	RT	EXP RT	REL RT	RESPONSE	AMOUNTS CAL-AMT (ng)	AMOUNTS ON-COL (ng)
102 Methyl acetate	43	4.160	4.160	(0.564)	88694	50.0000	50.22
104 Cyclohexane	56	6.697	6.697	(0.908)	229849	50.0000	51.09
105 Methyl Cyclohexane	83	7.963	7.963	(1.079)	223738	50.0000	52.01
157 2-Chlorobenzotrifluoride	180	11.363	11.363	(1.086)	144270	50.0000	51.15
158 3-Chlorobenzotrifluoride	180	10.463	10.463	(1.000)	151891	50.0000	49.62
159 4-Chlorobenzotrifluoride	180	10.518	10.518	(1.005)	142734	50.0000	49.70
160 3-Chlorotoluene	126	12.026	12.026	(0.941)	116235	50.0000	51.14
161 2,4-Dichlorobenzotrifluoride	214	12.848	12.848	(1.006)	97471	50.0000	51.10
162 2,5-Dichlorobenzotrifluoride	214	12.896	12.896	(1.010)	112496	50.0000	50.47
163 3,4-Dichlorobenzotrifluoride	214	12.489	12.489	(0.978)	109077	50.0000	49.24
164 Dichlorotoluene(2,4+2,5+2,6)	125	14.101	14.101	(1.104)	445967	150.000	157.9
165 Dichlorotoluene(2,3+3,4)	125	14.520	14.520	(1.137)	297523	100.000	107.2
166 1,3,5-Trichlorobenzene	180	14.162	14.162	(1.109)	121368	50.0000	51.67
167 2,3,6-Trichlorotoluene	159	16.285	16.285	(1.275)	39360	50.0000	52.46
168 2,4,5-Trichlorotoluene	159	16.163	16.163	(1.265)	41271	50.0000	49.60

QC Flag Legend

Q - Qualifier signal failed the ratio test.
M - Compound response manually integrated.

Data File Name: VR51015.D
Inj. Date and Time: 15-OCT-2010 22:44
Instrument ID: hp5.i
Client ID: vstd10
Compound Name: Acetone
CAS #: 67-64-1

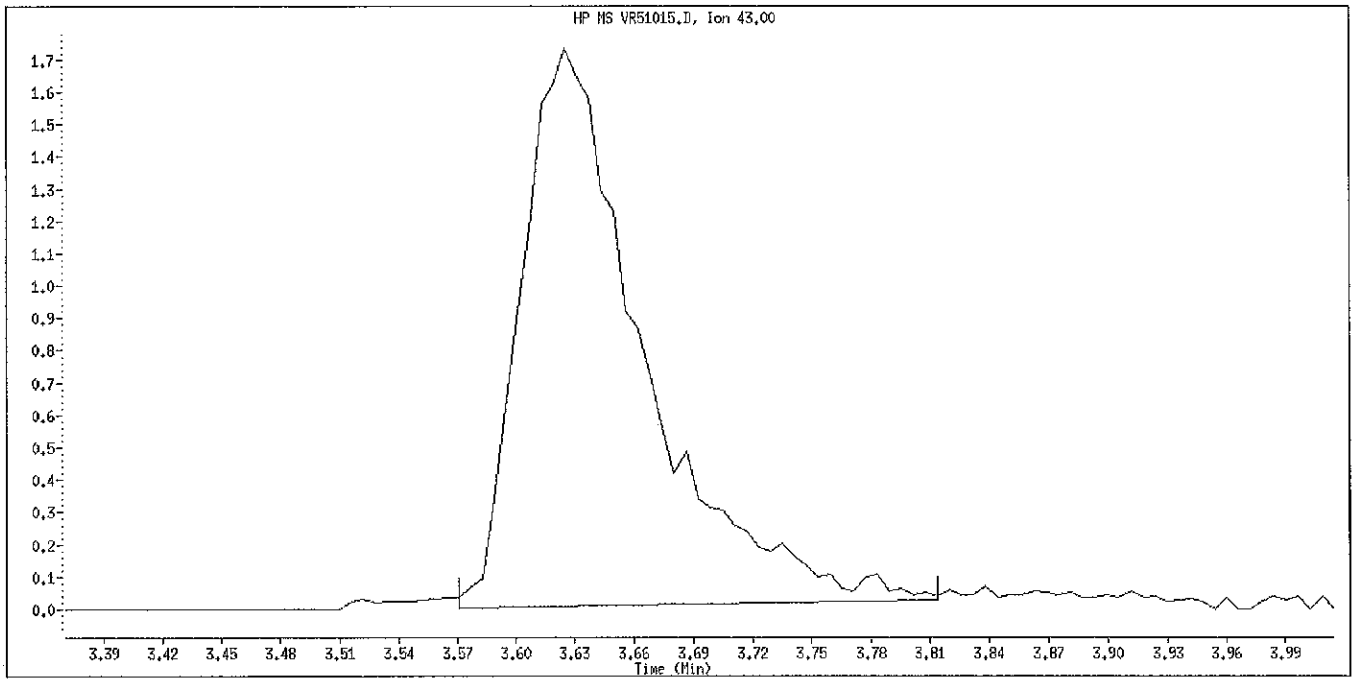

Original Integration

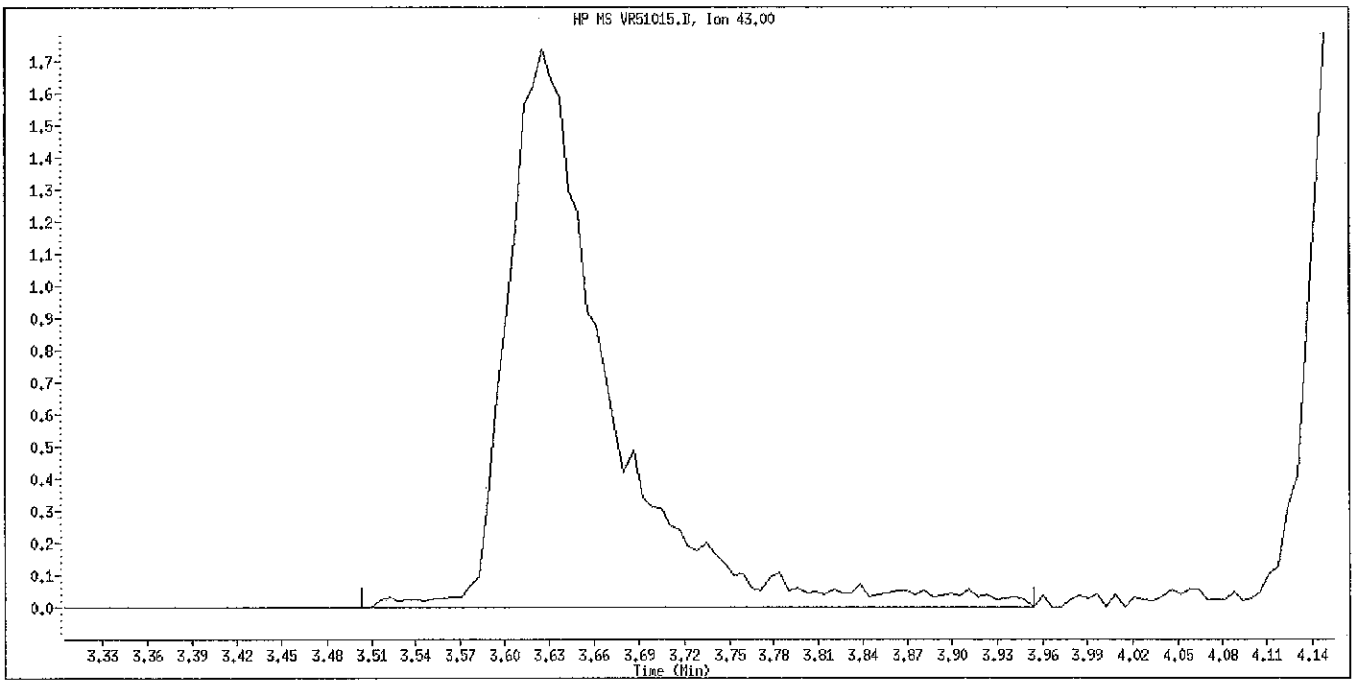

Manual Integration

Manually Integrated By: lipayj
Manual Integration Reason: Peak Integrated Incorrectly

Data File Name: VR51015.D
Inj. Date and Time: 15-OCT-2010 22:44
Instrument ID: hp5.i
Client ID: vstd10
Compound Name: Acetonitrile
CAS #: 75-05-8

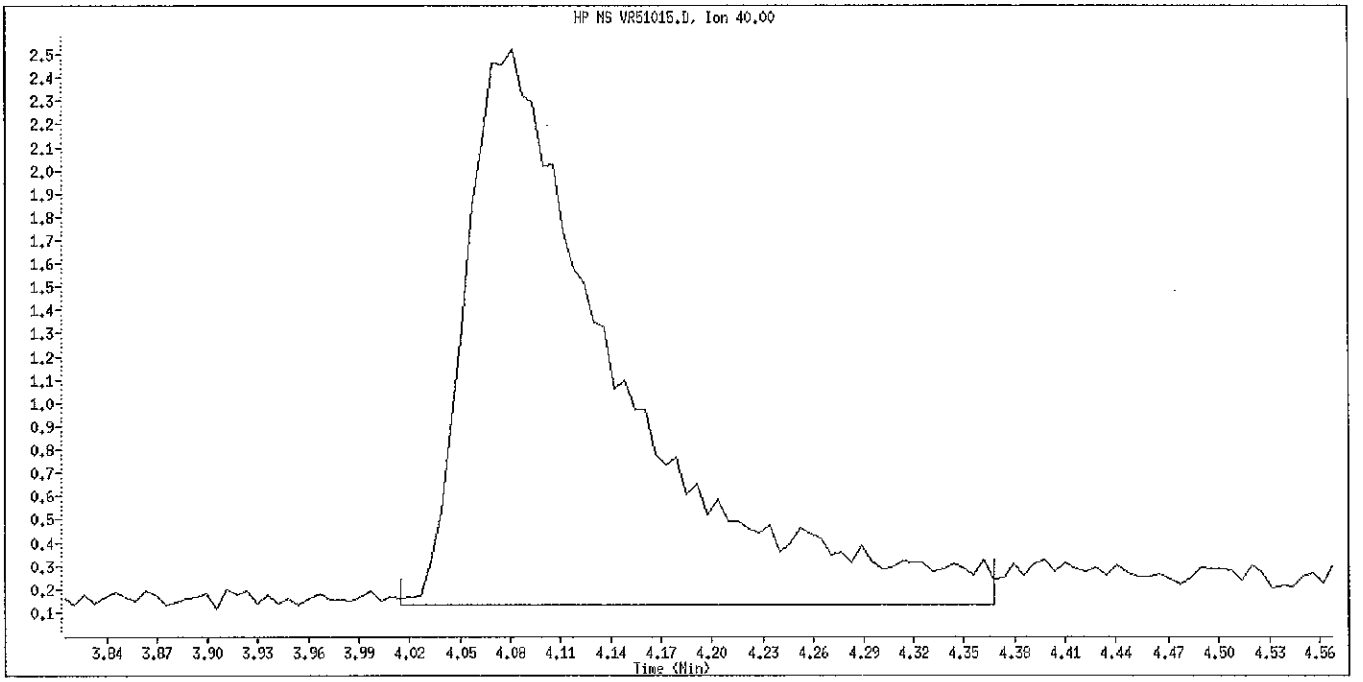

Original Integration

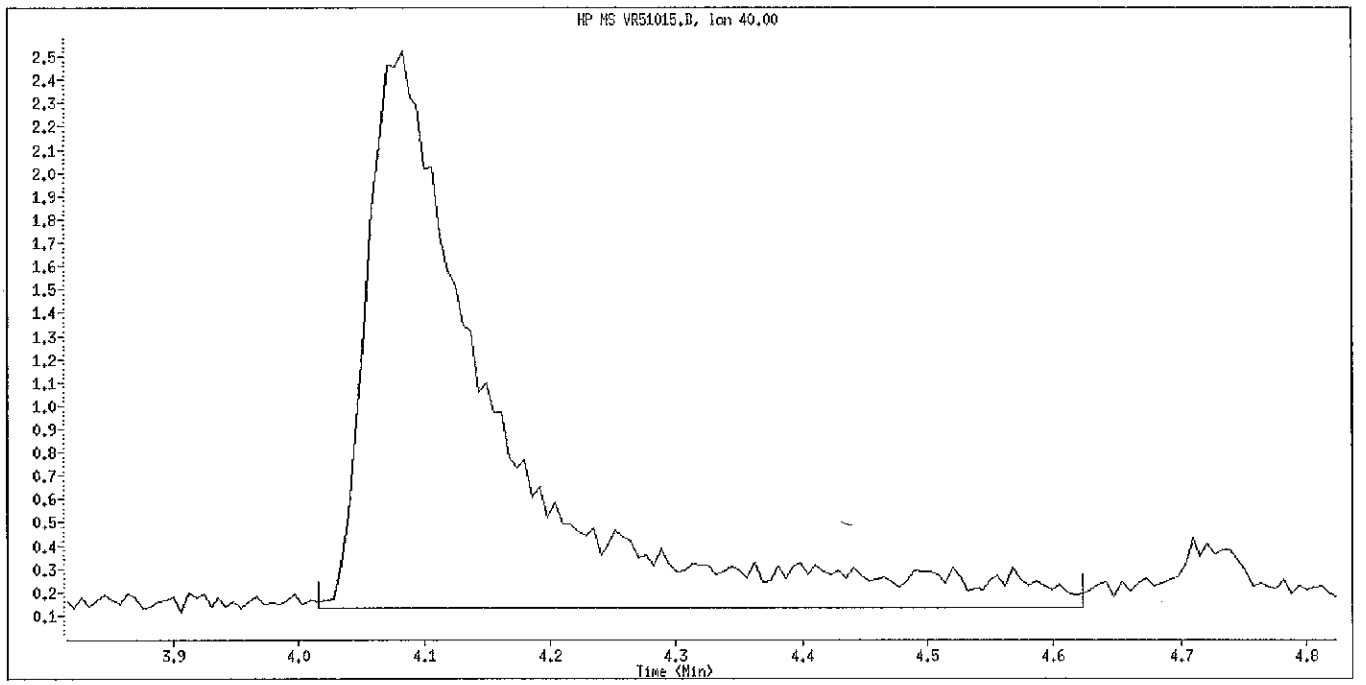

Manual Integration

Manually Integrated By: lipayj
Manual Integration Reason: Peak Integrated Incorrectly

TestAmerica Pittsburgh

CONTINUING CALIBRATION COMPOUNDS

Instrument ID: hp5.i Injection Date: 11-NOV-2010 08:50
Lab File ID: CC51111.D Init. Cal. Date(s): 31-JUL-2010 15-OCT-2010
Analysis Type: WATER Init. Cal. Times: 09:27 22:20
Lab Sample ID: vstd10 Quant Type: ISTD
Method: \\pitsvr06\d\chem\hp5.i\5111110d.b\8260ee.m

COMPOUND	RRF / AMOUNT	RF10	MIN RRF	%D / %DRIFT	MAX %D / %DRIFT	CURVE TYPE	
$ 39 Dibromofluoromethane	0.23031	0.20204	0.010	12.27368	20.00000	Averaged	
$ 43 1,2-Dichloroethane-d4	0.28819	0.26165	0.010	9.20740	20.00000	Averaged	
$ 59 Toluene-d8	4.22034	4.31015	0.010	-2.12806	20.00000	Averaged	
$ 80 Bromofluorobenzene	1.06664	1.10608	0.010	-3.69739	20.00000	Averaged	
2 Chloromethane	0.36167	0.37768	0.100	-4.42642	20.00000	Averaged	
3 Vinyl Chloride	0.32988	0.36240	0.010	-9.85508	20.00000	Averaged	
4 Bromomethane	0.13985	0.14562	0.010	-4.12447	20.00000	Averaged	
5 Chloroethane	0.17096	0.19608	0.010	-14.69181	20.00000	Averaged	
6 Trichlorofluoromethane	0.26813	0.33045	0.010	-23.24367	20.00000	Averaged	<-
1 Dichlorodifluoromethane	0.33537	0.33370	0.010	0.49826	20.00000	Averaged	
12 1,1-Dichloroethene	0.26046	0.25976	0.010	0.26927	20.00000	Averaged	
13 Acetone	0.10564	0.06544	0.010	38.05600	20.00000	Averaged	<-
15 Carbon Disulfide	0.68866	0.71879	0.010	-4.37429	20.00000	Averaged	
18 Methylene Chloride	0.31480	0.25457	0.010	19.13250	20.00000	Averaged	
19 trans-1,2-Dichloroethene	0.28806	0.27803	0.010	3.48321	20.00000	Averaged	
20 Methyl tert-butyl ether	0.69413	0.68969	0.010	0.64094	20.00000	Averaged	
24 1,1-Dichloroethane	0.53792	0.51272	0.100	4.68610	20.00000	Averaged	
27 2,2-Dichloropropane	0.24246	0.32312	0.010	-33.27021	20.00000	Averaged	<-
28 cis-1,2-dichloroethene	0.30860	0.27800	0.010	9.91298	20.00000	Averaged	
M 29 1,2-Dichloroethene (total)	0.29833	0.27802	0.010	6.80875	20.00000	Averaged	
30 Bromochloromethane	0.13411	0.10982	0.010	18.10976	20.00000	Averaged	
31 2-Butanone	0.15029	0.11176	0.010	25.63641	20.00000	Averaged	<-
37 Chloroform	0.48620	0.44439	0.010	8.59968	20.00000	Averaged	
38 1,1,1-Trichloroethane	0.37082	0.39627	0.010	-6.86555	20.00000	Averaged	
40 1,1-Dichloropropene	0.41727	0.41700	0.010	0.06567	20.00000	Averaged	
41 Carbon Tetrachloride	0.30769	0.31491	0.010	-2.34743	20.00000	Averaged	
42 Benzene	1.26473	1.13879	0.010	9.95843	20.00000	Averaged	
45 1,2-Dichloroethane	0.36877	0.34033	0.010	7.71206	20.00000	Averaged	
47 Trichloroethene	0.29043	0.27102	0.010	6.68523	20.00000	Averaged	
49 1,2-Dichloropropane	0.31878	0.27082	0.010	15.04581	20.00000	Averaged	
50 Dibromomethane	0.15813	0.13153	0.010	16.81966	20.00000	Averaged	
53 Bromodichloromethane	0.32319	0.29740	0.010	7.97883	20.00000	Averaged	
57 cis-1,3-Dichloropropene	0.38445	0.35904	0.010	6.60992	20.00000	Averaged	
58 4-Methyl-2-Pentanone	1.17517	1.14058	0.010	2.94380	20.00000	Averaged	
60 Toluene	5.33261	5.32751	0.010	0.09560	20.00000	Averaged	
61 trans-1,3-Dichloropropene	1.31894	1.49250	0.010	-13.15880	20.00000	Averaged	
63 1,3-Dichloropropane	1.87875	1.71332	0.010	8.80525	20.00000	Averaged	
64 1,1,2-Trichloroethane	1.02535	0.91414	0.010	10.84570	20.00000	Averaged	
65 Tetrachloroethene	0.99132	0.97188	0.010	1.96070	20.00000	Averaged	
66 2-Hexanone	0.81680	0.53860	0.010	34.05954	20.00000	Averaged	<-
67 Dibromochloromethane	0.87868	0.82269	0.010	6.37233	20.00000	Averaged	
68 1,2-Dibromoethane	0.94634	0.87926	0.010	7.08846	20.00000	Averaged	

TestAmerica Pittsburgh

CONTINUING CALIBRATION COMPOUNDS

Instrument ID: hp5.i Injection Date: 11-NOV-2010 08:50
Lab File ID: CC51111.D Init. Cal. Date(s): 31-JUL-2010 15-OCT-2010
Analysis Type: WATER Init. Cal. Times: 09:27 22:20
Lab Sample ID: vstd10 Quant Type: ISTD
Method: \\pitsvr06\d\chem\hp5.i\5111110d.b\8260ee.m

COMPOUND	RRF / AMOUNT	RF10	MIN RRF	%D / %DRIFT	MAX %D / %DRIFT	CURVE TYPE	
70 Chlorobenzene	3.26020	3.04730	0.300	6.53024	20.00000	Averaged	
71 1,1,1,2-Tetrachloroethane	1.00060	0.95092	0.010	4.96495	20.00000	Averaged	
72 Ethylbenzene	1.86398	1.81073	0.010	2.85661	20.00000	Averaged	
73 m + p-Xylene	2.26088	2.20836	0.010	2.32282	20.00000	Averaged	
74 Xylene-o	2.15402	2.10349	0.010	2.34598	20.00000	Averaged	
M 75 Xylenes (total)	2.22526	2.17340	0.010	2.33029	20.00000	Averaged	
76 Styrene	3.56508	3.34500	0.010	6.17320	20.00000	Averaged	
77 Bromoform	0.49702	0.44859	0.100	9.74243	20.00000	Averaged	
78 Isopropylbenzene	5.63155	5.69478	0.010	-1.12295	20.00000	Averaged	
79 Bromobenzene	0.89996	0.81602	0.010	9.32699	20.00000	Averaged	
81 n-Propylbenzene	1.11820	1.08754	0.010	2.74209	20.00000	Averaged	
82 2-Chlorotoluene	0.97125	0.89368	0.010	7.98605	20.00000	Averaged	
83 1,1,2,2-Tetrachloroethane	1.01443	0.95786	0.300	5.57608	20.00000	Averaged	
84 1,2,3-Trichloropropane	0.30801	0.29356	0.010	4.69248	20.00000	Averaged	
85 4-Chlorotoluene	1.06502	1.00940	0.010	5.22268	20.00000	Averaged	
86 1,3,5-Trimethylbenzene	3.36310	3.29656	0.010	1.97860	20.00000	Averaged	
87 tert-Butylbenzene	2.86191	2.86495	0.010	-0.10622	20.00000	Averaged	
88 1,2,4-Trimethylbenzene	3.30767	3.08386	0.010	6.76647	20.00000	Averaged	
89 sec-Butylbenzene	4.24087	4.10702	0.010	3.15603	20.00000	Averaged	
90 4-Isopropyltoluene	3.41146	3.29864	0.010	3.30706	20.00000	Averaged	
91 1,3-Dichlorobenzene	1.69959	1.52933	0.010	10.01790	20.00000	Averaged	
93 1,4-Dichlorobenzene	1.77396	1.64625	0.010	7.19876	20.00000	Averaged	
94 n-Butylbenzene	3.05083	2.94061	0.010	3.61270	20.00000	Averaged	
95 1,2-Dichlorobenzene	1.62299	1.45242	0.010	10.50974	20.00000	Averaged	
96 1,2-Dibromo-3-chloropropane	0.14254	0.12546	0.010	11.98437	20.00000	Averaged	
97 1,2,4-Trichlorobenzene	0.82991	0.69233	0.010	16.57752	20.00000	Averaged	
98 Hexachlorobutadiene	0.40214	0.30929	0.010	23.08761	20.00000	Averaged	<-
99 Naphthalene	2.15846	1.86018	0.010	13.81893	20.00000	Averaged	
100 1,2,3-Trichlorobenzene	0.73015	0.58442	0.010	19.95873	20.00000	Averaged	
101 1,1,2-trichlorotrifluoroeth	0.27865	0.26571	0.010	4.64199	20.00000	Averaged	
102 Methyl acetate	0.24807	0.19499	0.010	21.39604	20.00000	Averaged	<-
104 Cyclohexane	0.63195	0.63009	0.010	0.29502	20.00000	Averaged	
105 Methyl Cyclohexane	0.60430	0.56874	0.010	5.88359	20.00000	Averaged	
157 2-Chlorobenzotrifluoride	1.70602	1.75648	0.010	-2.95780	20.00000	Averaged	
158 3-Chlorobenzotrifluoride	1.85149	1.86786	0.010	-0.88396	20.00000	Averaged	
159 4-Chlorobenzotrifluoride	1.73697	1.77936	0.010	-2.44038	20.00000	Averaged	
160 3-Chlorotoluene	0.97941	0.93458	0.010	4.57658	20.00000	Averaged	
161 2,4-Dichlorobenzotrifluorid	0.82201	0.75965	0.010	7.58622	20.00000	Averaged	
162 2,5-Dichlorobenzotrifluorid	0.96047	0.99007	0.010	-3.08213	20.00000	Averaged	
163 3,4-Dichlorobenzotrifluorid	0.95468	0.94122	0.010	1.41040	20.00000	Averaged	
164 Dichlorotoluene(2,4+2,5+2,6	1.21676	1.13031	0.010	7.10501	20.00000	Averaged	
165 Dichlorotoluene(2,3+3,4)	1.19614	1.10891	0.010	7.29320	20.00000	Averaged	
166 1,3,5-Trichlorobenzene	1.01222	0.88849	0.010	12.22345	20.00000	Averaged	

TestAmerica Pittsburgh

CONTINUING CALIBRATION COMPOUNDS

Instrument ID: hp5.i
Lab File ID: CC51111.D
Analysis Type: WATER
Lab Sample ID: vstd10
Method: \\pitsvr06\d\chem\hp5.i\5111110d.b\8260ee.m

Injection Date: 11-NOV-2010 08:50
Init. Cal. Date(s): 31-JUL-2010 15-OCT-2010
Init. Cal. Times: 09:27 22:20
Quant Type: ISTD

COMPOUND	RRF / AMOUNT	RF10	MIN RRF	%D / %DRIFT	MAX %D / %DRIFT	CURVE TYPE
167 2,3,6-Trichlorotoluene	0.32332	0.28881	0.010	10.67546	20.00000	Averaged
168 2,4,5-Trichlorotoluene	0.35855	0.33475	0.010	6.63773	20.00000	Averaged


Y (x10^6)
0.1
0.2
0.3
0.4
0.5
0.6
0.7
0.8
0.9
1.0
1.1
1.2
Min
2
3
4
5
6
7
8
9
10
11
12
13
14
15
16
-Dichlorodifluoromethane
-Chloromethane
-Vinyl Chloride
-Bromomethane
-Chloroethane
-Trichlorofluoromethane
-1,1-Dichloroethene+
-Carbon Disulfide+
-Methyl acetate
-Methylene Chloride
-trans-1,2-Dichloroethene+
-1,1-Dichloroethane
-Bromochloromethane
-Chloroform
-1,1-Dichloropropene+
-Benzene+
-Fluorobenzene
-Trichloroethene
-Methyl Cyclohexane
-Dibromomethane
-Bromodichloromethane
-cis-1,3-Dichloropropene
-4-Methyl-2-Pentanone
-trans-1,3-Dichloropropene
-1,1,2-Trichloroethane
-1,3-Dichloropropane+
-2-Hexanone
-Dibromochloromethane
-1,2-Dibromoethane
-1,1,1,2-Tetrachloroethane+
m + p-Xylene
-Xylene-o+
-Bromoform
-2-Chlorobenzotrifluoride
-Isopropylbenzene
-Bromofluorobenzene
-Bromobenzene+
-n-Propylbenzene
-2-Chlorotoluene
-4-Chlorotoluene+
-3,4-Dichlorobenzotrifluor
-sec-Butylbenzene
-n-Butylbenzene+
-1,2-Dibromo-3-chloropropa
-Dichlorotoluene(2,4+2,5+2
-Dichlorotoluene(2,3+3,4)
-1,2,4-Trichlorobenzene
-Hexachlorobutadiene
-1,2,3-Trichlorobenzene
-2,4,5-Trichlorotoluene
-2,3,6-Trichlorotoluene
\\pitsvr06\d\chem\hp5.i\5111110d.b\CC51111.D
Data File: \\pitsvr06\d\chem\hp5.i\5111110d.b\CC51111.D
Date : 11-NOV-2010 08:50
Client ID: VSTD10
Sample Info: VSTD10 5ml
Purge Volume: 5.0
Column phase: DB 624
Instrument: hp5.i
Operator: 001562
Column diameter: 0.20

TestAmerica Pittsburgh

VOLATILE REPORT SW-846 Method

Data file : \\pitsvr06\d\chem\hp5.i\5111110d.b\CC51111.D
Lab Smp Id: vstd10 Client Smp ID: VSTD10
Inj Date : 11-NOV-2010 08:50 MS Autotune Date: 12-SEP-2010 07:53
Operator : 001562 Inst ID: hp5.i
Smp Info : VSTD10 5ml
Misc Info : vstd10,5111110d.b,8260ee.m,1-dwlistee.sub
Comment :
Method : \\pitsvr06\d\chem\hp5.i\5111110d.b\8260ee.m
Meth Date : 11-Nov-2010 09:11 hp5.i Quant Type: ISTD
Cal Date : 21-SEP-2010 21:56 Cal File: 1A50921N.D
Als bottle: 3 Continuing Calibration Sample
Dil Factor: 1.00000
Integrator: HP RTE Compound Sublist: 1-dwlistee.sub
Target Version: 4.14

Concentration Formula: Amt * DF * 1/Vo*Vt * CpndVariable

Name	Value	Description
DF	1.000	Dilution Factor
Vo	5.000	Sample Volume
Vt	1.000	mg/L conversion (1.0 if no conversion)
Cpnd Variable		Local Compound Variable

	Compounds	QUANT SIG MASS	RT	EXP RT	REL RT	RESPONSE	AMOUNTS CAL-AMT (ng)	AMOUNTS ON-COL (ng)
*	46 Fluorobenzene	96	7.381	7.381	(1.000)	470870	50.0000	
*	69 Chlorobenzene-d5	119	10.466	10.466	(1.000)	100280	50.0000	
*	92 1,4-Dichlorobenzene-d4	152	12.777	12.777	(1.000)	134280	50.0000	
$	39 Dibromofluoromethane	113	6.645	6.645	(0.900)	95135	50.0000	43.86
$	43 1,2-Dichloroethane-d4	65	7.016	7.016	(0.951)	123204	50.0000	45.40
$	59 Toluene-d8	98	9.024	9.024	(0.862)	432222	50.0000	51.06
$	80 Bromofluorobenzene	95	11.634	11.634	(0.910)	148524	50.0000	51.85
	2 Chloromethane	50	1.815	1.815	(0.246)	177840	50.0000	52.21
	3 Vinyl Chloride	62	1.949	1.949	(0.264)	170641	50.0000	54.93
	4 Bromomethane	94	2.338	2.338	(0.317)	68568	50.0000	52.06
	5 Chloroethane	64	2.460	2.460	(0.333)	92329	50.0000	57.34
	6 Trichlorofluoromethane	101	2.770	2.770	(0.375)	155598	50.0000	61.62
	1 Dichlorodifluoromethane	85	1.657	1.657	(0.225)	157131	50.0000	49.75
	12 1,1-Dichloroethene	96	3.482	3.482	(0.472)	122314	50.0000	49.86
	13 Acetone	43	3.628	3.628	(0.492)	61626	100.000	61.94(M)
	15 Carbon Disulfide	76	3.774	3.774	(0.511)	338455	50.0000	52.19
	18 Methylene Chloride	84	4.273	4.273	(0.579)	119868	50.0000	40.43
	19 trans-1,2-Dichloroethene	96	4.693	4.693	(0.636)	130914	50.0000	48.26
	20 Methyl tert-butyl ether	73	4.723	4.723	(0.640)	324752	50.0000	49.68
	24 1,1-Dichloroethane	63	5.295	5.295	(0.717)	241423	50.0000	47.66
	27 2,2-Dichloropropane	77	6.043	6.043	(0.819)	152148	50.0000	66.64
	28 cis-1,2-dichloroethene	96	6.055	6.055	(0.820)	130904	50.0000	45.04
M	29 1,2-Dichloroethene (total)	96				261818	100.000	93.30

	Compounds	QUANT SIG MASS	RT	EXP RT	REL RT	RESPONSE	AMOUNTS CAL-AMT (ng)	AMOUNTS ON-COL (ng)
	30 Bromochloromethane	128	6.341	6.341	(0.859)	51713	50.0000	40.94
	31 2-Butanone	43	6.110	6.110	(0.828)	105251	100.000	74.36
	37 Chloroform	83	6.457	6.457	(0.875)	209250	50.0000	45.70
	38 1,1,1-Trichloroethane	97	6.639	6.639	(0.899)	186594	50.0000	53.43
	40 1,1-Dichloropropene	75	6.834	6.834	(0.926)	196353	50.0000	49.97
	41 Carbon Tetrachloride	117	6.828	6.828	(0.925)	148282	50.0000	51.17
	42 Benzene	78	7.065	7.065	(0.957)	536220	50.0000	45.02
	45 1,2-Dichloroethane	62	7.096	7.096	(0.961)	160252	50.0000	46.14
	47 Trichloroethene	130	7.777	7.777	(1.054)	127614	50.0000	46.66
	49 1,2-Dichloropropane	63	8.014	8.014	(1.086)	127521	50.0000	42.48
	50 Dibromomethane	93	8.136	8.136	(1.102)	61935	50.0000	41.59
	53 Bromodichloromethane	83	8.300	8.300	(1.124)	140039	50.0000	46.01
	57 cis-1,3-Dichloropropene	75	8.762	8.762	(1.187)	169060	50.0000	46.70
	58 4-Methyl-2-Pentanone	43	8.921	8.921	(0.852)	228754	100.000	97.06
	60 Toluene	91	9.091	9.091	(0.869)	534243	50.0000	49.95
	61 trans-1,3-Dichloropropene	75	9.322	9.322	(0.891)	149668	50.0000	56.58
	63 1,3-Dichloropropane	76	9.669	9.669	(0.924)	171812	50.0000	45.60
	64 1,1,2-Trichloroethane	97	9.498	9.498	(0.908)	91670	50.0000	44.58
	65 Tetrachloroethene	164	9.638	9.638	(0.921)	97460	50.0000	49.02
	66 2-Hexanone	43	9.760	9.760	(0.933)	108022	100.000	65.94
	67 Dibromochloromethane	129	9.894	9.894	(0.945)	82499	50.0000	46.81
	68 1,2-Dibromoethane	107	10.010	10.010	(0.956)	88172	50.0000	46.46
	70 Chlorobenzene	112	10.490	10.490	(1.002)	305583	50.0000	46.73
	71 1,1,1,2-Tetrachloroethane	131	10.569	10.569	(1.010)	95358	50.0000	47.52 (Q)
	72 Ethylbenzene	106	10.600	10.600	(1.013)	181580	50.0000	48.57
	73 m + p-Xylene	106	10.715	10.715	(1.024)	442909	100.000	97.68
	74 Xylene-o	106	11.111	11.111	(1.062)	210938	50.0000	48.83
M	75 Xylenes (total)	106				653847	150.000	146.5
	76 Styrene	104	11.123	11.123	(1.063)	335437	50.0000	46.91
	77 Bromoform	173	11.317	11.317	(1.081)	44985	50.0000	45.13
	78 Isopropylbenzene	105	11.470	11.470	(1.096)	571073	50.0000	50.56
	79 Bromobenzene	156	11.786	11.786	(0.922)	109575	50.0000	45.34
	81 n-Propylbenzene	120	11.883	11.883	(0.930)	146035	50.0000	48.63
	82 2-Chlorotoluene	126	11.968	11.968	(0.937)	120004	50.0000	46.01
	83 1,1,2,2-Tetrachloroethane	83	11.768	11.768	(0.921)	128622	50.0000	47.21
	84 1,2,3-Trichloropropane	110	11.816	11.816	(0.925)	39419	50.0000	47.65
	85 4-Chlorotoluene	126	12.078	12.078	(0.945)	135542	50.0000	47.39
	86 1,3,5-Trimethylbenzene	105	12.054	12.054	(0.943)	442662	50.0000	49.01
	87 tert-Butylbenzene	119	12.382	12.382	(0.969)	384706	50.0000	50.05
	88 1,2,4-Trimethylbenzene	105	12.431	12.431	(0.973)	414101	50.0000	46.62
	89 sec-Butylbenzene	105	12.601	12.601	(0.986)	551491	50.0000	48.42
	90 4-Isopropyltoluene	119	12.741	12.741	(0.997)	442941	50.0000	48.35
	91 1,3-Dichlorobenzene	146	12.717	12.717	(0.995)	205358	50.0000	44.99
	93 1,4-Dichlorobenzene	146	12.808	12.808	(1.002)	221059	50.0000	46.40
	94 n-Butylbenzene	91	13.155	13.155	(1.030)	394865	50.0000	48.19
	95 1,2-Dichlorobenzene	146	13.179	13.179	(1.031)	195031	50.0000	44.74
	96 1,2-Dibromo-3-chloropropane	157	13.964	13.964	(1.093)	16847	50.0000	44.01
	97 1,2,4-Trichlorobenzene	180	14.797	14.797	(1.158)	92966	50.0000	41.71
	98 Hexachlorobutadiene	225	14.955	14.955	(1.170)	41532	50.0000	38.46
	99 Naphthalene	128	15.047	15.047	(1.178)	249785	50.0000	43.09
	100 1,2,3-Trichlorobenzene	180	15.296	15.296	(1.197)	78476	50.0000	40.02
	101 1,1,2-trichlorotrifluoroethane	101	3.531	3.531	(0.478)	125116	50.0000	47.68
	102 Methyl acetate	43	4.157	4.157	(0.563)	91817	50.0000	39.30
	104 Cyclohexane	56	6.700	6.700	(0.908)	296690	50.0000	49.85

Compounds	QUANT SIG MASS	RT	EXP RT	REL RT	RESPONSE	AMOUNTS CAL-AMT (ng)	AMOUNTS ON-COL (ng)
105 Methyl Cyclohexane	83	7.965	7.965	(1.079)	267804	50.0000	47.06
157 2-Chlorobenzotrifluoride	180	11.366	11.366	(1.086)	176140	50.0000	51.48
158 3-Chlorobenzotrifluoride	180	10.466	10.466	(1.000)	187309	50.0000	50.44
159 4-Chlorobenzotrifluoride	180	10.521	10.521	(1.005)	178434	50.0000	51.22
160 3-Chlorotoluene	126	12.035	12.035	(0.942)	125496	50.0000	47.71
161 2,4-Dichlorobenzotrifluoride	214	12.850	12.850	(1.006)	102006	50.0000	46.21
162 2,5-Dichlorobenzotrifluoride	214	12.899	12.899	(1.010)	132947	50.0000	51.54
163 3,4-Dichlorobenzotrifluoride	214	12.492	12.492	(0.978)	126387	50.0000	49.29
164 Dichlorotoluene(2,4+2,5+2,6)	125	14.104	14.104	(1.104)	455335	150.000	139.3
165 Dichlorotoluene(2,3+3,4)	125	14.523	14.523	(1.137)	297808	100.000	92.71
166 1,3,5-Trichlorobenzene	180	14.171	14.171	(1.109)	119307	50.0000	43.89
167 2,3,6-Trichlorotoluene	159	16.294	16.294	(1.275)	38781	50.0000	44.66
168 2,4,5-Trichlorotoluene	159	16.172	16.172	(1.266)	44950	50.0000	46.68

QC Flag Legend

Q - Qualifier signal failed the ratio test.
M - Compound response manually integrated.

Data File Name: CC51111.D
Inj. Date and Time: 11-NOV-2010 08:50
Instrument ID: hp5.i
Client ID: VSTD10
Compound Name: Acetone
CAS #: 67-64-1

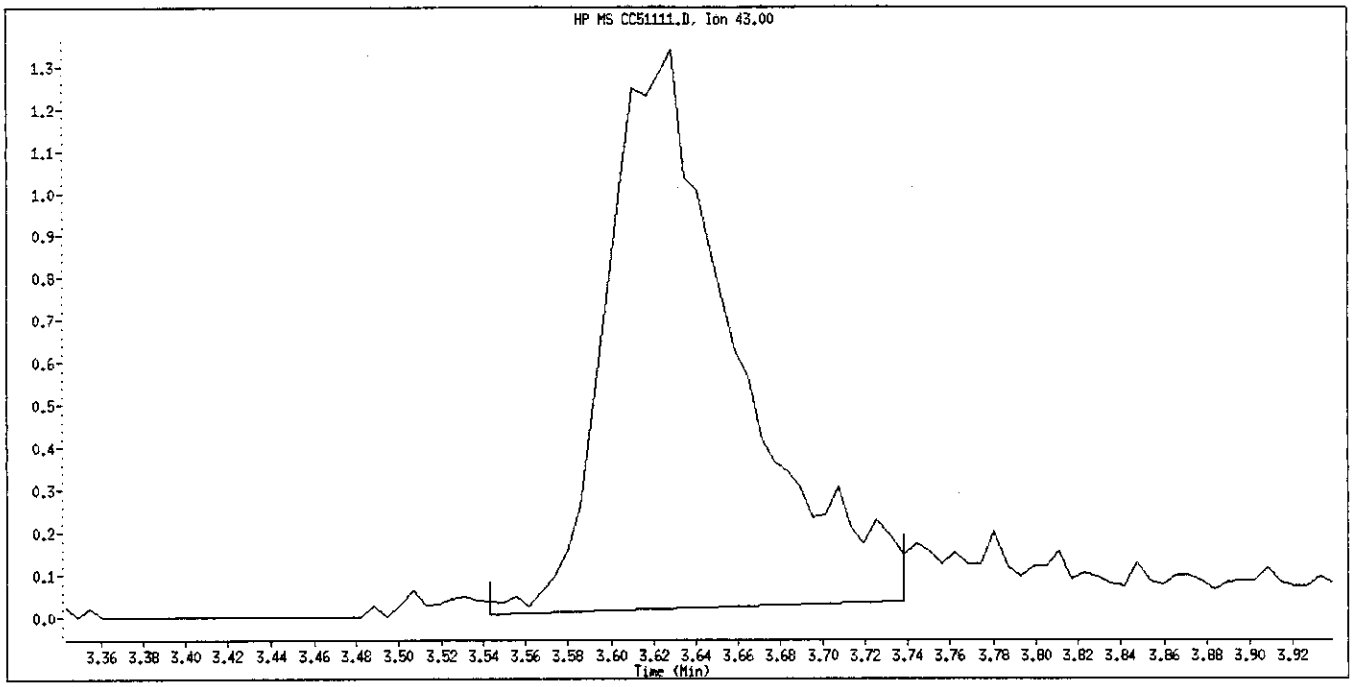

Original Integration

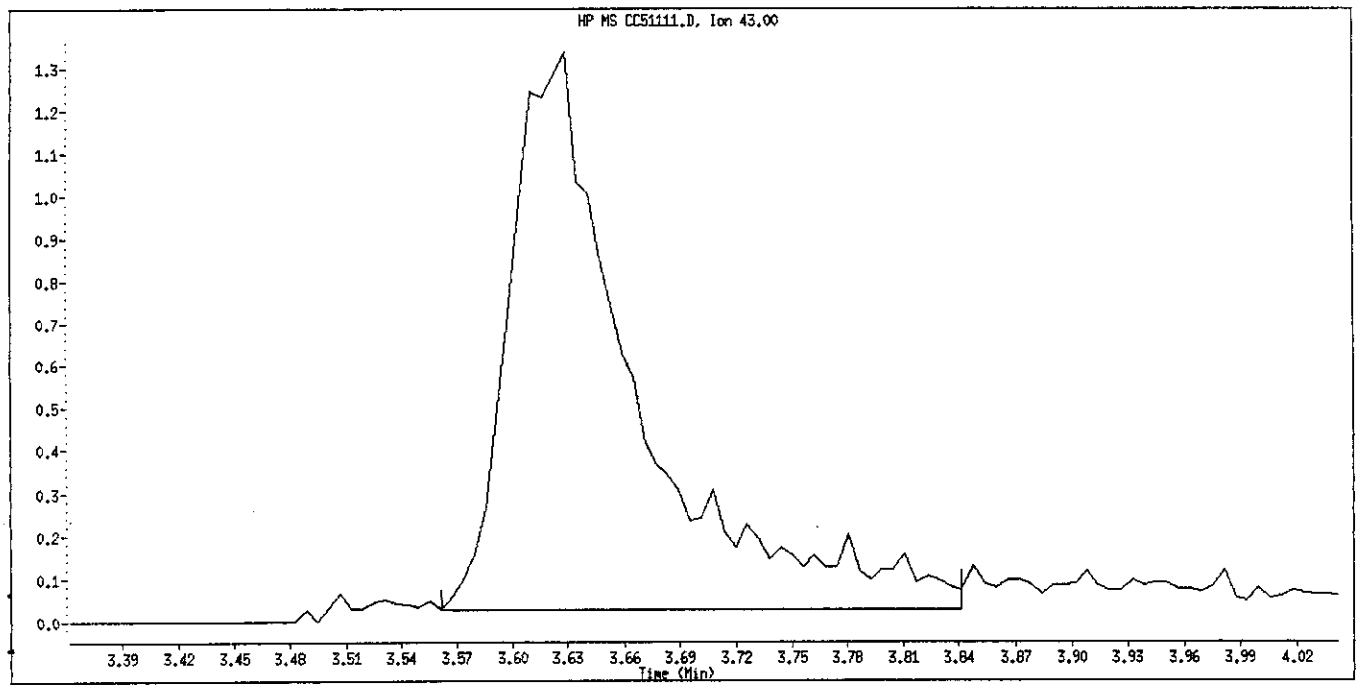

Manual Integration

Manually Integrated By: fergusond
Manual Integration Reason: Peak Integrated Incorrectly

TestAmerica Pittsburgh

CONTINUING CALIBRATION COMPOUNDS

Instrument ID: hp4.i
Lab File ID: 1C41115.D
Analysis Type: SOIL
Lab Sample ID: vstd40
Method: \\PITSVR06\D\chem\hp4.i\4111510d.b\med500.m

Injection Date: 15-NOV-2010 08:16
Init. Cal. Date(s): 13-OCT-2010 15-OCT-2010
Init. Cal. Times: 11:20 10:15
Quant Type: ISTD

COMPOUND	RRF / AMOUNT	RF40	MIN RRF	%D / %DRIFT	MAX %D / %DRIFT	CURVE TYPE	
$ 39 Dibromofluoromethane	0.24349	0.21684	0.010	10.94487	25.00000	Averaged	
$ 43 1,2-Dichloroethane-d4	0.35254	0.28330	0.010	19.63983	25.00000	Averaged	
$ 59 Toluene-d8	4.03412	3.69582	0.010	8.38592	25.00000	Averaged	
$ 80 Bromofluorobenzene	1.58523	1.33844	0.010	15.56822	25.00000	Averaged	
1 Dichlorodifluoromethane	0.31609	0.32195	0.010	-1.85514	25.00000	Averaged	
2 Chloromethane	0.39229	0.40553	0.100	-3.37336	25.00000	Averaged	
3 Vinyl Chloride	0.34367	0.35776	0.010	-4.10203	20.00000	Averaged	
4 Bromomethane	0.13643	0.13206	0.010	3.20296	25.00000	Averaged	
5 Chloroethane	0.17901	0.19059	0.010	-6.46541	25.00000	Averaged	
6 Trichlorofluoromethane	0.27490	0.31705	0.010	-15.33355	25.00000	Averaged	
10 1,1,2-trichloro-1,2,2-trifl	0.25520	0.26245	0.010	-2.83746	25.00000	Averaged	
12 1,1-Dichloroethene	0.29374	0.27919	0.010	4.95465	20.00000	Averaged	
15 Carbon Disulfide	0.84500	0.80141	0.010	5.15829	25.00000	Averaged	
13 Acetone	0.14538	0.18485	0.010	-27.14459	25.00000	Averaged	<-
18 Methylene Chloride	0.29441	0.30901	0.010	-4.96033	25.00000	Averaged	
19 trans-1,2-Dichloroethene	0.29554	0.31517	0.010	-6.64242	25.00000	Averaged	
20 Methyl tert-butyl ether	0.69369	0.69868	0.010	-0.71964	25.00000	Averaged	
24 1,1-Dichloroethane	0.55800	0.55854	0.100	-0.09723	25.00000	Averaged	
27 2,2-Dichloropropane	0.36890	0.34328	0.010	6.94394	25.00000	Averaged	
28 cis-1,2-dichloroethene	0.31070	0.32841	0.010	-5.69899	25.00000	Averaged	
M 29 1,2-Dichloroethene (total)	0.30312	0.32179	0.010	-6.15890	25.00000	Averaged	
30 Bromochloromethane	0.13784	0.14958	0.010	-8.51736	25.00000	Averaged	
31 2-Butanone	0.17155	0.22729	0.010	-32.48899	25.00000	Averaged	<-
37 Chloroform	0.51156	0.51474	0.010	-0.62193	20.00000	Averaged	
38 1,1,1-Trichloroethane	0.45476	0.44568	0.010	1.99686	25.00000	Averaged	
40 1,1-Dichloropropene	0.43351	0.42848	0.010	1.15865	25.00000	Averaged	
41 Carbon Tetrachloride	0.39138	0.37636	0.010	3.83705	25.00000	Averaged	
42 Benzene	1.33527	1.24070	0.010	7.08227	25.00000	Averaged	
45 1,2-Dichloroethane	0.43825	0.40178	0.010	8.32202	25.00000	Averaged	
47 Trichloroethene	0.32153	0.31186	0.010	3.00516	25.00000	Averaged	
49 1,2-Dichloropropane	0.31414	0.30495	0.010	2.92615	20.00000	Averaged	
50 Dibromomethane	0.16253	0.16133	0.010	0.74084	25.00000	Averaged	
53 Bromodichloromethane	0.40005	0.36405	0.010	8.99881	25.00000	Averaged	
57 cis-1,3-Dichloropropene	0.50016	0.45766	0.010	8.49786	25.00000	Averaged	
58 4-Methyl-2-Pentanone	1.09072	1.15883	0.010	-6.24481	25.00000	Averaged	
60 Toluene	5.37627	5.16313	0.010	3.96446	20.00000	Averaged	
61 trans-1,3-Dichloropropene	1.71995	1.54935	0.010	9.91911	25.00000	Averaged	
63 1,3-Dichloropropane	1.63174	1.67956	0.010	-2.93070	25.00000	Averaged	
64 1,1,2-Trichloroethane	0.87385	0.91714	0.010	-4.95414	25.00000	Averaged	
65 Tetrachloroethene	0.92366	1.03058	0.010	-11.57582	25.00000	Averaged	
66 2-Hexanone	0.85826	0.99227	0.010	-15.61420	25.00000	Averaged	
67 Dibromochloromethane	0.99986	0.95806	0.010	4.18036	25.00000	Averaged	
68 1,2-Dibromoethane	0.84335	0.89128	0.010	-5.68335	25.00000	Averaged	

TestAmerica Pittsburgh

CONTINUING CALIBRATION COMPOUNDS

Instrument ID: hp4.i Injection Date: 15-NOV-2010 08:16
Lab File ID: 1C41115.D Init. Cal. Date(s): 13-OCT-2010 15-OCT-2010
Analysis Type: SOIL Init. Cal. Times: 11:20 10:15
Lab Sample ID: vstd40 Quant Type: ISTD
Method: \\PITSVR06\D\chem\hp4.i\4111510d.b\med500.m

COMPOUND	RRF / AMOUNT	RF40	MIN RRF	%D / %DRIFT	MAX %D / %DRIFT	CURVE TYPE	
70 Chlorobenzene	3.21021	3.16545	0.300	1.39453	25.00000	Averaged	
71 1,1,1,2-Tetrachloroethane	1.03605	1.08943	0.010	-5.15232	25.00000	Averaged	
72 Ethylbenzene	1.64685	1.72638	0.010	-4.82877	20.00000	Averaged	
73 m + p-Xylene	2.02854	2.17351	0.010	-7.14631	25.00000	Averaged	
74 Xylene-o	1.98349	2.16177	0.010	-8.98837	25.00000	Averaged	
76 Styrene	3.40711	3.53805	0.010	-3.84300	25.00000	Averaged	
77 Bromoform	0.63201	0.62143	0.100	1.67282	25.00000	Averaged	
78 Isopropylbenzene	5.36522	5.88408	0.010	-9.67088	25.00000	Averaged	
79 Bromobenzene	0.75426	0.80704	0.010	-6.99758	25.00000	Averaged	
81 n-Propylbenzene	0.86507	0.90943	0.010	-5.12849	25.00000	Averaged	
82 2-Chlorotoluene	0.70902	0.76036	0.010	-7.24072	25.00000	Averaged	
83 1,1,2,2-Tetrachloroethane	0.64090	0.69043	0.300	-7.72818	25.00000	Averaged	
84 1,2,3-Trichloropropane	0.19731	0.21184	0.010	-7.36696	25.00000	Averaged	
85 4-Chlorotoluene	0.72996	0.73300	0.010	-0.41662	25.00000	Averaged	
86 1,3,5-Trimethylbenzene	2.63616	2.88158	0.010	-9.30970	25.00000	Averaged	
87 tert-Butylbenzene	2.35466	2.56444	0.010	-8.90940	25.00000	Averaged	
88 1,2,4-Trimethylbenzene	2.66253	2.83633	0.010	-6.52742	25.00000	Averaged	
89 sec-Butylbenzene	3.33310	3.74284	0.010	-12.29313	25.00000	Averaged	
90 4-Isopropyltoluene	2.74391	3.17957	0.010	-15.87722	25.00000	Averaged	
91 1,3-Dichlorobenzene	1.35883	1.50666	0.010	-10.87929	25.00000	Averaged	
93 1,4-Dichlorobenzene	1.41312	1.56003	0.010	-10.39608	25.00000	Averaged	
94 n-Butylbenzene	2.60865	2.91664	0.010	-11.80646	25.00000	Averaged	
95 1,2-Dichlorobenzene	1.26874	1.46659	0.010	-15.59441	25.00000	Averaged	
96 1,2-Dibromo-3-chloropropane	0.11498	0.12611	0.010	-9.67941	25.00000	Averaged	
97 1,2,4-Trichlorobenzene	0.82092	1.07367	0.010	-30.78888	25.00000	Averaged	<-
98 Hexachlorobutadiene	0.47198	0.63100	0.010	-33.68995	25.00000	Averaged	<-
99 Naphthalene	1.45413	1.98738	0.010	-36.67105	25.00000	Averaged	<-
100 1,2,3-Trichlorobenzene	0.60409	0.82881	0.010	-37.19919	25.00000	Averaged	<-
155 Methyl Acetate	0.23173	0.22941	0.010	1.00199	25.00000	Averaged	
156 Cyclohexane	0.64415	0.62042	0.010	3.68445	25.00000	Averaged	
157 Methyl Cyclohexane	0.60994	0.60630	0.010	0.59716	25.00000	Averaged	
161 1,3,5-Trichlorobenzene	0.96663	1.18294	0.010	-22.37783	50.00000	Averaged	
17 Acetonitrile	0.01816	0.02085	0.001	-14.80891	25.00000	Averaged	
M 75 Xylenes (total)	2.01352	2.16959	0.010	-7.75117	25.00000	Averaged	

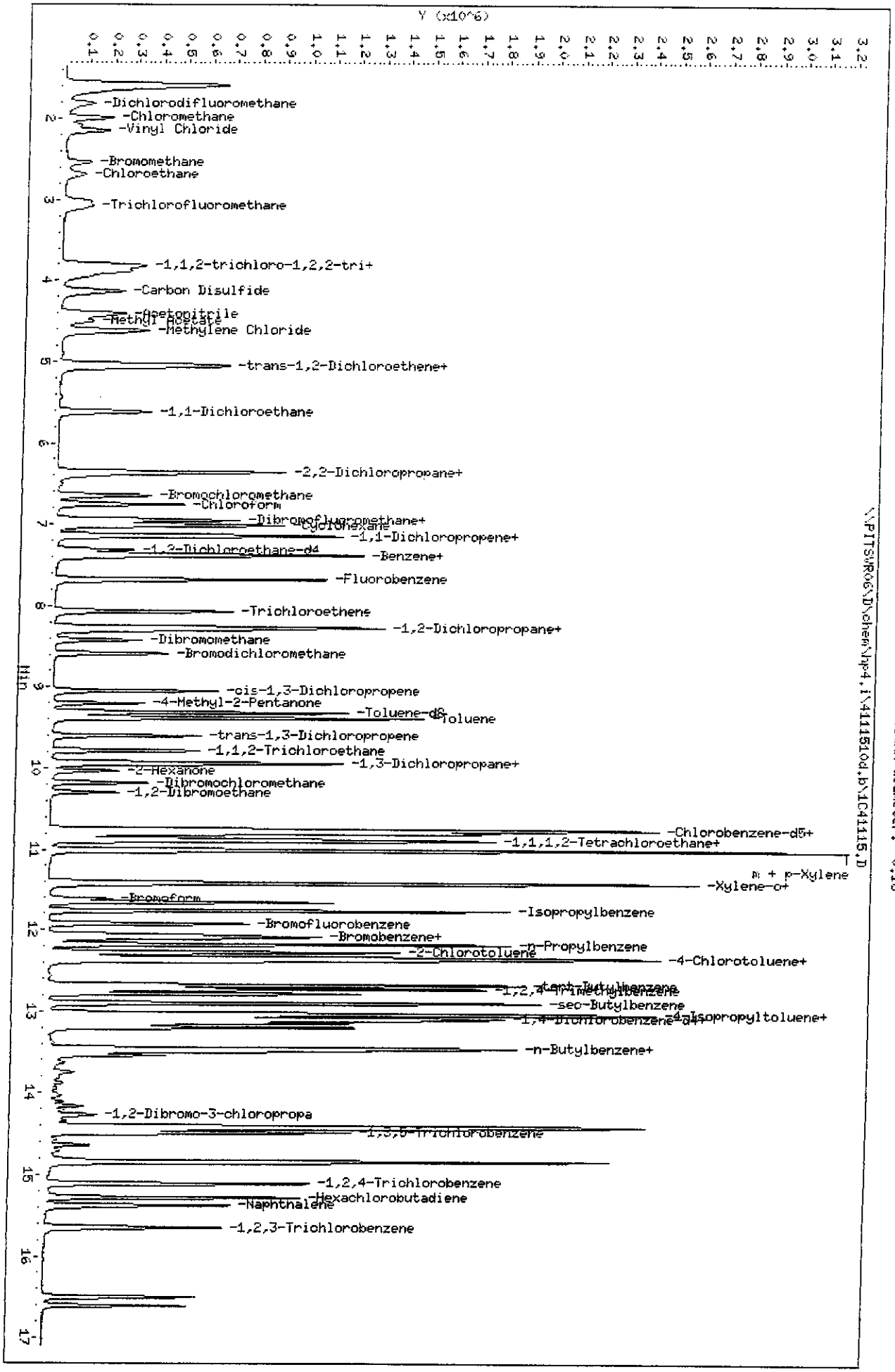
Y (x10^6)
Min
-Dichlorodifluoromethane
-Chloromethane
-Vinyl Chloride
-Bromomethane
-Chloroethane
-Trichlorofluoromethane
-1,1,2-trichloro-1,2,2-tri+
-Carbon Disulfide
-Acetonitrile
-Methyl Acetate
-Methylene Chloride
-trans-1,2-Dichloroethene+
-1,1-Dichloroethane
-2,2-Dichloropropane+
-Bromochloromethane
-Chloroform
-Dibromofluoromethane+
Cyclohexane
-1,1-Dichloropropene+
-1,2-Dichloroethane-d4
-Benzene+
-Fluorobenzene
-Trichloroethene
-1,2-Dichloropropane+
-Dibromomethane
-Bromodichloromethane
-cis-1,3-Dichloropropene
-4-Methyl-2-Pentanone
-Toluene-d8
Toluene
-trans-1,3-Dichloropropene
-1,1,2-Trichloroethane
-1,3-Dichloropropane+
-2-Hexanone
-Dibromochloromethane
-1,2-Dibromoethane
-Chlorobenzene-d5+
-1,1,1,2-Tetrachloroethane+
m + p-Xylene
-Xylene-o+
-Bromoform
-Isopropylbenzene
-Bromofluorobenzene
-Bromobenzene+
-n-Propylbenzene
-2-Chlorotoluene
-4-Chlorotoluene+
-1,2,4-Trimethylbenzene
-sec-Butylbenzene
-1,4-Dichlorobenzene-d4
-4-Isopropyltoluene+
-n-Butylbenzene+
-1,2-Dibromo-3-chloropropa
-1,3,5-Trichlorobenzene
-1,2,4-Trichlorobenzene
-Hexachlorobutadiene
-Naphthalene
-1,2,3-Trichlorobenzene
\\PITSWR06\D\chem\hp4.i\41115i0d.b\1C41115.D
Data File: \\PITSWR06\D\chem\hp4.i\41115i0d.b\1C41115.D
Date : 15-NOV-2010 08:16
Client ID: std40
Sample Info: std40 5ml
Volume Injected (uL): 5.0
Column phase: DB 624
Instrument: hp4.i
Operator: 034635
Column diameter: 0.18
Page 4

TestAmerica Pittsburgh

VOLATILE REPORT SW-846 Method

Data file : \\PITSVR06\D\chem\hp4.i\4111510w.b\1C41115.D
Lab Smp Id: vstd40 Client Smp ID: vstd40
Inj Date : 15-NOV-2010 08:16
Operator : 034635 Inst ID: hp4.i
Smp Info : vstd40 5ml
Misc Info : ,4111510d.b,med500.m,2-padep.sub
Comment :
Method : \\PITSVR06\D\chem\hp4.i\4111510w.b\med500.m
Meth Date : 15-Nov-2010 11:39 hp4.i Quant Type: ISTD
Cal Date : 15-OCT-2010 10:15 Cal File: 1G41015.D
Als bottle: 4 Continuing Calibration Sample
Dil Factor: 1.00000
Integrator: HP RTE Compound Sublist: 2-padep.sub
Target Version: 4.14
Processing Host: PITPC-088

Concentration Formula: Amt * DF * /Vi*Vo/Ws*Vt/Va * CpndVariable

Name	Value	Description
DF	1.000	Dilution Factor
Vi	5.000	Injection Volume
Vo	10.000	Extraction Solvent Volume
Ws	1.000	Sample Weight
Vt	5.000	Final Volume
Va	0.10000	Aliquot Volume
Cpnd Variable		Local Compound Variable

Compounds	QUANT SIG MASS	RT	EXP RT	REL RT	RESPONSE	AMOUNTS CAL-AMT (ng)	AMOUNTS ON-COL (ng)
* 46 Fluorobenzene	96	7.681	7.681	(1.000)	1206941	250.000	
* 69 Chlorobenzene-d5	119	10.759	10.759	(1.000)	312046	250.000	
* 92 1,4-Dichlorobenzene-d4	152	13.083	13.083	(1.000)	532777	250.000	
$ 39 Dibromofluoromethane	113	6.939	6.939	(0.903)	209370	200.000	178.1(Q)
$ 43 1,2-Dichloroethane-d4	65	7.310	7.310	(0.952)	273543	200.000	160.7(Q)
$ 59 Toluene-d8	98	9.317	9.317	(0.866)	922613	200.000	183.2
$ 80 Bromofluorobenzene	95	11.927	11.927	(1.109)	334123	200.000	168.9(Q)
1 Dichlorodifluoromethane	85	1.810	1.810	(0.236)	310859	200.000	203.7(Q)
2 Chloromethane	50	1.987	1.987	(0.259)	391558	200.000	206.7
3 Vinyl Chloride	62	2.145	2.145	(0.279)	345440	200.000	208.2
4 Bromomethane	94	2.534	2.534	(0.330)	127509	200.000	193.6
5 Chloroethane	64	2.680	2.680	(0.349)	184023	200.000	212.9
6 Trichlorofluoromethane	101	3.015	3.015	(0.393)	306128	200.000	230.7
10 1,1,2-trichloro-1,2,2-trifluor	101	3.885	3.885	(0.506)	253405	200.000	205.7
12 1,1-Dichloroethene	96	3.812	3.812	(0.496)	269568	200.000	190.1
15 Carbon Disulfide	76	4.134	4.134	(0.538)	773806	200.000	189.7
13 Acetone	43	3.946	3.946	(0.514)	178479	200.000	254.3
18 Methylene Chloride	84	4.621	4.621	(0.602)	298370	200.000	209.9
19 trans-1,2-Dichloroethene	96	5.029	5.029	(0.655)	304316	200.000	213.3

Compounds	QUANT SIG MASS	RT	EXP RT	REL RT	RESPONSE	AMOUNTS CAL-AMT (ng)	AMOUNTS ON-COL (ng)
20 Methyl tert-butyl ether	73	5.059	5.059	(0.659)	674615	200.000	201.4(Q)
24 1,1-Dichloroethane	63	5.619	5.619	(0.732)	539298	200.000	200.2
27 2,2-Dichloropropane	77	6.355	6.355	(0.827)	331456	200.000	186.1
28 cis-1,2-dichloroethene	96	6.367	6.367	(0.829)	317096	200.000	211.4
M 29 1,2-Dichloroethene (total)	96				621412	400.000	
30 Bromochloromethane	128	6.647	6.647	(0.865)	144429	200.000	217.0
31 2-Butanone	43	6.409	6.409	(0.834)	219458	200.000	265.0(Q)
37 Chloroform	83	6.756	6.756	(0.880)	497012	200.000	201.2
38 1,1,1-Trichloroethane	97	6.951	6.951	(0.905)	430331	200.000	196.0
40 1,1-Dichloropropene	75	7.140	7.140	(0.929)	413723	200.000	197.7
41 Carbon Tetrachloride	117	7.140	7.140	(0.929)	363399	200.000	192.3
42 Benzene	78	7.371	7.371	(0.960)	1197965	200.000	185.8
45 1,2-Dichloroethane	62	7.389	7.389	(0.962)	387940	200.000	183.4
47 Trichloroethene	130	8.070	8.070	(1.051)	301122	200.000	194.0
49 1,2-Dichloropropane	63	8.301	8.301	(1.081)	294443	200.000	194.1
50 Dibromomethane	93	8.423	8.423	(1.097)	155769	200.000	198.5
53 Bromodichloromethane	83	8.587	8.587	(1.118)	351509	200.000	182.0
57 cis-1,3-Dichloropropene	75	9.044	9.044	(1.177)	441895	200.000	183.0
58 4-Methyl-2-Pentanone	43	9.202	9.202	(0.855)	289287	200.000	212.5(Q)
60 Toluene	91	9.384	9.384	(0.872)	1288908	200.000	192.1
61 trans-1,3-Dichloropropene	75	9.597	9.597	(0.892)	386774	200.000	180.2
63 1,3-Dichloropropane	76	9.950	9.950	(0.925)	419280	200.000	205.9
64 1,1,2-Trichloroethane	97	9.786	9.786	(0.910)	228953	200.000	209.9(Q)
65 Tetrachloroethene	164	9.932	9.932	(0.923)	257270	200.000	223.2
66 2-Hexanone	43	10.035	10.035	(0.933)	247706	200.000	231.2(Q)
67 Dibromochloromethane	129	10.181	10.181	(0.946)	239167	200.000	191.6
68 1,2-Dibromoethane	107	10.297	10.297	(0.957)	222497	200.000	211.4
70 Chlorobenzene	112	10.784	10.784	(1.002)	790212	200.000	197.2
71 1,1,1,2-Tetrachloroethane	131	10.863	10.863	(1.010)	271962	200.000	210.3(Q)
72 Ethylbenzene	106	10.887	10.887	(1.012)	430967	200.000	209.6
73 m + p-Xylene	106	11.003	11.003	(1.023)	1085175	400.000	428.6
74 Xylene-o	106	11.404	11.404	(1.060)	539657	200.000	218.0
76 Styrene	104	11.416	11.416	(1.061)	883227	200.000	207.7
77 Bromoform	173	11.605	11.605	(1.079)	155133	200.000	196.6
78 Isopropylbenzene	105	11.769	11.769	(1.094)	1468883	200.000	219.3
79 Bromobenzene	156	12.085	12.085	(0.924)	343980	200.000	214.0
81 n-Propylbenzene	120	12.177	12.177	(0.931)	387620	200.000	210.2
82 2-Chlorotoluene	126	12.274	12.274	(0.938)	324080	200.000	214.5
83 1,1,2,2-Tetrachloroethane	83	12.055	12.055	(0.921)	294276	200.000	215.4
84 1,2,3-Trichloropropane	110	12.110	12.110	(0.926)	90291	200.000	214.7
85 4-Chlorotoluene	126	12.377	12.377	(0.946)	312422	200.000	200.8
86 1,3,5-Trimethylbenzene	105	12.353	12.353	(0.944)	1228193	200.000	218.6
87 tert-Butylbenzene	119	12.682	12.682	(0.969)	1093020	200.000	217.8
88 1,2,4-Trimethylbenzene	105	12.730	12.730	(0.973)	1208903	200.000	213.0
89 sec-Butylbenzene	105	12.901	12.901	(0.986)	1595281	200.000	224.6
90 4-Isopropyltoluene	119	13.040	13.040	(0.997)	1355201	200.000	231.8
91 1,3-Dichlorobenzene	146	13.022	13.022	(0.995)	642172	200.000	221.8
93 1,4-Dichlorobenzene	146	13.107	13.107	(1.002)	664920	200.000	220.8
94 n-Butylbenzene	91	13.454	13.454	(1.028)	1243133	200.000	223.6
95 1,2-Dichlorobenzene	146	13.491	13.491	(1.031)	625093	200.000	231.2
96 1,2-Dibromo-3-chloropropane	157	14.275	14.275	(1.091)	53749	200.000	219.4
97 1,2,4-Trichlorobenzene	180	15.109	15.109	(1.155)	457620	200.000	261.6
98 Hexachlorobutadiene	225	15.285	15.285	(1.168)	268944	200.000	267.4(Q)
99 Naphthalene	128	15.377	15.377	(1.175)	847064	200.000	273.3

Compounds	QUANT SIG MASS	RT	EXP RT	REL RT	RESPONSE	AMOUNTS CAL-AMT (ng)	AMOUNTS ON-COL (ng)
100 1,2,3-Trichlorobenzene	180	15.650	15.650	(1.196)	353255	200.000	274.4
155 Methyl Acetate	43	4.499	4.499	(0.586)	221510	200.000	198.0
156 Cyclohexane	56	7.012	7.012	(0.913)	599048	200.000	192.6
157 Methyl Cyclohexane	83	8.265	8.265	(1.076)	585415	200.000	198.8
161 1,3,5-Trichlorobenzene	180	14.482	14.482	(1.107)	504195	200.000	244.8
17 Acetonitrile	40	4.402	4.402	(0.573)	402549	4000.00	4592
M 75 Xylenes (total)	106				1624832	600.000	

QC Flag Legend

Q - Qualifier signal failed the ratio test.

GC/MS VOLATILE
QC DATA

Data File: \\PITSVR06\D\chem\hp4.i\4101310d.b\BF41013.D

Date : 13-OCT-2010 10:10

Client ID: BFB

Instrument: hp4.i

Sample Info: BFB 1UL

Volume Injected (uL): 1.0

Operator: 034635

Column phase: DB624 20m

Column diameter: 0.18

1 bfb

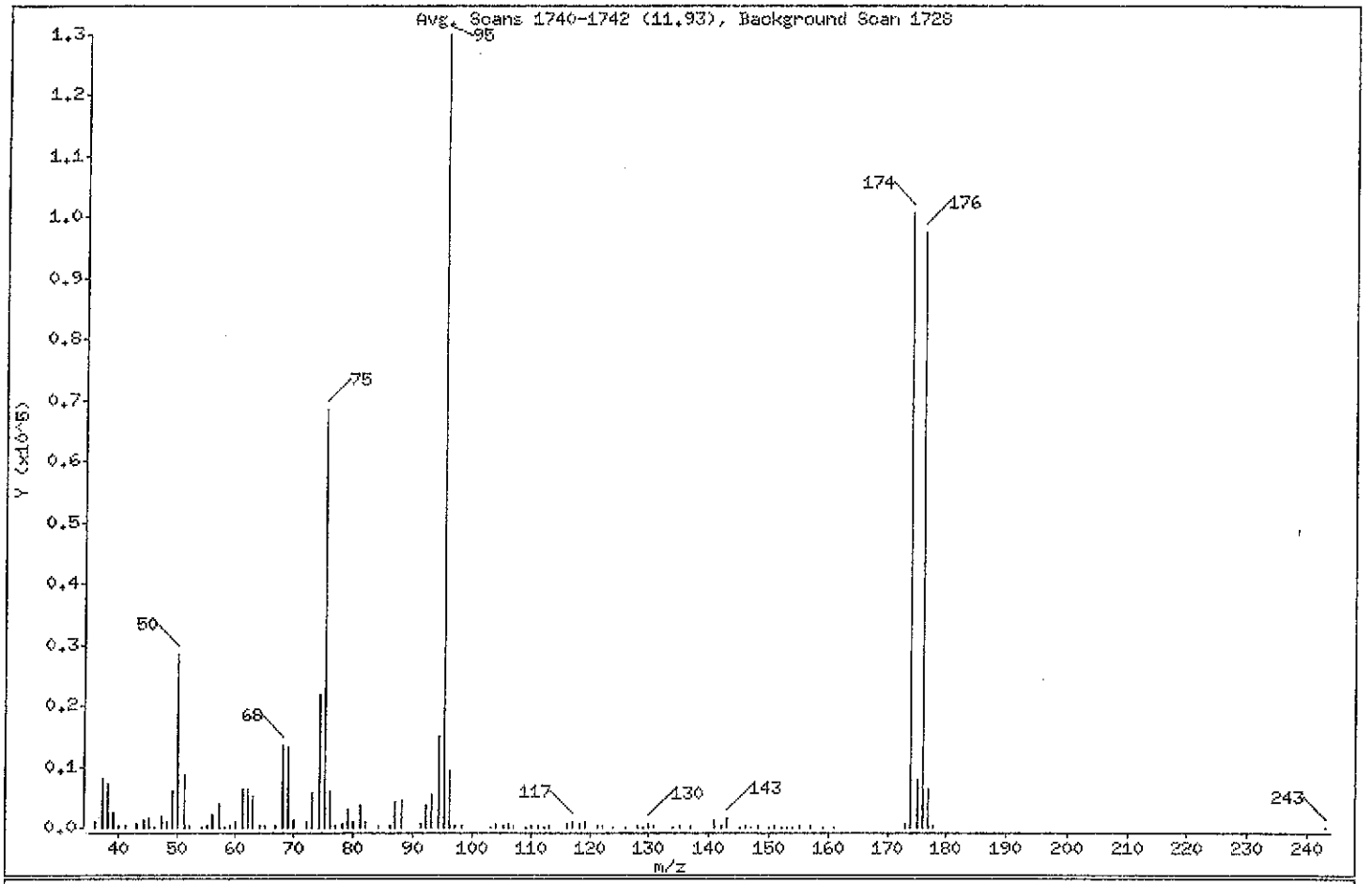

m/e	ION ABUNDANCE CRITERIA	% RELATIVE ABUNDANCE
95	Base Peak, 100% relative abundance	100.00
50	15.00 - 40.00% of mass 95	21.81
75	30.00 - 60.00% of mass 95	52.54
96	5.00 - 9.00% of mass 95	7.02
173	Less than 2.00% of mass 174	0.48 (0.62)
174	50.00 - 100.00% of mass 95	77.37
175	5.00 - 9.00% of mass 174	6.09 (7.87)
176	95.00 - 101.00% of mass 174	74.93 (96.85)
177	5.00 - 9.00% of mass 176	4.76 (6.35)

Data File: \\PITSVR06\D\chem\hp4.i\4101310d.b\BF41013.D

Date : 13-OCT-2010 10:10

Client ID: BFB

Instrument: hp4.i

Sample Info: BFB 1UL

Volume Injected (uL): 1.0

Operator: 034635

Column phase: DB624 20m

Column diameter: 0.18

Data File: BF41013.D

Spectrum: Avg. Scans 1740-1742 (11.93), Background Scan 1728

Location of Maximum: 95.00

Number of points: 103

m/z	Y	m/z	Y	m/z	Y	m/z	Y
36.00	766	64.00	376	96.00	9126	135.00	394
37.00	7920	65.00	152	97.00	187	137.00	282
38.00	7191	67.00	407	98.00	329	141.00	1159
39.00	2295	68.00	13579	103.00	97	142.00	165
40.00	177	69.00	13249	104.00	558	143.00	1401
41.00	324	70.00	1091	105.00	283	145.00	57
43.00	633	72.00	795	106.00	612	146.00	157
44.00	1119	73.00	5784	107.00	186	147.00	72
45.00	1355	74.00	21840	109.00	9	148.00	369
46.00	31	75.00	68296	110.00	155	150.00	95
47.00	1801	76.00	6077	111.00	291	151.00	173
48.00	815	77.00	374	112.00	94	152.00	82
49.00	6003	78.00	742	113.00	165	153.00	102
50.00	28344	79.00	2889	116.00	459	154.00	94
51.00	8531	80.00	995	117.00	867	155.00	424
52.00	322	81.00	3535	118.00	551	157.00	272
54.00	81	82.00	814	119.00	789	159.00	88
55.00	337	84.00	208	121.00	171	161.00	100
56.00	1961	86.00	163	122.00	165	173.00	628
57.00	3994	87.00	4193	124.00	82	174.00	100568
58.00	127	88.00	4451	126.00	96	175.00	7912
59.00	259	91.00	591	128.00	270	176.00	97400
60.00	1025	92.00	3536	129.00	75	177.00	6184
61.00	6385	93.00	5474	130.00	477	178.00	197
62.00	6129	94.00	14919	131.00	340	243.00	139
63.00	5172	95.00	129984	134.00	96		

Data File: \\PITSVR06\D\chem\hp4.i\4101310d.b\BF41013.D

Date : 13-OCT-2010 10:10

Client ID: BFB

Sample Info: BFB 1UL

Volume Injected (uL): 1.0

Column phase: DB624 20m

Instrument: hp4.i

Operator: 034635

Column diameter: 0.18

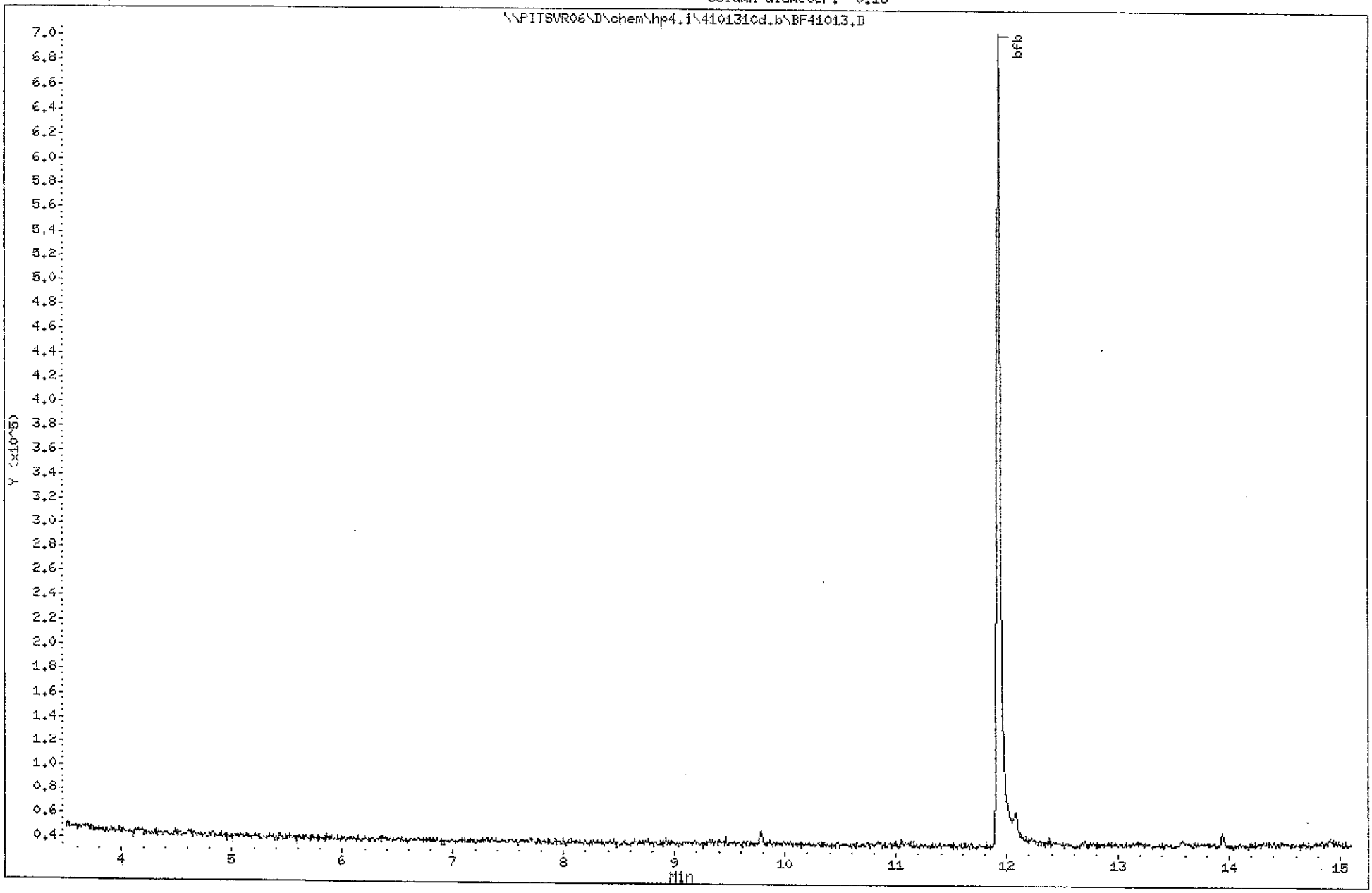

(1001 - 1352)
1306
C0K040543

Data File: \\PITSVR06\D\chem\hp5.i\5101510d.b\BF51015B.D

Date : 15-OCT-2010 15:16

Client ID: BFB 1ul

Instrument: hp5.i

Sample Info: BFB 1UL

Volume Injected (uL): 1.0

Operator: 403808

Column phase: DB624 20m

Column diameter: 0.20

1 bfb

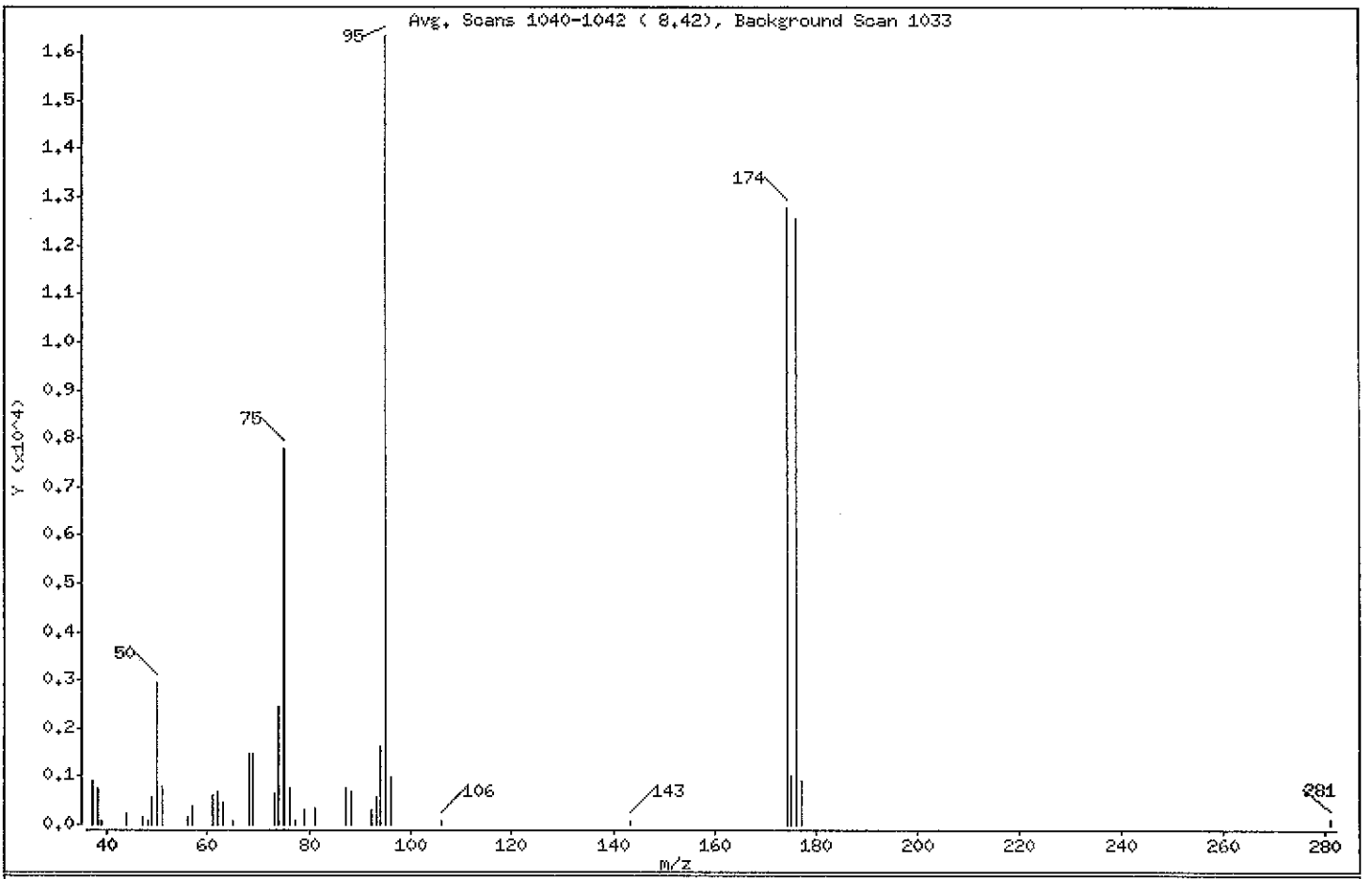

m/e	ION ABUNDANCE CRITERIA	% RELATIVE ABUNDANCE
95	Base Peak, 100% relative abundance	100.00
50	15.00 - 40.00% of mass 95	18.05
75	30.00 - 60.00% of mass 95	47.68
96	5.00 - 9.00% of mass 95	6.01
173	Less than 2.00% of mass 174	0.00 (0.00)
174	50.00 - 100.00% of mass 95	78.05
175	5.00 - 9.00% of mass 174	6.19 (7.93)
176	95.00 - 101.00% of mass 174	76.80 (98.39)
177	5.00 - 9.00% of mass 176	5.54 (7.21)

Date : 15-OCT-2010 15:16

Client ID: BFB 1ul Instrument: hp5.i

Sample Info: BFB 1UL

Volume Injected (uL): 1.0 Operator: 403808

Column phase: DB624 20m Column diameter: 0.20

Data File: BF51015B.D
Spectrum: Avg. Scans 1040-1042 (8.42), Background Scan 1033
Location of Maximum: 95.00
Number of points: 38

m/z	Y	m/z	Y	m/z	Y	m/z	Y
37.00	912	57.00	387	76.00	770	96.00	983
38.00	745	61.00	620	77.00	76	106.00	68
39.00	91	62.00	667	79.00	290	143.00	78
44.00	209	63.00	466	81.00	330	174.00	12760
47.00	160	65.00	69	87.00	764	175.00	1012
48.00	80	68.00	1465	88.00	660	176.00	12555
49.00	573	69.00	1474	92.00	294	177.00	905
50.00	2950	73.00	630	93.00	550	281.00	108
51.00	774	74.00	2429	94.00	1620		
56.00	160	75.00	7794	95.00	16348		

Data File: \\PITSVR06\D\chem\hp5.i\5101510d.b\BF51015B.D

Page 1

Date : 15-OCT-2010 15:16

Client ID: BFB 1ul

Instrument: hp5.i

Sample Info: BFB 1UL

Volume Injected (uL): 1.0

Operator: 403808

Column phase: DB624 20m

Column diameter: 0.20

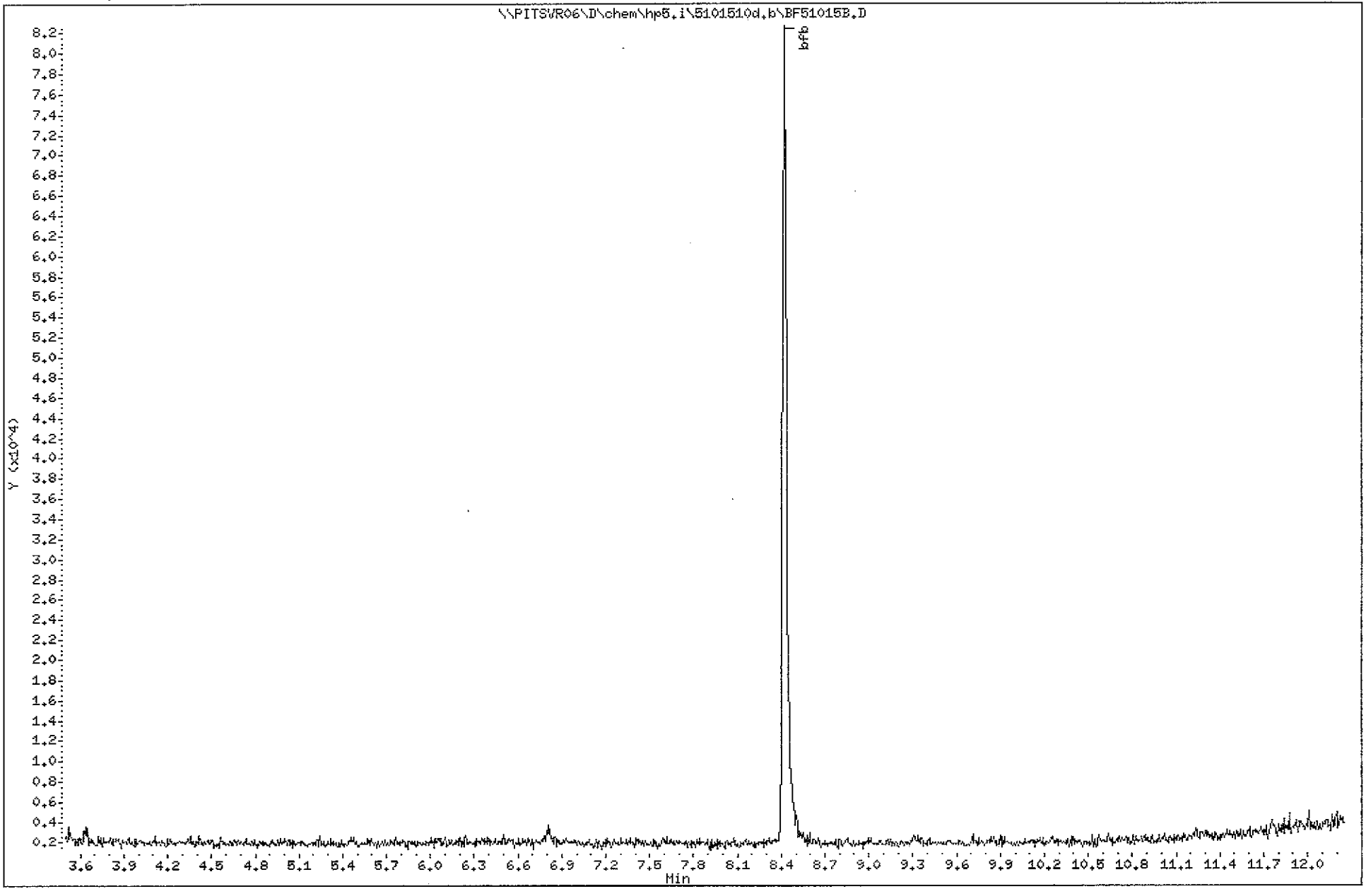

(1001 - 1352)
1309
C0K040543

Data File: \\PITSVR06\D\chem\hp5.i\5111110d.b\BF51111.D

Date : 11-NOV-2010 08:14

Client ID: BFB 1ul

Instrument: hp5.i

Sample Info: BFB 1UL

Volume Injected (uL): 1.0

Operator: 001562

Column phase: DB624 20m

Column diameter: 0.20

1 bfb

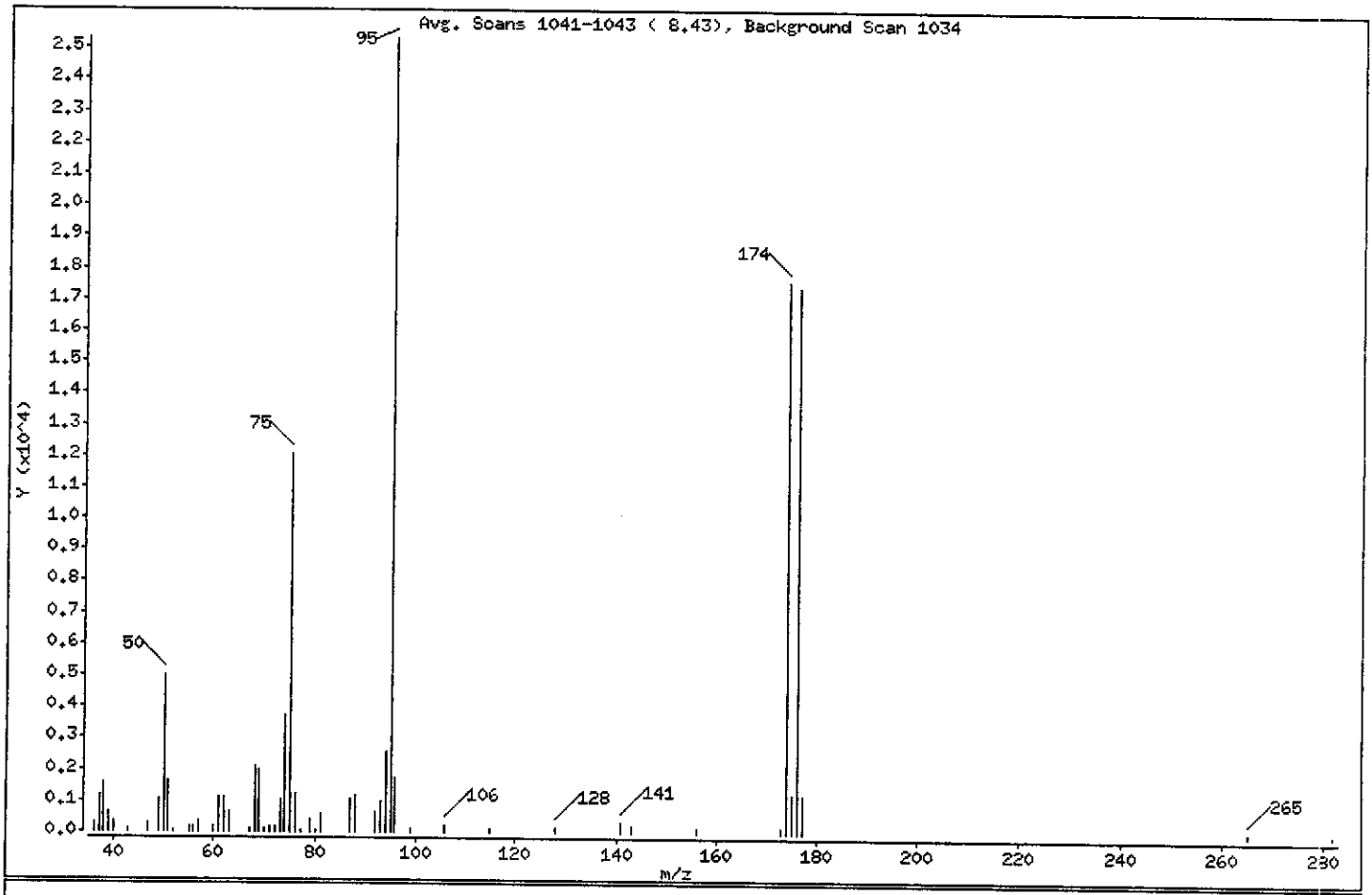

m/e	ION ABUNDANCE CRITERIA	% RELATIVE ABUNDANCE
95	Base Peak, 100% relative abundance	100.00
50	15.00 - 40.00% of mass 95	19.68
75	30.00 - 60.00% of mass 95	47.62
96	5.00 - 9.00% of mass 95	6.96
173	Less than 2.00% of mass 174	0.68 (0.98)
174	50.00 - 100.00% of mass 95	69.52
175	5.00 - 9.00% of mass 174	4.91 (7.06)
176	95.00 - 101.00% of mass 174	68.83 (99.00)
177	5.00 - 9.00% of mass 176	4.91 (7.14)

Data File: \\PITSVR06\D\chem\hp5.i\5111110d.b\BF51111.D

Date : 11-NOV-2010 08:14

Client ID: BFB 1ul

Instrument: hp5.i

Sample Info: BFB 1UL

Volume Injected (uL): 1.0

Operator: 001562

Column phase: DB624 20m

Column diameter: 0.20

Data File: BF51111.D

Spectrum: Avg. Scans 1041-1043 (8.43), Background Scan 1034

Location of Maximum: 95.00

Number of points: 53

m/z	Y	m/z	Y	m/z	Y	m/z	Y
36.00	293	60.00	196	77.00	67	128.00	160
37.00	1179	61.00	1127	79.00	413	141.00	359
38.00	1550	62.00	1101	80.00	72	143.00	213
39.00	643	63.00	621	81.00	563	156.00	172
40.00	326	67.00	93	87.00	1043	173.00	173
43.00	94	68.00	2106	88.00	1166	174.00	17592
47.00	311	69.00	1967	92.00	658	175.00	1242
49.00	1030	70.00	120	93.00	981	176.00	17416
50.00	4979	71.00	197	94.00	2580	177.00	1243
51.00	1635	72.00	200	95.00	25304	265.00	99
52.00	76	73.00	1042	96.00	1762	282.00	77
55.00	167	74.00	3707	99.00	97		
56.00	151	75.00	12051	106.00	222		
57.00	357	76.00	1250	115.00	95		

Data File: \\PITSVR06\D\chem\hp5.i\5111110d.b\BF51111.D

Page 1

Date : 11-NOV-2010 08:14

Client ID: BFB 1ul

Instrument: hp5.i

Sample Info: BFB 1UL

Volume Injected (uL): 1.0

Operator: 001562

Column phase: DB624 20m

Column diameter: 0.20

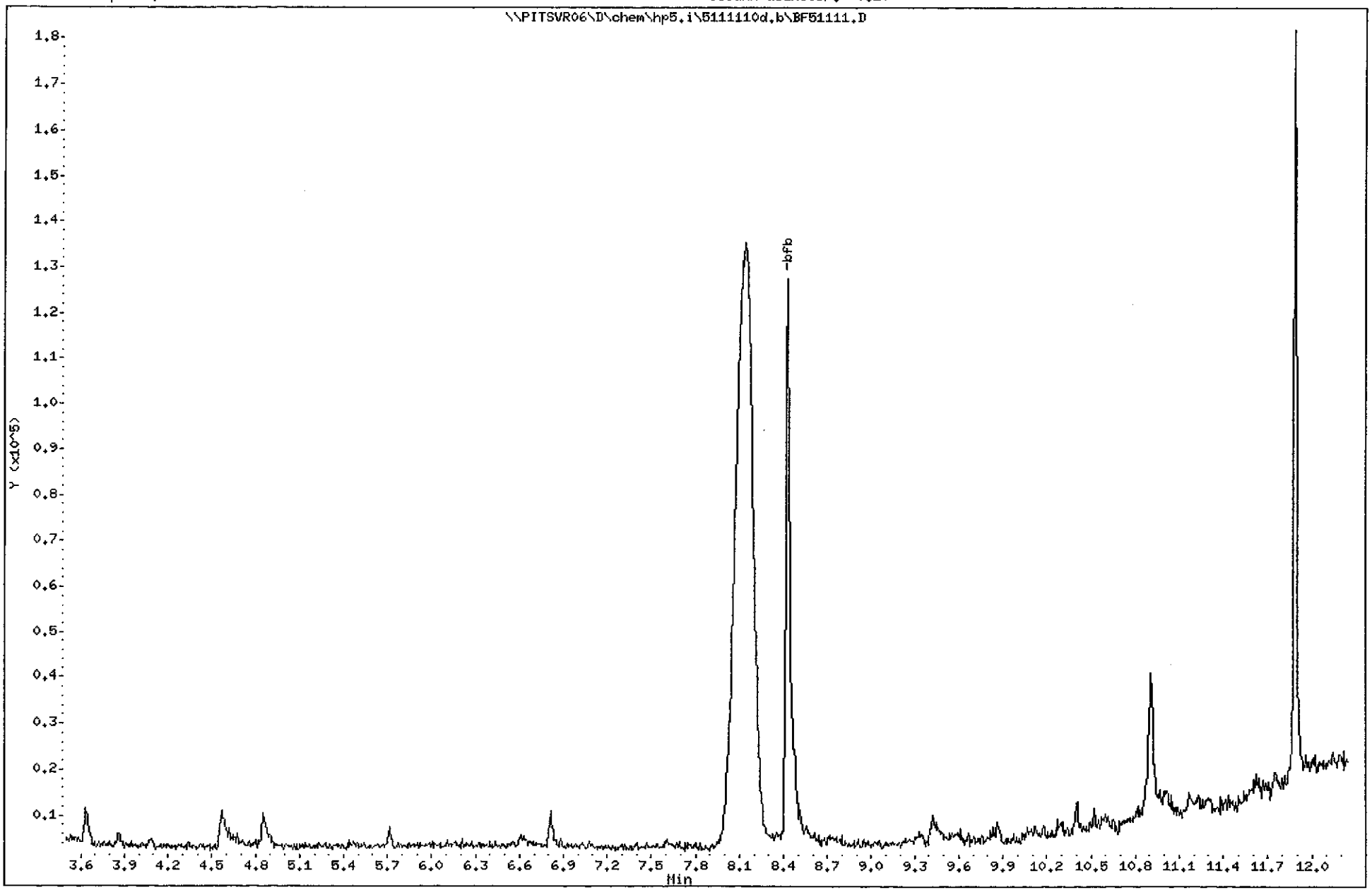

(1001 - 1352)

1312

C0K040543

Data File: \\PITSVR06\D\chem\hp4.i\4111510d.b\BF41115.D

Date : 15-NOV-2010 07:10

Client ID: BFB

Instrument: hp4.i

Sample Info: BFB 1UL

Volume Injected (uL): 1.0

Operator: 034635

Column phase: DB624 20m

Column diameter: 0.18

1 bfb

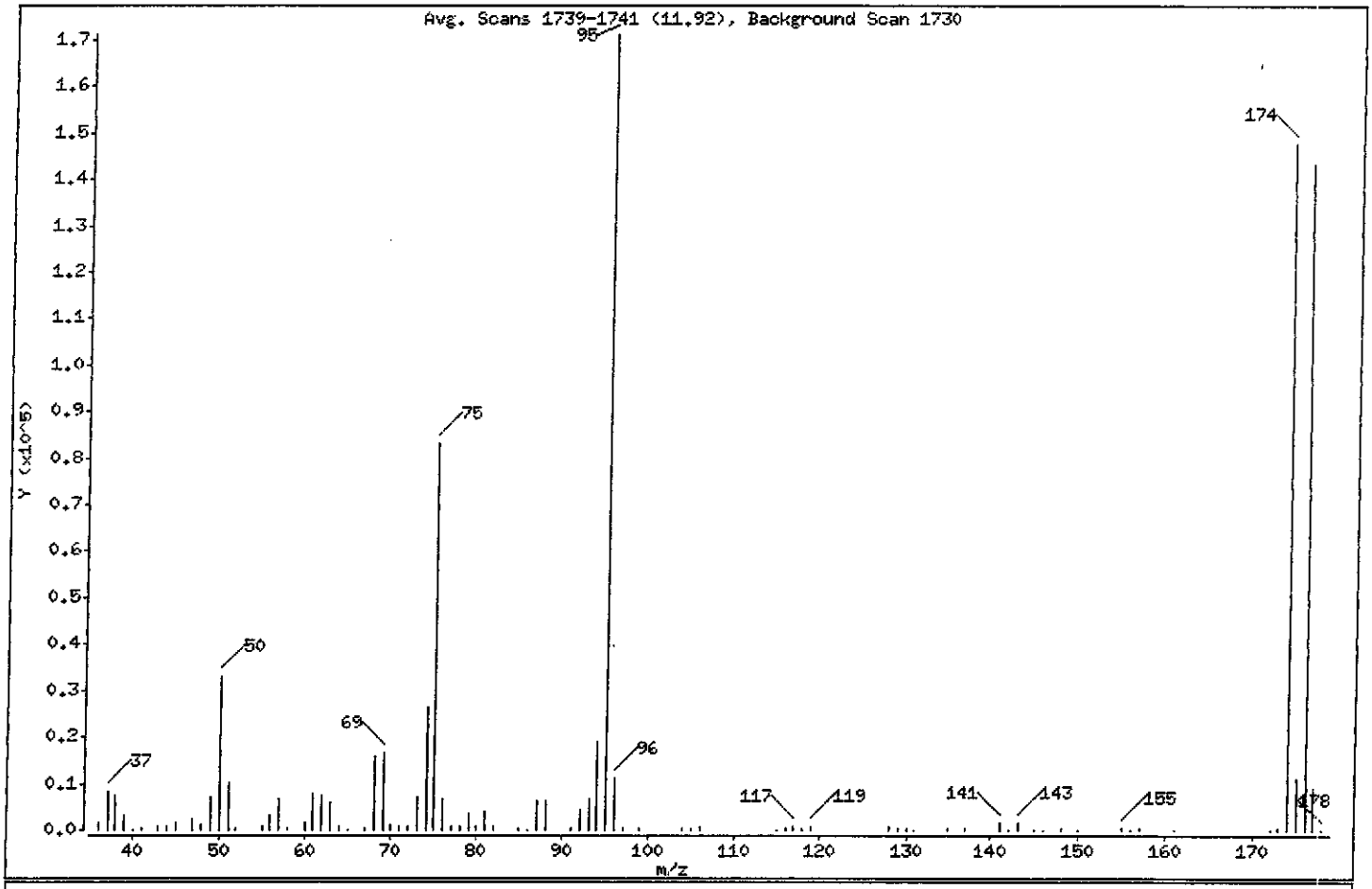

m/e	ION ABUNDANCE CRITERIA	% RELATIVE ABUNDANCE
95	Base Peak, 100% relative abundance	100.00
50	15.00 - 40.00% of mass 95	19.28
75	30.00 - 60.00% of mass 95	48.53
96	5.00 - 9.00% of mass 95	6.42
173	Less than 2.00% of mass 174	0.26 (0.30)
174	50.00 - 100.00% of mass 95	86.28
175	5.00 - 9.00% of mass 174	6.33 (7.34)
176	95.00 - 101.00% of mass 174	83.62 (96.92)
177	5.00 - 9.00% of mass 176	5.22 (6.25)

Data File: \\PITSVR06\D\chem\hp4.i\4111510d.b\BF41115.D

Date : 15-NOV-2010 07:10

Client ID: BFB

Instrument: hp4.i

Sample Info: BFB 1UL

Volume Injected (uL): 1.0

Operator: 034635

Column phase: DB624 20m

Column diameter: 0.18

Data File: BF41115.D

Spectrum: Avg. Scans 1739-1741 (11.92), Background Scan 1730

Location of Maximum: 95.00

Number of points: 85

m/z	Y	m/z	Y	m/z	Y	m/z	Y
36.00	1548	63.00	5713	88.00	6391	137.00	274
37.00	8361	64.00	720	91.00	530	141.00	1760
38.00	7541	65.00	74	92.00	4226	142.00	161
39.00	3191	67.00	412	93.00	6817	143.00	1608
40.00	153	68.00	15728	94.00	18784	145.00	66
41.00	393	69.00	16456	95.00	171136	146.00	181
43.00	820	70.00	1302	96.00	10988	148.00	304
44.00	819	71.00	669	97.00	417	150.00	70
45.00	1417	72.00	812	99.00	207	155.00	361
47.00	2402	73.00	7250	104.00	520	156.00	96
48.00	1122	74.00	26536	105.00	278	157.00	338
49.00	7081	75.00	83048	106.00	625	161.00	171
50.00	32992	76.00	6883	115.00	175	172.00	107
51.00	10111	77.00	873	116.00	528	173.00	450
52.00	434	78.00	640	117.00	905	174.00	147648
55.00	698	79.00	3345	118.00	479	175.00	10839
56.00	3068	80.00	920	119.00	798	176.00	143104
57.00	6689	81.00	3929	128.00	614	177.00	8938
58.00	357	82.00	832	129.00	306	178.00	175
60.00	1528	85.00	369	130.00	503		
61.00	7794	86.00	159	131.00	89		
62.00	7589	87.00	6490	135.00	286		

Data File: \\PITSVR06\D\chem\hp4.i\4111510d.b\BF41115.D
Date : 15 NOV-2010 07:10
Client ID: BFB
Sample Info: BFB 1UL
Volume Injected (uL): 1.0
Column phase: DB624 20m

Instrument: hp4.i

Operator: 034635
Column diameter: 0.18

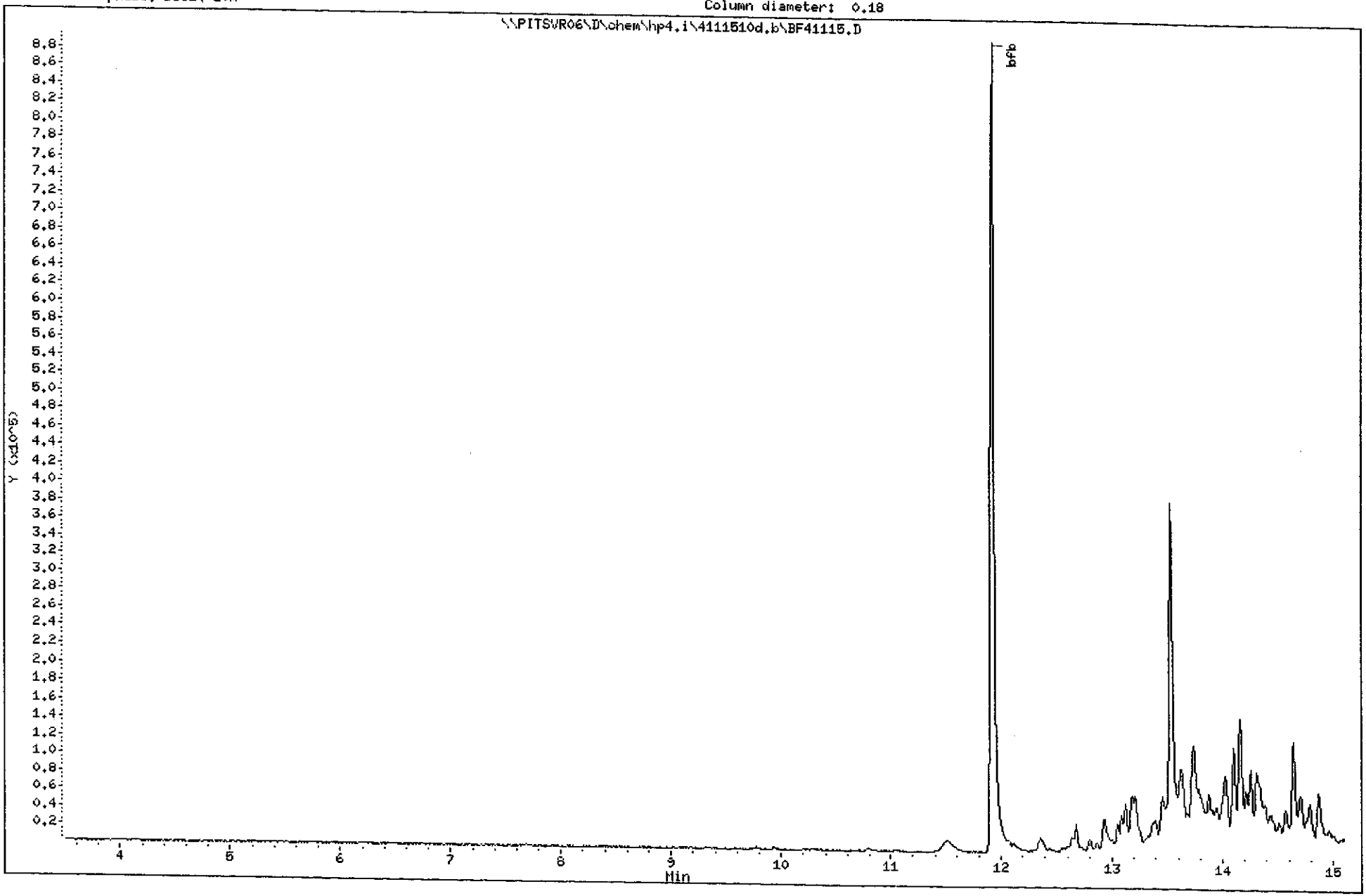

(1001 - 1352)
1315
C0K040543

METHOD BLANK REPORT

GC/MS Volatiles

Client Lot #...: C0K040543 **Work Order #...:** L9V7G1AA **Matrix.....:** WATER
MB Lot-Sample #: C0K110000-225

Prep Date.....: 11/11/10 **Analysis Time..:** 09:53
Analysis Date..: 11/11/10 **Prep Batch #...:** 0315225 **Final Wgt/Vol..:** 5 mL
Dilution Factor: 1 **Initial Wgt/Vol:** 5 mL **Instrument ID..:** HP5
Analyst ID.....: 001562

PARAMETER	RESULT	REPORTING LIMIT	UNITS	METHOD
Acetone	ND	5.0	ug/L	SW846 8260B
Benzene	ND	1.0	ug/L	SW846 8260B
Bromodichloromethane	ND	1.0	ug/L	SW846 8260B
Bromoform	ND	1.0	ug/L	SW846 8260B
Bromomethane	ND	1.0	ug/L	SW846 8260B
2-Butanone	ND	5.0	ug/L	SW846 8260B
Carbon disulfide	ND	1.0	ug/L	SW846 8260B
Carbon tetrachloride	ND	1.0	ug/L	SW846 8260B
Chlorobenzene	ND	1.0	ug/L	SW846 8260B
Chloroethane	ND	1.0	ug/L	SW846 8260B
Chloroform	ND	1.0	ug/L	SW846 8260B
Chloromethane	ND	1.0	ug/L	SW846 8260B
Cyclohexane	ND	1.0	ug/L	SW846 8260B
Dibromochloromethane	ND	1.0	ug/L	SW846 8260B
1,2-Dibromo-3-chloro-propane	ND	1.0	ug/L	SW846 8260B
1,2-Dibromoethane	ND	1.0	ug/L	SW846 8260B
1,3-Dichlorobenzene	ND	1.0	ug/L	SW846 8260B
1,4-Dichlorobenzene	ND	1.0	ug/L	SW846 8260B
1,2-Dichlorobenzene	ND	1.0	ug/L	SW846 8260B
Dichlorodifluoromethane	ND	1.0	ug/L	SW846 8260B
1,1-Dichloroethane	ND	1.0	ug/L	SW846 8260B
1,2-Dichloroethane	ND	1.0	ug/L	SW846 8260B
1,1-Dichloroethene	ND	1.0	ug/L	SW846 8260B
cis-1,2-Dichloroethene	ND	1.0	ug/L	SW846 8260B
trans-1,2-Dichloroethene	ND	1.0	ug/L	SW846 8260B
1,2-Dichloropropane	ND	1.0	ug/L	SW846 8260B
cis-1,3-Dichloropropene	ND	1.0	ug/L	SW846 8260B
trans-1,3-Dichloropropene	ND	1.0	ug/L	SW846 8260B
Ethylbenzene	ND	1.0	ug/L	SW846 8260B
2-Hexanone	ND	5.0	ug/L	SW846 8260B
Isopropylbenzene	ND	1.0	ug/L	SW846 8260B
Methyl acetate	ND	1.0	ug/L	SW846 8260B
Methylene chloride	ND	1.0	ug/L	SW846 8260B
Methylcyclohexane	ND	1.0	ug/L	SW846 8260B
4-Methyl-2-pentanone	ND	5.0	ug/L	SW846 8260B
Methyl tert-butyl ether	ND	1.0	ug/L	SW846 8260B
Styrene	ND	1.0	ug/L	SW846 8260B
1,1,2,2-Tetrachloroethane	ND	1.0	ug/L	SW846 8260B
1,2,4-Trichloro-benzene	ND	1.0	ug/L	SW846 8260B

(Continued on next page)

METHOD BLANK REPORT

GC/MS Volatiles

Client Lot #...: C0K040543 **Work Order #...:** L9V7G1AA **Matrix.....:** WATER

PARAMETER	RESULT	REPORTING LIMIT	UNITS	METHOD
Tetrachloroethene	ND	1.0	ug/L	SW846 8260B
1,1,1-Trichloroethane	ND	1.0	ug/L	SW846 8260B
1,1,2-Trichloroethane	ND	1.0	ug/L	SW846 8260B
Trichloroethene	ND	1.0	ug/L	SW846 8260B
Trichlorofluoromethane	ND	1.0	ug/L	SW846 8260B
1,1,2-Trichloro-1,2,2-trifluoroethane	ND	1.0	ug/L	SW846 8260B
Toluene	ND	1.0	ug/L	SW846 8260B
Vinyl chloride	ND	1.0	ug/L	SW846 8260B
Xylenes (total)	ND	3.0	ug/L	SW846 8260B

SURROGATE	PERCENT RECOVERY	RECOVERY LIMITS
Toluene-d8	101	(71 - 118)
1,2-Dichloroethane-d4	101	(64 - 135)
4-Bromofluorobenzene	102	(70 - 118)
Dibromofluoromethane	94	(70 - 128)

NOTE(S):

Calculations are performed before rounding to avoid round-off errors in calculated results.

Data File: \\pitsvr06\d\chem\hp5.i\5111110d.b\51111001.D

Date : 11-NOV-2010 09:53

Client ID: INTRA-LAB BLANK

Sample Info: VBLK 5ml

Purge Volume: 5.0

Column phase: DB 624

Instrument: hp5.i

Operator: 001562

Column diameter: 0.20

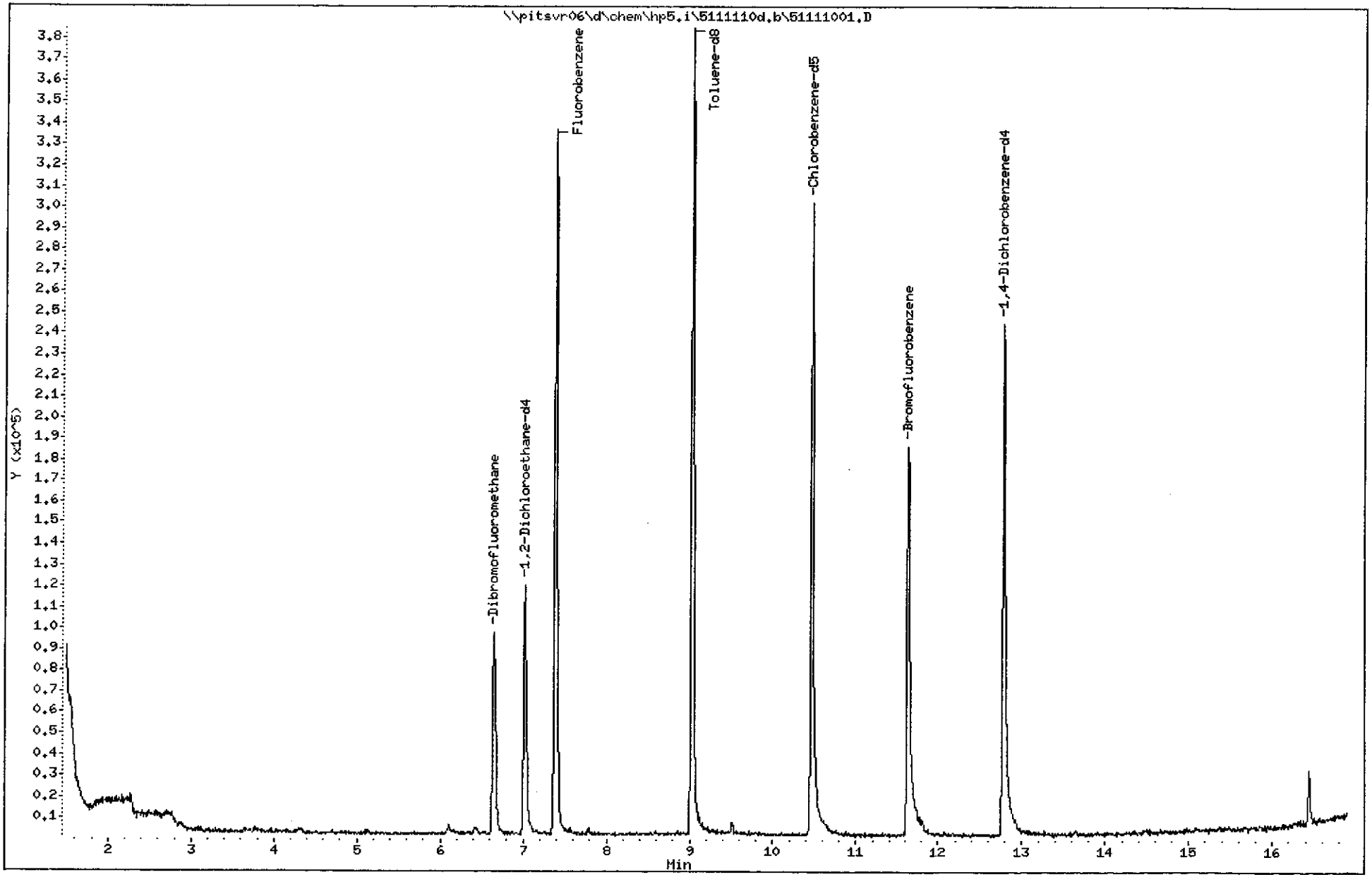

TestAmerica Pittsburgh

VOLATILE REPORT SW-846 Method

Data file : \\pitsvr06\d\chem\hp5.i\5111110d.b\51111001.D
Lab Smp Id: 19v7g1aa Client Smp ID: INTRA-LAB BLANK
Inj Date : 11-NOV-2010 09:53 MS Autotune Date: 12-SEP-2010 07:53
Operator : 001562 Inst ID: hp5.i
Smp Info : VBLK 5ml
Misc Info : vblk,5111110d.b,8260ee.m,1-dwlisted.sub
Comment :
Method : \\PITSVR06\D\chem\hp5.i\5111110d.b\8260ee.m
Meth Date : 11-Nov-2010 10:48 fergusond Quant Type: ISTD
Cal Date : 21-SEP-2010 21:56 Cal File: 1A50921N.D
Als bottle: 5
Dil Factor: 1.00000
Integrator: HP RTE Compound Sublist: 1-dwlisted.sub
Target Version: 4.14
Processing Host: PITPC-530

Concentration Formula: Amt * DF * 1/Vo*Vt * CpndVariable

Name	Value	Description
DF	1.000	Dilution Factor
Vo	5.000	Sample Volume
Vt	1.000	mg/L conversion (1.0 if no conversion)
Cpnd Variable		Local Compound Variable

	Compounds	QUANT SIG MASS	RT	EXP RT	REL RT	RESPONSE	CONCENTRATIONS ON-COLUMN (ng)	CONCENTRATIONS FINAL (UG/L)
*	46 Fluorobenzene	96	7.389	7.381	(1.000)	364800	50.0000	
*	69 Chlorobenzene-d5	119	10.468	10.466	(1.000)	72027	50.0000	
*	92 1,4-Dichlorobenzene-d4	152	12.785	12.777	(1.000)	103058	50.0000	
$	39 Dibromofluoromethane	113	6.647	6.645	(0.900)	79171	47.1164	9.423
$	43 1,2-Dichloroethane-d4	65	7.024	7.016	(0.951)	105721	50.2809	10.06
$	59 Toluene-d8	98	9.026	9.024	(0.862)	308326	50.7151	10.14
$	80 Bromofluorobenzene	95	11.642	11.634	(0.911)	111907	50.9012	10.18
	2 Chloromethane	50	Compound Not Detected.					
	3 Vinyl Chloride	62	Compound Not Detected.					
	4 Bromomethane	94	Compound Not Detected.					
	5 Chloroethane	64	Compound Not Detected.					
	6 Trichlorofluoromethane	101	Compound Not Detected.					
	1 Dichlorodifluoromethane	85	Compound Not Detected.					
	12 1,1-Dichloroethene	96	Compound Not Detected.					
	13 Acetone	43	Compound Not Detected.					
	15 Carbon Disulfide	76	Compound Not Detected.					
	18 Methylene Chloride	84	Compound Not Detected.					
	19 trans-1,2-Dichloroethene	96	Compound Not Detected.					
	20 Methyl tert-butyl ether	73	Compound Not Detected.					
	24 1,1-Dichloroethane	63	Compound Not Detected.					
	27 2,2-Dichloropropane	77	Compound Not Detected.					
	28 cis-1,2-dichloroethene	96	Compound Not Detected.					

	Compounds	QUANT SIG MASS	RT	EXP RT	REL RT	RESPONSE	CONCENTRATIONS ON-COLUMN (ng)	CONCENTRATIONS FINAL (UG/L)
M	29 1,2-Dichloroethene (total)	96	Compound Not Detected.					
	30 Bromochloromethane	128	Compound Not Detected.					
	31 2-Butanone	43	Compound Not Detected.					
	37 Chloroform	83	Compound Not Detected.					
	38 1,1,1-Trichloroethane	97	Compound Not Detected.					
	40 1,1-Dichloropropene	75	Compound Not Detected.					
	41 Carbon Tetrachloride	117	Compound Not Detected.					
	42 Benzene	78	Compound Not Detected.					
	45 1,2-Dichloroethane	62	Compound Not Detected.					
	47 Trichloroethene	130	Compound Not Detected.					
	49 1,2-Dichloropropane	63	Compound Not Detected.					
	50 Dibromomethane	93	Compound Not Detected.					
	53 Bromodichloromethane	83	Compound Not Detected.					
	57 cis-1,3-Dichloropropene	75	Compound Not Detected.					
	58 4-Methyl-2-Pentanone	43	Compound Not Detected.					
	60 Toluene	91	Compound Not Detected.					
	61 trans-1,3-Dichloropropene	75	Compound Not Detected.					
	63 1,3-Dichloropropane	76	Compound Not Detected.					
	64 1,1,2-Trichloroethane	97	Compound Not Detected.					
	65 Tetrachloroethene	164	Compound Not Detected.					
	66 2-Hexanone	43	Compound Not Detected.					
	67 Dibromochloromethane	129	Compound Not Detected.					
	68 1,2-Dibromoethane	107	Compound Not Detected.					
	70 Chlorobenzene	112	Compound Not Detected.					
	71 1,1,1,2-Tetrachloroethane	131	Compound Not Detected.					
	72 Ethylbenzene	106	Compound Not Detected.					
	73 m + p-Xylene	106	Compound Not Detected.					
	74 Xylene-o	106	Compound Not Detected.					
M	75 Xylenes (total)	106	Compound Not Detected.					
	76 Styrene	104	Compound Not Detected.					
	77 Bromoform	173	Compound Not Detected.					
	78 Isopropylbenzene	105	Compound Not Detected.					
	79 Bromobenzene	156	Compound Not Detected.					
	81 n-Propylbenzene	120	Compound Not Detected.					
	82 2-Chlorotoluene	126	Compound Not Detected.					
	83 1,1,2,2-Tetrachloroethane	83	Compound Not Detected.					
	84 1,2,3-Trichloropropane	110	Compound Not Detected.					
	85 4-Chlorotoluene	126	Compound Not Detected.					
	86 1,3,5-Trimethylbenzene	105	Compound Not Detected.					
	87 tert-Butylbenzene	119	Compound Not Detected.					
	88 1,2,4-Trimethylbenzene	105	Compound Not Detected.					
	89 sec-Butylbenzene	105	Compound Not Detected.					
	90 4-Isopropyltoluene	119	Compound Not Detected.					
	91 1,3-Dichlorobenzene	146	Compound Not Detected.					
	93 1,4-Dichlorobenzene	146	Compound Not Detected.					
	94 n-Butylbenzene	91	Compound Not Detected.					
	95 1,2-Dichlorobenzene	146	Compound Not Detected.					
	96 1,2-Dibromo-3-chloropropane	157	Compound Not Detected.					
	97 1,2,4-Trichlorobenzene	180	Compound Not Detected.					
	98 Hexachlorobutadiene	225	Compound Not Detected.					
	99 Naphthalene	128	Compound Not Detected.					
	100 1,2,3-Trichlorobenzene	180	Compound Not Detected.					
	101 1,1,2-trichlorotrifluoroethane	101	Compound Not Detected.					
	102 Methyl acetate	43	Compound Not Detected.					

	Compounds	QUANT SIG MASS	RT	EXP RT	REL RT	RESPONSE	CONCENTRATIONS ON-COLUMN (ng)	CONCENTRATIONS FINAL (UG/L)
104	Cyclohexane	56	Compound Not Detected.					
105	Methyl Cyclohexane	83	Compound Not Detected.					
157	2-Chlorobenzotrifluoride	180	Compound Not Detected.					
158	3-Chlorobenzotrifluoride	180	Compound Not Detected.					
159	4-Chlorobenzotrifluoride	180	Compound Not Detected.					
160	3-Chlorotoluene	126	Compound Not Detected.					
161	2,4-Dichlorobenzotrifluoride	214	Compound Not Detected.					
162	2,5-Dichlorobenzotrifluoride	214	Compound Not Detected.					
163	3,4-Dichlorobenzotrifluoride	214	Compound Not Detected.					
164	Dichlorotoluene(2,4+2,5+2,6)	125	Compound Not Detected.					
165	Dichlorotoluene(2,3+3,4)	125	Compound Not Detected.					
166	1,3,5-Trichlorobenzene	180	Compound Not Detected.					
167	2,3,6-Trichlorotoluene	159	Compound Not Detected.					
168	2,4,5-Trichlorotoluene	159	Compound Not Detected.					
52	1,4-Dioxane	88	Compound Not Detected.					

METHOD BLANK REPORT

GC/MS Volatiles

Client Lot #...: C0K040543	**Work Order #...:** L93WF1AA	**Matrix.....:** WASTE
MB Lot-Sample #: C0K150000-371		
	Prep Date.....: 11/15/10	**Analysis Time..:** 09:47
Analysis Date..: 11/15/10	**Prep Batch #...:** 0319371	**Final Wgt/Vol..:** 10 mL
Dilution Factor: 1	**Initial Wgt/Vol:** 1 g	**Instrument ID..:** HP4
	Analyst ID.....: 034635	

PARAMETER	RESULT	REPORTING LIMIT	UNITS	METHOD
Benzene	ND	2.5	mg/kg	SW846 8260B
2-Butanone	ND	2.5	mg/kg	SW846 8260B
Carbon tetrachloride	ND	2.5	mg/kg	SW846 8260B
Chlorobenzene	ND	2.5	mg/kg	SW846 8260B
Chloroform	ND	2.5	mg/kg	SW846 8260B
1,2-Dichloroethane	ND	2.5	mg/kg	SW846 8260B
1,1-Dichloroethene	ND	2.5	mg/kg	SW846 8260B
Tetrachloroethene	ND	2.5	mg/kg	SW846 8260B
Trichloroethene	ND	2.5	mg/kg	SW846 8260B
Vinyl chloride	ND	2.5	mg/kg	SW846 8260B

SURROGATE	PERCENT RECOVERY	RECOVERY LIMITS
1,2-Dichloroethane-d4	98	(65 - 139)
Toluene-d8	108	(75 - 125)
4-Bromofluorobenzene	100	(65 - 130)
Dibromofluoromethane	98	(67 - 131)

NOTE(S):

Calculations are performed before rounding to avoid round-off errors in calculated results.

Data File: \\PITSVR06\D\chem\hp4.i\4111510w.b\4111503.D

Page 5

Date : 15-NOV-2010 09:47

Client ID: intra-lab blank

Instrument: hp4.i

Sample Info: vblk 100ul 5ml

Volume Injected (uL): 5.0

Operator: 034635

Column phase: DB 624

Column diameter: 0.18

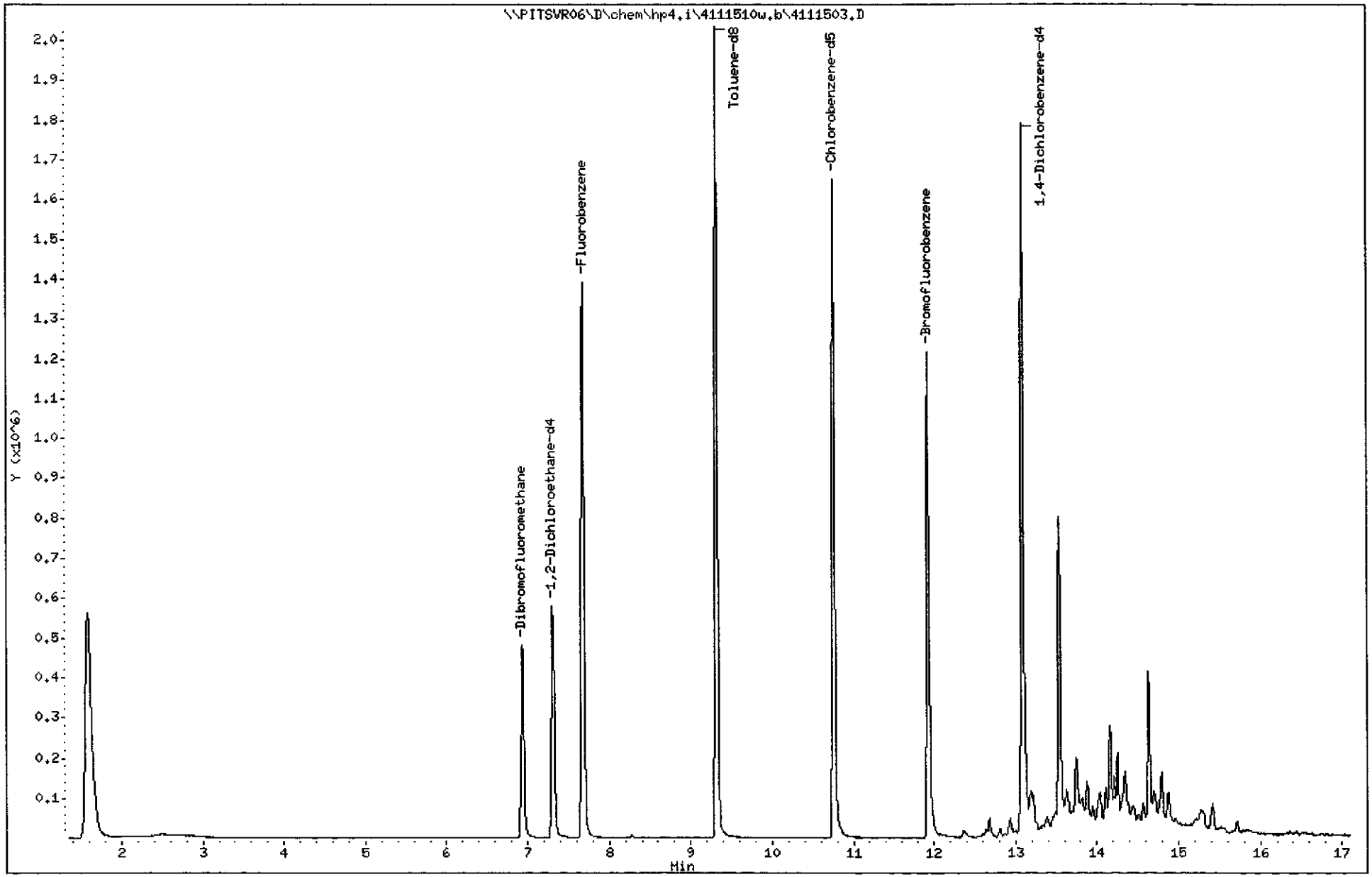

(1001 - 1352)

1323

C0K040543

TestAmerica Pittsburgh

VOLATILE REPORT SW-846 Method

Data file : \\PITSVR06\D\chem\hp4.i\4111510w.b\4111503.D
Lab Smp Id: Client Smp ID: intra-lab blank
Inj Date : 15-NOV-2010 09:47
Operator : 034635 Inst ID: hp4.i
Smp Info : vblk 100ul 5ml
Misc Info : ,4111510w.b,med500.m,2-padep.sub
Comment :
Method : \\PITSVR06\D\chem\hp4.i\4111510w.b\med500.m
Meth Date : 15-Nov-2010 11:39 hp4.i Quant Type: ISTD
Cal Date : 15-OCT-2010 10:15 Cal File: 1G41015.D
Als bottle: 6
Dil Factor: 1.00000
Integrator: HP RTE Compound Sublist: 2-padep.sub
Target Version: 4.14
Processing Host: PITSVR06

Concentration Formula: Amt * DF * /Vi*Vo/Ws*Vt/Va * CpndVariable

Name	Value	Description
DF	1.000	Dilution Factor
Vi	5.000	Injection Volume
Vo	10.000	Extraction Solvent Volume
Ws	1.000	Sample Weight
Vt	5.000	Final Volume
Va	0.10000	Aliquot Volume
Cpnd Variable		Local Compound Variable

Compounds	QUANT SIG MASS	RT	EXP RT	REL RT	RESPONSE	CONCENTRATIONS ON-COLUMN (ng)	CONCENTRATIONS FINAL (ug/Kg)
* 46 Fluorobenzene	96	7.678	7.681	(1.000)	1500792	250.000	
* 69 Chlorobenzene-d5	119	10.757	10.759	(1.000)	362659	250.000	
* 92 1,4-Dichlorobenzene-d4	152	13.087	13.083	(1.000)	658960	250.000	
$ 39 Dibromofluoromethane	113	6.936	6.939	(0.903)	358116	244.999	24500(Q)
$ 43 1,2-Dichloroethane-d4	65	7.307	7.310	(0.952)	521067	246.209	24620
$ 59 Toluene-d8	98	9.315	9.317	(0.866)	1574316	269.020	26900
$ 80 Bromofluorobenzene	95	11.925	11.927	(1.109)	575058	250.070	25010(Q)
1 Dichlorodifluoromethane	85	Compound Not Detected.					
2 Chloromethane	50	Compound Not Detected.					
3 Vinyl Chloride	62	Compound Not Detected.					
4 Bromomethane	94	Compound Not Detected.					
5 Chloroethane	64	Compound Not Detected.					
6 Trichlorofluoromethane	101	Compound Not Detected.					
10 1,1,2-trichloro-1,2,2-trifluor	101	Compound Not Detected.					
12 1,1-Dichloroethene	96	Compound Not Detected.					
15 Carbon Disulfide	76	Compound Not Detected.					
13 Acetone	43	Compound Not Detected.					
18 Methylene Chloride	84	Compound Not Detected.					
19 trans-1,2-Dichloroethene	96	Compound Not Detected.					

	Compounds	QUANT SIG MASS	RT	EXP RT	REL RT	RESPONSE	CONCENTRATIONS ON-COLUMN (ng)	CONCENTRATIONS FINAL (ug/Kg)
20	Methyl tert-butyl ether	73	Compound Not Detected.					
24	1,1-Dichloroethane	63	Compound Not Detected.					
27	2,2-Dichloropropane	77	Compound Not Detected.					
28	cis-1,2-dichloroethene	96	Compound Not Detected.					
M 29	1,2-Dichloroethene (total)	96	Compound Not Detected.					
30	Bromochloromethane	128	Compound Not Detected.					
31	2-Butanone	43	Compound Not Detected.					
37	Chloroform	83	Compound Not Detected.					
38	1,1,1-Trichloroethane	97	Compound Not Detected.					
40	1,1-Dichloropropene	75	Compound Not Detected.					
41	Carbon Tetrachloride	117	Compound Not Detected.					
42	Benzene	78	Compound Not Detected.					
45	1,2-Dichloroethane	62	Compound Not Detected.					
47	Trichloroethene	130	Compound Not Detected.					
49	1,2-Dichloropropane	63	Compound Not Detected.					
50	Dibromomethane	93	Compound Not Detected.					
53	Bromodichloromethane	83	Compound Not Detected.					
57	cis-1,3-Dichloropropene	75	Compound Not Detected.					
58	4-Methyl-2-Pentanone	43	Compound Not Detected.					
60	Toluene	91	Compound Not Detected.					
61	trans-1,3-Dichloropropene	75	Compound Not Detected.					
63	1,3-Dichloropropane	76	Compound Not Detected.					
64	1,1,2-Trichloroethane	97	Compound Not Detected.					
65	Tetrachloroethene	164	Compound Not Detected.					
66	2-Hexanone	43	Compound Not Detected.					
67	Dibromochloromethane	129	Compound Not Detected.					
68	1,2-Dibromoethane	107	Compound Not Detected.					
70	Chlorobenzene	112	Compound Not Detected.					
71	1,1,1,2-Tetrachloroethane	131	Compound Not Detected.					
72	Ethylbenzene	106	Compound Not Detected.					
73	m + p-Xylene	106	Compound Not Detected.					
74	Xylene-o	106	Compound Not Detected.					
76	Styrene	104	Compound Not Detected.					
77	Bromoform	173	Compound Not Detected.					
78	Isopropylbenzene	105	Compound Not Detected.					
79	Bromobenzene	156	Compound Not Detected.					
81	n-Propylbenzene	120	Compound Not Detected.					
82	2-Chlorotoluene	126	Compound Not Detected.					
83	1,1,2,2-Tetrachloroethane	83	Compound Not Detected.					
84	1,2,3-Trichloropropane	110	Compound Not Detected.					
85	4-Chlorotoluene	126	Compound Not Detected.					
86	1,3,5-Trimethylbenzene	105	Compound Not Detected.					
87	tert-Butylbenzene	119	Compound Not Detected.					
88	1,2,4-Trimethylbenzene	105	Compound Not Detected.					
89	sec-Butylbenzene	105	Compound Not Detected.					
90	4-Isopropyltoluene	119	Compound Not Detected.					
91	1,3-Dichlorobenzene	146	Compound Not Detected.					
93	1,4-Dichlorobenzene	146	Compound Not Detected.					
94	n-Butylbenzene	91	Compound Not Detected.					
95	1,2-Dichlorobenzene	146	Compound Not Detected.					
96	1,2-Dibromo-3-chloropropane	157	Compound Not Detected.					
97	1,2,4-Trichlorobenzene	180	Compound Not Detected.					
98	Hexachlorobutadiene	225	Compound Not Detected.					
99	Naphthalene	128	Compound Not Detected.					

	Compounds	QUANT SIG MASS	RT	EXP RT	REL RT	RESPONSE	CONCENTRATIONS ON-COLUMN (ng)	CONCENTRATIONS FINAL (ug/Kg)
100	1,2,3-Trichlorobenzene	180	Compound Not Detected.					
155	Methyl Acetate	43	Compound Not Detected.					
156	Cyclohexane	56	Compound Not Detected.					
157	Methyl Cyclohexane	83	Compound Not Detected.					
161	1,3,5-Trichlorobenzene	180	Compound Not Detected.					
17	Acetonitrile	40	Compound Not Detected.					
M 75	Xylenes (total)	106	Compound Not Detected.					

QC Flag Legend

Q - Qualifier signal failed the ratio test.

LABORATORY CONTROL SAMPLE EVALUATION REPORT

GC/MS Volatiles

Client Lot #...:	C0K040543	Work Order #...:	L9V7G1AC	Matrix.....:	WATER
LCS Lot-Sample#:	C0K110000-225				
Prep Date.....:	11/11/10	Analysis Date..:	11/11/10		
Prep Batch #...:	0315225	Analysis Time..:	11:20		
Dilution Factor:	1	Initial Wgt/Vol:	5 mL	Final Wgt/Vol..:	5 mL
Analyst ID.....:	001562	Instrument ID..:	HP5		

PARAMETER	PERCENT RECOVERY	RECOVERY LIMITS	METHOD
Benzene	**94**	**(80 - 120)**	**SW846 8260B**
Chlorobenzene	**98**	**(80 - 120)**	**SW846 8260B**
1,1-Dichloroethene	**104**	**(65 - 136)**	**SW846 8260B**
Trichloroethene	**92**	**(73 - 120)**	**SW846 8260B**
Toluene	**107**	**(80 - 123)**	**SW846 8260B**

SURROGATE	PERCENT RECOVERY	RECOVERY LIMITS
Toluene-d8	110	(71 - 118)
1,2-Dichloroethane-d4	91	(64 - 135)
4-Bromofluorobenzene	101	(70 - 118)
Dibromofluoromethane	92	(70 - 128)

NOTE(S):

Calculations are performed before rounding to avoid round-off errors in calculated results.

Bold print denotes control parameters

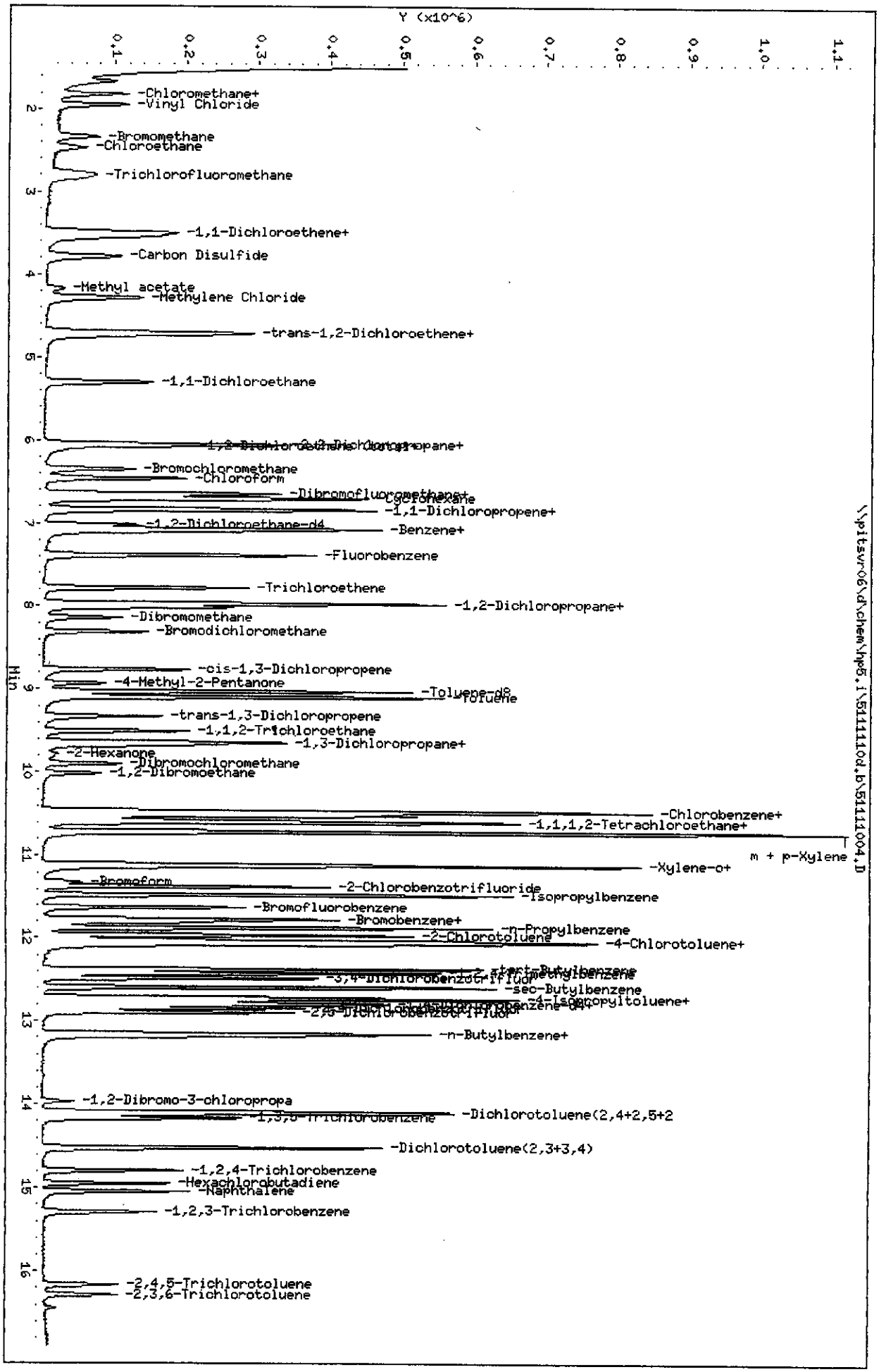

Data File: \\pitsvr06\d\chem\hp5.i\51111i0d.b\51111004.D
Date : 11-NOV-2010 11:20
Client ID: INTRA-LAB CHECK
Sample Info: BLKMS 5ml
Purge Volume: 5.0
Column phase: DB 624

Instrument: hp5.i
Operator: 001562
Column diameter: 0.20

TestAmerica Pittsburgh

VOLATILE REPORT SW-846 Method

Data file : \\pitsvr06\d\chem\hp5.i\5111110d.b\51111004.D
Lab Smp Id: 19v7g1ac Client Smp ID: INTRA-LAB CHECK
Inj Date : 11-NOV-2010 11:20 MS Autotune Date: 12-SEP-2010 07:53
Operator : 001562 Inst ID: hp5.i
Smp Info : BLKMS 5ml
Misc Info : lcs,5111110d.b,8260ee.m,1-dwlisted.sub
Comment :
Method : \\PITSVR06\D\chem\hp5.i\5111110d.b\8260ee.m
Meth Date : 11-Nov-2010 10:48 fergusond Quant Type: ISTD
Cal Date : 21-SEP-2010 21:56 Cal File: 1A50921N.D
Als bottle: 8
Dil Factor: 1.00000
Integrator: HP RTE Compound Sublist: 1-dwlisted.sub
Target Version: 4.14
Processing Host: PITSVR06

Concentration Formula: Amt * DF * 1/Vo*Vt * CpndVariable

Name	Value	Description
DF	1.000	Dilution Factor
Vo	5.000	Sample Volume
Vt	1.000	mg/L conversion (1.0 if no conversion)
Cpnd Variable		Local Compound Variable

	Compounds	QUANT SIG MASS	RT	EXP RT	REL RT	RESPONSE	CONCENTRATIONS ON-COLUMN (ng)	FINAL (UG/L)	
* 46	Fluorobenzene	96	7.384	7.381	(1.000)	414189	50.0000		
* 69	Chlorobenzene-d5	119	10.463	10.466	(1.000)	81956	50.0000		(M)
* 92	1,4-Dichlorobenzene-d4	152	12.787	12.777	(1.000)	121250	50.0000		
$ 39	Dibromofluoromethane	113	6.648	6.645	(0.900)	88190	46.2255	9.245	
$ 43	1,2-Dichloroethane-d4	65	7.019	7.016	(0.951)	108094	45.2793	9.056	
$ 59	Toluene-d8	98	9.027	9.024	(0.863)	380460	54.9985	11.00	
$ 80	Bromofluorobenzene	95	11.631	11.634	(0.910)	130617	50.4976	10.10	
2	Chloromethane	50	1.818	1.815	(0.246)	154114	51.4394	10.29	
3	Vinyl Chloride	62	1.952	1.949	(0.264)	159468	58.3556	11.67	
4	Bromomethane	94	2.341	2.338	(0.317)	66249	57.1851	11.44	
5	Chloroethane	64	2.469	2.460	(0.334)	83359	58.8599	11.77	
6	Trichlorofluoromethane	101	2.791	2.770	(0.378)	125601	56.5492	11.31	
1	Dichlorodifluoromethane	85	1.666	1.657	(0.226)	131807	47.4438	9.489	
12	1,1-Dichloroethene	96	3.491	3.482	(0.473)	112193	51.9985	10.40	
13	Acetone	43	3.631	3.628	(0.492)	25995	29.7049	5.941	(M)
15	Carbon Disulfide	76	3.783	3.774	(0.512)	295820	51.8552	10.37	
18	Methylene Chloride	84	4.288	4.273	(0.581)	110497	42.3734	8.475	
19	trans-1,2-Dichloroethene	96	4.708	4.693	(0.638)	116657	48.8878	9.778	
20	Methyl tert-butyl ether	73	4.732	4.723	(0.641)	288727	50.2129	10.04	
24	1,1-Dichloroethane	63	5.304	5.295	(0.718)	216366	48.5556	9.711	
27	2,2-Dichloropropane	77	6.046	6.043	(0.819)	139976	69.6936	13.94	
28	cis-1,2-dichloroethene	96	6.064	6.055	(0.821)	119833	46.8768	9.375	

	Compounds	QUANT SIG MASS	RT	EXP RT	REL RT	RESPONSE	CONCENTRATIONS ON-COLUMN (ng)	FINAL (UG/L)
M	29 1,2-Dichloroethene (total)	96				236490	95.7646	19.15
	30 Bromochloromethane	128	6.356	6.341	(0.861)	46861	42.1810	8.436
	31 2-Butanone	43	6.119	6.110	(0.829)	44271	35.5595	7.112
	37 Chloroform	83	6.460	6.457	(0.875)	192923	47.9004	9.580
	38 1,1,1-Trichloroethane	97	6.648	6.639	(0.900)	169144	55.0642	11.01
	40 1,1-Dichloropropene	75	6.843	6.834	(0.927)	178137	51.5352	10.31
	41 Carbon Tetrachloride	117	6.831	6.828	(0.925)	131160	51.4591	10.29
	42 Benzene	78	7.074	7.065	(0.958)	491629	46.9256	9.385
	45 1,2-Dichloroethane	62	7.105	7.096	(0.962)	138932	45.4796	9.096
	47 Trichloroethene	130	7.780	7.777	(1.054)	110616	45.9772	9.195
	49 1,2-Dichloropropane	63	8.017	8.014	(1.086)	113321	42.9127	8.582
	50 Dibromomethane	93	8.139	8.136	(1.102)	56762	43.3326	8.666
	53 Bromodichloromethane	83	8.303	8.300	(1.124)	119871	44.7739	8.955
	57 cis-1,3-Dichloropropene	75	8.765	8.762	(1.187)	150241	47.1760	9.435
	58 4-Methyl-2-Pentanone	43	8.930	8.921	(0.853)	96704	50.2033	10.04
	60 Toluene	91	9.094	9.091	(0.869)	469331	53.6944	10.74
	61 trans-1,3-Dichloropropene	75	9.325	9.322	(0.891)	122216	56.5316	11.31
	63 1,3-Dichloropropane	76	9.672	9.669	(0.924)	149164	48.4377	9.688
	64 1,1,2-Trichloroethane	97	9.501	9.498	(0.908)	78004	46.4126	9.282
	65 Tetrachloroethene	164	9.635	9.638	(0.921)	88381	54.3922	10.88
	66 2-Hexanone	43	9.787	9.760	(0.935)	38047	28.4180	5.684
	67 Dibromochloromethane	129	9.897	9.894	(0.946)	66132	45.9167	9.183
	68 1,2-Dibromoethane	107	10.012	10.010	(0.957)	74471	48.0098	9.602
	70 Chlorobenzene	112	10.493	10.490	(1.003)	260616	48.7693	9.754
	71 1,1,1,2-Tetrachloroethane	131	10.572	10.569	(1.010)	85441	52.0951	10.42(Q)
	72 Ethylbenzene	106	10.596	10.600	(1.013)	155818	50.9996	10.20
	73 m + p-Xylene	106	10.712	10.715	(1.024)	391871	105.744	21.15
	74 Xylene-o	106	11.108	11.111	(1.062)	187810	53.1934	10.64
M	75 Xylenes (total)	106				579681	158.937	31.79
	76 Styrene	104	11.126	11.123	(1.063)	291914	49.9545	9.991
	77 Bromoform	173	11.314	11.317	(1.081)	37121	45.5658	9.113
	78 Isopropylbenzene	105	11.473	11.470	(1.097)	488146	52.8824	10.58
	79 Bromobenzene	156	11.789	11.786	(0.922)	94675	43.3812	8.676
	81 n-Propylbenzene	120	11.880	11.883	(0.929)	127487	47.0147	9.403
	82 2-Chlorotoluene	126	11.971	11.968	(0.936)	103852	44.0933	8.819
	83 1,1,2,2-Tetrachloroethane	83	11.771	11.768	(0.921)	114910	46.7115	9.342
	84 1,2,3-Trichloropropane	110	11.813	11.816	(0.924)	34387	46.0379	9.208(Q)
	85 4-Chlorotoluene	126	12.081	12.078	(0.945)	114719	44.4187	8.884
	86 1,3,5-Trimethylbenzene	105	12.057	12.054	(0.943)	382153	46.8582	9.372
	87 tert-Butylbenzene	119	12.379	12.382	(0.968)	333474	48.0500	9.610
	88 1,2,4-Trimethylbenzene	105	12.428	12.431	(0.972)	368903	45.9915	9.198
	89 sec-Butylbenzene	105	12.598	12.601	(0.985)	483655	47.0294	9.406
	90 4-Isopropyltoluene	119	12.744	12.741	(0.997)	371727	44.9337	8.987
	91 1,3-Dichlorobenzene	146	12.720	12.717	(0.995)	180733	43.8512	8.770
	93 1,4-Dichlorobenzene	146	12.805	12.808	(1.001)	194716	45.2634	9.053
	94 n-Butylbenzene	91	13.158	13.155	(1.029)	345982	46.7654	9.353
	95 1,2-Dichlorobenzene	146	13.182	13.179	(1.031)	171549	43.5873	8.717
	96 1,2-Dibromo-3-chloropropane	157	13.967	13.964	(1.092)	14199	41.0766	8.215
	97 1,2,4-Trichlorobenzene	180	14.794	14.797	(1.157)	77400	38.4591	7.692
	98 Hexachlorobutadiene	225	14.952	14.955	(1.169)	37423	38.3753	7.675
	99 Naphthalene	128	15.044	15.047	(1.177)	227238	43.4136	8.683
	100 1,2,3-Trichlorobenzene	180	15.293	15.296	(1.196)	69642	39.3322	7.866
	101 1,1,2-trichlorotrifluoroethane	101	3.540	3.531	(0.479)	117542	50.9225	10.18
	102 Methyl acetate	43	4.178	4.157	(0.566)	80105	38.9810	7.796

Compounds	QUANT SIG MASS	RT	EXP RT	REL RT	RESPONSE	CONCENTRATIONS ON-COLUMN (ng)	CONCENTRATIONS FINAL (UG/L)
104 Cyclohexane	56	6.703	6.700	(0.908)	277137	52.9396	10.59
105 Methyl Cyclohexane	83	7.975	7.965	(1.080)	244187	48.7802	9.756
157 2-Chlorobenzotrifluoride	180	11.369	11.366	(1.087)	151368	54.1301	10.83
158 3-Chlorobenzotrifluoride	180	10.469	10.466	(1.001)	161825	53.3228	10.66
159 4-Chlorobenzotrifluoride	180	10.523	10.521	(1.006)	156694	55.0363	11.01
160 3-Chlorotoluene	126	12.032	12.035	(0.941)	109380	46.0535	9.211
161 2,4-Dichlorobenzotrifluoride	214	12.853	12.850	(1.005)	89026	44.6609	8.932
162 2,5-Dichlorobenzotrifluoride	214	12.902	12.899	(1.009)	112729	48.3994	9.680
163 3,4-Dichlorobenzotrifluoride	214	12.495	12.492	(0.977)	107312	46.3529	9.270
164 Dichlorotoluene(2,4+2,5+2,6)	125	14.107	14.104	(1.103)	389259	131.923	26.38
165 Dichlorotoluene(2,3+3,4)	125	14.526	14.523	(1.136)	252739	87.1319	17.43
166 1,3,5-Trichlorobenzene	180	14.174	14.171	(1.108)	102021	41.5625	8.312
167 2,3,6-Trichlorotoluene	159	16.291	16.294	(1.274)	33637	42.9011	8.580
168 2,4,5-Trichlorotoluene	159	16.169	16.172	(1.265)	37226	42.8142	8.563
52 1,4-Dioxane	88	Compound Not Detected.					

QC Flag Legend

Q - Qualifier signal failed the ratio test.
M - Compound response manually integrated.

Data File Name: 51111004.D
Inj. Date and Time: 11-NOV-2010 11:20
Instrument ID: hp5.i
Client ID: INTRA-LAB CHECK
Compound Name: Acetone
CAS #: 67-64-1

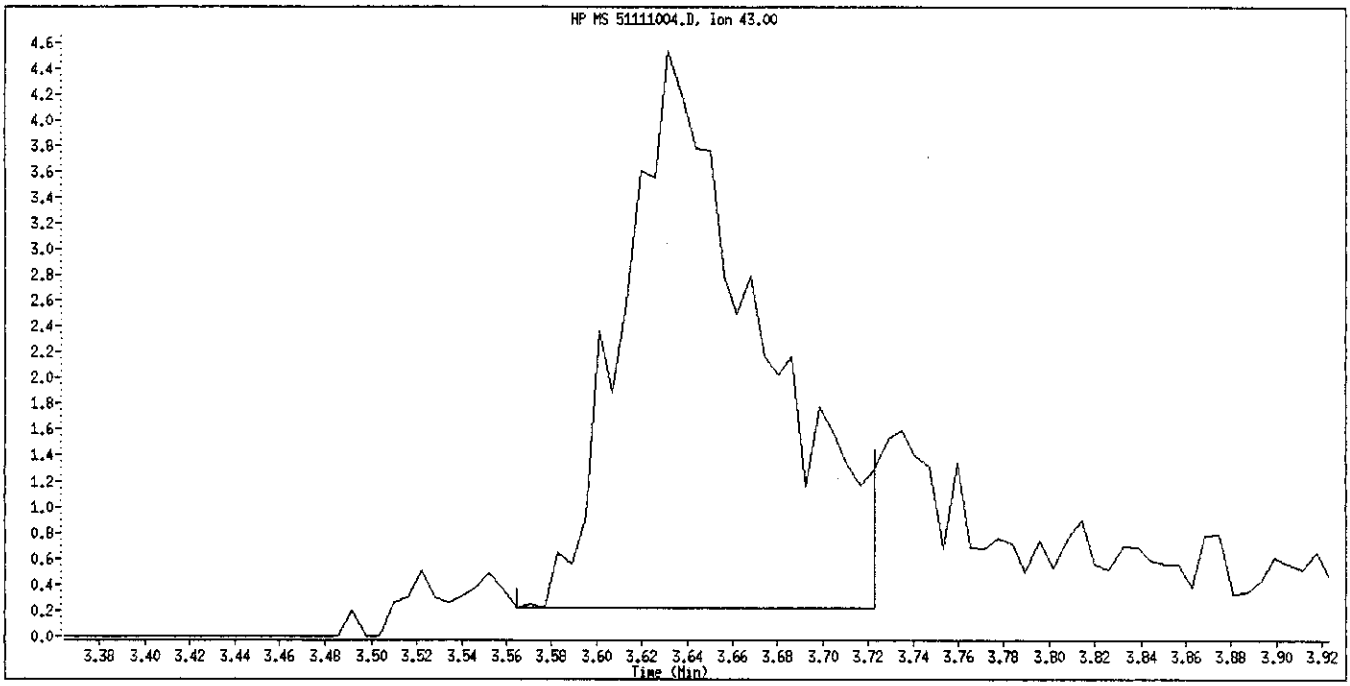

Original Integration

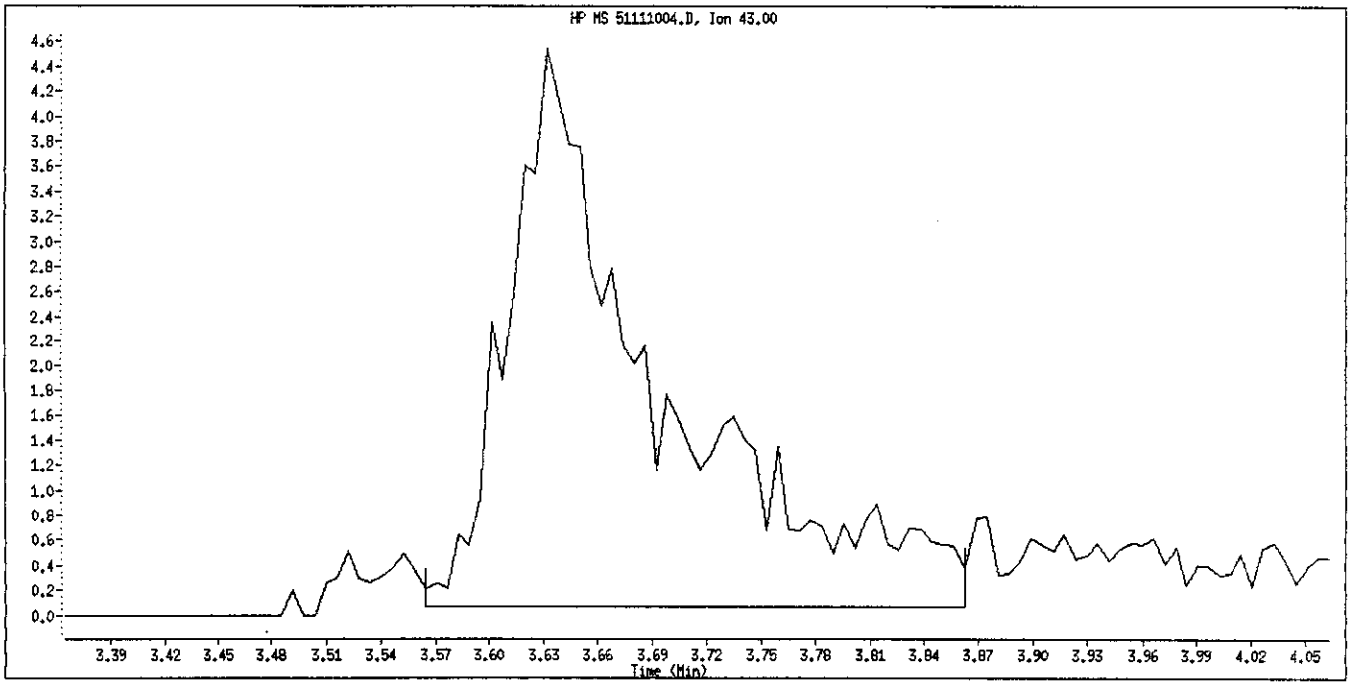

Manual Integration

Manually Integrated By: fergusond
Manual Integration Reason: Peak Integrated Incorrectly

Data File Name: 51111004.D
Inj. Date and Time: 11-NOV-2010 11:20
Instrument ID: hp5.i
Client ID: INTRA-LAB CHECK
Compound Name: Chlorobenzene-d5
CAS #:

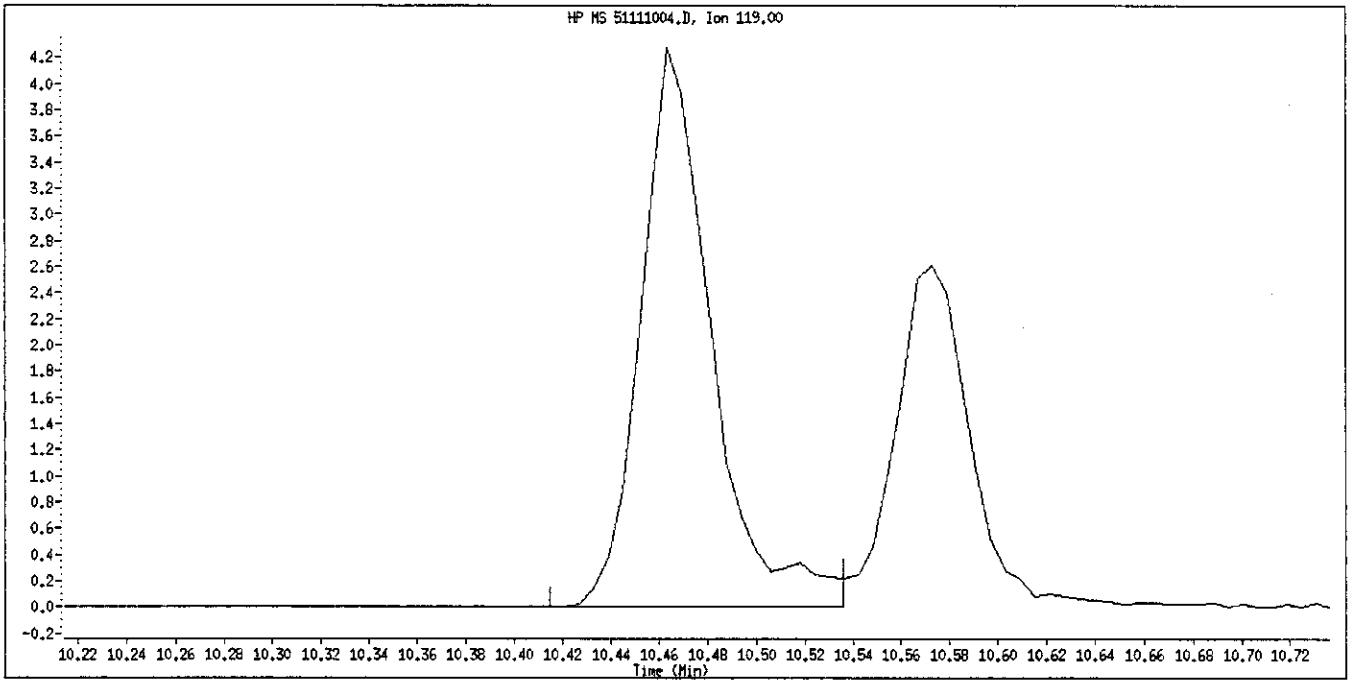

Original Integration

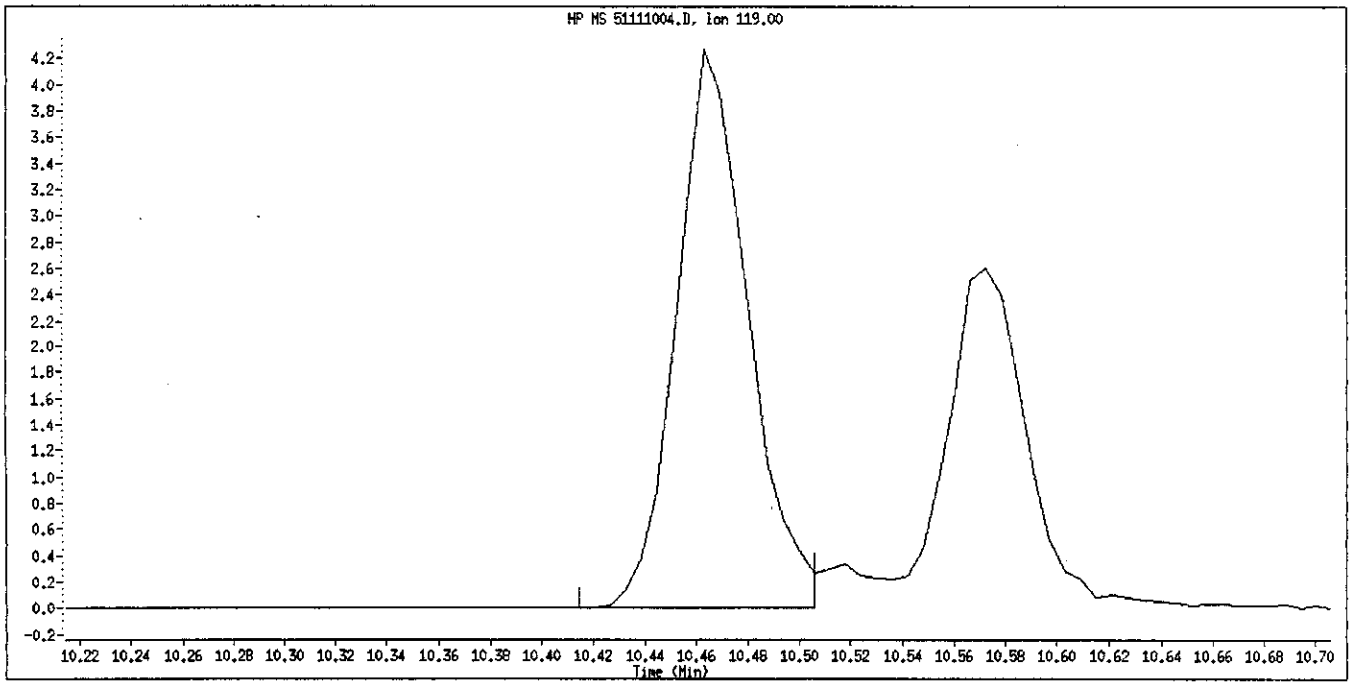

Manual Integration

Manually Integrated By: fergusond
Manual Integration Reason: Peak Integrated Incorrectly

LABORATORY CONTROL SAMPLE EVALUATION REPORT

GC/MS Volatiles

Client Lot #...:	C0K040543	**Work Order #...:**	L93WF1AC-LCS	**Matrix.....:**	WASTE
LCS Lot-Sample#:	C0K150000-371		L93WF1AD-LCSD		
Prep Date.....:	11/15/10	**Analysis Date..:**	11/15/10		
Prep Batch #...:	0319371	**Analysis Time..:**	12:23		
Dilution Factor:	1	**Initial Wgt/Vol:**	1 g	**Final Wgt/Vol..:**	10 mL
Analyst ID.....:	034635	**Instrument ID..:**	HP4		

PARAMETER	PERCENT RECOVERY	RECOVERY LIMITS	RPD	RPD LIMITS	METHOD
Benzene	**90**	**(81 - 115)**			**SW846 8260B**
	90	**(81 - 115)**	**1.0**	**(0-20)**	**SW846 8260B**
Chlorobenzene	**99**	**(77 - 114)**			**SW846 8260B**
	97	**(77 - 114)**	**2.0**	**(0-20)**	**SW846 8260B**
Toluene	**94**	**(80 - 118)**			**SW846 8260B**
	92	**(80 - 118)**	**2.1**	**(0-20)**	**SW846 8260B**
1,1-Dichloroethene	**78**	**(63 - 119)**			**SW846 8260B**
	80	**(63 - 119)**	**2.4**	**(0-20)**	**SW846 8260B**
Trichloroethene	**95**	**(83 - 112)**			**SW846 8260B**
	94	**(83 - 112)**	**0.10**	**(0-20)**	**SW846 8260B**

SURROGATE	PERCENT RECOVERY	RECOVERY LIMITS
1,2-Dichloroethane-d4	82	(65 - 139)
	84	(65 - 139)
Toluene-d8	98	(75 - 125)
	98	(75 - 125)
4-Bromofluorobenzene	92	(65 - 130)
	91	(65 - 130)
Dibromofluoromethane	90	(67 - 131)
	93	(67 - 131)

NOTE(S):

Calculations are performed before rounding to avoid round-off errors in calculated results.

Bold print denotes control parameters

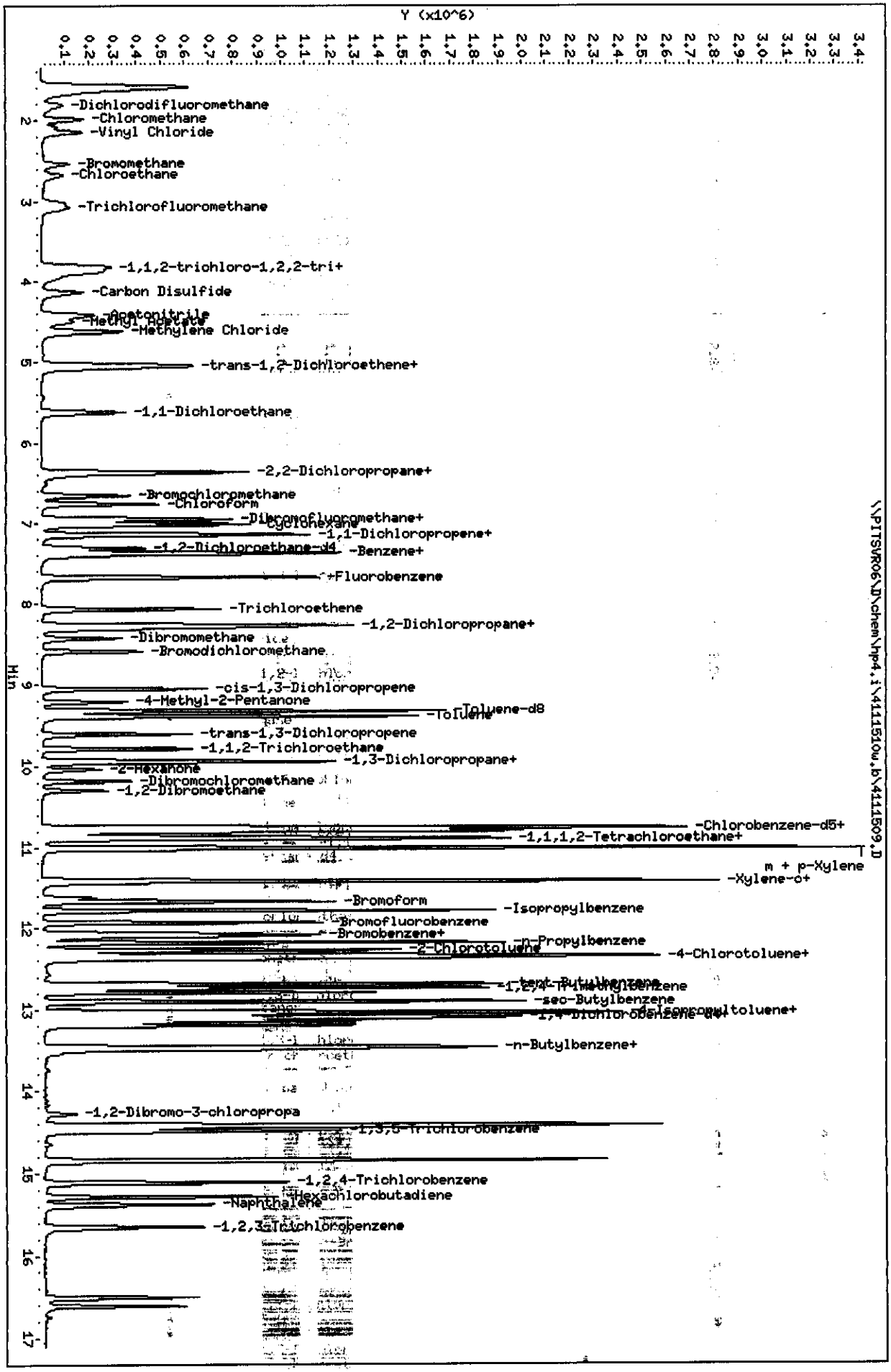

Data File: \\PITSVR06\D\chem\hp4.i\4111510w.b\4111509.D
Date : 15-NOV-2010 12:23
Client ID:
Sample Info: blkms 100ul(1.00g/10ml)/5mlp&t
Volume Injected (uL): 5.0
Column phase: DB 624

Instrument: hp4.i
Operator: 034635
Column diameter: 0.18

TestAmerica Pittsburgh

VOLATILE REPORT SW-846 Method

Data file : \\PITSVR06\D\chem\hp4.i\4111510w.b\4111509.D
Lab Smp Id: e
Inj Date : 15-NOV-2010 12:23
Operator : 034635 Inst ID: hp4.i
Smp Info : blkms 100ul(1.00g/10ml)/5mlp&t
Misc Info : e,4111510w.b,med500.m,2-padep.sub
Comment :
Method : \\PITSVR06\D\chem\hp4.i\4111510w.b\med500.m
Meth Date : 15-Nov-2010 11:39 hp4.i Quant Type: ISTD
Cal Date : 15-OCT-2010 10:15 Cal File: 1G41015.D
Als bottle: 10
Dil Factor: 1.00000
Integrator: HP RTE Compound Sublist: 2-padep.sub
Target Version: 4.14
Processing Host: PITSVR06

Concentration Formula: Amt * DF * /Vi*Vo/Ws*Vt/Va * CpndVariable

Name	Value	Description
DF	1.000	Dilution Factor
Vi	5.000	Injection Volume
Vo	10.000	Extraction Solvent Volume
Ws	1.000	Sample Weight
Vt	5.000	Final Volume
Va	0.10000	Aliquot Volume
Cpnd Variable		Local Compound Variable

Compounds	QUANT SIG MASS	RT	EXP RT	REL RT	RESPONSE	CONCENTRATIONS ON-COLUMN (ng)	CONCENTRATIONS FINAL (ug/Kg)
* 46 Fluorobenzene	96	7.681	7.681	(1.000)	1266180	250.000	
* 69 Chlorobenzene-d5	119	10.759	10.759	(1.000)	332460	250.000	
* 92 1,4-Dichlorobenzene-d4	152	13.083	13.083	(1.000)	574026	250.000	
$ 39 Dibromofluoromethane	113	6.939	6.939	(0.903)	278566	225.888	22590(Q)
$ 43 1,2-Dichloroethane-d4	65	7.310	7.310	(0.952)	366129	205.055	20500(Q)
$ 59 Toluene-d8	98	9.318	9.317	(0.866)	1314900	245.101	24510
$ 80 Bromofluorobenzene	95	11.927	11.927	(1.109)	485657	230.377	23040(Q)
1 Dichlorodifluoromethane	85	1.805	1.810	(0.235)	258195	161.283	16130(Q)
2 Chloromethane	50	1.987	1.987	(0.259)	368156	185.296	18530
3 Vinyl Chloride	62	2.139	2.145	(0.279)	333249	191.459	19140
4 Bromomethane	94	2.528	2.534	(0.329)	125233	181.243	18120
5 Chloroethane	64	2.674	2.680	(0.348)	172886	190.685	19070
6 Trichlorofluoromethane	101	3.027	3.015	(0.394)	273708	196.590	19660
10 1,1,2-trichloro-1,2,2-trifluor	101	3.873	3.885	(0.504)	225800	174.695	17470
12 1,1-Dichloroethene	96	3.812	3.812	(0.496)	231223	155.423	15540
15 Carbon Disulfide	76	4.134	4.134	(0.538)	520978	121.733	12170
13 Acetone	43	3.958	3.946	(0.515)	145947	198.210	19820
18 Methylene Chloride	84	4.621	4.621	(0.602)	285469	191.447	19140
19 trans-1,2-Dichloroethene	96	5.029	5.029	(0.655)	283543	189.428	18940

	Compounds	QUANT SIG MASS	RT	EXP RT	REL RT	RESPONSE	CONCENTRATIONS ON-COLUMN (ng)	CONCENTRATIONS FINAL (ug/Kg)
	20 Methyl tert-butyl ether	73	5.059	5.059	(0.659)	640446	182.289	18230(Q)
	24 1,1-Dichloroethane	63	5.619	5.619	(0.732)	517173	182.999	18300
	27 2,2-Dichloropropane	77	6.361	6.355	(0.828)	303125	162.241	16220
	28 cis-1,2-dichloroethene	96	6.361	6.367	(0.828)	314966	200.154	20020
M	29 1,2-Dichloroethene (total)	96				598509	389.582	38960
	30 Bromochloromethane	128	6.647	6.647	(0.865)	141909	203.271	20330
	31 2-Butanone	43	6.410	6.409	(0.834)	191482	220.382	22040(Q)
	37 Chloroform	83	6.756	6.756	(0.880)	478336	184.620	18460
	38 1,1,1-Trichloroethane	97	6.951	6.951	(0.905)	408418	177.322	17730
	40 1,1-Dichloropropene	75	7.140	7.140	(0.930)	416658	189.771	18980
	41 Carbon Tetrachloride	117	7.140	7.140	(0.930)	326520	164.723	16470
	42 Benzene	78	7.371	7.371	(0.960)	1223355	180.895	18090
	45 1,2-Dichloroethane	62	7.395	7.389	(0.963)	387568	174.610	17460
	47 Trichloroethene	130	8.070	8.070	(1.051)	307923	189.090	18910
	49 1,2-Dichloropropane	63	8.302	8.301	(1.081)	310175	194.952	19500
	50 Dibromomethane	93	8.423	8.423	(1.097)	156279	189.850	18980
	53 Bromodichloromethane	83	8.588	8.587	(1.118)	331644	163.683	16370
	57 cis-1,3-Dichloropropene	75	9.044	9.044	(1.177)	458796	181.114	18110
	58 4-Methyl-2-Pentanone	43	9.202	9.202	(0.855)	277141	191.068	19110(Q)
	60 Toluene	91	9.385	9.384	(0.872)	1350671	188.916	18890
	61 trans-1,3-Dichloropropene	75	9.597	9.597	(0.892)	402483	175.967	17600
	63 1,3-Dichloropropane	76	9.950	9.950	(0.925)	444619	204.898	20490
	64 1,1,2-Trichloroethane	97	9.786	9.786	(0.910)	244141	210.089	21010(Q)
	65 Tetrachloroethene	164	9.932	9.932	(0.923)	267096	217.449	21740
	66 2-Hexanone	43	10.029	10.035	(0.932)	228878	200.534	20050(Q)
	67 Dibromochloromethane	129	10.181	10.181	(0.946)	229695	172.748	17270
	68 1,2-Dibromoethane	107	10.297	10.297	(0.957)	234822	209.378	20940
	70 Chlorobenzene	112	10.784	10.784	(1.002)	844701	197.865	19790
	71 1,1,1,2-Tetrachloroethane	131	10.863	10.863	(1.010)	269474	195.586	19560(Q)
	72 Ethylbenzene	106	10.887	10.887	(1.012)	462020	210.963	21100
	73 m + p-Xylene	106	11.003	11.003	(1.023)	1156564	428.732	42870
	74 Xylene-o	106	11.398	11.404	(1.059)	562448	213.233	21320
	76 Styrene	104	11.416	11.416	(1.061)	957078	211.233	21120
	77 Bromoform	173	11.611	11.605	(1.079)	138067	164.274	16430
	78 Isopropylbenzene	105	11.769	11.769	(1.094)	1499192	210.122	21010
	79 Bromobenzene	156	12.086	12.085	(0.924)	369004	213.067	21310
	81 n-Propylbenzene	120	12.177	12.177	(0.931)	414315	208.588	20860
	82 2-Chlorotoluene	126	12.274	12.274	(0.938)	341446	209.736	20970
	83 1,1,2,2-Tetrachloroethane	83	12.055	12.055	(0.921)	301311	204.754	20480
	84 1,2,3-Trichloropropane	110	12.110	12.110	(0.926)	94229	207.996	20800
	85 4-Chlorotoluene	126	12.378	12.377	(0.946)	358440	213.857	21380
	86 1,3,5-Trimethylbenzene	105	12.353	12.353	(0.944)	1244700	205.637	20560
	87 tert-Butylbenzene	119	12.682	12.682	(0.969)	1098852	203.245	20320
	88 1,2,4-Trimethylbenzene	105	12.730	12.730	(0.973)	1262087	206.444	20640
	89 sec-Butylbenzene	105	12.901	12.901	(0.986)	1620791	211.781	21180
	90 4-Isopropyltoluene	119	13.047	13.040	(0.997)	1370449	217.521	21750
	91 1,3-Dichlorobenzene	146	13.022	13.022	(0.995)	677721	217.217	21720
	93 1,4-Dichlorobenzene	146	13.114	13.107	(1.002)	710882	219.092	21910
	94 n-Butylbenzene	91	13.454	13.454	(1.028)	1272471	212.442	21240
	95 1,2-Dichlorobenzene	146	13.491	13.491	(1.031)	647010	222.099	22210
	96 1,2-Dibromo-3-chloropropane	157	14.276	14.275	(1.091)	46230	175.115	17510
	97 1,2,4-Trichlorobenzene	180	15.115	15.109	(1.155)	441366	234.158	23420
	98 Hexachlorobutadiene	225	15.285	15.285	(1.168)	257934	238.007	23800(Q)
	99 Naphthalene	128	15.383	15.377	(1.176)	815395	244.215	24420

Compounds	QUANT SIG MASS	RT	EXP RT	REL RT	RESPONSE	CONCENTRATIONS ON-COLUMN (ng)	FINAL (ug/Kg)
100 1,2,3-Trichlorobenzene	180	15.650	15.650	(1.196)	338933	244.355	24440
155 Methyl Acetate	43	4.500	4.499	(0.586)	205896	175.429	17540(Q)
156 Cyclohexane	56	7.012	7.012	(0.913)	571438	175.156	17520
157 Methyl Cyclohexane	83	8.265	8.265	(1.076)	575583	186.322	18630
161 1,3,5-Trichlorobenzene	180	14.482	14.482	(1.107)	522245	235.300	23530
17 Acetonitrile	40	4.408	4.402	(0.574)	392665	4270.02	427000
M 75 Xylenes (total)	106				1719012	641.965	64200

QC Flag Legend

Q - Qualifier signal failed the ratio test.



Data File: \\PITSVR06\D\chem\hp4.i\4111510w.b\4111510.D
Date : 15 NOV 2010 12:47
Client ID:
Sample Info: blkms 100ul(1.00g/10ml)/5mlp&t
Volume Injected (uL): 5.0
Column phase: DB 624

Instrument: hp4.i
Operator: 034635
Column diameter: 0.18

TestAmerica Pittsburgh

VOLATILE REPORT SW-846 Method

Data file : \\PITSVR06\D\chem\hp4.i\4111510w.b\4111510.D
Lab Smp Id: e
Inj Date : 15-NOV-2010 12:47
Operator : 034635 Inst ID: hp4.i
Smp Info : blkms 100ul(1.00g/10ml)/5mlp&t
Misc Info : e,4111510w.b,med500.m,2-padep.sub
Comment :
Method : \\PITSVR06\D\chem\hp4.i\4111510w.b\med500.m
Meth Date : 15-Nov-2010 11:39 hp4.i Quant Type: ISTD
Cal Date : 15-OCT-2010 10:15 Cal File: 1G41015.D
Als bottle: 11
Dil Factor: 1.00000
Integrator: HP RTE Compound Sublist: 2-padep.sub
Target Version: 4.14
Processing Host: PITSVR06

Concentration Formula: Amt * DF * /Vi*Vo/Ws*Vt/Va * CpndVariable

Name	Value	Description
DF	1.000	Dilution Factor
Vi	5.000	Injection Volume
Vo	10.000	Extraction Solvent Volume
Ws	1.000	Sample Weight
Vt	5.000	Final Volume
Va	0.10000	Aliquot Volume
Cpnd Variable		Local Compound Variable

Compounds	QUANT SIG MASS	RT	EXP RT	REL RT	RESPONSE	CONCENTRATIONS ON-COLUMN (ng)	FINAL (ug/Kg)
* 46 Fluorobenzene	96	7.679	7.681	(1.000)	1202545	250.000	
* 69 Chlorobenzene-d5	119	10.757	10.759	(1.000)	319073	250.000	
* 92 1,4-Dichlorobenzene-d4	152	13.087	13.083	(1.000)	532077	250.000	
$ 39 Dibromofluoromethane	113	6.937	6.939	(0.903)	273475	233.495	23350(Q)
$ 43 1,2-Dichloroethane-d4	65	7.314	7.310	(0.952)	357301	210.700	21070(Q)
$ 59 Toluene-d8	98	9.315	9.317	(0.866)	1265518	245.793	24580
$ 80 Bromofluorobenzene	95	11.925	11.927	(1.109)	461817	228.259	22820(Q)
1 Dichlorodifluoromethane	85	1.808	1.810	(0.236)	250628	164.840	16480(Q)
2 Chloromethane	50	1.997	1.987	(0.260)	340143	180.256	18020
3 Vinyl Chloride	62	2.149	2.145	(0.280)	317169	191.863	19190
4 Bromomethane	94	2.550	2.534	(0.332)	117683	179.329	17930
5 Chloroethane	64	2.696	2.680	(0.351)	153628	178.411	17840
6 Trichlorofluoromethane	101	3.019	3.015	(0.393)	238222	180.156	18020
10 1,1,2-trichloro-1,2,2-trifluor	101	3.895	3.885	(0.507)	216837	176.638	17660
12 1,1-Dichloroethene	96	3.810	3.812	(0.496)	224965	159.218	15920
15 Carbon Disulfide	76	4.138	4.134	(0.539)	503305	123.826	12380
13 Acetone	43	3.956	3.946	(0.515)	143812	205.646	20560
18 Methylene Chloride	84	4.625	4.621	(0.602)	273230	192.936	19290
19 trans-1,2-Dichloroethene	96	5.032	5.029	(0.655)	274578	193.146	19310

	Compounds	QUANT SIG MASS	RT	EXP RT	REL RT	RESPONSE	CONCENTRATIONS ON-COLUMN (ng)	FINAL (ug/Kg)
	20 Methyl tert-butyl ether	73	5.063	5.059	(0.659)	644843	193.253	19320(Q)
	24 1,1-Dichloroethane	63	5.623	5.619	(0.732)	497841	185.481	18550
	27 2,2-Dichloropropane	77	6.359	6.355	(0.828)	299429	168.744	16870
	28 cis-1,2-dichloroethene	96	6.371	6.367	(0.830)	302918	202.684	20270
M	29 1,2-Dichloroethene (total)	96				577496	395.830	39580
	30 Bromochloromethane	128	6.651	6.647	(0.866)	135736	204.717	20470
	31 2-Butanone	43	6.413	6.409	(0.835)	192795	233.636	23360(Q)
	37 Chloroform	83	6.754	6.756	(0.880)	464242	188.662	18870
	38 1,1,1-Trichloroethane	97	6.955	6.951	(0.906)	393687	179.971	18000
	40 1,1-Dichloropropene	75	7.143	7.140	(0.930)	396362	190.080	19010
	41 Carbon Tetrachloride	117	7.137	7.140	(0.929)	316275	167.998	16800
	42 Benzene	78	7.375	7.371	(0.960)	1150022	179.050	17900
	45 1,2-Dichloroethane	62	7.393	7.389	(0.963)	369767	175.406	17540
	47 Trichloroethene	130	8.068	8.070	(1.051)	292178	188.916	18890
	49 1,2-Dichloropropane	63	8.299	8.301	(1.081)	291330	192.797	19280
	50 Dibromomethane	93	8.427	8.423	(1.097)	149439	191.147	19110
	53 Bromodichloromethane	83	8.591	8.587	(1.119)	318075	165.293	16530
	57 cis-1,3-Dichloropropene	75	9.048	9.044	(1.178)	436426	181.400	18140
	58 4-Methyl-2-Pentanone	43	9.206	9.202	(0.856)	279010	200.427	20040(Q)
	60 Toluene	91	9.382	9.384	(0.872)	1269253	184.977	18500
	61 trans-1,3-Dichloropropene	75	9.601	9.597	(0.893)	382582	174.284	17430
	63 1,3-Dichloropropane	76	9.954	9.950	(0.925)	413604	198.602	19860
	64 1,1,2-Trichloroethane	97	9.784	9.786	(0.910)	230389	206.573	20660(Q)
	65 Tetrachloroethene	164	9.930	9.932	(0.923)	249618	211.746	21170
	66 2-Hexanone	43	10.033	10.035	(0.933)	214106	195.462	19550(Q)
	67 Dibromochloromethane	129	10.179	10.181	(0.946)	217924	170.772	17080
	68 1,2-Dibromoethane	107	10.301	10.297	(0.958)	221595	205.874	20590
	70 Chlorobenzene	112	10.787	10.784	(1.003)	794494	193.913	19390
	71 1,1,1,2-Tetrachloroethane	131	10.866	10.863	(1.010)	260462	196.976	19700(Q)
	72 Ethylbenzene	106	10.891	10.887	(1.012)	435965	207.418	20740
	73 m + p-Xylene	106	11.006	11.003	(1.023)	1078592	416.604	41660
	74 Xylene-o	106	11.402	11.404	(1.060)	531392	209.911	20990
	76 Styrene	104	11.414	11.416	(1.061)	881593	202.736	20270
	77 Bromoform	173	11.609	11.605	(1.079)	128844	159.732	15970
	78 Isopropylbenzene	105	11.767	11.769	(1.094)	1448282	211.503	21150
	79 Bromobenzene	156	12.083	12.085	(0.923)	344264	214.454	21440
	81 n-Propylbenzene	120	12.181	12.177	(0.931)	388118	210.804	21080
	82 2-Chlorotoluene	126	12.272	12.274	(0.938)	319021	211.411	21140
	83 1,1,2,2-Tetrachloroethane	83	12.059	12.055	(0.921)	292075	214.126	21410
	84 1,2,3-Trichloropropane	110	12.108	12.110	(0.925)	90915	216.502	21650
	85 4-Chlorotoluene	126	12.381	12.377	(0.946)	325762	209.684	20970
	86 1,3,5-Trimethylbenzene	105	12.351	12.353	(0.944)	1198484	213.612	21360
	87 tert-Butylbenzene	119	12.679	12.682	(0.969)	1052493	210.018	21000
	88 1,2,4-Trimethylbenzene	105	12.728	12.730	(0.973)	1181292	208.463	20850
	89 sec-Butylbenzene	105	12.904	12.901	(0.986)	1540846	217.208	21720
	90 4-Isopropyltoluene	119	13.044	13.040	(0.997)	1317551	225.612	22560
	91 1,3-Dichlorobenzene	146	13.020	13.022	(0.995)	632408	218.674	21870
	93 1,4-Dichlorobenzene	146	13.111	13.107	(1.002)	662262	220.199	22020
	94 n-Butylbenzene	91	13.458	13.454	(1.028)	1243086	223.899	22390
	95 1,2-Dichlorobenzene	146	13.488	13.491	(1.031)	615323	227.875	22790
	96 1,2-Dibromo-3-chloropropane	157	14.273	14.275	(1.091)	44488	181.802	18180
	97 1,2,4-Trichlorobenzene	180	15.113	15.109	(1.155)	427400	244.625	24460
	98 Hexachlorobutadiene	225	15.283	15.285	(1.168)	256748	255.591	25560(Q)
	99 Naphthalene	128	15.380	15.377	(1.175)	798911	258.143	25810

Compounds	QUANT SIG MASS	RT	EXP RT	REL RT	RESPONSE	CONCENTRATIONS ON-COLUMN (ng)	CONCENTRATIONS FINAL (ug/Kg)
100 1,2,3-Trichlorobenzene	180	15.648	15.650	(1.196)	333538	259.424	25940
155 Methyl Acetate	43	4.509	4.499	(0.587)	201056	180.370	18040(Q)
156 Cyclohexane	56	7.010	7.012	(0.913)	557501	179.926	17990
157 Methyl Cyclohexane	83	8.269	8.265	(1.077)	564168	192.291	19230
161 1,3,5-Trichlorobenzene	180	14.486	14.482	(1.107)	496308	241.244	24120
17 Acetonitrile	40	4.418	4.402	(0.575)	351901	4029.23	402900
M 75 Xylenes (total)	106				1609984	626.515	62650

QC Flag Legend

Q - Qualifier signal failed the ratio test.

GC/MS VOLATILE
MISCELLANEOUS

TestAmerica Pittsburgh
GC/MS VOA INSTRUMENT LOG

Page# 1 of 2

(1001 - 1352)

Standard IDs
BFB: VOA0480-16
VOA: VOA0991-16
SURR: VOA1920-16
MS/LCS: VOA0992-16
INT: VOA1967-16

VOA0962-16 Acetonitrile BFB
VOA1004-16 Acetonitrile ACC
VOA 0967-16 EE Chlorinated Aromatics

Inst ID : hp4.i
Batch ID : 4101310d.b
Matrix : WATER Level: LOW
Method :
Balance ID:
Analyst:
Reviewed by/Date:

Comments: (1) Internal outside QC limits; (2) Surrogate outside control limits

Date	Time	File ID	Sample ID	AS Posn	pH <2	Res Cl2 Y/N	Comments
13-OCT-2010	10:10	BF41013.D	BFB 1UL	1			
13-OCT-2010	11:20	1A41013.D	vstd5 5ML	13			Run Again
13-OCT-2010	11:48	1B41013.D	vstd10 5ML	13			
13-OCT-2010	12:11	1C41013.D	vstd25 5ML	13			
13-OCT-2010	12:34	1D41013.D	vstd40 5ML	13			Acetone Surrogate didn't
13-OCT-2010	13:21	1F41013.D	vstd125 5ML	13			
13-OCT-2010	13:51	1G41013.D	vstd250 5ML	13			
13-OCT-2010	14:14	4101301.D	vblk 100ul 5ML	14			
13-OCT-2010	14:40	4101302.D	vblk 100ul 5ML	15			
13-OCT-2010	15:04	2A41013.D	vstd5 5ML	13			
13-OCT-2010	16:31	2E41013.D	vstd50 5ML	13			
13-OCT-2010	16:54	4101303.D	vblk 100ul 5ML	15			
13-OCT-2010	17:19	D041301.D	vstd40dod 5ML	16			Fries
13-OCT-2010	18:25	D041302.D	vstd40dod 5ML	17			
13-OCT-2010	18:47	4101304.D	vblk 100ul 5ML	15			
13-OCT-2010	19:10	4101305.D	vblk 100ul 5ML	16			
13-OCT-2010	19:35	4101306.D	blkms 100ul 5ML	17			
13-OCT-2010	20:08	VR41013.D	blkms dod ver 100ul 5ML	18			
13-OCT-2010	20:34	4101307.D	blkms 100ul 5ML	18			
13-OCT-2010	20:58	4101308.D	vblk 100ul 5ML	1			
13-OCT-2010	21:21	4101309.D	c0j120430-008 100ul(4.89g/5ML)	2			
13-OCT-2010	21:44	4101310.D	c0j120430-010 100ul(4.99g/5ML)	3			

1344

C0K040543

TestAmerica Pittsburgh
GC/MS VOA INSTRUMENT LOG

Page# 1 of 2

Standard IDs

BFB: VOA 0981-10
VOA: VOA 0951-10
SURR: VOA 25 1009-10 2 10/16/10
MS/LCS: VOA 0992-10
INT: VOA 0999-10

VOA 0962-10, 1004-10 Acetone
VOA 0964-10 Ketone
VOA 0967-10 EE

Inst ID : hp5.i
Batch ID : 5101510d.b
Matrix : WATER Level: LOW
Method : 8260B LL H2O
Balance ID:
Analyst: JL
Reviewed by/Date:

Comments: (1) Internal outside QC limits; (2) Surrogate outside control limits

Date	Time	File ID	Sample ID	AS Posn	pH <2	Res Cl2 Y/N	Comments
15-OCT-2010	14:47	BF51015.D	BFB 1UL	6			176√
15-OCT-2010	15:16	BF51015B.D	BFB 1UL	6			/ 15:16
15-OCT-2010	15:55	CC51015.D	VSTD10 5ml	3			1,1-DCEthene ↑
15-OCT-2010	16:19	AC51015.D	APPIX10 5ml	3			/
15-OCT-2010	16:44	CC51015B.D	VSTD10 5ml	3			1,1-DCEthene ↑
15-OCT-2010	17:32	5101501.D	vblk 5ml	1			OK
15-OCT-2010	17:56	1A51015.D	VSTD1 5ml	1			
15-OCT-2010	18:21	1B51015.D	VSTD5 5ml	2			/
15-OCT-2010	18:45	1C51015.D	VSTD10 5ml	3			/
15-OCT-2010	19:09	1D51015.D	VSTD15 5ml	4			/
15-OCT-2010	19:34	1E51015.D	VSTD20 5ml	5			/
15-OCT-2010	19:58	1F51015.D	VSTD35 5ml	6			/
15-OCT-2010	20:23	1G51015.D	VSTD40 5ml	7			/
15-OCT-2010	20:59	5101502.D	vblk 5ml	1			
15-OCT-2010	21:31	5101503.D	vblk 5ml	2			
15-OCT-2010	21:55	1A51015B.D	VBLK 5ml	1			
15-OCT-2010	22:20	1A51015C.D	VSTD1 5ml	1			/
15-OCT-2010	22:44	VR51015.D	VSTD10 5ml	3			/ D.O.2
15-OCT-2010	23:24	5101504.D	vblk 5ml	1			X (1)↓
16-OCT-2010	00:40	5101506.D	mdlv02 5ml	2			/ WES101505 for 5/6
16-OCT-2010	01:19	5101506B.D	mdlv02 5ml	2			/
16-OCT-2010	01:43	5101507.D	mdlv03 5ml	3			/

(1001 - 1352)

1345

C0K040543

TestAmerica Pittsburgh
GC/MS VOA INSTRUMENT LOG

Page# 2of2

Page 2 of Batch 5101510d.b on Instrument HP5.I
For header information, refer to the first page of this batch's log.

Comments: (1) Internal outside QC limits; (2) Surrogate outside control limits

Date	Time	File ID	Sample ID	AS Posn	pH <2	Res Cl2 Y/N	Comments
16-OCT-2010	02:08	5101508.D	mdlv04 5ml	4			✓ 02:08 10-16-10
~~16~~ 15 OCT-2010	23:59	5101505.D	vblk 5ml	1			✓ run after 5101504

SL 10/16/10

Form ID: VOARunLog R0.4:10/04/2010

(1001 - 1352)

1346

C0K040543

TestAmerica Pittsburgh
GC/MS VOA INSTRUMENT LOG

Page# 1 of 2

(1001 - 1352)

Standard IDs
BFB: VOA1076-10
VOA: VOA1080-10
SURR: VOA1067-10
MS/LCS: VOA1082-10
INT: VOA1066-10

VOA1057-10 - C.A.
VOA1054-10 KETONES
VOA1084-10 APPIX

Inst ID : hp5.i
Batch ID : 5111110d.b
Matrix : WATER Level: LOW
Method : 8260bLL
Balance ID:
Analyst: NLJ
Reviewed by/Date:

Comments: (1) Internal outside QC limits; (2) Surrogate outside control limits

Date	Time	File ID	Sample ID	AS Posn	pH <2	Res Cl2 Y/N	Comments
			NEW PURGE TUBE, NEW #10 TRAP				
11-NOV-2010	07:38	WU1111.D	wu10 5ml	3			WARM up
11-NOV-2010	08:14	BF51111.D	BFB 1UL	6			✓
11-NOV-2010	08:50	CC51111.D	VSTD10 5ml	3			✓
11-NOV-2010	09:16	AC51111.D	APPIX10 5ml	4			✓ 1,4-DIOX
11-NOV-2010	09:53	51111001.D	VBLK 5ml	5			✓
11-NOV-2010	10:30	51111002.D	C0K080462-017 5ml	6	✓		✓
11-NOV-2010	10:55	51111003.D	C0K040543-013 5ml	7	✓		✓
11-NOV-2010	11:20	51111004.D	BLKMS 5ml	8	—		✓
11-NOV-2010	11:46	51111005.D	C0K080462-017ms 5ml	9	✓		✓
11-NOV-2010	12:11	51111006.D	C0K080462-017msd 5ml	10	✓		✓
11-NOV-2010	12:47	51111007.D	C0K080462-001 5ml	11	✓		✓
11-NOV-2010	13:11	51111008.D	C0K040543-001 5ml	12	✓		✓
11-NOV-2010	13:35	51111009.D	C0K040543-002 2x 15ml/30ml)/5m	13	✓		✓
11-NOV-2010	14:00	51111010.D	C0K040543-003 5ml	14	✓		✓
11-NOV-2010	14:24	51111011.D	C0K040543-004 2x 15ml/30ml)/5m	15	✓		✓
11-NOV-2010	14:48	51111012.D	C0K040543-006 5ml	16	✓		✓
11-NOV-2010	15:12	51111013.D	C0K040543-007 5ml	17	✓		✓
11-NOV-2010	15:36	51111014.D	C0K040543-008 50x 500ul/25ml)/	18	✓		✓
11-NOV-2010	16:01	51111015.D	C0K040543-009 5ml	19	✓		✓
11-NOV-2010	16:25	51111016.D	C0K040543-010 5ml	20	✓		✓
11-NOV-2010	16:49	51111017.D	C0K040543-011 50x 500ul/25ml)/	21	✓		✓
11-NOV-2010	17:13	51111018.D	C0K040543-014 100x 250ul/25ml)	22	✓		✓

1347

C0K040543

TestAmerica Pittsburgh
GC/MS VOA INSTRUMENT LOG

Page# _____

Page 2 of Batch 5111110d.b on Instrument HP5.I
For header information, refer to the first page of this batch's log.

Comments: (1) Internal outside QC limits; (2) Surrogate outside control limits

Date	Time	File ID	Sample ID	AS Posn	pH <2	Res Cl2 Y/N	Comments
11-NOV-2010	17:37	51111019.D	blank 5ml	23	—		NAP - NA
11-NOV-2010	18:02	51111020.D	C0K080462-002 5ml	24	✓		✓
11-NOV-2010	18:26	51111021.D	C0K080462-003 5ml	25	✓		✓
11-NOV-2010	18:51	51111022.D	C0K080462-005 5ml	26	✓		✓
11-NOV-2010	19:15	51111023.D	C0K080462-006 5ml	27	✓		✓
11-NOV-2010	19:40	51111024.D	C0K080462-007 5ml	28	✓		✓
11-NOV-2010	20:04	51111025.D	C0K080462-008 5ml	29	✓		✓
11-NOV-2010	20:28	51111026.D	blank 5ml	30	.		OK
11-NOV-2010	20:52	51111027.D	blank 5ml	31			SCREENS
11-NOV-2010	21:24	51111028.D	C0K030594-012 x25 (1mL/25mL)/5	1			
11-NOV-2010	21:48	51111029.D	C0K040431-001 x25 (1mL/25mL)/5	2			
11-NOV-2010	22:12	51111030.D	C0K040431-002 x25 (1mL/25mL)/5	3			
11-NOV-2010	22:35	51111031.D	vblk 5ml	4			
11-NOV-2010	23:03	51111032.D	C0K080450-014 x50 (500uL/25mL)	5			
11-NOV-2010	23:27	51111033.D	C0K080450-015 x50 (500uL/25mL)	6			
11-NOV-2010	23:51	51111034.D	C0K040431-010 x50 (500uL/25mL)	7			
12-NOV-2010	00:16	51111035.D	vblk 5ml	8			
12-NOV-2010	00:41	51111036.D	C0K040431-003 x25 (1mL/25mL)/5	9			
12-NOV-2010	01:05	51111037.D	C0K040431-004 x25 (1mL/25mL)/5	10			
12-NOV-2010	01:29	51111038.D	C0K040431-005 x25 (1mL/25mL)/5	11			
12-NOV-2010	01:53	51111039.D	vblk 5ml	12			
12-NOV-2010	02:17	51111040.D	C0K040431-009 x25 (1mL/25mL)/5	13			
12-NOV-2010	02:42	51111041.D	C0K040492-010 x25 (1mL/25mL)/5	14			
12-NOV-2010	03:06	51111042.D	C0K040492-011 x25 (1mL/25mL)/5	15			
12-NOV-2010	03:30	51111043.D	vblk 5ml	16			
12-NOV-2010	03:55	51111044.D	C0K040492-012 x25 (1mL/25mL)/5	17			
12-NOV-2010	04:19	51111045.D	C0K040492-013 x25 (1mL/25mL)/5	18			
12-NOV-2010	04:43	51111046.D	C0K040544-001 x25 (1mL/25mL)/5	19			
12-NOV-2010	05:07	51111047.D	vblk 5ml	20			

(1001 - 1352)

1348

C0K040543

TestAmerica Pittsburgh
GC/MS VOA INSTRUMENT LOG

Page# 1 of 2

Standard IDs
BFB: VBA1675-10
VOA: VBA1105-10
SURR: VBA1667-10
MS/LCS: VBA1106-10
INT: VBA1666-10

Inst ID : hp4.i
Batch ID : 4111510d.b
Matrix : WATER soil Level: LOW MED
Method : 8260B
Balance ID: 40015078
Analyst:
Reviewed by/Date:

Comments: (1) Internal outside QC limits; (2) Surrogate outside control limits

Date	Time	File ID	Sample ID	AS Posn	pH <2	Res Cl2 Y/N	Comments
15-NOV-2010	07:10	BF41115.D	BFB 1UL	1		NA	
15-NOV-2010	07:41	CC41115.D	vstd40 5ml	4			
15-NOV-2010	08:16	1C41115.D	vstd40 5ml	4			
15-NOV-2010	08:52	4111501.D	vblk 100ul 5ml	4			
15-NOV-2010	09:17	4111502.D	vblk 100ul 5ml	5			111520
15-NOV-2010	09:47	4111503.D	vblk 100ul 5ml	6			111510
15-NOV-2010	10:11	4111504.D	c0k100545-001 100ul(5.00g/5ml)/ SD	7			22
15-NOV-2010	10:36	4111505.D	c0k100545-002 100ul(5.00g/5ml)/ SD	8			25
15-NOV-2010	11:05	4111506.D	c0k100545-0001ms 100ul(5.00g/5ml)/ SD	9			23
15-NOV-2010	11:30	4111507.D	c0k100545-001msd 100ul(5.00g/5ml)/ SD	7			V24
15-NOV-2010	11:55	4111508.D	blkms 100ul(5.00g/5ml)/5mlp&t	9			111521
15-NOV-2010	12:23	4111509.D	blkms 100ul(1.00g/10ml)/5mlp&t	10			111522
15-NOV-2010	12:47	4111510.D	blkms 100ul(1.00g/10ml)/5mlp&t	11			V C12 Neg
15-NOV-2010	13:19	4111511.D	c0k050557-001 100ul(5.00g/5ml)/ Solids	2			(1) 111526
15-NOV-2010	13:43	4111512.D	c0k050560-001 100ul(5.00g/5ml)/	3			V27
15-NOV-2010	14:09	4111513.D	c0k050557-001 100ul(5.00g/5ml)/	4			111526
15-NOV-2010	14:33	4111514.D	c0k110604-004 100ul(5.08g/5ml)/	5			
15-NOV-2010	14:56	4111515.D	c0k110604-006 100ul(5.12g/5ml)/	5			
15-NOV-2010	15:22	4111516.D	c0k090424-006 100ul(5.09g/5ml)/	6			
15-NOV-2010	15:45	4111517.D	c0k100484-006 100ul(5.22g/5ml)/	7			
15-NOV-2010	16:09	4111518.D	c0k100484-007 100ul(5.16g/5ml)/	8			
15-NOV-2010	16:32	4111519.D	c0k110403-001 100ul(1.0g/10ml)/	9			111514

(1001 - 1352)
1349
C0K040543

TestAmerica Pittsburgh
GC/MS VOA INSTRUMENT LOG

Page# 282

Page 2 of Batch 4111510d.b on Instrument HP4.I
For header information, refer to the first page of this batch's log.

Comments: (1) Internal outside QC limits; (2) Surrogate outside control limits

Date	Time	File ID	Sample ID	AS Posn	pH <2	Res Cl2 Y/N	Comments
15-NOV-2010	16:56	4111520.D	c0k050558-002 100ul(1.0g/10ml) 5ml	10			111513
15-NOV-2010	17:20	4111521.D	c0k040543-012 100ul(1.01g/10ml) 2d	11			111515
15-NOV-2010	17:44	4111522.D	c0k110604-006 100ul(5.12g/5ml) 2d	12			

Form ID: VOARunLog R0.4:10/04/2010

(1001 - 1352)
1350
C0K040543

REQUESTED BY: **LIPAYJ**

METHOD: QK Volatile Organics, GC/MS (8260B)

STORAGE LOCATION	WORK ORDER #	PICKED CNTR#	CONTROL #	CLIENT #	ANALYSIS	LOTID	SMP#	SFX	MATRIX DESCRIPTION	QTY RCVD	QTY REQD
CLP1 25A	L9J2K-1-AA	___ ___ ___	910522	371899	I-25-QK	C0K040543	001		WATER	0	3 1
CLP1 25A	L9J24-1-AA	___ ___ ___	910523	371899	I-25-QK	C0K040543	002		WATER	0	3 1
CLP1 25A	L9J26-1-AA	___ ___ ___	910524	371899	I-25-QK	C0K040543	003		WATER	0	3 1
CLP1 25A	L9J28-1-AA	___ ___ ___	910525	371899	I-25-QK	C0K040543	004		WATER	0	3 1
CLP1 25A	L9J3G-1-AA	___ ___ ___	910526	371899	I-25-QK	C0K040543	006		WATER	0	3 1
CLP1 25A	L9J3J-1-AA	___ ___ ___	910527	371899	I-25-QK	C0K040543	007		WATER	0	3 1
CLP1 25A	L9J3L-1-AA	___ ___ ___	910528	371899	I-25-QK	C0K040543	008		WATER	0	3 1
CLP1 25A	L9J3P-1-AA	___ ___ ___	910529	371899	I-25-QK	C0K040543	009		WATER	0	3 1
CLP1 25A	L9J3Q-1-AA	___ ___ ___	910530	371899	I-25-QK	C0K040543	010		WATER	0	3 1
CLP1 25A	L9J3W-1-AA	___ ___ ___	910531	371899	I-25-QK	C0K040543	011		WATER	0	3 1
CLP1 25A	L9J33-1-AA	___ ___ ___	910532	371899	N-14-QK	C0K040543	012		WASTE	0	1 1
CLP1 25A	L9J47-1-AA	___ ___ ___	910533	371899	I-25-QK	C0K040543	013		WATER	0	1 1
CLP1 25A	L9J55-1-AA	___ ___ ___	910534	371899	I-25-QK	C0K040543	014		WATER	0	3 1

RELINQUISHED BY	RECEIVED BY	DATE/TIME
CLP1	Dan Bergman	11/11/10 06:10
DHL	CLP1	11/14/10 15:00
CLP1	CLP1	11/15/10 7:46
CLP1		11/15/10 18:12

***** END OF REPORT *****

TestAmerica Pittsburgh

Method SW-5035 Volatiles

Logbook ID: MV3536

MEDIUM LEVEL SOIL EXTRACTION LOG

Analyst:	DII	Date:	11/14/10 (11/15/10)
Ottawa Sand Lot#:	XQ 1013		
Surrogate ID:	/	Matrix Spike ID:	/
Amount Spiked:	/	Amount Spiked:	/
Methanol Lot ID:	DC275	Balance ID:	40019078

The final volume of all extracts is 5 or (10) or 25 mLs methanol (circle one)

All weights are expressed in grams

Vial ID	Vial + Meoh Weight	Vial/Meoh + Soil Wt	Soil Weight	Sample ID	Prep Time
111510			1.0g	VBU1	
11				LCS	
12				LCSMP	
13				COK050558-002	
14				COK0110403-001	
15			1.01g	COK040543-012	
16			1.00	COK130404-001	
17			1.02	-012	
18			1.03	-013	
19			1.01	-004	
20			1.00	-005	
21			1.00	-006	
22			1.01	-007	
23			.99	-008	

XQ 11/17/10

GC/MS SEMIVOLATILE DATA

GC/MS SEMIVOLATILE
QC SUMMARY

SW846 8270C SURROGATE RECOVERY

Lab Name: TestAmerica Laboratories, Inc. Client: MACTEC Engineering and Consulting Inc

Lab Code: TALPIT SDG No:

Lot #: C0K040543

Extraction: XXN14QL01

	CLIENT ID.	SRG01	SRG02	SRG03	SRG04	SRG05	SRG06	TOT OUT
01	MW-5 PRODUCT-1011	79	93	95	75	83	89	00
02	METHOD BLK. L9L1R1AA	99	104	116	103	95	111	00
03	LCS L9L1R1AC	123	113	112	104	97	108	00
04	LCSD L9L1R1AD	106	99	104	92	90	97	00

SURROGATES		QC LIMITS
SRG01	= 2,4,6-Tribromophenol	(55-147)
SRG02	= 2-Fluorobiphenyl	(58-127)
SRG03	= 2-Fluorophenol	(63-117)
SRG04	= Nitrobenzene-d5	(35-118)
SRG05	= Phenol-d5	(35-118)
SRG06	= Terphenyl-d14	(35-132)

\# Column to be used to flag recovery values
* Values outside of required QC Limits
D System monitoring Compound diluted out

FORM II

SW846 8270C CHECK SAMPLE RECOVERY

Lab Name: TestAmerica Laboratories, Inc. Client: MACTEC Engineering and Consulting Inc

Lab Code: TALPIT SDG No:

Lot #: C0K050000 WO #: L9L1R1AC
BATCH: 0309266

COMPOUND	SPIKE ADDED (mg/kg)	SAMPLE CONCENT. (mg/kg)	% REC	QC LIMITS REC	QUAL
1,4-Dichlorobenzene	200	205	103	67- 114	
2,4-Dinitrotoluene	200	208	104	48- 140	
Pentachlorophenol	200	187	94	5- 154	
4-Methylphenol	400	371	93	61- 113	
Hexachloroethane	200	210	105	66- 116	

NOTES(S):

* Values outside of QC limits

Spike Recovery: 0 out of 5 outside limits

COMMENTS:

FORM III

SW846 8270C CHECK SAMPLE DUPLICATE RECOVERY

Lab Name: TestAmerica Laboratories, Inc. Client: MACTEC Engineering and Consulting Inc

Lab Code: TALPIT SDG No:

Lot #: C0K050000 WO #: L9L1R1AD
BATCH: 0309266

COMPOUND	SPIKE ADDED (mg/kg)	SAMPLE CONCENT. (mg/kg)	% REC	QC LIMITS REC	QUAL
1,4-Dichlorobenzene	200	187	93	67- 114	
2,4-Dinitrotoluene	200	180	90	48- 140	
Pentachlorophenol	200	156	78	5- 154	
4-Methylphenol	400	353	88	61- 113	
Hexachloroethane	200	199	99	66- 116	

NOTES(S):

* Values outside of QC limits

Spike Recovery: 0 out of 5 outside limits

COMMENTS:

FORM III

SW846 8270C METHOD BLANK SUMMARY

BLANK WORKORDER NO.: L9L1R1AA

Lab Name: TestAmerica Laboratories, Inc.

Lab Code: TALPIT

SDG Number:

Lab File ID: F1107019.

Lot Number: C0K040543

Date Analyzed: 11/08/10

Time Analyzed: 06:03

Matrix: WASTE

Date Extracted:11/05/10

GC Column: HP5MS ID: .25

Extraction Method: 3580A

Instrument ID: 722

Level:(low/med) LOW

THIS METHOD BLANK APPLIES TO THE FOLLOWING SAMPLES, LCS, LCSD, MS , MSD:

	CLIENT ID.	SAMPLE WORK ORDER #	LAB FILE ID	DATE ANALYZED	TIME ANALYZED
01	MW-5 PRODUCT-1011	L9J331AC	F1107022.	11/08/10	07:00
02	CHECK SAMPLE	L9L1R1AC C	F1107020.	11/08/10	06:22
03	DUPLICATE CHECK	L9L1R1AD L	F1107021.	11/08/10	06:41
04					
05					
06					
07					
08					
09					
10					
11					
12					
13					
14					
15					
16					
17					
18					
19					
20					
21					
22					
23					
24					
25					
26					
27					
28					
29					
30					

COMMENTS:

FORM IV

FORM 5
SEMIVOLATILE ORGANIC INSTRUMENT PERFORMANCE CHECK
DECAFLUOROTRIPHENYLPHOSPHINE (DFTPP)

Lab Name: TESTAMERICA PITTSBURGH Contract:

Lab Code: TA Case No.: SAS No.: SDG No.:

Lab File ID: F0902DF1 DFTPP Injection Date: 09/02/10

Instrument ID: 722 DFTPP Injection Time: 0124

m/e	ION ABUNDANCE CRITERIA	% RELATIVE ABUNDANCE
51	30.0 - 60.0% of mass 198	40.5
68	Less than 2.0% of mass 69	0.0 (0.0)1
69	Mass 69 relative abundance	56.2
70	Less than 2.0% of mass 69	0.0 (0.0)1
127	40.0 - 60.0% of mass 198	58.0
197	Less than 1.0% of mass 198	0.0
198	Base Peak, 100% relative abundance	100.0
199	5.0 to 9.0% of mass 198	7.0
275	10.0 - 30.0% of mass 198	24.9
365	Greater than 1.0% of mass 198	2.83
441	Present, but less than mass 443	8.4
442	40.0 - 100.0% of mass 198	42.1
443	17.0 - 23.0% of mass 442	8.9 (21.1)2

1-Value is % mass 69 2-Value is % mass 442

THIS CHECK APPLIES TO THE FOLLOWING SAMPLES, MS, MSD, BLANKS, AND STANDARDS:

	EPA SAMPLE NO.	LAB SAMPLE ID	LAB FILE ID	DATE ANALYZED	TIME ANALYZED
01	SSTD4	SSTD4	F09020C1	09/02/10	0140
02	SSTD.4	SSTD.4	F09020C2	09/02/10	0202
03	SSTD2	SSTD2	F09020C3	09/02/10	0221
04	SSTD10	SSTD10	F09020C4	09/02/10	0241
05	SSTD20	SSTD20	F09020C5	09/02/10	0301
06	SSTD40	SSTD40	F09020C6	09/02/10	0321
07	SSTD60	SSTD60	F09020C7	09/02/10	0341
08	SSTD80	SSTD80	F09020C8	09/02/10	0400
09					
10					
11					
12					
13					
14					
15					
16					
17					
18					
19					
20					
21					
22					

FORM 5
SEMIVOLATILE ORGANIC INSTRUMENT PERFORMANCE CHECK
DECAFLUOROTRIPHENYLPHOSPHINE (DFTPP)

Lab Name: TESTAMERICA PITTSBURGH Contract:

Lab Code: TA Case No.: SAS No.: SDG No.:

Lab File ID: F1107DF1 DFTPP Injection Date: 11/07/10

Instrument ID: 722 DFTPP Injection Time: 2248

m/e	ION ABUNDANCE CRITERIA	% RELATIVE ABUNDANCE
51	30.0 - 60.0% of mass 198	42.8
68	Less than 2.0% of mass 69	0.0 (0.0)1
69	Mass 69 relative abundance	55.1
70	Less than 2.0% of mass 69	0.0 (0.0)1
127	40.0 - 60.0% of mass 198	57.1
197	Less than 1.0% of mass 198	0.0
198	Base Peak, 100% relative abundance	100.0
199	5.0 to 9.0% of mass 198	7.2
275	10.0 - 30.0% of mass 198	24.2
365	Greater than 1.0% of mass 198	3.12
441	Present, but less than mass 443	10.2
442	40.0 - 100.0% of mass 198	51.1
443	17.0 - 23.0% of mass 442	10.4 (20.4)2

1-Value is % mass 69 2-Value is % mass 442

THIS CHECK APPLIES TO THE FOLLOWING SAMPLES, MS, MSD, BLANKS, AND STANDARDS:

	EPA SAMPLE NO.	LAB SAMPLE ID	LAB FILE ID	DATE ANALYZED	TIME ANALYZED
01	SSTD4	SSTD4	F11070C1	11/07/10	2301
02	INTRA-LAB BL	L9L1R1AA	F1107019	11/08/10	0603
03	INTRA-LAB CH	L9L1R1AC	F1107020	11/08/10	0622
04	INTRA-LAB CH	L9L1R1AD	F1107021	11/08/10	0641
05	MW-5 PRODUCT	L9J331AC	F1107022	11/08/10	0700
06					
07					
08					
09					
10					
11					
12					
13					
14					
15					
16					
17					
18					
19					
20					
21					
22					

FORM 8
SEMIVOLATILE INTERNAL STANDARD AREA AND RT SUMMARY

Lab Name: TESTAMERICA PITTSBURGH Contract:

Lab Code: TA Case No.: SAS No.: SDG No.: C0K040543

Lab File ID (Standard): F11070C1 Date Analyzed: 11/07/10

Instrument ID: 722 Time Analyzed: 2301

		IS1 (DCB) AREA #	RT #	IS2 (NPT) AREA #	RT #	IS3 (ANT) AREA #	RT #
	12 HOUR STD	87835	4.11	318546	5.10	171613	6.45
	UPPER LIMIT	175670	4.61	637092	5.60	343226	6.95
	LOWER LIMIT	43918	3.61	159273	4.60	85807	5.95
	CLIENT SAMPLE NO.						
01	INTRA-LAB BL	82778	4.11	285467	5.10	148309	6.45
02	INTRA-LAB CH	80993	4.11	285137	5.10	138474	6.45
03	INTRA-LAB CH	92299	4.10	331384	5.10	163774	6.45
04	MW-5 PRODUCT	85532	4.11	318435	5.10	156020	6.45
05							
06							
07							
08							
09							
10							
11							
12							
13							
14							
15							
16							
17							
18							
19							
20							
21							
22							

IS1 (DCB) = 1,4-Dichlorobenzene-d4
IS2 (NPT) = Naphthalene-d8
IS3 (ANT) = Acenaphthene-d10

AREA UPPER LIMIT = +100% of internal standard area
AREA LOWER LIMIT = - 50% of internal standard area
RT UPPER LIMIT = + 0.50 minutes of internal standard RT
RT LOWER LIMIT = - 0.50 minutes of internal standard RT

Column used to flag internal standard area values with an asterisk.
* Values outside of QC limits.

FORM 8
SEMIVOLATILE INTERNAL STANDARD AREA AND RT SUMMARY

Lab Name: TESTAMERICA PITTSBURGH Contract:

Lab Code: TA Case No.: SAS No.: SDG No.: C0K040543

Lab File ID (Standard): F11070C1 Date Analyzed: 11/07/10

Instrument ID: 722 Time Analyzed: 2301

		IS4(PHN) AREA #	RT #	IS5(CRY) AREA #	RT #	IS6(PRY) AREA #	RT #
	12 HOUR STD	222196	7.60	177660	9.86	153831	11.39
	UPPER LIMIT	444392	8.10	355320	10.36	307662	11.89
	LOWER LIMIT	111098	7.10	88830	9.36	76916	10.89
	CLIENT SAMPLE NO.						
01	INTRA-LAB BL	190514	7.59	155813	9.84	151673	11.36
02	INTRA-LAB CH	195821	7.59	180700	9.84	160255	11.36
03	INTRA-LAB CH	222472	7.59	198369	9.84	174501	11.36
04	MW-5 PRODUCT	221935	7.59	206298	9.84	203063	11.36
05							
06							
07							
08							
09							
10							
11							
12							
13							
14							
15							
16							
17							
18							
19							
20							
21							
22							

IS4 (PHN) = Phenanthrene-d10
IS5 (CRY) = Chrysene-d12
IS6 (PRY) = Perylene-d12

AREA UPPER LIMIT = +100% of internal standard area
AREA LOWER LIMIT = - 50% of internal standard area
RT UPPER LIMIT = + 0.50 minutes of internal standard RT
RT LOWER LIMIT = - 0.50 minutes of internal standard RT

Column used to flag internal standard area values with an asterisk.
* Values outside of QC limits.

GC/MS SEMIVOLATILE
SAMPLE DATA

MACTEC Engineering and Consulting Inc

Client Sample ID: MW-5 PRODUCT-1011

GC/MS Semivolatiles

Lot-Sample #...:	C0K040543-012	**Work Order #...:**	L9J331AC	**Matrix.....:**	WASTE
Date Sampled...:	11/02/10 15:35	**Date Received..:**	11/03/10 08:30	**MS Run #.....:**	
Prep Date.....:	11/05/10	**Analysis Date..:**	11/08/10		
Prep Batch #...:	0309266	**Analysis Time..:**	07:00		
Dilution Factor:	20	**Initial Wgt/Vol:**	1 g	**Final Wgt/Vol..:**	10 mL
% Moisture.....:		**Analyst ID.....:**	007062	**Instrument ID..:**	722
		Method.....:	SW846 8270C		

PARAMETER	RESULT	REPORTING LIMIT	UNITS	MDL
1,4-Dichlorobenzene	ND	40	mg/kg	10
2,4-Dinitrotoluene	ND	200	mg/kg	9.4
Hexachlorobenzene	ND	40	mg/kg	7.6
Hexachlorobutadiene	ND	40	mg/kg	8.5
Hexachloroethane	ND	200	mg/kg	6.8
Nitrobenzene	ND	40	mg/kg	10
Pentachlorophenol	ND	200	mg/kg	35
Pyridine	ND	200	mg/kg	3.8
2,4,5-Trichlorophenol	ND	200	mg/kg	4.9
2,4,6-Trichlorophenol	ND	200	mg/kg	10
Cresols (total)	ND	200	mg/kg	8.8

SURROGATE	PERCENT RECOVERY	RECOVERY LIMITS
2,4,6-Tribromophenol	79	(55 - 147)
2-Fluorobiphenyl	93	(58 - 127)
2-Fluorophenol	95	(63 - 117)
Nitrobenzene-d5	75	(35 - 118)
Phenol-d5	83	(35 - 118)
Terphenyl-d14	89	(35 - 132)

Data File: \\PITSVR06\d\chem\722.i\110710.b\F1107022.D
Date : 08-NOV-2010 07:00
Client ID: MW-5 PRODUCT-1011
Sample Info: C0K040543-012 x20 11/05/10 TCLP WD (0309266)
Volume Injected (uL): 2.0
Column phase: Hp5-MS

Instrument: 722.i
Operator: 007062
Column diameter: 0.25

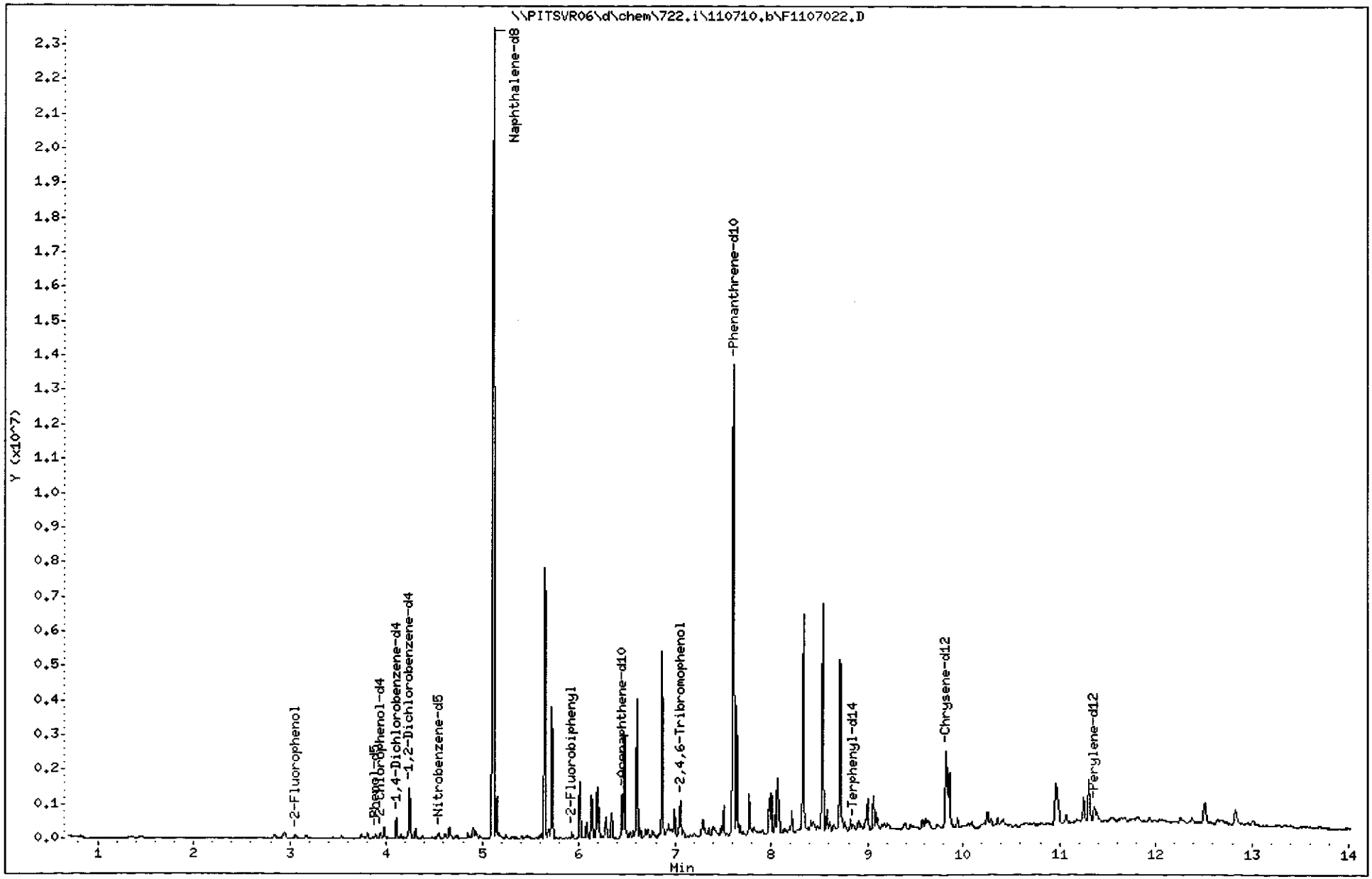

Test America Pittsburgh

Semivolatile REPORT SW-846 Method 8270

Data file : \\PITSVR06\d\chem\722.i\110710.b\F1107022.D
Lab Smp Id: 19j331ac Client Smp ID: MW-5 PRODUCT-1011
Inj Date : 08-NOV-2010 07:00
Operator : 007062 Inst ID: 722.i
Smp Info : C0K040543-012 x20 11/05/10 TCLP WD (0309266)
Misc Info : 19j331ac,110710.b,ll.m,tclp.sub
Comment :
Method : \\PITSVR06\d\chem\722.i\110710.b\LL.m
Meth Date : 09-Nov-2010 03:28 722.i Quant Type: ISTD
Cal Date : 02-SEP-2010 04:00 Cal File: F09020C8.D
Als bottle: 24
Dil Factor: 20.00000
Integrator: HP RTE Compound Sublist: tclp.sub
Target Version: 4.14
Processing Host: PITPC-503

Concentration Formula: Amt * DF * Uf * Vt/(Vi * Ws)*1 * CpndVariable

Name	Value	Description
DF	20.000	Dilution Factor
Uf	0.00100	ng unit correction factor
Vt	10000.000	Volume of final extract (uL)(1000 low, 2
Vi	2.000	Volume injected (uL)
Ws	1.000	Weight of sample extracted (g)
Cpnd Variable		Local Compound Variable

	Compounds	QUANT SIG MASS	RT	EXP RT	REL RT	RESPONSE	CONCENTRATIONS ON-COLUMN (NG)	CONCENTRATIONS FINAL (mg/kg)
* 1	1,4-Dichlorobenzene-d4	152	4.107	4.107	(1.000)	85532	8.00000	
* 2	Naphthalene-d8	136	5.100	5.100	(1.000)	318435	8.00000	
* 3	Acenaphthene-d10	164	6.447	6.452	(1.000)	156020	8.00000	
* 4	Phenanthrene-d10	188	7.590	7.601	(1.000)	221935	8.00000	
* 5	Chrysene-d12	240	9.839	9.860	(1.000)	206298	8.00000	
* 6	Perylene-d12	264	11.361	11.394	(1.000)	203063	8.00000	
9	Pyridine	79	Compound Not Detected.					
198	1,4-Dioxane	88	Compound Not Detected.					
27	1,4-Dichlorobenzene	146	Compound Not Detected.					
M 195	Cresols, total	100	Compound Not Detected.					
30	2-Methylphenol	108	Compound Not Detected.					
192	4-Methylphenol	108	Compound Not Detected.					
34	Hexachloroethane	117	Compound Not Detected.					
35	Nitrobenzene	77	Compound Not Detected.					
56	Hexachlorobutadiene	224	Compound Not Detected.					
66	2,4,6-Trichlorophenol	196	Compound Not Detected.					
67	2,4,5-Trichlorophenol	196	Compound Not Detected.					
87	2,4-Dinitrotoluene	165	Compound Not Detected.					
107	Hexachlorobenzene	283	Compound Not Detected.					
111	Pentachlorophenol	265	Compound Not Detected.					

Compounds	QUANT SIG MASS	RT	EXP RT	REL RT	RESPONSE	CONCENTRATIONS ON-COLUMN (NG)	CONCENTRATIONS FINAL (mg/kg)
$ 154 Nitrobenzene-d5	82	4.545	4.545	(0.891)	24672	1.50799	150.80(a)
$ 155 2-Fluorobiphenyl	172	5.934	5.939	(0.920)	47902	1.85476	185.48(a)
$ 156 Terphenyl-d14	244	8.845	8.867	(0.899)	38055	1.78374	178.37(a)
$ 157 Phenol-d5	99	3.888	3.888	(0.947)	43120	2.50030	250.03(a)
$ 158 2-Fluorophenol	112	3.060	3.060	(0.745)	35548	2.84097	284.10(a)
$ 159 2,4,6-Tribromophenol	330	7.056	7.066	(0.930)	5779	2.36982	236.98(a)
$ 186 2-Chlorophenol-d4	132	3.936	3.936	(0.958)	38556	2.52411	252.41(a)
$ 187 1,2-Dichlorobenzene-d4	152	4.224	4.224	(1.029)	18798	1.78890	178.89(aQ)

QC Flag Legend

a - Target compound detected but, quantitated amount
Below Limit Of Quantitation(BLOQ).
Q - Qualifier signal failed the ratio test.

GC/MS SEMIVOLATILE
CALIBRATION DATA

Report Date : 02-Sep-2010 05:11

8270D

Test America Pittsburgh

INITIAL CALIBRATION DATA

Start Cal Date : 02-SEP-2010 01:40
End Cal Date : 02-SEP-2010 04:00
Quant Method : ISTD
Origin : Included
Target Version : 4.14
Integrator : HP RTE
Method file : \\PITSVR06\d\chem\722.i\090210.b\8270D.m
Last Edit : 02-Sep-2010 05:07 722.i

Calibration File Names:
Level 1: \\PITSVR06\d\chem\722.i\090210.b\F09020C2.D
Level 2: \\PITSVR06\d\chem\722.i\090210.b\F09020C3.D
Level 3: \\PITSVR06\d\chem\722.i\090210.b\F09020C1.D
Level 4: \\PITSVR06\d\chem\722.i\090210.b\F09020C4.D
Level 5: \\PITSVR06\d\chem\722.i\090210.b\F09020C5.D
Level 6: \\PITSVR06\d\chem\722.i\090210.b\F09020C6.D
Level 7: \\PITSVR06\d\chem\722.i\090210.b\F09020C7.D
Level 8: \\PITSVR06\d\chem\722.i\090210.b\F09020C8.D

Compound	0.4000000 Level 1	2.0000 Level 2	4.0000 Level 3	10.0000 Level 4	20.0000 Level 5	40.0000 Level 6	Curve	Coefficients b	m1	m2	%RSD or R^2	
	60.0000 Level 7	80.0000 Level 8										
227 Indene	2.54383	2.41104	2.52407	2.50094	2.41111	2.40678						
	2.36312	2.29217					AVRG		2.43163		3.52884	
225 n-Decane	+++++	+++++	+++++	+++++	+++++	+++++						
	+++++	+++++					AVRG		0.000e+000		0.000e+000	<-
226 n-Octadecane	+++++	+++++	+++++	+++++	+++++	+++++						
	+++++	+++++					AVRG		0.000e+000		0.000e+000	<-

(2001 - 2151)
2017
C0K040543

Test America Pittsburgh

INITIAL CALIBRATION DATA

Start Cal Date : 02-SEP-2010 01:40
End Cal Date : 02-SEP-2010 04:00
Quant Method : ISTD
Origin : Included
Target Version : 4.14
Integrator : HP RTE
Method file : \\PITSVR06\d\chem\722.i\090210.b\8270D.m
Last Edit : 02-Sep-2010 05:07 722.i

Compound	0.4000000 Level 1	2.0000 Level 2	4.0000 Level 3	10.0000 Level 4	20.0000 Level 5	40.0000 Level 6	Curve	Coefficients b	m1	m2	%RSD or R^2	
	60.0000 Level 7	80.0000 Level 8										
224 Pentachloroanisole	+++++	+++++	+++++	+++++	+++++	+++++						
	+++++	+++++					AVRG		0.000e+000		0.000e+000	<-
203 3&4 Methylphenol total	+++++	+++++	+++++	+++++	+++++	+++++						
	+++++	+++++					AVRG		0.000e+000		0.000e+000	<-
198 1,4-Dioxane	+++++	14459	21295	37816	59506	111558						
	162410	216356					QUAD	-0.20530	2.90658	0.15904	0.99813	
7 N-Nitrosomorpholine	+++++	+++++	+++++	+++++	+++++	+++++						
	+++++	+++++					AVRG		0.000e+000		0.000e+000	<-
8 Ethyl methanesulfonate	+++++	+++++	+++++	+++++	+++++	+++++						
	+++++	+++++					AVRG		0.000e+000		0.000e+000	<-
9 Pyridine	1.62953	1.55807	1.64191	1.61142	1.57527	1.56863						
	1.56161	1.47895					AVRG		1.57817		3.25111	
199 Thionazin	+++++	+++++	+++++	+++++	+++++	+++++						
	+++++	+++++					AVRG		0.000e+000		0.000e+000	<-

(2001 - 2151)

2018

C0K040543

Test America Pittsburgh

INITIAL CALIBRATION DATA

Start Cal Date : 02-SEP-2010 01:40
End Cal Date : 02-SEP-2010 04:00
Quant Method : ISTD
Origin : Included
Target Version : 4.14
Integrator : HP RTE
Method file : \\PITSVR06\d\chem\722.i\090210.b\8270D.m
Last Edit : 02-Sep-2010 05:07 722.i

Compound	0.4000000 Level 1	2.0000 Level 2	4.0000 Level 3	10.0000 Level 4	20.0000 Level 5	40.0000 Level 6	60.0000 Level 7	80.0000 Level 8	Curve	Coefficients b	m1	m2	%RSD or R^2	
200 Sulfotepp	+++++	+++++	+++++	+++++	+++++	+++++								
	+++++	+++++							AVRG		0.000e+000		0.000e+000	<-
10 N-Nitrosodimethylamine	0.74427	0.90410	0.88660	0.92406	0.87525	0.86073								
	0.84994	0.82900							AVRG		0.85925		6.44098	
11 Ethyl methacrylate	+++++	+++++	+++++	+++++	+++++	+++++								
	+++++	+++++							AVRG		0.000e+000		0.000e+000	<-
12 3-Chloropropionitrile	+++++	+++++	+++++	+++++	+++++	+++++								
	+++++	+++++							AVRG		0.000e+000		0.000e+000	<-
13 Malononitrile	+++++	+++++	+++++	+++++	+++++	+++++								
	+++++	+++++							AVRG		0.000e+000		0.000e+000	<-
14 2-Picoline	+++++	+++++	+++++	+++++	+++++	+++++								
	+++++	+++++							AVRG		0.000e+000		0.000e+000	<-
15 N-Nitrosomethylethylamine	+++++	+++++	+++++	+++++	+++++	+++++								
	+++++	+++++							AVRG		0.000e+000		0.000e+000	<-

(2001 - 2151) 2019 C0K040543

Test America Pittsburgh

INITIAL CALIBRATION DATA

Start Cal Date : 02-SEP-2010 01:40
End Cal Date : 02-SEP-2010 04:00
Quant Method : ISTD
Origin : Included
Target Version : 4.14
Integrator : HP RTE
Method file : \\PITSVR06\d\chem\722.i\090210.b\8270D.m
Last Edit : 02-Sep-2010 05:07 722.i

Compound	0.4000000 Level 1	2.0000 Level 2	4.0000 Level 3	10.0000 Level 4	20.0000 Level 5	40.0000 Level 6	Curve	Coefficients b	m1	m2	%RSD or R^2	
	60.0000 Level 7	80.0000 Level 8										
16 Methyl methanesulfonate	0.70520	0.68347	0.74309	0.75232	0.69353	0.70039						
	0.67986	0.66048					AVRG		0.70229		4.45818	
18 1,3-Dichloro-2-propanol	+++++	+++++	+++++	+++++	+++++	+++++						
	+++++	+++++					AVRG		0.000e+000		0.000e+000	<-
19 N-Nitrosodiethylamine	+++++	+++++	+++++	+++++	+++++	+++++						
	+++++	+++++					AVRG		0.000e+000		0.000e+000	<-
220 Benzaldehyde	4430	21148	40058	100992	192891	283789						
	338331	+++++					QUAD	0.17913	0.27554	0.23367	0.99514	
21 Aniline	2.09367	2.00630	2.02291	2.11585	2.01414	2.01290						
	1.96877	1.90734					AVRG		2.01774		3.25375	
22 Phenol	2.02477	1.73576	1.89633	1.84328	1.74942	1.74454						
	1.71481	1.68592					AVRG		1.79935		6.36091	
23 bis(2-Chloroethyl)ether	1.52075	1.30040	1.32614	1.35196	1.27579	1.29614						
	1.23539	1.23944					AVRG		1.31825		6.89864	

(2001 - 2151)

2020

C0K040543

Test America Pittsburgh

INITIAL CALIBRATION DATA

Start Cal Date : 02-SEP-2010 01:40
End Cal Date : 02-SEP-2010 04:00
Quant Method : ISTD
Origin : Included
Target Version : 4.14
Integrator : HP RTE
Method file : \\PITSVR06\d\chem\722.i\090210.b\8270D.m
Last Edit : 02-Sep-2010 05:07 722.i

Compound	0.4000000 Level 1 / 60.0000 Level 7	2.0000 Level 2 / 80.0000 Level 8	4.0000 Level 3	10.0000 Level 4	20.0000 Level 5	40.0000 Level 6	Curve	Coefficients b	Coefficients m1	Coefficients m2	%RSD or R^2	
24 2-Chlorophenol	1.54082	1.43471	1.45540	1.45965	1.42456	1.39932						
	1.40109	1.35666					AVRG		1.43403		3.80884	
25 Pentachloroethane	+++++	+++++	+++++	+++++	+++++	+++++						
	+++++	+++++					AVRG		0.000e+000		0.000e+000	<-
26 1,3-Dichlorobenzene	1.80088	1.62956	1.68221	1.70007	1.62961	1.64602						
	1.63477	1.57328					AVRG		1.66205		4.07523	
27 1,4-Dichlorobenzene	1.68550	1.65954	1.69872	1.71304	1.66345	1.63385						
	1.63201	1.57378					AVRG		1.65749		2.68125	
28 1,2-Dichlorobenzene	1.71745	1.52586	1.61208	1.59523	1.55876	1.56812						
	1.55306	1.52024					AVRG		1.58135		3.99650	
29 Benzyl Alcohol	+++++	24451	21145	73532	110159	265332						
	411209	580897					QUAD	0.01590	1.37897	-0.01874	0.99680	<-
30 2-Methylphenol	5200	13799	46658	118822	228626	406536						
	621142	836669					QUAD	0.01304	0.77798	0.00666	0.99947	

(2001 - 2151) 2021 C0K040543

Test America Pittsburgh

INITIAL CALIBRATION DATA

Start Cal Date : 02-SEP-2010 01:40
End Cal Date : 02-SEP-2010 04:00
Quant Method : ISTD
Origin : Included
Target Version : 4.14
Integrator : HP RTE
Method file : \\PITSVR06\d\chem\722.i\090210.b\8270D.m
Last Edit : 02-Sep-2010 05:07 722.i

Compound	0.4000000 Level 1	2.0000 Level 2	4.0000 Level 3	10.0000 Level 4	20.0000 Level 5	40.0000 Level 6	Curve	Coefficients b	m1	m2	%RSD or R^2	
	60.0000 Level 7	80.0000 Level 8										
31 2,2'-oxybis(1-Chloropropane)	1.32960	1.24549	1.26573	1.25488	1.19297	1.19500						
	1.20009	1.15096					AVRG		1.22934		4.53845	
32 N-Nitroso-di-n-propylamine	1.04789	1.02571	1.02768	1.02775	0.96973	0.94312						
	0.93237	0.91048					AVRG		0.98559		5.36480	
M 195 Cresols, total	+++++	+++++	+++++	+++++	+++++	+++++						
	+++++	+++++					AVRG		0.000e+000		0.000e+000	<-
192 4-Methylphenol	1.32855	1.28132	1.23679	1.31223	1.20889	1.19527						
	1.17213	1.15039					AVRG		1.23570		5.31821	
193 3-Methylphenol	+++++	+++++	+++++	+++++	+++++	+++++						
	+++++	+++++					AVRG		0.000e+000		0.000e+000	<-
34 Hexachloroethane	0.54758	0.62394	0.63671	0.63229	0.63194	0.63732						
	0.62490	0.60923					AVRG		0.61799		4.83171	
35 Nitrobenzene	0.46521	0.42767	0.42674	0.41585	0.39968	0.40175						
	0.40025	0.39423					AVRG		0.41642		5.64184	

(2001 - 2151) 2022 C0K040543

Test America Pittsburgh

INITIAL CALIBRATION DATA

Start Cal Date : 02-SEP-2010 01:40
End Cal Date : 02-SEP-2010 04:00
Quant Method : ISTD
Origin : Included
Target Version : 4.14
Integrator : HP RTE
Method file : \\PITSVR06\d\chem\722.i\090210.b\8270D.m
Last Edit : 02-Sep-2010 05:07 722.i

Compound	0.4000000 Level 1	2.0000 Level 2	4.0000 Level 3	10.0000 Level 4	20.0000 Level 5	40.0000 Level 6	60.0000 Level 7	80.0000 Level 8	Curve	Coefficients b	Coefficients m1	Coefficients m2	%RSD or R^2	
36 N-Nitrosopyrrolidine	0.60487	0.63255	0.68954	0.69230	0.62015	0.62727								
	0.62353	0.60910							AVRG		0.63741		5.37229	
37 Acetophenone	1.96562	1.90659	2.02159	1.97170	1.82046	1.83722								
	1.80716	1.74778							AVRG		1.88477		5.09199	
39 o-Toluidine	+++++	+++++	+++++	+++++	+++++	+++++								
	+++++	+++++							AVRG		0.000e+000		0.000e+000	<-
40 N-Nitrosopiperidine	+++++	+++++	+++++	+++++	+++++	+++++								
	+++++	+++++							AVRG		0.000e+000		0.000e+000	<-
41 Isophorone	0.73973	0.70392	0.71881	0.68298	0.67094	0.66304								
	0.66323	0.64327							AVRG		0.68574		4.73835	
42 2-Nitrophenol	0.17188	0.19298	0.21237	0.21251	0.20446	0.21277								
	0.21122	0.21570							AVRG		0.20424		7.31336	
43 2,4-Dimethylphenol	0.43635	0.37392	0.39179	0.39593	0.36214	0.38155								
	0.37239	0.36743							AVRG		0.38519		6.14881	

(2001 - 2151)
2023
C0K040543

Test America Pittsburgh

INITIAL CALIBRATION DATA

Start Cal Date : 02-SEP-2010 01:40
End Cal Date : 02-SEP-2010 04:00
Quant Method : ISTD
Origin : Included
Target Version : 4.14
Integrator : HP RTE
Method file : \\PITSVR06\d\chem\722.i\090210.b\8270D.m
Last Edit : 02-Sep-2010 05:07 722.i

Compound	0.4000000 Level 1 / 60.0000 Level 7	2.0000 Level 2 / 80.0000 Level 8	4.0000 Level 3	10.0000 Level 4	20.0000 Level 5	40.0000 Level 6	Curve	Coefficients b	m1	m2	%RSD or R^2	
44 bis(2-Chloroethoxy)methane	0.42387	0.40115	0.41363	0.39913	0.38458	0.39402						
	0.39334	0.38726					AVRG		0.39962		3.32620	
45 O,O,O-Triethyl phosphorothioa	+++++	+++++	+++++	+++++	+++++	+++++						
	+++++	+++++					AVRG		0.000e+000		0.000e+000	<-
46 2,4-Toluenediamene	+++++	+++++	+++++	+++++	+++++	+++++						
	+++++	+++++					AVRG		0.000e+000		0.000e+000	<-
47 1,3,5-Trichlorobenzene	+++++	+++++	+++++	+++++	+++++	+++++						
	+++++	+++++					AVRG		0.000e+000		0.000e+000	<-
48 2,4-Dichlorophenol	0.29878	0.29282	0.29500	0.30165	0.29875	0.30197						
	0.30182	0.30056					AVRG		0.29892		1.13484	
49 Benzoic Acid	0.13442	0.13817	0.18209	0.17978	0.16552	0.15755						
	0.16024	0.14416					AVRG		0.15774		11.38293	
50 1,2,4-Trichlorobenzene	0.35323	0.33541	0.33946	0.33186	0.32955	0.34394						
	0.34058	0.33842					AVRG		0.33906		2.18219	

(2001 - 2151)
2024
C0K040543

Test America Pittsburgh

INITIAL CALIBRATION DATA

Start Cal Date : 02-SEP-2010 01:40
End Cal Date : 02-SEP-2010 04:00
Quant Method : ISTD
Origin : Included
Target Version : 4.14
Integrator : HP RTE
Method file : \\PITSVR06\d\chem\722.i\090210.b\8270D.m
Last Edit : 02-Sep-2010 05:07 722.i

Compound	0.4000000 Level 1	2.0000 Level 2	4.0000 Level 3	10.0000 Level 4	20.0000 Level 5	40.0000 Level 6	Curve	Coefficients b	m1	m2	%RSD or R^2	
	60.0000 Level 7	80.0000 Level 8										
51 Naphthalene	1.17391	1.05080	1.09393	1.06553	1.04186	1.04722						
	1.03195	0.98304					AVRG		1.06103		5.21550	
52 4-Chloroaniline	0.43307	0.44219	0.43092	0.45342	0.43135	0.44397						
	0.44079	0.43492					AVRG		0.43883		1.76799	
221 Caprolactam	0.07872	0.09390	0.10188	0.10137	0.10135	0.10286						
	0.10656	0.09784					AVRG		0.09806		8.81462	
53 a,a-Dimethyl-phenethylamine	+++++	+++++	+++++	+++++	+++++	+++++						
	+++++	+++++					AVRG		0.000e+000		0.000e+000	<-
54 2,6-Dichlorophenol	0.30498	0.29328	0.29158	0.30497	0.28423	0.29495						
	0.29547	0.30025					AVRG		0.29621		2.37276	
55 Hexachloropropene	+++++	+++++	+++++	+++++	+++++	+++++						
	+++++	+++++					AVRG		0.000e+000		0.000e+000	<-
56 Hexachlorobutadiene	0.21183	0.19172	0.20382	0.19637	0.19904	0.20116						
	0.20460	0.20236					AVRG		0.20136		2.96994	

(2001 - 2151)
2025
C0K040543

Test America Pittsburgh

INITIAL CALIBRATION DATA

Start Cal Date : 02-SEP-2010 01:40
End Cal Date : 02-SEP-2010 04:00
Quant Method : ISTD
Origin : Included
Target Version : 4.14
Integrator : HP RTE
Method file : \\PITSVR06\d\chem\722.i\090210.b\8270D.m
Last Edit : 02-Sep-2010 05:07 722.i

Compound	0.4000000 Level 1	2.0000 Level 2	4.0000 Level 3	10.0000 Level 4	20.0000 Level 5	40.0000 Level 6	Curve	Coefficients b	m1	m2	%RSD or R^2	
	60.0000 Level 7	80.0000 Level 8										
57 1,2,3-Trichlorobenzene	+++++	+++++	+++++	+++++	+++++	+++++						
	+++++	+++++					AVRG		0.000e+000		0.000e+000	<-
58 N-Nitrosodi-n-butylamine	+++++	+++++	+++++	+++++	+++++	+++++						
	+++++	+++++					AVRG		0.000e+000		0.000e+000	<-
59 4-Chloro-3-Methylphenol	0.31070	0.29836	0.33345	0.31316	0.30218	0.30397						
	0.29979	0.30599					AVRG		0.30845		3.66434	
60 p-Phenylene diamine	+++++	+++++	+++++	+++++	+++++	+++++						
	+++++	+++++					AVRG		0.000e+000		0.000e+000	<-
61 Safrole	+++++	+++++	+++++	+++++	+++++	+++++						
	+++++	+++++					AVRG		0.000e+000		0.000e+000	<-
62 2-Methylnaphthalene	0.73687	0.69778	0.72622	0.70302	0.67447	0.68892						
	0.68002	0.68021					AVRG		0.69844		3.24987	
64 Hexachlorocyclopentadiene	1683	9306	23495	63856	138822	288095						
	453516	642122					QUAD	0.11548	2.41046	-0.06770	0.99916	

(2001 - 2151)
2026
C0K040543

Test America Pittsburgh

INITIAL CALIBRATION DATA

Start Cal Date : 02-SEP-2010 01:40
End Cal Date : 02-SEP-2010 04:00
Quant Method : ISTD
Origin : Included
Target Version : 4.14
Integrator : HP RTE
Method file : \\PITSVR06\d\chem\722.i\090210.b\8270D.m
Last Edit : 02-Sep-2010 05:07 722.i

Compound	0.4000000 Level 1	2.0000 Level 2	4.0000 Level 3	10.0000 Level 4	20.0000 Level 5	40.0000 Level 6	Curve	Coefficients b	m1	m2	%RSD or R^2	
	60.0000 Level 7	80.0000 Level 8										
65 1,2,4,5-Tetrachlorobenzene	0.58729	0.51865	0.55906	0.54607	0.56493	0.60731						
	0.62021	0.60981					AVRG		0.57667		6.14725	
66 2,4,6-Trichlorophenol	0.39580	0.34713	0.36403	0.36573	0.37421	0.38900						
	0.39055	0.39410					AVRG		0.37757		4.65931	
67 2,4,5-Trichlorophenol	0.37077	0.39300	0.38765	0.39780	0.38673	0.40962						
	0.41579	0.40148					AVRG		0.39535		3.58754	
68 1,2,3,5-Tetrachlorobenzene	+++++	+++++	+++++	+++++	+++++	+++++						
	+++++	+++++					AVRG		0.000e+000		0.000e+000	<-
222 1,1'-Biphenyl	1.55830	1.50023	1.48470	1.48323	1.52955	1.56399						
	1.54400	1.51302					AVRG		1.52213		2.08805	
69 1,4-Dinitrobenzene	+++++	+++++	+++++	+++++	+++++	+++++						
	+++++	+++++					AVRG		0.000e+000		0.000e+000	<-
70 2-Chloronaphthalene	1.18527	1.11316	1.21716	1.13377	1.16297	1.18677						
	1.18897	1.18126					AVRG		1.17117		2.85138	

(2001 - 2151)

2027

C0K040543

Test America Pittsburgh

INITIAL CALIBRATION DATA

Start Cal Date : 02-SEP-2010 01:40
End Cal Date : 02-SEP-2010 04:00
Quant Method : ISTD
Origin : Included
Target Version : 4.14
Integrator : HP RTE
Method file : \\PITSVR06\d\chem\722.i\090210.b\8270D.m
Last Edit : 02-Sep-2010 05:07 722.i

Compound	0.4000000 Level 1 / 60.0000 Level 7	2.0000 Level 2 / 80.0000 Level 8	4.0000 Level 3	10.0000 Level 4	20.0000 Level 5	40.0000 Level 6	Curve	Coefficients b	m1	m2	%RSD or R^2	
219 1-Chloronaphthalene	+++++ / +++++	+++++ / +++++	+++++	+++++	+++++	+++++	AVRG		0.000e+000		0.000e+000	<-
71 Isosafrole 1	+++++ / +++++	+++++ / +++++	+++++	+++++	+++++	+++++	AVRG		0.000e+000		0.000e+000	<-
M 188 Isosafrole, total	+++++ / +++++	+++++ / +++++	+++++	+++++	+++++	+++++	AVRG		0.000e+000		0.000e+000	<-
72 Isosafrole 2	+++++ / +++++	+++++ / +++++	+++++	+++++	+++++	+++++	AVRG		0.000e+000		0.000e+000	<-
73 2-Nitroaniline	0.30623 / 0.34664	0.34604 / 0.34982	0.35570	0.34408	0.34001	0.35450	AVRG		0.34288		4.57835	
74 1,2,3,4-Tetrachlorobenzene	+++++ / +++++	+++++ / +++++	+++++	+++++	+++++	+++++	AVRG		0.000e+000		0.000e+000	<-
75 1,4-Naphthoquinone	+++++ / +++++	+++++ / +++++	+++++	+++++	+++++	+++++	AVRG		0.000e+000		0.000e+000	<-

(2001 - 2151)

2028

C0K040543

Test America Pittsburgh

INITIAL CALIBRATION DATA

Start Cal Date : 02-SEP-2010 01:40
End Cal Date : 02-SEP-2010 04:00
Quant Method : ISTD
Origin : Included
Target Version : 4.14
Integrator : HP RTE
Method file : \\PITSVR06\d\chem\722.i\090210.b\8270D.m
Last Edit : 02-Sep-2010 05:07 722.i

Compound	0.4000000 Level 1 / 60.0000 Level 7	2.0000 Level 2 / 80.0000 Level 8	4.0000 Level 3	10.0000 Level 4	20.0000 Level 5	40.0000 Level 6	Curve	Coefficients b	Coefficients m1	Coefficients m2	%RSD or R^2	
76 Dimethylphthalate	1.43161	1.27705	1.26965	1.24258	1.25144	1.29973						
	1.27053	1.25941					AVRG		1.28775		4.70887	
77 m-Dinitrobenzene	+++++	+++++	+++++	+++++	+++++	+++++						
	+++++	+++++					AVRG		0.000e+000		0.000e+000	<-
78 2,6-Dinitrotoluene	0.29792	0.27281	0.30049	0.29272	0.29110	0.30309						
	0.31687	0.31036					AVRG		0.29817		4.48293	
79 Acenaphthylene	1.91749	1.83791	1.85348	1.82311	1.82398	1.86655						
	1.82323	1.77936					AVRG		1.84064		2.19182	
80 1,2-Dinitrobenzene	+++++	+++++	+++++	+++++	+++++	+++++						
	+++++	+++++					AVRG		0.000e+000		0.000e+000	<-
81 3-Nitroaniline	0.27377	0.30067	0.30741	0.30253	0.30931	0.32526						
	0.32965	0.32921					AVRG		0.30973		6.04075	
82 Acenaphthene	1.20766	1.08110	1.15142	1.12883	1.14723	1.17696						
	1.15327	1.11844					AVRG		1.14562		3.31738	

(2001 - 2151)

2029

C0K040543

Test America Pittsburgh

INITIAL CALIBRATION DATA

Start Cal Date : 02-SEP-2010 01:40
End Cal Date : 02-SEP-2010 04:00
Quant Method : ISTD
Origin : Included
Target Version : 4.14
Integrator : HP RTE
Method file : \\PITSVR06\d\chem\722.i\090210.b\8270D.m
Last Edit : 02-Sep-2010 05:07 722.i

Compound	0.4000000 Level 1 / 60.0000 Level 7	2.0000 Level 2 / 80.0000 Level 8	4.0000 Level 3	10.0000 Level 4	20.0000 Level 5	40.0000 Level 6	Curve	Coefficients b	m1	m2	%RSD or R^2	
83 2,4-Dinitrophenol	+++++	6036	21244	48750	78328	106654						
	172778	245954					QUAD	0.25778	6.57120	-0.67668	0.99719	
84 Pentachlorobenzene	+++++	+++++	+++++	+++++	+++++	+++++						
	+++++	+++++					AVRG		0.000e+000		0.000e+000	<-
85 4-Nitrophenol	+++++	0.17686	0.19161	0.19344	0.21333	0.20915						
	0.21010	0.21404					AVRG		0.20122		7.02590	
86 Dibenzofuran	1.72412	1.58646	1.64282	1.56473	1.58725	1.60202						
	1.61619	1.57724					AVRG		1.61260		3.17433	
87 2,4-Dinitrotoluene	0.37328	0.36662	0.38354	0.38057	0.39029	0.40868						
	0.41378	0.40913					AVRG		0.39074		4.57081	
88 2,3,4,6-Tetrachlorophenol	0.36259	0.28880	0.33710	0.29754	0.30760	0.32261						
	0.32320	0.30968					AVRG		0.31864		7.35642	
89 1-Naphthylamine	+++++	+++++	+++++	+++++	+++++	+++++						
	+++++	+++++					AVRG		0.000e+000		0.000e+000	<-

(2001 - 2151)

2030

C0K040543

(2001 - 2151)

Test America Pittsburgh

INITIAL CALIBRATION DATA

Start Cal Date : 02-SEP-2010 01:40
End Cal Date : 02-SEP-2010 04:00
Quant Method : ISTD
Origin : Included
Target Version : 4.14
Integrator : HP RTE
Method file : \\PITSVR06\d\chem\722.i\090210.b\8270D.m
Last Edit : 02-Sep-2010 05:07 722.i

Compound	0.4000000 Level 1	2.0000 Level 2	4.0000 Level 3	10.0000 Level 4	20.0000 Level 5	40.0000 Level 6	Curve	Coefficients b	m1	m2	%RSD or R^2	
	60.0000 Level 7	80.0000 Level 8										
90 Zinophos	+++++	+++++	+++++	+++++	+++++	+++++						
	+++++	+++++					AVRG		0.000e+000		0.000e+000	<-
91 2,3,5,6-Tetrachlorophenol	0.29742	0.27324	0.31995	0.28825	0.30022	0.32251						
	0.33779	0.33986					AVRG		0.30991		7.71139	
92 2-Naphthylamine	1.12501	1.10216	1.07625	1.06784	1.03699	1.03838						
	+++++	+++++					AVRG		1.07444		3.24431	
93 Diethylphthalate	1.46507	1.20423	1.26169	1.23179	1.22037	1.25491						
	1.25695	1.22039					AVRG		1.26443		6.61574	
94 Fluorene	1.40758	1.25680	1.33449	1.25401	1.28873	1.35297						
	1.34587	1.34296					AVRG		1.32293		3.98156	
95 4-Chlorophenyl-phenylether	0.66114	0.63241	0.62789	0.60141	0.61614	0.66081						
	0.68011	0.68711					AVRG		0.64588		4.78779	
96 4-Nitroaniline	0.27377	0.30067	0.32854	0.30253	0.30931	0.32526						
	0.32965	0.32921					AVRG		0.31237		6.33769	

2031

C0K040543

Test America Pittsburgh

INITIAL CALIBRATION DATA

Start Cal Date : 02-SEP-2010 01:40
End Cal Date : 02-SEP-2010 04:00
Quant Method : ISTD
Origin : Included
Target Version : 4.14
Integrator : HP RTE
Method file : \\PITSVR06\d\chem\722.i\090210.b\8270D.m
Last Edit : 02-Sep-2010 05:07 722.i

Compound	0.4000000 Level 1 / 60.0000 Level 7	2.0000 Level 2 / 80.0000 Level 8	4.0000 Level 3	10.0000 Level 4	20.0000 Level 5	40.0000 Level 6	Curve	Coefficients b	m1	m2	%RSD or R^2	
97 5-Nitro-o-toluidine	+++++	+++++	+++++	+++++	+++++	+++++						
	+++++	+++++					AVRG		0.000e+000		0.000e+000	<-
98 4,6-Dinitro-2-methylphenol	5114	10942	34290	78287	121274	151203						
	232819	332018					QUAD	0.12339	7.05727	-0.60749	0.99957	
99 N-Nitrosodiphenylamine	0.61394	0.56933	0.57514	0.54696	0.54045	0.56571						
	0.56815	0.58479					AVRG		0.57056		3.97456	
100 1,2-Diphenylhydrazine	0.98326	0.90641	0.95635	0.90097	0.89579	0.89149						
	0.88848	0.87297					AVRG		0.91197		4.13580	
101 Diphenylamine	+++++	+++++	+++++	+++++	+++++	+++++						
	+++++	+++++					AVRG		0.000e+000		0.000e+000	<-
202 N-Nitroso&Diphenylamine	+++++	+++++	+++++	+++++	+++++	+++++						
	+++++	+++++					AVRG		0.000e+000		0.000e+000	<-
102 Tetraethyl dithiopyrophosphat	+++++	+++++	+++++	+++++	+++++	+++++						
	+++++	+++++					AVRG		0.000e+000		0.000e+000	<-

(2001 - 2151)
2032
C0K040543

(2001 - 2151)

Test America Pittsburgh

INITIAL CALIBRATION DATA

Start Cal Date : 02-SEP-2010 01:40
End Cal Date : 02-SEP-2010 04:00
Quant Method : ISTD
Origin : Included
Target Version : 4.14
Integrator : HP RTE
Method file : \\PITSVR06\d\chem\722.i\090210.b\8270D.m
Last Edit : 02-Sep-2010 05:07 722.i

Compound	0.4000000 Level 1	2.0000 Level 2	4.0000 Level 3	10.0000 Level 4	20.0000 Level 5	40.0000 Level 6	Curve	Coefficients b	m1	m2	%RSD or R^2	
	60.0000 Level 7	80.0000 Level 8										
103 Diallate 1	+++++	+++++	+++++	+++++	+++++	+++++						
	+++++	+++++					AVRG		0.000e+000		0.000e+000	<-
M 189 Diallate, total	+++++	+++++	+++++	+++++	+++++	+++++						
	+++++	+++++					AVRG		0.000e+000		0.000e+000	<-
104 Phorate	+++++	+++++	+++++	+++++	+++++	+++++						
	+++++	+++++					AVRG		0.000e+000		0.000e+000	<-
105 1,3,5-Trinitrobenzene	+++++	+++++	+++++	+++++	+++++	+++++						
	+++++	+++++					AVRG		0.000e+000		0.000e+000	<-
106 4-Bromophenyl-phenylether	0.23603	0.20438	0.21863	0.21694	0.21884	0.22545						
	0.23047	0.23109					AVRG		0.22273		4.54138	
107 Hexachlorobenzene	0.20407	0.21129	0.20814	0.21046	0.20768	0.21521						
	0.21955	0.22254					AVRG		0.21237		2.96023	
108 Phenacetin	+++++	+++++	+++++	+++++	+++++	+++++						
	+++++	+++++					AVRG		0.000e+000		0.000e+000	<-

2033

C0K040543

(2001 - 2151)

2034

C0K040543

Test America Pittsburgh

INITIAL CALIBRATION DATA

Start Cal Date : 02-SEP-2010 01:40
End Cal Date : 02-SEP-2010 04:00
Quant Method : ISTD
Origin : Included
Target Version : 4.14
Integrator : HP RTE
Method file : \\PITSVR06\d\chem\722.i\090210.b\8270D.m
Last Edit : 02-Sep-2010 05:07 722.i

Compound	0.4000000 Level 1	2.0000 Level 2	4.0000 Level 3	10.0000 Level 4	20.0000 Level 5	40.0000 Level 6	Curve	Coefficients b	m1	m2	%RSD or R^2	
	60.0000 Level 7	80.0000 Level 8										
223 Atrazine	0.23595	0.21873	0.23300	0.21981	0.22980	0.23824						
	+++++	+++++					AVRG		0.22926		3.59579	
109 Diallate 2	+++++	+++++	+++++	+++++	+++++	+++++						
	+++++	+++++					AVRG		0.000e+000		0.000e+000	<-
110 Dimethoate	+++++	+++++	+++++	+++++	+++++	+++++						
	+++++	+++++					AVRG		0.000e+000		0.000e+000	<-
111 Pentachlorophenol	0.15029	0.11886	0.18205	0.12756	0.13730	0.14219						
	0.14788	0.14642					AVRG		0.14407		13.00920	
112 Pentachloronitrobenzene	+++++	+++++	+++++	+++++	+++++	+++++						
	+++++	+++++					AVRG		0.000e+000		0.000e+000	<-
113 4-Aminobiphenyl	+++++	+++++	+++++	+++++	+++++	+++++						
	+++++	+++++					AVRG		0.000e+000		0.000e+000	<-
114 Pronamide	+++++	+++++	+++++	+++++	+++++	+++++						
	+++++	+++++					AVRG		0.000e+000		0.000e+000	<-

Test America Pittsburgh

INITIAL CALIBRATION DATA

Start Cal Date : 02-SEP-2010 01:40
End Cal Date : 02-SEP-2010 04:00
Quant Method : ISTD
Origin : Included
Target Version : 4.14
Integrator : HP RTE
Method file : \\PITSVR06\d\chem\722.i\090210.b\8270D.m
Last Edit : 02-Sep-2010 05:07 722.i

Compound	0.4000000 Level 1	2.0000 Level 2	4.0000 Level 3	10.0000 Level 4	20.0000 Level 5	40.0000 Level 6	Curve	Coefficients b	m1	m2	%RSD or R^2	
	60.0000 Level 7	80.0000 Level 8										
115 Phenanthrene	1.28239	1.13249	1.12808	1.08317	1.10949	1.11073						
	1.12543	1.12072					AVRG		1.13656		5.36016	
116 Anthracene	1.19708	1.14858	1.16024	1.12550	1.07999	1.14136						
	1.14178	1.11667					AVRG		1.13890		2.98552	
117 Dinoseb	+++++	+++++	+++++	+++++	+++++	+++++						
	+++++	+++++					AVRG		0.000e+000		0.000e+000	<-
118 Disulfoton	+++++	+++++	+++++	+++++	+++++	+++++						
	+++++	+++++					AVRG		0.000e+000		0.000e+000	<-
119 Carbazole	1.09657	1.00931	1.04270	1.02047	1.02233	1.00988						
	1.02107	0.99100					AVRG		1.02667		3.09940	
120 Di-n-Butylphthalate	1.37117	1.26476	1.34477	1.28868	1.31069	1.33530						
	1.31994	1.27914					AVRG		1.31431		2.72742	
121 4-Nitroquinoline 1-oxide	+++++	+++++	+++++	+++++	+++++	+++++						
	+++++	+++++					AVRG		0.000e+000		0.000e+000	<-

Test America Pittsburgh

INITIAL CALIBRATION DATA

Start Cal Date : 02-SEP-2010 01:40
End Cal Date : 02-SEP-2010 04:00
Quant Method : ISTD
Origin : Included
Target Version : 4.14
Integrator : HP RTE
Method file : \\PITSVR06\d\chem\722.i\090210.b\8270D.m
Last Edit : 02-Sep-2010 05:07 722.i

Compound	0.4000000 Level 1	2.0000 Level 2	4.0000 Level 3	10.0000 Level 4	20.0000 Level 5	40.0000 Level 6	Curve	Coefficients b	m1	m2	%RSD or R^2	
	60.0000 Level 7	80.0000 Level 8										
122 Methapyrilene	+++++	+++++	+++++	+++++	+++++	+++++						
	+++++	+++++					AVRG		0.000e+000		0.000e+000	<-
123 Fluoranthene	1.20302	1.13502	1.15025	1.11592	1.12750	1.14857						
	1.16650	1.12686					AVRG		1.14670		2.42812	
124 Benzidine	+++++	0.53675	0.59359	0.57900	0.55005	0.48763						
	0.43221	+++++					AVRG		0.52987		11.40177	
125 Pyrene	1.45003	1.23742	1.26477	1.28217	1.19908	1.21429						
	1.16010	1.16469					AVRG		1.24657		7.46136	
126 Aramite 1	+++++	+++++	+++++	+++++	+++++	+++++						
	+++++	+++++					AVRG		0.000e+000		0.000e+000	<-
M 191 Aramite, total	+++++	+++++	+++++	+++++	+++++	+++++						
	+++++	+++++					AVRG		0.000e+000		0.000e+000	<-
127 Aramite 2	+++++	+++++	+++++	+++++	+++++	+++++						
	+++++	+++++					AVRG		0.000e+000		0.000e+000	<-

(2001 - 2151)
2036
C0K040543

Test America Pittsburgh

INITIAL CALIBRATION DATA

Start Cal Date : 02-SEP-2010 01:40
End Cal Date : 02-SEP-2010 04:00
Quant Method : ISTD
Origin : Included
Target Version : 4.14
Integrator : HP RTE
Method file : \\PITSVR06\d\chem\722.i\090210.b\8270D.m
Last Edit : 02-Sep-2010 05:07 722.i

Compound	0.4000000 Level 1	2.0000 Level 2	4.0000 Level 3	10.0000 Level 4	20.0000 Level 5	40.0000 Level 6	Curve	Coefficients b	m1	m2	%RSD or R^2	
	60.0000 Level 7	80.0000 Level 8										
128 p-Dimethylamino azobenzene	+++++	+++++	+++++	+++++	+++++	+++++						
	+++++	+++++					AVRG		0.000e+000		0.000e+000	<-
129 p-Chlorobenzilate	+++++	+++++	+++++	+++++	+++++	+++++						
	+++++	+++++					AVRG		0.000e+000		0.000e+000	<-
130 Famphur	+++++	+++++	+++++	+++++	+++++	+++++						
	+++++	+++++					AVRG		0.000e+000		0.000e+000	<-
131 Butylbenzylphthalate	0.73514	0.61467	0.59137	0.61565	0.61646	0.61477						
	0.59728	0.60370					AVRG		0.62363		7.38340	
132 3,3'-Dimethylbenzidine	+++++	+++++	+++++	+++++	+++++	+++++						
	+++++	+++++					AVRG		0.000e+000		0.000e+000	<-
133 3,3'-Dimethoxybenzidine	+++++	+++++	+++++	+++++	+++++	+++++						
	+++++	+++++					AVRG		0.000e+000		0.000e+000	<-
134 2-Acetylaminofluorene	+++++	+++++	+++++	+++++	+++++	+++++						
	+++++	+++++					AVRG		0.000e+000		0.000e+000	<-

Test America Pittsburgh

INITIAL CALIBRATION DATA

Start Cal Date : 02-SEP-2010 01:40
End Cal Date : 02-SEP-2010 04:00
Quant Method : ISTD
Origin : Included
Target Version : 4.14
Integrator : HP RTE
Method file : \\PITSVR06\d\chem\722.i\090210.b\8270D.m
Last Edit : 02-Sep-2010 05:07 722.i

Compound	0.4000000 Level 1	2.0000 Level 2	4.0000 Level 3	10.0000 Level 4	20.0000 Level 5	40.0000 Level 6	60.0000 Level 7	80.0000 Level 8	Curve	Coefficients b	Coefficients m1	Coefficients m2	%RSD or R^2	
135 3,3'-Dichlorobenzidine	0.42799	0.38710	0.39258	0.41290	0.40124	0.41011	0.39969	0.40783	AVRG		0.40493		3.15468	
136 Benzo(a)Anthracene	1.27726	1.11499	1.15747	1.13692	1.09996	1.09602	1.11289	1.12119	AVRG		1.13959		5.18134	
137 Chrysene	1.17724	1.08214	1.08525	1.06490	1.06964	1.06183	1.07306	1.07213	AVRG		1.08578		3.48057	
138 4,4'-Methylene bis(o-chloroan	+++++	+++++	+++++	+++++	+++++	+++++	+++++	+++++	AVRG		0.000e+000		0.000e+000	<-
139 bis(2-ethylhexyl)Phthalate	1.00198	0.84291	0.87898	0.87642	0.84999	0.89351	0.90064	0.89323	AVRG		0.89221		5.48421	
140 Di-n-octylphthalate	1.82628	1.52117	1.61099	1.57452	1.56139	1.56671	1.53153	1.50727	AVRG		1.58748		6.42488	
141 Benzo(b)fluoranthene	1.46736	1.18101	1.27439	1.37009	1.38492	1.31927	1.28995	1.35775	AVRG		1.33059		6.43188	

(2001 - 2151)

2038

C0K040543

Test America Pittsburgh

INITIAL CALIBRATION DATA

Start Cal Date : 02-SEP-2010 01:40
End Cal Date : 02-SEP-2010 04:00
Quant Method : ISTD
Origin : Included
Target Version : 4.14
Integrator : HP RTE
Method file : \\PITSVR06\d\chem\722.i\090210.b\8270D.m
Last Edit : 02-Sep-2010 05:07 722.i

Compound	0.4000000 Level 1 / 60.0000 Level 7	2.0000 Level 2 / 80.0000 Level 8	4.0000 Level 3	10.0000 Level 4	20.0000 Level 5	40.0000 Level 6	Curve	Coefficients b	m1	m2	%RSD or R^2	
142 Benzo(k)fluoranthene	1.25450	1.27047	1.29499	1.16586	1.18847	1.26053						
	1.32625	1.30594					AVRG		1.25838		4.43704	
143 7,12-dimethylbenz[a]anthracen	0.60744	0.56023	0.58302	0.59288	0.59160	0.62197						
	0.61668	0.65357					AVRG		0.60342		4.68058	
213 Dinocap 1(1)	+++++	+++++	+++++	+++++	+++++	+++++						
	+++++	+++++					AVRG		0.000e+000		0.000e+000	<-
(2)	+++++	+++++	+++++	+++++	+++++	+++++						
	+++++	+++++					AVRG		0.000e+000		0.000e+000	<-
214 Dinocap 2	+++++	+++++	+++++	+++++	+++++	+++++						
	+++++	+++++					AVRG		0.000e+000		0.000e+000	<-
215 Dinocap 4	+++++	+++++	+++++	+++++	+++++	+++++						
	+++++	+++++					AVRG		0.000e+000		0.000e+000	<-
M 218 Dinocap, total	+++++	+++++	+++++	+++++	+++++	+++++						
	+++++	+++++					AVRG		0.000e+000		0.000e+000	<-

(2001 - 2151)
2039
C0K040543

Test America Pittsburgh

INITIAL CALIBRATION DATA

Start Cal Date : 02-SEP-2010 01:40
End Cal Date : 02-SEP-2010 04:00
Quant Method : ISTD
Origin : Included
Target Version : 4.14
Integrator : HP RTE
Method file : \\PITSVR06\d\chem\722.i\090210.b\8270D.m
Last Edit : 02-Sep-2010 05:07 722.i

Compound	0.4000000 Level 1 / 60.0000 Level 7	2.0000 Level 2 / 80.0000 Level 8	4.0000 Level 3	10.0000 Level 4	20.0000 Level 5	40.0000 Level 6	Curve	Coefficients b	m1	m2	%RSD or R^2	
216 Dinocap 3	+++++ / +++++	+++++ / +++++	+++++	+++++	+++++	+++++	AVRG		0.000e+000		0.000e+000	<-
144 Hexachlorophene	+++++ / +++++	+++++ / +++++	+++++	+++++	+++++	+++++	AVRG		0.000e+000		0.000e+000	<-
145 Hexachlorophene product	+++++ / +++++	+++++ / +++++	+++++	+++++	+++++	+++++	AVRG		0.000e+000		0.000e+000	<-
146 Benzo(a)pyrene	1.04420 / 0.99401	0.93911 / 1.00700	0.95264	0.96537	0.94999	0.99089	AVRG		0.98040		3.59573	
148 3-Methylcholanthrene	+++++ / +++++	+++++ / +++++	+++++	+++++	+++++	+++++	AVRG		0.000e+000		0.000e+000	<-
149 Indeno(1,2,3-cd)pyrene	1.25171 / 1.31036	1.17637 / 1.32691	1.15373	1.16573	1.20363	1.24446	AVRG		1.22911		5.33012	
150 Dibenz(a,h)anthracene	1.01176 / 1.10784	0.94974 / 1.10742	0.94136	0.96686	1.01484	1.03733	AVRG		1.01714		6.39658	

Test America Pittsburgh

INITIAL CALIBRATION DATA

Start Cal Date : 02-SEP-2010 01:40
End Cal Date : 02-SEP-2010 04:00
Quant Method : ISTD
Origin : Included
Target Version : 4.14
Integrator : HP RTE
Method file : \\PITSVR06\d\chem\722.i\090210.b\8270D.m
Last Edit : 02-Sep-2010 05:07 722.i

Compound	0.4000000 Level 1	2.0000 Level 2	4.0000 Level 3	10.0000 Level 4	20.0000 Level 5	40.0000 Level 6	Curve	Coefficients b	m1	m2	%RSD or R^2	
	60.0000 Level 7	80.0000 Level 8										
151 Benzo(g,h,i)perylene	1.15577	0.95021	0.98590	0.96064	1.03285	1.05100						
	1.08333	1.08053					AVRG		1.03753		6.75011	
204 Benzenethiol	+++++	+++++	+++++	+++++	+++++	+++++						
	+++++	+++++					AVRG		0.000e+000		0.000e+000	<-
205 1-Methylnaphthalene	0.66986	0.67980	0.67663	0.68524	0.65584	0.65457						
	0.65721	0.65844					AVRG		0.66720		1.83151	
206 Kepone	+++++	+++++	+++++	+++++	+++++	+++++						
	+++++	+++++					AVRG		0.000e+000		0.000e+000	<-
207 6-Methylchrysene	+++++	+++++	+++++	+++++	+++++	+++++						
	+++++	+++++					AVRG		0.000e+000		0.000e+000	<-
208 Dibenzo(a,h)acridine	+++++	+++++	+++++	+++++	+++++	+++++						
	+++++	+++++					AVRG		0.000e+000		0.000e+000	<-
209 Dibenz(a,j)acridine	+++++	+++++	+++++	+++++	+++++	+++++						
	+++++	+++++					AVRG		0.000e+000		0.000e+000	<-

Test America Pittsburgh

INITIAL CALIBRATION DATA

Start Cal Date : 02-SEP-2010 01:40
End Cal Date : 02-SEP-2010 04:00
Quant Method : ISTD
Origin : Included
Target Version : 4.14
Integrator : HP RTE
Method file : \\PITSVR06\d\chem\722.i\090210.b\8270D.m
Last Edit : 02-Sep-2010 05:07 722.i

Compound	0.4000000 Level 1	2.0000 Level 2	4.0000 Level 3	10.0000 Level 4	20.0000 Level 5	40.0000 Level 6	Curve	Coefficients b	m1	m2	%RSD or R^2	
	60.0000 Level 7	80.0000 Level 8										
210 Isodrin	+++++	+++++	+++++	+++++	+++++	+++++						
	+++++	+++++					AVRG		0.000e+000		0.000e+000	<-
211 Parathion	+++++	+++++	+++++	+++++	+++++	+++++						
	+++++	+++++					AVRG		0.000e+000		0.000e+000	<-
212 Methyl parathion	+++++	+++++	+++++	+++++	+++++	+++++						
	+++++	+++++					AVRG		0.000e+000		0.000e+000	<-
$ 154 Nitrobenzene-d5	0.45315	0.41999	0.41252	0.40633	0.39851	0.39914						
	0.40588	0.39274					AVRG		0.41103		4.63239	
$ 155 2-Fluorobiphenyl	1.38833	1.27723	1.34120	1.28932	1.32855	1.34514						
	1.30865	1.31571					AVRG		1.32427		2.64606	
$ 156 Terphenyl-d14	0.90849	0.81333	0.85839	0.81386	0.80870	0.81599						
	0.79941	0.80041					AVRG		0.82732		4.54755	

(2001 - 2151)

Test America Pittsburgh

INITIAL CALIBRATION DATA

Start Cal Date : 02-SEP-2010 01:40
End Cal Date : 02-SEP-2010 04:00
Quant Method : ISTD
Origin : Included
Target Version : 4.14
Integrator : HP RTE
Method file : \\PITSVR06\d\chem\722.i\090210.b\8270D.m
Last Edit : 02-Sep-2010 05:07 722.i

Compound	0.4000000 Level 1	2.0000 Level 2	4.0000 Level 3	10.0000 Level 4	20.0000 Level 5	40.0000 Level 6	Curve	Coefficients b	m1	m2	%RSD or R^2
	60.0000 Level 7	80.0000 Level 8									
$ 157 Phenol-d5	1.68972	1.59230	1.62747	1.69339	1.58365	1.60528					
	1.56272	1.54987					AVRG		1.61305		3.34845
$ 158 2-Fluorophenol	1.26043	1.18139	1.15225	1.16745	1.15365	1.17921					
	1.15027	1.11804					AVRG		1.17034		3.54800
$ 159 2,4,6-Tribromophenol	0.08267	0.08833	0.08721	0.08392	0.08645	0.08871					
	0.09201	0.09392					AVRG		0.08790		4.29620
$ 186 2-Chlorophenol-d4	1.56432	1.38448	1.45889	1.42931	1.41597	1.40778					
	1.40168	1.36728					AVRG		1.42872		4.29515
$ 187 1,2-Dichlorobenzene-d4	1.01436	0.93222	1.00771	0.99287	0.96442	0.98630					
	0.99133	0.97356					AVRG		0.98285		2.66004

2043

C0K040543

Test America Pittsburgh

INITIAL CALIBRATION DATA

Start Cal Date : 02-SEP-2010 01:40
End Cal Date : 02-SEP-2010 04:00
Quant Method : ISTD
Origin : Included
Target Version : 4.14
Integrator : HP RTE
Method file : \\PITSVR06\d\chem\722.i\090210.b\8270D.m
Last Edit : 02-Sep-2010 05:07 722.i

Curve	Formula	Units
Averaged	Amt = Rsp/m1	Response
Quad	Amt = b + m1*Rsp + m2*Rsp^2	Response

(2001 - 2151)

2044

C0K040543

Test America Pittsburgh

INITIAL CALIBRATION DATA

Start Cal Date : 02-SEP-2010 01:40
End Cal Date : 02-SEP-2010 04:00
Quant Method : ISTD
Origin : Included
Target Version : 4.14
Integrator : HP RTE
Method file : \\PITSVR06\d\chem\722.i\090210.b\LL.m
Last Edit : 02-Sep-2010 04:59 bungardf

Calibration File Names:
Level 1: \\PITSVR06\d\chem\722.i\090210.b\F09020C2.D
Level 2: \\PITSVR06\d\chem\722.i\090210.b\F09020C3.D
Level 3: \\PITSVR06\d\chem\722.i\090210.b\F09020C1.D
Level 4: \\PITSVR06\d\chem\722.i\090210.b\F09020C4.D
Level 5: \\PITSVR06\d\chem\722.i\090210.b\F09020C5.D
Level 6: \\PITSVR06\d\chem\722.i\090210.b\F09020C6.D
Level 7: \\PITSVR06\d\chem\722.i\090210.b\F09020C7.D
Level 8: \\PITSVR06\d\chem\722.i\090210.b\F09020C8.D

Compound	0.4000000 Level 1	2.0000 Level 2	4.0000 Level 3	10.0000 Level 4	20.0000 Level 5	40.0000 Level 6	Curve	Coefficients b	m1	m2	%RSD or R^2	
	60.0000 Level 7	80.0000 Level 8										
227 Indene	2.54383	2.41104	2.52407	2.50094	2.41111	2.40678						
	2.36312	2.29217					AVRG		2.43163		3.52884	
225 n-Decane	+++++	+++++	+++++	+++++	+++++	+++++						
	+++++	+++++					AVRG		0.000e+000		0.000e+000	<-
226 n-Octadecane	+++++	+++++	+++++	+++++	+++++	+++++						
	+++++	+++++					AVRG		0.000e+000		0.000e+000	<-

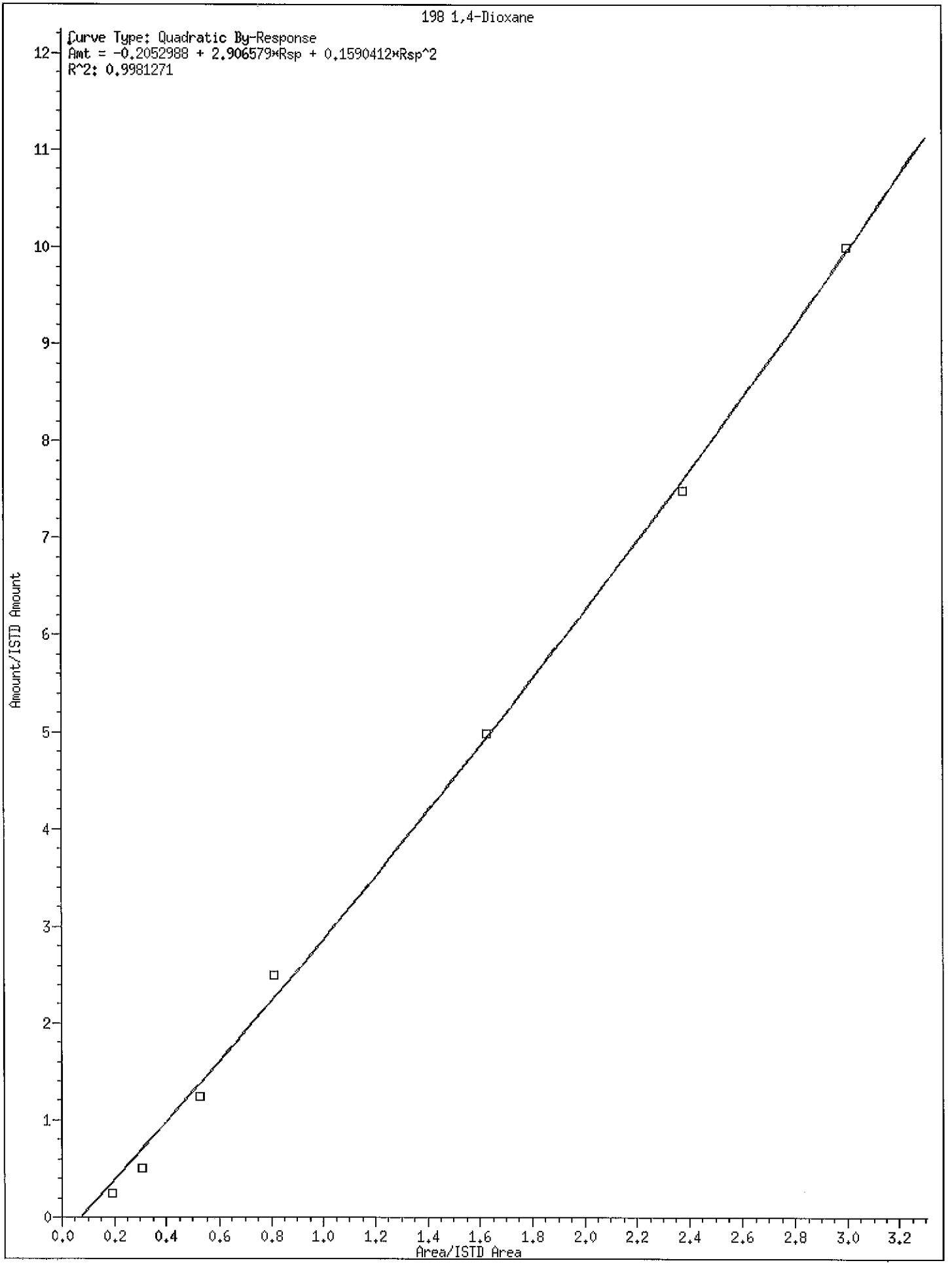
198 1,4-Dioxane
Curve Type: Quadratic By-Response
Amt = -0.2052988 + 2.906579*Rsp + 0.1590412*Rsp^2
R^2: 0.9981271
Amount/ISTD Amount
Area/ISTD Area
0
1
2
3
4
5
6
7
8
9
10
11
12
0.0
0.2
0.4
0.6
0.8
1.0
1.2
1.4
1.6
1.8
2.0
2.2
2.4
2.6
2.8
3.0
3.2

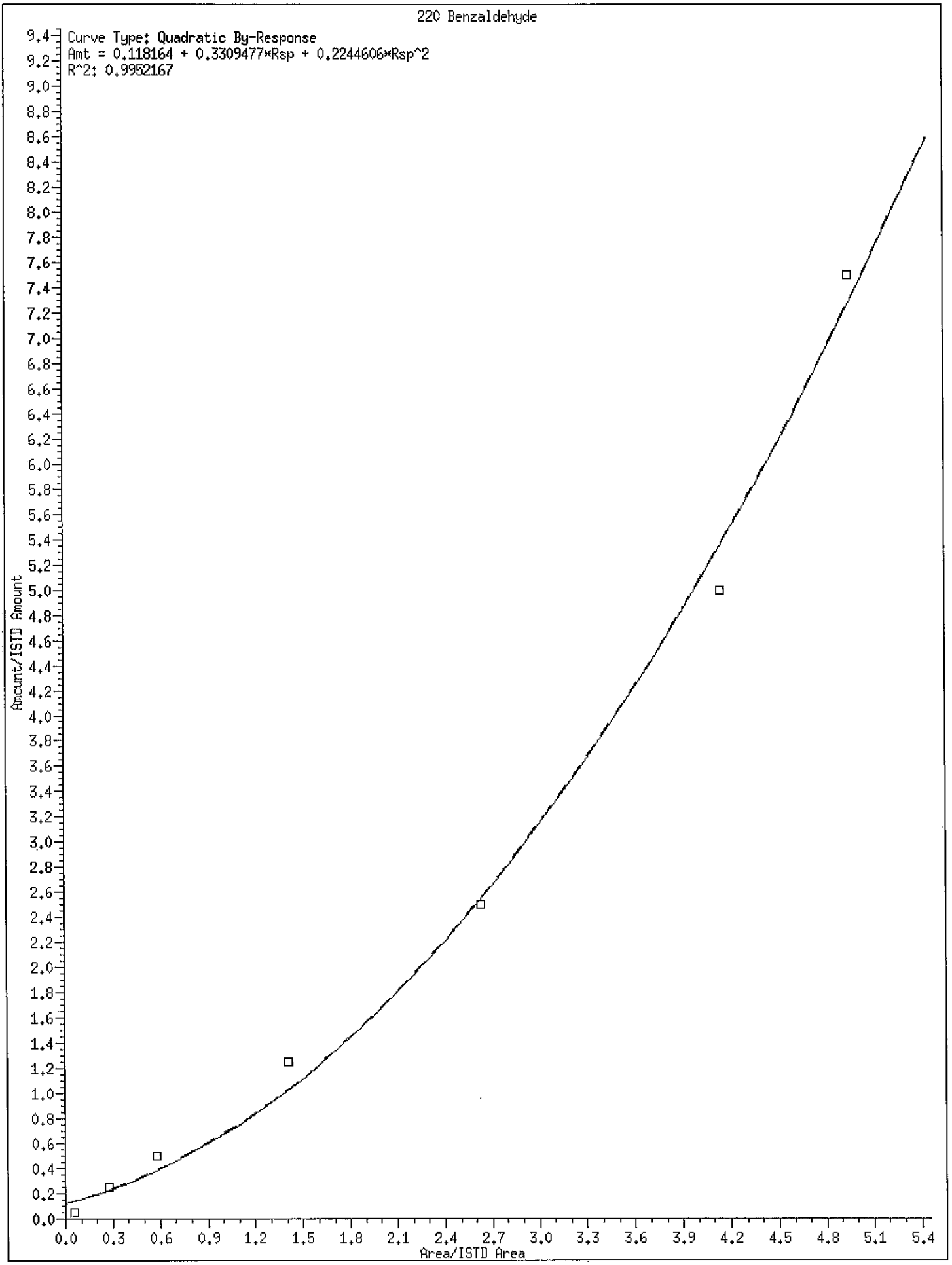
220 Benzaldehyde
Curve Type: Quadratic By-Response
Amt = 0.118164 + 0.3309477*Rsp + 0.2244606*Rsp^2
R^2: 0.9952167
Amount/ISTD Amount
Area/ISTD Area
0.0 0.3 0.6 0.9 1.2 1.5 1.8 2.1 2.4 2.7 3.0 3.3 3.6 3.9 4.2 4.5 4.8 5.1 5.4
0.0 0.2 0.4 0.6 0.8 1.0 1.2 1.4 1.6 1.8 2.0 2.2 2.4 2.6 2.8 3.0 3.2 3.4 3.6 3.8 4.0 4.2 4.4 4.6 4.8 5.0 5.2 5.4 5.6 5.8 6.0 6.2 6.4 6.6 6.8 7.0 7.2 7.4 7.6 7.8 8.0 8.2 8.4 8.6 8.8 9.0 9.2 9.4

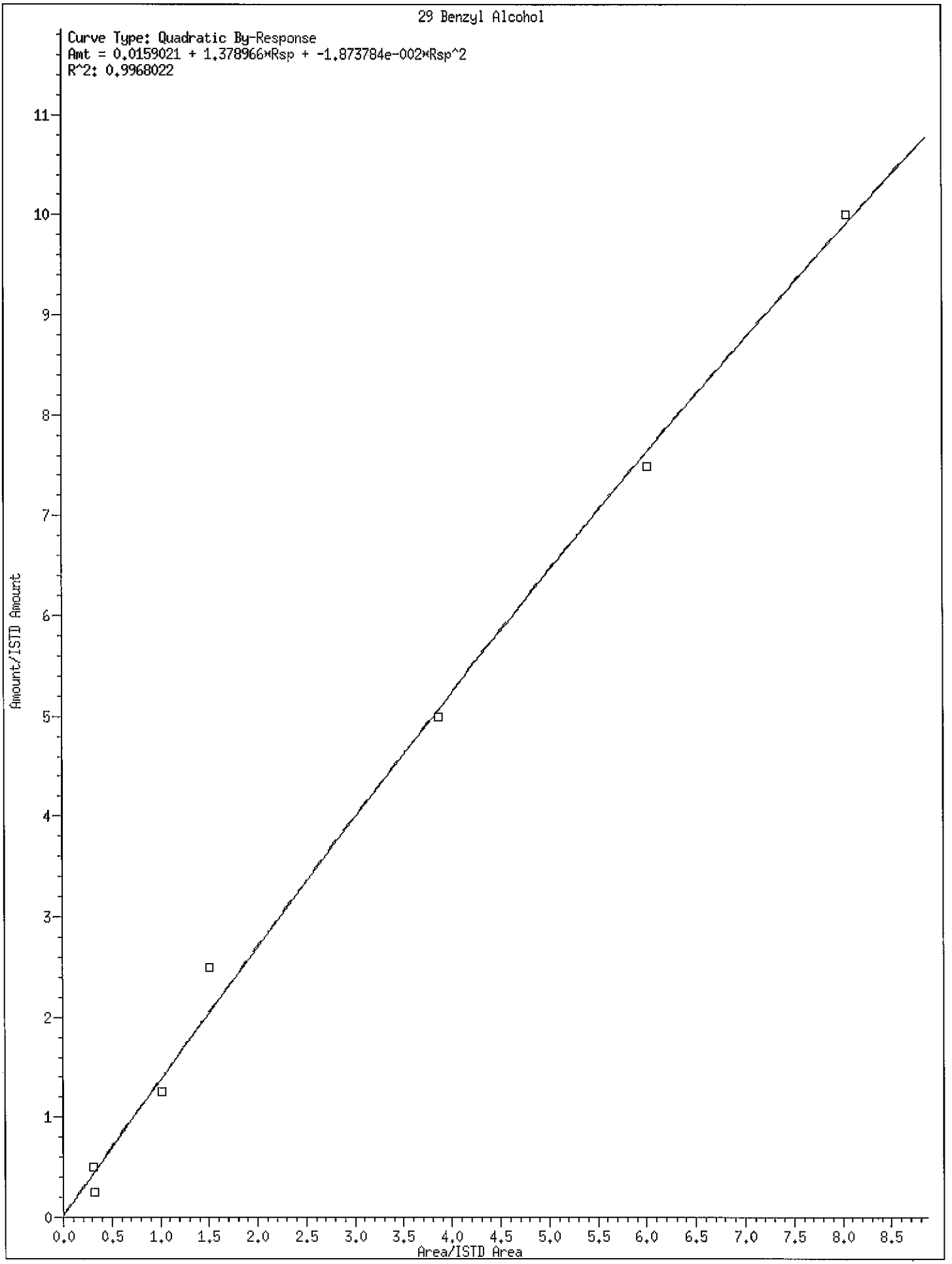
29 Benzyl Alcohol
Curve Type: Quadratic By-Response
Amt = 0.0159021 + 1.378966*Rsp + -1.873784e-002*Rsp^2
R^2: 0.9968022
Amount/ISTD Amount
Area/ISTD Area
0
1
2
3
4
5
6
7
8
9
10
11
0.0
0.5
1.0
1.5
2.0
2.5
3.0
3.5
4.0
4.5
5.0
5.5
6.0
6.5
7.0
7.5
8.0
8.5

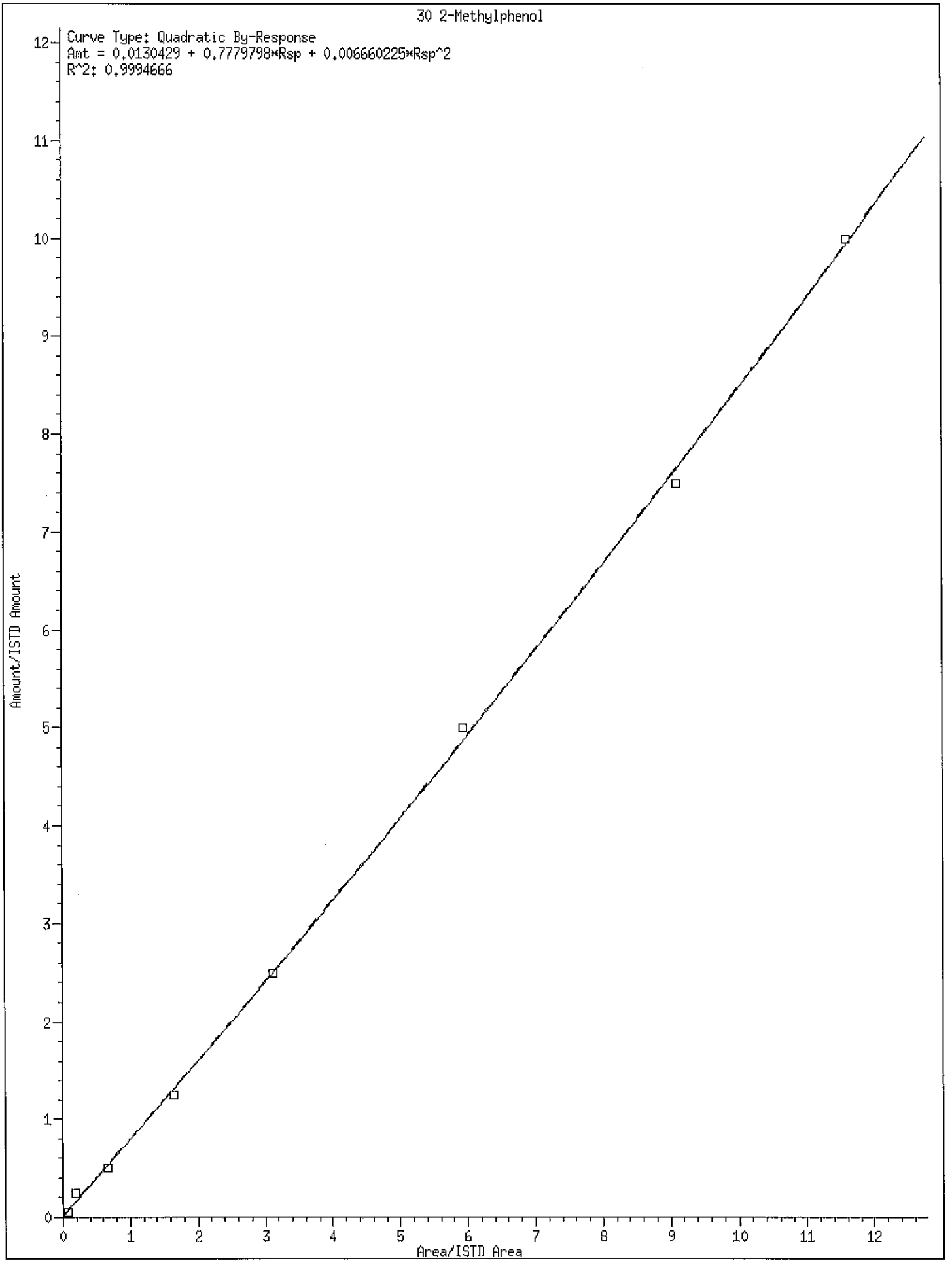
30 2-Methylphenol
Curve Type: Quadratic By-Response
Amt = 0.0130429 + 0.7779798*Rsp + 0.006660225*Rsp^2
R^2: 0.9994666
Amount/ISTD Amount
Area/ISTD Area
0
1
2
3
4
5
6
7
8
9
10
11
12

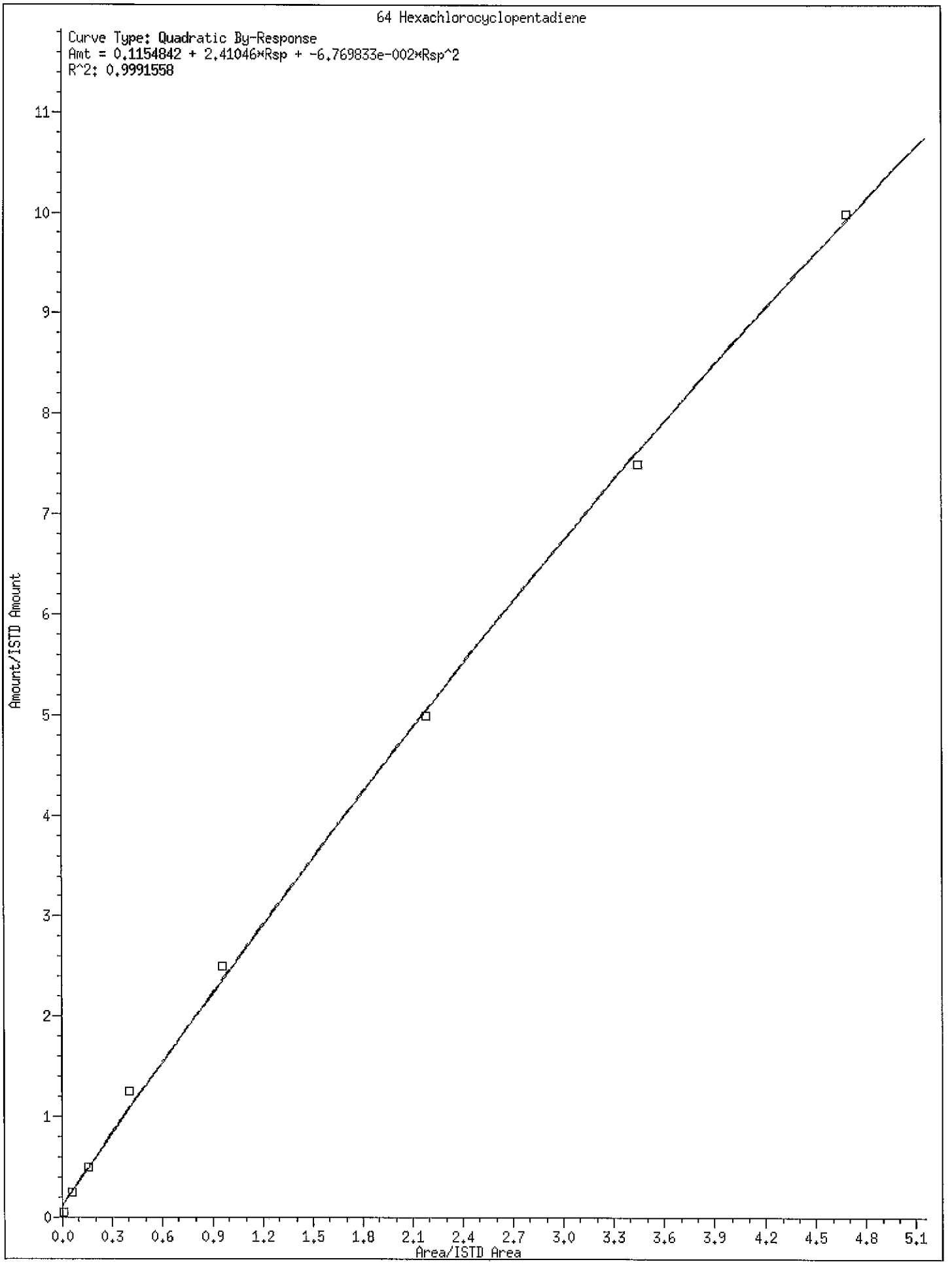
64 Hexachlorocyclopentadiene
Curve Type: Quadratic By-Response
Amt = 0.1154842 + 2.41046*Rsp + -6.769833e-002*Rsp^2
R^2: 0.9991558
Amount/ISTD Amount
Area/ISTD Area
0
1
2
3
4
5
6
7
8
9
10
11
0.0
0.3
0.6
0.9
1.2
1.5
1.8
2.1
2.4
2.7
3.0
3.3
3.6
3.9
4.2
4.5
4.8
5.1

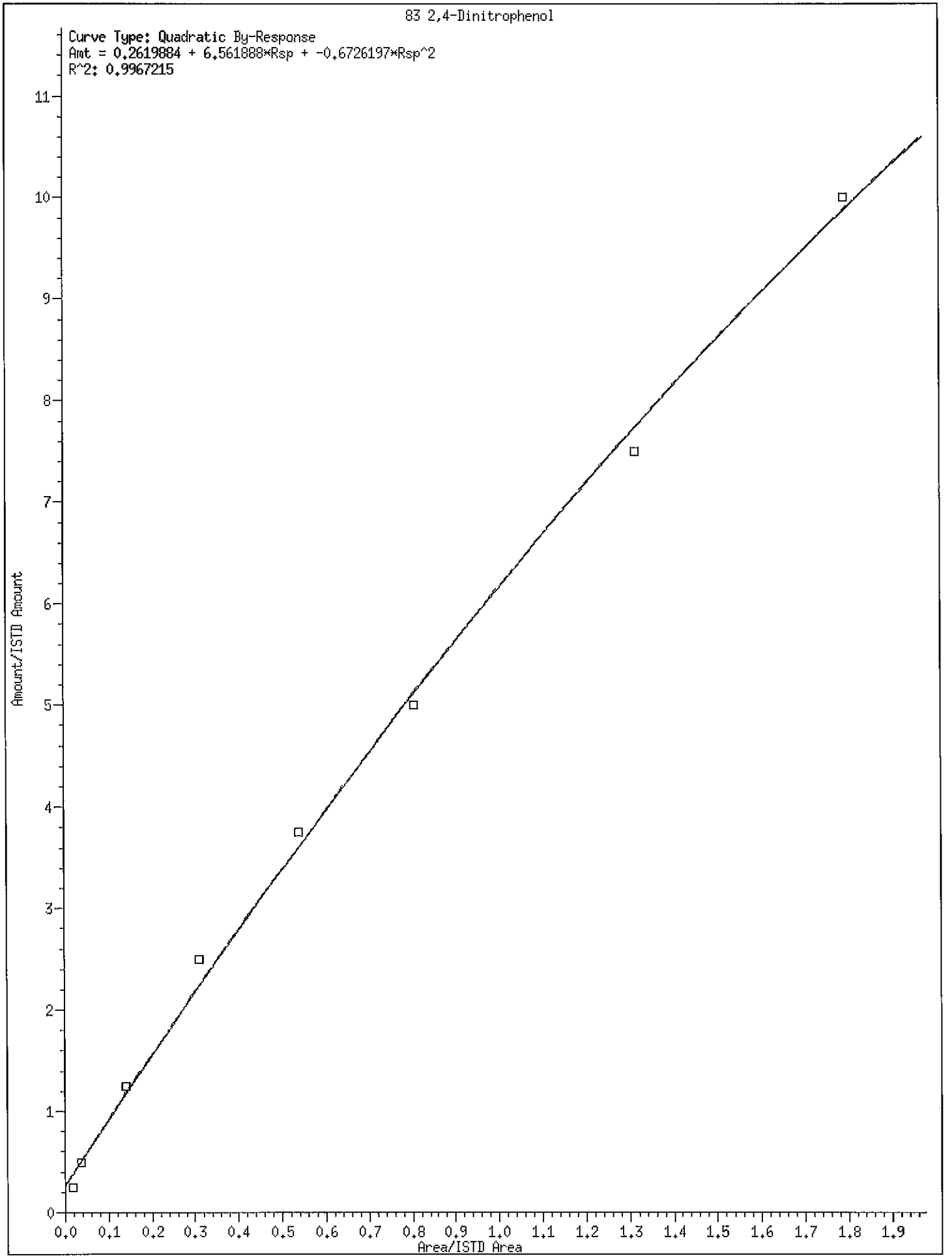
83 2,4-Dinitrophenol
Curve Type: Quadratic By-Response
Amt = 0.2619884 + 6.561888*Rsp + -0.6726197*Rsp^2
R^2: 0.9967215
Amount/ISTD Amount
Area/ISTD Area
0
1
2
3
4
5
6
7
8
9
10
11
0.0
0.1
0.2
0.3
0.4
0.5
0.6
0.7
0.8
0.9
1.0
1.1
1.2
1.3
1.4
1.5
1.6
1.7
1.8
1.9

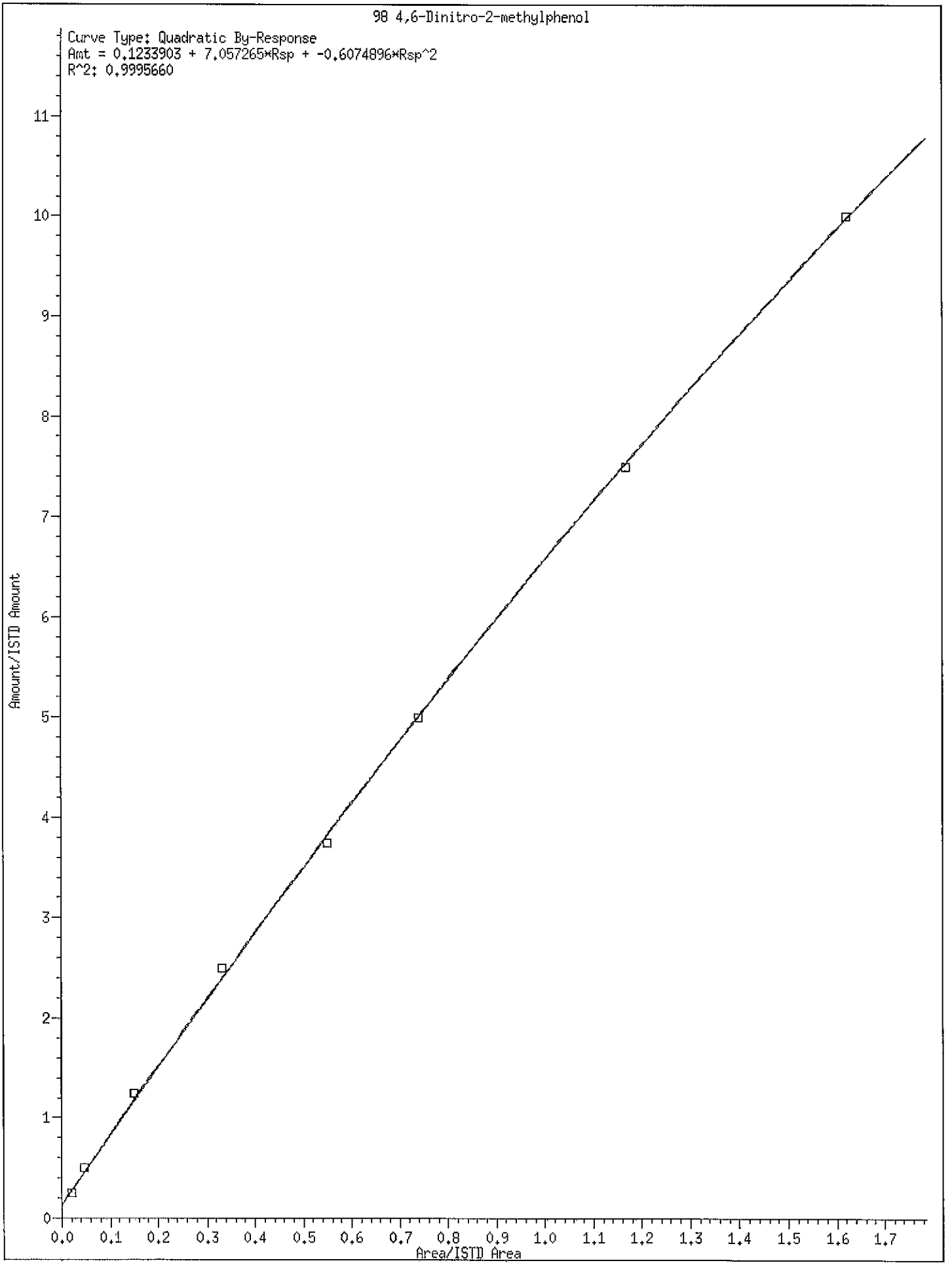
98 4,6-Dinitro-2-methylphenol
Curve Type: Quadratic By-Response
Amt = 0.1233903 + 7.057265*Rsp + -0.6074896*Rsp^2
R^2: 0.9995660
Amount/ISTD Amount
Area/ISTD Area
0
1
2
3
4
5
6
7
8
9
10
11
0.0
0.1
0.2
0.3
0.4
0.5
0.6
0.7
0.8
0.9
1.0
1.1
1.2
1.3
1.4
1.5
1.6
1.7

Data File: \\PITSVR06\d\chem\722.i\090210.b\F09020C2.D
Date : 02-SEP-2010 02:02
Client ID: SSTD.4
Sample Info: SSTD.4 (.2ug/ml) BNA0660-10

Instrument: 722.i
Operator: 007062
Column diameter: 0.25

Column phase: Hp5-MS

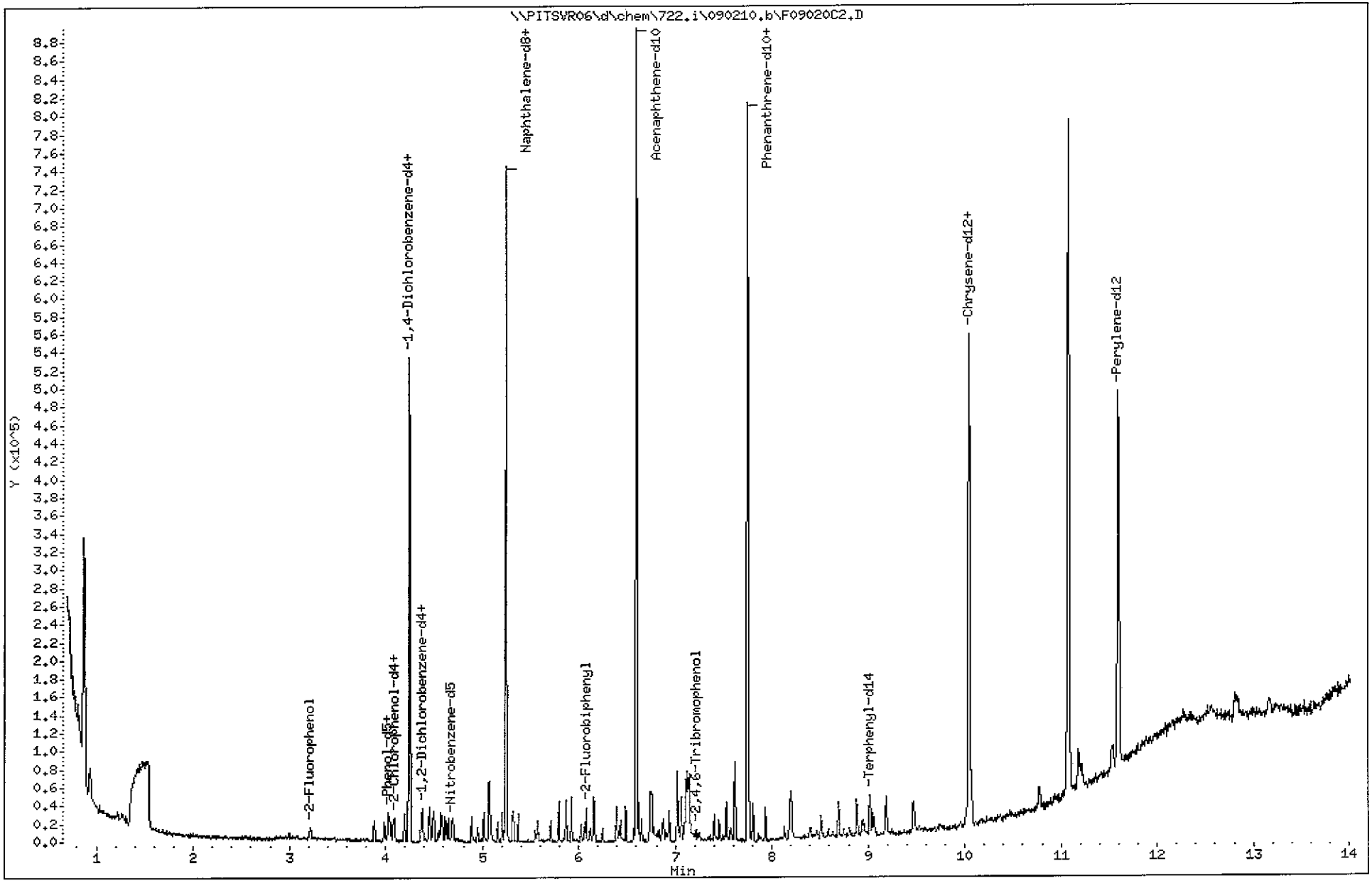

Test America Pittsburgh

Semivolatile REPORT SW-846 Method 8270

Data file : \\PITSVR06\d\chem\722.i\090210.b\F09020C2.D
Lab Smp Id: sstd.4 Client Smp ID: SSTD.4
Inj Date : 02-SEP-2010 02:02
Operator : 007062 Inst ID: 722.i
Smp Info : SSTD.4 (.2ug/ml) BNA0660-10
Misc Info : sstd.4,090210.b,ll.m,2-root.sub,1,1
Comment :
Method : \\PITSVR06\d\chem\722.i\090210.b\LL.m
Meth Date : 02-Sep-2010 03:40 722.i Quant Type: ISTD
Cal Date : 18-AUG-2010 02:51 Cal File: F08180A9.D
Als bottle: 3 Calibration Sample, Level: 1
Dil Factor: 1.00000
Integrator: HP RTE Compound Sublist: 2-root.sub
Target Version: 4.14

	Compounds	QUANT SIG MASS	RT	EXP RT	REL RT	RESPONSE	AMOUNTS CAL-AMT (NG)	AMOUNTS ON-COL (NG)
* 1	1,4-Dichlorobenzene-d4	152	4.246	4.246	(1.000)	75752	8.00000	
* 2	Naphthalene-d8	136	5.245	5.245	(1.000)	286836	8.00000	
* 3	Acenaphthene-d10	164	6.596	6.596	(1.000)	158968	8.00000	
* 4	Phenanthrene-d10	188	7.745	7.745	(1.000)	242173	8.00000	
* 5	Chrysene-d12	240	10.042	10.042	(1.000)	208368	8.00000	
* 6	Perylene-d12	264	11.591	11.591	(1.000)	186784	8.00000	
198	1,4-Dioxane	88	0.869	0.869	(0.205)	11728	0.40000	2.6815(M)
220	Benzaldehyde	77	3.882	3.882	(0.914)	4430	0.40000	0.46024
10	N-Nitrosodimethylamine	74	1.217	1.217	(0.287)	2819	0.40000	0.34474(M)
9	Pyridine	79	1.265	1.265	(0.298)	6172	0.40000	0.40934(M)
16	Methyl methanesulfonate	80	2.996	2.996	(0.706)	2671	0.40000	0.39827(M)
21	Aniline	93	3.989	3.989	(0.940)	7930	0.40000	0.41184
22	Phenol	94	4.037	4.037	(0.951)	7669	0.40000	0.44609
23	bis(2-Chloroethyl)ether	93	4.053	4.053	(0.955)	5760	0.40000	0.45754
24	2-Chlorophenol	128	4.091	4.091	(0.964)	5836	0.40000	0.42650
26	1,3-Dichlorobenzene	146	4.198	4.198	(0.989)	6821	0.40000	0.43013
27	1,4-Dichlorobenzene	146	4.262	4.262	(1.004)	6384	0.40000	0.40385
28	1,2-Dichlorobenzene	146	4.379	4.379	(1.031)	6505	0.40000	0.43204
227	Indene	116	4.449	4.449	(1.048)	9635	0.40000	0.41506(A)
29	Benzyl Alcohol	108	Compound Not Detected.					
30	2-Methylphenol	108	4.497	4.497	(1.059)	5200	0.40000	0.45640
31	2,2'-oxybis(1-Chloropropane)	45	4.486	4.486	(1.057)	5036	0.40000	0.42872
37	Acetophenone	105	4.572	4.572	(1.077)	7445	0.40000	0.41287
32	N-Nitroso-di-n-propylamine	70	4.582	4.582	(1.079)	3969	0.40000	0.42070(M)
192	4-Methylphenol	108	4.614	4.614	(1.087)	5032	0.40000	0.42586
34	Hexachloroethane	117	4.646	4.646	(1.094)	2074	0.40000	0.35371
35	Nitrobenzene	77	4.700	4.700	(0.896)	6672	0.40000	0.58854(M)
36	N-Nitrosopyrrolidine	100	4.545	4.545	(1.070)	2291	0.40000	0.37718
41	Isophorone	82	4.887	4.887	(0.932)	10609	0.40000	0.42771(M)
42	2-Nitrophenol	139	4.951	4.951	(0.944)	2465	0.40000	0.33934(M)
43	2,4-Dimethylphenol	107	5.015	5.015	(0.956)	6258	0.40000	0.45016
44	bis(2-Chloroethoxy)methane	93	5.068	5.068	(0.966)	6079	0.40000	0.42240
48	2,4-Dichlorophenol	162	5.154	5.154	(0.983)	4285	0.40000	0.40012
49	Benzoic Acid	122	5.074	5.074	(0.967)	9639	2.00000	1.7582

	Compounds	QUANT SIG MASS	RT	EXP RT	REL RT	RESPONSE	AMOUNTS CAL-AMT (NG)	AMOUNTS ON-COL (NG)
50	1,2,4-Trichlorobenzene	180	5.202	5.202	(0.992)	5066	0.40000	0.41661
51	Naphthalene	128	5.261	5.261	(1.003)	16836	0.40000	0.43796
52	4-Chloroaniline	127	5.309	5.309	(1.012)	6211	0.40000	0.39425
54	2,6-Dichlorophenol	162	5.319	5.319	(1.014)	4374	0.40000	0.41264
56	Hexachlorobutadiene	225	5.368	5.368	(1.023)	3038	0.40000	0.42109
221	Caprolactam	113	5.549	5.549	(1.058)	1129	0.40000	0.31078
59	4-Chloro-3-Methylphenol	107	5.709	5.709	(1.089)	4456	0.40000	0.40246
62	2-Methylnaphthalene	142	5.795	5.795	(1.105)	10568	0.40000	0.42044
205	1-Methylnaphthalene	142	5.870	5.870	(1.119)	9607	0.40000	0.40084
64	Hexachlorocyclopentadiene	237	5.928	5.928	(0.899)	1683	0.40000	0.25076
65	1,2,4,5-Tetrachlorobenzene	216	5.928	5.928	(0.899)	4668	0.40000	0.41074
66	2,4,6-Trichlorophenol	196	6.025	6.025	(0.913)	3146	0.40000	0.42196(M)
67	2,4,5-Trichlorophenol	196	6.062	6.062	(0.919)	2947	0.40000	0.37596(M)
222	1,1'-Biphenyl	154	6.158	6.158	(0.934)	12386	0.40000	0.40916
70	2-Chloronaphthalene	162	6.169	6.169	(0.935)	9421	0.40000	0.40532
73	2-Nitroaniline	65	6.249	6.249	(0.947)	2434	0.40000	0.35828
76	Dimethylphthalate	163	6.393	6.393	(0.969)	11379	0.40000	0.44329(M)
78	2,6-Dinitrotoluene	165	6.436	6.436	(0.976)	2368	0.40000	0.40201
79	Acenaphthylene	152	6.484	6.484	(0.983)	15241	0.40000	0.41473
81	3-Nitroaniline	138	6.570	6.570	(0.996)	2176	0.40000	0.35676
82	Acenaphthene	153	6.623	6.623	(1.004)	9599	0.40000	0.42024
83	2,4-Dinitrophenol	184	6.650	6.650	(1.008)	2925	2.00000	1.0253
85	4-Nitrophenol	109	6.735	6.735	(1.021)	6950	2.00000	1.7185
86	Dibenzofuran	168	6.757	6.757	(1.024)	13704	0.40000	0.42632
87	2,4-Dinitrotoluene	165	6.746	6.746	(1.023)	2967	0.40000	0.38472
91	2,3,5,6-Tetrachlorophenol	232	6.831	6.831	(1.036)	2364	0.40000	0.38926
88	2,3,4,6-Tetrachlorophenol	232	6.863	6.863	(1.040)	2882	0.40000	0.45335
92	2-Naphthylamine	143	6.879	6.879	(1.043)	8942	0.40000	0.42675
93	Diethylphthalate	149	6.938	6.938	(1.052)	11645	0.40000	0.46118
94	Fluorene	166	7.018	7.018	(1.064)	11188	0.40000	0.42652
95	4-Chlorophenyl-phenylether	204	7.024	7.024	(1.065)	5255	0.40000	0.41322
96	4-Nitroaniline	138	6.570	6.570	(0.996)	2176	0.40000	0.35329
98	4,6-Dinitro-2-methylphenol	198	7.061	7.061	(0.912)	5114	2.00000	1.3441
99	N-Nitrosodiphenylamine	169	7.114	7.114	(0.919)	7434	0.40000	0.43195
100	1,2-Diphenylhydrazine	77	7.141	7.141	(0.922)	11906	0.40000	0.42865
106	4-Bromophenyl-phenylether	248	7.398	7.398	(0.955)	2858	0.40000	0.42618
107	Hexachlorobenzene	284	7.451	7.451	(0.962)	2471	0.40000	0.38701(M)
223	Atrazine	200	7.526	7.526	(0.972)	2857	0.40000	0.41167(M)
111	Pentachlorophenol	266	7.611	7.611	(0.983)	9099	2.00000	2.0912
115	Phenanthrene	178	7.761	7.761	(1.002)	15528	0.40000	0.45042
116	Anthracene	178	7.804	7.804	(1.008)	14495	0.40000	0.41926
119	Carbazole	167	7.932	7.932	(1.024)	13278	0.40000	0.42512
120	Di-n-Butylphthalate	149	8.199	8.199	(1.059)	16603	0.40000	0.41572
123	Fluoranthene	202	8.696	8.696	(1.123)	14567	0.40000	0.41861
124	Benzidine	184	8.808	8.808	(0.877)	5276	0.40000	0.38472(M)
125	Pyrene	202	8.883	8.883	(0.885)	15107	0.40000	0.46096
131	Butylbenzylphthalate	149	9.476	9.476	(0.944)	7659	0.40000	0.46938
135	3,3'-Dichlorobenzidine	252	10.010	10.010	(0.997)	4459	0.40000	0.42321(M)
136	Benzo(a)Anthracene	228	10.031	10.031	(0.999)	13307	0.40000	0.44729
137	Chrysene	228	10.069	10.069	(1.003)	12265	0.40000	0.43292
139	bis(2-ethylhexyl)Phthalate	149	10.069	10.069	(1.003)	10439	0.40000	0.44928(M)
140	Di-n-octylphthalate	149	10.768	10.768	(0.929)	17056	0.40000	0.45684(M)
141	Benzo(b)fluoranthene	252	11.185	11.185	(0.965)	13704	0.40000	0.44240
142	Benzo(k)fluoranthene	252	11.212	11.212	(0.967)	11716	0.40000	0.40093

Compounds	QUANT SIG MASS	RT	EXP RT	REL RT	RESPONSE	AMOUNTS CAL-AMT (NG)	AMOUNTS ON-COL (NG)
143 7,12-dimethylbenz[a]anthracen	256	11.174	11.174	(0.964)	5673	0.40000	0.40750
146 Benzo(a)pyrene	252	11.532	11.532	(0.995)	9752	0.40000	0.42769
149 Indeno(1,2,3-cd)pyrene	276	12.809	12.809	(1.105)	11690	0.40000	0.41204
150 Dibenz(a,h)anthracene	278	12.841	12.841	(1.108)	9449	0.40000	0.40299
151 Benzo(g,h,i)perylene	276	13.156	13.156	(1.135)	10794	0.40000	0.44824(M)
$ 154 Nitrobenzene-d5	82	4.684	4.684	(0.893)	6499	0.40000	0.43820
$ 155 2-Fluorobiphenyl	172	6.083	6.083	(0.922)	11035	0.40000	0.41896
$ 156 Terphenyl-d14	244	9.022	9.022	(0.898)	9465	0.40000	0.43721(M)
$ 157 Phenol-d5	99	4.027	4.027	(0.948)	6400	0.40000	0.41668
$ 158 2-Fluorophenol	112	3.220	3.220	(0.758)	4774	0.40000	0.42806
$ 159 2,4,6-Tribromophenol	330	7.211	7.211	(0.931)	1001	0.40000	0.37989(M)
$ 186 2-Chlorophenol-d4	132	4.080	4.080	(0.961)	5925	0.40000	0.43529
$ 187 1,2-Dichlorobenzene-d4	152	4.369	4.369	(1.029)	3842	0.40000	0.41227

QC Flag Legend

A - Target compound detected but, quantitated amount exceeded maximum amount.
M - Compound response manually integrated.

Data File Name: F09020C2.D
Inj. Date and Time: 02-SEP-2010 02:02
Instrument ID: 722.i
Client ID: SSTD.4
Compound Name: 1,4-Dioxane
CAS #: 123-91-1

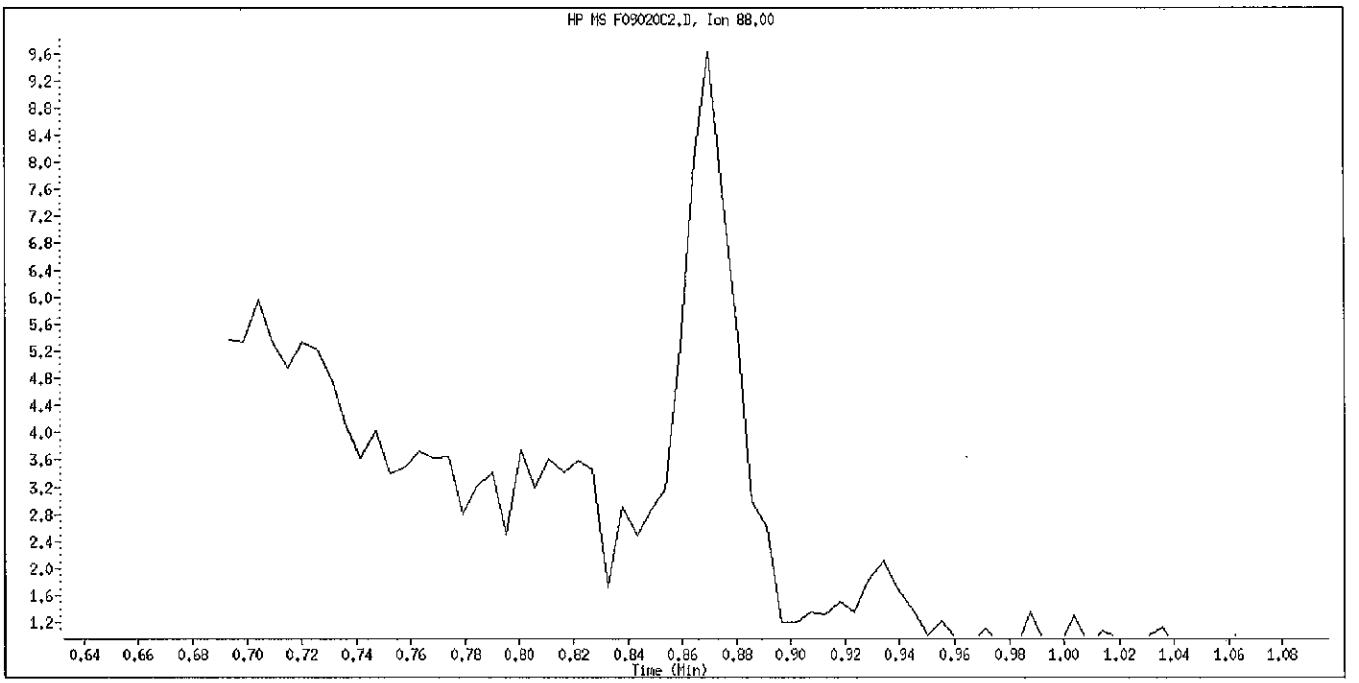

Original Integration

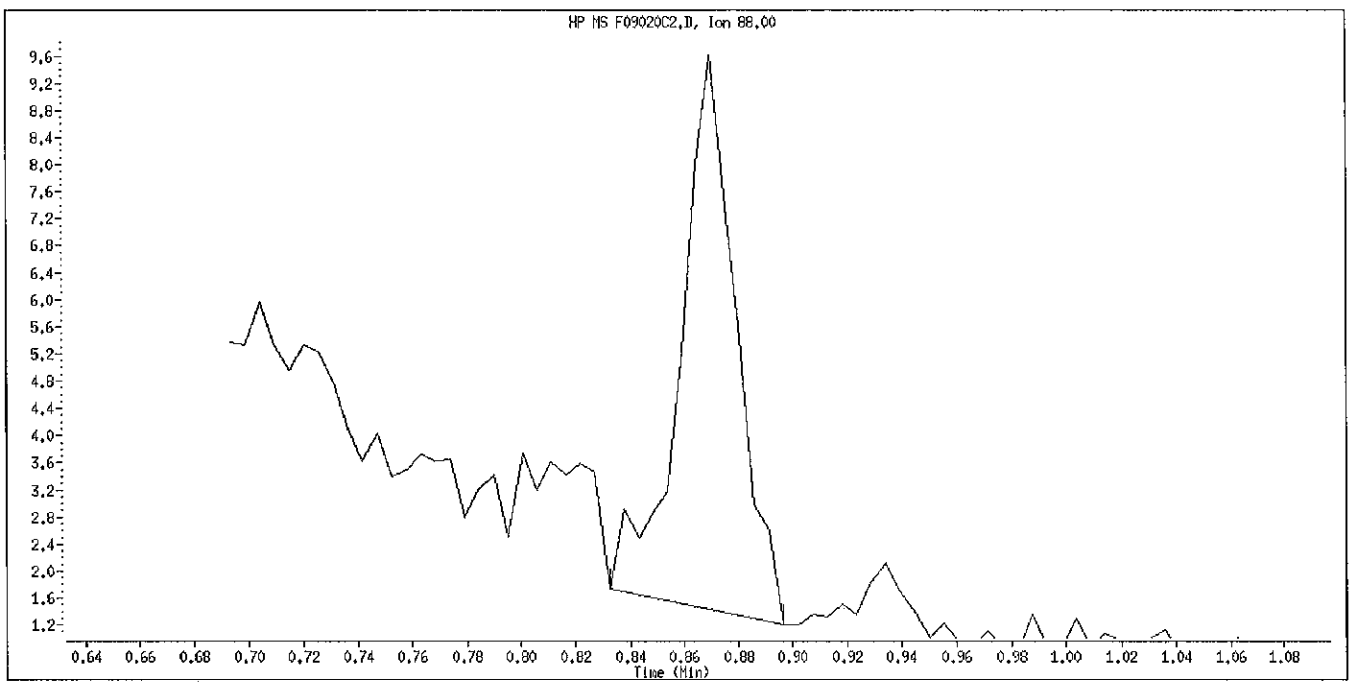

Manual Integration

Manually Integrated By: bungardf
Manual Integration Reason: Peak Not Found

Data File Name: F09020C2.D
Inj. Date and Time: 02-SEP-2010 02:02
Instrument ID: 722.i
Client ID: SSTD.4
Compound Name: N-Nitrosodimethylamine
CAS #: 62-75-9

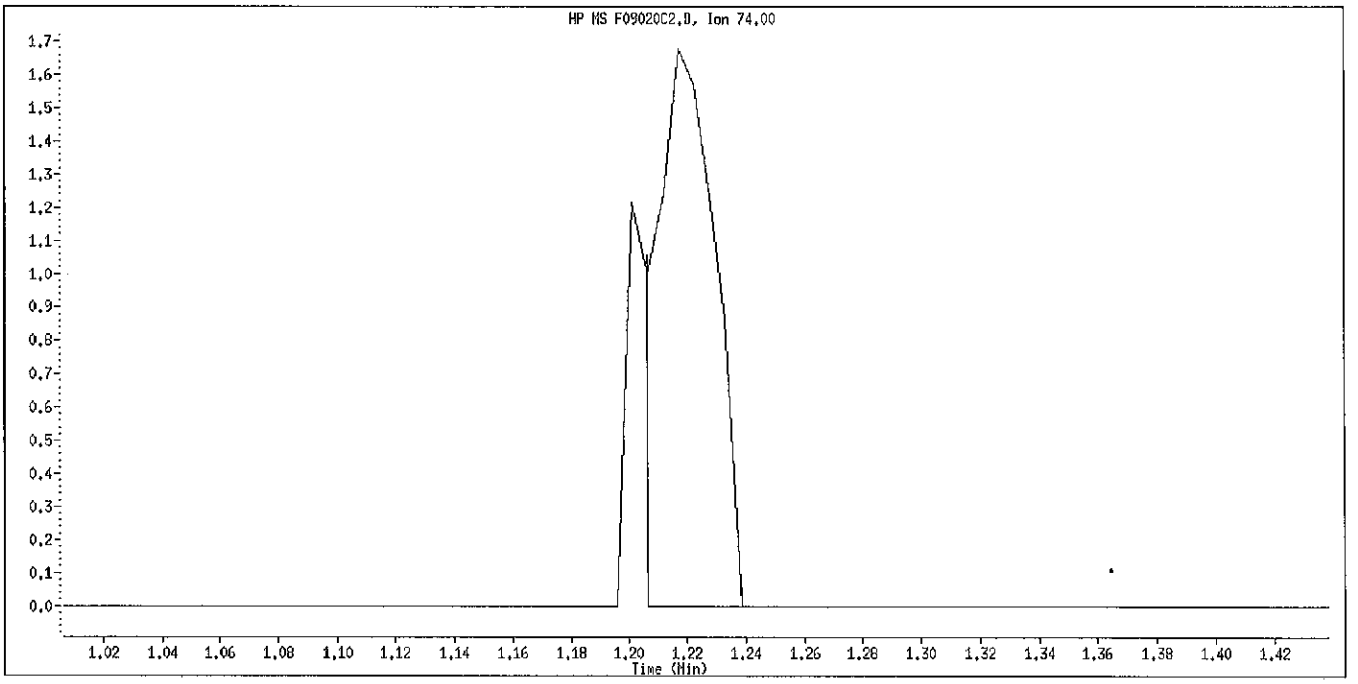

Original Integration

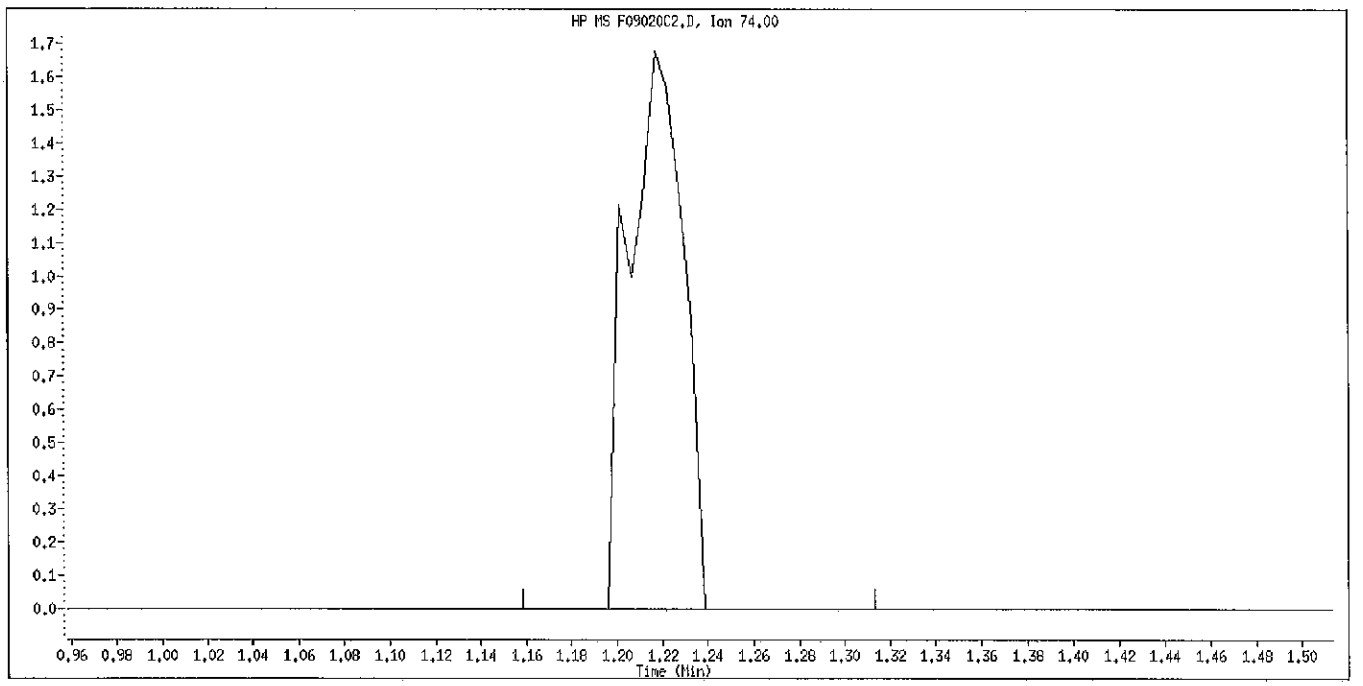

Manual Integration

Manually Integrated By: bungardf
Manual Integration Reason: Peak Not Found

Data File Name: F09020C2.D
Inj. Date and Time: 02-SEP-2010 02:02
Instrument ID: 722.i
Client ID: SSTD.4
Compound Name: Pyridine
CAS #: 110-86-1

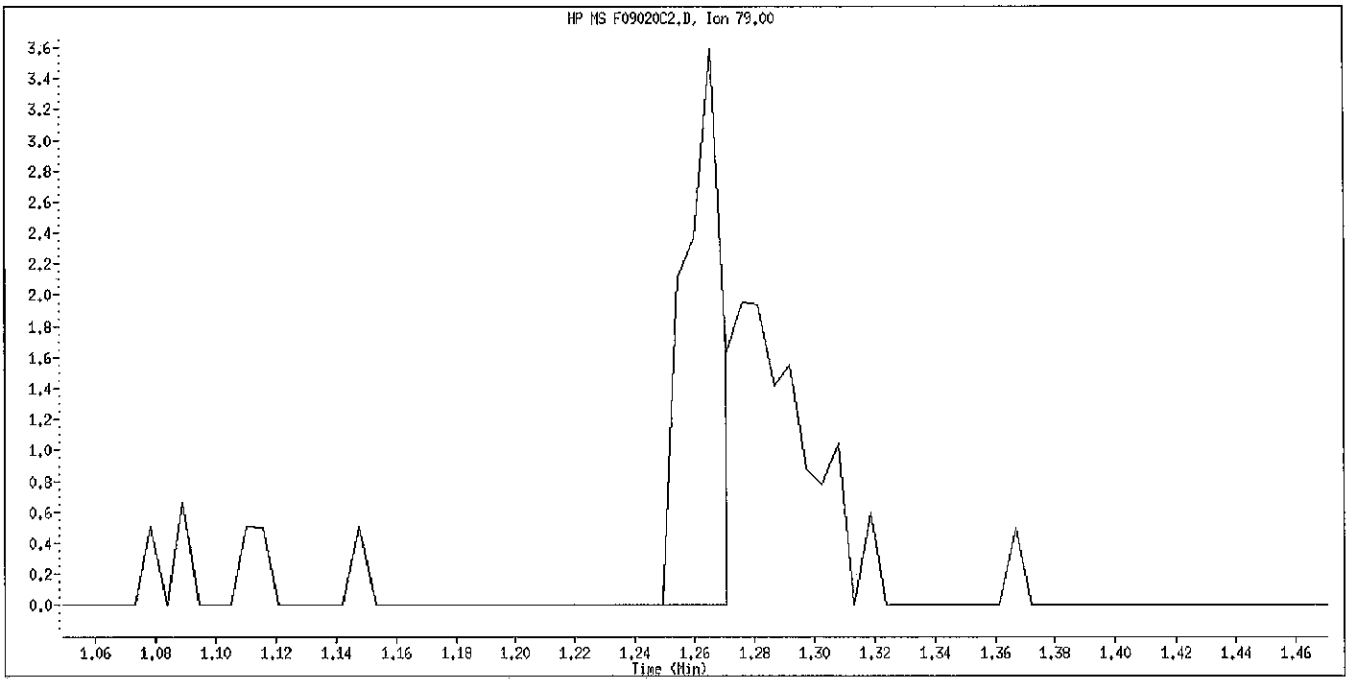

Original Integration

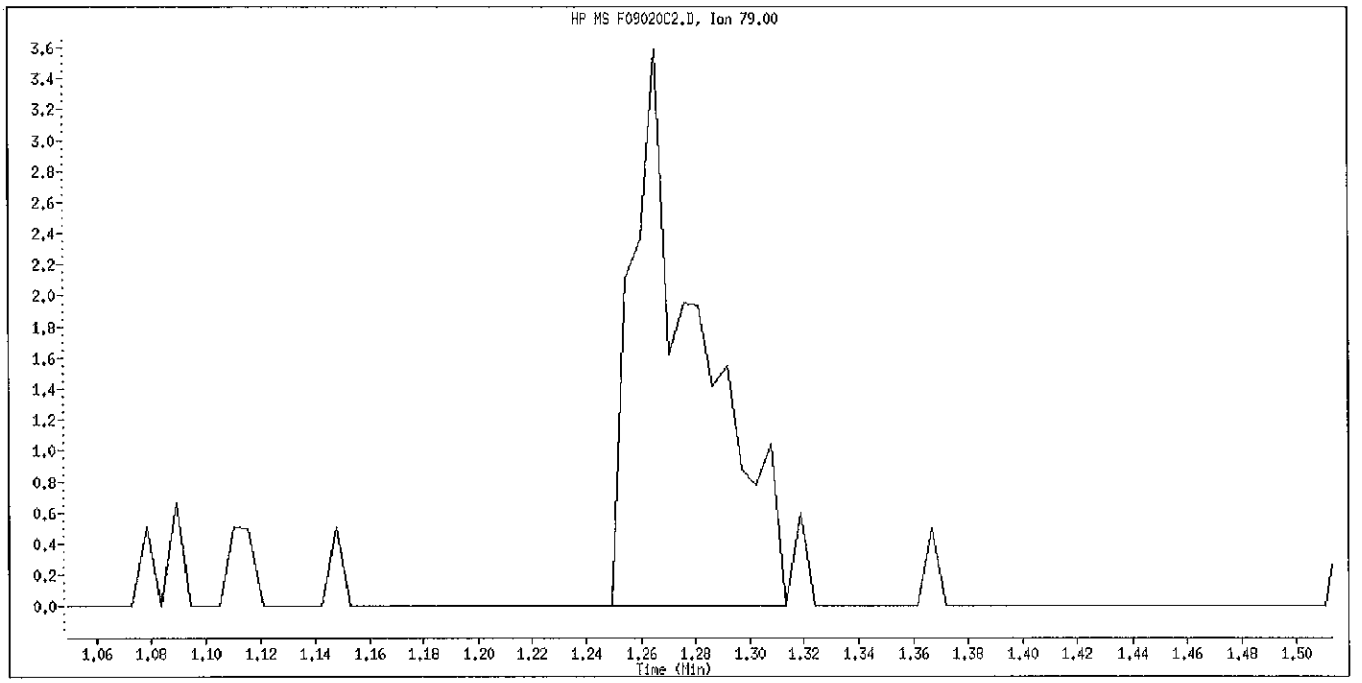

Manual Integration

Manually Integrated By: bungardf
Manual Integration Reason: Peak Not Found

Data File Name: F09020C2.D
Inj. Date and Time: 02-SEP-2010 02:02
Instrument ID: 722.i
Client ID: SSTD.4
Compound Name: Methyl methanesulfonate
CAS #: 66-27-3

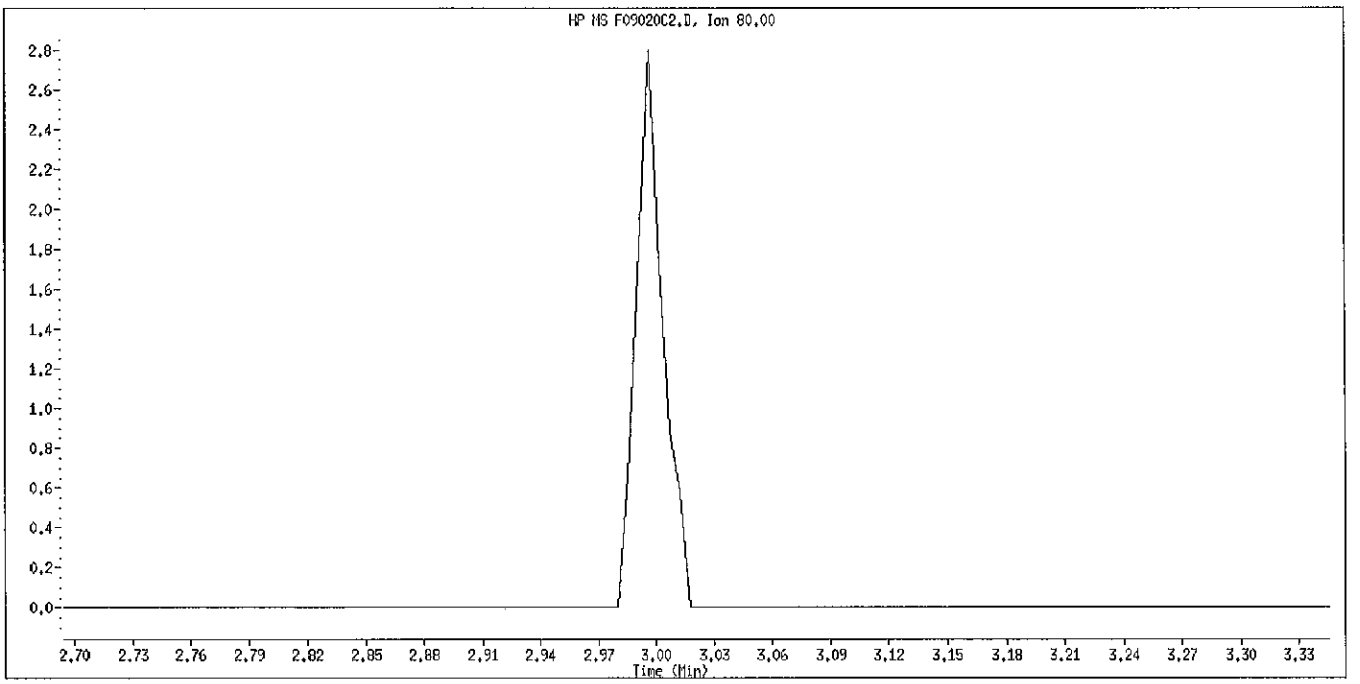

Original Integration

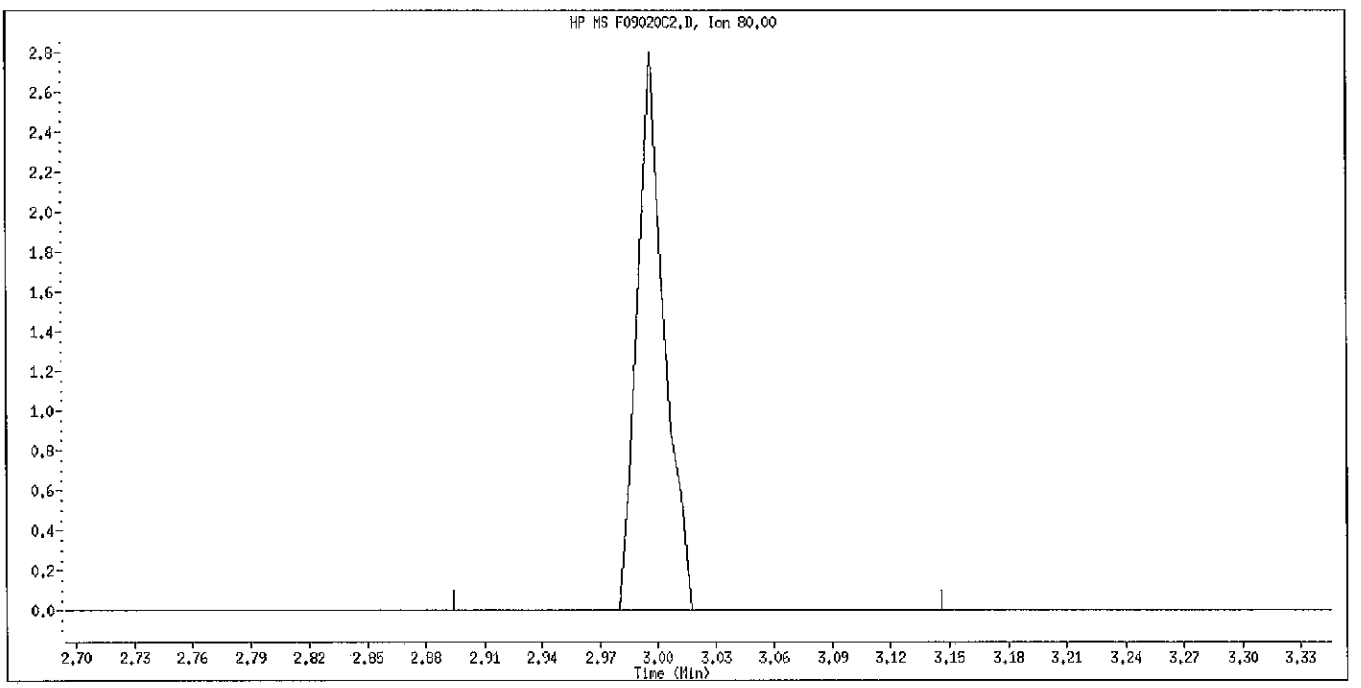

Manual Integration

Manually Integrated By: bungardf
Manual Integration Reason: Peak Not Found

Data File Name: F09020C2.D
Inj. Date and Time: 02-SEP-2010 02:02
Instrument ID: 722.i
Client ID: SSTD.4
Compound Name: N-Nitroso-di-n-propylamine
CAS #: 621-64-7

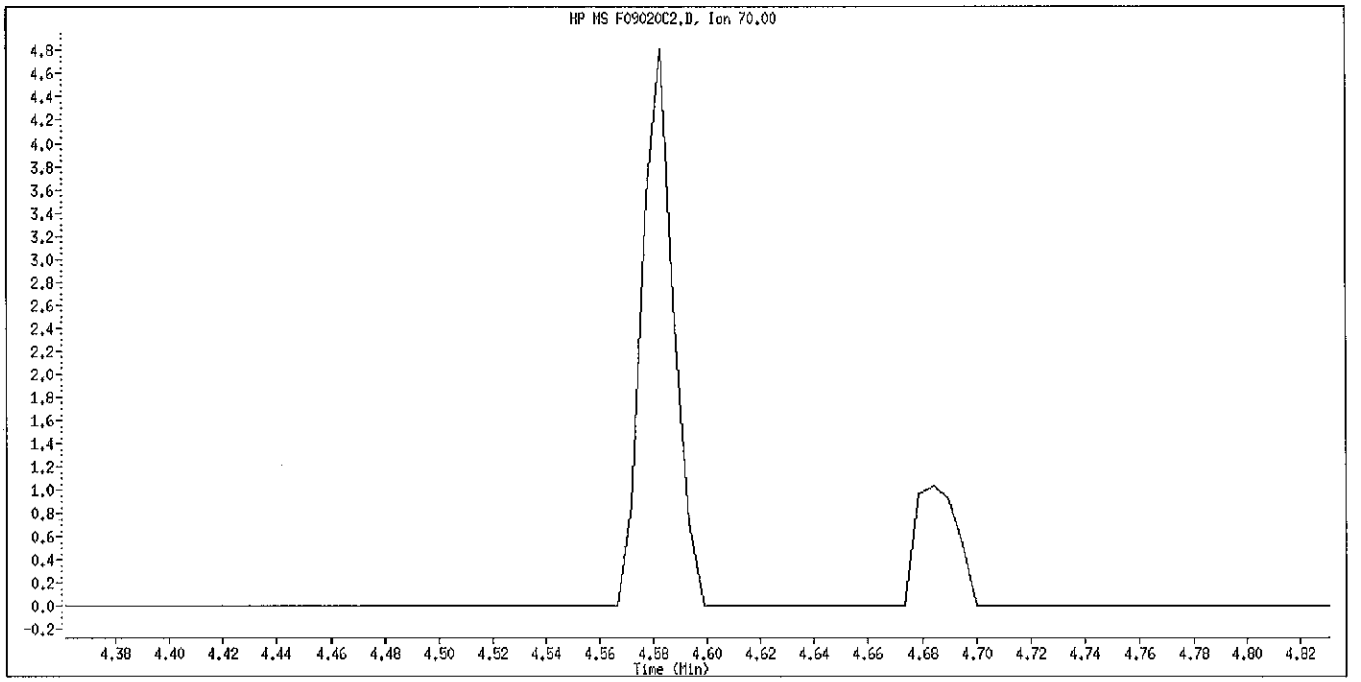

Original Integration

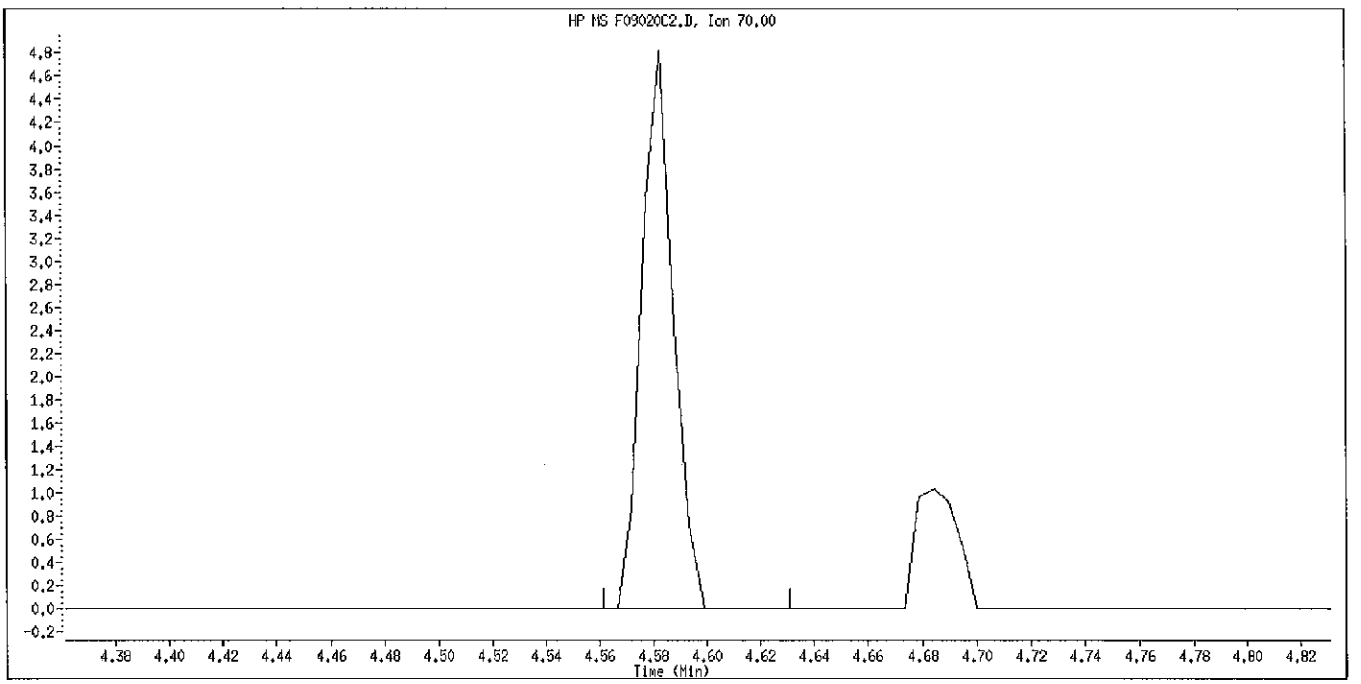

Manual Integration

Manually Integrated By: bungardf
Manual Integration Reason: Peak Not Found

Data File Name: F09020C2.D
Inj. Date and Time: 02-SEP-2010 02:02
Instrument ID: 722.i
Client ID: SSTD.4
Compound Name: Isophorone
CAS #: 78-59-1

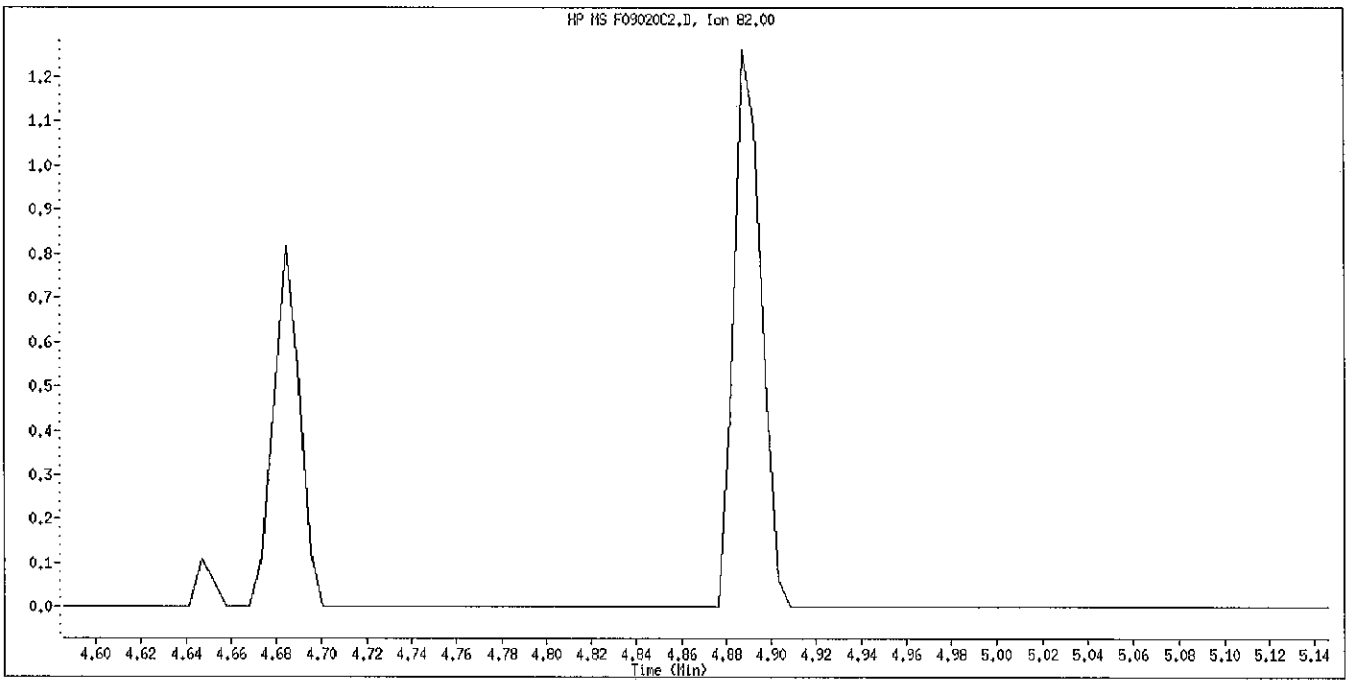

Original Integration

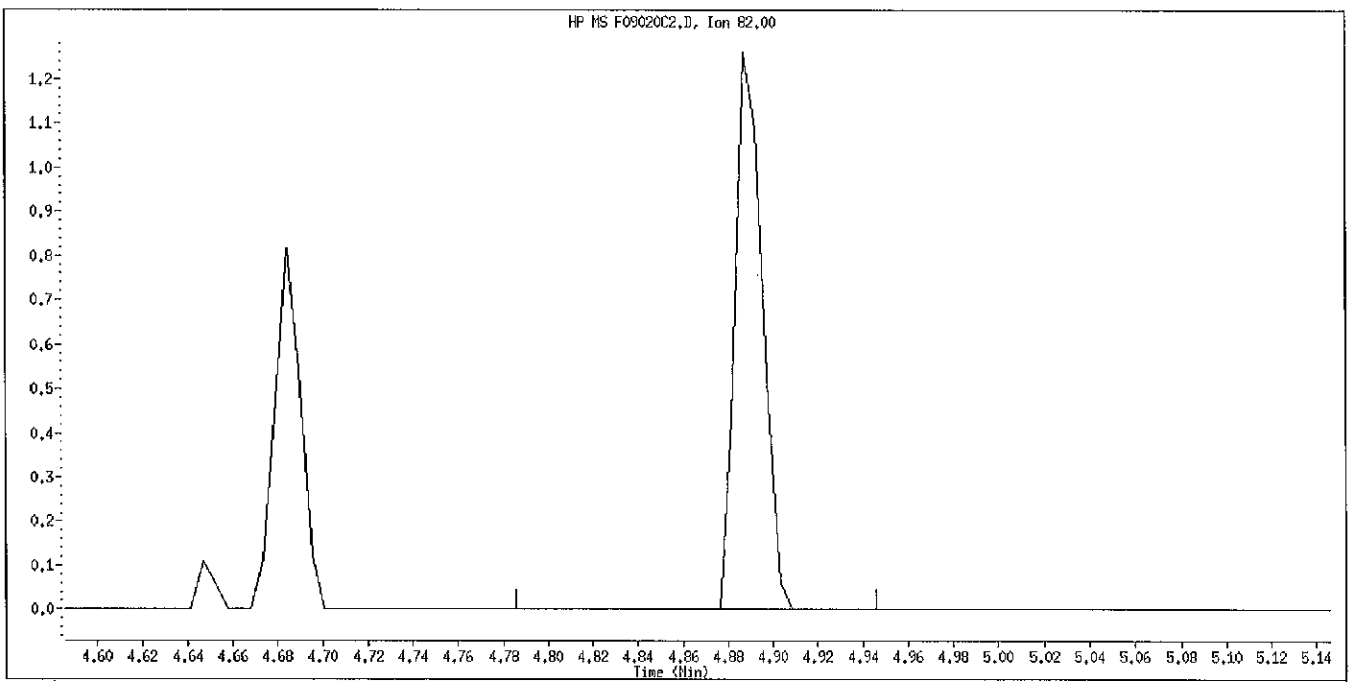

Manual Integration

Manually Integrated By: bungardf
Manual Integration Reason: Peak Not Found

Data File Name: F09020C2.D
Inj. Date and Time: 02-SEP-2010 02:02
Instrument ID: 722.i
Client ID: SSTD.4
Compound Name: 2-Nitrophenol
CAS #: 88-75-5

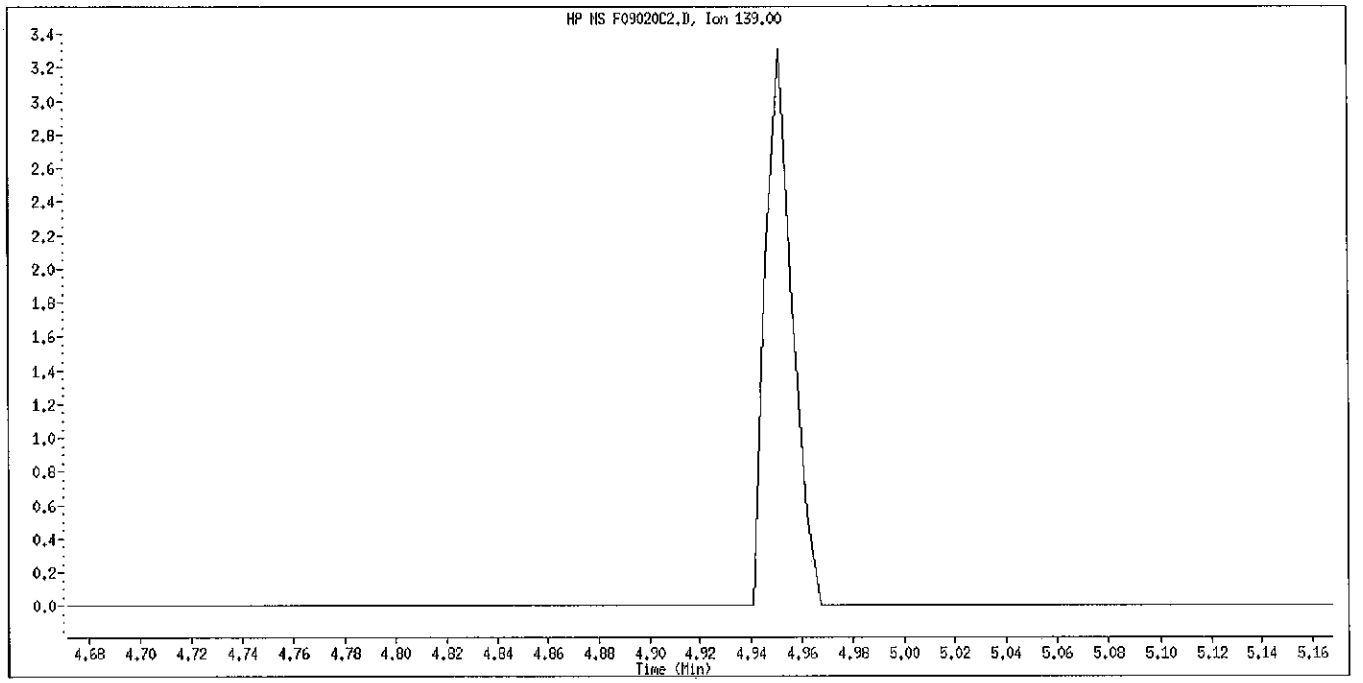

Original Integration

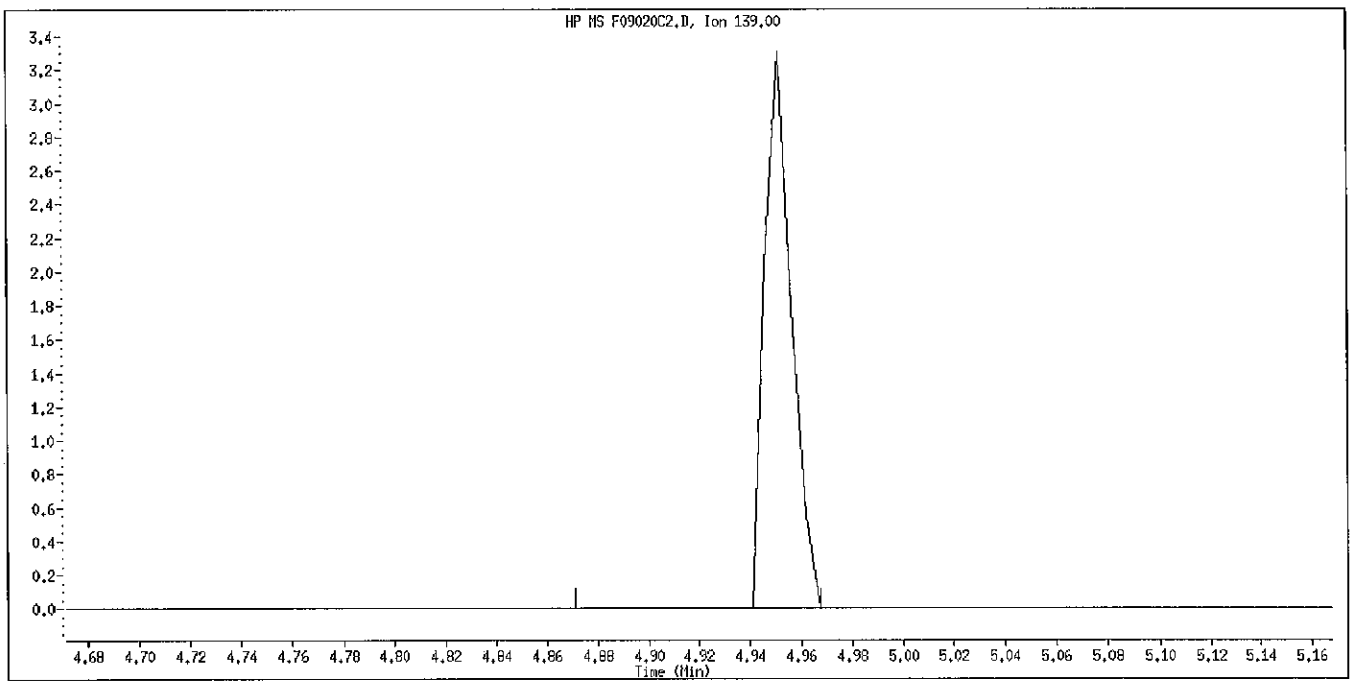

Manual Integration

Manually Integrated By: bungardf
Manual Integration Reason: Peak Not Found

Data File Name: F09020C2.D
Inj. Date and Time: 02-SEP-2010 02:02
Instrument ID: 722.i
Client ID: SSTD.4
Compound Name: 2,4,6-Trichlorophenol
CAS #: 88-06-2

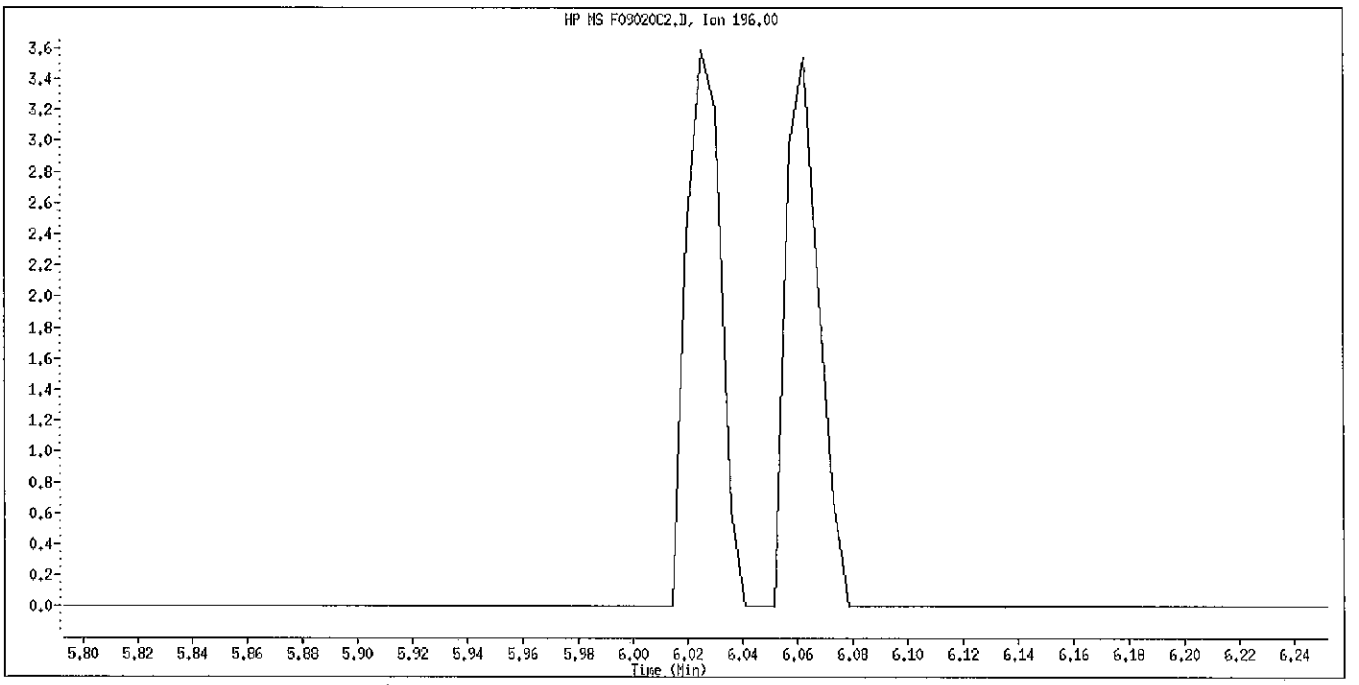

Original Integration

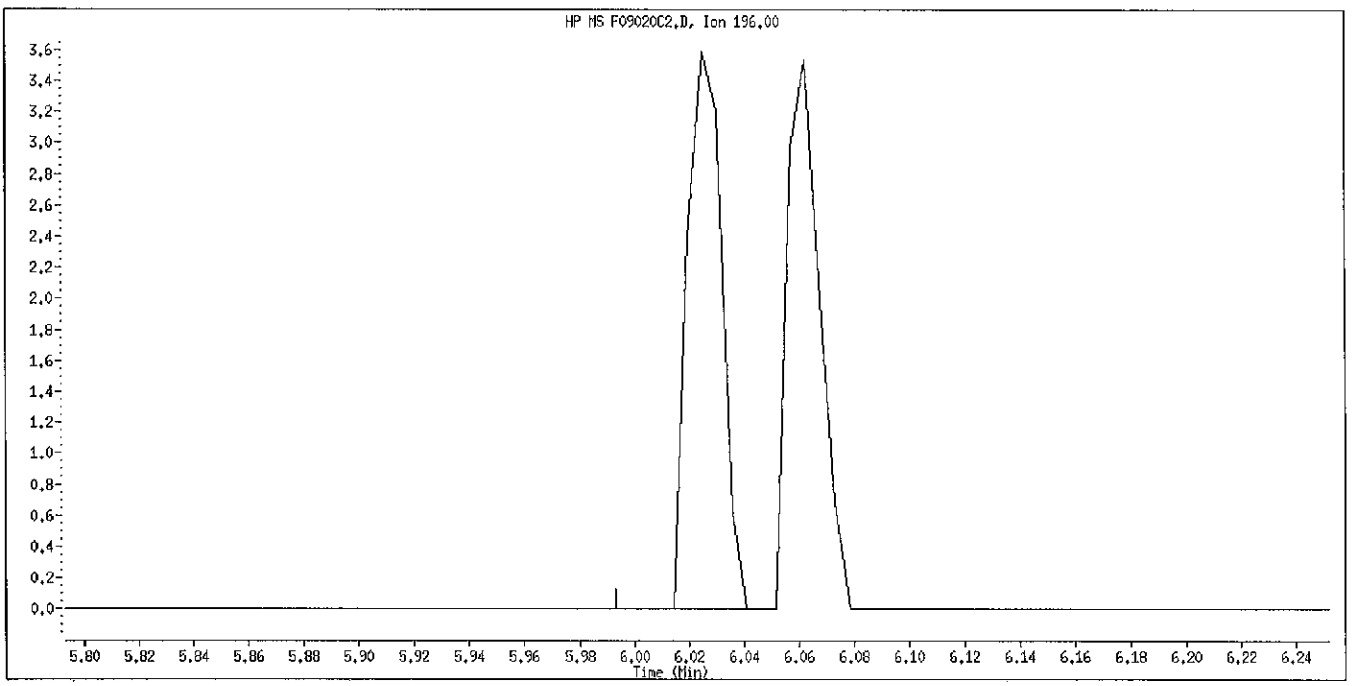

Manual Integration

Manually Integrated By: bungardf
Manual Integration Reason: Peak Not Found

Data File Name: F09020C2.D
Inj. Date and Time: 02-SEP-2010 02:02
Instrument ID: 722.i
Client ID: SSTD.4
Compound Name: 2,4,5-Trichlorophenol
CAS #: 95-95-4

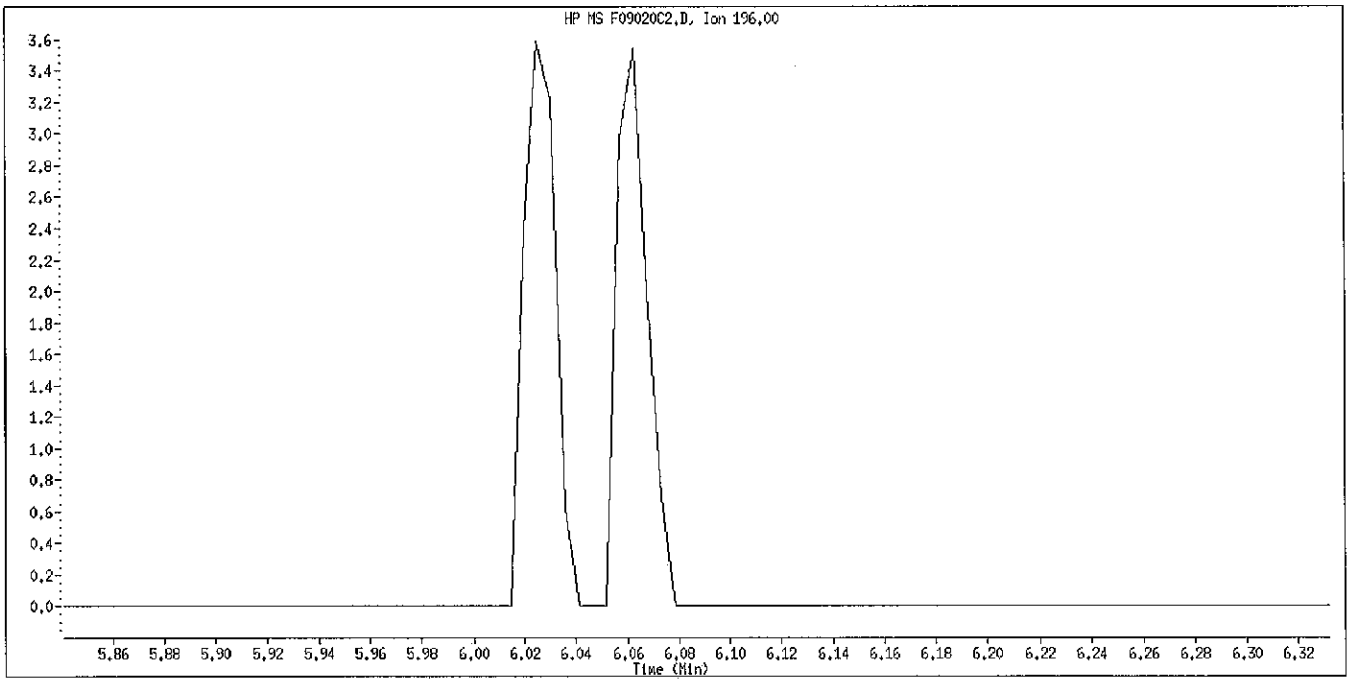

Original Integration

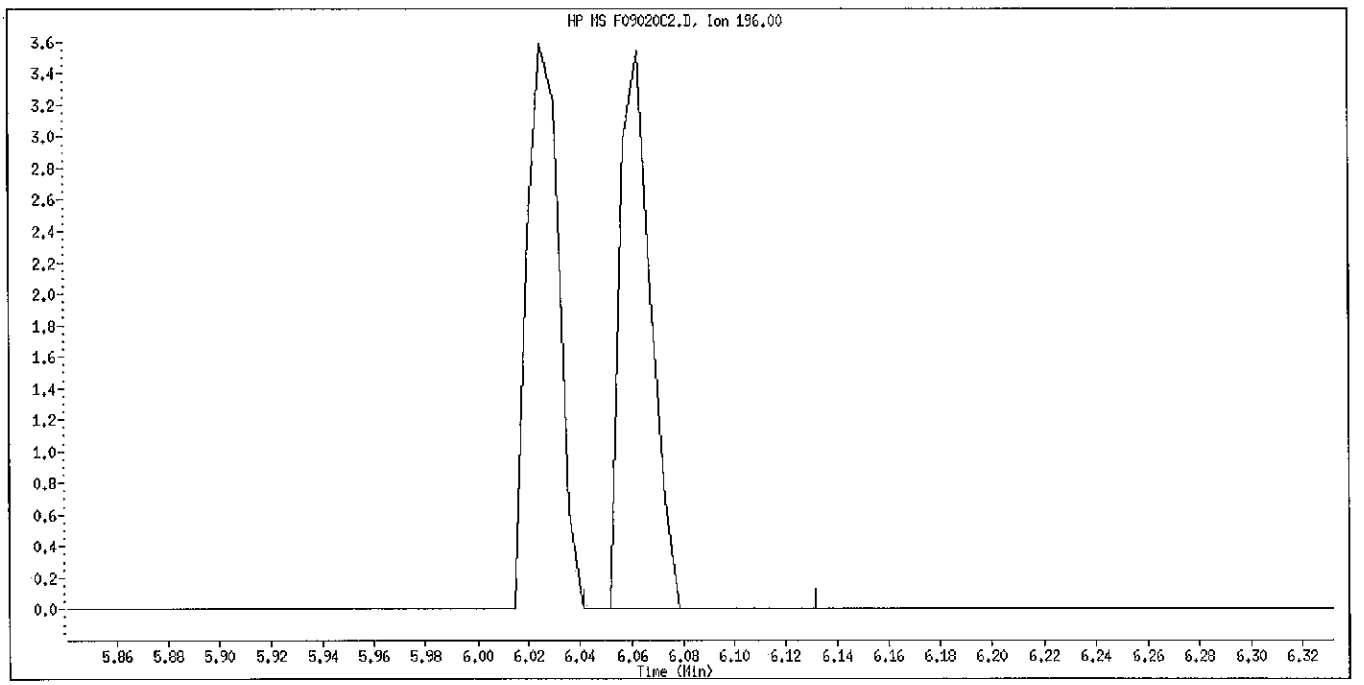

Manual Integration

Manually Integrated By: bungardf
Manual Integration Reason: Peak Not Found

Data File Name: F09020C2.D
Inj. Date and Time: 02-SEP-2010 02:02
Instrument ID: 722.i
Client ID: SSTD.4
Compound Name: Dimethylphthalate
CAS #: 131-11-3

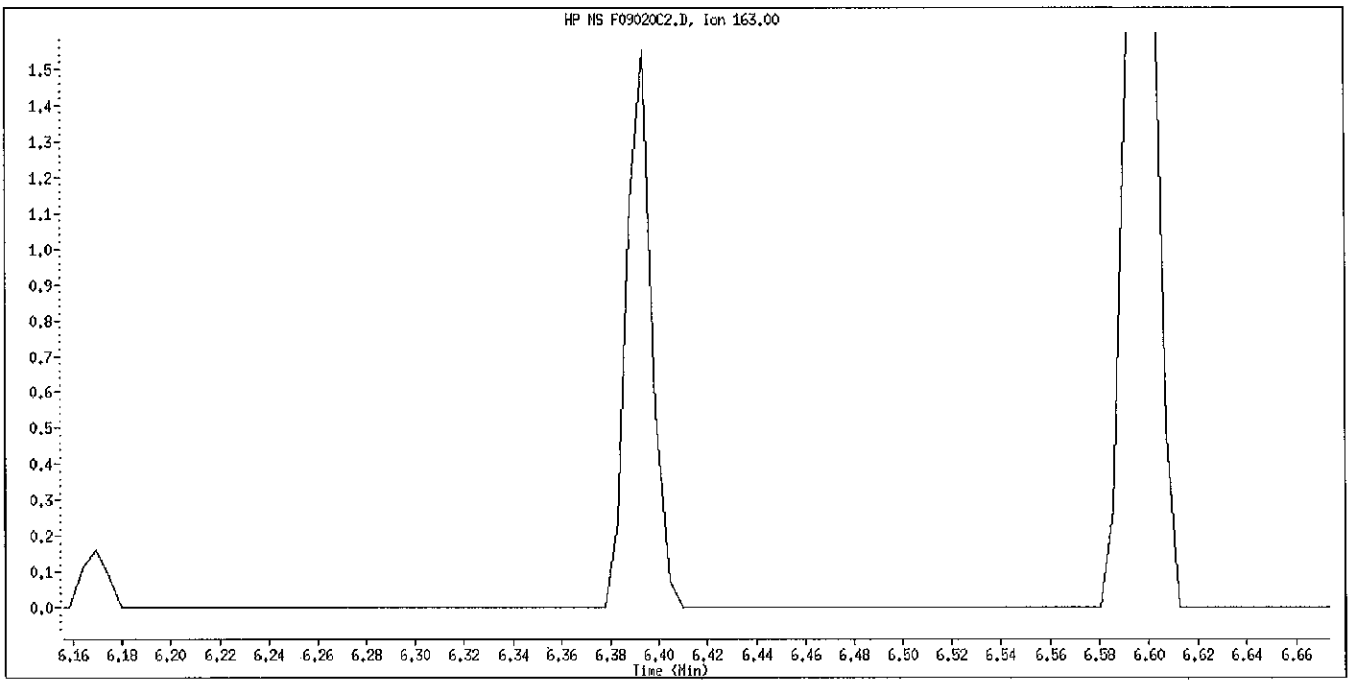

Original Integration

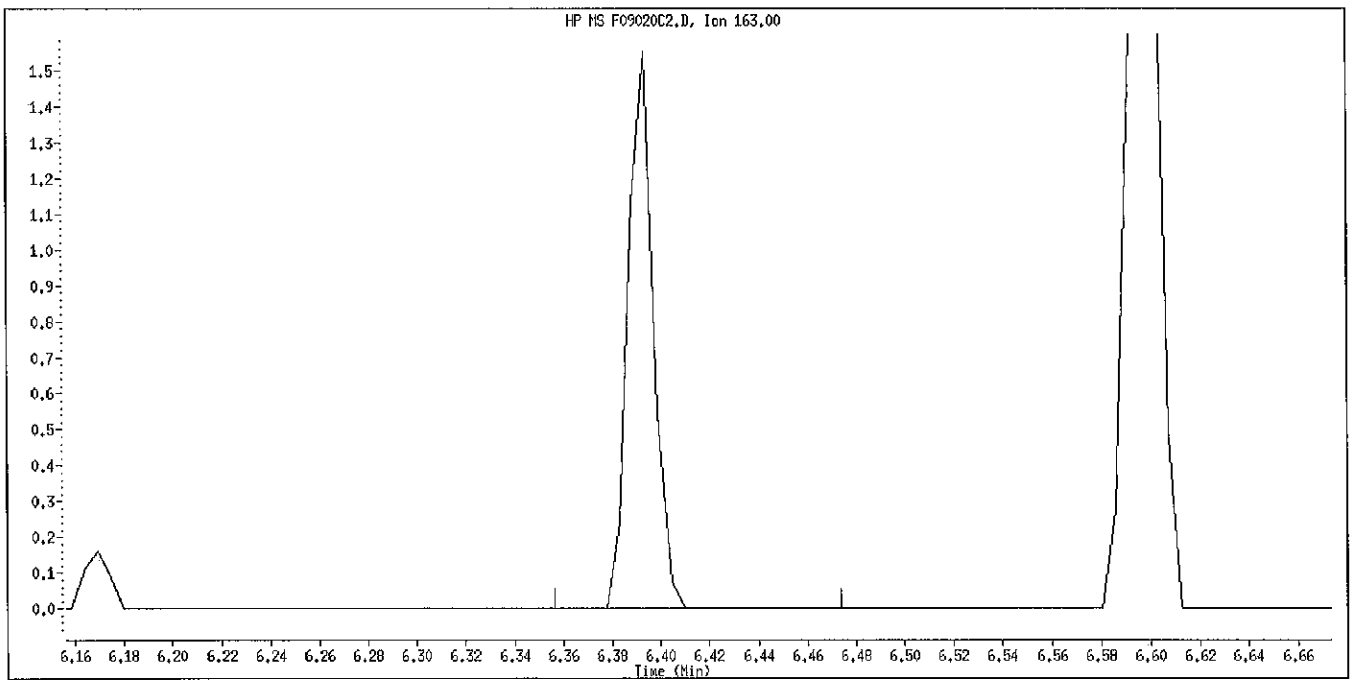

Manual Integration

Manually Integrated By: bungardf
Manual Integration Reason: Peak Not Found

Data File Name: F09020C2.D
Inj. Date and Time: 02-SEP-2010 02:02
Instrument ID: 722.i
Client ID: SSTD.4
Compound Name: 2,4,6-Tribromophenol
CAS #: 118-79-6

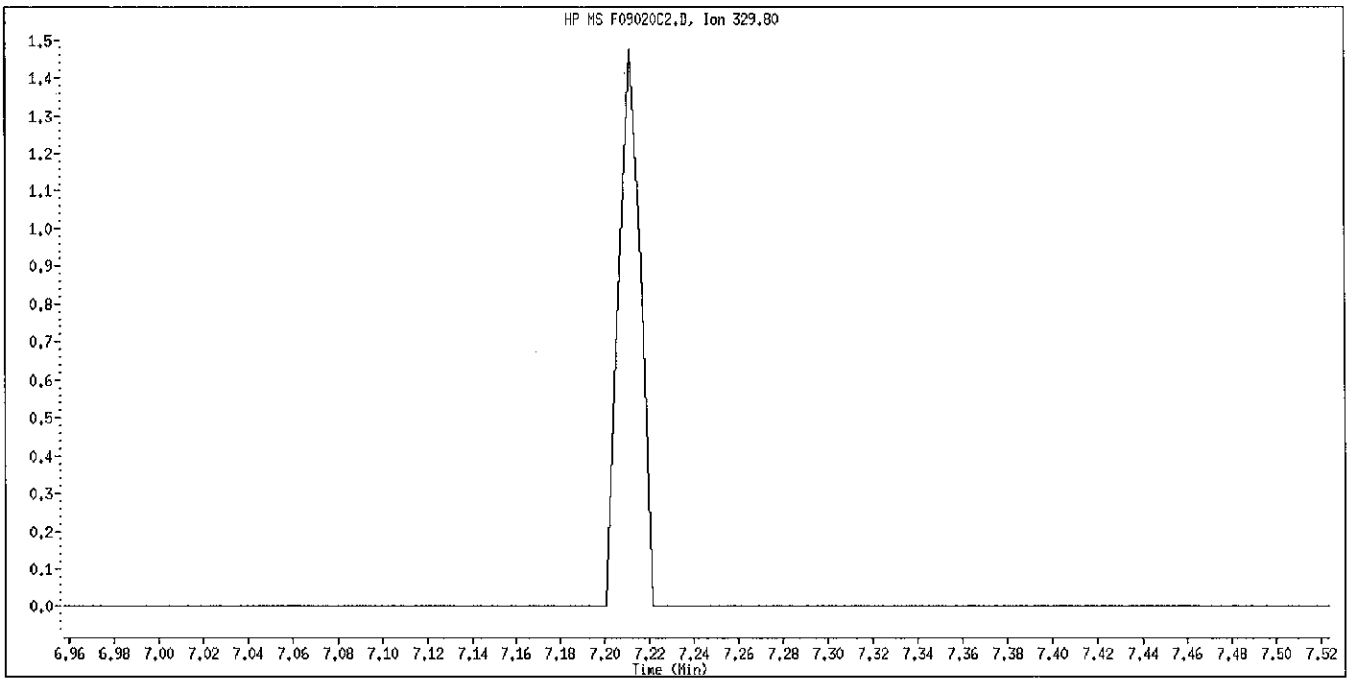

Original Integration

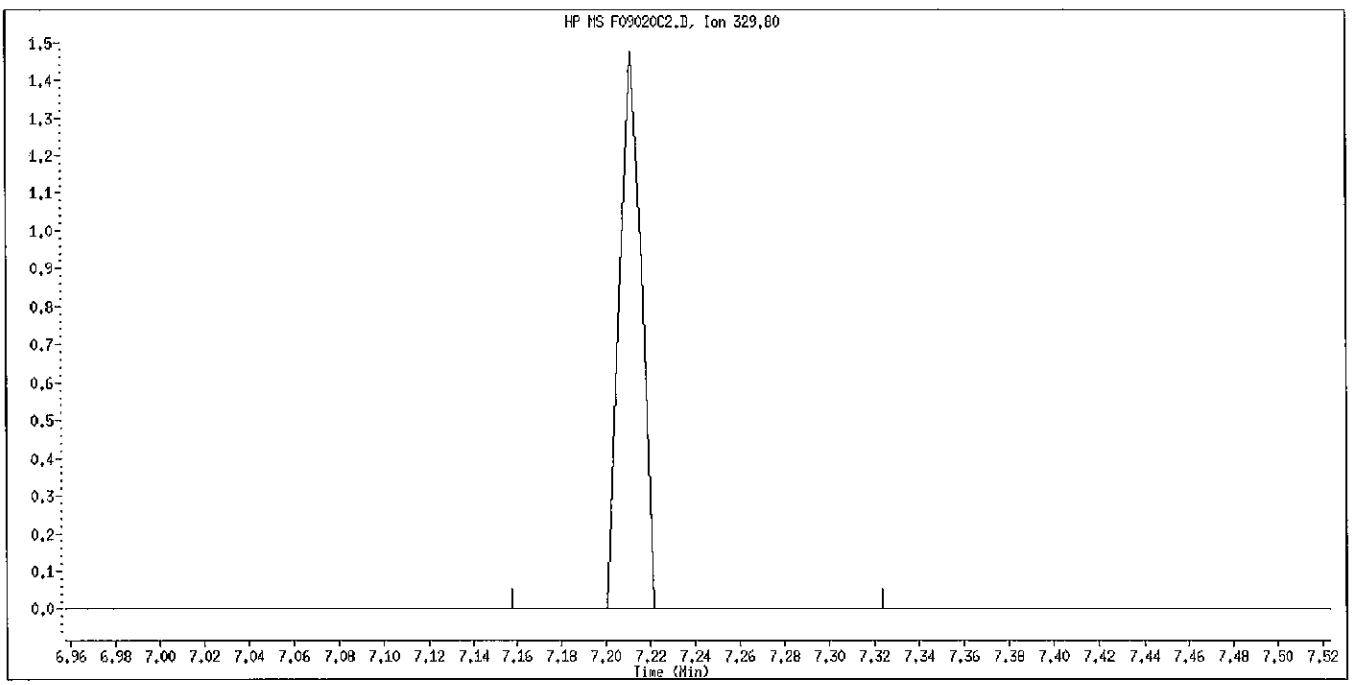

Manual Integration

Manually Integrated By: bungardf
Manual Integration Reason: Peak Not Found

Data File Name: F09020C2.D
Inj. Date and Time: 02-SEP-2010 02:02
Instrument ID: 722.i
Client ID: SSTD.4
Compound Name: Hexachlorobenzene
CAS #: 118-74-1

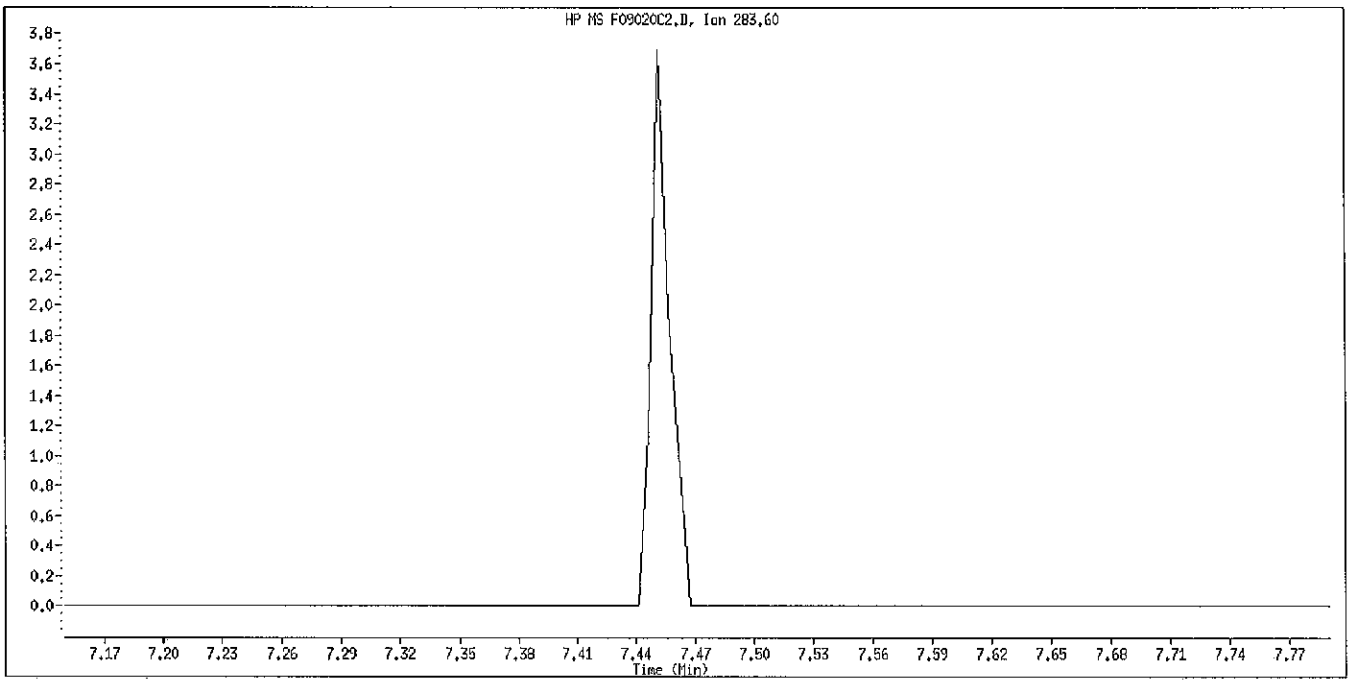

Original Integration

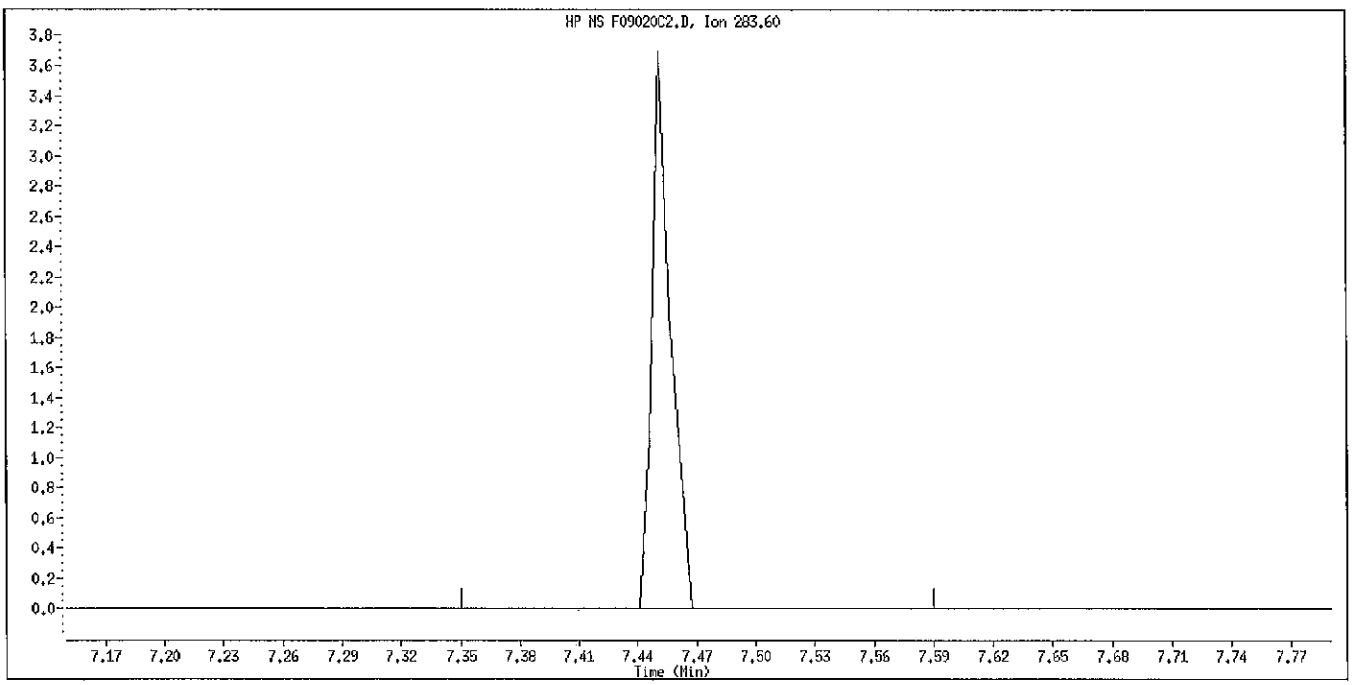

Manual Integration

Manually Integrated By: bungardf
Manual Integration Reason: Peak Not Found

Data File Name: F09020C2.D
Inj. Date and Time: 02-SEP-2010 02:02
Instrument ID: 722.i
Client ID: SSTD.4
Compound Name: Atrazine
CAS #: 1912-24-9

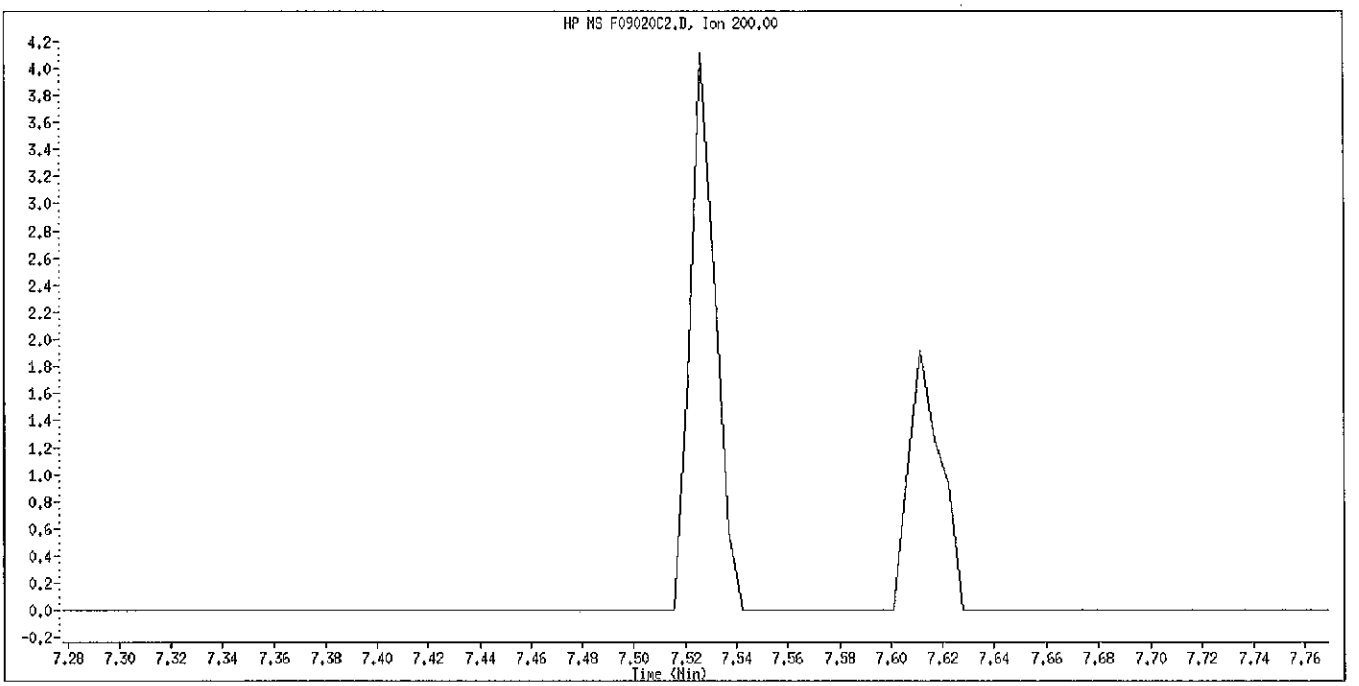

Original Integration

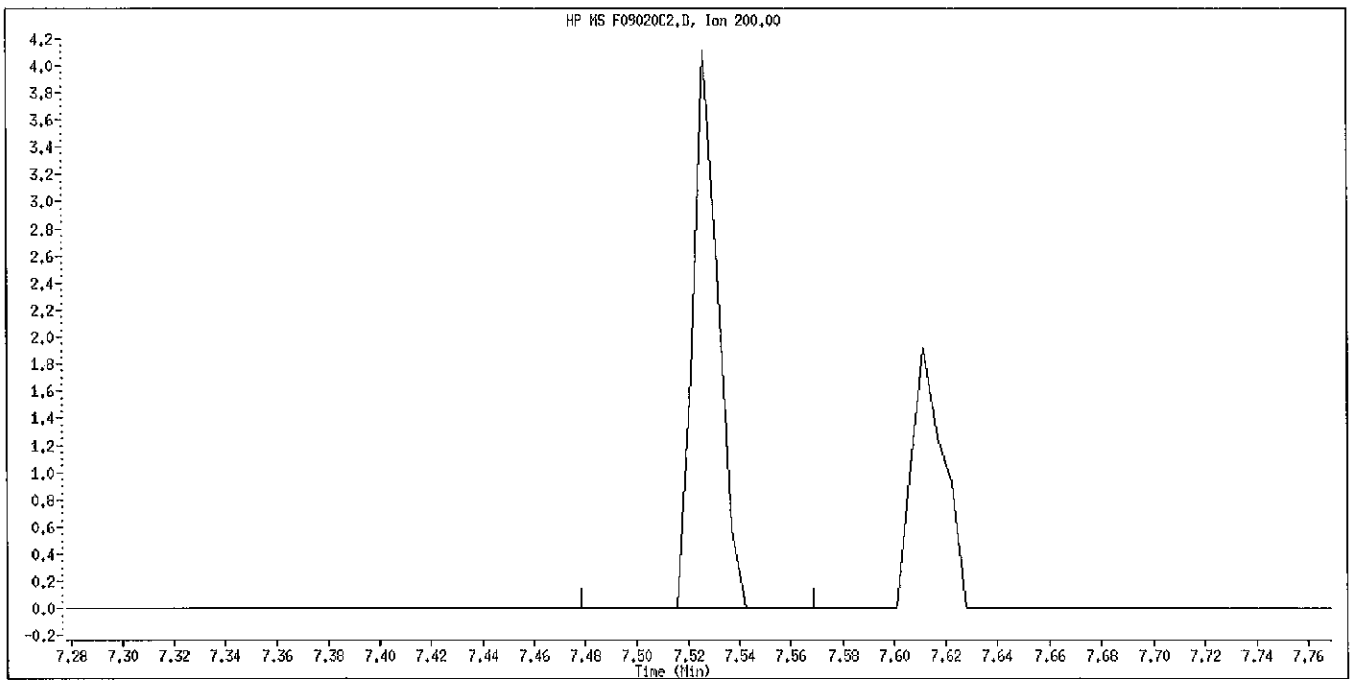

Manual Integration

Manually Integrated By: bungardf
Manual Integration Reason: Peak Not Found

Data File Name: F09020C2.D
Inj. Date and Time: 02-SEP-2010 02:02
Instrument ID: 722.i
Client ID: SSTD.4
Compound Name: Benzidine
CAS #: 92-87-5

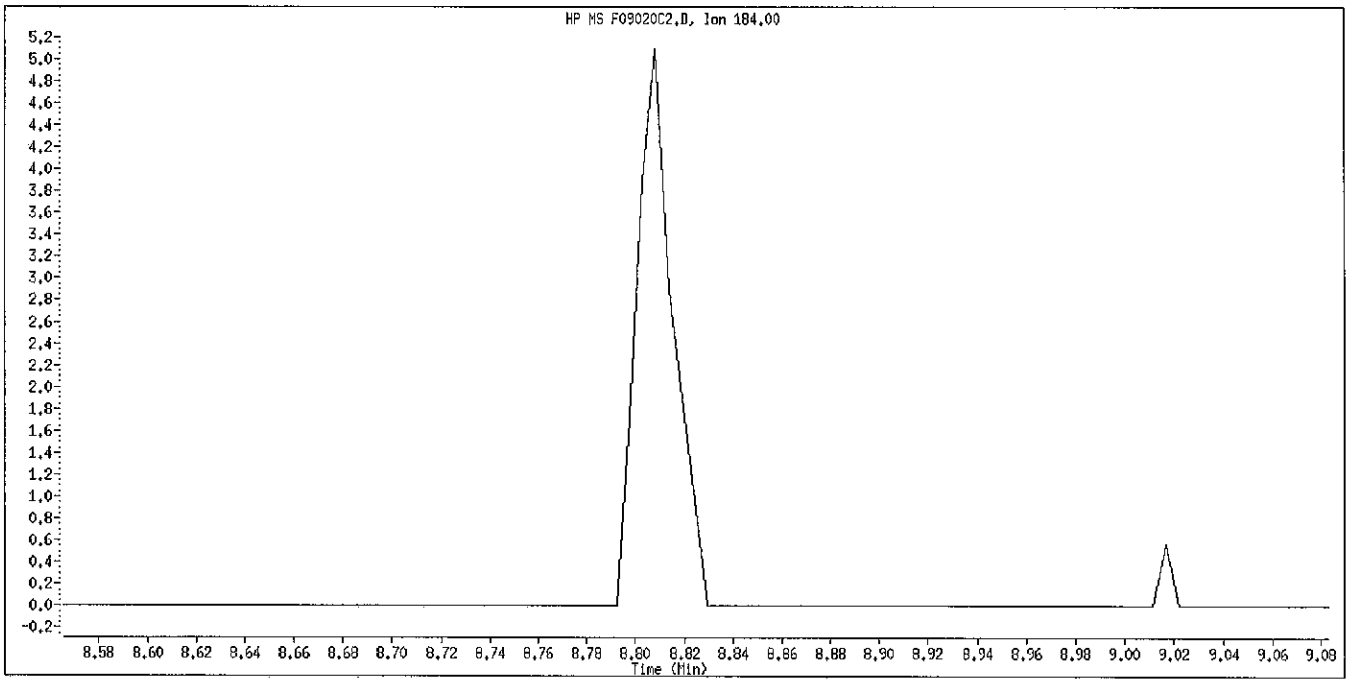

Original Integration

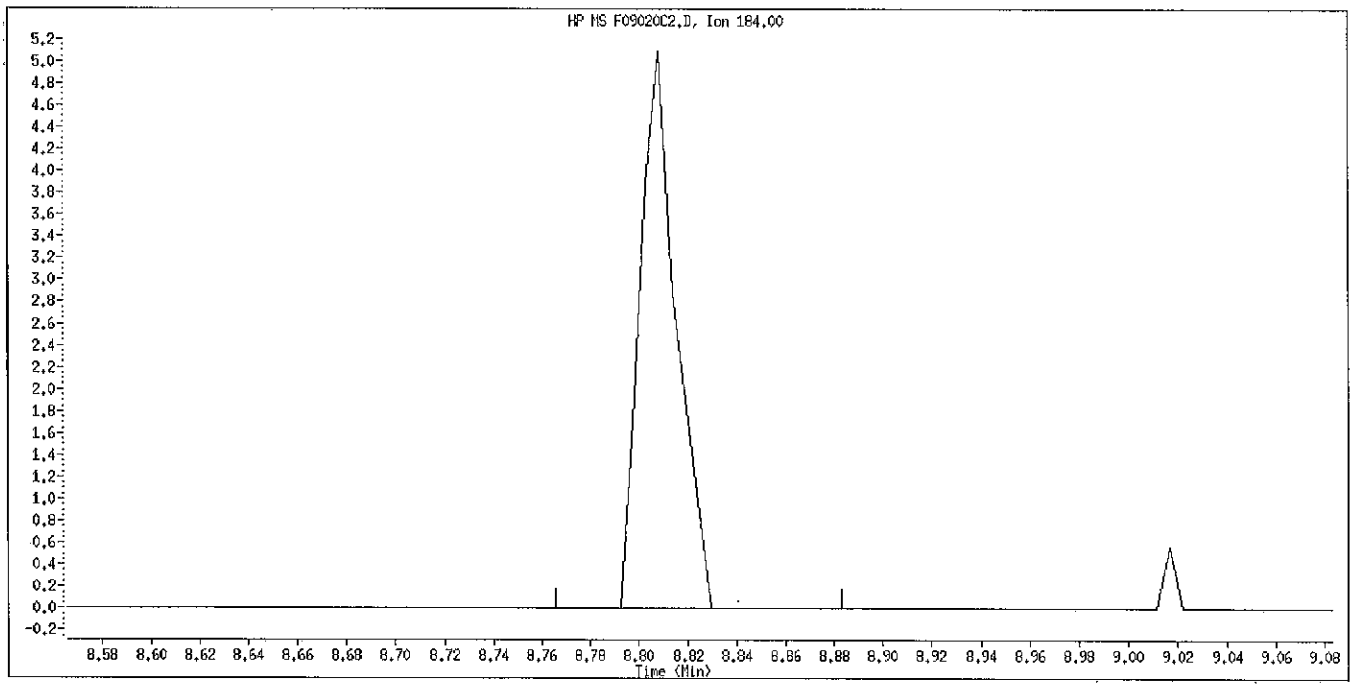

Manual Integration

Manually Integrated By: bungardf
Manual Integration Reason: Peak Not Found

Data File Name: F09020C2.D
Inj. Date and Time: 02-SEP-2010 02:02
Instrument ID: 722.i
Client ID: SSTD.4
Compound Name: Terphenyl-d14
CAS #: 1718-51-0

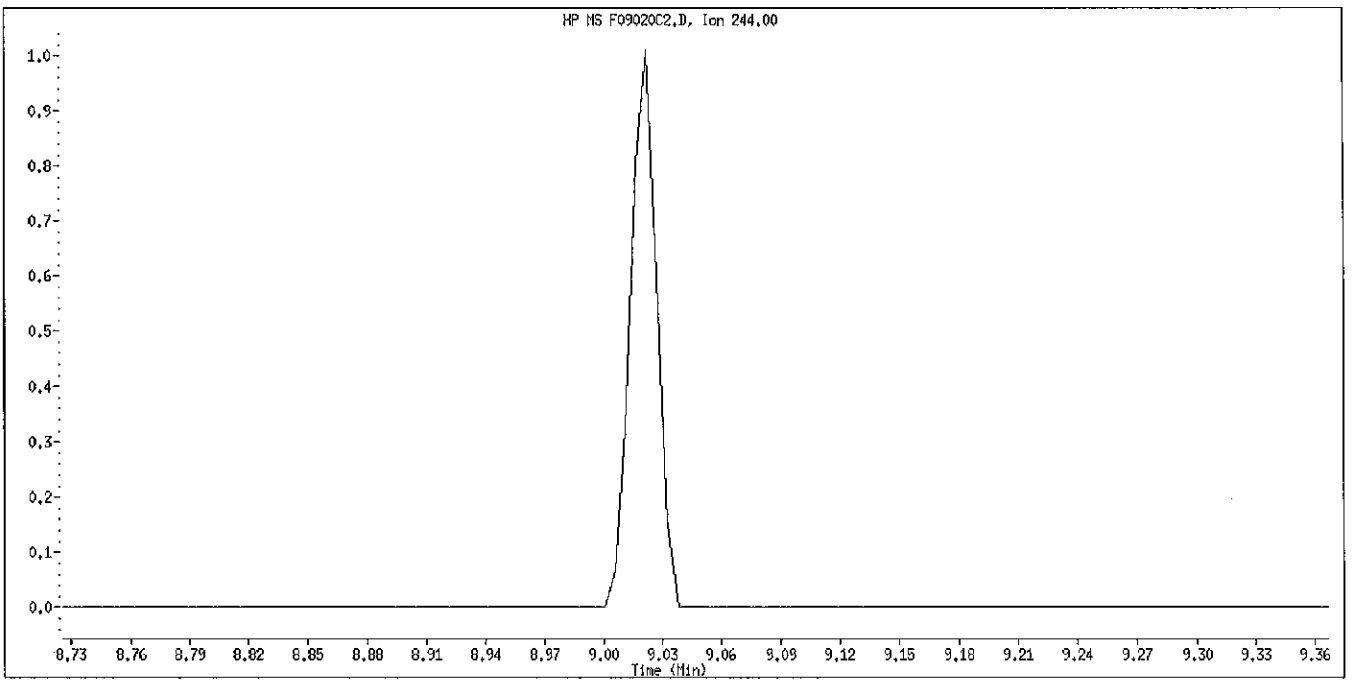

Original Integration

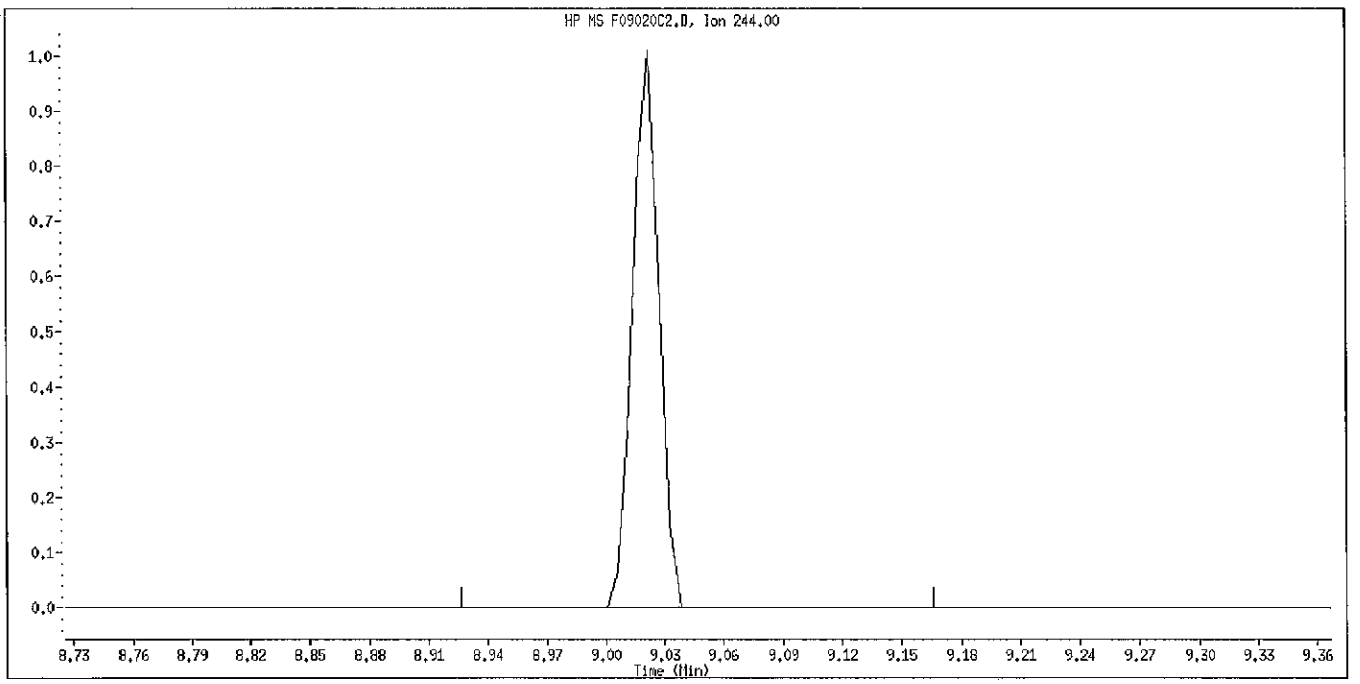

Manual Integration

Manually Integrated By: bungardf
Manual Integration Reason: Peak Not Found

Data File Name: F09020C2.D
Inj. Date and Time: 02-SEP-2010 02:02
Instrument ID: 722.i
Client ID: SSTD.4
Compound Name: 3,3'-Dichlorobenzidine
CAS #: 91-94-1

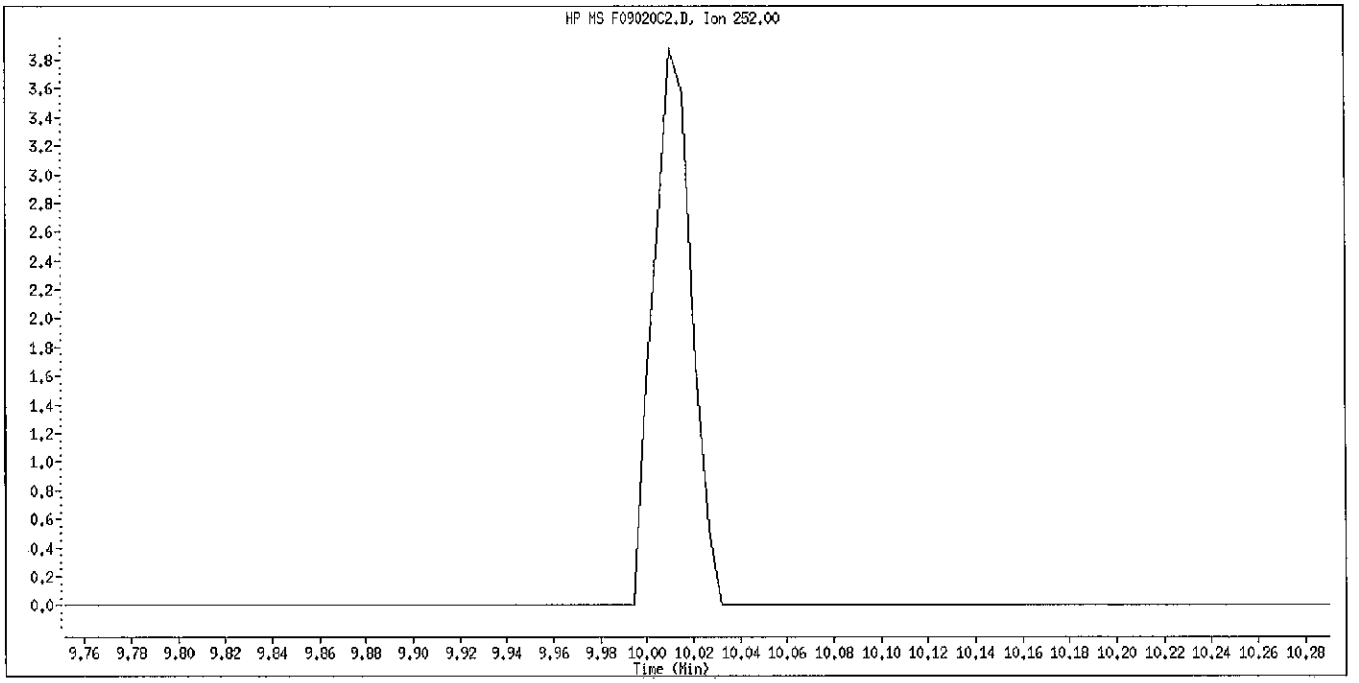

Original Integration

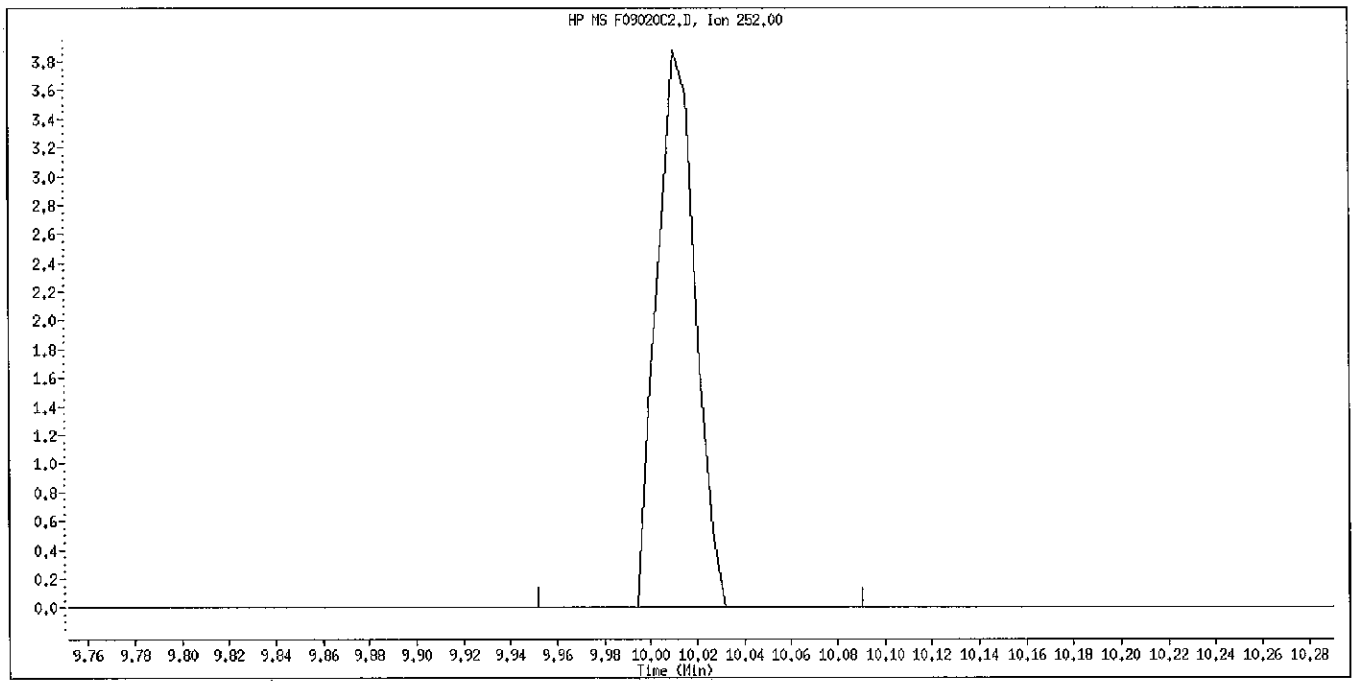

Manual Integration

Manually Integrated By: bungardf
Manual Integration Reason: Peak Not Found

Data File Name: F09020C2.D
Inj. Date and Time: 02-SEP-2010 02:02
Instrument ID: 722.i
Client ID: SSTD.4
Compound Name: bis(2-ethylhexyl)Phthalate
CAS #: 117-81-7

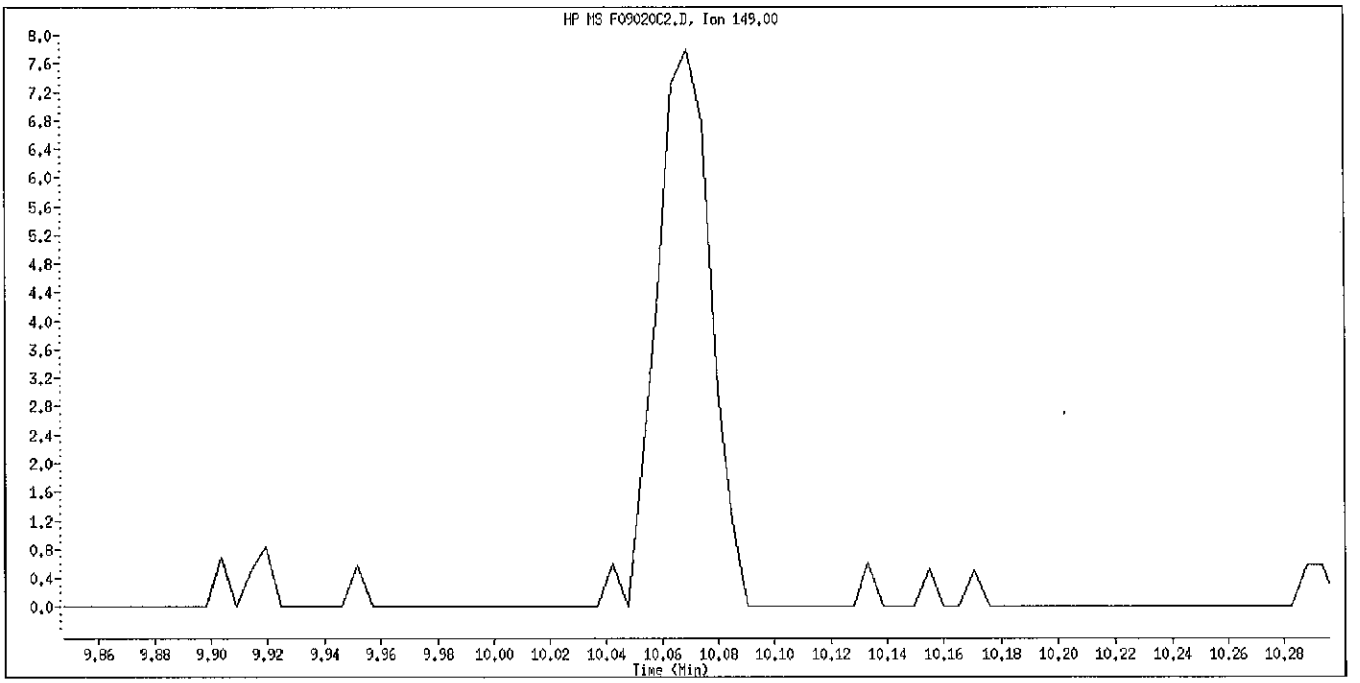

Original Integration

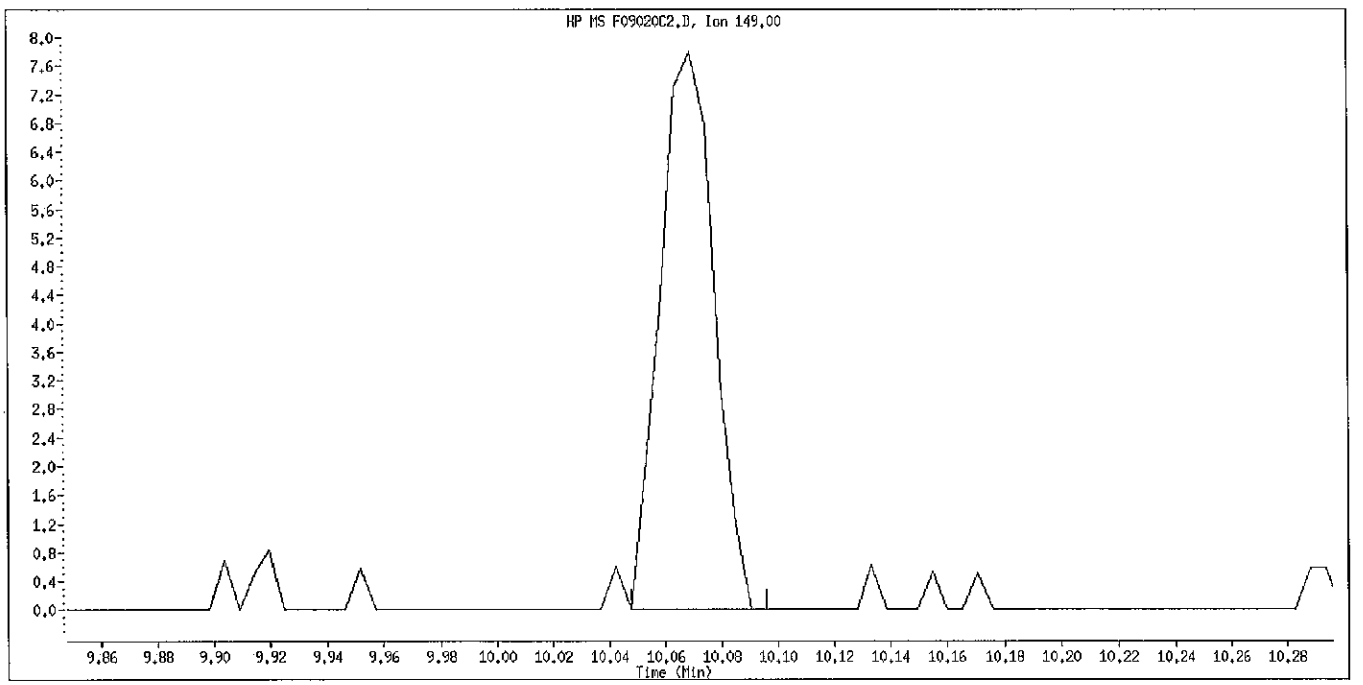

Manual Integration

Manually Integrated By: bungardf
Manual Integration Reason: Peak Not Found

Data File Name: F09020C2.D
Inj. Date and Time: 02-SEP-2010 02:02
Instrument ID: 722.i
Client ID: SSTD.4
Compound Name: Di-n-octylphthalate
CAS #: 117-84-0

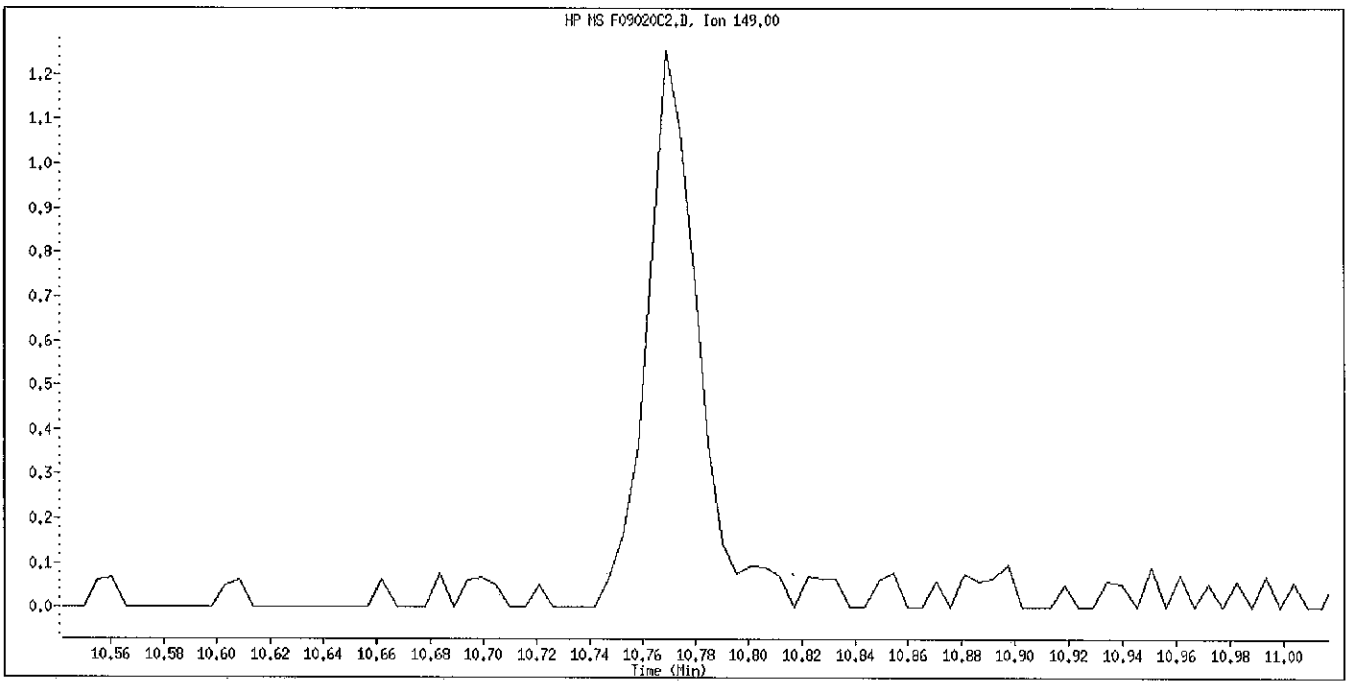

Original Integration

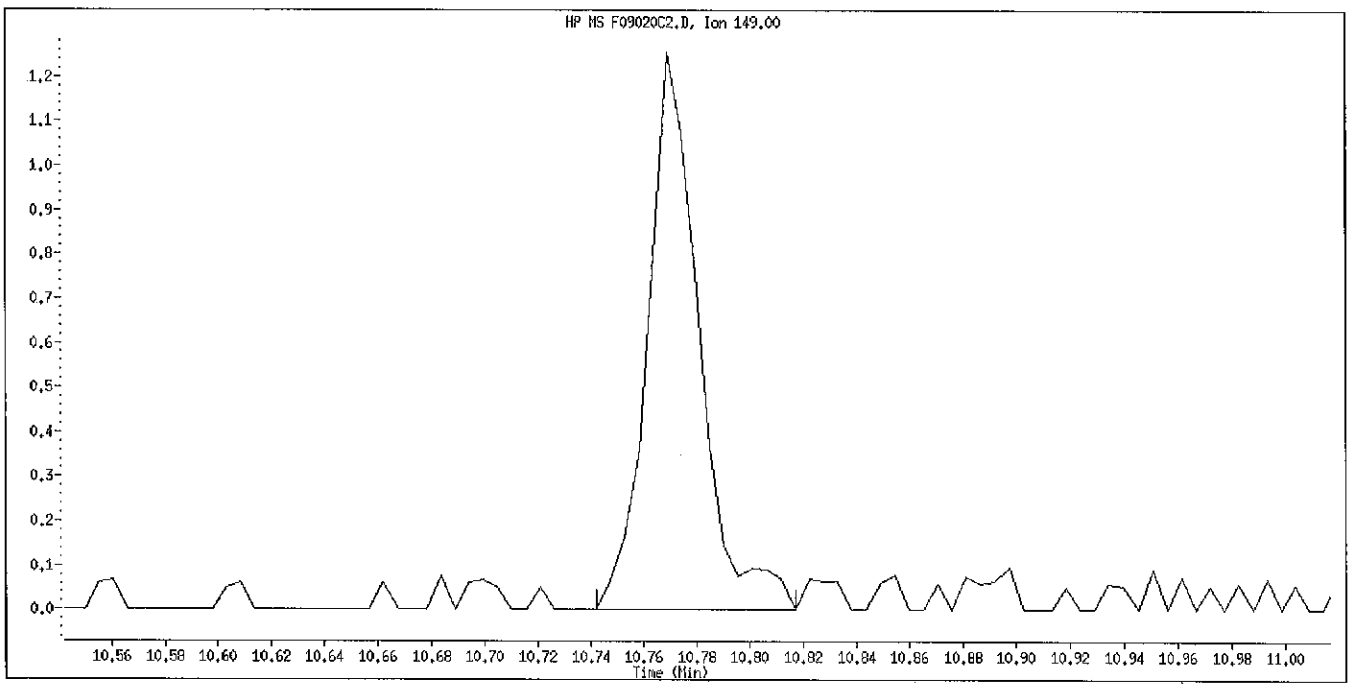

Manual Integration

Manually Integrated By: bungardf
Manual Integration Reason: Peak Not Found

Data File Name: F09020C2.D
Inj. Date and Time: 02-SEP-2010 02:02
Instrument ID: 722.i
Client ID: SSTD.4
Compound Name: Benzo(g,h,i)perylene
CAS #: 191-24-2

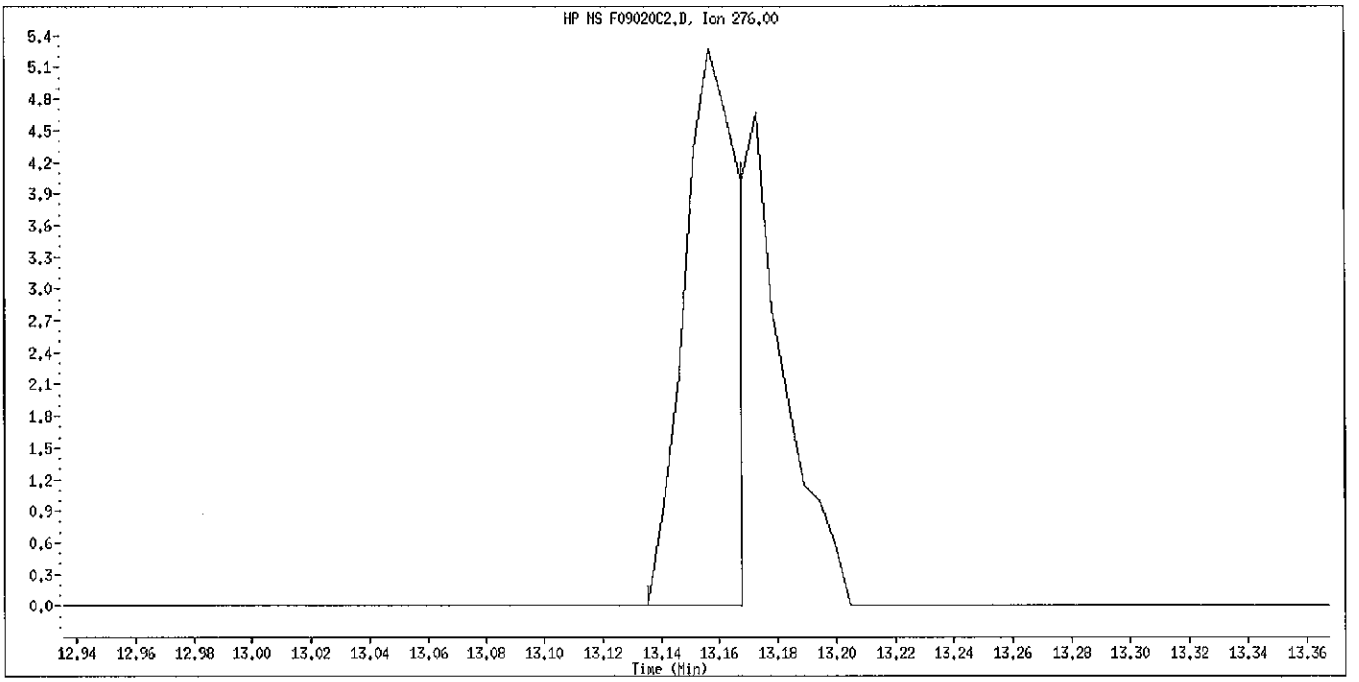

Original Integration

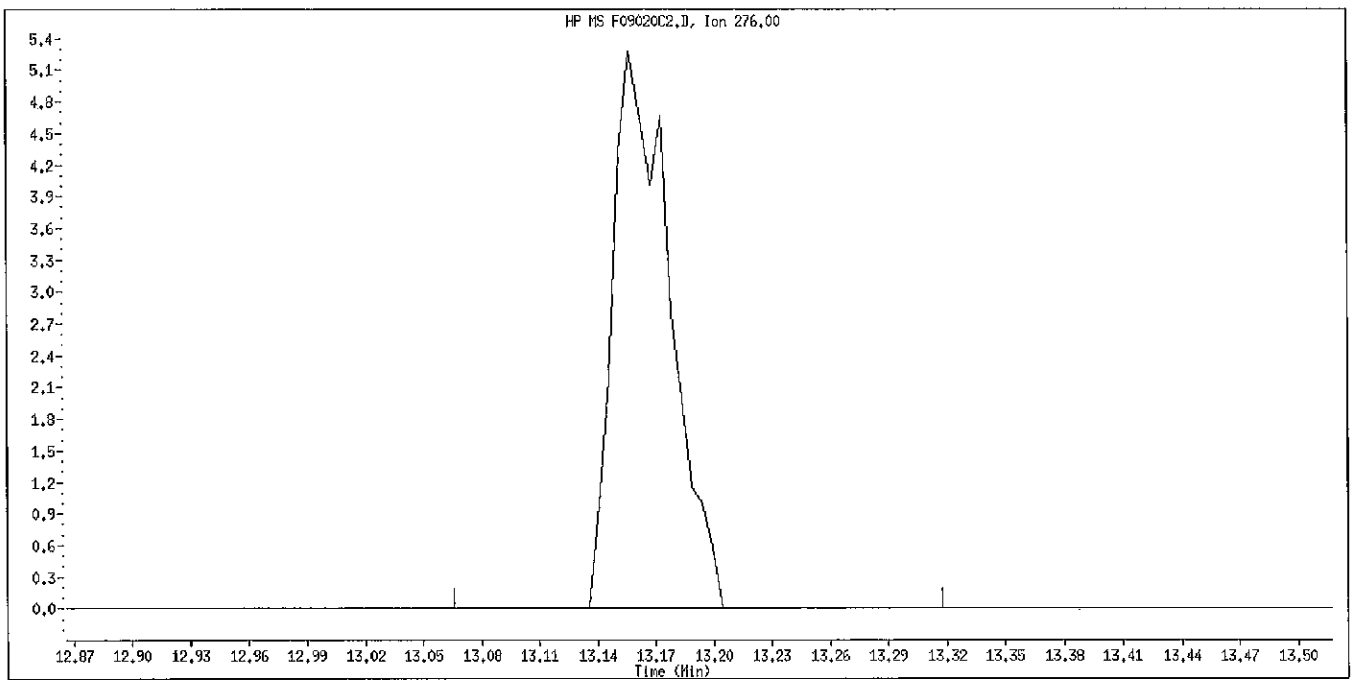

Manual Integration

Manually Integrated By: bungardf
Manual Integration Reason: Peak Not Found

Data File: \\PITSVR06\d\chem\722.i\090210.b\F09020C3.D
Date : 02-SEP-2010 02:21
Client ID: SSTD2
Sample Info: SSTD2 (1ug/ml) BNA0661-10

Instrument: 722.i
Operator: 007062
Column diameter: 0.25

Column phase: Hp5-MS

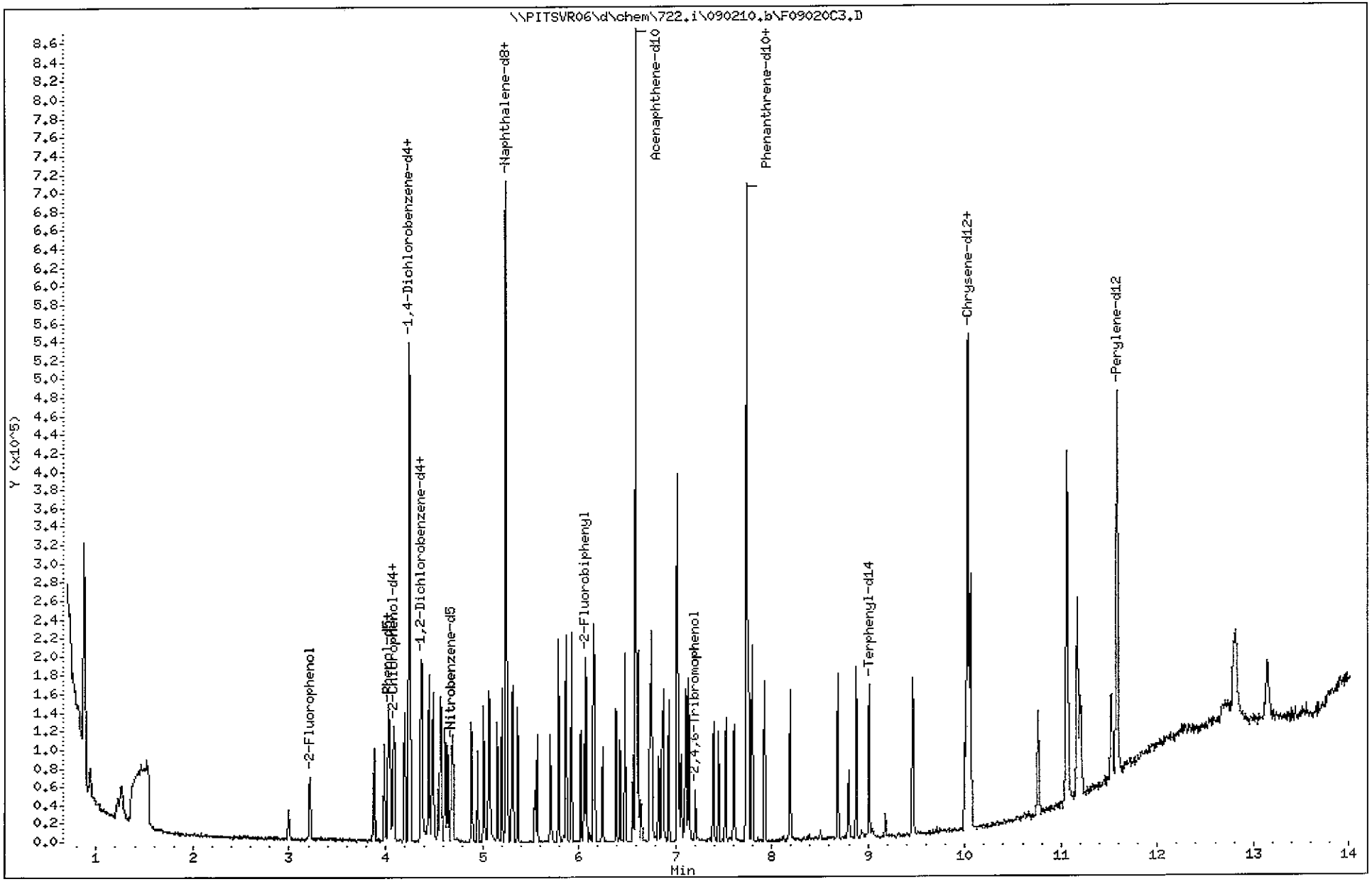

Test America Pittsburgh

Semivolatile REPORT SW-846 Method 8270

Data file : \\PITSVR06\d\chem\722.i\090210.b\F09020C3.D
Lab Smp Id: sstd2 Client Smp ID: SSTD2
Inj Date : 02-SEP-2010 02:21
Operator : 007062 Inst ID: 722.i
Smp Info : SSTD2 (1ug/ml) BNA0661-10
Misc Info : sstd2,090210.b,ll.m,2-root.sub,1,2
Comment :
Method : \\PITSVR06\d\chem\722.i\090210.b\LL.m
Meth Date : 02-Sep-2010 03:40 722.i Quant Type: ISTD
Cal Date : 18-AUG-2010 00:29 Cal File: F08180A2.D
Als bottle: 4 Calibration Sample, Level: 2
Dil Factor: 1.00000
Integrator: HP RTE Compound Sublist: 2-root.sub
Target Version: 4.14

	Compounds	QUANT SIG MASS	RT	EXP RT	REL RT	RESPONSE	AMOUNTS CAL-AMT (NG)	ON-COL (NG)
* 1	1,4-Dichlorobenzene-d4	152	4.243	4.243	(1.000)	75257	8.00000	
* 2	Naphthalene-d8	136	5.242	5.242	(1.000)	279095	8.00000	
* 3	Acenaphthene-d10	164	6.594	6.594	(1.000)	157810	8.00000	
* 4	Phenanthrene-d10	188	7.743	7.743	(1.000)	236693	8.00000	
* 5	Chrysene-d12	240	10.034	10.034	(1.000)	211614	8.00000	
* 6	Perylene-d12	264	11.584	11.584	(1.000)	192344	8.00000	
198	1,4-Dioxane	88	0.867	0.867	(0.204)	14459	2.00000	3.3277
220	Benzaldehyde	77	3.880	3.880	(0.914)	21148	2.00000	2.2116
10	N-Nitrosodimethylamine	74	1.225	1.225	(0.289)	17010	2.00000	2.0939
9	Pyridine	79	1.257	1.257	(0.296)	29314	2.00000	1.9570
16	Methyl methanesulfonate	80	2.993	2.993	(0.705)	12859	2.00000	1.9300
21	Aniline	93	3.987	3.987	(0.940)	37747	2.00000	1.9732
22	Phenol	94	4.035	4.035	(0.951)	32657	2.00000	1.9121
23	bis(2-Chloroethyl)ether	93	4.051	4.051	(0.955)	24466	2.00000	1.9562
24	2-Chlorophenol	128	4.089	4.089	(0.963)	26993	2.00000	1.9856
26	1,3-Dichlorobenzene	146	4.195	4.195	(0.989)	30659	2.00000	1.9460
27	1,4-Dichlorobenzene	146	4.259	4.259	(1.004)	31223	2.00000	1.9881
28	1,2-Dichlorobenzene	146	4.377	4.377	(1.031)	28708	2.00000	1.9192
227	Indene	116	4.446	4.446	(1.048)	45362	2.00000	1.9670(A)
29	Benzyl Alcohol	108	4.495	4.495	(1.059)	24451	2.00000	3.1779
30	2-Methylphenol	108	4.377	4.377	(1.031)	13799	2.00000	1.2191(M)
31	2,2'-oxybis(1-Chloropropane)	45	4.484	4.484	(1.057)	23433	2.00000	2.0080
37	Acetophenone	105	4.569	4.569	(1.077)	35871	2.00000	2.0024
32	N-Nitroso-di-n-propylamine	70	4.580	4.580	(1.079)	19298	2.00000	2.0590
192	4-Methylphenol	108	4.612	4.612	(1.087)	24107	2.00000	2.0536
34	Hexachloroethane	117	4.644	4.644	(1.094)	11739	2.00000	2.0152
35	Nitrobenzene	77	4.698	4.698	(0.896)	29840	2.00000	2.5442(H)
36	N-Nitrosopyrrolidine	100	4.543	4.543	(1.070)	11901	2.00000	1.9722
41	Isophorone	82	4.885	4.885	(0.932)	49115	2.00000	2.0350
42	2-Nitrophenol	139	4.949	4.949	(0.944)	13465	2.00000	1.9050
43	2,4-Dimethylphenol	107	5.013	5.013	(0.956)	26090	2.00000	1.9288
44	bis(2-Chloroethoxy)methane	93	5.066	5.066	(0.966)	27990	2.00000	1.9988
48	2,4-Dichlorophenol	162	5.152	5.152	(0.983)	20431	2.00000	1.9607
49	Benzoic Acid	122	5.077	5.077	(0.968)	19281	4.00000	3.6146

	Compounds	QUANT SIG MASS	RT	EXP RT	REL RT	RESPONSE	AMOUNTS CAL-AMT (NG)	AMOUNTS ON-COL (NG)
50	1,2,4-Trichlorobenzene	180	5.200	5.200	(0.992)	23403	2.00000	1.9780
51	Naphthalene	128	5.258	5.258	(1.003)	73318	2.00000	1.9601
52	4-Chloroaniline	127	5.307	5.307	(1.012)	30853	2.00000	2.0127
54	2,6-Dichlorophenol	162	5.317	5.317	(1.014)	20463	2.00000	1.9840
56	Hexachlorobutadiene	225	5.365	5.365	(1.023)	13377	2.00000	1.9056
221	Caprolactam	113	5.542	5.542	(1.057)	6552	2.00000	1.8536
59	4-Chloro-3-Methylphenol	107	5.707	5.707	(1.089)	20818	2.00000	1.9324
62	2-Methylnaphthalene	142	5.793	5.793	(1.105)	48687	2.00000	1.9907
205	1-Methylnaphthalene	142	5.867	5.867	(1.119)	47432	2.00000	2.0340
64	Hexachlorocyclopentadiene	237	5.921	5.921	(0.898)	9306	2.00000	1.3967
65	1,2,4,5-Tetrachlorobenzene	216	5.926	5.926	(0.899)	20462	2.00000	1.8137
66	2,4,6-Trichlorophenol	196	6.022	6.022	(0.913)	13695	2.00000	1.8503
67	2,4,5-Trichlorophenol	196	6.060	6.060	(0.919)	15505	2.00000	1.9925
222	1,1'-Biphenyl	154	6.151	6.151	(0.933)	59188	2.00000	1.9695
70	2-Chloronaphthalene	162	6.167	6.167	(0.935)	43917	2.00000	1.9033
73	2-Nitroaniline	65	6.247	6.247	(0.947)	13652	2.00000	2.0243
76	Dimethylphthalate	163	6.391	6.391	(0.969)	50383	2.00000	1.9772
78	2,6-Dinitrotoluene	165	6.434	6.434	(0.976)	10763	2.00000	1.8406
79	Acenaphthylene	152	6.482	6.482	(0.983)	72510	2.00000	1.9876
81	3-Nitroaniline	138	6.562	6.562	(0.995)	11862	2.00000	1.9591
82	Acenaphthene	153	6.615	6.615	(1.003)	42652	2.00000	1.8810
83	2,4-Dinitrophenol	184	6.642	6.642	(1.007)	6036	4.00000	2.1312
85	4-Nitrophenol	109	6.733	6.733	(1.021)	13955	4.00000	3.4759
86	Dibenzofuran	168	6.749	6.749	(1.023)	62590	2.00000	1.9614
87	2,4-Dinitrotoluene	165	6.738	6.738	(1.022)	14464	2.00000	1.8893
91	2,3,5,6-Tetrachlorophenol	232	6.824	6.824	(1.035)	10780	2.00000	1.7881
88	2,3,4,6-Tetrachlorophenol	232	6.861	6.861	(1.041)	11394	2.00000	1.8055
92	2-Naphthylamine	143	6.872	6.872	(1.042)	43483	2.00000	2.0904
93	Diethylphthalate	149	6.931	6.931	(1.051)	47510	2.00000	1.8954
94	Fluorene	166	7.016	7.016	(1.064)	49584	2.00000	1.9042
95	4-Chlorophenyl-phenylether	204	7.016	7.016	(1.064)	24950	2.00000	1.9763
96	4-Nitroaniline	138	6.562	6.562	(0.995)	11862	2.00000	1.9400
98	4,6-Dinitro-2-methylphenol	198	7.059	7.059	(0.912)	10942	4.00000	2.9424
99	N-Nitrosodiphenylamine	169	7.112	7.112	(0.919)	33689	2.00000	2.0028
100	1,2-Diphenylhydrazine	77	7.139	7.139	(0.922)	53635	2.00000	1.9757
106	4-Bromophenyl-phenylether	248	7.395	7.395	(0.955)	12094	2.00000	1.8452
107	Hexachlorobenzene	284	7.449	7.449	(0.962)	12503	2.00000	2.0036
223	Atrazine	200	7.524	7.524	(0.972)	12943	2.00000	1.9082
111	Pentachlorophenol	266	7.609	7.609	(0.983)	14067	4.00000	3.3079
115	Phenanthrene	178	7.759	7.759	(1.002)	67013	2.00000	1.9889
116	Anthracene	178	7.796	7.796	(1.007)	67965	2.00000	2.0114
119	Carbazole	167	7.924	7.924	(1.023)	59724	2.00000	1.9565
120	Di-n-Butylphthalate	149	8.191	8.191	(1.058)	74840	2.00000	1.9173
123	Fluoranthene	202	8.688	8.688	(1.122)	67163	2.00000	1.9747
124	Benzidine	184	8.800	8.800	(0.877)	28396	2.00000	2.0388
125	Pyrene	202	8.880	8.880	(0.885)	65464	2.00000	1.9669
131	Butylbenzylphthalate	149	9.463	9.463	(0.943)	32518	2.00000	1.9623
135	3,3'-Dichlorobenzidine	252	10.002	10.002	(0.997)	20479	2.00000	1.9139
136	Benzo(a)Anthracene	228	10.024	10.024	(0.999)	58987	2.00000	1.9523
137	Chrysene	228	10.061	10.061	(1.003)	57249	2.00000	1.9897
139	bis(2-ethylhexyl)Phthalate	149	10.061	10.061	(1.003)	44593	2.00000	1.8898
140	Di-n-octylphthalate	149	10.761	10.761	(0.929)	73147	2.00000	1.9026
141	Benzo(b)fluoranthene	252	11.178	11.178	(0.965)	56790	2.00000	1.7804
142	Benzo(k)fluoranthene	252	11.204	11.204	(0.967)	61092	2.00000	2.0302

Compounds	QUANT SIG MASS	RT	EXP RT	REL RT	RESPONSE	AMOUNTS CAL-AMT (NG)	AMOUNTS ON-COL (NG)
143 7,12-dimethylbenz[a]anthracen	256	11.167	11.167	(0.964)	26939	2.00000	1.8791
146 Benzo(a)pyrene	252	11.525	11.525	(0.995)	45158	2.00000	1.9232
149 Indeno(1,2,3-cd)pyrene	276	12.796	12.796	(1.105)	56567	2.00000	1.9362
150 Dibenz(a,h)anthracene	278	12.823	12.823	(1.107)	45669	2.00000	1.8914
151 Benzo(g,h,i)perylene	276	13.154	13.154	(1.136)	45692	2.00000	1.8426
$ 154 Nitrobenzene-d5	82	4.682	4.682	(0.893)	29304	2.00000	2.0306
$ 155 2-Fluorobiphenyl	172	6.076	6.076	(0.921)	50390	2.00000	1.9272
$ 156 Terphenyl-d14	244	9.014	9.014	(0.898)	43028	2.00000	1.9571
$ 157 Phenol-d5	99	4.024	4.024	(0.948)	29958	2.00000	1.9633
$ 158 2-Fluorophenol	112	3.218	3.218	(0.758)	22227	2.00000	2.0061
$ 159 2,4,6-Tribromophenol	330	7.208	7.208	(0.931)	5227	2.00000	2.0296
$ 186 2-Chlorophenol-d4	132	4.078	4.078	(0.961)	26048	2.00000	1.9262
$ 187 1,2-Dichlorobenzene-d4	152	4.366	4.366	(1.029)	17539	2.00000	1.8944

QC Flag Legend

A - Target compound detected but, quantitated amount exceeded maximum amount.
M - Compound response manually integrated.
H - Operator selected an alternate compound hit.

Data File Name: F09020C3.D
Inj. Date and Time: 02-SEP-2010 02:21
Instrument ID: 722.i
Client ID: SSTD2
Compound Name: 2-Methylphenol
CAS #: 95-48-7

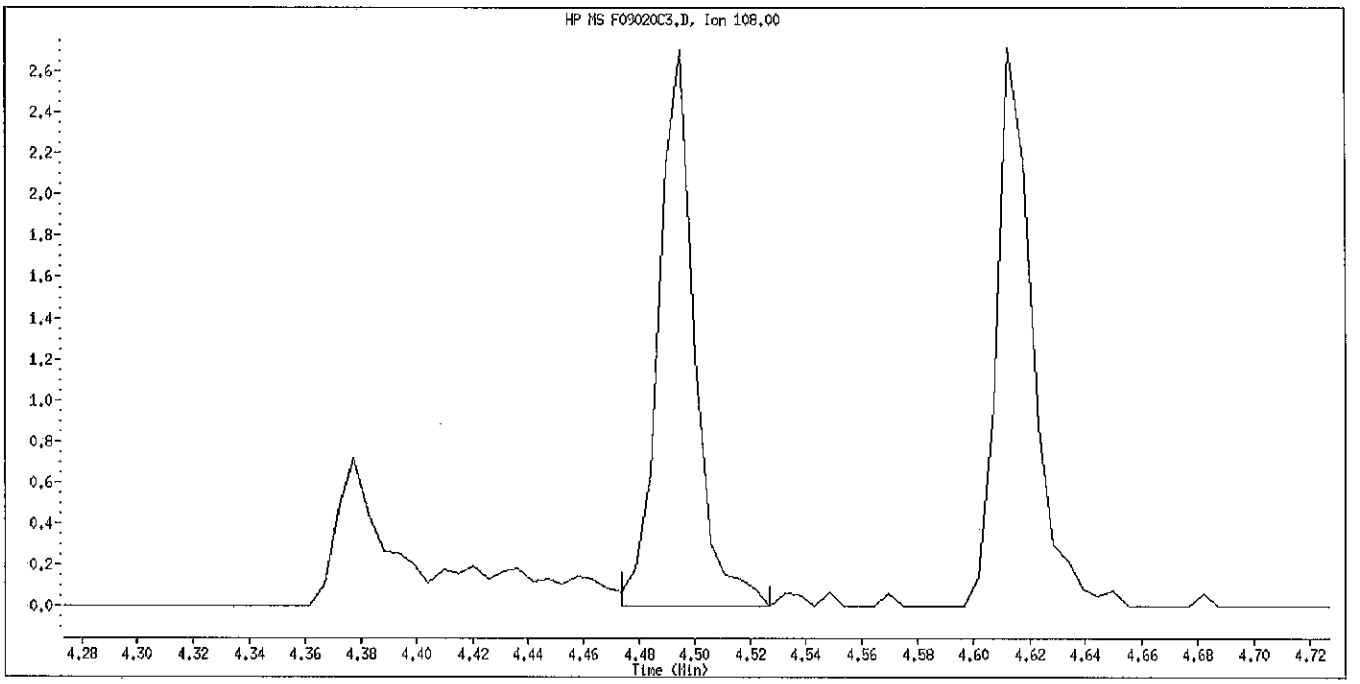

Original Integration

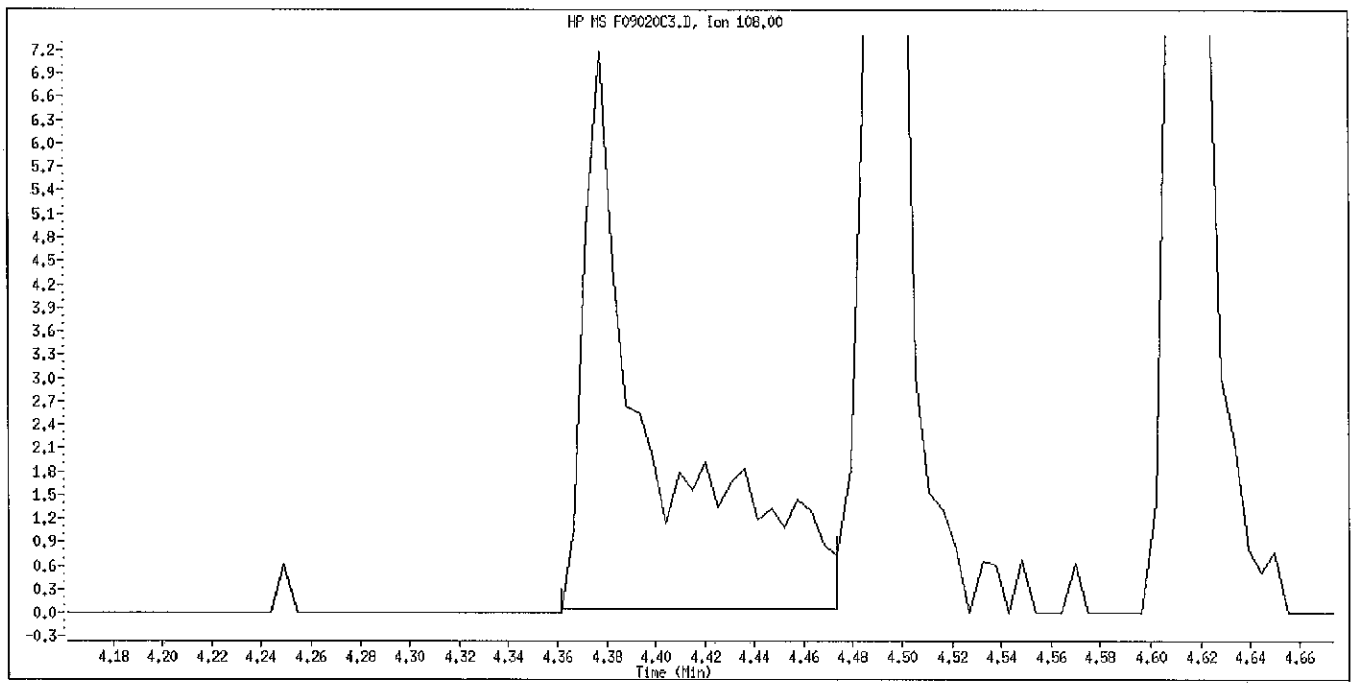

Manual Integration

Manually Integrated By: bungardf
Manual Integration Reason: Peak Not Found

Data File: \\PITSVR06\d\chem\722.i\090210.b\F09020C1.D
Date : 02-SEP-2010 01:40
Client ID: SSTD4
Sample Info: SSTD4 (2ug/ml) BNA0675-10

Instrument: 722.i

Operator: 007062
Column diameter: 0.25

Column phase: Hp5-MS

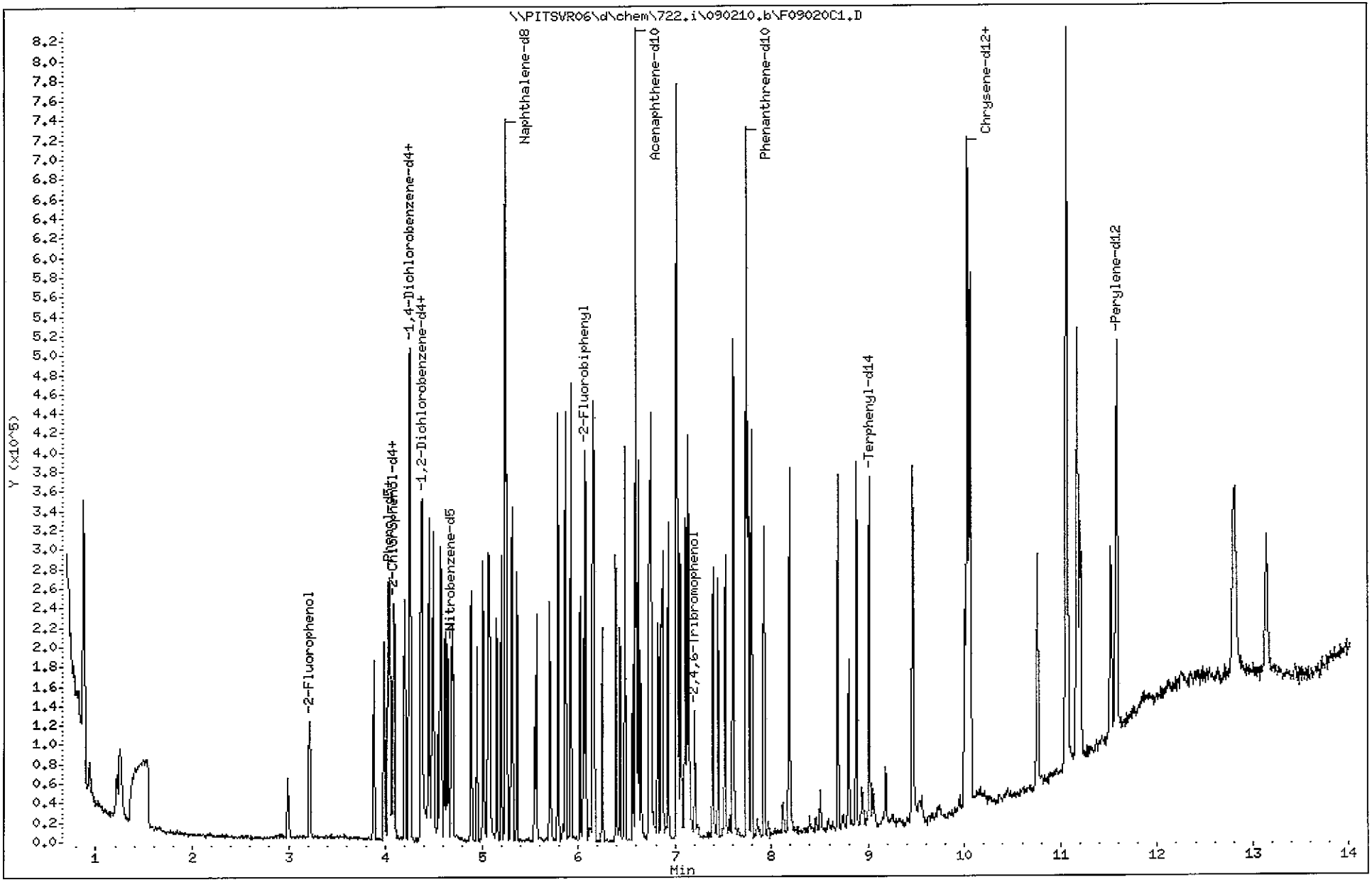

Test America Pittsburgh

Semivolatile REPORT SW-846 Method 8270

Data file : \\PITSVR06\d\chem\722.i\090210.b\F09020C1.D
Lab Smp Id: sstd4 Client Smp ID: SSTD4
Inj Date : 02-SEP-2010 01:40
Operator : 007062 Inst ID: 722.i
Smp Info : SSTD4 (2ug/ml) BNA0675-10
Misc Info : sstd4,090210.b,ll.m,2-root.sub,1,3
Comment :
Method : \\PITSVR06\d\chem\722.i\090210.b\LL.m
Meth Date : 02-Sep-2010 02:56 722.i Quant Type: ISTD
Cal Date : 02-SEP-2010 02:41 Cal File: F09020C4.D
Als bottle: 2 Calibration Sample, Level: 3
Dil Factor: 1.00000
Integrator: HP RTE Compound Sublist: 2-root.sub
Target Version: 4.14
Processing Host: PITPC-503

Compounds	QUANT SIG MASS	RT	EXP RT	REL RT	RESPONSE	AMOUNTS CAL-AMT (NG)	AMOUNTS ON-COL (NG)
* 1 1,4-Dichlorobenzene-d4	152	4.242	4.242	(1.000)	69391	8.00000	
* 2 Naphthalene-d8	136	5.241	5.241	(1.000)	264796	8.00000	
* 3 Acenaphthene-d10	164	6.593	6.593	(1.000)	149928	8.00000	
* 4 Phenanthrene-d10	188	7.742	7.742	(1.000)	227951	8.00000	
* 5 Chrysene-d12	240	10.033	10.033	(1.000)	211363	8.00000	
* 6 Perylene-d12	264	11.577	11.577	(1.000)	187180	8.00000	
198 1,4-Dioxane	88	0.872	0.872	(0.206)	21295	4.00000	4.0830
220 Benzaldehyde	77	3.879	3.879	(0.914)	40058	4.00000	4.0386
10 N-Nitrosodimethylamine	74	1.219	1.219	(0.287)	30761	4.00000	4.1010
9 Pyridine	79	1.251	1.251	(0.295)	56967	4.00000	4.0787
16 Methyl methanesulfonate	80	2.992	2.992	(0.705)	25782	4.00000	4.1225
21 Aniline	93	3.986	3.986	(0.940)	70186	4.00000	3.9286
22 Phenol	94	4.034	4.034	(0.951)	65794	4.00000	4.0454(H)
23 bis(2-Chloroethyl)ether	93	4.050	4.050	(0.955)	46011	4.00000	3.8584
24 2-Chlorophenol	128	4.093	4.093	(0.965)	50496	4.00000	3.9532
26 1,3-Dichlorobenzene	146	4.194	4.194	(0.989)	58365	4.00000	3.9507
27 1,4-Dichlorobenzene	146	4.258	4.258	(1.004)	58938	4.00000	4.0225
28 1,2-Dichlorobenzene	146	4.376	4.376	(1.031)	55932	4.00000	3.9986
227 Indene	116	4.445	4.445	(1.048)	87574	4.00000	4.0466(A)
29 Benzyl Alcohol	108	4.381	4.381	(1.033)	21145	4.00000	2.6800(Q)
30 2-Methylphenol	108	4.494	4.494	(1.059)	46658	4.00000	4.5053
31 2,2'-oxybis(1-Chloropropane)	45	4.483	4.483	(1.057)	43915	4.00000	3.9742
37 Acetophenone	105	4.568	4.568	(1.077)	70140	4.00000	4.1123
32 N-Nitroso-di-n-propylamine	70	4.579	4.579	(1.079)	35656	4.00000	3.9823
192 4-Methylphenol	108	4.616	4.616	(1.088)	42911	4.00000	3.8358
34 Hexachloroethane	117	4.643	4.643	(1.094)	22091	4.00000	4.1743
35 Nitrobenzene	77	4.697	4.697	(0.896)	56500	4.00000	3.6512(Q)
36 N-Nitrosopyrrolidine	100	4.542	4.542	(1.071)	23924	4.00000	4.2121
41 Isophorone	82	4.889	4.889	(0.933)	95169	4.00000	4.0419
42 2-Nitrophenol	139	4.948	4.948	(0.944)	28118	4.00000	4.3027
43 2,4-Dimethylphenol	107	5.012	5.012	(0.956)	51872	4.00000	3.9228
44 bis(2-Chloroethoxy)methane	93	5.065	5.065	(0.966)	54764	4.00000	4.0409
48 2,4-Dichlorophenol	162	5.151	5.151	(0.983)	39057	4.00000	3.9722

Compounds	QUANT SIG MASS	RT	EXP RT	REL RT	RESPONSE	AMOUNTS CAL-AMT (NG)	AMOUNTS ON-COL (NG)
49 Benzoic Acid	122	5.081	5.081	(0.969)	60270	10.0000	11.480
50 1,2,4-Trichlorobenzene	180	5.199	5.199	(0.992)	44944	4.00000	3.9938
51 Naphthalene	128	5.257	5.257	(1.003)	144834	4.00000	3.9923
52 4-Chloroaniline	127	5.306	5.306	(1.012)	57053	4.00000	3.9184
54 2,6-Dichlorophenol	162	5.316	5.316	(1.014)	38604	4.00000	3.9046
56 Hexachlorobutadiene	225	5.364	5.364	(1.023)	26985	4.00000	4.0574
221 Caprolactam	113	5.551	5.551	(1.059)	13489	4.00000	4.1142
59 4-Chloro-3-Methylphenol	107	5.706	5.706	(1.089)	44148	4.00000	4.2489
62 2-Methylnaphthalene	142	5.792	5.792	(1.105)	96150	4.00000	4.0572
205 1-Methylnaphthalene	142	5.866	5.866	(1.119)	89585	4.00000	3.9926
64 Hexachlorocyclopentadiene	237	5.920	5.920	(0.898)	23495	4.00000	4.6198
65 1,2,4,5-Tetrachlorobenzene	216	5.925	5.925	(0.899)	41909	4.00000	4.0455
66 2,4,6-Trichlorophenol	196	6.021	6.021	(0.913)	27289	4.00000	3.9550
67 2,4,5-Trichlorophenol	196	6.053	6.053	(0.918)	29060	4.00000	4.0036
222 1,1'-Biphenyl	154	6.150	6.150	(0.933)	111299	4.00000	3.9418
70 2-Chloronaphthalene	162	6.166	6.166	(0.935)	91243	4.00000	4.1886
73 2-Nitroaniline	65	6.246	6.246	(0.947)	26665	4.00000	4.2094
76 Dimethylphthalate	163	6.390	6.390	(0.969)	95178	4.00000	3.8910
78 2,6-Dinitrotoluene	165	6.433	6.433	(0.976)	22526	4.00000	4.1307
79 Acenaphthylene	152	6.481	6.481	(0.983)	138944	4.00000	3.9903
81 3-Nitroaniline	138	6.561	6.561	(0.995)	23045	4.00000	4.1529
82 Acenaphthene	153	6.620	6.620	(1.004)	86315	4.00000	4.0321
83 2,4-Dinitrophenol	184	6.641	6.641	(1.007)	21244	10.0000	9.5580
85 4-Nitrophenol	109	6.732	6.732	(1.021)	35910	10.0000	9.9526
86 Dibenzofuran	168	6.753	6.753	(1.024)	123152	4.00000	4.0326
87 2,4-Dinitrotoluene	165	6.737	6.737	(1.022)	28752	4.00000	4.0802
91 2,3,5,6-Tetrachlorophenol	232	6.823	6.823	(1.035)	23985	4.00000	4.3425
88 2,3,4,6-Tetrachlorophenol	232	6.860	6.860	(1.041)	25270	4.00000	4.1939
92 2-Naphthylamine	143	6.871	6.871	(1.042)	80680	4.00000	3.9394
93 Diethylphthalate	149	6.930	6.930	(1.051)	94581	4.00000	3.9101
94 Fluorene	166	7.015	7.015	(1.064)	100039	4.00000	4.0648
95 4-Chlorophenyl-phenylether	204	7.015	7.015	(1.064)	47069	4.00000	3.9821
96 4-Nitroaniline	138	7.031	7.031	(1.066)	24629	4.00000	4.3606(Q)
98 4,6-Dinitro-2-methylphenol	198	7.058	7.058	(0.912)	34290	10.0000	11.204
99 N-Nitrosodiphenylamine	169	7.106	7.106	(0.918)	65552	4.00000	3.9916
100 1,2-Diphenylhydrazine	77	7.138	7.138	(0.922)	109000	4.00000	4.0837
106 4-Bromophenyl-phenylether	248	7.394	7.394	(0.955)	24918	4.00000	3.9933
107 Hexachlorobenzene	284	7.448	7.448	(0.962)	23723	4.00000	3.9933
223 Atrazine	200	7.523	7.523	(0.972)	26556	4.00000	4.1080
111 Pentachlorophenol	266	7.603	7.603	(0.982)	51874	10.0000	12.582
115 Phenanthrene	178	7.758	7.758	(1.002)	128573	4.00000	3.9016
116 Anthracene	178	7.795	7.795	(1.007)	132239	4.00000	4.0083
119 Carbazole	167	7.929	7.929	(1.024)	118842	4.00000	4.0017
120 Di-n-Butylphthalate	149	8.190	8.190	(1.058)	153271	4.00000	4.0833
123 Fluoranthene	202	8.687	8.687	(1.122)	131100	4.00000	3.9972
124 Benzidine	184	8.799	8.799	(0.877)	62732	4.00000	4.2863
125 Pyrene	202	8.879	8.879	(0.885)	133663	4.00000	3.8660
131 Butylbenzylphthalate	149	9.462	9.462	(0.943)	62497	4.00000	3.7006
135 3,3'-Dichlorobenzidine	252	10.001	10.001	(0.997)	41488	4.00000	3.8759
136 Benzo(a)Anthracene	228	10.023	10.023	(0.999)	122323	4.00000	3.9515
137 Chrysene	228	10.060	10.060	(1.003)	114691	4.00000	3.9378
139 bis(2-ethylhexyl)Phthalate	149	10.060	10.060	(1.003)	92892	4.00000	3.9063
140 Di-n-octylphthalate	149	10.760	10.760	(0.929)	150773	4.00000	3.9455
141 Benzo(b)fluoranthene	252	11.177	11.177	(0.965)	119270	4.00000	3.8524

Compounds	QUANT SIG MASS	RT	EXP RT	REL RT	RESPONSE	AMOUNTS CAL-AMT (NG)	AMOUNTS ON-COL (NG)
142 Benzo(k)fluoranthene	252	11.203	11.203	(0.968)	121198	4.00000	4.1558
143 7,12-dimethylbenz[a]anthracen	256	11.171	11.171	(0.965)	54565	4.00000	3.9804
146 Benzo(a)pyrene	252	11.518	11.518	(0.995)	89158	4.00000	3.9070
149 Indeno(1,2,3-cd)pyrene	276	12.795	12.795	(1.105)	107978	4.00000	3.8883
150 Dibenz(a,h)anthracene	278	12.817	12.817	(1.107)	88102	4.00000	3.8922
151 Benzo(g,h,i)perylene	276	13.142	13.142	(1.135)	92270	4.00000	3.8925
$ 154 Nitrobenzene-d5	82	4.681	4.681	(0.893)	54617	4.00000	3.9009
$ 155 2-Fluorobiphenyl	172	6.075	6.075	(0.921)	100542	4.00000	4.0519
$ 156 Terphenyl-d14	244	9.013	9.013	(0.898)	90716	4.00000	4.0465
$ 157 Phenol-d5	99	4.023	4.023	(0.948)	56466	4.00000	3.9437
$ 158 2-Fluorophenol	112	3.217	3.217	(0.758)	39978	4.00000	3.8719
$ 159 2,4,6-Tribromophenol	330	7.207	7.207	(0.931)	9940	4.00000	4.0785
$ 186 2-Chlorophenol-d4	132	4.077	4.077	(0.961)	50617	4.00000	3.9990
$ 187 1,2-Dichlorobenzene-d4	152	4.365	4.365	(1.029)	34963	4.00000	4.0848

QC Flag Legend

A - Target compound detected but, quantitated amount exceeded maximum amount.
Q - Qualifier signal failed the ratio test.
H - Operator selected an alternate compound hit.

Data File: \\PITSVR06\d\chem\722.i\090210.b\F09020C4.D
Date : 02-SEP-2010 02:41
Client ID: SSTD10
Sample Info: SSTD10 (5ug/ml) BNA0663-10

Instrument: 722.i

Operator: 007062
Column diameter: 0.25

Column phase: Hp5-MS

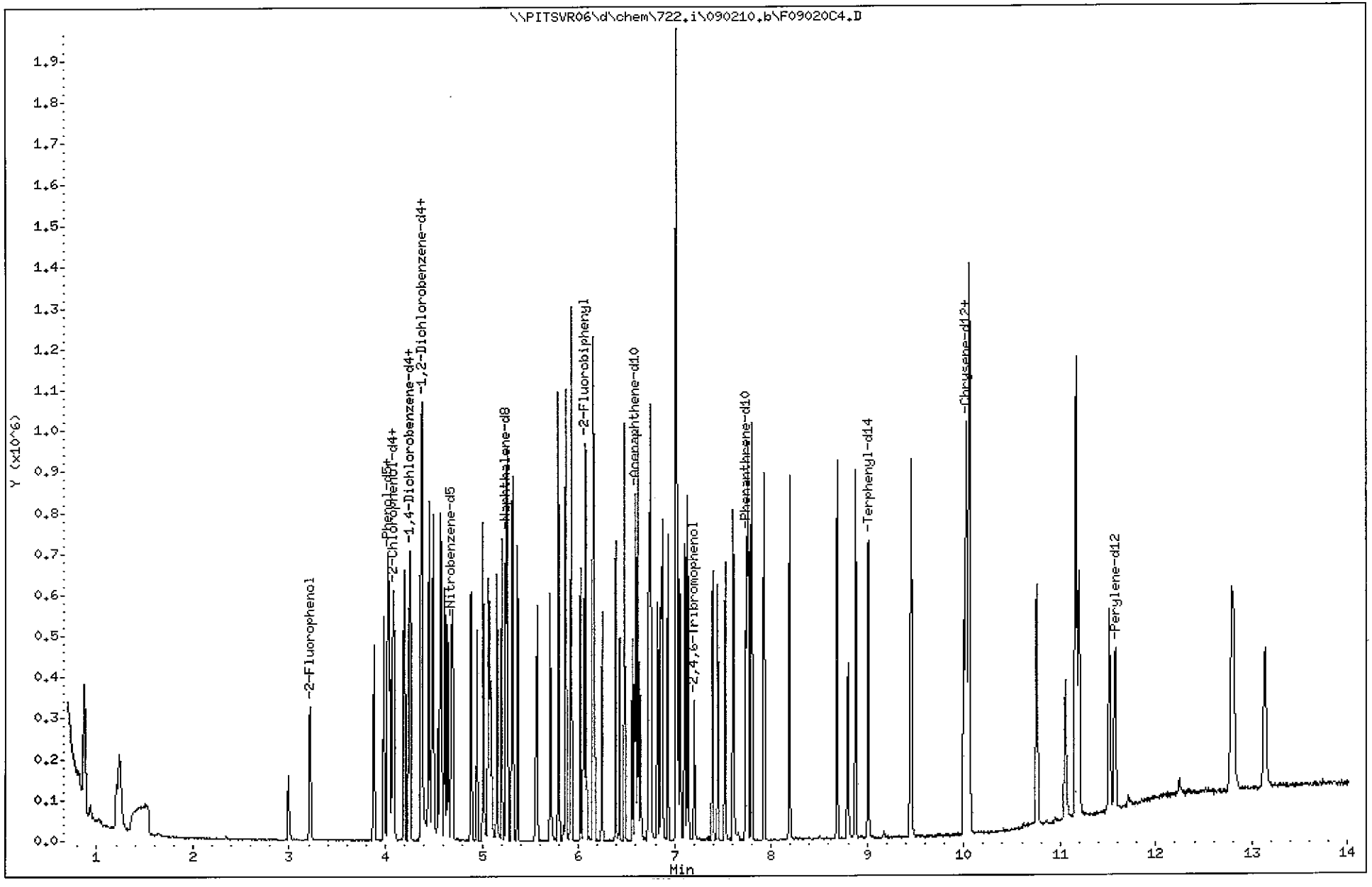

Test America Pittsburgh

Semivolatile REPORT SW-846 Method 8270

Data file : \\PITSVR06\d\chem\722.i\090210.b\F09020C4.D
Lab Smp Id: sstd10 Client Smp ID: SSTD10
Inj Date : 02-SEP-2010 02:41
Operator : 007062 Inst ID: 722.i
Smp Info : SSTD10 (5ug/ml) BNA0663-10
Misc Info : sstd10,090210.b,ll.m,2-root.sub,1,4
Comment :
Method : \\PITSVR06\d\chem\722.i\090210.b\LL.m
Meth Date : 02-Sep-2010 03:40 722.i Quant Type: ISTD
Cal Date : 02-SEP-2010 02:41 Cal File: F09020C4.D
Als bottle: 5 Calibration Sample, Level: 4
Dil Factor: 1.00000
Integrator: HP RTE Compound Sublist: 2-root.sub
Target Version: 4.14

Compounds	QUANT SIG MASS	RT	EXP RT	REL RT	RESPONSE	AMOUNTS CAL-AMT (NG)	ON-COL (NG)
* 1 1,4-Dichlorobenzene-d4	152	4.243	4.243	(1.000)	71757	8.00000	
* 2 Naphthalene-d8	136	5.242	5.242	(1.000)	276800	8.00000	
* 3 Acenaphthene-d10	164	6.594	6.594	(1.000)	157462	8.00000	
* 4 Phenanthrene-d10	188	7.737	7.737	(1.000)	236582	8.00000	
* 5 Chrysene-d12	240	10.029	10.029	(1.000)	213838	8.00000	
* 6 Perylene-d12	264	11.578	11.578	(1.000)	191883	8.00000	
198 1,4-Dioxane	88	0.862	0.862	(0.203)	37816	10.0000	9.1278
220 Benzaldehyde	77	3.880	3.880	(0.914)	100992	10.0000	11.076
10 N-Nitrosodimethylamine	74	1.209	1.209	(0.285)	82885	10.0000	10.700
9 Pyridine	79	1.241	1.241	(0.293)	144538	10.0000	10.120
16 Methyl methanesulfonate	80	2.993	2.993	(0.705)	67480	10.0000	10.622
21 Aniline	93	3.987	3.987	(0.940)	189784	10.0000	10.405
22 Phenol	94	4.035	4.035	(0.951)	165335	10.0000	10.153
23 bis(2-Chloroethyl)ether	93	4.051	4.051	(0.955)	121266	10.0000	10.169
24 2-Chlorophenol	128	4.088	4.088	(0.963)	130925	10.0000	10.101
26 1,3-Dichlorobenzene	146	4.195	4.195	(0.989)	152490	10.0000	10.151
27 1,4-Dichlorobenzene	146	4.259	4.259	(1.004)	153653	10.0000	10.261
28 1,2-Dichlorobenzene	146	4.377	4.377	(1.031)	143086	10.0000	10.032
227 Indene	116	4.446	4.446	(1.048)	224325	10.0000	10.201(A)
29 Benzyl Alcohol	108	4.377	4.377	(1.031)	73532	10.0000	10.023(MH)
30 2-Methylphenol	108	4.494	4.494	(1.059)	118822	10.0000	11.009
31 2,2'-oxybis(1-Chloropropane)	45	4.484	4.484	(1.057)	112558	10.0000	10.116
37 Acetophenone	105	4.569	4.569	(1.077)	176854	10.0000	10.354
32 N-Nitroso-di-n-propylamine	70	4.580	4.580	(1.079)	92185	10.0000	10.315
192 4-Methylphenol	108	4.612	4.612	(1.087)	117702	10.0000	10.516
34 Hexachloroethane	117	4.644	4.644	(1.094)	56714	10.0000	10.211
35 Nitrobenzene	77	4.697	4.697	(0.896)	143884	10.0000	12.205(H)
36 N-Nitrosopyrrolidine	100	4.542	4.542	(1.070)	62097	10.0000	10.793
41 Isophorone	82	4.890	4.890	(0.933)	236311	10.0000	9.8724
42 2-Nitrophenol	139	4.948	4.948	(0.944)	73527	10.0000	10.489
43 2,4-Dimethylphenol	107	5.012	5.012	(0.956)	136992	10.0000	10.212
44 bis(2-Chloroethoxy)methane	93	5.066	5.066	(0.966)	138098	10.0000	9.9437
48 2,4-Dichlorophenol	162	5.151	5.151	(0.983)	104371	10.0000	10.099
49 Benzoic Acid	122	5.087	5.087	(0.970)	124409	20.0000	23.516

	Compounds	QUANT SIG MASS	RT	EXP RT	REL RT	RESPONSE	AMOUNTS CAL-AMT (NG)	AMOUNTS ON-COL (NG)
50	1,2,4-Trichlorobenzene	180	5.199	5.199	(0.992)	114823	10.0000	9.7850
51	Naphthalene	128	5.258	5.258	(1.003)	368675	10.0000	9.9381
52	4-Chloroaniline	127	5.306	5.306	(1.012)	156883	10.0000	10.319
54	2,6-Dichlorophenol	162	5.317	5.317	(1.014)	105521	10.0000	10.316
56	Hexachlorobutadiene	225	5.365	5.365	(1.023)	67944	10.0000	9.7590
221	Caprolactam	113	5.557	5.557	(1.060)	35075	10.0000	10.005
59	4-Chloro-3-Methylphenol	107	5.707	5.707	(1.089)	108353	10.0000	10.141
62	2-Methylnaphthalene	142	5.792	5.792	(1.105)	243244	10.0000	10.028
205	1-Methylnaphthalene	142	5.867	5.867	(1.119)	237092	10.0000	10.251
64	Hexachlorocyclopentadiene	237	5.926	5.926	(0.899)	63856	10.0000	9.6053
65	1,2,4,5-Tetrachlorobenzene	216	5.926	5.926	(0.899)	107482	10.0000	9.5478
66	2,4,6-Trichlorophenol	196	6.022	6.022	(0.913)	71986	10.0000	9.7475
67	2,4,5-Trichlorophenol	196	6.054	6.054	(0.918)	78297	10.0000	10.084
222	1,1'-Biphenyl	154	6.156	6.156	(0.934)	291940	10.0000	9.7361
70	2-Chloronaphthalene	162	6.166	6.166	(0.935)	223158	10.0000	9.6926
73	2-Nitroaniline	65	6.246	6.246	(0.947)	67724	10.0000	10.064
76	Dimethylphthalate	163	6.391	6.391	(0.969)	244574	10.0000	9.6190
78	2,6-Dinitrotoluene	165	6.433	6.433	(0.976)	57615	10.0000	9.8748
79	Acenaphthylene	152	6.482	6.482	(0.983)	358839	10.0000	9.8579
81	3-Nitroaniline	138	6.562	6.562	(0.995)	59546	10.0000	9.8562
82	Acenaphthene	153	6.620	6.620	(1.004)	222184	10.0000	9.8202
83	2,4-Dinitrophenol	184	6.642	6.642	(1.007)	48750	20.0000	17.251
85	4-Nitrophenol	109	6.727	6.727	(1.020)	76147	20.0000	19.008
86	Dibenzofuran	168	6.754	6.754	(1.024)	307981	10.0000	9.6728
87	2,4-Dinitrotoluene	165	6.743	6.743	(1.023)	74906	10.0000	9.8057
91	2,3,5,6-Tetrachlorophenol	232	6.823	6.823	(1.035)	56736	10.0000	9.4315
88	2,3,4,6-Tetrachlorophenol	232	6.855	6.855	(1.040)	58565	10.0000	9.3006
92	2-Naphthylamine	143	6.872	6.872	(1.042)	210180	10.0000	10.127
93	Diethylphthalate	149	6.930	6.930	(1.051)	242450	10.0000	9.6937
94	Fluorene	166	7.016	7.016	(1.064)	246824	10.0000	9.4996
95	4-Chlorophenyl-phenylether	204	7.016	7.016	(1.064)	118375	10.0000	9.3973
96	4-Nitroaniline	138	6.562	6.562	(0.995)	59546	10.0000	9.7602
98	4,6-Dinitro-2-methylphenol	198	7.058	7.058	(0.912)	78287	20.0000	21.062
99	N-Nitrosodiphenylamine	169	7.107	7.107	(0.919)	161752	10.0000	9.6207
100	1,2-Diphenylhydrazine	77	7.139	7.139	(0.923)	266443	10.0000	9.8195
106	4-Bromophenyl-phenylether	248	7.395	7.395	(0.956)	64154	10.0000	9.7925
107	Hexachlorobenzene	284	7.448	7.448	(0.963)	62240	10.0000	9.9785
223	Atrazine	200	7.523	7.523	(0.972)	65005	10.0000	9.5882
111	Pentachlorophenol	266	7.603	7.603	(0.983)	75444	20.0000	17.749
115	Phenanthrene	178	7.758	7.758	(1.003)	320324	10.0000	9.5113
116	Anthracene	178	7.796	7.796	(1.008)	332841	10.0000	9.8549
119	Carbazole	167	7.924	7.924	(1.024)	301782	10.0000	9.8906
120	Di-n-Butylphthalate	149	8.191	8.191	(1.059)	381097	10.0000	9.7676
123	Fluoranthene	202	8.688	8.688	(1.123)	330008	10.0000	9.7075
124	Benzidine	184	8.800	8.800	(0.877)	154766	10.0000	10.997
125	Pyrene	202	8.880	8.880	(0.885)	342720	10.0000	10.190
131	Butylbenzylphthalate	149	9.462	9.462	(0.944)	164561	10.0000	9.8271
135	3,3'-Dichlorobenzidine	252	9.997	9.997	(0.997)	110367	10.0000	10.207
136	Benzo(a)Anthracene	228	10.018	10.018	(0.999)	303896	10.0000	9.9536
137	Chrysene	228	10.055	10.055	(1.003)	284645	10.0000	9.7902
139	bis(2-ethylhexyl)Phthalate	149	10.055	10.055	(1.003)	234266	10.0000	9.8247
140	Di-n-octylphthalate	149	10.755	10.755	(0.929)	377654	10.0000	9.8466
141	Benzo(b)fluoranthene	252	11.172	11.172	(0.965)	328622	10.0000	10.327
142	Benzo(k)fluoranthene	252	11.199	11.199	(0.967)	279635	10.0000	9.3151

Compounds	QUANT SIG MASS	RT	EXP RT	REL RT	RESPONSE	AMOUNTS CAL-AMT (NG)	AMOUNTS ON-COL (NG)
143 7,12-dimethylbenz[a]anthracen	256	11.161	11.161	(0.964)	142204	10.0000	9.9433
146 Benzo(a)pyrene	252	11.514	11.514	(0.994)	231547	10.0000	9.8850
149 Indeno(1,2,3-cd)pyrene	276	12.791	12.791	(1.105)	279604	10.0000	9.5933
150 Dibenz(a,h)anthracene	278	12.812	12.812	(1.107)	231906	10.0000	9.6278
151 Benzo(g,h,i)perylene	276	13.138	13.138	(1.135)	230413	10.0000	9.3141
$ 154 Nitrobenzene-d5	82	4.681	4.681	(0.893)	140589	10.0000	9.8231
$ 155 2-Fluorobiphenyl	172	6.081	6.081	(0.922)	253774	10.0000	9.7271
$ 156 Terphenyl-d14	244	9.014	9.014	(0.899)	217542	10.0000	9.7917
$ 157 Phenol-d5	99	4.024	4.024	(0.948)	151891	10.0000	10.440
$ 158 2-Fluorophenol	112	3.217	3.217	(0.758)	104716	10.0000	9.9121
$ 159 2,4,6-Tribromophenol	330	7.208	7.208	(0.932)	24816	10.0000	9.6406
$ 186 2-Chlorophenol-d4	132	4.078	4.078	(0.961)	128204	10.0000	9.9431
$ 187 1,2-Dichlorobenzene-d4	152	4.366	4.366	(1.029)	89057	10.0000	10.088

QC Flag Legend

A - Target compound detected but, quantitated amount exceeded maximum amount.
M - Compound response manually integrated.
H - Operator selected an alternate compound hit.

Data File Name: F09020C4.D
Inj. Date and Time: 02-SEP-2010 02:41
Instrument ID: 722.i
Client ID: SSTD10
Compound Name: Benzyl Alcohol
CAS #: 100-51-6

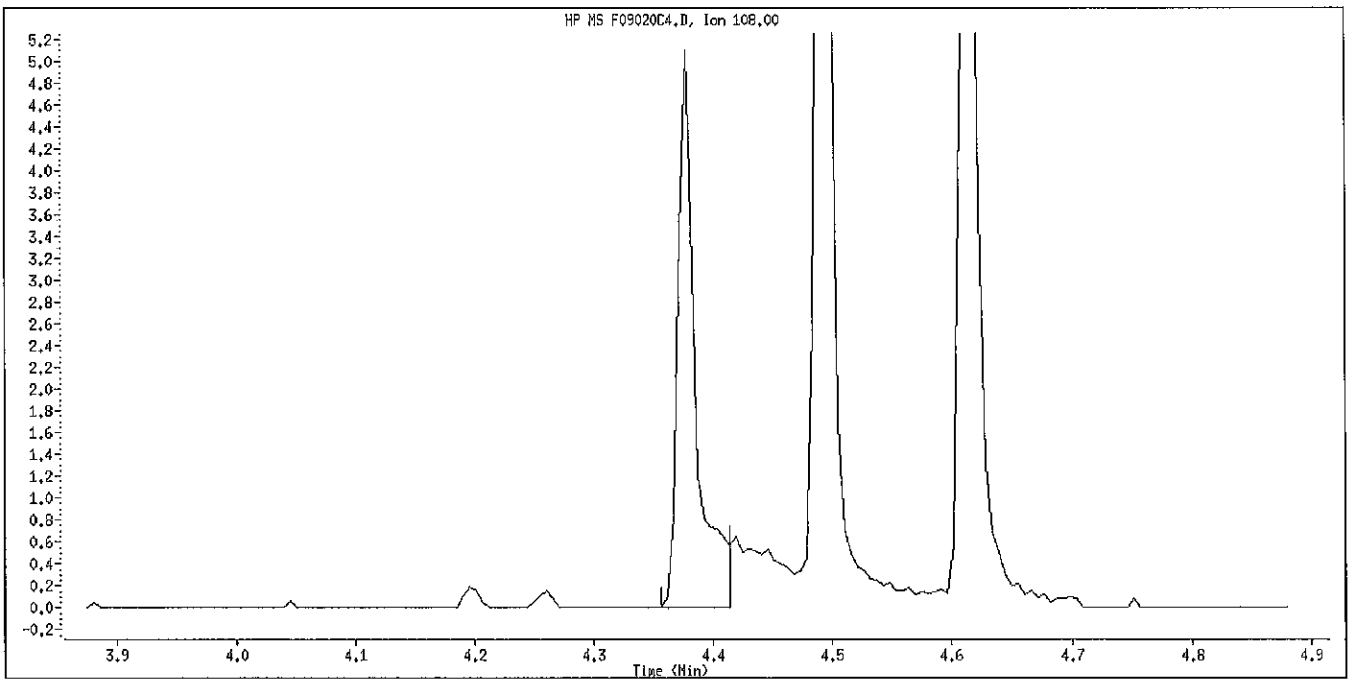

Original Integration

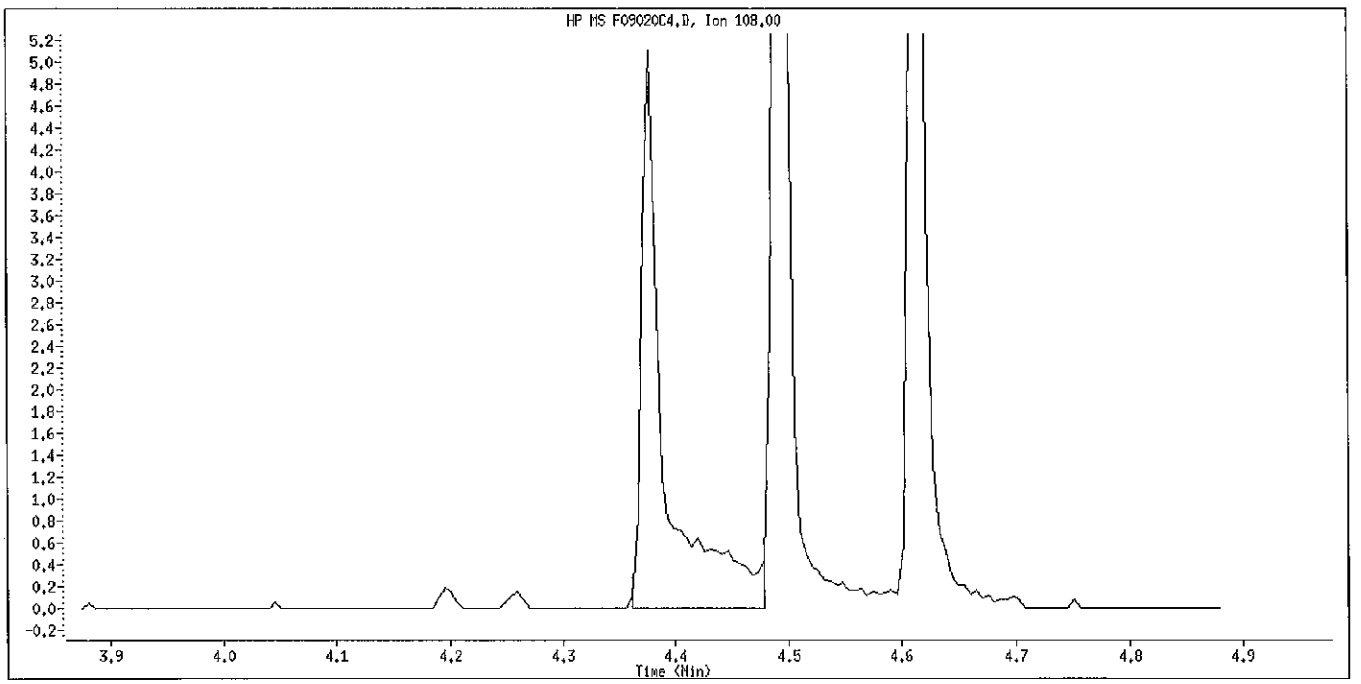

Manual Integration

Manually Integrated By: bungardf
Manual Integration Reason: Peak Not Found

Data File: \\PITSVR06\d\chem\722.i\090210.b\F09020C5.D
Date : 02-SEP-2010 03:01
Client ID: SSTD20
Sample Info: SSTD20 (10ug/ml) BNA0664-10

Instrument: 722.i

Operator: 007062
Column diameter: 0.25

Column phase: Hp5-MS

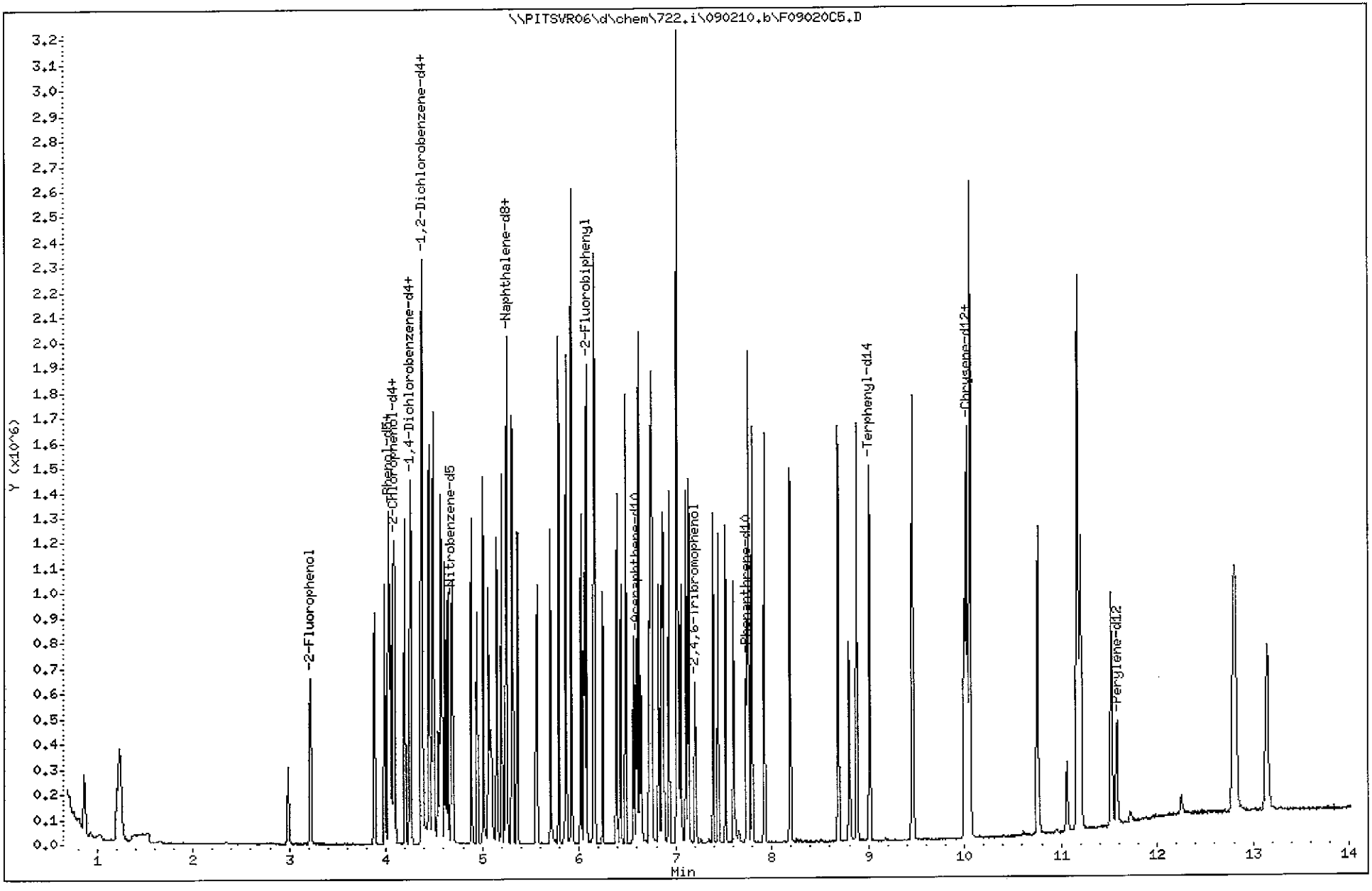

Test America Pittsburgh

Semivolatile REPORT SW-846 Method 8270

Data file : \\PITSVR06\d\chem\722.i\090210.b\F09020C5.D
Lab Smp Id: sstd20 Client Smp ID: SSTD20
Inj Date : 02-SEP-2010 03:01
Operator : 007062 Inst ID: 722.i
Smp Info : SSTD20 (10ug/ml) BNA0664-10
Misc Info : sstd20,090210.b,ll.m,2-root.sub,1,5
Comment :
Method : \\PITSVR06\d\chem\722.i\090210.b\LL.m
Meth Date : 02-Sep-2010 03:49 722.i Quant Type: ISTD
Cal Date : 02-SEP-2010 03:41 Cal File: F09020C7.D
Als bottle: 6 Calibration Sample, Level: 5
Dil Factor: 1.00000
Integrator: HP RTE Compound Sublist: 2-root.sub
Target Version: 4.14
Processing Host: PITPC-503

Compounds	QUANT SIG MASS	RT	EXP RT	REL RT	RESPONSE	AMOUNTS CAL-AMT (NG)	ON-COL (NG)
* 1 1,4-Dichlorobenzene-d4	152	4.245	4.245	(1.000)	73320	8.00000	(Q)
* 2 Naphthalene-d8	136	5.239	5.239	(1.000)	271274	8.00000	
* 3 Acenaphthene-d10	164	6.591	6.591	(1.000)	144913	8.00000	
* 4 Phenanthrene-d10	188	7.739	7.739	(1.000)	220587	8.00000	
* 5 Chrysene-d12	240	10.031	10.031	(1.000)	210505	8.00000	
* 6 Perylene-d12	264	11.580	11.580	(1.000)	188633	8.00000	
198 1,4-Dioxane	88	0.864	0.864	(0.204)	59506	20.0000	14.057
220 Benzaldehyde	77	3.882	3.882	(0.914)	192891	20.0000	20.705
10 N-Nitrosodimethylamine	74	1.206	1.206	(0.284)	160434	20.0000	20.271
9 Pyridine	79	1.238	1.238	(0.292)	288747	20.0000	19.785
16 Methyl methanesulfonate	80	2.990	2.990	(0.704)	127124	20.0000	19.584
21 Aniline	93	3.984	3.984	(0.938)	369192	20.0000	19.810
22 Phenol	94	4.032	4.032	(0.950)	320669	20.0000	19.271
23 bis(2-Chloroethyl)ether	93	4.048	4.048	(0.953)	233853	20.0000	19.192
24 2-Chlorophenol	128	4.091	4.091	(0.964)	261122	20.0000	19.716
26 1,3-Dichlorobenzene	146	4.197	4.197	(0.989)	298708	20.0000	19.461
27 1,4-Dichlorobenzene	146	4.256	4.256	(1.002)	304911	20.0000	19.928
28 1,2-Dichlorobenzene	146	4.374	4.374	(1.030)	285720	20.0000	19.606
227 Indene	116	4.448	4.448	(1.048)	441956	20.0000	19.670(A)
29 Benzyl Alcohol	108	4.374	4.374	(1.030)	110159	20.0000	14.696
30 2-Methylphenol	108	4.491	4.491	(1.058)	228626	20.0000	20.732
31 2,2'-oxybis(1-Chloropropane)	45	4.481	4.481	(1.055)	218671	20.0000	19.233
37 Acetophenone	105	4.566	4.566	(1.075)	333690	20.0000	19.119
32 N-Nitroso-di-n-propylamine	70	4.577	4.577	(1.078)	177751	20.0000	19.466
192 4-Methylphenol	108	4.614	4.614	(1.087)	221589	20.0000	19.375
34 Hexachloroethane	117	4.646	4.646	(1.094)	115834	20.0000	20.410
35 Nitrobenzene	77	4.694	4.694	(0.896)	271054	20.0000	19.051(H)
36 N-Nitrosopyrrolidine	100	4.545	4.545	(1.070)	113674	20.0000	19.336
41 Isophorone	82	4.887	4.887	(0.933)	455023	20.0000	19.397
42 2-Nitrophenol	139	4.945	4.945	(0.944)	138664	20.0000	20.184
43 2,4-Dimethylphenol	107	5.009	5.009	(0.956)	245596	20.0000	18.680
44 bis(2-Chloroethoxy)methane	93	5.063	5.063	(0.966)	260814	20.0000	19.162
48 2,4-Dichlorophenol	162	5.148	5.148	(0.983)	202608	20.0000	20.004

Compounds	QUANT SIG MASS	RT	EXP RT	REL RT	RESPONSE	AMOUNTS CAL-AMT (NG)	ON-COL (NG)
49 Benzoic Acid	122	5.084	5.084	(0.970)	168377	30.0000	31.115(Q)
50 1,2,4-Trichlorobenzene	180	5.202	5.202	(0.993)	223496	20.0000	19.434
51 Naphthalene	128	5.255	5.255	(1.003)	706574	20.0000	19.434
52 4-Chloroaniline	127	5.309	5.309	(1.013)	292536	20.0000	19.634
54 2,6-Dichlorophenol	162	5.314	5.314	(1.014)	192761	20.0000	19.228
56 Hexachlorobutadiene	225	5.367	5.367	(1.024)	134986	20.0000	19.783
221 Caprolactam	113	5.560	5.560	(1.061)	68737	20.0000	20.006
59 4-Chloro-3-Methylphenol	107	5.704	5.704	(1.089)	204933	20.0000	19.571
62 2-Methylnaphthalene	142	5.789	5.789	(1.105)	457416	20.0000	19.242
205 1-Methylnaphthalene	142	5.864	5.864	(1.119)	444780	20.0000	19.623
64 Hexachlorocyclopentadiene	237	5.923	5.923	(0.899)	138822	20.0000	22.690
65 1,2,4,5-Tetrachlorobenzene	216	5.923	5.923	(0.899)	204665	20.0000	19.755
66 2,4,6-Trichlorophenol	196	6.019	6.019	(0.913)	135569	20.0000	19.947
67 2,4,5-Trichlorophenol	196	6.051	6.051	(0.918)	140104	20.0000	19.607
222 1,1'-Biphenyl	154	6.153	6.153	(0.934)	554129	20.0000	20.080
70 2-Chloronaphthalene	162	6.163	6.163	(0.935)	421325	20.0000	19.884
73 2-Nitroaniline	65	6.243	6.243	(0.947)	123180	20.0000	19.890
76 Dimethylphthalate	163	6.388	6.388	(0.969)	453376	20.0000	19.375
78 2,6-Dinitrotoluene	165	6.430	6.430	(0.976)	105462	20.0000	19.641
79 Acenaphthylene	152	6.478	6.478	(0.983)	660797	20.0000	19.725
81 3-Nitroaniline	138	6.564	6.564	(0.996)	112057	20.0000	20.154
82 Acenaphthene	153	6.617	6.617	(1.004)	415623	20.0000	19.961
83 2,4-Dinitrophenol	184	6.639	6.639	(1.007)	78328	30.0000	30.118
85 4-Nitrophenol	109	6.724	6.724	(1.020)	115928	30.0000	31.445(Q)
86 Dibenzofuran	168	6.751	6.751	(1.024)	575033	20.0000	19.624
87 2,4-Dinitrotoluene	165	6.740	6.740	(1.023)	141394	20.0000	20.112
91 2,3,5,6-Tetrachlorophenol	232	6.820	6.820	(1.035)	108763	20.0000	19.646
88 2,3,4,6-Tetrachlorophenol	232	6.858	6.858	(1.041)	111437	20.0000	19.230
92 2-Naphthylamine	143	6.874	6.874	(1.043)	375682	20.0000	19.668
93 Diethylphthalate	149	6.933	6.933	(1.052)	442118	20.0000	19.208
94 Fluorene	166	7.013	7.013	(1.064)	466884	20.0000	19.525
95 4-Chlorophenyl-phenylether	204	7.018	7.018	(1.065)	223217	20.0000	19.255
96 4-Nitroaniline	138	6.564	6.564	(0.996)	112057	20.0000	19.958
98 4,6-Dinitro-2-methylphenol	198	7.055	7.055	(0.912)	121274	30.0000	34.992
99 N-Nitrosodiphenylamine	169	7.109	7.109	(0.919)	298039	20.0000	19.012
100 1,2-Diphenylhydrazine	77	7.136	7.136	(0.922)	493998	20.0000	19.526
106 4-Bromophenyl-phenylether	248	7.392	7.392	(0.955)	120682	20.0000	19.757
107 Hexachlorobenzene	284	7.445	7.445	(0.962)	114530	20.0000	19.693
223 Atrazine	200	7.520	7.520	(0.972)	126728	20.0000	20.048
111 Pentachlorophenol	266	7.606	7.606	(0.983)	113574	30.0000	28.657
115 Phenanthrene	178	7.755	7.755	(1.002)	611846	20.0000	19.485
116 Anthracene	178	7.798	7.798	(1.008)	595577	20.0000	18.913
119 Carbazole	167	7.926	7.926	(1.024)	563782	20.0000	19.817
120 Di-n-Butylphthalate	149	8.188	8.188	(1.058)	722803	20.0000	19.869
123 Fluoranthene	202	8.685	8.685	(1.122)	621777	20.0000	19.616
124 Benzidine	184	8.797	8.797	(0.877)	289471	20.0000	20.894
125 Pyrene	202	8.877	8.877	(0.885)	631030	20.0000	19.059
131 Butylbenzylphthalate	149	9.459	9.459	(0.943)	324422	20.0000	19.680
135 3,3'-Dichlorobenzidine	252	9.999	9.999	(0.997)	211155	20.0000	19.838
136 Benzo(a)Anthracene	228	10.020	10.020	(0.999)	578869	20.0000	19.260
137 Chrysene	228	10.058	10.058	(1.003)	562914	20.0000	19.668
139 bis(2-ethylhexyl)Phthalate	149	10.058	10.058	(1.003)	447319	20.0000	19.057
140 Di-n-octylphthalate	149	10.758	10.758	(0.929)	736326	20.0000	19.530
141 Benzo(b)fluoranthene	252	11.174	11.174	(0.965)	653105	20.0000	20.877

Compounds	QUANT SIG MASS	RT	EXP RT	REL RT	RESPONSE	AMOUNTS CAL-AMT (NG)	AMOUNTS ON-COL (NG)
142 Benzo(k)fluoranthene	252	11.201	11.201	(0.967)	560461	20.0000	18.991
143 7,12-dimethylbenz[a]anthracen	256	11.169	11.169	(0.964)	278987	20.0000	19.844
146 Benzo(a)pyrene	252	11.521	11.521	(0.995)	448001	20.0000	19.455
149 Indeno(1,2,3-cd)pyrene	276	12.793	12.793	(1.105)	567609	20.0000	19.810
150 Dibenz(a,h)anthracene	278	12.814	12.814	(1.107)	478580	20.0000	20.211
151 Benzo(g,h,i)perylene	276	13.151	13.151	(1.136)	487073	20.0000	20.028
$ 154 Nitrobenzene-d5	82	4.684	4.684	(0.894)	270263	20.0000	19.268
$ 155 2-Fluorobiphenyl	172	6.078	6.078	(0.922)	481309	20.0000	20.046
$ 156 Terphenyl-d14	244	9.011	9.011	(0.898)	425589	20.0000	19.459
$ 157 Phenol-d5	99	4.021	4.021	(0.947)	290283	20.0000	19.526
$ 158 2-Fluorophenol	112	3.214	3.214	(0.757)	211464	20.0000	19.590
$ 159 2,4,6-Tribromophenol	330	7.205	7.205	(0.931)	47672	20.0000	19.863
$ 186 2-Chlorophenol-d4	132	4.075	4.075	(0.960)	259547	20.0000	19.700
$ 187 1,2-Dichlorobenzene-d4	152	4.363	4.363	(1.028)	176779	20.0000	19.599

QC Flag Legend

A - Target compound detected but, quantitated amount exceeded maximum amount.
Q - Qualifier signal failed the ratio test.
H - Operator selected an alternate compound hit.

Data File Name: F09020C5.D
Inj. Date and Time: 02-SEP-2010 03:01
Instrument ID: 722.i
Client ID: SSTD20
Compound Name: Nitrobenzene
CAS #: 98-95-3

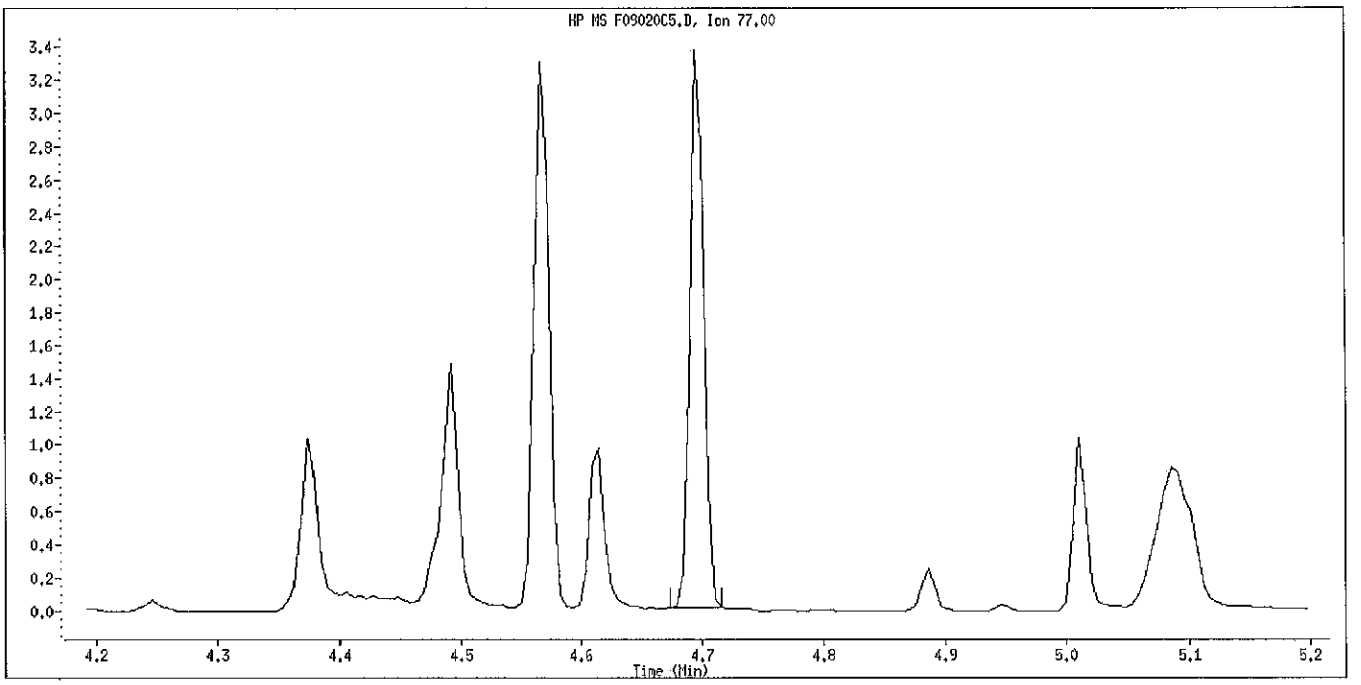

Original Integration

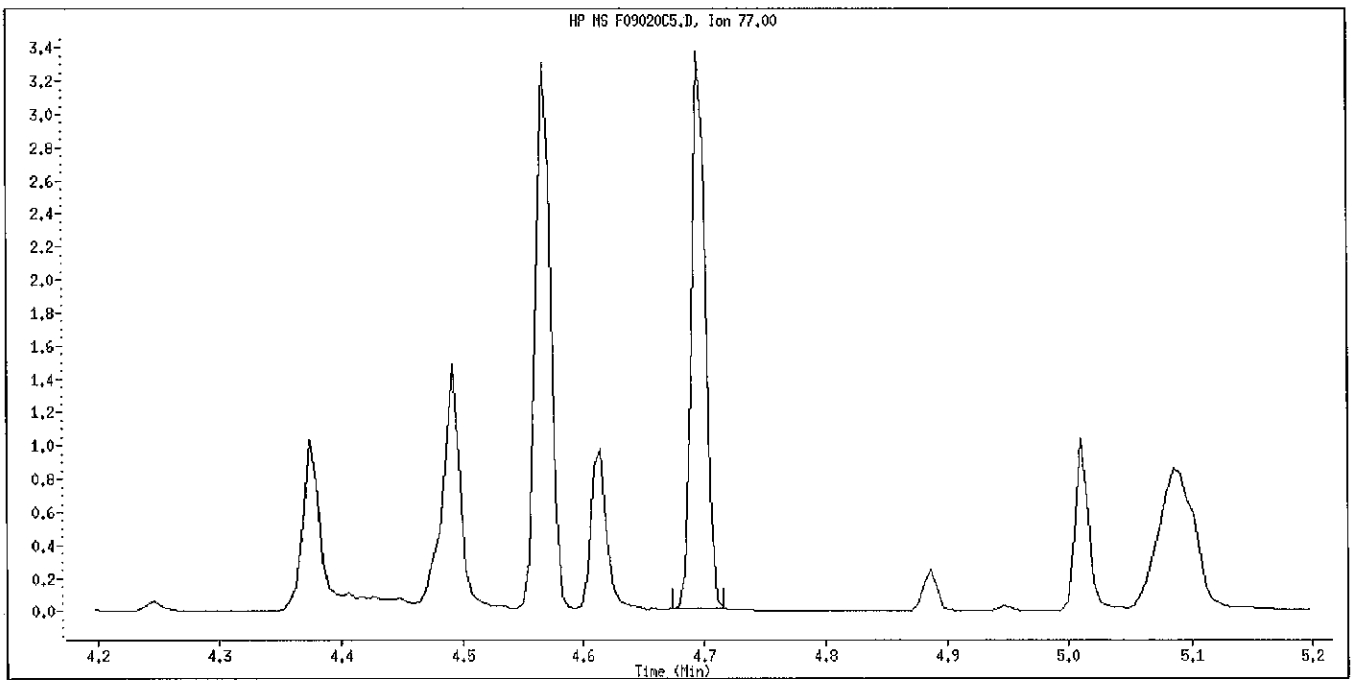

Manual Integration

Manually Integrated By: bungardf
Manual Integration Reason: Unknown

Data File: \\PITSVR06\d\chem\722.i\090210.b\F09020C6.D
Date : 02-SEP-2010 03:21
Client ID: SSTD40
Sample Info: SSTD40 (20ug/ml) BNA0665-10

Instrument: 722.i
Operator: 007062
Column diameter: 0.25

Column phase: Hp5-MS

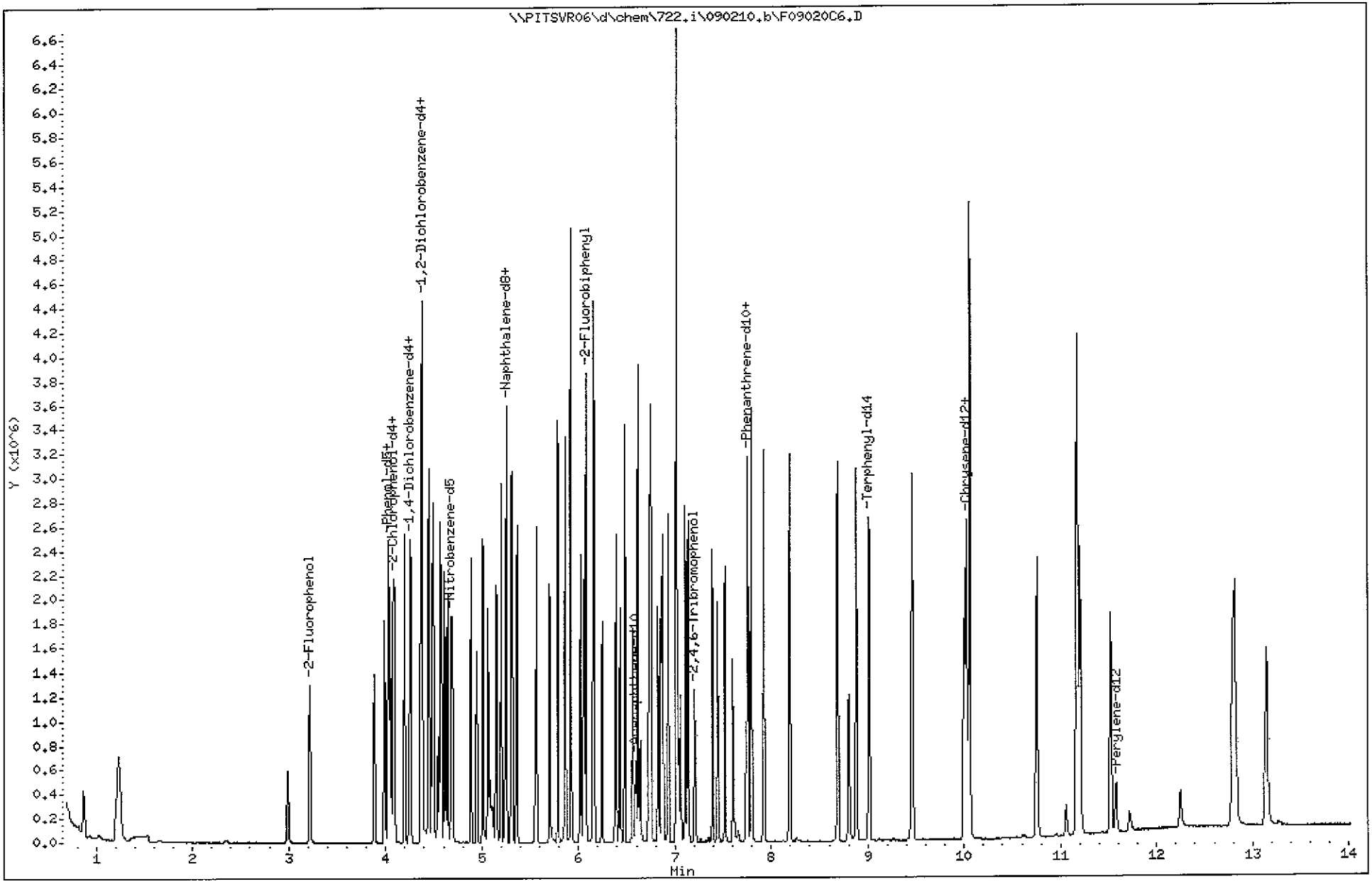

Test America Pittsburgh

Semivolatile REPORT SW-846 Method 8270

Data file : \\PITSVR06\d\chem\722.i\090210.b\F09020C6.D
Lab Smp Id: sstd40 Client Smp ID: SSTD40
Inj Date : 02-SEP-2010 03:21
Operator : 007062 Inst ID: 722.i
Smp Info : SSTD40 (20ug/ml) BNA0665-10
Misc Info : sstd40,090210.b,ll.m,2-root.sub,1,6
Comment :
Method : \\PITSVR06\d\chem\722.i\090210.b\LL.m
Meth Date : 02-Sep-2010 03:49 722.i Quant Type: ISTD
Cal Date : 02-SEP-2010 03:01 Cal File: F09020C5.D
Als bottle: 7 Calibration Sample, Level: 6
Dil Factor: 1.00000
Integrator: HP RTE Compound Sublist: 2-root.sub
Target Version: 4.14
Processing Host: PITPC-503

	Compounds	QUANT SIG MASS	RT	EXP RT	REL RT	RESPONSE	AMOUNTS CAL-AMT (NG)	ON-COL (NG)
* 1	1,4-Dichlorobenzene-d4	152	4.244	4.244	(1.000)	68523	8.00000	(Q)
* 2	Naphthalene-d8	136	5.238	5.238	(1.000)	248524	8.00000	
* 3	Acenaphthene-d10	164	6.590	6.590	(1.000)	132213	8.00000	
* 4	Phenanthrene-d10	188	7.738	7.738	(1.000)	204306	8.00000	
* 5	Chrysene-d12	240	10.030	10.030	(1.000)	199570	8.00000	
* 6	Perylene-d12	264	11.579	11.579	(1.000)	182033	8.00000	
198	1,4-Dioxane	88	0.868	0.868	(0.205)	111558	40.0000	28.198
220	Benzaldehyde	77	3.881	3.881	(0.914)	283789	40.0000	32.594
10	N-Nitrosodimethylamine	74	1.210	1.210	(0.285)	294899	40.0000	39.869
9	Pyridine	79	1.237	1.237	(0.291)	537436	40.0000	39.404
16	Methyl methanesulfonate	80	2.989	2.989	(0.704)	239965	40.0000	39.555
21	Aniline	93	3.988	3.988	(0.940)	689651	40.0000	39.595
22	Phenol	94	4.031	4.031	(0.950)	597706	40.0000	38.435
23	bis(2-Chloroethyl)ether	93	4.052	4.052	(0.955)	444078	40.0000	38.996
24	2-Chlorophenol	128	4.090	4.090	(0.964)	479427	40.0000	38.733
26	1,3-Dichlorobenzene	146	4.196	4.196	(0.989)	563950	40.0000	39.314
27	1,4-Dichlorobenzene	146	4.255	4.255	(1.003)	559781	40.0000	39.147
28	1,2-Dichlorobenzene	146	4.378	4.378	(1.031)	537262	40.0000	39.448
227	Indene	116	4.447	4.447	(1.048)	824598	40.0000	39.269(A)
29	Benzyl Alcohol	108	4.378	4.378	(1.031)	265332	40.0000	37.874
30	2-Methylphenol	108	4.496	4.496	(1.059)	406536	40.0000	39.445
31	2,2'-oxybis(1-Chloropropane)	45	4.485	4.485	(1.057)	409424	40.0000	38.532
37	Acetophenone	105	4.570	4.570	(1.077)	629459	40.0000	38.590
32	N-Nitroso-di-n-propylamine	70	4.581	4.581	(1.079)	323126	40.0000	37.864
192	4-Methylphenol	108	4.613	4.613	(1.087)	409518	40.0000	38.314
34	Hexachloroethane	117	4.645	4.645	(1.094)	218356	40.0000	41.168
35	Nitrobenzene	77	4.699	4.699	(0.897)	499223	40.0000	38.299
36	N-Nitrosopyrrolidine	100	4.544	4.544	(1.070)	214911	40.0000	39.115
41	Isophorone	82	4.885	4.885	(0.933)	823907	40.0000	38.337
42	2-Nitrophenol	139	4.950	4.950	(0.945)	264389	40.0000	42.008
43	2,4-Dimethylphenol	107	5.014	5.014	(0.957)	474126	40.0000	39.363
44	bis(2-Chloroethoxy)methane	93	5.067	5.067	(0.967)	489619	40.0000	39.266
48	2,4-Dichlorophenol	162	5.153	5.153	(0.984)	375239	40.0000	40.441

Compounds	QUANT SIG MASS	RT	EXP RT	REL RT	RESPONSE	AMOUNTS CAL-AMT (NG)	ON-COL (NG)
49 Benzoic Acid	122	5.088	5.088	(0.971)	195777	40.0000	39.490(QM)
50 1,2,4-Trichlorobenzene	180	5.201	5.201	(0.993)	427389	40.0000	40.565
51 Naphthalene	128	5.254	5.254	(1.003)	1301299	40.0000	39.069
52 4-Chloroaniline	127	5.308	5.308	(1.013)	551688	40.0000	40.417
54 2,6-Dichlorophenol	162	5.318	5.318	(1.015)	366511	40.0000	39.907
56 Hexachlorobutadiene	225	5.366	5.366	(1.024)	249963	40.0000	39.988
221 Caprolactam	113	5.569	5.569	(1.063)	127817	40.0000	40.608
59 4-Chloro-3-Methylphenol	107	5.703	5.703	(1.089)	377724	40.0000	39.374
62 2-Methylnaphthalene	142	5.788	5.788	(1.105)	856063	40.0000	39.308
205 1-Methylnaphthalene	142	5.868	5.868	(1.120)	813385	40.0000	39.170
64 Hexachlorocyclopentadiene	237	5.922	5.922	(0.899)	288095	40.0000	51.611
65 1,2,4,5-Tetrachlorobenzene	216	5.922	5.922	(0.899)	401474	40.0000	42.474
66 2,4,6-Trichlorophenol	196	6.018	6.018	(0.913)	257154	40.0000	41.470
67 2,4,5-Trichlorophenol	196	6.055	6.055	(0.919)	270783	40.0000	41.535
222 1,1'-Biphenyl	154	6.152	6.152	(0.934)	1033901	40.0000	41.065
70 2-Chloronaphthalene	162	6.162	6.162	(0.935)	784531	40.0000	40.583
73 2-Nitroaniline	65	6.248	6.248	(0.948)	234346	40.0000	41.476
76 Dimethylphthalate	163	6.387	6.387	(0.969)	859206	40.0000	40.246
78 2,6-Dinitrotoluene	165	6.429	6.429	(0.976)	200363	40.0000	40.899
79 Acenaphthylene	152	6.483	6.483	(0.984)	1233914	40.0000	40.371
81 3-Nitroaniline	138	6.563	6.563	(0.996)	215017	40.0000	42.387
82 Acenaphthene	153	6.616	6.616	(1.004)	778048	40.0000	40.956
83 2,4-Dinitrophenol	184	6.643	6.643	(1.008)	106654	40.0000	44.949
85 4-Nitrophenol	109	6.729	6.729	(1.021)	138265	40.0000	41.106
86 Dibenzofuran	168	6.750	6.750	(1.024)	1059039	40.0000	39.613
87 2,4-Dinitrotoluene	165	6.739	6.739	(1.023)	270163	40.0000	42.120
91 2,3,5,6-Tetrachlorophenol	232	6.825	6.825	(1.036)	213203	40.0000	42.210
88 2,3,4,6-Tetrachlorophenol	232	6.857	6.857	(1.041)	213264	40.0000	40.336
92 2-Naphthylamine	143	6.873	6.873	(1.043)	686436	40.0000	39.389
93 Diethylphthalate	149	6.932	6.932	(1.052)	829577	40.0000	39.502
94 Fluorene	166	7.017	7.017	(1.065)	894401	40.0000	40.997
95 4-Chlorophenyl-phenylether	204	7.017	7.017	(1.065)	436838	40.0000	41.301
96 4-Nitroaniline	138	6.563	6.563	(0.996)	215017	40.0000	41.974
98 4,6-Dinitro-2-methylphenol	198	7.060	7.060	(0.912)	151203	40.0000	47.105
99 N-Nitrosodiphenylamine	169	7.108	7.108	(0.919)	577891	40.0000	39.802
100 1,2-Diphenylhydrazine	77	7.140	7.140	(0.923)	910688	40.0000	38.865
106 4-Bromophenyl-phenylether	248	7.391	7.391	(0.955)	230299	40.0000	40.706
107 Hexachlorobenzene	284	7.450	7.450	(0.963)	219847	40.0000	40.815
223 Atrazine	200	7.525	7.525	(0.972)	243373	40.0000	41.568
111 Pentachlorophenol	266	7.605	7.605	(0.983)	145254	40.0000	39.571
115 Phenanthrene	178	7.760	7.760	(1.003)	1134641	40.0000	39.013
116 Anthracene	178	7.797	7.797	(1.008)	1165934	40.0000	39.975
119 Carbazole	167	7.925	7.925	(1.024)	1031620	40.0000	39.152
120 Di-n-Butylphthalate	149	8.192	8.192	(1.059)	1364045	40.0000	40.484
123 Fluoranthene	202	8.689	8.689	(1.123)	1173297	40.0000	39.966
124 Benzidine	184	8.801	8.801	(0.878)	486586	40.0000	37.046
125 Pyrene	202	8.876	8.876	(0.885)	1211677	40.0000	38.602
131 Butylbenzylphthalate	149	9.464	9.464	(0.944)	613447	40.0000	39.252
135 3,3'-Dichlorobenzidine	252	9.998	9.998	(0.997)	409232	40.0000	40.554
136 Benzo(a)Anthracene	228	10.019	10.019	(0.999)	1093661	40.0000	38.382
137 Chrysene	228	10.062	10.062	(1.003)	1059550	40.0000	39.048
139 bis(2-ethylhexyl)Phthalate	149	10.057	10.057	(1.003)	891591	40.0000	40.065
140 Di-n-octylphthalate	149	10.756	10.756	(0.929)	1425962	40.0000	39.194
141 Benzo(b)fluoranthene	252	11.173	11.173	(0.965)	1200754	40.0000	39.776

Compounds	QUANT SIG MASS	RT	EXP RT	REL RT	RESPONSE	AMOUNTS CAL-AMT (NG)	AMOUNTS ON-COL (NG)
142 Benzo(k)fluoranthene	252	11.205	11.205	(0.968)	1147288	40.0000	40.286
143 7,12-dimethylbenz[a]anthracen	256	11.168	11.168	(0.964)	566094	40.0000	41.725
146 Benzo(a)pyrene	252	11.520	11.520	(0.995)	901874	40.0000	40.585
149 Indeno(1,2,3-cd)pyrene	276	12.797	12.797	(1.105)	1132661	40.0000	40.965
150 Dibenz(a,h)anthracene	278	12.819	12.819	(1.107)	944139	40.0000	41.318
151 Benzo(g,h,i)perylene	276	13.150	13.150	(1.136)	956587	40.0000	40.761
$ 154 Nitrobenzene-d5	82	4.682	4.682	(0.894)	495985	40.0000	38.598
$ 155 2-Fluorobiphenyl	172	6.077	6.077	(0.922)	889222	40.0000	40.593
$ 156 Terphenyl-d14	244	9.010	9.010	(0.898)	814240	40.0000	39.270
$ 157 Phenol-d5	99	4.025	4.025	(0.948)	549994	40.0000	39.586
$ 158 2-Fluorophenol	112	3.213	3.213	(0.757)	404014	40.0000	40.048
$ 159 2,4,6-Tribromophenol	330	7.204	7.204	(0.931)	90625	40.0000	40.768
$ 186 2-Chlorophenol-d4	132	4.079	4.079	(0.961)	482328	40.0000	39.173
$ 187 1,2-Dichlorobenzene-d4	152	4.367	4.367	(1.029)	337921	40.0000	40.086

QC Flag Legend

A - Target compound detected but, quantitated amount exceeded maximum amount.
Q - Qualifier signal failed the ratio test.
M - Compound response manually integrated.

Data File Name: F09020C6.D
Inj. Date and Time: 02-SEP-2010 03:21
Instrument ID: 722.i
Client ID: SSTD40
Compound Name: Benzoic Acid
CAS #: 65-85-0

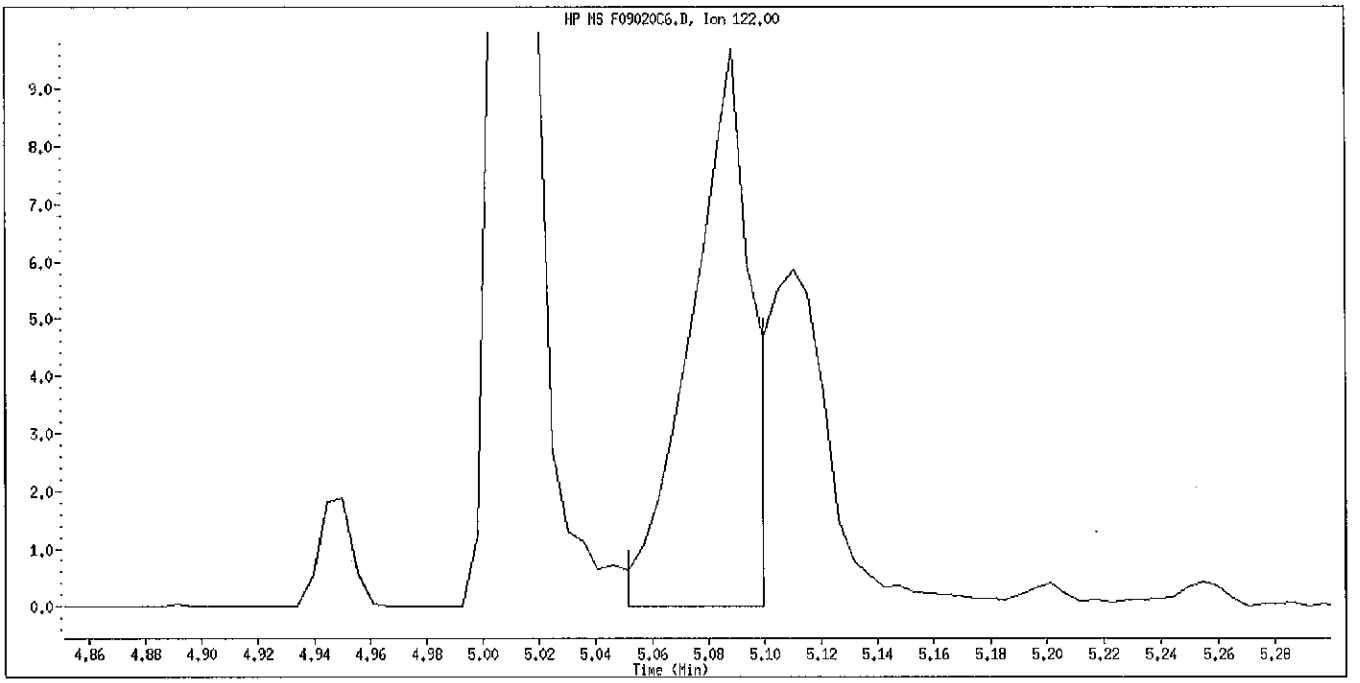

Original Integration

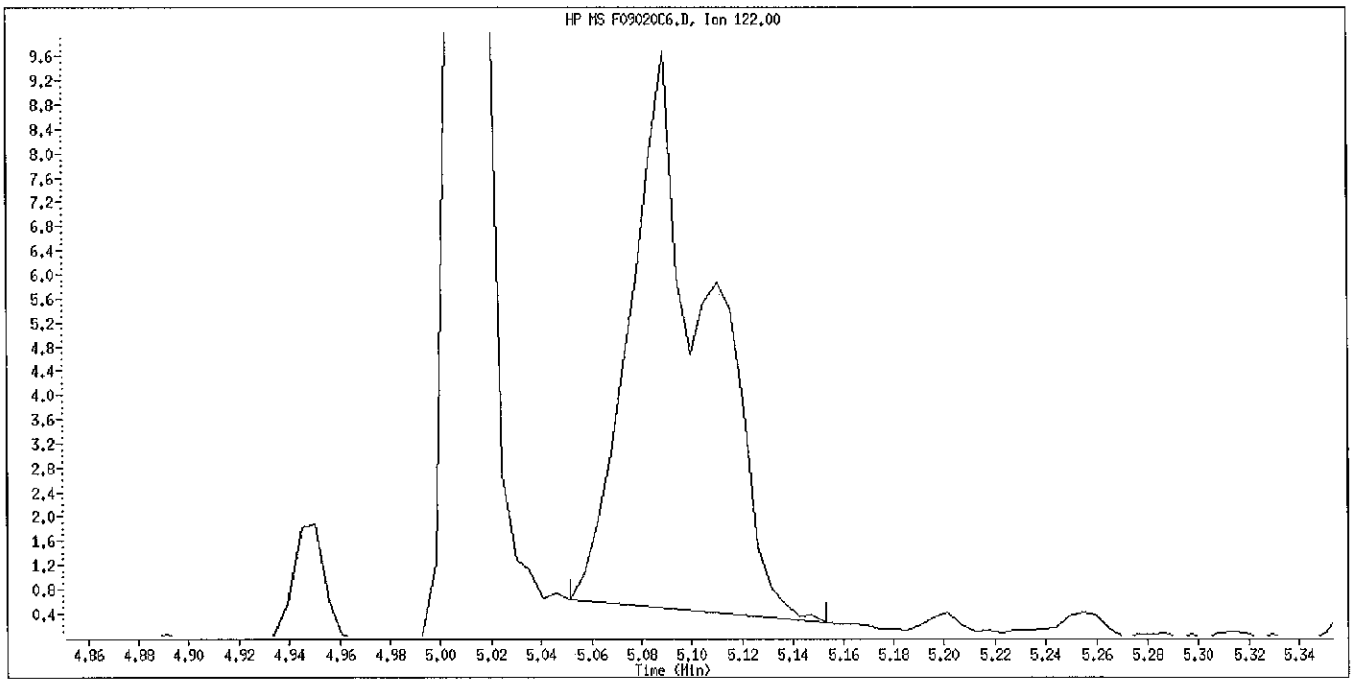

Manual Integration

Manually Integrated By: bungardf
Manual Integration Reason: Peak Not Found

Data File: \\PITSVR06\d\chem\722.i\090210.b\F09020C7.D
Date : 02-SEP-2010 03:41
Client ID: SSTD60
Sample Info: SSTD60 (30ug/ml) BNA0666-10

Instrument: 722.i

Operator: 007062
Column diameter: 0.25

Column phase: Hp5-MS

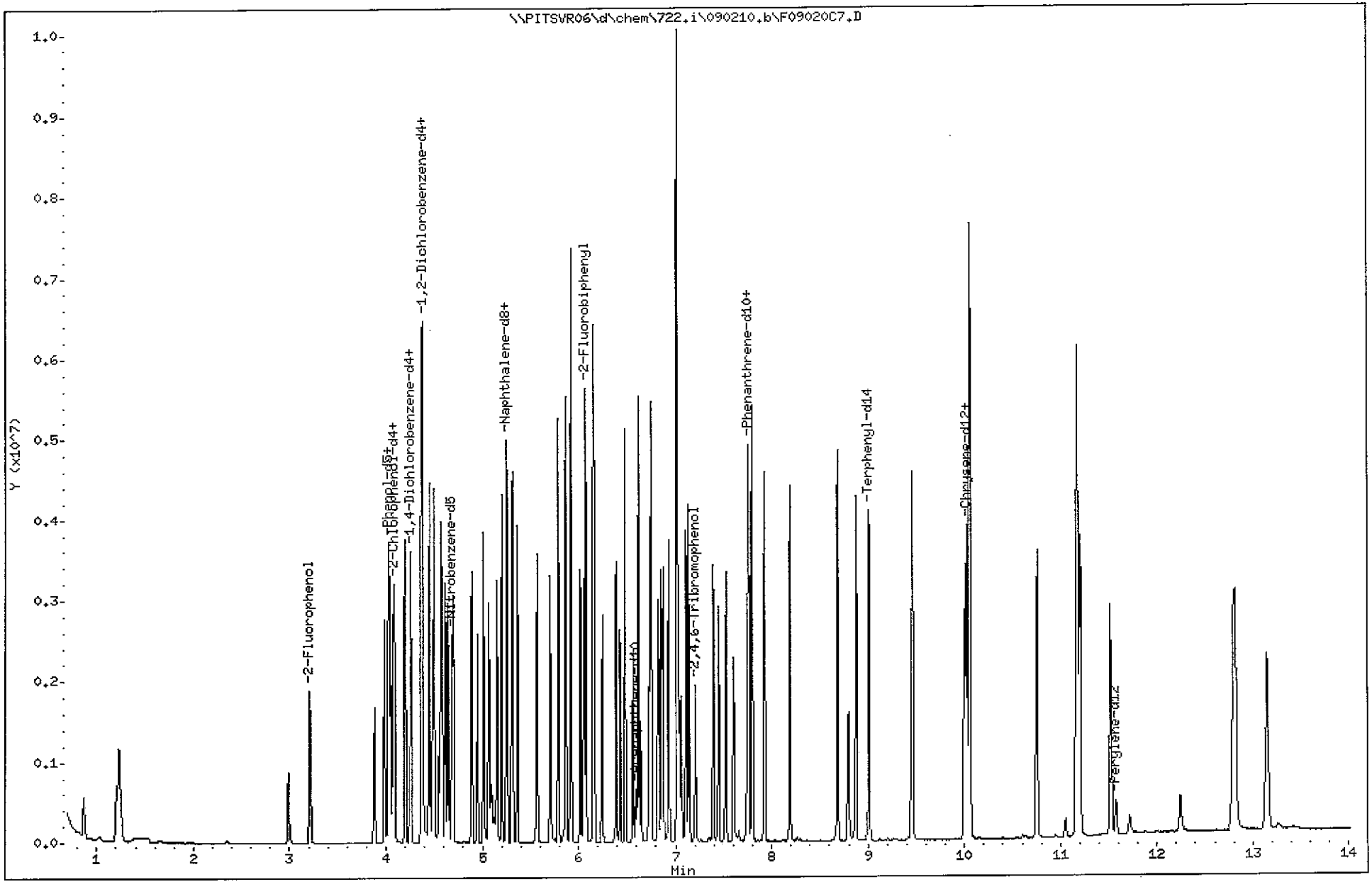

Test America Pittsburgh

Semivolatile REPORT SW-846 Method 8270

Data file : \\PITSVR06\d\chem\722.i\090210.b\F09020C7.D
Lab Smp Id: sstd60 Client Smp ID: SSTD60
Inj Date : 02-SEP-2010 03:41
Operator : 007062 Inst ID: 722.i
Smp Info : SSTD60 (30ug/ml) BNA0666-10
Misc Info : sstd60,090210.b,ll.m,2-root.sub,1,7
Comment :
Method : \\PITSVR06\d\chem\722.i\090210.b\LL.m
Meth Date : 02-Sep-2010 03:49 722.i Quant Type: ISTD
Cal Date : 02-SEP-2010 03:21 Cal File: F09020C6.D
Als bottle: 8 Calibration Sample, Level: 7
Dil Factor: 1.00000
Integrator: HP RTE Compound Sublist: 2-root.sub
Target Version: 4.14
Processing Host: PITPC-503

	Compounds	QUANT SIG MASS	RT	EXP RT	REL RT	RESPONSE	AMOUNTS CAL-AMT (NG)	ON-COL (NG)
* 1	1,4-Dichlorobenzene-d4	152	4.244	4.244	(1.000)	68270	8.00000	(Q)
* 2	Naphthalene-d8	136	5.237	5.237	(1.000)	245752	8.00000	
* 3	Acenaphthene-d10	164	6.589	6.589	(1.000)	131497	8.00000	
* 4	Phenanthrene-d10	188	7.737	7.737	(1.000)	199527	8.00000	
* 5	Chrysene-d12	240	10.029	10.029	(1.000)	199860	8.00000	
* 6	Perylene-d12	264	11.573	11.573	(1.000)	181458	8.00000	
198	1,4-Dioxane	88	0.862	0.862	(0.203)	162410	60.0000	41.204
220	Benzaldehyde	77	3.880	3.880	(0.914)	338331	60.0000	39.002
10	N-Nitrosodimethylamine	74	1.204	1.204	(0.284)	435193	60.0000	59.054
9	Pyridine	79	1.231	1.231	(0.290)	799584	60.0000	58.842
16	Methyl methanesulfonate	80	2.988	2.988	(0.704)	348106	60.0000	57.594
21	Aniline	93	3.987	3.987	(0.940)	1008060	60.0000	58.090
22	Phenol	94	4.035	4.035	(0.951)	878027	60.0000	56.671
23	bis(2-Chloroethyl)ether	93	4.051	4.051	(0.955)	632552	60.0000	55.752
24	2-Chlorophenol	128	4.089	4.089	(0.963)	717391	60.0000	58.173
26	1,3-Dichlorobenzene	146	4.195	4.195	(0.989)	837045	60.0000	58.568
27	1,4-Dichlorobenzene	146	4.260	4.260	(1.004)	835630	60.0000	58.655
28	1,2-Dichlorobenzene	146	4.377	4.377	(1.031)	795206	60.0000	58.603
227	Indene	116	4.447	4.447	(1.048)	1209978	60.0000	57.836(A)
29	Benzyl Alcohol	108	4.377	4.377	(1.031)	411209	60.0000	58.915
30	2-Methylphenol	108	4.495	4.495	(1.059)	621142	60.0000	60.491
31	2,2'-oxybis(1-Chloropropane)	45	4.484	4.484	(1.057)	614478	60.0000	58.044
37	Acetophenone	105	4.569	4.569	(1.077)	925312	60.0000	56.938
32	N-Nitroso-di-n-propylamine	70	4.585	4.585	(1.081)	477396	60.0000	56.149
192	4-Methylphenol	108	4.612	4.612	(1.087)	600162	60.0000	56.358
34	Hexachloroethane	117	4.644	4.644	(1.094)	319964	60.0000	60.548
35	Nitrobenzene	77	4.698	4.698	(0.897)	737725	60.0000	57.234
36	N-Nitrosopyrrolidine	100	4.548	4.548	(1.072)	319261	60.0000	58.323
41	Isophorone	82	4.890	4.890	(0.934)	1222428	60.0000	57.522
42	2-Nitrophenol	139	4.949	4.949	(0.945)	389317	60.0000	62.554
43	2,4-Dimethylphenol	107	5.013	5.013	(0.957)	686368	60.0000	57.627
44	bis(2-Chloroethoxy)methane	93	5.066	5.066	(0.967)	724979	60.0000	58.797
48	2,4-Dichlorophenol	162	5.152	5.152	(0.984)	556293	60.0000	60.630

Compounds	QUANT SIG MASS	RT	EXP RT	REL RT	RESPONSE	AMOUNTS CAL-AMT (NG)	AMOUNTS ON-COL (NG)
49 Benzoic Acid	122	5.098	5.098	(0.973)	295353	60.0000	60.247(M)
50 1,2,4-Trichlorobenzene	180	5.200	5.200	(0.993)	627743	60.0000	60.254
51 Naphthalene	128	5.253	5.253	(1.003)	1902026	60.0000	57.749
52 4-Chloroaniline	127	5.307	5.307	(1.013)	812430	60.0000	60.191
54 2,6-Dichlorophenol	162	5.317	5.317	(1.015)	544591	60.0000	59.966
56 Hexachlorobutadiene	225	5.365	5.365	(1.024)	377099	60.0000	61.007
221 Caprolactam	113	5.574	5.574	(1.064)	196398	60.0000	63.100
59 4-Chloro-3-Methylphenol	107	5.707	5.707	(1.090)	552561	60.0000	58.249
62 2-Methylnaphthalene	142	5.793	5.793	(1.106)	1253380	60.0000	58.201
205 1-Methylnaphthalene	142	5.868	5.868	(1.120)	1211321	60.0000	58.991
64 Hexachlorocyclopentadiene	237	5.921	5.921	(0.899)	453516	60.0000	81.689
65 1,2,4,5-Tetrachlorobenzene	216	5.926	5.926	(0.899)	611670	60.0000	65.065
66 2,4,6-Trichlorophenol	196	6.022	6.022	(0.914)	385173	60.0000	62.454
67 2,4,5-Trichlorophenol	196	6.055	6.055	(0.919)	410060	60.0000	63.241
222 1,1'-Biphenyl	154	6.151	6.151	(0.934)	1522735	60.0000	60.810
70 2-Chloronaphthalene	162	6.167	6.167	(0.936)	1172598	60.0000	60.987
73 2-Nitroaniline	65	6.247	6.247	(0.948)	341870	60.0000	60.835
76 Dimethylphthalate	163	6.391	6.391	(0.970)	1253031	60.0000	59.012
78 2,6-Dinitrotoluene	165	6.434	6.434	(0.976)	312503	60.0000	64.137
79 Acenaphthylene	152	6.482	6.482	(0.984)	1798122	60.0000	59.151
81 3-Nitroaniline	138	6.562	6.562	(0.996)	325114	60.0000	64.440
82 Acenaphthene	153	6.615	6.615	(1.004)	1137390	60.0000	60.197
83 2,4-Dinitrophenol	184	6.642	6.642	(1.008)	172778	60.0000	73.214
85 4-Nitrophenol	109	6.728	6.728	(1.021)	207205	60.0000	61.938(Q)
86 Dibenzofuran	168	6.749	6.749	(1.024)	1593935	60.0000	59.946
87 2,4-Dinitrotoluene	165	6.744	6.744	(1.024)	408077	60.0000	63.968
91 2,3,5,6-Tetrachlorophenol	232	6.824	6.824	(1.036)	333139	60.0000	66.314
88 2,3,4,6-Tetrachlorophenol	232	6.856	6.856	(1.041)	318751	60.0000	60.616
92 2-Naphthylamine	143	6.872	6.872	(1.043)	921925	60.0000	53.190
93 Diethylphthalate	149	6.931	6.931	(1.052)	1239641	60.0000	59.350
94 Fluorene	166	7.016	7.016	(1.065)	1327336	60.0000	61.173
95 4-Chlorophenyl-phenylether	204	7.016	7.016	(1.065)	670742	60.0000	63.762
96 4-Nitroaniline	138	6.562	6.562	(0.996)	325114	60.0000	63.812
98 4,6-Dinitro-2-methylphenol	198	7.059	7.059	(0.912)	232819	60.0000	74.268
99 N-Nitrosodiphenylamine	169	7.107	7.107	(0.919)	850207	60.0000	59.960
100 1,2-Diphenylhydrazine	77	7.139	7.139	(0.923)	1329568	60.0000	58.100
106 4-Bromophenyl-phenylether	248	7.395	7.395	(0.956)	344887	60.0000	62.420
107 Hexachlorobenzene	284	7.449	7.449	(0.963)	328549	60.0000	62.456
223 Atrazine	200	7.524	7.524	(0.972)	350760	60.0000	61.345
111 Pentachlorophenol	266	7.604	7.604	(0.983)	221296	60.0000	61.731
115 Phenanthrene	178	7.759	7.759	(1.003)	1684159	60.0000	59.294
116 Anthracene	178	7.796	7.796	(1.008)	1708618	60.0000	59.984
119 Carbazole	167	7.924	7.924	(1.024)	1527986	60.0000	59.378
120 Di-n-Butylphthalate	149	8.191	8.191	(1.059)	1975233	60.0000	60.028
123 Fluoranthene	202	8.688	8.688	(1.123)	1745611	60.0000	60.885
124 Benzidine	184	8.800	8.800	(0.877)	647868	60.0000	49.253
125 Pyrene	202	8.880	8.880	(0.885)	1738928	60.0000	55.319
131 Butylbenzylphthalate	149	9.463	9.463	(0.944)	895290	60.0000	57.204
135 3,3'-Dichlorobenzidine	252	9.997	9.997	(0.997)	599119	60.0000	59.284
136 Benzo(a)Anthracene	228	10.018	10.018	(0.999)	1668170	60.0000	58.460
137 Chrysene	228	10.056	10.056	(1.003)	1608463	60.0000	59.191
139 bis(2-ethylhexyl)Phthalate	149	10.056	10.056	(1.003)	1350009	60.0000	60.577
140 Di-n-octylphthalate	149	10.756	10.756	(0.929)	2084312	60.0000	57.470
141 Benzo(b)fluoranthene	252	11.178	11.178	(0.966)	1755534	60.0000	58.337

Compounds	QUANT SIG MASS	RT	EXP RT	REL RT	RESPONSE	AMOUNTS CAL-AMT (NG)	AMOUNTS ON-COL (NG)
142 Benzo(k)fluoranthene	252	11.204	11.204	(0.968)	1804935	60.0000	63.579
143 7,12-dimethylbenz[a]anthracen	256	11.172	11.172	(0.965)	839265	60.0000	62.055
146 Benzo(a)pyrene	252	11.520	11.520	(0.995)	1352786	60.0000	61.070
149 Indeno(1,2,3-cd)pyrene	276	12.796	12.796	(1.106)	1783320	60.0000	64.702
150 Dibenz(a,h)anthracene	278	12.818	12.818	(1.108)	1507694	60.0000	66.189
151 Benzo(g,h,i)perylene	276	13.149	13.149	(1.136)	1474342	60.0000	63.022
$ 154 Nitrobenzene-d5	82	4.682	4.682	(0.894)	748087	60.0000	58.873
$ 155 2-Fluorobiphenyl	172	6.076	6.076	(0.922)	1290630	60.0000	59.238
$ 156 Terphenyl-d14	244	9.009	9.009	(0.898)	1198279	60.0000	57.708
$ 157 Phenol-d5	99	4.024	4.024	(0.948)	800153	60.0000	57.804
$ 158 2-Fluorophenol	112	3.212	3.212	(0.757)	588965	60.0000	58.597
$ 159 2,4,6-Tribromophenol	330	7.203	7.203	(0.931)	137693	60.0000	63.426
$ 186 2-Chlorophenol-d4	132	4.078	4.078	(0.961)	717696	60.0000	58.505
$ 187 1,2-Dichlorobenzene-d4	152	4.366	4.366	(1.029)	507587	60.0000	60.436

QC Flag Legend

A - Target compound detected but, quantitated amount exceeded maximum amount.
Q - Qualifier signal failed the ratio test.
M - Compound response manually integrated.

Data File Name: F09020C7.D
Inj. Date and Time: 02-SEP-2010 03:41
Instrument ID: 722.i
Client ID: SSTD60
Compound Name: Benzoic Acid
CAS #: 65-85-0

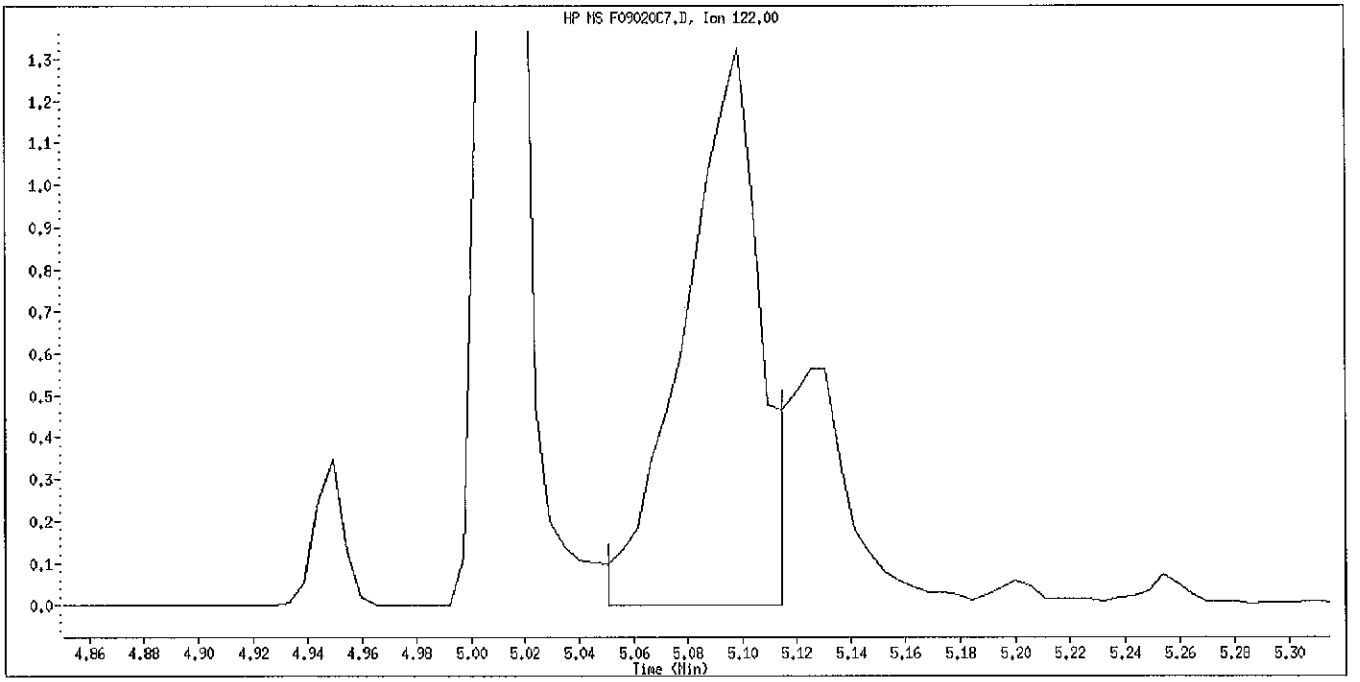

Original Integration

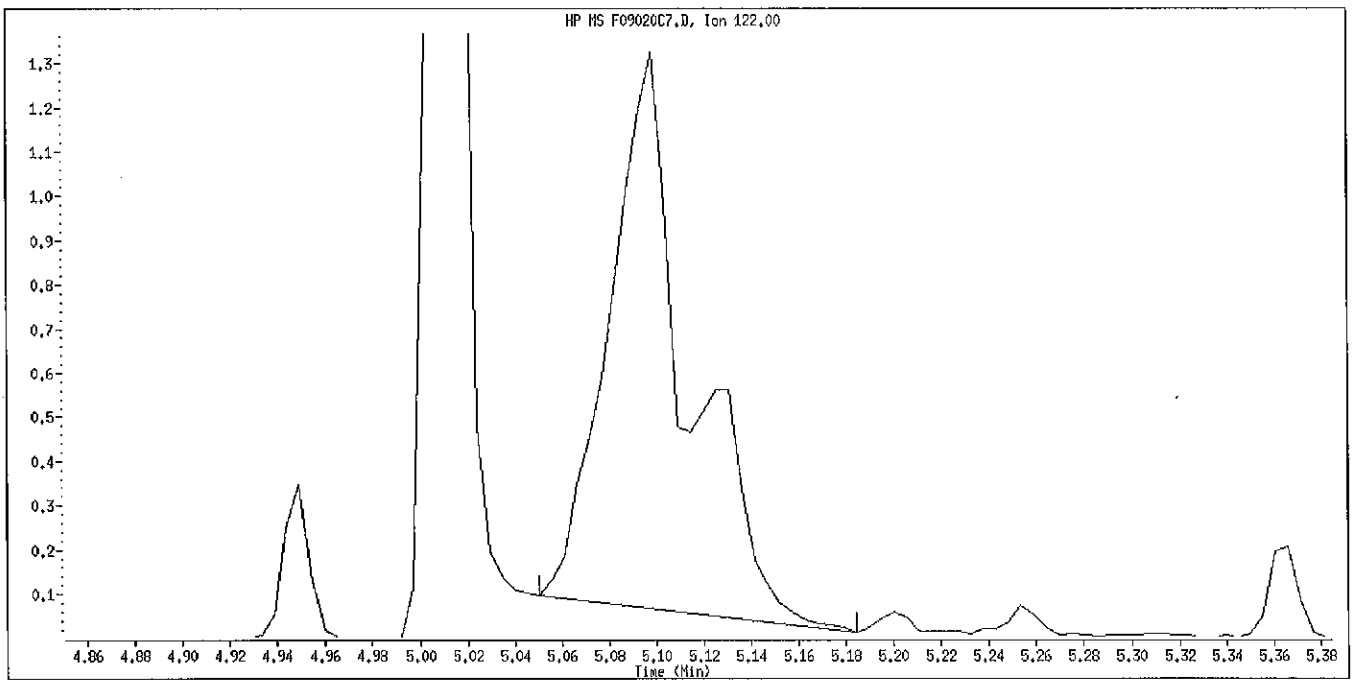

Manual Integration

Manually Integrated By: bungardf
Manual Integration Reason: Peak Not Found

Data File: \\PITSVR06\d\chem\722.i\090210.b\F09020C8.D
Date : 02-SEP-2010 04:00
Client ID: SSTD80
Sample Info: SSTD80 (40ug/ml) BNA0667-10

Instrument: 722.i
Operator: 007062
Column diameter: 0.25

Column phase: Hp5-MS

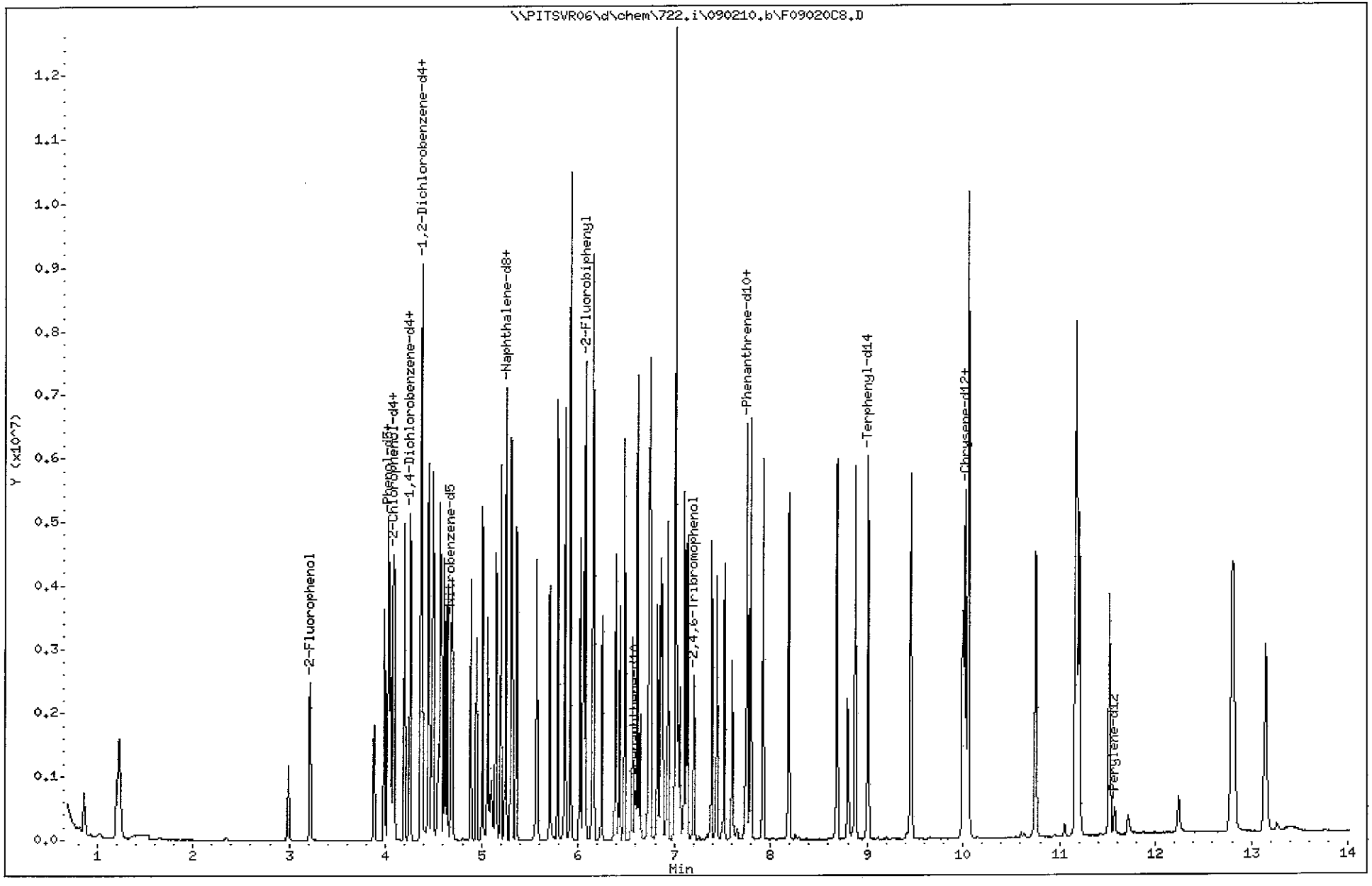

Test America Pittsburgh

Semivolatile REPORT SW-846 Method 8270

Data file : \\PITSVR06\d\chem\722.i\090210.b\F09020C8.D
Lab Smp Id: sstd80 Client Smp ID: SSTD80
Inj Date : 02-SEP-2010 04:00
Operator : 007062 Inst ID: 722.i
Smp Info : SSTD80 (40ug/ml) BNA0667-10
Misc Info : sstd80,090210.b,ll.m,2-root.sub,1,8
Comment :
Method : \\PITSVR06\d\chem\722.i\090210.b\LL.m
Meth Date : 02-Sep-2010 04:44 722.i Quant Type: ISTD
Cal Date : 02-SEP-2010 04:00 Cal File: F09020C8.D
Als bottle: 9 Calibration Sample, Level: 8
Dil Factor: 1.00000
Integrator: HP RTE Compound Sublist: 2-root.sub
Target Version: 4.14
Processing Host: PITPC-503

	Compounds	QUANT SIG MASS	RT	EXP RT	REL RT	RESPONSE	AMOUNTS CAL-AMT (NG)	AMOUNTS ON-COL (NG)
* 1	1,4-Dichlorobenzene-d4	152	4.246	4.246	(1.000)	72043	8.00000	
* 2	Naphthalene-d8	136	5.239	5.239	(1.000)	254949	8.00000	
* 3	Acenaphthene-d10	164	6.591	6.591	(1.000)	136935	8.00000	
* 4	Phenanthrene-d10	188	7.739	7.739	(1.000)	204541	8.00000	
* 5	Chrysene-d12	240	10.031	10.031	(1.000)	200515	8.00000	
* 6	Perylene-d12	264	11.575	11.575	(1.000)	181380	8.00000	
198	1,4-Dioxane	88	0.864	0.864	(0.204)	216356	80.0000	54.751
220	Benzaldehyde	77	3.882	3.882	(0.914)	380528	80.0000	44.225
10	N-Nitrosodimethylamine	74	1.206	1.206	(0.284)	597237	80.0000	77.184
9	Pyridine	79	1.227	1.227	(0.289)	1065482	80.0000	74.970
16	Methyl methanesulfonate	80	2.990	2.990	(0.704)	475827	80.0000	75.237
21	Aniline	93	3.989	3.989	(0.940)	1374107	80.0000	75.623
22	Phenol	94	4.032	4.032	(0.950)	1214586	80.0000	74.957
23	bis(2-Chloroethyl)ether	93	4.053	4.053	(0.955)	892928	80.0000	75.217
24	2-Chlorophenol	128	4.091	4.091	(0.964)	977379	80.0000	75.684
26	1,3-Dichlorobenzene	146	4.197	4.197	(0.989)	1133437	80.0000	75.727
27	1,4-Dichlorobenzene	146	4.256	4.256	(1.002)	1133799	80.0000	75.960
28	1,2-Dichlorobenzene	146	4.379	4.379	(1.031)	1095224	80.0000	76.908
227	Indene	116	4.449	4.449	(1.048)	1651351	80.0000	75.412(A)
29	Benzyl Alcohol	108	4.379	4.379	(1.031)	580897	80.0000	79.028
30	2-Methylphenol	108	4.497	4.497	(1.059)	836669	80.0000	77.551
31	2,2'-oxybis(1-Chloropropane)	45	4.481	4.481	(1.055)	829189	80.0000	74.900
37	Acetophenone	105	4.571	4.571	(1.077)	1259156	80.0000	74.186
32	N-Nitroso-di-n-propylamine	70	4.587	4.587	(1.081)	655936	80.0000	73.903
192	4-Methylphenol	108	4.614	4.614	(1.087)	828775	80.0000	74.477
34	Hexachloroethane	117	4.646	4.646	(1.094)	438910	80.0000	78.867
35	Nitrobenzene	77	4.700	4.700	(0.897)	1005073	80.0000	75.736
36	N-Nitrosopyrrolidine	100	4.550	4.550	(1.072)	438814	80.0000	76.446
41	Isophorone	82	4.892	4.892	(0.934)	1640019	80.0000	75.046
42	2-Nitrophenol	139	4.951	4.951	(0.945)	549934	80.0000	84.491
43	2,4-Dimethylphenol	107	5.009	5.009	(0.956)	936766	80.0000	76.312
44	bis(2-Chloroethoxy)methane	93	5.068	5.068	(0.967)	987303	80.0000	77.524
48	2,4-Dichlorophenol	162	5.148	5.148	(0.983)	766278	80.0000	80.440

Compounds	QUANT SIG MASS	RT	EXP RT	REL RT	RESPONSE	AMOUNTS CAL-AMT (NG)	AMOUNTS ON-COL (NG)
49 Benzoic Acid	122	5.111	5.111	(0.976)	367534	80.0000	72.266
50 1,2,4-Trichlorobenzene	180	5.202	5.202	(0.993)	862803	80.0000	79.850
51 Naphthalene	128	5.255	5.255	(1.003)	2506247	80.0000	74.120
52 4-Chloroaniline	127	5.309	5.309	(1.013)	1108816	80.0000	79.287
54 2,6-Dichlorophenol	162	5.314	5.314	(1.014)	765478	80.0000	81.090
56 Hexachlorobutadiene	225	5.367	5.367	(1.024)	515903	80.0000	80.395
221 Caprolactam	113	5.581	5.581	(1.065)	249435	80.0000	77.630
59 4-Chloro-3-Methylphenol	107	5.709	5.709	(1.090)	780126	80.0000	79.362
62 2-Methylnaphthalene	142	5.789	5.789	(1.105)	1734180	80.0000	77.912
205 1-Methylnaphthalene	142	5.864	5.864	(1.119)	1678686	80.0000	78.950
64 Hexachlorocyclopentadiene	237	5.923	5.923	(0.899)	642122	80.0000	105.92
65 1,2,4,5-Tetrachlorobenzene	216	5.923	5.923	(0.899)	835039	80.0000	84.598
66 2,4,6-Trichlorophenol	196	6.019	6.019	(0.913)	539655	80.0000	83.502
67 2,4,5-Trichlorophenol	196	6.057	6.057	(0.919)	549765	80.0000	81.240
222 1,1'-Biphenyl	154	6.153	6.153	(0.934)	2071853	80.0000	79.521
70 2-Chloronaphthalene	162	6.163	6.163	(0.935)	1617556	80.0000	80.689
73 2-Nitroaniline	65	6.249	6.249	(0.948)	479031	80.0000	81.621
76 Dimethylphthalate	163	6.388	6.388	(0.969)	1724571	80.0000	78.239
78 2,6-Dinitrotoluene	165	6.431	6.431	(0.976)	424993	80.0000	83.271
79 Acenaphthylene	152	6.484	6.484	(0.984)	2436565	80.0000	77.336
81 3-Nitroaniline	138	6.564	6.564	(0.996)	450797	80.0000	85.032
82 Acenaphthene	153	6.617	6.617	(1.004)	1531541	80.0000	78.102
83 2,4-Dinitrophenol	184	6.644	6.644	(1.008)	245954	80.0000	96.064
85 4-Nitrophenol	109	6.730	6.730	(1.021)	293097	80.0000	83.415
86 Dibenzofuran	168	6.751	6.751	(1.024)	2159796	80.0000	78.246
87 2,4-Dinitrotoluene	165	6.746	6.746	(1.024)	560245	80.0000	83.766
91 2,3,5,6-Tetrachlorophenol	232	6.826	6.826	(1.036)	465386	80.0000	87.732
88 2,3,4,6-Tetrachlorophenol	232	6.858	6.858	(1.041)	424055	80.0000	77.750
92 2-Naphthylamine	143	6.874	6.874	(1.043)	1189397	80.0000	67.381
93 Diethylphthalate	149	6.933	6.933	(1.052)	1671139	80.0000	77.214
94 Fluorene	166	7.018	7.018	(1.065)	1838978	80.0000	81.211
95 4-Chlorophenyl-phenylether	204	7.018	7.018	(1.065)	940888	80.0000	85.107
96 4-Nitroaniline	138	6.564	6.564	(0.996)	450797	80.0000	84.312
98 4,6-Dinitro-2-methylphenol	198	7.061	7.061	(0.912)	332018	80.0000	99.684
99 N-Nitrosodiphenylamine	169	7.109	7.109	(0.919)	1196130	80.0000	81.995
100 1,2-Diphenylhydrazine	77	7.141	7.141	(0.923)	1785576	80.0000	76.579
106 4-Bromophenyl-phenylether	248	7.392	7.392	(0.955)	472668	80.0000	83.003
107 Hexachlorobenzene	284	7.446	7.446	(0.962)	455186	80.0000	83.831
223 Atrazine	200	7.526	7.526	(0.972)	467406	80.0000	79.741
111 Pentachlorophenol	266	7.606	7.606	(0.983)	299490	80.0000	81.306
115 Phenanthrene	178	7.755	7.755	(1.002)	2292322	80.0000	78.885
116 Anthracene	178	7.798	7.798	(1.008)	2284039	80.0000	78.438
119 Carbazole	167	7.926	7.926	(1.024)	2026992	80.0000	77.220
120 Di-n-Butylphthalate	149	8.193	8.193	(1.059)	2616375	80.0000	77.860
123 Fluoranthene	202	8.690	8.690	(1.123)	2304890	80.0000	78.616
124 Benzidine	184	8.797	8.797	(0.877)	846116	80.0000	65.746
125 Pyrene	202	8.877	8.877	(0.885)	2335385	80.0000	74.746
131 Butylbenzylphthalate	149	9.459	9.459	(0.943)	1210510	80.0000	77.443
135 3,3'-Dichlorobenzidine	252	9.999	9.999	(0.997)	817762	80.0000	80.573
136 Benzo(a)Anthracene	228	10.020	10.020	(0.999)	2248154	80.0000	78.708
137 Chrysene	228	10.058	10.058	(1.003)	2149776	80.0000	78.994
139 bis(2-ethylhexyl)Phthalate	149	10.052	10.052	(1.002)	1791062	80.0000	80.092
140 Di-n-octylphthalate	149	10.758	10.758	(0.929)	2733892	80.0000	75.958
141 Benzo(b)fluoranthene	252	11.180	11.180	(0.966)	2462687	80.0000	81.633

Compounds	QUANT SIG MASS	RT	EXP RT	REL RT	RESPONSE	AMOUNTS CAL-AMT (NG)	AMOUNTS ON-COL (NG)
142 Benzo(k)fluoranthene	252	11.206	11.206	(0.968)	2368721	80.0000	83.024
143 7,12-dimethylbenz[a]anthracen	256	11.174	11.174	(0.965)	1185446	80.0000	86.648
146 Benzo(a)pyrene	252	11.522	11.522	(0.995)	1826498	80.0000	82.170
149 Indeno(1,2,3-cd)pyrene	276	12.798	12.798	(1.106)	2406756	80.0000	86.366
150 Dibenz(a,h)anthracene	278	12.820	12.820	(1.108)	2008640	80.0000	87.100
151 Benzo(g,h,i)perylene	276	13.151	13.151	(1.136)	1959860	80.0000	83.315
$ 154 Nitrobenzene-d5	82	4.684	4.684	(0.894)	1001289	80.0000	76.440
$ 155 2-Fluorobiphenyl	172	6.078	6.078	(0.922)	1801672	80.0000	79.483
$ 156 Terphenyl-d14	244	9.011	9.011	(0.898)	1604952	80.0000	77.398
$ 157 Phenol-d5	99	4.027	4.027	(0.948)	1116575	80.0000	76.866
$ 158 2-Fluorophenol	112	3.215	3.215	(0.757)	805467	80.0000	76.425
$ 159 2,4,6-Tribromophenol	330	7.205	7.205	(0.931)	192102	80.0000	85.475
$ 186 2-Chlorophenol-d4	132	4.075	4.075	(0.960)	985033	80.0000	76.560
$ 187 1,2-Dichlorobenzene-d4	152	4.368	4.368	(1.029)	701385	80.0000	79.244

QC Flag Legend

A - Target compound detected but, quantitated amount exceeded maximum amount.

Data File: \\PITSVR06\d\chem\722.i\090210.b\F09020V1.D
Date : 02-SEP-2010 04:20
Client ID: SSTDVER
Sample Info: SSTDVER (20ug/ml) BNA0670-10

Instrument: 722.i

Operator: 007062
Column diameter: 0.25

Column phase: Hp5-MS

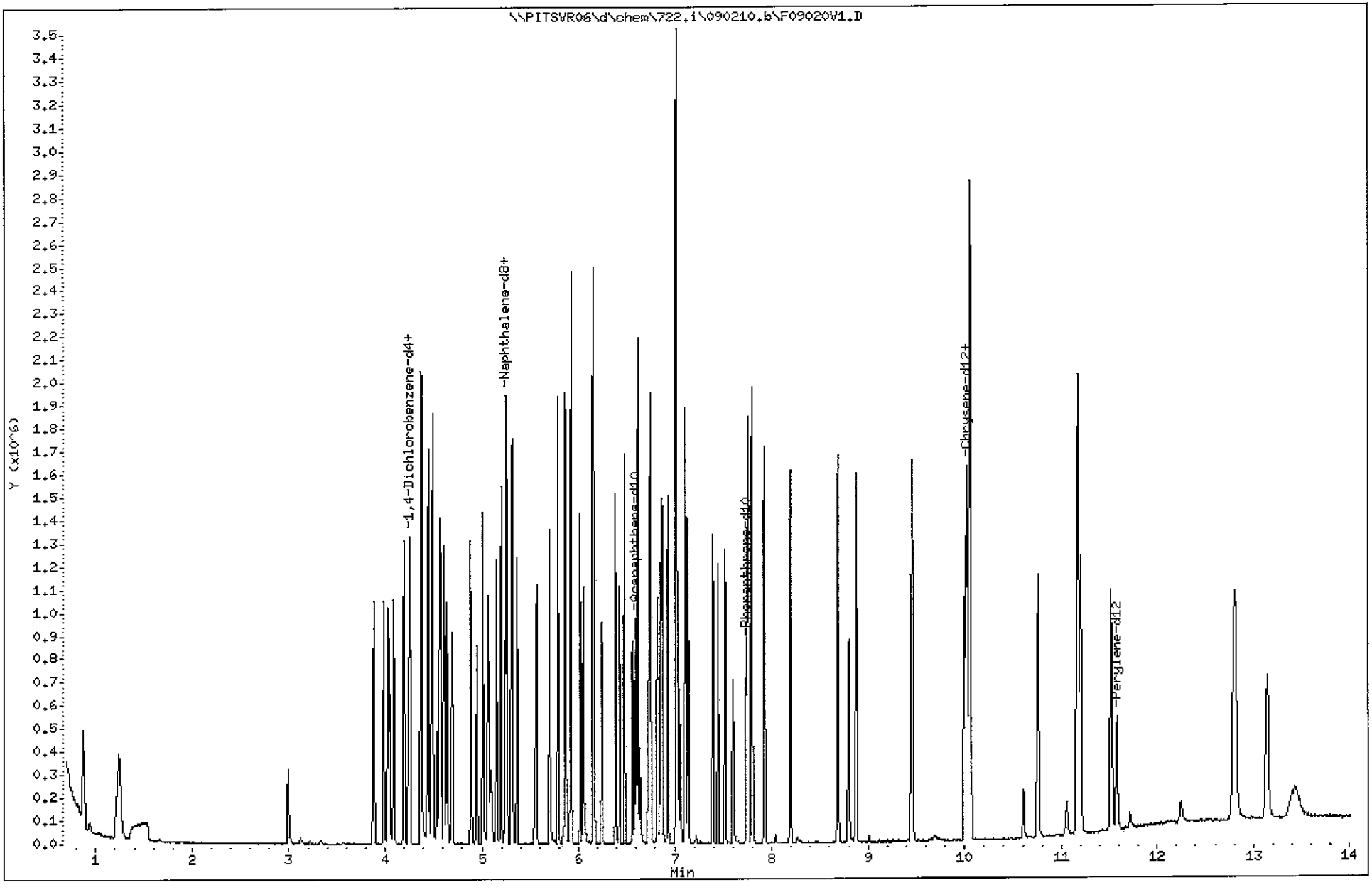

Test America Pittsburgh

Semivolatile REPORT SW-846 Method 8270

Data file : \\PITSVR06\d\chem\722.i\090210.b\F09020V1.D
Lab Smp Id: sstdver Client Smp ID: SSTDVER
Inj Date : 02-SEP-2010 04:20
Operator : 007062 Inst ID: 722.i
Smp Info : SSTDVER (20ug/ml) BNA0670-10
Misc Info : sstdver,090210.b,ll.m,2-root.sub
Comment :
Method : \\PITSVR06\d\chem\722.i\090210.b\LL.m
Meth Date : 02-Sep-2010 04:44 722.i Quant Type: ISTD
Cal Date : 02-SEP-2010 04:00 Cal File: F09020C8.D
Als bottle: 10
Dil Factor: 1.00000
Integrator: HP RTE Compound Sublist: 2-root.sub
Target Version: 4.14
Processing Host: PITPC-503

Compounds	QUANT SIG MASS	RT	EXP RT	REL RT	RESPONSE	CONCENTRATIONS ON-COLUMN (NG)	FINAL (NG)
* 1 1,4-Dichlorobenzene-d4	152	4.243	4.246	(1.000)	83688	8.00000	(Q)
* 2 Naphthalene-d8	136	5.237	5.239	(1.000)	315439	8.00000	
* 3 Acenaphthene-d10	164	6.589	6.591	(1.000)	176604	8.00000	
* 4 Phenanthrene-d10	188	7.737	7.739	(1.000)	263934	8.00000	
* 5 Chrysene-d12	240	10.029	10.031	(1.000)	254442	8.00000	
* 6 Perylene-d12	264	11.578	11.575	(1.000)	221534	8.00000	
198 1,4-Dioxane	88	0.867	0.864	(0.204)	68203	14.8580	14.858
220 Benzaldehyde	77	3.880	3.882	(0.914)	211317	21.1420	21.142
10 N-Nitrosodimethylamine	74	1.214	1.206	(0.286)	150592	16.7537	16.754
9 Pyridine	79	1.241	1.227	(0.293)	286969	17.3823	17.382
16 Methyl methanesulfonate	80	2.988	2.990	(0.704)	131394	17.8848	17.885
21 Aniline	93	3.987	3.989	(0.940)	395077	18.7173	18.717
22 Phenol	94	4.030	4.032	(0.950)	323541	17.1886	17.188
23 bis(2-Chloroethyl)ether	93	4.051	4.053	(0.955)	227189	16.4746	16.475
24 2-Chlorophenol	128	4.088	4.091	(0.963)	253364	16.8894	16.889
26 1,3-Dichlorobenzene	146	4.195	4.197	(0.989)	287629	16.5430	16.543
27 1,4-Dichlorobenzene	146	4.259	4.256	(1.004)	291706	16.8237	16.824
28 1,2-Dichlorobenzene	146	4.377	4.379	(1.031)	276333	16.7044	16.704
227 Indene	116	4.446	4.449	(1.048)	454135	17.8531	17.853(A)
29 Benzyl Alcohol	108	4.372	4.379	(1.030)	138547	16.2258	16.226
30 2-Methylphenol	108	4.489	4.497	(1.058)	224709	17.9302	17.930
31 2,2'-oxybis(1-Chloropropane)	45	4.484	4.481	(1.057)	248852	19.3507	19.351
37 Acetophenone	105	4.569	4.571	(1.077)	342949	17.3940	17.394
32 N-Nitroso-di-n-propylamine	70	4.580	4.587	(1.079)	173769	16.8540	16.854
192 4-Methylphenol	108	4.612	4.614	(1.087)	234454	18.1373	18.137
34 Hexachloroethane	117	4.644	4.646	(1.094)	113057	17.4881	17.488
35 Nitrobenzene	77	4.697	4.700	(0.897)	269423	16.4087	16.409
36 N-Nitrosopyrrolidine	100	4.543	4.550	(1.070)	115378	17.3033	17.303
41 Isophorone	82	4.884	4.892	(0.933)	456566	16.8857	16.886
42 2-Nitrophenol	139	4.949	4.951	(0.945)	139179	17.2828	17.283
43 2,4-Dimethylphenol	107	5.007	5.009	(0.956)	243792	16.0517	16.052
44 bis(2-Chloroethoxy)methane	93	5.066	5.068	(0.967)	265191	16.8300	16.830
48 2,4-Dichlorophenol	162	5.146	5.148	(0.983)	204247	17.3292	17.329

	Compounds	QUANT SIG MASS	RT	EXP RT	REL RT	RESPONSE	CONCENTRATIONS ON-COLUMN (NG)	CONCENTRATIONS FINAL (NG)
49	Benzoic Acid	122	5.093	5.111	(0.972)	106954	16.9970	16.997(M)
50	1,2,4-Trichlorobenzene	180	5.200	5.202	(0.993)	220568	16.4985	16.498
51	Naphthalene	128	5.253	5.255	(1.003)	704491	16.8392	16.839
52	4-Chloroaniline	127	5.306	5.309	(1.013)	291210	16.8301	16.830
54	2,6-Dichlorophenol	162	5.312	5.314	(1.014)	214745	18.3863	18.386
56	Hexachlorobutadiene	225	5.365	5.367	(1.024)	124584	15.6914	15.691
221	Caprolactam	113	5.552	5.581	(1.060)	68156	17.1441	17.144
59	4-Chloro-3-Methylphenol	107	5.702	5.709	(1.089)	207097	17.0279	17.028
62	2-Methylnaphthalene	142	5.787	5.789	(1.105)	451254	16.3858	16.386
205	1-Methylnaphthalene	142	5.862	5.864	(1.119)	477231	18.1405	18.140
64	Hexachlorocyclopentadiene	237	5.921	5.923	(0.899)	111633	14.2788	14.279
65	1,2,4,5-Tetrachlorobenzene	216	5.921	5.923	(0.899)	212431	16.6872	16.687
66	2,4,6-Trichlorophenol	196	6.017	6.019	(0.913)	139113	16.6902	16.690
67	2,4,5-Trichlorophenol	196	6.049	6.057	(0.918)	147301	16.8776	16.878
222	1,1'-Biphenyl	154	6.151	6.153	(0.934)	571121	16.9968	16.997
70	2-Chloronaphthalene	162	6.161	6.163	(0.935)	431743	16.6992	16.699
73	2-Nitroaniline	65	6.241	6.249	(0.947)	125245	16.5467	16.547
76	Dimethylphthalate	163	6.386	6.388	(0.969)	464323	16.3334	16.333
78	2,6-Dinitrotoluene	165	6.428	6.431	(0.976)	110504	16.7882	16.788
79	Acenaphthylene	152	6.482	6.484	(0.984)	634210	15.6082	15.608
81	3-Nitroaniline	138	6.562	6.564	(0.996)	116596	17.0528	17.053
82	Acenaphthene	153	6.615	6.617	(1.004)	422268	16.6970	16.697
83	2,4-Dinitrophenol	184	6.642	6.644	(1.008)	54318	16.4499	16.450
85	4-Nitrophenol	109	6.722	6.730	(1.020)	74910	16.5305	16.530
86	Dibenzofuran	168	6.749	6.751	(1.024)	594840	16.7094	16.709
87	2,4-Dinitrotoluene	165	6.738	6.746	(1.023)	142387	16.5073	16.507
91	2,3,5,6-Tetrachlorophenol	232	6.824	6.826	(1.036)	127608	18.6525	18.652
88	2,3,4,6-Tetrachlorophenol	232	6.856	6.858	(1.041)	126603	17.9984	17.998
92	2-Naphthylamine	143	6.872	6.874	(1.043)	447067	19.6380	19.638
93	Diethylphthalate	149	6.931	6.933	(1.052)	462624	16.5739	16.574
94	Fluorene	166	7.016	7.018	(1.065)	479704	16.4258	16.426
95	4-Chlorophenyl-phenylether	204	7.016	7.018	(1.065)	237194	16.6358	16.636
96	4-Nitroaniline	138	6.562	6.564	(0.996)	116596	16.9086	16.909
98	4,6-Dinitro-2-methylphenol	198	7.053	7.061	(0.912)	77777	18.0968	18.097
99	N-Nitrosodiphenylamine	169	7.107	7.109	(0.919)	385519	20.4805	20.480
100	1,2-Diphenylhydrazine	77	7.134	7.141	(0.922)	507373	16.8633	16.863
106	4-Bromophenyl-phenylether	248	7.390	7.392	(0.955)	121904	16.5898	16.590
107	Hexachlorobenzene	284	7.443	7.446	(0.962)	116442	16.6193	16.619
223	Atrazine	200	7.518	7.526	(0.972)	131109	17.3343	17.334
111	Pentachlorophenol	266	7.604	7.606	(0.983)	71914	15.1299	15.130
115	Phenanthrene	178	7.753	7.755	(1.002)	594646	15.8584	15.858
116	Anthracene	178	7.796	7.798	(1.008)	645534	17.1802	17.180
119	Carbazole	167	7.924	7.926	(1.024)	583255	17.2196	17.220
120	Di-n-Butylphthalate	149	8.191	8.193	(1.059)	722066	16.6523	16.652
123	Fluoranthene	202	8.688	8.690	(1.123)	623088	16.4700	16.470
124	Benzidine	184	8.800	8.797	(0.877)	334558	20.4867	20.487
125	Pyrene	202	8.875	8.877	(0.885)	649382	16.3789	16.379
131	Butylbenzylphthalate	149	9.463	9.459	(0.944)	336898	16.9853	16.985
135	3,3'-Dichlorobenzidine	252	9.997	9.999	(0.997)	221235	17.1781	17.178
136	Benzo(a)Anthracene	228	10.018	10.020	(0.999)	611295	16.8657	16.866
137	Chrysene	228	10.056	10.058	(1.003)	572179	16.5689	16.569
139	bis(2-ethylhexyl)Phthalate	149	10.056	10.052	(1.003)	444941	15.6797	15.680
140	Di-n-octylphthalate	149	10.761	10.758	(0.929)	751072	17.0853	17.085
141	Benzo(b)fluoranthene	252	11.172	11.180	(0.965)	589688	16.0039	16.004

	Compounds	QUANT SIG MASS	RT	EXP RT	REL RT	RESPONSE	CONCENTRATIONS ON-COLUMN (NG)	FINAL (NG)
142	Benzo(k)fluoranthene	252	11.199	11.206	(0.967)	571532	16.4014	16.401
143	7,12-dimethylbenz[a]anthracen	256	11.167	11.174	(0.964)	284855	17.0471	17.047
146	Benzo(a)pyrene	252	11.519	11.522	(0.995)	520051	19.1554	19.155
149	Indeno(1,2,3-cd)pyrene	276	12.791	12.798	(1.105)	553880	16.2732	16.273
150	Dibenz(a,h)anthracene	278	12.812	12.820	(1.107)	462489	16.4198	16.420
151	Benzo(g,h,i)perylene	276	13.149	13.151	(1.136)	463484	16.1318	16.132
$ 154	Nitrobenzene-d5	82	Compound Not Detected.					
$ 155	2-Fluorobiphenyl	172	Compound Not Detected.					
$ 156	Terphenyl-d14	244	Compound Not Detected.					
$ 157	Phenol-d5	99	Compound Not Detected.					
$ 158	2-Fluorophenol	112	Compound Not Detected.					
$ 159	2,4,6-Tribromophenol	329	Compound Not Detected.					
$ 186	2-Chlorophenol-d4	132	Compound Not Detected.					
$ 187	1,2-Dichlorobenzene-d4	152	Compound Not Detected.					

QC Flag Legend

A - Target compound detected but, quantitated amount exceeded maximum amount.
Q - Qualifier signal failed the ratio test.
M - Compound response manually integrated.

Data File Name: F09020V1.D
Inj. Date and Time: 02-SEP-2010 04:20
Instrument ID: 722.i
Client ID: SSTDVER
Compound Name: Benzoic Acid
CAS #: 65-85-0

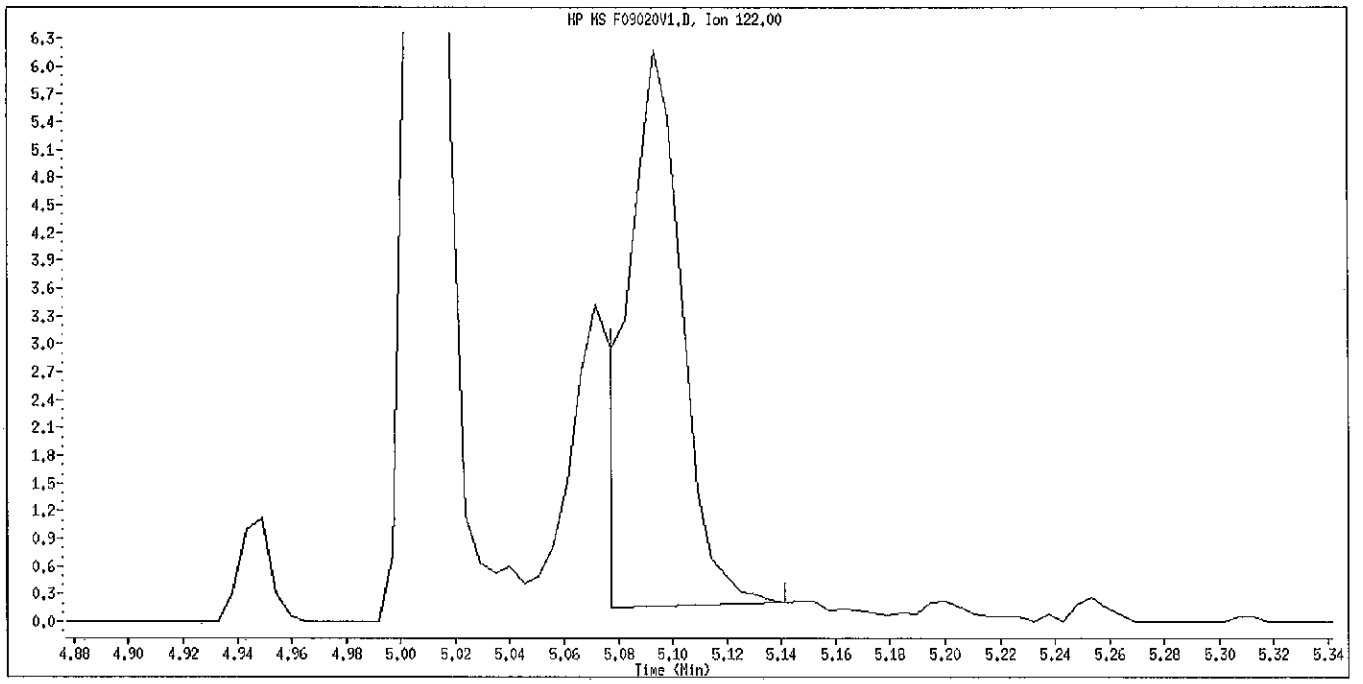

Original Integration

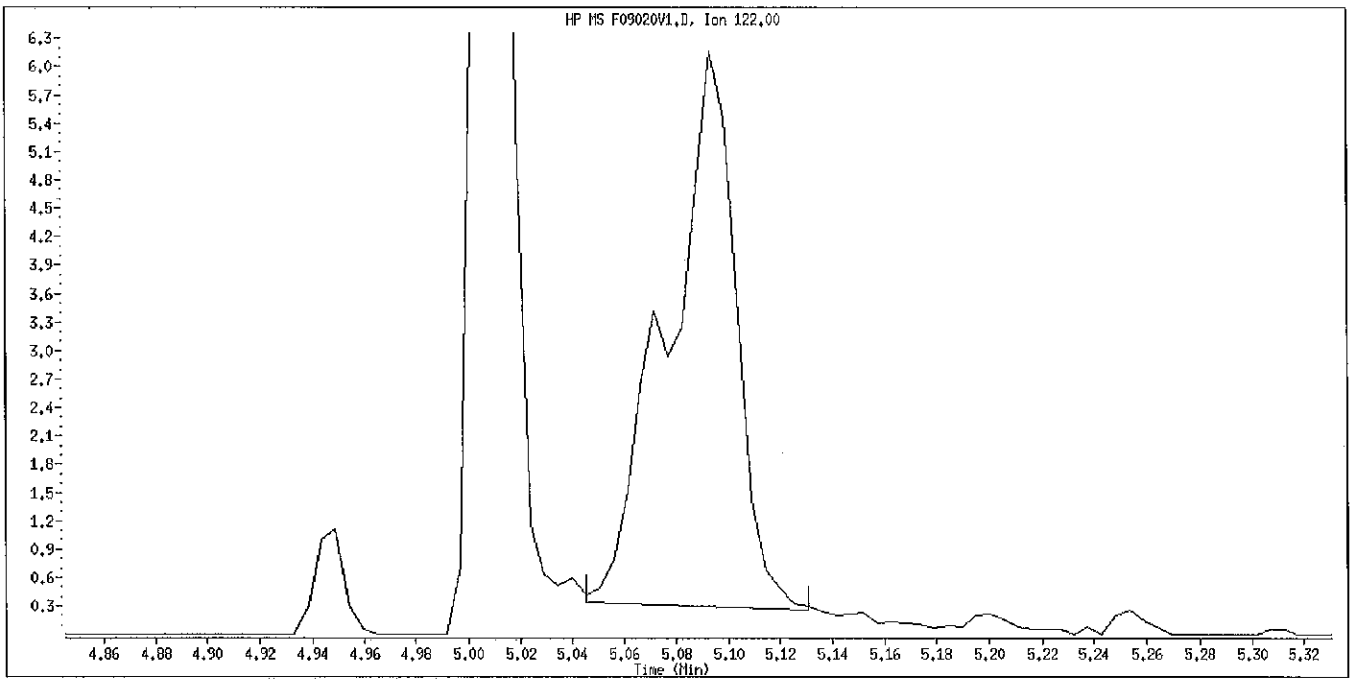

Manual Integration

Manually Integrated By: bungardf
Manual Integration Reason: Peak Not Found

Test America Pittsburgh

CONTINUING CALIBRATION COMPOUNDS

Instrument ID: 722.i Injection Date: 07-NOV-2010 23:01
Lab File ID: F11070C1.D Init. Cal. Date(s): 02-SEP-2010 02-SEP-2010
Analysis Type: Init. Cal. Times: 01:40 04:00
Lab Sample ID: sstd4 Quant Type: ISTD
Method: \\PITSVR06\d\chem\722.i\110710.b\LL.m

COMPOUND	RRF / AMOUNT	RF4	CCAL RRF4	MIN RRF	%D / %DRIFT	MAX %D / %DRIFT	CURVE TYPE	
198 1,4-Dioxane	4.00000	++++	0.11043	0.010	++++	25.00000	Quadratic	<-
220 Benzaldehyde	4.00000	2.03418	0.67021	0.010	49.14552	25.00000	Quadratic	<-
10 N-Nitrosodimethylamine	0.85925	0.68825	0.68825	0.010	19.90124	25.00000	Averaged	
9 Pyridine	1.57817	0.94614	0.94614	0.010	40.04860	25.00000	Averaged	<-
16 Methyl methanesulfonate	0.70229	0.64537	0.64537	0.010	8.10532	25.00000	Averaged	
21 Aniline	2.01774	1.39714	1.39714	0.010	30.75697	25.00000	Averaged	<-
22 Phenol	1.79935	1.57930	1.57930	0.010	12.22943	20.00000	Averaged	
23 bis(2-Chloroethyl)ether	1.31825	1.27134	1.27134	0.010	3.55879	25.00000	Averaged	
24 2-Chlorophenol	1.43403	1.40290	1.40290	0.010	2.17029	25.00000	Averaged	
26 1,3-Dichlorobenzene	1.66205	1.54890	1.54890	0.010	6.80759	25.00000	Averaged	
27 1,4-Dichlorobenzene	1.65749	1.59551	1.59551	0.010	3.73892	20.00000	Averaged	
28 1,2-Dichlorobenzene	1.58135	1.47864	1.47864	0.010	6.49531	25.00000	Averaged	
227 Indene	2.43163	2.22884	2.22884	0.010	8.33988	25.00000	Averaged	
29 Benzyl Alcohol	4.00000	4.11073	0.72577	0.010	-2.76815	25.00000	Quadratic	
30 2-Methylphenol	4.00000	3.69679	1.14877	0.010	7.58015	25.00000	Quadratic	
31 2,2'-oxybis(1-Chloropropane	1.22934	1.24310	1.24310	0.010	-1.11956	25.00000	Averaged	
37 Acetophenone	1.88477	1.72642	1.72642	0.010	8.40138	25.00000	Averaged	
32 N-Nitroso-di-n-propylamine	0.98559	0.91235	0.91235	0.050	7.43146	25.00000	Averaged	
192 4-Methylphenol	1.23570	1.13256	1.13256	0.010	8.34670	25.00000	Averaged	
34 Hexachloroethane	0.61799	0.61392	0.61392	0.010	0.65776	25.00000	Averaged	
35 Nitrobenzene	0.41642	0.38420	0.38420	0.010	7.73898	25.00000	Averaged	
36 N-Nitrosopyrrolidine	0.63741	0.51972	0.51972	0.010	18.46359	25.00000	Averaged	
41 Isophorone	0.68574	0.59449	0.59449	0.010	13.30699	25.00000	Averaged	
42 2-Nitrophenol	0.20424	0.18560	0.18560	0.010	9.12539	20.00000	Averaged	
43 2,4-Dimethylphenol	0.38519	0.37298	0.37298	0.010	3.16874	25.00000	Averaged	
44 bis(2-Chloroethoxy)methane	0.39962	0.39006	0.39006	0.010	2.39264	25.00000	Averaged	
48 2,4-Dichlorophenol	0.29892	0.28331	0.28331	0.010	5.22080	20.00000	Averaged	
49 Benzoic Acid	0.15959	0.17928	0.17928	0.010	-12.33944	25.00000	Averaged	
50 1,2,4-Trichlorobenzene	0.33906	0.32744	0.32744	0.010	3.42531	25.00000	Averaged	
51 Naphthalene	1.06103	1.01730	1.01730	0.010	4.12173	25.00000	Averaged	
52 4-Chloroaniline	0.43883	0.34487	0.34487	0.010	21.41031	25.00000	Averaged	
54 2,6-Dichlorophenol	0.29621	0.27823	0.27823	0.010	6.07217	25.00000	Averaged	
56 Hexachlorobutadiene	0.20136	0.19784	0.19784	0.010	1.75018	20.00000	Averaged	
221 Caprolactam	0.10082	0.06239	0.06239	0.010	38.12009	25.00000	Averaged	<-
59 4-Chloro-3-Methylphenol	0.30845	0.27938	0.27938	0.010	9.42433	20.00000	Averaged	
62 2-Methylnaphthalene	0.69844	0.65443	0.65443	0.010	6.30100	25.00000	Averaged	
205 1-Methylnaphthalene	0.66720	0.61589	0.61589	0.010	7.68975	25.00000	Averaged	
64 Hexachlorocyclopentadiene	4.00000	2.43054	0.15661	0.050	39.23640	25.00000	Quadratic	<-
65 1,2,4,5-Tetrachlorobenzene	0.57667	0.56689	0.56689	0.010	1.69497	25.00000	Averaged	
66 2,4,6-Trichlorophenol	0.37757	0.35466	0.35466	0.010	6.06766	20.00000	Averaged	
67 2,4,5-Trichlorophenol	0.39535	0.35035	0.35035	0.010	11.38395	25.00000	Averaged	
222 1,1'-Biphenyl	1.52213	1.38321	1.38321	0.010	9.12688	25.00000	Averaged	

Test America Pittsburgh

CONTINUING CALIBRATION COMPOUNDS

Instrument ID: 722.i
Lab File ID: F11070C1.D
Analysis Type:
Lab Sample ID: sstd4
Method: \\PITSVR06\d\chem\722.i\110710.b\LL.m

Injection Date: 07-NOV-2010 23:01
Init. Cal. Date(s): 02-SEP-2010 02-SEP-2010
Init. Cal. Times: 01:40 04:00
Quant Type: ISTD

COMPOUND	RRF / AMOUNT	RF4	CCAL RRF4	MIN RRF	%D / %DRIFT	MAX %D / %DRIFT	CURVE TYPE	
70 2-Chloronaphthalene	1.17117	1.09218	1.09218	0.010	6.74445	25.00000	Averaged	
73 2-Nitroaniline	0.34288	0.27878	0.27878	0.010	18.69445	25.00000	Averaged	
76 Dimethylphthalate	1.28775	1.08093	1.08093	0.010	16.06044	25.00000	Averaged	
78 2,6-Dinitrotoluene	0.29817	0.24207	0.24207	0.010	18.81559	25.00000	Averaged	
79 Acenaphthylene	1.84064	1.69992	1.69992	0.010	7.64527	25.00000	Averaged	
81 3-Nitroaniline	0.30973	0.22081	0.22081	0.010	28.70748	25.00000	Averaged	<-
82 Acenaphthene	1.14562	1.07762	1.07762	0.010	5.93504	20.00000	Averaged	
83 2,4-Dinitrophenol	10.00000	8.01149	0.08666	0.050	19.88508	25.00000	Quadratic	
85 4-Nitrophenol	0.20528	0.15045	0.15045	0.050	26.70927	25.00000	Averaged	<-
86 Dibenzofuran	1.61260	1.45932	1.45932	0.010	9.50547	25.00000	Averaged	
87 2,4-Dinitrotoluene	0.39074	0.30365	0.30365	0.010	22.28802	25.00000	Averaged	
91 2,3,5,6-Tetrachlorophenol	0.30991	0.24701	0.24701	0.010	20.29533	25.00000	Averaged	
88 2,3,4,6-Tetrachlorophenol	0.31864	0.23527	0.23527	0.010	26.16303	25.00000	Averaged	<-
92 2-Naphthylamine	1.03125	0.33767	0.33767	0.010	67.25658	25.00000	Averaged	<-
93 Diethylphthalate	1.26443	1.04310	1.04310	0.010	17.50379	25.00000	Averaged	
94 Fluorene	1.32293	1.10546	1.10546	0.010	16.43801	25.00000	Averaged	
95 4-Chlorophenyl-phenylether	0.64588	0.55030	0.55030	0.010	14.79854	25.00000	Averaged	
96 4-Nitroaniline	0.31237	0.18328	0.18328	0.010	41.32386	25.00000	Averaged	<-
98 4,6-Dinitro-2-methylphenol	10.00000	7.74946	0.09683	0.010	22.50538	25.00000	Quadratic	
99 N-Nitrosodiphenylamine	0.57056	0.53596	0.53596	0.010	6.06410	20.00000	Averaged	
100 1,2-Diphenylhydrazine	0.91197	0.95492	0.95492	0.010	-4.71045	25.00000	Averaged	
106 4-Bromophenyl-phenylether	0.22273	0.21186	0.21186	0.010	4.87989	25.00000	Averaged	
107 Hexachlorobenzene	0.21237	0.20906	0.20906	0.010	1.55905	25.00000	Averaged	
223 Atrazine	0.22926	0.15695	0.15695	0.010	31.53865	25.00000	Averaged	<-
111 Pentachlorophenol	0.14407	0.11536	0.11536	0.025	19.92909	20.00000	Averaged	
115 Phenanthrene	1.13656	1.09964	1.09964	0.010	3.24834	25.00000	Averaged	
116 Anthracene	1.13890	1.09981	1.09981	0.010	3.43185	25.00000	Averaged	
119 Carbazole	1.02667	0.90419	0.90419	0.010	11.92920	25.00000	Averaged	
120 Di-n-Butylphthalate	1.31431	1.15964	1.15964	0.010	11.76770	25.00000	Averaged	
123 Fluoranthene	1.14670	0.99071	0.99071	0.010	13.60365	20.00000	Averaged	
124 Benzidine	0.51345	0.10411	0.10411	0.010	79.72379	25.00000	Averaged	<-
125 Pyrene	1.24657	1.24345	1.24345	0.010	0.24988	25.00000	Averaged	
131 Butylbenzylphthalate	0.62363	0.49981	0.49981	0.010	19.85491	25.00000	Averaged	
135 3,3'-Dichlorobenzidine	0.40493	0.28322	0.28322	0.010	30.05828	25.00000	Averaged	<-
136 Benzo(a)Anthracene	1.13959	1.02472	1.02472	0.010	10.07965	25.00000	Averaged	
137 Chrysene	1.08578	1.01205	1.01205	0.010	6.79050	25.00000	Averaged	
139 bis(2-ethylhexyl)Phthalate	0.89221	0.84070	0.84070	0.010	5.77360	25.00000	Averaged	
140 Di-n-octylphthalate	1.58748	1.35293	1.35293	0.010	14.77541	20.00000	Averaged	
141 Benzo(b)fluoranthene	1.33059	1.07387	1.07387	0.010	19.29412	25.00000	Averaged	
142 Benzo(k)fluoranthene	1.25838	1.25583	1.25583	0.010	0.20205	25.00000	Averaged	
143 7,12-dimethylbenz[a]anthrac	0.60342	0.51784	0.51784	0.010	14.18275	25.00000	Averaged	
146 Benzo(a)pyrene	0.98040	0.84931	0.84931	0.010	13.37144	20.00000	Averaged	

Test America Pittsburgh

CONTINUING CALIBRATION COMPOUNDS

Instrument ID: 722.i Injection Date: 07-NOV-2010 23:01
Lab File ID: F11070C1.D Init. Cal. Date(s): 02-SEP-2010 02-SEP-2010
Analysis Type: Init. Cal. Times: 01:40 04:00
Lab Sample ID: sstd4 Quant Type: ISTD
Method: \\PITSVR06\d\chem\722.i\110710.b\LL.m

COMPOUND	RRF / AMOUNT	RF4	CCAL RRF4	MIN RRF	%D / %DRIFT	MAX %D / %DRIFT	CURVE TYPE
149 Indeno(1,2,3-cd)pyrene	1.22911	1.15273	1.15273	0.010	6.21430	25.00000	Averaged
150 Dibenz(a,h)anthracene	1.01714	0.87926	0.87926	0.010	13.55553	25.00000	Averaged
151 Benzo(g,h,i)perylene	1.03753	0.99027	0.99027	0.010	4.55510	25.00000	Averaged
$ 154 Nitrobenzene-d5	0.41103	0.37698	0.37698	0.010	8.28564	25.00000	Averaged
$ 155 2-Fluorobiphenyl	1.32427	1.26112	1.26112	0.010	4.76871	25.00000	Averaged
$ 156 Terphenyl-d14	0.82732	0.80248	0.80248	0.010	3.00330	25.00000	Averaged
$ 157 Phenol-d5	1.61305	1.49018	1.49018	0.010	7.61738	25.00000	Averaged
$ 158 2-Fluorophenol	1.17034	1.17502	1.17502	0.010	-0.40038	25.00000	Averaged
$ 159 2,4,6-Tribromophenol	0.08790	0.09024	0.09024	0.010	-2.66434	25.00000	Averaged
$ 186 2-Chlorophenol-d4	1.42872	1.36807	1.36807	0.010	4.24508	25.00000	Averaged
$ 187 1,2-Dichlorobenzene-d4	0.98285	0.92808	0.92808	0.010	5.57229	25.00000	Averaged

Data File: \\PITSVR06\d\chem\722.i\110710.b\F11070C1.D
Date : 07-NOV-2010 23:01
Client ID: SSTD4
Sample Info: SSTD4 (2ug/ml) BNA0831-10

Instrument: 722.i

Operator: 007062
Column diameter: 0.25

Column phase: Hp5-MS

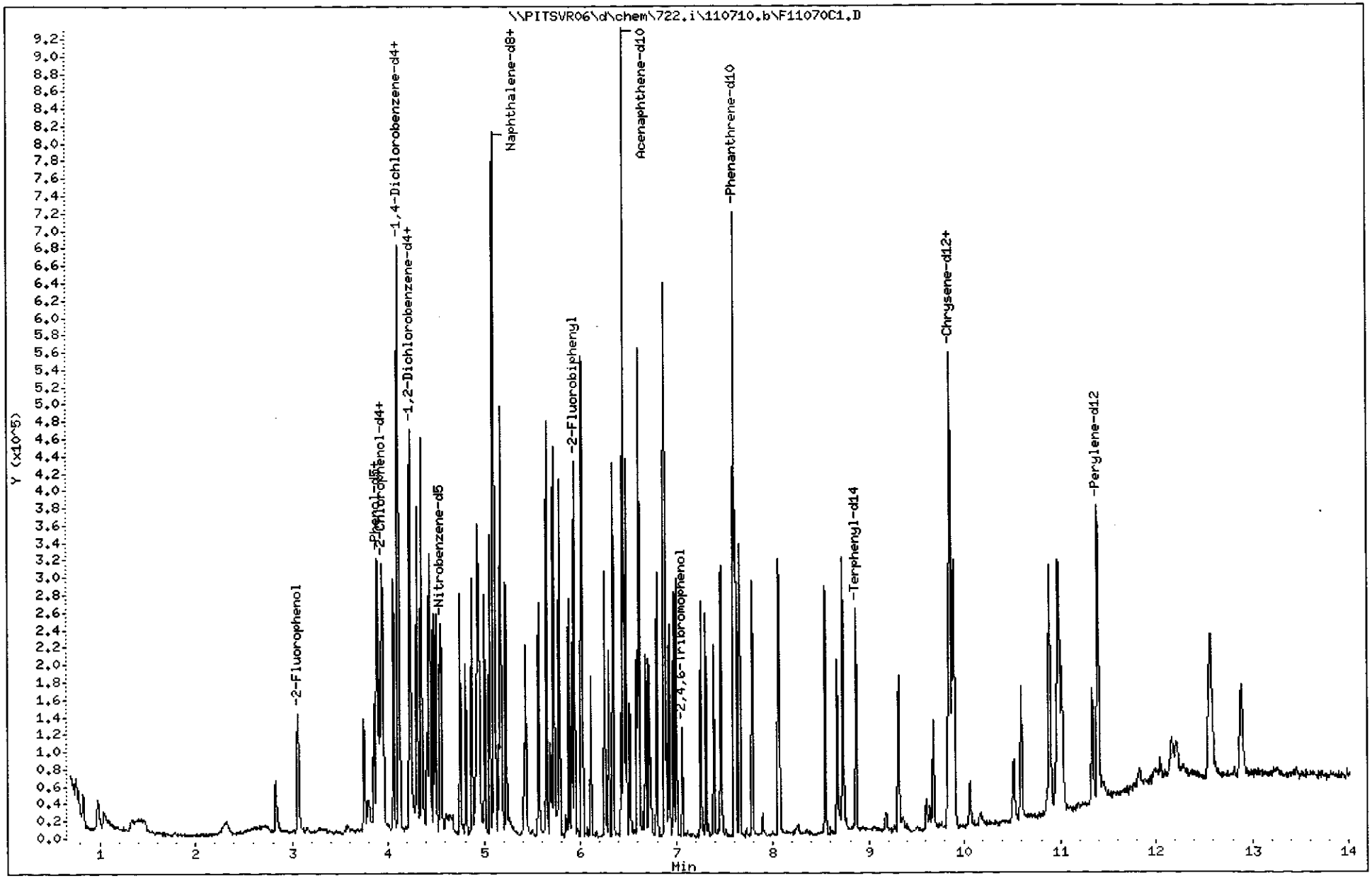

Test America Pittsburgh

Semivolatile REPORT SW-846 Method 8270

Data file : \\PITSVR06\d\chem\722.i\110710.b\F11070C1.D
Lab Smp Id: sstd4 Client Smp ID: SSTD4
Inj Date : 07-NOV-2010 23:01
Operator : 007062 Inst ID: 722.i
Smp Info : SSTD4 (2ug/ml) BNA0831-10
Misc Info : sstd4,110710.b,ll.m,2-root.sub,2,3
Comment :
Method : \\PITSVR06\d\chem\722.i\110710.b\LL.m
Meth Date : 09-Nov-2010 03:28 722.i Quant Type: ISTD
Cal Date : 02-SEP-2010 04:00 Cal File: F09020C8.D
Als bottle: 2 Continuing Calibration Sample
Dil Factor: 1.00000
Integrator: HP RTE Compound Sublist: 2-root.sub
Target Version: 4.14
Processing Host: PITPC-503

	Compounds	QUANT SIG MASS	RT	EXP RT	REL RT	RESPONSE	AMOUNTS CAL-AMT (NG)	AMOUNTS ON-COL (NG)
* 1	1,4-Dichlorobenzene-d4	152	4.107	4.107	(1.000)	87835	8.00000	
* 2	Naphthalene-d8	136	5.100	5.100	(1.000)	318546	8.00000	
* 3	Acenaphthene-d10	164	6.452	6.452	(1.000)	171613	8.00000	
* 4	Phenanthrene-d10	188	7.601	7.601	(1.000)	222196	8.00000	
* 5	Chrysene-d12	240	9.860	9.860	(1.000)	177660	8.00000	
* 6	Perylene-d12	264	11.394	11.394	(1.000)	153831	8.00000	
198	1,4-Dioxane	88	0.747	0.747	(0.182)	4850	4.00000	
220	Benzaldehyde	77	3.749	3.749	(0.913)	29434	4.00000	2.0342
10	N-Nitrosodimethylamine	74	0.976	0.976	(0.238)	30226	4.00000	3.2040
9	Pyridine	79	1.035	1.035	(0.252)	41552	4.00000	2.3980(M)
16	Methyl methanesulfonate	80	2.830	2.830	(0.689)	28343	4.00000	3.6758
21	Aniline	93	3.856	3.856	(0.939)	61359	4.00000	2.7697
22	Phenol	94	3.893	3.893	(0.948)	69359	4.00000	3.5108
23	bis(2-Chloroethyl)ether	93	3.920	3.920	(0.954)	55834	4.00000	3.8576
24	2-Chlorophenol	128	3.952	3.952	(0.962)	61612	4.00000	3.9132
26	1,3-Dichlorobenzene	146	4.059	4.059	(0.988)	68024	4.00000	3.7277
27	1,4-Dichlorobenzene	146	4.123	4.123	(1.004)	70071	4.00000	3.8504
28	1,2-Dichlorobenzene	146	4.235	4.235	(1.031)	64938	4.00000	3.7402
227	Indene	116	4.310	4.310	(1.049)	97885	4.00000	3.6664(A)
29	Benzyl Alcohol	108	4.240	4.240	(1.033)	31874	4.00000	4.1107
30	2-Methylphenol	108	4.353	4.353	(1.060)	50451	4.00000	3.6968
31	2,2'-oxybis(1-Chloropropane)	45	4.347	4.347	(1.059)	54594	4.00000	4.0448
37	Acetophenone	105	4.433	4.433	(1.079)	75820	4.00000	3.6639
32	N-Nitroso-di-n-propylamine	70	4.443	4.443	(1.082)	40068	4.00000	3.7027
192	4-Methylphenol	108	4.475	4.475	(1.090)	49739	4.00000	3.6661
34	Hexachloroethane	117	4.502	4.502	(1.096)	26962	4.00000	3.9737
35	Nitrobenzene	77	4.561	4.561	(0.894)	61192	4.00000	3.6904
36	N-Nitrosopyrrolidine	100	4.411	4.411	(1.074)	22825	4.00000	3.2614
41	Isophorone	82	4.748	4.748	(0.931)	94686	4.00000	3.4677
42	2-Nitrophenol	139	4.812	4.812	(0.943)	29561	4.00000	3.6350
43	2,4-Dimethylphenol	107	4.871	4.871	(0.955)	59406	4.00000	3.8732
44	bis(2-Chloroethoxy)methane	93	4.935	4.935	(0.968)	62126	4.00000	3.9043
48	2,4-Dichlorophenol	162	5.010	5.010	(0.982)	45124	4.00000	3.7912

Compounds	QUANT SIG MASS	RT	EXP RT	REL RT	RESPONSE	AMOUNTS CAL-AMT (NG)	AMOUNTS ON-COL (NG)
49 Benzoic Acid	122	4.951	4.951	(0.971)	71386	10.0000	11.234
50 1,2,4-Trichlorobenzene	180	5.063	5.063	(0.993)	52153	4.00000	3.8630
51 Naphthalene	128	5.116	5.116	(1.003)	162028	4.00000	3.8351
52 4-Chloroaniline	127	5.170	5.170	(1.014)	54929	4.00000	3.1436
54 2,6-Dichlorophenol	162	5.175	5.175	(1.015)	44314	4.00000	3.7571
56 Hexachlorobutadiene	225	5.229	5.229	(1.025)	31510	4.00000	3.9300
221 Caprolactam	113	5.421	5.421	(1.063)	9937	4.00000	2.4752
59 4-Chloro-3-Methylphenol	107	5.565	5.565	(1.091)	44498	4.00000	3.6230
62 2-Methylnaphthalene	142	5.651	5.651	(1.108)	104233	4.00000	3.7480
205 1-Methylnaphthalene	142	5.726	5.726	(1.123)	98095	4.00000	3.6924
64 Hexachlorocyclopentadiene	237	5.779	5.779	(0.896)	13438	4.00000	2.4305
65 1,2,4,5-Tetrachlorobenzene	216	5.784	5.784	(0.897)	48643	4.00000	3.9322
66 2,4,6-Trichlorophenol	196	5.880	5.880	(0.911)	30432	4.00000	3.7573
67 2,4,5-Trichlorophenol	196	5.912	5.912	(0.916)	30062	4.00000	3.5446
222 1,1'-Biphenyl	154	6.014	6.014	(0.932)	118688	4.00000	3.6349
70 2-Chloronaphthalene	162	6.025	6.025	(0.934)	93716	4.00000	3.7302
73 2-Nitroaniline	65	6.110	6.110	(0.947)	23921	4.00000	3.2522
76 Dimethylphthalate	163	6.254	6.254	(0.969)	92751	4.00000	3.3576
78 2,6-Dinitrotoluene	165	6.297	6.297	(0.976)	20771	4.00000	3.2474
79 Acenaphthylene	152	6.340	6.340	(0.983)	145864	4.00000	3.6942
81 3-Nitroaniline	138	6.425	6.425	(0.996)	18947	4.00000	2.8517
82 Acenaphthene	153	6.473	6.473	(1.003)	92467	4.00000	3.7626
83 2,4-Dinitrophenol	184	6.516	6.516	(1.010)	18591	10.0000	8.0115
85 4-Nitrophenol	109	6.591	6.591	(1.022)	32274	10.0000	7.3291
86 Dibenzofuran	168	6.612	6.612	(1.025)	125219	4.00000	3.6198
87 2,4-Dinitrotoluene	165	6.612	6.612	(1.025)	26055	4.00000	3.1085
91 2,3,5,6-Tetrachlorophenol	232	6.682	6.682	(1.036)	21195	4.00000	3.1882
88 2,3,4,6-Tetrachlorophenol	232	6.719	6.719	(1.041)	20188	4.00000	2.9535
92 2-Naphthylamine	143	6.735	6.735	(1.044)	28974	4.00000	1.3097
93 Diethylphthalate	149	6.799	6.799	(1.054)	89505	4.00000	3.2998
94 Fluorene	166	6.874	6.874	(1.065)	94856	4.00000	3.3425
95 4-Chlorophenyl-phenylether	204	6.879	6.879	(1.066)	47219	4.00000	3.4080
96 4-Nitroaniline	138	6.895	6.895	(1.069)	15727	4.00000	2.3470
98 4,6-Dinitro-2-methylphenol	198	6.927	6.927	(0.911)	26894	10.0000	7.7495
99 N-Nitrosodiphenylamine	169	6.970	6.970	(0.917)	59544	4.00000	3.7574
100 1,2-Diphenylhydrazine	77	7.002	7.002	(0.921)	106090	4.00000	4.1884
106 4-Bromophenyl-phenylether	248	7.259	7.259	(0.955)	23537	4.00000	3.8048
107 Hexachlorobenzene	284	7.307	7.307	(0.961)	23226	4.00000	3.9376
223 Atrazine	200	7.392	7.392	(0.973)	17437	4.00000	2.7384
111 Pentachlorophenol	266	7.467	7.467	(0.982)	32040	10.0000	8.0071
115 Phenanthrene	178	7.617	7.617	(1.002)	122168	4.00000	3.8701
116 Anthracene	178	7.654	7.654	(1.007)	122187	4.00000	3.8627
119 Carbazole	167	7.788	7.788	(1.025)	100454	4.00000	3.5228
120 Di-n-Butylphthalate	149	8.065	8.065	(1.061)	128834	4.00000	3.5293
123 Fluoranthene	202	8.541	8.541	(1.124)	110066	4.00000	3.4558
124 Benzidine	184	8.664	8.664	(0.879)	9248	4.00000	0.81105(M)
125 Pyrene	202	8.728	8.728	(0.885)	110456	4.00000	3.9900
131 Butylbenzylphthalate	149	9.310	9.310	(0.944)	44398	4.00000	3.2058
135 3,3'-Dichlorobenzidine	252	9.834	9.834	(0.997)	25158	4.00000	2.7977
136 Benzo(a)Anthracene	228	9.850	9.850	(0.999)	91026	4.00000	3.5968
137 Chrysene	228	9.887	9.887	(1.003)	89900	4.00000	3.7284
139 bis(2-ethylhexyl)Phthalate	149	9.898	9.898	(1.004)	74679	4.00000	3.7690
140 Di-n-octylphthalate	149	10.592	10.592	(0.930)	104061	4.00000	3.4090
141 Benzo(b)fluoranthene	252	10.993	10.993	(0.965)	82597	4.00000	3.2282

Compounds	QUANT SIG MASS	RT	EXP RT	REL RT	RESPONSE	AMOUNTS CAL-AMT (NG)	AMOUNTS ON-COL (NG)
142 Benzo(k)fluoranthene	252	11.020	11.020	(0.967)	96593	4.00000	3.9919
143 7,12-dimethylbenz[a]anthracen	256	10.982	10.982	(0.964)	39830	4.00000	3.4327
146 Benzo(a)pyrene	252	11.335	11.335	(0.995)	65325	4.00000	3.4651
149 Indeno(1,2,3-cd)pyrene	276	12.558	12.558	(1.102)	88663	4.00000	3.7514
150 Dibenz(a,h)anthracene	278	12.579	12.579	(1.104)	67629	4.00000	3.4578
151 Benzo(g,h,i)perylene	276	12.884	12.884	(1.131)	76167	4.00000	3.8178
$ 154 Nitrobenzene-d5	82	4.545	4.545	(0.891)	60042	4.00000	3.6686
$ 155 2-Fluorobiphenyl	172	5.939	5.939	(0.921)	108212	4.00000	3.8092
$ 156 Terphenyl-d14	244	8.867	8.867	(0.899)	71284	4.00000	3.8799
$ 157 Phenol-d5	99	3.888	3.888	(0.947)	65445	4.00000	3.6953
$ 158 2-Fluorophenol	112	3.060	3.060	(0.745)	51604	4.00000	4.0160
$ 159 2,4,6-Tribromophenol	330	7.066	7.066	(0.930)	10026	4.00000	4.1066
$ 186 2-Chlorophenol-d4	132	3.936	3.936	(0.958)	60082	4.00000	3.8302
$ 187 1,2-Dichlorobenzene-d4	152	4.224	4.224	(1.029)	40759	4.00000	3.7771

QC Flag Legend

A - Target compound detected but, quantitated amount exceeded maximum amount.
M - Compound response manually integrated.

Data File Name: F11070C1.D
Inj. Date and Time: 07-NOV-2010 23:01
Instrument ID: 722.i
Client ID: SSTD4
Compound Name: Pyridine
CAS #: 110-86-1

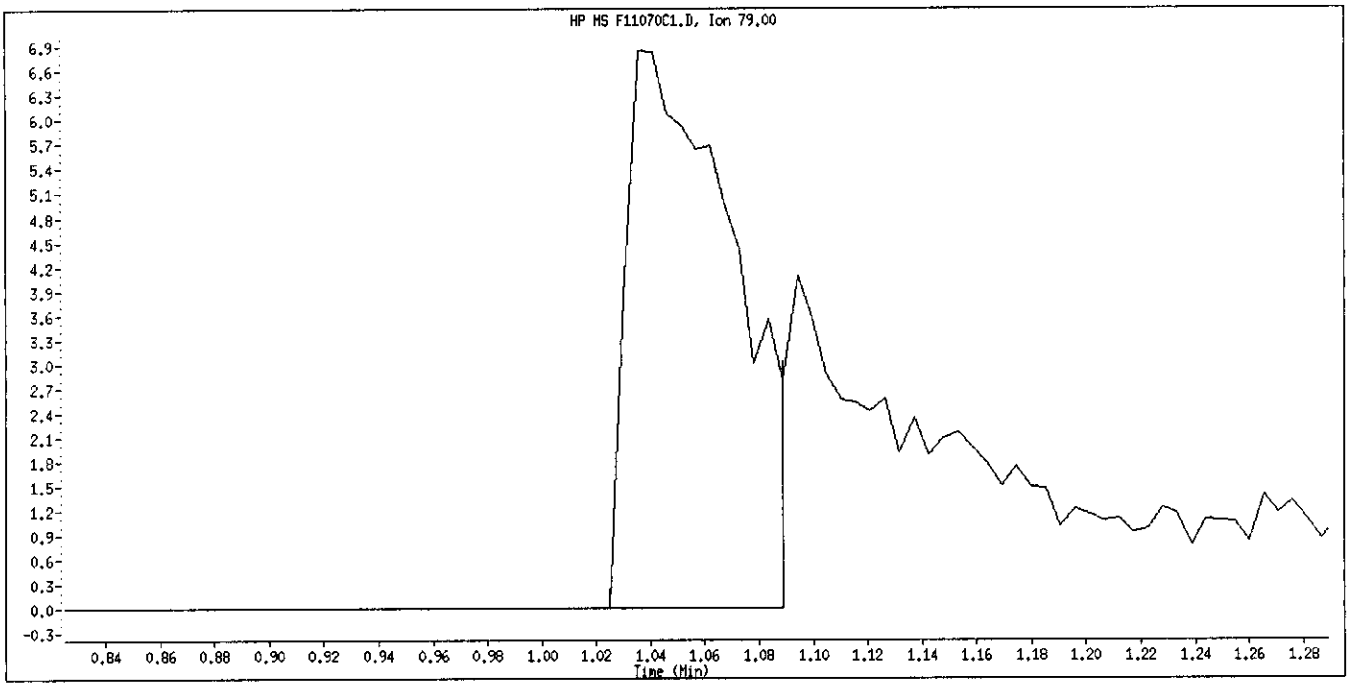

Original Integration

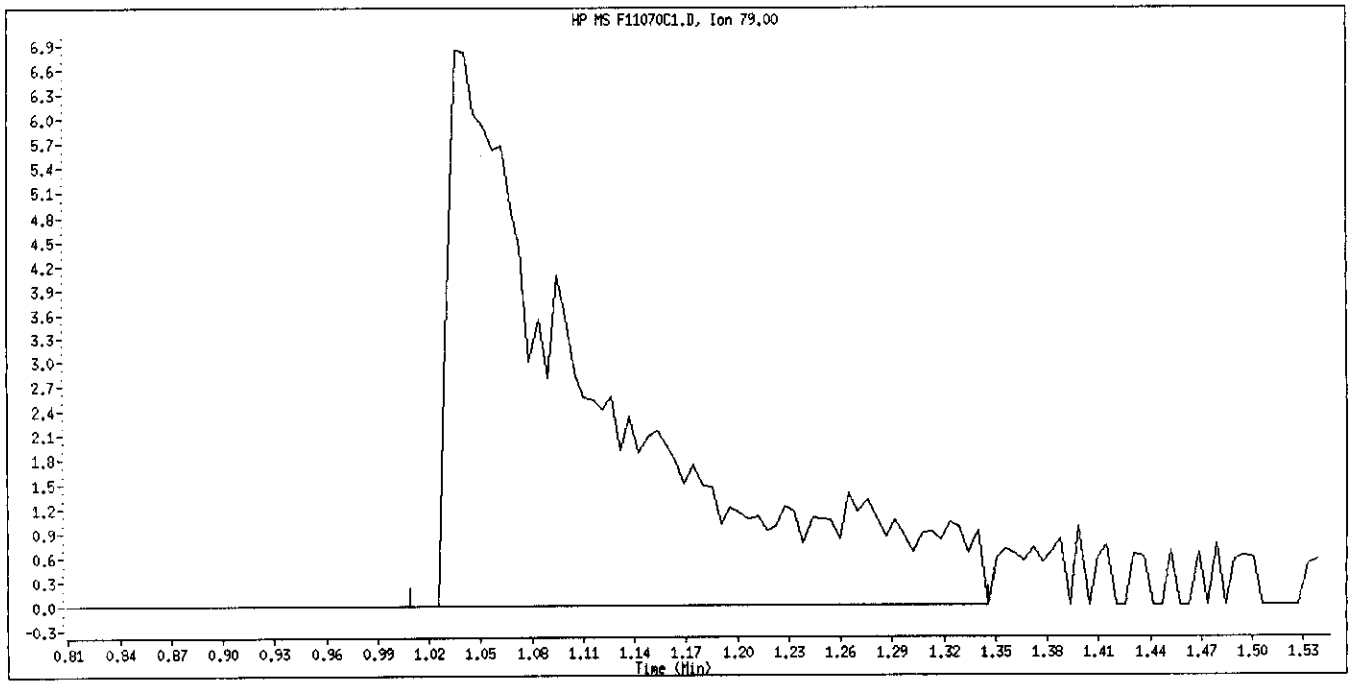

Manual Integration

Manually Integrated By: bungardf
Manual Integration Reason: Peak Integrated Incorrectly

Data File Name: F11070C1.D
Inj. Date and Time: 07-NOV-2010 23:01
Instrument ID: 722.i
Client ID: SSTD4
Compound Name: Benzidine
CAS #: 92-87-5

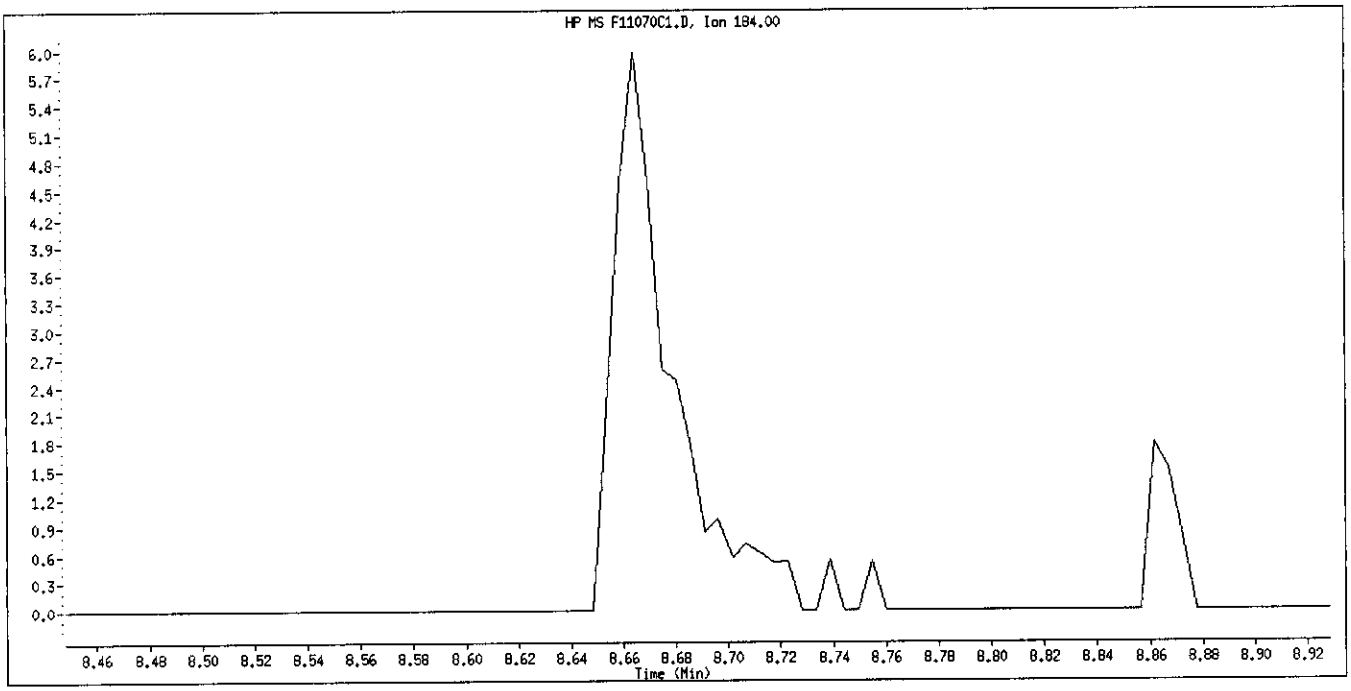

Original Integration

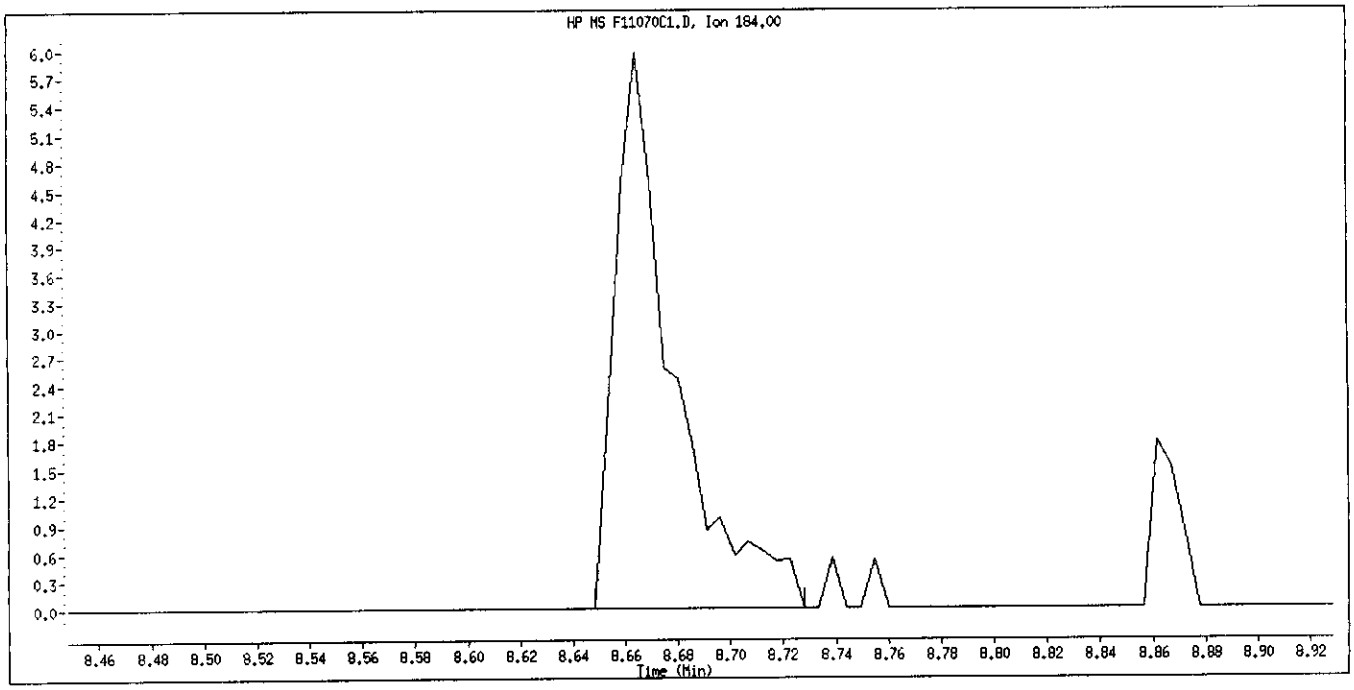

Manual Integration

Manually Integrated By: bungardf
Manual Integration Reason: Peak Not Found

GC/MS SEMIVOLATILE
QC DATA

Data File: \\PITSVR06\D\chem\722.i\090210.b\F0902DF1.D

Date : 02-SEP-2010 01:24

Client ID: DFTPP

Instrument: 722.i

Sample Info: DFTPP050 (25ug/ml) BNA0170-10

Operator: 007062

Column phase:

Column diameter: 2.00

1 dftpp

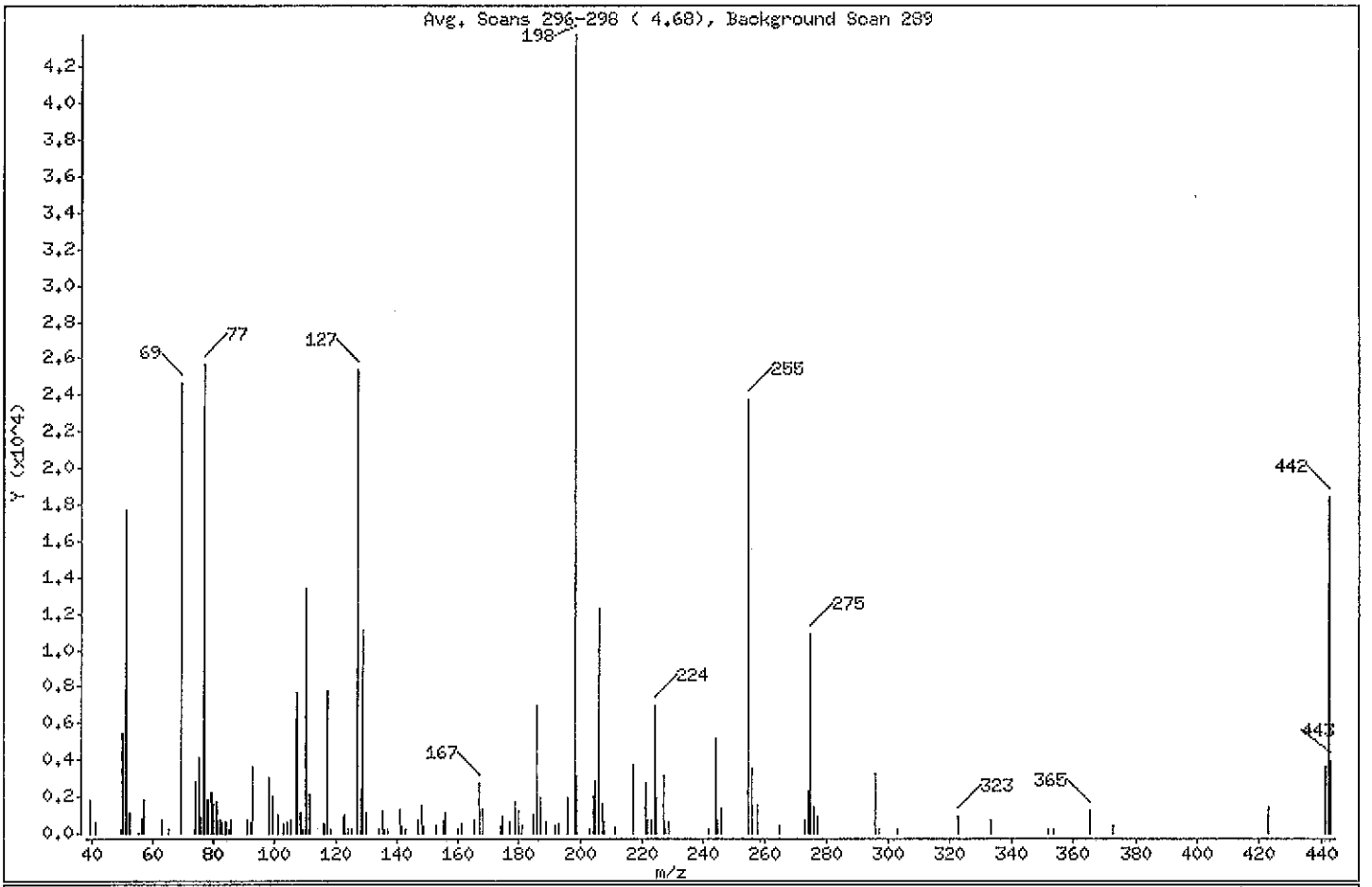

m/e	ION ABUNDANCE CRITERIA	% RELATIVE ABUNDANCE
198	Base Peak, 100% relative abundance	100.00
51	30.00 - 60.00% of mass 198	40.46
68	Less than 2.00% of mass 69	0.00 (0.00)
69	Mass 69 relative abundance	56.25
70	Less than 2.00% of mass 69	0.00 (0.00)
127	40.00 - 60.00% of mass 198	58.00
197	Less than 1.00% of mass 198	0.00
199	5.00 - 9.00% of mass 198	7.05
275	10.00 - 30.00% of mass 198	24.92
365	Greater than 1.00% of mass 198	2.83
441	Present, but less than mass 443	8.37
442	40.00 - 100.00% of mass 198	42.09
443	17.00 - 23.00% of mass 442	8.87 (21.08)

Date : 02-SEP-2010 01:24

Client ID: DFTPP Instrument: 722.i

Sample Info: DFTPP050 (25ug/ml) BNA0170-10

Operator: 007062

Column phase: Column diameter: 2.00

Data File: F0902DF1.D
Spectrum: Avg. Scans 296-298 (4.68), Background Scan 289
Location of Maximum: 198.00
Number of points: 125

m/z	Y	m/z	Y	m/z	Y	m/z	Y
39.00	1815	104.00	625	161.00	544	227.00	3163
41.00	593	105.00	690	165.00	691	228.00	233
49.00	168	107.00	7668	167.00	2751	229.00	631
50.00	5429	108.00	1113	168.00	1336	242.00	233
51.00	17696	109.00	198	174.00	426	244.00	5110
52.00	1088	110.00	13420	175.00	914	245.00	689
55.00	12	111.00	2125	177.00	644	246.00	1323
56.00	790	116.00	512	179.00	1755	255.00	23696
57.00	1770	117.00	7716	180.00	1209	256.00	3477
63.00	735	118.00	233	181.00	403	258.00	1544
65.00	189	122.00	867	185.00	1005	265.00	440
69.00	24600	123.00	1041	186.00	6955	273.00	743
74.00	2771	124.00	184	187.00	1921	274.00	2333
75.00	4132	125.00	217	189.00	602	275.00	10897
76.00	877	127.00	25368	192.00	370	276.00	1393
77.00	25616	128.00	2385	193.00	547	277.00	892
78.00	1822	129.00	11015	196.00	1951	296.00	3184
79.00	2250	130.00	1121	198.00	43736	297.00	180
80.00	1604	134.00	196	199.00	3083	303.00	171
81.00	1736	135.00	1166	203.00	178	323.00	909
82.00	661	136.00	188	204.00	1966	334.00	673
83.00	620	137.00	170	205.00	2769	352.00	168
84.00	653	141.00	1289	206.00	12310	354.00	175
85.00	223	142.00	409	207.00	1624	365.00	1236
86.00	656	143.00	212	208.00	556	372.00	363
91.00	671	147.00	728	211.00	350	423.00	1447
92.00	653	148.00	1539	217.00	3736	441.00	3660
93.00	3614	149.00	421	221.00	2755	442.00	18408
98.00	3028	153.00	408	222.00	713	443.00	3880
99.00	2027	155.00	754	223.00	738		
101.00	1004	156.00	1108	224.00	6914		
103.00	536	160.00	241	225.00	1880		

Data File: F0902DF1.D
Inj Date: 02-SEP-2010 01:24
Instrument ID: 722.i
Compound Name: Pentachlorophenol
Operator Name: 007062
Report Date: 09/02/2010

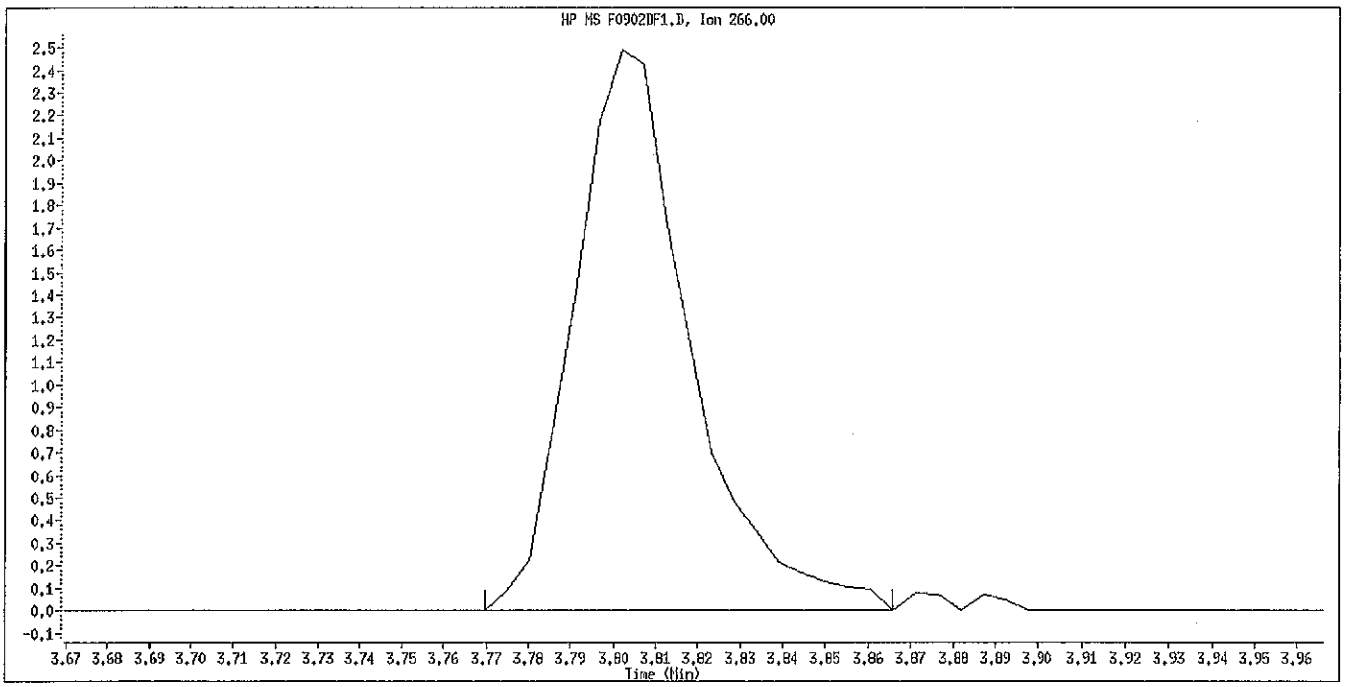

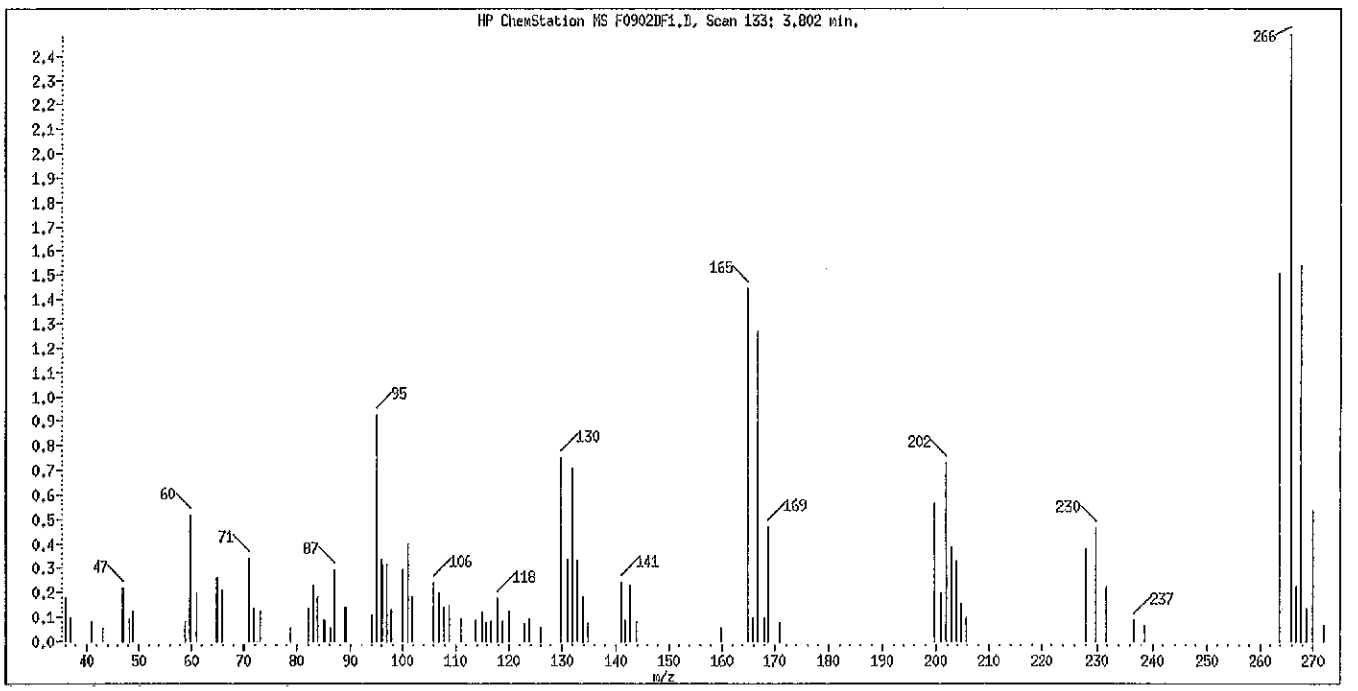

Tailing Factor = 1.71 Good
Acceptance Criteria 0 - 5
Tailing Factor = (T3 - T2) / (T2 - T1)
T1 = 3.780623 T2 = 3.801767 T3 = 3.83791

Data File: F0902DF1.D
Inj Date: 02-SEP-2010 01:24
Instrument ID: 722.i
Compound Name: Benzidine
Operator Name: 007062
Report Date: 09/02/2010

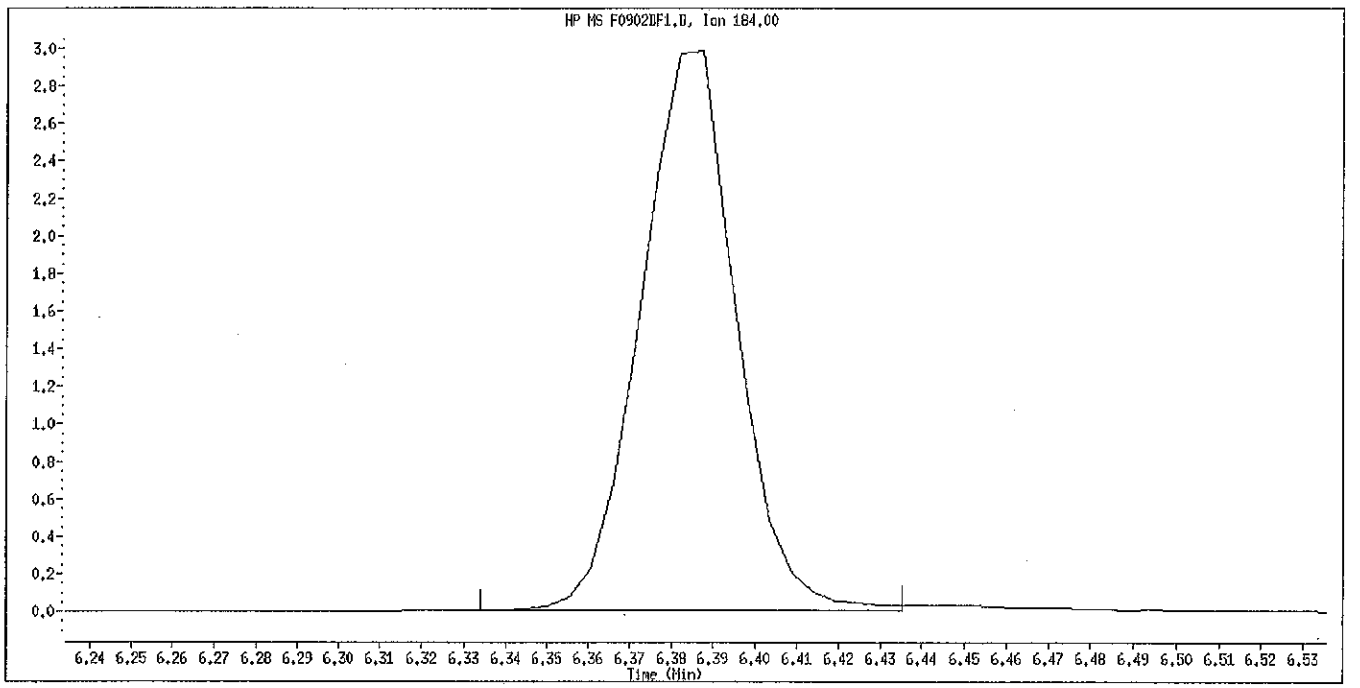

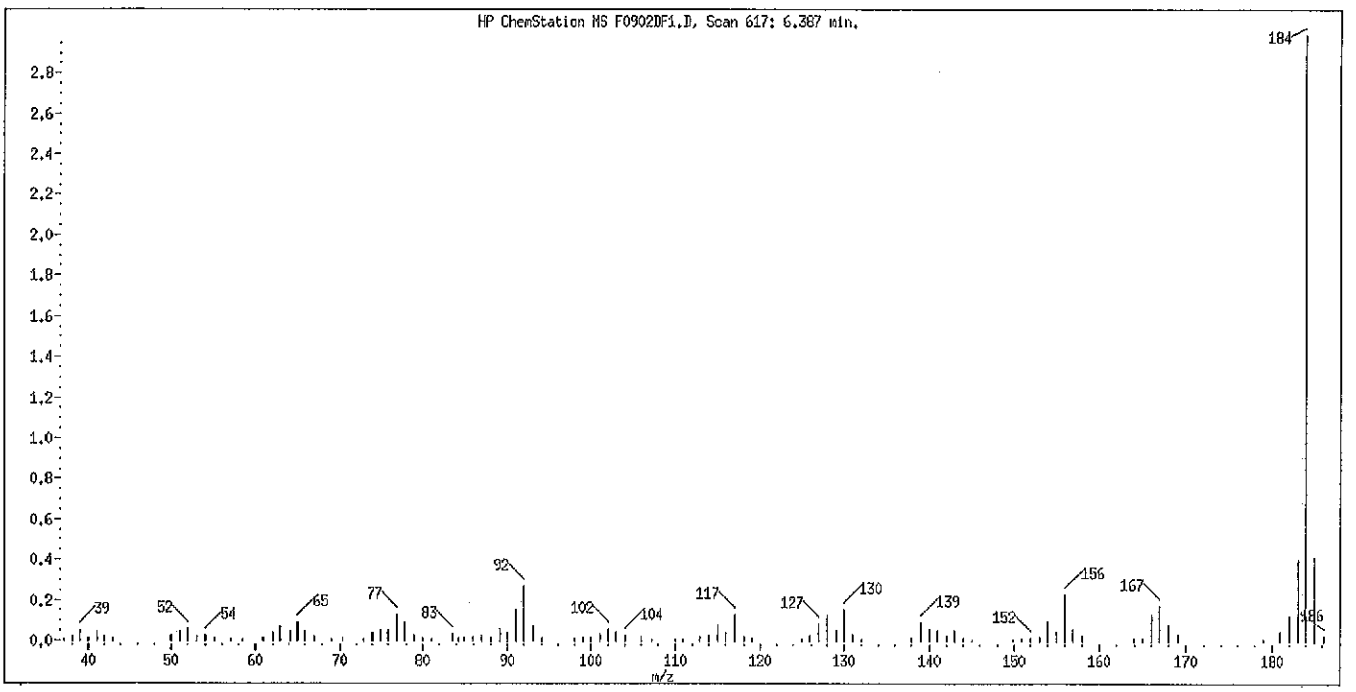

Tailing Factor = 0.758 Good
Acceptance Criteria 0 - 3
Tailing Factor = (T3 - T2) / (T2 - T1)
T1 = 6.361563 T2 = 6.38735 T3 = 6.40689

Data File: F0902DF1.D
Inj Date: 02-SEP-2010 01:24
Instrument ID: 722.i
Compound Name: 4,4'-DDT
Operator Name: 007062
Report Date: 09/02/2010

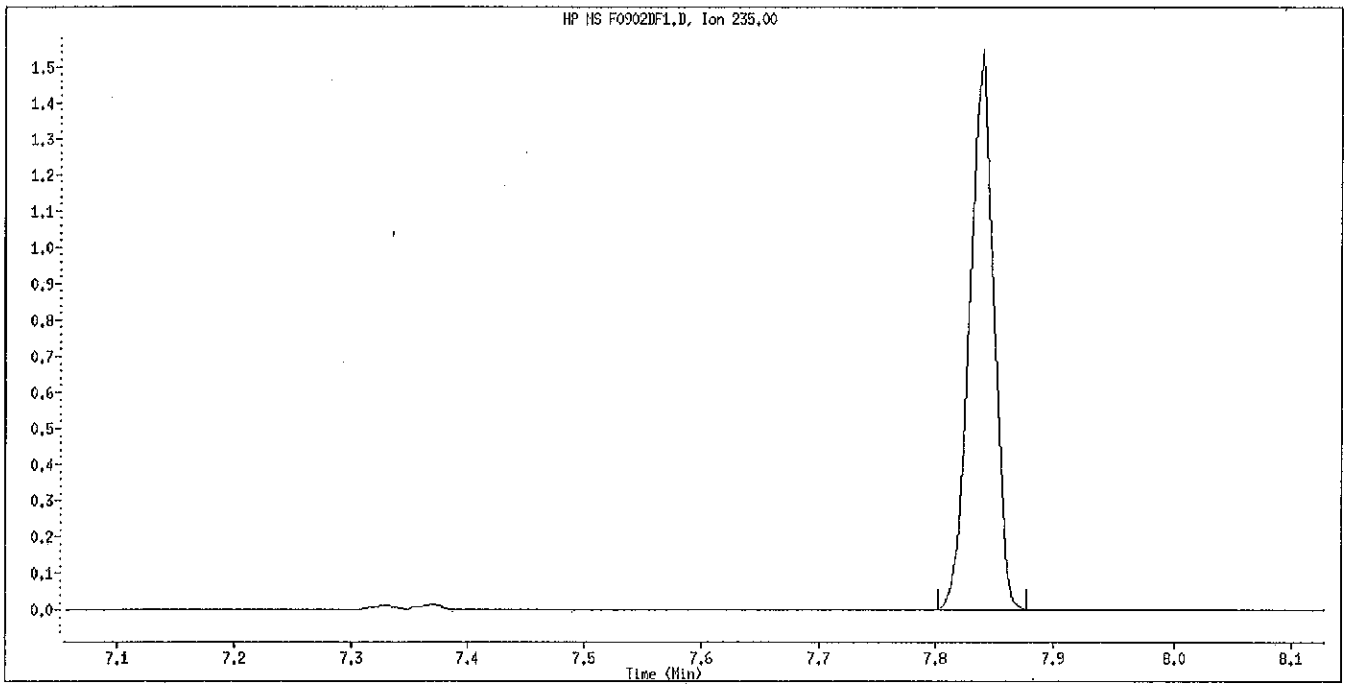

Degradation = 6.33% Good
Acceptance Criteria 0 - 20 %
DDT Area = 218910
DDE Area = 13180
DDD Area = 1609

Data File: \\PITSVR06\D\chem\722.i\090210.b\F0902DF1.D

Page 1

Date : 02-SEP-2010 01:24

Client ID: DFTPP

Instrument: 722.i

Sample Info: DFTPP050 (25ug/ml) BNA0170-10

Operator: 007062

Column phase:

Column diameter: 2.00

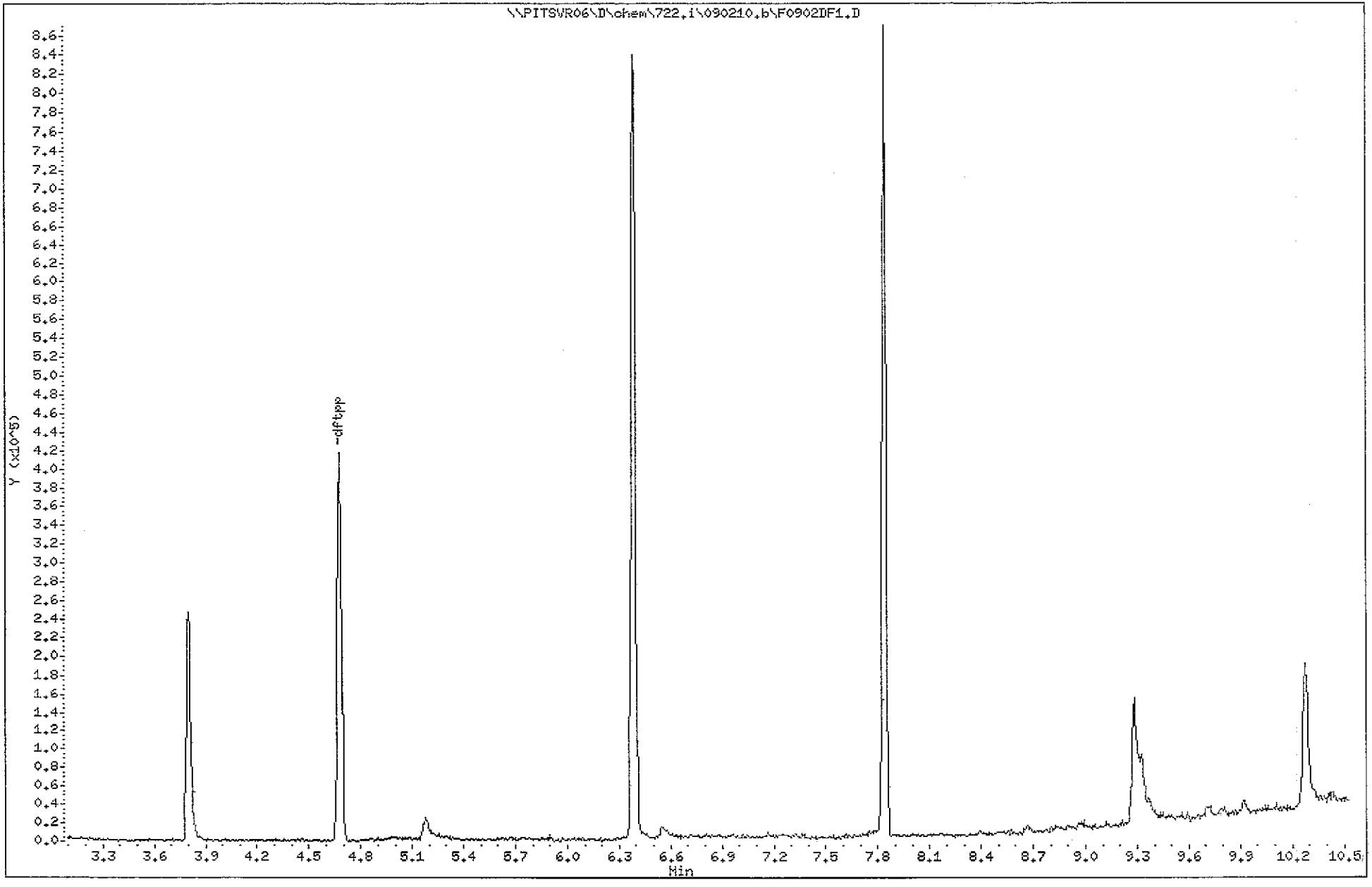

(2001 - 2151)

2129

C0K040543

Data File: \\PITSVR06\D\chem\722.i\110710.b\F1107DF1.D

Date : 07-NOV-2010 22:48

Client ID: DFTPP

Instrument: 722.i

Sample Info: DFTPP050 (25ug/ml) BNA0170-10

Operator: 007062

Column phase:

Column diameter: 2.00

1 dftpp

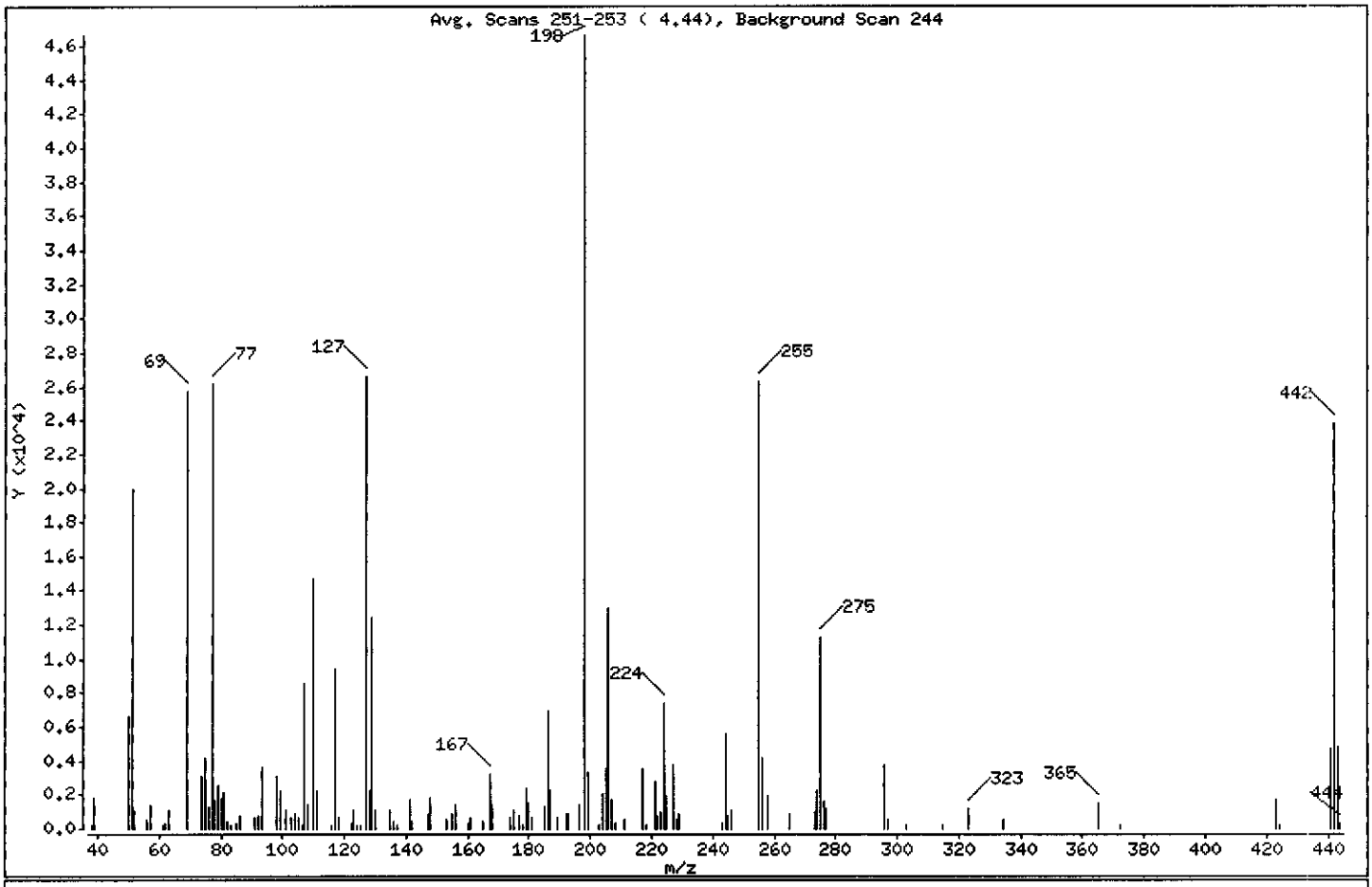

m/e	ION ABUNDANCE CRITERIA	% RELATIVE ABUNDANCE
198	Base Peak, 100% relative abundance	100.00
51	30.00 - 60.00% of mass 198	42.79
68	Less than 2.00% of mass 69	0.00 (0.00)
69	Mass 69 relative abundance	55.13
70	Less than 2.00% of mass 69	0.00 (0.00)
127	40.00 - 60.00% of mass 198	57.09
197	Less than 1.00% of mass 198	0.00
199	5.00 - 9.00% of mass 198	7.22
275	10.00 - 30.00% of mass 198	24.25
365	Greater than 1.00% of mass 198	3.12
441	Present, but less than mass 443	10.20
442	40.00 - 100.00% of mass 198	51.14
443	17.00 - 23.00% of mass 442	10.41 (20.36)

Date : 07-NOV-2010 22:48

Client ID: DFTPP Instrument: 722.i

Sample Info: DFTPP050 (25ug/ml) BNA0170-10

Operator: 007062

Column phase: Column diameter: 2.00

Data File: F1107DF1.D
Spectrum: Avg. Scans 251-253 (4.44), Background Scan 244
Location of Maximum: 198.00
Number of points: 123

m/z	Y	m/z	Y	m/z	Y	m/z	Y
38.00	209	105.00	690	168.00	1397	227.00	3711
39.00	1801	106.00	170	174.00	645	228.00	485
50.00	6645	107.00	8548	175.00	1042	229.00	829
51.00	19968	108.00	1424	177.00	754	243.00	281
52.00	1073	110.00	14657	178.00	185	244.00	5576
56.00	502	111.00	2279	179.00	2322	245.00	736
57.00	1436	116.00	235	180.00	1458	246.00	1050
61.00	182	117.00	9484	181.00	634	255.00	26320
62.00	341	118.00	681	185.00	1285	256.00	4155
63.00	1028	122.00	289	186.00	7015	258.00	1927
69.00	25728	123.00	1125	187.00	2217	265.00	861
74.00	3144	124.00	246	189.00	697	273.00	974
75.00	4219	125.00	175	192.00	866	274.00	2296
76.00	1291	127.00	26640	193.00	843	275.00	11315
77.00	26216	128.00	2235	196.00	1416	276.00	1660
78.00	1745	129.00	12416	198.00	46664	277.00	1180
79.00	2580	130.00	1052	199.00	3368	296.00	3748
80.00	1802	135.00	1035	203.00	259	297.00	495
81.00	2128	136.00	411	204.00	2019	303.00	187
82.00	479	137.00	186	205.00	3583	315.00	171
83.00	169	141.00	1689	206.00	12964	323.00	1136
85.00	347	142.00	390	207.00	1759	334.00	517
86.00	764	147.00	813	208.00	352	365.00	1457
91.00	654	148.00	1835	211.00	588	372.00	176
92.00	728	153.00	558	217.00	3489	423.00	1679
93.00	3612	155.00	855	218.00	226	424.00	186
98.00	3073	156.00	1379	221.00	2787	441.00	4760
99.00	2275	160.00	275	222.00	716	442.00	23864
101.00	1096	161.00	676	223.00	963	443.00	4858
103.00	601	165.00	477	224.00	7435	444.00	358
104.00	873	167.00	3192	225.00	1962		

Data File: \\PITSVR06\D\chem\722.i\110710.b\F1107DF1.D

Page 1

Date : 07-NOV-2010 22:18

Client ID: DFTPP

Instrument: 722.i

Sample Info: DFTPP050 (25ug/ml) BNA0170-10

Operator: 007062

Column phase:

Column diameter: 2.00

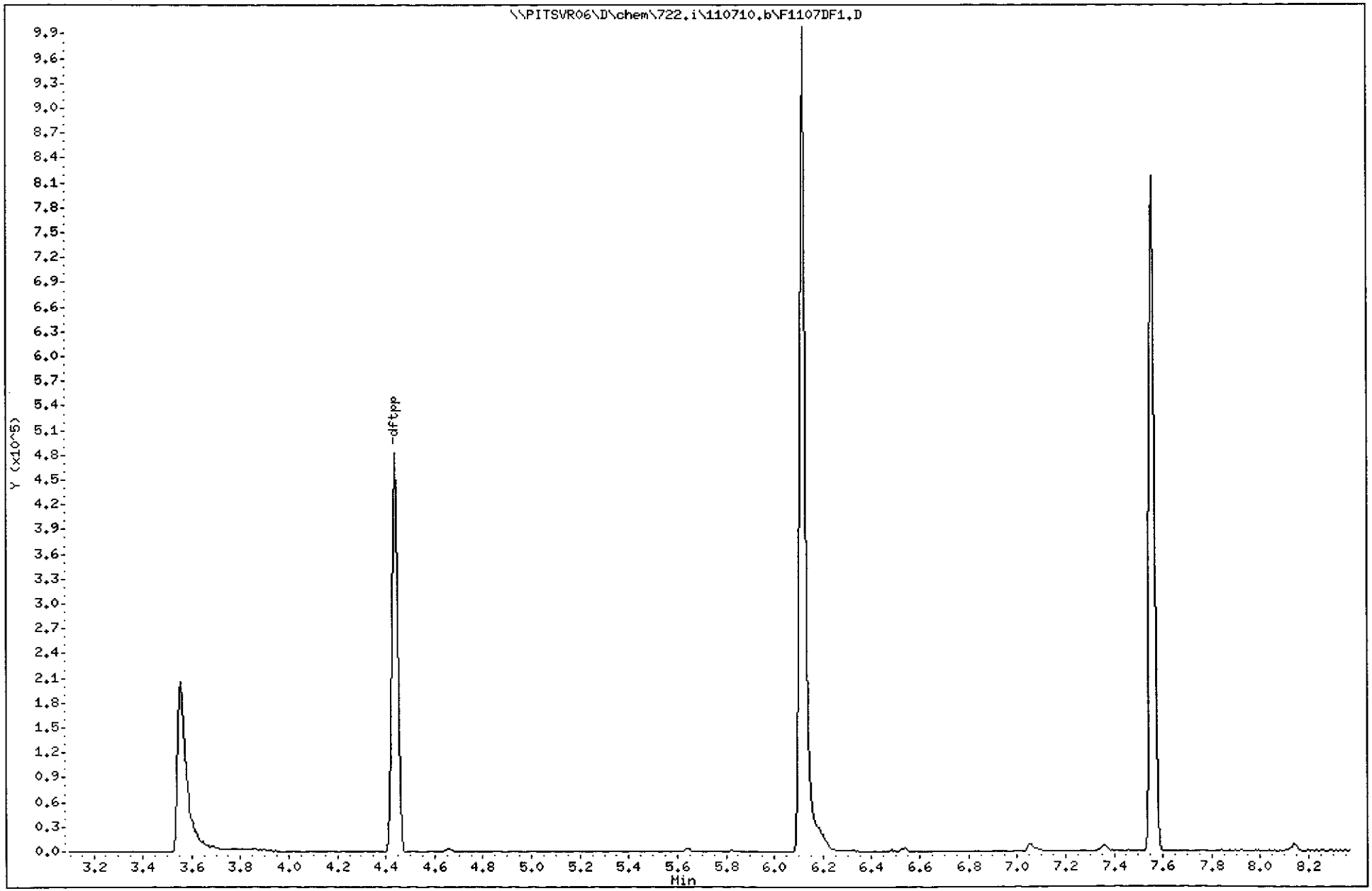

(2001 - 2151)

2132

C0K040543

Data File: F1107DF1.D
Inj Date: 07-NOV-2010 22:48
Instrument ID: 722.i
Compound Name: Pentachlorophenol
Operator Name: 007062
Report Date: 11/09/2010

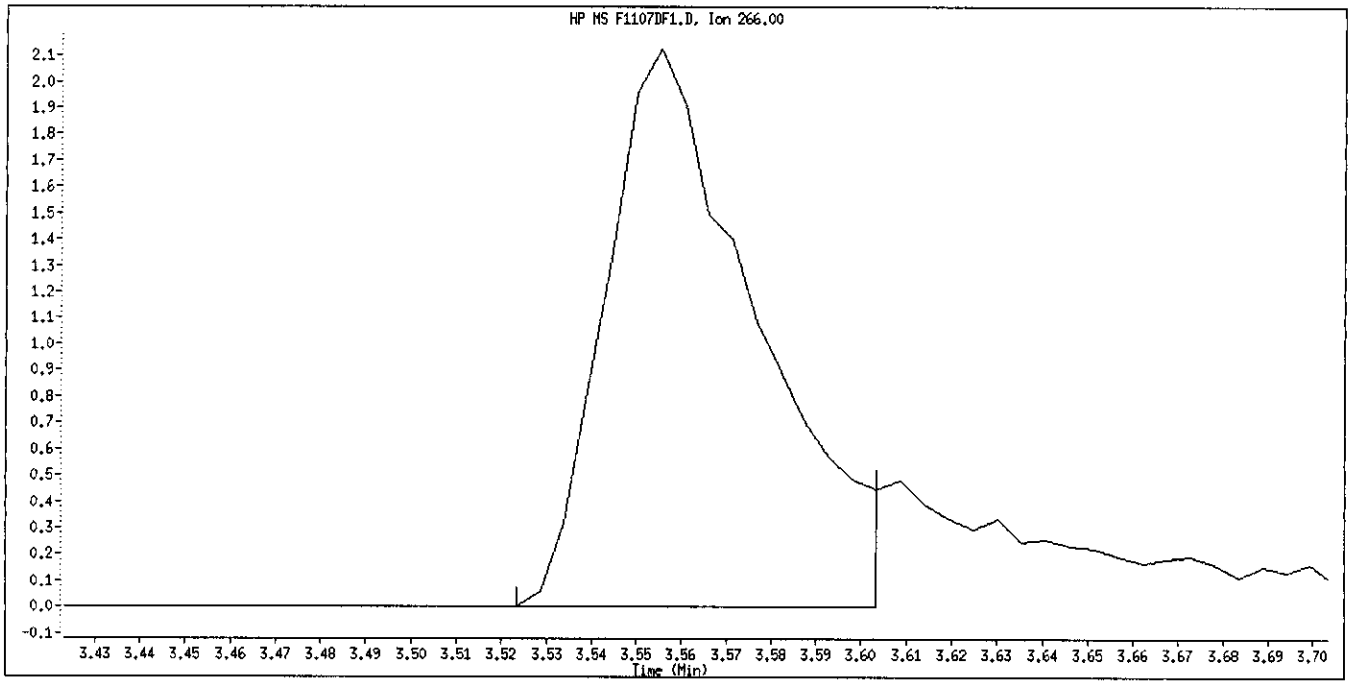

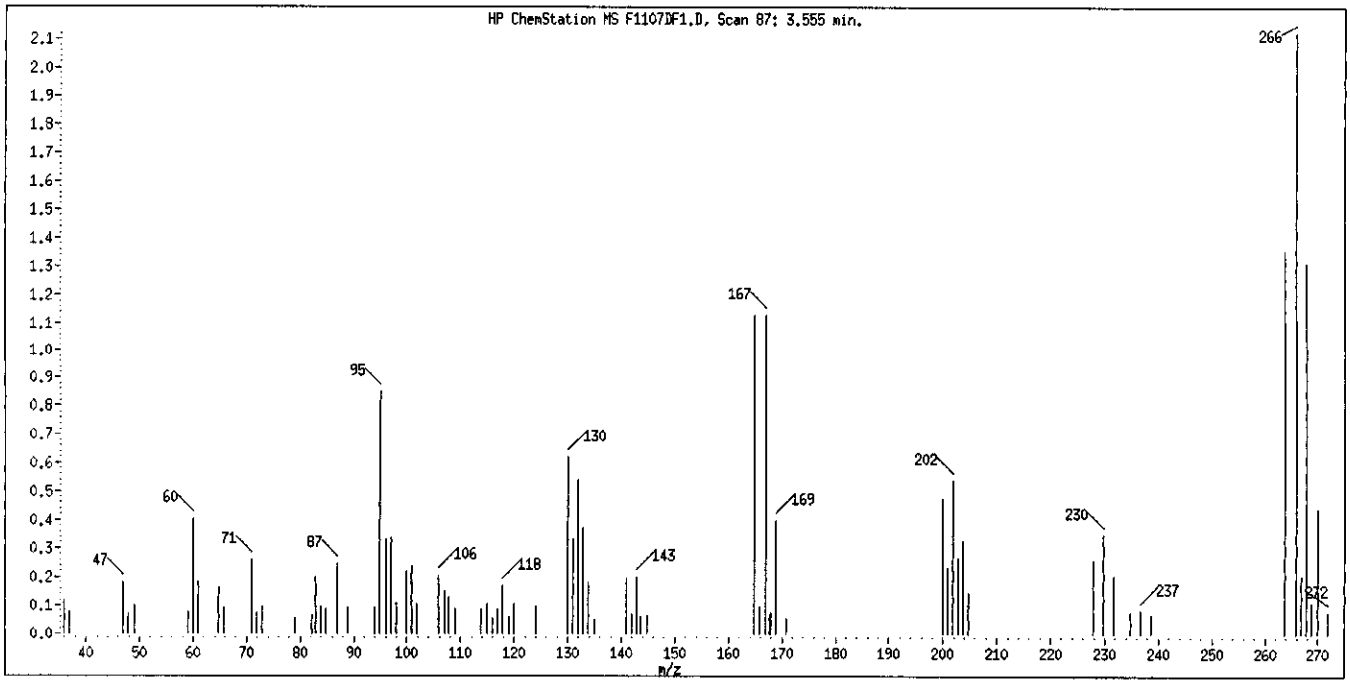

Tailing Factor = 4.15 Good
Acceptance Criteria 0 - 5
Tailing Factor = (T3 - T2) / (T2 - T1)
T1 = 3.531701 T2 = 3.555283 T3 = 3.653093

Data File: F1107DF1.D
Inj Date: 07-NOV-2010 22:48
Instrument ID: 722.i
Compound Name: Benzidine
Operator Name: 007062
Report Date: 11/09/2010

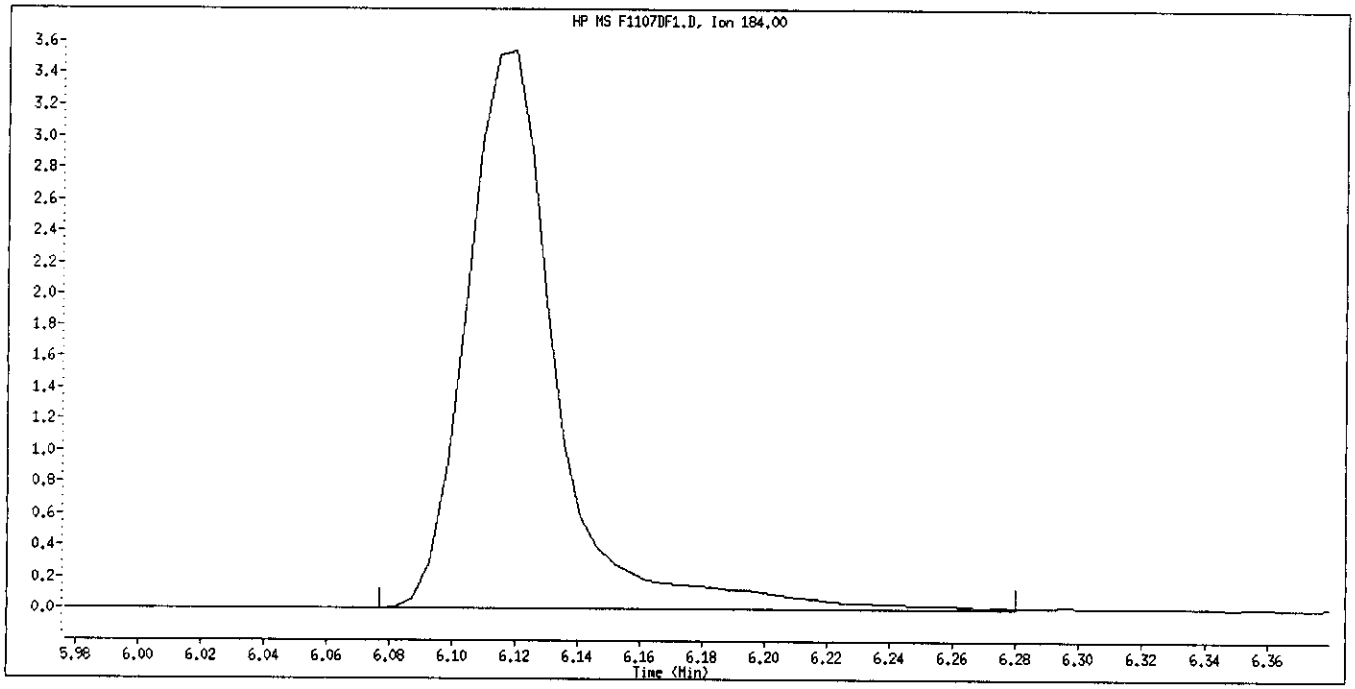

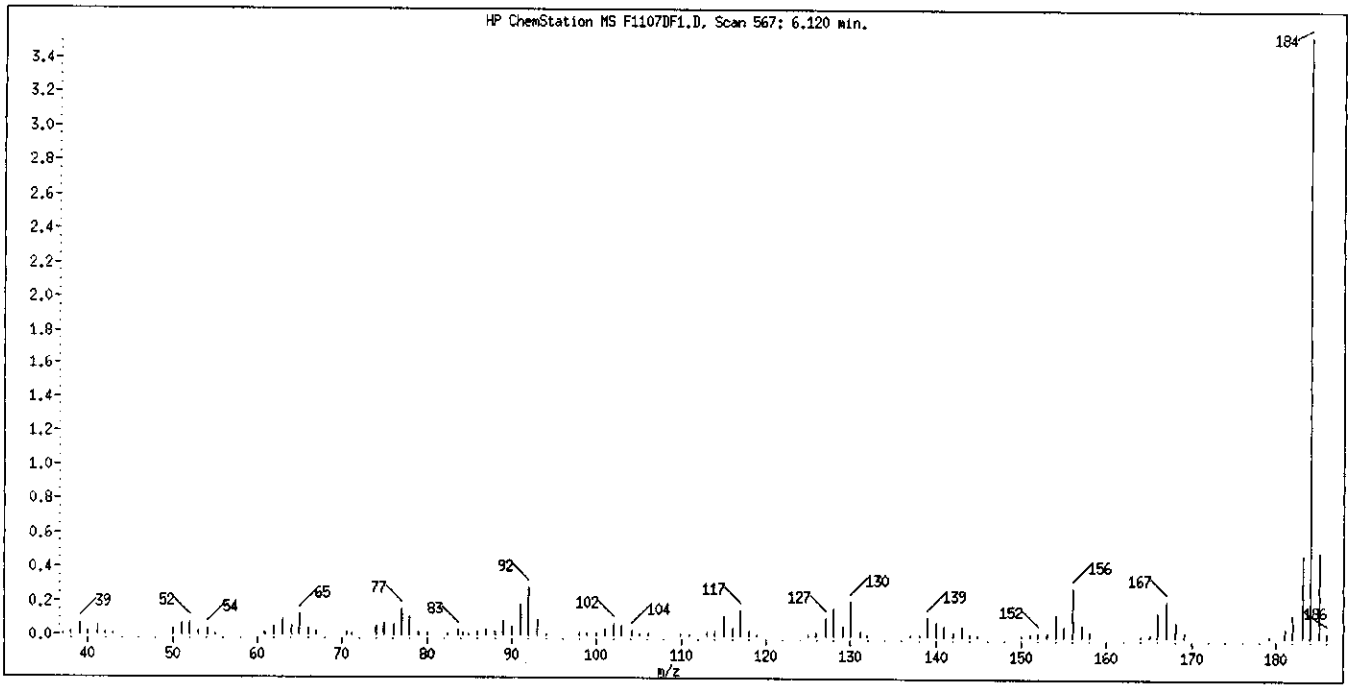

Tailing Factor = 1.1 Good
Acceptance Criteria 0 - 3
Tailing Factor = (T3 - T2) / (T2 - T1)
T1 = 6.093252 T2 = 6.1195 T3 = 6.148369

Data File: F1107DF1.D
Inj Date: 07-NOV-2010 22:48
Instrument ID: 722.i
Compound Name: 4,4'-DDT
Operator Name: 007062
Report Date: 11/09/2010

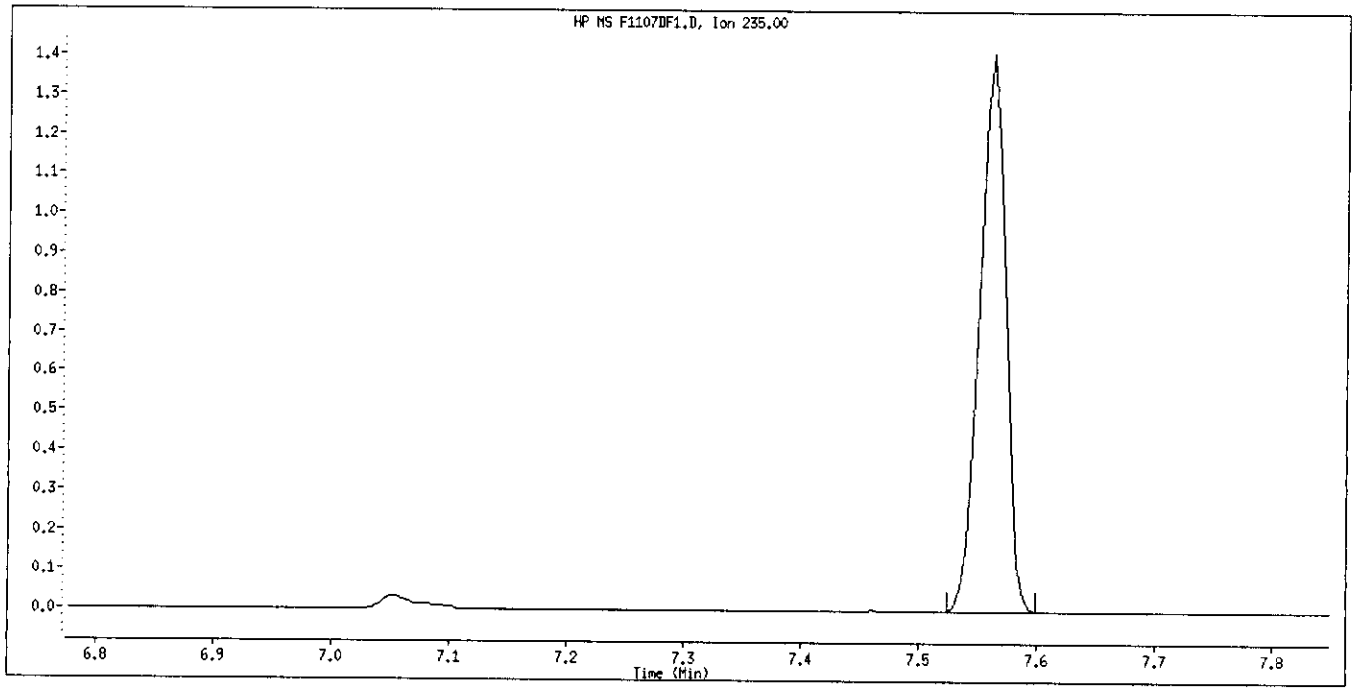

Degradation = ~~51.6%~~ ~ ~~Fail~~ PASS TBB 11/7/11
Acceptance Criteria 0 - 20 %
DDT Area = 214440
DDE Area = 14120
DDD Area = 214440

METHOD BLANK REPORT

GC/MS Semivolatiles

Client Lot #...: C0K040543
MB Lot-Sample #: C0K050000-266

Analysis Date..: 11/08/10
Dilution Factor: 1

Work Order #...: L9L1R1AA

Prep Date.....: 11/05/10
Prep Batch #...: 0309266
Initial Wgt/Vol: 1 g
Analyst ID.....: 007062

Matrix.....: WASTE

Analysis Time..: 06:03
Final Wgt/Vol..: 10 mL
Instrument ID..: 722

PARAMETER	RESULT	REPORTING LIMIT	UNITS	METHOD
1,4-Dichlorobenzene	ND	2.0	mg/kg	SW846 8270C
2,4-Dinitrotoluene	ND	10	mg/kg	SW846 8270C
Hexachlorobenzene	ND	2.0	mg/kg	SW846 8270C
Hexachlorobutadiene	ND	2.0	mg/kg	SW846 8270C
Hexachloroethane	ND	10	mg/kg	SW846 8270C
Nitrobenzene	ND	2.0	mg/kg	SW846 8270C
Pentachlorophenol	ND	10	mg/kg	SW846 8270C
Pyridine	ND	10	mg/kg	SW846 8270C
2,4,5-Trichloro-phenol	ND	10	mg/kg	SW846 8270C
2,4,6-Trichloro-phenol	ND	10	mg/kg	SW846 8270C
Cresols (total)	ND	10	mg/kg	SW846 8270C

SURROGATE	PERCENT RECOVERY	RECOVERY LIMITS
2,4,6-Tribromophenol	99	(55 - 147)
2-Fluorobiphenyl	104	(58 - 127)
2-Fluorophenol	116	(63 - 117)
Nitrobenzene-d5	103	(35 - 118)
Phenol-d5	95	(35 - 118)
Terphenyl-d14	111	(35 - 132)

NOTE(S):

Calculations are performed before rounding to avoid round-off errors in calculated results.

Data File: \\PITSVR06\d\chem\722.i\110710.b\F1107019.D
Date : 08-NOV-2010 06:03
Client ID: INTRA-LAB BLANK
Sample Info: C0K040543-BLK 11/05/10 TCLP WD (0309266)
Volume Injected (uL): 2.0
Column phase: Hp5-MS

Instrument: 722.i
Operator: 007062
Column diameter: 0.25

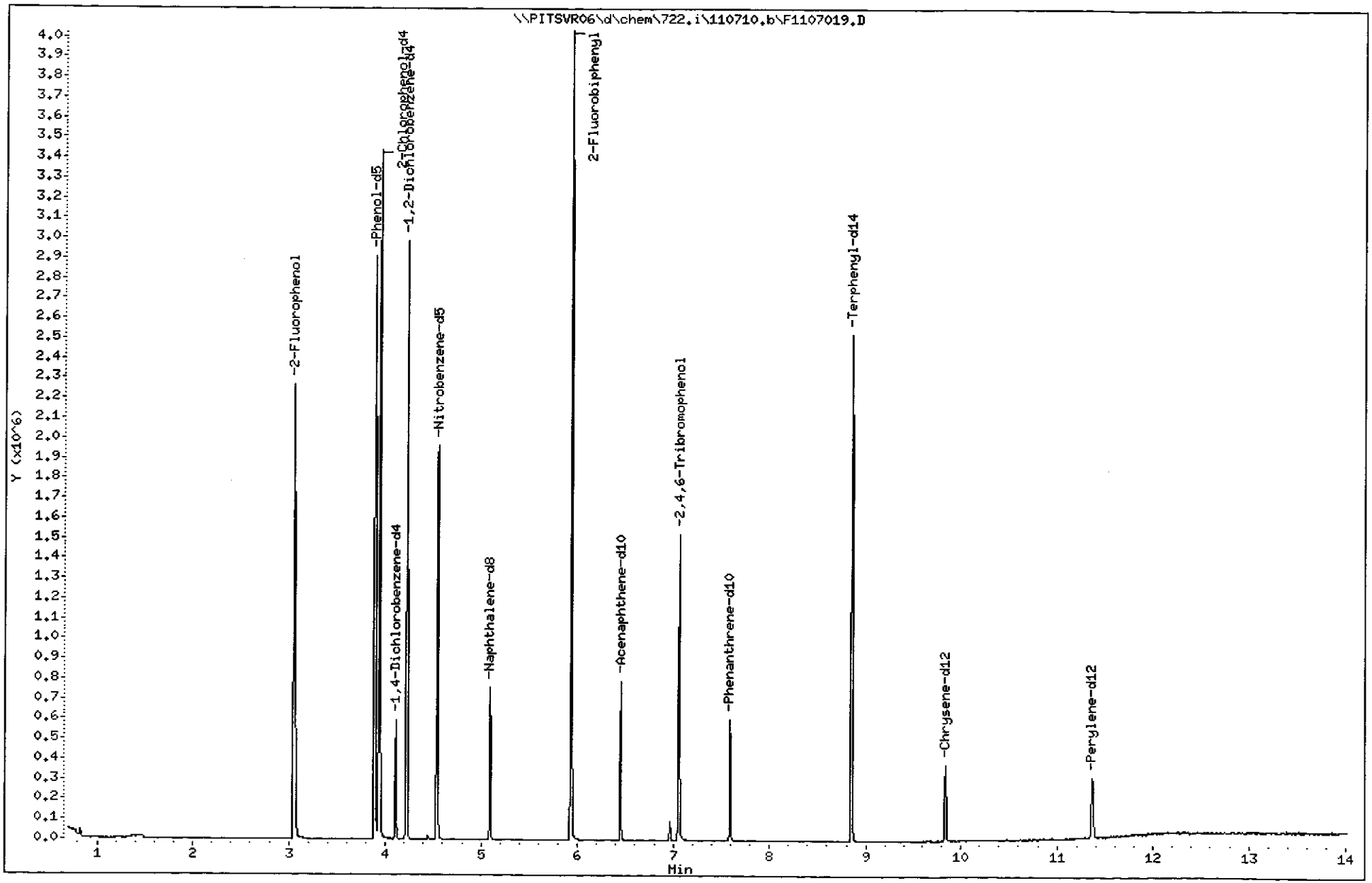

Test America Pittsburgh

Semivolatile REPORT SW-846 Method 8270

Data file : \\PITSVR06\d\chem\722.i\110710.b\F1107019.D
Lab Smp Id: l911r1aa Client Smp ID: INTRA-LAB BLANK
Inj Date : 08-NOV-2010 06:03
Operator : 007062 Inst ID: 722.i
Smp Info : C0K040543-BLK 11/05/10 TCLP WD (0309266)
Misc Info : l911r1aa,110710.b,ll.m,tclp.sub
Comment :
Method : \\PITSVR06\d\chem\722.i\110710.b\LL.m
Meth Date : 09-Nov-2010 03:28 722.i Quant Type: ISTD
Cal Date : 02-SEP-2010 04:00 Cal File: F09020C8.D
Als bottle: 21 QC Sample: METHOD BLANK
Dil Factor: 1.00000
Integrator: HP RTE Compound Sublist: tclp.sub
Target Version: 4.14
Processing Host: PITPC-503

Concentration Formula: Amt * DF * Uf * Vt/(Vi * Ws)*1 * CpndVariable

Name	Value	Description
DF	1.000	Dilution Factor
Uf	0.00100	ng unit correction factor
Vt	10000.000	Volume of final extract (uL)(1000 low, 2
Vi	2.000	Volume injected (uL)
Ws	1.000	Weight of sample extracted (g)
Cpnd Variable		Local Compound Variable

	Compounds	QUANT SIG MASS	RT	EXP RT	REL RT	RESPONSE	CONCENTRATIONS ON-COLUMN (NG)	FINAL (mg/kg)
* 1	1,4-Dichlorobenzene-d4	152	4.107	4.107	(1.000)	82778	8.00000	
* 2	Naphthalene-d8	136	5.095	5.100	(1.000)	285467	8.00000	
* 3	Acenaphthene-d10	164	6.447	6.452	(1.000)	148309	8.00000	
* 4	Phenanthrene-d10	188	7.590	7.601	(1.000)	190514	8.00000	
* 5	Chrysene-d12	240	9.839	9.860	(1.000)	155813	8.00000	
* 6	Perylene-d12	264	11.361	11.394	(1.000)	151673	8.00000	
9	Pyridine	79	Compound Not Detected.					
198	1,4-Dioxane	88	Compound Not Detected.					
27	1,4-Dichlorobenzene	146	Compound Not Detected.					
M 195	Cresols, total	100	Compound Not Detected.					
30	2-Methylphenol	108	Compound Not Detected.					
192	4-Methylphenol	108	Compound Not Detected.					
34	Hexachloroethane	117	Compound Not Detected.					
35	Nitrobenzene	77	Compound Not Detected.					
56	Hexachlorobutadiene	224	Compound Not Detected.					
66	2,4,6-Trichlorophenol	196	Compound Not Detected.					
67	2,4,5-Trichlorophenol	196	Compound Not Detected.					
87	2,4-Dinitrotoluene	165	Compound Not Detected.					
107	Hexachlorobenzene	283	Compound Not Detected.					
111	Pentachlorophenol	265	Compound Not Detected.					

Compounds	QUANT SIG MASS	RT	EXP RT	REL RT	RESPONSE	CONCENTRATIONS ON-COLUMN (NG)	CONCENTRATIONS FINAL (mg/kg)
$ 154 Nitrobenzene-d5	82	4.545	4.545	(0.892)	603763	41.1647	205.82(a)
$ 155 2-Fluorobiphenyl	172	5.934	5.939	(0.920)	1025910	41.7884	208.94(a)
$ 156 Terphenyl-d14	244	8.851	8.867	(0.900)	718433	44.5859	222.93(a)
$ 157 Phenol-d5	99	3.888	3.888	(0.947)	954318	57.1768	285.88(a)
$ 158 2-Fluorophenol	112	3.049	3.060	(0.742)	846356	69.8904	349.45(aR)
$ 159 2,4,6-Tribromophenol	330	7.061	7.066	(0.930)	124684	59.5624	297.81(a)
$ 186 2-Chlorophenol-d4	132	3.936	3.936	(0.958)	905448	61.2481	306.24(a)
$ 187 1,2-Dichlorobenzene-d4	152	4.224	4.224	(1.029)	427129	41.9998	210.00(aQ)

QC Flag Legend

a - Target compound detected but, quantitated amount
Below Limit Of Quantitation(BLOQ).
Q - Qualifier signal failed the ratio test.
R - Spike/Surrogate failed recovery limits.

LABORATORY CONTROL SAMPLE EVALUATION REPORT

GC/MS Semivolatiles

Client Lot #...: C0K040543 **Work Order #...:** L9L1R1AC-LCS **Matrix.....:** WASTE
LCS Lot-Sample#: C0K050000-266 L9L1R1AD-LCSD
Prep Date.....: 11/05/10 **Analysis Date..:** 11/08/10
Prep Batch #...: 0309266 **Analysis Time..:** 06:22
Dilution Factor: 1 **Initial Wgt/Vol:** 1 g **Final Wgt/Vol..:** 10 mL
Analyst ID.....: 007062 **Instrument ID..:** 722

PARAMETER	PERCENT RECOVERY	RECOVERY LIMITS	RPD	RPD LIMITS	METHOD
1,4-Dichlorobenzene	**103**	**(67 - 114)**			**SW846 8270C**
	93	**(67 - 114)**	**9.4**	**(0-25)**	**SW846 8270C**
2,4-Dinitrotoluene	**104**	**(48 - 140)**			**SW846 8270C**
	90	**(48 - 140)**	**15**	**(0-31)**	**SW846 8270C**
Hexachloroethane	**105**	**(66 - 116)**			**SW846 8270C**
	99	**(66 - 116)**	**5.7**	**(0-26)**	**SW846 8270C**
Pentachlorophenol	**94**	**(5.0- 154)**			**SW846 8270C**
	78	**(5.0- 154)**	**18**	**(0-43)**	**SW846 8270C**
4-Methylphenol	**93**	**(61 - 113)**			**SW846 8270C**
	88	**(61 - 113)**	**4.8**	**(0-27)**	**SW846 8270C**

SURROGATE	PERCENT RECOVERY	RECOVERY LIMITS
2,4,6-Tribromophenol	123	(55 - 147)
	106	(55 - 147)
2-Fluorobiphenyl	113	(58 - 127)
	99	(58 - 127)
2-Fluorophenol	112	(63 - 117)
	104	(63 - 117)
Nitrobenzene-d5	104	(35 - 118)
	92	(35 - 118)
Phenol-d5	97	(35 - 118)
	90	(35 - 118)
Terphenyl-d14	108	(35 - 132)
	97	(35 - 132)

NOTE(S):

Calculations are performed before rounding to avoid round-off errors in calculated results.

Bold print denotes control parameters

Data File: \\PITSVR06\d\chem\722.i\110710.b\F1107020.D
Date : 08-NOV-2010 06:22
Client ID: INTRA-LAB CHECK
Sample Info: C0K040543-LCS 11/05/10 TCLP WD (0309266)
Volume Injected (uL): 2.0
Column phase: Hp5-MS

Instrument: 722.i
Operator: 007062
Column diameter: 0.25

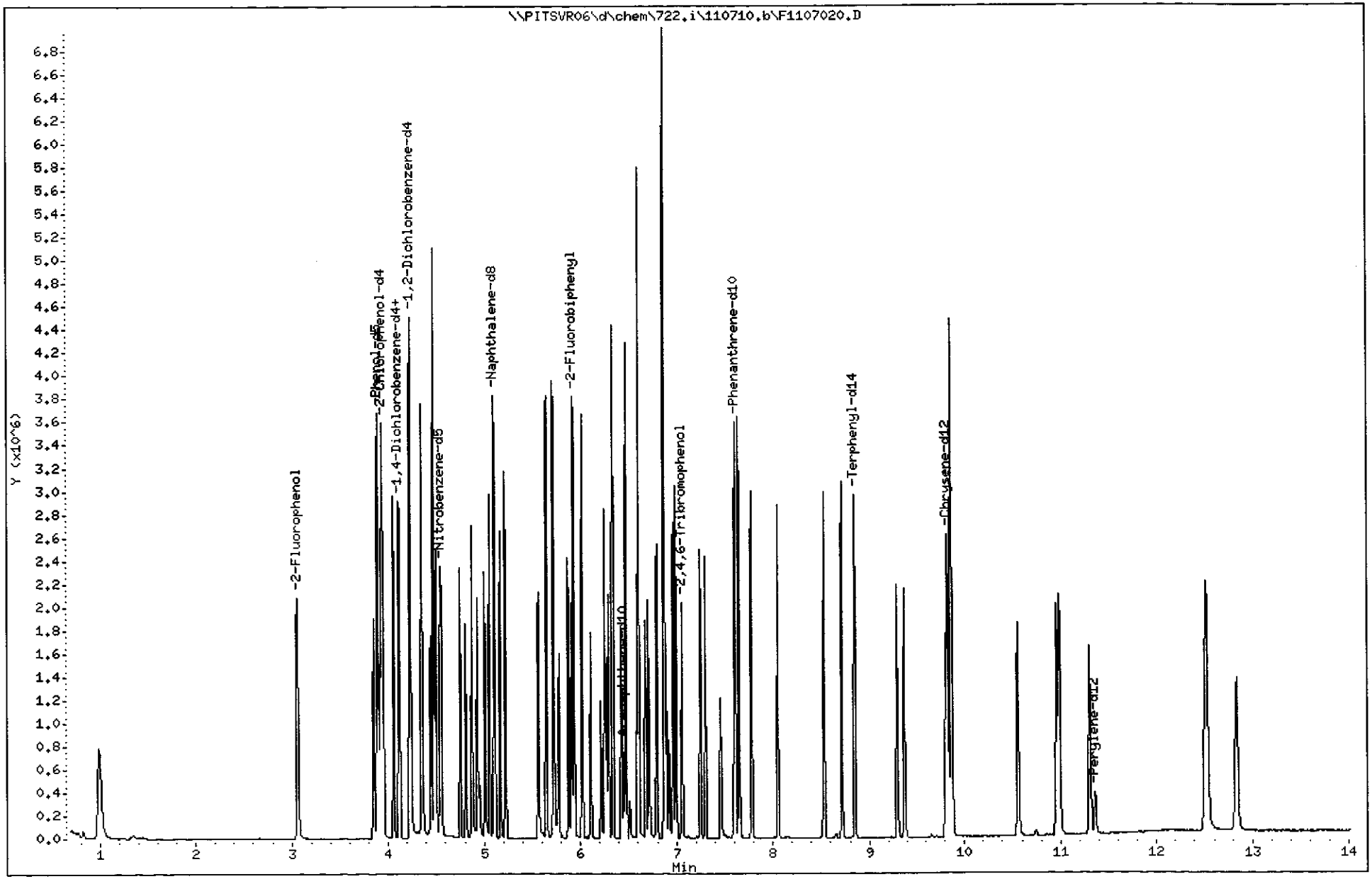

Test America Pittsburgh

Semivolatile REPORT SW-846 Method 8270

Data file : \\PITSVR06\d\chem\722.i\110710.b\F1107020.D
Lab Smp Id: 19l1r1ac Client Smp ID: INTRA-LAB CHECK
Inj Date : 08-NOV-2010 06:22
Operator : 007062 Inst ID: 722.i
Smp Info : C0K040543-LCS 11/05/10 TCLP WD (0309266)
Misc Info : 19l1r1ac,110710.b,ll.m,tclp.sub
Comment :
Method : \\PITSVR06\d\chem\722.i\110710.b\LL.m
Meth Date : 09-Nov-2010 03:28 722.i Quant Type: ISTD
Cal Date : 02-SEP-2010 04:00 Cal File: F09020C8.D
Als bottle: 22 QC Sample: METHOD SPIKE
Dil Factor: 1.00000
Integrator: HP RTE Compound Sublist: tclp.sub
Target Version: 4.14
Processing Host: PITPC-503

Concentration Formula: Amt * DF * Uf * Vt/(Vi * Ws)*1 * CpndVariable

Name	Value	Description
DF	1.000	Dilution Factor
Uf	0.00100	ng unit correction factor
Vt	10000.000	Volume of final extract (uL)(1000 low, 2
Vi	2.000	Volume injected (uL)
Ws	1.000	Weight of sample extracted (g)
Cpnd Variable		Local Compound Variable

	Compounds	QUANT SIG MASS	RT	EXP RT	REL RT	RESPONSE	CONCENTRATIONS ON-COLUMN (NG)	FINAL (mg/kg)	
* 1	1,4-Dichlorobenzene-d4	152	4.106	4.107	(1.000)	80993	8.00000		(Q)
* 2	Naphthalene-d8	136	5.095	5.100	(1.000)	285137	8.00000		
* 3	Acenaphthene-d10	164	6.446	6.452	(1.000)	138474	8.00000		
* 4	Phenanthrene-d10	188	7.589	7.601	(1.000)	195821	8.00000		
* 5	Chrysene-d12	240	9.838	9.860	(1.000)	180700	8.00000		
* 6	Perylene-d12	264	11.361	11.394	(1.000)	160255	8.00000		
9	Pyridine	79	0.997	1.035	(0.243)	576065	36.0545	180.27	(QR)
198	1,4-Dioxane	88	Compound Not Detected.						
27	1,4-Dichlorobenzene	146	4.122	4.123	(1.004)	688389	41.0229	205.11	(R)
M 195	Cresols, total	100				1380465	110.717	553.58	(R)
30	2-Methylphenol	108	4.352	4.353	(1.060)	452792	36.5640	182.82	
192	4-Methylphenol	108	4.475	4.475	(1.090)	927673	74.1525	370.76	
34	Hexachloroethane	117	4.502	4.502	(1.096)	263381	42.0965	210.48	(R)
35	Nitrobenzene	77	4.560	4.561	(0.895)	580856	39.1355	195.68	(R)
56	Hexachlorobutadiene	225	5.223	5.229	(1.025)	310611	43.2792	216.40	(R)
66	2,4,6-Trichlorophenol	196	5.874	5.880	(0.911)	270691	41.4191	207.10	(R)
67	2,4,5-Trichlorophenol	196	5.907	5.912	(0.916)	269053	39.3165	196.58	(R)
87	2,4-Dinitrotoluene	165	6.606	6.612	(1.025)	281871	41.6763	208.38	(R)
107	Hexachlorobenzene	284	7.301	7.307	(0.962)	236067	45.4123	227.06	(R)
111	Pentachlorophenol	266	7.461	7.467	(0.983)	131950	37.4170	187.08	(R)

Compounds	QUANT SIG MASS	RT	EXP RT	REL RT	RESPONSE	CONCENTRATIONS ON-COLUMN (NG)	CONCENTRATIONS FINAL (mg/kg)
$ 154 Nitrobenzene-d5	82	4.544	4.545	(0.892)	610729	41.6878	208.44(a)
$ 155 2-Fluorobiphenyl	172	5.939	5.939	(0.921)	1036555	45.2208	226.10(aR)
$ 156 Terphenyl-d14	244	8.850	8.867	(0.900)	809254	43.3053	216.53(a)
$ 157 Phenol-d5	99	3.887	3.888	(0.947)	953683	58.3980	291.99(a)
$ 158 2-Fluorophenol	112	3.059	3.060	(0.745)	799025	67.4361	337.18(a)
$ 159 2,4,6-Tribromophenol	330	7.060	7.066	(0.930)	159010	73.9015	369.51(aR)
$ 186 2-Chlorophenol-d4	132	3.935	3.936	(0.958)	878156	60.7112	303.56(a)
$ 187 1,2-Dichlorobenzene-d4	152	4.224	4.224	(1.029)	426199	42.8320	214.16(a)

QC Flag Legend

a - Target compound detected but, quantitated amount Below Limit Of Quantitation(BLOQ).
Q - Qualifier signal failed the ratio test.
R - Spike/Surrogate failed recovery limits.

Data File: \\PITSVR06\d\chem\722.i\110710.b\F1107021.D
Date : 08-NOV-2010 06:41
Client ID: INTRA-LAB CHECK
Sample Info: C0K040543-LCSD 11/05/10 TCLP WD (0309266)
Volume Injected (uL): 2.0
Column phase: Hp5-MS

Instrument: 722.i
Operator: 007062
Column diameter: 0.25

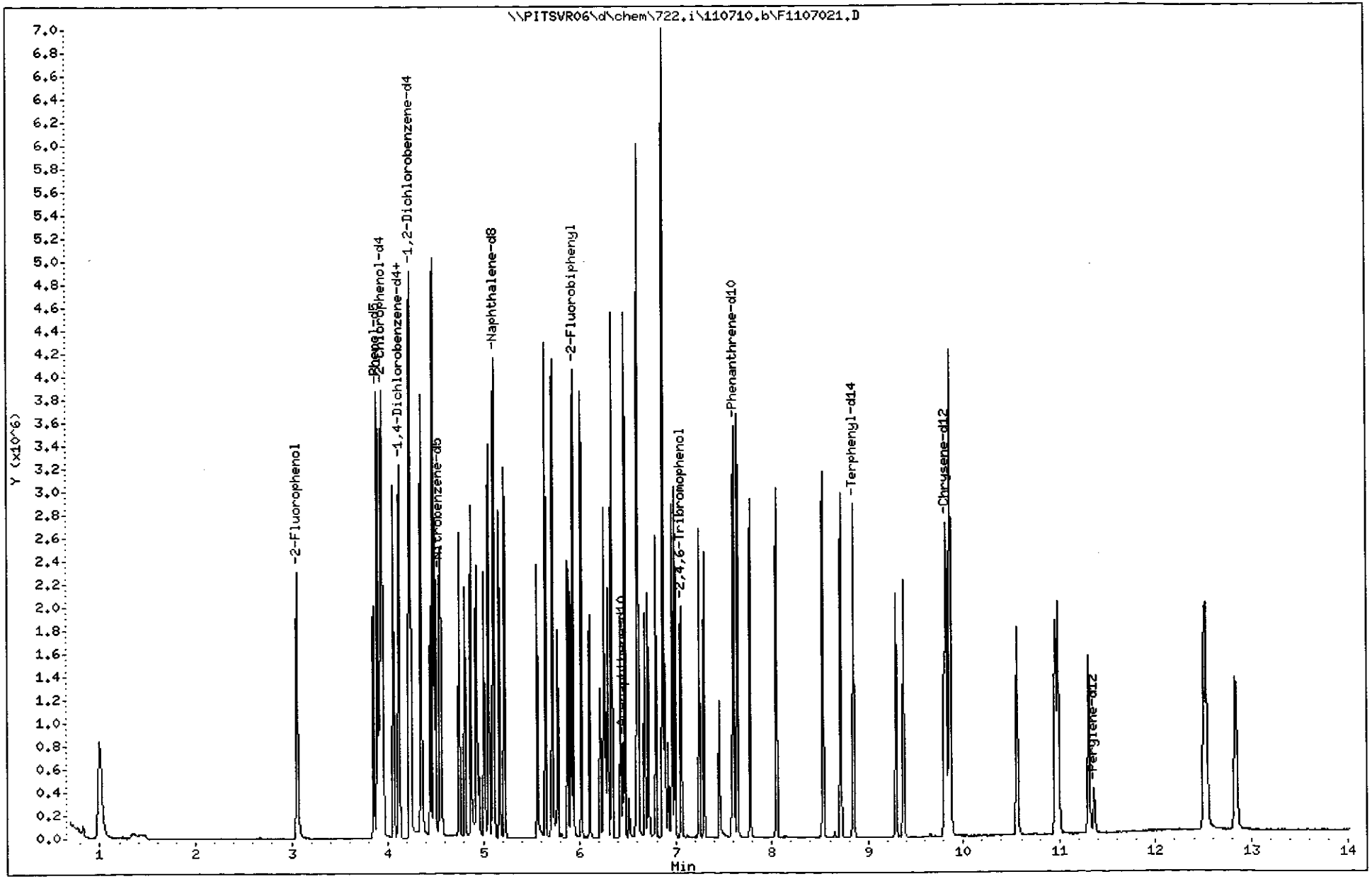

Test America Pittsburgh

Semivolatile REPORT SW-846 Method 8270

Data file : \\PITSVR06\d\chem\722.i\110710.b\F1107021.D
Lab Smp Id: l911r1ad Client Smp ID: INTRA-LAB CHECK
Inj Date : 08-NOV-2010 06:41
Operator : 007062 Inst ID: 722.i
Smp Info : C0K040543-LCSD 11/05/10 TCLP WD (0309266)
Misc Info : l911r1ad,110710.b,ll.m,tclp.sub
Comment :
Method : \\PITSVR06\d\chem\722.i\110710.b\LL.m
Meth Date : 09-Nov-2010 03:28 722.i Quant Type: ISTD
Cal Date : 02-SEP-2010 04:00 Cal File: F09020C8.D
Als bottle: 23 QC Sample: METHOD SPIKE
Dil Factor: 1.00000
Integrator: HP RTE Compound Sublist: tclp.sub
Target Version: 4.14
Processing Host: PITPC-503

Concentration Formula: Amt * DF * Uf * Vt/(Vi * Ws)*1 * CpndVariable

Name	Value	Description
DF	1.000	Dilution Factor
Uf	0.00100	ng unit correction factor
Vt	10000.000	Volume of final extract (uL)(1000 low, 2
Vi	2.000	Volume injected (uL)
Ws	1.000	Weight of sample extracted (g)
Cpnd Variable		Local Compound Variable

	Compounds	QUANT SIG MASS	RT	EXP RT	REL RT	RESPONSE	CONCENTRATIONS ON-COLUMN (NG)	FINAL (mg/kg)	
* 1	1,4-Dichlorobenzene-d4	152	4.104	4.107	(1.000)	92299	8.00000		(Q)
* 2	Naphthalene-d8	136	5.097	5.100	(1.000)	331384	8.00000		
* 3	Acenaphthene-d10	164	6.449	6.452	(1.000)	163774	8.00000		
* 4	Phenanthrene-d10	188	7.587	7.601	(1.000)	222472	8.00000		
* 5	Chrysene-d12	240	9.841	9.860	(1.000)	198369	8.00000		
* 6	Perylene-d12	264	11.358	11.394	(1.000)	174501	8.00000		
9	Pyridine	79	1.000	1.035	(0.244)	616973	33.8847	169.42	(QR)
198	1,4-Dioxane	88	Compound Not Detected.						
27	1,4-Dichlorobenzene	146	4.120	4.123	(1.004)	714282	37.3519	186.76	(R)
M 195	Cresols, total	100				1488799	104.676	523.38	(R)
30	2-Methylphenol	108	4.355	4.353	(1.061)	481171	33.9984	169.99	
192	4-Methylphenol	108	4.478	4.475	(1.091)	1007628	70.6776	353.39	
34	Hexachloroethane	117	4.499	4.502	(1.096)	283542	39.7676	198.84	(R)
35	Nitrobenzene	77	4.558	4.561	(0.894)	623381	36.1391	180.70	(R)
56	Hexachlorobutadiene	225	5.220	5.229	(1.024)	330100	39.5758	197.88	(R)
66	2,4,6-Trichlorophenol	196	5.877	5.880	(0.911)	287226	37.1598	185.80	(R)
67	2,4,5-Trichlorophenol	196	5.909	5.912	(0.916)	280447	34.6506	173.25	(R)
87	2,4-Dinitrotoluene	165	6.604	6.612	(1.024)	287734	35.9711	179.86	(R)
107	Hexachlorobenzene	284	7.298	7.307	(0.962)	241447	40.8831	204.42	(R)
111	Pentachlorophenol	266	7.458	7.467	(0.983)	125400	31.2997	156.50	(R)

Compounds	QUANT SIG MASS	RT	EXP RT	REL RT	RESPONSE	CONCENTRATIONS ON-COLUMN (NG)	CONCENTRATIONS FINAL (mg/kg)
$ 154 Nitrobenzene-d5	82	4.542	4.545	(0.891)	627815	36.8735	184.37(a)
$ 155 2-Fluorobiphenyl	172	5.936	5.939	(0.920)	1073947	39.6143	198.07(a)
$ 156 Terphenyl-d14	244	8.847	8.867	(0.899)	797214	38.8612	194.30(a)
$ 157 Phenol-d5	99	3.890	3.888	(0.948)	1003364	53.9142	269.57(a)
$ 158 2-Fluorophenol	112	3.057	3.060	(0.745)	840784	62.2683	311.34(a)
$ 159 2,4,6-Tribromophenol	330	7.058	7.066	(0.930)	154862	63.3516	316.76(a)
$ 186 2-Chlorophenol-d4	132	3.938	3.936	(0.960)	923522	56.0266	280.13(a)
$ 187 1,2-Dichlorobenzene-d4	152	4.226	4.224	(1.030)	447031	39.4225	197.11(a)

QC Flag Legend

a - Target compound detected but, quantitated amount
Below Limit Of Quantitation(BLOQ).
Q - Qualifier signal failed the ratio test.
R - Spike/Surrogate failed recovery limits.

GC/MS SEMIVOLATILE
MISCELLANEOUS

(1500) 0309266 waste ammo

~~Sonication Extraction~~ Worksheet

PBY 11/5/10

TestAmerica Pittsburgh
Logbook ID: OP3553

	Start Date/Time / Lot Number	Date Completed / Sample ID	Parameter / Client ID	Method / Sample Weight (g)	Solvent / Final Volume (mL)	Solvent Lot / Surrogate #	Solvent Mfg / Surr Vol (mL)	GPC Number / Matrix Spike Lot #	GPC Date / MS Vol (mL)
1.	11/5/10	11/5/10	8270C	waste dilution	MeCl2	212-10	Baker	NA	
2.	OK040543	Blk	NA	1.0	10.0	BNA0819-10	1.0	NA	NA
3.		LCS		1.0				BNA0833-10	1.0
4.		LCSDup		1.0				↓	↓
5.		012	↓	1.0	↓	↓	↓	NA	NA
6.									
7.									
8.									
9.									
10.									
11.									
12.									
13.									
14.									
15.									
16.									
17.									
18.									
19.									
20.									
21.									
22.									
23.									
24.									

T. Yushinski 11/5/10

Analyst: PY PY PY PY PY PY PY PY PY PY

Extract(s) (record line # from above)	Date	Time	Extract(s) Received	Analyst	Location	Date	Time	Extract(s) Relinquished	Analyst	Location
All Above	11/5/10	2040	T. Yushinski	Oxford		11/5/10	2045	T. Yushinski	PY	
All Above	11/7/10	2200	Stephanie Bonnell	RTP		11/7/10	2300	Stephanie Bonnell	RTP	BINGHA

Sodium Sulfate Mfg/Lot Number: Baker OP0214-10 | N2 Blow Down Temp: NA | Reviewed by: Bill Trout | Date: 11/5/10 | Balance ID: 1120122641

printed on: 23-Jun-10 7:59:08 AM

(2001 - 2151) 2148 C0K040543

Simulate Run Sequence Sun Nov 07 23:56:29 2010

Instrument Name: GC/MS Instrument #1
Sequence File: C:\HPCHEM\1\SEQUENCE\110710.S
Comment: STL- PITT HP5973-2 LOG 2ul inj 100ul+1ul int
Operator: 007062
Data Path: d:\HPCHEM\1\DATA\110710.b\
Method Path: C:\HPCHEM\1\METHODS\

8270
11/7/10

Line	Type	Vial	DataFile	Method	Sample Name
1)	Sample	99	F1107CL1	FFAST	Clean Out Blank
2)	Sample	99	F1107CL2	FFAST	Clean Out Blank
3)	Sample	1	F1107DF1	DFTPP	DFTPP050 (25ug/ml) BNA0170-10
4)	Sample	2	F11070C1	FFAST	SSTD4 (2ug/ml) BNA0831-10
5)	Sample	100	F11070B6	FFAST	Clean Out Blank
6)	Sample	3	F1107001	FFAST	C0K040496-BLK 11/05/10 TCLP WD (0309328)
7)	Sample	4	F1107002	FFAST	C0K040496-LCS 11/05/10 TCLP WD (0309328)
8)	Sample	5	F1107003	FFAST	C0K040496-LCSD 11/05/10 TCLP WD (0309328)
9)	Sample	25	F1107023	FFAST	C0J280562-LCS 11/04/10 2g/1ml (0308440)
10)	Sample	26	F1107024	FFAST	C0K040512-001 x20 11/04/10 2g/1ml (0308440)
11)	Sample	6	F1107004	FFAST	C0K040496-001 x5 11/05/10 TCLP WD (0309328)
12)	Sample	7	F1107005	FFAST	C0J290553-BLK 11/05/10 TCLP WD (0309324)
13)	Sample	8	F1107006	FFAST	C0J290553-LCS 11/05/10 TCLP WD (0309324)
14)	Sample	9	F1107007	FFAST	C0J290553-LCSD 11/05/10 TCLP WD (0309324)
15)	Sample	10	F1107008	FFAST	C0J290553-001 11/05/10 TCLP WD (0309324)
16)	Sample	11	F1107009	FFAST	C0K010444-BLK 11/05/10 TCLP (0309323)
17)	Sample	12	F1107010	FFAST	C0K010444-BLK 11/05/10 TCLP (0309323)
18)	Sample	13	F1107011	FFAST	C0K010444-LCS 11/05/10 TCLP (0309323)
19)	Sample	14	F1107012	FFAST	C0K010444-LCSD 11/05/10 TCLP (0309323)
20)	Sample	15	F1107013	FFAST	C0K010444-001 11/05/10 TCLP (0309323)
21)	Sample	16	F1107014	FFAST	C0K010444-002 11/05/10 TCLP (0309323)
22)	Sample	17	F1107015	FFAST	C0K010444-003 11/05/10 TCLP (0309323)
23)	Sample	18	F1107016	FFAST	C0K010444-004 11/05/10 TCLP (0309323)
24)	Sample	19	F1107017	FFAST	C0K020542-001 11/05/10 TCLP (0309323)
25)	Sample	20	F1107018	FFAST	C0K030516-001 11/05/10 TCLP (0309323)
26)	Sample	21	F1107019	FFAST	C0K040543-BLK 11/05/10 TCLP WD (0309266)
27)	Sample	22	F1107020	FFAST	C0K040543-LCS 11/05/10 TCLP WD (0309266)
28)	Sample	23	F1107021	FFAST	C0K040543-LCSD 11/05/10 TCLP WD (0309266)
29)	Sample	24	F1107022	FFAST	C0K040543-012 x20 11/05/10 TCLP WD (0309266)
30)	Sample	100	F11070B1	FFAST	Clean Out Blank
31)	Sample	100	F11070B2	FFAST	Clean Out Blank
32)	Sample	100	F11070B3	FFAST	Clean Out Blank
33)	Sample	100	F11070B4	FFAST	Clean Out Blank
34)	Sample	100	F11070B5	FFAST	Clean Out Blank

Bytes Needed: 1700000 Space on drive D: 1023932928
Sequence Verification Done!

Simulate Run Sequence Thu Sep 02 04:54:48 2010

Instrument Name: GC/MS Instrument #1
Sequence File: C:\HPCHEM\1\SEQUENCE\090210.S
Comment: STL- PITT HP5973-2 LOG 2ul inj 100ul+1ul int
Operator: 007062
Data Path: d:\HPCHEM\1\DATA\090210.b\
Method Path: C:\HPCHEM\1\METHODS\

8270
9/2/10
FBB

Line	Type	Vial	DataFile	Method	Sample Name
1)	Sample	99	F0902CL1	FFAST	Clean Out Blank
2)	Sample	99	F0902CL2	FFAST	Clean Out Blank
3)	Sample	1	F0902DF1	DFTPP	DFTPP050 (25ug/ml) BNA0170-10
4)	Sample	2	F09020C1	FFAST	SSTD4 (2ug/ml) BNA0675-10
5)	Sample	3	F09020C2	FFAST	SSTD.4 (.2ug/ml) BNA0660-10
6)	Sample	4	F09020C3	FFAST	SSTD2 (1ug/ml) BNA0661-10
7)	Sample	5	F09020C4	FFAST	SSTD10 (5ug/ml) BNA0663-10
8)	Sample	6	F09020C5	FFAST	SSTD20 (10ug/ml) BNA0664-10
9)	Sample	7	F09020C6	FFAST	SSTD40 (20ug/ml) BNA0665-10
10)	Sample	8	F09020C7	FFAST	SSTD60 (30ug/ml) BNA0666-10
11)	Sample	9	F09020C8	FFAST	SSTD80 (40ug/ml) BNA0667-10
12)	Sample	10	F09020V1	FFAST	SSTDVER (20ug/ml) BNA0670-10
13)	Sample	100	F09020B6	FFAST	Clean Out Blank
14)	Sample	3	F0902001	FFAST	C0H300440-BLK 9/01/10 1g/10ml (0244399)
15)	Sample	4	F0902002	FFAST	C0H300440-LCS 9/01/10 1g/10ml (0244399)
16)	Sample	5	F0902003	FFAST	C0H300440-LCSD 9/01/10 1g/10ml (0244399)
17)	Sample	6	F0902004	FFAST	C0H300440-001 9/01/10 1g/10ml (0244399)
18)	Sample	7	F0902005	FFAST	C0H270586-BLK 8/31/10 Soil (0243092)
19)	Sample	8	F0902006	FFAST	C0H270586-LCS 8/31/10 Soil (0243092)
20)	Sample	9	F0902007	FFAST	C0H270586-002 x5 8/31/10 Soil (0243092)
21)	Sample	10	F0902008	FFAST	C0H270586-003 x5 8/31/10 Soil (0243092)
22)	Sample	11	F0902009	FFAST	C0H270586-005 x5 8/31/10 Soil (0243092)
23)	Sample	12	F0902010	FFAST	C0H270586-005S x5 8/31/10 Soil (0243092)
24)	Sample	13	F0902011	FFAST	C0H270586-005D x5 8/31/10 Soil (0243092)
25)	Sample	14	F0902012	FFAST	C0H270586-006 8/31/10 Soil (0243092)
26)	Sample	15	F0902013	FFAST	C0H270586-008 x5 8/31/10 Soil (0243092)
27)	Sample	16	F0902014	FFAST	C0H270586-009 8/31/10 Soil (0243092)
28)	Sample	17	F0902015	FFAST	C0H270586-011 x5 8/31/10 Soil (0243092)
29)	Sample	18	F0902016	FFAST	C0H270586-012 8/31/10 Soil (0243092)
30)	Sample	19	F0902017	FFAST	C0H270586-014 x5 8/31/10 Soil (0243092)
31)	Sample	20	F0902018	FFAST	C0H270586-015 8/31/10 Soil (0243092)
32)	Sample	21	F0902019	FFAST	C0H210433-001 x5 8/31/10 Soil (0243027)
33)	Sample	100	F09020B1	FFAST	Clean Out Blank
34)	Sample	100	F09020B2	FFAST	Clean Out Blank
35)	Sample	100	F09020B3	FFAST	Clean Out Blank
36)	Sample	100	F09020B4	FFAST	Clean Out Blank
37)	Sample	100	F09020B5	FFAST	Clean Out Blank

Bytes Needed: 1936905 Space on drive D: 1023932928
Sequence Verification Done!

REQUESTED BY: **YUSHINSC**

METHOD: QL Base/Neutrals and Acids (8270C)

STORAGE LOCATION	WORK ORDER #	PICKED CNTR#	CONTROL #	CLIENT #	ANALYSIS	LOTID	SMP#	SFX	MATRIX DESCRIPTION	QTY RCVD	QTY REQD
CLP1 25A	L9J33-1-AC	___ ___ ___	911086	371899	N-14-QL	C0K040543	012		WASTE	0	1 1

RELINQUISHED BY	RECEIVED BY	DATE/TIME
T. Yushinski	T. Yushinski	11/5/10 1230
T. Yushinski	T. Yushinski	11/5/10 1800

***** END OF REPORT *****

METALS DATA

METALS RESULTS

MACTEC Engineering and Consulting Inc

Client Sample ID: MW-5 PRODUCT-1011

TOTAL Metals

Lot-Sample #...: C0K040543-012 **Matrix.....:** WASTE
Date Sampled...: 11/02/10 **Date Received..:** 11/03/10
% Moisture.....:

PARAMETER	RESULT	REPORTING LIMIT	UNITS	METHOD	PREPARATION-ANALYSIS DATE	WORK ORDER #
Prep Batch #...: 0312034						
Mercury	ND	0.033	mg/kg	SW846 7471A	11/08/10	L9J331AQ
		Dilution Factor: 1		Analysis Time..: 10:17	Analyst ID.....: 031043	
		Instrument ID..: HGHYDRA		MS Run #.....: 0312033	MDL.....: 0.011	
Prep Batch #...: 0314356						
Arsenic	**1.7**	**0.88**	**mg/kg**	**SW846 6010B**	**11/10-11/11/10**	**L9J331AH**
		Dilution Factor: 0.88		Analysis Time..: 19:17	Analyst ID.....: 022952	
		Instrument ID..: TRACEICP		MS Run #.....:	MDL.....: 0.20	
Barium	**0.45 B**	**17.6**	**mg/kg**	**SW846 6010B**	**11/10-11/11/10**	**L9J331AJ**
		Dilution Factor: 0.88		Analysis Time..: 19:17	Analyst ID.....: 022952	
		Instrument ID..: TRACEICP		MS Run #.....:	MDL.....: 0.044	
Cadmium	ND	0.44	mg/kg	SW846 6010B	11/10-11/11/10	L9J331AK
		Dilution Factor: 0.88		Analysis Time..: 19:17	Analyst ID.....: 022952	
		Instrument ID..: TRACEICP		MS Run #.....:	MDL.....: 0.021	
Chromium	**2.6**	**0.44**	**mg/kg**	**SW846 6010B**	**11/10-11/11/10**	**L9J331AL**
		Dilution Factor: 0.88		Analysis Time..: 19:17	Analyst ID.....: 022952	
		Instrument ID..: TRACEICP		MS Run #.....:	MDL.....: 0.075	
Lead	**0.24 B**	**0.26**	**mg/kg**	**SW846 6010B**	**11/10-11/11/10**	**L9J331AM**
		Dilution Factor: 0.88		Analysis Time..: 19:17	Analyst ID.....: 022952	
		Instrument ID..: TRACEICP		MS Run #.....:	MDL.....: 0.13	
Selenium	**0.54**	**0.44**	**mg/kg**	**SW846 6010B**	**11/10-11/11/10**	**L9J331AN**
		Dilution Factor: 0.88		Analysis Time..: 19:17	Analyst ID.....: 022952	
		Instrument ID..: TRACEICP		MS Run #.....:	MDL.....: 0.18	
Silver	ND	0.44	mg/kg	SW846 6010B	11/10-11/11/10	L9J331AP
		Dilution Factor: 0.88		Analysis Time..: 19:17	Analyst ID.....: 022952	
		Instrument ID..: TRACEICP		MS Run #.....:	MDL.....: 0.051	

NOTE(S):

B Estimated result. Result is less than RL.

METHOD BLANK REPORT

TOTAL Metals

Client Lot #...: C0K040543 **Matrix.....:** WASTE

PARAMETER	RESULT	REPORTING LIMIT	UNITS	METHOD	PREPARATION-ANALYSIS DATE	WORK ORDER #
MB Lot-Sample #: C0K080000-034 **Prep Batch #...:** 0312034						
Mercury	ND	0.033	mg/kg	SW846 7471A	11/08/10	L9NRH1AD
		Dilution Factor: 1				
		Analysis Time..: 09:46		Analyst ID.....: 031043	Instrument ID..: HGH	
MB Lot-Sample #: C0K100000-356 **Prep Batch #...:** 0314356						
Arsenic	ND	1.0	mg/kg	SW846 6010B	11/10-11/11/10	L9T9J1AA
		Dilution Factor: 1				
		Analysis Time..: 19:01		Analyst ID.....: 022952	Instrument ID..: TRA	
Barium	ND	20.0	mg/kg	SW846 6010B	11/10-11/11/10	L9T9J1AC
		Dilution Factor: 1				
		Analysis Time..: 19:01		Analyst ID.....: 022952	Instrument ID..: TRA	
Cadmium	**0.034 B**	**0.50**	**mg/kg**	**SW846 6010B**	**11/10-11/11/10**	**L9T9J1AD**
		Dilution Factor: 1				
		Analysis Time..: 19:01		Analyst ID.....: 022952	Instrument ID..: TRA	
Chromium	ND	0.50	mg/kg	SW846 6010B	11/10-11/11/10	L9T9J1AE
		Dilution Factor: 1				
		Analysis Time..: 19:01		Analyst ID.....: 022952	Instrument ID..: TRA	
Lead	ND	0.30	mg/kg	SW846 6010B	11/10-11/11/10	L9T9J1AF
		Dilution Factor: 1				
		Analysis Time..: 19:01		Analyst ID.....: 022952	Instrument ID..: TRA	
Selenium	ND	0.50	mg/kg	SW846 6010B	11/10-11/11/10	L9T9J1AG
		Dilution Factor: 1				
		Analysis Time..: 19:01		Analyst ID.....: 022952	Instrument ID..: TRA	
Silver	ND	0.50	mg/kg	SW846 6010B	11/10-11/11/10	L9T9J1AH
		Dilution Factor: 1				
		Analysis Time..: 19:01		Analyst ID.....: 022952	Instrument ID..: TRA	

NOTE(S):

Calculations are performed before rounding to avoid round-off errors in calculated results.

B Estimated result. Result is less than RL.

LABORATORY CONTROL SAMPLE EVALUATION REPORT

TOTAL Metals

Lot-Sample #...: C0K040543 **Matrix.....:** WASTE

PARAMETER	PERCENT RECOVERY	RECOVERY LIMITS	RPD	RPD LIMITS	METHOD	PREPARATION-ANALYSIS DATE	PREP-BATCH #
Arsenic	98	(80 - 120)			SW846 6010B	11/10-11/11/10	0314356
	100	(80 - 120)	2.0	(0-20)	SW846 6010B	11/10-11/11/10	0314356
		Dilution Factor: 1			Analysis Time..: 19:06	Analyst ID.....: 022952	
		Instrument ID..: TRA					
Barium	100	(80 - 120)			SW846 6010B	11/10-11/11/10	0314356
	100	(80 - 120)	0.46	(0-20)	SW846 6010B	11/10-11/11/10	0314356
		Dilution Factor: 1			Analysis Time..: 19:06	Analyst ID.....: 022952	
		Instrument ID..: TRA					
Cadmium	100	(80 - 120)			SW846 6010B	11/10-11/11/10	0314356
	102	(80 - 120)	2.5	(0-20)	SW846 6010B	11/10-11/11/10	0314356
		Dilution Factor: 1			Analysis Time..: 19:06	Analyst ID.....: 022952	
		Instrument ID..: TRA					
Chromium	100	(80 - 120)			SW846 6010B	11/10-11/11/10	0314356
	102	(80 - 120)	1.8	(0-20)	SW846 6010B	11/10-11/11/10	0314356
		Dilution Factor: 1			Analysis Time..: 19:06	Analyst ID.....: 022952	
		Instrument ID..: TRA					
Lead	99	(80 - 120)			SW846 6010B	11/10-11/11/10	0314356
	101	(80 - 120)	2.2	(0-20)	SW846 6010B	11/10-11/11/10	0314356
		Dilution Factor: 1			Analysis Time..: 19:06	Analyst ID.....: 022952	
		Instrument ID..: TRA					
Selenium	97	(80 - 120)			SW846 6010B	11/10-11/11/10	0314356
	99	(80 - 120)	2.1	(0-20)	SW846 6010B	11/10-11/11/10	0314356
		Dilution Factor: 1			Analysis Time..: 19:06	Analyst ID.....: 022952	
		Instrument ID..: TRA					
Silver	95	(80 - 120)			SW846 6010B	11/10-11/11/10	0314356
	96	(80 - 120)	0.39	(0-20)	SW846 6010B	11/10-11/11/10	0314356
		Dilution Factor: 1			Analysis Time..: 19:06	Analyst ID.....: 022952	
		Instrument ID..: TRA					

NOTE(S):

Calculations are performed before rounding to avoid round-off errors in calculated results.

LABORATORY CONTROL SAMPLE DATA REPORT

TOTAL Metals

Lot-Sample #...: C0K040543 **Matrix.....:** WASTE

PARAMETER	SPIKE AMOUNT	MEASURED AMOUNT	UNITS	PERCNT RECVRY	RPD	METHOD	PREPARATION-ANALYSIS DATE	PREP BATCH #
Arsenic	200	196	mg/kg	98		SW846 6010B	11/10-11/11/10	0314356
	200	200	mg/kg	100	2.0	SW846 6010B	11/10-11/11/10	0314356
		Dilution Factor: 1				Analysis Time..: 19:06	Analyst ID.....: 022952	
		Instrument ID..: TRA						
Barium	200	200	mg/kg	100		SW846 6010B	11/10-11/11/10	0314356
	200	201	mg/kg	100	0.46	SW846 6010B	11/10-11/11/10	0314356
		Dilution Factor: 1				Analysis Time..: 19:06	Analyst ID.....: 022952	
		Instrument ID..: TRA						
Cadmium	5.00	4.98	mg/kg	100		SW846 6010B	11/10-11/11/10	0314356
	5.00	5.11	mg/kg	102	2.5	SW846 6010B	11/10-11/11/10	0314356
		Dilution Factor: 1				Analysis Time..: 19:06	Analyst ID.....: 022952	
		Instrument ID..: TRA						
Chromium	20.0	20.1	mg/kg	100		SW846 6010B	11/10-11/11/10	0314356
	20.0	20.5	mg/kg	102	1.8	SW846 6010B	11/10-11/11/10	0314356
		Dilution Factor: 1				Analysis Time..: 19:06	Analyst ID.....: 022952	
		Instrument ID..: TRA						
Lead	50.0	49.5	mg/kg	99		SW846 6010B	11/10-11/11/10	0314356
	50.0	50.6	mg/kg	101	2.2	SW846 6010B	11/10-11/11/10	0314356
		Dilution Factor: 1				Analysis Time..: 19:06	Analyst ID.....: 022952	
		Instrument ID..: TRA						
Selenium	200	193	mg/kg	97		SW846 6010B	11/10-11/11/10	0314356
	200	197	mg/kg	99	2.1	SW846 6010B	11/10-11/11/10	0314356
		Dilution Factor: 1				Analysis Time..: 19:06	Analyst ID.....: 022952	
		Instrument ID..: TRA						
Silver	5.00	4.77	mg/kg	95		SW846 6010B	11/10-11/11/10	0314356
	5.00	4.79	mg/kg	96	0.39	SW846 6010B	11/10-11/11/10	0314356
		Dilution Factor: 1				Analysis Time..: 19:06	Analyst ID.....: 022952	
		Instrument ID..: TRA						

NOTE(S):

Calculations are performed before rounding to avoid round-off errors in calculated results.

TestAmerica Pittsburgh

Metals Data Reporting Form

Initial Calibration Verification Standar

Instrument: ICPST

Units: ug/L

Chart Number: T01111B.ARC

Acceptable Range: 90% - 110%

Standard Source: Inorganic Ventures

Standard ID: MET4613-10

Element	WL/ Mass	True Conc	ICV1-1 11/11/2010 12:35 PM Found	% Rec	Found	% Rec	Found	% Rec	Found	% Rec	Found	% Rec
Arsenic	189.042	250.0	254.61	**101.8**								
Barium	493.409	1000.0	1026.23	**102.6**								
Cadmium	226.502	250.0	253.98	**101.6**								
Chromium	267.716	1000.0	1024.74	**102.5**								
Lead	220.353	250.0	257.46	**103.0**								
Selenium	220.353	250.0	253.80	**101.5**								
Silver	328.068	500.0	509.97	**102.0**								

TestAmerica Pittsburgh

Metals Data Reporting Form

Initial Calibration Verification Standar

Instrument: CVAA **Units:** ug/L

Chart Number: G01108A.PRN **Acceptable Range:** 90% - 110%

Standard Source: Ultra **Standard ID:** MET5966-10

Element	WL/ Mass	True Conc	ICV6-1 11/8/2010 8:13 AM Found	% Rec	Found	% Rec	Found	% Rec	Found	% Rec	Found	% Rec
Mercury	253.7	2.5	2.55	**102.0**								

5.11.0 *Form 2A Equivalent*

TestAmerica Pittsburgh

Metals Data Reporting Form

Continuing Calibration Verification

Instrument: ICPST **Units:** ug/L

Chart Number: T01111B.ARC **Acceptable Range:** 90% - 110%

Standard Source: Inorganic Ventures **Standard ID:** MET4904-10

Element	WL/ Mass	True Conc	CCV1-1 11/11/2010 1:03 PM Found	% Rec	CCV1-2 11/11/2010 2:09 PM Found	% Rec	CCV1-3 11/11/2010 3:19 PM Found	% Rec	CCV1-4 11/11/2010 4:27 PM Found	% Rec	CCV1-5 11/11/2010 5:33 PM Found	% Rec
Arsenic	189.042	500.0	503.85	**100.8**	510.30	**102.1**	508.56	**101.7**	523.83	**104.8**	517.09	**103.4**
Barium	493.409	2000.0	2005.39	**100.3**	2045.35	**102.3**	2033.38	**101.7**	1988.14	**99.4**	2002.89	**100.1**
Cadmium	226.502	500.0	490.43	**98.1**	493.65	**98.7**	492.60	**98.5**	510.64	**102.1**	500.28	**100.1**
Chromium	267.716	2000.0	1981.94	**99.1**	1996.35	**99.8**	1992.50	**99.6**	2046.54	**102.3**	2028.43	**101.4**
Lead	220.353	500.0	495.56	**99.1**	496.24	**99.2**	496.63	**99.3**	513.81	**102.8**	506.48	**101.3**
Selenium	220.353	500.0	504.33	**100.9**	509.26	**101.9**	508.45	**101.7**	518.84	**103.8**	516.95	**103.4**
Silver	328.068	1000.0	1017.55	**101.8**	1040.46	**104.0**	1021.16	**102.1**	998.23	**99.8**	985.01	**98.5**

TestAmerica Pittsburgh

Metals Data Reporting Form

Continuing Calibration Verification

Instrument: ICPST **Units:** ug/L

Chart Number: T01111B.ARC **Acceptable Range:** 90% - 110%

Standard Source: Inorganic Ventures **Standard ID:** MET4904-10

Element	WL/ Mass	True Conc	CCV1-6 11/11/2010 6:39 PM Found	% Rec	CCV1-7 11/11/2010 7:45 PM Found	% Rec	Found	% Rec	Found	% Rec	Found	% Rec
Arsenic	189.042	500.0	518.52	**103.7**	526.35	**105.3**						
Barium	493.409	2000.0	2020.77	**101.0**	2047.42	**102.4**						
Cadmium	226.502	500.0	500.29	**100.1**	506.02	**101.2**						
Chromium	267.716	2000.0	2027.98	**101.4**	2048.75	**102.4**						
Lead	220.353	500.0	506.54	**101.3**	513.50	**102.7**						
Selenium	220.353	500.0	517.92	**103.6**	524.52	**104.9**						
Silver	328.068	1000.0	988.21	**98.8**	991.56	**99.2**						

TestAmerica Pittsburgh

Metals Data Reporting Form

Continuing Calibration Verification

Instrument: CVAA **Units:** ug/L

Chart Number: G01108A.PRN **Acceptable Range:** 90% - 110%

Standard Source: Inorganic Ventures **Standard ID:** MET5968-10

Element	WL/ Mass	True Conc	CCV6-1 11/8/2010 8:18 AM Found	% Rec	CCV6-2 11/8/2010 8:38 AM Found	% Rec	CCV6-3 11/8/2010 8:59 AM Found	% Rec	CCV6-4 11/8/2010 9:20 AM Found	% Rec	CCV6-5 11/8/2010 9:41 AM Found	% Rec
Mercury	253.7	5.0	4.94	**98.8**	4.86	**97.2**	4.94	**98.8**	4.92	**98.4**	5.06	**101.2**

TestAmerica Pittsburgh

Metals Data Reporting Form

Continuing Calibration Verification

Instrument: CVAA **Units:** ug/L

Chart Number: G01108A.PRN **Acceptable Range:** 90% - 110%

Standard Source: Inorganic Ventures **Standard ID:** MET5968-10

Element	WL/ Mass	True Conc	CCV6-6 11/8/2010 10:01 AM Found	% Rec	CCV6-7 11/8/2010 10:21 AM Found	% Rec	Found	% Rec	Found	% Rec	Found	% Rec
Mercury	253.7	5.0	5.05	**101.0**	5.00	**100.0**						

TestAmerica Pittsburgh

Metals Data Reporting Form

Contract Required Detection Limit Standard

Instrument: ICPST **Units:** ug/L

Chart Number: T01111B.ARC **Acceptable Range:** 50% - 150%

Standard Source: Inorganic Ventures **Standard ID:** MET4384-10

Element	WL/ Mass	True Conc	CRA/RLV 11/11/2010 12:46 PM Found	% Rec	Found	% Rec	Found	% Rec	Found	% Rec	Found	% Rec
Arsenic	189.042	10.0	8.82	**88.2**								
Barium	493.409	200.0	202.00	**101.0**								
Cadmium	226.502	5.0	5.15	**103.0**								
Chromium	267.716	5.0	5.05	**101.0**								
Lead	220.353	3.0	2.66	**88.7**								
Selenium	220.353	5.0	4.81	**96.2**								
Silver	328.068	5.0	4.99	**99.8**								

TestAmerica Pittsburgh

Metals Data Reporting Form

Contract Required Detection Limit Standard

Instrument: CVAA **Units:** ug/L

Chart Number: G01108A.PRN **Acceptable Range:** 50% - 150%

Standard Source: Ultra **Standard ID:** MET5967-10

Element	WL/ Mass	True Conc	CRA/RLV 11/8/2010 8:16 AM Found	% Rec	Found	% Rec	Found	% Rec	Found	% Rec	Found	% Rec
Mercury	253.7	0.2	0.22	**108.5**								

5.11.0

Form 2B Equivalent

TestAmerica Pittsburgh

Metals Data Reporting Form

Initial Calibration Blank Results

Instrument: ICPST **Units:** ug/L

Chart Number: T01111B.ARC

Standard Source: _____ **Standard ID:** _____

Element	WL/ Mass	Report Limit	ICB1 11/11/2010 12:41 PM Found	Q	Found	Q	Found	Q	Found	Q	Found	Q
Arsenic	189.042	10	2.2	U								
Barium	493.409	200	0.5	U								
Cadmium	226.502	5	0.2	U								
Chromium	267.716	5	0.9	U								
Lead	220.353	3	1.4	U								
Selenium	220.353	5	2.1	U								
Silver	328.068	200	0.6	U								

U Result is less than the MDL
B Result is between MDL and RL

Form 3 Equivalent

TestAmerica Pittsburgh

Metals Data Reporting Form

Initial Calibration Blank Results

Instrument: CVAA **Units:** ug/L

Chart Number: G01108A.PRN

Standard Source: _____ **Standard ID:** _____

Element	WL/ Mass	Report Limit	ICB1 11/8/2010 8:14 AM Found	Q	Found	Q	Found	Q	Found	Q	Found	Q
Mercury	253.7	0.2	0.0	U								

5.11.0

U Result is less than the MDL

B Result is between MDL and RL

Form 3 Equivalent

TestAmerica Pittsburgh

Metals Data Reporting Form

Continuing Calibration Blank Result

Instrument: ICPST **Units:** ug/L

Chart Number: T01111B.ARC

Standard Source: _____ **Standard ID:** _____

Element	WL/ Mass	Report Limit	CCB1 11/11/2010 1:08 PM Found	Q	CCB2 11/11/2010 2:14 PM Found	Q	CCB3 11/11/2010 3:25 PM Found	Q	CCB4 11/11/2010 4:33 PM Found	Q	CCB5 11/11/2010 5:38 PM Found	Q
Arsenic	189.042	10	2.2	U	2.2	U	2.2	U	2.2	U	2.2	U
Barium	493.409	200	0.5	U	0.5	U	0.5	U	0.5	U	0.5	U
Cadmium	226.502	5	0.2	U	0.2	U	0.2	U	0.2	U	0.2	U
Chromium	267.716	5	0.9	U	0.9	U	0.9	U	0.9	U	0.9	U
Lead	220.353	3	1.4	U	1.4	U	1.4	U	1.4	U	1.4	U
Selenium	220.353	5	2.1	U	2.1	U	2.1	U	2.1	U	2.1	U
Silver	328.068	200	0.6	U	0.6	U	0.6	U	0.6	U	0.6	U

5.11.0

U Result is less than the MDL

B Result is between MDL and RL

Form 3 Equivalent

TestAmerica Pittsburgh

Metals Data Reporting Form

Continuing Calibration Blank Result

Instrument: ICPST **Units:** ug/L

Chart Number: T01111B.ARC

Standard Source: _____ **Standard ID:** _____

Element	WL/ Mass	Report Limit	CCB6 11/11/2010 6:44 PM Found	Q	CCB7 11/11/2010 7:50 PM Found	Q	Found	Q	Found	Q	Found	Q
Arsenic	189.042	10	2.2	U	2.2	U						
Barium	493.409	200	0.5	U	0.5	U						
Cadmium	226.502	5	0.2	U	0.2	U						
Chromium	267.716	5	0.9	U	0.9	U						
Lead	220.353	3	1.4	U	1.4	U						
Selenium	220.353	5	2.1	U	2.1	U						
Silver	328.068	200	0.6	U	0.6	U						

U Result is less than the MDL
B Result is between MDL and RL

Form 3 Equivalent

TestAmerica Pittsburgh

Metals Data Reporting Form

Continuing Calibration Blank Result

Instrument: CVAA **Units:** ug/L

Chart Number: G01108A.PRN

Standard Source: _____ **Standard ID:** _____

Element	WL/ Mass	Report Limit	CCB1 11/8/2010 8:20 AM Found	Q	CCB2 11/8/2010 8:40 AM Found	Q	CCB3 11/8/2010 9:00 AM Found	Q	CCB4 11/8/2010 9:22 AM Found	Q	CCB5 11/8/2010 9:43 AM Found	Q
Mercury	253.7	0.2	0.0	U	0.0	U	0.0	U	0.0	U	0.0	U

5.11.0

U Result is less than the MDL

B Result is between MDL and RL

Form 3 Equivalent

TestAmerica Pittsburgh

Metals Data Reporting Form

Continuing Calibration Blank Result

Instrument: CVAA **Units:** ug/L

Chart Number: G01108A.PRN

Standard Source: _____ **Standard ID:** _____

Element	WL/ Mass	Report Limit	CCB6 11/8/2010 10:03 AM Found	Q	CCB7 11/8/2010 10:22 AM Found	Q	Found	Q	Found	Q	Found	Q
Mercury	253.7	0.2	0.0	U	0.0	U						

5.11.0

U Result is less than the MDL
B Result is between MDL and RL

Form 3 Equivalent

TestAmerica Pittsburgh

Metals Data Reporting Form

Interference Check Standard A

Instrument: ICPST **Units:** ug/L

Chart Number: T01111B.ARC **Acceptable Range:** 0% - 0%

Standard Source: Inorganic Ventures **Standard ID:** MET4581-10

Element	WL/ Mass	Reporting Limit	True Conc	ICSA 11/11/2010 12:52 PM Found	Found	Found	Found	Found
Arsenic	189.042	10		-2				
Barium	493.409	200		1				
Cadmium	226.502	5		1				
Chromium	267.716	5		-1				
Lead	220.353	3		1				
Selenium	220.353	5		-3				
Silver	328.068	200		0				

U Result is less than the MDL

B Result is between MDL and RL

Form 4 Equivalent

TestAmerica Pittsburgh

Metals Data Reporting Form

Interference Check Standard AB

Instrument: ICPST **Units:** ug/L

Chart Number: T01111B.ARC **Acceptable Range:** 80% - 120%

Standard Source: Inorganic Ventures **Standard ID:** MET4874-10

Element	WL/ Mass	True Conc	ICSAB 11/11/2010 12:57 PM Found	% Rec	Found	% Rec	Found	% Rec	Found	% Rec	Found	% Rec
Arsenic	189.042	1000	1004.4	**100.4**								
Barium	493.409	500	519.6	**103.9**								
Cadmium	226.502	1000	944.8	**94.5**								
Chromium	267.716	500	497.5	**99.5**								
Lead	220.353	1000	962.7	**96.3**								
Selenium	220.353	1000	981.4	**98.1**								
Silver	328.068	1000	1068.7	**106.9**								

TestAmerica Pittsburgh

Metals Data Reporting Form

Instrument Detection Limits

Instrument: ICPST **Units:** ppb

Element	Wavelength	Reporting Limit	MDL	Date of MDL
Arsenic	189.042	10.0	2.2	4/23/2009
Barium	493.409	200.0	0.50	4/23/2009
Cadmium	226.502	5.0	0.24	4/23/2009
Chromium	267.716	5.0	0.85	4/23/2009
Lead	220.353	3.0	1.4	4/23/2009
Selenium	220.353	5.0	2.1	4/23/2009
Silver	328.068	200.0	0.58	4/23/2009

TestAmerica Pittsburgh

Metals Data Reporting Form

Instrument Detection Limits

Instrument: CVAA **Units:** ppb

Element	Wavelength	Reporting Limit	MDL	Date of MDL
Mercury	253.700	0.2	0.011	3/23/2009

TestAmerica Pittsburgh

Metals Data Reporting Form

Inter-Element Correction Factors

Instrument: ICPST **Date of IEC's:** 10/25/2010

Interfering Element	Wavelength /Mass	Correction Factor(s)
Aluminum	308.215	Pb(-0.000344)
Aluminum	308.215	Pb(0.000545)
Chromium	267.716	As(-0.003061), Sb(0.013086)
Chromium	267.716	Sb(0.008957)
Cobalt	228.616	Pb(0.000064), Se(-0.000331)
Cobalt	228.616	Cd(-0.00008), Fe(0.089447), Ni(-0.00041), Pb(-0.000973), Se(0.000371), Tl(0.00294)
Iron	271.441	Pb(0.000043), Sb(0.000025), Se(-0.00029)
Iron	271.441	Cd(0.000087), Cr(-0.00001), Na(-0.012228), Pb(0.000085), Sb(0.000027), Tl(-0.000119), V(-0.000294), Zn(0.000114)
Magnesium	279.078	Fe(-0.000327)
Manganese	257.61	Se(0.000564)
Manganese	257.61	Se(0.000317), Tl(0.001153)
Molybdenum	202.03	Pb(-0.00068), Sb(-0.010269)
Molybdenum	202.03	Al(0.010237), As(-0.001455), Pb(-0.000698), Sb(-0.000832), Tl(-0.008099)
Nickel	231.604	Pb(0.000167)
Nickel	231.604	Pb(0.000277), Sb(-0.001143), Zn(0.004377)
Tin	189.989	Sb(-0.006242)
Titanium	334.941	Co(0.002), Pb(0.000254), Sb(0.001341), Tl(0.000698)
Titanium	334.941	Pb(-0.000607)
Vanadium	292.402	Be(-0.009816), Cr(-0.000098), Fe(0.009352), Pb(-0.000346)
Vanadium	292.402	Al(0.017388), Sb(-0.008385), Se(0.00019), Tl(0.002347)

TestAmerica Pittsburgh

Metals Data Reporting Form

Linear Dynamic Ranges

Instrument: ICPST **Units:** ppb

Element	Wavelength /Mass	Linear Range	Date of Linear Range
Arsenic	189.04	10000	7/21/2010
Barium	493.41	10000	7/21/2010
Cadmium	226.50	5000	7/21/2010
Chromium	267.72	20000	7/21/2010
Lead	220.35	5000	7/21/2010
Selenium	220.35	10000	7/21/2010
Silver	328.07	2000	7/21/2010

TestAmerica Pittsburgh

Metals Data Reporting Form

Linear Dynamic Ranges

Instrument: CVAA **Units:** ppb

Element	Wavelength /Mass	Linear Range	Date of Linear Range
Mercury	253.70	10	10/10/2010

METALS RAW DATA

C0K040543

Remarked 11.12.10

#	Sample Name	AG	AS	BA	CD	CR	PB
1	STD1	.00061	.02524	.00081	.00277	.00226	
2	STD2	6.87254	3.15857		9.75645		
3	STD3						
4	STD4			8.61975		11.179	
5	ICV1-1 MET5341-10	.50997	.25461	1.0262	.25398	1.0247	.25746
6	ICB1	-.00020	-.00049	.00001	.00014	-.00017	.00044
7	CRA/RLV MET5196-10	.00499	.00882	.20200	.00515	.00505	.00266
8	ICSA MET5195-10	-.00028	-.00195	.00072	.00069	-.00051	.00110
9	ICSAB MET4874-10	1.0687	1.0044	.51963	.94480	.49749	.96272
10	CCV1-1 MET6011-10	1.0176	.50385	2.0054	.49043	1.9819	.49556
11	CCB1	-.00019	-.00048	.00003	.00014	-.00025	.00029
12	L9QCXB	.00010	-.00062	.00012	.00027	.00013	.00012
13	L9QCXC	.04962	1.9293	2.0009	.04945	.19855	.49242
14	L9NDK	.00108	.08855	.62545	.00213	.08033	.07829
15	L9NDKP5	.00029	.01770	.12999	.00019	.01712	.01685
16	L9NDKS	.04826	1.8670	2.5470	.04346	.24355	.49593
17	L9NDKD	.04858	1.8789	2.7451	.04571	.26255	.51463
18	L9T82B	-.00046	.00098	.00000	.00027	-.00011	.00068
19	L9T82C	.04984	1.9632	1.9842	.04840	.19736	.48665
20	L9MN3	.00048	.02177	.75598	.00236	.11395	.46026
21	L9MN3P5	.00008	.00330	.15598	.00059	.02108	.08950
22	CCV1-2	1.0405	.51030	2.0454	.49365	1.9964	.49624
23	CCB2	-.00018	-.00087	-.00006	.00015	-.00030	.00046
24	L9MN3S	.05736	2.1520	2.6541	.05143	.30668	.93902
25	L9MN3D	.05898	2.2178	2.7208	.05307	.31549	.96846
26	L9T8XBF	-.00006	-.00057	.00036	.00016	-.00024	.00015
27	L9T8XCF	.05221	1.9907	2.0300	.04831	.19524	.48824
28	L9MN3F	-.00042	.02670	.37676	.00103	.12825	.25226
29	L9MN3P5F	-.00003	.00437	.07508	.00028	.02227	.04757
30	L9MN3SF	.05752	2.2513	2.2722	.05192	.32011	.74667
31	L9MN3DF	.05741	2.2618	2.2684	.05195	.32051	.74433
32	L9T87BT	-.00006	-.00003	.00003	.00022	-.00013	.00011
33	L9Q49BT	.00000	.00034	.00027	.00022	-.00002	.00032
34	CCV1-3	1.0212	.50856	2.0334	.49260	1.9925	.49663
35	CCB3	-.00025	-.00010	-.00004	.00012	-.00031	.00005
36	L9T87CT	.04842	1.9610	1.9993	.04883	.19658	.48219
37	L9PD1T	-.00022	.02552	.34807	.00053	1.0790	-.00034
38	L9PD1P5T	.00056	.00464	.06883	.00027	.22255	.00014
39	L9PD1ST	1.0385	5.0202	H13.920	.88858	5.6194	3.5910
40	L9PD1DT	1.0386	5.0263	H13.259	.89445	5.6339	3.5367
41	L9PD1ST/10	.09587	.49681	1.5980	.09522	.59047	.38529
42	L9PD1DT/10	.09513	.48719	1.4613	.09370	.58254	.37002
43	L9PD1ST ADD	.05205	2.0829	2.3410	.04619	1.2828	.46029
44	L9PD1DT ADD	.05153	2.0626	2.2928	.04607	1.2953	.45527
45	L9T9NBT	.00019	.00053	.00029	.00046	.00024	.00075
46	CCV1-4	.99823	.52383	1.9881	.51064	2.0465	.51381
47	CCB4	.00003	.00010	-.00003	.00013	-.00012	-.00054
48	L9T9NCT	.04705	1.9448	1.9313	.05006	.19990	.49573
49	L9T9NLT	.04854	2.0080	1.9787	.05170	.20684	.51251
50	L9Q8GT	-.00023	.00054	.00116	.00021	-.00014	.00047
51	L9Q8XT	.00000	-.00037	.00326	.00029	.00090	.00596
52	L9Q8XP5T	-.00005	-.00095	.00060	.00014	-.00001	.00131
53	L9NM5B	-.00055	-.00052	.00090	.00004	.00028	.00012

#	Sample Name	AG	AS	BA	CD	CR	PB
54	L9NM5C	.04365	1.7902	1.7526	.04467	.18075	.44918
55	L9F22	.00711	.11872	1.8211	.00672	.29134	.41875
56	L9F22P5	.00170	.02653	.40460	.00132	.06654	.09592
57	L9F22S	.04690	1.7672	2.8385	.04818	.47752	.81291
58	CCV1-5	.98501	.51709	2.0029	.50028	2.0284	.50648
59	CCB5	-.00024	.00012	-.00006	.00012	-.00042	.00005
60	L9F22D	.04625	1.7056	3.1043	.04712	.50087	.86162
61	L9F26	.00659	.10639	1.2885	.00496	.26098	.36850
62	L9F27	.00616	.11349	1.2553	.00537	.24850	.33612
63	L9F28	.00345	.09281	1.2482	.00262	.21816	.40225
64	L9F29	.00357	.11055	.97018	.00341	.29328	.40182
65	L9F3D	.00741	.14421	1.3510	.01124	.45030	.70745
66	L9T9ABT	.00039	-.00033	.00001	.00022	.00022	.00036
67	L9T9ACT	.04723	1.9504	1.9491	.04909	.19790	.49054
68	L9T9ALT	.04735	1.9558	1.9576	.04939	.19763	.49053
69	L9Q89T/10 Prep Dil	.00043	.00135	.00185	.00076	.00032	.00524
70	CCV1-6	.98821	.51852	2.0208	.50029	2.0280	.50654
71	CCB6	.00015	-.00046	.00000	.00017	-.00017	.00020
72	L9Q9KT/10 Prep Dil	.00240	.00411	.00387	-.00066	-.00211	-.00185
73	L9Q9KP50T Prep Dil	.00048	-.00114	.00079	.00005	-.00064	-.00012
74	L9T9JB	-.00019	-.00151	.00009	.00034	-.00009	.00037
75	L9T9JC	.04768	1.9619	1.9982	.04980	.20098	.49522
76	L9T9JL	.04787	2.0013	2.0074	.05107	.20468	.50650
77	L9J33	.00007	.01966	.00514	.00025	.02911	.00278
78	L9PDA	.00037	.00113	.00833	.00029	.00247	.00299
79	L9PDAP5	.00013	-.00005	.00156	.00018	.00042	.00040
80	L9R2XBT	-.00001	-.00099	.00011	.00023	.00011	.00026
81	L9R2XCT	.04885	2.0404	2.0461	.05114	.20679	.52507
82	CCV1-7	.99156	.52635	2.0474	.50602	2.0488	.51350
83	CCB7	.00021	-.00080	.00000	.00007	.00005	.00069
84	L9R2XLT	.04919	2.0677	2.0731	.05166	.20944	.52485
85	L9Q80T	.00017	.00059	.00293	.00012	.00107	.00111
86	L9Q80P5T	-.00003	.00024	.00058	.00014	-.00011	.00053
87	L9R26B	-.00045	-.00002	.00073	.00013	.00007	-.00004
88	L9R26C	.04503	1.8387	1.8515	.04539	.18650	.45721
89	L86VC	.00073	.05221	.84017	.00028	.10152	.17266
90	L9CGQ	.00052	.02983	.70549	.00294	.12460	1.51645
91	L9FX7	.00128	.04661	.67873	.00187	.31165	.40531
92	L9MWH	.00092	.07671	.56713	-.00034	.20462	.11272
93	L9MWJ	.00079	.06738	.42670	-.00058	.13688	.12629
94	CCV1-8	.97374	.52340	2.0240	.50299	2.0402	.51139
95	CCB8	.00006	-.00019	.00000	.00030	-.00028	-.00006
96	L9MWK	.00189	.06238	1.0413	-.00083	.12283	.09867
97	L9PG5	.00085	.06692	.20869	-.00084	.17504	.12400
98	L9PG7	.00074	.05808	.18371	-.00051	.17656	.09204
99	L9PG9	.00061	.04184	.18849	-.00082	.20015	.09912
100	L9PGT	.00025	.05083	.17535	-.00045	.12739	.24066
101	L9PHC	.00082	.04963	.22223	-.00049	.12434	.30305
102	L9PHE	.00050	.05154	1.0554	-.00046	.17407	.07704
103	L9PHJ	.00092	.04955	.16511	-.00040	.14798	.18959
104	L9Q90	.00054	.01127	.19576	.00005	.33427	.00071
105	L9Q90P5	.00016	.00205	.03970	.00013	.06757	.000401
106	CCV1-9	.98056	.52197	2.0414	.50289	2.0373	.51086
107	CCB9	-.00010	-.00064	-.00002	.00025	-.00025	-.00010

#	Sample Name	AG	AS	BA	CD	CR	PB
108	L9Q90S	.04387	1.8278	2.0972	.04471	.54541	.44999
109	L9Q90D	.04431	1.8191	2.0861	.04448	.53108	.44928
110	L9Q91	.04789	.01680	1.4148	-.00024	.04229	.00141
111	L9Q9R	.00085	.01345	.21449	.00005	.32325	.00126
112	L9RD9B	.00026	-.00052	.00010	.00022	.00000	.00005
113	L9RD9C	.04799	1.9798	2.0072	.04945	.20256	.49686
114	L9C00	.00049	.04750	.41479	.00060	.09736	.10316
115	L9C01	.00000	.02664	.21317	-.00051	.06928	.04699
116	L9C01P5	.00004	.00546	.04786	-.00002	.01563	.01119
117	L9C01S	.04011	1.6509	1.9283	.03996	.25027	.45286
118	CCV1-10	.98724	.52682	2.0574	.50577	2.0496	.51485
119	CCB10	-.00061	-.00160	-.00008	.00012	-.00048	.00044
120	L9C01D	.04090	1.6875	1.9282	.04090	.24942	.45912
121	L9CF2	.00093	.02108	.52197	.00075	.08696	.06399
122	L9CF3	.00038	.01808	.44849	.00050	.09089	.07028
123	L9CF4	.00128	.02140	.63108	.00097	.11203	.08397
124	L9CF6	.00037	.03783	.50272	.00015	.10051	.06670
125	L9CF7	.00098	.01338	.48902	.00055	.10277	.07107
126	L9QDKB	.00020	-.00084	-.00001	.00022	-.00010	.00011
127	L9QDKC	.05014	2.1262	2.1276	.05283	.21215	.53425
128	L9M20	-.00013	.00119	.03242	.00013	.00265	.00272
129	L9M21	.00019	-.00024	.03965	.00021	.00369	.00247
130	CCV1-11	.98657	.52237	2.0628	.50355	2.0389	.51181
131	CCB11	.00032	.00018	-.00003	.00004	-.00002	.00086
132	L9M22	-.00049	.00040	.03946	.00008	.00289	.00235
133	L9M23	.00030	.00025	.02762	.00025	.00276	.00221
134	L9M24	.00001	-.00097	.03202	.00019	.00274	.00282
135	L9M25	-.00036	-.00053	.03738	.00006	.00332	.00230
136	L9M27	.00017	-.00014	.03750	.00002	.00339	.00277
137	L9M28	-.00031	-.00036	.04114	.00021	.00395	.00251
138	L9M2K	.00020	-.00006	.02824	.00026	.00277	.00311
139	L9M2KP5	-.00027	-.00121	.00559	.00020	.00007	.00002
140	L9M2KS	.05021	2.1269	2.1594	.05228	.21478	.53291
141	L9M2KD	.05091	2.1311	2.1773	.05251	.21593	.53170
142	CCV1-12	.99087	.52712	2.0742	.50623	2.0441	.51380
143	CCB12	.00033	-.00001	.00001	.00028	-.00029	-.00030
144	L9M2L	.00022	.00111	.03427	.00025	.00336	.00289
145	L9M2N	.00000	.00050	.03596	.00023	.00318	.00165
146	L9M2P	.00007	.00016	.03964	.00020	.00321	.00234
147	L9M2Q	.00023	.00024	.03106	.00014	.00296	.00327
148	L9M2R	-.00019	-.00064	.03548	.00009	.00271	.00265
149	L9M2T	-.00005	.00027	.04224	.00014	.01015	.00220
150	L9M2V	.00010	.00036	.04633	.00024	.00337	.00268
151	L9M2X	.00008	-.00031	.03145	.00016	.00327	.00356
152	L9T8XBF Rerun	-.00024	-.00059	.00022	-.00004	-.00050	-.00032
153	CCV1-13	1.0078	.53672	2.1128	.51644	2.0863	.52430
154	CCB13	.00025	-.00077	.00000	.00021	-.00014	-.00044
155	L9MN3/25 K	-.00008	.00001	.03053	.00029	.00374	.01750
156	L9MN3P125 K	.00031	-.00095	.00603	.00019	.00080	.00361
157	L9MN3S/25 K	.00167	.07566	.10624	.00211	.01115	.03671
158	L9MN3D/25 K	.00196	.07744	.10863	.00205	.01167	.03746
159	L9MN3F/25 K	-.00020	.00059	.01495	.00013	.00409	.00947
160	L9MN3P125F K	-.00019	-.00122	.00292	.00023	.00040	.00201
161	L9MN3SF/25 K	.00204	.07703	.09147	.00213	.01157	.02942

#	Sample Name	AG	AS	BA	CD	CR	PB
162	L9MN3DF/25 K	.00177	.07761	.09225	.00211	.01163	.02823
163	CCV1-14	.99552	.52365	2.0919	.50458	2.0518	.51516
164	CCB14	-.00041	-.00082	-.00001	.00017	-.00051	.00008
165	L9MN3/5	-.00049	.00322	.16408	.00055	.02125	.09476
166	L9MN3P25	-.00005	-.00038	.03247	.00020	.00392	.01874
167	L9MN3S/5	.00939	.42047	.56455	.01028	.06083	.19470
168	L9MN3D/5	.01001	.42740	.57747	.01050	.06173	.19684
169	L9MN3F/5	-.00024	.00435	.07914	.00028	.02327	.05129
170	L9MN3P25F	.00017	-.00050	.01587	.00024	.00442	.01062
171	L9MN3SF/5	.00973	.42987	.48417	.01051	.06340	.15288
172	L9MN3DF/5	.00979	.42326	.48004	.01019	.06175	.14970
173	CCV1-15	.99583	.52890	2.0916	.50641	2.0525	.51567
174	CCB15	.00004	-.00008	-.00008	.00010	-.00023	.00017

#	Sample Name	SE
1	STD1	
2	STD2	
3	STD3	
4	STD4	
5	ICV1-1 MET5341-10	.25380
6	ICB1	-.00097
7	CRA/RLV MET5196-10	.00481
8	ICSA MET5195-10	-.00262
9	ICSAB MET4874-10	.98136
10	CCV1-1 MET6011-10	.50433
11	CCB1	-.00031
12	L9QCXB	-.00121
13	L9QCXC	1.8934
14	L9NDK	-.00161
15	L9NDKP5	-.00203
16	L9NDKS	1.7583
17	L9NDKD	1.7416
18	L9T82B	.00058
19	L9T82C	1.9571
20	L9MN3	.01269
21	L9MN3P5	.00165
22	CCV1-2	.50926
23	CCB2	-.00024
24	L9MN3S	2.1084
25	L9MN3D	2.1740
26	L9T8XBF	.00128
27	L9T8XCF	2.0375
28	L9MN3F	.01437
29	L9MN3P5F	.00253
30	L9MN3SF	2.2334
31	L9MN3DF	2.2392
32	L9T87BT	.00239
33	L9Q49BT	.00586
34	CCV1-3	.50845
35	CCB3	.00015
36	L9T87CT	2.0296
37	L9PD1T	.01607

#	Sample Name	SE
38	L9PD1P5T	.00207
39	L9PD1ST	1.0674
40	L9PD1DT	1.0649
41	L9PD1ST/10	.10061
42	L9PD1DT/10	.09857
43	L9PD1ST ADD	2.1553
44	L9PD1DT ADD	2.1192
45	L9T9NBT	.00099
46	CCV1-4	.51884
47	CCB4	.00019
48	L9T9NCT	1.9085
49	L9T9NLT	1.9700
50	L9Q8GT	.00007
51	L9Q8XT	-.00132
52	L9Q8XP5T	-.00015
53	L9NM5B	-.00050
54	L9NM5C	1.7906
55	L9F22	-.00163
56	L9F22P5	-.00016
57	L9F22S	1.5881
58	CCV1-5	.51695
59	CCB5	-.00024
60	L9F22D	1.5274
61	L9F26	.00102
62	L9F27	-.00292
63	L9F28	-.00417
64	L9F29	-.00432
65	L9F3D	-.00278
66	L9T9ABT	-.00037
67	L9T9ACT	1.9398
68	L9T9ALT	1.9456
69	L9Q89T/10 Prep Dil	.00094
70	CCV1-6	.51792
71	CCB6	-.00033
72	L9Q9KT/10 Prep Dil	.00328
73	L9Q9KP50T Prep Dil	-.00111
74	L9T9JB	.00044
75	L9T9JC	1.9310
76	L9T9JL	1.9727
77	L9J33	.00612
78	L9PDA	-.00037
79	L9PDAP5	-.00025
80	L9R2XBT	.00002
81	L9R2XCT	2.0157
82	CCV1-7	.52452
83	CCB7	-.00064
84	L9R2XLT	2.0486
85	L9Q80T	.00161
86	L9Q80P5T	-.00056
87	L9R26B	-.00082
88	L9R26C	1.8299
89	L86VC	-.00274
90	L9CGQ	-.00029
91	L9FX7	.00097

#	Sample Name	SE
92	L9MWH	-.00304
93	L9MWJ	-.00340
94	CCV1-8	.52259
95	CCB8	-.00001
96	L9MWK	L-.00549
97	L9PG5	-.00101
98	L9PG7	.00052
99	L9PG9	-.00098
100	L9PGT	-.00170
101	L9PHC	-.00138
102	L9PHE	.00148
103	L9PHJ	-.00120
104	L9Q90	.00228
105	L9Q90P5	.00045
106	CCV1-9	.51958
107	CCB9	-.00152
108	L9Q90S	1.8218
109	L9Q90D	1.8014
110	L9Q91	.00669
111	L9Q9R	.00404
112	L9RD9B	-.00070
113	L9RD9C	1.9497
114	L9C00	-.00067
115	L9C01	-.00145
116	L9C01P5	-.00216
117	L9C01S	1.5880
118	CCV1-10	.52548
119	CCB10	.00043
120	L9C01D	1.6228
121	L9CF2	-.00247
122	L9CF3	-.00220
123	L9CF4	-.00423
124	L9CF6	-.00095
125	L9CF7	-.00269
126	L9QDKB	-.00027
127	L9QDKC	2.1441
128	L9M20	.00150
129	L9M21	.00014
130	CCV1-11	.52473
131	CCB11	-.00056
132	L9M22	-.00141
133	L9M23	-.00132
134	L9M24	-.00102
135	L9M25	-.00100
136	L9M27	.00043
137	L9M28	-.00070
138	L9M2K	-.00035
139	L9M2KP5	-.00061
140	L9M2KS	2.1323
141	L9M2KD	2.1344
142	CCV1-12	.52752
143	CCB12	-.00003
144	L9M2L	-.00124
145	L9M2N	-.00046

#	Sample Name	SE
146	L9M2P	-.00091
147	L9M2Q	.00048
148	L9M2R	-.00103
149	L9M2T	.00001
150	L9M2V	-.00154
151	L9M2X	.00017
152	L9T8XBF Rerun	.00111
153	CCV1-13	.53352
154	CCB13	-.00027
155	L9MN3/25 K	-.00081
156	L9MN3P125 K	-.00116
157	L9MN3S/25 K	.07428
158	L9MN3D/25 K	.07501
159	L9MN3F/25 K	.00013
160	L9MN3P125F K	-.00176
161	L9MN3SF/25 K	.07511
162	L9MN3DF/25 K	.07699
163	CCV1-14	.52537
164	CCB14	.00015
165	L9MN3/5	.00078
166	L9MN3P25	-.00086
167	L9MN3S/5	.40777
168	L9MN3D/5	.41622
169	L9MN3F/5	.00449
170	L9MN3P25F	.00016
171	L9MN3SF/5	.41939
172	L9MN3DF/5	.41442
173	CCV1-15	.52674
174	CCB15	.00010

R6 11.12.10

#	Sample Name	File	Method	Date	Time	OpID	Type	Mode
1	STD1	T01111B	METTRACE	11/11/10	12:14		X	IR
2	STD2	T01111B	METTRACE	11/11/10	12:20		X	IR
3	STD3	T01111B	METTRACE	11/11/10	12:25		X	IR
4	STD4	T01111B	METTRACE	11/11/10	12:31		X	IR
5	ICV1-1 MET5341-10	T01111B	METTRACE	11/11/10	12:35	RJG	S	CONC
6	ICB1	T01111B	METTRACE	11/11/10	12:41	RJG	S	CONC
7	CRA/RLV MET5196-10	T01111B	METTRACE	11/11/10	12:46	RJG	S	CONC
8	ICSA MET5195-10	T01111B	METTRACE	11/11/10	12:52	RJG	Q	CONC
9	ICSAB MET4874-10	T01111B	METTRACE	11/11/10	12:57	RJG	Q	CONC
10	CCV1-1 MET6011-10	T01111B	METTRACE	11/11/10	13:03	RJG	S	CONC
11	CCB1	T01111B	METTRACE	11/11/10	13:08	RJG	S	CONC
12	L9QCXB	T01111B	METTRACE	11/11/10	13:14	RJG	S	CONC
13	L9QCXC	T01111B	METTRACE	11/11/10	13:19	RJG	S	CONC
14	L9NDK	T01111B	METTRACE	11/11/10	13:25	RJG	S	CONC
15	L9NDKP5	T01111B	METTRACE	11/11/10	13:30	RJG	S	CONC
16	L9NDKS	T01111B	METTRACE	11/11/10	13:36	RJG	S	CONC
17	L9NDKD	T01111B	METTRACE	11/11/10	13:41	RJG	S	CONC
18	L9T82B	T01111B	METTRACE	11/11/10	13:47	RJG	S	CONC
19	L9T82C	T01111B	METTRACE	11/11/10	13:52	RJG	S	CONC
20	L9MN3	T01111B	METTRACE	11/11/10	13:58	RJG	S	CONC
21	L9MN3P5	T01111B	METTRACE	11/11/10	14:03	RJG	S	CONC
22	CCV1-2	T01111B	METTRACE	11/11/10	14:09	RJG	S	CONC
23	CCB2	T01111B	METTRACE	11/11/10	14:14	RJG	S	CONC
24	L9MN3S	T01111B	METTRACE	11/11/10	14:25	RJG	S	CONC
25	L9MN3D	T01111B	METTRACE	11/11/10	14:30	RJG	S	CONC
26	L9T8XBF	T01111B	METTRACE	11/11/10	14:36	RJG	S	CONC
27	L9T8XCF	T01111B	METTRACE	11/11/10	14:41	RJG	S	CONC
28	L9MN3F	T01111B	METTRACE	11/11/10	14:47	RJG	S	CONC
29	L9MN3P5F	T01111B	METTRACE	11/11/10	14:52	RJG	S	CONC
30	L9MN3SF	T01111B	METTRACE	11/11/10	14:58	RJG	S	CONC
31	L9MN3DF	T01111B	METTRACE	11/11/10	15:03	RJG	S	CONC
32	L9T87BT	T01111B	METTRACE	11/11/10	15:08	RJG	S	CONC
33	L9Q49BT	T01111B	METTRACE	11/11/10	15:14	RJG	S	CONC
34	CCV1-3	T01111B	METTRACE	11/11/10	15:19	RJG	S	CONC
35	CCB3	T01111B	METTRACE	11/11/10	15:25	RJG	S	CONC
36	L9T87CT	T01111B	METTRACE	11/11/10	15:32	RJG	S	CONC
37	L9PD1T	T01111B	METTRACE	11/11/10	15:38	RJG	S	CONC
38	L9PD1P5T	T01111B	METTRACE	11/11/10	15:43	RJG	S	CONC
39	L9PD1ST	T01111B	METTRACE	11/11/10	15:49	RJG	S	CONC
40	L9PD1DT	T01111B	METTRACE	11/11/10	15:54	RJG	S	CONC
41	L9PD1ST/10	T01111B	METTRACE	11/11/10	16:00	RJG	S	CONC
42	L9PD1DT/10	T01111B	METTRACE	11/11/10	16:05	RJG	S	CONC
43	L9PD1ST ADD	T01111B	METTRACE	11/11/10	16:11	RJG	S	CONC
44	L9PD1DT ADD	T01111B	METTRACE	11/11/10	16:16	RJG	S	CONC
45	L9T9NBT	T01111B	METTRACE	11/11/10	16:22	RJG	S	CONC
46	CCV1-4	T01111B	METTRACE	11/11/10	16:27	RJG	S	CONC
47	CCB4	T01111B	METTRACE	11/11/10	16:33	RJG	S	CONC
48	L9T9NCT	T01111B	METTRACE	11/11/10	16:38	RJG	S	CONC
49	L9T9NLT	T01111B	METTRACE	11/11/10	16:44	RJG	S	CONC
50	L9Q8GT	T01111B	METTRACE	11/11/10	16:49	RJG	S	CONC
51	L9Q8XT	T01111B	METTRACE	11/11/10	16:55	RJG	S	CONC
52	L9Q8XP5T	T01111B	METTRACE	11/11/10	17:00	RJG	S	CONC
53	L9NM5B	T01111B	METTRACE	11/11/10	17:06	RJG	S	CONC

#	Sample Name	File	Method	Date	Time	OpID	Type	Mode
54	L9NM5C	T01111B	METTRACE	11/11/10	17:11	RJG	S	CONC
55	L9F22	T01111B	METTRACE	11/11/10	17:17	RJG	S	CONC
56	L9F22P5	T01111B	METTRACE	11/11/10	17:22	RJG	S	CONC
57	L9F22S	T01111B	METTRACE	11/11/10	17:27	RJG	S	CONC
58	CCV1-5	T01111B	METTRACE	11/11/10	17:33	RJG	S	CONC
59	CCB5	T01111B	METTRACE	11/11/10	17:38	RJG	S	CONC
60	L9F22D	T01111B	METTRACE	11/11/10	17:44	RJG	S	CONC
61	L9F26	T01111B	METTRACE	11/11/10	17:49	RJG	S	CONC
62	L9F27	T01111B	METTRACE	11/11/10	17:55	RJG	S	CONC
63	L9F28	T01111B	METTRACE	11/11/10	18:00	RJG	S	CONC
64	L9F29	T01111B	METTRACE	11/11/10	18:06	RJG	S	CONC
65	L9F3D	T01111B	METTRACE	11/11/10	18:11	RJG	S	CONC
66	L9T9ABT	T01111B	METTRACE	11/11/10	18:17	RJG	S	CONC
67	L9T9ACT	T01111B	METTRACE	11/11/10	18:22	RJG	S	CONC
68	L9T9ALT	T01111B	METTRACE	11/11/10	18:28	RJG	S	CONC
69	L9Q89T/10 Prep Dil	T01111B	METTRACE	11/11/10	18:33	RJG	S	CONC
70	CCV1-6	T01111B	METTRACE	11/11/10	18:39	RJG	S	CONC
71	CCB6	T01111B	METTRACE	11/11/10	18:44	RJG	S	CONC
72	L9Q9KT/10 Prep Dil	T01111B	METTRACE	11/11/10	18:50	RJG	S	CONC
73	L9Q9KP50T Prep Dil	T01111B	METTRACE	11/11/10	18:55	RJG	S	CONC
74	L9T9JB	T01111B	METTRACE	11/11/10	19:01	RJG	S	CONC
75	L9T9JC	T01111B	METTRACE	11/11/10	19:06	RJG	S	CONC
76	L9T9JL	T01111B	METTRACE	11/11/10	19:12	RJG	S	CONC
77	L9J33	T01111B	METTRACE	11/11/10	19:17	RJG	S	CONC
78	L9PDA	T01111B	METTRACE	11/11/10	19:23	RJG	S	CONC
79	L9PDAP5	T01111B	METTRACE	11/11/10	19:28	RJG	S	CONC
80	L9R2XBT	T01111B	METTRACE	11/11/10	19:34	RJG	S	CONC
81	L9R2XCT	T01111B	METTRACE	11/11/10	19:39	RJG	S	CONC
82	CCV1-7	T01111B	METTRACE	11/11/10	19:45	RJG	S	CONC
83	CCB7	T01111B	METTRACE	11/11/10	19:50	RJG	S	CONC
84	L9R2XLT	T01111B	METTRACE	11/11/10	19:55	RJG	S	CONC
85	L9Q80T	T01111B	METTRACE	11/11/10	20:01	RJG	S	CONC
86	L9Q80P5T	T01111B	METTRACE	11/11/10	20:06	RJG	S	CONC
87	L9R26B	T01111B	METTRACE	11/11/10	20:12	RJG	S	CONC
88	L9R26C	T01111B	METTRACE	11/11/10	20:17	RJG	S	CONC
89	L86VC	T01111B	METTRACE	11/11/10	20:23	RJG	S	CONC
90	L9CGQ	T01111B	METTRACE	11/11/10	20:28	RJG	S	CONC
91	L9FX7	T01111B	METTRACE	11/11/10	20:34	RJG	S	CONC
92	L9MWH	T01111B	METTRACE	11/11/10	20:39	RJG	S	CONC
93	L9MWJ	T01111B	METTRACE	11/11/10	20:45	RJG	S	CONC
94	CCV1-8	T01111B	METTRACE	11/11/10	20:50	RJG	S	CONC
95	CCB8	T01111B	METTRACE	11/11/10	20:56	RJG	S	CONC
96	L9MWK	T01111B	METTRACE	11/11/10	21:01	RJG	S	CONC
97	L9PG5	T01111B	METTRACE	11/11/10	21:07	RJG	S	CONC
98	L9PG7	T01111B	METTRACE	11/11/10	21:12	RJG	S	CONC
99	L9PG9	T01111B	METTRACE	11/11/10	21:18	RJG	S	CONC
100	L9PGT	T01111B	METTRACE	11/11/10	21:23	RJG	S	CONC
101	L9PHC	T01111B	METTRACE	11/11/10	21:29	RJG	S	CONC
102	L9PHE	T01111B	METTRACE	11/11/10	21:34	RJG	S	CONC
103	L9PHJ	T01111B	METTRACE	11/11/10	21:40	RJG	S	CONC
104	L9Q90	T01111B	METTRACE	11/11/10	21:45	RJG	S	CONC
105	L9Q90P5	T01111B	METTRACE	11/11/10	21:51	RJG	S	CONC
106	CCV1-9	T01111B	METTRACE	11/11/10	21:56	RJG	S	CONC
107	CCB9	T01111B	METTRACE	11/11/10	22:02	RJG	S	CONC

#	Sample Name	File	Method	Date	Time	OpID	Type	Mode
108	L9Q90S	T01111B	METTRACE	11/11/10	22:07	RJG	S	CONC
109	L9Q90D	T01111B	METTRACE	11/11/10	22:13	RJG	S	CONC
110	L9Q91	T01111B	METTRACE	11/11/10	22:18	RJG	S	CONC
111	L9Q9R	T01111B	METTRACE	11/11/10	22:24	RJG	S	CONC
112	L9RD9B	T01111B	METTRACE	11/11/10	22:29	RJG	S	CONC
113	L9RD9C	T01111B	METTRACE	11/11/10	22:35	RJG	S	CONC
114	L9C00	T01111B	METTRACE	11/11/10	22:40	RJG	S	CONC
115	L9C01	T01111B	METTRACE	11/11/10	22:46	RJG	S	CONC
116	L9C01P5	T01111B	METTRACE	11/11/10	22:51	RJG	S	CONC
117	L9C01S	T01111B	METTRACE	11/11/10	22:57	RJG	S	CONC
118	CCV1-10	T01111B	METTRACE	11/11/10	23:02	RJG	S	CONC
119	CCB10	T01111B	METTRACE	11/11/10	23:08	RJG	S	CONC
120	L9C01D	T01111B	METTRACE	11/11/10	23:13	RJG	S	CONC
121	L9CF2	T01111B	METTRACE	11/11/10	23:19	RJG	S	CONC
122	L9CF3	T01111B	METTRACE	11/11/10	23:24	RJG	S	CONC
123	L9CF4	T01111B	METTRACE	11/11/10	23:30	RJG	S	CONC
124	L9CF6	T01111B	METTRACE	11/11/10	23:35	RJG	S	CONC
125	L9CF7	T01111B	METTRACE	11/11/10	23:41	RJG	S	CONC
126	L9QDKB	T01111B	METTRACE	11/11/10	23:46	RJG	S	CONC
127	L9QDKC	T01111B	METTRACE	11/11/10	23:52	RJG	S	CONC
128	L9M20	T01111B	METTRACE	11/11/10	23:57	RJG	S	CONC
129	L9M21	T01111B	METTRACE	11/12/10	00:03	RJG	S	CONC
130	CCV1-11	T01111B	METTRACE	11/12/10	00:08	RJG	S	CONC
131	CCB11	T01111B	METTRACE	11/12/10	00:14	RJG	S	CONC
132	L9M22	T01111B	METTRACE	11/12/10	00:19	RJG	S	CONC
133	L9M23	T01111B	METTRACE	11/12/10	00:25	RJG	S	CONC
134	L9M24	T01111B	METTRACE	11/12/10	00:30	RJG	S	CONC
135	L9M25	T01111B	METTRACE	11/12/10	00:36	RJG	S	CONC
136	L9M27	T01111B	METTRACE	11/12/10	00:41	RJG	S	CONC
137	L9M28	T01111B	METTRACE	11/12/10	00:47	RJG	S	CONC
138	L9M2K	T01111B	METTRACE	11/12/10	00:52	RJG	S	CONC
139	L9M2KP5	T01111B	METTRACE	11/12/10	00:58	RJG	S	CONC
140	L9M2KS	T01111B	METTRACE	11/12/10	01:03	RJG	S	CONC
141	L9M2KD	T01111B	METTRACE	11/12/10	01:09	RJG	S	CONC
142	CCV1-12	T01111B	METTRACE	11/12/10	01:14	RJG	S	CONC
143	CCB12	T01111B	METTRACE	11/12/10	01:20	RJG	S	CONC
144	L9M2L	T01111B	METTRACE	11/12/10	01:25	RJG	S	CONC
145	L9M2N	T01111B	METTRACE	11/12/10	01:31	RJG	S	CONC
146	L9M2P	T01111B	METTRACE	11/12/10	01:36	RJG	S	CONC
147	L9M2Q	T01111B	METTRACE	11/12/10	01:42	RJG	S	CONC
148	L9M2R	T01111B	METTRACE	11/12/10	01:47	RJG	S	CONC
149	L9M2T	T01111B	METTRACE	11/12/10	01:53	RJG	S	CONC
150	L9M2V	T01111B	METTRACE	11/12/10	01:58	RJG	S	CONC
151	L9M2X	T01111B	METTRACE	11/12/10	02:04	RJG	S	CONC
152	L9T8XBF Rerun	T01111B	METTRACE	11/12/10	02:09	RJG	S	CONC
153	CCV1-13	T01111B	METTRACE	11/12/10	02:15	RJG	S	CONC
154	CCB13	T01111B	METTRACE	11/12/10	02:20	RJG	S	CONC
155	L9MN3/25 K	T01111B	METTRACE	11/12/10	02:26	RJG	S	CONC
156	L9MN3P125 K	T01111B	METTRACE	11/12/10	02:31	RJG	S	CONC
157	L9MN3S/25 K	T01111B	METTRACE	11/12/10	02:37	RJG	S	CONC
158	L9MN3D/25 K	T01111B	METTRACE	11/12/10	02:42	RJG	S	CONC
159	L9MN3F/25 K	T01111B	METTRACE	11/12/10	02:48	RJG	S	CONC
160	L9MN3P125F K	T01111B	METTRACE	11/12/10	02:53	RJG	S	CONC
161	L9MN3SF/25 K	T01111B	METTRACE	11/12/10	02:59	RJG	S	CONC

#	Sample Name	File	Method	Date	Time	OpID	Type	Mode
162	L9MN3DF/25 K	T01111B	METTRACE	11/12/10	03:04	RJG	S	CONC
163	CCV1-14	T01111B	METTRACE	11/12/10	03:10	RJG	S	CONC
164	CCB14	T01111B	METTRACE	11/12/10	03:15	RJG	S	CONC
165	L9MN3/5	T01111B	METTRACE	11/12/10	03:21	RJG	S	CONC
166	L9MN3P25	T01111B	METTRACE	11/12/10	03:26	RJG	S	CONC
167	L9MN3S/5	T01111B	METTRACE	11/12/10	03:32	RJG	S	CONC
168	L9MN3D/5	T01111B	METTRACE	11/12/10	03:37	RJG	S	CONC
169	L9MN3F/5	T01111B	METTRACE	11/12/10	03:43	RJG	S	CONC
170	L9MN3P25F	T01111B	METTRACE	11/12/10	03:48	RJG	S	CONC
171	L9MN3SF/5	T01111B	METTRACE	11/12/10	03:54	RJG	S	CONC
172	L9MN3DF/5	T01111B	METTRACE	11/12/10	03:59	RJG	S	CONC
173	CCV1-15	T01111B	METTRACE	11/12/10	04:05	RJG	S	CONC
174	CCB15	T01111B	METTRACE	11/12/10	04:10	RJG	S	CONC

STD2: MET5813-10
STD3: MET5814-10
STD4: MET5815-10

Internal Standard: MET5993-10

Method: METTRACE Standard: STD1
Run Time: 11/11/10 12:14:47

Elem	AG	AL	AS	B_	BA	BE	CA
Avge	.00061	.02806	.02524	.00247	.00081	-.01886	.00213
SDev	.00187	.00023	.00442	.00007	.00011	.00008	.00003
%RSD	305.83	.81768	17.499	2.9702	13.849	.40086	1.3489
#1	-.00035	.02791	.02615	.00239	.00071	-.01891	.00215
#2	.00276	.02832	.02913	.00254	.00093	-.01891	.00214
#3	-.00058	.02794	.02044	.00247	.00079	-.01878	.00209

Elem	CD	CO	CR	CU	FE	K_	MG
Avge	.00278	-.00019	.00227	.00910	-.00137	.24128	.00005
SDev	.00110	.00013	.00083	.00009	.00023	.00162	.00005
%RSD	39.638	71.038	36.666	1.0084	17.022	.67307	114.42
#1	.00383	-.00028	.00208	.00911	-.00145	.24121	.00003
#2	.00288	-.00003	.00317	.00919	-.00110	.24294	.00010
#3	.00163	-.00026	.00154	.00901	-.00154	.23969	.00000

Elem	MN	MO	NA	NI	PB/1	PB/2	SB/1
Avge	.00017	.00066	.00349	.00025	.02222	-.00078	-.05351
SDev	.00009	.00016	.00022	.00043	.00564	.00010	.00855
%RSD	53.322	24.516	6.3236	170.11	25.379	13.127	15.987
#1	.00028	.00080	.00326	-.00024	.02002	-.00090	-.06019
#2	.00014	.00069	.00369	.00052	.02863	-.00072	-.05647
#3	.00010	.00048	.00354	.00048	.01802	-.00072	-.04387

Elem	SB/2	SE/1	SE/2	SI	SN	SR	TI
Avge	.00234	-.01894	.03530	.02628	-.00011	.00072	-.00018
SDev	.00139	.00069	.00560	.00071	.00014	.00007	.00008
%RSD	59.325	3.6563	15.860	2.6918	124.73	9.9624	42.850
#1	.00391	-.01822	.03491	.02577	.00000	.00080	-.00014
#2	.00131	-.01960	.02991	.02598	-.00007	.00072	-.00014
#3	.00178	-.01902	.04109	.02708	-.00027	.00065	-.00027

Elem	TL	V_	ZN
Avge	-.01827	.00007	.00077
SDev	.00371	.00007	.00003
%RSD	20.319	99.872	3.1845
#1	-.01416	.00007	.00074
#2	-.02139	.00014	.00079
#3	-.01926	.00000	.00077

IntStd	1	2	3	4	5	6	7
Mode	Counts	NOTUSED	NOTUSED	NOTUSED	NOTUSED	NOTUSED	NOTUSED
Elem	Y	--	--	--	--	--	--
Wavlen	371.030	--	--	--	--	--	--
Avge	28999	--	--	--	--	--	--
SDev	128.9951	--	--	--	--	--	--
%RSD	.4448336	--	--	--	--	--	--
#1	28876	--	--	--	--	--	--
#2	28987	--	--	--	--	--	--
#3	29133	--	--	--	--	--	--

Method: METTRACE Standard: STD2
Run Time: 11/11/10 12:20:16

Elem	AG	AS	CD	PB/1	PB/2	SB/1	SB/2
Avge	6.8725	3.1586	9.7565	4.7245	.46053	13.572	4.2358
SDev	.0028	.0025	.0126	.0069	.00441	.019	.0096
%RSD	.04045	.07777	.12905	.14696	.95815	.13636	.22780
#1	6.8757	3.1586	9.7643	4.7200	.45561	13.554	4.2470
#2	6.8706	3.1561	9.7419	4.7210	.46186	13.570	4.2310
#3	6.8713	3.1610	9.7631	4.7325	.46412	13.591	4.2296

Elem	SE/1	SE/2	TL
Avge	2.5028	4.1360	5.2874
SDev	.0104	.0265	.0103
%RSD	.41604	.64050	.19395
#1	2.4973	4.1169	5.2774
#2	2.5148	4.1249	5.2869
#3	2.4963	4.1663	5.2979

IntStd	1	2	3	4	5	6	7
Mode	Counts	NOTUSED	NOTUSED	NOTUSED	NOTUSED	NOTUSED	NOTUSED
Elem	Y	--	--	--	--	--	--
Wavlen	371.030	--	--	--	--	--	--
Avge	29046	--	--	--	--	--	--
SDev	45.04765	--	--	--	--	--	--
%RSD	.1550883	--	--	--	--	--	--
#1	29091	--	--	--	--	--	--
#2	29048	--	--	--	--	--	--
#3	29001	--	--	--	--	--	--

Method: METTRACE Standard: STD3
Run Time: 11/11/10 12:25:45

Elem	AL	CA	FE	K_	MG	NA
Avge	6.0036	4.1886	4.0477	34.523	3.0894	2.0529
SDev	.0069	.0025	.0036	.049	.0021	.0043
%RSD	.11473	.06083	.08981	.14178	.06856	.21079
#1	6.0031	4.1904	4.0509	34.578	3.0886	2.0510
#2	5.9969	4.1857	4.0438	34.484	3.0878	2.0498
#3	6.0107	4.1897	4.0485	34.507	3.0918	2.0578

IntStd	1	2	3	4	5	6	7
Mode	Counts	NOTUSED	NOTUSED	NOTUSED	NOTUSED	NOTUSED	NOTUSED
Elem	Y	--	--	--	--	--	--
Wavlen	371.030	--	--	--	--	--	--
Avge	28325	--	--	--	--	--	--
SDev	137.4129	--	--	--	--	--	--
%RSD	.4851288	--	--	--	--	--	--
#1	28168	--	--	--	--	--	--
#2	28385	--	--	--	--	--	--
#3	28422	--	--	--	--	--	--

Method: METTRACE Standard: STD4
Run Time: 11/11/10 12:31:15

Elem	B_	BA	BE	CO	CR	CU	MN
Avge	1.9790	8.6198	7.0072	2.7906	11.179	2.5747	2.7329
SDev	.0043	.0221	.0209	.0089	.031	.0064	.0085
%RSD	.21750	.25681	.29772	.31910	.27769	.24694	.31102
#1	1.9837	8.6451	7.0311	2.8008	11.214	2.5821	2.7427
#2	1.9752	8.6040	6.9925	2.7847	11.157	2.5707	2.7277
#3	1.9781	8.6102	6.9980	2.7862	11.166	2.5714	2.7283

Elem	MO	NI	SI	SN	SR	TI	V_
Avge	1.4290	2.2433	.72312	.62883	6.1885	1.1182	.75019
SDev	.0074	.0065	.00135	.00136	.0151	.0028	.00184
%RSD	.51486	.28946	.18616	.21631	.24421	.25283	.24529
#1	1.4219	2.2507	.72467	.63039	6.2052	1.1215	.75219
#2	1.4284	2.2410	.72224	.62791	6.1756	1.1168	.74857
#3	1.4366	2.2383	.72244	.62817	6.1848	1.1164	.74982

Elem	ZN
Avge	1.8284
SDev	.0058
%RSD	.31513
#1	1.8350
#2	1.8250
#3	1.8251

IntStd	1	2	3	4	5	6	7
Mode	Counts	NOTUSED	NOTUSED	NOTUSED	NOTUSED	NOTUSED	NOTUSED
Elem	Y	--	--	--	--	--	--
Wavlen	371.030	--	--	--	--	--	--
Avge	29030	--	--	--	--	--	--
SDev	64.45194	--	--	--	--	--	--
%RSD	.2220157	--	--	--	--	--	--
#1	28957	--	--	--	--	--	--
#2	29058	--	--	--	--	--	--
#3	29076	--	--	--	--	--	--

Method: METTRACE Slope = Conc(SIR)/IR

Element	Wavelen	High std	Low std	Slope	Y-intercept	Date Standardized
AG	328.068	STD2	STD1	.291039	-.000178	11/11/10 12:31:15
AL	308.215	STD3	STD1	8.36747	-.234782	11/11/10 12:31:15
AS	189.042	STD2	STD1	.319148	-.008055	11/11/10 12:31:15
B_	249.678	STD4	STD1	2.02373	-.004990	11/11/10 12:31:15
BA	493.409	STD4	STD1	.464094	-.000376	11/11/10 12:31:15
BE	313.042	STD4	STD1	.563719	.010634	11/11/10 12:31:15
CA	317.933	STD3	STD1	23.8864	-.050797	11/11/10 12:31:15
CD	226.502	STD2	STD1	.102525	-.000285	11/11/10 12:31:15
CO	228.616	STD4	STD1	1.43617	.000272	11/11/10 12:31:15
CR	267.716	STD4	STD1	.357851	-.000811	11/11/10 12:31:15
CU	324.753	STD4	STD1	1.55907	-.014194	11/11/10 12:31:15
FE	271.441	STD3	STD1	12.3403	.016878	11/11/10 12:31:15
K_	766.491	STD3	STD1	.738688	-.028958	11/11/10 12:31:15
MG	279.078	STD3	STD1	32.3691	-.001490	11/11/10 12:31:15
MN	257.610	STD4	STD1	1.46373	-.000253	11/11/10 12:31:15
MO	202.030	STD4	STD1	2.80049	-.001836	11/11/10 12:31:15
NA	330.232	STD3	STD1	.792638	.000723	11/11/10 12:31:15
NI	231.604	STD4	STD1	1.78252	-.000449	11/11/10 12:31:15
PB/1	220.351	STD2	STD1	.212662	-.004726	11/11/10 12:31:15
PB/2	220.352	STD2	STD1	2.16773	.001695	11/11/10 12:31:15
PB	220.353	NONE	NONE	.000000	.000000	*NOT STANDARDIZED
SB/1	206.831	STD2	STD1	.073394	.003927	11/11/10 12:31:15
SB/2	206.832	STD2	STD1	.236210	-.000552	11/11/10 12:31:15
SB	220.353	NONE	NONE	.000000	.000000	*NOT STANDARDIZED
SE/1	196.021	STD2	STD1	.396552	.007512	11/11/10 12:31:15
SE/2	196.022	STD2	STD1	.243860	-.008609	11/11/10 12:31:15
SE	220.353	NONE	NONE	.000000	.000000	*NOT STANDARDIZED
SI	288.158	STD4	STD1	5.74017	-.150824	11/11/10 12:31:15
SN	189.989	STD4	STD1	6.35990	.000728	11/11/10 12:31:15
SR	421.552	STD4	STD1	.646431	-.000468	11/11/10 12:31:15
TI	334.941	STD4	STD1	3.57655	.000657	11/11/10 12:31:15
TL	190.864	STD2	STD1	.376955	.006887	11/11/10 12:31:15
V_	292.402	STD4	STD1	5.33244	-.000368	11/11/10 12:31:15
ZN	213.856	STD4	STD1	2.19823	-.001693	11/11/10 12:31:15

Method: METTRACE Sample Name: ICV1-1 MET5341-10 Operator: RJG
Run Time: 11/11/10 12:35:58
Comment: TESTAMERICA PITTSBURGH ICP METALS ANALYSIS-INST TRACEICP
Mode: CONC Corr. Factor: 1

Elem	AG	AL	AS	B_	BA	BE	CA
Units	ppm	ppm	ppm	ppm	ppm	ppm	ppm
Avge	.50998	12.491	.25462	1.0407	1.0262	1.0090	25.731
SDev	.00086	.033	.00114	.0018	.0009	.0013	.024
%RSD	.16921	.26057	.44910	.17090	.08349	.13254	.09472
#1	.51044	12.525	.25343	1.0423	1.0269	1.0075	25.707
#2	.51051	12.488	.25472	1.0411	1.0253	1.0094	25.756
#3	.50898	12.460	.25571	1.0388	1.0266	1.0101	25.730
Errors	LC Pass	LC Pass	LC Pass	LC Pass	LC Pass	LC Pass	LC Pass
High	.55000	13.750	.27500	1.1000	1.1000	1.1000	27.500
Low	.45000	11.250	.22500	.90000	.90000	.90000	22.500

Elem	CD	CO	CR	CU	FE	K_	MG
Units	ppm	ppm	ppm	ppm	ppm	ppm	ppm
Avge	.25398	1.0168	1.0247	1.0393	13.117	51.540	24.778
SDev	.00041	.0004	.0008	.0027	.003	.213	.023
%RSD	.16243	.04371	.07435	.26351	.02556	.41281	.09466
#1	.25351	1.0168	1.0246	1.0422	13.114	51.769	24.755
#2	.25426	1.0172	1.0256	1.0390	13.117	51.502	24.802
#3	.25418	1.0163	1.0241	1.0367	13.120	51.349	24.775
Errors	LC Pass	LC Pass	LC Pass	LC Pass	LC Pass	LC Pass	LC Pass
High	.27500	1.1000	1.1000	1.1000	13.750	55.000	27.500
Low	.22500	.90000	.90000	.90000	11.250	45.000	22.500

Elem	MN	MO	NA	NI	PB/1	PB/2	PB
Units	ppm	ppm	ppm	ppm	ppm	ppm	ppm
Avge	1.0250	1.0306	49.892	.99728	.25593	.25822	.25746
SDev	.0006	.0038	.072	.00092	.00093	.00202	.00141
%RSD	.06013	.37116	.14392	.09225	.36547	.78062	.54828
#1	1.0250	1.0347	49.974	.99632	.25649	.26033	.25905
#2	1.0257	1.0298	49.843	.99735	.25645	.25631	.25636
#3	1.0245	1.0272	49.858	.99816	.25485	.25803	.25697
Errors	LC Pass	LC Pass	LC Pass	LC Pass	NOCHECK	NOCHECK	LC Pass
High	1.1000	1.1000	55.000	1.1000			.27500
Low	.90000	.90000	45.000	.90000			.22500

Elem	SB/1	SB/2	SB	SE/1	SE/2	SE	SI
Units	ppm	ppm	ppm	ppm	ppm	ppm	ppm
Avge	.25890	.26065	.26007	.25452	.25345	.25381	1.0584
SDev	.00073	.00203	.00149	.00406	.00215	.00199	.0018
%RSD	.28303	.77885	.57236	1.5954	.85038	.78500	.17424
#1	.25971	.26118	.26069	.25815	.25191	.25399	1.0568
#2	.25870	.26236	.26114	.25014	.25253	.25173	1.0581

#3	.25829	.25840	.25837	.25528	.25591	.25570	1.0604
Errors	NOCHECK	NOCHECK	LC Pass	NOCHECK	NOCHECK	LC Pass	LC Pass

High			.27500			.27500	1.1000
Low			.22500			.22500	.90000

Elem	SN	SR	TI	TL	V_	ZN	
Units	ppm	ppm	ppm	ppm	ppm	ppm	
Avge	1.0134	1.0114	1.0132	.52467	1.0173	1.0318	
SDev	.0012	.0010	.0007	.00345	.0006	.0011	
%RSD	.11677	.10336	.07157	.65719	.05568	.11059	
#1	1.0122	1.0118	1.0139	.52185	1.0172	1.0317	
#2	1.0146	1.0102	1.0131	.52851	1.0179	1.0330	
#3	1.0133	1.0121	1.0125	.52365	1.0167	1.0307	
Errors	LC Pass	LC Pass	LC Pass	LC Pass	LC Pass	LC Pass	
High	1.1000	1.1000	1.1000	.55000	1.1000	1.1000	
Low	.90000	.90000	.90000	.45000	.90000	.90000	

IntStd	1	2	3	4	5	6	7
Mode	Counts	NOTUSED	NOTUSED	NOTUSED	NOTUSED	NOTUSED	NOTUSED
Elem	Y	--	--	--	--	--	--
Wavlen	371.030	--	--	--	--	--	--
Avge	28877	--	--	--	--	--	--
SDev	151.4873	--	--	--	--	--	--
%RSD	.5245897	--	--	--	--	--	--
#1	28721	--	--	--	--	--	--
#2	28887	--	--	--	--	--	--
#3	29024	--	--	--	--	--	--

Method: METTRACE Sample Name: ICB1 Operator: RJG
Run Time: 11/11/10 12:41:27
Comment: TESTAMERICA PITTSBURGH ICP METALS ANALYSIS-INST TRACEICP
Mode: CONC Corr. Factor: 1

Elem	AG	AL	AS	B_	BA	BE	CA
Units	ppm	ppm	ppm	ppm	ppm	ppm	ppm
Avge	-.00020	-.00036	-.00049	.00195	.00002	.00003	-.00471
SDev	.00040	.00133	.00022	.00086	.00004	.00004	.00003
%RSD	196.19	365.14	45.253	44.110	234.38	117.14	.54643
#1	-.00053	-.00150	-.00066	.00292	-.00002	.00006	-.00474
#2	.00024	-.00070	-.00024	.00164	.00006	-.00001	-.00470
#3	-.00033	.00110	-.00059	.00129	.00001	.00006	-.00469
Errors	LC Pass	LC Pass	LC Pass	LC Pass	LC Pass	LC Pass	LC Pass
High	.00500	.20000	.01000	.20000	.20000	.00400	5.0000
Low	-.00500	-.20000	-.01000	-.20000	-.20000	-.00400	-5.0000

Elem	CD	CO	CR	CU	FE	K_	MG
Units	ppm	ppm	ppm	ppm	ppm	ppm	ppm
Avge	.00014	-.00013	-.00017	-.00027	.00683	.17854	-.00186
SDev	.00011	.00010	.00021	.00013	.00277	.00210	.00232
%RSD	76.282	75.240	120.88	46.975	40.510	1.1776	124.69
#1	.00008	-.00015	-.00033	-.00016	.00967	.17893	-.00372
#2	.00008	-.00022	.00006	-.00025	.00414	.18042	.00074
#3	.00027	-.00003	-.00026	-.00041	.00668	.17627	-.00261
Errors	LC Pass	LC Pass	LC Pass	LC Pass	LC Pass	LC Pass	LC Pass
High	.00500	.05000	.00500	.02500	.10000	5.0000	5.0000
Low	-.00500	-.05000	-.00500	-.02500	-.10000	-5.0000	-5.0000

Elem	MN	MO	NA	NI	PB/1	PB/2	PB
Units	ppm	ppm	ppm	ppm	ppm	ppm	ppm
Avge	-.00003	.00527	-.43827	.00049	-.00072	.00103	.00045
SDev	.00003	.00183	.04004	.00013	.00136	.00034	.00033
%RSD	85.338	34.721	9.1363	26.038	189.38	33.305	75.083
#1	-.00005	.00713	-.44480	.00035	-.00161	.00095	.00010
#2	-.00005	.00521	-.39537	.00060	.00085	.00073	.00077
#3	-.00000	.00347	-.47465	.00053	-.00139	.00140	.00047
Errors	LC Pass	LC Pass	LC Pass	LC Pass	NOCHECK	NOCHECK	LC Pass
High	.01500	.04000	5.0000	.04000			.00300
Low	-.01500	-.04000	-5.0000	-.04000			-.00300

Elem	SB/1	SB/2	SB	SE/1	SE/2	SE	SI
Units	ppm	ppm	ppm	ppm	ppm	ppm	ppm
Avge	-.00008	-.00037	-.00027	-.00306	.00007	-.00098	-.00089
SDev	.00132	.00017	.00037	.00187	.00051	.00091	.00386
%RSD	1631.6	46.270	134.93	61.220	760.57	93.454	433.90
#1	-.00094	-.00018	-.00043	-.00467	-.00003	-.00157	.00244
#2	-.00074	-.00043	-.00053	-.00100	.00061	.00007	.00000

#3	.00144	-.00050	.00015	-.00352	-.00039	-.00143	-.00511
Errors	NOCHECK	NOCHECK	LC Pass	NOCHECK	NOCHECK	LC Pass	LC Pass

High			.01000			.00500	.50000
Low			-.01000			-.00500	-.50000

Elem	SN	SR	TI	TL	V_	ZN	
Units	ppm	ppm	ppm	ppm	ppm	ppm	
Avge	.00117	.00001	.00033	.00094	-.00024	.00180	
SDev	.00116	.00003	.00019	.00232	.00042	.00019	
%RSD	99.401	498.61	57.301	245.47	173.91	10.674	
#1	.00073	-.00002	.00029	-.00115	.00000	.00160	
#2	.00248	.00004	.00016	.00344	.00000	.00183	
#3	.00029	-.00000	.00053	.00055	-.00073	.00198	

Errors	LC Pass	LC Pass	LC Pass	LC Pass	LC Pass	LC Pass	
High	.10000	.05000	.05000	.01000	.05000	.02000	
Low	-.10000	-.05000	-.05000	-.01000	-.05000	-.02000	

IntStd	1	2	3	4	5	6	7
Mode	Counts	NOTUSED	NOTUSED	NOTUSED	NOTUSED	NOTUSED	NOTUSED
Elem	Y	--	--	--	--	--	--
Wavlen	371.030	--	--	--	--	--	--
Avge	29026	--	--	--	--	--	--
SDev	16.22366	--	--	--	--	--	--
%RSD	.0558943	--	--	--	--	--	--
#1	29044	--	--	--	--	--	--
#2	29019	--	--	--	--	--	--
#3	29014	--	--	--	--	--	--

Method: METTRACE Sample Name: CRA/RLV MET5196-10 Operator: RJG
Run Time: 11/11/10 12:46:56
Comment: TESTAMERICA PITTSBURGH ICP METALS ANALYSIS-INST TRACEICP
Mode: CONC Corr. Factor: 1

Elem	AG	AL	AS	B_	BA	BE	CA
Units	ppm	ppm	ppm	ppm	ppm	ppm	ppm
Avge	.00500	.20005	.00882	.20160	.20200	.00416	5.1686
SDev	.00028	.00249	.00110	.00069	.00024	.00002	.0174
%RSD	5.6366	1.2427	12.488	.34113	.11696	.58216	.33758
#1	.00500	.20075	.00773	.20100	.20176	.00416	5.1489
#2	.00471	.19729	.00880	.20235	.20224	.00419	5.1821
#3	.00528	.20211	.00993	.20145	.20200	.00414	5.1747
Errors	LC Pass	LC Pass	LC Pass	LC Pass	LC Pass	LC Pass	LC Pass
High	.00750	.30000	.01500	.30000	.30000	.00600	7.5000
Low	.00250	.10000	.00500	.10000	.10000	.00200	2.5000

Elem	CD	CO	CR	CU	FE	K_	MG
Units	ppm	ppm	ppm	ppm	ppm	ppm	ppm
Avge	.00515	.04994	.00506	.02495	.09497	4.8214	4.9185
SDev	.00006	.00032	.00011	.00012	.01011	.0095	.0138
%RSD	1.1045	.63252	2.1586	.48565	10.647	.19706	.28159
#1	.00521	.04974	.00518	.02506	.08853	4.8135	4.9027
#2	.00510	.04978	.00504	.02498	.08975	4.8319	4.9248
#3	.00514	.05030	.00496	.02482	.10663	4.8186	4.9282
Errors	LC Pass	LC Pass	LC Pass	LC Pass	LC Pass	LC Pass	LC Pass
High	.00750	.07500	.00750	.03750	.15000	7.5000	7.5000
Low	.00250	.02500	.00250	.01250	.05000	2.5000	2.5000

Elem	MN	MO	NA	NI	PB/1	PB/2	PB
Units	ppm	ppm	ppm	ppm	ppm	ppm	ppm
Avge	.01496	.04296	5.0987	.04136	.00172	.00314	.00266
SDev	.00003	.00029	.0656	.00061	.00176	.00067	.00017
%RSD	.22868	.66525	1.2870	1.4823	102.17	21.341	6.3710
#1	.01492	.04277	5.0326	.04099	.00269	.00264	.00266
#2	.01496	.04283	5.0997	.04206	.00278	.00287	.00284
#3	.01499	.04329	5.1638	.04101	-.00031	.00390	.00250
Errors	LC Pass	LC Pass	LC Pass	LC Pass	NOCHECK	NOCHECK	LC Pass
High	.02250	.06000	7.5000	.06000			.00450
Low	.00750	.02000	2.5000	.02000			.00150

Elem	SB/1	SB/2	SB	SE/1	SE/2	SE	SI
Units	ppm	ppm	ppm	ppm	ppm	ppm	ppm
Avge	.01065	.00990	.01015	.00464	.00489	.00481	.50469
SDev	.00096	.00126	.00077	.00229	.00104	.00110	.00234
%RSD	9.0502	12.736	7.5683	49.231	21.195	22.847	.46355
#1	.01075	.01117	.01103	.00568	.00387	.00447	.50202
#2	.00964	.00988	.00980	.00623	.00595	.00604	.50639

#3	.01157	.00865	.00962	.00202	.00487	.00392	.50566
Errors	NOCHECK	NOCHECK	LC Pass	NOCHECK	NOCHECK	LC Pass	LC Pass

High			.01500			.00750	.75000
Low			.00500			.00250	.25000

Elem	SN	SR	TI	TL	V_	ZN	
Units	ppm	ppm	ppm	ppm	ppm	ppm	
Avge	.09912	.04943	.05130	.01020	.05013	.02141	
SDev	.00072	.00012	.00014	.00304	.00021	.00003	
%RSD	.72450	.23804	.26474	29.782	.41976	.12424	
#1	.09874	.04930	.05124	.00882	.05017	.02143	
#2	.09868	.04949	.05120	.00811	.05032	.02141	
#3	.09995	.04952	.05145	.01369	.04991	.02138	

Errors	LC Pass	LC Pass	LC Pass	LC Pass	LC Pass	LC Pass	
High	.15000	.07500	.07500	.01500	.07500	.03000	
Low	.05000	.02500	.02500	.00500	.02500	.01000	

IntStd	1	2	3	4	5	6	7
Mode	Counts	NOTUSED	NOTUSED	NOTUSED	NOTUSED	NOTUSED	NOTUSED
Elem	Y	--	--	--	--	--	--
Wavlen	371.030	--	--	--	--	--	--
Avge	29193	--	--	--	--	--	--
SDev	85.94484	--	--	--	--	--	--
%RSD	.2943984	--	--	--	--	--	--
#1	29134	--	--	--	--	--	--
#2	29154	--	--	--	--	--	--
#3	29292	--	--	--	--	--	--

Method: METTRACE Sample Name: ICSA MET5195-10 Operator: RJG
Run Time: 11/11/10 12:52:25
Comment: TESTAMERICA PITTSBURGH ICP METALS ANALYSIS-INST TRACEICP
Mode: CONC Corr. Factor: 1

Elem	AG	AL	AS	B_	BA	BE	CA
Units	ppm	ppm	ppm	ppm	ppm	ppm	ppm
Avge	-.00028	463.44	-.00196	-.00167	.00072	-.00039	470.34
SDev	.00018	1.01	.00073	.00066	.00001	.00004	1.42
%RSD	64.256	.21708	37.507	39.519	.63342	11.269	.30105
#1	-.00013	464.60	-.00215	-.00094	.00072	-.00044	471.97
#2	-.00049	462.92	-.00114	-.00223	.00072	-.00037	469.45
#3	-.00023	462.81	-.00257	-.00182	.00073	-.00037	469.60
Errors	NOCHECK	QC Pass	NOCHECK	NOCHECK	NOCHECK	NOCHECK	QC Pass
Value		500.00					500.00
Range		20.000					20.000

Elem	CD	CO	CR	CU	FE	K_	MG
Units	ppm	ppm	ppm	ppm	ppm	ppm	ppm
Avge	.00069	.00172	-.00051	.00072	195.58	.18114	499.40
SDev	.00034	.00011	.00022	.00027	.55	.00352	1.64
%RSD	48.569	6.0657	42.446	37.678	.28244	1.9425	.32784
#1	.00099	.00184	-.00027	.00102	196.22	.18467	501.29
#2	.00033	.00165	-.00068	.00067	195.22	.17763	498.35
#3	.00077	.00168	-.00060	.00048	195.32	.18112	498.56
Errors	NOCHECK	NOCHECK	NOCHECK	NOCHECK	QC Pass	NOCHECK	QC Pass
Value					200.00		500.00
Range					20.000		20.000

Elem	MN	MO	NA	NI	PB/1	PB/2	PB
Units	ppm	ppm	ppm	ppm	ppm	ppm	ppm
Avge	.00101	-.00101	-.18925	.00181	.00386	-.00027	.00111
SDev	.00009	.00114	.01719	.00126	.00299	.00175	.00051
%RSD	8.5581	113.09	9.0833	69.385	77.478	658.04	46.381
#1	.00110	.00013	-.18436	.00305	.00727	-.00219	.00096
#2	.00099	-.00101	-.20835	.00054	.00168	.00019	.00069
#3	.00093	-.00215	-.17503	.00185	.00263	.00121	.00168
Errors	NOCHECK	NOCHECK	NOCHECK	NOCHECK	NOCHECK	NOCHECK	NOCHECK
Value							
Range							

Elem	SB/1	SB/2	SB	SE/1	SE/2	SE	SI
Units	ppm	ppm	ppm	ppm	ppm	ppm	ppm
Avge	-.00553	.00058	-.00145	.00761	-.00773	-.00262	.00203
SDev	.00532	.00100	.00116	.00434	.00584	.00303	.00473
%RSD	96.372	172.33	79.518	57.109	75.642	115.68	232.70
#1	-.01144	.00154	-.00278	.01244	-.01365	-.00496	.00442
#2	-.00111	-.00045	-.00067	.00634	-.00196	.00080	-.00342

#3	-.00403	.00064	-.00091	.00403	-.00757	-.00371	.00510
Errors	NOCHECK	NOCHECK	NOCHECK	NOCHECK	NOCHECK	NOCHECK	NOCHECK

Value
Range

Elem	SN	SR	TI	TL	V_	ZN
Units	ppm	ppm	ppm	ppm	ppm	ppm
Avge	.00300	.00577	-.00211	-.00974	-.00116	-.00093
SDev	.00118	.00017	.00035	.00153	.00141	.00006
%RSD	39.333	2.9877	16.341	15.677	121.65	6.0499
#1	.00285	.00597	-.00199	-.00950	.00046	-.00098
#2	.00190	.00570	-.00250	-.00835	-.00207	-.00094
#3	.00424	.00565	-.00185	-.01138	-.00187	-.00087
Errors	NOCHECK	NOCHECK	NOCHECK	NOCHECK	NOCHECK	NOCHECK

Value
Range

IntStd	1	2	3	4	5	6	7
Mode	Counts	NOTUSED	NOTUSED	NOTUSED	NOTUSED	NOTUSED	NOTUSED
Elem	Y	--	--	--	--	--	--
Wavlen	371.030	--	--	--	--	--	--
Avge	27108	--	--	--	--	--	--
SDev	83.60677	--	--	--	--	--	--
%RSD	.3084264	--	--	--	--	--	--
#1	27011	--	--	--	--	--	--
#2	27161	--	--	--	--	--	--
#3	27150	--	--	--	--	--	--

Method: METTRACE Sample Name: ICSAB MET4874-10 Operator: RJG
Run Time: 11/11/10 12:57:54
Comment: TESTAMERICA PITTSBURGH ICP METALS ANALYSIS-INST TRACEICP
Mode: CONC Corr. Factor: 1

Elem	AG	AL	AS	B_	BA	BE	CA
Units	ppm	ppm	ppm	ppm	ppm	ppm	ppm
Avge	1.0687	466.72	1.0044	1.0180	.51963	.48817	473.60
SDev	.0014	.31	.0026	.0011	.00007	.00138	1.57
%RSD	.12849	.06633	.25487	.10838	.01336	.28213	.33064
#1	1.0683	466.62	1.0016	1.0168	.51957	.48687	472.01
#2	1.0675	466.47	1.0067	1.0183	.51962	.48801	473.64
#3	1.0702	467.06	1.0047	1.0189	.51971	.48961	475.14
Errors	QC Pass	QC Pass	QC Pass	QC Pass	QC Pass	QC Pass	QC Pass
Value	1.0000	500.00	1.0000	1.0000	.50000	.50000	500.00
Range	20.000	20.000	20.000	20.000	20.000	20.000	20.000

Elem	CD	CO	CR	CU	FE	K_	MG
Units	ppm	ppm	ppm	ppm	ppm	ppm	ppm
Avge	.94481	.47712	.49749	.53265	197.57	11.463	500.90
SDev	.00257	.00048	.00103	.00048	.45	.007	1.50
%RSD	.27181	.10079	.20603	.09070	.22840	.06388	.29887
#1	.94229	.47663	.49641	.53278	197.09	11.467	499.43
#2	.94470	.47714	.49762	.53211	197.63	11.454	500.85
#3	.94743	.47759	.49844	.53305	197.99	11.467	502.42
Errors	QC Pass	QC Pass	QC Pass	QC Pass	QC Pass	QC Pass	QC Pass
Value	1.0000	.50000	.50000	.50000	200.00	10.000	500.00
Range	20.000	20.000	20.000	20.000	20.000	20.000	20.000

Elem	MN	MO	NA	NI	PB/1	PB/2	PB
Units	ppm	ppm	ppm	ppm	ppm	ppm	ppm
Avge	.48910	1.0054	11.352	.93920	.96126	.96346	.96273
SDev	.00077	.0065	.037	.00127	.00683	.00646	.00621
%RSD	.15693	.64921	.32629	.13562	.71004	.67074	.64494
#1	.48829	.99862	11.310	.93780	.95450	.95611	.95557
#2	.48920	1.0059	11.364	.93951	.96114	.96825	.96588
#3	.48982	1.0116	11.381	.94029	.96815	.96601	.96672
Errors	QC Pass	QC Pass	QC Pass	QC Pass	NOCHECK	NOCHECK	QC Pass
Value	.50000	1.0000	10.000	1.0000			1.0000
Range	20.000	20.000	20.000	20.000			20.000

Elem	SB/1	SB/2	SB	SE/1	SE/2	SE	SI
Units	ppm	ppm	ppm	ppm	ppm	ppm	ppm
Avge	1.0262	1.0355	1.0324	1.0070	.96858	.98137	1.0046
SDev	.0023	.0021	.0013	.0092	.00639	.00706	.0059
%RSD	.22486	.20368	.12665	.90887	.65948	.71969	.58608
#1	1.0251	1.0341	1.0309	.99937	.96142	.97406	.99804
#2	1.0289	1.0345	1.0326	1.0044	.97065	.98190	1.0094

#3	1.0247	1.0379	1.0335	1.0171	.97368	.98815	1.0065
Errors	NOCHECK	NOCHECK	QC Pass	NOCHECK	NOCHECK	QC Pass	QC Pass

Value			1.0000			1.0000	1.0000
Range			20.000			20.000	20.000

Elem	SN	SR	TI	TL	V_	ZN	
Units	ppm	ppm	ppm	ppm	ppm	ppm	
Avge	.98673	1.0268	1.0124	.94071	.48847	1.0260	
SDev	.00637	.0010	.0019	.00178	.00082	.0014	
%RSD	.64525	.09274	.18485	.18967	.16747	.13951	
#1	.98221	1.0266	1.0104	.94100	.48822	1.0245	
#2	.98397	1.0260	1.0126	.93879	.48781	1.0262	
#3	.99401	1.0279	1.0142	.94233	.48939	1.0273	

Errors	QC Pass	QC Pass	QC Pass	QC Pass	QC Pass	QC Pass	
Value	1.0000	1.0000	1.0000	1.0000	.50000	1.0000	
Range	20.000	20.000	20.000	20.000	20.000	20.000	

IntStd	1	2	3	4	5	6	7
Mode	Counts	NOTUSED	NOTUSED	NOTUSED	NOTUSED	NOTUSED	NOTUSED
Elem	Y	--	--	--	--	--	--
Wavlen	371.030	--	--	--	--	--	--
Avge	26875	--	--	--	--	--	--
SDev	64.56657	--	--	--	--	--	--
%RSD	.2402439	--	--	--	--	--	--
#1	26833	--	--	--	--	--	--
#2	26843	--	--	--	--	--	--
#3	26950	--	--	--	--	--	--

Method: METTRACE Sample Name: CCV1-1 MET6011-10 Operator: RJG
Run Time: 11/11/10 13:03:23
Comment: TESTAMERICA PITTSBURGH ICP METALS ANALYSIS-INST TRACEICP
Mode: CONC Corr. Factor: 1

Elem	AG	AL	AS	B_	BA	BE	CA
Units	ppm	ppm	ppm	ppm	ppm	ppm	ppm
Avge	1.0176	24.747	.50385	2.0223	2.0054	2.0042	49.925
SDev	.0021	.032	.00249	.0044	.0034	.0057	.084
%RSD	.20268	.12976	.49479	.21697	.16831	.28519	.16808
#1	1.0195	24.783	.50666	2.0269	2.0092	2.0085	49.998
#2	1.0177	24.723	.50301	2.0219	2.0040	2.0063	49.944
#3	1.0154	24.734	.50189	2.0182	2.0029	1.9977	49.834
Errors	LC Pass	LC Pass	LC Pass	LC Pass	LC Pass	LC Pass	LC Pass
High	1.1000	27.500	.55000	2.2000	2.2000	2.2000	55.000
Low	.90000	22.500	.45000	1.8000	1.8000	1.8000	45.000

Elem	CD	CO	CR	CU	FE	K_	MG
Units	ppm	ppm	ppm	ppm	ppm	ppm	ppm
Avge	.49044	1.9751	1.9819	2.0326	25.119	125.12	49.364
SDev	.00159	.0038	.0025	.0021	.072	.17	.099
%RSD	.32338	.19473	.12587	.10127	.28716	.13784	.20089
#1	.49196	1.9781	1.9839	2.0350	25.164	125.07	49.439
#2	.49056	1.9763	1.9829	2.0314	25.157	124.97	49.401
#3	.48880	1.9707	1.9791	2.0313	25.035	125.31	49.251
Errors	LC Pass	LC Pass	LC Pass	LC Pass	LC Pass	LC Pass	LC Pass
High	.55000	2.2000	2.2000	2.2000	27.500	137.50	55.000
Low	.45000	1.8000	1.8000	1.8000	22.500	112.50	45.000

Elem	MN	MO	NA	NI	PB/1	PB/2	PB
Units	ppm	ppm	ppm	ppm	ppm	ppm	ppm
Avge	1.9793	2.0209	124.28	1.9700	.48806	.49931	.49556
SDev	.0036	.0091	.01	.0054	.00152	.00080	.00104
%RSD	.18082	.44925	.00865	.27245	.31198	.15929	.20908
#1	1.9822	2.0104	124.27	1.9751	.48980	.50020	.49674
#2	1.9803	2.0268	124.29	1.9705	.48698	.49868	.49478
#3	1.9753	2.0254	124.28	1.9644	.48739	.49905	.49517
Errors	LC Pass	LC Pass	LC Pass	LC Pass	NOCHECK	NOCHECK	LC Pass
High	2.2000	2.2000	137.50	2.2000			.55000
Low	1.8000	1.8000	112.50	1.8000			.45000

Elem	SB/1	SB/2	SB	SE/1	SE/2	SE	SI
Units	ppm	ppm	ppm	ppm	ppm	ppm	ppm
Avge	.50470	.50639	.50582	.50215	.50543	.50434	2.0310
SDev	.00145	.00135	.00138	.00160	.00269	.00218	.0022
%RSD	.28725	.26594	.27263	.31877	.53275	.43252	.10875
#1	.50601	.50749	.50700	.50086	.50573	.50411	2.0299
#2	.50494	.50678	.50617	.50394	.50797	.50663	2.0335

#3	.50314	.50489	.50431	.50163	.50261	.50228	2.0295
Errors	NOCHECK	NOCHECK	LC Pass	NOCHECK	NOCHECK	LC Pass	LC Pass

High			.55000			.55000	2.2000
Low			.45000			.45000	1.8000

Elem	SN	SR	TI	TL	V_	ZN	
Units	ppm	ppm	ppm	ppm	ppm	ppm	
Avge	2.0060	1.9818	2.0102	.99664	1.9884	2.0406	
SDev	.0033	.0044	.0043	.00208	.0034	.0035	
%RSD	.16657	.22197	.21221	.20832	.17030	.17377	
#1	2.0091	1.9858	2.0149	.99438	1.9921	2.0423	
#2	2.0063	1.9826	2.0092	.99706	1.9878	2.0430	
#3	2.0024	1.9771	2.0065	.99847	1.9854	2.0365	
Errors	LC Pass	LC Pass	LC Pass	LC Pass	LC Pass	LC Pass	
High	2.2000	2.2000	2.2000	1.1000	2.2000	2.2000	
Low	1.8000	1.8000	1.8000	.90000	1.8000	1.8000	

IntStd	1	2	3	4	5	6	7
Mode	Counts	NOTUSED	NOTUSED	NOTUSED	NOTUSED	NOTUSED	NOTUSED
Elem	Y	--	--	--	--	--	--
Wavlen	371.030	--	--	--	--	--	--
Avge	28563	--	--	--	--	--	--
SDev	31.02893	--	--	--	--	--	--
%RSD	.1086337	--	--	--	--	--	--
#1	28598	--	--	--	--	--	--
#2	28549	--	--	--	--	--	--
#3	28541	--	--	--	--	--	--

Method: METTRACE Sample Name: CCB1 Operator: RJG
Run Time: 11/11/10 13:08:51
Comment: TESTAMERICA PITTSBURGH ICP METALS ANALYSIS-INST TRACEICP
Mode: CONC Corr. Factor: 1

Elem	AG	AL	AS	B_	BA	BE	CA
Units	ppm	ppm	ppm	ppm	ppm	ppm	ppm
Avge	-.00019	.00388	-.00048	.00312	.00003	.00010	.00018
SDev	.00061	.00212	.00181	.00115	.00009	.00005	.00047
%RSD	316.10	54.722	375.09	36.971	269.56	47.071	262.73
#1	.00036	.00393	.00158	.00442	.00009	.00011	-.00018
#2	-.00085	.00174	-.00178	.00270	-.00007	.00015	.00071
#3	-.00009	.00598	-.00125	.00223	.00007	.00005	.00000
Errors	LC Pass	LC Pass	LC Pass	LC Pass	LC Pass	LC Pass	LC Pass
High	.00500	.20000	.01000	.20000	.20000	.00400	5.0000
Low	-.00500	-.20000	-.01000	-.20000	-.20000	-.00400	-5.0000

Elem	CD	CO	CR	CU	FE	K_	MG
Units	ppm	ppm	ppm	ppm	ppm	ppm	ppm
Avge	.00015	-.00006	-.00026	-.00056	.00548	.18411	-.00075
SDev	.00013	.00039	.00037	.00023	.00379	.01011	.00338
%RSD	86.593	607.38	143.51	40.895	69.163	5.4911	448.60
#1	.00029	.00027	.00014	-.00060	.00167	.19578	.00294
#2	.00011	-.00049	-.00058	-.00077	.00552	.17839	-.00371
#3	.00004	.00003	-.00033	-.00032	.00926	.17815	-.00149
Errors	LC Pass	LC Pass	LC Pass	LC Pass	LC Pass	LC Pass	LC Pass
High	.00500	.05000	.00500	.02500	.10000	5.0000	5.0000
Low	-.00500	-.05000	-.00500	-.02500	-.10000	-5.0000	-5.0000

Elem	MN	MO	NA	NI	PB/1	PB/2	PB
Units	ppm	ppm	ppm	ppm	ppm	ppm	ppm
Avge	-.00004	.00756	-.41258	.00008	-.00089	.00089	.00030
SDev	.00006	.00316	.12006	.00050	.00123	.00078	.00036
%RSD	162.76	41.841	29.101	623.97	138.78	88.258	123.36
#1	-.00000	.01109	-.29250	.00065	.00030	-.00000	.00010
#2	-.00010	.00660	-.41261	-.00027	-.00081	.00148	.00072
#3	-.00000	.00498	-.53262	-.00014	-.00215	.00118	.00007
Errors	LC Pass	LC Pass	LC Pass	LC Pass	NOCHECK	NOCHECK	LC Pass
High	.01500	.04000	5.0000	.04000			.00300
Low	-.01500	-.04000	-5.0000	-.04000			-.00300

Elem	SB/1	SB/2	SB	SE/1	SE/2	SE	SI
Units	ppm	ppm	ppm	ppm	ppm	ppm	ppm
Avge	.00074	-.00126	-.00059	-.00319	.00112	-.00031	-.00343
SDev	.00235	.00104	.00141	.00245	.00046	.00106	.00145
%RSD	319.37	83.019	238.39	76.869	41.162	337.66	42.268
#1	.00013	-.00214	-.00138	-.00084	.00164	.00082	-.00455
#2	.00333	-.00011	.00104	-.00299	.00078	-.00047	-.00179

#3	-.00126	-.00152	-.00143	-.00572	.00093	-.00129	-.00394
Errors	NOCHECK	NOCHECK	LC Pass	NOCHECK	NOCHECK	LC Pass	LC Pass

High			.01000			.00500	.50000
Low			-.01000			-.00500	-.50000

Elem	SN	SR	TI	TL	V_	ZN	
Units	ppm	ppm	ppm	ppm	ppm	ppm	
Avge	.00327	-.00003	.00013	.00352	-.00043	.00198	
SDev	.00045	.00009	.00038	.00042	.00011	.00021	
%RSD	13.767	271.37	297.55	11.829	24.643	10.652	
#1	.00377	.00002	.00053	.00341	-.00037	.00210	
#2	.00291	-.00014	.00004	.00398	-.00055	.00211	
#3	.00313	.00002	-.00020	.00317	-.00037	.00174	
Errors	LC Pass	LC Pass	LC Pass	LC Pass	LC Pass	LC Pass	
High	.10000	.05000	.05000	.01000	.05000	.02000	
Low	-.10000	-.05000	-.05000	-.01000	-.05000	-.02000	

IntStd	1	2	3	4	5	6	7
Mode	Counts	NOTUSED	NOTUSED	NOTUSED	NOTUSED	NOTUSED	NOTUSED
Elem	Y	--	--	--	--	--	--
Wavlen	371.030	--	--	--	--	--	--
Avge	29208	--	--	--	--	--	--
SDev	51.94443	--	--	--	--	--	--
%RSD	.1778432	--	--	--	--	--	--
#1	29256	--	--	--	--	--	--
#2	29215	--	--	--	--	--	--
#3	29153	--	--	--	--	--	--

Method: METTRACE Sample Name: L9QCXB Operator: RJG
Run Time: 11/11/10 13:14:20
Comment: TESTAMERICA PITTSBURGH ICP METALS ANALYSIS-INST TRACEICP
Mode: CONC Corr. Factor: 1

Elem	AG	AL	AS	B_	BA	BE	CA
Units	ppm	ppm	ppm	ppm	ppm	ppm	ppm
Avge	.00010	.00510	-.00062	.00092	.00012	.00014	.01741
SDev	.00036	.00037	.00099	.00040	.00003	.00009	.00082
%RSD	347.47	7.2598	159.33	43.280	28.151	63.249	4.7130
#1	.00031	.00549	.00003	.00089	.00016	.00007	.01647
#2	.00031	.00475	-.00013	.00133	.00012	.00011	.01801
#3	-.00031	.00505	-.00177	.00054	.00009	.00024	.01775
Errors	LC Pass	LC Pass	LC Pass	LC Pass	LC Pass	LC Pass	LC Pass
High	.00500	.20000	.01000	.20000	.20000	.00400	5.0000
Low	-.00500	-.20000	-.01000	-.20000	-.20000	-.00400	-5.0000

Elem	CD	CO	CR	CU	FE	K_	MG
Units	ppm	ppm	ppm	ppm	ppm	ppm	ppm
Avge	.00028	-.00032	.00013	-.00017	.02519	.19776	.00113
SDev	.00007	.00014	.00007	.00011	.00557	.00207	.00234
%RSD	23.831	42.827	53.998	65.246	22.113	1.0467	206.58
#1	.00020	-.00018	.00020	-.00005	.02547	.19569	.00301
#2	.00033	-.00033	.00015	-.00021	.03061	.19776	.00188
#3	.00030	-.00045	.00006	-.00026	.01948	.19983	-.00149
Errors	LC Pass	LC Pass	LC Pass	LC Pass	LC Pass	LC Pass	LC Pass
High	.00500	.05000	.00500	.02500	.10000	5.0000	5.0000
Low	-.00500	-.05000	-.00500	-.02500	-.10000	-5.0000	-5.0000

Elem	MN	MO	NA	NI	PB/1	PB/2	PB
Units	ppm	ppm	ppm	ppm	ppm	ppm	ppm
Avge	.00061	.00260	-.30400	.00056	.00290	-.00126	.00013
SDev	.00005	.00079	.08982	.00049	.00025	.00038	.00031
%RSD	8.7093	30.421	29.545	88.433	8.7242	29.860	250.61
#1	.00066	.00342	-.32660	.00005	.00299	-.00086	.00042
#2	.00061	.00254	-.20504	.00104	.00261	-.00161	-.00021
#3	.00056	.00184	-.38035	.00060	.00309	-.00130	.00016
Errors	LC Pass	LC Pass	LC Pass	LC Pass	NOCHECK	NOCHECK	LC Pass
High	.01500	.04000	5.0000	.04000			.00300
Low	-.01500	-.04000	-5.0000	-.04000			-.00300

Elem	SB/1	SB/2	SB	SE/1	SE/2	SE	SI
Units	ppm	ppm	ppm	ppm	ppm	ppm	ppm
Avge	-.00028	.00112	.00065	-.00687	.00161	-.00121	.00194
SDev	.00059	.00052	.00053	.00052	.00044	.00018	.00181
%RSD	211.64	46.161	81.800	7.5512	27.054	14.474	93.283
#1	.00004	.00121	.00082	-.00628	.00122	-.00128	.00046
#2	.00008	.00158	.00108	-.00713	.00154	-.00135	.00396

#3	-.00096	.00056	.00005	-.00721	.00208	-.00102	.00140
Errors	NOCHECK	NOCHECK	LC Pass	NOCHECK	NOCHECK	LC Pass	LC Pass

High			.01000			.00500	.50000
Low			-.01000			-.00500	-.50000

Elem	SN	SR	TI	TL	V_	ZN	
Units	ppm	ppm	ppm	ppm	ppm	ppm	
Avge	.03514	.00002	.00024	-.00202	.00001	.00471	
SDev	.00075	.00004	.00026	.00159	.00032	.00008	
%RSD	2.1424	202.60	106.43	78.574	3401.9	1.7610	
#1	.03567	.00005	.00016	-.00028	.00020	.00465	
#2	.03428	.00003	.00004	-.00240	.00020	.00467	
#3	.03547	-.00002	.00053	-.00339	-.00036	.00480	
Errors	LC Pass	LC Pass	LC Pass	LC Pass	LC Pass	LC Pass	
High	.10000	.05000	.05000	.01000	.05000	.02000	
Low	-.10000	-.05000	-.05000	-.01000	-.05000	-.02000	

IntStd	1	2	3	4	5	6	7
Mode	Counts	NOTUSED	NOTUSED	NOTUSED	NOTUSED	NOTUSED	NOTUSED
Elem	Y	--	--	--	--	--	--
Wavlen	371.030	--	--	--	--	--	--
Avge	28833	--	--	--	--	--	--
SDev	81.87323	--	--	--	--	--	--
%RSD	.2839604	--	--	--	--	--	--
#1	28761	--	--	--	--	--	--
#2	28815	--	--	--	--	--	--
#3	28922	--	--	--	--	--	--

Method: METTRACE Sample Name: L9QCXC Operator: RJG
Run Time: 11/11/10 13:19:48
Comment: TESTAMERICA PITTSBURGH ICP METALS ANALYSIS-INST TRACEICP
Mode: CONC Corr. Factor: 1

Elem	AG	AL	AS	B_	BA	BE	CA
Units	ppm	ppm	ppm	ppm	ppm	ppm	ppm
Avge	.04962	1.9705	1.9293	.94767	2.0009	.04907	L.01536
SDev	.00049	.0069	.0048	.00248	.0058	.00015	.00094
%RSD	.99673	.35241	.24690	.26130	.29069	.30255	6.1184
#1	.04961	1.9768	1.9335	.94998	2.0076	.04915	L.01448
#2	.05012	1.9631	1.9303	.94798	1.9982	.04917	L.01524
#3	.04913	1.9715	1.9241	.94506	1.9969	.04890	L.01635
Errors	LC Pass	LC Pass	LC Pass	LC Pass	LC Pass	LC Pass	LC Low
High	.06000	2.4000	2.4000	1.2000	2.4000	.06000	60.000
Low	.04000	1.6000	1.6000	.80000	1.6000	.04000	40.000

Elem	CD	CO	CR	CU	FE	K_	MG
Units	ppm	ppm	ppm	ppm	ppm	ppm	ppm
Avge	.04946	.49268	.19855	.25111	1.0531	L.18547	L.00150
SDev	.00003	.00057	.00071	.00047	.0008	.00381	.00129
%RSD	.07064	.11613	.35598	.18559	.07572	2.0544	86.080
#1	.04944	.49279	.19909	.25144	1.0525	L.18108	L.00075
#2	.04950	.49319	.19881	.25058	1.0540	L.18762	L.00298
#3	.04943	.49206	.19775	.25132	1.0527	L.18773	L.00076
Errors	LC Pass	LC Pass	LC Pass	LC Pass	LC Pass	LC Low	LC Low
High	.06000	.60000	.24000	.30000	1.2000	60.000	60.000
Low	.04000	.40000	.16000	.20000	.80000	40.000	40.000

Elem	MN	MO	NA	NI	PB/1	PB/2	PB
Units	ppm	ppm	ppm	ppm	ppm	ppm	ppm
Avge	.49166	L.00133	L-.30116	.49307	.48824	.49452	.49243
SDev	.00086	.00015	.06544	.00288	.00205	.00130	.00050
%RSD	.17419	11.108	21.728	.58430	.41944	.26301	.10199
#1	.49250	L.00117	L-.28142	.49591	.48958	.49311	.49194
#2	.49170	L.00145	L-.37419	.49314	.48924	.49479	.49294
#3	.49079	L.00137	L-.24786	.49015	.48588	.49567	.49241
Errors	LC Pass	LC Low	LC Low	LC Pass	NOCHECK	NOCHECK	LC Pass
High	.60000	1.2000	60.000	.60000			.60000
Low	.40000	.80000	40.000	.40000			.40000

Elem	SB/1	SB/2	SB	SE/1	SE/2	SE	SI
Units	ppm	ppm	ppm	ppm	ppm	ppm	ppm
Avge	.00129	-.00033	L.00021	1.8905	1.8948	1.8934	L.00557
SDev	.00190	.00093	.00095	.0093	.0015	.0026	.00081
%RSD	148.13	286.44	451.32	.48997	.07970	.13798	14.537
#1	.00094	-.00140	L-.00062	1.8985	1.8931	1.8949	L.00496
#2	-.00042	.00022	L.00001	1.8926	1.8960	1.8949	L.00649

#3	.00334	.00021	L.00125	1.8803	1.8953	1.8904	L.00526
Errors	NOCHECK	NOCHECK	LC Low	NOCHECK	NOCHECK	LC Pass	LC Low

High			.60000			2.4000	12.000
Low			.40000			1.6000	8.0000

Elem	SN	SR	TI	TL	V_	ZN	
Units	ppm	ppm	ppm	ppm	ppm	ppm	
Avge	L.03251	.99064	L.00037	1.9357	.49309	.50962	
SDev	.00065	.00338	.00026	.0012	.00107	.00089	
%RSD	2.0100	.34134	69.841	.06120	.21740	.17436	
#1	L.03219	.99433	L.00029	1.9345	.49433	.51028	
#2	L.03326	.98989	L.00016	1.9368	.49254	.50997	
#3	L.03207	.98769	L.00066	1.9359	.49241	.50861	

Errors	LC Low	LC Pass	LC Low	LC Pass	LC Pass	LC Pass	
High	2.4000	1.2000	1.2000	2.4000	.60000	.60000	
Low	1.6000	.80000	.80000	1.6000	.40000	.40000	

IntStd	1	2	3	4	5	6	7
Mode	Counts	NOTUSED	NOTUSED	NOTUSED	NOTUSED	NOTUSED	NOTUSED
Elem	Y	--	--	--	--	--	--
Wavlen	371.030	--	--	--	--	--	--
Avge	28885	--	--	--	--	--	--
SDev	63.74646	--	--	--	--	--	--
%RSD	.2206909	--	--	--	--	--	--
#1	28906	--	--	--	--	--	--
#2	28935	--	--	--	--	--	--
#3	28813	--	--	--	--	--	--

Method: METTRACE Sample Name: L9NDK Operator: RJG
Run Time: 11/11/10 13:25:16
Comment: TESTAMERICA PITTSBURGH ICP METALS ANALYSIS-INST TRACEICP
Mode: CONC Corr. Factor: 1

Elem	AG	AL	AS	B_	BA	BE	CA
Units	ppm	ppm	ppm	ppm	ppm	ppm	ppm
Avge	.00109	51.181	.08855	.12211	.62545	.00362	H815.13
SDev	.00034	.042	.00129	.00056	.00209	.00012	3.01
%RSD	30.876	.08237	1.4610	.45900	.33382	3.2048	.36985
#1	.00147	51.141	.08975	.12257	.62368	.00349	H812.96
#2	.00092	51.177	.08873	.12148	.62493	.00372	H818.57
#3	.00087	51.225	.08718	.12226	.62775	.00364	H813.86
Errors	LC Pass	LC Pass	LC Pass	LC Pass	LC Pass	LC Pass	LC High
High	2.0000	500.00	10.000	30.000	10.000	10.000	600.00
Low	-.00500	-.20000	-.01000	-.20000	-.20000	-.00400	-5.0000

Elem	CD	CO	CR	CU	FE	K_	MG
Units	ppm	ppm	ppm	ppm	ppm	ppm	ppm
Avge	.00214	.06387	.08033	.16565	147.27	13.959	386.36
SDev	.00015	.00041	.00021	.00049	.38	.010	1.14
%RSD	6.9421	.63953	.26723	.29664	.25608	.07189	.29430
#1	.00210	.06352	.08011	.16520	147.00	13.956	385.40
#2	.00201	.06432	.08035	.16558	147.70	13.952	387.62
#3	.00230	.06376	.08054	.16617	147.11	13.971	386.07
Errors	LC Pass	LC Pass	LC Pass	LC Pass	LC Pass	LC Pass	LC Pass
High	5.0000	50.000	20.000	10.000	500.00	400.00	600.00
Low	-.00500	-.05000	-.00500	-.02500	-.10000	-5.0000	-5.0000

Elem	MN	MO	NA	NI	PB/1	PB/2	PB
Units	ppm	ppm	ppm	ppm	ppm	ppm	ppm
Avge	2.4298	.06111	1.4019	.18544	.07764	.07862	.07829
SDev	.0055	.00022	.1589	.00079	.00266	.00044	.00111
%RSD	.22643	.36828	11.337	.42431	3.4279	.55890	1.4178
#1	2.4256	.06086	1.2541	.18457	.07954	.07912	.07926
#2	2.4361	.06121	1.5700	.18563	.07879	.07841	.07854
#3	2.4278	.06127	1.3815	.18611	.07460	.07832	.07708
Errors	LC Pass	LC Pass	LC Pass	LC Pass	NOCHECK	NOCHECK	LC Pass
High	20.000	20.000	400.00	100.00			5.0000
Low	-.01500	-.04000	-5.0000	-.04000			-.00300

Elem	SB/1	SB/2	SB	SE/1	SE/2	SE	SI
Units	ppm	ppm	ppm	ppm	ppm	ppm	ppm
Avge	-.00040	.00219	.00133	.00519	-.00501	-.00161	5.5393
SDev	.00126	.00211	.00172	.00164	.00228	.00206	.0089
%RSD	318.23	96.244	129.63	31.516	45.436	127.91	.16043
#1	-.00173	.00134	.00032	.00696	-.00254	.00062	5.5292
#2	-.00022	.00064	.00035	.00488	-.00546	-.00201	5.5426

#3	.00077	.00459	.00332	.00373	-.00703	-.00345	5.5460
Errors	NOCHECK	NOCHECK	LC Pass	NOCHECK	NOCHECK	LC Pass	LC Pass

High			5.0000			10.000	50.000
Low			-.01000			-.00500	-.50000

Elem	SN	SR	TI	TL	V_	ZN	
Units	ppm	ppm	ppm	ppm	ppm	ppm	
Avge	.01968	1.0327	.77980	.00030	.12577	.57982	
SDev	.00110	.0044	.00198	.00330	.00128	.00146	
%RSD	5.5751	.42291	.25345	1089.5	1.0172	.25162	
#1	.01888	1.0284	.77752	-.00003	.12435	.57955	
#2	.02093	1.0325	.78099	.00376	.12683	.58140	
#3	.01922	1.0372	.78089	-.00282	.12613	.57852	

Errors	LC Pass	LC Pass	LC Pass	LC Pass	LC Pass	LC Pass	
High	30.000	10.000	30.000	10.000	50.000	5.0000	
Low	-.10000	-.05000	-.05000	-.01000	-.05000	-.02000	

IntStd	1	2	3	4	5	6	7
Mode	Counts	NOTUSED	NOTUSED	NOTUSED	NOTUSED	NOTUSED	NOTUSED
Elem	Y	--	--	--	--	--	--
Wavlen	371.030	--	--	--	--	--	--
Avge	28858	--	--	--	--	--	--
SDev	122.2536	--	--	--	--	--	--
%RSD	.4236419	--	--	--	--	--	--
#1	28723	--	--	--	--	--	--
#2	28962	--	--	--	--	--	--
#3	28888	--	--	--	--	--	--

Method: METTRACE Sample Name: L9NDKP5 Operator: RJG
Run Time: 11/11/10 13:30:45
Comment: TESTAMERICA PITTSBURGH ICP METALS ANALYSIS-INST TRACEICP
Mode: CONC Corr. Factor: 1

Elem	AG	AL	AS	B_	BA	BE	CA
Units	ppm	ppm	ppm	ppm	ppm	ppm	ppm
Avge	.00029	10.712	.01770	.02576	.12999	.00079	191.26
SDev	.00048	.013	.00106	.00016	.00023	.00004	.35
%RSD	161.76	.12483	5.9793	.61236	.17476	4.7252	.18154
#1	-.00002	10.700	.01868	.02590	.13007	.00080	191.32
#2	.00006	10.710	.01658	.02559	.13018	.00082	190.89
#3	.00084	10.727	.01785	.02578	.12974	.00075	191.58

Elem	CD	CO	CR	CU	FE	K_	MG
Units	ppm	ppm	ppm	ppm	ppm	ppm	ppm
Avge	.00019	.01439	.01713	.03313	31.855	2.7123	80.133
SDev	.00004	.00017	.00040	.00016	.048	.0041	.125
%RSD	19.644	1.1555	2.3055	.49535	.15055	.15116	.15587
#1	.00023	.01440	.01668	.03297	31.859	2.7078	80.159
#2	.00018	.01423	.01725	.03314	31.805	2.7130	79.997
#3	.00016	.01456	.01744	.03330	31.901	2.7159	80.242

Elem	MN	MO	NA	NI	PB/1	PB/2	PB
Units	ppm	ppm	ppm	ppm	ppm	ppm	ppm
Avge	.51816	.01289	-.14899	.04014	.01587	.01735	.01686
SDev	.00069	.00071	.08222	.00059	.00315	.00203	.00075
%RSD	.13350	5.4749	55.185	1.4641	19.872	11.694	4.4654
#1	.51827	.01228	-.05446	.04053	.01255	.01966	.01730
#2	.51742	.01272	-.18867	.04042	.01624	.01587	.01599
#3	.51879	.01366	-.20385	.03946	.01883	.01652	.01729

Elem	SB/1	SB/2	SB	SE/1	SE/2	SE	SI
Units	ppm	ppm	ppm	ppm	ppm	ppm	ppm
Avge	.00061	.00056	.00057	-.00257	-.00177	-.00204	1.1557
SDev	.00188	.00127	.00052	.00382	.00154	.00104	.0039
%RSD	306.55	228.27	89.935	148.62	86.869	50.993	.33855
#1	.00217	.00034	.00095	-.00682	-.00035	-.00251	1.1547
#2	.00113	-.00059	-.00002	.00057	-.00155	-.00085	1.1601
#3	-.00147	.00192	.00079	-.00146	-.00340	-.00276	1.1525

Elem	SN	SR	TI	TL	V_	ZN
Units	ppm	ppm	ppm	ppm	ppm	ppm
Avge	.00428	.21522	.16471	.00125	.02997	.12538
SDev	.00117	.00041	.00128	.00225	.00134	.00016
%RSD	27.401	.18980	.77443	178.89	4.4801	.12420
#1	.00382	.21562	.16618	.00313	.02847	.12527
#2	.00561	.21523	.16390	.00187	.03038	.12532
#3	.00340	.21481	.16404	-.00123	.03105	.12556

IntStd	1	2	3	4	5	6	7
Mode	Counts	NOTUSED	NOTUSED	NOTUSED	NOTUSED	NOTUSED	NOTUSED
Elem	Y	--	--	--	--	--	--
Wavlen	371.030	--	--	--	--	--	--
Avge	28654	--	--	--	--	--	--
SDev	107.6230	--	--	--	--	--	--
%RSD	.3755967	--	--	--	--	--	--
#1	28760	--	--	--	--	--	--
#2	28657	--	--	--	--	--	--
#3	28545	--	--	--	--	--	--

Method: METTRACE Sample Name: L9NDKS Operator: RJG
Run Time: 11/11/10 13:36:13
Comment: TESTAMERICA PITTSBURGH ICP METALS ANALYSIS-INST TRACEICP
Mode: CONC Corr. Factor: 1

Elem	AG	AL	AS	B_	BA	BE	CA
Units	ppm	ppm	ppm	ppm	ppm	ppm	ppm
Avge	.04826	48.762	1.8670	.92360	2.5470	.04706	H743.52
SDev	.00015	.076	.0035	.00134	.0020	.00012	2.02
%RSD	.32189	.15607	.18781	.14550	.07722	.25912	.27218
#1	.04842	48.734	1.8671	.92320	2.5450	.04720	H743.81
#2	.04811	48.848	1.8705	.92510	2.5472	.04696	H745.38
#3	.04825	48.704	1.8635	.92250	2.5489	.04704	H741.36
Errors	LC Pass	LC Pass	LC Pass	LC Pass	LC Pass	LC Pass	LC High
High	2.0000	500.00	10.000	30.000	10.000	10.000	600.00
Low	-.00500	-.20000	-.01000	-.20000	-.20000	-.00400	-5.0000

Elem	CD	CO	CR	CU	FE	K_	MG
Units	ppm	ppm	ppm	ppm	ppm	ppm	ppm
Avge	.04347	.48276	.24355	.38814	140.31	13.459	321.74
SDev	.00024	.00106	.00045	.00054	.39	.020	.51
%RSD	.54376	.22054	.18482	.13825	.27531	.15147	.15982
#1	.04357	.48260	.24376	.38772	140.42	13.438	321.90
#2	.04364	.48390	.24386	.38874	140.63	13.478	322.16
#3	.04320	.48179	.24304	.38795	139.88	13.462	321.17
Errors	LC Pass	LC Pass	LC Pass	LC Pass	LC Pass	LC Pass	LC Pass
High	5.0000	50.000	20.000	10.000	500.00	400.00	600.00
Low	-.00500	-.05000	-.00500	-.02500	-.10000	-5.0000	-5.0000

Elem	MN	MO	NA	NI	PB/1	PB/2	PB
Units	ppm	ppm	ppm	ppm	ppm	ppm	ppm
Avge	2.7886	.05677	1.1407	.58593	.48720	.50030	.49594
SDev	.0055	.00018	.0758	.00210	.00403	.00819	.00492
%RSD	.19726	.31018	6.6459	.35777	.82725	1.6375	.99201
#1	2.7896	.05696	1.0586	.58800	.49178	.49415	.49336
#2	2.7936	.05672	1.2080	.58597	.48561	.50960	.50161
#3	2.7827	.05662	1.1555	.58381	.48421	.49716	.49285
Errors	LC Pass	LC Pass	LC Pass	LC Pass	NOCHECK	NOCHECK	LC Pass
High	20.000	20.000	400.00	100.00			5.0000
Low	-.01500	-.04000	-5.0000	-.04000			-.00300

Elem	SB/1	SB/2	SB	SE/1	SE/2	SE	SI
Units	ppm	ppm	ppm	ppm	ppm	ppm	ppm
Avge	.00188	.00161	.00170	1.7774	1.7488	1.7583	4.2548
SDev	.00229	.00307	.00132	.0064	.0180	.0106	.0143
%RSD	121.95	190.72	77.590	.35825	1.0319	.60320	.33504
#1	-.00034	.00495	.00319	1.7847	1.7327	1.7500	4.2524
#2	.00423	-.00110	.00068	1.7742	1.7683	1.7703	4.2701

#3	.00175	.00098	.00124	1.7732	1.7454	1.7547	4.2419
Errors	NOCHECK	NOCHECK	LC Pass	NOCHECK	NOCHECK	LC Pass	LC Pass

High			5.0000			10.000	50.000
Low			-.01000			-.00500	-.50000

Elem	SN	SR	TI	TL	V_	ZN	
Units	ppm	ppm	ppm	ppm	ppm	ppm	
Avge	.01471	1.8981	.62020	1.6531	.53854	.88713	
SDev	.00057	.0037	.00122	.0091	.00206	.00104	
%RSD	3.8564	.19514	.19624	.55059	.38349	.11780	
#1	.01535	1.9003	.61922	1.6443	.54091	.88714	
#2	.01427	1.8939	.62156	1.6625	.53753	.88816	
#3	.01451	1.9003	.61981	1.6525	.53716	.88608	

Errors	LC Pass	LC Pass	LC Pass	LC Pass	LC Pass	LC Pass	
High	30.000	10.000	30.000	10.000	50.000	5.0000	
Low	-.10000	-.05000	-.05000	-.01000	-.05000	-.02000	

IntStd	1	2	3	4	5	6	7
Mode	Counts	NOTUSED	NOTUSED	NOTUSED	NOTUSED	NOTUSED	NOTUSED
Elem	Y	--	--	--	--	--	--
Wavlen	371.030	--	--	--	--	--	--
Avge	29117	--	--	--	--	--	--
SDev	34.82932	--	--	--	--	--	--
%RSD	.1196197	--	--	--	--	--	--
#1	29147	--	--	--	--	--	--
#2	29124	--	--	--	--	--	--
#3	29079	--	--	--	--	--	--

Method: METTRACE Sample Name: L9NDKD Operator: RJG
Run Time: 11/11/10 13:41:41
Comment: TESTAMERICA PITTSBURGH ICP METALS ANALYSIS-INST TRACEICP
Mode: CONC Corr. Factor: 1

Elem	AG	AL	AS	B_	BA	BE	CA
Units	ppm	ppm	ppm	ppm	ppm	ppm	ppm
Avge	.04859	61.752	1.8789	.94210	2.7451	.04789	H774.94
SDev	.00023	.126	.0035	.00263	.0045	.00008	1.49
%RSD	.48068	.20443	.18636	.27858	.16528	.16314	.19251
#1	.04873	61.690	1.8751	.93980	2.7455	.04782	H773.23
#2	.04871	61.898	1.8819	.94496	2.7495	.04788	H775.63
#3	.04832	61.669	1.8799	.94155	2.7404	.04798	H775.96
Errors	LC Pass	LC Pass	LC Pass	LC Pass	LC Pass	LC Pass	LC High
High	2.0000	500.00	10.000	30.000	10.000	10.000	600.00
Low	-.00500	-.20000	-.01000	-.20000	-.20000	-.00400	-5.0000

Elem	CD	CO	CR	CU	FE	K_	MG
Units	ppm	ppm	ppm	ppm	ppm	ppm	ppm
Avge	.04571	.49966	.26255	.43780	190.24	17.272	374.77
SDev	.00014	.00040	.00052	.00069	.24	.044	.66
%RSD	.30429	.08023	.19756	.15759	.12383	.25675	.17546
#1	.04574	.49936	.26217	.43786	189.97	17.263	374.01
#2	.04584	.49950	.26315	.43846	190.37	17.320	375.15
#3	.04556	.50012	.26235	.43708	190.37	17.233	375.15
Errors	LC Pass	LC Pass	LC Pass	LC Pass	LC Pass	LC Pass	LC Pass
High	5.0000	50.000	20.000	10.000	500.00	400.00	600.00
Low	-.00500	-.05000	-.00500	-.02500	-.10000	-5.0000	-5.0000

Elem	MN	MO	NA	NI	PB/1	PB/2	PB
Units	ppm	ppm	ppm	ppm	ppm	ppm	ppm
Avge	3.2937	.09269	1.4065	.63877	.51046	.51673	.51464
SDev	.0039	.00066	.0438	.00118	.00095	.00109	.00100
%RSD	.11959	.70744	3.1107	.18407	.18556	.21013	.19478
#1	3.2894	.09259	1.3603	.63804	.50991	.51560	.51370
#2	3.2972	.09210	1.4473	.63815	.51156	.51777	.51570
#3	3.2943	.09340	1.4119	.64013	.50992	.51681	.51452
Errors	LC Pass	LC Pass	LC Pass	LC Pass	NOCHECK	NOCHECK	LC Pass
High	20.000	20.000	400.00	100.00			5.0000
Low	-.01500	-.04000	-5.0000	-.04000			-.00300

Elem	SB/1	SB/2	SB	SE/1	SE/2	SE	SI
Units	ppm	ppm	ppm	ppm	ppm	ppm	ppm
Avge	-.00152	.00175	.00066	1.7720	1.7265	1.7416	4.4623
SDev	.00140	.00069	.00072	.0037	.0022	.0026	.0061
%RSD	92.350	39.733	108.78	.20805	.12493	.15190	.13641
#1	-.00166	.00252	.00112	1.7699	1.7247	1.7398	4.4571
#2	-.00005	.00156	.00103	1.7762	1.7289	1.7447	4.4609

#3	-.00284	.00117	-.00017	1.7698	1.7258	1.7405	4.4690
Errors	NOCHECK	NOCHECK	LC Pass	NOCHECK	NOCHECK	LC Pass	LC Pass

High			5.0000			10.000	50.000
Low			-.01000			-.00500	-.50000

Elem	SN	SR	TI	TL	V_	ZN	
Units	ppm	ppm	ppm	ppm	ppm	ppm	
Avge	.01700	2.0228	.75462	1.6387	.56589	1.3195	
SDev	.00077	.0031	.00015	.0046	.00104	.0018	
%RSD	4.5514	.15217	.02035	.28176	.18367	.13602	
#1	.01630	2.0222	.75445	1.6350	.56529	1.3182	
#2	.01689	2.0261	.75468	1.6439	.56709	1.3215	
#3	.01783	2.0201	.75473	1.6372	.56529	1.3187	
Errors	LC Pass	LC Pass	LC Pass	LC Pass	LC Pass	LC Pass	
High	30.000	10.000	30.000	10.000	50.000	5.0000	
Low	-.10000	-.05000	-.05000	-.01000	-.05000	-.02000	

IntStd	1	2	3	4	5	6	7
Mode	Counts	NOTUSED	NOTUSED	NOTUSED	NOTUSED	NOTUSED	NOTUSED
Elem	Y	--	--	--	--	--	--
Wavlen	371.030	--	--	--	--	--	--
Avge	29170	--	--	--	--	--	--
SDev	190.0626	--	--	--	--	--	--
%RSD	.6515627	--	--	--	--	--	--
#1	29005	--	--	--	--	--	--
#2	29128	--	--	--	--	--	--
#3	29378	--	--	--	--	--	--

Method: METTRACE Sample Name: L9T82B Operator: RJG
Run Time: 11/11/10 13:47:10
Comment: TESTAMERICA PITTSBURGH ICP METALS ANALYSIS-INST TRACEICP
Mode: CONC Corr. Factor: 1

Elem	AG	AL	AS	B_	BA	BE	CA
Units	ppm	ppm	ppm	ppm	ppm	ppm	ppm
Avge	-.00046	.00931	.00098	.00182	-.00001	.00008	.00889
SDev	.00024	.00098	.00099	.00036	.00002	.00008	.00064
%RSD	53.130	10.488	100.50	20.022	346.79	104.25	7.2485
#1	-.00070	.00958	.00133	.00216	.00001	-.00001	.00815
#2	-.00021	.01012	-.00013	.00187	.00001	.00014	.00917
#3	-.00048	.00822	.00176	.00143	-.00003	.00010	.00935
Errors	LC Pass	LC Pass	LC Pass	LC Pass	LC Pass	LC Pass	LC Pass
High	.00500	.20000	.01000	.20000	.20000	.00400	5.0000
Low	-.00500	-.20000	-.01000	-.20000	-.20000	-.00400	-5.0000

Elem	CD	CO	CR	CU	FE	K_	MG
Units	ppm	ppm	ppm	ppm	ppm	ppm	ppm
Avge	.00027	-.00012	-.00012	-.00036	.01180	.16514	.00110
SDev	.00009	.00021	.00011	.00011	.00514	.00107	.00279
%RSD	32.203	173.87	93.113	31.687	43.582	.65037	253.03
#1	.00036	.00012	-.00015	-.00035	.00629	.16451	.00406
#2	.00019	-.00025	-.00021	-.00025	.01648	.16638	-.00149
#3	.00027	-.00025	.00000	-.00048	.01264	.16453	.00074
Errors	LC Pass	LC Pass	LC Pass	LC Pass	LC Pass	LC Pass	LC Pass
High	.00500	.05000	.00500	.02500	.10000	5.0000	5.0000
Low	-.00500	-.05000	-.00500	-.02500	-.10000	-5.0000	-5.0000

Elem	MN	MO	NA	NI	PB/1	PB/2	PB
Units	ppm	ppm	ppm	ppm	ppm	ppm	ppm
Avge	-.00003	.00028	-.44360	-.00004	-.00033	.00120	.00069
SDev	.00003	.00033	.02617	.00043	.00073	.00144	.00078
%RSD	81.911	116.58	5.9004	1077.4	219.14	119.97	113.74
#1	-.00000	.00047	-.47232	-.00045	.00036	.00073	.00061
#2	-.00005	.00048	-.42109	.00041	-.00110	.00282	.00151
#3	-.00005	-.00010	-.43737	-.00008	-.00026	.00005	-.00005
Errors	LC Pass	LC Pass	LC Pass	LC Pass	NOCHECK	NOCHECK	LC Pass
High	.01500	.04000	5.0000	.04000			.00300
Low	-.01500	-.04000	-5.0000	-.04000			-.00300

Elem	SB/1	SB/2	SB	SE/1	SE/2	SE	SI
Units	ppm	ppm	ppm	ppm	ppm	ppm	ppm
Avge	.00197	-.00023	.00050	-.00319	.00247	.00059	.00363
SDev	.00097	.00074	.00051	.00154	.00102	.00071	.00037
%RSD	49.309	321.11	101.23	48.261	41.334	121.48	10.299
#1	.00272	.00022	.00105	-.00491	.00257	.00008	.00393
#2	.00232	-.00109	.00005	-.00268	.00344	.00140	.00376

#3	.00087	.00018	.00041	-.00197	.00140	.00028	.00321
Errors	NOCHECK	NOCHECK	LC Pass	NOCHECK	NOCHECK	LC Pass	LC Pass

High			.01000			.00500	.50000
Low			-.01000			-.00500	-.50000

Elem	SN	SR	TI	TL	V_	ZN	
Units	ppm	ppm	ppm	ppm	ppm	ppm	
Avge	-.00095	-.00000	.00017	.00273	.00006	.00369	
SDev	.00045	.00002	.00012	.00358	.00021	.00004	
%RSD	47.956	1449.4	74.144	131.12	334.60	.99431	
#1	-.00080	.00002	.00017	.00257	.00018	.00366	
#2	-.00146	-.00002	.00004	.00638	-.00018	.00367	
#3	-.00059	-.00000	.00029	-.00077	.00019	.00373	
Errors	LC Pass	LC Pass	LC Pass	LC Pass	LC Pass	LC Pass	
High	.10000	.05000	.05000	.01000	.05000	.02000	
Low	-.10000	-.05000	-.05000	-.01000	-.05000	-.02000	

IntStd	1	2	3	4	5	6	7
Mode	Counts	NOTUSED	NOTUSED	NOTUSED	NOTUSED	NOTUSED	NOTUSED
Elem	Y	--	--	--	--	--	--
Wavlen	371.030	--	--	--	--	--	--
Avge	29081	--	--	--	--	--	--
SDev	90.70099	--	--	--	--	--	--
%RSD	.3118962	--	--	--	--	--	--
#1	29174	--	--	--	--	--	--
#2	29076	--	--	--	--	--	--
#3	28992	--	--	--	--	--	--

Method: METTRACE Sample Name: L9T82C Operator: RJG
Run Time: 11/11/10 13:52:38
Comment: TESTAMERICA PITTSBURGH ICP METALS ANALYSIS-INST TRACEICP
Mode: CONC Corr. Factor: 1

Elem	AG	AL	AS	B_	BA	BE	CA
Units	ppm	ppm	ppm	ppm	ppm	ppm	ppm
Avge	.04984	2.0041	1.9632	.97875	1.9842	.04916	48.825
SDev	.00080	.0033	.0041	.00072	.0016	.00019	.143
%RSD	1.6052	.16521	.20633	.07322	.08004	.38509	.29240
#1	.05060	2.0062	1.9679	.97954	1.9835	.04934	48.990
#2	.04900	2.0003	1.9604	.97815	1.9831	.04896	48.733
#3	.04993	2.0059	1.9614	.97855	1.9860	.04917	48.753
Errors	LC Pass	LC Pass	LC Pass	LC Pass	LC Pass	LC Pass	LC Pass
High	.06000	2.4000	2.4000	1.2000	2.4000	.06000	60.000
Low	.04000	1.6000	1.6000	.80000	1.6000	.04000	40.000

Elem	CD	CO	CR	CU	FE	K_	MG
Units	ppm	ppm	ppm	ppm	ppm	ppm	ppm
Avge	.04841	.48483	.19737	.24909	.93386	50.646	48.892
SDev	.00024	.00155	.00127	.00049	.00163	.085	.116
%RSD	.50653	.31893	.64404	.19563	.17430	.16820	.23816
#1	.04866	.48658	.19883	.24965	.93325	50.743	49.013
#2	.04817	.48364	.19653	.24880	.93263	50.612	48.781
#3	.04839	.48427	.19675	.24881	.93571	50.583	48.881
Errors	LC Pass	LC Pass	LC Pass	LC Pass	LC Pass	LC Pass	LC Pass
High	.06000	.60000	.24000	.30000	1.2000	60.000	60.000
Low	.04000	.40000	.16000	.20000	.80000	40.000	40.000

Elem	MN	MO	NA	NI	PB/1	PB/2	PB
Units	ppm	ppm	ppm	ppm	ppm	ppm	ppm
Avge	.48603	.99342	50.073	.48187	.48046	.48974	.48665
SDev	.00120	.00148	.117	.00311	.00662	.00289	.00132
%RSD	.24681	.14859	.23398	.64438	1.3768	.59032	.27085
#1	.48741	.99345	50.123	.48544	.48806	.48728	.48754
#2	.48541	.99192	49.940	.48038	.47598	.49292	.48728
#3	.48527	.99488	50.158	.47979	.47734	.48903	.48514
Errors	LC Pass	LC Pass	LC Pass	LC Pass	NOCHECK	NOCHECK	LC Pass
High	.60000	1.2000	60.000	.60000			.60000
Low	.40000	.80000	40.000	.40000			.40000

Elem	SB/1	SB/2	SB	SE/1	SE/2	SE	SI
Units	ppm	ppm	ppm	ppm	ppm	ppm	ppm
Avge	.49894	.50031	.49985	1.9629	1.9543	1.9571	9.8997
SDev	.00444	.00299	.00073	.0074	.0101	.0045	.0159
%RSD	.89035	.59720	.14655	.37570	.51520	.23165	.16088
#1	.49447	.50368	.50062	1.9707	1.9426	1.9520	9.9180
#2	.50336	.49800	.49979	1.9560	1.9603	1.9589	9.8895

#3	.49899	.49924	.49916	1.9619	1.9598	1.9605	9.8916
Errors	NOCHECK	NOCHECK	LC Pass	NOCHECK	NOCHECK	LC Pass	LC Pass

High			.60000			2.4000	12.000
Low			.40000			1.6000	8.0000

Elem	SN	SR	TI	TL	V_	ZN	
Units	ppm	ppm	ppm	ppm	ppm	ppm	
Avge	1.9630	.98731	.99311	1.9425	.49365	.50665	
SDev	.0066	.00154	.00047	.0016	.00181	.00190	
%RSD	.33575	.15639	.04754	.08458	.36596	.37587	
#1	1.9703	.98631	.99360	1.9436	.49561	.50867	
#2	1.9575	.98654	.99266	1.9432	.49205	.50639	
#3	1.9612	.98909	.99306	1.9406	.49330	.50489	
Errors	LC Pass	LC Pass	LC Pass	LC Pass	LC Pass	LC Pass	
High	2.4000	1.2000	1.2000	2.4000	.60000	.60000	
Low	1.6000	.80000	.80000	1.6000	.40000	.40000	

IntStd	1	2	3	4	5	6	7
Mode	Counts	NOTUSED	NOTUSED	NOTUSED	NOTUSED	NOTUSED	NOTUSED
Elem	Y	--	--	--	--	--	--
Wavlen	371.030	--	--	--	--	--	--
Avge	28807	--	--	--	--	--	--
SDev	94.21324	--	--	--	--	--	--
%RSD	.3270470	--	--	--	--	--	--
#1	28700	--	--	--	--	--	--
#2	28843	--	--	--	--	--	--
#3	28878	--	--	--	--	--	--

Method: METTRACE Sample Name: L9MN3 Operator: RJG
Run Time: 11/11/10 13:58:07
Comment: TESTAMERICA PITTSBURGH ICP METALS ANALYSIS-INST TRACEICP
Mode: CONC Corr. Factor: 1

Elem	AG	AL	AS	B_	BA	BE	CA
Units	ppm	ppm	ppm	ppm	ppm	ppm	ppm
Avge	.00049	223.77	.02178	27.009	.75598	.00034	166.47
SDev	.00046	.40	.00143	.017	.00391	.00015	.81
%RSD	94.912	.17699	6.5732	.06176	.51661	45.482	.48534
#1	-.00004	224.21	.02053	27.012	.76021	.00016	165.55
#2	.00066	223.68	.02147	27.025	.75521	.00043	166.80
#3	.00083	223.43	.02334	26.992	.75252	.00042	167.06
Errors	LC Pass	LC Pass	LC Pass	LC Pass	LC Pass	LC Pass	LC Pass
High	2.0000	500.00	10.000	30.000	10.000	10.000	600.00
Low	-.00500	-.20000	-.01000	-.20000	-.20000	-.00400	-5.0000

Elem	CD	CO	CR	CU	FE	K_	MG
Units	ppm	ppm	ppm	ppm	ppm	ppm	ppm
Avge	.00237	.00195	.11395	3.4598	6.0491	S.00000	16.422
SDev	.00026	.00087	.00085	.0132	.0225	.00000	.074
%RSD	10.956	44.690	.74255	.38226	.37217	.00000	.45185
#1	.00207	.00094	.11301	3.4747	6.0238	S.00000	16.338
#2	.00255	.00242	.11418	3.4553	6.0569	S.00000	16.455
#3	.00248	.00248	.11466	3.4495	6.0667	S.00000	16.475
Errors	LC Pass	LC Pass	LC Pass	LC Pass	LC Pass	LC Pass	LC Pass
High	5.0000	50.000	20.000	10.000	500.00	400.00	600.00
Low	-.00500	-.05000	-.00500	-.02500	-.10000	-5.0000	-5.0000

Elem	MN	MO	NA	NI	PB/1	PB/2	PB
Units	ppm	ppm	ppm	ppm	ppm	ppm	ppm
Avge	1.7222	1.5922	284.45	.04918	.46991	.45544	.46026
SDev	.0041	.0067	.85	.00068	.00395	.00381	.00276
%RSD	.23815	.41882	.29723	1.3852	.84044	.83639	.59915
#1	1.7174	1.5845	285.42	.04882	.46736	.45202	.45713
#2	1.7243	1.5958	283.87	.04875	.46791	.45955	.46233
#3	1.7248	1.5963	284.05	.04996	.47446	.45476	.46132
Errors	LC Pass	LC Pass	LC Pass	LC Pass	NOCHECK	NOCHECK	LC Pass
High	20.000	20.000	400.00	100.00			5.0000
Low	-.01500	-.04000	-5.0000	-.04000			-.00300

Elem	SB/1	SB/2	SB	SE/1	SE/2	SE	SI
Units	ppm	ppm	ppm	ppm	ppm	ppm	ppm
Avge	.06068	.06787	.06548	.02576	.00617	.01269	19.543
SDev	.00010	.00093	.00060	.00452	.00277	.00042	.009
%RSD	.16665	1.3688	.91499	17.544	44.901	3.3206	.04589
#1	.06056	.06840	.06579	.02536	.00688	.01303	19.533
#2	.06075	.06680	.06479	.02145	.00852	.01282	19.549

#3	.06072	.06842	.06586	.03046	.00311	.01222	19.548
Errors	NOCHECK	NOCHECK	LC Pass	NOCHECK	NOCHECK	LC Pass	LC Pass

High			5.0000			10.000	50.000
Low			-.01000			-.00500	-.50000

Elem	SN	SR	TI	TL	V_	ZN	
Units	ppm	ppm	ppm	ppm	ppm	ppm	
Avge	1.6606	.49912	.03776	-.00814	.03854	3.5779	
SDev	.0070	.00266	.00012	.00259	.00065	.0071	
%RSD	.42283	.53346	.31491	31.843	1.6820	.19869	
#1	1.6529	.50165	.03785	L-.01028	.03787	3.5697	
#2	1.6667	.49935	.03762	-.00526	.03858	3.5826	
#3	1.6620	.49634	.03780	-.00888	.03917	3.5814	
Errors	LC Pass	LC Pass	LC Pass	LC Pass	LC Pass	LC Pass	
High	30.000	10.000	30.000	10.000	50.000	5.0000	
Low	-.10000	-.05000	-.05000	-.01000	-.05000	-.02000	
IntStd	1	2	3	4	5	6	7
Mode	Counts	NOTUSED	NOTUSED	NOTUSED	NOTUSED	NOTUSED	NOTUSED
Elem	Y	--	--	--	--	--	--
Wavlen	371.030	--	--	--	--	--	--
Avge	25226	--	--	--	--	--	--
SDev	212.2594	--	--	--	--	--	--
%RSD	.8414419	--	--	--	--	--	--
#1	25001	--	--	--	--	--	--
#2	25252	--	--	--	--	--	--
#3	25423	--	--	--	--	--	--

Method: METTRACE Sample Name: L9MN3P5 Operator: RJG
Run Time: 11/11/10 14:03:37
Comment: TESTAMERICA PITTSBURGH ICP METALS ANALYSIS-INST TRACEICP
Mode: CONC Corr. Factor: 1

Elem	AG	AL	AS	B_	BA	BE	CA
Units	ppm	ppm	ppm	ppm	ppm	ppm	ppm
Avge	.00008	46.448	.00330	5.3390	.15599	-.00100	32.458
SDev	.00012	.057	.00028	.0144	.00012	.00009	.132
%RSD	144.77	.12228	8.4372	.27018	.07446	9.0467	.40544
#1	-.00004	46.511	.00358	5.3545	.15594	-.00090	32.593
#2	.00010	46.400	.00302	5.3366	.15590	-.00108	32.452
#3	.00019	46.434	.00331	5.3259	.15612	-.00102	32.330

Elem	CD	CO	CR	CU	FE	K_	MG
Units	ppm	ppm	ppm	ppm	ppm	ppm	ppm
Avge	.00059	.00031	.02108	.67119	1.2030	S.00000	3.3814
SDev	.00003	.00020	.00017	.00059	.0047	.00000	.0150
%RSD	5.8066	65.186	.79924	.08802	.39300	.00000	.44307
#1	.00056	.00046	.02116	.67126	1.2083	S.00000	3.3966
#2	.00063	.00008	.02120	.67056	1.1993	S.00000	3.3810
#3	.00059	.00039	.02089	.67174	1.2013	S.00000	3.3666

Elem	MN	MO	NA	NI	PB/1	PB/2	PB
Units	ppm	ppm	ppm	ppm	ppm	ppm	ppm
Avge	.33573	.30239	62.312	.00922	.08500	.09175	.08950
SDev	.00086	.00157	.174	.00056	.00228	.00076	.00079
%RSD	.25631	.52037	.27861	6.0508	2.6773	.82699	.87910
#1	.33666	.30289	62.313	.00858	.08684	.09218	.09040
#2	.33559	.30366	62.138	.00950	.08570	.09087	.08915
#3	.33495	.30063	62.485	.00958	.08245	.09219	.08895

Elem	SB/1	SB/2	SB	SE/1	SE/2	SE	SI
Units	ppm	ppm	ppm	ppm	ppm	ppm	ppm
Avge	.01420	.01304	.01342	.00032	.00233	.00166	3.8064
SDev	.00181	.00228	.00120	.00232	.00126	.00091	.0081
%RSD	12.778	17.502	8.9209	735.49	54.238	54.966	.21394
#1	.01300	.01565	.01477	-.00187	.00198	.00070	3.8149
#2	.01331	.01204	.01246	.00275	.00128	.00177	3.7986
#3	.01628	.01143	.01304	.00006	.00373	.00251	3.8057

Elem	SN	SR	TI	TL	V_	ZN
Units	ppm	ppm	ppm	ppm	ppm	ppm
Avge	.31031	.10204	.00740	.00091	.00866	.68134
SDev	.00287	.00005	.00015	.00205	.00130	.00127
%RSD	.92420	.05137	2.0637	226.53	14.998	.18597
#1	.31354	.10201	.00757	.00280	.00992	.68208
#2	.30933	.10210	.00735	-.00128	.00733	.67987
#3	.30806	.10201	.00728	.00120	.00872	.68205

IntStd	1	2	3	4	5	6	7
Mode	Counts	NOTUSED	NOTUSED	NOTUSED	NOTUSED	NOTUSED	NOTUSED
Elem	Y	--	--	--	--	--	--
Wavlen	371.030	--	--	--	--	--	--
Avge	28281	--	--	--	--	--	--
SDev	183.6999	--	--	--	--	--	--
%RSD	.6495535	--	--	--	--	--	--
#1	28444	--	--	--	--	--	--
#2	28317	--	--	--	--	--	--
#3	28082	--	--	--	--	--	--

Method: METTRACE Sample Name: CCV1-2 Operator: RJG
Run Time: 11/11/10 14:09:06
Comment: TESTAMERICA PITTSBURGH ICP METALS ANALYSIS-INST TRACEICP
Mode: CONC Corr. Factor: 1

Elem	AG	AL	AS	B_	BA	BE	CA
Units	ppm	ppm	ppm	ppm	ppm	ppm	ppm
Avge	1.0405	25.551	.51030	2.0625	2.0454	2.0247	50.053
SDev	.0042	.262	.00460	.0120	.0088	.0375	.936
%RSD	.40503	1.0255	.90048	.58345	.42954	1.8544	1.8693
#1	1.0408	25.852	.50649	2.0517	2.0484	1.9852	49.043
#2	1.0361	25.372	.50901	2.0603	2.0354	2.0292	50.226
#3	1.0445	25.429	.51540	2.0755	2.0522	2.0598	50.890
Errors	LC Pass	LC Pass	LC Pass	LC Pass	LC Pass	LC Pass	LC Pass
High	1.1000	27.500	.55000	2.2000	2.2000	2.2000	55.000
Low	.90000	22.500	.45000	1.8000	1.8000	1.8000	45.000

Elem	CD	CO	CR	CU	FE	K_	MG
Units	ppm	ppm	ppm	ppm	ppm	ppm	ppm
Avge	.49366	1.9830	1.9964	2.0941	25.158	130.09	50.143
SDev	.00992	.0312	.0278	.0182	.392	2.54	.764
%RSD	2.0088	1.5738	1.3924	.86741	1.5577	1.9558	1.5240
#1	.48311	1.9497	1.9667	2.1150	24.734	133.01	49.337
#2	.49507	1.9878	2.0005	2.0815	25.235	128.82	50.233
#3	.50279	2.0116	2.0218	2.0859	25.506	128.42	50.858
Errors	LC Pass	LC Pass	LC Pass	LC Pass	LC Pass	LC Pass	LC Pass
High	.55000	2.2000	2.2000	2.2000	27.500	137.50	55.000
Low	.45000	1.8000	1.8000	1.8000	22.500	112.50	45.000

Elem	MN	MO	NA	NI	PB/1	PB/2	PB
Units	ppm	ppm	ppm	ppm	ppm	ppm	ppm
Avge	1.9950	2.0384	130.89	1.9827	.50103	.49386	.49625
SDev	.0263	.0355	2.85	.0310	.00234	.01079	.00761
%RSD	1.3178	1.7393	2.1743	1.5630	.46708	2.1840	1.5339
#1	1.9671	2.0005	134.17	1.9491	.50061	.48222	.48834
#2	1.9985	2.0441	129.47	1.9888	.49893	.49585	.49688
#3	2.0193	2.0707	129.03	2.0102	.50356	.50351	.50353
Errors	LC Pass	LC Pass	LC Pass	LC Pass	NOCHECK	NOCHECK	LC Pass
High	2.2000	2.2000	137.50	2.2000			.55000
Low	1.8000	1.8000	112.50	1.8000			.45000

Elem	SB/1	SB/2	SB	SE/1	SE/2	SE	SI
Units	ppm	ppm	ppm	ppm	ppm	ppm	ppm
Avge	.50168	.51896	.51320	.52057	.50362	.50927	2.0758
SDev	.00707	.00047	.00238	.00305	.00801	.00633	.0039
%RSD	1.4089	.08983	.46409	.58581	1.5896	1.2438	.18601
#1	.49403	.51876	.51052	.51724	.49443	.50203	2.0760
#2	.50305	.51949	.51402	.52126	.50738	.51200	2.0719

#3	.50796	.51862	.51507	.52322	.50906	.51378	2.0796
Errors	NOCHECK	NOCHECK	LC Pass	NOCHECK	NOCHECK	LC Pass	LC Pass

High			.55000			.55000	2.2000
Low			.45000			.45000	1.8000

Elem	SN	SR	TI	TL	V_	ZN	
Units	ppm	ppm	ppm	ppm	ppm	ppm	
Avge	2.0255	2.0438	2.0382	.99758	2.0094	2.0514	
SDev	.0316	.0116	.0165	.01531	.0217	.0211	
%RSD	1.5582	.56686	.81187	1.5343	1.0806	1.0269	
#1	1.9921	2.0397	2.0219	.98223	1.9881	2.0294	
#2	2.0298	2.0348	2.0378	.99767	2.0086	2.0534	
#3	2.0548	2.0569	2.0550	1.0128	2.0315	2.0714	
Errors	LC Pass	LC Pass	LC Pass	LC Pass	LC Pass	LC Pass	
High	2.2000	2.2000	2.2000	1.1000	2.2000	2.2000	
Low	1.8000	1.8000	1.8000	.90000	1.8000	1.8000	

IntStd	1	2	3	4	5	6	7
Mode	Counts	NOTUSED	NOTUSED	NOTUSED	NOTUSED	NOTUSED	NOTUSED
Elem	Y	--	--	--	--	--	--
Wavlen	371.030	--	--	--	--	--	--
Avge	28621	--	--	--	--	--	--
SDev	65.68511	--	--	--	--	--	--
%RSD	.2294997	--	--	--	--	--	--
#1	28549	--	--	--	--	--	--
#2	28636	--	--	--	--	--	--
#3	28678	--	--	--	--	--	--

Method: METTRACE Sample Name: CCB2 Operator: RJG
Run Time: 11/11/10 14:14:35
Comment: TESTAMERICA PITTSBURGH ICP METALS ANALYSIS-INST TRACEICP
Mode: CONC Corr. Factor: 1

Elem	AG	AL	AS	B_	BA	BE	CA
Units	ppm	ppm	ppm	ppm	ppm	ppm	ppm
Avge	-.00019	.00784	-.00088	.00868	-.00007	.00016	-.00457
SDev	.00012	.00068	.00067	.00137	.00007	.00001	.00032
%RSD	65.337	8.7381	76.041	15.825	103.90	7.0681	7.0926
#1	-.00013	.00798	-.00146	.01022	-.00007	.00017	-.00491
#2	-.00011	.00845	-.00102	.00823	.00000	.00015	-.00455
#3	-.00033	.00710	-.00015	.00758	-.00014	.00016	-.00426
Errors	LC Pass	LC Pass	LC Pass	LC Pass	LC Pass	LC Pass	LC Pass
High	.00500	.20000	.01000	.20000	.20000	.00400	5.0000
Low	-.00500	-.20000	-.01000	-.20000	-.20000	-.00400	-5.0000

Elem	CD	CO	CR	CU	FE	K_	MG
Units	ppm	ppm	ppm	ppm	ppm	ppm	ppm
Avge	.00015	-.00012	-.00030	-.00072	.00350	.46505	-.00261
SDev	.00013	.00005	.00023	.00009	.00599	.00544	.00001
%RSD	87.222	42.055	78.063	13.119	171.06	1.1694	.30082
#1	.00029	-.00007	-.00005	-.00061	.01011	.45923	-.00260
#2	.00002	-.00012	-.00051	-.00077	.00196	.46592	-.00261
#3	.00015	-.00018	-.00034	-.00077	-.00157	.47001	-.00262
Errors	LC Pass	LC Pass	LC Pass	LC Pass	LC Pass	LC Pass	LC Pass
High	.00500	.05000	.00500	.02500	.10000	5.0000	5.0000
Low	-.00500	-.05000	-.00500	-.02500	-.10000	-5.0000	-5.0000

Elem	MN	MO	NA	NI	PB/1	PB/2	PB
Units	ppm	ppm	ppm	ppm	ppm	ppm	ppm
Avge	-.00002	.00647	-.41769	.00014	-.00061	.00100	.00047
SDev	.00003	.00301	.09240	.00055	.00108	.00098	.00041
%RSD	184.53	46.475	22.122	383.05	177.66	97.946	87.260
#1	-.00005	.00989	-.38651	.00071	-.00027	.00014	.00001
#2	.00000	.00533	-.52164	.00011	-.00182	.00208	.00078
#3	.00000	.00420	-.34491	-.00039	.00026	.00080	.00062
Errors	LC Pass	LC Pass	LC Pass	LC Pass	NOCHECK	NOCHECK	LC Pass
High	.01500	.04000	5.0000	.04000			.00300
Low	-.01500	-.04000	-5.0000	-.04000			-.00300

Elem	SB/1	SB/2	SB	SE/1	SE/2	SE	SI
Units	ppm	ppm	ppm	ppm	ppm	ppm	ppm
Avge	.00150	.00032	.00071	-.00137	.00031	-.00025	-.00546
SDev	.00094	.00140	.00124	.00128	.00209	.00181	.00119
%RSD	62.525	437.13	174.13	93.643	663.81	731.79	21.808
#1	.00139	.00036	.00070	-.00007	.00266	.00175	-.00529
#2	.00250	.00170	.00196	-.00263	-.00132	-.00176	-.00437

#3	.00063	-.00110	-.00052	-.00141	-.00040	-.00074	-.00673
Errors	NOCHECK	NOCHECK	LC Pass	NOCHECK	NOCHECK	LC Pass	LC Pass

High			.01000			.00500	.50000
Low			-.01000			-.00500	-.50000

Elem	SN	SR	TI	TL	V_	ZN	
Units	ppm	ppm	ppm	ppm	ppm	ppm	
Avge	.00087	-.00005	-.00000	.00253	-.00024	.00259	
SDev	.00109	.00004	.00019	.00079	.00011	.00018	
%RSD	124.85	84.573	9937.4	31.222	43.816	7.1113	
#1	.00138	-.00000	.00004	.00318	-.00018	.00238	
#2	.00161	-.00007	-.00021	.00275	-.00018	.00271	
#3	-.00038	-.00009	.00016	.00165	-.00037	.00267	
Errors	LC Pass	LC Pass	LC Pass	LC Pass	LC Pass	LC Pass	
High	.10000	.05000	.05000	.01000	.05000	.02000	
Low	-.10000	-.05000	-.05000	-.01000	-.05000	-.02000	

IntStd	1	2	3	4	5	6	7
Mode	Counts	NOTUSED	NOTUSED	NOTUSED	NOTUSED	NOTUSED	NOTUSED
Elem	Y	--	--	--	--	--	--
Wavlen	371.030	--	--	--	--	--	--
Avge	28939	--	--	--	--	--	--
SDev	203.1723	--	--	--	--	--	--
%RSD	.7020812	--	--	--	--	--	--
#1	29148	--	--	--	--	--	--
#2	28925	--	--	--	--	--	--
#3	28742	--	--	--	--	--	--

Method: METTRACE Sample Name: L9MN3S Operator: RJG
Run Time: 11/11/10 14:25:11
Comment: TESTAMERICA PITTSBURGH ICP METALS ANALYSIS-INST TRACEICP
Mode: CONC Corr. Factor: 1

Elem	AG	AL	AS	B_	BA	BE	CA
Units	ppm	ppm	ppm	ppm	ppm	ppm	ppm
Avge	.05736	226.48	2.1520	27.975	2.6541	.04841	210.05
SDev	.00040	.24	.0098	.022	.0038	.00023	.92
%RSD	.70097	.10670	.45356	.08022	.14218	.48608	.43741
#1	.05690	226.25	2.1418	27.949	2.6564	.04815	209.18
#2	.05759	226.73	2.1529	27.988	2.6562	.04848	209.98
#3	.05760	226.45	2.1613	27.988	2.6497	.04861	211.01
Errors	LC Pass	LC Pass	LC Pass	LC Pass	LC Pass	LC Pass	LC Pass
High	2.0000	500.00	10.000	30.000	10.000	10.000	600.00
Low	-.00500	-.20000	-.01000	-.20000	-.20000	-.00400	-5.0000

Elem	CD	CO	CR	CU	FE	K_	MG
Units	ppm	ppm	ppm	ppm	ppm	ppm	ppm
Avge	.05143	.48690	.30668	3.7702	6.9884	S.00000	60.869
SDev	.00036	.00241	.00114	.0029	.0277	.00000	.210
%RSD	.70725	.49415	.37345	.07819	.39701	.00000	.34513
#1	.05103	.48461	.30564	3.7688	6.9607	S.00000	60.700
#2	.05153	.48667	.30650	3.7735	6.9882	S.00000	60.802
#3	.05174	.48941	.30791	3.7681	7.0162	S.00000	61.104
Errors	LC Pass	LC Pass	LC Pass	LC Pass	LC Pass	LC Pass	LC Pass
High	5.0000	50.000	20.000	10.000	500.00	400.00	600.00
Low	-.00500	-.05000	-.00500	-.02500	-.10000	-5.0000	-5.0000

Elem	MN	MO	NA	NI	PB/1	PB/2	PB
Units	ppm	ppm	ppm	ppm	ppm	ppm	ppm
Avge	2.1938	2.6388	334.49	.52465	.93668	.94020	.93903
SDev	.0066	.0181	.42	.00084	.00362	.00756	.00616
%RSD	.29983	.68693	.12615	.15929	.38657	.80433	.65570
#1	2.1873	2.6211	334.37	.52370	.93418	.93250	.93306
#2	2.1937	2.6380	334.96	.52498	.93503	.94048	.93867
#3	2.2005	2.6573	334.14	.52528	.94083	.94762	.94536
Errors	LC Pass	LC Pass	LC Pass	LC Pass	NOCHECK	NOCHECK	LC Pass
High	20.000	20.000	400.00	100.00			5.0000
Low	-.01500	-.04000	-5.0000	-.04000			-.00300

Elem	SB/1	SB/2	SB	SE/1	SE/2	SE	SI
Units	ppm	ppm	ppm	ppm	ppm	ppm	ppm
Avge	.58230	.58816	.58621	2.1621	2.0815	2.1084	29.619
SDev	.00280	.00444	.00332	.0107	.0112	.0093	.036
%RSD	.48012	.75489	.56587	.49353	.53719	.44041	.12208
#1	.57982	.59035	.58684	2.1609	2.0690	2.0996	29.582
#2	.58176	.58305	.58262	2.1521	2.0850	2.1074	29.621

#3	.58533	.59108	.58916	2.1734	2.0905	2.1181	29.654
Errors	NOCHECK	NOCHECK	LC Pass	NOCHECK	NOCHECK	LC Pass	LC Pass

High			5.0000			10.000	50.000
Low			-.01000			-.00500	-.50000

Elem	SN	SR	TI	TL	V_	ZN	
Units	ppm	ppm	ppm	ppm	ppm	ppm	
Avge	3.6932	1.4637	.99262	1.4578	.52108	4.0611	
SDev	.0207	.0025	.00209	.0193	.00163	.0116	
%RSD	.56056	.17027	.21001	1.3239	.31204	.28625	
#1	3.6718	1.4654	.99024	1.4370	.52017	4.0486	
#2	3.6949	1.4650	.99346	1.4615	.52296	4.0631	
#3	3.7131	1.4609	.99415	1.4751	.52011	4.0716	
Errors	LC Pass	LC Pass	LC Pass	LC Pass	LC Pass	LC Pass	
High	30.000	10.000	30.000	10.000	50.000	5.0000	
Low	-.10000	-.05000	-.05000	-.01000	-.05000	-.02000	

IntStd	1	2	3	4	5	6	7
Mode	Counts	NOTUSED	NOTUSED	NOTUSED	NOTUSED	NOTUSED	NOTUSED
Elem	Y	--	--	--	--	--	--
Wavlen	371.030	--	--	--	--	--	--
Avge	25177	--	--	--	--	--	--
SDev	126.3802	--	--	--	--	--	--
%RSD	.5019618	--	--	--	--	--	--
#1	25043	--	--	--	--	--	--
#2	25196	--	--	--	--	--	--
#3	25293	--	--	--	--	--	--

Method: METTRACE Sample Name: L9MN3D Operator: RJG
Run Time: 11/11/10 14:30:40
Comment: TESTAMERICA PITTSBURGH ICP METALS ANALYSIS-INST TRACEICP
Mode: CONC Corr. Factor: 1

Elem	AG	AL	AS	B_	BA	BE	CA
Units	ppm	ppm	ppm	ppm	ppm	ppm	ppm
Avge	.05898	232.20	2.2178	28.939	2.7208	.05009	218.63
SDev	.00034	.65	.0081	.076	.0101	.00008	.12
%RSD	.57615	.27973	.36672	.26192	.37295	.16414	.05476
#1	.05936	232.95	2.2272	29.027	2.7324	.05012	218.68
#2	.05888	231.83	2.2129	28.889	2.7166	.05000	218.50
#3	.05870	231.82	2.2134	28.902	2.7134	.05015	218.72
Errors	LC Pass	LC Pass	LC Pass	LC Pass	LC Pass	LC Pass	LC Pass
High	2.0000	500.00	10.000	30.000	10.000	10.000	600.00
Low	-.00500	-.20000	-.01000	-.20000	-.20000	-.00400	-5.0000

Elem	CD	CO	CR	CU	FE	K_	MG
Units	ppm	ppm	ppm	ppm	ppm	ppm	ppm
Avge	.05307	.50150	.31549	3.8735	7.1158	S.00000	63.140
SDev	.00034	.00026	.00066	.0133	.0105	.00000	.056
%RSD	.64588	.05294	.20884	.34417	.14739	.00000	.08921
#1	.05347	.50158	.31625	3.8888	7.1180	S.00000	63.195
#2	.05285	.50172	.31513	3.8676	7.1250	S.00000	63.083
#3	.05290	.50121	.31509	3.8642	7.1044	S.00000	63.142
Errors	LC Pass	LC Pass	LC Pass	LC Pass	LC Pass	LC Pass	LC Pass
High	5.0000	50.000	20.000	10.000	500.00	400.00	600.00
Low	-.00500	-.05000	-.00500	-.02500	-.10000	-5.0000	-5.0000

Elem	MN	MO	NA	NI	PB/1	PB/2	PB
Units	ppm	ppm	ppm	ppm	ppm	ppm	ppm
Avge	2.2701	2.6798	342.27	.54095	.96753	.96893	.96846
SDev	.0024	.0046	.95	.00392	.00526	.00651	.00305
%RSD	.10461	.17002	.27698	.72383	.54369	.67233	.31542
#1	2.2727	2.6809	343.36	.54253	.97256	.96140	.96512
#2	2.2682	2.6748	341.62	.54383	.96206	.97270	.96916
#3	2.2693	2.6837	341.83	.53649	.96797	.97268	.97111
Errors	LC Pass	LC Pass	LC Pass	LC Pass	NOCHECK	NOCHECK	LC Pass
High	20.000	20.000	400.00	100.00			5.0000
Low	-.01500	-.04000	-5.0000	-.04000			-.00300

Elem	SB/1	SB/2	SB	SE/1	SE/2	SE	SI
Units	ppm	ppm	ppm	ppm	ppm	ppm	ppm
Avge	.60124	.60268	.60220	2.2176	2.1523	2.1740	30.451
SDev	.00754	.00331	.00171	.0180	.0112	.0030	.090
%RSD	1.2543	.54937	.28421	.81046	.51920	.13876	.29686
#1	.59254	.60542	.60113	2.2379	2.1395	2.1723	30.555
#2	.60531	.60361	.60417	2.2116	2.1605	2.1775	30.405

#3	.60588	.59900	.60129	2.2035	2.1567	2.1723	30.392
Errors	NOCHECK	NOCHECK	LC Pass	NOCHECK	NOCHECK	LC Pass	LC Pass

High			5.0000			10.000	50.000
Low			-.01000			-.00500	-.50000

Elem	SN	SR	TI	TL	V_	ZN	
Units	ppm	ppm	ppm	ppm	ppm	ppm	
Avge	3.8091	1.5058	1.0167	1.5597	.53576	4.1970	
SDev	.0021	.0073	.0015	.0100	.00069	.0050	
%RSD	.05586	.48365	.15008	.64017	.12820	.12015	
#1	3.8114	1.5141	1.0184	1.5495	.53648	4.2021	
#2	3.8071	1.5025	1.0161	1.5601	.53511	4.1920	
#3	3.8090	1.5006	1.0155	1.5695	.53568	4.1971	
Errors	LC Pass	LC Pass	LC Pass	LC Pass	LC Pass	LC Pass	
High	30.000	10.000	30.000	10.000	50.000	5.0000	
Low	-.10000	-.05000	-.05000	-.01000	-.05000	-.02000	

IntStd	1	2	3	4	5	6	7
Mode	Counts	NOTUSED	NOTUSED	NOTUSED	NOTUSED	NOTUSED	NOTUSED
Elem	Y	--	--	--	--	--	--
Wavlen	371.030	--	--	--	--	--	--
Avge	25283	--	--	--	--	--	--
SDev	64.10087	--	--	--	--	--	--
%RSD	.2535372	--	--	--	--	--	--
#1	25238	--	--	--	--	--	--
#2	25253	--	--	--	--	--	--
#3	25356	--	--	--	--	--	--

Method: METTRACE Sample Name: L9T8XBF Operator: RJG
Run Time: 11/11/10 14:36:08
Comment: TESTAMERICA PITTSBURGH ICP METALS ANALYSIS-INST TRACEICP
Mode: CONC Corr. Factor: 1

Elem	AG	AL	AS	B_	BA	BE	CA
Units	ppm	ppm	ppm	ppm	ppm	ppm	ppm
Avge	-.00006	.05616	-.00057	.03459	.00037	-.00083	.07133
SDev	.00035	.00557	.00080	.00637	.00007	.00004	.00532
%RSD	555.55	9.9215	140.31	18.429	18.801	4.7533	7.4555
#1	.00033	.04988	.00022	.04119	.00034	-.00078	.06935
#2	-.00032	.06051	-.00139	.03410	.00045	-.00086	.07736
#3	-.00020	.05810	-.00055	.02847	.00031	-.00084	.06729
Errors	LC Pass	LC Pass	LC Pass	LC Pass	LC Pass	LC Pass	LC Pass
High	.00500	.20000	.01000	.20000	.20000	.00400	5.0000
Low	-.00500	-.20000	-.01000	-.20000	-.20000	-.00400	-5.0000

Elem	CD	CO	CR	CU	FE	K_	MG
Units	ppm	ppm	ppm	ppm	ppm	ppm	ppm
Avge	.00017	.00031	-.00024	.00363	.01051	1.2111	.01376
SDev	.00013	.00005	.00018	.00007	.00419	.1859	.00193
%RSD	74.846	16.303	72.192	1.9387	39.831	15.354	14.050
#1	.00030	.00027	-.00019	.00370	.01227	1.0729	.01272
#2	.00015	.00037	-.00010	.00356	.01352	1.4225	.01599
#3	.00005	.00030	-.00044	.00362	.00573	1.1379	.01257
Errors	LC Pass	LC Pass	LC Pass	LC Pass	LC Pass	LC Pass	LC Pass
High	.00500	.05000	.00500	.02500	.10000	5.0000	5.0000
Low	-.00500	-.05000	-.00500	-.02500	-.10000	-5.0000	-5.0000

Elem	MN	MO	NA	NI	PB/1	PB/2	PB
Units	ppm	ppm	ppm	ppm	ppm	ppm	ppm
Avge	.00016	.00517	-.06936	.00023	-.00195	.00121	.00016
SDev	.00003	.00129	.08228	.00043	.00202	.00100	.00030
%RSD	18.839	24.881	118.62	185.10	103.51	82.396	187.59
#1	.00014	.00658	-.01576	.00069	-.00135	.00142	.00050
#2	.00019	.00487	-.02823	-.00015	-.00420	.00208	-.00001
#3	.00014	.00406	-.16410	.00015	-.00030	.00012	-.00002
Errors	LC Pass	LC Pass	LC Pass	LC Pass	NOCHECK	NOCHECK	LC Pass
High	.01500	.04000	5.0000	.04000			.00300
Low	-.01500	-.04000	-5.0000	-.04000			-.00300

Elem	SB/1	SB/2	SB	SE/1	SE/2	SE	SI
Units	ppm	ppm	ppm	ppm	ppm	ppm	ppm
Avge	.00101	.00032	.00055	.00117	.00134	.00128	.02265
SDev	.00110	.00057	.00033	.00236	.00162	.00045	.00166
%RSD	109.00	180.89	60.220	202.34	120.94	35.061	7.3312
#1	.00109	.00081	.00090	-.00132	.00320	.00169	.02455
#2	.00206	-.00031	.00048	.00145	.00048	.00080	.02146

#3	-.00013	.00045	.00026	.00338	.00033	.00134	.02193
Errors	NOCHECK	NOCHECK	LC Pass	NOCHECK	NOCHECK	LC Pass	LC Pass

High			.01000			.00500	.50000
Low			-.01000			-.00500	-.50000

Elem	SN	SR	TI	TL	V_	ZN	
Units	ppm	ppm	ppm	ppm	ppm	ppm	
Avge	.00102	.00039	.00034	H.02446	-.00019	.00845	
SDev	.00184	.00003	.00028	.00457	.00031	.00018	
%RSD	180.41	7.0798	82.329	18.669	168.52	2.1387	
#1	.00266	.00038	.00066	H.02955	.00018	.00832	
#2	.00137	.00043	.00017	H.02312	-.00036	.00865	
#3	-.00097	.00037	.00018	H.02072	-.00037	.00837	

Errors	LC Pass	LC Pass	LC Pass	LC High	LC Pass	LC Pass	
High	.10000	.05000	.05000	.01000	.05000	.02000	
Low	-.10000	-.05000	-.05000	-.01000	-.05000	-.02000	

IntStd	1	2	3	4	5	6	7
Mode	Counts	NOTUSED	NOTUSED	NOTUSED	NOTUSED	NOTUSED	NOTUSED
Elem	Y	--	--	--	--	--	--
Wavlen	371.030	--	--	--	--	--	--
Avge	29732	--	--	--	--	--	--
SDev	178.1162	--	--	--	--	--	--
%RSD	.5990769	--	--	--	--	--	--
#1	29622	--	--	--	--	--	--
#2	29636	--	--	--	--	--	--
#3	29937	--	--	--	--	--	--

Method: METTRACE Sample Name: L9T8XCF Operator: RJG
Run Time: 11/11/10 14:41:36
Comment: TESTAMERICA PITTSBURGH ICP METALS ANALYSIS-INST TRACEICP
Mode: CONC Corr. Factor: 1

Elem	AG	AL	AS	B_	BA	BE	CA
Units	ppm	ppm	ppm	ppm	ppm	ppm	ppm
Avge	.05222	2.1000	1.9907	1.0256	2.0300	.04813	48.724
SDev	.00057	.0429	.0053	.0039	.0183	.00094	.555
%RSD	1.0834	2.0444	.26414	.37862	.90274	1.9571	1.1398
#1	.05274	2.1494	1.9853	1.0296	2.0511	.04705	48.083
#2	.05229	2.0795	1.9910	1.0253	2.0210	.04858	49.059
#3	.05162	2.0712	1.9958	1.0219	2.0179	.04876	49.029
Errors	LC Pass	LC Pass	LC Pass	LC Pass	LC Pass	LC Pass	LC Pass
High	.06000	2.4000	2.4000	1.2000	2.4000	.06000	60.000
Low	.04000	1.6000	1.6000	.80000	1.6000	.04000	40.000

Elem	CD	CO	CR	CU	FE	K_	MG
Units	ppm	ppm	ppm	ppm	ppm	ppm	ppm
Avge	.04832	.48149	.19524	.25794	.91593	54.805	49.683
SDev	.00064	.00492	.00147	.00404	.03008	1.276	.273
%RSD	1.3252	1.0225	.75253	1.5646	3.2838	2.3284	.54921
#1	.04758	.47581	.19358	.26260	.88121	56.276	49.371
#2	.04862	.48406	.19638	.25585	.93263	54.147	49.876
#3	.04875	.48459	.19577	.25538	.93395	53.992	49.802
Errors	LC Pass	LC Pass	LC Pass	LC Pass	LC Pass	LC Pass	LC Pass
High	.06000	.60000	.24000	.30000	1.2000	60.000	60.000
Low	.04000	.40000	.16000	.20000	.80000	40.000	40.000

Elem	MN	MO	NA	NI	PB/1	PB/2	PB
Units	ppm	ppm	ppm	ppm	ppm	ppm	ppm
Avge	.49083	.98671	53.522	.48159	.48418	.49027	.48824
SDev	.00340	.01382	1.456	.00438	.00273	.00705	.00381
%RSD	.69217	1.4009	2.7204	.91041	.56334	1.4375	.78030
#1	.48692	.97107	55.199	.47656	.48733	.48228	.48396
#2	.49294	.99175	52.785	.48363	.48265	.49293	.48951
#3	.49265	.99730	52.582	.48459	.48256	.49560	.49126
Errors	LC Pass	LC Pass	LC Pass	LC Pass	NOCHECK	NOCHECK	LC Pass
High	.60000	1.2000	60.000	.60000			.60000
Low	.40000	.80000	40.000	.40000			.40000

Elem	SB/1	SB/2	SB	SE/1	SE/2	SE	SI
Units	ppm	ppm	ppm	ppm	ppm	ppm	ppm
Avge	.50814	.51248	.51103	2.0343	2.0390	2.0375	10.200
SDev	.00387	.00244	.00034	.0037	.0026	.0030	.086
%RSD	.76079	.47543	.06611	.18404	.12933	.14748	.84554
#1	.50375	.51524	.51142	2.0384	2.0419	2.0407	10.298
#2	.51107	.51064	.51078	2.0337	2.0384	2.0368	10.161

#3	.50959	.51155	.51090	2.0310	2.0368	2.0348	10.139
Errors	NOCHECK	NOCHECK	LC Pass	NOCHECK	NOCHECK	LC Pass	LC Pass

High			.60000			2.4000	12.000
Low			.40000			1.6000	8.0000

Elem	SN	SR	TI	TL	V_	ZN	
Units	ppm	ppm	ppm	ppm	ppm	ppm	
Avge	1.9594	1.0149	.99675	1.9616	.49255	.51107	
SDev	.0200	.0084	.00128	.0116	.00202	.00266	
%RSD	1.0189	.82688	.12886	.59199	.41092	.52027	
#1	1.9366	1.0246	.99543	1.9483	.49026	.50803	
#2	1.9677	1.0100	.99799	1.9665	.49408	.51217	
#3	1.9738	1.0100	.99684	1.9699	.49332	.51300	
Errors	LC Pass	LC Pass	LC Pass	LC Pass	LC Pass	LC Pass	
High	2.4000	1.2000	1.2000	2.4000	.60000	.60000	
Low	1.6000	.80000	.80000	1.6000	.40000	.40000	

IntStd	1	2	3	4	5	6	7
Mode	Counts	NOTUSED	NOTUSED	NOTUSED	NOTUSED	NOTUSED	NOTUSED
Elem	Y	--	--	--	--	--	--
Wavlen	371.030	--	--	--	--	--	--
Avge	28926	--	--	--	--	--	--
SDev	255.1554	--	--	--	--	--	--
%RSD	.8821017	--	--	--	--	--	--
#1	29219	--	--	--	--	--	--
#2	28800	--	--	--	--	--	--
#3	28758	--	--	--	--	--	--

Method: METTRACE Sample Name: L9MN3F Operator: RJG
Run Time: 11/11/10 14:47:05
Comment: TESTAMERICA PITTSBURGH ICP METALS ANALYSIS-INST TRACEICP
Mode: CONC Corr. Factor: 1

Elem	AG	AL	AS	B_	BA	BE	CA
Units	ppm	ppm	ppm	ppm	ppm	ppm	ppm
Avge	-.00043	266.37	.02670	H33.706	.37677	.00041	82.610
SDev	.00013	7.36	.00163	.856	.00975	.00021	2.031
%RSD	30.382	2.7645	6.1229	2.5407	2.5874	51.740	2.4587
#1	-.00034	274.86	.02630	H34.693	.38801	.00016	84.952
#2	-.00036	262.57	.02850	H33.275	.37161	.00052	81.540
#3	-.00058	261.68	.02530	H33.151	.37068	.00054	81.336
Errors	LC Pass	LC Pass	LC Pass	LC High	LC Pass	LC Pass	LC Pass
High	2.0000	500.00	10.000	30.000	10.000	10.000	600.00
Low	-.00500	-.20000	-.01000	-.20000	-.20000	-.00400	-5.0000

Elem	CD	CO	CR	CU	FE	K_	MG
Units	ppm	ppm	ppm	ppm	ppm	ppm	ppm
Avge	.00104	.00114	.12826	3.7083	5.5791	S.00000	11.314
SDev	.00020	.00017	.00315	.1024	.1333	.00000	.277
%RSD	19.199	14.919	2.4577	2.7601	2.3884	.00000	2.4481
#1	.00110	.00094	.13190	3.8262	5.7329	S.00000	11.633
#2	.00120	.00125	.12637	3.6554	5.4987	S.00000	11.176
#3	.00082	.00122	.12651	3.6432	5.5057	S.00000	11.133
Errors	LC Pass	LC Pass	LC Pass	LC Pass	LC Pass	LC Pass	LC Pass
High	5.0000	50.000	20.000	10.000	500.00	400.00	600.00
Low	-.00500	-.05000	-.00500	-.02500	-.10000	-5.0000	-5.0000

Elem	MN	MO	NA	NI	PB/1	PB/2	PB
Units	ppm	ppm	ppm	ppm	ppm	ppm	ppm
Avge	1.0804	1.8280	341.65	.03043	.27232	.24224	.25226
SDev	.0275	.0440	9.23	.00094	.01316	.00374	.00555
%RSD	2.5431	2.4065	2.7007	3.1059	4.8328	1.5431	2.2013
#1	1.1121	1.8787	352.29	.03149	.28644	.24479	.25866
#2	1.0662	1.8050	336.80	.03011	.27015	.23795	.24867
#3	1.0629	1.8003	335.85	.02969	.26039	.24399	.24945
Errors	LC Pass	LC Pass	LC Pass	LC Pass	NOCHECK	NOCHECK	LC Pass
High	20.000	20.000	400.00	100.00			5.0000
Low	-.01500	-.04000	-5.0000	-.04000			-.00300

Elem	SB/1	SB/2	SB	SE/1	SE/2	SE	SI
Units	ppm	ppm	ppm	ppm	ppm	ppm	ppm
Avge	.07739	.08347	.08144	.03114	.00601	.01438	22.799
SDev	.00483	.00434	.00163	.00707	.00303	.00050	.604
%RSD	6.2429	5.2003	2.0055	22.705	50.400	3.4470	2.6495
#1	.07338	.08825	.08330	.03674	.00407	.01495	23.495
#2	.07603	.08235	.08024	.03349	.00446	.01413	22.499

#3	.08275	.07979	.08078	.02320	.00950	.01406	22.405
Errors	NOCHECK	NOCHECK	LC Pass	NOCHECK	NOCHECK	LC Pass	LC Pass

High			5.0000			10.000	50.000
Low			-.01000			-.00500	-.50000

Elem	SN	SR	TI	TL	V_	ZN	
Units	ppm	ppm	ppm	ppm	ppm	ppm	
Avge	1.9944	.24156	.03172	-.00093	.04562	2.7048	
SDev	.0461	.00617	.00047	.00145	.00181	.0721	
%RSD	2.3121	2.5527	1.4777	155.48	3.9716	2.6665	
#1	2.0475	.24867	.03226	-.00112	.04713	2.7878	
#2	1.9715	.23838	.03145	-.00228	.04612	2.6684	
#3	1.9643	.23764	.03145	.00060	.04361	2.6580	

Errors	LC Pass	LC Pass	LC Pass	LC Pass	LC Pass	LC Pass	
High	30.000	10.000	30.000	10.000	50.000	5.0000	
Low	-.10000	-.05000	-.05000	-.01000	-.05000	-.02000	

IntStd	1	2	3	4	5	6	7
Mode	Counts	NOTUSED	NOTUSED	NOTUSED	NOTUSED	NOTUSED	NOTUSED
Elem	Y	--	--	--	--	--	--
Wavlen	371.030	--	--	--	--	--	--
Avge	25181	--	--	--	--	--	--
SDev	640.2558	--	--	--	--	--	--
%RSD	2.542610	--	--	--	--	--	--
#1	24442	--	--	--	--	--	--
#2	25549	--	--	--	--	--	--
#3	25553	--	--	--	--	--	--

Method: METTRACE Sample Name: L9MN3P5F Operator: RJG
Run Time: 11/11/10 14:52:33
Comment: TESTAMERICA PITTSBURGH ICP METALS ANALYSIS-INST TRACEICP
Mode: CONC Corr. Factor: 1

Elem	AG	AL	AS	B_	BA	BE	CA
Units	ppm	ppm	ppm	ppm	ppm	ppm	ppm
Avge	-.00004	54.145	.00438	6.3571	.07509	-.00089	15.407
SDev	.00020	.134	.00095	.0064	.00013	.00005	.070
%RSD	527.05	.24831	21.607	.10035	.17800	5.6024	.45291
#1	-.00019	53.991	.00433	6.3535	.07495	-.00095	15.366
#2	-.00011	54.239	.00346	6.3534	.07522	-.00089	15.367
#3	.00019	54.206	.00535	6.3645	.07509	-.00085	15.487

Elem	CD	CO	CR	CU	FE	K_	MG
Units	ppm	ppm	ppm	ppm	ppm	ppm	ppm
Avge	.00028	.00012	.02228	.69983	1.0667	S.00000	2.2201
SDev	.00007	.00008	.00017	.00094	.0088	.00000	.0114
%RSD	25.458	63.973	.75173	.13485	.82880	.00000	.51455
#1	.00021	.00021	.02230	.69875	1.0569	S.00000	2.2114
#2	.00035	.00005	.02210	.70045	1.0692	S.00000	2.2160
#3	.00029	.00011	.02244	.70030	1.0740	S.00000	2.2330

Elem	MN	MO	NA	NI	PB/1	PB/2	PB
Units	ppm	ppm	ppm	ppm	ppm	ppm	ppm
Avge	.20292	.33476	74.206	.00569	.04502	.04886	.04758
SDev	.00071	.00092	.282	.00110	.00151	.00090	.00011
%RSD	.35111	.27396	.38061	19.332	3.3497	1.8404	.22888
#1	.20241	.33482	73.880	.00450	.04351	.04980	.04770
#2	.20261	.33382	74.357	.00591	.04501	.04877	.04752
#3	.20373	.33565	74.380	.00667	.04653	.04801	.04751

Elem	SB/1	SB/2	SB	SE/1	SE/2	SE	SI
Units	ppm	ppm	ppm	ppm	ppm	ppm	ppm
Avge	.01319	.01583	.01495	.00521	.00120	.00253	4.2367
SDev	.00116	.00165	.00073	.00358	.00108	.00097	.0113
%RSD	8.7648	10.416	4.8843	68.620	89.978	38.202	.26787
#1	.01452	.01395	.01413	.00108	.00190	.00163	4.2289
#2	.01241	.01656	.01518	.00719	.00174	.00355	4.2316
#3	.01263	.01699	.01554	.00736	-.00004	.00242	4.2497

Elem	SN	SR	TI	TL	V_	ZN
Units	ppm	ppm	ppm	ppm	ppm	ppm
Avge	.35667	.04759	.00594	.00059	.00884	.49021
SDev	.00391	.00009	.00035	.00162	.00079	.00128
%RSD	1.0957	.19346	5.8278	271.88	8.9438	.26006
#1	.35984	.04752	.00633	.00222	.00859	.48918
#2	.35230	.04754	.00581	-.00101	.00821	.48981
#3	.35786	.04769	.00567	.00058	.00973	.49164

IntStd	1	2	3	4	5	6	7
Mode	Counts	NOTUSED	NOTUSED	NOTUSED	NOTUSED	NOTUSED	NOTUSED
Elem	Y	--	--	--	--	--	--
Wavlen	371.030	--	--	--	--	--	--
Avge	27761	--	--	--	--	--	--
SDev	33.44168	--	--	--	--	--	--
%RSD	.1204636	--	--	--	--	--	--
#1	27734	--	--	--	--	--	--
#2	27750	--	--	--	--	--	--
#3	27798	--	--	--	--	--	--

Method: METTRACE Sample Name: L9MN3SF Operator: RJG
Run Time: 11/11/10 14:58:01
Comment: TESTAMERICA PITTSBURGH ICP METALS ANALYSIS-INST TRACEICP
Mode: CONC Corr. Factor: 1

Elem	AG	AL	AS	B_	BA	BE	CA
Units	ppm	ppm	ppm	ppm	ppm	ppm	ppm
Avge	.05753	264.48	2.2513	H34.162	2.2722	.04884	128.38
SDev	.00006	.58	.0143	.113	.0021	.00024	.93
%RSD	.09479	.21758	.63480	.32996	.09308	.48315	.72810
#1	.05750	265.14	2.2670	H34.285	2.2735	.04909	129.44
#2	.05749	264.11	2.2479	H34.137	2.2733	.04880	128.02
#3	.05759	264.18	2.2391	H34.064	2.2697	.04863	127.68
Errors	LC Pass	LC Pass	LC Pass	LC High	LC Pass	LC Pass	LC Pass
High	2.0000	500.00	10.000	30.000	10.000	10.000	600.00
Low	-.00500	-.20000	-.01000	-.20000	-.20000	-.00400	-5.0000

Elem	CD	CO	CR	CU	FE	K_	MG
Units	ppm	ppm	ppm	ppm	ppm	ppm	ppm
Avge	.05193	.49564	.32011	3.9379	6.3412	S.00000	56.928
SDev	.00053	.00323	.00182	.0024	.0462	.00000	.393
%RSD	1.0225	.65077	.56780	.05989	.72793	.00000	.69071
#1	.05253	.49933	.32221	3.9402	6.3944	S.00000	57.369
#2	.05172	.49424	.31901	3.9382	6.3179	S.00000	56.801
#3	.05153	.49335	.31912	3.9355	6.3114	S.00000	56.615
Errors	LC Pass	LC Pass	LC Pass	LC Pass	LC Pass	LC Pass	LC Pass
High	5.0000	50.000	20.000	10.000	500.00	400.00	600.00
Low	-.00500	-.05000	-.00500	-.02500	-.10000	-5.0000	-5.0000

Elem	MN	MO	NA	NI	PB/1	PB/2	PB
Units	ppm	ppm	ppm	ppm	ppm	ppm	ppm
Avge	1.5498	2.8198	386.17	.51569	.74688	.74657	.74668
SDev	.0082	.0056	.40	.00292	.00750	.00420	.00462
%RSD	.53044	.19782	.10370	.56649	1.0037	.56200	.61918
#1	1.5591	2.8258	386.41	.51904	.75490	.75047	.75195
#2	1.5471	2.8188	385.70	.51441	.74568	.74213	.74332
#3	1.5433	2.8147	386.38	.51364	.74005	.74711	.74476
Errors	LC Pass	LC Pass	LC Pass	LC Pass	NOCHECK	NOCHECK	LC Pass
High	20.000	20.000	400.00	100.00			5.0000
Low	-.01500	-.04000	-5.0000	-.04000			-.00300

Elem	SB/1	SB/2	SB	SE/1	SE/2	SE	SI
Units	ppm	ppm	ppm	ppm	ppm	ppm	ppm
Avge	.62967	.62190	.62449	2.2896	2.2053	2.2334	32.737
SDev	.00642	.00385	.00389	.0167	.0044	.0075	.134
%RSD	1.0202	.61971	.62265	.72957	.20124	.33793	.41019
#1	.63684	.62450	.62861	2.3056	2.2100	2.2418	32.887
#2	.62444	.62373	.62397	2.2909	2.2012	2.2311	32.693

#3	.62772	.61747	.62089	2.2722	2.2048	2.2273	32.629
Errors	NOCHECK	NOCHECK	LC Pass	NOCHECK	NOCHECK	LC Pass	LC Pass

High			5.0000			10.000	50.000
Low			-.01000			-.00500	-.50000

Elem	SN	SR	TI	TL	V_	ZN	
Units	ppm	ppm	ppm	ppm	ppm	ppm	
Avge	4.0747	1.2023	.99611	1.4501	.53183	3.1943	
SDev	.0311	.0019	.00522	.0065	.00286	.0153	
%RSD	.76321	.15756	.52356	.44684	.53707	.48019	
#1	4.1077	1.2031	1.0020	1.4429	.53495	3.2120	
#2	4.0703	1.2037	.99445	1.4556	.53119	3.1868	
#3	4.0460	1.2002	.99193	1.4517	.52935	3.1842	

Errors	LC Pass	LC Pass	LC Pass	LC Pass	LC Pass	LC Pass	
High	30.000	10.000	30.000	10.000	50.000	5.0000	
Low	-.10000	-.05000	-.05000	-.01000	-.05000	-.02000	

IntStd	1	2	3	4	5	6	7
Mode	Counts	NOTUSED	NOTUSED	NOTUSED	NOTUSED	NOTUSED	NOTUSED
Elem	Y	--	--	--	--	--	--
Wavlen	371.030	--	--	--	--	--	--
Avge	25372	--	--	--	--	--	--
SDev	42.68930	--	--	--	--	--	--
%RSD	.1682556	--	--	--	--	--	--
#1	25361	--	--	--	--	--	--
#2	25419	--	--	--	--	--	--
#3	25336	--	--	--	--	--	--

Method: METTRACE Sample Name: L9MN3DF Operator: RJG
Run Time: 11/11/10 15:03:30
Comment: TESTAMERICA PITTSBURGH ICP METALS ANALYSIS-INST TRACEICP
Mode: CONC Corr. Factor: 1

Elem	AG	AL	AS	B_	BA	BE	CA
Units	ppm	ppm	ppm	ppm	ppm	ppm	ppm
Avge	.05741	263.13	2.2618	H33.837	2.2684	.04898	127.83
SDev	.00052	.47	.0071	.086	.0020	.00034	.69
%RSD	.90176	.17729	.31244	.25314	.08888	.69149	.53632
#1	.05707	263.46	2.2536	H33.741	2.2700	.04860	127.05
#2	.05801	263.34	2.2653	H33.868	2.2691	.04909	128.06
#3	.05716	262.60	2.2664	H33.903	2.2661	.04926	128.36
Errors	LC Pass	LC Pass	LC Pass	LC High	LC Pass	LC Pass	LC Pass
High	2.0000	500.00	10.000	30.000	10.000	10.000	600.00
Low	-.00500	-.20000	-.01000	-.20000	-.20000	-.00400	-5.0000

Elem	CD	CO	CR	CU	FE	K_	MG
Units	ppm	ppm	ppm	ppm	ppm	ppm	ppm
Avge	.05196	.49746	.32052	3.9141	6.3055	S.00000	56.962
SDev	.00040	.00297	.00198	.0064	.0222	.00000	.318
%RSD	.76693	.59768	.61710	.16260	.35162	.00000	.55861
#1	.05157	.49408	.31824	3.9195	6.2800	S.00000	56.601
#2	.05194	.49867	.32185	3.9156	6.3204	S.00000	57.084
#3	.05236	.49964	.32145	3.9071	6.3160	S.00000	57.201
Errors	LC Pass	LC Pass	LC Pass	LC Pass	LC Pass	LC Pass	LC Pass
High	5.0000	50.000	20.000	10.000	500.00	400.00	600.00
Low	-.00500	-.05000	-.00500	-.02500	-.10000	-5.0000	-5.0000

Elem	MN	MO	NA	NI	PB/1	PB/2	PB
Units	ppm	ppm	ppm	ppm	ppm	ppm	ppm
Avge	1.5432	2.8293	385.19	.51660	.75646	.73829	.74434
SDev	.0056	.0131	1.03	.00282	.00653	.00322	.00373
%RSD	.36121	.46212	.26770	.54690	.86371	.43635	.50041
#1	1.5368	2.8142	386.30	.51348	.74892	.73636	.74054
#2	1.5459	2.8366	385.00	.51734	.76050	.73650	.74449
#3	1.5468	2.8372	384.27	.51899	.75996	.74201	.74798
Errors	LC Pass	LC Pass	LC Pass	LC Pass	NOCHECK	NOCHECK	LC Pass
High	20.000	20.000	400.00	100.00			5.0000
Low	-.01500	-.04000	-5.0000	-.04000			-.00300

Elem	SB/1	SB/2	SB	SE/1	SE/2	SE	SI
Units	ppm	ppm	ppm	ppm	ppm	ppm	ppm
Avge	.62866	.63670	.63402	2.3099	2.2039	2.2392	32.741
SDev	.00144	.00215	.00097	.0171	.0138	.0149	.055
%RSD	.22878	.33787	.15312	.74052	.62815	.66397	.16933
#1	.63026	.63422	.63290	2.2902	2.1884	2.2223	32.677
#2	.62825	.63779	.63461	2.3186	2.2081	2.2449	32.773

#3	.62747	.63808	.63455	2.3209	2.2151	2.2504	32.774
Errors	NOCHECK	NOCHECK	LC Pass	NOCHECK	NOCHECK	LC Pass	LC Pass

High			5.0000			10.000	50.000
Low			-.01000			-.00500	-.50000

Elem	SN	SR	TI	TL	V_	ZN	
Units	ppm	ppm	ppm	ppm	ppm	ppm	
Avge	4.1020	1.1974	1.0089	1.4525	.53336	3.1825	
SDev	.0161	.0007	.0022	.0201	.00167	.0062	
%RSD	.39140	.06130	.21805	1.3870	.31310	.19554	
#1	4.0836	1.1970	1.0065	1.4307	.53145	3.1753	
#2	4.1092	1.1969	1.0107	1.4564	.53455	3.1862	
#3	4.1131	1.1982	1.0096	1.4704	.53407	3.1859	
Errors	LC Pass	LC Pass	LC Pass	LC Pass	LC Pass	LC Pass	
High	30.000	10.000	30.000	10.000	50.000	5.0000	
Low	-.10000	-.05000	-.05000	-.01000	-.05000	-.02000	

IntStd	1	2	3	4	5	6	7
Mode	Counts	NOTUSED	NOTUSED	NOTUSED	NOTUSED	NOTUSED	NOTUSED
Elem	Y	--	--	--	--	--	--
Wavlen	371.030	--	--	--	--	--	--
Avge	25348	--	--	--	--	--	--
SDev	178.9386	--	--	--	--	--	--
%RSD	.7059174	--	--	--	--	--	--
#1	25215	--	--	--	--	--	--
#2	25279	--	--	--	--	--	--
#3	25552	--	--	--	--	--	--

Method: METTRACE Sample Name: L9T87BT Operator: RJG
Run Time: 11/11/10 15:08:58
Comment: TESTAMERICA PITTSBURGH ICP METALS ANALYSIS-INST TRACEICP
Mode: CONC Corr. Factor: 1

Elem	AG	AL	AS	B_	BA	BE	CA
Units	ppm	ppm	ppm	ppm	ppm	ppm	ppm
Avge	-.00007	.04298	-.00004	.05013	.00003	-.00073	.01543
SDev	.00043	.00497	.00035	.01098	.00007	.00008	.00095
%RSD	653.98	11.565	975.96	21.909	219.88	11.474	6.1749
#1	-.00010	.04867	.00027	.06211	-.00004	-.00078	.01571
#2	.00038	.04081	.00004	.04774	.00011	-.00079	.01437
#3	-.00048	.03947	-.00041	.04054	.00003	-.00064	.01622
Errors	LC Pass	LC Pass	LC Pass	LC Pass	LC Pass	LC Pass	LC Pass
High	.00500	.20000	.01000	.20000	.20000	.00400	5.0000
Low	-.00500	-.20000	-.01000	-.20000	-.20000	-.00400	-5.0000

Elem	CD	CO	CR	CU	FE	K_	MG
Units	ppm	ppm	ppm	ppm	ppm	ppm	ppm
Avge	.00022	-.00011	-.00014	.00219	.00847	.99499	.00108
SDev	.00009	.00019	.00018	.00011	.00363	.03229	.00169
%RSD	40.365	168.49	132.07	5.1910	42.881	3.2447	155.59
#1	.00015	-.00007	-.00020	.00211	.00892	.98116	.00071
#2	.00019	-.00032	.00007	.00232	.01186	.97193	.00293
#3	.00032	.00005	-.00028	.00213	.00463	1.0319	-.00038
Errors	LC Pass	LC Pass	LC Pass	LC Pass	LC Pass	LC Pass	LC Pass
High	.00500	.05000	.00500	.02500	.10000	5.0000	5.0000
Low	-.00500	-.05000	-.00500	-.02500	-.10000	-5.0000	-5.0000

Elem	MN	MO	NA	NI	PB/1	PB/2	PB
Units	ppm	ppm	ppm	ppm	ppm	ppm	ppm
Avge	.00003	.00668	.16869	-.00000	-.00024	.00029	.00011
SDev	.00003	.00311	.14980	.00041	.00127	.00103	.00048
%RSD	98.833	46.489	88.806	17297.	538.95	361.51	425.20
#1	-.00000	.00948	.32246	-.00045	-.00120	.00025	-.00024
#2	.00005	.00724	.16039	.00010	.00120	-.00073	-.00008
#3	.00005	.00334	.02320	.00034	-.00071	.00134	.00066
Errors	LC Pass	LC Pass	LC Pass	LC Pass	NOCHECK	NOCHECK	LC Pass
High	.01500	.04000	5.0000	.04000			.00300
Low	-.01500	-.04000	-5.0000	-.04000			-.00300

Elem	SB/1	SB/2	SB	SE/1	SE/2	SE	SI
Units	ppm	ppm	ppm	ppm	ppm	ppm	ppm
Avge	.00153	-.00097	-.00014	-.00191	.00454	.00239	.01936
SDev	.00114	.00115	.00043	.00227	.00181	.00130	.00096
%RSD	74.451	118.18	312.22	118.67	39.819	54.482	4.9416
#1	.00129	-.00121	-.00038	-.00345	.00643	.00314	.01923
#2	.00053	.00028	.00036	.00070	.00438	.00315	.02037

#3	.00277	-.00198	-.00040	-.00299	.00282	.00089	.01847
Errors	NOCHECK	NOCHECK	LC Pass	NOCHECK	NOCHECK	LC Pass	LC Pass

High			.06000			.02000	.50000
Low			-.06000			-.02000	-.50000

Elem	SN	SR	TI	TL	V_	ZN	
Units	ppm	ppm	ppm	ppm	ppm	ppm	
Avge	.00094	.00038	.00005	H.02133	-.00025	.00365	
SDev	.00037	.00007	.00021	.00739	.00028	.00009	
%RSD	39.607	18.791	454.79	34.651	113.86	2.5229	
#1	.00138	.00034	.00017	H.02916	-.00018	.00361	
#2	.00073	.00046	.00017	H.02036	-.00000	.00359	
#3	.00073	.00033	-.00020	H.01447	-.00055	.00376	
Errors	LC Pass	LC Pass	LC Pass	LC High	LC Pass	LC Pass	
High	.10000	.05000	.05000	.01000	.05000	.02000	
Low	-.10000	-.05000	-.05000	-.01000	-.05000	-.02000	

IntStd	1	2	3	4	5	6	7
Mode	Counts	NOTUSED	NOTUSED	NOTUSED	NOTUSED	NOTUSED	NOTUSED
Elem	Y	--	--	--	--	--	--
Wavlen	371.030	--	--	--	--	--	--
Avge	29333	--	--	--	--	--	--
SDev	112.7307	--	--	--	--	--	--
%RSD	.3843132	--	--	--	--	--	--
#1	29451	--	--	--	--	--	--
#2	29321	--	--	--	--	--	--
#3	29227	--	--	--	--	--	--

Method: METTRACE Sample Name: L9Q49BT Operator: RJG
Run Time: 11/11/10 15:14:26
Comment: TESTAMERICA PITTSBURGH ICP METALS ANALYSIS-INST TRACEICP
Mode: CONC Corr. Factor: 1

Elem	AG	AL	AS	B_	BA	BE	CA
Units	ppm	ppm	ppm	ppm	ppm	ppm	ppm
Avge	-.00000	.02339	.00034	.03264	.00028	.00005	.00444
SDev	.00065	.00032	.00064	.00150	.00010	.00008	.00042
%RSD	22089.	1.3589	187.41	4.6057	36.214	159.34	9.3748
#1	.00054	.02327	.00086	.03425	.00037	-.00004	.00417
#2	.00018	.02315	.00055	.03241	.00028	.00007	.00423
#3	-.00073	.02375	-.00038	.03127	.00017	.00013	.00492
Errors	LC Pass	LC Pass	LC Pass	LC Pass	LC Pass	LC Pass	LC Pass
High	.00500	.20000	.01000	.20000	.20000	.00400	5.0000
Low	-.00500	-.20000	-.01000	-.20000	-.20000	-.00400	-5.0000

Elem	CD	CO	CR	CU	FE	K_	MG
Units	ppm	ppm	ppm	ppm	ppm	ppm	ppm
Avge	.00023	-.00050	-.00002	.00080	.00309	.93110	-.00074
SDev	.00006	.00026	.00041	.00052	.00317	.04532	.00354
%RSD	24.299	51.259	1836.5	65.004	102.59	4.8668	476.95
#1	.00018	-.00037	.00020	.00139	.00505	.98110	.00185
#2	.00023	-.00034	.00023	.00057	.00479	.91944	.00070
#3	.00029	-.00080	-.00050	.00043	-.00057	.89275	-.00477
Errors	LC Pass	LC Pass	LC Pass	LC Pass	LC Pass	LC Pass	LC Pass
High	.00500	.05000	.00500	.02500	.10000	5.0000	5.0000
Low	-.00500	-.05000	-.00500	-.02500	-.10000	-5.0000	-5.0000

Elem	MN	MO	NA	NI	PB/1	PB/2	PB
Units	ppm	ppm	ppm	ppm	ppm	ppm	ppm
Avge	.00013	.00312	-.09828	.00060	.00298	-.00100	.00032
SDev	.00003	.00092	.08917	.00079	.00331	.00171	.00005
%RSD	23.847	29.410	90.736	130.58	111.19	170.61	14.842
#1	.00015	.00413	-.17859	.00065	.00514	-.00209	.00032
#2	.00014	.00291	-.11393	.00136	.00462	-.00189	.00028
#3	.00009	.00233	-.00231	-.00021	-.00083	.00097	.00037
Errors	LC Pass	LC Pass	LC Pass	LC Pass	NOCHECK	NOCHECK	LC Pass
High	.01500	.04000	5.0000	.04000			.00300
Low	-.01500	-.04000	-5.0000	-.04000			-.00300

Elem	SB/1	SB/2	SB	SE/1	SE/2	SE	SI
Units	ppm	ppm	ppm	ppm	ppm	ppm	ppm
Avge	.00172	.00145	.00154	.00741	.00509	.00586	.00844
SDev	.00352	.00177	.00006	.00449	.00185	.00040	.00093
%RSD	205.46	121.87	3.9402	60.686	36.380	6.8015	11.089
#1	.00005	.00238	.00160	.00994	.00366	.00575	.00740
#2	-.00067	.00256	.00148	.01006	.00443	.00631	.00922

#3	.00576	-.00059	.00153	.00222	.00719	.00553	.00869
Errors	NOCHECK	NOCHECK	LC Pass	NOCHECK	NOCHECK	LC Pass	LC Pass

High			.06000			.02000	.50000
Low			-.06000			-.02000	-.50000

Elem	SN	SR	TI	TL	V_	ZN	
Units	ppm	ppm	ppm	ppm	ppm	ppm	
Avge	.01126	.00003	.00009	.00109	-.00043	.00466	
SDev	.00183	.00011	.00007	.00194	.00028	.00012	
%RSD	16.230	363.07	80.894	179.07	64.662	2.5883	
#1	.01296	.00009	.00004	.00070	-.00037	.00453	
#2	.01150	.00010	.00017	.00320	-.00019	.00467	
#3	.00933	-.00010	.00005	-.00063	-.00073	.00477	
Errors	LC Pass	LC Pass	LC Pass	LC Pass	LC Pass	LC Pass	
High	.10000	.05000	.05000	.01000	.05000	.02000	
Low	-.10000	-.05000	-.05000	-.01000	-.05000	-.02000	

IntStd	1	2	3	4	5	6	7
Mode	Counts	NOTUSED	NOTUSED	NOTUSED	NOTUSED	NOTUSED	NOTUSED
Elem	Y	--	--	--	--	--	--
Wavlen	371.030	--	--	--	--	--	--
Avge	29404	--	--	--	--	--	--
SDev	253.4042	--	--	--	--	--	--
%RSD	.8617990	--	--	--	--	--	--
#1	29114	--	--	--	--	--	--
#2	29518	--	--	--	--	--	--
#3	29581	--	--	--	--	--	--

Method: METTRACE Sample Name: CCV1-3 Operator: RJG
Run Time: 11/11/10 15:19:55
Comment: TESTAMERICA PITTSBURGH ICP METALS ANALYSIS-INST TRACEICP
Mode: CONC Corr. Factor: 1

Elem	AG	AL	AS	B_	BA	BE	CA
Units	ppm	ppm	ppm	ppm	ppm	ppm	ppm
Avge	1.0212	25.195	.50857	2.0426	2.0334	2.0060	49.839
SDev	.0025	.059	.00074	.0024	.0053	.0034	.075
%RSD	.24330	.23411	.14633	.11845	.26265	.17050	.15134
#1	1.0238	25.239	.50890	2.0445	2.0383	2.0080	49.866
#2	1.0208	25.219	.50771	2.0399	2.0341	2.0020	49.754
#3	1.0188	25.128	.50909	2.0435	2.0277	2.0079	49.897
Errors	LC Pass	LC Pass	LC Pass	LC Pass	LC Pass	LC Pass	LC Pass
High	1.1000	27.500	.55000	2.2000	2.2000	2.2000	55.000
Low	.90000	22.500	.45000	1.8000	1.8000	1.8000	45.000

Elem	CD	CO	CR	CU	FE	K_	MG
Units	ppm	ppm	ppm	ppm	ppm	ppm	ppm
Avge	.49260	1.9685	1.9925	2.0708	25.082	128.65	49.699
SDev	.00109	.0024	.0026	.0045	.045	.36	.085
%RSD	.22194	.11941	.13104	.21625	.17894	.28283	.17163
#1	.49373	1.9709	1.9926	2.0734	25.093	128.89	49.751
#2	.49155	1.9662	1.9898	2.0732	25.032	128.83	49.600
#3	.49252	1.9684	1.9951	2.0656	25.120	128.23	49.745
Errors	LC Pass	LC Pass	LC Pass	LC Pass	LC Pass	LC Pass	LC Pass
High	.55000	2.2000	2.2000	2.2000	27.500	137.50	55.000
Low	.45000	1.8000	1.8000	1.8000	22.500	112.50	45.000

Elem	MN	MO	NA	NI	PB/1	PB/2	PB
Units	ppm	ppm	ppm	ppm	ppm	ppm	ppm
Avge	1.9852	2.0333	128.79	1.9727	.49062	.49964	.49664
SDev	.0020	.0145	.38	.0024	.00065	.00227	.00157
%RSD	.09949	.71491	.29469	.12140	.13191	.45521	.31671
#1	1.9868	2.0187	129.13	1.9754	.49056	.50216	.49830
#2	1.9830	2.0336	128.85	1.9714	.49001	.49775	.49517
#3	1.9859	2.0477	128.38	1.9712	.49130	.49900	.49644
Errors	LC Pass	LC Pass	LC Pass	LC Pass	NOCHECK	NOCHECK	LC Pass
High	2.2000	2.2000	137.50	2.2000			.55000
Low	1.8000	1.8000	112.50	1.8000			.45000

Elem	SB/1	SB/2	SB	SE/1	SE/2	SE	SI
Units	ppm	ppm	ppm	ppm	ppm	ppm	ppm
Avge	.50908	.51614	.51379	.51298	.50619	.50845	2.0403
SDev	.00203	.00091	.00127	.00132	.00022	.00037	.0032
%RSD	.39937	.17620	.24781	.25648	.04379	.07244	.15575
#1	.51121	.51695	.51504	.51146	.50633	.50804	2.0436
#2	.50716	.51516	.51249	.51363	.50631	.50875	2.0372

#3	.50889	.51632	.51385	.51383	.50594	.50857	2.0400
Errors	NOCHECK	NOCHECK	LC Pass	NOCHECK	NOCHECK	LC Pass	LC Pass

High			.55000			.55000	2.2000
Low			.45000			.45000	1.8000

Elem	SN	SR	TI	TL	V_	ZN	
Units	ppm	ppm	ppm	ppm	ppm	ppm	
Avge	2.0308	2.0409	2.0239	.99831	1.9900	2.0351	
SDev	.0055	.0055	.0025	.00269	.0028	.0014	
%RSD	.26922	.26806	.12535	.26969	.14028	.06704	
#1	2.0302	2.0458	2.0268	.99574	1.9932	2.0361	
#2	2.0257	2.0420	2.0220	.99807	1.9881	2.0336	
#3	2.0366	2.0350	2.0228	1.0011	1.9887	2.0356	
Errors	LC Pass	LC Pass	LC Pass	LC Pass	LC Pass	LC Pass	
High	2.2000	2.2000	2.2000	1.1000	2.2000	2.2000	
Low	1.8000	1.8000	1.8000	.90000	1.8000	1.8000	

IntStd	1	2	3	4	5	6	7
Mode	Counts	NOTUSED	NOTUSED	NOTUSED	NOTUSED	NOTUSED	NOTUSED
Elem	Y	--	--	--	--	--	--
Wavlen	371.030	--	--	--	--	--	--
Avge	28446	--	--	--	--	--	--
SDev	99.44736	--	--	--	--	--	--
%RSD	.3496045	--	--	--	--	--	--
#1	28357	--	--	--	--	--	--
#2	28427	--	--	--	--	--	--
#3	28553	--	--	--	--	--	--

Method: METTRACE Sample Name: CCB3 Operator: RJG
Run Time: 11/11/10 15:25:24
Comment: TESTAMERICA PITTSBURGH ICP METALS ANALYSIS-INST TRACEICP
Mode: CONC Corr. Factor: 1

Elem	AG	AL	AS	B_	BA	BE	CA
Units	ppm	ppm	ppm	ppm	ppm	ppm	ppm
Avge	-.00026	.01523	-.00011	.02116	-.00005	.00022	-.00558
SDev	.00033	.00166	.00046	.00212	.00004	.00005	.00116
%RSD	126.79	10.878	427.69	10.036	91.978	21.970	20.769
#1	-.00025	.01373	-.00063	.02338	-.00005	.00027	-.00690
#2	-.00060	.01701	.00024	.02094	-.00008	.00021	-.00510
#3	.00006	.01496	.00007	.01915	-.00000	.00017	-.00474
Errors	LC Pass	LC Pass	LC Pass	LC Pass	LC Pass	LC Pass	LC Pass
High	.00500	.20000	.01000	.20000	.20000	.00400	5.0000
Low	-.00500	-.20000	-.01000	-.20000	-.20000	-.00400	-5.0000

Elem	CD	CO	CR	CU	FE	K_	MG
Units	ppm	ppm	ppm	ppm	ppm	ppm	ppm
Avge	.00013	-.00003	-.00031	.00029	.01225	.85924	-.00259
SDev	.00008	.00009	.00011	.00019	.00498	.00803	.00192
%RSD	60.628	280.94	36.545	66.955	40.603	.93438	74.039
#1	.00021	.00005	-.00036	.00032	.01100	.86374	-.00369
#2	.00006	-.00002	-.00039	.00008	.00803	.84997	-.00370
#3	.00012	-.00012	-.00018	.00046	.01774	.86401	-.00038
Errors	LC Pass	LC Pass	LC Pass	LC Pass	LC Pass	LC Pass	LC Pass
High	.00500	.05000	.00500	.02500	.10000	5.0000	5.0000
Low	-.00500	-.05000	-.00500	-.02500	-.10000	-5.0000	-5.0000

Elem	MN	MO	NA	NI	PB/1	PB/2	PB
Units	ppm	ppm	ppm	ppm	ppm	ppm	ppm
Avge	-.00000	.00643	-.27329	.00020	-.00161	.00089	.00006
SDev	.00005	.00230	.04858	.00046	.00144	.00085	.00010
%RSD	2360.5	35.800	17.777	228.61	89.701	96.137	180.13
#1	-.00005	.00874	-.32635	-.00033	-.00238	.00126	.00005
#2	-.00000	.00639	-.26254	.00040	-.00249	.00148	.00016
#3	.00005	.00414	-.23099	.00053	.00006	-.00009	-.00004
Errors	LC Pass	LC Pass	LC Pass	LC Pass	NOCHECK	NOCHECK	LC Pass
High	.01500	.04000	5.0000	.04000			.00300
Low	-.01500	-.04000	-5.0000	-.04000			-.00300

Elem	SB/1	SB/2	SB	SE/1	SE/2	SE	SI
Units	ppm	ppm	ppm	ppm	ppm	ppm	ppm
Avge	.00263	-.00117	.00010	-.00346	.00196	.00015	-.00267
SDev	.00210	.00051	.00077	.00326	.00091	.00162	.00138
%RSD	79.984	43.289	803.86	94.023	46.645	1072.2	51.810
#1	.00233	-.00175	-.00039	-.00060	.00224	.00130	-.00324
#2	.00486	-.00096	.00098	-.00278	.00269	.00087	-.00109

#3	.00069	-.00080	-.00031	-.00700	.00093	-.00171	-.00368
Errors	NOCHECK	NOCHECK	LC Pass	NOCHECK	NOCHECK	LC Pass	LC Pass

High			.01000			.00500	.50000
Low			-.01000			-.00500	-.50000

Elem	SN	SR	TI	TL	V_	ZN	
Units	ppm	ppm	ppm	ppm	ppm	ppm	
Avge	.00029	-.00003	.00025	.00668	-.00018	.00185	
SDev	.00057	.00007	.00007	.00058	.00037	.00009	
%RSD	194.15	200.79	27.517	8.6627	202.90	4.7796	
#1	-.00035	-.00007	.00017	.00646	-.00055	.00194	
#2	.00073	-.00007	.00029	.00734	-.00018	.00176	
#3	.00051	.00004	.00029	.00625	.00019	.00186	
Errors	LC Pass	LC Pass	LC Pass	LC Pass	LC Pass	LC Pass	
High	.10000	.05000	.05000	.01000	.05000	.02000	
Low	-.10000	-.05000	-.05000	-.01000	-.05000	-.02000	

IntStd	1	2	3	4	5	6	7
Mode	Counts	NOTUSED	NOTUSED	NOTUSED	NOTUSED	NOTUSED	NOTUSED
Elem	Y	--	--	--	--	--	--
Wavlen	371.030	--	--	--	--	--	--
Avge	29232	--	--	--	--	--	--
SDev	174.0406	--	--	--	--	--	--
%RSD	.5953673	--	--	--	--	--	--
#1	29385	--	--	--	--	--	--
#2	29270	--	--	--	--	--	--
#3	29043	--	--	--	--	--	--

Method: METTRACE Sample Name: L9T87CT Operator: RJG
Run Time: 11/11/10 15:32:56
Comment: TESTAMERICA PITTSBURGH ICP METALS ANALYSIS-INST TRACEICP
Mode: CONC Corr. Factor: 1

Elem	AG	AL	AS	B_	BA	BE	CA
Units	ppm	ppm	ppm	ppm	ppm	ppm	ppm
Avge	.04843	1.9890	1.9610	.96227	1.9993	.04875	L.01171
SDev	.00012	.0041	.0028	.00166	.0016	.00009	.00078
%RSD	.24364	.20672	.14186	.17263	.07781	.18872	6.6645
#1	.04833	1.9871	1.9592	.96132	1.9975	.04872	L.01081
#2	.04856	1.9937	1.9642	.96419	2.0004	.04885	L.01208
#3	.04839	1.9862	1.9595	.96131	2.0000	.04868	L.01224
Errors	LC Pass	LC Pass	LC Pass	LC Pass	LC Pass	LC Pass	LC Low
High	.06000	2.4000	2.4000	1.2000	2.4000	.06000	60.000
Low	.04000	1.6000	1.6000	.80000	1.6000	.04000	40.000

Elem	CD	CO	CR	CU	FE	K_	MG
Units	ppm	ppm	ppm	ppm	ppm	ppm	ppm
Avge	.04884	.48452	.19659	.25288	1.0159	L.78916	L-.00222
SDev	.00019	.00074	.00067	.00039	.0052	.03748	.00276
%RSD	.39883	.15305	.34227	.15300	.51165	4.7490	124.46
#1	.04898	.48387	.19655	.25281	1.0102	L.83107	L.00071
#2	.04892	.48533	.19728	.25330	1.0204	L.77757	L-.00258
#3	.04862	.48436	.19593	.25253	1.0170	L.75885	L-.00478
Errors	LC Pass	LC Pass	LC Pass	LC Pass	LC Pass	LC Low	LC Low
High	.06000	.60000	.24000	.30000	1.2000	60.000	60.000
Low	.04000	.40000	.16000	.20000	.80000	40.000	40.000

Elem	MN	MO	NA	NI	PB/1	PB/2	PB
Units	ppm	ppm	ppm	ppm	ppm	ppm	ppm
Avge	.48439	L.00176	L-.17485	.48438	.47963	.48348	.48220
SDev	.00076	.00082	.11271	.00162	.00471	.00341	.00145
%RSD	.15773	46.760	64.464	.33380	.98153	.70426	.30133
#1	.48435	L.00216	L-.28629	.48397	.48372	.47955	.48094
#2	.48517	L.00232	L-.17734	.48617	.48068	.48534	.48379
#3	.48364	L.00082	L-.06091	.48301	.47448	.48555	.48187
Errors	LC Pass	LC Low	LC Low	LC Pass	NOCHECK	NOCHECK	LC Pass
High	.60000	1.2000	60.000	.60000			.60000
Low	.40000	.80000	40.000	.40000			.40000

Elem	SB/1	SB/2	SB	SE/1	SE/2	SE	SI
Units	ppm	ppm	ppm	ppm	ppm	ppm	ppm
Avge	.00297	-.00091	L.00038	2.0346	2.0271	2.0296	L.00425
SDev	.00225	.00074	.00038	.0103	.0189	.0108	.00417
%RSD	75.757	81.448	100.02	.50597	.93323	.53308	98.076
#1	.00149	-.00016	L.00039	2.0404	2.0056	2.0172	L.00805
#2	.00185	-.00093	L-.00001	2.0407	2.0348	2.0368	L.00492

#3	.00555	-.00164	L.00075	2.0227	2.0410	2.0349	L-.00021
Errors	NOCHECK	NOCHECK	LC Low	NOCHECK	NOCHECK	LC Pass	LC Low

High			.60000			2.4000	12.000
Low			.40000			1.6000	8.0000

Elem	SN	SR	TI	TL	V_	ZN	
Units	ppm	ppm	ppm	ppm	ppm	ppm	
Avge	L.01292	1.0028	L.00033	1.9125	.48871	.49887	
SDev	.00101	.0008	.00018	.0042	.00029	.00082	
%RSD	7.8073	.08003	55.484	.21968	.05959	.16516	
#1	L.01217	1.0026	L.00017	1.9082	.48857	.49933	
#2	L.01253	1.0037	L.00029	1.9166	.48851	.49936	
#3	L.01407	1.0022	L.00054	1.9127	.48904	.49792	

Errors	LC Low	LC Pass	LC Low	LC Pass	LC Pass	LC Pass	
High	2.4000	1.2000	1.2000	2.4000	.60000	.60000	
Low	1.6000	.80000	.80000	1.6000	.40000	.40000	

IntStd	1	2	3	4	5	6	7
Mode	Counts	NOTUSED	NOTUSED	NOTUSED	NOTUSED	NOTUSED	NOTUSED
Elem	Y	--	--	--	--	--	--
Wavlen	371.030	--	--	--	--	--	--
Avge	29551	--	--	--	--	--	--
SDev	83.89768	--	--	--	--	--	--
%RSD	.2839090	--	--	--	--	--	--
#1	29465	--	--	--	--	--	--
#2	29632	--	--	--	--	--	--
#3	29556	--	--	--	--	--	--

Method: METTRACE Sample Name: L9PD1T Operator: RJG
Run Time: 11/11/10 15:38:26
Comment: TESTAMERICA PITTSBURGH ICP METALS ANALYSIS-INST TRACEICP
Mode: CONC Corr. Factor: 1

Elem	AG	AL	AS	B_	BA	BE	CA
Units	ppm	ppm	ppm	ppm	ppm	ppm	ppm
Avge	-.00023	.06569	.02552	2.9562	.34807	-.00017	H1539.6
SDev	.00017	.00368	.00331	.0090	.00205	.00016	2.7
%RSD	73.948	5.6023	12.981	.30314	.58862	93.990	.17474
#1	-.00008	.06921	.02906	2.9649	.35016	-.00033	H1542.7
#2	-.00020	.06600	.02503	2.9568	.34798	-.00014	H1538.5
#3	-.00041	.06187	.02249	2.9470	.34607	-.00002	H1537.6
Errors	LC Pass	LC Pass	LC Pass	LC Pass	LC Pass	LC Pass	LC High
High	2.0000	500.00	10.000	30.000	10.000	10.000	600.00
Low	-.00500	-.20000	-.01000	-.20000	-.20000	-.00400	-5.0000

Elem	CD	CO	CR	CU	FE	K_	MG
Units	ppm	ppm	ppm	ppm	ppm	ppm	ppm
Avge	.00053	-.00076	1.0790	.00221	-.08934	78.683	285.49
SDev	.00005	.00006	.0028	.00007	.00931	.369	.78
%RSD	9.5476	7.8893	.26384	3.2349	10.422	.46934	.27496
#1	.00058	-.00070	1.0817	.00226	-.07955	78.996	286.36
#2	.00054	-.00075	1.0793	.00225	-.09038	78.778	285.29
#3	.00048	-.00082	1.0760	.00213	-.09809	78.276	284.83
Errors	LC Pass	LC Pass	LC Pass	LC Pass	LC Pass	LC Pass	LC Pass
High	5.0000	50.000	20.000	10.000	500.00	400.00	600.00
Low	-.00500	-.05000	-.00500	-.02500	-.10000	-5.0000	-5.0000

Elem	MN	MO	NA	NI	PB/1	PB/2	PB
Units	ppm	ppm	ppm	ppm	ppm	ppm	ppm
Avge	.00095	.13067	H433.93	.00035	-.00169	.00033	-.00035
SDev	.00003	.00018	1.64	.00070	.00080	.00016	.00019
%RSD	3.6507	.14194	.37757	199.50	47.153	49.925	55.108
#1	.00094	.13069	H435.17	.00066	-.00253	.00051	-.00050
#2	.00099	.13047	H434.54	-.00045	-.00094	.00027	-.00013
#3	.00092	.13084	H432.07	.00084	-.00161	.00020	-.00040
Errors	LC Pass	LC Pass	LC High	LC Pass	NOCHECK	NOCHECK	LC Pass
High	20.000	20.000	400.00	100.00			5.0000
Low	-.01500	-.04000	-5.0000	-.04000			-.00300

Elem	SB/1	SB/2	SB	SE/1	SE/2	SE	SI
Units	ppm	ppm	ppm	ppm	ppm	ppm	ppm
Avge	.36283	.36396	.36359	.01750	.01536	.01607	3.3730
SDev	.00203	.00121	.00142	.00422	.00171	.00125	.0137
%RSD	.56039	.33278	.38981	24.097	11.168	7.7960	.40596
#1	.36432	.36531	.36498	.01610	.01727	.01688	3.3885
#2	.36367	.36362	.36364	.01417	.01486	.01463	3.3681

#3	.36052	.36296	.36214	.02225	.01395	.01671	3.3625
Errors	NOCHECK	NOCHECK	LC Pass	NOCHECK	NOCHECK	LC Pass	LC Pass

High			5.0000			10.000	50.000
Low			-.01000			-.00500	-.50000

Elem	SN	SR	TI	TL	V_	ZN	
Units	ppm	ppm	ppm	ppm	ppm	ppm	
Avge	.01223	3.8657	-.01310	-.00442	.15432	.00446	
SDev	.00051	.0224	.00030	.00253	.00068	.00006	
%RSD	4.1729	.57864	2.2721	57.157	.43995	1.2348	
#1	.01257	3.8895	-.01280	-.00290	.15495	.00441	
#2	.01248	3.8624	-.01311	-.00303	.15360	.00446	
#3	.01165	3.8452	-.01340	-.00734	.15440	.00452	
Errors	LC Pass	LC Pass	LC Pass	LC Pass	LC Pass	LC Pass	
High	30.000	10.000	30.000	10.000	50.000	5.0000	
Low	-.10000	-.05000	-.05000	-.01000	-.05000	-.02000	
IntStd	1	2	3	4	5	6	7
Mode	Counts	NOTUSED	NOTUSED	NOTUSED	NOTUSED	NOTUSED	NOTUSED
Elem	Y	--	--	--	--	--	--
Wavlen	371.030	--	--	--	--	--	--
Avge	25988	--	--	--	--	--	--
SDev	218.1977	--	--	--	--	--	--
%RSD	.8395940	--	--	--	--	--	--
#1	25780	--	--	--	--	--	--
#2	25971	--	--	--	--	--	--
#3	26215	--	--	--	--	--	--

Method: METTRACE Sample Name: L9PD1P5T Operator: RJG
Run Time: 11/11/10 15:43:54
Comment: TESTAMERICA PITTSBURGH ICP METALS ANALYSIS-INST TRACEICP
Mode: CONC Corr. Factor: 1

Elem	AG	AL	AS	B_	BA	BE	CA
Units	ppm	ppm	ppm	ppm	ppm	ppm	ppm
Avge	.00057	.02984	.00465	.59109	.06884	.00003	400.86
SDev	.00096	.00304	.00132	.00460	.00056	.00009	.99
%RSD	169.66	10.178	28.345	.77907	.82090	321.91	.24753
#1	-.00024	.03256	.00325	.59609	.06949	-.00007	401.99
#2	.00163	.02656	.00587	.59018	.06858	.00010	400.13
#3	.00031	.03041	.00483	.58701	.06845	.00005	400.45

Elem	CD	CO	CR	CU	FE	K_	MG
Units	ppm	ppm	ppm	ppm	ppm	ppm	ppm
Avge	.00028	.00013	.22256	.00054	-.08743	13.512	58.153
SDev	.00008	.00042	.00013	.00006	.00141	.094	.224
%RSD	30.328	313.36	.05612	10.575	1.6167	.69457	.38461
#1	.00021	-.00005	.22262	.00048	-.08902	13.607	58.408
#2	.00025	.00061	.22264	.00059	-.08634	13.419	58.058
#3	.00037	-.00016	.22241	.00055	-.08691	13.510	57.992

Elem	MN	MO	NA	NI	PB/1	PB/2	PB
Units	ppm	ppm	ppm	ppm	ppm	ppm	ppm
Avge	.00032	.02730	84.714	.00058	.00157	-.00057	.00014
SDev	.00005	.00079	.530	.00120	.00528	.00203	.00053
%RSD	15.787	2.9099	.62514	206.59	336.32	358.07	364.93
#1	.00027	.02706	85.301	-.00032	-.00307	.00151	-.00002
#2	.00037	.02818	84.271	.00195	.00732	-.00256	.00073
#3	.00032	.02665	84.570	.00012	.00046	-.00065	-.00028

Elem	SB/1	SB/2	SB	SE/1	SE/2	SE	SI
Units	ppm	ppm	ppm	ppm	ppm	ppm	ppm
Avge	.06921	.07162	.07082	.00215	.00204	.00208	.66972
SDev	.00385	.00152	.00069	.00592	.00199	.00072	.00201
%RSD	5.5571	2.1177	.97880	274.90	97.637	34.439	.29958
#1	.07283	.07097	.07159	-.00210	.00309	.00136	.67181
#2	.06517	.07336	.07063	.00891	-.00026	.00279	.66781
#3	.06962	.07055	.07024	-.00035	.00328	.00207	.66952

Elem	SN	SR	TI	TL	V_	ZN
Units	ppm	ppm	ppm	ppm	ppm	ppm
Avge	.00261	.76537	-.00264	.00246	.03406	.00553
SDev	.00203	.00599	.00023	.00076	.00154	.00011
%RSD	77.879	.78277	8.5099	30.838	4.5233	2.0556
#1	.00276	.77201	-.00252	.00259	.03337	.00547
#2	.00455	.76373	-.00251	.00314	.03582	.00546
#3	.00050	.76037	-.00290	.00164	.03298	.00567

IntStd	1	2	3	4	5	6	7
Mode	Counts	NOTUSED	NOTUSED	NOTUSED	NOTUSED	NOTUSED	NOTUSED
Elem	Y	--	--	--	--	--	--
Wavlen	371.030	--	--	--	--	--	--
Avge	28166	--	--	--	--	--	--
SDev	89.02434	--	--	--	--	--	--
%RSD	.3160750	--	--	--	--	--	--
#1	28110	--	--	--	--	--	--
#2	28268	--	--	--	--	--	--
#3	28119	--	--	--	--	--	--

Method: METTRACE Sample Name: L9PD1ST Operator: RJG
Run Time: 11/11/10 15:49:23
Comment: TESTAMERICA PITTSBURGH ICP METALS ANALYSIS-INST TRACEICP
Mode: CONC Corr. Factor: 1

Elem	AG	AL	AS	B_	BA	BE	CA
Units	ppm	ppm	ppm	ppm	ppm	ppm	ppm
Avge	1.0385	.06371	5.0202	2.9589	H13.920	-.00018	H1545.1
SDev	.0032	.00096	.0401	.0172	.027	.00007	16.3
%RSD	.30534	1.5136	.79960	.58198	.19508	39.707	1.0542
#1	1.0366	.06381	4.9839	2.9425	H13.913	-.00025	H1529.1
#2	1.0367	.06462	5.0134	2.9573	H13.897	-.00013	H1544.5
#3	1.0421	.06270	5.0633	2.9768	H13.950	-.00014	H1561.6
Errors	LC Pass	LC Pass	LC Pass	LC Pass	LC High	LC Pass	LC High
High	2.0000	500.00	10.000	30.000	10.000	10.000	600.00
Low	-.00500	-.20000	-.01000	-.20000	-.20000	-.00400	-5.0000

Elem	CD	CO	CR	CU	FE	K_	MG
Units	ppm	ppm	ppm	ppm	ppm	ppm	ppm
Avge	.88859	-.00616	5.6194	.00046	-.08645	78.317	285.82
SDev	.00942	.00049	.0414	.00024	.00528	.266	2.28
%RSD	1.0597	7.8976	.73645	52.378	6.1133	.33909	.79803
#1	.88005	-.00657	5.5803	.00074	-.09197	78.601	283.63
#2	.88702	-.00562	5.6152	.00035	-.08144	78.275	285.65
#3	.89869	-.00629	5.6627	.00029	-.08593	78.075	288.18
Errors	LC Pass	LC Pass	LC Pass	LC Pass	LC Pass	LC Pass	LC Pass
High	5.0000	50.000	20.000	10.000	500.00	400.00	600.00
Low	-.00500	-.05000	-.00500	-.02500	-.10000	-5.0000	-5.0000

Elem	MN	MO	NA	NI	PB/1	PB/2	PB
Units	ppm	ppm	ppm	ppm	ppm	ppm	ppm
Avge	.00087	.13135	H433.46	.00062	3.5483	3.6123	3.5910
SDev	.00006	.00047	.69	.00045	.0219	.0381	.0324
%RSD	6.8988	.35818	.16026	73.108	.61656	1.0556	.90310
#1	.00088	.13114	H434.15	.00106	3.5314	3.5740	3.5598
#2	.00092	.13101	H433.46	.00064	3.5406	3.6127	3.5887
#3	.00080	.13188	H432.76	.00016	3.5730	3.6502	3.6245
Errors	LC Pass	LC Pass	LC High	LC Pass	NOCHECK	NOCHECK	LC Pass
High	20.000	20.000	400.00	100.00			5.0000
Low	-.01500	-.04000	-5.0000	-.04000			-.00300

Elem	SB/1	SB/2	SB	SE/1	SE/2	SE	SI
Units	ppm	ppm	ppm	ppm	ppm	ppm	ppm
Avge	.35272	.36199	.35890	1.0904	1.0559	1.0674	3.3657
SDev	.00447	.00224	.00026	.0082	.0125	.0107	.0128
%RSD	1.2672	.61752	.07170	.75114	1.1879	1.0035	.37992
#1	.34776	.36430	.35880	1.0855	1.0426	1.0569	3.3545
#2	.35645	.35984	.35871	1.0859	1.0575	1.0670	3.3628

#3	.35395	.36181	.35919	1.0999	1.0675	1.0783	3.3796
Errors	NOCHECK	NOCHECK	LC Pass	NOCHECK	NOCHECK	LC Pass	LC Pass

High			5.0000			10.000	50.000
Low			-.01000			-.00500	-.50000

Elem	SN	SR	TI	TL	V_	ZN	
Units	ppm	ppm	ppm	ppm	ppm	ppm	
Avge	.01304	3.7642	-.01314	-.00612	.15037	.00321	
SDev	.00006	.0121	.00071	.00063	.00218	.00006	
%RSD	.47295	.32262	5.3963	10.248	1.4526	1.7039	
#1	.01298	3.7603	-.01244	-.00674	.14800	.00318	
#2	.01311	3.7545	-.01313	-.00549	.15081	.00318	
#3	.01303	3.7778	-.01386	-.00612	.15230	.00328	
Errors	LC Pass	LC Pass	LC Pass	LC Pass	LC Pass	LC Pass	
High	30.000	10.000	30.000	10.000	50.000	5.0000	
Low	-.10000	-.05000	-.05000	-.01000	-.05000	-.02000	
IntStd	1	2	3	4	5	6	7
Mode	Counts	NOTUSED	NOTUSED	NOTUSED	NOTUSED	NOTUSED	NOTUSED
Elem	Y	--	--	--	--	--	--
Wavlen	371.030	--	--	--	--	--	--
Avge	26172	--	--	--	--	--	--
SDev	212.7594	--	--	--	--	--	--
%RSD	.8129323	--	--	--	--	--	--
#1	25945	--	--	--	--	--	--
#2	26203	--	--	--	--	--	--
#3	26367	--	--	--	--	--	--

Method: METTRACE Sample Name: L9PD1DT Operator: RJG
Run Time: 11/11/10 15:54:52
Comment: TESTAMERICA PITTSBURGH ICP METALS ANALYSIS-INST TRACEICP
Mode: CONC Corr. Factor: 1

Elem	AG	AL	AS	B_	BA	BE	CA
Units	ppm	ppm	ppm	ppm	ppm	ppm	ppm
Avge	1.0386	.06342	5.0263	2.9116	H13.259	-.00010	H1540.1
SDev	.0074	.00073	.0416	.0230	.095	.00005	15.1
%RSD	.70834	1.1554	.82785	.78983	.71306	48.254	.97780
#1	1.0302	.06275	4.9783	2.8851	H13.151	-.00010	H1522.7
#2	1.0439	.06330	5.0504	2.9262	H13.326	-.00015	H1549.2
#3	1.0417	.06420	5.0503	2.9235	H13.301	-.00005	H1548.3
Errors	LC Pass	LC Pass	LC Pass	LC Pass	LC High	LC Pass	LC High
High	2.0000	500.00	10.000	30.000	10.000	10.000	600.00
Low	-.00500	-.20000	-.01000	-.20000	-.20000	-.00400	-5.0000

Elem	CD	CO	CR	CU	FE	K_	MG
Units	ppm	ppm	ppm	ppm	ppm	ppm	ppm
Avge	.89445	-.00625	5.6339	.00045	-.07987	76.589	282.51
SDev	.00715	.00008	.0555	.00003	.00730	.918	2.52
%RSD	.79878	1.2658	.98471	6.0099	9.1348	1.1989	.89295
#1	.88623	-.00619	5.5699	.00042	-.08251	75.545	279.60
#2	.89920	-.00634	5.6624	.00045	-.07162	76.953	284.08
#3	.89792	-.00622	5.6693	.00047	-.08548	77.270	283.86
Errors	LC Pass	LC Pass	LC Pass	LC Pass	LC Pass	LC Pass	LC Pass
High	5.0000	50.000	20.000	10.000	500.00	400.00	600.00
Low	-.00500	-.05000	-.00500	-.02500	-.10000	-5.0000	-5.0000

Elem	MN	MO	NA	NI	PB/1	PB/2	PB
Units	ppm	ppm	ppm	ppm	ppm	ppm	ppm
Avge	.00086	.12903	H425.25	.00079	3.4753	3.5674	3.5367
SDev	.00006	.00189	4.45	.00031	.0326	.0321	.0322
%RSD	7.6047	1.4675	1.0453	39.472	.93679	.90081	.90952
#1	.00079	.12684	H420.14	.00102	3.4380	3.5319	3.5007
#2	.00087	.13014	H427.38	.00091	3.4899	3.5756	3.5471
#3	.00092	.13011	H428.23	.00044	3.4981	3.5946	3.5624
Errors	LC Pass	LC Pass	LC High	LC Pass	NOCHECK	NOCHECK	LC Pass
High	20.000	20.000	400.00	100.00			5.0000
Low	-.01500	-.04000	-5.0000	-.04000			-.00300

Elem	SB/1	SB/2	SB	SE/1	SE/2	SE	SI
Units	ppm	ppm	ppm	ppm	ppm	ppm	ppm
Avge	.35006	.35244	.35165	1.0759	1.0595	1.0649	3.3079
SDev	.00447	.00241	.00308	.0083	.0118	.0106	.0304
%RSD	1.2771	.68293	.87685	.76730	1.1141	.99453	.92044
#1	.34490	.34969	.34809	1.0665	1.0458	1.0527	3.2727
#2	.35277	.35349	.35325	1.0823	1.0667	1.0719	3.3261

#3	.35251	.35415	.35360	1.0788	1.0658	1.0701	3.3248
Errors	NOCHECK	NOCHECK	LC Pass	NOCHECK	NOCHECK	LC Pass	LC Pass

High			5.0000			10.000	50.000
Low			-.01000			-.00500	-.50000

Elem	SN	SR	TI	TL	V_	ZN	
Units	ppm	ppm	ppm	ppm	ppm	ppm	
Avge	.01024	3.6904	-.01272	-.00349	.14675	.02945	
SDev	.00047	.0253	.00013	.00050	.00144	.00006	
%RSD	4.5616	.68597	.98891	14.310	.97858	.18729	
#1	.01078	3.6620	-.01267	-.00398	.14510	.02942	
#2	.00996	3.7105	-.01287	-.00349	.14746	.02942	
#3	.00999	3.6987	-.01263	-.00298	.14769	.02951	
Errors	LC Pass	LC Pass	LC Pass	LC Pass	LC Pass	LC Pass	
High	30.000	10.000	30.000	10.000	50.000	5.0000	
Low	-.10000	-.05000	-.05000	-.01000	-.05000	-.02000	
IntStd	1	2	3	4	5	6	7
Mode	Counts	NOTUSED	NOTUSED	NOTUSED	NOTUSED	NOTUSED	NOTUSED
Elem	Y	--	--	--	--	--	--
Wavlen	371.030	--	--	--	--	--	--
Avge	26288	--	--	--	--	--	--
SDev	249.5564	--	--	--	--	--	--
%RSD	.9493114	--	--	--	--	--	--
#1	26573	--	--	--	--	--	--
#2	26185	--	--	--	--	--	--
#3	26107	--	--	--	--	--	--

Method: METTRACE Sample Name: L9PD1ST/10 Operator: RJG
Run Time: 11/11/10 16:00:20
Comment: TESTAMERICA PITTSBURGH ICP METALS ANALYSIS-INST TRACEICP
Mode: CONC Corr. Factor: 1

Elem	AG	AL	AS	B_	BA	BE	CA
Units	ppm	ppm	ppm	ppm	ppm	ppm	ppm
Avge	.09588	.02213	.49682	.30129	1.5980	.00023	210.05
SDev	.00030	.00232	.00093	.00109	.0049	.00005	.62
%RSD	.30933	10.483	.18703	.36039	.30743	22.929	.29569
#1	.09583	.01977	.49740	.30251	1.5937	.00028	209.86
#2	.09619	.02221	.49575	.30044	1.5971	.00022	210.74
#3	.09560	.02440	.49732	.30091	1.6034	.00018	209.54
Errors	LC Pass	LC Pass	LC Pass	LC Pass	LC Pass	LC Pass	LC Pass
High	2.0000	500.00	10.000	30.000	10.000	10.000	600.00
Low	-.00500	-.20000	-.01000	-.20000	-.20000	-.00400	-5.0000

Elem	CD	CO	CR	CU	FE	K_	MG
Units	ppm	ppm	ppm	ppm	ppm	ppm	ppm
Avge	.09523	-.00089	.59048	-.00010	-.05439	6.7000	29.346
SDev	.00043	.00025	.00166	.00011	.00237	.0323	.077
%RSD	.45289	28.304	.28185	104.81	4.3663	.48216	.26247
#1	.09514	-.00062	.59070	.00002	-.05578	6.7372	29.315
#2	.09570	-.00092	.59202	-.00015	-.05164	6.6803	29.433
#3	.09485	-.00112	.58871	-.00017	-.05573	6.6824	29.289
Errors	LC Pass	LC Pass	LC Pass	LC Pass	LC Pass	LC Pass	LC Pass
High	5.0000	50.000	20.000	10.000	500.00	400.00	600.00
Low	-.00500	-.05000	-.00500	-.02500	-.10000	-5.0000	-5.0000

Elem	MN	MO	NA	NI	PB/1	PB/2	PB
Units	ppm	ppm	ppm	ppm	ppm	ppm	ppm
Avge	.00014	.01388	42.474	-.00004	.38095	.38746	.38529
SDev	.00008	.00041	.076	.00026	.00328	.00127	.00074
%RSD	56.958	2.9451	.17819	675.56	.86181	.32813	.19224
#1	.00020	.01409	42.526	-.00033	.38251	.38611	.38491
#2	.00015	.01414	42.387	.00017	.38317	.38763	.38614
#3	.00005	.01340	42.509	.00004	.37718	.38863	.38482
Errors	LC Pass	LC Pass	LC Pass	LC Pass	NOCHECK	NOCHECK	LC Pass
High	20.000	20.000	400.00	100.00			5.0000
Low	-.01500	-.04000	-5.0000	-.04000			-.00300

Elem	SB/1	SB/2	SB	SE/1	SE/2	SE	SI
Units	ppm	ppm	ppm	ppm	ppm	ppm	ppm
Avge	.03609	.03480	.03523	.09893	.10146	.10062	.33156
SDev	.00224	.00153	.00088	.00164	.00146	.00079	.00235
%RSD	6.2117	4.3824	2.5041	1.6593	1.4412	.78082	.70758
#1	.03491	.03655	.03600	.09916	.09999	.09972	.33065
#2	.03469	.03406	.03427	.10045	.10148	.10113	.33423

#3	.03868	.03378	.03541	.09719	.10292	.10101	.32981
Errors	NOCHECK	NOCHECK	LC Pass	NOCHECK	NOCHECK	LC Pass	LC Pass

High			5.0000			10.000	50.000
Low			-.01000			-.00500	-.50000

Elem	SN	SR	TI	TL	V_	ZN	
Units	ppm	ppm	ppm	ppm	ppm	ppm	
Avge	.00124	.36840	-.00145	.00235	.01636	.00300	
SDev	.00162	.00094	.00054	.00156	.00044	.00012	
%RSD	130.82	.25622	37.457	66.309	2.7138	4.1080	
#1	.00249	.36780	-.00182	.00099	.01644	.00293	
#2	.00183	.36793	-.00083	.00201	.01676	.00314	
#3	-.00059	.36949	-.00170	.00404	.01588	.00292	

Errors	LC Pass	LC Pass	LC Pass	LC Pass	LC Pass	LC Pass	
High	30.000	10.000	30.000	10.000	50.000	5.0000	
Low	-.10000	-.05000	-.05000	-.01000	-.05000	-.02000	

IntStd	1	2	3	4	5	6	7
Mode	Counts	NOTUSED	NOTUSED	NOTUSED	NOTUSED	NOTUSED	NOTUSED
Elem	Y	--	--	--	--	--	--
Wavlen	371.030	--	--	--	--	--	--
Avge	28874	--	--	--	--	--	--
SDev	47.19127	--	--	--	--	--	--
%RSD	.1634386	--	--	--	--	--	--
#1	28846	--	--	--	--	--	--
#2	28928	--	--	--	--	--	--
#3	28848	--	--	--	--	--	--

Method: METTRACE Sample Name: L9PD1DT/10 Operator: RJG
Run Time: 11/11/10 16:05:49
Comment: TESTAMERICA PITTSBURGH ICP METALS ANALYSIS-INST TRACEICP
Mode: CONC Corr. Factor: 1

Elem	AG	AL	AS	B_	BA	BE	CA
Units	ppm	ppm	ppm	ppm	ppm	ppm	ppm
Avge	.09514	.01959	.48719	.28951	1.4613	.00030	203.56
SDev	.00054	.00080	.00204	.00081	.0016	.00003	.93
%RSD	.56824	4.0926	.41893	.27961	.10646	8.1966	.45636
#1	.09507	.01921	.48561	.28994	1.4628	.00027	202.97
#2	.09463	.01905	.48648	.28857	1.4597	.00032	203.08
#3	.09571	.02051	.48950	.29000	1.4614	.00031	204.63
Errors	LC Pass	LC Pass	LC Pass	LC Pass	LC Pass	LC Pass	LC Pass
High	2.0000	500.00	10.000	30.000	10.000	10.000	600.00
Low	-.00500	-.20000	-.01000	-.20000	-.20000	-.00400	-5.0000

Elem	CD	CO	CR	CU	FE	K_	MG
Units	ppm	ppm	ppm	ppm	ppm	ppm	ppm
Avge	.09370	-.00079	.58255	-.00029	-.05010	6.6588	28.399
SDev	.00051	.00008	.00281	.00010	.00629	.0185	.117
%RSD	.53974	9.8121	.48304	32.816	12.564	.27749	.41169
#1	.09346	-.00081	.58104	-.00038	-.05348	6.6398	28.339
#2	.09337	-.00086	.58080	-.00031	-.04284	6.6600	28.323
#3	.09428	-.00071	.58579	-.00019	-.05399	6.6767	28.533
Errors	LC Pass	LC Pass	LC Pass	LC Pass	LC Pass	LC Pass	LC Pass
High	5.0000	50.000	20.000	10.000	500.00	400.00	600.00
Low	-.00500	-.05000	-.00500	-.02500	-.10000	-5.0000	-5.0000

Elem	MN	MO	NA	NI	PB/1	PB/2	PB
Units	ppm	ppm	ppm	ppm	ppm	ppm	ppm
Avge	.00014	.01322	41.680	.00039	.36866	.37071	.37003
SDev	.00003	.00010	.157	.00022	.00221	.00196	.00202
%RSD	20.436	.72135	.37714	57.418	.59902	.52766	.54733
#1	.00011	.01326	41.532	.00062	.36746	.37017	.36927
#2	.00016	.01311	41.662	.00036	.36732	.36908	.36849
#3	.00016	.01330	41.845	.00018	.37121	.37288	.37232
Errors	LC Pass	LC Pass	LC Pass	LC Pass	NOCHECK	NOCHECK	LC Pass
High	20.000	20.000	400.00	100.00			5.0000
Low	-.01500	-.04000	-5.0000	-.04000			-.00300

Elem	SB/1	SB/2	SB	SE/1	SE/2	SE	SI
Units	ppm	ppm	ppm	ppm	ppm	ppm	ppm
Avge	.03390	.03579	.03516	.09980	.09796	.09858	.31719
SDev	.00064	.00073	.00069	.00281	.00071	.00046	.00362
%RSD	1.8797	2.0282	1.9706	2.8198	.72660	.47036	1.1397
#1	.03401	.03609	.03540	.09683	.09873	.09810	.32043
#2	.03448	.03631	.03570	.10015	.09783	.09860	.31329

#3	.03321	.03496	.03438	.10243	.09733	.09902	.31784
Errors	NOCHECK	NOCHECK	LC Pass	NOCHECK	NOCHECK	LC Pass	LC Pass

High			5.0000			10.000	50.000
Low			-.01000			-.00500	-.50000

Elem	SN	SR	TI	TL	V_	ZN	
Units	ppm	ppm	ppm	ppm	ppm	ppm	
Avge	.00155	.35854	-.00131	-.00078	.01498	.00238	
SDev	.00115	.00068	.00008	.00125	.00097	.00002	
%RSD	74.029	.18818	5.7494	160.50	6.4862	.86892	
#1	.00185	.35929	-.00136	.00033	.01464	.00238	
#2	.00028	.35797	-.00135	-.00053	.01423	.00240	
#3	.00251	.35837	-.00123	-.00213	.01608	.00236	

Errors	LC Pass	LC Pass	LC Pass	LC Pass	LC Pass	LC Pass	
High	30.000	10.000	30.000	10.000	50.000	5.0000	
Low	-.10000	-.05000	-.05000	-.01000	-.05000	-.02000	

IntStd	1	2	3	4	5	6	7
Mode	Counts	NOTUSED	NOTUSED	NOTUSED	NOTUSED	NOTUSED	NOTUSED
Elem	Y	--	--	--	--	--	--
Wavlen	371.030	--	--	--	--	--	--
Avge	28453	--	--	--	--	--	--
SDev	59.23102	--	--	--	--	--	--
%RSD	.2081709	--	--	--	--	--	--
#1	28387	--	--	--	--	--	--
#2	28471	--	--	--	--	--	--
#3	28501	--	--	--	--	--	--

Method: METTRACE Sample Name: L9PD1ST ADD Operator: RJG
Run Time: 11/11/10 16:11:17
Comment: TESTAMERICA PITTSBURGH ICP METALS ANALYSIS-INST TRACEICP
Mode: CONC Corr. Factor: 1

Elem	AG	AL	AS	B_	BA	BE	CA
Units	ppm	ppm	ppm	ppm	ppm	ppm	ppm
Avge	.05205	2.1137	2.0829	3.9443	2.3410	.04476	H1573.1
SDev	.00050	.0131	.0049	.0176	.0115	.00014	5.0
%RSD	.96766	.61998	.23518	.44598	.49045	.31751	.31559
#1	.05220	2.0990	2.0784	3.9245	2.3286	.04463	H1568.9
#2	.05247	2.1242	2.0881	3.9582	2.3512	.04491	H1578.6
#3	.05149	2.1178	2.0821	3.9501	2.3433	.04473	H1571.7
Errors	LC Pass	LC Pass	LC Pass	LC Pass	LC Pass	LC Pass	LC High
High	2.0000	500.00	10.000	30.000	10.000	10.000	600.00
Low	-.00500	-.20000	-.01000	-.20000	-.20000	-.00400	-5.0000

Elem	CD	CO	CR	CU	FE	K_	MG
Units	ppm	ppm	ppm	ppm	ppm	ppm	ppm
Avge	.04620	.45362	1.2828	.26207	.84910	78.029	288.52
SDev	.00031	.00125	.0033	.00147	.00967	.556	.93
%RSD	.67913	.27485	.25866	.56234	1.1389	.71298	.32262
#1	.04617	.45248	1.2794	.26041	.85488	77.387	287.70
#2	.04653	.45495	1.2861	.26321	.85448	78.327	289.53
#3	.04590	.45342	1.2830	.26261	.83794	78.374	288.32
Errors	LC Pass	LC Pass	LC Pass	LC Pass	LC Pass	LC Pass	LC Pass
High	5.0000	50.000	20.000	10.000	500.00	400.00	600.00
Low	-.00500	-.05000	-.00500	-.02500	-.10000	-5.0000	-5.0000

Elem	MN	MO	NA	NI	PB/1	PB/2	PB
Units	ppm	ppm	ppm	ppm	ppm	ppm	ppm
Avge	.46995	.13128	H430.89	.44652	.44887	.46599	.46029
SDev	.00148	.00062	3.39	.00182	.00141	.00225	.00168
%RSD	.31499	.47380	.78740	.40737	.31357	.48251	.36547
#1	.46858	.13134	H426.97	.44734	.44939	.46383	.45902
#2	.47152	.13187	H432.88	.44779	.44995	.46832	.46220
#3	.46976	.13063	H432.83	.44444	.44728	.46584	.45966
Errors	LC Pass	LC Pass	LC High	LC Pass	NOCHECK	NOCHECK	LC Pass
High	20.000	20.000	400.00	100.00			5.0000
Low	-.01500	-.04000	-5.0000	-.04000			-.00300

Elem	SB/1	SB/2	SB	SE/1	SE/2	SE	SI
Units	ppm	ppm	ppm	ppm	ppm	ppm	ppm
Avge	.36627	.36467	.36521	2.1768	2.1446	2.1553	3.3941
SDev	.00103	.00024	.00019	.0095	.0078	.0074	.0172
%RSD	.28116	.06675	.05121	.43523	.36431	.34480	.50637
#1	.36529	.36493	.36505	2.1780	2.1376	2.1511	3.3759
#2	.36734	.36445	.36541	2.1856	2.1530	2.1639	3.4101

#3	.36619	.36463	.36515	2.1668	2.1430	2.1509	3.3963
Errors	NOCHECK	NOCHECK	LC Pass	NOCHECK	NOCHECK	LC Pass	LC Pass

High			5.0000			10.000	50.000
Low			-.01000			-.00500	-.50000

Elem	SN	SR	TI	TL	V_	ZN	
Units	ppm	ppm	ppm	ppm	ppm	ppm	
Avge	.01185	4.8515	-.01357	1.8049	.62680	.51008	
SDev	.00176	.0237	.00025	.0099	.00188	.00186	
%RSD	14.835	.48803	1.8323	.54925	.30008	.36571	
#1	.01363	4.8267	-.01385	1.7936	.62502	.50795	
#2	.01180	4.8739	-.01343	1.8088	.62877	.51142	
#3	.01011	4.8539	-.01342	1.8122	.62660	.51086	
Errors	LC Pass	LC Pass	LC Pass	LC Pass	LC Pass	LC Pass	
High	30.000	10.000	30.000	10.000	50.000	5.0000	
Low	-.10000	-.05000	-.05000	-.01000	-.05000	-.02000	

IntStd	1	2	3	4	5	6	7
Mode	Counts	NOTUSED	NOTUSED	NOTUSED	NOTUSED	NOTUSED	NOTUSED
Elem	Y	--	--	--	--	--	--
Wavlen	371.030	--	--	--	--	--	--
Avge	26487	--	--	--	--	--	--
SDev	116.9663	--	--	--	--	--	--
%RSD	.4415929	--	--	--	--	--	--
#1	26622	--	--	--	--	--	--
#2	26413	--	--	--	--	--	--
#3	26427	--	--	--	--	--	--

Method: METTRACE Sample Name: L9PD1DT ADD Operator: RJG
Run Time: 11/11/10 16:16:46
Comment: TESTAMERICA PITTSBURGH ICP METALS ANALYSIS-INST TRACEICP
Mode: CONC Corr. Factor: 1

Elem	AG	AL	AS	B_	BA	BE	CA
Units	ppm	ppm	ppm	ppm	ppm	ppm	ppm
Avge	.05153	2.0766	2.0626	3.9177	2.2928	.04479	H1602.6
SDev	.00022	.0018	.0120	.0112	.0025	.00030	11.3
%RSD	.43335	.08697	.57958	.28473	.10782	.66823	.70320
#1	.05176	2.0761	2.0515	3.9055	2.2908	.04449	H1590.8
#2	.05152	2.0786	2.0609	3.9203	2.2956	.04478	H1603.7
#3	.05132	2.0751	2.0753	3.9274	2.2920	.04509	H1613.2
Errors	LC Pass	LC Pass	LC Pass	LC Pass	LC Pass	LC Pass	LC High
High	2.0000	500.00	10.000	30.000	10.000	10.000	600.00
Low	-.00500	-.20000	-.01000	-.20000	-.20000	-.00400	-5.0000

Elem	CD	CO	CR	CU	FE	K_	MG
Units	ppm	ppm	ppm	ppm	ppm	ppm	ppm
Avge	.04607	.45145	1.2953	.25729	.83999	77.308	290.29
SDev	.00012	.00145	.0046	.00076	.00254	.285	1.56
%RSD	.27000	.32024	.35202	.29746	.30209	.36879	.53797
#1	.04593	.44996	1.2902	.25802	.84279	77.546	288.62
#2	.04613	.45156	1.2968	.25736	.83934	77.386	290.54
#3	.04616	.45284	1.2990	.25649	.83785	76.992	291.71
Errors	LC Pass	LC Pass	LC Pass	LC Pass	LC Pass	LC Pass	LC Pass
High	5.0000	50.000	20.000	10.000	500.00	400.00	600.00
Low	-.00500	-.05000	-.00500	-.02500	-.10000	-5.0000	-5.0000

Elem	MN	MO	NA	NI	PB/1	PB/2	PB
Units	ppm	ppm	ppm	ppm	ppm	ppm	ppm
Avge	.46776	.13294	H428.26	.44725	.45223	.45680	.45528
SDev	.00191	.00034	.61	.00372	.00203	.00462	.00376
%RSD	.40874	.25515	.14351	.83155	.44929	1.0113	.82538
#1	.46559	.13330	H428.19	.44380	.45058	.45304	.45222
#2	.46851	.13289	H428.91	.44675	.45162	.45541	.45415
#3	.46919	.13262	H427.68	.45119	.45450	.46196	.45947
Errors	LC Pass	LC Pass	LC High	LC Pass	NOCHECK	NOCHECK	LC Pass
High	20.000	20.000	400.00	100.00			5.0000
Low	-.01500	-.04000	-5.0000	-.04000			-.00300

Elem	SB/1	SB/2	SB	SE/1	SE/2	SE	SI
Units	ppm	ppm	ppm	ppm	ppm	ppm	ppm
Avge	.36254	.36975	.36735	2.1593	2.0992	2.1192	3.3863
SDev	.00376	.00045	.00132	.0071	.0188	.0145	.0120
%RSD	1.0357	.12258	.35880	.33084	.89745	.68512	.35290
#1	.35829	.36959	.36583	2.1532	2.0775	2.1027	3.3726
#2	.36541	.36940	.36807	2.1577	2.1088	2.1251	3.3944

#3	.36392	.37026	.36815	2.1672	2.1114	2.1299	3.3919
Errors	NOCHECK	NOCHECK	LC Pass	NOCHECK	NOCHECK	LC Pass	LC Pass

High			5.0000			10.000	50.000
Low			-.01000			-.00500	-.50000

Elem	SN	SR	TI	TL	V_	ZN	
Units	ppm	ppm	ppm	ppm	ppm	ppm	
Avge	.01350	4.8035	-.01338	1.7943	.62513	.50605	
SDev	.00108	.0067	.00042	.0097	.00145	.00180	
%RSD	7.9741	.13995	3.1593	.54136	.23268	.35657	
#1	.01449	4.7958	-.01292	1.7842	.62361	.50396	
#2	.01365	4.8068	-.01347	1.7952	.62528	.50704	
#3	.01235	4.8080	-.01375	1.8035	.62651	.50713	
Errors	LC Pass	LC Pass	LC Pass	LC Pass	LC Pass	LC Pass	
High	30.000	10.000	30.000	10.000	50.000	5.0000	
Low	-.10000	-.05000	-.05000	-.01000	-.05000	-.02000	

IntStd	1	2	3	4	5	6	7
Mode	Counts	NOTUSED	NOTUSED	NOTUSED	NOTUSED	NOTUSED	NOTUSED
Elem	Y	--	--	--	--	--	--
Wavlen	371.030	--	--	--	--	--	--
Avge	26577	--	--	--	--	--	--
SDev	232.7604	--	--	--	--	--	--
%RSD	.8757907	--	--	--	--	--	--
#1	26340	--	--	--	--	--	--
#2	26585	--	--	--	--	--	--
#3	26806	--	--	--	--	--	--

Method: METTRACE Sample Name: L9T9NBT Operator: RJG
Run Time: 11/11/10 16:22:14
Comment: TESTAMERICA PITTSBURGH ICP METALS ANALYSIS-INST TRACEICP
Mode: CONC Corr. Factor: 1

Elem	AG	AL	AS	B_	BA	BE	CA
Units	ppm	ppm	ppm	ppm	ppm	ppm	ppm
Avge	.00020	.01075	.00054	.01120	.00030	.00056	.00932
SDev	.00019	.00164	.00116	.00209	.00008	.00006	.00147
%RSD	97.273	15.301	216.09	18.665	26.712	9.8355	15.811
#1	.00006	.01015	.00183	.01322	.00021	.00050	.00794
#2	.00011	.01261	.00020	.01133	.00037	.00061	.00915
#3	.00041	.00949	-.00042	.00905	.00032	.00058	.01088
Errors	LC Pass	LC Pass	LC Pass	LC Pass	LC Pass	LC Pass	LC Pass
High	.00500	.20000	.01000	.20000	.20000	.00400	5.0000
Low	-.00500	-.20000	-.01000	-.20000	-.20000	-.00400	-5.0000

Elem	CD	CO	CR	CU	FE	K_	MG
Units	ppm	ppm	ppm	ppm	ppm	ppm	ppm
Avge	.00046	-.00018	.00024	-.00015	.05008	.76542	.00111
SDev	.00013	.00016	.00017	.00022	.00473	.01467	.00281
%RSD	28.783	87.912	70.440	149.36	9.4511	1.9164	252.94
#1	.00035	-.00029	.00005	-.00040	.04683	.74849	-.00149
#2	.00043	-.00025	.00035	-.00002	.05551	.77369	.00074
#3	.00061	.00000	.00034	-.00002	.04790	.77409	.00408
Errors	LC Pass	LC Pass	LC Pass	LC Pass	LC Pass	LC Pass	LC Pass
High	.00500	.05000	.00500	.02500	.10000	5.0000	5.0000
Low	-.00500	-.05000	-.00500	-.02500	-.10000	-5.0000	-5.0000

Elem	MN	MO	NA	NI	PB/1	PB/2	PB
Units	ppm	ppm	ppm	ppm	ppm	ppm	ppm
Avge	.00017	.00089	-.03515	.00063	.00233	-.00004	.00075
SDev	.00003	.00023	.08053	.00041	.00177	.00150	.00042
%RSD	18.198	25.891	229.12	64.394	75.665	3848.6	55.599
#1	.00015	.00075	-.00187	.00083	.00264	-.00045	.00058
#2	.00015	.00076	.02341	.00016	.00043	.00162	.00123
#3	.00020	.00115	-.12698	.00090	.00392	-.00129	.00045
Errors	LC Pass	LC Pass	LC Pass	LC Pass	NOCHECK	NOCHECK	LC Pass
High	.01500	.04000	5.0000	.04000			.00300
Low	-.01500	-.04000	-5.0000	-.04000			-.00300

Elem	SB/1	SB/2	SB	SE/1	SE/2	SE	SI
Units	ppm	ppm	ppm	ppm	ppm	ppm	ppm
Avge	.00141	.00083	.00102	-.00414	.00356	.00100	-.00005
SDev	.00077	.00033	.00046	.00200	.00148	.00086	.00078
%RSD	54.927	39.290	45.001	48.280	41.584	85.764	1511.5
#1	.00106	.00087	.00094	-.00243	.00388	.00178	.00073
#2	.00229	.00114	.00152	-.00634	.00486	.00113	-.00005

#3	.00086	.00049	.00061	-.00366	.00195	.00008	-.00083
Errors	NOCHECK	NOCHECK	LC Pass	NOCHECK	NOCHECK	LC Pass	LC Pass

High			.01000			.00500	.50000
Low			-.01000			-.00500	-.50000

Elem	SN	SR	TI	TL	V_	ZN	
Units	ppm	ppm	ppm	ppm	ppm	ppm	
Avge	.03544	.00006	-.00012	.00238	-.00035	.00472	
SDev	.00134	.00002	.00025	.00162	.00000	.00025	
%RSD	3.7838	37.787	211.39	68.299	.39345	5.3608	
#1	.03396	.00004	-.00032	.00290	-.00035	.00445	
#2	.03659	.00007	.00017	.00367	-.00035	.00476	
#3	.03576	.00009	-.00020	.00056	-.00035	.00496	
Errors	LC Pass	LC Pass	LC Pass	LC Pass	LC Pass	LC Pass	
High	.10000	.05000	.05000	.01000	.05000	.02000	
Low	-.10000	-.05000	-.05000	-.01000	-.05000	-.02000	

IntStd	1	2	3	4	5	6	7
Mode	Counts	NOTUSED	NOTUSED	NOTUSED	NOTUSED	NOTUSED	NOTUSED
Elem	Y	--	--	--	--	--	--
Wavlen	371.030	--	--	--	--	--	--
Avge	29137	--	--	--	--	--	--
SDev	123.1270	--	--	--	--	--	--
%RSD	.4225769	--	--	--	--	--	--
#1	29277	--	--	--	--	--	--
#2	29087	--	--	--	--	--	--
#3	29047	--	--	--	--	--	--

Method: METTRACE Sample Name: CCV1-4 Operator: RJG
Run Time: 11/11/10 16:27:42
Comment: TESTAMERICA PITTSBURGH ICP METALS ANALYSIS-INST TRACEICP
Mode: CONC Corr. Factor: 1

Elem	AG	AL	AS	B_	BA	BE	CA
Units	ppm	ppm	ppm	ppm	ppm	ppm	ppm
Avge	.99824	24.936	.52383	2.0331	1.9881	2.0481	51.486
SDev	.00038	.014	.00010	.0029	.0018	.0036	.101
%RSD	.03799	.05587	.01921	.14145	.08951	.17576	.19559
#1	.99845	24.952	.52393	2.0329	1.9894	2.0462	51.403
#2	.99846	24.933	.52383	2.0361	1.9861	2.0523	51.598
#3	.99780	24.925	.52373	2.0303	1.9889	2.0460	51.456
Errors	LC Pass	LC Pass	LC Pass	LC Pass	LC Pass	LC Pass	LC Pass
High	1.1000	27.500	.55000	2.2000	2.2000	2.2000	55.000
Low	.90000	22.500	.45000	1.8000	1.8000	1.8000	45.000

Elem	CD	CO	CR	CU	FE	K_	MG
Units	ppm	ppm	ppm	ppm	ppm	ppm	ppm
Avge	.51064	2.0154	2.0465	2.0206	25.813	126.03	50.893
SDev	.00119	.0018	.0026	.0017	.027	.31	.094
%RSD	.23337	.08798	.12606	.08633	.10489	.24735	.18483
#1	.50927	2.0149	2.0464	2.0221	25.794	126.38	50.827
#2	.51130	2.0173	2.0492	2.0187	25.844	125.79	51.001
#3	.51136	2.0139	2.0440	2.0211	25.801	125.92	50.852
Errors	LC Pass	LC Pass	LC Pass	LC Pass	LC Pass	LC Pass	LC Pass
High	.55000	2.2000	2.2000	2.2000	27.500	137.50	55.000
Low	.45000	1.8000	1.8000	1.8000	22.500	112.50	45.000

Elem	MN	MO	NA	NI	PB/1	PB/2	PB
Units	ppm	ppm	ppm	ppm	ppm	ppm	ppm
Avge	2.0243	2.0708	126.08	2.0293	.50909	.51618	.51382
SDev	.0022	.0110	.17	.0071	.00354	.00310	.00105
%RSD	.11081	.53089	.13109	.35133	.69537	.60114	.20413
#1	2.0232	2.0583	126.21	2.0259	.51082	.51362	.51269
#2	2.0269	2.0753	125.89	2.0374	.51142	.51529	.51400
#3	2.0228	2.0789	126.12	2.0245	.50501	.51963	.51476
Errors	LC Pass	LC Pass	LC Pass	LC Pass	NOCHECK	NOCHECK	LC Pass
High	2.2000	2.2000	137.50	2.2000			.55000
Low	1.8000	1.8000	112.50	1.8000			.45000

Elem	SB/1	SB/2	SB	SE/1	SE/2	SE	SI
Units	ppm	ppm	ppm	ppm	ppm	ppm	ppm
Avge	.51205	.51998	.51734	.52362	.51647	.51885	2.0465
SDev	.00523	.00280	.00082	.00283	.00881	.00493	.0024
%RSD	1.0216	.53880	.15773	.54078	1.7051	.95085	.11567
#1	.50611	.52259	.51710	.52675	.50656	.51328	2.0442
#2	.51407	.52033	.51825	.52287	.51945	.52059	2.0462

#3	.51596	.51702	.51667	.52124	.52339	.52267	2.0490
Errors	NOCHECK	NOCHECK	LC Pass	NOCHECK	NOCHECK	LC Pass	LC Pass

High			.55000			.55000	2.2000
Low			.45000			.45000	1.8000

Elem	SN	SR	TI	TL	V_	ZN	
Units	ppm	ppm	ppm	ppm	ppm	ppm	
Avge	2.1093	1.9970	2.0292	1.0222	2.0034	2.0646	
SDev	.0101	.0020	.0012	.0045	.0015	.0022	
%RSD	.48001	.09875	.05759	.43804	.07683	.10435	
#1	2.1039	1.9992	2.0278	1.0170	2.0049	2.0642	
#2	2.1209	1.9954	2.0300	1.0247	2.0035	2.0669	
#3	2.1029	1.9964	2.0297	1.0249	2.0018	2.0627	
Errors	LC Pass	LC Pass	LC Pass	LC Pass	LC Pass	LC Pass	
High	2.2000	2.2000	2.2000	1.1000	2.2000	2.2000	
Low	1.8000	1.8000	1.8000	.90000	1.8000	1.8000	

IntStd	1	2	3	4	5	6	7
Mode	Counts	NOTUSED	NOTUSED	NOTUSED	NOTUSED	NOTUSED	NOTUSED
Elem	Y	--	--	--	--	--	--
Wavlen	371.030	--	--	--	--	--	--
Avge	29291	--	--	--	--	--	--
SDev	74.12190	--	--	--	--	--	--
%RSD	.2530559	--	--	--	--	--	--
#1	29271	--	--	--	--	--	--
#2	29373	--	--	--	--	--	--
#3	29228	--	--	--	--	--	--

Method: METTRACE Sample Name: CCB4 Operator: RJG
Run Time: 11/11/10 16:33:11
Comment: TESTAMERICA PITTSBURGH ICP METALS ANALYSIS-INST TRACEICP
Mode: CONC Corr. Factor: 1

Elem	AG	AL	AS	B_	BA	BE	CA
Units	ppm	ppm	ppm	ppm	ppm	ppm	ppm
Avge	.00004	.00877	.00011	.00779	-.00004	.00068	-.00353
SDev	.00033	.00237	.00057	.00047	.00009	.00003	.00080
%RSD	865.98	27.082	529.69	5.9773	248.89	4.5389	22.614
#1	-.00027	.01113	.00075	.00813	-.00003	.00065	-.00398
#2	-.00001	.00880	-.00009	.00799	-.00013	.00071	-.00399
#3	.00039	.00638	-.00033	.00726	.00005	.00067	-.00261
Errors	LC Pass	LC Pass	LC Pass	LC Pass	LC Pass	LC Pass	LC Pass
High	.00500	.20000	.01000	.20000	.20000	.00400	5.0000
Low	-.00500	-.20000	-.01000	-.20000	-.20000	-.00400	-5.0000

Elem	CD	CO	CR	CU	FE	K_	MG
Units	ppm	ppm	ppm	ppm	ppm	ppm	ppm
Avge	.00014	-.00007	-.00012	-.00055	.00150	.75598	.00036
SDev	.00006	.00019	.00044	.00005	.00122	.00410	.00064
%RSD	42.243	265.63	351.69	8.5093	81.227	.54213	177.31
#1	.00020	-.00029	-.00058	-.00060	.00290	.75706	.00074
#2	.00009	.00003	-.00008	-.00053	.00076	.75943	-.00038
#3	.00012	.00005	.00029	-.00052	.00083	.75145	.00072
Errors	LC Pass	LC Pass	LC Pass	LC Pass	LC Pass	LC Pass	LC Pass
High	.00500	.05000	.00500	.02500	.10000	5.0000	5.0000
Low	-.00500	-.05000	-.00500	-.02500	-.10000	-5.0000	-5.0000

Elem	MN	MO	NA	NI	PB/1	PB/2	PB
Units	ppm	ppm	ppm	ppm	ppm	ppm	ppm
Avge	.00002	.00643	-.35176	.00024	.00057	-.00110	-.00054
SDev	.00003	.00279	.07307	.00061	.00240	.00178	.00053
%RSD	186.05	43.372	20.774	251.04	424.13	162.03	96.715
#1	-.00000	.00943	-.26898	-.00039	-.00185	.00021	-.00047
#2	-.00000	.00596	-.37897	.00029	.00060	-.00038	-.00006
#3	.00005	.00391	-.40733	.00083	.00295	-.00312	-.00110
Errors	LC Pass	LC Pass	LC Pass	LC Pass	NOCHECK	NOCHECK	LC Pass
High	.01500	.04000	5.0000	.04000			.00300
Low	-.01500	-.04000	-5.0000	-.04000			-.00300

Elem	SB/1	SB/2	SB	SE/1	SE/2	SE	SI
Units	ppm	ppm	ppm	ppm	ppm	ppm	ppm
Avge	.00125	-.00017	.00030	.00093	-.00017	.00019	-.01066
SDev	.00278	.00159	.00017	.00206	.00087	.00019	.00201
%RSD	223.41	916.57	58.285	222.81	500.81	98.718	18.897
#1	.00436	-.00199	.00012	-.00135	.00068	.00001	-.00861
#2	.00037	.00053	.00047	.00146	-.00015	.00039	-.01072

#3	-.00099	.00095	.00030	.00267	-.00105	.00019	-.01264
Errors	NOCHECK	NOCHECK	LC Pass	NOCHECK	NOCHECK	LC Pass	LC Pass

High			.01000			.00500	.50000
Low			-.01000			-.00500	-.50000

Elem	SN	SR	TI	TL	V_	ZN	
Units	ppm	ppm	ppm	ppm	ppm	ppm	
Avge	.00160	-.00000	-.00012	.00286	-.00012	.00256	
SDev	.00057	.00004	.00026	.00170	.00042	.00006	
%RSD	35.858	1502.3	212.38	59.550	337.23	2.4647	
#1	.00117	-.00002	-.00033	.00395	-.00037	.00250	
#2	.00138	-.00002	.00017	.00375	-.00037	.00254	
#3	.00225	.00004	-.00020	.00090	.00036	.00263	
Errors	LC Pass	LC Pass	LC Pass	LC Pass	LC Pass	LC Pass	
High	.10000	.05000	.05000	.01000	.05000	.02000	
Low	-.10000	-.05000	-.05000	-.01000	-.05000	-.02000	

IntStd	1	2	3	4	5	6	7
Mode	Counts	NOTUSED	NOTUSED	NOTUSED	NOTUSED	NOTUSED	NOTUSED
Elem	Y	--	--	--	--	--	--
Wavlen	371.030	--	--	--	--	--	--
Avge	29138	--	--	--	--	--	--
SDev	91.21278	--	--	--	--	--	--
%RSD	.3130369	--	--	--	--	--	--
#1	29081	--	--	--	--	--	--
#2	29089	--	--	--	--	--	--
#3	29243	--	--	--	--	--	--

Method: METTRACE Sample Name: L9T9NCT Operator: RJG
Run Time: 11/11/10 16:38:39
Comment: TESTAMERICA PITTSBURGH ICP METALS ANALYSIS-INST TRACEICP
Mode: CONC Corr. Factor: 1

Elem	AG	AL	AS	B_	BA	BE	CA
Units	ppm	ppm	ppm	ppm	ppm	ppm	ppm
Avge	.04705	1.9380	1.9448	.93386	1.9313	.04894	L.00816
SDev	.00032	.0062	.0107	.00356	.0042	.00019	.00063
%RSD	.68716	.32231	.54820	.38110	.21835	.38100	7.6687
#1	.04715	1.9448	1.9567	.93795	1.9362	.04915	L.00778
#2	.04731	1.9326	1.9413	.93217	1.9288	.04883	L.00781
#3	.04669	1.9365	1.9363	.93147	1.9291	.04883	L.00888
Errors	LC Pass	LC Pass	LC Pass	LC Pass	LC Pass	LC Pass	LC Low
High	.06000	2.4000	2.4000	1.2000	2.4000	.06000	60.000
Low	.04000	1.6000	1.6000	.80000	1.6000	.04000	40.000

Elem	CD	CO	CR	CU	FE	K_	MG
Units	ppm	ppm	ppm	ppm	ppm	ppm	ppm
Avge	.05006	.49138	.19991	.24398	1.0374	L.71111	L-.00039
SDev	.00015	.00216	.00095	.00046	.0040	.00826	.00110
%RSD	.29360	.44065	.47492	.18991	.38952	1.1618	284.77
#1	.05023	.49375	.20087	.24433	1.0417	L.70319	L-.00039
#2	.04996	.49088	.19988	.24345	1.0337	L.71046	L.00072
#3	.04999	.48951	.19897	.24415	1.0367	L.71967	L-.00149
Errors	LC Pass	LC Pass	LC Pass	LC Pass	LC Pass	LC Low	LC Low
High	.06000	.60000	.24000	.30000	1.2000	60.000	60.000
Low	.04000	.40000	.16000	.20000	.80000	40.000	40.000

Elem	MN	MO	NA	NI	PB/1	PB/2	PB
Units	ppm	ppm	ppm	ppm	ppm	ppm	ppm
Avge	.48891	L.00224	L-.13396	.49452	.49348	.49686	.49573
SDev	.00149	.00080	.06903	.00439	.00501	.00170	.00244
%RSD	.30489	35.861	51.526	.88664	1.0158	.34273	.49301
#1	.49056	L.00284	L-.20426	.49891	.49906	.49825	.49852
#2	.48852	L.00255	L-.13135	.49449	.49198	.49496	.49397
#3	.48765	L.00133	L-.06628	.49014	.48938	.49737	.49471
Errors	LC Pass	LC Low	LC Low	LC Pass	NOCHECK	NOCHECK	LC Pass
High	.60000	1.2000	60.000	.60000			.60000
Low	.40000	.80000	40.000	.40000			.40000

Elem	SB/1	SB/2	SB	SE/1	SE/2	SE	SI
Units	ppm	ppm	ppm	ppm	ppm	ppm	ppm
Avge	.00129	-.00093	L-.00019	1.9076	1.9089	1.9085	L-.00259
SDev	.00152	.00052	.00037	.0108	.0081	.0088	.00250
%RSD	117.87	55.781	189.99	.56792	.42387	.46206	96.643
#1	-.00046	-.00055	L-.00052	1.9195	1.9160	1.9172	L-.00047
#2	.00228	-.00153	L-.00026	1.9049	1.9108	1.9088	L-.00195

#3	.00205	-.00072	L.00020	1.8984	1.9001	1.8995	L-.00534
Errors	NOCHECK	NOCHECK	LC Low	NOCHECK	NOCHECK	LC Pass	LC Low

High			.60000			2.4000	12.000
Low			.40000			1.6000	8.0000

Elem	SN	SR	TI	TL	V_	ZN	
Units	ppm	ppm	ppm	ppm	ppm	ppm	
Avge	L.03458	.96504	L.00033	1.9465	.48321	.50475	
SDev	.00207	.00278	.00019	.0029	.00216	.00101	
%RSD	5.9822	.28844	55.978	.14865	.44763	.20092	
#1	L.03301	.96824	L.00017	1.9498	.48509	.50592	
#2	L.03693	.96370	L.00029	1.9452	.48371	.50426	
#3	L.03382	.96318	L.00053	1.9445	.48085	.50408	

Errors	LC Low	LC Pass	LC Low	LC Pass	LC Pass	LC Pass	
High	2.4000	1.2000	1.2000	2.4000	.60000	.60000	
Low	1.6000	.80000	.80000	1.6000	.40000	.40000	

IntStd	1	2	3	4	5	6	7
Mode	Counts	NOTUSED	NOTUSED	NOTUSED	NOTUSED	NOTUSED	NOTUSED
Elem	Y	--	--	--	--	--	--
Wavlen	371.030	--	--	--	--	--	--
Avge	29306	--	--	--	--	--	--
SDev	76.98036	--	--	--	--	--	--
%RSD	.2626794	--	--	--	--	--	--
#1	29358	--	--	--	--	--	--
#2	29342	--	--	--	--	--	--
#3	29217	--	--	--	--	--	--

Method: METTRACE Sample Name: L9T9NLT Operator: RJG
Run Time: 11/11/10 16:44:08
Comment: TESTAMERICA PITTSBURGH ICP METALS ANALYSIS-INST TRACEICP
Mode: CONC Corr. Factor: 1

Elem	AG	AL	AS	B_	BA	BE	CA
Units	ppm	ppm	ppm	ppm	ppm	ppm	ppm
Avge	.04855	1.9992	2.0080	.96168	1.9787	.05044	L.00866
SDev	.00025	.0016	.0052	.00068	.0023	.00011	.00052
%RSD	.50803	.07859	.25651	.07024	.11450	.22444	5.9537
#1	.04883	2.0005	2.0025	.96137	1.9805	.05039	L.00920
#2	.04839	1.9996	2.0089	.96122	1.9762	.05037	L.00862
#3	.04842	1.9974	2.0127	.96246	1.9795	.05058	L.00817
Errors	LC Pass	LC Pass	LC Pass	LC Pass	LC Pass	LC Pass	LC Low
High	.06000	2.4000	2.4000	1.2000	2.4000	.06000	60.000
Low	.04000	1.6000	1.6000	.80000	1.6000	.04000	40.000

Elem	CD	CO	CR	CU	FE	K_	MG
Units	ppm	ppm	ppm	ppm	ppm	ppm	ppm
Avge	.05170	.50824	.20684	.27547	1.0739	L.74934	L.00072
SDev	.00028	.00068	.00034	.00084	.0075	.02358	.00112
%RSD	.53103	.13381	.16525	.30434	.70212	3.1468	155.28
#1	.05139	.50896	.20721	.27637	1.0783	L.77137	L.00185
#2	.05180	.50760	.20654	.27534	1.0782	L.75219	L-.00039
#3	.05191	.50815	.20677	.27471	1.0652	L.72447	L.00070
Errors	LC Pass	LC Pass	LC Pass	LC Pass	LC Pass	LC Low	LC Low
High	.06000	.60000	.24000	.30000	1.2000	60.000	60.000
Low	.04000	.40000	.16000	.20000	.80000	40.000	40.000

Elem	MN	MO	NA	NI	PB/1	PB/2	PB
Units	ppm	ppm	ppm	ppm	ppm	ppm	ppm
Avge	.50421	L.00083	L-.19304	.50957	.51295	.51231	.51252
SDev	.00013	.00049	.04365	.00088	.00267	.00241	.00085
%RSD	.02579	58.054	22.611	.17299	.52124	.47092	.16503
#1	.50419	L.00028	L-.24307	.50870	.51538	.50963	.51155
#2	.50410	L.00103	L-.17327	.50954	.51008	.51432	.51291
#3	.50435	L.00119	L-.16277	.51046	.51337	.51296	.51310
Errors	LC Pass	LC Low	LC Low	LC Pass	NOCHECK	NOCHECK	LC Pass
High	.60000	1.2000	60.000	.60000			.60000
Low	.40000	.80000	40.000	.40000			.40000

Elem	SB/1	SB/2	SB	SE/1	SE/2	SE	SI
Units	ppm	ppm	ppm	ppm	ppm	ppm	ppm
Avge	-.00096	.00093	L.00030	1.9810	1.9646	1.9700	L-.00010
SDev	.00116	.00130	.00124	.0015	.0101	.0067	.00308
%RSD	120.27	140.04	415.12	.07742	.51165	.34077	3104.6
#1	-.00123	.00019	L-.00028	1.9806	1.9533	1.9624	L.00323
#2	.00031	.00243	L.00172	1.9797	1.9726	1.9750	L-.00286

#3	-.00196	.00016	L-.00054	1.9827	1.9678	1.9728	L-.00067
Errors	NOCHECK	NOCHECK	LC Low	NOCHECK	NOCHECK	LC Pass	LC Low

High			.60000			2.4000	12.000
Low			.40000			1.6000	8.0000

Elem	SN	SR	TI	TL	V_	ZN	
Units	ppm	ppm	ppm	ppm	ppm	ppm	
Avge	L.03608	.98876	L.00017	2.0171	.49701	.52241	
SDev	.00156	.00151	.00000	.0012	.00180	.00073	
%RSD	4.3145	.15224	2.5011	.06173	.36283	.14028	
#1	L.03727	.98962	L.00016	2.0162	.49901	.52325	
#2	L.03432	.98702	L.00017	2.0166	.49654	.52193	
#3	L.03665	.98963	L.00017	2.0185	.49550	.52205	

Errors	LC Low	LC Pass	LC Low	LC Pass	LC Pass	LC Pass	
High	2.4000	1.2000	1.2000	2.4000	.60000	.60000	
Low	1.6000	.80000	.80000	1.6000	.40000	.40000	

IntStd	1	2	3	4	5	6	7
Mode	Counts	NOTUSED	NOTUSED	NOTUSED	NOTUSED	NOTUSED	NOTUSED
Elem	Y	--	--	--	--	--	--
Wavlen	371.030	--	--	--	--	--	--
Avge	29327	--	--	--	--	--	--
SDev	254.1148	--	--	--	--	--	--
%RSD	.8664914	--	--	--	--	--	--
#1	29063	--	--	--	--	--	--
#2	29347	--	--	--	--	--	--
#3	29570	--	--	--	--	--	--

Method: METTRACE Sample Name: L9Q8GT Operator: RJG
Run Time: 11/11/10 16:49:37
Comment: TESTAMERICA PITTSBURGH ICP METALS ANALYSIS-INST TRACEICP
Mode: CONC Corr. Factor: 1

Elem	AG	AL	AS	B_	BA	BE	CA
Units	ppm	ppm	ppm	ppm	ppm	ppm	ppm
Avge	-.00023	.01857	.00055	.00573	.00117	.00040	.27529
SDev	.00013	.00159	.00086	.00032	.00003	.00006	.00042
%RSD	58.072	8.5312	157.09	5.6703	2.8147	14.164	.15164
#1	-.00008	.02040	.00146	.00611	.00119	.00033	.27496
#2	-.00033	.01758	.00040	.00558	.00119	.00043	.27576
#3	-.00029	.01774	-.00023	.00551	.00113	.00044	.27515
Errors	LC Pass	LC Pass	LC Pass	LC Pass	LC Pass	LC Pass	LC Pass
High	2.0000	500.00	10.000	30.000	10.000	10.000	600.00
Low	-.00500	-.20000	-.01000	-.20000	-.20000	-.00400	-5.0000

Elem	CD	CO	CR	CU	FE	K_	MG
Units	ppm	ppm	ppm	ppm	ppm	ppm	ppm
Avge	.00021	-.00001	-.00014	.00188	.02326	.84375	.07592
SDev	.00014	.00028	.00029	.00007	.00262	.01780	.00061
%RSD	65.914	3436.3	204.46	3.9951	11.266	2.1101	.80782
#1	.00037	.00022	.00020	.00197	.02619	.82448	.07615
#2	.00012	-.00032	-.00031	.00185	.02244	.84719	.07523
#3	.00015	.00007	-.00032	.00183	.02114	.85958	.07639
Errors	LC Pass	LC Pass	LC Pass	LC Pass	LC Pass	LC Pass	LC Pass
High	5.0000	50.000	20.000	10.000	500.00	400.00	600.00
Low	-.00500	-.05000	-.00500	-.02500	-.10000	-5.0000	-5.0000

Elem	MN	MO	NA	NI	PB/1	PB/2	PB
Units	ppm	ppm	ppm	ppm	ppm	ppm	ppm
Avge	.00055	-.00014	-.00831	.00077	-.00009	.00076	.00048
SDev	.00000	.00022	.08834	.00040	.00068	.00053	.00014
%RSD	.23763	159.72	1063.5	51.751	790.91	69.678	28.266
#1	.00055	-.00001	-.00449	.00083	.00016	.00066	.00049
#2	.00055	-.00001	.07806	.00114	.00043	.00028	.00033
#3	.00055	-.00039	-.09849	.00035	-.00085	.00133	.00060
Errors	LC Pass	LC Pass	LC Pass	LC Pass	NOCHECK	NOCHECK	LC Pass
High	20.000	20.000	400.00	100.00			5.0000
Low	-.01500	-.04000	-5.0000	-.04000			-.00300

Elem	SB/1	SB/2	SB	SE/1	SE/2	SE	SI
Units	ppm	ppm	ppm	ppm	ppm	ppm	ppm
Avge	.00168	-.00014	.00047	-.00342	.00182	.00008	.05250
SDev	.00067	.00019	.00035	.00179	.00181	.00127	.00308
%RSD	39.610	141.05	74.316	52.281	99.142	1638.7	5.8674
#1	.00218	-.00003	.00071	-.00176	.00281	.00129	.05275
#2	.00194	-.00002	.00063	-.00531	.00292	.00018	.04931

#3	.00093	-.00036	.00007	-.00319	-.00026	-.00124	.05545
Errors	NOCHECK	NOCHECK	LC Pass	NOCHECK	NOCHECK	LC Pass	LC Pass

High			5.0000			10.000	50.000
Low			-.01000			-.00500	-.50000

Elem	SN	SR	TI	TL	V_	ZN	
Units	ppm	ppm	ppm	ppm	ppm	ppm	
Avge	.03129	.00088	.00049	.00395	-.00036	.01385	
SDev	.00210	.00006	.00028	.00152	.00000	.00016	
%RSD	6.7070	7.0452	57.522	38.566	.21308	1.1795	
#1	.03211	.00095	.00066	.00570	-.00036	.01385	
#2	.02891	.00084	.00017	.00301	-.00036	.01401	
#3	.03286	.00084	.00066	.00313	-.00036	.01368	
Errors	LC Pass	LC Pass	LC Pass	LC Pass	LC Pass	LC Pass	
High	30.000	10.000	30.000	10.000	50.000	5.0000	
Low	-.10000	-.05000	-.05000	-.01000	-.05000	-.02000	

IntStd	1	2	3	4	5	6	7
Mode	Counts	NOTUSED	NOTUSED	NOTUSED	NOTUSED	NOTUSED	NOTUSED
Elem	Y	--	--	--	--	--	--
Wavlen	371.030	--	--	--	--	--	--
Avge	29130	--	--	--	--	--	--
SDev	47.49724	--	--	--	--	--	--
%RSD	.1630527	--	--	--	--	--	--
#1	29184	--	--	--	--	--	--
#2	29112	--	--	--	--	--	--
#3	29094	--	--	--	--	--	--

Method: METTRACE Sample Name: L9Q8XT Operator: RJG
Run Time: 11/11/10 16:55:06
Comment: TESTAMERICA PITTSBURGH ICP METALS ANALYSIS-INST TRACEICP
Mode: CONC Corr. Factor: 1

Elem	AG	AL	AS	B_	BA	BE	CA
Units	ppm	ppm	ppm	ppm	ppm	ppm	ppm
Avge	.00001	.05228	-.00038	.00848	.00326	.00040	.28516
SDev	.00030	.00238	.00066	.00063	.00001	.00007	.00350
%RSD	4253.9	4.5504	174.36	7.3754	.26787	16.870	1.2263
#1	.00033	.05123	-.00083	.00918	.00325	.00046	.28616
#2	-.00026	.05501	-.00068	.00799	.00326	.00042	.28804
#3	-.00005	.05061	.00038	.00825	.00327	.00033	.28127
Errors	LC Pass	LC Pass	LC Pass	LC Pass	LC Pass	LC Pass	LC Pass
High	2.0000	500.00	10.000	30.000	10.000	10.000	600.00
Low	-.00500	-.20000	-.01000	-.20000	-.20000	-.00400	-5.0000

Elem	CD	CO	CR	CU	FE	K_	MG
Units	ppm	ppm	ppm	ppm	ppm	ppm	ppm
Avge	.00030	-.00011	.00090	.01259	.27525	.77498	.06518
SDev	.00007	.00013	.00005	.00007	.00448	.00886	.00269
%RSD	24.462	126.41	4.9700	.56059	1.6283	1.1427	4.1330
#1	.00021	-.00019	.00094	.01250	.27804	.78498	.06656
#2	.00034	.00005	.00085	.01262	.27008	.76814	.06207
#3	.00033	-.00017	.00091	.01263	.27762	.77181	.06689
Errors	LC Pass	LC Pass	LC Pass	LC Pass	LC Pass	LC Pass	LC Pass
High	5.0000	50.000	20.000	10.000	500.00	400.00	600.00
Low	-.00500	-.05000	-.00500	-.02500	-.10000	-5.0000	-5.0000

Elem	MN	MO	NA	NI	PB/1	PB/2	PB
Units	ppm	ppm	ppm	ppm	ppm	ppm	ppm
Avge	.00298	.00127	-.07529	.00165	.00649	.00570	.00596
SDev	.00004	.00033	.13420	.00067	.00285	.00058	.00074
%RSD	1.3257	26.140	178.25	40.651	43.849	10.243	12.469
#1	.00297	.00092	-.22983	.00215	.00923	.00560	.00681
#2	.00302	.00158	.01186	.00190	.00355	.00633	.00540
#3	.00294	.00131	-.00789	.00089	.00670	.00517	.00568
Errors	LC Pass	LC Pass	LC Pass	LC Pass	NOCHECK	NOCHECK	LC Pass
High	20.000	20.000	400.00	100.00			5.0000
Low	-.01500	-.04000	-5.0000	-.04000			-.00300

Elem	SB/1	SB/2	SB	SE/1	SE/2	SE	SI
Units	ppm	ppm	ppm	ppm	ppm	ppm	ppm
Avge	.00141	.00036	.00071	-.00579	.00090	-.00132	.97952
SDev	.00323	.00146	.00043	.00206	.00019	.00056	.00598
%RSD	229.50	401.41	60.914	35.655	21.441	42.193	.61063
#1	-.00231	.00194	.00052	-.00358	.00071	-.00072	.97339
#2	.00344	.00009	.00121	-.00767	.00109	-.00183	.97983

#3	.00309	-.00094	.00040	-.00611	.00091	-.00143	.98534
Errors	NOCHECK	NOCHECK	LC Pass	NOCHECK	NOCHECK	LC Pass	LC Pass

High			5.0000			10.000	50.000
Low			-.01000			-.00500	-.50000

Elem	SN	SR	TI	TL	V_	ZN	
Units	ppm	ppm	ppm	ppm	ppm	ppm	
Avge	.03153	.00095	.00240	.00249	-.00053	.05350	
SDev	.00244	.00008	.00025	.00163	.00042	.00015	
%RSD	7.7307	8.6700	10.541	65.749	79.097	.28710	
#1	.03286	.00104	.00211	.00239	-.00029	.05358	
#2	.02872	.00089	.00259	.00417	-.00029	.05360	
#3	.03302	.00092	.00249	.00090	-.00101	.05332	
Errors	LC Pass	LC Pass	LC Pass	LC Pass	LC Pass	LC Pass	
High	30.000	10.000	30.000	10.000	50.000	5.0000	
Low	-.10000	-.05000	-.05000	-.01000	-.05000	-.02000	

IntStd	1	2	3	4	5	6	7
Mode	Counts	NOTUSED	NOTUSED	NOTUSED	NOTUSED	NOTUSED	NOTUSED
Elem	Y	--	--	--	--	--	--
Wavlen	371.030	--	--	--	--	--	--
Avge	29458	--	--	--	--	--	--
SDev	98.10767	--	--	--	--	--	--
%RSD	.3330377	--	--	--	--	--	--
#1	29489	--	--	--	--	--	--
#2	29537	--	--	--	--	--	--
#3	29349	--	--	--	--	--	--

Method: METTRACE Sample Name: L9Q8XP5T Operator: RJG
Run Time: 11/11/10 17:00:35
Comment: TESTAMERICA PITTSBURGH ICP METALS ANALYSIS-INST TRACEICP
Mode: CONC Corr. Factor: 1

Elem	AG	AL	AS	B_	BA	BE	CA
Units	ppm	ppm	ppm	ppm	ppm	ppm	ppm
Avge	-.00005	.01544	-.00096	.00457	.00060	.00051	.06111
SDev	.00063	.00105	.00051	.00020	.00003	.00003	.00094
%RSD	1159.6	6.8206	52.932	4.2874	5.7488	6.7428	1.5403
#1	-.00072	.01611	-.00110	.00460	.00056	.00048	.06067
#2	.00002	.01423	-.00138	.00437	.00062	.00050	.06048
#3	.00054	.01600	-.00039	.00476	.00062	.00055	.06220

Elem	CD	CO	CR	CU	FE	K_	MG
Units	ppm	ppm	ppm	ppm	ppm	ppm	ppm
Avge	.00015	-.00008	-.00001	.00214	.05901	.79930	.01311
SDev	.00004	.00044	.00026	.00011	.00144	.00851	.00292
%RSD	27.983	556.62	2191.1	5.0655	2.4460	1.0644	22.305
#1	.00019	-.00058	-.00016	.00201	.05991	.80598	.00978
#2	.00014	.00012	-.00016	.00220	.05978	.80220	.01426
#3	.00011	.00022	.00029	.00220	.05735	.78972	.01527

Elem	MN	MO	NA	NI	PB/1	PB/2	PB
Units	ppm	ppm	ppm	ppm	ppm	ppm	ppm
Avge	.00063	.00059	-.39342	.00048	.00325	.00035	.00131
SDev	.00006	.00041	.04263	.00027	.00113	.00049	.00011
%RSD	8.9620	69.564	10.834	56.571	34.714	140.84	8.0985
#1	.00056	.00041	-.44218	.00030	.00246	.00079	.00135
#2	.00066	.00031	-.36325	.00079	.00275	.00042	.00119
#3	.00066	.00106	-.37482	.00035	.00454	-.00017	.00140

Elem	SB/1	SB/2	SB	SE/1	SE/2	SE	SI
Units	ppm	ppm	ppm	ppm	ppm	ppm	ppm
Avge	.00021	.00116	.00084	-.00125	.00040	-.00015	.19532
SDev	.00195	.00128	.00064	.00104	.00180	.00093	.00148
%RSD	944.99	110.71	76.766	83.118	454.13	612.10	.75644
#1	.00245	.00009	.00088	-.00233	.00246	.00086	.19700
#2	-.00107	.00080	.00018	-.00115	-.00087	-.00096	.19422
#3	-.00077	.00258	.00146	-.00027	-.00040	-.00036	.19474

Elem	SN	SR	TI	TL	V_	ZN
Units	ppm	ppm	ppm	ppm	ppm	ppm
Avge	.00705	.00017	.00045	.00010	-.00029	.01446
SDev	.00090	.00003	.00026	.00158	.00011	.00017
%RSD	12.709	18.757	57.546	1578.5	37.071	1.1922
#1	.00604	.00014	.00053	.00049	-.00035	.01434
#2	.00736	.00016	.00016	.00144	-.00017	.01438
#3	.00776	.00020	.00066	-.00164	-.00035	.01466

IntStd	1	2	3	4	5	6	7
Mode	Counts	NOTUSED	NOTUSED	NOTUSED	NOTUSED	NOTUSED	NOTUSED
Elem	Y	--	--	--	--	--	--
Wavlen	371.030	--	--	--	--	--	--
Avge	28814	--	--	--	--	--	--
SDev	130.1570	--	--	--	--	--	--
%RSD	.4517223	--	--	--	--	--	--
#1	28715	--	--	--	--	--	--
#2	28764	--	--	--	--	--	--
#3	28961	--	--	--	--	--	--

Method: METTRACE Sample Name: L9NM5B Operator: RJG
Run Time: 11/11/10 17:06:04
Comment: TESTAMERICA PITTSBURGH ICP METALS ANALYSIS-INST TRACEICP
Mode: CONC Corr. Factor: 1

Elem	AG	AL	AS	B_	BA	BE	CA
Units	ppm	ppm	ppm	ppm	ppm	ppm	ppm
Avge	-.00055	.03255	-.00052	.00374	.00090	.00042	.20719
SDev	.00060	.00383	.00034	.00019	.00013	.00006	.00027
%RSD	107.36	11.772	64.217	5.1154	14.849	14.607	.12881
#1	-.00108	.03096	-.00034	.00393	.00092	.00046	.20745
#2	-.00067	.03692	-.00091	.00355	.00076	.00035	.20691
#3	.00009	.02977	-.00032	.00373	.00103	.00044	.20720
Errors	LC Pass	LC Pass	LC Pass	LC Pass	LC Pass	LC Pass	LC Pass
High	.00500	.20000	.01000	.20000	.20000	.00400	5.0000
Low	-.00500	-.20000	-.01000	-.20000	-.20000	-.00400	-5.0000

Elem	CD	CO	CR	CU	FE	K_	MG
Units	ppm	ppm	ppm	ppm	ppm	ppm	ppm
Avge	.00005	-.00014	.00028	.00052	.04892	.79696	.05611
SDev	.00016	.00019	.00041	.00016	.00456	.02537	.00404
%RSD	324.49	138.74	146.34	29.920	9.3257	3.1835	7.1972
#1	.00014	-.00029	.00030	.00048	.05278	.77485	.05538
#2	-.00013	-.00019	-.00014	.00040	.05010	.79136	.05249
#3	.00014	.00007	.00068	.00070	.04389	.82466	.06047
Errors	LC Pass	LC Pass	LC Pass	LC Pass	LC Pass	LC Pass	LC Pass
High	.00500	.05000	.00500	.02500	.10000	5.0000	5.0000
Low	-.00500	-.05000	-.00500	-.02500	-.10000	-5.0000	-5.0000

Elem	MN	MO	NA	NI	PB/1	PB/2	PB
Units	ppm	ppm	ppm	ppm	ppm	ppm	ppm
Avge	.00104	-.00025	-.38313	-.00004	-.00230	.00133	.00012
SDev	.00005	.00080	.05286	.00057	.00274	.00147	.00008
%RSD	5.1073	319.97	13.797	1296.5	118.81	110.79	63.026
#1	.00103	.00015	-.33185	-.00021	-.00374	.00214	.00018
#2	.00099	-.00117	-.38010	-.00051	-.00402	.00222	.00014
#3	.00110	.00027	-.43745	.00059	.00085	-.00037	.00004
Errors	LC Pass	LC Pass	LC Pass	LC Pass	NOCHECK	NOCHECK	LC Pass
High	.01500	.04000	5.0000	.04000			.00300
Low	-.01500	-.04000	-5.0000	-.04000			-.00300

Elem	SB/1	SB/2	SB	SE/1	SE/2	SE	SI
Units	ppm	ppm	ppm	ppm	ppm	ppm	ppm
Avge	.00399	-.00128	.00048	-.00196	.00021	-.00051	.01356
SDev	.00271	.00215	.00063	.00182	.00093	.00052	.00255
%RSD	67.810	168.62	132.69	92.577	431.20	101.76	18.841
#1	.00654	-.00279	.00032	-.00327	.00128	-.00023	.01635
#2	.00428	-.00223	-.00006	-.00272	-.00030	-.00111	.01133

#3	.00115	.00119	.00118	.00011	-.00034	-.00019	.01300
Errors	NOCHECK	NOCHECK	LC Pass	NOCHECK	NOCHECK	LC Pass	LC Pass

High			.01000			.00500	.50000
Low			-.01000			-.00500	-.50000

Elem	SN	SR	TI	TL	V_	ZN	
Units	ppm	ppm	ppm	ppm	ppm	ppm	
Avge	-.00121	.00066	.00114	.00172	-.00023	.00698	
SDev	.00098	.00009	.00084	.00022	.00021	.00072	
%RSD	80.596	14.286	73.412	13.045	89.969	10.369	
#1	-.00228	.00060	.00211	.00198	-.00035	.00643	
#2	-.00035	.00061	.00066	.00161	-.00035	.00781	
#3	-.00101	.00077	.00066	.00157	.00001	.00671	
Errors	LC Pass	LC Pass	LC Pass	LC Pass	LC Pass	LC Pass	
High	.10000	.05000	.05000	.01000	.05000	.02000	
Low	-.10000	-.05000	-.05000	-.01000	-.05000	-.02000	

IntStd	1	2	3	4	5	6	7
Mode	Counts	NOTUSED	NOTUSED	NOTUSED	NOTUSED	NOTUSED	NOTUSED
Elem	Y	--	--	--	--	--	--
Wavlen	371.030	--	--	--	--	--	--
Avge	29412	--	--	--	--	--	--
SDev	173.1022	--	--	--	--	--	--
%RSD	.5885358	--	--	--	--	--	--
#1	29599	--	--	--	--	--	--
#2	29382	--	--	--	--	--	--
#3	29257	--	--	--	--	--	--

Method: METTRACE Sample Name: L9NM5C Operator: RJG
Run Time: 11/11/10 17:11:32
Comment: TESTAMERICA PITTSBURGH ICP METALS ANALYSIS-INST TRACEICP
Mode: CONC Corr. Factor: 1

Elem	AG	AL	AS	B_	BA	BE	CA
Units	ppm	ppm	ppm	ppm	ppm	ppm	ppm
Avge	.04366	1.8808	1.7902	.84533	1.7526	.04361	45.407
SDev	.00063	.0285	.0193	.00812	.0187	.00038	.542
%RSD	1.4395	1.5171	1.0765	.96037	1.0695	.86377	1.1926
#1	.04382	1.8809	1.7817	.84173	1.7488	.04334	45.223
#2	.04419	1.9092	1.8122	.85462	1.7730	.04404	46.017
#3	.04297	1.8521	1.7766	.83963	1.7361	.04345	44.982
Errors	LC Pass	LC Pass	LC Pass	LC Pass	LC Pass	LC Pass	LC Pass
High	.06000	2.4000	2.4000	1.2000	2.4000	.06000	60.000
Low	.04000	1.6000	1.6000	.80000	1.6000	.04000	40.000

Elem	CD	CO	CR	CU	FE	K_	MG
Units	ppm	ppm	ppm	ppm	ppm	ppm	ppm
Avge	.04468	.43839	.18075	.22131	1.0595	48.515	44.775
SDev	.00065	.00535	.00203	.00320	.0238	.679	.514
%RSD	1.4479	1.2207	1.1246	1.4471	2.2473	1.3995	1.1485
#1	.04441	.43649	.18070	.22124	1.0500	48.701	44.567
#2	.04542	.44443	.18281	.22454	1.0865	49.082	45.361
#3	.04421	.43425	.17874	.21814	1.0418	47.763	44.397
Errors	LC Pass	LC Pass	LC Pass	LC Pass	LC Pass	LC Pass	LC Pass
High	.06000	.60000	.24000	.30000	1.2000	60.000	60.000
Low	.04000	.40000	.16000	.20000	.80000	40.000	40.000

Elem	MN	MO	NA	NI	PB/1	PB/2	PB
Units	ppm	ppm	ppm	ppm	ppm	ppm	ppm
Avge	.44843	.90928	45.803	.43981	.44599	.45078	.44918
SDev	.00523	.01219	.639	.00524	.00162	.00668	.00475
%RSD	1.1665	1.3407	1.3955	1.1914	.36323	1.4823	1.0573
#1	.44708	.89973	45.877	.43750	.44691	.44687	.44688
#2	.45421	.92301	46.402	.44581	.44693	.45849	.45464
#3	.44402	.90512	45.130	.43613	.44411	.44697	.44602
Errors	LC Pass	LC Pass	LC Pass	LC Pass	NOCHECK	NOCHECK	LC Pass
High	.60000	1.2000	60.000	.60000			.60000
Low	.40000	.80000	40.000	.40000			.40000

Elem	SB/1	SB/2	SB	SE/1	SE/2	SE	SI
Units	ppm	ppm	ppm	ppm	ppm	ppm	ppm
Avge	.45811	.46294	.46133	1.8016	1.7851	1.7906	L.98701
SDev	.00792	.00398	.00505	.0095	.0166	.0139	.00950
%RSD	1.7294	.86075	1.0936	.52514	.93221	.77564	.96217
#1	.45509	.46422	.46118	1.7914	1.7735	1.7795	L.98074
#2	.46710	.46613	.46645	1.8101	1.8042	1.8062	L.99794

#3	.45214	.45847	.45636	1.8032	1.7777	1.7862	L.98237
Errors	NOCHECK	NOCHECK	LC Pass	NOCHECK	NOCHECK	LC Pass	LC Low

High			.60000			2.4000	12.000
Low			.40000			1.6000	8.0000

Elem	SN	SR	TI	TL	V_	ZN	
Units	ppm	ppm	ppm	ppm	ppm	ppm	
Avge	1.8443	.87383	.89794	1.7904	.43977	.46431	
SDev	.0216	.00967	.01082	.0208	.00518	.00548	
%RSD	1.1696	1.1072	1.2049	1.1592	1.1780	1.1806	
#1	1.8319	.87091	.89399	1.7836	.43938	.46395	
#2	1.8692	.88463	.91018	1.8137	.44514	.46997	
#3	1.8318	.86595	.88965	1.7739	.43480	.45902	
Errors	LC Pass	LC Pass	LC Pass	LC Pass	LC Pass	LC Pass	
High	2.4000	1.2000	1.2000	2.4000	.60000	.60000	
Low	1.6000	.80000	.80000	1.6000	.40000	.40000	
IntStd	1	2	3	4	5	6	7
Mode	Counts	NOTUSED	NOTUSED	NOTUSED	NOTUSED	NOTUSED	NOTUSED
Elem	Y	--	--	--	--	--	--
Wavlen	371.030	--	--	--	--	--	--
Avge	28906	--	--	--	--	--	--
SDev	432.5372	--	--	--	--	--	--
%RSD	1.496351	--	--	--	--	--	--
#1	28674	--	--	--	--	--	--
#2	28639	--	--	--	--	--	--
#3	29405	--	--	--	--	--	--

Method: METTRACE Sample Name: L9F22 Operator: RJG
Run Time: 11/11/10 17:17:01
Comment: TESTAMERICA PITTSBURGH ICP METALS ANALYSIS-INST TRACEICP
Mode: CONC Corr. Factor: 1

Elem	AG	AL	AS	B_	BA	BE	CA
Units	ppm	ppm	ppm	ppm	ppm	ppm	ppm
Avge	.00712	116.71	.11873	.06125	1.8211	.01852	233.96
SDev	.00045	.24	.00106	.00096	.0005	.00002	.10
%RSD	6.3145	.20245	.89700	1.5744	.02668	.11076	.04248
#1	.00759	116.44	.11847	.06237	1.8207	.01849	233.86
#2	.00707	116.82	.11782	.06075	1.8209	.01852	234.06
#3	.00669	116.87	.11990	.06065	1.8216	.01853	233.96
Errors	LC Pass	LC Pass	LC Pass	LC Pass	LC Pass	LC Pass	LC Pass
High	2.0000	500.00	10.000	30.000	10.000	10.000	600.00
Low	-.00500	-.20000	-.01000	-.20000	-.20000	-.00400	-5.0000

Elem	CD	CO	CR	CU	FE	K_	MG
Units	ppm	ppm	ppm	ppm	ppm	ppm	ppm
Avge	.00672	.25268	.29135	.35586	405.80	12.006	65.251
SDev	.00020	.00020	.00010	.00129	.32	.020	.035
%RSD	2.9752	.07946	.03361	.36137	.08002	.16823	.05334
#1	.00670	.25257	.29145	.35438	405.44	11.983	65.211
#2	.00654	.25256	.29132	.35645	405.91	12.013	65.277
#3	.00693	.25291	.29126	.35674	406.06	12.022	65.263
Errors	LC Pass	LC Pass	LC Pass	LC Pass	LC Pass	LC Pass	LC Pass
High	5.0000	50.000	20.000	10.000	500.00	400.00	600.00
Low	-.00500	-.05000	-.00500	-.02500	-.10000	-5.0000	-5.0000

Elem	MN	MO	NA	NI	PB/1	PB/2	PB
Units	ppm	ppm	ppm	ppm	ppm	ppm	ppm
Avge	16.777	.02220	1.9715	.53492	.41561	.42033	.41876
SDev	.005	.00134	.0812	.00137	.00071	.00349	.00209
%RSD	.02725	6.0494	4.1171	.25611	.17150	.82947	.50005
#1	16.777	.02372	1.9192	.53647	.41618	.41818	.41751
#2	16.782	.02173	2.0650	.53442	.41481	.42435	.42117
#3	16.772	.02116	1.9304	.53387	.41583	.41845	.41758
Errors	LC Pass	LC Pass	LC Pass	LC Pass	NOCHECK	NOCHECK	LC Pass
High	20.000	20.000	400.00	100.00			5.0000
Low	-.01500	-.04000	-5.0000	-.04000			-.00300

Elem	SB/1	SB/2	SB	SE/1	SE/2	SE	SI
Units	ppm	ppm	ppm	ppm	ppm	ppm	ppm
Avge	-.00076	.00279	.00161	.01790	-.01139	-.00164	5.6498
SDev	.00054	.00081	.00039	.00363	.00138	.00102	.0174
%RSD	71.342	28.966	24.497	20.279	12.104	62.324	.30727
#1	-.00124	.00371	.00206	.02194	-.01192	-.00064	5.6311
#2	-.00017	.00219	.00141	.01492	-.00982	-.00158	5.6531

#3	-.00087	.00247	.00136	.01683	-.01242	-.00268	5.6653
Errors	NOCHECK	NOCHECK	LC Pass	NOCHECK	NOCHECK	LC Pass	LC Pass

High			5.0000			10.000	50.000
Low			-.01000			-.00500	-.50000

Elem	SN	SR	TI	TL	V_	ZN	
Units	ppm	ppm	ppm	ppm	ppm	ppm	
Avge	.12053	.98923	1.1684	-.00589	.17405	2.9133	
SDev	.00148	.00074	.0008	.00078	.00010	.0035	
%RSD	1.2283	.07514	.06976	13.162	.05722	.11958	
#1	.12180	.98970	1.1675	-.00642	.17395	2.9094	
#2	.12088	.98837	1.1691	-.00500	.17404	2.9141	
#3	.11890	.98961	1.1686	-.00625	.17415	2.9163	
Errors	LC Pass	LC Pass	LC Pass	LC Pass	LC Pass	LC Pass	
High	30.000	10.000	30.000	10.000	50.000	5.0000	
Low	-.10000	-.05000	-.05000	-.01000	-.05000	-.02000	

IntStd	1	2	3	4	5	6	7
Mode	Counts	NOTUSED	NOTUSED	NOTUSED	NOTUSED	NOTUSED	NOTUSED
Elem	Y	--	--	--	--	--	--
Wavlen	371.030	--	--	--	--	--	--
Avge	32932	--	--	--	--	--	--
SDev	53.81121	--	--	--	--	--	--
%RSD	.1634010	--	--	--	--	--	--
#1	32990	--	--	--	--	--	--
#2	32923	--	--	--	--	--	--
#3	32883	--	--	--	--	--	--

Method: METTRACE Sample Name: L9F22P5 Operator: RJG
Run Time: 11/11/10 17:22:30
Comment: TESTAMERICA PITTSBURGH ICP METALS ANALYSIS-INST TRACEICP
Mode: CONC Corr. Factor: 1

Elem	AG	AL	AS	B_	BA	BE	CA
Units	ppm	ppm	ppm	ppm	ppm	ppm	ppm
Avge	.00170	26.328	.02653	.01672	.40460	.00457	54.621
SDev	.00012	.103	.00112	.00023	.00193	.00006	.276
%RSD	6.8113	.39127	4.2024	1.3932	.47616	1.2207	.50495
#1	.00162	26.418	.02768	.01682	.40661	.00451	54.664
#2	.00184	26.216	.02646	.01689	.40276	.00458	54.326
#3	.00166	26.351	.02545	.01645	.40444	.00462	54.873

Elem	CD	CO	CR	CU	FE	K_	MG
Units	ppm	ppm	ppm	ppm	ppm	ppm	ppm
Avge	.00132	.05777	.06655	.07761	93.764	2.9166	14.627
SDev	.00004	.00042	.00027	.00024	.467	.0104	.076
%RSD	2.9748	.73309	.40275	.31173	.49820	.35739	.51922
#1	.00134	.05826	.06646	.07786	93.899	2.9266	14.660
#2	.00128	.05759	.06634	.07738	93.245	2.9058	14.540
#3	.00135	.05748	.06685	.07760	94.149	2.9174	14.681

Elem	MN	MO	NA	NI	PB/1	PB/2	PB
Units	ppm	ppm	ppm	ppm	ppm	ppm	ppm
Avge	3.8894	.00485	.08223	.12347	.09482	.09647	.09592
SDev	.0174	.00067	.16898	.00097	.00148	.00056	.00074
%RSD	.44680	13.829	205.50	.78933	1.5629	.58565	.76835
#1	3.8952	.00561	.21387	.12424	.09639	.09650	.09646
#2	3.8698	.00437	-.10832	.12238	.09345	.09590	.09508
#3	3.9030	.00456	.14113	.12380	.09461	.09703	.09622

Elem	SB/1	SB/2	SB	SE/1	SE/2	SE	SI
Units	ppm	ppm	ppm	ppm	ppm	ppm	ppm
Avge	.00066	.00036	.00046	.00254	-.00151	-.00016	1.2831
SDev	.00086	.00059	.00059	.00151	.00055	.00027	.0062
%RSD	130.58	162.45	127.14	59.442	36.442	168.06	.48450
#1	-.00032	-.00006	-.00015	.00427	-.00202	.00008	1.2883
#2	.00100	.00103	.00102	.00181	-.00159	-.00046	1.2762
#3	.00129	.00011	.00050	.00153	-.00092	-.00011	1.2848

Elem	SN	SR	TI	TL	V_	ZN
Units	ppm	ppm	ppm	ppm	ppm	ppm
Avge	.02674	.21832	.26352	.00019	.04196	.68252
SDev	.00076	.00134	.00147	.00077	.00109	.00328
%RSD	2.8390	.61210	.55641	397.57	2.6009	.48023
#1	.02686	.21978	.26441	.00064	.04286	.68350
#2	.02592	.21715	.26182	-.00070	.04226	.67886
#3	.02743	.21805	.26432	.00064	.04074	.68519

IntStd	1	2	3	4	5	6	7
Mode	Counts	NOTUSED	NOTUSED	NOTUSED	NOTUSED	NOTUSED	NOTUSED
Elem	Y	--	--	--	--	--	--
Wavlen	371.030	--	--	--	--	--	--
Avge	29753	--	--	--	--	--	--
SDev	48.42007	--	--	--	--	--	--
%RSD	.1627423	--	--	--	--	--	--
#1	29697	--	--	--	--	--	--
#2	29786	--	--	--	--	--	--
#3	29775	--	--	--	--	--	--

Method: METTRACE Sample Name: L9F22S Operator: RJG
Run Time: 11/11/10 17:27:58
Comment: TESTAMERICA PITTSBURGH ICP METALS ANALYSIS-INST TRACEICP
Mode: CONC Corr. Factor: 1

Elem	AG	AL	AS	B_	BA	BE	CA
Units	ppm	ppm	ppm	ppm	ppm	ppm	ppm
Avge	.04690	133.13	1.7672	.81165	2.8385	.05513	155.08
SDev	.00039	.08	.0027	.00047	.0050	.00012	.16
%RSD	.84008	.06054	.15016	.05784	.17462	.21776	.10502
#1	.04730	133.19	1.7700	.81195	2.8439	.05524	155.17
#2	.04690	133.04	1.7647	.81111	2.8341	.05513	155.18
#3	.04651	133.17	1.7669	.81189	2.8376	.05500	154.89
Errors	LC Pass	LC Pass	LC Pass	LC Pass	LC Pass	LC Pass	LC Pass
High	2.0000	500.00	10.000	30.000	10.000	10.000	600.00
Low	-.00500	-.20000	-.01000	-.20000	-.20000	-.00400	-5.0000

Elem	CD	CO	CR	CU	FE	K_	MG
Units	ppm	ppm	ppm	ppm	ppm	ppm	ppm
Avge	.04819	.64016	.47752	.55694	337.11	61.128	82.456
SDev	.00017	.00069	.00065	.00124	.29	.104	.102
%RSD	.34430	.10721	.13622	.22320	.08503	.17006	.12392
#1	.04836	.64043	.47809	.55808	337.41	61.186	82.532
#2	.04803	.64068	.47766	.55561	337.07	61.008	82.497
#3	.04816	.63938	.47681	.55711	336.84	61.190	82.340
Errors	LC Pass	LC Pass	LC Pass	LC Pass	LC Pass	LC Pass	LC Pass
High	5.0000	50.000	20.000	10.000	500.00	400.00	600.00
Low	-.00500	-.05000	-.00500	-.02500	-.10000	-5.0000	-5.0000

Elem	MN	MO	NA	NI	PB/1	PB/2	PB
Units	ppm	ppm	ppm	ppm	ppm	ppm	ppm
Avge	12.583	.83894	45.321	.91547	.80727	.81573	.81292
SDev	.012	.00091	.063	.00139	.00242	.00325	.00136
%RSD	.09699	.10882	.13928	.15154	.29991	.39895	.16785
#1	12.595	.83889	45.252	.91589	.81007	.81198	.81134
#2	12.582	.83805	45.335	.91660	.80578	.81771	.81374
#3	12.571	.83988	45.376	.91392	.80597	.81751	.81367
Errors	LC Pass	LC Pass	LC Pass	LC Pass	NOCHECK	NOCHECK	LC Pass
High	20.000	20.000	400.00	100.00			5.0000
Low	-.01500	-.04000	-5.0000	-.04000			-.00300

Elem	SB/1	SB/2	SB	SE/1	SE/2	SE	SI
Units	ppm	ppm	ppm	ppm	ppm	ppm	ppm
Avge	.25627	.25896	.25806	1.6153	1.5745	1.5881	6.8475
SDev	.00109	.00133	.00080	.0057	.0093	.0052	.0016
%RSD	.42495	.51510	.30946	.35275	.58914	.32663	.02270
#1	.25538	.25847	.25744	1.6190	1.5638	1.5822	6.8468
#2	.25596	.26046	.25896	1.6181	1.5790	1.5921	6.8464

#3	.25748	.25793	.25778	1.6087	1.5807	1.5900	6.8493
Errors	NOCHECK	NOCHECK	LC Pass	NOCHECK	NOCHECK	LC Pass	LC Pass

High			5.0000			10.000	50.000
Low			-.01000			-.00500	-.50000

Elem	SN	SR	TI	TL	V_	ZN	
Units	ppm	ppm	ppm	ppm	ppm	ppm	
Avge	1.7342	1.5701	1.6659	1.5723	.60505	3.1328	
SDev	.0038	.0039	.0017	.0032	.00193	.0028	
%RSD	.21810	.24522	.10001	.20189	.31820	.08821	
#1	1.7385	1.5744	1.6678	1.5700	.60674	3.1360	
#2	1.7322	1.5672	1.6646	1.5759	.60544	3.1316	
#3	1.7318	1.5686	1.6654	1.5709	.60295	3.1309	
Errors	LC Pass	LC Pass	LC Pass	LC Pass	LC Pass	LC Pass	
High	30.000	10.000	30.000	10.000	50.000	5.0000	
Low	-.10000	-.05000	-.05000	-.01000	-.05000	-.02000	

IntStd	1	2	3	4	5	6	7
Mode	Counts	NOTUSED	NOTUSED	NOTUSED	NOTUSED	NOTUSED	NOTUSED
Elem	Y	--	--	--	--	--	--
Wavlen	371.030	--	--	--	--	--	--
Avge	31772	--	--	--	--	--	--
SDev	35.89199	--	--	--	--	--	--
%RSD	.1129683	--	--	--	--	--	--
#1	31748	--	--	--	--	--	--
#2	31813	--	--	--	--	--	--
#3	31754	--	--	--	--	--	--

Method: METTRACE Sample Name: CCV1-5 Operator: RJG
Run Time: 11/11/10 17:33:27
Comment: TESTAMERICA PITTSBURGH ICP METALS ANALYSIS-INST TRACEICP
Mode: CONC Corr. Factor: 1

Elem	AG	AL	AS	B_	BA	BE	CA
Units	ppm	ppm	ppm	ppm	ppm	ppm	ppm
Avge	.98502	25.065	.51709	2.0178	2.0029	1.9974	50.503
SDev	.00191	.040	.00111	.0020	.0049	.0028	.036
%RSD	.19346	.15778	.21362	.09813	.24629	.14023	.07143
#1	.98608	25.067	.51837	2.0178	2.0055	1.9991	50.501
#2	.98615	25.104	.51655	2.0199	2.0060	1.9989	50.540
#3	.98282	25.025	.51636	2.0159	1.9972	1.9942	50.468
Errors	LC Pass	LC Pass	LC Pass	LC Pass	LC Pass	LC Pass	LC Pass
High	1.1000	27.500	.55000	2.2000	2.2000	2.2000	55.000
Low	.90000	22.500	.45000	1.8000	1.8000	1.8000	45.000

Elem	CD	CO	CR	CU	FE	K_	MG
Units	ppm	ppm	ppm	ppm	ppm	ppm	ppm
Avge	.50029	1.9881	2.0284	2.0449	25.640	129.16	49.932
SDev	.00028	.0009	.0008	.0042	.035	.20	.057
%RSD	.05527	.04711	.04117	.20747	.13684	.15403	.11404
#1	.49999	1.9876	2.0283	2.0457	25.651	129.19	49.962
#2	.50054	1.9892	2.0293	2.0487	25.667	129.34	49.968
#3	.50034	1.9876	2.0277	2.0403	25.600	128.95	49.867
Errors	LC Pass	LC Pass	LC Pass	LC Pass	LC Pass	LC Pass	LC Pass
High	.55000	2.2000	2.2000	2.2000	27.500	137.50	55.000
Low	.45000	1.8000	1.8000	1.8000	22.500	112.50	45.000

Elem	MN	MO	NA	NI	PB/1	PB/2	PB
Units	ppm	ppm	ppm	ppm	ppm	ppm	ppm
Avge	1.9976	2.0656	126.77	1.9941	.50366	.50790	.50649
SDev	.0011	.0097	.09	.0021	.00132	.00139	.00111
%RSD	.05465	.47009	.07153	.10733	.26212	.27412	.21848
#1	1.9976	2.0545	126.68	1.9941	.50462	.50933	.50776
#2	1.9988	2.0692	126.86	1.9962	.50215	.50782	.50593
#3	1.9966	2.0729	126.77	1.9919	.50420	.50655	.50576
Errors	LC Pass	LC Pass	LC Pass	LC Pass	NOCHECK	NOCHECK	LC Pass
High	2.2000	2.2000	137.50	2.2000			.55000
Low	1.8000	1.8000	112.50	1.8000			.45000

Elem	SB/1	SB/2	SB	SE/1	SE/2	SE	SI
Units	ppm	ppm	ppm	ppm	ppm	ppm	ppm
Avge	.51530	.52257	.52015	.51905	.51591	.51696	2.0430
SDev	.00315	.00255	.00113	.00054	.00092	.00066	.0074
%RSD	.61114	.48799	.21758	.10354	.17781	.12698	.36050
#1	.51678	.51991	.51887	.51843	.51581	.51668	2.0478
#2	.51743	.52281	.52102	.51936	.51505	.51648	2.0467

#3	.51168	.52500	.52056	.51937	.51687	.51771	2.0345
Errors	NOCHECK	NOCHECK	LC Pass	NOCHECK	NOCHECK	LC Pass	LC Pass

High			.55000			.55000	2.2000
Low			.45000			.45000	1.8000

Elem	SN	SR	TI	TL	V_	ZN	
Units	ppm	ppm	ppm	ppm	ppm	ppm	
Avge	2.0801	1.9995	2.0163	1.0227	1.9826	2.0532	
SDev	.0036	.0055	.0035	.0046	.0021	.0018	
%RSD	.17118	.27468	.17245	.44922	.10505	.08794	
#1	2.0761	2.0023	2.0175	1.0177	1.9822	2.0530	
#2	2.0827	2.0030	2.0190	1.0268	1.9848	2.0551	
#3	2.0816	1.9932	2.0124	1.0234	1.9807	2.0515	
Errors	LC Pass	LC Pass	LC Pass	LC Pass	LC Pass	LC Pass	
High	2.2000	2.2000	2.2000	1.1000	2.2000	2.2000	
Low	1.8000	1.8000	1.8000	.90000	1.8000	1.8000	

IntStd	1	2	3	4	5	6	7
Mode	Counts	NOTUSED	NOTUSED	NOTUSED	NOTUSED	NOTUSED	NOTUSED
Elem	Y	--	--	--	--	--	--
Wavlen	371.030	--	--	--	--	--	--
Avge	28355	--	--	--	--	--	--
SDev	7.141352	--	--	--	--	--	--
%RSD	.0251859	--	--	--	--	--	--
#1	28350	--	--	--	--	--	--
#2	28363	--	--	--	--	--	--
#3	28351	--	--	--	--	--	--

Method: METTRACE Sample Name: CCB5 Operator: RJG
Run Time: 11/11/10 17:38:56
Comment: TESTAMERICA PITTSBURGH ICP METALS ANALYSIS-INST TRACEICP
Mode: CONC Corr. Factor: 1

Elem	AG	AL	AS	B_	BA	BE	CA
Units	ppm	ppm	ppm	ppm	ppm	ppm	ppm
Avge	-.00024	.00825	.00012	.00484	-.00007	.00058	-.00223
SDev	.00028	.00212	.00110	.00058	.00005	.00003	.00090
%RSD	113.00	25.647	898.86	11.942	77.314	4.7436	40.433
#1	.00004	.00600	-.00110	.00549	-.00013	.00055	-.00315
#2	-.00027	.00854	.00104	.00468	-.00006	.00059	-.00135
#3	-.00051	.01021	.00044	.00436	-.00002	.00060	-.00219
Errors	LC Pass	LC Pass	LC Pass	LC Pass	LC Pass	LC Pass	LC Pass
High	.00500	.20000	.01000	.20000	.20000	.00400	5.0000
Low	-.00500	-.20000	-.01000	-.20000	-.20000	-.00400	-5.0000

Elem	CD	CO	CR	CU	FE	K_	MG
Units	ppm	ppm	ppm	ppm	ppm	ppm	ppm
Avge	.00012	-.00034	-.00042	-.00088	.00416	.52648	-.00223
SDev	.00011	.00029	.00020	.00024	.00362	.00217	.00232
%RSD	88.502	84.994	47.967	27.254	87.010	.41151	104.02
#1	.00013	-.00015	-.00023	-.00095	.00034	.52489	-.00149
#2	.00001	-.00067	-.00064	-.00061	.00459	.52894	-.00037
#3	.00022	-.00020	-.00040	-.00107	.00753	.52560	-.00484
Errors	LC Pass	LC Pass	LC Pass	LC Pass	LC Pass	LC Pass	LC Pass
High	.00500	.05000	.00500	.02500	.10000	5.0000	5.0000
Low	-.00500	-.05000	-.00500	-.02500	-.10000	-5.0000	-5.0000

Elem	MN	MO	NA	NI	PB/1	PB/2	PB
Units	ppm	ppm	ppm	ppm	ppm	ppm	ppm
Avge	-.00003	.00681	-.44817	.00025	-.00119	.00068	.00006
SDev	.00003	.00294	.08233	.00063	.00092	.00086	.00036
%RSD	86.036	43.205	18.371	253.96	77.333	126.25	634.24
#1	-.00005	.00991	-.54324	-.00002	-.00059	.00066	.00024
#2	-.00000	.00647	-.40051	.00097	-.00074	-.00017	-.00036
#3	-.00005	.00406	-.40076	-.00020	-.00226	.00155	.00028
Errors	LC Pass	LC Pass	LC Pass	LC Pass	NOCHECK	NOCHECK	LC Pass
High	.01500	.04000	5.0000	.04000			.00300
Low	-.01500	-.04000	-5.0000	-.04000			-.00300

Elem	SB/1	SB/2	SB	SE/1	SE/2	SE	SI
Units	ppm	ppm	ppm	ppm	ppm	ppm	ppm
Avge	.00109	-.00160	-.00070	-.00258	.00092	-.00025	-.00259
SDev	.00193	.00020	.00074	.00241	.00038	.00055	.00260
%RSD	176.73	12.658	105.23	93.477	40.887	225.12	100.63
#1	-.00101	-.00180	-.00153	.00013	.00051	.00038	-.00344
#2	.00150	-.00139	-.00043	-.00447	.00125	-.00066	-.00466

#3	.00279	-.00160	-.00014	-.00339	.00100	-.00046	.00034
Errors	NOCHECK	NOCHECK	LC Pass	NOCHECK	NOCHECK	LC Pass	LC Pass

High			.01000			.00500	.50000
Low			-.01000			-.00500	-.50000

Elem	SN	SR	TI	TL	V_	ZN	
Units	ppm	ppm	ppm	ppm	ppm	ppm	
Avge	.00102	-.00007	.00012	.00327	-.00037	.00227	
SDev	.00110	.00006	.00007	.00090	.00000	.00031	
%RSD	108.11	87.444	58.244	27.512	.28955	13.628	
#1	.00204	-.00005	.00016	.00399	-.00037	.00213	
#2	.00117	-.00002	.00016	.00226	-.00037	.00263	
#3	-.00015	-.00013	.00004	.00357	-.00037	.00206	

Errors	LC Pass	LC Pass	LC Pass	LC Pass	LC Pass	LC Pass	
High	.10000	.05000	.05000	.01000	.05000	.02000	
Low	-.10000	-.05000	-.05000	-.01000	-.05000	-.02000	

IntStd	1	2	3	4	5	6	7
Mode	Counts	NOTUSED	NOTUSED	NOTUSED	NOTUSED	NOTUSED	NOTUSED
Elem	Y	--	--	--	--	--	--
Wavlen	371.030	--	--	--	--	--	--
Avge	29017	--	--	--	--	--	--
SDev	50.58683	--	--	--	--	--	--
%RSD	.1743368	--	--	--	--	--	--
#1	29075	--	--	--	--	--	--
#2	28982	--	--	--	--	--	--
#3	28993	--	--	--	--	--	--

Method: METTRACE Sample Name: L9F22D Operator: RJG
Run Time: 11/11/10 17:44:25
Comment: TESTAMERICA PITTSBURGH ICP METALS ANALYSIS-INST TRACEICP
Mode: CONC Corr. Factor: 1

Elem	AG	AL	AS	B_	BA	BE	CA
Units	ppm	ppm	ppm	ppm	ppm	ppm	ppm
Avge	.04625	152.90	1.7056	.76998	3.1043	.05450	235.01
SDev	.00020	.25	.0036	.00118	.0010	.00017	.38
%RSD	.43749	.16192	.20859	.15289	.03103	.32083	.16158
#1	.04633	152.67	1.7017	.76871	3.1053	.05435	234.64
#2	.04602	152.87	1.7065	.77020	3.1041	.05447	235.00
#3	.04641	153.16	1.7086	.77103	3.1034	.05469	235.39
Errors	LC Pass	LC Pass	LC Pass	LC Pass	LC Pass	LC Pass	LC Pass
High	2.0000	500.00	10.000	30.000	10.000	10.000	600.00
Low	-.00500	-.20000	-.01000	-.20000	-.20000	-.00400	-5.0000

Elem	CD	CO	CR	CU	FE	K_	MG
Units	ppm	ppm	ppm	ppm	ppm	ppm	ppm
Avge	.04712	.64067	.50088	.59712	389.70	62.776	97.244
SDev	.00004	.00053	.00028	.00047	.60	.085	.184
%RSD	.07536	.08251	.05633	.07861	.15331	.13462	.18943
#1	.04710	.64012	.50066	.59661	389.09	62.713	97.058
#2	.04716	.64070	.50078	.59753	389.74	62.745	97.248
#3	.04710	.64118	.50120	.59723	390.28	62.872	97.426
Errors	LC Pass	LC Pass	LC Pass	LC Pass	LC Pass	LC Pass	LC Pass
High	5.0000	50.000	20.000	10.000	500.00	400.00	600.00
Low	-.00500	-.05000	-.00500	-.02500	-.10000	-5.0000	-5.0000

Elem	MN	MO	NA	NI	PB/1	PB/2	PB
Units	ppm	ppm	ppm	ppm	ppm	ppm	ppm
Avge	14.800	.81441	44.116	.91891	.85521	.86483	.86163
SDev	.014	.00386	.169	.00242	.00256	.00081	.00137
%RSD	.09522	.47406	.38242	.26342	.29895	.09402	.15894
#1	14.786	.81031	43.984	.91628	.85528	.86450	.86143
#2	14.799	.81495	44.058	.91939	.85262	.86423	.86037
#3	14.814	.81797	44.306	.92105	.85773	.86576	.86308
Errors	LC Pass	LC Pass	LC Pass	LC Pass	NOCHECK	NOCHECK	LC Pass
High	20.000	20.000	400.00	100.00			5.0000
Low	-.01500	-.04000	-5.0000	-.04000			-.00300

Elem	SB/1	SB/2	SB	SE/1	SE/2	SE	SI
Units	ppm	ppm	ppm	ppm	ppm	ppm	ppm
Avge	.22909	.23442	.23265	1.5639	1.5092	1.5274	5.5455
SDev	.00111	.00130	.00074	.0067	.0056	.0054	.0145
%RSD	.48613	.55537	.31826	.42580	.36927	.35606	.26088
#1	.22953	.23534	.23341	1.5605	1.5030	1.5222	5.5291
#2	.22783	.23499	.23260	1.5596	1.5109	1.5271	5.5511

#3	.22992	.23293	.23193	1.5716	1.5138	1.5330	5.5564
Errors	NOCHECK	NOCHECK	LC Pass	NOCHECK	NOCHECK	LC Pass	LC Pass

High			5.0000			10.000	50.000
Low			-.01000			-.00500	-.50000

Elem	SN	SR	TI	TL	V_	ZN	
Units	ppm	ppm	ppm	ppm	ppm	ppm	
Avge	1.6781	1.9163	1.6886	1.4994	.59844	3.2377	
SDev	.0036	.0011	.0013	.0086	.00129	.0037	
%RSD	.21328	.05822	.07753	.57522	.21632	.11580	
#1	1.6772	1.9175	1.6872	1.4895	.59697	3.2336	
#2	1.6750	1.9163	1.6891	1.5043	.59894	3.2385	
#3	1.6820	1.9153	1.6897	1.5045	.59941	3.2410	

Errors	LC Pass	LC Pass	LC Pass	LC Pass	LC Pass	LC Pass	
High	30.000	10.000	30.000	10.000	50.000	5.0000	
Low	-.10000	-.05000	-.05000	-.01000	-.05000	-.02000	

IntStd	1	2	3	4	5	6	7
Mode	Counts	NOTUSED	NOTUSED	NOTUSED	NOTUSED	NOTUSED	NOTUSED
Elem	Y	--	--	--	--	--	--
Wavlen	371.030	--	--	--	--	--	--
Avge	31869	--	--	--	--	--	--
SDev	57.97825	--	--	--	--	--	--
%RSD	.1819285	--	--	--	--	--	--
#1	31810	--	--	--	--	--	--
#2	31869	--	--	--	--	--	--
#3	31926	--	--	--	--	--	--

Method: METTRACE Sample Name: L9F26 Operator: RJG
Run Time: 11/11/10 17:49:54
Comment: TESTAMERICA PITTSBURGH ICP METALS ANALYSIS-INST TRACEICP
Mode: CONC Corr. Factor: 1

Elem	AG	AL	AS	B_	BA	BE	CA
Units	ppm	ppm	ppm	ppm	ppm	ppm	ppm
Avge	.00660	86.234	.10639	.02455	1.2885	.01349	47.222
SDev	.00015	.063	.00132	.00020	.0009	.00001	.090
%RSD	2.3018	.07335	1.2432	.79880	.07171	.06284	.19156
#1	.00643	86.202	.10680	.02436	1.2891	.01349	47.286
#2	.00672	86.193	.10746	.02453	1.2890	.01350	47.263
#3	.00664	86.307	.10491	.02475	1.2874	.01349	47.119
Errors	LC Pass	LC Pass	LC Pass	LC Pass	LC Pass	LC Pass	LC Pass
High	2.0000	500.00	10.000	30.000	10.000	10.000	600.00
Low	-.00500	-.20000	-.01000	-.20000	-.20000	-.00400	-5.0000

Elem	CD	CO	CR	CU	FE	K_	MG
Units	ppm	ppm	ppm	ppm	ppm	ppm	ppm
Avge	.00497	.25495	.26098	.32916	407.57	8.0348	22.639
SDev	.00020	.00066	.00056	.00023	.85	.0155	.038
%RSD	3.9551	.25814	.21251	.06983	.20860	.19310	.16803
#1	.00485	.25528	.26082	.32937	408.28	8.0301	22.672
#2	.00485	.25538	.26160	.32921	407.81	8.0223	22.647
#3	.00519	.25419	.26053	.32891	406.63	8.0522	22.597
Errors	LC Pass	LC Pass	LC Pass	LC Pass	LC Pass	LC Pass	LC Pass
High	5.0000	50.000	20.000	10.000	500.00	400.00	600.00
Low	-.00500	-.05000	-.00500	-.02500	-.10000	-5.0000	-5.0000

Elem	MN	MO	NA	NI	PB/1	PB/2	PB
Units	ppm	ppm	ppm	ppm	ppm	ppm	ppm
Avge	14.994	.01949	1.6090	.47562	.36511	.37021	.36851
SDev	.026	.00051	.1099	.00054	.00115	.00157	.00126
%RSD	.17321	2.6197	6.8289	.11330	.31382	.42504	.34282
#1	15.013	.01967	1.5969	.47595	.36610	.37189	.36996
#2	15.005	.01989	1.7244	.47592	.36538	.36877	.36764
#3	14.965	.01892	1.5056	.47500	.36385	.36997	.36793
Errors	LC Pass	LC Pass	LC Pass	LC Pass	NOCHECK	NOCHECK	LC Pass
High	20.000	20.000	400.00	100.00			5.0000
Low	-.01500	-.04000	-5.0000	-.04000			-.00300

Elem	SB/1	SB/2	SB	SE/1	SE/2	SE	SI
Units	ppm	ppm	ppm	ppm	ppm	ppm	ppm
Avge	.00204	.00105	.00138	.01592	-.00641	.00103	2.7483
SDev	.00046	.00172	.00120	.00403	.00190	.00259	.0032
%RSD	22.318	163.86	86.593	25.310	29.612	252.11	.11782
#1	.00154	.00115	.00128	.02006	-.00427	.00383	2.7446
#2	.00216	-.00072	.00024	.01567	-.00707	.00050	2.7495

#3	.00243	.00273	.00263	.01201	-.00789	-.00126	2.7508
Errors	NOCHECK	NOCHECK	LC Pass	NOCHECK	NOCHECK	LC Pass	LC Pass

High			5.0000			10.000	50.000
Low			-.01000			-.00500	-.50000

Elem	SN	SR	TI	TL	V_	ZN	
Units	ppm	ppm	ppm	ppm	ppm	ppm	
Avge	.16701	.31973	.69504	-.00423	.17234	2.3131	
SDev	.00061	.00018	.00026	.00157	.00056	.0019	
%RSD	.36542	.05681	.03719	37.129	.32421	.08423	
#1	.16663	.31984	.69522	-.00242	.17173	2.3153	
#2	.16771	.31983	.69474	-.00524	.17282	2.3125	
#3	.16668	.31952	.69515	-.00503	.17248	2.3115	
Errors	LC Pass	LC Pass	LC Pass	LC Pass	LC Pass	LC Pass	
High	30.000	10.000	30.000	10.000	50.000	5.0000	
Low	-.10000	-.05000	-.05000	-.01000	-.05000	-.02000	

IntStd	1	2	3	4	5	6	7
Mode	Counts	NOTUSED	NOTUSED	NOTUSED	NOTUSED	NOTUSED	NOTUSED
Elem	Y	--	--	--	--	--	--
Wavlen	371.030	--	--	--	--	--	--
Avge	32166	--	--	--	--	--	--
SDev	53.36252	--	--	--	--	--	--
%RSD	.1658966	--	--	--	--	--	--
#1	32163	--	--	--	--	--	--
#2	32221	--	--	--	--	--	--
#3	32114	--	--	--	--	--	--

Method: METTRACE Sample Name: L9F27 Operator: RJG
Run Time: 11/11/10 17:55:23
Comment: TESTAMERICA PITTSBURGH ICP METALS ANALYSIS-INST TRACEICP
Mode: CONC Corr. Factor: 1

Elem	AG	AL	AS	B_	BA	BE	CA
Units	ppm	ppm	ppm	ppm	ppm	ppm	ppm
Avge	.00616	87.280	.11349	.02086	1.2553	.01296	74.956
SDev	.00025	.062	.00078	.00021	.0004	.00003	.260
%RSD	4.0446	.07055	.68856	.98721	.03078	.18978	.34739
#1	.00644	87.315	.11426	.02091	1.2555	.01293	74.730
#2	.00598	87.209	.11351	.02103	1.2548	.01298	74.898
#3	.00606	87.316	.11270	.02063	1.2555	.01296	75.241
Errors	LC Pass	LC Pass	LC Pass	LC Pass	LC Pass	LC Pass	LC Pass
High	2.0000	500.00	10.000	30.000	10.000	10.000	600.00
Low	-.00500	-.20000	-.01000	-.20000	-.20000	-.00400	-5.0000

Elem	CD	CO	CR	CU	FE	K_	MG
Units	ppm	ppm	ppm	ppm	ppm	ppm	ppm
Avge	.00538	.24289	.24850	.33576	403.89	8.3223	27.554
SDev	.00016	.00071	.00073	.00020	1.03	.0041	.097
%RSD	2.9006	.29213	.29271	.05823	.25553	.04967	.35035
#1	.00555	.24248	.24809	.33585	402.99	8.3271	27.475
#2	.00525	.24249	.24807	.33590	403.67	8.3197	27.526
#3	.00533	.24371	.24934	.33554	405.02	8.3203	27.662
Errors	LC Pass	LC Pass	LC Pass	LC Pass	LC Pass	LC Pass	LC Pass
High	5.0000	50.000	20.000	10.000	500.00	400.00	600.00
Low	-.00500	-.05000	-.00500	-.02500	-.10000	-5.0000	-5.0000

Elem	MN	MO	NA	NI	PB/1	PB/2	PB
Units	ppm	ppm	ppm	ppm	ppm	ppm	ppm
Avge	17.630	.01532	1.4248	.45158	.33764	.33537	.33612
SDev	.046	.00046	.0675	.00275	.00183	.00244	.00174
%RSD	.26337	3.0103	4.7403	.60960	.54232	.72708	.51665
#1	17.588	.01584	1.4677	.44911	.33891	.33311	.33504
#2	17.623	.01499	1.3469	.45110	.33554	.33503	.33520
#3	17.680	.01511	1.4598	.45455	.33847	.33795	.33813
Errors	LC Pass	LC Pass	LC Pass	LC Pass	NOCHECK	NOCHECK	LC Pass
High	20.000	20.000	400.00	100.00			5.0000
Low	-.01500	-.04000	-5.0000	-.04000			-.00300

Elem	SB/1	SB/2	SB	SE/1	SE/2	SE	SI
Units	ppm	ppm	ppm	ppm	ppm	ppm	ppm
Avge	-.00156	.00238	.00107	.01157	-.01017	-.00293	2.9545
SDev	.00110	.00074	.00061	.00357	.00173	.00181	.0169
%RSD	70.640	31.083	56.667	30.871	17.022	61.797	.57341
#1	-.00110	.00317	.00175	.01529	-.01067	-.00203	2.9415
#2	-.00076	.00170	.00088	.00816	-.01159	L-.00501	2.9482

#3	-.00281	.00227	.00058	.01126	-.00824	-.00175	2.9736
Errors	NOCHECK	NOCHECK	LC Pass	NOCHECK	NOCHECK	LC Pass	LC Pass

High			5.0000			10.000	50.000
Low			-.01000			-.00500	-.50000

Elem	SN	SR	TI	TL	V_	ZN	
Units	ppm	ppm	ppm	ppm	ppm	ppm	
Avge	.05347	.41191	.62375	-.00958	.17041	1.9817	
SDev	.00082	.00006	.00058	.00214	.00066	.0043	
%RSD	1.5271	.01509	.09282	22.293	.38615	.21717	
#1	.05320	.41185	.62325	L-.01185	.17094	1.9772	
#2	.05439	.41191	.62361	-.00761	.17061	1.9819	
#3	.05283	.41197	.62438	-.00928	.16967	1.9858	

Errors	LC Pass	LC Pass	LC Pass	LC Pass	LC Pass	LC Pass	
High	30.000	10.000	30.000	10.000	50.000	5.0000	
Low	-.10000	-.05000	-.05000	-.01000	-.05000	-.02000	

IntStd	1	2	3	4	5	6	7
Mode	Counts	NOTUSED	NOTUSED	NOTUSED	NOTUSED	NOTUSED	NOTUSED
Elem	Y	--	--	--	--	--	--
Wavlen	371.030	--	--	--	--	--	--
Avge	32113	--	--	--	--	--	--
SDev	114.3377	--	--	--	--	--	--
%RSD	.3560445	--	--	--	--	--	--
#1	31997	--	--	--	--	--	--
#2	32117	--	--	--	--	--	--
#3	32226	--	--	--	--	--	--

Method: METTRACE Sample Name: L9F28 Operator: RJG
Run Time: 11/11/10 18:00:51
Comment: TESTAMERICA PITTSBURGH ICP METALS ANALYSIS-INST TRACEICP
Mode: CONC Corr. Factor: 1

Elem	AG	AL	AS	B_	BA	BE	CA
Units	ppm	ppm	ppm	ppm	ppm	ppm	ppm
Avge	.00346	85.927	.09281	.01510	1.2482	.01209	34.657
SDev	.00007	.033	.00123	.00043	.0015	.00005	.049
%RSD	1.9540	.03825	1.3216	2.8491	.12103	.44757	.14158
#1	.00344	85.889	.09235	.01484	1.2490	.01212	34.609
#2	.00353	85.947	.09189	.01487	1.2492	.01212	34.707
#3	.00340	85.944	.09421	.01560	1.2465	.01202	34.654
Errors	LC Pass	LC Pass	LC Pass	LC Pass	LC Pass	LC Pass	LC Pass
High	2.0000	500.00	10.000	30.000	10.000	10.000	600.00
Low	-.00500	-.20000	-.01000	-.20000	-.20000	-.00400	-5.0000

Elem	CD	CO	CR	CU	FE	K_	MG
Units	ppm	ppm	ppm	ppm	ppm	ppm	ppm
Avge	.00262	.19008	.21817	.27246	384.70	7.4873	21.487
SDev	.00021	.00018	.00021	.00032	.41	.0099	.014
%RSD	7.9788	.09281	.09803	.11682	.10602	.13275	.06506
#1	.00249	.19009	.21808	.27272	384.28	7.4845	21.487
#2	.00251	.18990	.21841	.27211	385.09	7.4791	21.502
#3	.00286	.19026	.21802	.27256	384.72	7.4983	21.474
Errors	LC Pass	LC Pass	LC Pass	LC Pass	LC Pass	LC Pass	LC Pass
High	5.0000	50.000	20.000	10.000	500.00	400.00	600.00
Low	-.00500	-.05000	-.00500	-.02500	-.10000	-5.0000	-5.0000

Elem	MN	MO	NA	NI	PB/1	PB/2	PB
Units	ppm	ppm	ppm	ppm	ppm	ppm	ppm
Avge	11.148	.01172	1.4894	.35916	.40001	.40338	.40226
SDev	.013	.00026	.0221	.00198	.00015	.00296	.00195
%RSD	.11647	2.2284	1.4831	.55030	.03700	.73473	.48449
#1	11.134	.01201	1.5102	.35966	.40016	.40029	.40025
#2	11.159	.01151	1.4916	.36083	.39986	.40365	.40239
#3	11.150	.01164	1.4662	.35698	.40001	.40620	.40414
Errors	LC Pass	LC Pass	LC Pass	LC Pass	NOCHECK	NOCHECK	LC Pass
High	20.000	20.000	400.00	100.00			5.0000
Low	-.01500	-.04000	-5.0000	-.04000			-.00300

Elem	SB/1	SB/2	SB	SE/1	SE/2	SE	SI
Units	ppm	ppm	ppm	ppm	ppm	ppm	ppm
Avge	.00196	.00123	.00147	.00765	-.01007	-.00417	2.8098
SDev	.00227	.00120	.00064	.00244	.00083	.00134	.0035
%RSD	116.00	97.571	43.544	31.947	8.2127	32.179	.12407
#1	-.00066	.00220	.00125	.00805	-.01029	-.00418	2.8108
#2	.00312	-.00011	.00097	.00986	-.00915	-.00282	2.8060

#3	.00341	.00158	.00219	.00503	-.01076	L-.00551	2.8128
Errors	NOCHECK	NOCHECK	LC Pass	NOCHECK	NOCHECK	LC Pass	LC Pass

High			5.0000			10.000	50.000
Low			-.01000			-.00500	-.50000

Elem	SN	SR	TI	TL	V_	ZN	
Units	ppm	ppm	ppm	ppm	ppm	ppm	
Avge	.05372	.23178	.61670	-.00663	.17361	1.5388	
SDev	.00096	.00058	.00104	.00253	.00071	.0023	
%RSD	1.7835	.24833	.16881	38.133	.40943	.14926	
#1	.05473	.23235	.61603	-.00510	.17414	1.5364	
#2	.05283	.23180	.61790	-.00525	.17281	1.5409	
#3	.05360	.23120	.61617	-.00955	.17390	1.5391	

Errors	LC Pass	LC Pass	LC Pass	LC Pass	LC Pass	LC Pass	
High	30.000	10.000	30.000	10.000	50.000	5.0000	
Low	-.10000	-.05000	-.05000	-.01000	-.05000	-.02000	

IntStd	1	2	3	4	5	6	7
Mode	Counts	NOTUSED	NOTUSED	NOTUSED	NOTUSED	NOTUSED	NOTUSED
Elem	Y	--	--	--	--	--	--
Wavlen	371.030	--	--	--	--	--	--
Avge	32086	--	--	--	--	--	--
SDev	78.46816	--	--	--	--	--	--
%RSD	.2445556	--	--	--	--	--	--
#1	32152	--	--	--	--	--	--
#2	32107	--	--	--	--	--	--
#3	31999	--	--	--	--	--	--

Method: METTRACE Sample Name: L9F29 Operator: RJG
Run Time: 11/11/10 18:06:20
Comment: TESTAMERICA PITTSBURGH ICP METALS ANALYSIS-INST TRACEICP
Mode: CONC Corr. Factor: 1

Elem	AG	AL	AS	B_	BA	BE	CA
Units	ppm	ppm	ppm	ppm	ppm	ppm	ppm
Avge	.00358	66.954	.11056	.01247	.97018	.01305	65.425
SDev	.00026	.339	.00117	.00024	.00488	.00004	.415
%RSD	7.3575	.50597	1.0600	1.9054	.50345	.27487	.63483
#1	.00387	66.565	.11005	.01220	.96461	.01308	64.956
#2	.00337	67.106	.11190	.01257	.97222	.01306	65.577
#3	.00350	67.190	.10972	.01264	.97372	.01301	65.744
Errors	LC Pass	LC Pass	LC Pass	LC Pass	LC Pass	LC Pass	LC Pass
High	2.0000	500.00	10.000	30.000	10.000	10.000	600.00
Low	-.00500	-.20000	-.01000	-.20000	-.20000	-.00400	-5.0000

Elem	CD	CO	CR	CU	FE	K_	MG
Units	ppm	ppm	ppm	ppm	ppm	ppm	ppm
Avge	.00341	.20036	.29329	.31931	H515.13	5.5178	16.784
SDev	.00025	.00128	.00132	.00101	2.64	.0149	.102
%RSD	7.4423	.63906	.44868	.31732	.51186	.27034	.60515
#1	.00371	.19909	.29191	.31814	H512.15	5.5024	16.668
#2	.00326	.20035	.29342	.31989	H516.08	5.5322	16.825
#3	.00327	.20165	.29454	.31990	H517.16	5.5189	16.858
Errors	LC Pass	LC Pass	LC Pass	LC Pass	LC High	LC Pass	LC Pass
High	5.0000	50.000	20.000	10.000	500.00	400.00	600.00
Low	-.00500	-.05000	-.00500	-.02500	-.10000	-5.0000	-5.0000

Elem	MN	MO	NA	NI	PB/1	PB/2	PB
Units	ppm	ppm	ppm	ppm	ppm	ppm	ppm
Avge	7.3349	.02437	1.6825	.41831	.40439	.40054	.40182
SDev	.0424	.00031	.0569	.00089	.00188	.00517	.00388
%RSD	.57802	1.2785	3.3840	.21275	.46490	1.2915	.96486
#1	7.2869	.02458	1.6192	.41733	.40313	.39458	.39743
#2	7.3509	.02452	1.7295	.41907	.40655	.40385	.40475
#3	7.3671	.02401	1.6989	.41855	.40349	.40319	.40329
Errors	LC Pass	LC Pass	LC Pass	LC Pass	NOCHECK	NOCHECK	LC Pass
High	20.000	20.000	400.00	100.00			5.0000
Low	-.01500	-.04000	-5.0000	-.04000			-.00300

Elem	SB/1	SB/2	SB	SE/1	SE/2	SE	SI
Units	ppm	ppm	ppm	ppm	ppm	ppm	ppm
Avge	-.00097	.00297	.00166	.01545	-.01420	-.00432	2.8481
SDev	.00144	.00173	.00102	.00144	.00053	.00081	.0182
%RSD	148.35	58.087	61.543	9.3188	3.7036	18.616	.64043
#1	-.00178	.00496	.00272	.01704	-.01360	-.00340	2.8272
#2	-.00181	.00192	.00068	.01425	-.01438	-.00485	2.8561

#3	.00069	.00203	.00158	.01505	-.01460	-.00473	2.8610
Errors	NOCHECK	NOCHECK	LC Pass	NOCHECK	NOCHECK	LC Pass	LC Pass

High			5.0000			10.000	50.000
Low			-.01000			-.00500	-.50000

Elem	SN	SR	TI	TL	V_	ZN	
Units	ppm	ppm	ppm	ppm	ppm	ppm	
Avge	.10115	.28150	.63013	L-.01067	.14935	1.9047	
SDev	.00059	.00121	.00421	.00253	.00116	.0096	
%RSD	.58609	.42909	.66815	23.711	.77513	.50169	
#1	.10059	.28014	.62533	L-.01255	.15004	1.8937	
#2	.10109	.28188	.63183	L-.01167	.14801	1.9091	
#3	.10177	.28246	.63321	-.00780	.15000	1.9112	
Errors	LC Pass	LC Pass	LC Pass	LC Low	LC Pass	LC Pass	
High	30.000	10.000	30.000	10.000	50.000	5.0000	
Low	-.10000	-.05000	-.05000	-.01000	-.05000	-.02000	

IntStd	1	2	3	4	5	6	7
Mode	Counts	NOTUSED	NOTUSED	NOTUSED	NOTUSED	NOTUSED	NOTUSED
Elem	Y	--	--	--	--	--	--
Wavlen	371.030	--	--	--	--	--	--
Avge	31877	--	--	--	--	--	--
SDev	29.35023	--	--	--	--	--	--
%RSD	.0920729	--	--	--	--	--	--
#1	31908	--	--	--	--	--	--
#2	31874	--	--	--	--	--	--
#3	31850	--	--	--	--	--	--

Method: METTRACE Sample Name: L9F3D Operator: RJG
Run Time: 11/11/10 18:11:48
Comment: TESTAMERICA PITTSBURGH ICP METALS ANALYSIS-INST TRACEICP
Mode: CONC Corr. Factor: 1

Elem	AG	AL	AS	B_	BA	BE	CA
Units	ppm	ppm	ppm	ppm	ppm	ppm	ppm
Avge	.00741	94.490	.14421	.02626	1.3510	.01530	49.662
SDev	.00042	.098	.00286	.00087	.0042	.00005	.156
%RSD	5.7181	.10401	1.9809	3.3202	.31257	.34787	.31363
#1	.00785	94.601	.14750	.02692	1.3558	.01528	49.836
#2	.00738	94.454	.14285	.02528	1.3479	.01525	49.614
#3	.00700	94.414	.14229	.02660	1.3494	.01535	49.537
Errors	LC Pass	LC Pass	LC Pass	LC Pass	LC Pass	LC Pass	LC Pass
High	2.0000	500.00	10.000	30.000	10.000	10.000	600.00
Low	-.00500	-.20000	-.01000	-.20000	-.20000	-.00400	-5.0000

Elem	CD	CO	CR	CU	FE	K_	MG
Units	ppm	ppm	ppm	ppm	ppm	ppm	ppm
Avge	.01125	.26358	.45030	.50716	497.56	8.4967	22.495
SDev	.00012	.00057	.00109	.00042	1.34	.0098	.081
%RSD	1.1059	.21809	.24086	.08327	.26910	.11556	.36036
#1	.01125	.26421	.45150	.50764	499.04	8.5037	22.586
#2	.01137	.26343	.45000	.50684	497.21	8.5009	22.469
#3	.01112	.26309	.44939	.50700	496.43	8.4855	22.431
Errors	LC Pass	LC Pass	LC Pass	LC Pass	LC Pass	LC Pass	LC Pass
High	5.0000	50.000	20.000	10.000	500.00	400.00	600.00
Low	-.00500	-.05000	-.00500	-.02500	-.10000	-5.0000	-5.0000

Elem	MN	MO	NA	NI	PB/1	PB/2	PB
Units	ppm	ppm	ppm	ppm	ppm	ppm	ppm
Avge	13.315	.03023	2.0993	.54688	.70369	.70933	.70745
SDev	.037	.00010	.0702	.00242	.00298	.00145	.00159
%RSD	.27481	.31964	3.3418	.44250	.42286	.20388	.22458
#1	13.356	.03033	2.0982	.54960	.70566	.70834	.70745
#2	13.303	.03024	2.1700	.54496	.70514	.71099	.70904
#3	13.287	.03013	2.0297	.54607	.70026	.70866	.70586
Errors	LC Pass	LC Pass	LC Pass	LC Pass	NOCHECK	NOCHECK	LC Pass
High	20.000	20.000	400.00	100.00			5.0000
Low	-.01500	-.04000	-5.0000	-.04000			-.00300

Elem	SB/1	SB/2	SB	SE/1	SE/2	SE	SI
Units	ppm	ppm	ppm	ppm	ppm	ppm	ppm
Avge	.00092	.00363	.00273	.01688	-.01261	-.00279	2.4912
SDev	.00091	.00074	.00060	.00331	.00262	.00114	.0064
%RSD	98.956	20.259	21.922	19.579	20.766	40.776	.25848
#1	.00004	.00311	.00209	.02068	-.01472	-.00294	2.4968
#2	.00086	.00447	.00327	.01463	-.00968	-.00158	2.4928

#3	.00185	.00331	.00283	.01534	-.01342	-.00384	2.4842
Errors	NOCHECK	NOCHECK	LC Pass	NOCHECK	NOCHECK	LC Pass	LC Pass

High			5.0000			10.000	50.000
Low			-.01000			-.00500	-.50000

Elem	SN	SR	TI	TL	V_	ZN	
Units	ppm	ppm	ppm	ppm	ppm	ppm	
Avge	.33770	.29516	.73824	-.00987	.19548	4.1090	
SDev	.00077	.00131	.00124	.00201	.00132	.0094	
%RSD	.22753	.44450	.16815	20.387	.67738	.22848	
#1	.33781	.29665	.73957	-.00781	.19695	4.1192	
#2	.33840	.29418	.73805	-.00996	.19510	4.1071	
#3	.33688	.29465	.73711	L-.01183	.19438	4.1007	
Errors	LC Pass	LC Pass	LC Pass	LC Pass	LC Pass	LC Pass	
High	30.000	10.000	30.000	10.000	50.000	5.0000	
Low	-.10000	-.05000	-.05000	-.01000	-.05000	-.02000	

IntStd	1	2	3	4	5	6	7
Mode	Counts	NOTUSED	NOTUSED	NOTUSED	NOTUSED	NOTUSED	NOTUSED
Elem	Y	--	--	--	--	--	--
Wavlen	371.030	--	--	--	--	--	--
Avge	32602	--	--	--	--	--	--
SDev	63.13521	--	--	--	--	--	--
%RSD	.1936572	--	--	--	--	--	--
#1	32566	--	--	--	--	--	--
#2	32565	--	--	--	--	--	--
#3	32674	--	--	--	--	--	--

Method: METTRACE Sample Name: L9T9ABT Operator: RJG
Run Time: 11/11/10 18:17:18
Comment: TESTAMERICA PITTSBURGH ICP METALS ANALYSIS-INST TRACEICP
Mode: CONC Corr. Factor: 1

Elem	AG	AL	AS	B_	BA	BE	CA
Units	ppm	ppm	ppm	ppm	ppm	ppm	ppm
Avge	.00040	.02523	-.00033	.00388	.00001	.00042	.00543
SDev	.00010	.00234	.00085	.00057	.00004	.00004	.00004
%RSD	26.321	9.2624	255.60	14.734	296.64	9.5795	.67060
#1	.00034	.02610	-.00102	.00434	.00002	.00040	.00547
#2	.00052	.02259	-.00060	.00408	.00006	.00040	.00540
#3	.00034	.02702	.00062	.00324	-.00003	.00047	.00542
Errors	LC Pass	LC Pass	LC Pass	LC Pass	LC Pass	LC Pass	LC Pass
High	.00500	.20000	.01000	.20000	.20000	.00400	5.0000
Low	-.00500	-.20000	-.01000	-.20000	-.20000	-.00400	-5.0000

Elem	CD	CO	CR	CU	FE	K_	MG
Units	ppm	ppm	ppm	ppm	ppm	ppm	ppm
Avge	.00023	.00009	.00022	-.00030	.01402	.45325	.00112
SDev	.00005	.00024	.00005	.00016	.00194	.00309	.00129
%RSD	20.346	266.81	22.534	53.847	13.829	.68236	115.12
#1	.00022	-.00013	.00023	-.00012	.01390	.44979	.00187
#2	.00018	.00035	.00027	-.00044	.01215	.45419	-.00037
#3	.00027	.00005	.00017	-.00033	.01602	.45576	.00187
Errors	LC Pass	LC Pass	LC Pass	LC Pass	LC Pass	LC Pass	LC Pass
High	.00500	.05000	.00500	.02500	.10000	5.0000	5.0000
Low	-.00500	-.05000	-.00500	-.02500	-.10000	-5.0000	-5.0000

Elem	MN	MO	NA	NI	PB/1	PB/2	PB
Units	ppm	ppm	ppm	ppm	ppm	ppm	ppm
Avge	.00003	.00130	-.23014	.00093	.00059	.00025	.00037
SDev	.00003	.00028	.13633	.00026	.00131	.00088	.00020
%RSD	85.187	21.596	59.238	27.601	222.38	347.36	54.161
#1	.00005	.00146	-.38503	.00085	.00210	-.00070	.00023
#2	.00005	.00146	-.12833	.00122	-.00028	.00103	.00059
#3	.00000	.00097	-.17707	.00072	-.00005	.00043	.00027
Errors	LC Pass	LC Pass	LC Pass	LC Pass	NOCHECK	NOCHECK	LC Pass
High	.01500	.04000	5.0000	.04000			.00300
Low	-.01500	-.04000	-5.0000	-.04000			-.00300

Elem	SB/1	SB/2	SB	SE/1	SE/2	SE	SI
Units	ppm	ppm	ppm	ppm	ppm	ppm	ppm
Avge	.00053	.00113	.00093	-.00274	.00080	-.00037	.01709
SDev	.00175	.00066	.00036	.00222	.00168	.00180	.00576
%RSD	328.33	58.211	38.711	81.194	208.99	482.25	33.717
#1	-.00134	.00186	.00079	-.00440	-.00102	-.00214	.02189
#2	.00079	.00059	.00066	-.00021	.00230	.00146	.01870

#3	.00214	.00094	.00134	-.00359	.00114	-.00044	.01070
Errors	NOCHECK	NOCHECK	LC Pass	NOCHECK	NOCHECK	LC Pass	LC Pass

High			.01000			.00500	.50000
Low			-.01000			-.00500	-.50000

Elem	SN	SR	TI	TL	V_	ZN	
Units	ppm	ppm	ppm	ppm	ppm	ppm	
Avge	.00080	.00006	.00029	.00108	.00013	.00481	
SDev	.00147	.00005	.00021	.00080	.00011	.00069	
%RSD	182.83	84.366	75.148	73.587	82.921	14.318	
#1	.00007	.00009	.00016	.00095	.00019	.00443	
#2	-.00015	.00009	.00053	.00036	.00019	.00560	
#3	.00249	.00000	.00016	.00194	.00001	.00439	
Errors	LC Pass	LC Pass	LC Pass	LC Pass	LC Pass	LC Pass	
High	.10000	.05000	.05000	.01000	.05000	.02000	
Low	-.10000	-.05000	-.05000	-.01000	-.05000	-.02000	

IntStd	1	2	3	4	5	6	7
Mode	Counts	NOTUSED	NOTUSED	NOTUSED	NOTUSED	NOTUSED	NOTUSED
Elem	Y	--	--	--	--	--	--
Wavlen	371.030	--	--	--	--	--	--
Avge	28886	--	--	--	--	--	--
SDev	18.71169	--	--	--	--	--	--
%RSD	.0647779	--	--	--	--	--	--
#1	28865	--	--	--	--	--	--
#2	28901	--	--	--	--	--	--
#3	28892	--	--	--	--	--	--

Method: METTRACE Sample Name: L9T9ACT Operator: RJG
Run Time: 11/11/10 18:22:47
Comment: TESTAMERICA PITTSBURGH ICP METALS ANALYSIS-INST TRACEICP
Mode: CONC Corr. Factor: 1

Elem	AG	AL	AS	B_	BA	BE	CA
Units	ppm	ppm	ppm	ppm	ppm	ppm	ppm
Avge	.04723	1.9670	1.9504	.94780	1.9491	.04794	L.00964
SDev	.00029	.0015	.0050	.00058	.0029	.00008	.00084
%RSD	.62044	.07472	.25752	.06165	.14722	.16356	8.6700
#1	.04719	1.9687	1.9459	.94715	1.9516	.04795	L.00917
#2	.04755	1.9659	1.9495	.94826	1.9498	.04785	L.00914
#3	.04696	1.9665	1.9558	.94800	1.9460	.04801	L.01060
Errors	LC Pass	LC Pass	LC Pass	LC Pass	LC Pass	LC Pass	LC Low
High	.06000	2.4000	2.4000	1.2000	2.4000	.06000	60.000
Low	.04000	1.6000	1.6000	.80000	1.6000	.04000	40.000

Elem	CD	CO	CR	CU	FE	K_	MG
Units	ppm	ppm	ppm	ppm	ppm	ppm	ppm
Avge	.04910	.48391	.19790	.24703	1.0225	L.47021	L-.00036
SDev	.00028	.00109	.00022	.00013	.0059	.00017	.00113
%RSD	.58133	.22585	.11384	.05381	.57558	.03564	310.84
#1	.04903	.48270	.19768	.24702	1.0178	L.47005	L.00077
#2	.04885	.48423	.19813	.24716	1.0206	L.47038	L-.00149
#3	.04941	.48481	.19790	.24690	1.0291	L.47020	L-.00037
Errors	LC Pass	LC Pass	LC Pass	LC Pass	LC Pass	LC Low	LC Low
High	.06000	.60000	.24000	.30000	1.2000	60.000	60.000
Low	.04000	.40000	.16000	.20000	.80000	40.000	40.000

Elem	MN	MO	NA	NI	PB/1	PB/2	PB
Units	ppm	ppm	ppm	ppm	ppm	ppm	ppm
Avge	.48227	L.00034	L.01651	.48709	.49058	.49052	.49054
SDev	.00082	.00082	.06325	.00161	.00293	.00155	.00199
%RSD	.17052	239.95	382.99	.33032	.59807	.31617	.40589
#1	.48140	L.00129	L.04975	.48648	.48720	.48883	.48829
#2	.48238	L-.00008	L.05621	.48587	.49212	.49086	.49128
#3	.48303	L-.00018	L-.05642	.48891	.49242	.49188	.49206
Errors	LC Pass	LC Low	LC Low	LC Pass	NOCHECK	NOCHECK	LC Pass
High	.60000	1.2000	60.000	.60000			.60000
Low	.40000	.80000	40.000	.40000			.40000

Elem	SB/1	SB/2	SB	SE/1	SE/2	SE	SI
Units	ppm	ppm	ppm	ppm	ppm	ppm	ppm
Avge	-.00082	.00043	L.00001	1.9506	1.9344	1.9398	L.00950
SDev	.00052	.00177	.00104	.0069	.0098	.0087	.00258
%RSD	63.010	415.39	9233.3	.35269	.50889	.44929	27.180
#1	-.00066	-.00116	L-.00099	1.9439	1.9232	1.9301	L.00740
#2	-.00139	.00233	L.00109	1.9501	1.9383	1.9423	L.00872

#3	-.00040	.00010	L-.00007	1.9577	1.9416	1.9470	L.01238
Errors	NOCHECK	NOCHECK	LC Low	NOCHECK	NOCHECK	LC Pass	LC Low

High			.60000			2.4000	12.000
Low			.40000			1.6000	8.0000

Elem	SN	SR	TI	TL	V_	ZN	
Units	ppm	ppm	ppm	ppm	ppm	ppm	
Avge	L.00006	.97223	L.00003	1.9525	.47977	.50319	
SDev	.00077	.00246	.00022	.0082	.00177	.00111	
%RSD	1189.1	.25327	631.33	.42077	.36928	.21953	
#1	L-.00038	.97492	L.00016	1.9433	.48169	.50191	
#2	L.00095	.97171	L-.00022	1.9551	.47941	.50385	
#3	L-.00038	.97008	L.00016	1.9592	.47820	.50380	

Errors	LC Low	LC Pass	LC Low	LC Pass	LC Pass	LC Pass	
High	2.4000	1.2000	1.2000	2.4000	.60000	.60000	
Low	1.6000	.80000	.80000	1.6000	.40000	.40000	

IntStd	1	2	3	4	5	6	7
Mode	Counts	NOTUSED	NOTUSED	NOTUSED	NOTUSED	NOTUSED	NOTUSED
Elem	Y	--	--	--	--	--	--
Wavlen	371.030	--	--	--	--	--	--
Avge	28720	--	--	--	--	--	--
SDev	59.29347	--	--	--	--	--	--
%RSD	.2064534	--	--	--	--	--	--
#1	28679	--	--	--	--	--	--
#2	28693	--	--	--	--	--	--
#3	28788	--	--	--	--	--	--

Method: METTRACE Sample Name: L9T9ALT Operator: RJG
Run Time: 11/11/10 18:28:16
Comment: TESTAMERICA PITTSBURGH ICP METALS ANALYSIS-INST TRACEICP
Mode: CONC Corr. Factor: 1

Elem	AG	AL	AS	B_	BA	BE	CA
Units	ppm	ppm	ppm	ppm	ppm	ppm	ppm
Avge	.04735	1.9725	1.9558	.94961	1.9576	.04799	L.00641
SDev	.00032	.0034	.0032	.00080	.0014	.00010	.00242
%RSD	.66769	.17116	.16169	.08397	.07391	.20348	37.722
#1	.04751	1.9734	1.9593	.95053	1.9583	.04790	L.00401
#2	.04756	1.9687	1.9547	.94906	1.9586	.04809	L.00885
#3	.04699	1.9753	1.9533	.94925	1.9560	.04799	L.00636
Errors	LC Pass	LC Pass	LC Pass	LC Pass	LC Pass	LC Pass	LC Low
High	.06000	2.4000	2.4000	1.2000	2.4000	.06000	60.000
Low	.04000	1.6000	1.6000	.80000	1.6000	.04000	40.000

Elem	CD	CO	CR	CU	FE	K_	MG
Units	ppm	ppm	ppm	ppm	ppm	ppm	ppm
Avge	.04940	.48432	.19764	.24780	1.0237	L.44776	L-.00074
SDev	.00012	.00135	.00005	.00020	.0066	.00602	.00130
%RSD	.25109	.27777	.02730	.07955	.64616	1.3449	174.72
#1	.04937	.48410	.19761	.24757	1.0185	L.44379	L-.00149
#2	.04953	.48576	.19770	.24792	1.0312	L.44480	L.00075
#3	.04929	.48310	.19760	.24790	1.0215	L.45469	L-.00149
Errors	LC Pass	LC Pass	LC Pass	LC Pass	LC Pass	LC Low	LC Low
High	.06000	.60000	.24000	.30000	1.2000	60.000	60.000
Low	.04000	.40000	.16000	.20000	.80000	40.000	40.000

Elem	MN	MO	NA	NI	PB/1	PB/2	PB
Units	ppm	ppm	ppm	ppm	ppm	ppm	ppm
Avge	.48290	L.00056	L-.29940	.48699	.49014	.49073	.49054
SDev	.00035	.00022	.00829	.00046	.00312	.00050	.00079
%RSD	.07228	39.407	2.7693	.09482	.63659	.10183	.16154
#1	.48307	L.00031	L-.28982	.48675	.48897	.49120	.49046
#2	.48313	L.00069	L-.30410	.48752	.49368	.49021	.49136
#3	.48250	L.00069	L-.30427	.48669	.48778	.49079	.48978
Errors	LC Pass	LC Low	LC Low	LC Pass	NOCHECK	NOCHECK	LC Pass
High	.60000	1.2000	60.000	.60000			.60000
Low	.40000	.80000	40.000	.40000			.40000

Elem	SB/1	SB/2	SB	SE/1	SE/2	SE	SI
Units	ppm	ppm	ppm	ppm	ppm	ppm	ppm
Avge	-.00040	.00002	L-.00012	1.9550	1.9409	1.9456	L.00737
SDev	.00114	.00108	.00034	.0084	.0028	.0036	.00159
%RSD	287.30	6563.4	280.71	.43211	.14220	.18379	21.575
#1	-.00018	-.00019	L-.00019	1.9573	1.9380	1.9444	L.00914
#2	-.00164	.00119	L.00025	1.9621	1.9434	1.9497	L.00695

#3	.00062	-.00095	L-.00043	1.9457	1.9414	1.9428	L.00604
Errors	NOCHECK	NOCHECK	LC Low	NOCHECK	NOCHECK	LC Pass	LC Low

High			.60000			2.4000	12.000
Low			.40000			1.6000	8.0000

Elem	SN	SR	TI	TL	V_	ZN	
Units	ppm	ppm	ppm	ppm	ppm	ppm	
Avge	L.00168	.97665	L-.00009	1.9570	.48221	.50207	
SDev	.00223	.00134	.00022	.0075	.00129	.00042	
%RSD	132.53	.13699	245.07	.38125	.26833	.08358	
#1	L.00029	.97694	L-.00021	1.9523	.48364	.50255	
#2	L.00426	.97782	L.00016	1.9656	.48188	.50186	
#3	L.00051	.97519	L-.00021	1.9530	.48112	.50180	

Errors	LC Low	LC Pass	LC Low	LC Pass	LC Pass	LC Pass	
High	2.4000	1.2000	1.2000	2.4000	.60000	.60000	
Low	1.6000	.80000	.80000	1.6000	.40000	.40000	

IntStd	1	2	3	4	5	6	7
Mode	Counts	NOTUSED	NOTUSED	NOTUSED	NOTUSED	NOTUSED	NOTUSED
Elem	Y	--	--	--	--	--	--
Wavlen	371.030	--	--	--	--	--	--
Avge	28810	--	--	--	--	--	--
SDev	41.92211	--	--	--	--	--	--
%RSD	.1455116	--	--	--	--	--	--
#1	28762	--	--	--	--	--	--
#2	28834	--	--	--	--	--	--
#3	28835	--	--	--	--	--	--

Method: METTRACE Sample Name: L9Q89T/10 Prep Dil Operator: RJG
Run Time: 11/11/10 18:33:45
Comment: TESTAMERICA PITTSBURGH ICP METALS ANALYSIS-INST TRACEICP
Mode: CONC Corr. Factor: 1

Elem	AG	AL	AS	B_	BA	BE	CA
Units	ppm	ppm	ppm	ppm	ppm	ppm	ppm
Avge	.00044	.01822	.00135	.02081	.00185	.00045	2.1318
SDev	.00022	.00246	.00027	.00027	.00007	.00003	.0107
%RSD	49.435	13.485	19.772	1.2961	3.8627	7.1689	.50071
#1	.00022	.02000	.00163	.02062	.00178	.00041	2.1195
#2	.00044	.01925	.00110	.02112	.00192	.00047	2.1382
#3	.00065	.01542	.00132	.02069	.00186	.00046	2.1377
Errors	LC Pass	LC Pass	LC Pass	LC Pass	LC Pass	LC Pass	LC Pass
High	2.0000	500.00	10.000	30.000	10.000	10.000	600.00
Low	-.00500	-.20000	-.01000	-.20000	-.20000	-.00400	-5.0000

Elem	CD	CO	CR	CU	FE	K_	MG
Units	ppm	ppm	ppm	ppm	ppm	ppm	ppm
Avge	.00076	.00009	.00032	.00202	.40200	2.6337	.25693
SDev	.00009	.00019	.00025	.00014	.00565	.0083	.00169
%RSD	11.858	215.42	76.766	6.8665	1.4047	.31445	.65919
#1	.00069	.00017	.00012	.00218	.40221	2.6429	.25568
#2	.00087	-.00013	.00060	.00198	.40754	2.6315	.25886
#3	.00074	.00022	.00025	.00191	.39626	2.6267	.25625
Errors	LC Pass	LC Pass	LC Pass	LC Pass	LC Pass	LC Pass	LC Pass
High	5.0000	50.000	20.000	10.000	500.00	400.00	600.00
Low	-.00500	-.05000	-.00500	-.02500	-.10000	-5.0000	-5.0000

Elem	MN	MO	NA	NI	PB/1	PB/2	PB
Units	ppm	ppm	ppm	ppm	ppm	ppm	ppm
Avge	.00738	.00109	6.5234	.00191	.00730	.00423	.00525
SDev	.00005	.00011	.0974	.00112	.00042	.00154	.00115
%RSD	.70462	9.6604	1.4926	58.576	5.7224	36.527	21.880
#1	.00733	.00120	6.6339	.00086	.00689	.00244	.00392
#2	.00739	.00099	6.4502	.00309	.00772	.00508	.00596
#3	.00743	.00109	6.4862	.00178	.00728	.00515	.00586
Errors	LC Pass	LC Pass	LC Pass	LC Pass	NOCHECK	NOCHECK	LC Pass
High	20.000	20.000	400.00	100.00			5.0000
Low	-.01500	-.04000	-5.0000	-.04000			-.00300

Elem	SB/1	SB/2	SB	SE/1	SE/2	SE	SI
Units	ppm	ppm	ppm	ppm	ppm	ppm	ppm
Avge	-.00100	.00114	.00043	-.00188	.00236	.00095	1.9195
SDev	.00130	.00052	.00056	.00019	.00237	.00158	.0075
%RSD	129.64	45.180	131.99	10.286	100.51	166.72	.39087
#1	.00029	.00147	.00108	-.00186	.00507	.00277	1.9129
#2	-.00231	.00142	.00017	-.00209	.00136	.00021	1.9181

#3	-.00100	.00055	.00003	-.00170	.00065	-.00013	1.9276
Errors	NOCHECK	NOCHECK	LC Pass	NOCHECK	NOCHECK	LC Pass	LC Pass

High			5.0000			10.000	50.000
Low			-.01000			-.00500	-.50000

Elem	SN	SR	TI	TL	V_	ZN	
Units	ppm	ppm	ppm	ppm	ppm	ppm	
Avge	-.00008	.01870	.00045	.00274	.00012	.02694	
SDev	.00089	.00005	.00026	.00081	.00032	.00009	
%RSD	1056.4	.27153	58.106	29.409	265.82	.34922	
#1	.00006	.01867	.00016	.00357	-.00025	.02684	
#2	-.00104	.01875	.00066	.00196	.00031	.02703	
#3	.00073	.01866	.00053	.00270	.00030	.02696	

Errors	LC Pass	LC Pass	LC Pass	LC Pass	LC Pass	LC Pass	
High	30.000	10.000	30.000	10.000	50.000	5.0000	
Low	-.10000	-.05000	-.05000	-.01000	-.05000	-.02000	

IntStd	1	2	3	4	5	6	7
Mode	Counts	NOTUSED	NOTUSED	NOTUSED	NOTUSED	NOTUSED	NOTUSED
Elem	Y	--	--	--	--	--	--
Wavlen	371.030	--	--	--	--	--	--
Avge	28684	--	--	--	--	--	--
SDev	98.90727	--	--	--	--	--	--
%RSD	.3448199	--	--	--	--	--	--
#1	28572	--	--	--	--	--	--
#2	28720	--	--	--	--	--	--
#3	28759	--	--	--	--	--	--

Method: METTRACE Sample Name: CCV1-6 Operator: RJG
Run Time: 11/11/10 18:39:14
Comment: TESTAMERICA PITTSBURGH ICP METALS ANALYSIS-INST TRACEICP
Mode: CONC Corr. Factor: 1

Elem	AG	AL	AS	B_	BA	BE	CA
Units	ppm	ppm	ppm	ppm	ppm	ppm	ppm
Avge	.98822	25.178	.51853	2.0208	2.0208	1.9970	50.441
SDev	.00313	.064	.00137	.0022	.0038	.0046	.097
%RSD	.31648	.25264	.26357	.10908	.18619	.23259	.19246
#1	.99182	25.251	.52007	2.0233	2.0251	2.0024	50.553
#2	.98655	25.138	.51802	2.0191	2.0185	1.9949	50.392
#3	.98627	25.145	.51748	2.0199	2.0187	1.9938	50.379
Errors	LC Pass	LC Pass	LC Pass	LC Pass	LC Pass	LC Pass	LC Pass
High	1.1000	27.500	.55000	2.2000	2.2000	2.2000	55.000
Low	.90000	22.500	.45000	1.8000	1.8000	1.8000	45.000

Elem	CD	CO	CR	CU	FE	K_	MG
Units	ppm	ppm	ppm	ppm	ppm	ppm	ppm
Avge	.50030	1.9840	2.0280	2.0571	25.543	130.24	49.990
SDev	.00188	.0024	.0032	.0037	.027	.18	.134
%RSD	.37504	.12347	.15749	.18083	.10635	.13545	.26847
#1	.50244	1.9866	2.0314	2.0613	25.572	130.35	50.144
#2	.49898	1.9835	2.0252	2.0542	25.518	130.04	49.920
#3	.49947	1.9818	2.0274	2.0558	25.537	130.34	49.905
Errors	LC Pass	LC Pass	LC Pass	LC Pass	LC Pass	LC Pass	LC Pass
High	.55000	2.2000	2.2000	2.2000	27.500	137.50	55.000
Low	.45000	1.8000	1.8000	1.8000	22.500	112.50	45.000

Elem	MN	MO	NA	NI	PB/1	PB/2	PB
Units	ppm	ppm	ppm	ppm	ppm	ppm	ppm
Avge	2.0028	2.0657	127.78	1.9947	.50182	.50890	.50654
SDev	.0035	.0097	.31	.0049	.00274	.00200	.00168
%RSD	.17237	.47083	.24477	.24643	.54643	.39398	.33102
#1	2.0068	2.0554	128.11	2.0003	.50480	.50985	.50817
#2	2.0008	2.0668	127.74	1.9916	.49940	.51025	.50664
#3	2.0008	2.0748	127.49	1.9920	.50126	.50660	.50482
Errors	LC Pass	LC Pass	LC Pass	LC Pass	NOCHECK	NOCHECK	LC Pass
High	2.2000	2.2000	137.50	2.2000			.55000
Low	1.8000	1.8000	112.50	1.8000			.45000

Elem	SB/1	SB/2	SB	SE/1	SE/2	SE	SI
Units	ppm	ppm	ppm	ppm	ppm	ppm	ppm
Avge	.51962	.52303	.52189	.52110	.51634	.51792	2.0410
SDev	.00109	.00163	.00126	.00111	.00342	.00227	.0064
%RSD	.21017	.31097	.24069	.21245	.66278	.43729	.31173
#1	.51906	.52433	.52258	.52052	.51307	.51555	2.0482
#2	.52088	.52354	.52266	.52040	.51989	.52006	2.0385

#3	.51891	.52121	.52044	.52237	.51604	.51815	2.0363
Errors	NOCHECK	NOCHECK	LC Pass	NOCHECK	NOCHECK	LC Pass	LC Pass

High			.55000			.55000	2.2000
Low			.45000			.45000	1.8000

Elem	SN	SR	TI	TL	V_	ZN	
Units	ppm	ppm	ppm	ppm	ppm	ppm	
Avge	2.0811	2.0222	2.0234	1.0201	1.9847	2.0501	
SDev	.0047	.0043	.0040	.0046	.0018	.0025	
%RSD	.22654	.21468	.19612	.45563	.09001	.12433	
#1	2.0851	2.0272	2.0280	1.0251	1.9867	2.0529	
#2	2.0822	2.0201	2.0211	1.0159	1.9842	2.0481	
#3	2.0759	2.0194	2.0212	1.0192	1.9832	2.0491	
Errors	LC Pass	LC Pass	LC Pass	LC Pass	LC Pass	LC Pass	
High	2.2000	2.2000	2.2000	1.1000	2.2000	2.2000	
Low	1.8000	1.8000	1.8000	.90000	1.8000	1.8000	

IntStd	1	2	3	4	5	6	7
Mode	Counts	NOTUSED	NOTUSED	NOTUSED	NOTUSED	NOTUSED	NOTUSED
Elem	Y	--	--	--	--	--	--
Wavlen	371.030	--	--	--	--	--	--
Avge	28139	--	--	--	--	--	--
SDev	44.24095	--	--	--	--	--	--
%RSD	.1572250	--	--	--	--	--	--
#1	28172	--	--	--	--	--	--
#2	28156	--	--	--	--	--	--
#3	28088	--	--	--	--	--	--

Method: METTRACE Sample Name: CCB6 Operator: RJG
Run Time: 11/11/10 18:44:43
Comment: TESTAMERICA PITTSBURGH ICP METALS ANALYSIS-INST TRACEICP
Mode: CONC Corr. Factor: 1

Elem	AG	AL	AS	B_	BA	BE	CA
Units	ppm	ppm	ppm	ppm	ppm	ppm	ppm
Avge	.00016	.01308	-.00046	.00458	.00000	.00057	-.00281
SDev	.00018	.00149	.00119	.00070	.00007	.00004	.00568
%RSD	111.99	11.377	256.02	15.292	1564.8	7.1756	202.05
#1	.00033	.01219	.00009	.00538	.00008	.00061	-.00848
#2	-.00003	.01225	.00034	.00407	-.00006	.00058	.00289
#3	.00017	.01480	-.00183	.00429	-.00001	.00053	-.00285
Errors	LC Pass	LC Pass	LC Pass	LC Pass	LC Pass	LC Pass	LC Pass
High	.00500	.20000	.01000	.20000	.20000	.00400	5.0000
Low	-.00500	-.20000	-.01000	-.20000	-.20000	-.00400	-5.0000

Elem	CD	CO	CR	CU	FE	K_	MG
Units	ppm	ppm	ppm	ppm	ppm	ppm	ppm
Avge	.00018	-.00005	-.00017	-.00069	.00619	.45648	-.00224
SDev	.00030	.00017	.00025	.00009	.00490	.00581	.00129
%RSD	169.03	340.47	144.38	13.378	79.198	1.2740	57.787
#1	-.00008	.00012	-.00003	-.00065	.00058	.46204	-.00149
#2	.00011	-.00022	-.00046	-.00080	.00836	.45044	-.00373
#3	.00050	-.00005	-.00003	-.00062	.00962	.45697	-.00149
Errors	LC Pass	LC Pass	LC Pass	LC Pass	LC Pass	LC Pass	LC Pass
High	.00500	.05000	.00500	.02500	.10000	5.0000	5.0000
Low	-.00500	-.05000	-.00500	-.02500	-.10000	-5.0000	-5.0000

Elem	MN	MO	NA	NI	PB/1	PB/2	PB
Units	ppm	ppm	ppm	ppm	ppm	ppm	ppm
Avge	-.00003	.00654	-.40154	.00025	-.00059	.00060	.00020
SDev	.00003	.00329	.07700	.00066	.00134	.00023	.00058
%RSD	88.014	50.327	19.175	263.06	226.45	38.125	283.68
#1	-.00005	.01023	-.40155	.00098	.00050	.00065	.00060
#2	-.00005	.00552	-.47852	-.00033	-.00018	.00080	.00047
#3	.00000	.00388	-.32453	.00011	-.00209	.00035	-.00046
Errors	LC Pass	LC Pass	LC Pass	LC Pass	NOCHECK	NOCHECK	LC Pass
High	.01500	.04000	5.0000	.04000			.00300
Low	-.01500	-.04000	-5.0000	-.04000			-.00300

Elem	SB/1	SB/2	SB	SE/1	SE/2	SE	SI
Units	ppm	ppm	ppm	ppm	ppm	ppm	ppm
Avge	.00185	.00004	.00064	-.00167	.00033	-.00034	-.00118
SDev	.00212	.00060	.00032	.00103	.00142	.00082	.00450
%RSD	114.43	1681.3	49.213	61.488	435.51	242.29	380.58
#1	-.00018	.00066	.00038	-.00052	-.00086	-.00074	.00392
#2	.00168	-.00002	.00055	-.00199	.00190	.00060	-.00285

#3	.00405	-.00054	.00099	-.00249	-.00007	-.00087	-.00462
Errors	NOCHECK	NOCHECK	LC Pass	NOCHECK	NOCHECK	LC Pass	LC Pass

High			.01000			.00500	.50000
Low			-.01000			-.00500	-.50000

Elem	SN	SR	TI	TL	V_	ZN	
Units	ppm	ppm	ppm	ppm	ppm	ppm	
Avge	.00044	-.00003	.00004	.00426	.00000	.00277	
SDev	.00187	.00005	.00033	.00088	.00018	.00068	
%RSD	428.98	171.86	864.02	20.507	6520.0	24.379	
#1	.00117	.00003	.00016	.00490	.00000	.00239	
#2	-.00169	-.00007	-.00033	.00463	.00019	.00355	
#3	.00183	-.00004	.00029	.00327	-.00018	.00238	
Errors	LC Pass	LC Pass	LC Pass	LC Pass	LC Pass	LC Pass	
High	.10000	.05000	.05000	.01000	.05000	.02000	
Low	-.10000	-.05000	-.05000	-.01000	-.05000	-.02000	

IntStd	1	2	3	4	5	6	7
Mode	Counts	NOTUSED	NOTUSED	NOTUSED	NOTUSED	NOTUSED	NOTUSED
Elem	Y	--	--	--	--	--	--
Wavlen	371.030	--	--	--	--	--	--
Avge	28867	--	--	--	--	--	--
SDev	71.10958	--	--	--	--	--	--
%RSD	.2463354	--	--	--	--	--	--
#1	28786	--	--	--	--	--	--
#2	28919	--	--	--	--	--	--
#3	28895	--	--	--	--	--	--

Method: METTRACE Sample Name: L9Q9KT/10 Prep Dil Operator: RJG
Run Time: 11/11/10 18:50:12
Comment: TESTAMERICA PITTSBURGH ICP METALS ANALYSIS-INST TRACEICP
Mode: CONC Corr. Factor: 1

Elem	AG	AL	AS	B_	BA	BE	CA
Units	ppm	ppm	ppm	ppm	ppm	ppm	ppm
Avge	.00240	-.03451	.00412	.01501	.00388	-.00001	1.2858
SDev	.00005	.00226	.00057	.00113	.00003	.00013	.0109
%RSD	2.0623	6.5524	13.831	7.5017	.80992	1018.2	.85139
#1	.00236	-.03319	.00477	.01387	.00386	-.00017	1.2737
#2	.00246	-.03322	.00380	.01612	.00391	.00005	1.2885
#3	.00240	-.03712	.00377	.01506	.00385	.00007	1.2951
Errors	LC Pass	LC Pass	LC Pass	LC Pass	LC Pass	LC Pass	LC Pass
High	2.0000	500.00	10.000	30.000	10.000	10.000	600.00
Low	-.00500	-.20000	-.01000	-.20000	-.20000	-.00400	-5.0000

Elem	CD	CO	CR	CU	FE	K_	MG
Units	ppm	ppm	ppm	ppm	ppm	ppm	ppm
Avge	-.00067	-.01313	-.00211	.01589	.05399	S.00000	.00994
SDev	.00019	.00021	.00003	.00021	.01014	.00000	.00303
%RSD	28.665	1.6146	1.2847	1.3543	18.784	.00000	30.454
#1	-.00079	-.01308	-.00213	.01566	.04245	S.00000	.00713
#2	-.00077	-.01294	-.00208	.01609	.06148	S.00000	.00954
#3	-.00045	-.01336	-.00213	.01593	.05804	S.00000	.01314
Errors	LC Pass	LC Pass	LC Pass	LC Pass	LC Pass	LC Pass	LC Pass
High	5.0000	50.000	20.000	10.000	500.00	400.00	600.00
Low	-.00500	-.05000	-.00500	-.02500	-.10000	-5.0000	-5.0000

Elem	MN	MO	NA	NI	PB/1	PB/2	PB
Units	ppm	ppm	ppm	ppm	ppm	ppm	ppm
Avge	.00010	16.717	221.53	.00114	.00045	-.00300	-.00185
SDev	.00003	.145	.11	.00071	.00153	.00068	.00056
%RSD	31.011	.86886	.04909	62.064	341.21	22.645	30.507
#1	.00008	16.554	221.64	.00104	.00215	-.00305	-.00132
#2	.00008	16.764	221.53	.00049	-.00002	-.00365	-.00244
#3	.00013	16.832	221.42	.00190	-.00079	-.00230	-.00180
Errors	LC Pass	LC Pass	LC Pass	LC Pass	NOCHECK	NOCHECK	LC Pass
High	20.000	20.000	400.00	100.00			5.0000
Low	-.01500	-.04000	-5.0000	-.04000			-.00300

Elem	SB/1	SB/2	SB	SE/1	SE/2	SE	SI
Units	ppm	ppm	ppm	ppm	ppm	ppm	ppm
Avge	.00587	.01552	.01231	.00556	.00215	.00329	25.936
SDev	.00201	.00093	.00079	.00067	.00249	.00188	.029
%RSD	34.257	6.0006	6.3891	11.993	115.80	57.142	.11125
#1	.00579	.01657	.01298	.00620	.00416	.00484	25.923
#2	.00793	.01479	.01250	.00561	.00292	.00381	25.915

#3	.00390	.01521	.01145	.00487	-.00063	.00120	25.969
Errors	NOCHECK	NOCHECK	LC Pass	NOCHECK	NOCHECK	LC Pass	LC Pass

High			5.0000			10.000	50.000
Low			-.01000			-.00500	-.50000

Elem	SN	SR	TI	TL	V_	ZN	
Units	ppm	ppm	ppm	ppm	ppm	ppm	
Avge	.00780	.01236	.00012	-.00382	.00086	.00627	
SDev	.00295	.00005	.00049	.00130	.00034	.00028	
%RSD	37.772	.42316	419.47	33.987	40.180	4.4606	
#1	.01113	.01237	-.00002	-.00270	.00066	.00595	
#2	.00554	.01231	.00066	-.00351	.00066	.00645	
#3	.00672	.01241	-.00029	-.00524	.00126	.00641	

Errors	LC Pass	LC Pass	LC Pass	LC Pass	LC Pass	LC Pass	
High	30.000	10.000	30.000	10.000	50.000	5.0000	
Low	-.10000	-.05000	-.05000	-.01000	-.05000	-.02000	

IntStd	1	2	3	4	5	6	7
Mode	Counts	NOTUSED	NOTUSED	NOTUSED	NOTUSED	NOTUSED	NOTUSED
Elem	Y	--	--	--	--	--	--
Wavlen	371.030	--	--	--	--	--	--
Avge	26419	--	--	--	--	--	--
SDev	128.5382	--	--	--	--	--	--
%RSD	.4865385	--	--	--	--	--	--
#1	26293	--	--	--	--	--	--
#2	26413	--	--	--	--	--	--
#3	26550	--	--	--	--	--	--

Method: METTRACE Sample Name: L9Q9KP50T Prep Dil Operator: RJG
Run Time: 11/11/10 18:55:40
Comment: TESTAMERICA PITTSBURGH ICP METALS ANALYSIS-INST TRACEICP
Mode: CONC Corr. Factor: 1

Elem	AG	AL	AS	B_	BA	BE	CA
Units	ppm	ppm	ppm	ppm	ppm	ppm	ppm
Avge	.00049	.02433	-.00115	.00501	.00079	-.00026	.24790
SDev	.00047	.00225	.00163	.00022	.00003	.00006	.00056
%RSD	97.520	9.2322	142.12	4.5029	3.3704	21.377	.22528
#1	.00027	.02278	.00057	.00527	.00078	-.00020	.24801
#2	.00016	.02329	-.00135	.00488	.00077	-.00027	.24839
#3	.00103	.02690	-.00266	.00487	.00082	-.00031	.24729

Elem	CD	CO	CR	CU	FE	K_	MG
Units	ppm	ppm	ppm	ppm	ppm	ppm	ppm
Avge	.00006	-.00237	-.00065	.00372	.01665	487.64	.00004
SDev	.00009	.00037	.00019	.00009	.00559	.45	.00133
%RSD	153.23	15.687	29.492	2.2965	33.552	.09285	3117.9
#1	.00011	-.00265	-.00075	.00365	.02149	487.50	-.00149
#2	.00010	-.00251	-.00077	.00381	.01054	487.27	.00081
#3	-.00004	-.00195	-.00043	.00368	.01793	488.14	.00081

Elem	MN	MO	NA	NI	PB/1	PB/2	PB
Units	ppm	ppm	ppm	ppm	ppm	ppm	ppm
Avge	-.00004	3.2159	45.770	.00054	-.00118	.00040	-.00013
SDev	.00005	.0105	.025	.00036	.00022	.00069	.00044
%RSD	116.23	.32712	.05476	66.463	18.661	171.24	349.60
#1	-.00005	3.2275	45.745	.00024	-.00136	.00006	-.00042
#2	-.00010	3.2132	45.796	.00094	-.00125	.00120	.00038
#3	.00001	3.2069	45.770	.00044	-.00094	-.00005	-.00034

Elem	SB/1	SB/2	SB	SE/1	SE/2	SE	SI
Units	ppm	ppm	ppm	ppm	ppm	ppm	ppm
Avge	.00265	.00307	.00293	-.00440	.00052	-.00112	5.1021
SDev	.00137	.00083	.00095	.00192	.00057	.00095	.0145
%RSD	51.610	27.165	32.297	43.568	110.11	84.967	.28390
#1	.00375	.00403	.00393	-.00221	.00106	-.00003	5.1175
#2	.00308	.00265	.00279	-.00578	.00058	-.00154	5.1000
#3	.00112	.00253	.00206	-.00520	-.00008	-.00179	5.0888

Elem	SN	SR	TI	TL	V_	ZN
Units	ppm	ppm	ppm	ppm	ppm	ppm
Avge	.00020	.00244	.00015	.00134	-.00011	.00590
SDev	.00094	.00006	.00000	.00165	.00044	.00011
%RSD	465.89	2.4765	.55868	123.54	395.76	1.9219
#1	.00095	.00244	.00015	.00070	-.00036	.00586
#2	-.00085	.00238	.00015	.00322	-.00037	.00602
#3	.00050	.00250	.00015	.00010	.00040	.00581

IntStd	1	2	3	4	5	6	7
Mode	Counts	NOTUSED	NOTUSED	NOTUSED	NOTUSED	NOTUSED	NOTUSED
Elem	Y	--	--	--	--	--	--
Wavlen	371.030	--	--	--	--	--	--
Avge	28176	--	--	--	--	--	--
SDev	46.26411	--	--	--	--	--	--
%RSD	.1641985	--	--	--	--	--	--
#1	28218	--	--	--	--	--	--
#2	28183	--	--	--	--	--	--
#3	28126	--	--	--	--	--	--

Method: METTRACE Sample Name: L9T9JB Operator: RJG
Run Time: 11/11/10 19:01:10
Comment: TESTAMERICA PITTSBURGH ICP METALS ANALYSIS-INST TRACEICP
Mode: CONC Corr. Factor: 1

Elem	AG	AL	AS	B_	BA	BE	CA
Units	ppm	ppm	ppm	ppm	ppm	ppm	ppm
Avge	-.00020	.03560	-.00151	.00280	.00010	-.00015	.00768
SDev	.00077	.00092	.00094	.00071	.00008	.00010	.00026
%RSD	387.34	2.5819	61.770	25.382	78.831	65.771	3.3450
#1	.00061	.03490	-.00113	.00361	.00018	-.00021	.00746
#2	-.00092	.03526	-.00258	.00244	.00007	-.00019	.00796
#3	-.00029	.03664	-.00083	.00233	.00004	-.00004	.00763
Errors	LC Pass	LC Pass	LC Pass	LC Pass	LC Pass	LC Pass	LC Pass
High	.00500	.20000	.01000	.20000	.20000	.00400	5.0000
Low	-.00500	-.20000	-.01000	-.20000	-.20000	-.00400	-5.0000

Elem	CD	CO	CR	CU	FE	K_	MG
Units	ppm	ppm	ppm	ppm	ppm	ppm	ppm
Avge	.00034	-.00028	-.00009	.00091	.01332	.54815	-.00373
SDev	.00015	.00039	.00047	.00021	.00420	.01726	.00297
%RSD	43.798	142.08	496.37	23.267	31.547	3.1482	79.658
#1	.00041	.00007	.00042	.00115	.01129	.56744	-.00036
#2	.00017	-.00070	-.00049	.00074	.01053	.54280	-.00598
#3	.00045	-.00020	-.00022	.00085	.01816	.53419	-.00484
Errors	LC Pass	LC Pass	LC Pass	LC Pass	LC Pass	LC Pass	LC Pass
High	.00500	.05000	.00500	.02500	.10000	5.0000	5.0000
Low	-.00500	-.05000	-.00500	-.02500	-.10000	-5.0000	-5.0000

Elem	MN	MO	NA	NI	PB/1	PB/2	PB
Units	ppm	ppm	ppm	ppm	ppm	ppm	ppm
Avge	.00003	.01841	-.11488	.00017	-.00005	.00059	.00037
SDev	.00008	.00812	.05943	.00029	.00352	.00133	.00036
%RSD	225.06	44.094	51.733	169.17	6609.8	225.04	95.039
#1	.00010	.02734	-.15827	.00048	.00372	-.00092	.00063
#2	-.00005	.01641	-.13923	.00011	-.00324	.00157	-.00003
#3	.00005	.01148	-.04714	-.00008	-.00064	.00112	.00053
Errors	LC Pass	LC Pass	LC Pass	LC Pass	NOCHECK	NOCHECK	LC Pass
High	.01500	.04000	5.0000	.04000			.00300
Low	-.01500	-.04000	-5.0000	-.04000			-.00300

Elem	SB/1	SB/2	SB	SE/1	SE/2	SE	SI
Units	ppm	ppm	ppm	ppm	ppm	ppm	ppm
Avge	.00134	-.00162	-.00064	-.00402	.00268	.00045	.01141
SDev	.00222	.00146	.00025	.00417	.00143	.00067	.00509
%RSD	165.62	89.895	39.356	103.82	53.574	148.74	44.631
#1	-.00122	.00003	-.00039	.00078	.00124	.00109	.01667
#2	.00282	-.00274	-.00089	-.00676	.00411	.00049	.01107

#3	.00242	-.00217	-.00064	-.00608	.00268	-.00024	.00650
Errors	NOCHECK	NOCHECK	LC Pass	NOCHECK	NOCHECK	LC Pass	LC Pass

High			.01000			.00500	.50000
Low			-.01000			-.00500	-.50000

Elem	SN	SR	TI	TL	V_	ZN	
Units	ppm	ppm	ppm	ppm	ppm	ppm	
Avge	.03393	.00000	.00041	-.00018	.00019	.00427	
SDev	.00059	.00011	.00022	.00124	.00096	.00003	
%RSD	1.7375	4507.1	52.980	709.32	512.03	.63962	
#1	.03330	.00012	.00016	-.00061	-.00037	.00424	
#2	.03400	-.00009	.00053	-.00114	-.00037	.00428	
#3	.03447	-.00002	.00053	.00123	.00129	.00429	
Errors	LC Pass	LC Pass	LC Pass	LC Pass	LC Pass	LC Pass	
High	.10000	.05000	.05000	.01000	.05000	.02000	
Low	-.10000	-.05000	-.05000	-.01000	-.05000	-.02000	

IntStd	1	2	3	4	5	6	7
Mode	Counts	NOTUSED	NOTUSED	NOTUSED	NOTUSED	NOTUSED	NOTUSED
Elem	Y	--	--	--	--	--	--
Wavlen	371.030	--	--	--	--	--	--
Avge	28863	--	--	--	--	--	--
SDev	161.5178	--	--	--	--	--	--
%RSD	.5596062	--	--	--	--	--	--
#1	28702	--	--	--	--	--	--
#2	28861	--	--	--	--	--	--
#3	29025	--	--	--	--	--	--

Method: METTRACE Sample Name: L9T9JC Operator: RJG
Run Time: 11/11/10 19:06:39
Comment: TESTAMERICA PITTSBURGH ICP METALS ANALYSIS-INST TRACEICP
Mode: CONC Corr. Factor: 1

Elem	AG	AL	AS	B_	BA	BE	CA
Units	ppm	ppm	ppm	ppm	ppm	ppm	ppm
Avge	.04769	2.0195	1.9619	.94624	1.9982	.04823	L.00822
SDev	.00085	.0139	.0052	.00115	.0044	.00003	.00022
%RSD	1.7864	.68879	.26492	.12116	.22101	.05612	2.6544
#1	.04865	2.0346	1.9657	.94695	2.0030	.04820	L.00847
#2	.04738	2.0166	1.9640	.94686	1.9970	.04822	L.00813
#3	.04703	2.0072	1.9560	.94492	1.9944	.04826	L.00806
Errors	LC Pass	LC Pass	LC Pass	LC Pass	LC Pass	LC Pass	LC Low
High	.06000	2.4000	2.4000	1.2000	2.4000	.06000	60.000
Low	.04000	1.6000	1.6000	.80000	1.6000	.04000	40.000

Elem	CD	CO	CR	CU	FE	K_	MG
Units	ppm	ppm	ppm	ppm	ppm	ppm	ppm
Avge	.04981	.49050	.20099	.25394	1.0483	L.57260	L.00004
SDev	.00033	.00104	.00066	.00155	.0099	.00209	.00238
%RSD	.66170	.21268	.32802	.60903	.93990	.36428	6304.3
#1	.05012	.49131	.20164	.25567	1.0514	L.57408	L.00195
#2	.04984	.49086	.20101	.25346	1.0562	L.57351	L.00079
#3	.04946	.48932	.20032	.25268	1.0373	L.57022	L-.00263
Errors	LC Pass	LC Pass	LC Pass	LC Pass	LC Pass	LC Low	LC Low
High	.06000	.60000	.24000	.30000	1.2000	60.000	60.000
Low	.04000	.40000	.16000	.20000	.80000	40.000	40.000

Elem	MN	MO	NA	NI	PB/1	PB/2	PB
Units	ppm	ppm	ppm	ppm	ppm	ppm	ppm
Avge	.49122	L.00509	L-.19075	.49515	.49608	.49479	.49522
SDev	.00071	.00083	.05320	.00202	.00320	.00095	.00093
%RSD	.14541	16.334	27.890	.40762	.64587	.19161	.18888
#1	.49167	L.00581	L-.13441	.49684	.49976	.49416	.49603
#2	.49160	L.00527	L-.24012	.49569	.49393	.49433	.49420
#3	.49040	L.00418	L-.19773	.49291	.49455	.49588	.49544
Errors	LC Pass	LC Low	LC Low	LC Pass	NOCHECK	NOCHECK	LC Pass
High	.60000	1.2000	60.000	.60000			.60000
Low	.40000	.80000	40.000	.40000			.40000

Elem	SB/1	SB/2	SB	SE/1	SE/2	SE	SI
Units	ppm	ppm	ppm	ppm	ppm	ppm	ppm
Avge	.00008	.00073	L.00051	1.9374	1.9278	1.9310	L-.00031
SDev	.00201	.00154	.00047	.0125	.0077	.0081	.00184
%RSD	2395.1	211.47	92.221	.64450	.40136	.41770	596.24
#1	-.00221	.00246	L.00090	1.9517	1.9327	1.9390	L.00148
#2	.00092	-.00048	L-.00001	1.9294	1.9319	1.9311	L-.00020

#3	.00154	.00020	L.00065	1.9309	1.9189	1.9229	L-.00220
Errors	NOCHECK	NOCHECK	LC Low	NOCHECK	NOCHECK	LC Pass	LC Low

High			.60000			2.4000	12.000
Low			.40000			1.6000	8.0000

Elem	SN	SR	TI	TL	V_	ZN	
Units	ppm	ppm	ppm	ppm	ppm	ppm	
Avge	L.03448	.99527	L.00011	1.9569	.48689	.50862	
SDev	.00091	.00208	.00007	.0100	.00206	.00091	
%RSD	2.6389	.20877	68.350	.51318	.42320	.17829	
#1	L.03545	.99750	L.00002	1.9461	.48894	.50951	
#2	L.03435	.99494	L.00015	1.9660	.48690	.50864	
#3	L.03364	.99338	L.00015	1.9587	.48482	.50770	

Errors	LC Low	LC Pass	LC Low	LC Pass	LC Pass	LC Pass	
High	2.4000	1.2000	1.2000	2.4000	.60000	.60000	
Low	1.6000	.80000	.80000	1.6000	.40000	.40000	

IntStd	1	2	3	4	5	6	7
Mode	Counts	NOTUSED	NOTUSED	NOTUSED	NOTUSED	NOTUSED	NOTUSED
Elem	Y	--	--	--	--	--	--
Wavlen	371.030	--	--	--	--	--	--
Avge	28330	--	--	--	--	--	--
SDev	104.5767	--	--	--	--	--	--
%RSD	.3691376	--	--	--	--	--	--
#1	28211	--	--	--	--	--	--
#2	28373	--	--	--	--	--	--
#3	28406	--	--	--	--	--	--

Method: METTRACE Sample Name: L9T9JL Operator: RJG
Run Time: 11/11/10 19:12:08
Comment: TESTAMERICA PITTSBURGH ICP METALS ANALYSIS-INST TRACEICP
Mode: CONC Corr. Factor: 1

Elem	AG	AL	AS	B_	BA	BE	CA
Units	ppm	ppm	ppm	ppm	ppm	ppm	ppm
Avge	.04788	2.0166	2.0013	.95813	2.0074	.04953	L.00754
SDev	.00038	.0057	.0030	.00165	.0036	.00002	.00114
%RSD	.78768	.28372	.15006	.17263	.17899	.04696	15.093
#1	.04831	2.0228	2.0042	.95992	2.0115	.04955	L.00666
#2	.04761	2.0155	2.0014	.95666	2.0057	.04954	L.00714
#3	.04771	2.0115	1.9982	.95780	2.0050	.04951	L.00883
Errors	LC Pass	LC Pass	LC Pass	LC Pass	LC Pass	LC Pass	LC Low
High	.06000	2.4000	2.4000	1.2000	2.4000	.06000	60.000
Low	.04000	1.6000	1.6000	.80000	1.6000	.04000	40.000

Elem	CD	CO	CR	CU	FE	K_	MG
Units	ppm	ppm	ppm	ppm	ppm	ppm	ppm
Avge	.05108	.49955	.20468	.26898	1.0648	L.54855	L.00076
SDev	.00018	.00174	.00106	.00061	.0035	.01018	.00196
%RSD	.35328	.34882	.51772	.22718	.32822	1.8568	256.93
#1	.05124	.50079	.20576	.26963	1.0640	L.56010	L.00302
#2	.05111	.50031	.20464	.26889	1.0686	L.54468	L-.00037
#3	.05088	.49756	.20364	.26842	1.0617	L.54086	L-.00037
Errors	LC Pass	LC Pass	LC Pass	LC Pass	LC Pass	LC Low	LC Low
High	.06000	.60000	.24000	.30000	1.2000	60.000	60.000
Low	.04000	.40000	.16000	.20000	.80000	40.000	40.000

Elem	MN	MO	NA	NI	PB/1	PB/2	PB
Units	ppm	ppm	ppm	ppm	ppm	ppm	ppm
Avge	.49935	L.00287	L-.22049	.50419	.50715	.50618	.50651
SDev	.00085	.00065	.02528	.00156	.00345	.00283	.00110
%RSD	.16974	22.579	11.463	.30930	.68032	.55839	.21686
#1	.50023	L.00353	L-.21280	.50478	.51113	.50333	.50593
#2	.49929	L.00282	L-.19994	.50538	.50498	.50624	.50582
#3	.49853	L.00224	L-.24871	.50242	.50535	.50898	.50777
Errors	LC Pass	LC Low	LC Low	LC Pass	NOCHECK	NOCHECK	LC Pass
High	.60000	1.2000	60.000	.60000			.60000
Low	.40000	.80000	40.000	.40000			.40000

Elem	SB/1	SB/2	SB	SE/1	SE/2	SE	SI
Units	ppm	ppm	ppm	ppm	ppm	ppm	ppm
Avge	-.00049	.00051	L.00018	1.9822	1.9680	1.9727	L.00561
SDev	.00234	.00212	.00082	.0108	.0070	.0027	.00378
%RSD	479.15	418.15	468.43	.54635	.35341	.13536	67.271
#1	-.00300	.00293	L.00096	1.9942	1.9629	1.9733	L.00126
#2	-.00008	-.00098	L-.00068	1.9733	1.9759	1.9751	L.00760

#3	.00162	-.00043	L.00025	1.9790	1.9652	1.9698	L.00798
Errors	NOCHECK	NOCHECK	LC Low	NOCHECK	NOCHECK	LC Pass	LC Low

High			.60000			2.4000	12.000
Low			.40000			1.6000	8.0000

Elem	SN	SR	TI	TL	V_	ZN	
Units	ppm	ppm	ppm	ppm	ppm	ppm	
Avge	L.03504	1.0031	L.00028	1.9939	.49289	.51543	
SDev	.00033	.0019	.00043	.0005	.00074	.00122	
%RSD	.92963	.18621	150.73	.02431	.14959	.23618	
#1	L.03509	1.0052	L.00053	1.9945	.49350	.51681	
#2	L.03533	1.0022	L.00053	1.9936	.49311	.51451	
#3	L.03468	1.0019	L-.00021	1.9937	.49207	.51498	

Errors	LC Low	LC Pass	LC Low	LC Pass	LC Pass	LC Pass	
High	2.4000	1.2000	1.2000	2.4000	.60000	.60000	
Low	1.6000	.80000	.80000	1.6000	.40000	.40000	

IntStd	1	2	3	4	5	6	7
Mode	Counts	NOTUSED	NOTUSED	NOTUSED	NOTUSED	NOTUSED	NOTUSED
Elem	Y	--	--	--	--	--	--
Wavlen	371.030	--	--	--	--	--	--
Avge	28796	--	--	--	--	--	--
SDev	96.40249	--	--	--	--	--	--
%RSD	.3347756	--	--	--	--	--	--
#1	28685	--	--	--	--	--	--
#2	28859	--	--	--	--	--	--
#3	28844	--	--	--	--	--	--

Method: METTRACE Sample Name: L9J33 Operator: RJG
Run Time: 11/11/10 19:17:36
Comment: TESTAMERICA PITTSBURGH ICP METALS ANALYSIS-INST TRACEICP
Mode: CONC Corr. Factor: 1

Elem	AG	AL	AS	B_	BA	BE	CA
Units	ppm	ppm	ppm	ppm	ppm	ppm	ppm
Avge	.00008	.50857	.01967	.00737	.00514	.00011	.81822
SDev	.00026	.00177	.00053	.00047	.00001	.00002	.00979
%RSD	337.76	.34746	2.6850	6.3766	.22251	19.632	1.1970
#1	.00027	.50913	.02020	.00792	.00516	.00010	.82759
#2	.00018	.51000	.01966	.00708	.00513	.00013	.81902
#3	-.00022	.50660	.01915	.00713	.00514	.00010	.80805
Errors	LC Pass	LC Pass	LC Pass	LC Pass	LC Pass	LC Pass	LC Pass
High	2.0000	500.00	10.000	30.000	10.000	10.000	600.00
Low	-.00500	-.20000	-.01000	-.20000	-.20000	-.00400	-5.0000

Elem	CD	CO	CR	CU	FE	K_	MG
Units	ppm	ppm	ppm	ppm	ppm	ppm	ppm
Avge	.00026	.00147	.02912	.00270	.76879	.58258	.20724
SDev	.00007	.00020	.00042	.00017	.01062	.02273	.00308
%RSD	27.503	13.642	1.4405	6.5100	1.3817	3.9025	1.4842
#1	.00027	.00168	.02932	.00285	.78105	.60259	.21066
#2	.00018	.00145	.02939	.00250	.76234	.58728	.20638
#3	.00032	.00128	.02863	.00274	.76298	.55786	.20469
Errors	LC Pass	LC Pass	LC Pass	LC Pass	LC Pass	LC Pass	LC Pass
High	5.0000	50.000	20.000	10.000	500.00	400.00	600.00
Low	-.00500	-.05000	-.00500	-.02500	-.10000	-5.0000	-5.0000

Elem	MN	MO	NA	NI	PB/1	PB/2	PB
Units	ppm	ppm	ppm	ppm	ppm	ppm	ppm
Avge	.00665	.00210	.06417	.04315	.00199	.00318	.00278
SDev	.00006	.00015	.09547	.00091	.00053	.00123	.00091
%RSD	.95937	7.0910	148.78	2.1118	26.730	38.815	32.653
#1	.00670	.00193	-.03778	.04420	.00251	.00434	.00373
#2	.00667	.00222	.15148	.04257	.00200	.00188	.00192
#3	.00657	.00216	.07881	.04267	.00145	.00331	.00269
Errors	LC Pass	LC Pass	LC Pass	LC Pass	NOCHECK	NOCHECK	LC Pass
High	20.000	20.000	400.00	100.00			5.0000
Low	-.01500	-.04000	-5.0000	-.04000			-.00300

Elem	SB/1	SB/2	SB	SE/1	SE/2	SE	SI
Units	ppm	ppm	ppm	ppm	ppm	ppm	ppm
Avge	.00296	-.00077	.00047	.00482	.00678	.00612	.04669
SDev	.00076	.00114	.00061	.00124	.00245	.00179	.00318
%RSD	25.817	148.10	129.29	25.786	36.120	29.302	6.8142
#1	.00216	.00047	.00103	.00397	.00850	.00700	.04847
#2	.00369	-.00099	.00056	.00624	.00785	.00732	.04301

#3	.00303	-.00178	-.00018	.00423	.00398	.00406	.04857
Errors	NOCHECK	NOCHECK	LC Pass	NOCHECK	NOCHECK	LC Pass	LC Pass

High			5.0000			10.000	50.000
Low			-.01000			-.00500	-.50000

Elem	SN	SR	TI	TL	V_	ZN	
Units	ppm	ppm	ppm	ppm	ppm	ppm	
Avge	.04413	.00455	.07043	.00200	.04081	.02005	
SDev	.00078	.00008	.00063	.00204	.00065	.00017	
%RSD	1.7717	1.7772	.88678	101.80	1.5863	.85281	
#1	.04466	.00462	.07111	.00390	.04142	.02022	
#2	.04449	.00457	.07032	.00226	.04087	.02006	
#3	.04323	.00446	.06987	-.00015	.04013	.01988	
Errors	LC Pass	LC Pass	LC Pass	LC Pass	LC Pass	LC Pass	
High	30.000	10.000	30.000	10.000	50.000	5.0000	
Low	-.10000	-.05000	-.05000	-.01000	-.05000	-.02000	

IntStd	1	2	3	4	5	6	7
Mode	Counts	NOTUSED	NOTUSED	NOTUSED	NOTUSED	NOTUSED	NOTUSED
Elem	Y	--	--	--	--	--	--
Wavlen	371.030	--	--	--	--	--	--
Avge	28432	--	--	--	--	--	--
SDev	263.8921	--	--	--	--	--	--
%RSD	.9281453	--	--	--	--	--	--
#1	28227	--	--	--	--	--	--
#2	28340	--	--	--	--	--	--
#3	28730	--	--	--	--	--	--

Method: METTRACE Sample Name: L9PDA Operator: RJG
Run Time: 11/11/10 19:23:05
Comment: TESTAMERICA PITTSBURGH ICP METALS ANALYSIS-INST TRACEICP
Mode: CONC Corr. Factor: 1

Elem	AG	AL	AS	B_	BA	BE	CA
Units	ppm	ppm	ppm	ppm	ppm	ppm	ppm
Avge	.00038	.32605	.00113	.00698	.00834	.00034	2.0137
SDev	.00028	.00253	.00182	.00028	.00001	.00009	.0016
%RSD	73.538	.77661	160.92	4.0406	.10704	26.007	.07920
#1	.00062	.32897	.00042	.00694	.00833	.00026	2.0138
#2	.00044	.32451	-.00023	.00728	.00833	.00033	2.0152
#3	.00007	.32466	.00321	.00672	.00835	.00044	2.0120
Errors	LC Pass	LC Pass	LC Pass	LC Pass	LC Pass	LC Pass	LC Pass
High	2.0000	500.00	10.000	30.000	10.000	10.000	600.00
Low	-.00500	-.20000	-.01000	-.20000	-.20000	-.00400	-5.0000

Elem	CD	CO	CR	CU	FE	K_	MG
Units	ppm	ppm	ppm	ppm	ppm	ppm	ppm
Avge	.00030	.00065	.00247	.03626	8.3388	.60046	.53520
SDev	.00019	.00018	.00006	.00008	.0151	.00099	.00258
%RSD	64.557	28.326	2.3535	.23248	.18138	.16459	.48165
#1	.00017	.00051	.00253	.03631	8.3273	.60160	.53815
#2	.00020	.00058	.00241	.03616	8.3559	.59988	.53408
#3	.00051	.00086	.00248	.03630	8.3332	.59990	.53337
Errors	LC Pass	LC Pass	LC Pass	LC Pass	LC Pass	LC Pass	LC Pass
High	5.0000	50.000	20.000	10.000	500.00	400.00	600.00
Low	-.00500	-.05000	-.00500	-.02500	-.10000	-5.0000	-5.0000

Elem	MN	MO	NA	NI	PB/1	PB/2	PB
Units	ppm	ppm	ppm	ppm	ppm	ppm	ppm
Avge	.06047	.00281	1.2063	.00738	.00511	.00195	.00300
SDev	.00009	.00043	.0677	.00057	.00117	.00058	.00019
%RSD	.15237	15.210	5.6161	7.7170	22.810	29.803	6.4701
#1	.06045	.00301	1.1684	.00676	.00608	.00130	.00289
#2	.06057	.00232	1.2845	.00749	.00382	.00242	.00288
#3	.06039	.00311	1.1660	.00789	.00543	.00212	.00322
Errors	LC Pass	LC Pass	LC Pass	LC Pass	NOCHECK	NOCHECK	LC Pass
High	20.000	20.000	400.00	100.00			5.0000
Low	-.01500	-.04000	-5.0000	-.04000			-.00300

Elem	SB/1	SB/2	SB	SE/1	SE/2	SE	SI
Units	ppm	ppm	ppm	ppm	ppm	ppm	ppm
Avge	-.00017	.00064	.00037	-.00364	.00125	-.00038	.78404
SDev	.00173	.00032	.00042	.00277	.00228	.00204	.00224
%RSD	995.74	50.413	113.56	76.014	182.03	536.59	.28582
#1	-.00217	.00093	-.00010	-.00093	.00074	.00018	.78499
#2	.00092	.00029	.00050	-.00353	.00374	.00132	.78148

#3	.00073	.00069	.00070	-.00646	-.00073	-.00264	.78564
Errors	NOCHECK	NOCHECK	LC Pass	NOCHECK	NOCHECK	LC Pass	LC Pass

High			5.0000			10.000	50.000
Low			-.01000			-.00500	-.50000

Elem	SN	SR	TI	TL	V_	ZN	
Units	ppm	ppm	ppm	ppm	ppm	ppm	
Avge	.02463	.01984	.00631	.00374	.00055	.02470	
SDev	.00166	.00004	.00014	.00111	.00133	.00004	
%RSD	6.7298	.20699	2.2630	29.729	243.69	.15118	
#1	.02317	.01988	.00647	.00431	.00208	.02466	
#2	.02643	.01985	.00622	.00445	-.00031	.02469	
#3	.02430	.01980	.00623	.00246	-.00014	.02473	
Errors	LC Pass	LC Pass	LC Pass	LC Pass	LC Pass	LC Pass	
High	30.000	10.000	30.000	10.000	50.000	5.0000	
Low	-.10000	-.05000	-.05000	-.01000	-.05000	-.02000	

IntStd	1	2	3	4	5	6	7
Mode	Counts	NOTUSED	NOTUSED	NOTUSED	NOTUSED	NOTUSED	NOTUSED
Elem	Y	--	--	--	--	--	--
Wavlen	371.030	--	--	--	--	--	--
Avge	28910	--	--	--	--	--	--
SDev	41.39943	--	--	--	--	--	--
%RSD	.1432017	--	--	--	--	--	--
#1	28912	--	--	--	--	--	--
#2	28950	--	--	--	--	--	--
#3	28868	--	--	--	--	--	--

Method: METTRACE Sample Name: L9PDAP5 Operator: RJG
Run Time: 11/11/10 19:28:34
Comment: TESTAMERICA PITTSBURGH ICP METALS ANALYSIS-INST TRACEICP
Mode: CONC Corr. Factor: 1

Elem	AG	AL	AS	B_	BA	BE	CA
Units	ppm	ppm	ppm	ppm	ppm	ppm	ppm
Avge	.00014	.07762	-.00006	.00356	.00157	.00048	.40499
SDev	.00022	.00143	.00055	.00058	.00003	.00007	.00051
%RSD	160.42	1.8395	992.57	16.355	1.9203	14.766	.12648
#1	.00020	.07925	-.00014	.00293	.00159	.00042	.40539
#2	.00031	.07703	-.00056	.00408	.00158	.00045	.40517
#3	-.00011	.07658	.00053	.00365	.00153	.00056	.40442

Elem	CD	CO	CR	CU	FE	K_	MG
Units	ppm	ppm	ppm	ppm	ppm	ppm	ppm
Avge	.00018	.00018	.00042	.00682	1.6626	.47221	.10598
SDev	.00018	.00013	.00020	.00006	.0040	.01252	.00077
%RSD	99.209	70.306	47.298	.95018	.23887	2.6506	.73100
#1	.00038	.00030	.00063	.00688	1.6610	.48214	.10647
#2	.00012	.00019	.00042	.00683	1.6672	.47635	.10508
#3	.00004	.00005	.00022	.00675	1.6597	.45815	.10638

Elem	MN	MO	NA	NI	PB/1	PB/2	PB
Units	ppm	ppm	ppm	ppm	ppm	ppm	ppm
Avge	.01196	.00103	-.04753	.00173	.00134	-.00006	.00041
SDev	.00002	.00058	.12730	.00042	.00203	.00121	.00017
%RSD	.15768	56.157	267.82	24.042	151.28	1935.3	41.767
#1	.01198	.00052	.08192	.00168	-.00070	.00104	.00046
#2	.01195	.00091	-.05196	.00217	.00136	.00013	.00054
#3	.01194	.00166	-.17256	.00135	.00337	-.00136	.00022

Elem	SB/1	SB/2	SB	SE/1	SE/2	SE	SI
Units	ppm	ppm	ppm	ppm	ppm	ppm	ppm
Avge	-.00014	.00105	.00066	-.00257	.00089	-.00026	.15277
SDev	.00162	.00098	.00026	.00075	.00232	.00141	.00203
%RSD	1157.9	93.400	39.604	29.036	260.67	544.23	1.3320
#1	.00055	.00026	.00036	-.00316	.00356	.00132	.15428
#2	.00102	.00074	.00084	-.00281	-.00068	-.00139	.15357
#3	-.00199	.00215	.00077	-.00173	-.00020	-.00071	.15046

Elem	SN	SR	TI	TL	V_	ZN
Units	ppm	ppm	ppm	ppm	ppm	ppm
Avge	.00547	.00391	.00128	.00068	.00018	.01035
SDev	.00131	.00003	.00033	.00150	.00043	.00015
%RSD	23.940	.71016	25.922	218.27	236.03	1.4167
#1	.00452	.00393	.00116	.00112	-.00007	.01019
#2	.00697	.00388	.00166	-.00098	.00068	.01039
#3	.00492	.00391	.00103	.00191	-.00007	.01047

IntStd	1	2	3	4	5	6	7
Mode	Counts	NOTUSED	NOTUSED	NOTUSED	NOTUSED	NOTUSED	NOTUSED
Elem	Y	--	--	--	--	--	--
Wavlen	371.030	--	--	--	--	--	--
Avge	28614	--	--	--	--	--	--
SDev	170.8935	--	--	--	--	--	--
%RSD	.5972377	--	--	--	--	--	--
#1	28484	--	--	--	--	--	--
#2	28550	--	--	--	--	--	--
#3	28808	--	--	--	--	--	--

Method: METTRACE Sample Name: L9R2XBT Operator: RJG
Run Time: 11/11/10 19:34:03
Comment: TESTAMERICA PITTSBURGH ICP METALS ANALYSIS-INST TRACEICP
Mode: CONC Corr. Factor: 1

Elem	AG	AL	AS	B_	BA	BE	CA
Units	ppm	ppm	ppm	ppm	ppm	ppm	ppm
Avge	-.00001	.02804	-.00100	.00179	.00011	.00039	.07614
SDev	.00005	.00109	.00082	.00063	.00006	.00007	.00233
%RSD	415.36	3.8992	82.764	35.142	53.437	18.025	3.0630
#1	-.00007	.02867	-.00024	.00248	.00014	.00032	.07414
#2	-.00001	.02868	-.00087	.00123	.00016	.00039	.07870
#3	.00004	.02678	-.00188	.00167	.00004	.00047	.07559
Errors	LC Pass	LC Pass	LC Pass	LC Pass	LC Pass	LC Pass	LC Pass
High	.00500	.20000	.01000	.20000	.20000	.00400	5.0000
Low	-.00500	-.20000	-.01000	-.20000	-.20000	-.00400	-5.0000

Elem	CD	CO	CR	CU	FE	K_	MG
Units	ppm	ppm	ppm	ppm	ppm	ppm	ppm
Avge	.00024	-.00023	.00012	-.00021	.03705	.41468	.00076
SDev	.00005	.00030	.00018	.00013	.00430	.00419	.00001
%RSD	21.511	133.24	157.31	61.536	11.600	1.0112	.74790
#1	.00020	-.00028	.00029	-.00034	.03272	.40985	.00075
#2	.00029	.00010	.00013	-.00008	.04131	.41694	.00076
#3	.00021	-.00050	-.00008	-.00022	.03712	.41727	.00076
Errors	LC Pass	LC Pass	LC Pass	LC Pass	LC Pass	LC Pass	LC Pass
High	.00500	.05000	.00500	.02500	.10000	5.0000	5.0000
Low	-.00500	-.05000	-.00500	-.02500	-.10000	-5.0000	-5.0000

Elem	MN	MO	NA	NI	PB/1	PB/2	PB
Units	ppm	ppm	ppm	ppm	ppm	ppm	ppm
Avge	.00022	.00043	-.23490	.00048	-.00076	.00078	.00026
SDev	.00003	.00062	.07076	.00075	.00071	.00097	.00086
%RSD	13.351	142.39	30.125	156.37	93.481	124.87	326.41
#1	.00020	.00078	-.28667	-.00039	-.00100	-.00002	-.00035
#2	.00026	-.00028	-.15427	.00091	-.00132	.00050	-.00011
#3	.00021	.00080	-.26377	.00092	.00004	.00185	.00125
Errors	LC Pass	LC Pass	LC Pass	LC Pass	NOCHECK	NOCHECK	LC Pass
High	.01500	.04000	5.0000	.04000			.00300
Low	-.01500	-.04000	-5.0000	-.04000			-.00300

Elem	SB/1	SB/2	SB	SE/1	SE/2	SE	SI
Units	ppm	ppm	ppm	ppm	ppm	ppm	ppm
Avge	.00124	-.00102	-.00027	-.00367	.00187	.00003	.00681
SDev	.00091	.00041	.00039	.00158	.00038	.00064	.00595
%RSD	73.025	40.058	148.26	43.097	20.536	2404.6	87.412
#1	.00076	-.00142	-.00069	-.00243	.00164	.00028	.01172
#2	.00068	-.00061	-.00018	-.00546	.00167	-.00071	.00019

#3	.00229	-.00103	.00008	-.00313	.00232	.00050	.00853
Errors	NOCHECK	NOCHECK	LC Pass	NOCHECK	NOCHECK	LC Pass	LC Pass

High			.01000			.00500	.50000
Low			-.01000			-.00500	-.50000

Elem	SN	SR	TI	TL	V_	ZN	
Units	ppm	ppm	ppm	ppm	ppm	ppm	
Avge	.02436	.00003	.00041	.00244	-.00005	.01141	
SDev	.00215	.00003	.00021	.00107	.00028	.00007	
%RSD	8.8229	105.16	52.400	44.065	577.69	.57571	
#1	.02606	.00000	.00016	.00135	.00001	.01140	
#2	.02195	.00007	.00053	.00350	.00020	.01148	
#3	.02508	.00003	.00053	.00246	-.00036	.01135	
Errors	LC Pass	LC Pass	LC Pass	LC Pass	LC Pass	LC Pass	
High	.10000	.05000	.05000	.01000	.05000	.02000	
Low	-.10000	-.05000	-.05000	-.01000	-.05000	-.02000	

IntStd	1	2	3	4	5	6	7
Mode	Counts	NOTUSED	NOTUSED	NOTUSED	NOTUSED	NOTUSED	NOTUSED
Elem	Y	--	--	--	--	--	--
Wavlen	371.030	--	--	--	--	--	--
Avge	28791	--	--	--	--	--	--
SDev	72.66697	--	--	--	--	--	--
%RSD	.2523974	--	--	--	--	--	--
#1	28870	--	--	--	--	--	--
#2	28775	--	--	--	--	--	--
#3	28727	--	--	--	--	--	--

Method: METTRACE Sample Name: L9R2XCT Operator: RJG
Run Time: 11/11/10 19:39:32
Comment: TESTAMERICA PITTSBURGH ICP METALS ANALYSIS-INST TRACEICP
Mode: CONC Corr. Factor: 1

Elem	AG	AL	AS	B_	BA	BE	CA
Units	ppm	ppm	ppm	ppm	ppm	ppm	ppm
Avge	.04885	2.0800	2.0404	.97735	2.0461	.04921	L.04017
SDev	.00033	.0071	.0083	.00251	.0034	.00026	.00089
%RSD	.67390	.33899	.40629	.25642	.16781	.53674	2.2148
#1	.04857	2.0871	2.0344	.97495	2.0477	.04890	L.03914
#2	.04921	2.0799	2.0369	.97995	2.0483	.04932	L.04073
#3	.04877	2.0730	2.0499	.97714	2.0421	.04939	L.04063
Errors	LC Pass	LC Pass	LC Pass	LC Pass	LC Pass	LC Pass	LC Low
High	.06000	2.4000	2.4000	1.2000	2.4000	.06000	60.000
Low	.04000	1.6000	1.6000	.80000	1.6000	.04000	40.000

Elem	CD	CO	CR	CU	FE	K_	MG
Units	ppm	ppm	ppm	ppm	ppm	ppm	ppm
Avge	.05115	.50558	.20679	.25937	1.1191	L.40932	L.00039
SDev	.00031	.00109	.00012	.00106	.0075	.01502	.00130
%RSD	.61067	.21484	.05747	.40845	.67323	3.6687	334.75
#1	.05079	.50447	.20678	.25976	1.1153	L.42376	L-.00035
#2	.05134	.50565	.20692	.26017	1.1143	L.41043	L.00189
#3	.05131	.50664	.20668	.25817	1.1278	L.39379	L-.00037
Errors	LC Pass	LC Pass	LC Pass	LC Pass	LC Pass	LC Low	LC Low
High	.06000	.60000	.24000	.30000	1.2000	60.000	60.000
Low	.04000	.40000	.16000	.20000	.80000	40.000	40.000

Elem	MN	MO	NA	NI	PB/1	PB/2	PB
Units	ppm	ppm	ppm	ppm	ppm	ppm	ppm
Avge	.50556	L.00080	L-.35089	.50879	.52658	.52433	.52508
SDev	.00068	.00028	.06162	.00168	.00168	.00130	.00104
%RSD	.13499	35.337	17.560	.33031	.31821	.24739	.19832
#1	.50478	L.00053	L-.39681	.50746	.52473	.52386	.52415
#2	.50605	L.00109	L-.28087	.50823	.52800	.52334	.52489
#3	.50586	L.00077	L-.37499	.51068	.52702	.52580	.52620
Errors	LC Pass	LC Low	LC Low	LC Pass	NOCHECK	NOCHECK	LC Pass
High	.60000	1.2000	60.000	.60000			.60000
Low	.40000	.80000	40.000	.40000			.40000

Elem	SB/1	SB/2	SB	SE/1	SE/2	SE	SI
Units	ppm	ppm	ppm	ppm	ppm	ppm	ppm
Avge	-.00139	.00163	L.00062	2.0336	2.0067	2.0157	L.00683
SDev	.00061	.00042	.00016	.0074	.0079	.0065	.00339
%RSD	43.454	26.007	25.732	.36184	.39381	.32104	49.604
#1	-.00129	.00130	L.00044	2.0292	1.9978	2.0083	L.00845
#2	-.00205	.00210	L.00072	2.0295	2.0129	2.0184	L.00294

#3	-.00085	.00148	L.00070	2.0421	2.0094	2.0203	L.00911
Errors	NOCHECK	NOCHECK	LC Low	NOCHECK	NOCHECK	LC Pass	LC Low

High			.60000			2.4000	12.000
Low			.40000			1.6000	8.0000

Elem	SN	SR	TI	TL	V_	ZN	
Units	ppm	ppm	ppm	ppm	ppm	ppm	
Avge	L.02672	1.0198	L-.00001	2.0326	.49628	.52977	
SDev	.00074	.0012	.00031	.0108	.00131	.00103	
%RSD	2.7535	.11737	5732.4	.53195	.26428	.19448	
#1	L.02602	1.0207	L.00028	2.0204	.49760	.52943	
#2	L.02665	1.0203	L.00003	2.0365	.49628	.53093	
#3	L.02748	1.0184	L-.00033	2.0409	.49497	.52895	

Errors	LC Low	LC Pass	LC Low	LC Pass	LC Pass	LC Pass	
High	2.4000	1.2000	1.2000	2.4000	.60000	.60000	
Low	1.6000	.80000	.80000	1.6000	.40000	.40000	

IntStd	1	2	3	4	5	6	7
Mode	Counts	NOTUSED	NOTUSED	NOTUSED	NOTUSED	NOTUSED	NOTUSED
Elem	Y	--	--	--	--	--	--
Wavlen	371.030	--	--	--	--	--	--
Avge	28708	--	--	--	--	--	--
SDev	290.8498	--	--	--	--	--	--
%RSD	1.013123	--	--	--	--	--	--
#1	28418	--	--	--	--	--	--
#2	28708	--	--	--	--	--	--
#3	28999	--	--	--	--	--	--

Method: METTRACE Sample Name: CCV1-7 Operator: RJG
Run Time: 11/11/10 19:45:01
Comment: TESTAMERICA PITTSBURGH ICP METALS ANALYSIS-INST TRACEICP
Mode: CONC Corr. Factor: 1

Elem	AG	AL	AS	B_	BA	BE	CA
Units	ppm	ppm	ppm	ppm	ppm	ppm	ppm
Avge	.99157	25.442	.52635	2.0426	2.0474	2.0146	50.986
SDev	.00068	.053	.00124	.0040	.0024	.0035	.145
%RSD	.06815	.20749	.23480	.19573	.11662	.17256	.28512
#1	.99161	25.381	.52494	2.0382	2.0449	2.0132	50.842
#2	.99222	25.474	.52726	2.0461	2.0478	2.0186	51.133
#3	.99087	25.472	.52684	2.0434	2.0496	2.0121	50.983
Errors	LC Pass	LC Pass	LC Pass	LC Pass	LC Pass	LC Pass	LC Pass
High	1.1000	27.500	.55000	2.2000	2.2000	2.2000	55.000
Low	.90000	22.500	.45000	1.8000	1.8000	1.8000	45.000

Elem	CD	CO	CR	CU	FE	K_	MG
Units	ppm	ppm	ppm	ppm	ppm	ppm	ppm
Avge	.50602	2.0005	2.0488	2.0754	25.806	131.04	50.489
SDev	.00118	.0047	.0063	.0056	.055	.55	.099
%RSD	.23330	.23314	.30799	.27162	.21312	.42166	.19535
#1	.50528	1.9957	2.0415	2.0690	25.752	130.44	50.422
#2	.50738	2.0051	2.0533	2.0777	25.862	131.16	50.602
#3	.50541	2.0007	2.0514	2.0796	25.806	131.52	50.442
Errors	LC Pass	LC Pass	LC Pass	LC Pass	LC Pass	LC Pass	LC Pass
High	.55000	2.2000	2.2000	2.2000	27.500	137.50	55.000
Low	.45000	1.8000	1.8000	1.8000	22.500	112.50	45.000

Elem	MN	MO	NA	NI	PB/1	PB/2	PB
Units	ppm	ppm	ppm	ppm	ppm	ppm	ppm
Avge	2.0256	2.0854	128.91	2.0194	.50686	.51682	.51350
SDev	.0057	.0185	.23	.0066	.00090	.00337	.00255
%RSD	.27945	.88556	.17810	.32860	.17699	.65238	.49600
#1	2.0193	2.0643	128.65	2.0151	.50595	.51328	.51084
#2	2.0304	2.0938	129.08	2.0271	.50774	.51999	.51591
#3	2.0270	2.0982	129.02	2.0161	.50689	.51719	.51376
Errors	LC Pass	LC Pass	LC Pass	LC Pass	NOCHECK	NOCHECK	LC Pass
High	2.2000	2.2000	137.50	2.2000			.55000
Low	1.8000	1.8000	112.50	1.8000			.45000

Elem	SB/1	SB/2	SB	SE/1	SE/2	SE	SI
Units	ppm	ppm	ppm	ppm	ppm	ppm	ppm
Avge	.52347	.52959	.52756	.52775	.52292	.52453	2.0608
SDev	.00348	.00042	.00120	.00308	.00549	.00458	.0016
%RSD	.66492	.07996	.22720	.58368	1.0502	.87245	.07927
#1	.51965	.52943	.52618	.52556	.51702	.51987	2.0598
#2	.52645	.52927	.52833	.53127	.52789	.52901	2.0627

#3	.52433	.53007	.52816	.52641	.52385	.52470	2.0599
Errors	NOCHECK	NOCHECK	LC Pass	NOCHECK	NOCHECK	LC Pass	LC Pass

High			.55000			.55000	2.2000
Low			.45000			.45000	1.8000

Elem	SN	SR	TI	TL	V_	ZN	
Units	ppm	ppm	ppm	ppm	ppm	ppm	
Avge	2.1063	2.0465	2.0395	1.0308	1.9976	2.0706	
SDev	.0059	.0008	.0051	.0083	.0035	.0061	
%RSD	.27999	.04118	.25063	.80976	.17311	.29364	
#1	2.1017	2.0474	2.0339	1.0213	1.9937	2.0639	
#2	2.1129	2.0463	2.0438	1.0340	2.0001	2.0758	
#3	2.1042	2.0457	2.0408	1.0370	1.9991	2.0720	
Errors	LC Pass	LC Pass	LC Pass	LC Pass	LC Pass	LC Pass	
High	2.2000	2.2000	2.2000	1.1000	2.2000	2.2000	
Low	1.8000	1.8000	1.8000	.90000	1.8000	1.8000	

IntStd	1	2	3	4	5	6	7
Mode	Counts	NOTUSED	NOTUSED	NOTUSED	NOTUSED	NOTUSED	NOTUSED
Elem	Y	--	--	--	--	--	--
Wavlen	371.030	--	--	--	--	--	--
Avge	28257	--	--	--	--	--	--
SDev	107.6629	--	--	--	--	--	--
%RSD	.3810124	--	--	--	--	--	--
#1	28379	--	--	--	--	--	--
#2	28216	--	--	--	--	--	--
#3	28176	--	--	--	--	--	--

Method: METTRACE Sample Name: CCB7 Operator: RJG
Run Time: 11/11/10 19:50:30
Comment: TESTAMERICA PITTSBURGH ICP METALS ANALYSIS-INST TRACEICP
Mode: CONC Corr. Factor: 1

Elem	AG	AL	AS	B_	BA	BE	CA
Units	ppm	ppm	ppm	ppm	ppm	ppm	ppm
Avge	.00021	.01524	-.00080	.00415	.00001	.00054	-.00420
SDev	.00042	.00146	.00064	.00096	.00004	.00011	.00313
%RSD	196.60	9.5707	79.892	23.179	378.77	20.460	74.487
#1	.00057	.01361	-.00154	.00513	.00005	.00044	-.00750
#2	.00032	.01642	-.00053	.00410	-.00001	.00066	-.00127
#3	-.00025	.01568	-.00034	.00321	-.00002	.00054	-.00384
Errors	LC Pass	LC Pass	LC Pass	LC Pass	LC Pass	LC Pass	LC Pass
High	.00500	.20000	.01000	.20000	.20000	.00400	5.0000
Low	-.00500	-.20000	-.01000	-.20000	-.20000	-.00400	-5.0000

Elem	CD	CO	CR	CU	FE	K_	MG
Units	ppm	ppm	ppm	ppm	ppm	ppm	ppm
Avge	.00008	-.00006	.00006	-.00072	-.00237	.36134	-.00073
SDev	.00003	.00009	.00027	.00017	.00589	.01149	.00454
%RSD	36.936	148.95	472.45	23.510	248.59	3.1791	625.68
#1	.00007	-.00015	.00024	-.00053	-.00849	.37346	.00415
#2	.00005	.00002	.00019	-.00083	-.00189	.35996	-.00149
#3	.00011	-.00005	-.00026	-.00080	.00326	.35061	-.00484
Errors	LC Pass	LC Pass	LC Pass	LC Pass	LC Pass	LC Pass	LC Pass
High	.00500	.05000	.00500	.02500	.10000	5.0000	5.0000
Low	-.00500	-.05000	-.00500	-.02500	-.10000	-5.0000	-5.0000

Elem	MN	MO	NA	NI	PB/1	PB/2	PB
Units	ppm	ppm	ppm	ppm	ppm	ppm	ppm
Avge	.00002	.00755	-.43244	.00011	.00138	.00035	.00069
SDev	.00003	.00332	.04162	.00087	.00162	.00161	.00063
%RSD	163.35	43.973	9.6239	793.55	117.94	461.77	91.645
#1	.00000	.01105	-.39907	.00073	.00267	-.00139	-.00004
#2	.00005	.00716	-.47907	.00048	.00191	.00066	.00108
#3	-.00000	.00444	-.41918	-.00088	-.00045	.00178	.00104
Errors	LC Pass	LC Pass	LC Pass	LC Pass	NOCHECK	NOCHECK	LC Pass
High	.01500	.04000	5.0000	.04000			.00300
Low	-.01500	-.04000	-5.0000	-.04000			-.00300

Elem	SB/1	SB/2	SB	SE/1	SE/2	SE	SI
Units	ppm	ppm	ppm	ppm	ppm	ppm	ppm
Avge	-.00097	.00072	.00016	.00059	-.00127	-.00065	-.00354
SDev	.00227	.00081	.00082	.00391	.00227	.00050	.00235
%RSD	234.12	112.07	520.24	657.13	178.83	76.598	66.237
#1	-.00317	.00139	-.00013	.00460	-.00385	-.00104	-.00326
#2	-.00109	-.00018	-.00048	.00040	-.00033	-.00009	-.00602

#3	.00136	.00095	.00109	-.00321	.00038	-.00081	-.00135
Errors	NOCHECK	NOCHECK	LC Pass	NOCHECK	NOCHECK	LC Pass	LC Pass

High			.01000			.00500	.50000
Low			-.01000			-.00500	-.50000

Elem	SN	SR	TI	TL	V_	ZN	
Units	ppm	ppm	ppm	ppm	ppm	ppm	
Avge	.00007	.00002	.00016	.00583	-.00018	.00176	
SDev	.00110	.00007	.00000	.00067	.00018	.00018	
%RSD	1537.3	434.29	1.7355	11.559	100.22	9.9857	
#1	.00117	.00007	.00016	.00514	.00000	.00171	
#2	.00007	.00005	.00016	.00588	-.00018	.00195	
#3	-.00103	-.00007	.00016	.00648	-.00037	.00161	
Errors	LC Pass	LC Pass	LC Pass	LC Pass	LC Pass	LC Pass	
High	.10000	.05000	.05000	.01000	.05000	.02000	
Low	-.10000	-.05000	-.05000	-.01000	-.05000	-.02000	

IntStd	1	2	3	4	5	6	7
Mode	Counts	NOTUSED	NOTUSED	NOTUSED	NOTUSED	NOTUSED	NOTUSED
Elem	Y	--	--	--	--	--	--
Wavlen	371.030	--	--	--	--	--	--
Avge	28873	--	--	--	--	--	--
SDev	162.9039	--	--	--	--	--	--
%RSD	.5642044	--	--	--	--	--	--
#1	28688	--	--	--	--	--	--
#2	28938	--	--	--	--	--	--
#3	28994	--	--	--	--	--	--

Method: METTRACE Sample Name: L9R2XLT Operator: RJG
Run Time: 11/11/10 19:55:59
Comment: TESTAMERICA PITTSBURGH ICP METALS ANALYSIS-INST TRACEICP
Mode: CONC Corr. Factor: 1

Elem	AG	AL	AS	B_	BA	BE	CA
Units	ppm	ppm	ppm	ppm	ppm	ppm	ppm
Avge	.04919	2.1026	2.0677	.98690	2.0731	.04961	L.04213
SDev	.00038	.0015	.0018	.00104	.0037	.00021	.00069
%RSD	.77278	.07275	.08727	.10584	.18003	.43027	1.6311
#1	.04930	2.1011	2.0686	.98753	2.0772	.04986	L.04160
#2	.04877	2.1042	2.0689	.98746	2.0721	.04946	L.04189
#3	.04951	2.1026	2.0657	.98569	2.0700	.04952	L.04291
Errors	LC Pass	LC Pass	LC Pass	LC Pass	LC Pass	LC Pass	LC Low
High	.06000	2.4000	2.4000	1.2000	2.4000	.06000	60.000
Low	.04000	1.6000	1.6000	.80000	1.6000	.04000	40.000

Elem	CD	CO	CR	CU	FE	K_	MG
Units	ppm	ppm	ppm	ppm	ppm	ppm	ppm
Avge	.05166	.51223	.20944	.26268	1.0946	L.38261	L-.00187
SDev	.00028	.00101	.00042	.00030	.0008	.00334	.00173
%RSD	.54508	.19618	.19981	.11471	.07401	.87372	92.413
#1	.05196	.51337	.20973	.26279	1.0951	L.37888	L-.00036
#2	.05163	.51182	.20896	.26292	1.0936	L.38363	L-.00375
#3	.05140	.51149	.20964	.26235	1.0950	L.38532	L-.00149
Errors	LC Pass	LC Pass	LC Pass	LC Pass	LC Pass	LC Low	LC Low
High	.06000	.60000	.24000	.30000	1.2000	60.000	60.000
Low	.04000	.40000	.16000	.20000	.80000	40.000	40.000

Elem	MN	MO	NA	NI	PB/1	PB/2	PB
Units	ppm	ppm	ppm	ppm	ppm	ppm	ppm
Avge	.51158	L.00182	L-.27835	.51690	.51985	.52735	.52485
SDev	.00064	.00029	.13140	.00069	.00145	.00100	.00062
%RSD	.12423	15.973	47.208	.13400	.27805	.19041	.11823
#1	.51229	L.00207	L-.23130	.51628	.52083	.52788	.52553
#2	.51139	L.00188	L-.42680	.51765	.52054	.52619	.52431
#3	.51106	L.00150	L-.17695	.51679	.51819	.52798	.52472
Errors	LC Pass	LC Low	LC Low	LC Pass	NOCHECK	NOCHECK	LC Pass
High	.60000	1.2000	60.000	.60000			.60000
Low	.40000	.80000	40.000	.40000			.40000

Elem	SB/1	SB/2	SB	SE/1	SE/2	SE	SI
Units	ppm	ppm	ppm	ppm	ppm	ppm	ppm
Avge	.00031	-.00079	L-.00043	2.0522	2.0467	2.0486	L.00018
SDev	.00091	.00115	.00083	.0049	.0056	.0043	.00194
%RSD	294.28	145.13	195.84	.24012	.27488	.20819	1065.9
#1	.00097	.00026	L.00050	2.0566	2.0431	2.0476	L.00160
#2	-.00073	-.00062	L-.00066	2.0532	2.0532	2.0532	L-.00203

#3	.00069	-.00202	L-.00112	2.0469	2.0439	2.0449	L.00097
Errors	NOCHECK	NOCHECK	LC Low	NOCHECK	NOCHECK	LC Pass	LC Low

High			.60000			2.4000	12.000
Low			.40000			1.6000	8.0000

Elem	SN	SR	TI	TL	V_	ZN	
Units	ppm	ppm	ppm	ppm	ppm	ppm	
Avge	L.02703	1.0308	L.00003	2.0678	.50344	.53720	
SDev	.00208	.0025	.00022	.0070	.00248	.00031	
%RSD	7.7035	.24374	675.41	.33629	.49233	.05852	
#1	L.02511	1.0336	L.00016	2.0671	.50578	.53718	
#2	L.02674	1.0300	L-.00022	2.0613	.50084	.53752	
#3	L.02924	1.0288	L.00016	2.0751	.50369	.53690	

Errors	LC Low	LC Pass	LC Low	LC Pass	LC Pass	LC Pass	
High	2.4000	1.2000	1.2000	2.4000	.60000	.60000	
Low	1.6000	.80000	.80000	1.6000	.40000	.40000	

IntStd	1	2	3	4	5	6	7
Mode	Counts	NOTUSED	NOTUSED	NOTUSED	NOTUSED	NOTUSED	NOTUSED
Elem	Y	--	--	--	--	--	--
Wavlen	371.030	--	--	--	--	--	--
Avge	28617	--	--	--	--	--	--
SDev	73.54855	--	--	--	--	--	--
%RSD	.2570093	--	--	--	--	--	--
#1	28696	--	--	--	--	--	--
#2	28606	--	--	--	--	--	--
#3	28550	--	--	--	--	--	--

Method: METTRACE Sample Name: L9Q80T Operator: RJG
Run Time: 11/11/10 20:01:28
Comment: TESTAMERICA PITTSBURGH ICP METALS ANALYSIS-INST TRACEICP
Mode: CONC Corr. Factor: 1

Elem	AG	AL	AS	B_	BA	BE	CA
Units	ppm	ppm	ppm	ppm	ppm	ppm	ppm
Avge	.00017	.34547	.00059	.00584	.00294	.00037	.13243
SDev	.00017	.00088	.00163	.00042	.00006	.00006	.00005
%RSD	100.86	.25353	276.15	7.1423	1.9611	17.316	.03660
#1	.00021	.34602	.00028	.00555	.00290	.00043	.13242
#2	.00033	.34446	-.00087	.00632	.00301	.00037	.13239
#3	-.00002	.34594	.00236	.00566	.00291	.00031	.13248
Errors	LC Pass	LC Pass	LC Pass	LC Pass	LC Pass	LC Pass	LC Pass
High	2.0000	500.00	10.000	30.000	10.000	10.000	600.00
Low	-.00500	-.20000	-.01000	-.20000	-.20000	-.00400	-5.0000

Elem	CD	CO	CR	CU	FE	K_	MG
Units	ppm	ppm	ppm	ppm	ppm	ppm	ppm
Avge	.00013	.00034	.00107	.00392	.10980	99.218	.03521
SDev	.00002	.00009	.00013	.00015	.00415	.301	.00065
%RSD	18.901	25.674	12.388	3.8066	3.7812	.30369	1.8479
#1	.00015	.00026	.00121	.00396	.10808	99.566	.03446
#2	.00010	.00034	.00104	.00404	.10678	99.033	.03558
#3	.00014	.00044	.00095	.00375	.11453	99.056	.03560
Errors	LC Pass	LC Pass	LC Pass	LC Pass	LC Pass	LC Pass	LC Pass
High	5.0000	50.000	20.000	10.000	500.00	400.00	600.00
Low	-.00500	-.05000	-.00500	-.02500	-.10000	-5.0000	-5.0000

Elem	MN	MO	NA	NI	PB/1	PB/2	PB
Units	ppm	ppm	ppm	ppm	ppm	ppm	ppm
Avge	.00230	.00108	72.775	.00122	.00227	.00053	.00111
SDev	.00003	.00061	.282	.00053	.00161	.00122	.00063
%RSD	1.2672	56.151	.38714	43.270	70.740	228.39	56.655
#1	.00234	.00089	73.011	.00178	.00408	-.00009	.00130
#2	.00229	.00176	72.463	.00073	.00172	-.00024	.00041
#3	.00229	.00059	72.851	.00116	.00101	.00194	.00163
Errors	LC Pass	LC Pass	LC Pass	LC Pass	NOCHECK	NOCHECK	LC Pass
High	20.000	20.000	400.00	100.00			5.0000
Low	-.01500	-.04000	-5.0000	-.04000			-.00300

Elem	SB/1	SB/2	SB	SE/1	SE/2	SE	SI
Units	ppm	ppm	ppm	ppm	ppm	ppm	ppm
Avge	-.00098	.00096	.00031	.00085	.00199	.00161	2.7966
SDev	.00183	.00090	.00051	.00388	.00146	.00161	.0077
%RSD	185.67	93.972	164.53	454.87	73.400	99.850	.27379
#1	-.00306	.00148	-.00003	.00239	.00358	.00318	2.8041
#2	-.00026	.00148	.00090	.00373	.00069	.00170	2.7970

#3	.00037	-.00008	.00007	-.00356	.00172	-.00004	2.7888
Errors	NOCHECK	NOCHECK	LC Pass	NOCHECK	NOCHECK	LC Pass	LC Pass

High			5.0000			10.000	50.000
Low			-.01000			-.00500	-.50000

Elem	SN	SR	TI	TL	V_	ZN	
Units	ppm	ppm	ppm	ppm	ppm	ppm	
Avge	.03472	.00108	.09252	.00537	.00096	.01153	
SDev	.00173	.00005	.00048	.00104	.00037	.00014	
%RSD	4.9851	4.1430	.51968	19.453	38.464	1.1709	
#1	.03560	.00103	.09301	.00657	.00133	.01156	
#2	.03273	.00112	.09250	.00479	.00096	.01164	
#3	.03584	.00108	.09205	.00474	.00059	.01138	
Errors	LC Pass	LC Pass	LC Pass	LC Pass	LC Pass	LC Pass	
High	30.000	10.000	30.000	10.000	50.000	5.0000	
Low	-.10000	-.05000	-.05000	-.01000	-.05000	-.02000	

IntStd	1	2	3	4	5	6	7
Mode	Counts	NOTUSED	NOTUSED	NOTUSED	NOTUSED	NOTUSED	NOTUSED
Elem	Y	--	--	--	--	--	--
Wavlen	371.030	--	--	--	--	--	--
Avge	28810	--	--	--	--	--	--
SDev	7.619515	--	--	--	--	--	--
%RSD	.0264471	--	--	--	--	--	--
#1	28812	--	--	--	--	--	--
#2	28817	--	--	--	--	--	--
#3	28802	--	--	--	--	--	--

Method: METTRACE Sample Name: L9Q80P5T Operator: RJG
Run Time: 11/11/10 20:06:57
Comment: TESTAMERICA PITTSBURGH ICP METALS ANALYSIS-INST TRACEICP
Mode: CONC Corr. Factor: 1

Elem	AG	AL	AS	B_	BA	BE	CA
Units	ppm	ppm	ppm	ppm	ppm	ppm	ppm
Avge	-.00004	.07755	.00024	.00259	.00058	.00049	.02731
SDev	.00018	.00100	.00070	.00010	.00009	.00002	.00012
%RSD	473.70	1.2911	288.49	3.8051	14.910	3.8460	.43459
#1	-.00003	.07809	.00014	.00261	.00064	.00048	.02720
#2	-.00022	.07815	-.00040	.00267	.00048	.00047	.02743
#3	.00014	.07639	.00099	.00248	.00062	.00051	.02729

Elem	CD	CO	CR	CU	FE	K_	MG
Units	ppm	ppm	ppm	ppm	ppm	ppm	ppm
Avge	.00014	-.00001	-.00011	.00043	.03120	20.021	.00496
SDev	.00006	.00010	.00007	.00017	.00598	.019	.00065
%RSD	45.166	1153.0	60.119	39.547	19.170	.09623	13.080
#1	.00017	.00008	-.00012	.00034	.02987	19.998	.00533
#2	.00019	.00001	-.00018	.00063	.03774	20.033	.00421
#3	.00007	-.00012	-.00004	.00033	.02600	20.030	.00534

Elem	MN	MO	NA	NI	PB/1	PB/2	PB
Units	ppm	ppm	ppm	ppm	ppm	ppm	ppm
Avge	.00045	.00017	14.777	.00066	-.00014	.00087	.00053
SDev	.00003	.00041	.055	.00048	.00086	.00024	.00023
%RSD	6.3807	247.19	.37202	72.227	623.87	28.077	42.612
#1	.00047	-.00016	14.839	.00011	.00033	.00059	.00050
#2	.00042	.00004	14.733	.00099	-.00113	.00104	.00032
#3	.00047	.00062	14.759	.00087	.00038	.00097	.00077

Elem	SB/1	SB/2	SB	SE/1	SE/2	SE	SI
Units	ppm	ppm	ppm	ppm	ppm	ppm	ppm
Avge	-.00022	-.00130	-.00094	-.00294	.00062	-.00057	.54424
SDev	.00085	.00133	.00117	.00378	.00149	.00175	.00606
%RSD	391.94	102.69	124.84	128.60	240.87	308.38	1.1129
#1	.00066	.00001	.00023	-.00579	.00168	-.00080	.53773
#2	-.00104	-.00266	-.00212	-.00439	-.00108	-.00218	.54971
#3	-.00027	-.00125	-.00092	.00135	.00126	.00129	.54528

Elem	SN	SR	TI	TL	V_	ZN
Units	ppm	ppm	ppm	ppm	ppm	ppm
Avge	.00751	.00026	.01856	.00126	.00020	.00636
SDev	.00146	.00002	.00026	.00125	.00019	.00005
%RSD	19.471	8.3539	1.4026	99.441	92.341	.81013
#1	.00743	.00028	.01874	.00098	.00039	.00637
#2	.00902	.00024	.01867	.00262	.00021	.00631
#3	.00609	.00026	.01826	.00016	.00001	.00641

IntStd	1	2	3	4	5	6	7
Mode	Counts	NOTUSED	NOTUSED	NOTUSED	NOTUSED	NOTUSED	NOTUSED
Elem	Y	--	--	--	--	--	--
Wavlen	371.030	--	--	--	--	--	--
Avge	28442	--	--	--	--	--	--
SDev	43.19938	--	--	--	--	--	--
%RSD	.1518840	--	--	--	--	--	--
#1	28482	--	--	--	--	--	--
#2	28396	--	--	--	--	--	--
#3	28449	--	--	--	--	--	--

Method: METTRACE Sample Name: L9R26B Operator: RJG
Run Time: 11/11/10 20:12:27
Comment: TESTAMERICA PITTSBURGH ICP METALS ANALYSIS-INST TRACEICP
Mode: CONC Corr. Factor: 1

Elem	AG	AL	AS	B_	BA	BE	CA
Units	ppm	ppm	ppm	ppm	ppm	ppm	ppm
Avge	-.00045	.04821	-.00003	.00185	.00074	.00039	.33509
SDev	.00031	.00134	.00079	.00032	.00002	.00004	.00155
%RSD	67.880	2.7769	2859.2	17.563	2.7660	10.390	.46350
#1	-.00077	.04892	-.00080	.00147	.00071	.00043	.33435
#2	-.00016	.04667	.00078	.00205	.00075	.00037	.33687
#3	-.00043	.04905	-.00006	.00202	.00075	.00036	.33405
Errors	LC Pass	LC Pass	LC Pass	LC Pass	LC Pass	LC Pass	LC Pass
High	.00500	.20000	.01000	.20000	.20000	.00400	5.0000
Low	-.00500	-.20000	-.01000	-.20000	-.20000	-.00400	-5.0000

Elem	CD	CO	CR	CU	FE	K_	MG
Units	ppm	ppm	ppm	ppm	ppm	ppm	ppm
Avge	.00013	.00093	.00007	.00301	H.10575	.35705	.04106
SDev	.00011	.00021	.00009	.00025	.00214	.00201	.00222
%RSD	84.683	22.812	115.59	8.1635	2.0222	.56409	5.3977
#1	.00001	.00092	.00001	.00300	H.10416	.35689	.04098
#2	.00015	.00114	.00017	.00326	H.10818	.35913	.04332
#3	.00023	.00072	.00005	.00277	H.10491	.35511	.03888
Errors	LC Pass	LC Pass	LC Pass	LC Pass	LC High	LC Pass	LC Pass
High	.00500	.05000	.00500	.02500	.10000	5.0000	5.0000
Low	-.00500	-.05000	-.00500	-.02500	-.10000	-5.0000	-5.0000

Elem	MN	MO	NA	NI	PB/1	PB/2	PB
Units	ppm	ppm	ppm	ppm	ppm	ppm	ppm
Avge	.00088	.00036	-.30326	.00039	-.00160	.00073	-.00004
SDev	.00003	.00006	.01803	.00058	.00023	.00022	.00010
%RSD	3.3750	16.555	5.9440	147.94	14.279	30.492	239.23
#1	.00086	.00029	-.28859	.00060	-.00151	.00051	-.00016
#2	.00091	.00039	-.32339	-.00026	-.00142	.00073	.00001
#3	.00086	.00040	-.29781	.00085	-.00186	.00096	.00002
Errors	LC Pass	LC Pass	LC Pass	LC Pass	NOCHECK	NOCHECK	LC Pass
High	.01500	.04000	5.0000	.04000			.00300
Low	-.01500	-.04000	-5.0000	-.04000			-.00300

Elem	SB/1	SB/2	SB	SE/1	SE/2	SE	SI
Units	ppm	ppm	ppm	ppm	ppm	ppm	ppm
Avge	.00166	-.00159	-.00051	-.00683	.00217	-.00083	.12047
SDev	.00146	.00134	.00135	.00083	.00116	.00082	.00948
%RSD	87.899	83.993	265.28	12.122	53.345	99.227	7.8658
#1	.00145	-.00114	-.00028	-.00671	.00084	-.00167	.11069
#2	.00032	-.00310	-.00196	-.00771	.00270	-.00077	.12111

#3	.00322	-.00054	.00071	-.00606	.00297	-.00004	.12961
Errors	NOCHECK	NOCHECK	LC Pass	NOCHECK	NOCHECK	LC Pass	LC Pass

High			.01000			.00500	.50000
Low			-.01000			-.00500	-.50000

Elem	SN	SR	TI	TL	V_	ZN	
Units	ppm	ppm	ppm	ppm	ppm	ppm	
Avge	.01818	.00051	.00053	.00152	-.00034	H.02852	
SDev	.00147	.00001	.00000	.00091	.00000	.00015	
%RSD	8.0763	2.2893	.04127	59.813	.18639	.50809	
#1	.01742	.00051	.00053	.00125	-.00034	H.02846	
#2	.01988	.00052	.00053	.00253	-.00034	H.02869	
#3	.01726	.00049	.00053	.00077	-.00034	H.02841	

Errors	LC Pass	LC Pass	LC Pass	LC Pass	LC Pass	LC High	
High	.10000	.05000	.05000	.01000	.05000	.02000	
Low	-.10000	-.05000	-.05000	-.01000	-.05000	-.02000	

IntStd	1	2	3	4	5	6	7
Mode	Counts	NOTUSED	NOTUSED	NOTUSED	NOTUSED	NOTUSED	NOTUSED
Elem	Y	--	--	--	--	--	--
Wavlen	371.030	--	--	--	--	--	--
Avge	28907	--	--	--	--	--	--
SDev	51.45309	--	--	--	--	--	--
%RSD	.1779934	--	--	--	--	--	--
#1	28963	--	--	--	--	--	--
#2	28897	--	--	--	--	--	--
#3	28862	--	--	--	--	--	--

Method: METTRACE Sample Name: L9R26C Operator: RJG
Run Time: 11/11/10 20:17:56
Comment: TESTAMERICA PITTSBURGH ICP METALS ANALYSIS-INST TRACEICP
Mode: CONC Corr. Factor: 1

Elem	AG	AL	AS	B_	BA	BE	CA
Units	ppm	ppm	ppm	ppm	ppm	ppm	ppm
Avge	.04504	1.8961	1.8387	.88606	1.8515	.04425	45.482
SDev	.00019	.0043	.0051	.00103	.0073	.00011	.078
%RSD	.41327	.22551	.27819	.11650	.39610	.25622	.17108
#1	.04483	1.9004	1.8330	.88697	1.8599	.04421	45.472
#2	.04507	1.8961	1.8401	.88628	1.8484	.04416	45.410
#3	.04520	1.8919	1.8430	.88494	1.8463	.04437	45.564
Errors	LC Pass	LC Pass	LC Pass	LC Pass	LC Pass	LC Pass	LC Pass
High	.06000	2.4000	2.4000	1.2000	2.4000	.06000	60.000
Low	.04000	1.6000	1.6000	.80000	1.6000	.04000	40.000

Elem	CD	CO	CR	CU	FE	K_	MG
Units	ppm	ppm	ppm	ppm	ppm	ppm	ppm
Avge	.04539	.44791	.18650	.23406	.88625	50.166	44.978
SDev	.00022	.00033	.00037	.00028	.00649	.169	.077
%RSD	.47951	.07320	.19898	.11736	.73286	.33654	.17169
#1	.04562	.44760	.18625	.23411	.89296	50.329	44.989
#2	.04538	.44788	.18633	.23431	.88579	50.178	44.896
#3	.04518	.44825	.18693	.23376	.88000	49.992	45.049
Errors	LC Pass	LC Pass	LC Pass	LC Pass	LC Pass	LC Pass	LC Pass
High	.06000	.60000	.24000	.30000	1.2000	60.000	60.000
Low	.04000	.40000	.16000	.20000	.80000	40.000	40.000

Elem	MN	MO	NA	NI	PB/1	PB/2	PB
Units	ppm	ppm	ppm	ppm	ppm	ppm	ppm
Avge	.45318	.92303	47.263	.45009	.45654	.45756	.45722
SDev	.00073	.00465	.133	.00201	.00234	.00067	.00085
%RSD	.16018	.50331	.28053	.44577	.51247	.14666	.18654
#1	.45377	.91777	47.409	.45233	.45434	.45718	.45623
#2	.45237	.92475	47.230	.44847	.45629	.45833	.45765
#3	.45340	.92657	47.150	.44946	.45900	.45715	.45777
Errors	LC Pass	LC Pass	LC Pass	LC Pass	NOCHECK	NOCHECK	LC Pass
High	.60000	1.2000	60.000	.60000			.60000
Low	.40000	.80000	40.000	.40000			.40000

Elem	SB/1	SB/2	SB	SE/1	SE/2	SE	SI
Units	ppm	ppm	ppm	ppm	ppm	ppm	ppm
Avge	.46463	.46927	.46772	1.8455	1.8222	1.8299	L3.8498
SDev	.00150	.00222	.00132	.0083	.0043	.0046	.0071
%RSD	.32366	.47357	.28232	.45165	.23822	.25158	.18375
#1	.46559	.47047	.46884	1.8404	1.8173	1.8250	L3.8579
#2	.46539	.46670	.46627	1.8410	1.8256	1.8307	L3.8466

#3	.46289	.47063	.46806	1.8551	1.8236	1.8341	L3.8449
Errors	NOCHECK	NOCHECK	LC Pass	NOCHECK	NOCHECK	LC Pass	LC Low

High			.60000			2.4000	12.000
Low			.40000			1.6000	8.0000

Elem	SN	SR	TI	TL	V_	ZN	
Units	ppm	ppm	ppm	ppm	ppm	ppm	
Avge	1.8691	.92062	.90834	1.8371	.45245	.48592	
SDev	.0034	.00387	.00149	.0060	.00059	.00036	
%RSD	.18229	.42013	.16357	.32542	.13108	.07315	
#1	1.8652	.92507	.91006	1.8341	.45217	.48615	
#2	1.8717	.91870	.90740	1.8332	.45205	.48610	
#3	1.8704	.91808	.90757	1.8440	.45313	.48551	
Errors	LC Pass	LC Pass	LC Pass	LC Pass	LC Pass	LC Pass	
High	2.4000	1.2000	1.2000	2.4000	.60000	.60000	
Low	1.6000	.80000	.80000	1.6000	.40000	.40000	

IntStd	1	2	3	4	5	6	7
Mode	Counts	NOTUSED	NOTUSED	NOTUSED	NOTUSED	NOTUSED	NOTUSED
Elem	Y	--	--	--	--	--	--
Wavlen	371.030	--	--	--	--	--	--
Avge	28059	--	--	--	--	--	--
SDev	147.2293	--	--	--	--	--	--
%RSD	.5247148	--	--	--	--	--	--
#1	27919	--	--	--	--	--	--
#2	28045	--	--	--	--	--	--
#3	28213	--	--	--	--	--	--

Method: METTRACE Sample Name: L86VC Operator: RJG
Run Time: 11/11/10 20:23:25
Comment: TESTAMERICA PITTSBURGH ICP METALS ANALYSIS-INST TRACEICP
Mode: CONC Corr. Factor: 1

Elem	AG	AL	AS	B_	BA	BE	CA
Units	ppm	ppm	ppm	ppm	ppm	ppm	ppm
Avge	.00073	64.690	.05221	.01292	.84017	.00526	165.66
SDev	.00044	.039	.00167	.00064	.00044	.00006	.11
%RSD	59.308	.06056	3.1938	4.9444	.05248	1.0944	.06752
#1	.00119	64.735	.05273	.01356	.84031	.00520	165.64
#2	.00032	64.672	.05356	.01292	.84053	.00526	165.77
#3	.00070	64.663	.05035	.01228	.83968	.00531	165.55
Errors	LC Pass	LC Pass	LC Pass	LC Pass	LC Pass	LC Pass	LC Pass
High	2.0000	500.00	10.000	30.000	10.000	10.000	600.00
Low	-.00500	-.20000	-.01000	-.20000	-.20000	-.00400	-5.0000

Elem	CD	CO	CR	CU	FE	K_	MG
Units	ppm	ppm	ppm	ppm	ppm	ppm	ppm
Avge	.00029	.06242	.10152	.09391	143.67	12.406	28.260
SDev	.00009	.00040	.00013	.00051	.06	.003	.023
%RSD	29.682	.64318	.12667	.54418	.03908	.02675	.08135
#1	.00022	.06265	.10165	.09449	143.72	12.406	28.275
#2	.00025	.06267	.10152	.09359	143.68	12.402	28.271
#3	.00038	.06196	.10140	.09363	143.61	12.409	28.233
Errors	LC Pass	LC Pass	LC Pass	LC Pass	LC Pass	LC Pass	LC Pass
High	5.0000	50.000	20.000	10.000	500.00	400.00	600.00
Low	-.00500	-.05000	-.00500	-.02500	-.10000	-5.0000	-5.0000

Elem	MN	MO	NA	NI	PB/1	PB/2	PB
Units	ppm	ppm	ppm	ppm	ppm	ppm	ppm
Avge	6.2341	.00187	.32654	.13757	.16764	.17518	.17267
SDev	.0035	.00098	.06989	.00148	.00236	.00047	.00084
%RSD	.05614	52.058	21.404	1.0741	1.4074	.26520	.48618
#1	6.2349	.00294	.29076	.13855	.17030	.17528	.17363
#2	6.2370	.00166	.40708	.13829	.16580	.17558	.17232
#3	6.2302	.00102	.28178	.13587	.16683	.17467	.17206
Errors	LC Pass	LC Pass	LC Pass	LC Pass	NOCHECK	NOCHECK	LC Pass
High	20.000	20.000	400.00	100.00			5.0000
Low	-.01500	-.04000	-5.0000	-.04000			-.00300

Elem	SB/1	SB/2	SB	SE/1	SE/2	SE	SI
Units	ppm	ppm	ppm	ppm	ppm	ppm	ppm
Avge	.00107	-.00023	.00020	-.00291	-.00266	-.00274	5.4534
SDev	.00109	.00163	.00074	.00361	.00142	.00205	.0073
%RSD	102.59	706.72	369.02	124.04	53.566	74.827	.13446
#1	.00060	.00087	.00078	.00123	-.00143	-.00054	5.4584
#2	.00232	-.00211	-.00063	-.00459	-.00233	-.00308	5.4568

#3	.00028	.00055	.00046	-.00537	-.00422	-.00460	5.4450
Errors	NOCHECK	NOCHECK	LC Pass	NOCHECK	NOCHECK	LC Pass	LC Pass

High			5.0000			10.000	50.000
Low			-.01000			-.00500	-.50000

Elem	SN	SR	TI	TL	V_	ZN	
Units	ppm	ppm	ppm	ppm	ppm	ppm	
Avge	.01271	.22654	.49075	.00060	.06681	.34474	
SDev	.00085	.00020	.00121	.00161	.00130	.00030	
%RSD	6.7228	.08799	.24610	269.14	1.9437	.08774	
#1	.01178	.22676	.49135	-.00074	.06777	.34440	
#2	.01347	.22651	.49153	.00239	.06533	.34498	
#3	.01289	.22636	.48935	.00014	.06733	.34484	

Errors	LC Pass	LC Pass	LC Pass	LC Pass	LC Pass	LC Pass	
High	30.000	10.000	30.000	10.000	50.000	5.0000	
Low	-.10000	-.05000	-.05000	-.01000	-.05000	-.02000	

IntStd	1	2	3	4	5	6	7
Mode	Counts	NOTUSED	NOTUSED	NOTUSED	NOTUSED	NOTUSED	NOTUSED
Elem	Y	--	--	--	--	--	--
Wavlen	371.030	--	--	--	--	--	--
Avge	30429	--	--	--	--	--	--
SDev	76.72249	--	--	--	--	--	--
%RSD	.2521352	--	--	--	--	--	--
#1	30489	--	--	--	--	--	--
#2	30456	--	--	--	--	--	--
#3	30343	--	--	--	--	--	--

Method: METTRACE Sample Name: L9CGQ Operator: RJG
Run Time: 11/11/10 20:28:54
Comment: TESTAMERICA PITTSBURGH ICP METALS ANALYSIS-INST TRACEICP
Mode: CONC Corr. Factor: 1

Elem	AG	AL	AS	B_	BA	BE	CA
Units	ppm	ppm	ppm	ppm	ppm	ppm	ppm
Avge	.00052	46.777	.02984	.02507	.70550	.00376	171.57
SDev	.00069	.033	.00050	.00026	.00152	.00013	.78
%RSD	132.90	.06954	1.6681	1.0471	.21600	3.3478	.45686
#1	.00124	46.815	.02986	.02537	.70702	.00362	170.92
#2	.00048	46.755	.02933	.02496	.70397	.00383	171.35
#3	-.00015	46.763	.03032	.02488	.70550	.00384	172.44
Errors	LC Pass	LC Pass	LC Pass	LC Pass	LC Pass	LC Pass	LC Pass
High	2.0000	500.00	10.000	30.000	10.000	10.000	600.00
Low	-.00500	-.20000	-.01000	-.20000	-.20000	-.00400	-5.0000

Elem	CD	CO	CR	CU	FE	K_	MG
Units	ppm	ppm	ppm	ppm	ppm	ppm	ppm
Avge	.00295	.03747	.12460	.16267	107.38	7.3024	28.306
SDev	.00012	.00038	.00031	.00047	.29	.0244	.115
%RSD	4.0821	1.0138	.24624	.28563	.26750	.33361	.40747
#1	.00308	.03780	.12477	.16319	107.16	7.3272	28.211
#2	.00292	.03755	.12425	.16230	107.26	7.3016	28.273
#3	.00285	.03705	.12479	.16252	107.70	7.2785	28.435
Errors	LC Pass	LC Pass	LC Pass	LC Pass	LC Pass	LC Pass	LC Pass
High	5.0000	50.000	20.000	10.000	500.00	400.00	600.00
Low	-.00500	-.05000	-.00500	-.02500	-.10000	-5.0000	-5.0000

Elem	MN	MO	NA	NI	PB/1	PB/2	PB
Units	ppm	ppm	ppm	ppm	ppm	ppm	ppm
Avge	1.5810	.00408	1.2258	.08557	1.5159	1.5167	1.5164
SDev	.0039	.00027	.0163	.00043	.0013	.0087	.0060
%RSD	.24954	6.7294	1.3298	.50662	.08698	.57468	.39804
#1	1.5785	.00398	1.2437	.08532	1.5144	1.5122	1.5130
#2	1.5790	.00438	1.2117	.08607	1.5166	1.5111	1.5129
#3	1.5856	.00386	1.2222	.08533	1.5167	1.5267	1.5234
Errors	LC Pass	LC Pass	LC Pass	LC Pass	NOCHECK	NOCHECK	LC Pass
High	20.000	20.000	400.00	100.00			5.0000
Low	-.01500	-.04000	-5.0000	-.04000			-.00300

Elem	SB/1	SB/2	SB	SE/1	SE/2	SE	SI
Units	ppm	ppm	ppm	ppm	ppm	ppm	ppm
Avge	-.00023	.00282	.00180	.00280	-.00184	-.00030	5.4763
SDev	.00123	.00078	.00018	.00349	.00085	.00085	.0103
%RSD	540.00	27.758	9.7942	124.89	46.348	284.66	.18815
#1	-.00125	.00326	.00176	.00587	-.00283	.00007	5.4763
#2	.00113	.00191	.00165	.00352	-.00130	.00030	5.4660

#3	-.00056	.00327	.00200	-.00100	-.00140	-.00127	5.4866
Errors	NOCHECK	NOCHECK	LC Pass	NOCHECK	NOCHECK	LC Pass	LC Pass

High			5.0000			10.000	50.000
Low			-.01000			-.00500	-.50000

Elem	SN	SR	TI	TL	V_	ZN	
Units	ppm	ppm	ppm	ppm	ppm	ppm	
Avge	.07454	.57581	1.0957	-.00311	.12130	1.2329	
SDev	.00236	.00062	.0017	.00169	.00053	.0007	
%RSD	3.1678	.10700	.15522	54.339	.43580	.05608	
#1	.07727	.57626	1.0955	-.00162	.12070	1.2329	
#2	.07325	.57510	1.0940	-.00277	.12167	1.2323	
#3	.07311	.57605	1.0974	-.00495	.12154	1.2337	
Errors	LC Pass	LC Pass	LC Pass	LC Pass	LC Pass	LC Pass	
High	30.000	10.000	30.000	10.000	50.000	5.0000	
Low	-.10000	-.05000	-.05000	-.01000	-.05000	-.02000	
IntStd	1	2	3	4	5	6	7
Mode	Counts	NOTUSED	NOTUSED	NOTUSED	NOTUSED	NOTUSED	NOTUSED
Elem	Y	--	--	--	--	--	--
Wavlen	371.030	--	--	--	--	--	--
Avge	30163	--	--	--	--	--	--
SDev	330.1695	--	--	--	--	--	--
%RSD	1.094631	--	--	--	--	--	--
#1	29830	--	--	--	--	--	--
#2	30167	--	--	--	--	--	--
#3	30491	--	--	--	--	--	--

Method: METTRACE Sample Name: L9FX7 Operator: RJG
Run Time: 11/11/10 20:34:23
Comment: TESTAMERICA PITTSBURGH ICP METALS ANALYSIS-INST TRACEICP
Mode: CONC Corr. Factor: 1

Elem	AG	AL	AS	B_	BA	BE	CA
Units	ppm	ppm	ppm	ppm	ppm	ppm	ppm
Avge	.00128	15.248	.04661	.03567	.67873	.00146	29.577
SDev	.00024	.002	.00087	.00030	.00130	.00008	.046
%RSD	18.962	.01255	1.8633	.83324	.19129	5.5233	.15406
#1	.00148	15.246	.04702	.03557	.68020	.00137	29.613
#2	.00134	15.250	.04720	.03601	.67828	.00151	29.591
#3	.00101	15.247	.04561	.03544	.67772	.00151	29.526
Errors	LC Pass	LC Pass	LC Pass	LC Pass	LC Pass	LC Pass	LC Pass
High	2.0000	500.00	10.000	30.000	10.000	10.000	600.00
Low	-.00500	-.20000	-.01000	-.20000	-.20000	-.00400	-5.0000

Elem	CD	CO	CR	CU	FE	K_	MG
Units	ppm	ppm	ppm	ppm	ppm	ppm	ppm
Avge	.00188	.04361	.31166	1.3293	97.046	3.2716	57.134
SDev	.00007	.00014	.00017	.0012	.136	.0018	.157
%RSD	3.6060	.31059	.05425	.09261	.13999	.05461	.27405
#1	.00191	.04377	.31175	1.3303	97.164	3.2702	57.258
#2	.00180	.04353	.31176	1.3295	97.076	3.2710	57.185
#3	.00192	.04353	.31146	1.3279	96.898	3.2736	56.958
Errors	LC Pass	LC Pass	LC Pass	LC Pass	LC Pass	LC Pass	LC Pass
High	5.0000	50.000	20.000	10.000	500.00	400.00	600.00
Low	-.00500	-.05000	-.00500	-.02500	-.10000	-5.0000	-5.0000

Elem	MN	MO	NA	NI	PB/1	PB/2	PB
Units	ppm	ppm	ppm	ppm	ppm	ppm	ppm
Avge	.85534	.00598	1.4807	.39895	.40130	.40732	.40531
SDev	.00135	.00026	.0822	.00035	.00323	.00088	.00122
%RSD	.15749	4.3506	5.5517	.08709	.80575	.21595	.30147
#1	.85664	.00577	1.3975	.39930	.40431	.40670	.40591
#2	.85542	.00627	1.4827	.39861	.40172	.40832	.40612
#3	.85395	.00589	1.5618	.39893	.39788	.40692	.40391
Errors	LC Pass	LC Pass	LC Pass	LC Pass	NOCHECK	NOCHECK	LC Pass
High	20.000	20.000	400.00	100.00			5.0000
Low	-.01500	-.04000	-5.0000	-.04000			-.00300

Elem	SB/1	SB/2	SB	SE/1	SE/2	SE	SI
Units	ppm	ppm	ppm	ppm	ppm	ppm	ppm
Avge	.00452	.00256	.00321	.00055	.00119	.00098	3.2897
SDev	.00128	.00077	.00076	.00132	.00085	.00067	.0083
%RSD	28.373	30.030	23.756	239.41	71.179	68.788	.25307
#1	.00305	.00241	.00262	.00003	.00214	.00144	3.2989
#2	.00544	.00339	.00407	-.00043	.00052	.00021	3.2874

#3	.00506	.00188	.00294	.00206	.00091	.00129	3.2827
Errors	NOCHECK	NOCHECK	LC Pass	NOCHECK	NOCHECK	LC Pass	LC Pass

High			5.0000			10.000	50.000
Low			-.01000			-.00500	-.50000

Elem	SN	SR	TI	TL	V_	ZN	
Units	ppm	ppm	ppm	ppm	ppm	ppm	
Avge	.14097	.15341	.58151	-.00280	.09058	.88533	
SDev	.00329	.00032	.00139	.00081	.00140	.00097	
%RSD	2.3362	.20542	.23896	28.800	1.5497	.10932	
#1	.14379	.15370	.58263	-.00196	.09022	.88589	
#2	.14177	.15346	.58194	-.00288	.09213	.88588	
#3	.13735	.15308	.57996	-.00357	.08940	.88421	
Errors	LC Pass	LC Pass	LC Pass	LC Pass	LC Pass	LC Pass	
High	30.000	10.000	30.000	10.000	50.000	5.0000	
Low	-.10000	-.05000	-.05000	-.01000	-.05000	-.02000	

IntStd	1	2	3	4	5	6	7
Mode	Counts	NOTUSED	NOTUSED	NOTUSED	NOTUSED	NOTUSED	NOTUSED
Elem	Y	--	--	--	--	--	--
Wavlen	371.030	--	--	--	--	--	--
Avge	28675	--	--	--	--	--	--
SDev	44.84430	--	--	--	--	--	--
%RSD	.1563881	--	--	--	--	--	--
#1	28718	--	--	--	--	--	--
#2	28679	--	--	--	--	--	--
#3	28628	--	--	--	--	--	--

Method: METTRACE Sample Name: L9MWH Operator: RJG
Run Time: 11/11/10 20:39:53
Comment: TESTAMERICA PITTSBURGH ICP METALS ANALYSIS-INST TRACEICP
Mode: CONC Corr. Factor: 1

Elem	AG	AL	AS	B_	BA	BE	CA
Units	ppm	ppm	ppm	ppm	ppm	ppm	ppm
Avge	.00092	62.874	.07672	.01436	.56713	.00690	17.555
SDev	.00034	.079	.00078	.00041	.00065	.00008	.127
%RSD	36.741	.12629	1.0184	2.8263	.11385	1.1703	.72484
#1	.00131	62.908	.07634	.01415	.56662	.00683	17.415
#2	.00068	62.930	.07620	.01483	.56786	.00699	17.588
#3	.00078	62.783	.07762	.01410	.56692	.00688	17.663
Errors	LC Pass	LC Pass	LC Pass	LC Pass	LC Pass	LC Pass	LC Pass
High	2.0000	500.00	10.000	30.000	10.000	10.000	600.00
Low	-.00500	-.20000	-.01000	-.20000	-.20000	-.00400	-5.0000

Elem	CD	CO	CR	CU	FE	K_	MG
Units	ppm	ppm	ppm	ppm	ppm	ppm	ppm
Avge	-.00034	.09587	.20463	.14397	217.77	11.920	10.884
SDev	.00007	.00041	.00085	.00018	1.19	.053	.070
%RSD	20.639	.42367	.41799	.12459	.54813	.44664	.64189
#1	-.00026	.09541	.20376	.14376	216.44	11.968	10.808
#2	-.00036	.09620	.20465	.14410	218.09	11.931	10.898
#3	-.00040	.09599	.20547	.14404	218.76	11.863	10.946
Errors	LC Pass	LC Pass	LC Pass	LC Pass	LC Pass	LC Pass	LC Pass
High	5.0000	50.000	20.000	10.000	500.00	400.00	600.00
Low	-.00500	-.05000	-.00500	-.02500	-.10000	-5.0000	-5.0000

Elem	MN	MO	NA	NI	PB/1	PB/2	PB
Units	ppm	ppm	ppm	ppm	ppm	ppm	ppm
Avge	3.3589	.00957	.34580	.13872	.11550	.11134	.11272
SDev	.0148	.00016	.17426	.00109	.00218	.00440	.00242
%RSD	.44004	1.6515	50.395	.78609	1.8868	3.9524	2.1427
#1	3.3423	.00968	.14715	.13818	.11697	.10643	.10994
#2	3.3637	.00939	.41731	.13800	.11653	.11264	.11394
#3	3.3707	.00964	.47292	.13997	.11299	.11494	.11429
Errors	LC Pass	LC Pass	LC Pass	LC Pass	NOCHECK	NOCHECK	LC Pass
High	20.000	20.000	400.00	100.00			5.0000
Low	-.01500	-.04000	-5.0000	-.04000			-.00300

Elem	SB/1	SB/2	SB	SE/1	SE/2	SE	SI
Units	ppm	ppm	ppm	ppm	ppm	ppm	ppm
Avge	-.00111	.00221	.00110	.00266	-.00589	-.00304	4.7924
SDev	.00369	.00148	.00065	.00316	.00186	.00103	.0154
%RSD	331.16	66.752	59.198	119.01	31.508	33.788	.32202
#1	-.00520	.00385	.00084	.00540	-.00574	-.00203	4.7761
#2	-.00010	.00099	.00063	.00337	-.00781	-.00409	4.7941

#3	.00196	.00179	.00185	-.00080	-.00411	-.00301	4.8069
Errors	NOCHECK	NOCHECK	LC Pass	NOCHECK	NOCHECK	LC Pass	LC Pass

High			5.0000			10.000	50.000
Low			-.01000			-.00500	-.50000

Elem	SN	SR	TI	TL	V_	ZN	
Units	ppm	ppm	ppm	ppm	ppm	ppm	
Avge	.01541	.09985	.57504	-.00427	.13107	.44469	
SDev	.00165	.00008	.00246	.00361	.00090	.00112	
%RSD	10.685	.07584	.42752	84.444	.68490	.25155	
#1	.01453	.09992	.57257	-.00828	.13026	.44340	
#2	.01731	.09985	.57506	-.00327	.13203	.44536	
#3	.01438	.09977	.57748	-.00127	.13090	.44531	
Errors	LC Pass	LC Pass	LC Pass	LC Pass	LC Pass	LC Pass	
High	30.000	10.000	30.000	10.000	50.000	5.0000	
Low	-.10000	-.05000	-.05000	-.01000	-.05000	-.02000	

IntStd	1	2	3	4	5	6	7
Mode	Counts	NOTUSED	NOTUSED	NOTUSED	NOTUSED	NOTUSED	NOTUSED
Elem	Y	--	--	--	--	--	--
Wavlen	371.030	--	--	--	--	--	--
Avge	30613	--	--	--	--	--	--
SDev	181.1153	--	--	--	--	--	--
%RSD	.5916371	--	--	--	--	--	--
#1	30406	--	--	--	--	--	--
#2	30691	--	--	--	--	--	--
#3	30742	--	--	--	--	--	--

Method: METTRACE Sample Name: L9MWJ Operator: RJG
Run Time: 11/11/10 20:45:22
Comment: TESTAMERICA PITTSBURGH ICP METALS ANALYSIS-INST TRACEICP
Mode: CONC Corr. Factor: 1

Elem	AG	AL	AS	B_	BA	BE	CA
Units	ppm	ppm	ppm	ppm	ppm	ppm	ppm
Avge	.00080	50.973	.06739	.01076	.42670	.00686	3.7620
SDev	.00033	.091	.00031	.00041	.00150	.00001	.0049
%RSD	40.890	.17881	.45521	3.8181	.35236	.14291	.12971
#1	.00118	51.068	.06737	.01037	.42843	.00686	3.7583
#2	.00060	50.887	.06709	.01071	.42600	.00685	3.7676
#3	.00062	50.964	.06770	.01119	.42567	.00687	3.7603
Errors	LC Pass	LC Pass	LC Pass	LC Pass	LC Pass	LC Pass	LC Pass
High	2.0000	500.00	10.000	30.000	10.000	10.000	600.00
Low	-.00500	-.20000	-.01000	-.20000	-.20000	-.00400	-5.0000

Elem	CD	CO	CR	CU	FE	K_	MG
Units	ppm	ppm	ppm	ppm	ppm	ppm	ppm
Avge	-.00058	.08813	.13689	.13585	217.78	10.469	7.6955
SDev	.00015	.00019	.00027	.00078	.17	.025	.0193
%RSD	25.950	.22044	.19752	.57342	.07896	.23806	.25087
#1	-.00059	.08795	.13703	.13657	217.66	10.493	7.7146
#2	-.00042	.08834	.13705	.13502	217.97	10.443	7.6958
#3	-.00073	.08810	.13658	.13594	217.69	10.470	7.6760
Errors	LC Pass	LC Pass	LC Pass	LC Pass	LC Pass	LC Pass	LC Pass
High	5.0000	50.000	20.000	10.000	500.00	400.00	600.00
Low	-.00500	-.05000	-.00500	-.02500	-.10000	-5.0000	-5.0000

Elem	MN	MO	NA	NI	PB/1	PB/2	PB
Units	ppm	ppm	ppm	ppm	ppm	ppm	ppm
Avge	2.6297	.00546	.35036	.13262	.12705	.12592	.12630
SDev	.0022	.00082	.11519	.00040	.00373	.00259	.00057
%RSD	.08453	15.024	32.877	.30418	2.9337	2.0529	.45143
#1	2.6307	.00640	.22624	.13268	.13111	.12296	.12567
#2	2.6312	.00489	.45382	.13299	.12627	.12705	.12679
#3	2.6271	.00510	.37102	.13219	.12377	.12775	.12642
Errors	LC Pass	LC Pass	LC Pass	LC Pass	NOCHECK	NOCHECK	LC Pass
High	20.000	20.000	400.00	100.00			5.0000
Low	-.01500	-.04000	-5.0000	-.04000			-.00300

Elem	SB/1	SB/2	SB	SE/1	SE/2	SE	SI
Units	ppm	ppm	ppm	ppm	ppm	ppm	ppm
Avge	-.00063	.00256	.00149	-.00076	-.00473	-.00341	5.4639
SDev	.00346	.00216	.00031	.00105	.00332	.00254	.0112
%RSD	546.12	84.493	20.479	138.30	70.137	74.488	.20580
#1	-.00454	.00495	.00179	-.00181	-.00699	L-.00526	5.4764
#2	.00060	.00197	.00152	-.00077	-.00627	-.00444	5.4545

#3	.00204	.00075	.00118	.00030	-.00092	-.00052	5.4608
Errors	NOCHECK	NOCHECK	LC Pass	NOCHECK	NOCHECK	LC Pass	LC Pass

High			5.0000			10.000	50.000
Low			-.01000			-.00500	-.50000

Elem	SN	SR	TI	TL	V_	ZN	
Units	ppm	ppm	ppm	ppm	ppm	ppm	
Avge	.01369	.04265	.43638	-.00342	.11682	.44212	
SDev	.00188	.00025	.00080	.00129	.00168	.00050	
%RSD	13.754	.58074	.18397	37.592	1.4378	.11369	
#1	.01519	.04294	.43729	-.00479	.11872	.44269	
#2	.01431	.04250	.43611	-.00223	.11620	.44192	
#3	.01158	.04252	.43576	-.00324	.11554	.44174	
Errors	LC Pass	LC Pass	LC Pass	LC Pass	LC Pass	LC Pass	
High	30.000	10.000	30.000	10.000	50.000	5.0000	
Low	-.10000	-.05000	-.05000	-.01000	-.05000	-.02000	

IntStd	1	2	3	4	5	6	7
Mode	Counts	NOTUSED	NOTUSED	NOTUSED	NOTUSED	NOTUSED	NOTUSED
Elem	Y	--	--	--	--	--	--
Wavlen	371.030	--	--	--	--	--	--
Avge	29924	--	--	--	--	--	--
SDev	40.59061	--	--	--	--	--	--
%RSD	.1356436	--	--	--	--	--	--
#1	29906	--	--	--	--	--	--
#2	29971	--	--	--	--	--	--
#3	29896	--	--	--	--	--	--

Method: METTRACE Sample Name: CCV1-8 Operator: RJG
Run Time: 11/11/10 20:50:51
Comment: TESTAMERICA PITTSBURGH ICP METALS ANALYSIS-INST TRACEICP
Mode: CONC Corr. Factor: 1

Elem	AG	AL	AS	B_	BA	BE	CA
Units	ppm	ppm	ppm	ppm	ppm	ppm	ppm
Avge	.97374	25.265	.52341	2.0242	2.0240	1.9902	50.676
SDev	.00115	.090	.00127	.0046	.0076	.0033	.088
%RSD	.11800	.35632	.24279	.22670	.37698	.16588	.17389
#1	.97254	25.163	.52422	2.0198	2.0153	1.9919	50.693
#2	.97483	25.335	.52406	2.0290	2.0297	1.9923	50.753
#3	.97385	25.297	.52194	2.0239	2.0270	1.9864	50.580
Errors	LC Pass	LC Pass	LC Pass	LC Pass	LC Pass	LC Pass	LC Pass
High	1.1000	27.500	.55000	2.2000	2.2000	2.2000	55.000
Low	.90000	22.500	.45000	1.8000	1.8000	1.8000	45.000

Elem	CD	CO	CR	CU	FE	K_	MG
Units	ppm	ppm	ppm	ppm	ppm	ppm	ppm
Avge	.50299	1.9889	2.0402	2.0621	25.815	131.47	50.089
SDev	.00057	.0037	.0027	.0092	.038	.73	.064
%RSD	.11293	.18711	.13264	.44443	.14624	.55251	.12749
#1	.50352	1.9886	2.0399	2.0518	25.790	130.64	50.093
#2	.50306	1.9927	2.0430	2.0695	25.858	131.96	50.151
#3	.50239	1.9853	2.0376	2.0650	25.796	131.82	50.023
Errors	LC Pass	LC Pass	LC Pass	LC Pass	LC Pass	LC Pass	LC Pass
High	.55000	2.2000	2.2000	2.2000	27.500	137.50	55.000
Low	.45000	1.8000	1.8000	1.8000	22.500	112.50	45.000

Elem	MN	MO	NA	NI	PB/1	PB/2	PB
Units	ppm	ppm	ppm	ppm	ppm	ppm	ppm
Avge	2.0108	2.0759	128.17	2.0051	.50651	.51383	.51139
SDev	.0033	.0127	.58	.0027	.00255	.00333	.00137
%RSD	.16178	.61165	.44872	.13339	.50259	.64842	.26879
#1	2.0093	2.0614	127.51	2.0080	.50929	.51020	.50990
#2	2.0145	2.0817	128.51	2.0045	.50596	.51453	.51168
#3	2.0086	2.0847	128.50	2.0027	.50429	.51675	.51260
Errors	LC Pass	LC Pass	LC Pass	LC Pass	NOCHECK	NOCHECK	LC Pass
High	2.2000	2.2000	137.50	2.2000			.55000
Low	1.8000	1.8000	112.50	1.8000			.45000

Elem	SB/1	SB/2	SB	SE/1	SE/2	SE	SI
Units	ppm	ppm	ppm	ppm	ppm	ppm	ppm
Avge	.52189	.52957	.52701	.52540	.52119	.52259	2.0524
SDev	.00368	.00262	.00052	.00085	.00817	.00552	.0028
%RSD	.70454	.49400	.09958	.16209	1.5666	1.0560	.13756
#1	.51813	.53231	.52759	.52557	.51252	.51687	2.0522
#2	.52205	.52932	.52690	.52448	.52230	.52303	2.0497

#3	.52548	.52709	.52656	.52615	.52874	.52788	2.0554
Errors	NOCHECK	NOCHECK	LC Pass	NOCHECK	NOCHECK	LC Pass	LC Pass

High			.55000			.55000	2.2000
Low			.45000			.45000	1.8000

Elem	SN	SR	TI	TL	V_	ZN	
Units	ppm	ppm	ppm	ppm	ppm	ppm	
Avge	2.0995	2.0154	2.0237	1.0276	1.9805	2.0605	
SDev	.0070	.0048	.0066	.0047	.0040	.0030	
%RSD	.33159	.23605	.32470	.45424	.20138	.14484	
#1	2.1043	2.0101	2.0165	1.0223	1.9771	2.0603	
#2	2.1026	2.0194	2.0294	1.0306	1.9849	2.0636	
#3	2.0915	2.0167	2.0251	1.0300	1.9795	2.0577	
Errors	LC Pass	LC Pass	LC Pass	LC Pass	LC Pass	LC Pass	
High	2.2000	2.2000	2.2000	1.1000	2.2000	2.2000	
Low	1.8000	1.8000	1.8000	.90000	1.8000	1.8000	

IntStd	1	2	3	4	5	6	7
Mode	Counts	NOTUSED	NOTUSED	NOTUSED	NOTUSED	NOTUSED	NOTUSED
Elem	Y	--	--	--	--	--	--
Wavlen	371.030	--	--	--	--	--	--
Avge	28056	--	--	--	--	--	--
SDev	126.3601	--	--	--	--	--	--
%RSD	.4503913	--	--	--	--	--	--
#1	28202	--	--	--	--	--	--
#2	27980	--	--	--	--	--	--
#3	27985	--	--	--	--	--	--

Method: METTRACE Sample Name: CCB8 Operator: RJG
Run Time: 11/11/10 20:56:20
Comment: TESTAMERICA PITTSBURGH ICP METALS ANALYSIS-INST TRACEICP
Mode: CONC Corr. Factor: 1

Elem	AG	AL	AS	B_	BA	BE	CA
Units	ppm	ppm	ppm	ppm	ppm	ppm	ppm
Avge	.00006	.01362	-.00019	.00354	.00001	.00060	-.00529
SDev	.00027	.00106	.00080	.00029	.00006	.00002	.00009
%RSD	435.11	7.7934	412.08	8.2153	1008.7	3.9847	1.7268
#1	-.00003	.01343	-.00110	.00338	-.00004	.00057	-.00539
#2	-.00015	.01266	.00013	.00388	.00007	.00062	-.00522
#3	.00037	.01476	.00039	.00337	-.00002	.00060	-.00527
Errors	LC Pass	LC Pass	LC Pass	LC Pass	LC Pass	LC Pass	LC Pass
High	.00500	.20000	.01000	.20000	.20000	.00400	5.0000
Low	-.00500	-.20000	-.01000	-.20000	-.20000	-.00400	-5.0000

Elem	CD	CO	CR	CU	FE	K_	MG
Units	ppm	ppm	ppm	ppm	ppm	ppm	ppm
Avge	.00030	-.00003	-.00028	-.00046	.00788	.32417	-.00225
SDev	.00010	.00028	.00011	.00017	.00257	.00298	.00175
%RSD	32.138	885.81	39.573	36.939	32.605	.92074	77.540
#1	.00038	.00002	-.00041	-.00039	.01080	.32177	-.00263
#2	.00019	.00022	-.00023	-.00034	.00595	.32751	-.00378
#3	.00033	-.00034	-.00020	-.00066	.00689	.32323	-.00035
Errors	LC Pass	LC Pass	LC Pass	LC Pass	LC Pass	LC Pass	LC Pass
High	.00500	.05000	.00500	.02500	.10000	5.0000	5.0000
Low	-.00500	-.05000	-.00500	-.02500	-.10000	-5.0000	-5.0000

Elem	MN	MO	NA	NI	PB/1	PB/2	PB
Units	ppm	ppm	ppm	ppm	ppm	ppm	ppm
Avge	.00001	.00593	-.44387	-.00018	-.00212	.00096	-.00006
SDev	.00005	.00282	.08529	.00032	.00104	.00027	.00038
%RSD	944.94	47.589	19.215	179.73	49.144	28.158	586.99
#1	-.00005	.00911	-.43504	-.00014	-.00273	.00125	-.00008
#2	.00006	.00499	-.36334	.00012	-.00272	.00071	-.00044
#3	.00001	.00370	-.53323	-.00051	-.00092	.00094	.00032
Errors	LC Pass	LC Pass	LC Pass	LC Pass	NOCHECK	NOCHECK	LC Pass
High	.01500	.04000	5.0000	.04000			.00300
Low	-.01500	-.04000	-5.0000	-.04000			-.00300

Elem	SB/1	SB/2	SB	SE/1	SE/2	SE	SI
Units	ppm	ppm	ppm	ppm	ppm	ppm	ppm
Avge	.00225	-.00106	.00004	-.00550	.00273	-.00001	-.00175
SDev	.00185	.00044	.00060	.00129	.00130	.00070	.00163
%RSD	82.294	41.289	1558.4	23.457	47.761	6381.9	93.519
#1	.00194	-.00056	.00027	-.00568	.00404	.00080	.00011
#2	.00423	-.00138	.00049	-.00670	.00273	-.00041	-.00295

#3	.00057	-.00125	-.00064	-.00413	.00143	-.00042	-.00241
Errors	NOCHECK	NOCHECK	LC Pass	NOCHECK	NOCHECK	LC Pass	LC Pass

High			.01000			.00500	.50000
Low			-.01000			-.00500	-.50000

Elem	SN	SR	TI	TL	V_	ZN	
Units	ppm	ppm	ppm	ppm	ppm	ppm	
Avge	-.00047	.00000	.00015	.00267	-.00011	.00625	
SDev	.00085	.00001	.00000	.00171	.00029	.00685	
%RSD	181.31	412.11	.66539	64.092	249.99	109.63	
#1	.00050	.00001	.00015	.00347	-.00037	.00198	
#2	-.00107	-.00001	.00015	.00384	.00020	.01415	
#3	-.00084	.00001	.00015	.00071	-.00018	.00261	
Errors	LC Pass	LC Pass	LC Pass	LC Pass	LC Pass	LC Pass	
High	.10000	.05000	.05000	.01000	.05000	.02000	
Low	-.10000	-.05000	-.05000	-.01000	-.05000	-.02000	

IntStd	1	2	3	4	5	6	7
Mode	Counts	NOTUSED	NOTUSED	NOTUSED	NOTUSED	NOTUSED	NOTUSED
Elem	Y	--	--	--	--	--	--
Wavlen	371.030	--	--	--	--	--	--
Avge	28345	--	--	--	--	--	--
SDev	56.96653	--	--	--	--	--	--
%RSD	.2009728	--	--	--	--	--	--
#1	28408	--	--	--	--	--	--
#2	28298	--	--	--	--	--	--
#3	28330	--	--	--	--	--	--

Method: METTRACE Sample Name: L9MWK Operator: RJG
Run Time: 11/11/10 21:01:49
Comment: TESTAMERICA PITTSBURGH ICP METALS ANALYSIS-INST TRACEICP
Mode: CONC Corr. Factor: 1

Elem	AG	AL	AS	B_	BA	BE	CA
Units	ppm	ppm	ppm	ppm	ppm	ppm	ppm
Avge	.00189	59.402	.06238	.01125	1.0413	.00840	3.6831
SDev	.00005	.052	.00156	.00084	.0011	.00006	.0055
%RSD	2.6050	.08703	2.5051	7.4351	.10498	.71502	.14833
#1	.00195	59.456	.06417	.01168	1.0421	.00837	3.6810
#2	.00186	59.397	.06128	.01178	1.0416	.00847	3.6893
#3	.00187	59.353	.06170	.01028	1.0400	.00837	3.6789
Errors	LC Pass	LC Pass	LC Pass	LC Pass	LC Pass	LC Pass	LC Pass
High	2.0000	500.00	10.000	30.000	10.000	10.000	600.00
Low	-.00500	-.20000	-.01000	-.20000	-.20000	-.00400	-5.0000

Elem	CD	CO	CR	CU	FE	K_	MG
Units	ppm	ppm	ppm	ppm	ppm	ppm	ppm
Avge	-.00083	.11938	.12284	.12008	297.63	11.463	8.5208
SDev	.00005	.00039	.00032	.00045	.49	.018	.0102
%RSD	5.7908	.32998	.25724	.37654	.16311	.15329	.11952
#1	-.00088	.11974	.12298	.12056	297.62	11.484	8.5230
#2	-.00079	.11943	.12306	.11967	298.13	11.454	8.5296
#3	-.00082	.11896	.12247	.11999	297.16	11.452	8.5097
Errors	LC Pass	LC Pass	LC Pass	LC Pass	LC Pass	LC Pass	LC Pass
High	5.0000	50.000	20.000	10.000	500.00	400.00	600.00
Low	-.00500	-.05000	-.00500	-.02500	-.10000	-5.0000	-5.0000

Elem	MN	MO	NA	NI	PB/1	PB/2	PB
Units	ppm	ppm	ppm	ppm	ppm	ppm	ppm
Avge	8.1079	.00588	.49438	.16182	.09820	.09892	.09868
SDev	.0117	.00038	.14476	.00226	.00194	.00215	.00101
%RSD	.14395	6.3985	29.281	1.3949	1.9758	2.1736	1.0187
#1	8.1106	.00610	.32916	.16392	.10039	.09669	.09792
#2	8.1180	.00609	.55508	.16211	.09749	.10098	.09982
#3	8.0951	.00544	.59891	.15944	.09671	.09908	.09829
Errors	LC Pass	LC Pass	LC Pass	LC Pass	NOCHECK	NOCHECK	LC Pass
High	20.000	20.000	400.00	100.00			5.0000
Low	-.01500	-.04000	-5.0000	-.04000			-.00300

Elem	SB/1	SB/2	SB	SE/1	SE/2	SE	SI
Units	ppm	ppm	ppm	ppm	ppm	ppm	ppm
Avge	.00070	.00139	.00116	-.00105	-.00771	L-.00549	5.7628
SDev	.00108	.00232	.00120	.00092	.00238	.00130	.0096
%RSD	152.95	166.94	103.43	88.018	30.901	23.627	.16650
#1	-.00047	.00364	.00227	-.00002	-.01007	L-.00672	5.7666
#2	.00165	-.00099	-.00011	-.00133	-.00775	L-.00561	5.7700

#3	.00093	.00152	.00132	-.00179	-.00531	-.00414	5.7519
Errors	NOCHECK	NOCHECK	LC Pass	NOCHECK	NOCHECK	LC Low	LC Pass

High			5.0000			10.000	50.000
Low			-.01000			-.00500	-.50000

Elem	SN	SR	TI	TL	V_	ZN	
Units	ppm	ppm	ppm	ppm	ppm	ppm	
Avge	.01429	.04288	.51279	-.00441	.11633	.47531	
SDev	.00076	.00010	.00055	.00163	.00144	.00055	
%RSD	5.3062	.22917	.10655	37.071	1.2359	.11518	
#1	.01345	.04298	.51304	-.00622	.11558	.47524	
#2	.01449	.04289	.51316	-.00399	.11799	.47589	
#3	.01493	.04278	.51216	-.00303	.11542	.47480	

Errors	LC Pass	LC Pass	LC Pass	LC Pass	LC Pass	LC Pass	
High	30.000	10.000	30.000	10.000	50.000	5.0000	
Low	-.10000	-.05000	-.05000	-.01000	-.05000	-.02000	

IntStd	1	2	3	4	5	6	7
Mode	Counts	NOTUSED	NOTUSED	NOTUSED	NOTUSED	NOTUSED	NOTUSED
Elem	Y	--	--	--	--	--	--
Wavlen	371.030	--	--	--	--	--	--
Avge	30016	--	--	--	--	--	--
SDev	24.77984	--	--	--	--	--	--
%RSD	.0825560	--	--	--	--	--	--
#1	29994	--	--	--	--	--	--
#2	30043	--	--	--	--	--	--
#3	30011	--	--	--	--	--	--

Method: METTRACE Sample Name: L9PG5 Operator: RJG
Run Time: 11/11/10 21:07:19
Comment: TESTAMERICA PITTSBURGH ICP METALS ANALYSIS-INST TRACEICP
Mode: CONC Corr. Factor: 1

Elem	AG	AL	AS	B_	BA	BE	CA
Units	ppm	ppm	ppm	ppm	ppm	ppm	ppm
Avge	.00086	89.226	.06692	.05729	.20869	.00398	2.0488
SDev	.00011	.126	.00047	.00032	.00047	.00007	.0212
%RSD	12.848	.14078	.70381	.55073	.22766	1.8748	1.0345
#1	.00074	89.111	.06706	.05701	.20919	.00389	2.0263
#2	.00086	89.206	.06731	.05763	.20824	.00403	2.0518
#3	.00096	89.360	.06640	.05723	.20865	.00400	2.0684
Errors	LC Pass	LC Pass	LC Pass	LC Pass	LC Pass	LC Pass	LC Pass
High	2.0000	500.00	10.000	30.000	10.000	10.000	600.00
Low	-.00500	-.20000	-.01000	-.20000	-.20000	-.00400	-5.0000

Elem	CD	CO	CR	CU	FE	K_	MG
Units	ppm	ppm	ppm	ppm	ppm	ppm	ppm
Avge	-.00085	.03015	.17505	.12685	190.27	11.722	15.429
SDev	.00017	.00019	.00110	.00028	1.42	.027	.114
%RSD	20.404	.62318	.62566	.21994	.74620	.22959	.74161
#1	-.00065	.02996	.17390	.12711	188.71	11.751	15.304
#2	-.00096	.03033	.17517	.12655	190.62	11.698	15.454
#3	-.00093	.03018	.17608	.12689	191.49	11.717	15.529
Errors	LC Pass	LC Pass	LC Pass	LC Pass	LC Pass	LC Pass	LC Pass
High	5.0000	50.000	20.000	10.000	500.00	400.00	600.00
Low	-.00500	-.05000	-.00500	-.02500	-.10000	-5.0000	-5.0000

Elem	MN	MO	NA	NI	PB/1	PB/2	PB
Units	ppm	ppm	ppm	ppm	ppm	ppm	ppm
Avge	.55013	.00559	.65727	.06021	.12558	.12321	.12400
SDev	.00346	.00031	.23373	.00136	.00176	.00130	.00144
%RSD	.62839	5.5993	35.561	2.2509	1.4031	1.0526	1.1614
#1	.54632	.00540	.40106	.05875	.12355	.12175	.12235
#2	.55103	.00541	.71191	.06143	.12670	.12370	.12470
#3	.55306	.00595	.85885	.06046	.12648	.12420	.12496
Errors	LC Pass	LC Pass	LC Pass	LC Pass	NOCHECK	NOCHECK	LC Pass
High	20.000	20.000	400.00	100.00			5.0000
Low	-.01500	-.04000	-5.0000	-.04000			-.00300

Elem	SB/1	SB/2	SB	SE/1	SE/2	SE	SI
Units	ppm	ppm	ppm	ppm	ppm	ppm	ppm
Avge	-.00260	.00218	.00059	.00279	-.00291	-.00101	6.7921
SDev	.00089	.00052	.00042	.00094	.00176	.00149	.0260
%RSD	34.088	23.643	70.679	33.689	60.526	146.52	.38256
#1	-.00251	.00275	.00100	.00170	-.00494	-.00273	6.7669
#2	-.00177	.00176	.00058	.00333	-.00171	-.00003	6.7906

#3	-.00354	.00202	.00017	.00333	-.00209	-.00028	6.8188
Errors	NOCHECK	NOCHECK	LC Pass	NOCHECK	NOCHECK	LC Pass	LC Pass

High			5.0000			10.000	50.000
Low			-.01000			-.00500	-.50000

Elem	SN	SR	TI	TL	V_	ZN	
Units	ppm	ppm	ppm	ppm	ppm	ppm	
Avge	.02138	.06812	2.4142	-.00440	.21090	.47166	
SDev	.00061	.00019	.0090	.00130	.00075	.00245	
%RSD	2.8653	.28560	.37110	29.612	.35393	.51988	
#1	.02128	.06834	2.4053	-.00373	.21004	.46886	
#2	.02081	.06803	2.4140	-.00591	.21136	.47270	
#3	.02203	.06799	2.4233	-.00357	.21130	.47343	

Errors	LC Pass	LC Pass	LC Pass	LC Pass	LC Pass	LC Pass	
High	30.000	10.000	30.000	10.000	50.000	5.0000	
Low	-.10000	-.05000	-.05000	-.01000	-.05000	-.02000	

IntStd	1	2	3	4	5	6	7
Mode	Counts	NOTUSED	NOTUSED	NOTUSED	NOTUSED	NOTUSED	NOTUSED
Elem	Y	--	--	--	--	--	--
Wavlen	371.030	--	--	--	--	--	--
Avge	29672	--	--	--	--	--	--
SDev	245.6305	--	--	--	--	--	--
%RSD	.8278093	--	--	--	--	--	--
#1	29394	--	--	--	--	--	--
#2	29764	--	--	--	--	--	--
#3	29859	--	--	--	--	--	--

Method: METTRACE Sample Name: L9PG7 Operator: RJG
Run Time: 11/11/10 21:12:49
Comment: TESTAMERICA PITTSBURGH ICP METALS ANALYSIS-INST TRACEICP
Mode: CONC Corr. Factor: 1

Elem	AG	AL	AS	B_	BA	BE	CA
Units	ppm	ppm	ppm	ppm	ppm	ppm	ppm
Avge	.00075	83.186	.05809	.05432	.18372	.00305	1.9411
SDev	.00032	.080	.00093	.00022	.00024	.00003	.0064
%RSD	42.678	.09602	1.6088	.40315	.13047	.97241	.32996
#1	.00056	83.266	.05796	.05432	.18397	.00306	1.9458
#2	.00112	83.107	.05908	.05409	.18369	.00301	1.9437
#3	.00057	83.186	.05722	.05453	.18349	.00307	1.9338
Errors	LC Pass	LC Pass	LC Pass	LC Pass	LC Pass	LC Pass	LC Pass
High	2.0000	500.00	10.000	30.000	10.000	10.000	600.00
Low	-.00500	-.20000	-.01000	-.20000	-.20000	-.00400	-5.0000

Elem	CD	CO	CR	CU	FE	K_	MG
Units	ppm	ppm	ppm	ppm	ppm	ppm	ppm
Avge	-.00052	.02294	.17656	.08650	147.39	16.458	13.218
SDev	.00021	.00052	.00039	.00020	.30	.018	.038
%RSD	41.510	2.2546	.21890	.23328	.20266	.10950	.28738
#1	-.00061	.02324	.17670	.08673	147.59	16.464	13.252
#2	-.00027	.02323	.17686	.08633	147.54	16.437	13.224
#3	-.00067	.02234	.17613	.08645	147.05	16.472	13.177
Errors	LC Pass	LC Pass	LC Pass	LC Pass	LC Pass	LC Pass	LC Pass
High	5.0000	50.000	20.000	10.000	500.00	400.00	600.00
Low	-.00500	-.05000	-.00500	-.02500	-.10000	-5.0000	-5.0000

Elem	MN	MO	NA	NI	PB/1	PB/2	PB
Units	ppm	ppm	ppm	ppm	ppm	ppm	ppm
Avge	.46385	.00480	.79137	.04588	.09053	.09280	.09205
SDev	.00081	.00062	.03029	.00028	.00182	.00085	.00092
%RSD	.17505	12.846	3.8274	.60537	2.0089	.91706	1.0021
#1	.46434	.00543	.76858	.04571	.09260	.09319	.09300
#2	.46429	.00477	.82574	.04621	.08918	.09339	.09199
#3	.46291	.00420	.77980	.04573	.08981	.09183	.09115
Errors	LC Pass	LC Pass	LC Pass	LC Pass	NOCHECK	NOCHECK	LC Pass
High	20.000	20.000	400.00	100.00			5.0000
Low	-.01500	-.04000	-5.0000	-.04000			-.00300

Elem	SB/1	SB/2	SB	SE/1	SE/2	SE	SI
Units	ppm	ppm	ppm	ppm	ppm	ppm	ppm
Avge	.00026	.00091	.00070	-.00007	.00083	.00053	3.4725
SDev	.00121	.00093	.00022	.00226	.00194	.00058	.0075
%RSD	460.75	102.13	31.357	3019.7	234.71	109.67	.21691
#1	.00057	.00069	.00065	.00231	-.00136	-.00014	3.4812
#2	.00129	.00011	.00050	-.00217	.00233	.00083	3.4686

#3	-.00107	.00194	.00093	-.00037	.00151	.00089	3.4678
Errors	NOCHECK	NOCHECK	LC Pass	NOCHECK	NOCHECK	LC Pass	LC Pass

High			5.0000			10.000	50.000
Low			-.01000			-.00500	-.50000

Elem	SN	SR	TI	TL	V_	ZN	
Units	ppm	ppm	ppm	ppm	ppm	ppm	
Avge	.01682	.07911	2.3360	-.00137	.16052	.36188	
SDev	.00095	.00002	.0024	.00083	.00032	.00033	
%RSD	5.6734	.01969	.10455	60.669	.20093	.09055	
#1	.01615	.07911	2.3375	-.00043	.16015	.36205	
#2	.01791	.07909	2.3374	-.00201	.16066	.36209	
#3	.01640	.07912	2.3332	-.00168	.16074	.36151	

Errors	LC Pass	LC Pass	LC Pass	LC Pass	LC Pass	LC Pass	
High	30.000	10.000	30.000	10.000	50.000	5.0000	
Low	-.10000	-.05000	-.05000	-.01000	-.05000	-.02000	

IntStd	1	2	3	4	5	6	7
Mode	Counts	NOTUSED	NOTUSED	NOTUSED	NOTUSED	NOTUSED	NOTUSED
Elem	Y	--	--	--	--	--	--
Wavlen	371.030	--	--	--	--	--	--
Avge	29244	--	--	--	--	--	--
SDev	27.17335	--	--	--	--	--	--
%RSD	.0929188	--	--	--	--	--	--
#1	29275	--	--	--	--	--	--
#2	29234	--	--	--	--	--	--
#3	29223	--	--	--	--	--	--

Method: METTRACE Sample Name: L9PG9 Operator: RJG
Run Time: 11/11/10 21:18:18
Comment: TESTAMERICA PITTSBURGH ICP METALS ANALYSIS-INST TRACEICP
Mode: CONC Corr. Factor: 1

Elem	AG	AL	AS	B_	BA	BE	CA
Units	ppm	ppm	ppm	ppm	ppm	ppm	ppm
Avge	.00062	97.497	.04184	.05503	.18849	.00394	3.7250
SDev	.00018	.114	.00035	.00037	.00021	.00006	.0120
%RSD	28.994	.11728	.83673	.66960	.11005	1.5951	.32163
#1	.00065	97.619	.04220	.05462	.18872	.00388	3.7126
#2	.00078	97.481	.04150	.05512	.18843	.00393	3.7261
#3	.00042	97.392	.04182	.05534	.18832	.00400	3.7365
Errors	LC Pass	LC Pass	LC Pass	LC Pass	LC Pass	LC Pass	LC Pass
High	2.0000	500.00	10.000	30.000	10.000	10.000	600.00
Low	-.00500	-.20000	-.01000	-.20000	-.20000	-.00400	-5.0000

Elem	CD	CO	CR	CU	FE	K_	MG
Units	ppm	ppm	ppm	ppm	ppm	ppm	ppm
Avge	-.00083	.05225	.20015	.07561	139.97	14.811	16.565
SDev	.00017	.00020	.00032	.00026	.24	.037	.045
%RSD	20.296	.39018	.15852	.34132	.17441	.24921	.27269
#1	-.00085	.05233	.19986	.07566	139.70	14.849	16.517
#2	-.00065	.05202	.20010	.07584	140.02	14.808	16.572
#3	-.00098	.05240	.20049	.07533	140.18	14.775	16.607
Errors	LC Pass	LC Pass	LC Pass	LC Pass	LC Pass	LC Pass	LC Pass
High	5.0000	50.000	20.000	10.000	500.00	400.00	600.00
Low	-.00500	-.05000	-.00500	-.02500	-.10000	-5.0000	-5.0000

Elem	MN	MO	NA	NI	PB/1	PB/2	PB
Units	ppm	ppm	ppm	ppm	ppm	ppm	ppm
Avge	.70407	.00273	1.0641	.08855	.10053	.09843	.09913
SDev	.00103	.00079	.1308	.00083	.00076	.00149	.00110
%RSD	.14620	28.855	12.297	.94228	.75702	1.5120	1.1110
#1	.70295	.00317	.94169	.08884	.10120	.09783	.09895
#2	.70428	.00182	1.0485	.08761	.09970	.09734	.09812
#3	.70497	.00321	1.2020	.08920	.10067	.10012	.10031
Errors	LC Pass	LC Pass	LC Pass	LC Pass	NOCHECK	NOCHECK	LC Pass
High	20.000	20.000	400.00	100.00			5.0000
Low	-.01500	-.04000	-5.0000	-.04000			-.00300

Elem	SB/1	SB/2	SB	SE/1	SE/2	SE	SI
Units	ppm	ppm	ppm	ppm	ppm	ppm	ppm
Avge	-.00167	.00006	-.00052	.00215	-.00255	-.00098	3.3186
SDev	.00224	.00160	.00034	.00173	.00139	.00142	.0070
%RSD	133.72	2746.3	65.481	80.682	54.599	144.58	.21152
#1	-.00421	.00191	-.00013	.00268	-.00123	.00007	3.3154
#2	-.00080	-.00076	-.00077	.00356	-.00241	-.00042	3.3138

#3	-.00000	-.00098	-.00065	.00021	-.00400	-.00260	3.3267
Errors	NOCHECK	NOCHECK	LC Pass	NOCHECK	NOCHECK	LC Pass	LC Pass

High			5.0000			10.000	50.000
Low			-.01000			-.00500	-.50000

Elem	SN	SR	TI	TL	V_	ZN	
Units	ppm	ppm	ppm	ppm	ppm	ppm	
Avge	.01587	.04791	2.7565	-.00148	.16177	.35688	
SDev	.00061	.00007	.0030	.00175	.00015	.00041	
%RSD	3.8489	.15506	.10911	118.24	.09114	.11375	
#1	.01596	.04799	2.7531	-.00037	.16173	.35646	
#2	.01522	.04790	2.7590	-.00350	.16194	.35727	
#3	.01643	.04785	2.7573	-.00057	.16165	.35691	
Errors	LC Pass	LC Pass	LC Pass	LC Pass	LC Pass	LC Pass	
High	30.000	10.000	30.000	10.000	50.000	5.0000	
Low	-.10000	-.05000	-.05000	-.01000	-.05000	-.02000	

IntStd	1	2	3	4	5	6	7
Mode	Counts	NOTUSED	NOTUSED	NOTUSED	NOTUSED	NOTUSED	NOTUSED
Elem	Y	--	--	--	--	--	--
Wavlen	371.030	--	--	--	--	--	--
Avge	29823	--	--	--	--	--	--
SDev	159.8433	--	--	--	--	--	--
%RSD	.5359719	--	--	--	--	--	--
#1	29654	--	--	--	--	--	--
#2	29845	--	--	--	--	--	--
#3	29971	--	--	--	--	--	--

Method: METTRACE Sample Name: L9PGT Operator: RJG
Run Time: 11/11/10 21:23:48
Comment: TESTAMERICA PITTSBURGH ICP METALS ANALYSIS-INST TRACEICP
Mode: CONC Corr. Factor: 1

Elem	AG	AL	AS	B_	BA	BE	CA
Units	ppm	ppm	ppm	ppm	ppm	ppm	ppm
Avge	.00026	62.187	.05083	.05160	.17535	.00292	1.7999
SDev	.00009	.159	.00123	.00032	.00059	.00007	.0053
%RSD	33.237	.25567	2.4200	.62038	.33870	2.2887	.29348
#1	.00035	62.269	.05223	.05183	.17589	.00285	1.8025
#2	.00026	62.289	.05038	.05123	.17545	.00292	1.8033
#3	.00017	62.004	.04989	.05173	.17472	.00299	1.7938
Errors	LC Pass	LC Pass	LC Pass	LC Pass	LC Pass	LC Pass	LC Pass
High	2.0000	500.00	10.000	30.000	10.000	10.000	600.00
Low	-.00500	-.20000	-.01000	-.20000	-.20000	-.00400	-5.0000

Elem	CD	CO	CR	CU	FE	K_	MG
Units	ppm	ppm	ppm	ppm	ppm	ppm	ppm
Avge	-.00045	.01926	.12739	.33392	137.14	11.429	11.624
SDev	.00024	.00018	.00026	.00077	.37	.027	.037
%RSD	52.433	.95950	.20064	.23222	.26703	.23418	.32064
#1	-.00061	.01946	.12768	.33426	137.41	11.441	11.652
#2	-.00057	.01910	.12730	.33446	137.28	11.448	11.639
#3	-.00018	.01922	.12720	.33303	136.72	11.398	11.582
Errors	LC Pass	LC Pass	LC Pass	LC Pass	LC Pass	LC Pass	LC Pass
High	5.0000	50.000	20.000	10.000	500.00	400.00	600.00
Low	-.00500	-.05000	-.00500	-.02500	-.10000	-5.0000	-5.0000

Elem	MN	MO	NA	NI	PB/1	PB/2	PB
Units	ppm	ppm	ppm	ppm	ppm	ppm	ppm
Avge	.44004	.00892	.59546	.05679	.23719	.24240	.24066
SDev	.00097	.00016	.13408	.00155	.00153	.00111	.00122
%RSD	.22055	1.8364	22.517	2.7349	.64484	.45791	.50662
#1	.44070	.00883	.56173	.05815	.23839	.24277	.24131
#2	.44049	.00881	.74318	.05712	.23771	.24327	.24142
#3	.43892	.00911	.48146	.05510	.23547	.24115	.23926
Errors	LC Pass	LC Pass	LC Pass	LC Pass	NOCHECK	NOCHECK	LC Pass
High	20.000	20.000	400.00	100.00			5.0000
Low	-.01500	-.04000	-5.0000	-.04000			-.00300

Elem	SB/1	SB/2	SB	SE/1	SE/2	SE	SI
Units	ppm	ppm	ppm	ppm	ppm	ppm	ppm
Avge	.00227	.00119	.00155	-.00331	-.00090	-.00171	6.5740
SDev	.00106	.00107	.00104	.00029	.00364	.00247	.0161
%RSD	46.533	89.823	67.031	8.8177	402.30	144.70	.24529
#1	.00343	.00241	.00275	-.00362	-.00406	-.00391	6.5834
#2	.00136	.00074	.00095	-.00328	.00308	.00096	6.5832

#3	.00203	.00042	.00096	-.00304	-.00174	-.00217	6.5554
Errors	NOCHECK	NOCHECK	LC Pass	NOCHECK	NOCHECK	LC Pass	LC Pass

High			5.0000			10.000	50.000
Low			-.01000			-.00500	-.50000

Elem	SN	SR	TI	TL	V_	ZN	
Units	ppm	ppm	ppm	ppm	ppm	ppm	
Avge	.09630	.07853	1.9058	-.00171	.14874	.40965	
SDev	.00074	.00028	.0050	.00129	.00036	.00061	
%RSD	.76575	.36063	.26097	75.158	.23841	.14929	
#1	.09546	.07877	1.9092	-.00034	.14845	.41019	
#2	.09682	.07861	1.9081	-.00190	.14914	.40976	
#3	.09662	.07822	1.9001	-.00290	.14863	.40899	

Errors	LC Pass	LC Pass	LC Pass	LC Pass	LC Pass	LC Pass	
High	30.000	10.000	30.000	10.000	50.000	5.0000	
Low	-.10000	-.05000	-.05000	-.01000	-.05000	-.02000	

IntStd	1	2	3	4	5	6	7
Mode	Counts	NOTUSED	NOTUSED	NOTUSED	NOTUSED	NOTUSED	NOTUSED
Elem	Y	--	--	--	--	--	--
Wavlen	371.030	--	--	--	--	--	--
Avge	28903	--	--	--	--	--	--
SDev	29.05201	--	--	--	--	--	--
%RSD	.1005153	--	--	--	--	--	--
#1	28870	--	--	--	--	--	--
#2	28923	--	--	--	--	--	--
#3	28916	--	--	--	--	--	--

Method: METTRACE Sample Name: L9PHC Operator: RJG
Run Time: 11/11/10 21:29:17
Comment: TESTAMERICA PITTSBURGH ICP METALS ANALYSIS-INST TRACEICP
Mode: CONC Corr. Factor: 1

Elem	AG	AL	AS	B_	BA	BE	CA
Units	ppm	ppm	ppm	ppm	ppm	ppm	ppm
Avge	.00082	61.938	.04964	.04558	.22224	.00350	10.284
SDev	.00034	.135	.00172	.00062	.00039	.00006	.008
%RSD	41.243	.21789	3.4585	1.3557	.17387	1.6407	.07543
#1	.00073	62.084	.04917	.04520	.22266	.00349	10.281
#2	.00054	61.911	.04821	.04524	.22214	.00356	10.293
#3	.00120	61.819	.05154	.04629	.22191	.00344	10.279
Errors	LC Pass	LC Pass	LC Pass	LC Pass	LC Pass	LC Pass	LC Pass
High	2.0000	500.00	10.000	30.000	10.000	10.000	600.00
Low	-.00500	-.20000	-.01000	-.20000	-.20000	-.00400	-5.0000

Elem	CD	CO	CR	CU	FE	K_	MG
Units	ppm	ppm	ppm	ppm	ppm	ppm	ppm
Avge	-.00050	.02773	.12435	.16230	127.61	10.924	13.178
SDev	.00023	.00014	.00041	.00055	.11	.031	.012
%RSD	45.507	.51445	.33266	.34088	.08964	.28048	.09341
#1	-.00024	.02758	.12401	.16291	127.65	10.958	13.168
#2	-.00063	.02775	.12423	.16183	127.69	10.917	13.191
#3	-.00063	.02786	.12481	.16215	127.48	10.898	13.174
Errors	LC Pass	LC Pass	LC Pass	LC Pass	LC Pass	LC Pass	LC Pass
High	5.0000	50.000	20.000	10.000	500.00	400.00	600.00
Low	-.00500	-.05000	-.00500	-.02500	-.10000	-5.0000	-5.0000

Elem	MN	MO	NA	NI	PB/1	PB/2	PB
Units	ppm	ppm	ppm	ppm	ppm	ppm	ppm
Avge	.73367	.00501	.66157	.05807	.30082	.30416	.30305
SDev	.00071	.00020	.04668	.00061	.00154	.00194	.00107
%RSD	.09628	3.9719	7.0558	1.0546	.51081	.63831	.35338
#1	.73423	.00509	.62022	.05853	.30233	.30208	.30216
#2	.73391	.00516	.71219	.05737	.30088	.30592	.30424
#3	.73287	.00478	.65231	.05830	.29926	.30449	.30275
Errors	LC Pass	LC Pass	LC Pass	LC Pass	NOCHECK	NOCHECK	LC Pass
High	20.000	20.000	400.00	100.00			5.0000
Low	-.01500	-.04000	-5.0000	-.04000			-.00300

Elem	SB/1	SB/2	SB	SE/1	SE/2	SE	SI
Units	ppm	ppm	ppm	ppm	ppm	ppm	ppm
Avge	.00097	.00480	.00352	.00014	-.00214	-.00138	3.2644
SDev	.00183	.00116	.00136	.00463	.00158	.00128	.0068
%RSD	189.27	24.212	38.614	3269.7	73.778	92.332	.20804
#1	-.00105	.00376	.00216	.00392	-.00394	-.00132	3.2722
#2	.00142	.00458	.00352	.00153	-.00097	-.00014	3.2602

#3	.00253	.00605	.00488	-.00502	-.00152	-.00269	3.2608
Errors	NOCHECK	NOCHECK	LC Pass	NOCHECK	NOCHECK	LC Pass	LC Pass

High			5.0000			10.000	50.000
Low			-.01000			-.00500	-.50000

Elem	SN	SR	TI	TL	V_	ZN	
Units	ppm	ppm	ppm	ppm	ppm	ppm	
Avge	.05109	.14758	1.6759	-.00152	.15127	.41217	
SDev	.00095	.00021	.0013	.00089	.00145	.00030	
%RSD	1.8681	.14357	.07844	58.521	.95622	.07172	
#1	.05112	.14771	1.6774	-.00169	.15271	.41251	
#2	.05203	.14771	1.6754	-.00230	.15127	.41196	
#3	.05012	.14734	1.6749	-.00055	.14982	.41204	
Errors	LC Pass	LC Pass	LC Pass	LC Pass	LC Pass	LC Pass	
High	30.000	10.000	30.000	10.000	50.000	5.0000	
Low	-.10000	-.05000	-.05000	-.01000	-.05000	-.02000	
IntStd	1	2	3	4	5	6	7
Mode	Counts	NOTUSED	NOTUSED	NOTUSED	NOTUSED	NOTUSED	NOTUSED
Elem	Y	--	--	--	--	--	--
Wavlen	371.030	--	--	--	--	--	--
Avge	29594	--	--	--	--	--	--
SDev	52.19080	--	--	--	--	--	--
%RSD	.1763545	--	--	--	--	--	--
#1	29535	--	--	--	--	--	--
#2	29631	--	--	--	--	--	--
#3	29617	--	--	--	--	--	--

Method: METTRACE Sample Name: L9PHE Operator: RJG
Run Time: 11/11/10 21:34:47
Comment: TESTAMERICA PITTSBURGH ICP METALS ANALYSIS-INST TRACEICP
Mode: CONC Corr. Factor: 1

Elem	AG	AL	AS	B_	BA	BE	CA
Units	ppm	ppm	ppm	ppm	ppm	ppm	ppm
Avge	.00051	80.757	.05154	.05775	1.0554	.00333	4.5665
SDev	.00012	.078	.00214	.00023	.0016	.00002	.0056
%RSD	24.469	.09674	4.1598	.39832	.14806	.73189	.12293
#1	.00038	80.759	.05111	.05800	1.0570	.00332	4.5723
#2	.00052	80.835	.04965	.05754	1.0552	.00332	4.5611
#3	.00063	80.678	.05387	.05773	1.0539	.00336	4.5663
Errors	LC Pass	LC Pass	LC Pass	LC Pass	LC Pass	LC Pass	LC Pass
High	2.0000	500.00	10.000	30.000	10.000	10.000	600.00
Low	-.00500	-.20000	-.01000	-.20000	-.20000	-.00400	-5.0000

Elem	CD	CO	CR	CU	FE	K_	MG
Units	ppm	ppm	ppm	ppm	ppm	ppm	ppm
Avge	-.00046	.02987	.17408	.07169	126.45	12.348	12.408
SDev	.00011	.00013	.00019	.00010	.12	.019	.017
%RSD	22.864	.44707	.10762	.14311	.09710	.15711	.13718
#1	-.00054	.02977	.17398	.07158	126.56	12.353	12.428
#2	-.00051	.03002	.17396	.07170	126.32	12.364	12.399
#3	-.00034	.02981	.17429	.07179	126.47	12.327	12.397
Errors	LC Pass	LC Pass	LC Pass	LC Pass	LC Pass	LC Pass	LC Pass
High	5.0000	50.000	20.000	10.000	500.00	400.00	600.00
Low	-.00500	-.05000	-.00500	-.02500	-.10000	-5.0000	-5.0000

Elem	MN	MO	NA	NI	PB/1	PB/2	PB
Units	ppm	ppm	ppm	ppm	ppm	ppm	ppm
Avge	.40714	.01054	.39970	.05165	.07554	.07779	.07704
SDev	.00034	.00077	.01650	.00083	.00252	.00215	.00062
%RSD	.08484	7.3203	4.1284	1.6048	3.3346	2.7661	.80973
#1	.40753	.00965	.39505	.05190	.07449	.07906	.07754
#2	.40688	.01099	.38603	.05232	.07371	.07901	.07725
#3	.40701	.01099	.41803	.05072	.07841	.07531	.07634
Errors	LC Pass	LC Pass	LC Pass	LC Pass	NOCHECK	NOCHECK	LC Pass
High	20.000	20.000	400.00	100.00			5.0000
Low	-.01500	-.04000	-5.0000	-.04000			-.00300

Elem	SB/1	SB/2	SB	SE/1	SE/2	SE	SI
Units	ppm	ppm	ppm	ppm	ppm	ppm	ppm
Avge	-.00126	.00072	.00006	.00233	.00107	.00149	3.4014
SDev	.00123	.00145	.00113	.00291	.00045	.00125	.0045
%RSD	97.575	202.02	1869.3	124.94	42.429	84.028	.13272
#1	.00014	.00136	.00095	-.00051	.00078	.00035	3.4062
#2	-.00175	-.00094	-.00121	.00219	.00083	.00128	3.4006

#3	-.00216	.00174	.00044	.00531	.00159	.00283	3.3972
Errors	NOCHECK	NOCHECK	LC Pass	NOCHECK	NOCHECK	LC Pass	LC Pass

High			5.0000			10.000	50.000
Low			-.01000			-.00500	-.50000

Elem	SN	SR	TI	TL	V_	ZN	
Units	ppm	ppm	ppm	ppm	ppm	ppm	
Avge	.01645	.06415	2.1495	-.00171	.16541	.35605	
SDev	.00100	.00012	.0026	.00223	.00014	.00019	
%RSD	6.0986	.18332	.12255	130.41	.08395	.05397	
#1	.01703	.06428	2.1525	-.00330	.16553	.35602	
#2	.01529	.06405	2.1479	.00084	.16526	.35626	
#3	.01703	.06412	2.1479	-.00267	.16545	.35588	

Errors	LC Pass	LC Pass	LC Pass	LC Pass	LC Pass	LC Pass	
High	30.000	10.000	30.000	10.000	50.000	5.0000	
Low	-.10000	-.05000	-.05000	-.01000	-.05000	-.02000	

IntStd	1	2	3	4	5	6	7
Mode	Counts	NOTUSED	NOTUSED	NOTUSED	NOTUSED	NOTUSED	NOTUSED
Elem	Y	--	--	--	--	--	--
Wavlen	371.030	--	--	--	--	--	--
Avge	29260	--	--	--	--	--	--
SDev	6.254265	--	--	--	--	--	--
%RSD	.0213751	--	--	--	--	--	--
#1	29254	--	--	--	--	--	--
#2	29258	--	--	--	--	--	--
#3	29267	--	--	--	--	--	--

Method: METTRACE Sample Name: L9PHJ Operator: RJG
Run Time: 11/11/10 21:40:16
Comment: TESTAMERICA PITTSBURGH ICP METALS ANALYSIS-INST TRACEICP
Mode: CONC Corr. Factor: 1

Elem	AG	AL	AS	B_	BA	BE	CA
Units	ppm	ppm	ppm	ppm	ppm	ppm	ppm
Avge	.00093	69.534	.04956	.04154	.16512	.00288	1.5189
SDev	.00013	.104	.00018	.00074	.00020	.00006	.0041
%RSD	13.467	.14936	.37006	1.7887	.12311	2.0300	.27137
#1	.00086	69.463	.04936	.04085	.16532	.00290	1.5155
#2	.00107	69.653	.04973	.04233	.16512	.00281	1.5235
#3	.00085	69.486	.04958	.04145	.16492	.00292	1.5178
Errors	LC Pass	LC Pass	LC Pass	LC Pass	LC Pass	LC Pass	LC Pass
High	2.0000	500.00	10.000	30.000	10.000	10.000	600.00
Low	-.00500	-.20000	-.01000	-.20000	-.20000	-.00400	-5.0000

Elem	CD	CO	CR	CU	FE	K_	MG
Units	ppm	ppm	ppm	ppm	ppm	ppm	ppm
Avge	-.00041	.03541	.14799	.35831	156.95	9.9409	11.270
SDev	.00017	.00008	.00046	.00046	.33	.0147	.030
%RSD	41.235	.23075	.31115	.12863	.21011	.14792	.26259
#1	-.00021	.03550	.14746	.35797	156.76	9.9312	11.258
#2	-.00049	.03534	.14829	.35883	157.33	9.9579	11.304
#3	-.00051	.03538	.14822	.35812	156.75	9.9338	11.249
Errors	LC Pass	LC Pass	LC Pass	LC Pass	LC Pass	LC Pass	LC Pass
High	5.0000	50.000	20.000	10.000	500.00	400.00	600.00
Low	-.00500	-.05000	-.00500	-.02500	-.10000	-5.0000	-5.0000

Elem	MN	MO	NA	NI	PB/1	PB/2	PB
Units	ppm	ppm	ppm	ppm	ppm	ppm	ppm
Avge	.77745	.00640	.54875	.06180	.18737	.19070	.18959
SDev	.00161	.00024	.09027	.00069	.00062	.00046	.00034
%RSD	.20767	3.6833	16.451	1.1214	.32875	.24259	.17934
#1	.77645	.00625	.44496	.06252	.18688	.19038	.18922
#2	.77932	.00667	.59224	.06114	.18806	.19049	.18968
#3	.77659	.00628	.60905	.06174	.18717	.19123	.18988
Errors	LC Pass	LC Pass	LC Pass	LC Pass	NOCHECK	NOCHECK	LC Pass
High	20.000	20.000	400.00	100.00			5.0000
Low	-.01500	-.04000	-5.0000	-.04000			-.00300

Elem	SB/1	SB/2	SB	SE/1	SE/2	SE	SI
Units	ppm	ppm	ppm	ppm	ppm	ppm	ppm
Avge	.00038	.00067	.00058	-.00095	-.00134	-.00121	3.2635
SDev	.00074	.00071	.00064	.00472	.00088	.00212	.0095
%RSD	194.78	105.18	110.34	496.95	65.901	175.12	.29183
#1	-.00048	.00021	-.00002	.00390	-.00072	.00082	3.2669
#2	.00077	.00149	.00125	-.00122	-.00094	-.00104	3.2708

#3	.00085	.00032	.00050	-.00552	-.00235	-.00341	3.2527
Errors	NOCHECK	NOCHECK	LC Pass	NOCHECK	NOCHECK	LC Pass	LC Pass

High			5.0000			10.000	50.000
Low			-.01000			-.00500	-.50000

Elem	SN	SR	TI	TL	V_	ZN	
Units	ppm	ppm	ppm	ppm	ppm	ppm	
Avge	.02283	.03925	1.9469	-.00135	.14501	.42974	
SDev	.00175	.00018	.0039	.00161	.00089	.00102	
%RSD	7.6631	.47080	.19840	118.75	.61277	.23691	
#1	.02146	.03944	1.9439	-.00240	.14477	.42905	
#2	.02222	.03922	1.9513	-.00216	.14599	.43090	
#3	.02480	.03907	1.9455	.00050	.14426	.42925	
Errors	LC Pass	LC Pass	LC Pass	LC Pass	LC Pass	LC Pass	
High	30.000	10.000	30.000	10.000	50.000	5.0000	
Low	-.10000	-.05000	-.05000	-.01000	-.05000	-.02000	
IntStd	1	2	3	4	5	6	7
Mode	Counts	NOTUSED	NOTUSED	NOTUSED	NOTUSED	NOTUSED	NOTUSED
Elem	Y	--	--	--	--	--	--
Wavlen	371.030	--	--	--	--	--	--
Avge	29359	--	--	--	--	--	--
SDev	78.92098	--	--	--	--	--	--
%RSD	.2688175	--	--	--	--	--	--
#1	29448	--	--	--	--	--	--
#2	29298	--	--	--	--	--	--
#3	29329	--	--	--	--	--	--

Method: METTRACE Sample Name: L9Q90 Operator: RJG
Run Time: 11/11/10 21:45:46
Comment: TESTAMERICA PITTSBURGH ICP METALS ANALYSIS-INST TRACEICP
Mode: CONC Corr. Factor: 1

Elem	AG	AL	AS	B_	BA	BE	CA
Units	ppm	ppm	ppm	ppm	ppm	ppm	ppm
Avge	.00054	4.9070	.01127	.08952	.19576	.00542	6.6799
SDev	.00019	.0041	.00040	.00053	.00063	.00002	.0232
%RSD	35.646	.08454	3.5184	.59557	.32237	.31158	.34698
#1	.00075	4.9106	.01089	.09014	.19648	.00540	6.6580
#2	.00037	4.9080	.01168	.08927	.19548	.00542	6.6776
#3	.00051	4.9025	.01125	.08917	.19532	.00543	6.7042
Errors	LC Pass	LC Pass	LC Pass	LC Pass	LC Pass	LC Pass	LC Pass
High	2.0000	500.00	10.000	30.000	10.000	10.000	600.00
Low	-.00500	-.20000	-.01000	-.20000	-.20000	-.00400	-5.0000

Elem	CD	CO	CR	CU	FE	K_	MG
Units	ppm	ppm	ppm	ppm	ppm	ppm	ppm
Avge	.00006	.02160	.33428	.06673	8.3688	.67401	.61632
SDev	.00003	.00010	.00093	.00025	.0129	.00170	.00216
%RSD	55.421	.46741	.27734	.36926	.15424	.25237	.35059
#1	.00008	.02154	.33373	.06702	8.3569	.67305	.61557
#2	.00002	.02154	.33375	.06661	8.3670	.67597	.61464
#3	.00006	.02172	.33535	.06657	8.3826	.67300	.61876
Errors	LC Pass	LC Pass	LC Pass	LC Pass	LC Pass	LC Pass	LC Pass
High	5.0000	50.000	20.000	10.000	500.00	400.00	600.00
Low	-.00500	-.05000	-.00500	-.02500	-.10000	-5.0000	-5.0000

Elem	MN	MO	NA	NI	PB/1	PB/2	PB
Units	ppm	ppm	ppm	ppm	ppm	ppm	ppm
Avge	.03897	.00627	.53431	.06689	.00277	-.00031	.00072
SDev	.00016	.00032	.10590	.00029	.00099	.00115	.00084
%RSD	.41664	5.0184	19.820	.42903	35.725	374.78	117.07
#1	.03886	.00663	.58460	.06709	.00196	.00062	.00107
#2	.03888	.00603	.41263	.06656	.00248	-.00160	-.00024
#3	.03915	.00617	.60569	.06702	.00387	.00005	.00133
Errors	LC Pass	LC Pass	LC Pass	LC Pass	NOCHECK	NOCHECK	LC Pass
High	20.000	20.000	400.00	100.00			5.0000
Low	-.01500	-.04000	-5.0000	-.04000			-.00300

Elem	SB/1	SB/2	SB	SE/1	SE/2	SE	SI
Units	ppm	ppm	ppm	ppm	ppm	ppm	ppm
Avge	-.00070	.00160	.00083	.00025	.00329	.00228	2.1808
SDev	.00073	.00170	.00116	.00417	.00113	.00179	.0032
%RSD	104.80	106.24	139.50	1639.3	34.292	78.305	.14523
#1	-.00135	.00034	-.00022	-.00447	.00310	.00058	2.1816
#2	.00009	.00092	.00064	.00341	.00451	.00414	2.1773

#3	-.00082	.00353	.00208	.00182	.00227	.00212	2.1834
Errors	NOCHECK	NOCHECK	LC Pass	NOCHECK	NOCHECK	LC Pass	LC Pass

High			5.0000			10.000	50.000
Low			-.01000			-.00500	-.50000

Elem	SN	SR	TI	TL	V_	ZN	
Units	ppm	ppm	ppm	ppm	ppm	ppm	
Avge	.00958	.31161	1.0558	.00047	.21058	.01864	
SDev	.00026	.00095	.0017	.00098	.00175	.00011	
%RSD	2.7236	.30577	.15926	207.12	.83060	.57730	
#1	.00947	.31269	1.0559	-.00014	.21254	.01854	
#2	.00987	.31090	1.0540	-.00005	.21002	.01862	
#3	.00939	.31122	1.0574	.00161	.20918	.01875	

Errors	LC Pass	LC Pass	LC Pass	LC Pass	LC Pass	LC Pass	
High	30.000	10.000	30.000	10.000	50.000	5.0000	
Low	-.10000	-.05000	-.05000	-.01000	-.05000	-.02000	

IntStd	1	2	3	4	5	6	7
Mode	Counts	NOTUSED	NOTUSED	NOTUSED	NOTUSED	NOTUSED	NOTUSED
Elem	Y	--	--	--	--	--	--
Wavlen	371.030	--	--	--	--	--	--
Avge	29235	--	--	--	--	--	--
SDev	135.6074	--	--	--	--	--	--
%RSD	.4638497	--	--	--	--	--	--
#1	29114	--	--	--	--	--	--
#2	29210	--	--	--	--	--	--
#3	29382	--	--	--	--	--	--

Method: METTRACE Sample Name: L9Q90P5 Operator: RJG
Run Time: 11/11/10 21:51:15
Comment: TESTAMERICA PITTSBURGH ICP METALS ANALYSIS-INST TRACEICP
Mode: CONC Corr. Factor: 1

Elem	AG	AL	AS	B_	BA	BE	CA
Units	ppm	ppm	ppm	ppm	ppm	ppm	ppm
Avge	.00016	1.0123	.00205	.01985	.03970	.00151	1.3609
SDev	.00042	.0004	.00049	.00028	.00006	.00005	.0009
%RSD	257.59	.03858	23.857	1.4289	.14398	3.5151	.06488
#1	.00048	1.0127	.00188	.02008	.03973	.00145	1.3603
#2	-.00031	1.0119	.00261	.01995	.03974	.00155	1.3619
#3	.00031	1.0124	.00167	.01953	.03964	.00153	1.3604

Elem	CD	CO	CR	CU	FE	K_	MG
Units	ppm	ppm	ppm	ppm	ppm	ppm	ppm
Avge	.00013	.00440	.06758	.01316	1.7023	.35569	.12348
SDev	.00006	.00010	.00013	.00011	.0017	.00617	.00341
%RSD	44.760	2.2297	.19587	.86517	.10091	1.7335	2.7607
#1	.00018	.00445	.06743	.01303	1.7024	.35205	.12501
#2	.00007	.00428	.06764	.01324	1.7040	.35222	.11957
#3	.00016	.00446	.06766	.01321	1.7005	.36281	.12585

Elem	MN	MO	NA	NI	PB/1	PB/2	PB
Units	ppm	ppm	ppm	ppm	ppm	ppm	ppm
Avge	.00782	.00137	-.27628	.01359	-.00007	.00064	.00040
SDev	.00001	.00080	.14672	.00088	.00110	.00129	.00052
%RSD	.09556	58.237	53.107	6.4758	1569.2	201.89	128.71
#1	.00782	.00129	-.22888	.01417	.00116	-.00085	-.00018
#2	.00783	.00061	-.15912	.01257	-.00040	.00142	.00081
#3	.00782	.00220	-.44085	.01402	-.00097	.00134	.00057

Elem	SB/1	SB/2	SB	SE/1	SE/2	SE	SI
Units	ppm	ppm	ppm	ppm	ppm	ppm	ppm
Avge	.00052	.00064	.00060	-.00218	.00177	.00045	.44122
SDev	.00032	.00042	.00029	.00311	.00133	.00192	.00293
%RSD	61.379	65.290	47.810	142.56	74.918	421.61	.66339
#1	.00075	.00098	.00091	-.00577	.00025	-.00176	.44135
#2	.00016	.00076	.00056	-.00039	.00267	.00165	.44408
#3	.00066	.00017	.00034	-.00038	.00240	.00147	.43823

Elem	SN	SR	TI	TL	V_	ZN
Units	ppm	ppm	ppm	ppm	ppm	ppm
Avge	.00184	.06328	.21541	.00010	.04230	.00845
SDev	.00212	.00011	.00020	.00145	.00031	.00025
%RSD	115.09	.17450	.09297	1445.7	.72604	2.9565
#1	-.00060	.06332	.21556	-.00044	.04218	.00829
#2	.00295	.06336	.21518	.00175	.04207	.00874
#3	.00319	.06315	.21548	-.00101	.04265	.00832

IntStd	1	2	3	4	5	6	7
Mode	Counts	NOTUSED	NOTUSED	NOTUSED	NOTUSED	NOTUSED	NOTUSED
Elem	Y	--	--	--	--	--	--
Wavlen	371.030	--	--	--	--	--	--
Avge	28579	--	--	--	--	--	--
SDev	98.08340	--	--	--	--	--	--
%RSD	.3432006	--	--	--	--	--	--
#1	28658	--	--	--	--	--	--
#2	28609	--	--	--	--	--	--
#3	28469	--	--	--	--	--	--

Method: METTRACE Sample Name: CCV1-9 Operator: RJG
Run Time: 11/11/10 21:56:45
Comment: TESTAMERICA PITTSBURGH ICP METALS ANALYSIS-INST TRACEICP
Mode: CONC Corr. Factor: 1

Elem	AG	AL	AS	B_	BA	BE	CA
Units	ppm	ppm	ppm	ppm	ppm	ppm	ppm
Avge	.98056	25.308	.52198	2.0270	2.0414	1.9954	50.603
SDev	.00049	.015	.00195	.0017	.0027	.0036	.125
%RSD	.04982	.06015	.37439	.08313	.13129	.17899	.24625
#1	.98059	25.324	.52017	2.0259	2.0444	1.9918	50.465
#2	.98006	25.306	.52405	2.0261	2.0401	1.9955	50.637
#3	.98104	25.294	.52172	2.0289	2.0395	1.9989	50.708
Errors	LC Pass	LC Pass	LC Pass	LC Pass	LC Pass	LC Pass	LC Pass
High	1.1000	27.500	.55000	2.2000	2.2000	2.2000	55.000
Low	.90000	22.500	.45000	1.8000	1.8000	1.8000	45.000

Elem	CD	CO	CR	CU	FE	K_	MG
Units	ppm	ppm	ppm	ppm	ppm	ppm	ppm
Avge	.50289	1.9845	2.0373	2.0721	25.709	132.30	50.130
SDev	.00102	.0040	.0021	.0023	.053	.45	.123
%RSD	.20350	.20289	.10164	.10949	.20703	.34191	.24507
#1	.50171	1.9799	2.0349	2.0743	25.648	132.73	49.998
#2	.50344	1.9866	2.0381	2.0723	25.737	132.35	50.151
#3	.50353	1.9870	2.0388	2.0698	25.742	131.83	50.241
Errors	LC Pass	LC Pass	LC Pass	LC Pass	LC Pass	LC Pass	LC Pass
High	.55000	2.2000	2.2000	2.2000	27.500	137.50	55.000
Low	.45000	1.8000	1.8000	1.8000	22.500	112.50	45.000

Elem	MN	MO	NA	NI	PB/1	PB/2	PB
Units	ppm	ppm	ppm	ppm	ppm	ppm	ppm
Avge	2.0148	2.0795	128.87	2.0061	.50718	.51271	.51087
SDev	.0024	.0143	.34	.0063	.00114	.00412	.00289
%RSD	.11705	.68601	.26393	.31441	.22471	.80385	.56617
#1	2.0122	2.0634	128.96	2.0017	.50608	.50894	.50799
#2	2.0157	2.0845	129.16	2.0034	.50836	.51208	.51084
#3	2.0167	2.0905	128.50	2.0134	.50709	.51711	.51378
Errors	LC Pass	LC Pass	LC Pass	LC Pass	NOCHECK	NOCHECK	LC Pass
High	2.2000	2.2000	137.50	2.2000			.55000
Low	1.8000	1.8000	112.50	1.8000			.45000

Elem	SB/1	SB/2	SB	SE/1	SE/2	SE	SI
Units	ppm	ppm	ppm	ppm	ppm	ppm	ppm
Avge	.52032	.53025	.52695	.52873	.51502	.51959	2.0483
SDev	.00336	.00267	.00236	.00188	.00628	.00444	.0061
%RSD	.64535	.50288	.44743	.35620	1.2193	.85368	.29798
#1	.51657	.52863	.52461	.52767	.50788	.51447	2.0444
#2	.52131	.53333	.52933	.53091	.51750	.52197	2.0452

#3	.52307	.52881	.52690	.52762	.51968	.52232	2.0553
Errors	NOCHECK	NOCHECK	LC Pass	NOCHECK	NOCHECK	LC Pass	LC Pass

High			.55000			.55000	2.2000
Low			.45000			.45000	1.8000

Elem	SN	SR	TI	TL	V_	ZN	
Units	ppm	ppm	ppm	ppm	ppm	ppm	
Avge	2.1047	2.0408	2.0300	1.0252	1.9832	2.0591	
SDev	.0049	.0050	.0020	.0021	.0027	.0010	
%RSD	.23045	.24691	.09885	.20553	.13405	.05060	
#1	2.1007	2.0465	2.0279	1.0243	1.9809	2.0582	
#2	2.1032	2.0389	2.0303	1.0238	1.9861	2.0588	
#3	2.1101	2.0369	2.0319	1.0276	1.9825	2.0602	
Errors	LC Pass	LC Pass	LC Pass	LC Pass	LC Pass	LC Pass	
High	2.2000	2.2000	2.2000	1.1000	2.2000	2.2000	
Low	1.8000	1.8000	1.8000	.90000	1.8000	1.8000	

IntStd	1	2	3	4	5	6	7
Mode	Counts	NOTUSED	NOTUSED	NOTUSED	NOTUSED	NOTUSED	NOTUSED
Elem	Y	--	--	--	--	--	--
Wavlen	371.030	--	--	--	--	--	--
Avge	28022	--	--	--	--	--	--
SDev	144.9127	--	--	--	--	--	--
%RSD	.5171444	--	--	--	--	--	--
#1	27863	--	--	--	--	--	--
#2	28057	--	--	--	--	--	--
#3	28146	--	--	--	--	--	--

Method: METTRACE Sample Name: CCB9 Operator: RJG
Run Time: 11/11/10 22:02:14
Comment: TESTAMERICA PITTSBURGH ICP METALS ANALYSIS-INST TRACEICP
Mode: CONC Corr. Factor: 1

Elem	AG	AL	AS	B_	BA	BE	CA
Units	ppm	ppm	ppm	ppm	ppm	ppm	ppm
Avge	-.00011	.01438	-.00065	.00292	-.00002	.00060	-.00503
SDev	.00018	.00178	.00114	.00075	.00002	.00006	.00050
%RSD	170.24	12.363	176.50	25.748	78.472	9.8509	10.022
#1	-.00028	.01631	.00041	.00360	-.00001	.00056	-.00535
#2	.00008	.01281	-.00186	.00304	-.00004	.00057	-.00530
#3	-.00012	.01402	-.00050	.00211	-.00002	.00067	-.00445
Errors	LC Pass	LC Pass	LC Pass	LC Pass	LC Pass	LC Pass	LC Pass
High	.00500	.20000	.01000	.20000	.20000	.00400	5.0000
Low	-.00500	-.20000	-.01000	-.20000	-.20000	-.00400	-5.0000

Elem	CD	CO	CR	CU	FE	K_	MG
Units	ppm	ppm	ppm	ppm	ppm	ppm	ppm
Avge	.00025	-.00015	-.00026	-.00057	.00746	.28870	-.00149
SDev	.00008	.00024	.00002	.00007	.00734	.00136	.00228
%RSD	31.497	162.23	7.2955	13.141	98.420	.47194	153.24
#1	.00034	-.00041	-.00024	-.00049	.01083	.28869	-.00377
#2	.00023	-.00011	-.00026	-.00064	-.00096	.29007	.00079
#3	.00019	.00007	-.00028	-.00058	.01252	.28735	-.00149
Errors	LC Pass	LC Pass	LC Pass	LC Pass	LC Pass	LC Pass	LC Pass
High	.00500	.05000	.00500	.02500	.10000	5.0000	5.0000
Low	-.00500	-.05000	-.00500	-.02500	-.10000	-5.0000	-5.0000

Elem	MN	MO	NA	NI	PB/1	PB/2	PB
Units	ppm	ppm	ppm	ppm	ppm	ppm	ppm
Avge	-.00005	.00583	-.40672	.00016	-.00015	-.00008	-.00010
SDev	.00005	.00253	.11359	.00037	.00100	.00024	.00047
%RSD	111.81	43.337	27.928	232.21	653.15	303.38	447.07
#1	-.00010	.00862	-.45313	.00043	-.00088	-.00036	-.00053
#2	-.00005	.00518	-.27727	.00031	.00099	.00010	.00039
#3	.00001	.00370	-.48975	-.00026	-.00057	.00002	-.00018
Errors	LC Pass	LC Pass	LC Pass	LC Pass	NOCHECK	NOCHECK	LC Pass
High	.01500	.04000	5.0000	.04000			.00300
Low	-.01500	-.04000	-5.0000	-.04000			-.00300

Elem	SB/1	SB/2	SB	SE/1	SE/2	SE	SI
Units	ppm	ppm	ppm	ppm	ppm	ppm	ppm
Avge	-.00061	.00119	.00059	-.00399	-.00029	-.00152	-.00438
SDev	.00107	.00095	.00031	.00281	.00280	.00280	.00250
%RSD	175.01	79.834	52.094	70.333	958.74	183.36	57.151
#1	.00052	.00035	.00041	-.00210	.00202	.00065	-.00228
#2	-.00162	.00223	.00095	-.00266	.00051	-.00055	-.00371

#3	-.00074	.00100	.00042	-.00722	-.00341	-.00468	-.00715
Errors	NOCHECK	NOCHECK	LC Pass	NOCHECK	NOCHECK	LC Pass	LC Pass

High			.01000			.00500	.50000
Low			-.01000			-.00500	-.50000

Elem	SN	SR	TI	TL	V_	ZN	
Units	ppm	ppm	ppm	ppm	ppm	ppm	
Avge	.00155	-.00003	.00036	.00274	-.00012	.00196	
SDev	.00259	.00004	.00051	.00043	.00029	.00002	
%RSD	166.98	127.18	140.61	15.557	247.33	.93617	
#1	.00006	-.00006	.00066	.00308	-.00037	.00198	
#2	.00454	.00001	.00066	.00289	.00020	.00195	
#3	.00006	-.00003	-.00023	.00226	-.00018	.00195	
Errors	LC Pass	LC Pass	LC Pass	LC Pass	LC Pass	LC Pass	
High	.10000	.05000	.05000	.01000	.05000	.02000	
Low	-.10000	-.05000	-.05000	-.01000	-.05000	-.02000	

IntStd	1	2	3	4	5	6	7
Mode	Counts	NOTUSED	NOTUSED	NOTUSED	NOTUSED	NOTUSED	NOTUSED
Elem	Y	--	--	--	--	--	--
Wavlen	371.030	--	--	--	--	--	--
Avge	28359	--	--	--	--	--	--
SDev	20.55189	--	--	--	--	--	--
%RSD	.0724699	--	--	--	--	--	--
#1	28383	--	--	--	--	--	--
#2	28348	--	--	--	--	--	--
#3	28347	--	--	--	--	--	--

Method: METTRACE Sample Name: L9Q90S Operator: RJG
Run Time: 11/11/10 22:07:44
Comment: TESTAMERICA PITTSBURGH ICP METALS ANALYSIS-INST TRACEICP
Mode: CONC Corr. Factor: 1

Elem	AG	AL	AS	B_	BA	BE	CA
Units	ppm	ppm	ppm	ppm	ppm	ppm	ppm
Avge	.04387	15.103	1.8278	.96228	2.0972	.05342	52.848
SDev	.00003	.032	.0034	.00244	.0030	.00009	.143
%RSD	.08060	.21271	.18554	.25376	.14170	.16426	.27009
#1	.04391	15.085	1.8256	.95964	2.0950	.05334	52.689
#2	.04385	15.140	1.8317	.96445	2.1006	.05351	52.964
#3	.04385	15.084	1.8261	.96277	2.0960	.05342	52.891
Errors	LC Pass	LC Pass	LC Pass	LC Pass	LC Pass	LC Pass	LC Pass
High	2.0000	500.00	10.000	30.000	10.000	10.000	600.00
Low	-.00500	-.20000	-.01000	-.20000	-.20000	-.00400	-5.0000

Elem	CD	CO	CR	CU	FE	K_	MG
Units	ppm	ppm	ppm	ppm	ppm	ppm	ppm
Avge	.04472	.47469	.54542	.30984	12.112	47.295	46.015
SDev	.00013	.00171	.00085	.00075	.024	.079	.091
%RSD	.29702	.35960	.15536	.24321	.20049	.16770	.19820
#1	.04456	.47273	.54449	.30983	12.084	47.271	45.919
#2	.04479	.47547	.54616	.31061	12.129	47.383	46.100
#3	.04479	.47586	.54560	.30910	12.124	47.230	46.028
Errors	LC Pass	LC Pass	LC Pass	LC Pass	LC Pass	LC Pass	LC Pass
High	5.0000	50.000	20.000	10.000	500.00	400.00	600.00
Low	-.00500	-.05000	-.00500	-.02500	-.10000	-5.0000	-5.0000

Elem	MN	MO	NA	NI	PB/1	PB/2	PB
Units	ppm	ppm	ppm	ppm	ppm	ppm	ppm
Avge	.50985	.80543	47.214	.52339	.44670	.45164	.45000
SDev	.00103	.00458	.250	.00162	.00083	.00335	.00203
%RSD	.20256	.56895	.52998	.30923	.18604	.74271	.45131
#1	.50873	.80039	46.983	.52192	.44763	.44809	.44793
#2	.51077	.80659	47.480	.52513	.44647	.45475	.45200
#3	.51006	.80933	47.181	.52312	.44602	.45207	.45006
Errors	LC Pass	LC Pass	LC Pass	LC Pass	NOCHECK	NOCHECK	LC Pass
High	20.000	20.000	400.00	100.00			5.0000
Low	-.01500	-.04000	-5.0000	-.04000			-.00300

Elem	SB/1	SB/2	SB	SE/1	SE/2	SE	SI
Units	ppm	ppm	ppm	ppm	ppm	ppm	ppm
Avge	.24777	.25451	.25226	1.8354	1.8150	1.8218	8.3867
SDev	.00323	.00119	.00097	.0012	.0134	.0092	.0163
%RSD	1.3049	.46899	.38496	.06774	.73742	.50327	.19461
#1	.24422	.25553	.25176	1.8344	1.7998	1.8113	8.3749
#2	.24854	.25319	.25164	1.8368	1.8204	1.8259	8.4053

#3	.25055	.25480	.25338	1.8350	1.8248	1.8282	8.3800
Errors	NOCHECK	NOCHECK	LC Pass	NOCHECK	NOCHECK	LC Pass	LC Pass

High			5.0000			10.000	50.000
Low			-.01000			-.00500	-.50000

Elem	SN	SR	TI	TL	V_	ZN	
Units	ppm	ppm	ppm	ppm	ppm	ppm	
Avge	1.6345	1.3177	2.1754	1.4589	.72744	.48457	
SDev	.0066	.0015	.0035	.0028	.00133	.00083	
%RSD	.40155	.11678	.15952	.19095	.18211	.17060	
#1	1.6274	1.3175	2.1716	1.4566	.72599	.48361	
#2	1.6359	1.3193	2.1783	1.4620	.72859	.48507	
#3	1.6403	1.3163	2.1762	1.4581	.72773	.48502	
Errors	LC Pass	LC Pass	LC Pass	LC Pass	LC Pass	LC Pass	
High	30.000	10.000	30.000	10.000	50.000	5.0000	
Low	-.10000	-.05000	-.05000	-.01000	-.05000	-.02000	

IntStd	1	2	3	4	5	6	7
Mode	Counts	NOTUSED	NOTUSED	NOTUSED	NOTUSED	NOTUSED	NOTUSED
Elem	Y	--	--	--	--	--	--
Wavlen	371.030	--	--	--	--	--	--
Avge	29296	--	--	--	--	--	--
SDev	34.13037	--	--	--	--	--	--
%RSD	.1165000	--	--	--	--	--	--
#1	29296	--	--	--	--	--	--
#2	29331	--	--	--	--	--	--
#3	29263	--	--	--	--	--	--

Method: METTRACE Sample Name: L9Q90D Operator: RJG
Run Time: 11/11/10 22:13:13
Comment: TESTAMERICA PITTSBURGH ICP METALS ANALYSIS-INST TRACEICP
Mode: CONC Corr. Factor: 1

Elem	AG	AL	AS	B_	BA	BE	CA
Units	ppm	ppm	ppm	ppm	ppm	ppm	ppm
Avge	.04432	14.742	1.8191	.95917	2.0861	.05266	52.230
SDev	.00035	.027	.0016	.00198	.0011	.00005	.107
%RSD	.78442	.18206	.08585	.20629	.05253	.09189	.20459
#1	.04392	14.732	1.8205	.95803	2.0871	.05263	52.118
#2	.04450	14.721	1.8194	.95803	2.0863	.05262	52.241
#3	.04453	14.772	1.8174	.96146	2.0850	.05271	52.331
Errors	LC Pass	LC Pass	LC Pass	LC Pass	LC Pass	LC Pass	LC Pass
High	2.0000	500.00	10.000	30.000	10.000	10.000	600.00
Low	-.00500	-.20000	-.01000	-.20000	-.20000	-.00400	-5.0000

Elem	CD	CO	CR	CU	FE	K_	MG
Units	ppm	ppm	ppm	ppm	ppm	ppm	ppm
Avge	.04448	.46902	.53108	.31924	11.806	48.015	45.838
SDev	.00008	.00048	.00111	.00038	.010	.069	.074
%RSD	.18574	.10171	.20845	.11878	.08154	.14292	.16148
#1	.04439	.46860	.52996	.31961	11.795	48.016	45.776
#2	.04453	.46893	.53110	.31885	11.810	47.946	45.818
#3	.04453	.46954	.53218	.31924	11.813	48.083	45.920
Errors	LC Pass	LC Pass	LC Pass	LC Pass	LC Pass	LC Pass	LC Pass
High	5.0000	50.000	20.000	10.000	500.00	400.00	600.00
Low	-.00500	-.05000	-.00500	-.02500	-.10000	-5.0000	-5.0000

Elem	MN	MO	NA	NI	PB/1	PB/2	PB
Units	ppm	ppm	ppm	ppm	ppm	ppm	ppm
Avge	.52454	.82644	47.709	.51771	.44620	.45082	.44928
SDev	.00058	.00357	.057	.00119	.00224	.00053	.00068
%RSD	.10988	.43230	.11948	.23011	.50118	.11752	.15074
#1	.52396	.82248	47.721	.51636	.44399	.45133	.44888
#2	.52453	.82744	47.648	.51861	.44615	.45027	.44890
#3	.52512	.82941	47.760	.51816	.44846	.45086	.45006
Errors	LC Pass	LC Pass	LC Pass	LC Pass	NOCHECK	NOCHECK	LC Pass
High	20.000	20.000	400.00	100.00			5.0000
Low	-.01500	-.04000	-5.0000	-.04000			-.00300

Elem	SB/1	SB/2	SB	SE/1	SE/2	SE	SI
Units	ppm	ppm	ppm	ppm	ppm	ppm	ppm
Avge	.28422	.28909	.28747	1.8156	1.7943	1.8014	9.1131
SDev	.00045	.00272	.00170	.0048	.0041	.0018	.0169
%RSD	.15787	.94129	.59187	.26588	.22800	.10077	.18579
#1	.28457	.28890	.28746	1.8186	1.7897	1.7994	9.1183
#2	.28438	.28647	.28577	1.8100	1.7977	1.8018	9.0942

#3	.28371	.29190	.28918	1.8181	1.7953	1.8029	9.1269
Errors	NOCHECK	NOCHECK	LC Pass	NOCHECK	NOCHECK	LC Pass	LC Pass

High			5.0000			10.000	50.000
Low			-.01000			-.00500	-.50000

Elem	SN	SR	TI	TL	V_	ZN	
Units	ppm	ppm	ppm	ppm	ppm	ppm	
Avge	1.6823	1.2867	2.0915	1.4953	.70276	.48427	
SDev	.0052	.0014	.0017	.0075	.00142	.00056	
%RSD	.30858	.10819	.08352	.50134	.20134	.11543	
#1	1.6776	1.2882	2.0898	1.4886	.70239	.48368	
#2	1.6879	1.2866	2.0914	1.4939	.70157	.48435	
#3	1.6815	1.2854	2.0933	1.5034	.70432	.48479	
Errors	LC Pass	LC Pass	LC Pass	LC Pass	LC Pass	LC Pass	
High	30.000	10.000	30.000	10.000	50.000	5.0000	
Low	-.10000	-.05000	-.05000	-.01000	-.05000	-.02000	

IntStd	1	2	3	4	5	6	7
Mode	Counts	NOTUSED	NOTUSED	NOTUSED	NOTUSED	NOTUSED	NOTUSED
Elem	Y	--	--	--	--	--	--
Wavlen	371.030	--	--	--	--	--	--
Avge	29018	--	--	--	--	--	--
SDev	47.63829	--	--	--	--	--	--
%RSD	.1641702	--	--	--	--	--	--
#1	28969	--	--	--	--	--	--
#2	29019	--	--	--	--	--	--
#3	29065	--	--	--	--	--	--

Method: METTRACE Sample Name: L9Q91 Operator: RJG
Run Time: 11/11/10 22:18:42
Comment: TESTAMERICA PITTSBURGH ICP METALS ANALYSIS-INST TRACEICP
Mode: CONC Corr. Factor: 1

Elem	AG	AL	AS	B_	BA	BE	CA
Units	ppm	ppm	ppm	ppm	ppm	ppm	ppm
Avge	.04789	53.284	.01680	.09367	1.4148	.00942	42.927
SDev	.00023	.107	.00088	.00086	.0013	.00002	.067
%RSD	.48990	.20076	5.2210	.92246	.09265	.20109	.15525
#1	.04779	53.200	.01759	.09458	1.4148	.00944	42.931
#2	.04816	53.404	.01695	.09357	1.4161	.00941	42.992
#3	.04773	53.247	.01586	.09286	1.4135	.00941	42.859
Errors	LC Pass	LC Pass	LC Pass	LC Pass	LC Pass	LC Pass	LC Pass
High	2.0000	500.00	10.000	30.000	10.000	10.000	600.00
Low	-.00500	-.20000	-.01000	-.20000	-.20000	-.00400	-5.0000

Elem	CD	CO	CR	CU	FE	K_	MG
Units	ppm	ppm	ppm	ppm	ppm	ppm	ppm
Avge	-.00024	.09322	.04229	.33264	53.340	8.8403	7.1062
SDev	.00030	.00017	.00008	.00072	.066	.0190	.0127
%RSD	123.56	.17972	.19713	.21577	.12435	.21523	.17916
#1	-.00048	.09302	.04236	.33210	53.354	8.8261	7.1065
#2	-.00034	.09331	.04232	.33346	53.399	8.8619	7.1189
#3	.00009	.09332	.04220	.33237	53.268	8.8327	7.0934
Errors	LC Pass	LC Pass	LC Pass	LC Pass	LC Pass	LC Pass	LC Pass
High	5.0000	50.000	20.000	10.000	500.00	400.00	600.00
Low	-.00500	-.05000	-.00500	-.02500	-.10000	-5.0000	-5.0000

Elem	MN	MO	NA	NI	PB/1	PB/2	PB
Units	ppm	ppm	ppm	ppm	ppm	ppm	ppm
Avge	.58797	.01907	15.998	.12995	.00030	.00198	.00142
SDev	.00065	.00107	.039	.00115	.00036	.00047	.00021
%RSD	.11058	5.6195	.24356	.88568	121.42	24.035	14.862
#1	.58805	.01993	15.956	.13095	.00069	.00143	.00118
#2	.58857	.01941	16.033	.13021	.00025	.00225	.00159
#3	.58728	.01787	16.004	.12870	-.00003	.00224	.00149
Errors	LC Pass	LC Pass	LC Pass	LC Pass	NOCHECK	NOCHECK	LC Pass
High	20.000	20.000	400.00	100.00			5.0000
Low	-.01500	-.04000	-5.0000	-.04000			-.00300

Elem	SB/1	SB/2	SB	SE/1	SE/2	SE	SI
Units	ppm	ppm	ppm	ppm	ppm	ppm	ppm
Avge	.00301	.00152	.00202	.00452	.00778	.00670	3.9643
SDev	.00076	.00129	.00099	.00282	.00182	.00131	.0031
%RSD	25.147	84.731	49.120	62.412	23.375	19.588	.07938
#1	.00219	.00142	.00168	.00770	.00675	.00707	3.9668
#2	.00369	.00285	.00313	.00358	.00988	.00778	3.9652

#3	.00315	.00028	.00124	.00229	.00671	.00524	3.9608
Errors	NOCHECK	NOCHECK	LC Pass	NOCHECK	NOCHECK	LC Pass	LC Pass

High			5.0000			10.000	50.000
Low			-.01000			-.00500	-.50000

Elem	SN	SR	TI	TL	V_	ZN	
Units	ppm	ppm	ppm	ppm	ppm	ppm	
Avge	.01145	1.1502	1.5733	.00226	.07074	.04154	
SDev	.00178	.0014	.0023	.00097	.00047	.00009	
%RSD	15.532	.11806	.14722	43.089	.66667	.20869	
#1	.01319	1.1516	1.5721	.00275	.07128	.04146	
#2	.01152	1.1502	1.5759	.00114	.07052	.04163	
#3	.00964	1.1489	1.5717	.00289	.07042	.04154	
Errors	LC Pass	LC Pass	LC Pass	LC Pass	LC Pass	LC Pass	
High	30.000	10.000	30.000	10.000	50.000	5.0000	
Low	-.10000	-.05000	-.05000	-.01000	-.05000	-.02000	
IntStd	1	2	3	4	5	6	7
Mode	Counts	NOTUSED	NOTUSED	NOTUSED	NOTUSED	NOTUSED	NOTUSED
Elem	Y	--	--	--	--	--	--
Wavlen	371.030	--	--	--	--	--	--
Avge	30049	--	--	--	--	--	--
SDev	61.16318	--	--	--	--	--	--
%RSD	.2035431	--	--	--	--	--	--
#1	30110	--	--	--	--	--	--
#2	30049	--	--	--	--	--	--
#3	29988	--	--	--	--	--	--

Method: METTRACE Sample Name: L9Q9R Operator: RJG
Run Time: 11/11/10 22:24:12
Comment: TESTAMERICA PITTSBURGH ICP METALS ANALYSIS-INST TRACEICP
Mode: CONC Corr. Factor: 1

Elem	AG	AL	AS	B_	BA	BE	CA
Units	ppm	ppm	ppm	ppm	ppm	ppm	ppm
Avge	.00085	5.2135	.01345	.09960	.21449	.00599	6.7916
SDev	.00053	.0098	.00069	.00083	.00039	.00008	.0088
%RSD	61.851	.18790	5.1555	.83535	.18073	1.3853	.12915
#1	.00142	5.2221	.01381	.10028	.21468	.00589	6.7816
#2	.00037	5.2155	.01390	.09984	.21475	.00604	6.7978
#3	.00078	5.2028	.01265	.09867	.21404	.00604	6.7956
Errors	LC Pass	LC Pass	LC Pass	LC Pass	LC Pass	LC Pass	LC Pass
High	2.0000	500.00	10.000	30.000	10.000	10.000	600.00
Low	-.00500	-.20000	-.01000	-.20000	-.20000	-.00400	-5.0000

Elem	CD	CO	CR	CU	FE	K_	MG
Units	ppm	ppm	ppm	ppm	ppm	ppm	ppm
Avge	.00005	.02371	.32326	.07084	8.7610	.68666	.62186
SDev	.00012	.00026	.00024	.00074	.0181	.00840	.00157
%RSD	230.36	1.1060	.07405	1.0448	.20676	1.2230	.25252
#1	.00006	.02381	.32346	.07160	8.7520	.69312	.62219
#2	.00016	.02392	.32299	.07081	8.7818	.68970	.62323
#3	-.00007	.02342	.32332	.07012	8.7491	.67717	.62015
Errors	LC Pass	LC Pass	LC Pass	LC Pass	LC Pass	LC Pass	LC Pass
High	5.0000	50.000	20.000	10.000	500.00	400.00	600.00
Low	-.00500	-.05000	-.00500	-.02500	-.10000	-5.0000	-5.0000

Elem	MN	MO	NA	NI	PB/1	PB/2	PB
Units	ppm	ppm	ppm	ppm	ppm	ppm	ppm
Avge	.04132	.00723	.61960	.06997	.00421	-.00021	.00127
SDev	.00006	.00023	.02597	.00036	.00191	.00087	.00053
%RSD	.15593	3.1635	4.1916	.51805	45.334	423.97	41.732
#1	.04132	.00708	.64227	.07002	.00636	-.00063	.00169
#2	.04138	.00749	.62527	.07030	.00269	.00080	.00143
#3	.04125	.00711	.59126	.06958	.00359	-.00078	.00068
Errors	LC Pass	LC Pass	LC Pass	LC Pass	NOCHECK	NOCHECK	LC Pass
High	20.000	20.000	400.00	100.00			5.0000
Low	-.01500	-.04000	-5.0000	-.04000			-.00300

Elem	SB/1	SB/2	SB	SE/1	SE/2	SE	SI
Units	ppm	ppm	ppm	ppm	ppm	ppm	ppm
Avge	-.00179	.00213	.00082	.00227	.00493	.00405	2.2748
SDev	.00276	.00146	.00088	.00088	.00283	.00172	.0062
%RSD	153.80	68.774	106.48	38.948	57.378	42.593	.27312
#1	-.00353	.00382	.00137	.00328	.00260	.00283	2.2818
#2	.00139	.00123	.00128	.00188	.00808	.00602	2.2730

#3	-.00325	.00134	-.00019	.00165	.00412	.00329	2.2698
Errors	NOCHECK	NOCHECK	LC Pass	NOCHECK	NOCHECK	LC Pass	LC Pass

High			5.0000			10.000	50.000
Low			-.01000			-.00500	-.50000

Elem	SN	SR	TI	TL	V_	ZN	
Units	ppm	ppm	ppm	ppm	ppm	ppm	
Avge	.01088	.33927	1.1448	.00119	.22677	.02392	
SDev	.00102	.00045	.0019	.00088	.00014	.00014	
%RSD	9.3966	.13196	.16801	73.813	.06079	.57711	
#1	.01205	.33930	1.1450	.00135	.22667	.02408	
#2	.01045	.33970	1.1467	.00024	.22671	.02385	
#3	.01014	.33881	1.1428	.00198	.22693	.02384	
Errors	LC Pass	LC Pass	LC Pass	LC Pass	LC Pass	LC Pass	
High	30.000	10.000	30.000	10.000	50.000	5.0000	
Low	-.10000	-.05000	-.05000	-.01000	-.05000	-.02000	

IntStd	1	2	3	4	5	6	7
Mode	Counts	NOTUSED	NOTUSED	NOTUSED	NOTUSED	NOTUSED	NOTUSED
Elem	Y	--	--	--	--	--	--
Wavlen	371.030	--	--	--	--	--	--
Avge	29461	--	--	--	--	--	--
SDev	257.6197	--	--	--	--	--	--
%RSD	.8744475	--	--	--	--	--	--
#1	29220	--	--	--	--	--	--
#2	29430	--	--	--	--	--	--
#3	29732	--	--	--	--	--	--

Method: METTRACE Sample Name: L9RD9B Operator: RJG
Run Time: 11/11/10 22:29:42
Comment: TESTAMERICA PITTSBURGH ICP METALS ANALYSIS-INST TRACEICP
Mode: CONC Corr. Factor: 1

Elem	AG	AL	AS	B_	BA	BE	CA
Units	ppm	ppm	ppm	ppm	ppm	ppm	ppm
Avge	.00026	.02363	-.00053	.00140	.00011	.00053	.01328
SDev	.00047	.00082	.00063	.00056	.00003	.00007	.00576
%RSD	177.77	3.4924	119.07	39.686	29.416	13.877	43.398
#1	-.00003	.02390	.00020	.00204	.00012	.00047	.00876
#2	.00002	.02430	-.00089	.00102	.00013	.00051	.01976
#3	.00081	.02271	-.00089	.00114	.00007	.00061	.01131
Errors	LC Pass	LC Pass	LC Pass	LC Pass	LC Pass	LC Pass	LC Pass
High	.00500	.20000	.01000	.20000	.20000	.00400	5.0000
Low	-.00500	-.20000	-.01000	-.20000	-.20000	-.00400	-5.0000

Elem	CD	CO	CR	CU	FE	K_	MG
Units	ppm	ppm	ppm	ppm	ppm	ppm	ppm
Avge	.00022	-.00014	-.00000	-.00032	.01865	.28426	.00081
SDev	.00011	.00005	.00026	.00027	.00308	.00299	.00115
%RSD	49.798	37.097	7354.9	82.731	16.527	1.0517	141.37
#1	.00034	-.00009	-.00026	-.00012	.01733	.28081	-.00034
#2	.00013	-.00014	.00026	-.00063	.01645	.28588	.00197
#3	.00019	-.00019	-.00001	-.00023	.02217	.28609	.00082
Errors	LC Pass	LC Pass	LC Pass	LC Pass	LC Pass	LC Pass	LC Pass
High	.00500	.05000	.00500	.02500	.10000	5.0000	5.0000
Low	-.00500	-.05000	-.00500	-.02500	-.10000	-5.0000	-5.0000

Elem	MN	MO	NA	NI	PB/1	PB/2	PB
Units	ppm	ppm	ppm	ppm	ppm	ppm	ppm
Avge	.00015	.00079	-.18454	.00063	.00089	-.00036	.00006
SDev	.00003	.00051	.03144	.00013	.00036	.00060	.00031
%RSD	20.435	64.842	17.036	20.160	40.891	168.42	526.69
#1	.00011	.00136	-.21798	.00076	.00131	-.00084	-.00013
#2	.00016	.00066	-.15559	.00063	.00073	-.00053	-.00011
#3	.00016	.00036	-.18005	.00050	.00063	.00031	.00042
Errors	LC Pass	LC Pass	LC Pass	LC Pass	NOCHECK	NOCHECK	LC Pass
High	.01500	.04000	5.0000	.04000			.00300
Low	-.01500	-.04000	-5.0000	-.04000			-.00300

Elem	SB/1	SB/2	SB	SE/1	SE/2	SE	SI
Units	ppm	ppm	ppm	ppm	ppm	ppm	ppm
Avge	.00061	.00020	.00033	-.00735	.00262	-.00070	.00336
SDev	.00047	.00022	.00029	.00295	.00078	.00072	.00237
%RSD	77.288	110.53	87.252	40.067	29.901	101.70	70.597
#1	.00082	.00016	.00038	-.01003	.00272	-.00152	.00599
#2	.00095	.00043	.00060	-.00783	.00334	-.00038	.00138

#3	.00007	-.00000	.00002	-.00420	.00179	-.00021	.00272
Errors	NOCHECK	NOCHECK	LC Pass	NOCHECK	NOCHECK	LC Pass	LC Pass

High			.01000			.00500	.50000
Low			-.01000			-.00500	-.50000

Elem	SN	SR	TI	TL	V_	ZN	
Units	ppm	ppm	ppm	ppm	ppm	ppm	
Avge	.03432	.00002	.00057	.00107	.00002	.00823	
SDev	.00058	.00001	.00007	.00178	.00033	.00096	
%RSD	1.6934	58.754	12.855	167.40	1958.1	11.620	
#1	.03425	.00002	.00053	.00127	-.00017	.00770	
#2	.03378	.00001	.00066	.00273	.00040	.00933	
#3	.03493	.00004	.00053	-.00081	-.00017	.00766	
Errors	LC Pass	LC Pass	LC Pass	LC Pass	LC Pass	LC Pass	
High	.10000	.05000	.05000	.01000	.05000	.02000	
Low	-.10000	-.05000	-.05000	-.01000	-.05000	-.02000	

IntStd	1	2	3	4	5	6	7
Mode	Counts	NOTUSED	NOTUSED	NOTUSED	NOTUSED	NOTUSED	NOTUSED
Elem	Y	--	--	--	--	--	--
Wavlen	371.030	--	--	--	--	--	--
Avge	28083	--	--	--	--	--	--
SDev	11.95448	--	--	--	--	--	--
%RSD	.0425681	--	--	--	--	--	--
#1	28076	--	--	--	--	--	--
#2	28097	--	--	--	--	--	--
#3	28077	--	--	--	--	--	--

Method: METTRACE Sample Name: L9RD9C Operator: RJG
Run Time: 11/11/10 22:35:11
Comment: TESTAMERICA PITTSBURGH ICP METALS ANALYSIS-INST TRACEICP
Mode: CONC Corr. Factor: 1

Elem	AG	AL	AS	B_	BA	BE	CA
Units	ppm	ppm	ppm	ppm	ppm	ppm	ppm
Avge	.04800	2.0016	1.9798	.95099	2.0072	.04968	49.519
SDev	.00029	.0045	.0062	.00175	.0029	.00023	.216
%RSD	.61257	.22626	.31513	.18436	.14385	.45610	.43609
#1	.04822	2.0065	1.9729	.94916	2.0101	.04942	49.270
#2	.04810	2.0010	1.9852	.95266	2.0070	.04976	49.649
#3	.04767	1.9975	1.9811	.95114	2.0044	.04985	49.638
Errors	LC Pass	LC Pass	LC Pass	LC Pass	LC Pass	LC Pass	LC Pass
High	.06000	2.4000	2.4000	1.2000	2.4000	.06000	60.000
Low	.04000	1.6000	1.6000	.80000	1.6000	.04000	40.000

Elem	CD	CO	CR	CU	FE	K_	MG
Units	ppm	ppm	ppm	ppm	ppm	ppm	ppm
Avge	.04946	.48455	.20257	.25105	.95289	50.421	48.742
SDev	.00016	.00158	.00057	.00072	.01641	.242	.177
%RSD	.31588	.32545	.28317	.28741	1.7222	.48094	.36376
#1	.04928	.48276	.20191	.25173	.93474	50.683	48.539
#2	.04955	.48571	.20292	.25112	.95724	50.376	48.867
#3	.04954	.48519	.20288	.25029	.96669	50.204	48.819
Errors	LC Pass	LC Pass	LC Pass	LC Pass	LC Pass	LC Pass	LC Pass
High	.06000	.60000	.24000	.30000	1.2000	60.000	60.000
Low	.04000	.40000	.16000	.20000	.80000	40.000	40.000

Elem	MN	MO	NA	NI	PB/1	PB/2	PB
Units	ppm	ppm	ppm	ppm	ppm	ppm	ppm
Avge	.49406	1.0241	49.944	.48882	.49401	.49830	.49687
SDev	.00116	.0049	.051	.00126	.00316	.00396	.00237
%RSD	.23492	.47649	.10147	.25745	.63930	.79575	.47705
#1	.49284	1.0188	49.997	.48774	.49552	.49372	.49432
#2	.49515	1.0284	49.940	.49020	.49613	.50045	.49901
#3	.49417	1.0251	49.896	.48853	.49038	.50072	.49728
Errors	LC Pass	LC Pass	LC Pass	LC Pass	NOCHECK	NOCHECK	LC Pass
High	.60000	1.2000	60.000	.60000			.60000
Low	.40000	.80000	40.000	.40000			.40000

Elem	SB/1	SB/2	SB	SE/1	SE/2	SE	SI
Units	ppm	ppm	ppm	ppm	ppm	ppm	ppm
Avge	.50581	.51232	.51015	1.9684	1.9404	1.9497	8.4654
SDev	.00436	.00161	.00090	.0020	.0140	.0092	.0083
%RSD	.86261	.31460	.17620	.09964	.72207	.47112	.09767
#1	.50078	.51372	.50941	1.9690	1.9242	1.9391	8.4641
#2	.50808	.51268	.51115	1.9700	1.9482	1.9555	8.4743

#3	.50857	.51056	.50989	1.9662	1.9487	1.9545	8.4579
Errors	NOCHECK	NOCHECK	LC Pass	NOCHECK	NOCHECK	LC Pass	LC Pass

High			.60000			2.4000	12.000
Low			.40000			1.6000	8.0000

Elem	SN	SR	TI	TL	V_	ZN	
Units	ppm	ppm	ppm	ppm	ppm	ppm	
Avge	2.0715	1.0029	1.0004	1.9664	.49169	.50701	
SDev	.0073	.0014	.0012	.0094	.00064	.00045	
%RSD	.35360	.14431	.12364	.47742	.13115	.08857	
#1	2.0645	1.0044	.99901	1.9572	.49094	.50652	
#2	2.0791	1.0028	1.0006	1.9660	.49204	.50741	
#3	2.0710	1.0015	1.0014	1.9759	.49208	.50709	
Errors	LC Pass	LC Pass	LC Pass	LC Pass	LC Pass	LC Pass	
High	2.4000	1.2000	1.2000	2.4000	.60000	.60000	
Low	1.6000	.80000	.80000	1.6000	.40000	.40000	

IntStd	1	2	3	4	5	6	7
Mode	Counts	NOTUSED	NOTUSED	NOTUSED	NOTUSED	NOTUSED	NOTUSED
Elem	Y	--	--	--	--	--	--
Wavlen	371.030	--	--	--	--	--	--
Avge	27853	--	--	--	--	--	--
SDev	127.5856	--	--	--	--	--	--
%RSD	.4580731	--	--	--	--	--	--
#1	27714	--	--	--	--	--	--
#2	27880	--	--	--	--	--	--
#3	27965	--	--	--	--	--	--

Method: METTRACE Sample Name: L9C00 Operator: RJG
Run Time: 11/11/10 22:40:41
Comment: TESTAMERICA PITTSBURGH ICP METALS ANALYSIS-INST TRACEICP
Mode: CONC Corr. Factor: 1

Elem	AG	AL	AS	B_	BA	BE	CA
Units	ppm	ppm	ppm	ppm	ppm	ppm	ppm
Avge	.00050	72.984	.04751	.02782	.41480	.00570	131.89
SDev	.00050	.075	.00173	.00082	.00036	.00001	.16
%RSD	101.07	.10214	3.6363	2.9624	.08636	.08852	.12166
#1	.00046	72.898	.04897	.02877	.41483	.00569	131.97
#2	.00002	73.026	.04796	.02739	.41514	.00569	131.99
#3	.00102	73.028	.04560	.02731	.41442	.00570	131.70
Errors	LC Pass	LC Pass	LC Pass	LC Pass	LC Pass	LC Pass	LC Pass
High	2.0000	500.00	10.000	30.000	10.000	10.000	600.00
Low	-.00500	-.20000	-.01000	-.20000	-.20000	-.00400	-5.0000

Elem	CD	CO	CR	CU	FE	K_	MG
Units	ppm	ppm	ppm	ppm	ppm	ppm	ppm
Avge	.00060	.06009	.09736	.15227	161.10	8.7359	41.429
SDev	.00022	.00011	.00011	.00038	.11	.0155	.053
%RSD	36.900	.18579	.11731	.25049	.06688	.17770	.12769
#1	.00036	.06012	.09746	.15183	161.10	8.7182	41.458
#2	.00066	.06018	.09739	.15252	161.21	8.7472	41.461
#3	.00079	.05996	.09724	.15246	161.00	8.7423	41.368
Errors	LC Pass	LC Pass	LC Pass	LC Pass	LC Pass	LC Pass	LC Pass
High	5.0000	50.000	20.000	10.000	500.00	400.00	600.00
Low	-.00500	-.05000	-.00500	-.02500	-.10000	-5.0000	-5.0000

Elem	MN	MO	NA	NI	PB/1	PB/2	PB
Units	ppm	ppm	ppm	ppm	ppm	ppm	ppm
Avge	3.1066	.00289	7.0392	.12927	.10080	.10435	.10317
SDev	.0034	.00144	.0491	.00116	.00099	.00091	.00047
%RSD	.10964	49.785	.69820	.89558	.98581	.87006	.45863
#1	3.1078	.00454	7.0671	.13020	.10146	.10330	.10269
#2	3.1092	.00189	6.9825	.12964	.09966	.10493	.10317
#3	3.1027	.00224	7.0681	.12798	.10128	.10481	.10364
Errors	LC Pass	LC Pass	LC Pass	LC Pass	NOCHECK	NOCHECK	LC Pass
High	20.000	20.000	400.00	100.00			5.0000
Low	-.01500	-.04000	-5.0000	-.04000			-.00300

Elem	SB/1	SB/2	SB	SE/1	SE/2	SE	SI
Units	ppm	ppm	ppm	ppm	ppm	ppm	ppm
Avge	.00034	-.00078	-.00041	.00305	-.00253	-.00067	1.9581
SDev	.00019	.00153	.00102	.00300	.00103	.00115	.0086
%RSD	55.608	195.60	249.61	98.271	40.797	172.25	.43722
#1	.00054	-.00022	.00003	.00407	-.00143	.00040	1.9578
#2	.00031	-.00251	-.00157	-.00032	-.00268	-.00189	1.9668

#3	.00017	.00039	.00032	.00541	-.00348	-.00052	1.9497
Errors	NOCHECK	NOCHECK	LC Pass	NOCHECK	NOCHECK	LC Pass	LC Pass

High			5.0000			10.000	50.000
Low			-.01000			-.00500	-.50000

Elem	SN	SR	TI	TL	V_	ZN	
Units	ppm	ppm	ppm	ppm	ppm	ppm	
Avge	.02053	.42624	1.4201	-.00008	.15875	.42372	
SDev	.00220	.00042	.0019	.00045	.00121	.00054	
%RSD	10.727	.09862	.13371	567.38	.76285	.12733	
#1	.02225	.42653	1.4193	-.00060	.15949	.42331	
#2	.02128	.42643	1.4222	.00021	.15735	.42433	
#3	.01805	.42576	1.4187	.00015	.15941	.42351	
Errors	LC Pass	LC Pass	LC Pass	LC Pass	LC Pass	LC Pass	
High	30.000	10.000	30.000	10.000	50.000	5.0000	
Low	-.10000	-.05000	-.05000	-.01000	-.05000	-.02000	
IntStd	1	2	3	4	5	6	7
Mode	Counts	NOTUSED	NOTUSED	NOTUSED	NOTUSED	NOTUSED	NOTUSED
Elem	Y	--	--	--	--	--	--
Wavlen	371.030	--	--	--	--	--	--
Avge	31587	--	--	--	--	--	--
SDev	28.20201	--	--	--	--	--	--
%RSD	.0892827	--	--	--	--	--	--
#1	31618	--	--	--	--	--	--
#2	31562	--	--	--	--	--	--
#3	31583	--	--	--	--	--	--

Method: METTRACE Sample Name: L9C01 Operator: RJG
Run Time: 11/11/10 22:46:11
Comment: TESTAMERICA PITTSBURGH ICP METALS ANALYSIS-INST TRACEICP
Mode: CONC Corr. Factor: 1

Elem	AG	AL	AS	B_	BA	BE	CA
Units	ppm	ppm	ppm	ppm	ppm	ppm	ppm
Avge	-.00000	65.403	.02665	.01285	.21317	.00544	17.350
SDev	.00020	.086	.00072	.00008	.00017	.00005	.035
%RSD	5154.2	.13141	2.7065	.63916	.08231	.87118	.20143
#1	.00018	65.333	.02693	.01283	.21306	.00542	17.310
#2	-.00022	65.499	.02719	.01294	.21308	.00550	17.377
#3	.00003	65.377	.02583	.01278	.21338	.00541	17.361
Errors	LC Pass	LC Pass	LC Pass	LC Pass	LC Pass	LC Pass	LC Pass
High	2.0000	500.00	10.000	30.000	10.000	10.000	600.00
Low	-.00500	-.20000	-.01000	-.20000	-.20000	-.00400	-5.0000

Elem	CD	CO	CR	CU	FE	K_	MG
Units	ppm	ppm	ppm	ppm	ppm	ppm	ppm
Avge	-.00052	.04262	.06928	.10950	136.47	4.9190	14.352
SDev	.00003	.00014	.00002	.00009	.16	.0012	.031
%RSD	5.8567	.33552	.02346	.08342	.11955	.02358	.21748
#1	-.00053	.04256	.06930	.10947	136.29	4.9197	14.318
#2	-.00049	.04252	.06928	.10942	136.60	4.9197	14.380
#3	-.00054	.04278	.06927	.10960	136.53	4.9177	14.357
Errors	LC Pass	LC Pass	LC Pass	LC Pass	LC Pass	LC Pass	LC Pass
High	5.0000	50.000	20.000	10.000	500.00	400.00	600.00
Low	-.00500	-.05000	-.00500	-.02500	-.10000	-5.0000	-5.0000

Elem	MN	MO	NA	NI	PB/1	PB/2	PB
Units	ppm	ppm	ppm	ppm	ppm	ppm	ppm
Avge	1.0854	.00224	2.5140	.08770	.04610	.04745	.04700
SDev	.0013	.00030	.0540	.00042	.00062	.00140	.00097
%RSD	.12281	13.601	2.1469	.48184	1.3433	2.9481	2.0528
#1	1.0839	.00249	2.4836	.08722	.04648	.04612	.04624
#2	1.0864	.00231	2.4820	.08795	.04643	.04891	.04808
#3	1.0859	.00190	2.5763	.08794	.04538	.04732	.04667
Errors	LC Pass	LC Pass	LC Pass	LC Pass	NOCHECK	NOCHECK	LC Pass
High	20.000	20.000	400.00	100.00			5.0000
Low	-.01500	-.04000	-5.0000	-.04000			-.00300

Elem	SB/1	SB/2	SB	SE/1	SE/2	SE	SI
Units	ppm	ppm	ppm	ppm	ppm	ppm	ppm
Avge	-.00087	.00018	-.00017	.00177	-.00306	-.00145	1.6470
SDev	.00183	.00029	.00080	.00225	.00127	.00124	.0037
%RSD	210.55	159.00	476.94	126.94	41.445	85.397	.22305
#1	-.00242	-.00005	-.00084	.00430	-.00244	-.00019	1.6477
#2	.00114	.00050	.00072	-.00001	-.00223	-.00149	1.6430

#3	-.00132	.00009	-.00038	.00103	-.00452	-.00267	1.6502
Errors	NOCHECK	NOCHECK	LC Pass	NOCHECK	NOCHECK	LC Pass	LC Pass

High			5.0000			10.000	50.000
Low			-.01000			-.00500	-.50000

Elem	SN	SR	TI	TL	V_	ZN	
Units	ppm	ppm	ppm	ppm	ppm	ppm	
Avge	.01608	.07277	1.5750	-.00129	.14894	.25671	
SDev	.00117	.00003	.0021	.00165	.00029	.00040	
%RSD	7.2598	.04086	.13079	128.05	.19238	.15460	
#1	.01500	.07280	1.5727	-.00317	.14914	.25626	
#2	.01592	.07274	1.5765	-.00006	.14861	.25702	
#3	.01731	.07276	1.5759	-.00064	.14908	.25684	

Errors	LC Pass	LC Pass	LC Pass	LC Pass	LC Pass	LC Pass	
High	30.000	10.000	30.000	10.000	50.000	5.0000	
Low	-.10000	-.05000	-.05000	-.01000	-.05000	-.02000	

IntStd	1	2	3	4	5	6	7
Mode	Counts	NOTUSED	NOTUSED	NOTUSED	NOTUSED	NOTUSED	NOTUSED
Elem	Y	--	--	--	--	--	--
Wavlen	371.030	--	--	--	--	--	--
Avge	33014	--	--	--	--	--	--
SDev	53.80808	--	--	--	--	--	--
%RSD	.1629867	--	--	--	--	--	--
#1	32987	--	--	--	--	--	--
#2	33076	--	--	--	--	--	--
#3	32978	--	--	--	--	--	--

Method: METTRACE Sample Name: L9C01P5 Operator: RJG
Run Time: 11/11/10 22:51:40
Comment: TESTAMERICA PITTSBURGH ICP METALS ANALYSIS-INST TRACEICP
Mode: CONC Corr. Factor: 1

Elem	AG	AL	AS	B_	BA	BE	CA
Units	ppm	ppm	ppm	ppm	ppm	ppm	ppm
Avge	.00004	14.860	.00546	.00429	.04787	.00174	3.9452
SDev	.00015	.018	.00061	.00012	.00003	.00002	.0045
%RSD	348.65	.12033	11.126	2.8537	.06989	1.0417	.11293
#1	.00020	14.858	.00522	.00434	.04790	.00172	3.9504
#2	-.00011	14.879	.00501	.00416	.04787	.00174	3.9424
#3	.00004	14.843	.00615	.00439	.04783	.00176	3.9429

Elem	CD	CO	CR	CU	FE	K_	MG
Units	ppm	ppm	ppm	ppm	ppm	ppm	ppm
Avge	-.00002	.01027	.01563	.02427	31.126	1.2356	3.2533
SDev	.00006	.00008	.00020	.00020	.035	.0013	.0053
%RSD	265.37	.76061	1.2781	.84504	.11296	.10860	.16176
#1	-.00003	.01022	.01558	.02450	31.159	1.2369	3.2582
#2	.00004	.01036	.01547	.02419	31.089	1.2342	3.2539
#3	-.00008	.01023	.01586	.02411	31.131	1.2356	3.2477

Elem	MN	MO	NA	NI	PB/1	PB/2	PB
Units	ppm	ppm	ppm	ppm	ppm	ppm	ppm
Avge	.24574	.00074	.34633	.02016	.01034	.01163	.01120
SDev	.00026	.00053	.08703	.00090	.00143	.00068	.00046
%RSD	.10463	71.893	25.130	4.4890	13.857	5.8432	4.0896
#1	.24593	.00122	.43882	.02055	.01053	.01225	.01168
#2	.24544	.00084	.33410	.01913	.00882	.01173	.01076
#3	.24583	.00017	.26605	.02081	.01167	.01090	.01116

Elem	SB/1	SB/2	SB	SE/1	SE/2	SE	SI
Units	ppm	ppm	ppm	ppm	ppm	ppm	ppm
Avge	.00055	-.00027	.00001	-.00415	-.00117	-.00217	.36916
SDev	.00210	.00056	.00066	.00148	.00285	.00194	.00440
%RSD	379.31	208.22	11066.	35.597	242.95	89.439	1.1911
#1	.00121	.00024	.00056	-.00556	.00085	-.00128	.36884
#2	.00225	-.00086	.00017	-.00261	.00006	-.00083	.37371
#3	-.00180	-.00018	-.00072	-.00429	-.00444	-.00439	.36494

Elem	SN	SR	TI	TL	V_	ZN
Units	ppm	ppm	ppm	ppm	ppm	ppm
Avge	.00550	.01637	.35703	.00064	.03461	.06298
SDev	.00057	.00005	.00029	.00106	.00033	.00021
%RSD	10.419	.31609	.08204	165.46	.94304	.33492
#1	.00572	.01639	.35716	.00059	.03482	.06309
#2	.00485	.01631	.35669	-.00040	.03423	.06274
#3	.00593	.01640	.35723	.00172	.03477	.06312

IntStd	1	2	3	4	5	6	7
Mode	Counts	NOTUSED	NOTUSED	NOTUSED	NOTUSED	NOTUSED	NOTUSED
Elem	Y	--	--	--	--	--	--
Wavlen	371.030	--	--	--	--	--	--
Avge	29322	--	--	--	--	--	--
SDev	27.27324	--	--	--	--	--	--
%RSD	.0930138	--	--	--	--	--	--
#1	29294	--	--	--	--	--	--
#2	29323	--	--	--	--	--	--
#3	29349	--	--	--	--	--	--

Method: METTRACE Sample Name: L9C01S Operator: RJG
Run Time: 11/11/10 22:57:10
Comment: TESTAMERICA PITTSBURGH ICP METALS ANALYSIS-INST TRACEICP
Mode: CONC Corr. Factor: 1

Elem	AG	AL	AS	B_	BA	BE	CA
Units	ppm	ppm	ppm	ppm	ppm	ppm	ppm
Avge	.04012	87.022	1.6509	.81534	1.9283	.04513	64.580
SDev	.00019	.085	.0024	.00140	.0040	.00013	.114
%RSD	.48531	.09785	.14793	.17198	.20723	.29421	.17620
#1	.04029	87.117	1.6493	.81692	1.9328	.04525	64.683
#2	.04017	86.997	1.6537	.81484	1.9272	.04516	64.600
#3	.03990	86.953	1.6497	.81425	1.9250	.04499	64.458
Errors	LC Pass	LC Pass	LC Pass	LC Pass	LC Pass	LC Pass	LC Pass
High	2.0000	500.00	10.000	30.000	10.000	10.000	600.00
Low	-.00500	-.20000	-.01000	-.20000	-.20000	-.00400	-5.0000

Elem	CD	CO	CR	CU	FE	K_	MG
Units	ppm	ppm	ppm	ppm	ppm	ppm	ppm
Avge	.03997	.43974	.25027	.31656	138.40	51.518	57.185
SDev	.00039	.00079	.00040	.00025	.26	.032	.114
%RSD	.98494	.18047	.16081	.07822	.18546	.06246	.19966
#1	.04041	.44022	.25064	.31664	138.64	51.533	57.291
#2	.03986	.44018	.25033	.31675	138.44	51.481	57.199
#3	.03964	.43883	.24984	.31628	138.13	51.540	57.064
Errors	LC Pass	LC Pass	LC Pass	LC Pass	LC Pass	LC Pass	LC Pass
High	5.0000	50.000	20.000	10.000	500.00	400.00	600.00
Low	-.00500	-.05000	-.00500	-.02500	-.10000	-5.0000	-5.0000

Elem	MN	MO	NA	NI	PB/1	PB/2	PB
Units	ppm	ppm	ppm	ppm	ppm	ppm	ppm
Avge	1.6835	.80895	44.447	.48719	.44632	.45614	.45287
SDev	.0026	.00138	.119	.00123	.00216	.00068	.00034
%RSD	.15574	.17030	.26719	.25195	.48509	.14868	.07477
#1	1.6861	.80736	44.458	.48856	.44882	.45540	.45321
#2	1.6835	.80975	44.324	.48619	.44512	.45673	.45287
#3	1.6809	.80973	44.561	.48681	.44502	.45628	.45253
Errors	LC Pass	LC Pass	LC Pass	LC Pass	NOCHECK	NOCHECK	LC Pass
High	20.000	20.000	400.00	100.00			5.0000
Low	-.01500	-.04000	-5.0000	-.04000			-.00300

Elem	SB/1	SB/2	SB	SE/1	SE/2	SE	SI
Units	ppm	ppm	ppm	ppm	ppm	ppm	ppm
Avge	.28282	.28628	.28513	1.6085	1.5778	1.5880	4.3497
SDev	.00140	.00073	.00045	.0084	.0059	.0038	.0172
%RSD	.49678	.25541	.15704	.51987	.37587	.23993	.39523
#1	.28125	.28656	.28479	1.6173	1.5728	1.5876	4.3691
#2	.28396	.28546	.28496	1.6073	1.5843	1.5920	4.3434

#3	.28323	.28684	.28564	1.6007	1.5762	1.5844	4.3365
Errors	NOCHECK	NOCHECK	LC Pass	NOCHECK	NOCHECK	LC Pass	LC Pass

High			5.0000			10.000	50.000
Low			-.01000			-.00500	-.50000

Elem	SN	SR	TI	TL	V_	ZN	
Units	ppm	ppm	ppm	ppm	ppm	ppm	
Avge	1.6111	.92762	2.8250	1.5922	.57659	.67818	
SDev	.0021	.00256	.0065	.0021	.00192	.00081	
%RSD	.13300	.27645	.22908	.12918	.33290	.11960	
#1	1.6122	.93050	2.8312	1.5923	.57877	.67889	
#2	1.6125	.92679	2.8256	1.5942	.57585	.67836	
#3	1.6086	.92558	2.8183	1.5901	.57515	.67730	
Errors	LC Pass	LC Pass	LC Pass	LC Pass	LC Pass	LC Pass	
High	30.000	10.000	30.000	10.000	50.000	5.0000	
Low	-.10000	-.05000	-.05000	-.01000	-.05000	-.02000	
IntStd	1	2	3	4	5	6	7
Mode	Counts	NOTUSED	NOTUSED	NOTUSED	NOTUSED	NOTUSED	NOTUSED
Elem	Y	--	--	--	--	--	--
Wavlen	371.030	--	--	--	--	--	--
Avge	32436	--	--	--	--	--	--
SDev	48.82922	--	--	--	--	--	--
%RSD	.1505407	--	--	--	--	--	--
#1	32418	--	--	--	--	--	--
#2	32491	--	--	--	--	--	--
#3	32399	--	--	--	--	--	--

Method: METTRACE Sample Name: CCV1-10 Operator: RJG
Run Time: 11/11/10 23:02:40
Comment: TESTAMERICA PITTSBURGH ICP METALS ANALYSIS-INST TRACEICP
Mode: CONC Corr. Factor: 1

Elem	AG	AL	AS	B_	BA	BE	CA
Units	ppm	ppm	ppm	ppm	ppm	ppm	ppm
Avge	.98724	25.363	.52683	2.0422	2.0574	2.0073	50.861
SDev	.00123	.068	.00168	.0029	.0040	.0057	.126
%RSD	.12512	.26627	.31829	.14116	.19283	.28502	.24705
#1	.98790	25.407	.52782	2.0390	2.0603	2.0030	50.765
#2	.98801	25.397	.52776	2.0444	2.0589	2.0050	50.815
#3	.98582	25.285	.52489	2.0433	2.0528	2.0138	51.003
Errors	LC Pass	LC Pass	LC Pass	LC Pass	LC Pass	LC Pass	LC Pass
High	1.1000	27.500	.55000	2.2000	2.2000	2.2000	55.000
Low	.90000	22.500	.45000	1.8000	1.8000	1.8000	45.000

Elem	CD	CO	CR	CU	FE	K_	MG
Units	ppm	ppm	ppm	ppm	ppm	ppm	ppm
Avge	.50577	1.9945	2.0496	2.0804	25.871	132.96	50.299
SDev	.00141	.0029	.0032	.0048	.025	.63	.109
%RSD	.27936	.14624	.15546	.22975	.09821	.47111	.21709
#1	.50525	1.9923	2.0477	2.0833	25.848	133.34	50.203
#2	.50469	1.9934	2.0478	2.0831	25.866	133.30	50.276
#3	.50737	1.9978	2.0533	2.0749	25.898	132.24	50.418
Errors	LC Pass	LC Pass	LC Pass	LC Pass	LC Pass	LC Pass	LC Pass
High	.55000	2.2000	2.2000	2.2000	27.500	137.50	55.000
Low	.45000	1.8000	1.8000	1.8000	22.500	112.50	45.000

Elem	MN	MO	NA	NI	PB/1	PB/2	PB
Units	ppm	ppm	ppm	ppm	ppm	ppm	ppm
Avge	2.0244	2.0945	129.54	2.0187	.50948	.51754	.51486
SDev	.0022	.0116	.46	.0062	.00229	.00054	.00106
%RSD	.10811	.55471	.35285	.30944	.45019	.10430	.20672
#1	2.0228	2.0818	129.77	2.0155	.50688	.51699	.51363
#2	2.0235	2.0972	129.83	2.0146	.51123	.51755	.51545
#3	2.0269	2.1046	129.01	2.0259	.51032	.51807	.51549
Errors	LC Pass	LC Pass	LC Pass	LC Pass	NOCHECK	NOCHECK	LC Pass
High	2.2000	2.2000	137.50	2.2000			.55000
Low	1.8000	1.8000	112.50	1.8000			.45000

Elem	SB/1	SB/2	SB	SE/1	SE/2	SE	SI
Units	ppm	ppm	ppm	ppm	ppm	ppm	ppm
Avge	.52352	.53433	.53073	.53228	.52209	.52549	2.0588
SDev	.00160	.00045	.00076	.00277	.00242	.00099	.0036
%RSD	.30497	.08362	.14381	.52106	.46346	.18808	.17401
#1	.52299	.53460	.53074	.53438	.52174	.52595	2.0629
#2	.52531	.53458	.53149	.53332	.51987	.52435	2.0562

#3	.52226	.53382	.52997	.52914	.52467	.52616	2.0573
Errors	NOCHECK	NOCHECK	LC Pass	NOCHECK	NOCHECK	LC Pass	LC Pass

High			.55000			.55000	2.2000
Low			.45000			.45000	1.8000

Elem	SN	SR	TI	TL	V_	ZN	
Units	ppm	ppm	ppm	ppm	ppm	ppm	
Avge	2.1151	2.0570	2.0413	1.0338	1.9936	2.0709	
SDev	.0053	.0024	.0007	.0029	.0009	.0009	
%RSD	.25203	.11495	.03354	.28038	.04433	.04176	
#1	2.1120	2.0589	2.0410	1.0305	1.9942	2.0700	
#2	2.1120	2.0577	2.0408	1.0349	1.9926	2.0714	
#3	2.1212	2.0544	2.0420	1.0360	1.9941	2.0715	
Errors	LC Pass	LC Pass	LC Pass	LC Pass	LC Pass	LC Pass	
High	2.2000	2.2000	2.2000	1.1000	2.2000	2.2000	
Low	1.8000	1.8000	1.8000	.90000	1.8000	1.8000	

IntStd	1	2	3	4	5	6	7
Mode	Counts	NOTUSED	NOTUSED	NOTUSED	NOTUSED	NOTUSED	NOTUSED
Elem	Y	--	--	--	--	--	--
Wavlen	371.030	--	--	--	--	--	--
Avge	27932	--	--	--	--	--	--
SDev	151.8798	--	--	--	--	--	--
%RSD	.5437469	--	--	--	--	--	--
#1	27798	--	--	--	--	--	--
#2	27901	--	--	--	--	--	--
#3	28097	--	--	--	--	--	--

Method: METTRACE Sample Name: CCB10 Operator: RJG
Run Time: 11/11/10 23:08:10
Comment: TESTAMERICA PITTSBURGH ICP METALS ANALYSIS-INST TRACEICP
Mode: CONC Corr. Factor: 1

Elem	AG	AL	AS	B_	BA	BE	CA
Units	ppm	ppm	ppm	ppm	ppm	ppm	ppm
Avge	-.00062	.01635	-.00160	.00281	-.00009	.00062	-.00497
SDev	.00028	.00137	.00073	.00087	.00002	.00003	.00050
%RSD	45.876	8.3663	45.397	30.885	22.932	4.8569	10.131
#1	-.00044	.01787	-.00120	.00381	-.00009	.00059	-.00555
#2	-.00094	.01521	-.00117	.00232	-.00007	.00064	-.00472
#3	-.00046	.01598	-.00244	.00230	-.00011	.00063	-.00463
Errors	LC Pass	LC Pass	LC Pass	LC Pass	LC Pass	LC Pass	LC Pass
High	.00500	.20000	.01000	.20000	.20000	.00400	5.0000
Low	-.00500	-.20000	-.01000	-.20000	-.20000	-.00400	-5.0000

Elem	CD	CO	CR	CU	FE	K_	MG
Units	ppm	ppm	ppm	ppm	ppm	ppm	ppm
Avge	.00012	-.00030	-.00049	-.00072	.00565	.25782	-.00490
SDev	.00010	.00026	.00012	.00007	.00346	.00150	.00113
%RSD	77.168	87.658	24.512	9.3954	61.271	.58150	23.136
#1	.00014	-.00001	-.00061	-.00071	.00173	.25942	-.00490
#2	.00021	-.00051	-.00048	-.00080	.00827	.25645	-.00603
#3	.00002	-.00038	-.00037	-.00066	.00694	.25759	-.00377
Errors	LC Pass	LC Pass	LC Pass	LC Pass	LC Pass	LC Pass	LC Pass
High	.00500	.05000	.00500	.02500	.10000	5.0000	5.0000
Low	-.00500	-.05000	-.00500	-.02500	-.10000	-5.0000	-5.0000

Elem	MN	MO	NA	NI	PB/1	PB/2	PB
Units	ppm	ppm	ppm	ppm	ppm	ppm	ppm
Avge	-.00006	.00652	-.48287	-.00011	-.00117	.00125	.00044
SDev	.00003	.00302	.02899	.00094	.00113	.00114	.00077
%RSD	46.183	46.360	6.0044	817.48	96.010	91.229	173.94
#1	-.00010	.00986	-.45002	-.00107	-.00156	.00011	-.00044
#2	-.00005	.00573	-.49366	-.00007	-.00206	.00239	.00091
#3	-.00005	.00397	-.50491	.00080	.00009	.00125	.00086
Errors	LC Pass	LC Pass	LC Pass	LC Pass	NOCHECK	NOCHECK	LC Pass
High	.01500	.04000	5.0000	.04000			.00300
Low	-.01500	-.04000	-5.0000	-.04000			-.00300

Elem	SB/1	SB/2	SB	SE/1	SE/2	SE	SI
Units	ppm	ppm	ppm	ppm	ppm	ppm	ppm
Avge	.00213	-.00027	.00053	-.00224	.00177	.00044	-.00227
SDev	.00102	.00025	.00020	.00113	.00056	.00039	.00366
%RSD	47.670	93.236	37.996	50.552	31.629	89.168	161.11
#1	.00124	.00001	.00042	-.00093	.00150	.00069	-.00059
#2	.00324	-.00047	.00076	-.00282	.00139	-.00001	-.00647

#3	.00191	-.00034	.00041	-.00295	.00241	.00063	.00025
Errors	NOCHECK	NOCHECK	LC Pass	NOCHECK	NOCHECK	LC Pass	LC Pass

High			.01000			.00500	.50000
Low			-.01000			-.00500	-.50000

Elem	SN	SR	TI	TL	V_	ZN	
Units	ppm	ppm	ppm	ppm	ppm	ppm	
Avge	.00132	-.00003	.00015	.00331	-.00037	.00182	
SDev	.00068	.00003	.00000	.00206	.00019	.00015	
%RSD	51.497	89.351	.32321	62.076	50.745	8.4174	
#1	.00117	-.00001	.00016	.00567	-.00018	.00182	
#2	.00207	-.00006	.00016	.00236	-.00055	.00197	
#3	.00073	-.00001	.00015	.00190	-.00037	.00166	
Errors	LC Pass	LC Pass	LC Pass	LC Pass	LC Pass	LC Pass	
High	.10000	.05000	.05000	.01000	.05000	.02000	
Low	-.10000	-.05000	-.05000	-.01000	-.05000	-.02000	

IntStd	1	2	3	4	5	6	7
Mode	Counts	NOTUSED	NOTUSED	NOTUSED	NOTUSED	NOTUSED	NOTUSED
Elem	Y	--	--	--	--	--	--
Wavlen	371.030	--	--	--	--	--	--
Avge	28492	--	--	--	--	--	--
SDev	28.39454	--	--	--	--	--	--
%RSD	.0996595	--	--	--	--	--	--
#1	28504	--	--	--	--	--	--
#2	28512	--	--	--	--	--	--
#3	28459	--	--	--	--	--	--

Method: METTRACE Sample Name: L9C01D Operator: RJG
Run Time: 11/11/10 23:13:39
Comment: TESTAMERICA PITTSBURGH ICP METALS ANALYSIS-INST TRACEICP
Mode: CONC Corr. Factor: 1

Elem	AG	AL	AS	B_	BA	BE	CA
Units	ppm	ppm	ppm	ppm	ppm	ppm	ppm
Avge	.04090	80.873	1.6875	.83642	1.9282	.04573	67.344
SDev	.00018	.103	.0021	.00124	.0016	.00017	.154
%RSD	.43724	.12778	.12147	.14842	.08179	.37867	.22820
#1	.04106	80.829	1.6875	.83498	1.9283	.04555	67.170
#2	.04094	80.991	1.6855	.83707	1.9297	.04574	67.404
#3	.04071	80.799	1.6896	.83719	1.9265	.04590	67.459
Errors	LC Pass	LC Pass	LC Pass	LC Pass	LC Pass	LC Pass	LC Pass
High	2.0000	500.00	10.000	30.000	10.000	10.000	600.00
Low	-.00500	-.20000	-.01000	-.20000	-.20000	-.00400	-5.0000

Elem	CD	CO	CR	CU	FE	K_	MG
Units	ppm	ppm	ppm	ppm	ppm	ppm	ppm
Avge	.04090	.44551	.24943	.31856	127.81	52.179	57.727
SDev	.00020	.00128	.00023	.00068	.18	.162	.130
%RSD	.49705	.28845	.09385	.21280	.14228	.31006	.22522
#1	.04068	.44404	.24959	.31912	127.60	52.247	57.577
#2	.04108	.44603	.24953	.31876	127.93	52.295	57.802
#3	.04095	.44644	.24916	.31781	127.89	51.994	57.804
Errors	LC Pass	LC Pass	LC Pass	LC Pass	LC Pass	LC Pass	LC Pass
High	5.0000	50.000	20.000	10.000	500.00	400.00	600.00
Low	-.00500	-.05000	-.00500	-.02500	-.10000	-5.0000	-5.0000

Elem	MN	MO	NA	NI	PB/1	PB/2	PB
Units	ppm	ppm	ppm	ppm	ppm	ppm	ppm
Avge	1.6303	.84669	45.129	.49105	.45789	.45974	.45912
SDev	.0017	.00244	.198	.00108	.00151	.00179	.00155
%RSD	.10441	.28833	.43883	.22053	.32929	.39014	.33680
#1	1.6283	.84388	44.902	.49000	.45655	.45773	.45734
#2	1.6315	.84823	45.267	.49216	.45952	.46031	.46005
#3	1.6309	.84797	45.217	.49099	.45759	.46118	.45999
Errors	LC Pass	LC Pass	LC Pass	LC Pass	NOCHECK	NOCHECK	LC Pass
High	20.000	20.000	400.00	100.00			5.0000
Low	-.01500	-.04000	-5.0000	-.04000			-.00300

Elem	SB/1	SB/2	SB	SE/1	SE/2	SE	SI
Units	ppm	ppm	ppm	ppm	ppm	ppm	ppm
Avge	.31073	.31884	.31614	1.6449	1.6118	1.6229	4.5078
SDev	.00169	.00217	.00094	.0030	.0070	.0048	.0029
%RSD	.54236	.68016	.29681	.17962	.43687	.29359	.06347
#1	.31166	.31848	.31621	1.6463	1.6043	1.6183	4.5065
#2	.30879	.32117	.31705	1.6469	1.6182	1.6278	4.5111

#3	.31176	.31688	.31517	1.6415	1.6130	1.6225	4.5059
Errors	NOCHECK	NOCHECK	LC Pass	NOCHECK	NOCHECK	LC Pass	LC Pass

High			5.0000			10.000	50.000
Low			-.01000			-.00500	-.50000

Elem	SN	SR	TI	TL	V_	ZN	
Units	ppm	ppm	ppm	ppm	ppm	ppm	
Avge	1.6896	.94157	2.7266	1.6382	.57101	.67866	
SDev	.0026	.00017	.0017	.0050	.00043	.00088	
%RSD	.15333	.01770	.06379	.30325	.07546	.13025	
#1	1.6868	.94158	2.7250	1.6333	.57051	.67801	
#2	1.6903	.94172	2.7285	1.6382	.57130	.67967	
#3	1.6918	.94139	2.7262	1.6432	.57121	.67832	
Errors	LC Pass	LC Pass	LC Pass	LC Pass	LC Pass	LC Pass	
High	30.000	10.000	30.000	10.000	50.000	5.0000	
Low	-.10000	-.05000	-.05000	-.01000	-.05000	-.02000	

IntStd	1	2	3	4	5	6	7
Mode	Counts	NOTUSED	NOTUSED	NOTUSED	NOTUSED	NOTUSED	NOTUSED
Elem	Y	--	--	--	--	--	--
Wavlen	371.030	--	--	--	--	--	--
Avge	32060	--	--	--	--	--	--
SDev	239.1921	--	--	--	--	--	--
%RSD	.7460839	--	--	--	--	--	--
#1	31803	--	--	--	--	--	--
#2	32101	--	--	--	--	--	--
#3	32276	--	--	--	--	--	--

Method: METTRACE Sample Name: L9CF2 Operator: RJG
Run Time: 11/11/10 23:19:09
Comment: TESTAMERICA PITTSBURGH ICP METALS ANALYSIS-INST TRACEICP
Mode: CONC Corr. Factor: 1

Elem	AG	AL	AS	B_	BA	BE	CA
Units	ppm	ppm	ppm	ppm	ppm	ppm	ppm
Avge	.00093	57.935	.02108	.02136	.52198	.00489	145.31
SDev	.00046	.053	.00080	.00111	.00123	.00004	.31
%RSD	48.877	.09231	3.7859	5.2004	.23597	.77220	.21074
#1	.00078	57.994	.02198	.02212	.52318	.00488	145.43
#2	.00144	57.923	.02083	.02189	.52204	.00487	145.55
#3	.00057	57.889	.02044	.02009	.52071	.00494	144.97
Errors	LC Pass	LC Pass	LC Pass	LC Pass	LC Pass	LC Pass	LC Pass
High	2.0000	500.00	10.000	30.000	10.000	10.000	600.00
Low	-.00500	-.20000	-.01000	-.20000	-.20000	-.00400	-5.0000

Elem	CD	CO	CR	CU	FE	K_	MG
Units	ppm	ppm	ppm	ppm	ppm	ppm	ppm
Avge	.00075	.06479	.08696	.12290	157.02	6.2404	44.297
SDev	.00023	.00067	.00059	.00012	.33	.0094	.102
%RSD	31.132	1.0406	.67516	.09664	.20907	.15043	.22922
#1	.00065	.06440	.08689	.12301	157.24	6.2511	44.360
#2	.00102	.06557	.08758	.12293	157.18	6.2334	44.352
#3	.00058	.06440	.08642	.12277	156.64	6.2368	44.180
Errors	LC Pass	LC Pass	LC Pass	LC Pass	LC Pass	LC Pass	LC Pass
High	5.0000	50.000	20.000	10.000	500.00	400.00	600.00
Low	-.00500	-.05000	-.00500	-.02500	-.10000	-5.0000	-5.0000

Elem	MN	MO	NA	NI	PB/1	PB/2	PB
Units	ppm	ppm	ppm	ppm	ppm	ppm	ppm
Avge	3.7270	.00297	1.0501	.14093	.06312	.06444	.06400
SDev	.0075	.00078	.0185	.00169	.00170	.00116	.00038
%RSD	.20097	26.276	1.7623	1.1999	2.6978	1.8060	.58842
#1	3.7312	.00374	1.0331	.14051	.06248	.06424	.06365
#2	3.7314	.00300	1.0698	.14279	.06505	.06338	.06394
#3	3.7183	.00218	1.0473	.13949	.06182	.06568	.06440
Errors	LC Pass	LC Pass	LC Pass	LC Pass	NOCHECK	NOCHECK	LC Pass
High	20.000	20.000	400.00	100.00			5.0000
Low	-.01500	-.04000	-5.0000	-.04000			-.00300

Elem	SB/1	SB/2	SB	SE/1	SE/2	SE	SI
Units	ppm	ppm	ppm	ppm	ppm	ppm	ppm
Avge	.00009	.00137	.00094	.00122	-.00433	-.00248	1.7965
SDev	.00194	.00172	.00073	.00355	.00256	.00274	.0031
%RSD	2173.3	125.82	77.558	290.60	59.107	110.63	.17456
#1	.00087	-.00029	.00010	.00280	-.00177	-.00025	1.7993
#2	-.00212	.00315	.00139	.00371	-.00432	-.00164	1.7970

#3	.00152	.00124	.00133	-.00284	-.00689	L-.00554	1.7931
Errors	NOCHECK	NOCHECK	LC Pass	NOCHECK	NOCHECK	LC Pass	LC Pass

High			5.0000			10.000	50.000
Low			-.01000			-.00500	-.50000

Elem	SN	SR	TI	TL	V_	ZN	
Units	ppm	ppm	ppm	ppm	ppm	ppm	
Avge	.01545	.40035	.87768	-.00145	.12338	.38226	
SDev	.00116	.00076	.00243	.00090	.00051	.00058	
%RSD	7.4924	.19067	.27696	61.927	.41147	.15122	
#1	.01525	.40097	.87965	-.00107	.12364	.38254	
#2	.01669	.40058	.87843	-.00081	.12370	.38265	
#3	.01440	.39950	.87496	-.00248	.12279	.38160	

Errors	LC Pass	LC Pass	LC Pass	LC Pass	LC Pass	LC Pass	
High	30.000	10.000	30.000	10.000	50.000	5.0000	
Low	-.10000	-.05000	-.05000	-.01000	-.05000	-.02000	

IntStd	1	2	3	4	5	6	7
Mode	Counts	NOTUSED	NOTUSED	NOTUSED	NOTUSED	NOTUSED	NOTUSED
Elem	Y	--	--	--	--	--	--
Wavlen	371.030	--	--	--	--	--	--
Avge	30678	--	--	--	--	--	--
SDev	29.12697	--	--	--	--	--	--
%RSD	.0949445	--	--	--	--	--	--
#1	30647	--	--	--	--	--	--
#2	30682	--	--	--	--	--	--
#3	30705	--	--	--	--	--	--

Method: METTRACE Sample Name: L9CF3 Operator: RJG
Run Time: 11/11/10 23:24:39
Comment: TESTAMERICA PITTSBURGH ICP METALS ANALYSIS-INST TRACEICP
Mode: CONC Corr. Factor: 1

Elem	AG	AL	AS	B_	BA	BE	CA
Units	ppm	ppm	ppm	ppm	ppm	ppm	ppm
Avge	.00038	59.653	.01809	.02056	.44850	.00522	77.271
SDev	.00026	.111	.00118	.00068	.00019	.00009	.255
%RSD	67.479	.18641	6.5137	3.3098	.04192	1.8064	.33011
#1	.00059	59.738	.01941	.02121	.44871	.00527	77.277
#2	.00009	59.694	.01771	.01985	.44840	.00511	77.012
#3	.00047	59.527	.01715	.02062	.44838	.00527	77.522
Errors	LC Pass	LC Pass	LC Pass	LC Pass	LC Pass	LC Pass	LC Pass
High	2.0000	500.00	10.000	30.000	10.000	10.000	600.00
Low	-.00500	-.20000	-.01000	-.20000	-.20000	-.00400	-5.0000

Elem	CD	CO	CR	CU	FE	K_	MG
Units	ppm	ppm	ppm	ppm	ppm	ppm	ppm
Avge	.00050	.06459	.09090	.13293	151.15	6.0611	45.276
SDev	.00014	.00042	.00050	.00038	.44	.0233	.119
%RSD	27.657	.64868	.55046	.28694	.28821	.38399	.26266
#1	.00055	.06449	.09126	.13331	151.31	6.0755	45.300
#2	.00035	.06423	.09033	.13292	150.66	6.0736	45.147
#3	.00061	.06505	.09111	.13255	151.49	6.0343	45.382
Errors	LC Pass	LC Pass	LC Pass	LC Pass	LC Pass	LC Pass	LC Pass
High	5.0000	50.000	20.000	10.000	500.00	400.00	600.00
Low	-.00500	-.05000	-.00500	-.02500	-.10000	-5.0000	-5.0000

Elem	MN	MO	NA	NI	PB/1	PB/2	PB
Units	ppm	ppm	ppm	ppm	ppm	ppm	ppm
Avge	2.3608	.00481	2.8996	.14092	.07116	.06985	.07029
SDev	.0049	.00019	.1247	.00140	.00309	.00132	.00028
%RSD	.20942	3.8883	4.3013	.99694	4.3385	1.8953	.40516
#1	2.3619	.00497	2.9578	.14101	.07220	.06979	.07059
#2	2.3553	.00460	2.7564	.13947	.07359	.06856	.07023
#3	2.3650	.00485	2.9846	.14227	.06768	.07120	.07003
Errors	LC Pass	LC Pass	LC Pass	LC Pass	NOCHECK	NOCHECK	LC Pass
High	20.000	20.000	400.00	100.00			5.0000
Low	-.01500	-.04000	-5.0000	-.04000			-.00300

Elem	SB/1	SB/2	SB	SE/1	SE/2	SE	SI
Units	ppm	ppm	ppm	ppm	ppm	ppm	ppm
Avge	-.00102	.00131	.00054	.00071	-.00366	-.00221	1.9547
SDev	.00268	.00042	.00065	.00432	.00327	.00101	.0055
%RSD	263.46	31.829	121.69	607.69	89.403	45.670	.28120
#1	-.00119	.00113	.00036	-.00075	-.00128	-.00110	1.9588
#2	-.00361	.00179	-.00001	.00558	-.00740	-.00308	1.9484

#3	.00175	.00101	.00126	-.00269	-.00232	-.00244	1.9568
Errors	NOCHECK	NOCHECK	LC Pass	NOCHECK	NOCHECK	LC Pass	LC Pass

High			5.0000			10.000	50.000
Low			-.01000			-.00500	-.50000

Elem	SN	SR	TI	TL	V_	ZN	
Units	ppm	ppm	ppm	ppm	ppm	ppm	
Avge	.01399	.18112	.93397	-.00247	.13096	.40107	
SDev	.00203	.00035	.00142	.00148	.00077	.00051	
%RSD	14.539	.19095	.15156	59.714	.58623	.12723	
#1	.01557	.18151	.93397	-.00168	.13139	.40129	
#2	.01169	.18101	.93256	-.00418	.13007	.40049	
#3	.01470	.18084	.93539	-.00156	.13141	.40144	
Errors	LC Pass	LC Pass	LC Pass	LC Pass	LC Pass	LC Pass	
High	30.000	10.000	30.000	10.000	50.000	5.0000	
Low	-.10000	-.05000	-.05000	-.01000	-.05000	-.02000	

IntStd	1	2	3	4	5	6	7
Mode	Counts	NOTUSED	NOTUSED	NOTUSED	NOTUSED	NOTUSED	NOTUSED
Elem	Y	--	--	--	--	--	--
Wavlen	371.030	--	--	--	--	--	--
Avge	31340	--	--	--	--	--	--
SDev	69.97710	--	--	--	--	--	--
%RSD	.2232837	--	--	--	--	--	--
#1	31281	--	--	--	--	--	--
#2	31321	--	--	--	--	--	--
#3	31418	--	--	--	--	--	--

Method: METTRACE Sample Name: L9CF4 Operator: RJG
Run Time: 11/11/10 23:30:09
Comment: TESTAMERICA PITTSBURGH ICP METALS ANALYSIS-INST TRACEICP
Mode: CONC Corr. Factor: 1

Elem	AG	AL	AS	B_	BA	BE	CA
Units	ppm	ppm	ppm	ppm	ppm	ppm	ppm
Avge	.00129	75.131	.02140	.02303	.63109	.00637	47.465
SDev	.00014	.062	.00076	.00024	.00120	.00003	.043
%RSD	10.655	.08223	3.5585	1.0412	.18962	.52042	.08992
#1	.00115	75.192	.02226	.02308	.63209	.00633	47.436
#2	.00130	75.131	.02114	.02324	.63142	.00638	47.514
#3	.00142	75.069	.02081	.02277	.62976	.00639	47.445
Errors	LC Pass	LC Pass	LC Pass	LC Pass	LC Pass	LC Pass	LC Pass
High	2.0000	500.00	10.000	30.000	10.000	10.000	600.00
Low	-.00500	-.20000	-.01000	-.20000	-.20000	-.00400	-5.0000

Elem	CD	CO	CR	CU	FE	K_	MG
Units	ppm	ppm	ppm	ppm	ppm	ppm	ppm
Avge	.00098	.07387	.11203	.16156	201.28	7.3227	37.708
SDev	.00025	.00013	.00027	.00018	.16	.0057	.048
%RSD	25.421	.17495	.24202	.10943	.07891	.07802	.12856
#1	.00125	.07387	.11174	.16176	201.26	7.3293	37.731
#2	.00076	.07400	.11207	.16149	201.45	7.3197	37.741
#3	.00092	.07374	.11228	.16143	201.14	7.3191	37.653
Errors	LC Pass	LC Pass	LC Pass	LC Pass	LC Pass	LC Pass	LC Pass
High	5.0000	50.000	20.000	10.000	500.00	400.00	600.00
Low	-.00500	-.05000	-.00500	-.02500	-.10000	-5.0000	-5.0000

Elem	MN	MO	NA	NI	PB/1	PB/2	PB
Units	ppm	ppm	ppm	ppm	ppm	ppm	ppm
Avge	4.2670	.00247	1.7814	.17854	.08275	.08458	.08397
SDev	.0032	.00040	.0754	.00054	.00086	.00023	.00040
%RSD	.07580	16.016	4.2340	.30311	1.0384	.27324	.47160
#1	4.2675	.00209	1.7310	.17792	.08196	.08433	.08354
#2	4.2700	.00245	1.8681	.17887	.08264	.08478	.08407
#3	4.2636	.00288	1.7451	.17885	.08366	.08464	.08431
Errors	LC Pass	LC Pass	LC Pass	LC Pass	NOCHECK	NOCHECK	LC Pass
High	20.000	20.000	400.00	100.00			5.0000
Low	-.01500	-.04000	-5.0000	-.04000			-.00300

Elem	SB/1	SB/2	SB	SE/1	SE/2	SE	SI
Units	ppm	ppm	ppm	ppm	ppm	ppm	ppm
Avge	.00016	.00006	.00009	.00289	-.00779	-.00423	1.7282
SDev	.00204	.00150	.00140	.00102	.00089	.00087	.0022
%RSD	1260.5	2503.5	1494.7	35.209	11.440	20.612	.12490
#1	.00146	.00175	.00166	.00239	-.00747	-.00419	1.7295
#2	.00121	-.00109	-.00032	.00406	-.00710	-.00338	1.7293

#3	-.00219	-.00049	-.00105	.00222	-.00879	L-.00513	1.7257
Errors	NOCHECK	NOCHECK	LC Pass	NOCHECK	NOCHECK	LC Pass	LC Pass

High			5.0000			10.000	50.000
Low			-.01000			-.00500	-.50000

Elem	SN	SR	TI	TL	V_	ZN	
Units	ppm	ppm	ppm	ppm	ppm	ppm	
Avge	.01487	.14261	.94265	-.00168	.15838	.49496	
SDev	.00060	.00044	.00106	.00076	.00032	.00061	
%RSD	4.0108	.30942	.11289	45.285	.20389	.12271	
#1	.01499	.14305	.94383	-.00254	.15859	.49474	
#2	.01422	.14262	.94177	-.00143	.15854	.49564	
#3	.01540	.14217	.94235	-.00108	.15801	.49449	

Errors	LC Pass	LC Pass	LC Pass	LC Pass	LC Pass	LC Pass	
High	30.000	10.000	30.000	10.000	50.000	5.0000	
Low	-.10000	-.05000	-.05000	-.01000	-.05000	-.02000	

IntStd	1	2	3	4	5	6	7
Mode	Counts	NOTUSED	NOTUSED	NOTUSED	NOTUSED	NOTUSED	NOTUSED
Elem	Y	--	--	--	--	--	--
Wavlen	371.030	--	--	--	--	--	--
Avge	32079	--	--	--	--	--	--
SDev	35.07988	--	--	--	--	--	--
%RSD	.1093546	--	--	--	--	--	--
#1	32115	--	--	--	--	--	--
#2	32045	--	--	--	--	--	--
#3	32078	--	--	--	--	--	--

Method: METTRACE Sample Name: L9CF6 Operator: RJG
Run Time: 11/11/10 23:35:38
Comment: TESTAMERICA PITTSBURGH ICP METALS ANALYSIS-INST TRACEICP
Mode: CONC Corr. Factor: 1

Elem	AG	AL	AS	B_	BA	BE	CA
Units	ppm	ppm	ppm	ppm	ppm	ppm	ppm
Avge	.00037	71.510	.03784	.02313	.50273	.00544	39.166
SDev	.00016	.061	.00082	.00027	.00005	.00006	.034
%RSD	43.643	.08544	2.1795	1.1781	.00907	1.1330	.08766
#1	.00054	71.552	.03783	.02306	.50273	.00538	39.146
#2	.00036	71.537	.03867	.02343	.50278	.00551	39.206
#3	.00022	71.440	.03702	.02289	.50268	.00544	39.146
Errors	LC Pass	LC Pass	LC Pass	LC Pass	LC Pass	LC Pass	LC Pass
High	2.0000	500.00	10.000	30.000	10.000	10.000	600.00
Low	-.00500	-.20000	-.01000	-.20000	-.20000	-.00400	-5.0000

Elem	CD	CO	CR	CU	FE	K_	MG
Units	ppm	ppm	ppm	ppm	ppm	ppm	ppm
Avge	.00016	.05796	.10051	.11498	138.56	5.5509	26.884
SDev	.00006	.00010	.00021	.00009	.13	.0088	.022
%RSD	40.857	.16842	.20794	.08147	.09394	.15918	.08118
#1	.00009	.05806	.10066	.11491	138.57	5.5579	26.888
#2	.00022	.05794	.10061	.11509	138.69	5.5538	26.903
#3	.00016	.05787	.10027	.11494	138.43	5.5410	26.860
Errors	LC Pass	LC Pass	LC Pass	LC Pass	LC Pass	LC Pass	LC Pass
High	5.0000	50.000	20.000	10.000	500.00	400.00	600.00
Low	-.00500	-.05000	-.00500	-.02500	-.10000	-5.0000	-5.0000

Elem	MN	MO	NA	NI	PB/1	PB/2	PB
Units	ppm	ppm	ppm	ppm	ppm	ppm	ppm
Avge	1.3530	.00191	7.4014	.12672	.06596	.06708	.06671
SDev	.0011	.00036	.0630	.00104	.00101	.00069	.00013
%RSD	.08364	18.995	.85161	.81744	1.5306	1.0280	.18996
#1	1.3525	.00224	7.4074	.12739	.06710	.06629	.06656
#2	1.3543	.00152	7.3356	.12725	.06560	.06738	.06678
#3	1.3522	.00197	7.4612	.12553	.06519	.06756	.06677
Errors	LC Pass	LC Pass	LC Pass	LC Pass	NOCHECK	NOCHECK	LC Pass
High	20.000	20.000	400.00	100.00			5.0000
Low	-.01500	-.04000	-5.0000	-.04000			-.00300

Elem	SB/1	SB/2	SB	SE/1	SE/2	SE	SI
Units	ppm	ppm	ppm	ppm	ppm	ppm	ppm
Avge	-.00010	.00089	.00056	.00041	-.00164	-.00096	2.2532
SDev	.00211	.00091	.00042	.00224	.00223	.00143	.0014
%RSD	2132.6	102.26	75.682	543.77	135.71	148.83	.06039
#1	-.00230	.00137	.00015	.00057	-.00412	-.00256	2.2548
#2	.00192	-.00016	.00053	-.00190	.00020	-.00050	2.2522

#3	.00008	.00146	.00100	.00257	-.00101	.00018	2.2528
Errors	NOCHECK	NOCHECK	LC Pass	NOCHECK	NOCHECK	LC Pass	LC Pass

High			5.0000			10.000	50.000
Low			-.01000			-.00500	-.50000

Elem	SN	SR	TI	TL	V_	ZN	
Units	ppm	ppm	ppm	ppm	ppm	ppm	
Avge	.01815	.13990	.86055	-.00121	.15899	.34595	
SDev	.00136	.00008	.00052	.00090	.00035	.00042	
%RSD	7.5086	.05518	.05995	74.291	.22213	.12069	
#1	.01965	.13989	.86032	-.00160	.15933	.34581	
#2	.01698	.13998	.86114	-.00185	.15903	.34642	
#3	.01781	.13983	.86019	-.00018	.15862	.34562	

Errors	LC Pass	LC Pass	LC Pass	LC Pass	LC Pass	LC Pass	
High	30.000	10.000	30.000	10.000	50.000	5.0000	
Low	-.10000	-.05000	-.05000	-.01000	-.05000	-.02000	

IntStd	1	2	3	4	5	6	7
Mode	Counts	NOTUSED	NOTUSED	NOTUSED	NOTUSED	NOTUSED	NOTUSED
Elem	Y	--	--	--	--	--	--
Wavlen	371.030	--	--	--	--	--	--
Avge	31647	--	--	--	--	--	--
SDev	45.14908	--	--	--	--	--	--
%RSD	.1426664	--	--	--	--	--	--
#1	31603	--	--	--	--	--	--
#2	31693	--	--	--	--	--	--
#3	31645	--	--	--	--	--	--

Method: METTRACE Sample Name: L9CF7 Operator: RJG
Run Time: 11/11/10 23:41:08
Comment: TESTAMERICA PITTSBURGH ICP METALS ANALYSIS-INST TRACEICP
Mode: CONC Corr. Factor: 1

Elem	AG	AL	AS	B_	BA	BE	CA
Units	ppm	ppm	ppm	ppm	ppm	ppm	ppm
Avge	.00099	69.961	.01339	.02412	.48902	.00553	80.372
SDev	.00030	.134	.00102	.00005	.00125	.00010	.049
%RSD	30.798	.19086	7.5795	.21152	.25596	1.8040	.06087
#1	.00101	70.113	.01445	.02408	.49047	.00543	80.407
#2	.00128	69.862	.01243	.02418	.48834	.00554	80.392
#3	.00067	69.909	.01328	.02411	.48826	.00563	80.316
Errors	LC Pass	LC Pass	LC Pass	LC Pass	LC Pass	LC Pass	LC Pass
High	2.0000	500.00	10.000	30.000	10.000	10.000	600.00
Low	-.00500	-.20000	-.01000	-.20000	-.20000	-.00400	-5.0000

Elem	CD	CO	CR	CU	FE	K_	MG
Units	ppm	ppm	ppm	ppm	ppm	ppm	ppm
Avge	.00056	.06401	.10277	.13802	151.05	7.6251	46.764
SDev	.00009	.00056	.00019	.00022	.08	.0141	.057
%RSD	15.776	.87878	.18190	.15967	.05265	.18490	.12206
#1	.00056	.06443	.10294	.13827	151.11	7.6395	46.826
#2	.00065	.06423	.10281	.13790	151.08	7.6113	46.752
#3	.00047	.06338	.10257	.13789	150.96	7.6244	46.714
Errors	LC Pass	LC Pass	LC Pass	LC Pass	LC Pass	LC Pass	LC Pass
High	5.0000	50.000	20.000	10.000	500.00	400.00	600.00
Low	-.00500	-.05000	-.00500	-.02500	-.10000	-5.0000	-5.0000

Elem	MN	MO	NA	NI	PB/1	PB/2	PB
Units	ppm	ppm	ppm	ppm	ppm	ppm	ppm
Avge	2.4446	.00102	.97357	.15848	.07003	.07160	.07108
SDev	.0021	.00064	.07443	.00104	.00055	.00079	.00047
%RSD	.08548	63.328	7.6450	.65536	.77787	1.1086	.66755
#1	2.4469	.00049	.93088	.15729	.06951	.07241	.07145
#2	2.4440	.00174	.93032	.15895	.06998	.07083	.07054
#3	2.4429	.00083	1.0595	.15920	.07060	.07158	.07125
Errors	LC Pass	LC Pass	LC Pass	LC Pass	NOCHECK	NOCHECK	LC Pass
High	20.000	20.000	400.00	100.00			5.0000
Low	-.01500	-.04000	-5.0000	-.04000			-.00300

Elem	SB/1	SB/2	SB	SE/1	SE/2	SE	SI
Units	ppm	ppm	ppm	ppm	ppm	ppm	ppm
Avge	-.00093	.00050	.00003	.00066	-.00437	-.00270	1.7906
SDev	.00074	.00076	.00055	.00319	.00118	.00184	.0086
%RSD	79.318	151.06	2021.5	485.55	26.883	68.160	.47803
#1	-.00030	-.00013	-.00019	-.00230	-.00532	-.00431	1.8000
#2	-.00075	.00135	.00065	.00024	-.00474	-.00309	1.7886

#3	-.00174	.00029	-.00038	.00403	-.00306	-.00070	1.7832
Errors	NOCHECK	NOCHECK	LC Pass	NOCHECK	NOCHECK	LC Pass	LC Pass

High			5.0000			10.000	50.000
Low			-.01000			-.00500	-.50000

Elem	SN	SR	TI	TL	V_	ZN	
Units	ppm	ppm	ppm	ppm	ppm	ppm	
Avge	.01349	.23639	.94396	-.00141	.13999	.45744	
SDev	.00085	.00066	.00228	.00142	.00080	.00041	
%RSD	6.2705	.28006	.24179	100.86	.57212	.08981	
#1	.01311	.23715	.94562	-.00098	.14073	.45702	
#2	.01290	.23609	.94491	-.00025	.14011	.45746	
#3	.01446	.23594	.94136	-.00299	.13914	.45784	
Errors	LC Pass	LC Pass	LC Pass	LC Pass	LC Pass	LC Pass	
High	30.000	10.000	30.000	10.000	50.000	5.0000	
Low	-.10000	-.05000	-.05000	-.01000	-.05000	-.02000	

IntStd	1	2	3	4	5	6	7
Mode	Counts	NOTUSED	NOTUSED	NOTUSED	NOTUSED	NOTUSED	NOTUSED
Elem	Y	--	--	--	--	--	--
Wavlen	371.030	--	--	--	--	--	--
Avge	31399	--	--	--	--	--	--
SDev	91.82170	--	--	--	--	--	--
%RSD	.2924370	--	--	--	--	--	--
#1	31331	--	--	--	--	--	--
#2	31362	--	--	--	--	--	--
#3	31503	--	--	--	--	--	--

Method: METTRACE Sample Name: L9QDKB Operator: RJG
Run Time: 11/11/10 23:46:38
Comment: TESTAMERICA PITTSBURGH ICP METALS ANALYSIS-INST TRACEICP
Mode: CONC Corr. Factor: 1

Elem	AG	AL	AS	B_	BA	BE	CA
Units	ppm	ppm	ppm	ppm	ppm	ppm	ppm
Avge	.00021	.02374	-.00085	.00093	-.00002	.00044	.00190
SDev	.00027	.00211	.00046	.00048	.00002	.00002	.00101
%RSD	130.07	8.8890	54.749	51.424	138.73	3.4445	53.415
#1	.00012	.02592	-.00068	.00133	.00000	.00043	.00254
#2	.00051	.02360	-.00137	.00040	-.00001	.00043	.00242
#3	-.00001	.02170	-.00049	.00107	-.00004	.00045	.00073
Errors	LC Pass	LC Pass	LC Pass	LC Pass	LC Pass	LC Pass	LC Pass
High	.00500	.20000	.01000	.20000	.20000	.00400	5.0000
Low	-.00500	-.20000	-.01000	-.20000	-.20000	-.00400	-5.0000

Elem	CD	CO	CR	CU	FE	K_	MG
Units	ppm	ppm	ppm	ppm	ppm	ppm	ppm
Avge	.00023	-.00005	-.00010	-.00048	.00757	.23797	-.00074
SDev	.00015	.00040	.00016	.00019	.00865	.00513	.00130
%RSD	63.776	751.14	156.61	40.442	114.17	2.1558	176.84
#1	.00015	.00010	.00006	-.00046	.01213	.24266	.00077
#2	.00040	.00025	-.00026	-.00030	.01299	.23876	-.00149
#3	.00014	-.00050	-.00011	-.00069	-.00240	.23249	-.00149
Errors	LC Pass	LC Pass	LC Pass	LC Pass	LC Pass	LC Pass	LC Pass
High	.00500	.05000	.00500	.02500	.10000	5.0000	5.0000
Low	-.00500	-.05000	-.00500	-.02500	-.10000	-5.0000	-5.0000

Elem	MN	MO	NA	NI	PB/1	PB/2	PB
Units	ppm	ppm	ppm	ppm	ppm	ppm	ppm
Avge	-.00001	-.00018	-.41589	.00005	-.00094	.00065	.00012
SDev	.00003	.00026	.08421	.00041	.00186	.00030	.00081
%RSD	196.09	146.25	20.249	849.75	197.64	46.952	695.23
#1	-.00005	.00002	-.40430	.00042	-.00221	.00034	-.00051
#2	.00000	-.00008	-.33807	-.00039	-.00181	.00065	-.00017
#3	.00000	-.00047	-.50529	.00011	.00120	.00095	.00103
Errors	LC Pass	LC Pass	LC Pass	LC Pass	NOCHECK	NOCHECK	LC Pass
High	.01500	.04000	5.0000	.04000			.00300
Low	-.01500	-.04000	-5.0000	-.04000			-.00300

Elem	SB/1	SB/2	SB	SE/1	SE/2	SE	SI
Units	ppm	ppm	ppm	ppm	ppm	ppm	ppm
Avge	.00106	.00021	.00049	-.00252	.00085	-.00027	.00090
SDev	.00040	.00074	.00061	.00220	.00096	.00055	.00481
%RSD	37.856	357.21	123.92	87.006	112.56	202.95	534.05
#1	.00147	.00059	.00088	-.00046	.00070	.00032	.00579
#2	.00106	.00067	.00080	-.00483	.00188	-.00035	.00075

#3	.00066	-.00065	-.00021	-.00228	-.00002	-.00078	-.00383
Errors	NOCHECK	NOCHECK	LC Pass	NOCHECK	NOCHECK	LC Pass	LC Pass

High			.01000			.00500	.50000
Low			-.01000			-.00500	-.50000

Elem	SN	SR	TI	TL	V_	ZN	
Units	ppm	ppm	ppm	ppm	ppm	ppm	
Avge	-.00045	.00004	.00008	.00282	.00007	.00733	
SDev	.00179	.00003	.00026	.00234	.00011	.00013	
%RSD	396.69	82.288	340.74	83.065	162.11	1.7733	
#1	.00162	.00005	.00028	.00361	.00019	.00739	
#2	-.00149	.00007	.00016	.00466	.00001	.00741	
#3	-.00148	.00000	-.00021	.00018	.00000	.00718	
Errors	LC Pass	LC Pass	LC Pass	LC Pass	LC Pass	LC Pass	
High	.10000	.05000	.05000	.01000	.05000	.02000	
Low	-.10000	-.05000	-.05000	-.01000	-.05000	-.02000	

IntStd	1	2	3	4	5	6	7
Mode	Counts	NOTUSED	NOTUSED	NOTUSED	NOTUSED	NOTUSED	NOTUSED
Elem	Y	--	--	--	--	--	--
Wavlen	371.030	--	--	--	--	--	--
Avge	28709	--	--	--	--	--	--
SDev	42.37998	--	--	--	--	--	--
%RSD	.1476167	--	--	--	--	--	--
#1	28661	--	--	--	--	--	--
#2	28725	--	--	--	--	--	--
#3	28742	--	--	--	--	--	--

Method: METTRACE Sample Name: L9QDKC Operator: RJG
Run Time: 11/11/10 23:52:08
Comment: TESTAMERICA PITTSBURGH ICP METALS ANALYSIS-INST TRACEICP
Mode: CONC Corr. Factor: 1

Elem	AG	AL	AS	B_	BA	BE	CA
Units	ppm	ppm	ppm	ppm	ppm	ppm	ppm
Avge	.05014	2.1874	2.1262	1.0329	2.1276	.05092	L.00460
SDev	.00002	.0032	.0042	.0008	.0040	.00014	.00074
%RSD	.02937	.14464	.19547	.07842	.18814	.26670	16.158
#1	.05013	2.1908	2.1234	1.0334	2.1310	.05081	L.00375
#2	.05013	2.1868	2.1242	1.0320	2.1286	.05088	L.00514
#3	.05016	2.1845	2.1310	1.0335	2.1232	.05107	L.00492
Errors	LC Pass	LC Pass	LC Pass	LC Pass	LC Pass	LC Pass	LC Low
High	.06000	2.4000	2.4000	1.2000	2.4000	.06000	60.000
Low	.04000	1.6000	1.6000	.80000	1.6000	.04000	40.000

Elem	CD	CO	CR	CU	FE	K_	MG
Units	ppm	ppm	ppm	ppm	ppm	ppm	ppm
Avge	.05284	.51855	.21215	.26731	1.1011	L.23621	L-.00111
SDev	.00008	.00117	.00013	.00087	.0029	.00091	.00131
%RSD	.15529	.22606	.06029	.32524	.26715	.38438	117.63
#1	.05278	.51851	.21221	.26832	1.0995	L.23722	L-.00035
#2	.05280	.51740	.21200	.26678	1.0993	L.23546	L-.00036
#3	.05293	.51974	.21224	.26684	1.1045	L.23596	L-.00262
Errors	LC Pass	LC Pass	LC Pass	LC Pass	LC Pass	LC Low	LC Low
High	.06000	.60000	.24000	.30000	1.2000	60.000	60.000
Low	.04000	.40000	.16000	.20000	.80000	40.000	40.000

Elem	MN	MO	NA	NI	PB/1	PB/2	PB
Units	ppm	ppm	ppm	ppm	ppm	ppm	ppm
Avge	.51884	L.00016	L-.58154	.52158	.52952	.53661	.53425
SDev	.00006	.00021	.07545	.00070	.00173	.00147	.00133
%RSD	.01102	134.94	12.974	.13343	.32712	.27327	.24931
#1	.51890	L.00023	L-.54146	.52083	.53042	.53831	.53568
#2	.51879	L.00032	L-.66858	.52171	.52753	.53580	.53304
#3	.51884	L-.00008	L-.53459	.52220	.53062	.53574	.53403
Errors	LC Pass	LC Low	LC Low	LC Pass	NOCHECK	NOCHECK	LC Pass
High	.60000	1.2000	60.000	.60000			.60000
Low	.40000	.80000	40.000	.40000			.40000

Elem	SB/1	SB/2	SB	SE/1	SE/2	SE	SI
Units	ppm	ppm	ppm	ppm	ppm	ppm	ppm
Avge	.00022	-.00100	L-.00059	2.1527	2.1399	2.1441	L-.00013
SDev	.00059	.00051	.00050	.0107	.0053	.0071	.00489
%RSD	262.94	51.142	83.636	.49787	.24684	.33013	3905.0
#1	-.00005	-.00156	L-.00106	2.1456	2.1357	2.1390	L-.00168
#2	-.00018	-.00089	L-.00065	2.1474	2.1381	2.1412	L.00536

#3	.00090	-.00056	L-.00007	2.1650	2.1458	2.1522	L-.00405
Errors	NOCHECK	NOCHECK	LC Low	NOCHECK	NOCHECK	LC Pass	LC Low

High			.60000			2.4000	12.000
Low			.40000			1.6000	8.0000

Elem	SN	SR	TI	TL	V_	ZN	
Units	ppm	ppm	ppm	ppm	ppm	ppm	
Avge	L-.00024	1.0594	L.00003	2.1185	.51251	.54369	
SDev	.00072	.0017	.00021	.0028	.00102	.00076	
%RSD	303.59	.16220	661.73	.13290	.19966	.13897	
#1	L-.00106	1.0601	L.00015	2.1152	.51330	.54453	
#2	L.00006	1.0607	L.00016	2.1200	.51135	.54349	
#3	L.00029	1.0575	L-.00021	2.1202	.51287	.54306	

Errors	LC Low	LC Pass	LC Low	LC Pass	LC Pass	LC Pass	
High	2.4000	1.2000	1.2000	2.4000	.60000	.60000	
Low	1.6000	.80000	.80000	1.6000	.40000	.40000	

IntStd	1	2	3	4	5	6	7
Mode	Counts	NOTUSED	NOTUSED	NOTUSED	NOTUSED	NOTUSED	NOTUSED
Elem	Y	--	--	--	--	--	--
Wavlen	371.030	--	--	--	--	--	--
Avge	28600	--	--	--	--	--	--
SDev	131.9135	--	--	--	--	--	--
%RSD	.4612366	--	--	--	--	--	--
#1	28462	--	--	--	--	--	--
#2	28612	--	--	--	--	--	--
#3	28725	--	--	--	--	--	--

Method: METTRACE Sample Name: L9M20 Operator: RJG
Run Time: 11/11/10 23:57:38
Comment: TESTAMERICA PITTSBURGH ICP METALS ANALYSIS-INST TRACEICP
Mode: CONC Corr. Factor: 1

Elem	AG	AL	AS	B_	BA	BE	CA
Units	ppm	ppm	ppm	ppm	ppm	ppm	ppm
Avge	-.00013	.86655	.00120	.01623	.03242	.00048	15.988
SDev	.00021	.00273	.00120	.00013	.00017	.00005	.075
%RSD	156.21	.31458	100.03	.79260	.51388	11.288	.47069
#1	-.00037	.86424	-.00015	.01638	.03234	.00052	15.911
#2	.00001	.86956	.00215	.01614	.03261	.00042	16.061
#3	-.00003	.86586	.00158	.01617	.03231	.00049	15.992
Errors	LC Pass	LC Pass	LC Pass	LC Pass	LC Pass	LC Pass	LC Pass
High	2.0000	500.00	10.000	30.000	10.000	10.000	600.00
Low	-.00500	-.20000	-.01000	-.20000	-.20000	-.00400	-5.0000

Elem	CD	CO	CR	CU	FE	K_	MG
Units	ppm	ppm	ppm	ppm	ppm	ppm	ppm
Avge	.00013	.00107	.00265	.00578	1.3954	3.6237	4.1098
SDev	.00003	.00011	.00026	.00024	.0048	.0223	.0232
%RSD	24.402	9.8272	9.7761	4.1739	.34737	.61476	.56409
#1	.00009	.00110	.00236	.00555	1.3909	3.5982	4.0857
#2	.00015	.00116	.00284	.00603	1.4005	3.6397	4.1319
#3	.00015	.00095	.00276	.00576	1.3946	3.6330	4.1118
Errors	LC Pass	LC Pass	LC Pass	LC Pass	LC Pass	LC Pass	LC Pass
High	5.0000	50.000	20.000	10.000	500.00	400.00	600.00
Low	-.00500	-.05000	-.00500	-.02500	-.10000	-5.0000	-5.0000

Elem	MN	MO	NA	NI	PB/1	PB/2	PB
Units	ppm	ppm	ppm	ppm	ppm	ppm	ppm
Avge	.09582	.00105	19.623	.00403	.00059	.00379	.00272
SDev	.00045	.00025	.112	.00025	.00049	.00037	.00026
%RSD	.46890	23.949	.57142	6.3003	82.702	9.7578	9.6073
#1	.09537	.00099	19.508	.00384	.00060	.00337	.00245
#2	.09627	.00132	19.732	.00432	.00107	.00393	.00297
#3	.09582	.00083	19.630	.00394	.00009	.00408	.00275
Errors	LC Pass	LC Pass	LC Pass	LC Pass	NOCHECK	NOCHECK	LC Pass
High	20.000	20.000	400.00	100.00			5.0000
Low	-.01500	-.04000	-5.0000	-.04000			-.00300

Elem	SB/1	SB/2	SB	SE/1	SE/2	SE	SI
Units	ppm	ppm	ppm	ppm	ppm	ppm	ppm
Avge	.00234	.00057	.00116	-.00173	.00311	.00150	2.8858
SDev	.00059	.00169	.00115	.00261	.00065	.00116	.0082
%RSD	25.120	298.64	99.167	150.96	20.965	77.212	.28323
#1	.00166	.00056	.00093	.00093	.00376	.00282	2.8847
#2	.00267	-.00112	.00014	-.00183	.00246	.00103	2.8945

#3	.00269	.00226	.00240	-.00429	.00312	.00065	2.8783
Errors	NOCHECK	NOCHECK	LC Pass	NOCHECK	NOCHECK	LC Pass	LC Pass

High			5.0000			10.000	50.000
Low			-.01000			-.00500	-.50000

Elem	SN	SR	TI	TL	V_	ZN	
Units	ppm	ppm	ppm	ppm	ppm	ppm	
Avge	-.00076	.07522	.02592	.00383	.00416	.02123	
SDev	.00242	.00020	.00076	.00129	.00019	.00022	
%RSD	316.72	.27215	2.9433	33.662	4.5737	1.0225	
#1	.00029	.07498	.02521	.00442	.00413	.02103	
#2	.00095	.07536	.02584	.00472	.00436	.02146	
#3	-.00353	.07530	.02673	.00235	.00398	.02120	
Errors	LC Pass	LC Pass	LC Pass	LC Pass	LC Pass	LC Pass	
High	30.000	10.000	30.000	10.000	50.000	5.0000	
Low	-.10000	-.05000	-.05000	-.01000	-.05000	-.02000	

IntStd	1	2	3	4	5	6	7
Mode	Counts	NOTUSED	NOTUSED	NOTUSED	NOTUSED	NOTUSED	NOTUSED
Elem	Y	--	--	--	--	--	--
Wavlen	371.030	--	--	--	--	--	--
Avge	28502	--	--	--	--	--	--
SDev	172.6919	--	--	--	--	--	--
%RSD	.6058991	--	--	--	--	--	--
#1	28701	--	--	--	--	--	--
#2	28404	--	--	--	--	--	--
#3	28400	--	--	--	--	--	--

Method: METTRACE Sample Name: L9M21 Operator: RJG
Run Time: 11/12/10 00:03:08
Comment: TESTAMERICA PITTSBURGH ICP METALS ANALYSIS-INST TRACEICP
Mode: CONC Corr. Factor: 1

Elem	AG	AL	AS	B_	BA	BE	CA
Units	ppm	ppm	ppm	ppm	ppm	ppm	ppm
Avge	.00020	1.3822	-.00024	.01692	.03966	.00044	16.179
SDev	.00017	.0351	.00072	.00089	.00114	.00017	.419
%RSD	85.904	2.5390	295.49	5.2301	2.8786	39.167	2.5918
#1	.00038	1.3610	-.00014	.01592	.03885	.00052	15.849
#2	.00006	1.4227	.00042	.01720	.04096	.00024	16.651
#3	.00014	1.3629	-.00101	.01762	.03916	.00056	16.037
Errors	LC Pass	LC Pass	LC Pass	LC Pass	LC Pass	LC Pass	LC Pass
High	2.0000	500.00	10.000	30.000	10.000	10.000	600.00
Low	-.00500	-.20000	-.01000	-.20000	-.20000	-.00400	-5.0000

Elem	CD	CO	CR	CU	FE	K_	MG
Units	ppm	ppm	ppm	ppm	ppm	ppm	ppm
Avge	.00022	.00133	.00369	.00542	1.9109	4.7184	4.4321
SDev	.00009	.00006	.00008	.00046	.0462	.1204	.1148
%RSD	42.252	4.7646	2.1767	8.5351	2.4176	2.5525	2.5891
#1	.00032	.00140	.00372	.00501	1.8711	4.6491	4.3467
#2	.00014	.00128	.00361	.00592	1.9615	4.8574	4.5626
#3	.00020	.00132	.00376	.00532	1.8999	4.6486	4.3872
Errors	LC Pass	LC Pass	LC Pass	LC Pass	LC Pass	LC Pass	LC Pass
High	5.0000	50.000	20.000	10.000	500.00	400.00	600.00
Low	-.00500	-.05000	-.00500	-.02500	-.10000	-5.0000	-5.0000

Elem	MN	MO	NA	NI	PB/1	PB/2	PB
Units	ppm	ppm	ppm	ppm	ppm	ppm	ppm
Avge	.11474	.00054	18.068	.00617	.00370	.00186	.00248
SDev	.00290	.00048	.401	.00037	.00111	.00046	.00007
%RSD	2.5302	90.009	2.2180	5.9808	30.080	24.739	2.9285
#1	.11275	.00023	17.828	.00574	.00413	.00164	.00247
#2	.11807	.00029	18.531	.00638	.00454	.00156	.00255
#3	.11339	.00109	17.846	.00639	.00244	.00239	.00241
Errors	LC Pass	LC Pass	LC Pass	LC Pass	NOCHECK	NOCHECK	LC Pass
High	20.000	20.000	400.00	100.00			5.0000
Low	-.01500	-.04000	-5.0000	-.04000			-.00300

Elem	SB/1	SB/2	SB	SE/1	SE/2	SE	SI
Units	ppm	ppm	ppm	ppm	ppm	ppm	ppm
Avge	.00073	.00261	.00199	-.00160	.00102	.00015	4.3203
SDev	.00114	.00131	.00097	.00146	.00060	.00041	.1063
%RSD	156.03	50.088	48.986	90.916	58.582	272.63	2.4609
#1	-.00039	.00333	.00209	-.00275	.00171	.00022	4.2533
#2	.00069	.00110	.00096	.00004	.00075	.00051	4.4429

#3	.00189	.00341	.00290	-.00209	.00061	-.00029	4.2647
Errors	NOCHECK	NOCHECK	LC Pass	NOCHECK	NOCHECK	LC Pass	LC Pass

High			5.0000			10.000	50.000
Low			-.01000			-.00500	-.50000

Elem	SN	SR	TI	TL	V_	ZN	
Units	ppm	ppm	ppm	ppm	ppm	ppm	
Avge	-.00023	.07414	.04050	-.00105	.00428	.02208	
SDev	.00180	.00194	.00110	.00201	.00124	.00060	
%RSD	798.62	2.6241	2.7249	191.50	28.892	2.6962	
#1	.00006	.07296	.03931	-.00008	.00561	.02163	
#2	.00142	.07638	.04150	-.00335	.00406	.02276	
#3	-.00215	.07307	.04068	.00029	.00316	.02186	

Errors	LC Pass	LC Pass	LC Pass	LC Pass	LC Pass	LC Pass	
High	30.000	10.000	30.000	10.000	50.000	5.0000	
Low	-.10000	-.05000	-.05000	-.01000	-.05000	-.02000	

IntStd	1	2	3	4	5	6	7
Mode	Counts	NOTUSED	NOTUSED	NOTUSED	NOTUSED	NOTUSED	NOTUSED
Elem	Y	--	--	--	--	--	--
Wavlen	371.030	--	--	--	--	--	--
Avge	28285	--	--	--	--	--	--
SDev	537.3729	--	--	--	--	--	--
%RSD	1.899866	--	--	--	--	--	--
#1	28497	--	--	--	--	--	--
#2	27674	--	--	--	--	--	--
#3	28684	--	--	--	--	--	--

Method: METTRACE Sample Name: CCV1-11 Operator: RJG
Run Time: 11/12/10 00:08:38
Comment: TESTAMERICA PITTSBURGH ICP METALS ANALYSIS-INST TRACEICP
Mode: CONC Corr. Factor: 1

Elem	AG	AL	AS	B_	BA	BE	CA
Units	ppm	ppm	ppm	ppm	ppm	ppm	ppm
Avge	.98658	25.418	.52238	2.0387	2.0628	1.9961	50.607
SDev	.00169	.041	.00050	.0005	.0026	.0030	.076
%RSD	.17094	.16104	.09509	.02577	.12813	.15218	.15058
#1	.98832	25.463	.52268	2.0391	2.0651	1.9995	50.684
#2	.98646	25.407	.52180	2.0381	2.0633	1.9952	50.604
#3	.98495	25.384	.52264	2.0390	2.0599	1.9936	50.532
Errors	LC Pass	LC Pass	LC Pass	LC Pass	LC Pass	LC Pass	LC Pass
High	1.1000	27.500	.55000	2.2000	2.2000	2.2000	55.000
Low	.90000	22.500	.45000	1.8000	1.8000	1.8000	45.000

Elem	CD	CO	CR	CU	FE	K_	MG
Units	ppm	ppm	ppm	ppm	ppm	ppm	ppm
Avge	.50356	1.9846	2.0389	2.0813	25.736	132.88	50.045
SDev	.00151	.0036	.0023	.0038	.037	.15	.112
%RSD	.29915	.18332	.11461	.18201	.14558	.11075	.22391
#1	.50489	1.9885	2.0415	2.0852	25.778	132.98	50.163
#2	.50387	1.9841	2.0384	2.0811	25.706	132.94	50.033
#3	.50192	1.9813	2.0369	2.0776	25.723	132.71	49.939
Errors	LC Pass	LC Pass	LC Pass	LC Pass	LC Pass	LC Pass	LC Pass
High	.55000	2.2000	2.2000	2.2000	27.500	137.50	55.000
Low	.45000	1.8000	1.8000	1.8000	22.500	112.50	45.000

Elem	MN	MO	NA	NI	PB/1	PB/2	PB
Units	ppm	ppm	ppm	ppm	ppm	ppm	ppm
Avge	2.0149	2.0826	129.73	2.0060	.50661	.51441	.51181
SDev	.0036	.0077	.13	.0045	.00444	.00074	.00165
%RSD	.17789	.37000	.09735	.22587	.87558	.14471	.32262
#1	2.0189	2.0744	129.85	2.0076	.51160	.51477	.51372
#2	2.0137	2.0840	129.72	2.0094	.50512	.51355	.51074
#3	2.0121	2.0896	129.60	2.0008	.50312	.51491	.51098
Errors	LC Pass	LC Pass	LC Pass	LC Pass	NOCHECK	NOCHECK	LC Pass
High	2.2000	2.2000	137.50	2.2000			.55000
Low	1.8000	1.8000	112.50	1.8000			.45000

Elem	SB/1	SB/2	SB	SE/1	SE/2	SE	SI
Units	ppm	ppm	ppm	ppm	ppm	ppm	ppm
Avge	.52692	.53168	.53009	.52663	.52379	.52474	2.0527
SDev	.00103	.00224	.00147	.00265	.00347	.00150	.0048
%RSD	.19602	.42037	.27693	.50405	.66312	.28653	.23463
#1	.52798	.53238	.53092	.52968	.51988	.52315	2.0565
#2	.52592	.53347	.53096	.52485	.52498	.52493	2.0544

#3	.52684	.52917	.52840	.52536	.52652	.52613	2.0473
Errors	NOCHECK	NOCHECK	LC Pass	NOCHECK	NOCHECK	LC Pass	LC Pass

High			.55000			.55000	2.2000
Low			.45000			.45000	1.8000

Elem	SN	SR	TI	TL	V_	ZN	
Units	ppm	ppm	ppm	ppm	ppm	ppm	
Avge	2.1036	2.0593	2.0363	1.0263	1.9863	2.0640	
SDev	.0008	.0012	.0040	.0002	.0036	.0021	
%RSD	.03674	.05906	.19475	.01625	.18107	.10279	
#1	2.1044	2.0595	2.0409	1.0265	1.9904	2.0665	
#2	2.1029	2.0604	2.0341	1.0264	1.9849	2.0631	
#3	2.1036	2.0580	2.0340	1.0262	1.9836	2.0626	
Errors	LC Pass	LC Pass	LC Pass	LC Pass	LC Pass	LC Pass	
High	2.2000	2.2000	2.2000	1.1000	2.2000	2.2000	
Low	1.8000	1.8000	1.8000	.90000	1.8000	1.8000	

IntStd	1	2	3	4	5	6	7
Mode	Counts	NOTUSED	NOTUSED	NOTUSED	NOTUSED	NOTUSED	NOTUSED
Elem	Y	--	--	--	--	--	--
Wavlen	371.030	--	--	--	--	--	--
Avge	27865	--	--	--	--	--	--
SDev	18.44207	--	--	--	--	--	--
%RSD	.0661826	--	--	--	--	--	--
#1	27862	--	--	--	--	--	--
#2	27885	--	--	--	--	--	--
#3	27849	--	--	--	--	--	--

Method: METTRACE Sample Name: CCB11 Operator: RJG
Run Time: 11/12/10 00:14:07
Comment: TESTAMERICA PITTSBURGH ICP METALS ANALYSIS-INST TRACEICP
Mode: CONC Corr. Factor: 1

Elem	AG	AL	AS	B_	BA	BE	CA
Units	ppm	ppm	ppm	ppm	ppm	ppm	ppm
Avge	.00032	.01349	.00018	.00295	-.00004	.00057	-.00079
SDev	.00049	.00175	.00104	.00070	.00008	.00005	.00667
%RSD	154.45	12.976	568.55	23.654	230.96	8.4753	847.29
#1	.00050	.01193	.00036	.00366	-.00013	.00061	-.00812
#2	.00071	.01316	-.00093	.00291	.00001	.00052	.00085
#3	-.00024	.01538	.00112	.00227	.00001	.00059	.00491
Errors	LC Pass	LC Pass	LC Pass	LC Pass	LC Pass	LC Pass	LC Pass
High	.00500	.20000	.01000	.20000	.20000	.00400	5.0000
Low	-.00500	-.20000	-.01000	-.20000	-.20000	-.00400	-5.0000

Elem	CD	CO	CR	CU	FE	K_	MG
Units	ppm	ppm	ppm	ppm	ppm	ppm	ppm
Avge	.00004	-.00016	-.00002	-.00077	.00394	.25320	.00114
SDev	.00015	.00026	.00027	.00019	.00988	.00293	.00261
%RSD	334.84	168.86	1168.7	24.625	250.62	1.1566	227.68
#1	.00021	-.00046	.00012	-.00098	-.00729	.25621	-.00036
#2	.00000	-.00000	.00015	-.00060	.00784	.25303	.00415
#3	-.00008	-.00000	-.00034	-.00073	.01129	.25036	-.00036
Errors	LC Pass	LC Pass	LC Pass	LC Pass	LC Pass	LC Pass	LC Pass
High	.00500	.05000	.00500	.02500	.10000	5.0000	5.0000
Low	-.00500	-.05000	-.00500	-.02500	-.10000	-5.0000	-5.0000

Elem	MN	MO	NA	NI	PB/1	PB/2	PB
Units	ppm	ppm	ppm	ppm	ppm	ppm	ppm
Avge	.00000	.00680	-.41243	-.00010	.00168	.00047	.00087
SDev	.00000	.00281	.05065	.00065	.00155	.00148	.00048
%RSD	30.797	41.369	12.282	667.29	92.255	318.88	55.615
#1	.00000	.00964	-.46979	-.00076	.00331	-.00118	.00032
#2	.00000	.00676	-.37385	-.00008	.00149	.00087	.00108
#3	.00000	.00401	-.39367	.00054	.00024	.00170	.00121
Errors	LC Pass	LC Pass	LC Pass	LC Pass	NOCHECK	NOCHECK	LC Pass
High	.01500	.04000	5.0000	.04000			.00300
Low	-.01500	-.04000	-5.0000	-.04000			-.00300

Elem	SB/1	SB/2	SB	SE/1	SE/2	SE	SI
Units	ppm	ppm	ppm	ppm	ppm	ppm	ppm
Avge	.00104	.00014	.00044	-.00146	-.00012	-.00057	-.00166
SDev	.00163	.00098	.00016	.00478	.00124	.00152	.00138
%RSD	156.37	727.50	36.952	326.95	1030.0	267.37	83.219
#1	.00021	.00082	.00062	.00276	-.00137	.00001	-.00162
#2	-.00001	.00058	.00038	-.00050	.00111	.00058	-.00030

#3	.00292	-.00099	.00031	-.00665	-.00011	-.00229	-.00305
Errors	NOCHECK	NOCHECK	LC Pass	NOCHECK	NOCHECK	LC Pass	LC Pass

High			.01000			.00500	.50000
Low			-.01000			-.00500	-.50000

Elem	SN	SR	TI	TL	V_	ZN	
Units	ppm	ppm	ppm	ppm	ppm	ppm	
Avge	.00073	.00002	.00041	.00357	.00050	.00276	
SDev	.00067	.00005	.00022	.00174	.00011	.00002	
%RSD	91.296	227.61	53.430	48.629	21.507	.75502	
#1	.00140	.00001	.00016	.00530	.00038	.00274	
#2	.00073	.00007	.00053	.00183	.00056	.00275	
#3	.00006	-.00002	.00053	.00359	.00056	.00278	
Errors	LC Pass	LC Pass	LC Pass	LC Pass	LC Pass	LC Pass	
High	.10000	.05000	.05000	.01000	.05000	.02000	
Low	-.10000	-.05000	-.05000	-.01000	-.05000	-.02000	

IntStd	1	2	3	4	5	6	7
Mode	Counts	NOTUSED	NOTUSED	NOTUSED	NOTUSED	NOTUSED	NOTUSED
Elem	Y	--	--	--	--	--	--
Wavlen	371.030	--	--	--	--	--	--
Avge	28649	--	--	--	--	--	--
SDev	93.49153	--	--	--	--	--	--
%RSD	.3263292	--	--	--	--	--	--
#1	28545	--	--	--	--	--	--
#2	28677	--	--	--	--	--	--
#3	28726	--	--	--	--	--	--

Method: METTRACE Sample Name: L9M22 Operator: RJG
Run Time: 11/12/10 00:19:37
Comment: TESTAMERICA PITTSBURGH ICP METALS ANALYSIS-INST TRACEICP
Mode: CONC Corr. Factor: 1

Elem	AG	AL	AS	B_	BA	BE	CA
Units	ppm	ppm	ppm	ppm	ppm	ppm	ppm
Avge	-.00049	1.1983	.00040	.01760	.03946	.00052	17.323
SDev	.00025	.0040	.00136	.00037	.00012	.00003	.017
%RSD	50.735	.33051	339.94	2.1231	.31084	6.0353	.09896
#1	-.00039	1.2008	-.00114	.01758	.03956	.00049	17.343
#2	-.00078	1.2004	.00143	.01723	.03950	.00056	17.317
#3	-.00031	1.1937	.00092	.01798	.03932	.00051	17.310
Errors	LC Pass	LC Pass	LC Pass	LC Pass	LC Pass	LC Pass	LC Pass
High	2.0000	500.00	10.000	30.000	10.000	10.000	600.00
Low	-.00500	-.20000	-.01000	-.20000	-.20000	-.00400	-5.0000

Elem	CD	CO	CR	CU	FE	K_	MG
Units	ppm	ppm	ppm	ppm	ppm	ppm	ppm
Avge	.00009	.00117	.00290	.00491	1.7934	4.6581	5.0271
SDev	.00009	.00019	.00011	.00024	.0039	.0011	.0069
%RSD	109.25	15.959	3.7044	4.9783	.21902	.02463	.13652
#1	-.00002	.00112	.00285	.00484	1.7979	4.6576	5.0342
#2	.00016	.00101	.00283	.00471	1.7911	4.6573	5.0204
#3	.00012	.00137	.00302	.00518	1.7911	4.6595	5.0267
Errors	LC Pass	LC Pass	LC Pass	LC Pass	LC Pass	LC Pass	LC Pass
High	5.0000	50.000	20.000	10.000	500.00	400.00	600.00
Low	-.00500	-.05000	-.00500	-.02500	-.10000	-5.0000	-5.0000

Elem	MN	MO	NA	NI	PB/1	PB/2	PB
Units	ppm	ppm	ppm	ppm	ppm	ppm	ppm
Avge	.10534	.00178	19.710	.00531	.00014	.00346	.00236
SDev	.00012	.00014	.048	.00080	.00085	.00042	.00054
%RSD	.11803	8.0670	.24186	15.047	592.58	12.199	22.718
#1	.10547	.00191	19.703	.00532	-.00042	.00349	.00219
#2	.10535	.00180	19.666	.00450	-.00027	.00303	.00193
#3	.10522	.00162	19.761	.00610	.00113	.00387	.00296
Errors	LC Pass	LC Pass	LC Pass	LC Pass	NOCHECK	NOCHECK	LC Pass
High	20.000	20.000	400.00	100.00			5.0000
Low	-.01500	-.04000	-5.0000	-.04000			-.00300

Elem	SB/1	SB/2	SB	SE/1	SE/2	SE	SI
Units	ppm	ppm	ppm	ppm	ppm	ppm	ppm
Avge	.00190	-.00075	.00013	-.00322	-.00052	-.00142	3.9547
SDev	.00103	.00146	.00104	.00086	.00034	.00048	.0079
%RSD	53.818	194.65	773.76	26.670	65.305	34.064	.19898
#1	.00234	-.00229	-.00075	-.00223	-.00019	-.00087	3.9607
#2	.00264	.00061	.00129	-.00378	-.00049	-.00158	3.9576

#3	.00073	-.00057	-.00013	-.00365	-.00086	-.00179	3.9458
Errors	NOCHECK	NOCHECK	LC Pass	NOCHECK	NOCHECK	LC Pass	LC Pass

High			5.0000			10.000	50.000
Low			-.01000			-.00500	-.50000

Elem	SN	SR	TI	TL	V_	ZN	
Units	ppm	ppm	ppm	ppm	ppm	ppm	
Avge	.00095	.07746	.03289	.00098	.00442	.01860	
SDev	.00194	.00012	.00080	.00082	.00160	.00017	
%RSD	203.85	.15134	2.4257	83.704	36.260	.91701	
#1	-.00017	.07756	.03337	.00054	.00560	.01857	
#2	.00319	.07749	.03333	.00048	.00259	.01878	
#3	-.00017	.07733	.03197	.00194	.00505	.01845	
Errors	LC Pass	LC Pass	LC Pass	LC Pass	LC Pass	LC Pass	
High	30.000	10.000	30.000	10.000	50.000	5.0000	
Low	-.10000	-.05000	-.05000	-.01000	-.05000	-.02000	

IntStd	1	2	3	4	5	6	7
Mode	Counts	NOTUSED	NOTUSED	NOTUSED	NOTUSED	NOTUSED	NOTUSED
Elem	Y	--	--	--	--	--	--
Wavlen	371.030	--	--	--	--	--	--
Avge	28402	--	--	--	--	--	--
SDev	68.77972	--	--	--	--	--	--
%RSD	.2421627	--	--	--	--	--	--
#1	28425	--	--	--	--	--	--
#2	28457	--	--	--	--	--	--
#3	28325	--	--	--	--	--	--

Method: METTRACE Sample Name: L9M23 Operator: RJG
Run Time: 11/12/10 00:25:07
Comment: TESTAMERICA PITTSBURGH ICP METALS ANALYSIS-INST TRACEICP
Mode: CONC Corr. Factor: 1

Elem	AG	AL	AS	B_	BA	BE	CA
Units	ppm	ppm	ppm	ppm	ppm	ppm	ppm
Avge	.00031	.87147	.00025	.01430	.02762	.00047	13.196
SDev	.00043	.00366	.00123	.00015	.00010	.00003	.023
%RSD	138.31	.42006	490.53	1.0689	.35038	6.4174	.17503
#1	.00072	.87322	-.00075	.01445	.02772	.00046	13.210
#2	-.00014	.87393	-.00012	.01414	.02762	.00051	13.208
#3	.00035	.86726	.00162	.01431	.02753	.00046	13.169
Errors	LC Pass	LC Pass	LC Pass	LC Pass	LC Pass	LC Pass	LC Pass
High	2.0000	500.00	10.000	30.000	10.000	10.000	600.00
Low	-.00500	-.20000	-.01000	-.20000	-.20000	-.00400	-5.0000

Elem	CD	CO	CR	CU	FE	K_	MG
Units	ppm	ppm	ppm	ppm	ppm	ppm	ppm
Avge	.00025	.00126	.00277	.00557	1.3637	3.1392	3.1282
SDev	.00002	.00004	.00017	.00011	.0010	.0080	.0093
%RSD	8.6526	3.0803	6.2316	2.0393	.07199	.25469	.29868
#1	.00024	.00129	.00270	.00551	1.3637	3.1413	3.1353
#2	.00024	.00126	.00264	.00570	1.3647	3.1459	3.1315
#3	.00028	.00121	.00296	.00550	1.3627	3.1303	3.1176
Errors	LC Pass	LC Pass	LC Pass	LC Pass	LC Pass	LC Pass	LC Pass
High	5.0000	50.000	20.000	10.000	500.00	400.00	600.00
Low	-.00500	-.05000	-.00500	-.02500	-.10000	-5.0000	-5.0000

Elem	MN	MO	NA	NI	PB/1	PB/2	PB
Units	ppm	ppm	ppm	ppm	ppm	ppm	ppm
Avge	.12054	.00184	15.404	.00404	.00186	.00240	.00222
SDev	.00024	.00025	.073	.00048	.00130	.00092	.00043
%RSD	.20192	13.523	.47352	11.770	70.252	38.156	19.379
#1	.12073	.00207	15.487	.00415	.00324	.00142	.00203
#2	.12063	.00187	15.373	.00445	.00167	.00323	.00271
#3	.12026	.00157	15.351	.00352	.00066	.00255	.00192
Errors	LC Pass	LC Pass	LC Pass	LC Pass	NOCHECK	NOCHECK	LC Pass
High	20.000	20.000	400.00	100.00			5.0000
Low	-.01500	-.04000	-5.0000	-.04000			-.00300

Elem	SB/1	SB/2	SB	SE/1	SE/2	SE	SI
Units	ppm	ppm	ppm	ppm	ppm	ppm	ppm
Avge	.00236	.00076	.00129	-.00141	-.00129	-.00133	2.8369
SDev	.00071	.00140	.00073	.00121	.00163	.00122	.0056
%RSD	30.074	185.21	56.815	86.263	126.76	91.808	.19564
#1	.00170	.00236	.00214	-.00277	-.00113	-.00168	2.8390
#2	.00311	-.00026	.00086	-.00044	.00026	.00003	2.8411

#3	.00227	.00018	.00088	-.00101	-.00299	-.00233	2.8306
Errors	NOCHECK	NOCHECK	LC Pass	NOCHECK	NOCHECK	LC Pass	LC Pass

High			5.0000			10.000	50.000
Low			-.01000			-.00500	-.50000

Elem	SN	SR	TI	TL	V_	ZN	
Units	ppm	ppm	ppm	ppm	ppm	ppm	
Avge	.00080	.06360	.02926	-.00089	.00430	.02197	
SDev	.00188	.00010	.00028	.00132	.00000	.00003	
%RSD	234.79	.14926	.96132	149.35	.08926	.15718	
#1	.00073	.06360	.02958	-.00197	.00431	.02196	
#2	-.00104	.06370	.02905	-.00129	.00430	.02193	
#3	.00272	.06351	.02916	.00059	.00430	.02200	
Errors	LC Pass	LC Pass	LC Pass	LC Pass	LC Pass	LC Pass	
High	30.000	10.000	30.000	10.000	50.000	5.0000	
Low	-.10000	-.05000	-.05000	-.01000	-.05000	-.02000	
IntStd	1	2	3	4	5	6	7
Mode	Counts	NOTUSED	NOTUSED	NOTUSED	NOTUSED	NOTUSED	NOTUSED
Elem	Y	--	--	--	--	--	--
Wavlen	371.030	--	--	--	--	--	--
Avge	28715	--	--	--	--	--	--
SDev	25.17029	--	--	--	--	--	--
%RSD	.0876556	--	--	--	--	--	--
#1	28687	--	--	--	--	--	--
#2	28722	--	--	--	--	--	--
#3	28736	--	--	--	--	--	--

Method: METTRACE Sample Name: L9M24 Operator: RJG
Run Time: 11/12/10 00:30:37
Comment: TESTAMERICA PITTSBURGH ICP METALS ANALYSIS-INST TRACEICP
Mode: CONC Corr. Factor: 1

Elem	AG	AL	AS	B_	BA	BE	CA
Units	ppm	ppm	ppm	ppm	ppm	ppm	ppm
Avge	.00001	1.0159	-.00097	.01584	.03203	.00043	15.130
SDev	.00032	.0068	.00017	.00007	.00007	.00006	.020
%RSD	2714.8	.67150	17.410	.46936	.22353	13.564	.13347
#1	.00027	1.0238	-.00115	.01576	.03210	.00038	15.152
#2	.00011	1.0121	-.00082	.01587	.03202	.00042	15.126
#3	-.00034	1.0119	-.00095	.01589	.03196	.00050	15.112
Errors	LC Pass	LC Pass	LC Pass	LC Pass	LC Pass	LC Pass	LC Pass
High	2.0000	500.00	10.000	30.000	10.000	10.000	600.00
Low	-.00500	-.20000	-.01000	-.20000	-.20000	-.00400	-5.0000

Elem	CD	CO	CR	CU	FE	K_	MG
Units	ppm	ppm	ppm	ppm	ppm	ppm	ppm
Avge	.00019	.00106	.00274	.00568	1.5128	3.9333	3.6989
SDev	.00008	.00009	.00008	.00016	.0137	.0083	.0066
%RSD	42.885	8.4214	2.8734	2.8306	.90316	.21034	.17818
#1	.00014	.00116	.00283	.00585	1.5246	3.9422	3.7064
#2	.00029	.00099	.00268	.00566	1.5160	3.9321	3.6939
#3	.00015	.00104	.00271	.00553	1.4978	3.9258	3.6964
Errors	LC Pass	LC Pass	LC Pass	LC Pass	LC Pass	LC Pass	LC Pass
High	5.0000	50.000	20.000	10.000	500.00	400.00	600.00
Low	-.00500	-.05000	-.00500	-.02500	-.10000	-5.0000	-5.0000

Elem	MN	MO	NA	NI	PB/1	PB/2	PB
Units	ppm	ppm	ppm	ppm	ppm	ppm	ppm
Avge	.10426	.00147	18.274	.00476	.00285	.00281	.00282
SDev	.00009	.00011	.035	.00016	.00064	.00035	.00032
%RSD	.08291	7.5404	.19346	3.2973	22.515	12.417	11.442
#1	.10434	.00154	18.314	.00492	.00329	.00315	.00319
#2	.10427	.00134	18.258	.00460	.00211	.00283	.00259
#3	.10417	.00152	18.249	.00477	.00315	.00245	.00268
Errors	LC Pass	LC Pass	LC Pass	LC Pass	NOCHECK	NOCHECK	LC Pass
High	20.000	20.000	400.00	100.00			5.0000
Low	-.01500	-.04000	-5.0000	-.04000			-.00300

Elem	SB/1	SB/2	SB	SE/1	SE/2	SE	SI
Units	ppm	ppm	ppm	ppm	ppm	ppm	ppm
Avge	.00111	.00005	.00040	-.00243	-.00032	-.00102	3.1332
SDev	.00109	.00010	.00035	.00185	.00124	.00128	.0158
%RSD	97.896	200.97	86.056	76.237	385.32	124.83	.50346
#1	.00043	.00016	.00025	-.00331	-.00174	-.00226	3.1514
#2	.00237	.00002	.00080	-.00368	.00019	-.00110	3.1256

#3	.00054	-.00003	.00016	-.00030	.00059	.00029	3.1227
Errors	NOCHECK	NOCHECK	LC Pass	NOCHECK	NOCHECK	LC Pass	LC Pass

High			5.0000			10.000	50.000
Low			-.01000			-.00500	-.50000

Elem	SN	SR	TI	TL	V_	ZN	
Units	ppm	ppm	ppm	ppm	ppm	ppm	
Avge	.00058	.07186	.03629	.00009	.00297	.02255	
SDev	.00069	.00010	.00122	.00089	.00012	.00014	
%RSD	119.02	.13468	3.3756	1030.2	3.8735	.62894	
#1	.00118	.07195	.03764	-.00082	.00310	.02271	
#2	-.00017	.07187	.03524	.00097	.00291	.02252	
#3	.00073	.07176	.03599	.00011	.00289	.02243	
Errors	LC Pass	LC Pass	LC Pass	LC Pass	LC Pass	LC Pass	
High	30.000	10.000	30.000	10.000	50.000	5.0000	
Low	-.10000	-.05000	-.05000	-.01000	-.05000	-.02000	
IntStd	1	2	3	4	5	6	7
Mode	Counts	NOTUSED	NOTUSED	NOTUSED	NOTUSED	NOTUSED	NOTUSED
Elem	Y	--	--	--	--	--	--
Wavlen	371.030	--	--	--	--	--	--
Avge	28272	--	--	--	--	--	--
SDev	62.22868	--	--	--	--	--	--
%RSD	.2201077	--	--	--	--	--	--
#1	28241	--	--	--	--	--	--
#2	28231	--	--	--	--	--	--
#3	28344	--	--	--	--	--	--

Method: METTRACE Sample Name: L9M25 Operator: RJG
Run Time: 11/12/10 00:36:07
Comment: TESTAMERICA PITTSBURGH ICP METALS ANALYSIS-INST TRACEICP
Mode: CONC Corr. Factor: 1

Elem	AG	AL	AS	B_	BA	BE	CA
Units	ppm	ppm	ppm	ppm	ppm	ppm	ppm
Avge	-.00036	1.2984	-.00053	.01587	.03738	.00047	15.427
SDev	.00059	.0046	.00050	.00061	.00008	.00003	.037
%RSD	164.12	.35377	92.651	3.8302	.22446	7.3528	.24073
#1	-.00005	1.3029	-.00086	.01567	.03747	.00048	15.463
#2	-.00104	1.2988	-.00078	.01539	.03737	.00049	15.429
#3	.00001	1.2937	.00004	.01656	.03731	.00043	15.389
Errors	LC Pass	LC Pass	LC Pass	LC Pass	LC Pass	LC Pass	LC Pass
High	2.0000	500.00	10.000	30.000	10.000	10.000	600.00
Low	-.00500	-.20000	-.01000	-.20000	-.20000	-.00400	-5.0000

Elem	CD	CO	CR	CU	FE	K_	MG
Units	ppm	ppm	ppm	ppm	ppm	ppm	ppm
Avge	.00006	.00133	.00332	.00516	1.9540	4.5463	4.1886
SDev	.00014	.00011	.00012	.00011	.0056	.0007	.0071
%RSD	219.78	8.2156	3.4839	2.0969	.28801	.01602	.16982
#1	.00004	.00146	.00342	.00508	1.9605	4.5470	4.1959
#2	-.00006	.00128	.00320	.00511	1.9509	4.5465	4.1884
#3	.00021	.00126	.00336	.00528	1.9506	4.5455	4.1817
Errors	LC Pass	LC Pass	LC Pass	LC Pass	LC Pass	LC Pass	LC Pass
High	5.0000	50.000	20.000	10.000	500.00	400.00	600.00
Low	-.00500	-.05000	-.00500	-.02500	-.10000	-5.0000	-5.0000

Elem	MN	MO	NA	NI	PB/1	PB/2	PB
Units	ppm	ppm	ppm	ppm	ppm	ppm	ppm
Avge	.12766	.00095	17.391	.00616	.00010	.00341	.00231
SDev	.00025	.00006	.061	.00019	.00057	.00066	.00028
%RSD	.19342	5.7895	.34962	3.0758	550.11	19.470	11.996
#1	.12789	.00091	17.402	.00623	.00062	.00267	.00199
#2	.12768	.00101	17.446	.00630	-.00051	.00397	.00247
#3	.12740	.00092	17.326	.00594	.00021	.00359	.00246
Errors	LC Pass	LC Pass	LC Pass	LC Pass	NOCHECK	NOCHECK	LC Pass
High	20.000	20.000	400.00	100.00			5.0000
Low	-.01500	-.04000	-5.0000	-.04000			-.00300

Elem	SB/1	SB/2	SB	SE/1	SE/2	SE	SI
Units	ppm	ppm	ppm	ppm	ppm	ppm	ppm
Avge	.00126	-.00062	.00001	-.00480	.00090	-.00100	4.1167
SDev	.00008	.00079	.00055	.00225	.00006	.00074	.0118
%RSD	6.4463	127.35	10681.	46.739	6.3124	73.796	.28601
#1	.00126	.00009	.00048	-.00240	.00091	-.00020	4.1230
#2	.00118	-.00148	-.00059	-.00516	.00084	-.00116	4.1240

#3	.00135	-.00048	.00013	-.00685	.00095	-.00165	4.1031
Errors	NOCHECK	NOCHECK	LC Pass	NOCHECK	NOCHECK	LC Pass	LC Pass

High			5.0000			10.000	50.000
Low			-.01000			-.00500	-.50000

Elem	SN	SR	TI	TL	V_	ZN	
Units	ppm	ppm	ppm	ppm	ppm	ppm	
Avge	.00028	.07052	.03748	-.00147	.00444	.02542	
SDev	.00097	.00016	.00071	.00027	.00092	.00015	
%RSD	346.23	.23425	1.8813	18.491	20.626	.59984	
#1	.00073	.07063	.03685	-.00163	.00506	.02554	
#2	.00095	.07059	.03824	-.00116	.00488	.02547	
#3	-.00084	.07033	.03735	-.00163	.00339	.02525	

Errors	LC Pass	LC Pass	LC Pass	LC Pass	LC Pass	LC Pass	
High	30.000	10.000	30.000	10.000	50.000	5.0000	
Low	-.10000	-.05000	-.05000	-.01000	-.05000	-.02000	

IntStd	1	2	3	4	5	6	7
Mode	Counts	NOTUSED	NOTUSED	NOTUSED	NOTUSED	NOTUSED	NOTUSED
Elem	Y	--	--	--	--	--	--
Wavlen	371.030	--	--	--	--	--	--
Avge	28521	--	--	--	--	--	--
SDev	52.78361	--	--	--	--	--	--
%RSD	.1850696	--	--	--	--	--	--
#1	28557	--	--	--	--	--	--
#2	28546	--	--	--	--	--	--
#3	28460	--	--	--	--	--	--

Method: METTRACE Sample Name: L9M27 Operator: RJG
Run Time: 11/12/10 00:41:37
Comment: TESTAMERICA PITTSBURGH ICP METALS ANALYSIS-INST TRACEICP
Mode: CONC Corr. Factor: 1

Elem	AG	AL	AS	B_	BA	BE	CA
Units	ppm	ppm	ppm	ppm	ppm	ppm	ppm
Avge	.00018	1.3709	-.00015	.01606	.03750	.00055	15.854
SDev	.00019	.0079	.00036	.00020	.00024	.00002	.050
%RSD	107.52	.57498	242.22	1.2454	.65087	4.2636	.31569
#1	.00020	1.3798	-.00055	.01585	.03777	.00054	15.817
#2	-.00002	1.3680	-.00005	.01625	.03745	.00057	15.834
#3	.00035	1.3649	.00015	.01607	.03729	.00053	15.911
Errors	LC Pass	LC Pass	LC Pass	LC Pass	LC Pass	LC Pass	LC Pass
High	2.0000	500.00	10.000	30.000	10.000	10.000	600.00
Low	-.00500	-.20000	-.01000	-.20000	-.20000	-.00400	-5.0000

Elem	CD	CO	CR	CU	FE	K_	MG
Units	ppm	ppm	ppm	ppm	ppm	ppm	ppm
Avge	.00003	.00117	.00339	.00477	1.9557	4.5047	4.2447
SDev	.00005	.00018	.00012	.00015	.0110	.0033	.0080
%RSD	165.57	15.449	3.4555	3.1639	.56057	.07287	.18851
#1	-.00002	.00102	.00352	.00469	1.9497	4.5068	4.2413
#2	.00007	.00112	.00336	.00468	1.9491	4.5064	4.2389
#3	.00003	.00137	.00330	.00495	1.9684	4.5009	4.2538
Errors	LC Pass	LC Pass	LC Pass	LC Pass	LC Pass	LC Pass	LC Pass
High	5.0000	50.000	20.000	10.000	500.00	400.00	600.00
Low	-.00500	-.05000	-.00500	-.02500	-.10000	-5.0000	-5.0000

Elem	MN	MO	NA	NI	PB/1	PB/2	PB
Units	ppm	ppm	ppm	ppm	ppm	ppm	ppm
Avge	.11031	.00071	18.048	.00503	.00190	.00321	.00277
SDev	.00016	.00019	.162	.00049	.00143	.00104	.00029
%RSD	.14507	26.982	.89903	9.8471	75.252	32.309	10.439
#1	.11016	.00053	18.001	.00456	.00176	.00370	.00305
#2	.11029	.00091	17.915	.00555	.00339	.00202	.00247
#3	.11048	.00071	18.229	.00497	.00054	.00391	.00279
Errors	LC Pass	LC Pass	LC Pass	LC Pass	NOCHECK	NOCHECK	LC Pass
High	20.000	20.000	400.00	100.00			5.0000
Low	-.01500	-.04000	-5.0000	-.04000			-.00300

Elem	SB/1	SB/2	SB	SE/1	SE/2	SE	SI
Units	ppm	ppm	ppm	ppm	ppm	ppm	ppm
Avge	.00099	.00047	.00064	.00075	.00028	.00044	4.1470
SDev	.00128	.00045	.00058	.00087	.00106	.00062	.0195
%RSD	128.80	95.173	90.171	116.31	378.52	142.67	.46910
#1	.00175	.00097	.00123	.00118	.00100	.00106	4.1628
#2	-.00048	.00034	.00006	.00132	-.00093	-.00018	4.1252

#3	.00172	.00010	.00064	-.00025	.00078	.00043	4.1529
Errors	NOCHECK	NOCHECK	LC Pass	NOCHECK	NOCHECK	LC Pass	LC Pass

High			5.0000			10.000	50.000
Low			-.01000			-.00500	-.50000

Elem	SN	SR	TI	TL	V_	ZN	
Units	ppm	ppm	ppm	ppm	ppm	ppm	
Avge	.00028	.07227	.04231	-.00061	.00463	.01919	
SDev	.00133	.00015	.00140	.00162	.00110	.00003	
%RSD	469.43	.21253	3.3195	266.01	23.775	.15456	
#1	.00028	.07242	.04390	-.00242	.00508	.01916	
#2	.00162	.07225	.04177	-.00013	.00544	.01921	
#3	-.00105	.07212	.04125	.00072	.00338	.01921	
Errors	LC Pass	LC Pass	LC Pass	LC Pass	LC Pass	LC Pass	
High	30.000	10.000	30.000	10.000	50.000	5.0000	
Low	-.10000	-.05000	-.05000	-.01000	-.05000	-.02000	
IntStd	1	2	3	4	5	6	7
Mode	Counts	NOTUSED	NOTUSED	NOTUSED	NOTUSED	NOTUSED	NOTUSED
Elem	Y	--	--	--	--	--	--
Wavlen	371.030	--	--	--	--	--	--
Avge	28538	--	--	--	--	--	--
SDev	91.31961	--	--	--	--	--	--
%RSD	.3199888	--	--	--	--	--	--
#1	28449	--	--	--	--	--	--
#2	28534	--	--	--	--	--	--
#3	28632	--	--	--	--	--	--

Method: METTRACE Sample Name: L9M28 Operator: RJG
Run Time: 11/12/10 00:47:07
Comment: TESTAMERICA PITTSBURGH ICP METALS ANALYSIS-INST TRACEICP
Mode: CONC Corr. Factor: 1

Elem	AG	AL	AS	B_	BA	BE	CA
Units	ppm	ppm	ppm	ppm	ppm	ppm	ppm
Avge	-.00032	1.7087	-.00037	.01728	.04115	.00044	16.061
SDev	.00029	.0066	.00085	.00026	.00004	.00001	.042
%RSD	91.469	.38753	231.02	1.5164	.09868	2.4253	.26014
#1	.00001	1.7157	.00015	.01752	.04116	.00043	16.098
#2	-.00040	1.7078	.00010	.01733	.04118	.00045	16.070
#3	-.00055	1.7025	-.00135	.01700	.04110	.00044	16.016
Errors	LC Pass	LC Pass	LC Pass	LC Pass	LC Pass	LC Pass	LC Pass
High	2.0000	500.00	10.000	30.000	10.000	10.000	600.00
Low	-.00500	-.20000	-.01000	-.20000	-.20000	-.00400	-5.0000

Elem	CD	CO	CR	CU	FE	K_	MG
Units	ppm	ppm	ppm	ppm	ppm	ppm	ppm
Avge	.00022	.00154	.00395	.00548	2.1212	4.6726	4.3470
SDev	.00010	.00017	.00029	.00016	.0161	.0041	.0130
%RSD	44.997	10.796	7.4402	2.9744	.76101	.08711	.29886
#1	.00026	.00135	.00428	.00566	2.1280	4.6688	4.3569
#2	.00011	.00164	.00388	.00543	2.1330	4.6769	4.3519
#3	.00029	.00162	.00370	.00534	2.1028	4.6720	4.3323
Errors	LC Pass	LC Pass	LC Pass	LC Pass	LC Pass	LC Pass	LC Pass
High	5.0000	50.000	20.000	10.000	500.00	400.00	600.00
Low	-.00500	-.05000	-.00500	-.02500	-.10000	-5.0000	-5.0000

Elem	MN	MO	NA	NI	PB/1	PB/2	PB
Units	ppm	ppm	ppm	ppm	ppm	ppm	ppm
Avge	.11258	.00078	17.599	.00628	.00065	.00345	.00252
SDev	.00023	.00048	.039	.00009	.00131	.00019	.00039
%RSD	.20500	61.879	.22062	1.4717	200.79	5.5246	15.523
#1	.11285	.00111	17.570	.00636	.00205	.00342	.00296
#2	.11244	.00023	17.643	.00618	.00045	.00327	.00233
#3	.11246	.00101	17.585	.00630	-.00054	.00365	.00225
Errors	LC Pass	LC Pass	LC Pass	LC Pass	NOCHECK	NOCHECK	LC Pass
High	20.000	20.000	400.00	100.00			5.0000
Low	-.01500	-.04000	-5.0000	-.04000			-.00300

Elem	SB/1	SB/2	SB	SE/1	SE/2	SE	SI
Units	ppm	ppm	ppm	ppm	ppm	ppm	ppm
Avge	.00236	.00037	.00103	-.00309	.00048	-.00071	4.9073
SDev	.00132	.00086	.00074	.00422	.00116	.00173	.0148
%RSD	56.116	235.83	72.201	136.66	243.14	244.73	.30254
#1	.00377	.00078	.00178	-.00376	-.00086	-.00183	4.9211
#2	.00116	.00094	.00102	-.00693	.00108	-.00159	4.9093

#3	.00214	-.00063	.00029	.00143	.00122	.00129	4.8916
Errors	NOCHECK	NOCHECK	LC Pass	NOCHECK	NOCHECK	LC Pass	LC Pass

High			5.0000			10.000	50.000
Low			-.01000			-.00500	-.50000

Elem	SN	SR	TI	TL	V_	ZN	
Units	ppm	ppm	ppm	ppm	ppm	ppm	
Avge	.00051	.08200	.05547	-.00024	.00399	.02319	
SDev	.00039	.00020	.00136	.00166	.00049	.00016	
%RSD	76.375	.24921	2.4605	683.39	12.358	.67848	
#1	.00073	.08222	.05428	.00116	.00455	.02318	
#2	.00073	.08196	.05696	.00019	.00362	.02335	
#3	.00006	.08182	.05519	-.00208	.00380	.02304	
Errors	LC Pass	LC Pass	LC Pass	LC Pass	LC Pass	LC Pass	
High	30.000	10.000	30.000	10.000	50.000	5.0000	
Low	-.10000	-.05000	-.05000	-.01000	-.05000	-.02000	

IntStd	1	2	3	4	5	6	7
Mode	Counts	NOTUSED	NOTUSED	NOTUSED	NOTUSED	NOTUSED	NOTUSED
Elem	Y	--	--	--	--	--	--
Wavlen	371.030	--	--	--	--	--	--
Avge	28534	--	--	--	--	--	--
SDev	13.65348	--	--	--	--	--	--
%RSD	.0478495	--	--	--	--	--	--
#1	28549	--	--	--	--	--	--
#2	28522	--	--	--	--	--	--
#3	28532	--	--	--	--	--	--

Method: METTRACE Sample Name: L9M2K Operator: RJG
Run Time: 11/12/10 00:52:37
Comment: TESTAMERICA PITTSBURGH ICP METALS ANALYSIS-INST TRACEICP
Mode: CONC Corr. Factor: 1

Elem	AG	AL	AS	B_	BA	BE	CA
Units	ppm	ppm	ppm	ppm	ppm	ppm	ppm
Avge	.00020	.73672	-.00006	.01431	.02824	.00047	13.640
SDev	.00040	.00304	.00040	.00008	.00009	.00002	.030
%RSD	197.58	.41289	642.74	.57732	.30970	4.2613	.22208
#1	.00027	.73978	-.00004	.01438	.02814	.00047	13.605
#2	.00057	.73670	.00032	.01433	.02831	.00045	13.662
#3	-.00023	.73369	-.00047	.01421	.02827	.00048	13.652
Errors	LC Pass	LC Pass	LC Pass	LC Pass	LC Pass	LC Pass	LC Pass
High	2.0000	500.00	10.000	30.000	10.000	10.000	600.00
Low	-.00500	-.20000	-.01000	-.20000	-.20000	-.00400	-5.0000

Elem	CD	CO	CR	CU	FE	K_	MG
Units	ppm	ppm	ppm	ppm	ppm	ppm	ppm
Avge	.00027	.00124	.00278	.00598	1.3593	3.1909	3.0971
SDev	.00004	.00030	.00010	.00048	.0026	.0060	.0061
%RSD	13.257	24.446	3.4097	8.0064	.19053	.18708	.19591
#1	.00031	.00101	.00278	.00617	1.3563	3.1970	3.0902
#2	.00026	.00159	.00287	.00633	1.3612	3.1907	3.1017
#3	.00024	.00113	.00268	.00543	1.3602	3.1850	3.0994
Errors	LC Pass	LC Pass	LC Pass	LC Pass	LC Pass	LC Pass	LC Pass
High	5.0000	50.000	20.000	10.000	500.00	400.00	600.00
Low	-.00500	-.05000	-.00500	-.02500	-.10000	-5.0000	-5.0000

Elem	MN	MO	NA	NI	PB/1	PB/2	PB
Units	ppm	ppm	ppm	ppm	ppm	ppm	ppm
Avge	.09774	.00113	15.391	.00404	.00367	.00283	.00311
SDev	.00011	.00028	.032	.00054	.00066	.00109	.00088
%RSD	.11655	24.978	.21110	13.360	18.027	38.471	28.134
#1	.09761	.00131	15.354	.00375	.00440	.00327	.00365
#2	.09780	.00081	15.418	.00466	.00349	.00364	.00359
#3	.09782	.00128	15.400	.00371	.00312	.00159	.00210
Errors	LC Pass	LC Pass	LC Pass	LC Pass	NOCHECK	NOCHECK	LC Pass
High	20.000	20.000	400.00	100.00			5.0000
Low	-.01500	-.04000	-5.0000	-.04000			-.00300

Elem	SB/1	SB/2	SB	SE/1	SE/2	SE	SI
Units	ppm	ppm	ppm	ppm	ppm	ppm	ppm
Avge	.00030	.00073	.00058	.00030	-.00069	-.00036	2.6416
SDev	.00114	.00140	.00063	.00246	.00065	.00052	.0024
%RSD	386.12	192.98	107.76	809.18	94.508	146.71	.09081
#1	-.00057	.00108	.00053	.00309	-.00137	.00012	2.6395
#2	.00159	-.00082	-.00002	-.00066	-.00008	-.00027	2.6442

#3	-.00013	.00192	.00124	-.00152	-.00062	-.00092	2.6411
Errors	NOCHECK	NOCHECK	LC Pass	NOCHECK	NOCHECK	LC Pass	LC Pass

High			5.0000			10.000	50.000
Low			-.01000			-.00500	-.50000

Elem	SN	SR	TI	TL	V_	ZN	
Units	ppm	ppm	ppm	ppm	ppm	ppm	
Avge	.00073	.07159	.02033	-.00053	.00382	.02367	
SDev	.00022	.00009	.00058	.00032	.00038	.00012	
%RSD	30.607	.13073	2.8573	59.175	9.8982	.50810	
#1	.00051	.07160	.02063	-.00085	.00340	.02357	
#2	.00095	.07149	.01966	-.00022	.00413	.02380	
#3	.00073	.07168	.02071	-.00054	.00393	.02363	
Errors	LC Pass	LC Pass	LC Pass	LC Pass	LC Pass	LC Pass	
High	30.000	10.000	30.000	10.000	50.000	5.0000	
Low	-.10000	-.05000	-.05000	-.01000	-.05000	-.02000	

IntStd	1	2	3	4	5	6	7
Mode	Counts	NOTUSED	NOTUSED	NOTUSED	NOTUSED	NOTUSED	NOTUSED
Elem	Y	--	--	--	--	--	--
Wavlen	371.030	--	--	--	--	--	--
Avge	28599	--	--	--	--	--	--
SDev	119.4733	--	--	--	--	--	--
%RSD	.4177587	--	--	--	--	--	--
#1	28478	--	--	--	--	--	--
#2	28602	--	--	--	--	--	--
#3	28716	--	--	--	--	--	--

Method: METTRACE Sample Name: L9M2KP5 Operator: RJG
Run Time: 11/12/10 00:58:07
Comment: TESTAMERICA PITTSBURGH ICP METALS ANALYSIS-INST TRACEICP
Mode: CONC Corr. Factor: 1

Elem	AG	AL	AS	B_	BA	BE	CA
Units	ppm	ppm	ppm	ppm	ppm	ppm	ppm
Avge	-.00027	.18990	-.00121	.00289	.00559	.00048	2.7157
SDev	.00014	.00262	.00101	.00047	.00004	.00004	.0066
%RSD	52.624	1.3769	83.568	16.246	.71267	7.5568	.24402
#1	-.00043	.19113	-.00066	.00254	.00564	.00045	2.7231
#2	-.00016	.19166	-.00059	.00271	.00557	.00047	2.7137
#3	-.00023	.18689	-.00238	.00343	.00557	.00052	2.7103

Elem	CD	CO	CR	CU	FE	K_	MG
Units	ppm	ppm	ppm	ppm	ppm	ppm	ppm
Avge	.00021	-.00012	.00007	.00055	.27834	.76049	.60622
SDev	.00003	.00025	.00011	.00026	.00925	.00182	.00201
%RSD	14.258	210.00	150.53	47.258	3.3231	.23916	.33127
#1	.00022	.00016	-.00004	.00079	.28739	.76256	.60825
#2	.00023	-.00020	.00019	.00028	.27874	.75977	.60616
#3	.00017	-.00032	.00007	.00059	.26890	.75914	.60424

Elem	MN	MO	NA	NI	PB/1	PB/2	PB
Units	ppm	ppm	ppm	ppm	ppm	ppm	ppm
Avge	.01927	.00027	3.0346	.00081	-.00144	.00076	.00003
SDev	.00003	.00060	.0166	.00060	.00044	.00119	.00087
%RSD	.16371	221.12	.54669	74.172	30.892	156.83	3377.2
#1	.01926	.00083	3.0505	.00018	-.00148	.00190	.00078
#2	.01923	-.00036	3.0174	.00087	-.00098	.00083	.00023
#3	.01930	.00034	3.0358	.00137	-.00186	-.00047	-.00093

Elem	SB/1	SB/2	SB	SE/1	SE/2	SE	SI
Units	ppm	ppm	ppm	ppm	ppm	ppm	ppm
Avge	.00114	.00009	.00044	-.00262	.00039	-.00061	.55519
SDev	.00056	.00111	.00065	.00350	.00021	.00126	.00696
%RSD	48.938	1234.1	147.75	133.76	54.823	206.12	1.2528
#1	.00177	-.00078	.00007	-.00391	.00016	-.00119	.55748
#2	.00075	-.00028	.00006	.00135	.00058	.00084	.56072
#3	.00089	.00133	.00119	-.00530	.00042	-.00148	.54738

Elem	SN	SR	TI	TL	V_	ZN
Units	ppm	ppm	ppm	ppm	ppm	ppm
Avge	-.00009	.01428	.00566	.00028	.00009	.00855
SDev	.00052	.00002	.00057	.00118	.00000	.00014
%RSD	553.52	.11288	10.022	415.89	3.2503	1.6761
#1	-.00039	.01426	.00570	.00008	.00009	.00870
#2	-.00039	.01429	.00620	.00155	.00009	.00853
#3	.00050	.01429	.00507	-.00078	.00009	.00842

IntStd	1	2	3	4	5	6	7
Mode	Counts	NOTUSED	NOTUSED	NOTUSED	NOTUSED	NOTUSED	NOTUSED
Elem	Y	--	--	--	--	--	--
Wavlen	371.030	--	--	--	--	--	--
Avge	28372	--	--	--	--	--	--
SDev	22.38440	--	--	--	--	--	--
%RSD	.0788954	--	--	--	--	--	--
#1	28348	--	--	--	--	--	--
#2	28393	--	--	--	--	--	--
#3	28376	--	--	--	--	--	--

Method: METTRACE Sample Name: L9M2KS Operator: RJG
Run Time: 11/12/10 01:03:37
Comment: TESTAMERICA PITTSBURGH ICP METALS ANALYSIS-INST TRACEICP
Mode: CONC Corr. Factor: 1

Elem	AG	AL	AS	B_	BA	BE	CA
Units	ppm	ppm	ppm	ppm	ppm	ppm	ppm
Avge	.05021	2.9091	2.1269	1.0447	2.1594	.05119	13.947
SDev	.00034	.0056	.0088	.0027	.0047	.00005	.046
%RSD	.68558	.19147	.41430	.25659	.21801	.08801	.32633
#1	.04987	2.9109	2.1168	1.0421	2.1645	.05124	13.895
#2	.05056	2.9135	2.1313	1.0475	2.1586	.05118	13.976
#3	.05021	2.9028	2.1327	1.0446	2.1552	.05115	13.972
Errors	LC Pass	LC Pass	LC Pass	LC Pass	LC Pass	LC Pass	LC Pass
High	2.0000	500.00	10.000	30.000	10.000	10.000	600.00
Low	-.00500	-.20000	-.01000	-.20000	-.20000	-.00400	-5.0000

Elem	CD	CO	CR	CU	FE	K_	MG
Units	ppm	ppm	ppm	ppm	ppm	ppm	ppm
Avge	.05228	.51823	.21478	.27534	2.5700	3.2671	3.1698
SDev	.00046	.00172	.00068	.00060	.0165	.0074	.0118
%RSD	.87046	.33173	.31636	.21781	.64049	.22585	.37330
#1	.05185	.51626	.21413	.27567	2.5510	3.2743	3.1578
#2	.05276	.51940	.21549	.27571	2.5803	3.2675	3.1815
#3	.05223	.51903	.21472	.27465	2.5787	3.2596	3.1701
Errors	LC Pass	LC Pass	LC Pass	LC Pass	LC Pass	LC Pass	LC Pass
High	5.0000	50.000	20.000	10.000	500.00	400.00	600.00
Low	-.00500	-.05000	-.00500	-.02500	-.10000	-5.0000	-5.0000

Elem	MN	MO	NA	NI	PB/1	PB/2	PB
Units	ppm	ppm	ppm	ppm	ppm	ppm	ppm
Avge	.61929	.00054	15.845	.52561	.52917	.53479	.53292
SDev	.00127	.00039	.056	.00266	.00257	.00507	.00347
%RSD	.20461	72.338	.35156	.50610	.48590	.94885	.65083
#1	.61789	.00032	15.810	.52263	.52839	.52918	.52891
#2	.62035	.00100	15.909	.52642	.53204	.53613	.53477
#3	.61964	.00031	15.814	.52777	.52707	.53905	.53506
Errors	LC Pass	LC Pass	LC Pass	LC Pass	NOCHECK	NOCHECK	LC Pass
High	20.000	20.000	400.00	100.00			5.0000
Low	-.01500	-.04000	-5.0000	-.04000			-.00300

Elem	SB/1	SB/2	SB	SE/1	SE/2	SE	SI
Units	ppm	ppm	ppm	ppm	ppm	ppm	ppm
Avge	.00065	.00144	.00118	2.1457	2.1256	2.1323	2.7481
SDev	.00178	.00145	.00083	.0043	.0226	.0165	.0081
%RSD	272.99	100.56	70.147	.19959	1.0655	.77220	.29594
#1	-.00096	.00124	.00051	2.1415	2.1000	2.1138	2.7461
#2	.00035	.00298	.00211	2.1457	2.1335	2.1376	2.7571

#3	.00257	.00010	.00092	2.1501	2.1431	2.1454	2.7412
Errors	NOCHECK	NOCHECK	LC Pass	NOCHECK	NOCHECK	LC Pass	LC Pass

High			5.0000			10.000	50.000
Low			-.01000			-.00500	-.50000

Elem	SN	SR	TI	TL	V_	ZN	
Units	ppm	ppm	ppm	ppm	ppm	ppm	
Avge	.00132	1.1326	.02059	2.1084	.51637	.57925	
SDev	.00068	.0040	.00053	.0092	.00154	.00121	
%RSD	51.328	.35305	2.5936	.43482	.29742	.20942	
#1	.00073	1.1367	.02004	2.0979	.51599	.57796	
#2	.00206	1.1324	.02111	2.1144	.51805	.58037	
#3	.00117	1.1287	.02062	2.1131	.51505	.57942	
Errors	LC Pass	LC Pass	LC Pass	LC Pass	LC Pass	LC Pass	
High	30.000	10.000	30.000	10.000	50.000	5.0000	
Low	-.10000	-.05000	-.05000	-.01000	-.05000	-.02000	

IntStd	1	2	3	4	5	6	7
Mode	Counts	NOTUSED	NOTUSED	NOTUSED	NOTUSED	NOTUSED	NOTUSED
Elem	Y	--	--	--	--	--	--
Wavlen	371.030	--	--	--	--	--	--
Avge	28644	--	--	--	--	--	--
SDev	43.08527	--	--	--	--	--	--
%RSD	.1504161	--	--	--	--	--	--
#1	28596	--	--	--	--	--	--
#2	28678	--	--	--	--	--	--
#3	28659	--	--	--	--	--	--

Method: METTRACE Sample Name: L9M2KD Operator: RJG
Run Time: 11/12/10 01:09:07
Comment: TESTAMERICA PITTSBURGH ICP METALS ANALYSIS-INST TRACEICP
Mode: CONC Corr. Factor: 1

Elem	AG	AL	AS	B_	BA	BE	CA
Units	ppm	ppm	ppm	ppm	ppm	ppm	ppm
Avge	.05091	2.9622	2.1311	1.0511	2.1773	.05120	14.156
SDev	.00081	.0069	.0026	.0023	.0072	.00023	.024
%RSD	1.5858	.23455	.12316	.21963	.33246	.44594	.17207
#1	.05090	2.9695	2.1335	1.0502	2.1842	.05097	14.132
#2	.05173	2.9612	2.1283	1.0537	2.1777	.05143	14.181
#3	.05011	2.9557	2.1316	1.0493	2.1698	.05121	14.156
Errors	LC Pass	LC Pass	LC Pass	LC Pass	LC Pass	LC Pass	LC Pass
High	2.0000	500.00	10.000	30.000	10.000	10.000	600.00
Low	-.00500	-.20000	-.01000	-.20000	-.20000	-.00400	-5.0000

Elem	CD	CO	CR	CU	FE	K_	MG
Units	ppm	ppm	ppm	ppm	ppm	ppm	ppm
Avge	.05251	.51976	.21594	.27831	2.6492	3.3400	3.2239
SDev	.00024	.00132	.00093	.00080	.0038	.0084	.0061
%RSD	.45720	.25442	.43232	.28739	.14332	.25166	.19064
#1	.05263	.51842	.21551	.27919	2.6449	3.3494	3.2208
#2	.05268	.52106	.21701	.27814	2.6516	3.3376	3.2310
#3	.05224	.51980	.21529	.27761	2.6513	3.3332	3.2199
Errors	LC Pass	LC Pass	LC Pass	LC Pass	LC Pass	LC Pass	LC Pass
High	5.0000	50.000	20.000	10.000	500.00	400.00	600.00
Low	-.00500	-.05000	-.00500	-.02500	-.10000	-5.0000	-5.0000

Elem	MN	MO	NA	NI	PB/1	PB/2	PB
Units	ppm	ppm	ppm	ppm	ppm	ppm	ppm
Avge	.62324	.00129	16.166	.52760	.53047	.53233	.53171
SDev	.00081	.00034	.051	.00244	.00440	.00510	.00194
%RSD	.12974	26.284	.31271	.46214	.82986	.95807	.36431
#1	.62271	.00094	16.219	.52569	.52802	.53501	.53268
#2	.62417	.00161	16.162	.53034	.53555	.52645	.52948
#3	.62285	.00131	16.118	.52676	.52783	.53553	.53297
Errors	LC Pass	LC Pass	LC Pass	LC Pass	NOCHECK	NOCHECK	LC Pass
High	20.000	20.000	400.00	100.00			5.0000
Low	-.01500	-.04000	-5.0000	-.04000			-.00300

Elem	SB/1	SB/2	SB	SE/1	SE/2	SE	SI
Units	ppm	ppm	ppm	ppm	ppm	ppm	ppm
Avge	-.00093	.00146	.00066	2.1486	2.1274	2.1344	2.8225
SDev	.00187	.00176	.00055	.0051	.0102	.0064	.0092
%RSD	201.12	120.39	82.742	.23835	.47872	.29951	.32465
#1	.00092	-.00032	.00010	2.1516	2.1348	2.1404	2.8297
#2	-.00282	.00319	.00119	2.1515	2.1158	2.1277	2.8255

#3	-.00089	.00150	.00070	2.1427	2.1316	2.1353	2.8122
Errors	NOCHECK	NOCHECK	LC Pass	NOCHECK	NOCHECK	LC Pass	LC Pass

High			5.0000			10.000	50.000
Low			-.01000			-.00500	-.50000

Elem	SN	SR	TI	TL	V_	ZN	
Units	ppm	ppm	ppm	ppm	ppm	ppm	
Avge	.00021	1.1432	.02182	2.1172	.51774	.56719	
SDev	.00068	.0039	.00095	.0040	.00158	.00015	
%RSD	329.55	.33849	4.3520	.18666	.30510	.02740	
#1	.00095	1.1463	.02278	2.1127	.51598	.56723	
#2	.00006	1.1446	.02179	2.1202	.51905	.56733	
#3	-.00039	1.1389	.02089	2.1186	.51817	.56702	
Errors	LC Pass	LC Pass	LC Pass	LC Pass	LC Pass	LC Pass	
High	30.000	10.000	30.000	10.000	50.000	5.0000	
Low	-.10000	-.05000	-.05000	-.01000	-.05000	-.02000	
IntStd	1	2	3	4	5	6	7
Mode	Counts	NOTUSED	NOTUSED	NOTUSED	NOTUSED	NOTUSED	NOTUSED
Elem	Y	--	--	--	--	--	--
Wavlen	371.030	--	--	--	--	--	--
Avge	28398	--	--	--	--	--	--
SDev	96.44434	--	--	--	--	--	--
%RSD	.3396214	--	--	--	--	--	--
#1	28287	--	--	--	--	--	--
#2	28439	--	--	--	--	--	--
#3	28466	--	--	--	--	--	--

Method: METTRACE Sample Name: CCV1-12 Operator: RJG
Run Time: 11/12/10 01:14:37
Comment: TESTAMERICA PITTSBURGH ICP METALS ANALYSIS-INST TRACEICP
Mode: CONC Corr. Factor: 1

Elem	AG	AL	AS	B_	BA	BE	CA
Units	ppm	ppm	ppm	ppm	ppm	ppm	ppm
Avge	.99088	25.500	.52713	2.0538	2.0742	2.0061	50.878
SDev	.00050	.039	.00060	.0019	.0040	.0031	.055
%RSD	.05065	.15351	.11291	.09098	.19166	.15368	.10811
#1	.99080	25.539	.52724	2.0529	2.0741	2.0035	50.841
#2	.99042	25.461	.52766	2.0526	2.0703	2.0095	50.941
#3	.99142	25.500	.52648	2.0560	2.0782	2.0053	50.852
Errors	LC Pass	LC Pass	LC Pass	LC Pass	LC Pass	LC Pass	LC Pass
High	1.1000	27.500	.55000	2.2000	2.2000	2.2000	55.000
Low	.90000	22.500	.45000	1.8000	1.8000	1.8000	45.000

Elem	CD	CO	CR	CU	FE	K_	MG
Units	ppm	ppm	ppm	ppm	ppm	ppm	ppm
Avge	.50623	1.9934	2.0441	2.0832	25.783	132.47	50.244
SDev	.00103	.0017	.0022	.0028	.042	.23	.045
%RSD	.20412	.08480	.10533	.13264	.16200	.17421	.08937
#1	.50624	1.9927	2.0428	2.0856	25.767	132.69	50.222
#2	.50726	1.9953	2.0466	2.0802	25.830	132.23	50.296
#3	.50519	1.9922	2.0430	2.0838	25.751	132.49	50.214
Errors	LC Pass	LC Pass	LC Pass	LC Pass	LC Pass	LC Pass	LC Pass
High	.55000	2.2000	2.2000	2.2000	27.500	137.50	55.000
Low	.45000	1.8000	1.8000	1.8000	22.500	112.50	45.000

Elem	MN	MO	NA	NI	PB/1	PB/2	PB
Units	ppm	ppm	ppm	ppm	ppm	ppm	ppm
Avge	2.0222	2.0894	129.71	2.0186	.50840	.51650	.51380
SDev	.0012	.0139	.36	.0005	.00251	.00442	.00218
%RSD	.05912	.66649	.27432	.02720	.49355	.85531	.42519
#1	2.0213	2.0734	130.08	2.0180	.51103	.51141	.51129
#2	2.0236	2.0956	129.37	2.0188	.50813	.51874	.51520
#3	2.0218	2.0991	129.68	2.0191	.50603	.51936	.51492
Errors	LC Pass	LC Pass	LC Pass	LC Pass	NOCHECK	NOCHECK	LC Pass
High	2.2000	2.2000	137.50	2.2000			.55000
Low	1.8000	1.8000	112.50	1.8000			.45000

Elem	SB/1	SB/2	SB	SE/1	SE/2	SE	SI
Units	ppm	ppm	ppm	ppm	ppm	ppm	ppm
Avge	.52571	.53206	.52995	.52979	.52639	.52752	2.0602
SDev	.00145	.00101	.00070	.00287	.00383	.00184	.0086
%RSD	.27609	.19010	.13163	.54095	.72765	.34932	.41674
#1	.52418	.53285	.52996	.53271	.52199	.52556	2.0624
#2	.52707	.53242	.53064	.52967	.52899	.52922	2.0675

#3	.52589	.53092	.52925	.52698	.52818	.52778	2.0507
Errors	NOCHECK	NOCHECK	LC Pass	NOCHECK	NOCHECK	LC Pass	LC Pass

High			.55000			.55000	2.2000
Low			.45000			.45000	1.8000

Elem	SN	SR	TI	TL	V_	ZN	
Units	ppm	ppm	ppm	ppm	ppm	ppm	
Avge	2.1143	2.0682	2.0422	1.0272	1.9928	2.0710	
SDev	.0054	.0043	.0015	.0006	.0002	.0007	
%RSD	.25528	.20706	.07406	.06254	.01035	.03253	
#1	2.1199	2.0683	2.0412	1.0269	1.9929	2.0707	
#2	2.1138	2.0639	2.0439	1.0279	1.9930	2.0718	
#3	2.1091	2.0725	2.0414	1.0267	1.9926	2.0706	
Errors	LC Pass	LC Pass	LC Pass	LC Pass	LC Pass	LC Pass	
High	2.2000	2.2000	2.2000	1.1000	2.2000	2.2000	
Low	1.8000	1.8000	1.8000	.90000	1.8000	1.8000	

IntStd	1	2	3	4	5	6	7
Mode	Counts	NOTUSED	NOTUSED	NOTUSED	NOTUSED	NOTUSED	NOTUSED
Elem	Y	--	--	--	--	--	--
Wavlen	371.030	--	--	--	--	--	--
Avge	28095	--	--	--	--	--	--
SDev	27.78209	--	--	--	--	--	--
%RSD	.0988856	--	--	--	--	--	--
#1	28063	--	--	--	--	--	--
#2	28115	--	--	--	--	--	--
#3	28107	--	--	--	--	--	--

Method: METTRACE Sample Name: CCB12 Operator: RJG
Run Time: 11/12/10 01:20:08
Comment: TESTAMERICA PITTSBURGH ICP METALS ANALYSIS-INST TRACEICP
Mode: CONC Corr. Factor: 1

Elem	AG	AL	AS	B_	BA	BE	CA
Units	ppm	ppm	ppm	ppm	ppm	ppm	ppm
Avge	.00034	.01780	-.00001	.00308	.00001	.00054	.00879
SDev	.00022	.00290	.00068	.00051	.00006	.00003	.00047
%RSD	66.176	16.294	6010.9	16.496	412.00	4.7871	5.3937
#1	.00010	.02090	-.00032	.00366	-.00002	.00051	.00913
#2	.00054	.01515	-.00048	.00287	.00008	.00056	.00825
#3	.00037	.01736	.00076	.00271	-.00002	.00056	.00899
Errors	LC Pass	LC Pass	LC Pass	LC Pass	LC Pass	LC Pass	LC Pass
High	.00500	.20000	.01000	.20000	.20000	.00400	5.0000
Low	-.00500	-.20000	-.01000	-.20000	-.20000	-.00400	-5.0000

Elem	CD	CO	CR	CU	FE	K_	MG
Units	ppm	ppm	ppm	ppm	ppm	ppm	ppm
Avge	.00028	.00017	-.00030	-.00043	.00467	.24452	-.00111
SDev	.00013	.00003	.00011	.00010	.00115	.00369	.00066
%RSD	45.891	14.879	36.089	22.760	24.614	1.5108	59.491
#1	.00036	.00020	-.00025	-.00050	.00421	.24869	-.00149
#2	.00036	.00017	-.00042	-.00046	.00597	.24322	-.00035
#3	.00013	.00015	-.00022	-.00032	.00381	.24165	-.00149
Errors	LC Pass	LC Pass	LC Pass	LC Pass	LC Pass	LC Pass	LC Pass
High	.00500	.05000	.00500	.02500	.10000	5.0000	5.0000
Low	-.00500	-.05000	-.00500	-.02500	-.10000	-5.0000	-5.0000

Elem	MN	MO	NA	NI	PB/1	PB/2	PB
Units	ppm	ppm	ppm	ppm	ppm	ppm	ppm
Avge	-.00003	.00624	-.34752	.00033	-.00091	-.00000	-.00031
SDev	.00003	.00258	.01310	.00024	.00139	.00077	.00031
%RSD	102.33	41.299	3.7683	72.700	152.74	22210.	102.12
#1	-.00005	.00905	-.35711	.00006	-.00010	.00010	.00003
#2	-.00005	.00568	-.33260	.00050	-.00252	.00071	-.00037
#3	.00001	.00399	-.35285	.00043	-.00011	-.00082	-.00058
Errors	LC Pass	LC Pass	LC Pass	LC Pass	NOCHECK	NOCHECK	LC Pass
High	.01500	.04000	5.0000	.04000			.00300
Low	-.01500	-.04000	-5.0000	-.04000			-.00300

Elem	SB/1	SB/2	SB	SE/1	SE/2	SE	SI
Units	ppm	ppm	ppm	ppm	ppm	ppm	ppm
Avge	.00010	.00036	.00027	-.00274	.00131	-.00004	-.00061
SDev	.00187	.00178	.00061	.00277	.00126	.00070	.00218
%RSD	1955.5	487.79	224.11	100.96	95.826	1772.9	359.43
#1	.00226	-.00159	-.00031	-.00489	.00121	-.00082	-.00133
#2	-.00098	.00081	.00022	-.00372	.00261	.00051	-.00234

#3	-.00100	.00187	.00092	.00038	.00011	.00020	.00184
Errors	NOCHECK	NOCHECK	LC Pass	NOCHECK	NOCHECK	LC Pass	LC Pass

High			.01000			.00500	.50000
Low			-.01000			-.00500	-.50000

Elem	SN	SR	TI	TL	V_	ZN	
Units	ppm	ppm	ppm	ppm	ppm	ppm	
Avge	.00088	.00002	.00032	.00327	-.00005	.00237	
SDev	.00247	.00003	.00019	.00109	.00029	.00005	
%RSD	280.82	184.77	60.251	33.175	537.02	2.2678	
#1	.00208	-.00001	.00015	.00452	.00001	.00231	
#2	.00253	.00001	.00053	.00263	-.00037	.00238	
#3	-.00196	.00006	.00028	.00265	.00020	.00241	
Errors	LC Pass	LC Pass	LC Pass	LC Pass	LC Pass	LC Pass	
High	.10000	.05000	.05000	.01000	.05000	.02000	
Low	-.10000	-.05000	-.05000	-.01000	-.05000	-.02000	

IntStd	1	2	3	4	5	6	7
Mode	Counts	NOTUSED	NOTUSED	NOTUSED	NOTUSED	NOTUSED	NOTUSED
Elem	Y	--	--	--	--	--	--
Wavlen	371.030	--	--	--	--	--	--
Avge	28328	--	--	--	--	--	--
SDev	36.28824	--	--	--	--	--	--
%RSD	.1281004	--	--	--	--	--	--
#1	28298	--	--	--	--	--	--
#2	28318	--	--	--	--	--	--
#3	28368	--	--	--	--	--	--

Method: METTRACE Sample Name: L9M2L Operator: RJG
Run Time: 11/12/10 01:25:38
Comment: TESTAMERICA PITTSBURGH ICP METALS ANALYSIS-INST TRACEICP
Mode: CONC Corr. Factor: 1

Elem	AG	AL	AS	B_	BA	BE	CA
Units	ppm	ppm	ppm	ppm	ppm	ppm	ppm
Avge	.00022	.84283	.00111	.01696	.03428	.00040	15.509
SDev	.00013	.00196	.00025	.00019	.00010	.00004	.043
%RSD	56.982	.23303	22.216	1.0994	.29369	10.552	.27907
#1	.00031	.84508	.00134	.01682	.03431	.00039	15.556
#2	.00008	.84191	.00113	.01717	.03436	.00037	15.500
#3	.00027	.84149	.00085	.01689	.03417	.00045	15.470
Errors	LC Pass	LC Pass	LC Pass	LC Pass	LC Pass	LC Pass	LC Pass
High	2.0000	500.00	10.000	30.000	10.000	10.000	600.00
Low	-.00500	-.20000	-.01000	-.20000	-.20000	-.00400	-5.0000

Elem	CD	CO	CR	CU	FE	K_	MG
Units	ppm	ppm	ppm	ppm	ppm	ppm	ppm
Avge	.00025	.00112	.00337	.00598	1.6271	4.0372	3.7031
SDev	.00004	.00008	.00005	.00026	.0075	.0144	.0063
%RSD	16.978	6.9179	1.4194	4.3786	.46161	.35687	.16880
#1	.00029	.00114	.00341	.00603	1.6358	4.0531	3.7102
#2	.00026	.00104	.00332	.00621	1.6224	4.0338	3.7001
#3	.00021	.00119	.00336	.00570	1.6231	4.0249	3.6989
Errors	LC Pass	LC Pass	LC Pass	LC Pass	LC Pass	LC Pass	LC Pass
High	5.0000	50.000	20.000	10.000	500.00	400.00	600.00
Low	-.00500	-.05000	-.00500	-.02500	-.10000	-5.0000	-5.0000

Elem	MN	MO	NA	NI	PB/1	PB/2	PB
Units	ppm	ppm	ppm	ppm	ppm	ppm	ppm
Avge	.09794	.00226	16.788	.00528	.00229	.00319	.00289
SDev	.00025	.00037	.030	.00058	.00118	.00122	.00068
%RSD	.25685	16.576	.17677	10.925	51.602	38.287	23.363
#1	.09821	.00269	16.823	.00462	.00336	.00329	.00331
#2	.09788	.00209	16.773	.00567	.00249	.00192	.00211
#3	.09772	.00200	16.770	.00556	.00102	.00435	.00324
Errors	LC Pass	LC Pass	LC Pass	LC Pass	NOCHECK	NOCHECK	LC Pass
High	20.000	20.000	400.00	100.00			5.0000
Low	-.01500	-.04000	-5.0000	-.04000			-.00300

Elem	SB/1	SB/2	SB	SE/1	SE/2	SE	SI
Units	ppm	ppm	ppm	ppm	ppm	ppm	ppm
Avge	.00158	.00061	.00093	-.00454	.00040	-.00125	3.1616
SDev	.00088	.00158	.00077	.00276	.00172	.00099	.0086
%RSD	55.720	259.33	82.545	60.695	431.82	79.149	.27050
#1	.00092	.00147	.00129	-.00140	-.00098	-.00112	3.1712
#2	.00124	.00158	.00146	-.00657	-.00015	-.00229	3.1589

#3	.00258	-.00122	.00005	-.00565	.00233	-.00033	3.1548
Errors	NOCHECK	NOCHECK	LC Pass	NOCHECK	NOCHECK	LC Pass	LC Pass

High			5.0000			10.000	50.000
Low			-.01000			-.00500	-.50000

Elem	SN	SR	TI	TL	V_	ZN	
Units	ppm	ppm	ppm	ppm	ppm	ppm	
Avge	.00095	.08171	.02078	.00265	.00429	.02420	
SDev	.00213	.00018	.00008	.00027	.00086	.00013	
%RSD	223.34	.21932	.39246	10.080	20.048	.53652	
#1	.00296	.08185	.02075	.00295	.00330	.02407	
#2	-.00128	.08177	.02071	.00250	.00478	.02421	
#3	.00117	.08151	.02087	.00248	.00479	.02433	

Errors	LC Pass	LC Pass	LC Pass	LC Pass	LC Pass	LC Pass	
High	30.000	10.000	30.000	10.000	50.000	5.0000	
Low	-.10000	-.05000	-.05000	-.01000	-.05000	-.02000	

IntStd	1	2	3	4	5	6	7
Mode	Counts	NOTUSED	NOTUSED	NOTUSED	NOTUSED	NOTUSED	NOTUSED
Elem	Y	--	--	--	--	--	--
Wavlen	371.030	--	--	--	--	--	--
Avge	28502	--	--	--	--	--	--
SDev	27.84950	--	--	--	--	--	--
%RSD	.0977097	--	--	--	--	--	--
#1	28482	--	--	--	--	--	--
#2	28534	--	--	--	--	--	--
#3	28491	--	--	--	--	--	--

Method: METTRACE Sample Name: L9M2N Operator: RJG
Run Time: 11/12/10 01:31:08
Comment: TESTAMERICA PITTSBURGH ICP METALS ANALYSIS-INST TRACEICP
Mode: CONC Corr. Factor: 1

Elem	AG	AL	AS	B_	BA	BE	CA
Units	ppm	ppm	ppm	ppm	ppm	ppm	ppm
Avge	-.00000	1.0224	.00050	.01639	.03597	.00053	14.985
SDev	.00009	.0034	.00042	.00055	.00007	.00004	.051
%RSD	10454.	.33656	84.165	3.3360	.20915	7.0260	.33748
#1	-.00011	1.0263	.00014	.01578	.03605	.00054	14.990
#2	.00007	1.0214	.00097	.01653	.03594	.00049	14.932
#3	.00004	1.0196	.00040	.01685	.03591	.00057	15.033
Errors	LC Pass	LC Pass	LC Pass	LC Pass	LC Pass	LC Pass	LC Pass
High	2.0000	500.00	10.000	30.000	10.000	10.000	600.00
Low	-.00500	-.20000	-.01000	-.20000	-.20000	-.00400	-5.0000

Elem	CD	CO	CR	CU	FE	K_	MG
Units	ppm	ppm	ppm	ppm	ppm	ppm	ppm
Avge	.00023	.00129	.00319	.00518	1.8000	4.4317	4.0235
SDev	.00006	.00024	.00027	.00011	.0053	.0082	.0098
%RSD	25.861	18.951	8.4214	2.1460	.29196	.18407	.24257
#1	.00030	.00101	.00306	.00530	1.8000	4.4387	4.0219
#2	.00019	.00141	.00349	.00517	1.7947	4.4337	4.0147
#3	.00021	.00145	.00301	.00508	1.8052	4.4228	4.0340
Errors	LC Pass	LC Pass	LC Pass	LC Pass	LC Pass	LC Pass	LC Pass
High	5.0000	50.000	20.000	10.000	500.00	400.00	600.00
Low	-.00500	-.05000	-.00500	-.02500	-.10000	-5.0000	-5.0000

Elem	MN	MO	NA	NI	PB/1	PB/2	PB
Units	ppm	ppm	ppm	ppm	ppm	ppm	ppm
Avge	.11033	.00118	16.329	.00574	.00139	.00180	.00166
SDev	.00022	.00054	.045	.00020	.00156	.00077	.00006
%RSD	.19907	45.632	.27359	3.4341	111.77	43.134	3.9314
#1	.11039	.00083	16.372	.00596	.00052	.00213	.00159
#2	.11009	.00179	16.332	.00567	.00319	.00091	.00167
#3	.11052	.00090	16.283	.00559	.00047	.00235	.00172
Errors	LC Pass	LC Pass	LC Pass	LC Pass	NOCHECK	NOCHECK	LC Pass
High	20.000	20.000	400.00	100.00			5.0000
Low	-.01500	-.04000	-5.0000	-.04000			-.00300

Elem	SB/1	SB/2	SB	SE/1	SE/2	SE	SI
Units	ppm	ppm	ppm	ppm	ppm	ppm	ppm
Avge	.00167	.00075	.00105	-.00223	.00042	-.00046	3.6759
SDev	.00152	.00180	.00072	.00156	.00097	.00016	.0080
%RSD	90.813	241.25	68.168	69.883	230.63	35.703	.21900
#1	.00249	-.00062	.00041	-.00402	.00151	-.00033	3.6829
#2	-.00008	.00278	.00183	-.00122	-.00036	-.00065	3.6671

#3	.00260	.00008	.00092	-.00144	.00011	-.00040	3.6776
Errors	NOCHECK	NOCHECK	LC Pass	NOCHECK	NOCHECK	LC Pass	LC Pass

High			5.0000			10.000	50.000
Low			-.01000			-.00500	-.50000

Elem	SN	SR	TI	TL	V_	ZN	
Units	ppm	ppm	ppm	ppm	ppm	ppm	
Avge	.00207	.07088	.02466	.00048	.00446	.02091	
SDev	.00067	.00019	.00019	.00057	.00098	.00010	
%RSD	32.200	.26799	.78365	118.80	22.055	.48726	
#1	.00207	.07108	.02488	-.00018	.00505	.02103	
#2	.00140	.07070	.02459	.00084	.00502	.02083	
#3	.00273	.07087	.02451	.00079	.00333	.02088	

Errors	LC Pass	LC Pass	LC Pass	LC Pass	LC Pass	LC Pass	
High	30.000	10.000	30.000	10.000	50.000	5.0000	
Low	-.10000	-.05000	-.05000	-.01000	-.05000	-.02000	

IntStd	1	2	3	4	5	6	7
Mode	Counts	NOTUSED	NOTUSED	NOTUSED	NOTUSED	NOTUSED	NOTUSED
Elem	Y	--	--	--	--	--	--
Wavlen	371.030	--	--	--	--	--	--
Avge	28511	--	--	--	--	--	--
SDev	145.5322	--	--	--	--	--	--
%RSD	.5104364	--	--	--	--	--	--
#1	28351	--	--	--	--	--	--
#2	28547	--	--	--	--	--	--
#3	28635	--	--	--	--	--	--

Method: METTRACE Sample Name: L9M2P Operator: RJG
Run Time: 11/12/10 01:36:38
Comment: TESTAMERICA PITTSBURGH ICP METALS ANALYSIS-INST TRACEICP
Mode: CONC Corr. Factor: 1

Elem	AG	AL	AS	B_	BA	BE	CA
Units	ppm	ppm	ppm	ppm	ppm	ppm	ppm
Avge	.00008	1.0964	.00017	.01762	.03964	.00045	16.365
SDev	.00041	.0029	.00019	.00059	.00012	.00001	.026
%RSD	545.51	.26090	112.80	3.3419	.30966	3.0657	.16111
#1	-.00039	1.0994	.00037	.01828	.03955	.00045	16.387
#2	.00024	1.0963	-.00001	.01740	.03978	.00044	16.371
#3	.00038	1.0936	.00015	.01717	.03959	.00046	16.336
Errors	LC Pass	LC Pass	LC Pass	LC Pass	LC Pass	LC Pass	LC Pass
High	2.0000	500.00	10.000	30.000	10.000	10.000	600.00
Low	-.00500	-.20000	-.01000	-.20000	-.20000	-.00400	-5.0000

Elem	CD	CO	CR	CU	FE	K_	MG
Units	ppm	ppm	ppm	ppm	ppm	ppm	ppm
Avge	.00021	.00142	.00321	.00561	1.8666	4.7276	4.3758
SDev	.00002	.00039	.00022	.00010	.0083	.0003	.0067
%RSD	8.8211	27.294	6.9059	1.7629	.44522	.00736	.15322
#1	.00023	.00097	.00296	.00551	1.8712	4.7273	4.3768
#2	.00021	.00163	.00338	.00571	1.8717	4.7280	4.3819
#3	.00019	.00166	.00329	.00562	1.8571	4.7275	4.3686
Errors	LC Pass	LC Pass	LC Pass	LC Pass	LC Pass	LC Pass	LC Pass
High	5.0000	50.000	20.000	10.000	500.00	400.00	600.00
Low	-.00500	-.05000	-.00500	-.02500	-.10000	-5.0000	-5.0000

Elem	MN	MO	NA	NI	PB/1	PB/2	PB
Units	ppm	ppm	ppm	ppm	ppm	ppm	ppm
Avge	.10918	.00128	17.702	.00619	.00070	.00316	.00234
SDev	.00012	.00015	.043	.00061	.00021	.00103	.00065
%RSD	.11055	11.402	.24505	9.8049	29.904	32.629	27.623
#1	.10926	.00131	17.693	.00636	.00047	.00413	.00291
#2	.10924	.00141	17.665	.00669	.00076	.00207	.00164
#3	.10904	.00112	17.750	.00551	.00087	.00329	.00249
Errors	LC Pass	LC Pass	LC Pass	LC Pass	NOCHECK	NOCHECK	LC Pass
High	20.000	20.000	400.00	100.00			5.0000
Low	-.01500	-.04000	-5.0000	-.04000			-.00300

Elem	SB/1	SB/2	SB	SE/1	SE/2	SE	SI
Units	ppm	ppm	ppm	ppm	ppm	ppm	ppm
Avge	.00132	-.00051	.00010	-.00550	.00137	-.00091	3.9900
SDev	.00084	.00118	.00060	.00346	.00084	.00100	.0112
%RSD	63.618	229.19	610.89	62.965	60.786	109.53	.27994
#1	.00075	-.00060	-.00015	-.00939	.00164	-.00203	4.0025
#2	.00229	-.00164	-.00033	-.00435	.00204	-.00009	3.9865

#3	.00093	.00071	.00078	-.00276	.00044	-.00063	3.9811
Errors	NOCHECK	NOCHECK	LC Pass	NOCHECK	NOCHECK	LC Pass	LC Pass

High			5.0000			10.000	50.000
Low			-.01000			-.00500	-.50000

Elem	SN	SR	TI	TL	V_	ZN	
Units	ppm	ppm	ppm	ppm	ppm	ppm	
Avge	.00073	.08373	.02675	.00082	.00486	.02293	
SDev	.00089	.00020	.00011	.00134	.00105	.00019	
%RSD	122.68	.23869	.39644	164.13	21.518	.82030	
#1	.00073	.08389	.02686	.00224	.00373	.02300	
#2	-.00016	.08380	.02666	-.00042	.00580	.02308	
#3	.00162	.08351	.02672	.00062	.00506	.02272	
Errors	LC Pass	LC Pass	LC Pass	LC Pass	LC Pass	LC Pass	
High	30.000	10.000	30.000	10.000	50.000	5.0000	
Low	-.10000	-.05000	-.05000	-.01000	-.05000	-.02000	

IntStd	1	2	3	4	5	6	7
Mode	Counts	NOTUSED	NOTUSED	NOTUSED	NOTUSED	NOTUSED	NOTUSED
Elem	Y	--	--	--	--	--	--
Wavlen	371.030	--	--	--	--	--	--
Avge	28468	--	--	--	--	--	--
SDev	58.84347	--	--	--	--	--	--
%RSD	.2067024	--	--	--	--	--	--
#1	28523	--	--	--	--	--	--
#2	28475	--	--	--	--	--	--
#3	28406	--	--	--	--	--	--

Method: METTRACE Sample Name: L9M2Q Operator: RJG
Run Time: 11/12/10 01:42:09
Comment: TESTAMERICA PITTSBURGH ICP METALS ANALYSIS-INST TRACEICP
Mode: CONC Corr. Factor: 1

Elem	AG	AL	AS	B_	BA	BE	CA
Units	ppm	ppm	ppm	ppm	ppm	ppm	ppm
Avge	.00024	.77831	.00024	.01564	.03106	.00051	14.546
SDev	.00034	.00336	.00068	.00049	.00008	.00007	.033
%RSD	142.71	.43179	279.96	3.1254	.27137	14.099	.22468
#1	.00003	.78002	.00007	.01518	.03103	.00045	14.529
#2	.00006	.77444	-.00033	.01559	.03116	.00048	14.525
#3	.00062	.78047	.00099	.01615	.03100	.00059	14.584
Errors	LC Pass	LC Pass	LC Pass	LC Pass	LC Pass	LC Pass	LC Pass
High	2.0000	500.00	10.000	30.000	10.000	10.000	600.00
Low	-.00500	-.20000	-.01000	-.20000	-.20000	-.00400	-5.0000

Elem	CD	CO	CR	CU	FE	K_	MG
Units	ppm	ppm	ppm	ppm	ppm	ppm	ppm
Avge	.00015	.00123	.00296	.00605	1.4873	3.3347	3.2559
SDev	.00020	.00022	.00010	.00013	.0036	.0025	.0092
%RSD	132.36	17.796	3.3273	2.1224	.24191	.07553	.28230
#1	-.00002	.00145	.00302	.00603	1.4842	3.3375	3.2475
#2	.00010	.00124	.00303	.00593	1.4865	3.3329	3.2546
#3	.00037	.00101	.00285	.00619	1.4912	3.3335	3.2657
Errors	LC Pass	LC Pass	LC Pass	LC Pass	LC Pass	LC Pass	LC Pass
High	5.0000	50.000	20.000	10.000	500.00	400.00	600.00
Low	-.00500	-.05000	-.00500	-.02500	-.10000	-5.0000	-5.0000

Elem	MN	MO	NA	NI	PB/1	PB/2	PB
Units	ppm	ppm	ppm	ppm	ppm	ppm	ppm
Avge	.12289	.00152	16.281	.00462	.00394	.00294	.00327
SDev	.00023	.00042	.021	.00024	.00169	.00080	.00064
%RSD	.19148	27.802	.13008	5.2211	42.769	27.285	19.471
#1	.12279	.00112	16.263	.00488	.00245	.00373	.00330
#2	.12273	.00149	16.275	.00440	.00361	.00213	.00262
#3	.12316	.00196	16.304	.00457	.00577	.00296	.00390
Errors	LC Pass	LC Pass	LC Pass	LC Pass	NOCHECK	NOCHECK	LC Pass
High	20.000	20.000	400.00	100.00			5.0000
Low	-.01500	-.04000	-5.0000	-.04000			-.00300

Elem	SB/1	SB/2	SB	SE/1	SE/2	SE	SI
Units	ppm	ppm	ppm	ppm	ppm	ppm	ppm
Avge	-.00038	.00127	.00072	.00009	.00069	.00049	2.7462
SDev	.00211	.00014	.00061	.00236	.00072	.00033	.0011
%RSD	561.66	11.387	84.376	2572.2	104.33	67.318	.04118
#1	.00195	.00111	.00139	-.00190	.00139	.00029	2.7452
#2	-.00089	.00129	.00056	.00270	-.00004	.00087	2.7460

#3	-.00218	.00140	.00021	-.00053	.00072	.00030	2.7474
Errors	NOCHECK	NOCHECK	LC Pass	NOCHECK	NOCHECK	LC Pass	LC Pass

High			5.0000			10.000	50.000
Low			-.01000			-.00500	-.50000

Elem	SN	SR	TI	TL	V_	ZN	
Units	ppm	ppm	ppm	ppm	ppm	ppm	
Avge	.00080	.07702	.01919	-.00000	.00442	.02698	
SDev	.00105	.00009	.00007	.00180	.00046	.00005	
%RSD	131.80	.11054	.36636	50341.	10.382	.16954	
#1	-.00039	.07696	.01927	.00077	.00438	.02702	
#2	.00162	.07699	.01913	-.00206	.00398	.02700	
#3	.00117	.07712	.01919	.00129	.00489	.02693	

Errors	LC Pass	LC Pass	LC Pass	LC Pass	LC Pass	LC Pass	
High	30.000	10.000	30.000	10.000	50.000	5.0000	
Low	-.10000	-.05000	-.05000	-.01000	-.05000	-.02000	

IntStd	1	2	3	4	5	6	7
Mode	Counts	NOTUSED	NOTUSED	NOTUSED	NOTUSED	NOTUSED	NOTUSED
Elem	Y	--	--	--	--	--	--
Wavlen	371.030	--	--	--	--	--	--
Avge	28622	--	--	--	--	--	--
SDev	161.7942	--	--	--	--	--	--
%RSD	.5652852	--	--	--	--	--	--
#1	28444	--	--	--	--	--	--
#2	28660	--	--	--	--	--	--
#3	28761	--	--	--	--	--	--

Method: METTRACE Sample Name: L9M2R Operator: RJG
Run Time: 11/12/10 01:47:39
Comment: TESTAMERICA PITTSBURGH ICP METALS ANALYSIS-INST TRACEICP
Mode: CONC Corr. Factor: 1

Elem	AG	AL	AS	B_	BA	BE	CA
Units	ppm	ppm	ppm	ppm	ppm	ppm	ppm
Avge	-.00019	.76495	-.00064	.02034	.03549	.00041	17.099
SDev	.00011	.00048	.00084	.00078	.00004	.00000	.044
%RSD	57.960	.06272	131.22	3.8237	.10991	.90688	.25443
#1	-.00006	.76550	.00005	.01978	.03551	.00040	17.143
#2	-.00025	.76461	-.00040	.02123	.03544	.00041	17.099
#3	-.00027	.76475	-.00158	.02002	.03551	.00041	17.056
Errors	LC Pass	LC Pass	LC Pass	LC Pass	LC Pass	LC Pass	LC Pass
High	2.0000	500.00	10.000	30.000	10.000	10.000	600.00
Low	-.00500	-.20000	-.01000	-.20000	-.20000	-.00400	-5.0000

Elem	CD	CO	CR	CU	FE	K_	MG
Units	ppm	ppm	ppm	ppm	ppm	ppm	ppm
Avge	.00009	.00096	.00272	.00581	1.5436	4.1856	3.7006
SDev	.00019	.00002	.00031	.00007	.0075	.0057	.0085
%RSD	202.78	1.5296	11.526	1.2315	.48472	.13718	.23036
#1	.00002	.00096	.00244	.00588	1.5497	4.1794	3.7089
#2	-.00005	.00094	.00306	.00582	1.5458	4.1868	3.7010
#3	.00030	.00097	.00265	.00573	1.5352	4.1907	3.6919
Errors	LC Pass	LC Pass	LC Pass	LC Pass	LC Pass	LC Pass	LC Pass
High	5.0000	50.000	20.000	10.000	500.00	400.00	600.00
Low	-.00500	-.05000	-.00500	-.02500	-.10000	-5.0000	-5.0000

Elem	MN	MO	NA	NI	PB/1	PB/2	PB
Units	ppm	ppm	ppm	ppm	ppm	ppm	ppm
Avge	.10918	.00043	18.104	.00426	.00138	.00329	.00265
SDev	.00012	.00026	.054	.00090	.00138	.00098	.00095
%RSD	.11202	60.156	.29587	21.109	100.11	29.832	35.891
#1	.10930	.00023	18.046	.00450	.00017	.00357	.00244
#2	.10917	.00072	18.112	.00500	.00288	.00411	.00370
#3	.10906	.00034	18.152	.00326	.00108	.00220	.00183
Errors	LC Pass	LC Pass	LC Pass	LC Pass	NOCHECK	NOCHECK	LC Pass
High	20.000	20.000	400.00	100.00			5.0000
Low	-.01500	-.04000	-5.0000	-.04000			-.00300

Elem	SB/1	SB/2	SB	SE/1	SE/2	SE	SI
Units	ppm	ppm	ppm	ppm	ppm	ppm	ppm
Avge	.00131	.00096	.00108	-.00348	.00018	-.00104	2.8350
SDev	.00121	.00094	.00037	.00315	.00125	.00120	.0024
%RSD	92.149	97.953	34.762	90.589	676.43	116.03	.08519
#1	.00112	.00047	.00069	-.00711	.00055	-.00200	2.8374
#2	.00021	.00204	.00143	-.00184	-.00121	-.00142	2.8351

#3	.00261	.00036	.00111	-.00149	.00121	.00031	2.8325
Errors	NOCHECK	NOCHECK	LC Pass	NOCHECK	NOCHECK	LC Pass	LC Pass

High			5.0000			10.000	50.000
Low			-.01000			-.00500	-.50000

Elem	SN	SR	TI	TL	V_	ZN	
Units	ppm	ppm	ppm	ppm	ppm	ppm	
Avge	-.00062	.08829	.01967	.00150	.00390	.02358	
SDev	.00192	.00004	.00054	.00070	.00039	.00004	
%RSD	310.77	.04827	2.7473	46.288	9.9384	.17986	
#1	.00118	.08832	.02028	.00144	.00421	.02363	
#2	-.00039	.08831	.01927	.00084	.00402	.02358	
#3	-.00264	.08824	.01945	.00223	.00347	.02354	

Errors	LC Pass	LC Pass	LC Pass	LC Pass	LC Pass	LC Pass	
High	30.000	10.000	30.000	10.000	50.000	5.0000	
Low	-.10000	-.05000	-.05000	-.01000	-.05000	-.02000	

IntStd	1	2	3	4	5	6	7
Mode	Counts	NOTUSED	NOTUSED	NOTUSED	NOTUSED	NOTUSED	NOTUSED
Elem	Y	--	--	--	--	--	--
Wavlen	371.030	--	--	--	--	--	--
Avge	28410	--	--	--	--	--	--
SDev	43.36513	--	--	--	--	--	--
%RSD	.1526378	--	--	--	--	--	--
#1	28431	--	--	--	--	--	--
#2	28440	--	--	--	--	--	--
#3	28361	--	--	--	--	--	--

Method: METTRACE Sample Name: L9M2T Operator: RJG
Run Time: 11/12/10 01:53:09
Comment: TESTAMERICA PITTSBURGH ICP METALS ANALYSIS-INST TRACEICP
Mode: CONC Corr. Factor: 1

Elem	AG	AL	AS	B_	BA	BE	CA
Units	ppm	ppm	ppm	ppm	ppm	ppm	ppm
Avge	-.00006	1.5519	.00028	.01855	.04225	.00052	16.787
SDev	.00002	.0137	.00049	.00056	.00019	.00004	.025
%RSD	37.205	.88580	178.60	3.0421	.46256	6.8649	.14952
#1	-.00003	1.5657	.00076	.01880	.04231	.00053	16.758
#2	-.00007	1.5517	.00029	.01894	.04240	.00048	16.799
#3	-.00008	1.5382	-.00023	.01790	.04203	.00055	16.804
Errors	LC Pass	LC Pass	LC Pass	LC Pass	LC Pass	LC Pass	LC Pass
High	2.0000	500.00	10.000	30.000	10.000	10.000	600.00
Low	-.00500	-.20000	-.01000	-.20000	-.20000	-.00400	-5.0000

Elem	CD	CO	CR	CU	FE	K_	MG
Units	ppm	ppm	ppm	ppm	ppm	ppm	ppm
Avge	.00015	.00163	.01015	.00575	2.1338	4.8722	4.4137
SDev	.00018	.00029	.00017	.00013	.0097	.0157	.0040
%RSD	121.42	17.580	1.6774	2.1995	.45528	.32183	.08958
#1	.00013	.00195	.01025	.00584	2.1422	4.8835	4.4108
#2	.00033	.00138	.01024	.00582	2.1361	4.8788	4.4182
#3	-.00002	.00157	.00995	.00561	2.1232	4.8543	4.4122
Errors	LC Pass	LC Pass	LC Pass	LC Pass	LC Pass	LC Pass	LC Pass
High	5.0000	50.000	20.000	10.000	500.00	400.00	600.00
Low	-.00500	-.05000	-.00500	-.02500	-.10000	-5.0000	-5.0000

Elem	MN	MO	NA	NI	PB/1	PB/2	PB
Units	ppm	ppm	ppm	ppm	ppm	ppm	ppm
Avge	.13567	.00208	17.936	.01015	.00227	.00218	.00221
SDev	.00006	.00027	.039	.00025	.00089	.00055	.00061
%RSD	.04519	12.941	.21904	2.4800	39.151	25.230	27.748
#1	.13563	.00230	17.945	.00989	.00208	.00253	.00238
#2	.13574	.00178	17.893	.01018	.00324	.00245	.00271
#3	.13565	.00215	17.970	.01039	.00149	.00154	.00153
Errors	LC Pass	LC Pass	LC Pass	LC Pass	NOCHECK	NOCHECK	LC Pass
High	20.000	20.000	400.00	100.00			5.0000
Low	-.01500	-.04000	-5.0000	-.04000			-.00300

Elem	SB/1	SB/2	SB	SE/1	SE/2	SE	SI
Units	ppm	ppm	ppm	ppm	ppm	ppm	ppm
Avge	.00020	.00119	.00086	.00044	-.00020	.00001	4.6702
SDev	.00094	.00039	.00047	.00167	.00058	.00079	.0300
%RSD	483.27	33.011	54.420	382.01	286.65	7836.7	.64264
#1	.00084	.00163	.00137	.00205	.00035	.00092	4.7020
#2	-.00089	.00110	.00044	.00057	-.00081	-.00035	4.6663

#3	.00063	.00085	.00078	-.00130	-.00015	-.00053	4.6424
Errors	NOCHECK	NOCHECK	LC Pass	NOCHECK	NOCHECK	LC Pass	LC Pass

High			5.0000			10.000	50.000
Low			-.01000			-.00500	-.50000

Elem	SN	SR	TI	TL	V_	ZN	
Units	ppm	ppm	ppm	ppm	ppm	ppm	
Avge	.00006	.07807	.04795	.00053	.00343	.02163	
SDev	.00118	.00005	.00256	.00146	.00058	.00014	
%RSD	2024.9	.05703	5.3446	277.40	16.926	.64304	
#1	-.00084	.07806	.04692	.00139	.00401	.02147	
#2	-.00038	.07812	.04606	-.00116	.00342	.02167	
#3	.00139	.07804	.05087	.00135	.00285	.02174	
Errors	LC Pass	LC Pass	LC Pass	LC Pass	LC Pass	LC Pass	
High	30.000	10.000	30.000	10.000	50.000	5.0000	
Low	-.10000	-.05000	-.05000	-.01000	-.05000	-.02000	

IntStd	1	2	3	4	5	6	7
Mode	Counts	NOTUSED	NOTUSED	NOTUSED	NOTUSED	NOTUSED	NOTUSED
Elem	Y	--	--	--	--	--	--
Wavlen	371.030	--	--	--	--	--	--
Avge	28634	--	--	--	--	--	--
SDev	167.5918	--	--	--	--	--	--
%RSD	.5852998	--	--	--	--	--	--
#1	28450	--	--	--	--	--	--
#2	28673	--	--	--	--	--	--
#3	28778	--	--	--	--	--	--

Method: METTRACE Sample Name: L9M2V Operator: RJG
Run Time: 11/12/10 01:58:39
Comment: TESTAMERICA PITTSBURGH ICP METALS ANALYSIS-INST TRACEICP
Mode: CONC Corr. Factor: 1

Elem	AG	AL	AS	B_	BA	BE	CA
Units	ppm	ppm	ppm	ppm	ppm	ppm	ppm
Avge	.00010	1.2897	.00037	.02177	.04634	.00043	19.674
SDev	.00014	.0022	.00140	.00018	.00015	.00006	.021
%RSD	136.13	.16984	382.06	.84794	.33511	14.027	.10683
#1	.00001	1.2899	.00102	.02155	.04645	.00036	19.699
#2	.00026	1.2918	-.00124	.02190	.04640	.00047	19.664
#3	.00004	1.2874	.00131	.02184	.04616	.00046	19.661
Errors	LC Pass	LC Pass	LC Pass	LC Pass	LC Pass	LC Pass	LC Pass
High	2.0000	500.00	10.000	30.000	10.000	10.000	600.00
Low	-.00500	-.20000	-.01000	-.20000	-.20000	-.00400	-5.0000

Elem	CD	CO	CR	CU	FE	K_	MG
Units	ppm	ppm	ppm	ppm	ppm	ppm	ppm
Avge	.00025	.00153	.00337	.00524	2.0389	5.4093	4.6842
SDev	.00015	.00013	.00018	.00014	.0092	.0042	.0083
%RSD	61.260	8.6047	5.3402	2.6572	.44955	.07846	.17674
#1	.00037	.00156	.00334	.00513	2.0370	5.4097	4.6927
#2	.00008	.00138	.00322	.00540	2.0308	5.4048	4.6762
#3	.00030	.00164	.00357	.00519	2.0489	5.4133	4.6838
Errors	LC Pass	LC Pass	LC Pass	LC Pass	LC Pass	LC Pass	LC Pass
High	5.0000	50.000	20.000	10.000	500.00	400.00	600.00
Low	-.00500	-.05000	-.00500	-.02500	-.10000	-5.0000	-5.0000

Elem	MN	MO	NA	NI	PB/1	PB/2	PB
Units	ppm	ppm	ppm	ppm	ppm	ppm	ppm
Avge	.13830	.00060	20.081	.00612	.00160	.00323	.00269
SDev	.00008	.00012	.030	.00023	.00143	.00036	.00071
%RSD	.05521	19.982	.14914	3.7053	89.208	11.115	26.570
#1	.13831	.00053	20.047	.00638	.00282	.00351	.00328
#2	.13822	.00053	20.101	.00601	.00196	.00336	.00289
#3	.13837	.00073	20.096	.00597	.00003	.00283	.00189
Errors	LC Pass	LC Pass	LC Pass	LC Pass	NOCHECK	NOCHECK	LC Pass
High	20.000	20.000	400.00	100.00			5.0000
Low	-.01500	-.04000	-5.0000	-.04000			-.00300

Elem	SB/1	SB/2	SB	SE/1	SE/2	SE	SI
Units	ppm	ppm	ppm	ppm	ppm	ppm	ppm
Avge	.00167	.00024	.00071	-.00282	-.00090	-.00154	4.3243
SDev	.00113	.00091	.00024	.00179	.00187	.00184	.0131
%RSD	67.533	381.18	33.147	63.602	207.24	119.50	.30364
#1	.00042	.00120	.00094	-.00334	-.00173	-.00227	4.3393
#2	.00261	-.00060	.00047	-.00082	.00124	.00055	4.3184

#3	.00198	.00011	.00074	-.00430	-.00222	-.00291	4.3151
Errors	NOCHECK	NOCHECK	LC Pass	NOCHECK	NOCHECK	LC Pass	LC Pass

High			5.0000			10.000	50.000
Low			-.01000			-.00500	-.50000

Elem	SN	SR	TI	TL	V_	ZN	
Units	ppm	ppm	ppm	ppm	ppm	ppm	
Avge	-.00017	.09363	.03887	.00075	.00499	.01955	
SDev	.00059	.00006	.00016	.00119	.00120	.00012	
%RSD	354.55	.06508	.40266	158.21	24.032	.62836	
#1	-.00061	.09366	.03877	.00123	.00361	.01942	
#2	-.00039	.09356	.03880	.00163	.00567	.01956	
#3	.00050	.09367	.03905	-.00060	.00569	.01967	

Errors	LC Pass	LC Pass	LC Pass	LC Pass	LC Pass	LC Pass	
High	30.000	10.000	30.000	10.000	50.000	5.0000	
Low	-.10000	-.05000	-.05000	-.01000	-.05000	-.02000	

IntStd	1	2	3	4	5	6	7
Mode	Counts	NOTUSED	NOTUSED	NOTUSED	NOTUSED	NOTUSED	NOTUSED
Elem	Y	--	--	--	--	--	--
Wavlen	371.030	--	--	--	--	--	--
Avge	28390	--	--	--	--	--	--
SDev	62.64782	--	--	--	--	--	--
%RSD	.2206702	--	--	--	--	--	--
#1	28437	--	--	--	--	--	--
#2	28413	--	--	--	--	--	--
#3	28319	--	--	--	--	--	--

Method: METTRACE Sample Name: L9M2X Operator: RJG
Run Time: 11/12/10 02:04:09
Comment: TESTAMERICA PITTSBURGH ICP METALS ANALYSIS-INST TRACEICP
Mode: CONC Corr. Factor: 1

Elem	AG	AL	AS	B_	BA	BE	CA
Units	ppm	ppm	ppm	ppm	ppm	ppm	ppm
Avge	.00008	1.0948	-.00031	.01439	.03145	.00043	13.906
SDev	.00005	.0085	.00012	.00003	.00015	.00007	.036
%RSD	54.681	.78029	38.678	.20505	.45959	15.624	.26226
#1	.00009	1.1033	-.00018	.01442	.03162	.00037	13.943
#2	.00004	1.0951	-.00034	.01436	.03136	.00050	13.905
#3	.00013	1.0862	-.00042	.01439	.03139	.00042	13.870
Errors	LC Pass	LC Pass	LC Pass	LC Pass	LC Pass	LC Pass	LC Pass
High	2.0000	500.00	10.000	30.000	10.000	10.000	600.00
Low	-.00500	-.20000	-.01000	-.20000	-.20000	-.00400	-5.0000

Elem	CD	CO	CR	CU	FE	K_	MG
Units	ppm	ppm	ppm	ppm	ppm	ppm	ppm
Avge	.00017	.00110	.00327	.00701	1.7506	3.3344	3.2555
SDev	.00015	.00026	.00015	.00011	.0045	.0151	.0129
%RSD	92.032	24.107	4.5331	1.5066	.25586	.45152	.39487
#1	-.00000	.00086	.00344	.00712	1.7550	3.3506	3.2691
#2	.00022	.00106	.00315	.00691	1.7506	3.3318	3.2538
#3	.00029	.00138	.00323	.00699	1.7461	3.3208	3.2436
Errors	LC Pass	LC Pass	LC Pass	LC Pass	LC Pass	LC Pass	LC Pass
High	5.0000	50.000	20.000	10.000	500.00	400.00	600.00
Low	-.00500	-.05000	-.00500	-.02500	-.10000	-5.0000	-5.0000

Elem	MN	MO	NA	NI	PB/1	PB/2	PB
Units	ppm	ppm	ppm	ppm	ppm	ppm	ppm
Avge	.11348	.00123	16.107	.00498	.00304	.00382	.00356
SDev	.00034	.00012	.024	.00087	.00165	.00179	.00070
%RSD	.29496	9.8761	.14769	17.416	54.319	46.725	19.748
#1	.11385	.00132	16.119	.00595	.00467	.00254	.00325
#2	.11339	.00129	16.079	.00428	.00137	.00586	.00437
#3	.11320	.00109	16.121	.00471	.00308	.00306	.00307
Errors	LC Pass	LC Pass	LC Pass	LC Pass	NOCHECK	NOCHECK	LC Pass
High	20.000	20.000	400.00	100.00			5.0000
Low	-.01500	-.04000	-5.0000	-.04000			-.00300

Elem	SB/1	SB/2	SB	SE/1	SE/2	SE	SI
Units	ppm	ppm	ppm	ppm	ppm	ppm	ppm
Avge	.00076	-.00043	-.00003	-.00062	.00057	.00018	3.1965
SDev	.00038	.00059	.00052	.00061	.00211	.00128	.0136
%RSD	50.949	137.91	1598.0	97.460	368.17	731.36	.42459
#1	.00119	.00025	.00056	.00008	-.00097	-.00062	3.2110
#2	.00062	-.00079	-.00032	-.00099	.00298	.00166	3.1945

#3	.00046	-.00074	-.00034	-.00095	-.00029	-.00051	3.1840
Errors	NOCHECK	NOCHECK	LC Pass	NOCHECK	NOCHECK	LC Pass	LC Pass

High			5.0000			10.000	50.000
Low			-.01000			-.00500	-.50000

Elem	SN	SR	TI	TL	V_	ZN	
Units	ppm	ppm	ppm	ppm	ppm	ppm	
Avge	-.00046	.06829	.03491	-.00099	.00512	.02820	
SDev	.00034	.00045	.00119	.00026	.00038	.00013	
%RSD	73.788	.66230	3.4001	26.045	7.4682	.45273	
#1	-.00039	.06881	.03628	-.00126	.00503	.02806	
#2	-.00083	.06806	.03423	-.00075	.00554	.02831	
#3	-.00016	.06799	.03422	-.00097	.00480	.02822	

Errors	LC Pass	LC Pass	LC Pass	LC Pass	LC Pass	LC Pass	
High	30.000	10.000	30.000	10.000	50.000	5.0000	
Low	-.10000	-.05000	-.05000	-.01000	-.05000	-.02000	

IntStd	1	2	3	4	5	6	7
Mode	Counts	NOTUSED	NOTUSED	NOTUSED	NOTUSED	NOTUSED	NOTUSED
Elem	Y	--	--	--	--	--	--
Wavlen	371.030	--	--	--	--	--	--
Avge	28580	--	--	--	--	--	--
SDev	143.5655	--	--	--	--	--	--
%RSD	.5023335	--	--	--	--	--	--
#1	28414	--	--	--	--	--	--
#2	28658	--	--	--	--	--	--
#3	28668	--	--	--	--	--	--

Method: METTRACE Sample Name: L9T8XBF Rerun Operator: RJG
Run Time: 11/12/10 02:09:40
Comment: TESTAMERICA PITTSBURGH ICP METALS ANALYSIS-INST TRACEICP
Mode: CONC Corr. Factor: 1

Elem	AG	AL	AS	B_	BA	BE	CA
Units	ppm	ppm	ppm	ppm	ppm	ppm	ppm
Avge	-.00025	.02268	-.00059	.00068	.00022	.00041	.06628
SDev	.00012	.00394	.00010	.00042	.00003	.00007	.00112
%RSD	47.904	17.389	16.616	61.551	11.435	18.205	1.6942
#1	-.00013	.02675	-.00070	.00096	.00023	.00032	.06704
#2	-.00025	.02242	-.00055	.00088	.00024	.00046	.06681
#3	-.00036	.01888	-.00052	.00020	.00019	.00043	.06499
Errors	LC Pass	LC Pass	LC Pass	LC Pass	LC Pass	LC Pass	LC Pass
High	.00500	.20000	.01000	.20000	.20000	.00400	5.0000
Low	-.00500	-.20000	-.01000	-.20000	-.20000	-.00400	-5.0000

Elem	CD	CO	CR	CU	FE	K_	MG
Units	ppm	ppm	ppm	ppm	ppm	ppm	ppm
Avge	-.00004	-.00012	-.00050	.00118	.00923	.27091	.01066
SDev	.00010	.00019	.00016	.00012	.00277	.00482	.00067
%RSD	247.78	154.61	32.342	10.185	30.013	1.7781	6.3096
#1	-.00013	-.00021	-.00063	.00130	.01125	.27572	.01106
#2	-.00005	.00010	-.00055	.00119	.01036	.27093	.01103
#3	.00007	-.00026	-.00032	.00106	.00607	.26608	.00988
Errors	LC Pass	LC Pass	LC Pass	LC Pass	LC Pass	LC Pass	LC Pass
High	.00500	.05000	.00500	.02500	.10000	5.0000	5.0000
Low	-.00500	-.05000	-.00500	-.02500	-.10000	-5.0000	-5.0000

Elem	MN	MO	NA	NI	PB/1	PB/2	PB
Units	ppm	ppm	ppm	ppm	ppm	ppm	ppm
Avge	-.00006	-.00016	-.32316	-.00007	-.00286	.00094	-.00032
SDev	.00003	.00010	.13793	.00051	.00071	.00015	.00033
%RSD	46.073	59.342	42.682	711.56	24.687	16.251	103.04
#1	-.00010	-.00026	-.17188	.00049	-.00364	.00079	-.00069
#2	-.00005	-.00016	-.44194	-.00020	-.00266	.00094	-.00026
#3	-.00005	-.00007	-.35567	-.00051	-.00227	.00109	-.00003
Errors	LC Pass	LC Pass	LC Pass	LC Pass	NOCHECK	NOCHECK	LC Pass
High	.01500	.04000	5.0000	.04000			.00300
Low	-.01500	-.04000	-5.0000	-.04000			-.00300

Elem	SB/1	SB/2	SB	SE/1	SE/2	SE	SI
Units	ppm	ppm	ppm	ppm	ppm	ppm	ppm
Avge	.00268	-.00097	.00025	.00030	.00152	.00112	.00365
SDev	.00164	.00079	.00067	.00347	.00143	.00115	.00374
%RSD	61.279	81.577	271.64	1153.6	94.133	102.96	102.48
#1	.00390	-.00179	.00010	-.00360	.00255	.00050	.00472
#2	.00333	-.00021	.00097	.00144	-.00012	.00040	.00674

#3	.00081	-.00091	-.00034	.00305	.00213	.00244	-.00051
Errors	NOCHECK	NOCHECK	LC Pass	NOCHECK	NOCHECK	LC Pass	LC Pass

High			.01000			.00500	.50000
Low			-.01000			-.00500	-.50000

Elem	SN	SR	TI	TL	V_	ZN	
Units	ppm	ppm	ppm	ppm	ppm	ppm	
Avge	.00088	.00032	.00015	.00187	-.00018	.00761	
SDev	.00354	.00001	.00000	.00020	.00019	.00009	
%RSD	401.86	3.7479	.51948	10.596	105.70	1.2173	
#1	.00476	.00031	.00015	.00184	-.00018	.00771	
#2	.00006	.00033	.00015	.00169	.00001	.00758	
#3	-.00218	.00033	.00015	.00208	-.00037	.00754	

Errors	LC Pass	LC Pass	LC Pass	LC Pass	LC Pass	LC Pass	
High	.10000	.05000	.05000	.01000	.05000	.02000	
Low	-.10000	-.05000	-.05000	-.01000	-.05000	-.02000	

IntStd	1	2	3	4	5	6	7
Mode	Counts	NOTUSED	NOTUSED	NOTUSED	NOTUSED	NOTUSED	NOTUSED
Elem	Y	--	--	--	--	--	--
Wavlen	371.030	--	--	--	--	--	--
Avge	28427	--	--	--	--	--	--
SDev	45.10925	--	--	--	--	--	--
%RSD	.1586827	--	--	--	--	--	--
#1	28379	--	--	--	--	--	--
#2	28434	--	--	--	--	--	--
#3	28469	--	--	--	--	--	--

Method: METTRACE Sample Name: CCV1-13 Operator: RJG
Run Time: 11/12/10 02:15:10
Comment: TESTAMERICA PITTSBURGH ICP METALS ANALYSIS-INST TRACEICP
Mode: CONC Corr. Factor: 1

Elem	AG	AL	AS	B_	BA	BE	CA
Units	ppm	ppm	ppm	ppm	ppm	ppm	ppm
Avge	1.0078	26.052	.53672	2.0959	2.1128	2.0392	51.972
SDev	.0001	.026	.00089	.0020	.0026	.0016	.037
%RSD	.01428	.09983	.16554	.09357	.12265	.07870	.07058
#1	1.0077	26.082	.53579	2.0973	2.1140	2.0396	51.951
#2	1.0079	26.044	.53681	2.0937	2.1146	2.0406	52.014
#3	1.0077	26.031	.53757	2.0967	2.1099	2.0375	51.951
Errors	LC Pass	LC Pass	LC Pass	LC Pass	LC Pass	LC Pass	LC Pass
High	1.1000	27.500	.55000	2.2000	2.2000	2.2000	55.000
Low	.90000	22.500	.45000	1.8000	1.8000	1.8000	45.000

Elem	CD	CO	CR	CU	FE	K_	MG
Units	ppm	ppm	ppm	ppm	ppm	ppm	ppm
Avge	.51644	2.0351	2.0863	2.1245	26.354	134.92	51.120
SDev	.00104	.0017	.0010	.0020	.020	.14	.029
%RSD	.20143	.08553	.04882	.09246	.07416	.10099	.05632
#1	.51593	2.0359	2.0862	2.1267	26.342	135.07	51.130
#2	.51764	2.0363	2.0874	2.1236	26.376	134.82	51.143
#3	.51576	2.0331	2.0853	2.1231	26.343	134.86	51.088
Errors	LC Pass	LC Pass	LC Pass	LC Pass	LC Pass	LC Pass	LC Pass
High	.55000	2.2000	2.2000	2.2000	27.500	137.50	55.000
Low	.45000	1.8000	1.8000	1.8000	22.500	112.50	45.000

Elem	MN	MO	NA	NI	PB/1	PB/2	PB
Units	ppm	ppm	ppm	ppm	ppm	ppm	ppm
Avge	2.0616	2.1313	132.06	2.0550	.51779	.52755	.52430
SDev	.0014	.0106	.12	.0060	.00324	.00052	.00141
%RSD	.06930	.49724	.09306	.29173	.62551	.09783	.26945
#1	2.0619	2.1194	132.04	2.0548	.52068	.52789	.52549
#2	2.0628	2.1349	131.96	2.0611	.51839	.52781	.52467
#3	2.0600	2.1397	132.20	2.0491	.51429	.52696	.52274
Errors	LC Pass	LC Pass	LC Pass	LC Pass	NOCHECK	NOCHECK	LC Pass
High	2.2000	2.2000	137.50	2.2000			.55000
Low	1.8000	1.8000	112.50	1.8000			.45000

Elem	SB/1	SB/2	SB	SE/1	SE/2	SE	SI
Units	ppm	ppm	ppm	ppm	ppm	ppm	ppm
Avge	.53747	.54354	.54152	.53736	.53161	.53352	2.0978
SDev	.00231	.00258	.00121	.00512	.00128	.00239	.0049
%RSD	.43034	.47445	.22410	.95261	.24090	.44852	.23551
#1	.53517	.54649	.54272	.53824	.53278	.53460	2.0976
#2	.53744	.54172	.54029	.54198	.53180	.53519	2.0930

#3	.53980	.54241	.54154	.53186	.53024	.53078	2.1028
Errors	NOCHECK	NOCHECK	LC Pass	NOCHECK	NOCHECK	LC Pass	LC Pass

High			.55000			.55000	2.2000
Low			.45000			.45000	1.8000

Elem	SN	SR	TI	TL	V_	ZN	
Units	ppm	ppm	ppm	ppm	ppm	ppm	
Avge	2.1545	2.0994	2.0771	1.0519	2.0334	2.1187	
SDev	.0024	.0037	.0016	.0047	.0026	.0009	
%RSD	.11033	.17615	.07661	.44270	.12630	.04235	
#1	2.1518	2.1014	2.0764	1.0481	2.0328	2.1196	
#2	2.1559	2.1015	2.0790	1.0506	2.0363	2.1187	
#3	2.1559	2.0951	2.0760	1.0571	2.0313	2.1178	
Errors	LC Pass	LC Pass	LC Pass	LC Pass	LC Pass	LC Pass	
High	2.2000	2.2000	2.2000	1.1000	2.2000	2.2000	
Low	1.8000	1.8000	1.8000	.90000	1.8000	1.8000	

IntStd	1	2	3	4	5	6	7
Mode	Counts	NOTUSED	NOTUSED	NOTUSED	NOTUSED	NOTUSED	NOTUSED
Elem	Y	--	--	--	--	--	--
Wavlen	371.030	--	--	--	--	--	--
Avge	28008	--	--	--	--	--	--
SDev	38.33799	--	--	--	--	--	--
%RSD	.1368825	--	--	--	--	--	--
#1	27973	--	--	--	--	--	--
#2	28049	--	--	--	--	--	--
#3	28002	--	--	--	--	--	--

Method: METTRACE Sample Name: CCB13 Operator: RJG
Run Time: 11/12/10 02:20:41
Comment: TESTAMERICA PITTSBURGH ICP METALS ANALYSIS-INST TRACEICP
Mode: CONC Corr. Factor: 1

Elem	AG	AL	AS	B_	BA	BE	CA
Units	ppm	ppm	ppm	ppm	ppm	ppm	ppm
Avge	.00025	.01405	-.00078	.00239	-.00001	.00052	-.00359
SDev	.00023	.00101	.00055	.00082	.00004	.00003	.00099
%RSD	90.414	7.1588	70.933	34.324	491.71	6.2708	27.477
#1	.00032	.01512	-.00014	.00333	-.00005	.00055	-.00462
#2	-.00000	.01313	-.00115	.00188	.00001	.00049	-.00265
#3	.00044	.01390	-.00105	.00195	.00002	.00053	-.00352
Errors	LC Pass	LC Pass	LC Pass	LC Pass	LC Pass	LC Pass	LC Pass
High	.00500	.20000	.01000	.20000	.20000	.00400	5.0000
Low	-.00500	-.20000	-.01000	-.20000	-.20000	-.00400	-5.0000

Elem	CD	CO	CR	CU	FE	K_	MG
Units	ppm	ppm	ppm	ppm	ppm	ppm	ppm
Avge	.00021	.00001	-.00014	-.00031	.00686	.23861	-.00073
SDev	.00007	.00028	.00020	.00024	.00301	.00201	.00066
%RSD	33.015	3050.9	138.74	78.611	43.957	.84278	90.280
#1	.00026	.00015	-.00013	-.00033	.00862	.23641	-.00035
#2	.00024	-.00031	-.00034	-.00055	.00338	.23904	-.00149
#3	.00013	.00020	.00005	-.00006	.00857	.24036	-.00035
Errors	LC Pass	LC Pass	LC Pass	LC Pass	LC Pass	LC Pass	LC Pass
High	.00500	.05000	.00500	.02500	.10000	5.0000	5.0000
Low	-.00500	-.05000	-.00500	-.02500	-.10000	-5.0000	-5.0000

Elem	MN	MO	NA	NI	PB/1	PB/2	PB
Units	ppm	ppm	ppm	ppm	ppm	ppm	ppm
Avge	-.00001	.00725	-.48561	.00033	-.00019	-.00056	-.00044
SDev	.00003	.00246	.10622	.00124	.00050	.00012	.00021
%RSD	250.46	33.949	21.874	379.43	260.42	20.540	47.383
#1	.00000	.00998	-.39245	.00080	-.00074	-.00058	-.00063
#2	-.00005	.00658	-.46310	.00125	-.00007	-.00067	-.00047
#3	.00001	.00519	-.60128	-.00108	.00023	-.00044	-.00022
Errors	LC Pass	LC Pass	LC Pass	LC Pass	NOCHECK	NOCHECK	LC Pass
High	.01500	.04000	5.0000	.04000			.00300
Low	-.01500	-.04000	-5.0000	-.04000			-.00300

Elem	SB/1	SB/2	SB	SE/1	SE/2	SE	SI
Units	ppm	ppm	ppm	ppm	ppm	ppm	ppm
Avge	.00007	-.00020	-.00011	-.00227	.00073	-.00027	-.00430
SDev	.00061	.00060	.00021	.00207	.00142	.00132	.00370
%RSD	903.57	298.34	182.87	91.270	195.74	489.23	86.143
#1	-.00062	.00042	.00008	-.00244	.00226	.00070	-.00857
#2	.00057	-.00078	-.00033	-.00012	.00046	.00027	-.00233

#3	.00025	-.00025	-.00008	-.00425	-.00055	-.00178	-.00200
Errors	NOCHECK	NOCHECK	LC Pass	NOCHECK	NOCHECK	LC Pass	LC Pass

High			.01000			.00500	.50000
Low			-.01000			-.00500	-.50000

Elem	SN	SR	TI	TL	V_	ZN	
Units	ppm	ppm	ppm	ppm	ppm	ppm	
Avge	.00073	.00000	.00053	.00042	.00014	.00216	
SDev	.00136	.00002	.00000	.00146	.00011	.00007	
%RSD	186.28	460.60	.07971	344.50	80.358	3.1202	
#1	-.00084	-.00001	.00053	.00016	.00020	.00213	
#2	.00140	.00001	.00053	-.00088	.00001	.00211	
#3	.00163	.00001	.00053	.00200	.00020	.00223	

Errors	LC Pass	LC Pass	LC Pass	LC Pass	LC Pass	LC Pass	
High	.10000	.05000	.05000	.01000	.05000	.02000	
Low	-.10000	-.05000	-.05000	-.01000	-.05000	-.02000	

IntStd	1	2	3	4	5	6	7
Mode	Counts	NOTUSED	NOTUSED	NOTUSED	NOTUSED	NOTUSED	NOTUSED
Elem	Y	--	--	--	--	--	--
Wavlen	371.030	--	--	--	--	--	--
Avge	28338	--	--	--	--	--	--
SDev	95.18175	--	--	--	--	--	--
%RSD	.3358758	--	--	--	--	--	--
#1	28448	--	--	--	--	--	--
#2	28276	--	--	--	--	--	--
#3	28291	--	--	--	--	--	--

Method: METTRACE Sample Name: L9MN3/25 K Operator: RJG
Run Time: 11/12/10 02:26:11
Comment: TESTAMERICA PITTSBURGH ICP METALS ANALYSIS-INST TRACEICP
Mode: CONC Corr. Factor: 1

Elem	AG	AL	AS	B_	BA	BE	CA
Units	ppm	ppm	ppm	ppm	ppm	ppm	ppm
Avge	-.00008	8.8694	.00002	1.0045	.03054	.00019	6.3851
SDev	.00019	.0235	.00031	.0018	.00003	.00006	.0188
%RSD	240.85	.26504	1952.0	.18221	.11604	30.024	.29429
#1	-.00004	8.8917	-.00032	1.0064	.03054	.00013	6.4051
#2	.00009	8.8717	.00009	1.0042	.03057	.00023	6.3823
#3	-.00029	8.8448	.00028	1.0028	.03050	.00022	6.3678
Errors	LC Pass	LC Pass	LC Pass	LC Pass	LC Pass	LC Pass	LC Pass
High	2.0000	500.00	10.000	30.000	10.000	10.000	600.00
Low	-.00500	-.20000	-.01000	-.20000	-.20000	-.00400	-5.0000

Elem	CD	CO	CR	CU	FE	K_	MG
Units	ppm	ppm	ppm	ppm	ppm	ppm	ppm
Avge	.00030	.00017	.00374	.12554	.24930	298.73	.65724
SDev	.00012	.00025	.00025	.00006	.00279	.53	.00231
%RSD	38.975	147.21	6.7950	.05147	1.1174	.17859	.35168
#1	.00043	.00007	.00400	.12556	.25088	299.35	.65906
#2	.00020	-.00001	.00374	.12558	.25092	298.45	.65801
#3	.00026	.00045	.00349	.12546	.24608	298.40	.65464
Errors	LC Pass	LC Pass	LC Pass	LC Pass	LC Pass	LC Pass	LC Pass
High	5.0000	50.000	20.000	10.000	500.00	400.00	600.00
Low	-.00500	-.05000	-.00500	-.02500	-.10000	-5.0000	-5.0000

Elem	MN	MO	NA	NI	PB/1	PB/2	PB
Units	ppm	ppm	ppm	ppm	ppm	ppm	ppm
Avge	.06523	.05988	11.641	.00266	.01679	.01786	.01750
SDev	.00023	.00047	.054	.00011	.00171	.00160	.00050
%RSD	.35180	.78556	.46455	4.1300	10.184	8.9746	2.8574
#1	.06548	.05970	11.602	.00260	.01737	.01735	.01736
#2	.06518	.06041	11.703	.00279	.01812	.01657	.01709
#3	.06503	.05952	11.620	.00260	.01486	.01965	.01806
Errors	LC Pass	LC Pass	LC Pass	LC Pass	NOCHECK	NOCHECK	LC Pass
High	20.000	20.000	400.00	100.00			5.0000
Low	-.01500	-.04000	-5.0000	-.04000			-.00300

Elem	SB/1	SB/2	SB	SE/1	SE/2	SE	SI
Units	ppm	ppm	ppm	ppm	ppm	ppm	ppm
Avge	.00422	.00159	.00247	-.00371	.00063	-.00081	.70828
SDev	.00121	.00081	.00024	.00223	.00094	.00034	.00462
%RSD	28.702	51.038	9.5513	60.097	148.64	41.402	.65159
#1	.00493	.00147	.00263	-.00177	-.00042	-.00087	.71320
#2	.00282	.00246	.00258	-.00320	.00092	-.00045	.70762

#3	.00490	.00085	.00220	-.00614	.00139	-.00112	.70404
Errors	NOCHECK	NOCHECK	LC Pass	NOCHECK	NOCHECK	LC Pass	LC Pass

High			5.0000			10.000	50.000
Low			-.01000			-.00500	-.50000

Elem	SN	SR	TI	TL	V_	ZN	
Units	ppm	ppm	ppm	ppm	ppm	ppm	
Avge	.06076	.01986	.00146	.00228	.00135	.13215	
SDev	.00198	.00004	.00029	.00167	.00022	.00020	
%RSD	3.2500	.21708	20.105	73.186	16.266	.14948	
#1	.05985	.01991	.00129	.00363	.00122	.13237	
#2	.06303	.01986	.00129	.00279	.00160	.13204	
#3	.05941	.01982	.00180	.00042	.00122	.13202	
Errors	LC Pass	LC Pass	LC Pass	LC Pass	LC Pass	LC Pass	
High	30.000	10.000	30.000	10.000	50.000	5.0000	
Low	-.10000	-.05000	-.05000	-.01000	-.05000	-.02000	

IntStd	1	2	3	4	5	6	7
Mode	Counts	NOTUSED	NOTUSED	NOTUSED	NOTUSED	NOTUSED	NOTUSED
Elem	Y	--	--	--	--	--	--
Wavlen	371.030	--	--	--	--	--	--
Avge	28075	--	--	--	--	--	--
SDev	4.064622	--	--	--	--	--	--
%RSD	.0144779	--	--	--	--	--	--
#1	28079	--	--	--	--	--	--
#2	28074	--	--	--	--	--	--
#3	28071	--	--	--	--	--	--

Method: METTRACE Sample Name: L9MN3P125 K Operator: RJG
Run Time: 11/12/10 02:31:42
Comment: TESTAMERICA PITTSBURGH ICP METALS ANALYSIS-INST TRACEICP
Mode: CONC Corr. Factor: 1

Elem	AG	AL	AS	B_	BA	BE	CA
Units	ppm	ppm	ppm	ppm	ppm	ppm	ppm
Avge	.00032	1.7668	-.00095	.19881	.00604	.00047	1.2829
SDev	.00035	.0004	.00038	.00054	.00007	.00008	.0060
%RSD	110.09	.02155	39.512	.27193	1.2098	17.360	.46482
#1	-.00003	1.7671	-.00079	.19942	.00597	.00037	1.2772
#2	.00032	1.7669	-.00139	.19862	.00603	.00052	1.2825
#3	.00067	1.7664	-.00068	.19839	.00612	.00050	1.2891

Elem	CD	CO	CR	CU	FE	K_	MG
Units	ppm	ppm	ppm	ppm	ppm	ppm	ppm
Avge	.00020	-.00015	.00080	.02468	.05034	63.325	.13168
SDev	.00009	.00004	.00027	.00012	.00667	.149	.00154
%RSD	44.762	25.855	33.487	.47291	13.247	.23489	1.1715
#1	.00018	-.00016	.00055	.02456	.05298	63.443	.13109
#2	.00012	-.00019	.00076	.02468	.04276	63.374	.13052
#3	.00029	-.00011	.00109	.02480	.05529	63.158	.13343

Elem	MN	MO	NA	NI	PB/1	PB/2	PB
Units	ppm	ppm	ppm	ppm	ppm	ppm	ppm
Avge	.01321	.01263	2.1358	.00065	.00436	.00324	.00361
SDev	.00003	.00003	.0096	.00036	.00018	.00104	.00064
%RSD	.20926	.23035	.45155	55.053	4.2329	32.159	17.735
#1	.01320	.01263	2.1465	.00025	.00424	.00430	.00428
#2	.01319	.01266	2.1279	.00075	.00427	.00321	.00357
#3	.01324	.01261	2.1328	.00094	.00458	.00221	.00300

Elem	SB/1	SB/2	SB	SE/1	SE/2	SE	SI
Units	ppm	ppm	ppm	ppm	ppm	ppm	ppm
Avge	.00013	.00102	.00072	-.00103	-.00123	-.00116	.13609
SDev	.00068	.00135	.00073	.00434	.00180	.00258	.00425
%RSD	542.27	131.81	100.75	422.70	146.15	221.89	3.1210
#1	.00090	-.00040	.00003	-.00602	-.00316	-.00412	.13120
#2	-.00041	.00120	.00066	.00115	.00039	.00064	.13885
#3	-.00010	.00228	.00148	.00179	-.00092	-.00001	.13821

Elem	SN	SR	TI	TL	V_	ZN
Units	ppm	ppm	ppm	ppm	ppm	ppm
Avge	.01110	.00399	.00049	.00028	.00021	.02977
SDev	.00154	.00010	.00019	.00132	.00038	.00002
%RSD	13.896	2.4793	39.711	474.29	176.87	.04904
#1	.01047	.00395	.00053	.00021	-.00016	.02977
#2	.00998	.00391	.00028	.00163	.00021	.02975
#3	.01286	.00410	.00066	-.00101	.00059	.02978

IntStd	1	2	3	4	5	6	7
Mode	Counts	NOTUSED	NOTUSED	NOTUSED	NOTUSED	NOTUSED	NOTUSED
Elem	Y	--	--	--	--	--	--
Wavlen	371.030	--	--	--	--	--	--
Avge	28195	--	--	--	--	--	--
SDev	115.9380	--	--	--	--	--	--
%RSD	.4111976	--	--	--	--	--	--
#1	28078	--	--	--	--	--	--
#2	28198	--	--	--	--	--	--
#3	28310	--	--	--	--	--	--

Method: METTRACE Sample Name: L9MN3S/25 K Operator: RJG
Run Time: 11/12/10 02:37:11
Comment: TESTAMERICA PITTSBURGH ICP METALS ANALYSIS-INST TRACEICP
Mode: CONC Corr. Factor: 1

Elem	AG	AL	AS	B_	BA	BE	CA
Units	ppm	ppm	ppm	ppm	ppm	ppm	ppm
Avge	.00168	8.8979	.07566	1.0329	.10624	.00198	8.1763
SDev	.00024	.0031	.00124	.0003	.00010	.00002	.0163
%RSD	14.597	.03439	1.6437	.02580	.09773	.75454	.19941
#1	.00145	8.8990	.07690	1.0326	.10635	.00196	8.1837
#2	.00166	8.9002	.07568	1.0331	.10615	.00197	8.1875
#3	.00194	8.8944	.07441	1.0331	.10622	.00199	8.1576
Errors	LC Pass	LC Pass	LC Pass	LC Pass	LC Pass	LC Pass	LC Pass
High	2.0000	500.00	10.000	30.000	10.000	10.000	600.00
Low	-.00500	-.20000	-.01000	-.20000	-.20000	-.00400	-5.0000

Elem	CD	CO	CR	CU	FE	K_	MG
Units	ppm	ppm	ppm	ppm	ppm	ppm	ppm
Avge	.00211	.01879	.01115	.13512	.28555	298.37	2.4137
SDev	.00008	.00043	.00019	.00014	.00633	.70	.0042
%RSD	3.8198	2.3035	1.7361	.10483	2.2174	.23524	.17306
#1	.00221	.01909	.01107	.13504	.28608	297.65	2.4167
#2	.00207	.01898	.01101	.13504	.29160	298.39	2.4154
#3	.00207	.01829	.01137	.13529	.27897	299.06	2.4089
Errors	LC Pass	LC Pass	LC Pass	LC Pass	LC Pass	LC Pass	LC Pass
High	5.0000	50.000	20.000	10.000	500.00	400.00	600.00
Low	-.00500	-.05000	-.00500	-.02500	-.10000	-5.0000	-5.0000

Elem	MN	MO	NA	NI	PB/1	PB/2	PB
Units	ppm	ppm	ppm	ppm	ppm	ppm	ppm
Avge	.08389	.09791	13.498	.02097	.03466	.03775	.03672
SDev	.00010	.00038	.016	.00052	.00055	.00019	.00025
%RSD	.11605	.39163	.11767	2.4984	1.5869	.51620	.69126
#1	.08391	.09764	13.481	.02130	.03428	.03788	.03668
#2	.08398	.09773	13.513	.02125	.03441	.03753	.03649
#3	.08379	.09835	13.501	.02037	.03529	.03784	.03699
Errors	LC Pass	LC Pass	LC Pass	LC Pass	NOCHECK	NOCHECK	LC Pass
High	20.000	20.000	400.00	100.00			5.0000
Low	-.01500	-.04000	-5.0000	-.04000			-.00300

Elem	SB/1	SB/2	SB	SE/1	SE/2	SE	SI
Units	ppm	ppm	ppm	ppm	ppm	ppm	ppm
Avge	.02221	.02086	.02131	.07231	.07527	.07428	1.0701
SDev	.00144	.00116	.00059	.00163	.00142	.00092	.0054
%RSD	6.4993	5.5719	2.7779	2.2600	1.8797	1.2404	.50815
#1	.02176	.02012	.02066	.07387	.07568	.07508	1.0648
#2	.02383	.02027	.02146	.07244	.07369	.07327	1.0756

#3	.02106	.02220	.02182	.07061	.07643	.07449	1.0698
Errors	NOCHECK	NOCHECK	LC Pass	NOCHECK	NOCHECK	LC Pass	LC Pass

High			5.0000			10.000	50.000
Low			-.01000			-.00500	-.50000

Elem	SN	SR	TI	TL	V_	ZN	
Units	ppm	ppm	ppm	ppm	ppm	ppm	
Avge	.13515	.05686	.03799	.06085	.01926	.14970	
SDev	.00052	.00012	.00031	.00277	.00018	.00037	
%RSD	.38678	.21202	.81016	4.5468	.93696	.24545	
#1	.13574	.05697	.03779	.05784	.01944	.14998	
#2	.13495	.05689	.03782	.06143	.01907	.14984	
#3	.13475	.05674	.03834	.06328	.01926	.14928	

Errors	LC Pass	LC Pass	LC Pass	LC Pass	LC Pass	LC Pass	
High	30.000	10.000	30.000	10.000	50.000	5.0000	
Low	-.10000	-.05000	-.05000	-.01000	-.05000	-.02000	

IntStd	1	2	3	4	5	6	7
Mode	Counts	NOTUSED	NOTUSED	NOTUSED	NOTUSED	NOTUSED	NOTUSED
Elem	Y	--	--	--	--	--	--
Wavlen	371.030	--	--	--	--	--	--
Avge	28105	--	--	--	--	--	--
SDev	15.86562	--	--	--	--	--	--
%RSD	.0564517	--	--	--	--	--	--
#1	28123	--	--	--	--	--	--
#2	28098	--	--	--	--	--	--
#3	28093	--	--	--	--	--	--

Method: METTRACE Sample Name: L9MN3D/25 K Operator: RJG
Run Time: 11/12/10 02:42:41
Comment: TESTAMERICA PITTSBURGH ICP METALS ANALYSIS-INST TRACEICP
Mode: CONC Corr. Factor: 1

Elem	AG	AL	AS	B_	BA	BE	CA
Units	ppm	ppm	ppm	ppm	ppm	ppm	ppm
Avge	.00196	9.1343	.07744	1.0661	.10863	.00206	8.4184
SDev	.00032	.0356	.00107	.0011	.00019	.00008	.0297
%RSD	16.339	.39024	1.3760	.09863	.17527	3.7953	.35307
#1	.00228	9.1505	.07642	1.0649	.10880	.00198	8.3909
#2	.00164	9.1589	.07737	1.0669	.10868	.00207	8.4143
#3	.00195	9.0934	.07855	1.0664	.10842	.00214	8.4499
Errors	LC Pass	LC Pass	LC Pass	LC Pass	LC Pass	LC Pass	LC Pass
High	2.0000	500.00	10.000	30.000	10.000	10.000	600.00
Low	-.00500	-.20000	-.01000	-.20000	-.20000	-.00400	-5.0000

Elem	CD	CO	CR	CU	FE	K_	MG
Units	ppm	ppm	ppm	ppm	ppm	ppm	ppm
Avge	.00206	.01925	.01167	.13858	.28236	307.36	2.4765
SDev	.00010	.00020	.00011	.00073	.00602	2.25	.0080
%RSD	4.7213	1.0520	.91045	.52482	2.1324	.73243	.32184
#1	.00215	.01945	.01173	.13934	.28466	308.95	2.4709
#2	.00206	.01927	.01155	.13850	.27553	308.33	2.4730
#3	.00196	.01904	.01174	.13789	.28690	304.78	2.4856
Errors	LC Pass	LC Pass	LC Pass	LC Pass	LC Pass	LC Pass	LC Pass
High	5.0000	50.000	20.000	10.000	500.00	400.00	600.00
Low	-.00500	-.05000	-.00500	-.02500	-.10000	-5.0000	-5.0000

Elem	MN	MO	NA	NI	PB/1	PB/2	PB
Units	ppm	ppm	ppm	ppm	ppm	ppm	ppm
Avge	.08626	.09880	13.785	.02170	.03858	.03691	.03747
SDev	.00009	.00091	.097	.00019	.00079	.00045	.00026
%RSD	.10528	.92395	.70441	.89636	2.0552	1.2284	.68976
#1	.08616	.09854	13.679	.02192	.03940	.03645	.03743
#2	.08630	.09804	13.869	.02155	.03853	.03735	.03774
#3	.08632	.09981	13.808	.02163	.03782	.03694	.03723
Errors	LC Pass	LC Pass	LC Pass	LC Pass	NOCHECK	NOCHECK	LC Pass
High	20.000	20.000	400.00	100.00			5.0000
Low	-.01500	-.04000	-5.0000	-.04000			-.00300

Elem	SB/1	SB/2	SB	SE/1	SE/2	SE	SI
Units	ppm	ppm	ppm	ppm	ppm	ppm	ppm
Avge	.02063	.02342	.02249	.07434	.07535	.07501	1.0973
SDev	.00104	.00110	.00101	.00184	.00095	.00070	.0030
%RSD	5.0262	4.6776	4.4729	2.4753	1.2629	.93840	.27106
#1	.02113	.02300	.02238	.07645	.07505	.07552	1.0958
#2	.02131	.02467	.02355	.07346	.07458	.07421	1.1007

#3	.01943	.02260	.02155	.07310	.07641	.07531	1.0954
Errors	NOCHECK	NOCHECK	LC Pass	NOCHECK	NOCHECK	LC Pass	LC Pass

High			5.0000			10.000	50.000
Low			-.01000			-.00500	-.50000

Elem	SN	SR	TI	TL	V_	ZN	
Units	ppm	ppm	ppm	ppm	ppm	ppm	
Avge	.13903	.05825	.03833	.06426	.02072	.15453	
SDev	.00113	.00002	.00026	.00216	.00118	.00016	
%RSD	.81222	.02950	.68876	3.3637	5.6680	.10386	
#1	.13773	.05827	.03809	.06266	.02208	.15446	
#2	.13980	.05826	.03830	.06340	.02000	.15443	
#3	.13955	.05823	.03861	.06672	.02009	.15472	
Errors	LC Pass	LC Pass	LC Pass	LC Pass	LC Pass	LC Pass	
High	30.000	10.000	30.000	10.000	50.000	5.0000	
Low	-.10000	-.05000	-.05000	-.01000	-.05000	-.02000	

IntStd	1	2	3	4	5	6	7
Mode	Counts	NOTUSED	NOTUSED	NOTUSED	NOTUSED	NOTUSED	NOTUSED
Elem	Y	--	--	--	--	--	--
Wavlen	371.030	--	--	--	--	--	--
Avge	28097	--	--	--	--	--	--
SDev	185.6092	--	--	--	--	--	--
%RSD	.6605949	--	--	--	--	--	--
#1	27900	--	--	--	--	--	--
#2	28124	--	--	--	--	--	--
#3	28268	--	--	--	--	--	--

Method: METTRACE Sample Name: L9MN3F/25 K Operator: RJG
Run Time: 11/12/10 02:48:10
Comment: TESTAMERICA PITTSBURGH ICP METALS ANALYSIS-INST TRACEICP
Mode: CONC Corr. Factor: 1

Elem	AG	AL	AS	B_	BA	BE	CA
Units	ppm	ppm	ppm	ppm	ppm	ppm	ppm
Avge	-.00021	10.576	.00060	1.2185	.01495	.00008	3.0855
SDev	.00046	.010	.00086	.0001	.00002	.00003	.0036
%RSD	224.54	.09659	143.50	.00725	.13211	39.456	.11561
#1	.00029	10.575	.00152	1.2186	.01496	.00006	3.0886
#2	-.00028	10.567	.00046	1.2184	.01497	.00007	3.0863
#3	-.00063	10.587	-.00019	1.2186	.01493	.00012	3.0816
Errors	LC Pass	LC Pass	LC Pass	LC Pass	LC Pass	LC Pass	LC Pass
High	2.0000	500.00	10.000	30.000	10.000	10.000	600.00
Low	-.00500	-.20000	-.01000	-.20000	-.20000	-.00400	-5.0000

Elem	CD	CO	CR	CU	FE	K_	MG
Units	ppm	ppm	ppm	ppm	ppm	ppm	ppm
Avge	.00013	.00001	.00409	.13345	.22399	366.56	.44124
SDev	.00004	.00013	.00016	.00030	.00626	1.02	.00265
%RSD	29.752	949.34	3.8687	.22366	2.7953	.27852	.60067
#1	.00010	.00001	.00414	.13312	.21765	365.74	.44402
#2	.00012	-.00011	.00422	.13353	.23017	366.24	.44095
#3	.00018	.00014	.00392	.13370	.22414	367.71	.43875
Errors	LC Pass	LC Pass	LC Pass	LC Pass	LC Pass	LC Pass	LC Pass
High	5.0000	50.000	20.000	10.000	500.00	400.00	600.00
Low	-.00500	-.05000	-.00500	-.02500	-.10000	-5.0000	-5.0000

Elem	MN	MO	NA	NI	PB/1	PB/2	PB
Units	ppm	ppm	ppm	ppm	ppm	ppm	ppm
Avge	.04017	.06594	14.532	.00116	.00879	.00982	.00948
SDev	.00007	.00030	.076	.00070	.00070	.00112	.00072
%RSD	.16653	.45277	.52606	60.365	7.9348	11.458	7.6002
#1	.04025	.06597	14.497	.00190	.00948	.01012	.00991
#2	.04013	.06563	14.480	.00051	.00878	.00858	.00865
#3	.04014	.06622	14.620	.00108	.00809	.01077	.00987
Errors	LC Pass	LC Pass	LC Pass	LC Pass	NOCHECK	NOCHECK	LC Pass
High	20.000	20.000	400.00	100.00			5.0000
Low	-.01500	-.04000	-5.0000	-.04000			-.00300

Elem	SB/1	SB/2	SB	SE/1	SE/2	SE	SI
Units	ppm	ppm	ppm	ppm	ppm	ppm	ppm
Avge	.00365	.00242	.00283	-.00046	.00044	.00014	.80156
SDev	.00121	.00101	.00028	.00016	.00112	.00069	.00222
%RSD	33.076	41.806	9.7725	34.517	254.21	497.78	.27680
#1	.00386	.00233	.00284	-.00033	-.00069	-.00057	.80368
#2	.00235	.00348	.00310	-.00064	.00154	.00081	.80175

#3	.00473	.00146	.00255	-.00041	.00047	.00018	.79926
Errors	NOCHECK	NOCHECK	LC Pass	NOCHECK	NOCHECK	LC Pass	LC Pass

High			5.0000			10.000	50.000
Low			-.01000			-.00500	-.50000

Elem	SN	SR	TI	TL	V_	ZN	
Units	ppm	ppm	ppm	ppm	ppm	ppm	
Avge	.06887	.00950	.00130	.00024	.00167	.09706	
SDev	.00089	.00004	.00022	.00178	.00011	.00017	
%RSD	1.2884	.46240	16.998	748.85	6.3439	.17497	
#1	.06967	.00951	.00155	.00229	.00179	.09700	
#2	.06791	.00954	.00117	-.00093	.00160	.09693	
#3	.06902	.00946	.00117	-.00064	.00161	.09725	

Errors	LC Pass	LC Pass	LC Pass	LC Pass	LC Pass	LC Pass	
High	30.000	10.000	30.000	10.000	50.000	5.0000	
Low	-.10000	-.05000	-.05000	-.01000	-.05000	-.02000	

IntStd	1	2	3	4	5	6	7
Mode	Counts	NOTUSED	NOTUSED	NOTUSED	NOTUSED	NOTUSED	NOTUSED
Elem	Y	--	--	--	--	--	--
Wavlen	371.030	--	--	--	--	--	--
Avge	28002	--	--	--	--	--	--
SDev	54.91564	--	--	--	--	--	--
%RSD	.1961133	--	--	--	--	--	--
#1	28045	--	--	--	--	--	--
#2	28021	--	--	--	--	--	--
#3	27940	--	--	--	--	--	--

Method: METTRACE Sample Name: L9MN3P125F K Operator: RJG
Run Time: 11/12/10 02:53:41
Comment: TESTAMERICA PITTSBURGH ICP METALS ANALYSIS-INST TRACEICP
Mode: CONC Corr. Factor: 1

Elem	AG	AL	AS	B_	BA	BE	CA
Units	ppm	ppm	ppm	ppm	ppm	ppm	ppm
Avge	-.00019	2.1098	-.00122	.24032	.00293	.00038	.62167
SDev	.00035	.0021	.00023	.00097	.00002	.00007	.00084
%RSD	181.62	.10028	19.200	.40426	.70672	18.344	.13446
#1	-.00036	2.1116	-.00100	.23933	.00295	.00040	.62261
#2	.00021	2.1075	-.00119	.24127	.00291	.00044	.62100
#3	-.00043	2.1104	-.00147	.24036	.00292	.00030	.62140

Elem	CD	CO	CR	CU	FE	K_	MG
Units	ppm	ppm	ppm	ppm	ppm	ppm	ppm
Avge	.00023	-.00018	.00040	.02646	.04651	75.936	.08674
SDev	.00007	.00016	.00011	.00012	.00422	.130	.00157
%RSD	32.169	89.697	26.648	.43417	9.0721	.17148	1.8137
#1	.00029	-.00003	.00032	.02651	.05052	76.082	.08553
#2	.00025	-.00016	.00052	.02655	.04211	75.892	.08852
#3	.00015	-.00036	.00037	.02634	.04689	75.833	.08619

Elem	MN	MO	NA	NI	PB/1	PB/2	PB
Units	ppm	ppm	ppm	ppm	ppm	ppm	ppm
Avge	.00819	.01346	2.7415	.00022	.00015	.00294	.00201
SDev	.00006	.00094	.0670	.00090	.00243	.00169	.00035
%RSD	.69355	6.9813	2.4422	409.39	1605.0	57.434	17.479
#1	.00813	.01312	2.8139	-.00045	-.00216	.00471	.00242
#2	.00825	.01453	2.6819	.00125	.00269	.00134	.00179
#3	.00819	.01274	2.7286	-.00014	-.00007	.00279	.00183

Elem	SB/1	SB/2	SB	SE/1	SE/2	SE	SI
Units	ppm	ppm	ppm	ppm	ppm	ppm	ppm
Avge	.00169	.00025	.00073	-.00441	-.00045	-.00176	.15693
SDev	.00188	.00119	.00054	.00447	.00230	.00043	.00296
%RSD	111.12	485.31	74.605	101.41	515.03	24.154	1.8838
#1	.00356	-.00110	.00045	-.00544	.00079	-.00129	.15740
#2	-.00020	.00066	.00038	.00049	-.00310	-.00190	.15963
#3	.00172	.00117	.00135	-.00827	.00097	-.00210	.15377

Elem	SN	SR	TI	TL	V_	ZN
Units	ppm	ppm	ppm	ppm	ppm	ppm
Avge	.01328	.00183	.00020	.00066	.00021	.02376
SDev	.00048	.00006	.00044	.00049	.00037	.00008
%RSD	3.6146	3.0871	226.10	73.169	179.18	.35272
#1	.01378	.00180	.00066	.00047	-.00016	.02377
#2	.01282	.00190	-.00022	.00121	.00058	.02383
#3	.01326	.00181	.00015	.00030	.00021	.02367

IntStd	1	2	3	4	5	6	7
Mode	Counts	NOTUSED	NOTUSED	NOTUSED	NOTUSED	NOTUSED	NOTUSED
Elem	Y	--	--	--	--	--	--
Wavlen	371.030	--	--	--	--	--	--
Avge	28369	--	--	--	--	--	--
SDev	85.96328	--	--	--	--	--	--
%RSD	.3030165	--	--	--	--	--	--
#1	28271	--	--	--	--	--	--
#2	28409	--	--	--	--	--	--
#3	28428	--	--	--	--	--	--

Method: METTRACE Sample Name: L9MN3SF/25 K Operator: RJG
Run Time: 11/12/10 02:59:11
Comment: TESTAMERICA PITTSBURGH ICP METALS ANALYSIS-INST TRACEICP
Mode: CONC Corr. Factor: 1

Elem	AG	AL	AS	B_	BA	BE	CA
Units	ppm	ppm	ppm	ppm	ppm	ppm	ppm
Avge	.00204	10.537	.07703	1.2461	.09148	.00193	4.9147
SDev	.00042	.028	.00086	.0013	.00016	.00001	.0075
%RSD	20.342	.26735	1.1186	.10749	.17722	.63217	.15336
#1	.00220	10.537	.07779	1.2474	.09159	.00194	4.9234
#2	.00236	10.509	.07720	1.2447	.09129	.00194	4.9109
#3	.00157	10.565	.07610	1.2461	.09156	.00192	4.9097
Errors	LC Pass	LC Pass	LC Pass	LC Pass	LC Pass	LC Pass	LC Pass
High	2.0000	500.00	10.000	30.000	10.000	10.000	600.00
Low	-.00500	-.20000	-.01000	-.20000	-.20000	-.00400	-5.0000

Elem	CD	CO	CR	CU	FE	K_	MG
Units	ppm	ppm	ppm	ppm	ppm	ppm	ppm
Avge	.00213	.01864	.01158	.14174	.25616	365.23	2.2311
SDev	.00008	.00032	.00032	.00024	.00269	1.55	.0047
%RSD	3.8929	1.7090	2.7655	.17018	1.0498	.42450	.21041
#1	.00223	.01878	.01185	.14179	.25927	364.68	2.2361
#2	.00206	.01887	.01165	.14148	.25471	364.02	2.2302
#3	.00211	.01828	.01122	.14195	.25452	366.98	2.2269
Errors	LC Pass	LC Pass	LC Pass	LC Pass	LC Pass	LC Pass	LC Pass
High	5.0000	50.000	20.000	10.000	500.00	400.00	600.00
Low	-.00500	-.05000	-.00500	-.02500	-.10000	-5.0000	-5.0000

Elem	MN	MO	NA	NI	PB/1	PB/2	PB
Units	ppm	ppm	ppm	ppm	ppm	ppm	ppm
Avge	.05868	.10236	15.932	.02035	.02738	.03044	.02942
SDev	.00004	.00068	.035	.00113	.00069	.00017	.00025
%RSD	.07473	.66778	.22019	5.5486	2.5164	.54703	.85973
#1	.05872	.10301	15.930	.02119	.02684	.03059	.02934
#2	.05869	.10164	15.969	.02079	.02815	.03048	.02971
#3	.05864	.10242	15.899	.01907	.02715	.03026	.02922
Errors	LC Pass	LC Pass	LC Pass	LC Pass	NOCHECK	NOCHECK	LC Pass
High	20.000	20.000	400.00	100.00			5.0000
Low	-.01500	-.04000	-5.0000	-.04000			-.00300

Elem	SB/1	SB/2	SB	SE/1	SE/2	SE	SI
Units	ppm	ppm	ppm	ppm	ppm	ppm	ppm
Avge	.02308	.02181	.02223	.07383	.07576	.07512	1.1633
SDev	.00059	.00164	.00121	.00310	.00269	.00078	.0038
%RSD	2.5501	7.5279	5.4442	4.1959	3.5565	1.0365	.32853
#1	.02328	.02058	.02148	.07134	.07815	.07588	1.1676
#2	.02354	.02368	.02363	.07730	.07284	.07432	1.1615

#3	.02241	.02117	.02159	.07285	.07630	.07515	1.1606
Errors	NOCHECK	NOCHECK	LC Pass	NOCHECK	NOCHECK	LC Pass	LC Pass

High			5.0000			10.000	50.000
Low			-.01000			-.00500	-.50000

Elem	SN	SR	TI	TL	V_	ZN	
Units	ppm	ppm	ppm	ppm	ppm	ppm	
Avge	.14553	.04683	.03807	.05921	.02198	.11492	
SDev	.00186	.00008	.00019	.00111	.00003	.00021	
%RSD	1.2785	.16855	.49775	1.8758	.14115	.18154	
#1	.14735	.04692	.03793	.05856	.02197	.11516	
#2	.14364	.04682	.03829	.05858	.02196	.11481	
#3	.14561	.04676	.03801	.06049	.02202	.11478	

Errors	LC Pass	LC Pass	LC Pass	LC Pass	LC Pass	LC Pass	
High	30.000	10.000	30.000	10.000	50.000	5.0000	
Low	-.10000	-.05000	-.05000	-.01000	-.05000	-.02000	

IntStd	1	2	3	4	5	6	7
Mode	Counts	NOTUSED	NOTUSED	NOTUSED	NOTUSED	NOTUSED	NOTUSED
Elem	Y	--	--	--	--	--	--
Wavlen	371.030	--	--	--	--	--	--
Avge	28007	--	--	--	--	--	--
SDev	39.30618	--	--	--	--	--	--
%RSD	.1403456	--	--	--	--	--	--
#1	28020	--	--	--	--	--	--
#2	28037	--	--	--	--	--	--
#3	27962	--	--	--	--	--	--

Method: METTRACE Sample Name: L9MN3DF/25 K Operator: RJG
Run Time: 11/12/10 03:04:41
Comment: TESTAMERICA PITTSBURGH ICP METALS ANALYSIS-INST TRACEICP
Mode: CONC Corr. Factor: 1

Elem	AG	AL	AS	B_	BA	BE	CA
Units	ppm	ppm	ppm	ppm	ppm	ppm	ppm
Avge	.00178	10.529	.07761	1.2484	.09225	.00195	4.9532
SDev	.00058	.011	.00203	.0008	.00014	.00003	.0099
%RSD	32.771	.10591	2.6209	.06212	.14974	1.6397	.20082
#1	.00245	10.516	.07990	1.2490	.09231	.00195	4.9606
#2	.00139	10.537	.07693	1.2486	.09235	.00198	4.9572
#3	.00150	10.533	.07601	1.2475	.09210	.00192	4.9419
Errors	LC Pass	LC Pass	LC Pass	LC Pass	LC Pass	LC Pass	LC Pass
High	2.0000	500.00	10.000	30.000	10.000	10.000	600.00
Low	-.00500	-.20000	-.01000	-.20000	-.20000	-.00400	-5.0000

Elem	CD	CO	CR	CU	FE	K_	MG
Units	ppm	ppm	ppm	ppm	ppm	ppm	ppm
Avge	.00211	.01910	.01163	.14174	.25232	362.50	2.2616
SDev	.00005	.00015	.00057	.00033	.00089	.37	.0055
%RSD	2.5349	.80345	4.9415	.23086	.35373	.10247	.24503
#1	.00216	.01925	.01229	.14141	.25326	362.10	2.2680
#2	.00205	.01894	.01120	.14206	.25221	362.83	2.2584
#3	.00212	.01912	.01142	.14174	.25148	362.58	2.2584
Errors	LC Pass	LC Pass	LC Pass	LC Pass	LC Pass	LC Pass	LC Pass
High	5.0000	50.000	20.000	10.000	500.00	400.00	600.00
Low	-.00500	-.05000	-.00500	-.02500	-.10000	-5.0000	-5.0000

Elem	MN	MO	NA	NI	PB/1	PB/2	PB
Units	ppm	ppm	ppm	ppm	ppm	ppm	ppm
Avge	.05903	.10413	15.831	.02090	.02639	.02915	.02824
SDev	.00014	.00040	.035	.00049	.00365	.00242	.00109
%RSD	.23042	.38854	.21998	2.3422	13.832	8.2918	3.8574
#1	.05917	.10459	15.815	.02115	.03052	.02753	.02853
#2	.05901	.10391	15.806	.02033	.02357	.03193	.02915
#3	.05890	.10388	15.871	.02121	.02509	.02800	.02703
Errors	LC Pass	LC Pass	LC Pass	LC Pass	NOCHECK	NOCHECK	LC Pass
High	20.000	20.000	400.00	100.00			5.0000
Low	-.01500	-.04000	-5.0000	-.04000			-.00300

Elem	SB/1	SB/2	SB	SE/1	SE/2	SE	SI
Units	ppm	ppm	ppm	ppm	ppm	ppm	ppm
Avge	.02311	.02265	.02280	.07520	.07789	.07699	1.1828
SDev	.00358	.00160	.00027	.00517	.00141	.00145	.0017
%RSD	15.489	7.0660	1.1856	6.8699	1.8115	1.8785	.14754
#1	.01921	.02422	.02255	.07910	.07628	.07722	1.1816
#2	.02624	.02102	.02276	.06934	.07850	.07545	1.1848

#3	.02388	.02269	.02309	.07716	.07889	.07832	1.1820
Errors	NOCHECK	NOCHECK	LC Pass	NOCHECK	NOCHECK	LC Pass	LC Pass

High			5.0000			10.000	50.000
Low			-.01000			-.00500	-.50000

Elem	SN	SR	TI	TL	V_	ZN	
Units	ppm	ppm	ppm	ppm	ppm	ppm	
Avge	.14877	.04726	.03873	.06028	.02020	.11559	
SDev	.00240	.00011	.00006	.00132	.00062	.00025	
%RSD	1.6123	.23481	.14950	2.1897	3.0805	.21886	
#1	.15049	.04738	.03877	.05952	.02092	.11542	
#2	.14603	.04716	.03866	.06181	.01992	.11588	
#3	.14979	.04726	.03876	.05952	.01978	.11547	
Errors	LC Pass	LC Pass	LC Pass	LC Pass	LC Pass	LC Pass	
High	30.000	10.000	30.000	10.000	50.000	5.0000	
Low	-.10000	-.05000	-.05000	-.01000	-.05000	-.02000	

IntStd	1	2	3	4	5	6	7
Mode	Counts	NOTUSED	NOTUSED	NOTUSED	NOTUSED	NOTUSED	NOTUSED
Elem	Y	--	--	--	--	--	--
Wavlen	371.030	--	--	--	--	--	--
Avge	28182	--	--	--	--	--	--
SDev	42.89684	--	--	--	--	--	--
%RSD	.1522121	--	--	--	--	--	--
#1	28155	--	--	--	--	--	--
#2	28232	--	--	--	--	--	--
#3	28160	--	--	--	--	--	--

Method: METTRACE Sample Name: CCV1-14 Operator: RJG
Run Time: 11/12/10 03:10:11
Comment: TESTAMERICA PITTSBURGH ICP METALS ANALYSIS-INST TRACEICP
Mode: CONC Corr. Factor: 1

Elem	AG	AL	AS	B_	BA	BE	CA
Units	ppm	ppm	ppm	ppm	ppm	ppm	ppm
Avge	.99552	25.767	.52366	2.0688	2.0919	1.9926	51.038
SDev	.00128	.021	.00067	.0012	.0028	.0032	.082
%RSD	.12882	.08039	.12749	.05935	.13597	.15898	.16016
#1	.99700	25.766	.52442	2.0674	2.0947	1.9961	51.132
#2	.99485	25.788	.52335	2.0695	2.0918	1.9900	50.983
#3	.99471	25.747	.52320	2.0696	2.0890	1.9916	51.000
Errors	LC Pass	LC Pass	LC Pass	LC Pass	LC Pass	LC Pass	LC Pass
High	1.1000	27.500	.55000	2.2000	2.2000	2.2000	55.000
Low	.90000	22.500	.45000	1.8000	1.8000	1.8000	45.000

Elem	CD	CO	CR	CU	FE	K_	MG
Units	ppm	ppm	ppm	ppm	ppm	ppm	ppm
Avge	.50459	2.0003	2.0518	2.1015	25.892	134.70	49.987
SDev	.00125	.0031	.0025	.0024	.035	.20	.088
%RSD	.24746	.15451	.12383	.11262	.13398	.14612	.17610
#1	.50599	2.0035	2.0546	2.1029	25.932	134.69	50.087
#2	.50359	1.9973	2.0495	2.1029	25.871	134.90	49.923
#3	.50419	2.0000	2.0514	2.0988	25.872	134.51	49.951
Errors	LC Pass	LC Pass	LC Pass	LC Pass	LC Pass	LC Pass	LC Pass
High	.55000	2.2000	2.2000	2.2000	27.500	137.50	55.000
Low	.45000	1.8000	1.8000	1.8000	22.500	112.50	45.000

Elem	MN	MO	NA	NI	PB/1	PB/2	PB
Units	ppm	ppm	ppm	ppm	ppm	ppm	ppm
Avge	2.0262	2.0999	130.66	2.0170	.51001	.51773	.51516
SDev	.0032	.0099	.39	.0035	.00259	.00348	.00260
%RSD	.15677	.47146	.29657	.17248	.50740	.67182	.50469
#1	2.0298	2.0902	130.25	2.0205	.51165	.52140	.51815
#2	2.0243	2.0996	131.02	2.0135	.50703	.51732	.51389
#3	2.0244	2.1100	130.71	2.0169	.51135	.51448	.51344
Errors	LC Pass	LC Pass	LC Pass	LC Pass	NOCHECK	NOCHECK	LC Pass
High	2.2000	2.2000	137.50	2.2000			.55000
Low	1.8000	1.8000	112.50	1.8000			.45000

Elem	SB/1	SB/2	SB	SE/1	SE/2	SE	SI
Units	ppm	ppm	ppm	ppm	ppm	ppm	ppm
Avge	.52898	.53463	.53275	.53160	.52226	.52537	2.0695
SDev	.00315	.00256	.00175	.00330	.00142	.00019	.0046
%RSD	.59468	.47802	.32822	.61992	.27089	.03695	.22277
#1	.53168	.53596	.53453	.52816	.52365	.52515	2.0666
#2	.52974	.53168	.53104	.53192	.52231	.52551	2.0670

#3	.52552	.53625	.53268	.53473	.52082	.52545	2.0748
Errors	NOCHECK	NOCHECK	LC Pass	NOCHECK	NOCHECK	LC Pass	LC Pass

High			.55000			.55000	2.2000
Low			.45000			.45000	1.8000

Elem	SN	SR	TI	TL	V_	ZN	
Units	ppm	ppm	ppm	ppm	ppm	ppm	
Avge	2.1091	2.0705	2.0455	1.0365	1.9993	2.0928	
SDev	.0048	.0011	.0042	.0035	.0028	.0029	
%RSD	.22606	.05086	.20644	.33744	.13843	.13755	
#1	2.1131	2.0713	2.0501	1.0394	2.0021	2.0961	
#2	2.1038	2.0707	2.0443	1.0375	1.9993	2.0912	
#3	2.1103	2.0693	2.0419	1.0326	1.9965	2.0910	
Errors	LC Pass	LC Pass	LC Pass	LC Pass	LC Pass	LC Pass	
High	2.2000	2.2000	2.2000	1.1000	2.2000	2.2000	
Low	1.8000	1.8000	1.8000	.90000	1.8000	1.8000	

IntStd	1	2	3	4	5	6	7
Mode	Counts	NOTUSED	NOTUSED	NOTUSED	NOTUSED	NOTUSED	NOTUSED
Elem	Y	--	--	--	--	--	--
Wavlen	371.030	--	--	--	--	--	--
Avge	27613	--	--	--	--	--	--
SDev	91.71828	--	--	--	--	--	--
%RSD	.3321618	--	--	--	--	--	--
#1	27531	--	--	--	--	--	--
#2	27595	--	--	--	--	--	--
#3	27712	--	--	--	--	--	--

Method: METTRACE Sample Name: CCB14 Operator: RJG
Run Time: 11/12/10 03:15:42
Comment: TESTAMERICA PITTSBURGH ICP METALS ANALYSIS-INST TRACEICP
Mode: CONC Corr. Factor: 1

Elem	AG	AL	AS	B_	BA	BE	CA
Units	ppm	ppm	ppm	ppm	ppm	ppm	ppm
Avge	-.00041	.01584	-.00083	.00312	-.00001	.00041	-.00145
SDev	.00056	.00276	.00069	.00143	.00005	.00001	.00250
%RSD	137.39	17.432	83.678	45.904	393.67	1.9239	172.84
#1	-.00056	.01713	-.00031	.00426	.00003	.00040	.00125
#2	.00021	.01267	-.00162	.00360	-.00007	.00041	-.00369
#3	-.00089	.01773	-.00055	.00151	.00000	.00042	-.00189
Errors	LC Pass	LC Pass	LC Pass	LC Pass	LC Pass	LC Pass	LC Pass
High	.00500	.20000	.01000	.20000	.20000	.00400	5.0000
Low	-.00500	-.20000	-.01000	-.20000	-.20000	-.00400	-5.0000

Elem	CD	CO	CR	CU	FE	K_	MG
Units	ppm	ppm	ppm	ppm	ppm	ppm	ppm
Avge	.00017	-.00026	-.00051	-.00024	.01283	.26535	-.00491
SDev	.00009	.00033	.00015	.00016	.01040	.01276	.00113
%RSD	54.100	127.14	30.038	65.385	81.046	4.8078	23.070
#1	.00028	-.00064	-.00055	-.00006	.02475	.27994	-.00604
#2	.00014	-.00011	-.00034	-.00033	.00819	.25975	-.00491
#3	.00010	-.00003	-.00065	-.00033	.00556	.25634	-.00378
Errors	LC Pass	LC Pass	LC Pass	LC Pass	LC Pass	LC Pass	LC Pass
High	.00500	.05000	.00500	.02500	.10000	5.0000	5.0000
Low	-.00500	-.05000	-.00500	-.02500	-.10000	-5.0000	-5.0000

Elem	MN	MO	NA	NI	PB/1	PB/2	PB
Units	ppm	ppm	ppm	ppm	ppm	ppm	ppm
Avge	-.00006	.00687	-.38481	-.00028	-.00265	.00145	.00008
SDev	.00003	.00315	.08286	.00036	.00230	.00134	.00072
%RSD	47.248	45.828	21.534	126.28	86.697	92.715	874.18
#1	-.00010	.01017	-.29900	.00011	-.00504	.00285	.00022
#2	-.00005	.00655	-.39105	-.00057	-.00046	.00132	.00073
#3	-.00005	.00390	-.46437	-.00039	-.00245	.00017	-.00070
Errors	LC Pass	LC Pass	LC Pass	LC Pass	NOCHECK	NOCHECK	LC Pass
High	.01500	.04000	5.0000	.04000			.00300
Low	-.01500	-.04000	-5.0000	-.04000			-.00300

Elem	SB/1	SB/2	SB	SE/1	SE/2	SE	SI
Units	ppm	ppm	ppm	ppm	ppm	ppm	ppm
Avge	.00311	-.00233	-.00052	-.00492	.00268	.00015	-.00442
SDev	.00239	.00088	.00033	.00318	.00215	.00042	.00366
%RSD	77.025	37.895	62.388	64.616	80.215	273.25	82.723
#1	.00547	-.00334	-.00041	-.00846	.00496	.00049	-.00861
#2	.00069	-.00168	-.00089	-.00231	.00069	-.00031	-.00275

#3	.00316	-.00198	-.00027	-.00399	.00240	.00027	-.00189
Errors	NOCHECK	NOCHECK	LC Pass	NOCHECK	NOCHECK	LC Pass	LC Pass

High			.01000			.00500	.50000
Low			-.01000			-.00500	-.50000

Elem	SN	SR	TI	TL	V_	ZN	
Units	ppm	ppm	ppm	ppm	ppm	ppm	
Avge	-.00039	-.00010	.00049	.00394	-.00043	.00247	
SDev	.00103	.00002	.00019	.00221	.00039	.00005	
%RSD	262.76	22.248	39.338	56.030	91.045	2.1601	
#1	-.00061	-.00013	.00066	.00649	-.00074	.00248	
#2	-.00129	-.00008	.00028	.00263	.00001	.00253	
#3	.00073	-.00010	.00053	.00270	-.00055	.00242	
Errors	LC Pass	LC Pass	LC Pass	LC Pass	LC Pass	LC Pass	
High	.10000	.05000	.05000	.01000	.05000	.02000	
Low	-.10000	-.05000	-.05000	-.01000	-.05000	-.02000	

IntStd	1	2	3	4	5	6	7
Mode	Counts	NOTUSED	NOTUSED	NOTUSED	NOTUSED	NOTUSED	NOTUSED
Elem	Y	--	--	--	--	--	--
Wavlen	371.030	--	--	--	--	--	--
Avge	28394	--	--	--	--	--	--
SDev	63.56132	--	--	--	--	--	--
%RSD	.2238577	--	--	--	--	--	--
#1	28456	--	--	--	--	--	--
#2	28396	--	--	--	--	--	--
#3	28329	--	--	--	--	--	--

Method: METTRACE Sample Name: L9MN3/5 Operator: RJG
Run Time: 11/12/10 03:21:13
Comment: TESTAMERICA PITTSBURGH ICP METALS ANALYSIS-INST TRACEICP
Mode: CONC Corr. Factor: 1

Elem	AG	AL	AS	B_	BA	BE	CA
Units	ppm	ppm	ppm	ppm	ppm	ppm	ppm
Avge	-.00050	48.906	.00322	5.5402	.16408	-.00055	33.769
SDev	.00076	.634	.00069	.0298	.00085	.00019	.089
%RSD	153.28	1.2968	21.419	.53826	.51671	34.322	.26399
#1	-.00078	48.193	.00245	5.5060	.16318	-.00033	33.744
#2	-.00108	49.408	.00342	5.5611	.16487	-.00065	33.695
#3	.00037	49.116	.00379	5.5534	.16419	-.00067	33.868
Errors	LC Pass	LC Pass	LC Pass	LC Pass	LC Pass	LC Pass	LC Pass
High	2.0000	500.00	10.000	30.000	10.000	10.000	600.00
Low	-.00500	-.20000	-.01000	-.20000	-.20000	-.00400	-5.0000

Elem	CD	CO	CR	CU	FE	K_	MG
Units	ppm	ppm	ppm	ppm	ppm	ppm	ppm
Avge	.00056	.00020	.02126	.69977	1.2593	S.00000	3.4348
SDev	.00004	.00025	.00046	.00761	.0100	.00000	.0109
%RSD	6.9462	123.92	2.1694	1.0873	.79486	.00000	.31759
#1	.00058	.00018	.02094	.69156	1.2641	S.00000	3.4275
#2	.00051	-.00003	.02105	.70658	1.2661	S.00000	3.4296
#3	.00058	.00047	.02179	.70118	1.2478	S.00000	3.4473
Errors	LC Pass	LC Pass	LC Pass	LC Pass	LC Pass	LC Pass	LC Pass
High	5.0000	50.000	20.000	10.000	500.00	400.00	600.00
Low	-.00500	-.05000	-.00500	-.02500	-.10000	-5.0000	-5.0000

Elem	MN	MO	NA	NI	PB/1	PB/2	PB
Units	ppm	ppm	ppm	ppm	ppm	ppm	ppm
Avge	.34863	.31862	65.656	.01030	.09214	.09607	.09476
SDev	.00076	.00216	1.104	.00031	.00324	.00244	.00055
%RSD	.21723	.67864	1.6812	2.9711	3.5185	2.5428	.58465
#1	.34801	.31633	64.399	.00995	.08995	.09760	.09505
#2	.34840	.31891	66.470	.01044	.09062	.09735	.09511
#3	.34947	.32063	66.098	.01051	.09587	.09325	.09412
Errors	LC Pass	LC Pass	LC Pass	LC Pass	NOCHECK	NOCHECK	LC Pass
High	20.000	20.000	400.00	100.00			5.0000
Low	-.01500	-.04000	-5.0000	-.04000			-.00300

Elem	SB/1	SB/2	SB	SE/1	SE/2	SE	SI
Units	ppm	ppm	ppm	ppm	ppm	ppm	ppm
Avge	.01402	.01294	.01330	.00016	.00109	.00078	3.9227
SDev	.00167	.00218	.00090	.00419	.00228	.00056	.0346
%RSD	11.899	16.853	6.7604	2568.6	209.44	70.946	.88321
#1	.01492	.01182	.01285	.00099	-.00027	.00015	3.8829
#2	.01505	.01155	.01272	-.00437	.00373	.00103	3.9467

#3	.01210	.01545	.01433	.00387	-.00018	.00117	3.9383
Errors	NOCHECK	NOCHECK	LC Pass	NOCHECK	NOCHECK	LC Pass	LC Pass

High			5.0000			10.000	50.000
Low			-.01000			-.00500	-.50000

Elem	SN	SR	TI	TL	V_	ZN	
Units	ppm	ppm	ppm	ppm	ppm	ppm	
Avge	.32885	.10670	.00785	-.00095	.00634	.71114	
SDev	.00175	.00048	.00033	.00043	.00012	.00195	
%RSD	.53225	.45203	4.2414	45.051	1.9369	.27424	
#1	.33079	.10621	.00805	-.00048	.00630	.70889	
#2	.32738	.10718	.00803	-.00106	.00648	.71238	
#3	.32837	.10670	.00746	-.00132	.00624	.71214	
Errors	LC Pass	LC Pass	LC Pass	LC Pass	LC Pass	LC Pass	
High	30.000	10.000	30.000	10.000	50.000	5.0000	
Low	-.10000	-.05000	-.05000	-.01000	-.05000	-.02000	

IntStd	1	2	3	4	5	6	7
Mode	Counts	NOTUSED	NOTUSED	NOTUSED	NOTUSED	NOTUSED	NOTUSED
Elem	Y	--	--	--	--	--	--
Wavlen	371.030	--	--	--	--	--	--
Avge	27201	--	--	--	--	--	--
SDev	120.5675	--	--	--	--	--	--
%RSD	.4432475	--	--	--	--	--	--
#1	27092	--	--	--	--	--	--
#2	27180	--	--	--	--	--	--
#3	27331	--	--	--	--	--	--

Method: METTRACE Sample Name: L9MN3P25 Operator: RJG
Run Time: 11/12/10 03:26:44
Comment: TESTAMERICA PITTSBURGH ICP METALS ANALYSIS-INST TRACEICP
Mode: CONC Corr. Factor: 1

Elem	AG	AL	AS	B_	BA	BE	CA
Units	ppm	ppm	ppm	ppm	ppm	ppm	ppm
Avge	-.00006	9.4378	-.00039	1.0774	.03248	.00009	6.7682
SDev	.00028	.0342	.00046	.0019	.00005	.00004	.0129
%RSD	474.38	.36270	119.74	.17637	.14738	40.352	.19113
#1	-.00017	9.4008	.00008	1.0779	.03250	.00007	6.7536
#2	-.00027	9.4682	-.00039	1.0789	.03243	.00013	6.7729
#3	.00026	9.4445	-.00084	1.0752	.03252	.00008	6.7781

Elem	CD	CO	CR	CU	FE	K_	MG
Units	ppm	ppm	ppm	ppm	ppm	ppm	ppm
Avge	.00020	-.00024	.00393	.13392	.25726	319.80	.69418
SDev	.00008	.00028	.00030	.00024	.00500	1.72	.00200
%RSD	41.239	117.62	7.5600	.18235	1.9421	.53749	.28849
#1	.00022	-.00019	.00399	.13369	.26098	317.82	.69561
#2	.00027	-.00055	.00360	.13390	.25158	320.63	.69189
#3	.00011	.00001	.00419	.13418	.25921	320.93	.69503

Elem	MN	MO	NA	NI	PB/1	PB/2	PB
Units	ppm	ppm	ppm	ppm	ppm	ppm	ppm
Avge	.06948	.06268	12.354	.00209	.01718	.01953	.01874
SDev	.00008	.00089	.098	.00052	.00055	.00060	.00031
%RSD	.12102	1.4264	.79023	24.982	3.2053	3.0696	1.6513
#1	.06939	.06175	12.457	.00164	.01771	.01885	.01847
#2	.06950	.06274	12.341	.00266	.01661	.01971	.01868
#3	.06955	.06354	12.263	.00198	.01723	.02001	.01908

Elem	SB/1	SB/2	SB	SE/1	SE/2	SE	SI
Units	ppm	ppm	ppm	ppm	ppm	ppm	ppm
Avge	.00328	.00243	.00271	-.00258	-.00000	-.00086	.75366
SDev	.00011	.00116	.00078	.00169	.00065	.00046	.00086
%RSD	3.2785	47.563	28.829	65.619	26626.	53.408	.11483
#1	.00334	.00156	.00215	-.00401	-.00008	-.00139	.75413
#2	.00334	.00374	.00361	-.00071	-.00060	-.00064	.75266
#3	.00315	.00199	.00238	-.00303	.00068	-.00055	.75418

Elem	SN	SR	TI	TL	V_	ZN
Units	ppm	ppm	ppm	ppm	ppm	ppm
Avge	.06473	.02123	.00151	.00035	.00129	.14219
SDev	.00208	.00010	.00020	.00068	.00049	.00036
%RSD	3.2160	.48213	13.055	192.06	37.527	.25595
#1	.06233	.02134	.00129	.00049	.00122	.14177
#2	.06601	.02119	.00168	-.00038	.00085	.14243
#3	.06585	.02115	.00155	.00095	.00181	.14238

IntStd	1	2	3	4	5	6	7
Mode	Counts	NOTUSED	NOTUSED	NOTUSED	NOTUSED	NOTUSED	NOTUSED
Elem	Y	--	--	--	--	--	--
Wavlen	371.030	--	--	--	--	--	--
Avge	28057	--	--	--	--	--	--
SDev	127.6521	--	--	--	--	--	--
%RSD	.4549682	--	--	--	--	--	--
#1	28185	--	--	--	--	--	--
#2	28057	--	--	--	--	--	--
#3	27930	--	--	--	--	--	--

Method: METTRACE Sample Name: L9MN3S/5 Operator: RJG
Run Time: 11/12/10 03:32:16
Comment: TESTAMERICA PITTSBURGH ICP METALS ANALYSIS-INST TRACEICP
Mode: CONC Corr. Factor: 1

Elem	AG	AL	AS	B_	BA	BE	CA
Units	ppm	ppm	ppm	ppm	ppm	ppm	ppm
Avge	.00939	48.382	.42048	5.6616	.56455	.00903	43.059
SDev	.00071	.442	.00077	.0084	.00240	.00040	.190
%RSD	7.5246	.91427	.18240	.14749	.42568	4.4442	.44096
#1	.00913	47.875	.42053	5.6528	.56198	.00948	43.278
#2	.00886	48.687	.41969	5.6694	.56674	.00889	42.950
#3	.01019	48.586	.42122	5.6625	.56494	.00871	42.949
Errors	LC Pass	LC Pass	LC Pass	LC Pass	LC Pass	LC Pass	LC Pass
High	2.0000	500.00	10.000	30.000	10.000	10.000	600.00
Low	-.00500	-.20000	-.01000	-.20000	-.20000	-.00400	-5.0000

Elem	CD	CO	CR	CU	FE	K_	MG
Units	ppm	ppm	ppm	ppm	ppm	ppm	ppm
Avge	.01029	.09772	.06083	.74194	1.4502	S.00000	12.534
SDev	.00014	.00062	.00050	.00575	.0030	.00000	.053
%RSD	1.3554	.63686	.82714	.77449	.20805	.00000	.42396
#1	.01024	.09830	.06098	.73541	1.4534	S.00000	12.596
#2	.01019	.09706	.06027	.74622	1.4474	S.00000	12.504
#3	.01045	.09778	.06124	.74419	1.4499	S.00000	12.503
Errors	LC Pass	LC Pass	LC Pass	LC Pass	LC Pass	LC Pass	LC Pass
High	5.0000	50.000	20.000	10.000	500.00	400.00	600.00
Low	-.00500	-.05000	-.00500	-.02500	-.10000	-5.0000	-5.0000

Elem	MN	MO	NA	NI	PB/1	PB/2	PB
Units	ppm	ppm	ppm	ppm	ppm	ppm	ppm
Avge	.44336	.52576	74.826	.10750	.18886	.19762	.19470
SDev	.00095	.00204	1.017	.00031	.00298	.00326	.00132
%RSD	.21506	.38789	1.3590	.29116	1.5800	1.6498	.67944
#1	.44446	.52430	73.660	.10783	.18755	.19756	.19423
#2	.44287	.52489	75.526	.10720	.18676	.20091	.19620
#3	.44275	.52809	75.293	.10746	.19228	.19439	.19369
Errors	LC Pass	LC Pass	LC Pass	LC Pass	NOCHECK	NOCHECK	LC Pass
High	20.000	20.000	400.00	100.00			5.0000
Low	-.01500	-.04000	-5.0000	-.04000			-.00300

Elem	SB/1	SB/2	SB	SE/1	SE/2	SE	SI
Units	ppm	ppm	ppm	ppm	ppm	ppm	ppm
Avge	.11797	.11694	.11729	.41354	.40490	.40777	5.8531
SDev	.00345	.00083	.00074	.00455	.00444	.00427	.0224
%RSD	2.9249	.70831	.63353	1.1002	1.0973	1.0477	.38215
#1	.11997	.11698	.11798	.41017	.39990	.40332	5.8287
#2	.11995	.11610	.11738	.41172	.40638	.40816	5.8726

#3	.11399	.11775	.11650	.41871	.40841	.41184	5.8580
Errors	NOCHECK	NOCHECK	LC Pass	NOCHECK	NOCHECK	LC Pass	LC Pass

High			5.0000			10.000	50.000
Low			-.01000			-.00500	-.50000

Elem	SN	SR	TI	TL	V_	ZN	
Units	ppm	ppm	ppm	ppm	ppm	ppm	
Avge	.73769	.30313	.20067	.32253	.10387	.81265	
SDev	.00294	.00079	.00027	.00201	.00103	.00142	
%RSD	.39826	.25915	.13406	.62187	.98660	.17423	
#1	.74095	.30239	.20042	.32310	.10484	.81425	
#2	.73525	.30395	.20096	.32031	.10280	.81212	
#3	.73686	.30306	.20065	.32420	.10396	.81157	

Errors	LC Pass	LC Pass	LC Pass	LC Pass	LC Pass	LC Pass	
High	30.000	10.000	30.000	10.000	50.000	5.0000	
Low	-.10000	-.05000	-.05000	-.01000	-.05000	-.02000	

IntStd	1	2	3	4	5	6	7
Mode	Counts	NOTUSED	NOTUSED	NOTUSED	NOTUSED	NOTUSED	NOTUSED
Elem	Y	--	--	--	--	--	--
Wavlen	371.030	--	--	--	--	--	--
Avge	27328	--	--	--	--	--	--
SDev	253.5190	--	--	--	--	--	--
%RSD	.9276775	--	--	--	--	--	--
#1	27125	--	--	--	--	--	--
#2	27248	--	--	--	--	--	--
#3	27612	--	--	--	--	--	--

Method: METTRACE Sample Name: L9MN3D/5 Operator: RJG
Run Time: 11/12/10 03:37:47
Comment: TESTAMERICA PITTSBURGH ICP METALS ANALYSIS-INST TRACEICP
Mode: CONC Corr. Factor: 1

Elem	AG	AL	AS	B_	BA	BE	CA
Units	ppm	ppm	ppm	ppm	ppm	ppm	ppm
Avge	.01002	49.794	.42741	5.8178	.57747	.00890	43.966
SDev	.00034	.301	.00026	.0067	.00093	.00018	.084
%RSD	3.3713	.60526	.05980	.11468	.16104	1.9861	.19102
#1	.00965	49.446	.42717	5.8108	.57642	.00910	44.063
#2	.01007	49.968	.42768	5.8184	.57819	.00880	43.918
#3	.01032	49.968	.42737	5.8241	.57781	.00878	43.918
Errors	LC Pass	LC Pass	LC Pass	LC Pass	LC Pass	LC Pass	LC Pass
High	2.0000	500.00	10.000	30.000	10.000	10.000	600.00
Low	-.00500	-.20000	-.01000	-.20000	-.20000	-.00400	-5.0000

Elem	CD	CO	CR	CU	FE	K_	MG
Units	ppm	ppm	ppm	ppm	ppm	ppm	ppm
Avge	.01051	.09936	.06174	.76428	1.4588	S.00000	12.781
SDev	.00007	.00072	.00007	.00424	.0059	.00000	.008
%RSD	.69203	.72749	.11553	.55549	.40144	.00000	.06410
#1	.01044	.09984	.06166	.75938	1.4612	S.00000	12.790
#2	.01058	.09853	.06175	.76649	1.4521	S.00000	12.780
#3	.01050	.09971	.06180	.76696	1.4631	S.00000	12.773
Errors	LC Pass	LC Pass	LC Pass	LC Pass	LC Pass	LC Pass	LC Pass
High	5.0000	50.000	20.000	10.000	500.00	400.00	600.00
Low	-.00500	-.05000	-.00500	-.02500	-.10000	-5.0000	-5.0000

Elem	MN	MO	NA	NI	PB/1	PB/2	PB
Units	ppm	ppm	ppm	ppm	ppm	ppm	ppm
Avge	.45282	.52837	77.469	.10991	.19161	.19946	.19685
SDev	.00024	.00114	.695	.00046	.00322	.00144	.00135
%RSD	.05253	.21519	.89693	.41842	1.6818	.71957	.68532
#1	.45309	.52715	76.670	.11044	.18837	.19882	.19534
#2	.45274	.52855	77.811	.10971	.19482	.19846	.19725
#3	.45263	.52940	77.927	.10958	.19163	.20111	.19795
Errors	LC Pass	LC Pass	LC Pass	LC Pass	NOCHECK	NOCHECK	LC Pass
High	20.000	20.000	400.00	100.00			5.0000
Low	-.01500	-.04000	-5.0000	-.04000			-.00300

Elem	SB/1	SB/2	SB	SE/1	SE/2	SE	SI
Units	ppm	ppm	ppm	ppm	ppm	ppm	ppm
Avge	.12073	.11869	.11937	.42207	.41331	.41623	5.9845
SDev	.00234	.00173	.00056	.00485	.00343	.00378	.0181
%RSD	1.9357	1.4558	.47188	1.1495	.83050	.90855	.30209
#1	.12343	.11693	.11909	.41680	.41072	.41274	5.9652
#2	.11948	.11876	.11900	.42306	.41200	.41569	6.0011

#3	.11929	.12038	.12002	.42635	.41720	.42025	5.9871
Errors	NOCHECK	NOCHECK	LC Pass	NOCHECK	NOCHECK	LC Pass	LC Pass

High			5.0000			10.000	50.000
Low			-.01000			-.00500	-.50000

Elem	SN	SR	TI	TL	V_	ZN	
Units	ppm	ppm	ppm	ppm	ppm	ppm	
Avge	.74750	.31015	.20388	.33971	.10565	.83234	
SDev	.00134	.00022	.00055	.00158	.00034	.00083	
%RSD	.17972	.07075	.27190	.46455	.32495	.10008	
#1	.74688	.31033	.20400	.34146	.10579	.83175	
#2	.74658	.31021	.20436	.33838	.10526	.83196	
#3	.74904	.30990	.20327	.33929	.10590	.83329	
Errors	LC Pass	LC Pass	LC Pass	LC Pass	LC Pass	LC Pass	
High	30.000	10.000	30.000	10.000	50.000	5.0000	
Low	-.10000	-.05000	-.05000	-.01000	-.05000	-.02000	

IntStd	1	2	3	4	5	6	7
Mode	Counts	NOTUSED	NOTUSED	NOTUSED	NOTUSED	NOTUSED	NOTUSED
Elem	Y	--	--	--	--	--	--
Wavlen	371.030	--	--	--	--	--	--
Avge	27355	--	--	--	--	--	--
SDev	42.11556	--	--	--	--	--	--
%RSD	.1539587	--	--	--	--	--	--
#1	27386	--	--	--	--	--	--
#2	27372	--	--	--	--	--	--
#3	27307	--	--	--	--	--	--

Method: METTRACE Sample Name: L9MN3F/5 Operator: RJG
Run Time: 11/12/10 03:43:19
Comment: TESTAMERICA PITTSBURGH ICP METALS ANALYSIS-INST TRACEICP
Mode: CONC Corr. Factor: 1

Elem	AG	AL	AS	B_	BA	BE	CA
Units	ppm	ppm	ppm	ppm	ppm	ppm	ppm
Avge	-.00025	57.063	.00436	6.6852	.07914	-.00055	16.391
SDev	.00034	.246	.00032	.0195	.00026	.00016	.027
%RSD	135.95	.43170	7.3981	.29209	.32877	28.741	.16373
#1	-.00064	56.793	.00451	6.6650	.07885	-.00037	16.365
#2	-.00001	57.275	.00457	6.7040	.07935	-.00060	16.418
#3	-.00010	57.121	.00399	6.6865	.07923	-.00067	16.390
Errors	LC Pass	LC Pass	LC Pass	LC Pass	LC Pass	LC Pass	LC Pass
High	2.0000	500.00	10.000	30.000	10.000	10.000	600.00
Low	-.00500	-.20000	-.01000	-.20000	-.20000	-.00400	-5.0000

Elem	CD	CO	CR	CU	FE	K_	MG
Units	ppm	ppm	ppm	ppm	ppm	ppm	ppm
Avge	.00029	.00001	.02327	.72701	1.1439	S.00000	2.3072
SDev	.00011	.00016	.00015	.00253	.0097	.00000	.0096
%RSD	36.568	2785.4	.62825	.34822	.84612	.00000	.41396
#1	.00022	-.00003	.02314	.72464	1.1426	S.00000	2.2979
#2	.00041	.00018	.02326	.72968	1.1542	S.00000	2.3170
#3	.00024	-.00013	.02343	.72672	1.1350	S.00000	2.3068
Errors	LC Pass	LC Pass	LC Pass	LC Pass	LC Pass	LC Pass	LC Pass
High	5.0000	50.000	20.000	10.000	500.00	400.00	600.00
Low	-.00500	-.05000	-.00500	-.02500	-.10000	-5.0000	-5.0000

Elem	MN	MO	NA	NI	PB/1	PB/2	PB
Units	ppm	ppm	ppm	ppm	ppm	ppm	ppm
Avge	.21359	.35415	77.430	.00606	.04924	.05233	.05130
SDev	.00034	.00178	.410	.00072	.00226	.00060	.00050
%RSD	.16128	.50261	.52962	11.846	4.5808	1.1466	.96774
#1	.21329	.35218	76.979	.00524	.04666	.05292	.05083
#2	.21397	.35565	77.780	.00657	.05080	.05234	.05182
#3	.21352	.35462	77.532	.00637	.05028	.05172	.05124
Errors	LC Pass	LC Pass	LC Pass	LC Pass	NOCHECK	NOCHECK	LC Pass
High	20.000	20.000	400.00	100.00			5.0000
Low	-.01500	-.04000	-5.0000	-.04000			-.00300

Elem	SB/1	SB/2	SB	SE/1	SE/2	SE	SI
Units	ppm	ppm	ppm	ppm	ppm	ppm	ppm
Avge	.01470	.01598	.01556	.00537	.00406	.00449	4.4091
SDev	.00154	.00070	.00010	.00119	.00196	.00117	.0145
%RSD	10.446	4.3820	.65888	22.203	48.369	26.092	.32902
#1	.01645	.01517	.01560	.00437	.00622	.00560	4.3953
#2	.01357	.01637	.01544	.00669	.00358	.00461	4.4242

#3	.01409	.01640	.01563	.00504	.00238	.00327	4.4077
Errors	NOCHECK	NOCHECK	LC Pass	NOCHECK	NOCHECK	LC Pass	LC Pass

High			5.0000			10.000	50.000
Low			-.01000			-.00500	-.50000

Elem	SN	SR	TI	TL	V_	ZN	
Units	ppm	ppm	ppm	ppm	ppm	ppm	
Avge	.38343	.04929	.00653	.00060	.01035	.52187	
SDev	.00211	.00013	.00002	.00081	.00027	.00114	
%RSD	.55010	.26324	.32494	136.72	2.6444	.21902	
#1	.38278	.04920	.00656	.00149	.01014	.52116	
#2	.38579	.04944	.00652	-.00011	.01066	.52318	
#3	.38173	.04923	.00652	.00042	.01026	.52126	
Errors	LC Pass	LC Pass	LC Pass	LC Pass	LC Pass	LC Pass	
High	30.000	10.000	30.000	10.000	50.000	5.0000	
Low	-.10000	-.05000	-.05000	-.01000	-.05000	-.02000	

IntStd	1	2	3	4	5	6	7
Mode	Counts	NOTUSED	NOTUSED	NOTUSED	NOTUSED	NOTUSED	NOTUSED
Elem	Y	--	--	--	--	--	--
Wavlen	371.030	--	--	--	--	--	--
Avge	27381	--	--	--	--	--	--
SDev	98.71564	--	--	--	--	--	--
%RSD	.3605198	--	--	--	--	--	--
#1	27268	--	--	--	--	--	--
#2	27434	--	--	--	--	--	--
#3	27443	--	--	--	--	--	--

Method: METTRACE Sample Name: L9MN3P25F Operator: RJG
Run Time: 11/12/10 03:48:51
Comment: TESTAMERICA PITTSBURGH ICP METALS ANALYSIS-INST TRACEICP
Mode: CONC Corr. Factor: 1

Elem	AG	AL	AS	B_	BA	BE	CA
Units	ppm	ppm	ppm	ppm	ppm	ppm	ppm
Avge	.00018	11.214	-.00050	1.3059	.01588	.00003	3.2629
SDev	.00012	.050	.00021	.0055	.00010	.00006	.0176
%RSD	64.829	.44610	42.108	.42029	.61289	191.05	.53792
#1	.00013	11.174	-.00060	1.3069	.01581	.00002	3.2518
#2	.00031	11.270	-.00064	1.3108	.01599	-.00002	3.2831
#3	.00009	11.198	-.00026	1.3000	.01582	.00009	3.2538

Elem	CD	CO	CR	CU	FE	K_	MG
Units	ppm	ppm	ppm	ppm	ppm	ppm	ppm
Avge	.00025	-.00007	.00443	.14197	.23599	392.24	.46508
SDev	.00008	.00007	.00028	.00076	.00749	1.79	.00534
%RSD	32.124	103.44	6.3333	.53348	3.1735	.45562	1.1482
#1	.00028	.00001	.00413	.14153	.22908	390.45	.46244
#2	.00030	-.00012	.00469	.14285	.24395	394.03	.47122
#3	.00016	-.00011	.00446	.14154	.23494	392.25	.46156

Elem	MN	MO	NA	NI	PB/1	PB/2	PB
Units	ppm	ppm	ppm	ppm	ppm	ppm	ppm
Avge	.04254	.07114	14.918	.00131	.00969	.01109	.01062
SDev	.00020	.00036	.085	.00026	.00080	.00131	.00090
%RSD	.46769	.50229	.57070	20.135	8.2466	11.791	8.4470
#1	.04238	.07075	14.849	.00139	.00929	.01249	.01142
#2	.04276	.07146	15.013	.00101	.00916	.00990	.00965
#3	.04246	.07119	14.892	.00152	.01060	.01088	.01079

Elem	SB/1	SB/2	SB	SE/1	SE/2	SE	SI
Units	ppm	ppm	ppm	ppm	ppm	ppm	ppm
Avge	.00359	.00201	.00254	-.00197	.00123	.00017	.84752
SDev	.00072	.00037	.00030	.00219	.00167	.00058	.00578
%RSD	20.081	18.506	11.624	111.29	135.32	349.49	.68195
#1	.00411	.00161	.00244	-.00343	.00148	-.00016	.85363
#2	.00391	.00235	.00287	-.00304	.00277	.00083	.84681
#3	.00277	.00207	.00230	.00055	-.00054	-.00018	.84213

Elem	SN	SR	TI	TL	V_	ZN
Units	ppm	ppm	ppm	ppm	ppm	ppm
Avge	.07410	.00986	.00147	.00093	.00160	.10193
SDev	.00099	.00004	.00027	.00243	.00019	.00051
%RSD	1.3350	.39783	18.162	260.49	11.950	.50126
#1	.07374	.00986	.00117	-.00098	.00141	.10145
#2	.07521	.00990	.00168	.00367	.00161	.10247
#3	.07333	.00982	.00155	.00011	.00179	.10187

IntStd	1	2	3	4	5	6	7
Mode	Counts	NOTUSED	NOTUSED	NOTUSED	NOTUSED	NOTUSED	NOTUSED
Elem	Y	--	--	--	--	--	--
Wavlen	371.030	--	--	--	--	--	--
Avge	28029	--	--	--	--	--	--
SDev	20.84588	--	--	--	--	--	--
%RSD	.0743735	--	--	--	--	--	--
#1	28048	--	--	--	--	--	--
#2	28007	--	--	--	--	--	--
#3	28031	--	--	--	--	--	--

Method: METTRACE Sample Name: L9MN3SF/5 Operator: RJG
Run Time: 11/12/10 03:54:24
Comment: TESTAMERICA PITTSBURGH ICP METALS ANALYSIS-INST TRACEICP
Mode: CONC Corr. Factor: 1

Elem	AG	AL	AS	B_	BA	BE	CA
Units	ppm	ppm	ppm	ppm	ppm	ppm	ppm
Avge	.00973	56.951	.42987	6.8847	.48418	.00905	26.299
SDev	.00010	.379	.00572	.0831	.00452	.00036	.470
%RSD	1.0074	.66565	1.3310	1.2073	.93336	4.0003	1.7862
#1	.00982	57.342	.43609	6.9803	.48938	.00942	26.827
#2	.00963	56.585	.42870	6.8448	.48126	.00902	26.142
#3	.00975	56.927	.42483	6.8291	.48189	.00870	25.928
Errors	LC Pass	LC Pass	LC Pass	LC Pass	LC Pass	LC Pass	LC Pass
High	2.0000	500.00	10.000	30.000	10.000	10.000	600.00
Low	-.00500	-.20000	-.01000	-.20000	-.20000	-.00400	-5.0000

Elem	CD	CO	CR	CU	FE	K_	MG
Units	ppm	ppm	ppm	ppm	ppm	ppm	ppm
Avge	.01051	.09997	.06341	.77472	1.3349	S.00000	11.721
SDev	.00031	.00156	.00130	.00511	.0163	.00000	.202
%RSD	2.9366	1.5657	2.0541	.65993	1.2236	.00000	1.7204
#1	.01087	.10175	.06490	.78014	1.3505	S.00000	11.949
#2	.01038	.09937	.06278	.76999	1.3362	S.00000	11.646
#3	.01030	.09879	.06254	.77401	1.3179	S.00000	11.567
Errors	LC Pass	LC Pass	LC Pass	LC Pass	LC Pass	LC Pass	LC Pass
High	5.0000	50.000	20.000	10.000	500.00	400.00	600.00
Low	-.00500	-.05000	-.00500	-.02500	-.10000	-5.0000	-5.0000

Elem	MN	MO	NA	NI	PB/1	PB/2	PB
Units	ppm	ppm	ppm	ppm	ppm	ppm	ppm
Avge	.31453	.56027	87.153	.10650	.14604	.15630	.15288
SDev	.00503	.00589	.476	.00130	.00407	.00100	.00184
%RSD	1.5982	1.0505	.54575	1.2171	2.7898	.64082	1.2007
#1	.32023	.56688	87.126	.10800	.15072	.15707	.15496
#2	.31262	.55831	86.692	.10579	.14334	.15666	.15223
#3	.31073	.55561	87.642	.10572	.14405	.15517	.15147
Errors	LC Pass	LC Pass	LC Pass	LC Pass	NOCHECK	NOCHECK	LC Pass
High	20.000	20.000	400.00	100.00			5.0000
Low	-.01500	-.04000	-5.0000	-.04000			-.00300

Elem	SB/1	SB/2	SB	SE/1	SE/2	SE	SI
Units	ppm	ppm	ppm	ppm	ppm	ppm	ppm
Avge	.12251	.12080	.12137	.42589	.41616	.41940	6.4255
SDev	.00158	.00423	.00230	.00644	.00337	.00036	.0668
%RSD	1.2880	3.4983	1.8971	1.5122	.80934	.08695	1.0396
#1	.12086	.12550	.12396	.43324	.41245	.41938	6.5025
#2	.12401	.11732	.11955	.42127	.41903	.41978	6.3832

#3	.12266	.11957	.12060	.42315	.41700	.41905	6.3907
Errors	NOCHECK	NOCHECK	LC Pass	NOCHECK	NOCHECK	LC Pass	LC Pass

High			5.0000			10.000	50.000
Low			-.01000			-.00500	-.50000

Elem	SN	SR	TI	TL	V_	ZN	
Units	ppm	ppm	ppm	ppm	ppm	ppm	
Avge	.80502	.24848	.20310	.32002	.10677	.62962	
SDev	.01588	.00301	.00307	.00399	.00182	.00940	
%RSD	1.9726	1.2096	1.5122	1.2471	1.7085	1.4924	
#1	.82295	.25195	.20662	.32403	.10886	.64033	
#2	.79938	.24674	.20166	.31604	.10592	.62579	
#3	.79273	.24674	.20101	.32000	.10552	.62275	

Errors	LC Pass	LC Pass	LC Pass	LC Pass	LC Pass	LC Pass	
High	30.000	10.000	30.000	10.000	50.000	5.0000	
Low	-.10000	-.05000	-.05000	-.01000	-.05000	-.02000	

IntStd	1	2	3	4	5	6	7
Mode	Counts	NOTUSED	NOTUSED	NOTUSED	NOTUSED	NOTUSED	NOTUSED
Elem	Y	--	--	--	--	--	--
Wavlen	371.030	--	--	--	--	--	--
Avge	27064	--	--	--	--	--	--
SDev	355.2211	--	--	--	--	--	--
%RSD	1.312526	--	--	--	--	--	--
#1	26655	--	--	--	--	--	--
#2	27242	--	--	--	--	--	--
#3	27294	--	--	--	--	--	--

Method: METTRACE Sample Name: L9MN3DF/5 Operator: RJG
Run Time: 11/12/10 03:59:55
Comment: TESTAMERICA PITTSBURGH ICP METALS ANALYSIS-INST TRACEICP
Mode: CONC Corr. Factor: 1

Elem	AG	AL	AS	B_	BA	BE	CA
Units	ppm	ppm	ppm	ppm	ppm	ppm	ppm
Avge	.00979	56.056	.42326	6.7010	.48005	.00872	25.483
SDev	.00015	.213	.00149	.0097	.00055	.00013	.140
%RSD	1.5052	.37983	.35258	.14402	.11427	1.4381	.54781
#1	.00967	55.832	.42356	6.7076	.48007	.00887	25.637
#2	.00976	56.080	.42164	6.6899	.47949	.00867	25.365
#3	.00995	56.256	.42458	6.7054	.48059	.00864	25.448
Errors	LC Pass	LC Pass	LC Pass	LC Pass	LC Pass	LC Pass	LC Pass
High	2.0000	500.00	10.000	30.000	10.000	10.000	600.00
Low	-.00500	-.20000	-.01000	-.20000	-.20000	-.00400	-5.0000

Elem	CD	CO	CR	CU	FE	K_	MG
Units	ppm	ppm	ppm	ppm	ppm	ppm	ppm
Avge	.01020	.09754	.06176	.76235	1.2872	S.00000	11.438
SDev	.00016	.00086	.00027	.00319	.0174	.00000	.046
%RSD	1.5690	.88719	.43717	.41798	1.3518	.00000	.40328
#1	.01035	.09850	.06164	.75903	1.3064	S.00000	11.487
#2	.01003	.09731	.06157	.76263	1.2724	S.00000	11.396
#3	.01021	.09682	.06207	.76539	1.2829	S.00000	11.430
Errors	LC Pass	LC Pass	LC Pass	LC Pass	LC Pass	LC Pass	LC Pass
High	5.0000	50.000	20.000	10.000	500.00	400.00	600.00
Low	-.00500	-.05000	-.00500	-.02500	-.10000	-5.0000	-5.0000

Elem	MN	MO	NA	NI	PB/1	PB/2	PB
Units	ppm	ppm	ppm	ppm	ppm	ppm	ppm
Avge	.30568	.54959	86.697	.10435	.14377	.15267	.14970
SDev	.00136	.00128	.580	.00113	.00308	.00247	.00124
%RSD	.44473	.23245	.66951	1.0880	2.1387	1.6186	.82989
#1	.30714	.55076	86.027	.10496	.14234	.15539	.15105
#2	.30444	.54823	87.014	.10304	.14166	.15205	.14859
#3	.30547	.54978	87.050	.10505	.14730	.15056	.14948
Errors	LC Pass	LC Pass	LC Pass	LC Pass	NOCHECK	NOCHECK	LC Pass
High	20.000	20.000	400.00	100.00			5.0000
Low	-.01500	-.04000	-5.0000	-.04000			-.00300

Elem	SB/1	SB/2	SB	SE/1	SE/2	SE	SI
Units	ppm	ppm	ppm	ppm	ppm	ppm	ppm
Avge	.12244	.12008	.12086	.42050	.41139	.41443	6.3251
SDev	.00314	.00122	.00185	.00261	.00154	.00036	.0106
%RSD	2.5654	1.0178	1.5293	.61988	.37339	.08589	.16746
#1	.12508	.12085	.12225	.41948	.41140	.41409	6.3298
#2	.12328	.12072	.12157	.41856	.41292	.41480	6.3130

#3	.11896	.11867	.11877	.42347	.40985	.41439	6.3325
Errors	NOCHECK	NOCHECK	LC Pass	NOCHECK	NOCHECK	LC Pass	LC Pass

High			5.0000			10.000	50.000
Low			-.01000			-.00500	-.50000

Elem	SN	SR	TI	TL	V_	ZN	
Units	ppm	ppm	ppm	ppm	ppm	ppm	
Avge	.78722	.24569	.20226	.31120	.10499	.61428	
SDev	.00497	.00030	.00112	.00161	.00063	.00178	
%RSD	.63162	.12098	.55113	.51709	.59827	.28951	
#1	.78940	.24592	.20345	.31038	.10541	.61609	
#2	.78153	.24535	.20124	.31017	.10427	.61254	
#3	.79073	.24580	.20210	.31306	.10530	.61422	
Errors	LC Pass	LC Pass	LC Pass	LC Pass	LC Pass	LC Pass	
High	30.000	10.000	30.000	10.000	50.000	5.0000	
Low	-.10000	-.05000	-.05000	-.01000	-.05000	-.02000	

IntStd	1	2	3	4	5	6	7
Mode	Counts	NOTUSED	NOTUSED	NOTUSED	NOTUSED	NOTUSED	NOTUSED
Elem	Y	--	--	--	--	--	--
Wavlen	371.030	--	--	--	--	--	--
Avge	27090	--	--	--	--	--	--
SDev	107.0994	--	--	--	--	--	--
%RSD	.3953511	--	--	--	--	--	--
#1	26966	--	--	--	--	--	--
#2	27157	--	--	--	--	--	--
#3	27146	--	--	--	--	--	--

Method: METTRACE Sample Name: CCV1-15 Operator: RJG
Run Time: 11/12/10 04:05:24
Comment: TESTAMERICA PITTSBURGH ICP METALS ANALYSIS-INST TRACEICP
Mode: CONC Corr. Factor: 1

Elem	AG	AL	AS	B_	BA	BE	CA
Units	ppm	ppm	ppm	ppm	ppm	ppm	ppm
Avge	.99583	25.847	.52891	2.0903	2.0916	1.9919	51.184
SDev	.00283	.086	.00172	.0069	.0045	.0045	.098
%RSD	.28442	.33272	.32499	.33215	.21715	.22772	.19176
#1	.99825	25.932	.52997	2.0974	2.0948	1.9941	51.184
#2	.99652	25.849	.52983	2.0901	2.0937	1.9949	51.282
#3	.99272	25.760	.52692	2.0835	2.0864	1.9867	51.086
Errors	LC Pass	LC Pass	LC Pass	LC Pass	LC Pass	LC Pass	LC Pass
High	1.1000	27.500	.55000	2.2000	2.2000	2.2000	55.000
Low	.90000	22.500	.45000	1.8000	1.8000	1.8000	45.000

Elem	CD	CO	CR	CU	FE	K_	MG
Units	ppm	ppm	ppm	ppm	ppm	ppm	ppm
Avge	.50642	2.0051	2.0525	2.1001	25.958	134.12	49.957
SDev	.00110	.0035	.0031	.0067	.072	.47	.117
%RSD	.21734	.17681	.15101	.32080	.27546	.34887	.23349
#1	.50698	2.0059	2.0526	2.1068	25.985	134.61	50.032
#2	.50713	2.0082	2.0556	2.1001	26.013	134.07	50.017
#3	.50515	2.0012	2.0494	2.0933	25.878	133.67	49.823
Errors	LC Pass	LC Pass	LC Pass	LC Pass	LC Pass	LC Pass	LC Pass
High	.55000	2.2000	2.2000	2.2000	27.500	137.50	55.000
Low	.45000	1.8000	1.8000	1.8000	22.500	112.50	45.000

Elem	MN	MO	NA	NI	PB/1	PB/2	PB
Units	ppm	ppm	ppm	ppm	ppm	ppm	ppm
Avge	2.0233	2.1033	130.95	2.0245	.51044	.51829	.51568
SDev	.0037	.0107	.49	.0040	.00148	.00007	.00051
%RSD	.18246	.50880	.37800	.19721	.28950	.01297	.09902
#1	2.0248	2.0910	131.51	2.0272	.51214	.51833	.51626
#2	2.0261	2.1102	130.74	2.0264	.50979	.51821	.51541
#3	2.0191	2.1087	130.58	2.0199	.50941	.51833	.51536
Errors	LC Pass	LC Pass	LC Pass	LC Pass	NOCHECK	NOCHECK	LC Pass
High	2.2000	2.2000	137.50	2.2000			.55000
Low	1.8000	1.8000	112.50	1.8000			.45000

Elem	SB/1	SB/2	SB	SE/1	SE/2	SE	SI
Units	ppm	ppm	ppm	ppm	ppm	ppm	ppm
Avge	.52974	.53293	.53187	.53067	.52478	.52674	2.0698
SDev	.00206	.00377	.00248	.00502	.00269	.00203	.0092
%RSD	.38884	.70747	.46652	.94596	.51339	.38464	.44391
#1	.52911	.53727	.53455	.53351	.52173	.52565	2.0800
#2	.53205	.53108	.53140	.53363	.52681	.52908	2.0675

#3	.52807	.53045	.52966	.52488	.52581	.52550	2.0620
Errors	NOCHECK	NOCHECK	LC Pass	NOCHECK	NOCHECK	LC Pass	LC Pass

High			.55000			.55000	2.2000
Low			.45000			.45000	1.8000

Elem	SN	SR	TI	TL	V_	ZN	
Units	ppm	ppm	ppm	ppm	ppm	ppm	
Avge	2.1070	2.0656	2.0410	1.0399	2.0003	2.0987	
SDev	.0045	.0055	.0040	.0013	.0054	.0032	
%RSD	.21415	.26436	.19790	.12929	.26948	.15354	
#1	2.1122	2.0710	2.0431	1.0384	2.0029	2.1000	
#2	2.1045	2.0658	2.0435	1.0406	2.0039	2.1010	
#3	2.1043	2.0601	2.0363	1.0408	1.9941	2.0950	
Errors	LC Pass	LC Pass	LC Pass	LC Pass	LC Pass	LC Pass	
High	2.2000	2.2000	2.2000	1.1000	2.2000	2.2000	
Low	1.8000	1.8000	1.8000	.90000	1.8000	1.8000	

IntStd	1	2	3	4	5	6	7
Mode	Counts	NOTUSED	NOTUSED	NOTUSED	NOTUSED	NOTUSED	NOTUSED
Elem	Y	--	--	--	--	--	--
Wavlen	371.030	--	--	--	--	--	--
Avge	27979	--	--	--	--	--	--
SDev	26.35017	--	--	--	--	--	--
%RSD	.0941799	--	--	--	--	--	--
#1	28009	--	--	--	--	--	--
#2	27963	--	--	--	--	--	--
#3	27964	--	--	--	--	--	--

Method: METTRACE Sample Name: CCB15 Operator: RJG
Run Time: 11/12/10 04:10:54
Comment: TESTAMERICA PITTSBURGH ICP METALS ANALYSIS-INST TRACEICP
Mode: CONC Corr. Factor: 1

Elem	AG	AL	AS	B_	BA	BE	CA
Units	ppm	ppm	ppm	ppm	ppm	ppm	ppm
Avge	.00004	.00260	-.00008	.00798	-.00008	.00049	.00368
SDev	.00020	.00164	.00038	.00051	.00002	.00003	.00031
%RSD	479.57	63.385	470.19	6.3404	21.037	5.7603	8.5041
#1	.00004	.00429	.00036	.00849	-.00008	.00047	.00335
#2	.00024	.00250	-.00034	.00797	-.00006	.00047	.00398
#3	-.00016	.00100	-.00026	.00748	-.00010	.00052	.00370
Errors	LC Pass	LC Pass	LC Pass	LC Pass	LC Pass	LC Pass	LC Pass
High	.00500	.20000	.01000	.20000	.20000	.00400	5.0000
Low	-.00500	-.20000	-.01000	-.20000	-.20000	-.00400	-5.0000

Elem	CD	CO	CR	CU	FE	K_	MG
Units	ppm	ppm	ppm	ppm	ppm	ppm	ppm
Avge	.00011	-.00017	-.00024	-.00015	.00442	.55818	-.00301
SDev	.00008	.00016	.00015	.00022	.00293	.01073	.00173
%RSD	73.077	90.909	62.197	151.78	66.349	1.9231	57.643
#1	.00002	-.00008	-.00027	-.00030	.00333	.56835	-.00264
#2	.00017	-.00008	-.00008	.00011	.00774	.55922	-.00149
#3	.00014	-.00036	-.00037	-.00024	.00219	.54696	-.00490
Errors	LC Pass	LC Pass	LC Pass	LC Pass	LC Pass	LC Pass	LC Pass
High	.00500	.05000	.00500	.02500	.10000	5.0000	5.0000
Low	-.00500	-.05000	-.00500	-.02500	-.10000	-5.0000	-5.0000

Elem	MN	MO	NA	NI	PB/1	PB/2	PB
Units	ppm	ppm	ppm	ppm	ppm	ppm	ppm
Avge	-.00001	.00789	-.45861	.00035	.00028	.00012	.00018
SDev	.00003	.00373	.07940	.00040	.00158	.00128	.00111
%RSD	261.24	47.323	17.314	115.05	567.68	1025.2	630.00
#1	.00001	.01205	-.36776	.00012	-.00110	.00078	.00016
#2	.00001	.00676	-.51478	.00081	.00201	.00094	.00129
#3	-.00005	.00485	-.49328	.00011	-.00007	-.00134	-.00092
Errors	LC Pass	LC Pass	LC Pass	LC Pass	NOCHECK	NOCHECK	LC Pass
High	.01500	.04000	5.0000	.04000			.00300
Low	-.01500	-.04000	-5.0000	-.04000			-.00300

Elem	SB/1	SB/2	SB	SE/1	SE/2	SE	SI
Units	ppm	ppm	ppm	ppm	ppm	ppm	ppm
Avge	.00079	.00051	.00060	-.00120	.00076	.00011	-.00136
SDev	.00105	.00015	.00040	.00133	.00088	.00057	.00193
%RSD	133.22	29.706	65.811	110.98	115.39	532.98	141.87
#1	-.00030	.00053	.00025	.00022	.00074	.00057	-.00229
#2	.00088	.00035	.00053	-.00140	-.00011	-.00054	.00086

#3	.00180	.00065	.00104	-.00241	.00165	.00029	-.00265
Errors	NOCHECK	NOCHECK	LC Pass	NOCHECK	NOCHECK	LC Pass	LC Pass

High			.01000			.00500	.50000
Low			-.01000			-.00500	-.50000

Elem	SN	SR	TI	TL	V_	ZN	
Units	ppm	ppm	ppm	ppm	ppm	ppm	
Avge	.00170	-.00007	-.00002	.00313	-.00024	.00240	
SDev	.00034	.00007	.00020	.00113	.00029	.00007	
%RSD	20.219	92.282	1216.8	36.184	119.51	2.8527	
#1	.00163	-.00003	-.00023	.00194	.00001	.00247	
#2	.00207	-.00003	.00015	.00419	-.00018	.00234	
#3	.00140	-.00015	.00003	.00325	-.00055	.00240	

Errors	LC Pass	LC Pass	LC Pass	LC Pass	LC Pass	LC Pass	
High	.10000	.05000	.05000	.01000	.05000	.02000	
Low	-.10000	-.05000	-.05000	-.01000	-.05000	-.02000	

IntStd	1	2	3	4	5	6	7
Mode	Counts	NOTUSED	NOTUSED	NOTUSED	NOTUSED	NOTUSED	NOTUSED
Elem	Y	--	--	--	--	--	--
Wavlen	371.030	--	--	--	--	--	--
Avge	28356	--	--	--	--	--	--
SDev	131.0295	--	--	--	--	--	--
%RSD	.4620927	--	--	--	--	--	--
#1	28230	--	--	--	--	--	--
#2	28345	--	--	--	--	--	--
#3	28492	--	--	--	--	--	--

TestAmerica Pittsburgh Atomic Absorption Data for Mercury

Instrument: HG HYDRA AA
PS200HG

Analyst Name: William A Hoyle

Analysis Date: 11-8-10

File ID: G0108A

Matrix: Soil

Analytical Method(s): 245.1 / 7470A / 245.5 / 7471A / ILM04.0

Lot Number/SDG

COJ190510	D,O,D	
COJ210473	↓	
COJ140521	SED.	
COJ150467		
COJ270573		
COJ300427		
COJ210496	↓	
COJ230441		
COJ250457		
COJ280479		
↓	562	
↓	567	
COK020543		
COK040512		
COK060457		
COJ270559		
COK040543		

William a Hoyle
11-8-10

Line	Conc.	Units	SD/RSD	1	2	3	4	5

*** Standard: 1 Rep: 1 Seq: 2 08:01:27 08 Nov 10 HG

Hg .000 ppb 294

*** Standard: 2 Rep: 1 Seq: 3 08:03:14 08 Nov 10 HG

Hg .200 ppb 1113 MET5961-10

*** Standard: 3 Rep: 1 Seq: 4 08:04:52 08 Nov 10 HG

Hg .500 ppb 2442 MET5962-10

*** Standard: 4 Rep: 1 Seq: 5 08:06:35 08 Nov 10 HG

Hg 1.00 ppb 4652 MET5963-10

*** Standard: 5 Rep: 1 Seq: 6 08:08:25 08 Nov 10 HG

Hg 5.00 ppb 23413 MET5964-10

*** Standard: 6 Rep: 1 Seq: 7 08:10:04 08 Nov 10 HG

Hg 10.0 ppb 46182 MET5965-10

william a Hayle
11-8-10

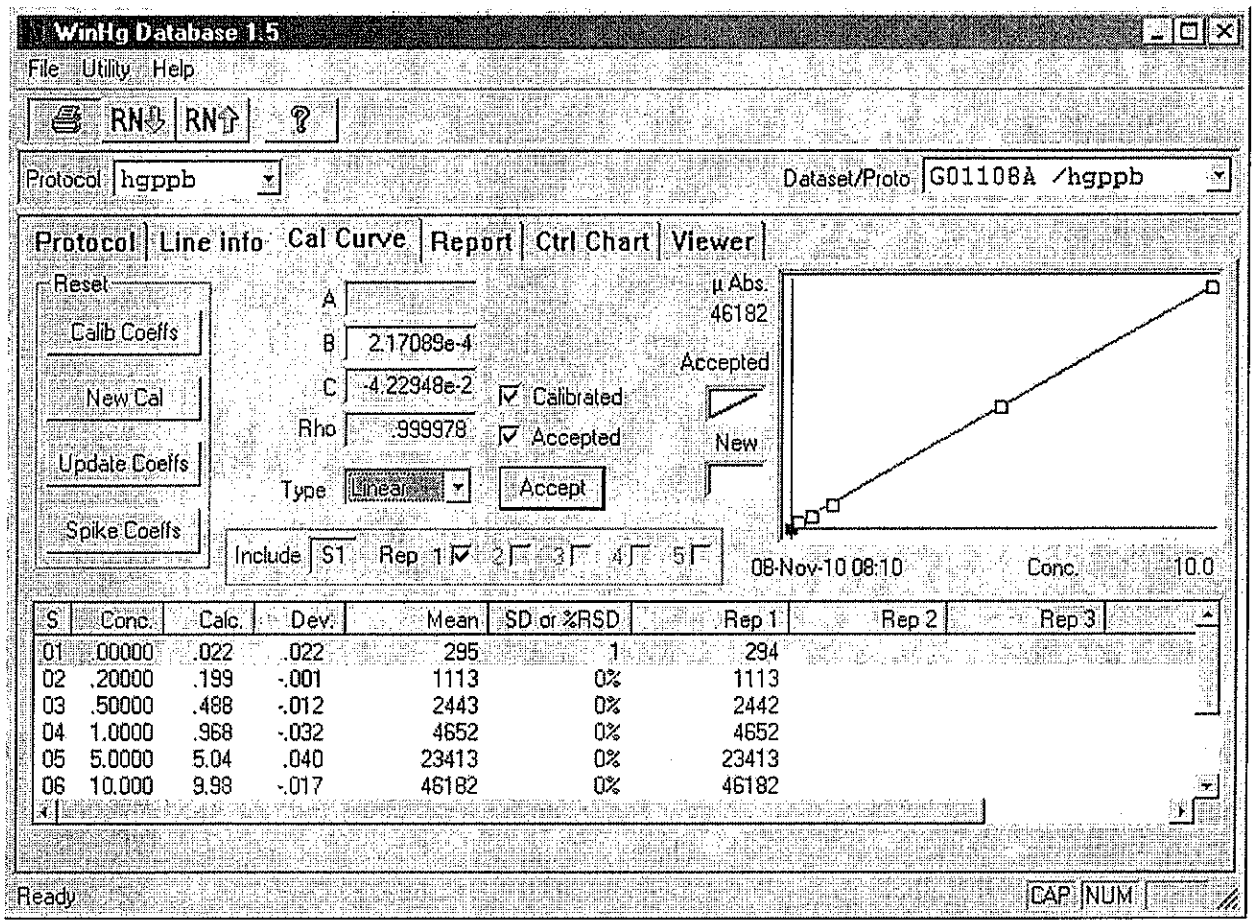

William a Hoyle
11-8-10

Line	Conc.	Units	SD/RSD	1	2	3	4	5

*** Sample ID: ICV6-1 Seq: 8 08:13:18 08 Nov 10 HG

Hg 2.55 ppb 11923 MET5966-10

*** Sample ID: ICB1 Seq: 9 08:14:57 08 Nov 10 HG

Hg .010 ppb 243

*** Sample ID: CRA/RLV Seq: 10 08:16:55 08 Nov 10 HG

Hg .217 ppb 1194 MET5967-10

*** Sample ID: CCV6-1 Seq: 11 08:18:46 08 Nov 10 HG

Hg 4.94 ppb 22958 MET5968-10

*** Sample ID: CCB1 Seq: 12 08:20:23 08 Nov 10 HG

Hg .002 ppb 206

*** Sample ID: L9NQ9B Seq: 13 08:22:00 08 Nov 10 HG

Hg .011 ppb 246

*** Sample ID: L9NQ9C Seq: 14 08:23:36 08 Nov 10 HG

Hg 2.46 ppb 11525 MET5969-10

*** Sample ID: L8P5N Seq: 15 08:25:16 08 Nov 10 HG

Hg .191 ppb 1076

*** Sample ID: L8P7N Seq: 16 08:26:53 08 Nov 10 HG

Hg .178 ppb 1016

*** Sample ID: L8P7Q Seq: 17 08:28:30 08 Nov 10 HG

Hg .393 ppb 2007

*** Sample ID: L8P7T Seq: 18 08:30:14 08 Nov 10 HG

Hg .209 ppb 1156

Line	Conc.	Units	SD/RSD	1	2	3	4	5
*** Sample ID: L8P7X			Seq: 19	08:31:56 08 Nov 10	HG			
Hg	.218	ppb	1197					
*** Sample ID: L8P70			Seq: 20	08:33:35 08 Nov 10	HG			
Hg	.126	ppb	773					
*** Sample ID: L8VE0			Seq: 21	08:35:33 08 Nov 10	HG			
Hg	.251	ppb	1349					
*** Sample ID: L8VE2			Seq: 22	08:37:13 08 Nov 10	HG			
Hg	.671	ppb	3284					
*** Sample ID: CCV6-2			Seq: 23	08:38:50 08 Nov 10	HG			
Hg	4.86	ppb	22584					
*** Sample ID: CCB2			Seq: 24	08:40:30 08 Nov 10	HG			
Hg	.009	ppb	235					
*** Sample ID: L8VE3			Seq: 25	08:42:29 08 Nov 10	HG			
Hg	5.49	ppb	25484					
*** Sample ID: L8VE3S			Seq: 26	08:44:06 08 Nov 10	HG			
Hg	5.11	ppb	23720					
*** Sample ID: L8VE3D			Seq: 27	08:45:46 08 Nov 10	HG			
Hg	3.73	ppb	17374					
*** Sample ID: L8VE6			Seq: 28	08:47:34 08 Nov 10	HG			
Hg	2.01	ppb	9450					
*** Sample ID: L8VFD			Seq: 29	08:49:14 08 Nov 10	HG			
Hg	18.9	ppb	87094					

NC: SAMPLE CONC. WAS 74X SPIKE ADDED WAH 11-8-10

NC: SAMPLE CONC. WAS 74X SPIKE ADDED WAH 11-8-10

VOID

VOID OVER RANGE WILL RERUN FURTHER IN RUN WAH 11-8-10

Line	Conc.	Units	SD/RSD	1	2	3	4	5

*** Sample ID: L8VFF Seq: 30 08:51:11 08 Nov 10 HG

Hg 1.21 ppb 5791

*** Sample ID: L8VFL Seq: 31 08:52:48 08 Nov 10 HG

Hg 1.78 ppb 8395

*** Sample ID: L9NRFB Seq: 32 08:54:24 08 Nov 10 HG

Hg -.008 ppb 158

*** Sample ID: L9NRFC Seq: 33 08:56:03 08 Nov 10 HG

Hg 2.43 ppb 11405 MET5970-10

*** Sample ID: L8GPF Seq: 34 08:57:41 08 Nov 10 HG

Hg .638 ppb 3136

*** Sample ID: CCV6-3 Seq: 35 08:59:18 08 Nov 10 HG

Hg 4.94 ppb 22972

*** Sample ID: CCB3 Seq: 36 09:00:56 08 Nov 10 HG

Hg -.001 ppb 189

*** Sample ID: L8GPFS Seq: 37 09:02:45 08 Nov 10 HG SP.REC, 98%

Hg 1.62 ppb 7679

*** Sample ID: L8GPFD Seq: 38 09:04:32 08 Nov 10 HG SP.REC, 97%

Hg 1.61 ppb 7627

*** Sample ID: L8GPV Seq: 39 09:06:22 08 Nov 10 HG

Hg .642 ppb 3151

*** Sample ID: L8GPW Seq: 40 09:08:10 08 Nov 10 HG

Hg .679 ppb 3321

Line Conc. Units SD/RSD 1 2 3 4 5

*** Sample ID: L8GPX Seq: 41 09:09:59 08 Nov 10 HG

Hg .595 ppb 2937

*** Sample ID: L8VP0 G WAH 11-8-10 Seq: 42 09:11:39 08 Nov 10 HG

Hg .463 ppb 2328

*** Sample ID: L8GP1 Seq: 43 09:13:26 08 Nov 10 HG

Hg .578 ppb 2859

*** Sample ID: L8GP3 Seq: 44 09:15:15 08 Nov 10 HG

Hg .401 ppb 2040

*** Sample ID: L8JE3 Seq: 45 09:16:52 08 Nov 10 HG

Hg .367 ppb 1885

*** Sample ID: L8JFD Seq: 46 09:18:32 08 Nov 10 HG

Hg .238 ppb 1291

*** Sample ID: CCV6-4 Seq: 47 09:20:12 08 Nov 10 HG

Hg 4.92 ppb 22871

*** Sample ID: CCB4 Seq: 48 09:22:02 08 Nov 10 HG

Hg .000 ppb 197

*** Sample ID: L8678 Seq: 49 09:23:54 08 Nov 10 HG

Hg .558 ppb 2766

*** Sample ID: L868A Seq: 50 09:25:31 08 Nov 10 HG

Hg .312 ppb 1630

*** Sample ID: L868C Seq: 51 09:27:12 08 Nov 10 HG

Hg .338 ppb 1754

Line	Conc.	Units	SD/RSD	1	2	3	4	5

*** Sample ID: L9CXJ Seq: 52 09:29:04 08 Nov 10 HG

Hg 5.93 ppb 27505

*** Sample ID: L9CXK Seq: 53 09:30:52 08 Nov 10 HG

Hg 7.57 ppb 35071

*** Sample ID: L8VKP Seq: 54 09:32:30 08 Nov 10 HG

Hg -.003 ppb 179

*** Sample ID: L8VKW Seq: 55 09:34:20 08 Nov 10 HG

Hg .316 ppb 1650

*** Sample ID: L8VK8 Seq: 56 09:35:58 08 Nov 10 HG

Hg .463 ppb 2329

*** Sample ID: L8VLA Seq: 57 09:37:46 08 Nov 10 HG

Hg .597 ppb 2947

*** Sample ID: L8VLH Seq: 58 09:39:43 08 Nov 10 HG

Hg .442 ppb 2229

*** Sample ID: CCV6-5 Seq: 59 09:41:36 08 Nov 10 HG

Hg 5.06 ppb 23514

*** Sample ID: CCB5 Seq: 60 09:43:15 08 Nov 10 HG

Hg .008 ppb 232

*** Sample ID: L8VLJ Seq: 61 09:44:54 08 Nov 10 HG

Hg .518 ppb 2582

*** Sample ID: L9NRHB Seq: 62 09:46:37 08 Nov 10 HG

Hg .014 ppb 260

Line	Conc.	Units	SD/RSD	1	2	3	4	5

*** Sample ID: L9NRHC Seq: 63 09:48:31 08 Nov 10 HG

Hg 2.51 ppb 11768 mer5971-10

*** Sample ID: L81WR Seq: 64 09:50:10 08 Nov 10 HG

Hg 1.11 ppb 5325

*** Sample ID: L8241 Seq: 65 09:51:50 08 Nov 10 HG

Hg 3.07 ppb 14321

*** Sample ID: L8243 Seq: 66 09:53:31 08 Nov 10 HG

Hg 7.58 ppb 35098

*** Sample ID: L8244 Seq: 67 09:55:08 08 Nov 10 HG

Hg .279 ppb 1479

*** Sample ID: L88K5 Seq: 68 09:56:48 08 Nov 10 HG

Hg 1.78 ppb 8407

*** Sample ID: L88K5S Seq: 69 09:58:26 08 Nov 10 HG SP. REC. 125%

Hg 3.03 ppb 14167

*** Sample ID: L88K5D Seq: 70 10:00:15 08 Nov 10 HG SP. REC. 109%

Hg 2.87 ppb 13428

*** Sample ID: CCV6-6 Seq: 71 10:01:55 08 Nov 10 HG

Hg 5.05 ppb 23474

*** Sample ID: CCB6 Seq: 72 10:03:46 08 Nov 10 HG

Hg .002 ppb 205

*** Sample ID: L89DC Seq: 73 10:05:29 08 Nov 10 HG

Hg .037 ppb 364

Line	Conc.	Units	SD/RSD	1	2	3	4	5

*** Sample ID: L89DX Seq: 74 10:07:30 08 Nov 10 HG

Hg .116 ppb 729

*** Sample ID: L9F3E Seq: 75 10:09:09 08 Nov 10 HG

Hg .020 ppb 287

*** Sample ID: L9JQ1 Seq: 76 10:10:48 08 Nov 10 HG

Hg .458 ppb 2306

*** Sample ID: L9NDK Seq: 77 10:12:36 08 Nov 10 HG

Hg .132 ppb 803

*** Sample ID: L862Q Seq: 78 10:14:14 08 Nov 10 HG

Hg .026 ppb 316

*** Sample ID: L8628 Seq: 79 10:16:04 08 Nov 10 HG

Hg .016 ppb 267

*** Sample ID: L9J33 Seq: 80 10:17:42 08 Nov 10 HG

Hg .019 ppb 282

*** Sample ID: L8VFD/5 Seq: 81 10:19:21 08 Nov 10 HG

Hg 4.02 ppb 18731

*** Sample ID: CCV6-7 Seq: 82 10:21:02 08 Nov 10 HG

Hg 5.00 ppb 23222

*** Sample ID: CCB7 Seq: 83 10:22:41 08 Nov 10 HG

Hg .008 ppb 231

END OF ANALYSIS
WAH
11-8-10

William a Hoyle
11-8-10

cup	sample ID	extended ID	weight	volume	? A D F P S U SC UI US C1..7
1	ICV6-1		1.0000	1.0000	
2	ICB1		1.0000	1.0000	
3	CRA/RLV		1.0000	1.0000	
4	CCV6-1		1.0000	1.0000	
5	CCB1		1.0000	1.0000	
6	L9NQ9B		1.0000	1.0000	
7	L9NQ9C		1.0000	1.0000	
8	L8P5N		1.0000	1.0000	
9	L8P7N		1.0000	1.0000	
10	L8P7Q		1.0000	1.0000	
11	L8P7T		1.0000	1.0000	
12	L8P7X		1.0000	1.0000	
13	L8P70		1.0000	1.0000	
14	L8VE0		1.0000	1.0000	
15	L8VE2		1.0000	1.0000	
16	CCV6-2		1.0000	1.0000	
17	CCB2		1.0000	1.0000	
18	L8VE3		1.0000	1.0000	
19	L8VE3S		1.0000	1.0000	
20	L8VE3D		1.0000	1.0000	
21	L8VE6		1.0000	1.0000	
22	L8VFD		1.0000	1.0000	
23	L8VFF		1.0000	1.0000	
24	L8VFL		1.0000	1.0000	
25	L9NRFB		1.0000	1.0000	
26	L9NRFC		1.0000	1.0000	
27	L8GPF		1.0000	1.0000	
28	CCV6-3		1.0000	1.0000	
29	CCB3		1.0000	1.0000	
30	L8GPFS		1.0000	1.0000	
31	L8GPFD		1.0000	1.0000	
32	L8GPV		1.0000	1.0000	
33	L8GPW		1.0000	1.0000	
34	L8GPX WAH 11-8-10		1.0000	1.0000	
35	L8VP0		1.0000	1.0000	
36	L8GP1		1.0000	1.0000	
37	L8GP3		1.0000	1.0000	
38	L8JE3		1.0000	1.0000	
39	L8JFD		1.0000	1.0000	
40	CCV6-4		1.0000	1.0000	
41	CCB4		1.0000	1.0000	
42	L8678		1.0000	1.0000	
43	L868A		1.0000	1.0000	

cup	sample ID	extended ID	weight	volume	? A D F P S U SC UI US C1..7
44	L868C		1.0000	1.0000	

cup	sample ID	extended ID	weight	volume	? A D F P S U SC UI US C1..7
1	L9CXJ		1.0000	1.0000	
2	L9CXK		1.0000	1.0000	
3	L8VKP		1.0000	1.0000	
4	L8VKW		1.0000	1.0000	
5	L8VK8		1.0000	1.0000	
6	L8VLA		1.0000	1.0000	
7	L8VLH		1.0000	1.0000	
8	CCV6-5		1.0000	1.0000	
9	CCB5		1.0000	1.0000	
10	L8VLJ		1.0000	1.0000	
11	L9NRHB		1.0000	1.0000	
12	L9NRHC		1.0000	1.0000	
13	L81WR		1.0000	1.0000	
14	L8241		1.0000	1.0000	
15	L8243		1.0000	1.0000	
16	L8244		1.0000	1.0000	
17	L88K5		1.0000	1.0000	
18	L88K5S		1.0000	1.0000	
19	L88K5D		1.0000	1.0000	
20	CCV6-6		1.0000	1.0000	
21	CCB6		1.0000	1.0000	
22	L89DC		1.0000	1.0000	
23	L89DX		1.0000	1.0000	
24	L9F3E		1.0000	1.0000	
25	L9JQ1		1.0000	1.0000	
26	L9NDK		1.0000	1.0000	
27	L862Q		1.0000	1.0000	
28	L8628		1.0000	1.0000	
29	L9J33		1.0000	1.0000	
30	L8VFD/5		1.0000	1.0000	
31	CCV6-7		1.0000	1.0000	
32	CCB7		1.0000	1.0000	
33			1.0000	1.0000	
34			1.0000	1.0000	
35			1.0000	1.0000	
36			1.0000	1.0000	
37			1.0000	1.0000	
38			1.0000	1.0000	
39			1.0000	1.0000	
40			1.0000	1.0000	
41			1.0000	1.0000	
42			1.0000	1.0000	
43			1.0000	1.0000	

TestAMERICA Pittsburgh Mercury ~~Metals~~ Preparation Log

Batch No. 0312032

Page 1 of 1

11-8-10 v1.0.5 - Last Revised 12/30/2005

Method 7471A	**Matrix** Solid	**Start Time** 0500-0700	**SDG** -
Analyst william hoyle	**Date** 11-08-10	**Lot Numbers** C0J190510, C0J210473	
MS Hg Working CAL			
Lab Lot # -MET5959-10			
Analyst Sign: William a Hoyle			

Sample ID	Initial Wt/Vol g/mL	Final Vol mL	Comments
L8P5N	1.23g	100ml	
L8P70	1.27g		
L8P7N	1.20g		
L8P7Q	1.23g		
L8P7T	1.22g		WAH 11-8-10
L8P7X	1.26g		
L8VE0	1.22g		
L8VE2	1.27g		
L8VE3	1.21g		
L8VE3 S	1.24g		1ml MET5959-10
L8VE3 D	1.22g		
L8VE6	1.22g		
L8VFD	1.26g		
L8VFF	1.23g		WAH 11-8-10
L8VFL	1.24g		
L9NQ9 B	1.27g DEHDC		
L9NQ9 C	100ml		MET5969-10
			WAH 11-8-10

SAMPLE CODING: B-Blank C-Check L-Check Duplicate S-Matrix Spike D-Matrix Spike Duplicate X-Sample Duplicate

NOTE: Samples marked with an asterisk (*) required filtration after digestion and prior to analysis

Samples marked with a plus sign (+) required additional Conc.HNO3 in digestion process, brown fumes were observed

Reagents:

5.0ml H2SO4, J09F01, Mallinckrodt
5.0ml KMnO4, MET5917-10, Stnds. Log
8.0ml K2S2O4, MET5896-10, Stnds. Log
6.0ml Clear. Sol., MET5897-10, Stnds. Log
Stannous Chloride, MET 5772-10, Stnds. Log
2.0ml HNO3, J11045, Mallinckrodt

Hot Plate/Block Temp	Correction Factor
# 2 95°C	±P30 0.0°C
WAH	11-8-10

Minimum digestion times have been met (analyst initials): WAH 11-8-10

Digestate(s)	Date	Time	(Received)	Analyst	Location	Date	Time	(Relinquished)	Analyst	Location
			WAH 11-8-10							

	Lot Number	Manufacturer	
Initial Digestion Vessel:	1005282	Env. Express	**Pipet #:** G10008
Final Digestion Vessel:	n/a	n/a	**Balance #:** P1856709
Filter Paper:	390592 B	Whatman	Printed on: 08-Nov-10 6:36:37 AM

Reviewed By: [signature] Date: 11/8/10

MET-159-0312032

TestAMERICA Pittsburgh — MERCURY ~~Metals~~ Preparation Log

Batch No. 0312033

WAH 11-8-10 v1.0.5 - Last Revised 12/30/2005

Method 7471A	**Matrix** Solid	**Start Time** 0500-0700	**SDG** -
Analyst william hoyle	**Date** 11-08-10	**Lot Numbers**	
MS Hg Working CAL		C0J140521, C0J150467, C0J210496, C0J270573, C0J300427	
Lab Lot # -MET5959-10			
Analyst Sign: William a Hoyle			

Sample ID	Initial Wt/Vol g/mL	Final Vol mL	Comments
L8678	1.20g	100ml	
L868A			
L868C			
L8GP0			WAH 11-8-10
L8GP1			
L8GP3			
L8GPF			
L8GPF S			1ml MET 5959-10
L8GPF D			↓
L8GPV			
L8GPW			
L8GPX			
L8JE3			
L8JFD			
L8VK8			
L8VKP			WAH 11-8-10
L8VKW			
L8VLA			
L8VLH			
L8VLJ			
L9CXJ			
L9CXK	↓		
L9NRF B	1.20g DIH20		
L9NRF C	100ml	↓	MET 5970-10
			WAH 11-8-10

SAMPLE CODING: B-Blank C-Check L-Check Duplicate S-Matrix Spike D-Matrix Spike Duplicate X-Sample Duplicate

NOTE: Samples marked with an asterisk (*) required filtration after digestion and prior to analysis
Samples marked with a plus sign (+) required additional Conc.HNO3 in digestion process, brown fumes were observed

Reagents:
5.0ml H2SO4, J09F01, Mallinckrodt
5.0ml KMnO4, MET5917-10, Stnds. Log
8.0ml K2S2O4, MET5896-10, Stnds. Log
6.0ml Clear. Sol., MET5897-10, Stnds. Log
Stannous Chloride, MET 5772-10, Stnds. Log
2.0ml HNO3, J11045, Mallinckrodt

Hot Plate/Block Temp	Correction Factor
#3 95°C	IP31 0.0°C
WAH 11-8-10	

Minimum digestion times have been met (analyst initials):

Digestate(s)	Date	Time	(Received)	Analyst	Location	Date	Time	(Relinquished)	Analyst	Location
			WAH 11-8-10							

	Lot Number	Manufacturer	Pipet #: G10008
Initial Digestion Vessel:	1005282	Env. Express	**Balance #:** P1856709
Final Digestion Vessel:	n/a	n/a	Printed on: 08-Nov-10 6:37:06 AM
Filter Paper:	390592 B	Whatman	

C0K040543 3555 (3001-3560)

Reviewed By: [signature] Date: 11/9/10 MET-159-0312033

TestAMERICA Pittsburgh ~~Metals~~ MERCURY Preparation Log

Batch No. 0312034

WAH 11-8-10 v1.0.5 - Last Revised 12/30/2005

Method 7471A	**Matrix** Waste	**Start Time** 0500-0700	**SDG** -
Analyst william hoyle	**Date** 11-08-10	**Lot Numbers** C0J230441, C0J250457, C0J270559, C0J280479, C0J280562, C0J280567, C0K020543, C0K040512, C0K040543, C0K060457	
MS Hg Working CAL			
Lab Lot # -MET5959-10			
Analyst Sign: William a Hoyle			

Sample ID	Initial Wt/Vol g/mL	Final Vol mL	Comments
L81WR	0.6g	100ml	
L8241			
L8243			
L8244			WAH 11-8-10
L8628			
L862Q			
L88K5			
L88K5 S			1ml MET5959-10
L88K5 D			
L89DC			
L89DX			
L9F3E			
L9J33			WAH 11-8-10
L9JQ1			
L9NDK			
L9NRH B	0.6g DI H2O		
L9NRH C	100ml		MET5971-10
			WAH 11-8-10

SAMPLE CODING: B-Blank C-Check L-Check Duplicate S-Matrix Spike D-Matrix Spike Duplicate X-Sample Duplicate

NOTE: Samples marked with an asterisk (*) required filtration after digestion and prior to analysis
Samples marked with a plus sign (+) required additional Conc.HNO3 in digestion process, brown fumes were observed

Reagents:
5.0ml H2SO4, J09F01, Mallinckrodt
5.0ml KMnO4, MET5917-10, Stnds. Log
8.0ml K2S2O4, MET5896-10, Stnds. Log
6.0ml Clear. Sol., MET5897-10, Stnds. Log
Stannous Chloride, MET 5772-10, Stnds. Log
2.0ml HNO3, J11045, Mallinckrodt

Minimum digestion times have been met (analyst initials):

Hot Plate/Block Temp	Correction Factor
#4 95°C	JP93 0.0°C
WAH 11-8-10	

Digestate(s)	Date	Time	(Received)	Analyst	Location	Date	Time	(Relinquished)	Analyst	Location
			WAH 11-8-10							

	Lot Number	Manufacturer	Pipet #: G10008
Initial Digestion Vessel:	1005282	Env. Express	**Balance #:** P1856709
Final Digestion Vessel:	n/a	n/a	Printed on: 08-Nov-10 6:37:32 AM
Filter Paper:	390592 B	Whatman	

C0K040543 3556 (3001-3560)

Reviewed By: [signature] Date: 11/8/10 MET-159-0312034

TestAmerica tsburgh

Mercury Digestion Log v2 8/11/06

Method(s) 747/A

Logbook ID: MT3

Digestion Start Time: 05:00	Digestion End Time: 07:00	Filter Paper Manufacturer / Lot#:	Balance ID: P1856709

	Sample ID	Batch	Date Received	Prep Date	Prepared by	Wt/ Volume	Sample Type	Run Date	Comments
1.	STD0	N/A	N/A	11-8-10	WAH	100ml	WATER	11-8-10	N/A
2.	STD1								MET 5961-10
3.	STD2								5962-10
4.	STD3								5963-10
5.	STD4								5964-10
6.	STD5								5965-10
7.	ICV								5966-10
8.	ICB								N/A
9.	CRA/RLV								MET 5967-10
10.	CCV								5968-10
11.	CCB								N/A
12.									
13.									
14.									
15.									
16.									
17.									
18.									
19.					WAH	11-8-10			
20.									
21.									
22.									
23.									
24.									
25.									

Reagents	Volume (mL)	Reference Number	
HNO3	2.0ml	MALLINCKRODT	J11045
H2SO4	5.0ml	↓	J09F01
KMNO4	5.0ml	MET 5917-10	
K2S2O4	8.0ml	5896-10	
NaCL NH2OH Additional volumes indicated per sample as necessary	6.0ml	5897-10	
Stannous Chloride	N/A	5772-10	

Hot Block Number: # 1 IP29 CF 0.0°C

Hot Block Temperature: 95°C

Waterbath temperature:

Thermometer ID:

Extract(s) (record line # from above)	Date	Time	Extract(s) Received	Analyst	Location	Date	Time	Extract(s) Relinquished	Analyst	Location
			WAH 11-8-10							

(3001-3560)

3557

C0K040543

TestAmerica Pittsburgh *Metals Preparation Log*

Batch No. 0314356

v1.0.5 - Last Revised 12/30/2005

Method 3050B	**Matrix** Waste	**Start Time** 1800	**SDG** -
Analyst Jessica Ryan	**Date** 11-10-10	**Lot Numbers**	
MS TAPITT-MS-B		C0K040543, C0K080433	
Lab Lot # MET 5935-10			
Analyst Sign: Jessica Ryan			

Sample ID	Initial Wt/Vol g/mL	Final Vol mL	Comments
L9J33	1.13g	100mL	
L9PDA	1.12g	↓	11/10/10 JR
L9T9J B	1.22g/mL	↓	
L9T9J C	1.04g	↓	+1.0mL MS B
L9T9J L	1.08g	↓	↓ ↓

11/10/10 JR

SAMPLE CODING: B-Blank C-Check L-Check Duplicate S-Matrix Spike D-Matrix Spike Duplicate X-Sample Duplicate

NOTE: Samples marked with an asterisk (*) required filtration after digestion and prior to analysis
Samples marked with a plus sign (+) required additional Conc.HNO3 in digestion process, brown fumes were observed

Reagents:
10mL 30% H2O2, 3408 J15A02, Mallinckrodt
10mL Conc. HCl, 5587 032030, Mallinckrodt
10mL 1:1 HNO3, MET 5895-10, Standards Log
5 mL Conc. HNO3, 6623 J11045, Mallinckrodt

Minimum digestion times have been met (analyst initials): JR

Hot Plate/Block Temp	Correction Factor
#101 91°C	-1.0°C

Digestate(s)	Date	Time	(Received)	Analyst	Location	Date	Time	(Relinquished)	Analyst	Location
All Above	11/10/10	2130		JR	PREP	11/10/10	2145		JR	CA
All Above	11.11.10	1115		RG	CA	11.11.10	1545		RG	CA

	Lot Number	Manufacturer	Pipet #: 03F95602
Initial Digestion Vessel:	1007292	Environmental Express	**Balance #:** P1856710
Final Digestion Vessel:	100911	Corning	Printed on: 10-Nov-10 8:04:34 PM
Filter Paper:	0390592B	Whatman	

Reviewed By: Ron Rosenbaum **Date:** 11/11/10

MET-159-0314356

REQUESTED BY: **RYANJ**

METHOD: QM Inductively Coupled Plasma (6010B Trace)

STORAGE LOCATION	WORK ORDER #	PICKED CNTR#	CONTROL #	CLIENT #	ANALYSIS	LOTID	SMP#	SFX	MATRIX DESCRIPTION	QTY RCVD	QTY REQD
CLP1 25A	L9J33	___ ___ ___	914128	371899	N-46-QM	C0K040543	012		WASTE	1	1
27C	L9PDA	___ ___ ___	914129	117832	N-46-QM	C0K080433	001		WASTE	1	1

RELINQUISHED BY	RECEIVED BY	DATE/TIME
Jessica Relyea	Jessica Relyea	11/10/10 1550
Jessica Relyea	Jessica Relyea	11/10/10 1805

***** END OF REPORT *****

REQUESTED BY: **HOYLEW**

METHOD: 09 Mercury (7471A, Cold Vapor) - Solids

STORAGE LOCATION	WORK ORDER #	PICKED CNTR#	CONTROL #	CLIENT #	ANALYSIS	LOTID	SMP#	SFX	MATRIX DESCRIPTION	QTY RCVD	QTY REQD
16D	L862Q	___ ___ ___	911758	427449	N-70-09	C0J270559	001		WASTE	0	11	1
16D	L8628	___ ___ ___	911759	427449	N-70-09	C0J270559	002		WASTE	0	11	1
CLP1 25A	L9J33	___ ___ ___	911760	371899	N-70-09	C0K040543	012		WASTE	0	1	1

RELINQUISHED BY	RECEIVED BY	DATE/TIME
William a Hoyle	William a Hoyle	11-8-10 02150
William a Hoyle	William a Hoyle	11-8-10 05100

***** END OF REPORT *****

GENERAL CHEMISTRY DATA

Mactec GAF

Cyanide, Total

Lab Name:	TESTAMERICA PITTSBURGH	**Method:**	SW846 9012A
Client Name:	MACTEC Engineering and Consulting Inc	**Lot Number:**	C0K040543
Matrix:	WASTE		

Distillation procedure

Client Sample ID	Sample Number	Workorder	Result	Units	Method Detection Limit	Reporting Limit	Dilution Factor	Prep Date - Analysis Date/Time	QC Batch
MW-5 PRODUCT-1011	C0K040543 012	L9J331AE	ND	mg/kg	0.097	0.50	1	11/6/2010 - 11/6/2010 13:37	031006

Mactec GAF

Flashpoint

Lab Name:	TESTAMERICA PITTSBURGH	**Method:**	SW846 1010A
Client Name:	MACTEC Engineering and Consulting Inc	**Lot Number:**	C0K040543
Matrix:	WASTE		

Pensky-Martens Flashpoint

Client Sample ID	Sample Number	Workorder	Result	Units	Method Detection Limit	Reporting Limit	Dilution Factor	Prep Date - Analysis Date/Time	QC Batch
MW-5 PRODUCT-1011	C0K040543 012	L9J331AD	>200	deg F			1	11/9/2010 - 11/9/2010 11:00	0313083

Mactec GAF

pH

Lab Name:	TESTAMERICA PITTSBURGH	**Method:**	SW846 9045C
Client Name:	MACTEC Engineering and Consulting Inc	**Lot Number:**	C0K040543
Matrix:	WASTE		

pH - Non-Aqueous

Client Sample ID	Sample Number	Workorder	Result	Units	Method Detection Limit	Reporting Limit	Dilution Factor	Prep Date - Analysis Date/Time	QC Batch
MW-5 PRODUCT-1011	C0K040543 012	L9J331AG	7.6	--	0.0		1	11/5/2010 - 11/5/2010 13:15	0309241

Mactec GAF

Total Sulfide

Lab Name:	TESTAMERICA PITTSBURGH	**Method:**	SW846 9030B/9034
Client Name:	MACTEC Engineering and Consulting Inc	**Lot Number:**	C0K040543
Matrix:	WASTE		

Sulfides, Total

Client Sample ID	Sample Number	Workorder	Result	Units	Method Detection Limit	Reporting Limit	Dilution Factor	Prep Date - Analysis Date/Time	QC Batch
MW-5 PRODUCT-1011	C0K040543 012	L9J331AF	23.2 B	mg/kg	6.0	30.0	1	11/5/2010 - 11/5/2010 15:45	0309301

Mactec GAF

Cyanide, Total

Lab Name:	TESTAMERICA PITTSBURGH	**Method:**	SW846 9012A
Client Name:	MACTEC Engineering and Consulting Inc	**Report ID:**	C0K040543
Matrix:	WASTE	**Date/Time Received:**	10/27/2010 10:15:00AM

Client Sample ID	Sample Number	Workorder	Result	Units	Reporting Limit	Prep Date-Analysis Date/Time	QC Batch	RPD / Limit (%)
BLK - C0K060000061B	061 MB	L9MX81AA	ND	mg/kg	0.50	11/6/2010 - 11/6/2010 13:37	0310061	

Mactec GAF

pH

Lab Name:	TESTAMERICA PITTSBURGH	**Method:**	SW846 9045C
Client Name:	MACTEC Engineering and Consulting Inc	**Report ID:**	C0K040543
Matrix:	WASTE	**Date/Time Received:**	11/4/2010 9:00:00AM

Client Sample ID	Sample Number	Workorder	Result	Units	Reporting Limit	Prep Date-Analysis Date/Time	QC Batch	RPD / Limit (%)
INTRA-LAB QC	001 DUP	L9JN81AP	8.5	--		11/5/2010 - 11/5/2010 13:13	0309241	0.12 / 2 0

Mactec GAF

Total Sulfide

Lab Name:	TESTAMERICA PITTSBURGH	**Method:**	SW846 9030B/9034
Client Name:	MACTEC Engineering and Consulting Inc	**Report ID:**	C0K040543
Matrix:	WASTE	**Date/Time Received:**	10/27/2010 10:15:00AM

Client Sample ID	Sample Number	Workorder	Result	Units	Reporting Limit	Prep Date-Analysis Date/Time	QC Batch	RPD / Limit (%)
BLK - C0K050000301B	301 MB	L9MCH1AA	ND	mg/kg	30.0	11/5/2010 - 11/5/2010 15:45	0309301	

Mactec GAF

Cyanide, Total

Lab Name:	TESTAMERICA PITTSBURGH	**Method:**	SW846 9012A
Client Name:	MACTEC Engineering and Consulting Inc	**Lot Number:**	C0K060000
Matrix:	WASTE	**Date/Time Received:**	10/27/2010 10:15:00AM

Client Sample ID	QC Sample Type	Workorder	Recovery (%)	Control Limits (%)	Prep Date - Analysis Date/Time	QC Batch	RPD / Limit (%)
CHECK SAMPLE	LCS	L9MX81AC	95	38 - 162	11/6/2010 - 11/6/2010 13:37	0310061	6.1 / 30
DUPLICATE CHECK	LCSD	L9MX81AD	89	38 - 162	11/6/2010 - 11/6/2010 13:37	0310061	6.1 / 30

Mactec GAF

Flashpoint

Lab Name:	TESTAMERICA PITTSBURGH	**Method:**	SW846 1010A
Client Name:	MACTEC Engineering and Consulting Inc	**Lot Number:**	C0K090000
Matrix:	WASTE	**Date/Time Received:**	11/3/2010 8:30:00AM

Client Sample ID	QC Sample Type	Workorder	Recovery (%)	Control Limits (%)	Prep Date - Analysis Date/Time	QC Batch	RPD / Limit (%)
DUPLICATE CHECK	LCSD	L9P6R1AC	99	96 - 103	11/9/2010 - 11/9/2010 10:45	0313083	0.0 / 10
CHECK SAMPLE	LCS	L9P6R1AA	99	96 - 103	11/9/2010 - 11/9/2010 10:40	0313083	0.0 / 10

Mactec GAF

pH

Lab Name:	TESTAMERICA PITTSBURGH	**Method:**	SW846 9045C
Client Name:	MACTEC Engineering and Consulting Inc	**Lot Number:**	C0K050000
Matrix:	WASTE	**Date/Time Received:**	11/4/2010 9:00:00AM

Client Sample ID	QC Sample Type	Workorder	Recovery (%)	Control Limits (%)	Prep Date - Analysis Date/Time	QC Batch	RPD / Limit (%)
CHECK SAMPLE	LCS	L9LR31AA	100	99 - 101	11/5/2010 - 11/5/2010 13:05	0309241	

Mactec GAF

Total Sulfide

Lab Name:	TESTAMERICA PITTSBURGH	**Method:**	SW846 9030B/9034
Client Name:	MACTEC Engineering and Consulting Inc	**Lot Number:**	C0K050000
Matrix:	WASTE	**Date/Time Received:**	10/27/2010 10:15:00AM

Client Sample ID	QC Sample Type	Workorder	Recovery (%)	Control Limits (%)	Prep Date - Analysis Date/Time	QC Batch	RPD / Limit (%)
CHECK SAMPLE	LCS	L9MCH1AC	97	85 - 115	11/5/2010 - 11/5/2010 15:45	0309301	4.4 / 20
DUPLICATE CHECK	LCSD	L9MCH1AD	92	85 - 115	11/5/2010 - 11/5/2010 15:45	0309301	4.4 / 20

TestAmerica

THE LEADER IN ENVIRONMENTAL TESTING

(Pittsburgh)

Parameter: PH
9040, 9045C, 9040C, 4500-H+B SM20, 150.1

LOT NUMBER(S)	BATCH
C0K040496	0309241
C0K040498	↓
C0K040441	
C0K040492	
C0K040543	
C0K040492	0309246
C0K040544	↓

TestAmerica
THE LEADER IN ENVIRONMENTAL TESTING

PH SOLID

Method: 9045C

Analyst: wesoloskim
Date: 11/5/2010
Start Time: 12:00:00PM
Settling Time: 12:05-13:05
Balance: 1126472457
pH Instrument: AR81202030
Main Batch: 0309241

Location: Pittsburgh

pH Meter Calibration:

Reading	Buffer	Buffer Manufacturer Lot#	Date Rec'd	Date Exp
2.01	2.0 NL 11-5-10	RICCA 2910038	3/17/10	9/30/11
4.00	4.0	RICCA 190204	03/09/09	01/31/11
7.00	7.0	RICCA 190348	5/29/09	3/30/11
9.95	10.0	RICCA 200503	06/17/10	10/31/11
11.99	12.0 NL 11-5-10	RICCA 1003079	6/16/10	7/28/11

LCS ID#: WC4366-10
Manufacturer Lot#: RICCA 1908243
Date Received: 11/12/09
Expiration Date: 08/01/11
Range = +/- .05 pH units

Slope: 96.6

Relative Percent Difference:

X1 = Original Result
X2 = Duplicate

$$\left(\frac{X1 - X2}{\frac{X1 + X2}{2}} \right) \times 100$$

Work Order		PH	PH	PH	Time	Temp	%Recovery	RPD	Method Code	Batch
L9LR31AA	000-241C			7.02	1305	22.20	100.29		OZ	0309241
L9JCL1AU	441-1			3.70	1306	22.20			OZ	0309241
L9JCN1AU	441-2			7.29	1307	22.20			OZ	0309241
L9JCP1AU	441-3			6.80	1308	22.20			OZ	0309241
L9JCQ1AU	441-4			6.17	1309	22.20			OZ	0309241
L9JCR1AU	441-5			7.25	1310	22.30			OZ	0309241
L9JN31CA	492-8			8.31	1311	22.30			OZ	0309241
L9JN81AN	496-1			8.51	1312	22.20			OZ	0309241
L9JN81AP	496-1X			8.50	1313	22.30		0.12	OZ	0309241
L9JPC1AM	498-1			8.61	1314	22.20			OZ	0309241
L9J331AG	543-12			7.63	1315	22.20			OZ	0309241
CCV10309241	CCV1			7.01	1316	22.30	100.14		OZ	0309241

Analyst: Daniel Kunkle Date: 11-5-10

TestAmerica
THE LEADER IN ENVIRONMENTAL TESTING

PH LIQUID
Method: 4500-H+B

Analyst: wesoloskim
Date: 11/5/2010
Start Time: 1:20:00PM
Settling Time: :- :
Balance: 1126472457
pH Instrument: AR81202030
Main Batch: 0309246

Location: Pittsburgh
pH Meter Calibration:

Reading	Buffer	Buffer Manufacturer Lot#	Date Rec'd	Date Exp
	2.0			
4.00	4.0	RICCA 190204	03/09/09	01/31/11
7.00	7.0	RICCA 190348	5/29/09	3/30/11
9.95	10.0	RICCA 200503	06/17/10	10/31/11
	12.0			

LCS ID#: WC4366-10
Manufacturer Lot#: RICCA 1908243
Date Received: 11/12/09
Expiration Date: 08/01/11
Range = +/- .05 pH units

Slope: 96.6

Relative Percent Difference:

X1 = Original Result
X2 = Duplicate

$$\left(\frac{X1 - X2}{\frac{X1 + X2}{2}} \right) \times 100$$

Work Order		PH	PH	PH	Time	Temp	%Recovery	RPD	Method Code	Batch
L9LTR1AA	000-246C	7.00	7.00	7.00	1320	22.10	100.00		9E	0309246
L9JPW1C8	492-10	7.56	7.56	7.55	1322	22.20			9E	0309246
L9JPW1DH	492-10X	7.54	7.55	7.56	1324	22.20		0.13	9E	0309246
L9JQK1CK	492-11	7.78	7.78	7.79	1326	22.20			9E	0309246
L9JQQ1CW	492-12	7.24	7.24	7.23	1328	22.20			9E	0309246
L9J001C8	492-13	7.53	7.53	7.52	1330	22.20			9E	0309246
L9J161CK	544-1	7.55	7.54	7.54	1332	22.20			9E	0309246
L9J201CK	544-2	7.77	7.78	7.77	1334	22.20			9E	0309246
L9J211CK	544-3	7.69	7.70	7.70	1336	22.20			9E	0309246
CCV10309246	CCV1	7.00	7.00	7.01	1338	22.20	100.14		9E	0309246

Analyst: [signature] Date: 11-5-10

PSR024 11/05/10 8:56:41 MT SAMPLE CUSTODIAN REMOVAL REQUEST PAGE 001

0309241

REQUESTED BY: KIEDAC

METHOD: OZ pH (9045C) - Non-Aqueous

STORAGE LOCATION	WORK ORDER #	PICKED CNTR#	CONTROL #	CLIENT #	ANALYSIS	LOTID	SMP#	SFX	MATRIX DESCRIPTION	QTY RCVD	QTY REQD
CLP1 25A	L9J33-1-AG	___ ___ ___	911047	371899	N-88-OZ	C0K040543	012		WASTE	1	1
24B	L9JCL-1-AU	___ ___ ___	911039	357557	A-88-OZ	C0K040441	001		SOLID	2	1
24B	L9JCN-1-AU	___ ___ ___	911040	357557	A-88-OZ	C0K040441	002		SOLID	2	1
24B	L9JCP-1-AU	___ ___ ___	911041	357557	A-88-OZ	C0K040441	003		SOLID	2	1
24B	L9JCQ-1-AU	___ ___ ___	911042	357557	A-88-OZ	C0K040441	004		SOLID	2	1
24B	L9JCR-1-AU	___ ___ ___	911043	357557	A-88-OZ	C0K040441	005		SOLID	2	1
24D	L9JN8-1-AN	___ ___ ___	911045	117832	N-88-OZ	C0K040496	001	RE	WASTE	1	1
24D	L9JPC-1-AM	___ ___ ___	911046	117832	A-88-OZ	C0K040498	001		SOLID	1	1
24D CLP1 OUT	L9JN3-1-CA	___ ___ ___	911044	429834	A-88-OZ	C0K040492	008		SOLID	10	1

RELINQUISHED BY	RECEIVED BY	DATE/TIME
P Faust	Pamela Trimble	11-5-10 1105
Pamela Trimble		11-5-10 1210

***** END OF REPORT *****

REQUESTED BY: **MODIM**

0309246

METHOD: 9E pH (4500-H+B, SM20, Electrometric)

STORAGE LOCATION	WORK ORDER #	PICKED CNTR#	CONTROL #	CLIENT #	ANALYSIS	LOTID	SMP#	SFX	MATRIX DESCRIPTION	QTY RCVD	QTY REQD
24D CLP1 OUT	L9JPW-1-C8	___ ___ ___	911032	429834	I-88-9E	C0K040492	010	QC	WATER	1	1
24D CLP1 OUT	L9JQK-1-CK	___ ___ ___	911033	429834	I-88-9E	C0K040492	011		WATER	1	1
24D CLP1 OUT	L9JQQ-1-CW	___ ___ ___	911034	429834	I-88-9E	C0K040492	012		WATER	1	1
24D CLP1 OUT	L9J00-1-C8	___ ___ ___	911035	429834	I-88-9E	C0K040492	013		WATER	1	1
24D,CLP1,OUT	L9J16-1-CK	___ ___ ___	911036	355561	I-88-9E	C0K040544	001		WATER	15	1
24D,CLP1,OUT	L9J20-1-CK	___ ___ ___	911037	355561	I-88-9E	C0K040544	002		WATER	15	1
24D,CLP1,OUT	L9J21-1-CK	___ ___ ___	911038	355561	I-88-9E	C0K040544	003		WATER	15	1

RELINQUISHED BY	RECEIVED BY	DATE/TIME
[signature]	[signature]	11-5-10 1105
[signature]	[signature]	11-5-10 1210

***** END OF REPORT *****

Upload

TestAmerica Pittsburgh

Sulfide Log Sheet

9030B/9034/4500-S/376.1

11/5/2010 3:57 PM

Batch	Lot Number	SDG
0309301	C0J270502	N/A
	C0K040543	N/A

Analyst:	Dennis Baker
Date:	11/05/10
Start Time:	15:45
Balance ID:	25606
Pipette ID:	C30507
Stock Std. ID No.:	WC 5509-10
CCV Std. ID No.:	WC 5596-10
True Value:	960 ppm
Prep: 11/1/2010	**Exp:** 11/08/2010

True Value LCS/ICV:	192
True Value CCV:	19.2
True Value MS/MSD:	192

LCS 1.000 **ml of** 960 **ppm** **ID No.:** WC 5509-10 = 192 **ppm Range +/-15%**

CCV 1.000 **ml of** 960 **ppm** **ID No.:** WC 5596-10 = 19.2 **ppm Range +/-15%**

$$\text{sulfide mg/L} = \frac{[(\text{ml of Iodine} \times \text{N Iodine}) - \text{mL } Na_2S_2O_3 \times \text{N } Na_2S_2O_3)]}{\text{ml Sample}} \times 16{,}000$$

Iodine Standardization ID No.: WC 5291-10

$$0.025 \text{ N Iodine} = \frac{(10 \text{ mL } Na_2S_2O_3) \times (0.025 \text{ N of } Na_2S_2O_3)}{20.0 \text{ mL of Iodine Solution}}$$

Sodium Thiosulfate Standardization Id No.: WC 4687-10

Titration 1: 10 mls, 0.025 Normality

Titration 2: 10 mls, 0.025 Normality

0.025 Avg.

$$\frac{(10 \text{ mL of } KH(IO_3)^2) \times (0.025\text{N } KH(IO_3)^2)}{\text{mL of } Na_2S_2O_3}$$

Relative Percent Difference

X1 = Orig Result X2 = Duplicate LCS-Dup

$$\left(\frac{X1-X2}{X1+X2)/2}\right) X\ 100 =$$ 4.41

MS Percent Recovery

$$100 \times \left(\frac{\text{Obs Conc of MS} - \text{Conc of Samp}}{192.00 \text{ True Spike Conc}}\right) =$$

Sample ID:

MSD Percent Recovery

$$100 \times \left(\frac{\text{Obs Conc of MSD} - \text{Conc of Samp}}{192.00 \text{ True Spike Conc}}\right) =$$

Sample ID:

%Rec/RPD

Upload

TestAmerica Pittsburgh

Sulfide Log Sheet

9030B/9034/4500-S/376.1

Sample ID	Sample ML	mL of Iodine	ml of $NA_2S_2O_3$	Conc Smp	Dilution Factor	LDL	Was sample filtered and preserved in lab? (Y/N)	Percent %
ICV	50.0	10.0	7.61	19.12	1	3.00	N	99.58
ICB	50.0	10.0	10.00	ND	1	3.00	N	
LCS	5.0	10.0	7.68	185.60	1	30.00	N	96.67
LCS-Dup	5.0	10.0	7.78	177.60	1	30.00	N	92.50
MB	5.0	10.0	10.00	ND	1	30.00	N	
C0J270502-1	5.0	10.0	9.84	12.80	1	30.00	N	
C0K040543-12	5.0	10.0	9.71	23.20	1	30.00	N	
CCV	50.0	10.0	7.56	19.52	1	3.00	N	101.67
CCB	50.0	10.0	10.05	ND	1	3.00	N	

MLM 11/05/10

MLM 11/05/10

Analyst: [signature] Date: 11/05/10

Reviewed By: See ORC Date: 11/05/10

New Dennis Baker 11/5/2010 3:43:46 PM

TestAmerica Pittsburgh | ***Sulfide 9030B/9034 Distillation Worksheet*** | **Batch No: 0309301**

Method Sulfide 9030B/9034	**Matrix** Waste	**Lot Numbers** C0J270502, C0K040543
Start Time 13:20	**Stop Time** 14:50	
Start Temp. 20	**Stop Temp.** 70	
Analyst Matthew Mills	**Date** 11/05/10	
Analyst Sign: MM		

Sample ID	Initial Wt/Vol g/mL	Final Vol mL	Expiration Date	Sulfide Present (Y/N) [1]	Comments
L9MCH1AA B	5.0g	50.0		N/A	Glass beads WC 5458-10
L9MCH1AC C	↓	↓	MRM 11/05/10	↓	" " " +1.0mL WC5509-10
L9MCH1AD L					" " " +1.0mL WC5509-10
L86J71AE					MRM 11/05/10
L9J331AF	↓	↓	2010-11-09	↓	

MRM 11/05/10

[1] If sulfides are present, treat sample with powdered cadmium or lead carbonate until there is no reaction to the lead acetate paper.

SAMPLE CODING: B-Blank C-Check L-Check Duplicate S-Matrix Spike D-Matrix Spike Duplicate X-Sample Duplicate

Reagents:

Sulfide Stock, Std 2717-09, Standards Log
Zinc Acetate, Std 1911-10, StandardsLog
Sulfide LCS, WC 5509-10, Standards Log
Sulfide CCV, WC 5595-10, Standards Log

NOTE: Distillates are disposed of 14 days after analysis

Balance ID:	25606
Pipet #:	C30507
LCS True Value:	192
LCS StdsLogID:	WC 5509-10
MS/MSD Conc.:	192
MS/MSD StdsLogID:	WC 5509-10
Glass or Plastic Beads:	Standard ID

Digestate(s)	(Received) Date	Time	Analyst	Location	(Relinquished) Date	Time	Analyst	Location
All Above	11/05/10	14:50	MAM	WC	11/05/10	16:00	MRM	Disposed

Additional Comments:

Reviewed By: D Baker 4020 **Date:** 11-5-10

WC-100-0309301 (4001-4032)

C0K040543

REQUESTED BY: BAKERD2

Batch # 0309301 / 0309299

METHOD: TV Sulfides, Total (9030B-dist/9034-titrat.)

STORAGE LOCATION	WORK ORDER #	PICKED CNTR#	CONTROL #	CLIENT #	ANALYSIS	LOTID	SMP#	SFX	MATRIX DESCRIPTION	QTY RCVD	QTY REQD
CLP1 25A	L9J33-1-AF	___ ___ ___	910939	371899	N-06-TV	C0K040543	012		WASTE	1	1
16C	L86J7-1-AE	___ ___ ___	910927	355291	N-06-TV	C0J270502	001		WASTE	2	1
16C	L86K3-1-AE	___ ___ ___	910928	355291	A-06-TV	C0J270504	001		SOLID	1	1
16C	L86K8-1-AE	___ ___ ___	910929	355291	A-06-TV	C0J270506	001		SOLID	2	1
22A	L9GHF-1-AT	___ ___ ___	910930	357557	A-06-TV	C0K030424	001		SOLID	2	1
22A	L9GHN-1-AT	___ ___ ___	910931	357557	A-06-TV	C0K030424	002		SOLID	2	1
22A	L9GHQ-1-AT	___ ___ ___	910932	357557	A-06-TV	C0K030424	003		SOLID	2	1
23C OUT	L9HJ0-1-AH	___ ___ ___	910933	061313	A-06-TV	C0K030568	001		SOLID	3	1
24B	L9JCL-1-AT	___ ___ ___	910934	357557	A-06-TV	C0K040441	001		SOLID	2	1
24B	L9JCN-1-AT	___ ___ ___	910935	357557	A-06-TV	C0K040441	002		SOLID	2	1
24B	L9JCP-1-AT	___ ___ ___	910936	357557	A-06-TV	C0K040441	003		SOLID	2	1
24B	L9JCQ-1-AT	___ ___ ___	910937	357557	A-06-TV	C0K040441	004		SOLID	2	1
24B	L9JCR-1-AT	___ ___ ___	910938	357557	A-06-TV	C0K040441	005		SOLID	2	1

Start 13:20

RELINQUISHED BY	RECEIVED BY	DATE/TIME
		11/05/10 09:00
		11/05/10 15:35

***** END OF REPORT *****

TestAmerica

THE LEADER IN ENVIRONMENTAL TESTING (Pittsburgh)

Cyanide Analysis

Analyst P Johnson **Date** 11.6.10

Data File 110610CH **Method** See Below **Instrument** Konelab

Standard	Lot#	Standard	Lot#
Primary Stock	WC336910	Secondary Stock	WC3032.10
Mercury II		0.1 N NaOH	NA
WAD Carrier		0.25 N NaOH	WC552910
WAD A	NA	Pyridine-Barbituric Acid	WC4565.10
WAD B		Chloramine-T	WC5537.10
WAD AR		Phosphate Buffer	WC2906.10

SOP Reference: 335.4/9012A PT-WC-018 | 1677 PT-WC-029 | CLP Water/ CLP Soil PT-WC-024

Standards:

Primary	10 PPM STD	WC5605.10
Secondary	10 PPM STD	WC5606.10
	0.5 PPM STD	WC5607.10
	0.25 PPM STD	WC5611.10
(CCV)	0.10 PPM STD	WC5608.10
	0.05 PPM STD	WC5610.10
	0.01 PPM STD	
	0.005 PPM STD	
(NELAC/CCV)	0.20 PPM STD	WC5609.10

Lot Number(s)	Batch Number(s)	Method
C0J270502	0310061	9012A
C0K040543	1	1
C0K020496	0310062	9012A
C0J290419	0310063	9012A

AquaKem v. 6.5 AQ1 TestAmerica Pittsburgh
Results from time period:
Sat Nov 06 13:46:09 2010
Sat Nov 06 15:10:06 2010

Sample Id	Test short name	Result	Result unit	Final Results	Final Units	Result date and time	Percent Recovery	RPD	Dil. ratio	Manual dil. ratio	Response	True Value	Upload Data?
~~CN-0.0~~	~~CN-EPA~~	~~0.00118~~	~~mg/l~~	~~0.00118~~	~~mg/l~~	~~11/6/10 12:46~~			~~0~~		~~0.00403~~		~~N~~
CN-.5	CN-EPA	0.00637	mg/l	0.00637	mg/l	11/6/10 12:46			99		0.01009		N
CN-.5	CN-EPA	0.01068	mg/l	0.01068	mg/l	11/6/10 12:46			49		0.01511		N
CN-.5	CN-EPA	0.04886	mg/l	0.04886	mg/l	11/6/10 12:46			9		0.05965		N
CN-.5	CN-EPA	0.09788	mg/l	0.09788	mg/l	11/6/10 12:46			4		0.11684		N
CN-.5	CN-EPA	0.24906	mg/l	0.24906	mg/l	11/6/10 12:46			1		0.2932		N
CN-.5	CN-EPA	0.50098	mg/l	0.50098	mg/l	11/6/10 12:46			0		0.58709		N
NELAC .2	CN-EPA	0.21478	mg/l	0.21478	mg/l	11/6/10 12:52	107.39		0		0.25321	0.2	N
CCB-CN	CN-EPA	0.00066	mg/l	0.00066	mg/l	11/6/10 12:52			0		0.00342		N
DIST .05	CN-EPA	0.04868	mg/l	0.04868	mg/l	11/6/10 12:52	97.36		0		0.05944	0.05	N
~~DIST .25~~	~~CN-EPA~~	~~0.2233~~	~~mg/l~~	~~0.2233~~	~~mg/l~~	~~11/6/10 12:52~~	~~89.32~~		~~0~~		~~0.26316~~	~~0.25~~	~~N~~
CN-0.0	CN-EPA	0.0014	mg/l	0.0014	mg/l	11/6/10 13:13			0		0.00425		N
CN-.5	CN-EPA	0.00642	mg/l	0.00642	mg/l	11/6/10 13:13			99		0.01011		N
CN-.5	CN-EPA	0.01101	mg/l	0.01101	mg/l	11/6/10 13:13			49		0.01547		N
CN-.5	CN-EPA	0.04949	mg/l	0.04949	mg/l	11/6/10 13:13			9		0.06044		N
CN-.5	CN-EPA	0.09798	mg/l	0.09798	mg/l	11/6/10 13:13			4		0.11709		N
CN-.5	CN-EPA	0.24656	mg/l	0.24656	mg/l	11/6/10 13:13			1		0.29068		N
CN-.5	CN-EPA	0.50214	mg/l	0.50214	mg/l	11/6/10 13:13			0		0.58929		N
NELAC .2	CN-EPA	0.21558	mg/l	0.21558	mg/l	11/6/10 13:20	107.79		0		0.25449	0.2	N
CCB-CN	CN-EPA	0.00089	mg/l	0.00089	mg/l	11/6/10 13:20			0		0.00366		N
DIST .05	CN-EPA	0.04872	mg/l	0.04872	mg/l	11/6/10 13:20	97.44		0		0.05953	0.05	N
DIST .25	CN-EPA	0.22679	mg/l	0.22679	mg/l	11/6/10 13:20	90.716		0		0.26759	0.25	N
CCV-CN	CN-EPA	0.10394	mg/l	0.10394	mg/l	11/6/10 13:37	103.94		0		0.12405	0.1	N
VCCB-CN	CN-EPA	0.00056	mg/l	0.00056	mg/l	11/6/10 13:37			0		0.00327		N
l9mx81ac	CN-EPA	9.48899	mg/l	9.48899	mg/kg	11/6/10 13:37	94.8899		0	49	0.22435	10	Y
l9mx81ad	CN-EPA	8.92928	mg/l	8.92928	mg/kg	11/6/10 13:37	89.2928	6.07777	0	49	0.21127	10	Y
l9mx81aa	CN-EPA	0.0461	mg/l	0.0461	mg/kg	11/6/10 13:37			0	49	0.00369		Y
l86j71ad	CN-EPA	0.11866	mg/l	0.11866	mg/kg	11/6/10 13:37			0	49	0.00539		Y
l9j331ae	CN-EPA	0.09259	mg/l	0.09259	mg/kg	11/6/10 13:37			0	49	0.00478		Y
l9mx71ac	CN-EPA	51.2037	mg/l	51.2037	mg/kg	11/6/10 13:37	93.77967		0	249	0.24191	54.6	Y
l9mx71ad	CN-EPA	54.47494	mg/l	54.47494	mg/kg	11/6/10 13:37	99.77095	6.19092	0	249	0.2572	54.6	Y
l9mx71aa	CN-EPA	0.0367	mg/l	0.0367	mg/kg	11/6/10 13:37			0	49	0.00347		Y
l9fe61at	CN-EPA	0.09435	mg/l	0.09435	mg/kg	11/6/10 13:37			0	49	0.00482		Y
l9ffg1at	CN-EPA	0.16627	mg/l	0.16627	mg/kg	11/6/10 13:44			0	49	0.0065		Y
CCV-CN	CN-EPA	0.10181	mg/l	0.10181	mg/l	11/6/10 13:44	101.81		0		0.12157	0.1	N
VCCB-CN	CN-EPA	0.00041	mg/l	0.00041	mg/l	11/6/10 13:45			0		0.00309		N
l9ffh1at	CN-EPA	0.11955	mg/l	0.11955	mg/kg	11/6/10 13:45			0	49	0.00541		Y
l9ffj1at	CN-EPA	0.07269	mg/l	0.07269	mg/kg	11/6/10 13:45			0	49	0.00431		Y
l9ffk1at	CN-EPA	0.05479	mg/l	0.05479	mg/kg	11/6/10 13:45			0	49	0.0039		Y
l9ffp1at	CN-EPA	0.17592	mg/l	0.17592	mg/kg	11/6/10 13:45			0	49	0.00673		Y
l9ffq1at	CN-EPA	0.17523	mg/l	0.17523	mg/kg	11/6/10 13:45			0	49	0.00671		Y
l9ffr1at	CN-EPA	0.1608	mg/l	0.1608	mg/kg	11/6/10 13:45			0	49	0.00637		Y
l9fft1at	CN-EPA	0.32129	mg/l	0.32129	mg/kg	11/6/10 13:45			0	49	0.01012		Y
l9ffv1at	CN-EPA	0.22614	mg/l	0.22614	mg/kg	11/6/10 13:45			0	49	0.0079		Y
l9ffw1at	CN-EPA	0.15259	mg/l	0.15259	mg/kg	11/6/10 13:52			0	49	0.00618		Y
l9ffx1at	CN-EPA	0.14891	mg/l	0.14891	mg/kg	11/6/10 13:52			0	49	0.00609		Y
CCV-CN	CN-EPA	0.1052	mg/l	0.1052	mg/l	11/6/10 13:52	105.2		0		0.12553	0.1	N
VCCB-CN	CN-EPA	0.00042	mg/l	0.00042	mg/l	11/6/10 13:52			0		0.00311		N
l9ff01at	CN-EPA	0.04392	mg/l	0.04392	mg/kg	11/6/10 13:52			0	49	0.00364		Y
l9ff11at	CN-EPA	0.01804	mg/l	0.01804	mg/kg	11/6/10 13:52			0	49	0.00304		Y
l9ff21at	CN-EPA	0.04112	mg/l	0.04112	mg/kg	11/6/10 13:52			0	49	0.00358		Y
l9ff31at	CN-EPA	0.11492	mg/l	0.11492	mg/kg	11/6/10 13:52			0	49	0.0053		Y
l9mx51ac	CN-EPA	48.55904	mg/l	48.55904	mg/kg	11/6/10 13:52	88.93597		0	249	0.22955	54.6	Y
l9mx51aa	CN-EPA	0.00817	mg/l	0.00817	mg/kg	11/6/10 13:52			0	49	0.00281		Y
~~l89771ae~~	~~CN-EPA~~	~~0.83736~~	~~mg/l~~	~~0.83736~~	~~mg/kg~~	~~11/6/10 13:52~~			~~0~~	~~49~~	~~0.01695~~		~~N~~
l89771af	CN-EPA	4.69982	mg/l	4.69982	mg/kg	11/6/10 13:59	90.387		0	49	0.11244		Y
l89771ag	CN-EPA	4.72029	mg/l	4.72029	mg/kg	11/6/10 13:59	90.796	0.4346	0	49	0.11291		Y
l89781ae	CN-EPA	3.26686	mg/l	3.26686	mg/kg	11/6/10 13:59			0	49	0.07895		Y
CCV-CN	CN-EPA	0.10633	mg/l	0.10633	mg/l	11/6/10 13:59	106.33		0		0.12684	0.1	N
VCCB-CN	CN-EPA	0.00058	mg/l	0.00058	mg/l	11/6/10 13:59			0		0.0033		N
l898c1ae	CN-EPA	5.52353	mg/l	5.52353	mg/kg	11/6/10 13:59			0	49	0.13168		Y
l898d1ae	CN-EPA	2.6322	mg/l	2.6322	mg/kg	11/6/10 13:59			0	49	0.06412		Y
l898e1ae	CN-EPA	20.75527	mg/l	20.75527	mg/kg	11/6/10 13:59			0	49	0.48761		Y
l898g1ae	CN-EPA	0.02495	mg/l	0.02495	mg/kg	11/6/10 13:59			0	49	0.0032		Y
l898h1ae	CN-EPA	0.08463	mg/l	0.08463	mg/kg	11/6/10 13:59			0	49	0.00459		Y
CCV-CN	CN-EPA	0.10747	mg/l	0.10747	mg/l	11/6/10 14:03	107.47		0		0.12818	0.1	N
VCCB-CN	CN-EPA	0.0001	mg/l	0.0001	mg/l	11/6/10 14:03			0		0.00273		N
l89771ae	CN-EPA	0.18048	mg/l	0.18048	mg/kg	11/6/10 14:07			0	49	0.00683		Y
CCV-CN	CN-EPA	0.10825	mg/l	0.10825	mg/l	11/6/10 14:10	108.25		0		0.12909	0.1	N
VCCB-CN	CN-EPA	0.00033	mg/l	0.00033	mg/l	11/6/10 14:10			0		0.003		N

Calibration results AquaKem 6.5 Page: 1

Laboratory
Analyzer User

06.11.2010 14:28

Test CN-EPA

Accepted 06.11.2010 14:20

Factor 0.856
Bias 0.003

Coeff. of det. 0.999875

Errors

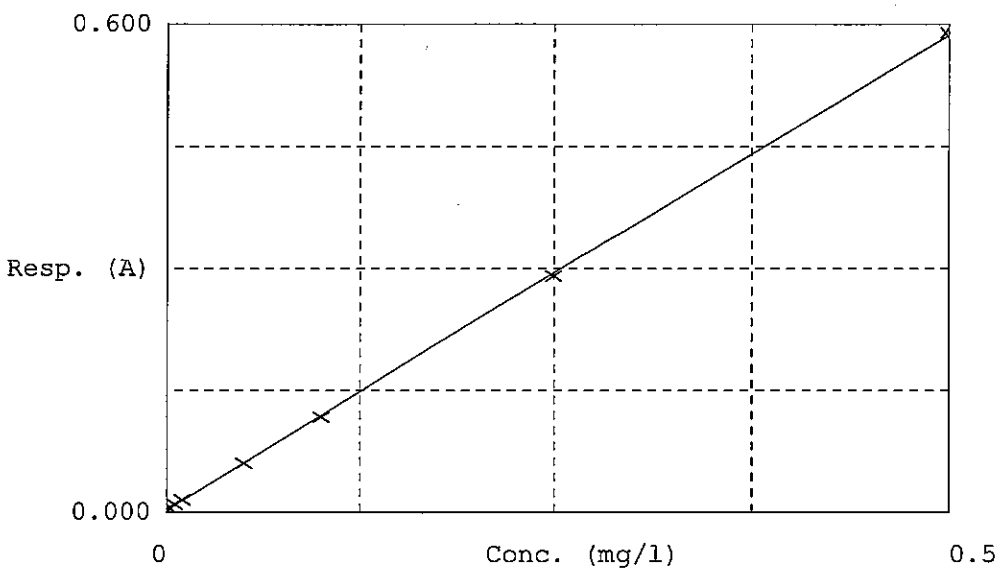

	Calibrator	Response	Calc. con.	Conc.	Errors
1	CN-0.0	0.004	0.00140	0.00000	
2	CN-.5	0.010	0.00642	0.00500	
3	CN-.5	0.015	0.01101	0.01000	
4	CN-.5	0.060	0.04949	0.05000	
5	CN-.5	0.117	0.09798	0.10000	
6	CN-.5	0.291	0.24656	0.25000	
7	CN-.5	0.589	0.50214	0.50000	
8	CCB-CN(control)	0.004	0.00089	0.00000	
9	DIST .05(contro	0.060	0.04872	0.05000	
10	DIST .25(contro	0.268	0.22679	0.25000	
11	NELAC .2(contro	0.254	0.21558	0.20000	

TestAmerica Pittsburgh *Total CN 9012A Distillation Worksheet* Batch No: **0310061**

Method Total CN 9012A	**Matrix** Waste	**Lot Numbers** C0J270502, C0K040543
Start Time 10:10	**Stop Time** 11:40	
Start Temp. 21	**Stop Temp.** 188	
Analyst Paul Johnson	**Date** 11/06/10	
Analyst Sign: [signature]		

Sample ID	Initial Wt/Vol g/mL	Final Vol mL	Expiration Date	Sulfide Present (Y/N) [1]	Comments
L9MX81AA B	1.00	50	NA	NA	
L9MX81AC C	1.00				
L9MX81AD L	1.00		NA	NA	
L86J71AD	1.03		102810	NA	11.6.10
L9J331AE	1.03	50	2010-11-16	NA	

11.6.10

[1] If sulfides are present, treat sample with powdered cadmium or lead carbonate until there is no reaction to the lead acetate paper.

SAMPLE CODING: B-Blank C-Check L-Check Duplicate S-Matrix Spike D-Matrix Spike Duplicate X-Sample Duplicate

Reagents:

NaOH, WC5529-10, STANDARDS LOG
Magnesium Chloride, WC4908-10, STANDARDS
Sulfuric Acid, WC4374-10, STANDARDS LOG
Sulfamic Acid, WC3807-10, STANDARDS LOG

NOTE: Distillates are disposed of 14 days after analysis

Balance ID:	25606
Pipet #:	C30216
LCS True Value:	10 MG/KG
LCS StdsLogID:	WC5606-10
MS/MSD Conc.:	NA
MS/MSD StdsLogID:	NA
Glass or Plastic Beads:	Standard ID NA

Digestate(s)	(Received) Date	Time	Analyst	Location	(Relinquished) Date	Time	Analyst	Location
All Above	11.6.10	1140	[signature]	COC	11.6.10	1445	[signature]	Storage

Additional Comments:

Reviewed By: [signature] Date: 11-6-10 WC-100-0310061

C0K040543 4025 (4001-4032)

Printed on: 06-Nov-10 10:53:30 AM

PSR024 11/06/10 5:30:54 MT SAMPLE CUSTODIAN REMOVAL REQUEST PAGE 001

0J1664

REQUESTED BY: **JOHNSONP**

METHOD: QP Cyanide, Total

STORAGE LOCATION	WORK ORDER #	PICKED CNTR#	CONTROL #	CLIENT #	ANALYSIS	LOTID	SMP#	SFX	MATRIX DESCRIPTION	QTY RCVD	QTY REQD
CLP1 25A	L9J33-1-AE	___ ___ ___	911416	371899	N-06-QP	C0K040543	012		WASTE	1	1
16C	L86J7-1-AD	___ ___ ___	911415	355291	N-06-QP	C0J270502	001		WASTE	2	1

RELINQUISHED BY	RECEIVED BY	DATE/TIME
		11/10 0715
		11/10/10

***** END OF REPORT *****

TestAmerica Pittsburgh

Total CN 9012A Distillation Worksheet

Batch No: 0310062

Method Total CN 9012A	**Matrix** Solid	**Lot Numbers** C0K020496
Start Time 10:10	**Stop Time** 11:40	
Start Temp. 21	**Stop Temp.** 188	
Analyst Paul Johnson	**Date** 11/06/10	
Analyst Sign:		

Sample ID	Initial Wt/Vol g/mL	Final Vol mL	Expiration Date	Sulfide Present (Y/N) [1]	Comments
L9MX71AA B	1.00	50	NA	NA	
L9MX71AC C	1.00				
L9MX71AD L	1.00		NA	NA	
L9FE61AT	1.00		2010-11-15	NA	
L9FF01AT	1.01		2010-11-15		
L9FF11AT	1.06		2010-11-15		
L9FF21AT	1.00		2010-11-15		
L9FF31AT	1.01		2010-11-15		
L9FFG1AT	1.02		2010-11-15		
L9FFH1AT	1.06		2010-11-15		
L9FFJ1AT	1.01		2010-11-15		
L9FFK1AT	1.01		2010-11-15		
L9FFP1AT	1.00		2010-11-15		
L9FFQ1AT	1.01		2010-11-15		
L9FFR1AT	1.01		2010-11-15		
L9FFT1AT	1.00		2010-11-15		
L9FFV1AT	1.00		2010-11-15		
L9FFW1AT	1.02		2010-11-15		
L9FFX1AT	1.00	50	2010-11-15	NA	

[1] If sulfides are present, treat sample with powdered cadmium or lead carbonate until there is no reaction to the lead acetate paper.

SAMPLE CODING: B-Blank C-Check L-Check Duplicate S-Matrix Spike D-Matrix Spike Duplicate X-Sample Duplicate

Reagents:

NaOH, WC5529-10, STANDARDS LOG
Sulfuric Acid, WC4374-10, STANDARDS LOG
Magnesium Chloride, WC4908-10, STANDARDS
Sulfamic Acid, WC3807-10, STANDARDS LOG

NOTE: Distillates are disposed of 14 days after analysis

Balance ID:	25606
Pipet #:	C30216
LCS True Value:	54.6 MG/KG
LCS StdsLogID:	WC1750-10
MS/MSD Conc.:	NA
MS/MSD StdsLogID:	NA
Glass or Plastic Beads:	Standard ID

Digestate(s)	(Received) Date	Time	Analyst	Location	(Relinquished) Date	Time	Analyst	Location
All A	11-6-10	1140			11-6-10	1445		

Additional Comments:

Reviewed By: 4027 **Date:** 11-6-10

WC-100-0310062 (4001-4032)

C0K040543

PSR024 11/06/10 5:28:21 MT SAMPLE CUSTODIAN REMOVAL REQUEST PAGE 001

REQUESTED BY: **JOHNSONP**

METHOD: QP Cyanide, Total

STORAGE LOCATION	WORK ORDER #	PICKED CNTR#	CONTROL #	CLIENT #	ANALYSIS	LOTID	SMP#	SFX	MATRIX DESCRIPTION	QTY RCVD	QTY REQD
22C	L9FE6-1-AT		911392	357557	A-06-QP	C0K020496	001		SOLID	2	1
22C	L9FFG-1-AT		911393	357557	A-06-QP	C0K020496	002		SOLID	2	1
22C	L9FFH-1-AT		911394	357557	A-06-QP	C0K020496	003		SOLID	2	1
22C	L9FFJ-1-AT		911395	357557	A-06-QP	C0K020496	004		SOLID	2	1
22C	L9FFK-1-AT		911396	357557	A-06-QP	C0K020496	005		SOLID	2	1
22C	L9FFP-1-AT		911397	357557	A-06-QP	C0K020496	006		SOLID	2	1
22C	L9FFQ-1-AT		911398	357557	A-06-QP	C0K020496	007		SOLID	2	1
22C	L9FFR-1-AT		911399	357557	A-06-QP	C0K020496	008		SOLID	2	1
22C	L9FFT-1-AT		911400	357557	A-06-QP	C0K020496	009		SOLID	2	1
22C	L9FFV-1-AT		911401	357557	A-06-QP	C0K020496	010		SOLID	2	1
22C	L9FFW-1-AT		911402	357557	A-06-QP	C0K020496	011		SOLID	2	1
22C	L9FFX-1-AT		911403	357557	A-06-QP	C0K020496	012		SOLID	2	1
22C	L9FF0-1-AT		911404	357557	A-06-QP	C0K020496	013		SOLID	2	1
22C	L9FF1-1-AT		911405	357557	A-06-QP	C0K020496	014		SOLID	2	1
22C	L9FF2-1-AT		911406	357557	A-06-QP	C0K020496	015		SOLID	2	1
22C	L9FF3-1-AT		911407	357557	A-06-QP	C0K020496	016		SOLID	2	1

RELINQUISHED BY	RECEIVED BY	DATE/TIME
		11-6-10 0755
		11-6-10 10:0

***** END OF REPORT *****

TestAmerica Pittsburgh

Total CN 9012A Distillation Worksheet

Batch No: 0310063

Method Total CN 9012A	**Matrix** Solid	**Lot Numbers** C0J290419
Start Time 10:10	**Stop Time** 11:40	
Start Temp. 21	**Stop Temp.** 188	
Analyst Paul Johnson	**Date** 11/06/10	
Analyst Sign:		

Sample ID	Initial Wt/Vol g/mL	Final Vol mL	Expiration Date	Sulfide Present (Y/N) [1]	Comments
L9MX51AA B	1.00	50	NA		
L9MX51AC C	1.01		NA		
L89771AE	1.02		2010-11-09		
L89771AF S	1.05				
L89771AG D	1.00				
L89781AE	1.02		2010-11-09		
L898C1AE	1.02		2010-11-09		
L898D1AE	1.02		2010-11-09		
L898E1AE	1.02		2010-11-09		
L898G1AE	1.00		2010-11-09		
L898H1AE	1.01	50	2010-11-09		

[1] If sulfides are present, treat sample with powdered cadmium or lead carbonate until there is no reaction to the lead acetate paper.

SAMPLE CODING: B-Blank C-Check L-Check Duplicate S-Matrix Spike D-Matrix Spike Duplicate X-Sample Duplicate

Reagents:

NaOH, WC5529-10, STANDARDS LOG
Sulfuric Acid, WC4374-10, STANDARDS LOG
Magnesium Chloride, WC4908-10, STANDARDS
Sulfamic Acid, WC3807-10, STANDARDS LOG

NOTE: Distillates are disposed of 14 days after analysis

Balance ID:	25606
Pipet #:	C30216
LCS True Value:	54.6 MG/KG
LCS StdsLogID:	WC1750-10
MS/MSD Conc.:	5 MG/KG
MS/MSD StdsLogID:	WC 5606-10
Glass or Plastic Beads:	Standard ID

Digestate(s)	(Received) Date	Time	Analyst	Location	(Relinquished) Date	Time	Analyst	Location

Additional Comments:

Reviewed By: Mehmi Modi 4029 **Date:** 11-6-10

WC-100-0310063 (4001-4032)

C0K040543

Printed on: 06-Nov-10 10:54:54 AM

PSR024 11/06/10 5:29:41 MT SAMPLE CUSTODIAN REMOVAL REQUEST PAGE 001

931063

REQUESTED BY: JOHNSONP

METHOD: QP Cyanide, Total

STORAGE LOCATION	WORK ORDER #	PICKED CNTR#	CONTROL #	CLIENT #	ANALYSIS	LOTID	SMP#	SFX	MATRIX DESCRIPTION	QTY RCVD	QTY REQD
19A,CLP1	L8977-1-AE	53	911408	427449	A-06-QP	C0J290419	003		SOLID	4	1
19A,CLP1	L8978-1-AE		911409	427449	A-06-QP	C0J290419	004		SOLID	4	1
19A,CLP1	L898C-1-AE		911410	427449	A-06-QP	C0J290419	005		SOLID	4	1
19A,CLP1	L898D-1-AE		911411	427449	A-06-QP	C0J290419	006		SOLID	4	1
19A,CLP1	L898E-1-AE		911412	427449	A-06-QP	C0J290419	007		SOLID	4	1
19A,CLP1	L898G-1-AE		911413	427449	A-06-QP	C0J290419	008		SOLID	4	1
19A,CLP1	L898H-1-AE		911414	427449	A-06-QP	C0J290419	009		SOLID	4	1

RELINQUISHED BY	RECEIVED BY	DATE/TIME
T. Johnson		11/6/10 0755
		11/6/10 1610

***** END OF REPORT *****

TestAmerica
THE LEADER IN ENVIRONMENTAL TESTING

Flashpoint by Pensky-Martens Closed Tester

EPA SW-846 Method 1010A

Analyst: bakerd
Date: 11/9/2010
Start Time: 9:33 am
Batch: 0313083
Location: Pittsburgh

Final True Value: 80.93

Xylene Standard ID: WC 5478-10 Thermometer ID: Wet 16 Temp Correction: 0.2

Calculation: Corrected Flash Point = °F + 0.06(760.00-P) Ambient Barometric Pressure: 764.5

Where: °F = Observed flash point, °F
P = ambient barometric pressure mmHg*

Correction Factor: 0.06(760.00 - 764.5)= -0.27

True Correction: -0.27 + 0.2 = -0.07

SampleID	Observed FlashPoint	Corrected FlashPoint	%Recovery	RPD
C0K090000-83C	80.00	79.93	98.76	
C0K090000-83L	80.00	79.93	98.76	0.00
C0K040543-12	>200	>200		
CCV1	78.00	77.93	96.29	

Comments:

Analyst: [signature] Date: 11/09/10

Reviewed By: See DRC Date: 11/09/10

*NOTE: The barometric pressure used in this calculation is the ambient pressure for the laboratory at the time of the test

REQUESTED BY: **BAKERD2**

METHOD: Q# Flash Point (1010A, Closed Cup)

Batch # 031 3083

STORAGE LOCATION	WORK ORDER #	PICKED CNTR#	CONTROL #	CLIENT #	ANALYSIS	LOTID	SMP#	SFX	MATRIX DESCRIPTION	QTY RCVD	QTY REQD
CLP1 25A	L9J33-1-AD	___ ___ ___	912997	371899	N-88-Q#	C0K040543	012		WASTE 11:08	1	1

RELINQUISHED BY	RECEIVED BY	DATE/TIME
P Bank		11/09/10 09:00
	P Bank	11/09/10 11:50

***** END OF REPORT *****

Analytical Report Cover Page 1

Case Narrative 3

Methods Summary 4

Sample Summary 5

Shipping and Receiving Documents 6

Data Summary Package 10
GC/MS Semivolatile Summary 11

GC/MS Semivolatile Data 1001
QC Summary 1002
Sample Data 1021
Calibration Data 1364
QC Data 1699
Miscellaneous 1762

There are 838 pages in this document.

TestAmerica
THE LEADER IN ENVIRONMENTAL TESTING

TestAmerica Laboratories, Inc.

ANALYTICAL REPORT

PROJECT NO. MACTEC GAF

Mactec GAF

Lot #: C0K110534

Rob Crowley

Mactec Engineering & Consultin
800 North Bell Avenue
Suite 200
Carnegie, PA 15106

TESTAMERICA LABORATORIES, INC.

Carrie L. Gamber
Project Manager

November 19, 2010

NELAC REPORTING:

At the time of analysis the laboratory was in compliance with the current NELAC standards and held accreditation for all analyses performed unless noted by a qualifier. The labs accreditation numbers are listed below. The format and contents of the report meets all applicable NELAC standards except as noted in the narrative and shall not be reproduced except in full, without the written approval of the laboratory. The table below presents a summary of the certifications held by TestAmerica Pittsburgh. Our primary accreditation authority for the Non-potable water and Solid & Hazardous waste programs is Pennsylvania DEP. A more detailed parameter list is available upon request. Please ask your project manager for this information when required.

Certifying State/Program	Certificate #	Program Types	TestAmerica
DoD ELAP	ADE-1442	WW HW	X
US Dept of Agriculture	(#P330-10-00139)	Foreign Soil Import Permit	X
Arkansas	(#88-0690)	WW HW	X X
California – NELAC	04224CA	WW HW	X X
Connecticut	(#PH-0688)	WW HW	X X
Florida – NELAC	(#E871008)	WW HW	X X
Illinois – NELAC	(#002319)	WW HW	X X
Kansas – NELAC	(#E-10350)	WW HW	X X
Louisiana – NELAC	(#04041)	WW HW	X X
New Hampshire – NELAC	(#203010)	WW –	X --
New Jersey – NELAC	(PA-005)	WW HW	X X
New York – NELAC	(#11182)	WW HW	X X
North Carolina	(#434)	WW HW	X X
Pennsylvania - NELAC	(#02-00416)	WW HW	X X
South Carolina	(#89014002)	WW HW	X X
Utah – NELAC	(STLP)	WW HW	X X
West Virginia	(#142)	WW HW	X X
Wisconsin	998027800	WW HW	X X

The codes utilized for program types are described below:

HW Hazardous Waste certification
WW Non-potable Water and/or Wastewater certification
X Laboratory has some form of certification under the specific program. Many states certify laboratories for specific parameters or tests within a category. The information in the table indicates the lab is certified in a general category of testing. Please contact the laboratory if parameter specific certification information is required.

Updated: 05/19/10 N:\Reporting\NELAC NARRATIVE Pttsburgh_Updated 051910.doc

CASE NARRATIVE

Mactec Engineering & Consulting
Lot #: C0K110534

Sample Receiving:
TestAmerica's Pittsburgh laboratory received samples on November 11, 2010. The cooler was received within the proper temperature range.

If project specific QC was not required for samples contained in this report, when batch QC was completed on these samples, anomalous results will be discussed below.

GC/MS Semivolatiles:
Due to the concentration of target compounds detected, several samples were analyzed at a dilution.

Several samples had the surrogates diluted out.

All non-CCC compounds that have >15% RSD were evaluated to see if a better curve could be drawn using a quadratic curve. All compounds <30% RSD will use an average response factor curve if no visible improvement is accomplished using a quadratic curve. A quadratic curve will be used for a compound where it is determined to be the "best-fit" evaluation.

Several continuing calibration standards had compounds with a %D >25%; but were within the expected performance range for these compounds.

METHODS SUMMARY

C0K110534

PARAMETER	ANALYTICAL METHOD	PREPARATION METHOD
Semivolatile Organics GCMS BNA 8270C	SW846 8270C	

References:

SW846 "Test Methods for Evaluating Solid Waste, Physical/Chemical Methods", Third Edition, November 1986 and its updates.

SAMPLE SUMMARY

C0K110534

WO #	SAMPLE#	CLIENT SAMPLE ID	SAMPLED DATE	SAMP TIME
L9WT2	001	MW-1-111010	11/10/10	08:30
L9WVG	002	MW-2-111010	11/10/10	09:35
L9WVH	003	MW-4-111010	11/10/10	10:30
L9WVL	006	MW-3-111010	11/10/10	13:05
L9WVM	007	MW-6-111010	11/10/10	13:45
L9WVN	008	MW-7-111010	11/10/10	15:50
L9WVP	009	MW-9-111010	11/10/10	16:35
L9WVQ	010	MW-8-111010	11/10/10	17:50
L9WVT	011	MW-5-111010	11/10/10	18:35

NOTE(S):

- The analytical results of the samples listed above are presented on the following pages.
- All calculations are performed before rounding to avoid round-off errors in calculated results.
- Results noted as "ND" were not detected at or above the stated limit.
- This report must not be reproduced, except in full, without the written approval of the laboratory.
- Results for the following parameters are never reported on a dry weight basis: color, corrosivity, density, flashpoint, ignitability, layers, odor, paint filter test, pH, porosity pressure, reactivity, redox potential, specific gravity, spot tests, solids, solubility, temperature, viscosity, and weight.

C0K110534

Chain of Custody Record

TestAmerica

THE LEADER IN ENVIRONMENTAL TESTING

TestAmerica Laboratory location: Pittsburgh

Regulatory program: ☐ DW ☐ NPDES ☐ RCRA ☐ Other

TestAmerica Laboratories, Inc.

Client Contact				
Company Name: MACTEC	Client Project Manager: Rob Crowley	Site Contact: Sean Condie	Lab Contact: Carrie Gamber	COC No: 005474
Address: 800 N. Bell Ave. Suite 200	Telephone: 412-279-6661	Telephone:	Telephone:	1 of 2 COCs
City/State/Zip: Carnegie PA	Email:			
Phone: 412-279-6661		TAT if different from below Standard ☐ 3 weeks ☐ 2 weeks ☐ 1 week ☐ 2 days ☐ 1 day		
Project Name: GEIDC - GAF	Method of Shipment/Carrier:			
Project Number: 34901006795	Shipping/Tracking No:			
PO#				

Sample Identification	Sample Date	Sample Time	Matrix: Air	Aqueous	Sediment	Solid	Other:	Preservation: H2SO4	HNO3	HCl	NaOH	ZnAc/NaOH	Unpres	Other:	# of Containers	TCL SVOCs	Slurry Wall Compatibility	Sample Specific Notes / Special Instructions:
MW-1-111010	11/10/10	0930		X									X		NG 2			
MW-2-111010		0935		X									X		NG 2			
MW-4-111010		1030		X									X		NG 2			
MW-11-111010		1125		X									X		NG 2			
MW-10-111010		1225		X									X		NG 2			
MW-3-111010		1305		X									X		NG 2			
MW-6-111010		1345		X									X		NG 2			
MW-7-111010		1550		X									X		NG 2			
MW-9-111010		1635		X									X		NG 2	5		
MW-8-111010		1750		X									X		NG 2			

Possible Hazard Identification: ☐ Non-Hazard ☐ Flammable ☐ Skin Irritant ☐ Poison B ☒ Unknown

Sample Disposal (A fee may be assessed if samples are retained longer than 1 month): ☐ Return to Client ☒ Disposal By Lab ☐ Archive For _____ Months

Special Instructions/QC Requirements & Comments:

	Company:	Date/Time:	Received by:	Company:	Date/Time:
Relinquished by:	MACTEC	11/11/10 820			
Relinquished by:	Company:	Date/Time:	Received by:	Company:	Date/Time:
Relinquished by:	Company:	Date/Time:	Received in Laboratory by:	Company: TA PIT	Date/Time: 11/11/10 0820

©2008, TestAmerica Laboratories, Inc. All rights reserved.
TestAmerica & Design ™ are trademarks of TestAmerica Laboratories, Inc.

TAL 0018- 1 (04/10)

Chain of Custody Record

TestAmerica
THE LEADER IN ENVIRONMENTAL TESTING

TestAmerica Laboratory location: Pittsburgh
Regulatory program: ☐ DW ☐ NPDES ☐ RCRA ☐ Other _____

TestAmerica Laboratories, Inc.

Client Contact			
Company Name: MACTEC	Client Project Manager: Rob Crowley	Site Contact: Sean Condie	Lab Contact: Carrie Gamber
Address: 800 N. Bell Ave. Suite 200	Telephone: 412-279-6661	Telephone:	Telephone:
City/State/Zip: Carnegie PA	Email:		
Phone: 412-279-6661		TAT if different from below: ☐ 3 weeks ☐ 2 weeks ☐ 1 week ☐ 2 days ☐ 1 day	
Project Name: GEIDC-GAF	Method of Shipment/Carrier:		
Project Number: 3410100795	Shipping/Tracking No:		
PO#			

COC No: 005475
2 of 2 COCs

Analyses

Sample Identification	Sample Date	Sample Time	Air	Aqueous	Sediment	Solid	Other:	H2SO4	HNO3	HCl	NaOH	ZnAc/ NaOH	Unpres	Other:	TCL SVOCs										Sample Specific Notes / Special Instructions:
MW-5-111010	11/10/10	1835		X									X		N	G	2								

Possible Hazard Identification
☐ Non-Hazard ☐ Flammable ☐ Skin Irritant ☐ Poison B ☒ Unknown

Sample Disposal (A fee may be assessed if samples are retained longer than 1 month)
☐ Return to Client ☒ Disposal By Lab ☐ Archive For _____ Months

Special Instructions/QC Requirements & Comments:

Relinquished by:	Company:	Date/Time:	Received by:	Company:	Date/Time:
[signature]	MACTEC	11/11/10 0820			
Relinquished by:	Company:	Date/Time:	Received by:	Company:	Date/Time:
Relinquished by:	Company:	Date/Time:	Received in Laboratory by:	Company:	Date/Time:
			[signature]	TA-Pitt	11/11/10 0820

©2008, TestAmerica Laboratories, Inc. All rights reserved.
TestAmerica & Design ™ are trademarks of TestAmerica Laboratories, Inc.

TAL 0018- 1 (04/10)

TestAmerica Pittsburgh

Cooler Receipt Form

Client: MACTEC Project: _____ Quote: 82316

Cooler Rec'd & Opened for Temp. Check on: 11/11/10

Coolers Opened and Unpacked on: 11/11/10 By: TC (Signature)

TestAmerica Pittsburgh Lot Number: COK110534

		Yes	No	NA
1.	Were custody seals on the outside of the cooler?		✓	
	If YES, how many and where? Quantity __ Location			
	Were signatures and date correct?			
2.	Were custody papers included inside the cooler?	✓		
3.	Were custody papers properly filled out (ink, signed, match labels)?	✓		
4.	Did you sign the custody papers in the appropriate place?	✓		
5.	Was shippers packing slip attached to this form?			✓
6.	Were packing materials used?	✓		
	If YES, what type? Bubble Wrap			
7.	Were the samples received within the acceptable temperature range?	✓		
8.	Were the samples appropriately preserved?			✓
9.	Were all bottles sealed in separate plastic bags?		✓	
10.	Did all bottles arrive in good condition (unbroken)?	✓		
11.	Were all bottle labels complete (sample ID, preservatives, etc.)?			
12.	Did all bottle labels and/or tags agree with custody papers?			
13.	Were correct bottles used for tests indicated?			
14.	Were all VOA vials checked for the presence of air bubbles?			
15.	Was a sufficient amount of sample sent in each ~~bottle~~?			

16. Samples received by: FEDEX UPS (CLIENT DROP-OFF) OTHER DHL US CARGO

Explain any discrepancies: _____

Level 2 Review _____

Was contacted on _____ by _____ to resolve discrepancies.

Rev. 1, 01/20/2010
X:\Forms\Cooler Receipt Form_updated 102010.DOC

TestAmerica Pittsburgh

Cooler Receipt Form

P: Preserved

UP: Unpreserved

Sample ID	TMET PH<2	DMET PH<2	HG PH<2	NUT(1) PH<2	CN PH ≥12	OG TPHC PH<2	PHEN PH<2	SULF PH ≥12	TOC PH<2	TOX PH<2	VOA P/UP	hardness PH<2	Residual CL	

(1) "NUT" could include sample bottles for ammonia, chemical oxygen demand, nitrate/nitrite, TKN, or total phosphorus

Comments: _____

_____

_____

Cooler Number	Temperature*	Thermometer ID
1	5.2	9

Sample	Lot Number**

*Acceptable Temperature Range: < 0-6 °C

**Please use an asterisk if bottle lot number was covered by the label

If samples required preservation in the laboratory, the following lot number(s) was/were used:

Nitric Acid _____ Hydrochloric Acid _____

Sulfuric Acid _____ Sodium Hydroxide _____

X:\Forms\Cooler Receipt Form_updated 102010.DOC
Rev. 1, 01/20/2010

DATA SUMMARY PACKAGE

GC/MS SEMIVOLATILE SUMMARY

MACTEC Engineering and Consulting Inc

Client Sample ID: MW-1-111010

GC/MS Semivolatiles

Lot-Sample #...:	C0K110534-001	**Work Order #...:**	L9WT21AA	**Matrix.....:**	WATER
Date Sampled...:	11/10/10 08:30	**Date Received..:**	11/11/10 08:20	**MS Run #.....:**	
Prep Date.....:	11/15/10	**Analysis Date..:**	11/16/10		
Prep Batch #...:	0319136	**Analysis Time..:**	21:53		
Dilution Factor:	0.94	**Initial Wgt/Vol:**	1060 mL	**Final Wgt/Vol..:**	1 mL
Analyst ID.....:	003200	**Instrument ID..:**	733		
		Method.....:	SW846 8270C		

PARAMETER	RESULT	REPORTING LIMIT	UNITS	MDL
Acenaphthene	ND	0.19	ug/L	0.014
Acenaphthylene	ND	0.19	ug/L	0.014
Acetophenone	ND	0.94	ug/L	0.075
Anthracene	**0.021 J**	**0.19**	**ug/L**	**0.014**
Atrazine	ND	0.94	ug/L	0.084
Benzo(a)anthracene	ND	0.19	ug/L	0.014
Benzo(a)pyrene	ND	0.19	ug/L	0.013
Benzo(b)fluoranthene	ND	0.19	ug/L	0.015
Benzo(ghi)perylene	ND	0.19	ug/L	0.014
Benzo(k)fluoranthene	ND	0.19	ug/L	0.051
Benzaldehyde	ND	0.94	ug/L	0.14
1,1'-Biphenyl	ND	0.94	ug/L	0.039
bis(2-Chloroethoxy) methane	ND	0.94	ug/L	0.055
bis(2-Chloroethyl)-ether	ND	0.19	ug/L	0.024
bis(2-Ethylhexyl) phthalate	ND	0.94	ug/L	0.75
4-Bromophenyl phenyl ether	ND	0.94	ug/L	0.060
Butyl benzyl phthalate	ND	0.94	ug/L	0.13
Caprolactam	ND	4.7	ug/L	1.1
Carbazole	ND	0.19	ug/L	0.015
4-Chloroaniline	ND	0.94	ug/L	0.083
4-Chloro-3-methylphenol	ND	0.94	ug/L	0.071
2-Chloronaphthalene	ND	0.19	ug/L	0.014
2-Chlorophenol	ND	0.94	ug/L	0.16
4-Chlorophenyl phenyl ether	ND	0.94	ug/L	0.047
Chrysene	ND	0.19	ug/L	0.013
Dibenz(a,h)anthracene	ND	0.19	ug/L	0.015
Dibenzofuran	ND	0.94	ug/L	0.058
3,3'-Dichlorobenzidine	ND	0.94	ug/L	0.11
2,4-Dichlorophenol	ND	0.19	ug/L	0.031
Diethyl phthalate	ND	0.94	ug/L	0.14
2,4-Dimethylphenol	ND	0.94	ug/L	0.080
Dimethyl phthalate	ND	0.94	ug/L	0.072

(Continued on next page)

MACTEC Engineering and Consulting Inc

Client Sample ID: MW-1-111010

GC/MS Semivolatiles

Lot-Sample #...: C0K110534-001 **Work Order #...:** L9WT21AA **Matrix.....:** WATER

PARAMETER	RESULT	REPORTING LIMIT	UNITS	MDL
Di-n-butyl phthalate	ND	0.94	ug/L	0.12
4,6-Dinitro-2-methylphenol	ND	4.7	ug/L	0.21
2,4-Dinitrophenol	ND	4.7	ug/L	0.58
2,4-Dinitrotoluene	ND	0.94	ug/L	0.050
2,6-Dinitrotoluene	ND	0.94	ug/L	0.075
Di-n-octyl phthalate	ND	0.94	ug/L	0.19
Fluoranthene	ND	0.19	ug/L	0.015
Fluorene	ND	0.19	ug/L	0.020
Hexachlorobenzene	ND	0.19	ug/L	0.017
Hexachlorobutadiene	ND	0.19	ug/L	0.016
Hexachlorocyclopentadiene	ND	0.94	ug/L	0.049
Hexachloroethane	ND	0.94	ug/L	0.059
Indeno(1,2,3-cd)pyrene	ND	0.19	ug/L	0.019
Isophorone	ND	0.94	ug/L	0.061
2-Methylnaphthalene	**0.027 J**	**0.19**	**ug/L**	**0.011**
2-Methylphenol	ND	0.94	ug/L	0.081
4-Methylphenol	ND	0.94	ug/L	0.085
Naphthalene	**0.17 J**	**0.19**	**ug/L**	**0.013**
2-Nitroaniline	ND	4.7	ug/L	0.33
3-Nitroaniline	ND	4.7	ug/L	0.30
4-Nitroaniline	ND	4.7	ug/L	0.16
Nitrobenzene	ND	0.19	ug/L	0.079
2-Nitrophenol	ND	0.94	ug/L	0.16
4-Nitrophenol	ND	4.7	ug/L	0.57
N-Nitrosodi-n-propylamine	ND	0.19	ug/L	0.029
N-Nitrosodiphenylamine	ND	0.19	ug/L	0.080
2,2'-oxybis (1-Chloropropane)	ND	0.19	ug/L	0.019
Pentachlorophenol	ND	0.94	ug/L	0.062
Phenanthrene	**0.058 J**	**0.19**	**ug/L**	**0.040**
Phenol	ND	0.19	ug/L	0.055
Pyrene	ND	0.19	ug/L	0.015
2,4,5-Trichlorophenol	ND	0.94	ug/L	0.14
2,4,6-Trichlorophenol	ND	0.94	ug/L	0.16

(Continued on next page)

MACTEC Engineering and Consulting Inc

Client Sample ID: MW-1-111010

GC/MS Semivolatiles

Lot-Sample #...: C0K110534-001 **Work Order #...:** L9WT21AA **Matrix.....:** WATER

SURROGATE	PERCENT RECOVERY	RECOVERY LIMITS
Nitrobenzene-d5	79	(23 - 112)
Terphenyl-d14	65	(10 - 132)
2-Fluorobiphenyl	82	(19 - 107)
2-Fluorophenol	77	(10 - 111)
Phenol-d5	75	(15 - 112)
2,4,6-Tribromophenol	105	(16 - 122)

NOTE(S):

J Estimated result. Result is less than RL.

MACTEC Engineering and Consulting Inc

Client Sample ID: MW-2-111010

GC/MS Semivolatiles

Lot-Sample #...:	C0K110534-002	**Work Order #...:**	L9WVG1AA	**Matrix.....:**	WATER
Date Sampled...:	11/10/10 09:35	**Date Received..:**	11/11/10 08:20	**MS Run #.....:**	
Prep Date.....:	11/15/10	**Analysis Date..:**	11/16/10		
Prep Batch #...:	0319136	**Analysis Time..:**	22:14		
Dilution Factor:	0.95	**Initial Wgt/Vol:**	1050 mL	**Final Wgt/Vol..:**	1 mL
Analyst ID.....:	003200	**Instrument ID..:**	733		
		Method.....:	SW846 8270C		

PARAMETER	RESULT	REPORTING LIMIT	UNITS	MDL
Acenaphthene	**11**	**0.19**	**ug/L**	**0.014**
Acenaphthylene	**0.40**	**0.19**	**ug/L**	**0.014**
Acetophenone	**0.11 J**	**0.95**	**ug/L**	**0.076**
Anthracene	**0.89**	**0.19**	**ug/L**	**0.015**
Atrazine	ND	0.95	ug/L	0.085
Benzo(a)anthracene	ND	0.19	ug/L	0.014
Benzo(a)pyrene	**0.24**	**0.19**	**ug/L**	**0.013**
Benzo(b)fluoranthene	**0.25**	**0.19**	**ug/L**	**0.015**
Benzo(ghi)perylene	ND	0.19	ug/L	0.014
Benzo(k)fluoranthene	ND	0.19	ug/L	0.052
Benzaldehyde	ND	0.95	ug/L	0.14
1,1'-Biphenyl	**1.0**	**0.95**	**ug/L**	**0.039**
bis(2-Chloroethoxy) methane	ND	0.95	ug/L	0.055
bis(2-Chloroethyl)-ether	ND	0.19	ug/L	0.024
bis(2-Ethylhexyl) phthalate	**0.95**	**0.95**	**ug/L**	**0.76**
4-Bromophenyl phenyl ether	ND	0.95	ug/L	0.060
Butyl benzyl phthalate	ND	0.95	ug/L	0.14
Caprolactam	ND	4.8	ug/L	1.1
Carbazole	**3.3**	**0.19**	**ug/L**	**0.015**
4-Chloroaniline	ND	0.95	ug/L	0.084
4-Chloro-3-methylphenol	ND	0.95	ug/L	0.072
2-Chloronaphthalene	ND	0.19	ug/L	0.014
2-Chlorophenol	ND	0.95	ug/L	0.16
4-Chlorophenyl phenyl ether	ND	0.95	ug/L	0.048
Chrysene	ND	0.19	ug/L	0.013
Dibenz(a,h)anthracene	ND	0.19	ug/L	0.015
Dibenzofuran	**3.6**	**0.95**	**ug/L**	**0.059**
3,3'-Dichlorobenzidine	ND	0.95	ug/L	0.11
2,4-Dichlorophenol	ND	0.19	ug/L	0.032
Diethyl phthalate	ND	0.95	ug/L	0.14
2,4-Dimethylphenol	ND	0.95	ug/L	0.081
Dimethyl phthalate	ND	0.95	ug/L	0.073

(Continued on next page)

MACTEC Engineering and Consulting Inc

Client Sample ID: MW-2-111010

GC/MS Semivolatiles

Lot-Sample #...: C0K110534-002 **Work Order #...:** L9WVG1AA **Matrix.....:** WATER

PARAMETER	RESULT	REPORTING LIMIT	UNITS	MDL
Di-n-butyl phthalate	ND	0.95	ug/L	0.12
4,6-Dinitro-2-methylphenol	ND	4.8	ug/L	0.21
2,4-Dinitrophenol	ND	4.8	ug/L	0.58
2,4-Dinitrotoluene	ND	0.95	ug/L	0.051
2,6-Dinitrotoluene	ND	0.95	ug/L	0.076
Di-n-octyl phthalate	ND	0.95	ug/L	0.20
Fluoranthene	**1.2**	**0.19**	**ug/L**	**0.015**
Fluorene	**5.0**	**0.19**	**ug/L**	**0.021**
Hexachlorobenzene	ND	0.19	ug/L	0.017
Hexachlorobutadiene	ND	0.19	ug/L	0.016
Hexachlorocyclopentadiene	ND	0.95	ug/L	0.049
Hexachloroethane	ND	0.95	ug/L	0.060
Indeno(1,2,3-cd)pyrene	ND	0.19	ug/L	0.019
Isophorone	ND	0.95	ug/L	0.061
2-Methylnaphthalene	**0.63**	**0.19**	**ug/L**	**0.012**
2-Methylphenol	ND	0.95	ug/L	0.082
4-Methylphenol	ND	0.95	ug/L	0.086
Naphthalene	**64 E**	**0.19**	**ug/L**	**0.013**
2-Nitroaniline	ND	4.8	ug/L	0.33
3-Nitroaniline	ND	4.8	ug/L	0.31
4-Nitroaniline	ND	4.8	ug/L	0.16
Nitrobenzene	ND	0.19	ug/L	0.080
2-Nitrophenol	ND	0.95	ug/L	0.16
4-Nitrophenol	ND	4.8	ug/L	0.57
N-Nitrosodi-n-propylamine	ND	0.19	ug/L	0.029
N-Nitrosodiphenylamine	ND	0.19	ug/L	0.081
2,2'-oxybis (1-Chloropropane)	ND	0.19	ug/L	0.019
Pentachlorophenol	ND	0.95	ug/L	0.063
Phenanthrene	**0.23**	**0.19**	**ug/L**	**0.041**
Phenol	ND	0.19	ug/L	0.055
Pyrene	**0.48**	**0.19**	**ug/L**	**0.015**
2,4,5-Trichlorophenol	ND	0.95	ug/L	0.15
2,4,6-Trichlorophenol	ND	0.95	ug/L	0.17

(Continued on next page)

MACTEC Engineering and Consulting Inc

Client Sample ID: MW-2-111010

GC/MS Semivolatiles

Lot-Sample #...: C0K110534-002 **Work Order #...:** L9WVG1AA **Matrix.....:** WATER

SURROGATE	PERCENT RECOVERY	RECOVERY LIMITS
Nitrobenzene-d5	64	(23 - 112)
Terphenyl-d14	21	(10 - 132)
2-Fluorobiphenyl	63	(19 - 107)
2-Fluorophenol	57	(10 - 111)
Phenol-d5	57	(15 - 112)
2,4,6-Tribromophenol	87	(16 - 122)

NOTE(S):

J Estimated result. Result is less than RL.

E Estimated result. Result concentration exceeds the calibration range.

MACTEC Engineering and Consulting Inc

Client Sample ID: MW-2-111010

GC/MS Semivolatiles

Lot-Sample #...:	C0K110534-002	**Work Order #...:**	L9WVG2AA	**Matrix.....:**	WATER
Date Sampled...:	11/10/10 09:35	**Date Received..:**	11/11/10 08:20	**MS Run #.....:**	
Prep Date.....:	11/15/10	**Analysis Date..:**	11/17/10		
Prep Batch #...:	0319136	**Analysis Time..:**	15:08		
Dilution Factor:	4.75	**Initial Wgt/Vol:**	1050 mL	**Final Wgt/Vol..:**	1 mL
Analyst ID.....:	003200	**Instrument ID..:**	733		
		Method.....:	SW846 8270C		

PARAMETER	RESULT	REPORTING LIMIT	UNITS	MDL
Acenaphthene	**9.8**	**0.95**	**ug/L**	**0.068**
Acenaphthylene	**0.34 J**	**0.95**	**ug/L**	**0.072**
Acetophenone	ND	4.8	ug/L	0.38
Anthracene	**0.69 J**	**0.95**	**ug/L**	**0.073**
Atrazine	ND	4.8	ug/L	0.42
Benzo(a)anthracene	ND	0.95	ug/L	0.070
Benzo(a)pyrene	ND	0.95	ug/L	0.064
Benzo(b)fluoranthene	ND	0.95	ug/L	0.075
Benzo(ghi)perylene	ND	0.95	ug/L	0.072
Benzo(k)fluoranthene	ND	0.95	ug/L	0.26
Benzaldehyde	ND	4.8	ug/L	0.71
1,1'-Biphenyl	**0.98 J**	**4.8**	**ug/L**	**0.20**
bis(2-Chloroethoxy) methane	ND	4.8	ug/L	0.28
bis(2-Chloroethyl)-ether	ND	0.95	ug/L	0.12
bis(2-Ethylhexyl) phthalate	ND	4.8	ug/L	3.8
4-Bromophenyl phenyl ether	ND	4.8	ug/L	0.30
Butyl benzyl phthalate	ND	4.8	ug/L	0.68
Caprolactam	ND	24	ug/L	5.7
Carbazole	**2.7**	**0.95**	**ug/L**	**0.075**
4-Chloroaniline	ND	4.8	ug/L	0.42
4-Chloro-3-methylphenol	ND	4.8	ug/L	0.36
2-Chloronaphthalene	ND	0.95	ug/L	0.072
2-Chlorophenol	ND	4.8	ug/L	0.78
4-Chlorophenyl phenyl ether	ND	4.8	ug/L	0.24
Chrysene	ND	0.95	ug/L	0.066
Dibenz(a,h)anthracene	ND	0.95	ug/L	0.074
Dibenzofuran	**3.5 J**	**4.8**	**ug/L**	**0.29**
3,3'-Dichlorobenzidine	ND	4.8	ug/L	0.53
2,4-Dichlorophenol	ND	0.95	ug/L	0.16
Diethyl phthalate	ND	4.8	ug/L	0.69
2,4-Dimethylphenol	ND	4.8	ug/L	0.40
Dimethyl phthalate	ND	4.8	ug/L	0.36

(Continued on next page)

MACTEC Engineering and Consulting Inc

Client Sample ID: MW-2-111010

GC/MS Semivolatiles

Lot-Sample #...: C0K110534-002 **Work Order #...:** L9WVG2AA **Matrix.....:** WATER

PARAMETER	RESULT	REPORTING LIMIT	UNITS	MDL
Di-n-butyl phthalate	ND	4.8	ug/L	0.59
4,6-Dinitro-2-methylphenol	ND	24	ug/L	1.0
2,4-Dinitrophenol	ND	24	ug/L	2.9
2,4-Dinitrotoluene	ND	4.8	ug/L	0.25
2,6-Dinitrotoluene	ND	4.8	ug/L	0.38
Di-n-octyl phthalate	ND	4.8	ug/L	0.98
Fluoranthene	**0.91 J**	**0.95**	**ug/L**	**0.077**
Fluorene	**6.6**	**0.95**	**ug/L**	**0.10**
Hexachlorobenzene	ND	0.95	ug/L	0.087
Hexachlorobutadiene	ND	0.95	ug/L	0.079
Hexachlorocyclopentadiene	ND	4.8	ug/L	0.25
Hexachloroethane	ND	4.8	ug/L	0.30
Indeno(1,2,3-cd)pyrene	ND	0.95	ug/L	0.095
Isophorone	ND	4.8	ug/L	0.31
2-Methylnaphthalene	**0.58 J**	**0.95**	**ug/L**	**0.058**
2-Methylphenol	ND	4.8	ug/L	0.41
4-Methylphenol	ND	4.8	ug/L	0.43
Naphthalene	**56**	**0.95**	**ug/L**	**0.066**
2-Nitroaniline	ND	24	ug/L	1.7
3-Nitroaniline	ND	24	ug/L	1.5
4-Nitroaniline	ND	24	ug/L	0.82
Nitrobenzene	ND	0.95	ug/L	0.40
2-Nitrophenol	ND	4.8	ug/L	0.81
4-Nitrophenol	ND	24	ug/L	2.9
N-Nitrosodi-n-propylamine	ND	0.95	ug/L	0.15
N-Nitrosodiphenylamine	ND	0.95	ug/L	0.41
2,2'-oxybis (1-Chloropropane)	ND	0.95	ug/L	0.094
Pentachlorophenol	ND	4.8	ug/L	0.31
Phenanthrene	**0.30 J**	**0.95**	**ug/L**	**0.20**
Phenol	ND	0.95	ug/L	0.28
Pyrene	**0.64 J**	**0.95**	**ug/L**	**0.075**
2,4,5-Trichlorophenol	ND	4.8	ug/L	0.73
2,4,6-Trichlorophenol	ND	4.8	ug/L	0.83

(Continued on next page)

MACTEC Engineering and Consulting Inc

Client Sample ID: MW-2-111010

GC/MS Semivolatiles

Lot-Sample #...: C0K110534-002 **Work Order #...:** L9WVG2AA **Matrix.....:** WATER

SURROGATE	PERCENT RECOVERY	RECOVERY LIMITS
Nitrobenzene-d5	63	(23 - 112)
Terphenyl-d14	26	(10 - 132)
2-Fluorobiphenyl	57	(19 - 107)
2-Fluorophenol	53	(10 - 111)
Phenol-d5	54	(15 - 112)
2,4,6-Tribromophenol	72	(16 - 122)

NOTE(S):

J Estimated result. Result is less than RL.

MACTEC Engineering and Consulting Inc

Client Sample ID: MW-4-111010

GC/MS Semivolatiles

Lot-Sample #...:	C0K110534-003	**Work Order #...:**	L9WVH1AA	**Matrix.....:**	WATER
Date Sampled...:	11/10/10 10:30	**Date Received..:**	11/11/10 08:20	**MS Run #.....:**	
Prep Date.....:	11/15/10	**Analysis Date..:**	11/16/10		
Prep Batch #...:	0319136	**Analysis Time..:**	22:35		
Dilution Factor:	0.94	**Initial Wgt/Vol:**	1060 mL	**Final Wgt/Vol..:**	1 mL
Analyst ID.....:	003200	**Instrument ID..:**	733		
		Method.....:	SW846 8270C		

PARAMETER	RESULT	REPORTING LIMIT	UNITS	MDL
Acenaphthene	**1.5**	**0.19**	**ug/L**	**0.014**
Acenaphthylene	ND	0.19	ug/L	0.014
Acetophenone	ND	0.94	ug/L	0.075
Anthracene	**0.64**	**0.19**	**ug/L**	**0.014**
Atrazine	ND	0.94	ug/L	0.084
Benzo(a)anthracene	ND	0.19	ug/L	0.014
Benzo(a)pyrene	ND	0.19	ug/L	0.013
Benzo(b)fluoranthene	ND	0.19	ug/L	0.015
Benzo(ghi)perylene	ND	0.19	ug/L	0.014
Benzo(k)fluoranthene	ND	0.19	ug/L	0.051
Benzaldehyde	ND	0.94	ug/L	0.14
1,1'-Biphenyl	**0.24 J**	**0.94**	**ug/L**	**0.039**
bis(2-Chloroethoxy) methane	ND	0.94	ug/L	0.055
bis(2-Chloroethyl)-ether	ND	0.19	ug/L	0.024
bis(2-Ethylhexyl) phthalate	ND	0.94	ug/L	0.75
4-Bromophenyl phenyl ether	ND	0.94	ug/L	0.060
Butyl benzyl phthalate	ND	0.94	ug/L	0.13
Caprolactam	ND	4.7	ug/L	1.1
Carbazole	**3.6**	**0.19**	**ug/L**	**0.015**
4-Chloroaniline	ND	0.94	ug/L	0.083
4-Chloro-3-methylphenol	ND	0.94	ug/L	0.071
2-Chloronaphthalene	ND	0.19	ug/L	0.014
2-Chlorophenol	ND	0.94	ug/L	0.16
4-Chlorophenyl phenyl ether	ND	0.94	ug/L	0.047
Chrysene	ND	0.19	ug/L	0.013
Dibenz(a,h)anthracene	ND	0.19	ug/L	0.015
Dibenzofuran	**1.7**	**0.94**	**ug/L**	**0.058**
3,3'-Dichlorobenzidine	ND	0.94	ug/L	0.11
2,4-Dichlorophenol	ND	0.19	ug/L	0.031
Diethyl phthalate	ND	0.94	ug/L	0.14
2,4-Dimethylphenol	ND	0.94	ug/L	0.080
Dimethyl phthalate	ND	0.94	ug/L	0.072

(Continued on next page)

MACTEC Engineering and Consulting Inc

Client Sample ID: MW-4-111010

GC/MS Semivolatiles

Lot-Sample #...: C0K110534-003 **Work Order #...:** L9WVH1AA **Matrix.....:** WATER

PARAMETER	RESULT	REPORTING LIMIT	UNITS	MDL
Di-n-butyl phthalate	ND	0.94	ug/L	0.12
4,6-Dinitro-2-methylphenol	ND	4.7	ug/L	0.21
2,4-Dinitrophenol	ND	4.7	ug/L	0.58
2,4-Dinitrotoluene	ND	0.94	ug/L	0.050
2,6-Dinitrotoluene	ND	0.94	ug/L	0.075
Di-n-octyl phthalate	ND	0.94	ug/L	0.19
Fluoranthene	**0.51**	**0.19**	**ug/L**	**0.015**
Fluorene	**1.9**	**0.19**	**ug/L**	**0.020**
Hexachlorobenzene	ND	0.19	ug/L	0.017
Hexachlorobutadiene	ND	0.19	ug/L	0.016
Hexachlorocyclopentadiene	ND	0.94	ug/L	0.049
Hexachloroethane	ND	0.94	ug/L	0.059
Indeno(1,2,3-cd)pyrene	ND	0.19	ug/L	0.019
Isophorone	ND	0.94	ug/L	0.061
2-Methylnaphthalene	**4.4**	**0.19**	**ug/L**	**0.011**
2-Methylphenol	ND	0.94	ug/L	0.081
4-Methylphenol	ND	0.94	ug/L	0.085
Naphthalene	**60 E**	**0.19**	**ug/L**	**0.013**
2-Nitroaniline	ND	4.7	ug/L	0.33
3-Nitroaniline	ND	4.7	ug/L	0.30
4-Nitroaniline	ND	4.7	ug/L	0.16
Nitrobenzene	ND	0.19	ug/L	0.079
2-Nitrophenol	ND	0.94	ug/L	0.16
4-Nitrophenol	ND	4.7	ug/L	0.57
N-Nitrosodi-n-propylamine	ND	0.19	ug/L	0.029
N-Nitrosodiphenylamine	ND	0.19	ug/L	0.080
2,2'-oxybis (1-Chloropropane)	ND	0.19	ug/L	0.019
Pentachlorophenol	ND	0.94	ug/L	0.062
Phenanthrene	**1.9**	**0.19**	**ug/L**	**0.040**
Phenol	ND	0.19	ug/L	0.055
Pyrene	**0.31**	**0.19**	**ug/L**	**0.015**
2,4,5-Trichlorophenol	ND	0.94	ug/L	0.14
2,4,6-Trichlorophenol	ND	0.94	ug/L	0.16

(Continued on next page)

MACTEC Engineering and Consulting Inc

Client Sample ID: MW-4-111010

GC/MS Semivolatiles

Lot-Sample #...: C0K110534-003 **Work Order #...:** L9WVH1AA **Matrix.....:** WATER

SURROGATE	PERCENT RECOVERY	RECOVERY LIMITS
Nitrobenzene-d5	74	(23 - 112)
Terphenyl-d14	52	(10 - 132)
2-Fluorobiphenyl	70	(19 - 107)
2-Fluorophenol	67	(10 - 111)
Phenol-d5	68	(15 - 112)
2,4,6-Tribromophenol	107	(16 - 122)

NOTE(S):

J Estimated result. Result is less than RL.

E Estimated result. Result concentration exceeds the calibration range.

MACTEC Engineering and Consulting Inc

Client Sample ID: MW-4-111010

GC/MS Semivolatiles

Lot-Sample #...:	C0K110534-003	**Work Order #...:**	L9WVH2AA	**Matrix.....:**	WATER
Date Sampled...:	11/10/10 10:30	**Date Received..:**	11/11/10 08:20	**MS Run #.....:**	
Prep Date.....:	11/15/10	**Analysis Date..:**	11/17/10		
Prep Batch #...:	0319136	**Analysis Time..:**	15:28		
Dilution Factor:	4.7	**Initial Wgt/Vol:**	1060 mL	**Final Wgt/Vol..:**	1 mL
Analyst ID.....:	003200	**Instrument ID..:**	733		
		Method.....:	SW846 8270C		

PARAMETER	RESULT	REPORTING LIMIT	UNITS	MDL
Acenaphthene	**1.7**	**0.94**	**ug/L**	**0.068**
Acenaphthylene	ND	0.94	ug/L	0.071
Acetophenone	ND	4.7	ug/L	0.38
Anthracene	**0.47 J**	**0.94**	**ug/L**	**0.072**
Atrazine	ND	4.7	ug/L	0.42
Benzo(a)anthracene	ND	0.94	ug/L	0.069
Benzo(a)pyrene	ND	0.94	ug/L	0.063
Benzo(b)fluoranthene	ND	0.94	ug/L	0.074
Benzo(ghi)perylene	ND	0.94	ug/L	0.071
Benzo(k)fluoranthene	ND	0.94	ug/L	0.26
Benzaldehyde	ND	4.7	ug/L	0.70
1,1'-Biphenyl	**0.23 J**	**4.7**	**ug/L**	**0.20**
bis(2-Chloroethoxy) methane	ND	4.7	ug/L	0.27
bis(2-Chloroethyl)-ether	ND	0.94	ug/L	0.12
bis(2-Ethylhexyl) phthalate	ND	4.7	ug/L	3.7
4-Bromophenyl phenyl ether	ND	4.7	ug/L	0.30
Butyl benzyl phthalate	ND	4.7	ug/L	0.67
Caprolactam	ND	24	ug/L	5.6
Carbazole	**2.9**	**0.94**	**ug/L**	**0.074**
4-Chloroaniline	ND	4.7	ug/L	0.42
4-Chloro-3-methylphenol	ND	4.7	ug/L	0.35
2-Chloronaphthalene	ND	0.94	ug/L	0.071
2-Chlorophenol	ND	4.7	ug/L	0.78
4-Chlorophenyl phenyl ether	ND	4.7	ug/L	0.24
Chrysene	ND	0.94	ug/L	0.066
Dibenz(a,h)anthracene	ND	0.94	ug/L	0.073
Dibenzofuran	**1.8 J**	**4.7**	**ug/L**	**0.29**
3,3'-Dichlorobenzidine	ND	4.7	ug/L	0.53
2,4-Dichlorophenol	ND	0.94	ug/L	0.16
Diethyl phthalate	ND	4.7	ug/L	0.69
2,4-Dimethylphenol	ND	4.7	ug/L	0.40
Dimethyl phthalate	ND	4.7	ug/L	0.36

(Continued on next page)

MACTEC Engineering and Consulting Inc

Client Sample ID: MW-4-111010

GC/MS Semivolatiles

Lot-Sample #...: C0K110534-003 **Work Order #...:** L9WVH2AA **Matrix.....:** WATER

PARAMETER	RESULT	REPORTING LIMIT	UNITS	MDL
Di-n-butyl phthalate	ND	4.7	ug/L	0.59
4,6-Dinitro-2-methylphenol	ND	24	ug/L	1.0
2,4-Dinitrophenol	ND	24	ug/L	2.9
2,4-Dinitrotoluene	ND	4.7	ug/L	0.25
2,6-Dinitrotoluene	ND	4.7	ug/L	0.37
Di-n-octyl phthalate	ND	4.7	ug/L	0.97
Fluoranthene	**0.41 J**	**0.94**	**ug/L**	**0.076**
Fluorene	**4.0**	**0.94**	**ug/L**	**0.10**
Hexachlorobenzene	ND	0.94	ug/L	0.086
Hexachlorobutadiene	ND	0.94	ug/L	0.078
Hexachlorocyclopentadiene	ND	4.7	ug/L	0.24
Hexachloroethane	ND	4.7	ug/L	0.30
Indeno(1,2,3-cd)pyrene	ND	0.94	ug/L	0.094
Isophorone	ND	4.7	ug/L	0.30
2-Methylnaphthalene	**4.1**	**0.94**	**ug/L**	**0.057**
2-Methylphenol	ND	4.7	ug/L	0.41
4-Methylphenol	ND	4.7	ug/L	0.42
Naphthalene	**51**	**0.94**	**ug/L**	**0.066**
2-Nitroaniline	ND	24	ug/L	1.7
3-Nitroaniline	ND	24	ug/L	1.5
4-Nitroaniline	ND	24	ug/L	0.81
Nitrobenzene	ND	0.94	ug/L	0.40
2-Nitrophenol	ND	4.7	ug/L	0.80
4-Nitrophenol	ND	24	ug/L	2.8
N-Nitrosodi-n-propylamine	ND	0.94	ug/L	0.14
N-Nitrosodiphenylamine	ND	0.94	ug/L	0.40
2,2'-oxybis (1-Chloropropane)	ND	0.94	ug/L	0.093
Pentachlorophenol	ND	4.7	ug/L	0.31
Phenanthrene	**1.7**	**0.94**	**ug/L**	**0.20**
Phenol	ND	0.94	ug/L	0.27
Pyrene	**0.30 J**	**0.94**	**ug/L**	**0.074**
2,4,5-Trichlorophenol	ND	4.7	ug/L	0.72
2,4,6-Trichlorophenol	ND	4.7	ug/L	0.82

(Continued on next page)

MACTEC Engineering and Consulting Inc

Client Sample ID: MW-4-111010

GC/MS Semivolatiles

Lot-Sample #...: C0K110534-003 **Work Order #...:** L9WVH2AA **Matrix.....:** WATER

SURROGATE	PERCENT RECOVERY	RECOVERY LIMITS
Nitrobenzene-d5	74	(23 - 112)
Terphenyl-d14	52	(10 - 132)
2-Fluorobiphenyl	66	(19 - 107)
2-Fluorophenol	62	(10 - 111)
Phenol-d5	65	(15 - 112)
2,4,6-Tribromophenol	90	(16 - 122)

NOTE(S):

J Estimated result. Result is less than RL.

MACTEC Engineering and Consulting Inc

Client Sample ID: MW-3-111010

GC/MS Semivolatiles

Lot-Sample #...:	C0K110534-006	**Work Order #...:**	L9WVL1AA	**Matrix.....:**	WATER
Date Sampled...:	11/10/10 13:05	**Date Received..:**	11/11/10 08:20	**MS Run #.....:**	
Prep Date.....:	11/15/10	**Analysis Date..:**	11/16/10		
Prep Batch #...:	0319136	**Analysis Time..:**	19:38		
Dilution Factor:	0.95	**Initial Wgt/Vol:**	1050 mL	**Final Wgt/Vol..:**	1 mL
Analyst ID.....:	003200	**Instrument ID..:**	731		
		Method.....:	SW846 8270C		

PARAMETER	RESULT	REPORTING LIMIT	UNITS	MDL
Acenaphthene	**8.8**	**0.19**	**ug/L**	**0.014**
Acenaphthylene	**0.20**	**0.19**	**ug/L**	**0.014**
Acetophenone	ND	0.95	ug/L	0.076
Anthracene	**0.24**	**0.19**	**ug/L**	**0.015**
Atrazine	ND	0.95	ug/L	0.085
Benzo(a)anthracene	ND	0.19	ug/L	0.014
Benzo(a)pyrene	ND	0.19	ug/L	0.013
Benzo(b)fluoranthene	ND	0.19	ug/L	0.015
Benzo(ghi)perylene	ND	0.19	ug/L	0.014
Benzo(k)fluoranthene	ND	0.19	ug/L	0.052
Benzaldehyde	ND	0.95	ug/L	0.14
1,1'-Biphenyl	ND	0.95	ug/L	0.039
bis(2-Chloroethoxy) methane	ND	0.95	ug/L	0.055
bis(2-Chloroethyl)-ether	ND	0.19	ug/L	0.024
bis(2-Ethylhexyl) phthalate	ND	0.95	ug/L	0.76
4-Bromophenyl phenyl ether	ND	0.95	ug/L	0.060
Butyl benzyl phthalate	ND	0.95	ug/L	0.14
Caprolactam	ND	4.8	ug/L	1.1
Carbazole	**0.074 J**	**0.19**	**ug/L**	**0.015**
4-Chloroaniline	ND	0.95	ug/L	0.084
4-Chloro-3-methylphenol	ND	0.95	ug/L	0.072
2-Chloronaphthalene	ND	0.19	ug/L	0.014
2-Chlorophenol	ND	0.95	ug/L	0.16
4-Chlorophenyl phenyl ether	ND	0.95	ug/L	0.048
Chrysene	ND	0.19	ug/L	0.013
Dibenz(a,h)anthracene	ND	0.19	ug/L	0.015
Dibenzofuran	ND	0.95	ug/L	0.059
3,3'-Dichlorobenzidine	ND	0.95	ug/L	0.11
2,4-Dichlorophenol	ND	0.19	ug/L	0.032
Diethyl phthalate	ND	0.95	ug/L	0.14
2,4-Dimethylphenol	ND	0.95	ug/L	0.081
Dimethyl phthalate	ND	0.95	ug/L	0.073

(Continued on next page)

MACTEC Engineering and Consulting Inc

Client Sample ID: MW-3-111010

GC/MS Semivolatiles

Lot-Sample #...: C0K110534-006 **Work Order #...:** L9WVL1AA **Matrix.....:** WATER

PARAMETER	RESULT	REPORTING LIMIT	UNITS	MDL
Di-n-butyl phthalate	ND	0.95	ug/L	0.12
4,6-Dinitro-2-methylphenol	ND	4.8	ug/L	0.21
2,4-Dinitrophenol	ND	4.8	ug/L	0.58
2,4-Dinitrotoluene	ND	0.95	ug/L	0.051
2,6-Dinitrotoluene	ND	0.95	ug/L	0.076
Di-n-octyl phthalate	ND	0.95	ug/L	0.20
Fluoranthene	**0.14 J**	**0.19**	**ug/L**	**0.015**
Fluorene	ND	0.19	ug/L	0.021
Hexachlorobenzene	ND	0.19	ug/L	0.017
Hexachlorobutadiene	ND	0.19	ug/L	0.016
Hexachlorocyclopentadiene	ND	0.95	ug/L	0.049
Hexachloroethane	ND	0.95	ug/L	0.060
Indeno(1,2,3-cd)pyrene	ND	0.19	ug/L	0.019
Isophorone	ND	0.95	ug/L	0.061
2-Methylnaphthalene	**0.10 J**	**0.19**	**ug/L**	**0.012**
2-Methylphenol	ND	0.95	ug/L	0.082
4-Methylphenol	ND	0.95	ug/L	0.086
Naphthalene	**0.46**	**0.19**	**ug/L**	**0.013**
2-Nitroaniline	ND	4.8	ug/L	0.33
3-Nitroaniline	ND	4.8	ug/L	0.31
4-Nitroaniline	ND	4.8	ug/L	0.16
Nitrobenzene	ND	0.19	ug/L	0.080
2-Nitrophenol	ND	0.95	ug/L	0.16
4-Nitrophenol	ND	4.8	ug/L	0.57
N-Nitrosodi-n-propylamine	ND	0.19	ug/L	0.029
N-Nitrosodiphenylamine	ND	0.19	ug/L	0.081
2,2'-oxybis (1-Chloropropane)	ND	0.19	ug/L	0.019
Pentachlorophenol	ND	0.95	ug/L	0.063
Phenanthrene	**0.15 J**	**0.19**	**ug/L**	**0.041**
Phenol	ND	0.19	ug/L	0.055
Pyrene	**0.080 J**	**0.19**	**ug/L**	**0.015**
2,4,5-Trichlorophenol	ND	0.95	ug/L	0.15
2,4,6-Trichlorophenol	ND	0.95	ug/L	0.17

(Continued on next page)

MACTEC Engineering and Consulting Inc

Client Sample ID: MW-3-111010

GC/MS Semivolatiles

Lot-Sample #...: C0K110534-006 **Work Order #...:** L9WVL1AA **Matrix.....:** WATER

SURROGATE	PERCENT RECOVERY	RECOVERY LIMITS
Nitrobenzene-d5	76	(23 - 112)
Terphenyl-d14	58	(10 - 132)
2-Fluorobiphenyl	77	(19 - 107)
2-Fluorophenol	68	(10 - 111)
Phenol-d5	70	(15 - 112)
2,4,6-Tribromophenol	84	(16 - 122)

NOTE(S):

J Estimated result. Result is less than RL.

MACTEC Engineering and Consulting Inc

Client Sample ID: MW-6-111010

GC/MS Semivolatiles

Lot-Sample #...:	C0K110534-007	**Work Order #...:**	L9WVM1AA	**Matrix.....:**	WATER
Date Sampled...:	11/10/10 13:45	**Date Received..:**	11/11/10 08:20	**MS Run #.....:**	
Prep Date.....:	11/15/10	**Analysis Date..:**	11/16/10		
Prep Batch #...:	0319136	**Analysis Time..:**	20:00		
Dilution Factor:	0.94	**Initial Wgt/Vol:**	1060 mL	**Final Wgt/Vol..:**	1 mL
Analyst ID.....:	003200	**Instrument ID..:**	731		
		Method.....:	SW846 8270C		

PARAMETER	RESULT	REPORTING LIMIT	UNITS	MDL
Acenaphthene	**31**	**0.19**	**ug/L**	**0.014**
Acenaphthylene	**1.8**	**0.19**	**ug/L**	**0.014**
Acetophenone	ND	0.94	ug/L	0.075
Anthracene	**1.9**	**0.19**	**ug/L**	**0.014**
Atrazine	ND	0.94	ug/L	0.084
Benzo(a)anthracene	**0.22**	**0.19**	**ug/L**	**0.014**
Benzo(a)pyrene	**0.11 J**	**0.19**	**ug/L**	**0.013**
Benzo(b)fluoranthene	**0.090 J**	**0.19**	**ug/L**	**0.015**
Benzo(ghi)perylene	**0.14 J**	**0.19**	**ug/L**	**0.014**
Benzo(k)fluoranthene	**0.096 J**	**0.19**	**ug/L**	**0.051**
Benzaldehyde	ND	0.94	ug/L	0.14
1,1'-Biphenyl	**1.3**	**0.94**	**ug/L**	**0.039**
bis(2-Chloroethoxy) methane	ND	0.94	ug/L	0.055
bis(2-Chloroethyl)-ether	ND	0.19	ug/L	0.024
bis(2-Ethylhexyl) phthalate	ND	0.94	ug/L	0.75
4-Bromophenyl phenyl ether	ND	0.94	ug/L	0.060
Butyl benzyl phthalate	ND	0.94	ug/L	0.13
Caprolactam	ND	4.7	ug/L	1.1
Carbazole	**5.0**	**0.19**	**ug/L**	**0.015**
4-Chloroaniline	ND	0.94	ug/L	0.083
4-Chloro-3-methylphenol	ND	0.94	ug/L	0.071
2-Chloronaphthalene	ND	0.19	ug/L	0.014
2-Chlorophenol	ND	0.94	ug/L	0.16
4-Chlorophenyl phenyl ether	ND	0.94	ug/L	0.047
Chrysene	**0.21**	**0.19**	**ug/L**	**0.013**
Dibenz(a,h)anthracene	**0.16 J**	**0.19**	**ug/L**	**0.015**
Dibenzofuran	**5.0**	**0.94**	**ug/L**	**0.058**
3,3'-Dichlorobenzidine	ND	0.94	ug/L	0.11
2,4-Dichlorophenol	ND	0.19	ug/L	0.031
Diethyl phthalate	ND	0.94	ug/L	0.14
2,4-Dimethylphenol	ND	0.94	ug/L	0.080
Dimethyl phthalate	ND	0.94	ug/L	0.072

(Continued on next page)

MACTEC Engineering and Consulting Inc

Client Sample ID: MW-6-111010

GC/MS Semivolatiles

Lot-Sample #...: C0K110534-007 **Work Order #...:** L9WVM1AA **Matrix.....:** WATER

PARAMETER	RESULT	REPORTING LIMIT	UNITS	MDL
Di-n-butyl phthalate	ND	0.94	ug/L	0.12
4,6-Dinitro-2-methylphenol	ND	4.7	ug/L	0.21
2,4-Dinitrophenol	ND	4.7	ug/L	0.58
2,4-Dinitrotoluene	ND	0.94	ug/L	0.050
2,6-Dinitrotoluene	ND	0.94	ug/L	0.075
Di-n-octyl phthalate	ND	0.94	ug/L	0.19
Fluoranthene	**4.4**	**0.19**	**ug/L**	**0.015**
Fluorene	**4.4**	**0.19**	**ug/L**	**0.020**
Hexachlorobenzene	ND	0.19	ug/L	0.017
Hexachlorobutadiene	ND	0.19	ug/L	0.016
Hexachlorocyclopentadiene	ND	0.94	ug/L	0.049
Hexachloroethane	ND	0.94	ug/L	0.059
Indeno(1,2,3-cd)pyrene	**0.15 J**	**0.19**	**ug/L**	**0.019**
Isophorone	ND	0.94	ug/L	0.061
2-Methylnaphthalene	**0.14 J**	**0.19**	**ug/L**	**0.011**
2-Methylphenol	ND	0.94	ug/L	0.081
4-Methylphenol	ND	0.94	ug/L	0.085
Naphthalene	**4.6**	**0.19**	**ug/L**	**0.013**
2-Nitroaniline	ND	4.7	ug/L	0.33
3-Nitroaniline	ND	4.7	ug/L	0.30
4-Nitroaniline	ND	4.7	ug/L	0.16
Nitrobenzene	ND	0.19	ug/L	0.079
2-Nitrophenol	ND	0.94	ug/L	0.16
4-Nitrophenol	ND	4.7	ug/L	0.57
N-Nitrosodi-n-propylamine	ND	0.19	ug/L	0.029
N-Nitrosodiphenylamine	ND	0.19	ug/L	0.080
2,2'-oxybis (1-Chloropropane)	ND	0.19	ug/L	0.019
Pentachlorophenol	ND	0.94	ug/L	0.062
Phenanthrene	**0.29**	**0.19**	**ug/L**	**0.040**
Phenol	**0.25**	**0.19**	**ug/L**	**0.055**
Pyrene	**2.2**	**0.19**	**ug/L**	**0.015**
2,4,5-Trichlorophenol	ND	0.94	ug/L	0.14
2,4,6-Trichlorophenol	ND	0.94	ug/L	0.16

(Continued on next page)

MACTEC Engineering and Consulting Inc

Client Sample ID: MW-6-111010

GC/MS Semivolatiles

Lot-Sample #...: C0K110534-007 **Work Order #...:** L9WVM1AA **Matrix.....:** WATER

SURROGATE	PERCENT RECOVERY	RECOVERY LIMITS
Nitrobenzene-d5	73	(23 - 112)
Terphenyl-d14	50	(10 - 132)
2-Fluorobiphenyl	71	(19 - 107)
2-Fluorophenol	65	(10 - 111)
Phenol-d5	64	(15 - 112)
2,4,6-Tribromophenol	77	(16 - 122)

NOTE(S):

J Estimated result. Result is less than RL.

MACTEC Engineering and Consulting Inc

Client Sample ID: MW-7-111010

GC/MS Semivolatiles

Lot-Sample #...:	C0K110534-008	**Work Order #...:**	L9WVN1AA	**Matrix.....:**	WATER
Date Sampled...:	11/10/10 15:50	**Date Received..:**	11/11/10 08:20	**MS Run #.....:**	
Prep Date.....:	11/15/10	**Analysis Date..:**	11/16/10		
Prep Batch #...:	0319136	**Analysis Time..:**	20:22		
Dilution Factor:	0.94	**Initial Wgt/Vol:**	1060 mL	**Final Wgt/Vol..:**	1 mL
Analyst ID.....:	003200	**Instrument ID..:**	731		
		Method.....:	SW846 8270C		

PARAMETER	RESULT	REPORTING LIMIT	UNITS	MDL
Acenaphthene	**0.25**	**0.19**	**ug/L**	**0.014**
Acenaphthylene	**0.050 J**	**0.19**	**ug/L**	**0.014**
Acetophenone	ND	0.94	ug/L	0.075
Anthracene	**0.22**	**0.19**	**ug/L**	**0.014**
Atrazine	ND	0.94	ug/L	0.084
Benzo(a)anthracene	**0.15 J**	**0.19**	**ug/L**	**0.014**
Benzo(a)pyrene	**0.18 J**	**0.19**	**ug/L**	**0.013**
Benzo(b)fluoranthene	**0.14 J**	**0.19**	**ug/L**	**0.015**
Benzo(ghi)perylene	**0.24**	**0.19**	**ug/L**	**0.014**
Benzo(k)fluoranthene	**0.20**	**0.19**	**ug/L**	**0.051**
Benzaldehyde	ND	0.94	ug/L	0.14
1,1'-Biphenyl	**0.14 J**	**0.94**	**ug/L**	**0.039**
bis(2-Chloroethoxy) methane	ND	0.94	ug/L	0.055
bis(2-Chloroethyl)-ether	ND	0.19	ug/L	0.024
bis(2-Ethylhexyl) phthalate	ND	0.94	ug/L	0.75
4-Bromophenyl phenyl ether	ND	0.94	ug/L	0.060
Butyl benzyl phthalate	ND	0.94	ug/L	0.13
Caprolactam	ND	4.7	ug/L	1.1
Carbazole	**0.58**	**0.19**	**ug/L**	**0.015**
4-Chloroaniline	ND	0.94	ug/L	0.083
4-Chloro-3-methylphenol	ND	0.94	ug/L	0.071
2-Chloronaphthalene	ND	0.19	ug/L	0.014
2-Chlorophenol	ND	0.94	ug/L	0.16
4-Chlorophenyl phenyl ether	ND	0.94	ug/L	0.047
Chrysene	**0.13 J**	**0.19**	**ug/L**	**0.013**
Dibenz(a,h)anthracene	**0.25**	**0.19**	**ug/L**	**0.015**
Dibenzofuran	**0.43 J**	**0.94**	**ug/L**	**0.058**
3,3'-Dichlorobenzidine	ND	0.94	ug/L	0.11
2,4-Dichlorophenol	ND	0.19	ug/L	0.031
Diethyl phthalate	**0.16 J**	**0.94**	**ug/L**	**0.14**
2,4-Dimethylphenol	ND	0.94	ug/L	0.080
Dimethyl phthalate	ND	0.94	ug/L	0.072

(Continued on next page)

MACTEC Engineering and Consulting Inc

Client Sample ID: MW-7-111010

GC/MS Semivolatiles

Lot-Sample #...: C0K110534-008 **Work Order #...:** L9WVN1AA **Matrix.....:** WATER

PARAMETER	RESULT	REPORTING LIMIT	UNITS	MDL
Di-n-butyl phthalate	ND	0.94	ug/L	0.12
4,6-Dinitro-2-methylphenol	ND	4.7	ug/L	0.21
2,4-Dinitrophenol	ND	4.7	ug/L	0.58
2,4-Dinitrotoluene	ND	0.94	ug/L	0.050
2,6-Dinitrotoluene	ND	0.94	ug/L	0.075
Di-n-octyl phthalate	**0.19 J**	**0.94**	**ug/L**	**0.19**
Fluoranthene	**0.38**	**0.19**	**ug/L**	**0.015**
Fluorene	**0.47**	**0.19**	**ug/L**	**0.020**
Hexachlorobenzene	ND	0.19	ug/L	0.017
Hexachlorobutadiene	ND	0.19	ug/L	0.016
Hexachlorocyclopentadiene	ND	0.94	ug/L	0.049
Hexachloroethane	ND	0.94	ug/L	0.059
Indeno(1,2,3-cd)pyrene	**0.26**	**0.19**	**ug/L**	**0.019**
Isophorone	ND	0.94	ug/L	0.061
2-Methylnaphthalene	**0.029 J**	**0.19**	**ug/L**	**0.011**
2-Methylphenol	ND	0.94	ug/L	0.081
4-Methylphenol	ND	0.94	ug/L	0.085
Naphthalene	**0.090 J**	**0.19**	**ug/L**	**0.013**
2-Nitroaniline	ND	4.7	ug/L	0.33
3-Nitroaniline	ND	4.7	ug/L	0.30
4-Nitroaniline	ND	4.7	ug/L	0.16
Nitrobenzene	ND	0.19	ug/L	0.079
2-Nitrophenol	ND	0.94	ug/L	0.16
4-Nitrophenol	ND	4.7	ug/L	0.57
N-Nitrosodi-n-propylamine	ND	0.19	ug/L	0.029
N-Nitrosodiphenylamine	ND	0.19	ug/L	0.080
2,2'-oxybis (1-Chloropropane)	ND	0.19	ug/L	0.019
Pentachlorophenol	ND	0.94	ug/L	0.062
Phenanthrene	**0.72**	**0.19**	**ug/L**	**0.040**
Phenol	ND	0.19	ug/L	0.055
Pyrene	**0.23**	**0.19**	**ug/L**	**0.015**
2,4,5-Trichlorophenol	ND	0.94	ug/L	0.14
2,4,6-Trichlorophenol	ND	0.94	ug/L	0.16

(Continued on next page)

MACTEC Engineering and Consulting Inc

Client Sample ID: MW-7-111010

GC/MS Semivolatiles

Lot-Sample #...: C0K110534-008 **Work Order #...:** L9WVN1AA **Matrix.....:** WATER

SURROGATE	PERCENT RECOVERY	RECOVERY LIMITS
Nitrobenzene-d5	80	(23 - 112)
Terphenyl-d14	73	(10 - 132)
2-Fluorobiphenyl	81	(19 - 107)
2-Fluorophenol	58	(10 - 111)
Phenol-d5	55	(15 - 112)
2,4,6-Tribromophenol	76	(16 - 122)

NOTE(S):

J Estimated result. Result is less than RL.

MACTEC Engineering and Consulting Inc

Client Sample ID: MW-9-111010

GC/MS Semivolatiles

Lot-Sample #...:	C0K110534-009	**Work Order #...:**	L9WVP1AA	**Matrix.....:**	WATER
Date Sampled...:	11/10/10 16:35	**Date Received..:**	11/11/10 08:20	**MS Run #.....:**	
Prep Date.....:	11/15/10	**Analysis Date..:**	11/16/10		
Prep Batch #...:	0319136	**Analysis Time..:**	20:44		
Dilution Factor:	0.94	**Initial Wgt/Vol:**	1060 mL	**Final Wgt/Vol..:**	1 mL
Analyst ID.....:	003200	**Instrument ID..:**	731		
		Method.....:	SW846 8270C		

PARAMETER	RESULT	REPORTING LIMIT	UNITS	MDL
Acenaphthene	**6.2**	**0.19**	**ug/L**	**0.014**
Acenaphthylene	**0.50**	**0.19**	**ug/L**	**0.014**
Acetophenone	ND	0.94	ug/L	0.075
Anthracene	**0.57**	**0.19**	**ug/L**	**0.014**
Atrazine	ND	0.94	ug/L	0.084
Benzo(a)anthracene	**0.15 J**	**0.19**	**ug/L**	**0.014**
Benzo(a)pyrene	ND	0.19	ug/L	0.013
Benzo(b)fluoranthene	ND	0.19	ug/L	0.015
Benzo(ghi)perylene	ND	0.19	ug/L	0.014
Benzo(k)fluoranthene	ND	0.19	ug/L	0.051
Benzaldehyde	ND	0.94	ug/L	0.14
1,1'-Biphenyl	**0.81 J**	**0.94**	**ug/L**	**0.039**
bis(2-Chloroethoxy) methane	ND	0.94	ug/L	0.055
bis(2-Chloroethyl)-ether	ND	0.19	ug/L	0.024
bis(2-Ethylhexyl) phthalate	ND	0.94	ug/L	0.75
4-Bromophenyl phenyl ether	ND	0.94	ug/L	0.060
Butyl benzyl phthalate	ND	0.94	ug/L	0.13
Caprolactam	ND	4.7	ug/L	1.1
Carbazole	**5.7**	**0.19**	**ug/L**	**0.015**
4-Chloroaniline	ND	0.94	ug/L	0.083
4-Chloro-3-methylphenol	ND	0.94	ug/L	0.071
2-Chloronaphthalene	ND	0.19	ug/L	0.014
2-Chlorophenol	ND	0.94	ug/L	0.16
4-Chlorophenyl phenyl ether	ND	0.94	ug/L	0.047
Chrysene	**0.11 J**	**0.19**	**ug/L**	**0.013**
Dibenz(a,h)anthracene	ND	0.19	ug/L	0.015
Dibenzofuran	**5.8**	**0.94**	**ug/L**	**0.058**
3,3'-Dichlorobenzidine	ND	0.94	ug/L	0.11
2,4-Dichlorophenol	ND	0.19	ug/L	0.031
Diethyl phthalate	**0.14 J**	**0.94**	**ug/L**	**0.14**
2,4-Dimethylphenol	**0.52 J**	**0.94**	**ug/L**	**0.080**
Dimethyl phthalate	ND	0.94	ug/L	0.072

(Continued on next page)

MACTEC Engineering and Consulting Inc

Client Sample ID: MW-9-111010

GC/MS Semivolatiles

Lot-Sample #...: C0K110534-009 **Work Order #...:** L9WVP1AA **Matrix.....:** WATER

PARAMETER	RESULT	REPORTING LIMIT	UNITS	MDL
Di-n-butyl phthalate	ND	0.94	ug/L	0.12
4,6-Dinitro-2-methylphenol	ND	4.7	ug/L	0.21
2,4-Dinitrophenol	ND	4.7	ug/L	0.58
2,4-Dinitrotoluene	ND	0.94	ug/L	0.050
2,6-Dinitrotoluene	ND	0.94	ug/L	0.075
Di-n-octyl phthalate	ND	0.94	ug/L	0.19
Fluoranthene	**2.8**	**0.19**	**ug/L**	**0.015**
Fluorene	**9.6**	**0.19**	**ug/L**	**0.020**
Hexachlorobenzene	ND	0.19	ug/L	0.017
Hexachlorobutadiene	ND	0.19	ug/L	0.016
Hexachlorocyclopentadiene	ND	0.94	ug/L	0.049
Hexachloroethane	ND	0.94	ug/L	0.059
Indeno(1,2,3-cd)pyrene	ND	0.19	ug/L	0.019
Isophorone	ND	0.94	ug/L	0.061
2-Methylnaphthalene	**0.72**	**0.19**	**ug/L**	**0.011**
2-Methylphenol	ND	0.94	ug/L	0.081
4-Methylphenol	ND	0.94	ug/L	0.085
Naphthalene	**62 E**	**0.19**	**ug/L**	**0.013**
2-Nitroaniline	ND	4.7	ug/L	0.33
3-Nitroaniline	ND	4.7	ug/L	0.30
4-Nitroaniline	ND	4.7	ug/L	0.16
Nitrobenzene	ND	0.19	ug/L	0.079
2-Nitrophenol	ND	0.94	ug/L	0.16
4-Nitrophenol	ND	4.7	ug/L	0.57
N-Nitrosodi-n-propylamine	ND	0.19	ug/L	0.029
N-Nitrosodiphenylamine	ND	0.19	ug/L	0.080
2,2'-oxybis(1-Chloropropane)	ND	0.19	ug/L	0.019
Pentachlorophenol	ND	0.94	ug/L	0.062
Phenanthrene	**7.0**	**0.19**	**ug/L**	**0.040**
Phenol	ND	0.19	ug/L	0.055
Pyrene	**1.2**	**0.19**	**ug/L**	**0.015**
2,4,5-Trichlorophenol	ND	0.94	ug/L	0.14
2,4,6-Trichlorophenol	ND	0.94	ug/L	0.16

(Continued on next page)

MACTEC Engineering and Consulting Inc

Client Sample ID: MW-9-111010

GC/MS Semivolatiles

Lot-Sample #...: C0K110534-009 **Work Order #...:** L9WVP1AA **Matrix.....:** WATER

SURROGATE	PERCENT RECOVERY	RECOVERY LIMITS
Nitrobenzene-d5	85	(23 - 112)
Terphenyl-d14	67	(10 - 132)
2-Fluorobiphenyl	85	(19 - 107)
2-Fluorophenol	79	(10 - 111)
Phenol-d5	79	(15 - 112)
2,4,6-Tribromophenol	98	(16 - 122)

NOTE(S):

J Estimated result. Result is less than RL.

E Estimated result. Result concentration exceeds the calibration range.

MACTEC Engineering and Consulting Inc

Client Sample ID: MW-9-111010

GC/MS Semivolatiles

Lot-Sample #...:	C0K110534-009	**Work Order #...:**	L9WVP2AA	**Matrix.....:**	WATER
Date Sampled...:	11/10/10 16:35	**Date Received..:**	11/11/10 08:20	**MS Run #.....:**	
Prep Date.....:	11/15/10	**Analysis Date..:**	11/17/10		
Prep Batch #...:	0319136	**Analysis Time..:**	13:07		
Dilution Factor:	4.7	**Initial Wgt/Vol:**	1060 mL	**Final Wgt/Vol..:**	1 mL
Analyst ID.....:	003200	**Instrument ID..:**	731		
		Method.....:	SW846 8270C		

PARAMETER	RESULT	REPORTING LIMIT	UNITS	MDL
Acenaphthene	**6.5**	**0.94**	**ug/L**	**0.068**
Acenaphthylene	**0.39 J**	**0.94**	**ug/L**	**0.071**
Acetophenone	ND	4.7	ug/L	0.38
Anthracene	**0.58 J**	**0.94**	**ug/L**	**0.072**
Atrazine	ND	4.7	ug/L	0.42
Benzo(a)anthracene	ND	0.94	ug/L	0.069
Benzo(a)pyrene	ND	0.94	ug/L	0.063
Benzo(b)fluoranthene	ND	0.94	ug/L	0.074
Benzo(ghi)perylene	ND	0.94	ug/L	0.071
Benzo(k)fluoranthene	ND	0.94	ug/L	0.26
Benzaldehyde	ND	4.7	ug/L	0.70
1,1'-Biphenyl	**0.75 J**	**4.7**	**ug/L**	**0.20**
bis(2-Chloroethoxy) methane	ND	4.7	ug/L	0.27
bis(2-Chloroethyl)-ether	ND	0.94	ug/L	0.12
bis(2-Ethylhexyl) phthalate	ND	4.7	ug/L	3.7
4-Bromophenyl phenyl ether	ND	4.7	ug/L	0.30
Butyl benzyl phthalate	ND	4.7	ug/L	0.67
Caprolactam	ND	24	ug/L	5.6
Carbazole	**6.1**	**0.94**	**ug/L**	**0.074**
4-Chloroaniline	ND	4.7	ug/L	0.42
4-Chloro-3-methylphenol	ND	4.7	ug/L	0.35
2-Chloronaphthalene	ND	0.94	ug/L	0.071
2-Chlorophenol	ND	4.7	ug/L	0.78
4-Chlorophenyl phenyl ether	ND	4.7	ug/L	0.24
Chrysene	ND	0.94	ug/L	0.066
Dibenz(a,h)anthracene	ND	0.94	ug/L	0.073
Dibenzofuran	**6.1**	**4.7**	**ug/L**	**0.29**
3,3'-Dichlorobenzidine	ND	4.7	ug/L	0.53
2,4-Dichlorophenol	ND	0.94	ug/L	0.16
Diethyl phthalate	ND	4.7	ug/L	0.69
2,4-Dimethylphenol	**0.47 J**	**4.7**	**ug/L**	**0.40**
Dimethyl phthalate	ND	4.7	ug/L	0.36

(Continued on next page)

MACTEC Engineering and Consulting Inc

Client Sample ID: MW-9-111010

GC/MS Semivolatiles

Lot-Sample #...: C0K110534-009 **Work Order #...:** L9WVP2AA **Matrix.....:** WATER

PARAMETER	RESULT	REPORTING LIMIT	UNITS	MDL
Di-n-butyl phthalate	ND	4.7	ug/L	0.59
4,6-Dinitro-2-methylphenol	ND	24	ug/L	1.0
2,4-Dinitrophenol	ND	24	ug/L	2.9
2,4-Dinitrotoluene	ND	4.7	ug/L	0.25
2,6-Dinitrotoluene	ND	4.7	ug/L	0.37
Di-n-octyl phthalate	ND	4.7	ug/L	0.97
Fluoranthene	**3.0**	**0.94**	**ug/L**	**0.076**
Fluorene	**10**	**0.94**	**ug/L**	**0.10**
Hexachlorobenzene	ND	0.94	ug/L	0.086
Hexachlorobutadiene	ND	0.94	ug/L	0.078
Hexachlorocyclopentadiene	ND	4.7	ug/L	0.24
Hexachloroethane	ND	4.7	ug/L	0.30
Indeno(1,2,3-cd)pyrene	ND	0.94	ug/L	0.094
Isophorone	ND	4.7	ug/L	0.30
2-Methylnaphthalene	**0.74 J**	**0.94**	**ug/L**	**0.057**
2-Methylphenol	ND	4.7	ug/L	0.41
4-Methylphenol	ND	4.7	ug/L	0.42
Naphthalene	**60**	**0.94**	**ug/L**	**0.066**
2-Nitroaniline	ND	24	ug/L	1.7
3-Nitroaniline	ND	24	ug/L	1.5
4-Nitroaniline	ND	24	ug/L	0.81
Nitrobenzene	ND	0.94	ug/L	0.40
2-Nitrophenol	ND	4.7	ug/L	0.80
4-Nitrophenol	ND	24	ug/L	2.8
N-Nitrosodi-n-propylamine	ND	0.94	ug/L	0.14
N-Nitrosodiphenylamine	ND	0.94	ug/L	0.40
2,2'-oxybis (1-Chloropropane)	ND	0.94	ug/L	0.093
Pentachlorophenol	ND	4.7	ug/L	0.31
Phenanthrene	**7.1**	**0.94**	**ug/L**	**0.20**
Phenol	ND	0.94	ug/L	0.27
Pyrene	**1.3**	**0.94**	**ug/L**	**0.074**
2,4,5-Trichlorophenol	ND	4.7	ug/L	0.72
2,4,6-Trichlorophenol	ND	4.7	ug/L	0.82

(Continued on next page)

MACTEC Engineering and Consulting Inc

Client Sample ID: MW-9-111010

GC/MS Semivolatiles

Lot-Sample #...: C0K110534-009 **Work Order #...:** L9WVP2AA **Matrix.....:** WATER

SURROGATE	PERCENT RECOVERY	RECOVERY LIMITS
Nitrobenzene-d5	89	(23 - 112)
Terphenyl-d14	76	(10 - 132)
2-Fluorobiphenyl	84	(19 - 107)
2-Fluorophenol	84	(10 - 111)
Phenol-d5	85	(15 - 112)
2,4,6-Tribromophenol	84	(16 - 122)

NOTE(S):

J Estimated result. Result is less than RL.

MACTEC Engineering and Consulting Inc

Client Sample ID: MW-8-111010

GC/MS Semivolatiles

Lot-Sample #...:	C0K110534-010	**Work Order #...:**	L9WVQ1AA	**Matrix.....:**	WATER
Date Sampled...:	11/10/10 17:50	**Date Received..:**	11/11/10 08:20	**MS Run #.....:**	
Prep Date.....:	11/15/10	**Analysis Date..:**	11/16/10		
Prep Batch #...:	0319136	**Analysis Time..:**	21:07		
Dilution Factor:	9.4	**Initial Wgt/Vol:**	1060 mL	**Final Wgt/Vol..:**	1 mL
Analyst ID.....:	003200	**Instrument ID..:**	731		
		Method.....:	SW846 8270C		

PARAMETER	RESULT	REPORTING LIMIT	UNITS	MDL
Acenaphthene	**66**	**1.9**	**ug/L**	**0.14**
Acenaphthylene	**1.0 J**	**1.9**	**ug/L**	**0.14**
Acetophenone	ND	9.4	ug/L	0.75
Anthracene	**4.7**	**1.9**	**ug/L**	**0.14**
Atrazine	ND	9.4	ug/L	0.84
Benzo(a)anthracene	ND	1.9	ug/L	0.14
Benzo(a)pyrene	ND	1.9	ug/L	0.13
Benzo(b)fluoranthene	ND	1.9	ug/L	0.15
Benzo(ghi)perylene	ND	1.9	ug/L	0.14
Benzo(k)fluoranthene	ND	1.9	ug/L	0.51
Benzaldehyde	ND	9.4	ug/L	1.4
1,1'-Biphenyl	**0.95 J**	**9.4**	**ug/L**	**0.39**
bis(2-Chloroethoxy) methane	ND	9.4	ug/L	0.55
bis(2-Chloroethyl)-ether	ND	1.9	ug/L	0.24
bis(2-Ethylhexyl) phthalate	ND	9.4	ug/L	7.5
4-Bromophenyl phenyl ether	ND	9.4	ug/L	0.60
Butyl benzyl phthalate	ND	9.4	ug/L	1.3
Caprolactam	ND	47	ug/L	11
Carbazole	**90**	**1.9**	**ug/L**	**0.15**
4-Chloroaniline	ND	9.4	ug/L	0.83
4-Chloro-3-methylphenol	ND	9.4	ug/L	0.71
2-Chloronaphthalene	ND	1.9	ug/L	0.14
2-Chlorophenol	ND	9.4	ug/L	1.6
4-Chlorophenyl phenyl ether	ND	9.4	ug/L	0.47
Chrysene	ND	1.9	ug/L	0.13
Dibenz(a,h)anthracene	ND	1.9	ug/L	0.15
Dibenzofuran	**80**	**9.4**	**ug/L**	**0.58**
3,3'-Dichlorobenzidine	ND	9.4	ug/L	1.1
2,4-Dichlorophenol	ND	1.9	ug/L	0.31
Diethyl phthalate	ND	9.4	ug/L	1.4
2,4-Dimethylphenol	**4.3 J**	**9.4**	**ug/L**	**0.80**
Dimethyl phthalate	ND	9.4	ug/L	0.72

(Continued on next page)

MACTEC Engineering and Consulting Inc

Client Sample ID: MW-8-111010

GC/MS Semivolatiles

Lot-Sample #...: C0K110534-010 Work Order #...: L9WVQ1AA Matrix.....: WATER

PARAMETER	RESULT	REPORTING LIMIT	UNITS	MDL
Di-n-butyl phthalate	ND	9.4	ug/L	1.2
4,6-Dinitro-2-methylphenol	ND	47	ug/L	2.1
2,4-Dinitrophenol	ND	47	ug/L	5.8
2,4-Dinitrotoluene	ND	9.4	ug/L	0.50
2,6-Dinitrotoluene	ND	9.4	ug/L	0.75
Di-n-octyl phthalate	ND	9.4	ug/L	1.9
Fluoranthene	**2.1**	**1.9**	**ug/L**	**0.15**
Fluorene	**60**	**1.9**	**ug/L**	**0.20**
Hexachlorobenzene	ND	1.9	ug/L	0.17
Hexachlorobutadiene	ND	1.9	ug/L	0.16
Hexachlorocyclopentadiene	ND	9.4	ug/L	0.49
Hexachloroethane	ND	9.4	ug/L	0.59
Indeno(1,2,3-cd)pyrene	ND	1.9	ug/L	0.19
Isophorone	ND	9.4	ug/L	0.61
2-Methylnaphthalene	**110**	**1.9**	**ug/L**	**0.11**
2-Methylphenol	**3.4 J**	**9.4**	**ug/L**	**0.81**
4-Methylphenol	**4.8 J**	**9.4**	**ug/L**	**0.85**
Naphthalene	**1300 E**	**1.9**	**ug/L**	**0.13**
2-Nitroaniline	ND	47	ug/L	3.3
3-Nitroaniline	ND	47	ug/L	3.0
4-Nitroaniline	ND	47	ug/L	1.6
Nitrobenzene	ND	1.9	ug/L	0.79
2-Nitrophenol	ND	9.4	ug/L	1.6
4-Nitrophenol	ND	47	ug/L	5.7
N-Nitrosodi-n-propylamine	ND	1.9	ug/L	0.29
N-Nitrosodiphenylamine	ND	1.9	ug/L	0.80
2,2'-oxybis (1-Chloropropane)	ND	1.9	ug/L	0.19
Pentachlorophenol	ND	9.4	ug/L	0.62
Phenanthrene	**31**	**1.9**	**ug/L**	**0.40**
Phenol	ND	1.9	ug/L	0.55
Pyrene	**1.3 J**	**1.9**	**ug/L**	**0.15**
2,4,5-Trichlorophenol	ND	9.4	ug/L	1.4
2,4,6-Trichlorophenol	ND	9.4	ug/L	1.6

(Continued on next page)

MACTEC Engineering and Consulting Inc

Client Sample ID: MW-8-111010

GC/MS Semivolatiles

Lot-Sample #...: C0K110534-010 Work Order #...: L9WVQ1AA Matrix.....: WATER

SURROGATE	PERCENT RECOVERY	RECOVERY LIMITS
Nitrobenzene-d5	64	(23 - 112)
Terphenyl-d14	30	(10 - 132)
2-Fluorobiphenyl	66	(19 - 107)
2-Fluorophenol	54	(10 - 111)
Phenol-d5	56	(15 - 112)
2,4,6-Tribromophenol	63	(16 - 122)

NOTE(S):

J Estimated result. Result is less than RL.

E Estimated result. Result concentration exceeds the calibration range.

MACTEC Engineering and Consulting Inc

Client Sample ID: MW-8-111010

GC/MS Semivolatiles

Lot-Sample #...:	C0K110534-010	Work Order #...:	L9WVQ2AA	Matrix.....:	WATER
Date Sampled...:	11/10/10 17:50	Date Received..:	11/11/10 08:20	MS Run #.....:	
Prep Date.....:	11/15/10	Analysis Date..:	11/17/10		
Prep Batch #...:	0319136	Analysis Time..:	13:28		
Dilution Factor:	188	Initial Wgt/Vol:	1060 mL	Final Wgt/Vol..:	1 mL
Analyst ID.....:	003200	Instrument ID..:	731		
		Method.....:	SW846 8270C		

PARAMETER	RESULT	REPORTING LIMIT	UNITS	MDL
Acenaphthene	**75**	**38**	**ug/L**	**2.7**
Acenaphthylene	ND	38	ug/L	2.9
Acetophenone	ND	190	ug/L	15
Anthracene	**4.5 J**	**38**	**ug/L**	**2.9**
Atrazine	ND	190	ug/L	17
Benzo(a)anthracene	ND	38	ug/L	2.8
Benzo(a)pyrene	ND	38	ug/L	2.5
Benzo(b)fluoranthene	ND	38	ug/L	3.0
Benzo(ghi)perylene	ND	38	ug/L	2.8
Benzo(k)fluoranthene	ND	38	ug/L	10
Benzaldehyde	ND	190	ug/L	28
1,1'-Biphenyl	ND	190	ug/L	7.8
bis(2-Chloroethoxy) methane	ND	190	ug/L	11
bis(2-Chloroethyl)-ether	ND	38	ug/L	4.7
bis(2-Ethylhexyl) phthalate	ND	190	ug/L	150
4-Bromophenyl phenyl ether	ND	190	ug/L	12
Butyl benzyl phthalate	ND	190	ug/L	27
Caprolactam	ND	940	ug/L	220
Carbazole	**100**	**38**	**ug/L**	**3.0**
4-Chloroaniline	ND	190	ug/L	17
4-Chloro-3-methylphenol	ND	190	ug/L	14
2-Chloronaphthalene	ND	38	ug/L	2.8
2-Chlorophenol	ND	190	ug/L	31
4-Chlorophenyl phenyl ether	ND	190	ug/L	9.5
Chrysene	ND	38	ug/L	2.6
Dibenz(a,h)anthracene	ND	38	ug/L	2.9
Dibenzofuran	**86 J**	**190**	**ug/L**	**12**
3,3'-Dichlorobenzidine	ND	190	ug/L	21
2,4-Dichlorophenol	ND	38	ug/L	6.3
Diethyl phthalate	ND	190	ug/L	27
2,4-Dimethylphenol	ND	190	ug/L	16
Dimethyl phthalate	ND	190	ug/L	14

(Continued on next page)

MACTEC Engineering and Consulting Inc

Client Sample ID: MW-8-111010

GC/MS Semivolatiles

Lot-Sample #...: C0K110534-010 Work Order #...: L9WVQ2AA Matrix.....: WATER

PARAMETER	RESULT	REPORTING LIMIT	UNITS	MDL
Di-n-butyl phthalate	ND	190	ug/L	23
4,6-Dinitro-2-methylphenol	ND	940	ug/L	41
2,4-Dinitrophenol	ND	940	ug/L	120
2,4-Dinitrotoluene	ND	190	ug/L	10
2,6-Dinitrotoluene	ND	190	ug/L	15
Di-n-octyl phthalate	ND	190	ug/L	39
Fluoranthene	**3.1 J**	**38**	**ug/L**	**3.0**
Fluorene	**63**	**38**	**ug/L**	**4.1**
Hexachlorobenzene	ND	38	ug/L	3.4
Hexachlorobutadiene	ND	38	ug/L	3.1
Hexachlorocyclopentadiene	ND	190	ug/L	9.7
Hexachloroethane	ND	190	ug/L	12
Indeno(1,2,3-cd)pyrene	ND	38	ug/L	3.7
Isophorone	ND	190	ug/L	12
2-Methylnaphthalene	**130**	**38**	**ug/L**	**2.3**
2-Methylphenol	ND	190	ug/L	16
4-Methylphenol	ND	190	ug/L	17
Naphthalene	**3400**	**38**	**ug/L**	**2.6**
2-Nitroaniline	ND	940	ug/L	66
3-Nitroaniline	ND	940	ug/L	60
4-Nitroaniline	ND	940	ug/L	32
Nitrobenzene	ND	38	ug/L	16
2-Nitrophenol	ND	190	ug/L	32
4-Nitrophenol	ND	940	ug/L	110
N-Nitrosodi-n-propylamine	ND	38	ug/L	5.8
N-Nitrosodiphenylamine	ND	38	ug/L	16
2,2'-oxybis (1-Chloropropane)	ND	38	ug/L	3.7
Pentachlorophenol	ND	190	ug/L	12
Phenanthrene	**36 J**	**38**	**ug/L**	**8.0**
Phenol	ND	38	ug/L	11
Pyrene	ND	38	ug/L	3.0
2,4,5-Trichlorophenol	ND	190	ug/L	29
2,4,6-Trichlorophenol	ND	190	ug/L	33

(Continued on next page)

MACTEC Engineering and Consulting Inc

Client Sample ID: MW-8-111010

GC/MS Semivolatiles

Lot-Sample #...: C0K110534-010 **Work Order #...:** L9WVQ2AA **Matrix.....:** WATER

SURROGATE	PERCENT RECOVERY	RECOVERY LIMITS
Nitrobenzene-d5	NC,DIL	(23 - 112)
Terphenyl-d14	NC,DIL	(10 - 132)
2-Fluorobiphenyl	NC,DIL	(19 - 107)
2-Fluorophenol	NC,DIL	(10 - 111)
Phenol-d5	NC,DIL	(15 - 112)
2,4,6-Tribromophenol	NC,DIL	(16 - 122)

NOTE(S):

NC The recovery and/or RPD were not calculated.

DIL The concentration is estimated or not reported due to dilution or the presence of interfering analytes.

J Estimated result. Result is less than RL.

MACTEC Engineering and Consulting Inc

Client Sample ID: MW-5-111010

GC/MS Semivolatiles

Lot-Sample #...:	C0K110534-011	**Work Order #...:**	L9WVT1AA	**Matrix.....:**	WATER
Date Sampled...:	11/10/10 18:35	**Date Received..:**	11/11/10 08:20	**MS Run #.....:**	
Prep Date.....:	11/15/10	**Analysis Date..:**	11/16/10		
Prep Batch #...:	0319136	**Analysis Time..:**	21:29		
Dilution Factor:	95	**Initial Wgt/Vol:**	1050 mL	**Final Wgt/Vol..:**	1 mL
Analyst ID.....:	003200	**Instrument ID..:**	731		
		Method.....:	SW846 8270C		

PARAMETER	RESULT	REPORTING LIMIT	UNITS	MDL
Acenaphthene	**340**	**19**	**ug/L**	**1.4**
Acenaphthylene	**45**	**19**	**ug/L**	**1.4**
Acetophenone	ND	95	ug/L	7.6
Anthracene	**400**	**19**	**ug/L**	**1.5**
Atrazine	ND	95	ug/L	8.5
Benzo(a)anthracene	**270**	**19**	**ug/L**	**1.4**
Benzo(a)pyrene	**220**	**19**	**ug/L**	**1.3**
Benzo(b)fluoranthene	**300**	**19**	**ug/L**	**1.5**
Benzo(ghi)perylene	**97**	**19**	**ug/L**	**1.4**
Benzo(k)fluoranthene	ND	19	ug/L	5.2
Benzaldehyde	ND	95	ug/L	14
1,1'-Biphenyl	**160**	**95**	**ug/L**	**3.9**
bis(2-Chloroethoxy) methane	ND	95	ug/L	5.5
bis(2-Chloroethyl)-ether	ND	19	ug/L	2.4
bis(2-Ethylhexyl) phthalate	ND	95	ug/L	76
4-Bromophenyl phenyl ether	ND	95	ug/L	6.0
Butyl benzyl phthalate	ND	95	ug/L	14
Caprolactam	ND	480	ug/L	110
Carbazole	**260**	**19**	**ug/L**	**1.5**
4-Chloroaniline	ND	95	ug/L	8.4
4-Chloro-3-methylphenol	ND	95	ug/L	7.2
2-Chloronaphthalene	ND	19	ug/L	1.4
2-Chlorophenol	ND	95	ug/L	16
4-Chlorophenyl phenyl ether	ND	95	ug/L	4.8
Chrysene	**240**	**19**	**ug/L**	**1.3**
Dibenz(a,h)anthracene	**37**	**19**	**ug/L**	**1.5**
Dibenzofuran	**480**	**95**	**ug/L**	**5.9**
3,3'-Dichlorobenzidine	ND	95	ug/L	11
2,4-Dichlorophenol	ND	19	ug/L	3.2
Diethyl phthalate	ND	95	ug/L	14
2,4-Dimethylphenol	**1500**	**95**	**ug/L**	**8.1**
Dimethyl phthalate	ND	95	ug/L	7.3

(Continued on next page)

MACTEC Engineering and Consulting Inc

Client Sample ID: MW-5-111010

GC/MS Semivolatiles

Lot-Sample #...: C0K110534-011 **Work Order #...:** L9WVT1AA **Matrix.....:** WATER

PARAMETER	RESULT	REPORTING LIMIT	UNITS	MDL
Di-n-butyl phthalate	ND	95	ug/L	12
4,6-Dinitro-2-methylphenol	ND	480	ug/L	21
2,4-Dinitrophenol	ND	480	ug/L	58
2,4-Dinitrotoluene	ND	95	ug/L	5.1
2,6-Dinitrotoluene	ND	95	ug/L	7.6
Di-n-octyl phthalate	ND	95	ug/L	20
Fluoranthene	**790**	**19**	**ug/L**	**1.5**
Fluorene	**510**	**19**	**ug/L**	**2.1**
Hexachlorobenzene	ND	19	ug/L	1.7
Hexachlorobutadiene	ND	19	ug/L	1.6
Hexachlorocyclopentadiene	ND	95	ug/L	4.9
Hexachloroethane	ND	95	ug/L	6.0
Indeno(1,2,3-cd)pyrene	**88**	**19**	**ug/L**	**1.9**
Isophorone	ND	95	ug/L	6.1
2-Methylnaphthalene	**910**	**19**	**ug/L**	**1.2**
2-Methylphenol	**100**	**95**	**ug/L**	**8.2**
4-Methylphenol	**50 J**	**95**	**ug/L**	**8.6**
Naphthalene	**8200 E**	**19**	**ug/L**	**1.3**
2-Nitroaniline	ND	480	ug/L	33
3-Nitroaniline	ND	480	ug/L	31
4-Nitroaniline	ND	480	ug/L	16
Nitrobenzene	ND	19	ug/L	8.0
2-Nitrophenol	ND	95	ug/L	16
4-Nitrophenol	ND	480	ug/L	57
N-Nitrosodi-n-propylamine	ND	19	ug/L	2.9
N-Nitrosodiphenylamine	ND	19	ug/L	8.1
2,2'-oxybis (1-Chloropropane)	ND	19	ug/L	1.9
Pentachlorophenol	ND	95	ug/L	6.3
Phenanthrene	**1500**	**19**	**ug/L**	**4.1**
Phenol	ND	19	ug/L	5.5
Pyrene	**540**	**19**	**ug/L**	**1.5**
2,4,5-Trichlorophenol	ND	95	ug/L	15
2,4,6-Trichlorophenol	ND	95	ug/L	17

(Continued on next page)

MACTEC Engineering and Consulting Inc

Client Sample ID: MW-5-111010

GC/MS Semivolatiles

Lot-Sample #...: C0K110534-011 **Work Order #...:** L9WVT1AA **Matrix.....:** WATER

SURROGATE	PERCENT RECOVERY	RECOVERY LIMITS
Nitrobenzene-d5	NC,DIL	(23 - 112)
Terphenyl-d14	NC,DIL	(10 - 132)
2-Fluorobiphenyl	NC,DIL	(19 - 107)
2-Fluorophenol	NC,DIL	(10 - 111)
Phenol-d5	NC,DIL	(15 - 112)
2,4,6-Tribromophenol	NC,DIL	(16 - 122)

NOTE(S):

NC The recovery and/or RPD were not calculated.

DIL The concentration is estimated or not reported due to dilution or the presence of interfering analytes.

J Estimated result. Result is less than RL.

E Estimated result. Result concentration exceeds the calibration range.

MACTEC Engineering and Consulting Inc

Client Sample ID: MW-5-111010

GC/MS Semivolatiles

Lot-Sample #...:	C0K110534-011	**Work Order #...:**	L9WVT2AA	**Matrix.....:**	WATER
Date Sampled...:	11/10/10 18:35	**Date Received..:**	11/11/10 08:20	**MS Run #.....:**	
Prep Date.....:	11/15/10	**Analysis Date..:**	11/16/10		
Prep Batch #...:	0319136	**Analysis Time..:**	22:58		
Dilution Factor:	475	**Initial Wgt/Vol:**	1050 mL	**Final Wgt/Vol..:**	1 mL
Analyst ID.....:	003200	**Instrument ID..:**	731		
		Method.....:	SW846 8270C		

PARAMETER	RESULT	REPORTING LIMIT	UNITS	MDL
Acenaphthene	**350**	**95**	**ug/L**	**6.8**
Acenaphthylene	**58 J**	**95**	**ug/L**	**7.2**
Acetophenone	ND	480	ug/L	38
Anthracene	**380**	**95**	**ug/L**	**7.3**
Atrazine	ND	480	ug/L	42
Benzo(a)anthracene	**260**	**95**	**ug/L**	**7.0**
Benzo(a)pyrene	**220**	**95**	**ug/L**	**6.4**
Benzo(b)fluoranthene	**300**	**95**	**ug/L**	**7.5**
Benzo(ghi)perylene	**92 J**	**95**	**ug/L**	**7.2**
Benzo(k)fluoranthene	ND	95	ug/L	26
Benzaldehyde	ND	480	ug/L	71
1,1'-Biphenyl	**140 J**	**480**	**ug/L**	**20**
bis(2-Chloroethoxy) methane	ND	480	ug/L	28
bis(2-Chloroethyl)-ether	ND	95	ug/L	12
bis(2-Ethylhexyl) phthalate	ND	480	ug/L	380
4-Bromophenyl phenyl ether	ND	480	ug/L	30
Butyl benzyl phthalate	ND	480	ug/L	68
Caprolactam	ND	2400	ug/L	570
Carbazole	**250**	**95**	**ug/L**	**7.5**
4-Chloroaniline	ND	480	ug/L	42
4-Chloro-3-methylphenol	ND	480	ug/L	36
2-Chloronaphthalene	ND	95	ug/L	7.2
2-Chlorophenol	ND	480	ug/L	78
4-Chlorophenyl phenyl ether	ND	480	ug/L	24
Chrysene	**270**	**95**	**ug/L**	**6.6**
Dibenz(a,h)anthracene	**29 J**	**95**	**ug/L**	**7.4**
Dibenzofuran	**480**	**480**	**ug/L**	**29**
3,3'-Dichlorobenzidine	ND	480	ug/L	53
2,4-Dichlorophenol	ND	95	ug/L	16
Diethyl phthalate	ND	480	ug/L	69
2,4-Dimethylphenol	**1500**	**480**	**ug/L**	**40**
Dimethyl phthalate	ND	480	ug/L	36

(Continued on next page)

MACTEC Engineering and Consulting Inc

Client Sample ID: MW-5-111010

GC/MS Semivolatiles

Lot-Sample #...: C0K110534-011 **Work Order #...:** L9WVT2AA **Matrix.....:** WATER

PARAMETER	RESULT	REPORTING LIMIT	UNITS	MDL
Di-n-butyl phthalate	ND	480	ug/L	59
4,6-Dinitro-2-methylphenol	ND	2400	ug/L	100
2,4-Dinitrophenol	ND	2400	ug/L	290
2,4-Dinitrotoluene	ND	480	ug/L	25
2,6-Dinitrotoluene	ND	480	ug/L	38
Di-n-octyl phthalate	ND	480	ug/L	98
Fluoranthene	**860**	**95**	**ug/L**	**7.7**
Fluorene	**500**	**95**	**ug/L**	**10**
Hexachlorobenzene	ND	95	ug/L	8.7
Hexachlorobutadiene	ND	95	ug/L	7.9
Hexachlorocyclopentadiene	ND	480	ug/L	25
Hexachloroethane	ND	480	ug/L	30
Indeno(1,2,3-cd)pyrene	**89 J**	**95**	**ug/L**	**9.5**
Isophorone	ND	480	ug/L	31
2-Methylnaphthalene	**950**	**95**	**ug/L**	**5.8**
2-Methylphenol	**110 J**	**480**	**ug/L**	**41**
4-Methylphenol	ND	480	ug/L	43
Naphthalene	**11000**	**95**	**ug/L**	**6.6**
2-Nitroaniline	ND	2400	ug/L	170
3-Nitroaniline	ND	2400	ug/L	150
4-Nitroaniline	ND	2400	ug/L	82
Nitrobenzene	ND	95	ug/L	40
2-Nitrophenol	ND	480	ug/L	81
4-Nitrophenol	ND	2400	ug/L	290
N-Nitrosodi-n-propylamine	ND	95	ug/L	15
N-Nitrosodiphenylamine	ND	95	ug/L	41
2,2'-oxybis (1-Chloropropane)	ND	95	ug/L	9.4
Pentachlorophenol	ND	480	ug/L	31
Phenanthrene	**1500**	**95**	**ug/L**	**20**
Phenol	ND	95	ug/L	28
Pyrene	**540**	**95**	**ug/L**	**7.5**
2,4,5-Trichlorophenol	ND	480	ug/L	73
2,4,6-Trichlorophenol	ND	480	ug/L	83

(Continued on next page)

MACTEC Engineering and Consulting Inc

Client Sample ID: MW-5-111010

GC/MS Semivolatiles

Lot-Sample #...: C0K110534-011 **Work Order #...:** L9WVT2AA **Matrix.....:** WATER

SURROGATE	PERCENT RECOVERY	RECOVERY LIMITS
Nitrobenzene-d5	NC,DIL	(23 - 112)
Terphenyl-d14	NC,DIL	(10 - 132)
2-Fluorobiphenyl	NC,DIL	(19 - 107)
2-Fluorophenol	NC,DIL	(10 - 111)
Phenol-d5	NC,DIL	(15 - 112)
2,4,6-Tribromophenol	NC,DIL	(16 - 122)

NOTE(S):

NC The recovery and/or RPD were not calculated.

DIL The concentration is estimated or not reported due to dilution or the presence of interfering analytes.

J Estimated result. Result is less than RL.

SW846 8270C SURROGATE RECOVERY

Lab Name: TestAmerica Laboratories, Inc. Client: MACTEC Engineering and Consulting Inc

Lab Code: TALPIT SDG No:

Lot #: C0K110534

Extraction: XXI514201

	CLIENT ID.	SRG01	SRG02	SRG03	SRG04	SRG05	SRG06	TOT OUT
01	MW-1-111010	79	65	82	77	75	105	00
02	MW-2-111010	64	21	63	57	57	87	00
03	MW-2-111010 RE-1	63	26	57	53	54	72	00
04	MW-4-111010	74	52	70	67	68	107	00
05	MW-4-111010 RE-1	74	52	66	62	65	90	00
06	MW-3-111010	76	58	77	68	70	84	00
07	MW-6-111010	73	50	71	65	64	77	00
08	MW-7-111010	80	73	81	58	55	76	00
09	MW-9-111010	85	67	85	79	79	98	00
10	MW-9-111010 RE-1	89	76	84	84	85	84	00
11	MW-8-111010	64	30	66	54	56	63	00
12	MW-8-111010 RE-1	0 D	0 D	0 D	0 D	0 D	0 D	06
13	MW-5-111010	0 D	0 D	0 D	0 D	0 D	0 D	06
14	MW-5-111010 RE-1	0 D	0 D	0 D	0 D	0 D	0 D	06
15	METHOD BLK. L92WN1AA	73	67	61	68	70	61	00
16	LCS L92WN1AC	76	73	70	73	74	71	00
17	LCSD L92WN1AD	75	73	74	78	77	76	00

SURROGATES		QC LIMITS
SRG01	= Nitrobenzene-d5	(23-112)
SRG02	= Terphenyl-d14	(10-132)
SRG03	= 2-Fluorobiphenyl	(19-107)
SRG04	= 2-Fluorophenol	(10-111)
SRG05	= Phenol-d5	(15-112)
SRG06	= 2,4,6-Tribromophenol	(16-122)

\# Column to be used to flag recovery values
* Values outside of required QC Limits
D System monitoring Compound diluted out

FORM II

SW846 8270C CHECK SAMPLE RECOVERY

Lab Name: TestAmerica Laboratories, Inc. Client: MACTEC Engineering and Consulting Inc

Lab Code: TALPIT SDG No:

Lot #: C0K150000 WO #: L92WN1AC
BATCH: 0319136

COMPOUND	SPIKE ADDED (ug/L)	SAMPLE CONCENT. (ug/L)	% REC	QC LIMITS REC	QUAL
Phenol	20.0	13.5	67	32 - 95	
2-Chlorophenol	20.0	13.8	69	31 - 99	
1,4-Dichlorobenzene	20.0	13.9	69	34 - 93	
N-Nitrosodi-n-propylamine	20.0	14.3	71	34 - 101	
1,2,4-Trichlorobenzene	20.0	14.5	72	34 - 96	
4-Chloro-3-methylphenol	20.0	13.9	69	35 - 104	
Acenaphthene	20.0	14.1	70	35 - 99	
4-Nitrophenol	20.0	14.1	71	29 - 115	
2,4-Dinitrotoluene	20.0	15.8	79	37 - 115	
Pentachlorophenol	20.0	12.8	64	15 - 111	
Pyrene	20.0	13.6	68	35 - 106	
4-Methylphenol	40.0	29.0	72	32 - 100	
Hexachloroethane	20.0	15.3	76	32 - 94	
Naphthalene	20.0	14.0	70	35 - 97	
4-Bromophenyl phenyl ethe	20.0	14.3	72	37 - 104	
Butyl benzyl phthalate	20.0	14.1	71	36 - 108	

NOTES(S):

* Values outside of QC limits

Spike Recovery: 0 out of 16 outside limits

COMMENTS:

FORM III

SW846 8270C CHECK SAMPLE DUPLICATE RECOVERY

Lab Name: TestAmerica Laboratories, Inc. Client: MACTEC Engineering and Consulting Inc

Lab Code: TALPIT SDG No:

Lot #: C0K150000 WO #: L92WN1AD

BATCH: 0319136

COMPOUND	SPIKE ADDED (ug/L)	SAMPLE CONCENT. (ug/L)	% REC	QC LIMITS REC	QUAL
Phenol	20.0	14.5	72	32- 95	
2-Chlorophenol	20.0	14.7	74	31- 99	
1,4-Dichlorobenzene	20.0	15.2	76	34- 93	
N-Nitrosodi-n-propylamine	20.0	15.8	79	34- 101	
1,2,4-Trichlorobenzene	20.0	14.7	74	34- 96	
4-Chloro-3-methylphenol	20.0	13.8	69	35- 104	
Acenaphthene	20.0	14.6	73	35- 99	
4-Nitrophenol	20.0	14.4	72	29- 115	
2,4-Dinitrotoluene	20.0	16.0	80	37- 115	
Pentachlorophenol	20.0	13.1	65	15- 111	
Pyrene	20.0	13.7	69	35- 106	
4-Methylphenol	40.0	31.5	79	32- 100	
Hexachloroethane	20.0	16.7	83	32- 94	
Naphthalene	20.0	14.2	71	35- 97	
4-Bromophenyl phenyl ethe	20.0	14.8	74	37- 104	
Butyl benzyl phthalate	20.0	14.4	72	36- 108	

NOTES(S):

* Values outside of QC limits

Spike Recovery: 0 out of 16 outside limits

COMMENTS:

FORM III

SW846 8270C METHOD BLANK SUMMARY

BLANK WORKORDER NO.: L92WN1AA

Lab Name: TestAmerica Laboratories, Inc.

Lab Code: TALPIT

SDG Number:

Lab File ID: V1116024.

Lot Number: C0K110534

Date Analyzed: 11/16/10

Time Analyzed: 13:49

Matrix: WATER

Date Extracted:11/15/10

GC Column: DB5 ID: .25

Extraction Method:

Instrument ID: 731

Level:(low/med) LOW

THIS METHOD BLANK APPLIES TO THE FOLLOWING SAMPLES, LCS, LCSD, MS , MSD:

	CLIENT ID.	SAMPLE WORK ORDER #	LAB FILE ID	DATE ANALYZED	TIME ANALYZED
01	MW-1-111010	L9WT21AA	N1116031.	11/16/10	21:53
02	MW-2-111010	L9WVG1AA	N1116032.	11/16/10	22:14
03	MW-2-111010	L9WVG2AA	N1117001.	11/17/10	15:08
04	MW-4-111010	L9WVH1AA	N1116033.	11/16/10	22:35
05	MW-4-111010	L9WVH2AA	N1117002.	11/17/10	15:28
06	MW-3-111010	L9WVL1AA	V1116030.	11/16/10	19:38
07	MW-6-111010	L9WVM1AA	V1116031.	11/16/10	20:00
08	MW-7-111010	L9WVN1AA	V1116032.	11/16/10	20:22
09	MW-9-111010	L9WVP1AA	V1116033.	11/16/10	20:44
10	MW-9-111010	L9WVP2AA	V1117009.	11/17/10	13:07
11	MW-8-111010	L9WVQ1AA	V1116034.	11/16/10	21:07
12	MW-8-111010	L9WVQ2AA	V1117010.	11/17/10	13:28
13	MW-5-111010	L9WVT1AA	V1116035.	11/16/10	21:29
14	MW-5-111010	L9WVT2AA	V1116039.	11/16/10	22:58
15	CHECK SAMPLE	L92WN1AC C	V1116025.	11/16/10	14:32
16	DUPLICATE CHECK	L92WN1AD L	V1116026.	11/16/10	14:53
17					
18					
19					
20					
21					
22					
23					
24					
25					
26					
27					
28					
29					
30					

COMMENTS:

FORM IV

METHOD BLANK REPORT

GC/MS Semivolatiles

Client Lot #...: C0K110534 **Work Order #...:** L92WN1AA **Matrix.....:** WATER
MB Lot-Sample #: C0K150000-136

Prep Date.....: 11/15/10 **Analysis Time..:** 13:49
Analysis Date..: 11/16/10 **Prep Batch #...:** 0319136 **Final Wgt/Vol..:** 1 mL
Dilution Factor: 1 **Initial Wgt/Vol:** 1000 mL **Instrument ID..:** 731
Analyst ID.....: 003200

PARAMETER	RESULT	REPORTING LIMIT	UNITS	METHOD
Acenaphthene	ND	0.20	ug/L	SW846 8270C
Acenaphthylene	ND	0.20	ug/L	SW846 8270C
Acetophenone	ND	1.0	ug/L	SW846 8270C
Anthracene	ND	0.20	ug/L	SW846 8270C
Atrazine	ND	1.0	ug/L	SW846 8270C
Benzo(a)anthracene	ND	0.20	ug/L	SW846 8270C
Benzo(a)pyrene	ND	0.20	ug/L	SW846 8270C
Benzo(b)fluoranthene	ND	0.20	ug/L	SW846 8270C
Benzo(ghi)perylene	ND	0.20	ug/L	SW846 8270C
Benzo(k)fluoranthene	ND	0.20	ug/L	SW846 8270C
Benzaldehyde	ND	1.0	ug/L	SW846 8270C
1,1'-Biphenyl	ND	1.0	ug/L	SW846 8270C
bis(2-Chloroethoxy) methane	ND	1.0	ug/L	SW846 8270C
bis(2-Chloroethyl)-ether	ND	0.20	ug/L	SW846 8270C
bis(2-Ethylhexyl) phthalate	ND	1.0	ug/L	SW846 8270C
4-Bromophenyl phenyl ether	ND	1.0	ug/L	SW846 8270C
Butyl benzyl phthalate	ND	1.0	ug/L	SW846 8270C
Caprolactam	ND	5.0	ug/L	SW846 8270C
Carbazole	ND	0.20	ug/L	SW846 8270C
4-Chloroaniline	ND	1.0	ug/L	SW846 8270C
4-Chloro-3-methylphenol	ND	1.0	ug/L	SW846 8270C
2-Chloronaphthalene	ND	0.20	ug/L	SW846 8270C
2-Chlorophenol	ND	1.0	ug/L	SW846 8270C
4-Chlorophenyl phenyl ether	ND	1.0	ug/L	SW846 8270C
Chrysene	ND	0.20	ug/L	SW846 8270C
Dibenz(a,h)anthracene	ND	0.20	ug/L	SW846 8270C
Dibenzofuran	ND	1.0	ug/L	SW846 8270C
3,3'-Dichlorobenzidine	ND	1.0	ug/L	SW846 8270C
2,4-Dichlorophenol	ND	0.20	ug/L	SW846 8270C
Diethyl phthalate	ND	1.0	ug/L	SW846 8270C
2,4-Dimethylphenol	ND	1.0	ug/L	SW846 8270C
Dimethyl phthalate	ND	1.0	ug/L	SW846 8270C
Di-n-butyl phthalate	ND	1.0	ug/L	SW846 8270C
4,6-Dinitro-2-methylphenol	ND	5.0	ug/L	SW846 8270C

(Continued on next page)

METHOD BLANK REPORT

GC/MS Semivolatiles

Client Lot #...: C0K110534 **Work Order #...:** L92WN1AA **Matrix.....:** WATER

PARAMETER	RESULT	REPORTING LIMIT	UNITS	METHOD
2,4-Dinitrophenol	ND	5.0	ug/L	SW846 8270C
2,4-Dinitrotoluene	ND	1.0	ug/L	SW846 8270C
2,6-Dinitrotoluene	ND	1.0	ug/L	SW846 8270C
Di-n-octyl phthalate	ND	1.0	ug/L	SW846 8270C
Fluoranthene	ND	0.20	ug/L	SW846 8270C
Fluorene	ND	0.20	ug/L	SW846 8270C
Hexachlorobenzene	ND	0.20	ug/L	SW846 8270C
Hexachlorobutadiene	ND	0.20	ug/L	SW846 8270C
Hexachlorocyclopenta-diene	ND	1.0	ug/L	SW846 8270C
Hexachloroethane	ND	1.0	ug/L	SW846 8270C
Indeno(1,2,3-cd)pyrene	ND	0.20	ug/L	SW846 8270C
Isophorone	ND	1.0	ug/L	SW846 8270C
2-Methylnaphthalene	ND	0.20	ug/L	SW846 8270C
2-Methylphenol	ND	1.0	ug/L	SW846 8270C
4-Methylphenol	ND	1.0	ug/L	SW846 8270C
Naphthalene	ND	0.20	ug/L	SW846 8270C
2-Nitroaniline	ND	5.0	ug/L	SW846 8270C
3-Nitroaniline	ND	5.0	ug/L	SW846 8270C
4-Nitroaniline	ND	5.0	ug/L	SW846 8270C
Nitrobenzene	ND	0.20	ug/L	SW846 8270C
2-Nitrophenol	ND	1.0	ug/L	SW846 8270C
4-Nitrophenol	ND	5.0	ug/L	SW846 8270C
N-Nitrosodi-n-propyl-amine	ND	0.20	ug/L	SW846 8270C
N-Nitrosodiphenylamine	ND	0.20	ug/L	SW846 8270C
2,2'-oxybis (1-Chloropropane)	ND	0.20	ug/L	SW846 8270C
Pentachlorophenol	ND	1.0	ug/L	SW846 8270C
Phenanthrene	ND	0.20	ug/L	SW846 8270C
Phenol	ND	0.20	ug/L	SW846 8270C
Pyrene	ND	0.20	ug/L	SW846 8270C
2,4,5-Trichloro-phenol	ND	1.0	ug/L	SW846 8270C
2,4,6-Trichloro-phenol	ND	1.0	ug/L	SW846 8270C

SURROGATE	PERCENT RECOVERY	RECOVERY LIMITS
Nitrobenzene-d5	73	(23 - 112)
Terphenyl-d14	67	(10 - 132)
2-Fluorobiphenyl	61	(19 - 107)
2-Fluorophenol	68	(10 - 111)
Phenol-d5	70	(15 - 112)
2,4,6-Tribromophenol	61	(16 - 122)

(Continued on next page)

METHOD BLANK REPORT

GC/MS Semivolatiles

Client Lot #...: C0K110534 **Work Order #...:** L92WN1AA **Matrix.....:** WATER

NOTE(S):

Calculations are performed before rounding to avoid round-off errors in calculated results.

FORM 8
SEMIVOLATILE INTERNAL STANDARD AREA AND RT SUMMARY

Lab Name: TESTAMERICA PITTSBURGH Contract:

Lab Code: TA Case No.: SAS No.: SDG No.: C0K110534

Lab File ID (Standard): N11160CC Date Analyzed: 11/16/10

Instrument ID: 733 Time Analyzed: 1127

		IS1 (DCB) AREA #	RT #	IS2 (NPT) AREA #	RT #	IS3 (ANT) AREA #	RT #
	12 HOUR STD	114600	4.46	374627	5.43	207502	6.78
	UPPER LIMIT	229200	4.96	749254	5.93	415004	7.28
	LOWER LIMIT	57300	3.96	187314	4.93	103751	6.28
	CLIENT SAMPLE NO.						
01	MW-1-111010	99727	4.45	334324	5.42	179794	6.76
02	MW-2-111010	85983	4.45	282342	5.42	147356	6.76
03	MW-4-111010	82332	4.45	277248	5.42	155964	6.77
04							
05							
06							
07							
08							
09							
10							
11							
12							
13							
14							
15							
16							
17							
18							
19							
20							
21							
22							

IS1 (DCB) = 1,4-Dichlorobenzene-d4
IS2 (NPT) = Naphthalene-d8
IS3 (ANT) = Acenaphthene-d10

AREA UPPER LIMIT = +100% of internal standard area
AREA LOWER LIMIT = - 50% of internal standard area
RT UPPER LIMIT = + 0.50 minutes of internal standard RT
RT LOWER LIMIT = - 0.50 minutes of internal standard RT

Column used to flag internal standard area values with an asterisk.
* Values outside of QC limits.

FORM 8
SEMIVOLATILE INTERNAL STANDARD AREA AND RT SUMMARY

Lab Name: TESTAMERICA PITTSBURGH Contract:

Lab Code: TA Case No.: SAS No.: SDG No.: C0K110534

Lab File ID (Standard): N11160CC Date Analyzed: 11/16/10

Instrument ID: 733 Time Analyzed: 1127

		IS4(PHN) AREA #	RT #	IS5(CRY) AREA #	RT #	IS6(PRY) AREA #	RT #
	12 HOUR STD	331888	7.92	300472	9.95	253218	11.28
	UPPER LIMIT	663776	8.42	600944	10.45	506436	11.78
	LOWER LIMIT	165944	7.42	150236	9.45	126609	10.78
	CLIENT SAMPLE NO.						
01	MW-1-111010	272622	7.90	272579	9.94	250439	11.25
02	MW-2-111010	256756	7.90	335720	9.94	212949	11.27
03	MW-4-111010	222762	7.91	219423	9.94	191084	11.28
04							
05							
06							
07							
08							
09							
10							
11							
12							
13							
14							
15							
16							
17							
18							
19							
20							
21							
22							

IS4 (PHN) = Phenanthrene-d10
IS5 (CRY) = Chrysene-d12
IS6 (PRY) = Perylene-d12

AREA UPPER LIMIT = +100% of internal standard area
AREA LOWER LIMIT = - 50% of internal standard area
RT UPPER LIMIT = + 0.50 minutes of internal standard RT
RT LOWER LIMIT = - 0.50 minutes of internal standard RT

Column used to flag internal standard area values with an asterisk.
* Values outside of QC limits.

FORM 8
SEMIVOLATILE INTERNAL STANDARD AREA AND RT SUMMARY

Lab Name: TESTAMERICA PITTSBURGH Contract:

Lab Code: TA Case No.: SAS No.: SDG No.: C0K110534

Lab File ID (Standard): N11170CC Date Analyzed: 11/17/10

Instrument ID: 733 Time Analyzed: 1121

		IS1 (DCB) AREA #	RT #	IS2 (NPT) AREA #	RT #	IS3 (ANT) AREA #	RT #
	12 HOUR STD	124505	4.47	425058	5.45	245146	6.80
	UPPER LIMIT	249010	4.97	850116	5.95	490292	7.30
	LOWER LIMIT	62253	3.97	212529	4.95	122573	6.30
	CLIENT SAMPLE NO.						
01	MW-2-111010	113556	4.48	372959	5.45	197613	6.80
02	MW-4-111010	111984	4.48	392892	5.45	215434	6.80
03							
04							
05							
06							
07							
08							
09							
10							
11							
12							
13							
14							
15							
16							
17							
18							
19							
20							
21							
22							

IS1 (DCB) = 1,4-Dichlorobenzene-d4
IS2 (NPT) = Naphthalene-d8
IS3 (ANT) = Acenaphthene-d10

AREA UPPER LIMIT = +100% of internal standard area
AREA LOWER LIMIT = - 50% of internal standard area
RT UPPER LIMIT = + 0.50 minutes of internal standard RT
RT LOWER LIMIT = - 0.50 minutes of internal standard RT

Column used to flag internal standard area values with an asterisk.
* Values outside of QC limits.

FORM 8
SEMIVOLATILE INTERNAL STANDARD AREA AND RT SUMMARY

Lab Name: TESTAMERICA PITTSBURGH Contract:

Lab Code: TA Case No.: SAS No.: SDG No.: C0K110534

Lab File ID (Standard): N11170CC Date Analyzed: 11/17/10

Instrument ID: 733 Time Analyzed: 1121

		IS4 (PHN) AREA	#	RT	#	IS5 (CRY) AREA	#	RT	#	IS6 (PRY) AREA	#	RT	#
	12 HOUR STD	400808		7.94		328088		9.98		252308		11.32	
	UPPER LIMIT	801616		8.44		656176		10.48		504616		11.82	
	LOWER LIMIT	200404		7.44		164044		9.48		126154		10.82	
	CLIENT SAMPLE NO.												
01	MW-2-111010	292785		7.95		209011		9.98		183046		11.33	
02	MW-4-111010	303453		7.94		217264		9.98		183504		11.32	
03													
04													
05													
06													
07													
08													
09													
10													
11													
12													
13													
14													
15													
16													
17													
18													
19													
20													
21													
22													

IS4 (PHN) = Phenanthrene-d10
IS5 (CRY) = Chrysene-d12
IS6 (PRY) = Perylene-d12

AREA UPPER LIMIT = +100% of internal standard area
AREA LOWER LIMIT = - 50% of internal standard area
RT UPPER LIMIT = + 0.50 minutes of internal standard RT
RT LOWER LIMIT = - 0.50 minutes of internal standard RT

Column used to flag internal standard area values with an asterisk.
* Values outside of QC limits.

FORM 8
SEMIVOLATILE INTERNAL STANDARD AREA AND RT SUMMARY

Lab Name: TESTAMERICA PITTSBURGH Contract:

Lab Code: TA Case No.: SAS No.: SDG No.: C0K110534

Lab File ID (Standard): V11160CC Date Analyzed: 11/16/10

Instrument ID: 731 Time Analyzed: 1244

		IS1 (DCB) AREA #	RT #	IS2 (NPT) AREA #	RT #	IS3 (ANT) AREA #	RT #
	12 HOUR STD	87768	4.51	347821	5.49	254040	6.84
	UPPER LIMIT	175536	5.01	695642	5.99	508080	7.34
	LOWER LIMIT	43884	4.01	173911	4.99	127020	6.34
	CLIENT SAMPLE NO.						
01	INTRA-LAB BL	103757	4.51	386073	5.48	297566	6.83
02	INTRA-LAB CH	91209	4.52	342215	5.49	238426	6.84
03	INTRA-LAB CH	84138	4.51	339073	5.49	225446	6.84
04	MW-3-111010	83197	4.51	290437	5.48	190328	6.83
05	MW-6-111010	88661	4.51	316303	5.48	203629	6.83
06	MW-7-111010	96807	4.51	355389	5.48	226148	6.83
07	MW-9-111010	93326	4.51	334346	5.49	211412	6.83
08	MW-8-111010	98817	4.51	379861	5.49	228105	6.83
09	MW-5-111010	107426	4.51	389329	5.48	245030	6.83
10	MW-5-111010D	97837	4.51	356600	5.48	237586	6.83
11							
12							
13							
14							
15							
16							
17							
18							
19							
20							
21							
22							

IS1 (DCB) = 1,4-Dichlorobenzene-d4
IS2 (NPT) = Naphthalene-d8
IS3 (ANT) = Acenaphthene-d10

AREA UPPER LIMIT = +100% of internal standard area
AREA LOWER LIMIT = - 50% of internal standard area
RT UPPER LIMIT = + 0.50 minutes of internal standard RT
RT LOWER LIMIT = - 0.50 minutes of internal standard RT

Column used to flag internal standard area values with an asterisk.
* Values outside of QC limits.

FORM 8
SEMIVOLATILE INTERNAL STANDARD AREA AND RT SUMMARY

Lab Name: TESTAMERICA PITTSBURGH Contract:

Lab Code: TA Case No.: SAS No.: SDG No.: C0K110534

Lab File ID (Standard): V11160CC Date Analyzed: 11/16/10

Instrument ID: 731 Time Analyzed: 1244

		IS4(PHN) AREA #	RT #	IS5(CRY) AREA #	RT #	IS6(PRY) AREA #	RT #
	12 HOUR STD	514669	7.98	660871	10.02	704210	11.39
	UPPER LIMIT	1029338	8.48	1321742	10.52	1408420	11.89
	LOWER LIMIT	257335	7.48	330436	9.52	352105	10.89
	CLIENT SAMPLE NO.						
01	INTRA-LAB BL	597470	7.98	767284	10.02	781623	11.38
02	INTRA-LAB CH	482019	7.98	653873	10.03	789366	11.39
03	INTRA-LAB CH	454124	7.98	619665	10.02	769876	11.39
04	MW-3-111010	381688	7.98	614798	10.02	818665	11.39
05	MW-6-111010	389098	7.98	601042	10.02	827708	11.40
06	MW-7-111010	411536	7.98	615575	10.02	795825	11.39
07	MW-9-111010	372024	7.98	575037	10.02	804577	11.40
08	MW-8-111010	442447	7.98	607185	10.02	757113	11.39
09	MW-5-111010	428852	7.98	576734	10.02	728075	11.39
10	MW-5-111010D	442393	7.97	609400	10.01	731049	11.38
11							
12							
13							
14							
15							
16							
17							
18							
19							
20							
21							
22							

IS4 (PHN) = Phenanthrene-d10
IS5 (CRY) = Chrysene-d12
IS6 (PRY) = Perylene-d12

AREA UPPER LIMIT = +100% of internal standard area
AREA LOWER LIMIT = - 50% of internal standard area
RT UPPER LIMIT = + 0.50 minutes of internal standard RT
RT LOWER LIMIT = - 0.50 minutes of internal standard RT

Column used to flag internal standard area values with an asterisk.
* Values outside of QC limits.

FORM 8
SEMIVOLATILE INTERNAL STANDARD AREA AND RT SUMMARY

Lab Name: TESTAMERICA PITTSBURGH Contract:

Lab Code: TA Case No.: SAS No.: SDG No.: C0K110534

Lab File ID (Standard): V11170CC Date Analyzed: 11/17/10

Instrument ID: 731 Time Analyzed: 0825

		IS1(DCB) AREA #	RT #	IS2(NPT) AREA #	RT #	IS3(ANT) AREA #	RT #
	12 HOUR STD	106920	4.49	409075	5.46	275971	6.81
	UPPER LIMIT	213840	4.99	818150	5.96	551942	7.31
	LOWER LIMIT	53460	3.99	204538	4.96	137986	6.31
	CLIENT SAMPLE NO.						
01	MW-9-111010	80844	4.49	310188	5.46	215851	6.81
02	MW-8-111010	95549	4.49	376371	5.46	257597	6.82
03							
04							
05							
06							
07							
08							
09							
10							
11							
12							
13							
14							
15							
16							
17							
18							
19							
20							
21							
22							

IS1 (DCB) = 1,4-Dichlorobenzene-d4
IS2 (NPT) = Naphthalene-d8
IS3 (ANT) = Acenaphthene-d10

AREA UPPER LIMIT = +100% of internal standard area
AREA LOWER LIMIT = - 50% of internal standard area
RT UPPER LIMIT = + 0.50 minutes of internal standard RT
RT LOWER LIMIT = - 0.50 minutes of internal standard RT

Column used to flag internal standard area values with an asterisk.
* Values outside of QC limits.

FORM 8
SEMIVOLATILE INTERNAL STANDARD AREA AND RT SUMMARY

Lab Name: TESTAMERICA PITTSBURGH Contract:

Lab Code: TA Case No.: SAS No.: SDG No.: C0K110534

Lab File ID (Standard): V11170CC Date Analyzed: 11/17/10

Instrument ID: 731 Time Analyzed: 0825

		IS4 (PHN) AREA #	RT #	IS5 (CRY) AREA #	RT #	IS6 (PRY) AREA #	RT #
	12 HOUR STD	577274	7.95	819787	9.98	939478	11.33
	UPPER LIMIT	1154548	8.45	1639574	10.48	1878956	11.83
	LOWER LIMIT	288637	7.45	409894	9.48	469739	10.83
	CLIENT SAMPLE NO.						
01	MW-9-111010	434098	7.95	638715	9.98	759277	11.33
02	MW-8-111010	518901	7.95	704931	9.99	824854	11.34
03							
04							
05							
06							
07							
08							
09							
10							
11							
12							
13							
14							
15							
16							
17							
18							
19							
20							
21							
22							

IS4 (PHN) = Phenanthrene-d10
IS5 (CRY) = Chrysene-d12
IS6 (PRY) = Perylene-d12

AREA UPPER LIMIT = +100% of internal standard area
AREA LOWER LIMIT = - 50% of internal standard area
RT UPPER LIMIT = + 0.50 minutes of internal standard RT
RT LOWER LIMIT = - 0.50 minutes of internal standard RT

Column used to flag internal standard area values with an asterisk.
* Values outside of QC limits.

GC/MS SEMIVOLATILE DATA

GC/MS SEMIVOLATILE
QC SUMMARY

SW846 8270C SURROGATE RECOVERY

Lab Name: TestAmerica Laboratories, Inc. Client: MACTEC Engineering and Consulting Inc

Lab Code: TALPIT SDG No:

Lot #: C0K110534

Extraction: XXI514201

	CLIENT ID.	SRG01	SRG02	SRG03	SRG04	SRG05	SRG06	TOT OUT
01	MW-1-111010	79	65	82	77	75	105	00
02	MW-2-111010	64	21	63	57	57	87	00
03	MW-2-111010 RE-1	63	26	57	53	54	72	00
04	MW-4-111010	74	52	70	67	68	107	00
05	MW-4-111010 RE-1	74	52	66	62	65	90	00
06	MW-3-111010	76	58	77	68	70	84	00
07	MW-6-111010	73	50	71	65	64	77	00
08	MW-7-111010	80	73	81	58	55	76	00
09	MW-9-111010	85	67	85	79	79	98	00
10	MW-9-111010 RE-1	89	76	84	84	85	84	00
11	MW-8-111010	64	30	66	54	56	63	00
12	MW-8-111010 RE-1	0 D	0 D	0 D	0 D	0 D	0 D	06
13	MW-5-111010	0 D	0 D	0 D	0 D	0 D	0 D	06
14	MW-5-111010 RE-1	0 D	0 D	0 D	0 D	0 D	0 D	06
15	METHOD BLK. L92WN1AA	73	67	61	68	70	61	00
16	LCS L92WN1AC	76	73	70	73	74	71	00
17	LCSD L92WN1AD	75	73	74	78	77	76	00

SURROGATES		QC LIMITS
SRG01	= Nitrobenzene-d5	(23-112)
SRG02	= Terphenyl-d14	(10-132)
SRG03	= 2-Fluorobiphenyl	(19-107)
SRG04	= 2-Fluorophenol	(10-111)
SRG05	= Phenol-d5	(15-112)
SRG06	= 2,4,6-Tribromophenol	(16-122)

\# Column to be used to flag recovery values
* Values outside of required QC Limits
D System monitoring Compound diluted out

FORM II

SW846 8270C CHECK SAMPLE RECOVERY

Lab Name: TestAmerica Laboratories, Inc. Client: MACTEC Engineering and Consulting Inc

Lab Code: TALPIT SDG No:

Lot #: C0K150000 WO #: L92WN1AC
BATCH: 0319136

COMPOUND	SPIKE ADDED (ug/L)	SAMPLE CONCENT. (ug/L)	% REC	QC LIMITS REC	QUAL
Phenol	20.0	13.5	67	32- 95	
2-Chlorophenol	20.0	13.8	69	31- 99	
1,4-Dichlorobenzene	20.0	13.9	69	34- 93	
N-Nitrosodi-n-propylamine	20.0	14.3	71	34- 101	
1,2,4-Trichlorobenzene	20.0	14.5	72	34- 96	
4-Chloro-3-methylphenol	20.0	13.9	69	35- 104	
Acenaphthene	20.0	14.1	70	35- 99	
4-Nitrophenol	20.0	14.1	71	29- 115	
2,4-Dinitrotoluene	20.0	15.8	79	37- 115	
Pentachlorophenol	20.0	12.8	64	15- 111	
Pyrene	20.0	13.6	68	35- 106	
4-Methylphenol	40.0	29.0	72	32- 100	
Hexachloroethane	20.0	15.3	76	32- 94	
Naphthalene	20.0	14.0	70	35- 97	
4-Bromophenyl phenyl ethe	20.0	14.3	72	37- 104	
Butyl benzyl phthalate	20.0	14.1	71	36- 108	

NOTES(S):

* Values outside of QC limits

Spike Recovery: 0 out of 16 outside limits

COMMENTS:

FORM III

SW846 8270C CHECK SAMPLE DUPLICATE RECOVERY

Lab Name: TestAmerica Laboratories, Inc. Client: MACTEC Engineering and Consulting Inc

Lab Code: TALPIT SDG No:

Lot #: C0K150000 WO #: L92WN1AD
BATCH: 0319136

COMPOUND	SPIKE ADDED (ug/L)	SAMPLE CONCENT. (ug/L)	% REC	QC LIMITS REC	QUAL
Phenol	20.0	14.5	72	32- 95	
2-Chlorophenol	20.0	14.7	74	31- 99	
1,4-Dichlorobenzene	20.0	15.2	76	34- 93	
N-Nitrosodi-n-propylamine	20.0	15.8	79	34- 101	
1,2,4-Trichlorobenzene	20.0	14.7	74	34- 96	
4-Chloro-3-methylphenol	20.0	13.8	69	35- 104	
Acenaphthene	20.0	14.6	73	35- 99	
4-Nitrophenol	20.0	14.4	72	29- 115	
2,4-Dinitrotoluene	20.0	16.0	80	37- 115	
Pentachlorophenol	20.0	13.1	65	15- 111	
Pyrene	20.0	13.7	69	35- 106	
4-Methylphenol	40.0	31.5	79	32- 100	
Hexachloroethane	20.0	16.7	83	32- 94	
Naphthalene	20.0	14.2	71	35- 97	
4-Bromophenyl phenyl ethe	20.0	14.8	74	37- 104	
Butyl benzyl phthalate	20.0	14.4	72	36- 108	

NOTES(S):

* Values outside of QC limits

Spike Recovery: 0 out of 16 outside limits

COMMENTS:

FORM III

SW846 8270C METHOD BLANK SUMMARY

BLANK WORKORDER NO.: L92WN1AA

Lab Name: TestAmerica Laboratories, Inc.

Lab Code: TALPIT

SDG Number:

Lab File ID: V1116024.

Lot Number: C0K110534

Date Analyzed: 11/16/10

Time Analyzed: 13:49

Matrix: WATER

Date Extracted:11/15/10

GC Column: DB5 ID: .25

Extraction Method:

Instrument ID: 731

Level:(low/med) LOW

THIS METHOD BLANK APPLIES TO THE FOLLOWING SAMPLES, LCS, LCSD, MS , MSD:

	CLIENT ID.	SAMPLE WORK ORDER #	LAB FILE ID	DATE ANALYZED	TIME ANALYZED
01	MW-1-111010	L9WT21AA	N1116031.	11/16/10	21:53
02	MW-2-111010	L9WVG1AA	N1116032.	11/16/10	22:14
03	MW-2-111010	L9WVG2AA	N1117001.	11/17/10	15:08
04	MW-4-111010	L9WVH1AA	N1116033.	11/16/10	22:35
05	MW-4-111010	L9WVH2AA	N1117002.	11/17/10	15:28
06	MW-3-111010	L9WVL1AA	V1116030.	11/16/10	19:38
07	MW-6-111010	L9WVM1AA	V1116031.	11/16/10	20:00
08	MW-7-111010	L9WVN1AA	V1116032.	11/16/10	20:22
09	MW-9-111010	L9WVP1AA	V1116033.	11/16/10	20:44
10	MW-9-111010	L9WVP2AA	V1117009.	11/17/10	13:07
11	MW-8-111010	L9WVQ1AA	V1116034.	11/16/10	21:07
12	MW-8-111010	L9WVQ2AA	V1117010.	11/17/10	13:28
13	MW-5-111010	L9WVT1AA	V1116035.	11/16/10	21:29
14	MW-5-111010	L9WVT2AA	V1116039.	11/16/10	22:58
15	CHECK SAMPLE	L92WN1AC C	V1116025.	11/16/10	14:32
16	DUPLICATE CHECK	L92WN1AD L	V1116026.	11/16/10	14:53
17					
18					
19					
20					
21					
22					
23					
24					
25					
26					
27					
28					
29					
30					

COMMENTS:

FORM IV

FORM 5
SEMIVOLATILE ORGANIC INSTRUMENT PERFORMANCE CHECK
DECAFLUOROTRIPHENYLPHOSPHINE (DFTPP)

Lab Name: TESTAMERICA PITTSBURGH Contract:

Lab Code: TA Case No.: SAS No.: SDG No.:

Lab File ID: V1110DF1 DFTPP Injection Date: 11/10/10

Instrument ID: 731 DFTPP Injection Time: 0616

m/e	ION ABUNDANCE CRITERIA	% RELATIVE ABUNDANCE
51	30.0 - 60.0% of mass 198	38.8
68	Less than 2.0% of mass 69	0.6 (1.3)1
69	Mass 69 relative abundance	47.5
70	Less than 2.0% of mass 69	0.2 (0.3)1
127	40.0 - 60.0% of mass 198	44.8
197	Less than 1.0% of mass 198	0.0
198	Base Peak, 100% relative abundance	100.0
199	5.0 to 9.0% of mass 198	7.3
275	10.0 - 30.0% of mass 198	23.7
365	Greater than 1.0% of mass 198	2.12
441	Present, but less than mass 443	6.0
442	40.0 - 99.0% of mass 198	44.3
443	17.0 - 23.0% of mass 442	8.6 (19.4)2

1-Value is % mass 69 2-Value is % mass 442

THIS CHECK APPLIES TO THE FOLLOWING SAMPLES, MS, MSD, BLANKS, AND STANDARDS:

	EPA SAMPLE NO.	LAB SAMPLE ID	LAB FILE ID	DATE ANALYZED	TIME ANALYZED
01	SSTD0.4	SSTD0.4	V1110IC1	11/10/10	0653
02	SSTD2.0	SSTD2.0	V1110IC2	11/10/10	0714
03	SSTD4.0	SSTD4.0	V1110IC3	11/10/10	0735
04	SSTD10	SSTD10	V1110IC4	11/10/10	0756
05	SSTD20	SSTD20	V1110IC5	11/10/10	0817
06	SSTD40	SSTD40	V1110IC6	11/10/10	0839
07	SSTD60	SSTD60	V1110IC7	11/10/10	0900
08	SSTD80	SSTD80	V1110IC8	11/10/10	0921
09					
10					
11					
12					
13					
14					
15					
16					
17					
18					
19					
20					
21					
22					

FORM 5
SEMIVOLATILE ORGANIC INSTRUMENT PERFORMANCE CHECK
DECAFLUOROTRIPHENYLPHOSPHINE (DFTPP)

Lab Name: TESTAMERICA PITTSBURGH Contract:

Lab Code: TA Case No.: SAS No.: SDG No.:

Lab File ID: N1110DF1 DFTPP Injection Date: 11/10/10

Instrument ID: 733 DFTPP Injection Time: 0633

m/e	ION ABUNDANCE CRITERIA	% RELATIVE ABUNDANCE
51	30.0 - 60.0% of mass 198	49.5
68	Less than 2.0% of mass 69	0.0 (0.0)1
69	Mass 69 relative abundance	54.5
70	Less than 2.0% of mass 69	0.4 (0.8)1
127	40.0 - 60.0% of mass 198	53.2
197	Less than 1.0% of mass 198	0.0
198	Base Peak, 100% relative abundance	100.0
199	5.0 to 9.0% of mass 198	7.7
275	10.0 - 30.0% of mass 198	25.1
365	Greater than 1.0% of mass 198	4.55
441	Present, but less than mass 443	5.9
442	40.0 - 99.0% of mass 198	53.4
443	17.0 - 23.0% of mass 442	10.7 (20.0)2

1-Value is % mass 69 2-Value is % mass 442

THIS CHECK APPLIES TO THE FOLLOWING SAMPLES, MS, MSD, BLANKS, AND STANDARDS:

	EPA SAMPLE NO.	LAB SAMPLE ID	LAB FILE ID	DATE ANALYZED	TIME ANALYZED
01	SSTD0.4	SSTD0.4	N1110IC1	11/10/10	0649
02	SSTD2.0	SSTD2.0	N1110IC2	11/10/10	0709
03	SSTD4.0	SSTD4.0	N1110IC3	11/10/10	0730
04	SSTD10	SSTD10	N1110IC4	11/10/10	0752
05	SSTD20	SSTD20	N1110IC5	11/10/10	0812
06	SSTD40	SSTD40	N1110IC6	11/10/10	0833
07	SSTD60	SSTD60	N1110IC7	11/10/10	0854
08	SSTD80	SSTD80	N1110IC8	11/10/10	0914
09					
10					
11					
12					
13					
14					
15					
16					
17					
18					
19					
20					
21					
22					

FORM 5
SEMIVOLATILE ORGANIC INSTRUMENT PERFORMANCE CHECK
DECAFLUOROTRIPHENYLPHOSPHINE (DFTPP)

Lab Name: TESTAMERICA PITTSBURGH Contract:

Lab Code: TA Case No.: SAS No.: SDG No.:

Lab File ID: N1116DF1 DFTPP Injection Date: 11/16/10

Instrument ID: 733 DFTPP Injection Time: 1112

m/e	ION ABUNDANCE CRITERIA	% RELATIVE ABUNDANCE
51	30.0 - 60.0% of mass 198	52.8
68	Less than 2.0% of mass 69	0.2 (0.4)1
69	Mass 69 relative abundance	56.2
70	Less than 2.0% of mass 69	0.7 (1.2)1
127	40.0 - 60.0% of mass 198	55.8
197	Less than 1.0% of mass 198	0.0
198	Base Peak, 100% relative abundance	100.0
199	5.0 to 9.0% of mass 198	7.1
275	10.0 - 30.0% of mass 198	26.3
365	Greater than 1.0% of mass 198	5.33
441	Present, but less than mass 443	3.6
442	40.0 - 99.0% of mass 198	56.3
443	17.0 - 23.0% of mass 442	10.3 (18.3)2

1-Value is % mass 69 2-Value is % mass 442

THIS CHECK APPLIES TO THE FOLLOWING SAMPLES, MS, MSD, BLANKS, AND STANDARDS:

	EPA SAMPLE NO.	LAB SAMPLE ID	LAB FILE ID	DATE ANALYZED	TIME ANALYZED
01	SSTD4.0	SSTD4.0	N11160CC	11/16/10	1127
02	MW-1-111010	L9WT21AA	N1116031	11/16/10	2153
03	MW-2-111010	L9WVG1AA	N1116032	11/16/10	2214
04	MW-4-111010	L9WVH1AA	N1116033	11/16/10	2235
05					
06					
07					
08					
09					
10					
11					
12					
13					
14					
15					
16					
17					
18					
19					
20					
21					
22					

FORM 5
SEMIVOLATILE ORGANIC INSTRUMENT PERFORMANCE CHECK
DECAFLUOROTRIPHENYLPHOSPHINE (DFTPP)

Lab Name: TESTAMERICA PITTSBURGH Contract:

Lab Code: TA Case No.: SAS No.: SDG No.:

Lab File ID: N1117DF1 DFTPP Injection Date: 11/17/10

Instrument ID: 733 DFTPP Injection Time: 1104

m/e	ION ABUNDANCE CRITERIA	% RELATIVE ABUNDANCE
51	30.0 - 60.0% of mass 198	59.0
68	Less than 2.0% of mass 69	0.9 (1.4)1
69	Mass 69 relative abundance	61.5
70	Less than 2.0% of mass 69	0.0 (0.0)1
127	40.0 - 60.0% of mass 198	57.2
197	Less than 1.0% of mass 198	0.0
198	Base Peak, 100% relative abundance	100.0
199	5.0 to 9.0% of mass 198	7.2
275	10.0 - 30.0% of mass 198	27.2
365	Greater than 1.0% of mass 198	5.78
441	Present, but less than mass 443	9.1
442	40.0 - 99.0% of mass 198	57.7
443	17.0 - 23.0% of mass 442	11.3 (19.5)2

1-Value is % mass 69 2-Value is % mass 442

THIS CHECK APPLIES TO THE FOLLOWING SAMPLES, MS, MSD, BLANKS, AND STANDARDS:

	EPA SAMPLE NO.	LAB SAMPLE ID	LAB FILE ID	DATE ANALYZED	TIME ANALYZED
01	SSTD4.0	SSTD4.0	N11170CC	11/17/10	1121
02	MW-2-111010	L9WVG2AA	N1117001	11/17/10	1508
03	MW-4-111010	L9WVH2AA	N1117002	11/17/10	1528
04					
05					
06					
07					
08					
09					
10					
11					
12					
13					
14					
15					
16					
17					
18					
19					
20					
21					
22					

FORM 5
SEMIVOLATILE ORGANIC INSTRUMENT PERFORMANCE CHECK
DECAFLUOROTRIPHENYLPHOSPHINE (DFTPP)

Lab Name: TESTAMERICA PITTSBURGH Contract:

Lab Code: TA Case No.: SAS No.: SDG No.:

Lab File ID: V1116DF1 DFTPP Injection Date: 11/16/10

Instrument ID: 731 DFTPP Injection Time: 1202

m/e	ION ABUNDANCE CRITERIA	% RELATIVE ABUNDANCE
51	30.0 - 60.0% of mass 198	35.8
68	Less than 2.0% of mass 69	0.5 (1.3)1
69	Mass 69 relative abundance	42.8
70	Less than 2.0% of mass 69	0.4 (1.0)1
127	40.0 - 60.0% of mass 198	41.0
197	Less than 1.0% of mass 198	0.0
198	Base Peak, 100% relative abundance	100.0
199	5.0 to 9.0% of mass 198	7.0
275	10.0 - 30.0% of mass 198	23.4
365	Greater than 1.0% of mass 198	2.63
441	Present, but less than mass 443	7.3
442	40.0 - 99.0% of mass 198	49.2
443	17.0 - 23.0% of mass 442	10.5 (21.4)2

1-Value is % mass 69 2-Value is % mass 442

THIS CHECK APPLIES TO THE FOLLOWING SAMPLES, MS, MSD, BLANKS, AND STANDARDS:

	EPA SAMPLE NO.	LAB SAMPLE ID	LAB FILE ID	DATE ANALYZED	TIME ANALYZED
01	SSTD4.0	SSTD4.0	V1116OCC	11/16/10	1244
02	INTRA-LAB BL	L92WN1AA	V1116024	11/16/10	1349
03	INTRA-LAB CH	L92WN1AC	V1116025	11/16/10	1432
04	INTRA-LAB CH	L92WN1AD	V1116026	11/16/10	1453
05	MW-3-111010	L9WVL1AA	V1116030	11/16/10	1938
06	MW-6-111010	L9WVM1AA	V1116031	11/16/10	2000
07	MW-7-111010	L9WVN1AA	V1116032	11/16/10	2022
08	MW-9-111010	L9WVP1AA	V1116033	11/16/10	2044
09	MW-8-111010	L9WVQ1AA	V1116034	11/16/10	2107
10	MW-5-111010	L9WVT1AA	V1116035	11/16/10	2129
11	MW-5-111010D	L9WVT2AA	V1116039	11/16/10	2258
12					
13					
14					
15					
16					
17					
18					
19					
20					
21					
22					

FORM 5
SEMIVOLATILE ORGANIC INSTRUMENT PERFORMANCE CHECK
DECAFLUOROTRIPHENYLPHOSPHINE (DFTPP)

Lab Name: TESTAMERICA PITTSBURGH Contract:

Lab Code: TA Case No.: SAS No.: SDG No.:

Lab File ID: V1117DF1 DFTPP Injection Date: 11/17/10

Instrument ID: 731 DFTPP Injection Time: 0808

m/e	ION ABUNDANCE CRITERIA	% RELATIVE ABUNDANCE
51	30.0 - 60.0% of mass 198	38.3
68	Less than 2.0% of mass 69	0.0 (0.0)1
69	Mass 69 relative abundance	43.6
70	Less than 2.0% of mass 69	0.2 (0.5)1
127	40.0 - 60.0% of mass 198	42.4
197	Less than 1.0% of mass 198	0.3
198	Base Peak, 100% relative abundance	100.0
199	5.0 to 9.0% of mass 198	7.6
275	10.0 - 30.0% of mass 198	23.7
365	Greater than 1.0% of mass 198	2.45
441	Present, but less than mass 443	6.6
442	40.0 - 99.0% of mass 198	47.8
443	17.0 - 23.0% of mass 442	8.2 (17.1)2

1-Value is % mass 69 2-Value is % mass 442

THIS CHECK APPLIES TO THE FOLLOWING SAMPLES, MS, MSD, BLANKS, AND STANDARDS:

	EPA SAMPLE NO.	LAB SAMPLE ID	LAB FILE ID	DATE ANALYZED	TIME ANALYZED
01	SSTD4.0	SSTD4.0	V1117OCC	11/17/10	0825
02	MW-9-111010	L9WVP2AA	V1117009	11/17/10	1307
03	MW-8-111010	L9WVQ2AA	V1117010	11/17/10	1328
04					
05					
06					
07					
08					
09					
10					
11					
12					
13					
14					
15					
16					
17					
18					
19					
20					
21					
22					

FORM 8
SEMIVOLATILE INTERNAL STANDARD AREA AND RT SUMMARY

Lab Name: TESTAMERICA PITTSBURGH Contract:

Lab Code: TA Case No.: SAS No.: SDG No.: C0K110534

Lab File ID (Standard): N11160CC Date Analyzed: 11/16/10

Instrument ID: 733 Time Analyzed: 1127

		IS1 (DCB) AREA #	RT #	IS2 (NPT) AREA #	RT #	IS3 (ANT) AREA #	RT #
	12 HOUR STD	114600	4.46	374627	5.43	207502	6.78
	UPPER LIMIT	229200	4.96	749254	5.93	415004	7.28
	LOWER LIMIT	57300	3.96	187314	4.93	103751	6.28
	CLIENT SAMPLE NO.						
01	MW-1-111010	99727	4.45	334324	5.42	179794	6.76
02	MW-2-111010	85983	4.45	282342	5.42	147356	6.76
03	MW-4-111010	82332	4.45	277248	5.42	155964	6.77
04							
05							
06							
07							
08							
09							
10							
11							
12							
13							
14							
15							
16							
17							
18							
19							
20							
21							
22							

IS1 (DCB) = 1,4-Dichlorobenzene-d4
IS2 (NPT) = Naphthalene-d8
IS3 (ANT) = Acenaphthene-d10

AREA UPPER LIMIT = +100% of internal standard area
AREA LOWER LIMIT = - 50% of internal standard area
RT UPPER LIMIT = + 0.50 minutes of internal standard RT
RT LOWER LIMIT = - 0.50 minutes of internal standard RT

Column used to flag internal standard area values with an asterisk.
* Values outside of QC limits.

FORM 8
SEMIVOLATILE INTERNAL STANDARD AREA AND RT SUMMARY

Lab Name: TESTAMERICA PITTSBURGH Contract:

Lab Code: TA Case No.: SAS No.: SDG No.: C0K110534

Lab File ID (Standard): N11160CC Date Analyzed: 11/16/10

Instrument ID: 733 Time Analyzed: 1127

		IS4(PHN) AREA #	RT #	IS5(CRY) AREA #	RT #	IS6(PRY) AREA #	RT #
	12 HOUR STD	331888	7.92	300472	9.95	253218	11.28
	UPPER LIMIT	663776	8.42	600944	10.45	506436	11.78
	LOWER LIMIT	165944	7.42	150236	9.45	126609	10.78
	CLIENT SAMPLE NO.						
01	MW-1-111010	272622	7.90	272579	9.94	250439	11.25
02	MW-2-111010	256756	7.90	335720	9.94	212949	11.27
03	MW-4-111010	222762	7.91	219423	9.94	191084	11.28
04							
05							
06							
07							
08							
09							
10							
11							
12							
13							
14							
15							
16							
17							
18							
19							
20							
21							
22							

IS4 (PHN) = Phenanthrene-d10
IS5 (CRY) = Chrysene-d12
IS6 (PRY) = Perylene-d12

AREA UPPER LIMIT = +100% of internal standard area
AREA LOWER LIMIT = - 50% of internal standard area
RT UPPER LIMIT = + 0.50 minutes of internal standard RT
RT LOWER LIMIT = - 0.50 minutes of internal standard RT

Column used to flag internal standard area values with an asterisk.
* Values outside of QC limits.

FORM 8
SEMIVOLATILE INTERNAL STANDARD AREA AND RT SUMMARY

Lab Name: TESTAMERICA PITTSBURGH Contract:

Lab Code: TA Case No.: SAS No.: SDG No.: C0K110534

Lab File ID (Standard): N11170CC Date Analyzed: 11/17/10

Instrument ID: 733 Time Analyzed: 1121

		IS1(DCB) AREA #	RT #	IS2(NPT) AREA #	RT #	IS3(ANT) AREA #	RT #
	12 HOUR STD	124505	4.47	425058	5.45	245146	6.80
	UPPER LIMIT	249010	4.97	850116	5.95	490292	7.30
	LOWER LIMIT	62253	3.97	212529	4.95	122573	6.30
	CLIENT SAMPLE NO.						
01	MW-2-111010	113556	4.48	372959	5.45	197613	6.80
02	MW-4-111010	111984	4.48	392892	5.45	215434	6.80
03							
04							
05							
06							
07							
08							
09							
10							
11							
12							
13							
14							
15							
16							
17							
18							
19							
20							
21							
22							

IS1 (DCB) = 1,4-Dichlorobenzene-d4
IS2 (NPT) = Naphthalene-d8
IS3 (ANT) = Acenaphthene-d10

AREA UPPER LIMIT = +100% of internal standard area
AREA LOWER LIMIT = - 50% of internal standard area
RT UPPER LIMIT = + 0.50 minutes of internal standard RT
RT LOWER LIMIT = - 0.50 minutes of internal standard RT

Column used to flag internal standard area values with an asterisk.
* Values outside of QC limits.

FORM 8
SEMIVOLATILE INTERNAL STANDARD AREA AND RT SUMMARY

Lab Name: TESTAMERICA PITTSBURGH Contract:

Lab Code: TA Case No.: SAS No.: SDG No.: C0K110534

Lab File ID (Standard): N11170CC Date Analyzed: 11/17/10

Instrument ID: 733 Time Analyzed: 1121

		IS4(PHN) AREA #	RT #	IS5(CRY) AREA #	RT #	IS6(PRY) AREA #	RT #
	12 HOUR STD	400808	7.94	328088	9.98	252308	11.32
	UPPER LIMIT	801616	8.44	656176	10.48	504616	11.82
	LOWER LIMIT	200404	7.44	164044	9.48	126154	10.82
	CLIENT SAMPLE NO.						
01	MW-2-111010	292785	7.95	209011	9.98	183046	11.33
02	MW-4-111010	303453	7.94	217264	9.98	183504	11.32
03							
04							
05							
06							
07							
08							
09							
10							
11							
12							
13							
14							
15							
16							
17							
18							
19							
20							
21							
22							

IS4 (PHN) = Phenanthrene-d10
IS5 (CRY) = Chrysene-d12
IS6 (PRY) = Perylene-d12

AREA UPPER LIMIT = +100% of internal standard area
AREA LOWER LIMIT = - 50% of internal standard area
RT UPPER LIMIT = + 0.50 minutes of internal standard RT
RT LOWER LIMIT = - 0.50 minutes of internal standard RT

Column used to flag internal standard area values with an asterisk.
* Values outside of QC limits.

FORM 8
SEMIVOLATILE INTERNAL STANDARD AREA AND RT SUMMARY

Lab Name: TESTAMERICA PITTSBURGH Contract:

Lab Code: TA Case No.: SAS No.: SDG No.: C0K110534

Lab File ID (Standard): V11160CC Date Analyzed: 11/16/10

Instrument ID: 731 Time Analyzed: 1244

		IS1(DCB) AREA #	RT #	IS2(NPT) AREA #	RT #	IS3(ANT) AREA #	RT #
	12 HOUR STD	87768	4.51	347821	5.49	254040	6.84
	UPPER LIMIT	175536	5.01	695642	5.99	508080	7.34
	LOWER LIMIT	43884	4.01	173911	4.99	127020	6.34
	CLIENT SAMPLE NO.						
01	INTRA-LAB BL	103757	4.51	386073	5.48	297566	6.83
02	INTRA-LAB CH	91209	4.52	342215	5.49	238426	6.84
03	INTRA-LAB CH	84138	4.51	339073	5.49	225446	6.84
04	MW-3-111010	83197	4.51	290437	5.48	190328	6.83
05	MW-6-111010	88661	4.51	316303	5.48	203629	6.83
06	MW-7-111010	96807	4.51	355389	5.48	226148	6.83
07	MW-9-111010	93326	4.51	334346	5.49	211412	6.83
08	MW-8-111010	98817	4.51	379861	5.49	228105	6.83
09	MW-5-111010	107426	4.51	389329	5.48	245030	6.83
10	MW-5-111010D	97837	4.51	356600	5.48	237586	6.83
11							
12							
13							
14							
15							
16							
17							
18							
19							
20							
21							
22							

IS1 (DCB) = 1,4-Dichlorobenzene-d4
IS2 (NPT) = Naphthalene-d8
IS3 (ANT) = Acenaphthene-d10

AREA UPPER LIMIT = +100% of internal standard area
AREA LOWER LIMIT = - 50% of internal standard area
RT UPPER LIMIT = + 0.50 minutes of internal standard RT
RT LOWER LIMIT = - 0.50 minutes of internal standard RT

Column used to flag internal standard area values with an asterisk.
* Values outside of QC limits.

FORM 8
SEMIVOLATILE INTERNAL STANDARD AREA AND RT SUMMARY

Lab Name: TESTAMERICA PITTSBURGH Contract:

Lab Code: TA Case No.: SAS No.: SDG No.: C0K110534

Lab File ID (Standard): V11160CC Date Analyzed: 11/16/10

Instrument ID: 731 Time Analyzed: 1244

		IS4(PHN) AREA #	RT #	IS5(CRY) AREA #	RT #	IS6(PRY) AREA #	RT #
	12 HOUR STD	514669	7.98	660871	10.02	704210	11.39
	UPPER LIMIT	1029338	8.48	1321742	10.52	1408420	11.89
	LOWER LIMIT	257335	7.48	330436	9.52	352105	10.89
	CLIENT SAMPLE NO.						
01	INTRA-LAB BL	597470	7.98	767284	10.02	781623	11.38
02	INTRA-LAB CH	482019	7.98	653873	10.03	789366	11.39
03	INTRA-LAB CH	454124	7.98	619665	10.02	769876	11.39
04	MW-3-111010	381688	7.98	614798	10.02	818665	11.39
05	MW-6-111010	389098	7.98	601042	10.02	827708	11.40
06	MW-7-111010	411536	7.98	615575	10.02	795825	11.39
07	MW-9-111010	372024	7.98	575037	10.02	804577	11.40
08	MW-8-111010	442447	7.98	607185	10.02	757113	11.39
09	MW-5-111010	428852	7.98	576734	10.02	728075	11.39
10	MW-5-111010D	442393	7.97	609400	10.01	731049	11.38
11							
12							
13							
14							
15							
16							
17							
18							
19							
20							
21							
22							

IS4 (PHN) = Phenanthrene-d10
IS5 (CRY) = Chrysene-d12
IS6 (PRY) = Perylene-d12

AREA UPPER LIMIT = +100% of internal standard area
AREA LOWER LIMIT = - 50% of internal standard area
RT UPPER LIMIT = + 0.50 minutes of internal standard RT
RT LOWER LIMIT = - 0.50 minutes of internal standard RT

Column used to flag internal standard area values with an asterisk.
* Values outside of QC limits.

FORM 8
SEMIVOLATILE INTERNAL STANDARD AREA AND RT SUMMARY

Lab Name: TESTAMERICA PITTSBURGH Contract:

Lab Code: TA Case No.: SAS No.: SDG No.: C0K110534

Lab File ID (Standard): V11170CC Date Analyzed: 11/17/10

Instrument ID: 731 Time Analyzed: 0825

		IS1 (DCB) AREA #	RT #	IS2 (NPT) AREA #	RT #	IS3 (ANT) AREA #	RT #
	12 HOUR STD	106920	4.49	409075	5.46	275971	6.81
	UPPER LIMIT	213840	4.99	818150	5.96	551942	7.31
	LOWER LIMIT	53460	3.99	204538	4.96	137986	6.31
	CLIENT SAMPLE NO.						
01	MW-9-111010	80844	4.49	310188	5.46	215851	6.81
02	MW-8-111010	95549	4.49	376371	5.46	257597	6.82
03							
04							
05							
06							
07							
08							
09							
10							
11							
12							
13							
14							
15							
16							
17							
18							
19							
20							
21							
22							

IS1 (DCB) = 1,4-Dichlorobenzene-d4
IS2 (NPT) = Naphthalene-d8
IS3 (ANT) = Acenaphthene-d10

AREA UPPER LIMIT = +100% of internal standard area
AREA LOWER LIMIT = - 50% of internal standard area
RT UPPER LIMIT = + 0.50 minutes of internal standard RT
RT LOWER LIMIT = - 0.50 minutes of internal standard RT

Column used to flag internal standard area values with an asterisk.
* Values outside of QC limits.

FORM 8
SEMIVOLATILE INTERNAL STANDARD AREA AND RT SUMMARY

Lab Name: TESTAMERICA PITTSBURGH Contract:

Lab Code: TA Case No.: SAS No.: SDG No.: C0K110534

Lab File ID (Standard): V11170CC Date Analyzed: 11/17/10

Instrument ID: 731 Time Analyzed: 0825

		IS4(PHN) AREA #	RT #	IS5(CRY) AREA #	RT #	IS6(PRY) AREA #	RT #
	12 HOUR STD	577274	7.95	819787	9.98	939478	11.33
	UPPER LIMIT	1154548	8.45	1639574	10.48	1878956	11.83
	LOWER LIMIT	288637	7.45	409894	9.48	469739	10.83
	CLIENT SAMPLE NO.						
01	MW-9-111010	434098	7.95	638715	9.98	759277	11.33
02	MW-8-111010	518901	7.95	704931	9.99	824854	11.34
03							
04							
05							
06							
07							
08							
09							
10							
11							
12							
13							
14							
15							
16							
17							
18							
19							
20							
21							
22							

IS4 (PHN) = Phenanthrene-d10
IS5 (CRY) = Chrysene-d12
IS6 (PRY) = Perylene-d12

AREA UPPER LIMIT = +100% of internal standard area
AREA LOWER LIMIT = - 50% of internal standard area
RT UPPER LIMIT = + 0.50 minutes of internal standard RT
RT LOWER LIMIT = - 0.50 minutes of internal standard RT

Column used to flag internal standard area values with an asterisk.
* Values outside of QC limits.

GC/MS SEMIVOLATILE
SAMPLE DATA

MACTEC Engineering and Consulting Inc

Client Sample ID: MW-1-111010

GC/MS Semivolatiles

Lot-Sample #...:	C0K110534-001	**Work Order #...:**	L9WT21AA	**Matrix.....:**	WATER
Date Sampled...:	11/10/10 08:30	**Date Received..:**	11/11/10 08:20	**MS Run #.....:**	
Prep Date.....:	11/15/10	**Analysis Date..:**	11/16/10		
Prep Batch #...:	0319136	**Analysis Time..:**	21:53		
Dilution Factor:	0.94	**Initial Wgt/Vol:**	1060 mL	**Final Wgt/Vol..:**	1 mL
Analyst ID.....:	003200	**Instrument ID..:**	733		
		Method.....:	SW846 8270C		

PARAMETER	RESULT	REPORTING LIMIT	UNITS	MDL
Acenaphthene	ND	0.19	ug/L	0.014
Acenaphthylene	ND	0.19	ug/L	0.014
Acetophenone	ND	0.94	ug/L	0.075
Anthracene	**0.021 J**	**0.19**	**ug/L**	**0.014**
Atrazine	ND	0.94	ug/L	0.084
Benzo(a)anthracene	ND	0.19	ug/L	0.014
Benzo(a)pyrene	ND	0.19	ug/L	0.013
Benzo(b)fluoranthene	ND	0.19	ug/L	0.015
Benzo(ghi)perylene	ND	0.19	ug/L	0.014
Benzo(k)fluoranthene	ND	0.19	ug/L	0.051
Benzaldehyde	ND	0.94	ug/L	0.14
1,1'-Biphenyl	ND	0.94	ug/L	0.039
bis(2-Chloroethoxy) methane	ND	0.94	ug/L	0.055
bis(2-Chloroethyl)-ether	ND	0.19	ug/L	0.024
bis(2-Ethylhexyl) phthalate	ND	0.94	ug/L	0.75
4-Bromophenyl phenyl ether	ND	0.94	ug/L	0.060
Butyl benzyl phthalate	ND	0.94	ug/L	0.13
Caprolactam	ND	4.7	ug/L	1.1
Carbazole	ND	0.19	ug/L	0.015
4-Chloroaniline	ND	0.94	ug/L	0.083
4-Chloro-3-methylphenol	ND	0.94	ug/L	0.071
2-Chloronaphthalene	ND	0.19	ug/L	0.014
2-Chlorophenol	ND	0.94	ug/L	0.16
4-Chlorophenyl phenyl ether	ND	0.94	ug/L	0.047
Chrysene	ND	0.19	ug/L	0.013
Dibenz(a,h)anthracene	ND	0.19	ug/L	0.015
Dibenzofuran	ND	0.94	ug/L	0.058
3,3'-Dichlorobenzidine	ND	0.94	ug/L	0.11
2,4-Dichlorophenol	ND	0.19	ug/L	0.031
Diethyl phthalate	ND	0.94	ug/L	0.14
2,4-Dimethylphenol	ND	0.94	ug/L	0.080
Dimethyl phthalate	ND	0.94	ug/L	0.072

(Continued on next page)

MACTEC Engineering and Consulting Inc

Client Sample ID: MW-1-111010

GC/MS Semivolatiles

Lot-Sample #...: C0K110534-001 **Work Order #...:** L9WT21AA **Matrix.....:** WATER

PARAMETER	RESULT	REPORTING LIMIT	UNITS	MDL
Di-n-butyl phthalate	ND	0.94	ug/L	0.12
4,6-Dinitro-2-methylphenol	ND	4.7	ug/L	0.21
2,4-Dinitrophenol	ND	4.7	ug/L	0.58
2,4-Dinitrotoluene	ND	0.94	ug/L	0.050
2,6-Dinitrotoluene	ND	0.94	ug/L	0.075
Di-n-octyl phthalate	ND	0.94	ug/L	0.19
Fluoranthene	ND	0.19	ug/L	0.015
Fluorene	ND	0.19	ug/L	0.020
Hexachlorobenzene	ND	0.19	ug/L	0.017
Hexachlorobutadiene	ND	0.19	ug/L	0.016
Hexachlorocyclopentadiene	ND	0.94	ug/L	0.049
Hexachloroethane	ND	0.94	ug/L	0.059
Indeno(1,2,3-cd)pyrene	ND	0.19	ug/L	0.019
Isophorone	ND	0.94	ug/L	0.061
2-Methylnaphthalene	**0.027 J**	**0.19**	**ug/L**	**0.011**
2-Methylphenol	ND	0.94	ug/L	0.081
4-Methylphenol	ND	0.94	ug/L	0.085
Naphthalene	**0.17 J**	**0.19**	**ug/L**	**0.013**
2-Nitroaniline	ND	4.7	ug/L	0.33
3-Nitroaniline	ND	4.7	ug/L	0.30
4-Nitroaniline	ND	4.7	ug/L	0.16
Nitrobenzene	ND	0.19	ug/L	0.079
2-Nitrophenol	ND	0.94	ug/L	0.16
4-Nitrophenol	ND	4.7	ug/L	0.57
N-Nitrosodi-n-propylamine	ND	0.19	ug/L	0.029
N-Nitrosodiphenylamine	ND	0.19	ug/L	0.080
2,2'-oxybis (1-Chloropropane)	ND	0.19	ug/L	0.019
Pentachlorophenol	ND	0.94	ug/L	0.062
Phenanthrene	**0.058 J**	**0.19**	**ug/L**	**0.040**
Phenol	ND	0.19	ug/L	0.055
Pyrene	ND	0.19	ug/L	0.015
2,4,5-Trichlorophenol	ND	0.94	ug/L	0.14
2,4,6-Trichlorophenol	ND	0.94	ug/L	0.16

(Continued on next page)

MACTEC Engineering and Consulting Inc

Client Sample ID: MW-1-111010

GC/MS Semivolatiles

Lot-Sample #...: C0K110534-001 **Work Order #...:** L9WT21AA **Matrix.....:** WATER

SURROGATE	PERCENT RECOVERY	RECOVERY LIMITS
Nitrobenzene-d5	79	(23 - 112)
Terphenyl-d14	65	(10 - 132)
2-Fluorobiphenyl	82	(19 - 107)
2-Fluorophenol	77	(10 - 111)
Phenol-d5	75	(15 - 112)
2,4,6-Tribromophenol	105	(16 - 122)

NOTE(S):

J Estimated result. Result is less than RL.

Data File: \\PITSVR06\D\chem\733.i\N111610.b\N1116031.D

Page 6

Date : 16-NOV-2010 21:53

Client ID: MW-1-111010

Instrument: 733.i

Sample Info: C0K110534-001 11/15/10 h2o(0319136)8270c

Volume Injected (uL): 2.0

Operator: 3200

Column phase: DB5-MS

Column diameter: 0.32

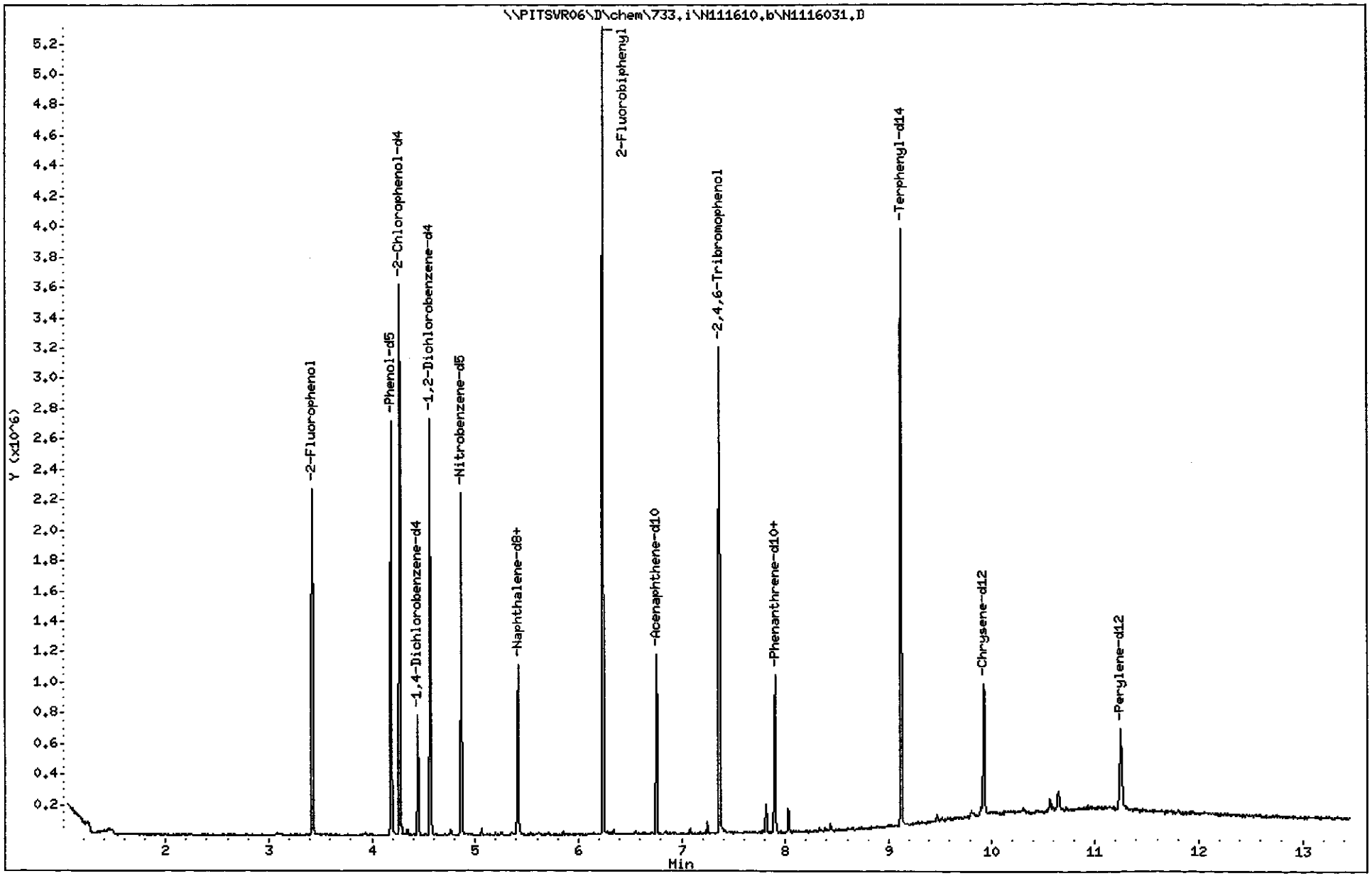

(1001 - 1770)

1025

C0K110534

TestAmerica Pittsburgh

Semivolatile REPORT SW-846 Method 8270

Data file : \\PITSVR06\D\chem\733.i\N111610.b\N1116031.D
Lab Smp Id: L9WT21AA Client Smp ID: MW-1-111010
Inj Date : 16-NOV-2010 21:53
Operator : 3200 Inst ID: 733.i
Smp Info : C0K110534-001 11/15/10 h2o(0319136)8270c
Misc Info : L9WT21AA,N111610.b,8270ll.m,padep.sub
Comment :
Method : \\PITSVR06\D\chem\733.i\N111610.b\8270ll.m
Meth Date : 17-Nov-2010 04:27 piccolinov Quant Type: ISTD
Cal Date : 10-NOV-2010 09:14 Cal File: N1110IC8.D
Als bottle: 34
Dil Factor: 1.00000
Integrator: HP RTE Compound Sublist: padep.sub
Target Version: 4.14
Processing Host: PITPC-502

Concentration Formula: Amt * DF * Uf * Vt/(Vo * Vi) * CpndVariable

Name	Value	Description
DF	1.000	Dilution Factor
Uf	1.000	ng unit correction factor
Vt	1000.000	Volume of final extract (uL)
Vo	1060.000	Volume of sample extracted (mL)
Vi	2.000	Volume injected (uL)
Cpnd Variable		Local Compound Variable

	Compounds	QUANT SIG MASS	RT	EXP RT	REL RT	RESPONSE	CONCENTRATIONS ON-COLUMN (NG)	CONCENTRATIONS FINAL (ug/L)
* 1	1,4-Dichlorobenzene-d4	152	4.449	4.456	(1.000)	99727	8.00000	
* 2	Naphthalene-d8	136	5.416	5.429	(1.000)	334324	8.00000	
* 3	Acenaphthene-d10	164	6.756	6.775	(1.000)	179794	8.00000	
* 4	Phenanthrene-d10	188	7.900	7.918	(1.000)	272622	8.00000	
* 5	Chrysene-d12	240	9.935	9.953	(1.000)	272579	8.00000	
* 6	Perylene-d12	264	11.254	11.284	(1.000)	250439	8.00000	
198	1,4-Dioxane	88	Compound Not Detected.					
10	N-Nitrosodimethylamine	74	Compound Not Detected.					
9	Pyridine	79	Compound Not Detected.					
16	Methyl methanesulfonate	80	Compound Not Detected.					
206	Benzaldehyde	77	Compound Not Detected.					
21	Aniline	93	Compound Not Detected.					
22	Phenol	94	Compound Not Detected.					
23	bis(2-Chloroethyl)ether	93	Compound Not Detected.					
24	2-Chlorophenol	128	Compound Not Detected.					
26	1,3-Dichlorobenzene	146	Compound Not Detected.					
27	1,4-Dichlorobenzene	146	Compound Not Detected.					
28	1,2-Dichlorobenzene	146	Compound Not Detected.					
29	Benzyl Alcohol	108	Compound Not Detected.					
30	2-Methylphenol	108	Compound Not Detected.					

	Compounds	QUANT SIG MASS	RT	EXP RT	REL RT	RESPONSE	CONCENTRATIONS ON-COLUMN (NG)	FINAL (ug/L)
31	2,2'-oxybis(1-Chloropropane)	45	Compound Not Detected.					
37	Acetophenone	105	Compound Not Detected.					
32	N-Nitroso-di-n-propylamine	70	Compound Not Detected.					
192	4-Methylphenol	108	Compound Not Detected.					
34	Hexachloroethane	117	Compound Not Detected.					
35	Nitrobenzene	77	Compound Not Detected.					
41	Isophorone	82	Compound Not Detected.					
42	2-Nitrophenol	139	Compound Not Detected.					
43	2,4-Dimethylphenol	107	Compound Not Detected.					
44	bis(2-Chloroethoxy)methane	93	Compound Not Detected.					
48	2,4-Dichlorophenol	162	Compound Not Detected.					
49	Benzoic Acid	122	5.196	5.231	(0.960)	1072	0.14658	0.069142
50	1,2,4-Trichlorobenzene	180	Compound Not Detected.					
51	Naphthalene	128	5.432	5.445	(1.003)	15697	0.35722	0.16850
52	4-Chloroaniline	127	Compound Not Detected.					
54	2,6-Dichlorophenol	162	Compound Not Detected.					
56	Hexachlorobutadiene	224	Compound Not Detected.					
208	Caprolactam	113	Compound Not Detected.					
59	4-Chloro-3-Methylphenol	107	Compound Not Detected.					
62	2-Methylnaphthalene	142	5.960	5.973	(1.101)	1641	0.05703	0.026901
63	1-Methylnaphthalene	142	6.035	6.048	(1.114)	972	0.03532	0.016658
64	Hexachlorocyclopentadiene	236	Compound Not Detected.					
66	2,4,6-Trichlorophenol	196	Compound Not Detected.					
67	2,4,5-Trichlorophenol	196	Compound Not Detected.					
209	1,1'-Biphenyl	154	Compound Not Detected.					
70	2-Chloronaphthalene	162	Compound Not Detected.					
73	2-Nitroaniline	65	Compound Not Detected.					
76	Dimethylphthalate	163	Compound Not Detected.					
78	2,6-Dinitrotoluene	165	Compound Not Detected.					
79	Acenaphthylene	152	Compound Not Detected.					
81	3-Nitroaniline	138	Compound Not Detected.					
82	Acenaphthene	153	Compound Not Detected.					
83	2,4-Dinitrophenol	184	Compound Not Detected.					
85	4-Nitrophenol	109	Compound Not Detected.					
86	Dibenzofuran	168	6.911	6.930	(1.023)	2011	0.05264	0.024830
87	2,4-Dinitrotoluene	165	Compound Not Detected.					
91	2,3,5,6-Tetrachlorophenol	231	Compound Not Detected.					
88	2,3,4,6-Tetrachlorophenol	231	Compound Not Detected.					
92	2-Naphthylamine	143	Compound Not Detected.					
93	Diethylphthalate	149	7.082	7.101	(1.048)	5904	0.19658	0.092728
94	Fluorene	166	Compound Not Detected.					
95	4-Chlorophenyl-phenylether	204	Compound Not Detected.					
96	4-Nitroaniline	138	Compound Not Detected.					
98	4,6-Dinitro-2-methylphenol	198	Compound Not Detected.					
99	N-Nitrosodiphenylamine (1)	169	Compound Not Detected.					
100	1,2-Diphenylhydrazine	77	Compound Not Detected.					
106	4-Bromophenyl-phenylether	248	Compound Not Detected.					
107	Hexachlorobenzene	283	Compound Not Detected.					
210	Atrazine	200	Compound Not Detected.					
111	Pentachlorophenol	265	Compound Not Detected.					
115	Phenanthrene	178	7.916	7.934	(1.002)	5019	0.12249	0.057780
116	Anthracene	178	7.958	7.971	(1.007)	1777	0.04476	0.021115
119	Carbazole	167	Compound Not Detected.					
120	Di-n-Butylphthalate	149	Compound Not Detected.					

Compounds	QUANT SIG MASS	RT	EXP RT	REL RT	RESPONSE	CONCENTRATIONS ON-COLUMN (NG)	CONCENTRATIONS FINAL (ug/L)
123 Fluoranthene	202	Compound Not Detected.					
124 Benzidine	184	Compound Not Detected.					
125 Pyrene	202	Compound Not Detected.					
131 Butylbenzylphthalate	149	9.481	9.499	(0.954)	5077	0.25282	0.11925
135 3,3'-Dichlorobenzidine	252	Compound Not Detected.					
136 Benzo(a)Anthracene	228	Compound Not Detected.					
137 Chrysene	228	Compound Not Detected.					
139 bis(2-ethylhexyl)Phthalate	149	Compound Not Detected.					
140 Di-n-octylphthalate	149	Compound Not Detected.					
141 Benzo(b)fluoranthene	252	Compound Not Detected.					
142 Benzo(k)fluoranthene	252	Compound Not Detected.					
143 7,12-dimethylbenz[a]anthracen	256	Compound Not Detected.					
146 Benzo(a)pyrene	252	Compound Not Detected.					
149 Indeno(1,2,3-cd)pyrene	276	Compound Not Detected.					
150 Dibenz(a,h)anthracene	278	Compound Not Detected.					
151 Benzo(g,h,i)perylene	276	Compound Not Detected.					
$ 154 Nitrobenzene-d5	82	4.865	4.878	(0.898)	492787	31.5122	14.864
$ 155 2-Fluorobiphenyl	172	6.238	6.257	(0.923)	1068943	32.6216	15.388
$ 156 Terphenyl-d14	244	9.118	9.136	(0.918)	835595	25.9573	12.244
$ 157 Phenol-d5	99	4.192	4.195	(0.942)	724411	44.9578	21.206
$ 158 2-Fluorophenol	112	3.428	3.431	(0.771)	643772	46.3488	21.863
$ 159 2,4,6-Tribromophenol	330	7.365	7.384	(0.932)	228121	63.0316	29.732
$ 186 2-Chlorophenol-d4	132	4.272	4.280	(0.960)	786853	47.6923	22.496
$ 187 1,2-Dichlorobenzene-d4	152	4.566	4.574	(1.026)	355571	27.8990	13.160

Data File: \\PITSVR06\D\chem\733.i\N111610.b\N1116031.D

Date : 16-NOV-2010 21:53

Client ID: MW-1-111010

Instrument: 733.i

Sample Info: C0K110534-001 11/15/10 h2o(0319136)8270c

Volume Injected (uL): 2.0

Operator: 3200

Column phase: DB5-MS

Column diameter: 0.32

49 Benzoic Acid

Concentration: 0.069142 ug/L

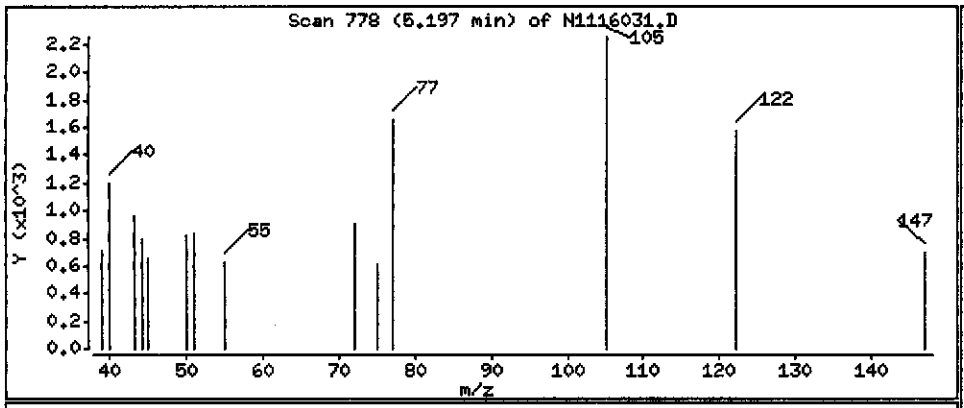

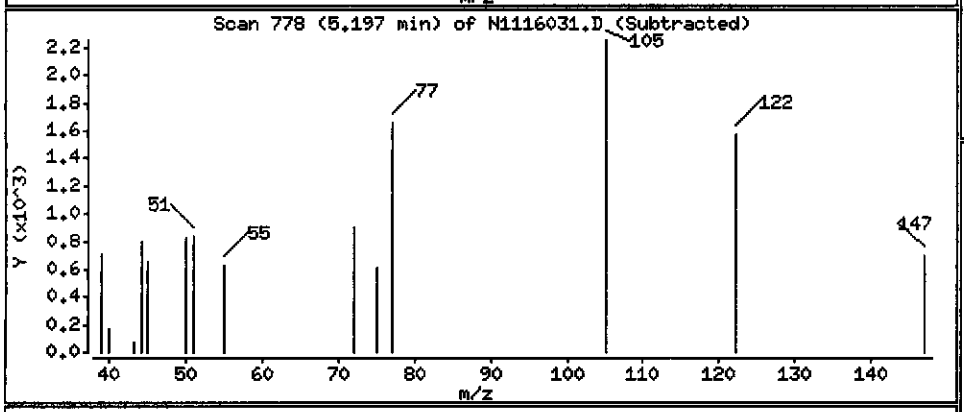

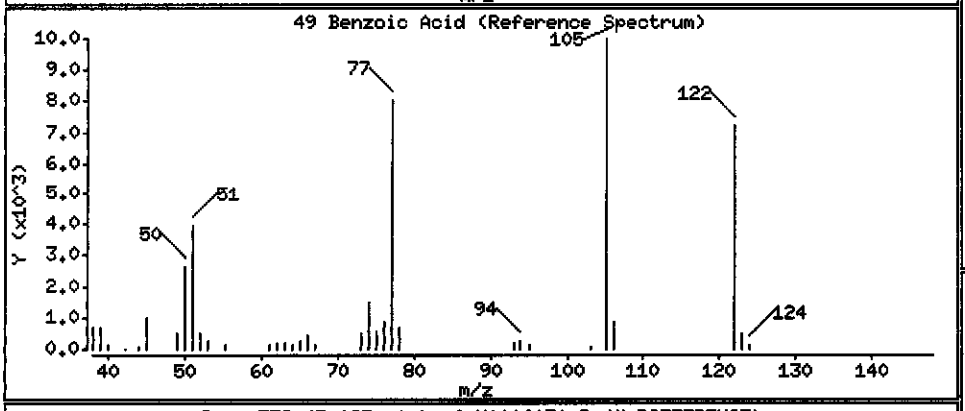

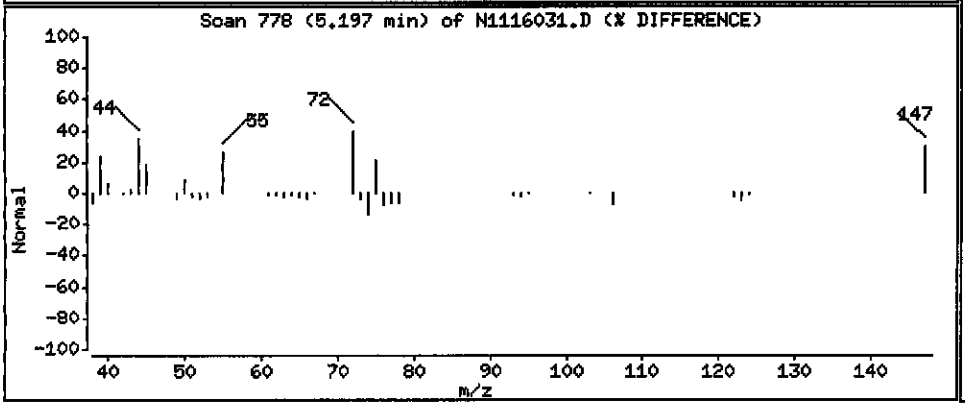

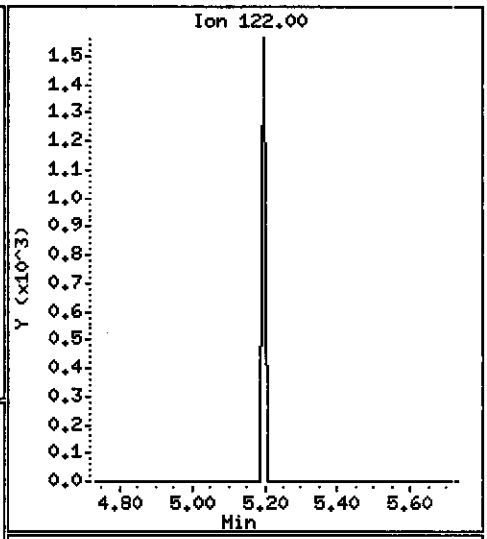

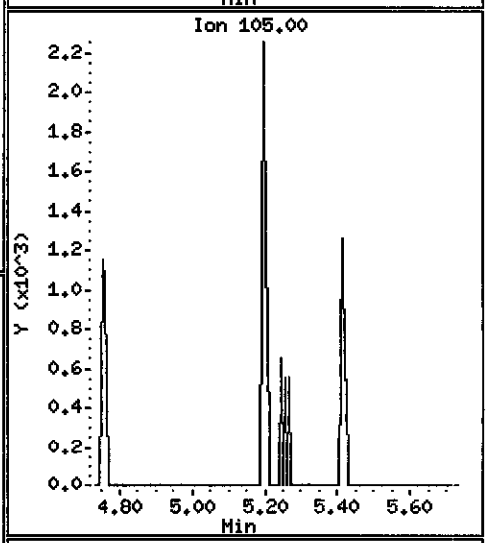

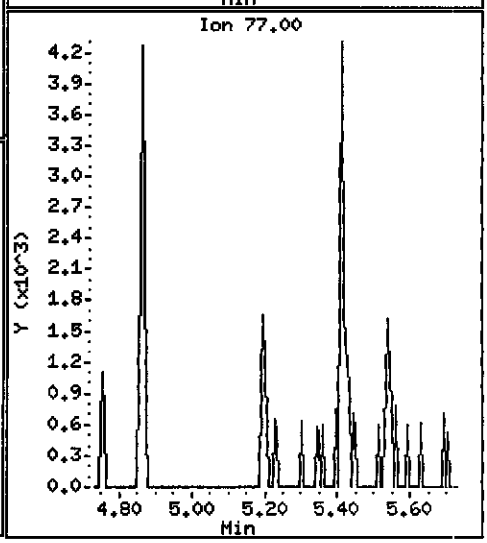

Data File: \\PITSVR06\D\chem\733.i\N111610.b\N1116031.D

Date : 16-NOV-2010 21:53

Client ID: MW-1-111010

Instrument: 733.i

Sample Info: C0K110534-001 11/15/10 h2o(0319136)8270c

Volume Injected (uL): 2.0

Operator: 3200

Column phase: DB5-MS

Column diameter: 0.32

51 Naphthalene

Concentration: 0.16850 ug/L

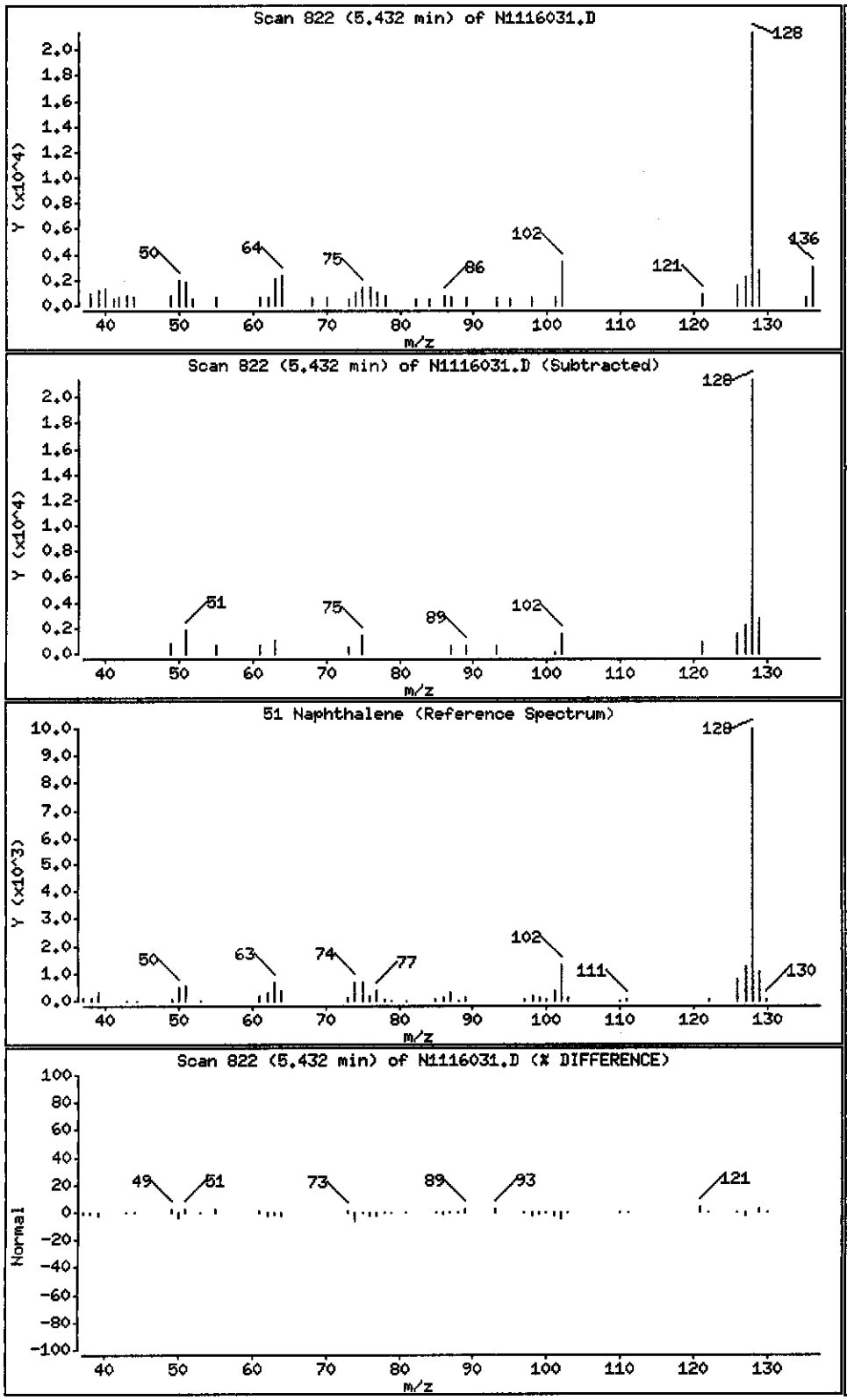

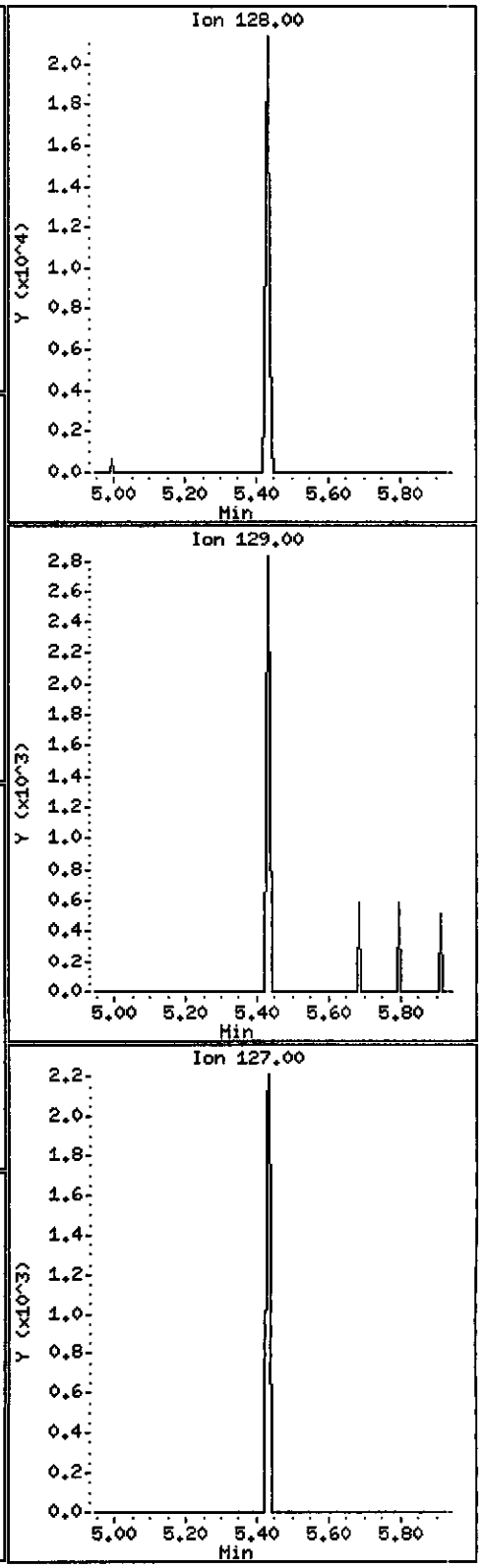

Data File: \\PITSVR06\D\chem\733.i\N111610.b\N1116031.D

Date : 16-NOV-2010 21:53

Client ID: MW-1-111010

Instrument: 733.i

Sample Info: C0K110534-001 11/15/10 h2o(0319136)8270c

Volume Injected (uL): 2.0

Operator: 3200

Column phase: DB5-MS

Column diameter: 0.32

62 2-Methylnaphthalene

Concentration: 0.026901 ug/L

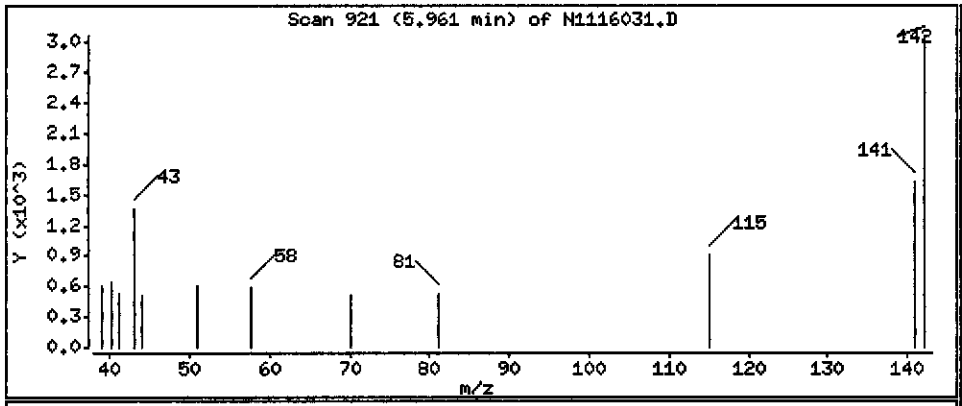

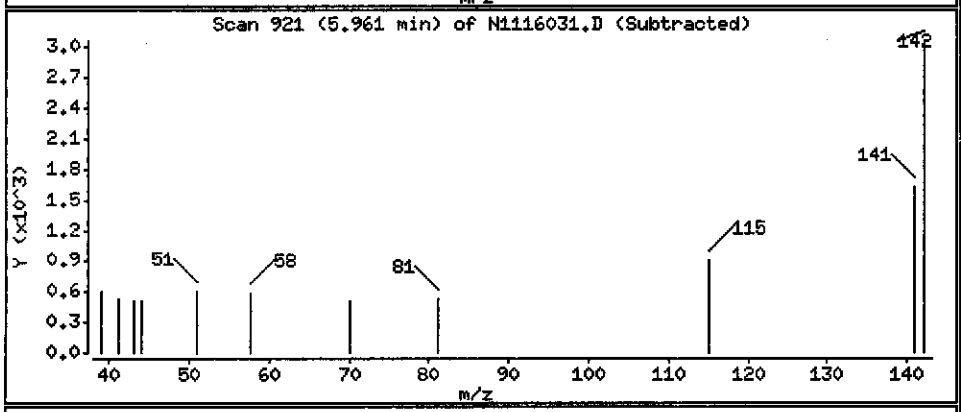

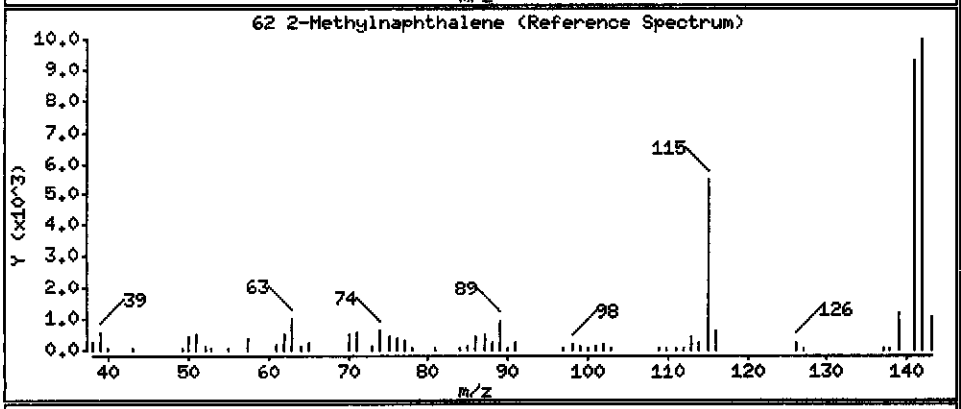

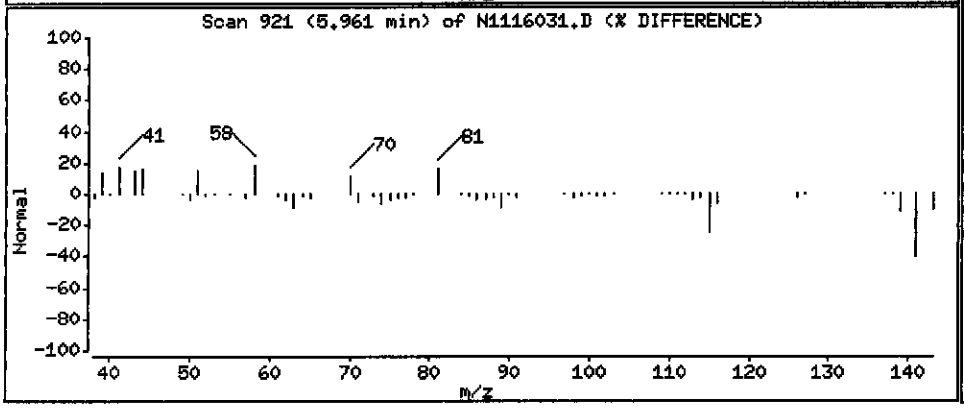

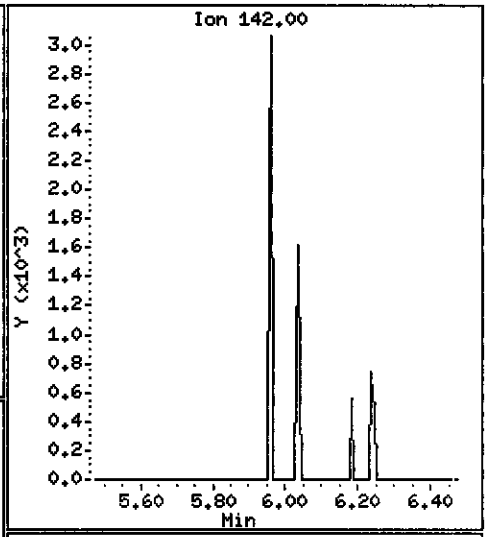

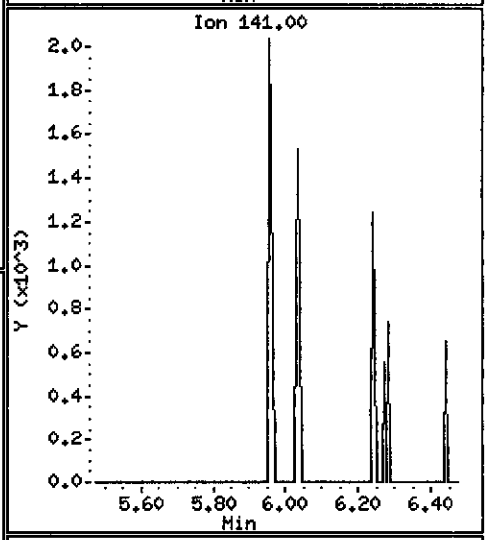

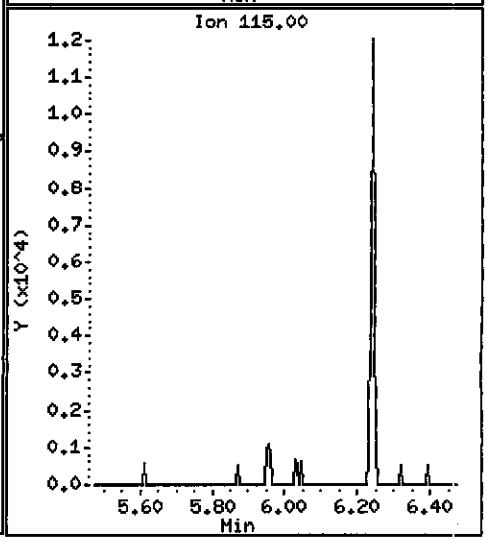

Data File: \\PITSVR06\D\chem\733.i\N111610.b\N1116031.D

Date : 16-NOV-2010 21:53

Client ID: MW-1-111010

Instrument: 733.i

Sample Info: C0K110534-001 11/15/10 h2o(0319136)8270c

Volume Injected (uL): 2.0

Operator: 3200

Column phase: DB5-MS

Column diameter: 0.32

63 1-Methylnaphthalene

Concentration: 0.016658 ug/L

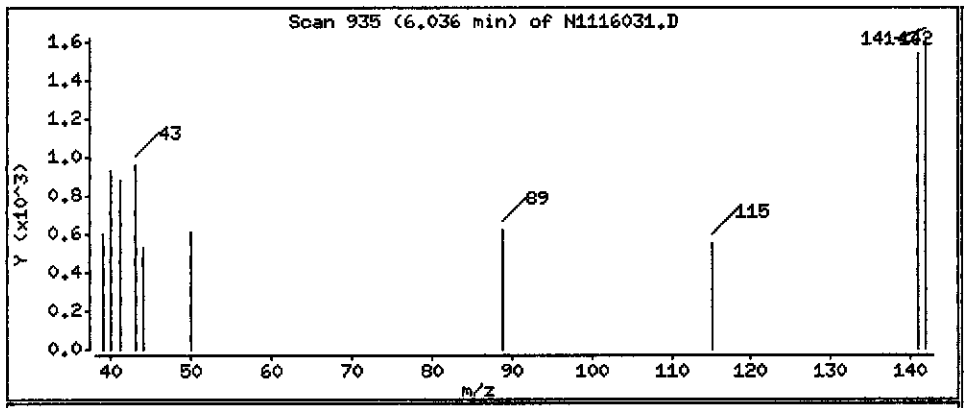

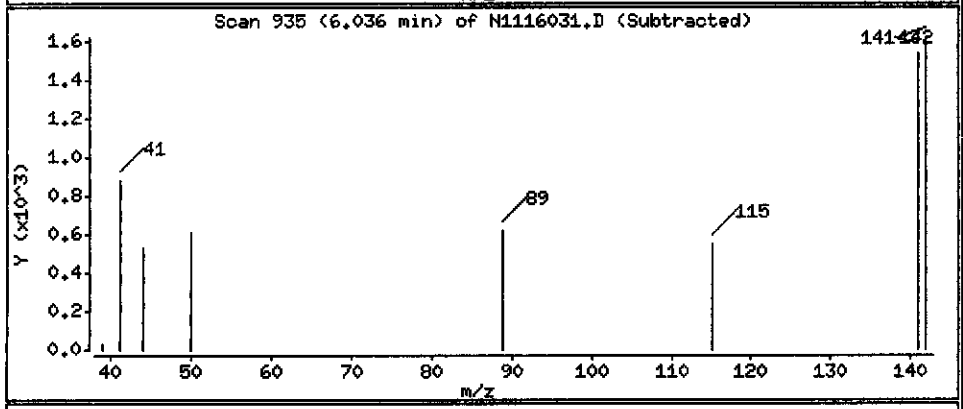

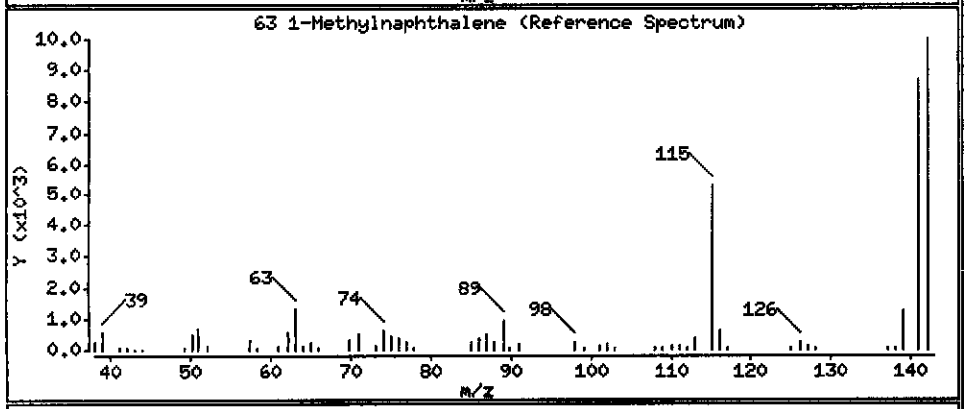

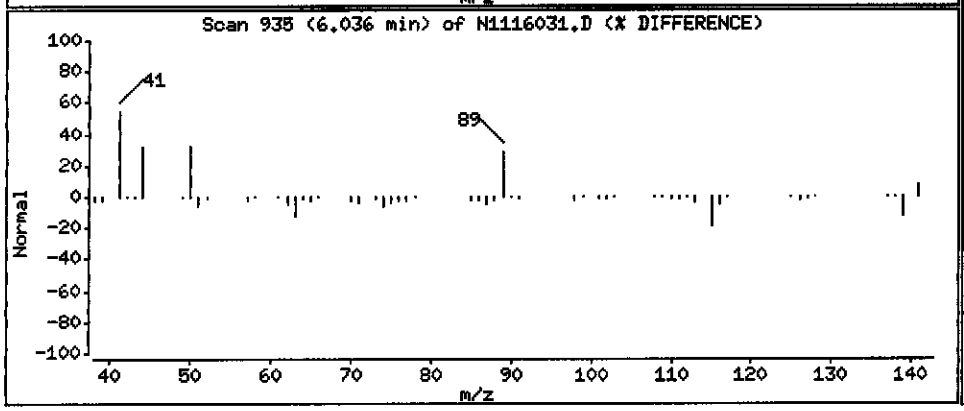

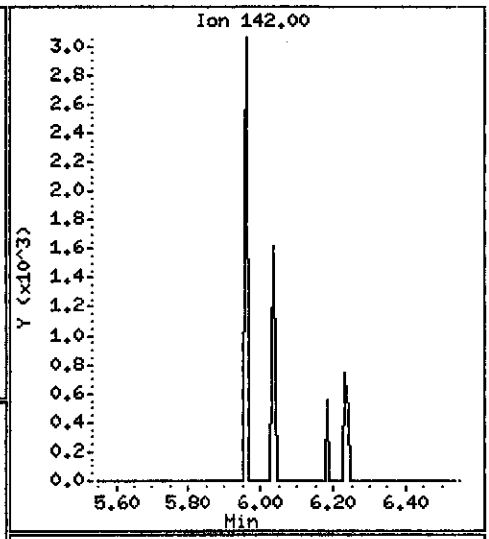

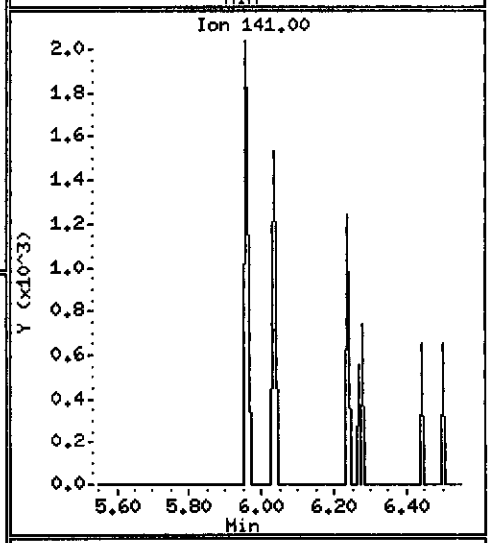

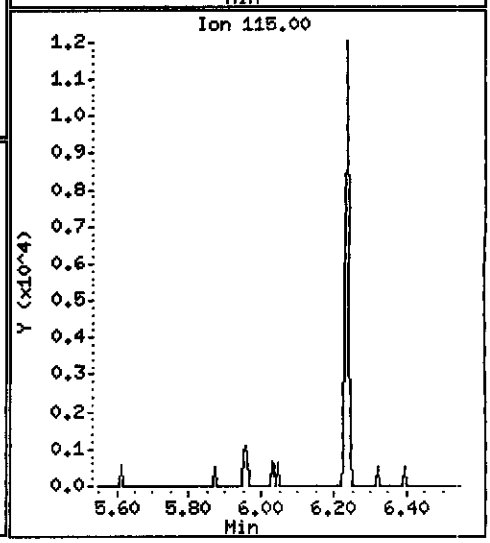

Data File: \\PITSVR06\D\chem\733.i\N111610.b\N1116031.D

Date : 16-NOV-2010 21:53

Client ID: MW-1-111010

Instrument: 733.i

Sample Info: C0K110534-001 11/15/10 h2o(0319136)8270c

Volume Injected (uL): 2.0

Operator: 3200

Column phase: DB5-MS

Column diameter: 0.32

86 Dibenzofuran

Concentration: 0.024830 ug/L

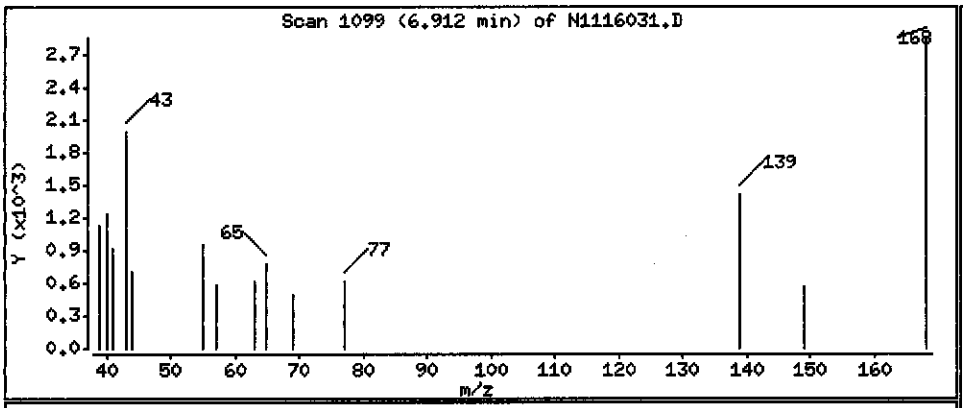

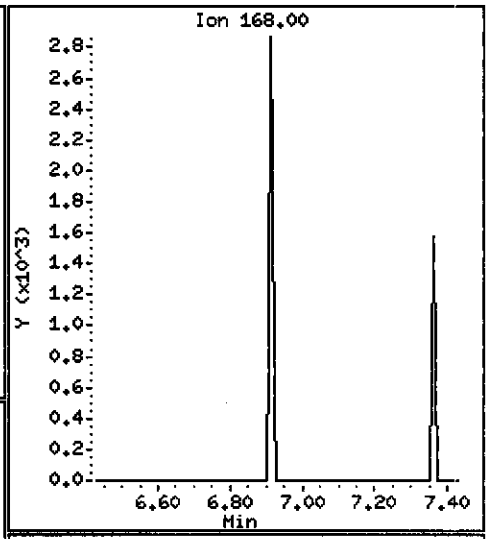

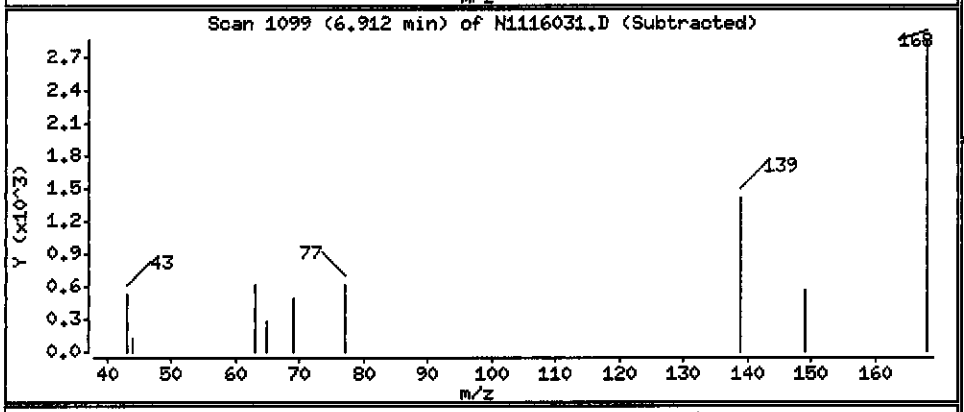

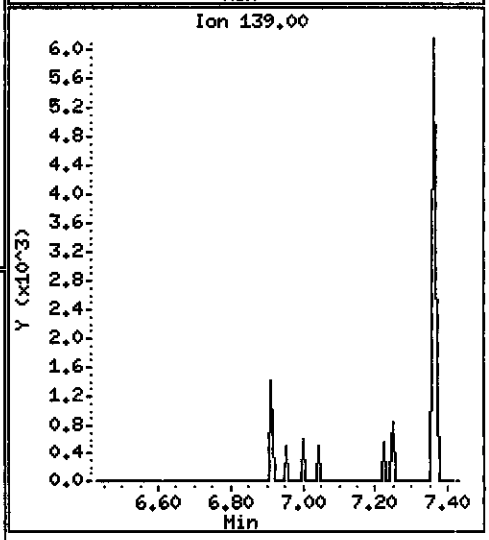

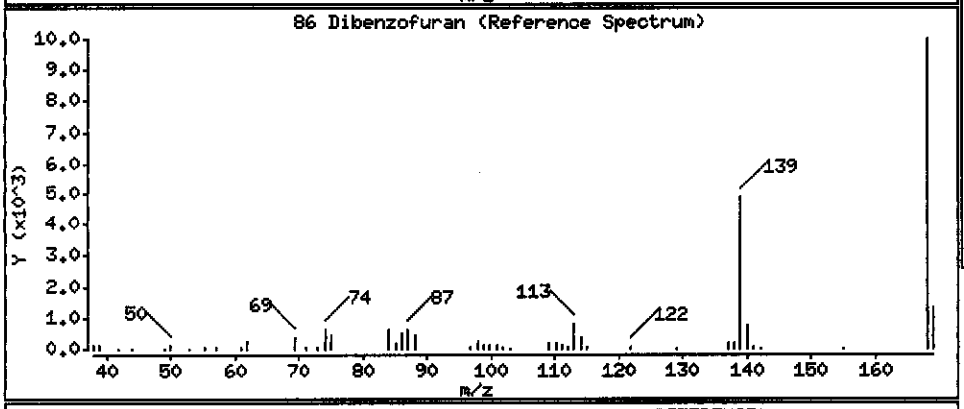

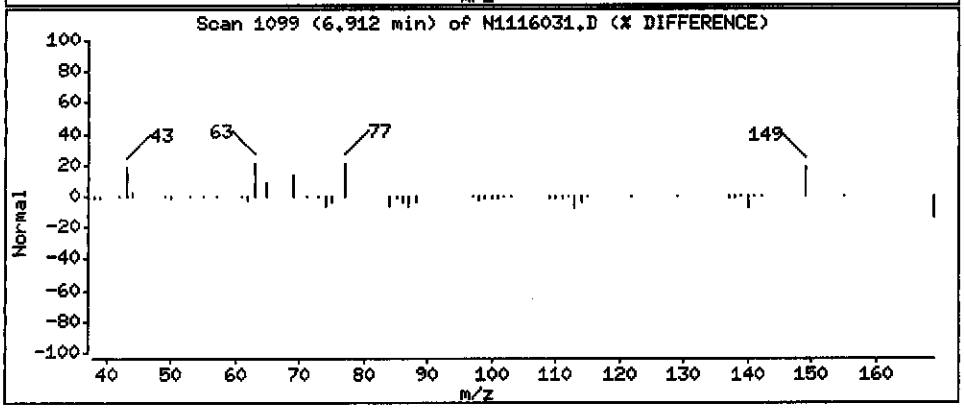

Data File: \\PITSVR06\D\chem\733.i\N111610.b\N1116031.D

Date : 16-NOV-2010 21:53

Client ID: MW-1-111010

Instrument: 733.i

Sample Info: C0K110534-001 11/15/10 h2o(0319136)8270c

Volume Injected (uL): 2.0

Operator: 3200

Column phase: DB5-MS

Column diameter: 0.32

93 Diethylphthalate

Concentration: 0.092728 ug/L

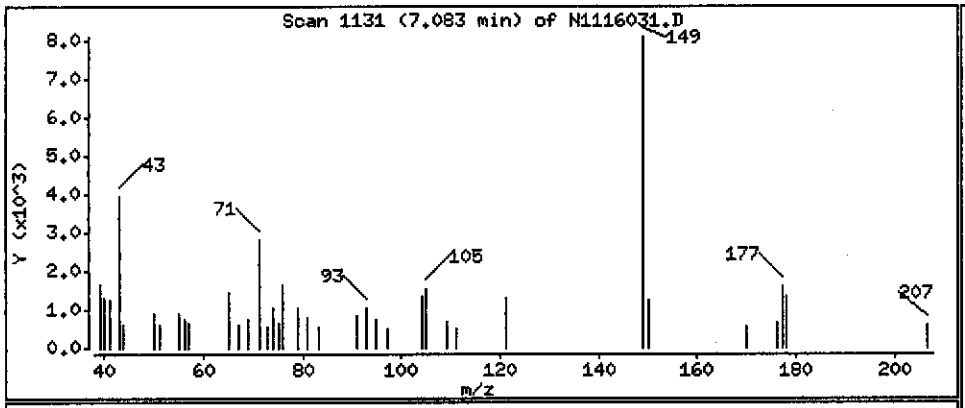

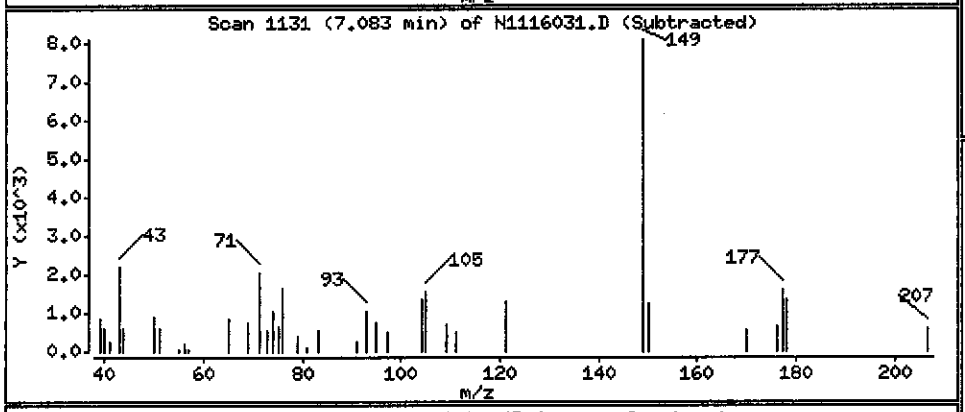

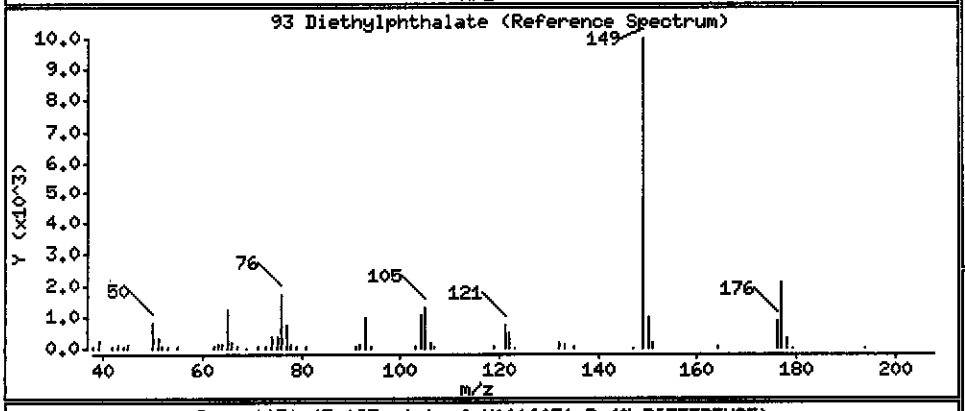

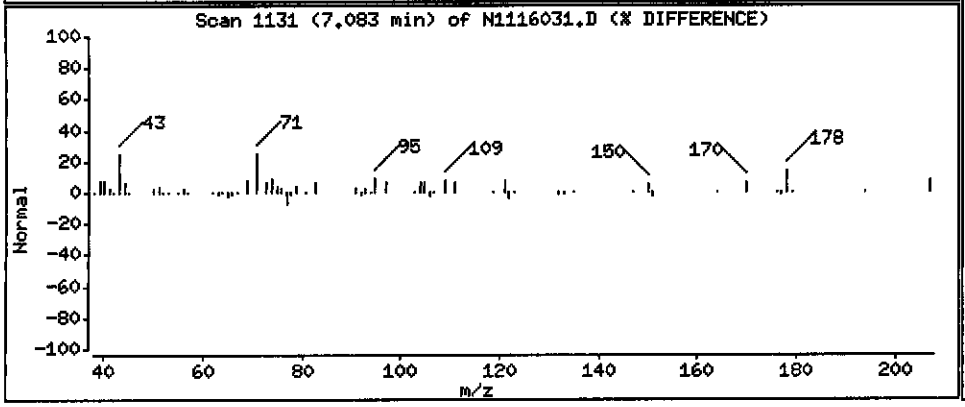

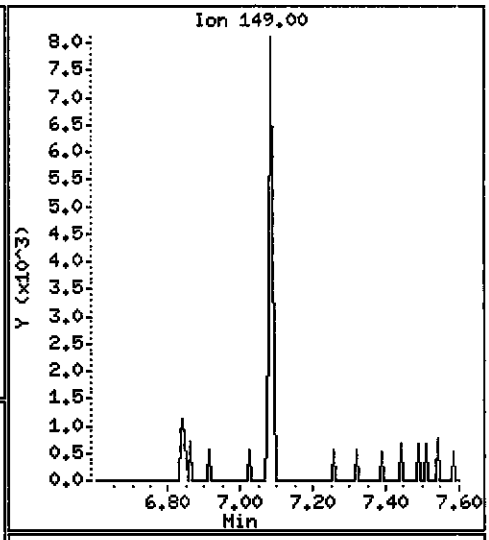

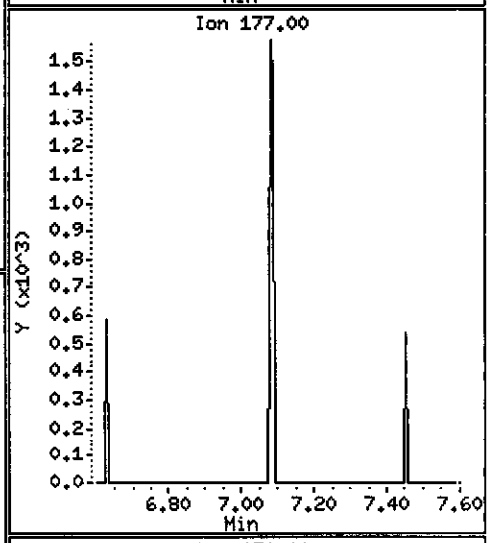

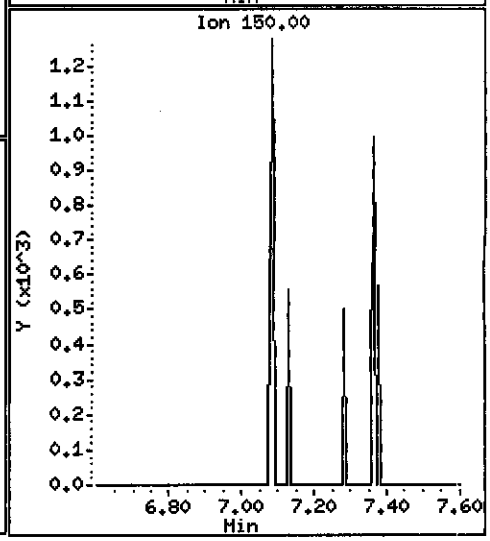

Data File: \\PITSVR06\D\chem\733.i\N111610.b\N1116031.D

Date : 16-NOV-2010 21:53

Client ID: MW-1-111010

Instrument: 733.i

Sample Info: C0K110534-001 11/15/10 h2o(0319136)8270c

Volume Injected (uL): 2.0

Operator: 3200

Column phase: DB5-MS

Column diameter: 0.32

115 Phenanthrene

Concentration: 0.057780 ug/L

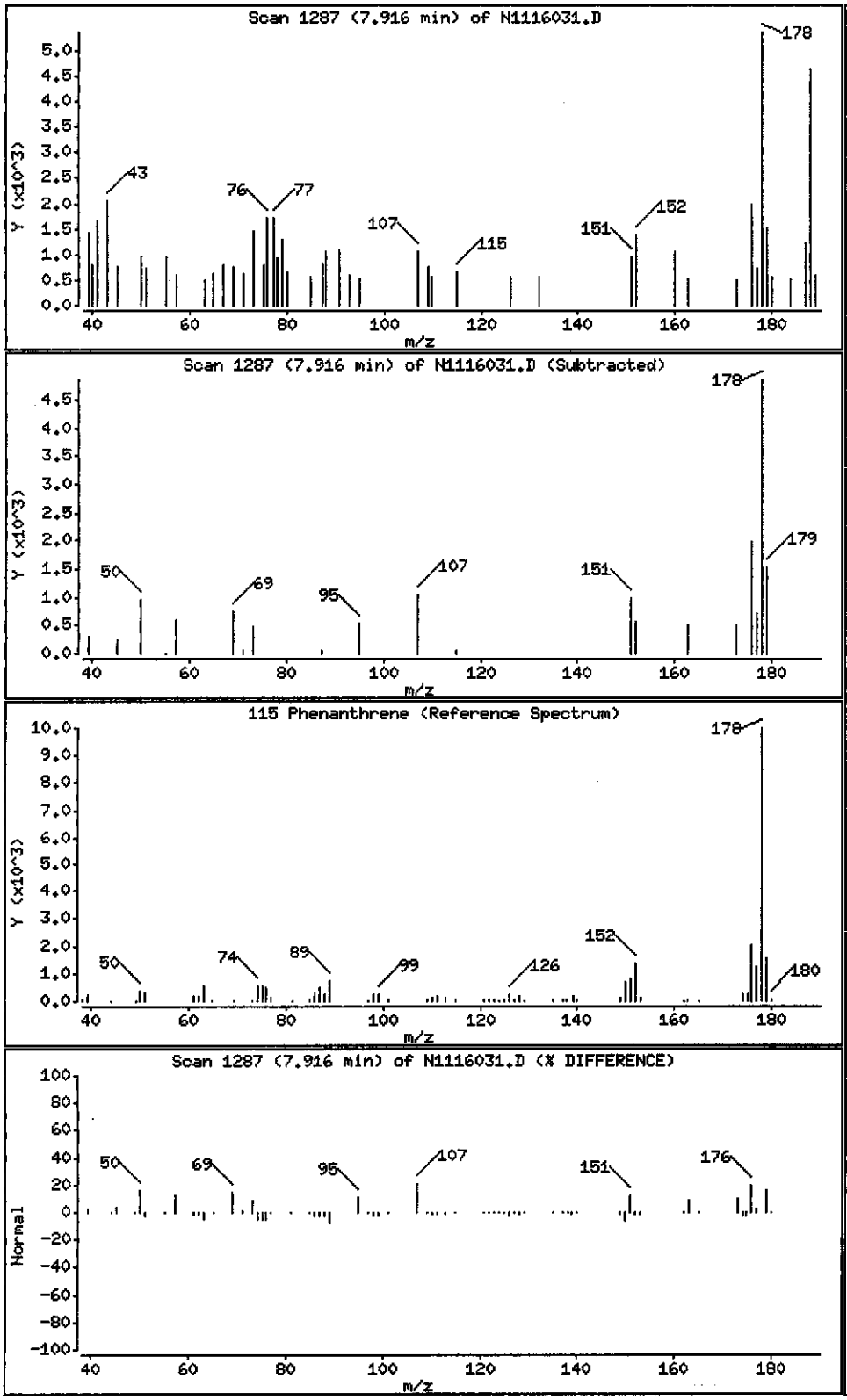

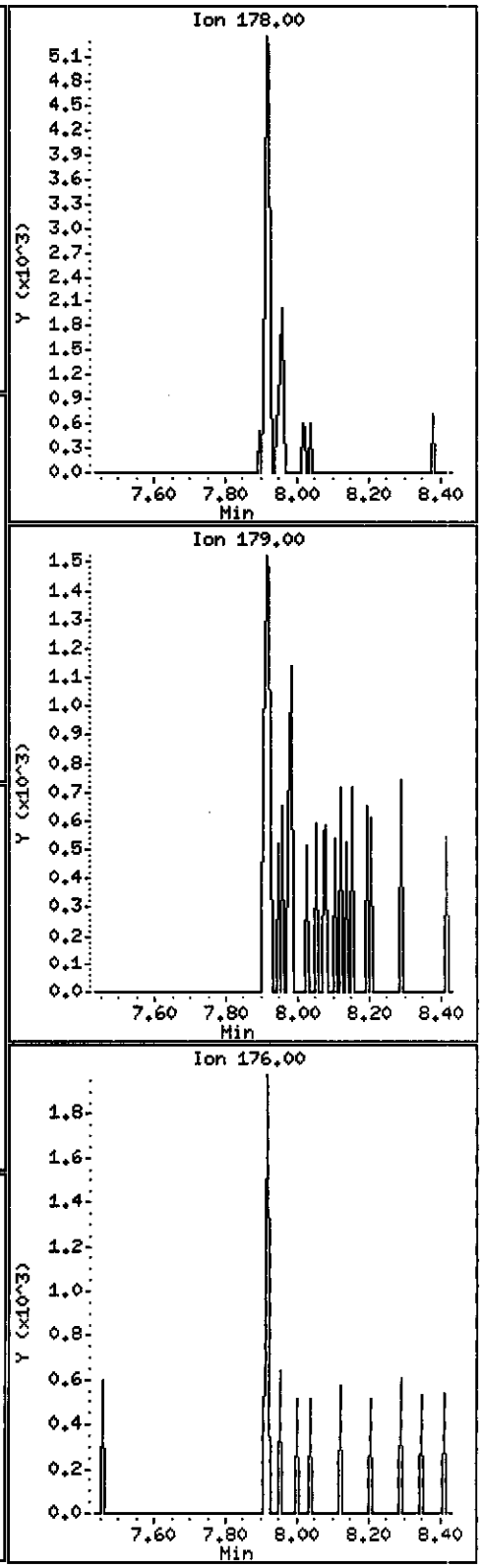

Data File: \\PITSVR06\D\chem\733.i\N111610.b\N1116031.D

Date : 16-NOV-2010 21:53

Client ID: MW-1-111010

Instrument: 733.i

Sample Info: C0K110534-001 11/15/10 h2o(0319136)8270c

Volume Injected (uL): 2.0

Operator: 3200

Column phase: DB5-MS

Column diameter: 0.32

116 Anthracene

Concentration: 0.021115 ug/L

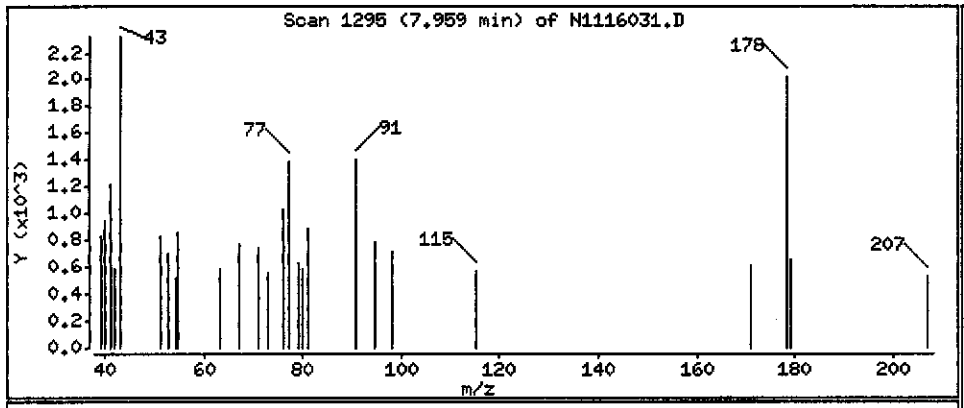

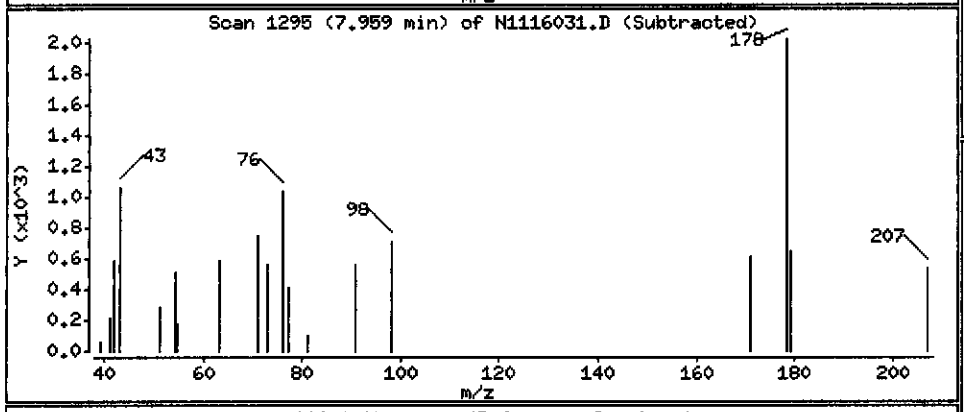

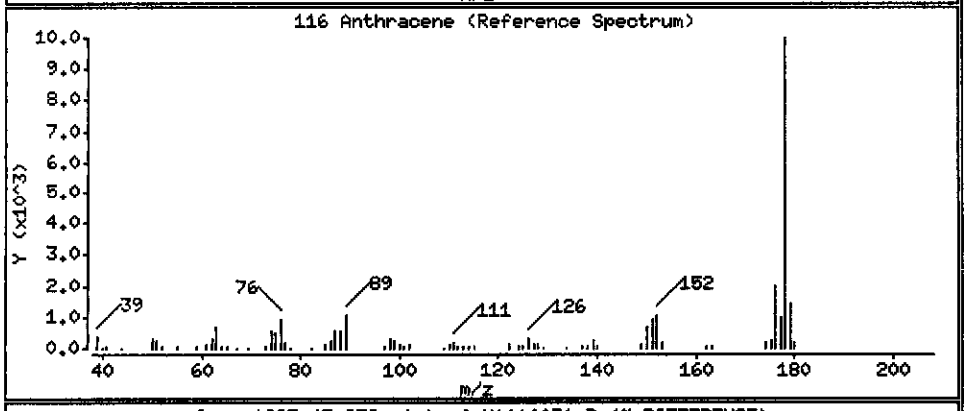

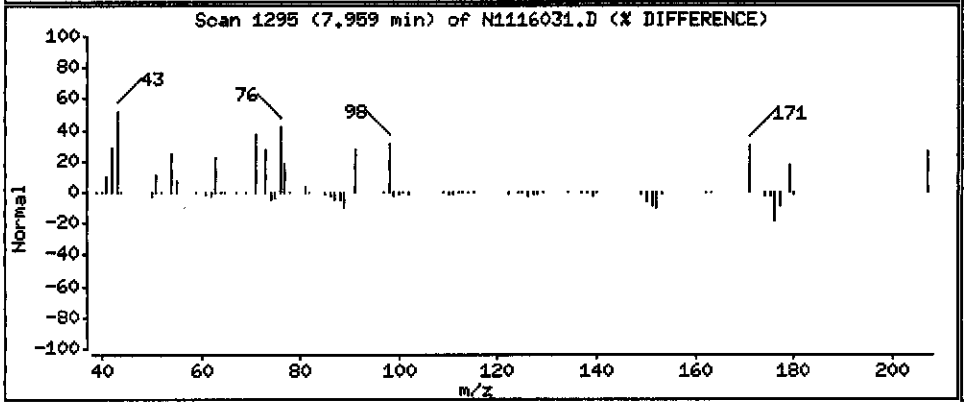

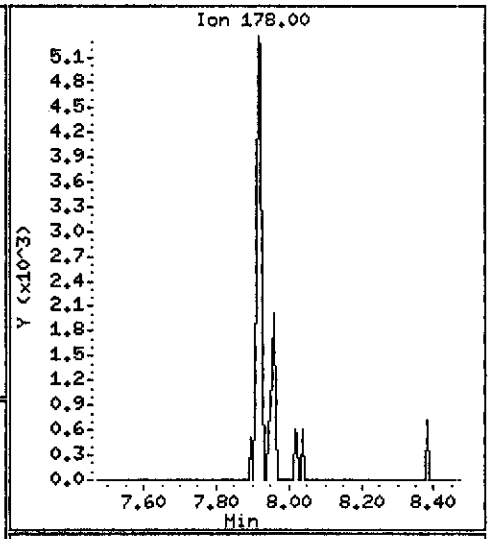

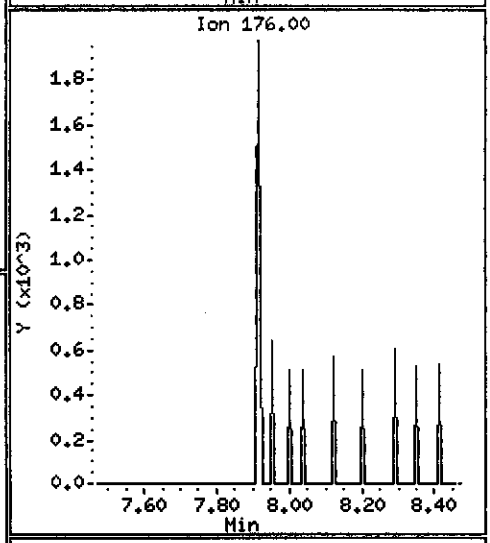

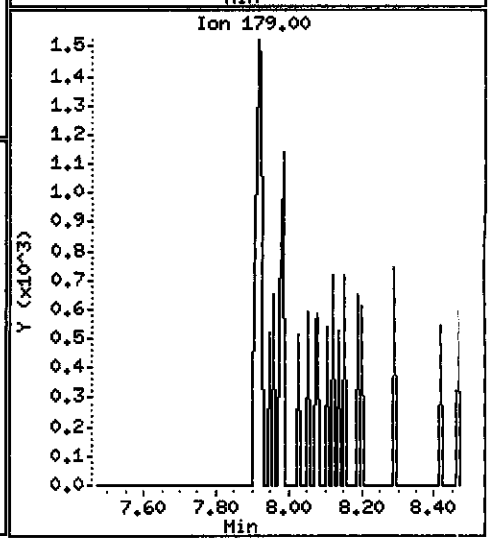

Data File: \\PITSVR06\D\chem\733.i\N111610.b\N1116031.D

Date : 16-NOV-2010 21:53

Client ID: MW-1-111010

Instrument: 733.i

Sample Info: C0K110534-001 11/15/10 h2o(0319136)8270c

Volume Injected (uL): 2.0

Operator: 3200

Column phase: DB5-MS

Column diameter: 0.32

131 Butylbenzylphthalate

Concentration: 0.11925 ug/L

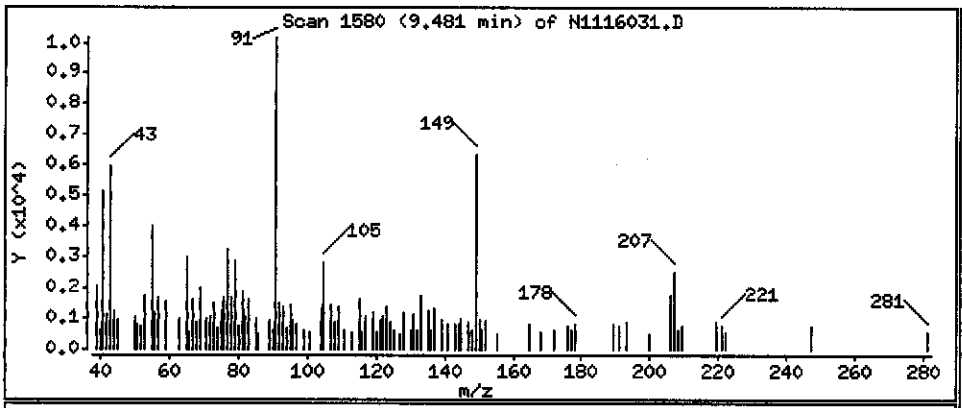

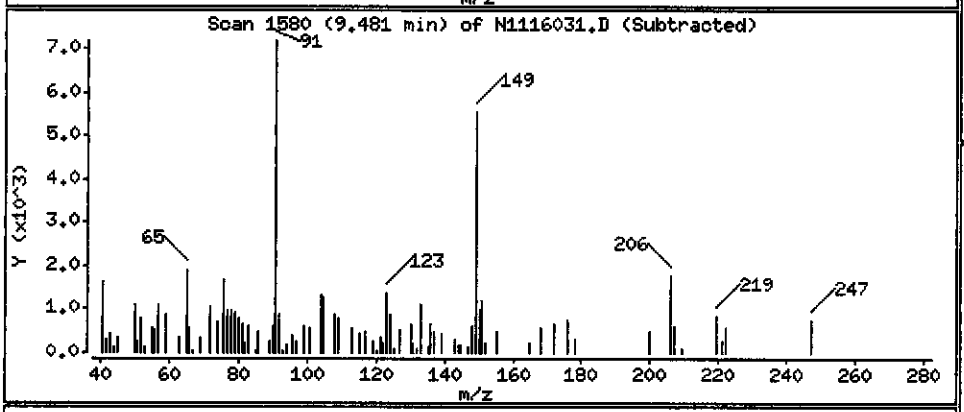

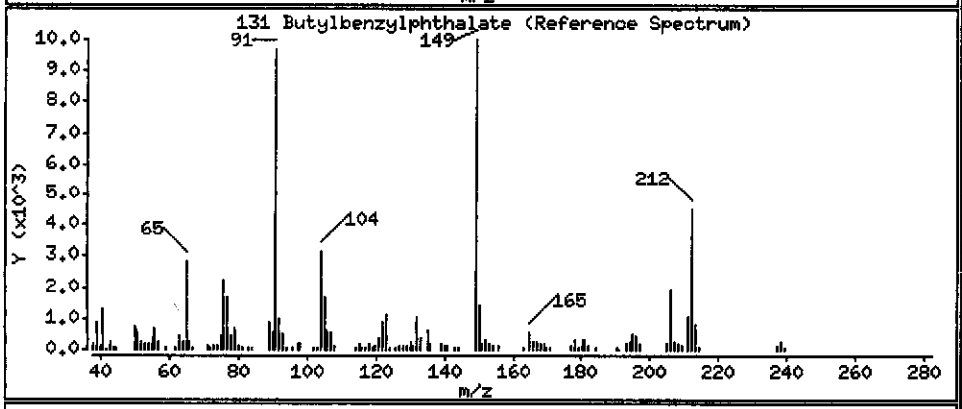

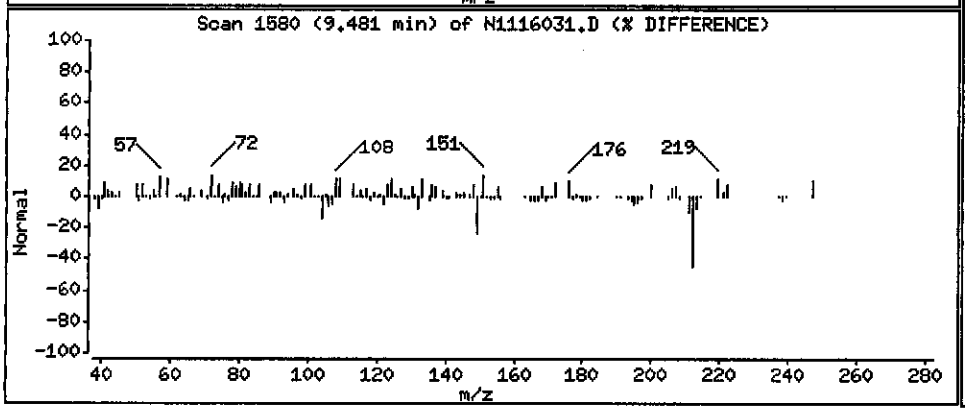

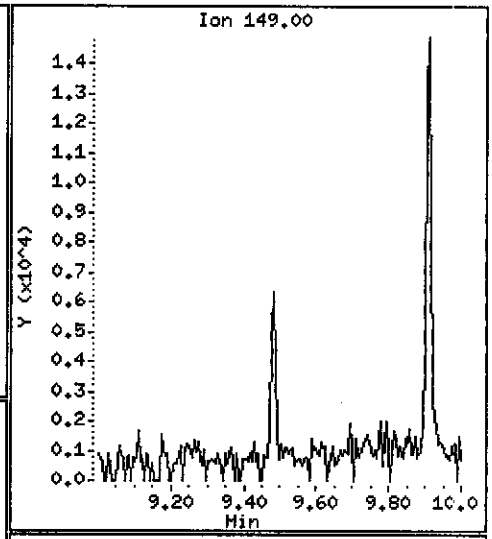

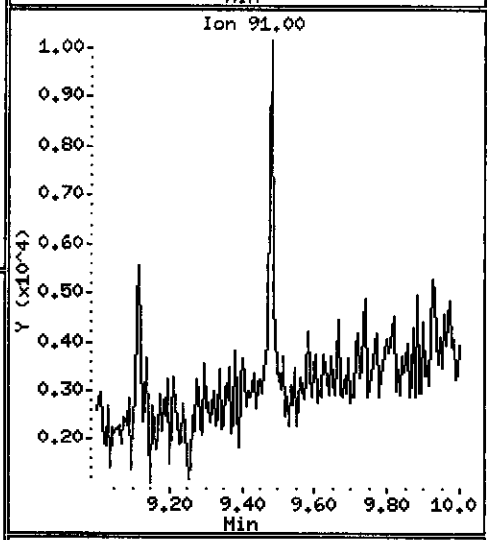

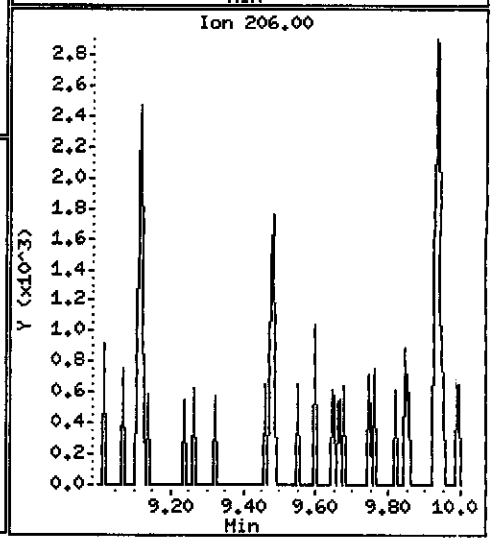

MACTEC Engineering and Consulting Inc

Client Sample ID: MW-2-111010

GC/MS Semivolatiles

Lot-Sample #...:	C0K110534-002	**Work Order #...:**	L9WVG1AA	**Matrix.....:**	WATER
Date Sampled...:	11/10/10 09:35	**Date Received..:**	11/11/10 08:20	**MS Run #.....:**	
Prep Date.....:	11/15/10	**Analysis Date..:**	11/16/10		
Prep Batch #...:	0319136	**Analysis Time..:**	22:14		
Dilution Factor:	0.95	**Initial Wgt/Vol:**	1050 mL	**Final Wgt/Vol..:**	1 mL
Analyst ID.....:	003200	**Instrument ID..:**	733		
		Method.....:	SW846 8270C		

PARAMETER	RESULT	REPORTING LIMIT	UNITS	MDL
Acenaphthene	**11**	**0.19**	**ug/L**	**0.014**
Acenaphthylene	**0.40**	**0.19**	**ug/L**	**0.014**
Acetophenone	**0.11 J**	**0.95**	**ug/L**	**0.076**
Anthracene	**0.89**	**0.19**	**ug/L**	**0.015**
Atrazine	ND	0.95	ug/L	0.085
Benzo(a)anthracene	ND	0.19	ug/L	0.014
Benzo(a)pyrene	**0.24**	**0.19**	**ug/L**	**0.013**
Benzo(b)fluoranthene	**0.25**	**0.19**	**ug/L**	**0.015**
Benzo(ghi)perylene	ND	0.19	ug/L	0.014
Benzo(k)fluoranthene	ND	0.19	ug/L	0.052
Benzaldehyde	ND	0.95	ug/L	0.14
1,1'-Biphenyl	**1.0**	**0.95**	**ug/L**	**0.039**
bis(2-Chloroethoxy) methane	ND	0.95	ug/L	0.055
bis(2-Chloroethyl)-ether	ND	0.19	ug/L	0.024
bis(2-Ethylhexyl) phthalate	**0.95**	**0.95**	**ug/L**	**0.76**
4-Bromophenyl phenyl ether	ND	0.95	ug/L	0.060
Butyl benzyl phthalate	ND	0.95	ug/L	0.14
Caprolactam	ND	4.8	ug/L	1.1
Carbazole	**3.3**	**0.19**	**ug/L**	**0.015**
4-Chloroaniline	ND	0.95	ug/L	0.084
4-Chloro-3-methylphenol	ND	0.95	ug/L	0.072
2-Chloronaphthalene	ND	0.19	ug/L	0.014
2-Chlorophenol	ND	0.95	ug/L	0.16
4-Chlorophenyl phenyl ether	ND	0.95	ug/L	0.048
Chrysene	ND	0.19	ug/L	0.013
Dibenz(a,h)anthracene	ND	0.19	ug/L	0.015
Dibenzofuran	**3.6**	**0.95**	**ug/L**	**0.059**
3,3'-Dichlorobenzidine	ND	0.95	ug/L	0.11
2,4-Dichlorophenol	ND	0.19	ug/L	0.032
Diethyl phthalate	ND	0.95	ug/L	0.14
2,4-Dimethylphenol	ND	0.95	ug/L	0.081
Dimethyl phthalate	ND	0.95	ug/L	0.073

(Continued on next page)

MACTEC Engineering and Consulting Inc

Client Sample ID: MW-2-111010

GC/MS Semivolatiles

Lot-Sample #...: C0K110534-002 **Work Order #...:** L9WVG1AA **Matrix.....:** WATER

PARAMETER	RESULT	REPORTING LIMIT	UNITS	MDL
Di-n-butyl phthalate	ND	0.95	ug/L	0.12
4,6-Dinitro-2-methylphenol	ND	4.8	ug/L	0.21
2,4-Dinitrophenol	ND	4.8	ug/L	0.58
2,4-Dinitrotoluene	ND	0.95	ug/L	0.051
2,6-Dinitrotoluene	ND	0.95	ug/L	0.076
Di-n-octyl phthalate	ND	0.95	ug/L	0.20
Fluoranthene	**1.2**	**0.19**	**ug/L**	**0.015**
Fluorene	**5.0**	**0.19**	**ug/L**	**0.021**
Hexachlorobenzene	ND	0.19	ug/L	0.017
Hexachlorobutadiene	ND	0.19	ug/L	0.016
Hexachlorocyclopentadiene	ND	0.95	ug/L	0.049
Hexachloroethane	ND	0.95	ug/L	0.060
Indeno(1,2,3-cd)pyrene	ND	0.19	ug/L	0.019
Isophorone	ND	0.95	ug/L	0.061
2-Methylnaphthalene	**0.63**	**0.19**	**ug/L**	**0.012**
2-Methylphenol	ND	0.95	ug/L	0.082
4-Methylphenol	ND	0.95	ug/L	0.086
Naphthalene	**64 E**	**0.19**	**ug/L**	**0.013**
2-Nitroaniline	ND	4.8	ug/L	0.33
3-Nitroaniline	ND	4.8	ug/L	0.31
4-Nitroaniline	ND	4.8	ug/L	0.16
Nitrobenzene	ND	0.19	ug/L	0.080
2-Nitrophenol	ND	0.95	ug/L	0.16
4-Nitrophenol	ND	4.8	ug/L	0.57
N-Nitrosodi-n-propylamine	ND	0.19	ug/L	0.029
N-Nitrosodiphenylamine	ND	0.19	ug/L	0.081
2,2'-oxybis (1-Chloropropane)	ND	0.19	ug/L	0.019
Pentachlorophenol	ND	0.95	ug/L	0.063
Phenanthrene	**0.23**	**0.19**	**ug/L**	**0.041**
Phenol	ND	0.19	ug/L	0.055
Pyrene	**0.48**	**0.19**	**ug/L**	**0.015**
2,4,5-Trichlorophenol	ND	0.95	ug/L	0.15
2,4,6-Trichlorophenol	ND	0.95	ug/L	0.17

(Continued on next page)

MACTEC Engineering and Consulting Inc

Client Sample ID: MW-2-111010

GC/MS Semivolatiles

Lot-Sample #...: C0K110534-002 **Work Order #...:** L9WVG1AA **Matrix.....:** WATER

SURROGATE	PERCENT RECOVERY	RECOVERY LIMITS
Nitrobenzene-d5	64	(23 - 112)
Terphenyl-d14	21	(10 - 132)
2-Fluorobiphenyl	63	(19 - 107)
2-Fluorophenol	57	(10 - 111)
Phenol-d5	57	(15 - 112)
2,4,6-Tribromophenol	87	(16 - 122)

NOTE(S):

J Estimated result. Result is less than RL.

E Estimated result. Result concentration exceeds the calibration range.

Data File: \\PITSVR06\D\chem\733.i\N111610.b\N1116032.D
Date : 16-NOV-2010 22:14
Client ID: MW-2-111010
Instrument: 733.i
Sample Info: C0K110534-002 11/15/10 h2o(0319136)8270c
Volume Injected (uL): 2.0
Operator: 3200
Column phase: DB5-MS
Column diameter: 0.32

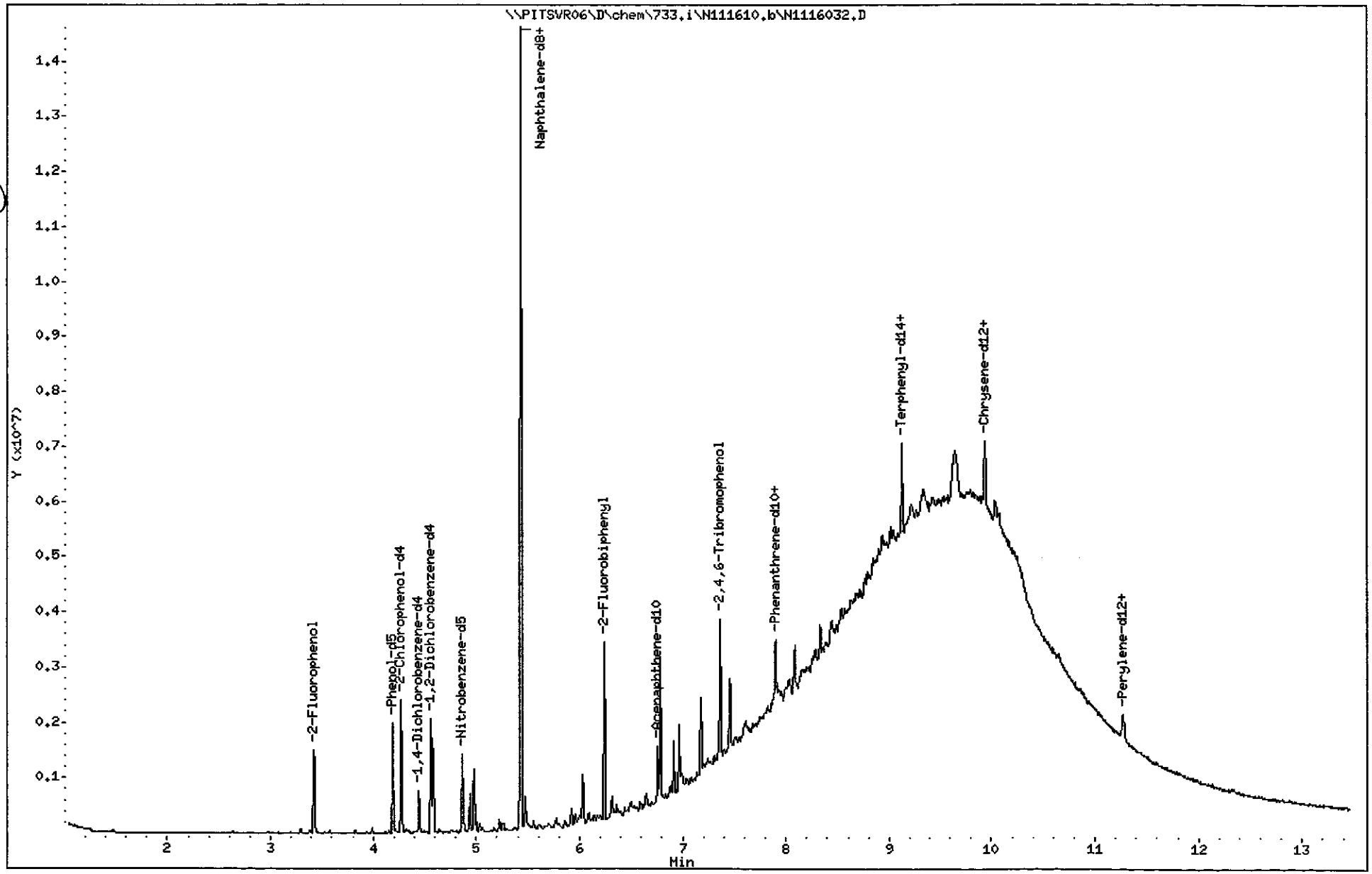

TestAmerica Pittsburgh

Semivolatile REPORT SW-846 Method 8270

Data file : \\PITSVR06\D\chem\733.i\N111610.b\N1116032.D
Lab Smp Id: L9WVG1AA Client Smp ID: MW-2-111010
Inj Date : 16-NOV-2010 22:14
Operator : 3200 Inst ID: 733.i
Smp Info : C0K110534-002 11/15/10 h2o(0319136)8270c
Misc Info : L9WVG1AA,N111610.b,8270ll.m,padep.sub
Comment :
Method : \\PITSVR06\D\chem\733.i\N111610.b\8270ll.m
Meth Date : 17-Nov-2010 04:27 piccolinov Quant Type: ISTD
Cal Date : 10-NOV-2010 09:14 Cal File: N1110IC8.D
Als bottle: 35
Dil Factor: 1.00000
Integrator: HP RTE Compound Sublist: padep.sub
Target Version: 4.14
Processing Host: PITPC-502

Concentration Formula: Amt * DF * Uf * Vt/(Vo * Vi) * CpndVariable

Name	Value	Description
DF	1.000	Dilution Factor
Uf	1.000	ng unit correction factor
Vt	1000.000	Volume of final extract (uL)
Vo	1050.000	Volume of sample extracted (mL)
Vi	2.000	Volume injected (uL)
Cpnd Variable		Local Compound Variable

	Compounds	QUANT SIG MASS	RT	EXP RT	REL RT	RESPONSE	CONCENTRATIONS ON-COLUMN (NG)	CONCENTRATIONS FINAL (ug/L)
* 1	1,4-Dichlorobenzene-d4	152	4.445	4.456	(1.000)	85983	8.00000	
* 2	Naphthalene-d8	136	5.418	5.429	(1.000)	282342	8.00000	
* 3	Acenaphthene-d10	164	6.759	6.775	(1.000)	147356	8.00000	
* 4	Phenanthrene-d10	188	7.902	7.918	(1.000)	256756	8.00000	
* 5	Chrysene-d12	240	9.943	9.953	(1.000)	335720	8.00000	
* 6	Perylene-d12	264	11.273	11.284	(1.000)	212949	8.00000	
198	1,4-Dioxane	88	1.219	1.208	(0.274)	14144	3.23261	1.5393
10	N-Nitrosodimethylamine	74	Compound Not Detected.					
9	Pyridine	79	Compound Not Detected.					
16	Methyl methanesulfonate	80	Compound Not Detected.					
206	Benzaldehyde	77	Compound Not Detected.					
21	Aniline	93	Compound Not Detected.					
22	Phenol	94	Compound Not Detected.					
23	bis(2-Chloroethyl)ether	93	Compound Not Detected.					
24	2-Chlorophenol	128	Compound Not Detected.					
26	1,3-Dichlorobenzene	146	Compound Not Detected.					
27	1,4-Dichlorobenzene	146	Compound Not Detected.					
28	1,2-Dichlorobenzene	146	Compound Not Detected.					
29	Benzyl Alcohol	108	Compound Not Detected.					
30	2-Methylphenol	108	Compound Not Detected.					

	Compounds	QUANT SIG MASS	RT	EXP RT	REL RT	RESPONSE	CONCENTRATIONS ON-COLUMN (NG)	CONCENTRATIONS FINAL (ug/L)
31	2,2'-oxybis(1-Chloropropane)	45	Compound Not Detected.					
37	Acetophenone	105	4.755	4.761	(1.070)	4011	0.22484	0.10707
32	N-Nitroso-di-n-propylamine	70	Compound Not Detected.					
192	4-Methylphenol	108	Compound Not Detected.					
34	Hexachloroethane	117	Compound Not Detected.					
35	Nitrobenzene	77	Compound Not Detected.					
41	Isophorone	82	Compound Not Detected.					
42	2-Nitrophenol	139	Compound Not Detected.					
43	2,4-Dimethylphenol	107	Compound Not Detected.					
44	bis(2-Chloroethoxy)methane	93	Compound Not Detected.					
48	2,4-Dichlorophenol	162	Compound Not Detected.					
49	Benzoic Acid	122	Compound Not Detected.					
50	1,2,4-Trichlorobenzene	180	Compound Not Detected.					
51	Naphthalene	128	5.434	5.445	(1.003)	5009956	135.004	64.288
52	4-Chloroaniline	127	Compound Not Detected.					
54	2,6-Dichlorophenol	162	Compound Not Detected.					
56	Hexachlorobutadiene	224	Compound Not Detected.					
208	Caprolactam	113	Compound Not Detected.					
59	4-Chloro-3-Methylphenol	107	Compound Not Detected.					
62	2-Methylnaphthalene	142	5.957	5.973	(1.100)	32340	1.33085	0.63374
63	1-Methylnaphthalene	142	6.032	6.048	(1.113)	128186	5.51479	2.6261
64	Hexachlorocyclopentadiene	236	Compound Not Detected.					
66	2,4,6-Trichlorophenol	196	Compound Not Detected.					
67	2,4,5-Trichlorophenol	196	Compound Not Detected.					
209	1,1'-Biphenyl	154	6.315	6.331	(0.934)	66974	2.20490	1.0500
70	2-Chloronaphthalene	162	Compound Not Detected.					
73	2-Nitroaniline	65	Compound Not Detected.					
76	Dimethylphthalate	163	Compound Not Detected.					
78	2,6-Dinitrotoluene	165	Compound Not Detected.					
79	Acenaphthylene	152	6.652	6.663	(0.984)	28099	0.83250	0.39643
81	3-Nitroaniline	138	Compound Not Detected.					
82	Acenaphthene	153	6.785	6.802	(1.004)	495523	23.4902	11.186
83	2,4-Dinitrophenol	184	Compound Not Detected.					
85	4-Nitrophenol	109	Compound Not Detected.					
86	Dibenzofuran	168	6.914	6.930	(1.023)	234486	7.48918	3.5663
87	2,4-Dinitrotoluene	165	Compound Not Detected.					
91	2,3,5,6-Tetrachlorophenol	231	Compound Not Detected.					
88	2,3,4,6-Tetrachlorophenol	231	Compound Not Detected.					
92	2-Naphthylamine	143	Compound Not Detected.					
93	Diethylphthalate	149	Compound Not Detected.					
94	Fluorene	166	7.181	7.197	(1.062)	281116	10.5360	5.0171
95	4-Chlorophenyl-phenylether	204	Compound Not Detected.					
96	4-Nitroaniline	138	Compound Not Detected.					
98	4,6-Dinitro-2-methylphenol	198	Compound Not Detected.					
99	N-Nitrosodiphenylamine (1)	169	Compound Not Detected.					
100	1,2-Diphenylhydrazine	77	Compound Not Detected.					
106	4-Bromophenyl-phenylether	248	Compound Not Detected.					
107	Hexachlorobenzene	283	Compound Not Detected.					
210	Atrazine	200	Compound Not Detected.					
111	Pentachlorophenol	265	Compound Not Detected.					
115	Phenanthrene	178	7.918	7.934	(1.002)	18765	0.48628	0.23156
116	Anthracene	178	7.961	7.971	(1.007)	69606	1.86179	0.88657
119	Carbazole	167	8.083	8.094	(1.023)	208063	6.87017	3.2715
120	Di-n-Butylphthalate	149	Compound Not Detected.					

Compounds	QUANT SIG MASS	RT	EXP RT	REL RT	RESPONSE	CONCENTRATIONS ON-COLUMN (NG)	CONCENTRATIONS FINAL (ug/L)
123 Fluoranthene	202	8.837	8.853	(1.118)	103110	2.60747	1.2416
124 Benzidine	184	Compound Not Detected.					
125 Pyrene	202	9.013	9.029	(0.907)	57843	1.01176	0.48179
131 Butylbenzylphthalate	149	Compound Not Detected.					
135 3,3'-Dichlorobenzidine	252	Compound Not Detected.					
136 Benzo(a)Anthracene	228	Compound Not Detected.					
137 Chrysene	228	Compound Not Detected.					
139 bis(2-ethylhexyl)Phthalate	149	9.916	9.927	(0.997)	68299	1.99503	0.95002
140 Di-n-octylphthalate	149	Compound Not Detected.					
141 Benzo(b)fluoranthene	252	10.867	10.878	(0.964)	22262	0.51838	0.24685
142 Benzo(k)fluoranthene	252	Compound Not Detected.					
143 7,12-dimethylbenz[a]anthracen	256	Compound Not Detected.					
146 Benzo(a)pyrene	252	11.214	11.225	(0.995)	13196	0.51129	0.24347
149 Indeno(1,2,3-cd)pyrene	276	Compound Not Detected.					
150 Dibenz(a,h)anthracene	278	Compound Not Detected.					
151 Benzo(g,h,i)perylene	276	Compound Not Detected.					
$ 154 Nitrobenzene-d5	82	4.868	4.878	(0.898)	336638	25.4903	12.138
$ 155 2-Fluorobiphenyl	172	6.240	6.257	(0.923)	673060	25.0618	11.934
$ 156 Terphenyl-d14	244	9.120	9.136	(0.917)	338335	8.53347	4.0636
$ 157 Phenol-d5	99	4.189	4.195	(0.942)	474259	34.1378	16.256
$ 158 2-Fluorophenol	112	3.425	3.431	(0.771)	410621	34.2884	16.328
$ 159 2,4,6-Tribromophenol	330	7.368	7.384	(0.932)	176947	51.9131	24.720
$ 186 2-Chlorophenol-d4	132	4.275	4.280	(0.962)	516948	36.3414	17.305
$ 187 1,2-Dichlorobenzene-d4	152	4.563	4.574	(1.026)	241149	21.9456	10.450

Data File: \\PITSVR06\D\chem\733.i\N111610.b\N1116032.D

Date : 16-NOV-2010 22:14

Client ID: MW-2-111010

Instrument: 733.i

Sample Info: C0K110534-002 11/15/10 h2o(0319136)8270c

Volume Injected (uL): 2.0

Operator: 3200

Column phase: DB5-MS

Column diameter: 0.32

198 1,4-Dioxane

Concentration: 1.5393 ug/L

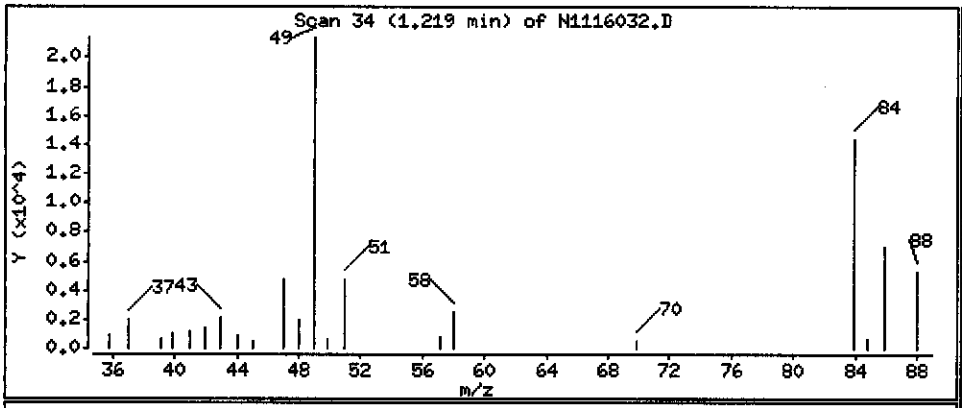

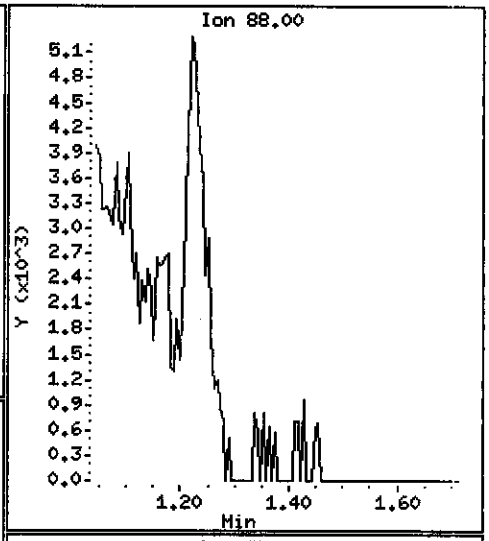

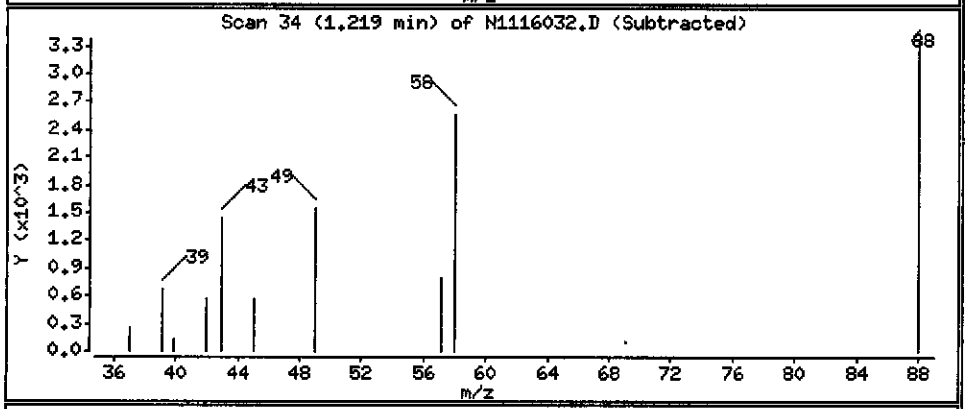

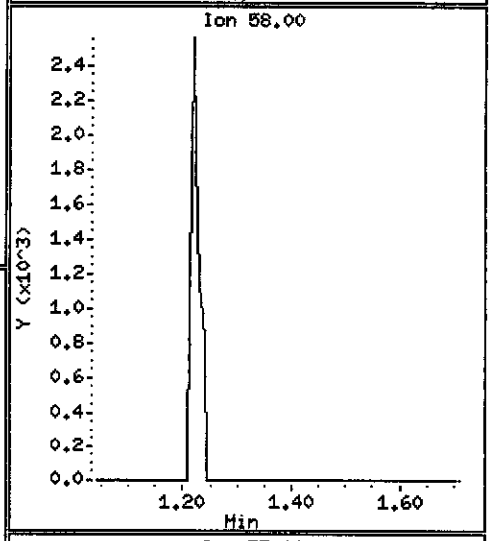

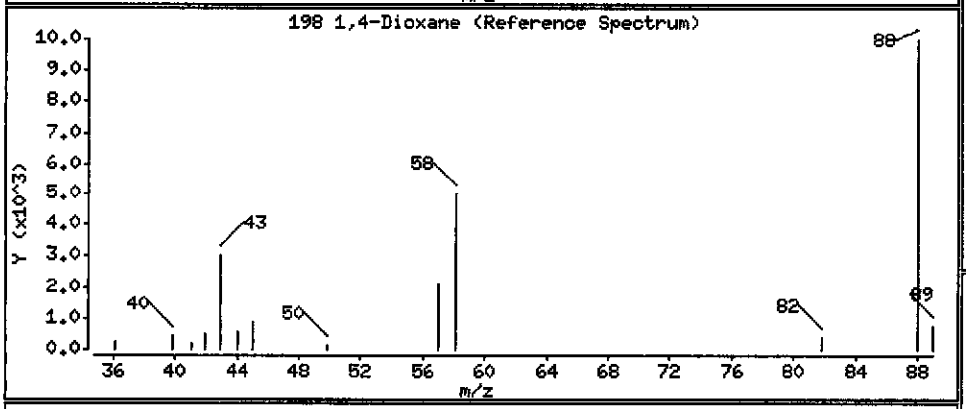

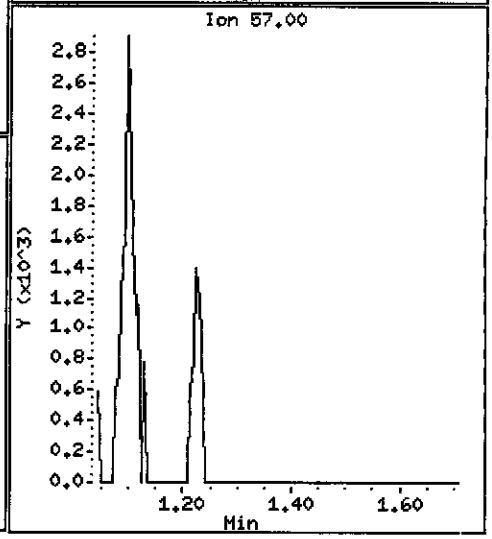

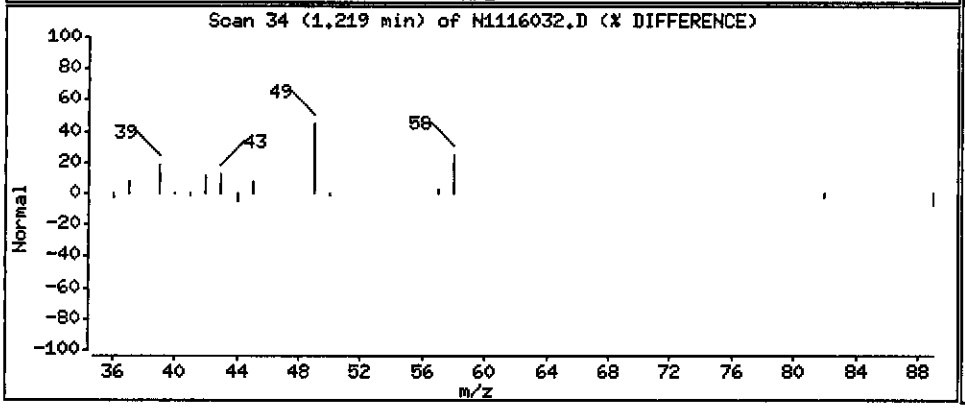

Data File: \\PITSVR06\D\chem\733.i\N111610.b\N1116032.D

Date : 16-NOV-2010 22:14

Client ID: MW-2-111010

Instrument: 733.i

Sample Info: C0K110534-002 11/15/10 h2o(0319136)8270c

Volume Injected (uL): 2.0

Operator: 3200

Column phase: DB5-MS

Column diameter: 0.32

37 Acetophenone

Concentration: 0.10707 ug/L

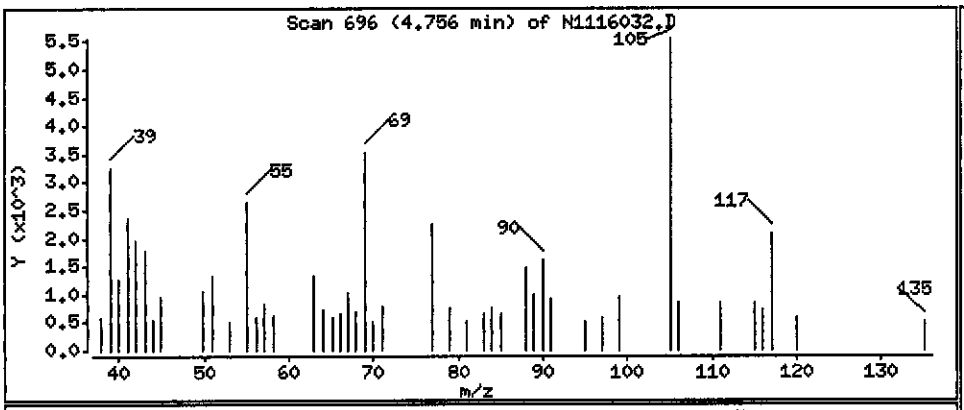

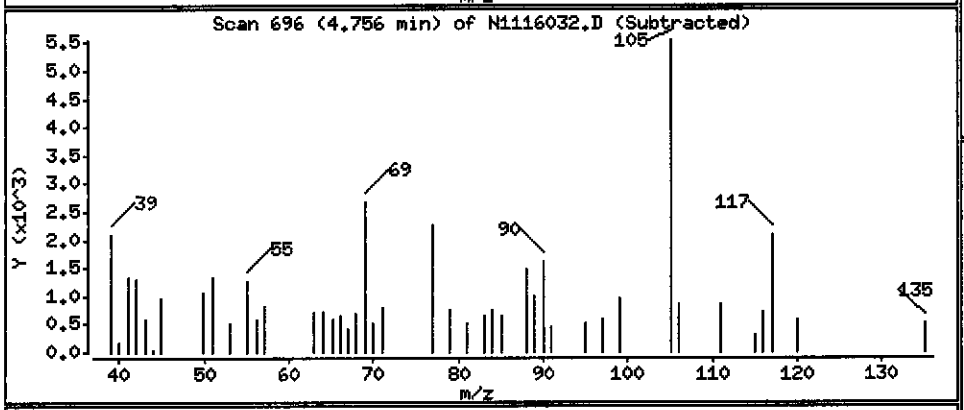

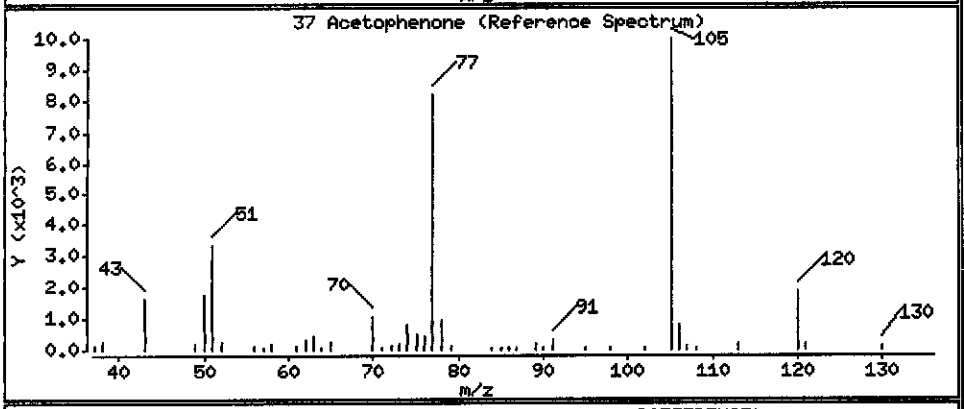

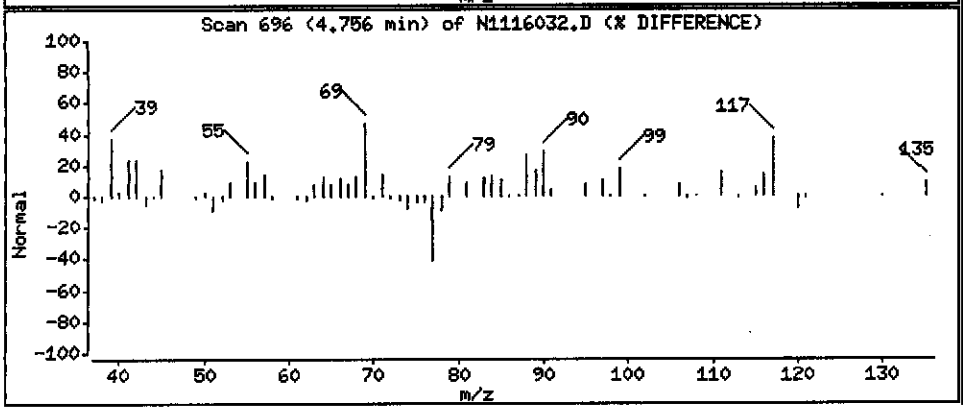

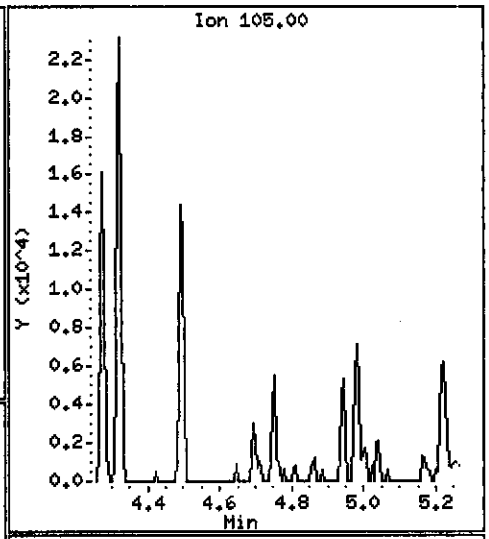

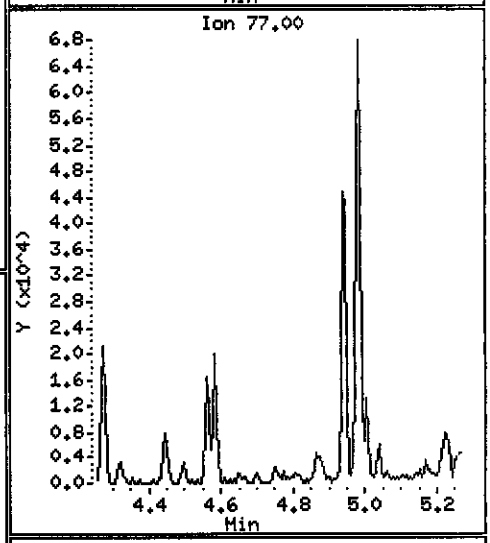

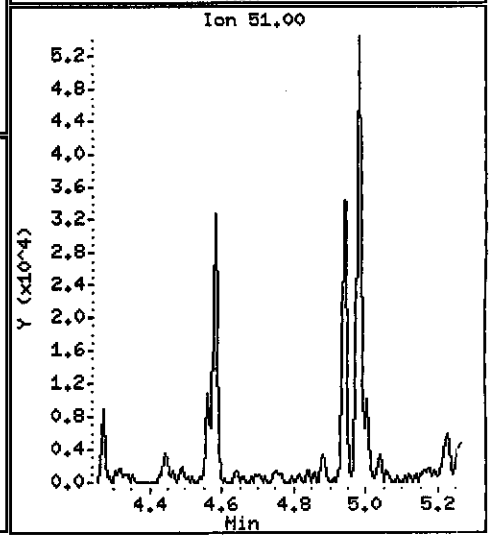

Data File: \\PITSVR06\D\chem\733.i\N111610.b\N1116032.D

Date : 16-NOV-2010 22:14

Client ID: MW-2-111010

Instrument: 733.i

Sample Info: C0K110534-002 11/15/10 h2o(0319136)8270c

Volume Injected (uL): 2.0

Operator: 3200

Column phase: DB5-MS

Column diameter: 0.32

51 Naphthalene

Concentration: 64.288 ug/L

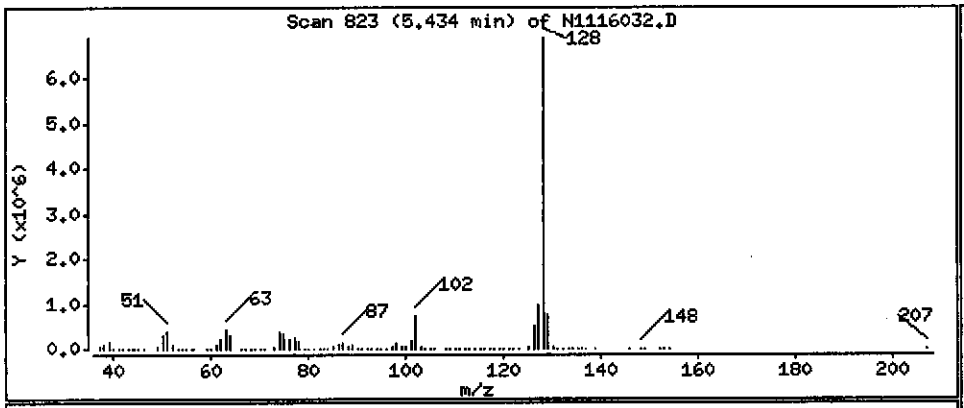

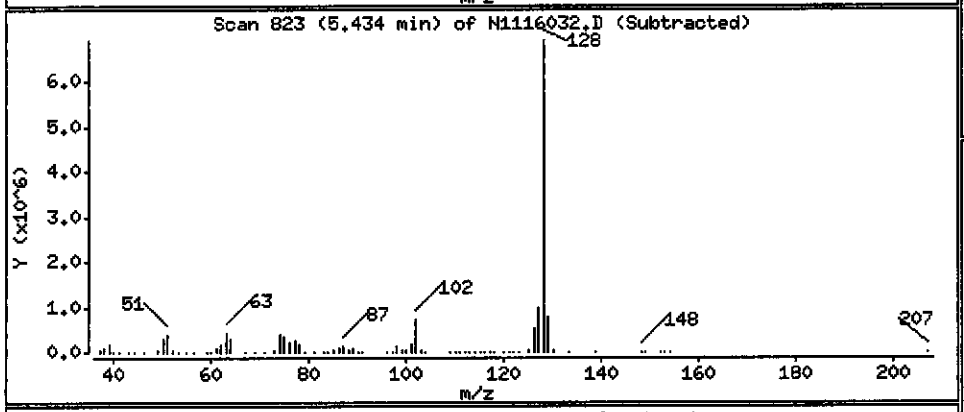

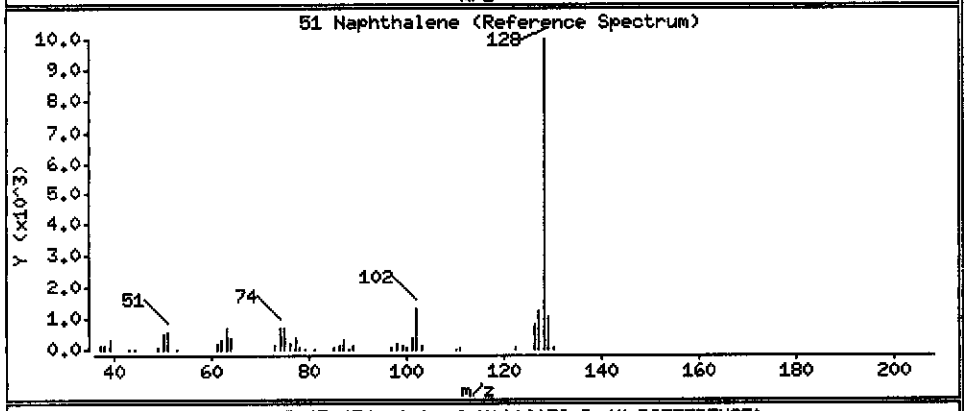

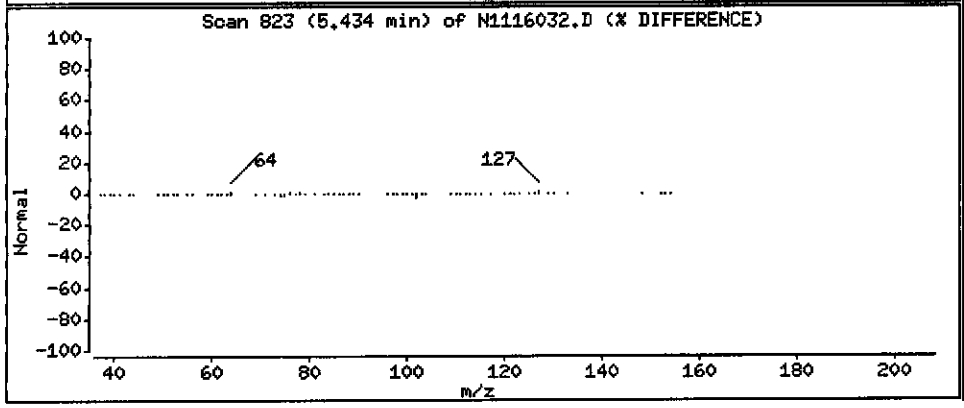

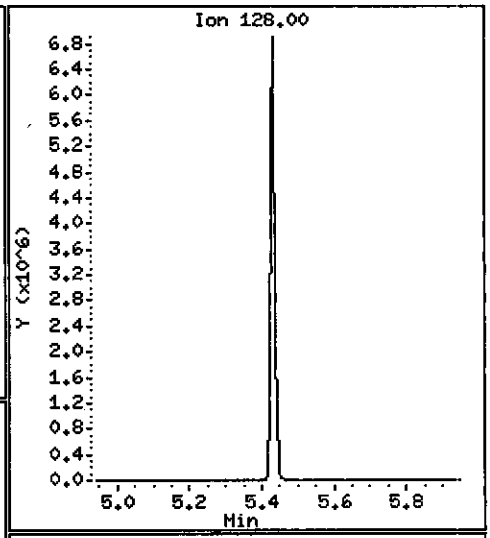

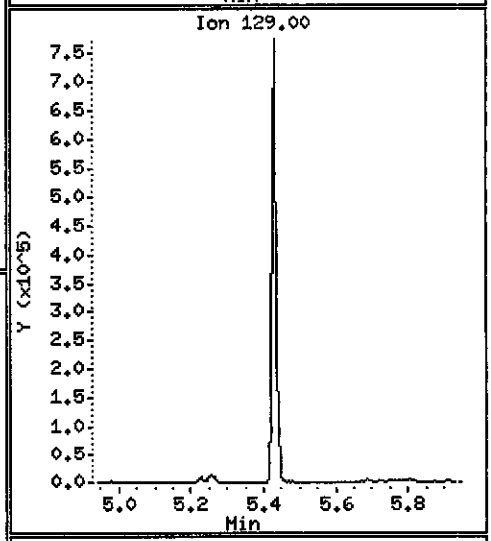

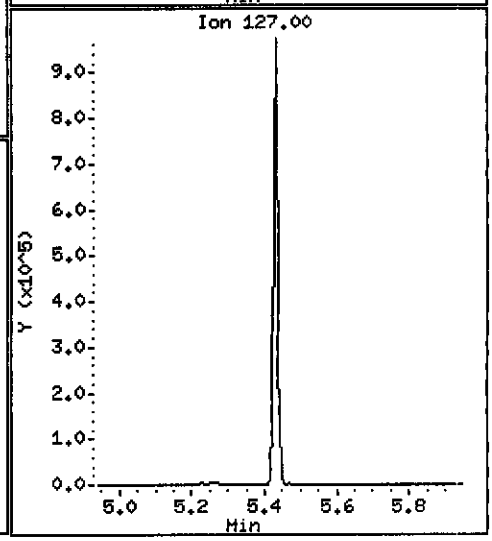

Data File: \\PITSVR06\D\chem\733.i\N111610.b\N1116032.D

Date : 16-NOV-2010 22:14

Client ID: MW-2-111010

Instrument: 733.i

Sample Info: C0K110534-002 11/15/10 h2o(0319136)8270c

Volume Injected (uL): 2.0

Operator: 3200

Column phase: DB5-MS

Column diameter: 0.32

62 2-Methylnaphthalene

Concentration: 0.63374 ug/L

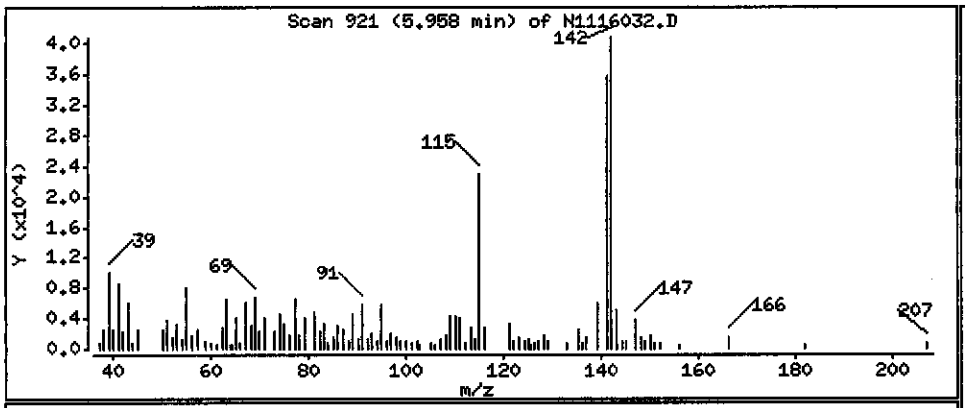

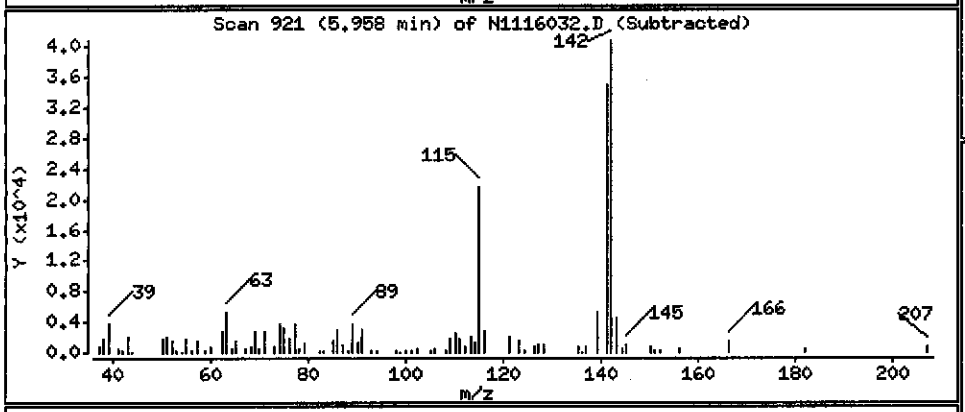

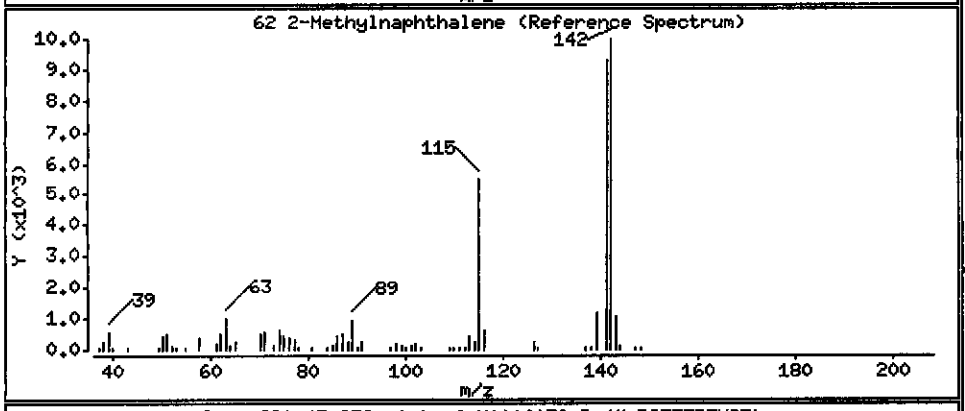

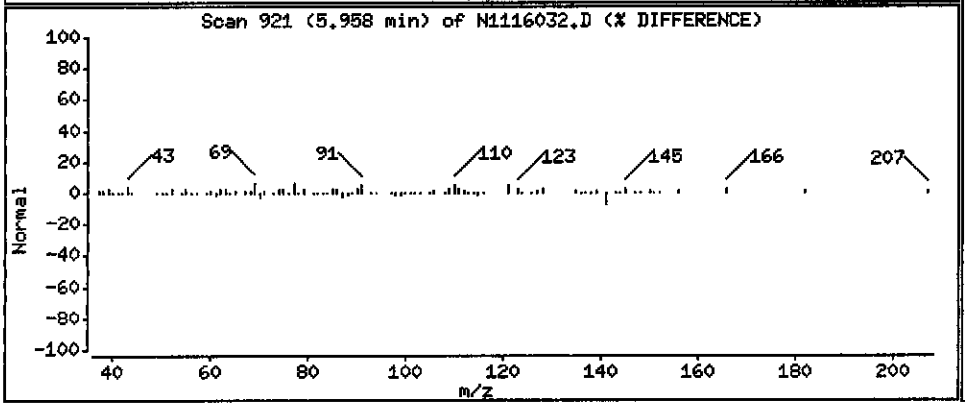

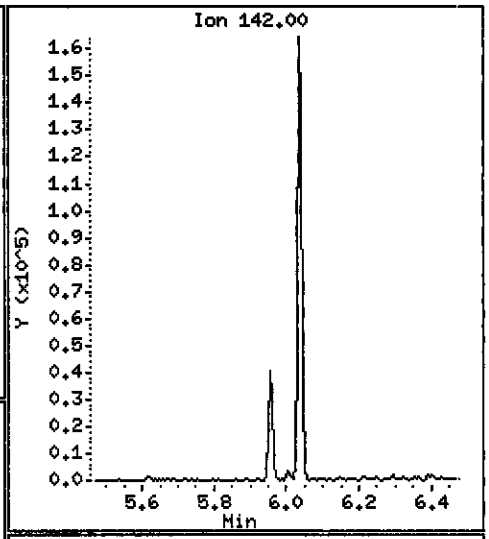

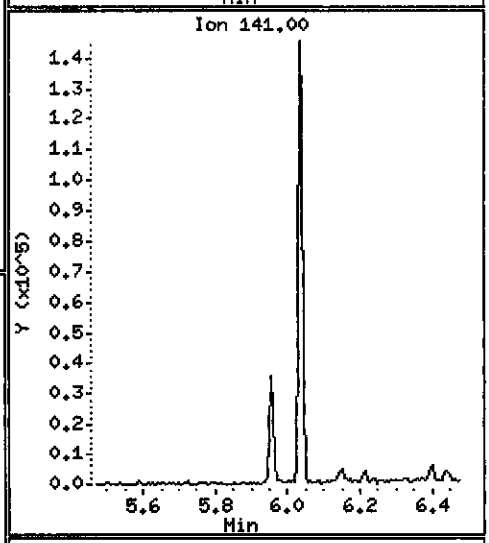

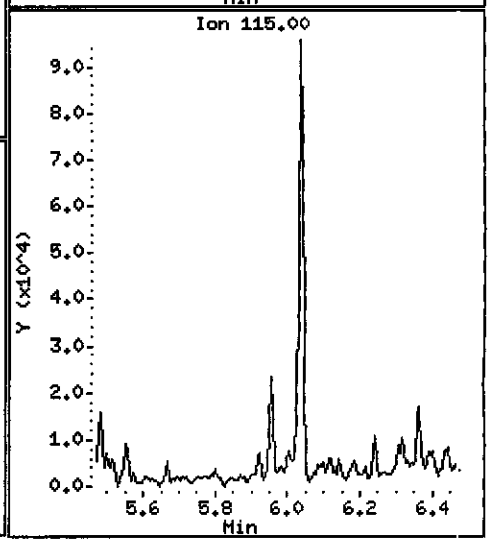

Data File: \\PITSVR06\D\chem\733.i\N111610.b\N1116032.D

Date : 16-NOV-2010 22:14

Client ID: MW-2-111010

Instrument: 733.i

Sample Info: C0K110534-002 11/15/10 h2o(0319136)8270c

Volume Injected (uL): 2.0

Operator: 3200

Column phase: DB5-MS

Column diameter: 0.32

63 1-Methylnaphthalene

Concentration: 2.6261 ug/L

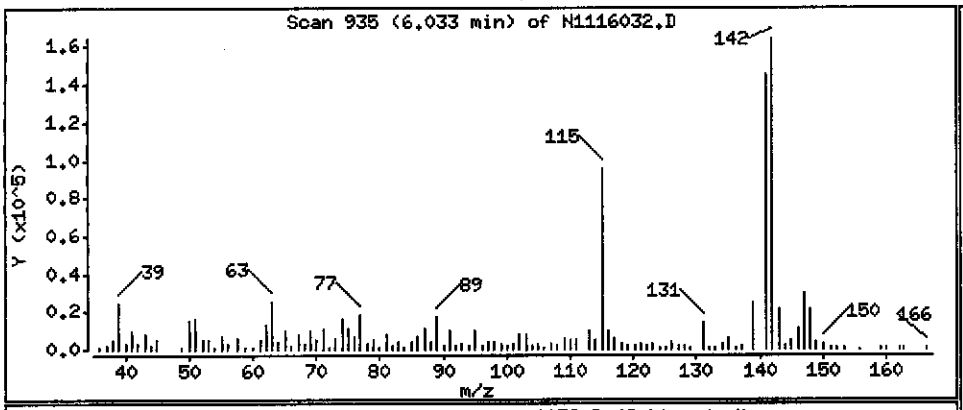

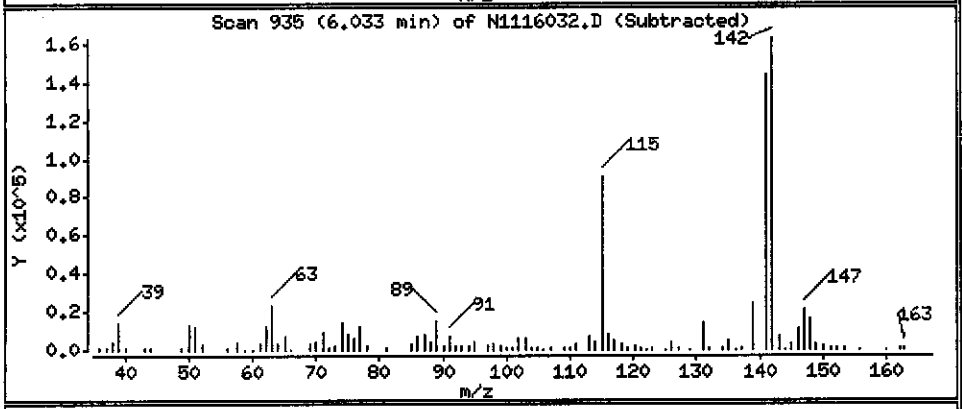

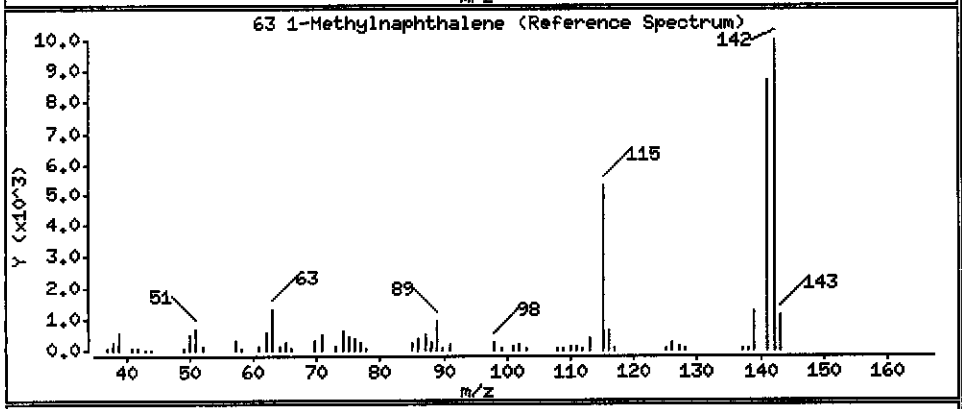

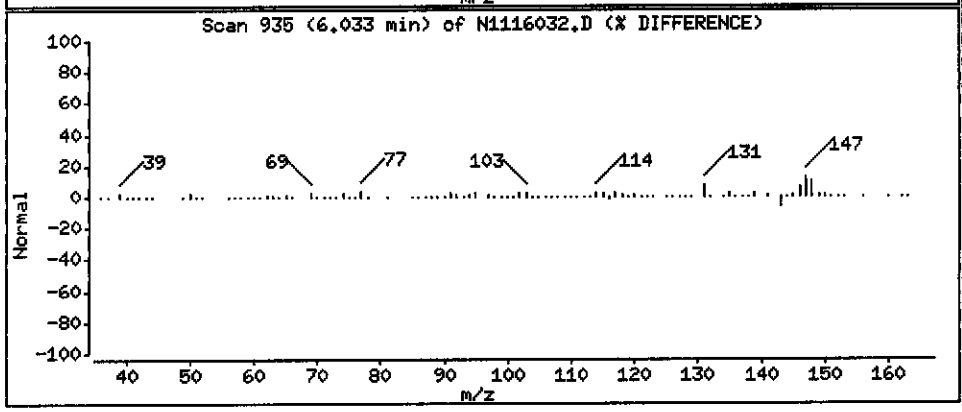

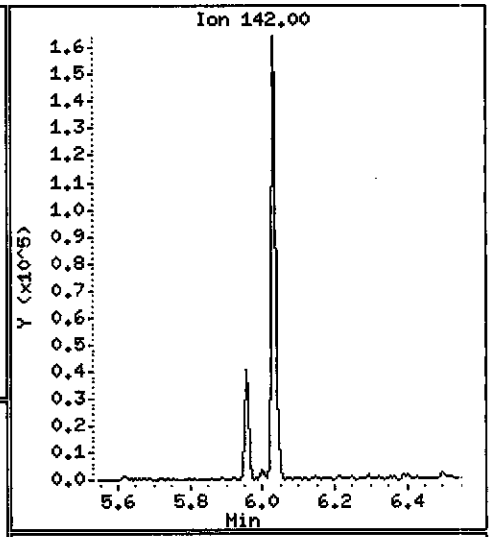

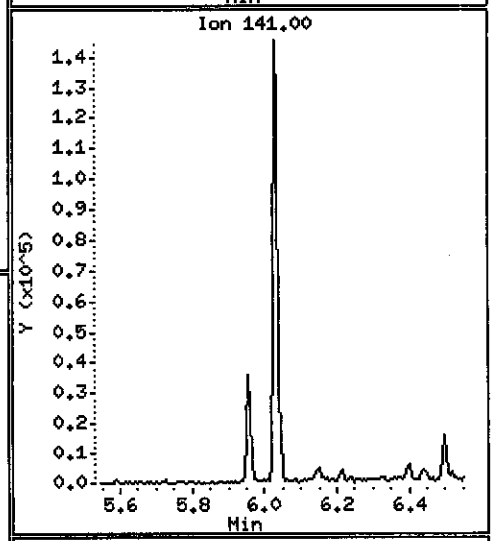

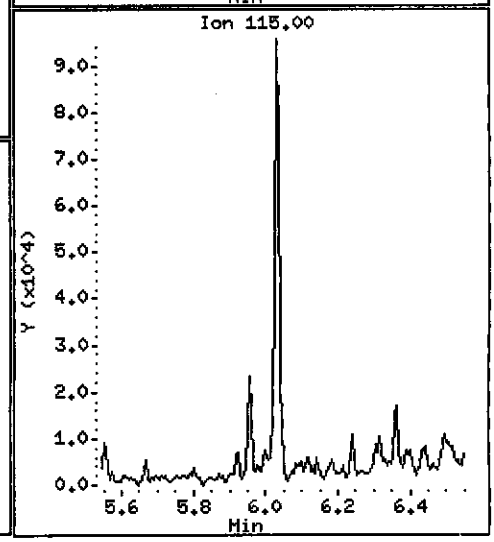

Data File: \\PITSVR06\D\chem\733.i\N111610.b\N1116032.D

Date : 16-NOV-2010 22:14

Client ID: MW-2-111010

Instrument: 733.i

Sample Info: C0K110534-002 11/15/10 h2o(0319136)8270c

Volume Injected (uL): 2.0

Operator: 3200

Column phase: DB5-MS

Column diameter: 0.32

209 1,1'-Biphenyl

Concentration: 1.0500 ug/L

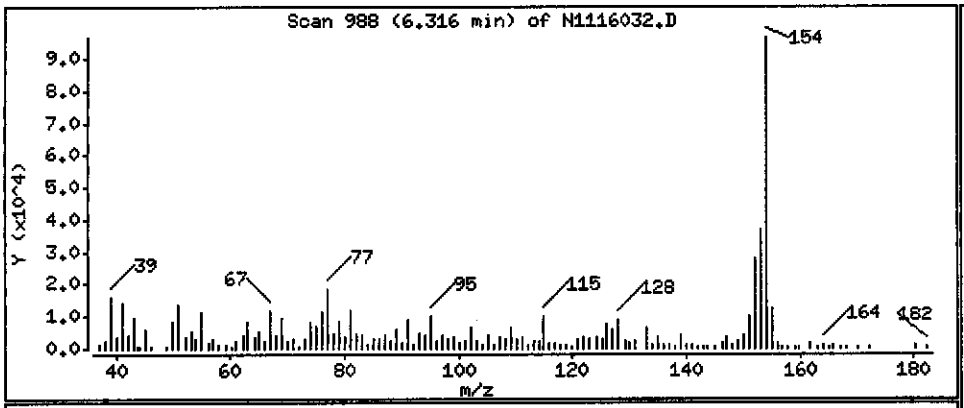

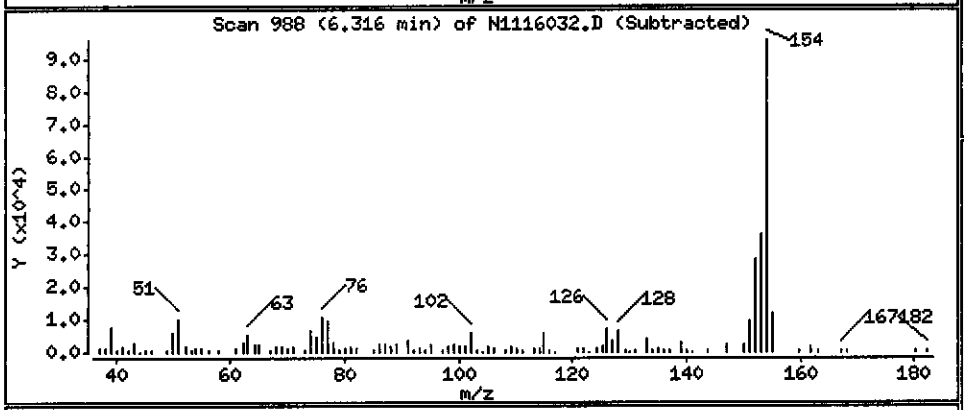

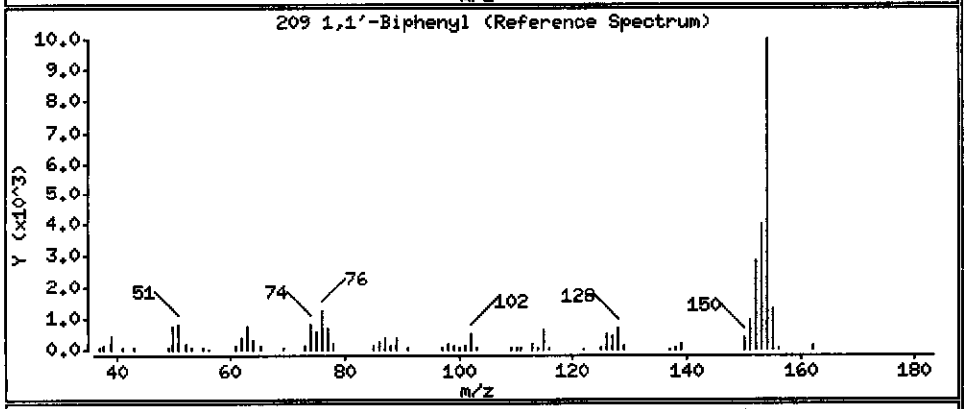

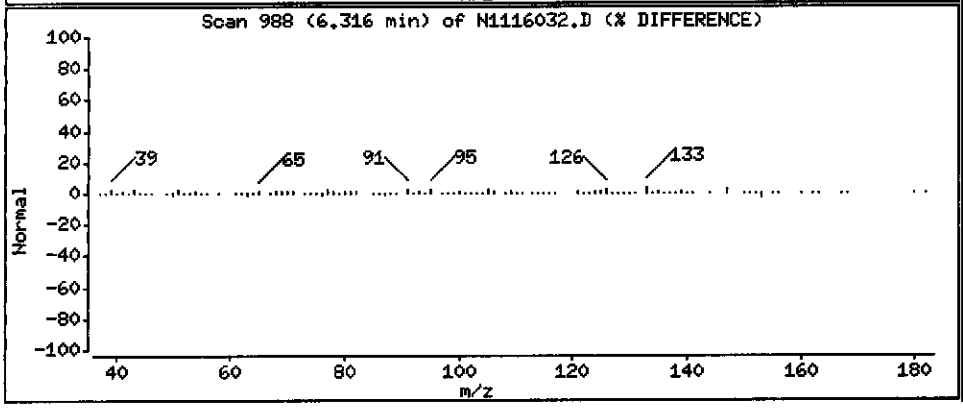

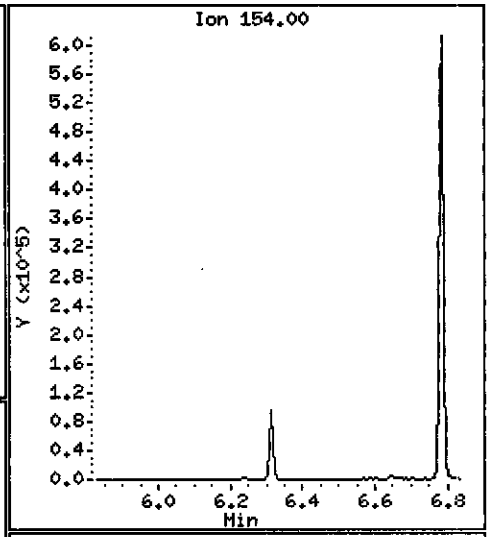

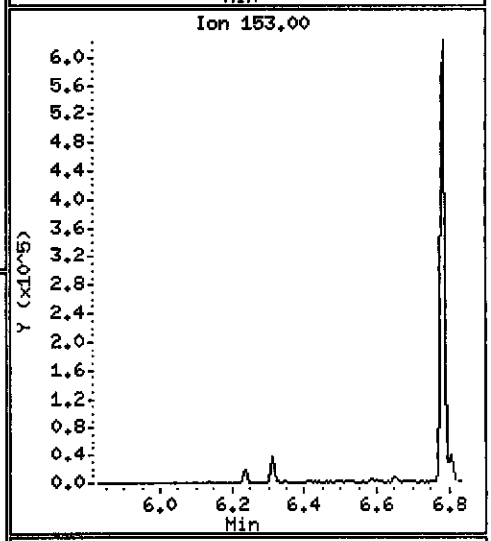

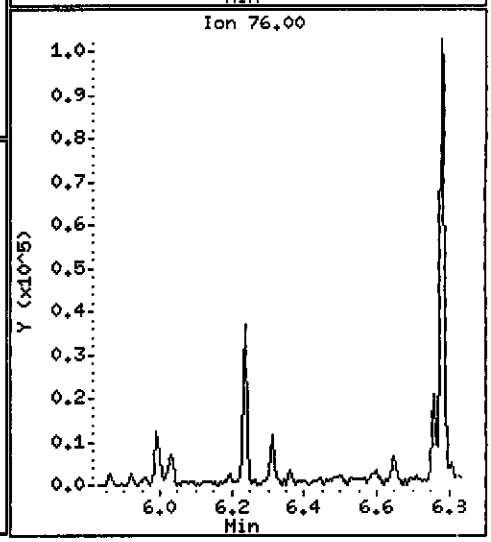

Data File: \\PITSVR06\D\chem\733.i\N111610.b\N1116032.D

Date : 16-NOV-2010 22:14

Client ID: MW-2-111010

Instrument: 733.i

Sample Info: C0K110534-002 11/15/10 h2o(0319136)8270c

Volume Injected (uL): 2.0

Operator: 3200

Column phase: DB5-MS

Column diameter: 0.32

79 Acenaphthylene

Concentration: 0.39643 ug/L

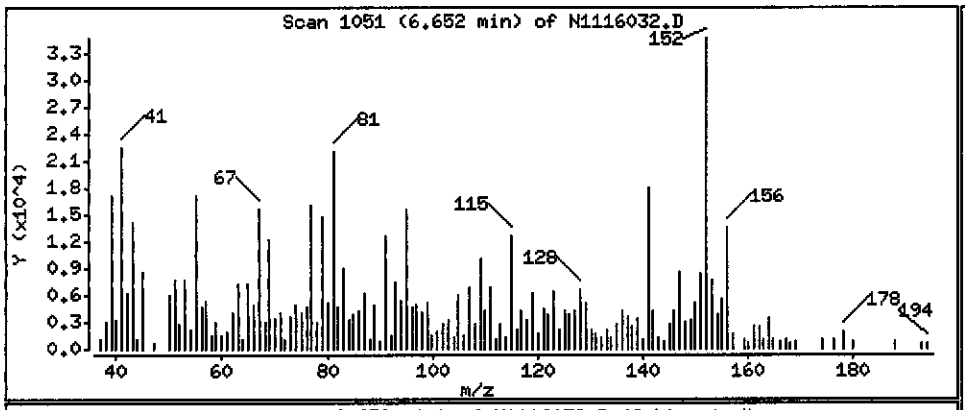

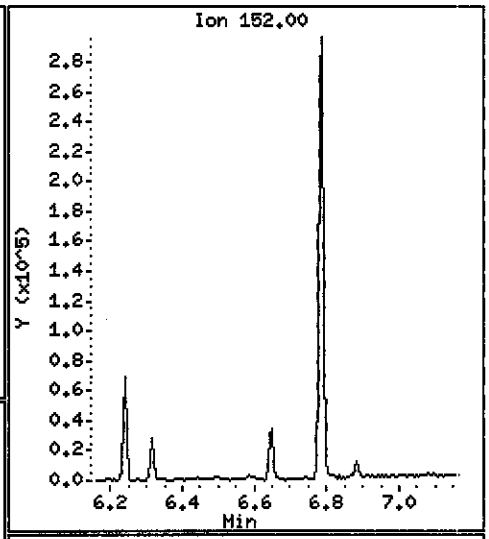

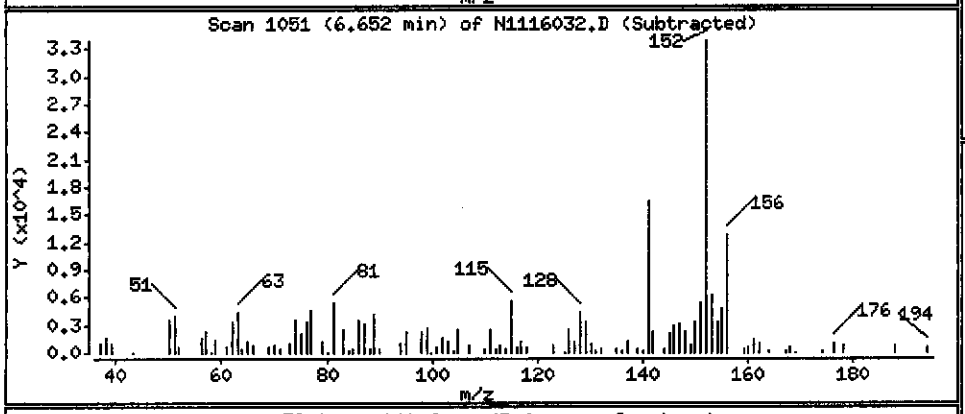

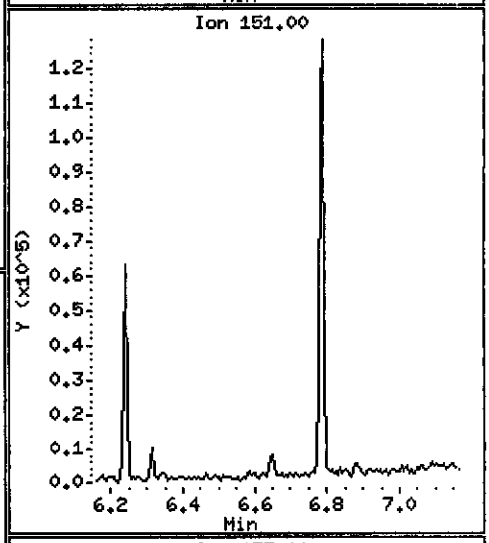

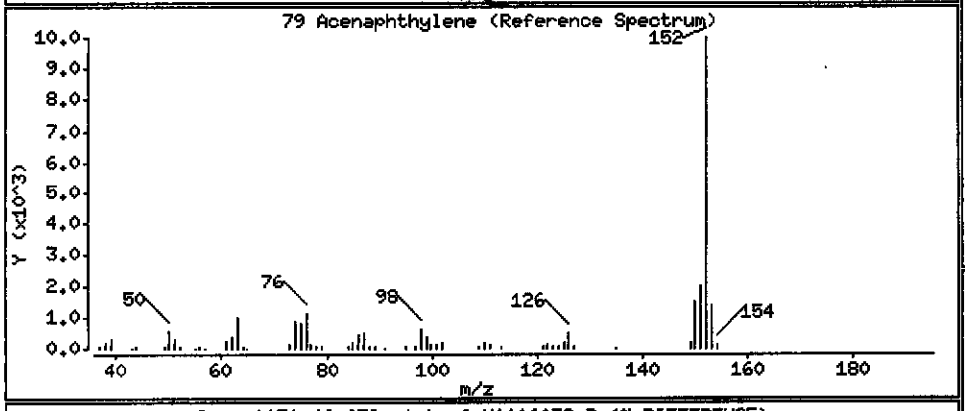

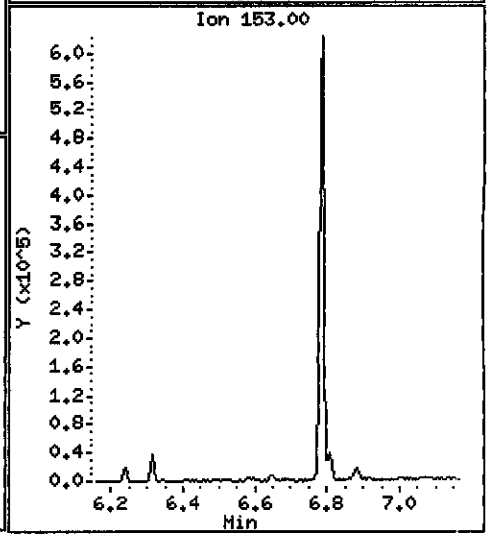

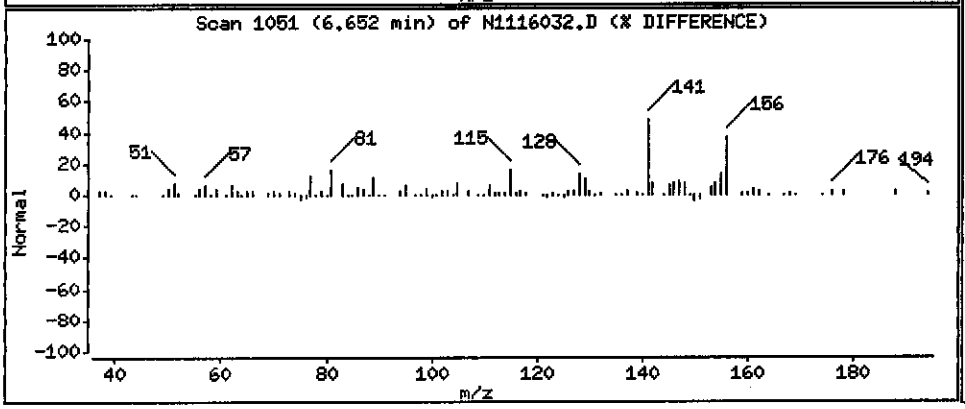

Data File: \\PITSVR06\D\chem\733.i\N111610.b\N1116032.D

Date : 16-NOV-2010 22:14

Client ID: MW-2-111010

Instrument: 733.i

Sample Info: C0K110534-002 11/15/10 h2o(0319136)8270c

Volume Injected (uL): 2.0

Operator: 3200

Column phase: DB5-MS

Column diameter: 0.32

82 Acenaphthene

Concentration: 11.186 ug/L

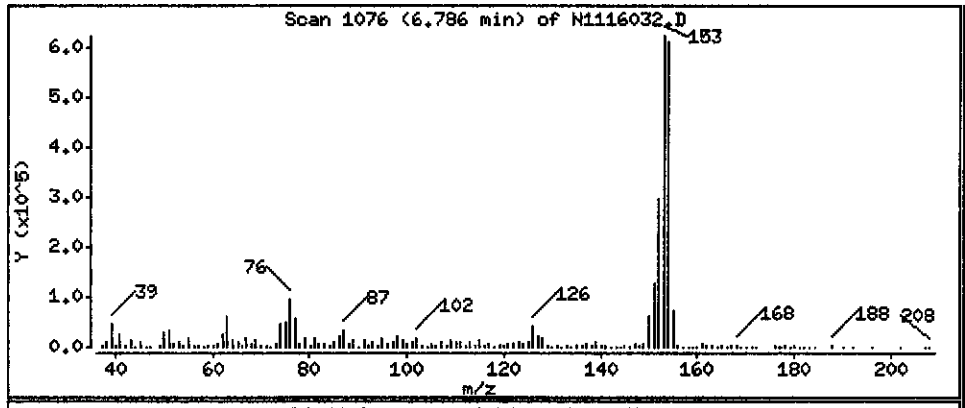

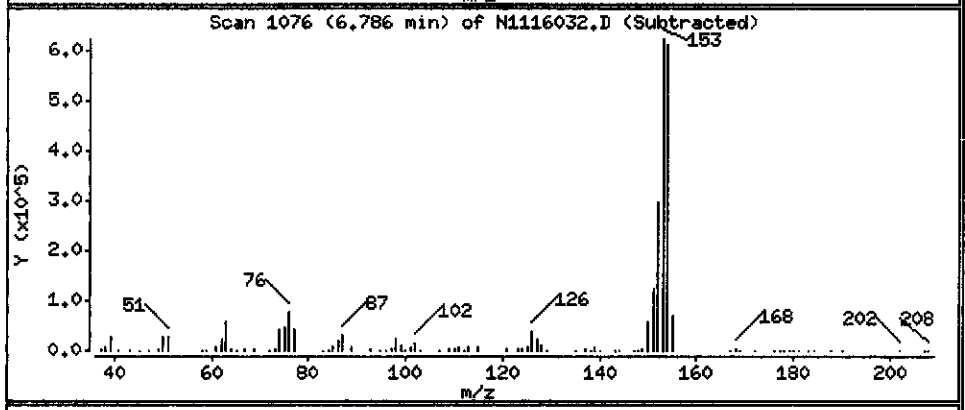

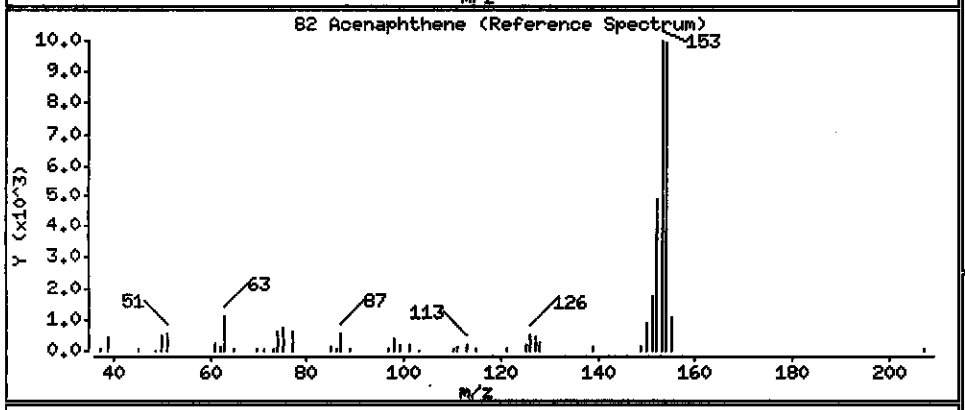

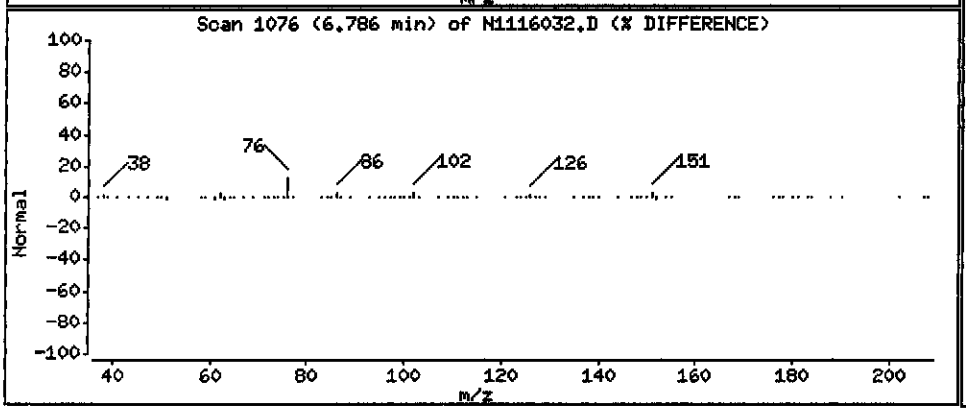

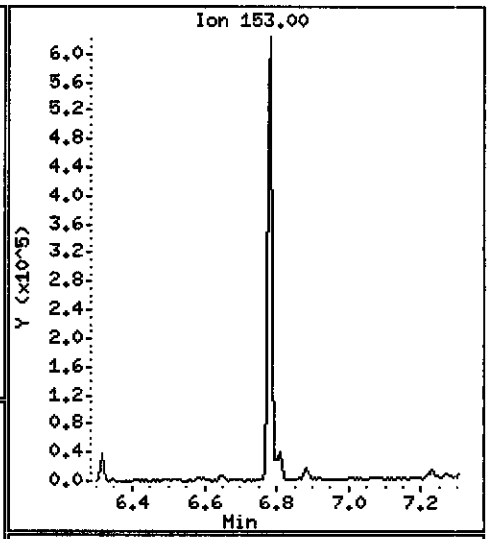

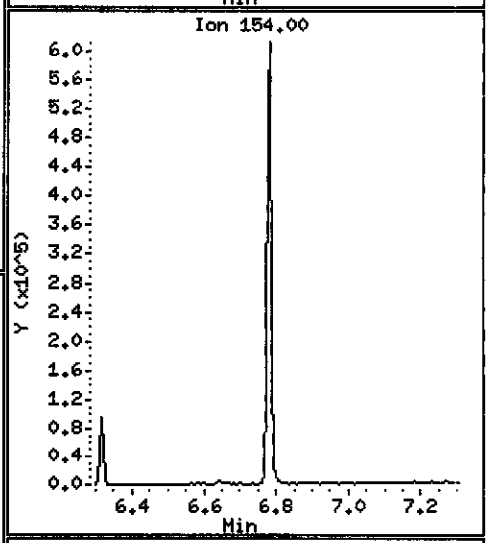

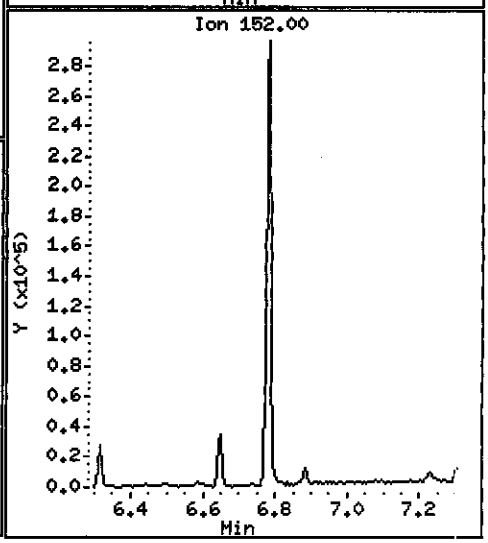

Data File: \\PITSVR06\D\chem\733.i\N111610.b\N1116032.D

Date : 16-NOV-2010 22:14

Client ID: MW-2-111010

Instrument: 733.i

Sample Info: C0K110534-002 11/15/10 h2o(0319136)8270c

Volume Injected (uL): 2.0

Operator: 3200

Column phase: DB5-MS

Column diameter: 0.32

86 Dibenzofuran

Concentration: 3.5663 ug/L

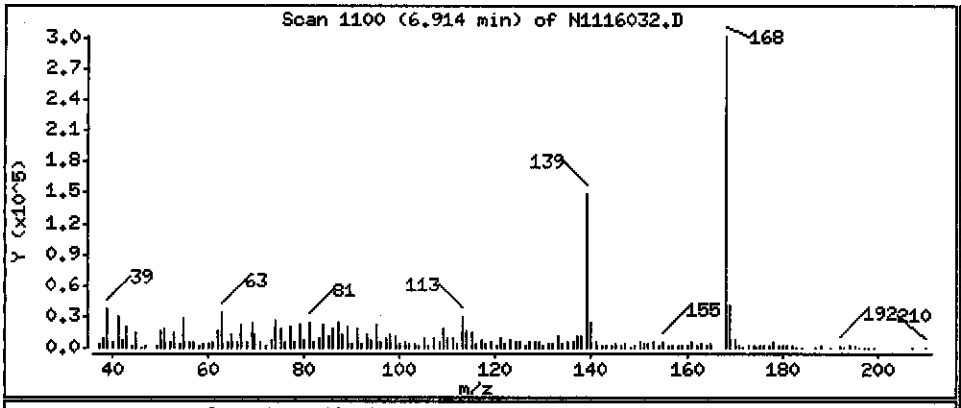

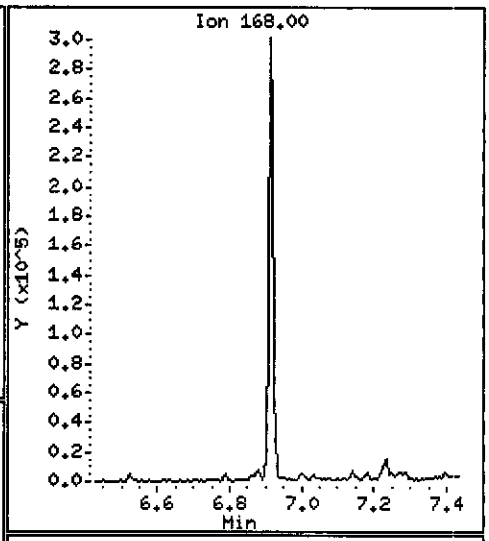

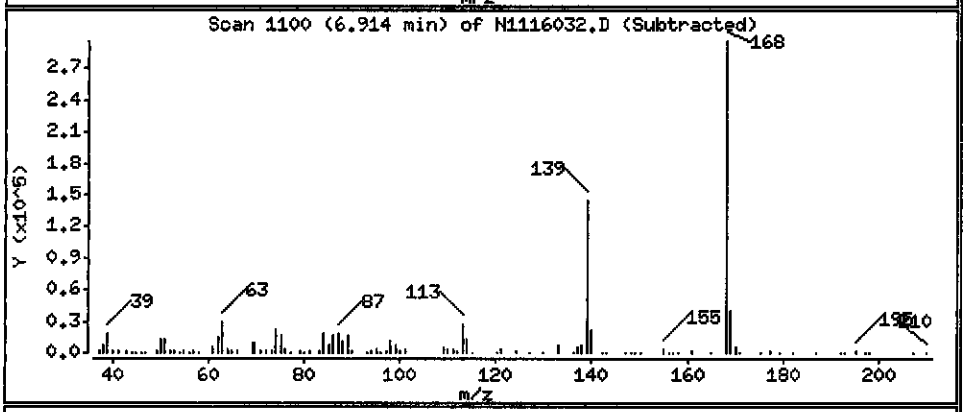

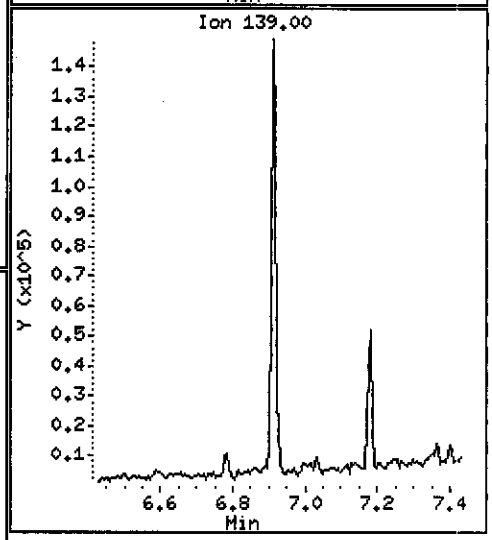

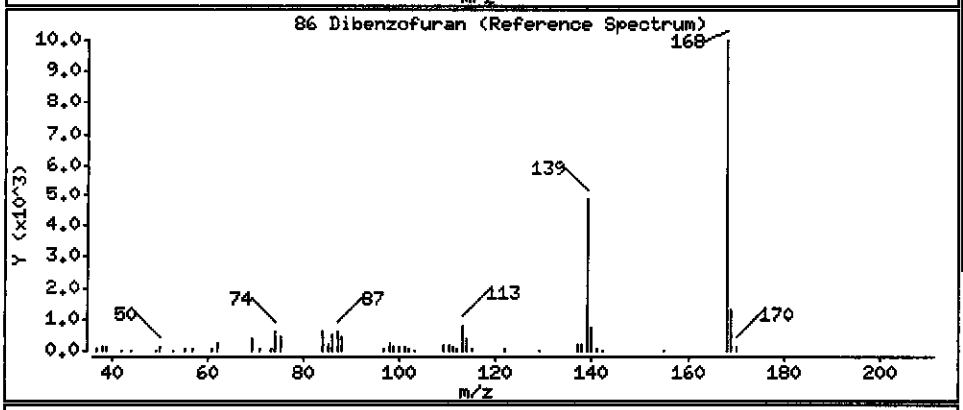

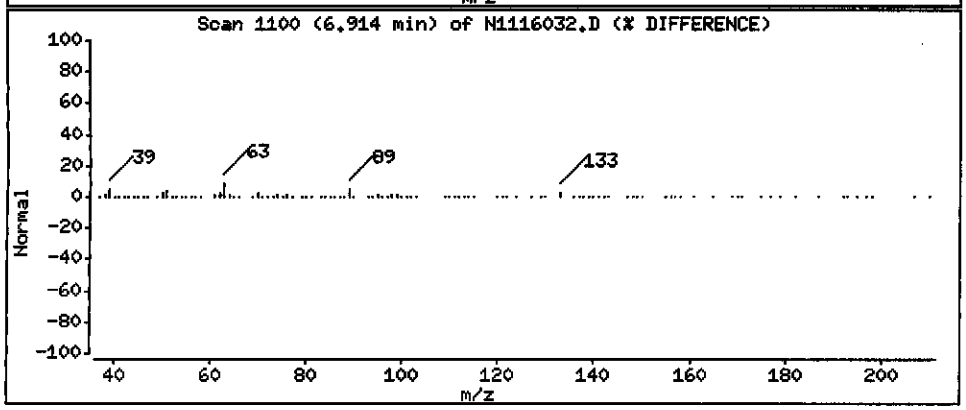

Data File: \\PITSVR06\D\chem\733.i\N111610.b\N1116032.D

Date : 16-NOV-2010 22:14

Client ID: MW-2-111010

Instrument: 733.i

Sample Info: C0K110534-002 11/15/10 h2o(0319136)8270c

Volume Injected (uL): 2.0

Operator: 3200

Column phase: DB5-MS

Column diameter: 0.32

94 Fluorene

Concentration: 5.0171 ug/L

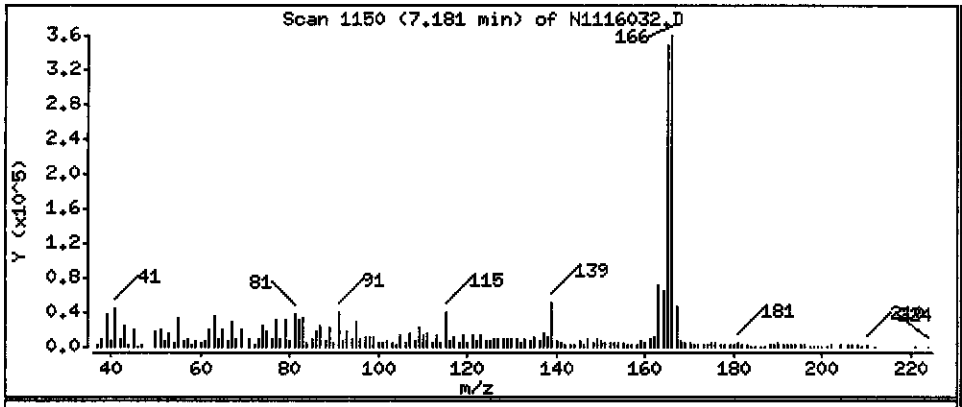

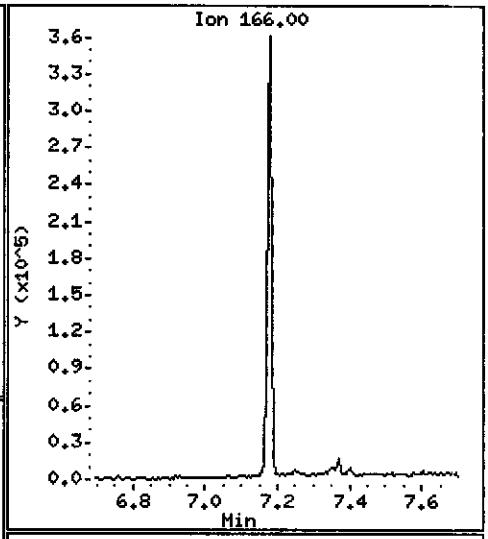

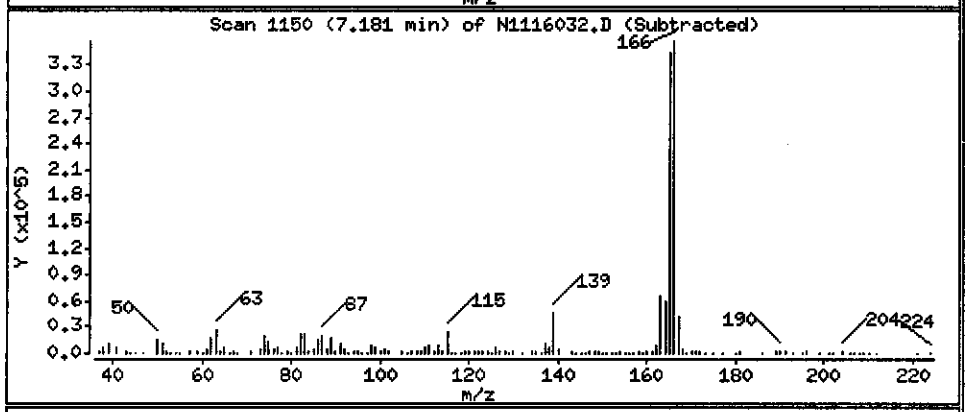

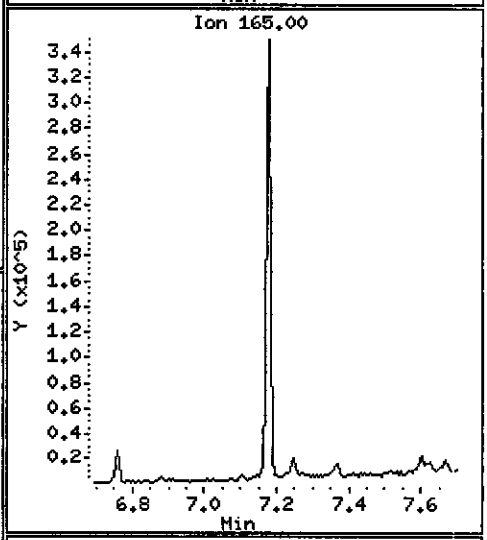

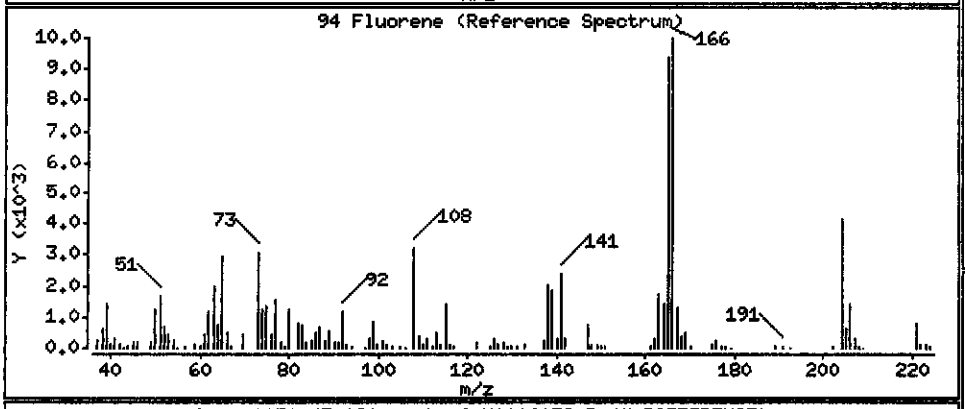

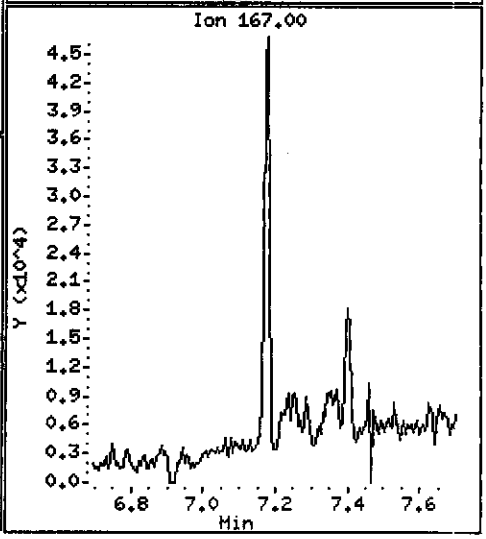

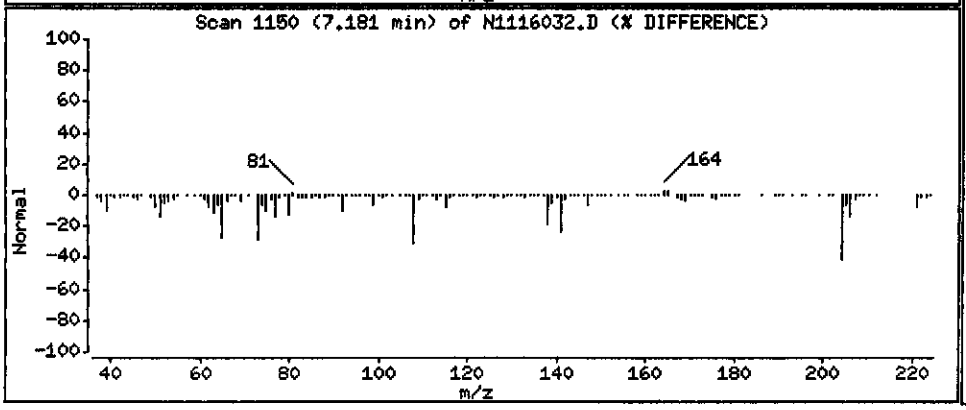

Data File: \\PITSVR06\D\chem\733.i\N111610.b\N1116032.D

Date : 16-NOV-2010 22:14

Client ID: MW-2-111010

Instrument: 733.i

Sample Info: C0K110534-002 11/15/10 h2o(0319136)8270c

Volume Injected (uL): 2.0

Operator: 3200

Column phase: DB5-MS

Column diameter: 0.32

115 Phenanthrene

Concentration: 0.23156 ug/L

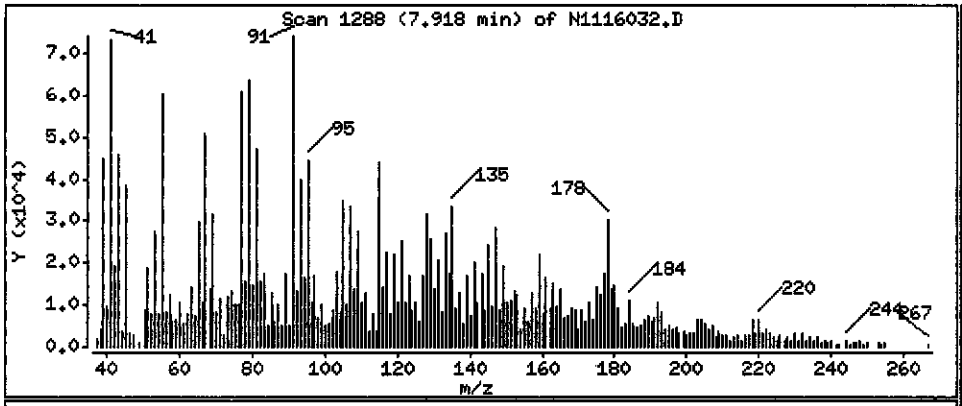

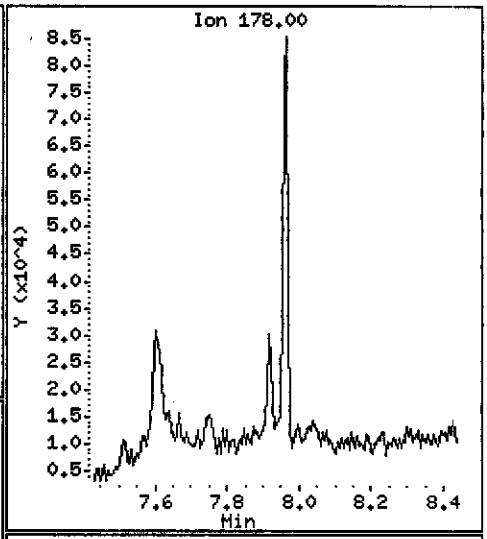

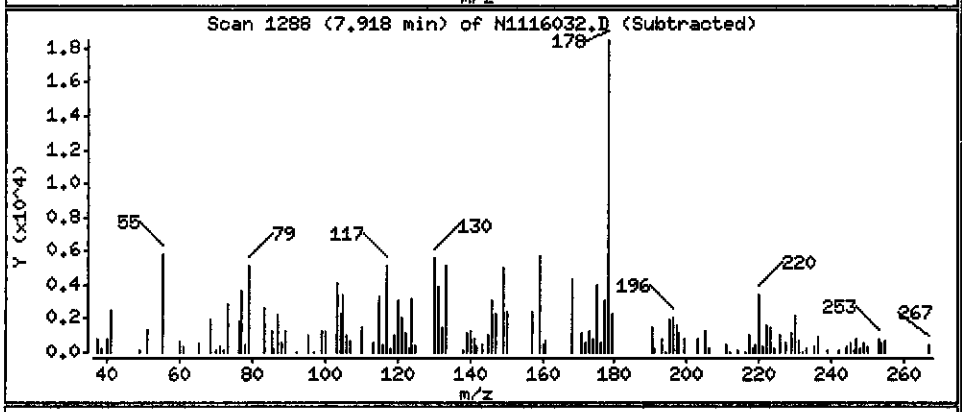

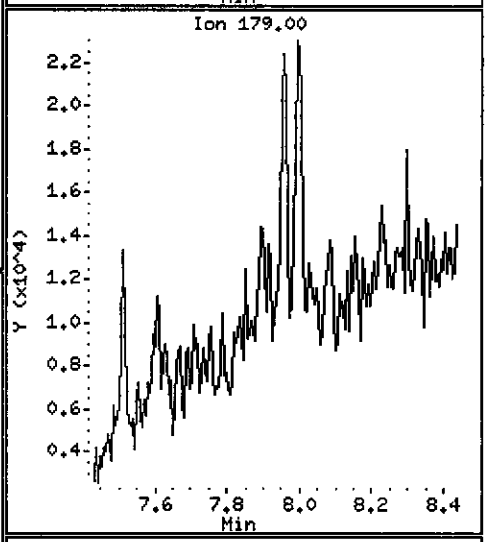

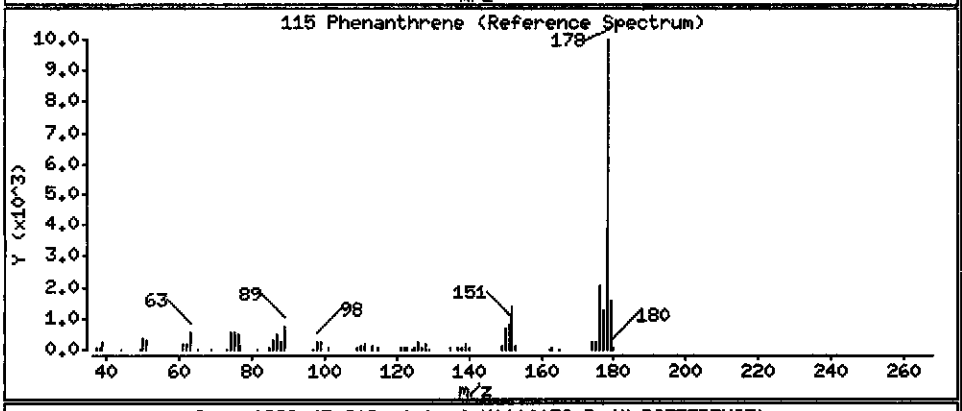

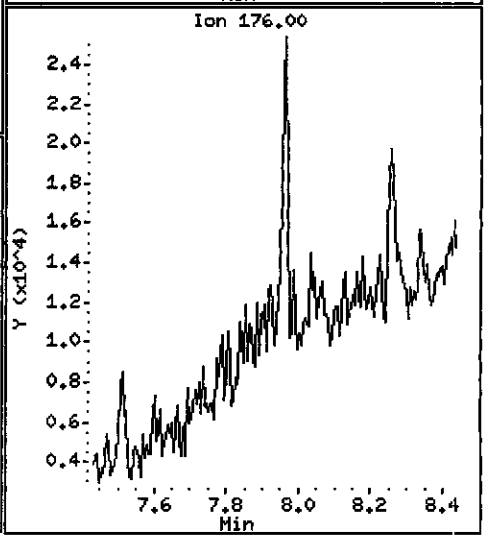

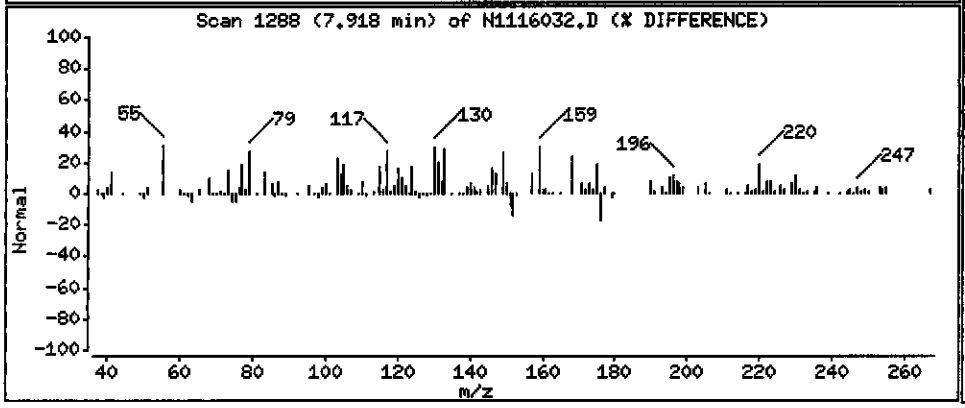

Data File: \\PITSVR06\D\chem\733.i\N111610.b\N1116032.D

Date : 16-NOV-2010 22:14

Client ID: MW-2-111010

Instrument: 733.i

Sample Info: C0K110534-002 11/15/10 h2o(0319136)8270c

Volume Injected (uL): 2.0

Operator: 3200

Column phase: DB5-MS

Column diameter: 0.32

116 Anthracene

Concentration: 0.88657 ug/L

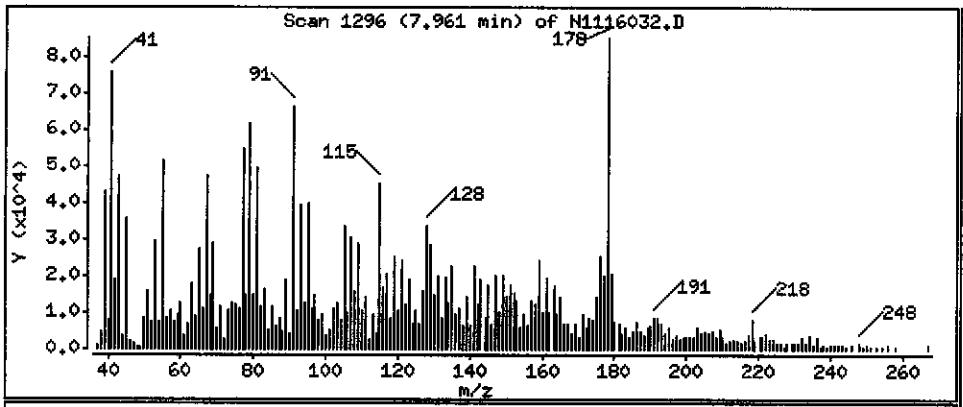

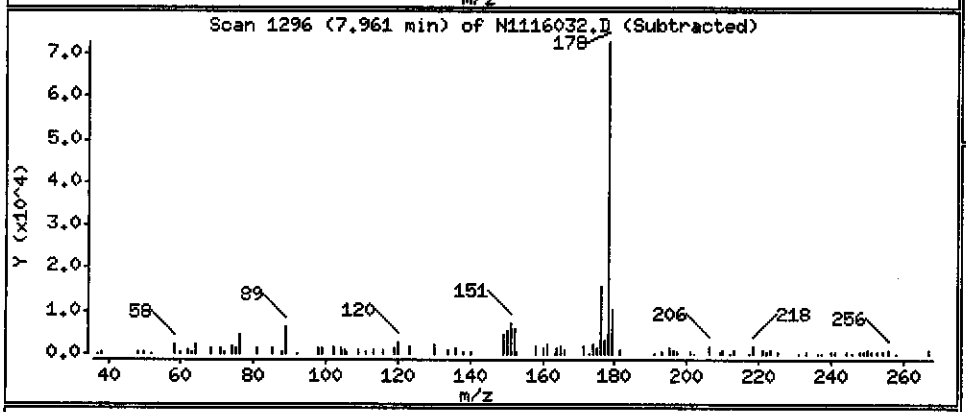

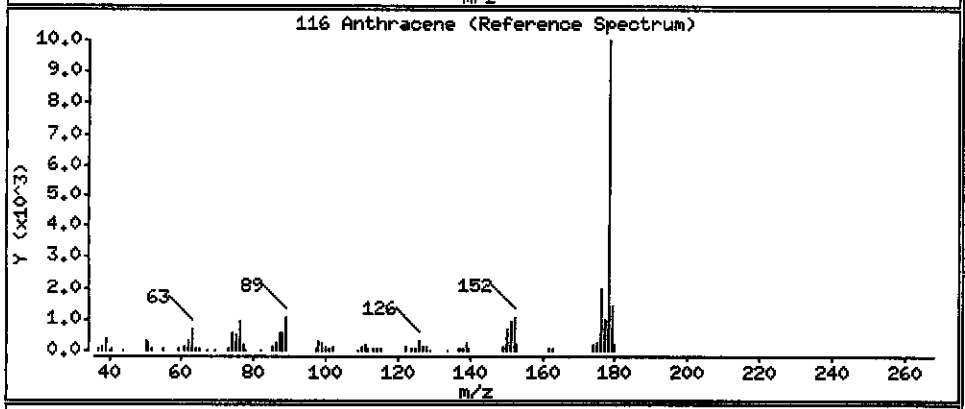

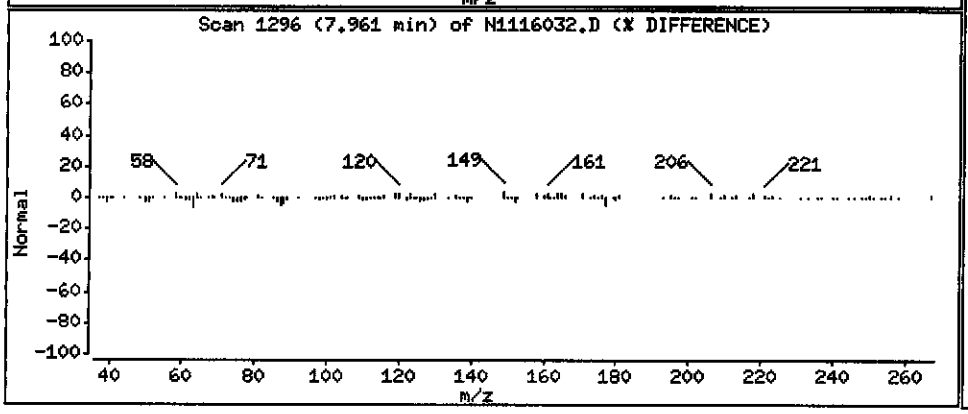

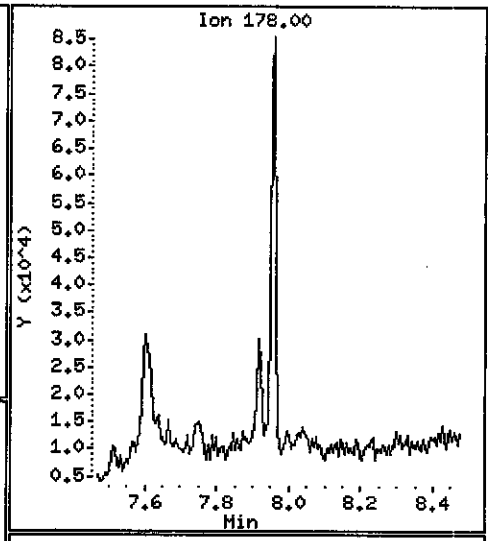

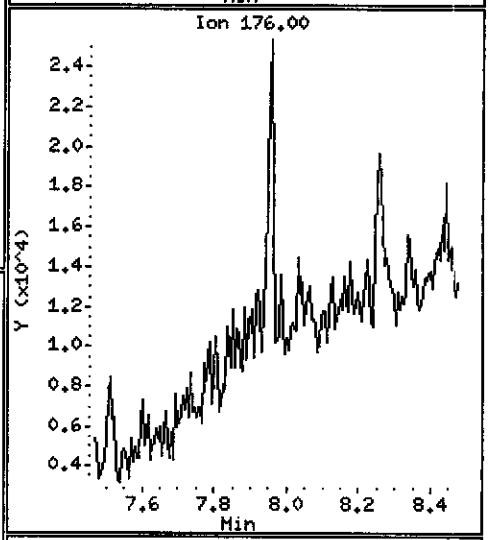

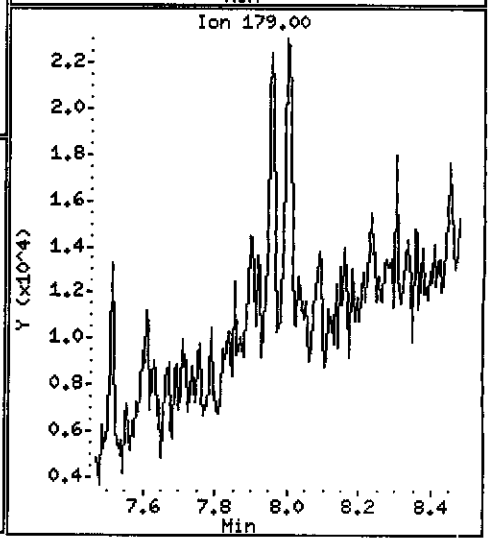

Data File: \\PITSVR06\D\chem\733.i\N111610.b\N1116032.D

Date : 16-NOV-2010 22:14

Client ID: MW-2-111010

Instrument: 733.i

Sample Info: C0K110534-002 11/15/10 h2o(0319136)8270c

Volume Injected (uL): 2.0

Operator: 3200

Column phase: DB5-MS

Column diameter: 0.32

119 Carbazole

Concentration: 3.2715 ug/L

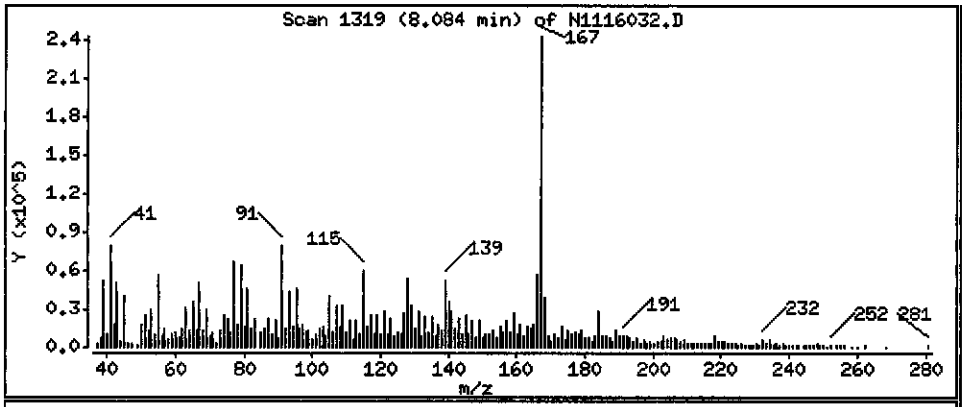

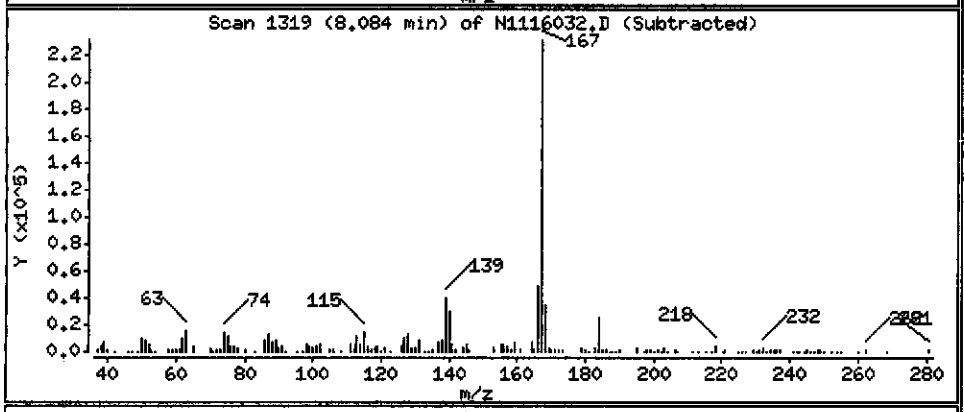

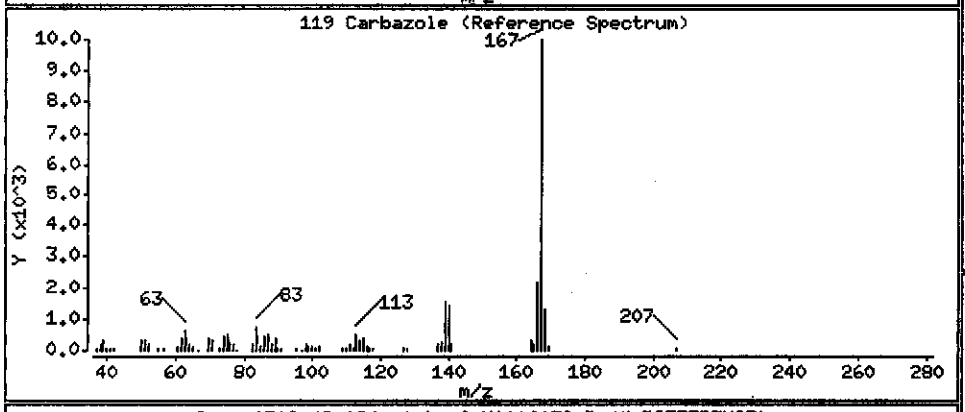

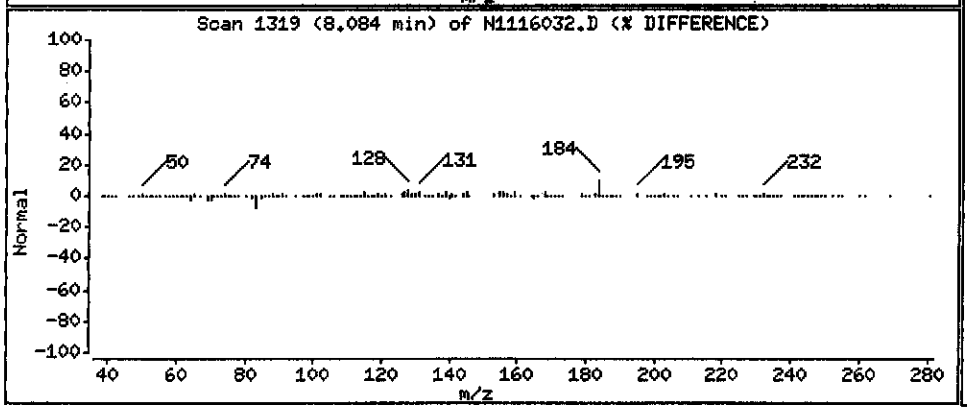

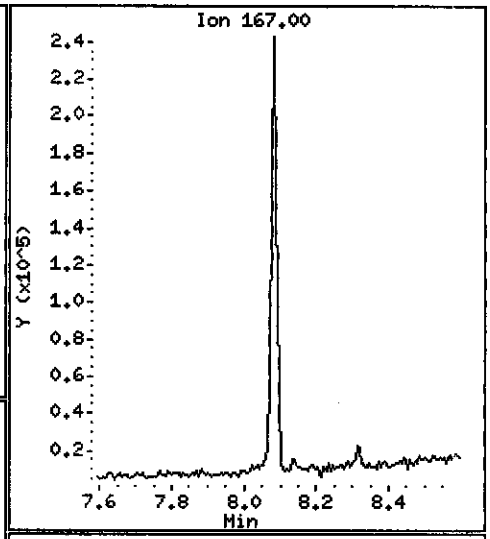

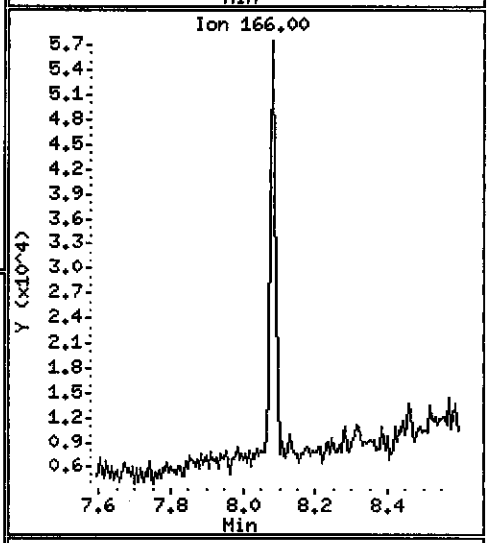

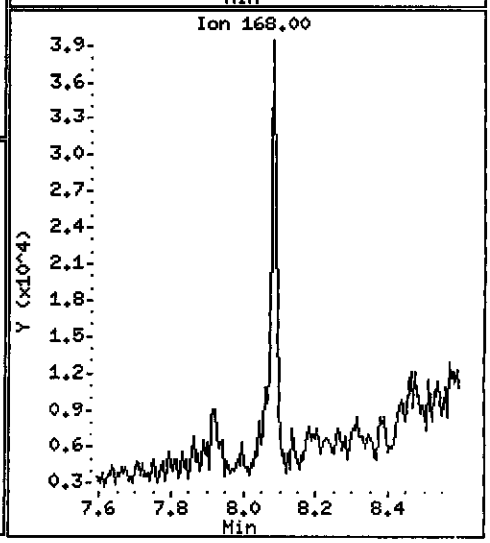

Data File: \\PITSVR06\D\chem\733.i\N111610.b\N1116032.D

Date : 16-NOV-2010 22:14

Client ID: MW-2-111010

Instrument: 733.i

Sample Info: C0K110534-002 11/15/10 h2o(0319136)8270c

Volume Injected (uL): 2.0

Operator: 3200

Column phase: DB5-MS

Column diameter: 0.32

123 Fluoranthene

Concentration: 1.2416 ug/L

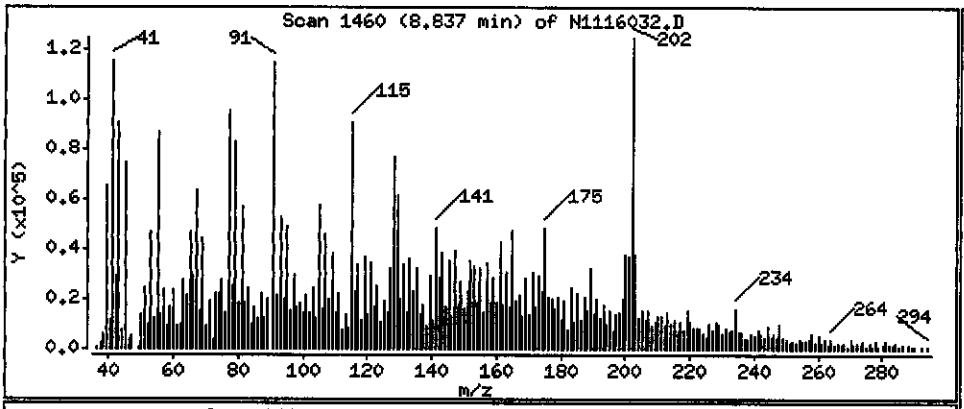

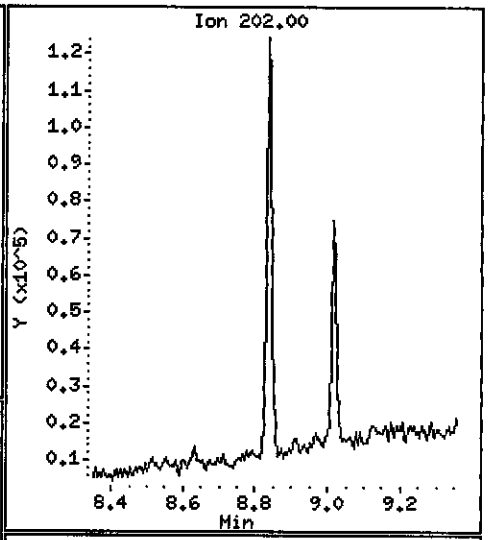

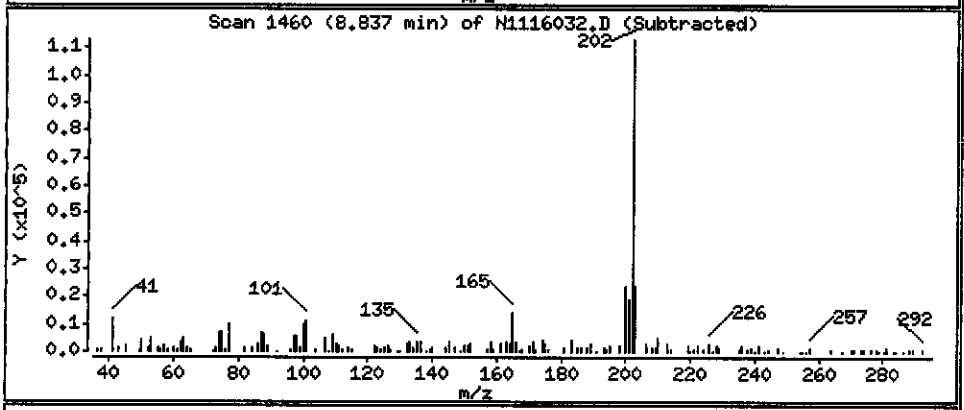

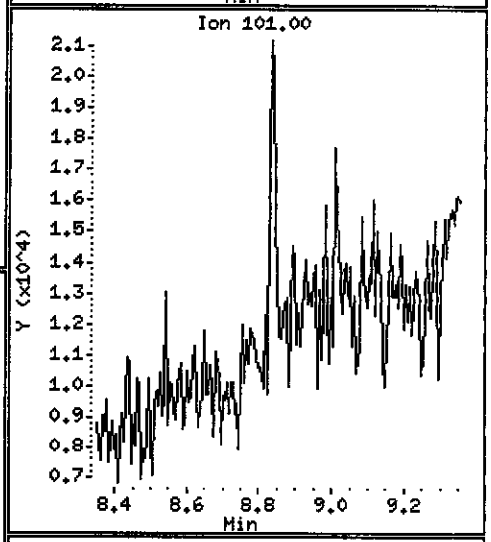

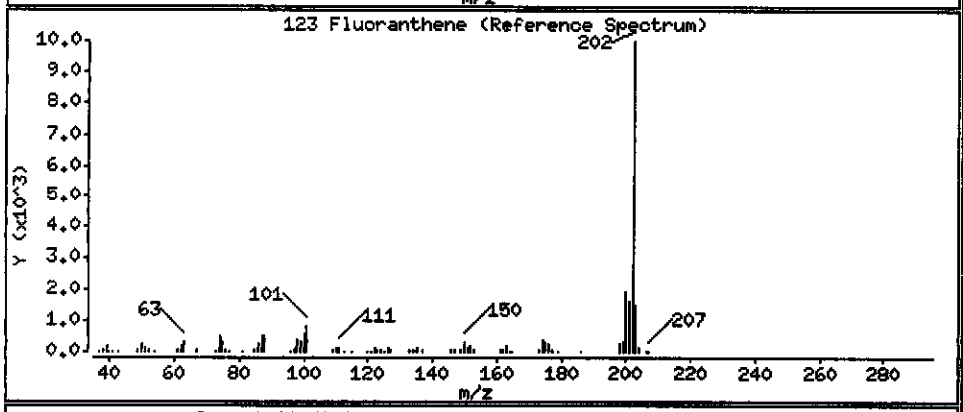

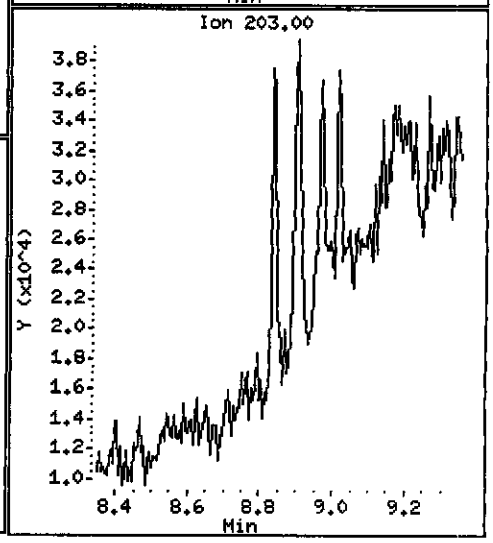

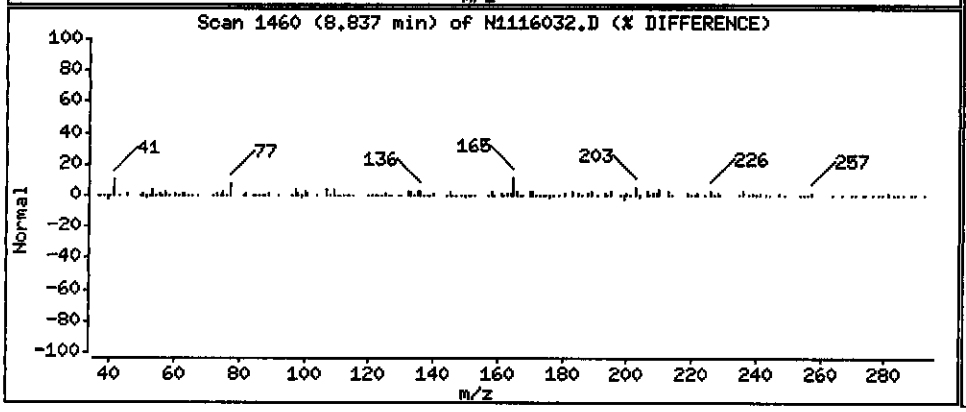

Data File: \\PITSVR06\D\chem\733.i\N111610.b\N1116032.D

Date : 16-NOV-2010 22:14

Client ID: MW-2-111010

Instrument: 733.i

Sample Info: C0K110534-002 11/15/10 h2o(0319136)8270c

Volume Injected (uL): 2.0

Operator: 3200

Column phase: DB5-MS

Column diameter: 0.32

125 Pyrene

Concentration: 0.48179 ug/L

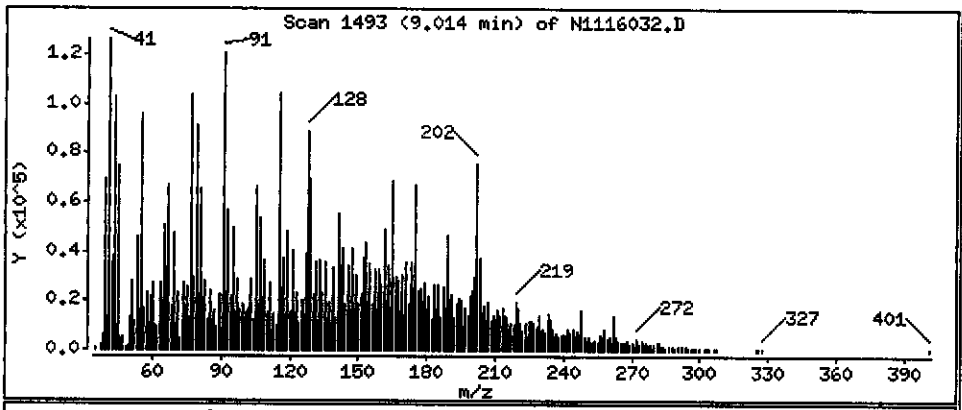

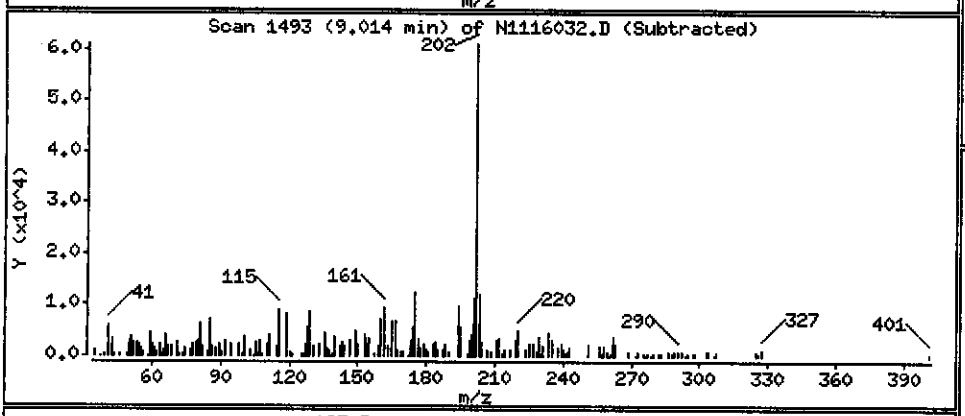

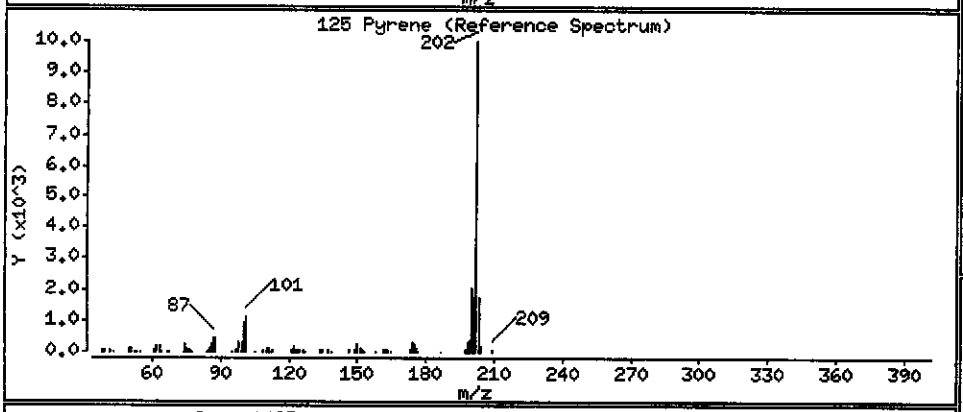

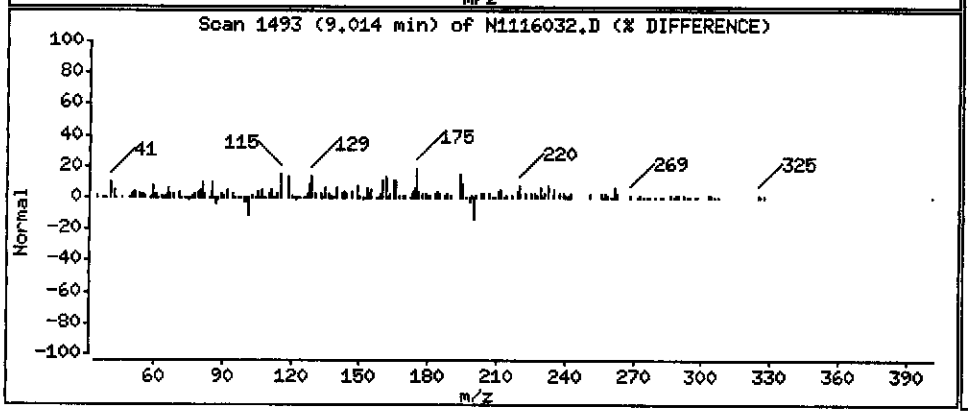

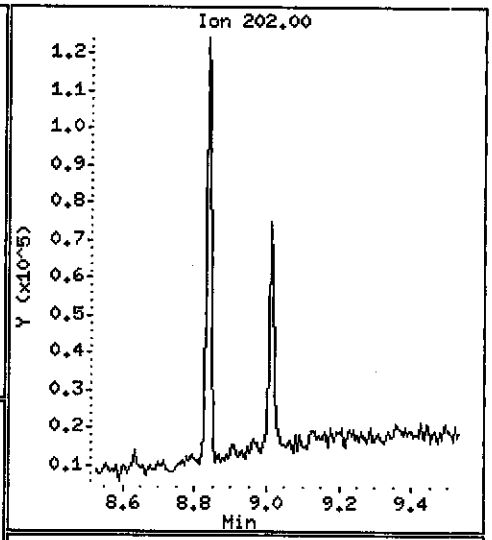

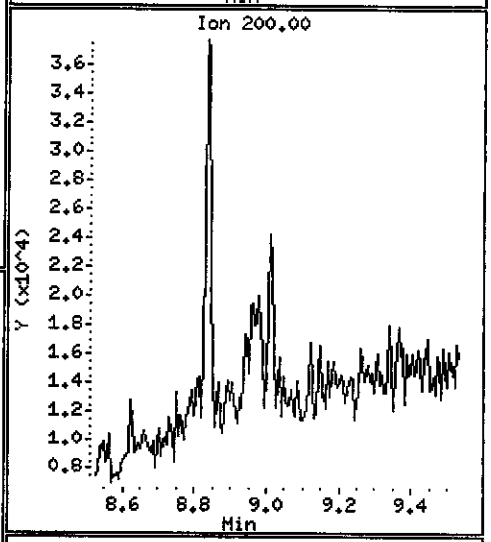

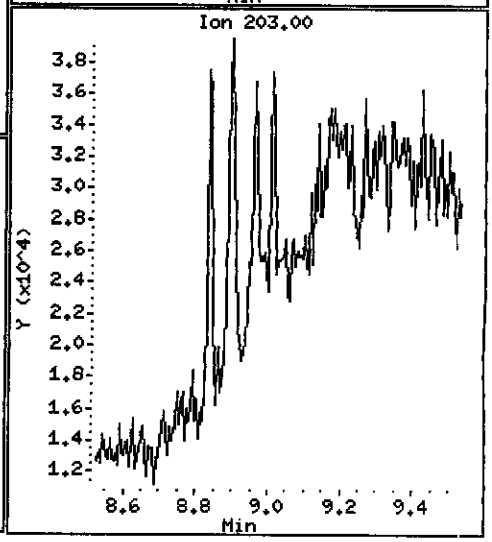

Data File: \\PITSVR06\D\chem\733.i\N111610.b\N1116032.D

Date : 16-NOV-2010 22:14

Client ID: MW-2-111010

Instrument: 733.i

Sample Info: C0K110534-002 11/15/10 h2o(0319136)8270c

Volume Injected (uL): 2.0

Operator: 3200

Column phase: DB5-MS

Column diameter: 0.32

139 bis(2-ethylhexyl)Phthalate

Concentration: 0.95002 ug/L

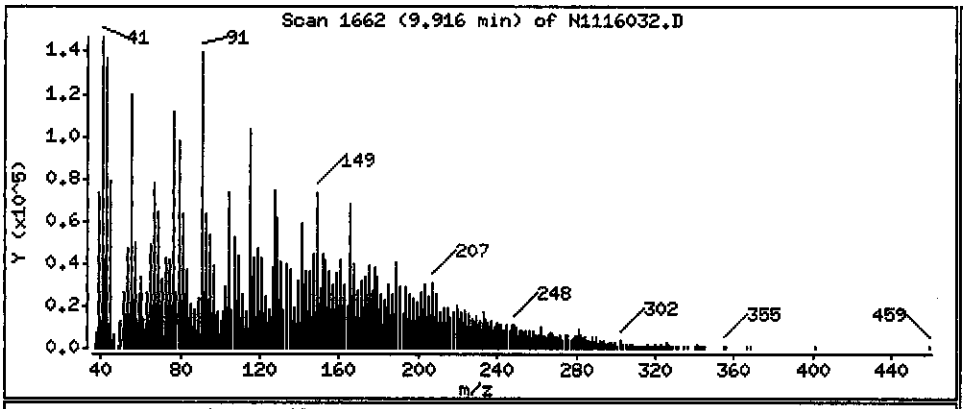

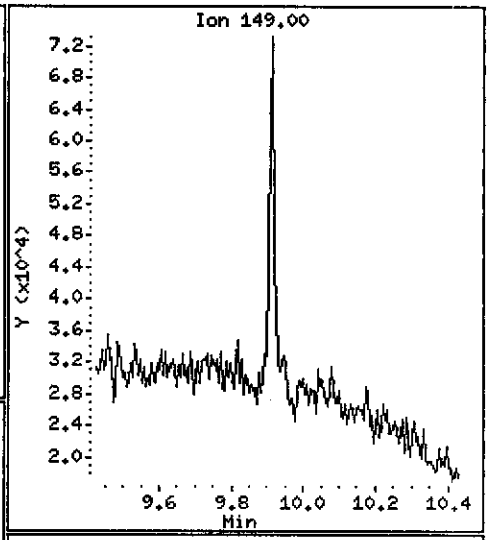

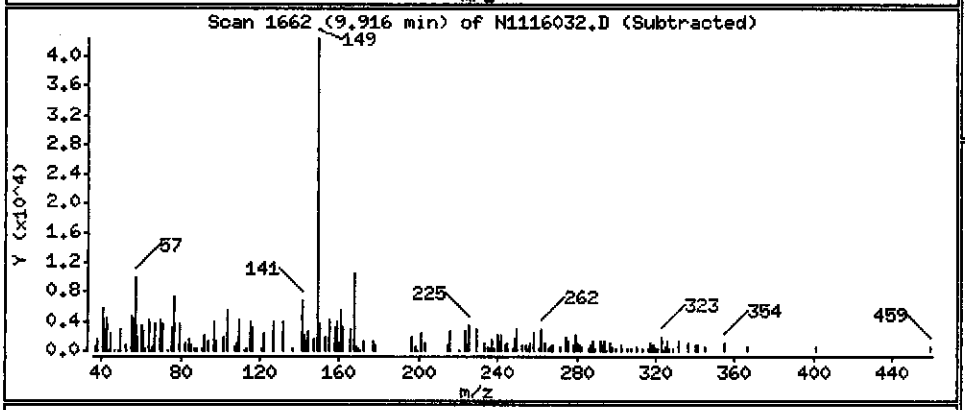

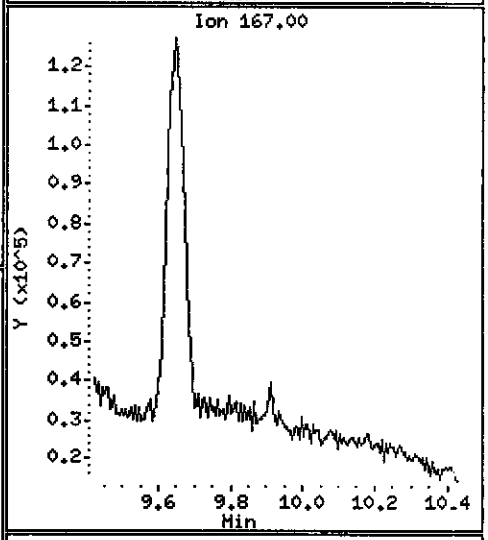

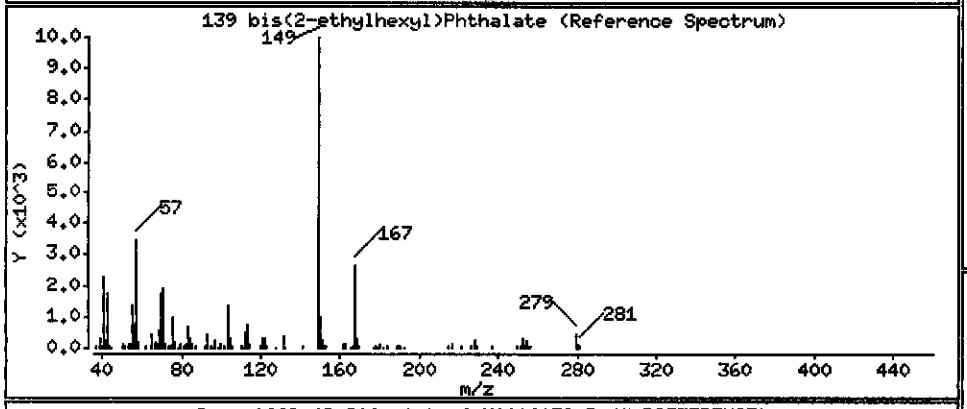

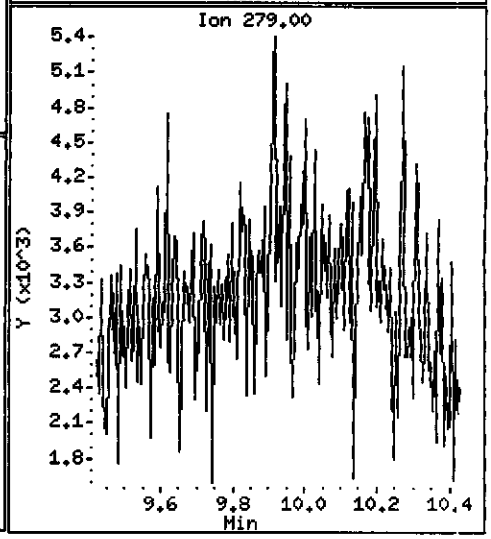

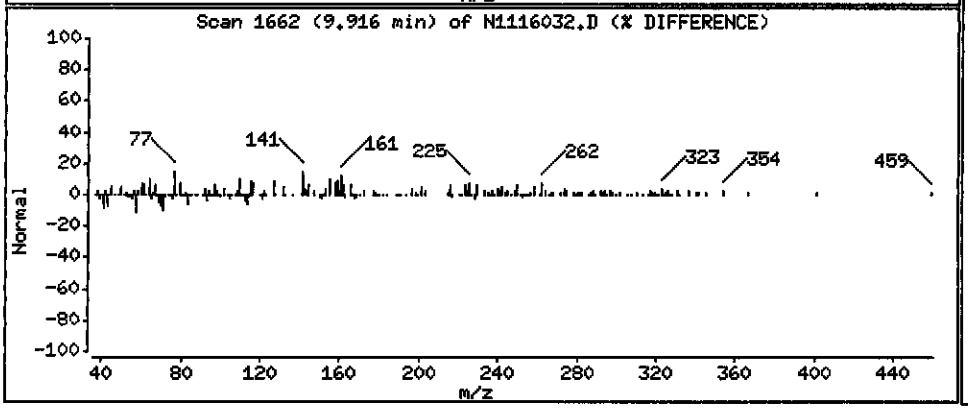

Data File: \\PITSVR06\D\chem\733.i\N111610.b\N1116032.D

Date : 16-NOV-2010 22:14

Client ID: MW-2-111010

Instrument: 733.i

Sample Info: C0K110534-002 11/15/10 h2o(0319136)8270c

Volume Injected (uL): 2.0

Operator: 3200

Column phase: DB5-MS

Column diameter: 0.32

141 Benzo(b)fluoranthene

Concentration: 0.24685 ug/L

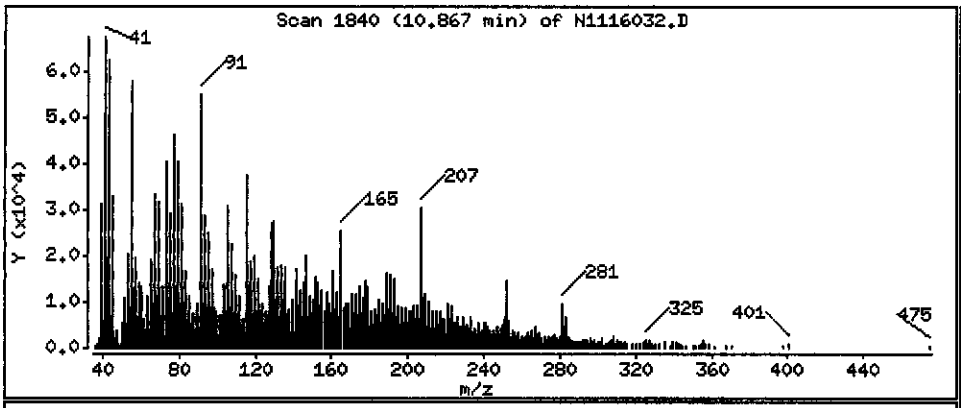

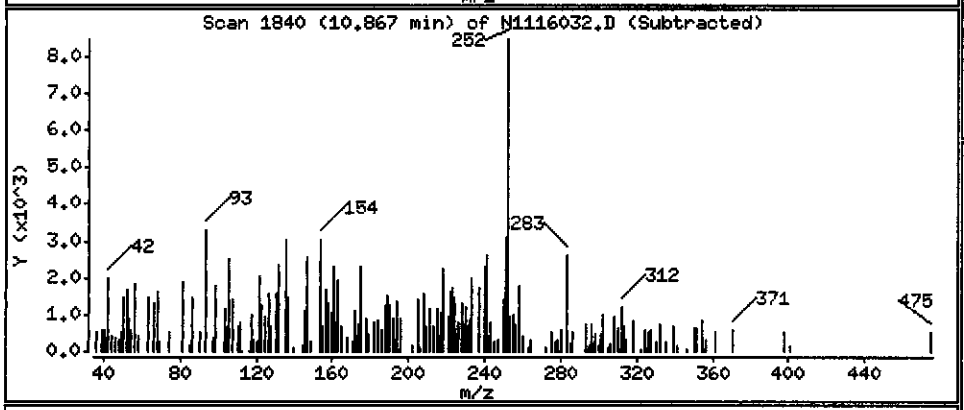

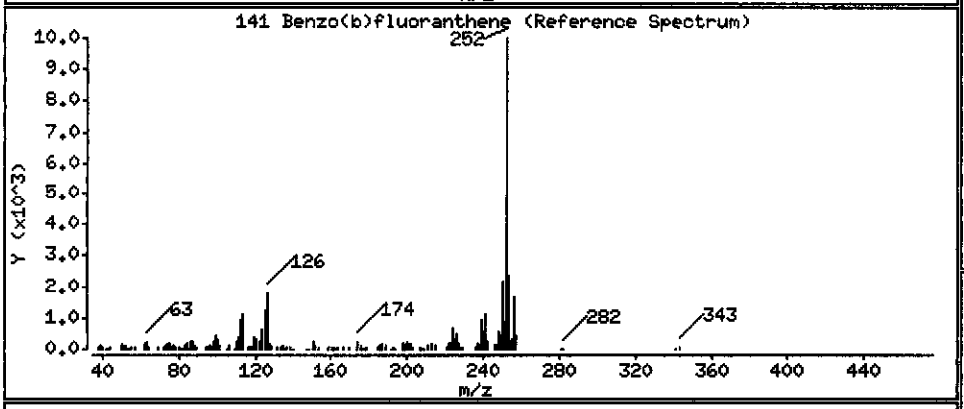

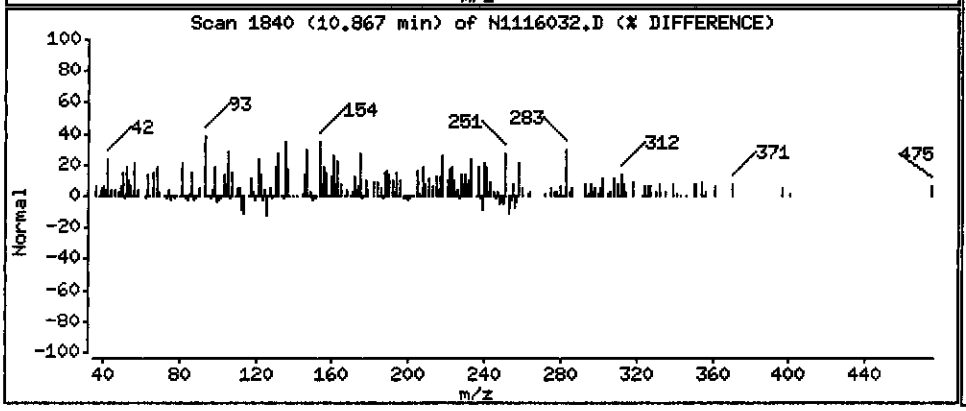

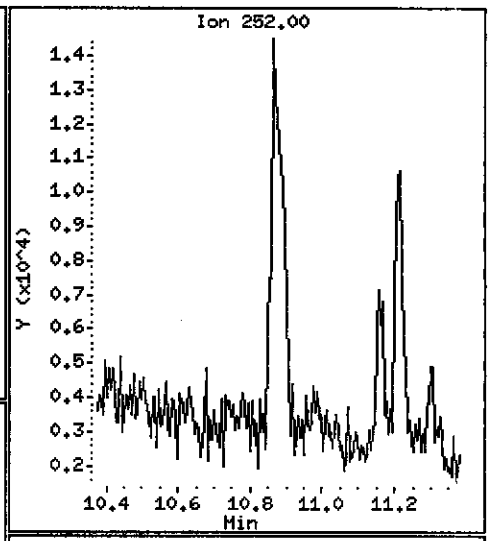

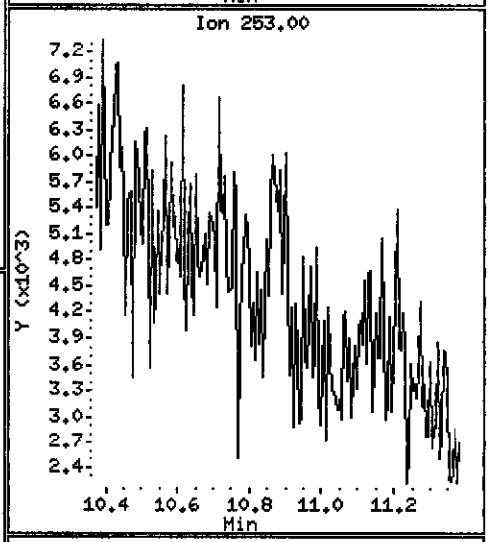

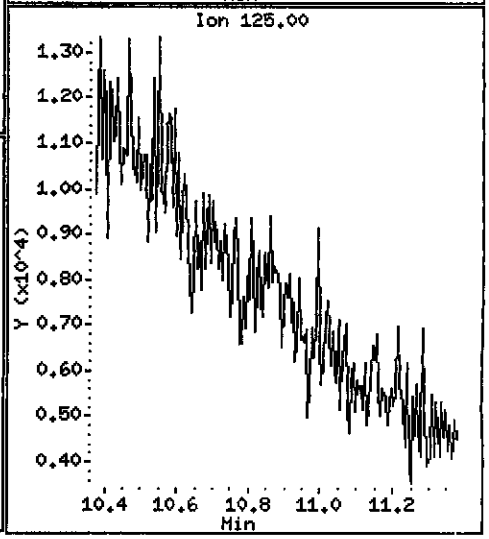

Data File: \\PITSVR06\D\chem\733.i\N111610.b\N1116032.D

Date : 16-NOV-2010 22:14

Client ID: MW-2-111010

Instrument: 733.i

Sample Info: C0K110534-002 11/15/10 h2o(0319136)8270c

Volume Injected (uL): 2.0

Operator: 3200

Column phase: DB5-MS

Column diameter: 0.32

146 Benzo(a)pyrene

Concentration: 0.24347 ug/L

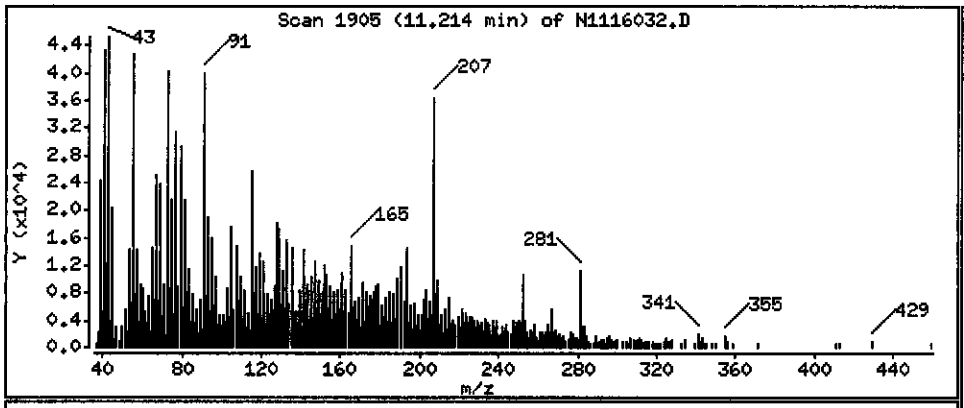

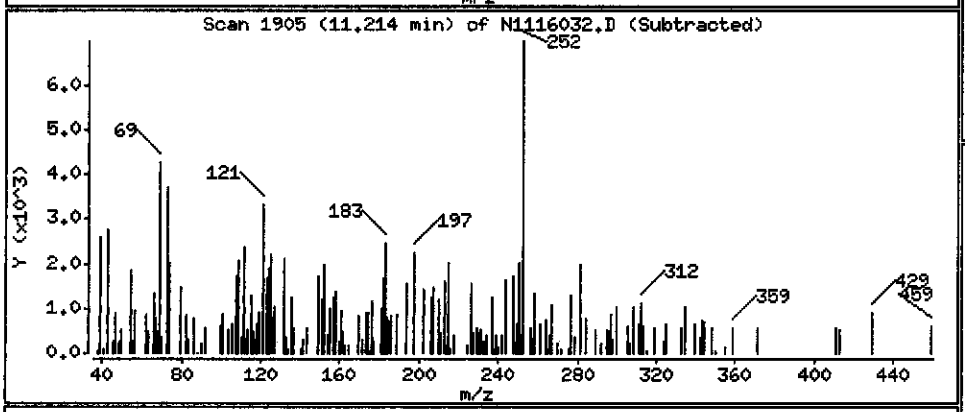

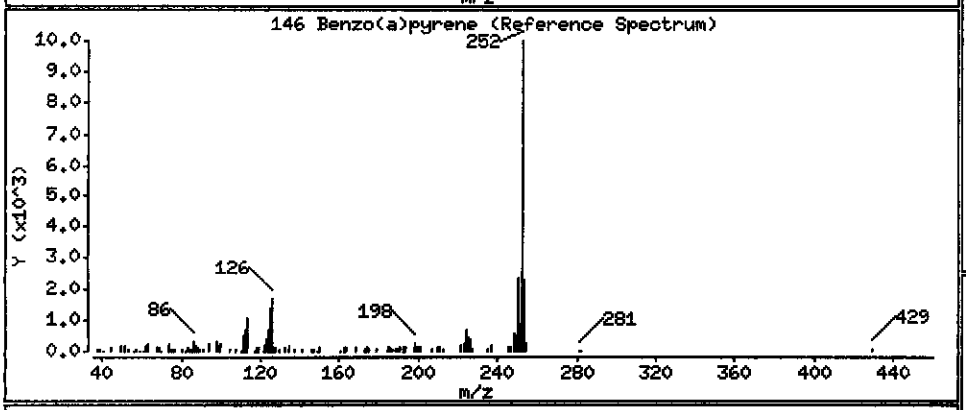

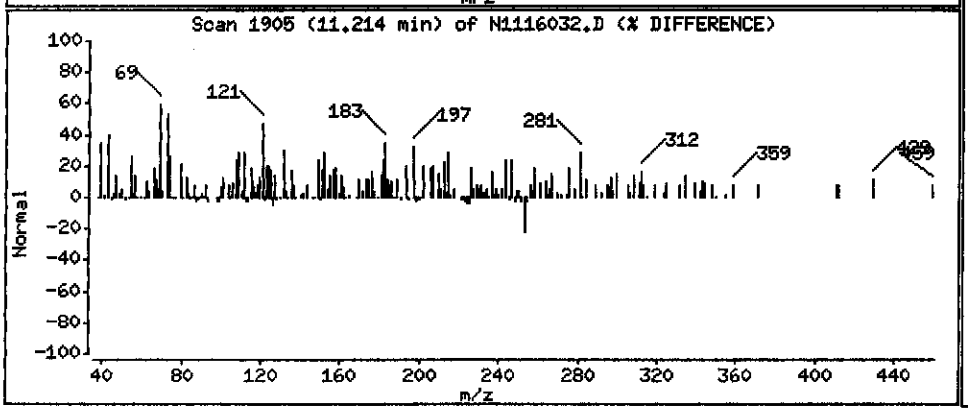

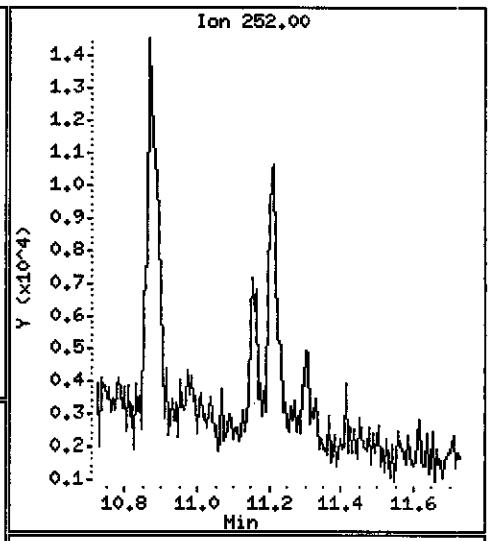

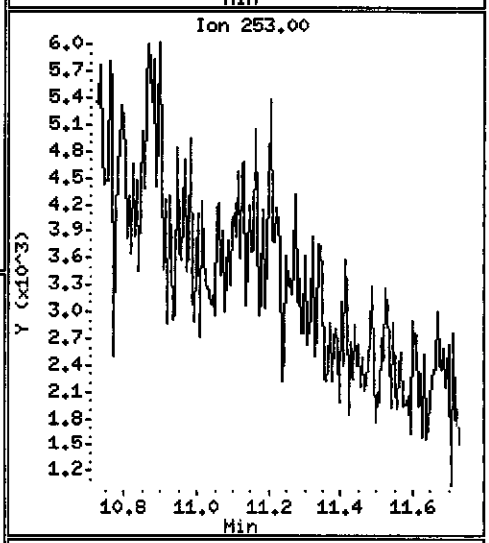

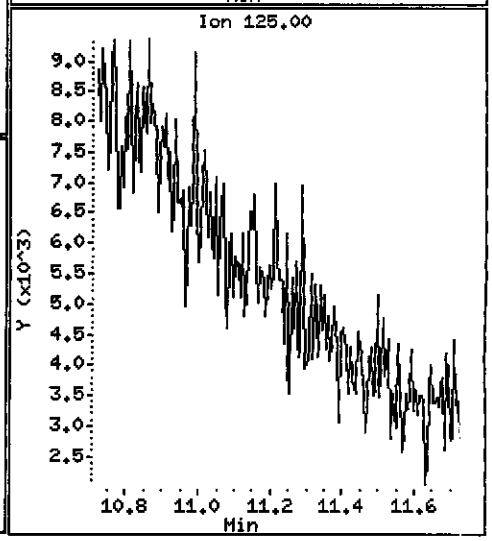

MACTEC Engineering and Consulting Inc

Client Sample ID: MW-2-111010

GC/MS Semivolatiles

Lot-Sample #...:	C0K110534-002	**Work Order #...:**	L9WVG2AA	**Matrix.....:**	WATER
Date Sampled...:	11/10/10 09:35	**Date Received..:**	11/11/10 08:20	**MS Run #.....:**	
Prep Date.....:	11/15/10	**Analysis Date..:**	11/17/10		
Prep Batch #...:	0319136	**Analysis Time..:**	15:08		
Dilution Factor:	4.75	**Initial Wgt/Vol:**	1050 mL	**Final Wgt/Vol..:**	1 mL
Analyst ID.....:	003200	**Instrument ID..:**	733		
		Method.....:	SW846 8270C		

PARAMETER	RESULT	REPORTING LIMIT	UNITS	MDL
Acenaphthene	**9.8**	**0.95**	**ug/L**	**0.068**
Acenaphthylene	**0.34 J**	**0.95**	**ug/L**	**0.072**
Acetophenone	ND	4.8	ug/L	0.38
Anthracene	**0.69 J**	**0.95**	**ug/L**	**0.073**
Atrazine	ND	4.8	ug/L	0.42
Benzo(a)anthracene	ND	0.95	ug/L	0.070
Benzo(a)pyrene	ND	0.95	ug/L	0.064
Benzo(b)fluoranthene	ND	0.95	ug/L	0.075
Benzo(ghi)perylene	ND	0.95	ug/L	0.072
Benzo(k)fluoranthene	ND	0.95	ug/L	0.26
Benzaldehyde	ND	4.8	ug/L	0.71
1,1'-Biphenyl	**0.98 J**	**4.8**	**ug/L**	**0.20**
bis(2-Chloroethoxy) methane	ND	4.8	ug/L	0.28
bis(2-Chloroethyl)-ether	ND	0.95	ug/L	0.12
bis(2-Ethylhexyl) phthalate	ND	4.8	ug/L	3.8
4-Bromophenyl phenyl ether	ND	4.8	ug/L	0.30
Butyl benzyl phthalate	ND	4.8	ug/L	0.68
Caprolactam	ND	24	ug/L	5.7
Carbazole	**2.7**	**0.95**	**ug/L**	**0.075**
4-Chloroaniline	ND	4.8	ug/L	0.42
4-Chloro-3-methylphenol	ND	4.8	ug/L	0.36
2-Chloronaphthalene	ND	0.95	ug/L	0.072
2-Chlorophenol	ND	4.8	ug/L	0.78
4-Chlorophenyl phenyl ether	ND	4.8	ug/L	0.24
Chrysene	ND	0.95	ug/L	0.066
Dibenz(a,h)anthracene	ND	0.95	ug/L	0.074
Dibenzofuran	**3.5 J**	**4.8**	**ug/L**	**0.29**
3,3'-Dichlorobenzidine	ND	4.8	ug/L	0.53
2,4-Dichlorophenol	ND	0.95	ug/L	0.16
Diethyl phthalate	ND	4.8	ug/L	0.69
2,4-Dimethylphenol	ND	4.8	ug/L	0.40
Dimethyl phthalate	ND	4.8	ug/L	0.36

(Continued on next page)

MACTEC Engineering and Consulting Inc

Client Sample ID: MW-2-111010

GC/MS Semivolatiles

Lot-Sample #...: C0K110534-002 **Work Order #...:** L9WVG2AA **Matrix.....:** WATER

PARAMETER	RESULT	REPORTING LIMIT	UNITS	MDL
Di-n-butyl phthalate	ND	4.8	ug/L	0.59
4,6-Dinitro-2-methylphenol	ND	24	ug/L	1.0
2,4-Dinitrophenol	ND	24	ug/L	2.9
2,4-Dinitrotoluene	ND	4.8	ug/L	0.25
2,6-Dinitrotoluene	ND	4.8	ug/L	0.38
Di-n-octyl phthalate	ND	4.8	ug/L	0.98
Fluoranthene	**0.91 J**	**0.95**	**ug/L**	**0.077**
Fluorene	**6.6**	**0.95**	**ug/L**	**0.10**
Hexachlorobenzene	ND	0.95	ug/L	0.087
Hexachlorobutadiene	ND	0.95	ug/L	0.079
Hexachlorocyclopentadiene	ND	4.8	ug/L	0.25
Hexachloroethane	ND	4.8	ug/L	0.30
Indeno(1,2,3-cd)pyrene	ND	0.95	ug/L	0.095
Isophorone	ND	4.8	ug/L	0.31
2-Methylnaphthalene	**0.58 J**	**0.95**	**ug/L**	**0.058**
2-Methylphenol	ND	4.8	ug/L	0.41
4-Methylphenol	ND	4.8	ug/L	0.43
Naphthalene	**56**	**0.95**	**ug/L**	**0.066**
2-Nitroaniline	ND	24	ug/L	1.7
3-Nitroaniline	ND	24	ug/L	1.5
4-Nitroaniline	ND	24	ug/L	0.82
Nitrobenzene	ND	0.95	ug/L	0.40
2-Nitrophenol	ND	4.8	ug/L	0.81
4-Nitrophenol	ND	24	ug/L	2.9
N-Nitrosodi-n-propylamine	ND	0.95	ug/L	0.15
N-Nitrosodiphenylamine	ND	0.95	ug/L	0.41
2,2'-oxybis (1-Chloropropane)	ND	0.95	ug/L	0.094
Pentachlorophenol	ND	4.8	ug/L	0.31
Phenanthrene	**0.30 J**	**0.95**	**ug/L**	**0.20**
Phenol	ND	0.95	ug/L	0.28
Pyrene	**0.64 J**	**0.95**	**ug/L**	**0.075**
2,4,5-Trichlorophenol	ND	4.8	ug/L	0.73
2,4,6-Trichlorophenol	ND	4.8	ug/L	0.83

(Continued on next page)

MACTEC Engineering and Consulting Inc

Client Sample ID: MW-2-111010

GC/MS Semivolatiles

Lot-Sample #...: C0K110534-002 **Work Order #...:** L9WVG2AA **Matrix.....:** WATER

SURROGATE	PERCENT RECOVERY	RECOVERY LIMITS
Nitrobenzene-d5	63	(23 - 112)
Terphenyl-d14	26	(10 - 132)
2-Fluorobiphenyl	57	(19 - 107)
2-Fluorophenol	53	(10 - 111)
Phenol-d5	54	(15 - 112)
2,4,6-Tribromophenol	72	(16 - 122)

NOTE(S):

J Estimated result. Result is less than RL.

Data File: \\PITSVR06\D\chem\733.i\N111710.b\N1117001.D
Date : 17-NOV-2010 15:08
Client ID: MW-2-111010
Sample Info: C0K110534-002 X5 11/15/10 h2o(0319136)8270c
Volume Injected (uL): 2.0
Column phase: DB5-MS

Instrument: 733.i
Operator: 3200
Column diameter: 0.32

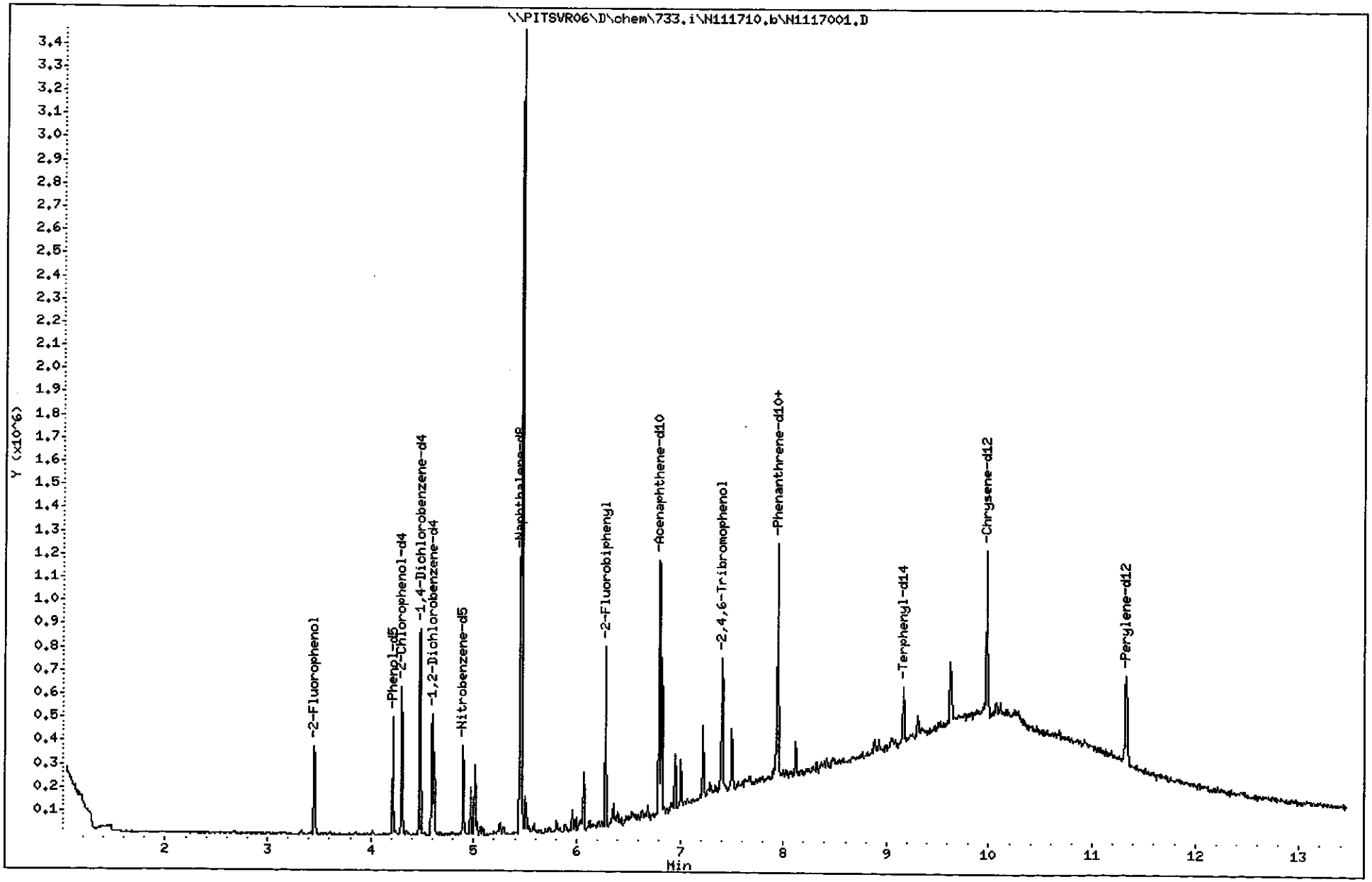

TestAmerica Pittsburgh

Semivolatile REPORT SW-846 Method 8270

Data file : \\PITSVR06\D\chem\733.i\N111710.b\N1117001.D
Lab Smp Id: L9WVG2AA Client Smp ID: MW-2-111010
Inj Date : 17-NOV-2010 15:08
Operator : 3200 Inst ID: 733.i
Smp Info : C0K110534-002 X5 11/15/10 h2o(0319136)8270c
Misc Info : L9WVG2AA,N111710.b,8270ll.m,padep.sub
Comment :
Method : \\PITSVR06\D\chem\733.i\N111710.b\8270ll.m
Meth Date : 18-Nov-2010 04:20 piccolinov Quant Type: ISTD
Cal Date : 10-NOV-2010 09:14 Cal File: N1110IC8.D
Als bottle: 3
Dil Factor: 5.00000
Integrator: HP RTE Compound Sublist: padep.sub
Target Version: 4.14
Processing Host: PITPC-502

Concentration Formula: Amt * DF * Uf * Vt/(Vo * Vi) * CpndVariable

Name	Value	Description
DF	5.000	Dilution Factor
Uf	1.000	ng unit correction factor
Vt	1000.000	Volume of final extract (uL)
Vo	1050.000	Volume of sample extracted (mL)
Vi	2.000	Volume injected (uL)
Cpnd Variable		Local Compound Variable

	Compounds	QUANT SIG MASS	RT	EXP RT	REL RT	RESPONSE	CONCENTRATIONS ON-COLUMN (NG)	CONCENTRATIONS FINAL (ug/L)
* 1	1,4-Dichlorobenzene-d4	152	4.478	4.473	(1.000)	113556	8.00000	
* 2	Naphthalene-d8	136	5.450	5.445	(1.000)	372959	8.00000	
* 3	Acenaphthene-d10	164	6.801	6.797	(1.000)	197613	8.00000	
* 4	Phenanthrene-d10	188	7.945	7.940	(1.000)	292785	8.00000	
* 5	Chrysene-d12	240	9.980	9.975	(1.000)	209011	8.00000	
* 6	Perylene-d12	264	11.326	11.322	(1.000)	183046	8.00000	
198	1,4-Dioxane	88	Compound Not Detected.					
10	N-Nitrosodimethylamine	74	Compound Not Detected.					
9	Pyridine	79	Compound Not Detected.					
16	Methyl methanesulfonate	80	Compound Not Detected.					
206	Benzaldehyde	77	Compound Not Detected.					
21	Aniline	93	Compound Not Detected.					
22	Phenol	94	Compound Not Detected.					
23	bis(2-Chloroethyl)ether	93	Compound Not Detected.					
24	2-Chlorophenol	128	Compound Not Detected.					
26	1,3-Dichlorobenzene	146	Compound Not Detected.					
27	1,4-Dichlorobenzene	146	Compound Not Detected.					
28	1,2-Dichlorobenzene	146	Compound Not Detected.					
29	Benzyl Alcohol	108	Compound Not Detected.					
30	2-Methylphenol	108	Compound Not Detected.					

	Compounds	QUANT SIG MASS	RT	EXP RT	REL RT	RESPONSE	CONCENTRATIONS ON-COLUMN (NG)	CONCENTRATIONS FINAL (ug/L)
31	2,2'-oxybis(1-Chloropropane)	45	Compound Not Detected.					
37	Acetophenone	105	Compound Not Detected.					
32	N-Nitroso-di-n-propylamine	70	Compound Not Detected.					
192	4-Methylphenol	108	Compound Not Detected.					
34	Hexachloroethane	117	Compound Not Detected.					
35	Nitrobenzene	77	Compound Not Detected.					
41	Isophorone	82	Compound Not Detected.					
42	2-Nitrophenol	139	Compound Not Detected.					
43	2,4-Dimethylphenol	107	Compound Not Detected.					
44	bis(2-Chloroethoxy)methane	93	Compound Not Detected.					
48	2,4-Dichlorophenol	162	Compound Not Detected.					
49	Benzoic Acid	122	Compound Not Detected.					
50	1,2,4-Trichlorobenzene	180	Compound Not Detected.					
51	Naphthalene	128	5.466	5.461	(1.003)	1147914	23.4173	55.755
52	4-Chloroaniline	127	Compound Not Detected.					
54	2,6-Dichlorophenol	162	Compound Not Detected.					
56	Hexachlorobutadiene	224	Compound Not Detected.					
208	Caprolactam	113	Compound Not Detected.					
59	4-Chloro-3-Methylphenol	107	Compound Not Detected.					
62	2-Methylnaphthalene	142	5.995	5.990	(1.100)	7815	0.24346	0.57967
63	1-Methylnaphthalene	142	6.069	6.070	(1.114)	32845	1.06973	2.5470
64	Hexachlorocyclopentadiene	236	Compound Not Detected.					
66	2,4,6-Trichlorophenol	196	Compound Not Detected.					
67	2,4,5-Trichlorophenol	196	Compound Not Detected.					
209	1,1'-Biphenyl	154	6.353	6.354	(0.934)	16747	0.41112	0.97886
70	2-Chloronaphthalene	162	Compound Not Detected.					
73	2-Nitroaniline	65	Compound Not Detected.					
76	Dimethylphthalate	163	Compound Not Detected.					
78	2,6-Dinitrotoluene	165	Compound Not Detected.					
79	Acenaphthylene	152	6.689	6.685	(0.984)	6491	0.14340	0.34143
81	3-Nitroaniline	138	Compound Not Detected.					
82	Acenaphthene	153	6.823	6.818	(1.003)	116365	4.11338	9.7938
83	2,4-Dinitrophenol	184	Compound Not Detected.					
85	4-Nitrophenol	109	Compound Not Detected.					
86	Dibenzofuran	168	6.956	6.952	(1.023)	61342	1.46092	3.4784(H)
87	2,4-Dinitrotoluene	165	Compound Not Detected.					
91	2,3,5,6-Tetrachlorophenol	231	Compound Not Detected.					
88	2,3,4,6-Tetrachlorophenol	231	Compound Not Detected.					
92	2-Naphthylamine	143	Compound Not Detected.					
93	Diethylphthalate	149	Compound Not Detected.					
94	Fluorene	166	7.218	7.219	(1.061)	67796	2.75479	6.5590
95	4-Chlorophenyl-phenylether	204	Compound Not Detected.					
96	4-Nitroaniline	138	Compound Not Detected.					
98	4,6-Dinitro-2-methylphenol	198	Compound Not Detected.					
99	N-Nitrosodiphenylamine (1)	169	Compound Not Detected.					
100	1,2-Diphenylhydrazine	77	Compound Not Detected.					
106	4-Bromophenyl-phenylether	248	Compound Not Detected.					
107	Hexachlorobenzene	283	Compound Not Detected.					
210	Atrazine	200	Compound Not Detected.					
111	Pentachlorophenol	265	Compound Not Detected.					
115	Phenanthrene	178	7.961	7.956	(1.002)	5524	0.12553	0.29889
116	Anthracene	178	8.003	7.999	(1.007)	12397	0.29079	0.69235
119	Carbazole	167	8.121	8.116	(1.022)	39685	1.14913	2.7360
120	Di-n-Butylphthalate	149	Compound Not Detected.					

Compounds	QUANT SIG MASS	RT	EXP RT	REL RT	RESPONSE	CONCENTRATIONS ON-COLUMN (NG)	CONCENTRATIONS FINAL (ug/L)
123 Fluoranthene	202	8.879	8.875	(1.118)	17185	0.38110	0.90738
124 Benzidine	184	Compound Not Detected.					
125 Pyrene	202	9.056	9.051	(0.907)	9589	0.26941	0.64144
131 Butylbenzylphthalate	149	Compound Not Detected.					
135 3,3'-Dichlorobenzidine	252	Compound Not Detected.					
136 Benzo(a)Anthracene	228	Compound Not Detected.					
137 Chrysene	228	Compound Not Detected.					
139 bis(2-ethylhexyl)Phthalate	149	9.948	9.949	(0.997)	7398	0.34710	0.82644
140 Di-n-octylphthalate	149	Compound Not Detected.					
141 Benzo(b)fluoranthene	252	Compound Not Detected.					
142 Benzo(k)fluoranthene	252	Compound Not Detected.					
143 7,12-dimethylbenz[a]anthracen	256	Compound Not Detected.					
146 Benzo(a)pyrene	252	Compound Not Detected.					
149 Indeno(1,2,3-cd)pyrene	276	Compound Not Detected.					
150 Dibenz(a,h)anthracene	278	Compound Not Detected.					
151 Benzo(g,h,i)perylene	276	Compound Not Detected.					
$ 154 Nitrobenzene-d5	82	4.894	4.895	(0.898)	87304	5.00450	11.915
$ 155 2-Fluorobiphenyl	172	6.278	6.273	(0.923)	163624	4.54315	10.817
$ 156 Terphenyl-d14	244	9.163	9.158	(0.918)	51675	2.09347	4.9844
$ 157 Phenol-d5	99	4.216	4.211	(0.942)	119653	6.52149	15.527
$ 158 2-Fluorophenol	112	3.452	3.453	(0.771)	100778	6.37198	15.171
$ 159 2,4,6-Tribromophenol	330	7.405	7.406	(0.932)	33720	8.67547	20.656
$ 186 2-Chlorophenol-d4	132	4.301	4.297	(0.961)	131134	6.98028	16.620
$ 187 1,2-Dichlorobenzene-d4	152	4.595	4.591	(1.026)	57356	3.95224	9.4101

QC Flag Legend

H - Operator selected an alternate compound hit.

Data File: \\PITSVR06\D\chem\733.i\N111710.b\N1117001.D

Date : 17-NOV-2010 15:08

Client ID: MW-2-111010 Instrument: 733.i

Sample Info: C0K110534-002 X5 11/15/10 h2o(0319136)8270c

Volume Injected (uL): 2.0 Operator: 3200

Column phase: DB5-MS Column diameter: 0.32

51 Naphthalene Concentration: 55.755 ug/L

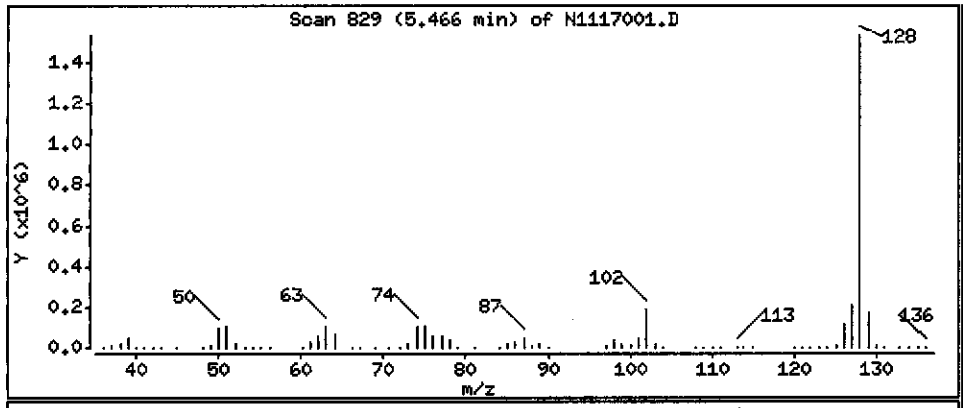

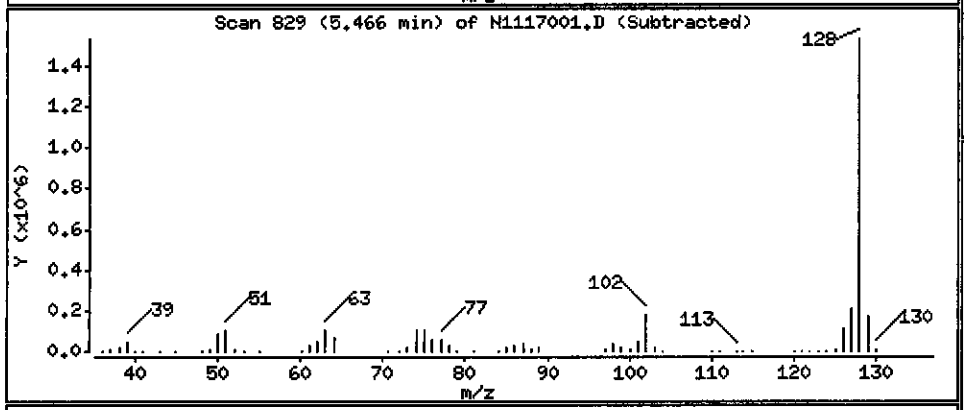

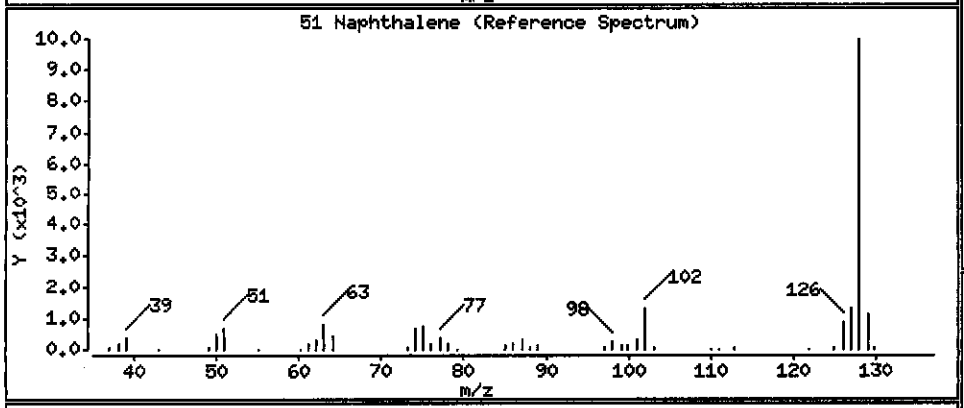

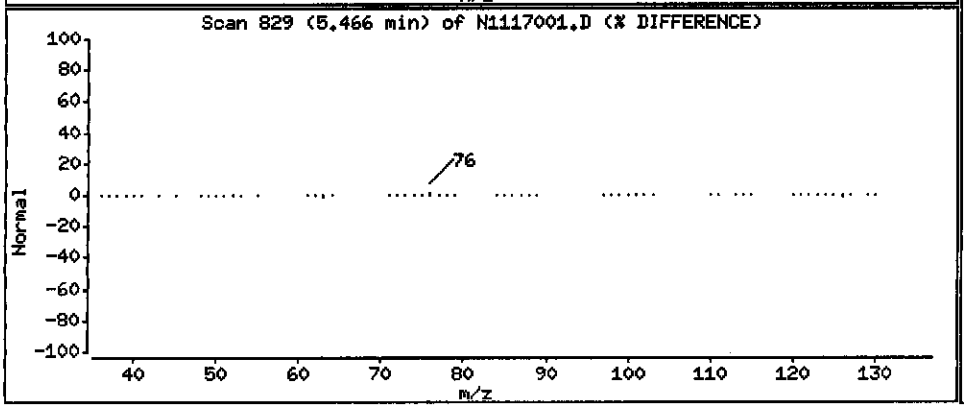

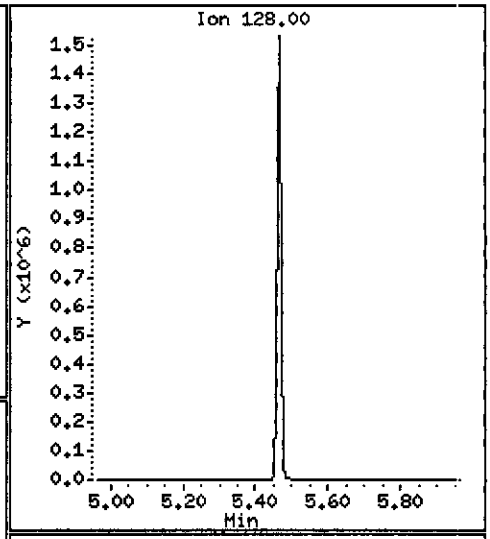

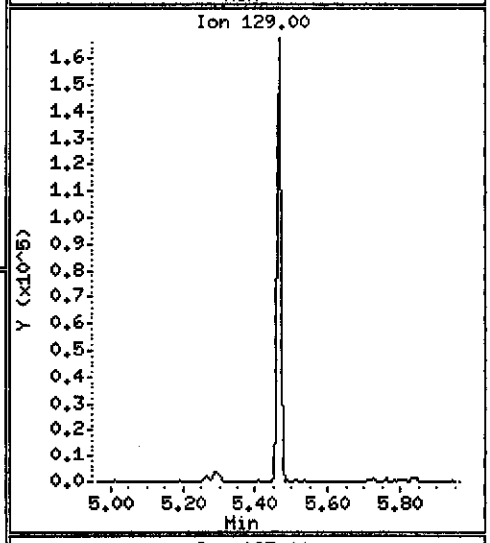

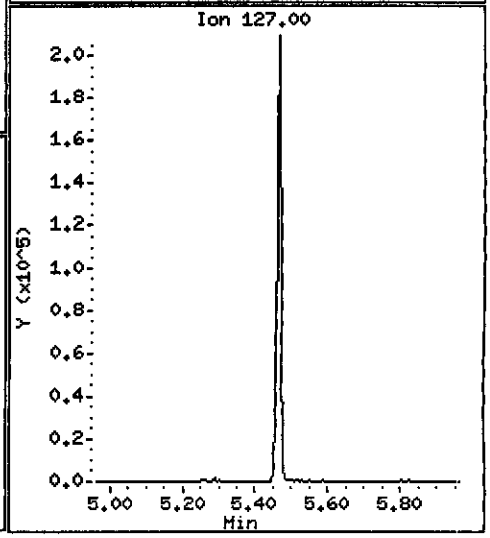

Data File: \\PITSVR06\D\chem\733.i\N111710.b\N1117001.D

Date : 17-NOV-2010 15:08

Client ID: MW-2-111010

Instrument: 733.i

Sample Info: C0K110534-002 X5 11/15/10 h2o(0319136)8270c

Volume Injected (uL): 2.0

Operator: 3200

Column phase: DB5-MS

Column diameter: 0.32

62 2-Methylnaphthalene

Concentration: 0.57967 ug/L

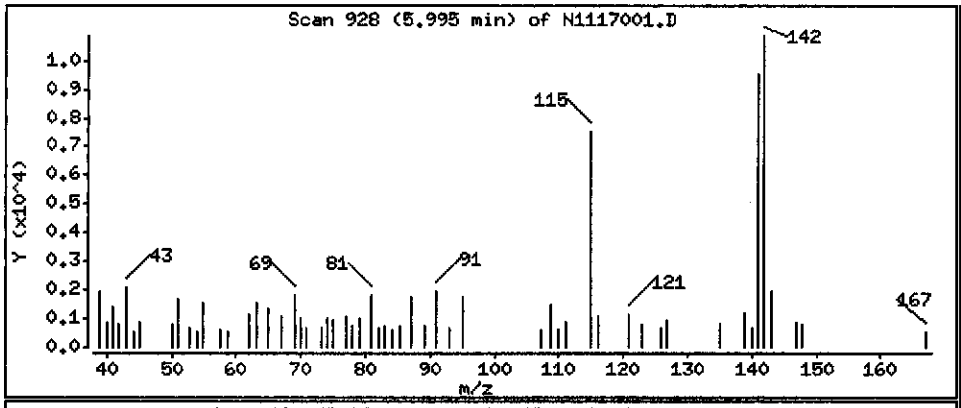

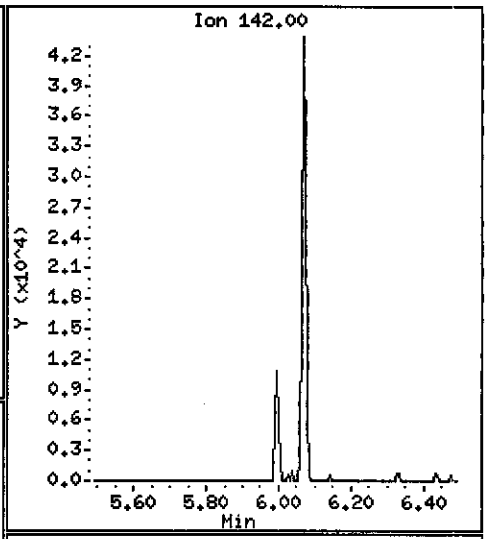

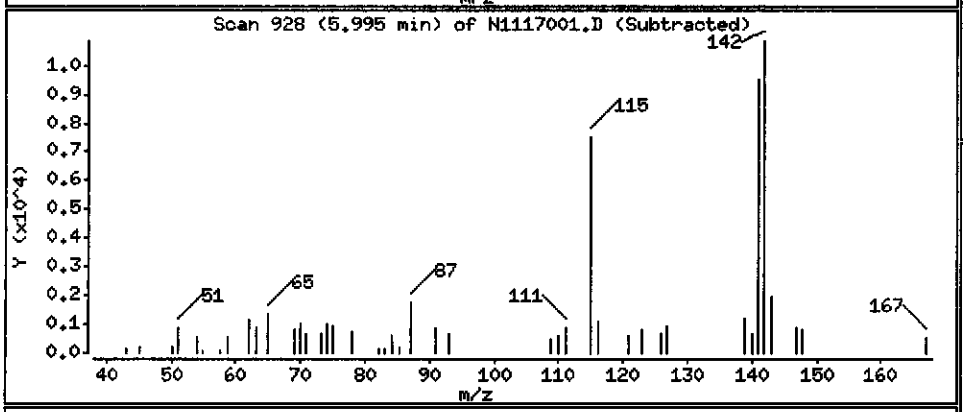

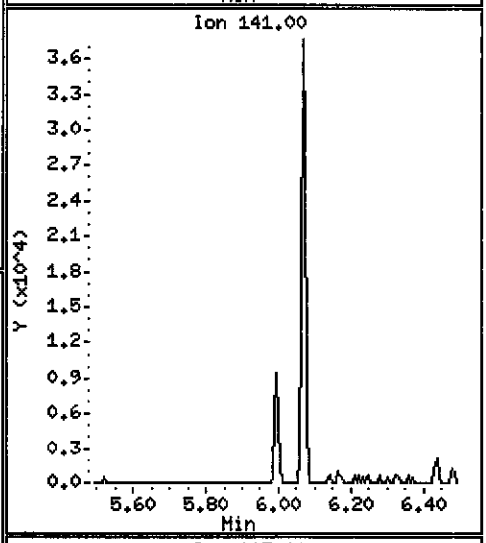

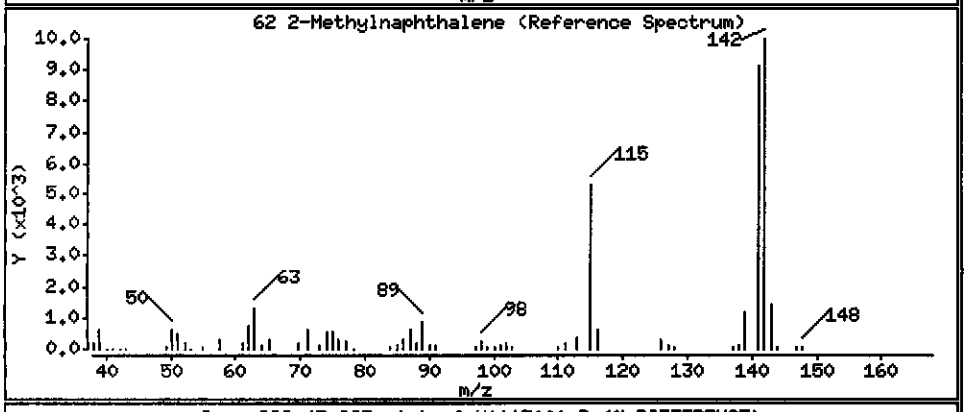

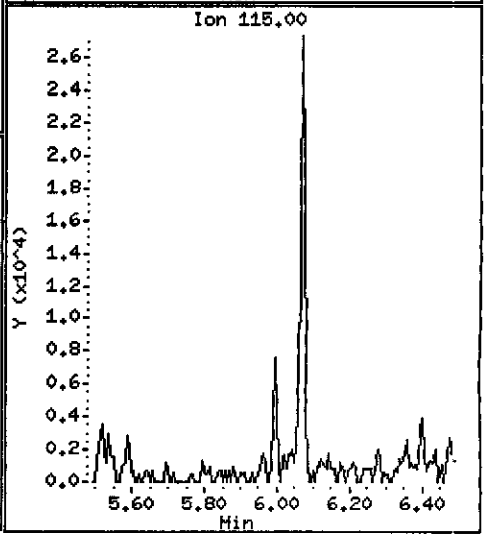

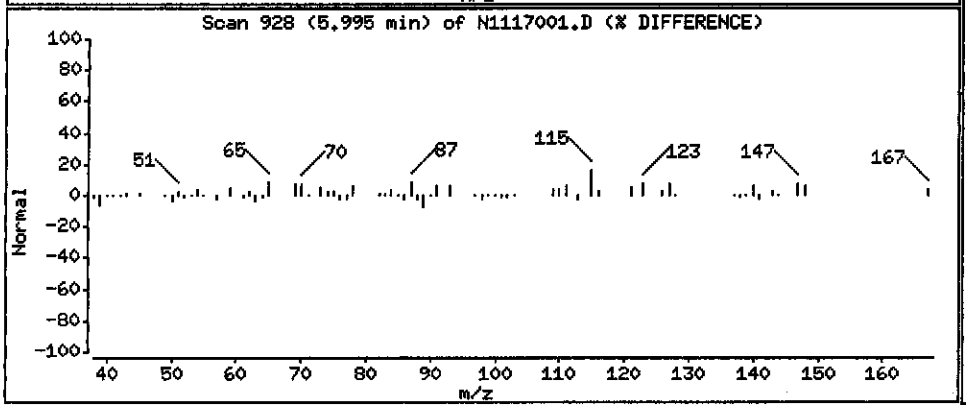

Data File: \\PITSVR06\D\chem\733.i\N111710.b\N1117001.D

Date : 17-NOV-2010 15:08

Client ID: MW-2-111010

Instrument: 733.i

Sample Info: C0K110534-002 X5 11/15/10 h2o(0319136)8270c

Volume Injected (uL): 2.0

Operator: 3200

Column phase: DB5-MS

Column diameter: 0.32

63 1-Methylnaphthalene

Concentration: 2.5470 ug/L

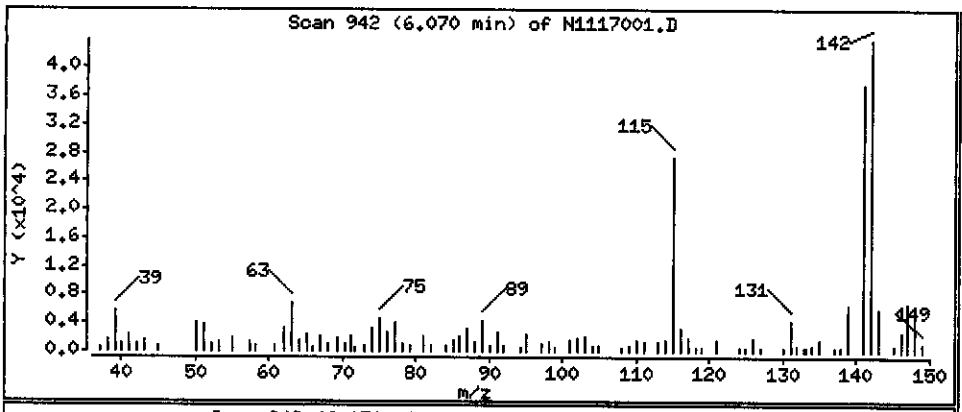

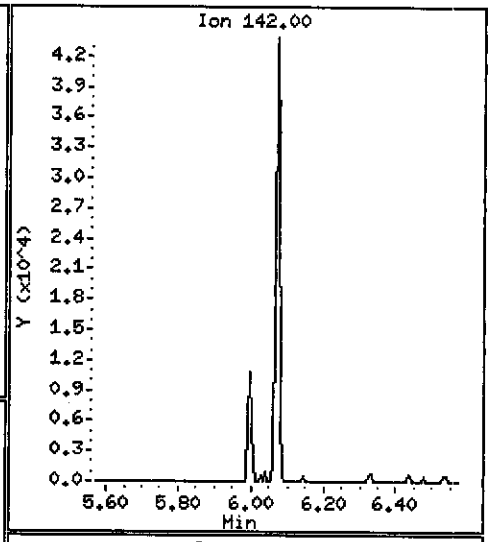

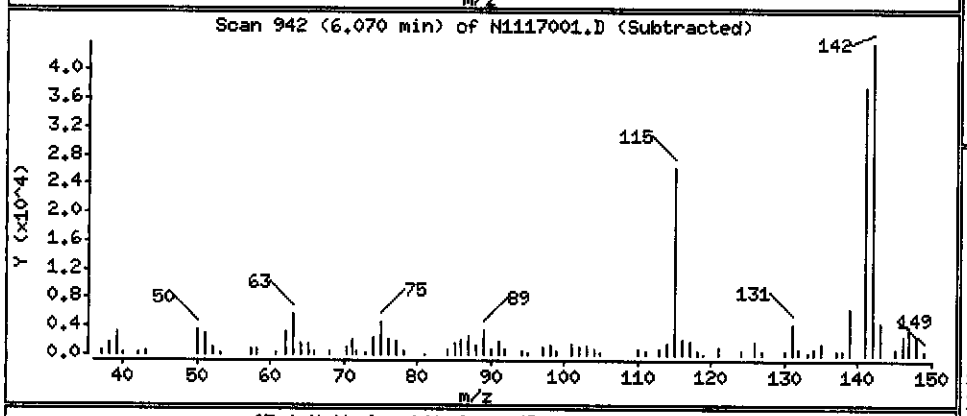

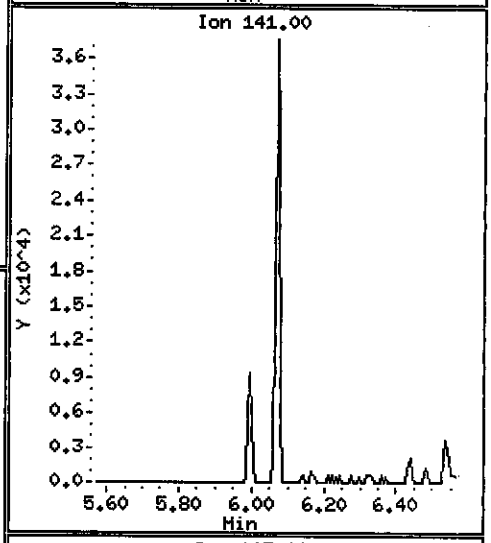

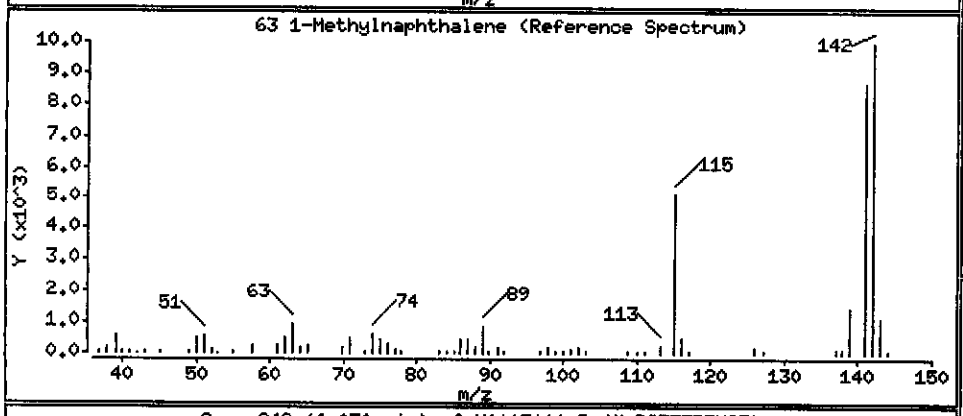

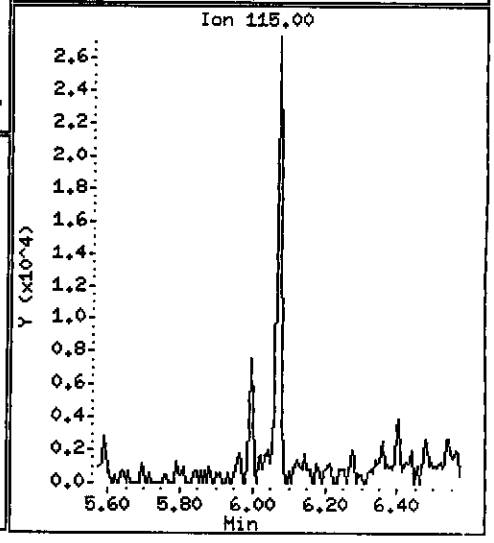

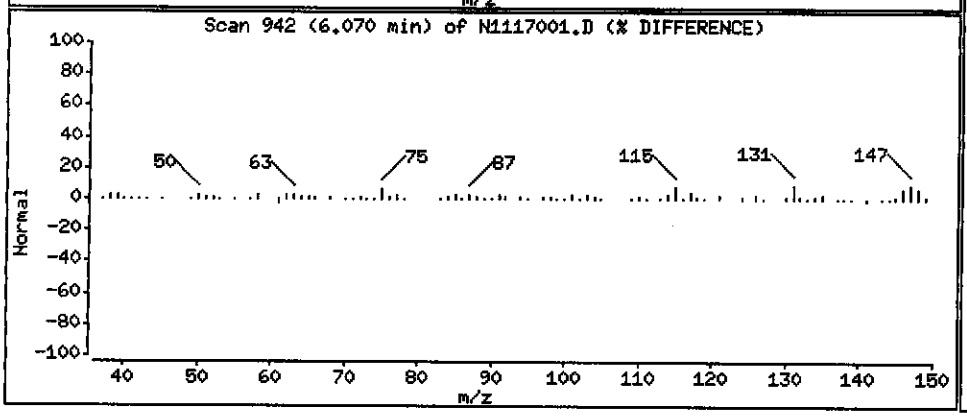

Data File: \\PITSVR06\D\chem\733.i\N111710.b\N1117001.D

Date : 17-NOV-2010 15:08

Client ID: MW-2-111010

Instrument: 733.i

Sample Info: C0K110534-002 X5 11/15/10 h2o(0319136)8270c

Volume Injected (uL): 2.0

Operator: 3200

Column phase: DB5-MS

Column diameter: 0.32

209 1,1'-Biphenyl

Concentration: 0.97886 ug/L

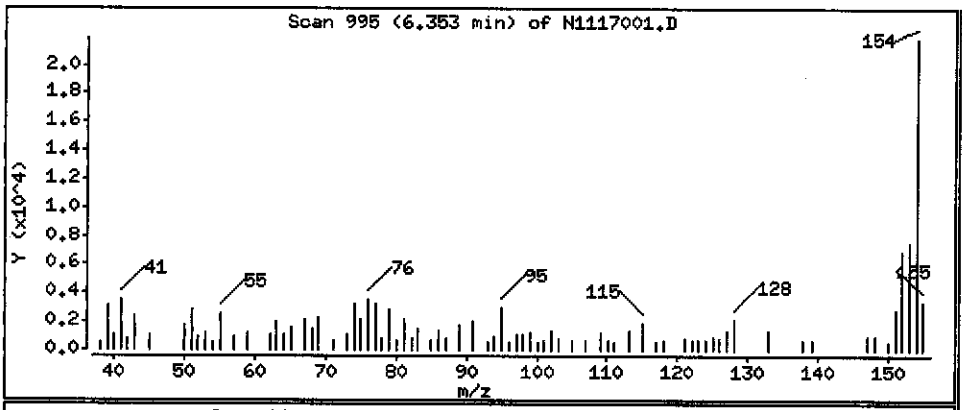

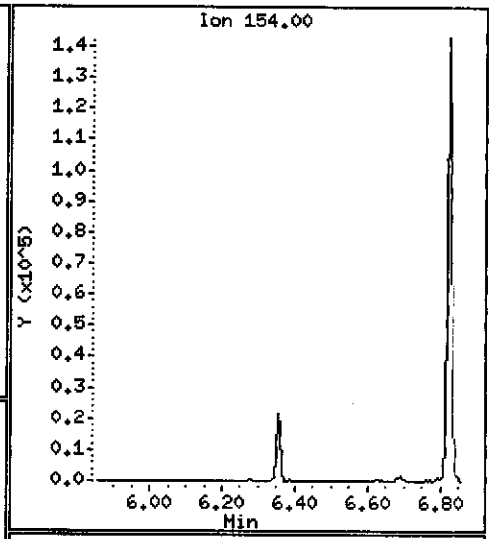

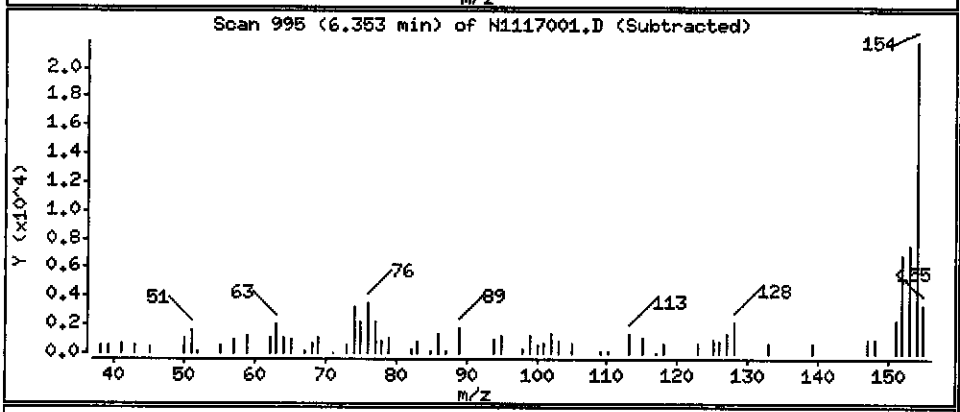

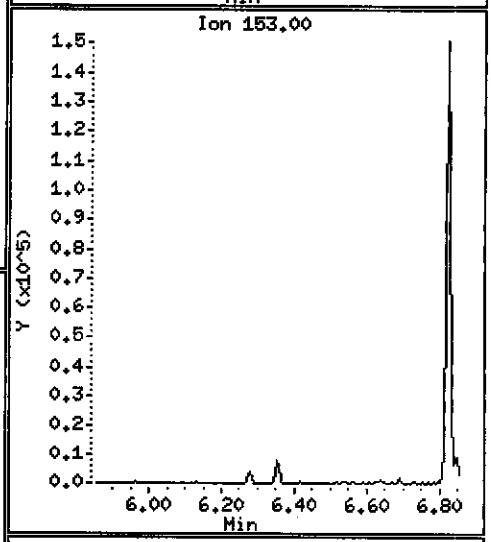

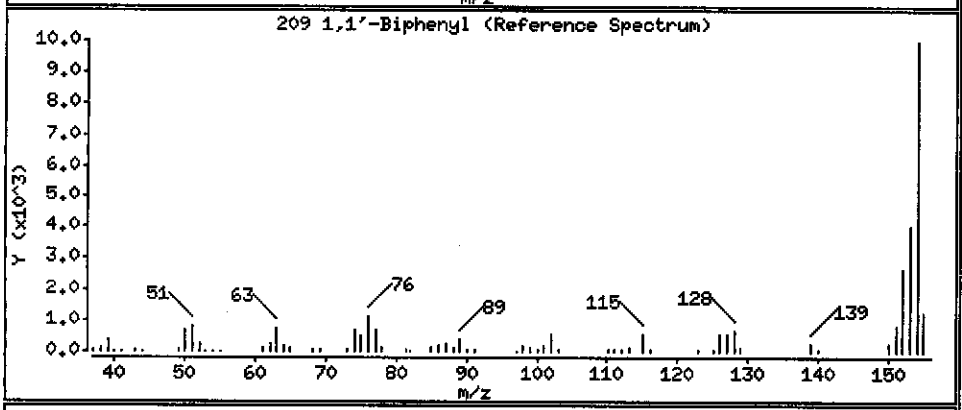

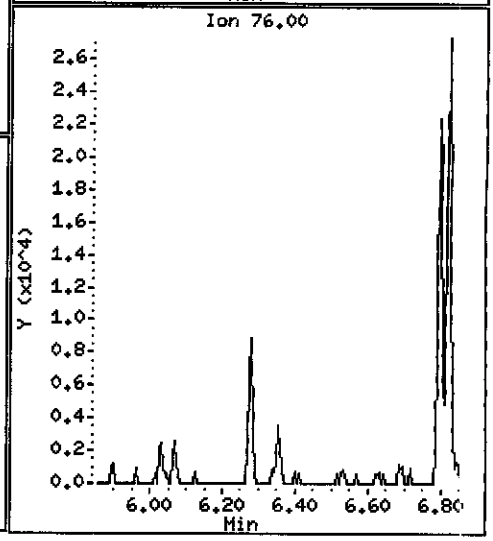

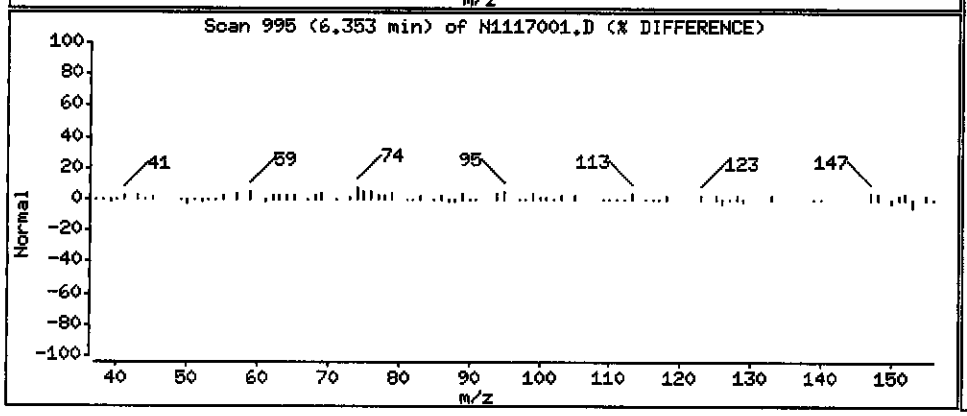

Data File: \\PITSVR06\D\chem\733.i\N111710.b\N1117001.D

Date : 17-NOV-2010 15:08

Client ID: MW-2-111010

Instrument: 733.i

Sample Info: C0K110534-002 X5 11/15/10 h2o(0319136)8270c

Volume Injected (uL): 2.0

Operator: 3200

Column phase: DB5-MS

Column diameter: 0.32

79 Acenaphthylene

Concentration: 0.34143 ug/L

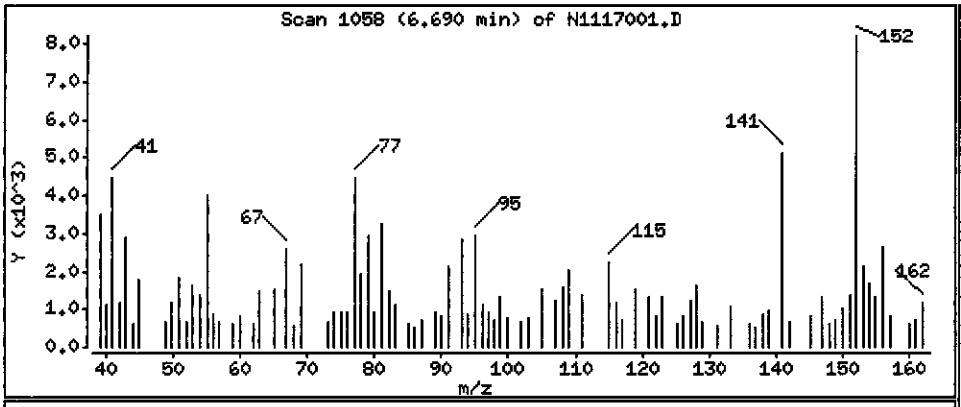

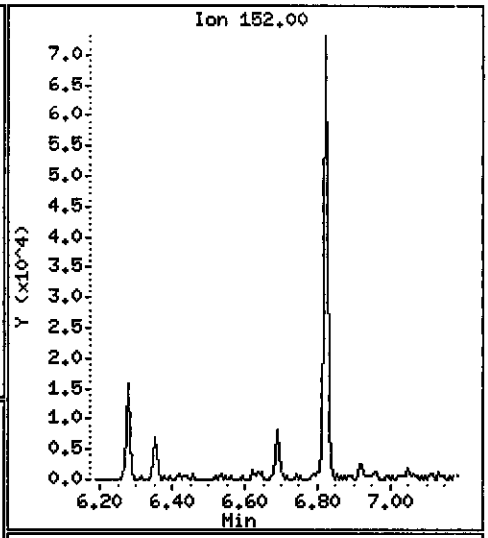

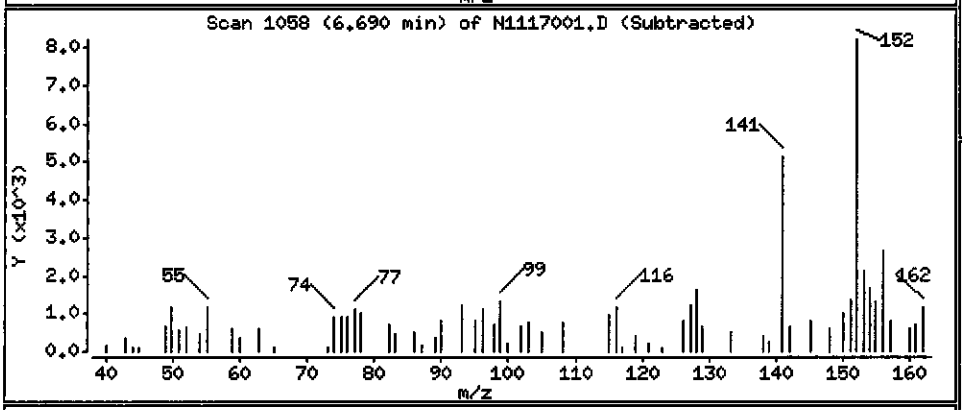

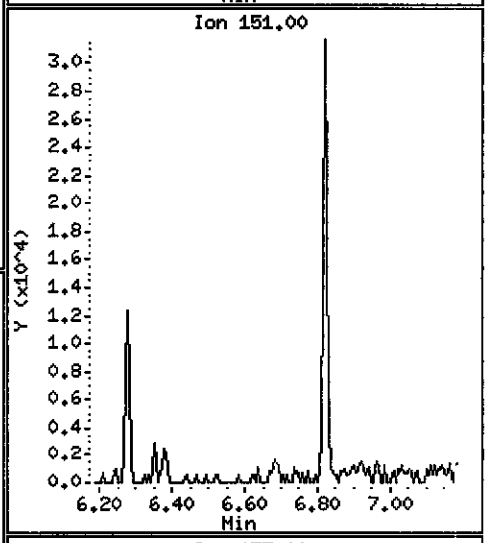

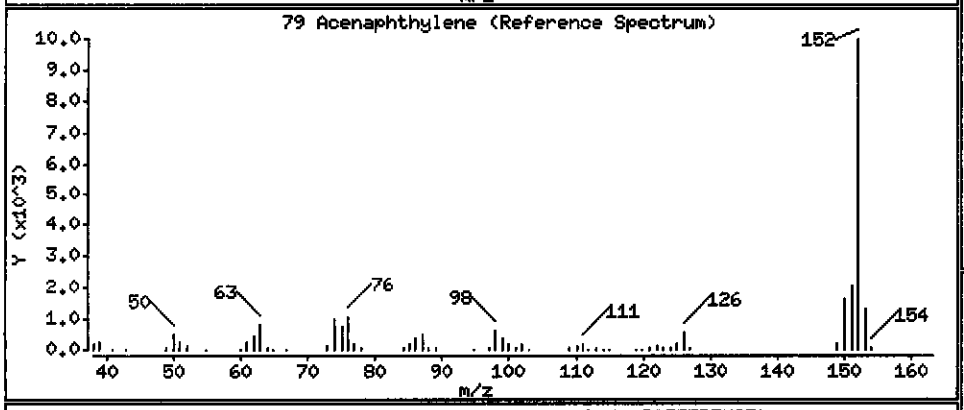

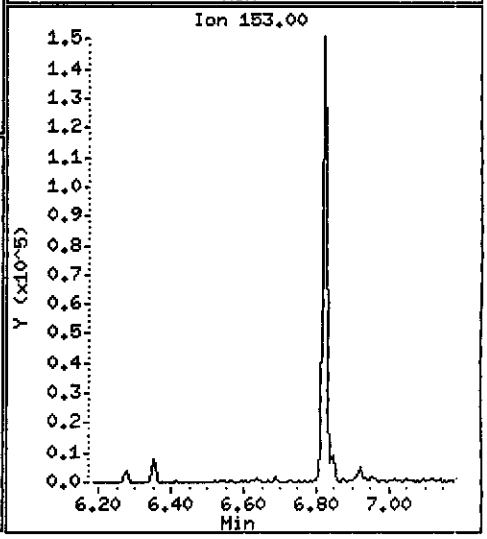

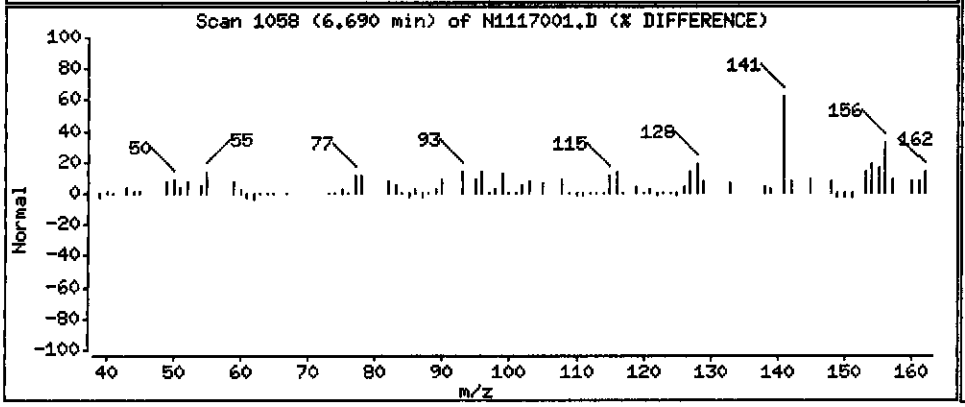

Data File: \\PITSVR06\D\chem\733.i\N111710.b\N1117001.D

Date : 17-NOV-2010 15:08

Client ID: MW-2-111010

Instrument: 733.i

Sample Info: C0K110534-002 X5 11/15/10 h2o(0319136)8270c

Volume Injected (uL): 2.0

Operator: 3200

Column phase: DB5-MS

Column diameter: 0.32

82 Acenaphthene

Concentration: 9.7938 ug/L

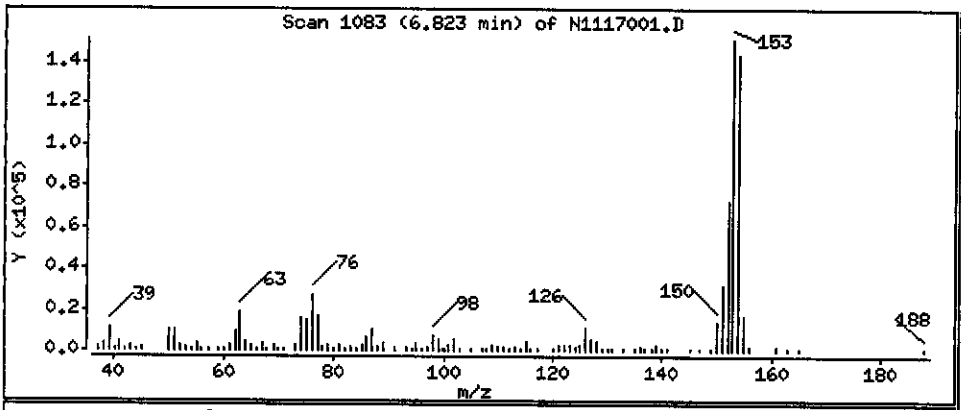

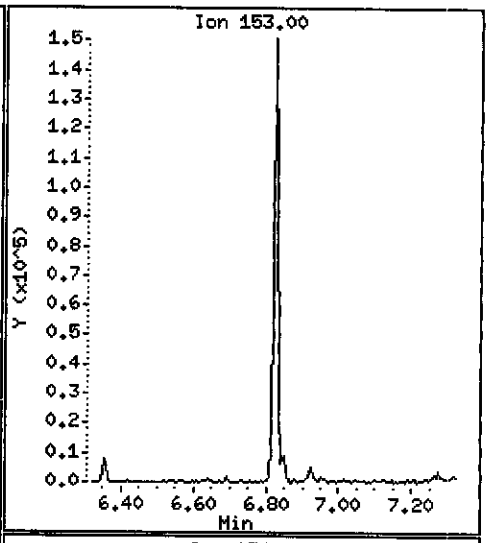

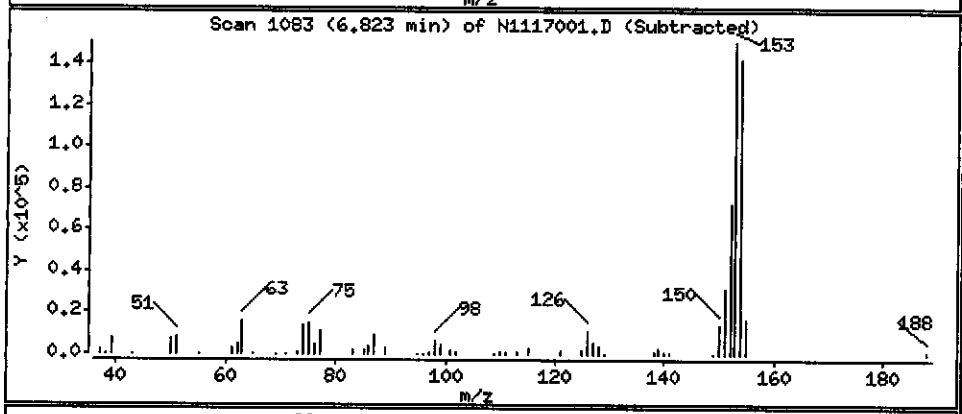

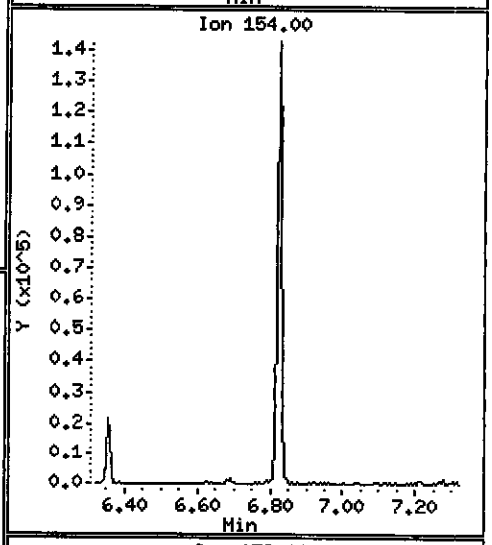

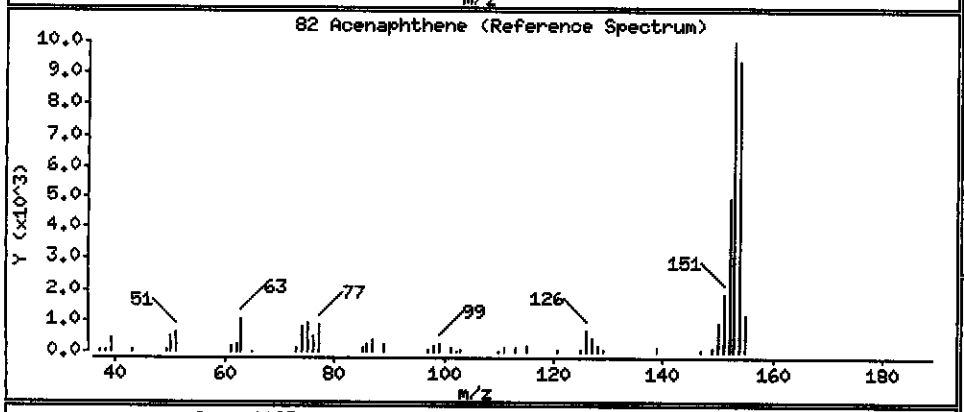

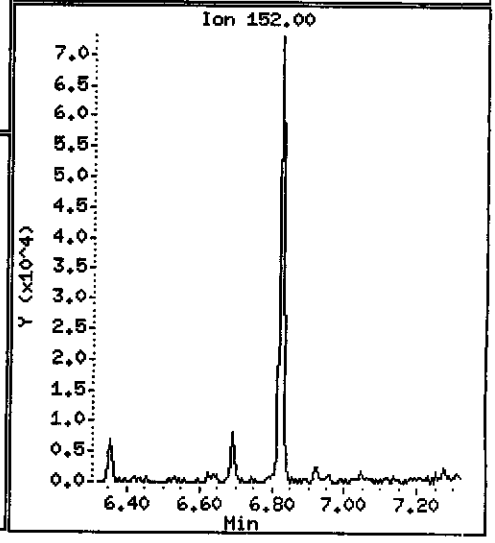

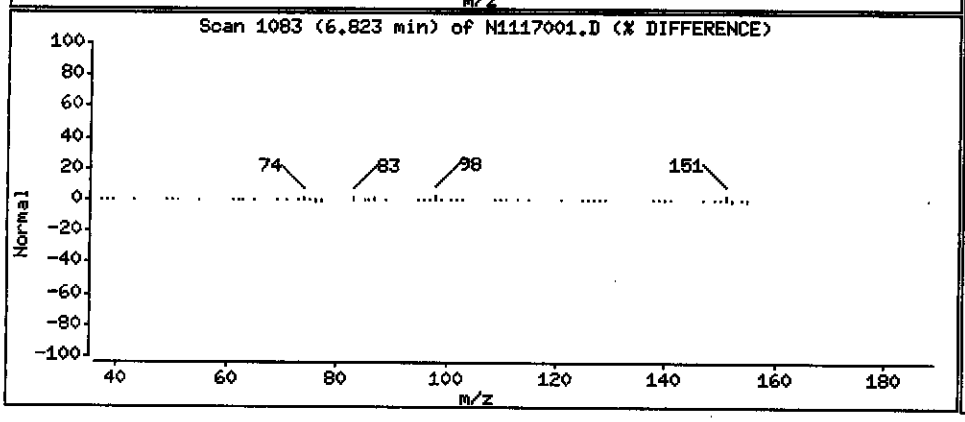

Data File: \\PITSVR06\D\chem\733.i\N111710.b\N1117001.D

Date : 17-NOV-2010 15:08

Client ID: MW-2-111010 Instrument: 733.i

Sample Info: C0K110534-002 X5 11/15/10 h2o(0319136)8270c

Volume Injected (uL): 2.0 Operator: 3200

Column phase: DB5-MS Column diameter: 0.32

86 Dibenzofuran Concentration: 3.4784 ug/L

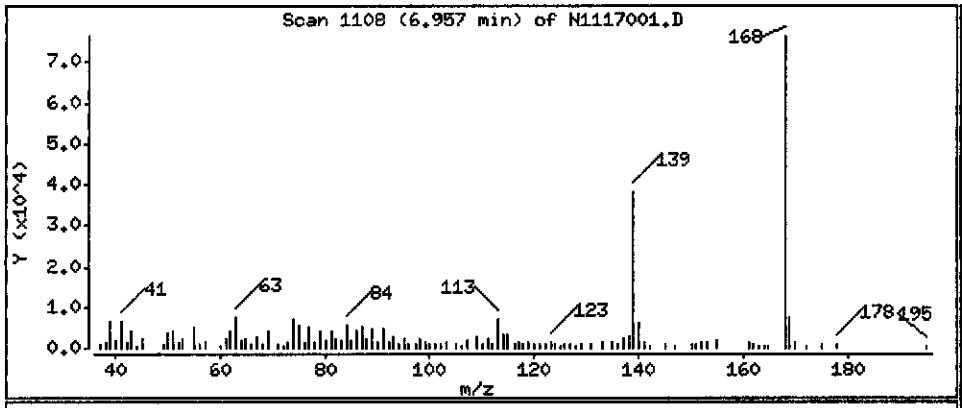

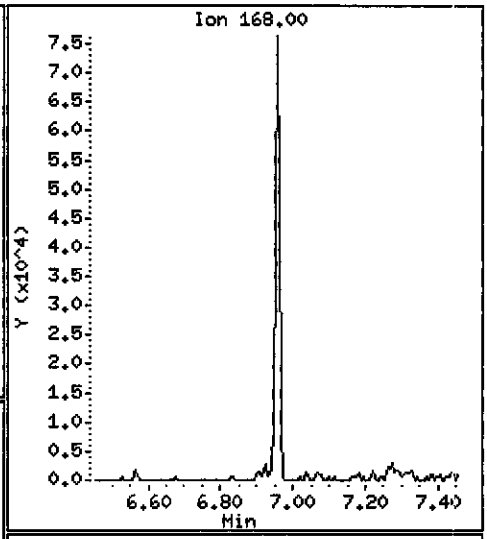

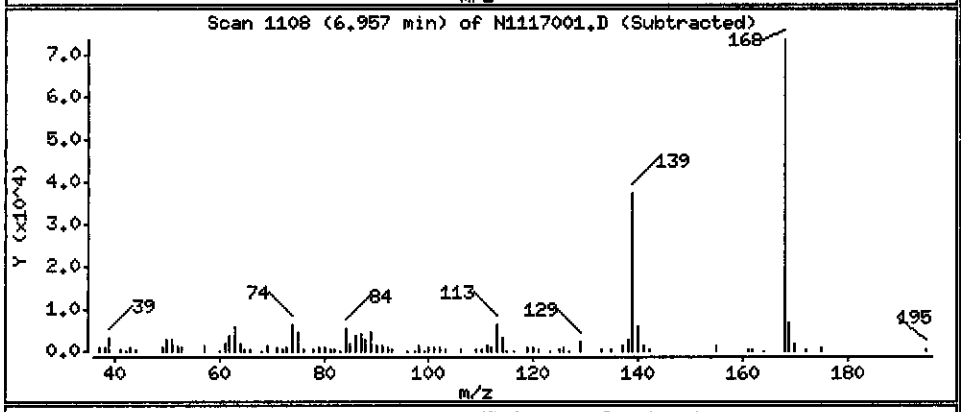

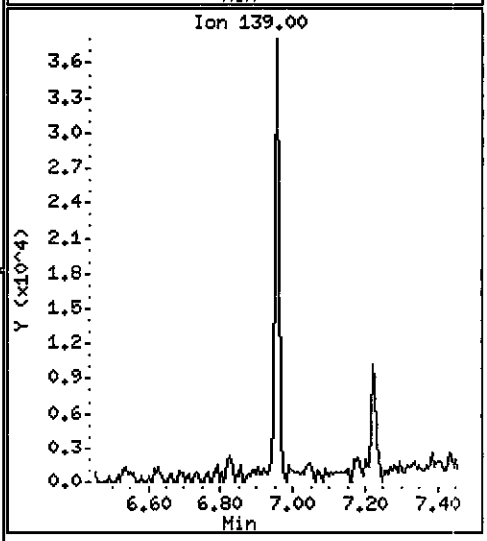

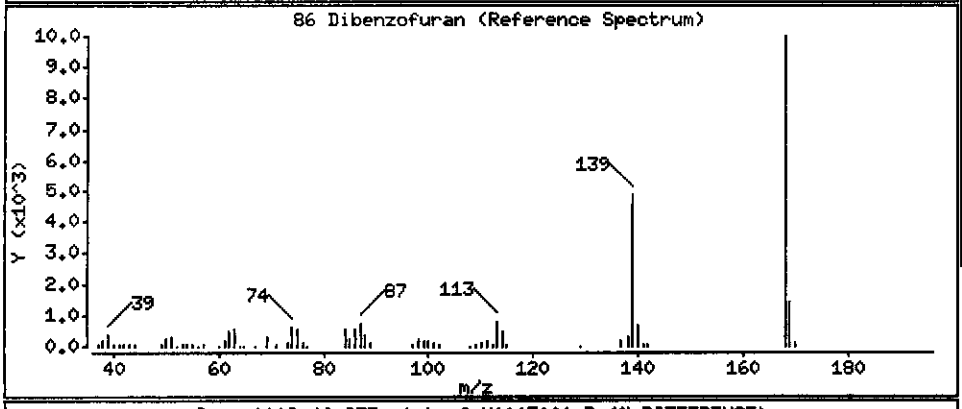

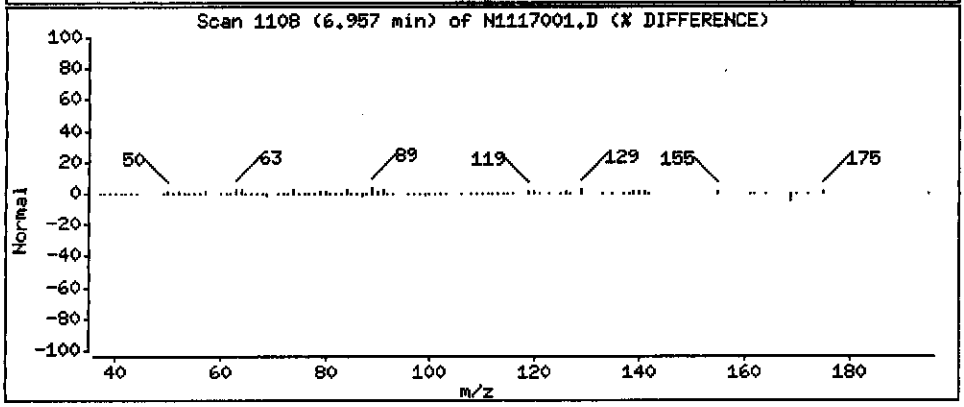

Data File: \\PITSVR06\D\chem\733.i\N111710.b\N1117001.D

Date : 17-NOV-2010 15:08

Client ID: MW-2-111010

Instrument: 733.i

Sample Info: C0K110534-002 X5 11/15/10 h2o(0319136)8270c

Volume Injected (uL): 2.0

Operator: 3200

Column phase: DB5-MS

Column diameter: 0.32

94 Fluorene

Concentration: 6.5590 ug/L

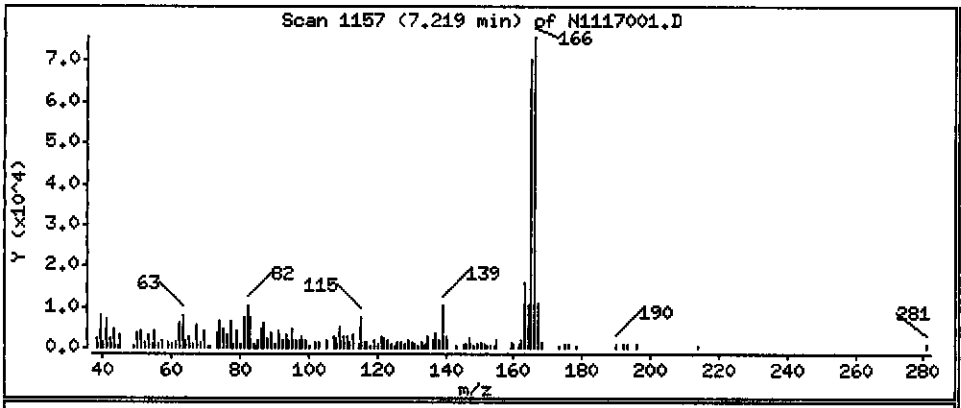

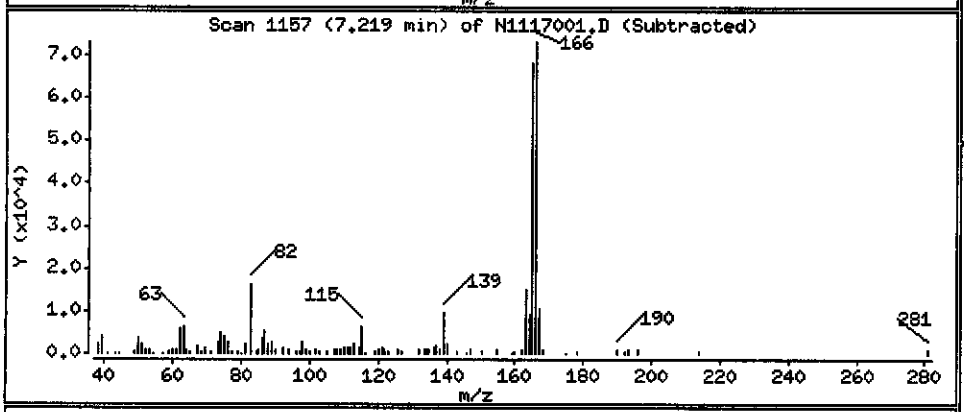

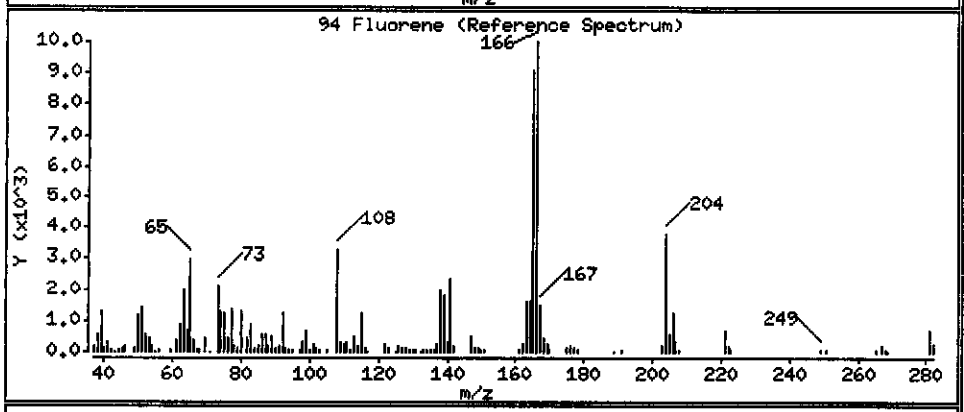

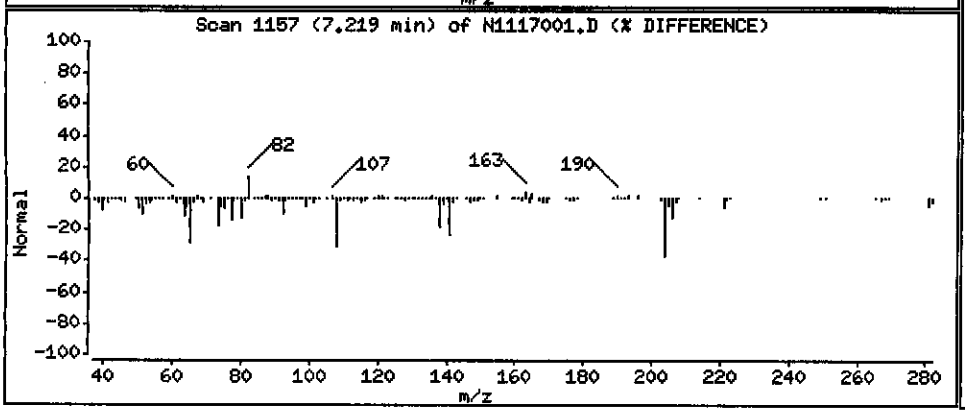

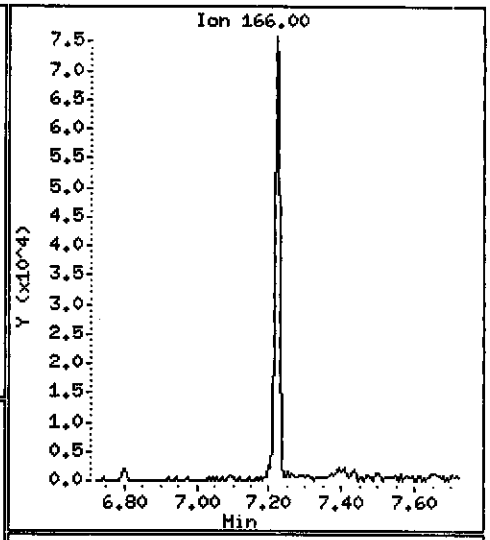

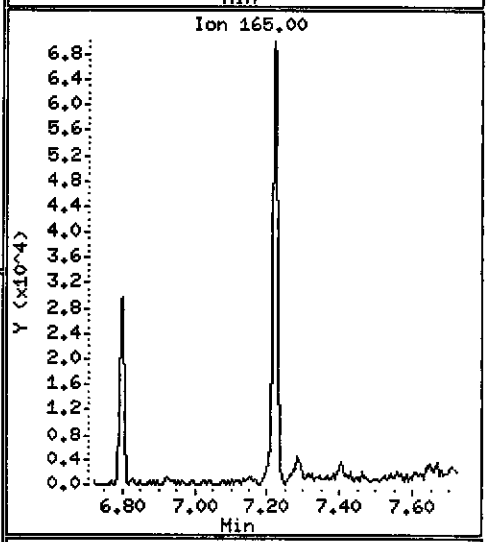

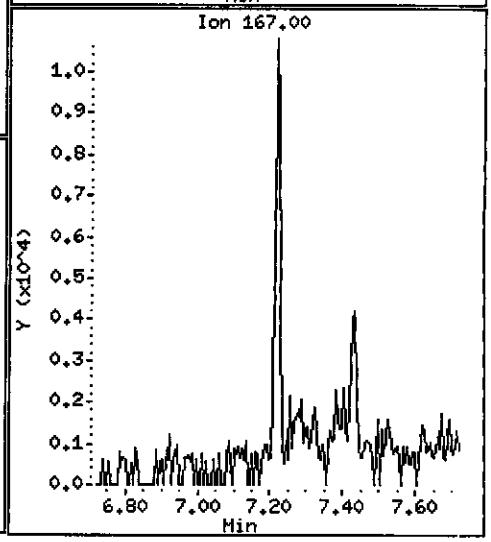

Data File: \\PITSVR06\D\chem\733.i\N111710.b\N1117001.D

Date : 17-NOV-2010 15:08

Client ID: MW-2-111010 Instrument: 733.i

Sample Info: C0K110534-002 X5 11/15/10 h2o(0319136)8270c

Volume Injected (uL): 2.0 Operator: 3200

Column phase: DB5-MS Column diameter: 0.32

115 Phenanthrene Concentration: 0.29889 ug/L

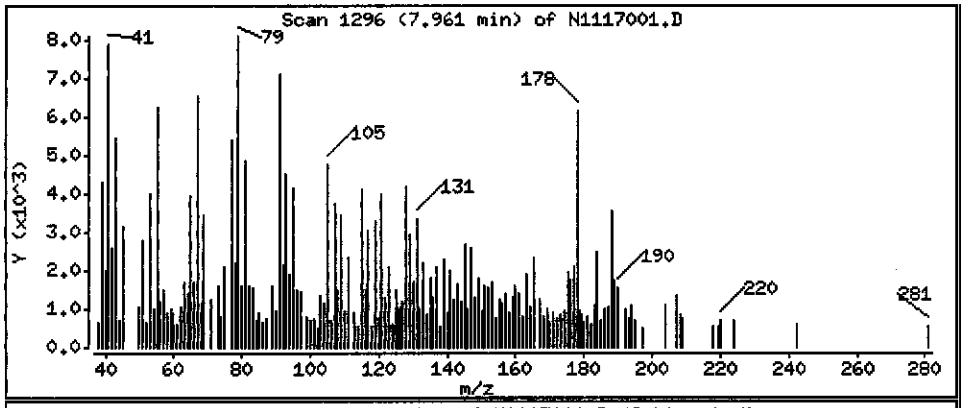

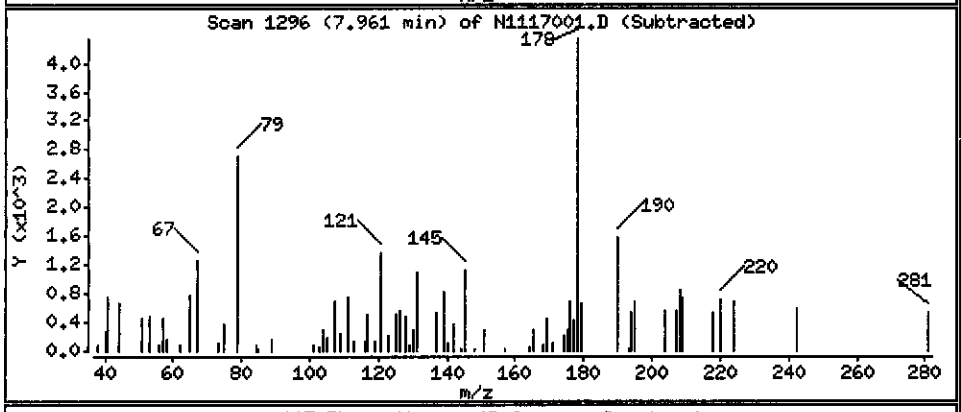

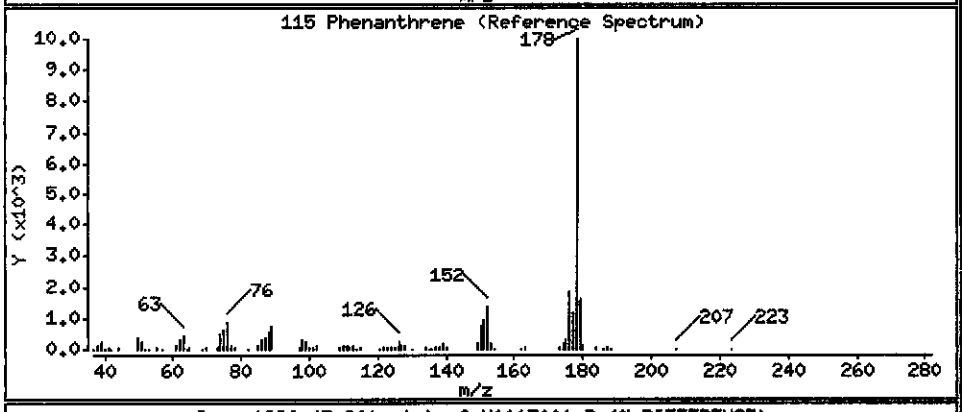

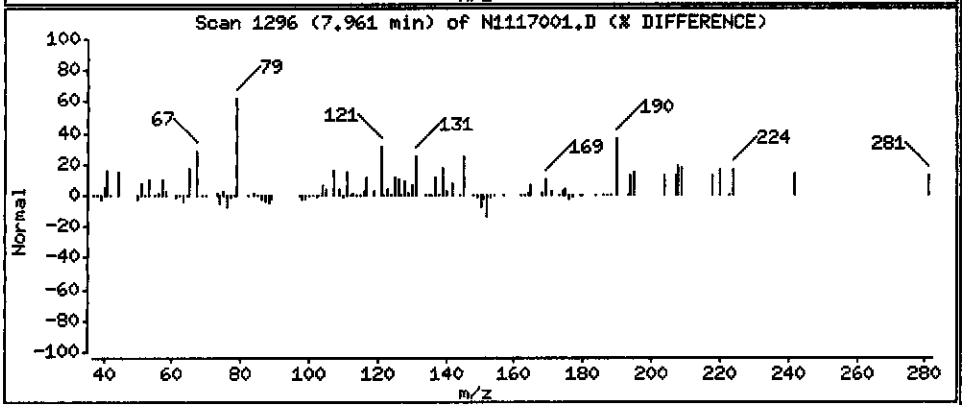

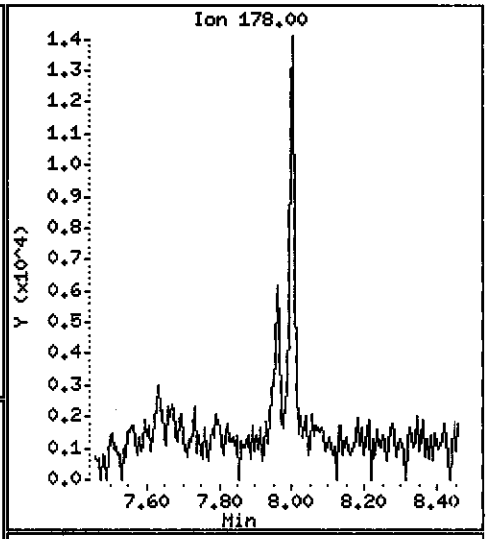

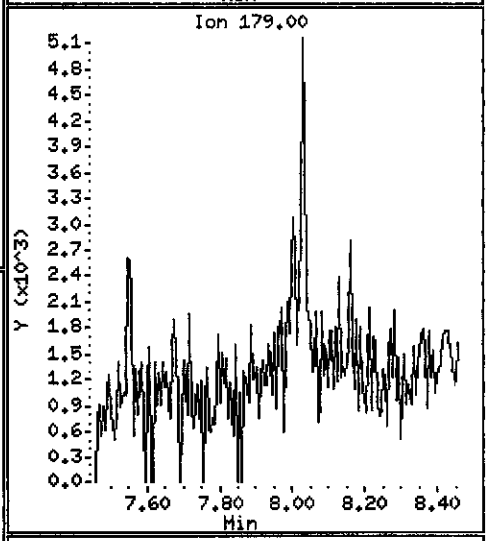

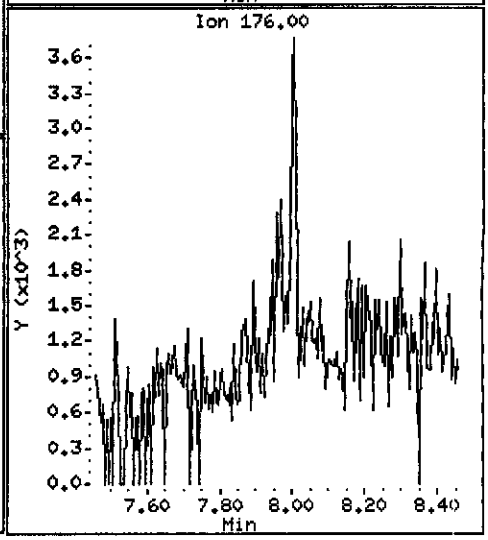

Data File: \\PITSVR06\D\chem\733.i\N111710.b\N1117001.D

Date : 17-NOV-2010 15:08

Client ID: MW-2-111010

Instrument: 733.i

Sample Info: C0K110534-002 X5 11/15/10 h2o(0319136)8270c

Volume Injected (uL): 2.0

Operator: 3200

Column phase: DB5-MS

Column diameter: 0.32

116 Anthracene

Concentration: 0.69235 ug/L

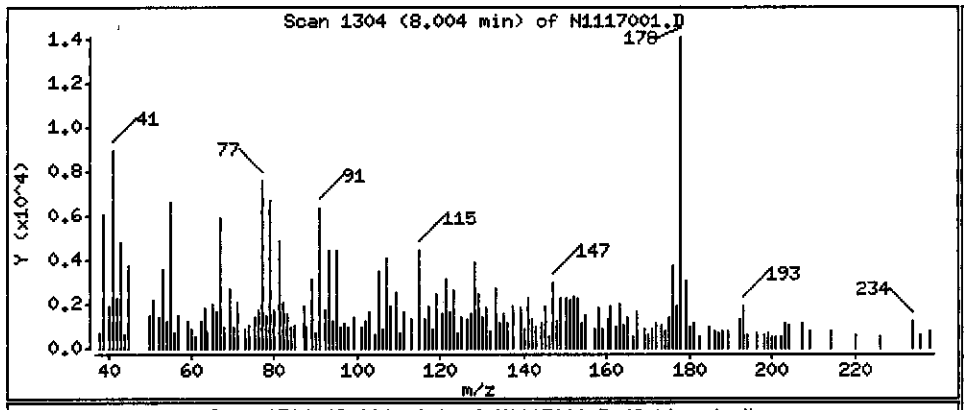

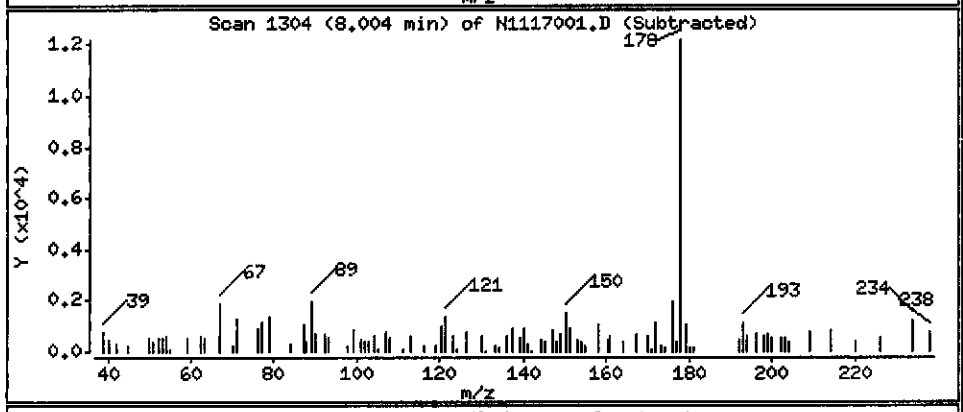

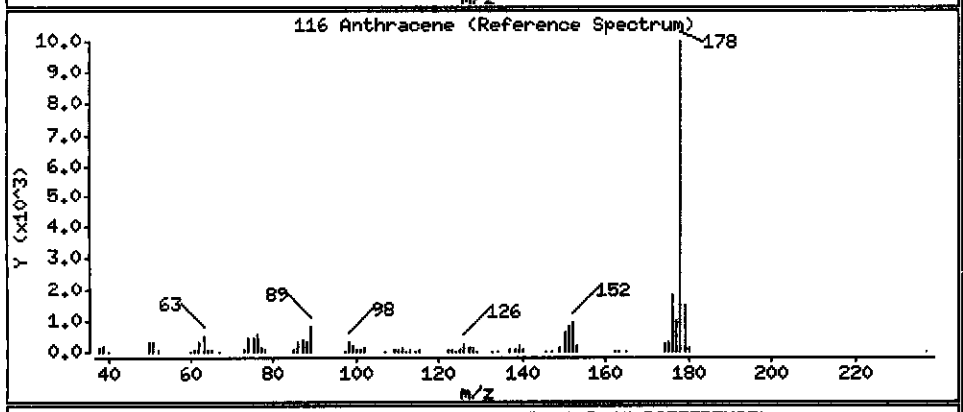

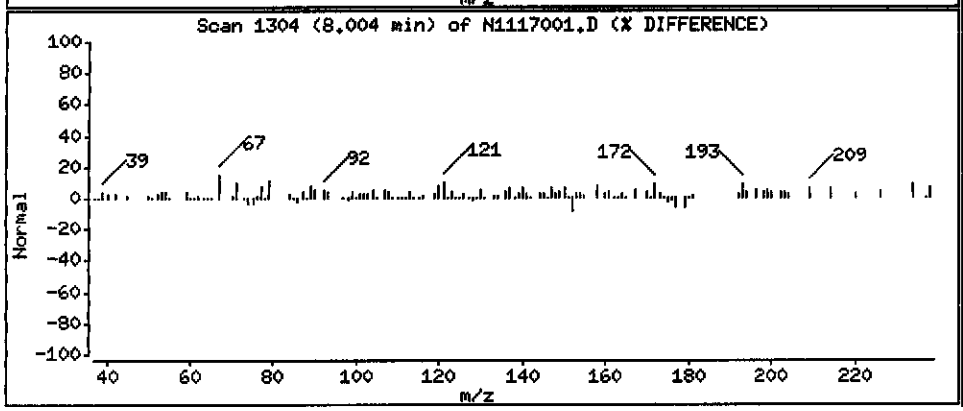

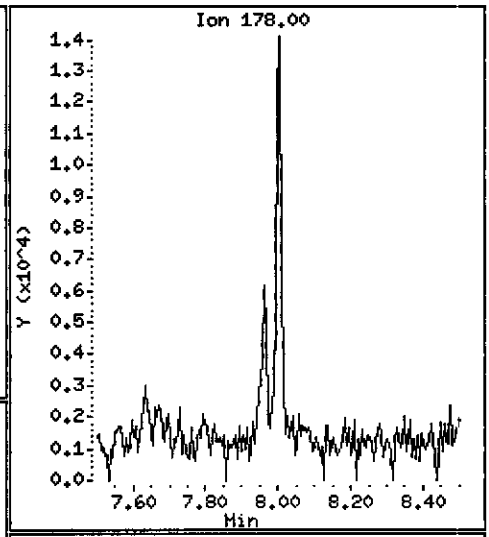

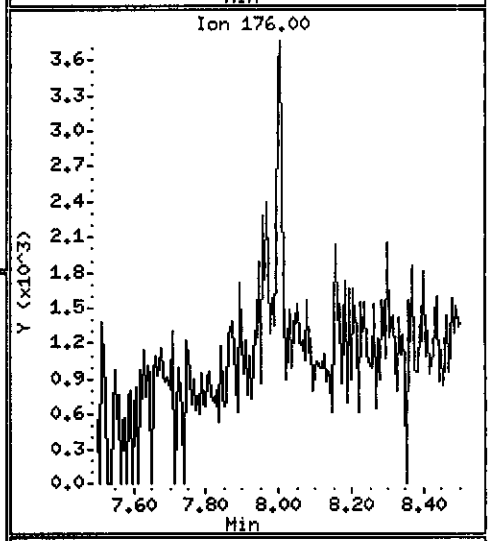

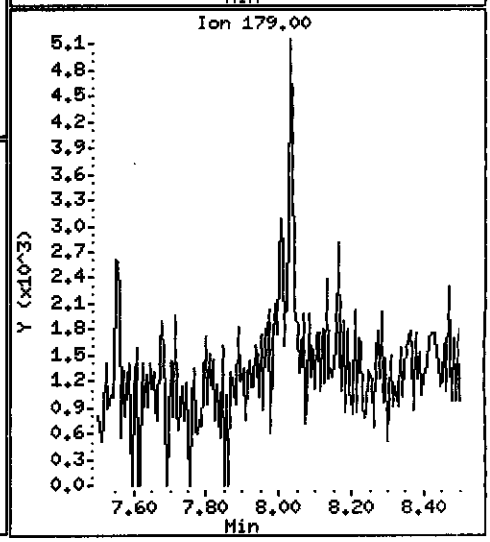

Data File: \\PITSVR06\D\chem\733.i\N111710.b\N1117001.D

Date : 17-NOV-2010 15:08

Client ID: MW-2-111010

Instrument: 733.i

Sample Info: C0K110534-002 X5 11/15/10 h2o(0319136)8270c

Volume Injected (uL): 2.0

Operator: 3200

Column phase: DB5-MS

Column diameter: 0.32

119 Carbazole

Concentration: 2.7360 ug/L

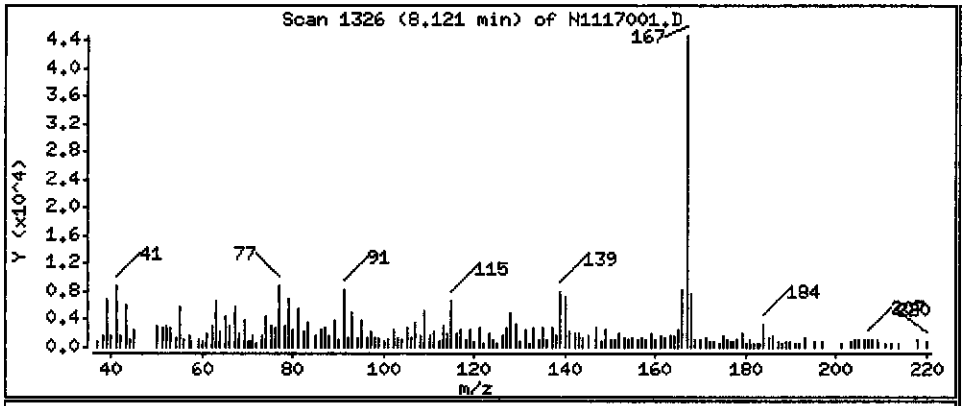

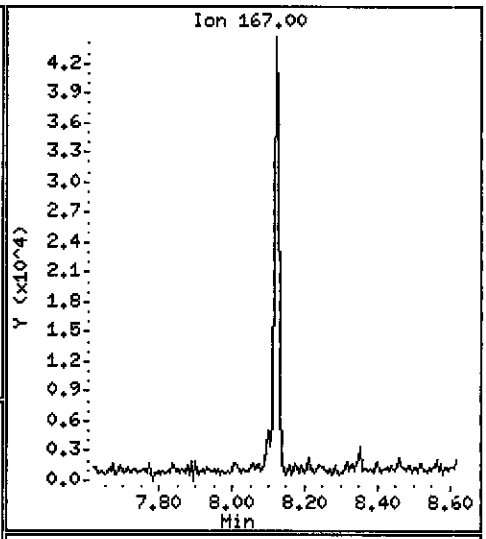

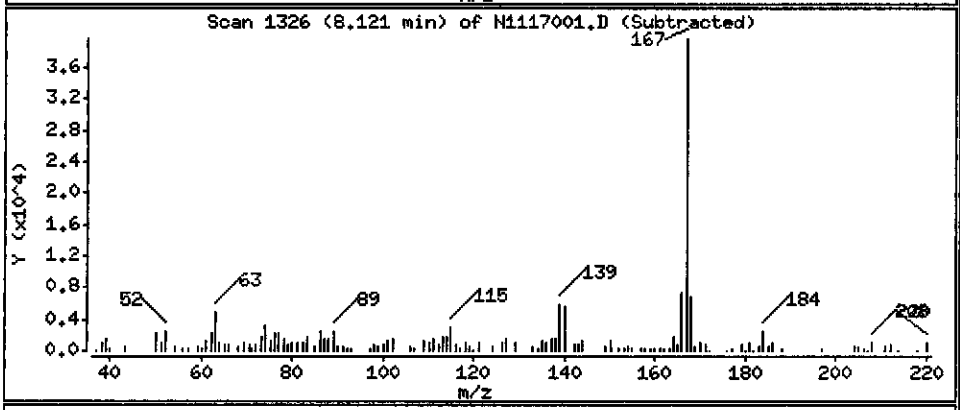

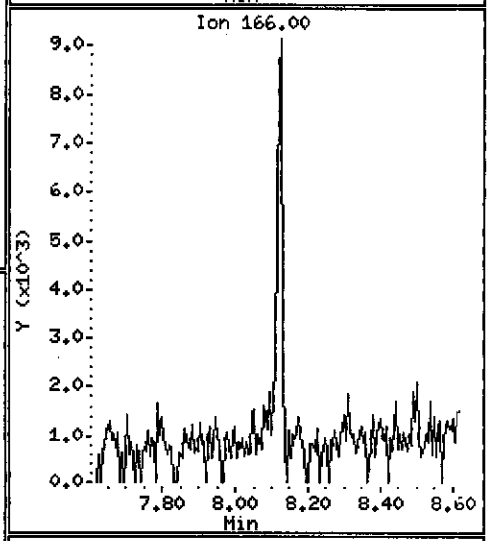

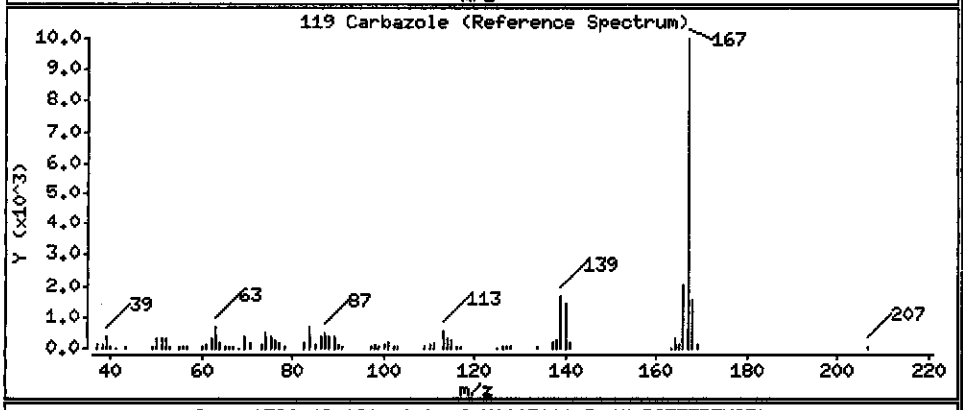

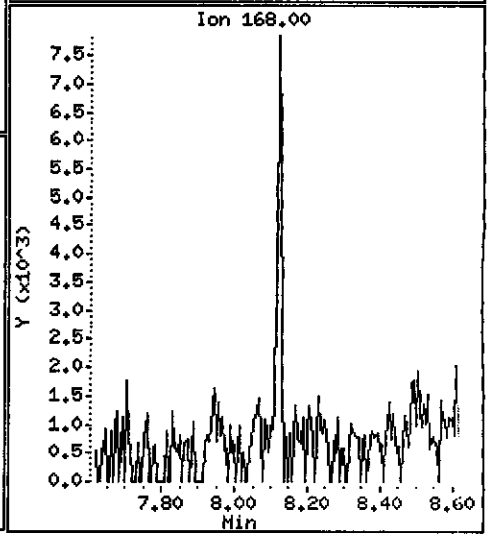

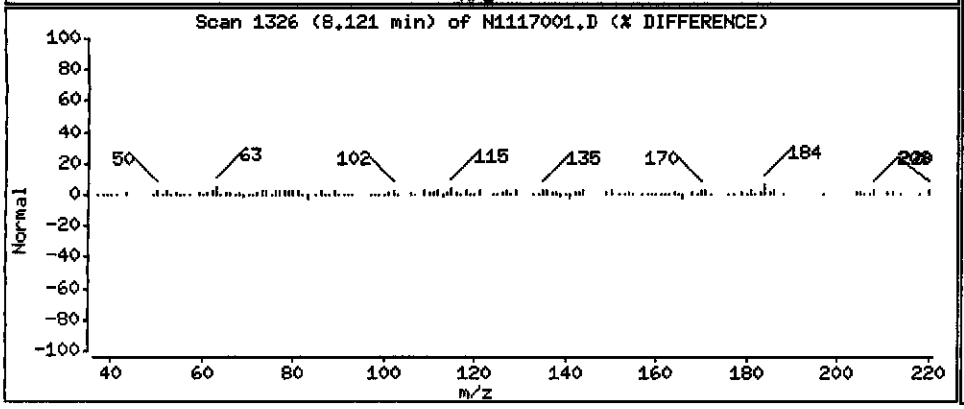

Data File: \\PITSVR06\D\chem\733.i\N111710.b\N1117001.D

Date : 17-NOV-2010 15:08

Client ID: MW-2-111010 Instrument: 733.i

Sample Info: C0K110534-002 X5 11/15/10 h2o(0319136)8270c

Volume Injected (uL): 2.0 Operator: 3200

Column phase: DB5-MS Column diameter: 0.32

123 Fluoranthene Concentration: 0.90738 ug/L

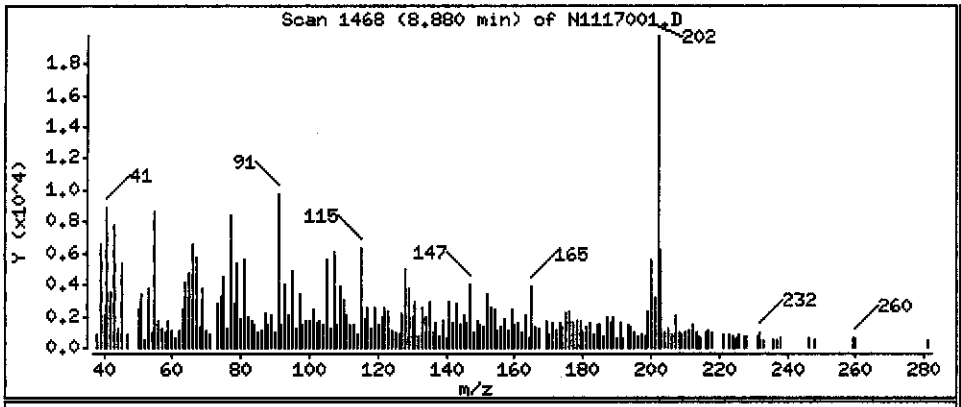

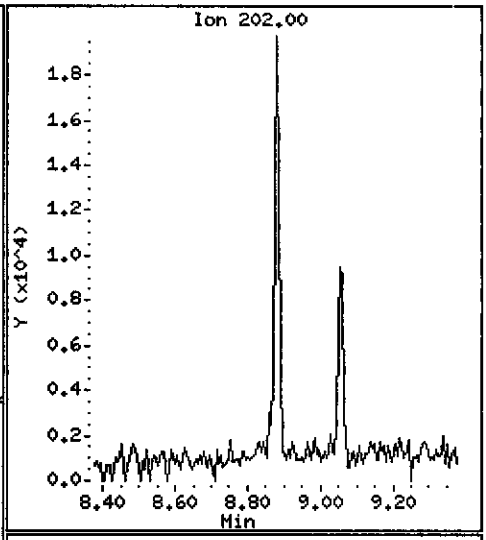

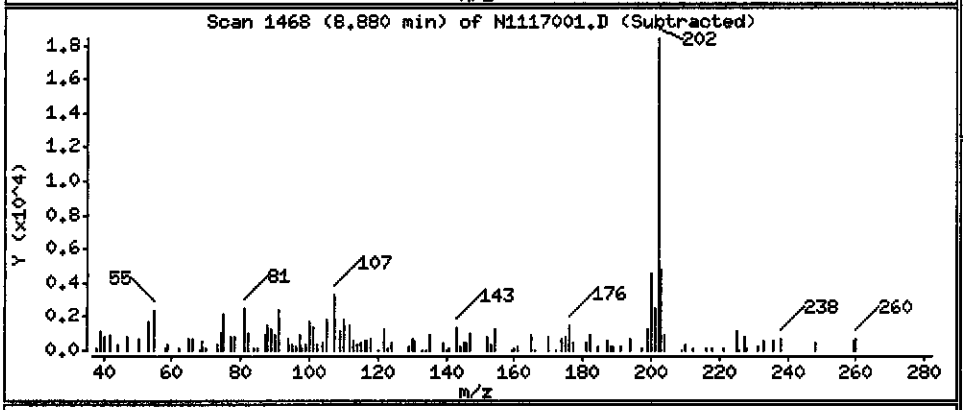

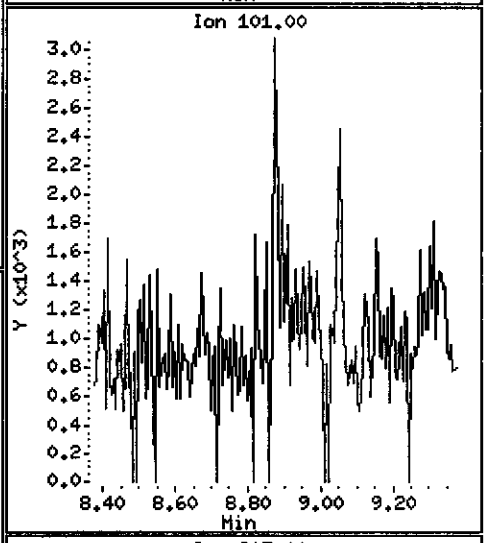

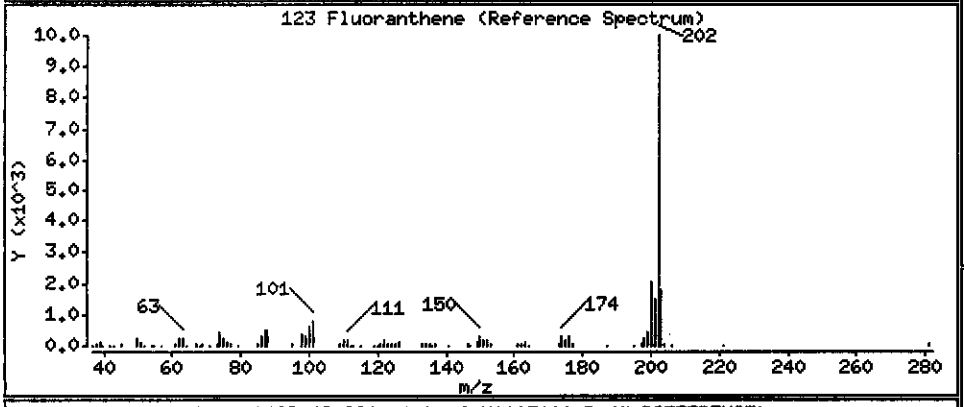

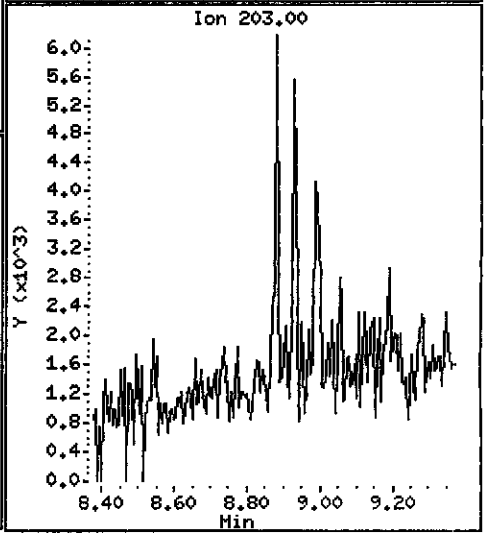

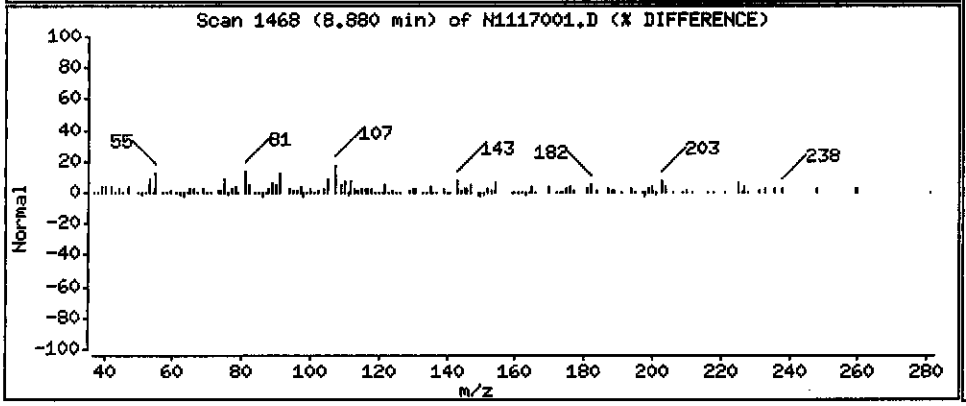

Data File: \\PITSVR06\D\chem\733.i\N111710.b\N1117001.D

Date : 17-NOV-2010 15:08

Client ID: MW-2-111010 Instrument: 733.i

Sample Info: C0K110534-002 X5 11/15/10 h2o(0319136)8270c

Volume Injected (uL): 2.0 Operator: 3200

Column phase: DB5-MS Column diameter: 0.32

125 Pyrene Concentration: 0.64144 ug/L

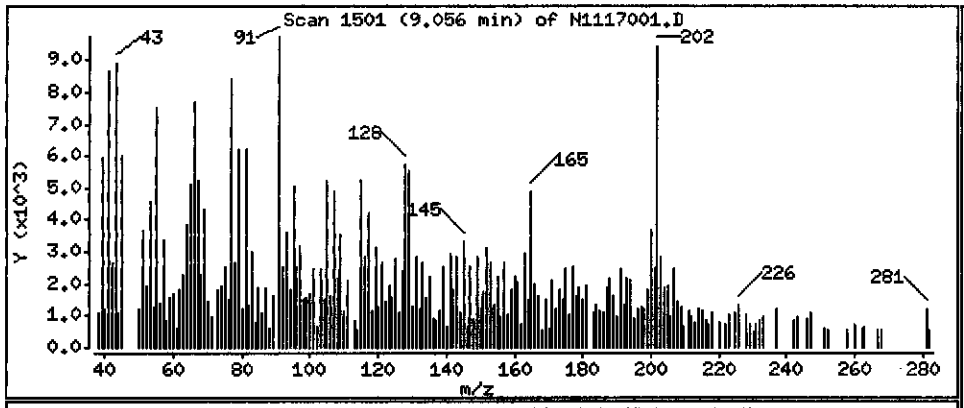

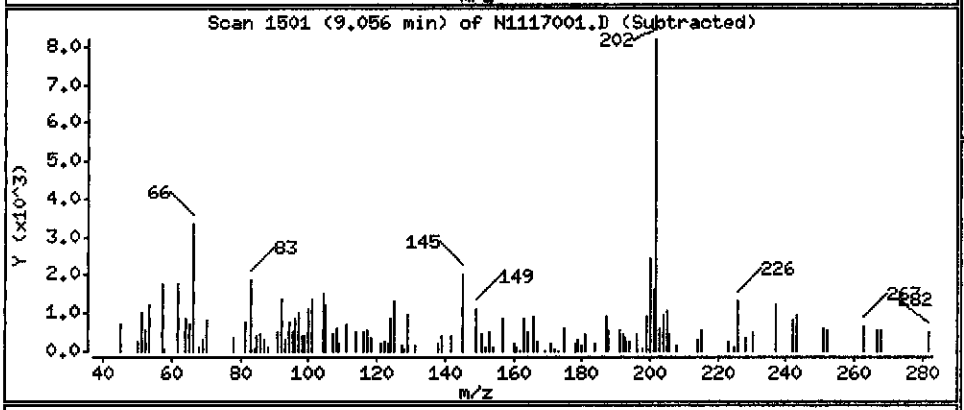

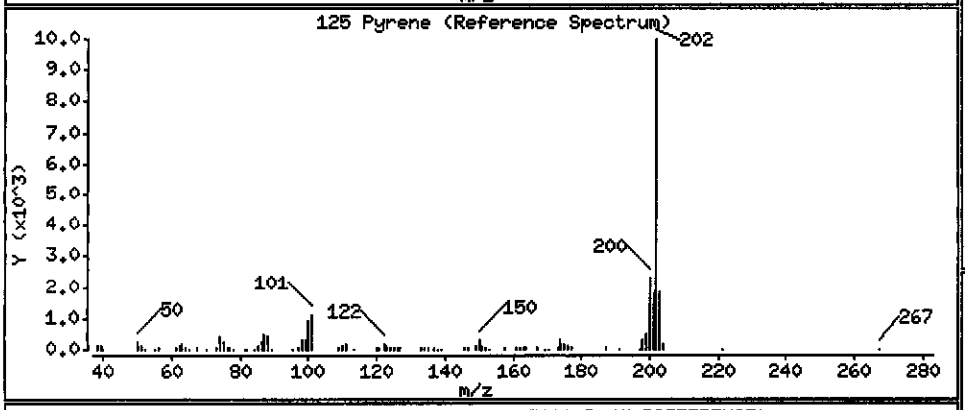

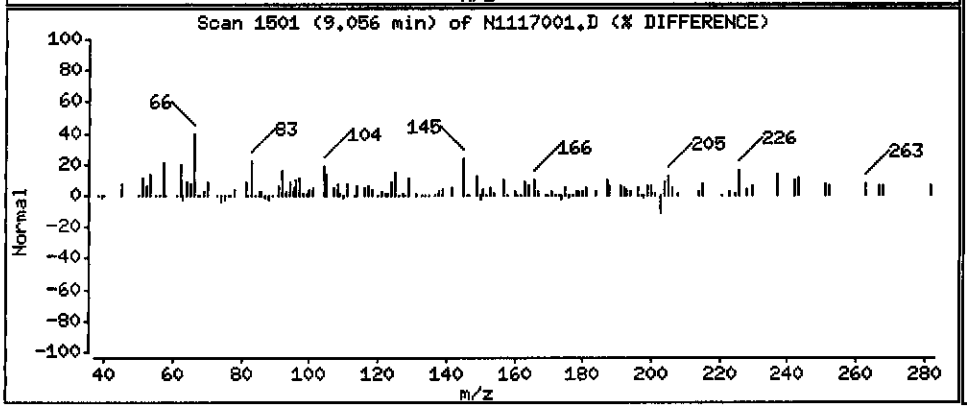

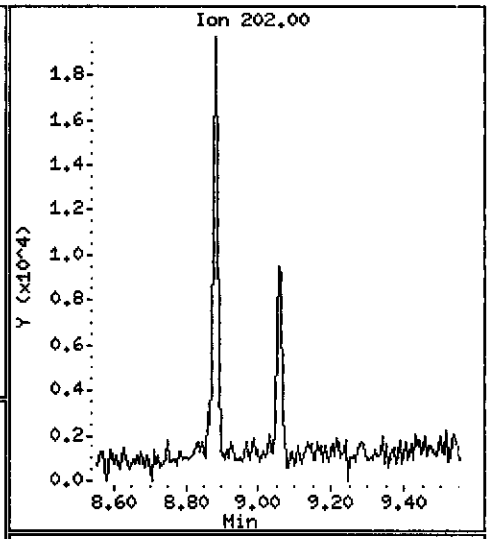

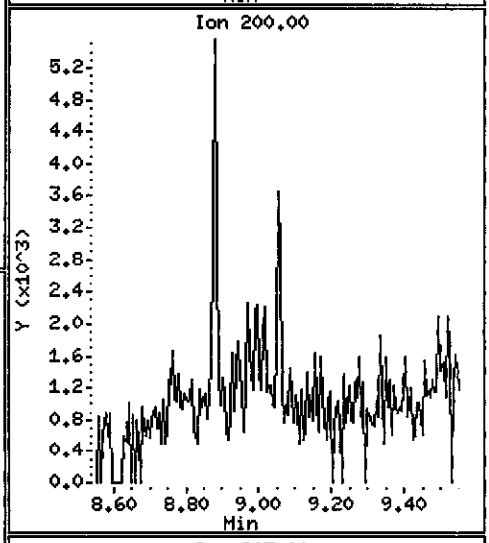

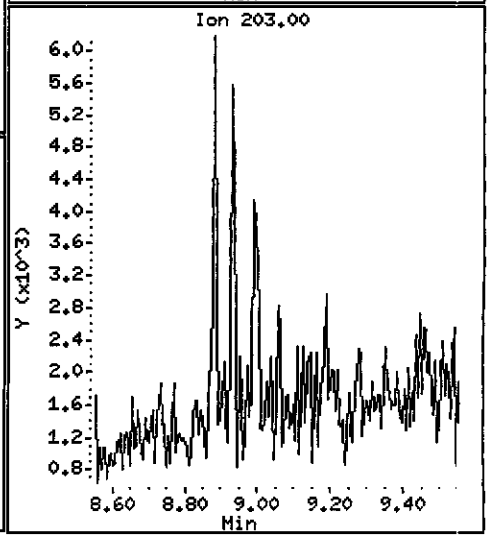

Data File: \\PITSVR06\D\chem\733.i\N111710.b\N1117001.D

Date : 17-NOV-2010 15:08

Client ID: MW-2-111010 Instrument: 733.i

Sample Info: C0K110534-002 X5 11/15/10 h2o(0319136)8270c

Volume Injected (uL): 2.0 Operator: 3200

Column phase: DB5-MS Column diameter: 0.32

139 bis(2-ethylhexyl)Phthalate Concentration: 0.82644 ug/L

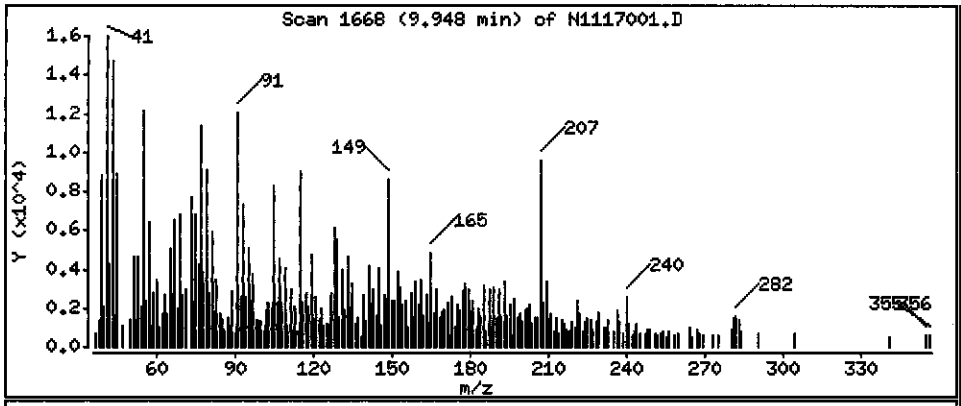

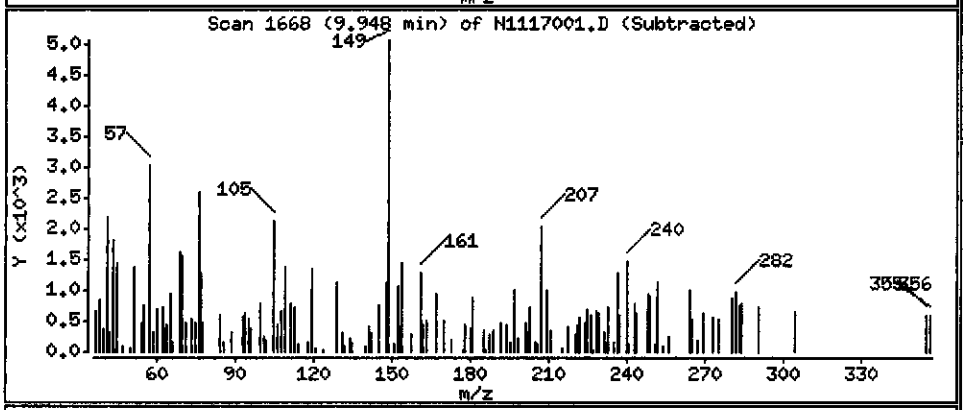

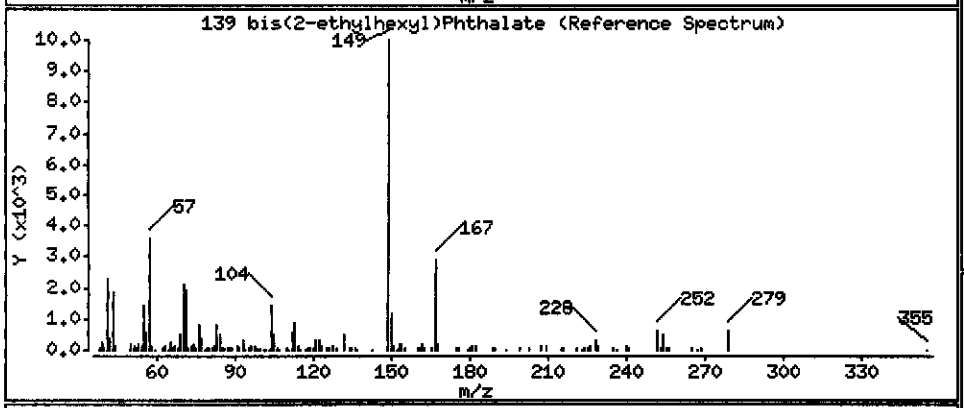

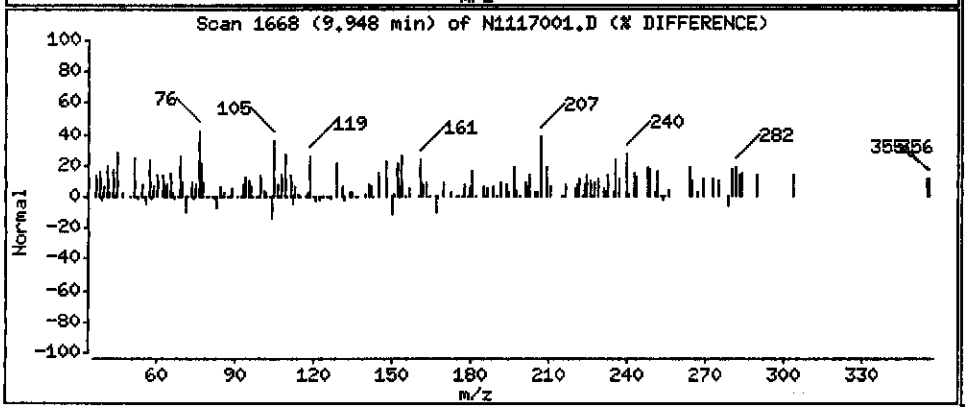

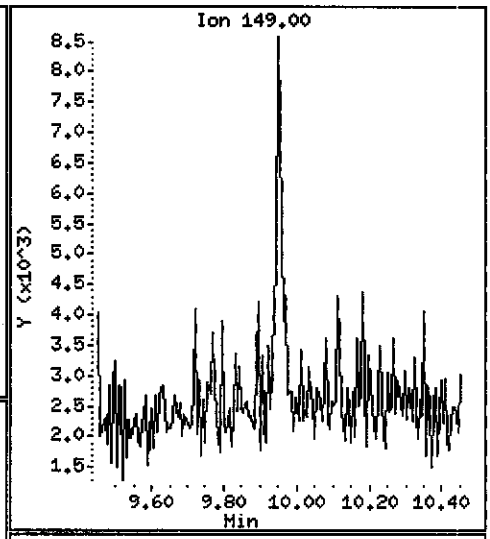

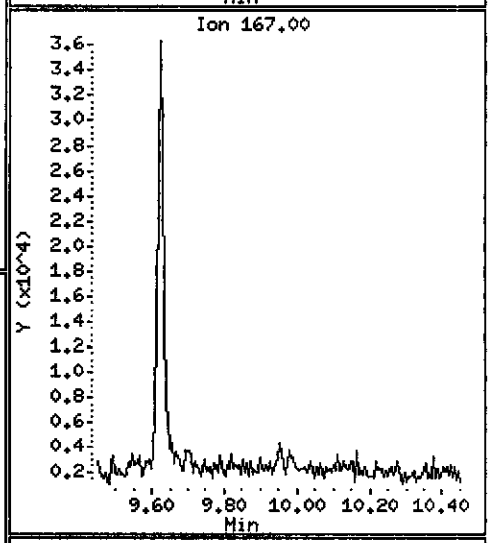

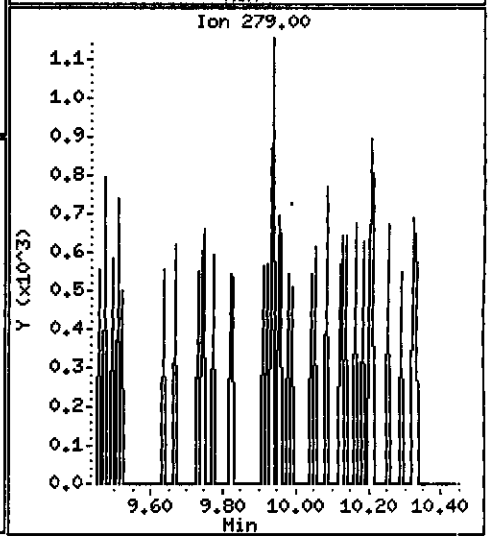

Data File Name: N1117001.D
Inj. Date and Time: 17-NOV-2010 15:08
Instrument ID: 733.i
Client ID: MW-2-111010
Compound Name: Dibenzofuran
CAS #: 132-64-9

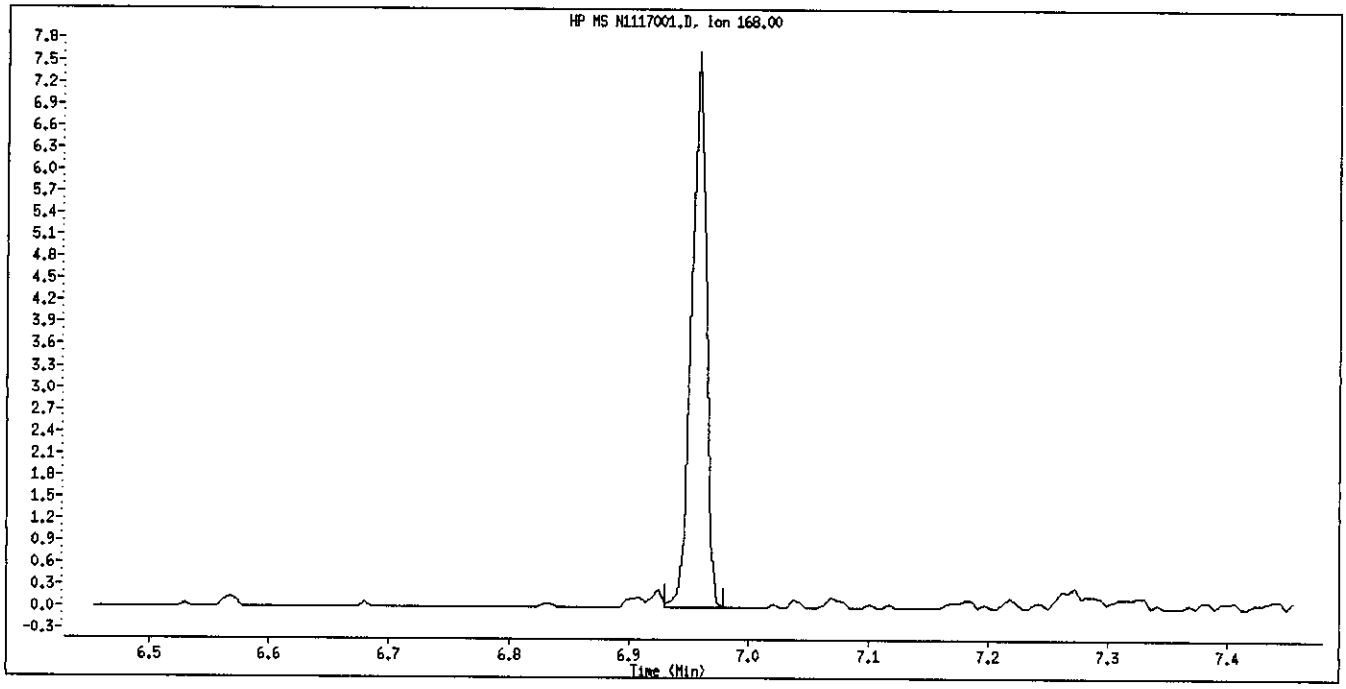

Original Integration

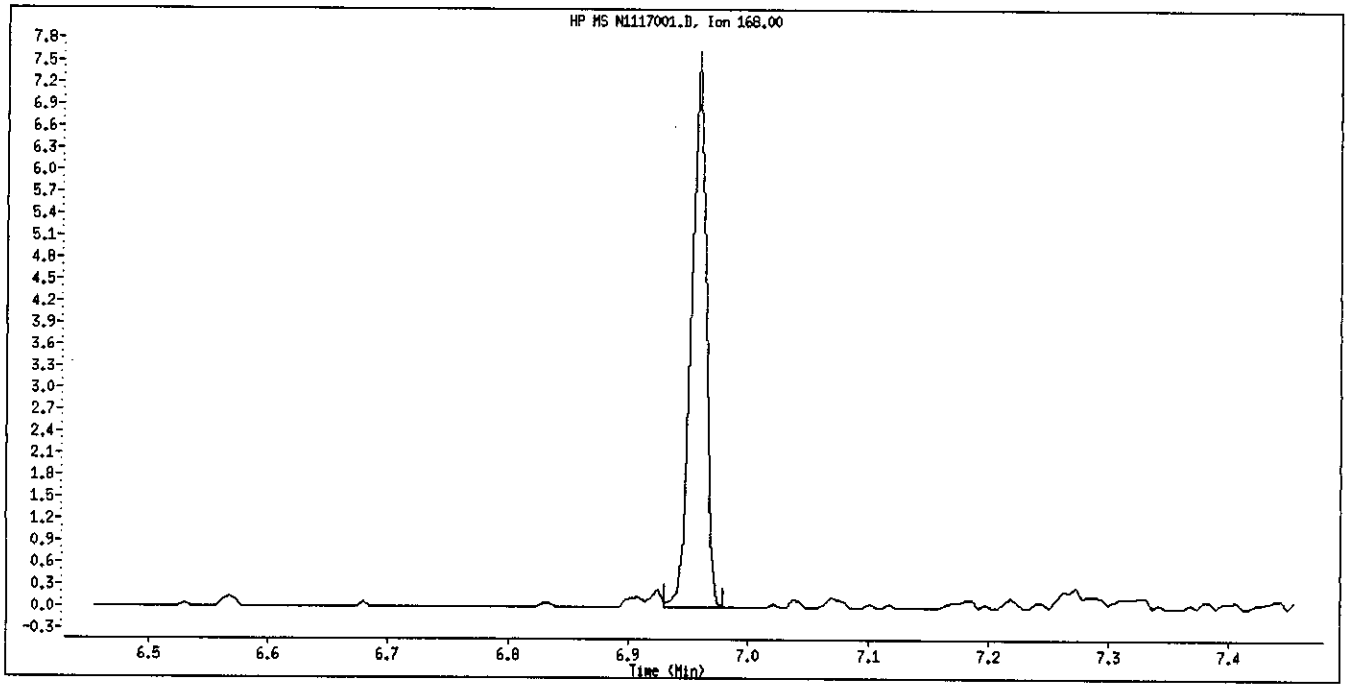

Manual Integration

Manually Integrated By: piccolinov
Manual Integration Reason: Peak Added Back

MACTEC Engineering and Consulting Inc

Client Sample ID: MW-4-111010

GC/MS Semivolatiles

Lot-Sample #...:	C0K110534-003	**Work Order #...:**	L9WVH1AA	**Matrix.....:**	WATER
Date Sampled...:	11/10/10 10:30	**Date Received..:**	11/11/10 08:20	**MS Run #.....:**	
Prep Date.....:	11/15/10	**Analysis Date..:**	11/16/10		
Prep Batch #...:	0319136	**Analysis Time..:**	22:35		
Dilution Factor:	0.94	**Initial Wgt/Vol:**	1060 mL	**Final Wgt/Vol..:**	1 mL
Analyst ID.....:	003200	**Instrument ID..:**	733		
		Method.....:	SW846 8270C		

PARAMETER	RESULT	REPORTING LIMIT	UNITS	MDL
Acenaphthene	**1.5**	**0.19**	**ug/L**	**0.014**
Acenaphthylene	ND	0.19	ug/L	0.014
Acetophenone	ND	0.94	ug/L	0.075
Anthracene	**0.64**	**0.19**	**ug/L**	**0.014**
Atrazine	ND	0.94	ug/L	0.084
Benzo(a)anthracene	ND	0.19	ug/L	0.014
Benzo(a)pyrene	ND	0.19	ug/L	0.013
Benzo(b)fluoranthene	ND	0.19	ug/L	0.015
Benzo(ghi)perylene	ND	0.19	ug/L	0.014
Benzo(k)fluoranthene	ND	0.19	ug/L	0.051
Benzaldehyde	ND	0.94	ug/L	0.14
1,1'-Biphenyl	**0.24 J**	**0.94**	**ug/L**	**0.039**
bis(2-Chloroethoxy) methane	ND	0.94	ug/L	0.055
bis(2-Chloroethyl)-ether	ND	0.19	ug/L	0.024
bis(2-Ethylhexyl) phthalate	ND	0.94	ug/L	0.75
4-Bromophenyl phenyl ether	ND	0.94	ug/L	0.060
Butyl benzyl phthalate	ND	0.94	ug/L	0.13
Caprolactam	ND	4.7	ug/L	1.1
Carbazole	**3.6**	**0.19**	**ug/L**	**0.015**
4-Chloroaniline	ND	0.94	ug/L	0.083
4-Chloro-3-methylphenol	ND	0.94	ug/L	0.071
2-Chloronaphthalene	ND	0.19	ug/L	0.014
2-Chlorophenol	ND	0.94	ug/L	0.16
4-Chlorophenyl phenyl ether	ND	0.94	ug/L	0.047
Chrysene	ND	0.19	ug/L	0.013
Dibenz(a,h)anthracene	ND	0.19	ug/L	0.015
Dibenzofuran	**1.7**	**0.94**	**ug/L**	**0.058**
3,3'-Dichlorobenzidine	ND	0.94	ug/L	0.11
2,4-Dichlorophenol	ND	0.19	ug/L	0.031
Diethyl phthalate	ND	0.94	ug/L	0.14
2,4-Dimethylphenol	ND	0.94	ug/L	0.080
Dimethyl phthalate	ND	0.94	ug/L	0.072

(Continued on next page)

MACTEC Engineering and Consulting Inc

Client Sample ID: MW-4-111010

GC/MS Semivolatiles

Lot-Sample #...: C0K110534-003 **Work Order #...:** L9WVH1AA **Matrix.....:** WATER

PARAMETER	RESULT	REPORTING LIMIT	UNITS	MDL
Di-n-butyl phthalate	ND	0.94	ug/L	0.12
4,6-Dinitro-2-methylphenol	ND	4.7	ug/L	0.21
2,4-Dinitrophenol	ND	4.7	ug/L	0.58
2,4-Dinitrotoluene	ND	0.94	ug/L	0.050
2,6-Dinitrotoluene	ND	0.94	ug/L	0.075
Di-n-octyl phthalate	ND	0.94	ug/L	0.19
Fluoranthene	**0.51**	**0.19**	**ug/L**	**0.015**
Fluorene	**1.9**	**0.19**	**ug/L**	**0.020**
Hexachlorobenzene	ND	0.19	ug/L	0.017
Hexachlorobutadiene	ND	0.19	ug/L	0.016
Hexachlorocyclopentadiene	ND	0.94	ug/L	0.049
Hexachloroethane	ND	0.94	ug/L	0.059
Indeno(1,2,3-cd)pyrene	ND	0.19	ug/L	0.019
Isophorone	ND	0.94	ug/L	0.061
2-Methylnaphthalene	**4.4**	**0.19**	**ug/L**	**0.011**
2-Methylphenol	ND	0.94	ug/L	0.081
4-Methylphenol	ND	0.94	ug/L	0.085
Naphthalene	**60 E**	**0.19**	**ug/L**	**0.013**
2-Nitroaniline	ND	4.7	ug/L	0.33
3-Nitroaniline	ND	4.7	ug/L	0.30
4-Nitroaniline	ND	4.7	ug/L	0.16
Nitrobenzene	ND	0.19	ug/L	0.079
2-Nitrophenol	ND	0.94	ug/L	0.16
4-Nitrophenol	ND	4.7	ug/L	0.57
N-Nitrosodi-n-propylamine	ND	0.19	ug/L	0.029
N-Nitrosodiphenylamine	ND	0.19	ug/L	0.080
2,2'-oxybis (1-Chloropropane)	ND	0.19	ug/L	0.019
Pentachlorophenol	ND	0.94	ug/L	0.062
Phenanthrene	**1.9**	**0.19**	**ug/L**	**0.040**
Phenol	ND	0.19	ug/L	0.055
Pyrene	**0.31**	**0.19**	**ug/L**	**0.015**
2,4,5-Trichlorophenol	ND	0.94	ug/L	0.14
2,4,6-Trichlorophenol	ND	0.94	ug/L	0.16

(Continued on next page)

MACTEC Engineering and Consulting Inc

Client Sample ID: MW-4-111010

GC/MS Semivolatiles

Lot-Sample #...: C0K110534-003 **Work Order #...:** L9WVH1AA **Matrix.....:** WATER

SURROGATE	PERCENT RECOVERY	RECOVERY LIMITS
Nitrobenzene-d5	74	(23 - 112)
Terphenyl-d14	52	(10 - 132)
2-Fluorobiphenyl	70	(19 - 107)
2-Fluorophenol	67	(10 - 111)
Phenol-d5	68	(15 - 112)
2,4,6-Tribromophenol	107	(16 - 122)

NOTE(S):

J Estimated result. Result is less than RL.

E Estimated result. Result concentration exceeds the calibration range.

Data File: \\PITSVR06\D\chem\733.i\N111610.b\N1116033.D

Page 6

Date : 16-NOV-2010 22:35

Client ID: MW-4-111010

Instrument: 733.i

Sample Info: C0K110534-003 11/15/10 h2o(0319136)8270c

Volume Injected (uL): 2.0

Operator: 3200

Column phase: DB5-MS

Column diameter: 0.32

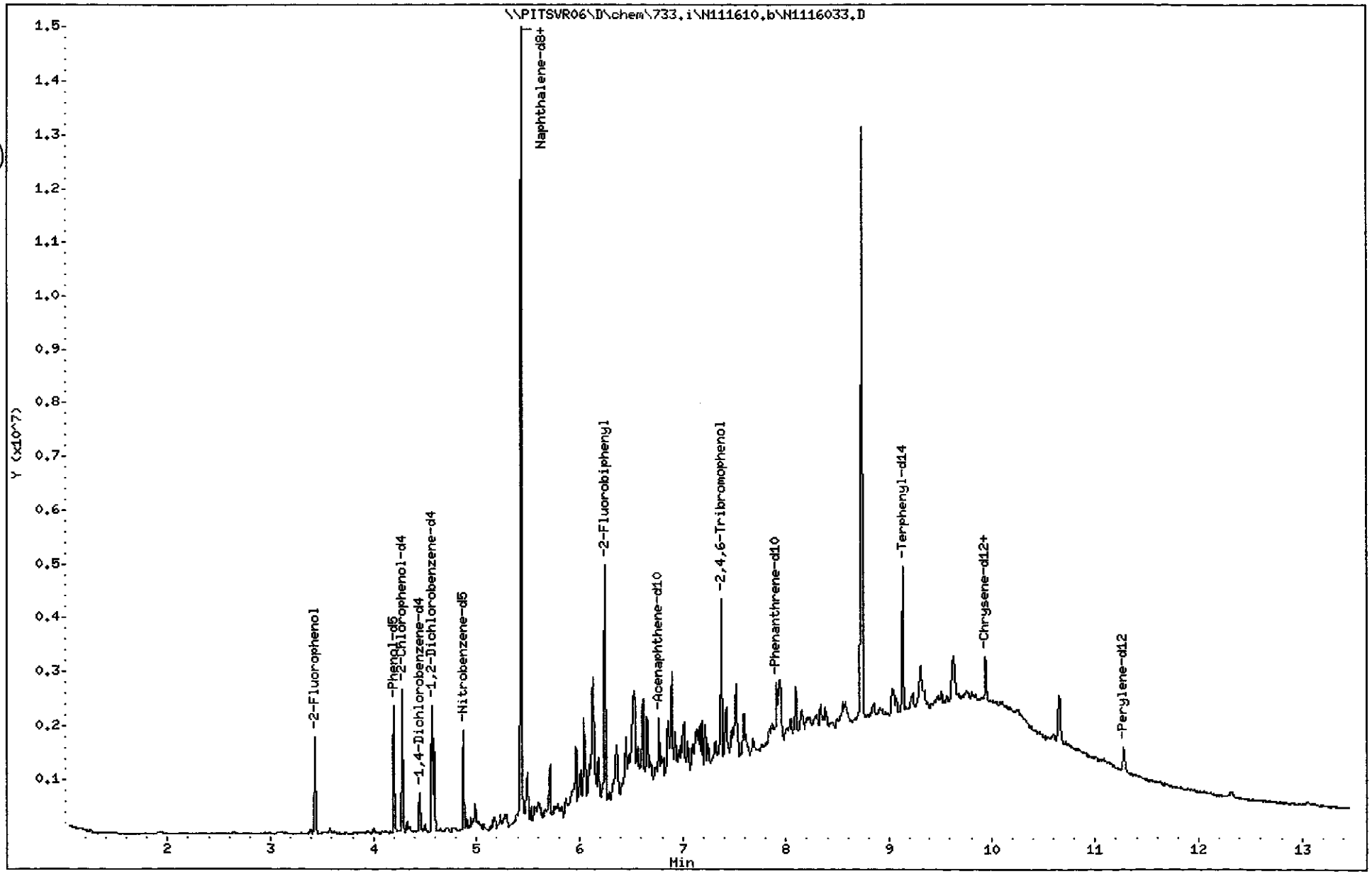

(1001 - 1770)

1088

C0K110534

TestAmerica Pittsburgh

Semivolatile REPORT SW-846 Method 8270

Data file : \\PITSVR06\D\chem\733.i\N111610.b\N1116033.D
Lab Smp Id: L9WVH1AA Client Smp ID: MW-4-111010
Inj Date : 16-NOV-2010 22:35
Operator : 3200 Inst ID: 733.i
Smp Info : C0K110534-003 11/15/10 h2o(0319136)8270c
Misc Info : L9WVH1AA,N111610.b,8270ll.m,padep.sub
Comment :
Method : \\PITSVR06\D\chem\733.i\N111610.b\8270ll.m
Meth Date : 17-Nov-2010 04:27 piccolinov Quant Type: ISTD
Cal Date : 10-NOV-2010 09:14 Cal File: N1110IC8.D
Als bottle: 36
Dil Factor: 1.00000
Integrator: HP RTE Compound Sublist: padep.sub
Target Version: 4.14
Processing Host: PITPC-502

Concentration Formula: Amt * DF * Uf * Vt/(Vo * Vi) * CpndVariable

Name	Value	Description
DF	1.000	Dilution Factor
Uf	1.000	ng unit correction factor
Vt	1000.000	Volume of final extract (uL)
Vo	1060.000	Volume of sample extracted (mL)
Vi	2.000	Volume injected (uL)
Cpnd Variable		Local Compound Variable

Compounds	QUANT SIG MASS	RT	EXP RT	REL RT	RESPONSE	CONCENTRATIONS ON-COLUMN (NG)	CONCENTRATIONS FINAL (ug/L)
* 1 1,4-Dichlorobenzene-d4	152	4.451	4.456	(1.000)	82332	8.00000	
* 2 Naphthalene-d8	136	5.424	5.429	(1.000)	277248	8.00000	
* 3 Acenaphthene-d10	164	6.765	6.775	(1.000)	155964	8.00000	
* 4 Phenanthrene-d10	188	7.908	7.918	(1.000)	222762	8.00000	
* 5 Chrysene-d12	240	9.943	9.953	(1.000)	219423	8.00000	
* 6 Perylene-d12	264	11.279	11.284	(1.000)	191084	8.00000	
198 1,4-Dioxane	88	Compound Not Detected.					
10 N-Nitrosodimethylamine	74	Compound Not Detected.					
9 Pyridine	79	Compound Not Detected.					
16 Methyl methanesulfonate	80	Compound Not Detected.					
206 Benzaldehyde	77	Compound Not Detected.					
21 Aniline	93	Compound Not Detected.					
22 Phenol	94	Compound Not Detected.					
23 bis(2-Chloroethyl)ether	93	Compound Not Detected.					
24 2-Chlorophenol	128	Compound Not Detected.					
26 1,3-Dichlorobenzene	146	Compound Not Detected.					
27 1,4-Dichlorobenzene	146	Compound Not Detected.					
28 1,2-Dichlorobenzene	146	Compound Not Detected.					
29 Benzyl Alcohol	108	Compound Not Detected.					
30 2-Methylphenol	108	Compound Not Detected.					

	Compounds	QUANT SIG MASS	RT	EXP RT	REL RT	RESPONSE	CONCENTRATIONS ON-COLUMN (NG)	CONCENTRATIONS FINAL (ug/L)
31	2,2'-oxybis(1-Chloropropane)	45	Compound Not Detected.					
37	Acetophenone	105	Compound Not Detected.					
32	N-Nitroso-di-n-propylamine	70	Compound Not Detected.					
192	4-Methylphenol	108	Compound Not Detected.					
34	Hexachloroethane	117	Compound Not Detected.					
35	Nitrobenzene	77	Compound Not Detected.					
41	Isophorone	82	Compound Not Detected.					
42	2-Nitrophenol	139	Compound Not Detected.					
43	2,4-Dimethylphenol	107	Compound Not Detected.					
44	bis(2-Chloroethoxy)methane	93	Compound Not Detected.					
48	2,4-Dichlorophenol	162	Compound Not Detected.					
49	Benzoic Acid	122	Compound Not Detected.					
50	1,2,4-Trichlorobenzene	180	Compound Not Detected.					
51	Naphthalene	128	5.440	5.445	(1.003)	4665389	128.029	60.391
52	4-Chloroaniline	127	Compound Not Detected.					
54	2,6-Dichlorophenol	162	Compound Not Detected.					
56	Hexachlorobutadiene	224	Compound Not Detected.					
208	Caprolactam	113	Compound Not Detected.					
59	4-Chloro-3-Methylphenol	107	Compound Not Detected.					
62	2-Methylnaphthalene	142	5.969	5.973	(1.100)	221429	9.27960	4.3772
63	1-Methylnaphthalene	142	6.043	6.048	(1.114)	171598	7.51810	3.5463
64	Hexachlorocyclopentadiene	236	Compound Not Detected.					
66	2,4,6-Trichlorophenol	196	Compound Not Detected.					
67	2,4,5-Trichlorophenol	196	Compound Not Detected.					
209	1,1'-Biphenyl	154	6.321	6.331	(0.934)	16031	0.49864	0.23521
70	2-Chloronaphthalene	162	Compound Not Detected.					
73	2-Nitroaniline	65	Compound Not Detected.					
76	Dimethylphthalate	163	Compound Not Detected.					
78	2,6-Dinitrotoluene	165	Compound Not Detected.					
79	Acenaphthylene	152	Compound Not Detected.					
81	3-Nitroaniline	138	Compound Not Detected.					
82	Acenaphthene	153	6.791	6.802	(1.004)	70573	3.16086	1.4910
83	2,4-Dinitrophenol	184	Compound Not Detected.					
85	4-Nitrophenol	109	Compound Not Detected.					
86	Dibenzofuran	168	6.925	6.930	(1.024)	122137	3.68560	1.7385
87	2,4-Dinitrotoluene	165	Compound Not Detected.					
91	2,3,5,6-Tetrachlorophenol	231	Compound Not Detected.					
88	2,3,4,6-Tetrachlorophenol	231	Compound Not Detected.					
92	2-Naphthylamine	143	Compound Not Detected.					
93	Diethylphthalate	149	Compound Not Detected.					
94	Fluorene	166	7.187	7.197	(1.062)	92014	3.99147	1.8828
95	4-Chlorophenyl-phenylether	204	Compound Not Detected.					
96	4-Nitroaniline	138	Compound Not Detected.					
98	4,6-Dinitro-2-methylphenol	198	Compound Not Detected.					
99	N-Nitrosodiphenylamine (1)	169	Compound Not Detected.					
100	1,2-Diphenylhydrazine	77	Compound Not Detected.					
106	4-Bromophenyl-phenylether	248	Compound Not Detected.					
107	Hexachlorobenzene	283	Compound Not Detected.					
210	Atrazine	200	Compound Not Detected.					
111	Pentachlorophenol	265	Compound Not Detected.					
115	Phenanthrene	178	7.924	7.934	(1.002)	136112	4.06549	1.9177
116	Anthracene	178	7.967	7.971	(1.007)	44075	1.35880	0.64094
119	Carbazole	167	8.089	8.094	(1.023)	201874	7.68303	3.6241
120	Di-n-Butylphthalate	149	Compound Not Detected.					

	Compounds	QUANT SIG MASS	RT	EXP RT	REL RT	RESPONSE	CONCENTRATIONS ON-COLUMN (NG)	CONCENTRATIONS FINAL (ug/L)
123	Fluoranthene	202	8.848	8.853	(1.119)	37061	1.08023	0.50954
124	Benzidine	184	Compound Not Detected.					
125	Pyrene	202	9.024	9.029	(0.908)	24350	0.65166	0.30738
131	Butylbenzylphthalate	149	Compound Not Detected.					
135	3,3'-Dichlorobenzidine	252	Compound Not Detected.					
136	Benzo(a)Anthracene	228	Compound Not Detected.					
137	Chrysene	228	Compound Not Detected.					
139	bis(2-ethylhexyl)Phthalate	149	9.916	9.927	(0.997)	14265	0.63753	0.30072
140	Di-n-octylphthalate	149	Compound Not Detected.					
141	Benzo(b)fluoranthene	252	Compound Not Detected.					
142	Benzo(k)fluoranthene	252	Compound Not Detected.					
143	7,12-dimethylbenz[a]anthracen	256	Compound Not Detected.					
146	Benzo(a)pyrene	252	Compound Not Detected.					
149	Indeno(1,2,3-cd)pyrene	276	Compound Not Detected.					
150	Dibenz(a,h)anthracene	278	Compound Not Detected.					
151	Benzo(g,h,i)perylene	276	Compound Not Detected.					
$ 154	Nitrobenzene-d5	82	4.873	4.878	(0.899)	384901	29.6803	14.000
$ 155	2-Fluorobiphenyl	172	6.246	6.257	(0.923)	797974	28.0731	13.242
$ 156	Terphenyl-d14	244	9.126	9.136	(0.918)	538932	20.7973	9.8101
$ 157	Phenol-d5	99	4.200	4.195	(0.944)	543852	40.8832	19.284
$ 158	2-Fluorophenol	112	3.436	3.431	(0.772)	460668	40.1734	18.950
$ 159	2,4,6-Tribromophenol	330	7.374	7.384	(0.932)	190583	64.4462	30.399
$ 186	2-Chlorophenol-d4	132	4.280	4.280	(0.962)	591903	43.4560	20.498
$ 187	1,2-Dichlorobenzene-d4	152	4.569	4.574	(1.026)	264988	25.1844	11.879

Data File: \\PITSVR06\D\chem\733.i\N111610.b\N1116033.D

Date : 16-NOV-2010 22:35

Client ID: MW-4-111010

Instrument: 733.i

Sample Info: C0K110534-003 11/15/10 h2o(0319136)8270c

Volume Injected (uL): 2.0

Operator: 3200

Column phase: DB5-MS

Column diameter: 0.32

51 Naphthalene

Concentration: 60.391 ug/L

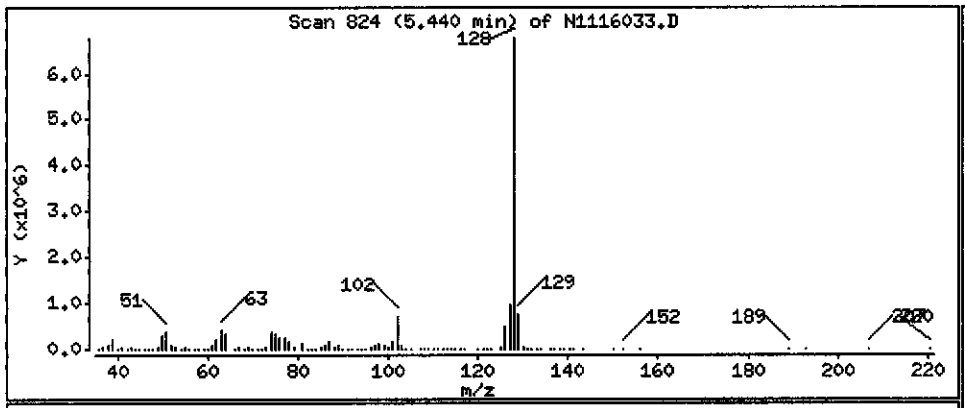

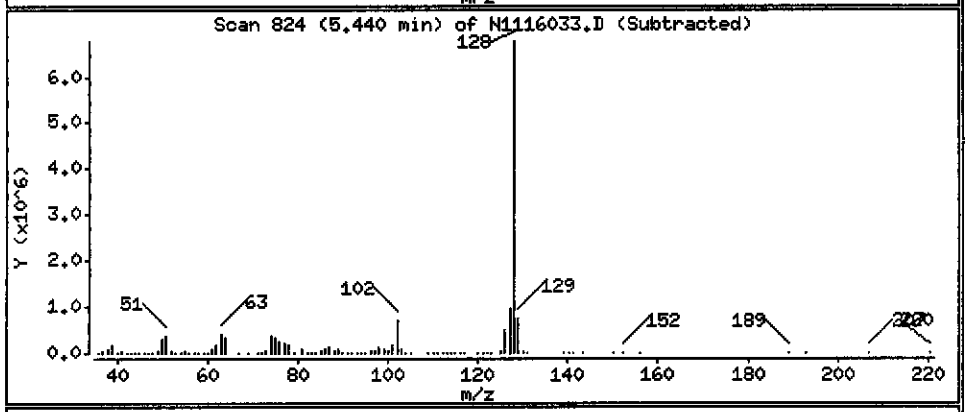

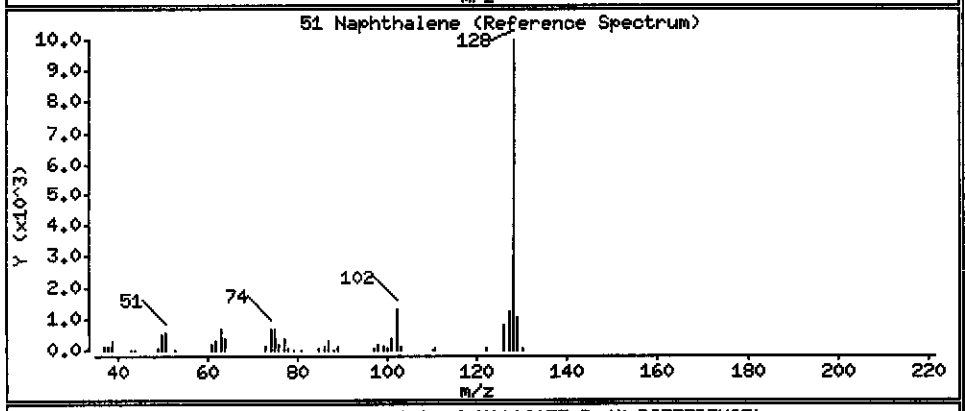

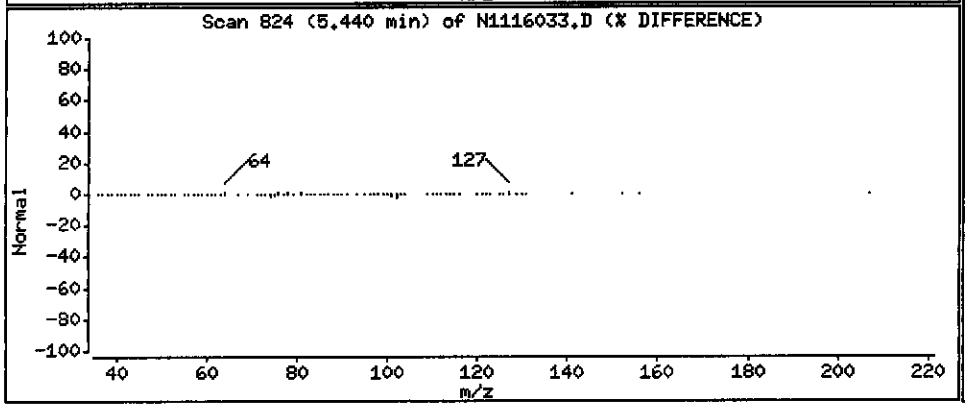

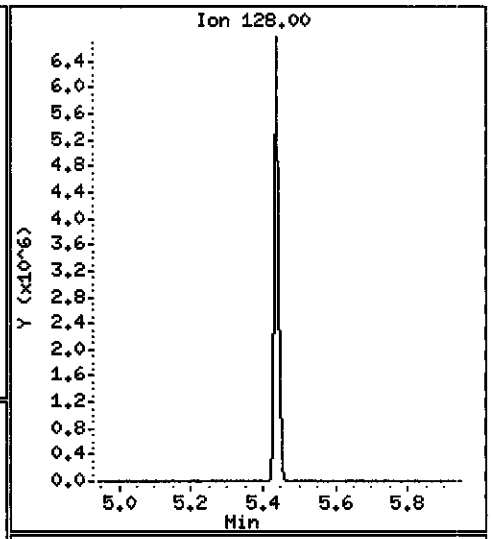

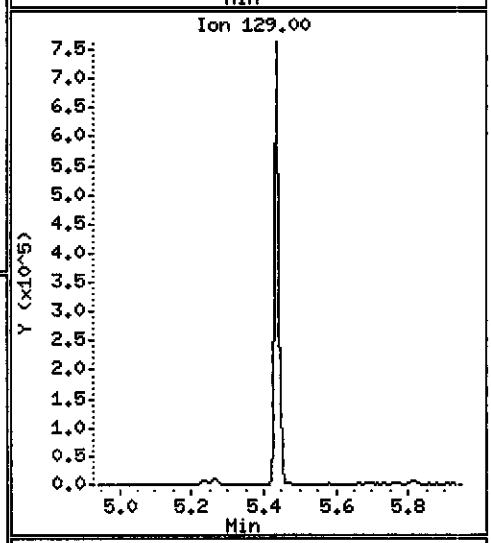

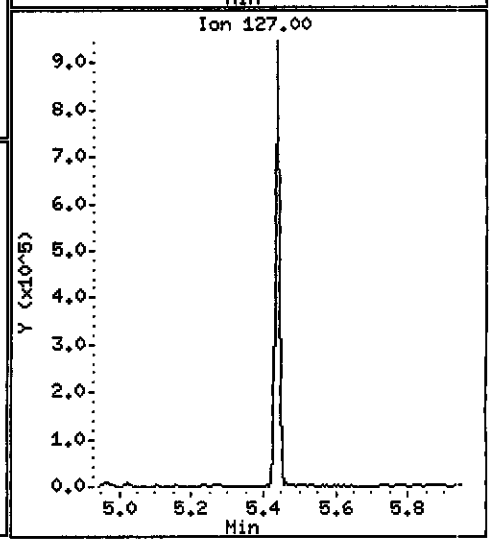

Data File: \\PITSVR06\D\chem\733.i\N111610.b\N1116033.D

Date : 16-NOV-2010 22:35

Client ID: MW-4-111010

Instrument: 733.i

Sample Info: C0K110534-003 11/15/10 h2o(0319136)8270c

Volume Injected (uL): 2.0

Operator: 3200

Column phase: DB5-MS

Column diameter: 0.32

62 2-Methylnaphthalene

Concentration: 4.3772 ug/L

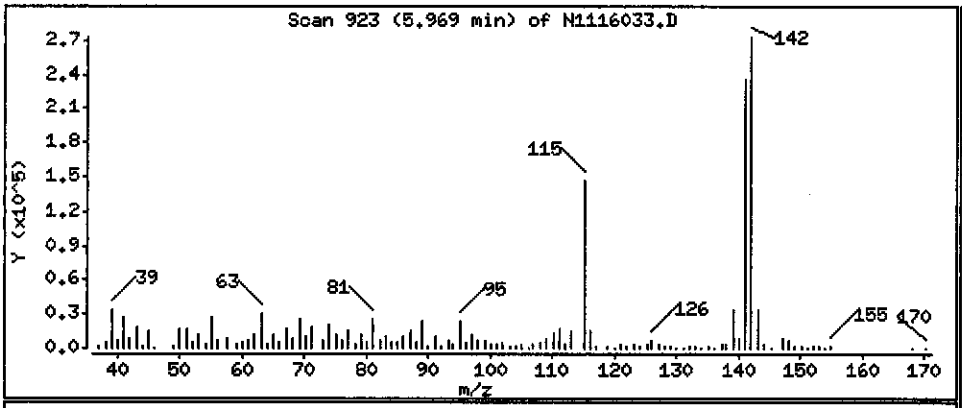

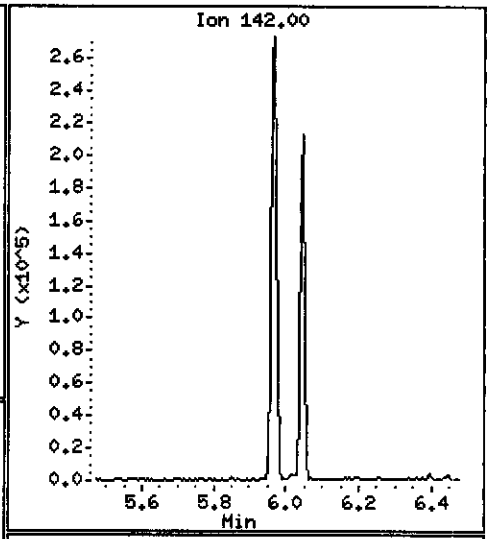

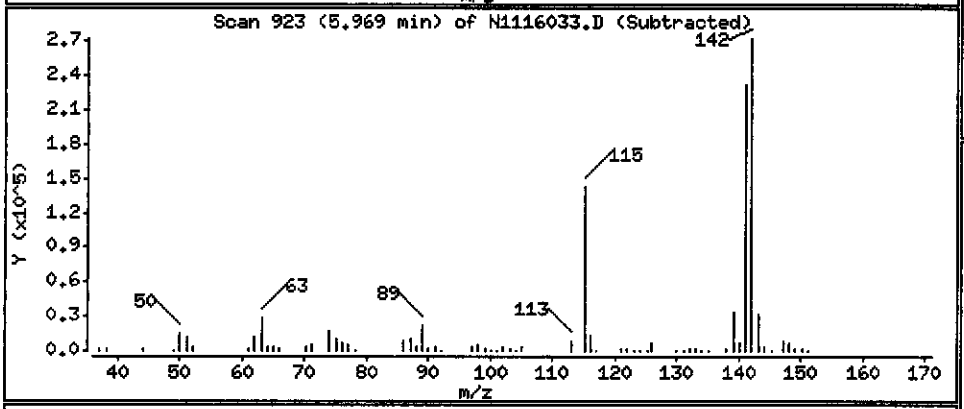

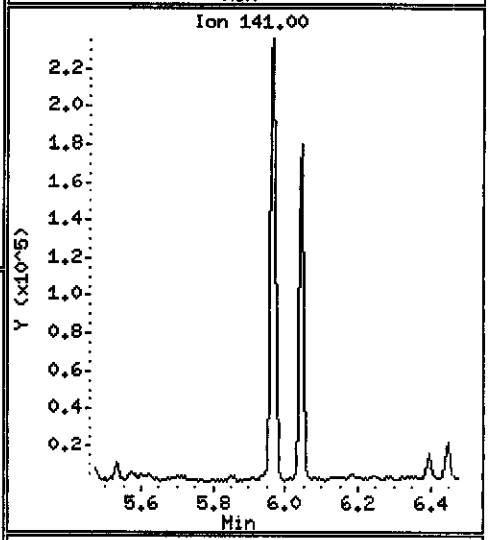

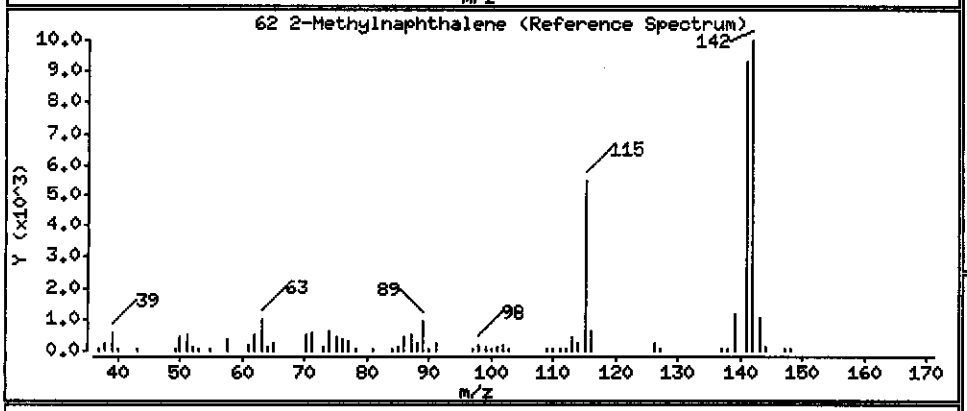

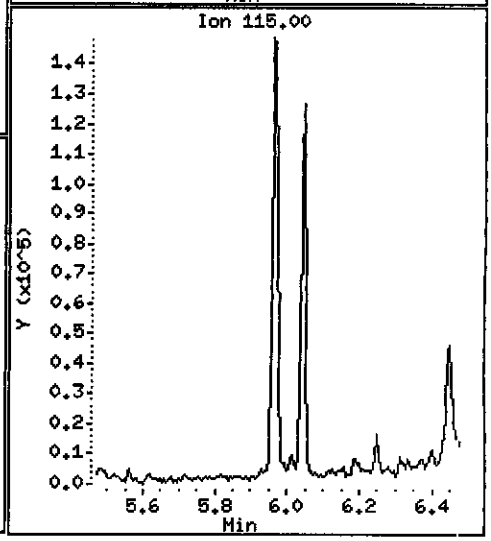

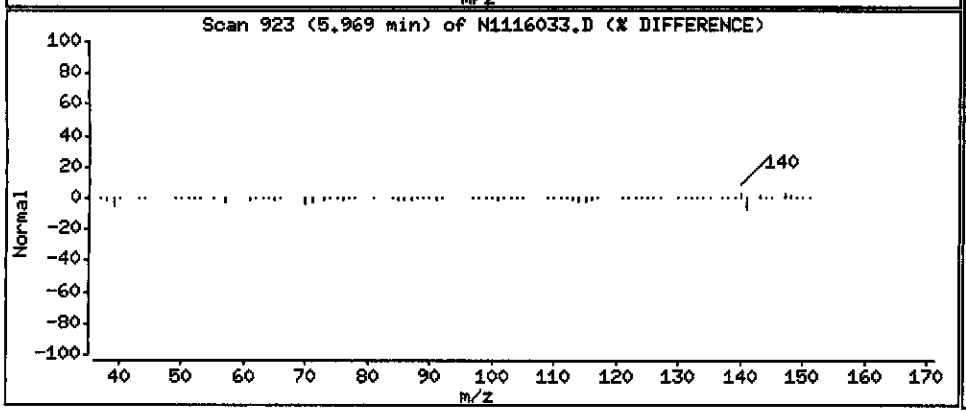

Data File: \\PITSVR06\D\chem\733.i\N111610.b\N1116033.D

Date : 16-NOV-2010 22:35

Client ID: MW-4-111010 Instrument: 733.i

Sample Info: C0K110534-003 11/15/10 h2o(0319136)8270c

Volume Injected (uL): 2.0 Operator: 3200

Column phase: DB5-MS Column diameter: 0.32

63 1-Methylnaphthalene Concentration: 3.5463 ug/L

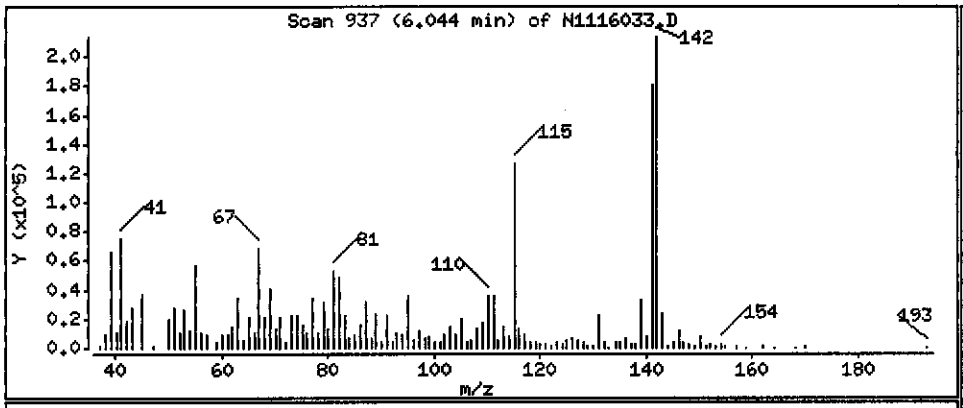

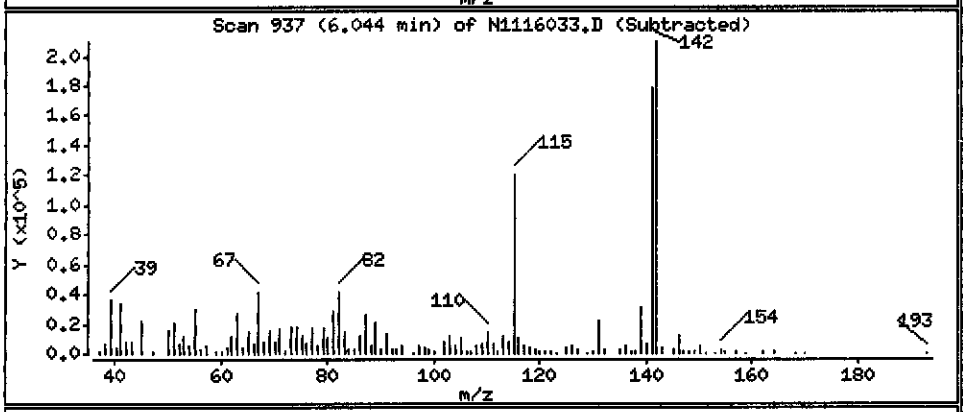

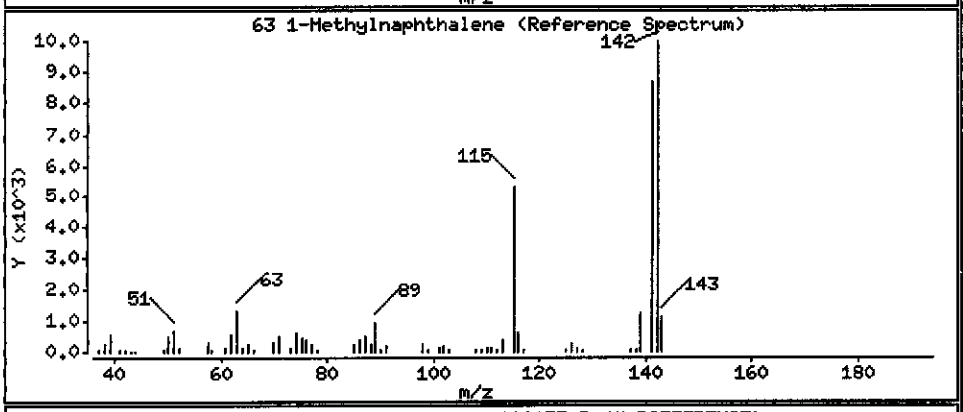

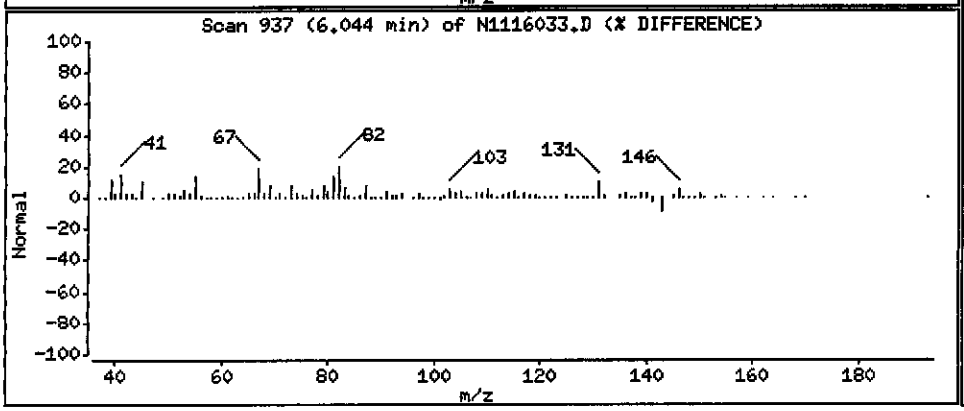

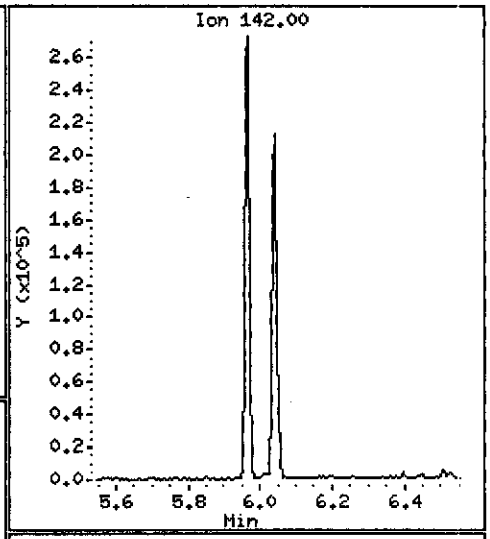

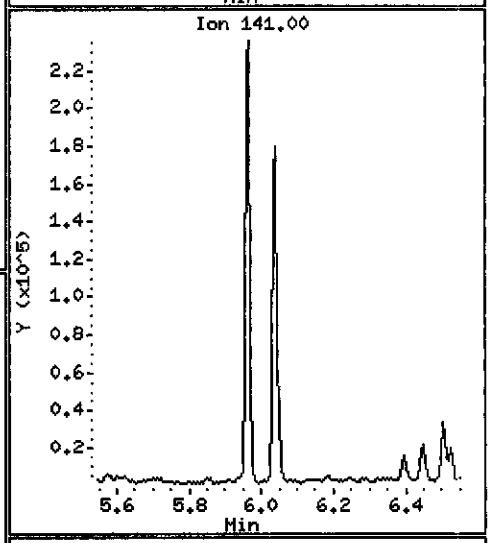

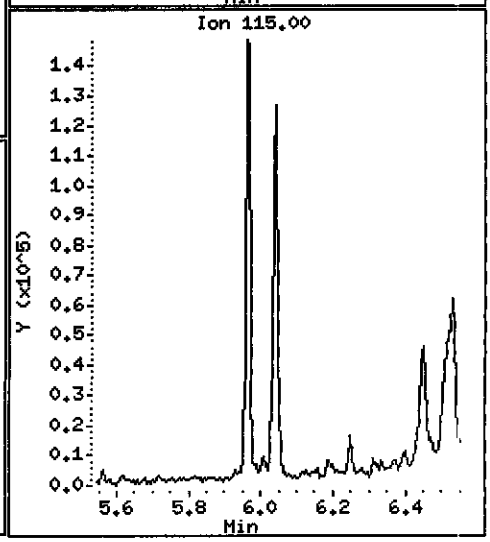

Data File: \\PITSVR06\D\chem\733.i\N111610.b\N1116033.D

Date : 16-NOV-2010 22:35

Client ID: MW-4-111010

Instrument: 733.i

Sample Info: C0K110534-003 11/15/10 h2o(0319136)8270c

Volume Injected (uL): 2.0

Operator: 3200

Column phase: DB5-MS

Column diameter: 0.32

209 1,1'-Biphenyl

Concentration: 0.23521 ug/L

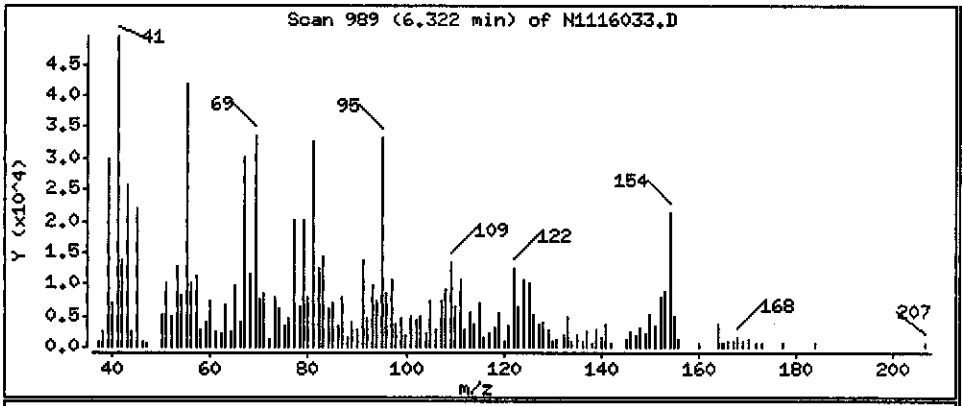

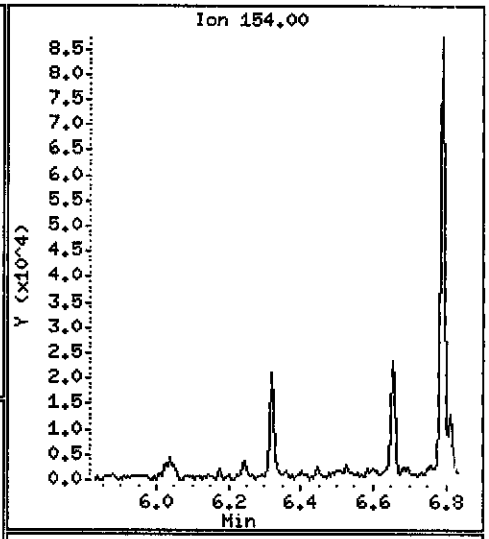

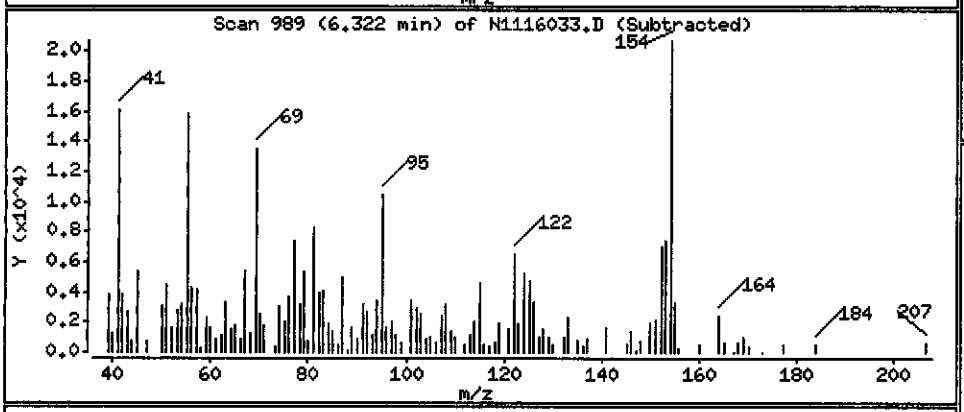

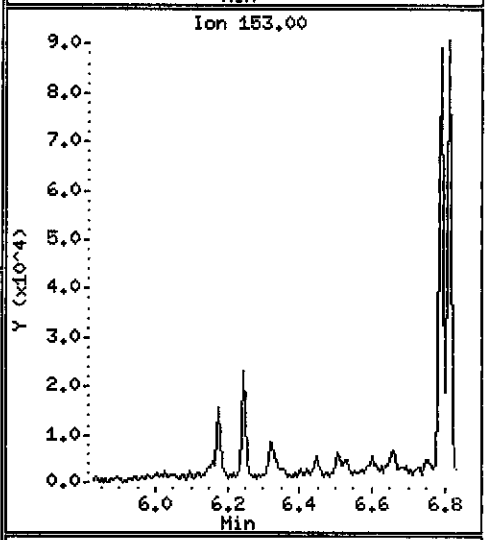

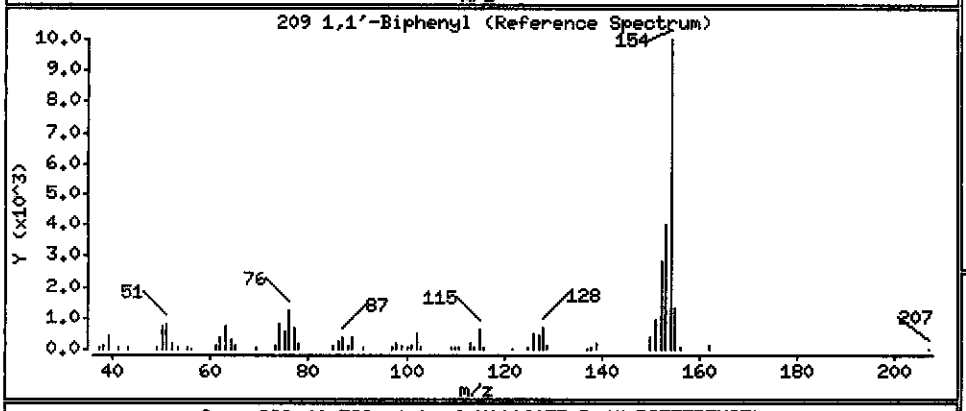

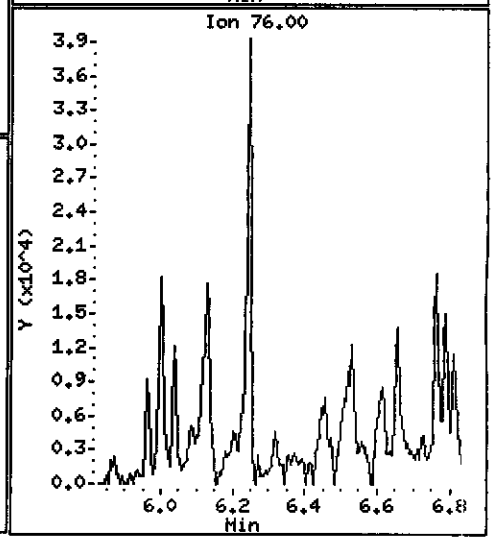

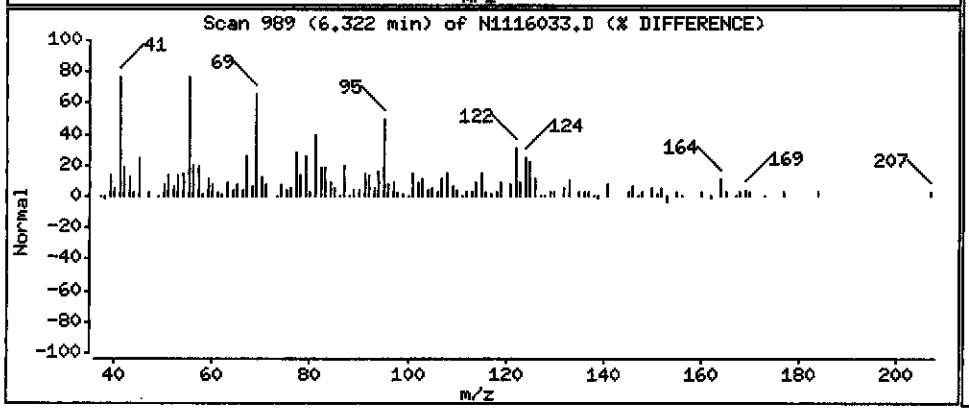

Data File: \\PITSVR06\D\chem\733.i\N111610.b\N1116033.D

Date : 16-NOV-2010 22:35

Client ID: MW-4-111010

Instrument: 733.i

Sample Info: C0K110534-003 11/15/10 h2o(0319136)8270c

Volume Injected (uL): 2.0

Operator: 3200

Column phase: DB5-MS

Column diameter: 0.32

82 Acenaphthene

Concentration: 1.4910 ug/L

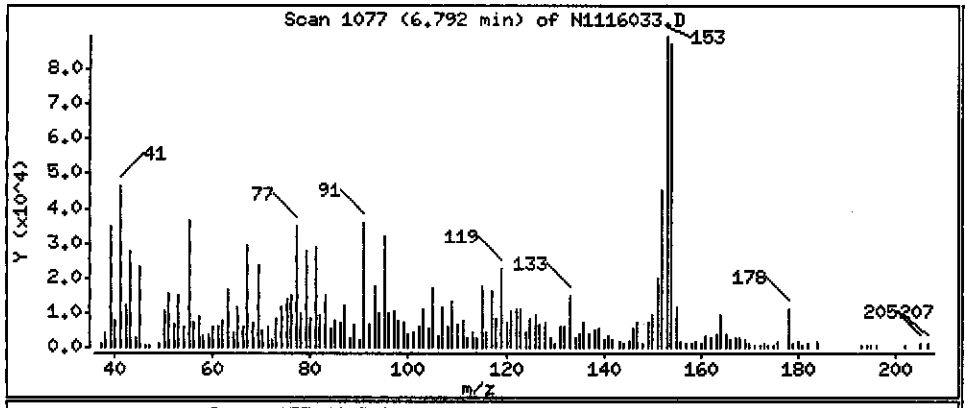

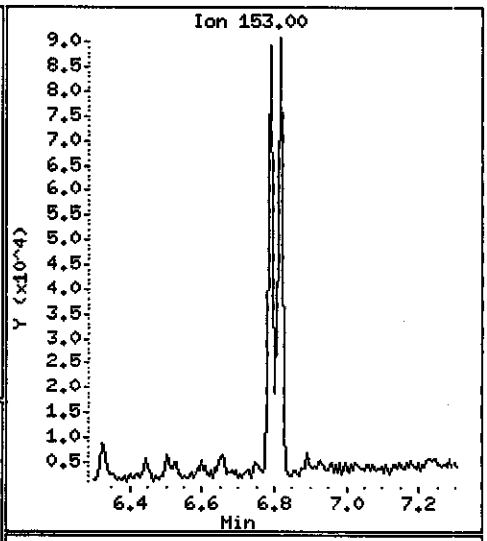

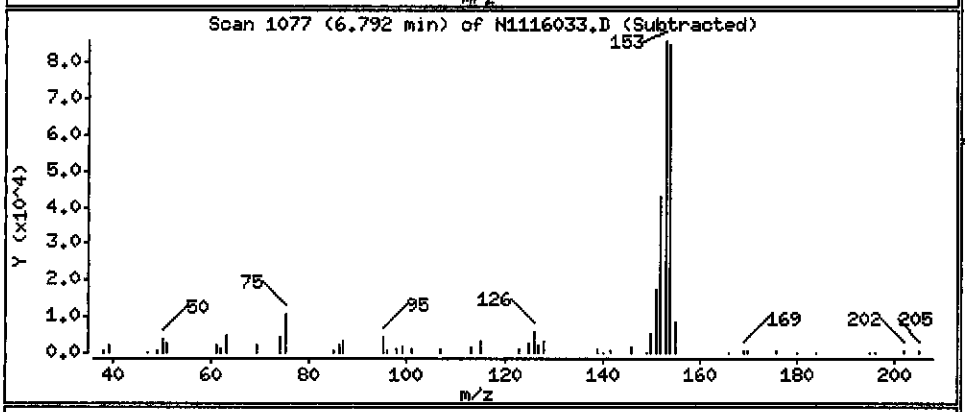

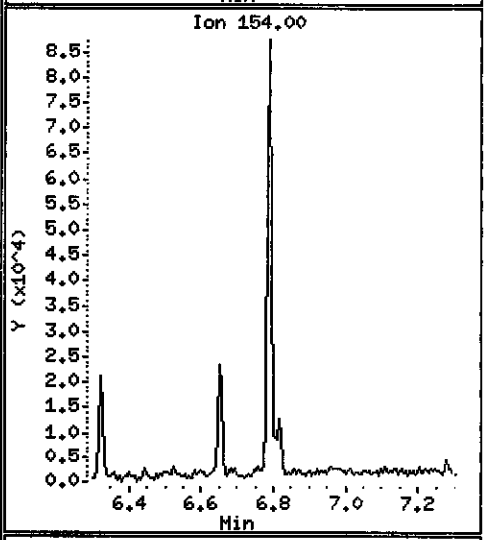

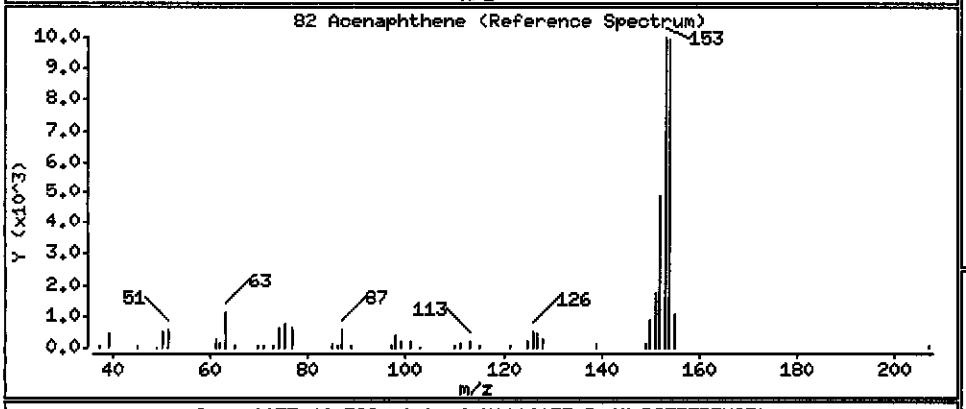

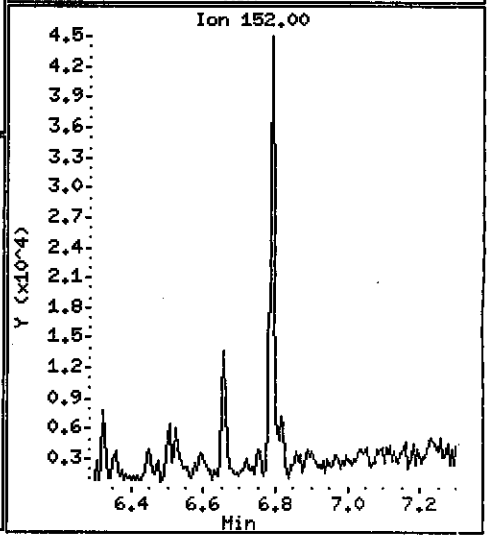

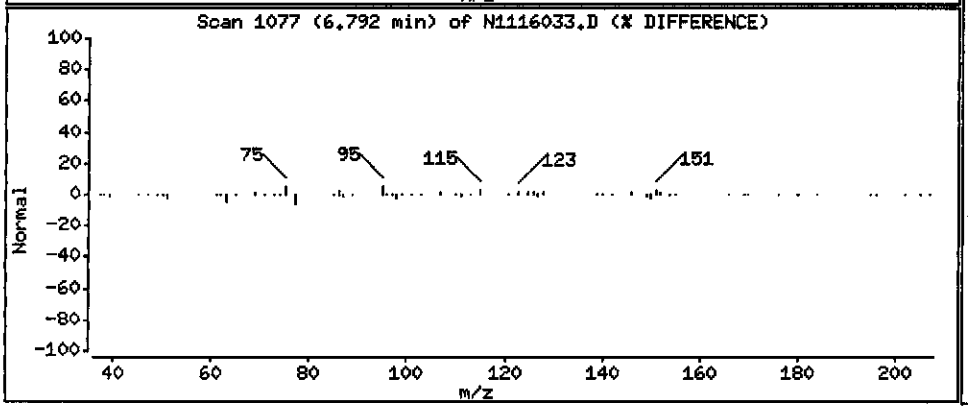

Data File: \\PITSVR06\D\chem\733.i\N111610.b\N1116033.D

Date : 16-NOV-2010 22:35

Client ID: MW-4-111010

Instrument: 733.i

Sample Info: C0K110534-003 11/15/10 h2o(0319136)8270c

Volume Injected (uL): 2.0

Operator: 3200

Column phase: DB5-MS

Column diameter: 0.32

86 Dibenzofuran

Concentration: 1.7385 ug/L

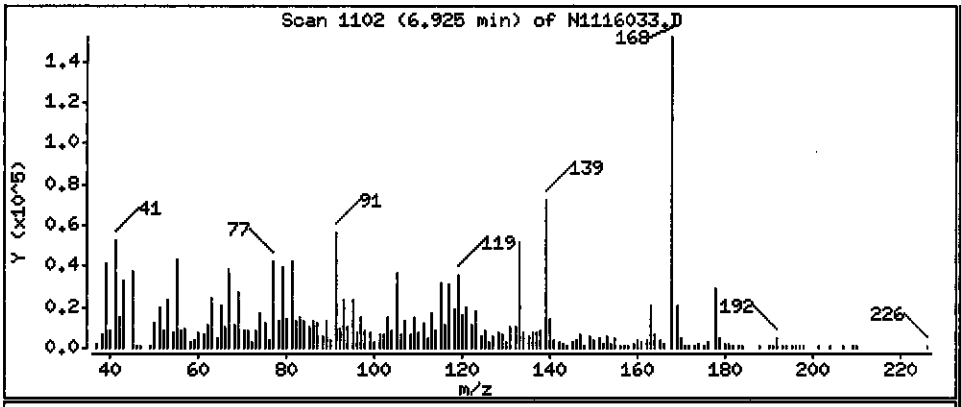

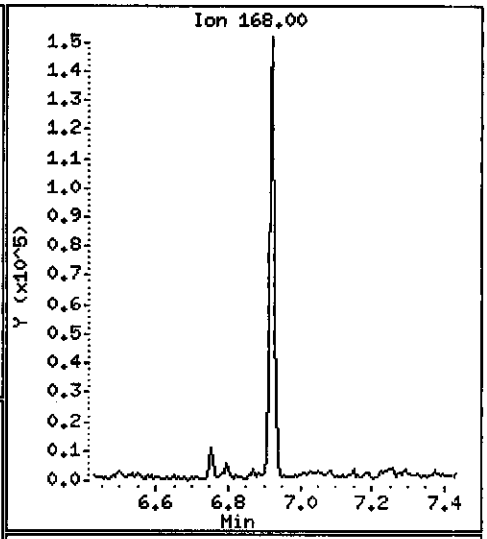

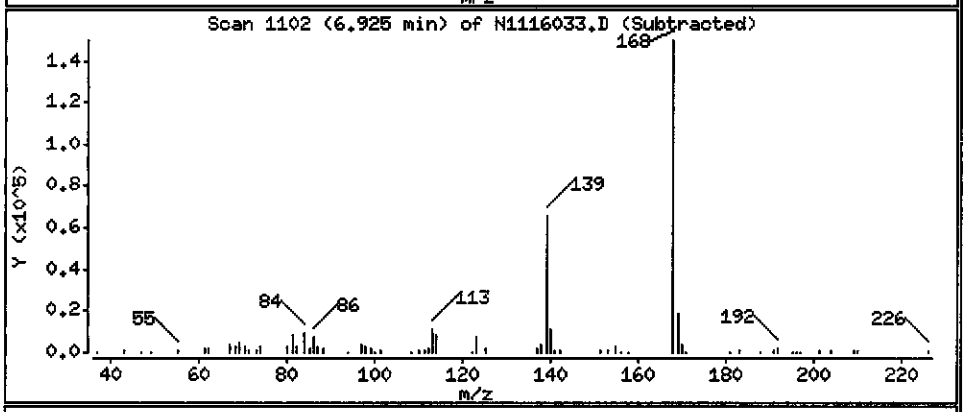

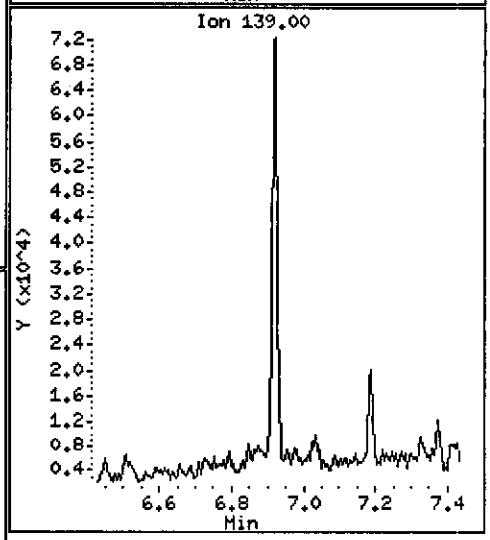

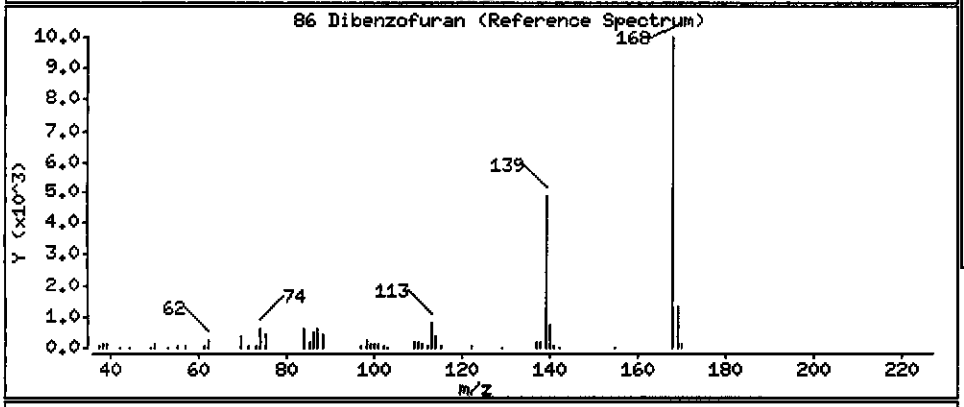

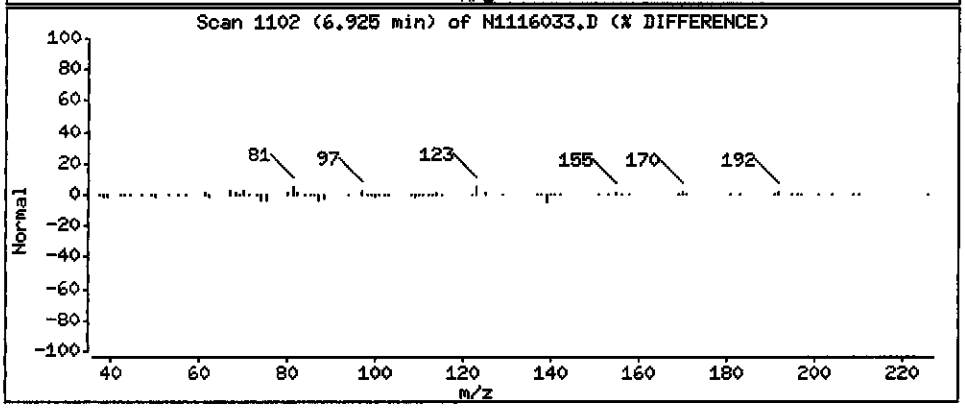

Data File: \\PITSVR06\D\chem\733.i\N111610.b\N1116033.D

Date : 16-NOV-2010 22:35

Client ID: MW-4-111010

Instrument: 733.i

Sample Info: C0K110534-003 11/15/10 h2o(0319136)8270c

Volume Injected (uL): 2.0

Operator: 3200

Column phase: DB5-MS

Column diameter: 0.32

94 Fluorene

Concentration: 1.8828 ug/L

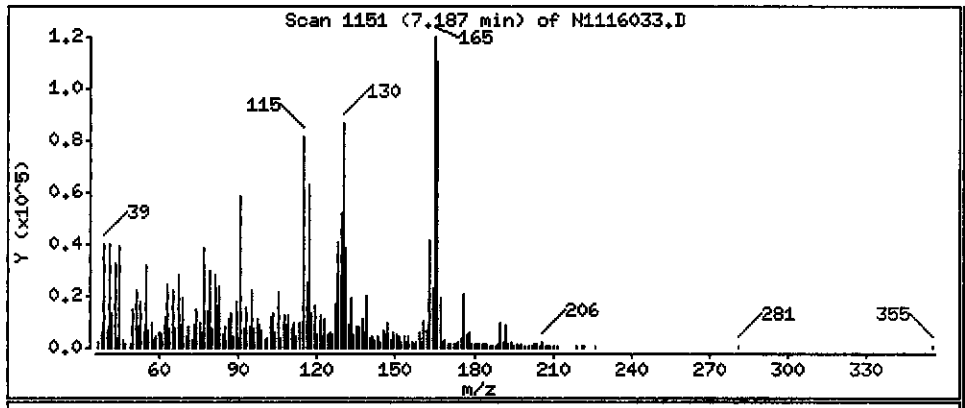

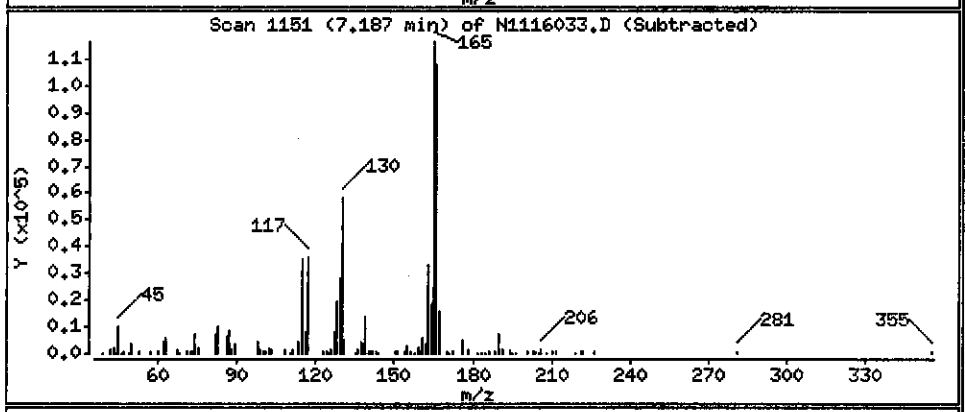

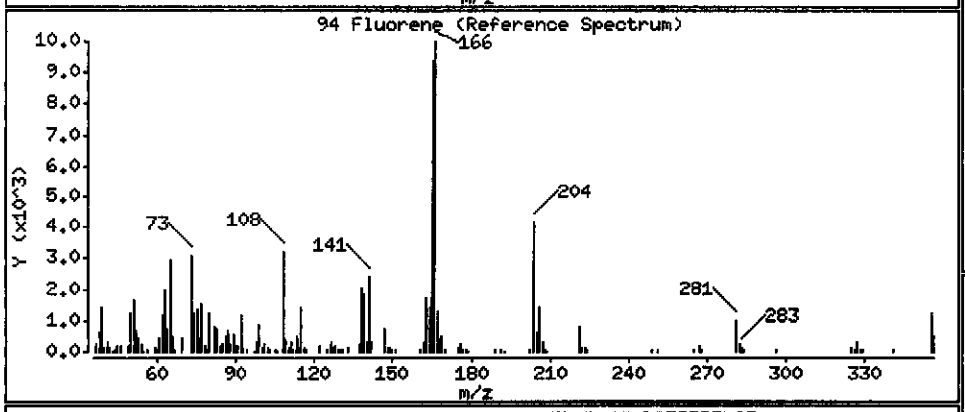

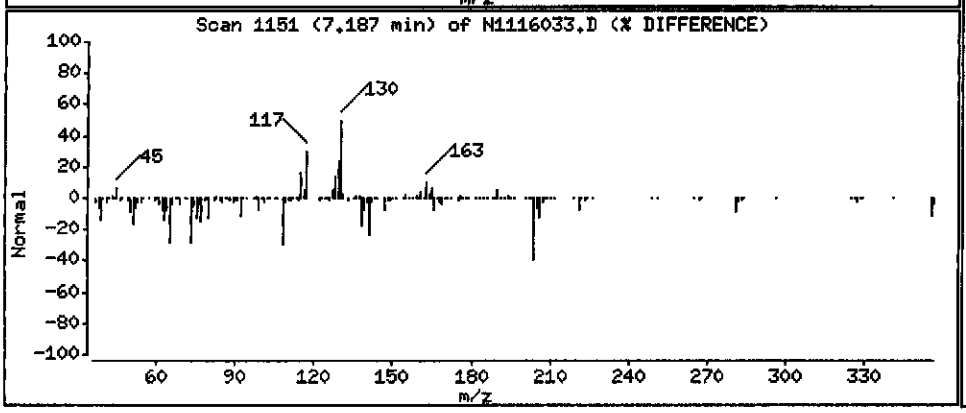

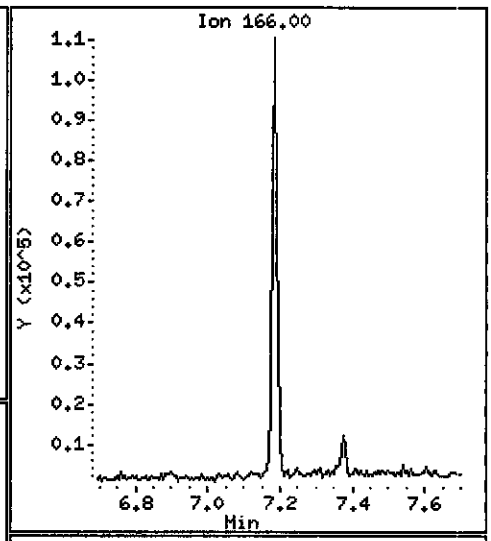

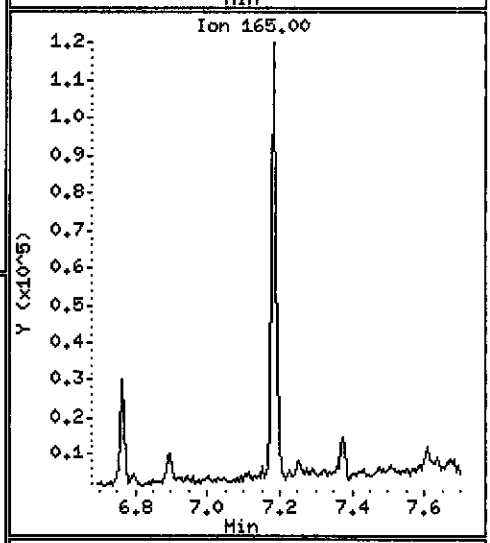

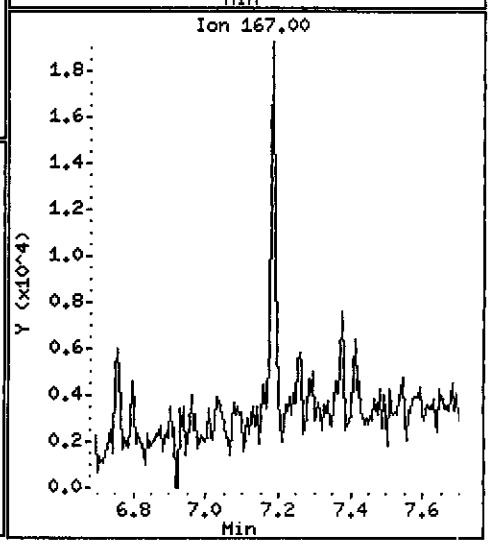

Data File: \\PITSVR06\D\chem\733.i\N111610.b\N1116033.D

Date : 16-NOV-2010 22:35

Client ID: MW-4-111010

Instrument: 733.i

Sample Info: C0K110534-003 11/15/10 h2o(0319136)8270c

Volume Injected (uL): 2.0

Operator: 3200

Column phase: DB5-MS

Column diameter: 0.32

115 Phenanthrene

Concentration: 1.9177 ug/L

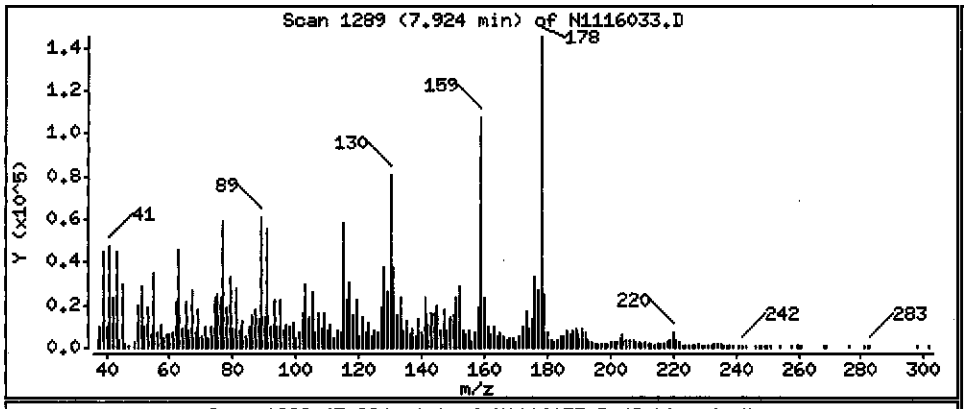

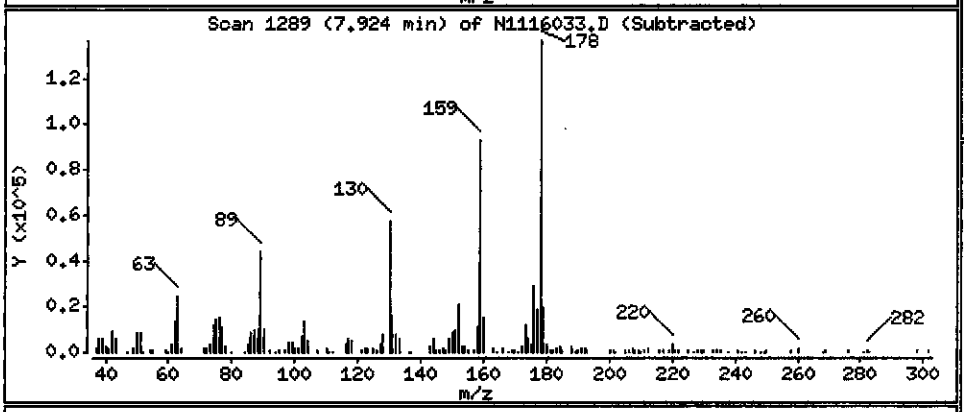

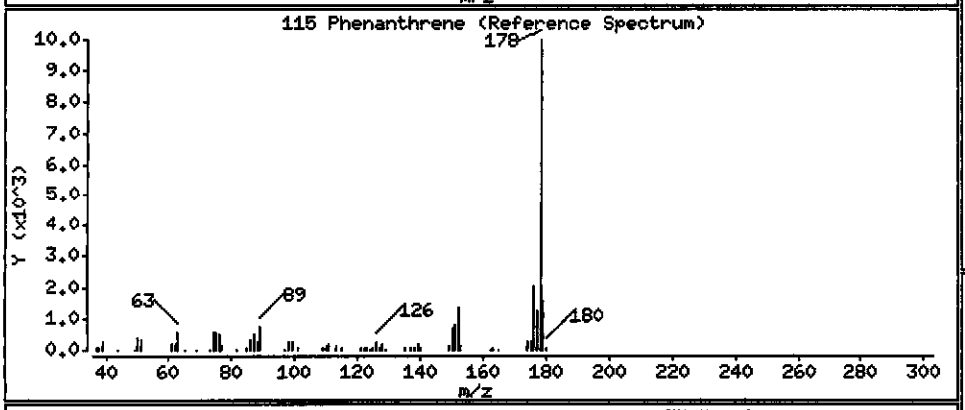

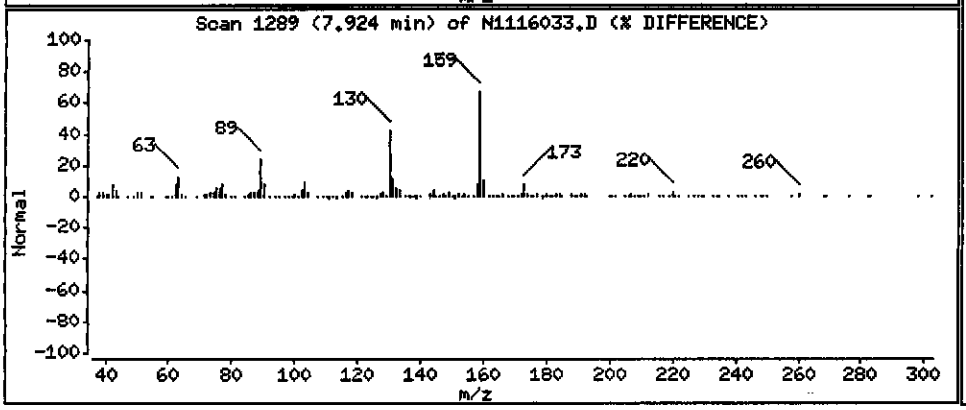

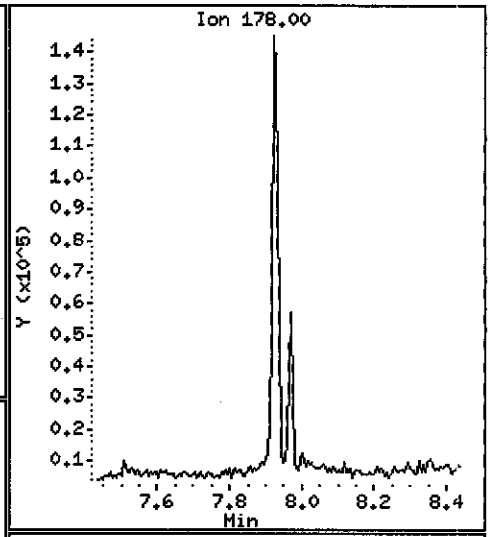

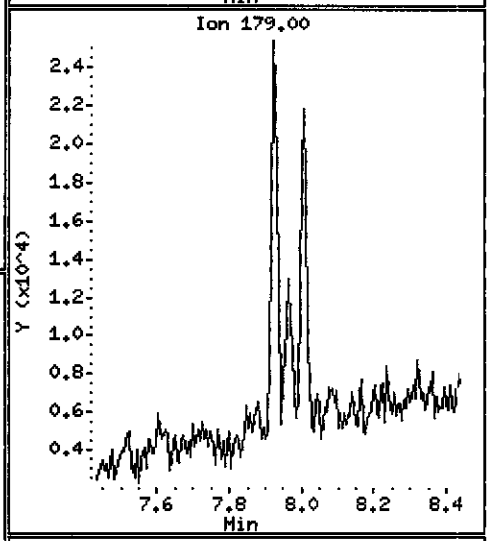

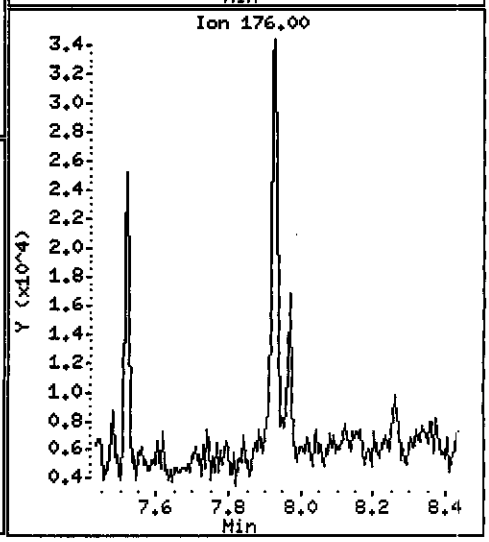

Data File: \\PITSVR06\D\chem\733.i\N111610.b\N1116033.D

Date : 16-NOV-2010 22:35

Client ID: MW-4-111010

Instrument: 733.i

Sample Info: C0K110534-003 11/15/10 h2o(0319136)8270c

Volume Injected (uL): 2.0

Operator: 3200

Column phase: DB5-MS

Column diameter: 0.32

116 Anthracene

Concentration: 0.64094 ug/L

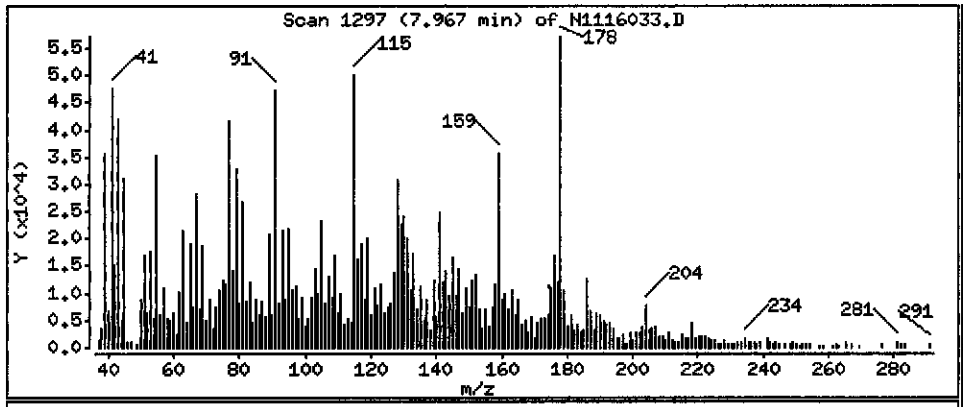

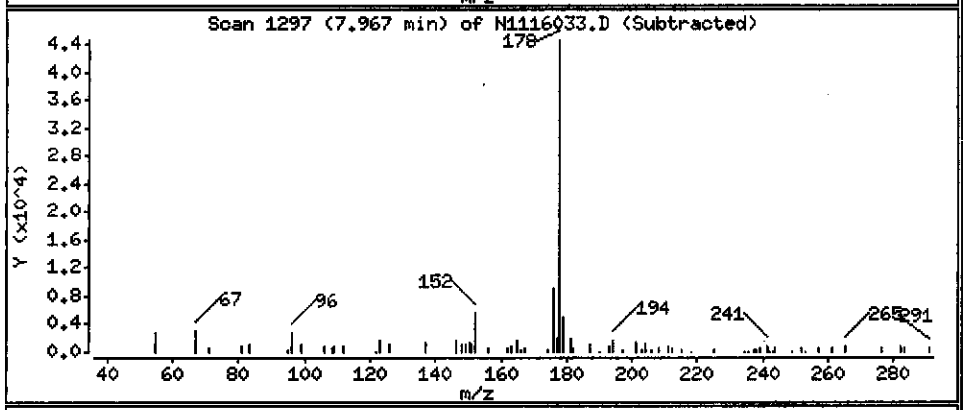

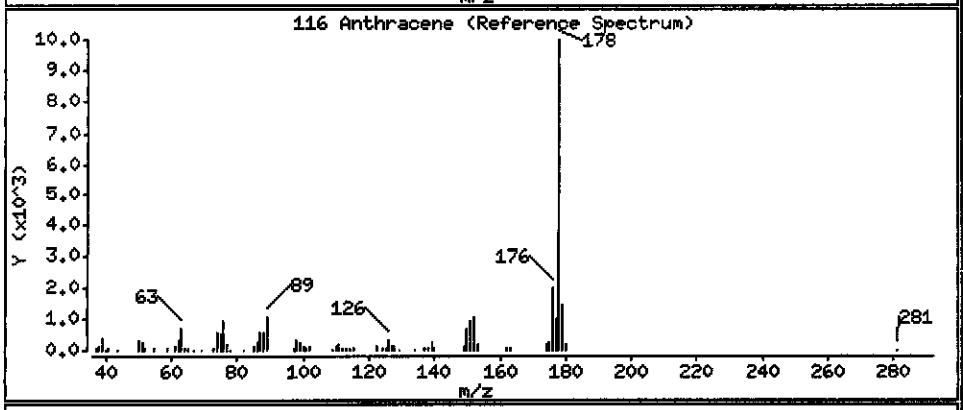

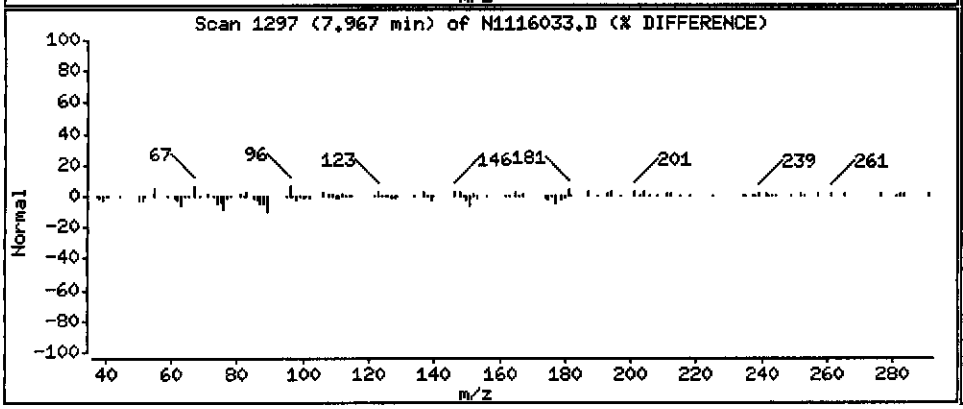

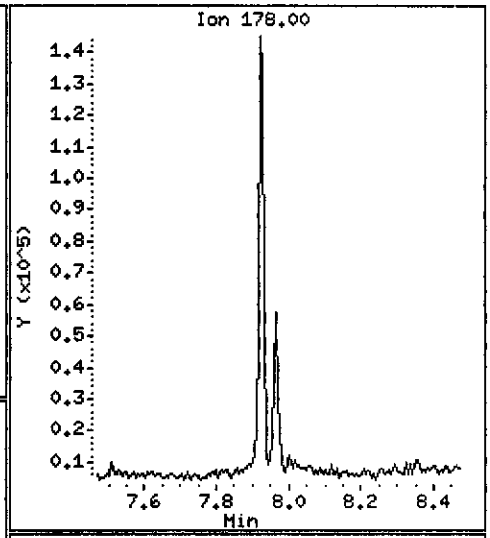

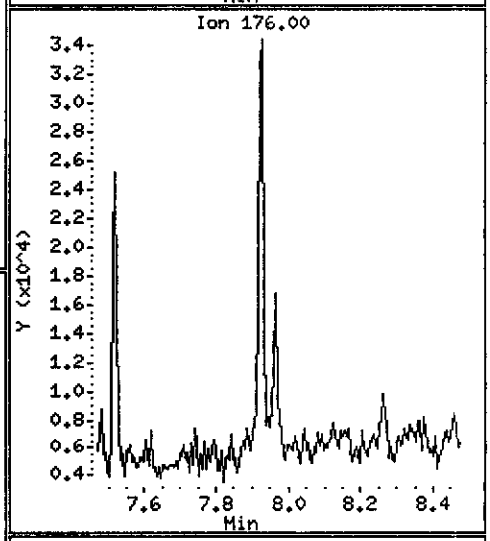

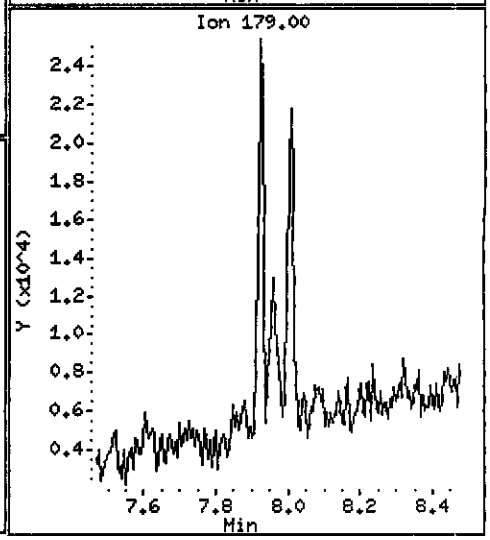

Data File: \\PITSVR06\D\chem\733.i\N111610.b\N1116033.D

Date : 16-NOV-2010 22:35

Client ID: MW-4-111010

Instrument: 733.i

Sample Info: C0K110534-003 11/15/10 h2o(0319136)8270c

Volume Injected (uL): 2.0

Operator: 3200

Column phase: DB5-MS

Column diameter: 0.32

119 Carbazole

Concentration: 3.6241 ug/L

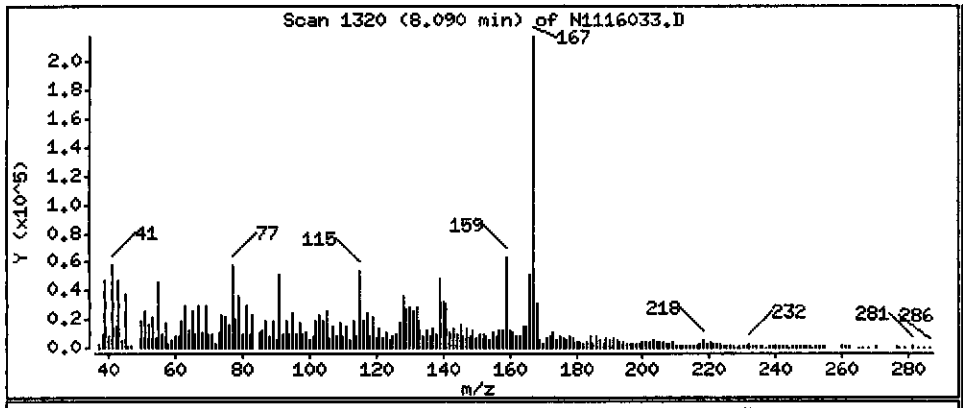

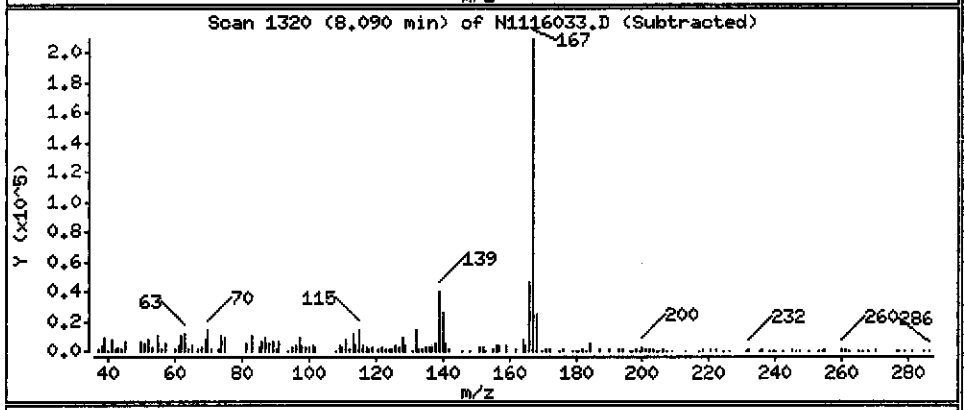

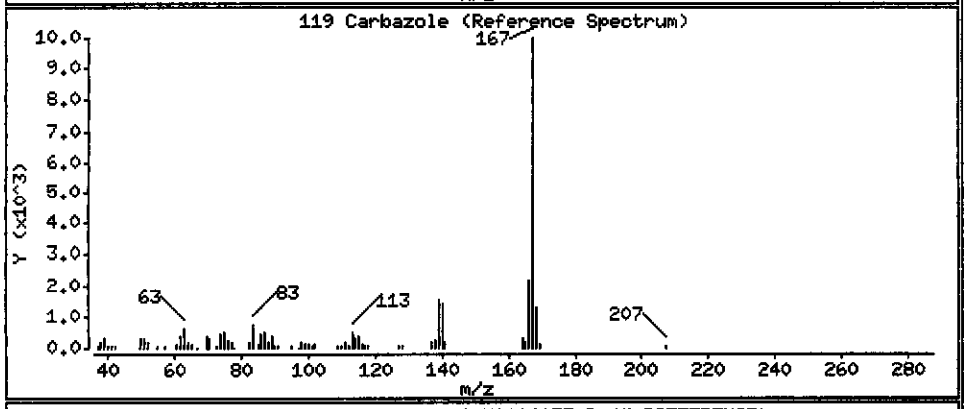

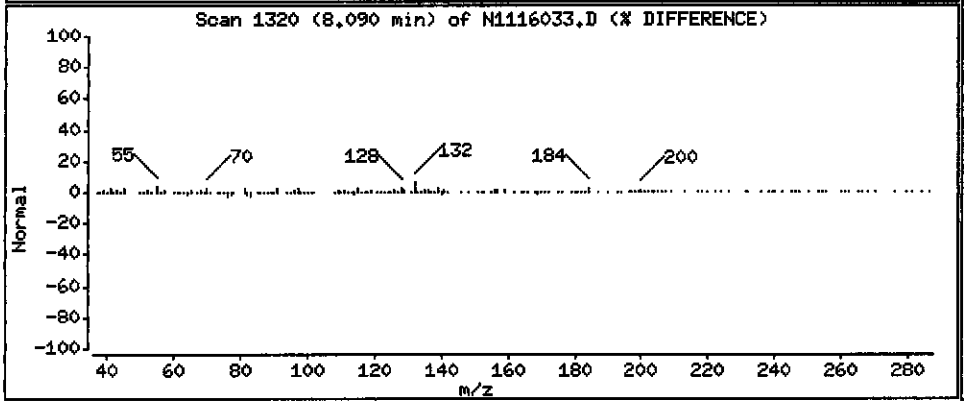

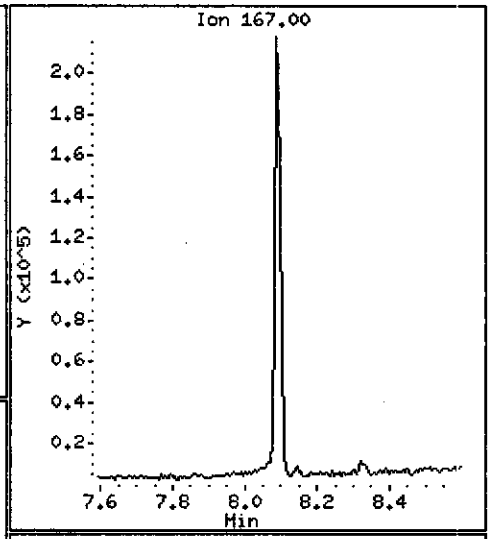

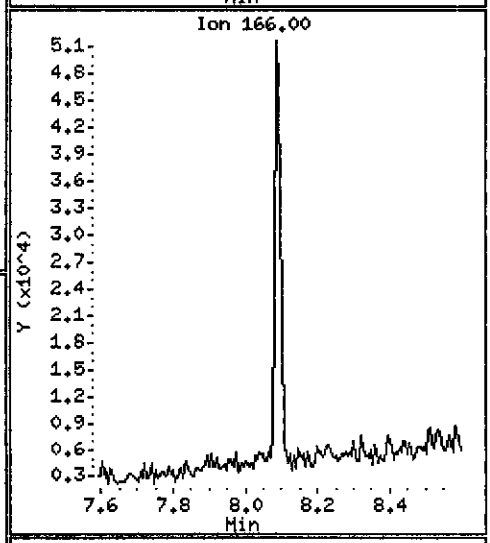

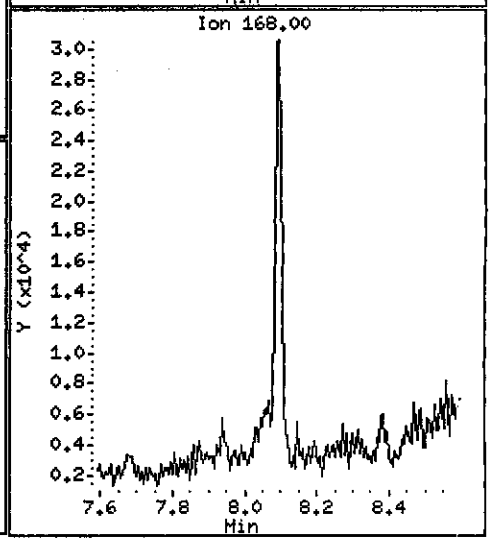

Data File: \\PITSVR06\D\chem\733.i\N111610.b\N1116033.D

Date : 16-NOV-2010 22:35

Client ID: MW-4-111010

Instrument: 733.i

Sample Info: C0K110534-003 11/15/10 h2o(0319136)8270c

Volume Injected (uL): 2.0

Operator: 3200

Column phase: DB5-MS

Column diameter: 0.32

123 Fluoranthene

Concentration: 0.50954 ug/L

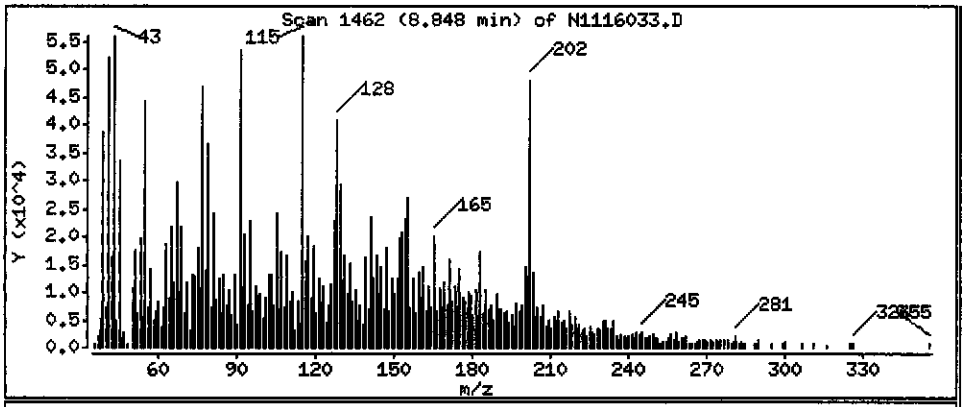

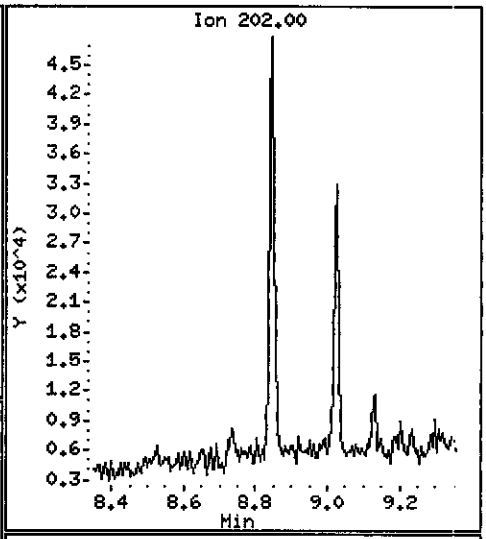

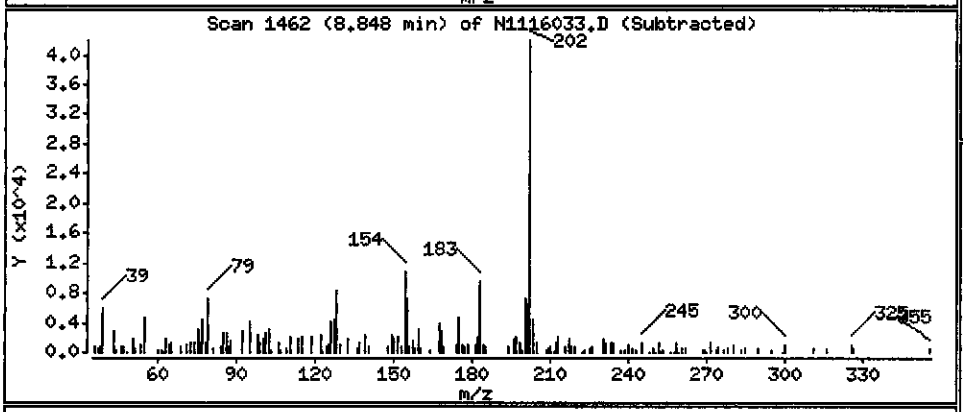

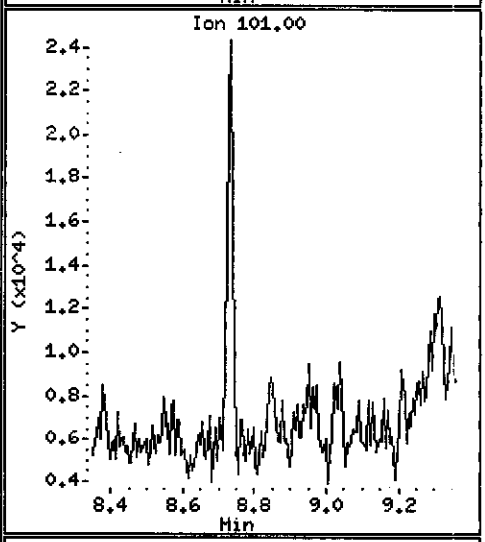

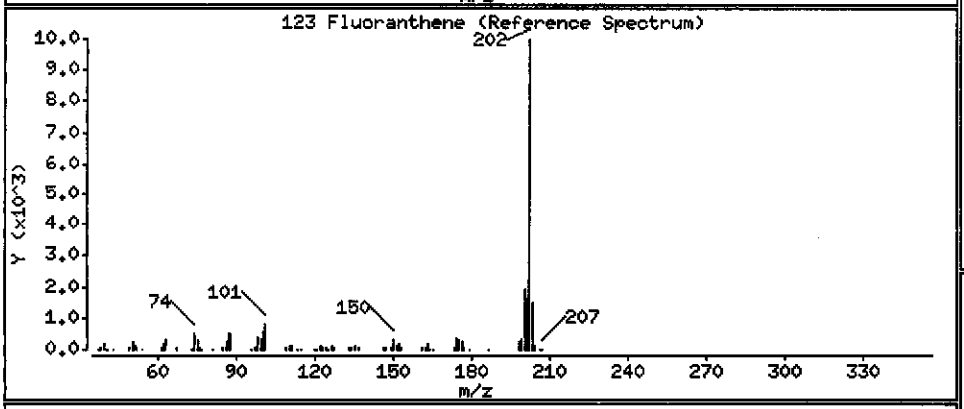

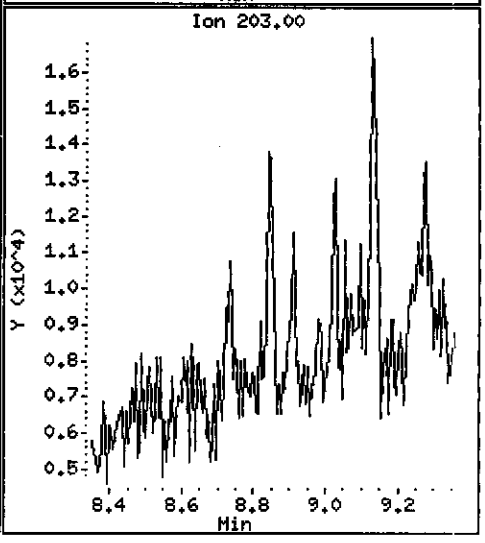

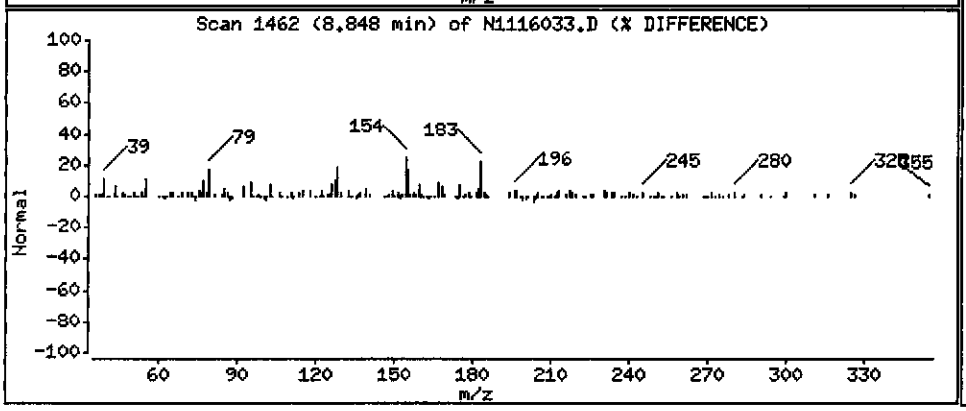

Data File: \\PITSVR06\D\chem\733.i\N111610.b\N1116033.D

Date : 16-NOV-2010 22:35

Client ID: MW-4-111010 Instrument: 733.i

Sample Info: C0K110534-003 11/15/10 h2o(0319136)8270c

Volume Injected (uL): 2.0 Operator: 3200

Column phase: DB5-MS Column diameter: 0.32

125 Pyrene Concentration: 0.30738 ug/L

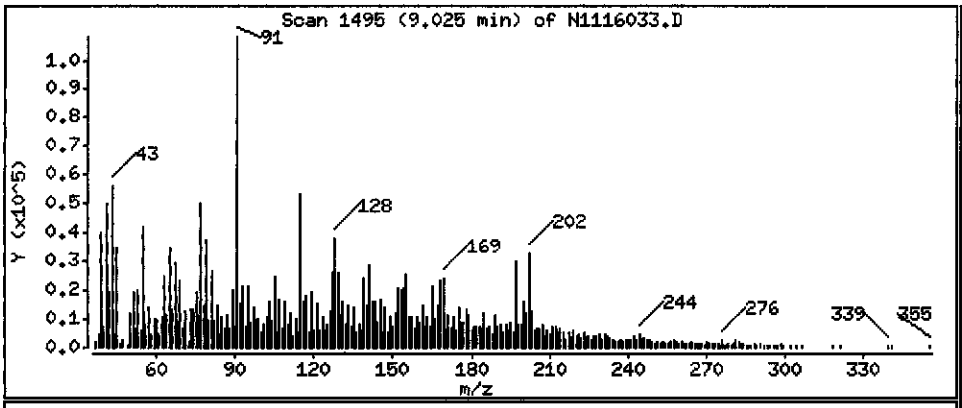

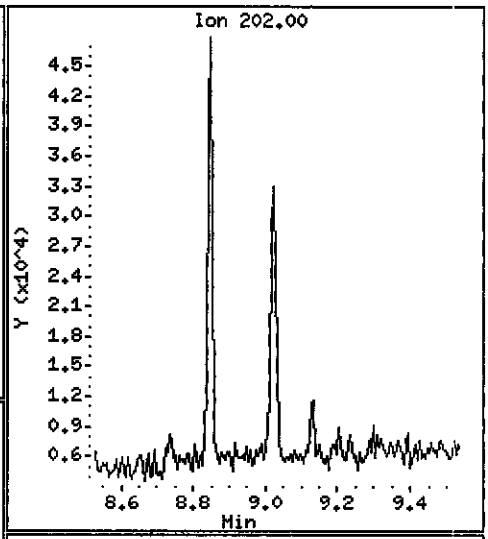

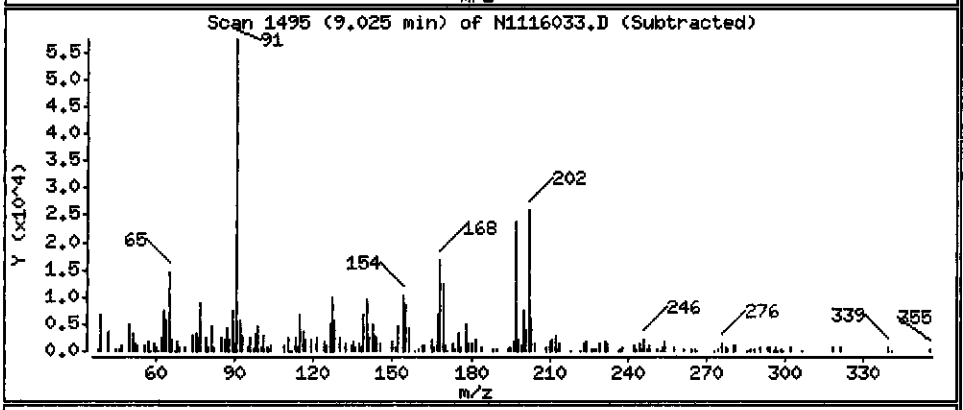

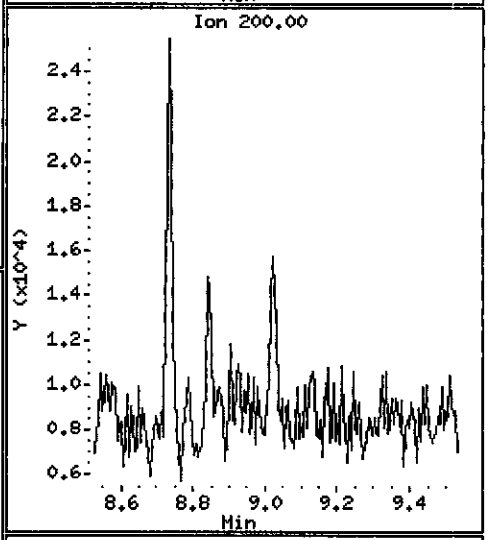

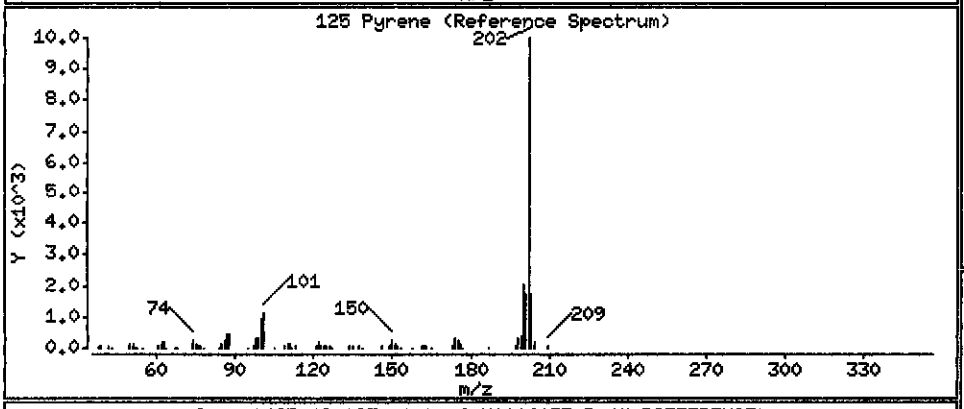

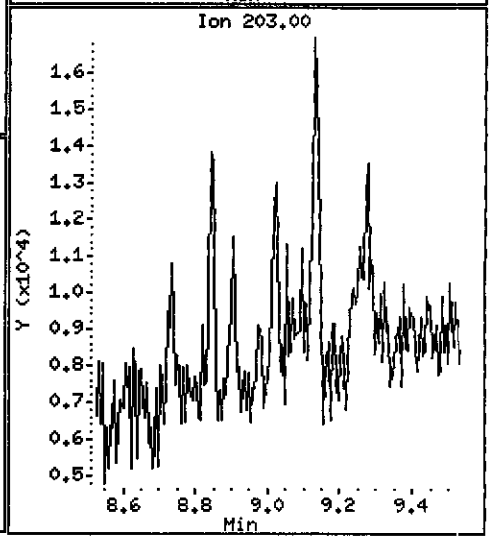

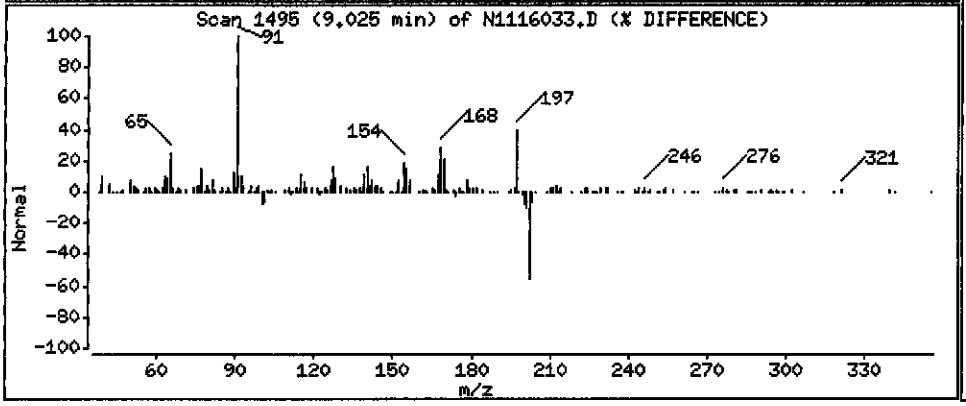

Data File: \\PITSVR06\D\chem\733.i\N111610.b\N1116033.D

Date : 16-NOV-2010 22:35

Client ID: MW-4-111010 Instrument: 733.i

Sample Info: C0K110534-003 11/15/10 h2o(0319136)8270c

Volume Injected (uL): 2.0 Operator: 3200

Column phase: DB5-MS Column diameter: 0.32

139 bis(2-ethylhexyl)Phthalate Concentration: 0.30072 ug/L

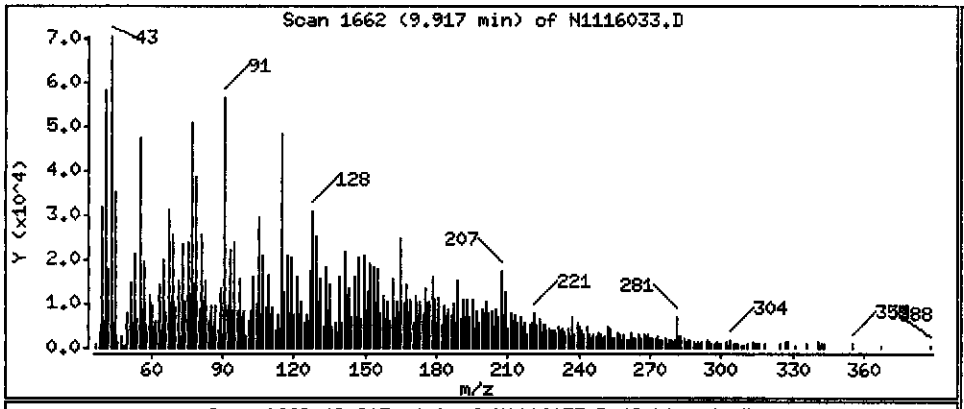

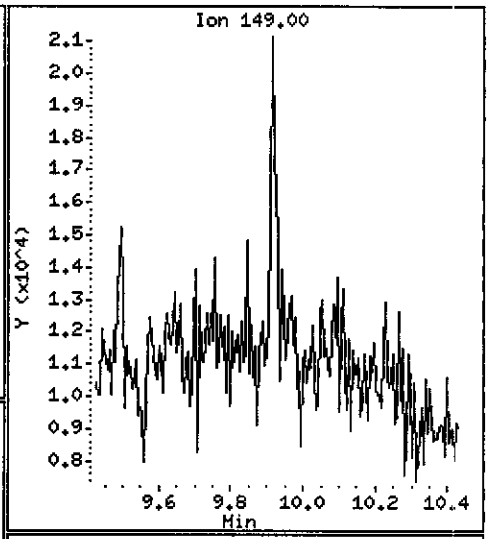

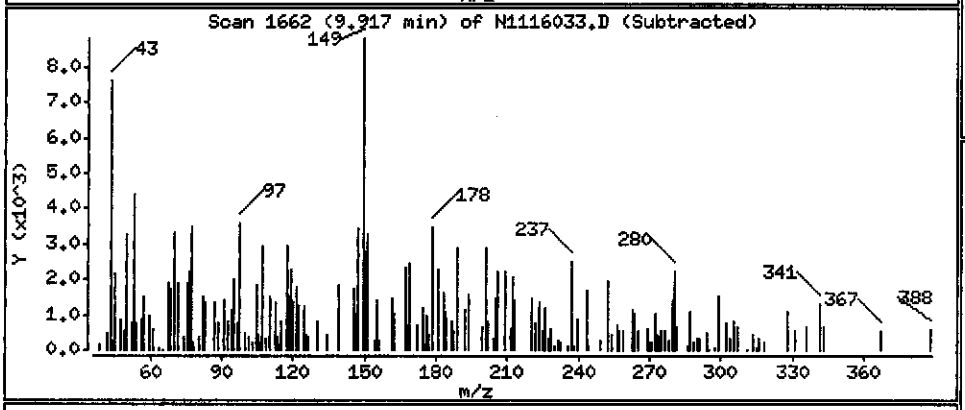

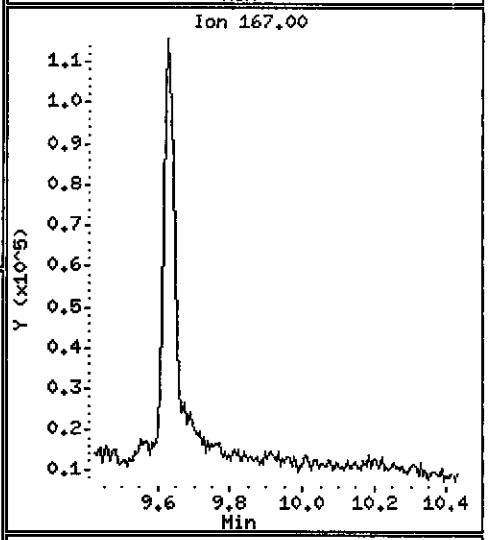

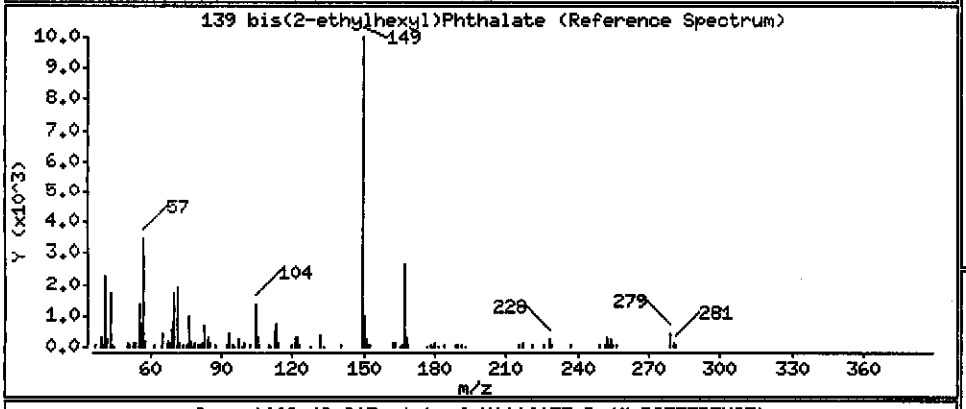

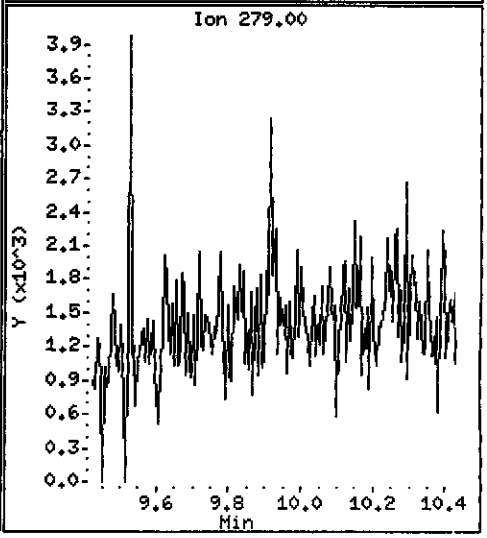

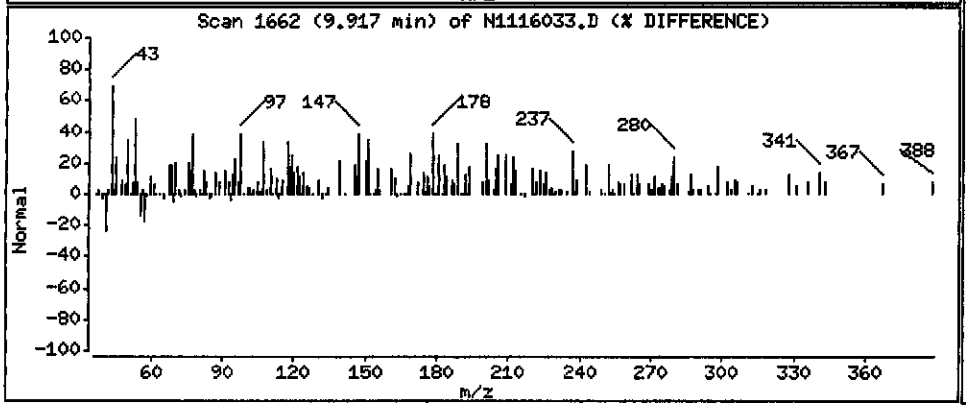

MACTEC Engineering and Consulting Inc

Client Sample ID: MW-4-111010

GC/MS Semivolatiles

Lot-Sample #...:	C0K110534-003	**Work Order #...:**	L9WVH2AA	**Matrix.....:**	WATER
Date Sampled...:	11/10/10 10:30	**Date Received..:**	11/11/10 08:20	**MS Run #.....:**	
Prep Date.....:	11/15/10	**Analysis Date..:**	11/17/10		
Prep Batch #...:	0319136	**Analysis Time..:**	15:28		
Dilution Factor:	4.7	**Initial Wgt/Vol:**	1060 mL	**Final Wgt/Vol..:**	1 mL
Analyst ID.....:	003200	**Instrument ID..:**	733		
		Method.....:	SW846 8270C		

PARAMETER	RESULT	REPORTING LIMIT	UNITS	MDL
Acenaphthene	**1.7**	**0.94**	**ug/L**	**0.068**
Acenaphthylene	ND	0.94	ug/L	0.071
Acetophenone	ND	4.7	ug/L	0.38
Anthracene	**0.47 J**	**0.94**	**ug/L**	**0.072**
Atrazine	ND	4.7	ug/L	0.42
Benzo(a)anthracene	ND	0.94	ug/L	0.069
Benzo(a)pyrene	ND	0.94	ug/L	0.063
Benzo(b)fluoranthene	ND	0.94	ug/L	0.074
Benzo(ghi)perylene	ND	0.94	ug/L	0.071
Benzo(k)fluoranthene	ND	0.94	ug/L	0.26
Benzaldehyde	ND	4.7	ug/L	0.70
1,1'-Biphenyl	**0.23 J**	**4.7**	**ug/L**	**0.20**
bis(2-Chloroethoxy) methane	ND	4.7	ug/L	0.27
bis(2-Chloroethyl)-ether	ND	0.94	ug/L	0.12
bis(2-Ethylhexyl) phthalate	ND	4.7	ug/L	3.7
4-Bromophenyl phenyl ether	ND	4.7	ug/L	0.30
Butyl benzyl phthalate	ND	4.7	ug/L	0.67
Caprolactam	ND	24	ug/L	5.6
Carbazole	**2.9**	**0.94**	**ug/L**	**0.074**
4-Chloroaniline	ND	4.7	ug/L	0.42
4-Chloro-3-methylphenol	ND	4.7	ug/L	0.35
2-Chloronaphthalene	ND	0.94	ug/L	0.071
2-Chlorophenol	ND	4.7	ug/L	0.78
4-Chlorophenyl phenyl ether	ND	4.7	ug/L	0.24
Chrysene	ND	0.94	ug/L	0.066
Dibenz(a,h)anthracene	ND	0.94	ug/L	0.073
Dibenzofuran	**1.8 J**	**4.7**	**ug/L**	**0.29**
3,3'-Dichlorobenzidine	ND	4.7	ug/L	0.53
2,4-Dichlorophenol	ND	0.94	ug/L	0.16
Diethyl phthalate	ND	4.7	ug/L	0.69
2,4-Dimethylphenol	ND	4.7	ug/L	0.40
Dimethyl phthalate	ND	4.7	ug/L	0.36

(Continued on next page)

MACTEC Engineering and Consulting Inc

Client Sample ID: MW-4-111010

GC/MS Semivolatiles

Lot-Sample #...: C0K110534-003 **Work Order #...:** L9WVH2AA **Matrix.....:** WATER

PARAMETER	RESULT	REPORTING LIMIT	UNITS	MDL
Di-n-butyl phthalate	ND	4.7	ug/L	0.59
4,6-Dinitro-2-methylphenol	ND	24	ug/L	1.0
2,4-Dinitrophenol	ND	24	ug/L	2.9
2,4-Dinitrotoluene	ND	4.7	ug/L	0.25
2,6-Dinitrotoluene	ND	4.7	ug/L	0.37
Di-n-octyl phthalate	ND	4.7	ug/L	0.97
Fluoranthene	**0.41 J**	**0.94**	**ug/L**	**0.076**
Fluorene	**4.0**	**0.94**	**ug/L**	**0.10**
Hexachlorobenzene	ND	0.94	ug/L	0.086
Hexachlorobutadiene	ND	0.94	ug/L	0.078
Hexachlorocyclopentadiene	ND	4.7	ug/L	0.24
Hexachloroethane	ND	4.7	ug/L	0.30
Indeno(1,2,3-cd)pyrene	ND	0.94	ug/L	0.094
Isophorone	ND	4.7	ug/L	0.30
2-Methylnaphthalene	**4.1**	**0.94**	**ug/L**	**0.057**
2-Methylphenol	ND	4.7	ug/L	0.41
4-Methylphenol	ND	4.7	ug/L	0.42
Naphthalene	**51**	**0.94**	**ug/L**	**0.066**
2-Nitroaniline	ND	24	ug/L	1.7
3-Nitroaniline	ND	24	ug/L	1.5
4-Nitroaniline	ND	24	ug/L	0.81
Nitrobenzene	ND	0.94	ug/L	0.40
2-Nitrophenol	ND	4.7	ug/L	0.80
4-Nitrophenol	ND	24	ug/L	2.8
N-Nitrosodi-n-propylamine	ND	0.94	ug/L	0.14
N-Nitrosodiphenylamine	ND	0.94	ug/L	0.40
2,2'-oxybis (1-Chloropropane)	ND	0.94	ug/L	0.093
Pentachlorophenol	ND	4.7	ug/L	0.31
Phenanthrene	**1.7**	**0.94**	**ug/L**	**0.20**
Phenol	ND	0.94	ug/L	0.27
Pyrene	**0.30 J**	**0.94**	**ug/L**	**0.074**
2,4,5-Trichlorophenol	ND	4.7	ug/L	0.72
2,4,6-Trichlorophenol	ND	4.7	ug/L	0.82

(Continued on next page)

MACTEC Engineering and Consulting Inc

Client Sample ID: MW-4-111010

GC/MS Semivolatiles

Lot-Sample #...: C0K110534-003 **Work Order #...:** L9WVH2AA **Matrix.....:** WATER

SURROGATE	PERCENT RECOVERY	RECOVERY LIMITS
Nitrobenzene-d5	74	(23 - 112)
Terphenyl-d14	52	(10 - 132)
2-Fluorobiphenyl	66	(19 - 107)
2-Fluorophenol	62	(10 - 111)
Phenol-d5	65	(15 - 112)
2,4,6-Tribromophenol	90	(16 - 122)

NOTE(S):

J Estimated result. Result is less than RL.

Data File: \\PITSVR06\D\chem\733.i\N111710.b\N1117002.D
Date : 17-NOV-2010 15:28
Client ID: MW-4-111010
Sample Info: COK110534-003 X5 11/15/10 h2o(0319136)8270c
Volume Injected (uL): 2.0
Column phase: DB5-MS

Instrument: 733.i
Operator: 3200
Column diameter: 0.32

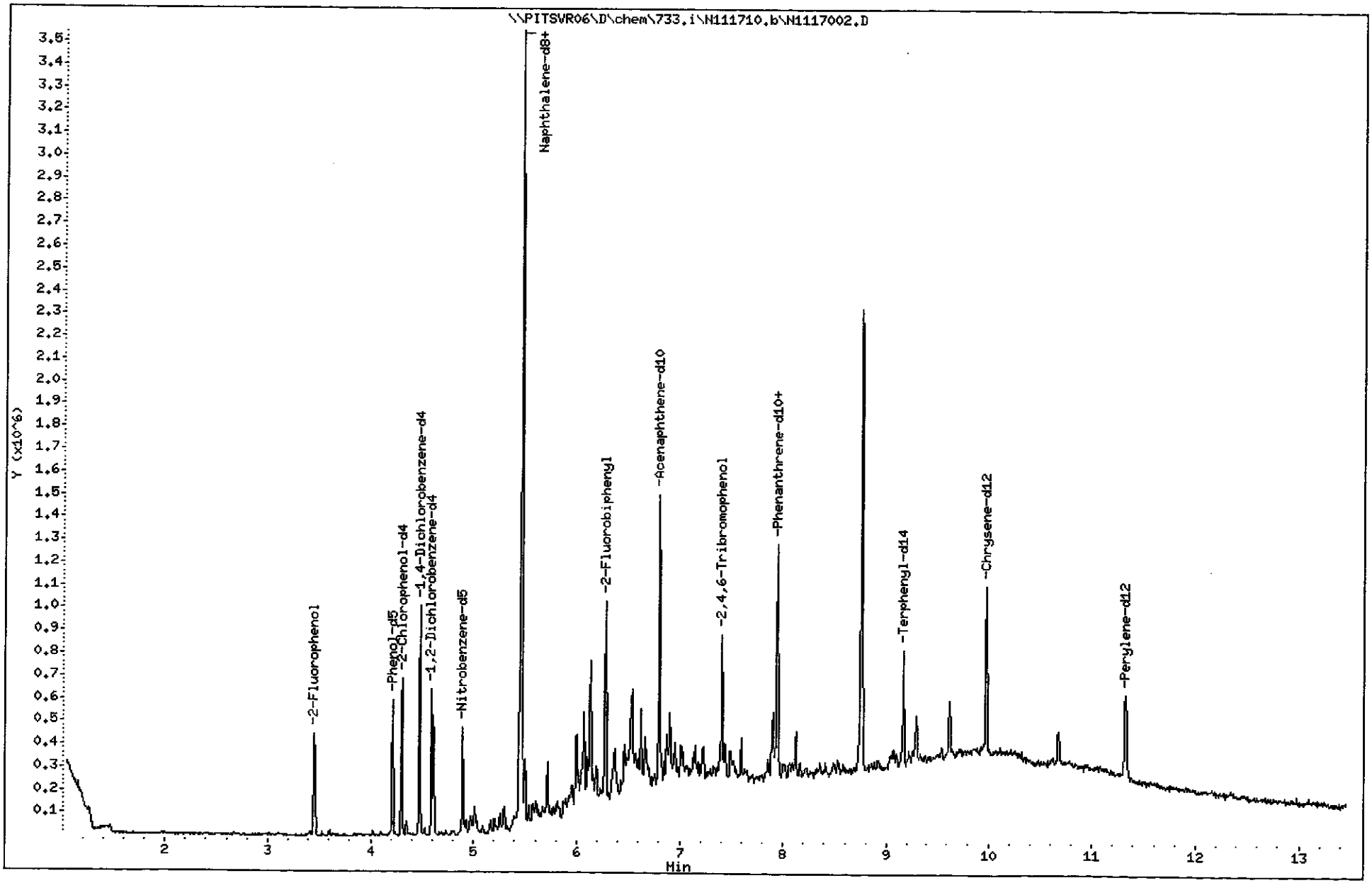

TestAmerica Pittsburgh

Semivolatile REPORT SW-846 Method 8270

Data file : \\PITSVR06\D\chem\733.i\N111710.b\N1117002.D
Lab Smp Id: L9WVH2AA Client Smp ID: MW-4-111010
Inj Date : 17-NOV-2010 15:28
Operator : 3200 Inst ID: 733.i
Smp Info : C0K110534-003 X5 11/15/10 h2o(0319136)8270c
Misc Info : L9WVH2AA,N111710.b,8270ll.m,padep.sub
Comment :
Method : \\PITSVR06\D\chem\733.i\N111710.b\8270ll.m
Meth Date : 18-Nov-2010 04:20 piccolinov Quant Type: ISTD
Cal Date : 10-NOV-2010 09:14 Cal File: N1110IC8.D
Als bottle: 4
Dil Factor: 5.00000
Integrator: HP RTE Compound Sublist: padep.sub
Target Version: 4.14
Processing Host: PITPC-502

Concentration Formula: Amt * DF * Uf * Vt/(Vo * Vi) * CpndVariable

Name	Value	Description
DF	5.000	Dilution Factor
Uf	1.000	ng unit correction factor
Vt	1000.000	Volume of final extract (uL)
Vo	1060.000	Volume of sample extracted (mL)
Vi	2.000	Volume injected (uL)
Cpnd Variable		Local Compound Variable

	Compounds	QUANT SIG MASS	RT	EXP RT	REL RT	RESPONSE	CONCENTRATIONS ON-COLUMN (NG)	CONCENTRATIONS FINAL (ug/L)
* 1	1,4-Dichlorobenzene-d4	152	4.475	4.473	(1.000)	111984	8.00000	
* 2	Naphthalene-d8	136	5.447	5.445	(1.000)	392892	8.00000	
* 3	Acenaphthene-d10	164	6.799	6.797	(1.000)	215434	8.00000	
* 4	Phenanthrene-d10	188	7.942	7.940	(1.000)	303453	8.00000	
* 5	Chrysene-d12	240	9.977	9.975	(1.000)	217264	8.00000	
* 6	Perylene-d12	264	11.324	11.322	(1.000)	183504	8.00000	
198	1,4-Dioxane	88	Compound Not Detected.					
10	N-Nitrosodimethylamine	74	Compound Not Detected.					
9	Pyridine	79	Compound Not Detected.					
16	Methyl methanesulfonate	80	Compound Not Detected.					
206	Benzaldehyde	77	Compound Not Detected.					
21	Aniline	93	Compound Not Detected.					
22	Phenol	94	Compound Not Detected.					
23	bis(2-Chloroethyl)ether	93	Compound Not Detected.					
24	2-Chlorophenol	128	Compound Not Detected.					
26	1,3-Dichlorobenzene	146	Compound Not Detected.					
27	1,4-Dichlorobenzene	146	Compound Not Detected.					
28	1,2-Dichlorobenzene	146	Compound Not Detected.					
29	Benzyl Alcohol	108	Compound Not Detected.					
30	2-Methylphenol	108	Compound Not Detected.					

	Compounds	QUANT SIG MASS	RT	EXP RT	REL RT	RESPONSE	CONCENTRATIONS ON-COLUMN (NG)	CONCENTRATIONS FINAL (ug/L)
31	2,2'-oxybis(1-Chloropropane)	45	Compound Not Detected.					
37	Acetophenone	105	Compound Not Detected.					
32	N-Nitroso-di-n-propylamine	70	Compound Not Detected.					
192	4-Methylphenol	108	Compound Not Detected.					
34	Hexachloroethane	117	Compound Not Detected.					
35	Nitrobenzene	77	Compound Not Detected.					
41	Isophorone	82	Compound Not Detected.					
42	2-Nitrophenol	139	Compound Not Detected.					
43	2,4-Dimethylphenol	107	Compound Not Detected.					
44	bis(2-Chloroethoxy)methane	93	Compound Not Detected.					
48	2,4-Dichlorophenol	162	Compound Not Detected.					
49	Benzoic Acid	122	Compound Not Detected.					
50	1,2,4-Trichlorobenzene	180	Compound Not Detected.					
51	Naphthalene	128	5.463	5.461	(1.003)	1109943	21.4939	50.693
52	4-Chloroaniline	127	Compound Not Detected.					
54	2,6-Dichlorophenol	162	Compound Not Detected.					
56	Hexachlorobutadiene	224	Compound Not Detected.					
208	Caprolactam	113	Compound Not Detected.					
59	4-Chloro-3-Methylphenol	107	Compound Not Detected.					
62	2-Methylnaphthalene	142	5.997	5.990	(1.101)	58963	1.74369	4.1125
63	1-Methylnaphthalene	142	6.072	6.070	(1.115)	48036	1.48511	3.5026
64	Hexachlorocyclopentadiene	236	Compound Not Detected.					
66	2,4,6-Trichlorophenol	196	Compound Not Detected.					
67	2,4,5-Trichlorophenol	196	Compound Not Detected.					
209	1,1'-Biphenyl	154	6.355	6.354	(0.935)	4360	0.09818	0.23156
70	2-Chloronaphthalene	162	Compound Not Detected.					
73	2-Nitroaniline	65	Compound Not Detected.					
76	Dimethylphthalate	163	Compound Not Detected.					
78	2,6-Dinitrotoluene	165	Compound Not Detected.					
79	Acenaphthylene	152	Compound Not Detected.					
81	3-Nitroaniline	138	Compound Not Detected.					
82	Acenaphthene	153	6.825	6.818	(1.004)	21728	0.70453	1.6616
83	2,4-Dinitrophenol	184	Compound Not Detected.					
85	4-Nitrophenol	109	Compound Not Detected.					
86	Dibenzofuran	168	6.959	6.952	(1.024)	35085	0.76646	1.8077
87	2,4-Dinitrotoluene	165	Compound Not Detected.					
91	2,3,5,6-Tetrachlorophenol	231	Compound Not Detected.					
88	2,3,4,6-Tetrachlorophenol	231	Compound Not Detected.					
92	2-Naphthylamine	143	Compound Not Detected.					
93	Diethylphthalate	149	Compound Not Detected.					
94	Fluorene	166	7.221	7.219	(1.062)	28528	1.69702	4.0024
95	4-Chlorophenyl-phenylether	204	Compound Not Detected.					
96	4-Nitroaniline	138	Compound Not Detected.					
98	4,6-Dinitro-2-methylphenol	198	Compound Not Detected.					
99	N-Nitrosodiphenylamine (1)	169	Compound Not Detected.					
100	1,2-Diphenylhydrazine	77	Compound Not Detected.					
106	4-Bromophenyl-phenylether	248	Compound Not Detected.					
107	Hexachlorobenzene	283	Compound Not Detected.					
210	Atrazine	200	Compound Not Detected.					
111	Pentachlorophenol	265	Compound Not Detected.					
115	Phenanthrene	178	7.963	7.956	(1.003)	33228	0.72857	1.7183
116	Anthracene	178	8.001	7.999	(1.007)	8875	0.20085	0.47371
119	Carbazole	167	8.124	8.116	(1.023)	43727	1.22166	2.8813
120	Di-n-Butylphthalate	149	Compound Not Detected.					

Compounds	QUANT SIG MASS	RT	EXP RT	REL RT	RESPONSE	CONCENTRATIONS ON-COLUMN (NG)	CONCENTRATIONS FINAL (ug/L)
123 Fluoranthene	202	8.882	8.875	(1.118)	8120	0.17374	0.40977
124 Benzidine	184	Compound Not Detected.					
125 Pyrene	202	9.053	9.051	(0.907)	4694	0.12687	0.29922
131 Butylbenzylphthalate	149	Compound Not Detected.					
135 3,3'-Dichlorobenzidine	252	Compound Not Detected.					
136 Benzo(a)Anthracene	228	Compound Not Detected.					
137 Chrysene	228	Compound Not Detected.					
139 bis(2-ethylhexyl)Phthalate	149	Compound Not Detected.					
140 Di-n-octylphthalate	149	Compound Not Detected.					
141 Benzo(b)fluoranthene	252	Compound Not Detected.					
142 Benzo(k)fluoranthene	252	Compound Not Detected.					
143 7,12-dimethylbenz[a]anthracen	256	Compound Not Detected.					
146 Benzo(a)pyrene	252	Compound Not Detected.					
149 Indeno(1,2,3-cd)pyrene	276	Compound Not Detected.					
150 Dibenz(a,h)anthracene	278	Compound Not Detected.					
151 Benzo(g,h,i)perylene	276	Compound Not Detected.					
$ 154 Nitrobenzene-d5	82	4.897	4.895	(0.899)	108714	5.91561	13.952
$ 155 2-Fluorobiphenyl	172	6.275	6.273	(0.923)	206346	5.25542	12.395
$ 156 Terphenyl-d14	244	9.160	9.158	(0.918)	106841	4.16395	9.8206
$ 157 Phenol-d5	99	4.213	4.211	(0.942)	141216	7.80479	18.408
$ 158 2-Fluorophenol	112	3.455	3.453	(0.772)	116763	7.48632	17.656
$ 159 2,4,6-Tribromophenol	330	7.408	7.406	(0.933)	43359	10.7632	25.385
$ 186 2-Chlorophenol-d4	132	4.304	4.297	(0.962)	147390	7.95573	18.764
$ 187 1,2-Dichlorobenzene-d4	152	4.592	4.591	(1.026)	66756	4.66454	11.001

Data File: \\PITSVR06\D\chem\733.i\N111710.b\N1117002.D

Date : 17-NOV-2010 15:28

Client ID: MW-4-111010

Instrument: 733.i

Sample Info: C0K110534-003 X5 11/15/10 h2o(0319136)8270c

Volume Injected (uL): 2.0

Operator: 3200

Column phase: DB5-MS

Column diameter: 0.32

51 Naphthalene

Concentration: 50.693 ug/L

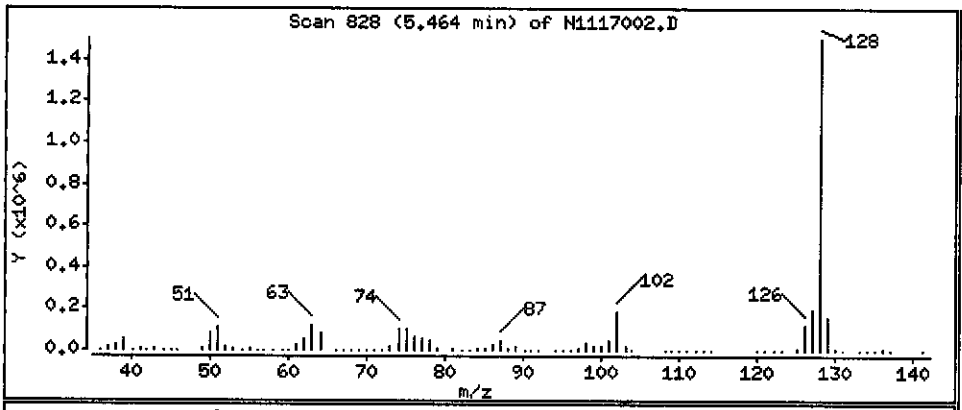

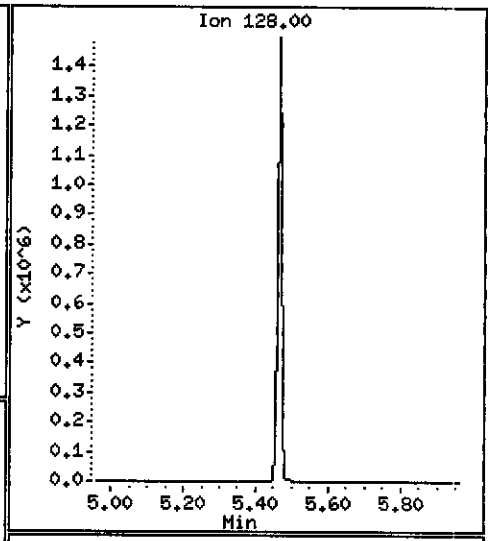

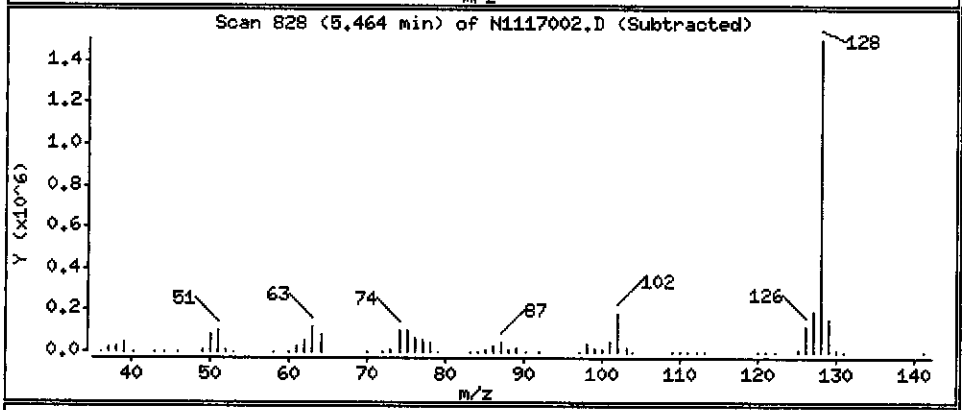

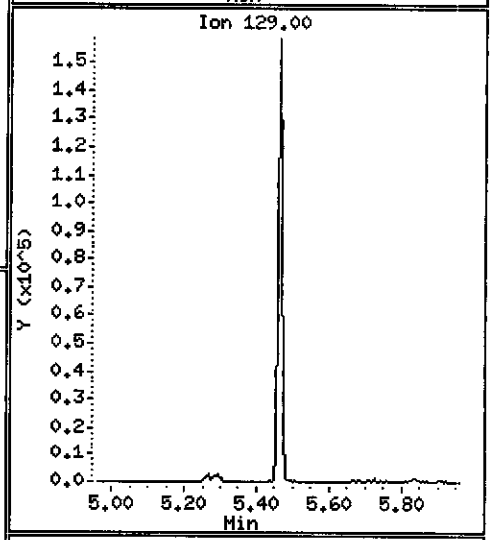

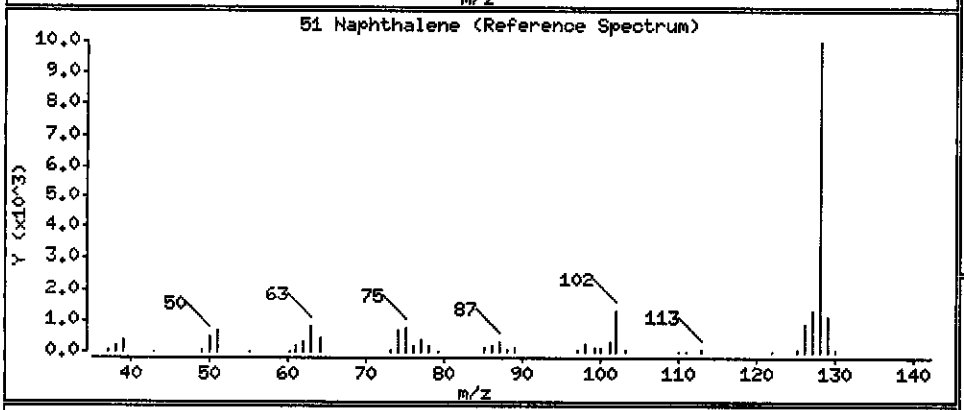

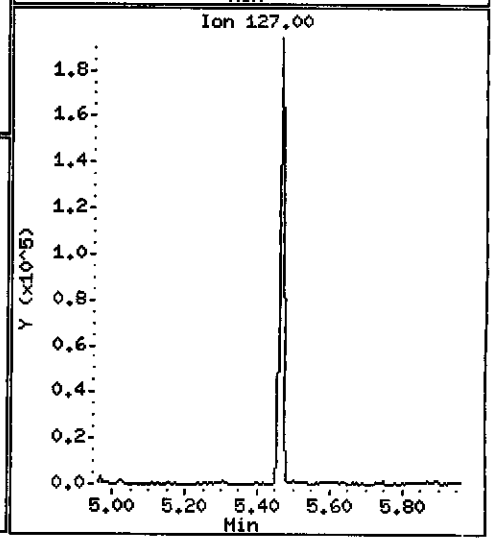

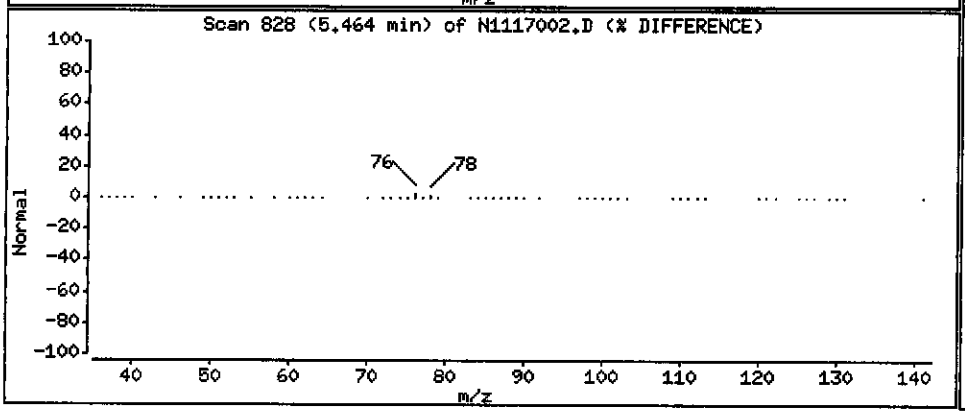

Data File: \\PITSVR06\D\chem\733.i\N111710.b\N1117002.D

Date : 17-NOV-2010 15:28

Client ID: MW-4-111010 Instrument: 733.i

Sample Info: C0K110534-003 X5 11/15/10 h2o(0319136)8270c

Volume Injected (uL): 2.0 Operator: 3200

Column phase: DB5-MS Column diameter: 0.32

62 2-Methylnaphthalene Concentration: 4.1125 ug/L

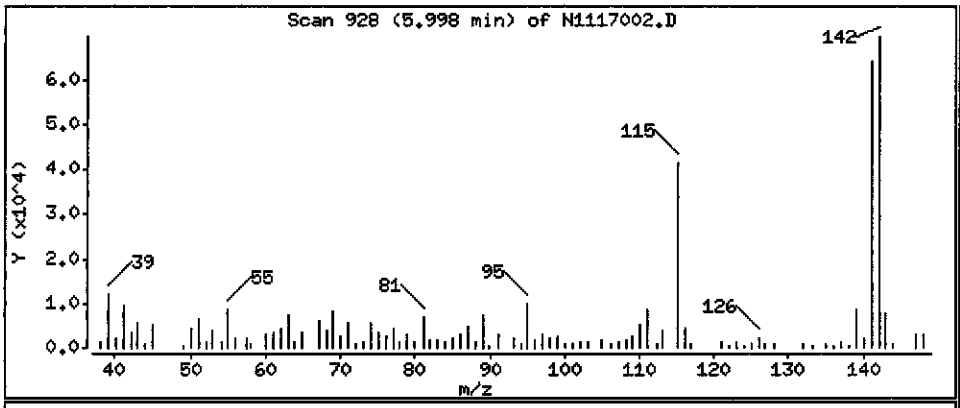

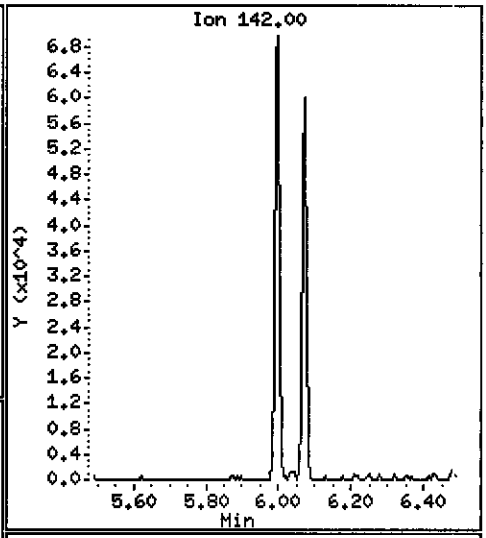

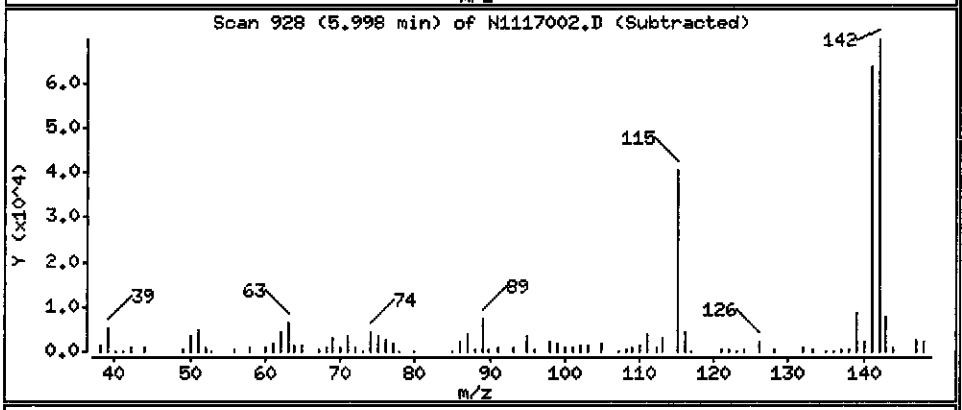

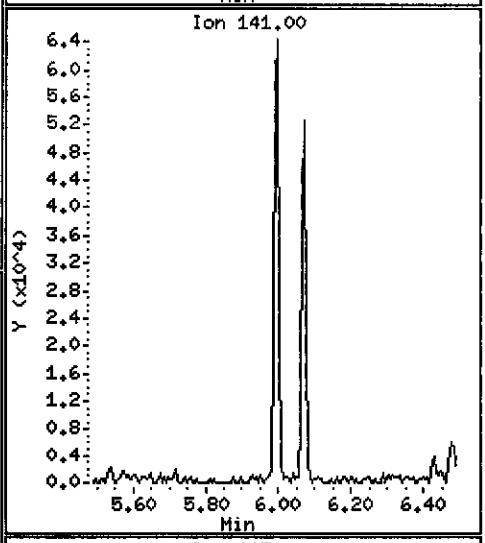

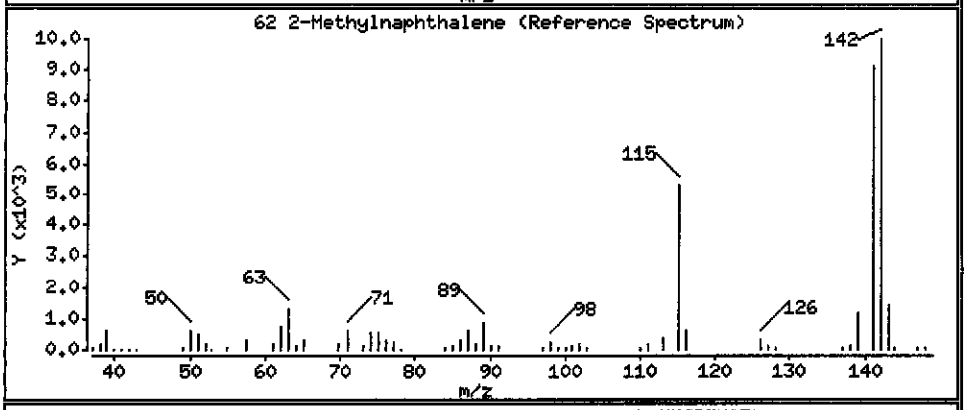

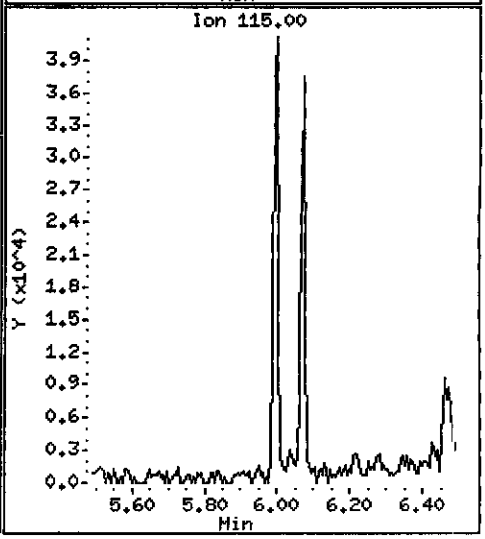

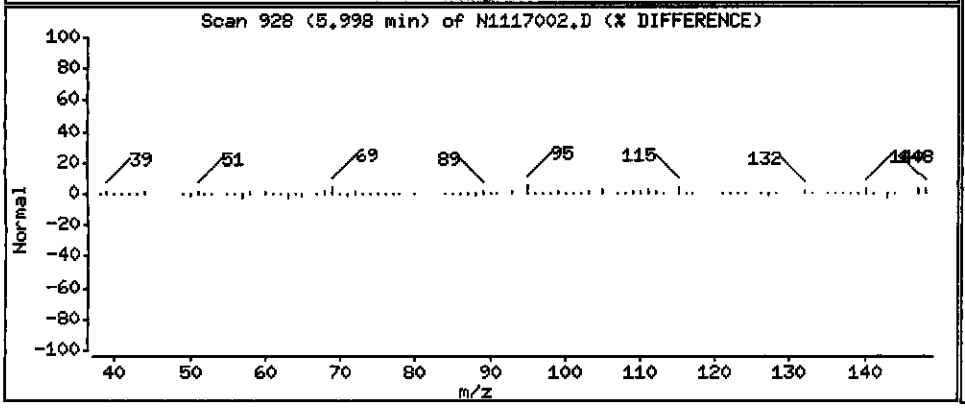

Data File: \\PITSVR06\D\chem\733.i\N111710.b\N1117002.D

Date : 17-NOV-2010 15:28

Client ID: MW-4-111010

Instrument: 733.i

Sample Info: C0K110534-003 X5 11/15/10 h2o(0319136)8270c

Volume Injected (uL): 2.0

Operator: 3200

Column phase: DB5-MS

Column diameter: 0.32

63 1-Methylnaphthalene

Concentration: 3.5026 ug/L

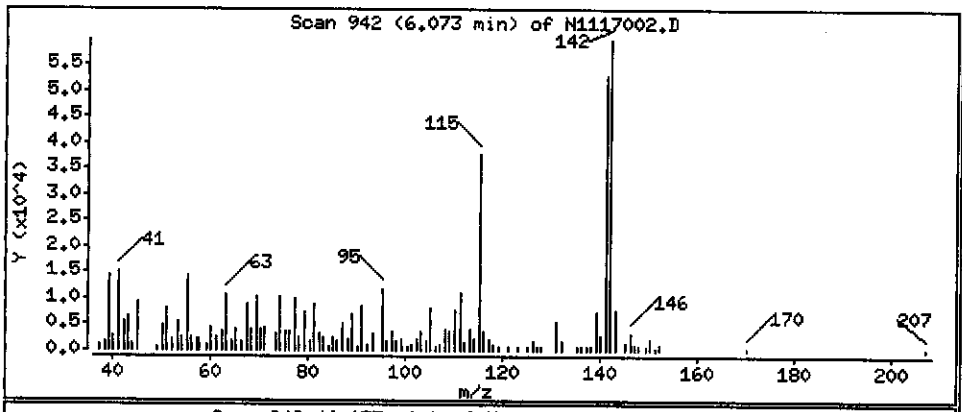

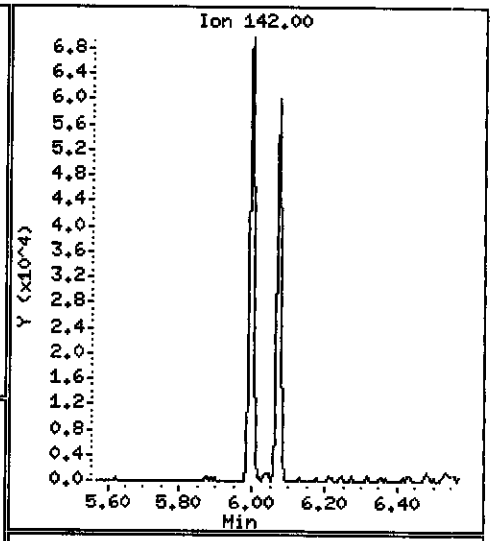

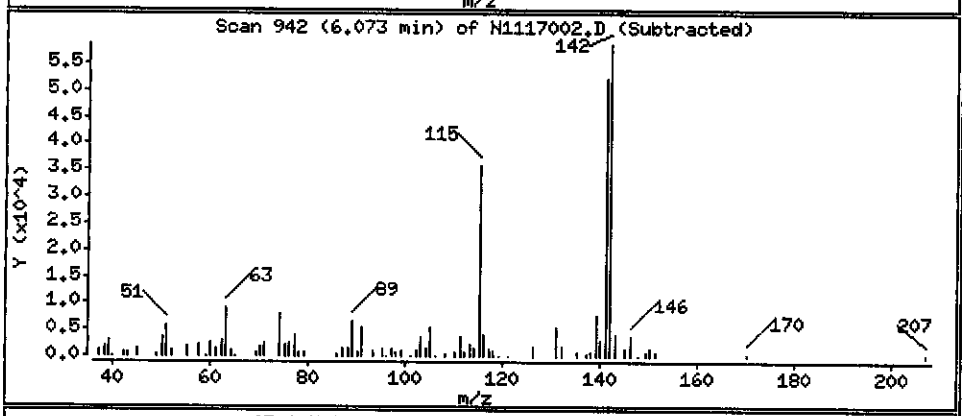

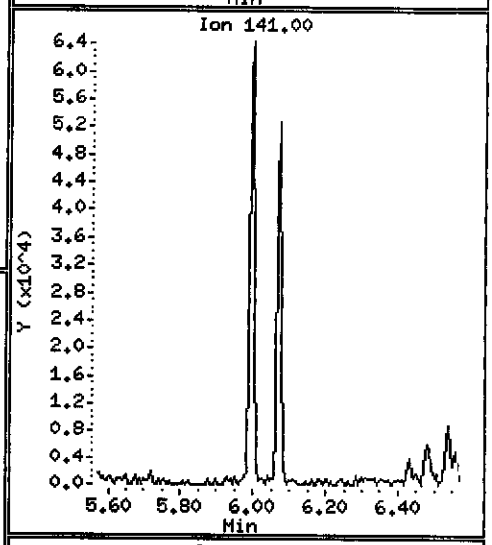

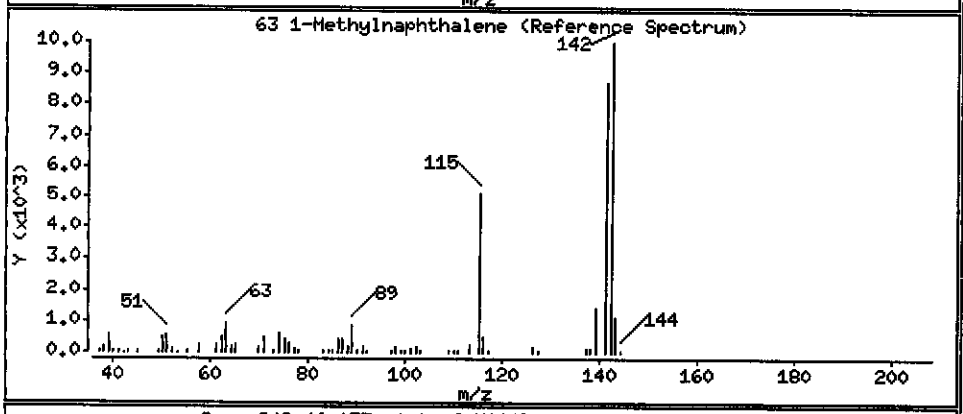

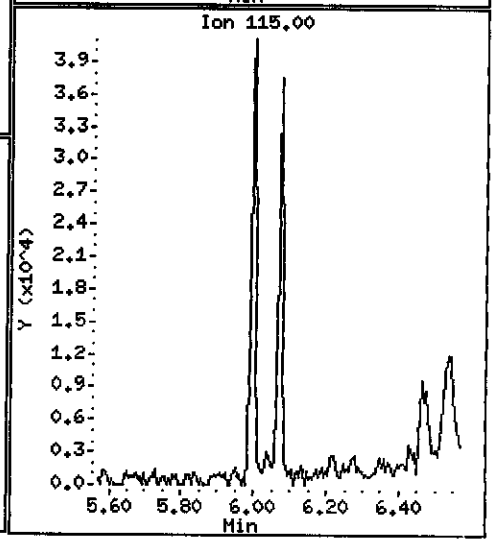

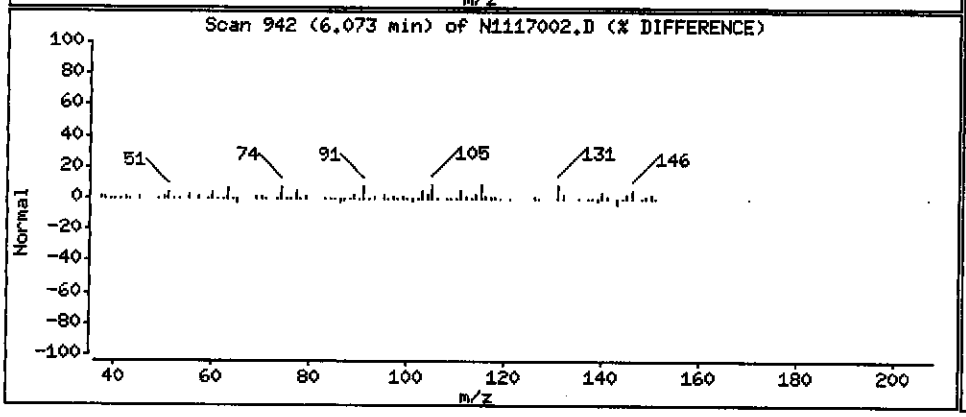

Data File: \\PITSVR06\D\chem\733.i\N111710.b\N1117002.D

Date : 17-NOV-2010 15:28

Client ID: MW-4-111010

Instrument: 733.i

Sample Info: C0K110534-003 X5 11/15/10 h2o(0319136)8270c

Volume Injected (uL): 2.0

Operator: 3200

Column phase: DB5-MS

Column diameter: 0.32

209 1,1'-Biphenyl

Concentration: 0.23156 ug/L

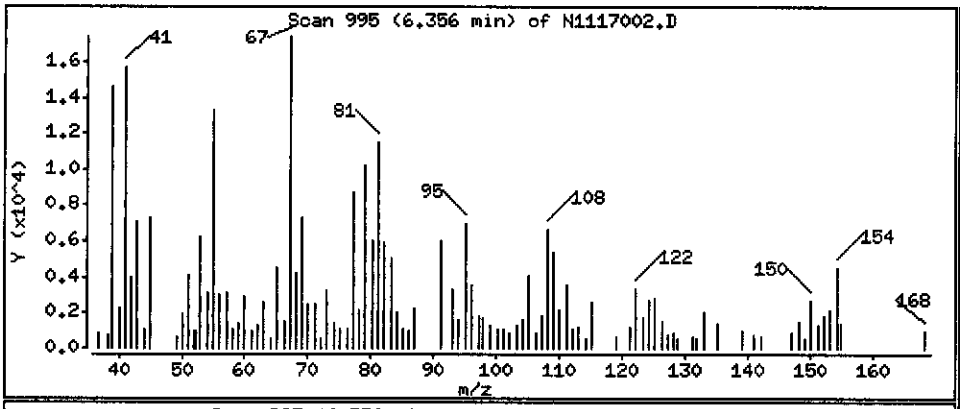

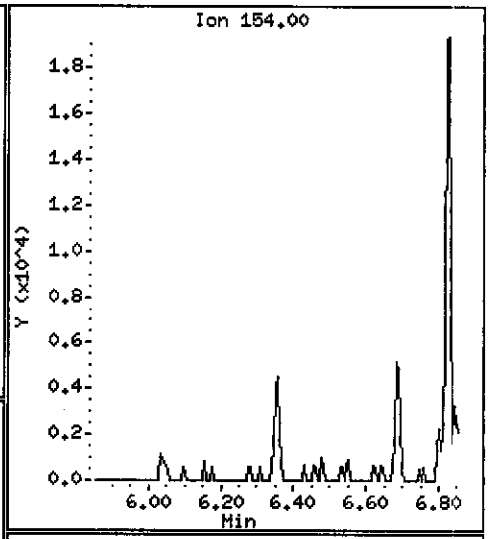

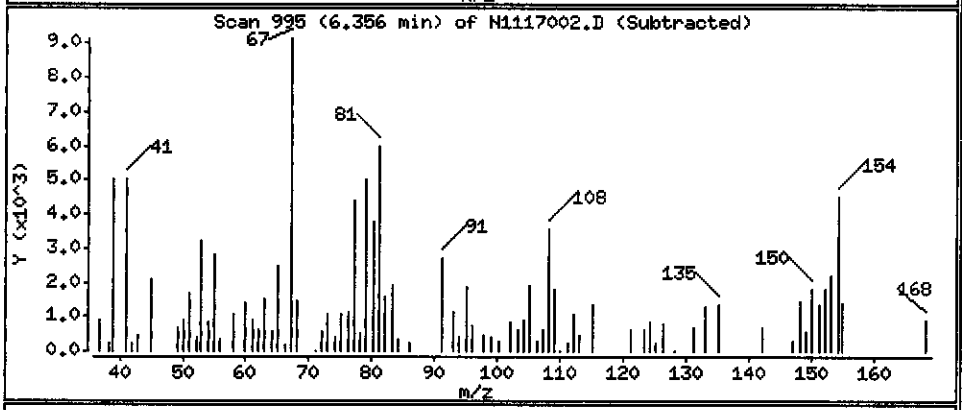

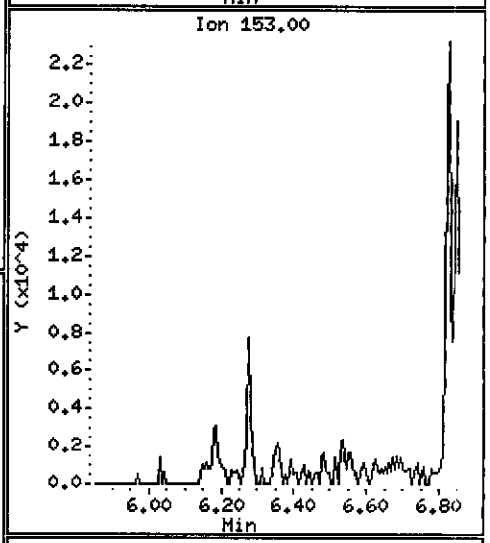

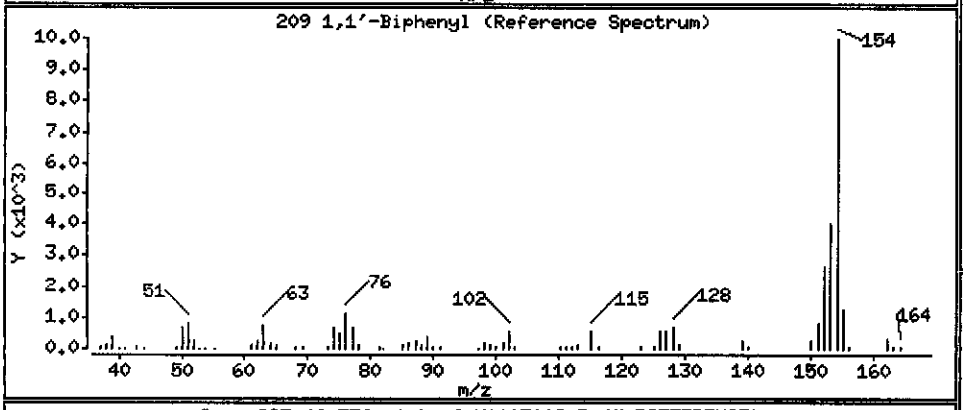

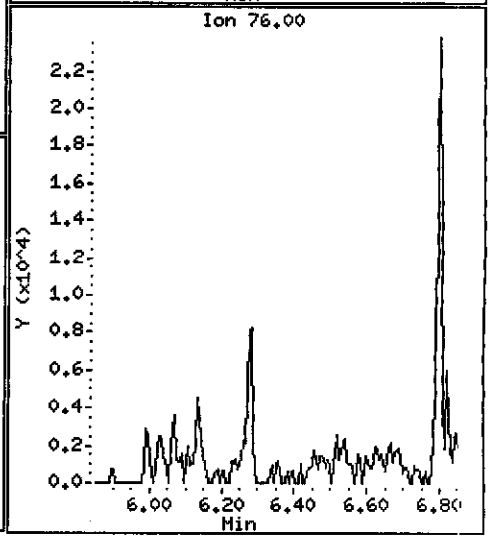

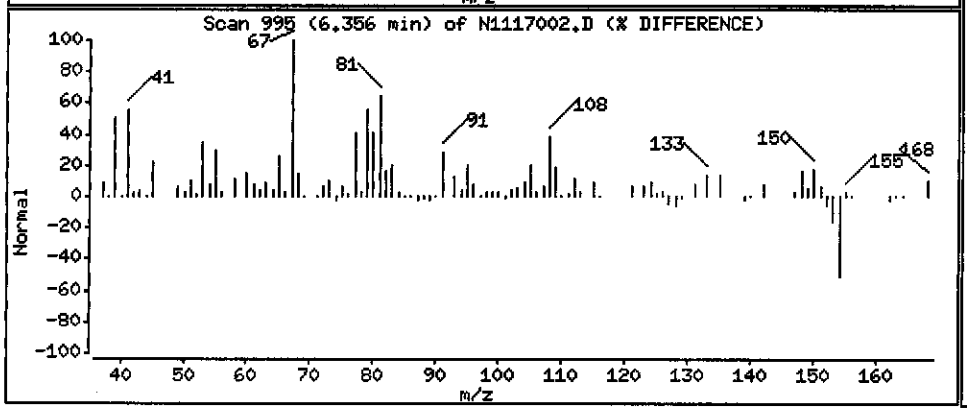

Data File: \\PITSVR06\D\chem\733.i\N111710.b\N1117002.D

Date : 17-NOV-2010 15:28

Client ID: MW-4-111010

Instrument: 733.i

Sample Info: C0K110534-003 X5 11/15/10 h2o(0319136)8270c

Volume Injected (uL): 2.0

Operator: 3200

Column phase: DB5-MS

Column diameter: 0.32

82 Acenaphthene

Concentration: 1.6616 ug/L

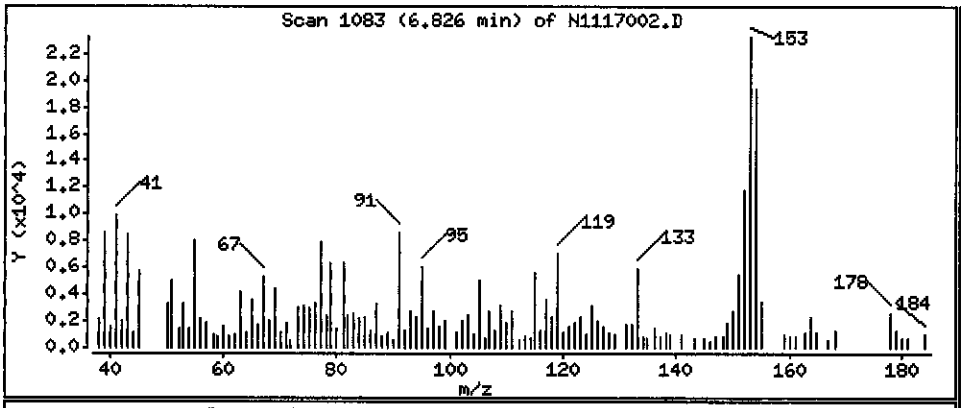

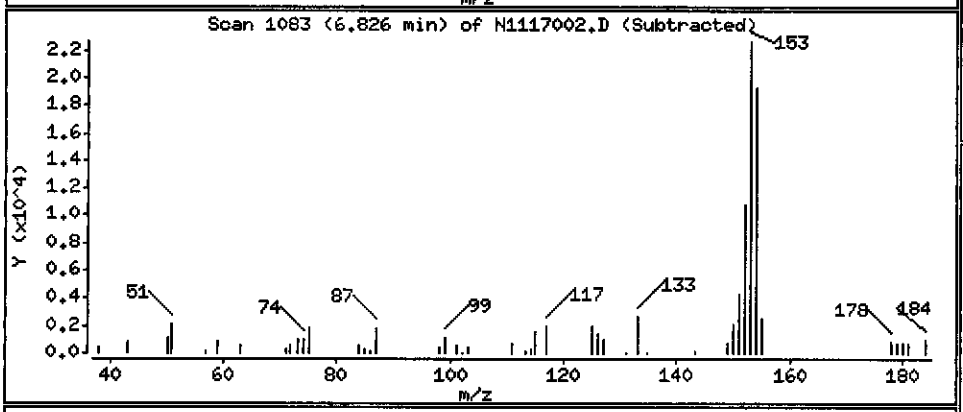

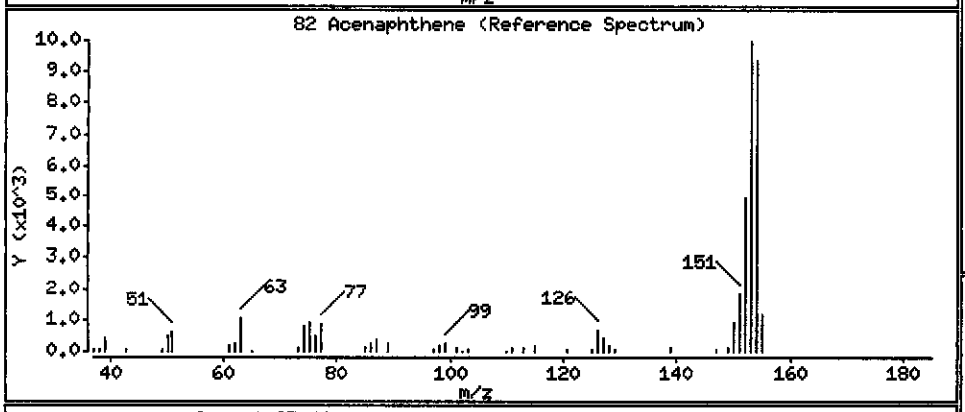

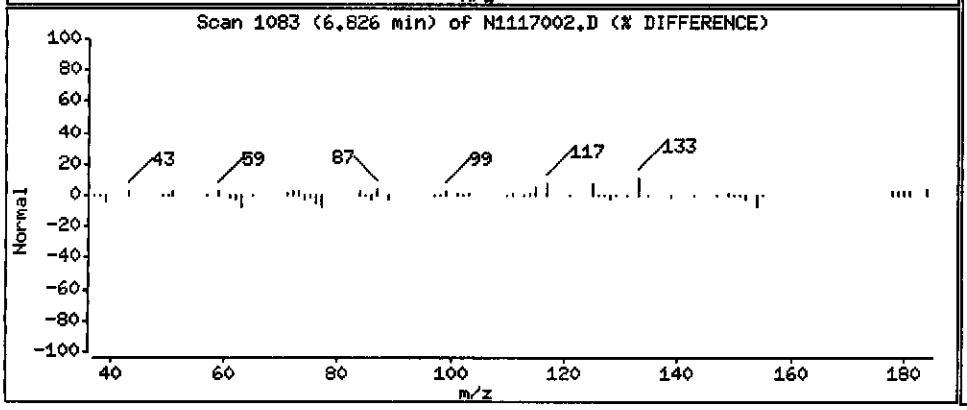

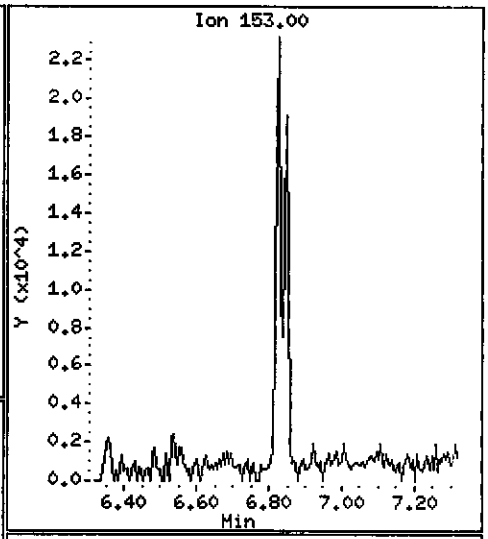

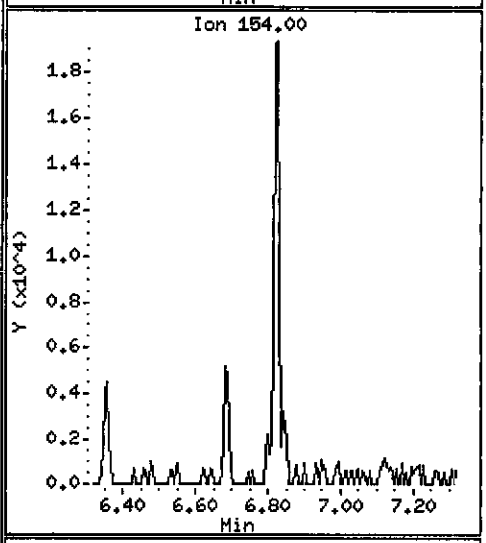

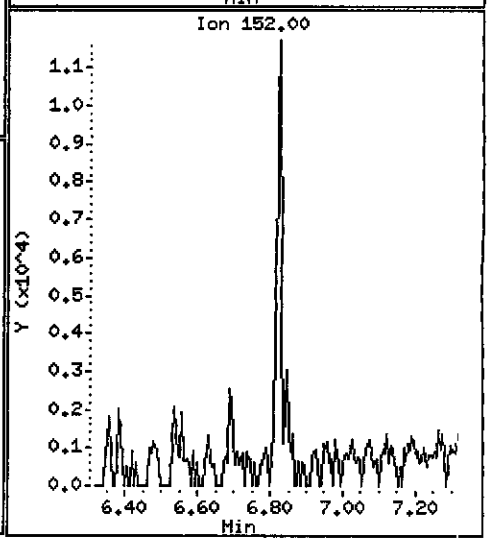

Data File: \\PITSVR06\D\chem\733.i\N111710.b\N1117002.D

Date : 17-NOV-2010 15:28

Client ID: MW-4-111010

Instrument: 733.i

Sample Info: C0K110534-003 X5 11/15/10 h2o(0319136)8270c

Volume Injected (uL): 2.0

Operator: 3200

Column phase: DB5-MS

Column diameter: 0.32

86 Dibenzofuran

Concentration: 1.8077 ug/L

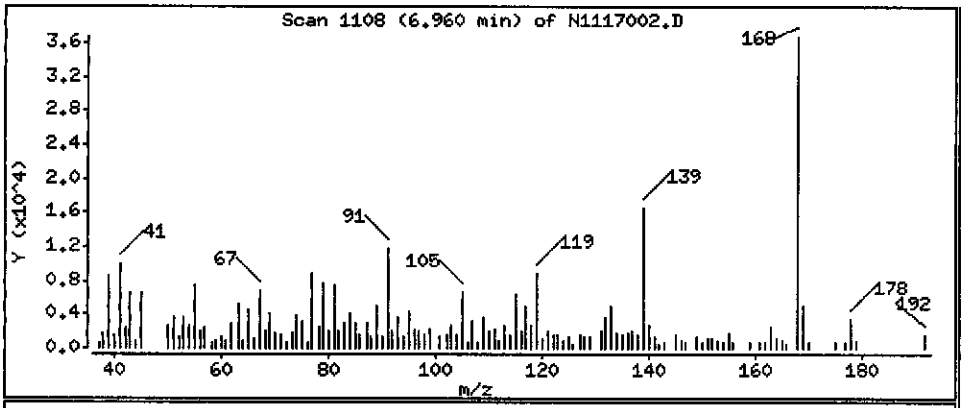

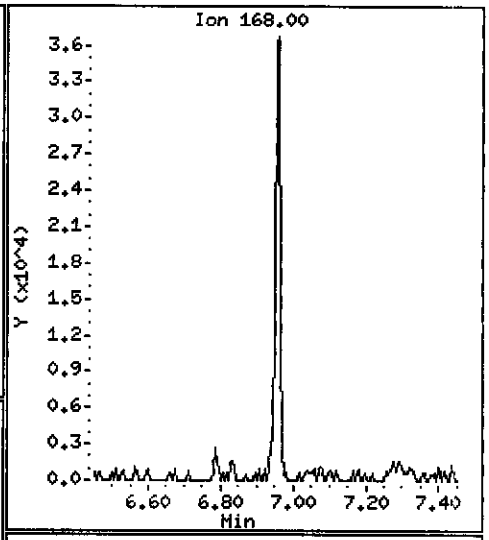

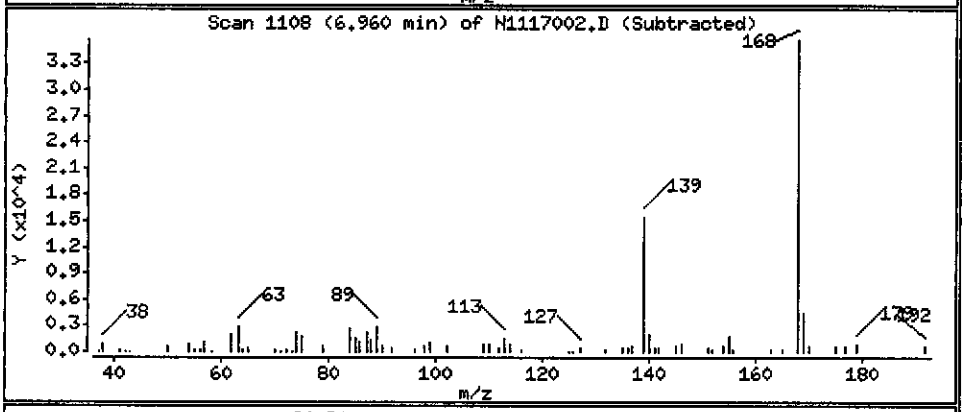

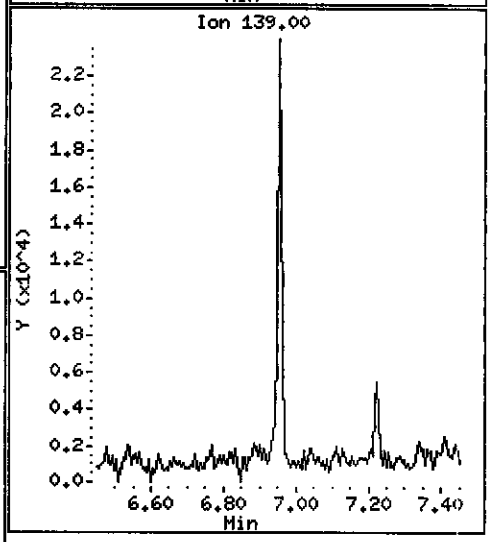

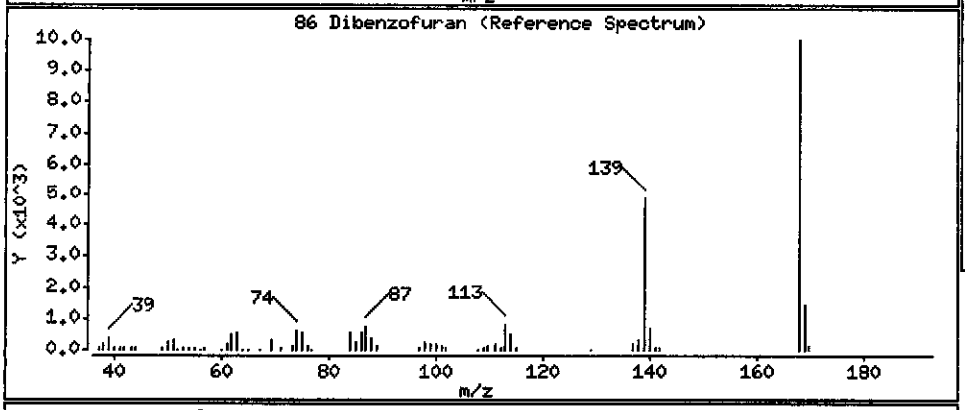

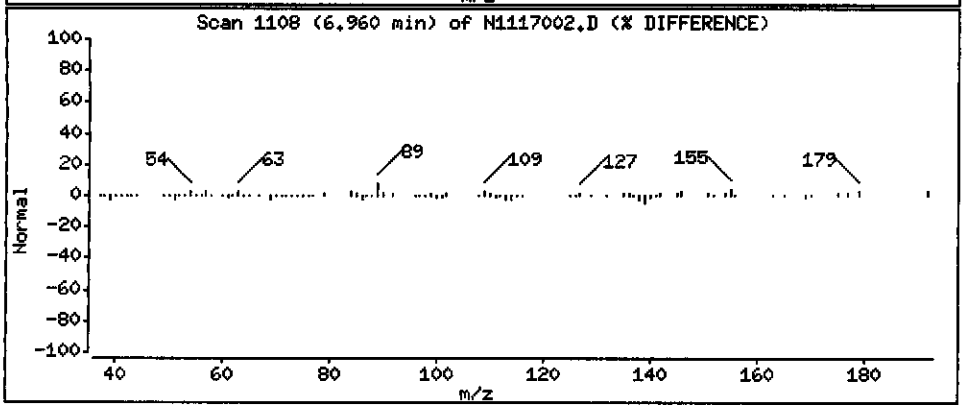

Data File: \\PITSVR06\D\chem\733.i\N111710.b\N1117002.D

Date : 17-NOV-2010 15:28

Client ID: MW-4-111010

Instrument: 733.i

Sample Info: C0K110534-003 X5 11/15/10 h2o(0319136)8270c

Volume Injected (uL): 2.0

Operator: 3200

Column phase: DB5-MS

Column diameter: 0.32

94 Fluorene

Concentration: 4.0024 ug/L

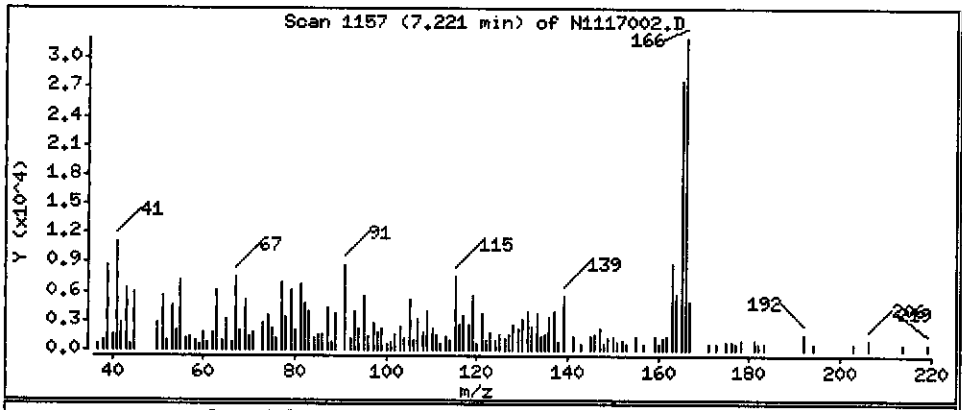

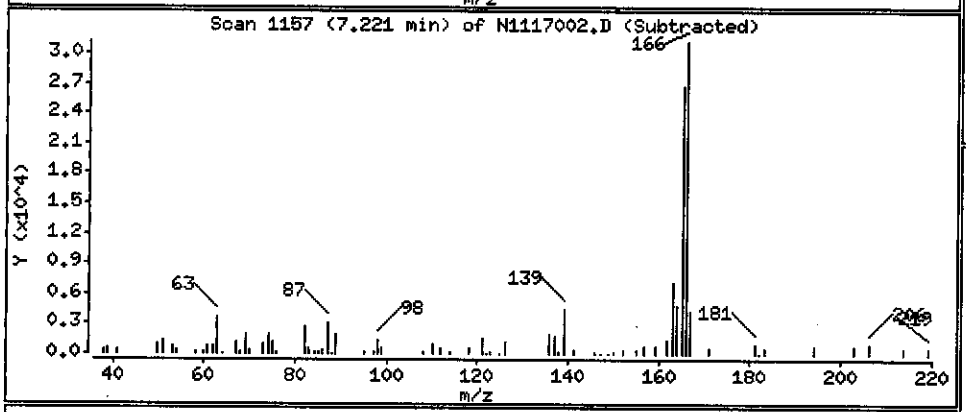

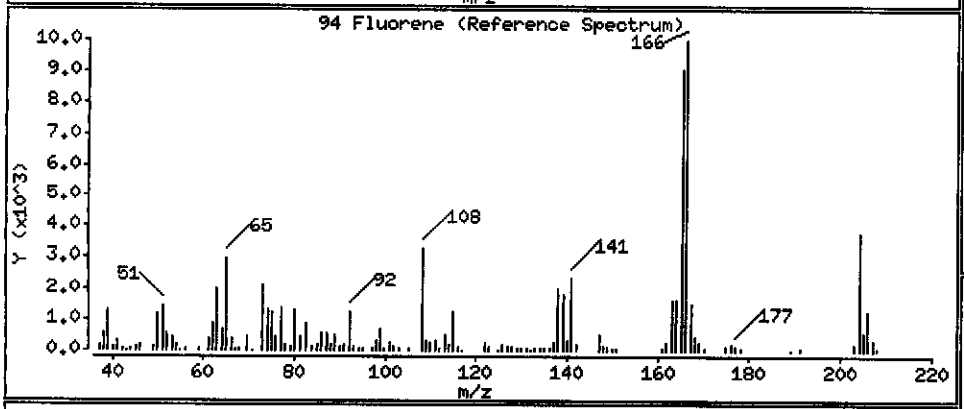

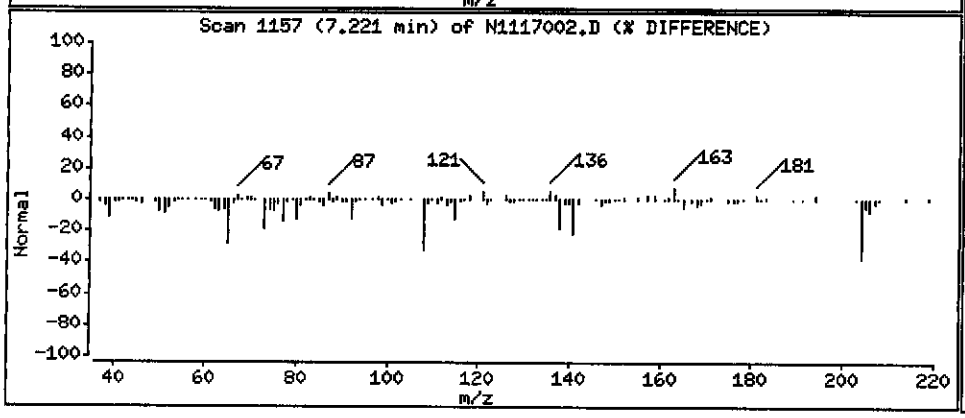

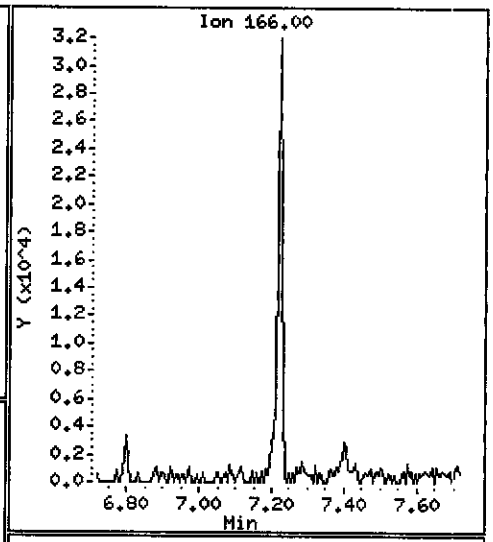

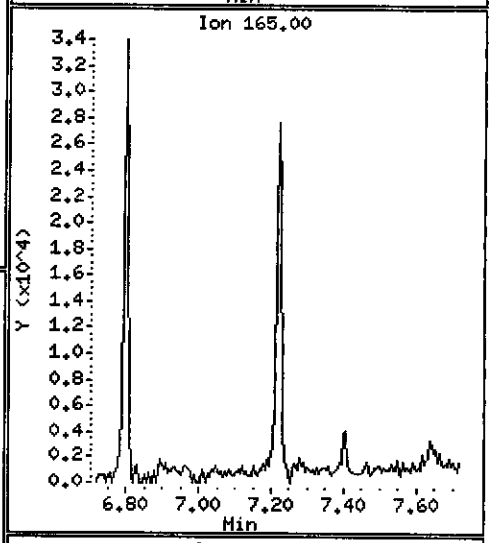

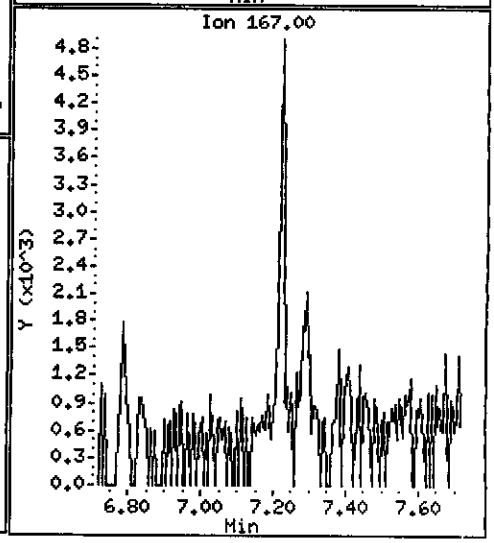

Data File: \\PITSVR06\D\chem\733.i\N111710.b\N1117002.D

Date : 17-NOV-2010 15:28

Client ID: MW-4-111010

Instrument: 733.i

Sample Info: C0K110534-003 X5 11/15/10 h2o(0319136)8270c

Volume Injected (uL): 2.0

Operator: 3200

Column phase: DB5-MS

Column diameter: 0.32

115 Phenanthrene

Concentration: 1.7183 ug/L

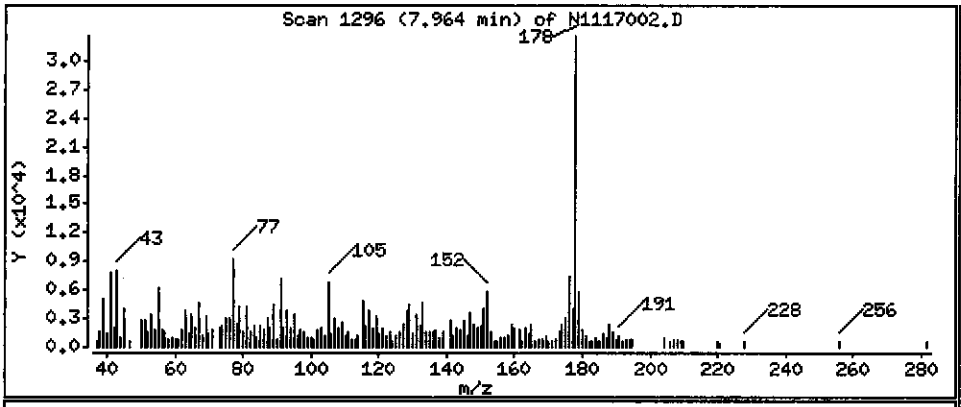

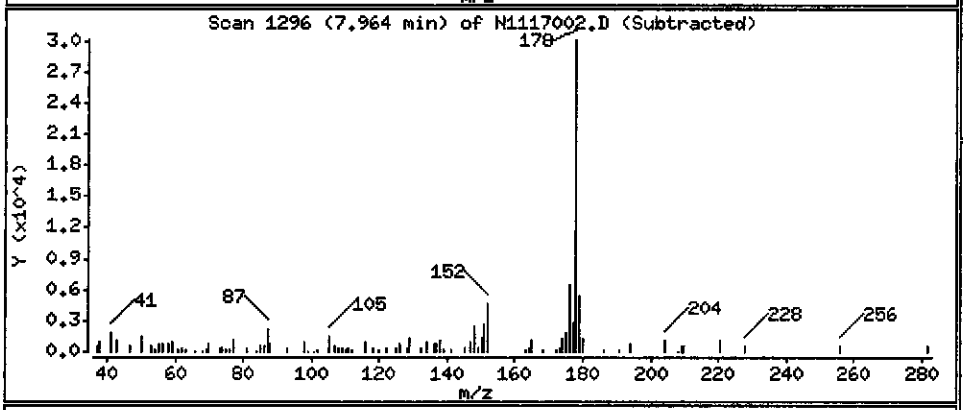

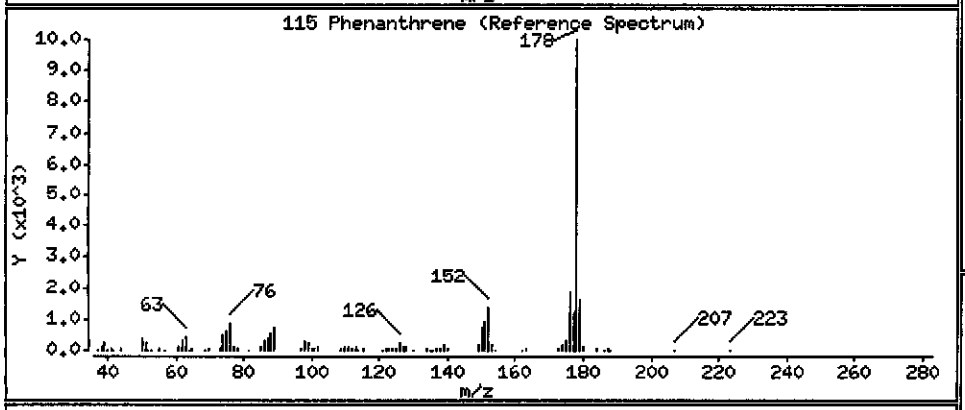

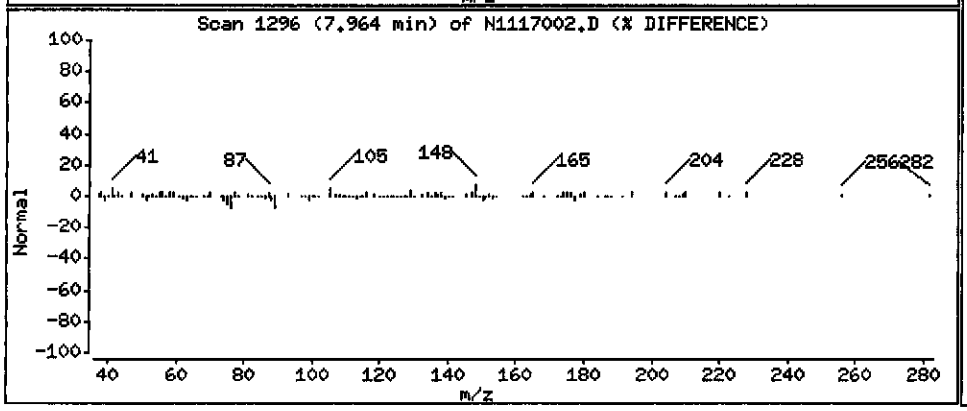

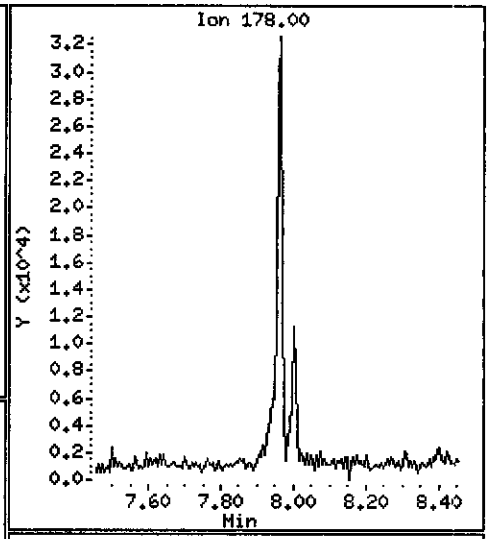

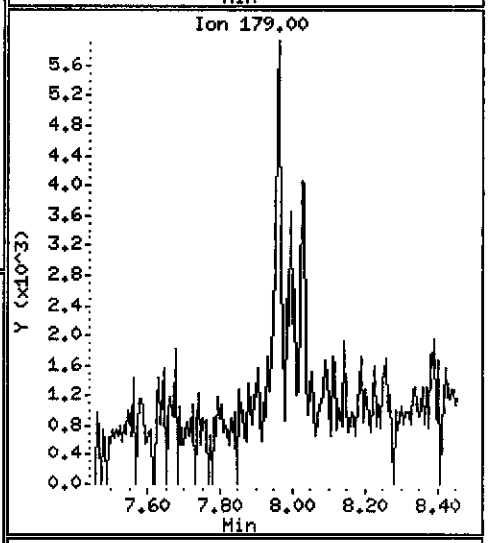

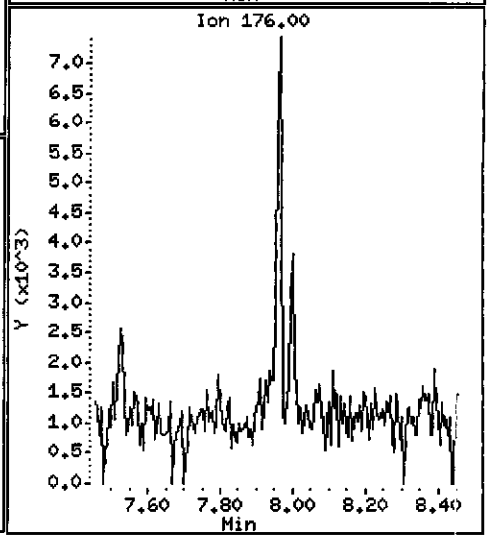

Data File: \\PITSVR06\D\chem\733.i\N111710.b\N1117002.D

Date : 17-NOV-2010 15:28

Client ID: MW-4-111010

Instrument: 733.i

Sample Info: C0K110534-003 X5 11/15/10 h2o(0319136)8270c

Volume Injected (uL): 2.0

Operator: 3200

Column phase: DB5-MS

Column diameter: 0.32

116 Anthracene

Concentration: 0.47371 ug/L

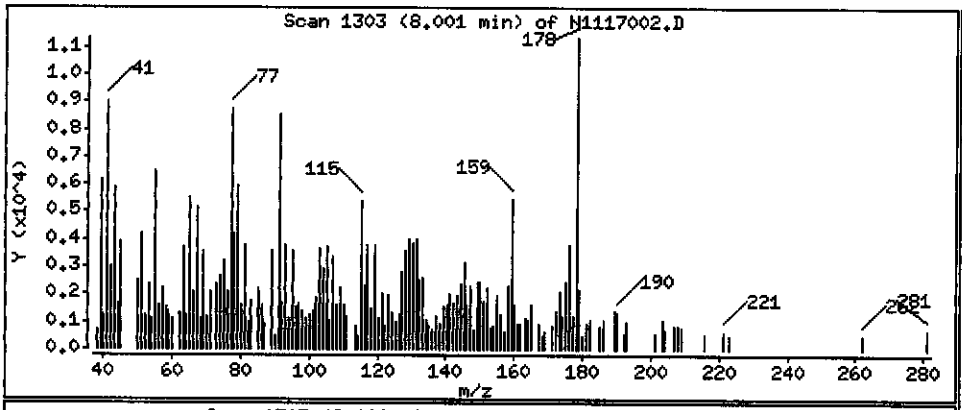

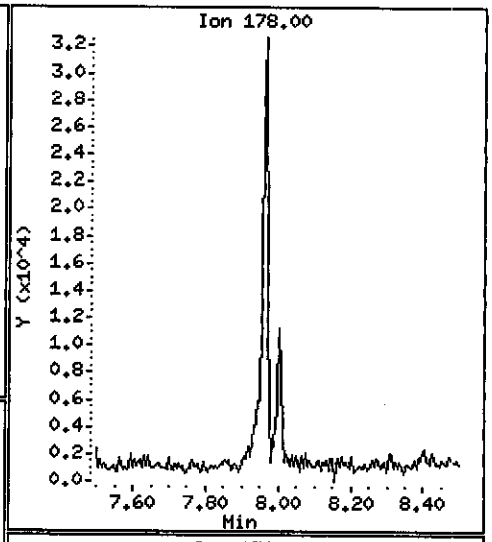

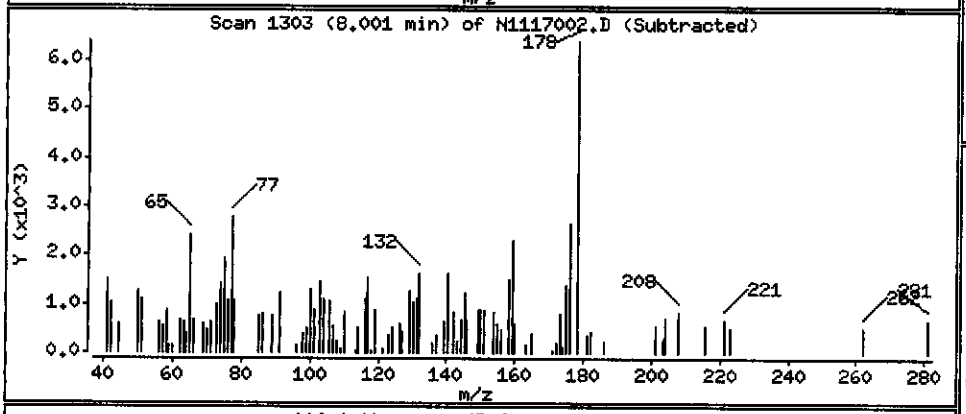

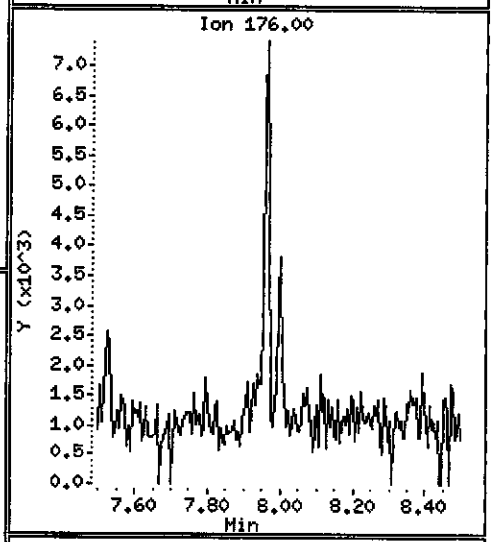

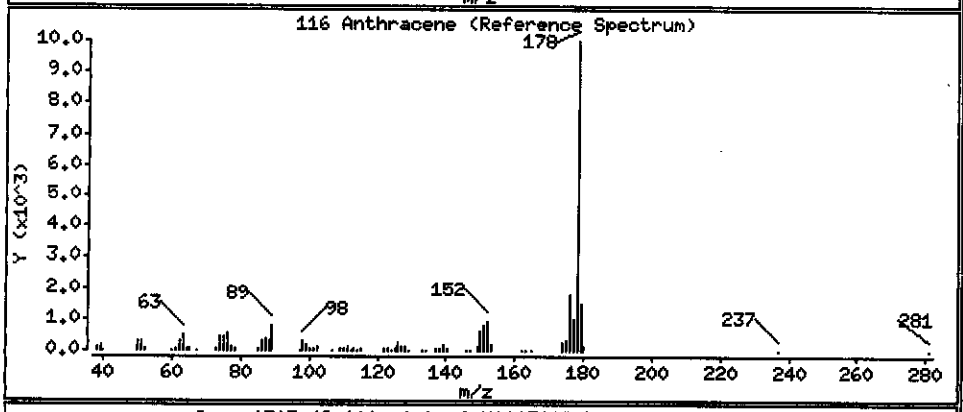

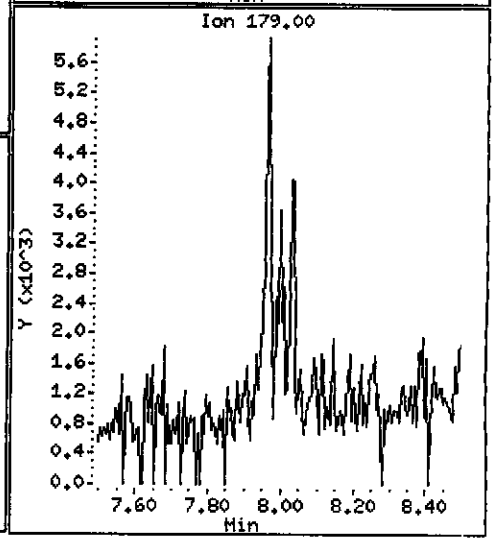

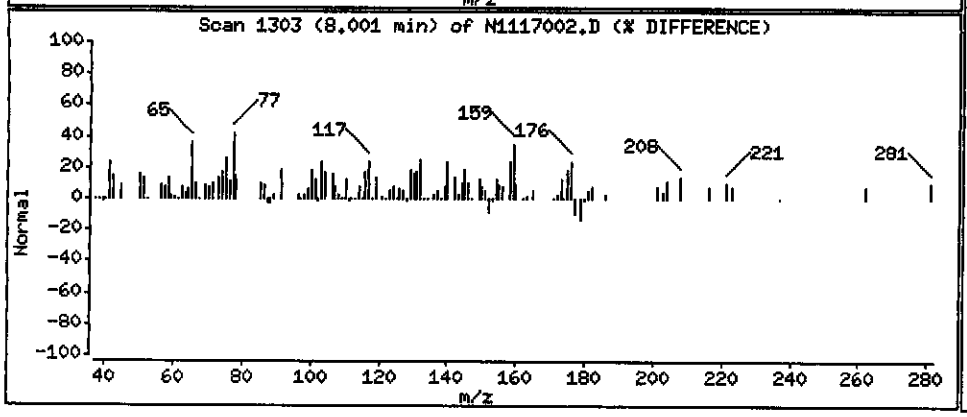

Data File: \\PITSVR06\D\chem\733.i\N111710.b\N1117002.D

Date : 17-NOV-2010 15:28

Client ID: MW-4-111010

Instrument: 733.i

Sample Info: C0K110534-003 X5 11/15/10 h2o(0319136)8270c

Volume Injected (uL): 2.0

Operator: 3200

Column phase: DB5-MS

Column diameter: 0.32

119 Carbazole

Concentration: 2.8813 ug/L

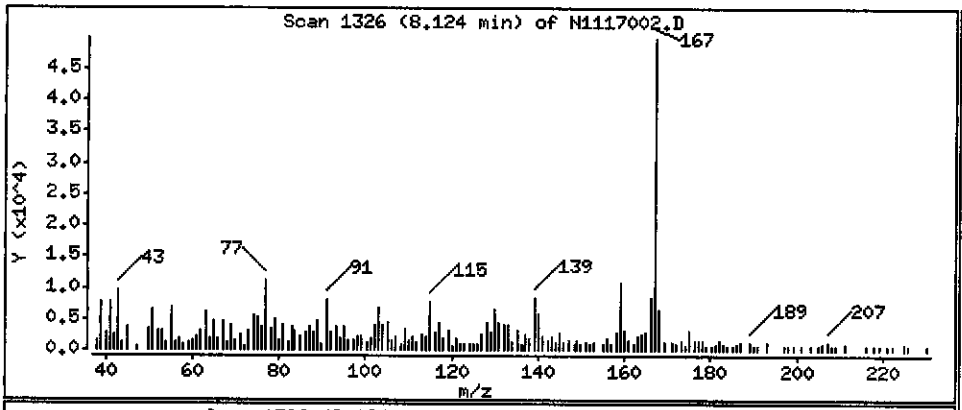

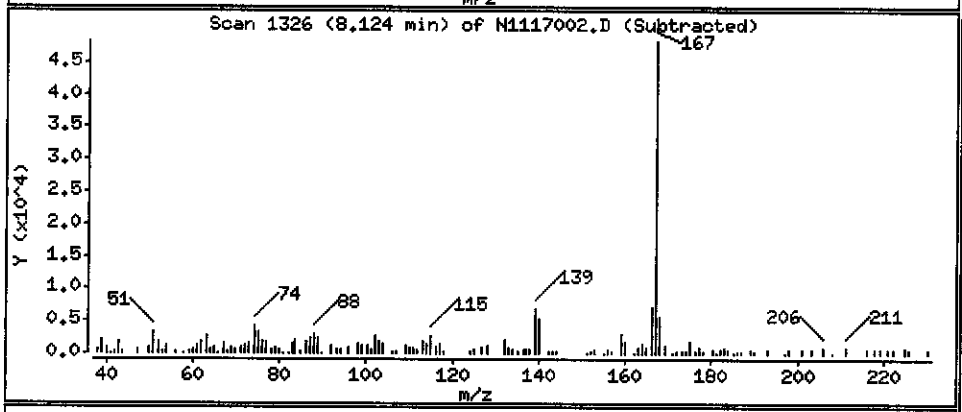

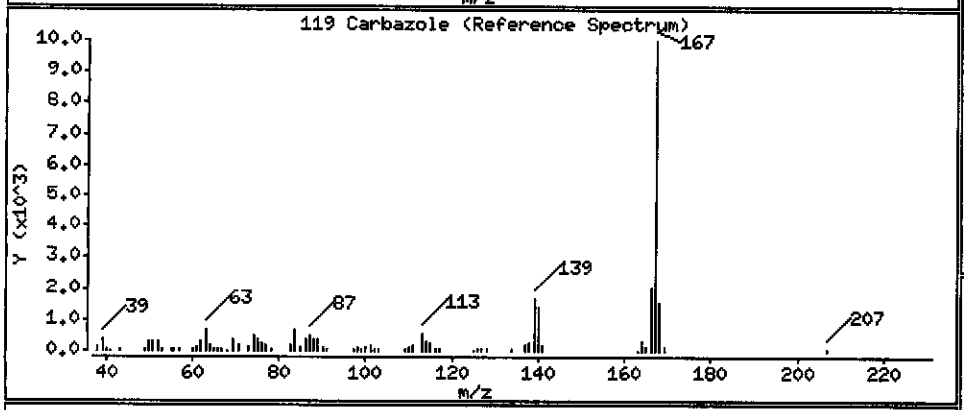

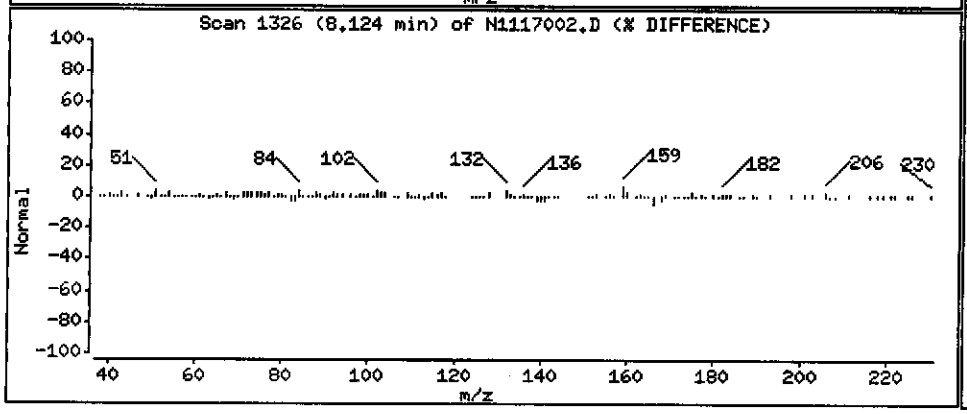

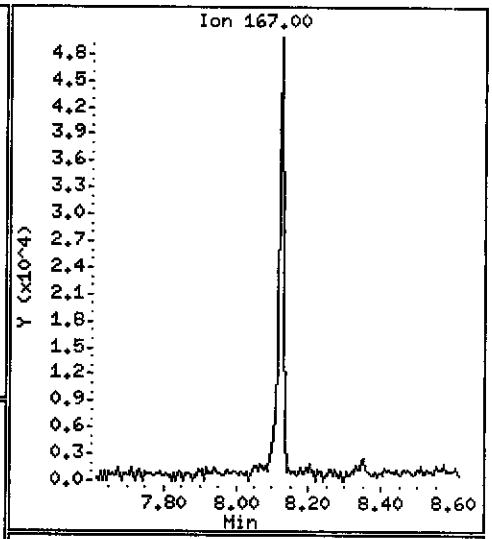

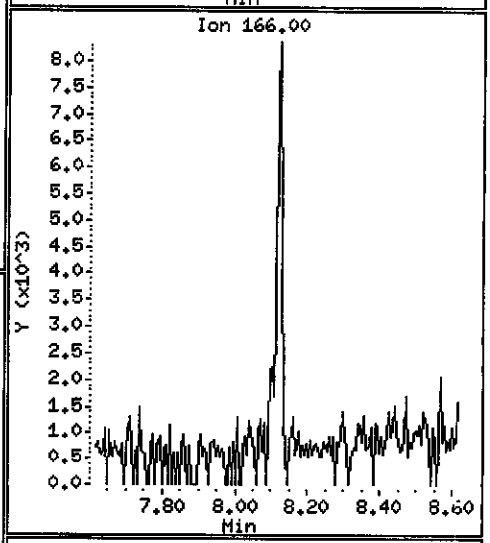

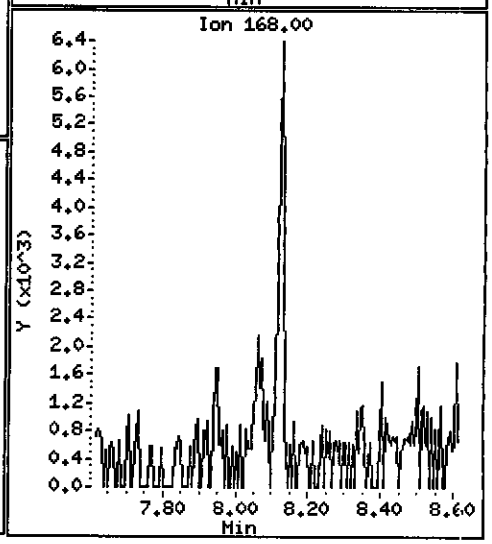

Data File: \\PITSVR06\D\chem\733.i\N111710.b\N1117002.D

Date : 17-NOV-2010 15:28

Client ID: MW-4-111010

Instrument: 733.i

Sample Info: C0K110534-003 X5 11/15/10 h2o(0319136)8270c

Volume Injected (uL): 2.0

Operator: 3200

Column phase: DB5-MS

Column diameter: 0.32

123 Fluoranthene

Concentration: 0.40977 ug/L

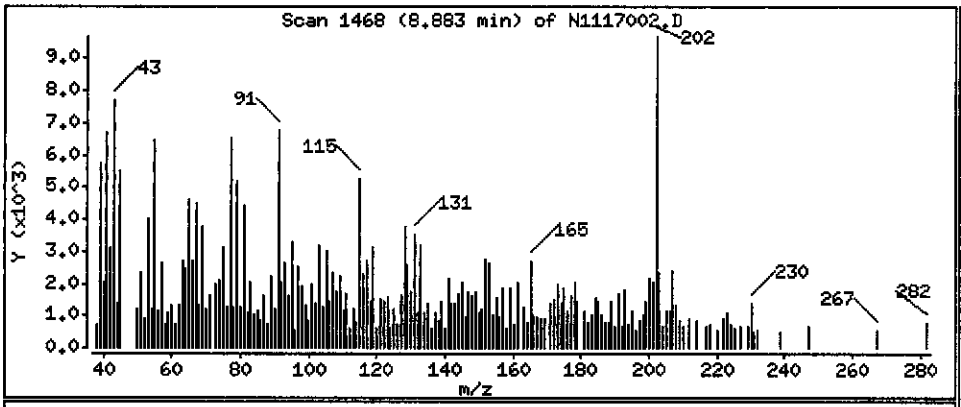

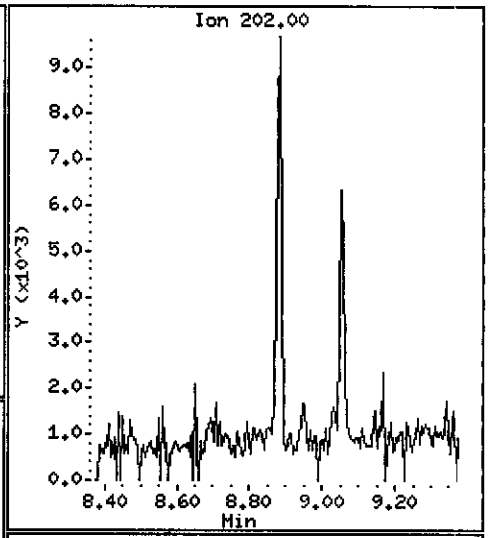

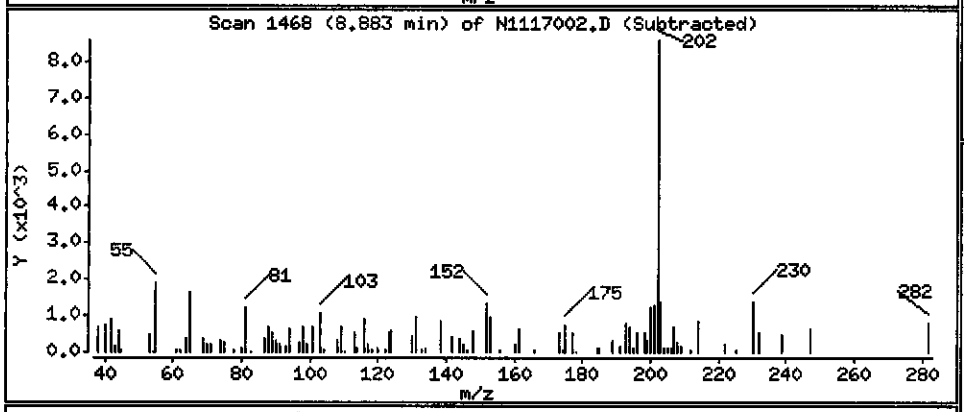

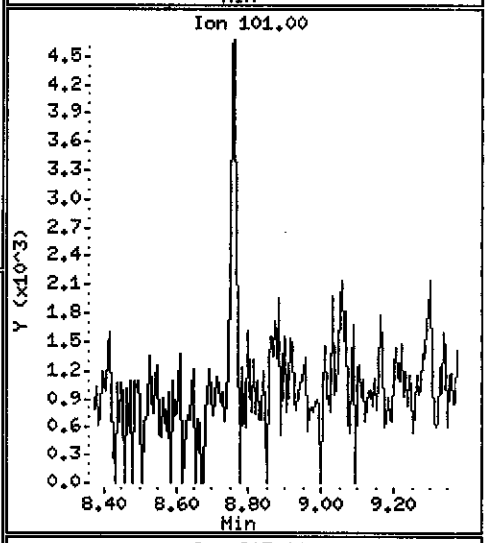

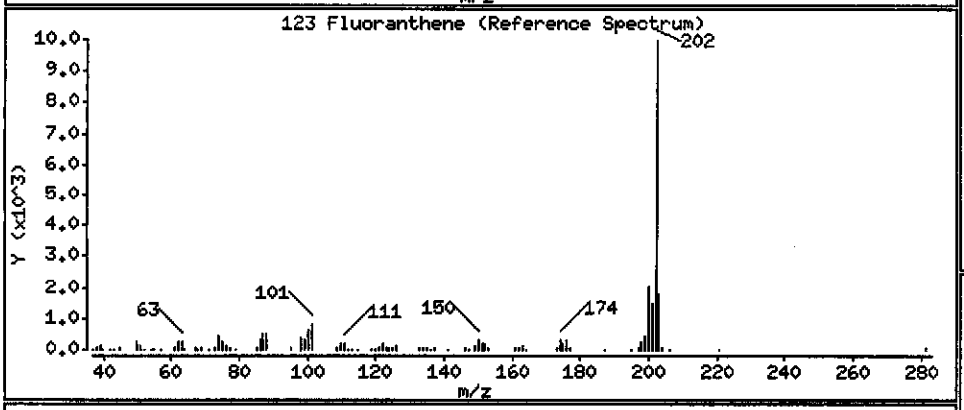

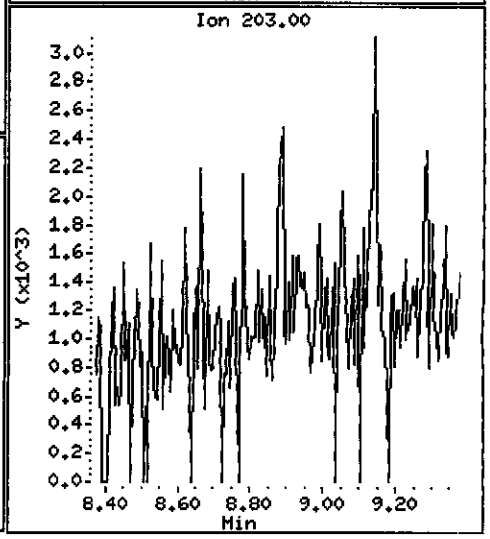

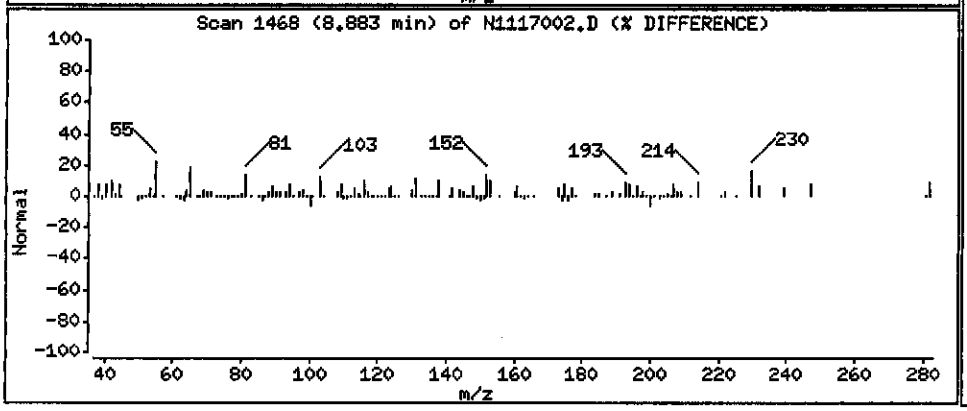

Data File: \\PITSVR06\D\chem\733.i\N111710.b\N1117002.D

Date : 17-NOV-2010 15:28

Client ID: MW-4-111010

Instrument: 733.i

Sample Info: C0K110534-003 X5 11/15/10 h2o(0319136)8270c

Volume Injected (uL): 2.0

Operator: 3200

Column phase: DB5-MS

Column diameter: 0.32

125 Pyrene

Concentration: 0.29922 ug/L

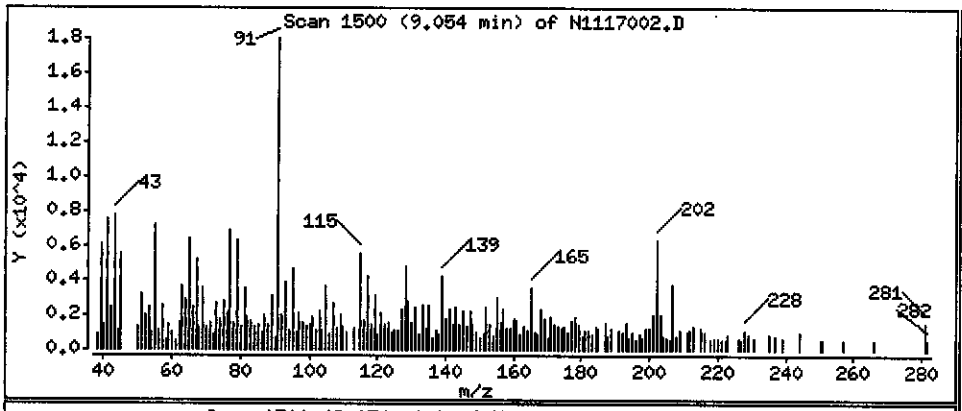

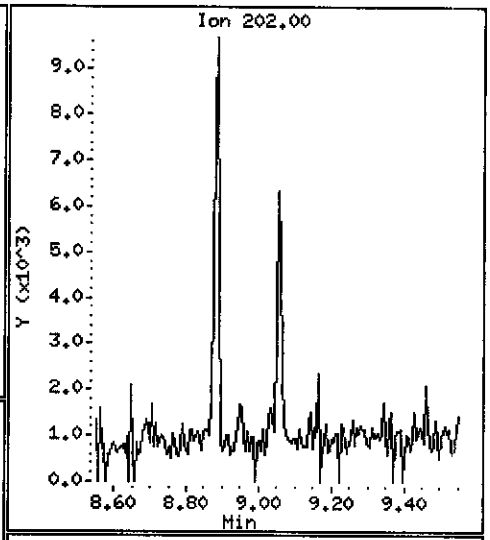

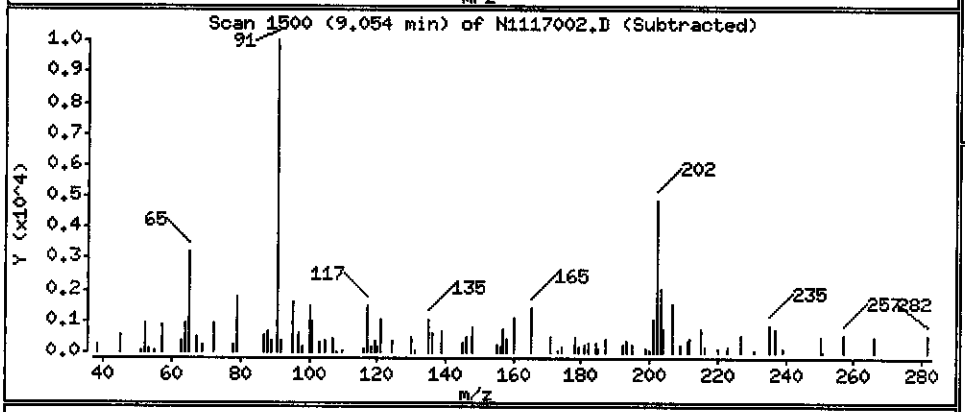

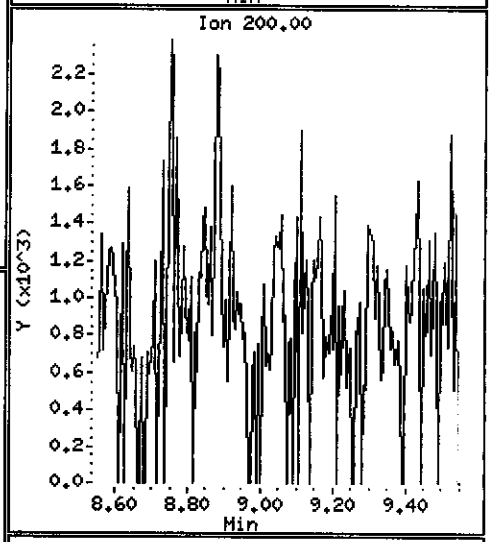

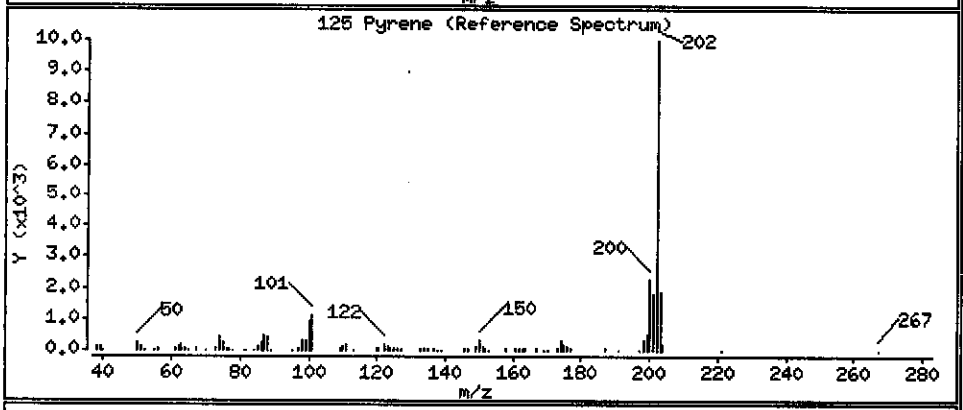

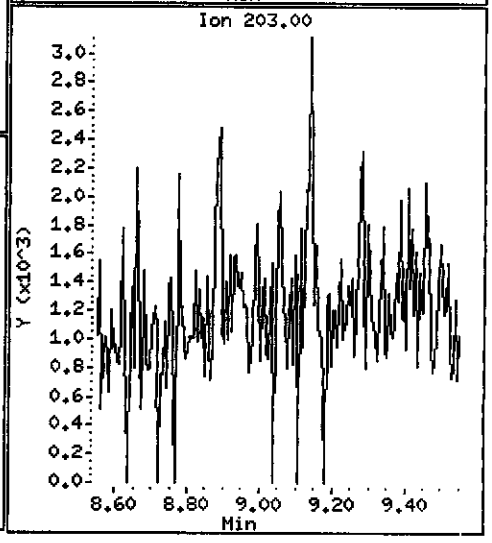

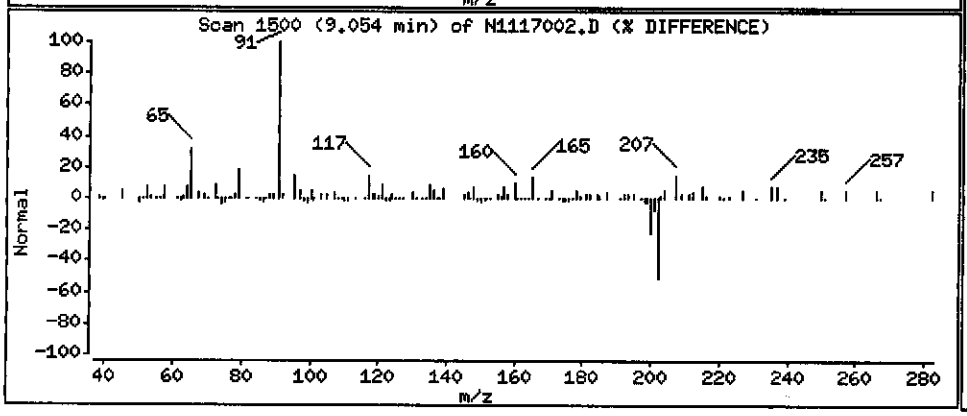

MACTEC Engineering and Consulting Inc

Client Sample ID: MW-3-111010

GC/MS Semivolatiles

Lot-Sample #...:	C0K110534-006	**Work Order #...:**	L9WVL1AA	**Matrix.....:**	WATER
Date Sampled...:	11/10/10 13:05	**Date Received..:**	11/11/10 08:20	**MS Run #.....:**	
Prep Date.....:	11/15/10	**Analysis Date..:**	11/16/10		
Prep Batch #...:	0319136	**Analysis Time..:**	19:38		
Dilution Factor:	0.95	**Initial Wgt/Vol:**	1050 mL	**Final Wgt/Vol..:**	1 mL
Analyst ID.....:	003200	**Instrument ID..:**	731		
		Method.....:	SW846 8270C		

PARAMETER	RESULT	REPORTING LIMIT	UNITS	MDL
Acenaphthene	**8.8**	**0.19**	**ug/L**	**0.014**
Acenaphthylene	**0.20**	**0.19**	**ug/L**	**0.014**
Acetophenone	ND	0.95	ug/L	0.076
Anthracene	**0.24**	**0.19**	**ug/L**	**0.015**
Atrazine	ND	0.95	ug/L	0.085
Benzo(a)anthracene	ND	0.19	ug/L	0.014
Benzo(a)pyrene	ND	0.19	ug/L	0.013
Benzo(b)fluoranthene	ND	0.19	ug/L	0.015
Benzo(ghi)perylene	ND	0.19	ug/L	0.014
Benzo(k)fluoranthene	ND	0.19	ug/L	0.052
Benzaldehyde	ND	0.95	ug/L	0.14
1,1'-Biphenyl	ND	0.95	ug/L	0.039
bis(2-Chloroethoxy) methane	ND	0.95	ug/L	0.055
bis(2-Chloroethyl)-ether	ND	0.19	ug/L	0.024
bis(2-Ethylhexyl) phthalate	ND	0.95	ug/L	0.76
4-Bromophenyl phenyl ether	ND	0.95	ug/L	0.060
Butyl benzyl phthalate	ND	0.95	ug/L	0.14
Caprolactam	ND	4.8	ug/L	1.1
Carbazole	**0.074 J**	**0.19**	**ug/L**	**0.015**
4-Chloroaniline	ND	0.95	ug/L	0.084
4-Chloro-3-methylphenol	ND	0.95	ug/L	0.072
2-Chloronaphthalene	ND	0.19	ug/L	0.014
2-Chlorophenol	ND	0.95	ug/L	0.16
4-Chlorophenyl phenyl ether	ND	0.95	ug/L	0.048
Chrysene	ND	0.19	ug/L	0.013
Dibenz(a,h)anthracene	ND	0.19	ug/L	0.015
Dibenzofuran	ND	0.95	ug/L	0.059
3,3'-Dichlorobenzidine	ND	0.95	ug/L	0.11
2,4-Dichlorophenol	ND	0.19	ug/L	0.032
Diethyl phthalate	ND	0.95	ug/L	0.14
2,4-Dimethylphenol	ND	0.95	ug/L	0.081
Dimethyl phthalate	ND	0.95	ug/L	0.073

(Continued on next page)

MACTEC Engineering and Consulting Inc

Client Sample ID: MW-3-111010

GC/MS Semivolatiles

Lot-Sample #...: C0K110534-006 **Work Order #...:** L9WVL1AA **Matrix.....:** WATER

PARAMETER	RESULT	REPORTING LIMIT	UNITS	MDL
Di-n-butyl phthalate	ND	0.95	ug/L	0.12
4,6-Dinitro-2-methylphenol	ND	4.8	ug/L	0.21
2,4-Dinitrophenol	ND	4.8	ug/L	0.58
2,4-Dinitrotoluene	ND	0.95	ug/L	0.051
2,6-Dinitrotoluene	ND	0.95	ug/L	0.076
Di-n-octyl phthalate	ND	0.95	ug/L	0.20
Fluoranthene	**0.14 J**	**0.19**	**ug/L**	**0.015**
Fluorene	ND	0.19	ug/L	0.021
Hexachlorobenzene	ND	0.19	ug/L	0.017
Hexachlorobutadiene	ND	0.19	ug/L	0.016
Hexachlorocyclopentadiene	ND	0.95	ug/L	0.049
Hexachloroethane	ND	0.95	ug/L	0.060
Indeno(1,2,3-cd)pyrene	ND	0.19	ug/L	0.019
Isophorone	ND	0.95	ug/L	0.061
2-Methylnaphthalene	**0.10 J**	**0.19**	**ug/L**	**0.012**
2-Methylphenol	ND	0.95	ug/L	0.082
4-Methylphenol	ND	0.95	ug/L	0.086
Naphthalene	**0.46**	**0.19**	**ug/L**	**0.013**
2-Nitroaniline	ND	4.8	ug/L	0.33
3-Nitroaniline	ND	4.8	ug/L	0.31
4-Nitroaniline	ND	4.8	ug/L	0.16
Nitrobenzene	ND	0.19	ug/L	0.080
2-Nitrophenol	ND	0.95	ug/L	0.16
4-Nitrophenol	ND	4.8	ug/L	0.57
N-Nitrosodi-n-propylamine	ND	0.19	ug/L	0.029
N-Nitrosodiphenylamine	ND	0.19	ug/L	0.081
2,2'-oxybis (1-Chloropropane)	ND	0.19	ug/L	0.019
Pentachlorophenol	ND	0.95	ug/L	0.063
Phenanthrene	**0.15 J**	**0.19**	**ug/L**	**0.041**
Phenol	ND	0.19	ug/L	0.055
Pyrene	**0.080 J**	**0.19**	**ug/L**	**0.015**
2,4,5-Trichlorophenol	ND	0.95	ug/L	0.15
2,4,6-Trichlorophenol	ND	0.95	ug/L	0.17

(Continued on next page)

MACTEC Engineering and Consulting Inc

Client Sample ID: MW-3-111010

GC/MS Semivolatiles

Lot-Sample #...: C0K110534-006 **Work Order #...:** L9WVL1AA **Matrix.....:** WATER

SURROGATE	PERCENT RECOVERY	RECOVERY LIMITS
Nitrobenzene-d5	76	(23 - 112)
Terphenyl-d14	58	(10 - 132)
2-Fluorobiphenyl	77	(19 - 107)
2-Fluorophenol	68	(10 - 111)
Phenol-d5	70	(15 - 112)
2,4,6-Tribromophenol	84	(16 - 122)

NOTE(S):

J Estimated result. Result is less than RL.

Data File: \\PITSVR06\D\chem\731.i\V111610.b\V1116030.D

Date : 16-NOV-2010 19:38

Client ID: MW-3-111010

Sample Info: C0K100534-006 11/15/10 h2o(0319135) 8270c

Volume Injected (uL): 2.0

Column phase: DB5-MS

Instrument: 731.i

Operator: 003200

Column diameter: 0.32

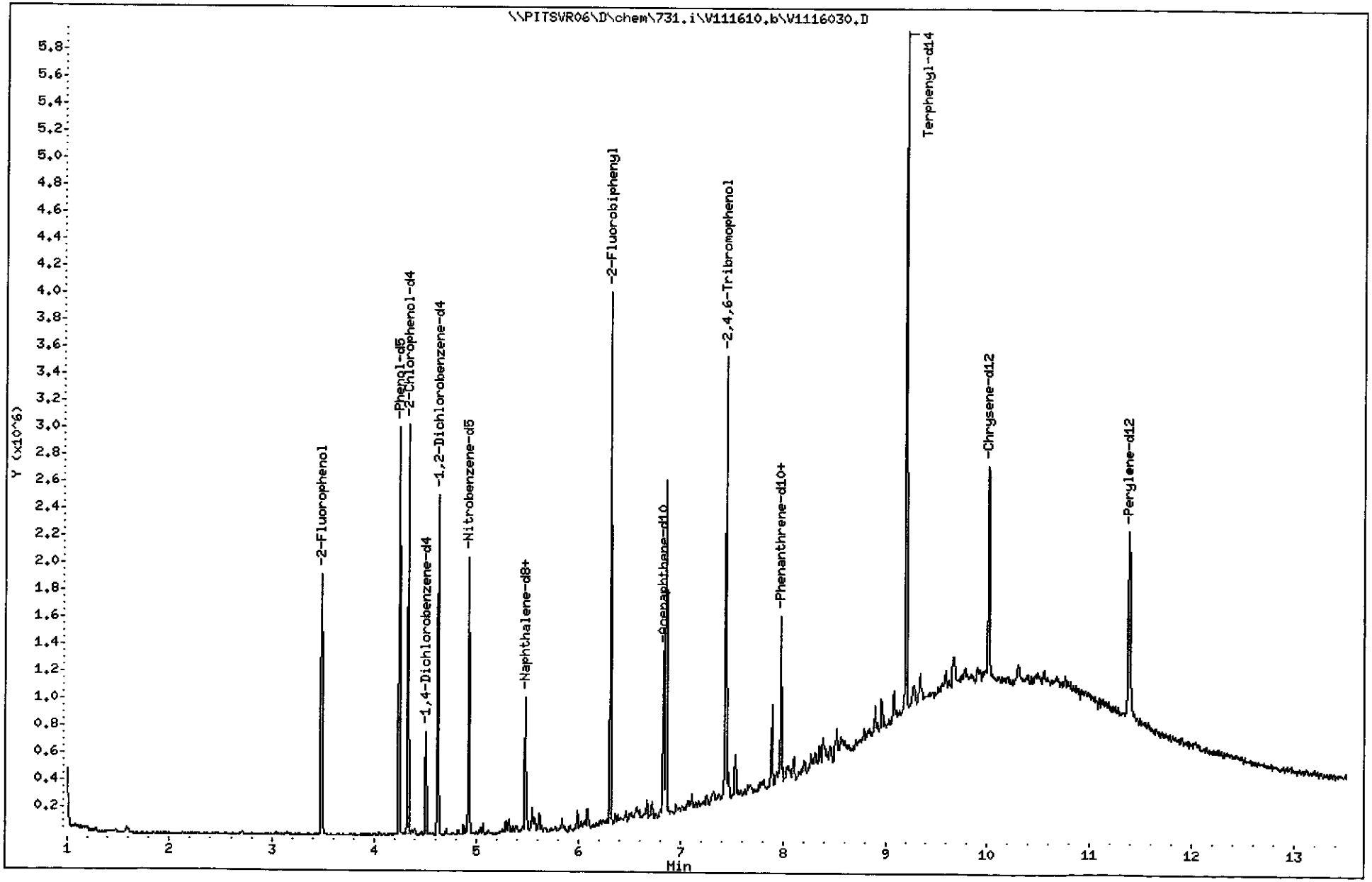

TestAmerica Pittsburgh

Semivolatile REPORT SW-846 Method 8270

Data file : \\PITSVR06\D\chem\731.i\V111610.b\V1116030.D
Lab Smp Id: L9WVL1AA Client Smp ID: MW-3-111010
Inj Date : 16-NOV-2010 19:38
Operator : 003200 Inst ID: 731.i
Smp Info : C0K100534-006 11/15/10 h2o(0319135) 8270c
Misc Info : L9WVL1AA,V111610.b,8270ll.m,padep.sub
Comment :
Method : \\PITSVR06\D\chem\731.i\V111610.b\8270ll.m
Meth Date : 17-Nov-2010 05:55 piccolinov Quant Type: ISTD
Cal Date : 10-NOV-2010 09:21 Cal File: V1110IC8.D
Als bottle: 32
Dil Factor: 1.00000
Integrator: HP RTE Compound Sublist: padep.sub
Target Version: 4.14
Processing Host: PITPC-502

Concentration Formula: Amt * DF * Uf * Vt/(Vo * Vi) * CpndVariable

Name	Value	Description
DF	1.000	Dilution Factor
Uf	1.000	ng unit correction factor
Vt	1000.000	Volume of final extract (uL)
Vo	1050.000	Volume of sample extracted (mL)
Vi	2.000	Volume injected (uL)
Cpnd Variable		Local Compound Variable

	Compounds	QUANT SIG MASS	RT	EXP RT	REL RT	RESPONSE	CONCENTRATIONS ON-COLUMN (NG)	CONCENTRATIONS FINAL (ug/L)
* 1	1,4-Dichlorobenzene-d4	152	4.509	4.510	(1.000)	83197	8.00000	
* 2	Naphthalene-d8	136	5.481	5.487	(1.000)	290437	8.00000	
* 3	Acenaphthene-d10	164	6.833	6.839	(1.000)	190328	8.00000	
* 4	Phenanthrene-d10	188	7.976	7.982	(1.000)	381688	8.00000	
* 5	Chrysene-d12	240	10.017	10.017	(1.000)	614798	8.00000	
* 6	Perylene-d12	264	11.390	11.390	(1.000)	818665	8.00000	
198	1,4-Dioxane	88	Compound Not Detected.					
10	N-Nitrosodimethylamine	74	Compound Not Detected.					
9	Pyridine	79	Compound Not Detected.					
16	Methyl methanesulfonate	80	Compound Not Detected.					
206	Benzaldehyde	77	Compound Not Detected.					
21	Aniline	93	Compound Not Detected.					
22	Phenol	94	Compound Not Detected.					
23	bis(2-Chloroethyl)ether	93	Compound Not Detected.					
24	2-Chlorophenol	128	Compound Not Detected.					
26	1,3-Dichlorobenzene	146	Compound Not Detected.					
27	1,4-Dichlorobenzene	146	Compound Not Detected.					
28	1,2-Dichlorobenzene	146	Compound Not Detected.					
29	Benzyl Alcohol	108	Compound Not Detected.					
30	2-Methylphenol	108	Compound Not Detected.					

	Compounds	QUANT SIG MASS	RT	EXP RT	REL RT	RESPONSE	CONCENTRATIONS ON-COLUMN (NG)	CONCENTRATIONS FINAL (ug/L)
31	2,2'-oxybis(1-Chloropropane)	45	Compound Not Detected.					
37	Acetophenone	105	Compound Not Detected.					
32	N-Nitroso-di-n-propylamine	70	Compound Not Detected.					
192	4-Methylphenol	108	Compound Not Detected.					
34	Hexachloroethane	117	Compound Not Detected.					
35	Nitrobenzene	77	Compound Not Detected.					
41	Isophorone	82	Compound Not Detected.					
42	2-Nitrophenol	139	Compound Not Detected.					
43	2,4-Dimethylphenol	107	Compound Not Detected.					
44	bis(2-Chloroethoxy)methane	93	Compound Not Detected.					
48	2,4-Dichlorophenol	162	Compound Not Detected.					
49	Benzoic Acid	122	5.268	5.279	(0.961)	3870	0.58152	0.27691
50	1,2,4-Trichlorobenzene	180	Compound Not Detected.					
51	Naphthalene	128	5.497	5.503	(1.003)	38071	0.97092	0.46234
52	4-Chloroaniline	127	Compound Not Detected.					
54	2,6-Dichlorophenol	162	Compound Not Detected.					
56	Hexachlorobutadiene	224	Compound Not Detected.					
208	Caprolactam	113	Compound Not Detected.					
59	4-Chloro-3-Methylphenol	107	Compound Not Detected.					
62	2-Methylnaphthalene	142	6.026	6.037	(1.099)	5712	0.21672	0.10320
63	1-Methylnaphthalene	142	6.106	6.112	(1.114)	4847	0.18934	0.090164
64	Hexachlorocyclopentadiene	236	Compound Not Detected.					
66	2,4,6-Trichlorophenol	196	Compound Not Detected.					
67	2,4,5-Trichlorophenol	196	Compound Not Detected.					
209	1,1'-Biphenyl	154	Compound Not Detected.					
70	2-Chloronaphthalene	162	Compound Not Detected.					
73	2-Nitroaniline	65	Compound Not Detected.					
76	Dimethylphthalate	163	Compound Not Detected.					
78	2,6-Dinitrotoluene	165	Compound Not Detected.					
79	Acenaphthylene	152	6.721	6.727	(0.984)	17889	0.42474	0.20226
81	3-Nitroaniline	138	Compound Not Detected.					
82	Acenaphthene	153	6.860	6.860	(1.004)	480534	18.3883	8.7563
83	2,4-Dinitrophenol	184	Compound Not Detected.					
85	4-Nitrophenol	109	Compound Not Detected.					
86	Dibenzofuran	168	6.993	6.994	(1.023)	4374	0.10976	0.052267
87	2,4-Dinitrotoluene	165	Compound Not Detected.					
91	2,3,5,6-Tetrachlorophenol	231	Compound Not Detected.					
88	2,3,4,6-Tetrachlorophenol	231	Compound Not Detected.					
92	2-Naphthylamine	143	Compound Not Detected.					
93	Diethylphthalate	149	7.153	7.159	(1.047)	8669	0.28323	0.13487
94	Fluorene	166	Compound Not Detected.					
95	4-Chlorophenyl-phenylether	204	Compound Not Detected.					
96	4-Nitroaniline	138	Compound Not Detected.					
98	4,6-Dinitro-2-methylphenol	198	Compound Not Detected.					
99	N-Nitrosodiphenylamine (1)	169	Compound Not Detected.					
100	1,2-Diphenylhydrazine	77	Compound Not Detected.					
106	4-Bromophenyl-phenylether	248	Compound Not Detected.					
107	Hexachlorobenzene	283	Compound Not Detected.					
210	Atrazine	200	Compound Not Detected.					
111	Pentachlorophenol	265	Compound Not Detected.					
115	Phenanthrene	178	7.997	7.998	(1.003)	16191	0.30461	0.14505
116	Anthracene	178	8.035	8.041	(1.007)	26938	0.49909	0.23766
119	Carbazole	167	8.152	8.158	(1.022)	6714	0.15612	0.074343
120	Di-n-Butylphthalate	149	Compound Not Detected.					

Compounds	QUANT SIG MASS	RT	EXP RT	REL RT	RESPONSE	CONCENTRATIONS ON-COLUMN (NG)	CONCENTRATIONS FINAL (ug/L)
123 Fluoranthene	202	8.916	8.917	(1.118)	18749	0.30383	0.14468
124 Benzidine	184	Compound Not Detected.					
125 Pyrene	202	9.093	9.093	(0.908)	14498	0.16875	0.080358
131 Butylbenzylphthalate	149	Compound Not Detected.					
135 3,3'-Dichlorobenzidine	252	Compound Not Detected.					
136 Benzo(a)Anthracene	228	Compound Not Detected.					
137 Chrysene	228	Compound Not Detected.					
139 bis(2-ethylhexyl)Phthalate	149	9.990	9.991	(0.997)	15067	0.31670	0.15081
140 Di-n-octylphthalate	149	Compound Not Detected.					
141 Benzo(b)fluoranthene	252	Compound Not Detected.					
142 Benzo(k)fluoranthene	252	Compound Not Detected.					
143 7,12-dimethylbenz[a]anthracen	256	Compound Not Detected.					
146 Benzo(a)pyrene	252	Compound Not Detected.					
149 Indeno(1,2,3-cd)pyrene	276	Compound Not Detected.					
150 Dibenz(a,h)anthracene	278	Compound Not Detected.					
151 Benzo(g,h,i)perylene	276	Compound Not Detected.					
$ 154 Nitrobenzene-d5	82	4.931	4.932	(0.900)	484373	30.2864	14.422
$ 155 2-Fluorobiphenyl	172	6.309	6.315	(0.923)	951104	30.7120	14.625
$ 156 Terphenyl-d14	244	9.199	9.200	(0.918)	1361650	23.0162	10.960
$ 157 Phenol-d5	99	4.247	4.243	(0.942)	666981	41.7799	19.895
$ 158 2-Fluorophenol	112	3.489	3.473	(0.774)	517003	40.9434	19.497
$ 159 2,4,6-Tribromophenol	330	7.442	7.442	(0.933)	253782	50.1346	23.874
$ 186 2-Chlorophenol-d4	132	4.338	4.333	(0.962)	580479	41.5508	19.786
$ 187 1,2-Dichlorobenzene-d4	152	4.627	4.627	(1.026)	260487	24.4835	11.659

Data File: \\PITSVR06\D\chem\731.i\V111610.b\V1116030.D

Date : 16-NOV-2010 19:38

Client ID: MW-3-111010

Instrument: 731.i

Sample Info: C0K100534-006 11/15/10 h2o(0319135) 8270c

Volume Injected (uL): 2.0

Operator: 003200

Column phase: DB5-MS

Column diameter: 0.32

49 Benzoic Acid

Concentration: 0.27691 ug/L

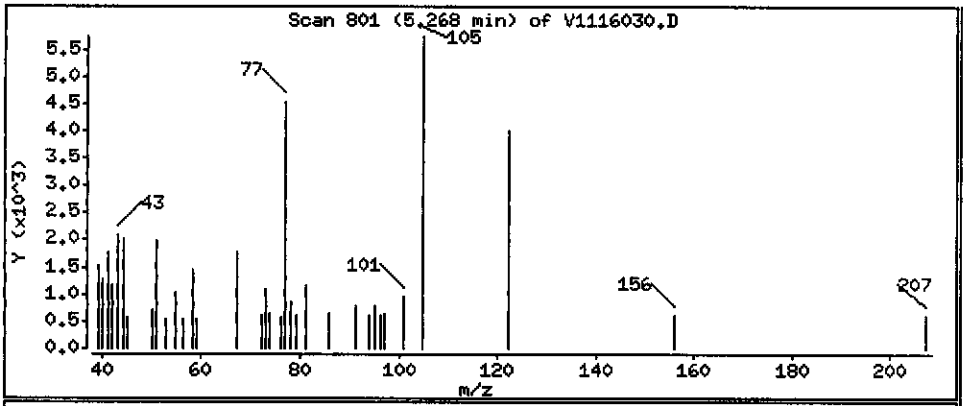

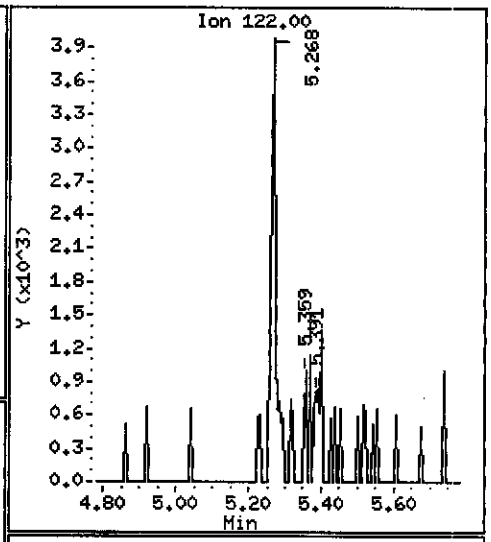

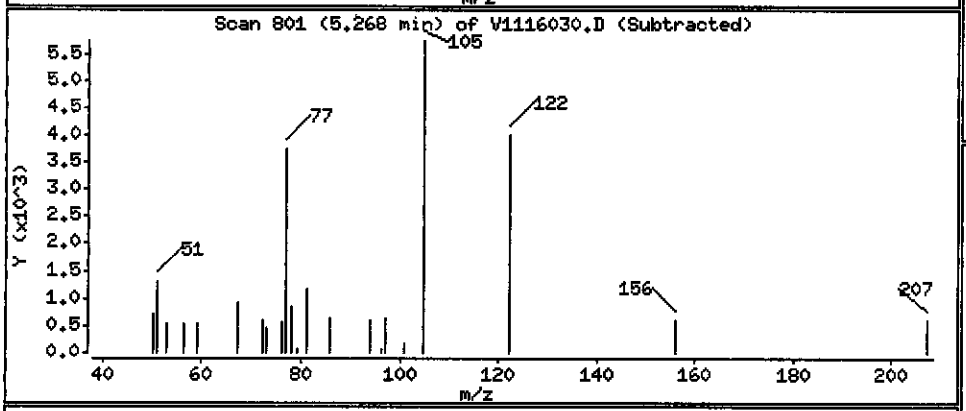

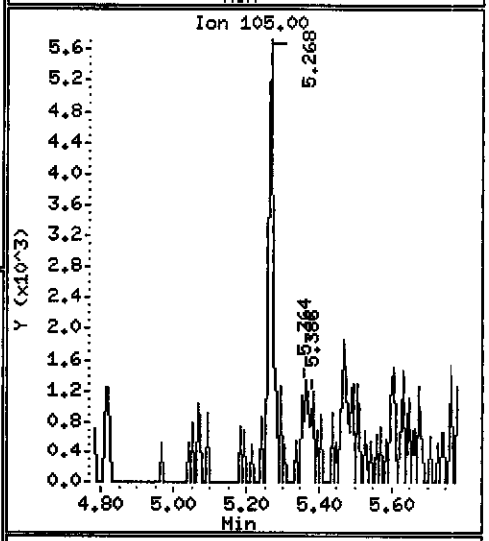

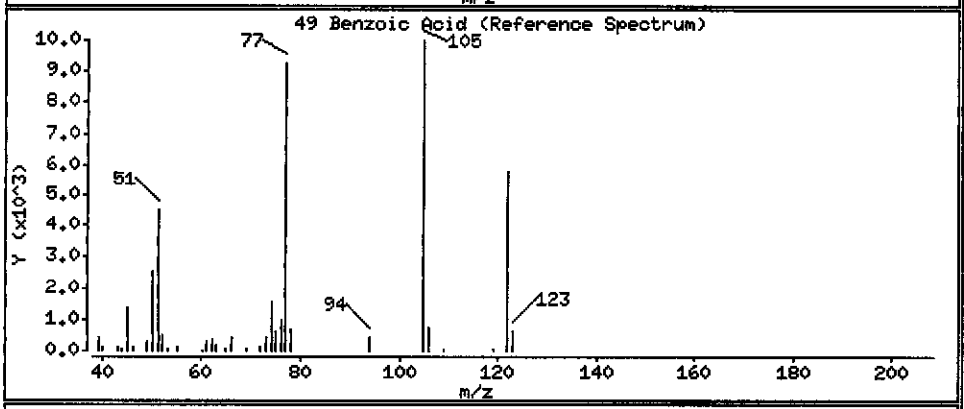

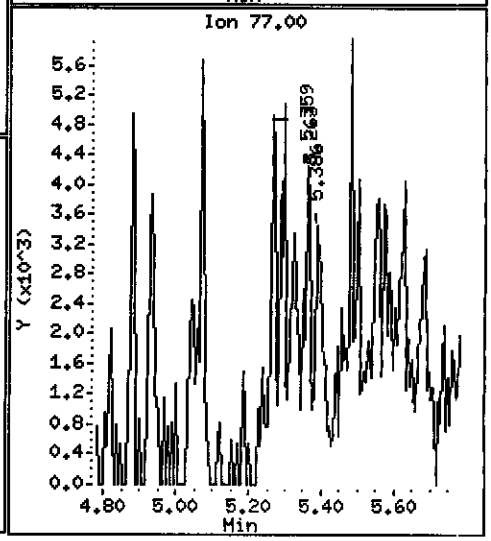

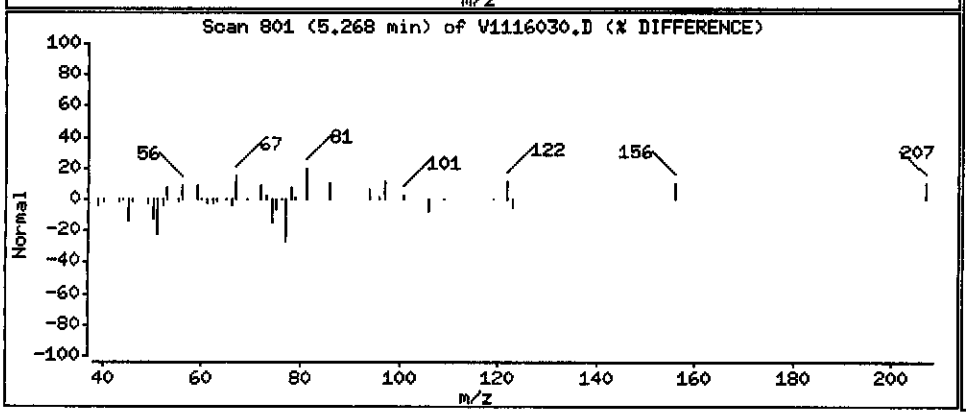

Data File: \\PITSVR06\D\chem\731.i\V111610.b\V1116030.D

Date : 16-NOV-2010 19:38

Client ID: MW-3-111010

Instrument: 731.i

Sample Info: C0K100534-006 11/15/10 h2o(0319135) 8270c

Volume Injected (uL): 2.0

Operator: 003200

Column phase: DB5-MS

Column diameter: 0.32

51 Naphthalene

Concentration: 0.46234 ug/L

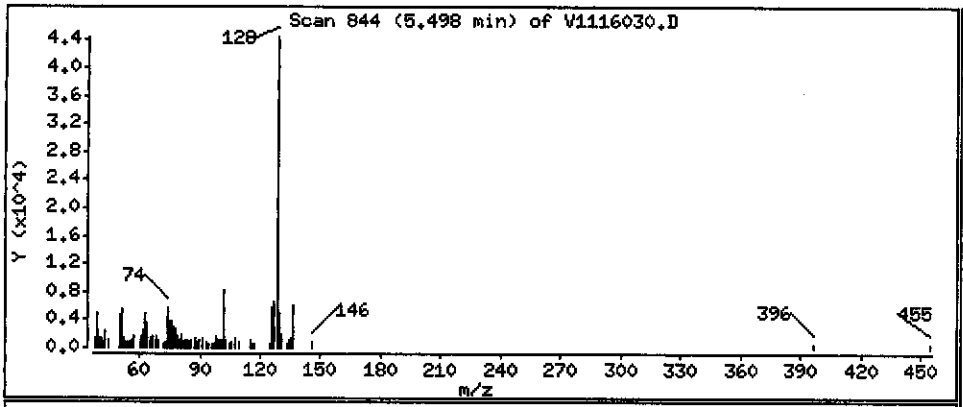

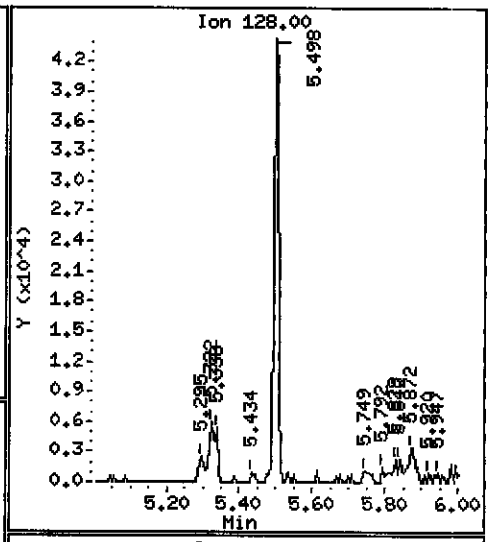

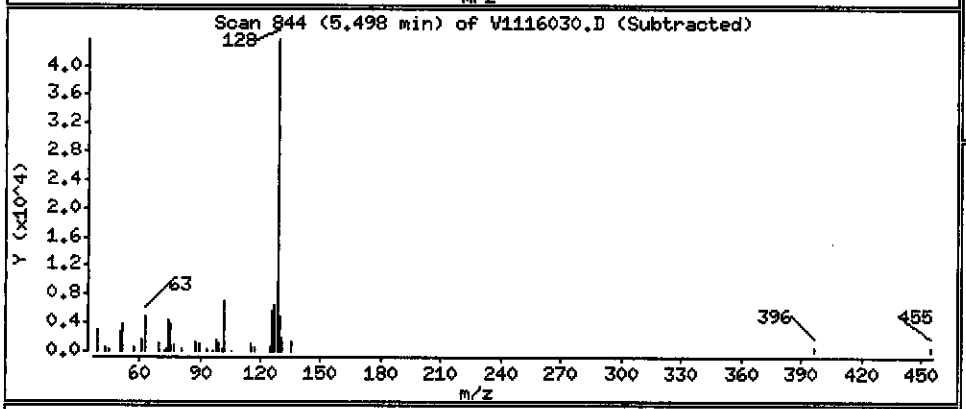

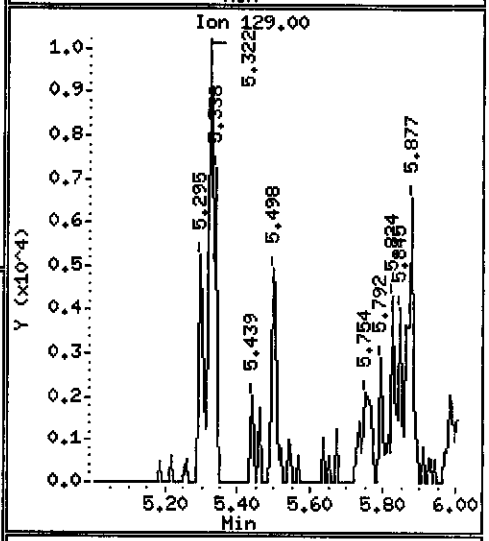

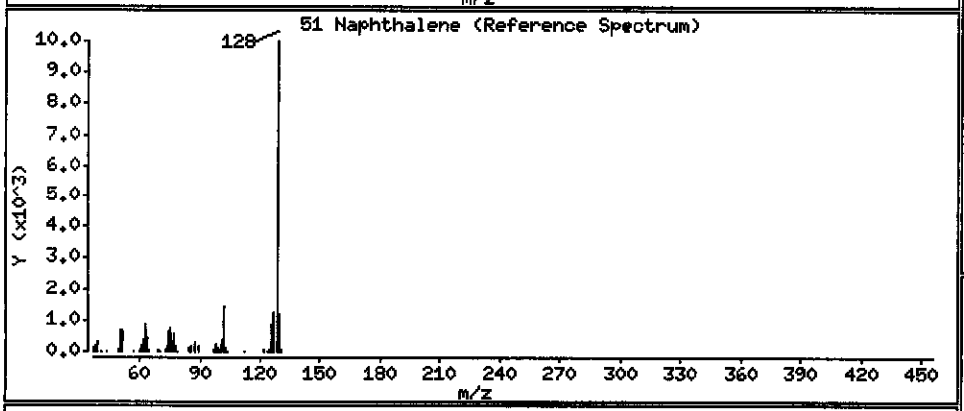

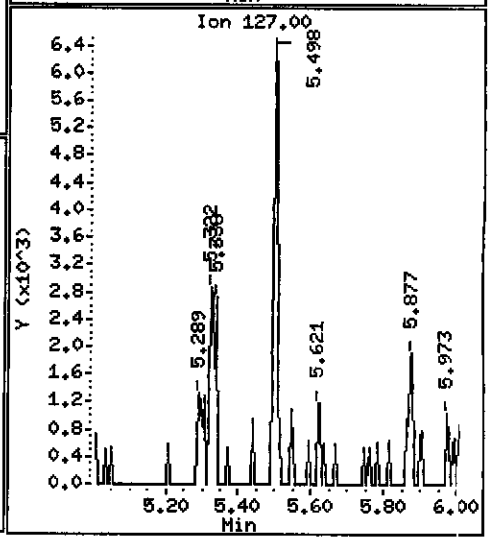

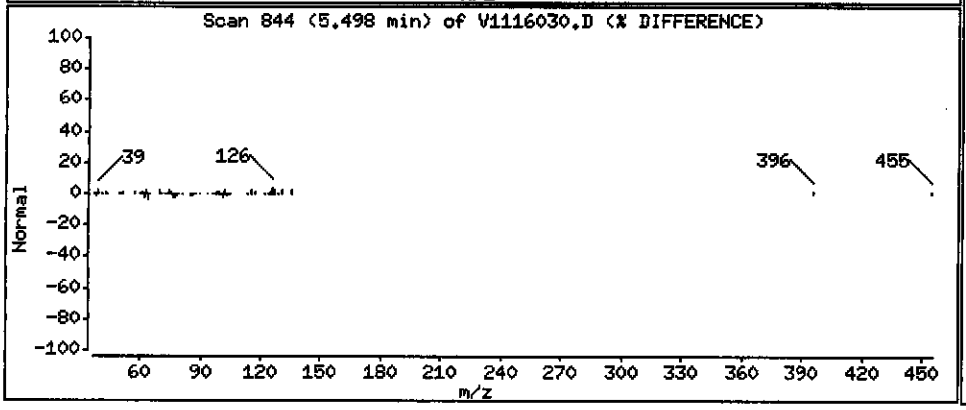

Data File: \\PITSVR06\D\chem\731.i\V111610.b\V1116030.D

Date : 16-NOV-2010 19:38

Client ID: MW-3-111010

Instrument: 731.i

Sample Info: C0K100534-006 11/15/10 h2o(0319135) 8270c

Volume Injected (uL): 2.0

Operator: 003200

Column phase: DB5-MS

Column diameter: 0.32

62 2-Methylnaphthalene

Concentration: 0.10320 ug/L

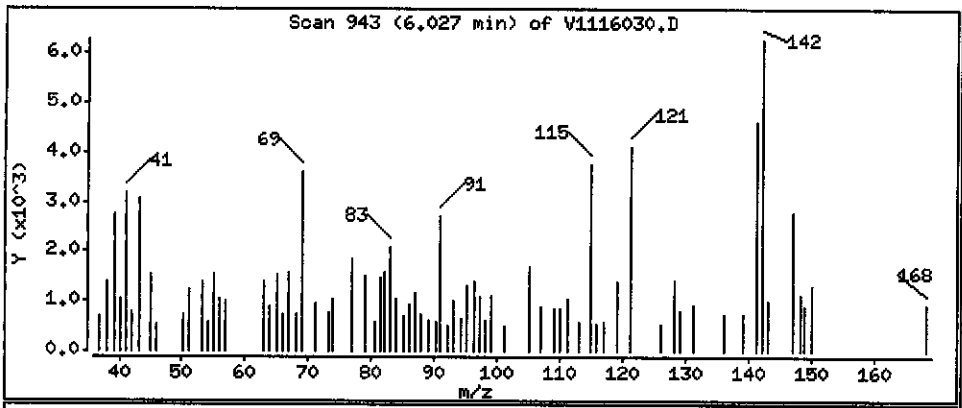

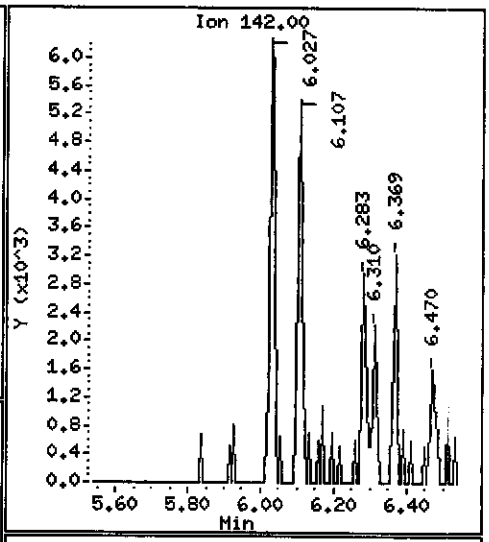

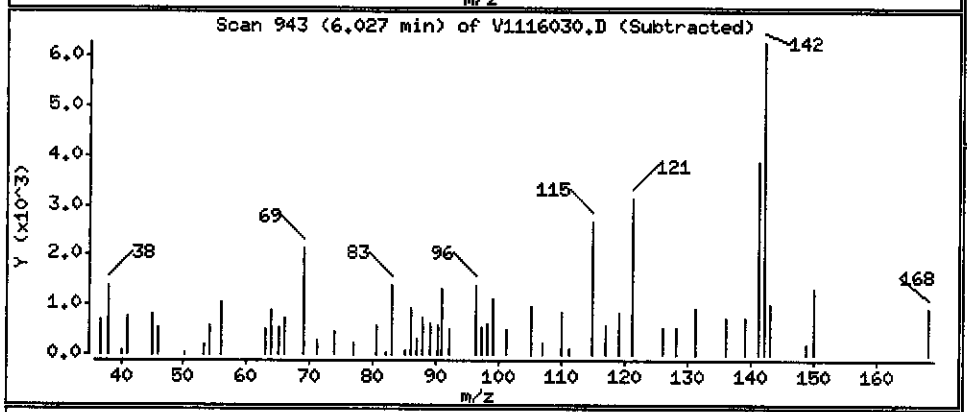

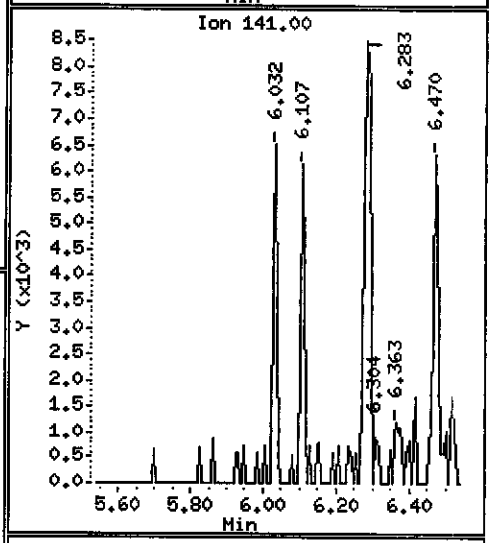

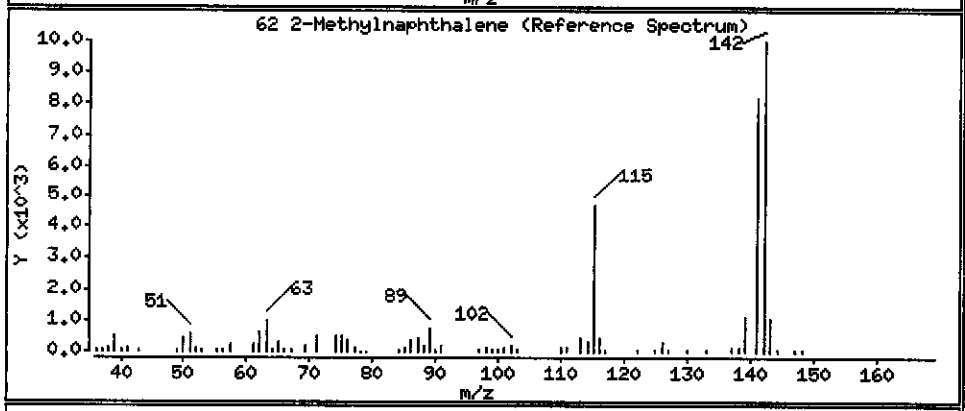

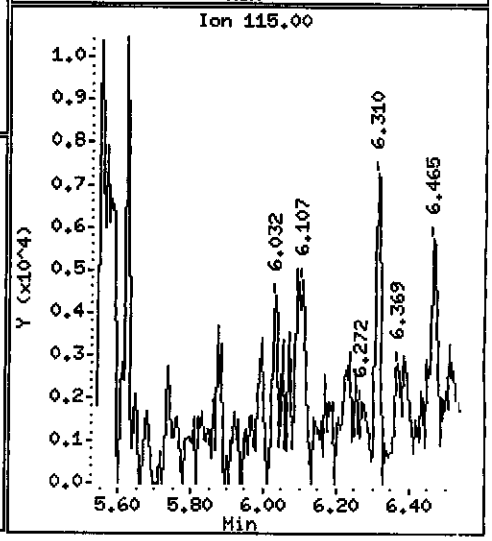

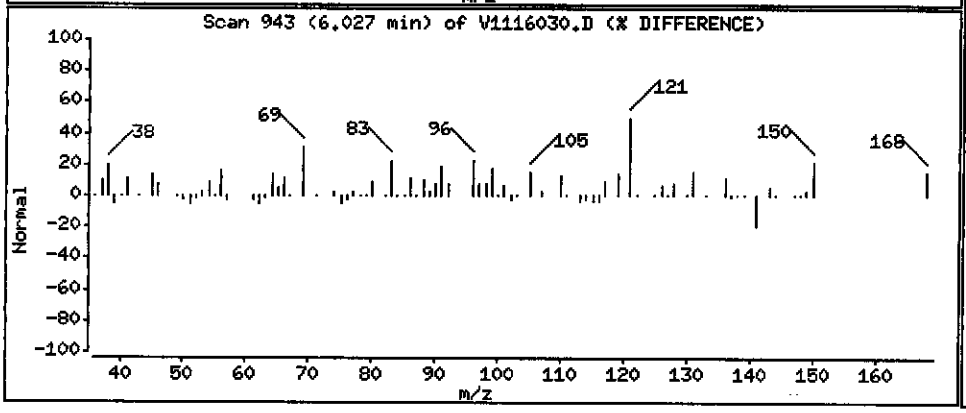

Data File: \\PITSVR06\D\chem\731.i\V111610.b\V1116030.D

Date : 16-NOV-2010 19:38

Client ID: MW-3-111010

Instrument: 731.i

Sample Info: C0K100534-006 11/15/10 h2o(0319135) 8270c

Volume Injected (uL): 2.0

Operator: 003200

Column phase: DB5-MS

Column diameter: 0.32

63 1-Methylnaphthalene

Concentration: 0.090164 ug/L

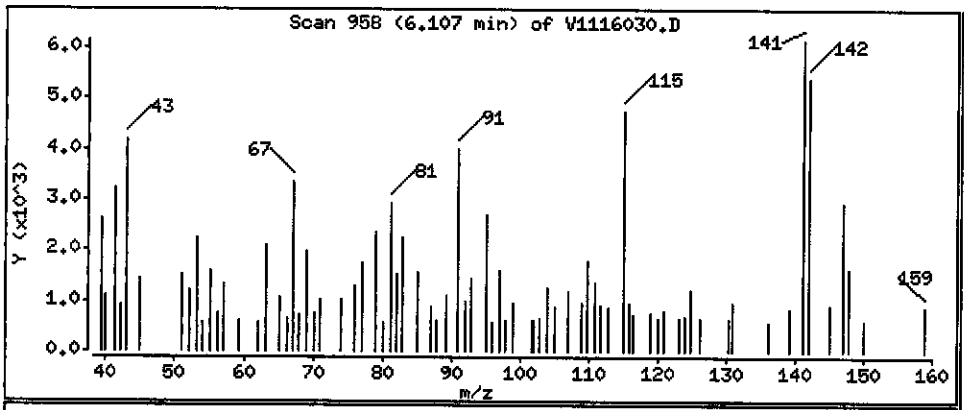

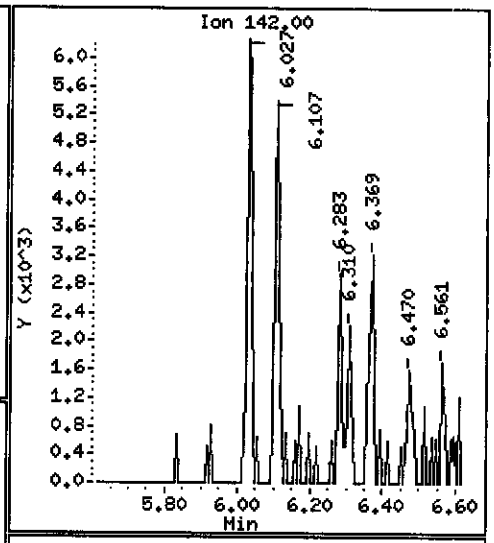

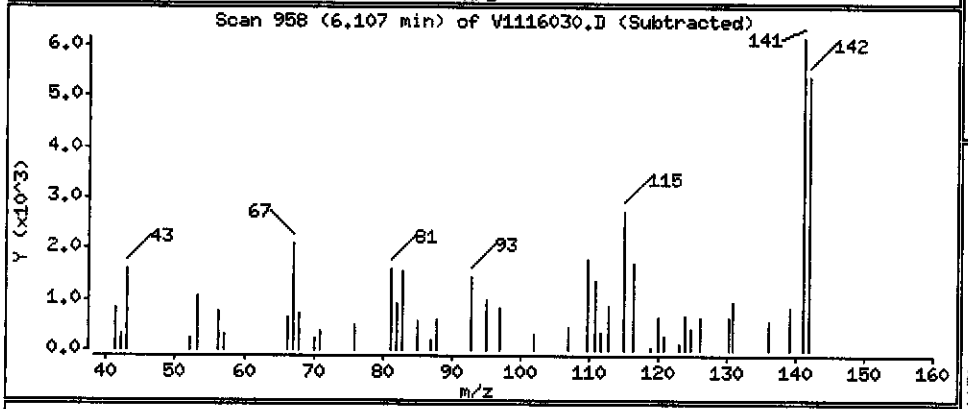

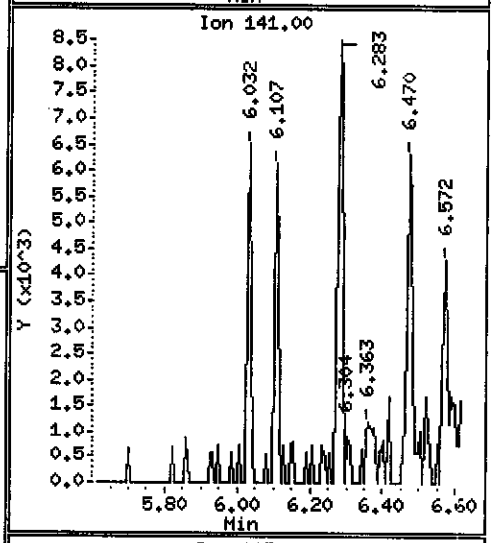

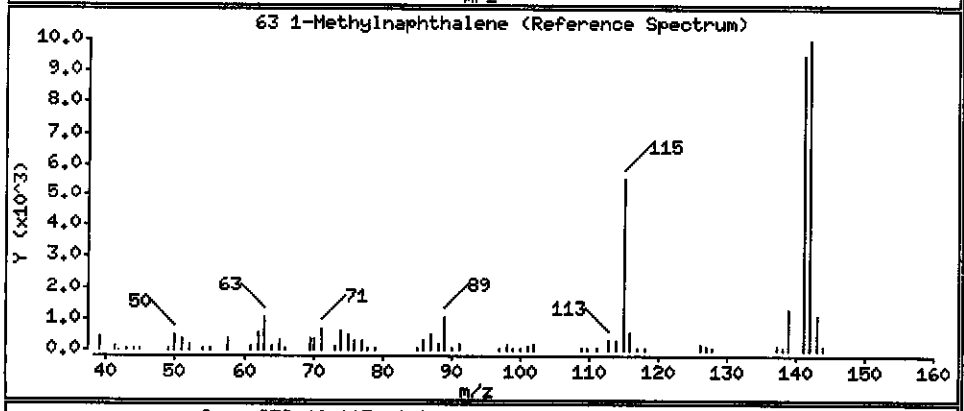

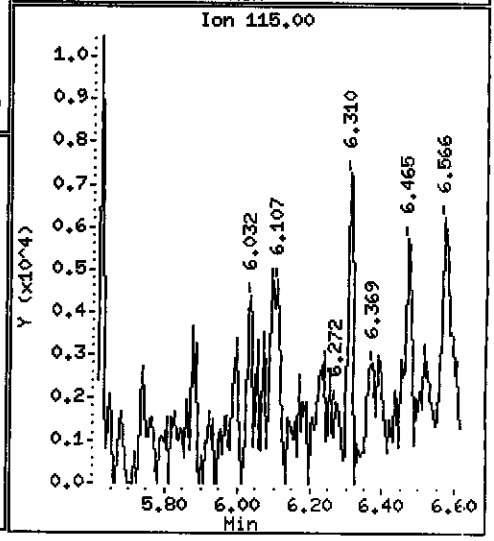

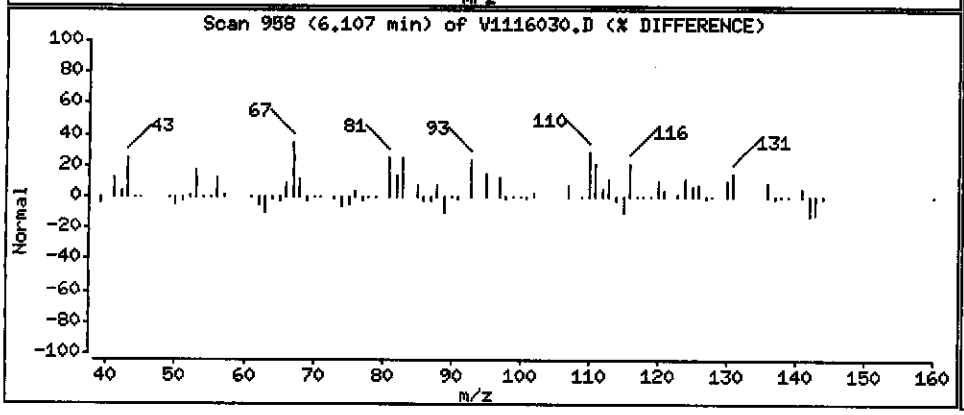

Data File: \\PITSVR06\D\chem\731.i\V111610.b\V1116030.D

Date : 16-NOV-2010 19:38

Client ID: MW-3-111010

Instrument: 731.i

Sample Info: C0K100534-006 11/15/10 h2o(0319135) 8270c

Volume Injected (uL): 2.0

Operator: 003200

Column phase: DB5-MS

Column diameter: 0.32

79 Acenaphthylene

Concentration: 0.20226 ug/L

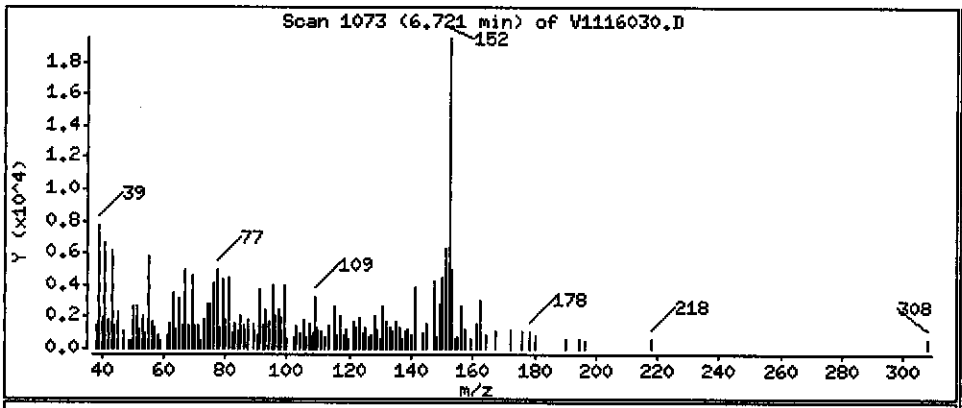

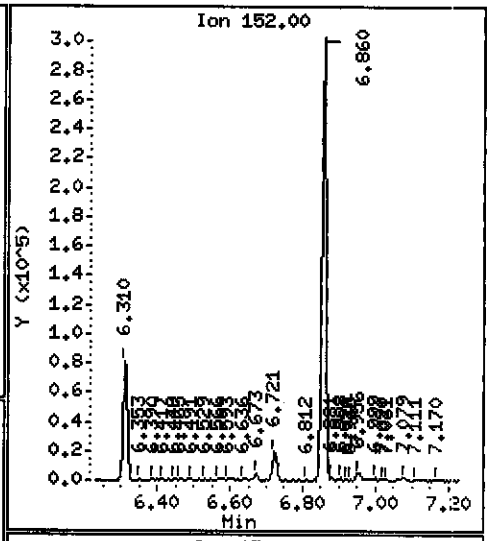

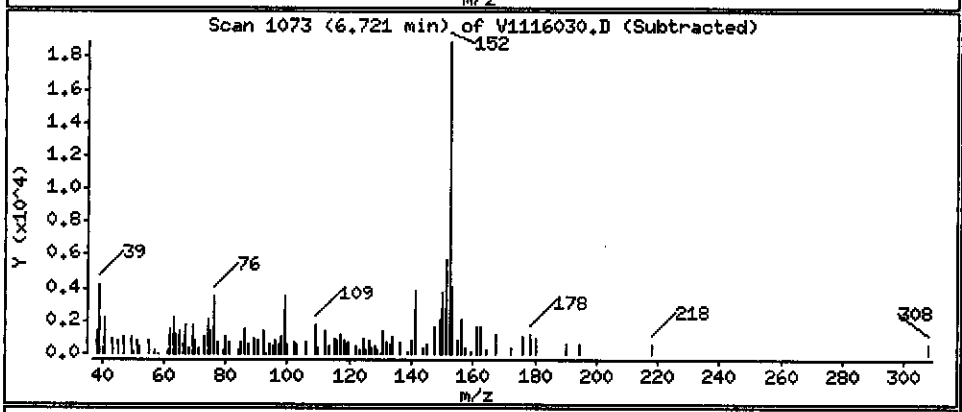

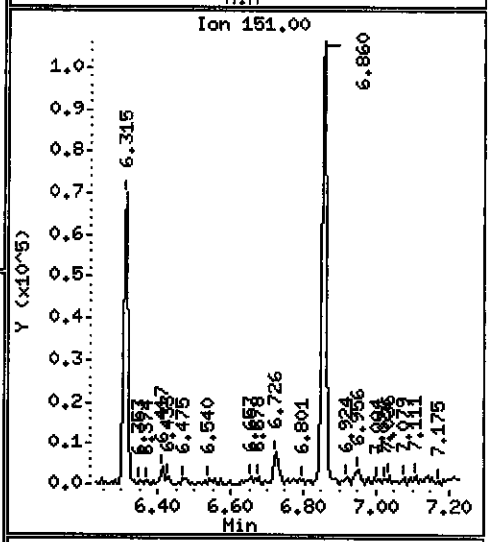

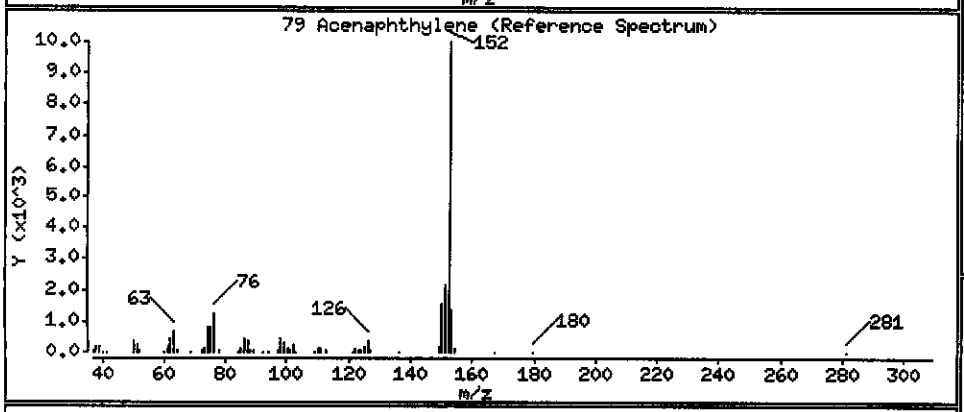

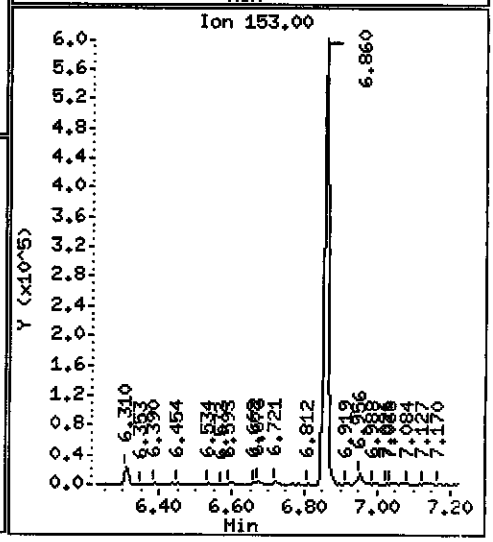

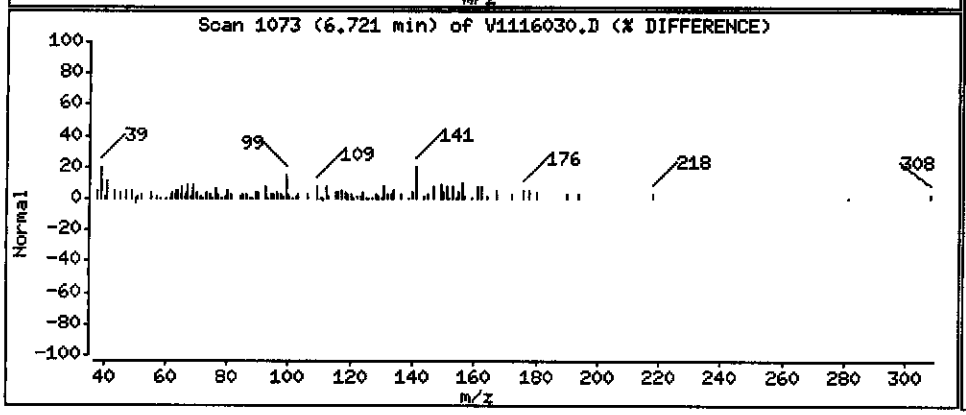

Data File: \\PITSVR06\D\chem\731.i\V111610.b\V1116030.D

Date : 16-NOV-2010 19:38

Client ID: MW-3-111010

Instrument: 731.i

Sample Info: C0K100534-006 11/15/10 h2o(0319135) 8270c

Volume Injected (uL): 2.0

Operator: 003200

Column phase: DB5-MS

Column diameter: 0.32

82 Acenaphthene

Concentration: 8.7563 ug/L

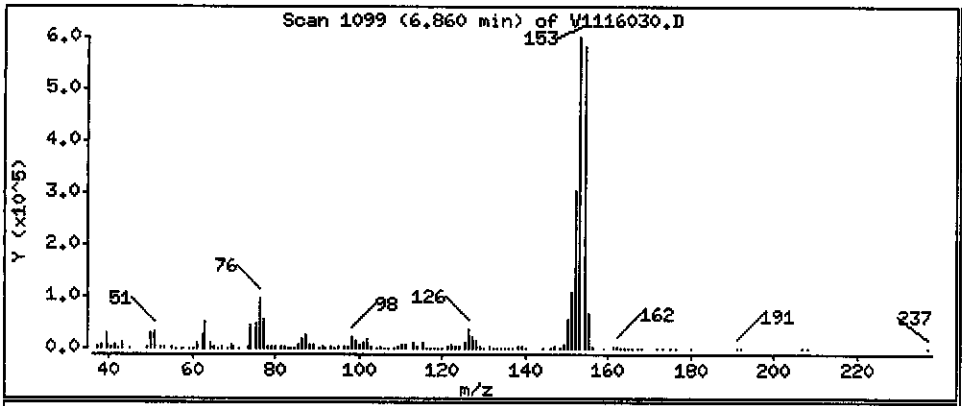

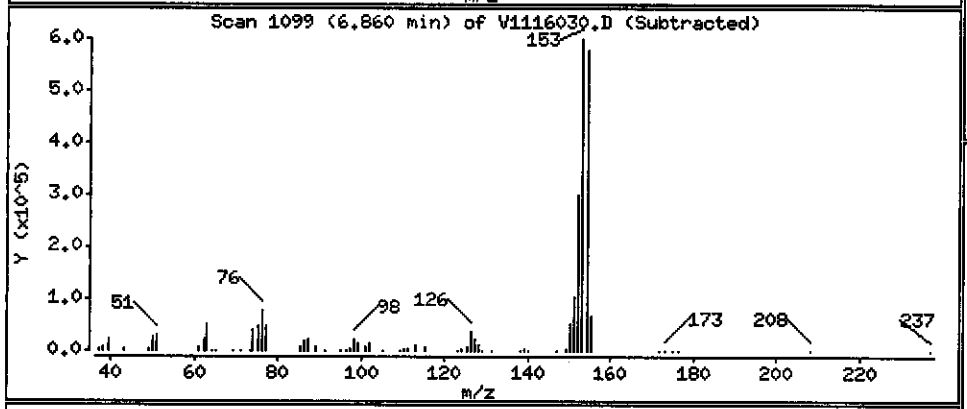

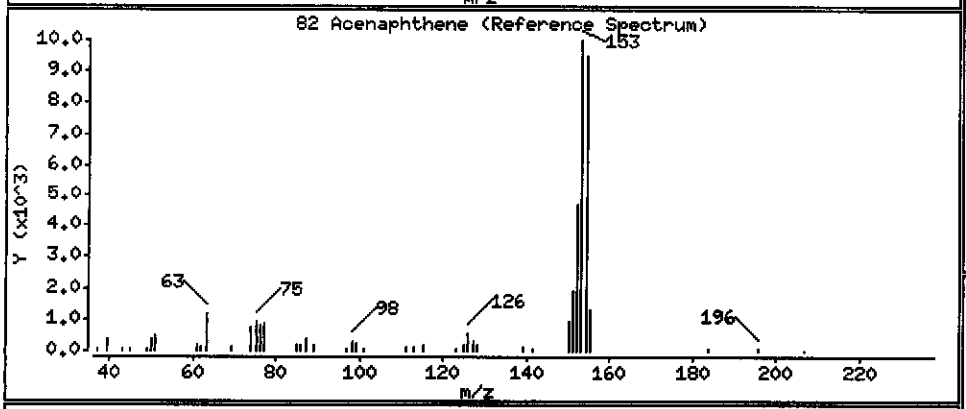

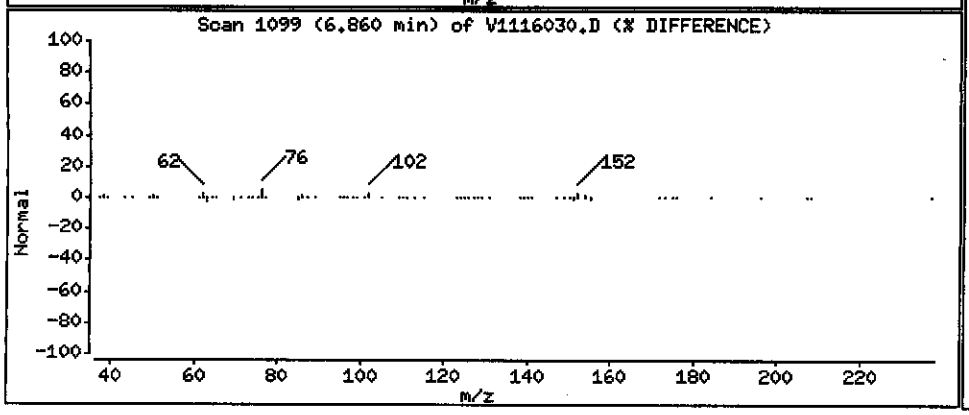

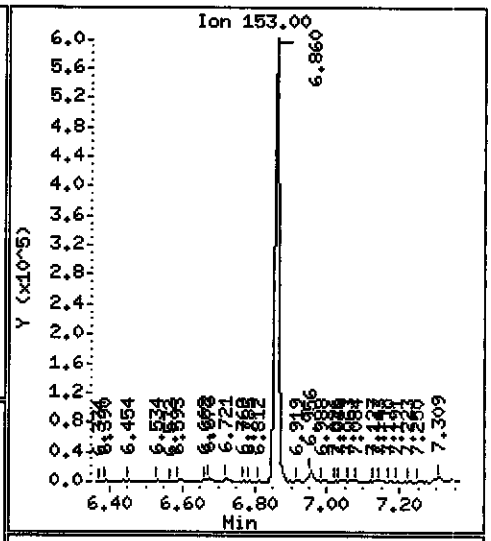

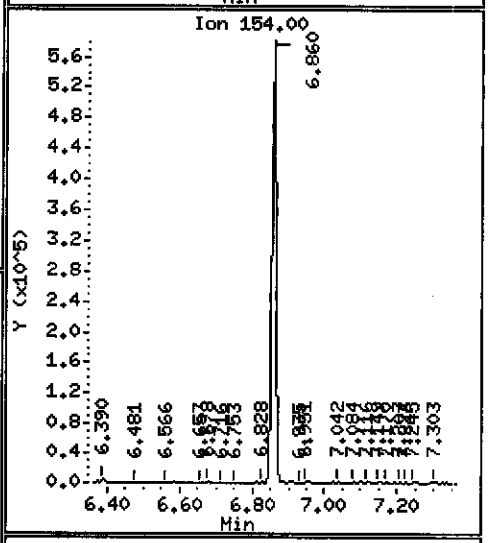

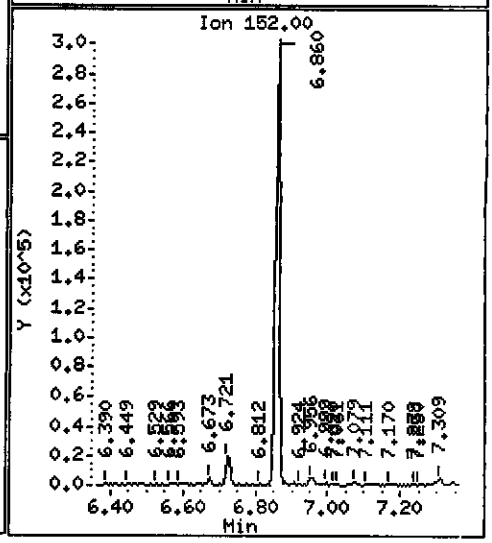

Data File: \\PITSVR06\D\chem\731.i\V111610.b\V1116030.D

Date : 16-NOV-2010 19:38

Client ID: MW-3-111010

Instrument: 731.i

Sample Info: C0K100534-006 11/15/10 h2o(0319135) 8270c

Volume Injected (uL): 2.0

Operator: 003200

Column phase: DB5-MS

Column diameter: 0.32

86 Dibenzofuran

Concentration: 0.052267 ug/L

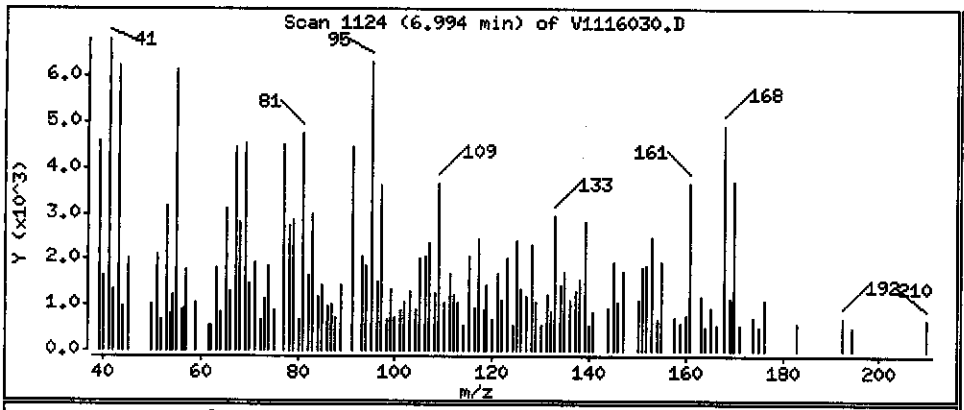

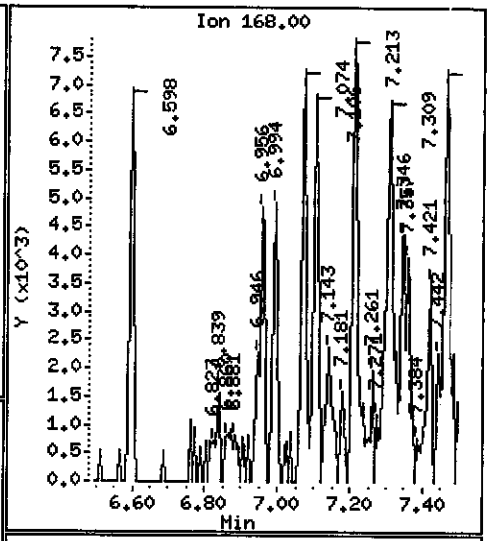

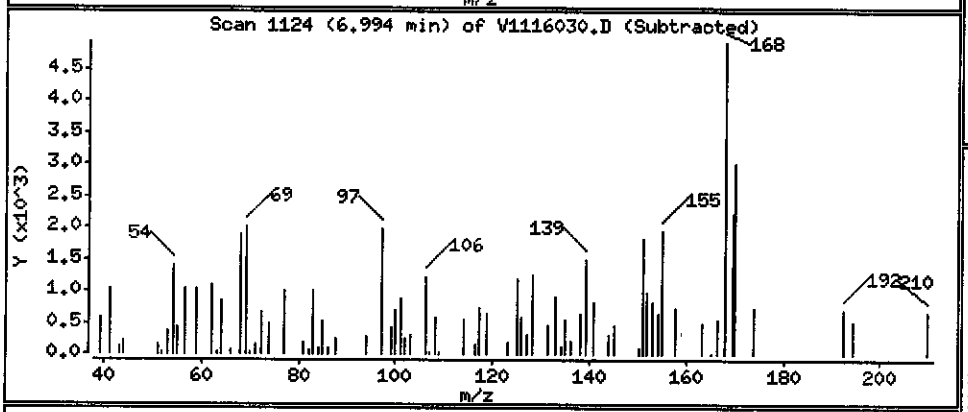

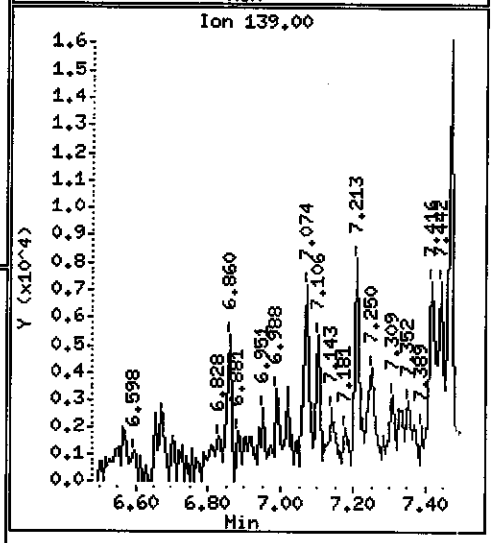

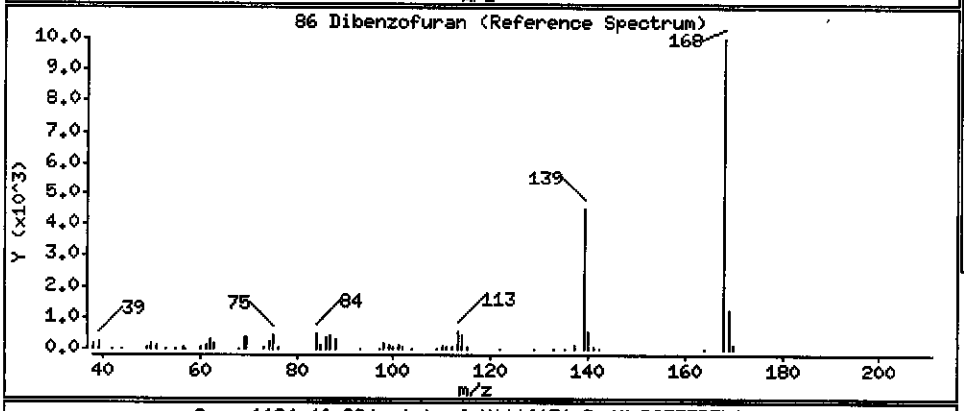

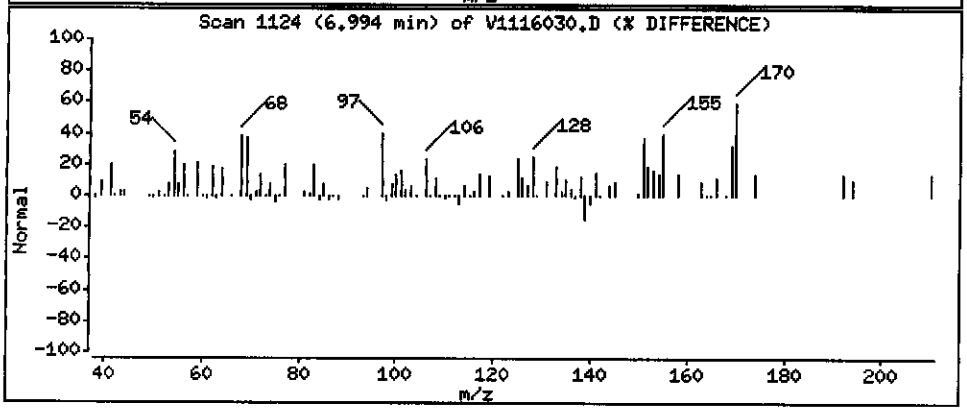

Data File: \\PITSVR06\D\chem\731.i\V111610.b\V1116030.D

Date : 16-NOV-2010 19:38

Client ID: MW-3-111010

Instrument: 731.i

Sample Info: C0K100534-006 11/15/10 h2o(0319135) 8270c

Volume Injected (uL): 2.0

Operator: 003200

Column phase: DB5-MS

Column diameter: 0.32

93 Diethylphthalate

Concentration: 0.13487 ug/L

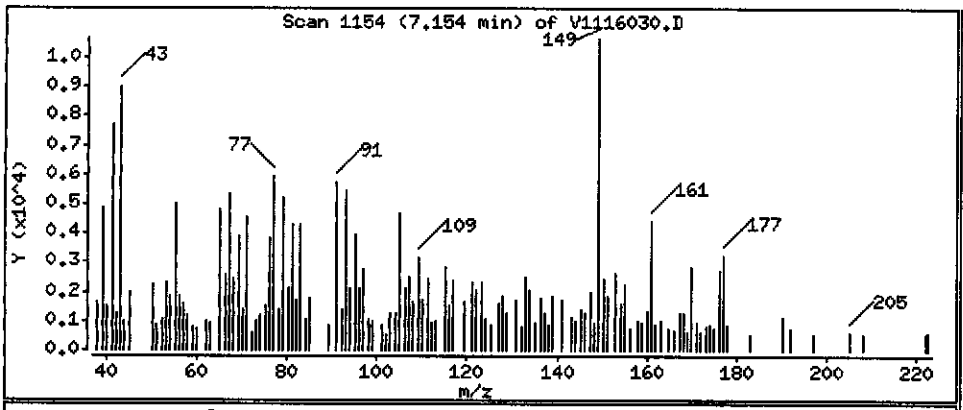

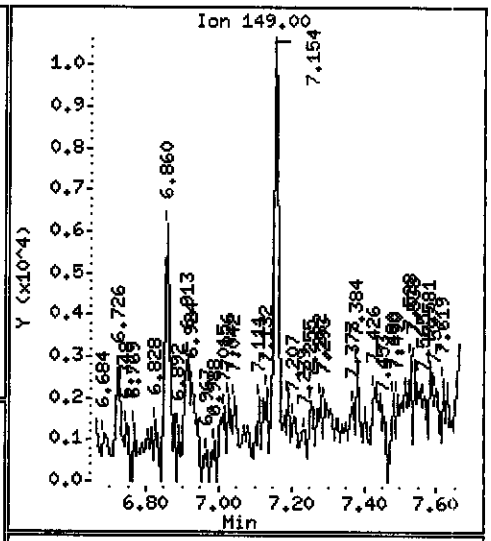

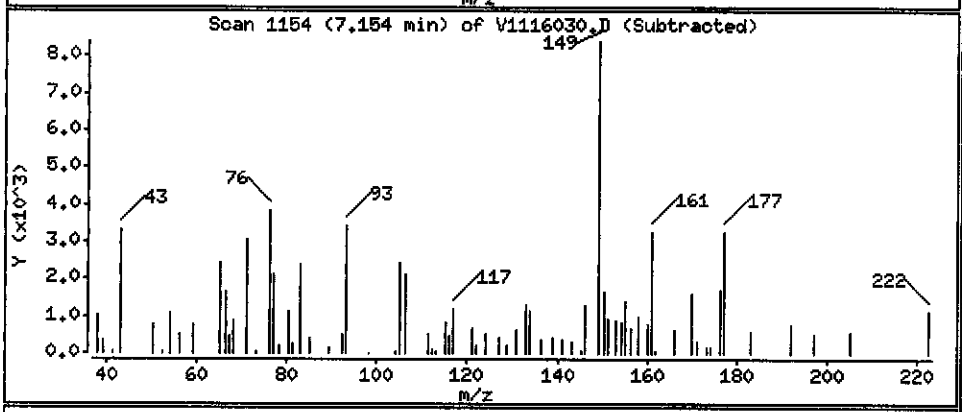

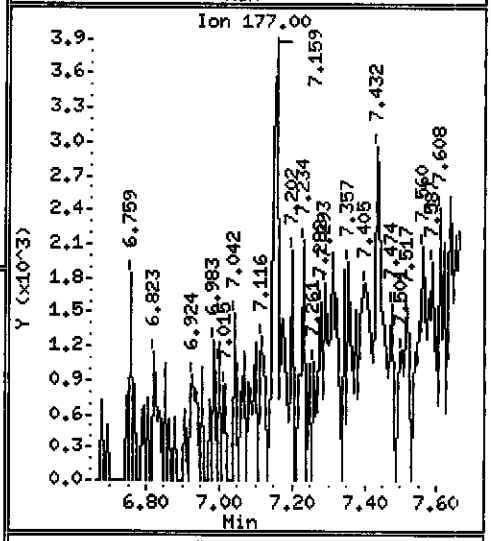

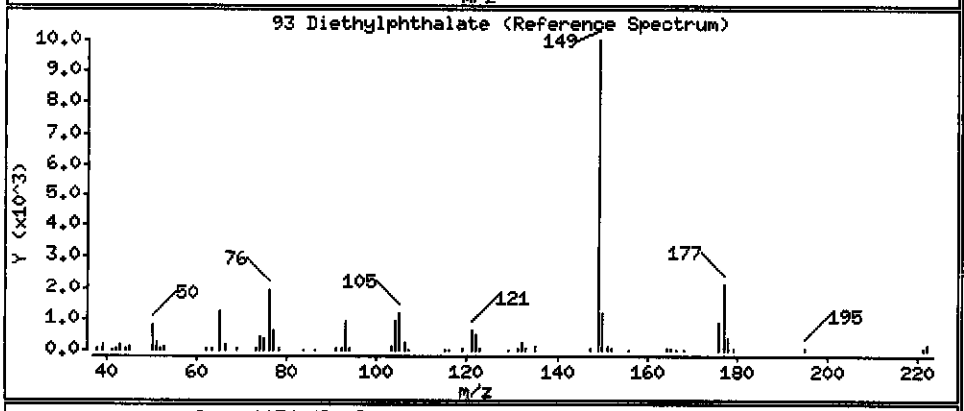

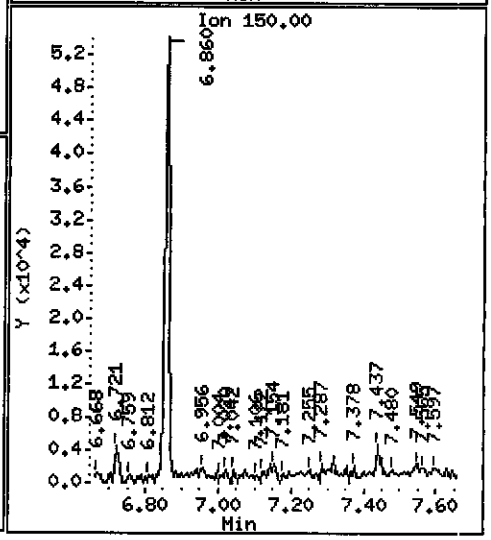

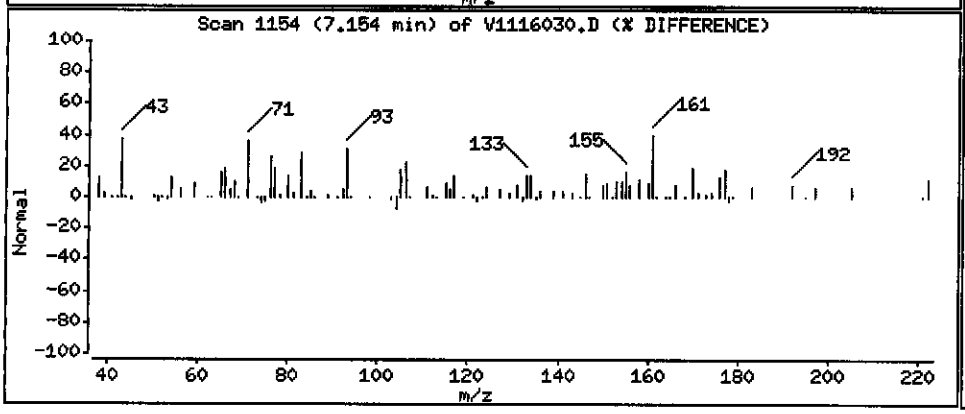

Data File: \\PITSVR06\D\chem\731.i\V111610.b\V1116030.D

Date : 16-NOV-2010 19:38

Client ID: MW-3-111010

Instrument: 731.i

Sample Info: C0K100534-006 11/15/10 h2o(0319135) 8270c

Volume Injected (uL): 2.0

Operator: 003200

Column phase: DB5-MS

Column diameter: 0.32

115 Phenanthrene

Concentration: 0.14505 ug/L

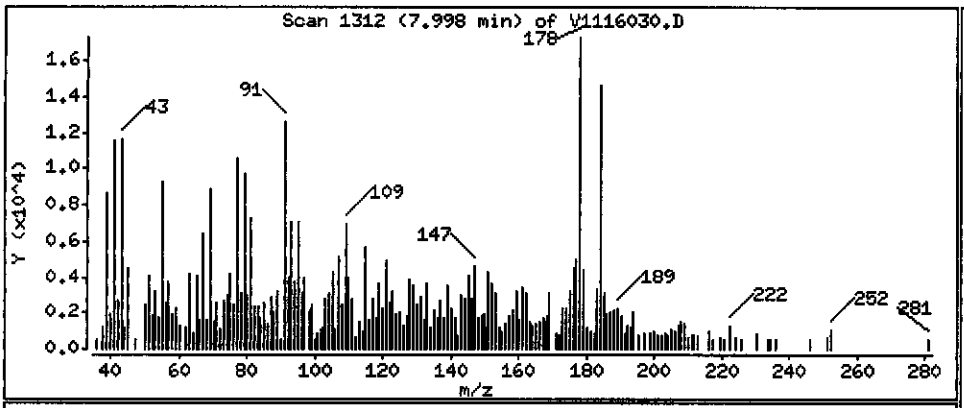

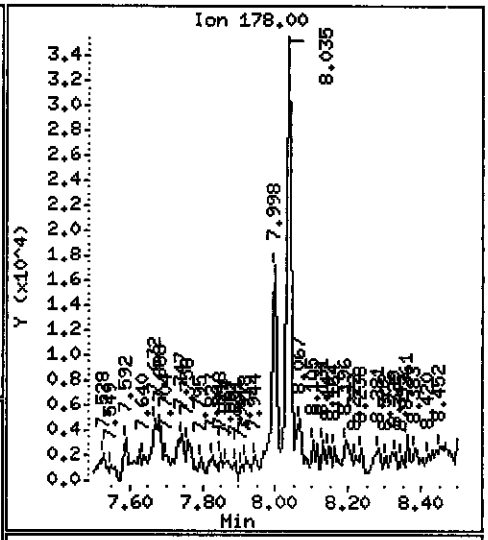

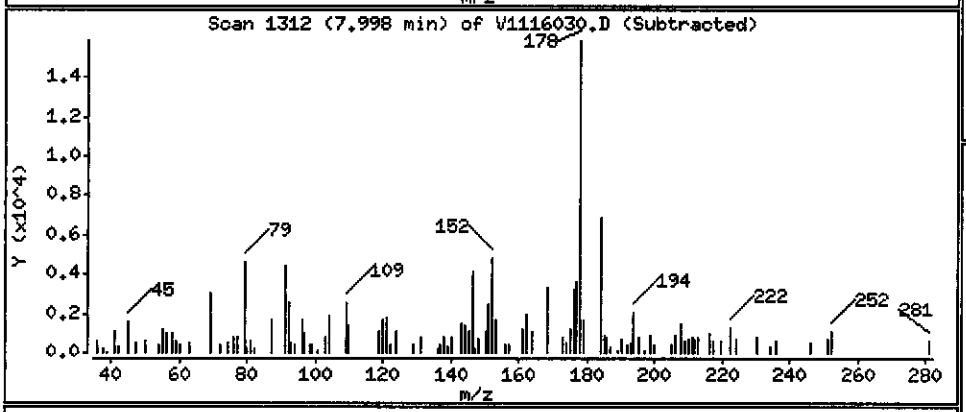

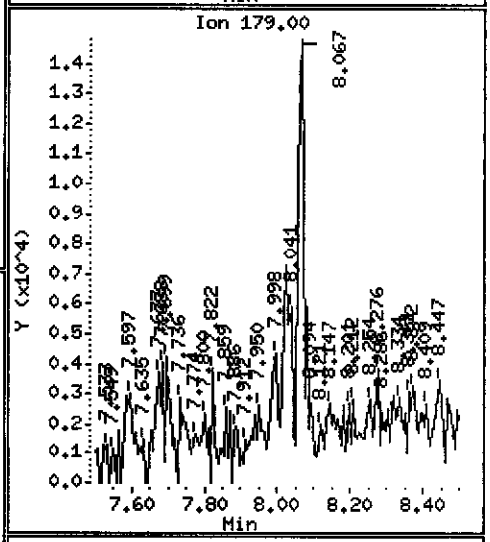

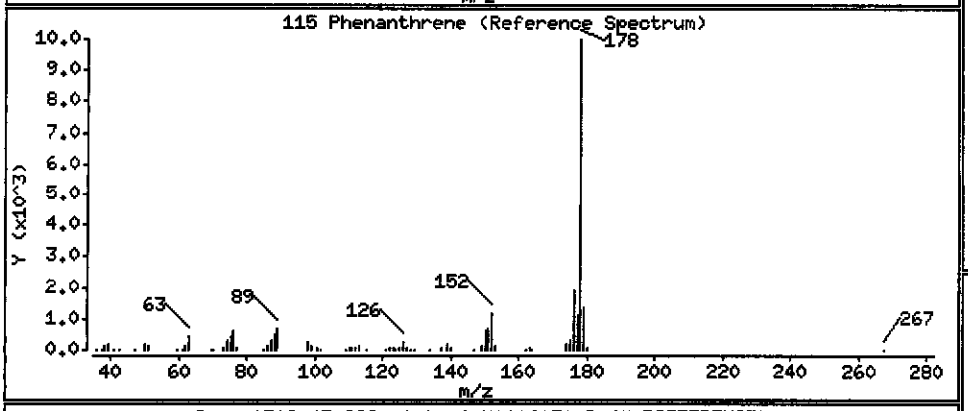

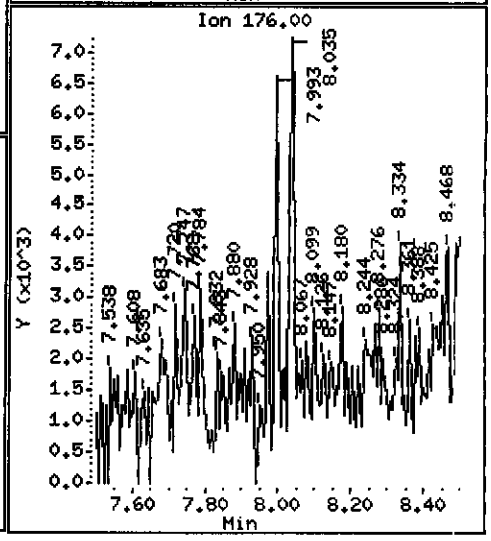

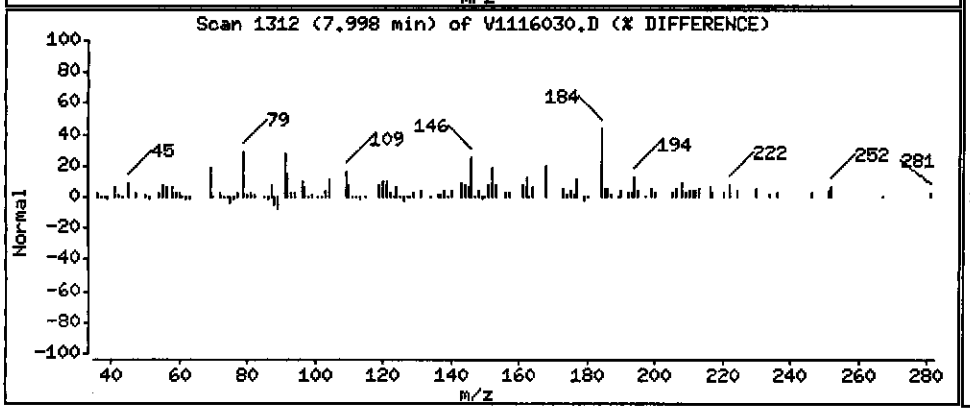

Data File: \\PITSVR06\D\chem\731.i\V111610.b\V1116030.D

Date : 16-NOV-2010 19:38

Client ID: MW-3-111010

Instrument: 731.i

Sample Info: C0K100534-006 11/15/10 h2o(0319135) 8270c

Volume Injected (uL): 2.0

Operator: 003200

Column phase: DB5-MS

Column diameter: 0.32

116 Anthracene

Concentration: 0.23766 ug/L

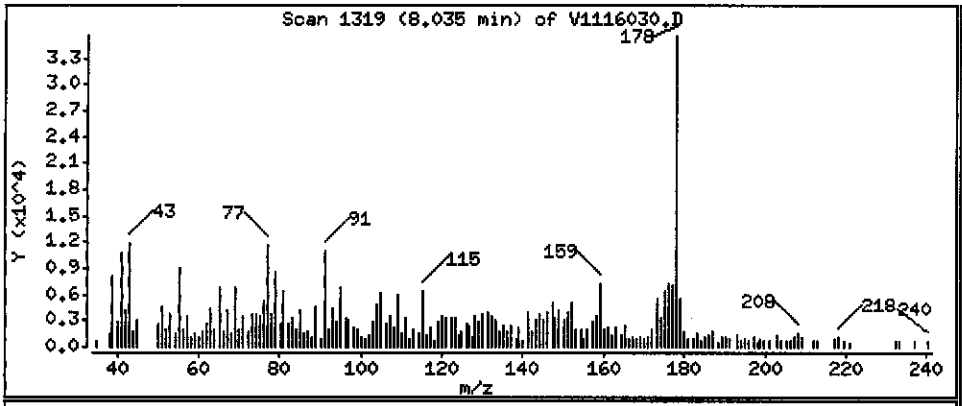

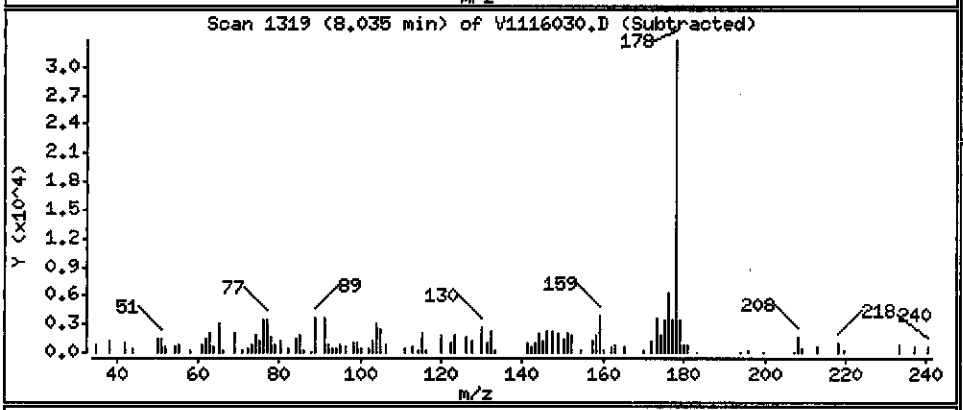

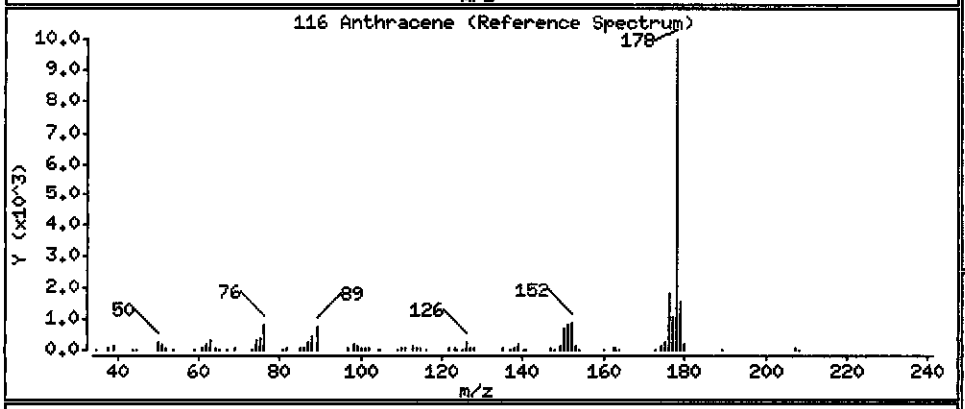

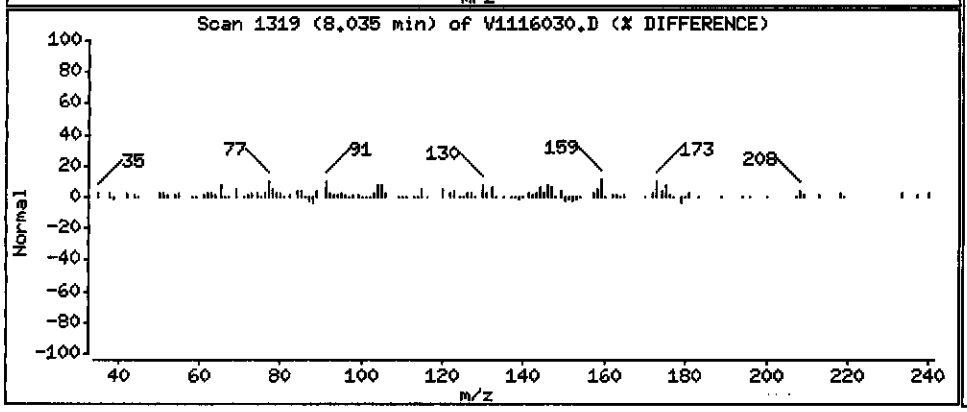

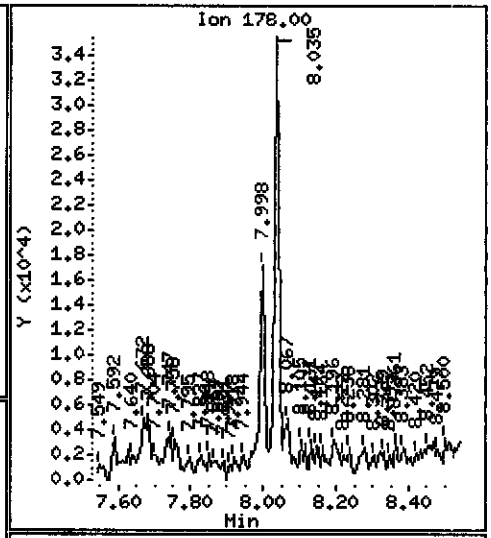

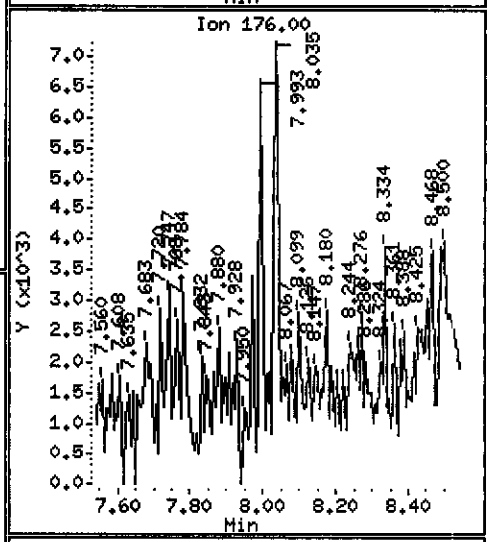

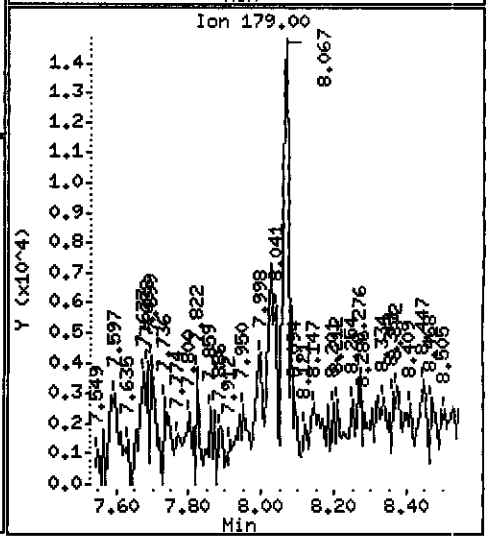

Data File: \\PITSVR06\D\chem\731.i\V111610.b\V1116030.D

Date : 16-NOV-2010 19:38

Client ID: MW-3-111010

Instrument: 731.i

Sample Info: C0K100534-006 11/15/10 h2o(0319135) 8270c

Volume Injected (uL): 2.0

Operator: 003200

Column phase: DB5-MS

Column diameter: 0.32

119 Carbazole

Concentration: 0.074343 ug/L

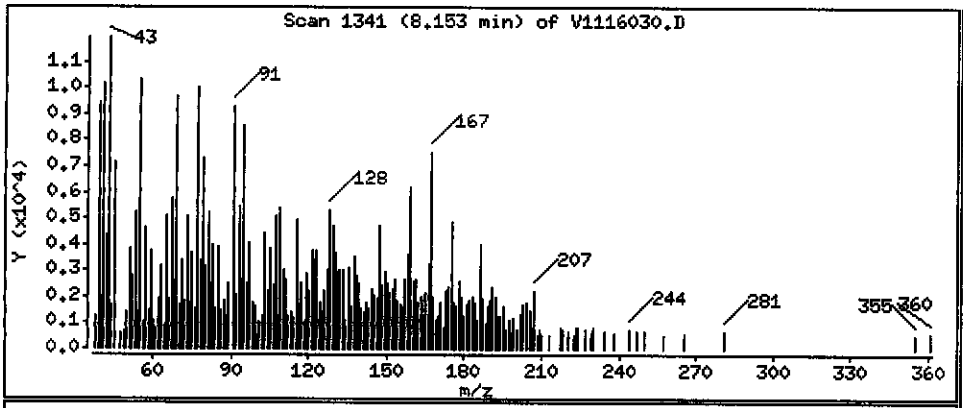

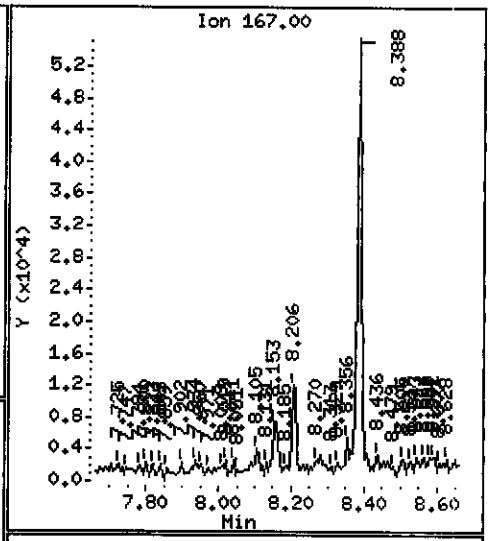

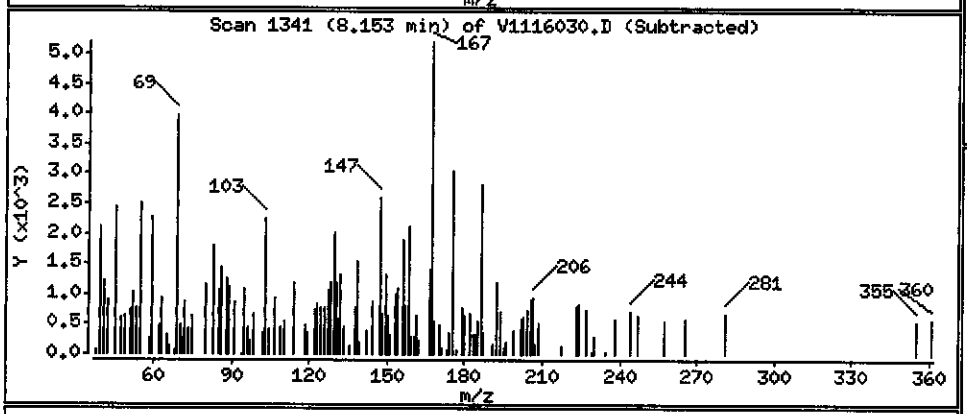

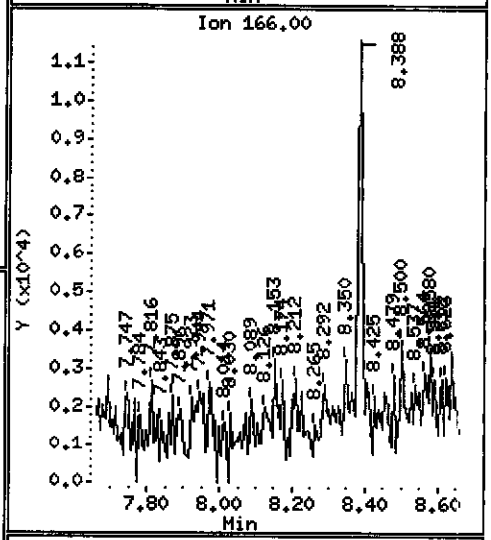

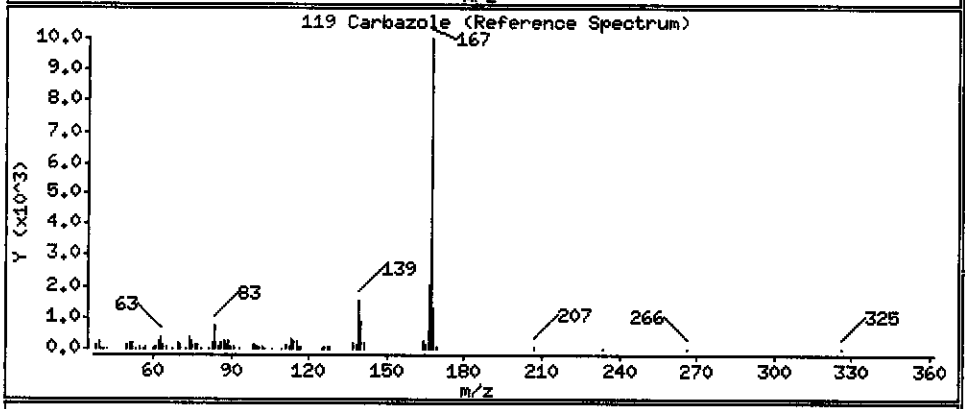

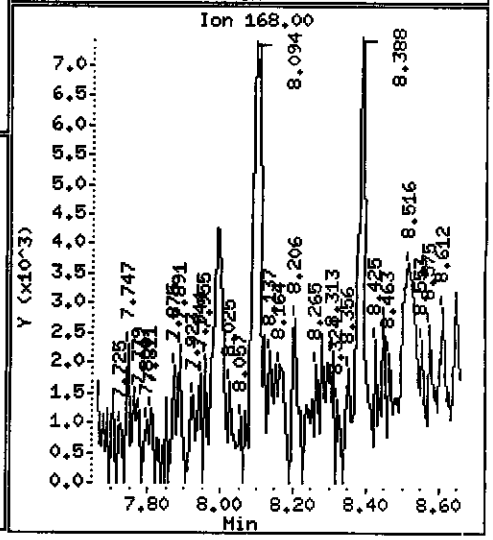

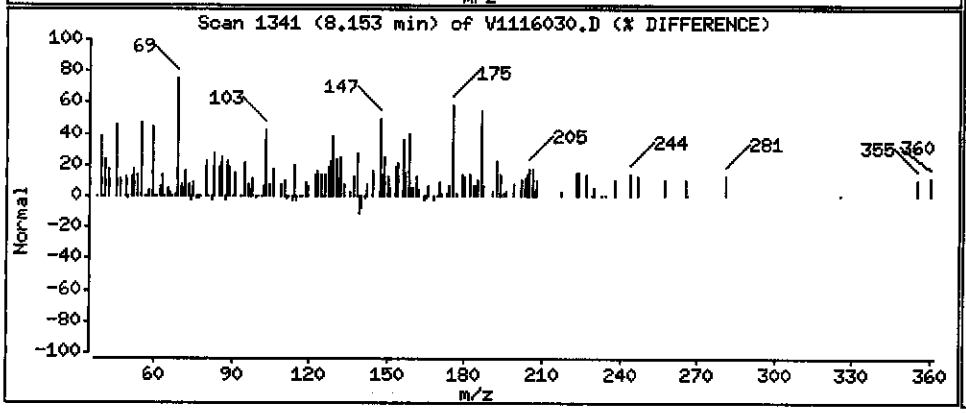

Data File: \\PITSVR06\D\chem\731.i\V111610.b\V1116030.D

Date : 16-NOV-2010 19:38

Client ID: MW-3-111010

Instrument: 731.i

Sample Info: C0K100534-006 11/15/10 h2o(0319135) 8270c

Volume Injected (uL): 2.0

Operator: 003200

Column phase: DB5-MS

Column diameter: 0.32

123 Fluoranthene

Concentration: 0.14468 ug/L

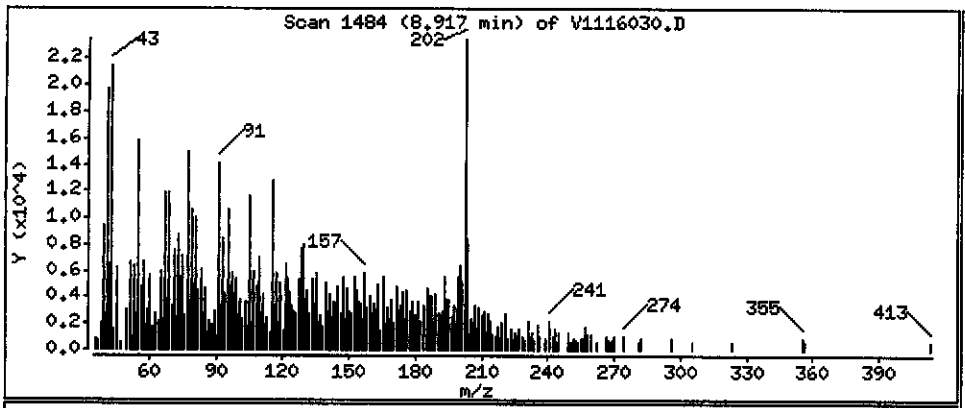

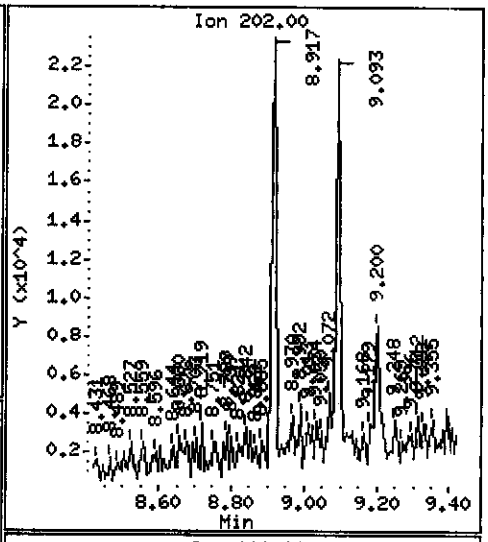

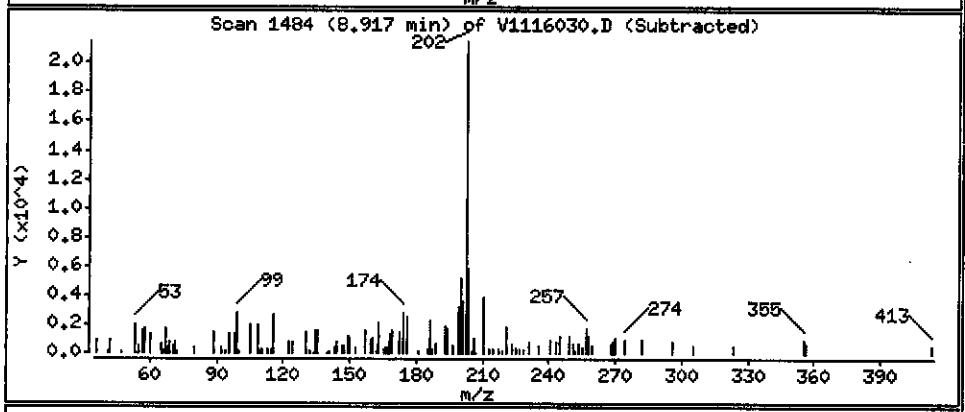

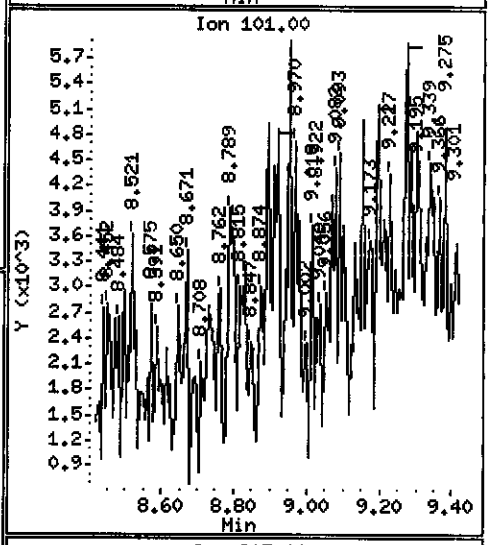

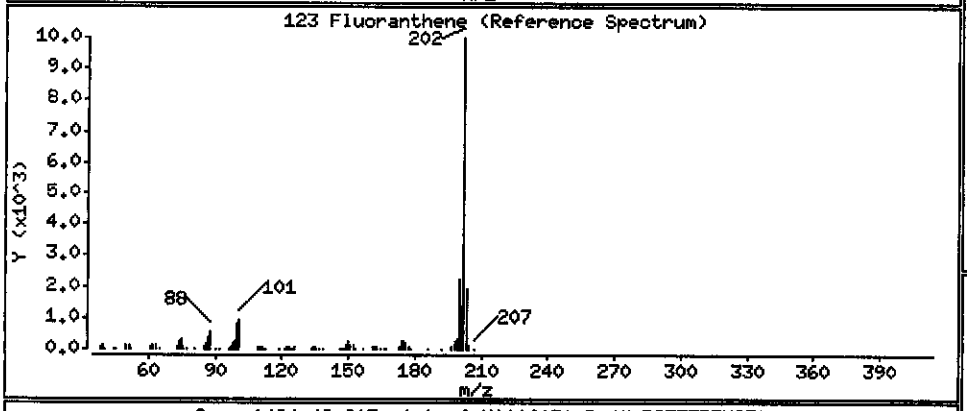

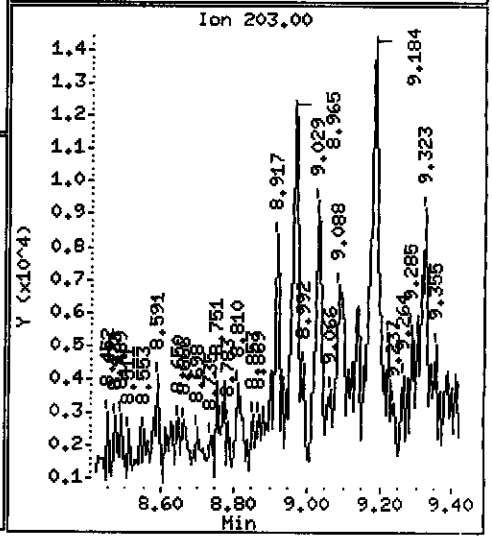

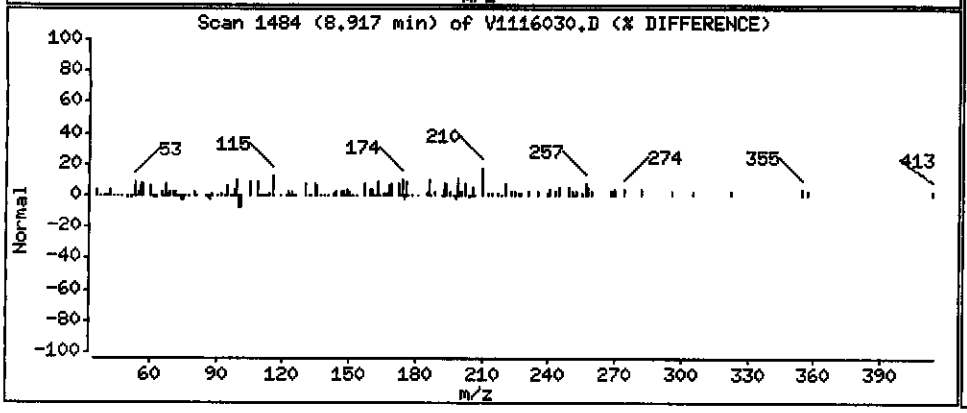

Data File: \\PITSVR06\D\chem\731.i\V111610.b\V1116030.D

Date : 16-NOV-2010 19:38

Client ID: MW-3-111010

Instrument: 731.i

Sample Info: C0K100534-006 11/15/10 h2o(0319135) 8270c

Volume Injected (uL): 2.0

Operator: 003200

Column phase: DB5-MS

Column diameter: 0.32

125 Pyrene

Concentration: 0.080358 ug/L

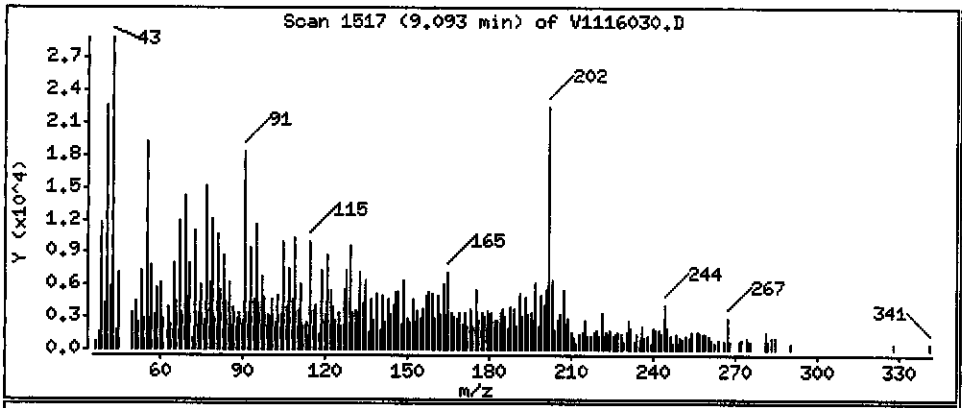

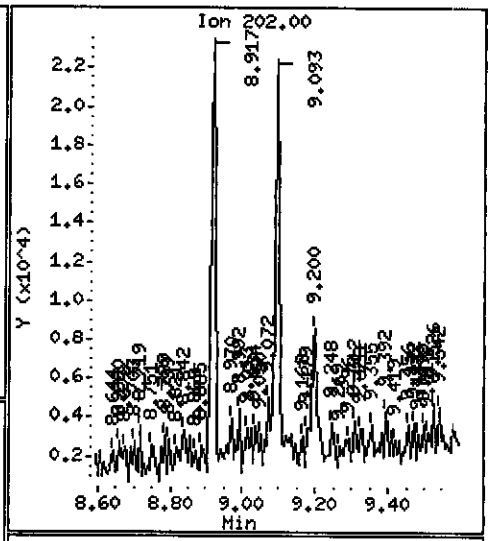

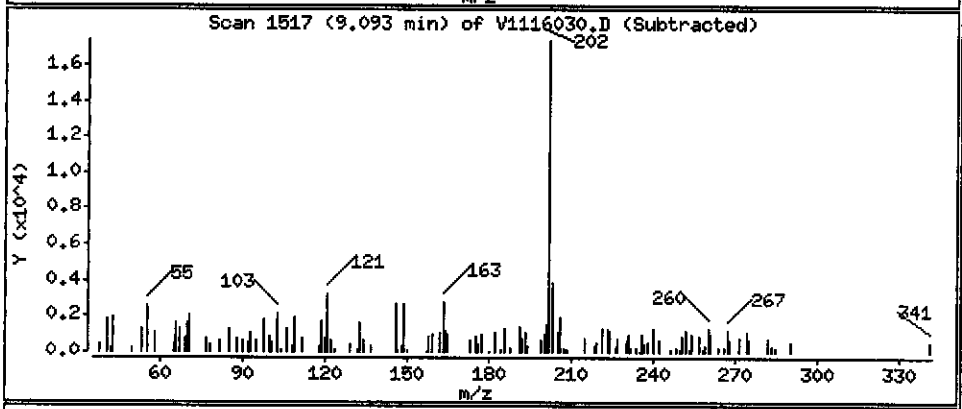

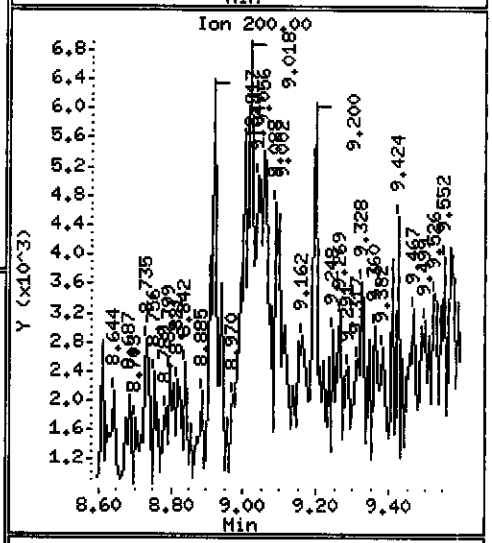

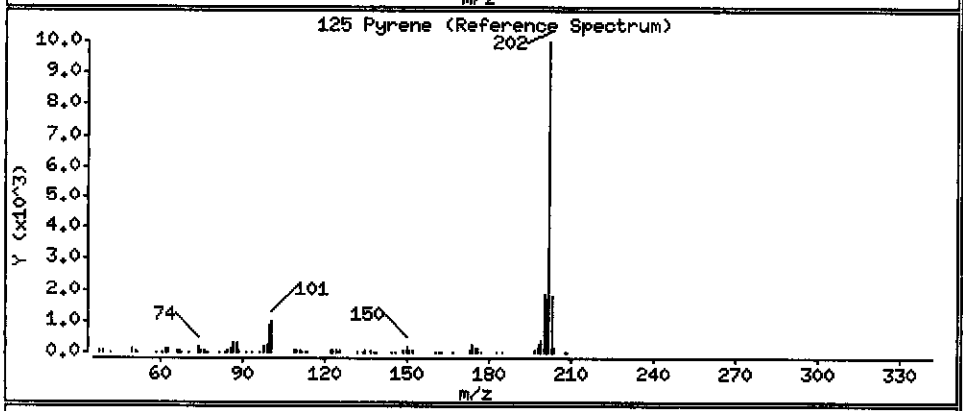

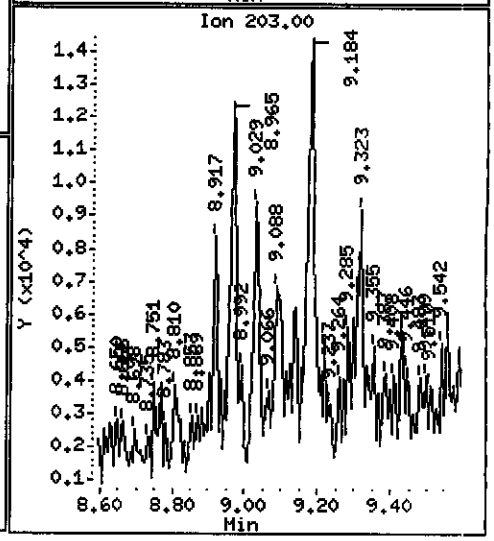

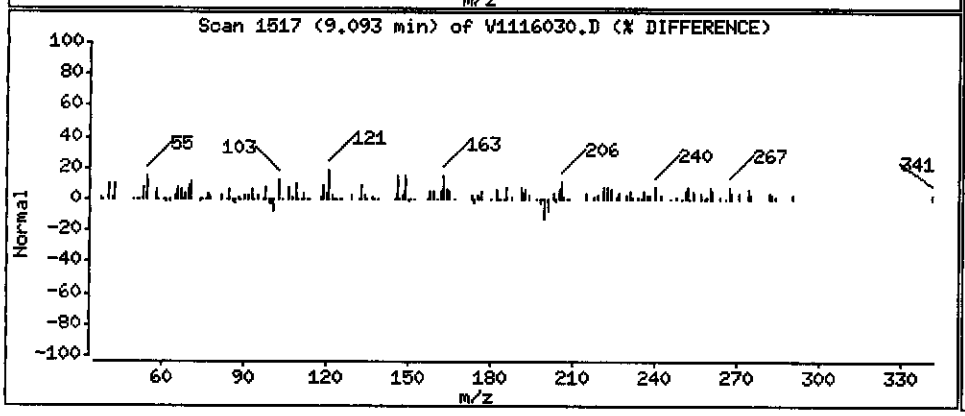

Data File: \\PITSVR06\D\chem\731.i\V111610.b\V1116030.D

Date : 16-NOV-2010 19:38

Client ID: MW-3-111010

Instrument: 731.i

Sample Info: C0K100534-006 11/15/10 h2o(0319135) 8270c

Volume Injected (uL): 2.0

Operator: 003200

Column phase: DB5-MS

Column diameter: 0.32

139 bis(2-ethylhexyl)Phthalate

Concentration: 0.15081 ug/L

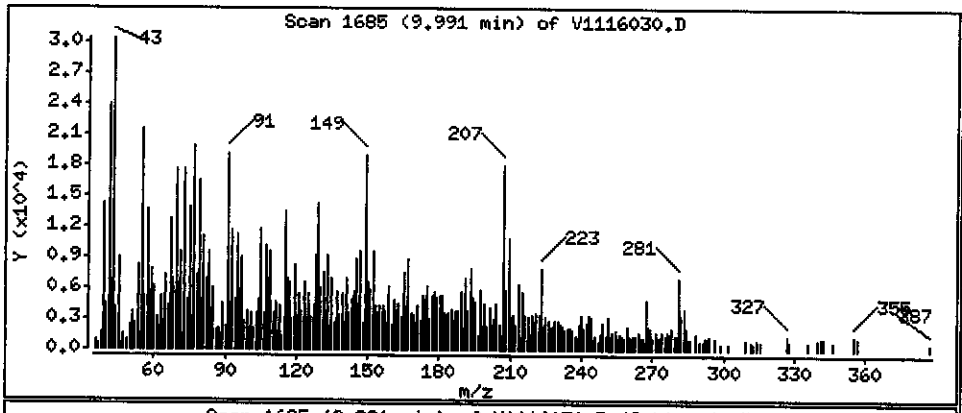

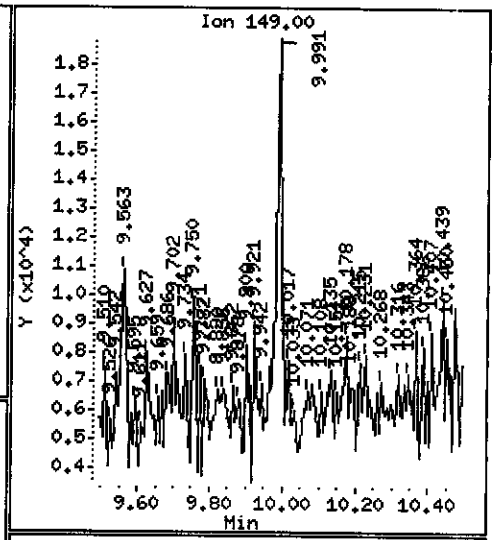

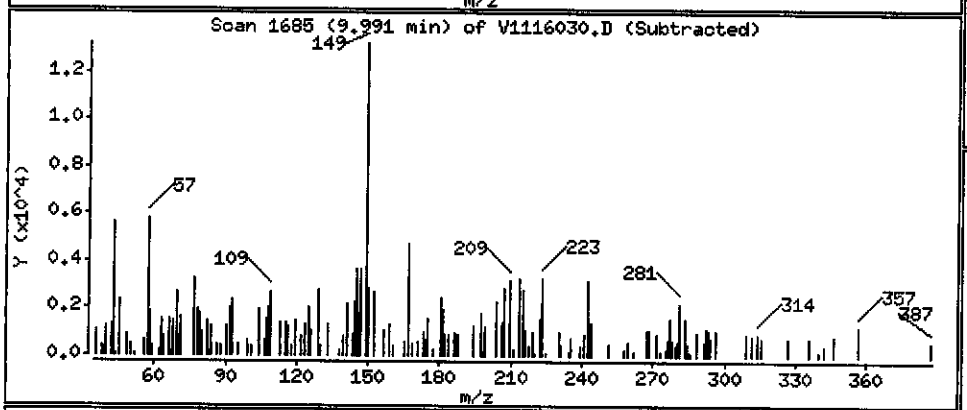

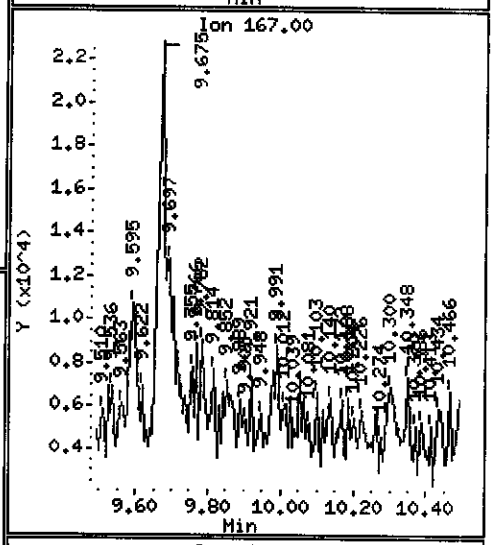

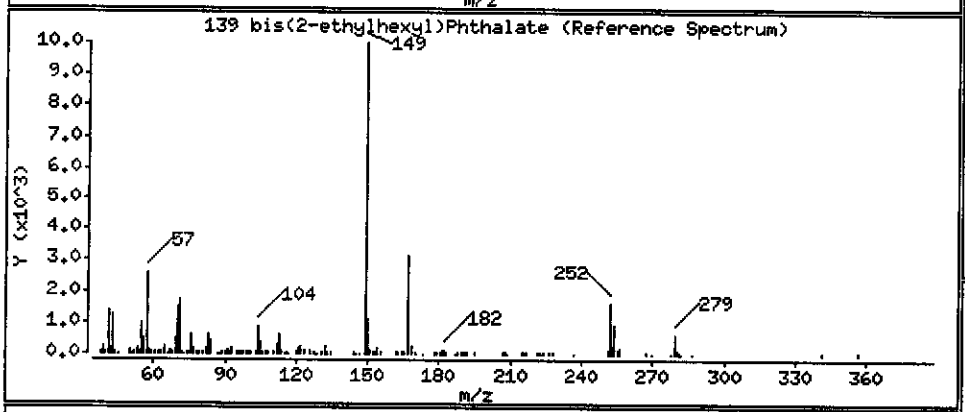

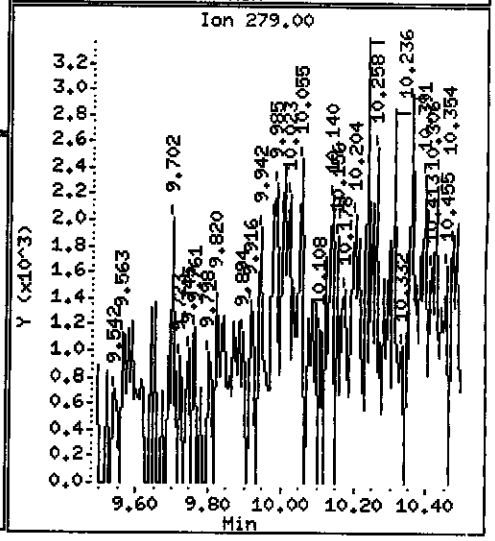

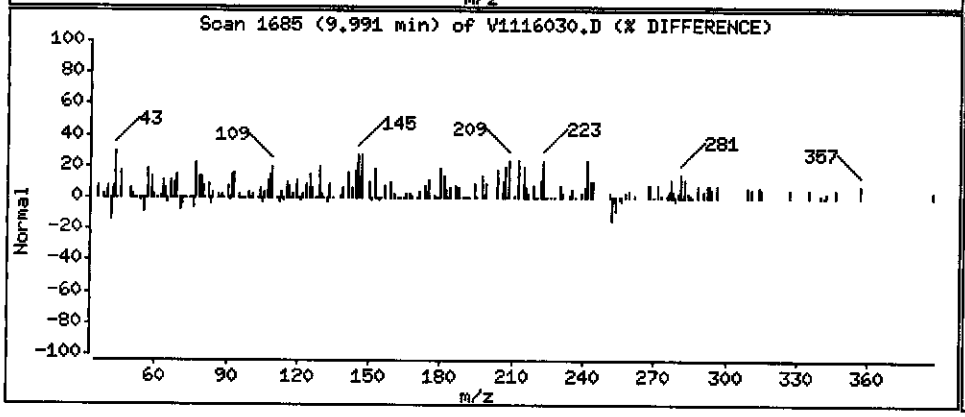

MACTEC Engineering and Consulting Inc

Client Sample ID: MW-6-111010

GC/MS Semivolatiles

Lot-Sample #...:	C0K110534-007	**Work Order #...:**	L9WVM1AA	**Matrix.....:**	WATER
Date Sampled...:	11/10/10 13:45	**Date Received..:**	11/11/10 08:20	**MS Run #.....:**	
Prep Date.....:	11/15/10	**Analysis Date..:**	11/16/10		
Prep Batch #...:	0319136	**Analysis Time..:**	20:00		
Dilution Factor:	0.94	**Initial Wgt/Vol:**	1060 mL	**Final Wgt/Vol..:**	1 mL
Analyst ID.....:	003200	**Instrument ID..:**	731		
		Method.....:	SW846 8270C		

PARAMETER	RESULT	REPORTING LIMIT	UNITS	MDL
Acenaphthene	**31**	**0.19**	**ug/L**	**0.014**
Acenaphthylene	**1.8**	**0.19**	**ug/L**	**0.014**
Acetophenone	ND	0.94	ug/L	0.075
Anthracene	**1.9**	**0.19**	**ug/L**	**0.014**
Atrazine	ND	0.94	ug/L	0.084
Benzo(a)anthracene	**0.22**	**0.19**	**ug/L**	**0.014**
Benzo(a)pyrene	**0.11 J**	**0.19**	**ug/L**	**0.013**
Benzo(b)fluoranthene	**0.090 J**	**0.19**	**ug/L**	**0.015**
Benzo(ghi)perylene	**0.14 J**	**0.19**	**ug/L**	**0.014**
Benzo(k)fluoranthene	**0.096 J**	**0.19**	**ug/L**	**0.051**
Benzaldehyde	ND	0.94	ug/L	0.14
1,1'-Biphenyl	**1.3**	**0.94**	**ug/L**	**0.039**
bis(2-Chloroethoxy) methane	ND	0.94	ug/L	0.055
bis(2-Chloroethyl)-ether	ND	0.19	ug/L	0.024
bis(2-Ethylhexyl) phthalate	ND	0.94	ug/L	0.75
4-Bromophenyl phenyl ether	ND	0.94	ug/L	0.060
Butyl benzyl phthalate	ND	0.94	ug/L	0.13
Caprolactam	ND	4.7	ug/L	1.1
Carbazole	**5.0**	**0.19**	**ug/L**	**0.015**
4-Chloroaniline	ND	0.94	ug/L	0.083
4-Chloro-3-methylphenol	ND	0.94	ug/L	0.071
2-Chloronaphthalene	ND	0.19	ug/L	0.014
2-Chlorophenol	ND	0.94	ug/L	0.16
4-Chlorophenyl phenyl ether	ND	0.94	ug/L	0.047
Chrysene	**0.21**	**0.19**	**ug/L**	**0.013**
Dibenz(a,h)anthracene	**0.16 J**	**0.19**	**ug/L**	**0.015**
Dibenzofuran	**5.0**	**0.94**	**ug/L**	**0.058**
3,3'-Dichlorobenzidine	ND	0.94	ug/L	0.11
2,4-Dichlorophenol	ND	0.19	ug/L	0.031
Diethyl phthalate	ND	0.94	ug/L	0.14
2,4-Dimethylphenol	ND	0.94	ug/L	0.080
Dimethyl phthalate	ND	0.94	ug/L	0.072

(Continued on next page)

MACTEC Engineering and Consulting Inc

Client Sample ID: MW-6-111010

GC/MS Semivolatiles

Lot-Sample #...: C0K110534-007 **Work Order #...:** L9WVM1AA **Matrix.....:** WATER

PARAMETER	RESULT	REPORTING LIMIT	UNITS	MDL
Di-n-butyl phthalate	ND	0.94	ug/L	0.12
4,6-Dinitro-2-methylphenol	ND	4.7	ug/L	0.21
2,4-Dinitrophenol	ND	4.7	ug/L	0.58
2,4-Dinitrotoluene	ND	0.94	ug/L	0.050
2,6-Dinitrotoluene	ND	0.94	ug/L	0.075
Di-n-octyl phthalate	ND	0.94	ug/L	0.19
Fluoranthene	**4.4**	**0.19**	**ug/L**	**0.015**
Fluorene	**4.4**	**0.19**	**ug/L**	**0.020**
Hexachlorobenzene	ND	0.19	ug/L	0.017
Hexachlorobutadiene	ND	0.19	ug/L	0.016
Hexachlorocyclopentadiene	ND	0.94	ug/L	0.049
Hexachloroethane	ND	0.94	ug/L	0.059
Indeno(1,2,3-cd)pyrene	**0.15 J**	**0.19**	**ug/L**	**0.019**
Isophorone	ND	0.94	ug/L	0.061
2-Methylnaphthalene	**0.14 J**	**0.19**	**ug/L**	**0.011**
2-Methylphenol	ND	0.94	ug/L	0.081
4-Methylphenol	ND	0.94	ug/L	0.085
Naphthalene	**4.6**	**0.19**	**ug/L**	**0.013**
2-Nitroaniline	ND	4.7	ug/L	0.33
3-Nitroaniline	ND	4.7	ug/L	0.30
4-Nitroaniline	ND	4.7	ug/L	0.16
Nitrobenzene	ND	0.19	ug/L	0.079
2-Nitrophenol	ND	0.94	ug/L	0.16
4-Nitrophenol	ND	4.7	ug/L	0.57
N-Nitrosodi-n-propylamine	ND	0.19	ug/L	0.029
N-Nitrosodiphenylamine	ND	0.19	ug/L	0.080
2,2'-oxybis (1-Chloropropane)	ND	0.19	ug/L	0.019
Pentachlorophenol	ND	0.94	ug/L	0.062
Phenanthrene	**0.29**	**0.19**	**ug/L**	**0.040**
Phenol	**0.25**	**0.19**	**ug/L**	**0.055**
Pyrene	**2.2**	**0.19**	**ug/L**	**0.015**
2,4,5-Trichlorophenol	ND	0.94	ug/L	0.14
2,4,6-Trichlorophenol	ND	0.94	ug/L	0.16

(Continued on next page)

MACTEC Engineering and Consulting Inc

Client Sample ID: MW-6-111010

GC/MS Semivolatiles

Lot-Sample #...: C0K110534-007 **Work Order #...:** L9WVM1AA **Matrix.....:** WATER

SURROGATE	PERCENT RECOVERY	RECOVERY LIMITS
Nitrobenzene-d5	73	(23 - 112)
Terphenyl-d14	50	(10 - 132)
2-Fluorobiphenyl	71	(19 - 107)
2-Fluorophenol	65	(10 - 111)
Phenol-d5	64	(15 - 112)
2,4,6-Tribromophenol	77	(16 - 122)

NOTE(S):

J Estimated result. Result is less than RL.

Data File: \\PITSVR06\D\chem\731.i\W111610.b\W1116031.D
Date : 16-NOV-2010 20:00
Client ID: MW-6-111010
Sample Info: C0K100534-007 11/15/10 h2o(0319135) 8270c
Volume Injected (uL): 2.0
Column phase: DB5-MS

Instrument: 731.i
Operator: 003200
Column diameter: 0.32

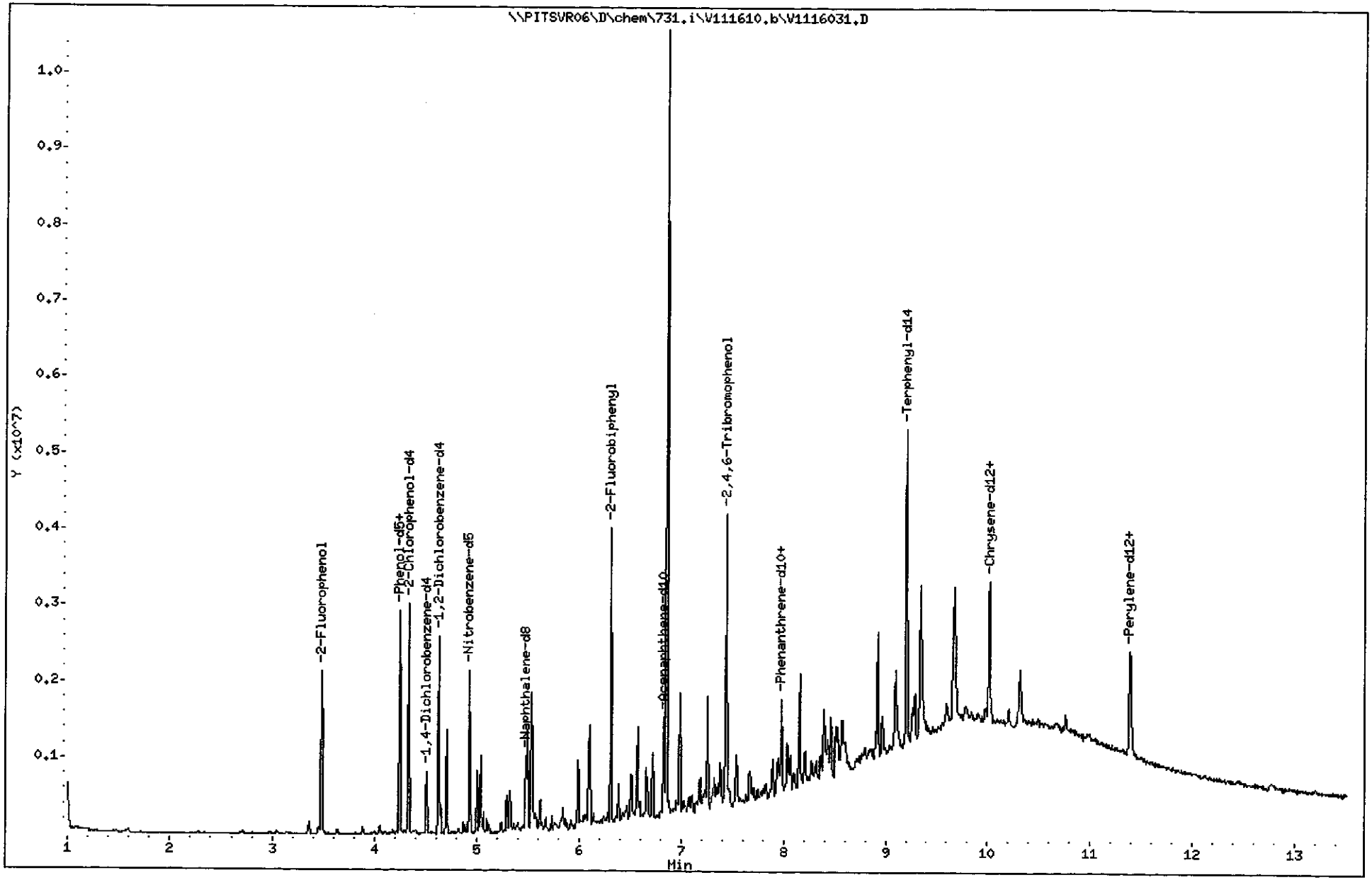

TestAmerica Pittsburgh

Semivolatile REPORT SW-846 Method 8270

Data file : \\PITSVR06\D\chem\731.i\V111610.b\V1116031.D
Lab Smp Id: L9WVM1AA Client Smp ID: MW-6-111010
Inj Date : 16-NOV-2010 20:00
Operator : 003200 Inst ID: 731.i
Smp Info : C0K100534-007 11/15/10 h2o(0319135) 8270c
Misc Info : L9WVM1AA,V111610.b,827011.m,padep.sub
Comment :
Method : \\PITSVR06\D\chem\731.i\V111610.b\827011.m
Meth Date : 17-Nov-2010 05:55 piccolinov Quant Type: ISTD
Cal Date : 10-NOV-2010 09:21 Cal File: V1110IC8.D
Als bottle: 33
Dil Factor: 1.00000
Integrator: HP RTE Compound Sublist: padep.sub
Target Version: 4.14
Processing Host: PITPC-502

Concentration Formula: Amt * DF * Uf * Vt/(Vo * Vi) * CpndVariable

Name	Value	Description
DF	1.000	Dilution Factor
Uf	1.000	ng unit correction factor
Vt	1000.000	Volume of final extract (uL)
Vo	1060.000	Volume of sample extracted (mL)
Vi	2.000	Volume injected (uL)
Cpnd Variable		Local Compound Variable

	Compounds	QUANT SIG MASS	RT	EXP RT	REL RT	RESPONSE	CONCENTRATIONS ON-COLUMN (NG)	FINAL (ug/L)	
* 1	1,4-Dichlorobenzene-d4	152	4.509	4.510	(1.000)	88661	8.00000		
* 2	Naphthalene-d8	136	5.481	5.487	(1.000)	316303	8.00000		
* 3	Acenaphthene-d10	164	6.833	6.839	(1.000)	203629	8.00000		
* 4	Phenanthrene-d10	188	7.981	7.982	(1.000)	389098	8.00000		
* 5	Chrysene-d12	240	10.022	10.017	(1.000)	601042	8.00000		
* 6	Perylene-d12	264	11.395	11.390	(1.000)	827708	8.00000		
198	1,4-Dioxane	88	1.325	1.294	(0.294)	7745	1.74960	0.82528	(M)
10	N-Nitrosodimethylamine	74	Compound Not Detected.						
9	Pyridine	79	Compound Not Detected.						
16	Methyl methanesulfonate	80	Compound Not Detected.						
206	Benzaldehyde	77	Compound Not Detected.						
21	Aniline	93	Compound Not Detected.						
22	Phenol	94	4.258	4.248	(0.944)	10473	0.52772	0.24893	
23	bis(2-Chloroethyl)ether	93	Compound Not Detected.						
24	2-Chlorophenol	128	Compound Not Detected.						
26	1,3-Dichlorobenzene	146	Compound Not Detected.						
27	1,4-Dichlorobenzene	146	Compound Not Detected.						
28	1,2-Dichlorobenzene	146	Compound Not Detected.						
29	Benzyl Alcohol	108	Compound Not Detected.						
30	2-Methylphenol	108	Compound Not Detected.						

	Compounds	QUANT SIG MASS	RT	EXP RT	REL RT	RESPONSE	CONCENTRATIONS ON-COLUMN (NG)	CONCENTRATIONS FINAL (ug/L)
31	2,2'-oxybis(1-Chloropropane)	45	Compound Not Detected.					
37	Acetophenone	105	Compound Not Detected.					
32	N-Nitroso-di-n-propylamine	70	Compound Not Detected.					
192	4-Methylphenol	108	Compound Not Detected.					
34	Hexachloroethane	117	Compound Not Detected.					
35	Nitrobenzene	77	Compound Not Detected.					
41	Isophorone	82	Compound Not Detected.					
42	2-Nitrophenol	139	Compound Not Detected.					
43	2,4-Dimethylphenol	107	Compound Not Detected.					
44	bis(2-Chloroethoxy)methane	93	Compound Not Detected.					
48	2,4-Dichlorophenol	162	Compound Not Detected.					
49	Benzoic Acid	122	Compound Not Detected.					
50	1,2,4-Trichlorobenzene	180	Compound Not Detected.					
51	Naphthalene	128	5.503	5.503	(1.004)	416175	9.74571	4.5970
52	4-Chloroaniline	127	Compound Not Detected.					
54	2,6-Dichlorophenol	162	Compound Not Detected.					
56	Hexachlorobutadiene	224	Compound Not Detected.					
208	Caprolactam	113	Compound Not Detected.					
59	4-Chloro-3-Methylphenol	107	Compound Not Detected.					
62	2-Methylnaphthalene	142	6.032	6.037	(1.100)	8363	0.29136	0.13743
63	1-Methylnaphthalene	142	6.106	6.112	(1.114)	210080	7.53548	3.5545
64	Hexachlorocyclopentadiene	236	Compound Not Detected.					
66	2,4,6-Trichlorophenol	196	Compound Not Detected.					
67	2,4,5-Trichlorophenol	196	Compound Not Detected.					
209	1,1'-Biphenyl	154	6.389	6.390	(0.935)	102248	2.71239	1.2794
70	2-Chloronaphthalene	162	Compound Not Detected.					
73	2-Nitroaniline	65	Compound Not Detected.					
76	Dimethylphthalate	163	Compound Not Detected.					
78	2,6-Dinitrotoluene	165	Compound Not Detected.					
79	Acenaphthylene	152	6.726	6.727	(0.984)	175143	3.88681	1.8334
81	3-Nitroaniline	138	Compound Not Detected.					
82	Acenaphthene	153	6.860	6.860	(1.004)	1859795	66.5190	31.377
83	2,4-Dinitrophenol	184	Compound Not Detected.					
85	4-Nitrophenol	109	Compound Not Detected.					
86	Dibenzofuran	168	6.993	6.994	(1.023)	450657	10.5701	4.9859
87	2,4-Dinitrotoluene	165	Compound Not Detected.					
91	2,3,5,6-Tetrachlorophenol	231	Compound Not Detected.					
88	2,3,4,6-Tetrachlorophenol	231	Compound Not Detected.					
92	2-Naphthylamine	143	Compound Not Detected.					
93	Diethylphthalate	149	7.153	7.159	(1.047)	5954	0.18182	0.085764
94	Fluorene	166	7.255	7.261	(1.062)	315627	9.24012	4.3585
95	4-Chlorophenyl-phenylether	204	Compound Not Detected.					
96	4-Nitroaniline	138	Compound Not Detected.					
98	4,6-Dinitro-2-methylphenol	198	Compound Not Detected.					
99	N-Nitrosodiphenylamine (1)	169	Compound Not Detected.					
100	1,2-Diphenylhydrazine	77	Compound Not Detected.					
106	4-Bromophenyl-phenylether	248	Compound Not Detected.					
107	Hexachlorobenzene	283	Compound Not Detected.					
210	Atrazine	200	Compound Not Detected.					
111	Pentachlorophenol	265	Compound Not Detected.					
115	Phenanthrene	178	7.992	7.998	(1.001)	33210	0.61289	0.28910
116	Anthracene	178	8.035	8.041	(1.007)	221728	4.02977	1.9008
119	Carbazole	167	8.158	8.158	(1.022)	469255	10.7037	5.0489
120	Di-n-Butylphthalate	149	Compound Not Detected.					

Compounds	QUANT SIG MASS	RT	EXP RT	REL RT	RESPONSE	CONCENTRATIONS ON-COLUMN (NG)	CONCENTRATIONS FINAL (ug/L)
123 Fluoranthene	202	8.916	8.917	(1.117)	592888	9.42492	4.4457
124 Benzidine	184	Compound Not Detected.					
125 Pyrene	202	9.093	9.093	(0.907)	385576	4.59069	2.1654
131 Butylbenzylphthalate	149	Compound Not Detected.					
135 3,3'-Dichlorobenzidine	252	Compound Not Detected.					
136 Benzo(a)Anthracene	228	10.011	10.012	(0.999)	40465	0.47544	0.22427
137 Chrysene	228	10.038	10.039	(1.002)	36112	0.44456	0.20970
139 bis(2-ethylhexyl)Phthalate	149	9.990	9.991	(0.997)	17899	0.38483	0.18152
140 Di-n-octylphthalate	149	Compound Not Detected.					
141 Benzo(b)fluoranthene	252	10.984	10.974	(0.964)	23484	0.19091	0.090052
142 Benzo(k)fluoranthene	252	11.000	11.000	(0.965)	27314	0.20380	0.096134
143 7,12-dimethylbenz[a]anthracen	256	Compound Not Detected.					
146 Benzo(a)pyrene	252	11.326	11.326	(0.994)	22353	0.22361	0.10548
149 Indeno(1,2,3-cd)pyrene	276	12.773	12.769	(1.121)	37145	0.32284	0.15228(M)
150 Dibenz(a,h)anthracene	278	12.784	12.785	(1.122)	31869	0.33079	0.15603
151 Benzo(g,h,i)perylene	276	13.195	13.185	(1.158)	30763	0.30505	0.14389(M)
$ 154 Nitrobenzene-d5	82	4.931	4.932	(0.900)	506233	29.0647	13.710
$ 155 2-Fluorobiphenyl	172	6.315	6.315	(0.924)	937014	28.2806	13.340
$ 156 Terphenyl-d14	244	9.199	9.200	(0.918)	1151207	19.9044	9.3889
$ 157 Phenol-d5	99	4.247	4.243	(0.942)	649504	38.1778	18.008
$ 158 2-Fluorophenol	112	3.489	3.473	(0.774)	523289	38.8873	18.343
$ 159 2,4,6-Tribromophenol	330	7.442	7.442	(0.932)	238049	46.1310	21.760
$ 186 2-Chlorophenol-d4	132	4.338	4.333	(0.962)	592305	39.7845	18.766
$ 187 1,2-Dichlorobenzene-d4	152	4.627	4.627	(1.026)	278595	24.5717	11.590

QC Flag Legend

M - Compound response manually integrated.

Data File: \\PITSVR06\D\chem\731.i\V111610.b\V1116031.D

Date : 16-NOV-2010 20:00

Client ID: MW-6-111010

Instrument: 731.i

Sample Info: C0K100534-007 11/15/10 h2o(0319135) 8270c

Volume Injected (uL): 2.0

Operator: 003200

Column phase: DB5-MS

Column diameter: 0.32

198 1,4-Dioxane

Concentration: 0.82528 ug/L

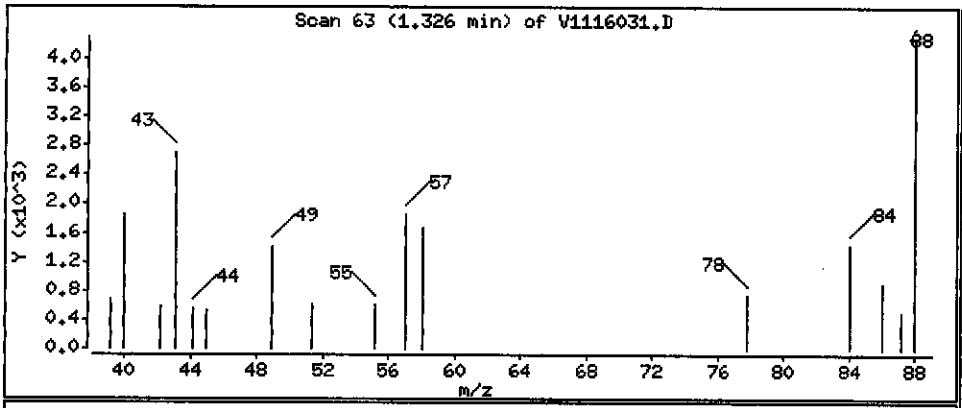

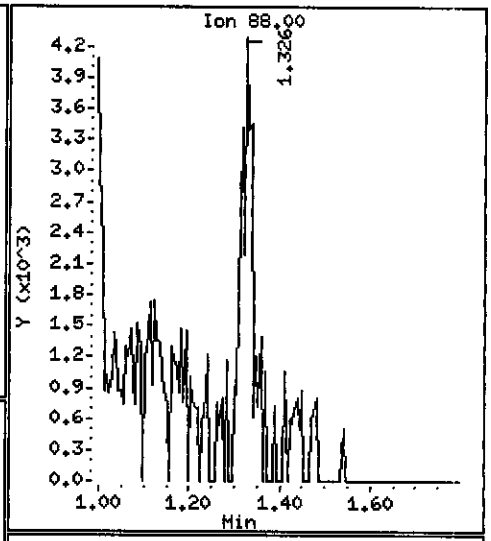

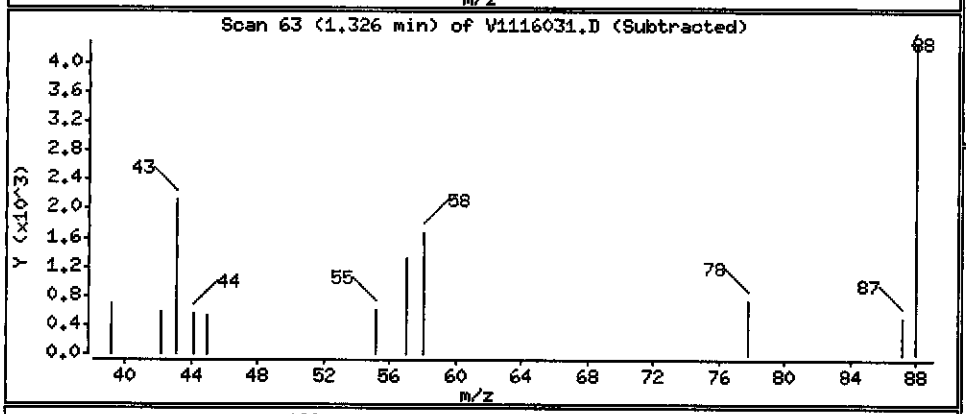

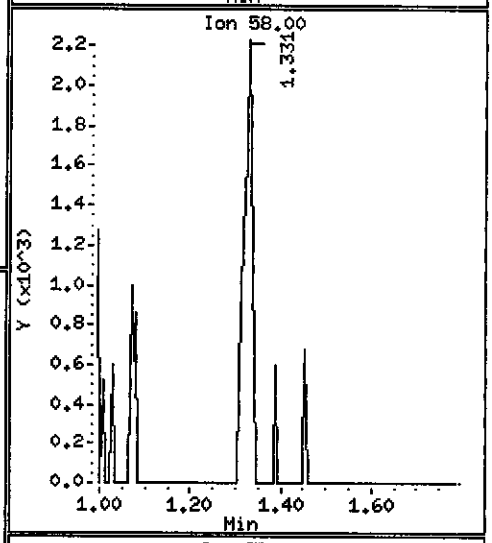

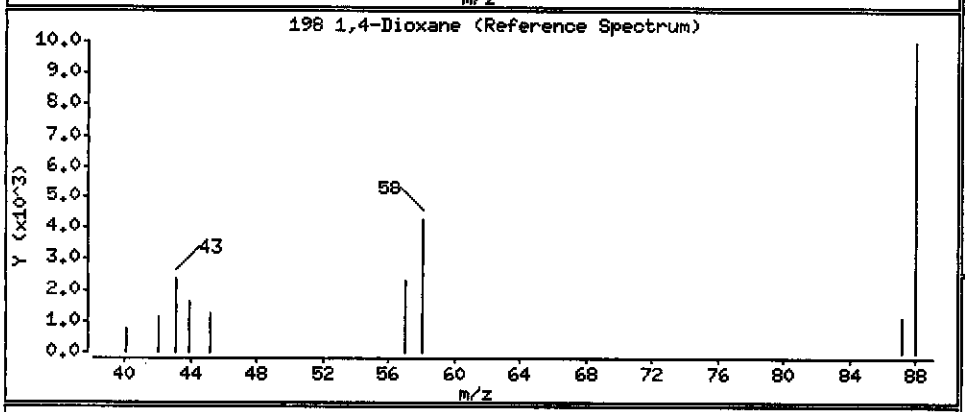

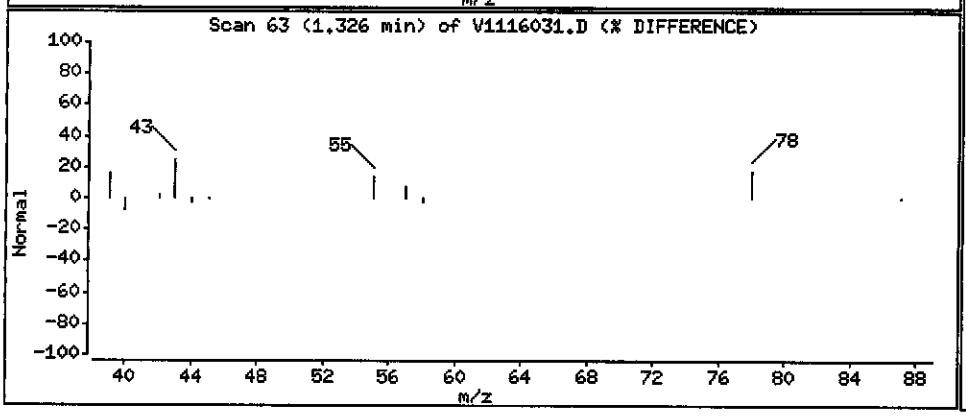

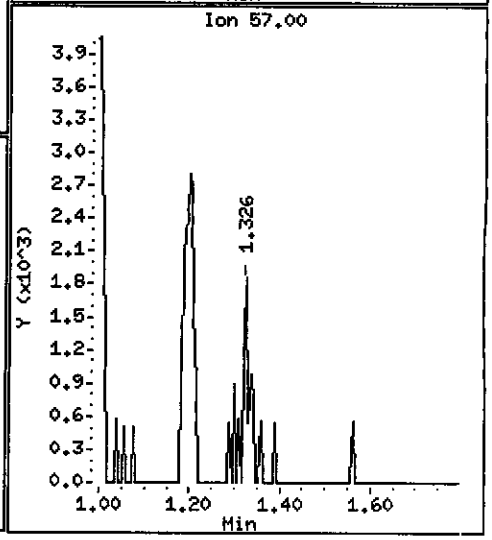

Data File: \\PITSVR06\D\chem\731.i\V111610.b\V1116031.D

Date : 16-NOV-2010 20:00

Client ID: MW-6-111010

Instrument: 731.i

Sample Info: C0K100534-007 11/15/10 h2o(0319135) 8270c

Volume Injected (uL): 2.0

Operator: 003200

Column phase: DB5-MS

Column diameter: 0.32

22 Phenol

Concentration: 0.24893 ug/L

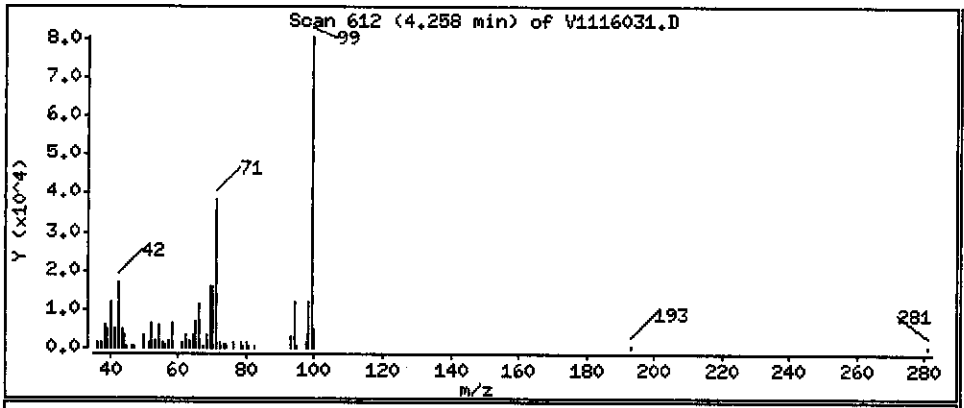

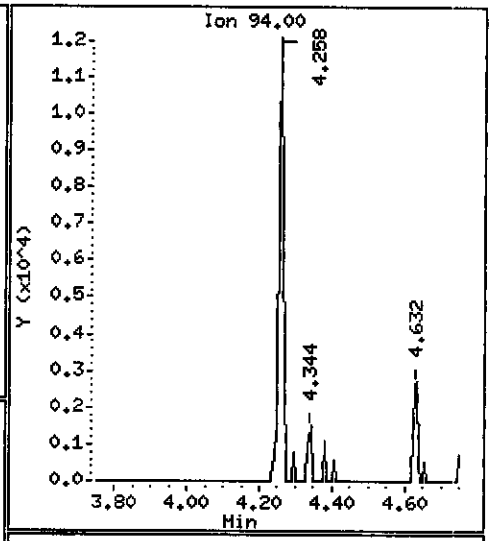

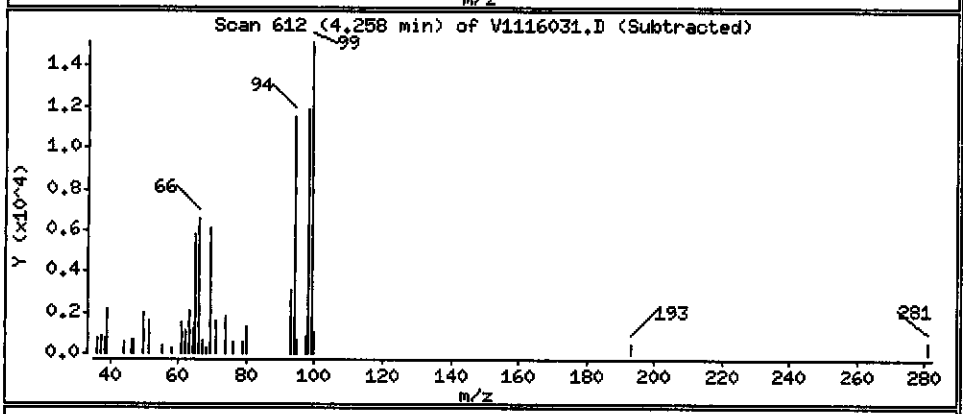

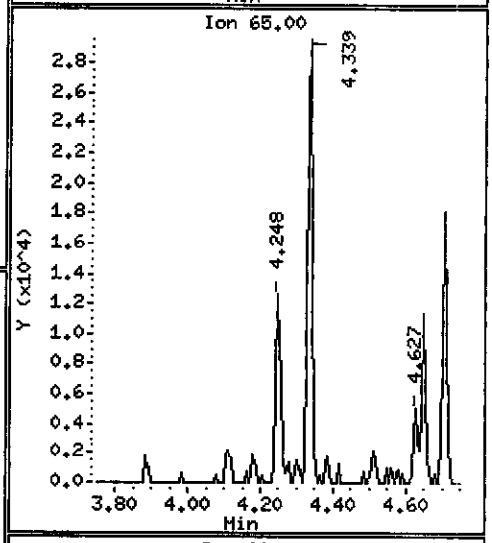

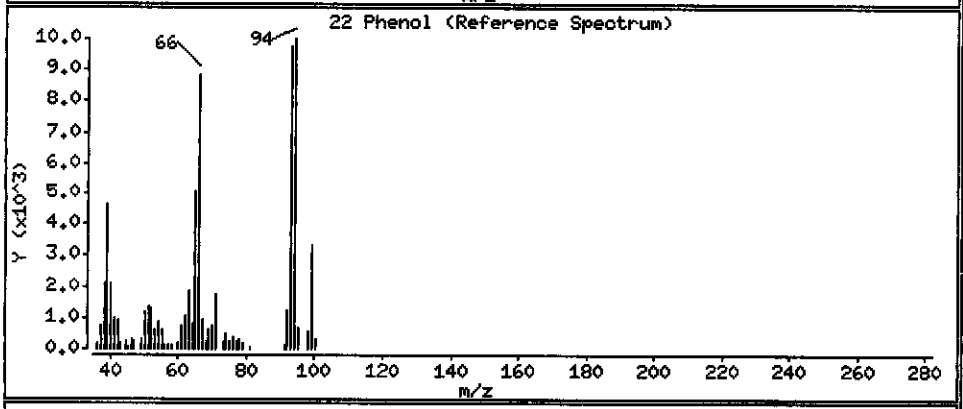

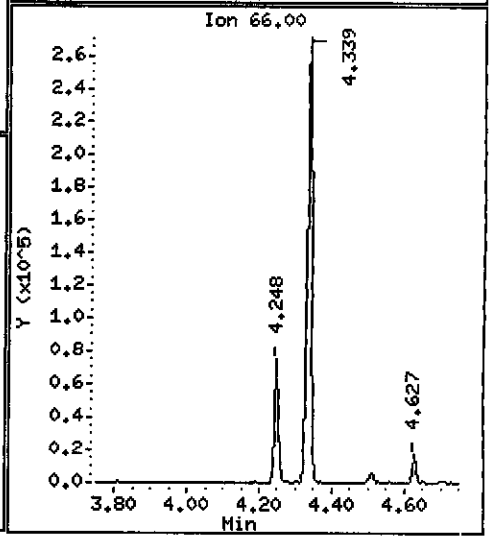

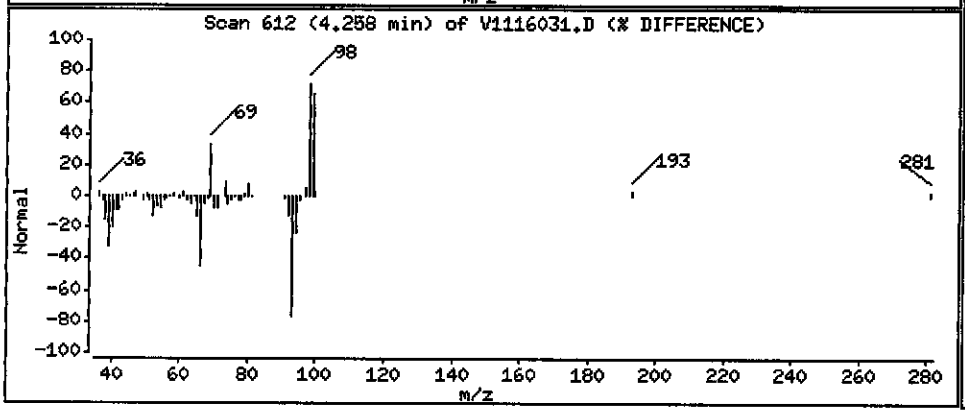

Data File: \\PITSVR06\D\chem\731.i\V111610.b\V1116031.D

Date : 16-NOV-2010 20:00

Client ID: MW-6-111010

Instrument: 731.i

Sample Info: C0K100534-007 11/15/10 h2o(0319135) 8270c

Volume Injected (uL): 2.0

Operator: 003200

Column phase: DB5-MS

Column diameter: 0.32

51 Naphthalene

Concentration: 4.5970 ug/L

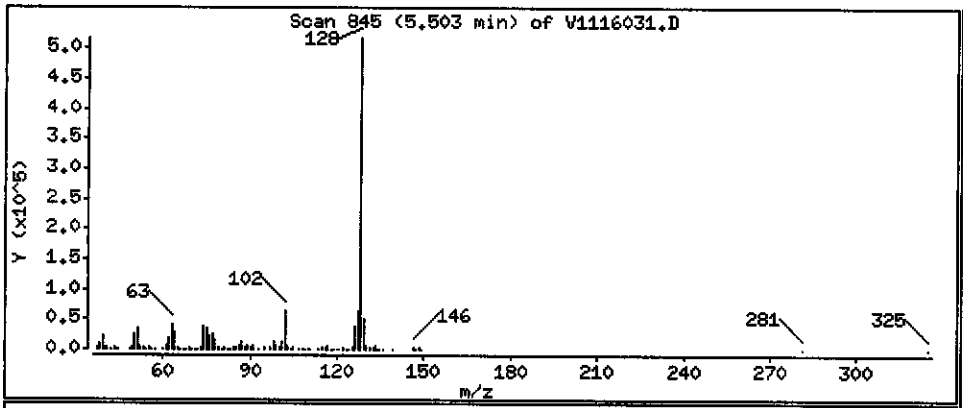

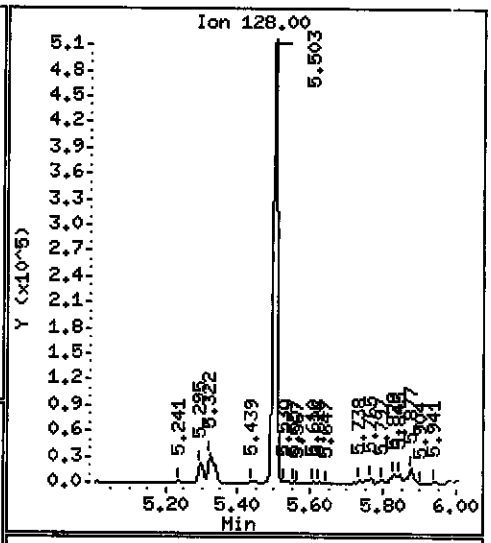

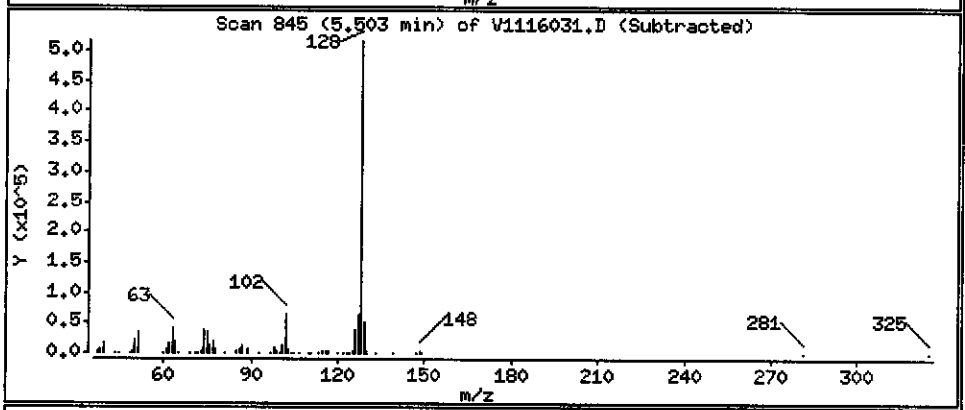

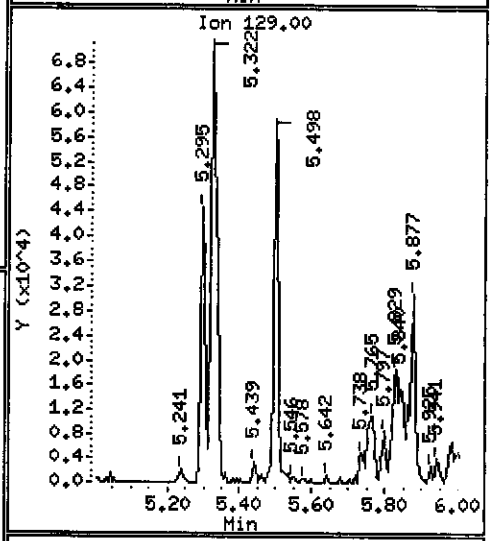

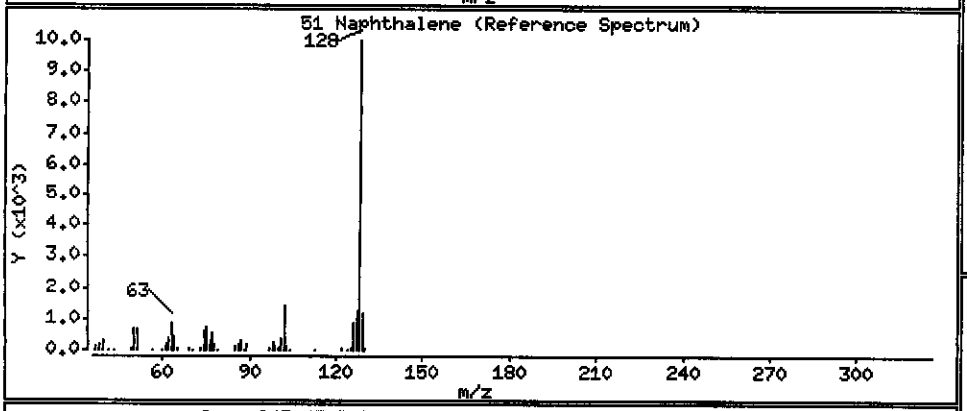

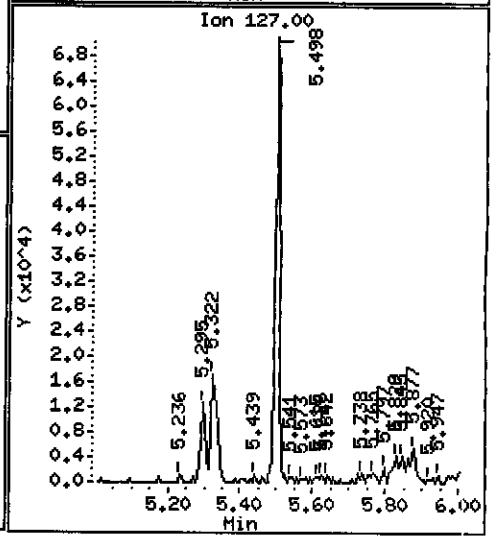

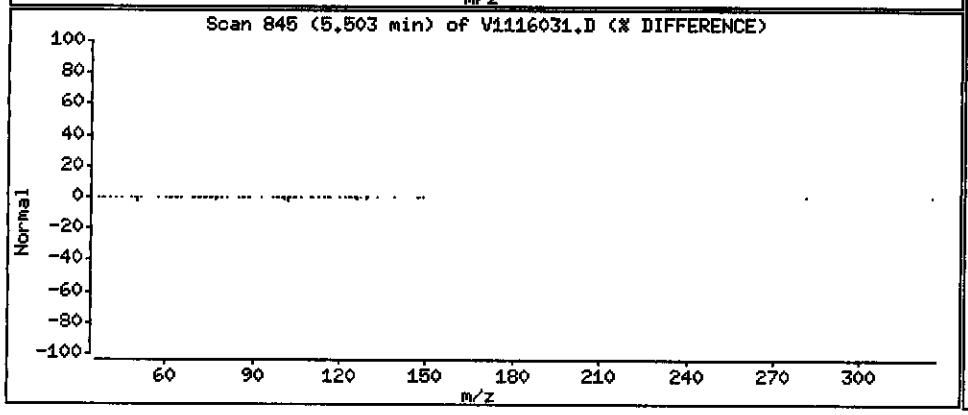

Data File: \\PITSVR06\D\chem\731.i\V111610.b\V1116031.D

Date : 16-NOV-2010 20:00

Client ID: MW-6-111010

Instrument: 731.i

Sample Info: C0K100534-007 11/15/10 h2o(0319135) 8270c

Volume Injected (uL): 2.0

Operator: 003200

Column phase: DB5-MS

Column diameter: 0.32

62 2-Methylnaphthalene

Concentration: 0.13743 ug/L

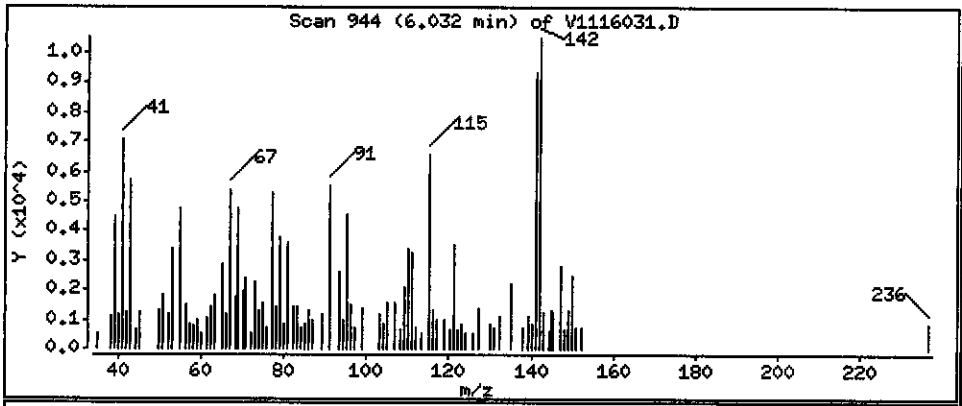

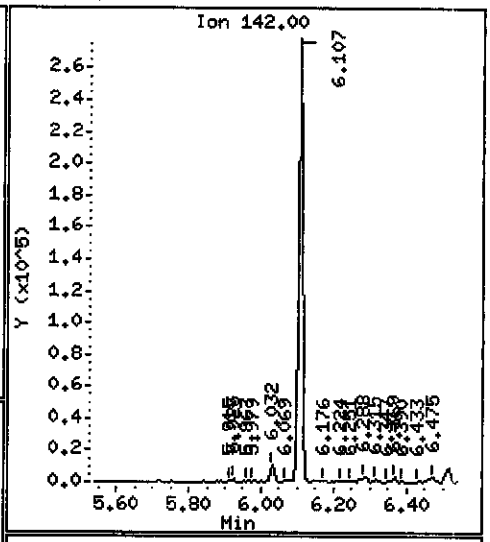

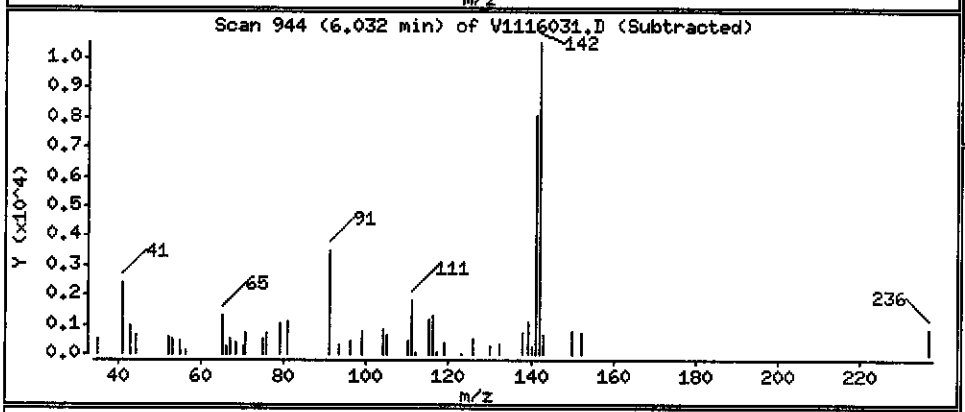

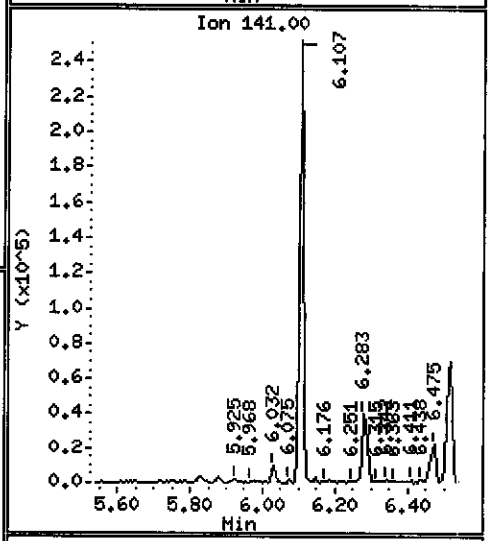

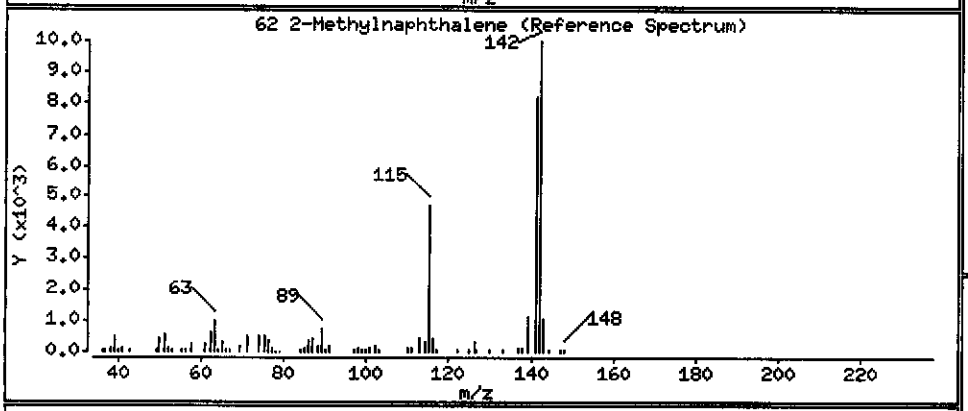

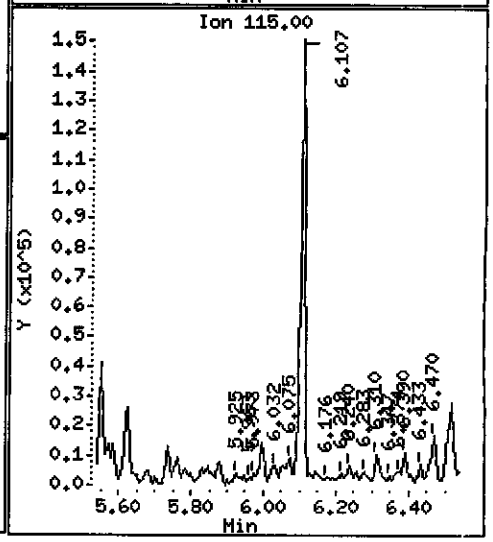

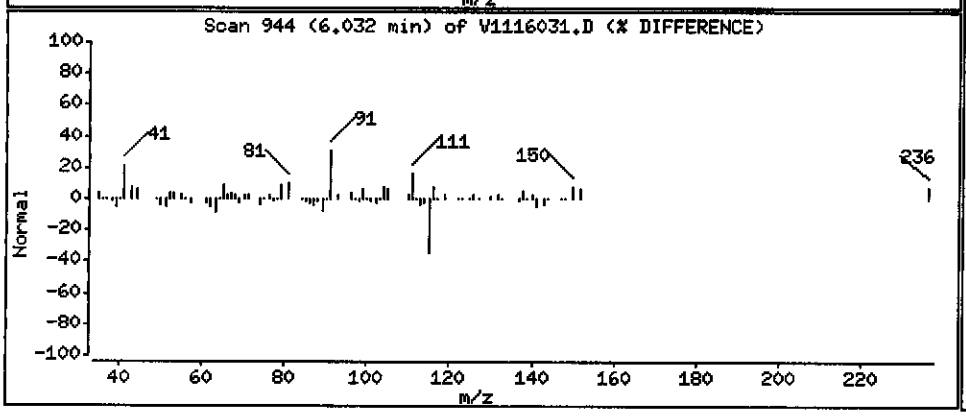

Data File: \\PITSVR06\D\chem\731.i\V111610.b\V1116031.D

Date : 16-NOV-2010 20:00

Client ID: MW-6-111010

Instrument: 731.i

Sample Info: C0K100534-007 11/15/10 h2o(0319135) 8270c

Volume Injected (uL): 2.0

Operator: 003200

Column phase: DB5-MS

Column diameter: 0.32

63 1-Methylnaphthalene

Concentration: 3.5545 ug/L

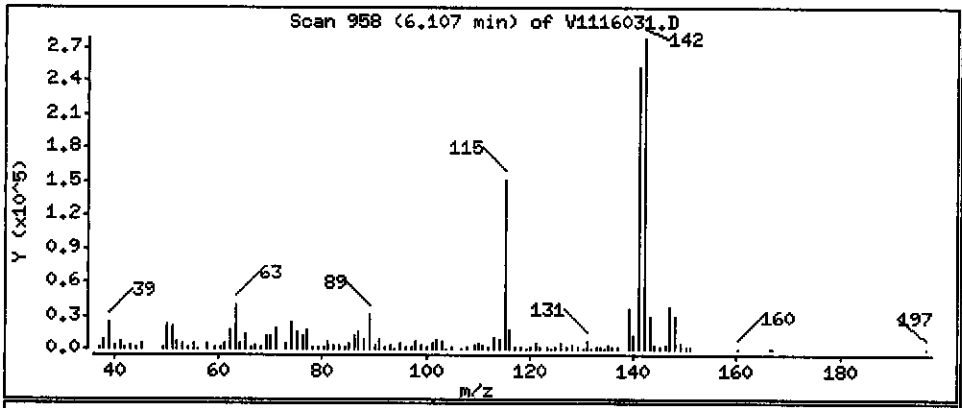

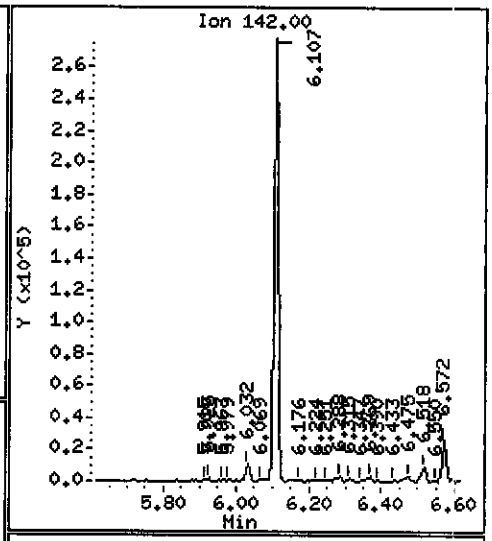

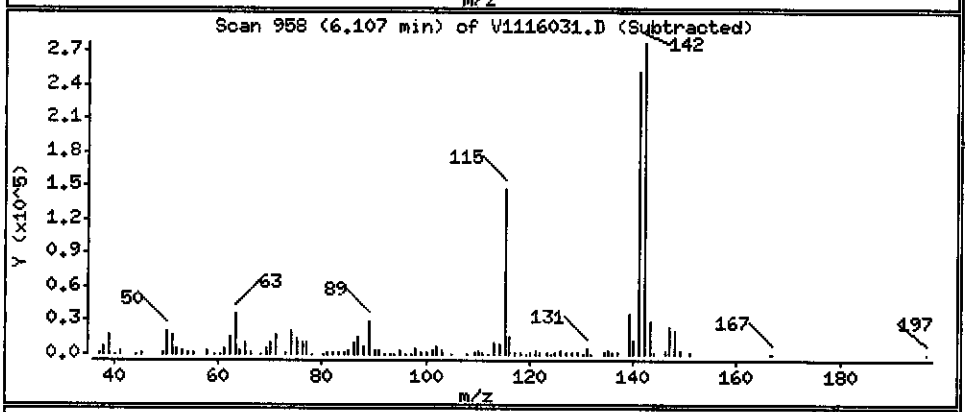

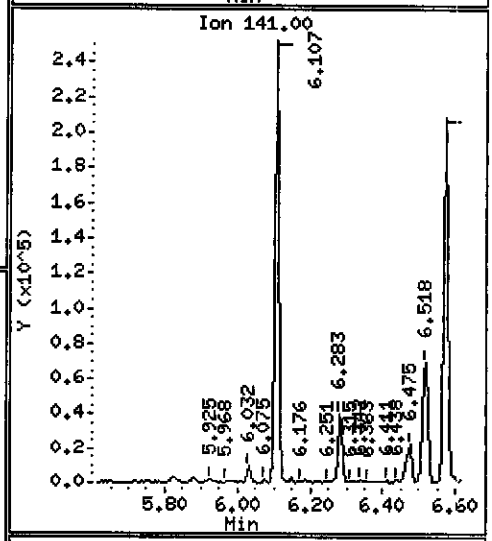

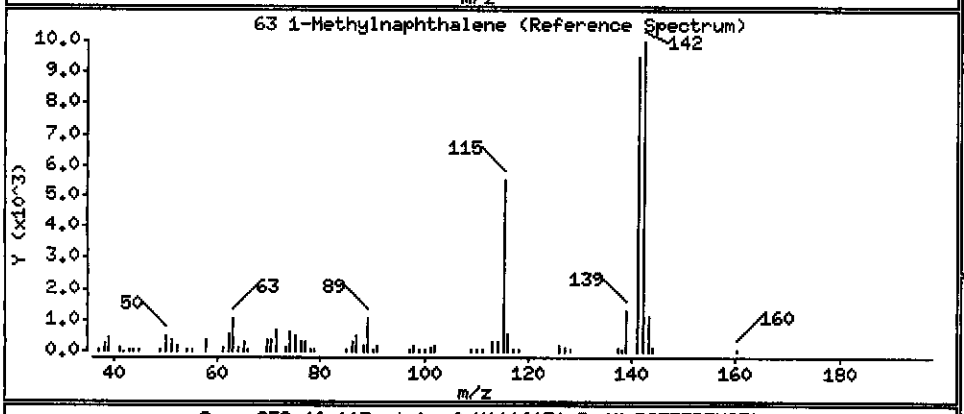

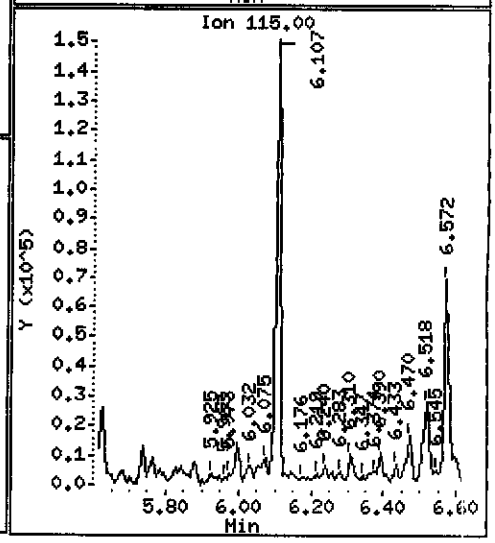

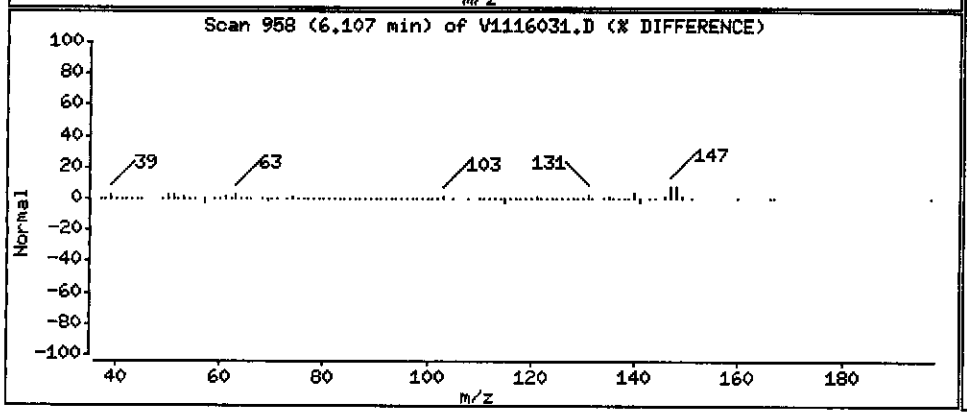

Data File: \\PITSVR06\D\chem\731.i\V111610.b\V1116031.D

Date : 16-NOV-2010 20:00

Client ID: MW-6-111010

Instrument: 731.i

Sample Info: C0K100534-007 11/15/10 h2o(0319135) 8270c

Volume Injected (uL): 2.0

Operator: 003200

Column phase: DB5-MS

Column diameter: 0.32

209 1,1'-Biphenyl

Concentration: 1.2794 ug/L

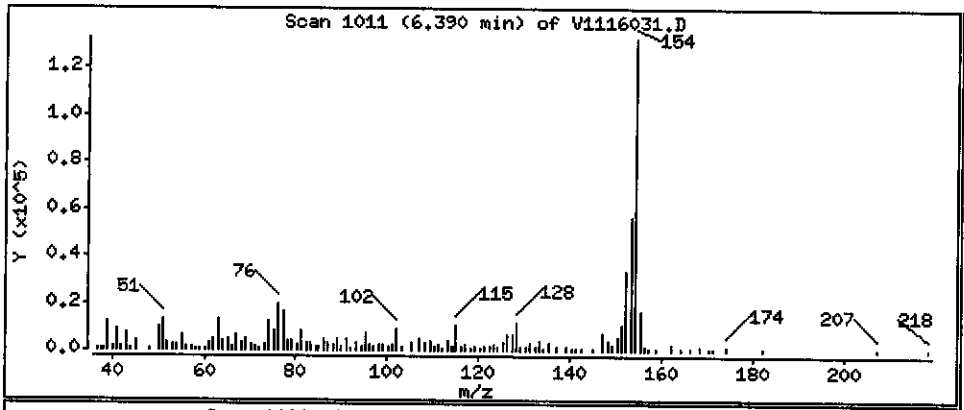

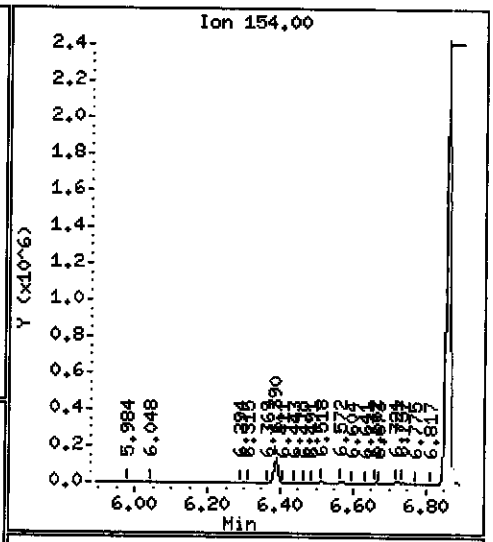

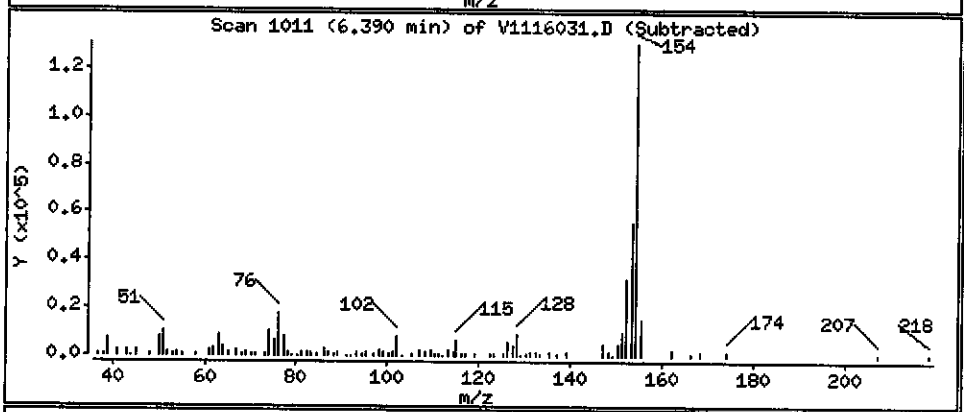

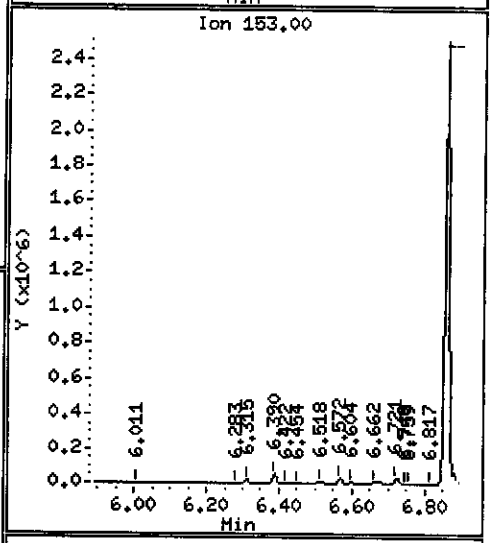

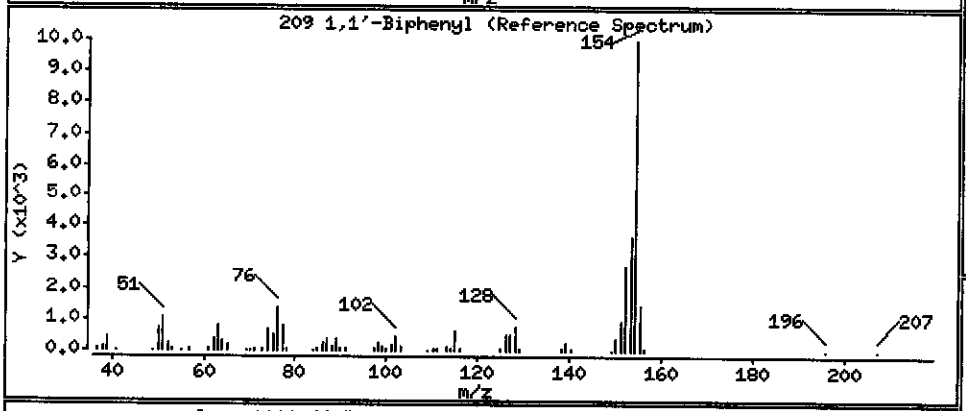

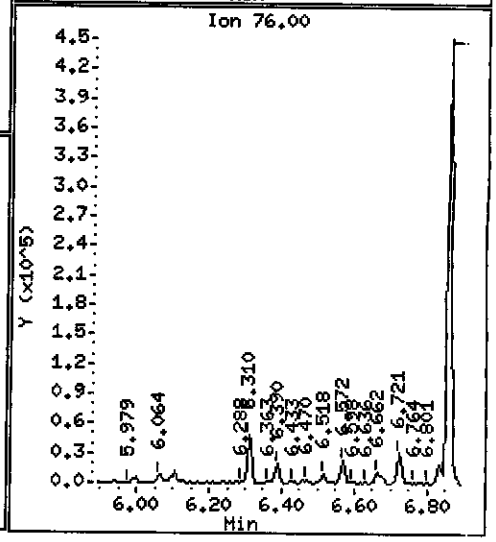

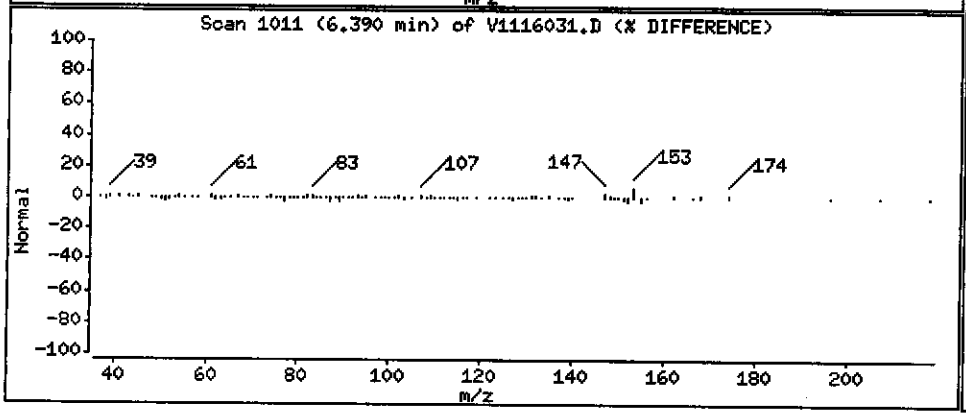

Data File: \\PITSVR06\D\chem\731.i\V111610.b\V1116031.D

Date : 16-NOV-2010 20:00

Client ID: MW-6-111010

Instrument: 731.i

Sample Info: C0K100534-007 11/15/10 h2o(0319135) 8270c

Volume Injected (uL): 2.0

Operator: 003200

Column phase: DB5-MS

Column diameter: 0.32

79 Acenaphthylene

Concentration: 1.8334 ug/L

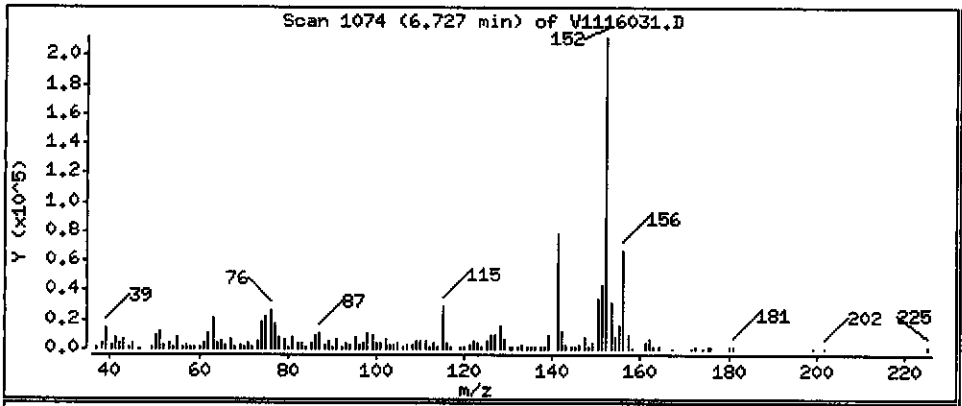

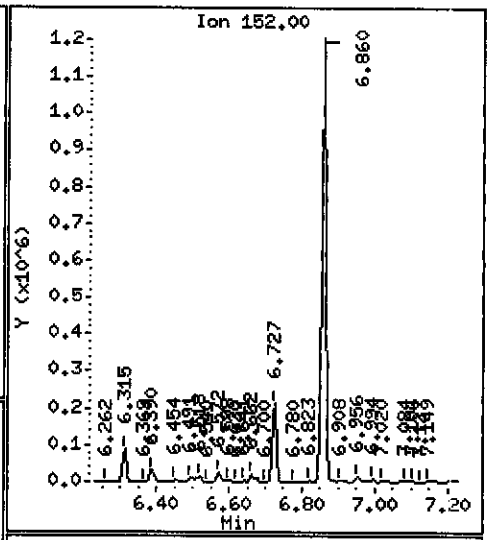

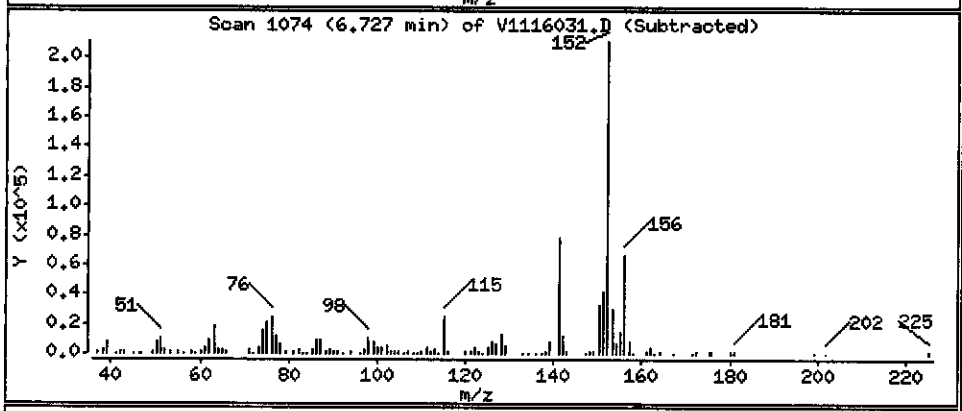

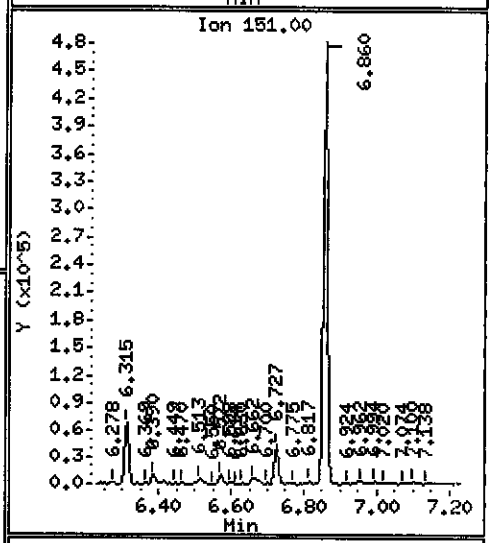

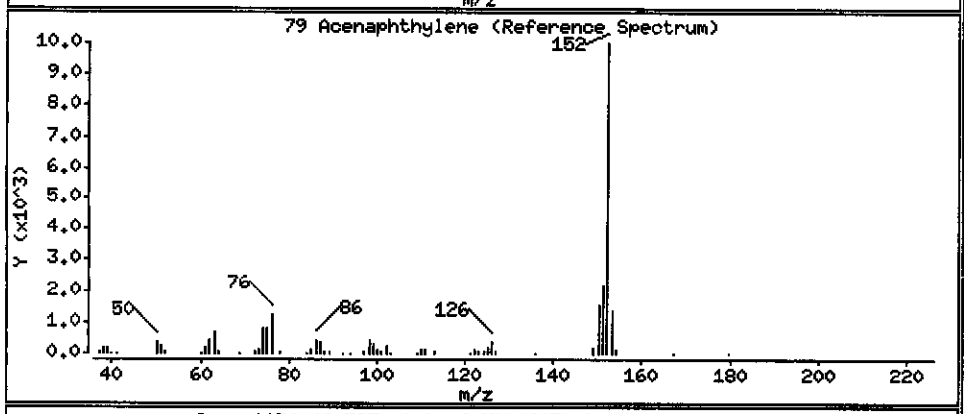

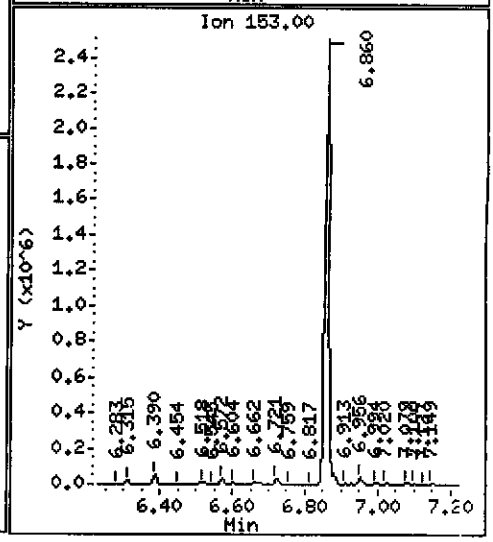

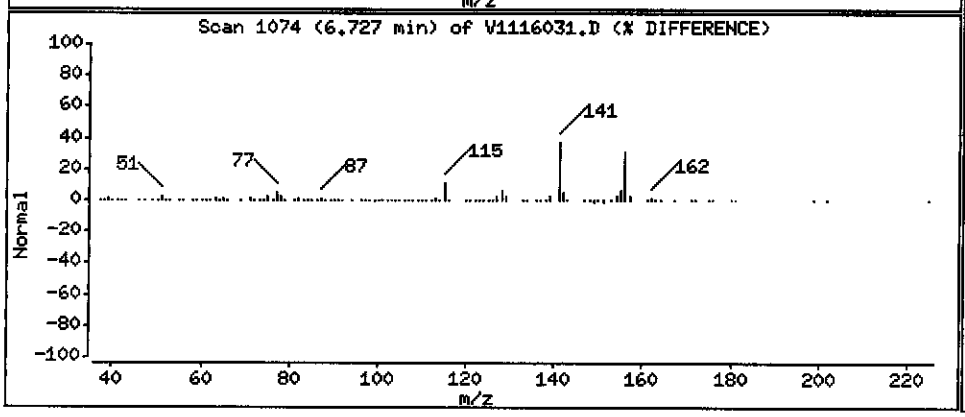

Data File: \\PITSVR06\D\chem\731.i\V111610.b\V1116031.D

Date : 16-NOV-2010 20:00

Client ID: MW-6-111010

Instrument: 731.i

Sample Info: C0K100534-007 11/15/10 h2o(0319135) 8270c

Volume Injected (uL): 2.0

Operator: 003200

Column phase: DB5-MS

Column diameter: 0.32

82 Acenaphthene

Concentration: 31.377 ug/L

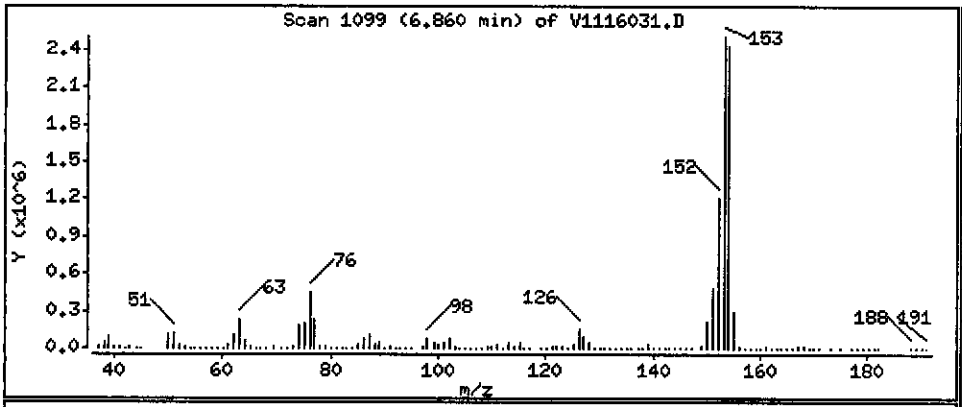

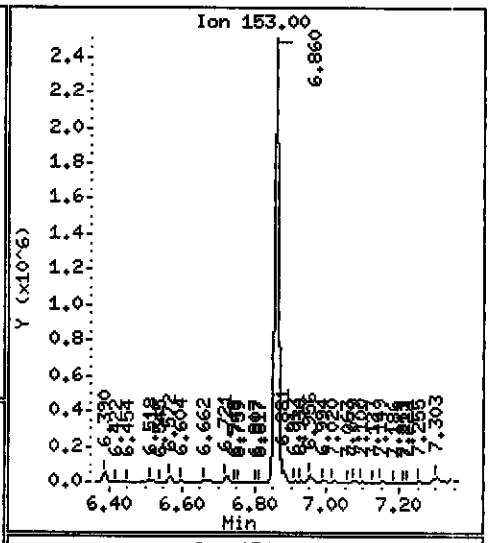

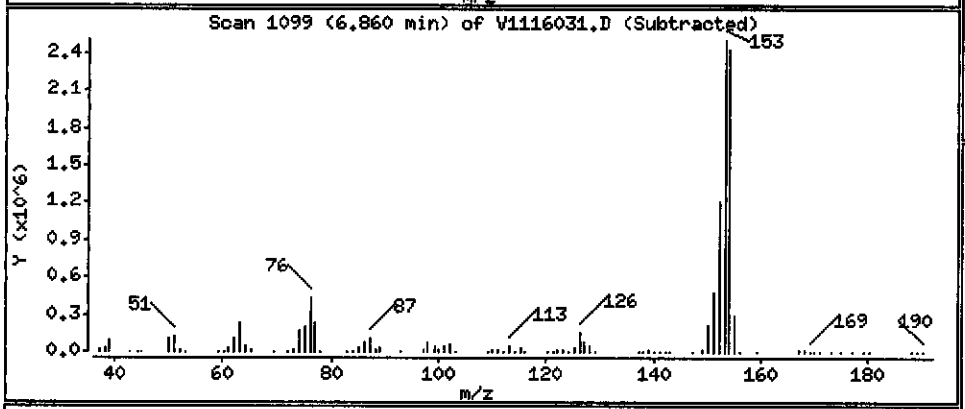

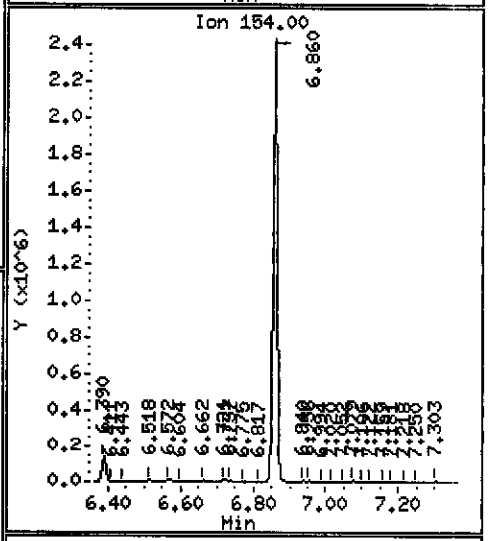

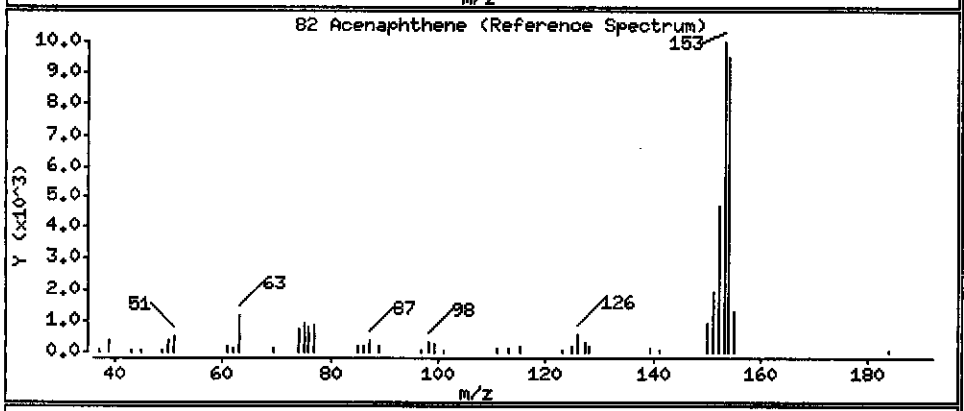

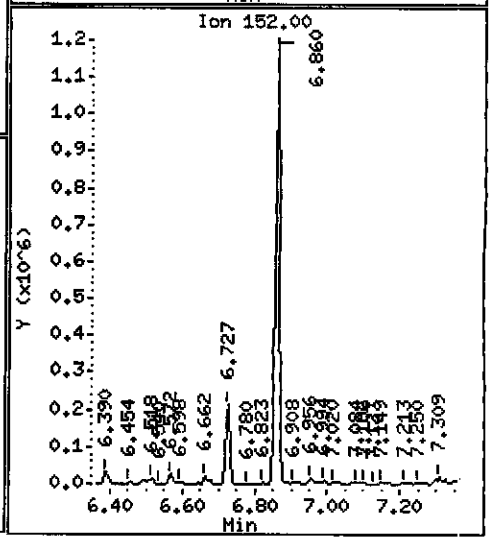

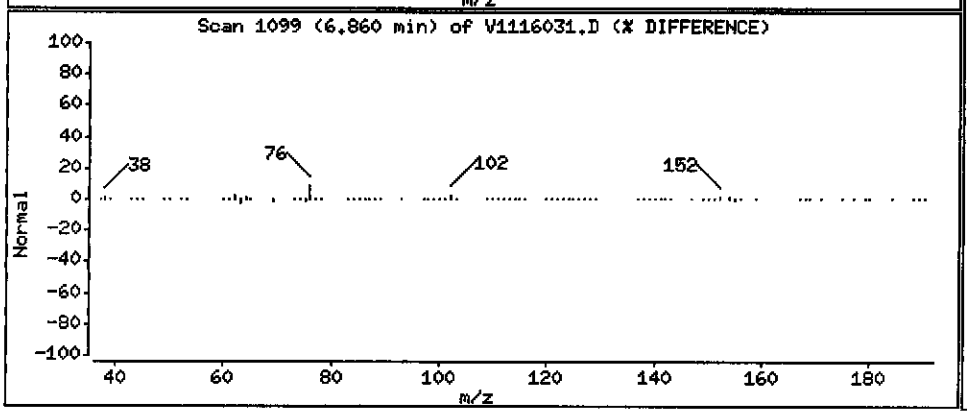

Data File: \\PITSVR06\D\chem\731.i\V111610.b\V1116031.D

Date : 16-NOV-2010 20:00

Client ID: MW-6-111010

Instrument: 731.i

Sample Info: C0K100534-007 11/15/10 h2o(0319135) 8270c

Volume Injected (uL): 2.0

Operator: 003200

Column phase: DB5-MS

Column diameter: 0.32

86 Dibenzofuran

Concentration: 4.9859 ug/L

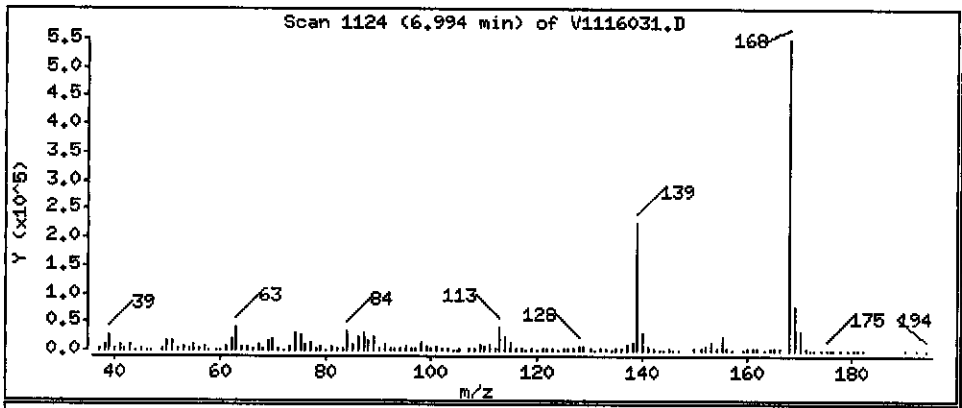

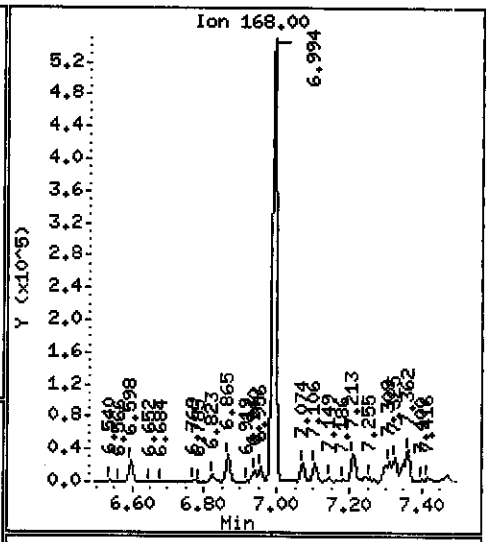

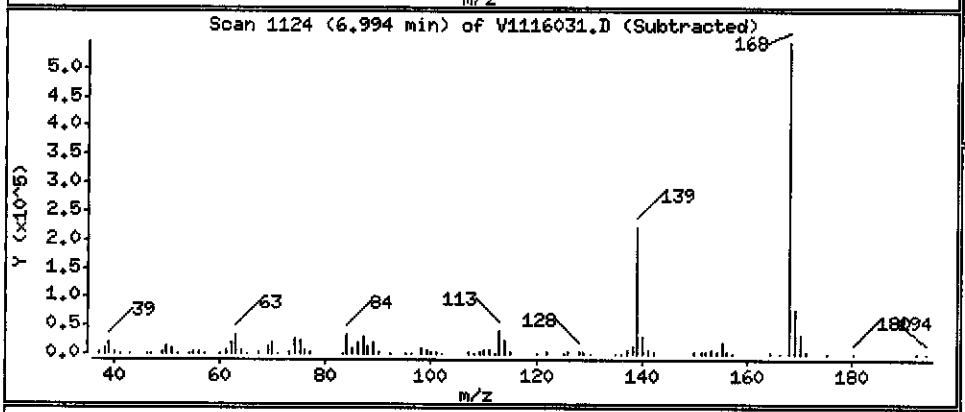

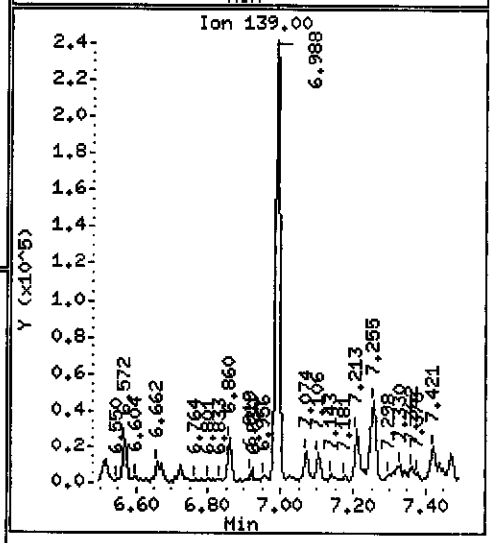

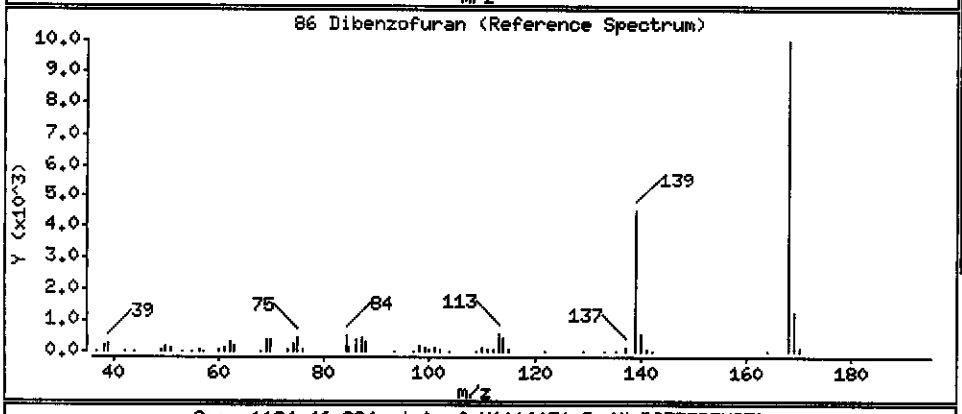

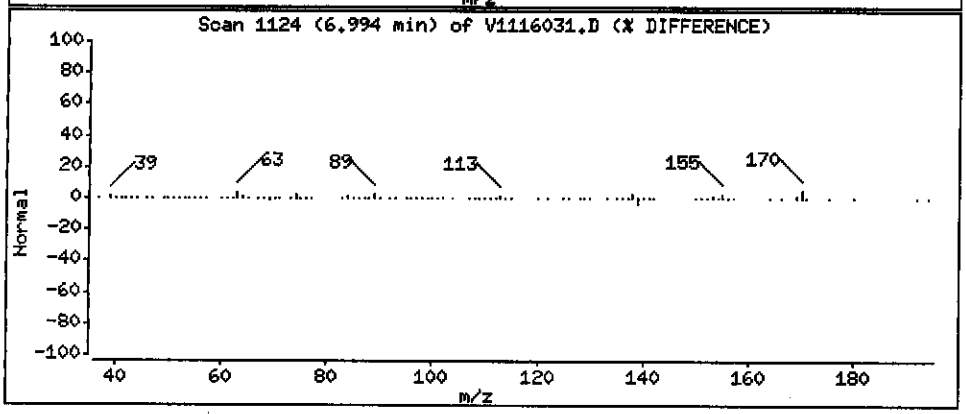

Data File: \\PITSVR06\D\chem\731.i\V111610.b\V1116031.D

Date : 16-NOV-2010 20:00

Client ID: MW-6-111010

Instrument: 731.i

Sample Info: C0K100534-007 11/15/10 h2o(0319135) 8270c

Volume Injected (uL): 2.0

Operator: 003200

Column phase: DB5-MS

Column diameter: 0.32

93 Diethylphthalate

Concentration: 0.085764 ug/L

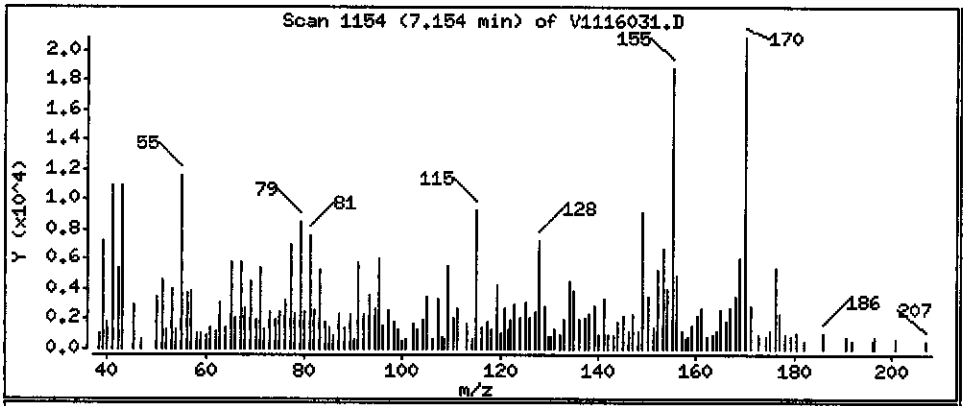

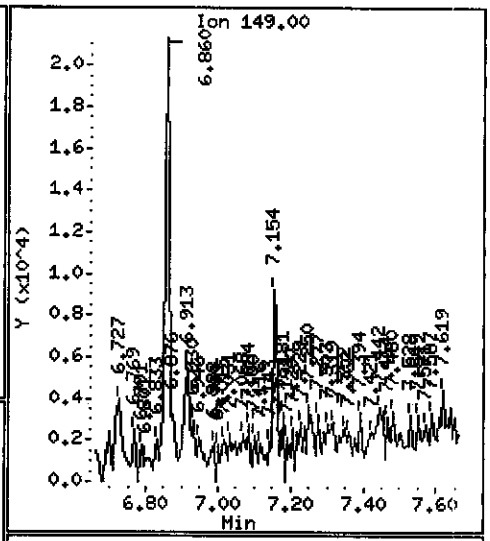

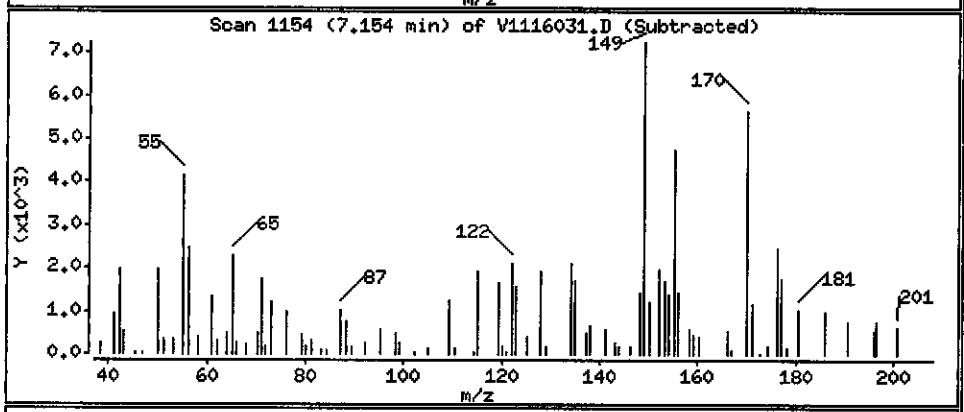

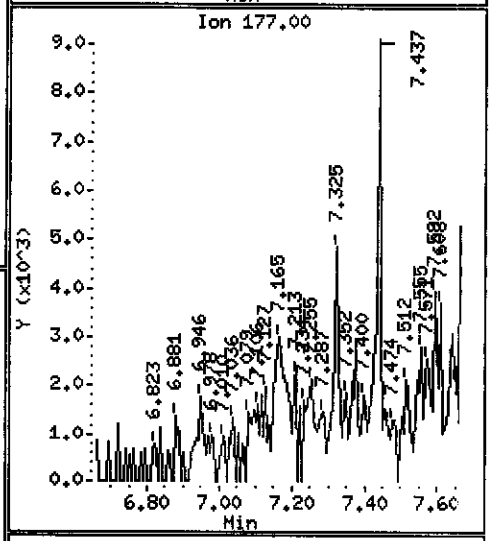

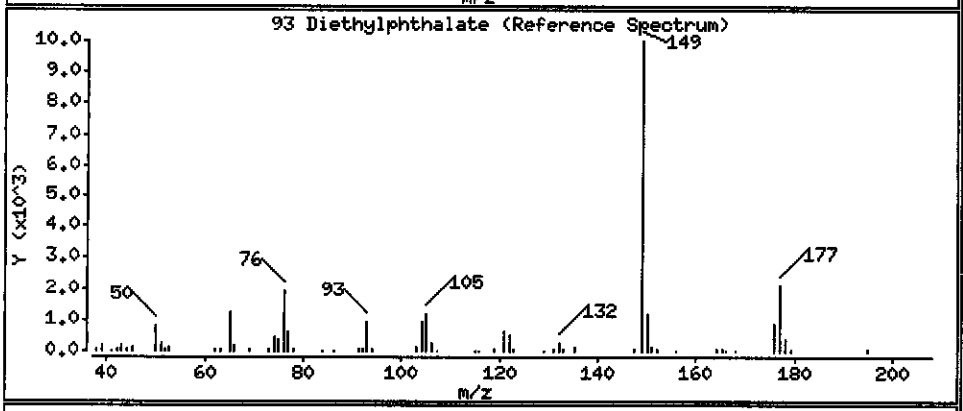

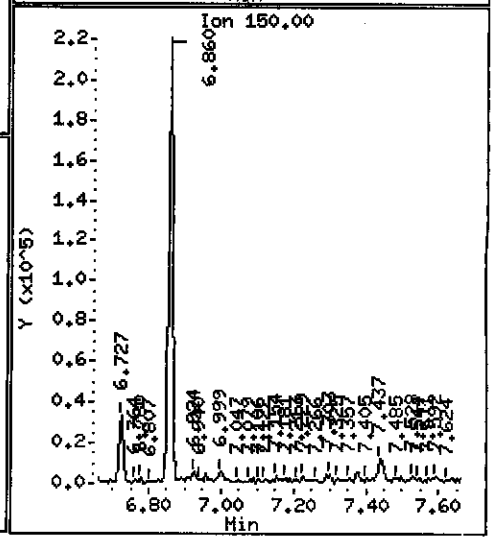

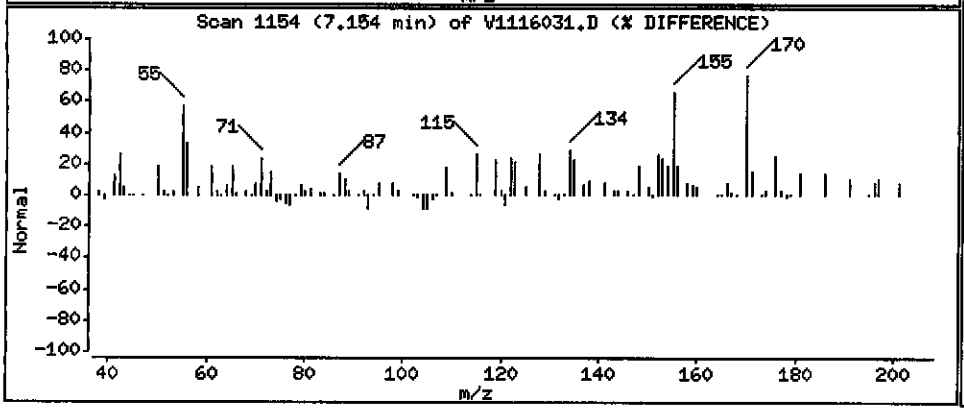

Data File: \\PITSVR06\D\chem\731.i\V111610.b\V1116031.D

Date : 16-NOV-2010 20:00

Client ID: MW-6-111010

Instrument: 731.i

Sample Info: C0K100534-007 11/15/10 h2o(0319135) 8270c

Volume Injected (uL): 2.0

Operator: 003200

Column phase: DB5-MS

Column diameter: 0.32

94 Fluorene

Concentration: 4.3585 ug/L

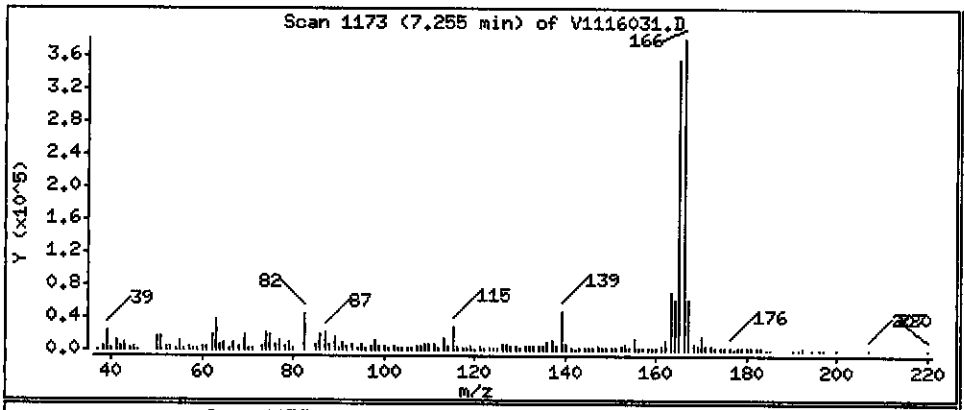

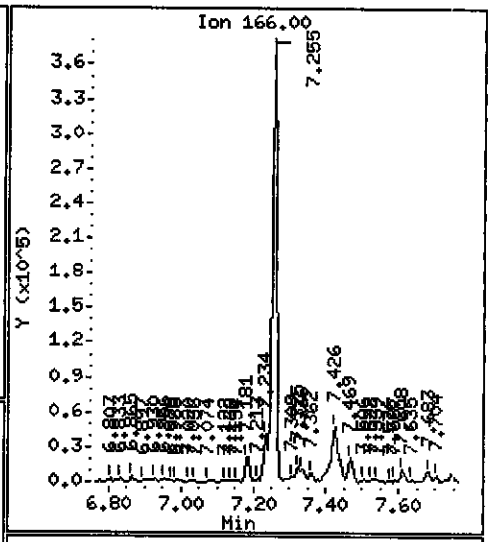

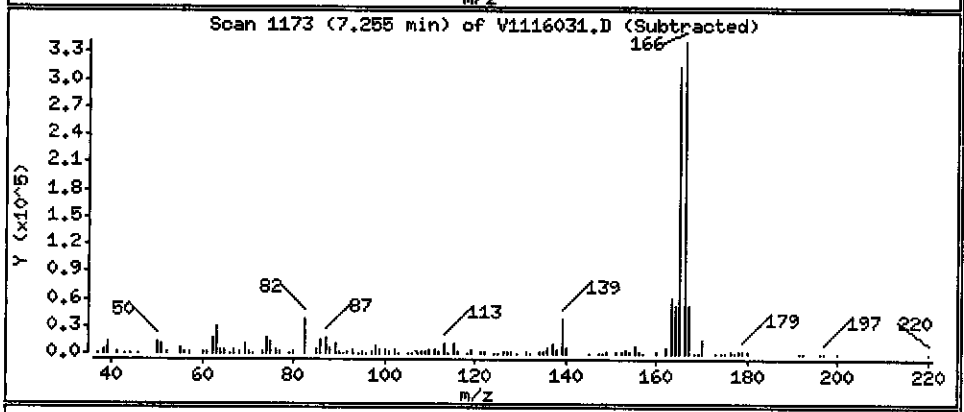

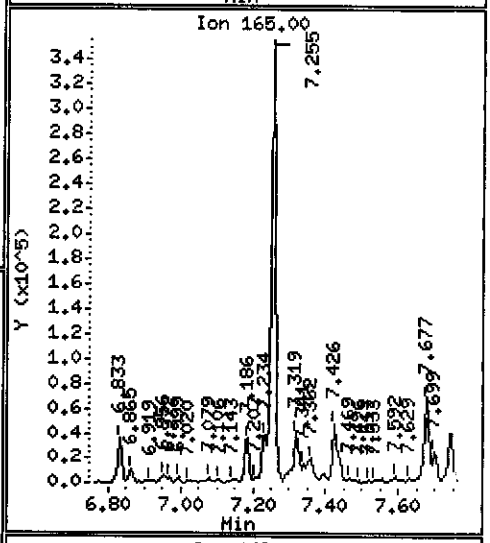

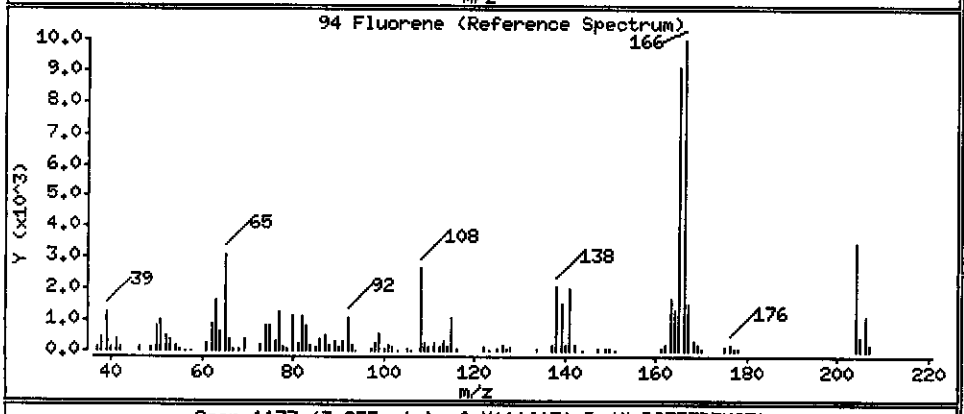

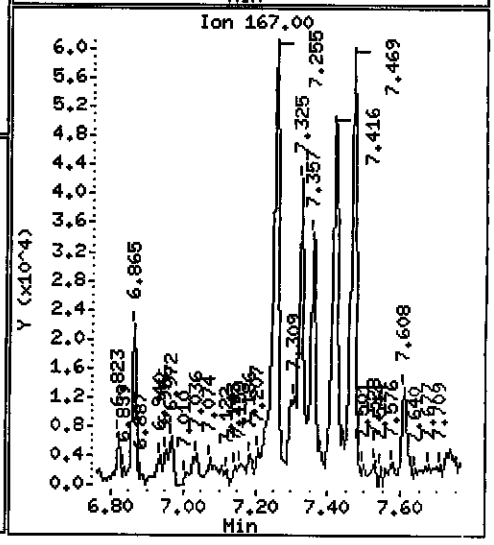

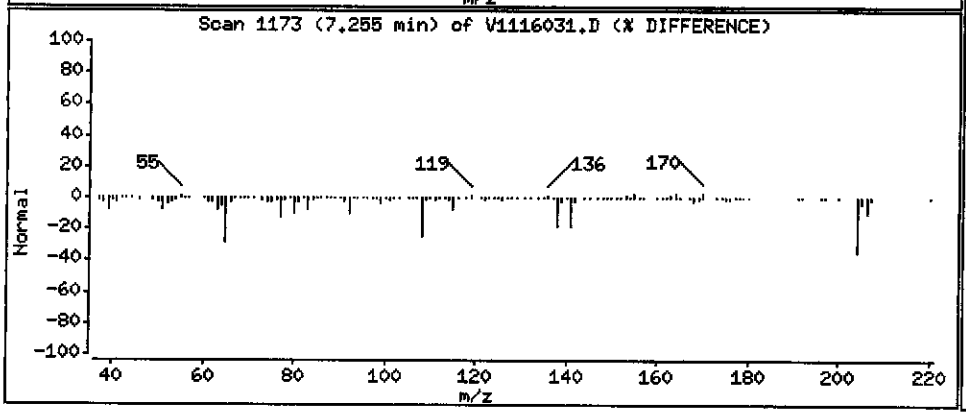

Data File: \\PITSVR06\D\chem\731.i\V111610.b\V1116031.D

Date : 16-NOV-2010 20:00

Client ID: MW-6-111010

Instrument: 731.i

Sample Info: C0K100534-007 11/15/10 h2o(0319135) 8270c

Volume Injected (uL): 2.0

Operator: 003200

Column phase: DB5-MS

Column diameter: 0.32

115 Phenanthrene

Concentration: 0.28910 ug/L

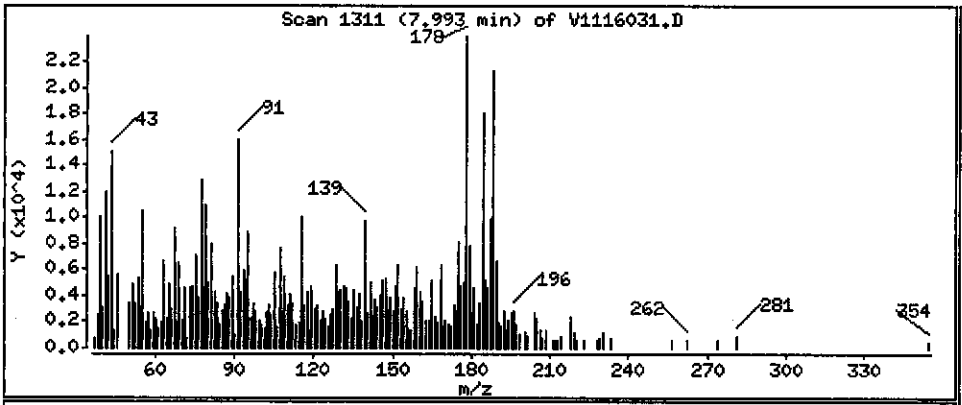

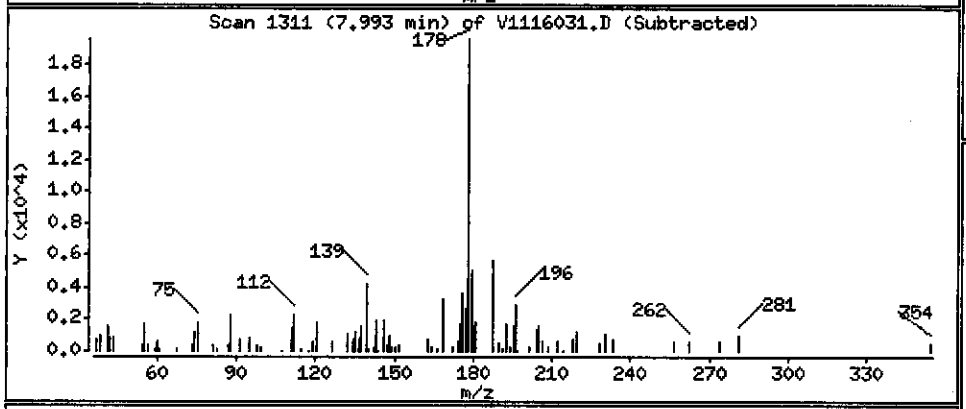

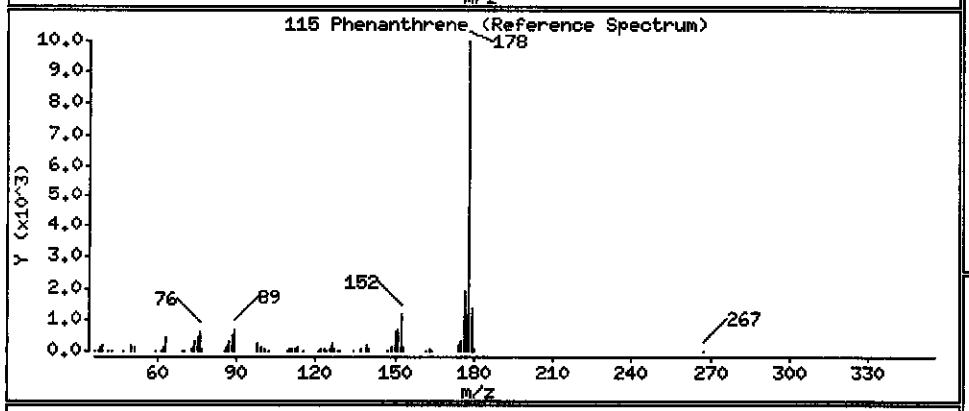

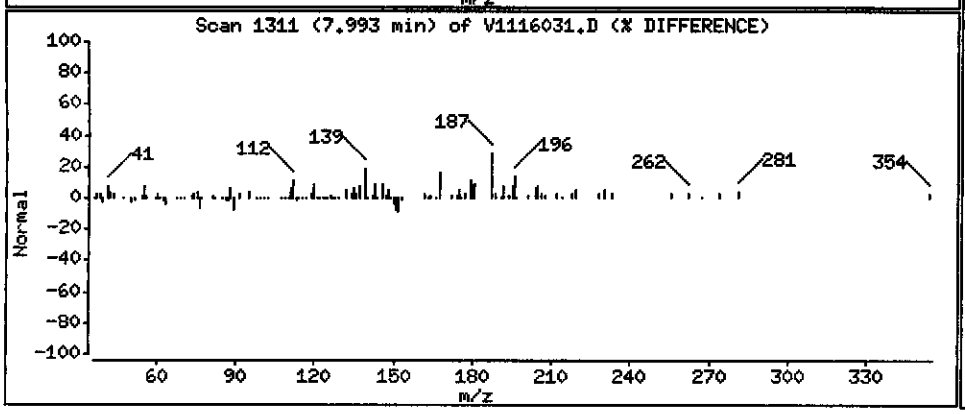

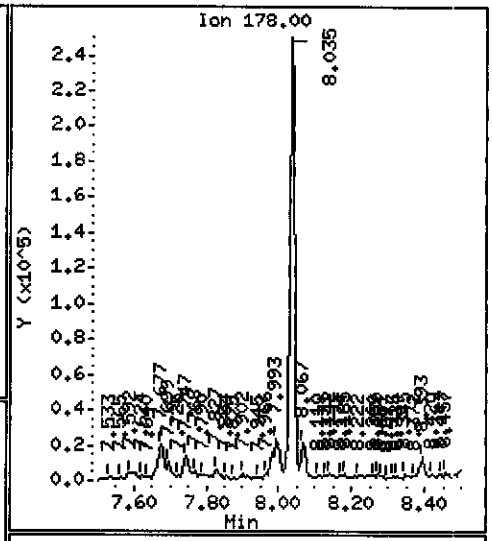

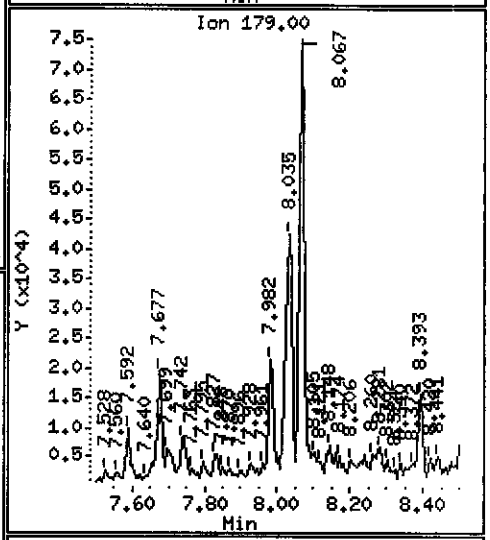

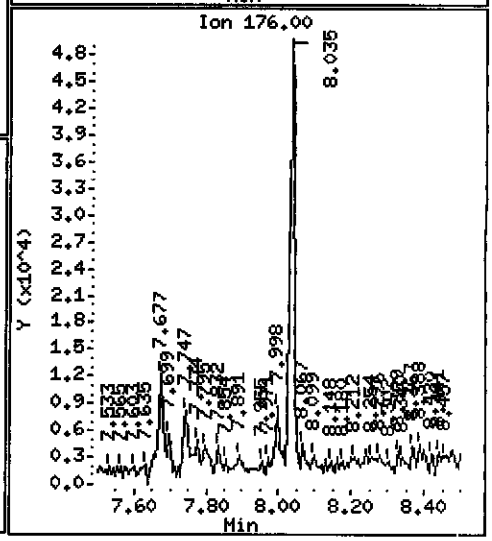

Data File: \\PITSVR06\D\chem\731.i\V111610.b\V1116031.D

Date : 16-NOV-2010 20:00

Client ID: MW-6-111010

Instrument: 731.i

Sample Info: C0K100534-007 11/15/10 h2o(0319135) 8270c

Volume Injected (uL): 2.0

Operator: 003200

Column phase: DB5-MS

Column diameter: 0.32

116 Anthracene

Concentration: 1.9008 ug/L

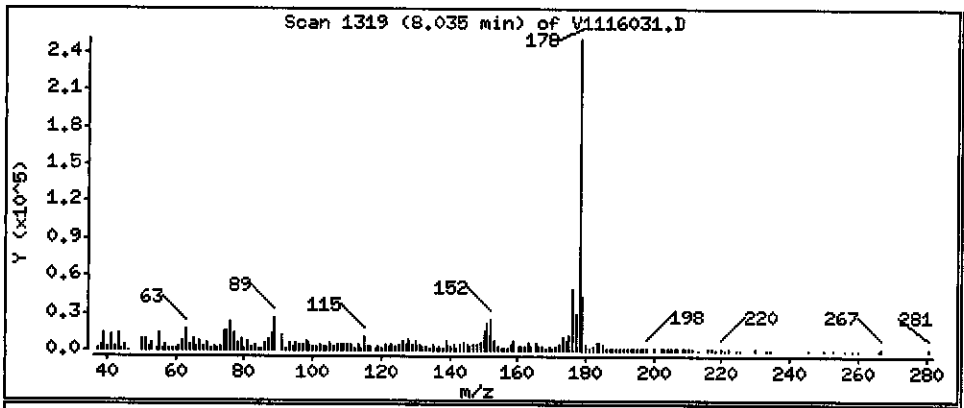

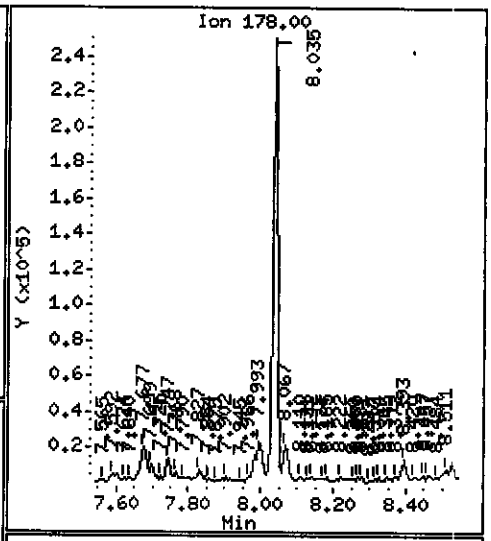

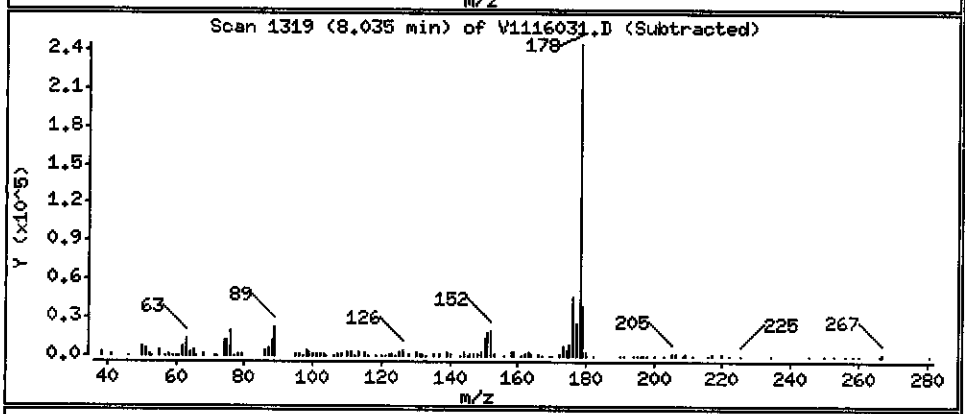

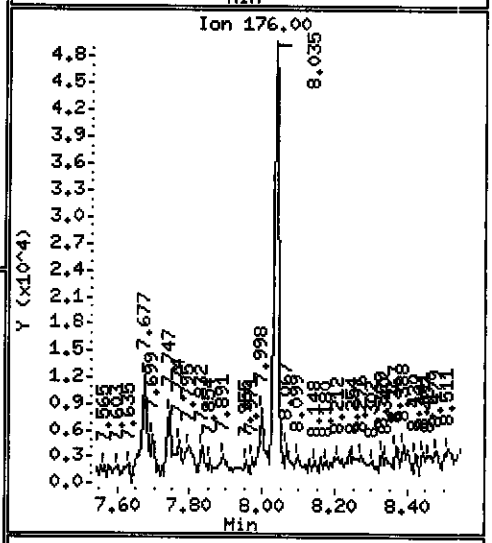

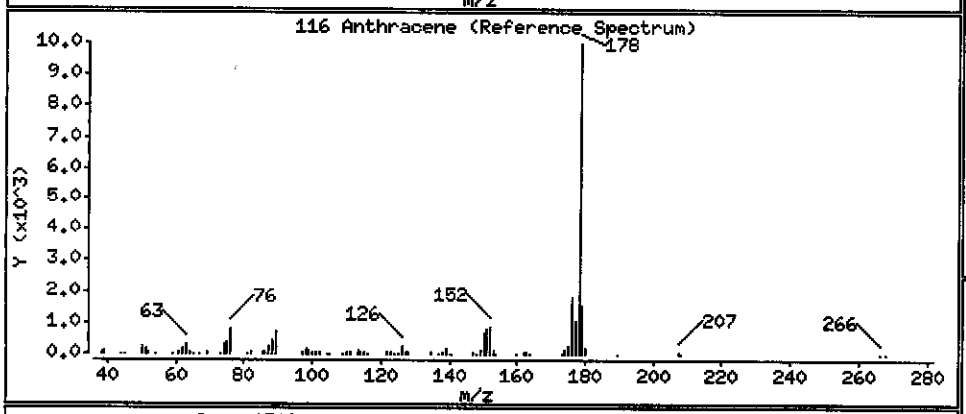

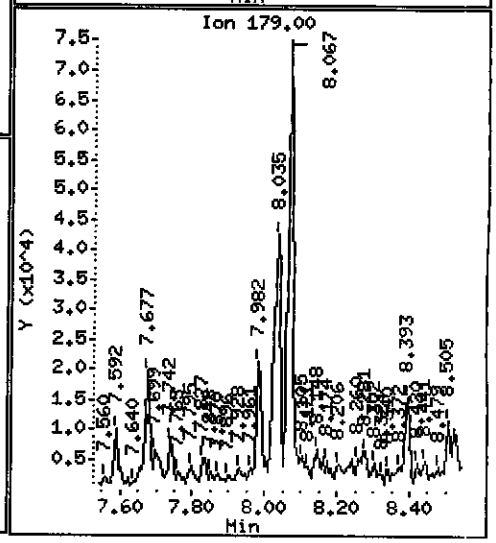

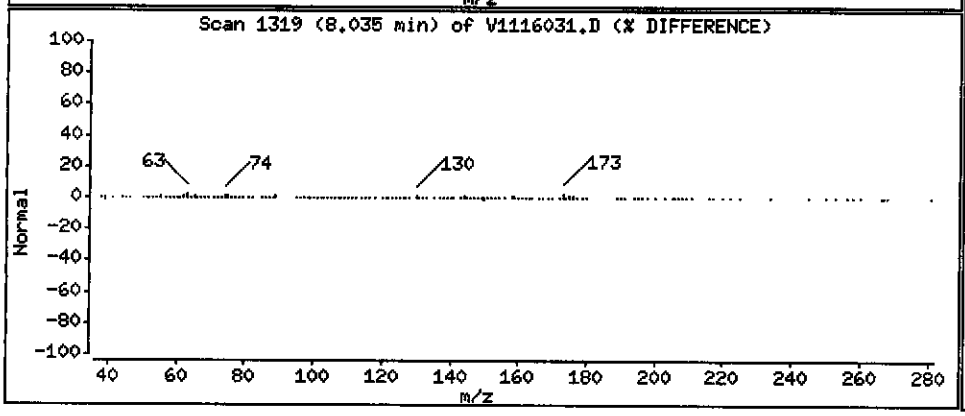

Data File: \\PITSVR06\D\chem\731.i\V111610.b\V1116031.D

Date : 16-NOV-2010 20:00

Client ID: MW-6-111010

Instrument: 731.i

Sample Info: C0K100534-007 11/15/10 h2o(0319135) 8270c

Volume Injected (uL): 2.0

Operator: 003200

Column phase: DB5-MS

Column diameter: 0.32

119 Carbazole

Concentration: 5.0489 ug/L

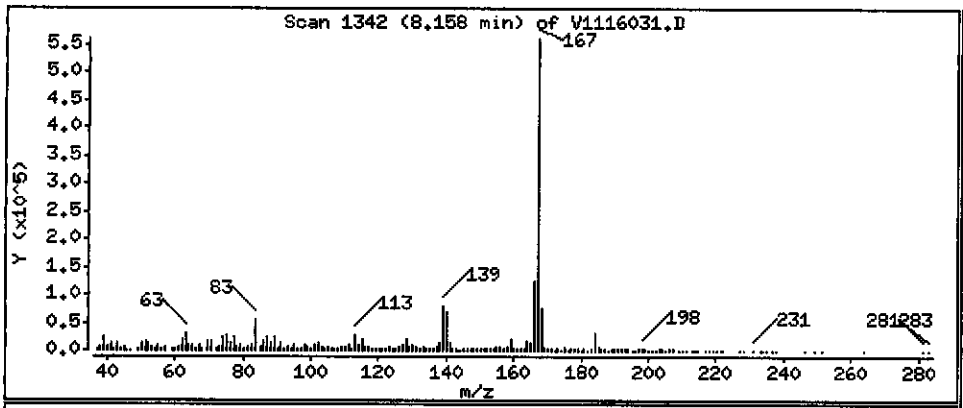

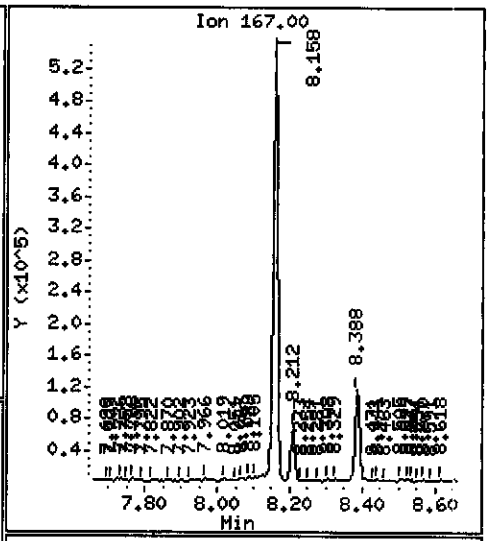

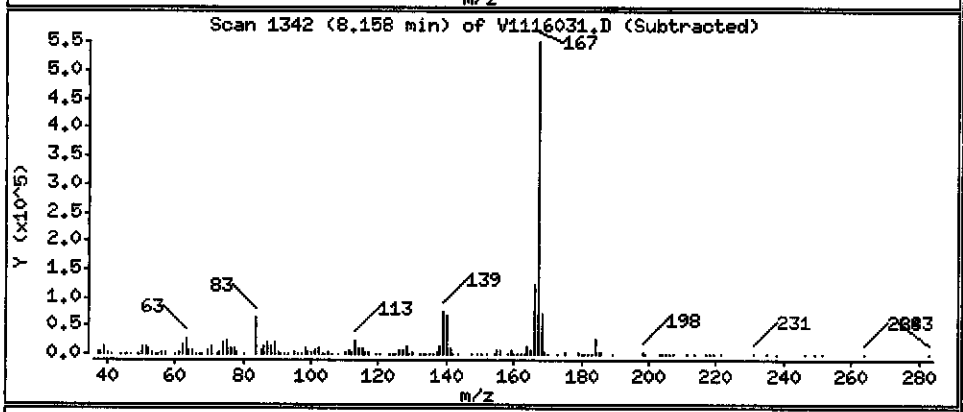

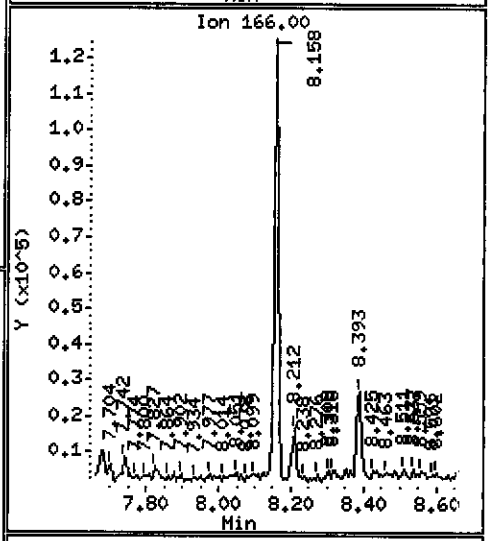

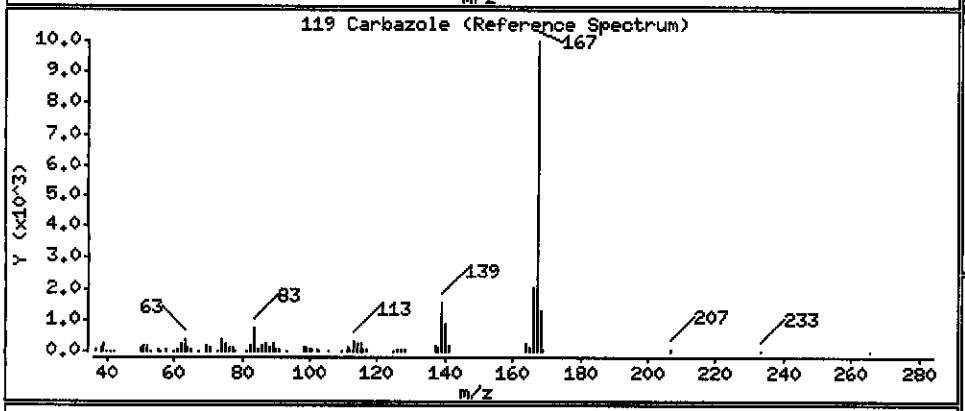

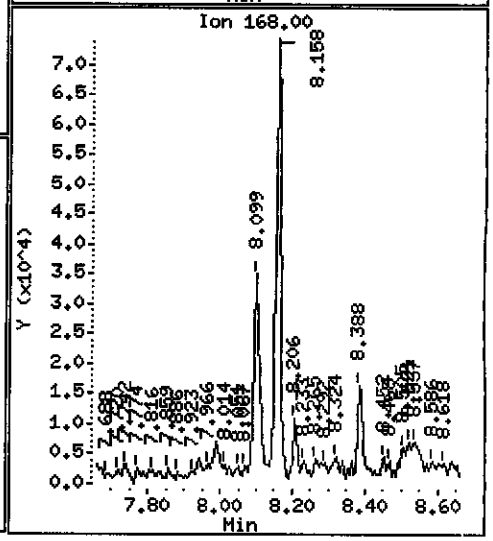

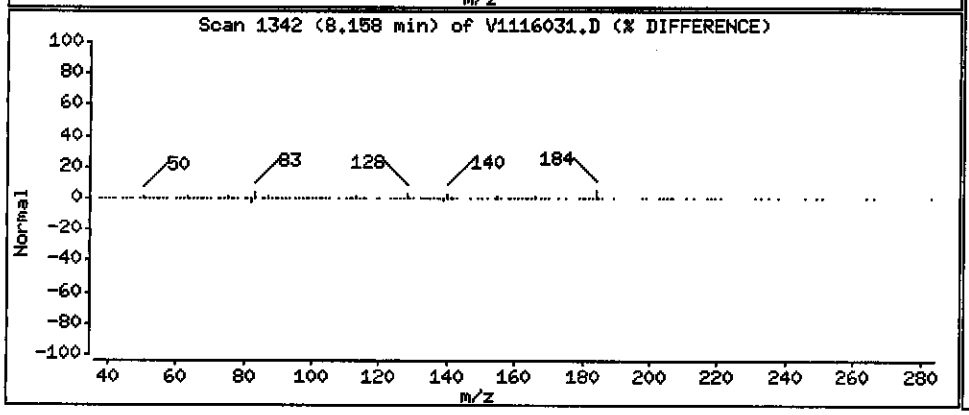

Data File: \\PITSVR06\D\chem\731.i\V111610.b\V1116031.D

Date : 16-NOV-2010 20:00

Client ID: MW-6-111010

Instrument: 731.i

Sample Info: C0K100534-007 11/15/10 h2o(0319135) 8270c

Volume Injected (uL): 2.0

Operator: 003200

Column phase: DB5-MS

Column diameter: 0.32

123 Fluoranthene

Concentration: 4.4457 ug/L

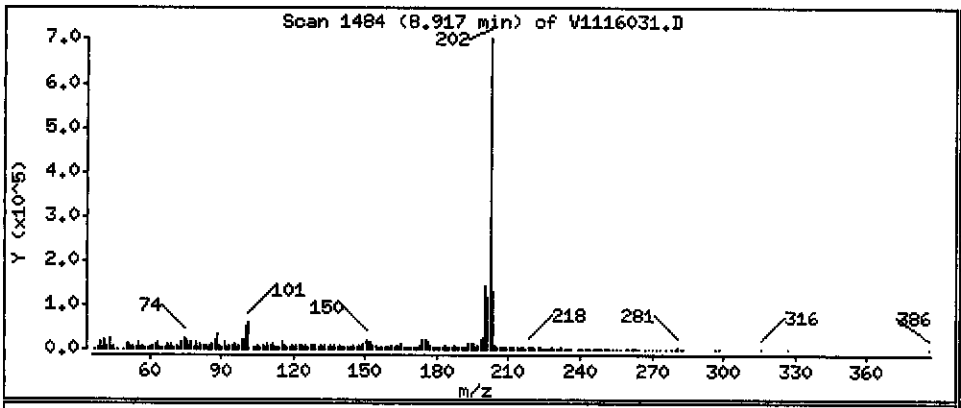

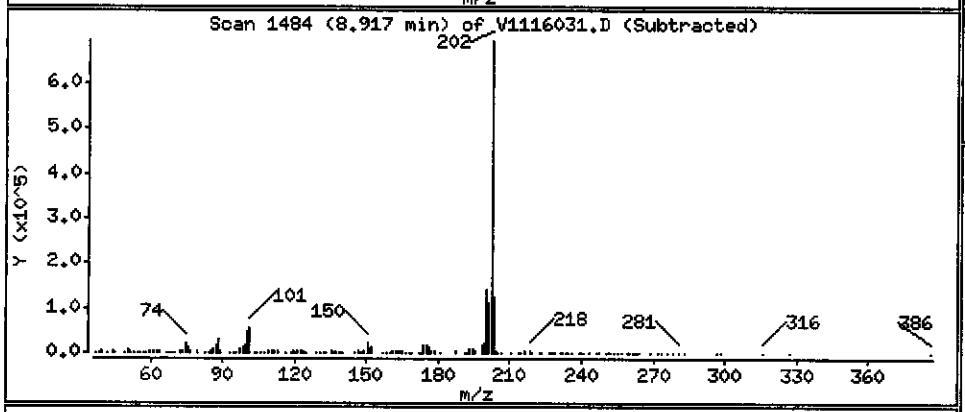

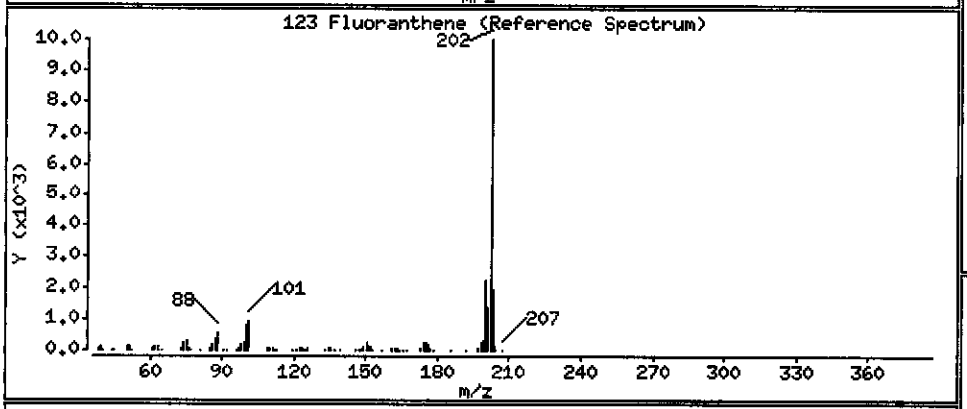

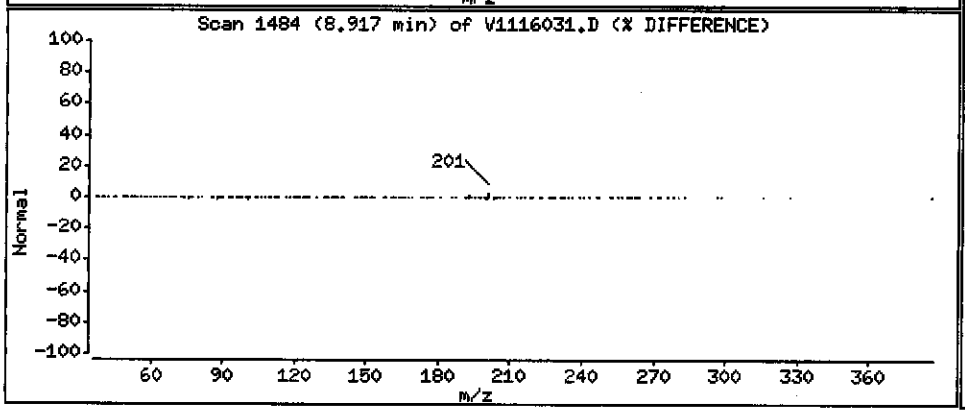

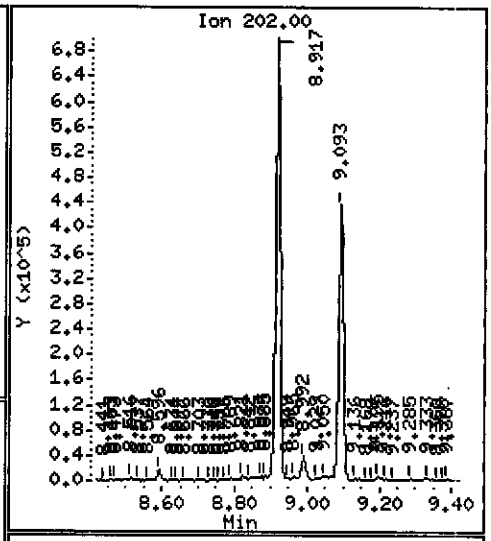

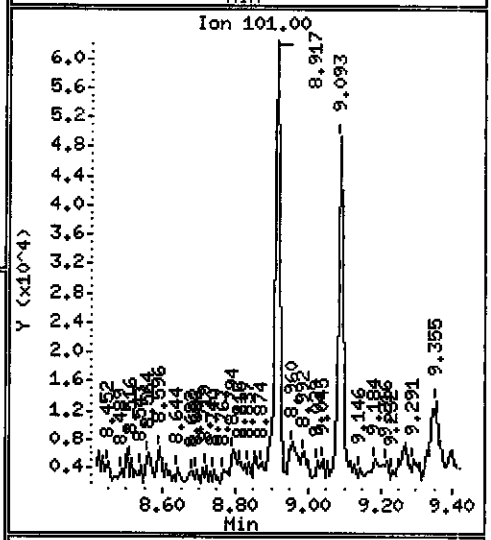

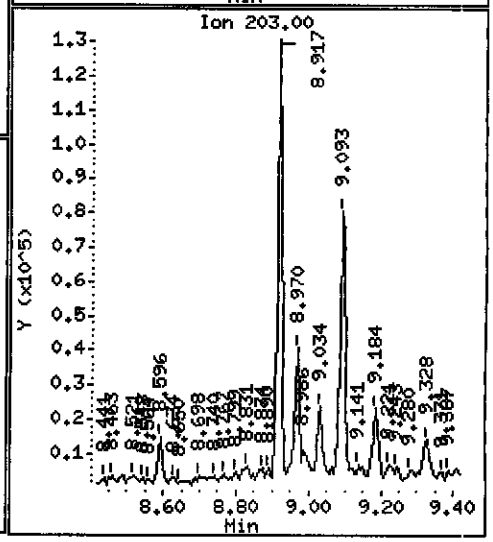

Data File: \\PITSVR06\D\chem\731.i\V111610.b\V1116031.D

Date : 16-NOV-2010 20:00

Client ID: MW-6-111010

Instrument: 731.i

Sample Info: C0K100534-007 11/15/10 h2o(0319135) 8270c

Volume Injected (uL): 2.0

Operator: 003200

Column phase: DB5-MS

Column diameter: 0.32

125 Pyrene

Concentration: 2.1654 ug/L

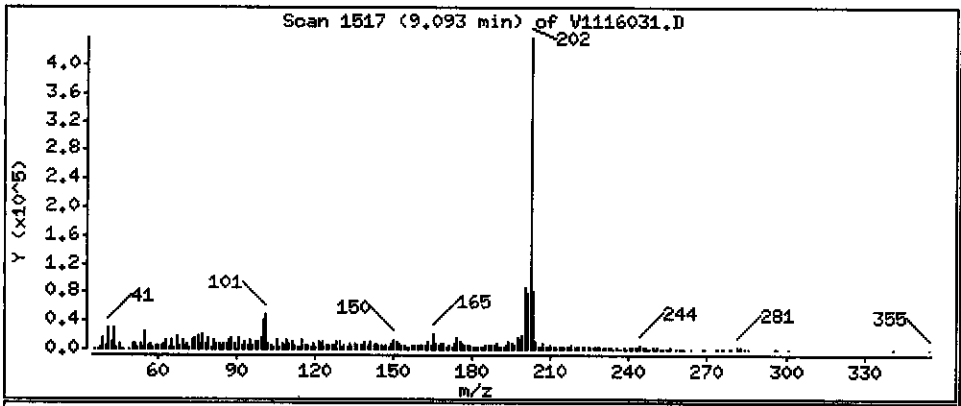

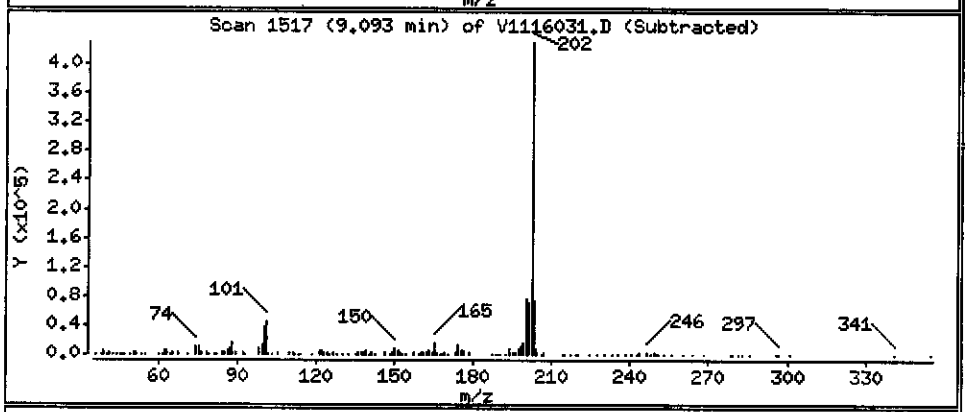

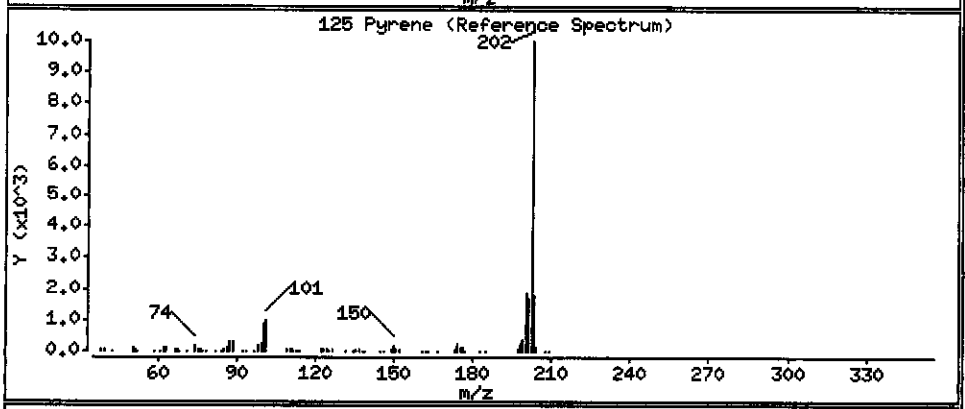

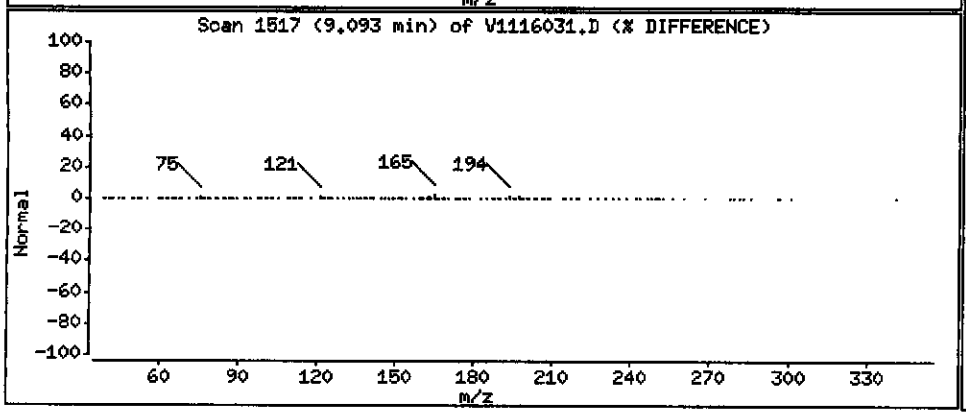

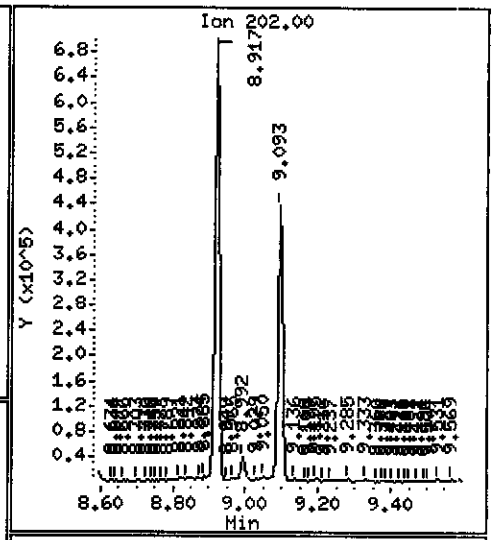

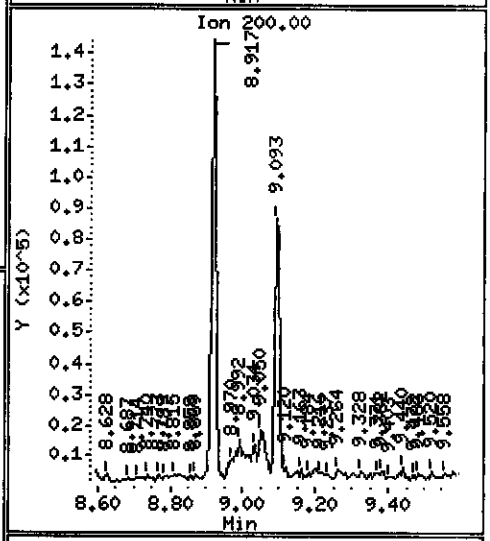

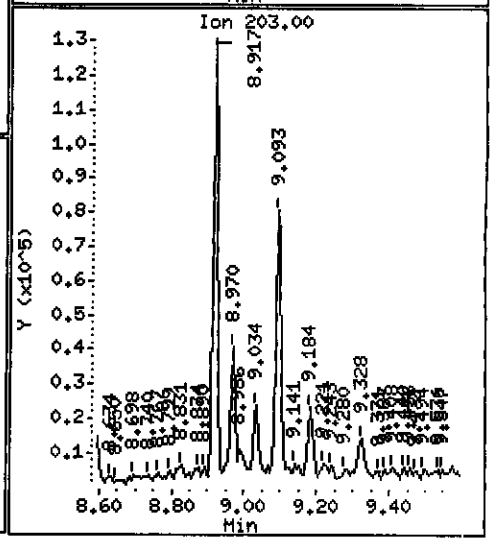

Data File: \\PITSVR06\D\chem\731.i\V111610.b\V1116031.D

Date : 16-NOV-2010 20:00

Client ID: MW-6-111010

Instrument: 731.i

Sample Info: C0K100534-007 11/15/10 h2o(0319135) 8270c

Volume Injected (uL): 2.0

Operator: 003200

Column phase: DB5-MS

Column diameter: 0.32

136 Benzo(a)Anthracene

Concentration: 0.22427 ug/L

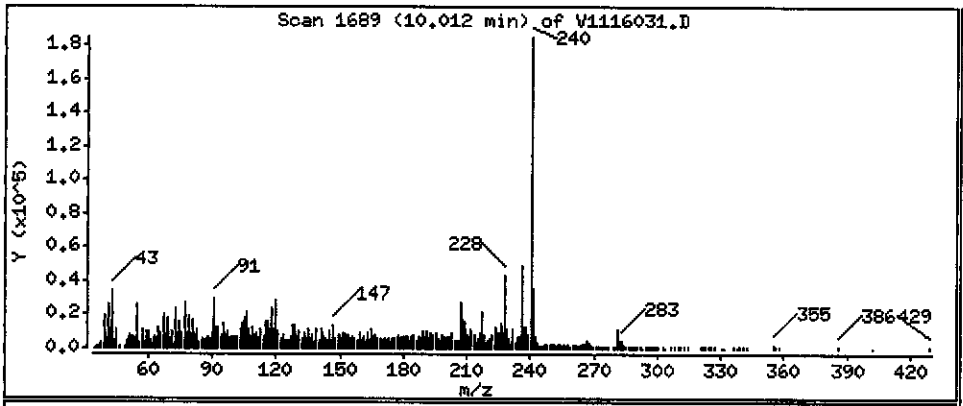

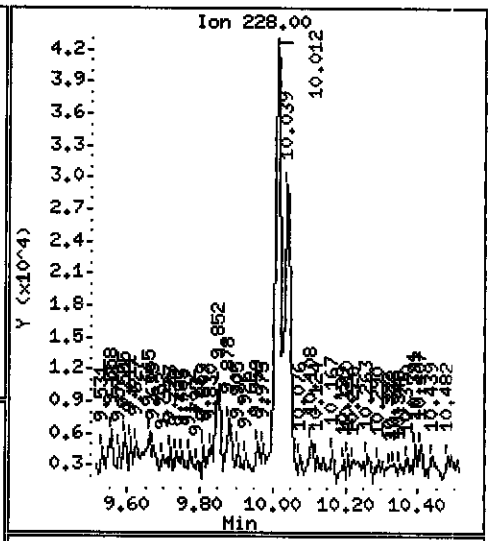

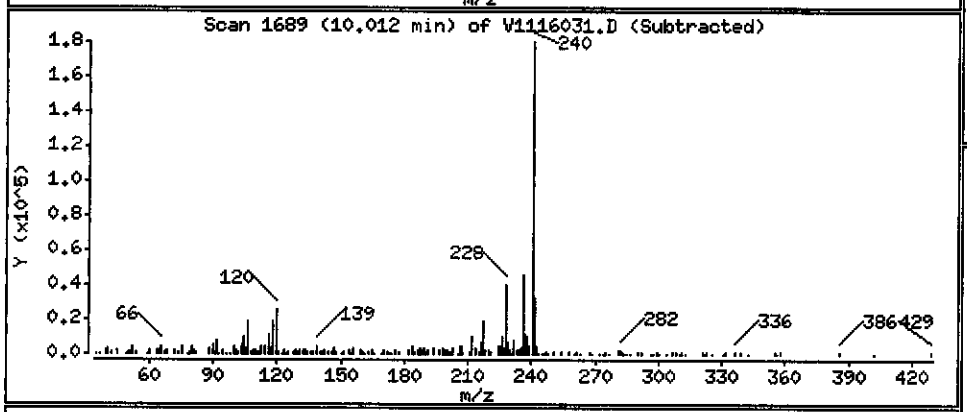

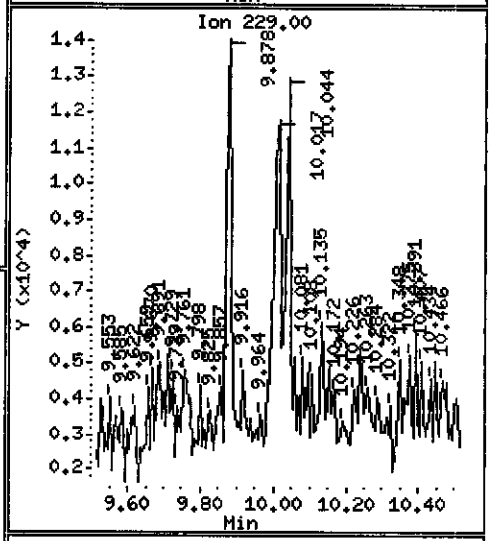

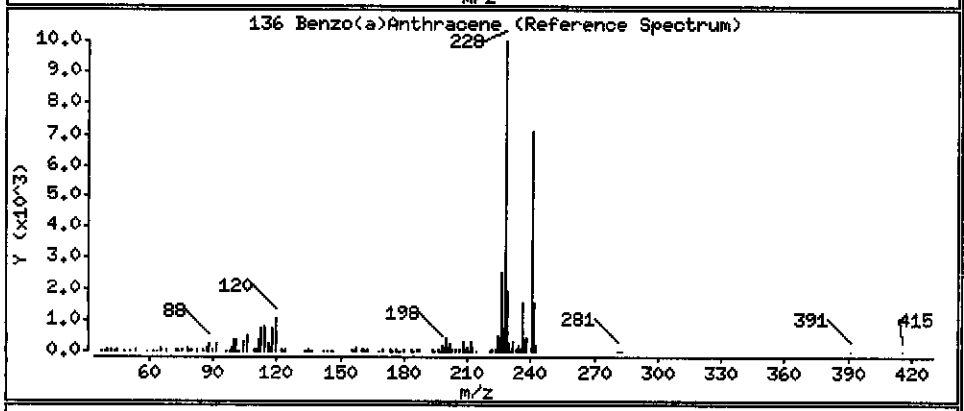

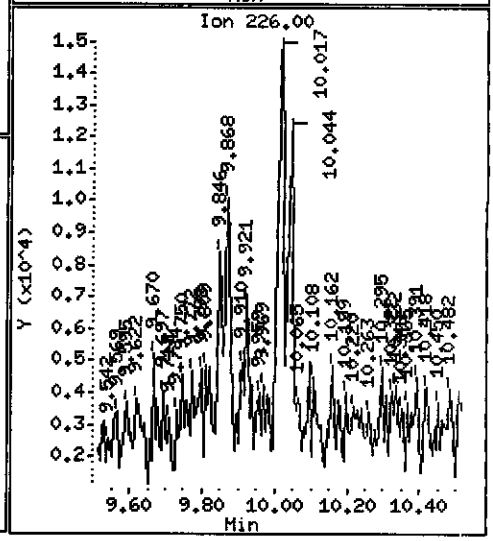

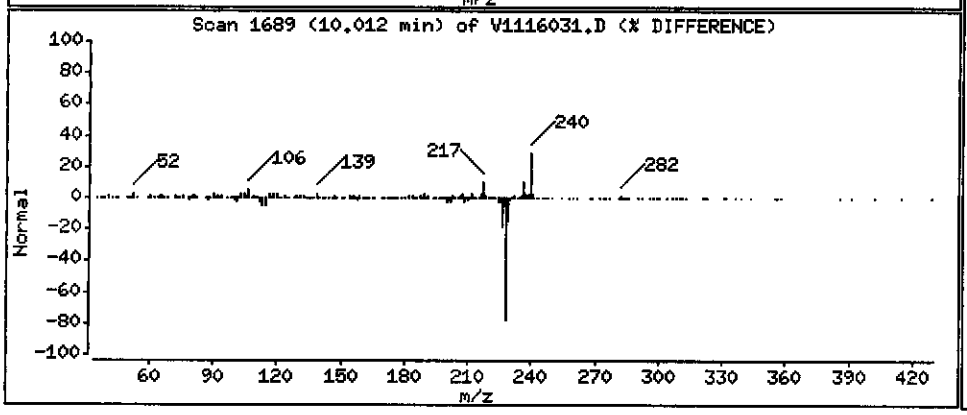

Data File: \\PITSVR06\D\chem\731.i\W111610.b\W1116031.D

Date : 16-NOV-2010 20:00

Client ID: MW-6-111010

Instrument: 731.i

Sample Info: C0K100534-007 11/15/10 h2o(0319135) 8270c

Volume Injected (uL): 2.0

Operator: 003200

Column phase: DB5-MS

Column diameter: 0.32

137 Chrysene

Concentration: 0.20970 ug/L

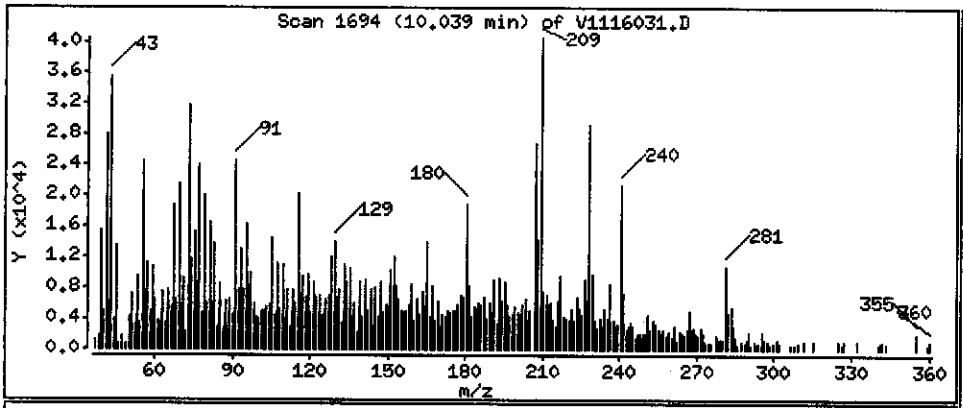

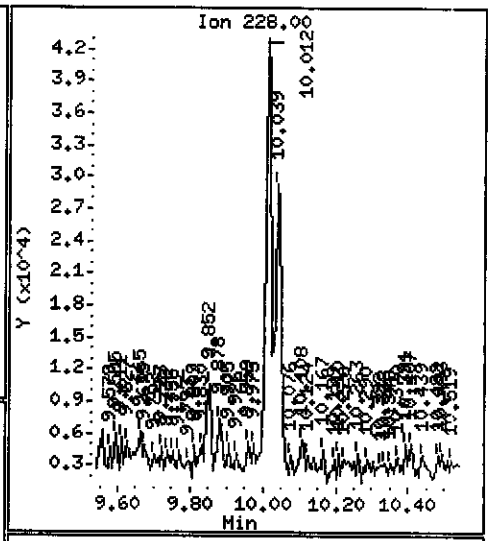

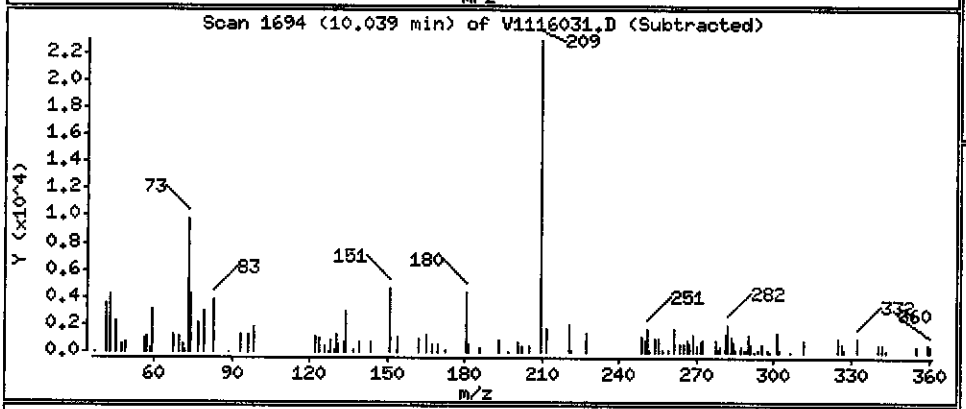

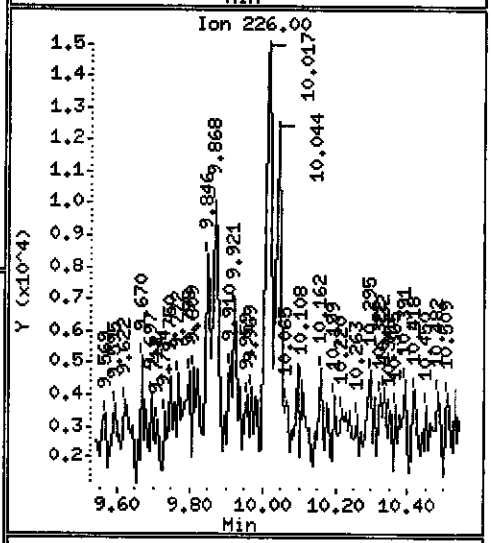

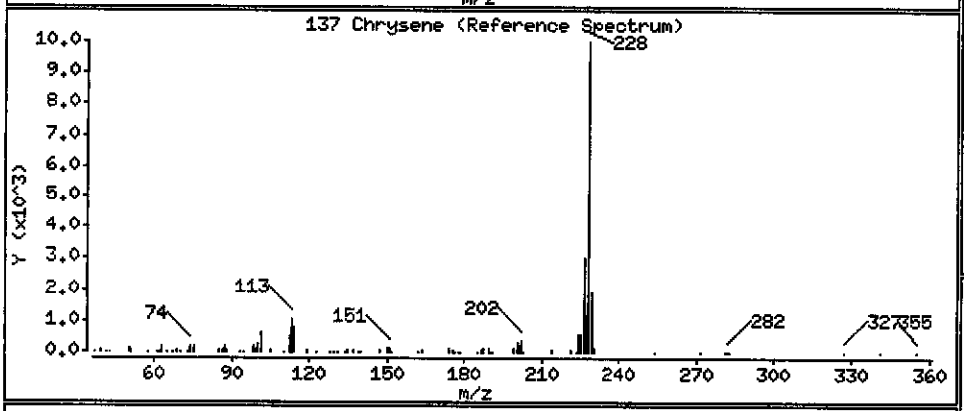

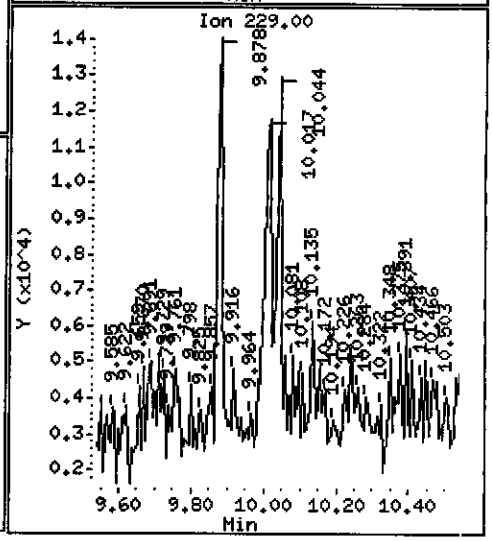

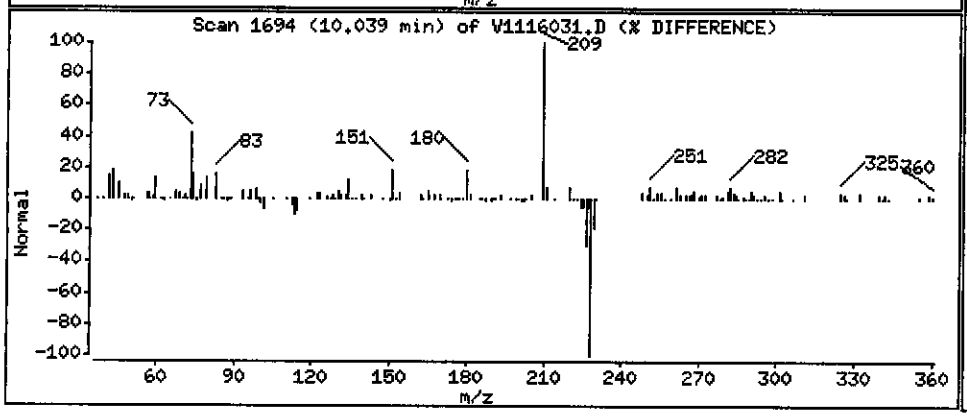

Data File: \\PITSVR06\D\chem\731.i\V111610.b\V1116031.D

Date : 16-NOV-2010 20:00

Client ID: MW-6-111010

Instrument: 731.i

Sample Info: C0K100534-007 11/15/10 h2o(0319135) 8270c

Volume Injected (uL): 2.0

Operator: 003200

Column phase: DB5-MS

Column diameter: 0.32

139 bis(2-ethylhexyl)Phthalate

Concentration: 0.18152 ug/L

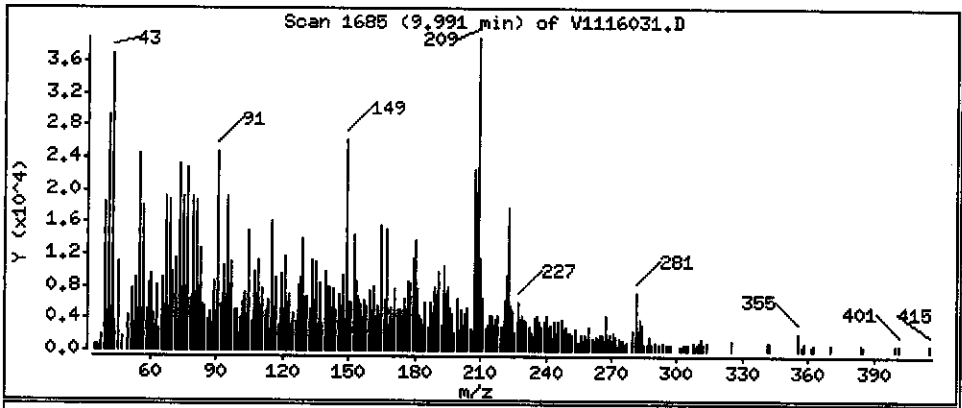

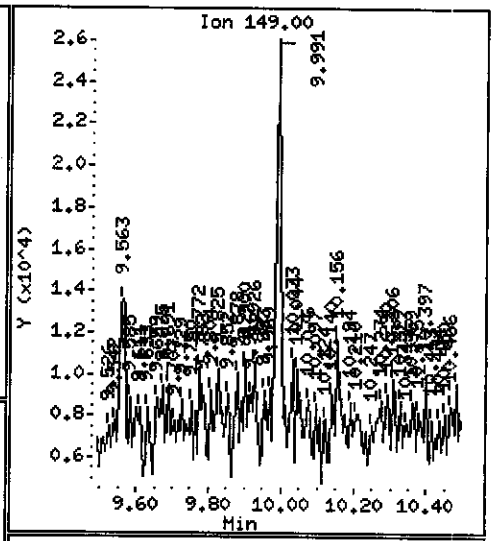

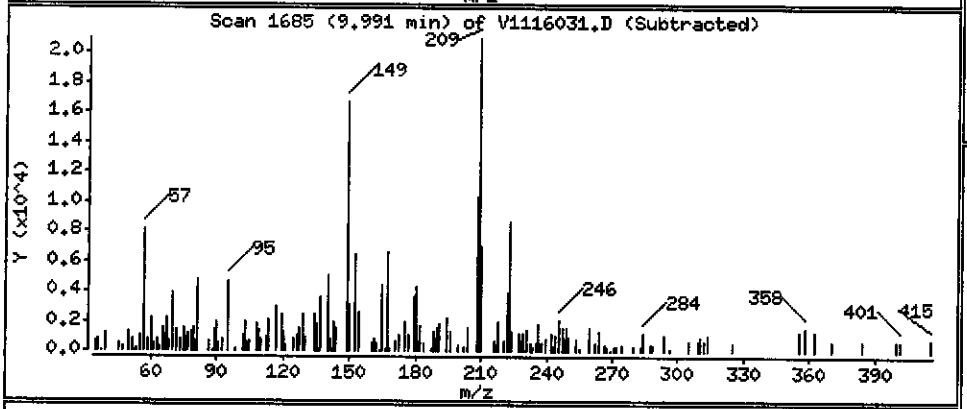

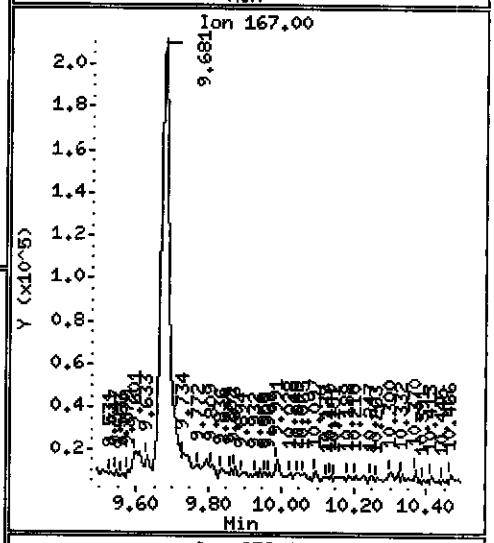

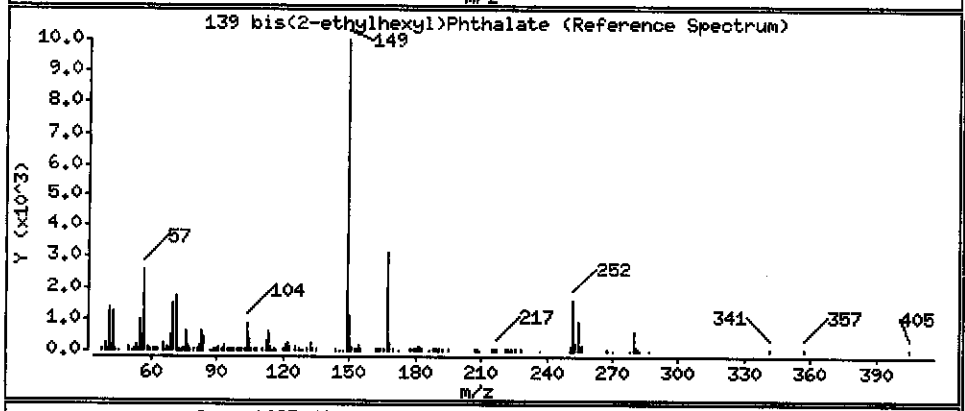

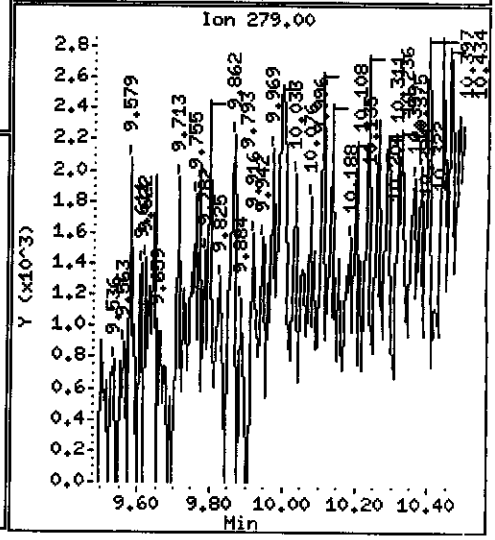

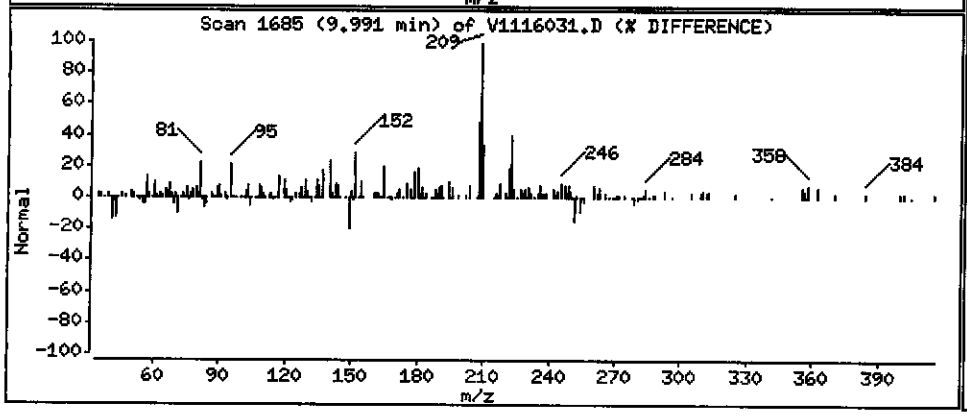

Data File: \\PITSVR06\D\chem\731.i\V111610.b\V1116031.D

Date : 16-NOV-2010 20:00

Client ID: MW-6-111010

Instrument: 731.i

Sample Info: C0K100534-007 11/15/10 h2o(0319135) 8270c

Volume Injected (uL): 2.0

Operator: 003200

Column phase: DB5-MS

Column diameter: 0.32

141 Benzo(b)fluoranthene

Concentration: 0.090052 ug/L

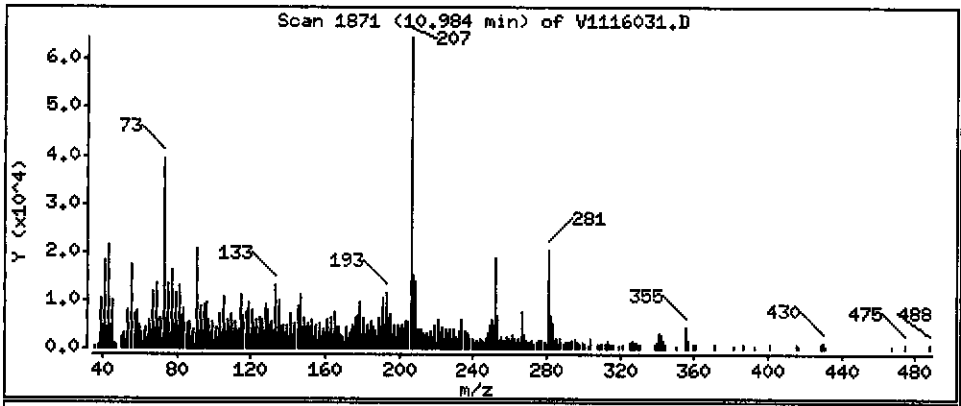

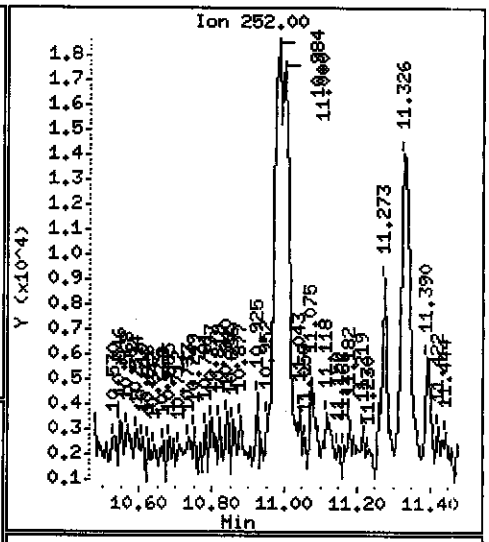

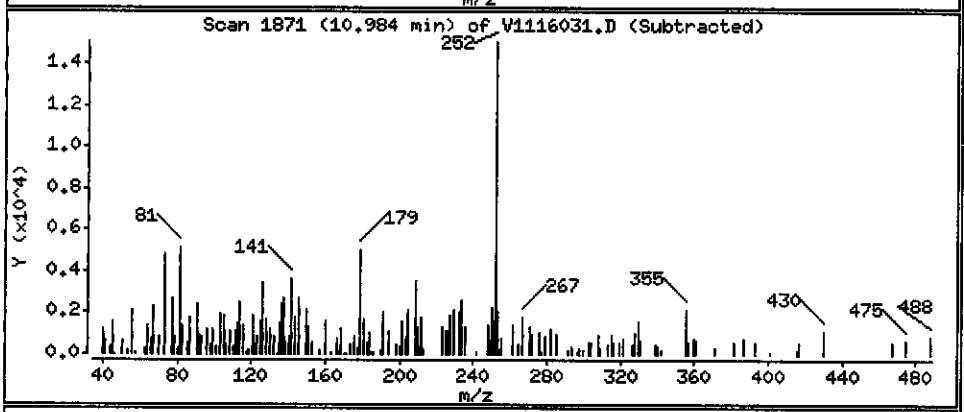

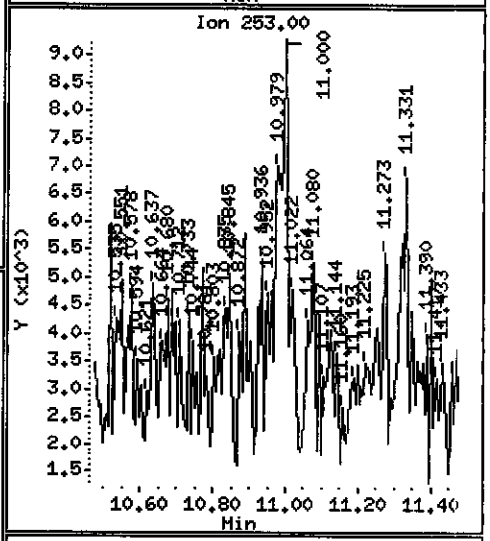

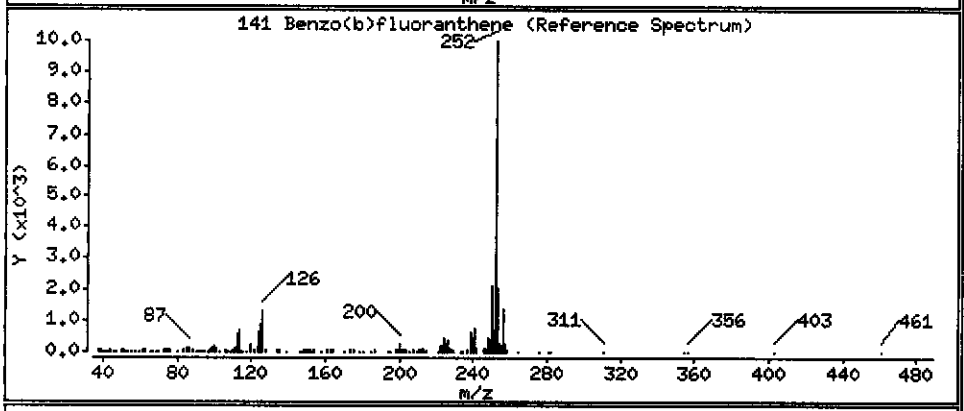

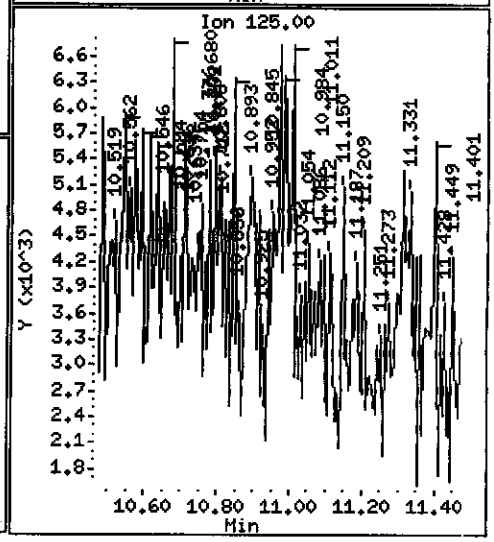

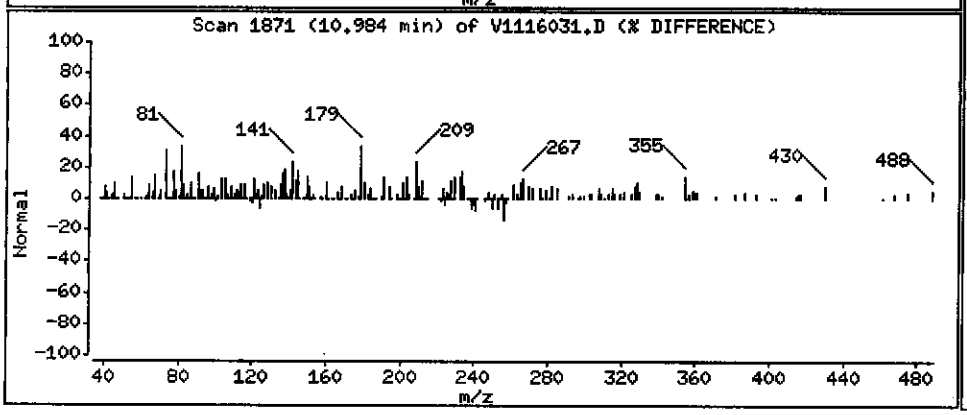

Data File: \\PITSVR06\D\chem\731.i\V111610.b\V1116031.D

Date : 16-NOV-2010 20:00

Client ID: MW-6-111010

Instrument: 731.i

Sample Info: C0K100534-007 11/15/10 h2o(0319135) 8270c

Volume Injected (uL): 2.0

Operator: 003200

Column phase: DB5-MS

Column diameter: 0.32

142 Benzo(k)fluoranthene

Concentration: 0.096134 ug/L

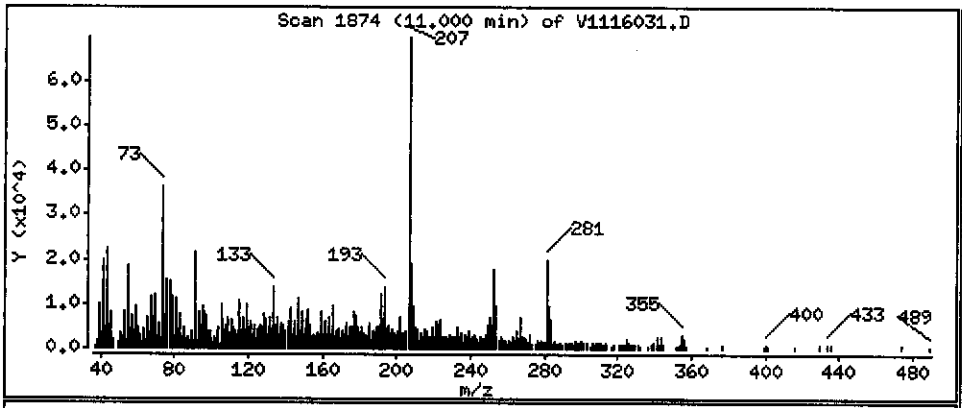

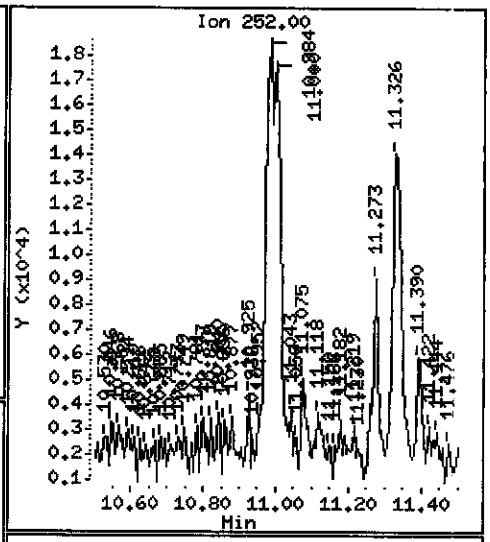

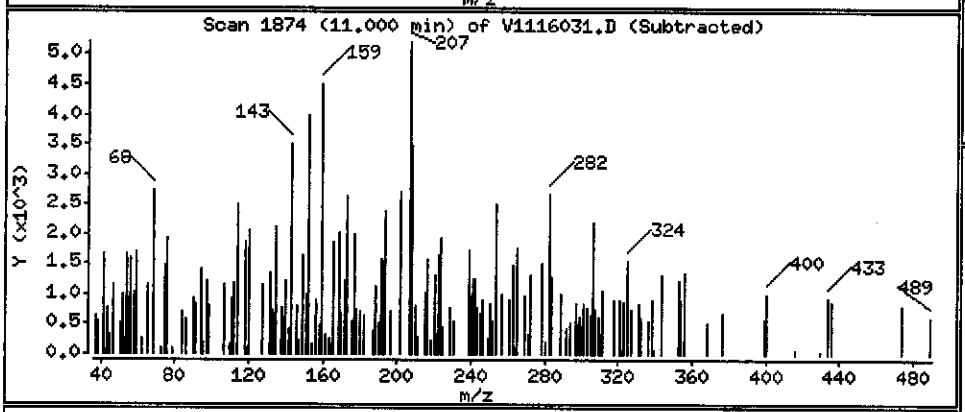

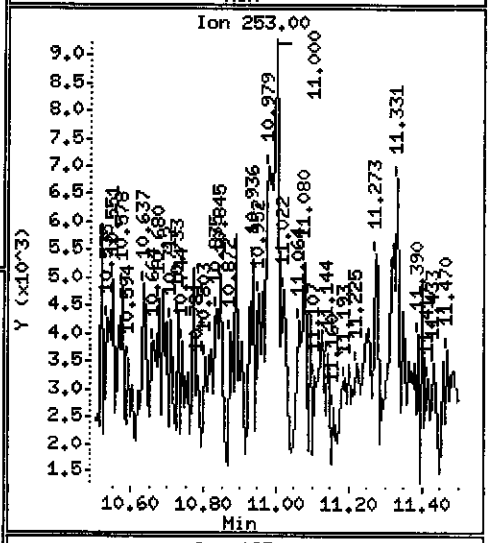

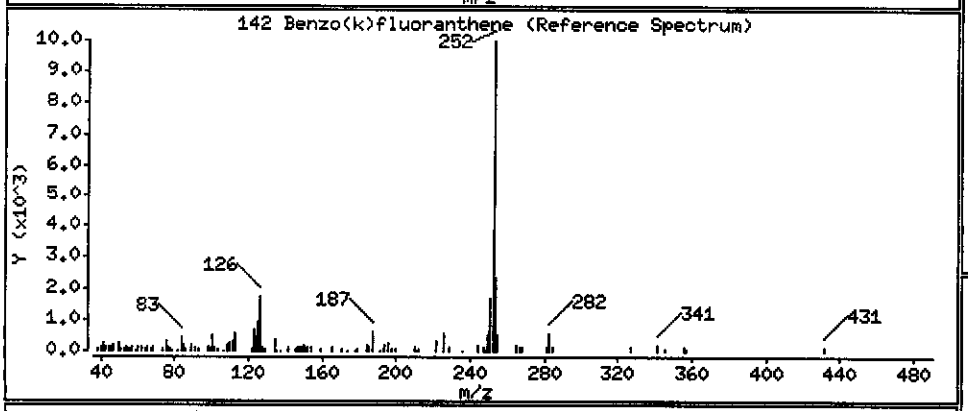

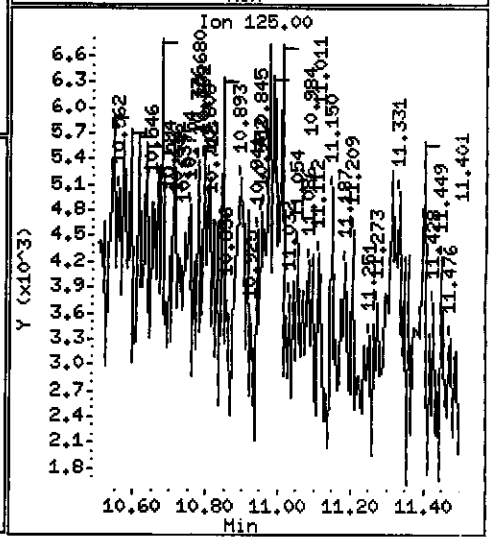

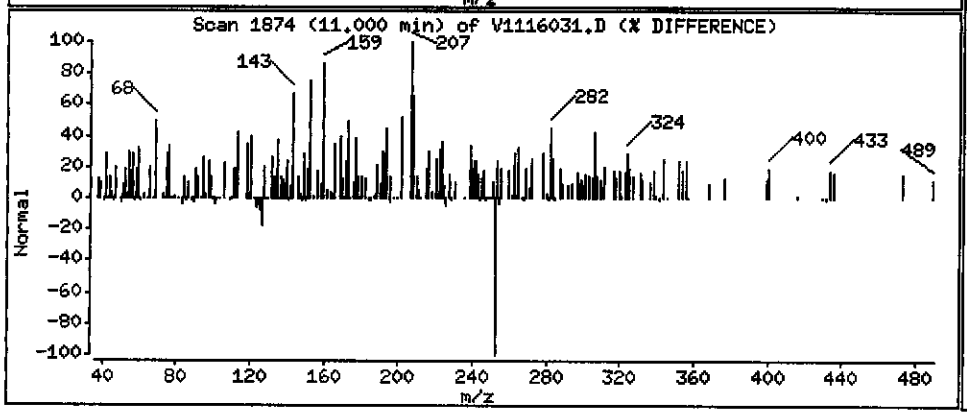

Data File: \\PITSVR06\D\chem\731.i\V111610.b\V1116031.D

Date : 16-NOV-2010 20:00

Client ID: MW-6-111010

Instrument: 731.i

Sample Info: C0K100534-007 11/15/10 h2o(0319135) 8270c

Volume Injected (uL): 2.0

Operator: 003200

Column phase: DB5-MS

Column diameter: 0.32

146 Benzo(a)pyrene

Concentration: 0.10548 ug/L

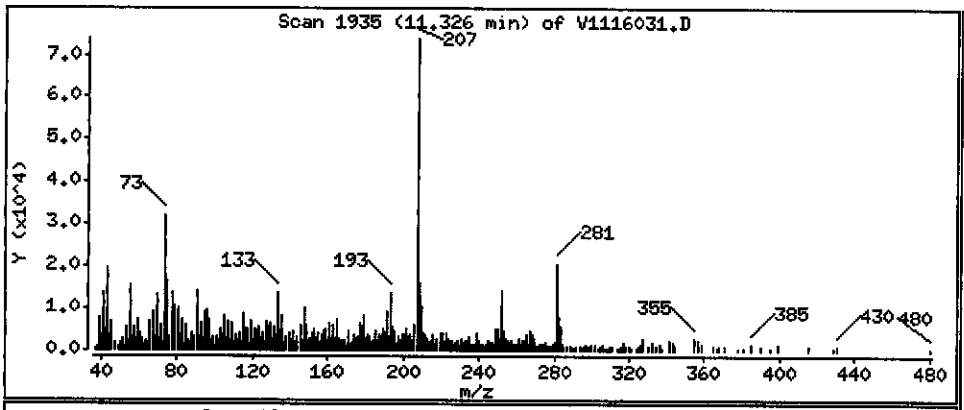

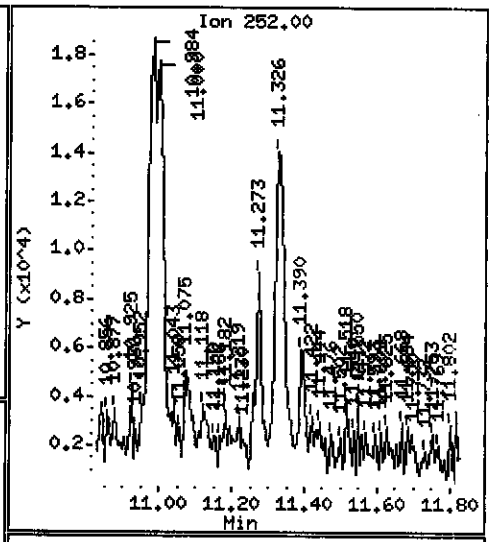

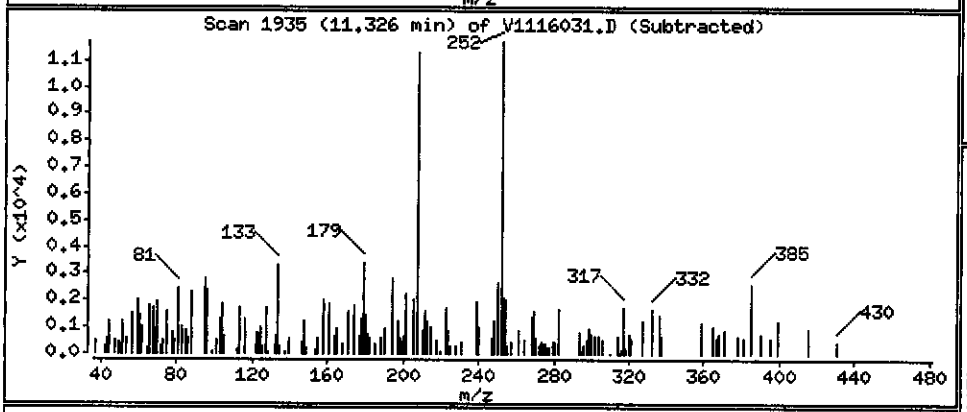

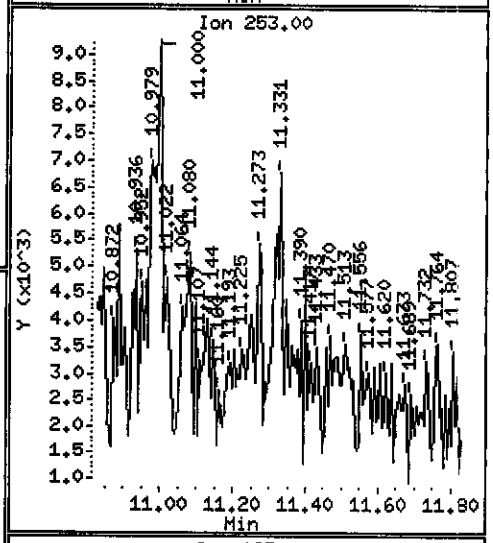

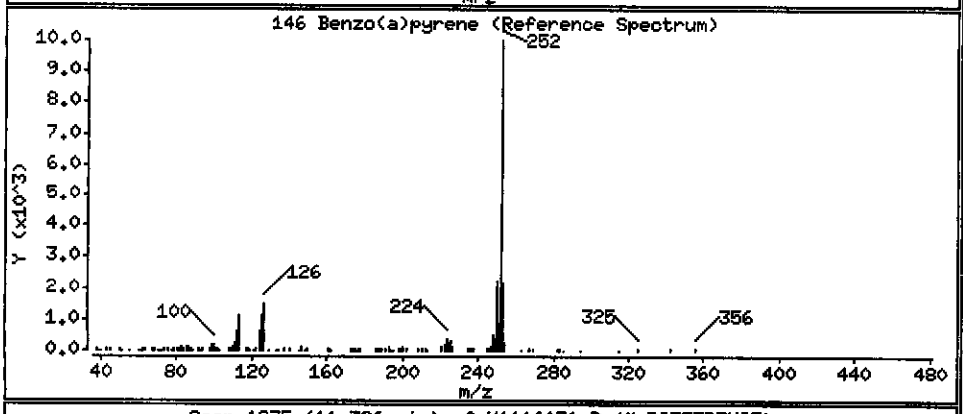

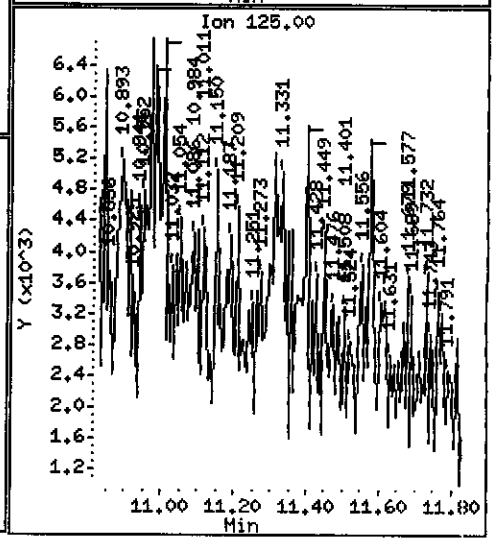

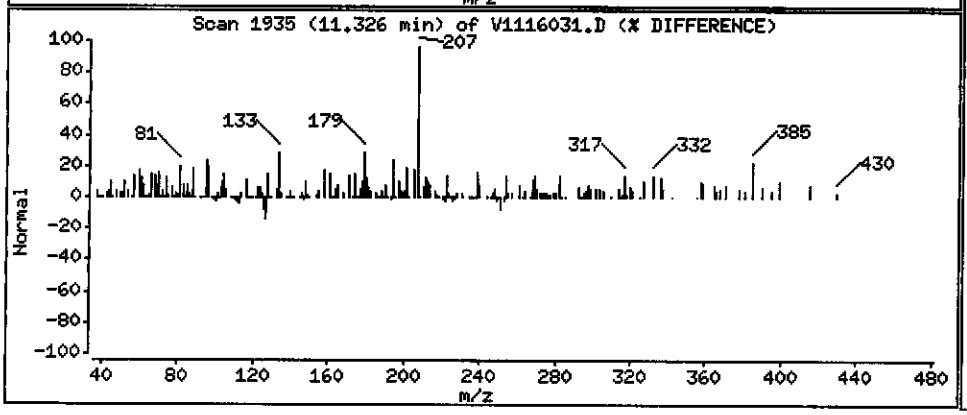

Data File: \\PITSVR06\D\chem\731.i\V111610.b\V1116031.D

Date : 16-NOV-2010 20:00

Client ID: MW-6-111010

Instrument: 731.i

Sample Info: C0K100534-007 11/15/10 h2o(0319135) 8270c

Volume Injected (uL): 2.0

Operator: 003200

Column phase: DB5-MS

Column diameter: 0.32

149 Indeno(1,2,3-cd)pyrene

Concentration: 0.15228 ug/L

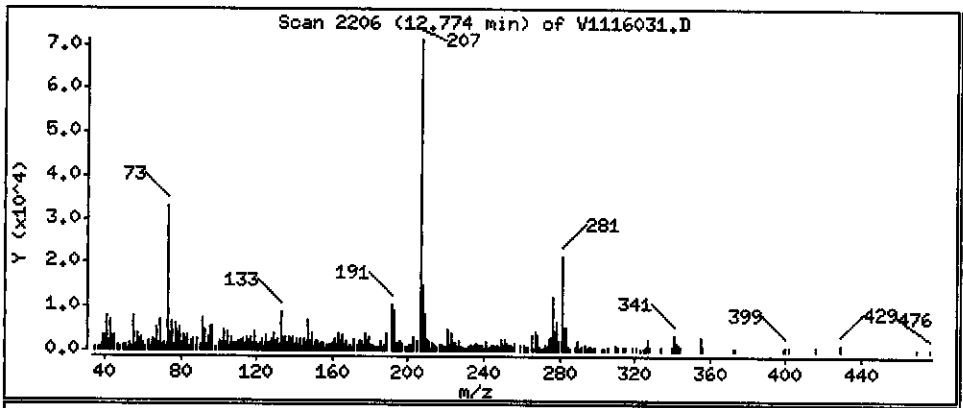

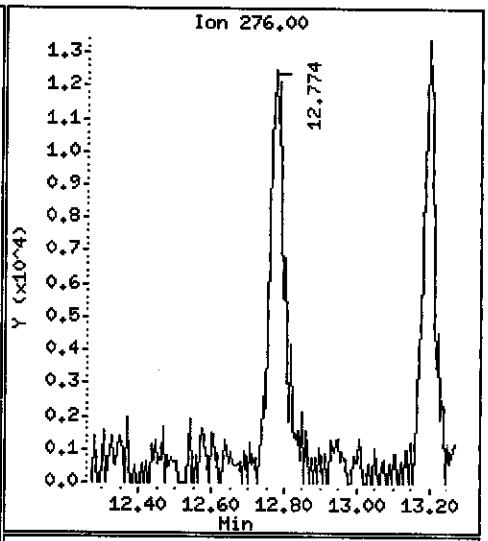

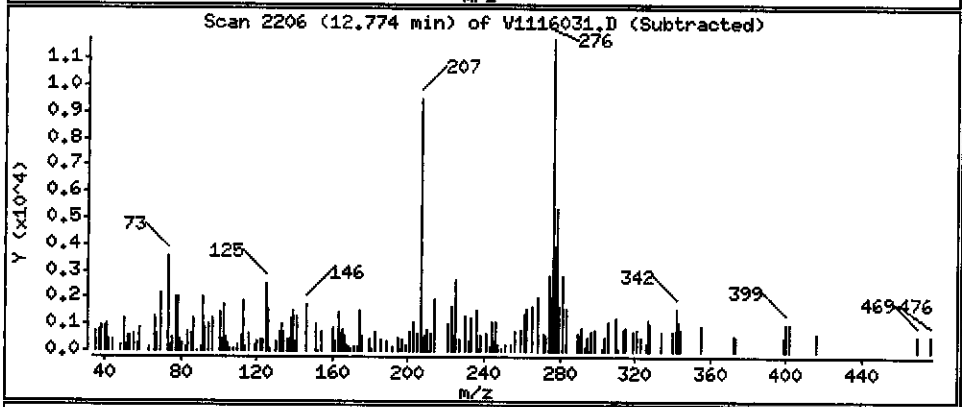

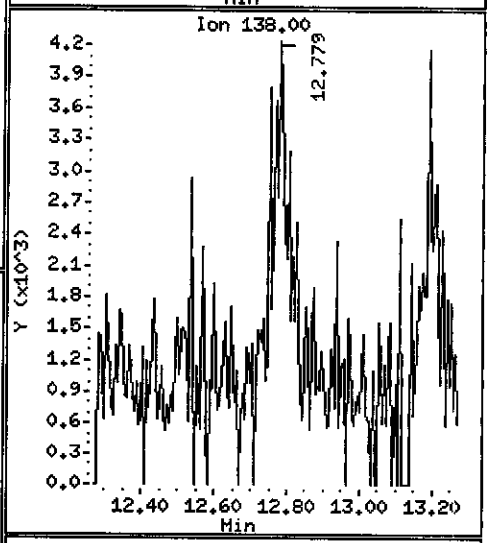

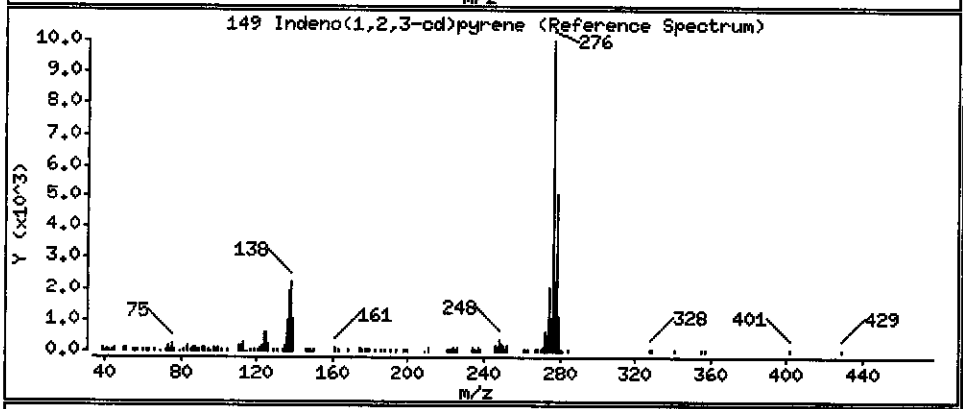

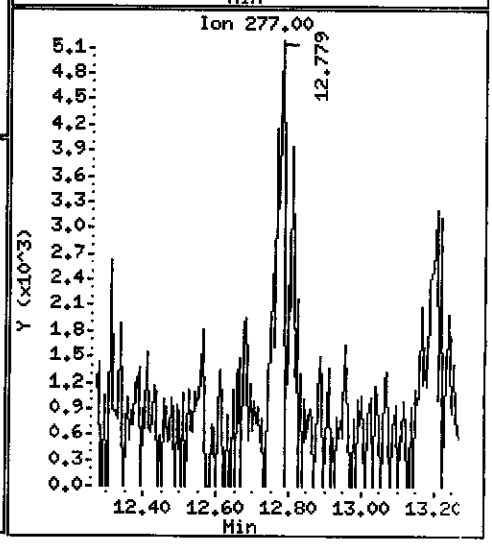

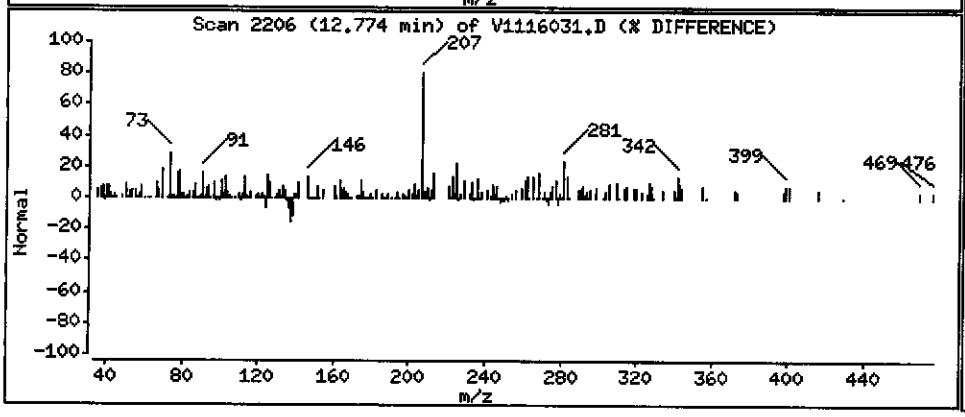

Data File: \\PITSVR06\D\chem\731.i\V111610.b\V1116031.D

Date : 16-NOV-2010 20:00

Client ID: MW-6-111010

Instrument: 731.i

Sample Info: C0K100534-007 11/15/10 h2o(0319135) 8270c

Volume Injected (uL): 2.0

Operator: 003200

Column phase: DB5-MS

Column diameter: 0.32

150 Dibenz(a,h)anthracene

Concentration: 0.15603 ug/L

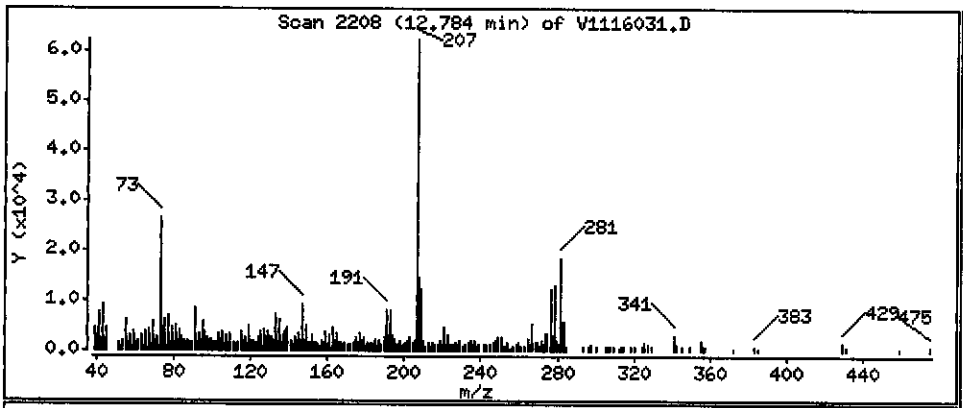

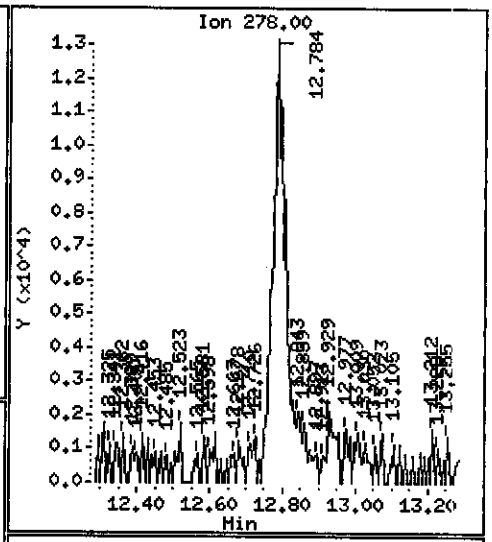

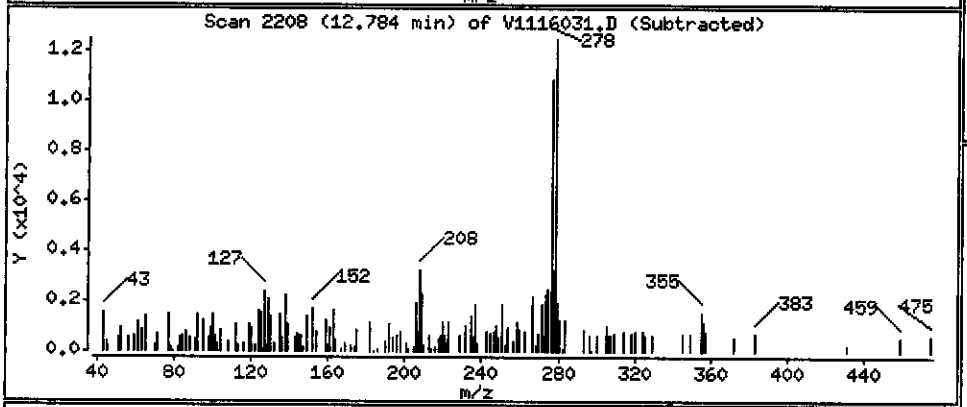

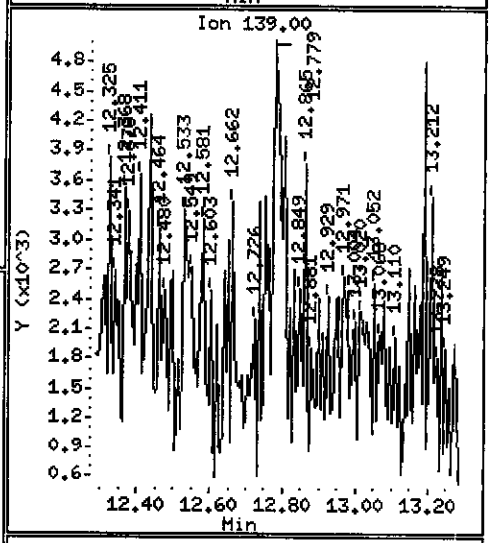

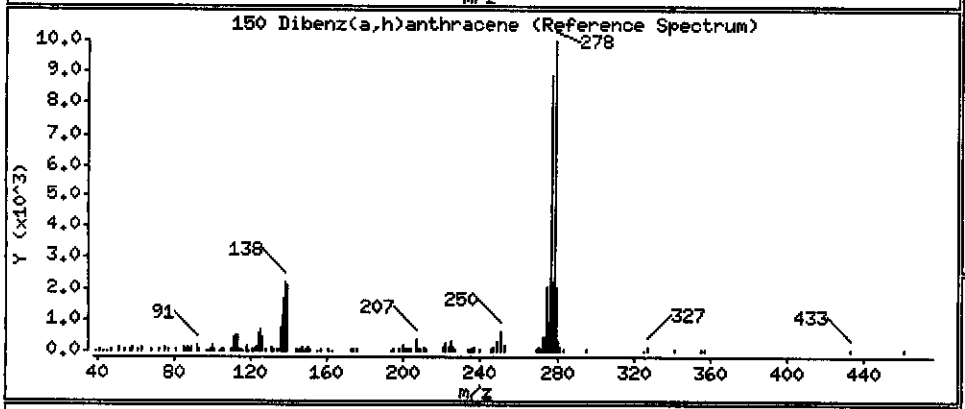

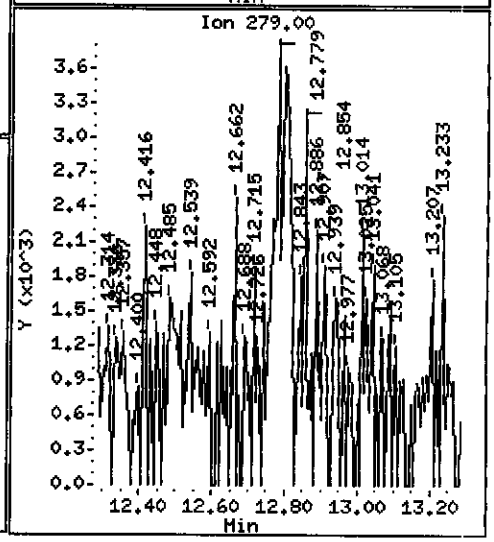

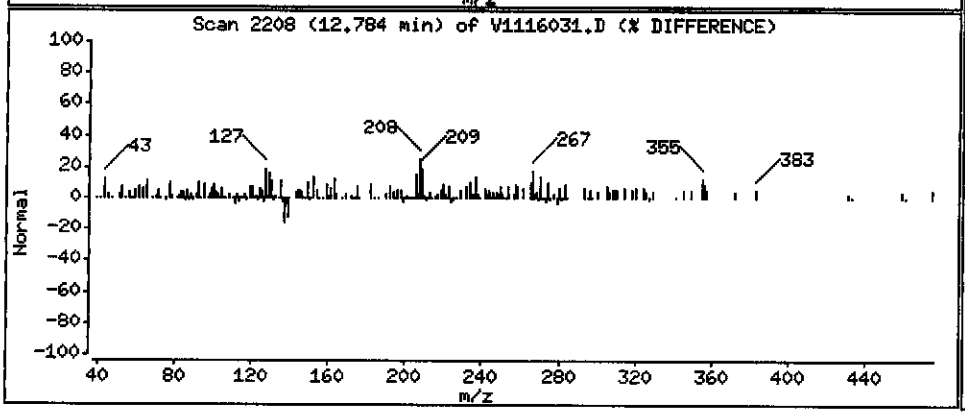

Data File: \\PITSVR06\D\chem\731.i\V111610.b\V1116031.D

Date : 16-NOV-2010 20:00

Client ID: MW-6-111010

Instrument: 731.i

Sample Info: C0K100534-007 11/15/10 h2o(0319135) 8270c

Volume Injected (uL): 2.0

Operator: 003200

Column phase: DB5-MS

Column diameter: 0.32

151 Benzo(g,h,i)perylene

Concentration: 0.14389 ug/L

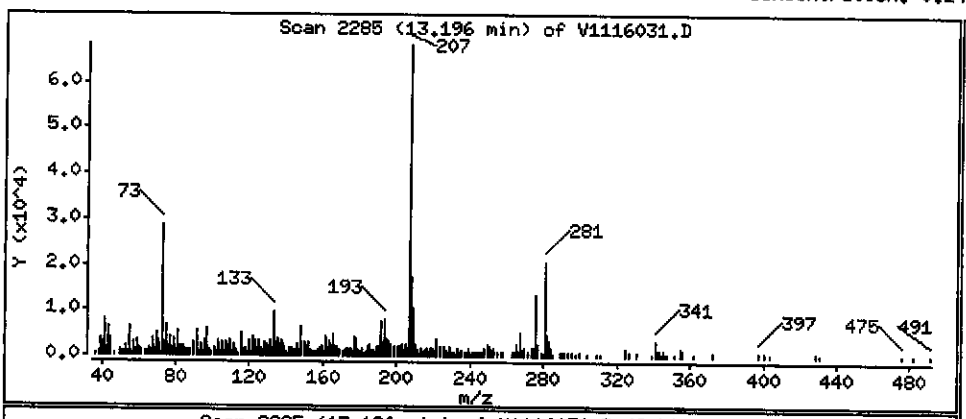

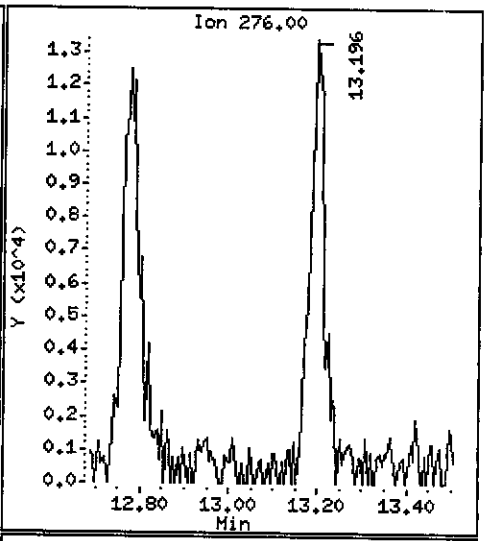

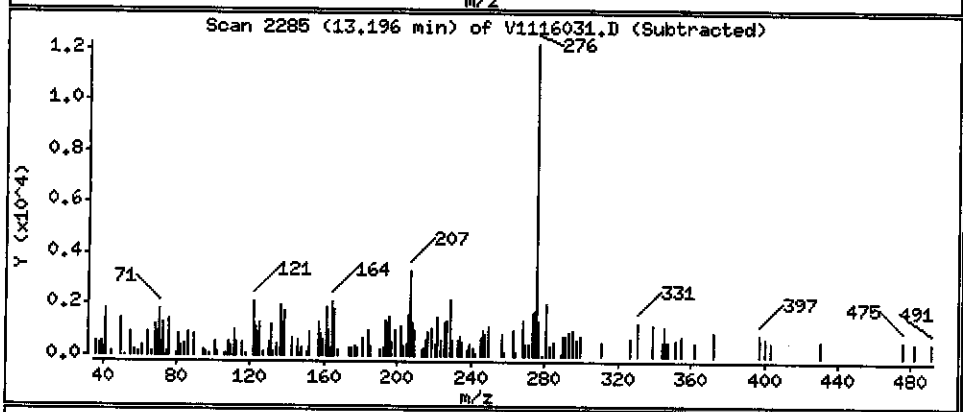

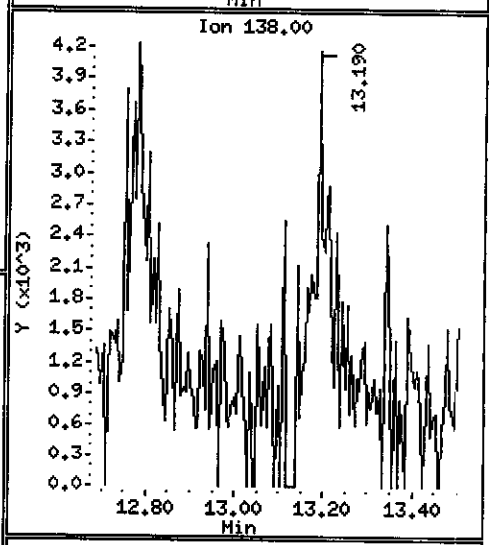

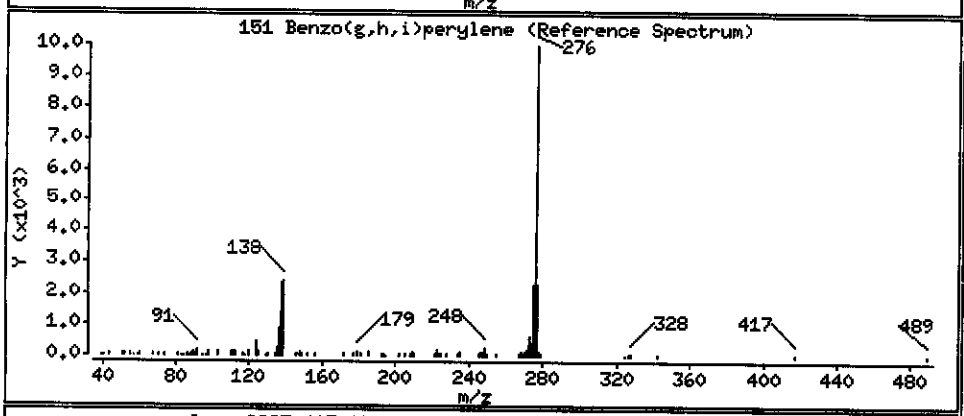

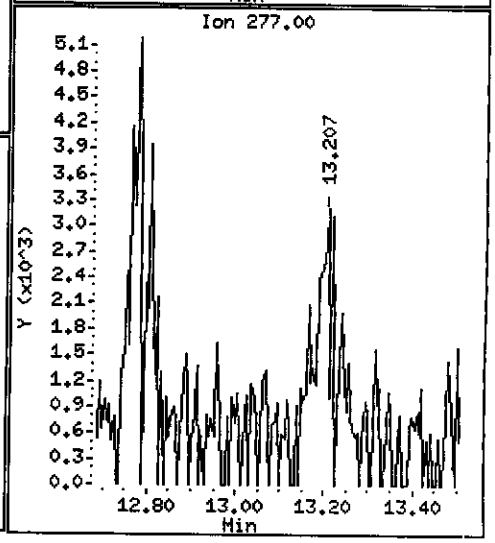

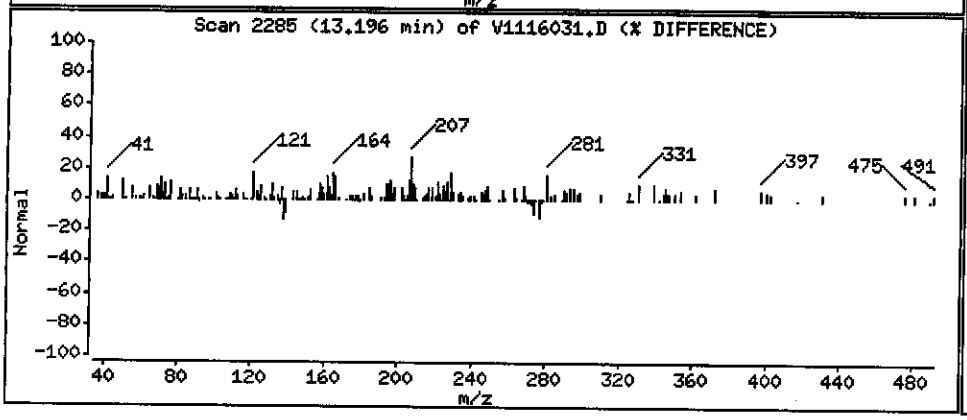

Data File Name: V1116031.D
Inj. Date and Time: 16-NOV-2010 20:00
Instrument ID: 731.i
Client ID: MW-6-111010
Compound Name: 1,4-Dioxane
CAS #: 123-91-1

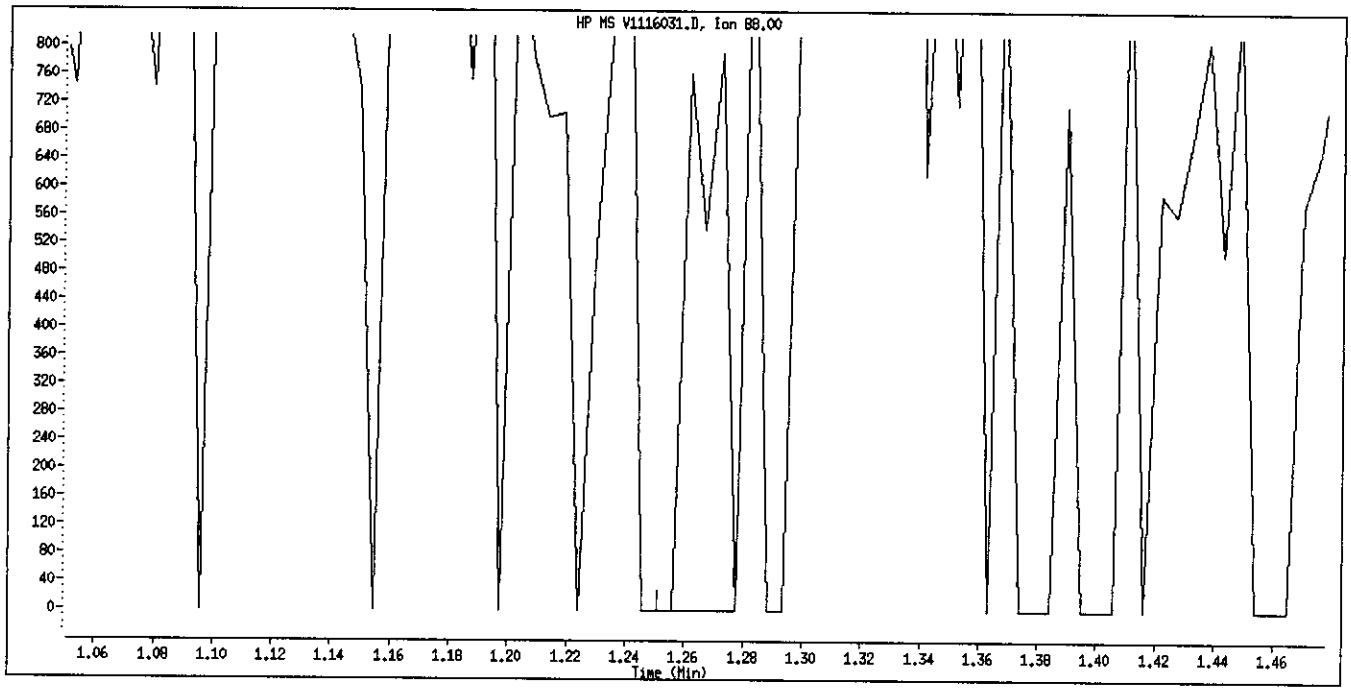

Original Integration

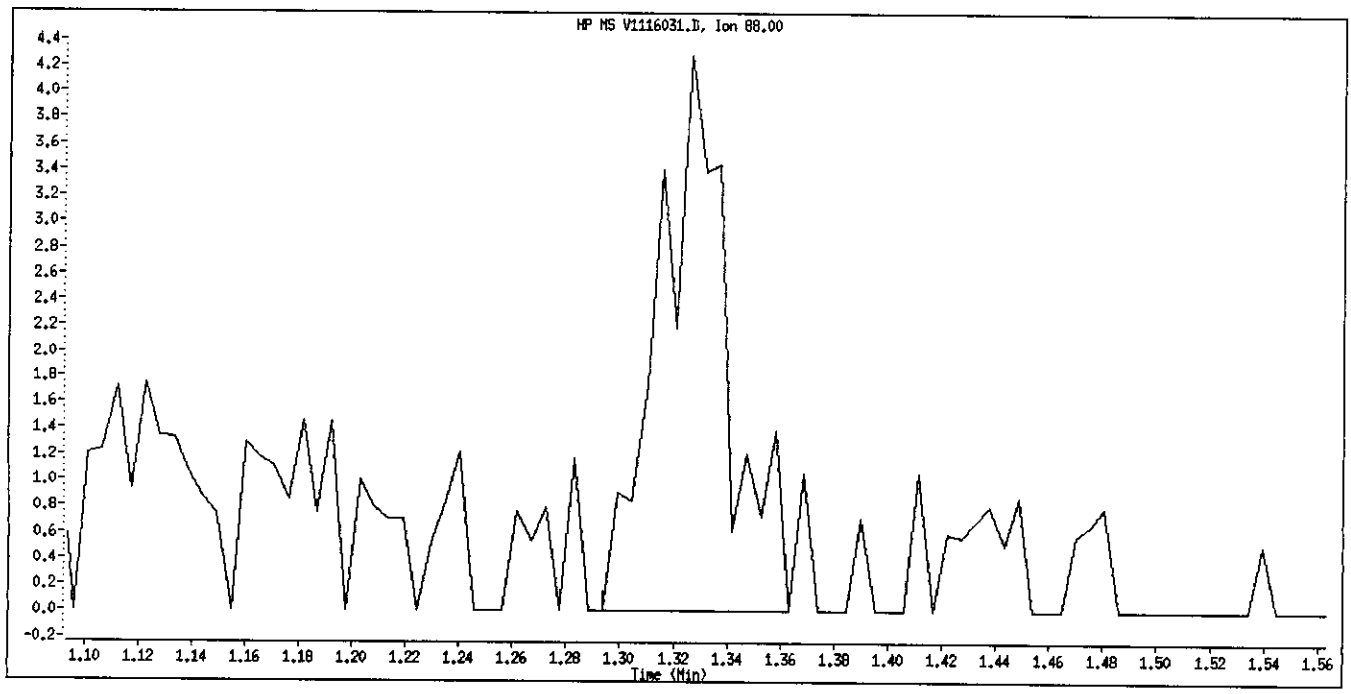

Manual Integration

Manually Integrated By: piccolinov
Manual Integration Reason: Peak Not Found

Data File Name: V1116031.D
Inj. Date and Time: 16-NOV-2010 20:00
Instrument ID: 731.i
Client ID: MW-6-111010
Compound Name: Indeno(1,2,3-cd)pyrene
CAS #: 193-39-5

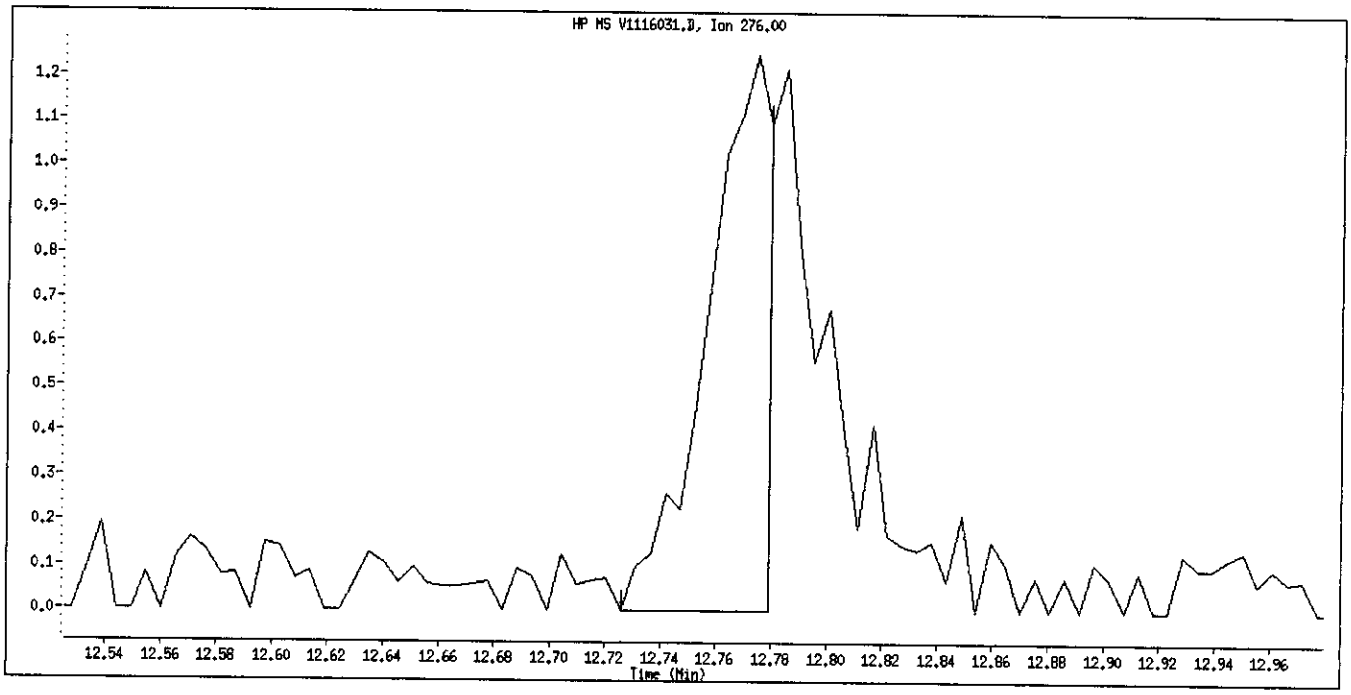

Original Integration

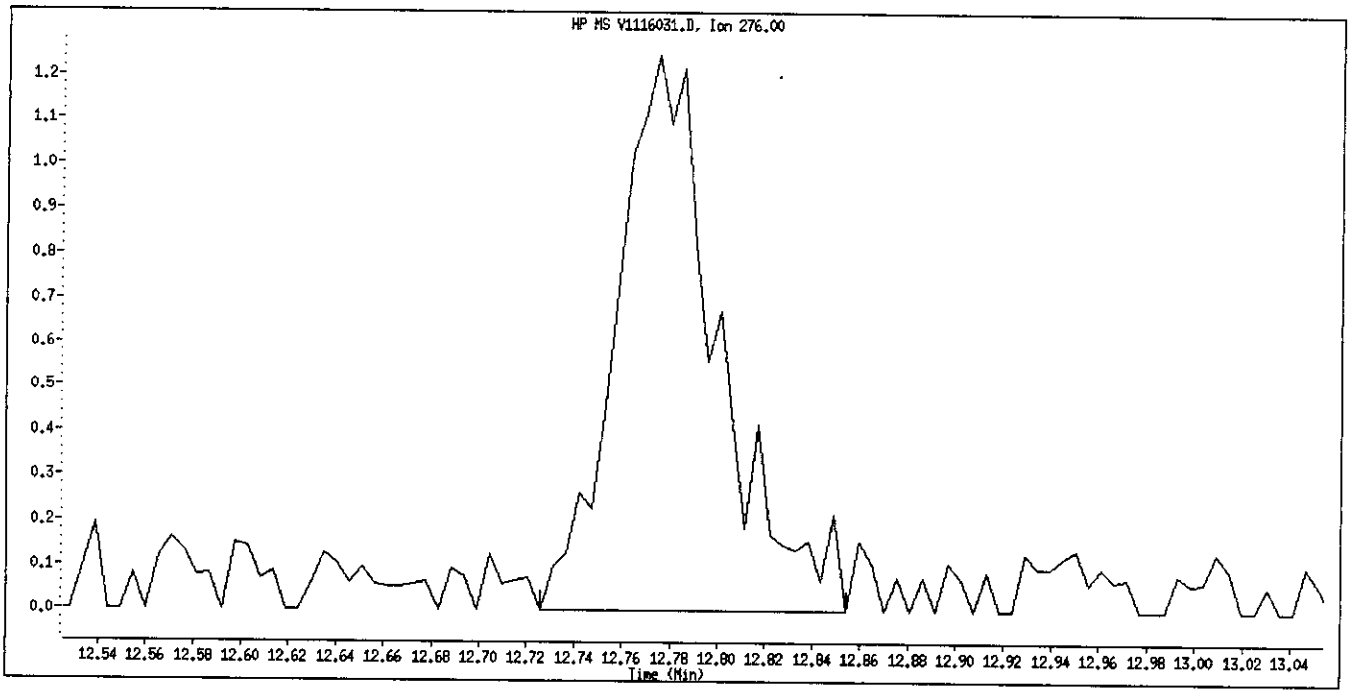

Manual Integration

Manually Integrated By: piccolinov
Manual Integration Reason: Poor Chromatography

Data File Name: V1116031.D
Inj. Date and Time: 16-NOV-2010 20:00
Instrument ID: 731.i
Client ID: MW-6-111010
Compound Name: Benzo(g,h,i)perylene
CAS #: 191-24-2

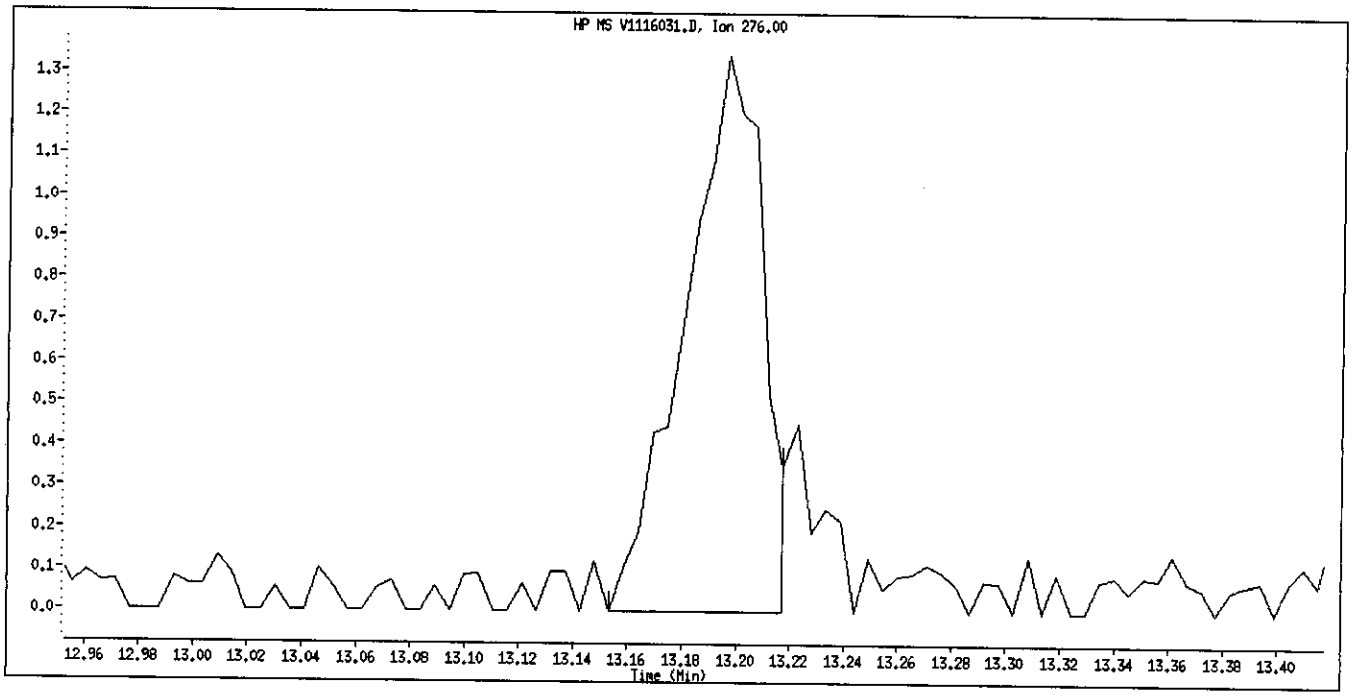

Original Integration

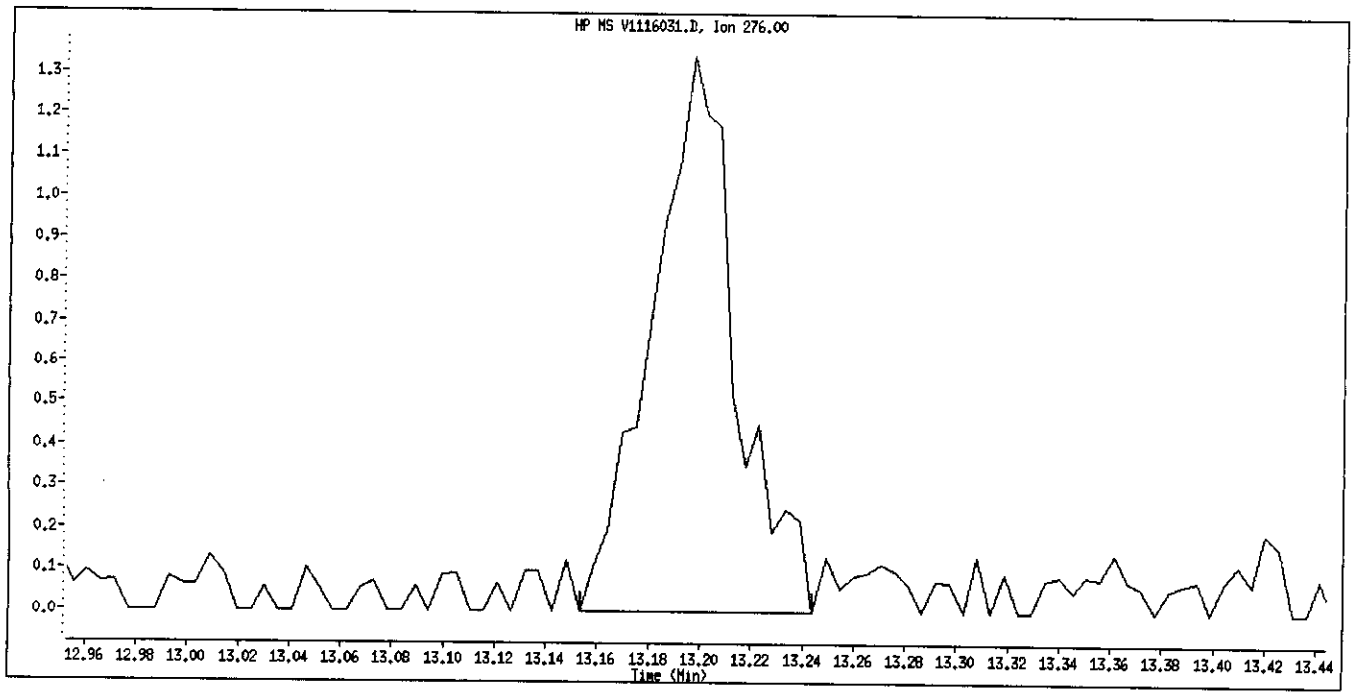

Manual Integration

Manually Integrated By: piccolinov
Manual Integration Reason: Poor Chromatography

MACTEC Engineering and Consulting Inc

Client Sample ID: MW-7-111010

GC/MS Semivolatiles

Lot-Sample #...:	C0K110534-008	**Work Order #...:**	L9WVN1AA	**Matrix.....:**	WATER
Date Sampled...:	11/10/10 15:50	**Date Received..:**	11/11/10 08:20	**MS Run #.....:**	
Prep Date.....:	11/15/10	**Analysis Date..:**	11/16/10		
Prep Batch #...:	0319136	**Analysis Time..:**	20:22		
Dilution Factor:	0.94	**Initial Wgt/Vol:**	1060 mL	**Final Wgt/Vol..:**	1 mL
Analyst ID.....:	003200	**Instrument ID..:**	731		
		Method.....:	SW846 8270C		

PARAMETER	RESULT	REPORTING LIMIT	UNITS	MDL
Acenaphthene	**0.25**	**0.19**	**ug/L**	**0.014**
Acenaphthylene	**0.050 J**	**0.19**	**ug/L**	**0.014**
Acetophenone	ND	0.94	ug/L	0.075
Anthracene	**0.22**	**0.19**	**ug/L**	**0.014**
Atrazine	ND	0.94	ug/L	0.084
Benzo(a)anthracene	**0.15 J**	**0.19**	**ug/L**	**0.014**
Benzo(a)pyrene	**0.18 J**	**0.19**	**ug/L**	**0.013**
Benzo(b)fluoranthene	**0.14 J**	**0.19**	**ug/L**	**0.015**
Benzo(ghi)perylene	**0.24**	**0.19**	**ug/L**	**0.014**
Benzo(k)fluoranthene	**0.20**	**0.19**	**ug/L**	**0.051**
Benzaldehyde	ND	0.94	ug/L	0.14
1,1'-Biphenyl	**0.14 J**	**0.94**	**ug/L**	**0.039**
bis(2-Chloroethoxy) methane	ND	0.94	ug/L	0.055
bis(2-Chloroethyl)-ether	ND	0.19	ug/L	0.024
bis(2-Ethylhexyl) phthalate	ND	0.94	ug/L	0.75
4-Bromophenyl phenyl ether	ND	0.94	ug/L	0.060
Butyl benzyl phthalate	ND	0.94	ug/L	0.13
Caprolactam	ND	4.7	ug/L	1.1
Carbazole	**0.58**	**0.19**	**ug/L**	**0.015**
4-Chloroaniline	ND	0.94	ug/L	0.083
4-Chloro-3-methylphenol	ND	0.94	ug/L	0.071
2-Chloronaphthalene	ND	0.19	ug/L	0.014
2-Chlorophenol	ND	0.94	ug/L	0.16
4-Chlorophenyl phenyl ether	ND	0.94	ug/L	0.047
Chrysene	**0.13 J**	**0.19**	**ug/L**	**0.013**
Dibenz(a,h)anthracene	**0.25**	**0.19**	**ug/L**	**0.015**
Dibenzofuran	**0.43 J**	**0.94**	**ug/L**	**0.058**
3,3'-Dichlorobenzidine	ND	0.94	ug/L	0.11
2,4-Dichlorophenol	ND	0.19	ug/L	0.031
Diethyl phthalate	**0.16 J**	**0.94**	**ug/L**	**0.14**
2,4-Dimethylphenol	ND	0.94	ug/L	0.080
Dimethyl phthalate	ND	0.94	ug/L	0.072

(Continued on next page)

MACTEC Engineering and Consulting Inc

Client Sample ID: MW-7-111010

GC/MS Semivolatiles

Lot-Sample #...: C0K110534-008 **Work Order #...:** L9WVN1AA **Matrix.....:** WATER

PARAMETER	RESULT	REPORTING LIMIT	UNITS	MDL
Di-n-butyl phthalate	ND	0.94	ug/L	0.12
4,6-Dinitro-2-methylphenol	ND	4.7	ug/L	0.21
2,4-Dinitrophenol	ND	4.7	ug/L	0.58
2,4-Dinitrotoluene	ND	0.94	ug/L	0.050
2,6-Dinitrotoluene	ND	0.94	ug/L	0.075
Di-n-octyl phthalate	**0.19 J**	**0.94**	**ug/L**	**0.19**
Fluoranthene	**0.38**	**0.19**	**ug/L**	**0.015**
Fluorene	**0.47**	**0.19**	**ug/L**	**0.020**
Hexachlorobenzene	ND	0.19	ug/L	0.017
Hexachlorobutadiene	ND	0.19	ug/L	0.016
Hexachlorocyclopentadiene	ND	0.94	ug/L	0.049
Hexachloroethane	ND	0.94	ug/L	0.059
Indeno(1,2,3-cd)pyrene	**0.26**	**0.19**	**ug/L**	**0.019**
Isophorone	ND	0.94	ug/L	0.061
2-Methylnaphthalene	**0.029 J**	**0.19**	**ug/L**	**0.011**
2-Methylphenol	ND	0.94	ug/L	0.081
4-Methylphenol	ND	0.94	ug/L	0.085
Naphthalene	**0.090 J**	**0.19**	**ug/L**	**0.013**
2-Nitroaniline	ND	4.7	ug/L	0.33
3-Nitroaniline	ND	4.7	ug/L	0.30
4-Nitroaniline	ND	4.7	ug/L	0.16
Nitrobenzene	ND	0.19	ug/L	0.079
2-Nitrophenol	ND	0.94	ug/L	0.16
4-Nitrophenol	ND	4.7	ug/L	0.57
N-Nitrosodi-n-propylamine	ND	0.19	ug/L	0.029
N-Nitrosodiphenylamine	ND	0.19	ug/L	0.080
2,2'-oxybis (1-Chloropropane)	ND	0.19	ug/L	0.019
Pentachlorophenol	ND	0.94	ug/L	0.062
Phenanthrene	**0.72**	**0.19**	**ug/L**	**0.040**
Phenol	ND	0.19	ug/L	0.055
Pyrene	**0.23**	**0.19**	**ug/L**	**0.015**
2,4,5-Trichlorophenol	ND	0.94	ug/L	0.14
2,4,6-Trichlorophenol	ND	0.94	ug/L	0.16

(Continued on next page)

MACTEC Engineering and Consulting Inc

Client Sample ID: MW-7-111010

GC/MS Semivolatiles

Lot-Sample #...: C0K110534-008 **Work Order #...:** L9WVN1AA **Matrix.....:** WATER

SURROGATE	PERCENT RECOVERY	RECOVERY LIMITS
Nitrobenzene-d5	80	(23 - 112)
Terphenyl-d14	73	(10 - 132)
2-Fluorobiphenyl	81	(19 - 107)
2-Fluorophenol	58	(10 - 111)
Phenol-d5	55	(15 - 112)
2,4,6-Tribromophenol	76	(16 - 122)

NOTE(S):

J Estimated result. Result is less than RL.

Data File: \\PITSVR06\D\chem\731.i\V111610.b\V1116032.D

Date : 16-NOV-2010 20:22

Client ID: MW-7-111010

Sample Info: C0K100534-008 11/15/10 h2o(0319135) 8270c

Volume Injected (uL): 2.0

Column phase: DB5-MS

Instrument: 731.i

Operator: 003200

Column diameter: 0.32

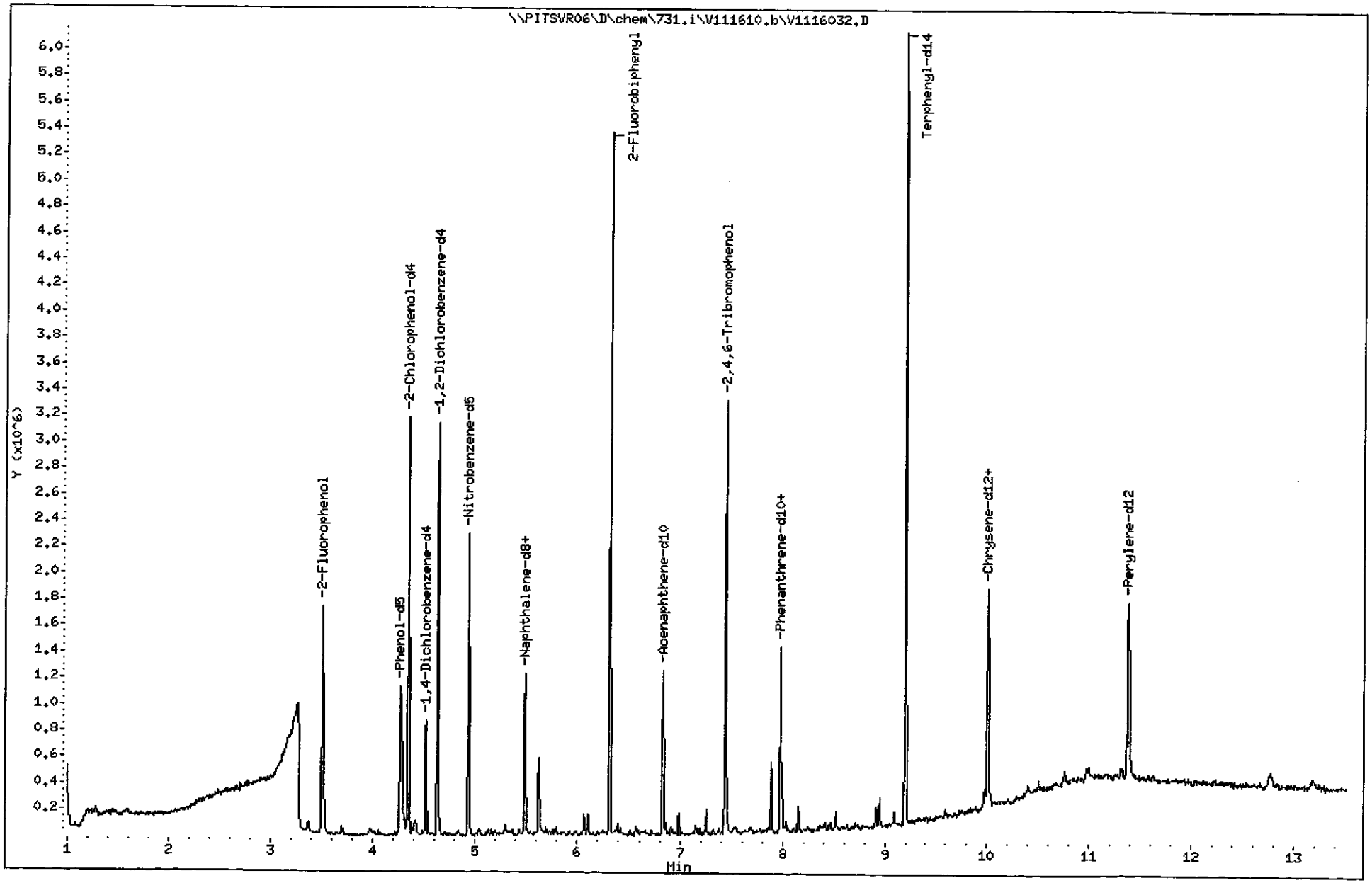

TestAmerica Pittsburgh

Semivolatile REPORT SW-846 Method 8270

Data file : \\PITSVR06\D\chem\731.i\V111610.b\V1116032.D
Lab Smp Id: L9WVN1AA Client Smp ID: MW-7-111010
Inj Date : 16-NOV-2010 20:22
Operator : 003200 Inst ID: 731.i
Smp Info : C0K100534-008 11/15/10 h2o(0319135) 8270c
Misc Info : L9WVN1AA,V111610.b,8270l1.m,padep.sub
Comment :
Method : \\PITSVR06\D\chem\731.i\V111610.b\8270l1.m
Meth Date : 17-Nov-2010 05:55 piccolinov Quant Type: ISTD
Cal Date : 10-NOV-2010 09:21 Cal File: V1110IC8.D
Als bottle: 34
Dil Factor: 1.00000
Integrator: HP RTE Compound Sublist: padep.sub
Target Version: 4.14
Processing Host: PITPC-502

Concentration Formula: Amt * DF * Uf * Vt/(Vo * Vi) * CpndVariable

Name	Value	Description
DF	1.000	Dilution Factor
Uf	1.000	ng unit correction factor
Vt	1000.000	Volume of final extract (uL)
Vo	1060.000	Volume of sample extracted (mL)
Vi	2.000	Volume injected (uL)
Cpnd Variable		Local Compound Variable

	Compounds	QUANT SIG MASS	RT	EXP RT	REL RT	RESPONSE	CONCENTRATIONS ON-COLUMN (NG)	CONCENTRATIONS FINAL (ug/L)
* 1	1,4-Dichlorobenzene-d4	152	4.512	4.510	(1.000)	96807	8.00000	
* 2	Naphthalene-d8	136	5.484	5.487	(1.000)	355389	8.00000	
* 3	Acenaphthene-d10	164	6.830	6.839	(1.000)	226148	8.00000	
* 4	Phenanthrene-d10	188	7.979	7.982	(1.000)	411536	8.00000	
* 5	Chrysene-d12	240	10.020	10.017	(1.000)	615575	8.00000	
* 6	Perylene-d12	264	11.387	11.390	(1.000)	795825	8.00000	
198	1,4-Dioxane	88	Compound Not Detected.					
10	N-Nitrosodimethylamine	74	Compound Not Detected.					
9	Pyridine	79	Compound Not Detected.					
16	Methyl methanesulfonate	80	Compound Not Detected.					
206	Benzaldehyde	77	Compound Not Detected.					
21	Aniline	93	Compound Not Detected.					
22	Phenol	94	Compound Not Detected.					
23	bis(2-Chloroethyl)ether	93	Compound Not Detected.					
24	2-Chlorophenol	128	Compound Not Detected.					
26	1,3-Dichlorobenzene	146	Compound Not Detected.					
27	1,4-Dichlorobenzene	146	Compound Not Detected.					
28	1,2-Dichlorobenzene	146	Compound Not Detected.					
29	Benzyl Alcohol	108	Compound Not Detected.					
30	2-Methylphenol	108	Compound Not Detected.					

	Compounds	QUANT SIG MASS	RT	EXP RT	REL RT	RESPONSE	CONCENTRATIONS ON-COLUMN (NG)	CONCENTRATIONS FINAL (ug/L)
31	2,2'-oxybis(1-Chloropropane)	45	Compound Not Detected.					
37	Acetophenone	105	Compound Not Detected.					
32	N-Nitroso-di-n-propylamine	70	Compound Not Detected.					
192	4-Methylphenol	108	Compound Not Detected.					
34	Hexachloroethane	117	Compound Not Detected.					
35	Nitrobenzene	77	Compound Not Detected.					
41	Isophorone	82	Compound Not Detected.					
42	2-Nitrophenol	139	Compound Not Detected.					
43	2,4-Dimethylphenol	107	Compound Not Detected.					
44	bis(2-Chloroethoxy)methane	93	Compound Not Detected.					
48	2,4-Dichlorophenol	162	Compound Not Detected.					
49	Benzoic Acid	122	Compound Not Detected.					
50	1,2,4-Trichlorobenzene	180	Compound Not Detected.					
51	Naphthalene	128	5.495	5.503	(1.002)	9176	0.19125	0.090210
52	4-Chloroaniline	127	Compound Not Detected.					
54	2,6-Dichlorophenol	162	Compound Not Detected.					
56	Hexachlorobutadiene	224	Compound Not Detected.					
208	Caprolactam	113	5.794	5.781	(1.056)	5328	1.52120	0.71755
59	4-Chloro-3-Methylphenol	107	Compound Not Detected.					
62	2-Methylnaphthalene	142	6.034	6.037	(1.100)	1987	0.06161	0.029062
63	1-Methylnaphthalene	142	6.104	6.112	(1.113)	28608	0.91330	0.43080
64	Hexachlorocyclopentadiene	236	Compound Not Detected.					
66	2,4,6-Trichlorophenol	196	Compound Not Detected.					
67	2,4,5-Trichlorophenol	196	Compound Not Detected.					
209	1,1'-Biphenyl	154	6.387	6.390	(0.935)	12751	0.30457	0.14366
70	2-Chloronaphthalene	162	Compound Not Detected.					
73	2-Nitroaniline	65	Compound Not Detected.					
76	Dimethylphthalate	163	Compound Not Detected.					
78	2,6-Dinitrotoluene	165	Compound Not Detected.					
79	Acenaphthylene	152	6.723	6.727	(0.984)	5291	0.10573	0.049871
81	3-Nitroaniline	138	Compound Not Detected.					
82	Acenaphthene	153	6.857	6.860	(1.004)	16242	0.52308	0.24674
83	2,4-Dinitrophenol	184	Compound Not Detected.					
85	4-Nitrophenol	109	Compound Not Detected.					
86	Dibenzofuran	168	6.991	6.994	(1.023)	42844	0.90484	0.42681
87	2,4-Dinitrotoluene	165	Compound Not Detected.					
91	2,3,5,6-Tetrachlorophenol	231	Compound Not Detected.					
88	2,3,4,6-Tetrachlorophenol	231	Compound Not Detected.					
92	2-Naphthylamine	143	Compound Not Detected.					
93	Diethylphthalate	149	7.156	7.159	(1.048)	12233	0.33637	0.15866
94	Fluorene	166	7.252	7.261	(1.062)	38018	1.00217	0.47272
95	4-Chlorophenyl-phenylether	204	Compound Not Detected.					
96	4-Nitroaniline	138	Compound Not Detected.					
98	4,6-Dinitro-2-methylphenol	198	Compound Not Detected.					
99	N-Nitrosodiphenylamine (1)	169	Compound Not Detected.					
100	1,2-Diphenylhydrazine	77	Compound Not Detected.					
106	4-Bromophenyl-phenylether	248	Compound Not Detected.					
107	Hexachlorobenzene	283	Compound Not Detected.					
210	Atrazine	200	Compound Not Detected.					
111	Pentachlorophenol	265	Compound Not Detected.					
115	Phenanthrene	178	7.995	7.998	(1.002)	87739	1.53094	0.72214
116	Anthracene	178	8.038	8.041	(1.007)	27592	0.47413	0.22364
119	Carbazole	167	8.155	8.158	(1.022)	56756	1.22402	0.57737
120	Di-n-Butylphthalate	149	8.412	8.415	(1.054)	6140	0.10410	0.049103

Compounds	QUANT SIG MASS	RT	EXP RT	REL RT	RESPONSE	CONCENTRATIONS ON-COLUMN (NG)	CONCENTRATIONS FINAL (ug/L)
123 Fluoranthene	202	8.914	8.917	(1.117)	52962	0.79601	0.37548
124 Benzidine	184	Compound Not Detected.					
125 Pyrene	202	9.095	9.093	(0.908)	42710	0.49650	0.23420
131 Butylbenzylphthalate	149	Compound Not Detected.					
135 3,3'-Dichlorobenzidine	252	Compound Not Detected.					
136 Benzo(a)Anthracene	228	10.009	10.012	(0.999)	27625	0.31692	0.14949
137 Chrysene	228	10.036	10.039	(1.002)	23776	0.28579	0.13480
139 bis(2-ethylhexyl)Phthalate	149	9.987	9.991	(0.997)	30260	0.63524	0.29964
140 Di-n-octylphthalate	149	10.511	10.514	(0.923)	40132	0.40175	0.18950
141 Benzo(b)fluoranthene	252	10.976	10.974	(0.964)	35126	0.29699	0.14009
142 Benzo(k)fluoranthene	252	10.997	11.000	(0.966)	55671	0.43203	0.20379
143 7,12-dimethylbenz[a]anthracen	256	Compound Not Detected.					
146 Benzo(a)pyrene	252	11.328	11.326	(0.995)	36166	0.37628	0.17749
149 Indeno(1,2,3-cd)pyrene	276	12.771	12.769	(1.122)	60433	0.54629	0.25768 (M)
150 Dibenz(a,h)anthracene	278	12.781	12.785	(1.122)	48865	0.52752	0.24883 (M)
151 Benzo(g,h,i)perylene	276	13.187	13.185	(1.158)	50324	0.51901	0.24481 (M)
$ 154 Nitrobenzene-d5	82	4.934	4.932	(0.900)	626713	32.0246	15.106
$ 155 2-Fluorobiphenyl	172	6.312	6.315	(0.924)	1186400	32.2419	15.208
$ 156 Terphenyl-d14	244	9.197	9.200	(0.918)	1719595	29.0299	13.693
$ 157 Phenol-d5	99	4.266	4.243	(0.946)	610538	32.8675	15.504
$ 158 2-Fluorophenol	112	3.502	3.473	(0.776)	515034	35.0532	16.534
$ 159 2,4,6-Tribromophenol	330	7.445	7.442	(0.933)	248220	45.4794	21.452
$ 186 2-Chlorophenol-d4	132	4.341	4.333	(0.962)	652985	40.1696	18.948
$ 187 1,2-Dichlorobenzene-d4	152	4.629	4.627	(1.026)	342052	27.6299	13.033

QC Flag Legend

M - Compound response manually integrated.

Data File: \\PITSVR06\D\chem\731.i\V111610.b\V1116032.D

Date : 16-NOV-2010 20:22

Client ID: MW-7-111010

Instrument: 731.i

Sample Info: C0K100534-008 11/15/10 h2o(0319135) 8270c

Volume Injected (uL): 2.0

Operator: 003200

Column phase: DB5-MS

Column diameter: 0.32

51 Naphthalene

Concentration: 0.090210 ug/L

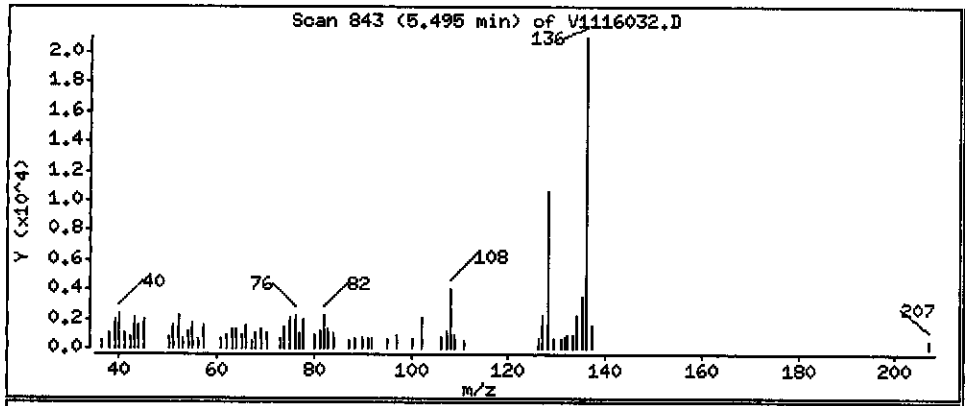

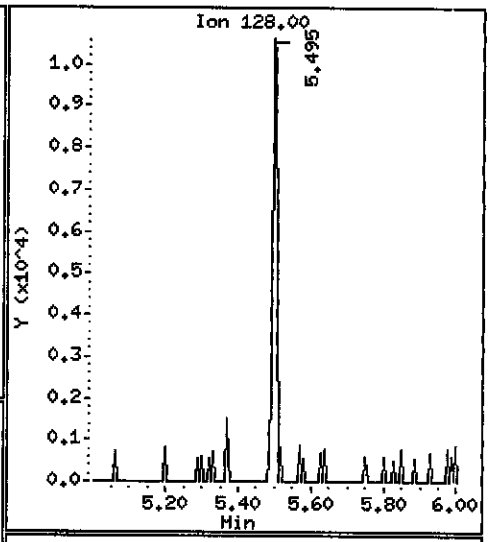

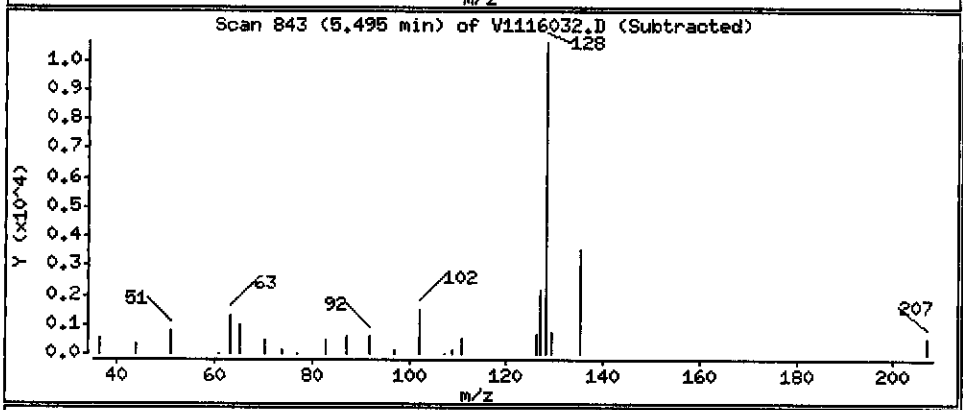

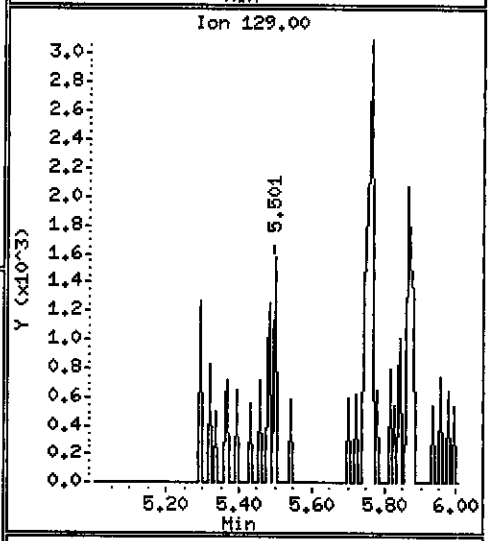

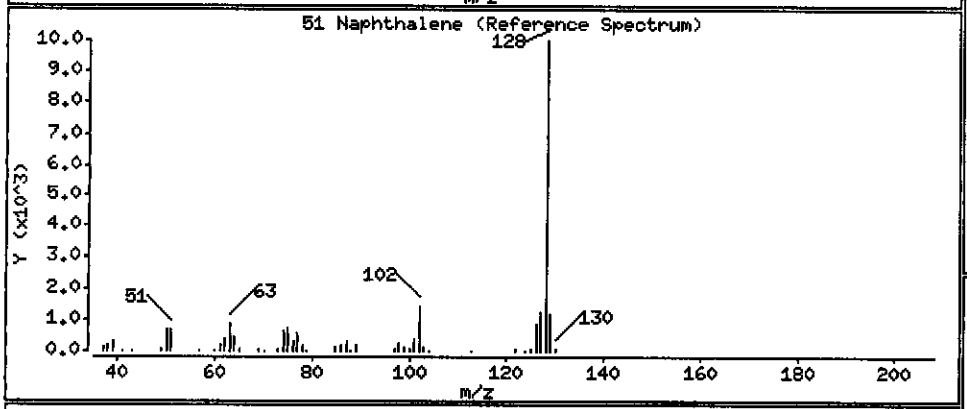

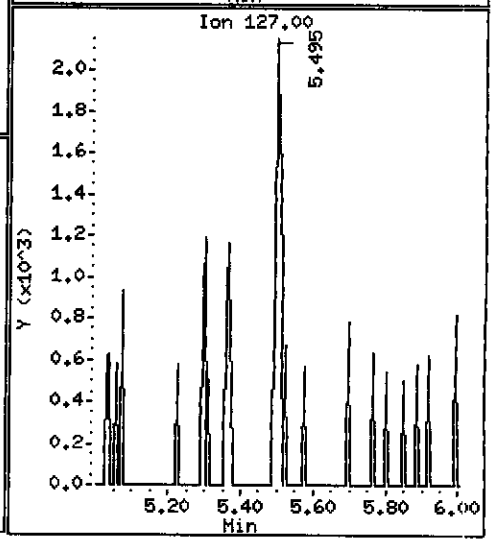

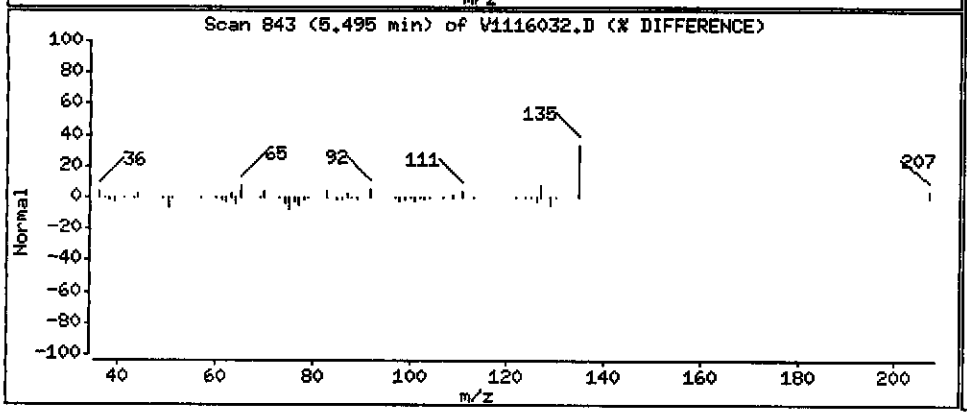

Data File: \\PITSVR06\D\chem\731.i\V111610.b\V1116032.D

Date : 16-NOV-2010 20:22

Client ID: MW-7-111010

Instrument: 731.i

Sample Info: C0K100534-008 11/15/10 h2o(0319135) 8270c

Volume Injected (uL): 2.0

Operator: 003200

Column phase: DB5-MS

Column diameter: 0.32

208 Caprolactam

Concentration: 0.71755 ug/L

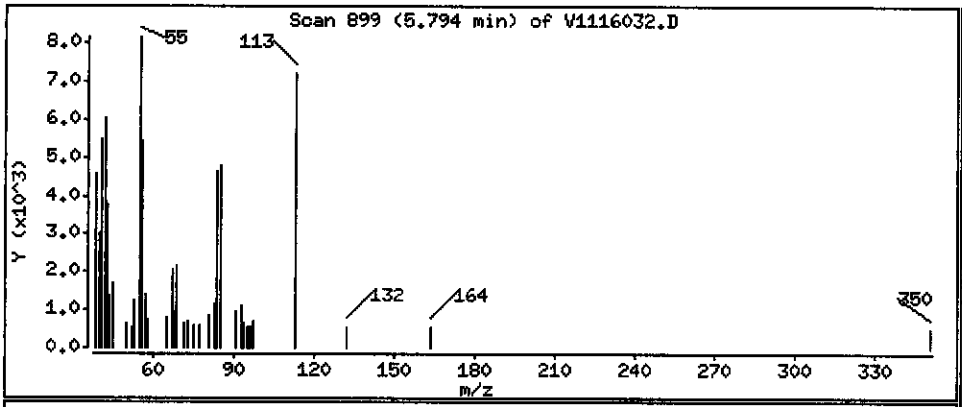

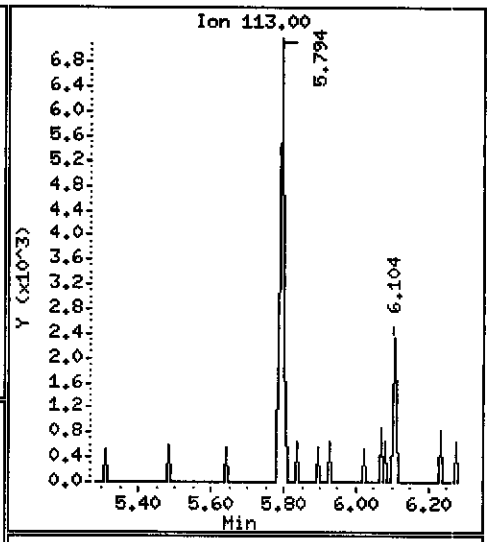

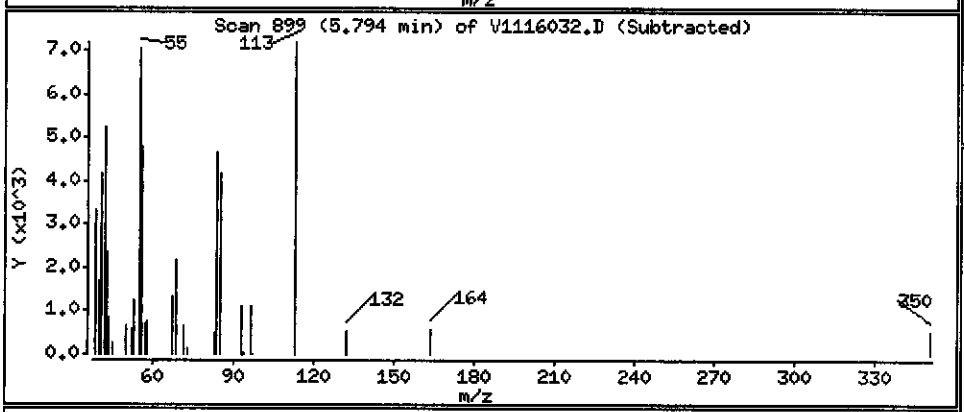

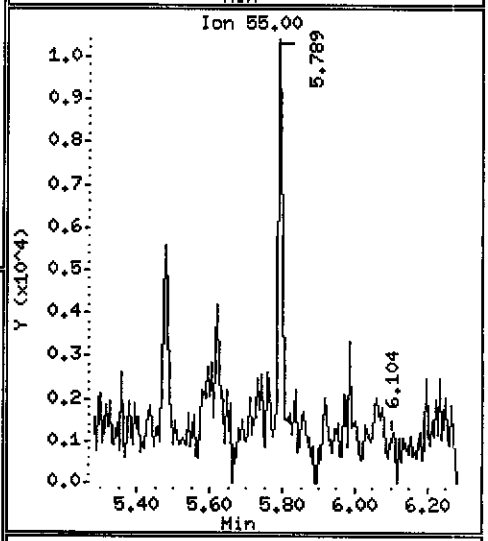

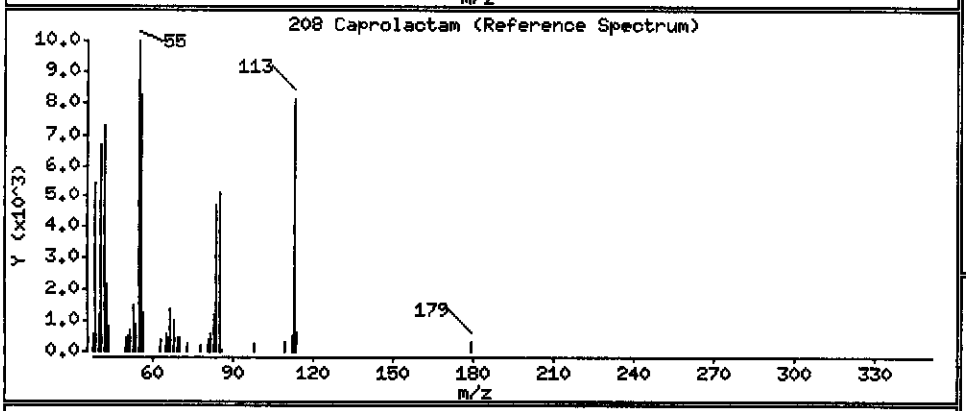

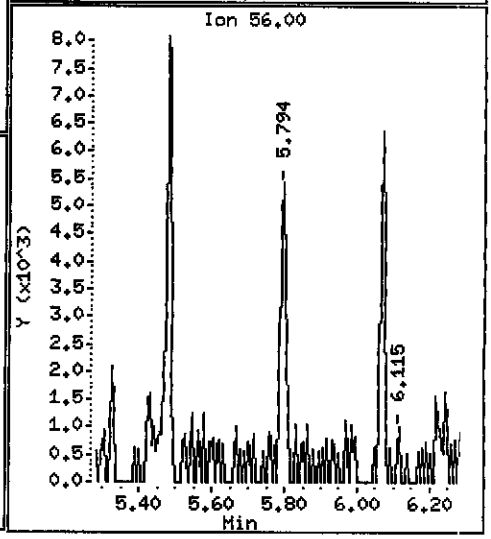

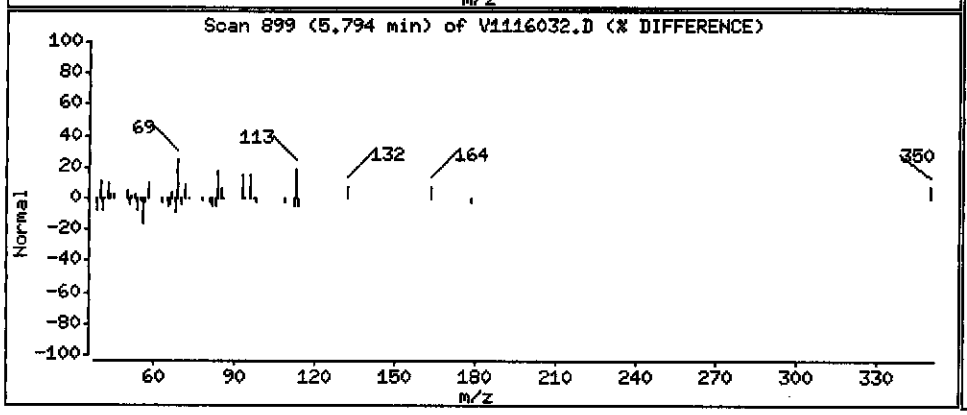

Data File: \\PITSVR06\D\chem\731.i\V111610.b\V1116032.D

Date : 16-NOV-2010 20:22

Client ID: MW-7-111010

Instrument: 731.i

Sample Info: C0K100534-008 11/15/10 h2o(0319135) 8270c

Volume Injected (uL): 2.0

Operator: 003200

Column phase: DB5-MS

Column diameter: 0.32

62 2-Methylnaphthalene

Concentration: 0.029062 ug/L

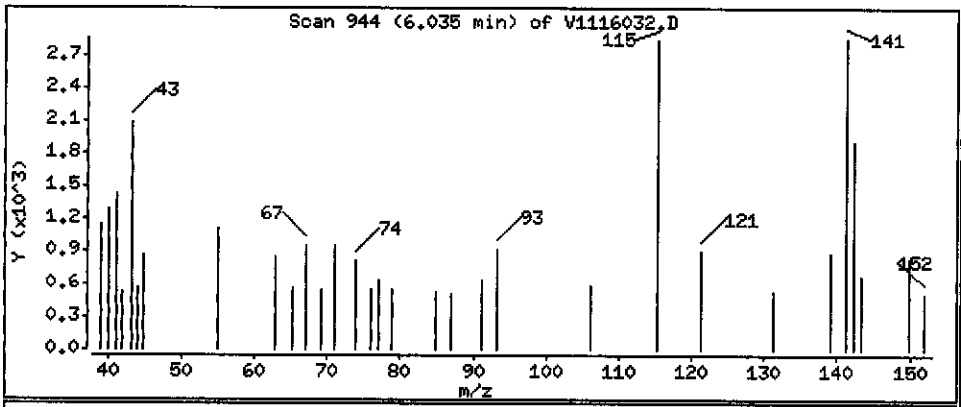

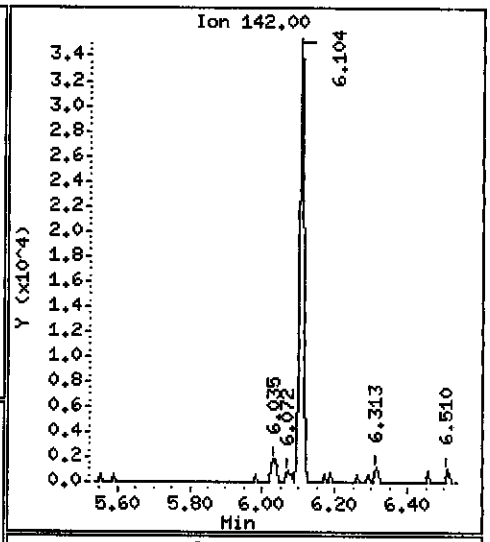

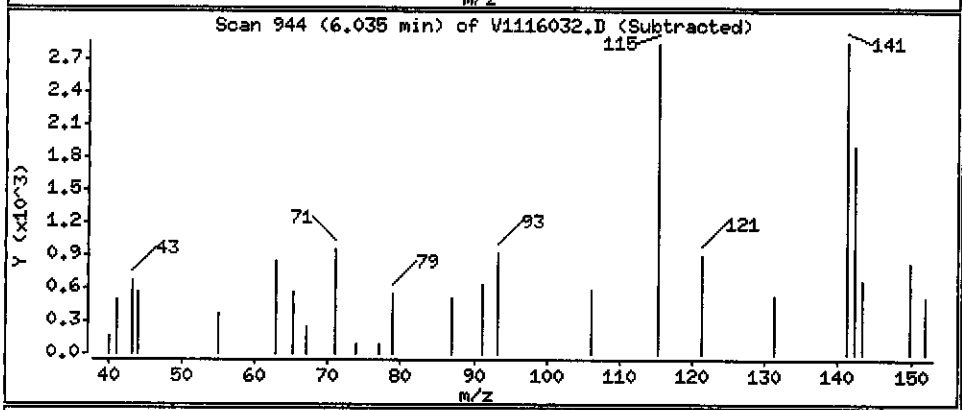

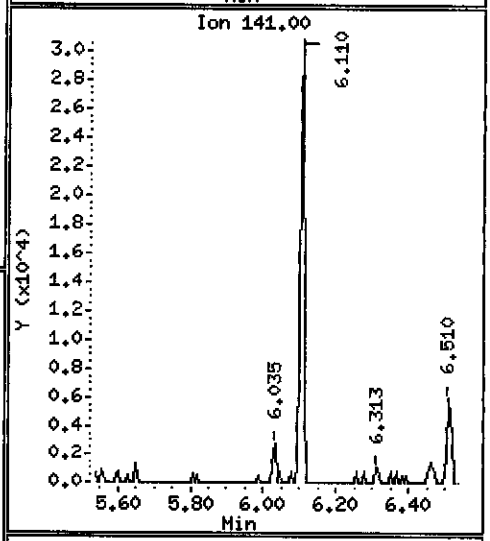

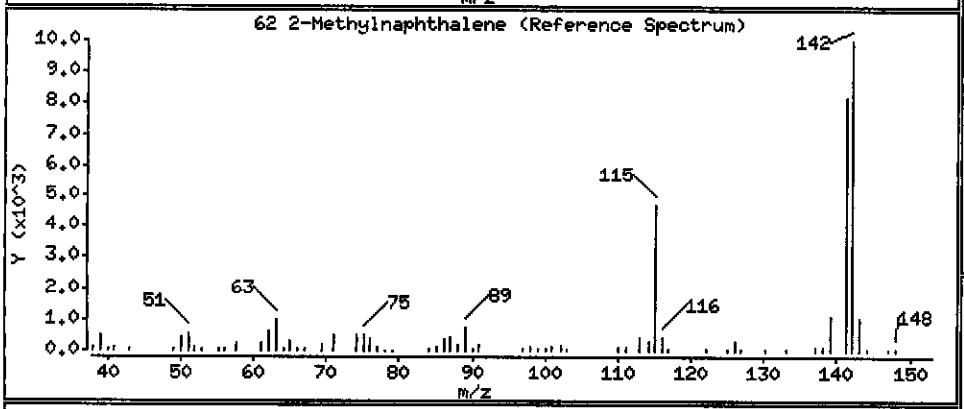

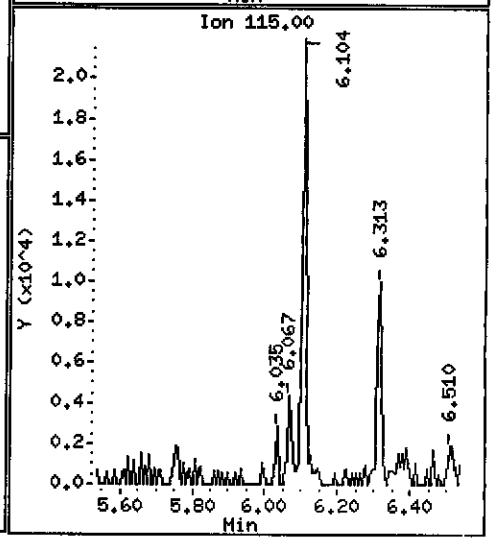

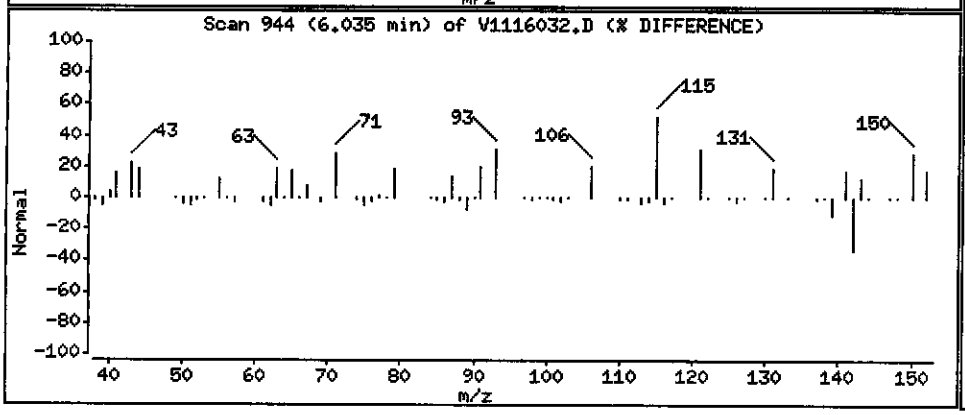

Data File: \\PITSVR06\D\chem\731.i\V111610.b\V1116032.D

Date : 16-NOV-2010 20:22

Client ID: MW-7-111010

Instrument: 731.i

Sample Info: C0K100534-008 11/15/10 h2o(0319135) 8270c

Volume Injected (uL): 2.0

Operator: 003200

Column phase: DB5-MS

Column diameter: 0.32

63 1-Methylnaphthalene

Concentration: 0.43080 ug/L

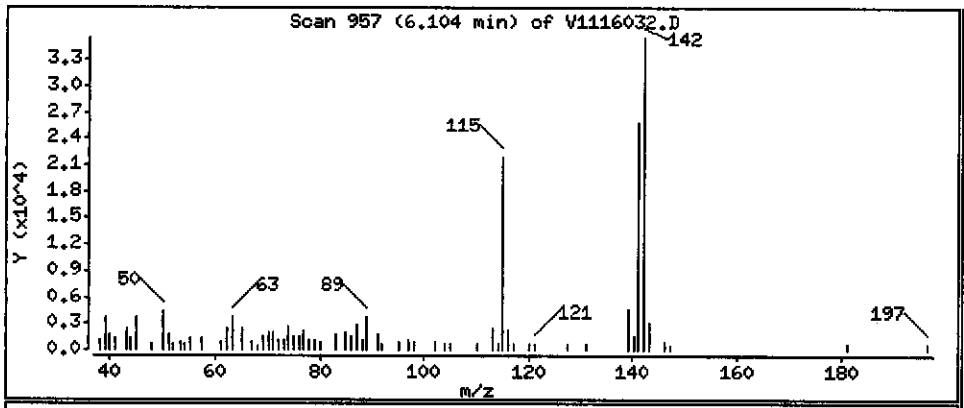

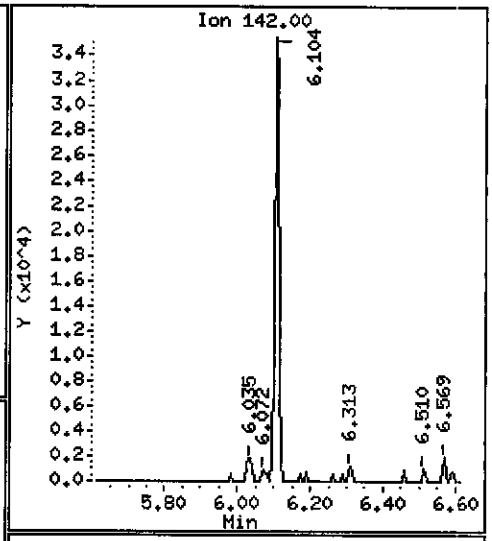

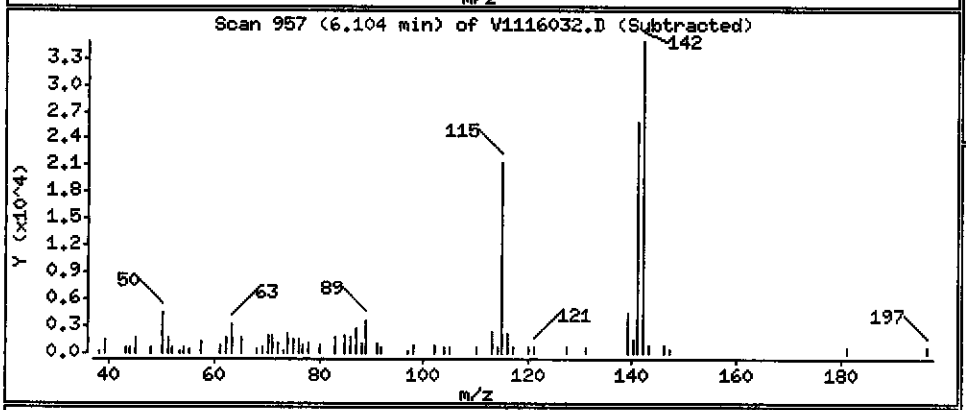

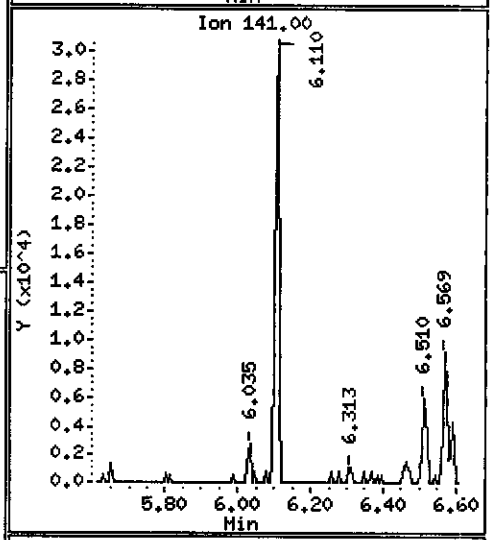

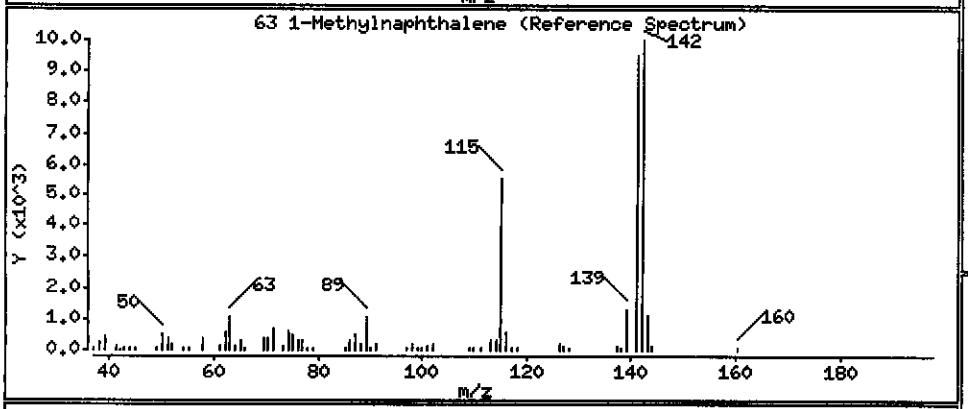

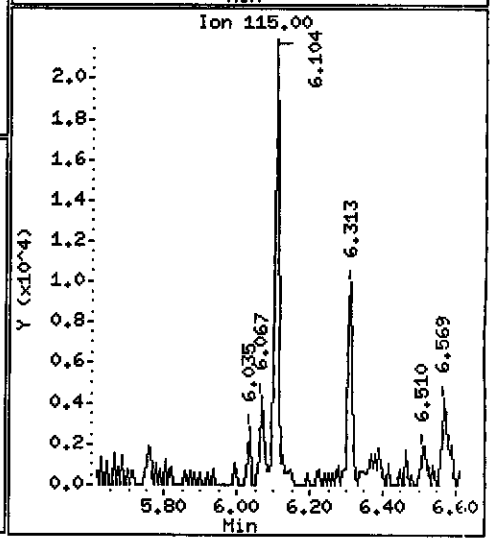

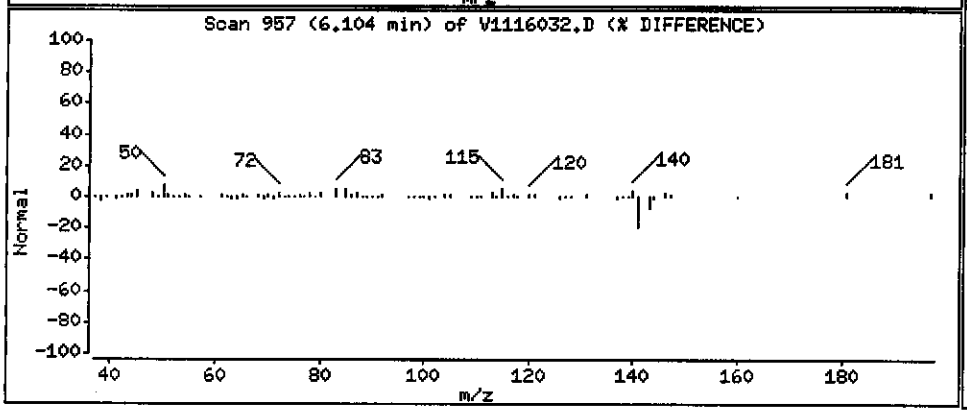

Data File: \\PITSVR06\D\chem\731.i\V111610.b\V1116032.D

Date : 16-NOV-2010 20:22

Client ID: MW-7-111010

Instrument: 731.i

Sample Info: C0K100534-008 11/15/10 h2o(0319135) 8270c

Volume Injected (uL): 2.0

Operator: 003200

Column phase: DB5-MS

Column diameter: 0.32

209 1,1'-Biphenyl

Concentration: 0.14366 ug/L

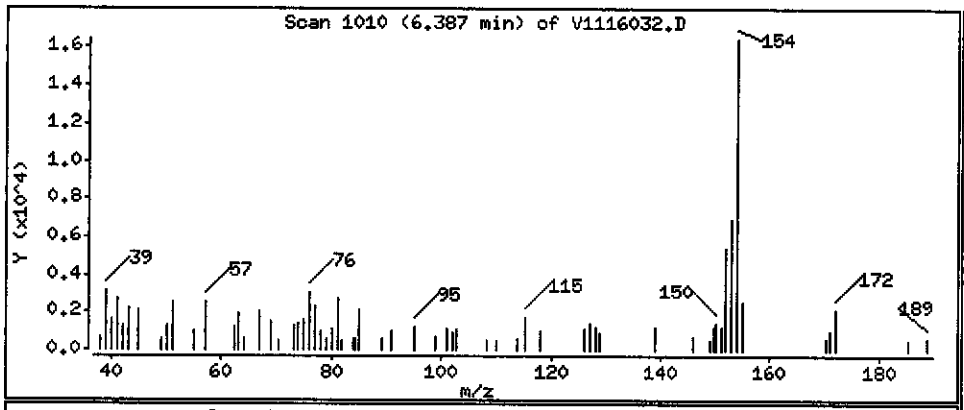

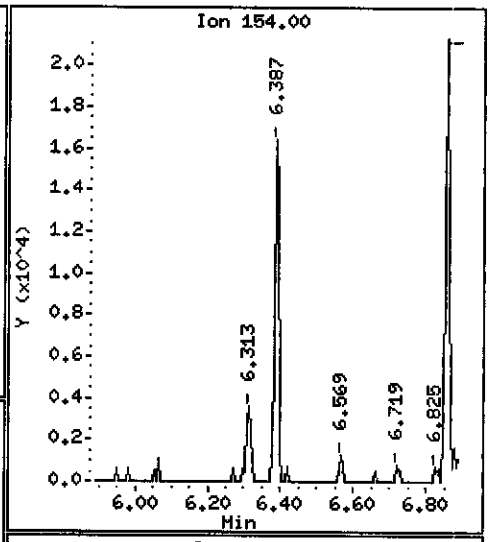

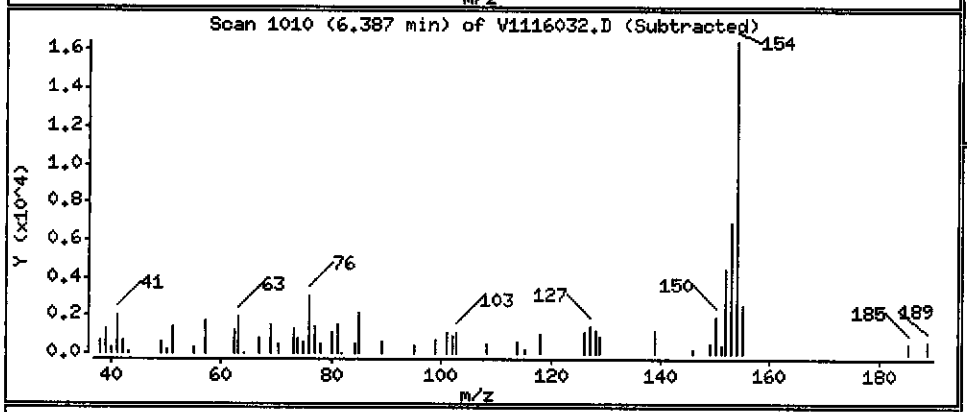

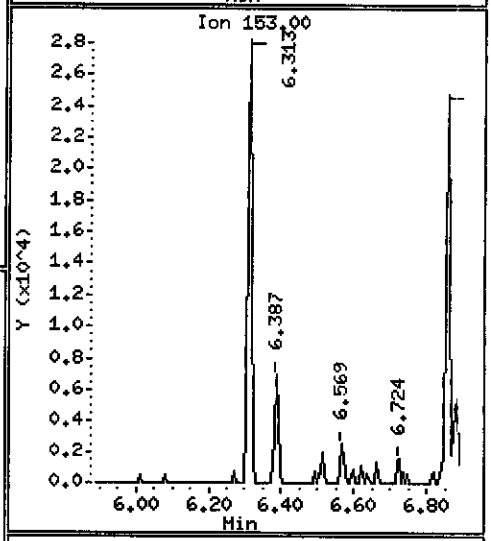

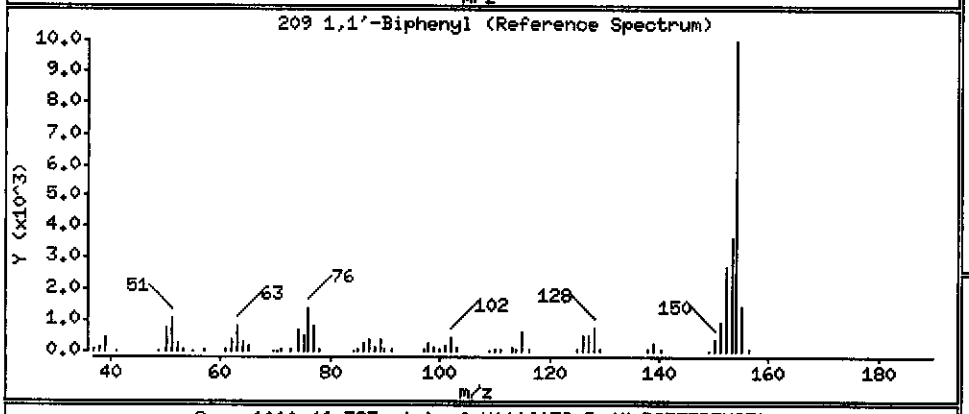

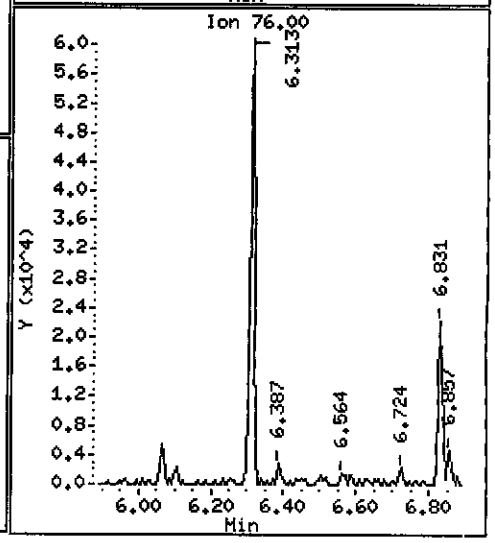

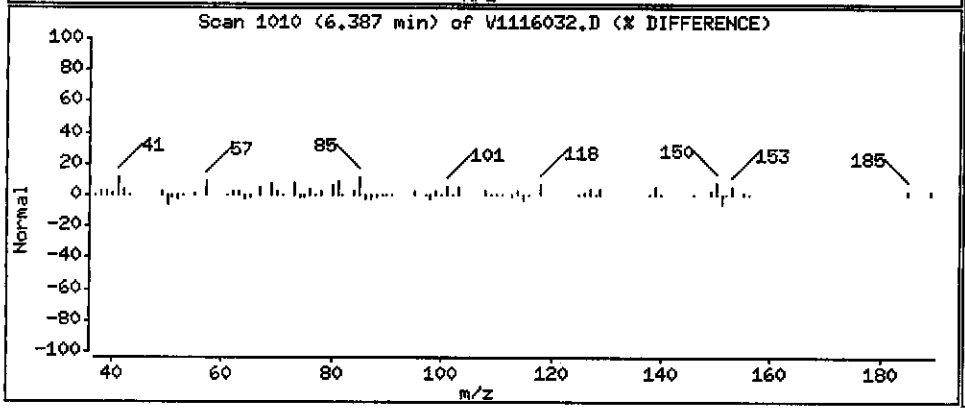

Data File: \\PITSVR06\D\chem\731.i\V111610.b\V1116032.D

Date : 16-NOV-2010 20:22

Client ID: MW-7-111010

Instrument: 731.i

Sample Info: C0K100534-008 11/15/10 h2o(0319135) 8270c

Volume Injected (uL): 2.0

Operator: 003200

Column phase: DB5-MS

Column diameter: 0.32

79 Acenaphthylene

Concentration: 0.049871 ug/L

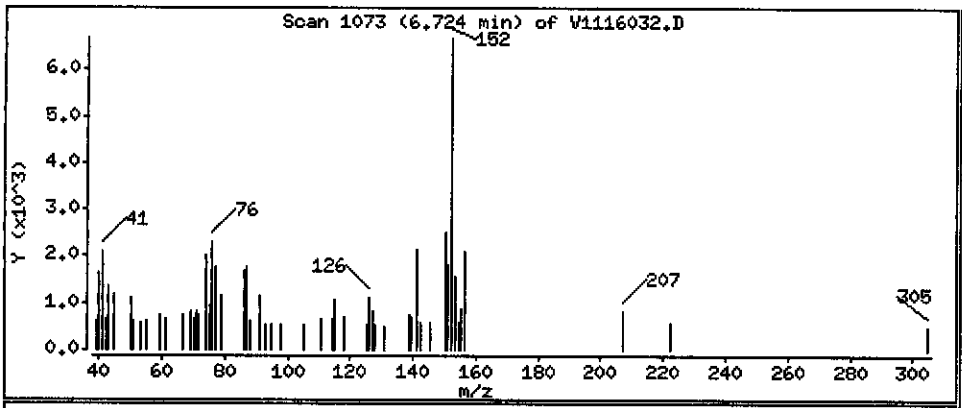

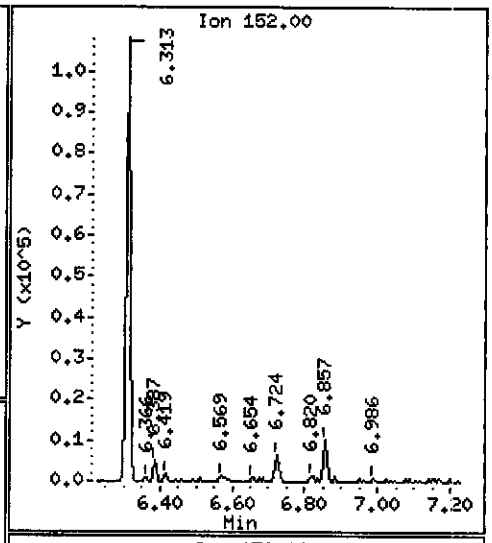

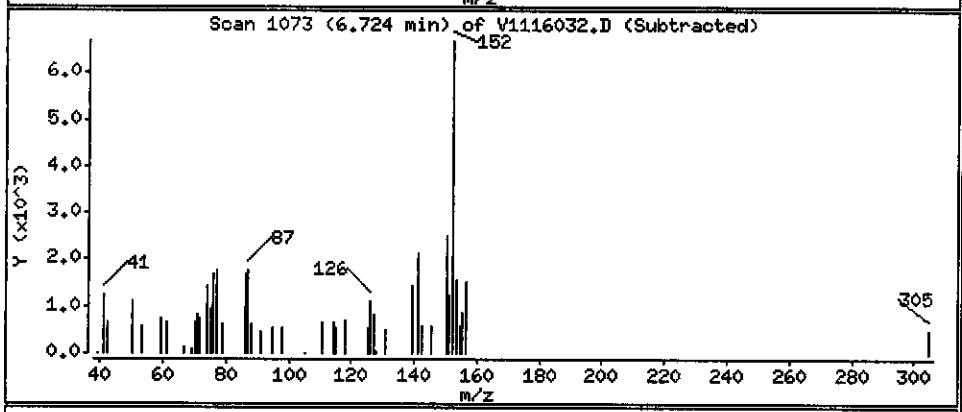

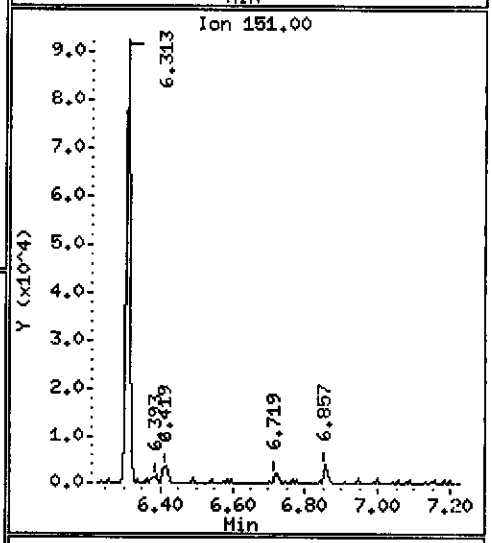

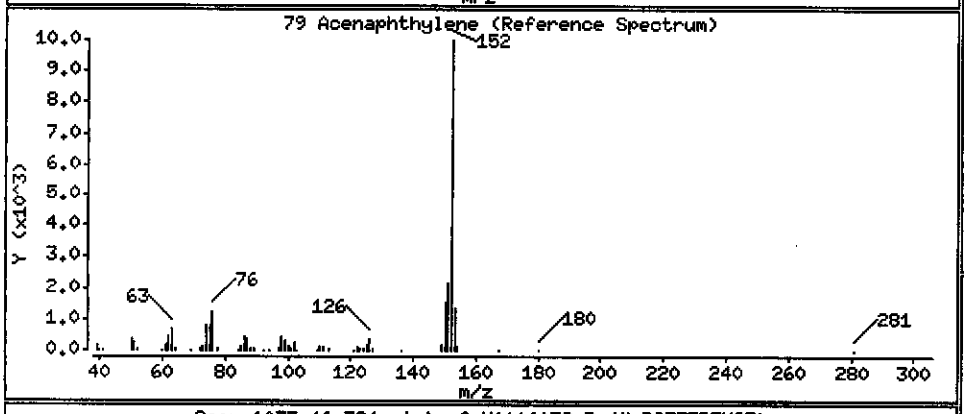

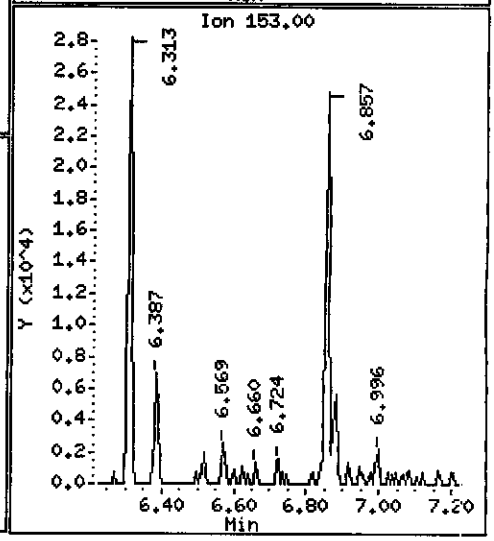

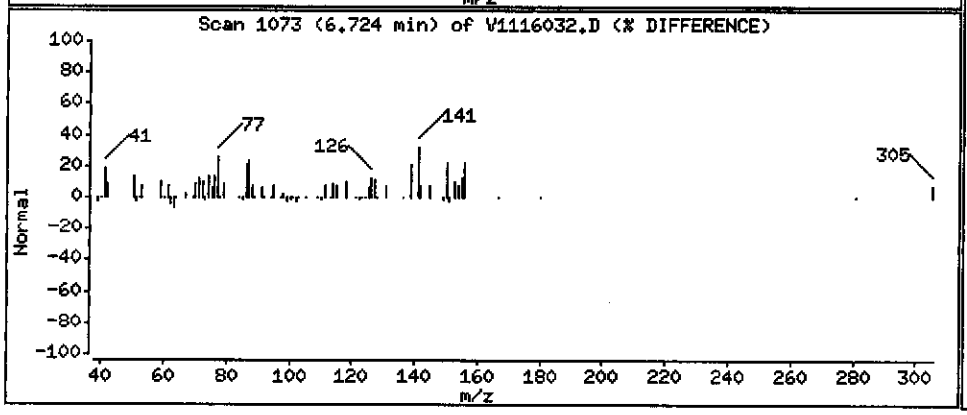

Data File: \\PITSVR06\D\chem\731.i\V111610.b\V1116032.D

Date : 16-NOV-2010 20:22

Client ID: MW-7-111010

Instrument: 731.i

Sample Info: C0K100534-008 11/15/10 h2o(0319135) 8270c

Volume Injected (uL): 2.0

Operator: 003200

Column phase: DB5-MS

Column diameter: 0.32

82 Acenaphthene

Concentration: 0.24674 ug/L

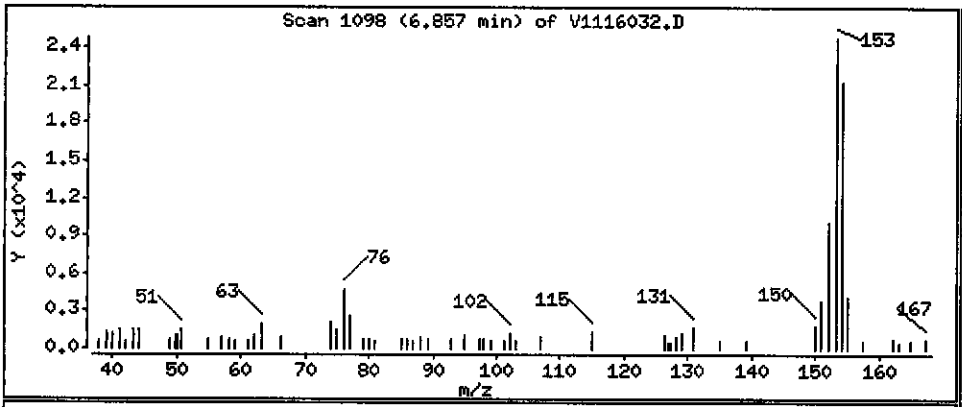

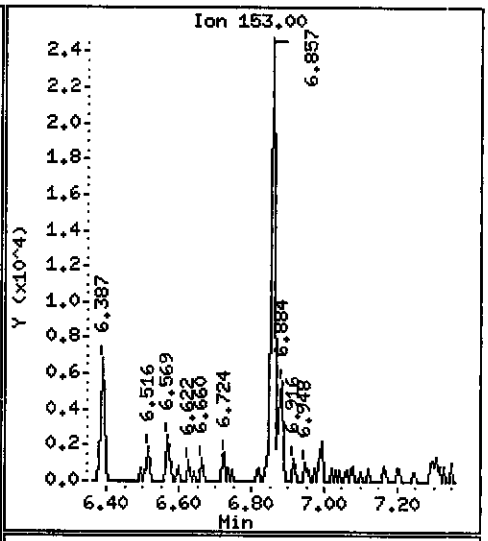

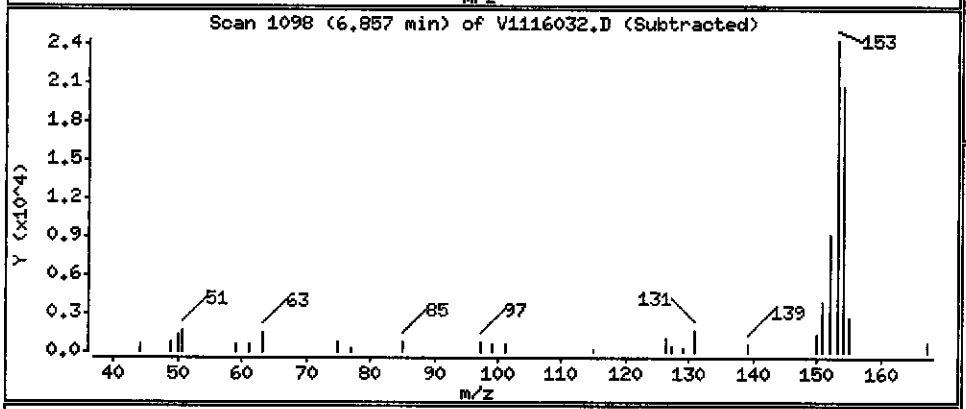

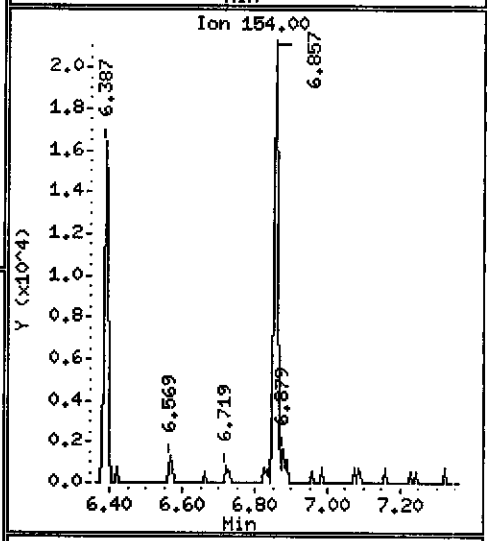

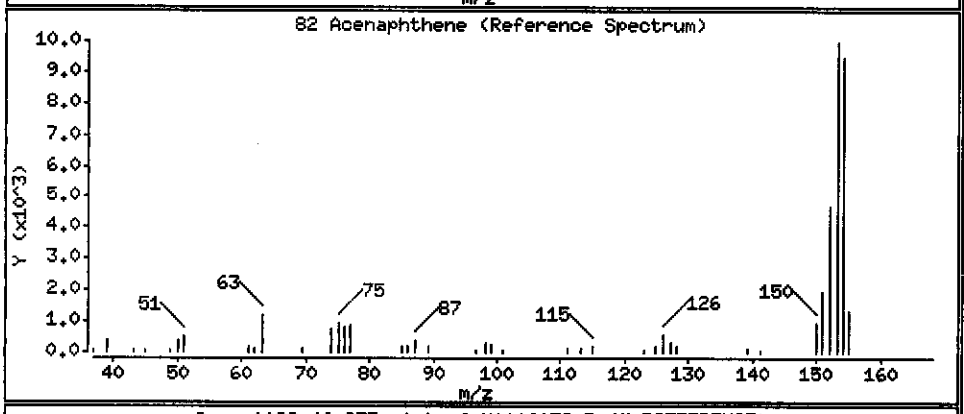

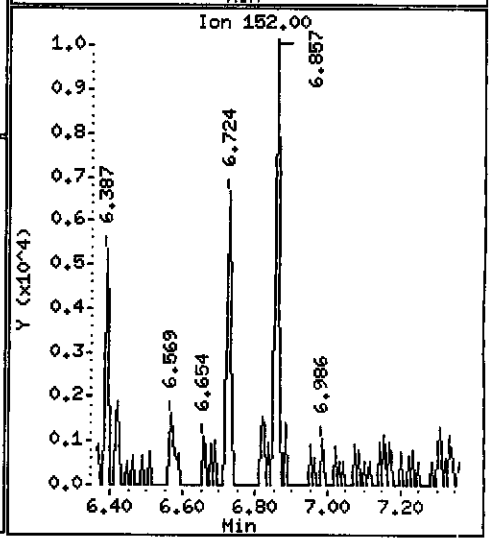

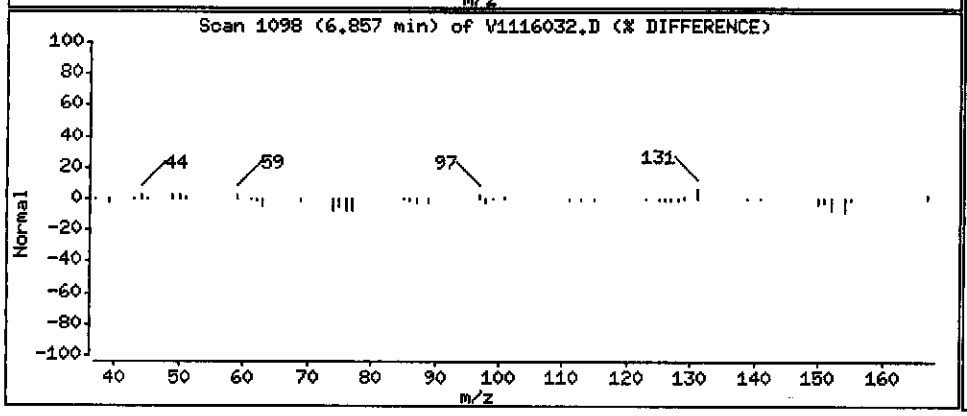

Data File: \\PITSVR06\D\chem\731.i\V111610.b\V1116032.D

Date : 16-NOV-2010 20:22

Client ID: MW-7-111010

Instrument: 731.i

Sample Info: C0K100534-008 11/15/10 h2o(0319135) 8270c

Volume Injected (uL): 2.0

Operator: 003200

Column phase: DB5-MS

Column diameter: 0.32

86 Dibenzofuran

Concentration: 0.42681 ug/L

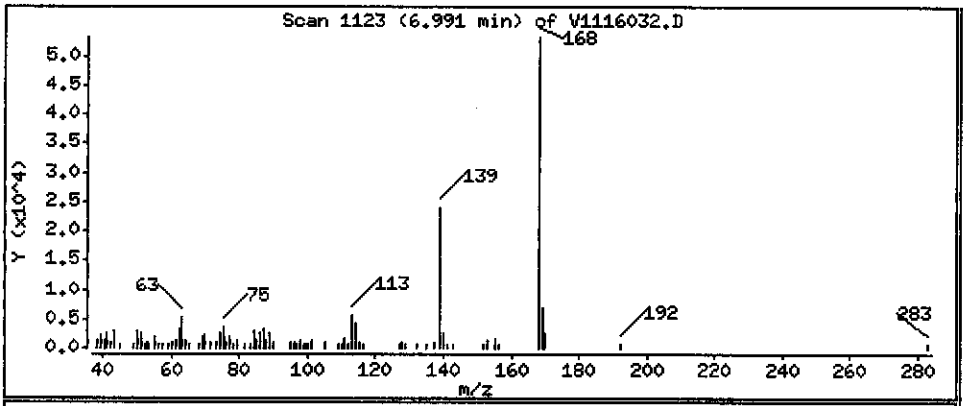

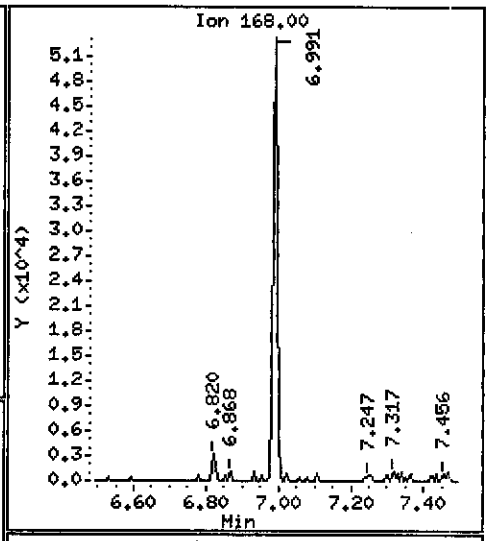

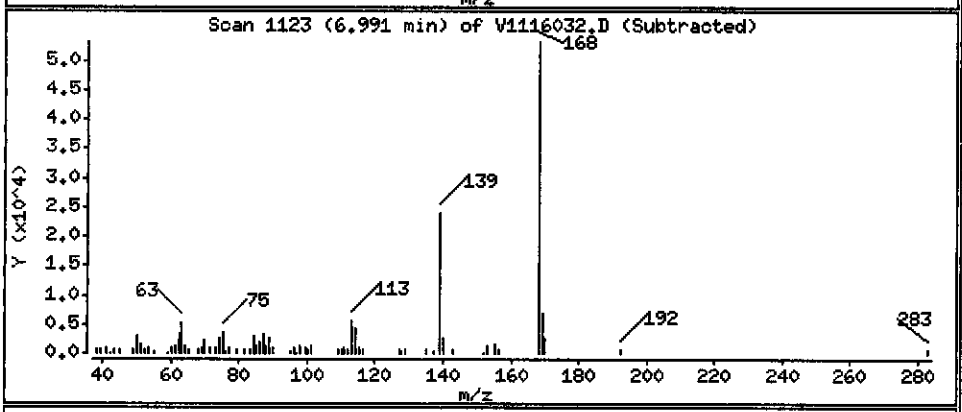

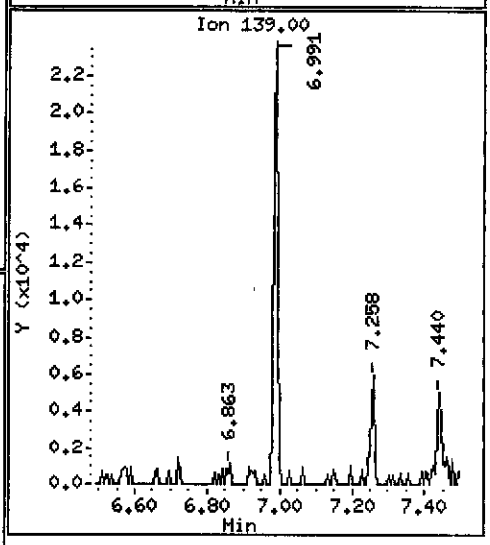

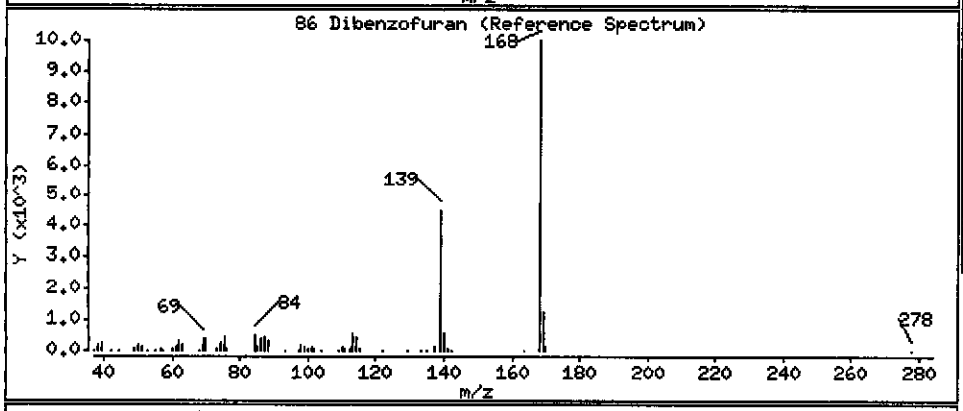

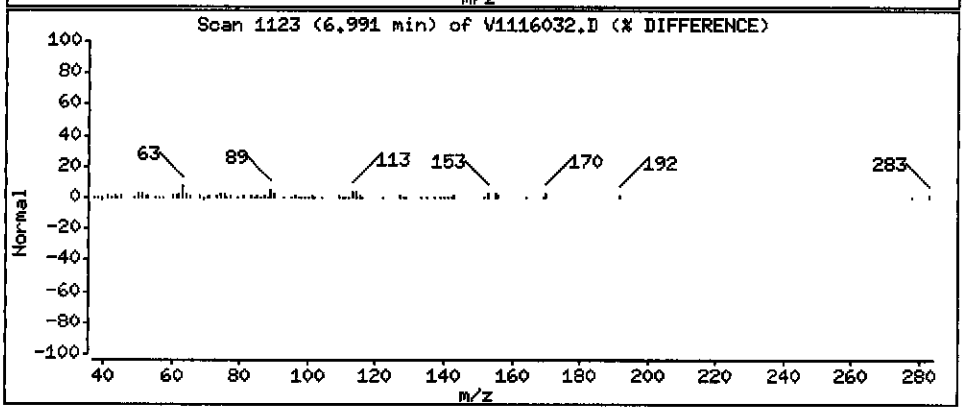

Data File: \\PITSVR06\D\chem\731.i\V111610.b\V1116032.D

Date : 16-NOV-2010 20:22

Client ID: MW-7-111010

Instrument: 731.i

Sample Info: C0K100534-008 11/15/10 h2o(0319135) 8270c

Volume Injected (uL): 2.0

Operator: 003200

Column phase: DB5-MS

Column diameter: 0.32

93 Diethylphthalate

Concentration: 0.15866 ug/L

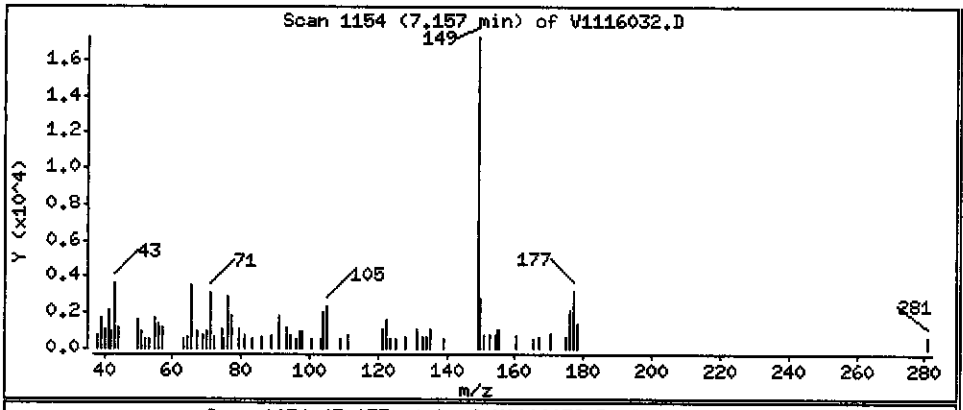

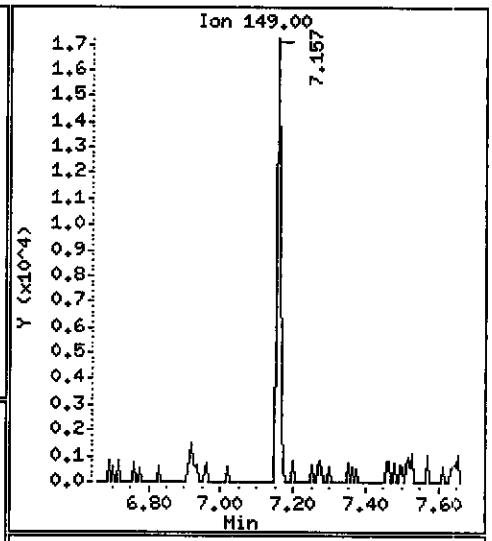

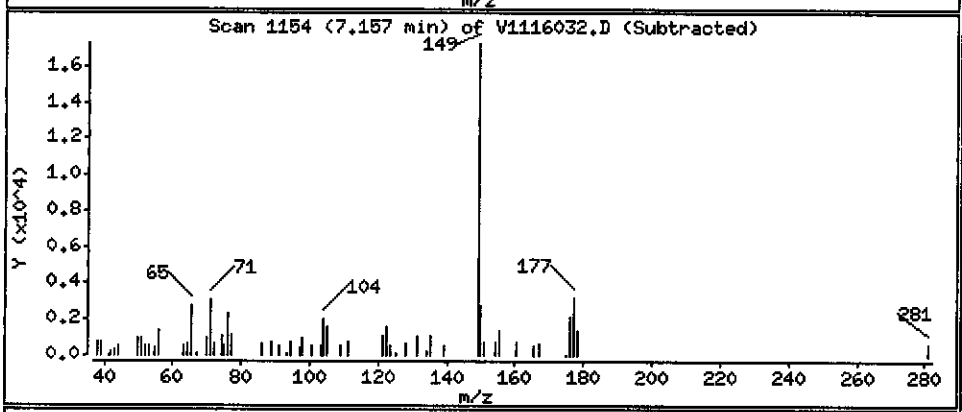

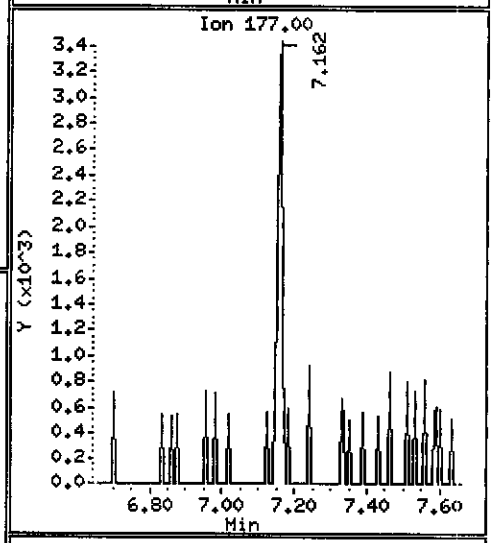

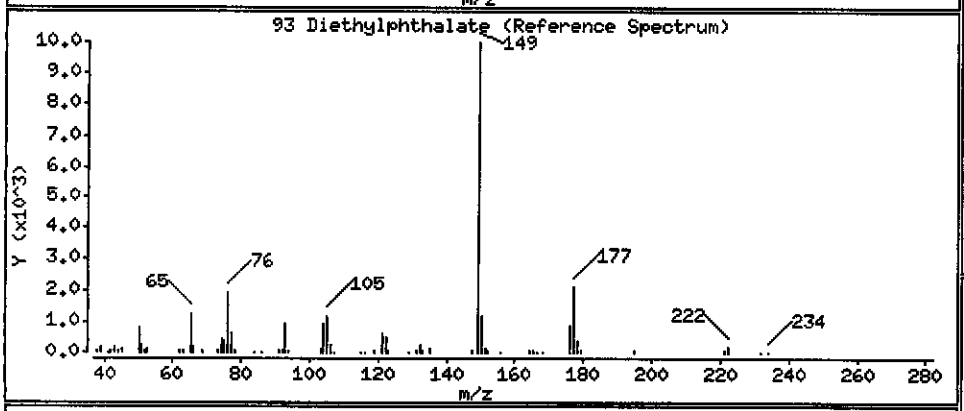

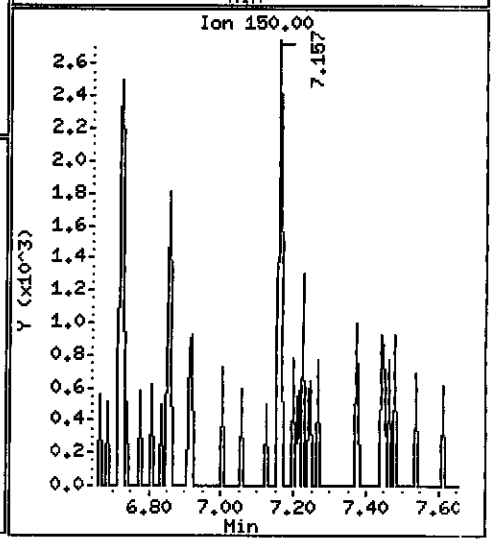

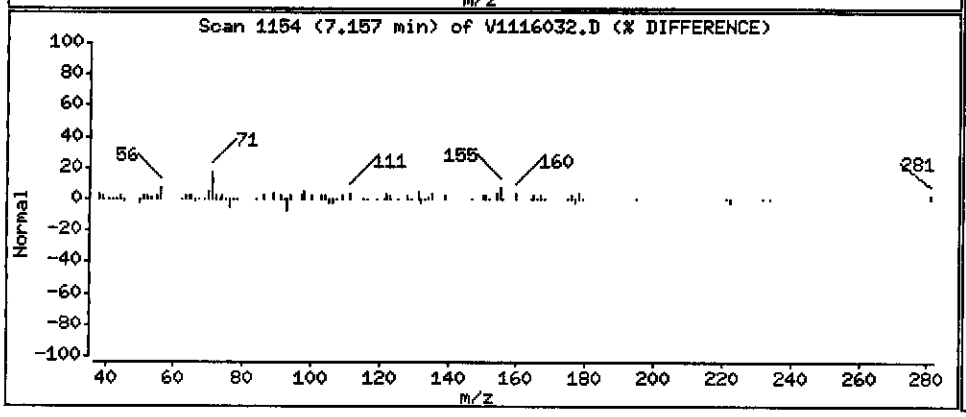

Data File: \\PITSVR06\D\chem\731.i\V111610.b\V1116032.D

Date : 16-NOV-2010 20:22

Client ID: MW-7-111010

Instrument: 731.i

Sample Info: C0K100534-008 11/15/10 h2o(0319135) 8270c

Volume Injected (uL): 2.0

Operator: 003200

Column phase: DB5-MS

Column diameter: 0.32

94 Fluorene

Concentration: 0.47272 ug/L

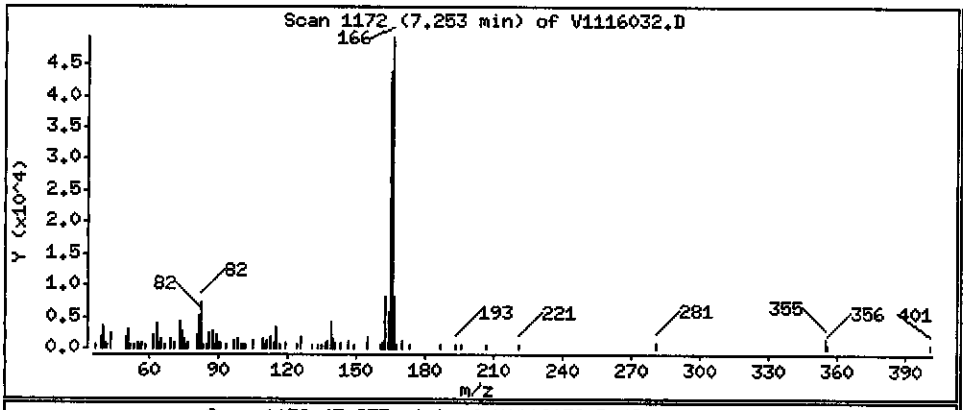

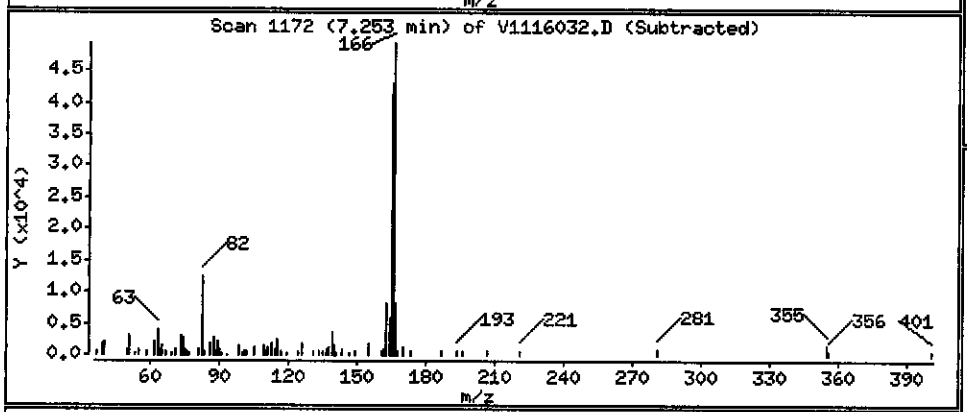

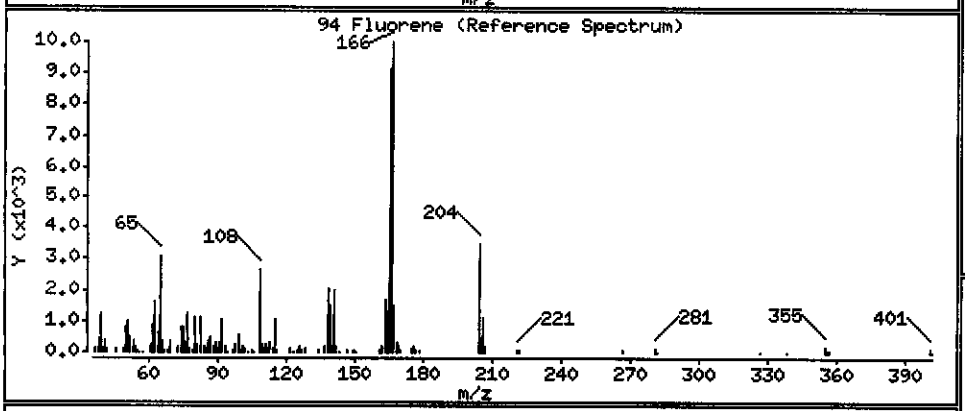

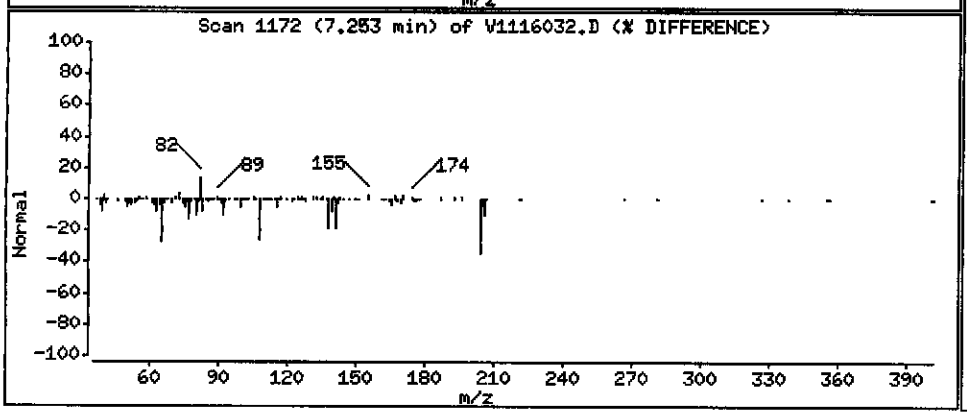

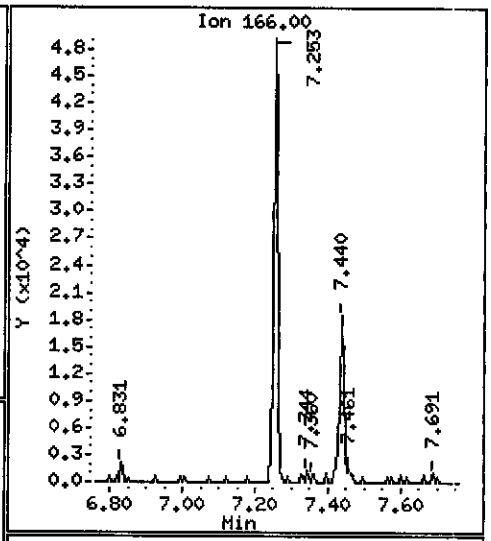

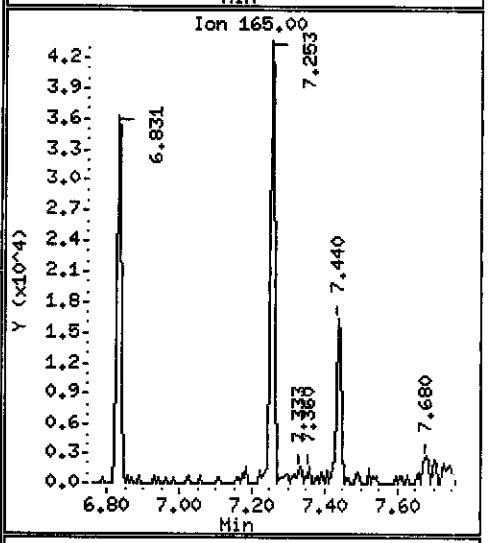

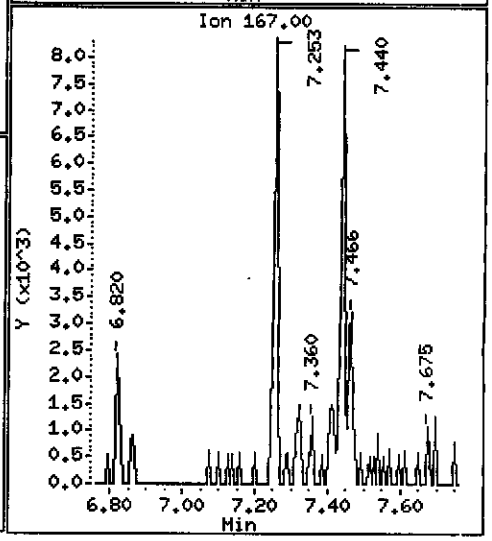

Data File: \\PITSVR06\D\chem\731.i\V111610.b\V1116032.D

Date : 16-NOV-2010 20:22

Client ID: MW-7-111010

Instrument: 731.i

Sample Info: C0K100534-008 11/15/10 h2o(0319135) 8270c

Volume Injected (uL): 2.0

Operator: 003200

Column phase: DB5-MS

Column diameter: 0.32

115 Phenanthrene

Concentration: 0.72214 ug/L

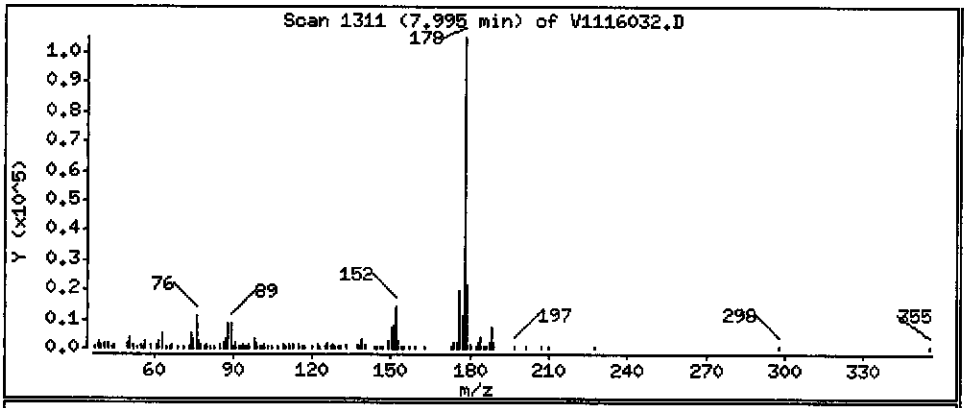

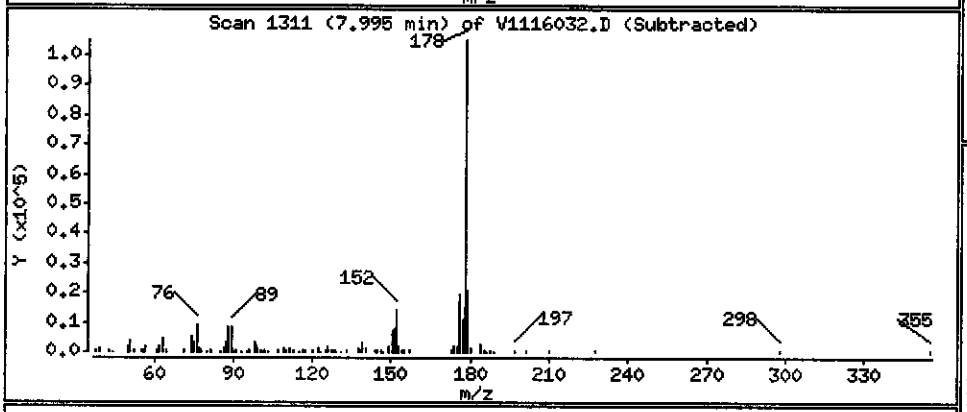

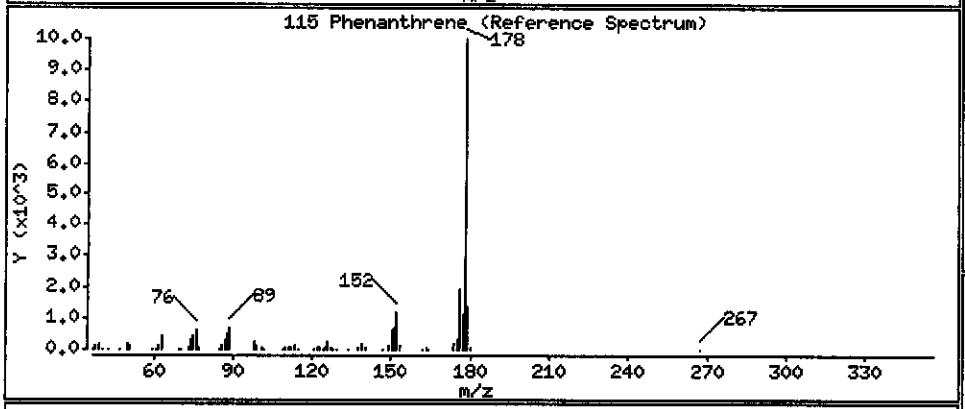

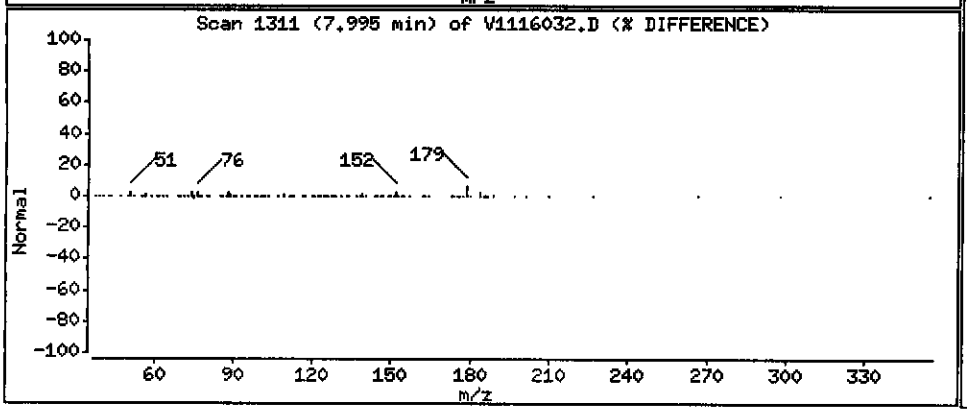

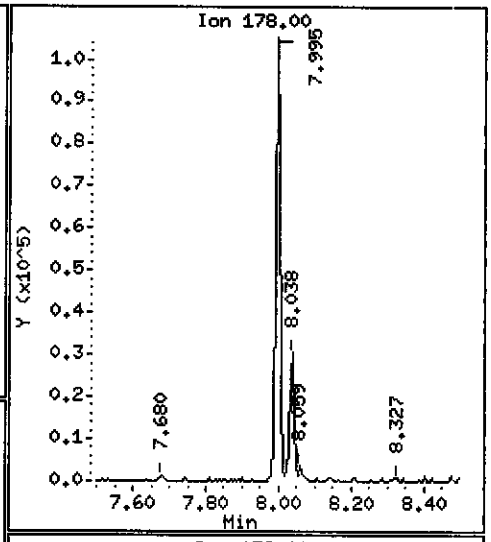

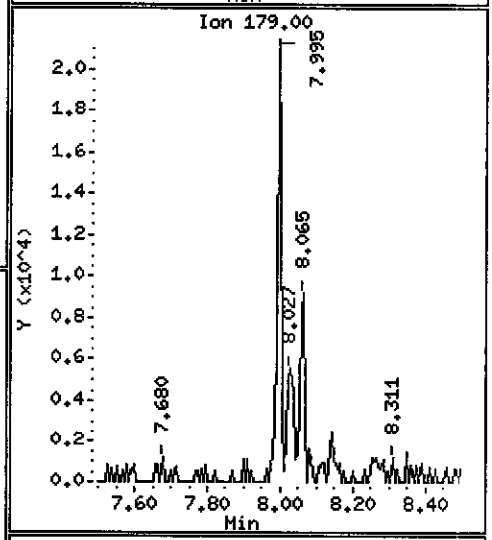

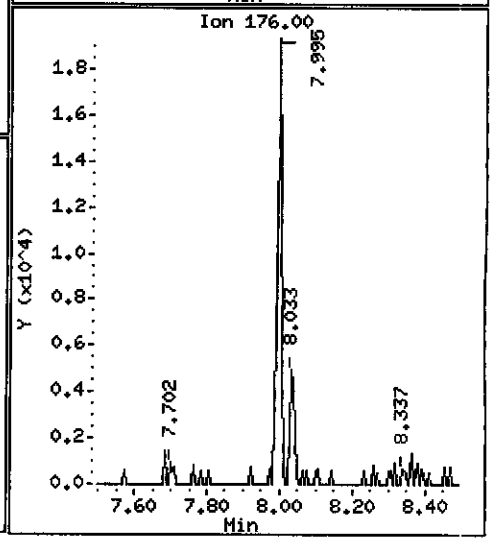

Data File: \\PITSVR06\D\chem\731.i\V111610.b\V1116032.D

Date : 16-NOV-2010 20:22

Client ID: MW-7-111010

Instrument: 731.i

Sample Info: C0K100534-008 11/15/10 h2o(0319135) 8270c

Volume Injected (uL): 2.0

Operator: 003200

Column phase: DB5-MS

Column diameter: 0.32

116 Anthracene

Concentration: 0.22364 ug/L

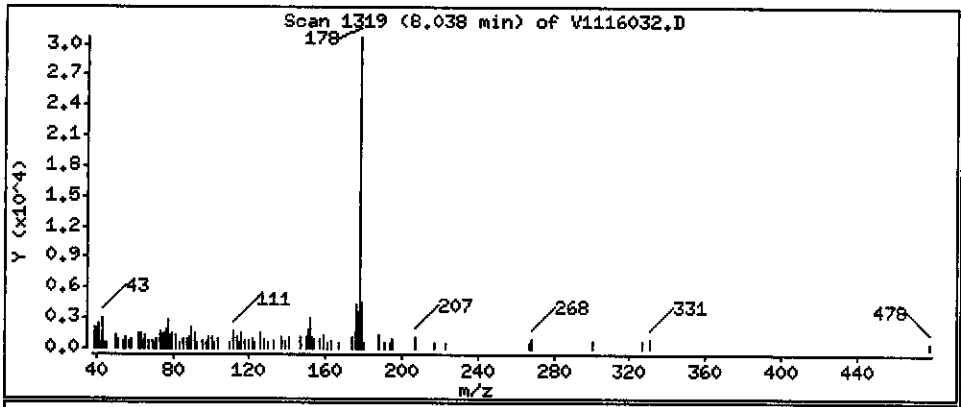

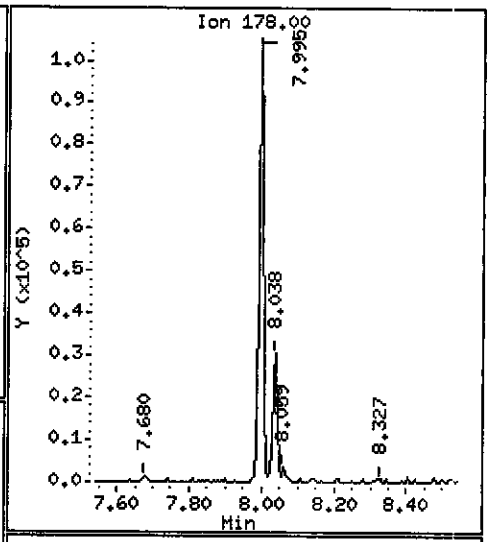

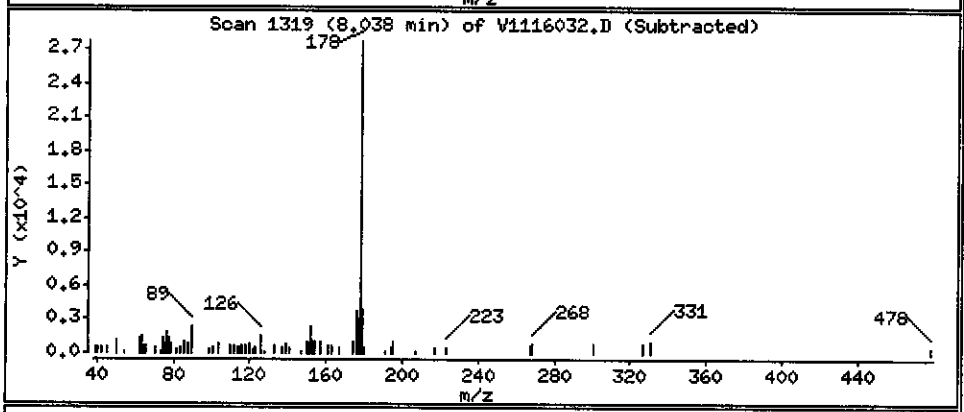

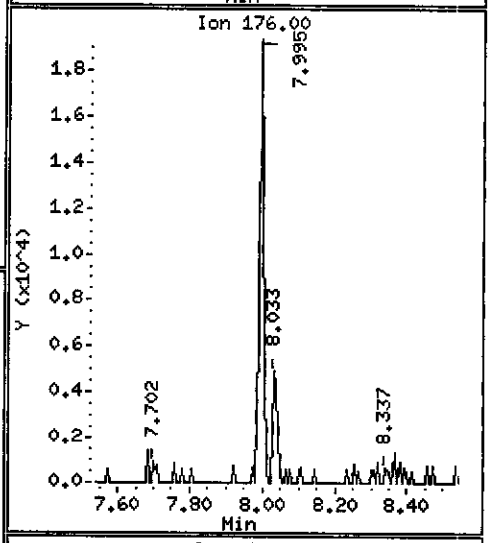

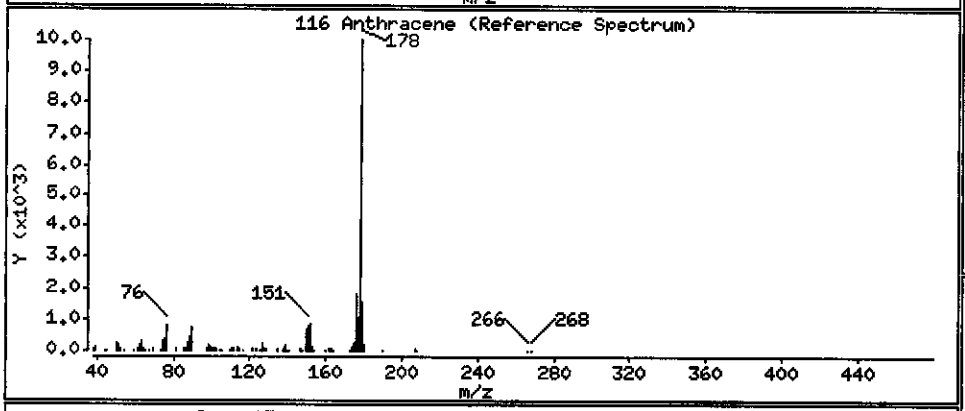

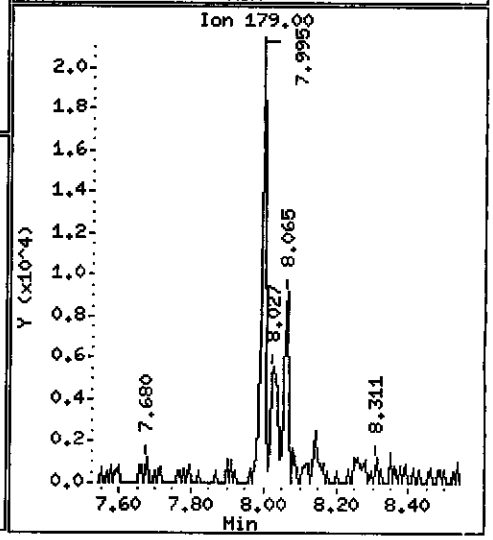

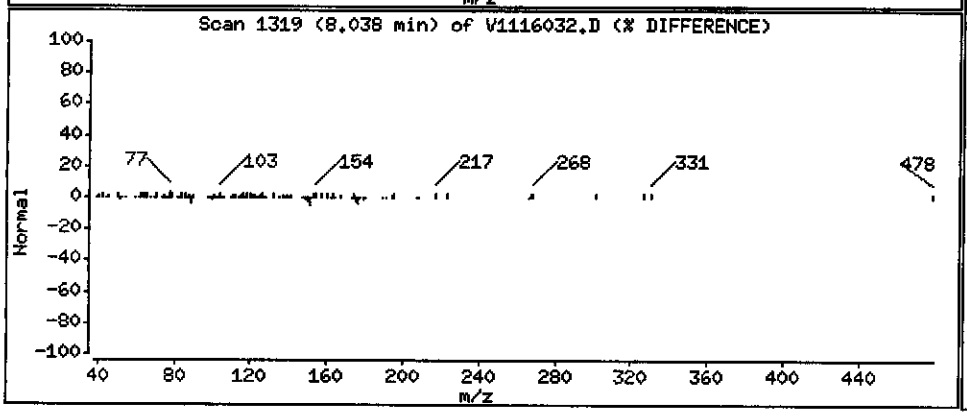

Data File: \\PITSVR06\D\chem\731.i\V111610.b\V1116032.D

Date : 16-NOV-2010 20:22

Client ID: MW-7-111010

Instrument: 731.i

Sample Info: C0K100534-008 11/15/10 h2o(0319135) 8270c

Volume Injected (uL): 2.0

Operator: 003200

Column phase: DB5-MS

Column diameter: 0.32

119 Carbazole

Concentration: 0.57737 ug/L

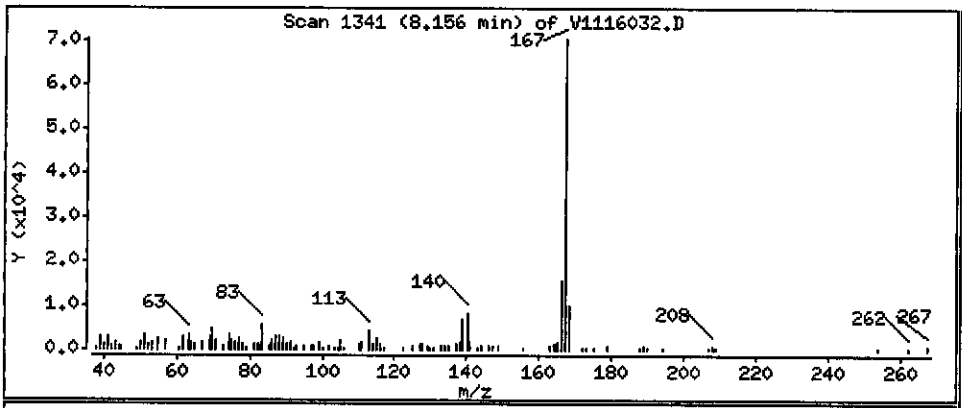

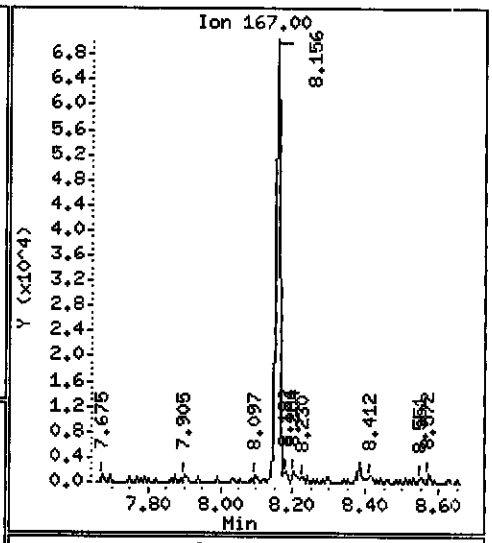

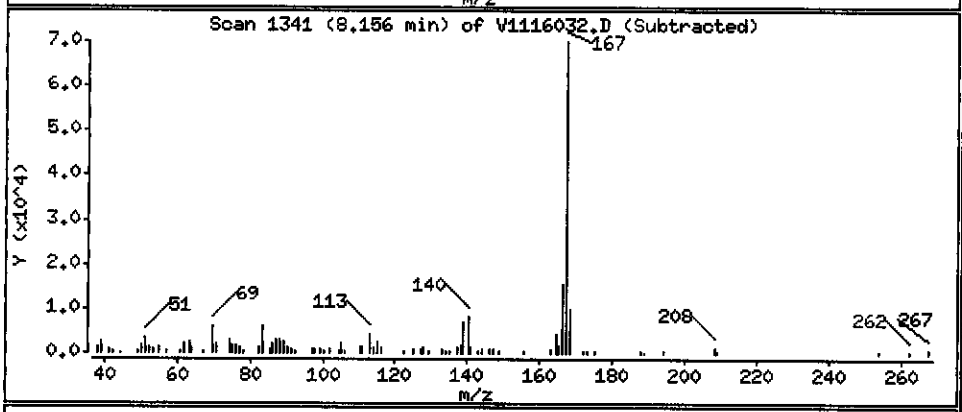

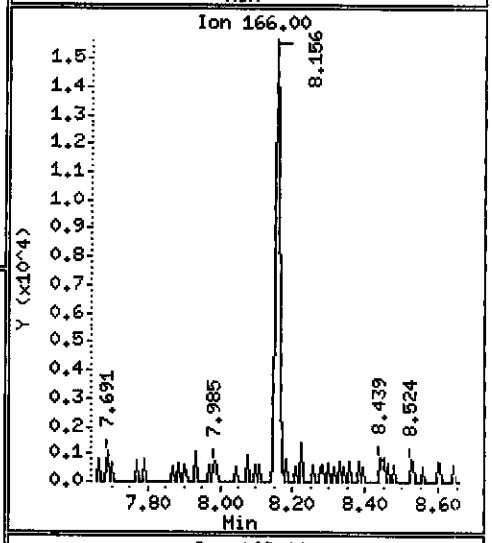

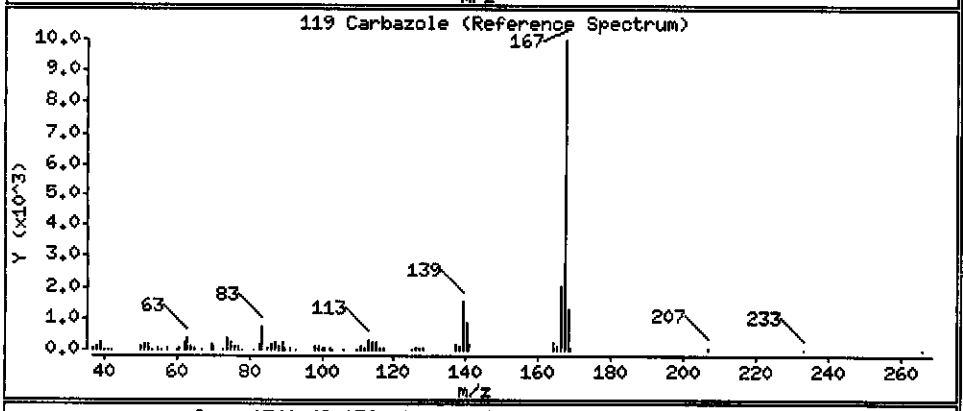

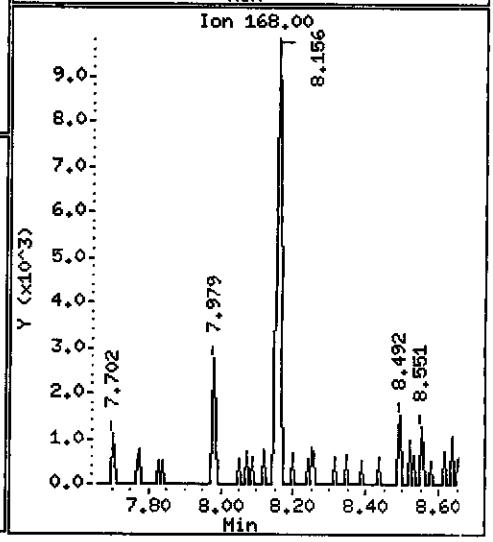

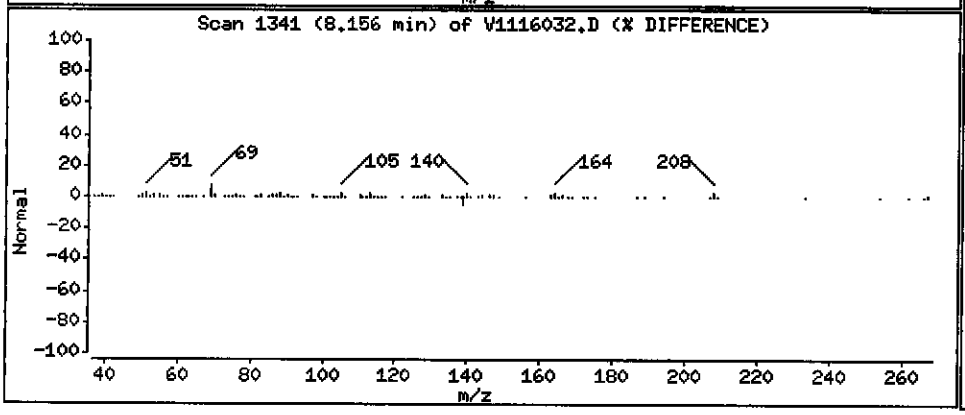

Data File: \\PITSVR06\D\chem\731.i\V111610.b\V1116032.D

Date : 16-NOV-2010 20:22

Client ID: MW-7-111010

Instrument: 731.i

Sample Info: C0K100534-008 11/15/10 h2o(0319135) 8270c

Volume Injected (uL): 2.0

Operator: 003200

Column phase: DB5-MS

Column diameter: 0.32

120 Di-n-Butylphthalate

Concentration: 0.049103 ug/L

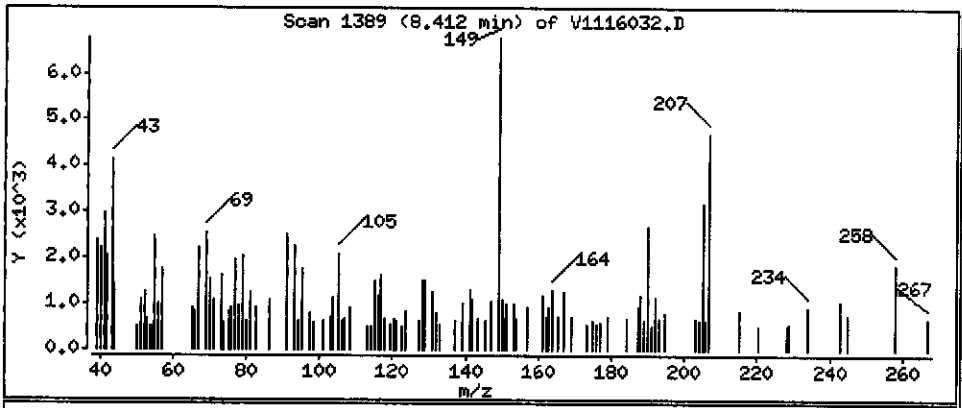

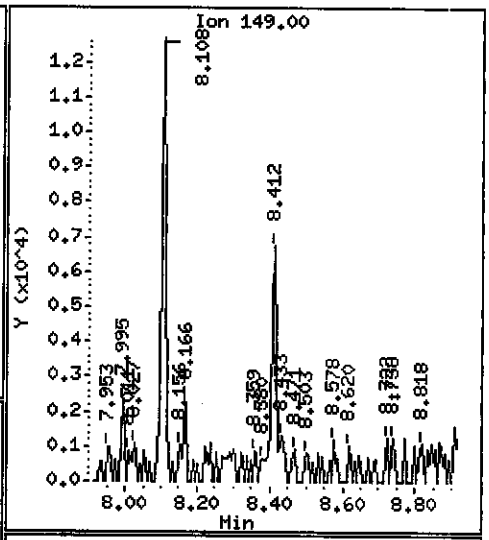

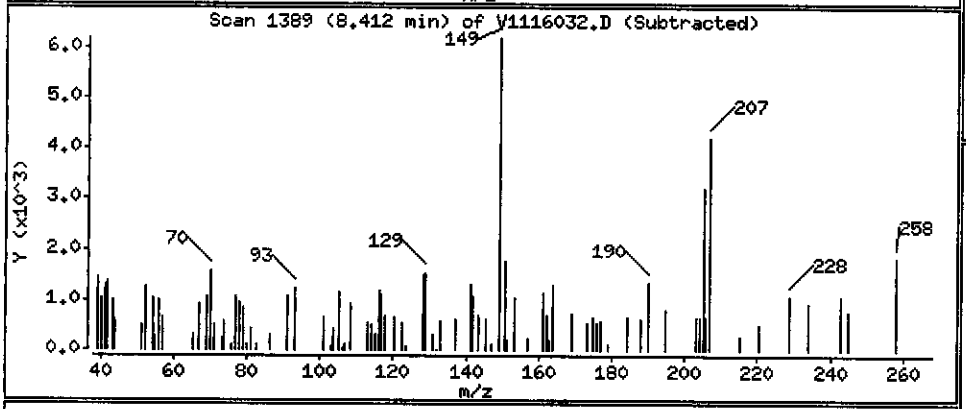

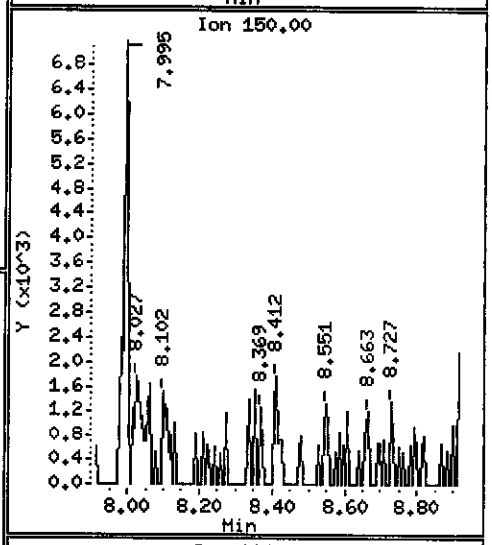

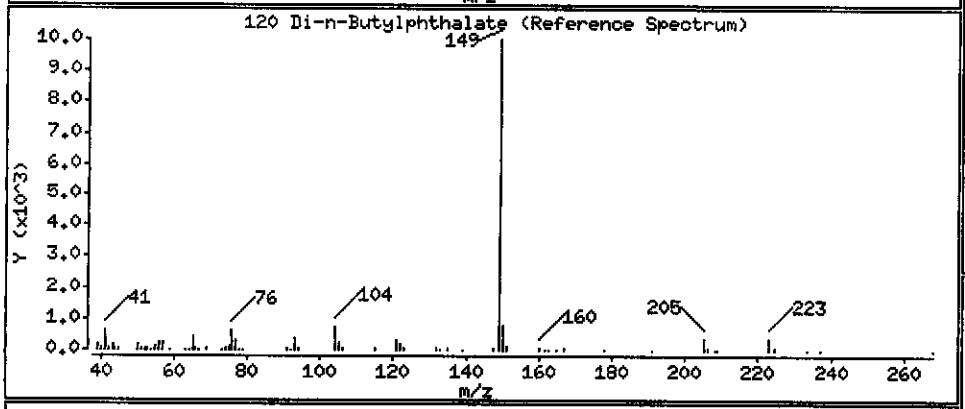

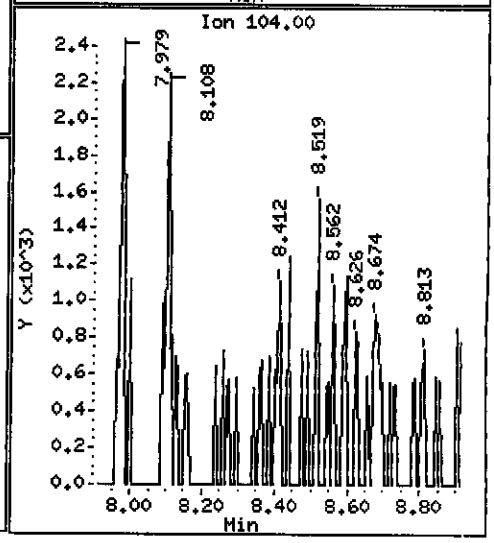

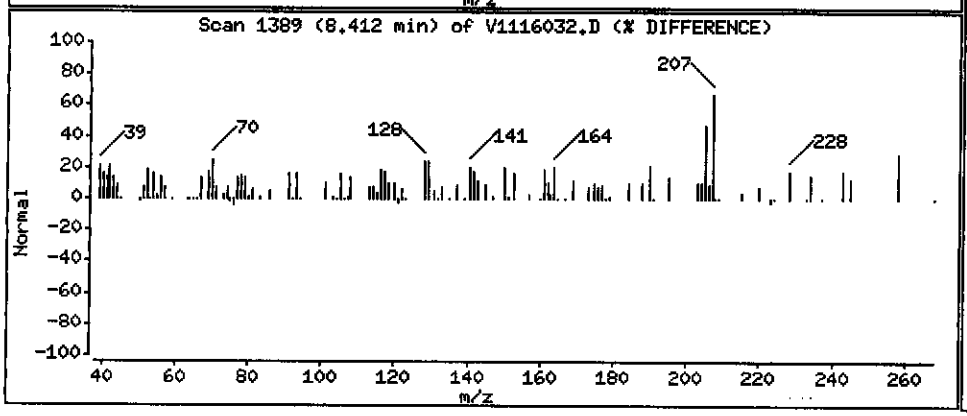

Data File: \\PITSVR06\D\chem\731.i\V111610.b\V1116032.D

Date : 16-NOV-2010 20:22

Client ID: MW-7-111010

Instrument: 731.i

Sample Info: C0K100534-008 11/15/10 h2o(0319135) 8270c

Volume Injected (uL): 2.0

Operator: 003200

Column phase: DB5-MS

Column diameter: 0.32

123 Fluoranthene

Concentration: 0.37548 ug/L

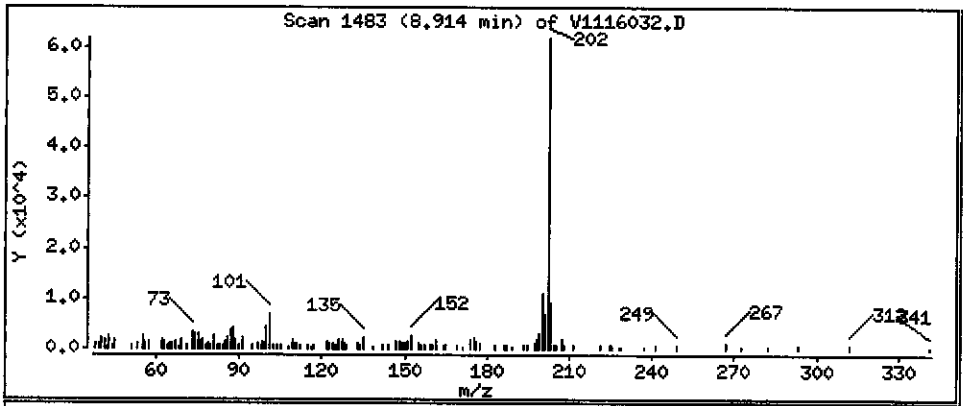

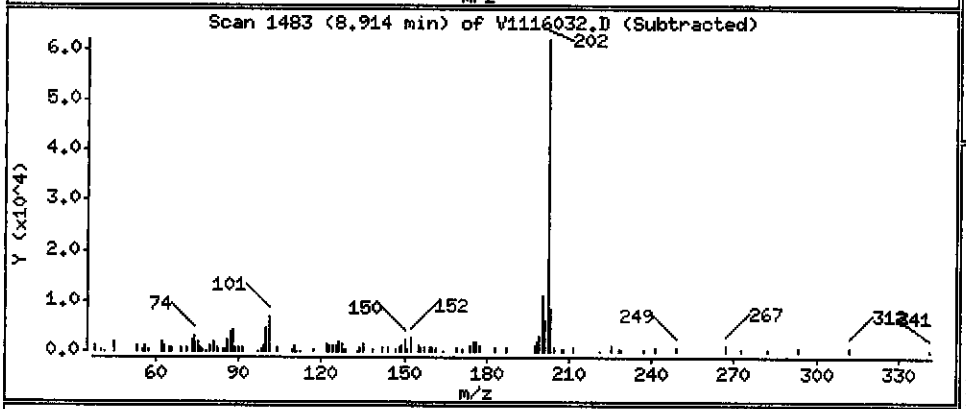

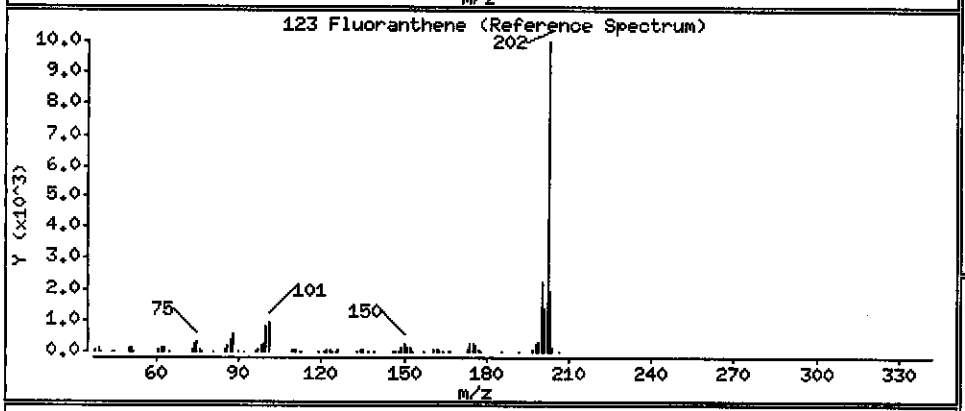

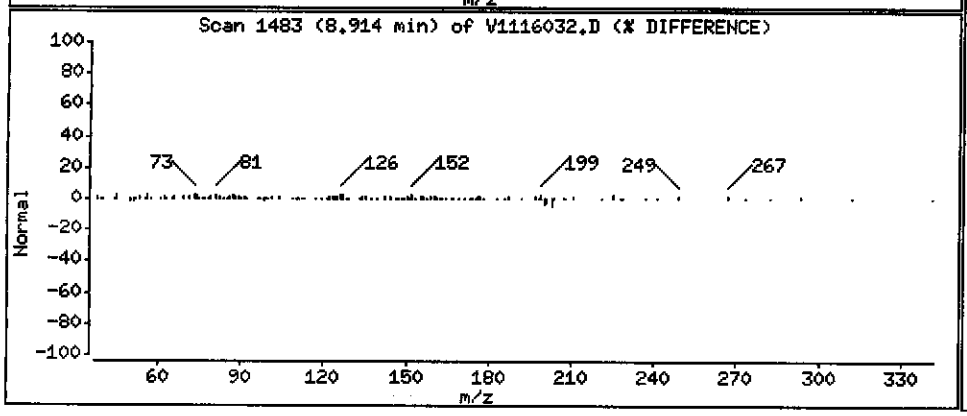

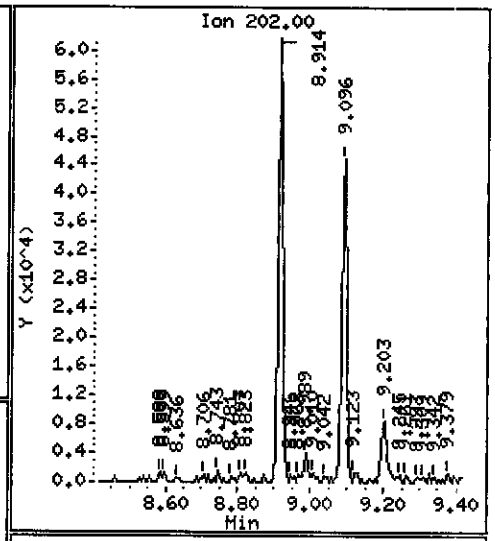

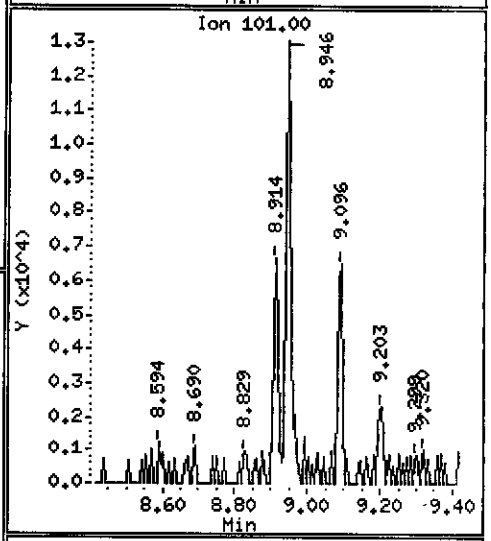

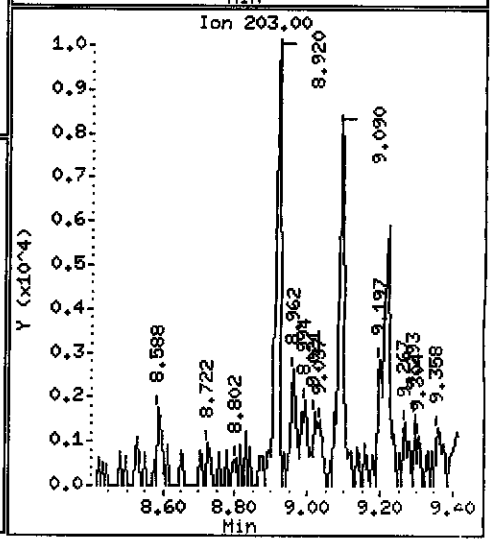

Data File: \\PITSVR06\D\chem\731.i\V111610.b\V1116032.D

Date : 16-NOV-2010 20:22

Client ID: MW-7-111010

Instrument: 731.i

Sample Info: C0K100534-008 11/15/10 h2o(0319135) 8270c

Volume Injected (uL): 2.0

Operator: 003200

Column phase: DB5-MS

Column diameter: 0.32

125 Pyrene

Concentration: 0.23420 ug/L

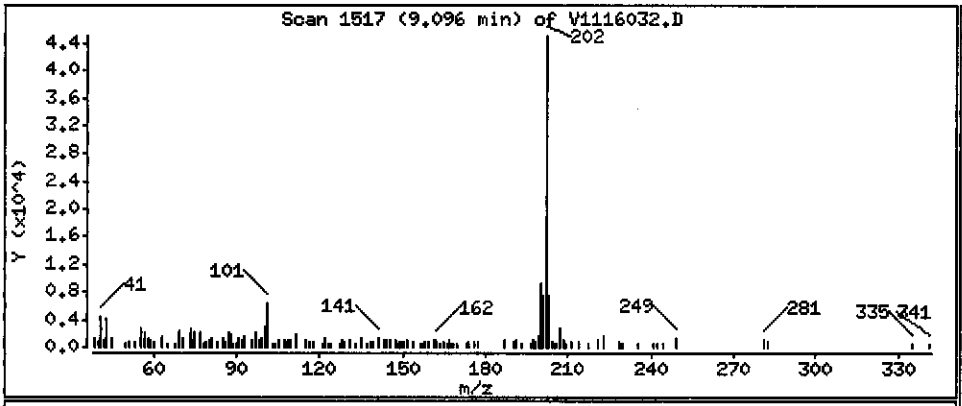

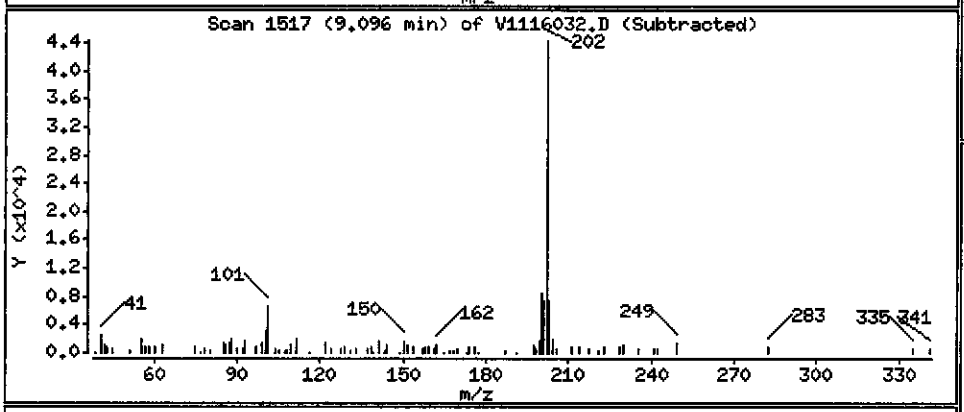

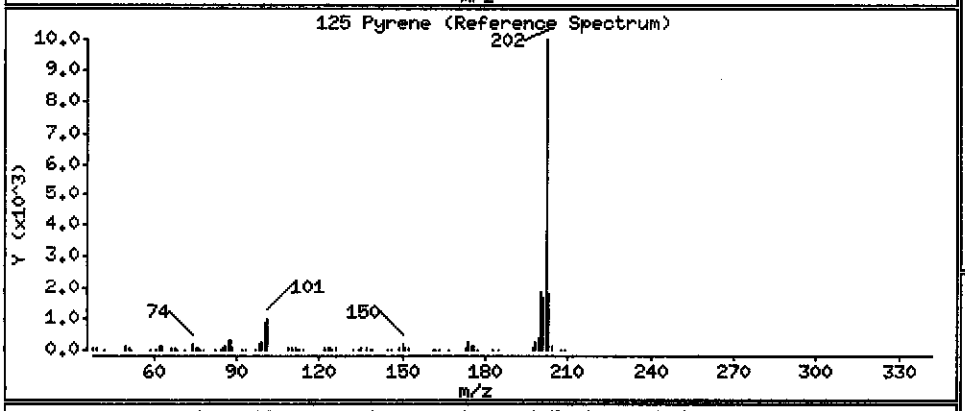

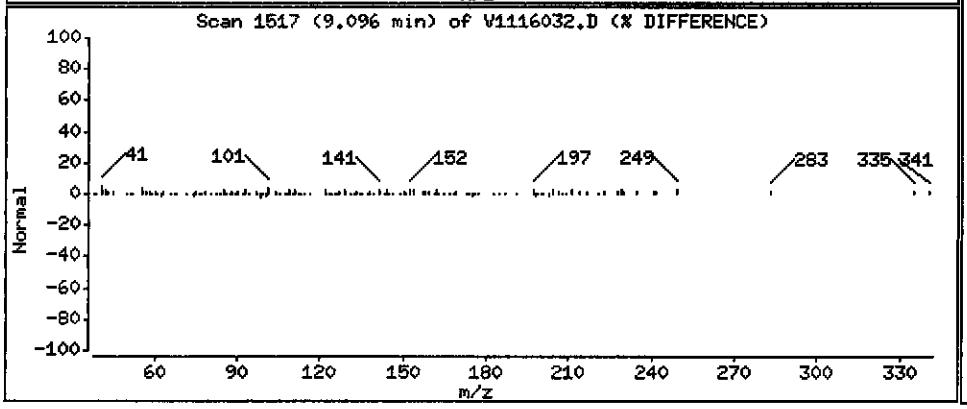

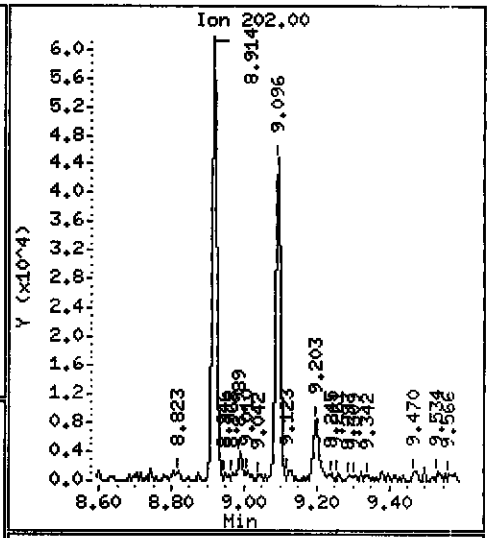

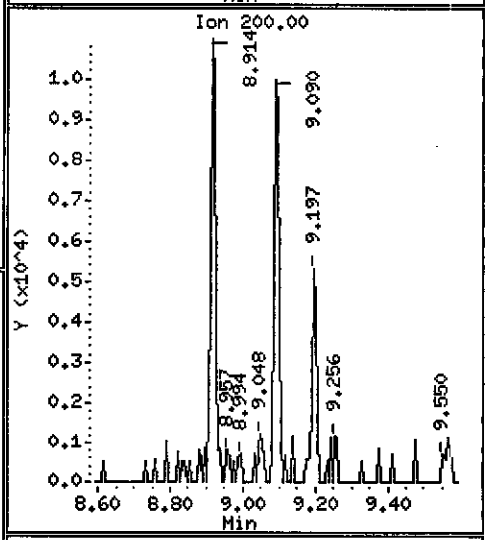

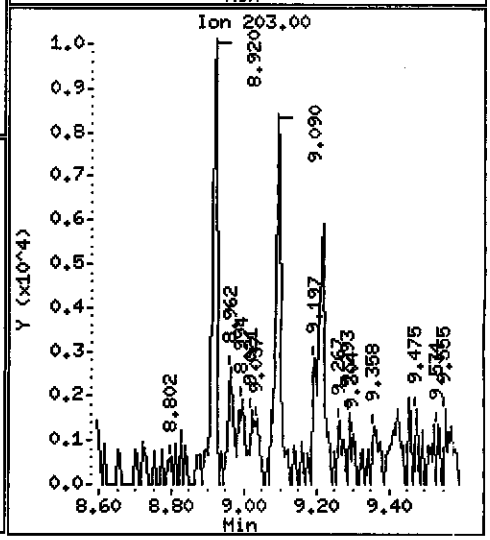

Data File: \\PITSVR06\D\chem\731.i\V111610.b\V1116032.D

Date : 16-NOV-2010 20:22

Client ID: MW-7-111010

Instrument: 731.i

Sample Info: C0K100534-008 11/15/10 h2o(0319135) 8270c

Volume Injected (uL): 2.0

Operator: 003200

Column phase: DB5-MS

Column diameter: 0.32

136 Benzo(a)Anthracene

Concentration: 0.14949 ug/L

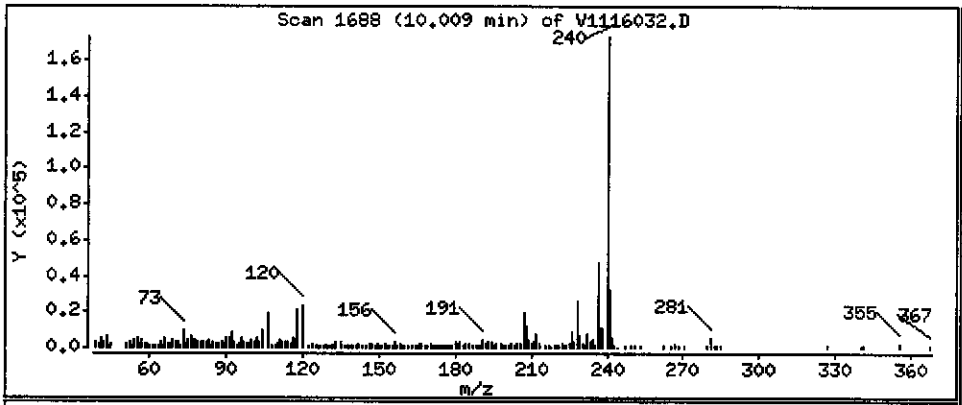

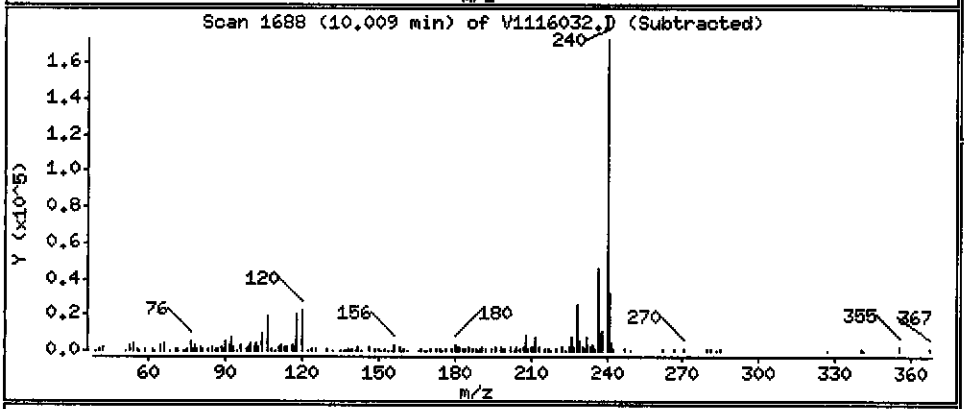

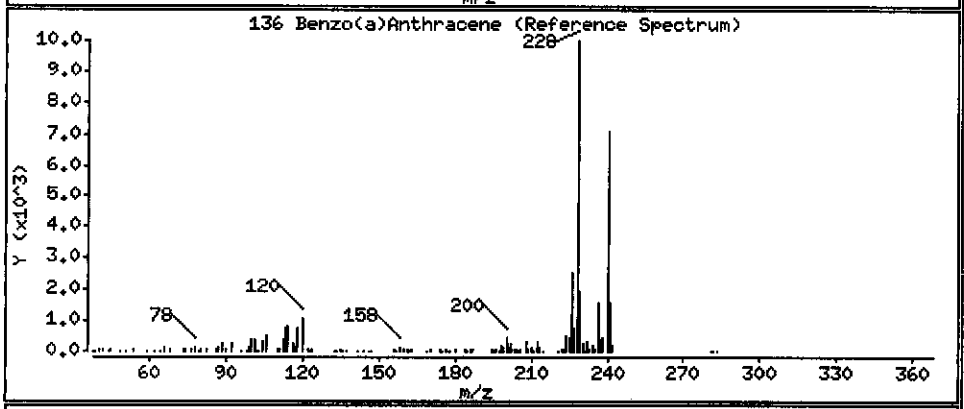

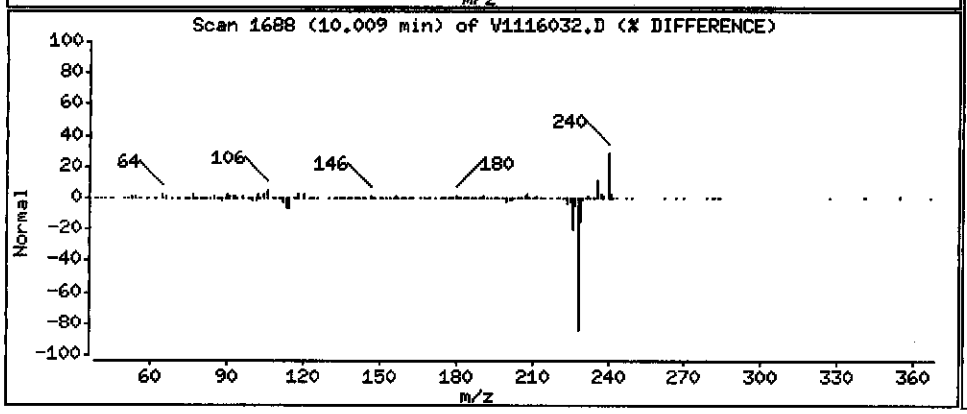

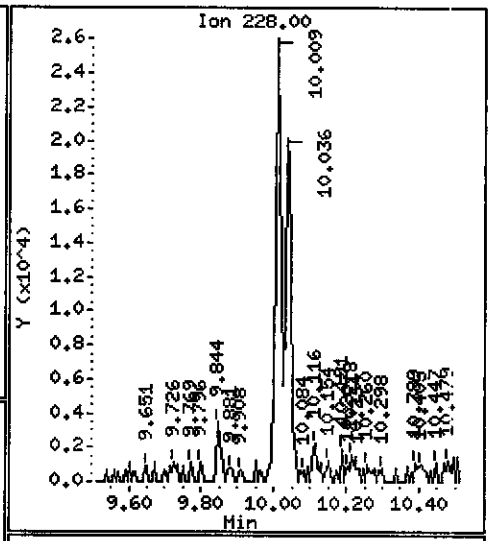

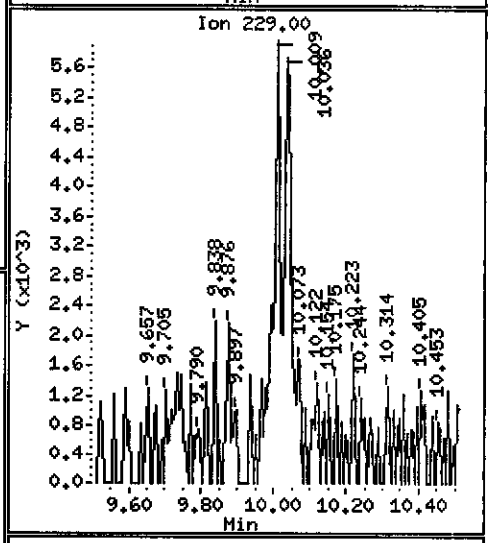

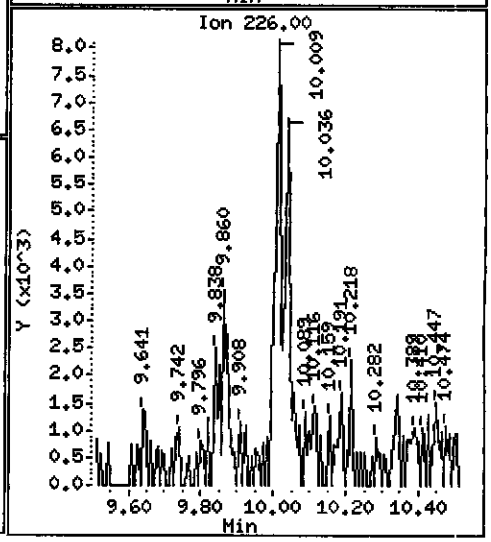

Data File: \\PITSVR06\D\chem\731.i\V111610.b\V1116032.D

Date : 16-NOV-2010 20:22

Client ID: MW-7-111010

Instrument: 731.i

Sample Info: C0K100534-008 11/15/10 h2o(0319135) 8270c

Volume Injected (uL): 2.0

Operator: 003200

Column phase: DB5-MS

Column diameter: 0.32

137 Chrysene

Concentration: 0.13480 ug/L

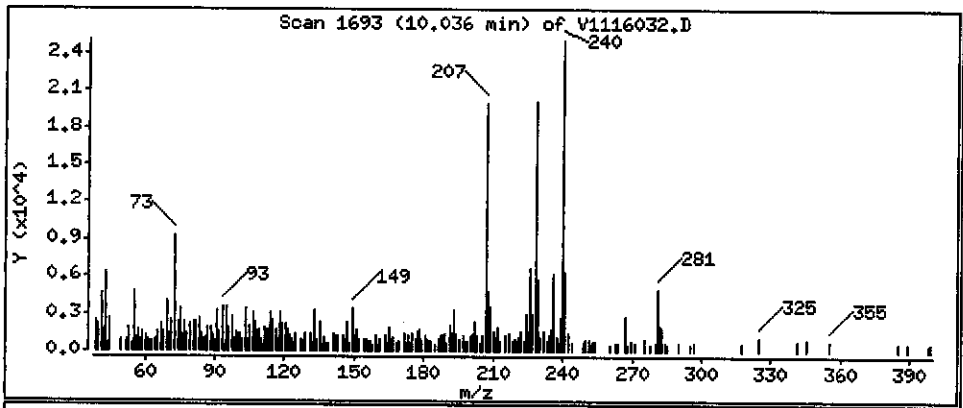

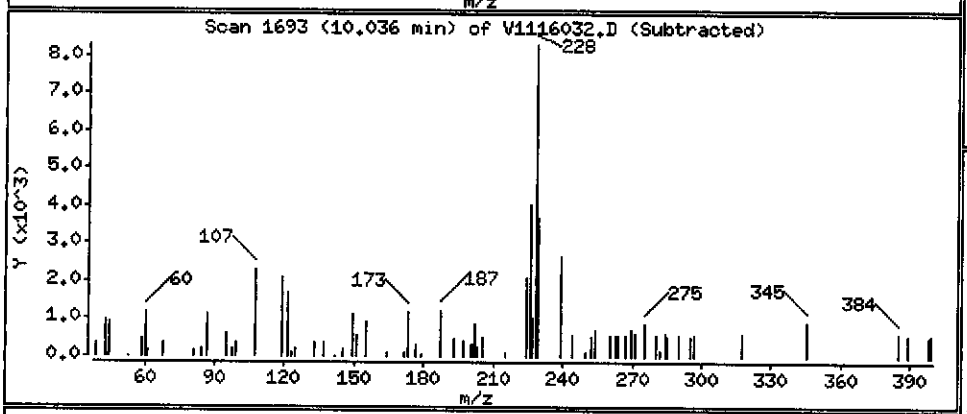

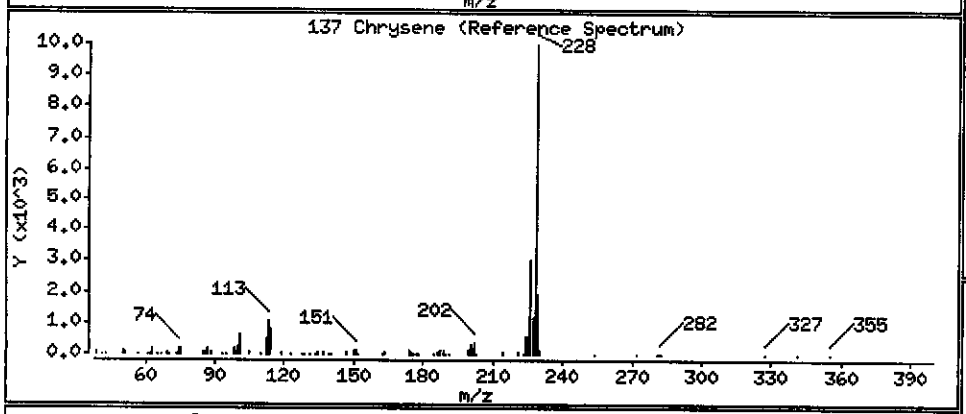

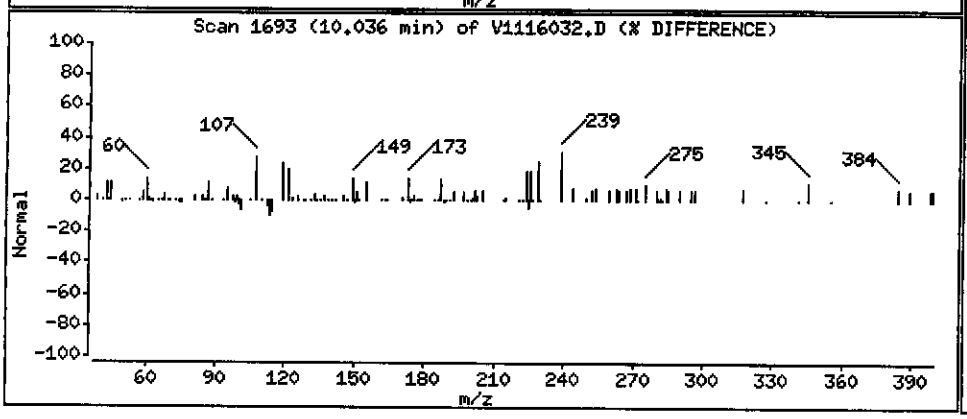

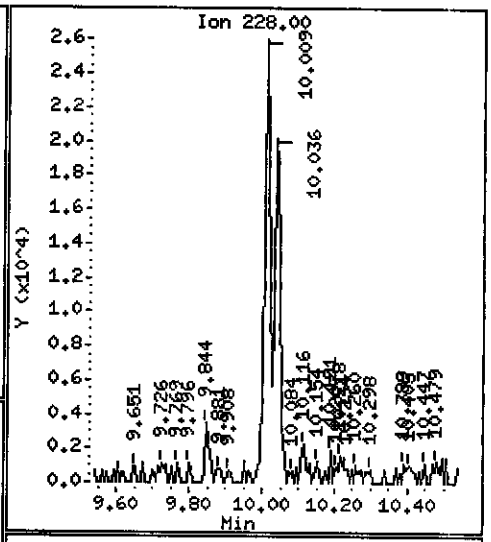

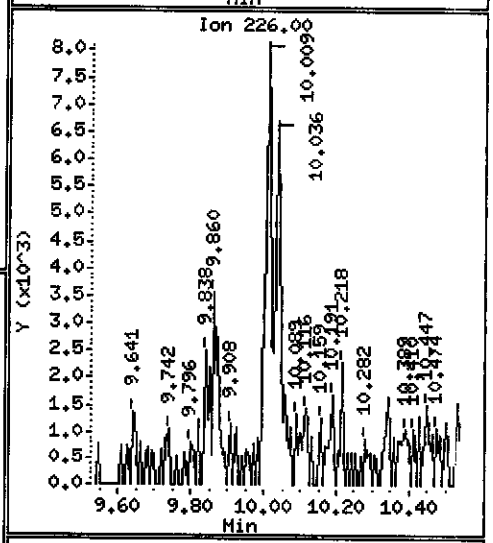

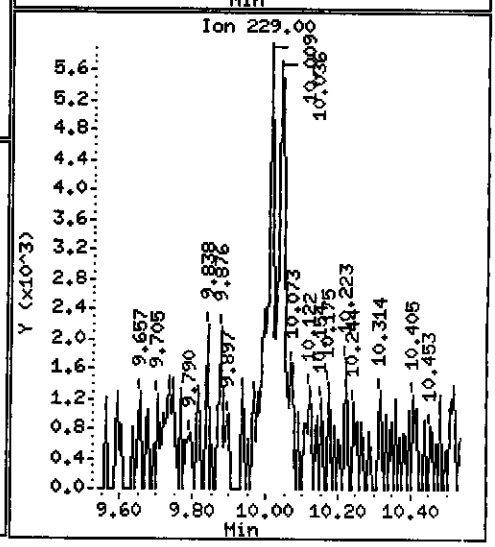

Data File: \\PITSVR06\D\chem\731.i\V111610.b\V1116032.D

Date : 16-NOV-2010 20:22

Client ID: MW-7-111010

Instrument: 731.i

Sample Info: C0K100534-008 11/15/10 h2o(0319135) 8270c

Volume Injected (uL): 2.0

Operator: 003200

Column phase: DB5-MS

Column diameter: 0.32

139 bis(2-ethylhexyl)Phthalate

Concentration: 0.29964 ug/L

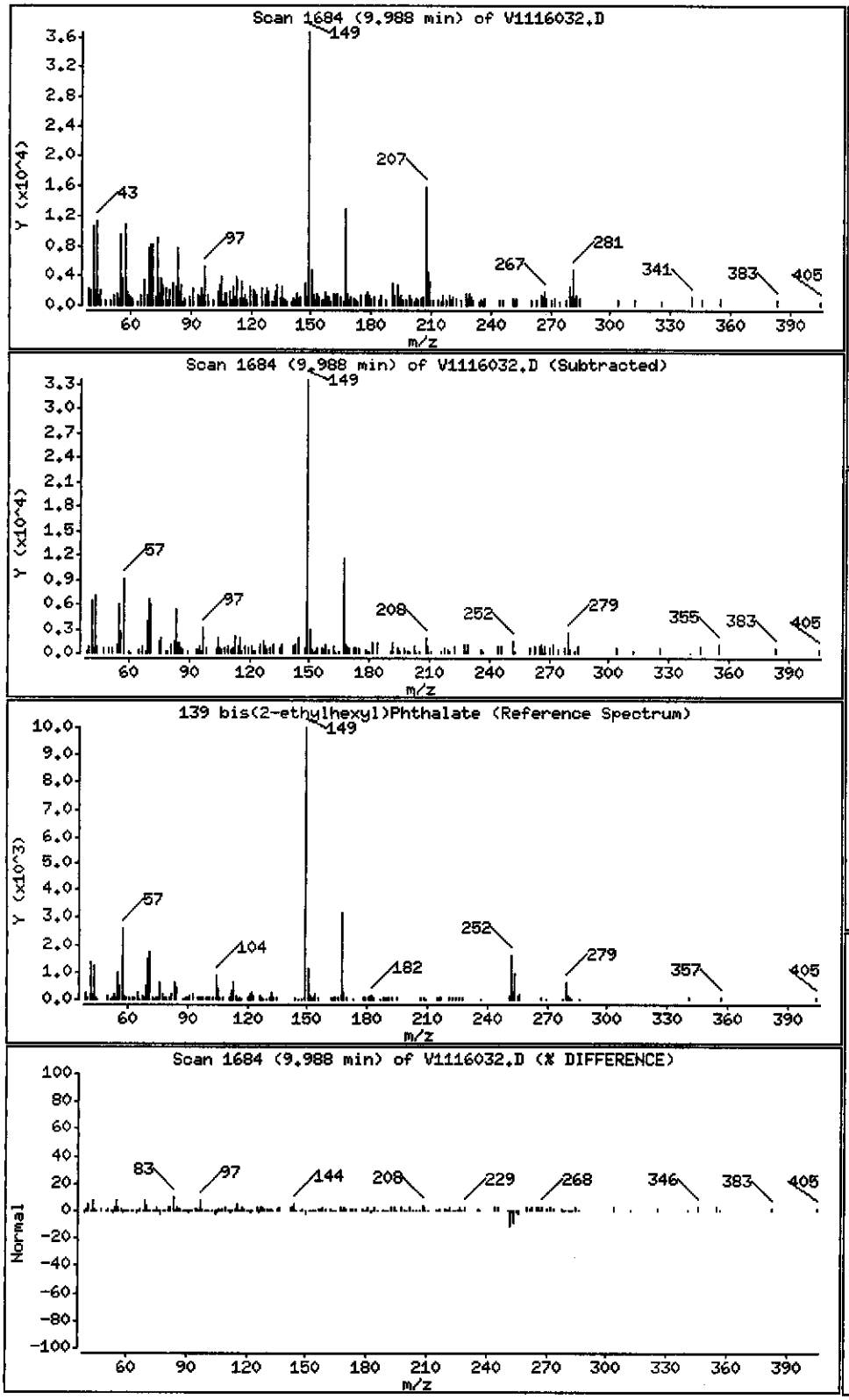

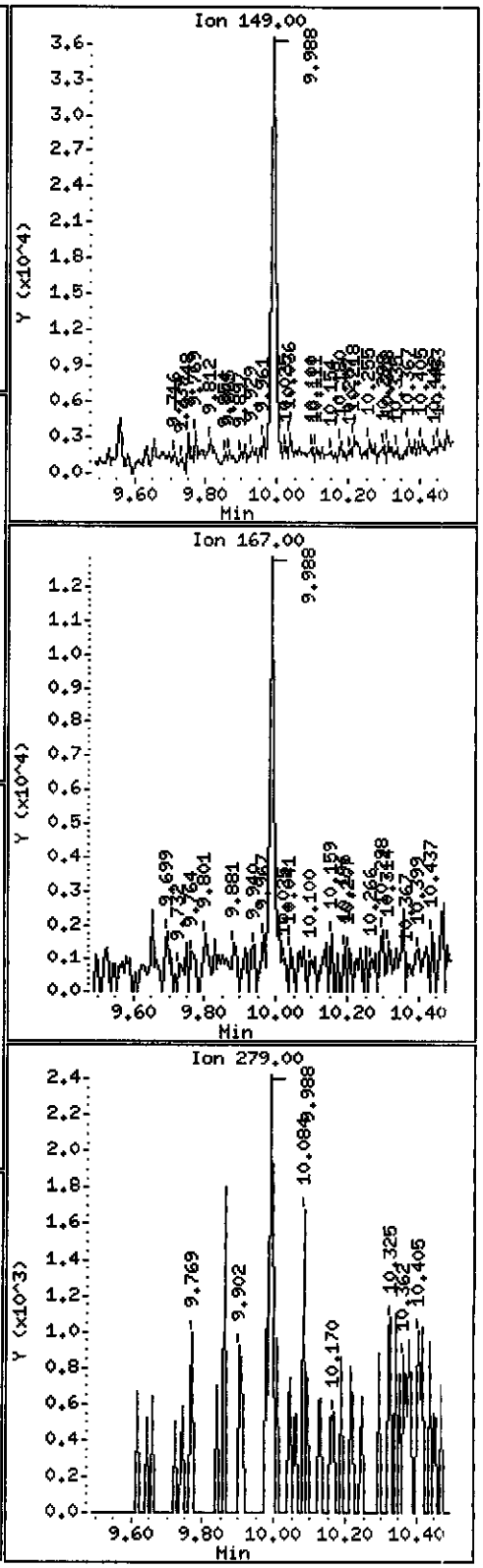

Data File: \\PITSVR06\D\chem\731.i\V111610.b\V1116032.D

Date : 16-NOV-2010 20:22

Client ID: MW-7-111010

Instrument: 731.i

Sample Info: C0K100534-008 11/15/10 h2o(0319135) 8270c

Volume Injected (uL): 2.0

Operator: 003200

Column phase: DB5-MS

Column diameter: 0.32

140 Di-n-octylphthalate

Concentration: 0.18950 ug/L

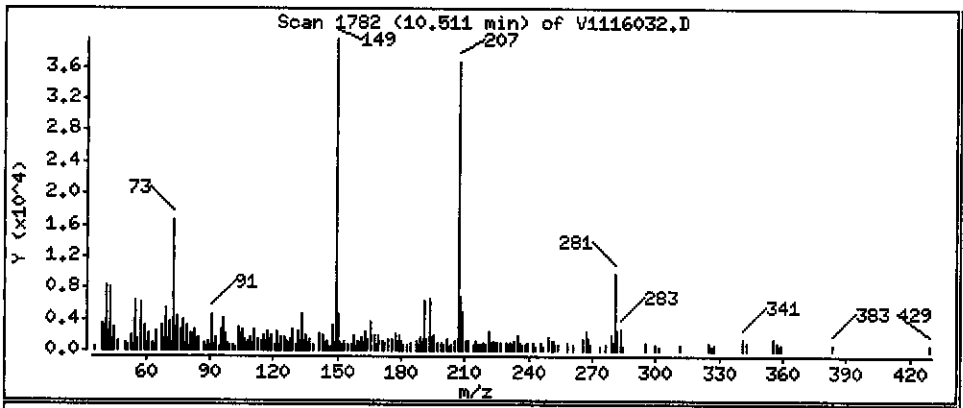

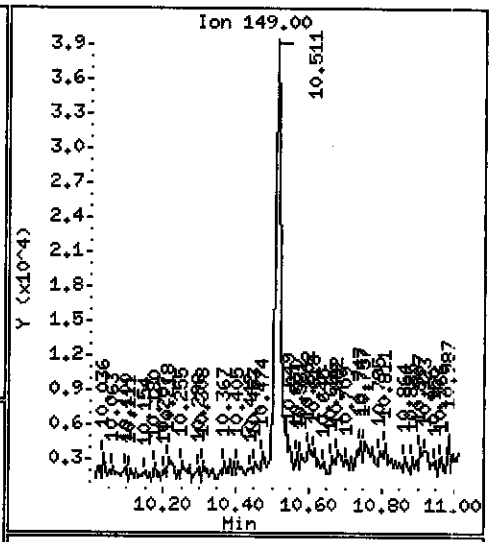

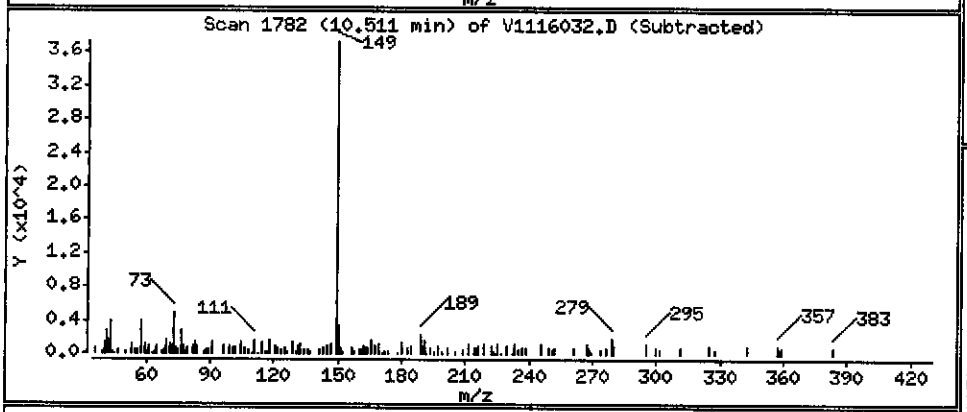

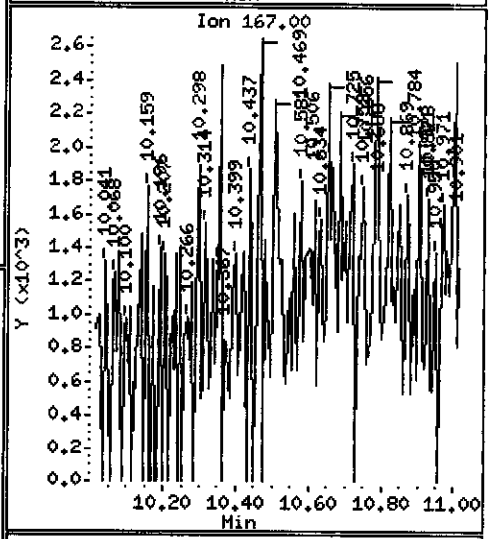

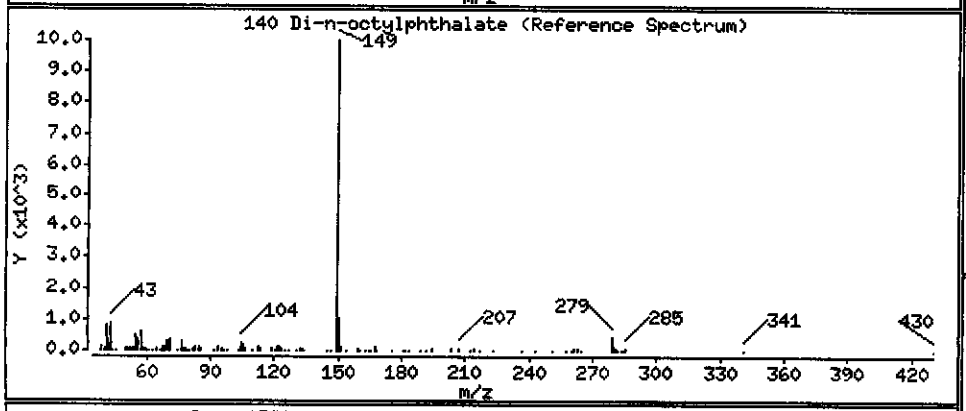

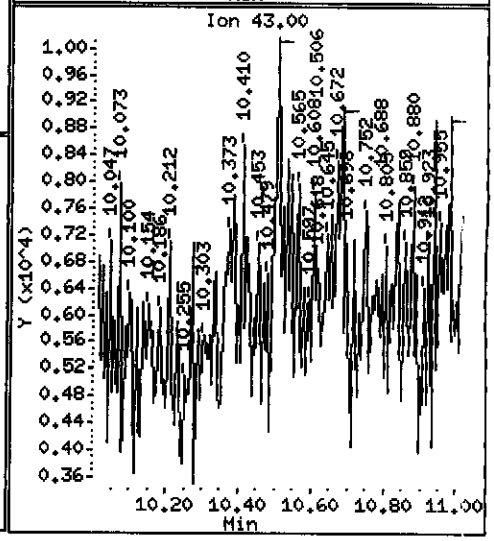

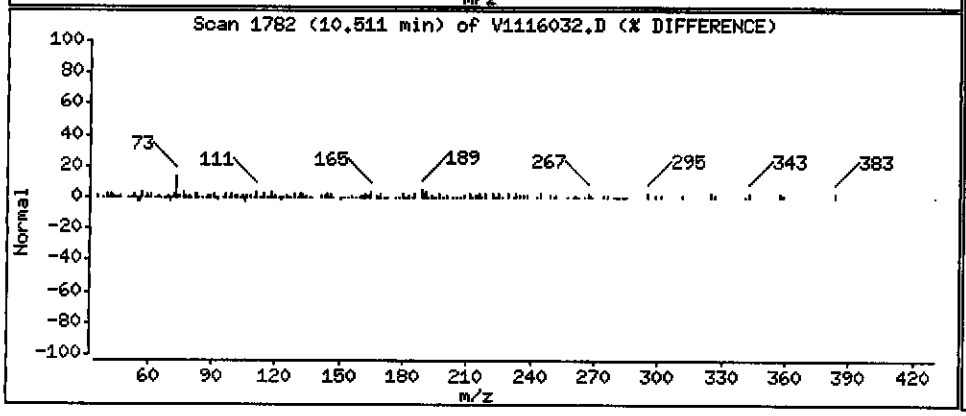

Data File: \\PITSVR06\D\chem\731.i\V111610.b\V1116032.D

Date : 16-NOV-2010 20:22

Client ID: MW-7-111010

Instrument: 731.i

Sample Info: C0K100534-008 11/15/10 h2o(0319135) 8270c

Volume Injected (uL): 2.0

Operator: 003200

Column phase: DB5-MS

Column diameter: 0.32

141 Benzo(b)fluoranthene

Concentration: 0.14009 ug/L

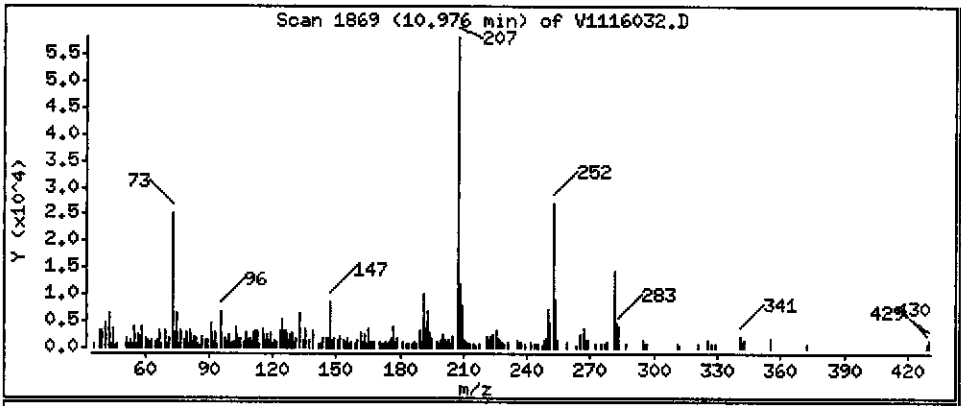

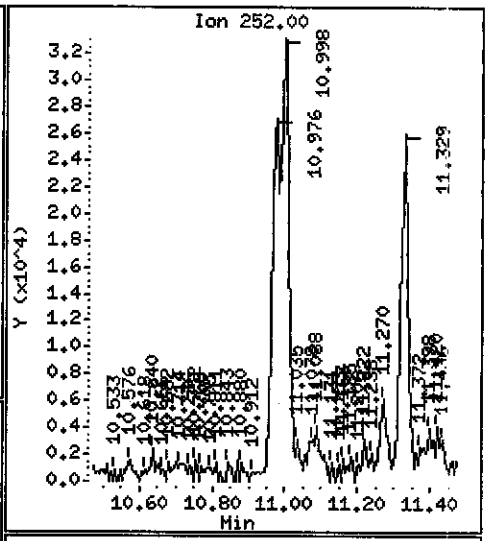

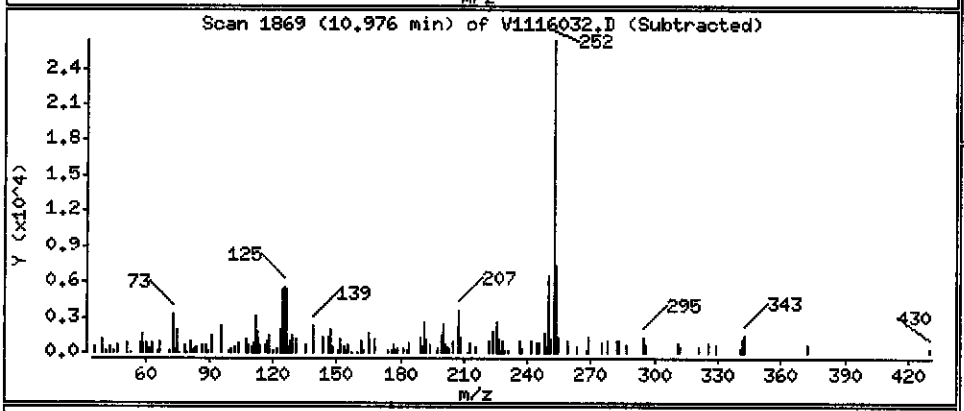

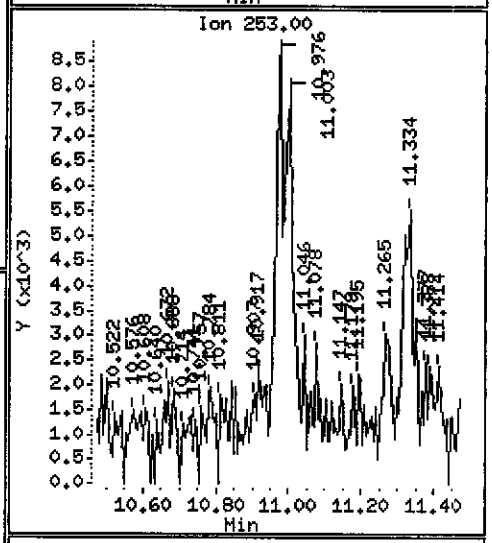

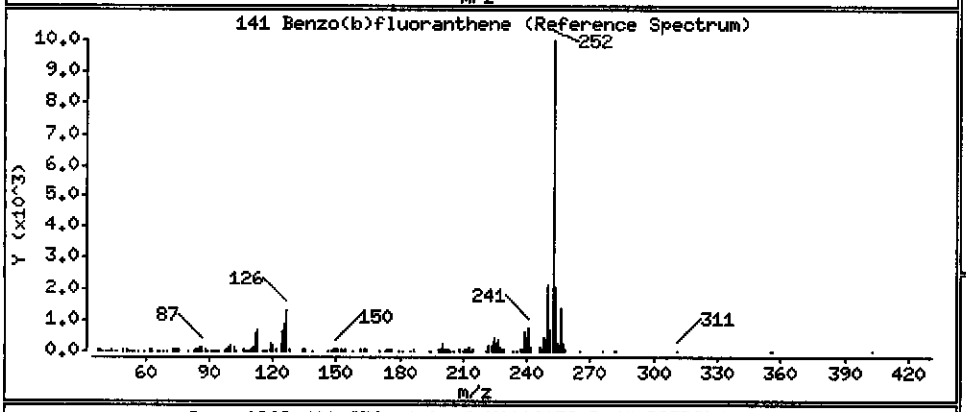

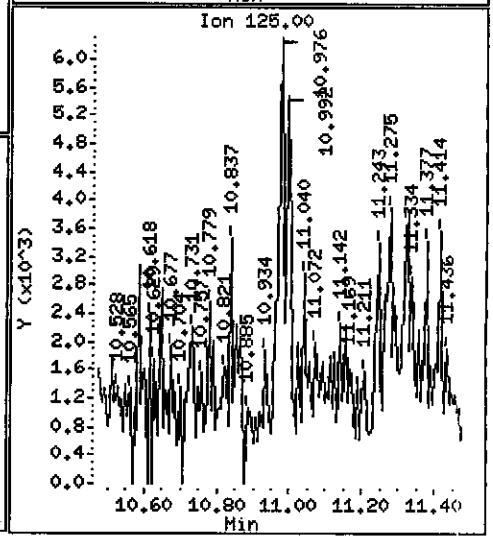

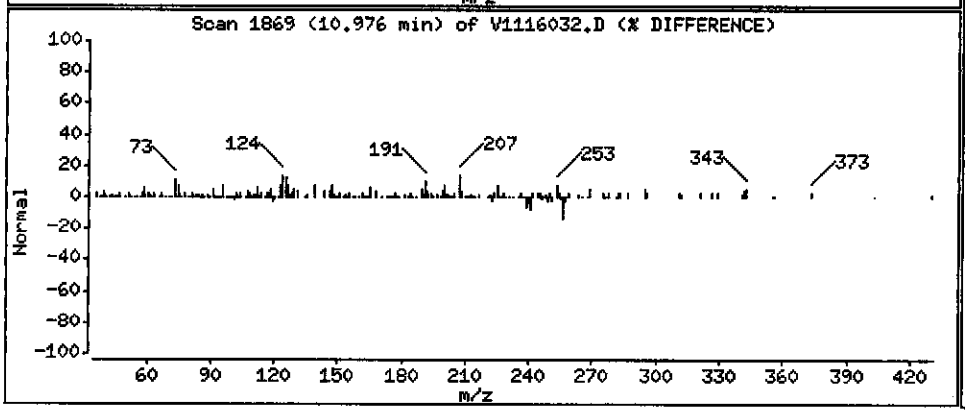

Data File: \\PITSVR06\D\chem\731.i\V111610.b\V1116032.D

Date : 16-NOV-2010 20:22

Client ID: MW-7-111010

Instrument: 731.i

Sample Info: C0K100534-008 11/15/10 h2o(0319135) 8270c

Volume Injected (uL): 2.0

Operator: 003200

Column phase: DB5-MS

Column diameter: 0.32

142 Benzo(k)fluoranthene

Concentration: 0.20379 ug/L

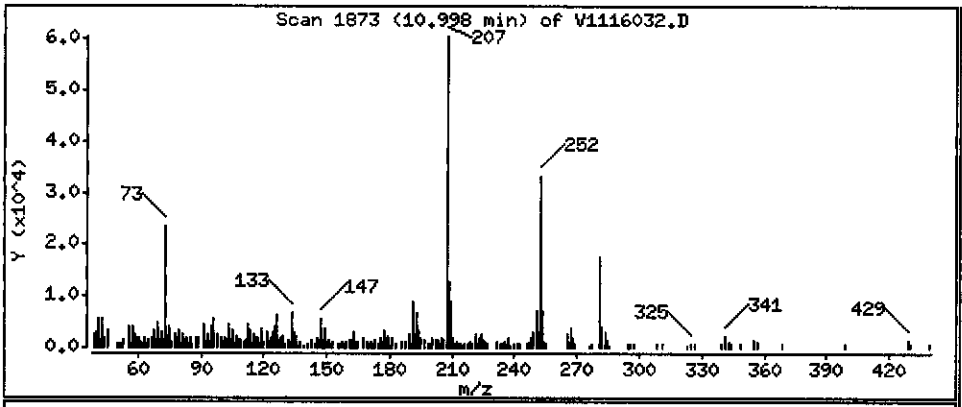

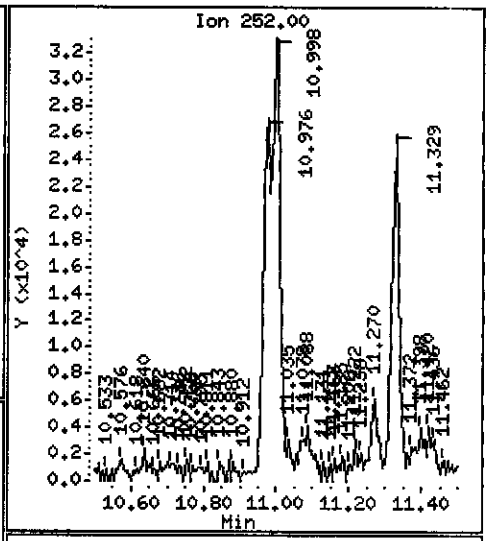

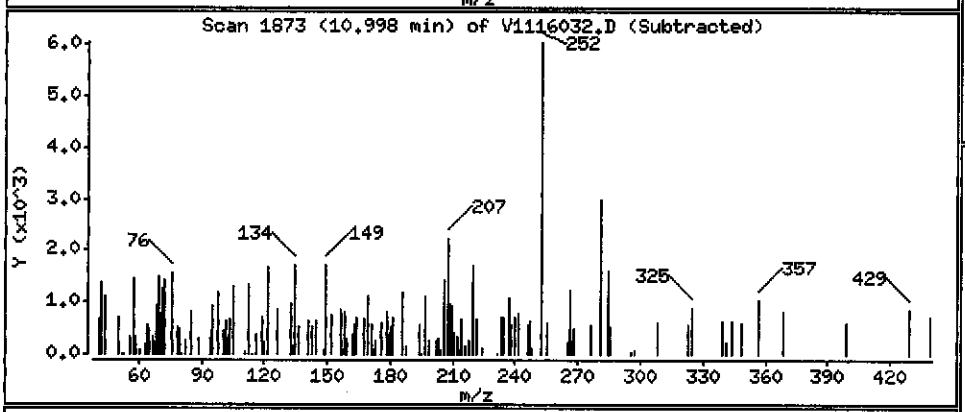

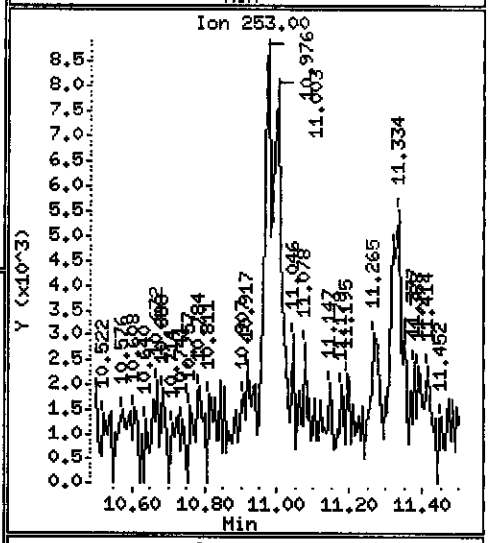

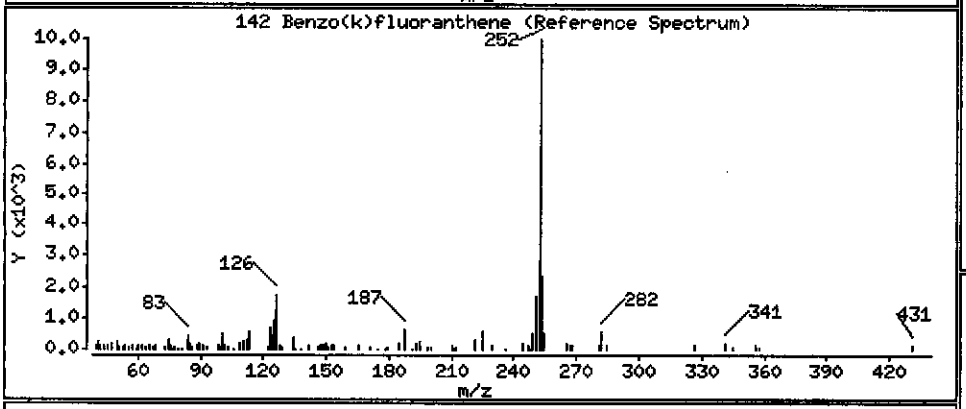

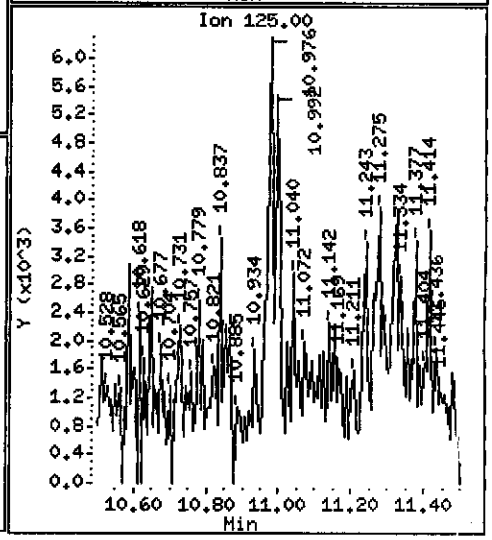

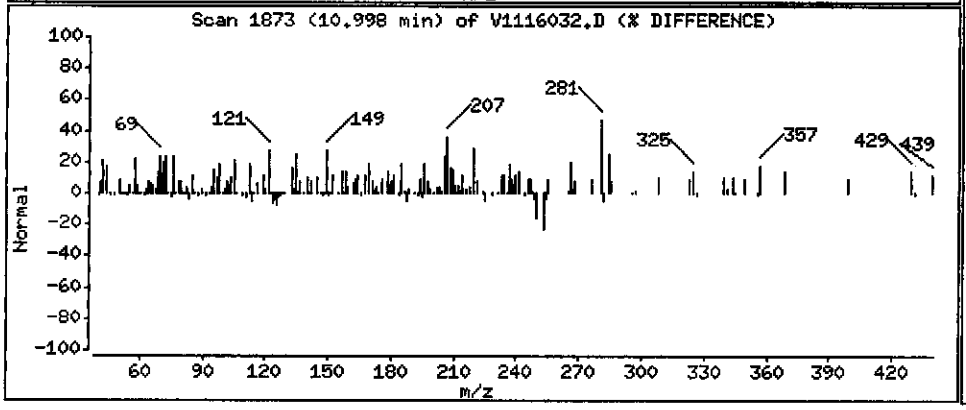

Data File: \\PITSVR06\D\chem\731.i\V111610.b\V1116032.D

Date : 16-NOV-2010 20:22

Client ID: MW-7-111010 Instrument: 731.i

Sample Info: C0K100534-008 11/15/10 h2o(0319135) 8270c

Volume Injected (uL): 2.0 Operator: 003200

Column phase: DB5-MS Column diameter: 0.32

146 Benzo(a)pyrene Concentration: 0.17749 ug/L

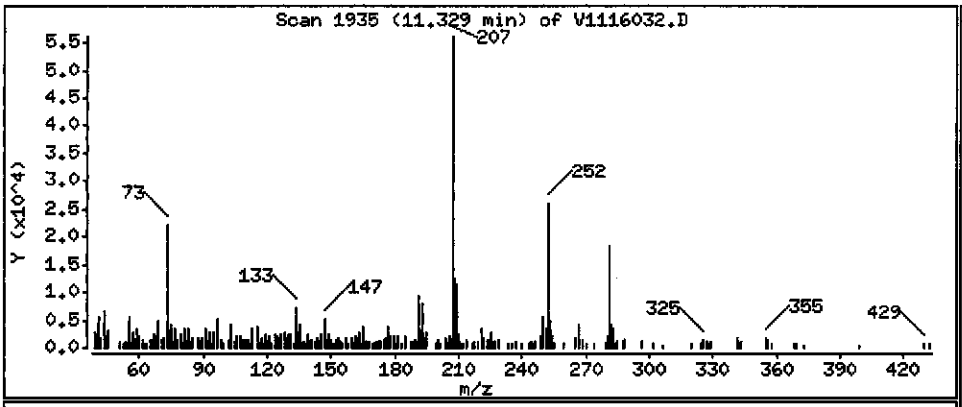

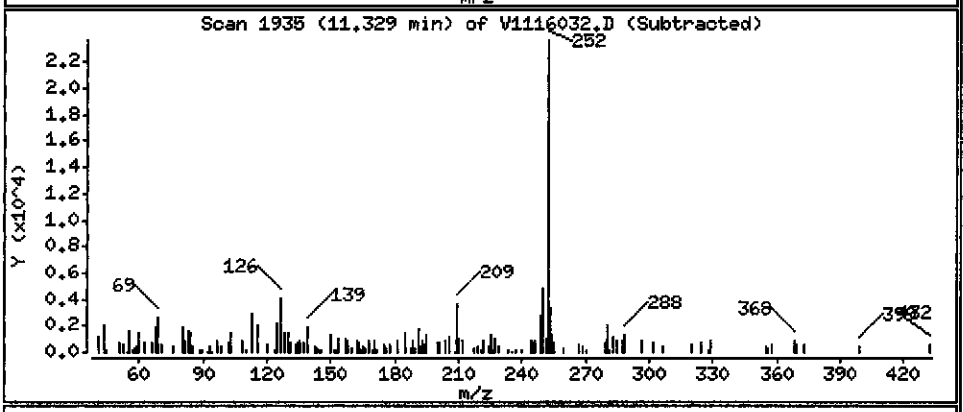

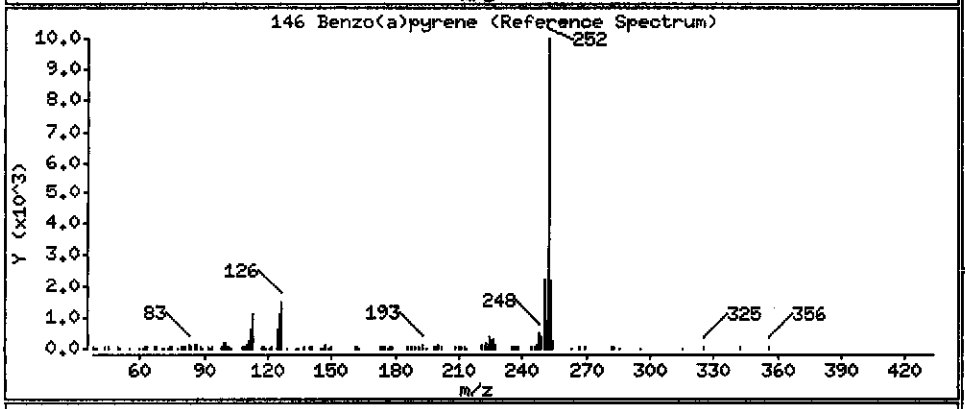

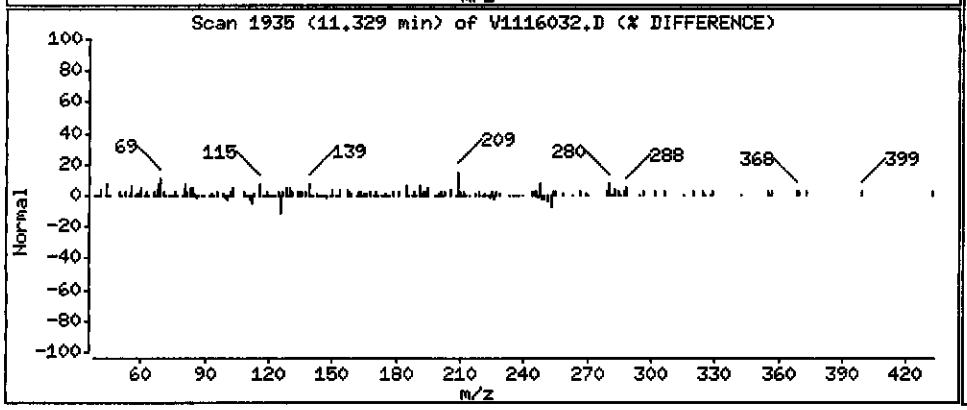

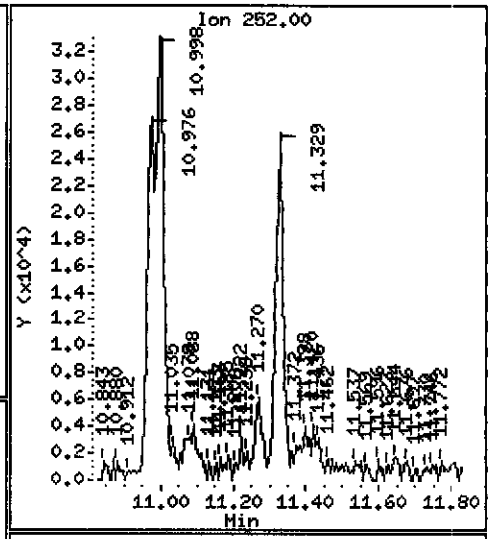

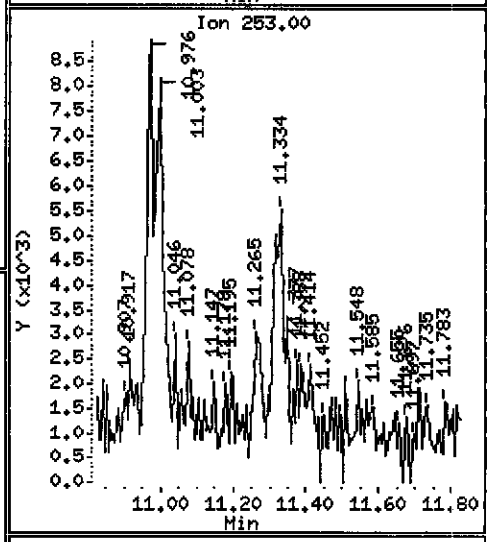

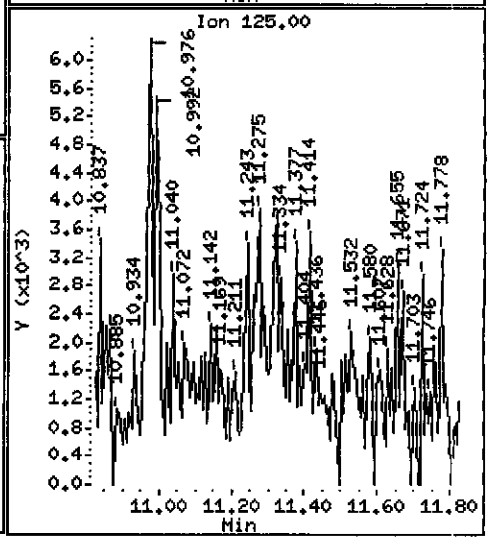

Data File: \\PITSVR06\D\chem\731.i\V111610.b\V1116032.D

Date : 16-NOV-2010 20:22

Client ID: MW-7-111010

Instrument: 731.i

Sample Info: C0K100534-008 11/15/10 h2o(0319135) 8270c

Volume Injected (uL): 2.0

Operator: 003200

Column phase: DB5-MS

Column diameter: 0.32

149 Indeno(1,2,3-cd)pyrene

Concentration: 0.25768 ug/L

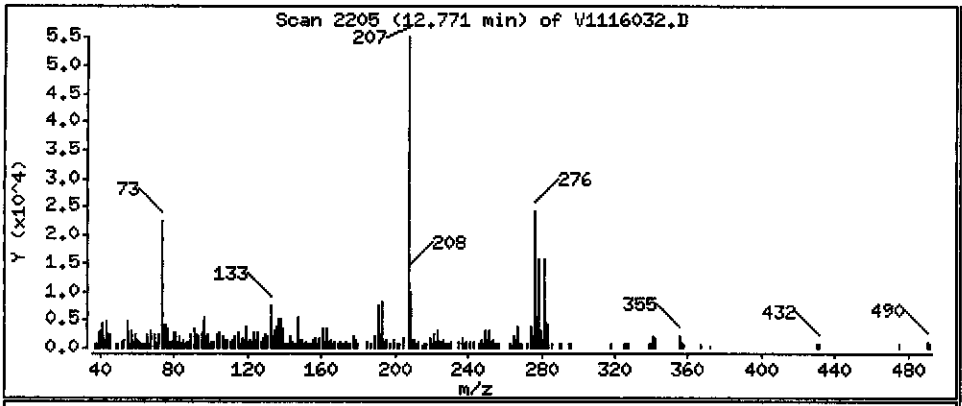

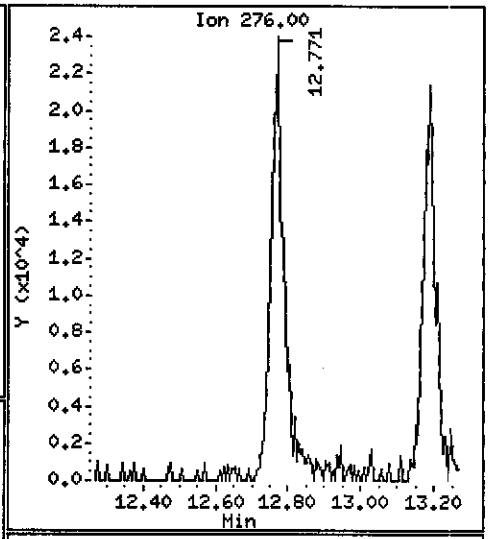

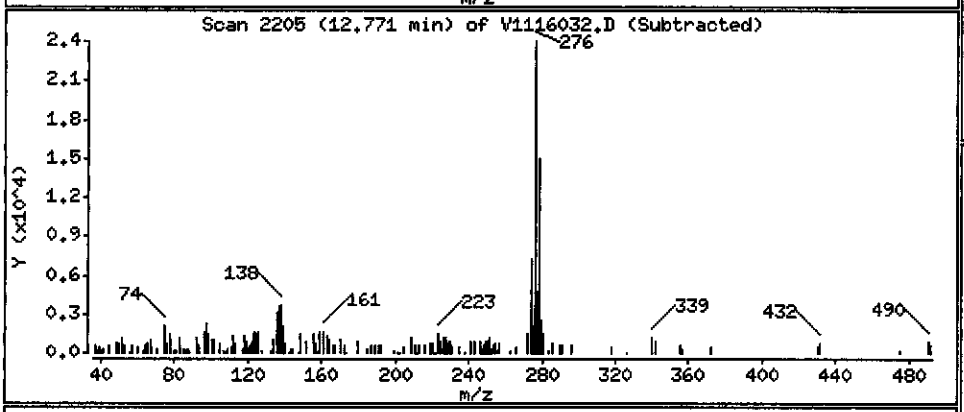

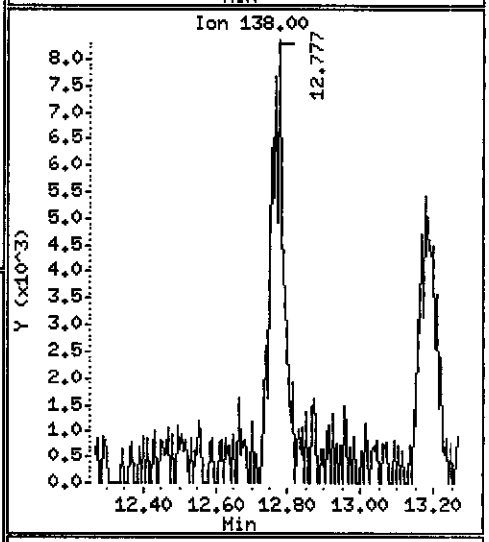

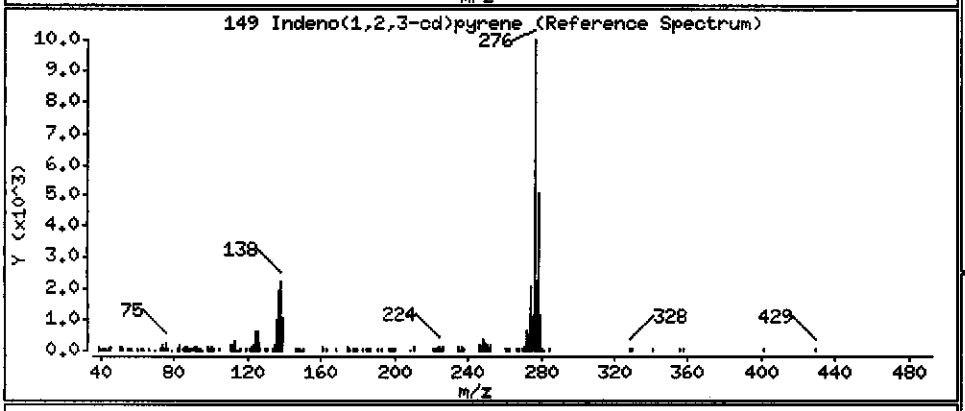

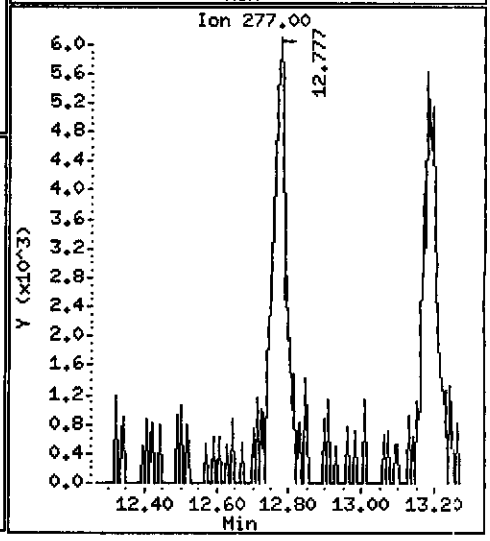

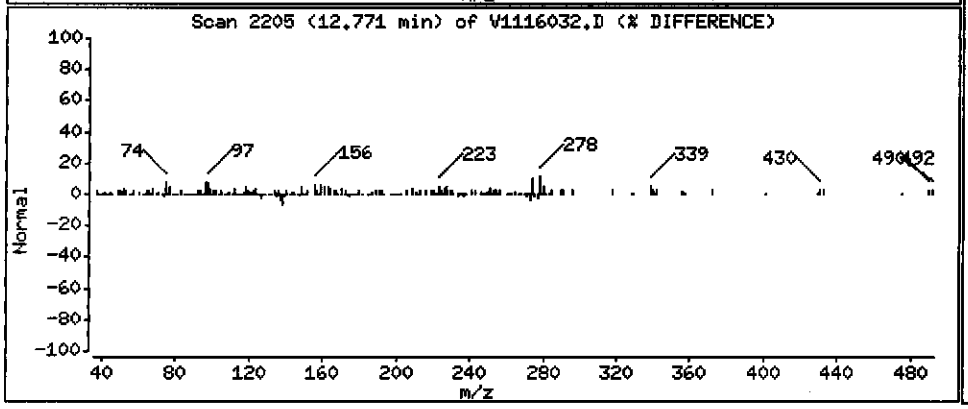

Data File: \\PITSVR06\D\chem\731.i\V111610.b\V1116032.D

Date : 16-NOV-2010 20:22

Client ID: MW-7-111010

Instrument: 731.i

Sample Info: C0K100534-008 11/15/10 h2o(0319135) 8270c

Volume Injected (uL): 2.0

Operator: 003200

Column phase: DB5-MS

Column diameter: 0.32

150 Dibenz(a,h)anthracene

Concentration: 0.24883 ug/L

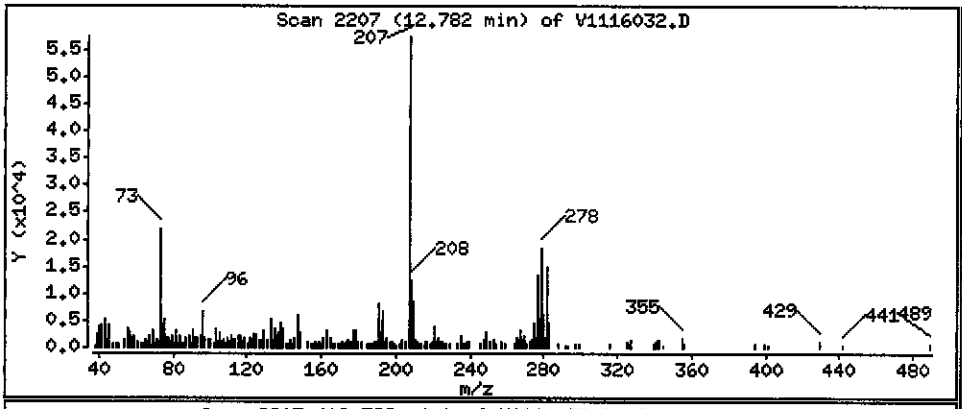

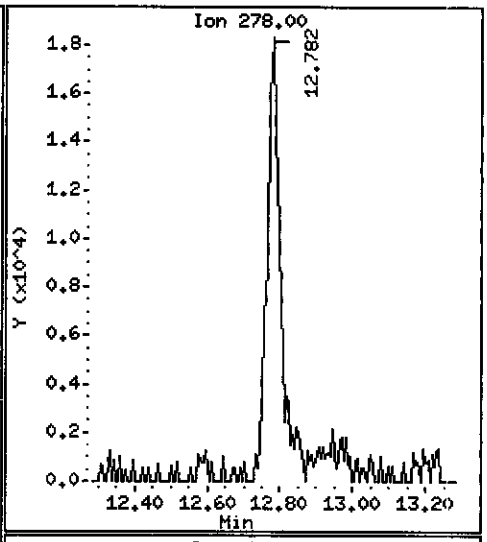

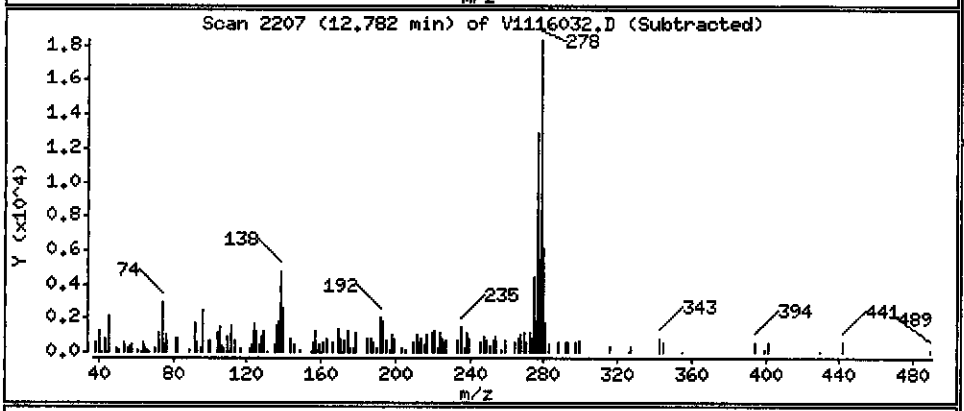

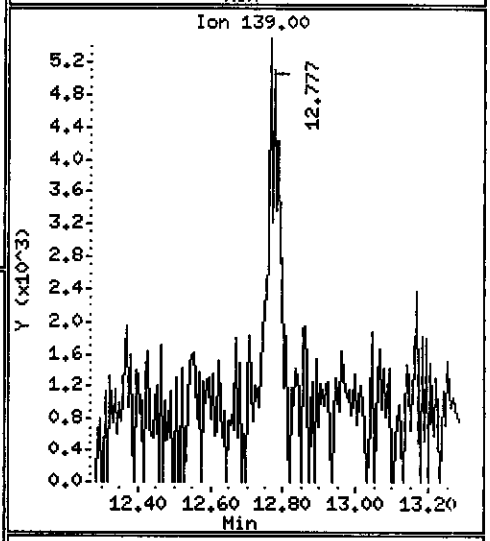

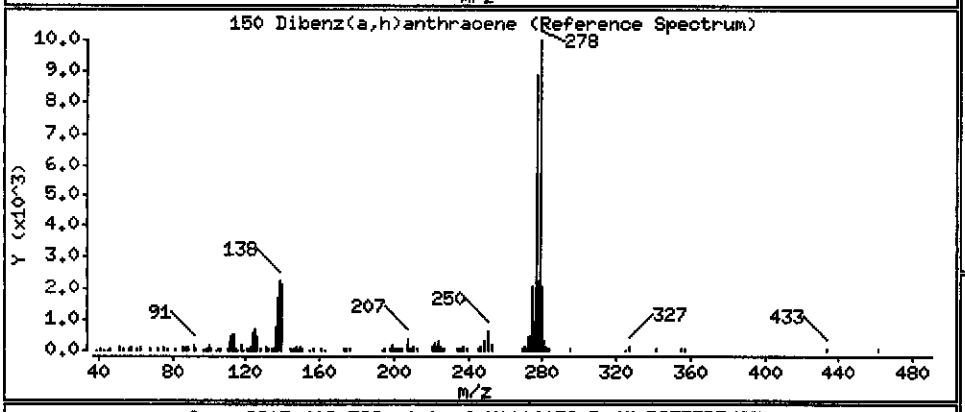

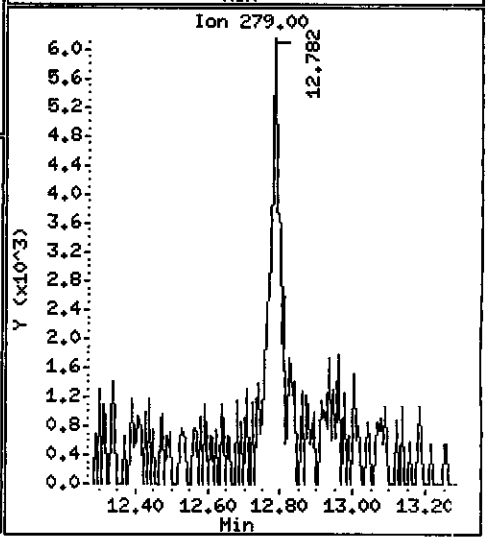

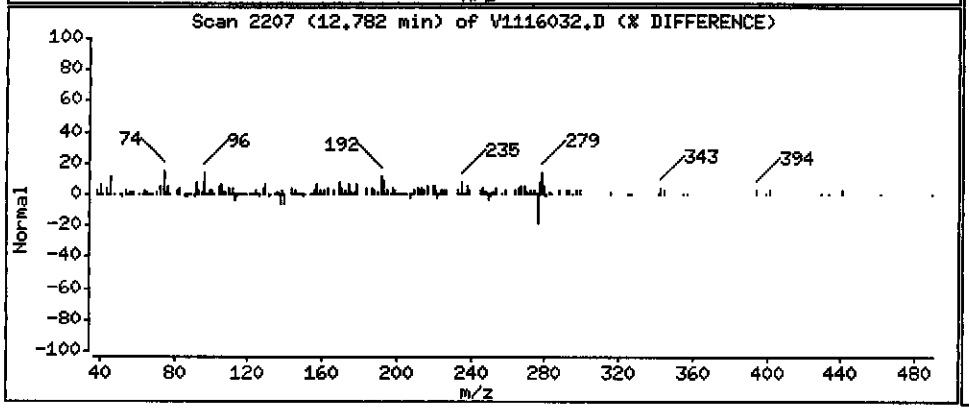

Data File: \\PITSVR06\D\chem\731.i\V111610.b\V1116032.D

Date : 16-NOV-2010 20:22

Client ID: MW-7-111010

Instrument: 731.i

Sample Info: C0K100534-008 11/15/10 h2o(0319135) 8270c

Volume Injected (uL): 2.0

Operator: 003200

Column phase: DB5-MS

Column diameter: 0.32

151 Benzo(g,h,i)perylene

Concentration: 0.24481 ug/L

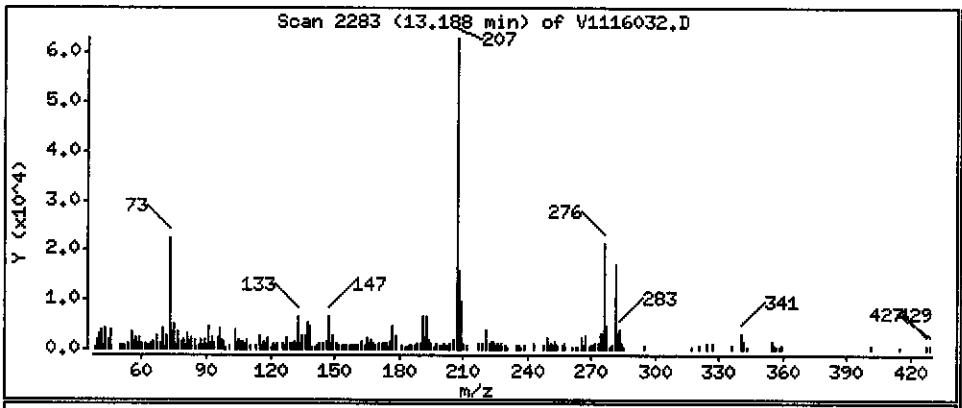

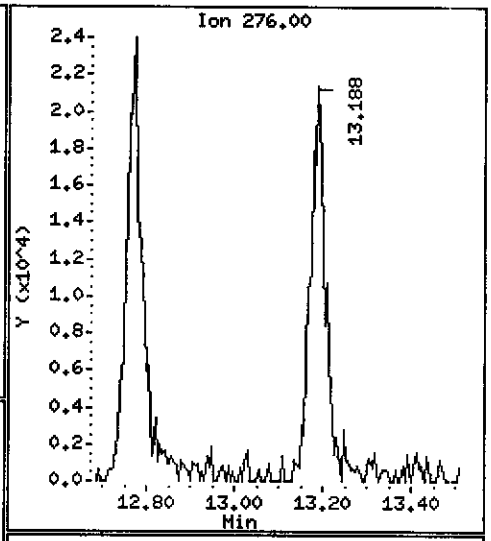

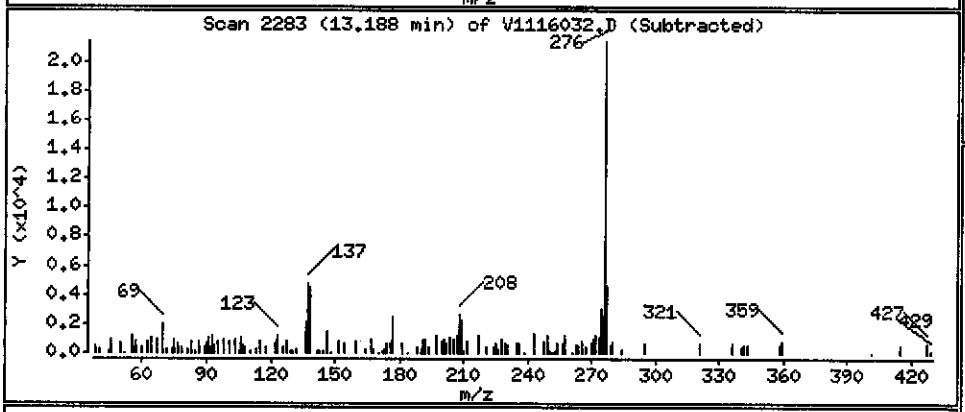

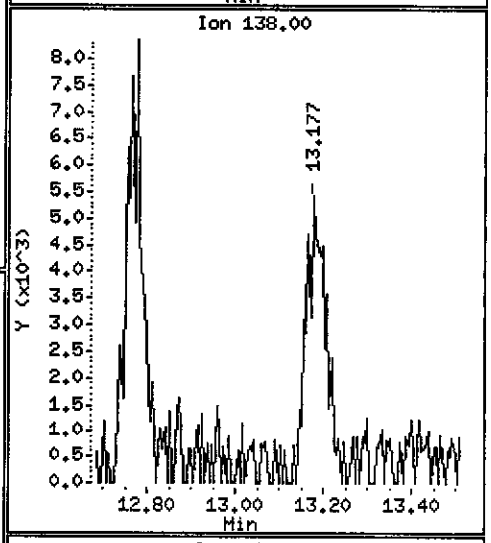

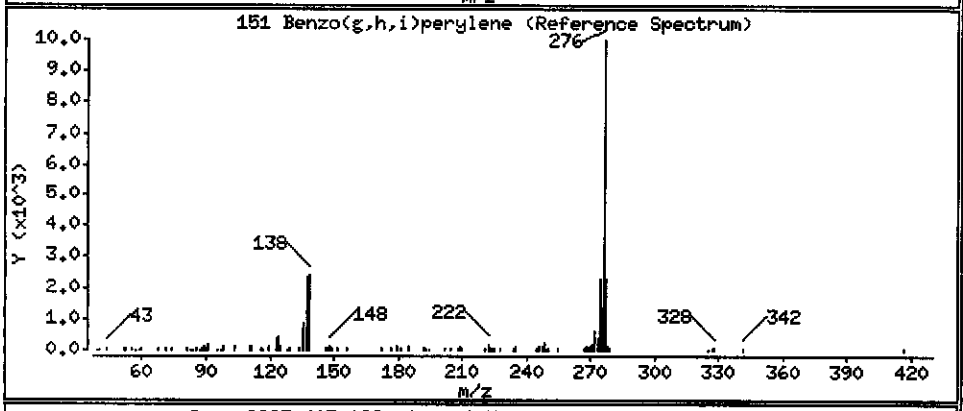

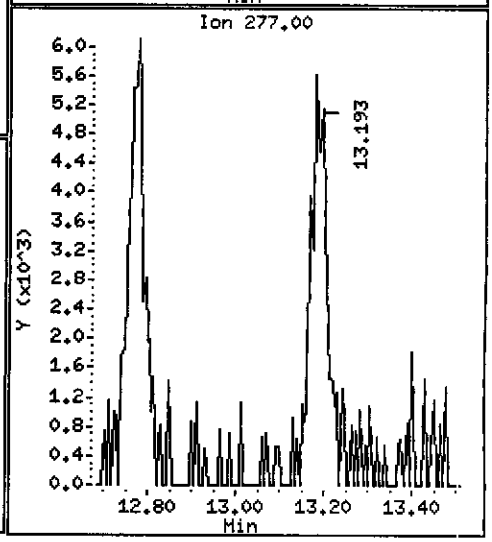

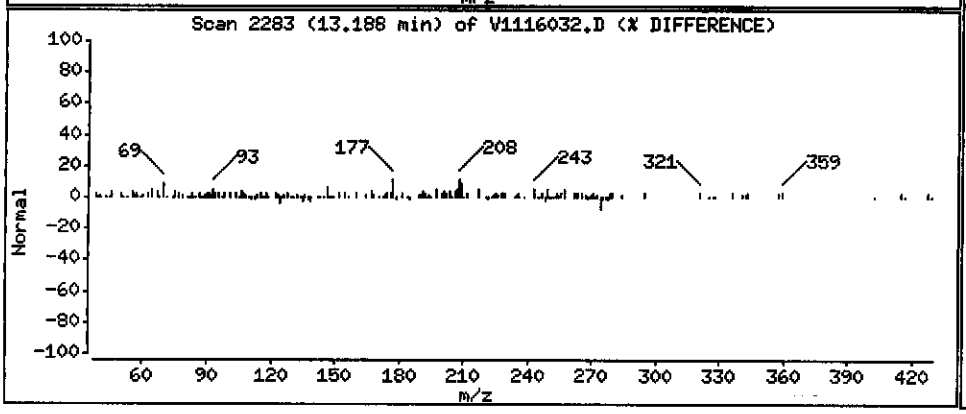

Data File Name: V1116032.D
Inj. Date and Time: 16-NOV-2010 20:22
Instrument ID: 731.i
Client ID: MW-7-111010
Compound Name: Indeno(1,2,3-cd)pyrene
CAS #: 193-39-5

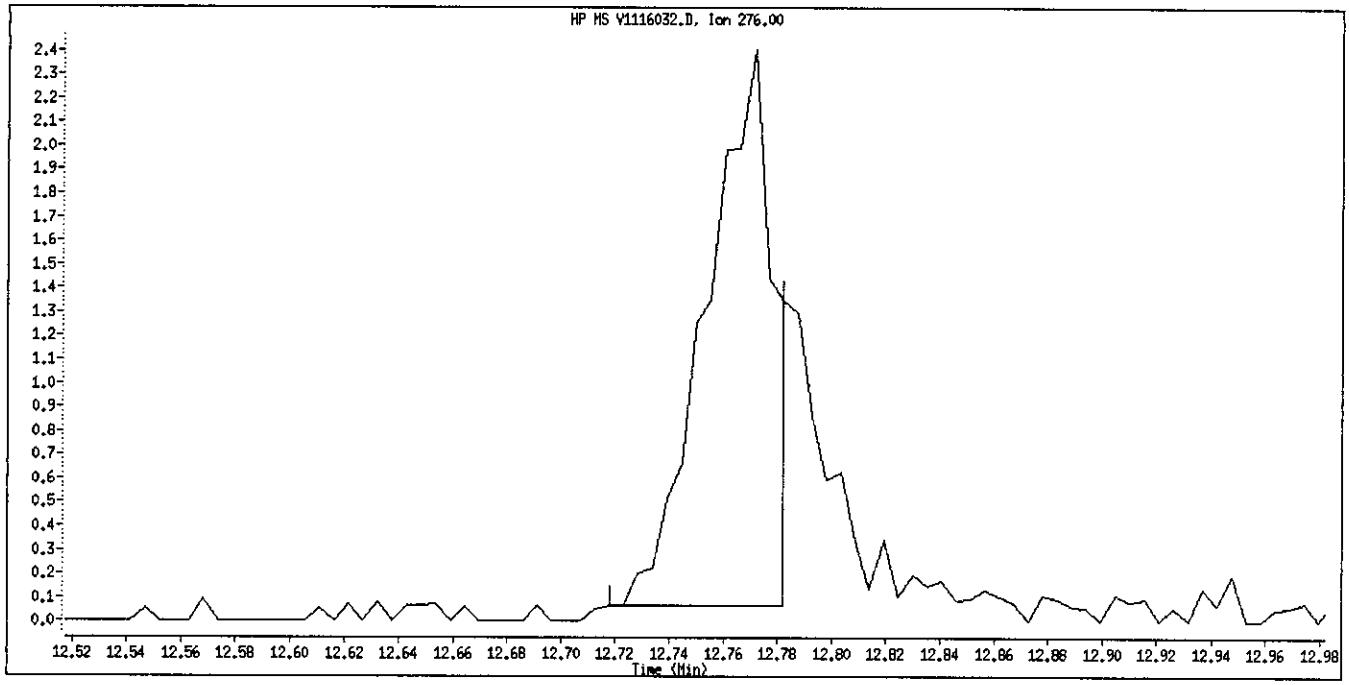

Original Integration

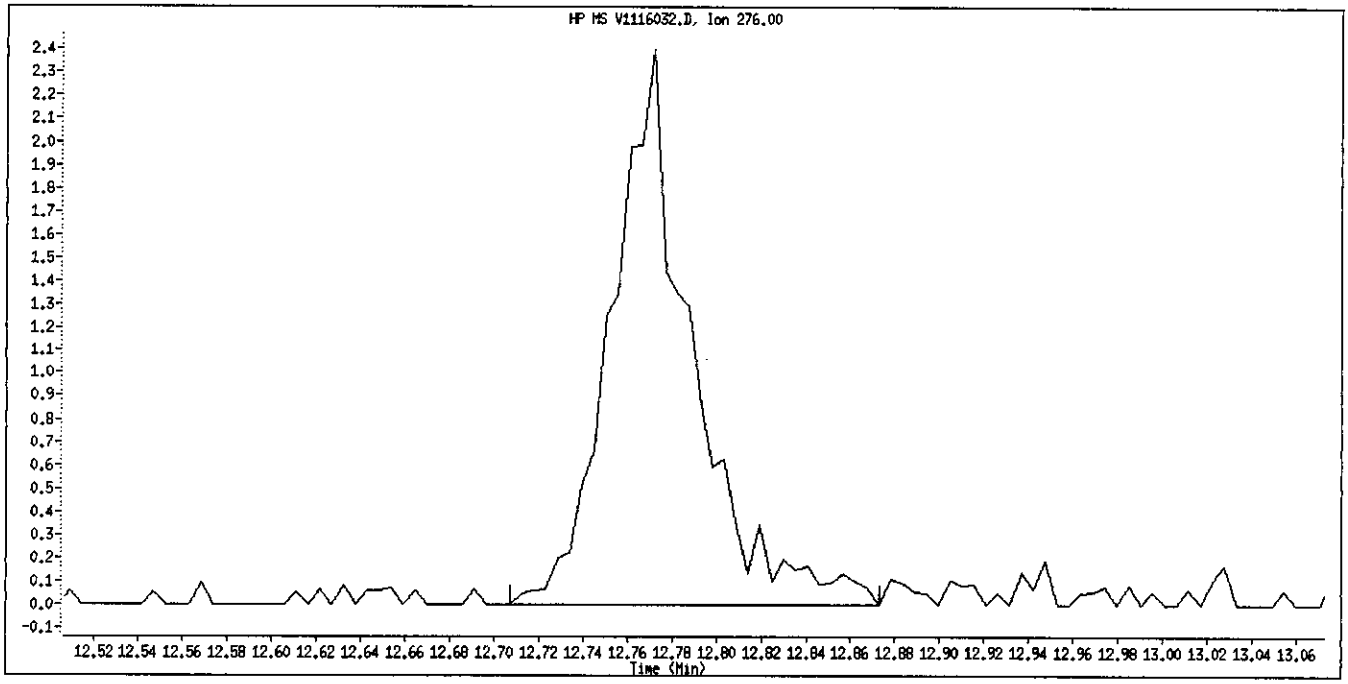

Manual Integration

Manually Integrated By: piccolinov
Manual Integration Reason: Poor Chromatography

Data File Name: V1116032.D
Inj. Date and Time: 16-NOV-2010 20:22
Instrument ID: 731.i
Client ID: MW-7-111010
Compound Name: Dibenz(a,h)anthracene
CAS #: 53-70-3

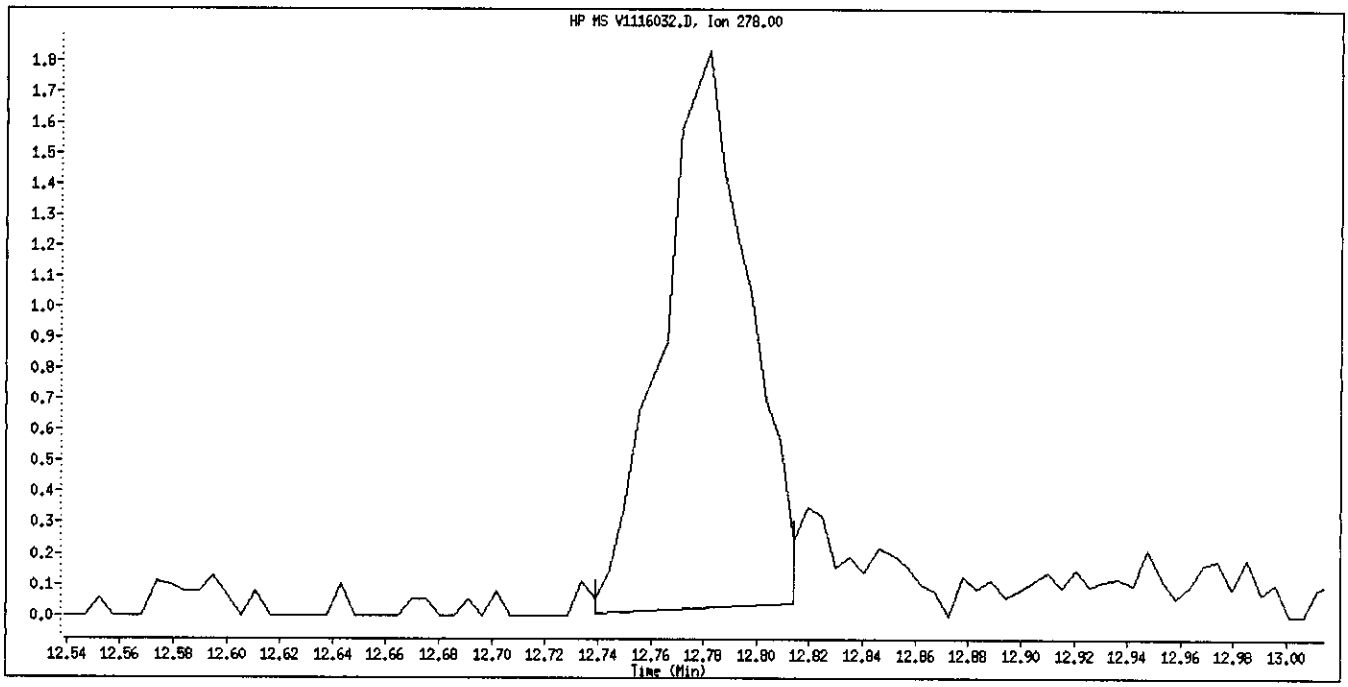

Original Integration

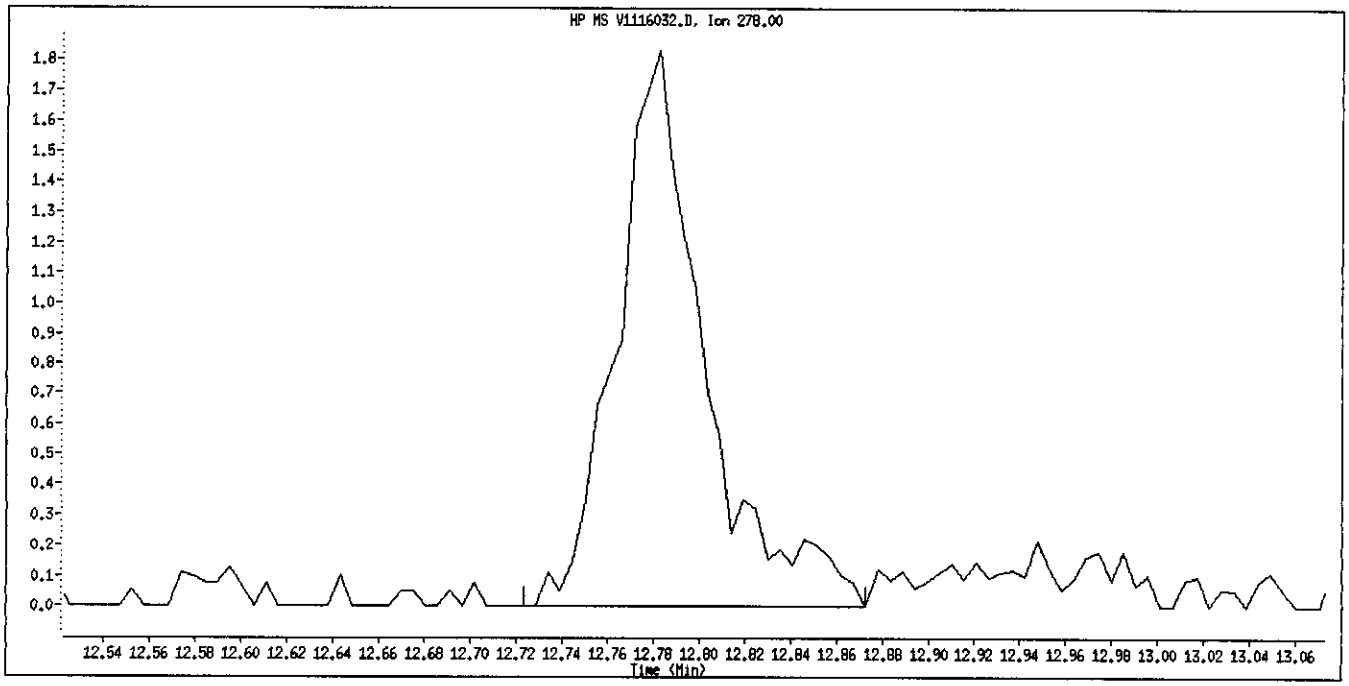

Manual Integration

Manually Integrated By: piccolinov
Manual Integration Reason: Poor Chromatography

Data File Name: V1116032.D
Inj. Date and Time: 16-NOV-2010 20:22
Instrument ID: 731.i
Client ID: MW-7-111010
Compound Name: Benzo(g,h,i)perylene
CAS #: 191-24-2

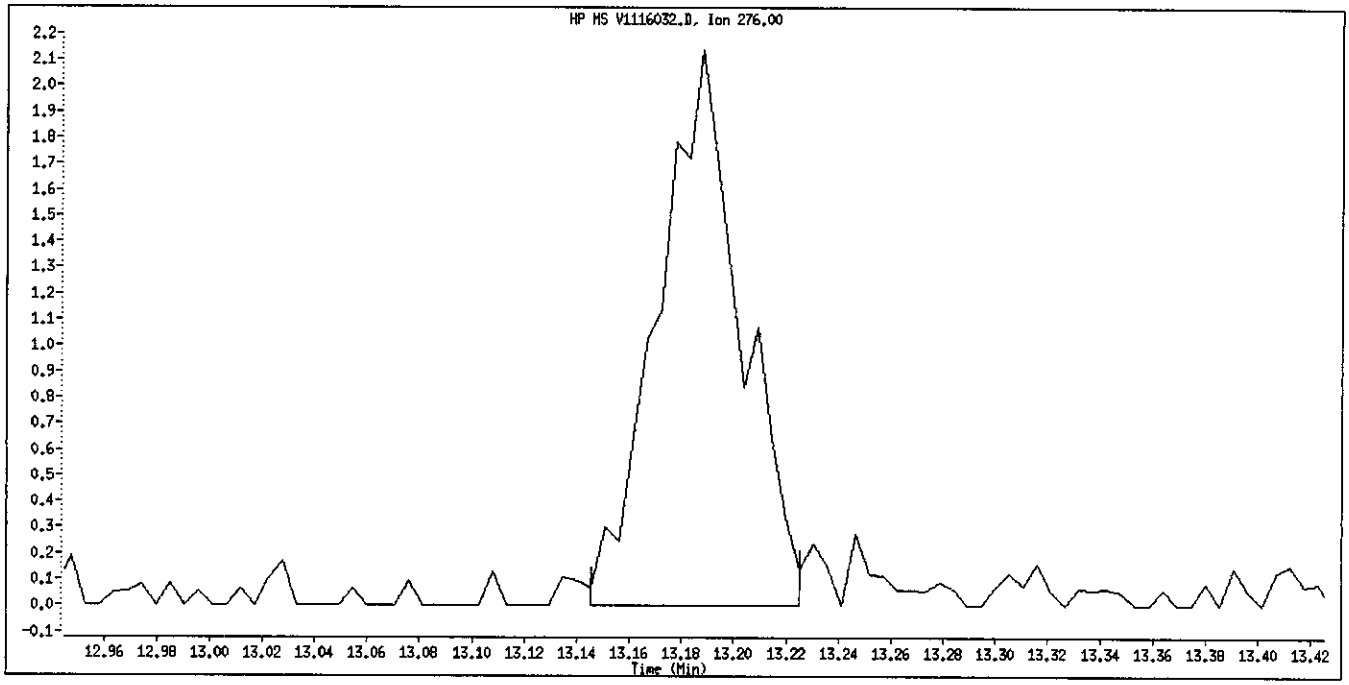

Original Integration

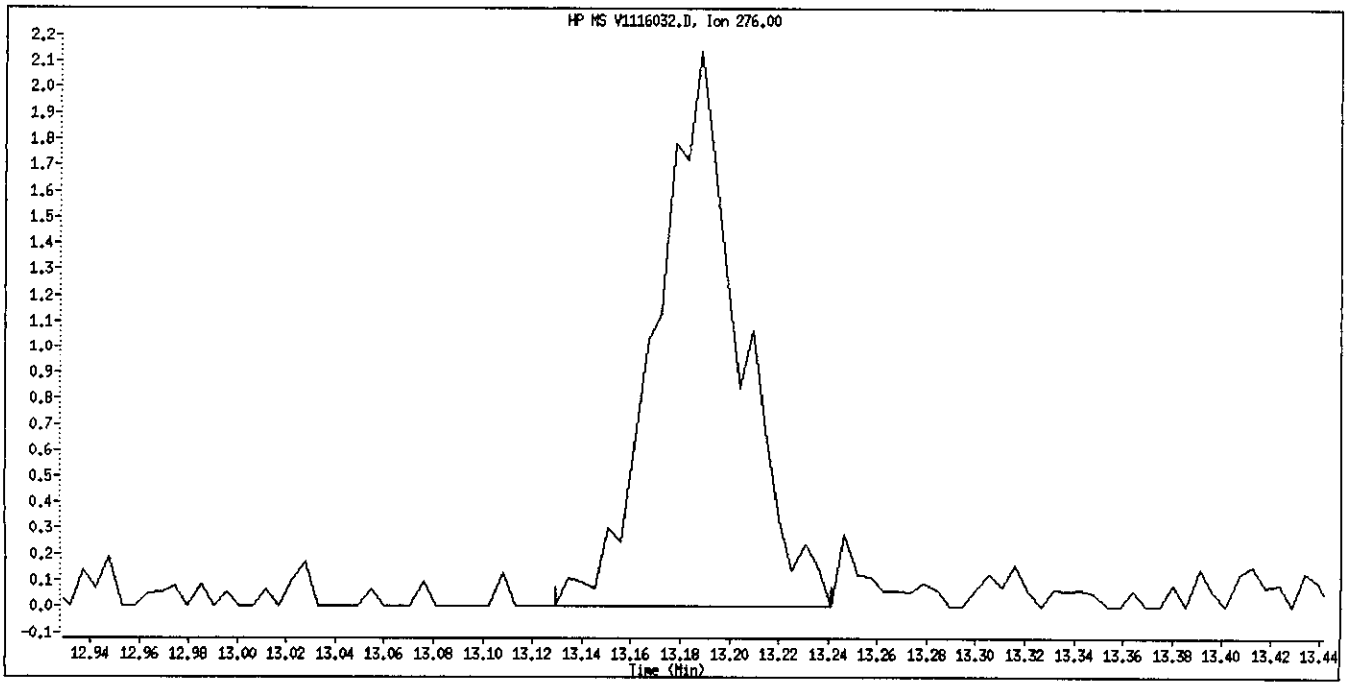

Manual Integration

Manually Integrated By: piccolinov
Manual Integration Reason: Poor Chromatography

MACTEC Engineering and Consulting Inc

Client Sample ID: MW-9-111010

GC/MS Semivolatiles

Lot-Sample #...:	C0K110534-009	**Work Order #...:**	L9WVP1AA	**Matrix.....:**	WATER
Date Sampled...:	11/10/10 16:35	**Date Received..:**	11/11/10 08:20	**MS Run #.....:**	
Prep Date.....:	11/15/10	**Analysis Date..:**	11/16/10		
Prep Batch #...:	0319136	**Analysis Time..:**	20:44		
Dilution Factor:	0.94	**Initial Wgt/Vol:**	1060 mL	**Final Wgt/Vol..:**	1 mL
Analyst ID.....:	003200	**Instrument ID..:**	731		
		Method.....:	SW846 8270C		

PARAMETER	RESULT	REPORTING LIMIT	UNITS	MDL
Acenaphthene	**6.2**	**0.19**	**ug/L**	**0.014**
Acenaphthylene	**0.50**	**0.19**	**ug/L**	**0.014**
Acetophenone	ND	0.94	ug/L	0.075
Anthracene	**0.57**	**0.19**	**ug/L**	**0.014**
Atrazine	ND	0.94	ug/L	0.084
Benzo(a)anthracene	**0.15 J**	**0.19**	**ug/L**	**0.014**
Benzo(a)pyrene	ND	0.19	ug/L	0.013
Benzo(b)fluoranthene	ND	0.19	ug/L	0.015
Benzo(ghi)perylene	ND	0.19	ug/L	0.014
Benzo(k)fluoranthene	ND	0.19	ug/L	0.051
Benzaldehyde	ND	0.94	ug/L	0.14
1,1'-Biphenyl	**0.81 J**	**0.94**	**ug/L**	**0.039**
bis(2-Chloroethoxy) methane	ND	0.94	ug/L	0.055
bis(2-Chloroethyl)-ether	ND	0.19	ug/L	0.024
bis(2-Ethylhexyl) phthalate	ND	0.94	ug/L	0.75
4-Bromophenyl phenyl ether	ND	0.94	ug/L	0.060
Butyl benzyl phthalate	ND	0.94	ug/L	0.13
Caprolactam	ND	4.7	ug/L	1.1
Carbazole	**5.7**	**0.19**	**ug/L**	**0.015**
4-Chloroaniline	ND	0.94	ug/L	0.083
4-Chloro-3-methylphenol	ND	0.94	ug/L	0.071
2-Chloronaphthalene	ND	0.19	ug/L	0.014
2-Chlorophenol	ND	0.94	ug/L	0.16
4-Chlorophenyl phenyl ether	ND	0.94	ug/L	0.047
Chrysene	**0.11 J**	**0.19**	**ug/L**	**0.013**
Dibenz(a,h)anthracene	ND	0.19	ug/L	0.015
Dibenzofuran	**5.8**	**0.94**	**ug/L**	**0.058**
3,3'-Dichlorobenzidine	ND	0.94	ug/L	0.11
2,4-Dichlorophenol	ND	0.19	ug/L	0.031
Diethyl phthalate	**0.14 J**	**0.94**	**ug/L**	**0.14**
2,4-Dimethylphenol	**0.52 J**	**0.94**	**ug/L**	**0.080**
Dimethyl phthalate	ND	0.94	ug/L	0.072

(Continued on next page)

MACTEC Engineering and Consulting Inc

Client Sample ID: MW-9-111010

GC/MS Semivolatiles

Lot-Sample #...: C0K110534-009 **Work Order #...:** L9WVP1AA **Matrix.....:** WATER

PARAMETER	RESULT	REPORTING LIMIT	UNITS	MDL
Di-n-butyl phthalate	ND	0.94	ug/L	0.12
4,6-Dinitro-2-methylphenol	ND	4.7	ug/L	0.21
2,4-Dinitrophenol	ND	4.7	ug/L	0.58
2,4-Dinitrotoluene	ND	0.94	ug/L	0.050
2,6-Dinitrotoluene	ND	0.94	ug/L	0.075
Di-n-octyl phthalate	ND	0.94	ug/L	0.19
Fluoranthene	**2.8**	**0.19**	**ug/L**	**0.015**
Fluorene	**9.6**	**0.19**	**ug/L**	**0.020**
Hexachlorobenzene	ND	0.19	ug/L	0.017
Hexachlorobutadiene	ND	0.19	ug/L	0.016
Hexachlorocyclopentadiene	ND	0.94	ug/L	0.049
Hexachloroethane	ND	0.94	ug/L	0.059
Indeno(1,2,3-cd)pyrene	ND	0.19	ug/L	0.019
Isophorone	ND	0.94	ug/L	0.061
2-Methylnaphthalene	**0.72**	**0.19**	**ug/L**	**0.011**
2-Methylphenol	ND	0.94	ug/L	0.081
4-Methylphenol	ND	0.94	ug/L	0.085
Naphthalene	**62 E**	**0.19**	**ug/L**	**0.013**
2-Nitroaniline	ND	4.7	ug/L	0.33
3-Nitroaniline	ND	4.7	ug/L	0.30
4-Nitroaniline	ND	4.7	ug/L	0.16
Nitrobenzene	ND	0.19	ug/L	0.079
2-Nitrophenol	ND	0.94	ug/L	0.16
4-Nitrophenol	ND	4.7	ug/L	0.57
N-Nitrosodi-n-propylamine	ND	0.19	ug/L	0.029
N-Nitrosodiphenylamine	ND	0.19	ug/L	0.080
2,2'-oxybis (1-Chloropropane)	ND	0.19	ug/L	0.019
Pentachlorophenol	ND	0.94	ug/L	0.062
Phenanthrene	**7.0**	**0.19**	**ug/L**	**0.040**
Phenol	ND	0.19	ug/L	0.055
Pyrene	**1.2**	**0.19**	**ug/L**	**0.015**
2,4,5-Trichlorophenol	ND	0.94	ug/L	0.14
2,4,6-Trichlorophenol	ND	0.94	ug/L	0.16

(Continued on next page)

MACTEC Engineering and Consulting Inc

Client Sample ID: MW-9-111010

GC/MS Semivolatiles

Lot-Sample #...: C0K110534-009 **Work Order #...:** L9WVP1AA **Matrix.....:** WATER

SURROGATE	PERCENT RECOVERY	RECOVERY LIMITS
Nitrobenzene-d5	85	(23 - 112)
Terphenyl-d14	67	(10 - 132)
2-Fluorobiphenyl	85	(19 - 107)
2-Fluorophenol	79	(10 - 111)
Phenol-d5	79	(15 - 112)
2,4,6-Tribromophenol	98	(16 - 122)

NOTE(S):

J Estimated result. Result is less than RL.

E Estimated result. Result concentration exceeds the calibration range.

Data File: \\PITSVR06\D\chem\731.i\V111610.b\V1116033.D
Date : 16-NOV-2010 20:44
Client ID: MW-9-111010
Sample Info: C0K100534-009 11/15/10 h2o(0319135) 8270c
Volume Injected (uL): 2.0
Column phase: DB5-MS

Instrument: 731.i
Operator: 003200
Column diameter: 0.32

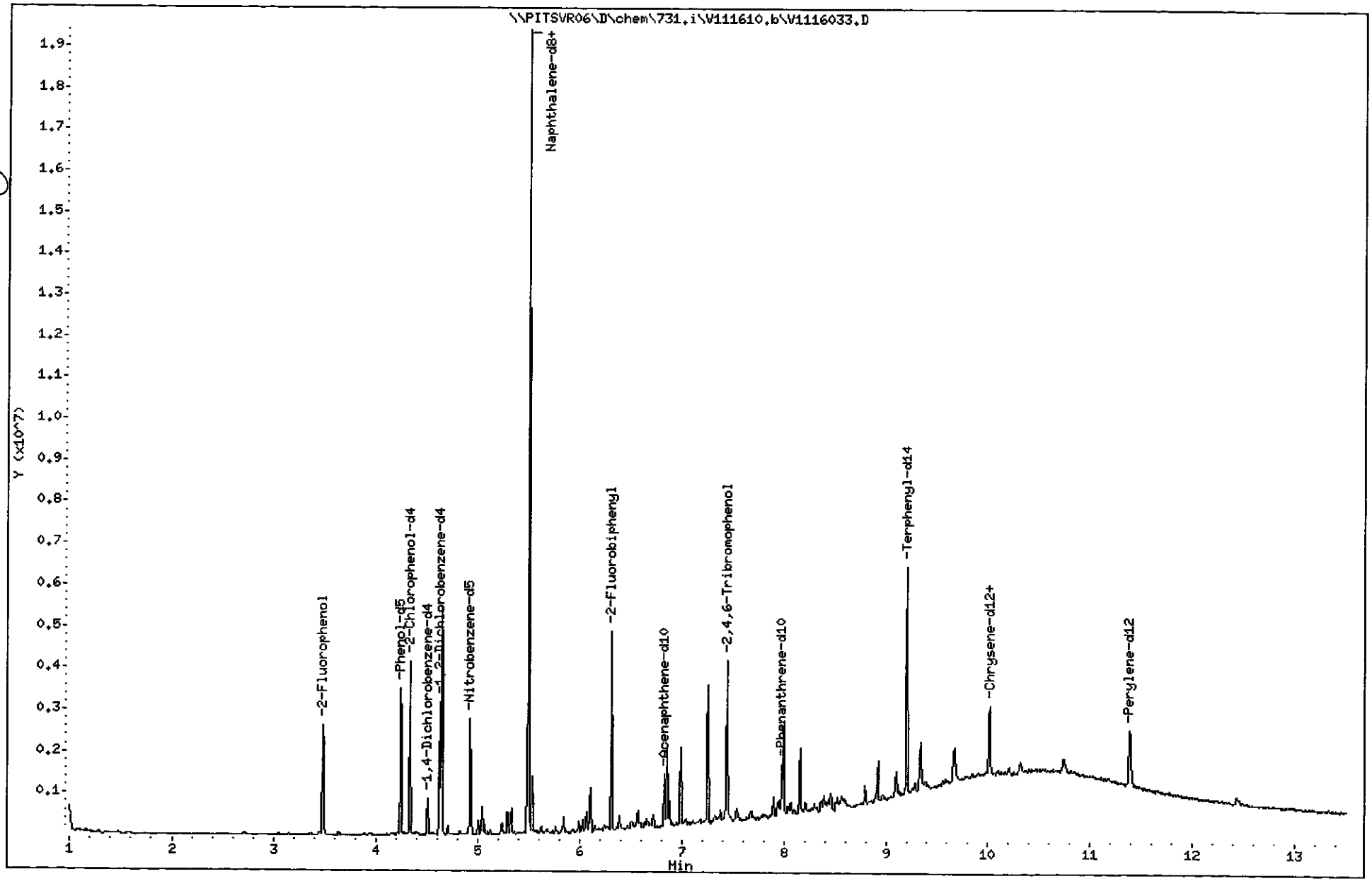

(1001 - 1770)

1219

C0K110534

TestAmerica Pittsburgh

Semivolatile REPORT SW-846 Method 8270

Data file : \\PITSVR06\D\chem\731.i\V111610.b\V1116033.D
Lab Smp Id: L9WVP1AA Client Smp ID: MW-9-111010
Inj Date : 16-NOV-2010 20:44
Operator : 003200 Inst ID: 731.i
Smp Info : C0K100534-009 11/15/10 h2o(0319135) 8270c
Misc Info : L9WVP1AA,V111610.b,8270ll.m,padep.sub
Comment :
Method : \\PITSVR06\D\chem\731.i\V111610.b\8270ll.m
Meth Date : 17-Nov-2010 05:55 piccolinov Quant Type: ISTD
Cal Date : 10-NOV-2010 09:21 Cal File: V1110IC8.D
Als bottle: 35
Dil Factor: 1.00000
Integrator: HP RTE Compound Sublist: padep.sub
Target Version: 4.14
Processing Host: PITPC-502

Concentration Formula: Amt * DF * Uf * Vt/(Vo * Vi) * CpndVariable

Name	Value	Description
DF	1.000	Dilution Factor
Uf	1.000	ng unit correction factor
Vt	1000.000	Volume of final extract (uL)
Vo	1060.000	Volume of sample extracted (mL)
Vi	2.000	Volume injected (uL)
Cpnd Variable		Local Compound Variable

	Compounds	QUANT SIG MASS	RT	EXP RT	REL RT	RESPONSE	CONCENTRATIONS ON-COLUMN (NG)	CONCENTRATIONS FINAL (ug/L)
* 1	1,4-Dichlorobenzene-d4	152	4.509	4.510	(1.000)	93326	8.00000	
* 2	Naphthalene-d8	136	5.486	5.487	(1.000)	334346	8.00000	
* 3	Acenaphthene-d10	164	6.832	6.839	(1.000)	211412	8.00000	
* 4	Phenanthrene-d10	188	7.976	7.982	(1.000)	372024	8.00000	
* 5	Chrysene-d12	240	10.022	10.017	(1.000)	575037	8.00000	
* 6	Perylene-d12	264	11.395	11.390	(1.000)	804577	8.00000	
198	1,4-Dioxane	88	Compound Not Detected.					
10	N-Nitrosodimethylamine	74	Compound Not Detected.					
9	Pyridine	79	Compound Not Detected.					
16	Methyl methanesulfonate	80	Compound Not Detected.					
206	Benzaldehyde	77	Compound Not Detected.					
21	Aniline	93	Compound Not Detected.					
22	Phenol	94	Compound Not Detected.					
23	bis(2-Chloroethyl)ether	93	Compound Not Detected.					
24	2-Chlorophenol	128	Compound Not Detected.					
26	1,3-Dichlorobenzene	146	Compound Not Detected.					
27	1,4-Dichlorobenzene	146	Compound Not Detected.					
28	1,2-Dichlorobenzene	146	Compound Not Detected.					
29	Benzyl Alcohol	108	Compound Not Detected.					
30	2-Methylphenol	108	Compound Not Detected.					

	Compounds	QUANT SIG MASS	RT	EXP RT	REL RT	RESPONSE	CONCENTRATIONS ON-COLUMN (NG)	CONCENTRATIONS FINAL (ug/L)
31	2,2'-oxybis(1-Chloropropane)	45	Compound Not Detected.					
37	Acetophenone	105	Compound Not Detected.					
32	N-Nitroso-di-n-propylamine	70	Compound Not Detected.					
192	4-Methylphenol	108	Compound Not Detected.					
34	Hexachloroethane	117	Compound Not Detected.					
35	Nitrobenzene	77	Compound Not Detected.					
41	Isophorone	82	Compound Not Detected.					
42	2-Nitrophenol	139	Compound Not Detected.					
43	2,4-Dimethylphenol	107	5.230	5.231	(0.953)	18557	1.10777	0.52253
44	bis(2-Chloroethoxy)methane	93	Compound Not Detected.					
48	2,4-Dichlorophenol	162	Compound Not Detected.					
49	Benzoic Acid	122	Compound Not Detected.					
50	1,2,4-Trichlorobenzene	180	Compound Not Detected.					
51	Naphthalene	128	5.502	5.503	(1.003)	5979779	132.474	62.488
52	4-Chloroaniline	127	Compound Not Detected.					
54	2,6-Dichlorophenol	162	Compound Not Detected.					
56	Hexachlorobutadiene	224	Compound Not Detected.					
208	Caprolactam	113	Compound Not Detected.					
59	4-Chloro-3-Methylphenol	107	Compound Not Detected.					
62	2-Methylnaphthalene	142	6.031	6.037	(1.099)	46463	1.53137	0.72235
63	1-Methylnaphthalene	142	6.106	6.112	(1.113)	181985	6.17545	2.9129
64	Hexachlorocyclopentadiene	236	Compound Not Detected.					
66	2,4,6-Trichlorophenol	196	Compound Not Detected.					
67	2,4,5-Trichlorophenol	196	Compound Not Detected.					
209	1,1'-Biphenyl	154	6.389	6.390	(0.935)	66964	1.71099	0.80707
70	2-Chloronaphthalene	162	Compound Not Detected.					
73	2-Nitroaniline	65	Compound Not Detected.					
76	Dimethylphthalate	163	Compound Not Detected.					
78	2,6-Dinitrotoluene	165	Compound Not Detected.					
79	Acenaphthylene	152	6.720	6.727	(0.984)	49241	1.05254	0.49648
81	3-Nitroaniline	138	Compound Not Detected.					
82	Acenaphthene	153	6.859	6.860	(1.004)	379146	13.0616	6.1611
83	2,4-Dinitrophenol	184	Compound Not Detected.					
85	4-Nitrophenol	109	Compound Not Detected.					
86	Dibenzofuran	168	6.993	6.994	(1.023)	547517	12.3692	5.8345
87	2,4-Dinitrotoluene	165	Compound Not Detected.					
91	2,3,5,6-Tetrachlorophenol	231	Compound Not Detected.					
88	2,3,4,6-Tetrachlorophenol	231	Compound Not Detected.					
92	2-Naphthylamine	143	Compound Not Detected.					
93	Diethylphthalate	149	7.158	7.159	(1.048)	10095	0.29693	0.14006
94	Fluorene	166	7.254	7.261	(1.062)	723807	20.4097	9.6272
95	4-Chlorophenyl-phenylether	204	Compound Not Detected.					
96	4-Nitroaniline	138	Compound Not Detected.					
98	4,6-Dinitro-2-methylphenol	198	Compound Not Detected.					
99	N-Nitrosodiphenylamine (1)	169	Compound Not Detected.					
100	1,2-Diphenylhydrazine	77	Compound Not Detected.					
106	4-Bromophenyl-phenylether	248	Compound Not Detected.					
107	Hexachlorobenzene	283	Compound Not Detected.					
210	Atrazine	200	Compound Not Detected.					
111	Pentachlorophenol	265	Compound Not Detected.					
115	Phenanthrene	178	7.997	7.998	(1.003)	763944	14.7457	6.9555
116	Anthracene	178	8.034	8.041	(1.007)	63975	1.21607	0.57362
119	Carbazole	167	8.157	8.158	(1.023)	504840	12.0439	5.6811
120	Di-n-Butylphthalate	149	Compound Not Detected.					

Compounds	QUANT SIG MASS	RT	EXP RT	REL RT	RESPONSE	CONCENTRATIONS ON-COLUMN (NG)	CONCENTRATIONS FINAL (ug/L)
123 Fluoranthene	202	8.916	8.917	(1.118)	350811	5.83265	2.7512
124 Benzidine	184	Compound Not Detected.					
125 Pyrene	202	9.092	9.093	(0.907)	211785	2.63555	1.2432
131 Butylbenzylphthalate	149	Compound Not Detected.					
135 3,3'-Dichlorobenzidine	252	Compound Not Detected.					
136 Benzo(a)Anthracene	228	10.011	10.012	(0.999)	25275	0.31040	0.14641
137 Chrysene	228	10.038	10.039	(1.002)	17935	0.23078	0.10886
139 bis(2-ethylhexyl)Phthalate	149	9.990	9.991	(0.997)	12256	0.27543	0.12992
140 Di-n-octylphthalate	149	Compound Not Detected.					
141 Benzo(b)fluoranthene	252	Compound Not Detected.					
142 Benzo(k)fluoranthene	252	Compound Not Detected.					
143 7,12-dimethylbenz[a]anthracen	256	Compound Not Detected.					
146 Benzo(a)pyrene	252	Compound Not Detected.					
149 Indeno(1,2,3-cd)pyrene	276	Compound Not Detected.					
150 Dibenz(a,h)anthracene	278	Compound Not Detected.					
151 Benzo(g,h,i)perylene	276	Compound Not Detected.					
$ 154 Nitrobenzene-d5	82	4.931	4.932	(0.899)	629525	34.1929	16.129
$ 155 2-Fluorobiphenyl	172	6.309	6.315	(0.923)	1170838	34.0368	16.055
$ 156 Terphenyl-d14	244	9.199	9.200	(0.918)	1493713	26.9943	12.733
$ 157 Phenol-d5	99	4.247	4.243	(0.942)	849813	47.4550	22.384
$ 158 2-Fluorophenol	112	3.488	3.473	(0.774)	671498	47.4068	22.362
$ 159 2,4,6-Tribromophenol	330	7.441	7.442	(0.933)	290438	58.8665	27.767
$ 186 2-Chlorophenol-d4	132	4.338	4.333	(0.962)	781145	49.8459	23.512
$ 187 1,2-Dichlorobenzene-d4	152	4.626	4.627	(1.026)	363580	30.4644	14.370

Data File: \\PITSVR06\D\chem\731.i\V111610.b\V1116033.D

Date : 16-NOV-2010 20:44

Client ID: MW-9-111010

Instrument: 731.i

Sample Info: C0K100534-009 11/15/10 h2o(0319135) 8270c

Volume Injected (uL): 2.0

Operator: 003200

Column phase: DB5-MS

Column diameter: 0.32

43 2,4-Dimethylphenol

Concentration: 0.52253 ug/L

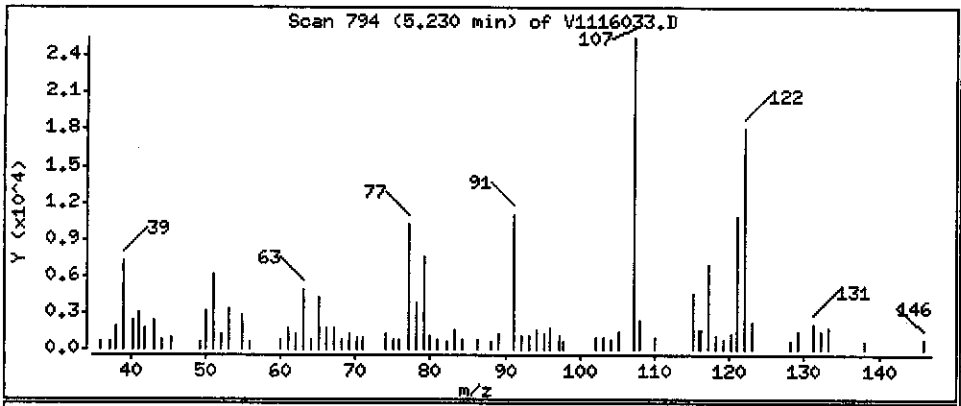

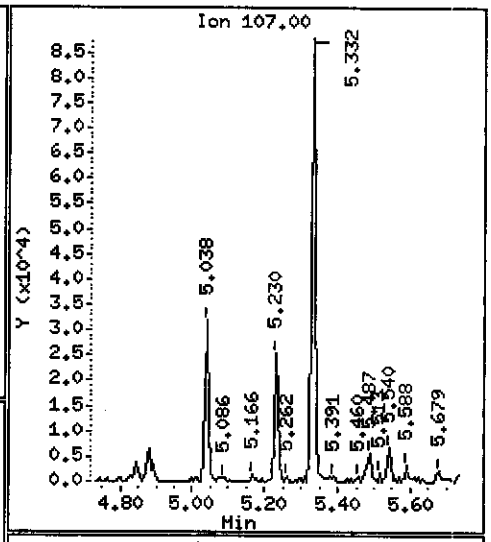

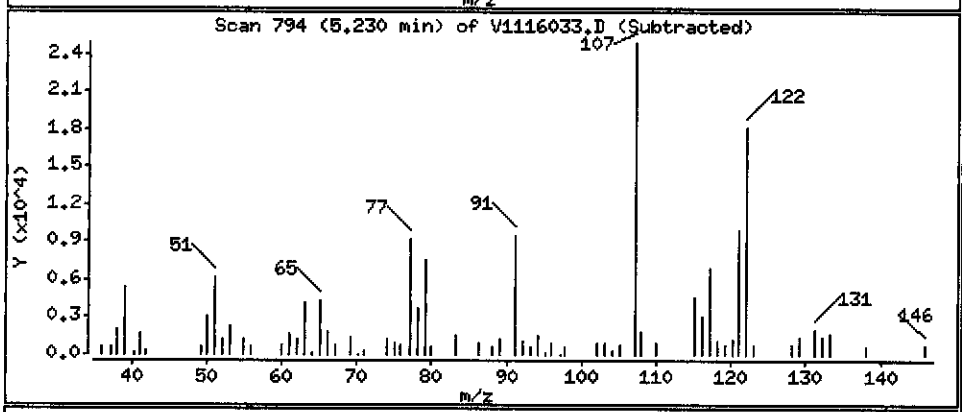

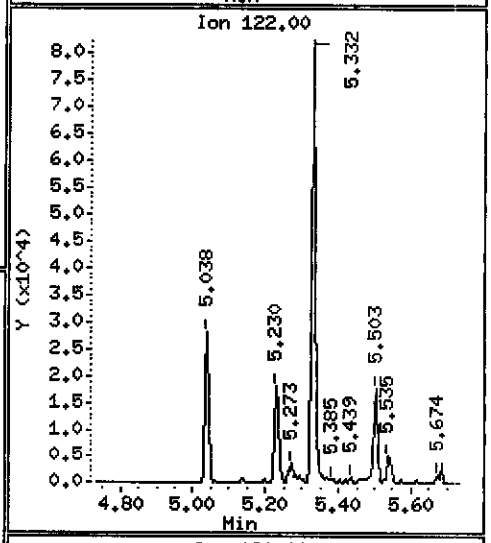

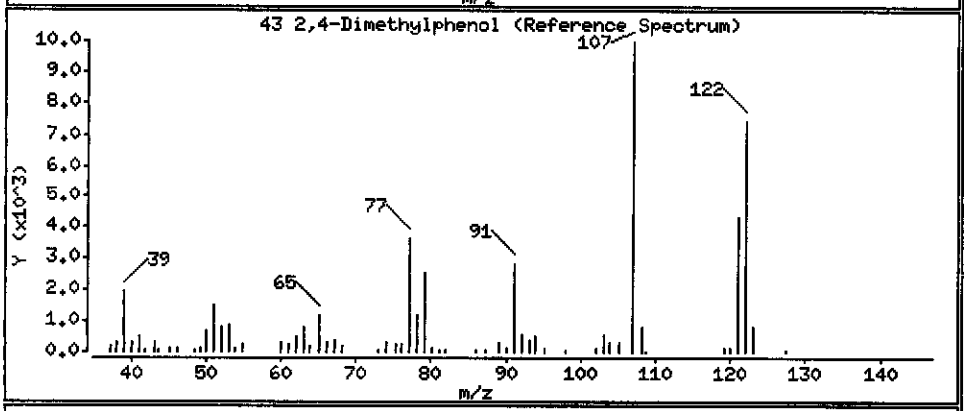

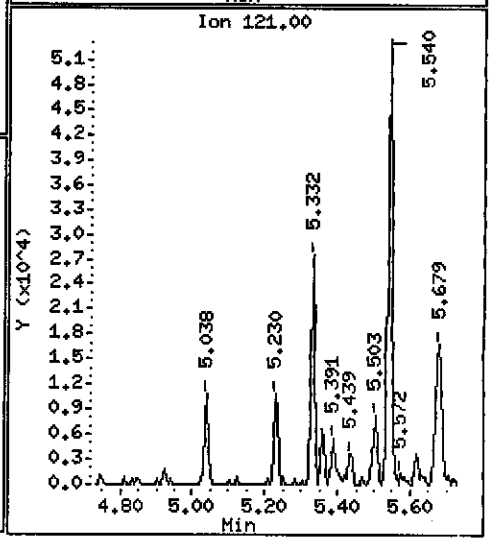

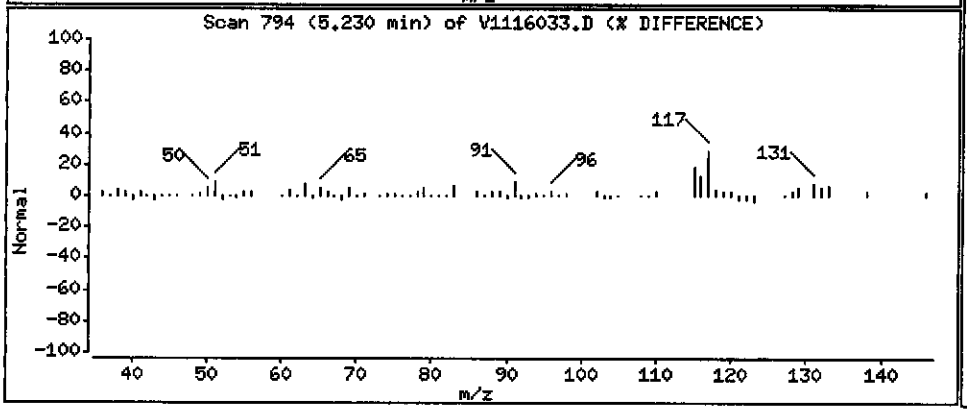

Data File: \\PITSVR06\D\chem\731.i\V111610.b\V1116033.D

Date : 16-NOV-2010 20:44

Client ID: MW-9-111010

Instrument: 731.i

Sample Info: C0K100534-009 11/15/10 h2o(0319135) 8270c

Volume Injected (uL): 2.0

Operator: 003200

Column phase: DB5-MS

Column diameter: 0.32

51 Naphthalene

Concentration: 62.488 ug/L

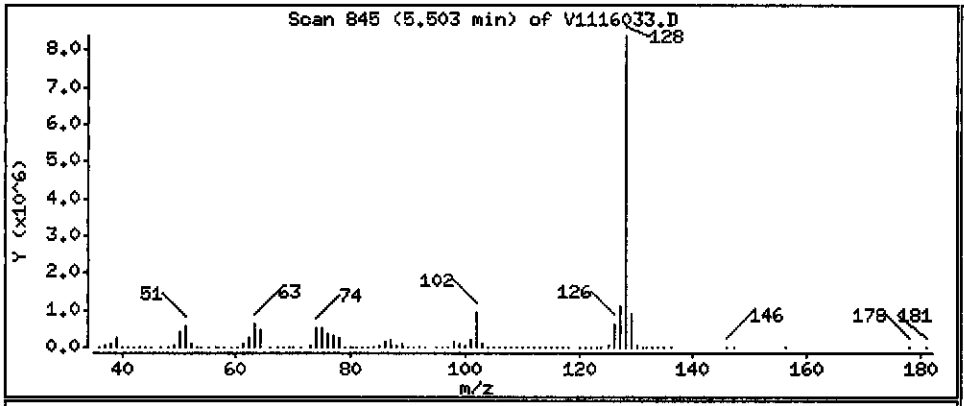

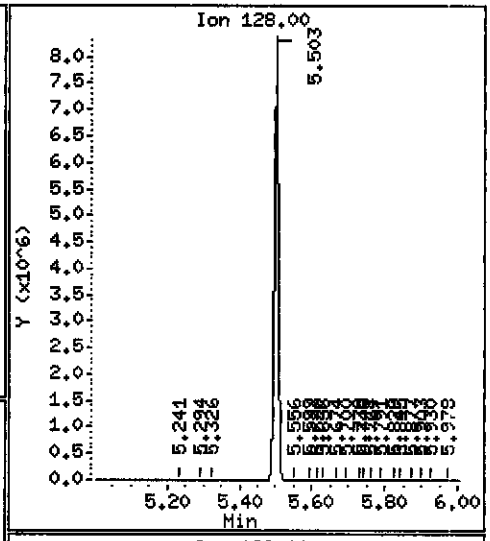

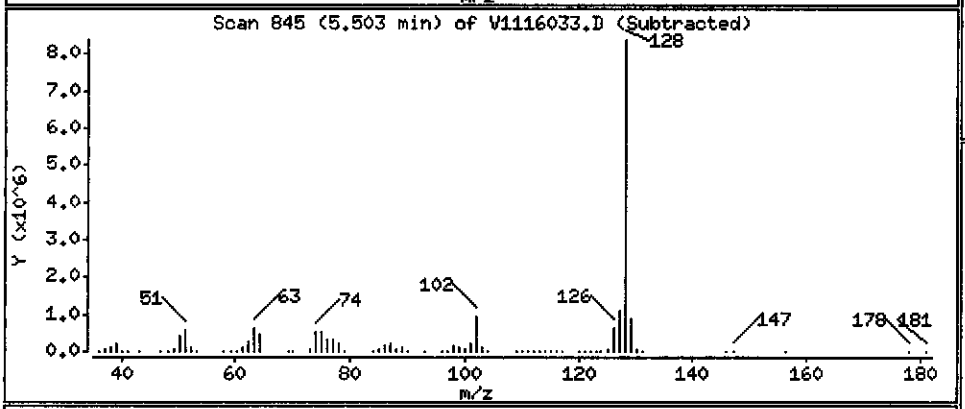

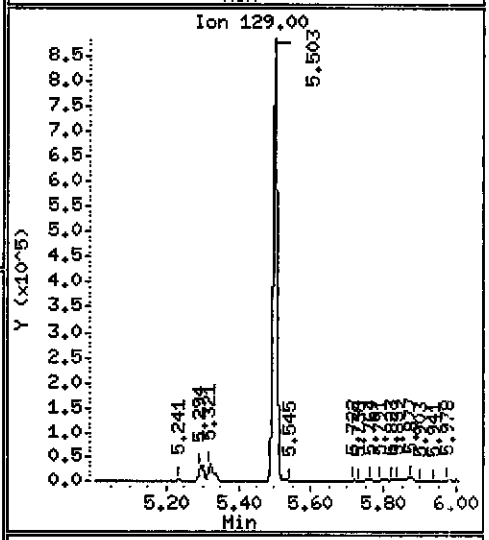

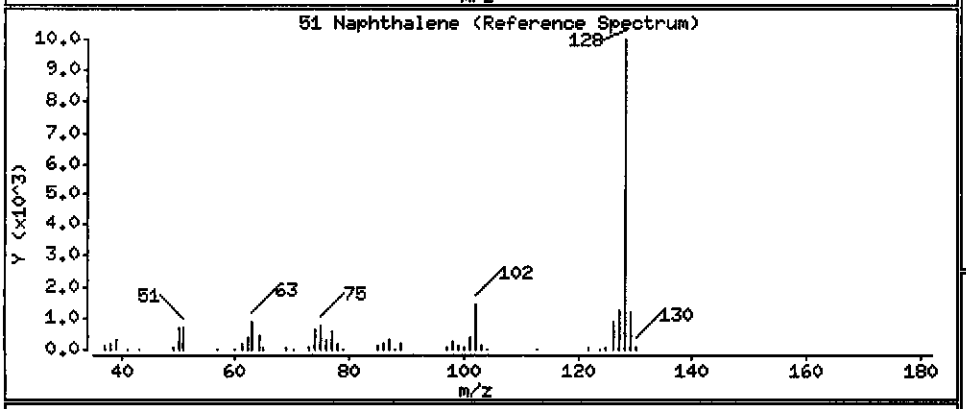

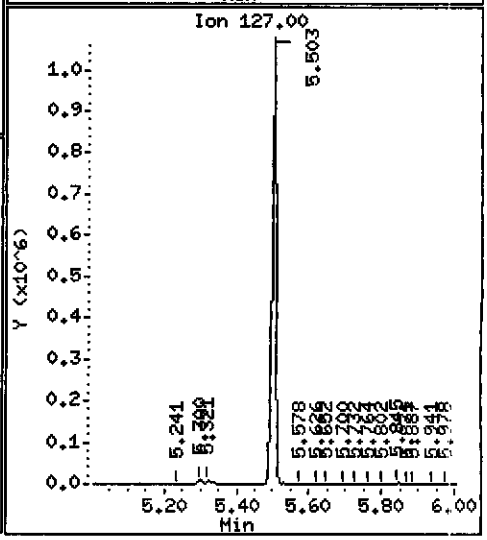

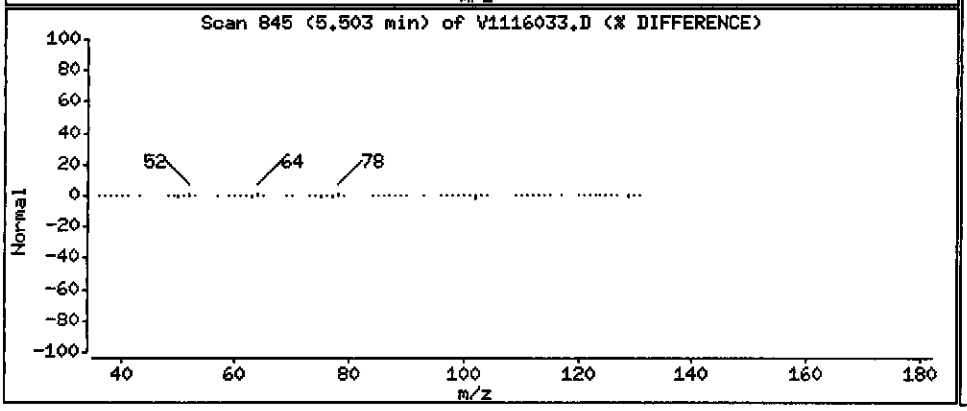

Data File: \\PITSVR06\D\chem\731.i\V111610.b\V1116033.D

Date : 16-NOV-2010 20:44

Client ID: MW-9-111010

Instrument: 731.i

Sample Info: C0K100534-009 11/15/10 h2o(0319135) 8270c

Volume Injected (uL): 2.0

Operator: 003200

Column phase: DB5-MS

Column diameter: 0.32

62 2-Methylnaphthalene

Concentration: 0.72235 ug/L

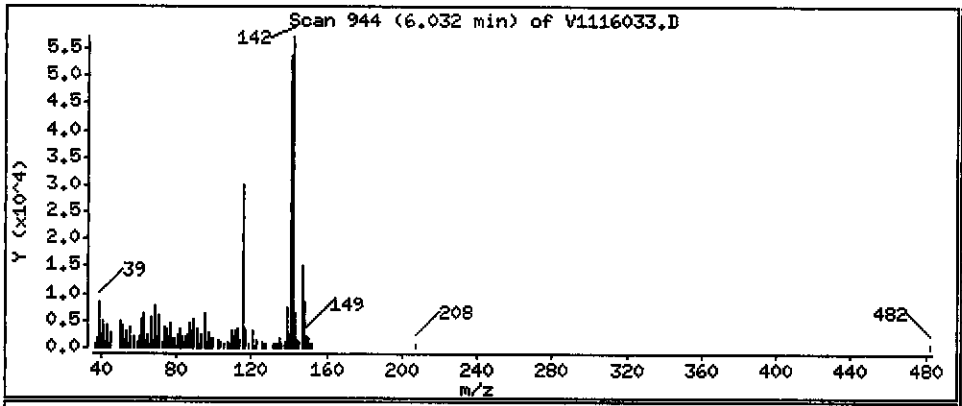

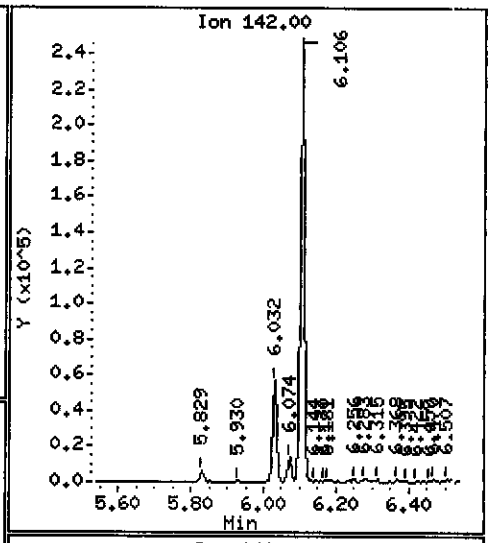

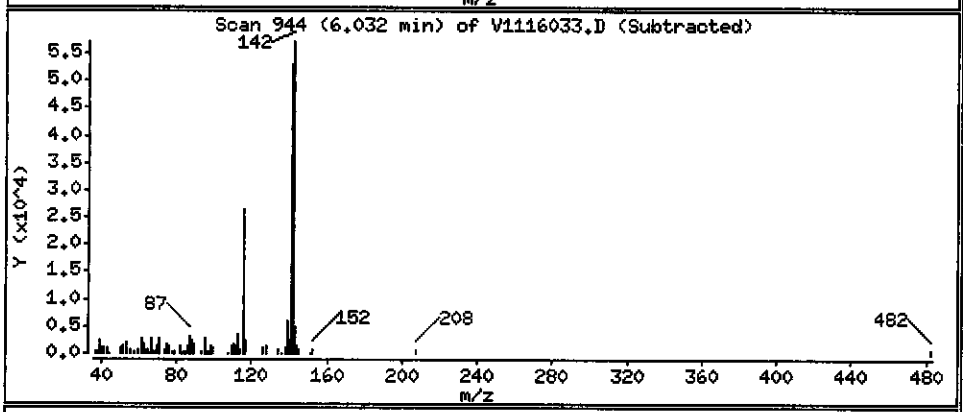

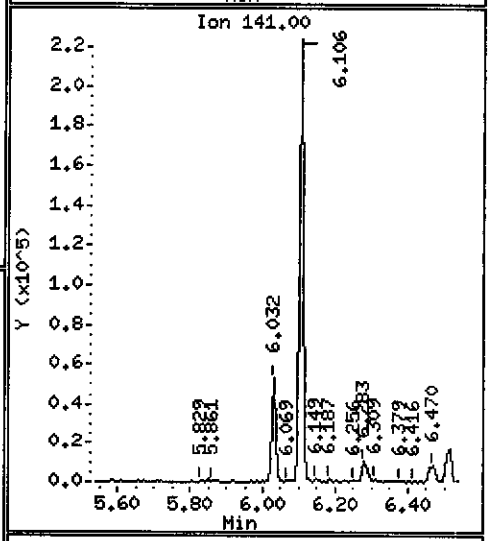

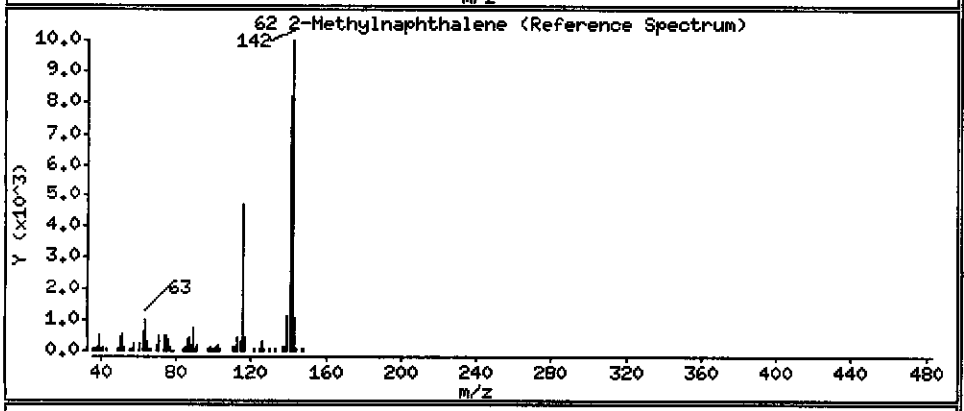

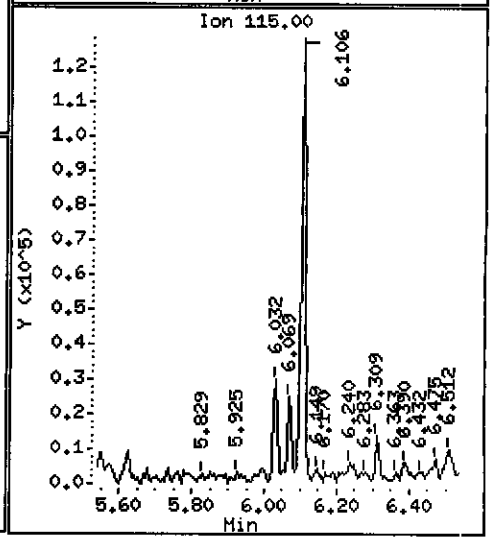

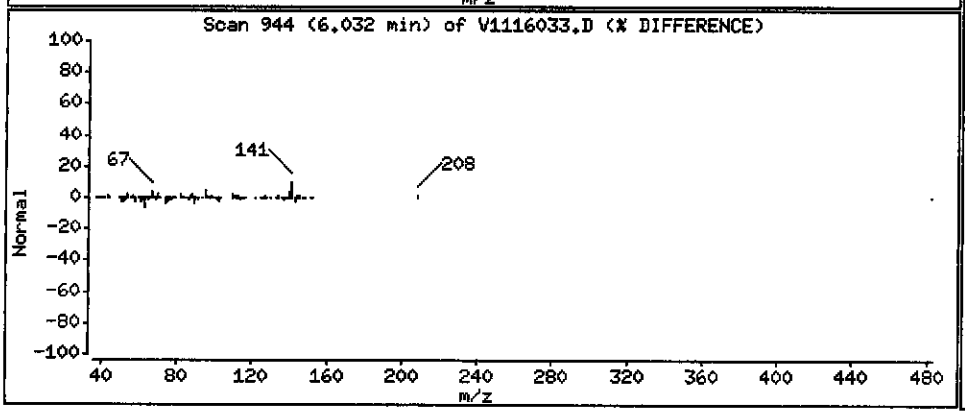

Data File: \\PITSVR06\D\chem\731.i\V111610.b\V1116033.D

Date : 16-NOV-2010 20:44

Client ID: MW-9-111010

Instrument: 731.i

Sample Info: C0K100534-009 11/15/10 h2o(0319135) 8270c

Volume Injected (uL): 2.0

Operator: 003200

Column phase: DB5-MS

Column diameter: 0.32

63 1-Methylnaphthalene

Concentration: 2.9129 ug/L

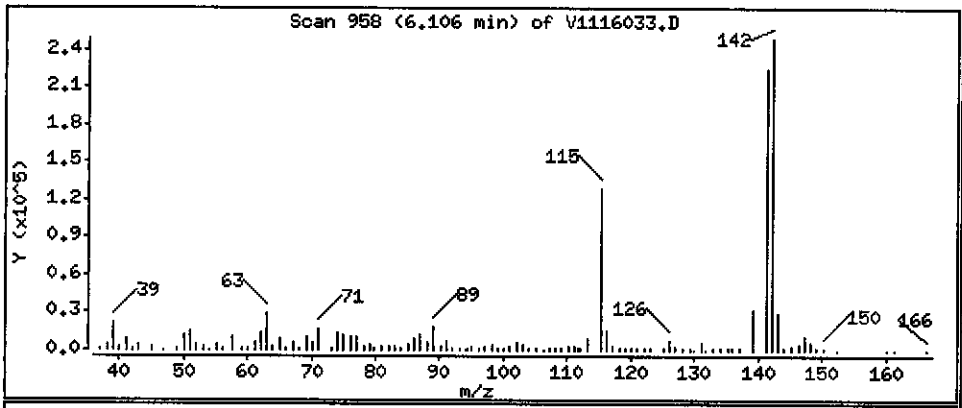

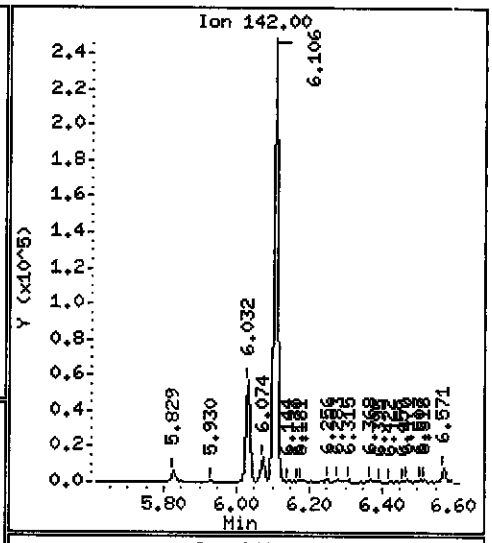

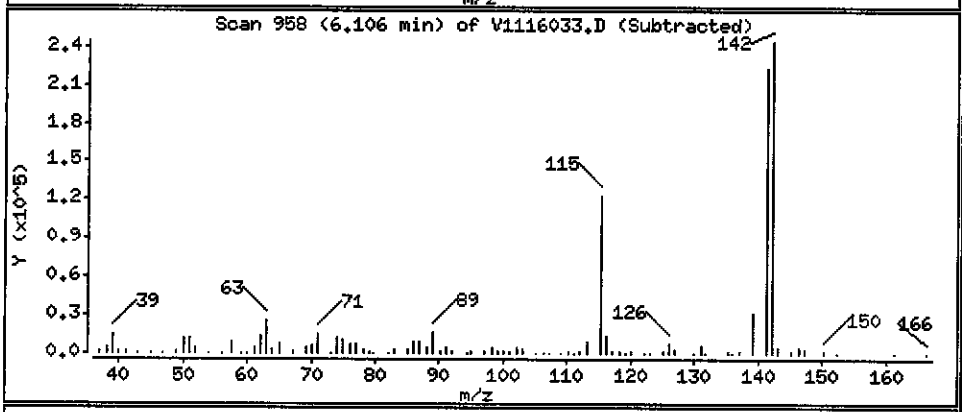

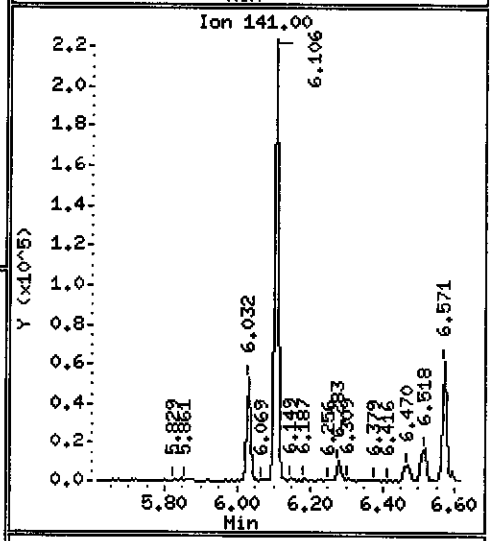

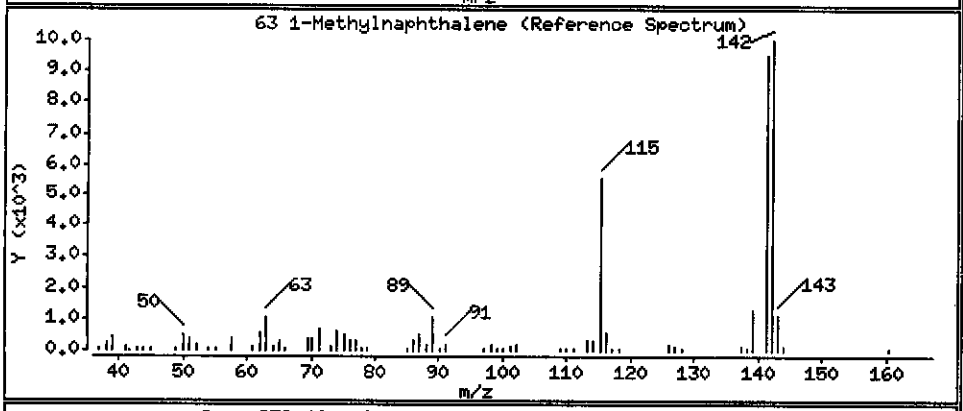

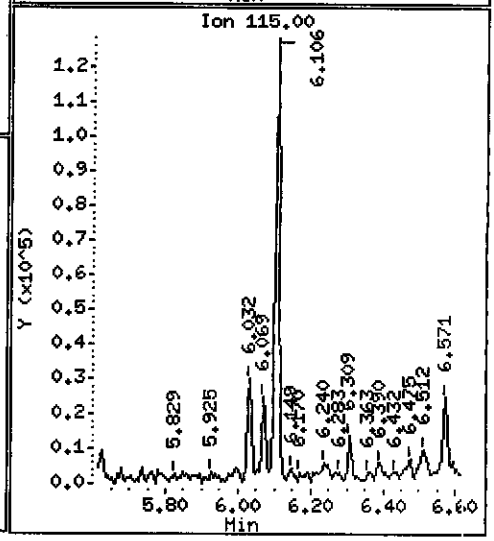

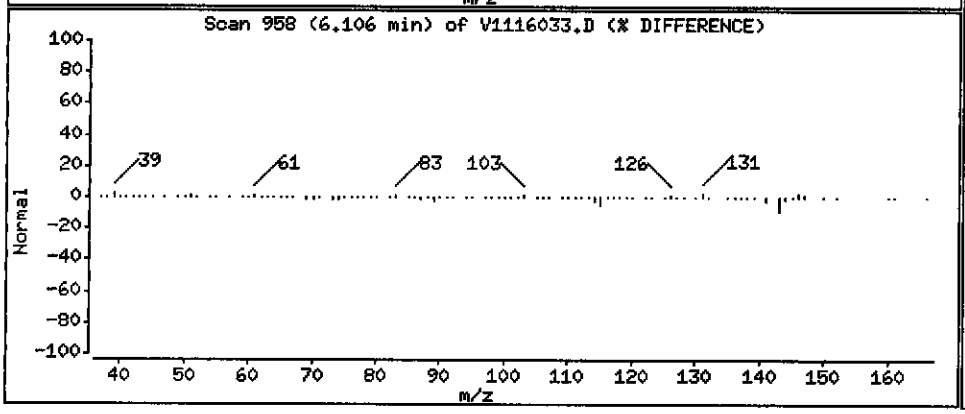

Data File: \\PITSVR06\D\chem\731.i\V111610.b\V1116033.D

Date : 16-NOV-2010 20:44

Client ID: MW-9-111010

Instrument: 731.i

Sample Info: C0K100534-009 11/15/10 h2o(0319135) 8270c

Volume Injected (uL): 2.0

Operator: 003200

Column phase: DB5-MS

Column diameter: 0.32

209 1,1'-Biphenyl

Concentration: 0.80707 ug/L

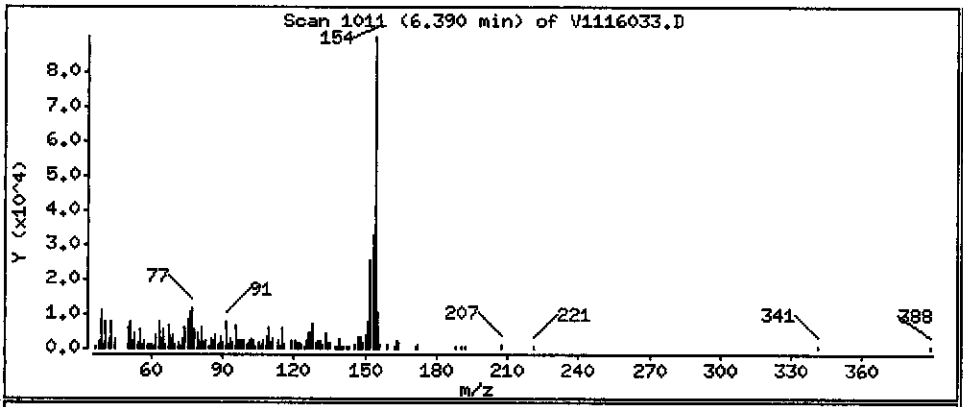

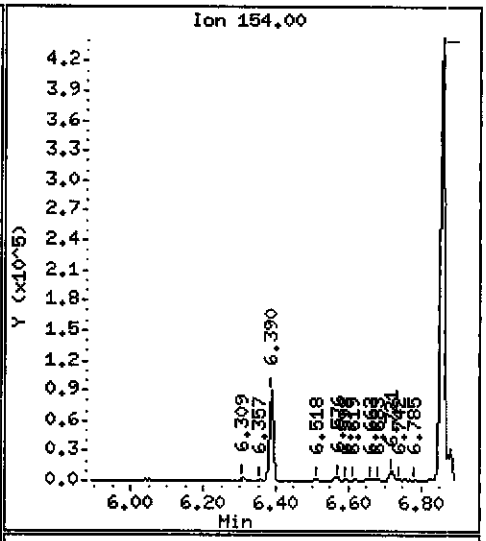

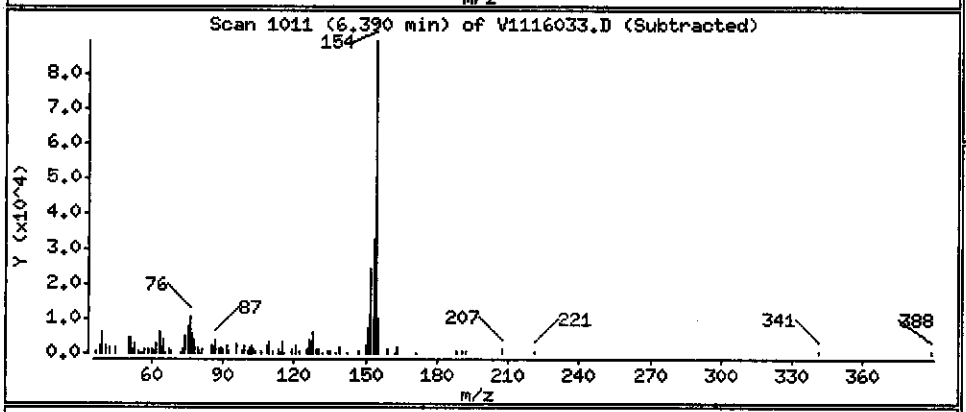

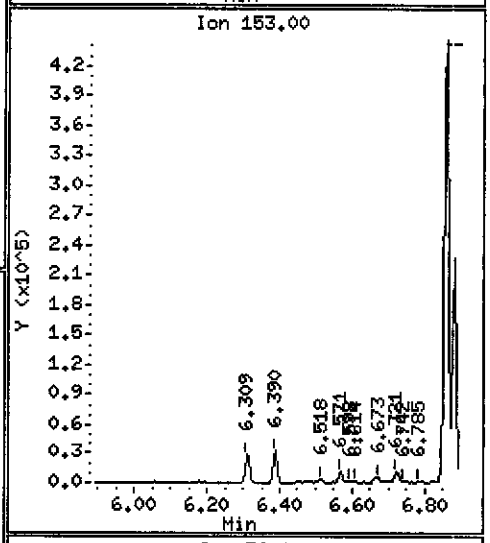

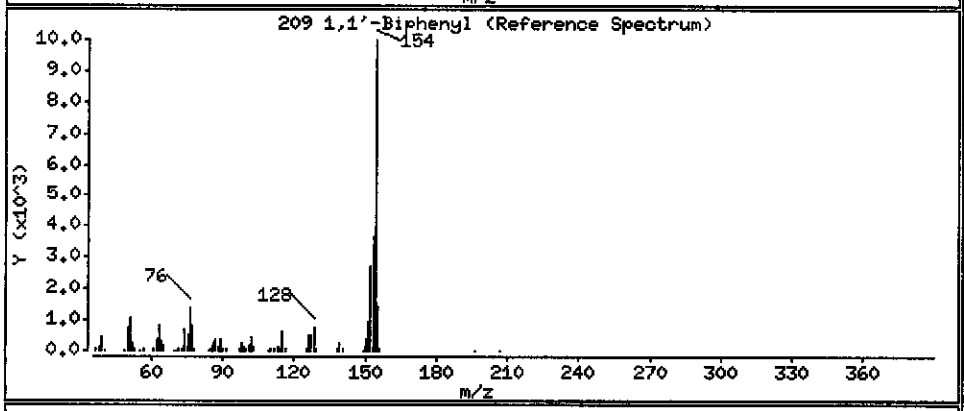

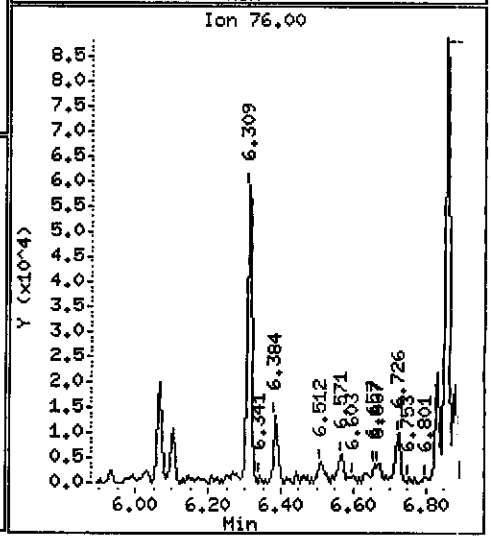

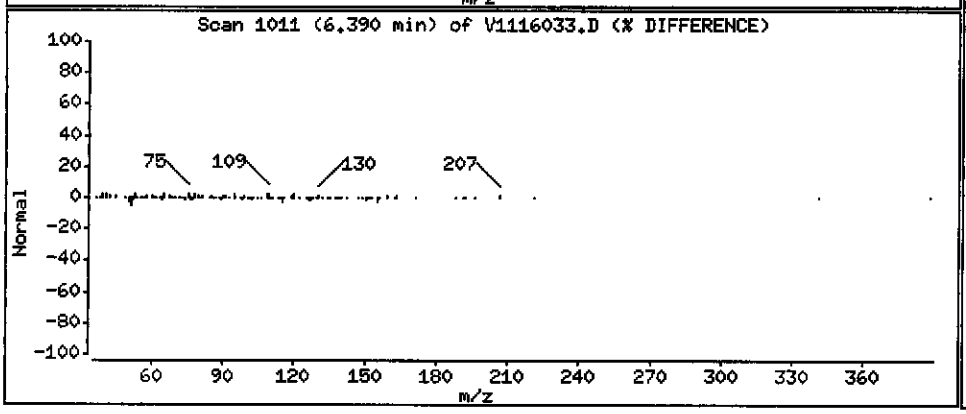

Data File: \\PITSVR06\D\chem\731.i\V111610.b\V1116033.D

Date : 16-NOV-2010 20:44

Client ID: MW-9-111010

Instrument: 731.i

Sample Info: C0K100534-009 11/15/10 h2o(0319135) 8270c

Volume Injected (uL): 2.0

Operator: 003200

Column phase: DB5-MS

Column diameter: 0.32

79 Acenaphthylene

Concentration: 0.49648 ug/L

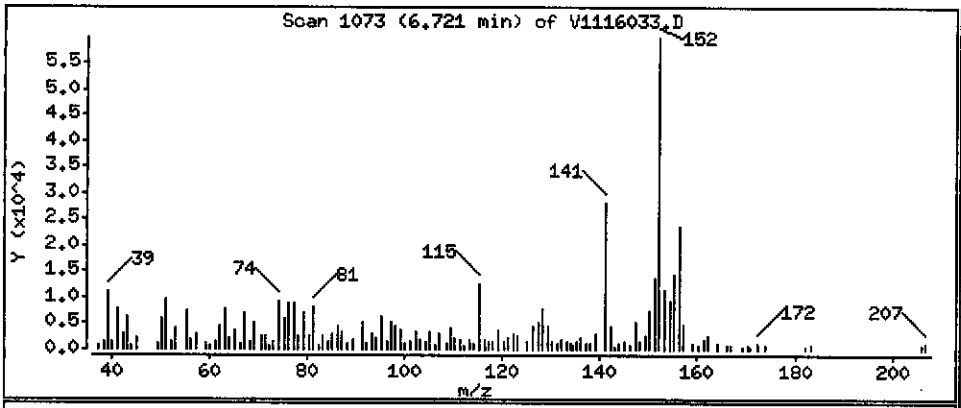

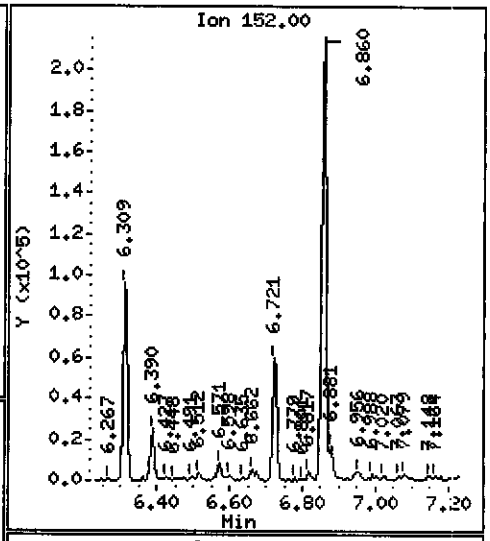

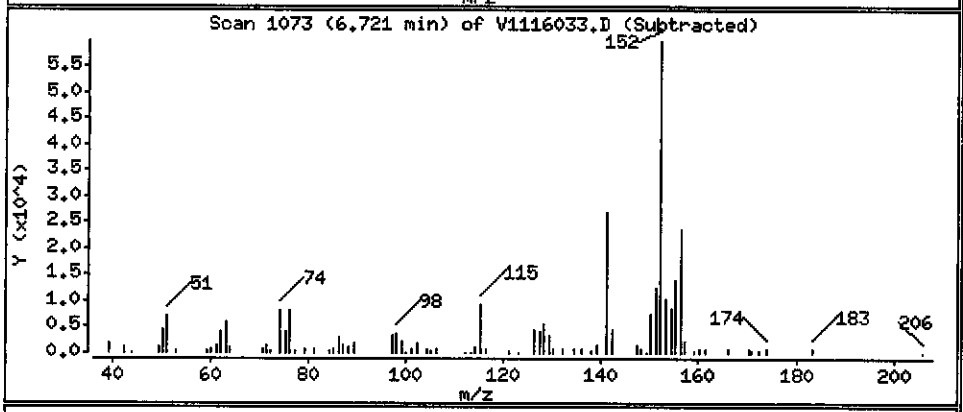

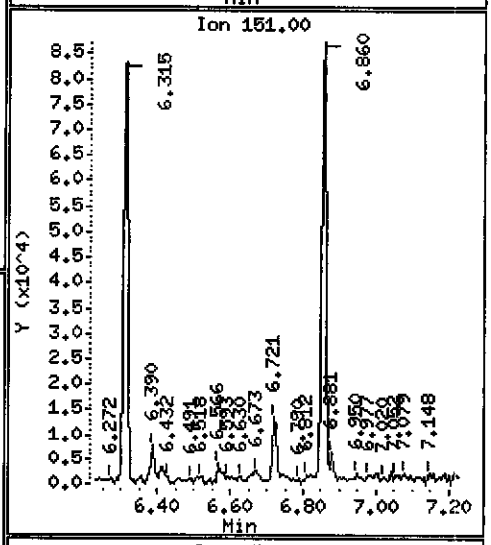

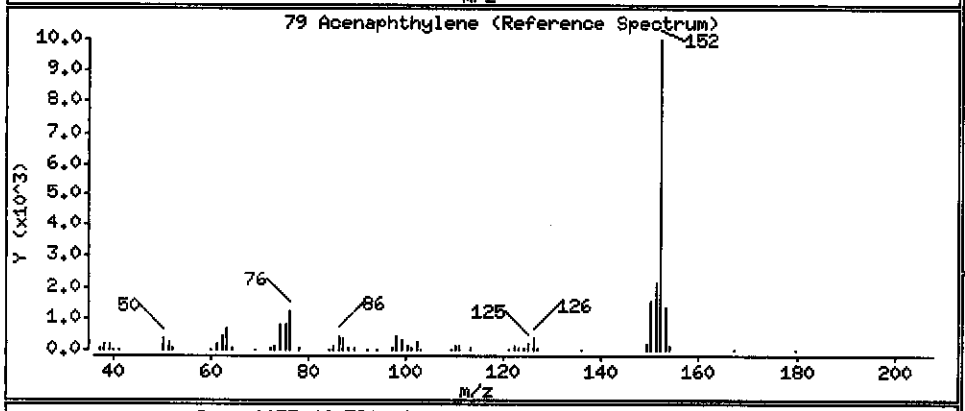

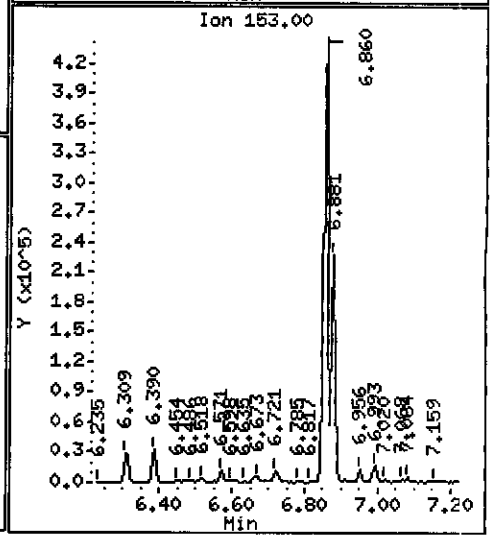

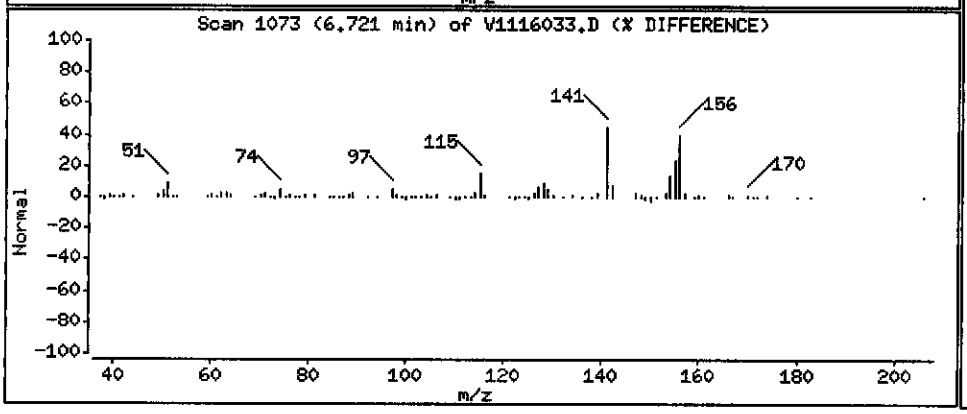

Data File: \\PITSVR06\D\chem\731.i\V111610.b\V1116033.D

Date : 16-NOV-2010 20:44

Client ID: MW-9-111010

Instrument: 731.i

Sample Info: C0K100534-009 11/15/10 h2o(0319135) 8270c

Volume Injected (uL): 2.0

Operator: 003200

Column phase: DB5-MS

Column diameter: 0.32

82 Acenaphthene

Concentration: 6.1611 ug/L

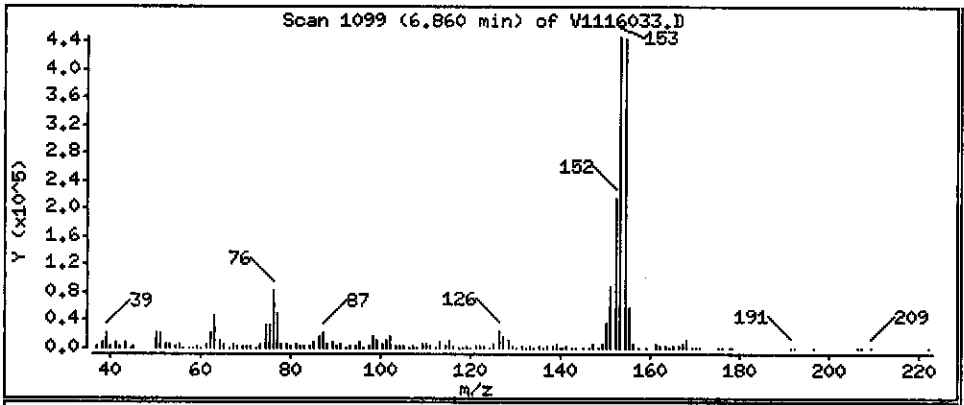

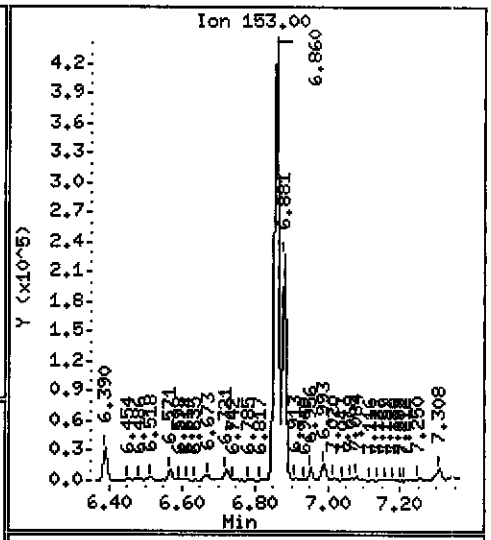

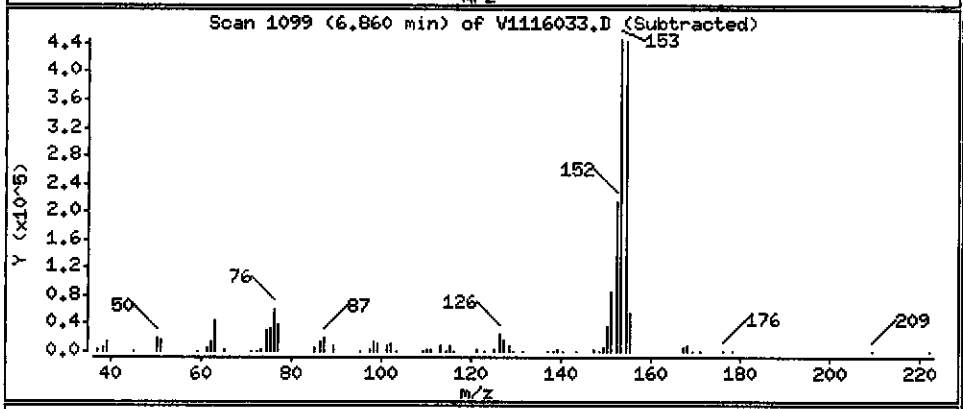

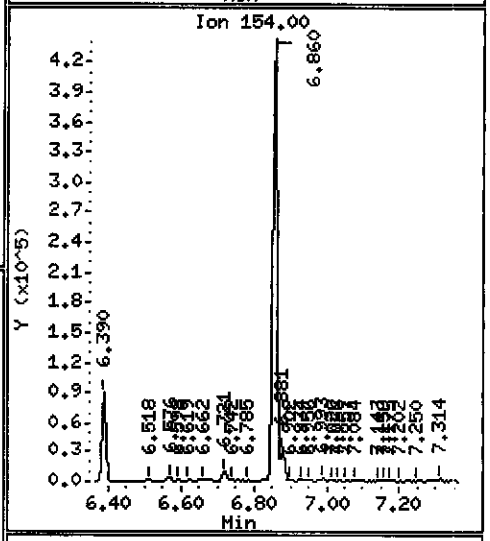

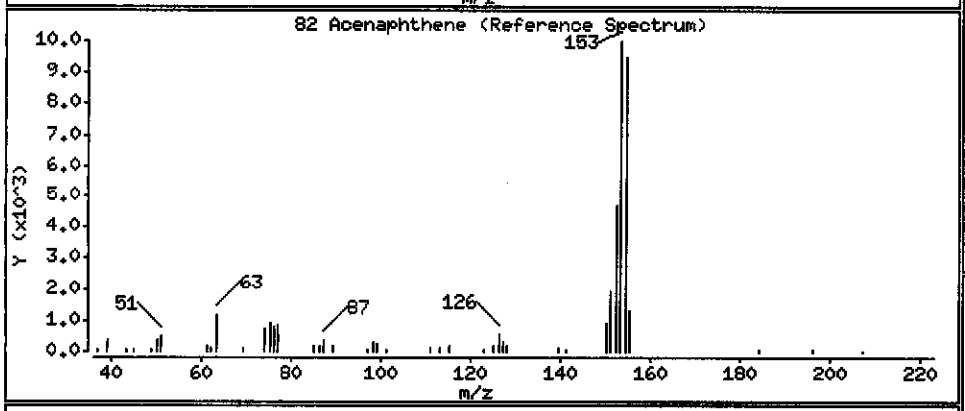

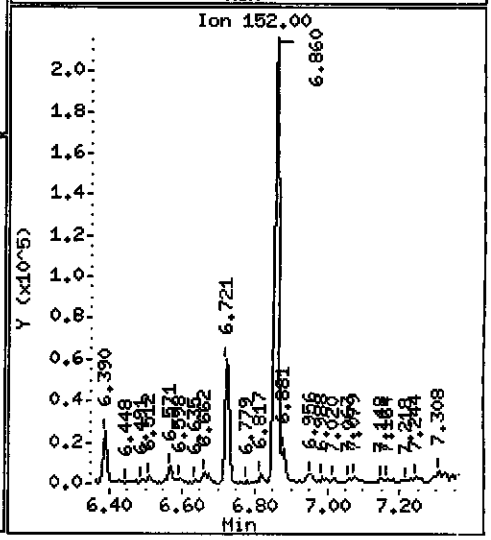

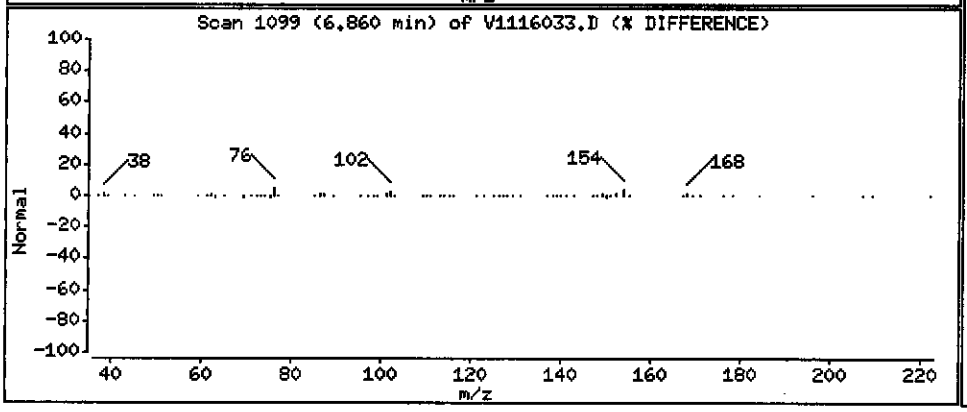

Data File: \\PITSVR06\D\chem\731.i\V111610.b\V1116033.D

Date : 16-NOV-2010 20:44

Client ID: MW-9-111010

Instrument: 731.i

Sample Info: C0K100534-009 11/15/10 h2o(0319135) 8270c

Volume Injected (uL): 2.0

Operator: 003200

Column phase: DB5-MS

Column diameter: 0.32

86 Dibenzofuran

Concentration: 5.8345 ug/L

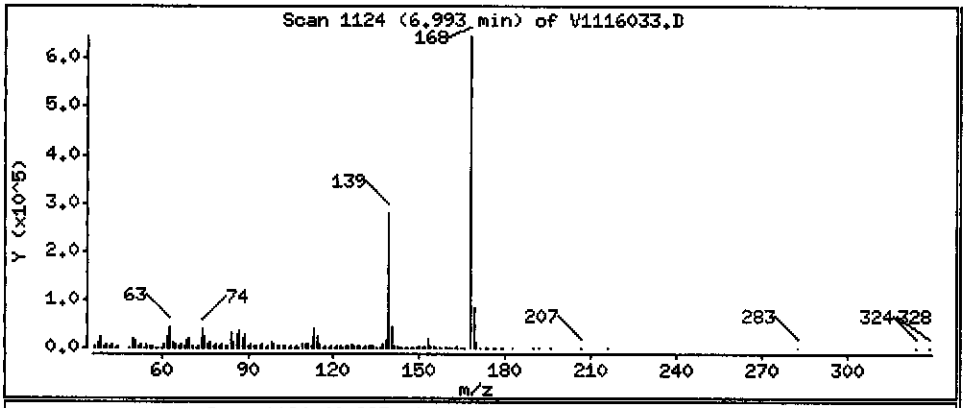

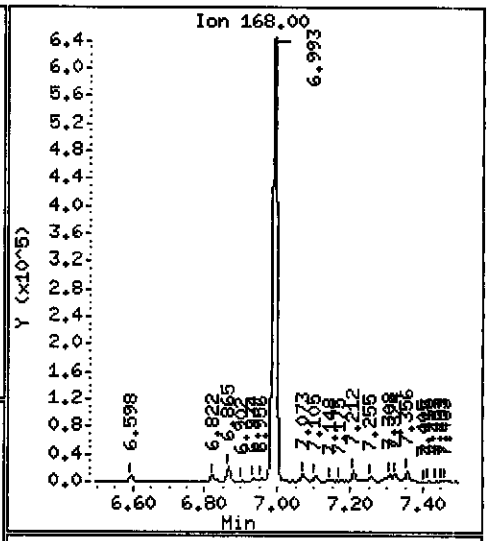

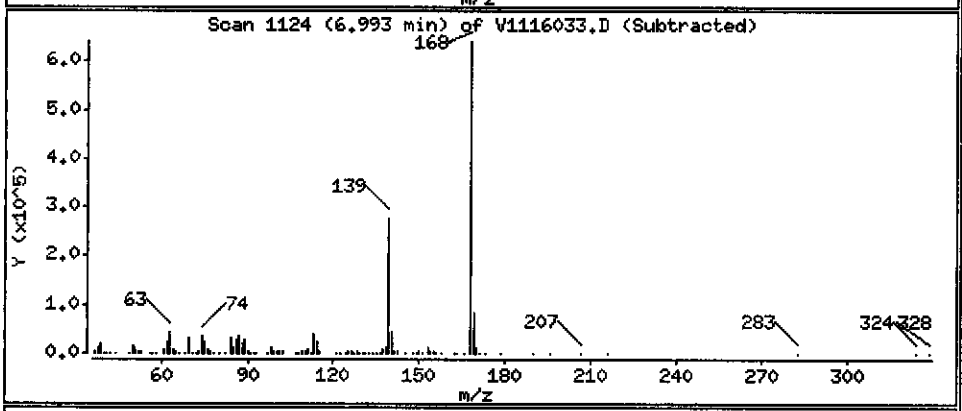

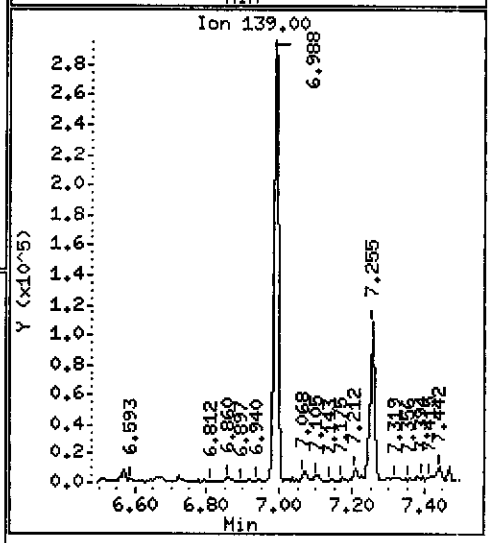

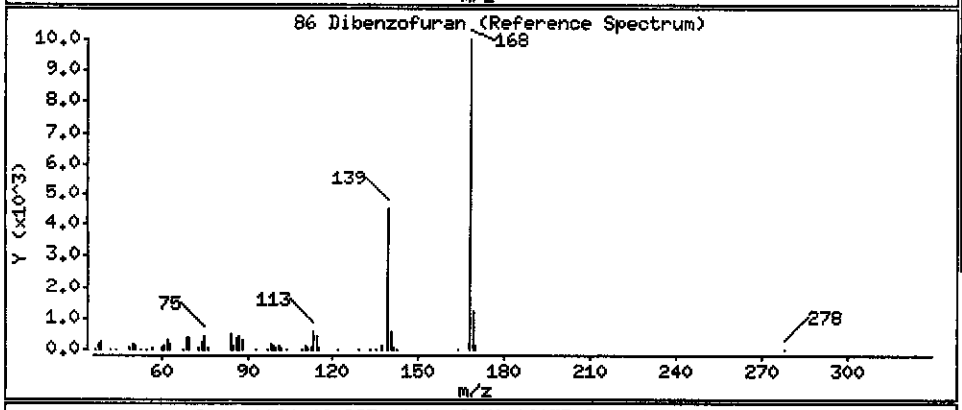

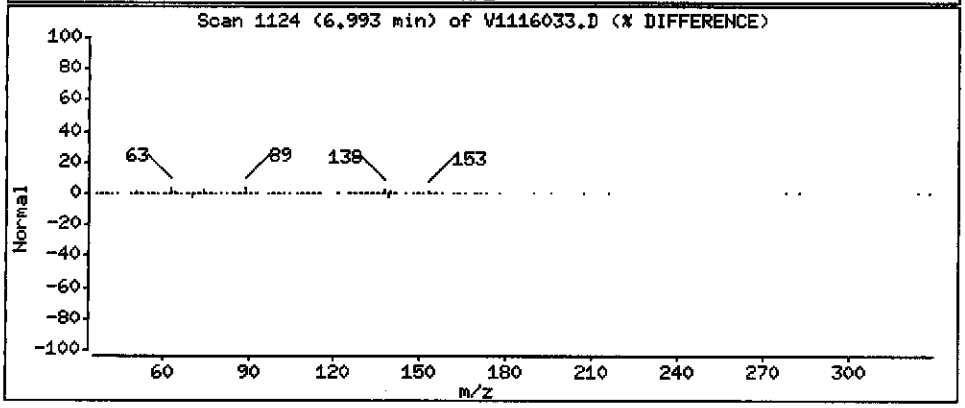

Data File: \\PITSVR06\D\chem\731.i\V111610.b\V1116033.D

Date : 16-NOV-2010 20:44

Client ID: MW-9-111010

Instrument: 731.i

Sample Info: C0K100534-009 11/15/10 h2o(0319135) 8270c

Volume Injected (uL): 2.0

Operator: 003200

Column phase: DB5-MS

Column diameter: 0.32

93 Diethylphthalate

Concentration: 0.14006 ug/L

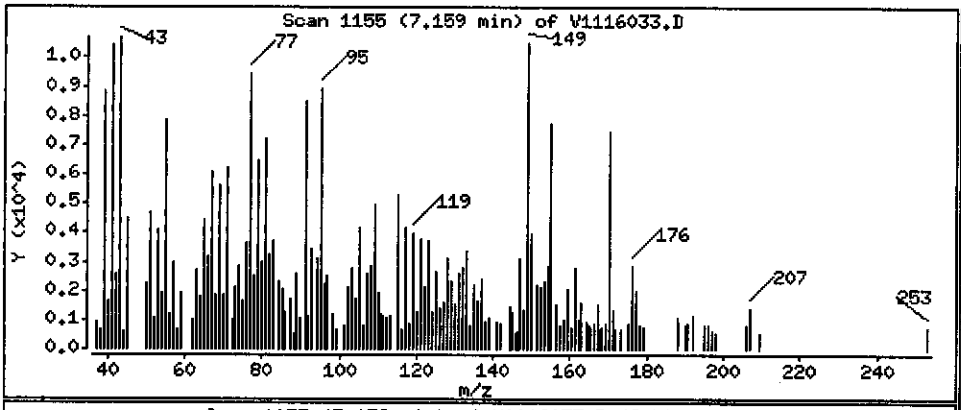

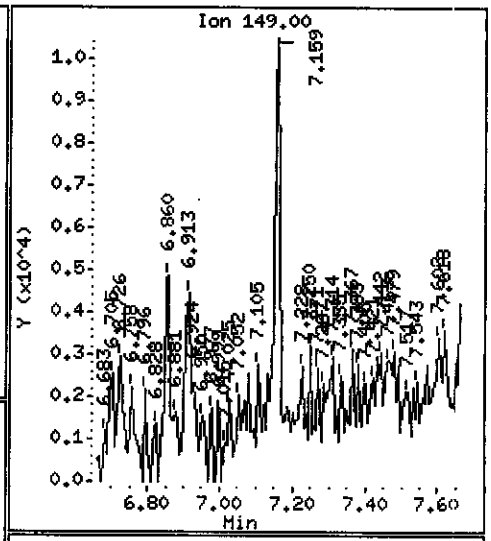

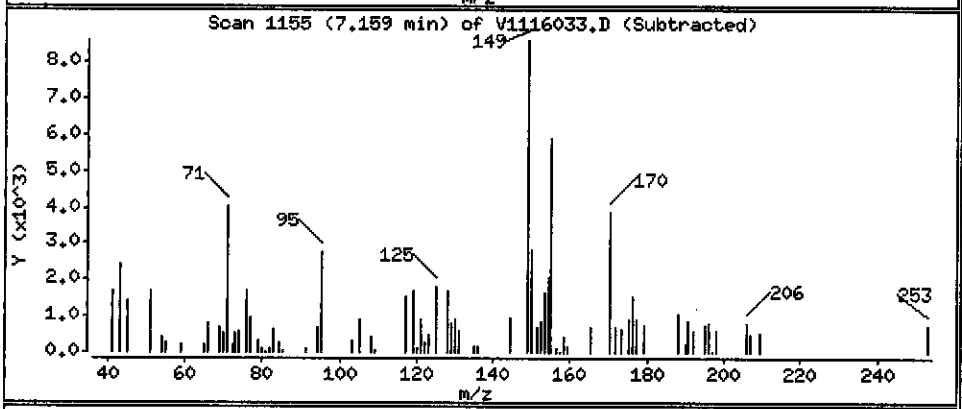

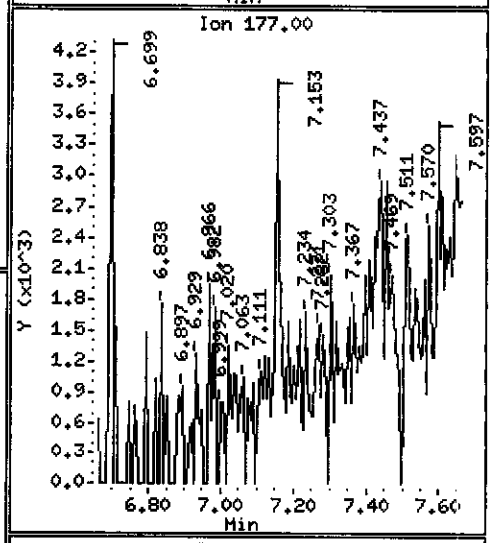

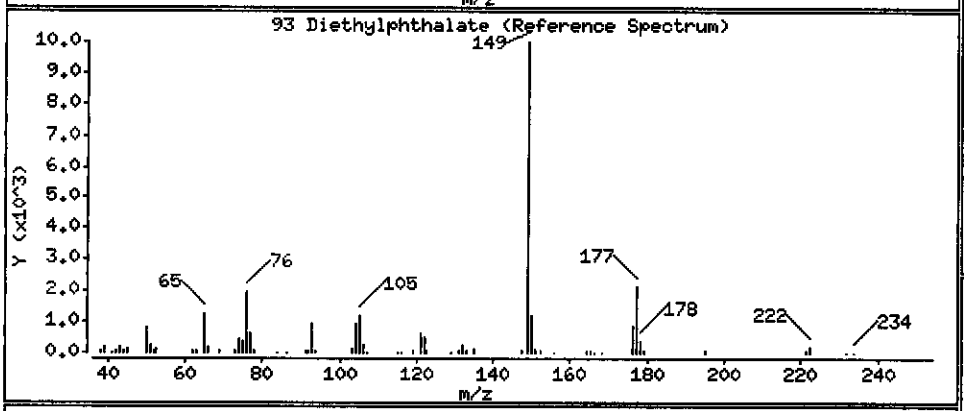

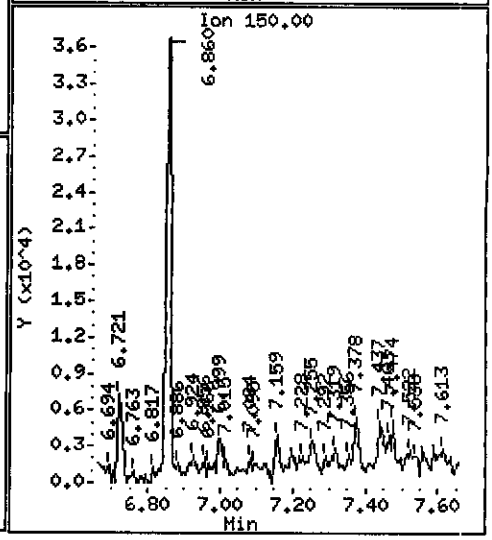

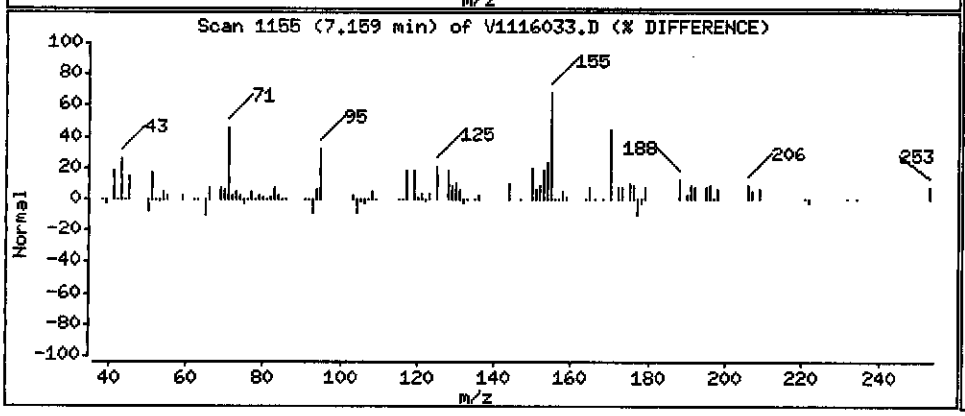

Data File: \\PITSVR06\D\chem\731.i\V111610.b\V1116033.D

Date : 16-NOV-2010 20:44

Client ID: MW-9-111010

Instrument: 731.i

Sample Info: C0K100534-009 11/15/10 h2o(0319135) 8270c

Volume Injected (uL): 2.0

Operator: 003200

Column phase: DB5-MS

Column diameter: 0.32

94 Fluorene

Concentration: 9.6272 ug/L

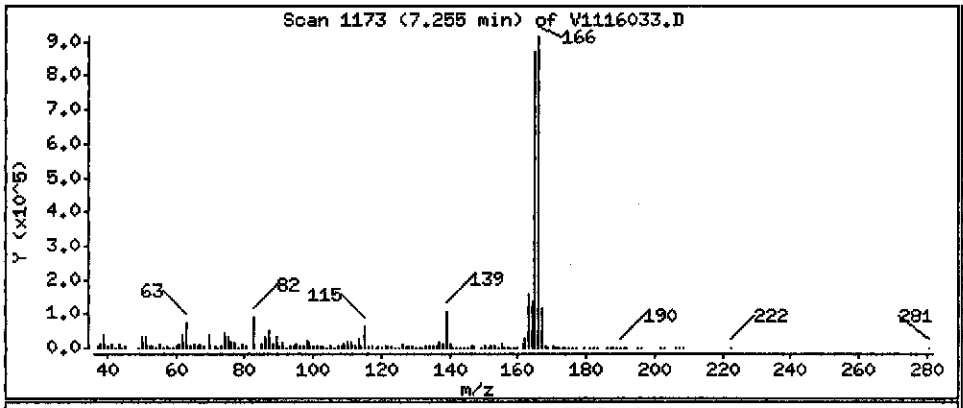

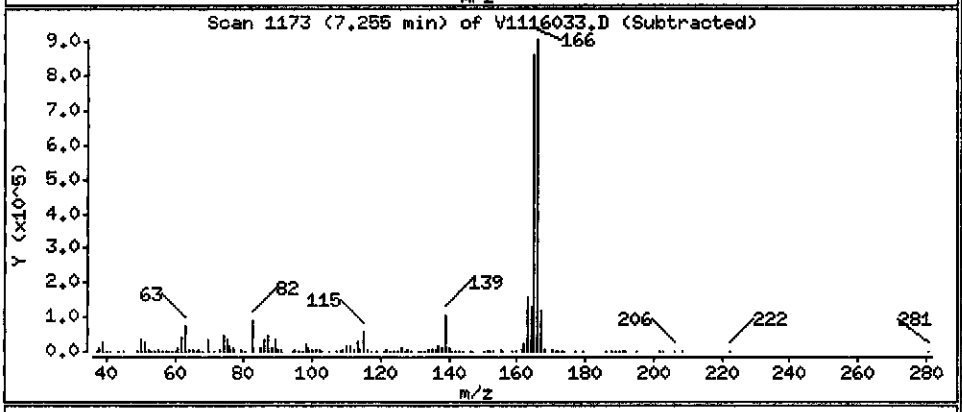

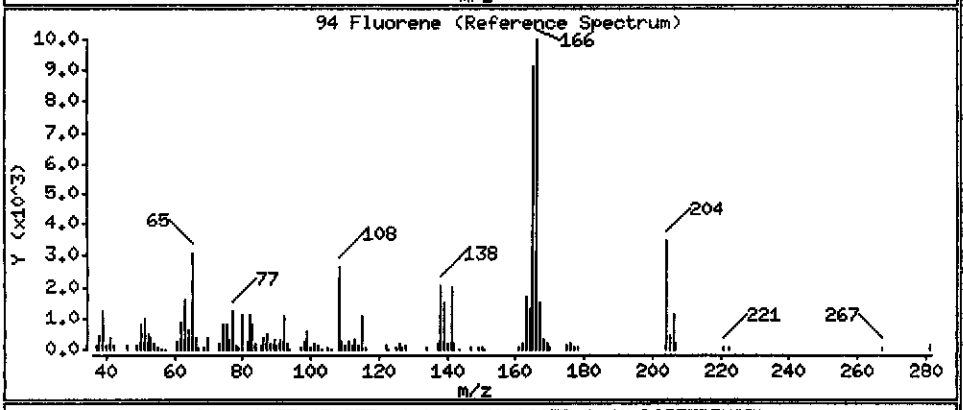

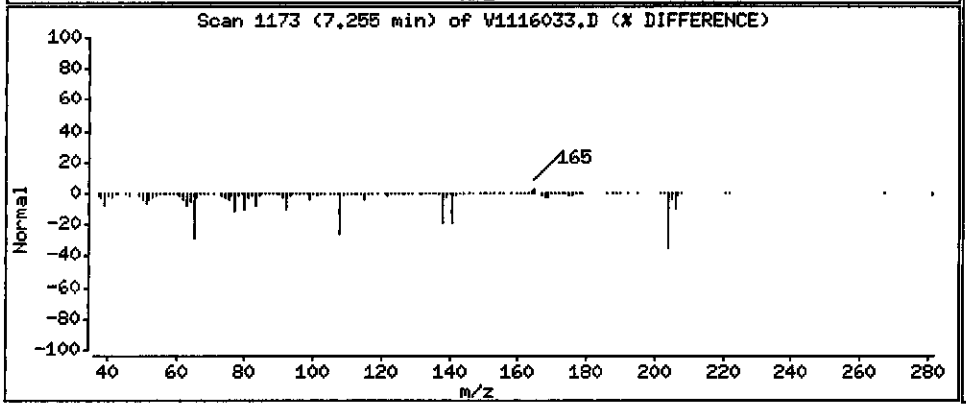

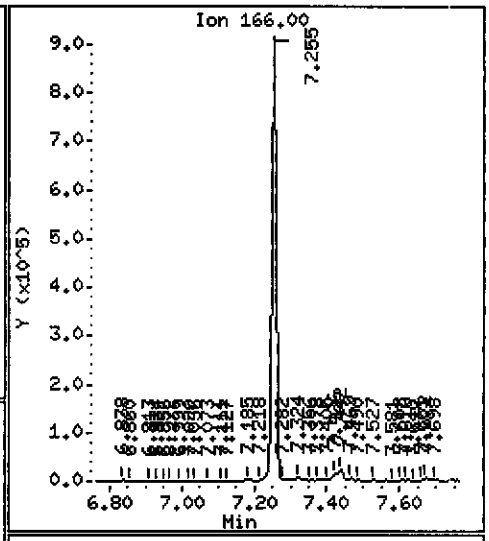

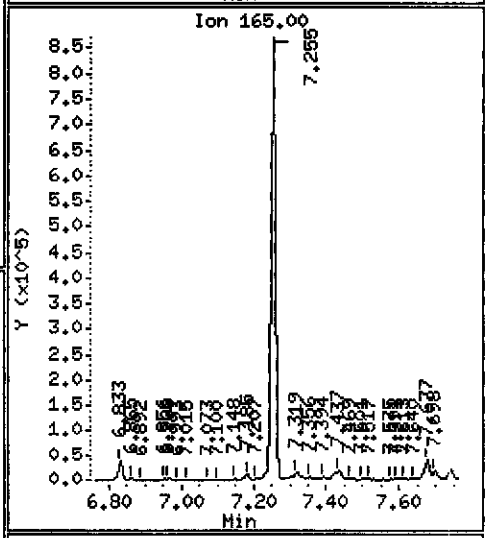

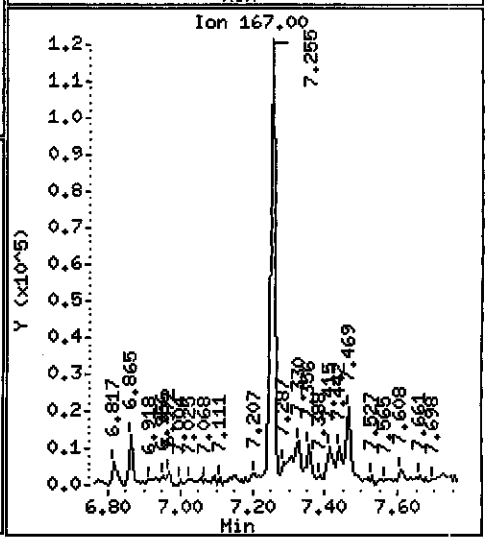

Data File: \\PITSVR06\D\chem\731.i\V111610.b\V1116033.D

Date : 16-NOV-2010 20:44

Client ID: MW-9-111010

Instrument: 731.i

Sample Info: C0K100534-009 11/15/10 h2o(0319135) 8270c

Volume Injected (uL): 2.0

Operator: 003200

Column phase: DB5-MS

Column diameter: 0.32

115 Phenanthrene

Concentration: 6.9555 ug/L

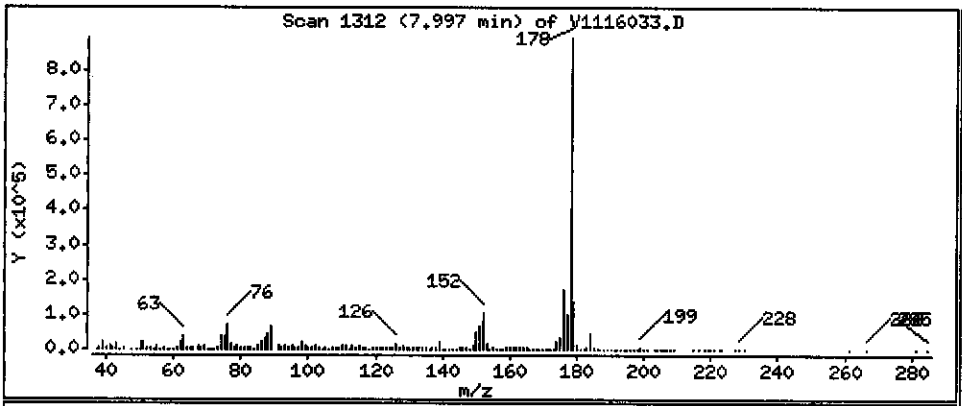

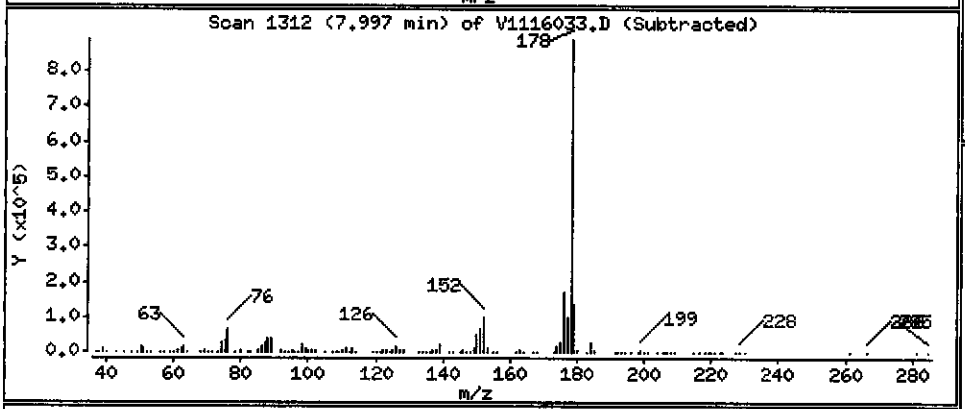

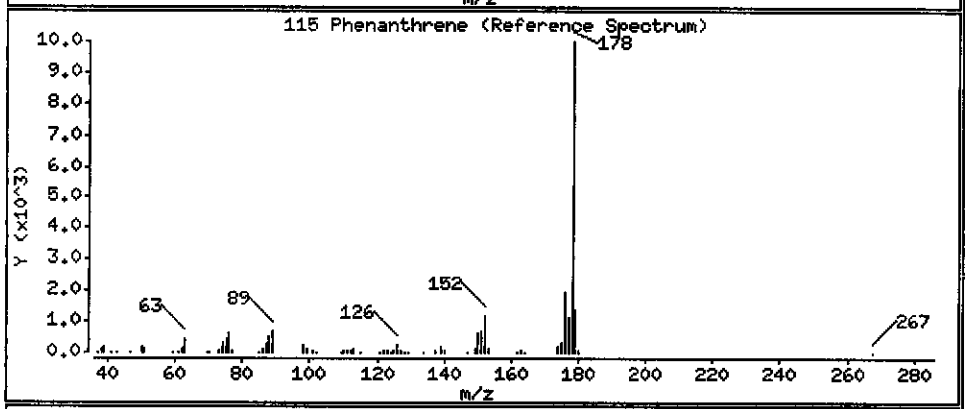

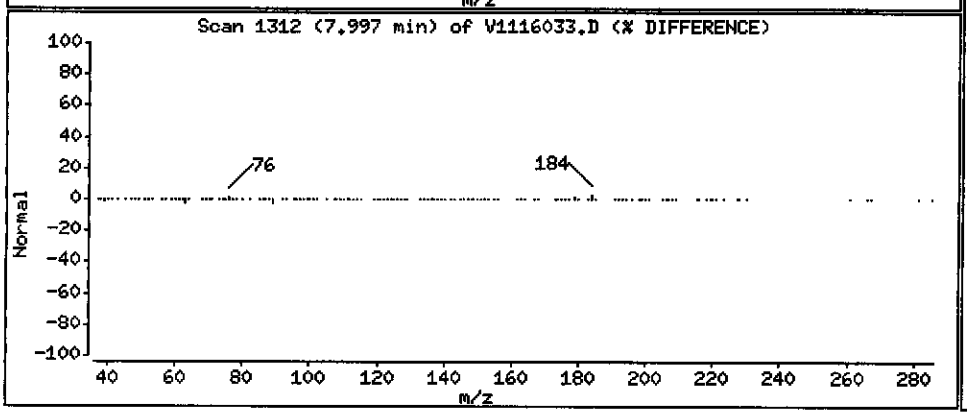

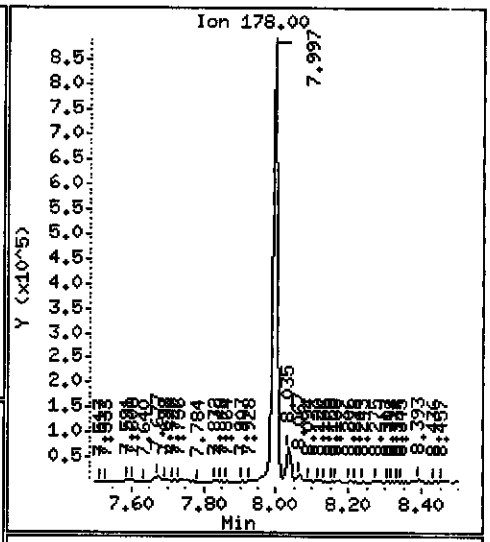

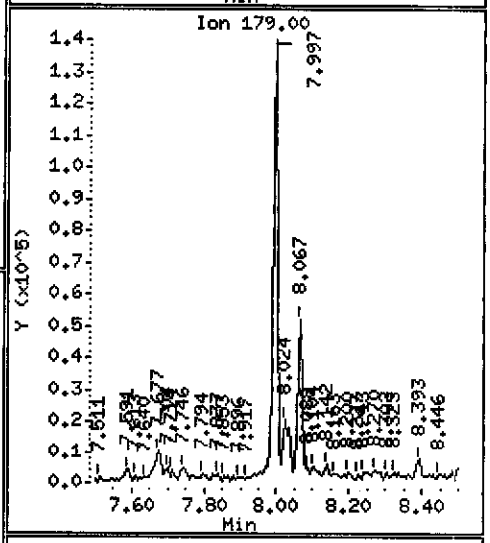

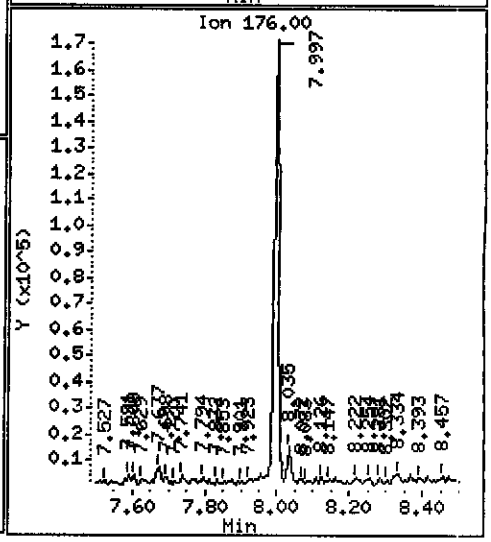

Data File: \\PITSVR06\D\chem\731.i\V111610.b\V1116033.D

Date : 16-NOV-2010 20:44

Client ID: MW-9-111010

Instrument: 731.i

Sample Info: C0K100534-009 11/15/10 h2o(0319135) 8270c

Volume Injected (uL): 2.0

Operator: 003200

Column phase: DB5-MS

Column diameter: 0.32

116 Anthracene

Concentration: 0.57362 ug/L

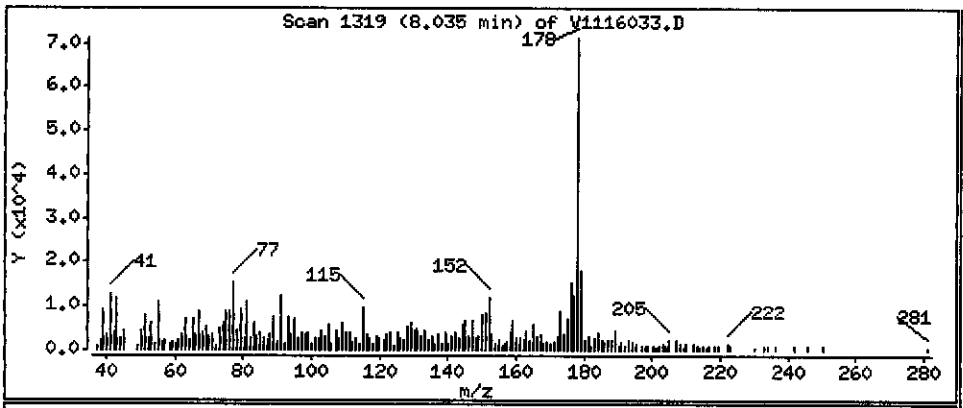

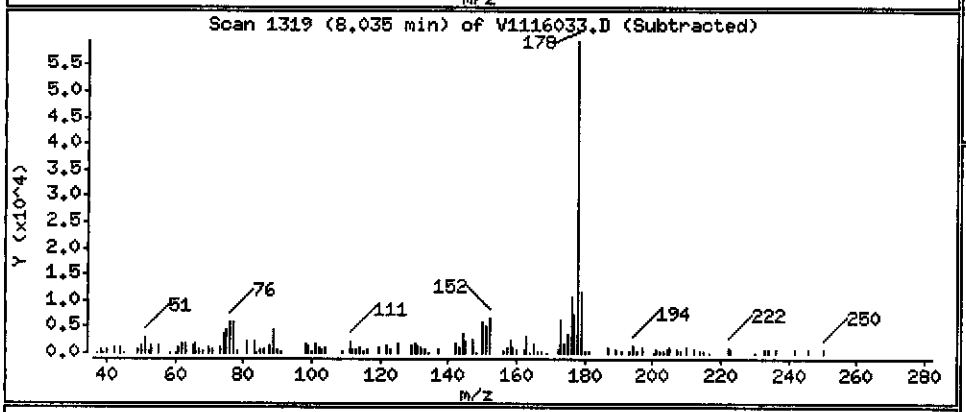

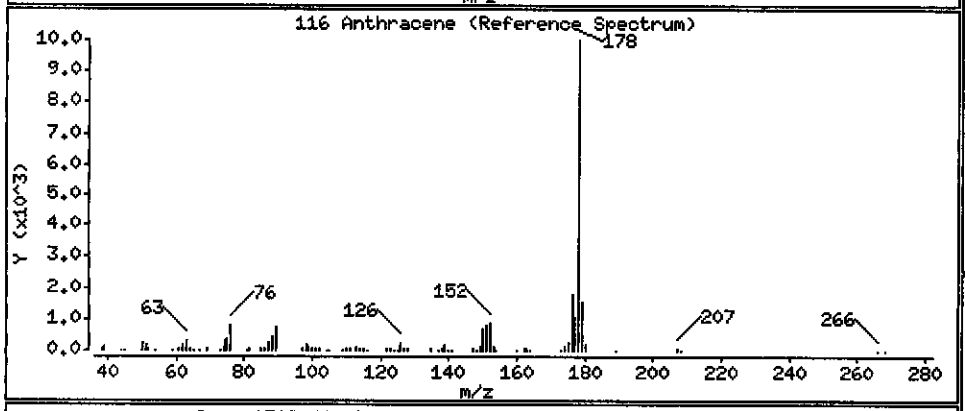

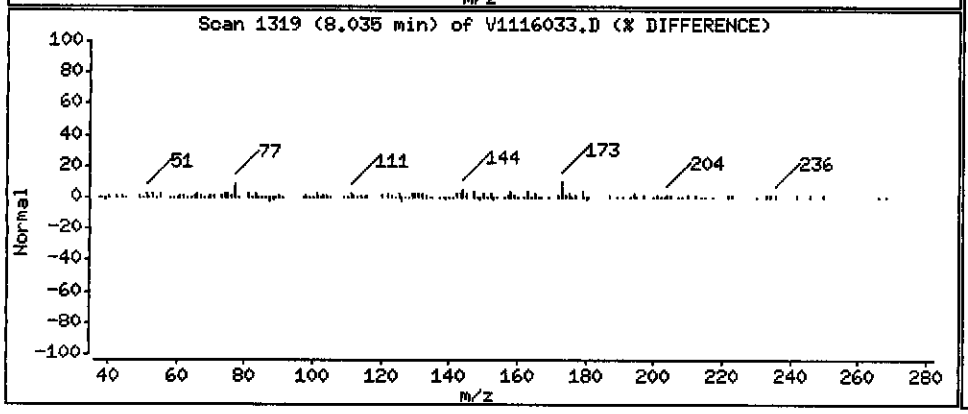

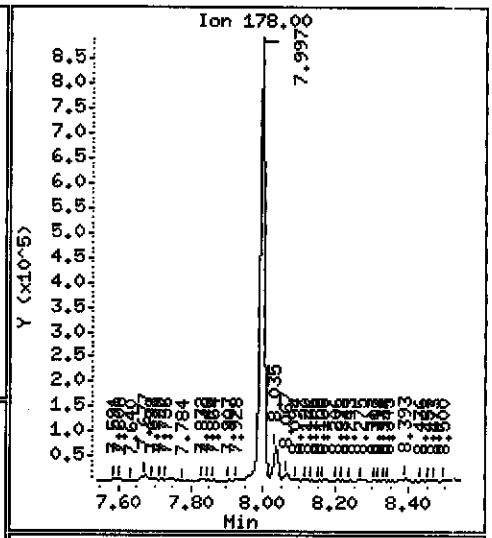

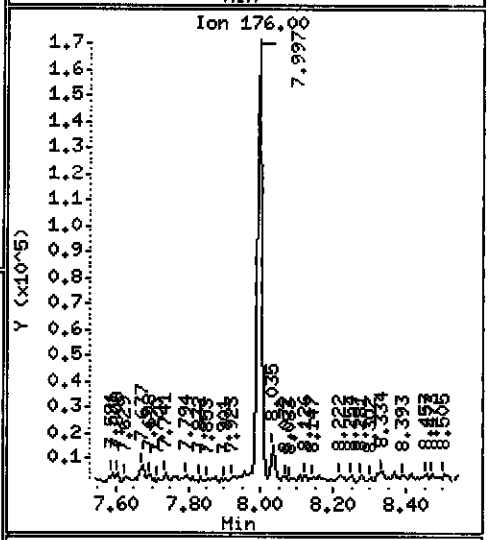

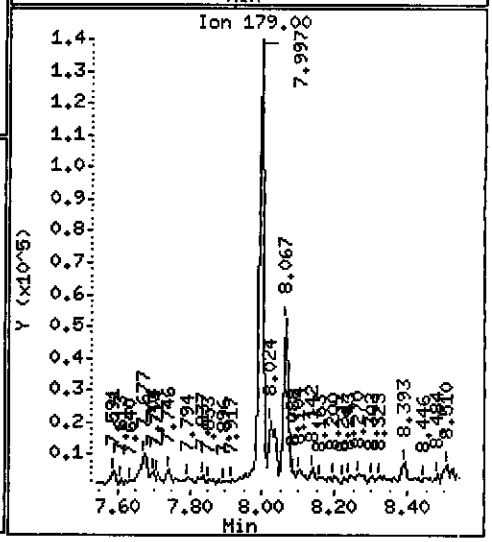

Data File: \\PITSVR06\D\chem\731.i\V111610.b\V1116033.D

Date : 16-NOV-2010 20:44

Client ID: MW-9-111010

Instrument: 731.i

Sample Info: C0K100534-009 11/15/10 h2o(0319135) 8270c

Volume Injected (uL): 2.0

Operator: 003200

Column phase: DB5-MS

Column diameter: 0.32

119 Carbazole

Concentration: 5.6811 ug/L

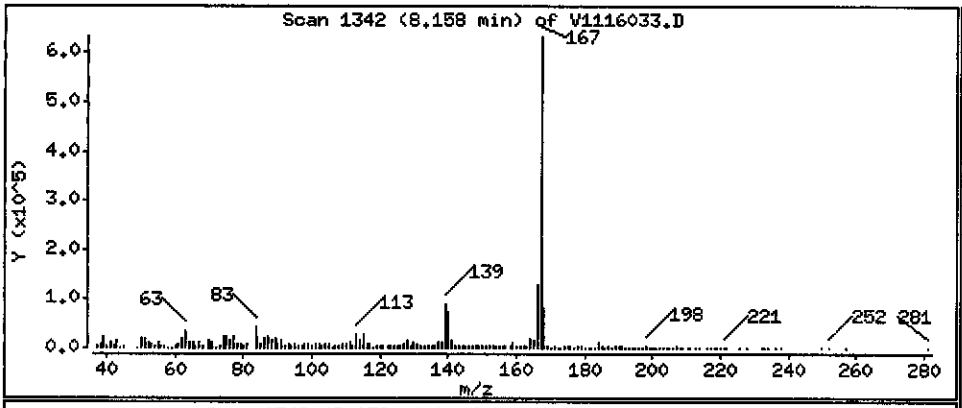

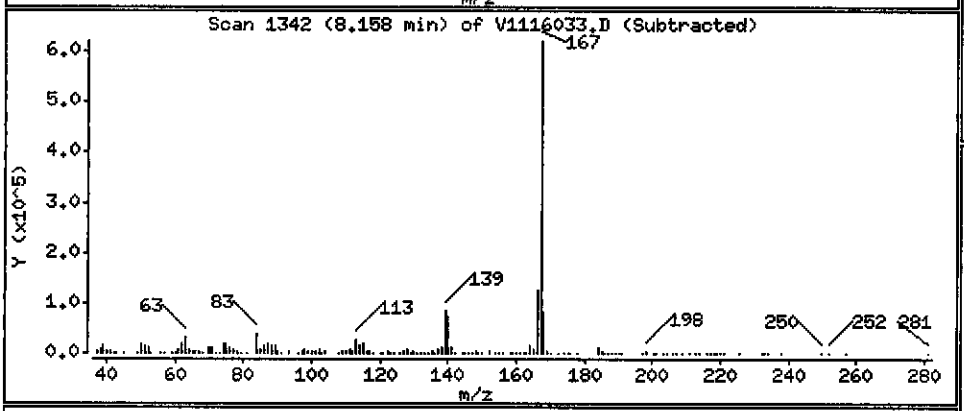

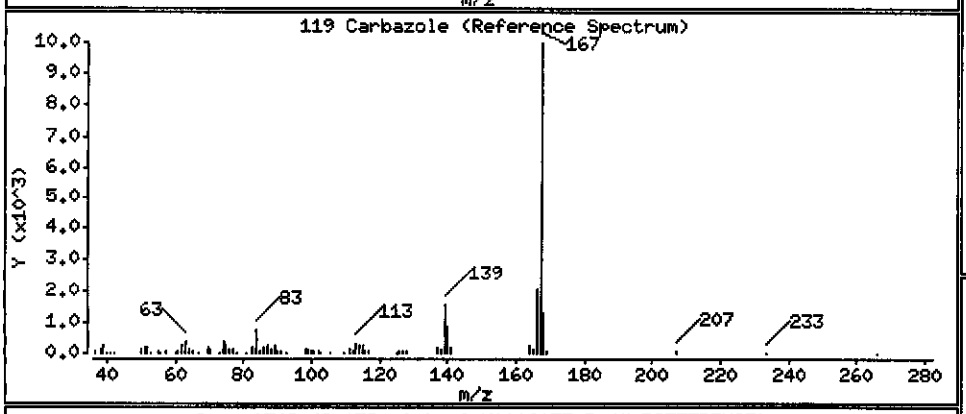

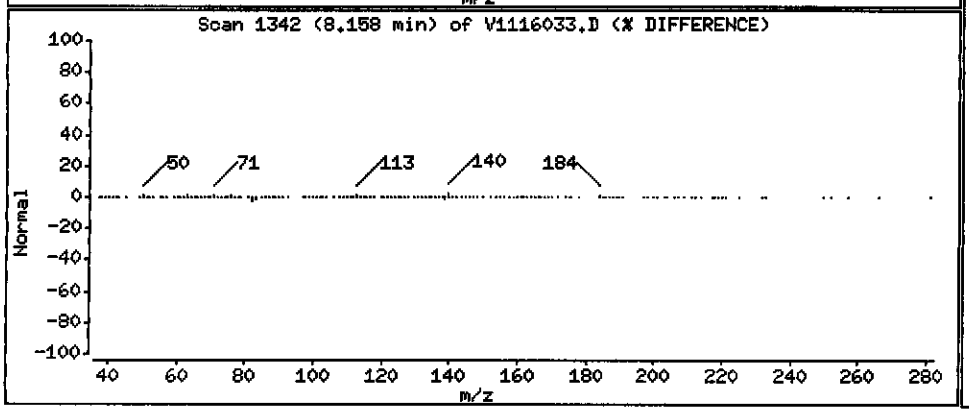

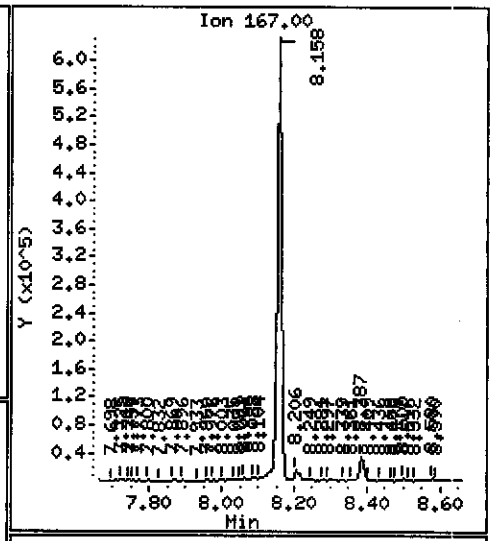

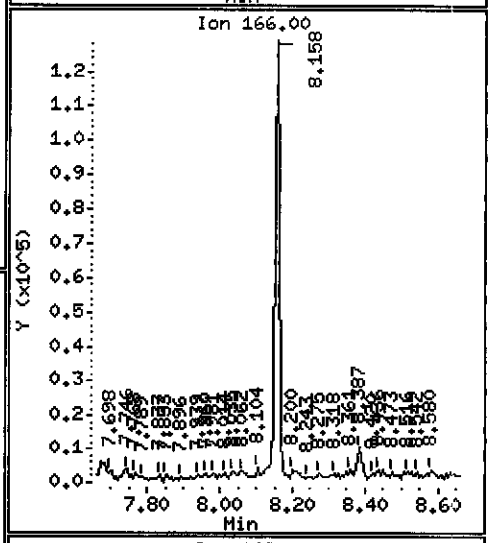

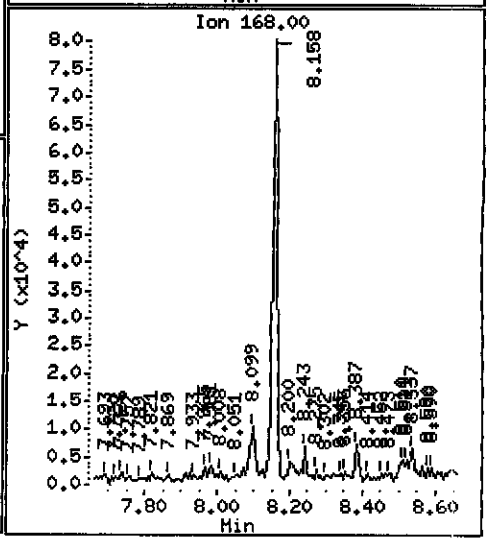

Data File: \\PITSVR06\D\chem\731.i\V111610.b\V1116033.D

Date : 16-NOV-2010 20:44

Client ID: MW-9-111010

Instrument: 731.i

Sample Info: C0K100534-009 11/15/10 h2o(0319135) 8270c

Volume Injected (uL): 2.0

Operator: 003200

Column phase: DB5-MS

Column diameter: 0.32

123 Fluoranthene

Concentration: 2.7512 ug/L

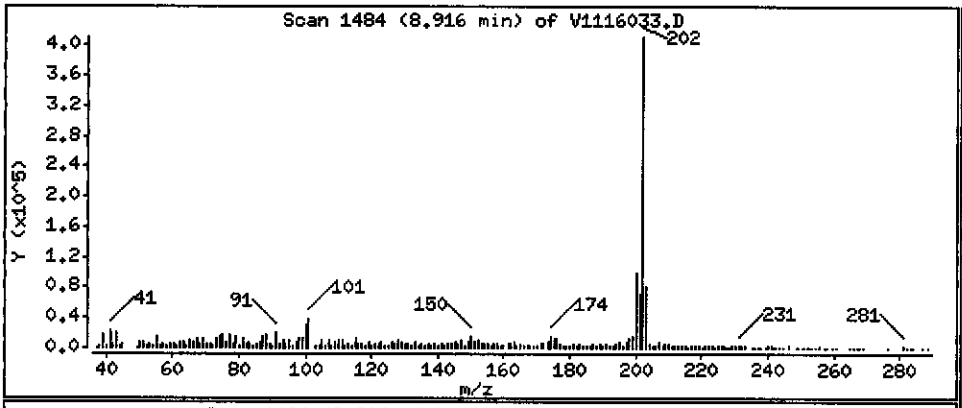

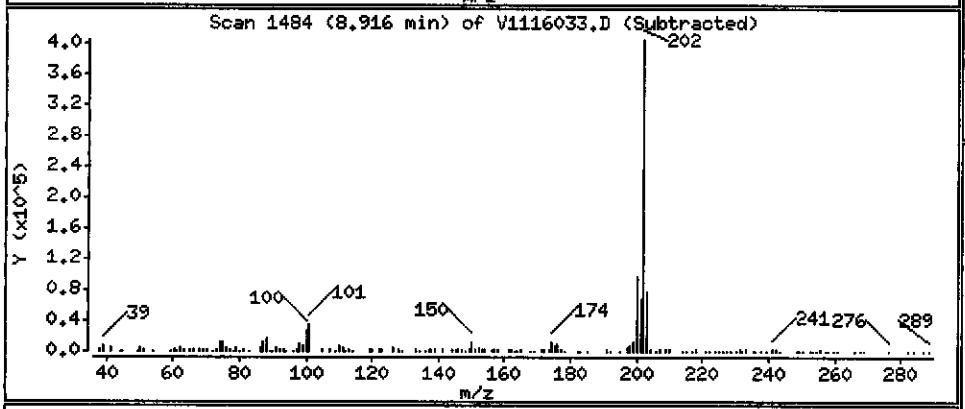

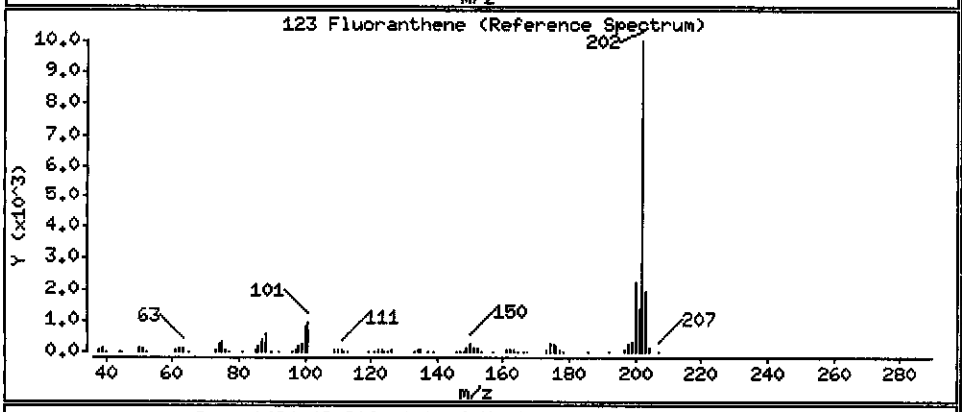

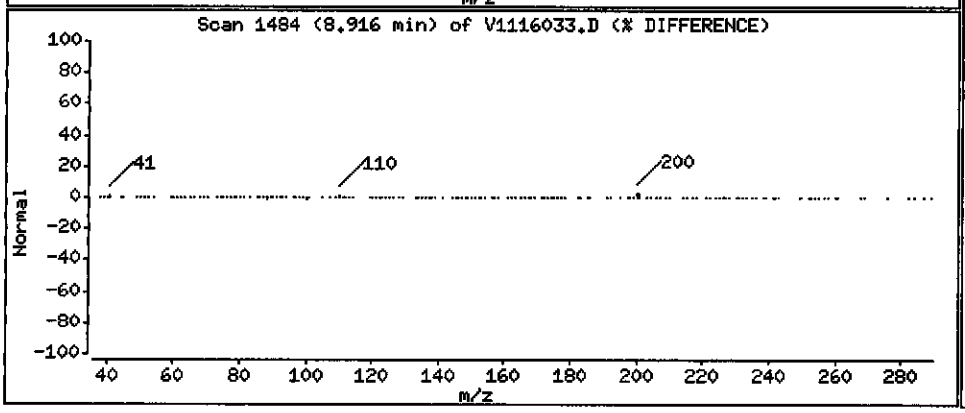

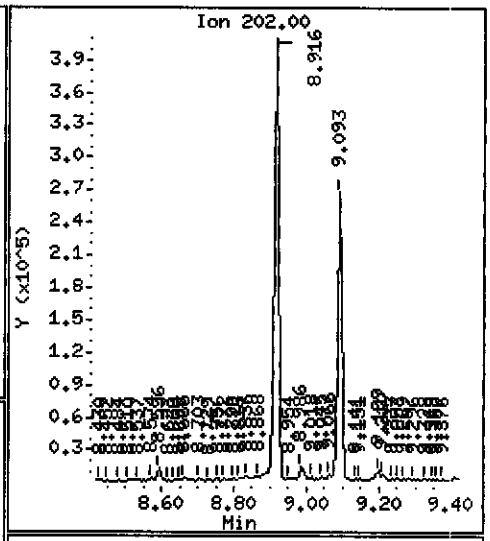

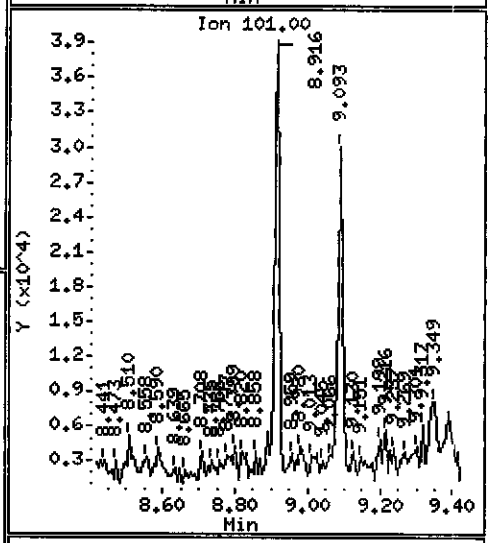

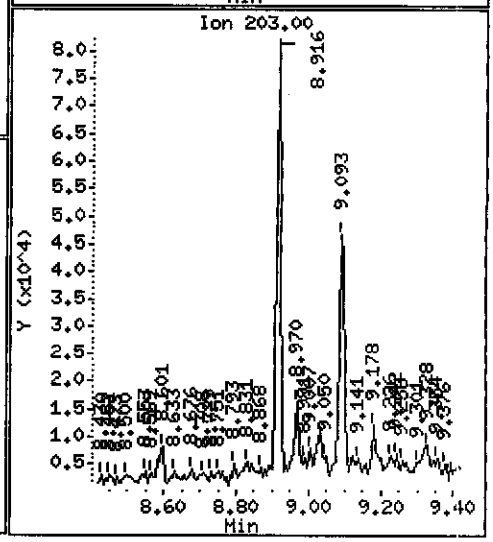

Data File: \\PITSVR06\D\chem\731.i\V111610.b\V1116033.D

Date : 16-NOV-2010 20:44

Client ID: MW-9-111010

Instrument: 731.i

Sample Info: C0K100534-009 11/15/10 h2o(0319135) 8270c

Volume Injected (uL): 2.0

Operator: 003200

Column phase: DB5-MS

Column diameter: 0.32

125 Pyrene

Concentration: 1.2432 ug/L

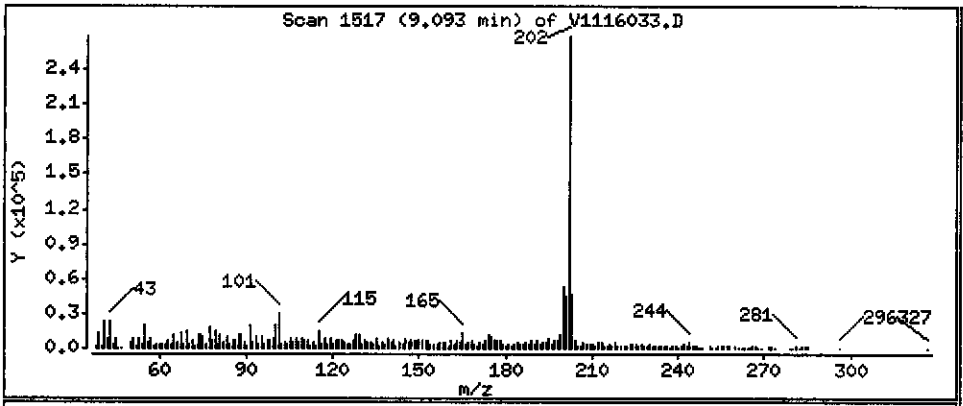

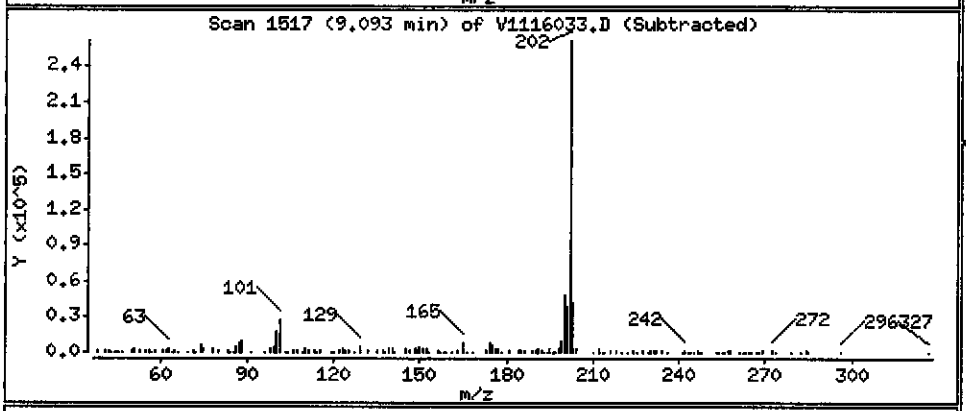

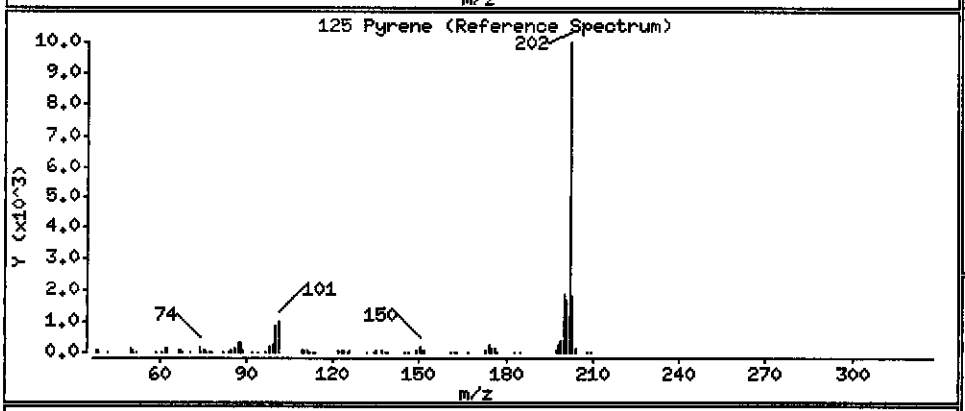

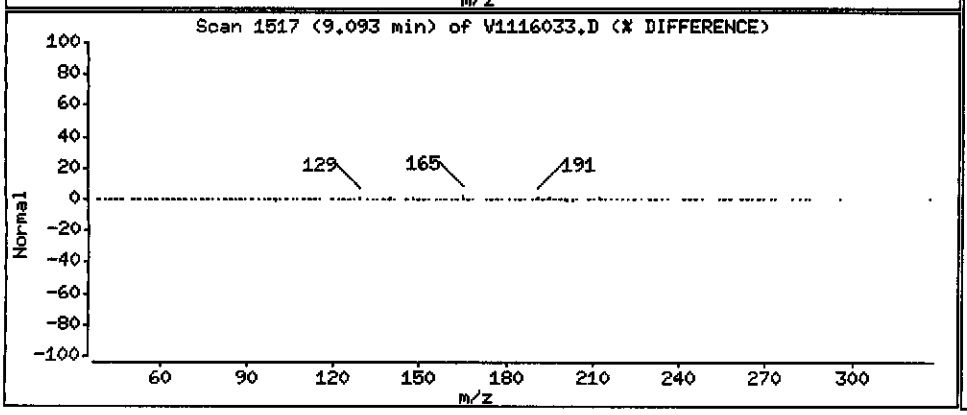

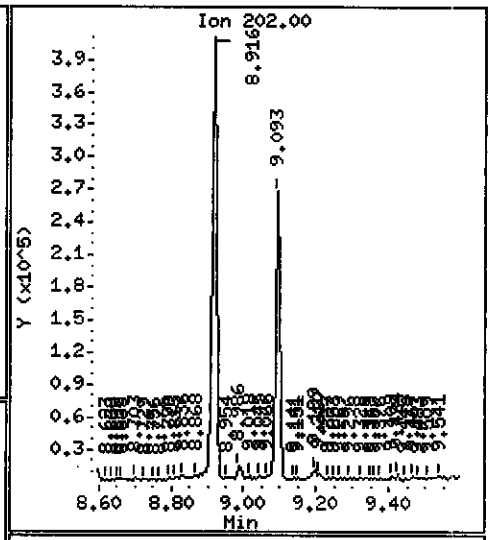

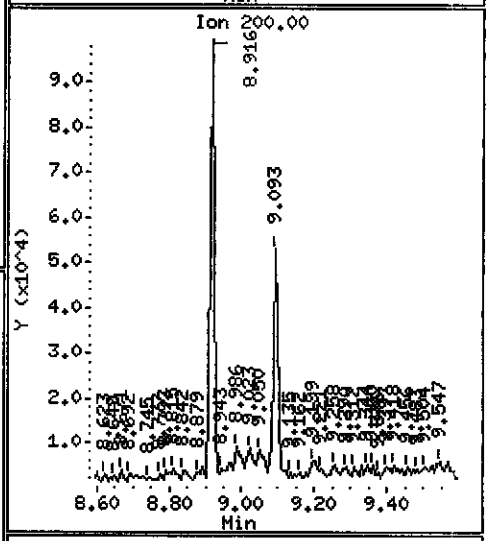

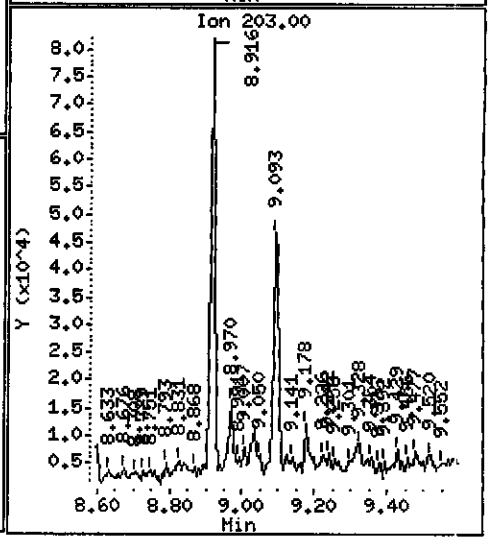

Data File: \\PITSVR06\D\chem\731.i\W111610.b\W1116033.D

Date : 16-NOV-2010 20:44

Client ID: MW-9-111010

Instrument: 731.i

Sample Info: C0K100534-009 11/15/10 h2o(0319135) 8270c

Volume Injected (uL): 2.0

Operator: 003200

Column phase: DB5-MS

Column diameter: 0.32

136 Benzo(a)Anthracene

Concentration: 0.14641 ug/L

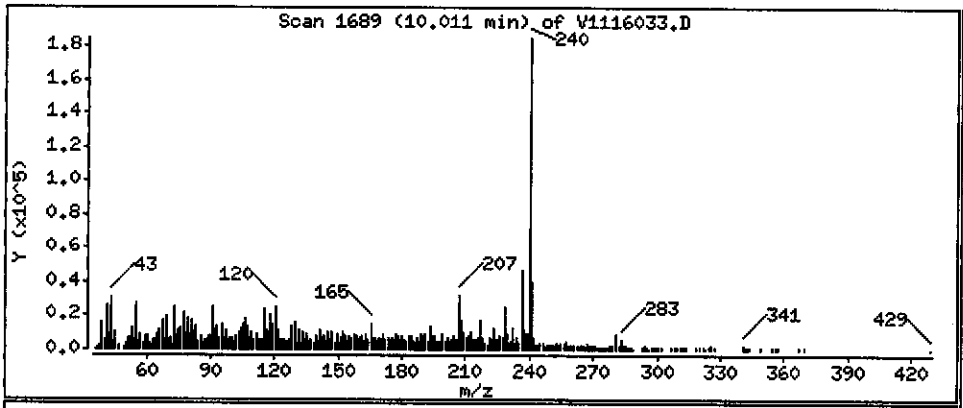

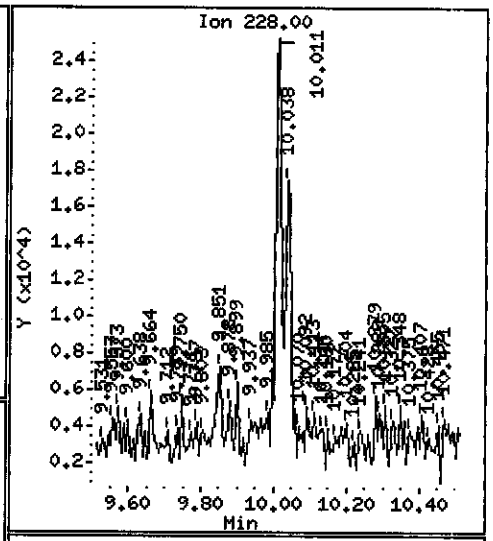

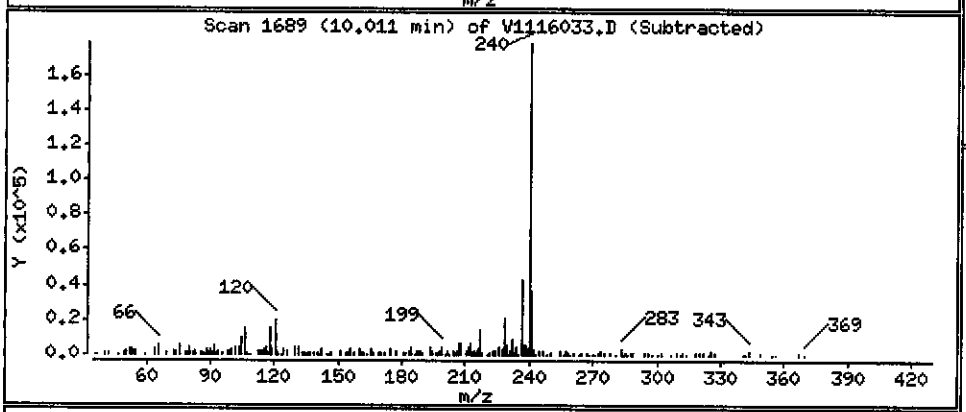

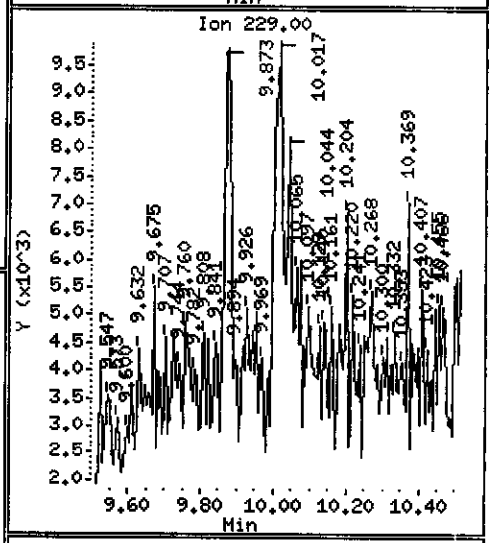

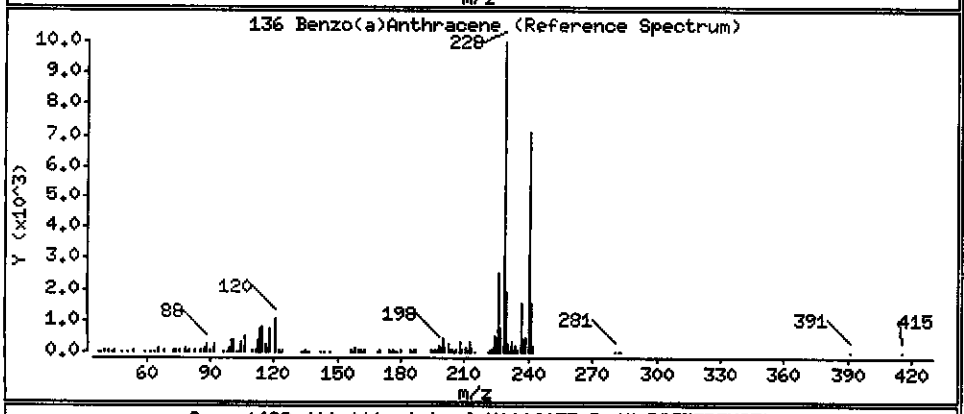

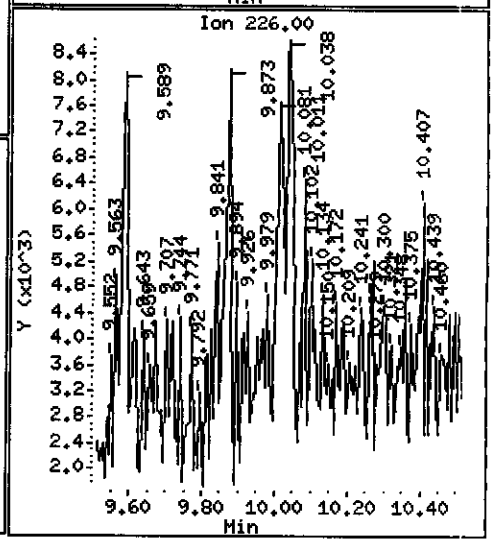

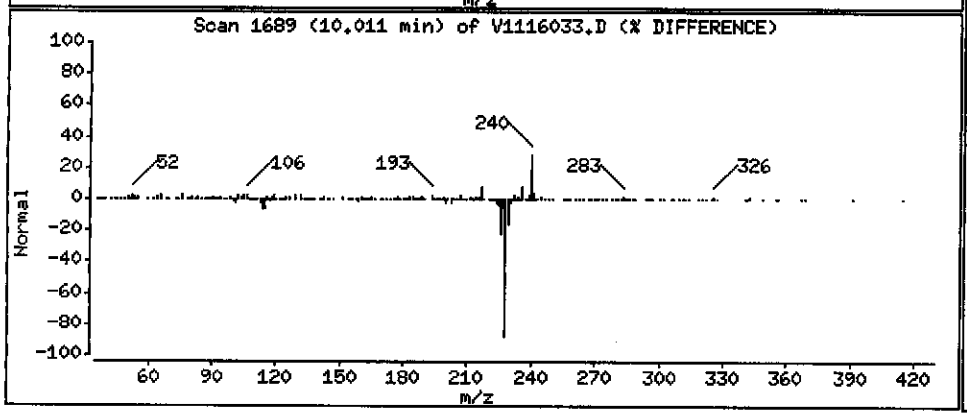

Data File: \\PITSVR06\D\chem\731.i\V111610.b\V1116033.D

Date : 16-NOV-2010 20:44

Client ID: MW-9-111010

Instrument: 731.i

Sample Info: C0K100534-009 11/15/10 h2o(0319135) 8270c

Volume Injected (uL): 2.0

Operator: 003200

Column phase: DB5-MS

Column diameter: 0.32

137 Chrysene

Concentration: 0.10886 ug/L

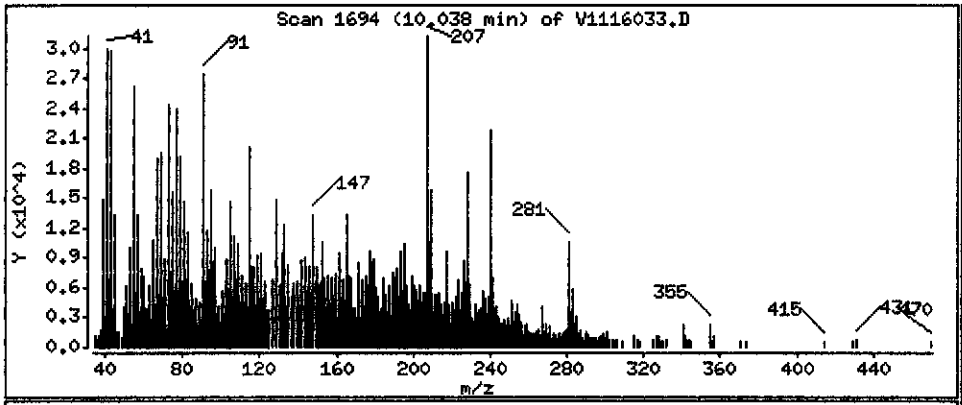

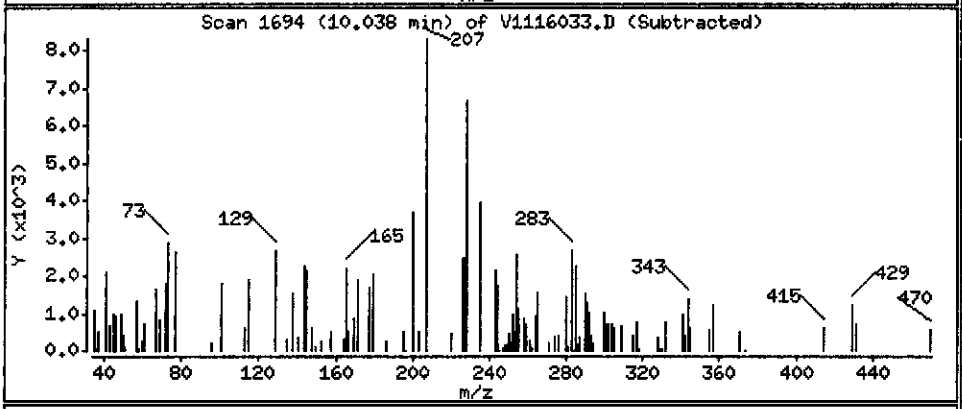

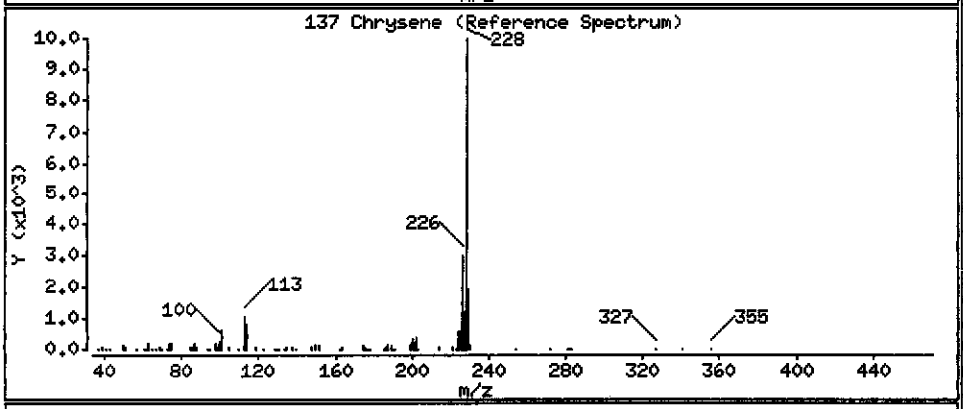

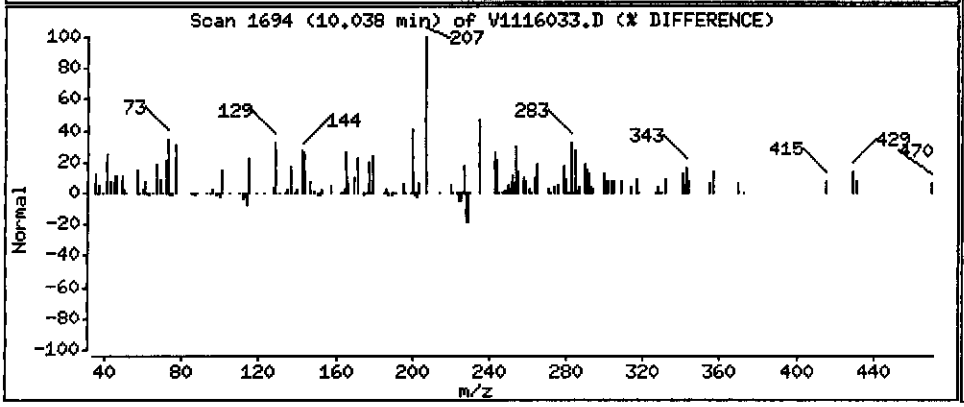

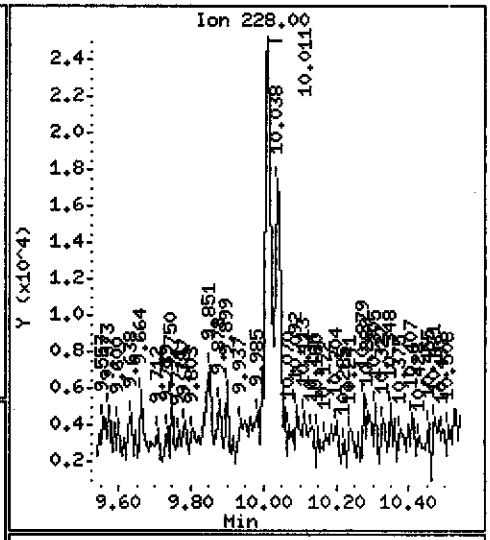

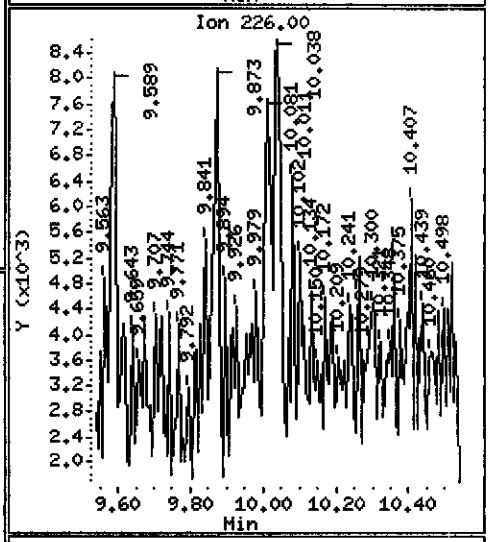

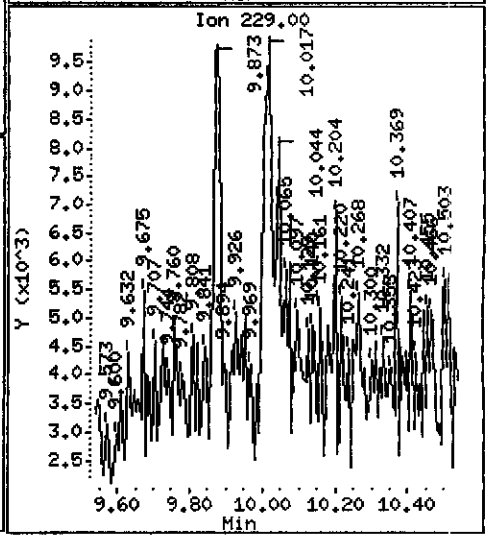

Data File: \\PITSVR06\D\chem\731.i\V111610.b\V1116033.D

Date : 16-NOV-2010 20:44

Client ID: MW-9-111010

Instrument: 731.i

Sample Info: C0K100534-009 11/15/10 h2o(0319135) 8270c

Volume Injected (uL): 2.0

Operator: 003200

Column phase: DB5-MS

Column diameter: 0.32

139 bis(2-ethylhexyl)Phthalate

Concentration: 0.12992 ug/L

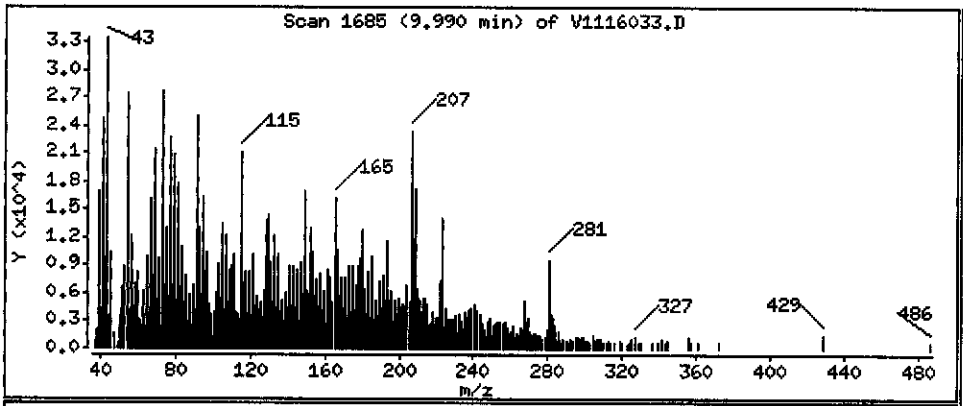

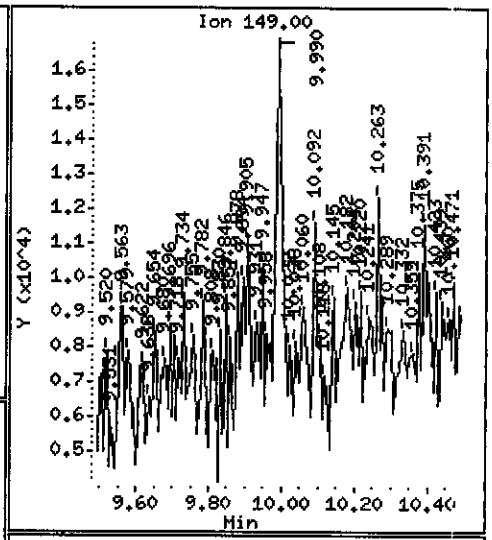

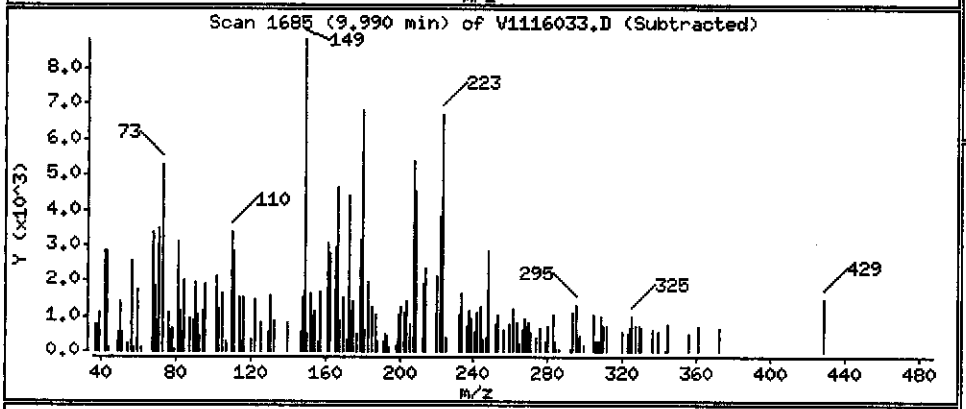

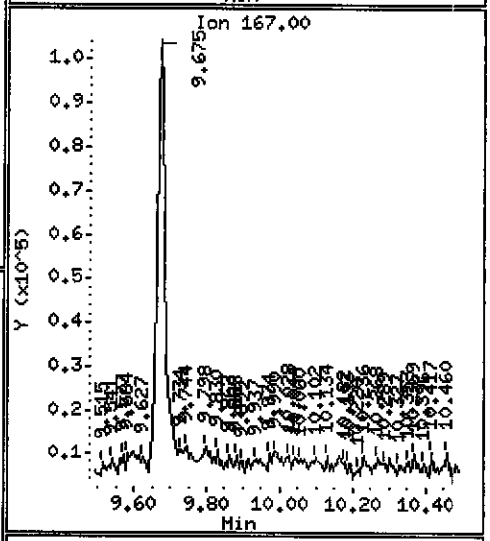

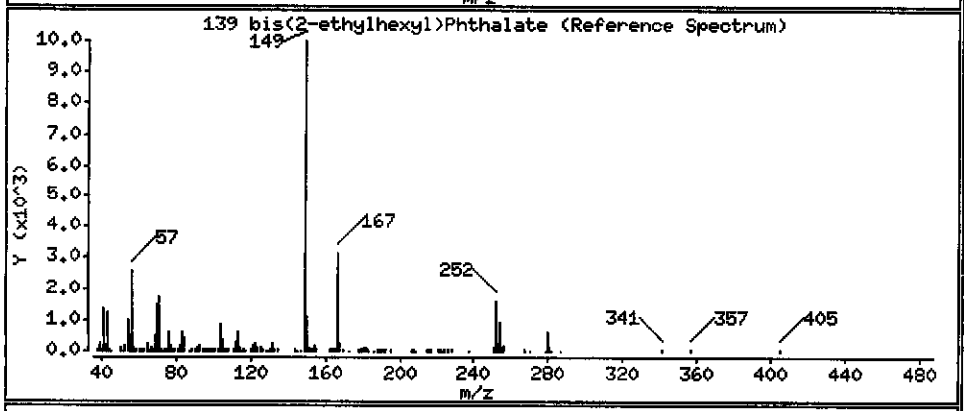

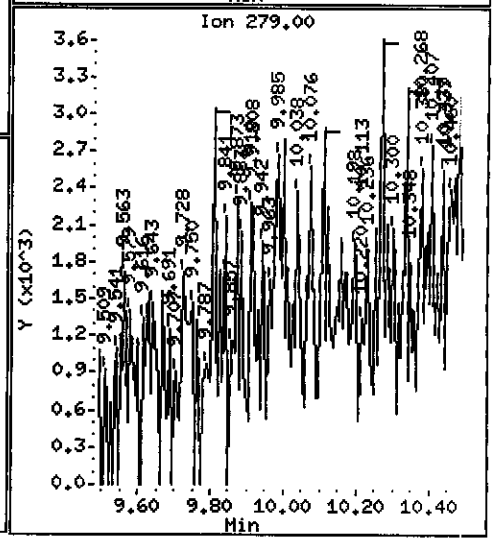

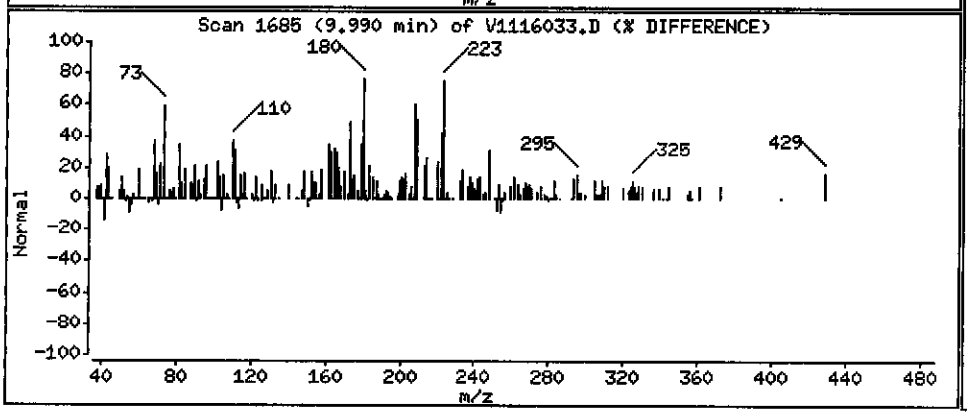

MACTEC Engineering and Consulting Inc

Client Sample ID: MW-9-111010

GC/MS Semivolatiles

Lot-Sample #...:	C0K110534-009	**Work Order #...:**	L9WVP2AA	**Matrix.....:**	WATER
Date Sampled...:	11/10/10 16:35	**Date Received..:**	11/11/10 08:20	**MS Run #.....:**	
Prep Date.....:	11/15/10	**Analysis Date..:**	11/17/10		
Prep Batch #...:	0319136	**Analysis Time..:**	13:07		
Dilution Factor:	4.7	**Initial Wgt/Vol:**	1060 mL	**Final Wgt/Vol..:**	1 mL
Analyst ID.....:	003200	**Instrument ID..:**	731		
		Method.....:	SW846 8270C		

PARAMETER	RESULT	REPORTING LIMIT	UNITS	MDL
Acenaphthene	**6.5**	**0.94**	**ug/L**	**0.068**
Acenaphthylene	**0.39 J**	**0.94**	**ug/L**	**0.071**
Acetophenone	ND	4.7	ug/L	0.38
Anthracene	**0.58 J**	**0.94**	**ug/L**	**0.072**
Atrazine	ND	4.7	ug/L	0.42
Benzo(a)anthracene	ND	0.94	ug/L	0.069
Benzo(a)pyrene	ND	0.94	ug/L	0.063
Benzo(b)fluoranthene	ND	0.94	ug/L	0.074
Benzo(ghi)perylene	ND	0.94	ug/L	0.071
Benzo(k)fluoranthene	ND	0.94	ug/L	0.26
Benzaldehyde	ND	4.7	ug/L	0.70
1,1'-Biphenyl	**0.75 J**	**4.7**	**ug/L**	**0.20**
bis(2-Chloroethoxy) methane	ND	4.7	ug/L	0.27
bis(2-Chloroethyl)-ether	ND	0.94	ug/L	0.12
bis(2-Ethylhexyl) phthalate	ND	4.7	ug/L	3.7
4-Bromophenyl phenyl ether	ND	4.7	ug/L	0.30
Butyl benzyl phthalate	ND	4.7	ug/L	0.67
Caprolactam	ND	24	ug/L	5.6
Carbazole	**6.1**	**0.94**	**ug/L**	**0.074**
4-Chloroaniline	ND	4.7	ug/L	0.42
4-Chloro-3-methylphenol	ND	4.7	ug/L	0.35
2-Chloronaphthalene	ND	0.94	ug/L	0.071
2-Chlorophenol	ND	4.7	ug/L	0.78
4-Chlorophenyl phenyl ether	ND	4.7	ug/L	0.24
Chrysene	ND	0.94	ug/L	0.066
Dibenz(a,h)anthracene	ND	0.94	ug/L	0.073
Dibenzofuran	**6.1**	**4.7**	**ug/L**	**0.29**
3,3'-Dichlorobenzidine	ND	4.7	ug/L	0.53
2,4-Dichlorophenol	ND	0.94	ug/L	0.16
Diethyl phthalate	ND	4.7	ug/L	0.69
2,4-Dimethylphenol	**0.47 J**	**4.7**	**ug/L**	**0.40**
Dimethyl phthalate	ND	4.7	ug/L	0.36

(Continued on next page)

MACTEC Engineering and Consulting Inc

Client Sample ID: MW-9-111010

GC/MS Semivolatiles

Lot-Sample #...: C0K110534-009 **Work Order #...:** L9WVP2AA **Matrix.....:** WATER

PARAMETER	RESULT	REPORTING LIMIT	UNITS	MDL
Di-n-butyl phthalate	ND	4.7	ug/L	0.59
4,6-Dinitro-2-methylphenol	ND	24	ug/L	1.0
2,4-Dinitrophenol	ND	24	ug/L	2.9
2,4-Dinitrotoluene	ND	4.7	ug/L	0.25
2,6-Dinitrotoluene	ND	4.7	ug/L	0.37
Di-n-octyl phthalate	ND	4.7	ug/L	0.97
Fluoranthene	**3.0**	**0.94**	**ug/L**	**0.076**
Fluorene	**10**	**0.94**	**ug/L**	**0.10**
Hexachlorobenzene	ND	0.94	ug/L	0.086
Hexachlorobutadiene	ND	0.94	ug/L	0.078
Hexachlorocyclopentadiene	ND	4.7	ug/L	0.24
Hexachloroethane	ND	4.7	ug/L	0.30
Indeno(1,2,3-cd)pyrene	ND	0.94	ug/L	0.094
Isophorone	ND	4.7	ug/L	0.30
2-Methylnaphthalene	**0.74 J**	**0.94**	**ug/L**	**0.057**
2-Methylphenol	ND	4.7	ug/L	0.41
4-Methylphenol	ND	4.7	ug/L	0.42
Naphthalene	**60**	**0.94**	**ug/L**	**0.066**
2-Nitroaniline	ND	24	ug/L	1.7
3-Nitroaniline	ND	24	ug/L	1.5
4-Nitroaniline	ND	24	ug/L	0.81
Nitrobenzene	ND	0.94	ug/L	0.40
2-Nitrophenol	ND	4.7	ug/L	0.80
4-Nitrophenol	ND	24	ug/L	2.8
N-Nitrosodi-n-propylamine	ND	0.94	ug/L	0.14
N-Nitrosodiphenylamine	ND	0.94	ug/L	0.40
2,2'-oxybis (1-Chloropropane)	ND	0.94	ug/L	0.093
Pentachlorophenol	ND	4.7	ug/L	0.31
Phenanthrene	**7.1**	**0.94**	**ug/L**	**0.20**
Phenol	ND	0.94	ug/L	0.27
Pyrene	**1.3**	**0.94**	**ug/L**	**0.074**
2,4,5-Trichlorophenol	ND	4.7	ug/L	0.72
2,4,6-Trichlorophenol	ND	4.7	ug/L	0.82

(Continued on next page)

MACTEC Engineering and Consulting Inc

Client Sample ID: MW-9-111010

GC/MS Semivolatiles

Lot-Sample #...: C0K110534-009 **Work Order #...:** L9WVP2AA **Matrix.....:** WATER

SURROGATE	PERCENT RECOVERY	RECOVERY LIMITS
Nitrobenzene-d5	89	(23 - 112)
Terphenyl-d14	76	(10 - 132)
2-Fluorobiphenyl	84	(19 - 107)
2-Fluorophenol	84	(10 - 111)
Phenol-d5	85	(15 - 112)
2,4,6-Tribromophenol	84	(16 - 122)

NOTE(S):

J Estimated result. Result is less than RL.

Data File: \\PITSVR06\D\chem\731.i\V111710.b\V1117009.D

Date : 17-NOV-2010 13:07

Client ID: MW-9-111010

Instrument: 731.i

Sample Info: C0K100534-009 X5 11/15/10 h2o(0319135) 8270c

Volume Injected (uL): 2.0

Operator: 003200

Column phase: DB5-MS

Column diameter: 0.32

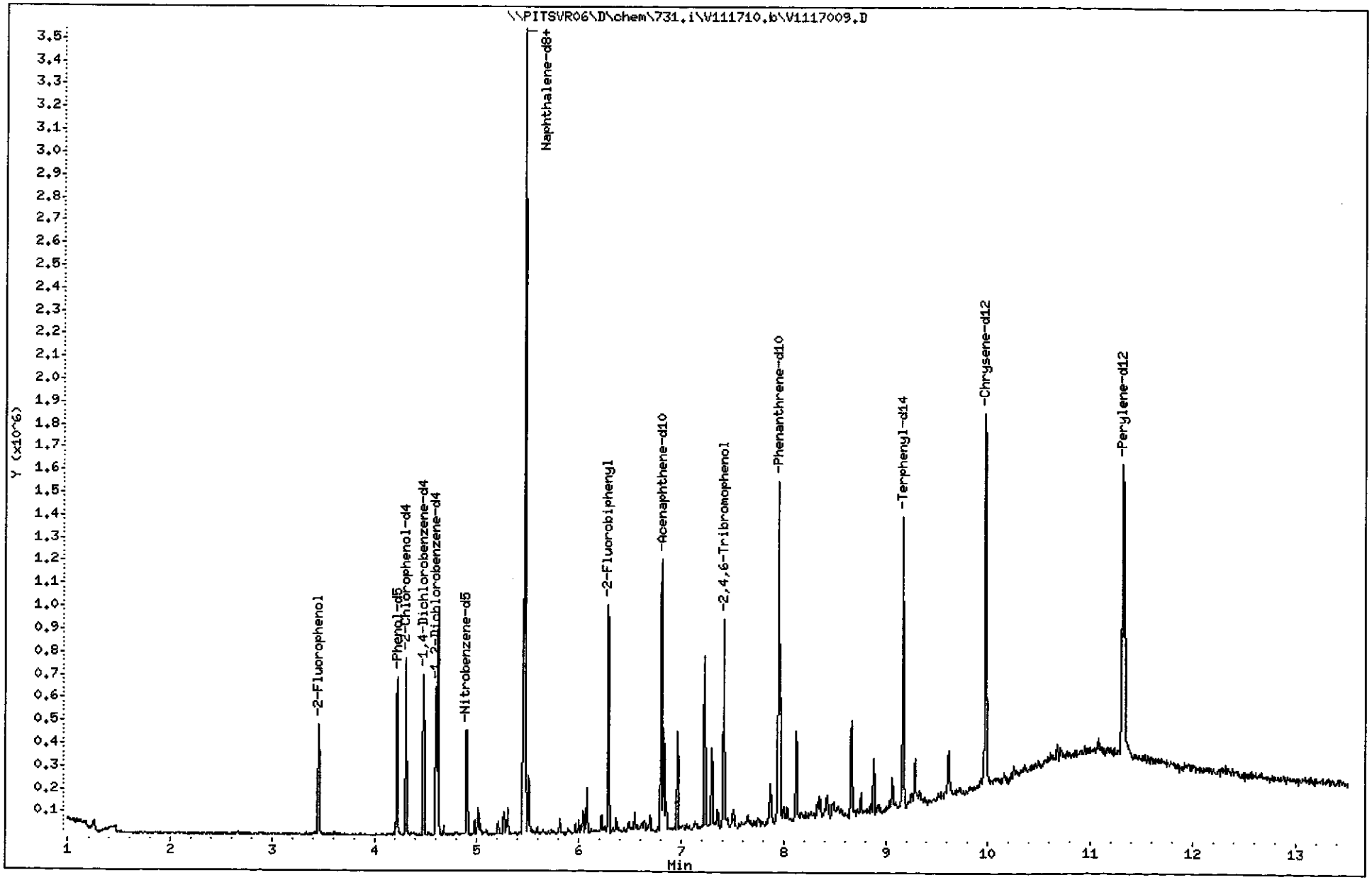

TestAmerica Pittsburgh

Semivolatile REPORT SW-846 Method 8270

Data file : \\PITSVR06\D\chem\731.i\V111710.b\V1117009.D
Lab Smp Id: L9WVP2AA Client Smp ID: MW-9-111010
Inj Date : 17-NOV-2010 13:07
Operator : 003200 Inst ID: 731.i
Smp Info : C0K100534-009 X5 11/15/10 h2o(0319135) 8270c
Misc Info : L9WVP2AA,V111710.b,8270ll.m,padep.sub
Comment :
Method : \\PITSVR06\D\chem\731.i\V111710.b\8270ll.m
Meth Date : 18-Nov-2010 01:48 piccolinov Quant Type: ISTD
Cal Date : 10-NOV-2010 09:21 Cal File: V1110IC8.D
Als bottle: 11
Dil Factor: 5.00000
Integrator: HP RTE Compound Sublist: padep.sub
Target Version: 4.14
Processing Host: PITPC-502

Concentration Formula: Amt * DF * Uf * Vt/(Vo * Vi) * CpndVariable

Name	Value	Description
DF	5.000	Dilution Factor
Uf	1.000	ng unit correction factor
Vt	1000.000	Volume of final extract (uL)
Vo	1060.000	Volume of sample extracted (mL)
Vi	2.000	Volume injected (uL)
Cpnd Variable		Local Compound Variable

	Compounds	QUANT SIG MASS	RT	EXP RT	REL RT	RESPONSE	CONCENTRATIONS ON-COLUMN (NG)	CONCENTRATIONS FINAL (ug/L)
* 1	1,4-Dichlorobenzene-d4	152	4.487	4.487	(1.000)	80844	8.00000	
* 2	Naphthalene-d8	136	5.459	5.460	(1.000)	310188	8.00000	
* 3	Acenaphthene-d10	164	6.811	6.811	(1.000)	215851	8.00000	
* 4	Phenanthrene-d10	188	7.948	7.954	(1.000)	434098	8.00000	
* 5	Chrysene-d12	240	9.978	9.984	(1.000)	638715	8.00000	
* 6	Perylene-d12	264	11.325	11.331	(1.000)	759277	8.00000	
198	1,4-Dioxane	88	Compound Not Detected.					
10	N-Nitrosodimethylamine	74	Compound Not Detected.					
9	Pyridine	79	Compound Not Detected.					
16	Methyl methanesulfonate	80	Compound Not Detected.					
206	Benzaldehyde	77	Compound Not Detected.					
21	Aniline	93	Compound Not Detected.					
22	Phenol	94	Compound Not Detected.					
23	bis(2-Chloroethyl)ether	93	Compound Not Detected.					
24	2-Chlorophenol	128	Compound Not Detected.					
26	1,3-Dichlorobenzene	146	Compound Not Detected.					
27	1,4-Dichlorobenzene	146	Compound Not Detected.					
28	1,2-Dichlorobenzene	146	Compound Not Detected.					
29	Benzyl Alcohol	108	Compound Not Detected.					
30	2-Methylphenol	108	Compound Not Detected.					

	Compounds	QUANT SIG MASS	RT	EXP RT	REL RT	RESPONSE	CONCENTRATIONS ON-COLUMN (NG)	CONCENTRATIONS FINAL (ug/L)
31	2,2'-oxybis(1-Chloropropane)	45	Compound Not Detected.					
37	Acetophenone	105	Compound Not Detected.					
32	N-Nitroso-di-n-propylamine	70	Compound Not Detected.					
192	4-Methylphenol	108	Compound Not Detected.					
34	Hexachloroethane	117	Compound Not Detected.					
35	Nitrobenzene	77	Compound Not Detected.					
41	Isophorone	82	Compound Not Detected.					
42	2-Nitrophenol	139	Compound Not Detected.					
43	2,4-Dimethylphenol	107	5.208	5.214	(0.954)	3082	0.19831	0.46771
44	bis(2-Chloroethoxy)methane	93	Compound Not Detected.					
48	2,4-Dichlorophenol	162	Compound Not Detected.					
49	Benzoic Acid	122	Compound Not Detected.					
50	1,2,4-Trichlorobenzene	180	Compound Not Detected.					
51	Naphthalene	128	5.475	5.476	(1.003)	1060001	25.3118	59.698
52	4-Chloroaniline	127	Compound Not Detected.					
54	2,6-Dichlorophenol	162	Compound Not Detected.					
56	Hexachlorobutadiene	224	Compound Not Detected.					
208	Caprolactam	113	Compound Not Detected.					
59	4-Chloro-3-Methylphenol	107	Compound Not Detected.					
62	2-Methylnaphthalene	142	6.009	6.010	(1.101)	8831	0.31373	0.73993
63	1-Methylnaphthalene	142	6.084	6.085	(1.114)	33829	1.23735	2.9183
64	Hexachlorocyclopentadiene	236	Compound Not Detected.					
66	2,4,6-Trichlorophenol	196	Compound Not Detected.					
67	2,4,5-Trichlorophenol	196	Compound Not Detected.					
209	1,1'-Biphenyl	154	6.367	6.368	(0.935)	12637	0.31625	0.74586
70	2-Chloronaphthalene	162	Compound Not Detected.					
73	2-Nitroaniline	65	Compound Not Detected.					
76	Dimethylphthalate	163	Compound Not Detected.					
78	2,6-Dinitrotoluene	165	Compound Not Detected.					
79	Acenaphthylene	152	6.698	6.704	(0.984)	7929	0.16600	0.39150
81	3-Nitroaniline	138	Compound Not Detected.					
82	Acenaphthene	153	6.832	6.838	(1.003)	81212	2.74023	6.4628
83	2,4-Dinitrophenol	184	Compound Not Detected.					
85	4-Nitrophenol	109	Compound Not Detected.					
86	Dibenzofuran	168	6.965	6.966	(1.023)	116327	2.57394	6.0706
87	2,4-Dinitrotoluene	165	Compound Not Detected.					
91	2,3,5,6-Tetrachlorophenol	231	Compound Not Detected.					
88	2,3,4,6-Tetrachlorophenol	231	Compound Not Detected.					
92	2-Naphthylamine	143	Compound Not Detected.					
93	Diethylphthalate	149	Compound Not Detected.					
94	Fluorene	166	7.227	7.233	(1.061)	160914	4.44409	10.481
95	4-Chlorophenyl-phenylether	204	Compound Not Detected.					
96	4-Nitroaniline	138	Compound Not Detected.					
98	4,6-Dinitro-2-methylphenol	198	Compound Not Detected.					
99	N-Nitrosodiphenylamine (1)	169	Compound Not Detected.					
100	1,2-Diphenylhydrazine	77	Compound Not Detected.					
106	4-Bromophenyl-phenylether	248	Compound Not Detected.					
107	Hexachlorobenzene	283	Compound Not Detected.					
210	Atrazine	200	Compound Not Detected.					
111	Pentachlorophenol	265	Compound Not Detected.					
115	Phenanthrene	178	7.970	7.970	(1.003)	180875	2.99203	7.0567
116	Anthracene	178	8.007	8.008	(1.007)	15153	0.24685	0.58219
119	Carbazole	167	8.125	8.131	(1.022)	126496	2.58628	6.0997
120	Di-n-Butylphthalate	149	Compound Not Detected.					

Compounds	QUANT SIG MASS	RT	EXP RT	REL RT	RESPONSE	CONCENTRATIONS ON-COLUMN (NG)	CONCENTRATIONS FINAL (ug/L)
123 Fluoranthene	202	8.883	8.889	(1.118)	90375	1.28773	3.0371
124 Benzidine	184	Compound Not Detected.					
125 Pyrene	202	9.060	9.065	(0.908)	49888	0.55894	1.3182
131 Butylbenzylphthalate	149	Compound Not Detected.					
135 3,3'-Dichlorobenzidine	252	Compound Not Detected.					
136 Benzo(a)Anthracene	228	Compound Not Detected.					
137 Chrysene	228	Compound Not Detected.					
139 bis(2-ethylhexyl)Phthalate	149	Compound Not Detected.					
140 Di-n-octylphthalate	149	Compound Not Detected.					
141 Benzo(b)fluoranthene	252	Compound Not Detected.					
142 Benzo(k)fluoranthene	252	Compound Not Detected.					
143 7,12-dimethylbenz[a]anthracen	256	Compound Not Detected.					
146 Benzo(a)pyrene	252	Compound Not Detected.					
149 Indeno(1,2,3-cd)pyrene	276	Compound Not Detected.					
150 Dibenz(a,h)anthracene	278	Compound Not Detected.					
151 Benzo(g,h,i)perylene	276	Compound Not Detected.					
$ 154 Nitrobenzene-d5	82	4.903	4.909	(0.898)	120938	7.08039	16.699
$ 155 2-Fluorobiphenyl	172	6.287	6.293	(0.923)	236160	6.72410	15.859
$ 156 Terphenyl-d14	244	9.166	9.167	(0.919)	374945	6.10044	14.388
$ 157 Phenol-d5	99	4.225	4.225	(0.942)	158987	10.2488	24.172
$ 158 2-Fluorophenol	112	3.461	3.462	(0.771)	123724	10.0833	23.781
$ 159 2,4,6-Tribromophenol	330	7.414	7.420	(0.933)	57689	10.0205	23.633
$ 186 2-Chlorophenol-d4	132	4.310	4.311	(0.961)	139805	10.2985	24.289
$ 187 1,2-Dichlorobenzene-d4	152	4.604	4.605	(1.026)	65688	6.35379	14.985

Data File: \\PITSVR06\D\chem\731.i\V111710.b\V1117009.D

Date : 17-NOV-2010 13:07

Client ID: MW-9-111010 Instrument: 731.i

Sample Info: C0K100534-009 X5 11/15/10 h2o(0319135) 8270c

Volume Injected (uL): 2.0 Operator: 003200

Column phase: DB5-MS Column diameter: 0.32

43 2,4-Dimethylphenol Concentration: 0.46771 ug/L

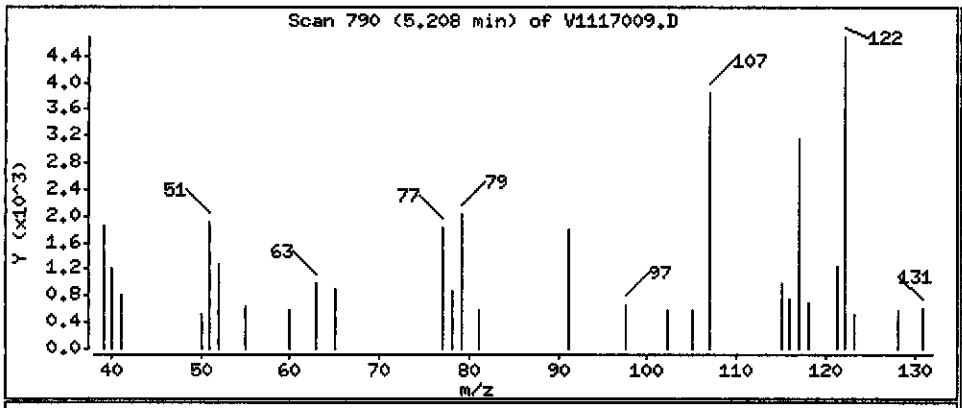

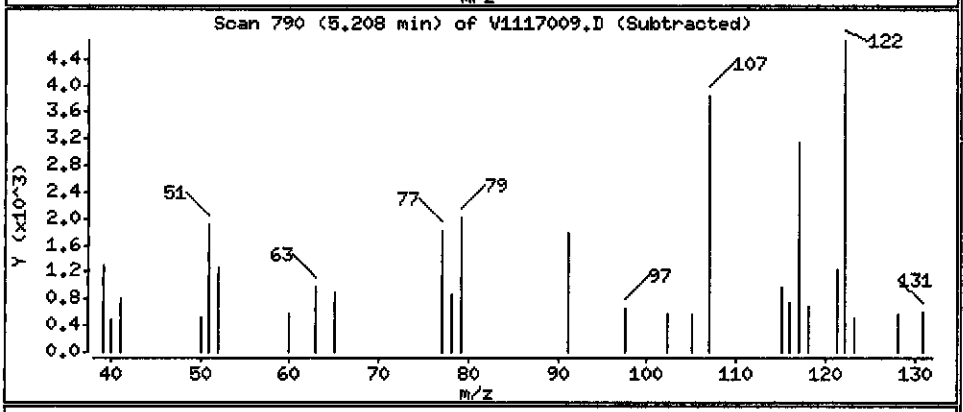

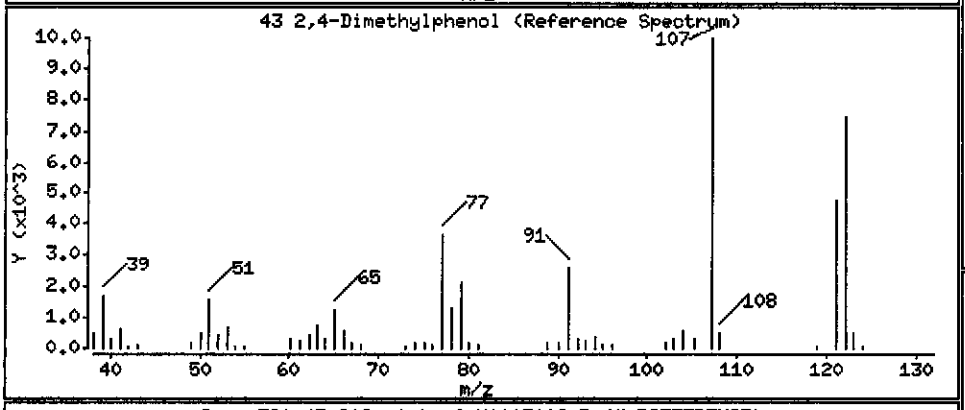

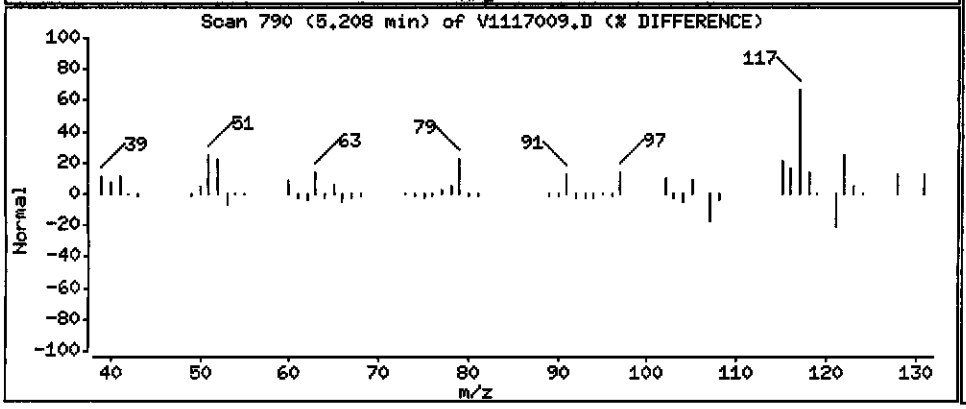

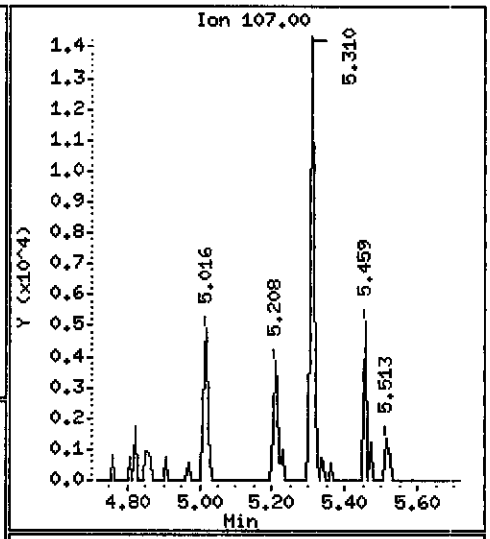

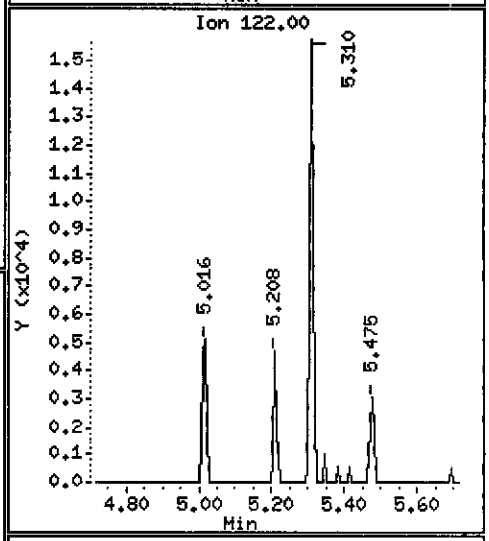

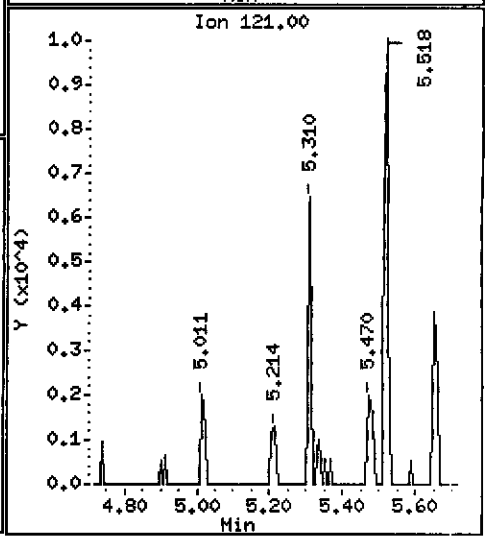

Data File: \\PITSVR06\D\chem\731.i\V111710.b\V1117009.D

Date : 17-NOV-2010 13:07

Client ID: MW-9-111010

Instrument: 731.i

Sample Info: C0K100534-009 X5 11/15/10 h2o(0319135) 8270c

Volume Injected (uL): 2.0

Operator: 003200

Column phase: DB5-MS

Column diameter: 0.32

51 Naphthalene

Concentration: 59.698 ug/L

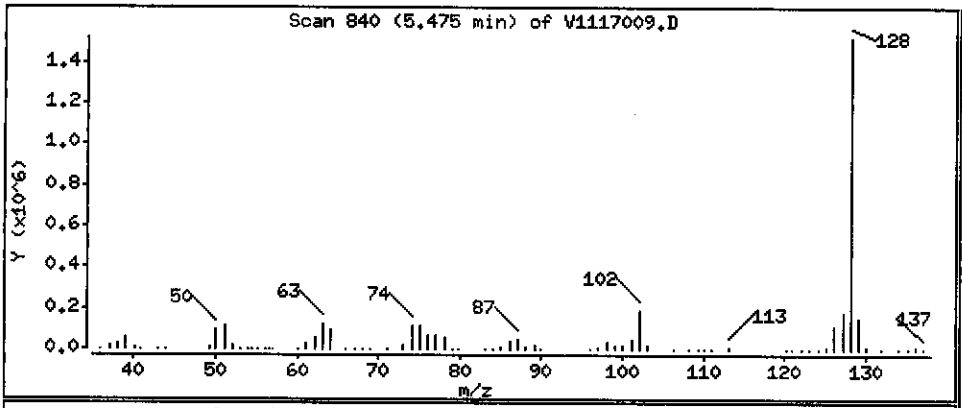

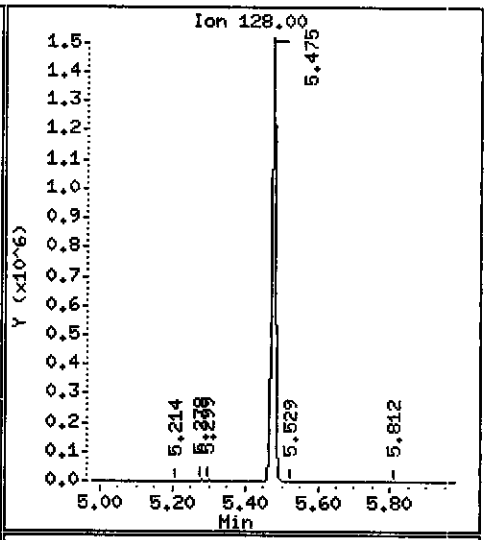

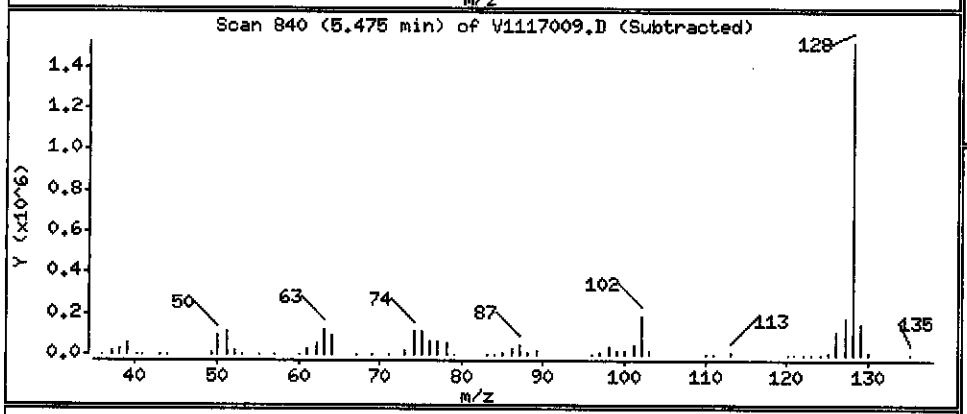

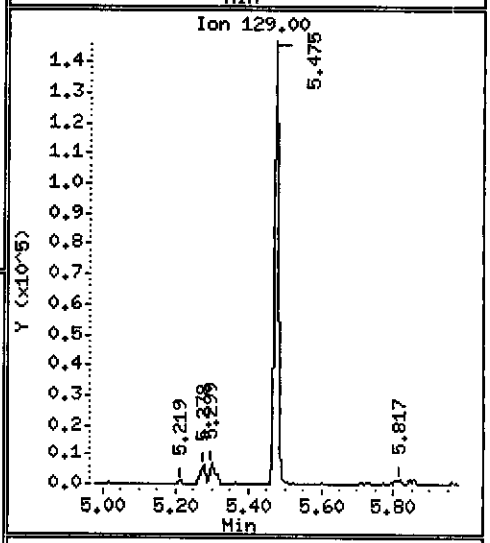

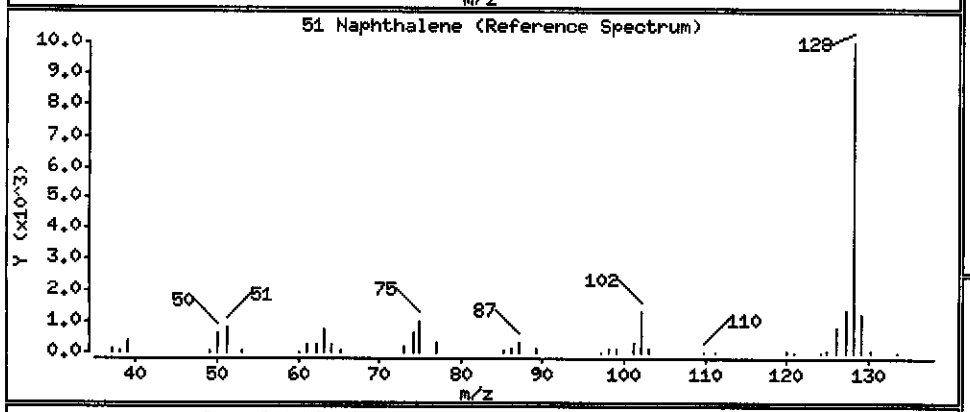

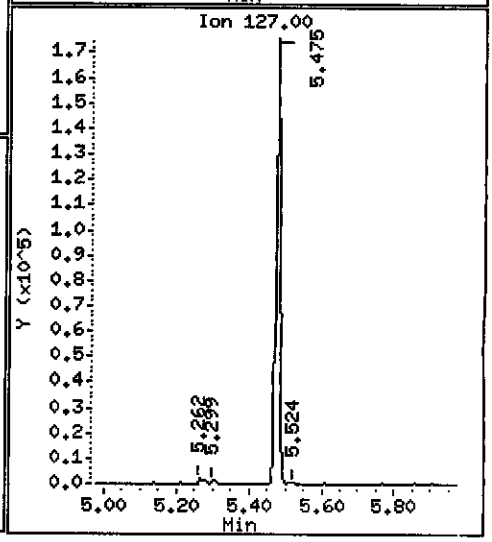

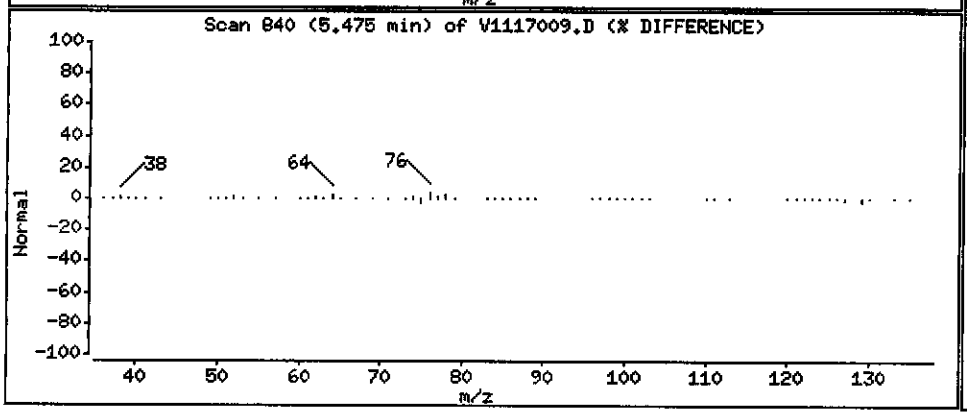

Data File: \\PITSVR06\D\chem\731.i\V111710.b\V1117009.D

Date : 17-NOV-2010 13:07

Client ID: MW-9-111010

Instrument: 731.i

Sample Info: C0K100534-009 X5 11/15/10 h2o(0319135) 8270c

Volume Injected (uL): 2.0

Operator: 003200

Column phase: DB5-MS

Column diameter: 0.32

62 2-Methylnaphthalene

Concentration: 0.73993 ug/L

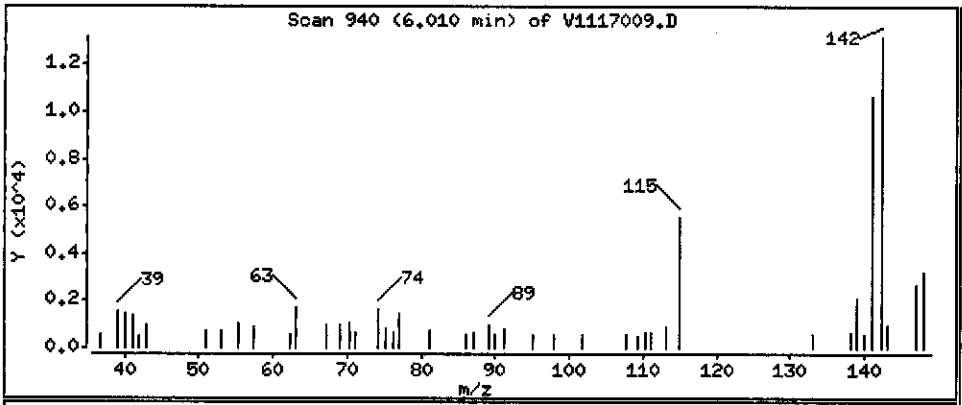

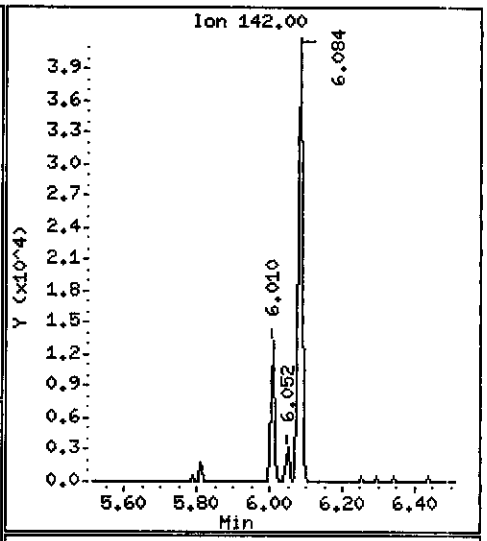

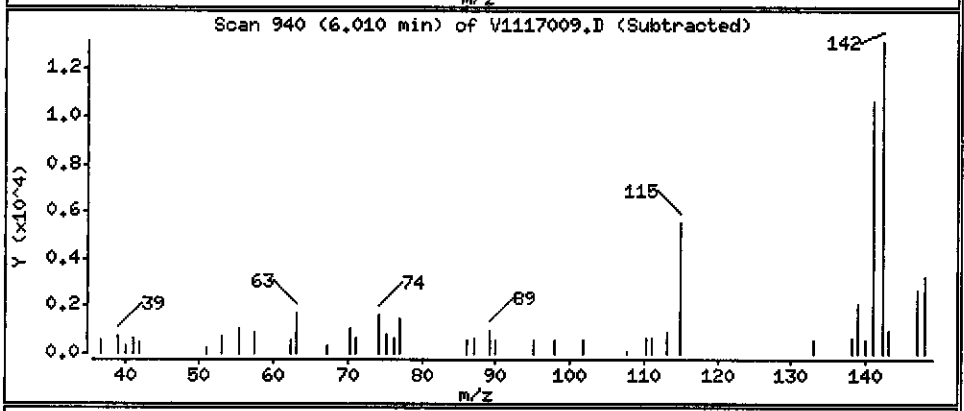

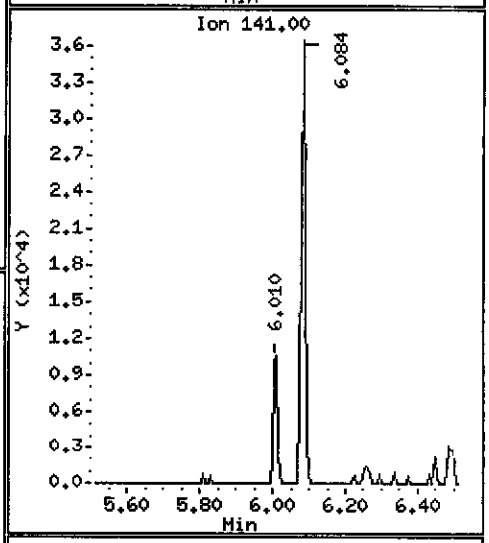

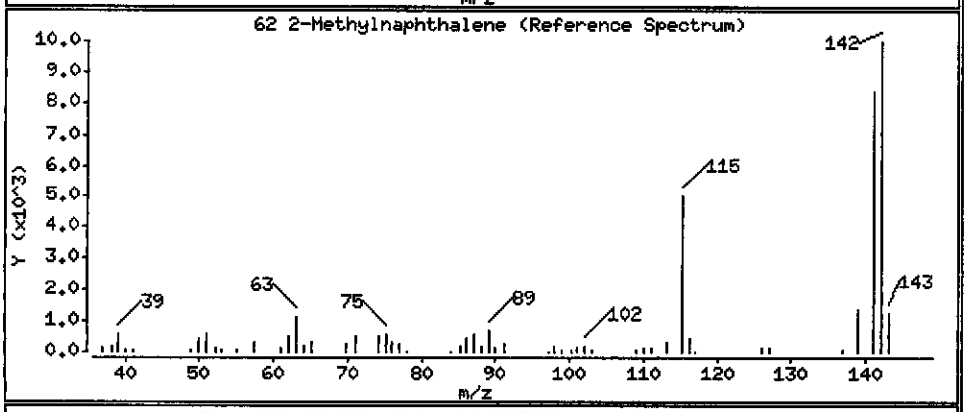

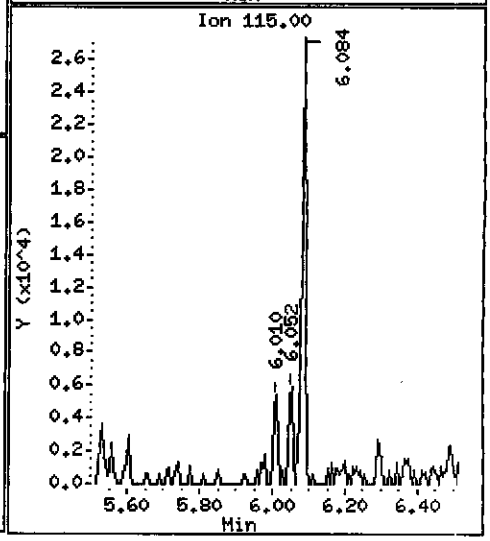

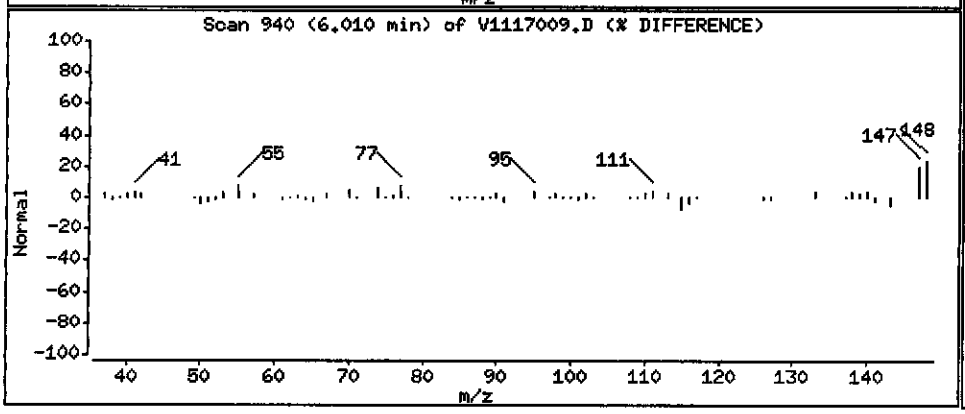

Data File: \\PITSVR06\D\chem\731.i\V111710.b\V1117009.D

Date : 17-NOV-2010 13:07

Client ID: MW-9-111010

Instrument: 731.i

Sample Info: C0K100534-009 X5 11/15/10 h2o(0319135) 8270c

Volume Injected (uL): 2.0

Operator: 003200

Column phase: DB5-MS

Column diameter: 0.32

63 1-Methylnaphthalene

Concentration: 2.9183 ug/L

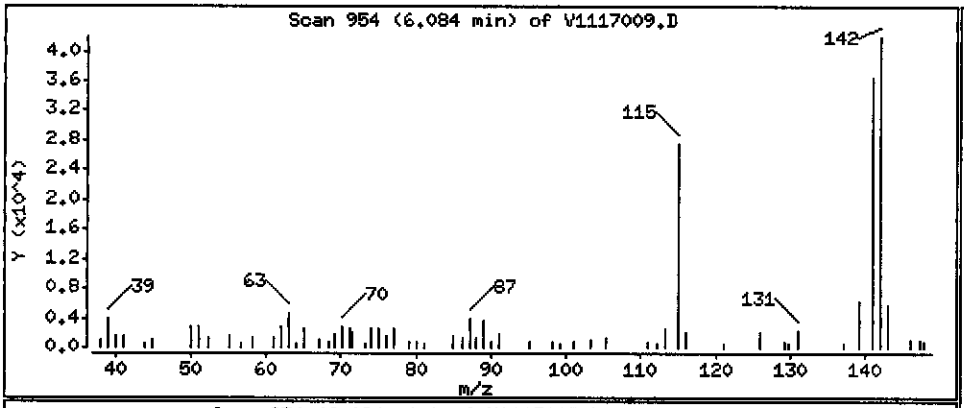

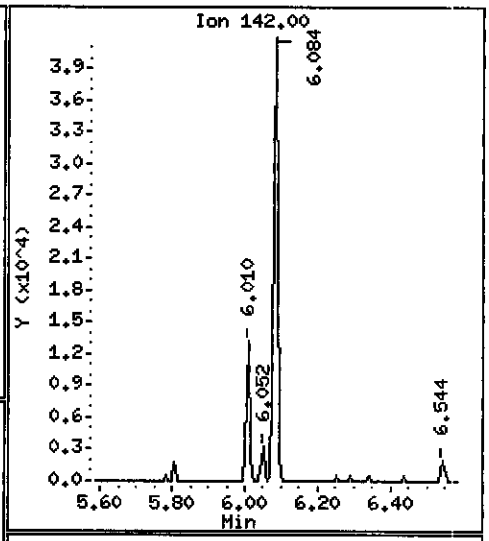

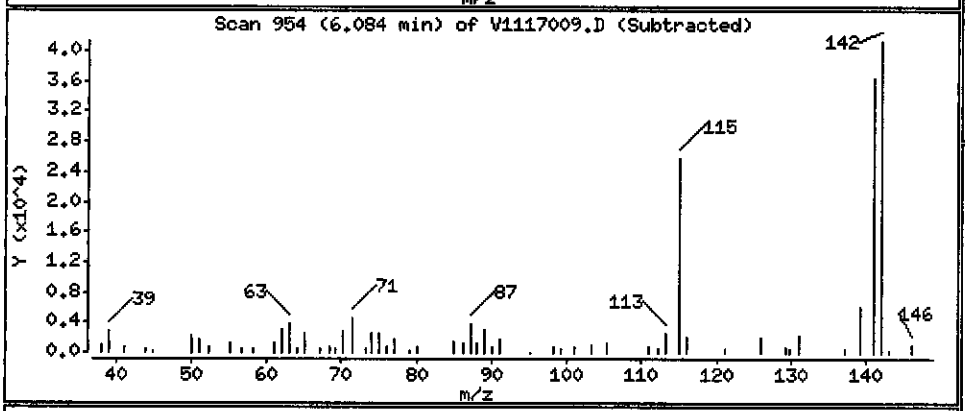

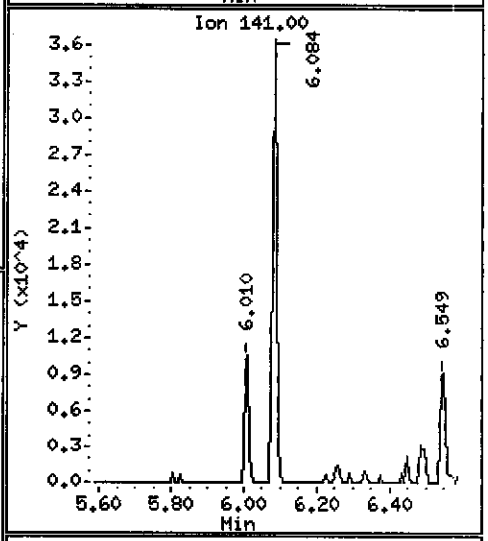

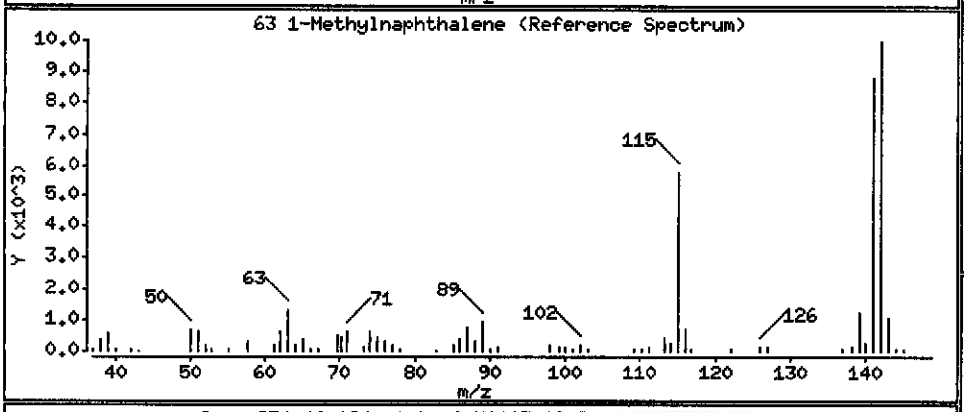

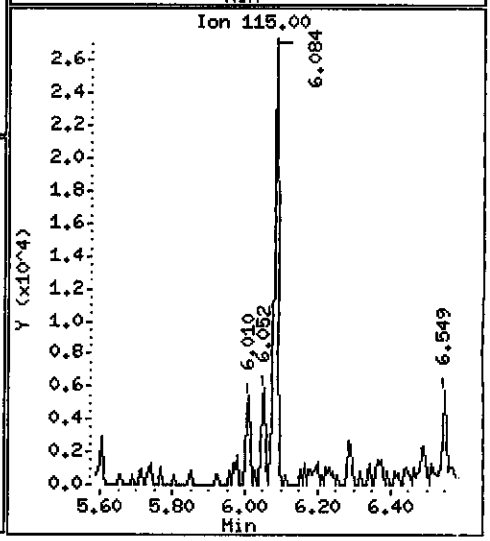

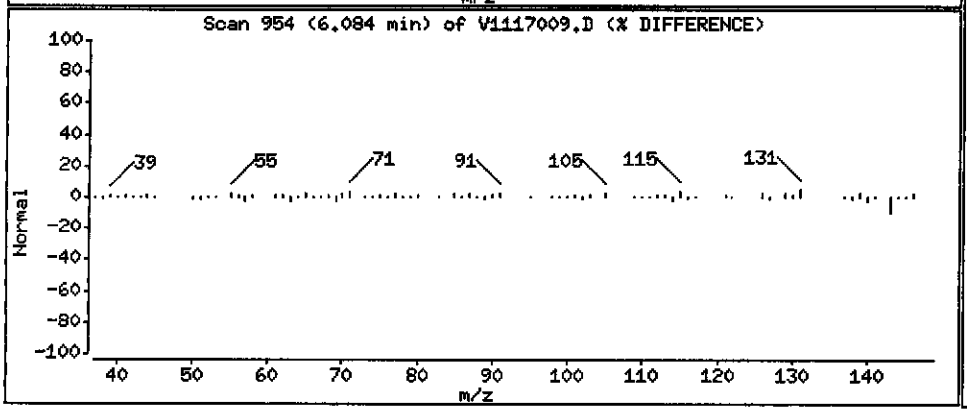

Data File: \\PITSVR06\D\chem\731.i\V111710.b\V1117009.D

Date : 17-NOV-2010 13:07

Client ID: MW-9-111010

Instrument: 731.i

Sample Info: C0K100534-009 X5 11/15/10 h2o(0319135) 8270c

Volume Injected (uL): 2.0

Operator: 003200

Column phase: DB5-MS

Column diameter: 0.32

209 1,1'-Biphenyl

Concentration: 0.74586 ug/L

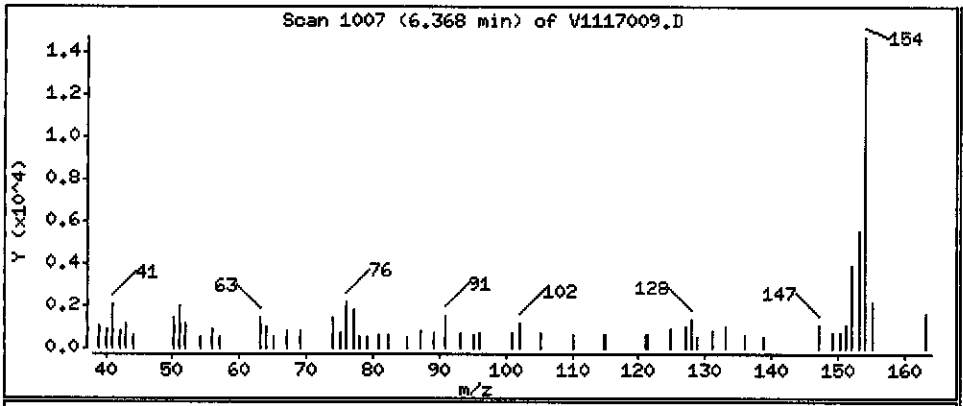

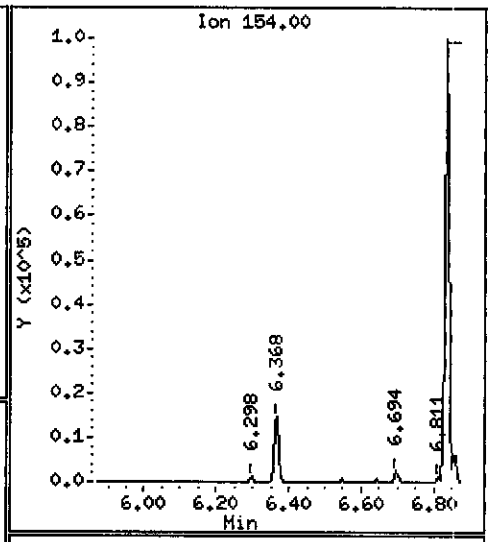

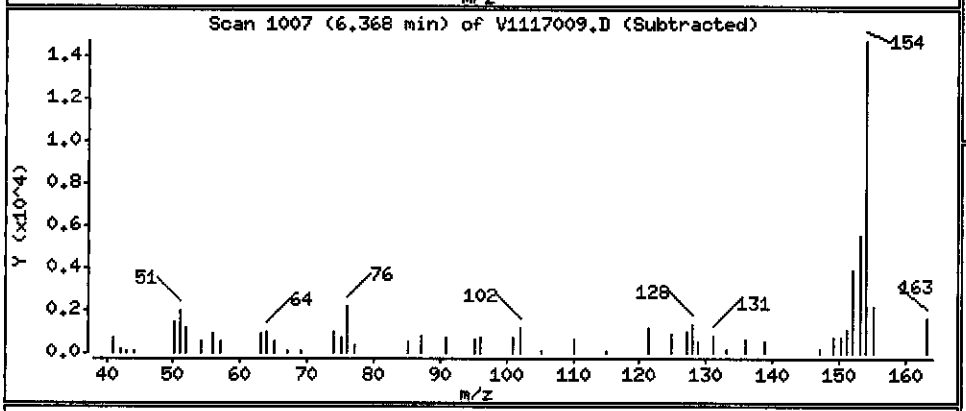

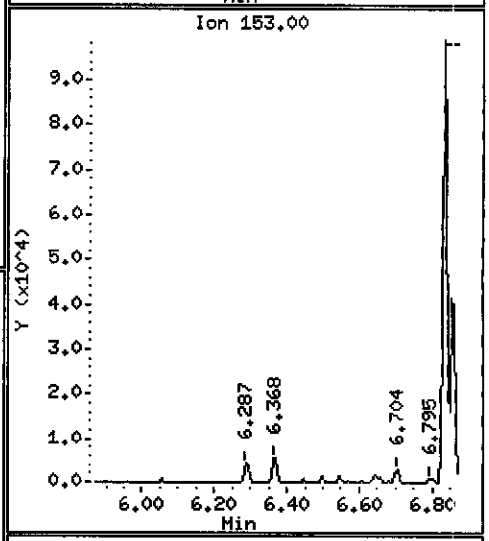

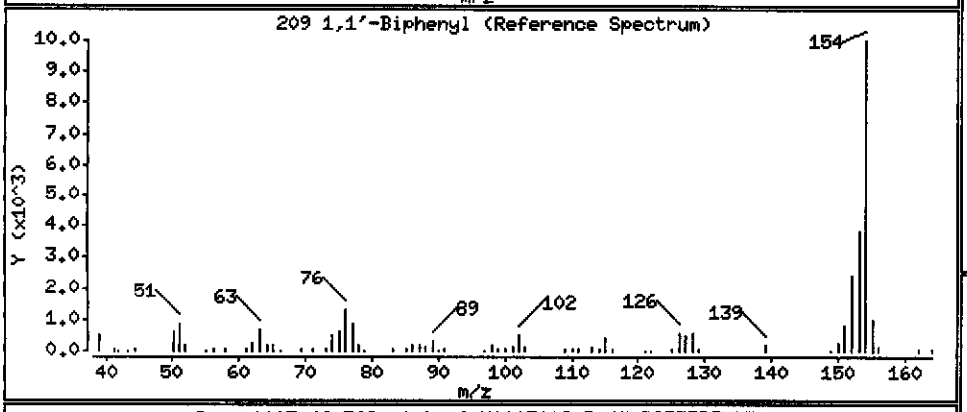

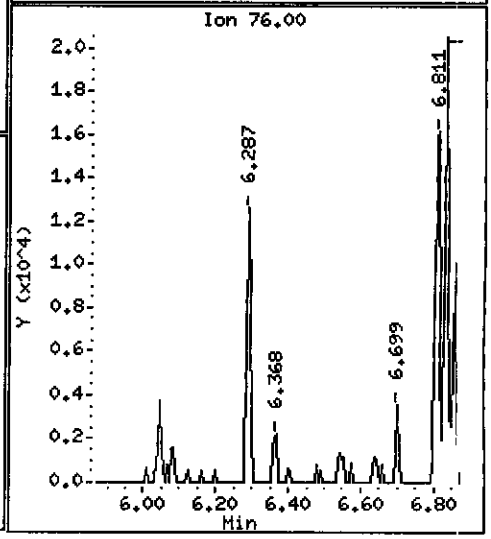

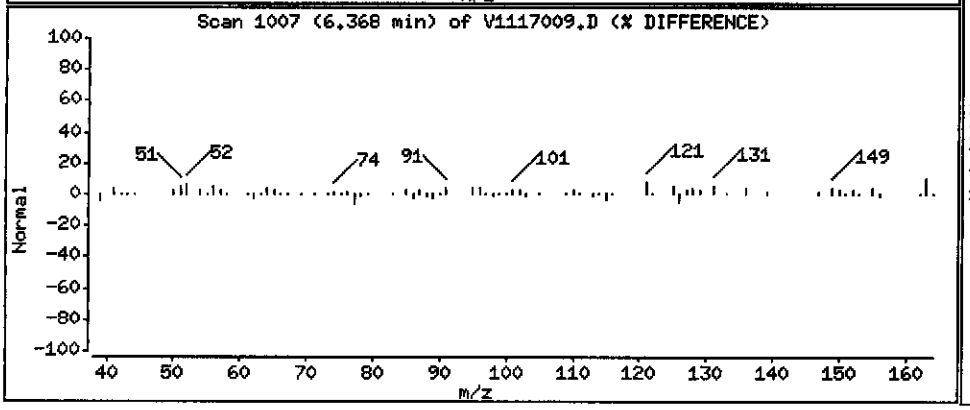

Data File: \\PITSVR06\D\chem\731.i\V111710.b\V1117009.D

Date : 17-NOV-2010 13:07

Client ID: MW-9-111010

Instrument: 731.i

Sample Info: C0K100534-009 X5 11/15/10 h2o(0319135) 8270c

Volume Injected (uL): 2.0

Operator: 003200

Column phase: DB5-MS

Column diameter: 0.32

79 Acenaphthylene

Concentration: 0.39150 ug/L

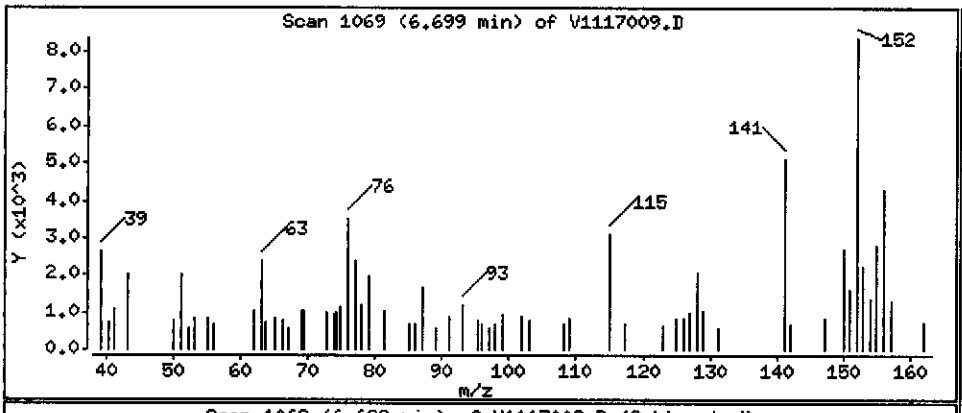

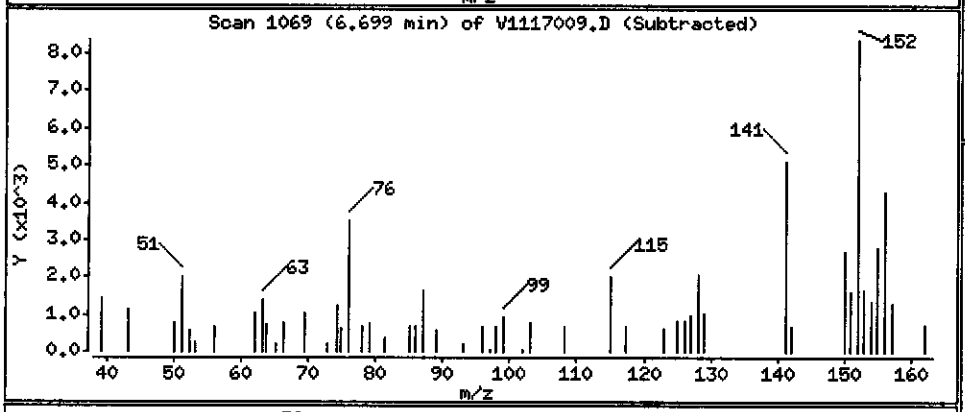

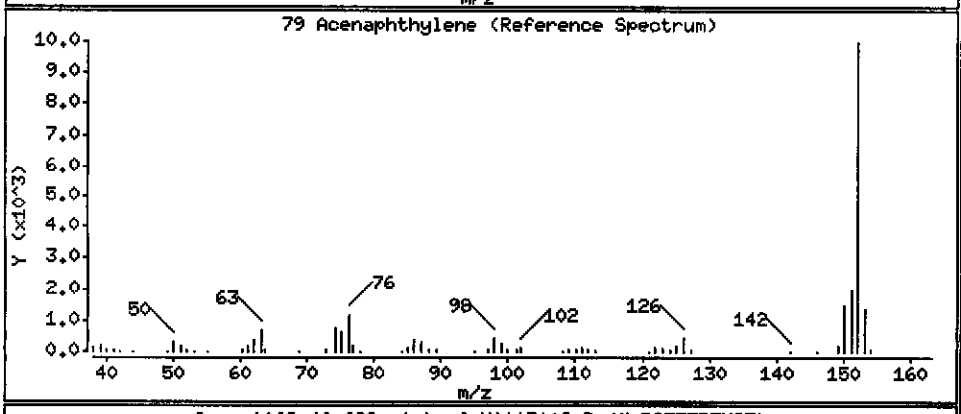

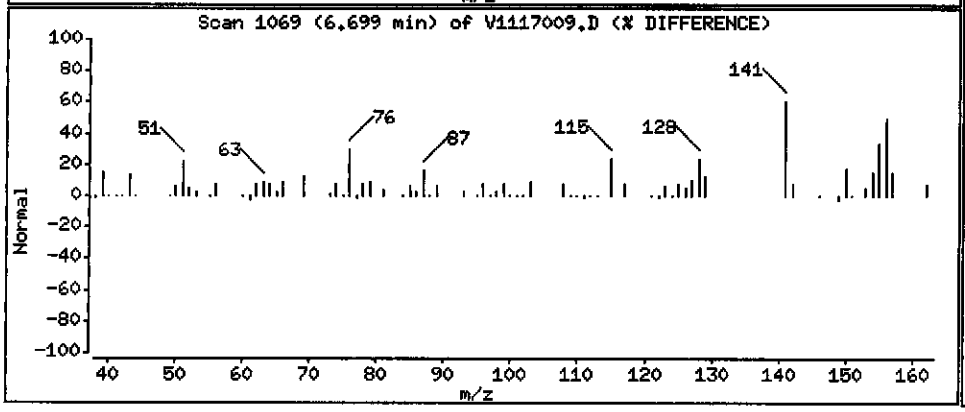

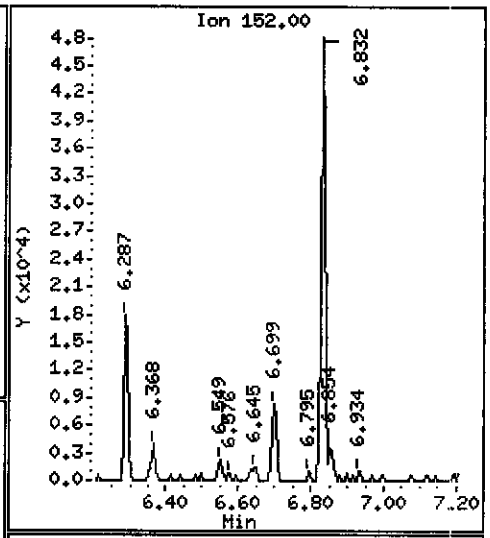

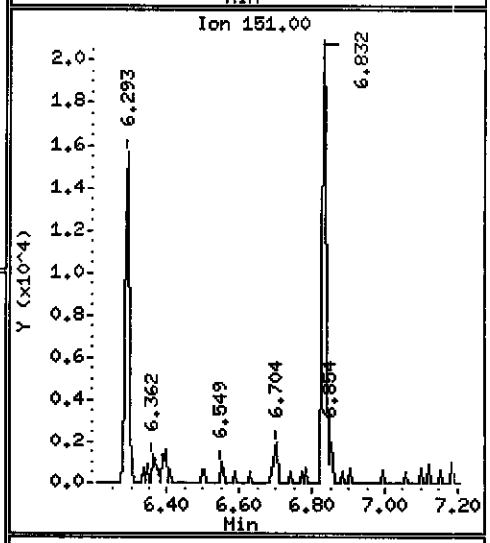

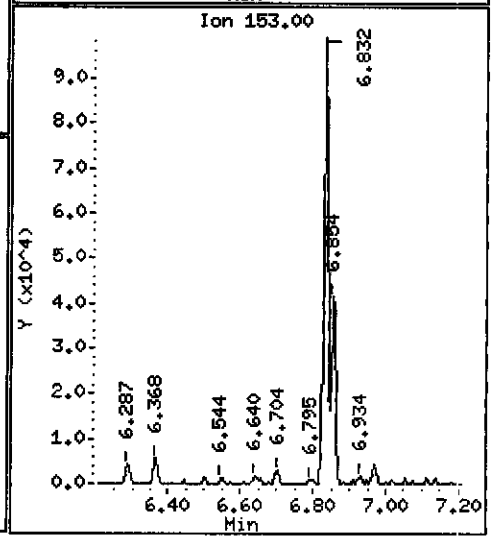

Data File: \\PITSVR06\D\chem\731.i\V111710.b\V1117009.D

Date : 17-NOV-2010 13:07

Client ID: MW-9-111010

Instrument: 731.i

Sample Info: C0K100534-009 X5 11/15/10 h2o(0319135) 8270c

Volume Injected (uL): 2.0

Operator: 003200

Column phase: DB5-MS

Column diameter: 0.32

82 Acenaphthene

Concentration: 6.4628 ug/L

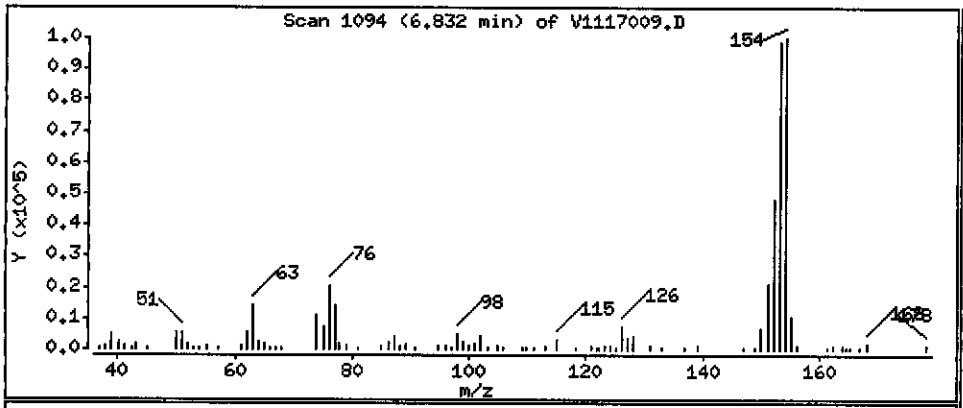

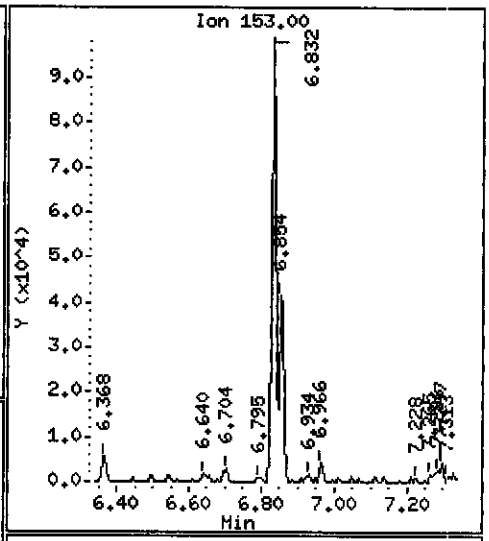

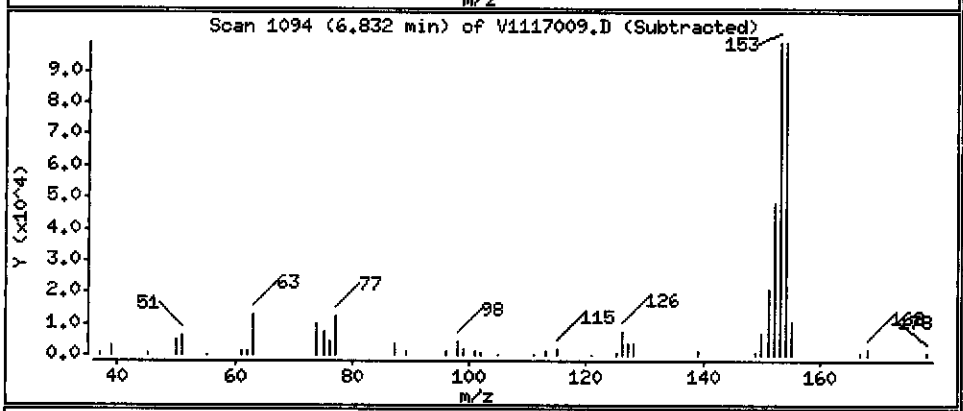

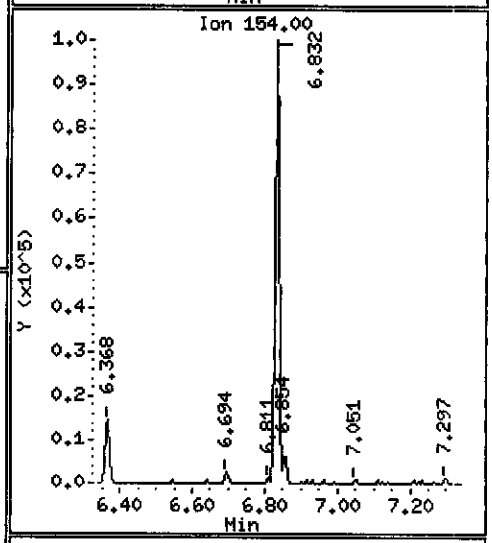

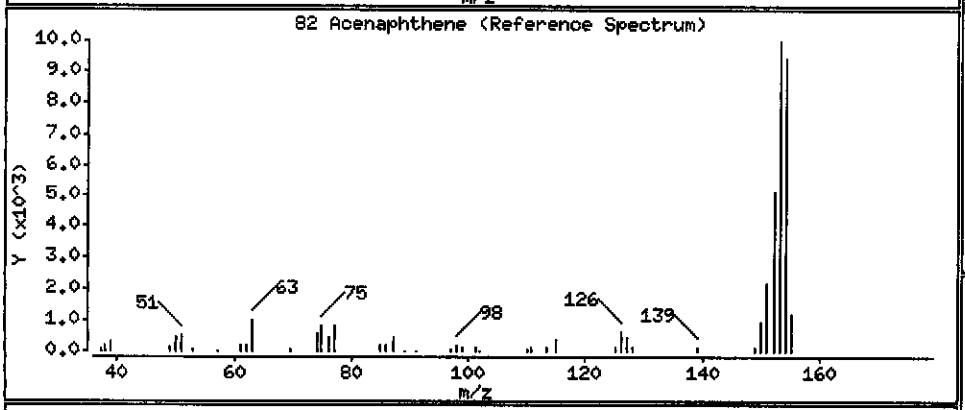

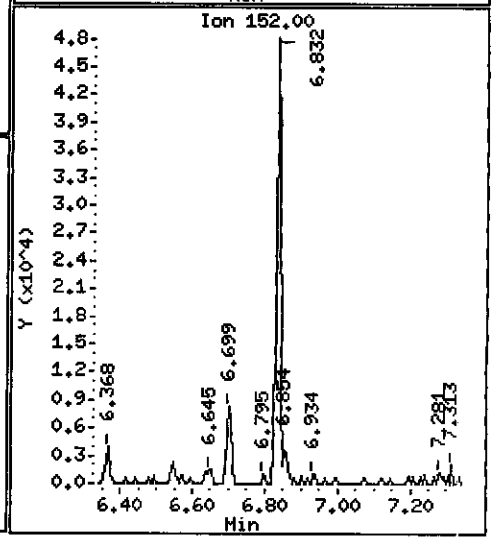

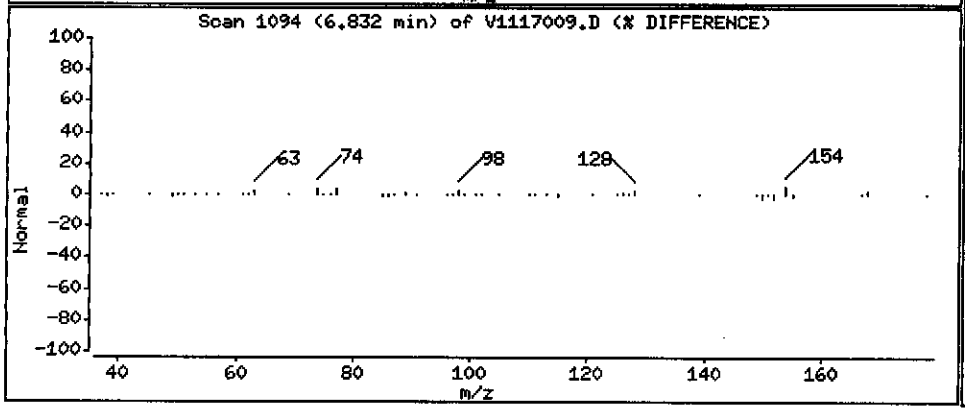

Data File: \\PITSVR06\D\chem\731.i\V111710.b\V1117009.D

Date : 17-NOV-2010 13:07

Client ID: MW-9-111010

Instrument: 731.i

Sample Info: C0K100534-009 X5 11/15/10 h2o(0319135) 8270c

Volume Injected (uL): 2.0

Operator: 003200

Column phase: DB5-MS

Column diameter: 0.32

86 Dibenzofuran

Concentration: 6.0706 ug/L

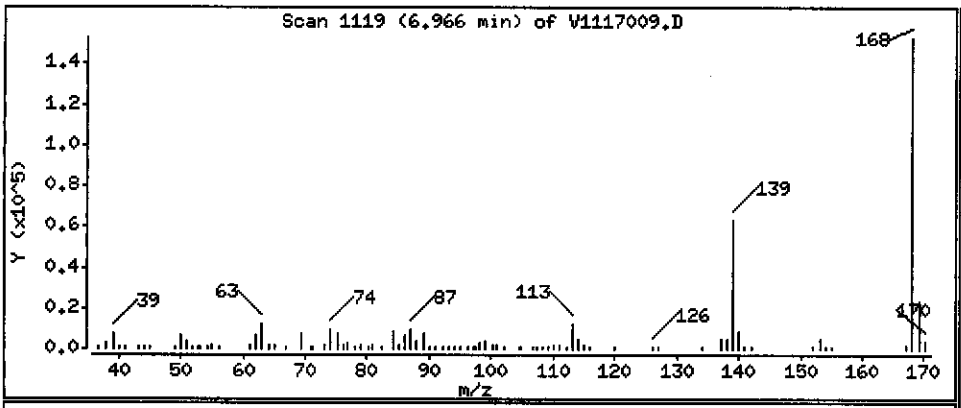

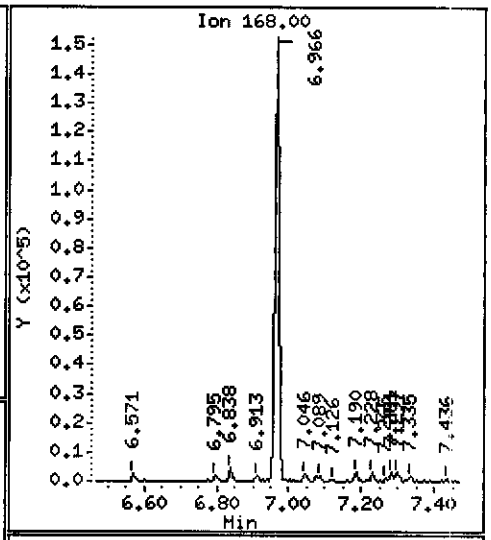

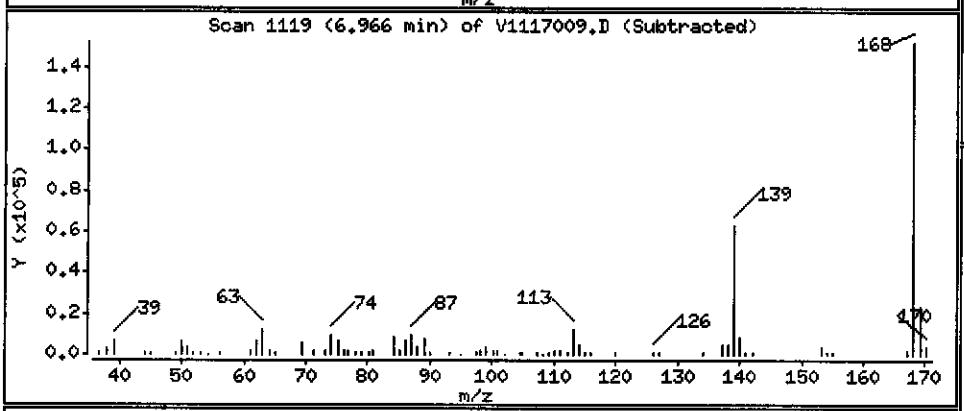

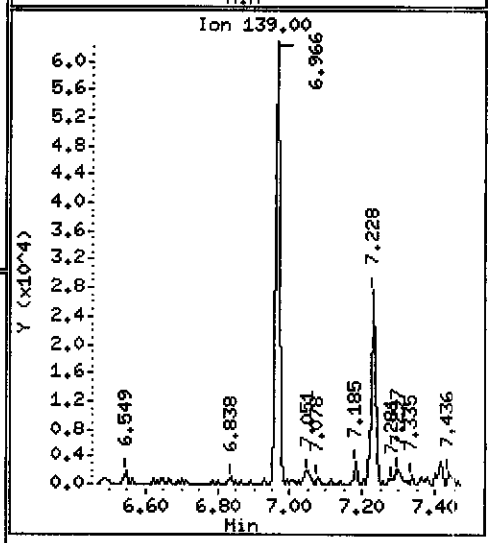

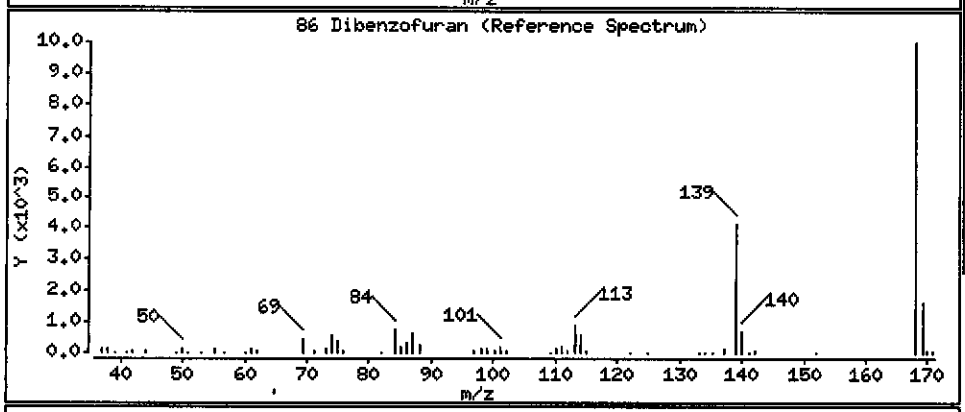

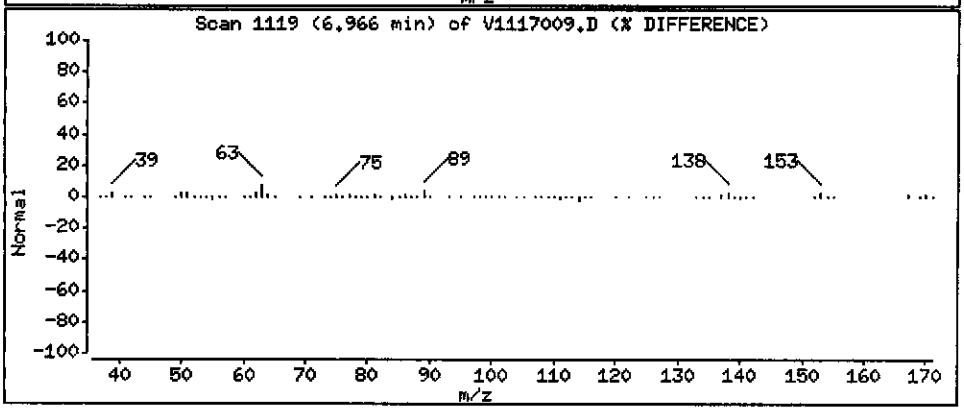

Data File: \\PITSVR06\D\chem\731.i\V111710.b\V1117009.D

Date : 17-NOV-2010 13:07

Client ID: MW-9-111010

Instrument: 731.i

Sample Info: C0K100534-009 X5 11/15/10 h2o(0319135) 8270c

Volume Injected (uL): 2.0

Operator: 003200

Column phase: DB5-MS

Column diameter: 0.32

94 Fluorene

Concentration: 10.481 ug/L

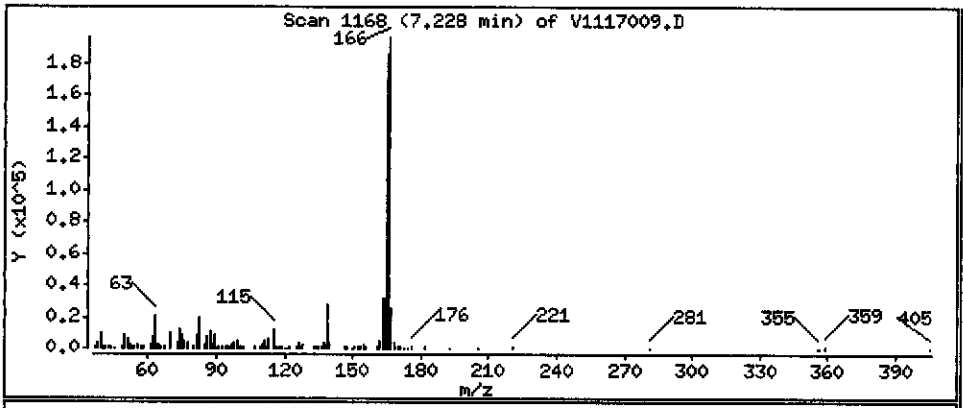

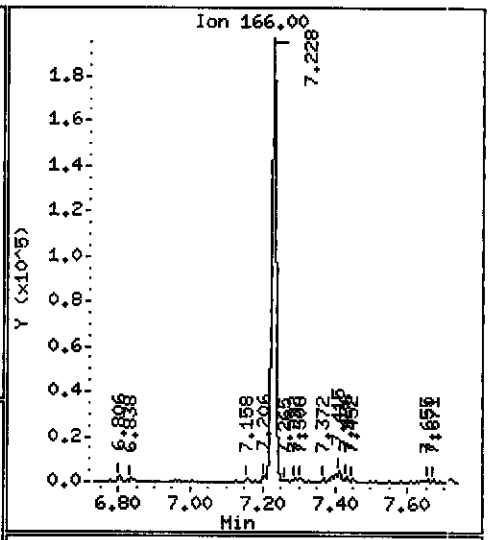

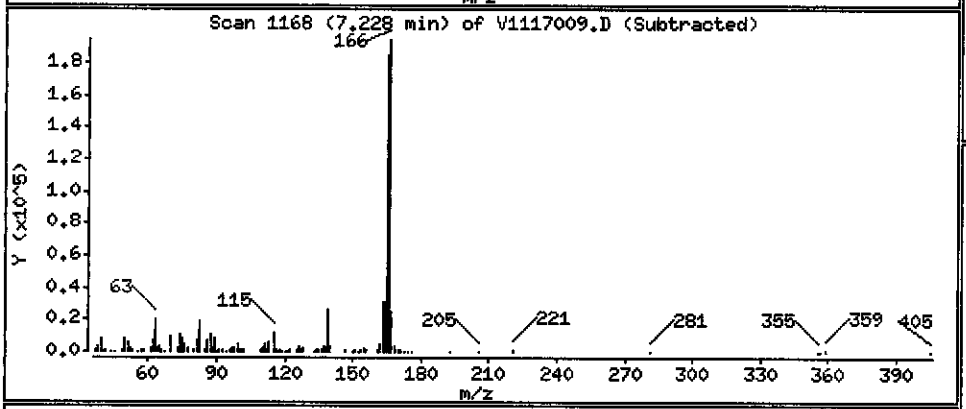

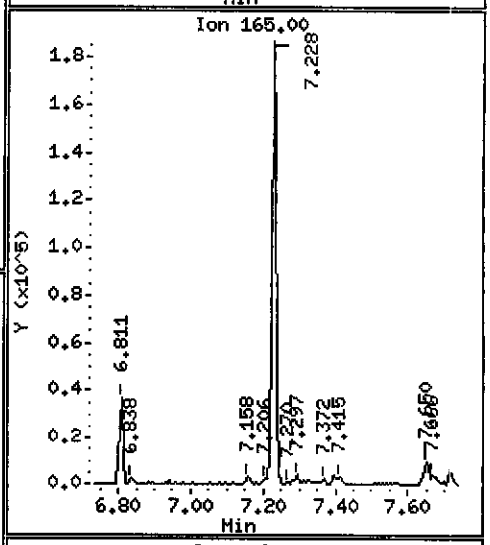

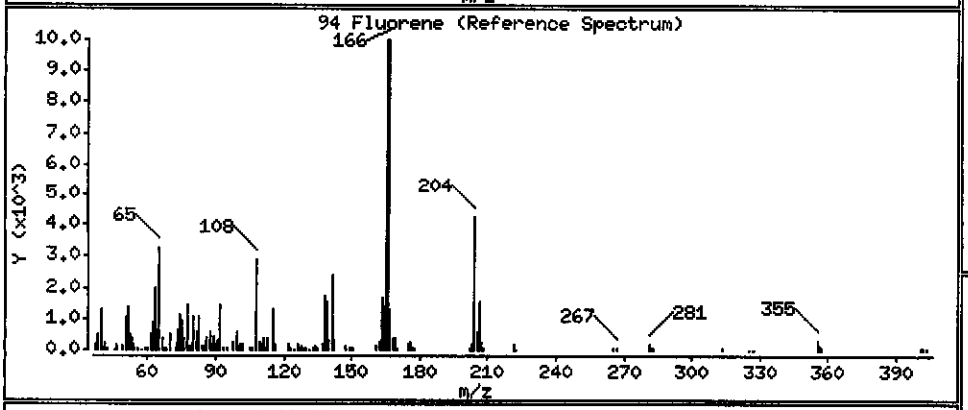

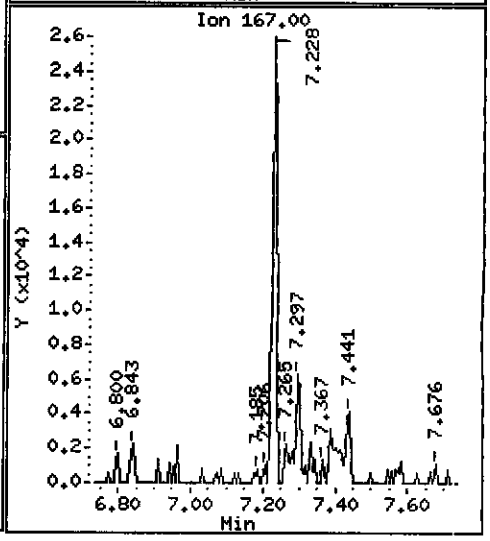

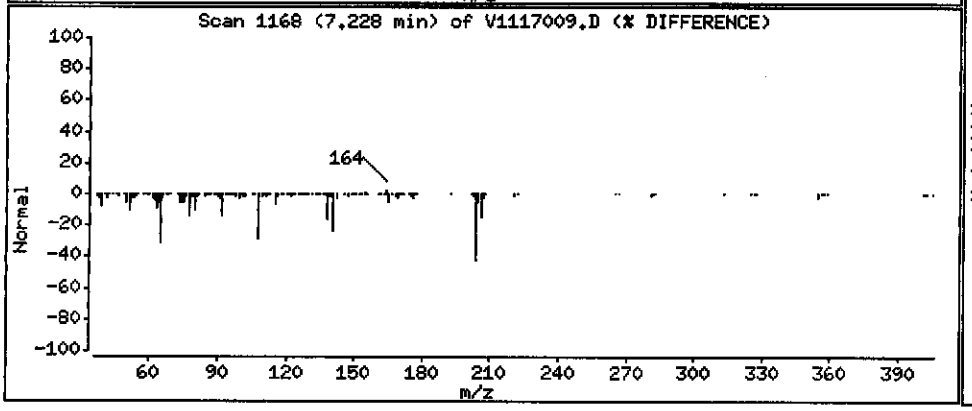

Data File: \\PITSVR06\D\chem\731.i\V111710.b\V1117009.D

Date : 17-NOV-2010 13:07

Client ID: MW-9-111010

Instrument: 731.i

Sample Info: C0K100534-009 X5 11/15/10 h2o(0319135) 8270c

Volume Injected (uL): 2.0

Operator: 003200

Column phase: DB5-MS

Column diameter: 0.32

115 Phenanthrene

Concentration: 7.0567 ug/L

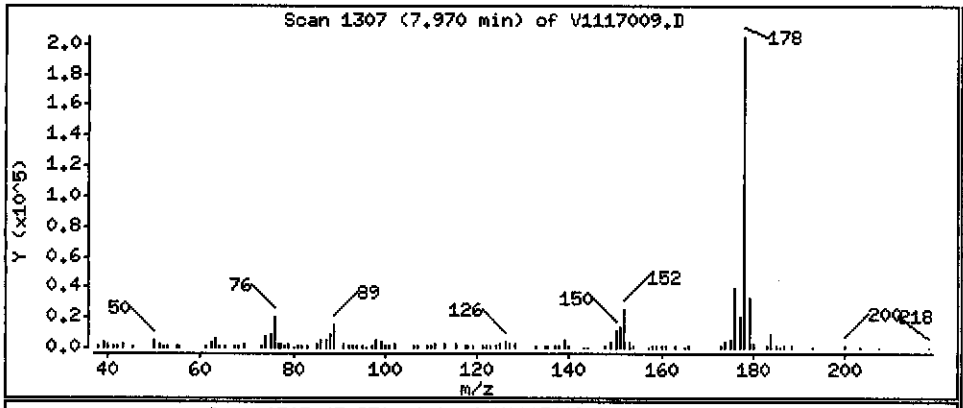

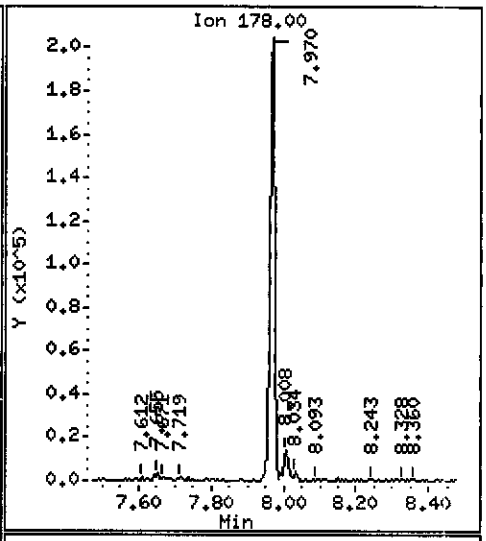

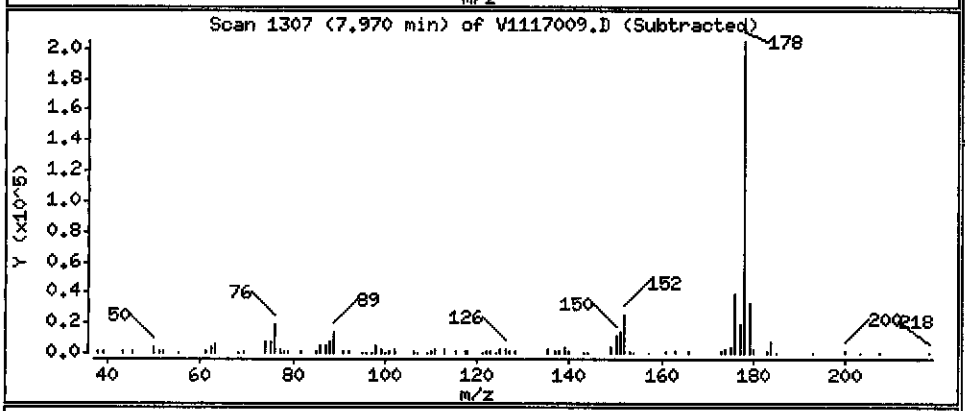

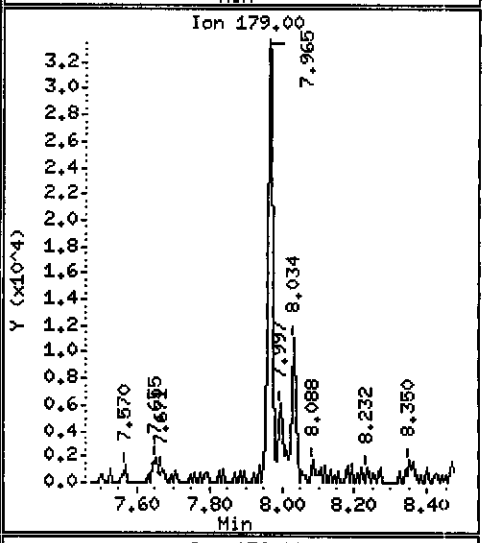

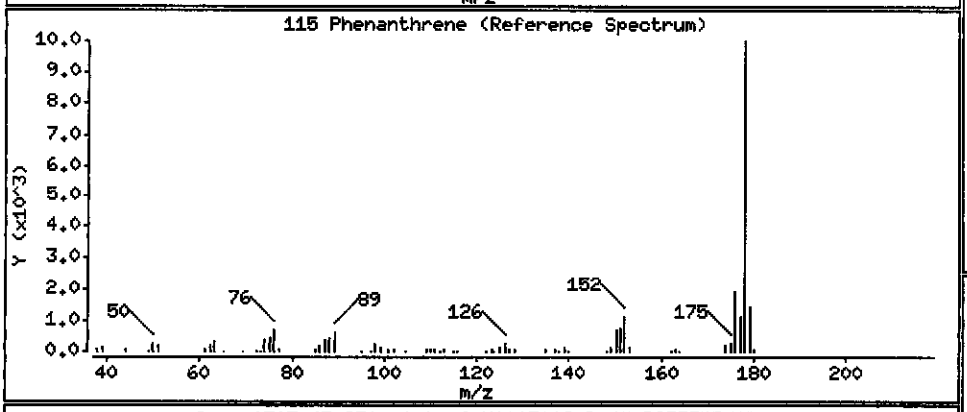

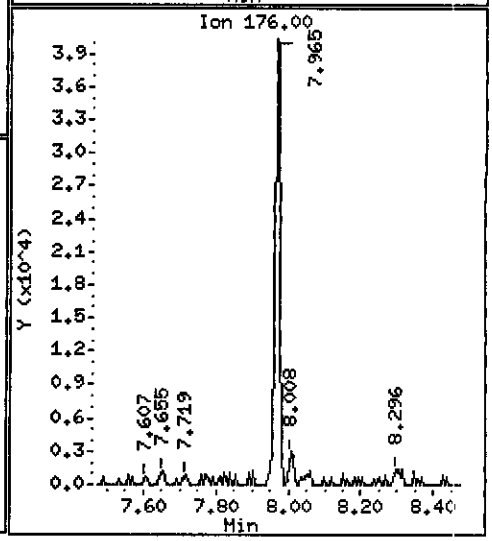

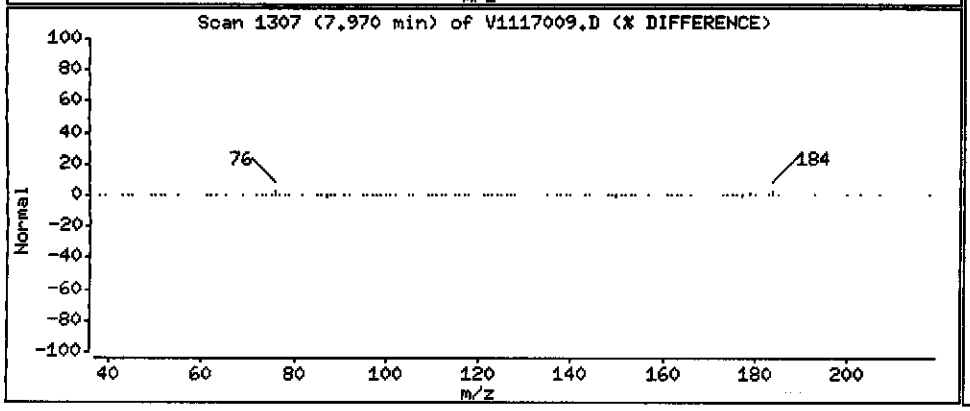

Data File: \\PITSVR06\D\chem\731.i\V111710.b\V1117009.D

Date : 17-NOV-2010 13:07

Client ID: MW-9-111010 Instrument: 731.i

Sample Info: C0K100534-009 X5 11/15/10 h2o(0319135) 8270c

Volume Injected (uL): 2.0 Operator: 003200

Column phase: DB5-MS Column diameter: 0.32

116 Anthracene Concentration: 0.58219 ug/L

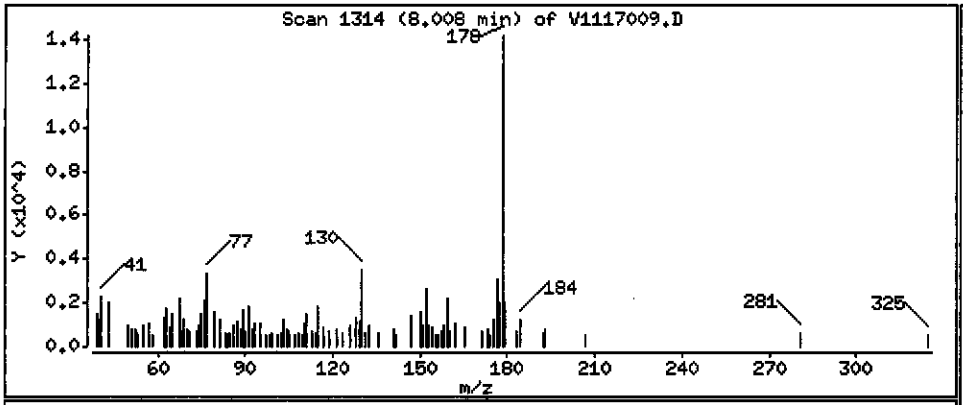

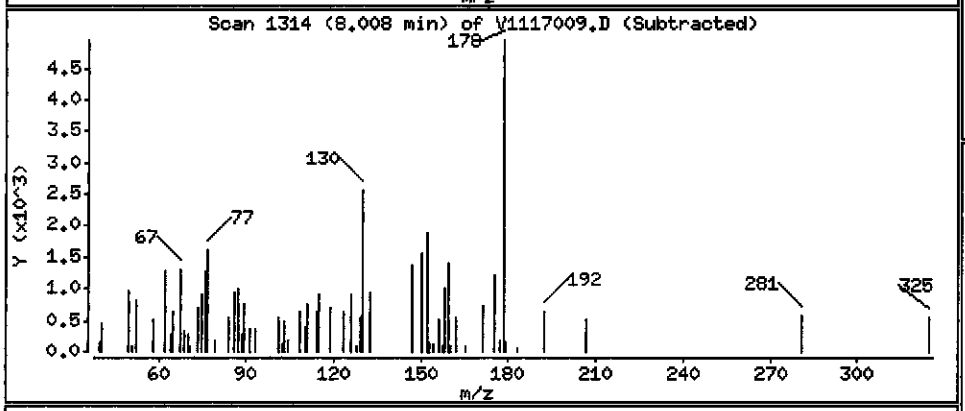

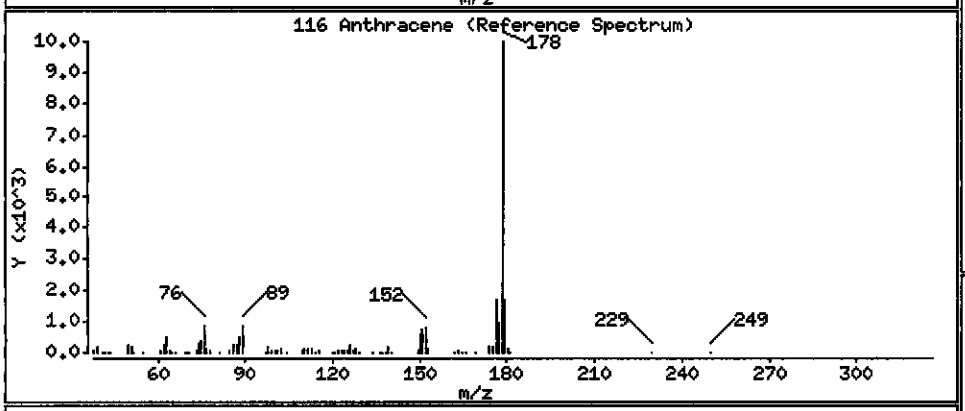

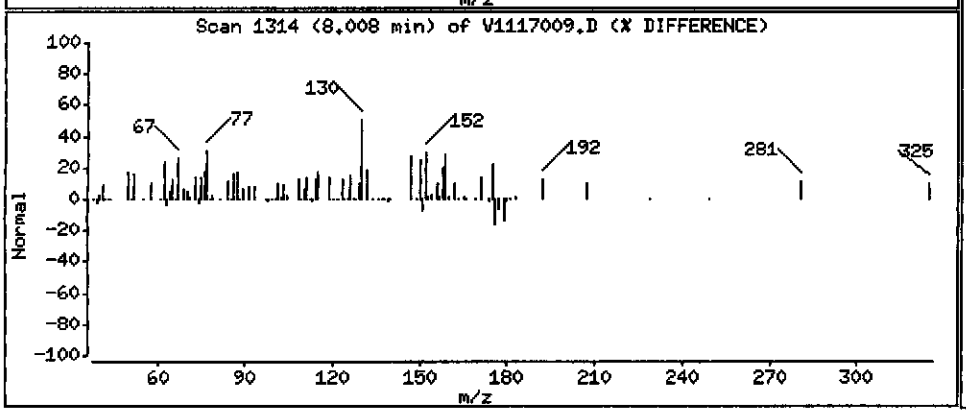

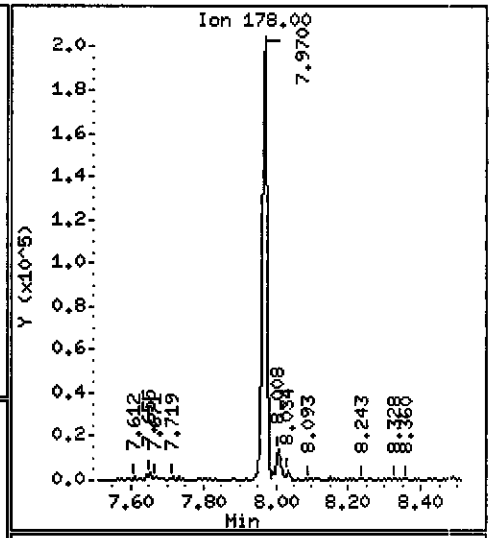

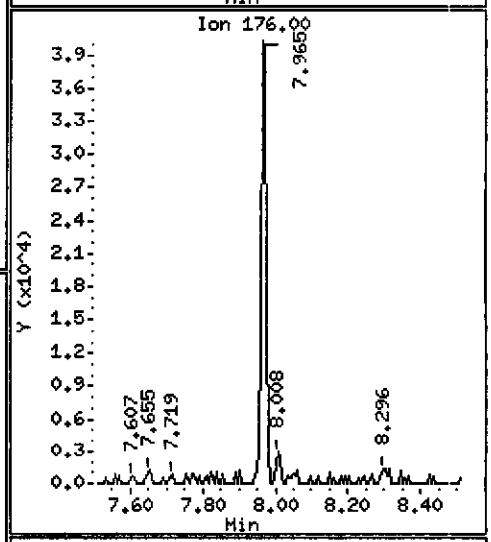

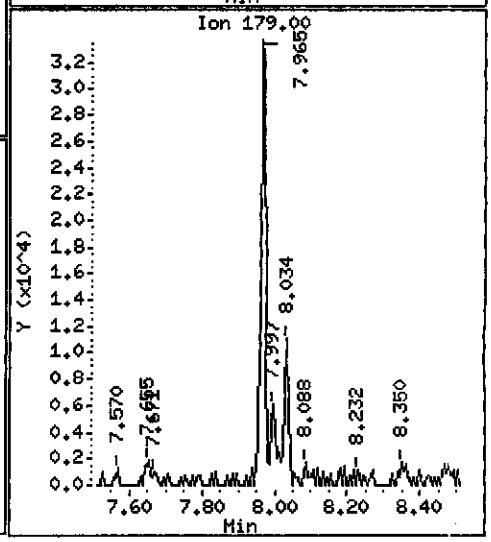

Data File: \\PITSVR06\D\chem\731.i\V111710.b\V1117009.D

Date : 17-NOV-2010 13:07

Client ID: MW-9-111010

Instrument: 731.i

Sample Info: C0K100534-009 X5 11/15/10 h2o(0319135) 8270c

Volume Injected (uL): 2.0

Operator: 003200

Column phase: DB5-MS

Column diameter: 0.32

119 Carbazole

Concentration: 6.0997 ug/L

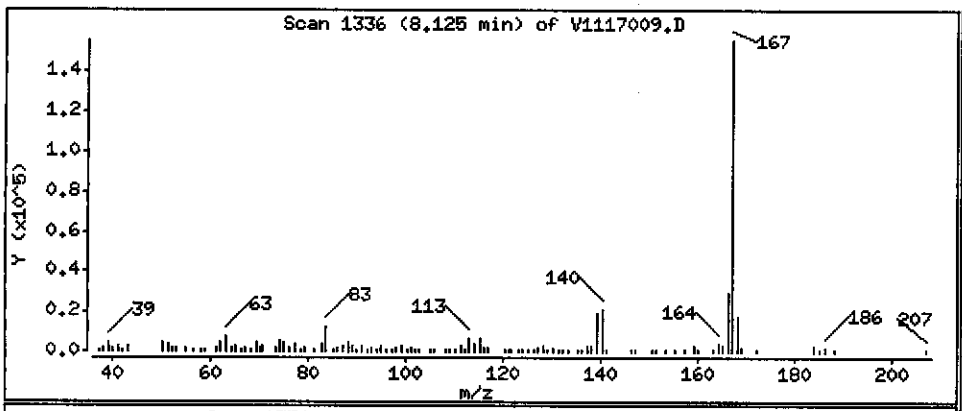

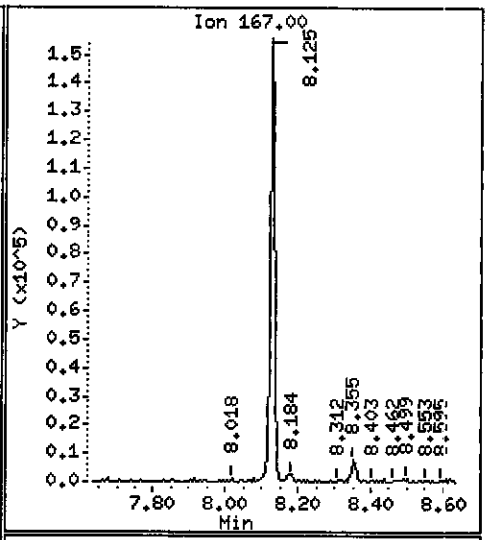

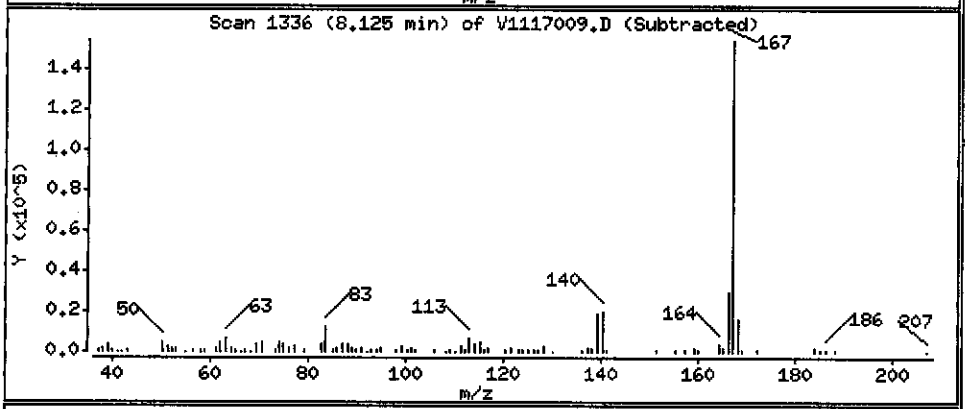

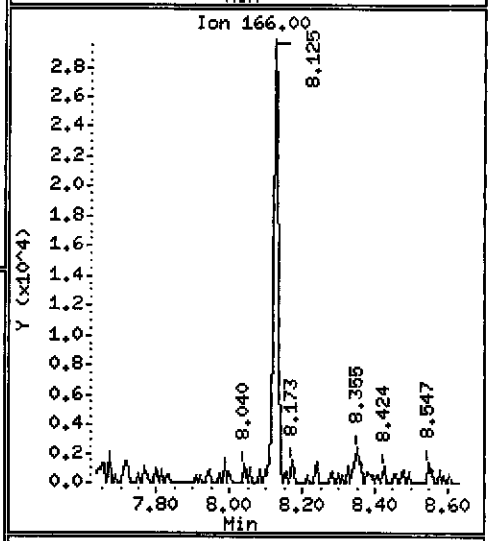

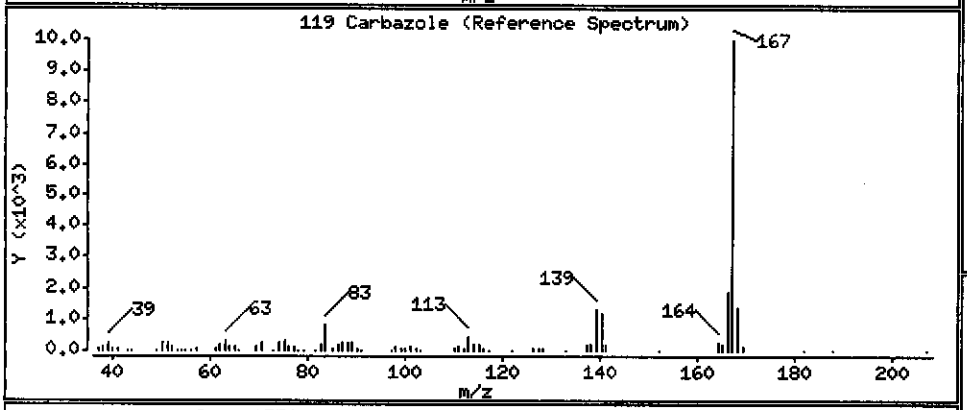

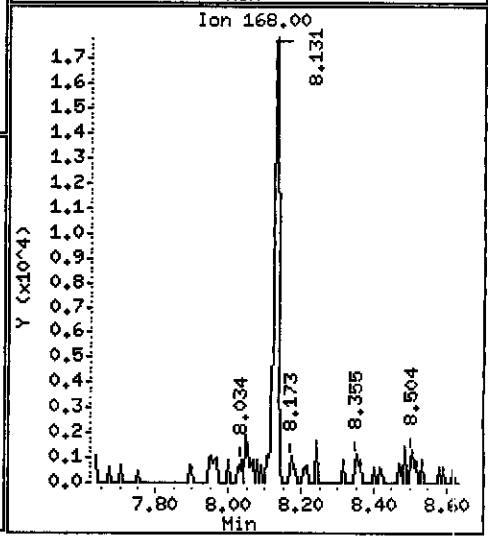

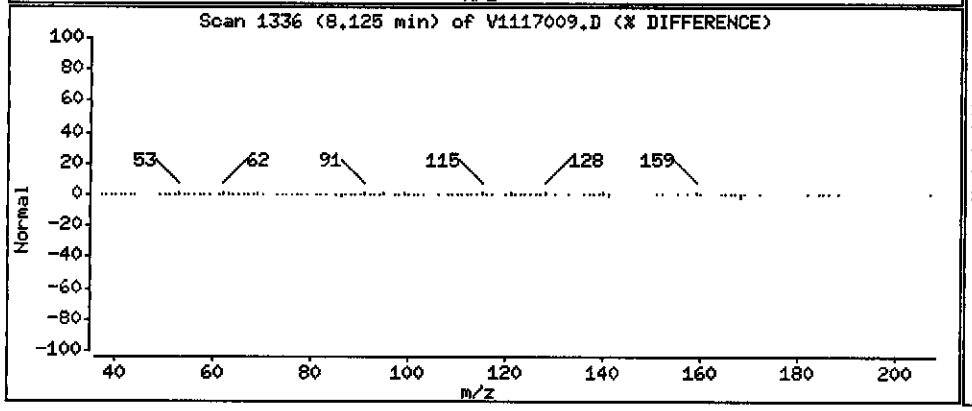

Data File: \\PITSVR06\D\chem\731.i\V111710.b\V1117009.D

Date : 17-NOV-2010 13:07

Client ID: MW-9-111010

Instrument: 731.i

Sample Info: C0K100534-009 X5 11/15/10 h2o(0319135) 8270c

Volume Injected (uL): 2.0

Operator: 003200

Column phase: DB5-MS

Column diameter: 0.32

123 Fluoranthene

Concentration: 3.0371 ug/L

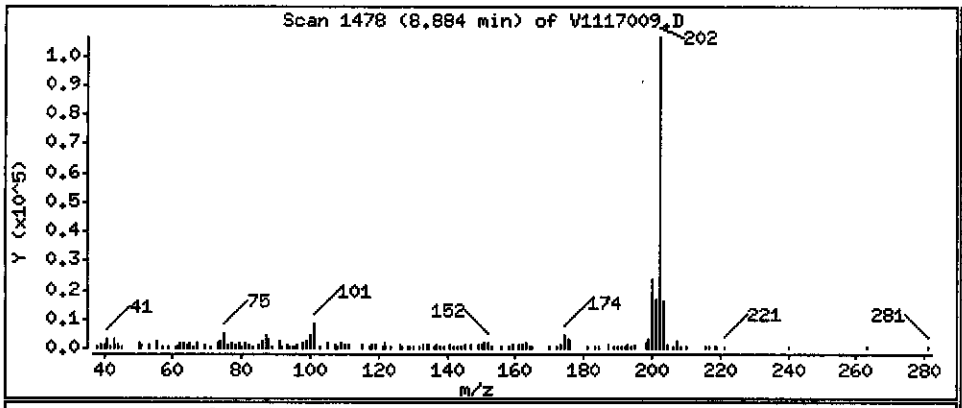

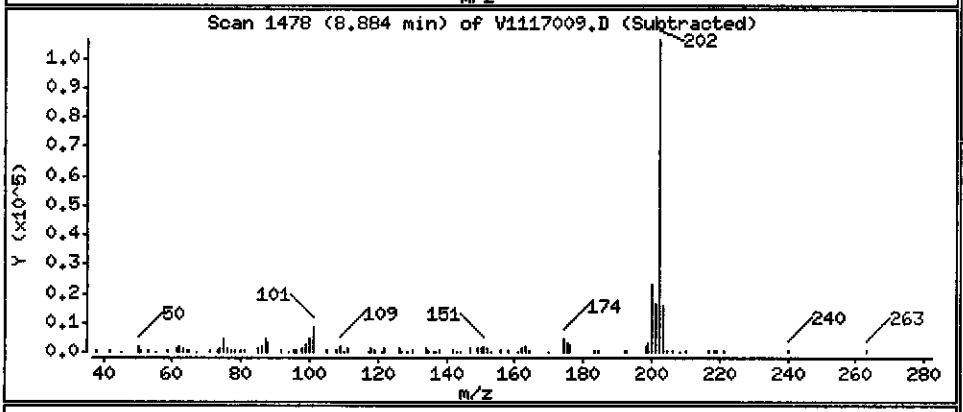

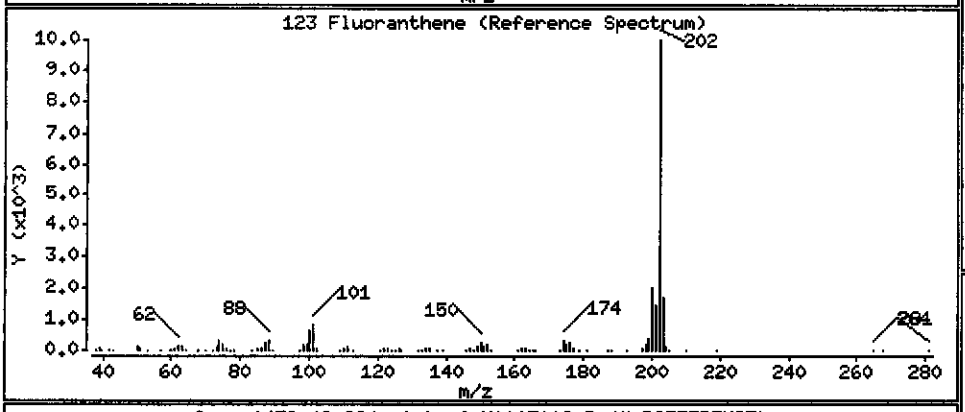

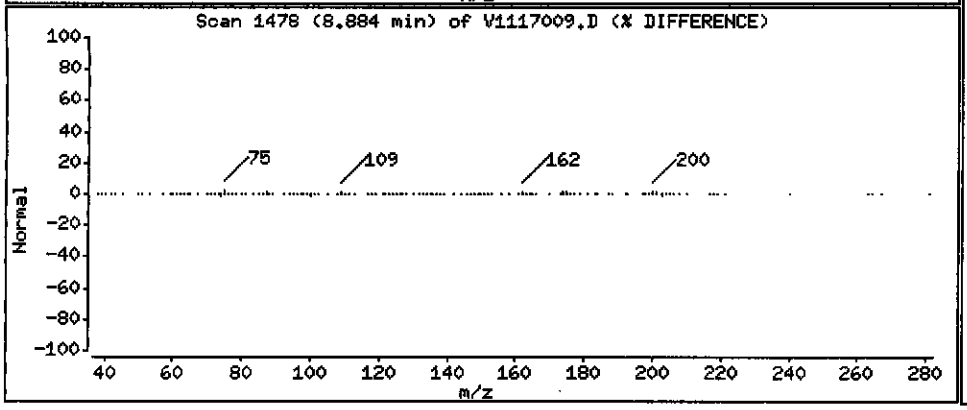

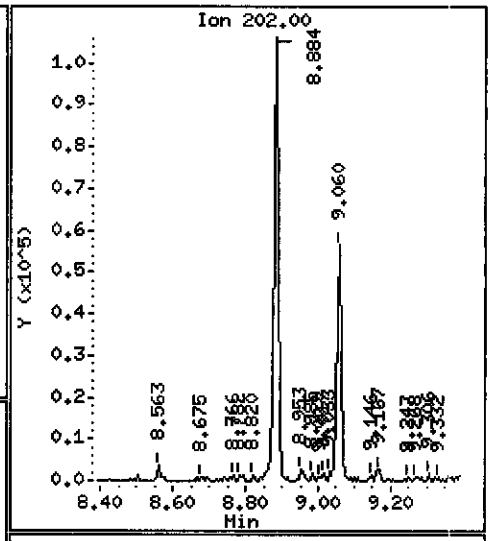

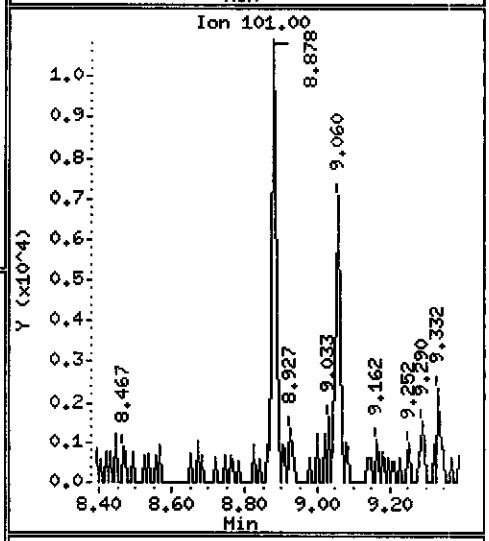

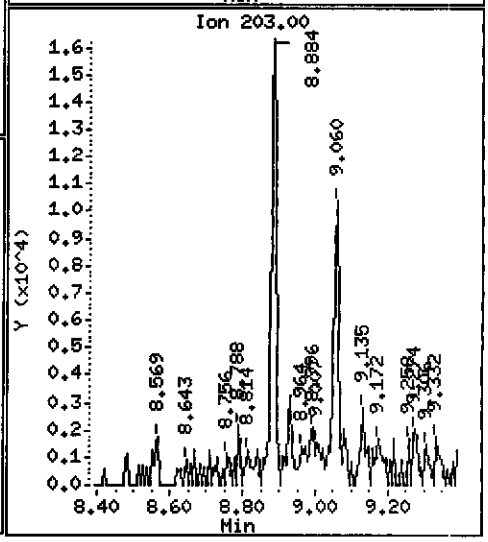

Data File: \\PITSVR06\D\chem\731.i\V111710.b\V1117009.D

Date : 17-NOV-2010 13:07

Client ID: MW-9-111010

Instrument: 731.i

Sample Info: C0K100534-009 X5 11/15/10 h2o(0319135) 8270c

Volume Injected (uL): 2.0

Operator: 003200

Column phase: DB5-MS

Column diameter: 0.32

125 Pyrene

Concentration: 1.3182 ug/L

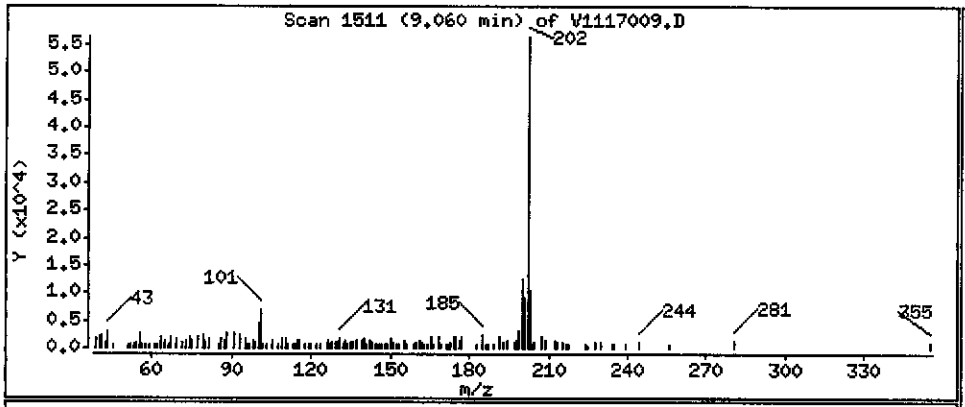

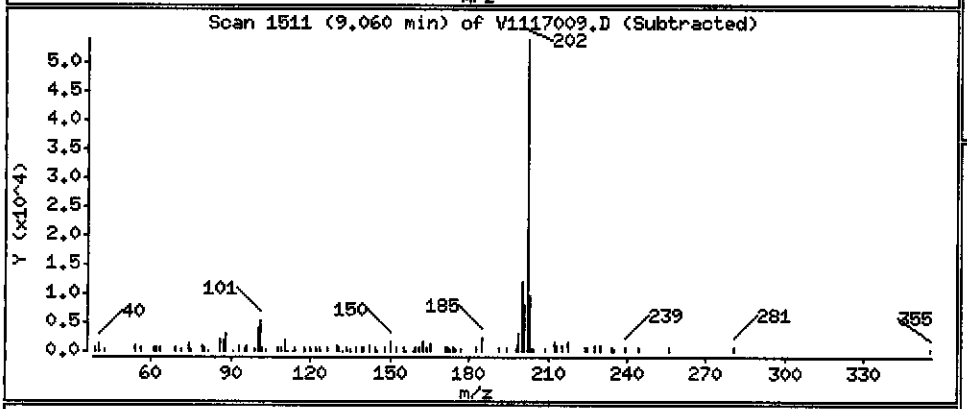

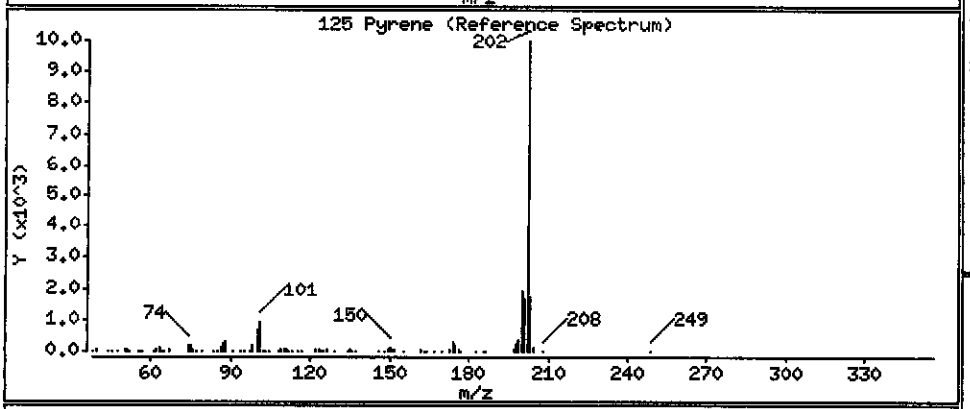

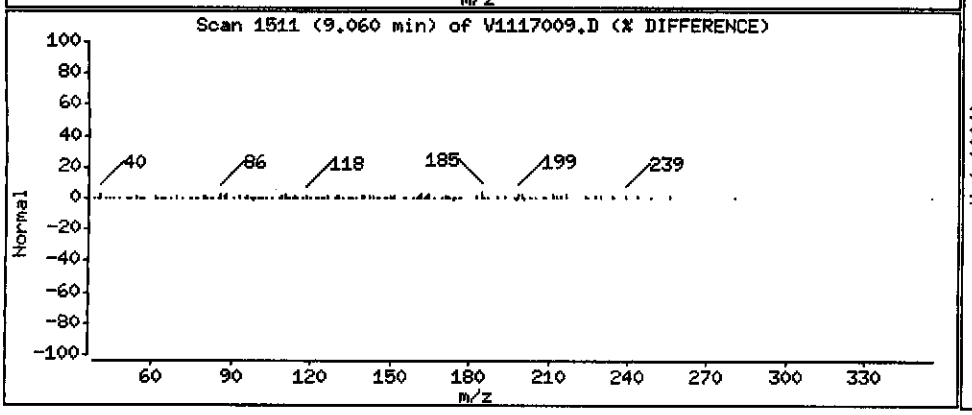

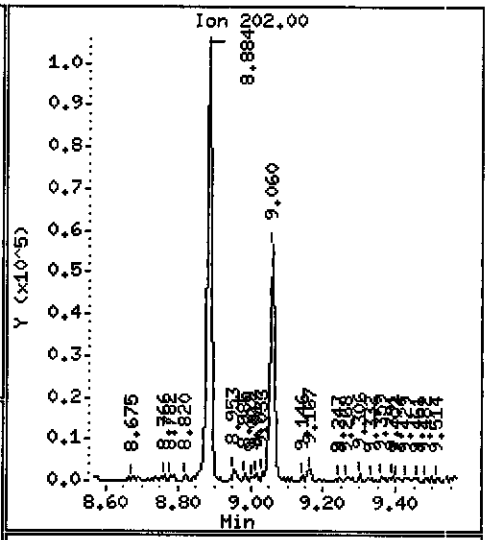

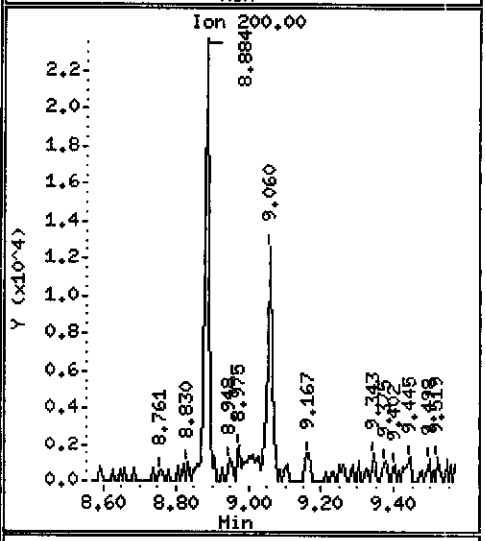

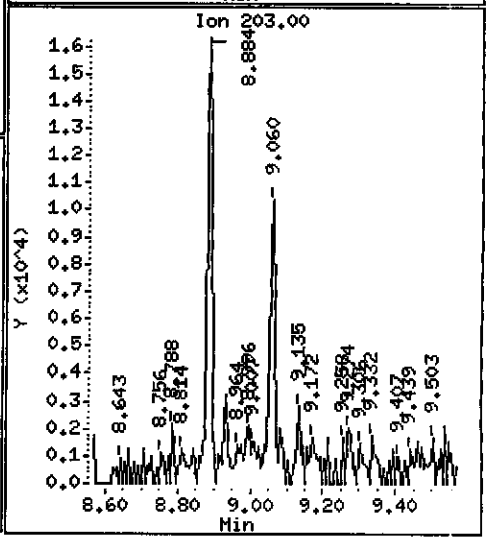

MACTEC Engineering and Consulting Inc

Client Sample ID: MW-8-111010

GC/MS Semivolatiles

Lot-Sample #...:	C0K110534-010	**Work Order #...:**	L9WVQ1AA	**Matrix.....:**	WATER
Date Sampled...:	11/10/10 17:50	**Date Received..:**	11/11/10 08:20	**MS Run #.....:**	
Prep Date.....:	11/15/10	**Analysis Date..:**	11/16/10		
Prep Batch #...:	0319136	**Analysis Time..:**	21:07		
Dilution Factor:	9.4	**Initial Wgt/Vol:**	1060 mL	**Final Wgt/Vol..:**	1 mL
Analyst ID.....:	003200	**Instrument ID..:**	731		
		Method.....:	SW846 8270C		

PARAMETER	RESULT	REPORTING LIMIT	UNITS	MDL
Acenaphthene	**66**	**1.9**	**ug/L**	**0.14**
Acenaphthylene	**1.0 J**	**1.9**	**ug/L**	**0.14**
Acetophenone	ND	9.4	ug/L	0.75
Anthracene	**4.7**	**1.9**	**ug/L**	**0.14**
Atrazine	ND	9.4	ug/L	0.84
Benzo(a)anthracene	ND	1.9	ug/L	0.14
Benzo(a)pyrene	ND	1.9	ug/L	0.13
Benzo(b)fluoranthene	ND	1.9	ug/L	0.15
Benzo(ghi)perylene	ND	1.9	ug/L	0.14
Benzo(k)fluoranthene	ND	1.9	ug/L	0.51
Benzaldehyde	ND	9.4	ug/L	1.4
1,1'-Biphenyl	**0.95 J**	**9.4**	**ug/L**	**0.39**
bis(2-Chloroethoxy) methane	ND	9.4	ug/L	0.55
bis(2-Chloroethyl)-ether	ND	1.9	ug/L	0.24
bis(2-Ethylhexyl) phthalate	ND	9.4	ug/L	7.5
4-Bromophenyl phenyl ether	ND	9.4	ug/L	0.60
Butyl benzyl phthalate	ND	9.4	ug/L	1.3
Caprolactam	ND	47	ug/L	11
Carbazole	**90**	**1.9**	**ug/L**	**0.15**
4-Chloroaniline	ND	9.4	ug/L	0.83
4-Chloro-3-methylphenol	ND	9.4	ug/L	0.71
2-Chloronaphthalene	ND	1.9	ug/L	0.14
2-Chlorophenol	ND	9.4	ug/L	1.6
4-Chlorophenyl phenyl ether	ND	9.4	ug/L	0.47
Chrysene	ND	1.9	ug/L	0.13
Dibenz(a,h)anthracene	ND	1.9	ug/L	0.15
Dibenzofuran	**80**	**9.4**	**ug/L**	**0.58**
3,3'-Dichlorobenzidine	ND	9.4	ug/L	1.1
2,4-Dichlorophenol	ND	1.9	ug/L	0.31
Diethyl phthalate	ND	9.4	ug/L	1.4
2,4-Dimethylphenol	**4.3 J**	**9.4**	**ug/L**	**0.80**
Dimethyl phthalate	ND	9.4	ug/L	0.72

(Continued on next page)

MACTEC Engineering and Consulting Inc

Client Sample ID: MW-8-111010

GC/MS Semivolatiles

Lot-Sample #...: C0K110534-010 **Work Order #...:** L9WVQ1AA **Matrix.....:** WATER

PARAMETER	RESULT	REPORTING LIMIT	UNITS	MDL
Di-n-butyl phthalate	ND	9.4	ug/L	1.2
4,6-Dinitro-2-methylphenol	ND	47	ug/L	2.1
2,4-Dinitrophenol	ND	47	ug/L	5.8
2,4-Dinitrotoluene	ND	9.4	ug/L	0.50
2,6-Dinitrotoluene	ND	9.4	ug/L	0.75
Di-n-octyl phthalate	ND	9.4	ug/L	1.9
Fluoranthene	**2.1**	**1.9**	**ug/L**	**0.15**
Fluorene	**60**	**1.9**	**ug/L**	**0.20**
Hexachlorobenzene	ND	1.9	ug/L	0.17
Hexachlorobutadiene	ND	1.9	ug/L	0.16
Hexachlorocyclopentadiene	ND	9.4	ug/L	0.49
Hexachloroethane	ND	9.4	ug/L	0.59
Indeno(1,2,3-cd)pyrene	ND	1.9	ug/L	0.19
Isophorone	ND	9.4	ug/L	0.61
2-Methylnaphthalene	**110**	**1.9**	**ug/L**	**0.11**
2-Methylphenol	**3.4 J**	**9.4**	**ug/L**	**0.81**
4-Methylphenol	**4.8 J**	**9.4**	**ug/L**	**0.85**
Naphthalene	**1300 E**	**1.9**	**ug/L**	**0.13**
2-Nitroaniline	ND	47	ug/L	3.3
3-Nitroaniline	ND	47	ug/L	3.0
4-Nitroaniline	ND	47	ug/L	1.6
Nitrobenzene	ND	1.9	ug/L	0.79
2-Nitrophenol	ND	9.4	ug/L	1.6
4-Nitrophenol	ND	47	ug/L	5.7
N-Nitrosodi-n-propylamine	ND	1.9	ug/L	0.29
N-Nitrosodiphenylamine	ND	1.9	ug/L	0.80
2,2'-oxybis (1-Chloropropane)	ND	1.9	ug/L	0.19
Pentachlorophenol	ND	9.4	ug/L	0.62
Phenanthrene	**31**	**1.9**	**ug/L**	**0.40**
Phenol	ND	1.9	ug/L	0.55
Pyrene	**1.3 J**	**1.9**	**ug/L**	**0.15**
2,4,5-Trichlorophenol	ND	9.4	ug/L	1.4
2,4,6-Trichlorophenol	ND	9.4	ug/L	1.6

(Continued on next page)

MACTEC Engineering and Consulting Inc

Client Sample ID: MW-8-111010

GC/MS Semivolatiles

Lot-Sample #...: C0K110534-010 **Work Order #...:** L9WVQ1AA **Matrix.....:** WATER

SURROGATE	PERCENT RECOVERY	RECOVERY LIMITS
Nitrobenzene-d5	64	(23 - 112)
Terphenyl-d14	30	(10 - 132)
2-Fluorobiphenyl	66	(19 - 107)
2-Fluorophenol	54	(10 - 111)
Phenol-d5	56	(15 - 112)
2,4,6-Tribromophenol	63	(16 - 122)

NOTE(S):

J Estimated result. Result is less than RL.

E Estimated result. Result concentration exceeds the calibration range.

(E)

Data File: \\PITSVR06\D\chem\731.i\V111610.b\V1116034.D
Date : 16-NOV-2010 21:07
Client ID: MW-8-111010
Sample Info: C0K100534-010 X10 11/15/10 h2o(0319135) 8270c
Volume Injected (uL): 2.0
Column phase: DB5-MS

Instrument: 731.i
Operator: 003200
Column diameter: 0.32

Y (x10^7)

0.2 0.4 0.6 0.8 1.0 1.2 1.4 1.6 1.8 2.0 2.2 2.4 2.6 2.8 3.0 3.2 3.4 3.6 3.8 4.0 4.2 4.4 4.6 4.8 5.0 5.2 5.4

1 2 3 4 5 6 7 8 9 10 11 12 13

Min

-2-Fluorophenol
-Phenol-d5
-2-Chlorophenol-d4
-1,4-Dichlorobenzene-d4
-1,2-Dichlorobenzene-d4
-Nitrobenzene-d5
Naphthalene-d8+
-2-Fluorobiphenyl
-Acenaphthene-d10
-2,4,6-Tribromophenol
-Phenanthrene-d10
-Terphenyl-d14
-Chrysene-d12
-Perylene-d12

\\PITSVR06\D\chem\731.i\V111610.b\V1116034.D

TestAmerica Pittsburgh

Semivolatile REPORT SW-846 Method 8270

Data file : \\PITSVR06\D\chem\731.i\V111610.b\V1116034.D
Lab Smp Id: L9WVQ1AA Client Smp ID: MW-8-111010
Inj Date : 16-NOV-2010 21:07
Operator : 003200 Inst ID: 731.i
Smp Info : C0K100534-010 X10 11/15/10 h2o(0319135) 8270c
Misc Info : L9WVQ1AA,V111610.b,8270l1.m,padep.sub
Comment :
Method : \\PITSVR06\D\chem\731.i\V111610.b\8270l1.m
Meth Date : 17-Nov-2010 05:55 piccolinov Quant Type: ISTD
Cal Date : 10-NOV-2010 09:21 Cal File: V1110IC8.D
Als bottle: 36
Dil Factor: 10.00000
Integrator: HP RTE Compound Sublist: padep.sub
Target Version: 4.14
Processing Host: PITPC-502

Concentration Formula: Amt * DF * Uf * Vt/(Vo * Vi) * CpndVariable

Name	Value	Description
DF	10.000	Dilution Factor
Uf	1.000	ng unit correction factor
Vt	1000.000	Volume of final extract (uL)
Vo	1060.000	Volume of sample extracted (mL)
Vi	2.000	Volume injected (uL)
Cpnd Variable		Local Compound Variable

	Compounds	QUANT SIG MASS	RT	EXP RT	REL RT	RESPONSE	CONCENTRATIONS ON-COLUMN (NG)	CONCENTRATIONS FINAL (ug/L)
* 1	1,4-Dichlorobenzene-d4	152	4.508	4.510	(1.000)	98817	8.00000	
* 2	Naphthalene-d8	136	5.485	5.487	(1.000)	379861	8.00000	
* 3	Acenaphthene-d10	164	6.832	6.839	(1.000)	228105	8.00000	
* 4	Phenanthrene-d10	188	7.975	7.982	(1.000)	442447	8.00000	
* 5	Chrysene-d12	240	10.015	10.017	(1.000)	607185	8.00000	
* 6	Perylene-d12	264	11.388	11.390	(1.000)	757113	8.00000	
198	1,4-Dioxane	88	Compound Not Detected.					
10	N-Nitrosodimethylamine	74	Compound Not Detected.					
9	Pyridine	79	Compound Not Detected.					
16	Methyl methanesulfonate	80	Compound Not Detected.					
206	Benzaldehyde	77	Compound Not Detected.					
21	Aniline	93	Compound Not Detected.					
22	Phenol	94	Compound Not Detected.					
23	bis(2-Chloroethyl)ether	93	Compound Not Detected.					
24	2-Chlorophenol	128	Compound Not Detected.					
26	1,3-Dichlorobenzene	146	Compound Not Detected.					
27	1,4-Dichlorobenzene	146	Compound Not Detected.					
28	1,2-Dichlorobenzene	146	Compound Not Detected.					
29	Benzyl Alcohol	108	Compound Not Detected.					
30	2-Methylphenol	108	4.716	4.713	(1.046)	11129	0.73085	3.4474
31	2,2'-oxybis(1-Chloropropane)	45	Compound Not Detected.					

	Compounds	QUANT SIG MASS	RT	EXP RT	REL RT	RESPONSE	CONCENTRATIONS ON-COLUMN (NG)	CONCENTRATIONS FINAL (ug/L)
37	Acetophenone	105	Compound Not Detected.					
32	N-Nitroso-di-n-propylamine	70	Compound Not Detected.					
192	4-Methylphenol	108	4.834	4.825	(1.072)	15100	1.02319	4.8264
34	Hexachloroethane	117	Compound Not Detected.					
35	Nitrobenzene	77	Compound Not Detected.					
41	Isophorone	82	Compound Not Detected.					
42	2-Nitrophenol	139	Compound Not Detected.					
43	2,4-Dimethylphenol	107	5.229	5.231	(0.953)	17386	0.91351	4.3090
44	bis(2-Chloroethoxy)methane	93	Compound Not Detected.					
48	2,4-Dichlorophenol	162	Compound Not Detected.					
49	Benzoic Acid	122	Compound Not Detected.					
50	1,2,4-Trichlorobenzene	180	Compound Not Detected.					
51	Naphthalene	128	5.496	5.503	(1.002)	14398415	280.757	1324.3(M)
52	4-Chloroaniline	127	Compound Not Detected.					
54	2,6-Dichlorophenol	162	Compound Not Detected.					
56	Hexachlorobutadiene	224	Compound Not Detected.					
208	Caprolactam	113	Compound Not Detected.					
59	4-Chloro-3-Methylphenol	107	Compound Not Detected.					
62	2-Methylnaphthalene	142	6.030	6.037	(1.099)	830734	24.0995	113.68
63	1-Methylnaphthalene	142	6.105	6.112	(1.113)	1453027	43.3989	204.71
64	Hexachlorocyclopentadiene	236	Compound Not Detected.					
66	2,4,6-Trichlorophenol	196	Compound Not Detected.					
67	2,4,5-Trichlorophenol	196	Compound Not Detected.					
209	1,1'-Biphenyl	154	6.388	6.390	(0.935)	8541	0.20226	0.95406
70	2-Chloronaphthalene	162	Compound Not Detected.					
73	2-Nitroaniline	65	Compound Not Detected.					
76	Dimethylphthalate	163	Compound Not Detected.					
78	2,6-Dinitrotoluene	165	Compound Not Detected.					
79	Acenaphthylene	152	6.719	6.727	(0.984)	10954	0.21701	1.0236
81	3-Nitroaniline	138	Compound Not Detected.					
82	Acenaphthene	153	6.858	6.860	(1.004)	438601	14.0041	66.057
83	2,4-Dinitrophenol	184	Compound Not Detected.					
85	4-Nitrophenol	109	Compound Not Detected.					
86	Dibenzofuran	168	6.992	6.994	(1.023)	806108	16.8784	79.615(MH)
87	2,4-Dinitrotoluene	165	Compound Not Detected.					
91	2,3,5,6-Tetrachlorophenol	231	Compound Not Detected.					
88	2,3,4,6-Tetrachlorophenol	231	Compound Not Detected.					
92	2-Naphthylamine	143	Compound Not Detected.					
93	Diethylphthalate	149	Compound Not Detected.					
94	Fluorene	166	7.254	7.261	(1.062)	486451	12.7130	59.967
95	4-Chlorophenyl-phenylether	204	Compound Not Detected.					
96	4-Nitroaniline	138	Compound Not Detected.					
98	4,6-Dinitro-2-methylphenol	198	Compound Not Detected.					
99	N-Nitrosodiphenylamine (1)	169	Compound Not Detected.					
100	1,2-Diphenylhydrazine	77	Compound Not Detected.					
106	4-Bromophenyl-phenylether	248	Compound Not Detected.					
107	Hexachlorobenzene	283	Compound Not Detected.					
210	Atrazine	200	Compound Not Detected.					
111	Pentachlorophenol	265	Compound Not Detected.					
115	Phenanthrene	178	7.996	7.998	(1.003)	399076	6.47692	30.552
116	Anthracene	178	8.034	8.041	(1.007)	62288	0.99555	4.6960
119	Carbazole	167	8.156	8.158	(1.023)	950113	19.0590	89.901
120	Di-n-Butylphthalate	149	Compound Not Detected.					
123	Fluoranthene	202	8.915	8.917	(1.118)	32295	0.45148	2.1296
124	Benzidine	184	Compound Not Detected.					

Compounds	QUANT SIG MASS	RT	EXP RT	REL RT	RESPONSE	CONCENTRATIONS ON-COLUMN (NG)	CONCENTRATIONS FINAL (ug/L)
125 Pyrene	202	9.091	9.093	(0.908)	24242	0.28571	1.3477
131 Butylbenzylphthalate	149	Compound Not Detected.					
135 3,3'-Dichlorobenzidine	252	Compound Not Detected.					
136 Benzo(a)Anthracene	228	Compound Not Detected.					
137 Chrysene	228	Compound Not Detected.					
139 bis(2-ethylhexyl)Phthalate	149	Compound Not Detected.					
140 Di-n-octylphthalate	149	Compound Not Detected.					
141 Benzo(b)fluoranthene	252	Compound Not Detected.					
142 Benzo(k)fluoranthene	252	Compound Not Detected.					
143 7,12-dimethylbenz[a]anthracen	256	Compound Not Detected.					
146 Benzo(a)pyrene	252	Compound Not Detected.					
149 Indeno(1,2,3-cd)pyrene	276	Compound Not Detected.					
150 Dibenz(a,h)anthracene	278	Compound Not Detected.					
151 Benzo(g,h,i)perylene	276	Compound Not Detected.					
$ 154 Nitrobenzene-d5	82	4.930	4.932	(0.899)	53163	2.54158	11.988
$ 155 2-Fluorobiphenyl	172	6.313	6.315	(0.924)	98030	2.64123	12.459
$ 156 Terphenyl-d14	244	9.198	9.200	(0.918)	71180	1.21825	5.7465
$ 157 Phenol-d5	99	4.246	4.243	(0.942)	63223	3.33430	15.728
$ 158 2-Fluorophenol	112	3.493	3.473	(0.775)	48743	3.24997	15.330
$ 159 2,4,6-Tribromophenol	330	7.441	7.442	(0.933)	22269	3.79511	17.901
$ 186 2-Chlorophenol-d4	132	4.337	4.333	(0.962)	59823	3.60527	17.006
$ 187 1,2-Dichlorobenzene-d4	152	4.625	4.627	(1.026)	28509	2.25603	10.642

QC Flag Legend

M - Compound response manually integrated.
H - Operator selected an alternate compound hit.

Data File: \\PITSVR06\D\chem\731.i\V111610.b\V1116034.D

Date : 16-NOV-2010 21:07

Client ID: MW-8-111010

Instrument: 731.i

Sample Info: C0K100534-010 X10 11/15/10 h2o(0319135) 8270c

Volume Injected (uL): 2.0

Operator: 003200

Column phase: DB5-MS

Column diameter: 0.32

30 2-Methylphenol

Concentration: 3.4474 ug/L

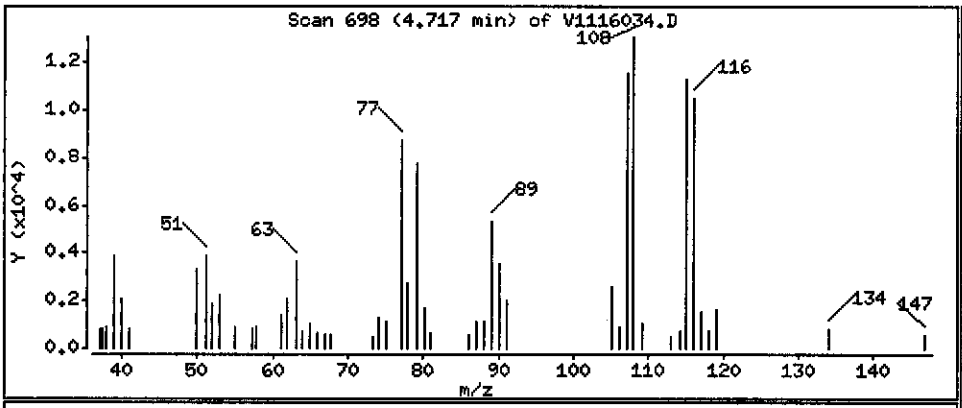

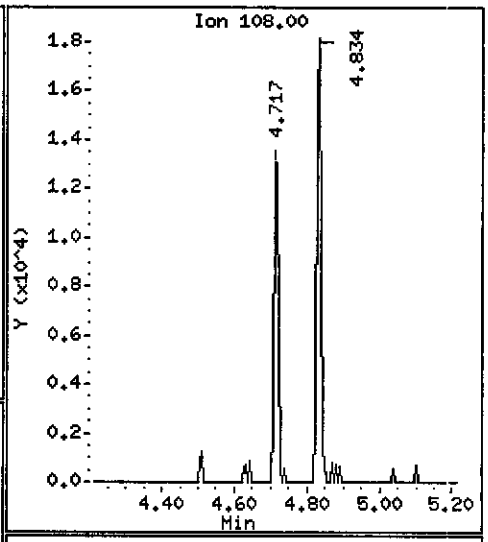

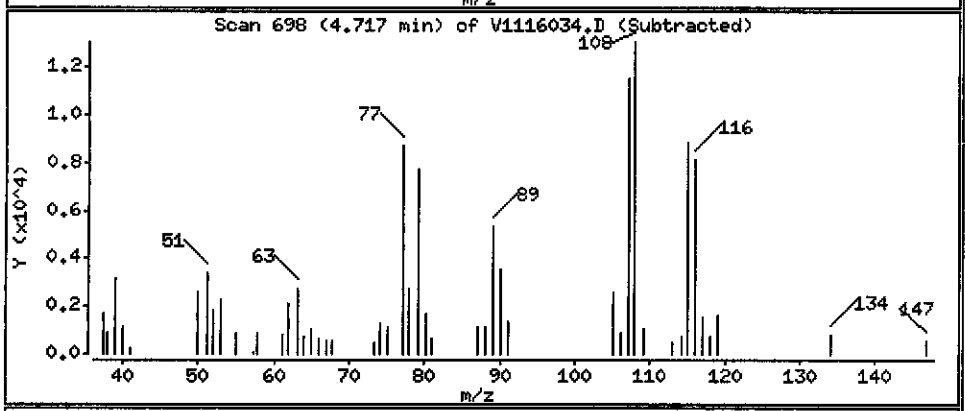

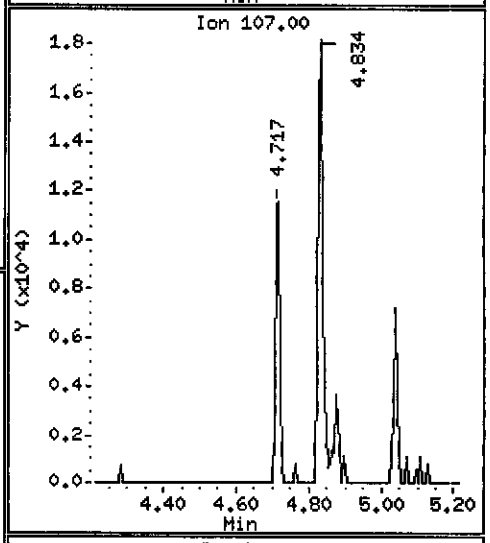

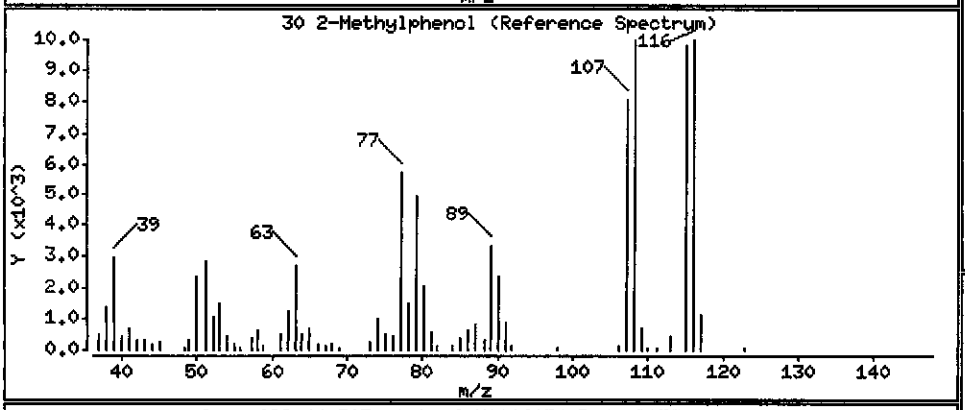

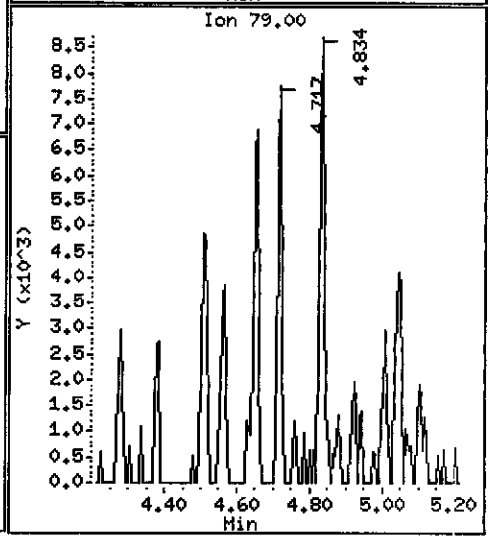

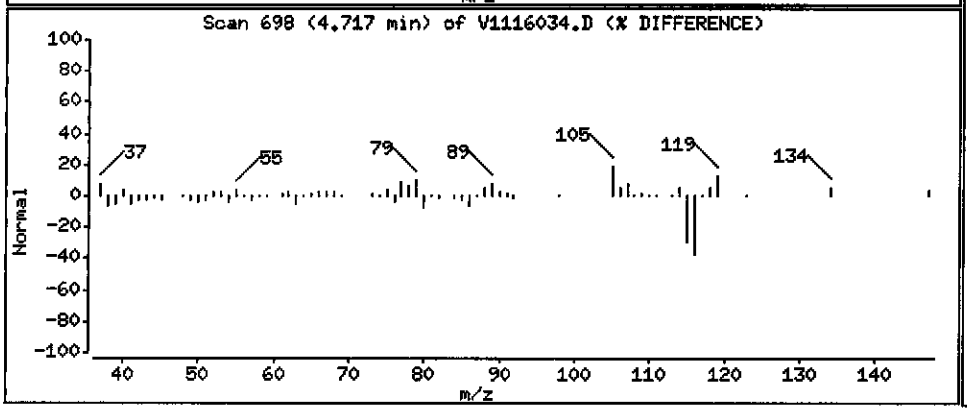

Data File: \\PITSVR06\D\chem\731.i\V111610.b\V1116034.D

Date : 16-NOV-2010 21:07

Client ID: MW-8-111010

Instrument: 731.i

Sample Info: C0K100534-010 X10 11/15/10 h2o(0319135) 8270c

Volume Injected (uL): 2.0

Operator: 003200

Column phase: DB5-MS

Column diameter: 0.32

192 4-Methylphenol

Concentration: 4.8264 ug/L

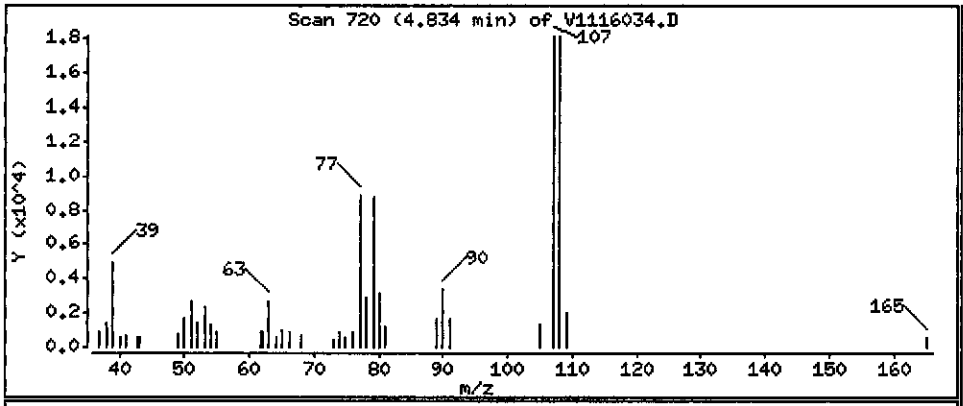

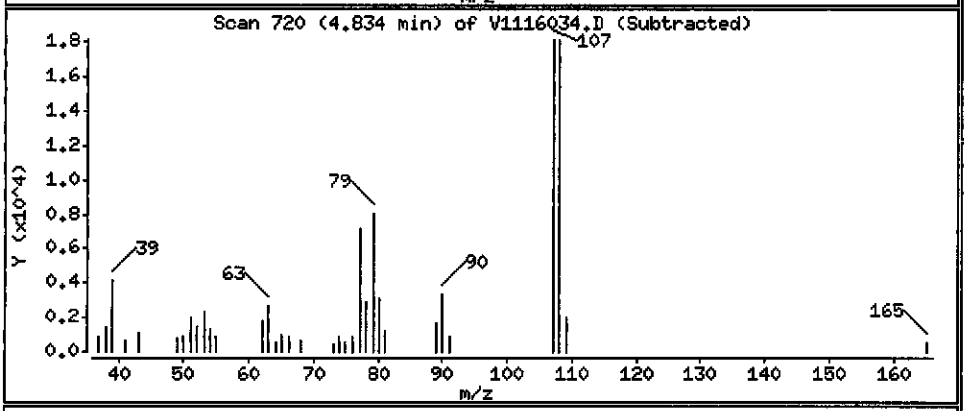

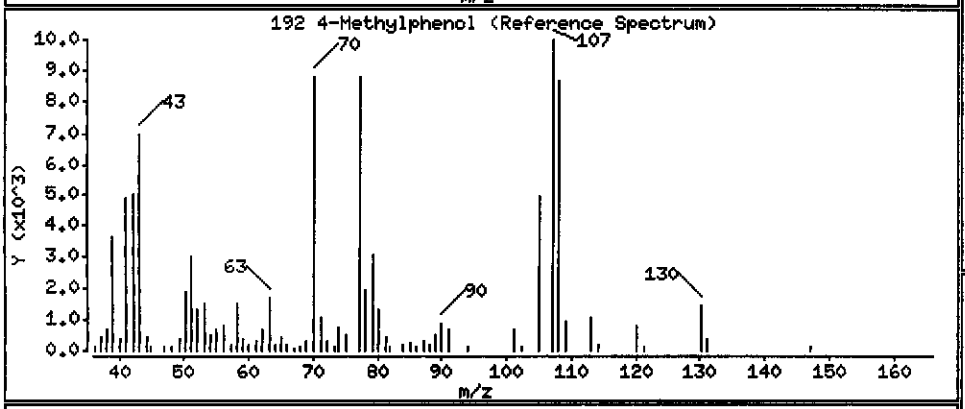

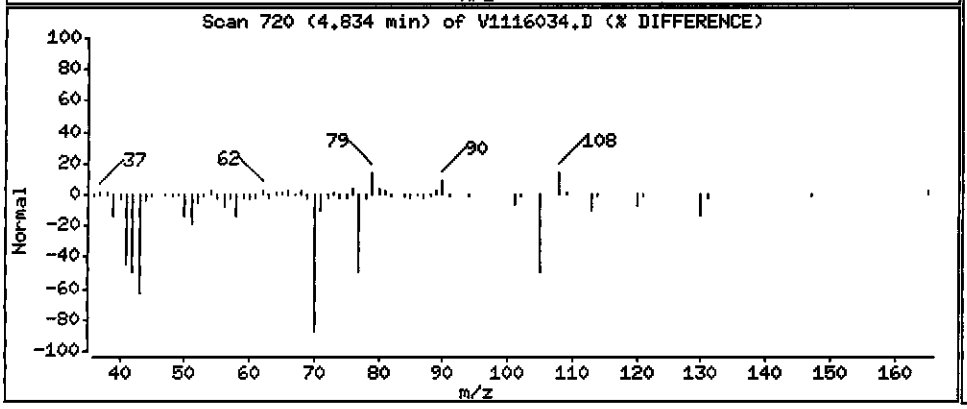

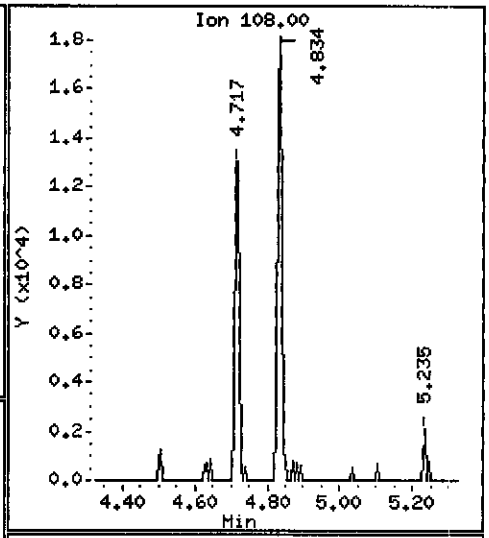

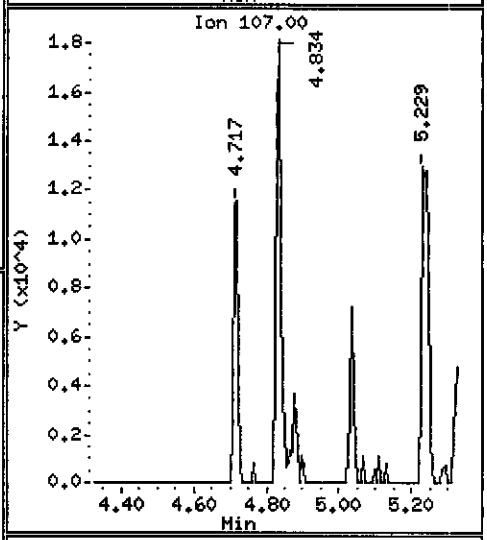

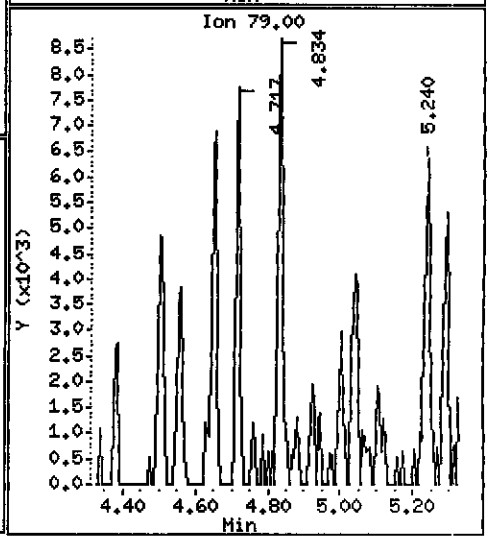

Data File: \\PITSVR06\D\chem\731.i\V111610.b\V1116034.D

Date : 16-NOV-2010 21:07

Client ID: MW-8-111010 Instrument: 731.i

Sample Info: C0K100534-010 X10 11/15/10 h2o(0319135) 8270c

Volume Injected (uL): 2.0 Operator: 003200

Column phase: DB5-MS Column diameter: 0.32

43 2,4-Dimethylphenol Concentration: 4.3090 ug/L

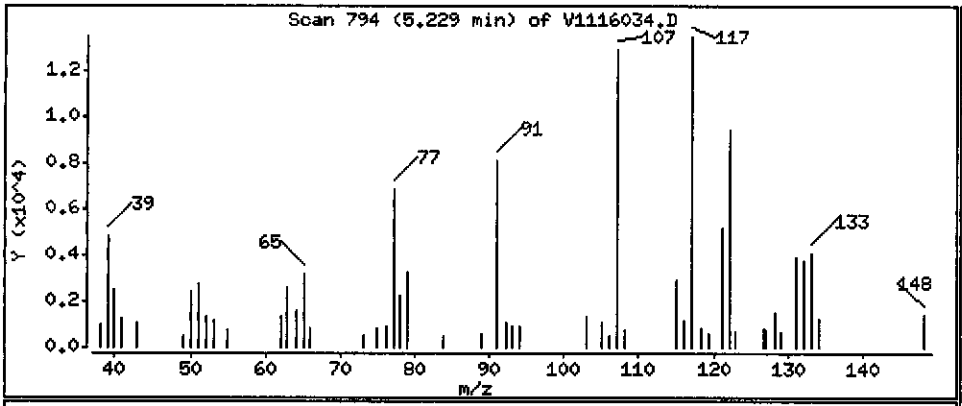

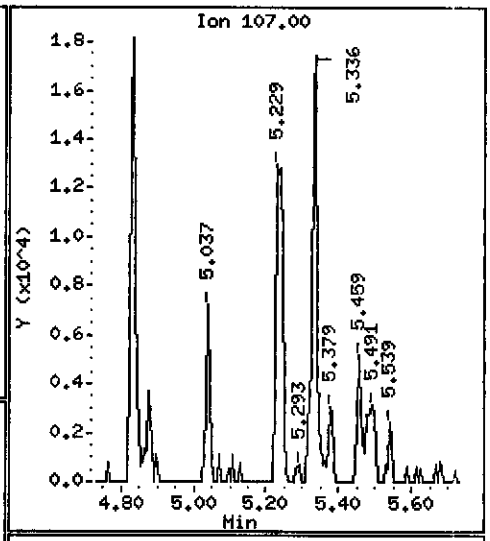

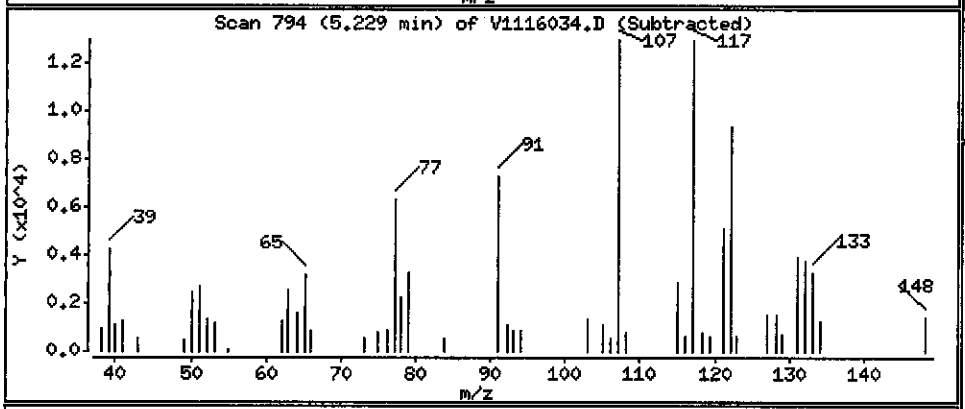

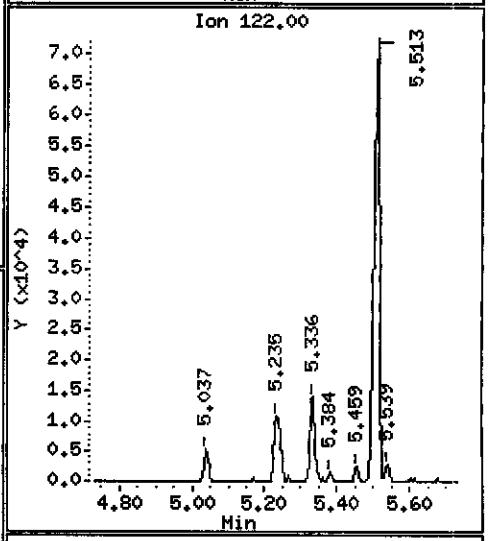

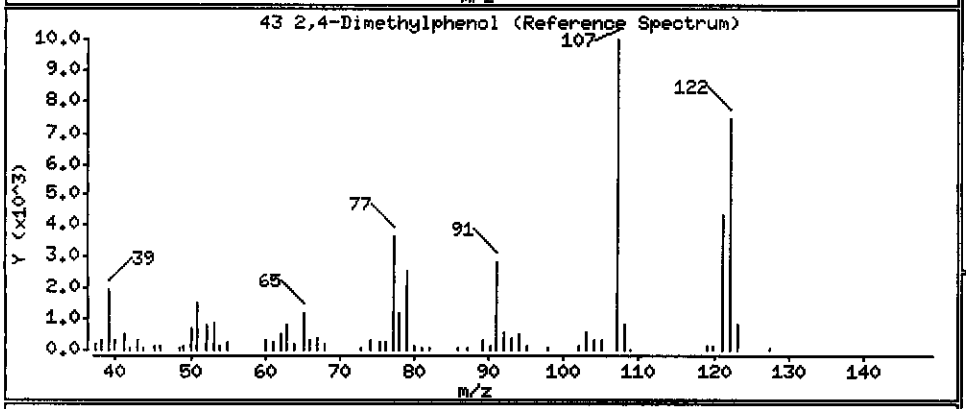

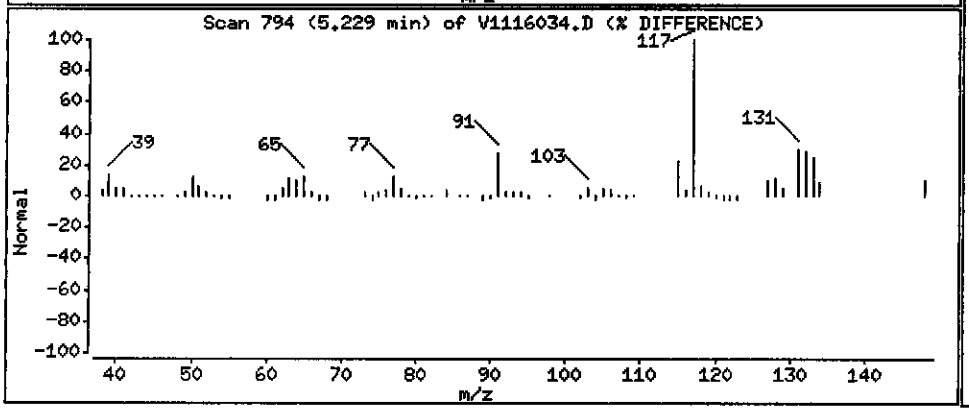

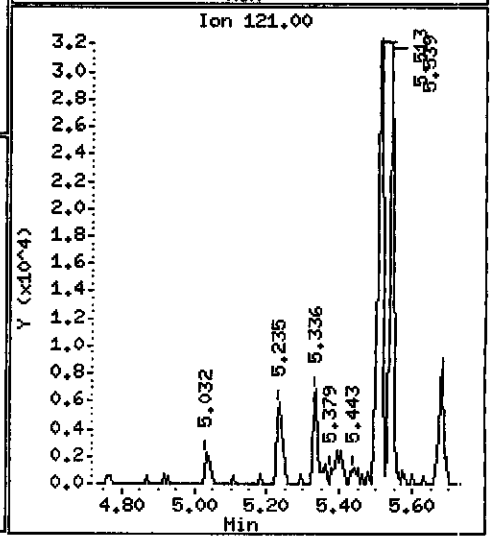

Data File: \\PITSVR06\D\chem\731.i\V111610.b\V1116034.D

Date : 16-NOV-2010 21:07

Client ID: MW-8-111010 Instrument: 731.i

Sample Info: C0K100534-010 X10 11/15/10 h2o(0319135) 8270c

Volume Injected (uL): 2.0 Operator: 003200

Column phase: DB5-MS Column diameter: 0.32

51 Naphthalene Concentration: 1324.3 ug/L

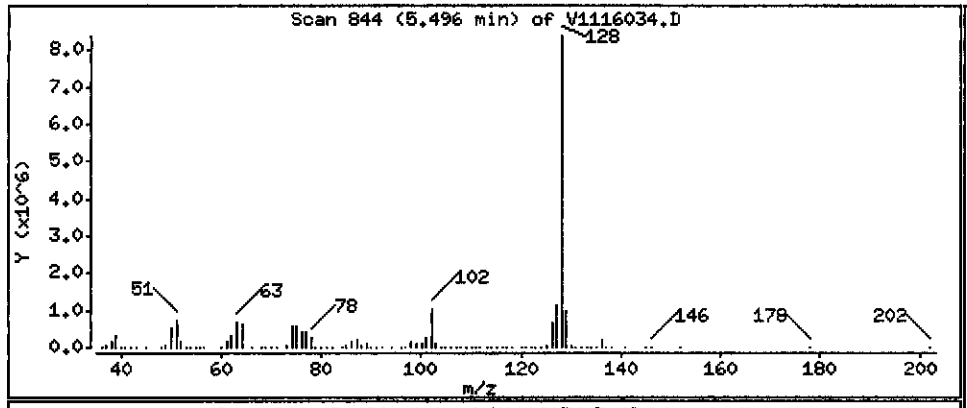

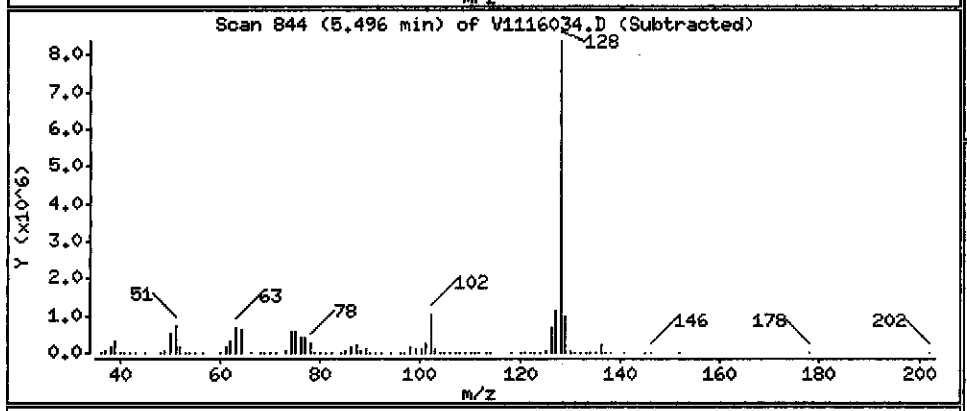

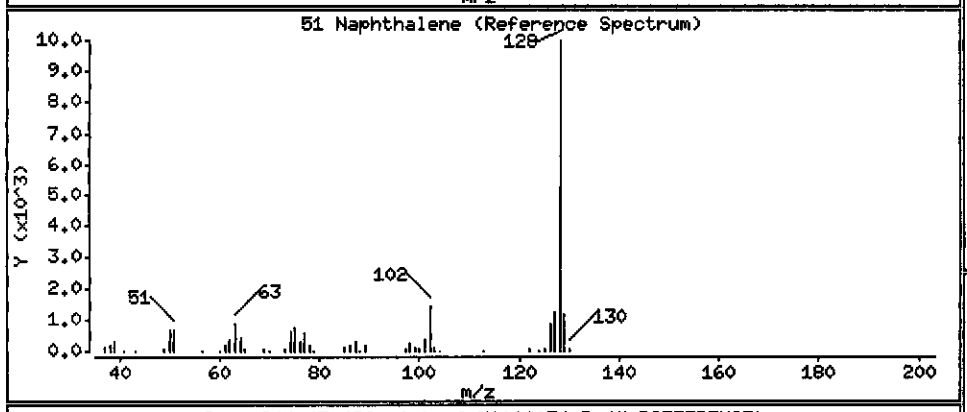

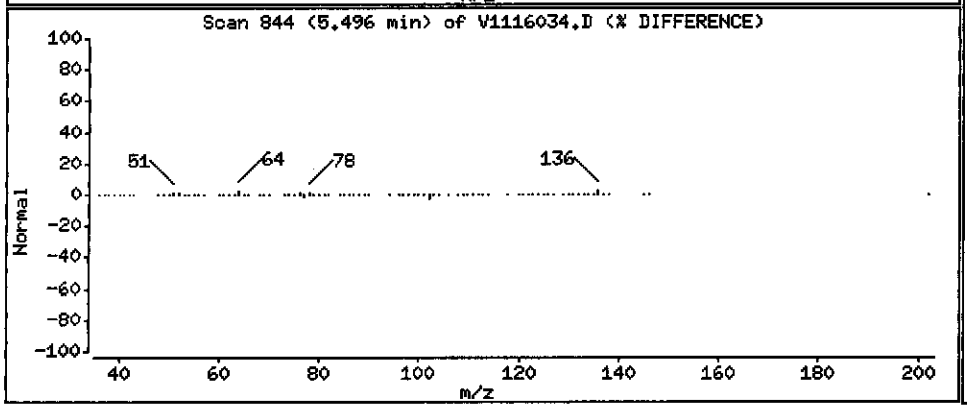

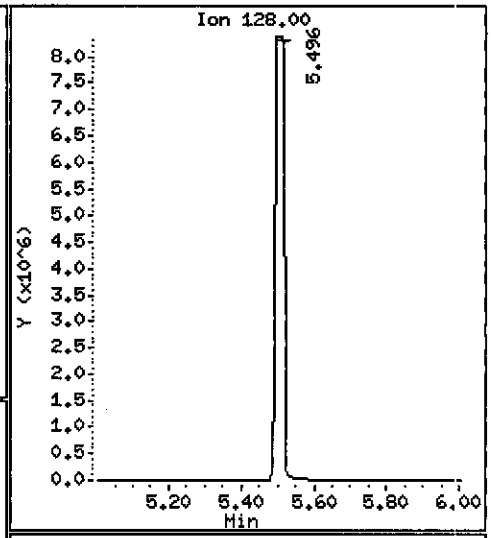

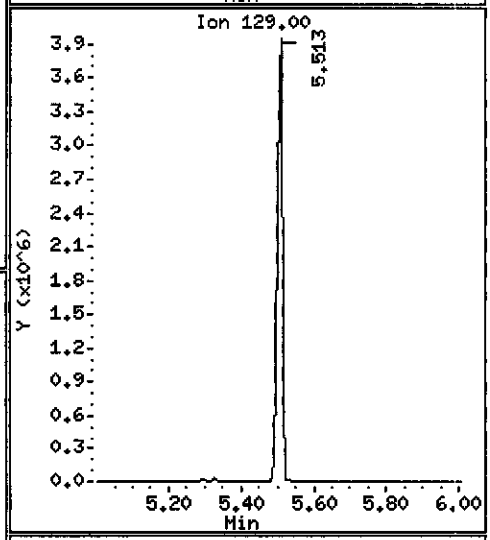

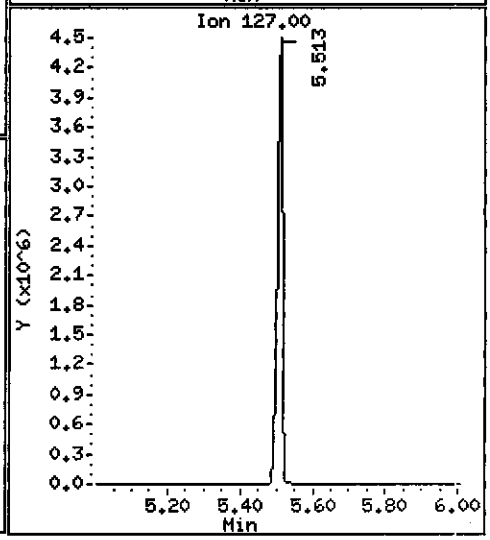

Data File: \\PITSVR06\D\chem\731.i\V111610.b\V1116034.D

Date : 16-NOV-2010 21:07

Client ID: MW-8-111010

Instrument: 731.i

Sample Info: C0K100534-010 X10 11/15/10 h2o(0319135) 8270c

Volume Injected (uL): 2.0

Operator: 003200

Column phase: DB5-MS

Column diameter: 0.32

62 2-Methylnaphthalene

Concentration: 113.68 ug/L

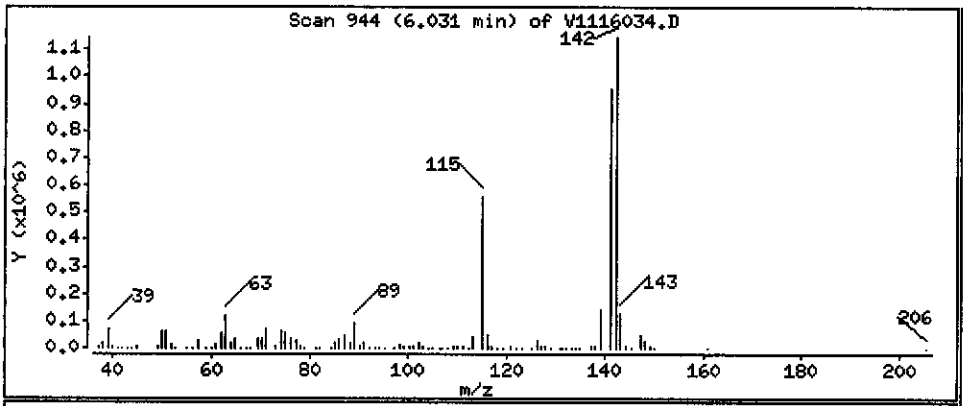

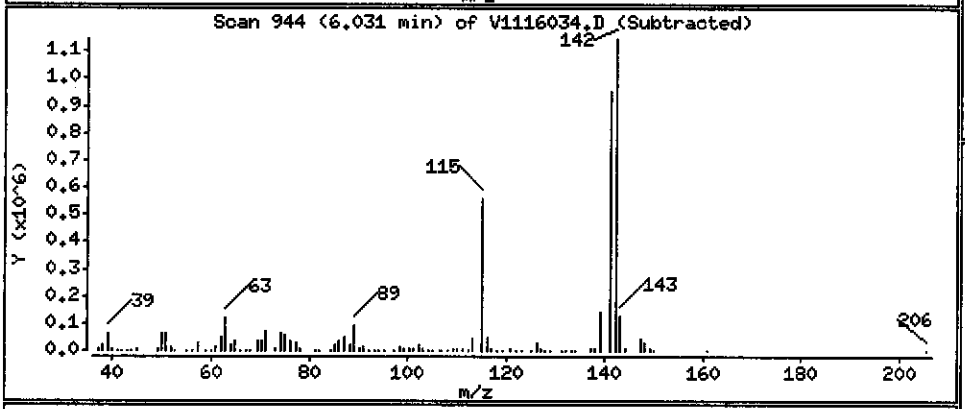

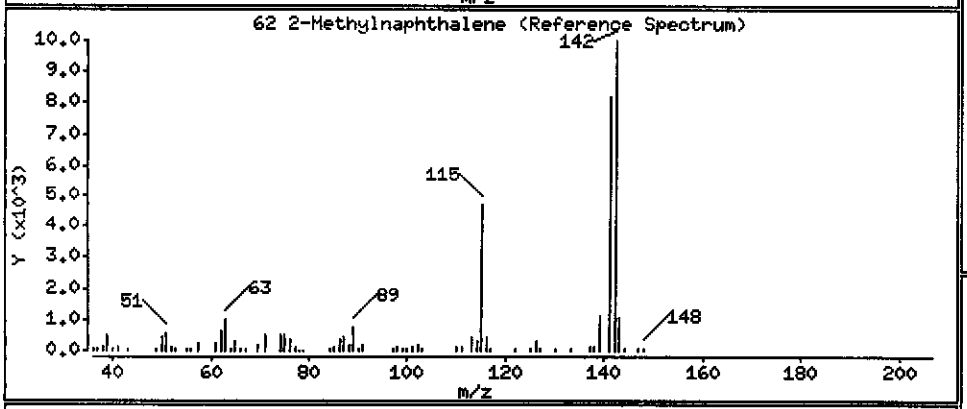

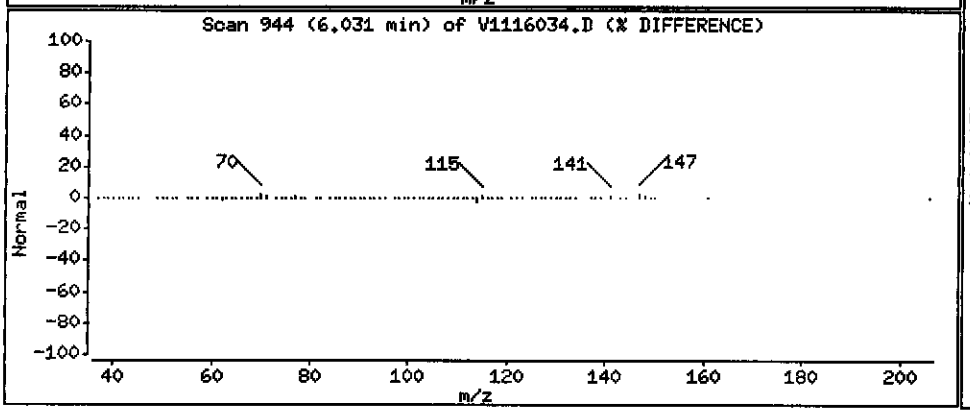

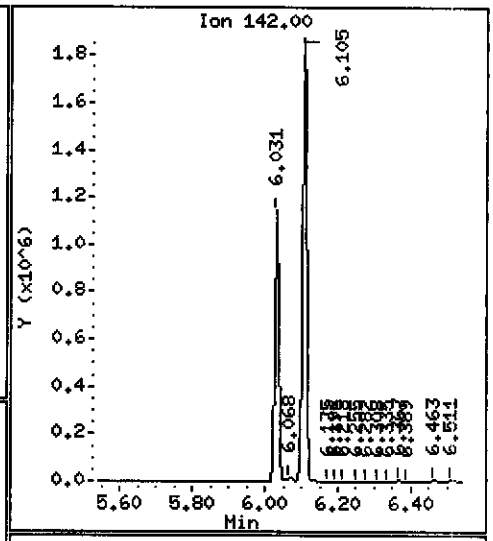

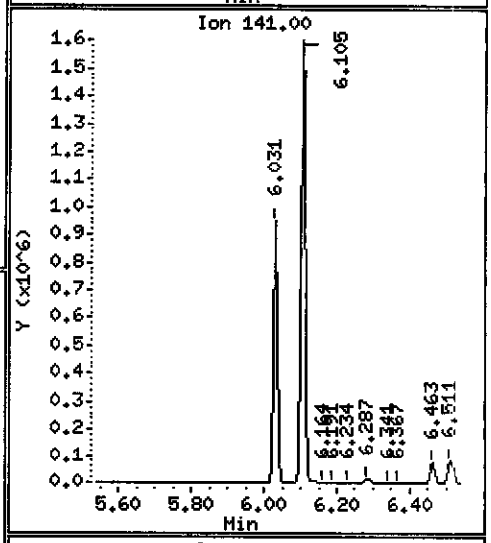

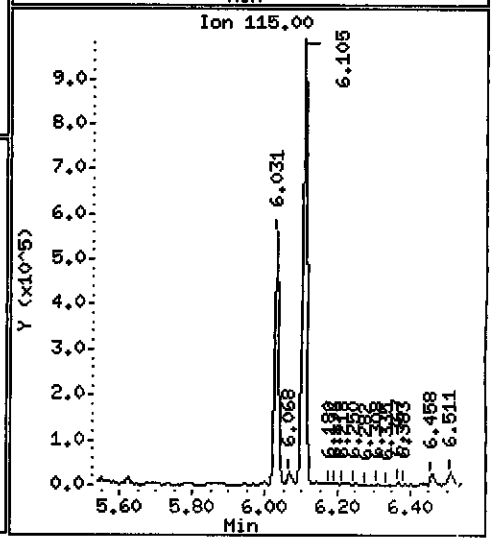

Data File: \\PITSVR06\D\chem\731.i\V111610.b\V1116034.D

Date : 16-NOV-2010 21:07

Client ID: MW-8-111010

Instrument: 731.i

Sample Info: C0K100534-010 X10 11/15/10 h2o(0319135) 8270c

Volume Injected (uL): 2.0

Operator: 003200

Column phase: DB5-MS

Column diameter: 0.32

63 1-Methylnaphthalene

Concentration: 204.71 ug/L

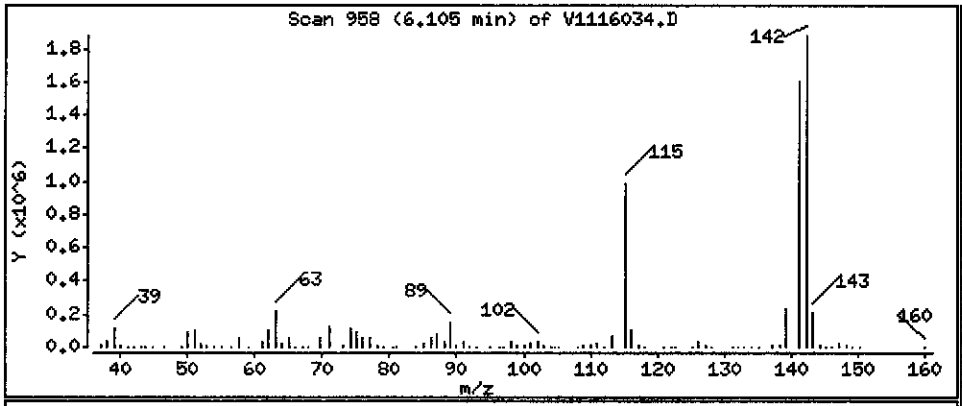

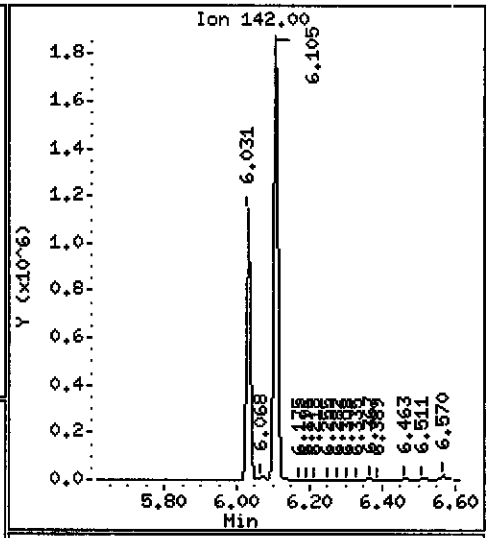

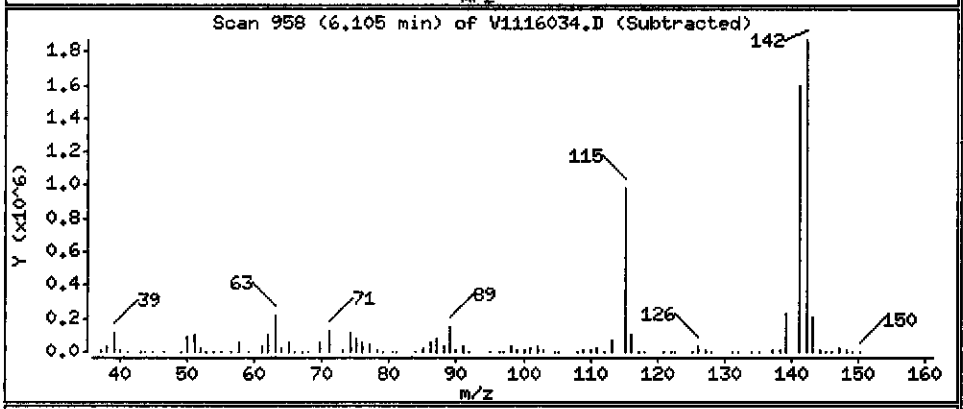

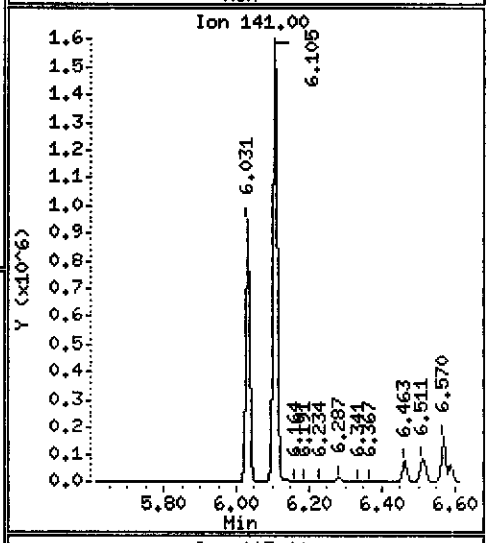

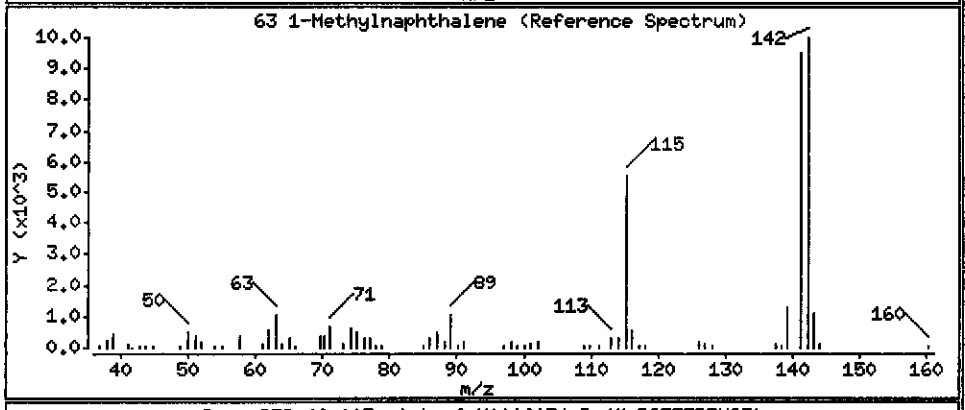

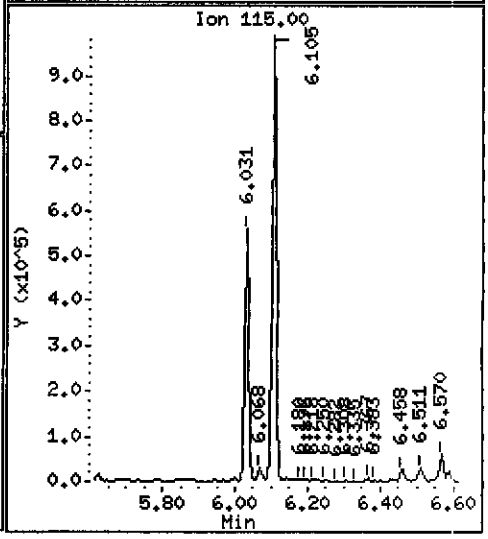

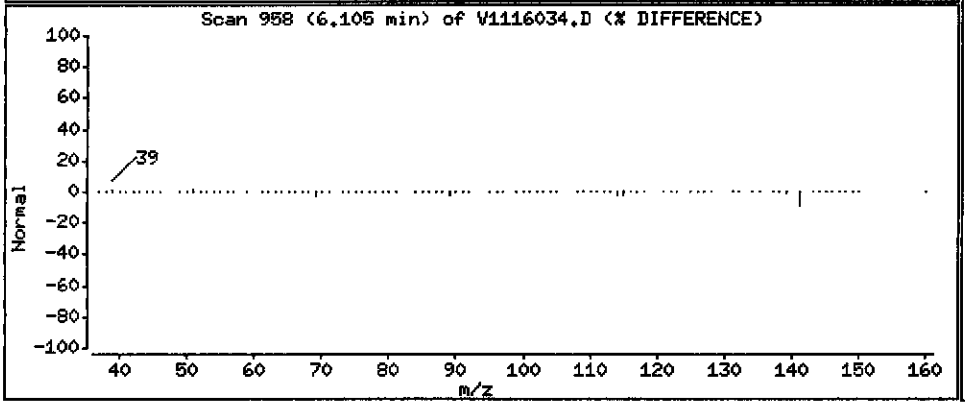

Data File: \\PITSVR06\D\chem\731.i\W111610.b\W1116034.D

Date : 16-NOV-2010 21:07

Client ID: MW-8-111010

Instrument: 731.i

Sample Info: C0K100534-010 X10 11/15/10 h2o(0319135) 8270c

Volume Injected (uL): 2.0

Operator: 003200

Column phase: DB5-MS

Column diameter: 0.32

209 1,1'-Biphenyl

Concentration: 0.95406 ug/L

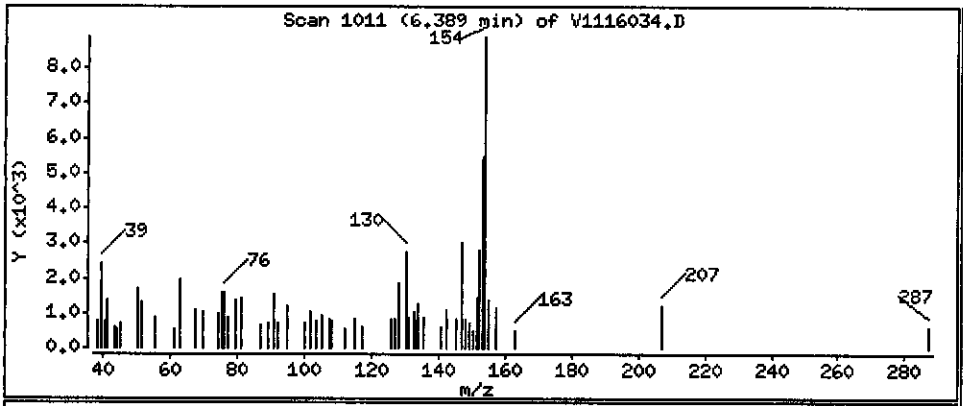

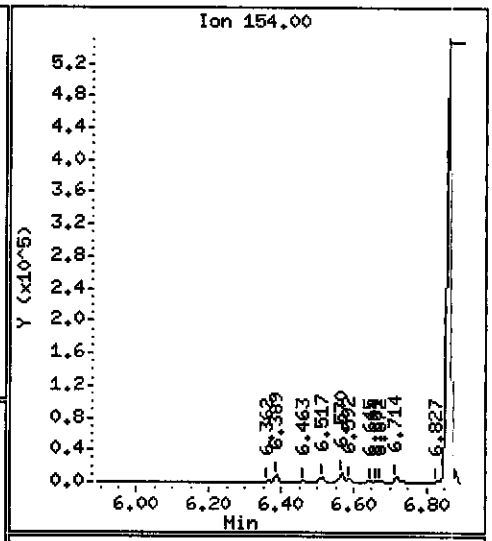

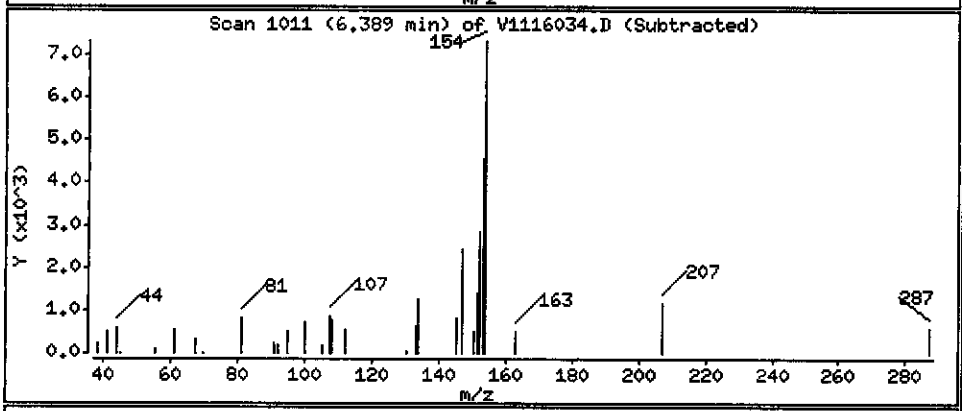

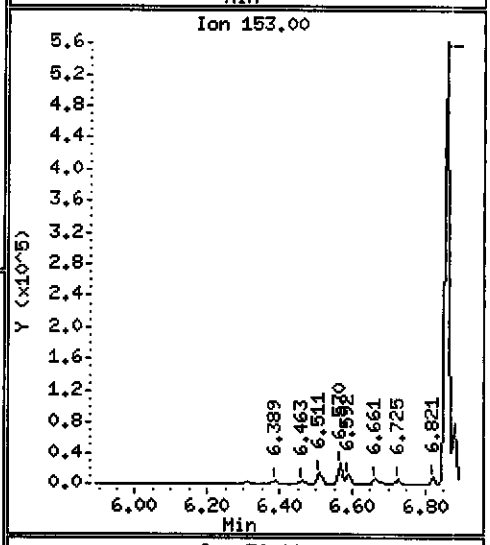

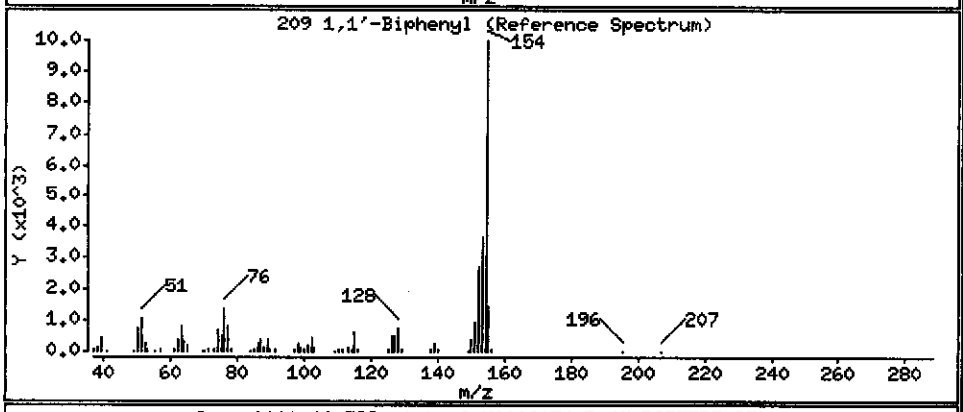

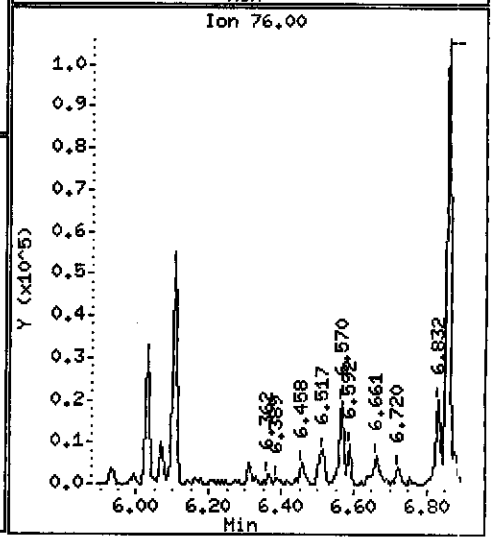

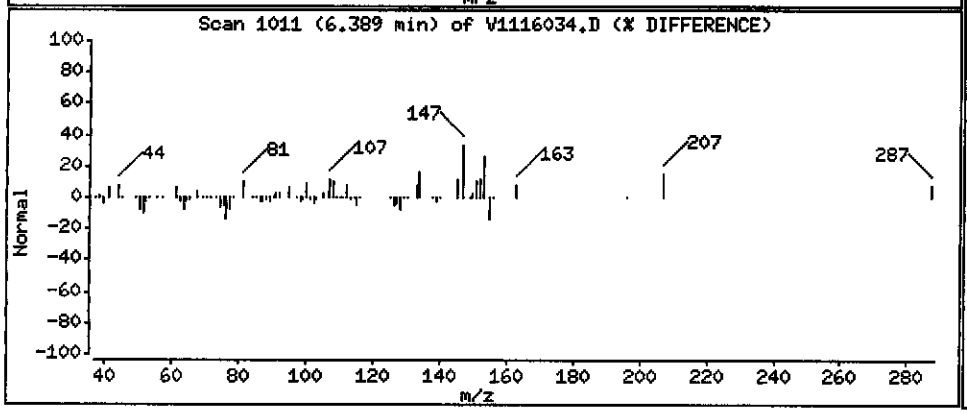

Data File: \\PITSVR06\D\chem\731.i\V111610.b\V1116034.D

Date : 16-NOV-2010 21:07

Client ID: MW-8-111010

Instrument: 731.i

Sample Info: C0K100534-010 X10 11/15/10 h2o(0319135) 8270c

Volume Injected (uL): 2.0

Operator: 003200

Column phase: DB5-MS

Column diameter: 0.32

79 Acenaphthylene

Concentration: 1.0236 ug/L

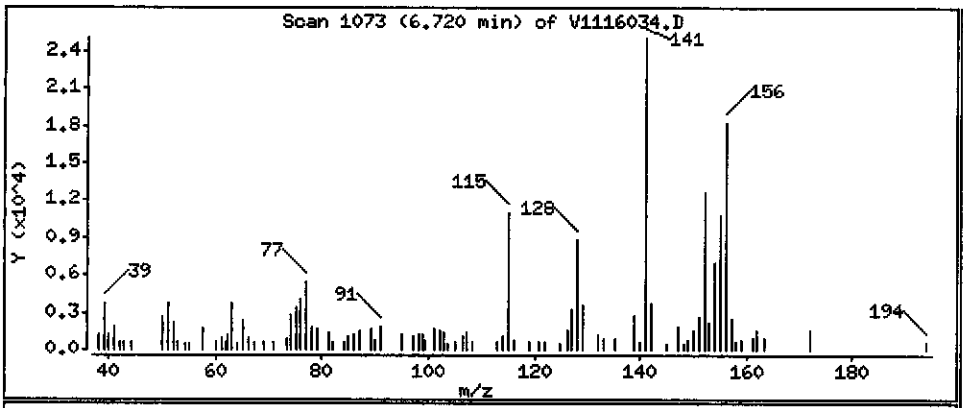

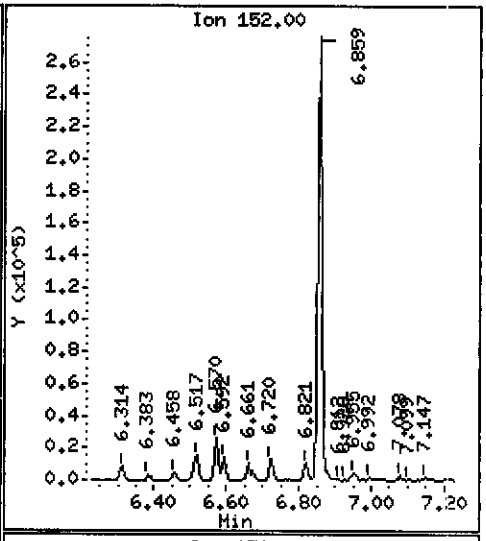

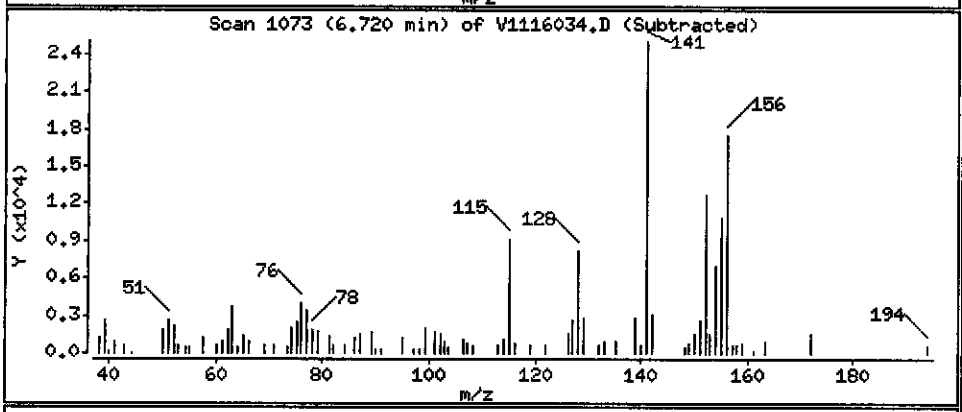

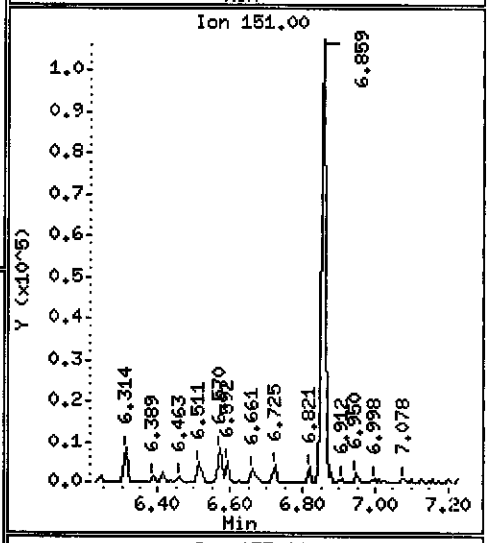

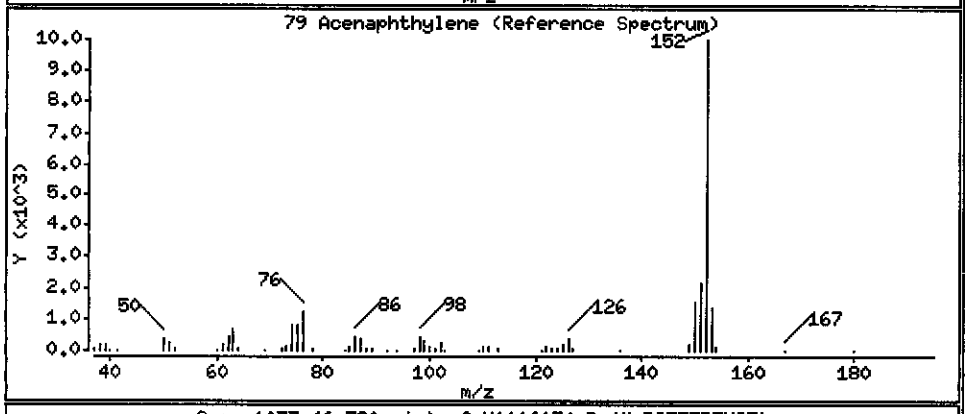

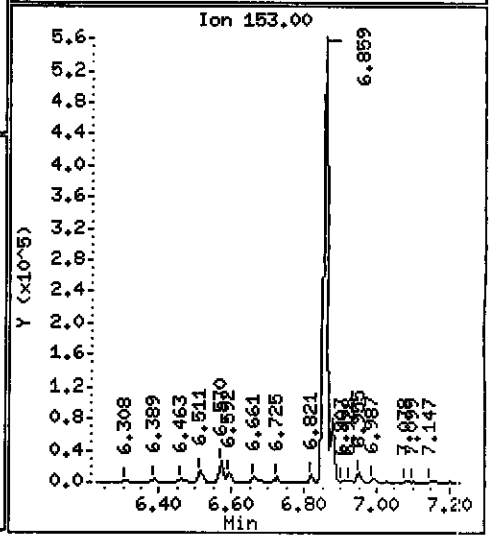

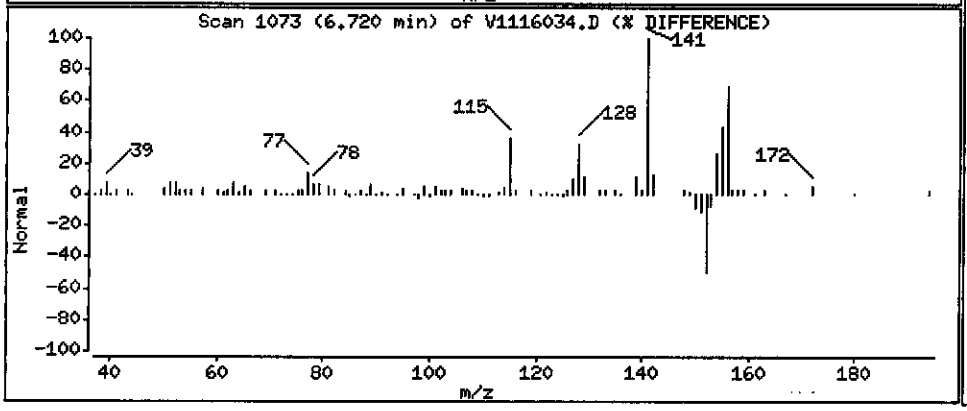

Data File: \\PITSVR06\D\chem\731.i\V111610.b\V1116034.D

Date : 16-NOV-2010 21:07

Client ID: MW-8-111010

Instrument: 731.i

Sample Info: C0K100534-010 X10 11/15/10 h2o(0319135) 8270c

Volume Injected (uL): 2.0

Operator: 003200

Column phase: DB5-MS

Column diameter: 0.32

82 Acenaphthene

Concentration: 66.057 ug/L

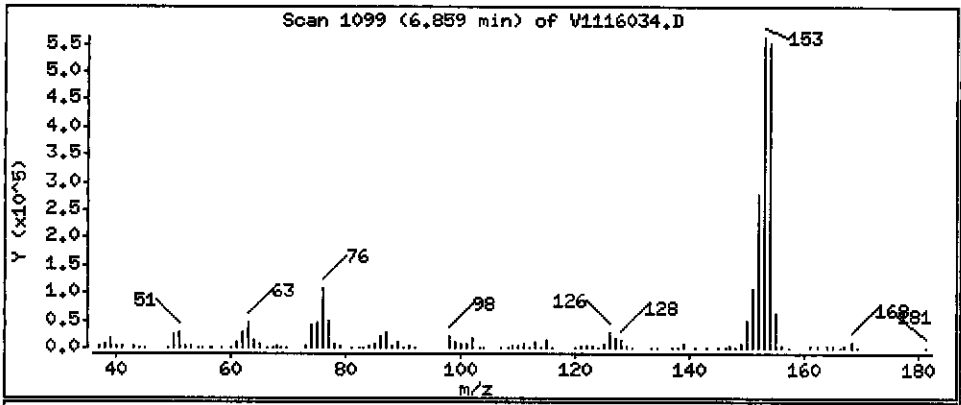

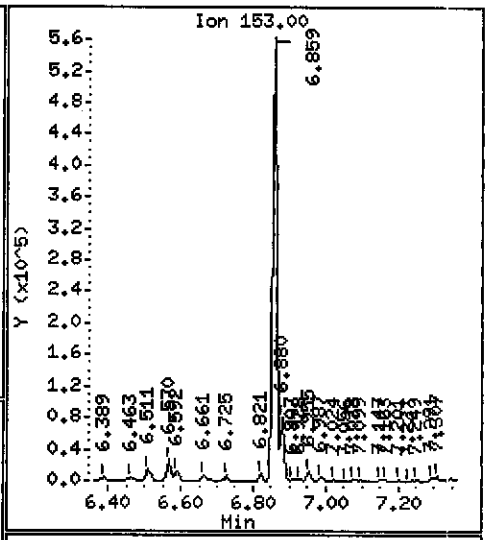

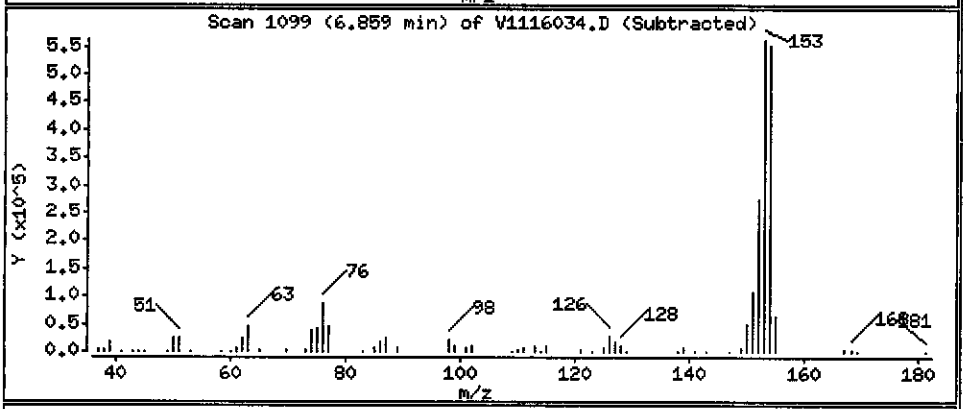

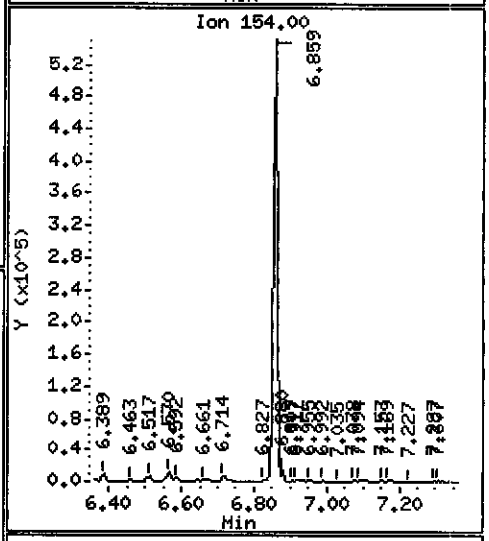

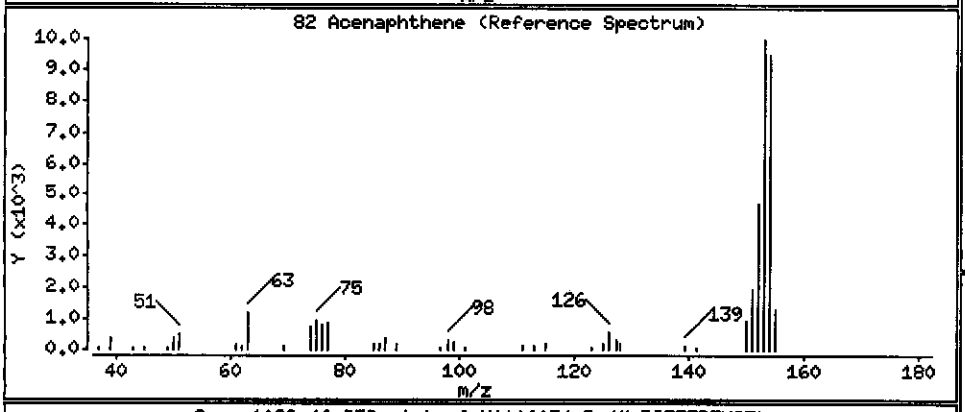

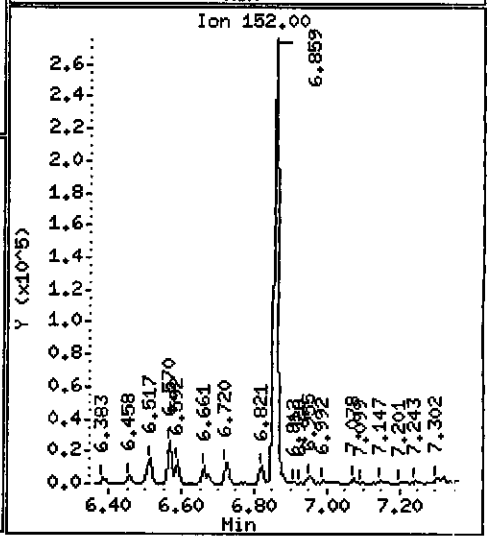

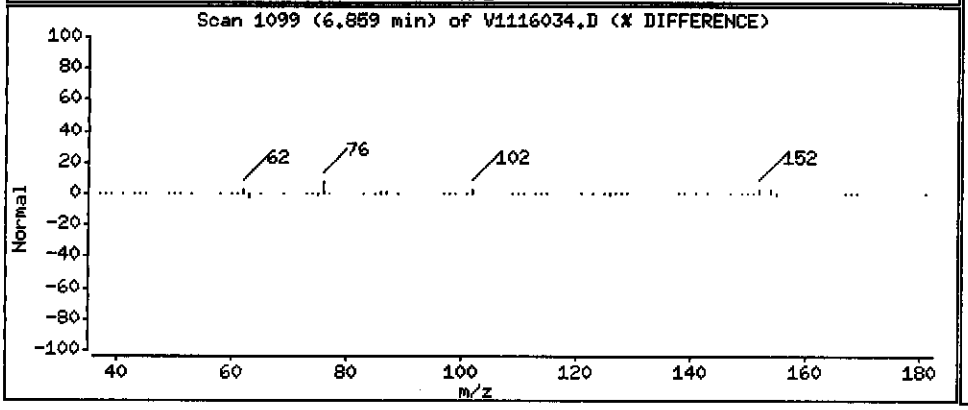

Data File: \\PITSVR06\D\chem\731.i\V111610.b\V1116034.D

Date : 16-NOV-2010 21:07

Client ID: MW-8-111010

Instrument: 731.i

Sample Info: C0K100534-010 X10 11/15/10 h2o(0319135) 8270c

Volume Injected (uL): 2.0

Operator: 003200

Column phase: DB5-MS

Column diameter: 0.32

86 Dibenzofuran

Concentration: 79.615 ug/L

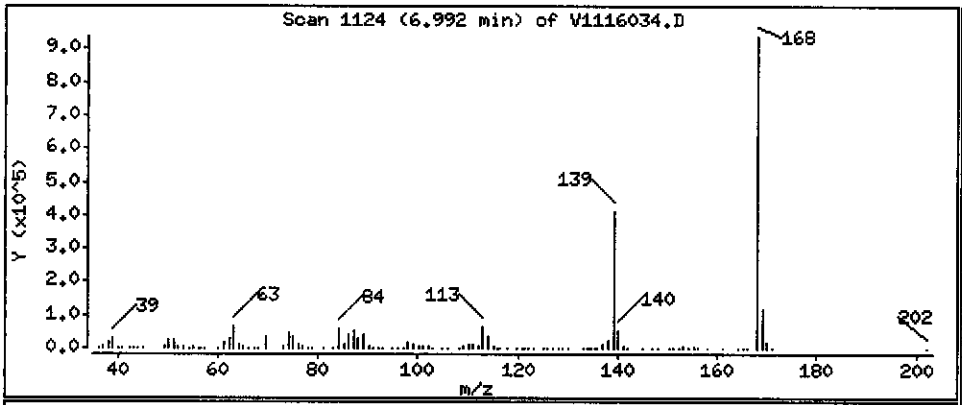

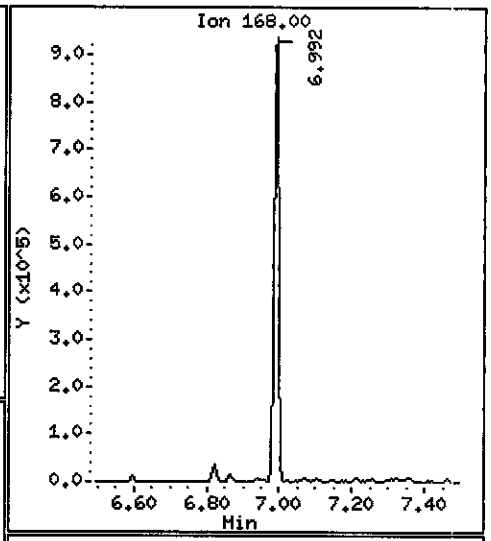

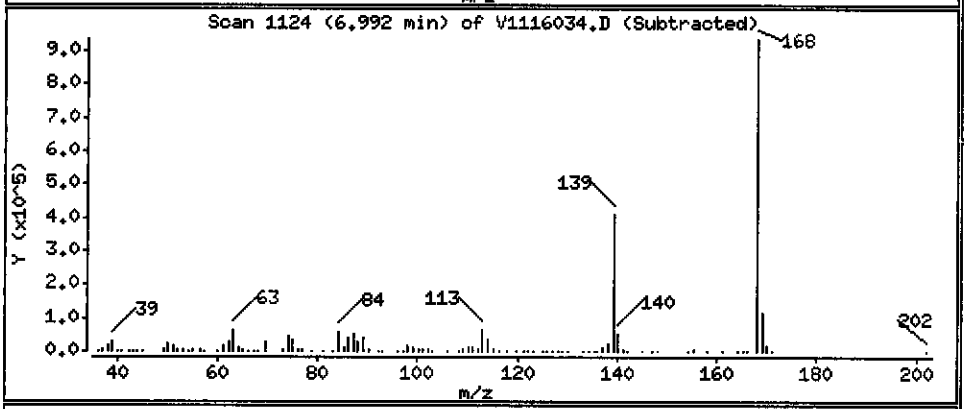

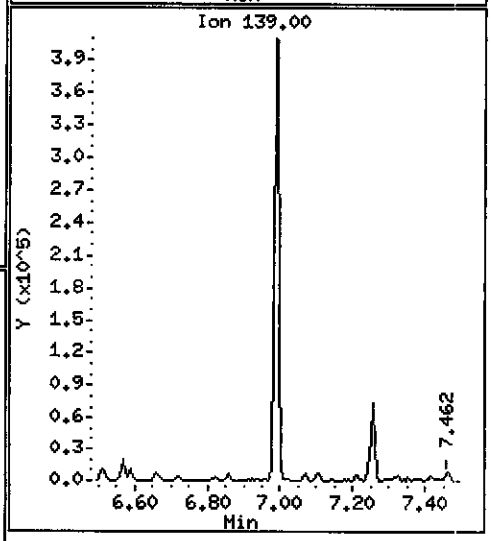

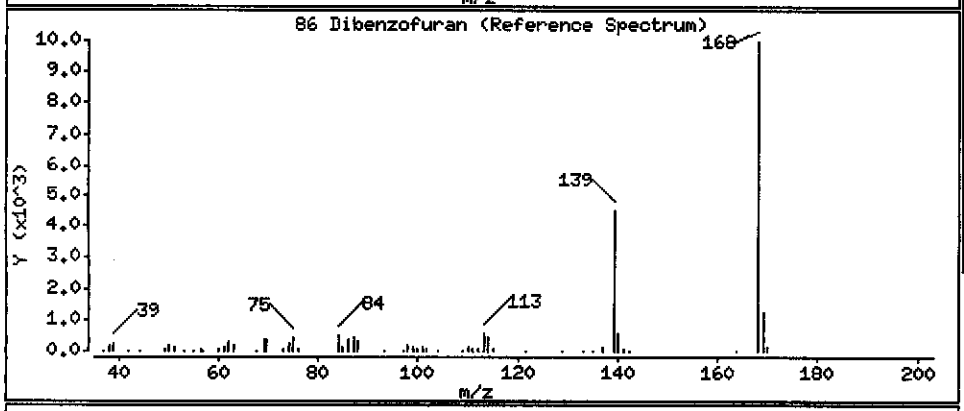

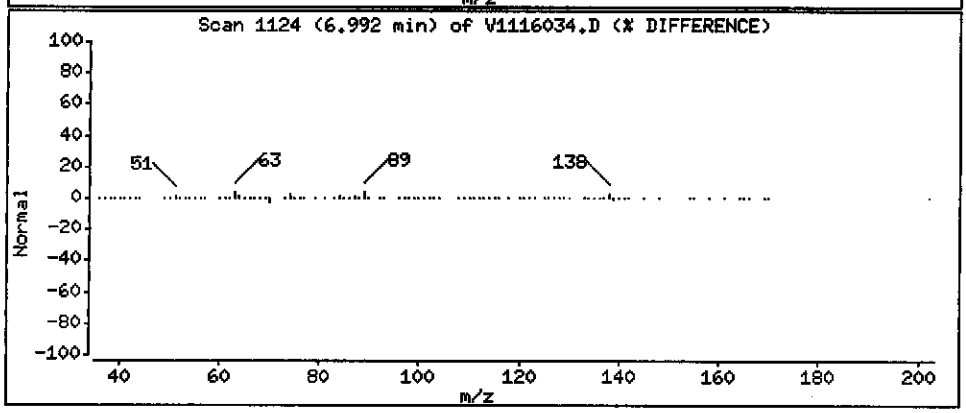

Data File: \\PITSVR06\D\chem\731.i\V111610.b\V1116034.D

Date : 16-NOV-2010 21:07

Client ID: MW-8-111010 Instrument: 731.i

Sample Info: C0K100534-010 X10 11/15/10 h2o(0319135) 8270c

Volume Injected (uL): 2.0 Operator: 003200

Column phase: DB5-MS Column diameter: 0.32

94 Fluorene Concentration: 59.967 ug/L

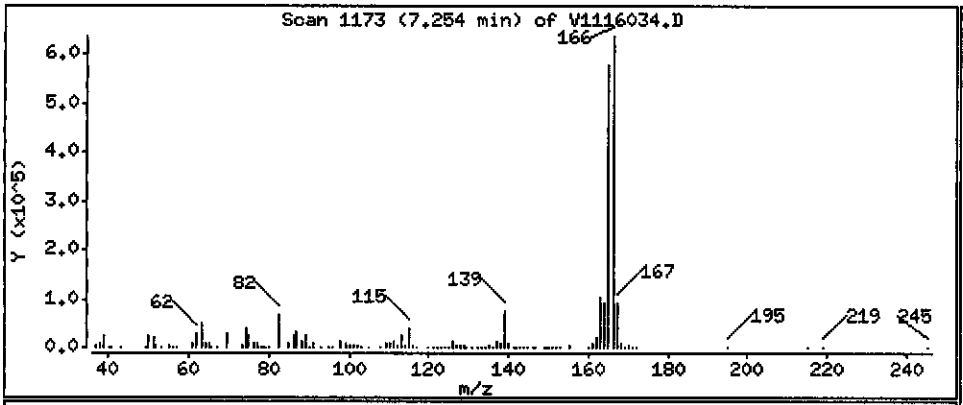

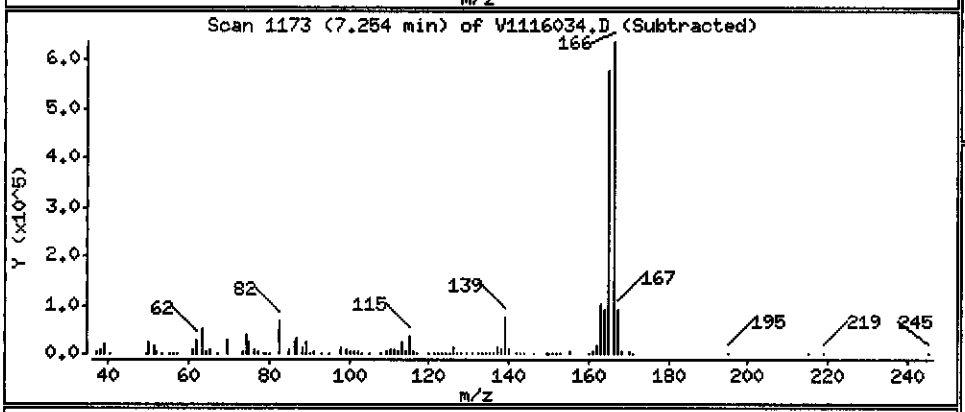

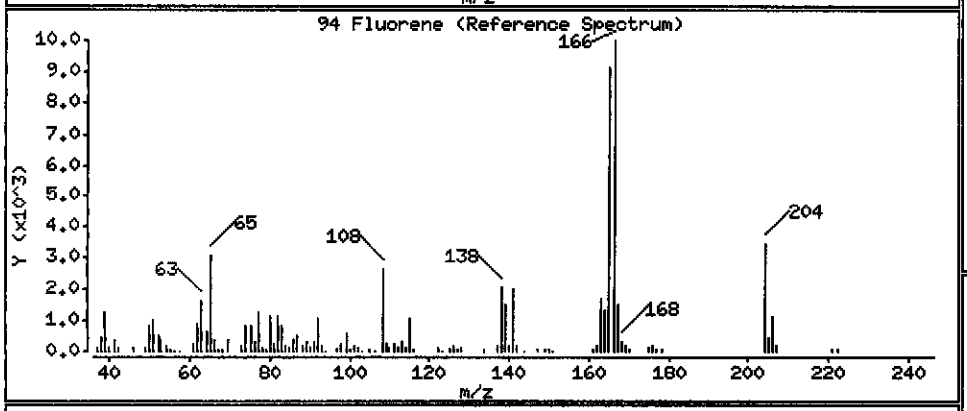

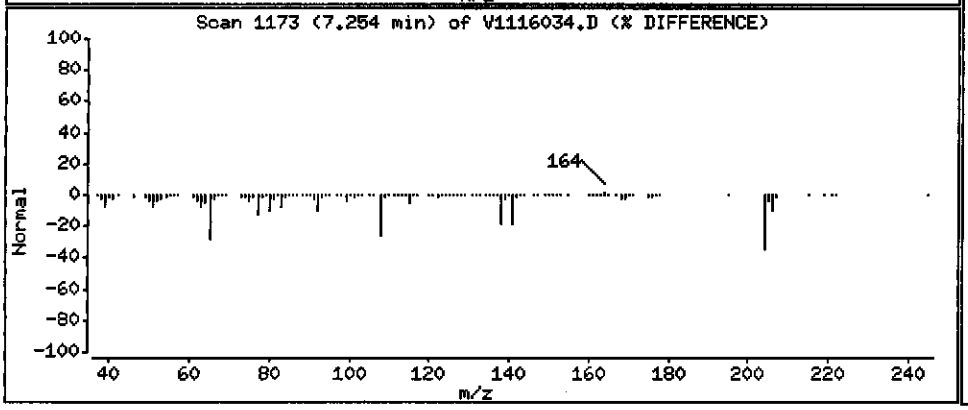

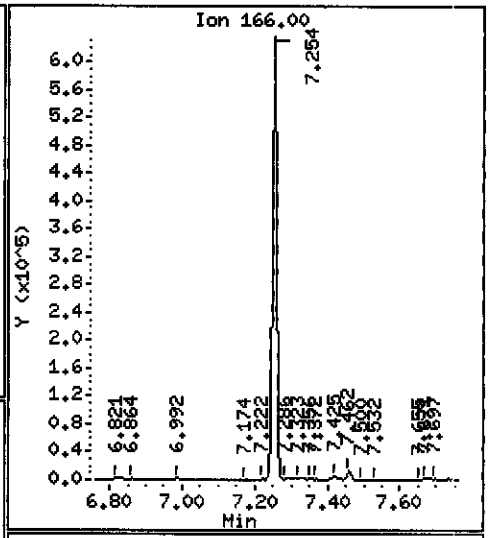

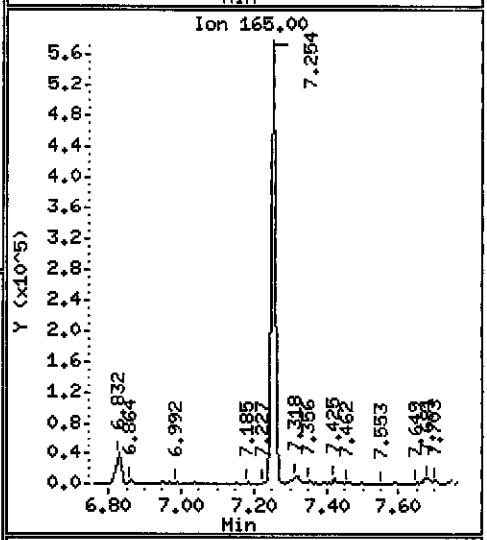

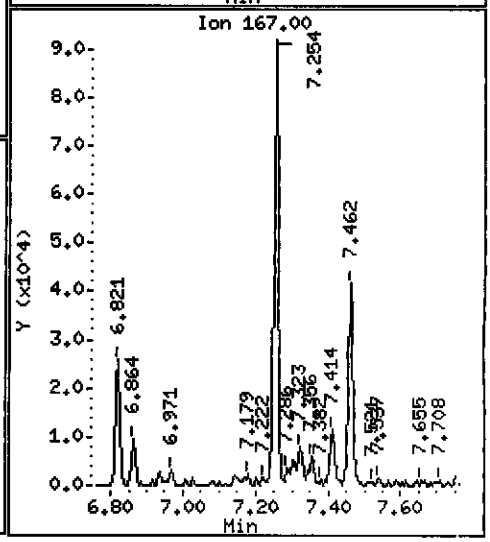

Data File: \\PITSVR06\D\chem\731.i\V111610.b\V1116034.D

Date : 16-NOV-2010 21:07

Client ID: MW-8-111010

Instrument: 731.i

Sample Info: C0K100534-010 X10 11/15/10 h2o(0319135) 8270c

Volume Injected (uL): 2.0

Operator: 003200

Column phase: DB5-MS

Column diameter: 0.32

115 Phenanthrene

Concentration: 30.552 ug/L

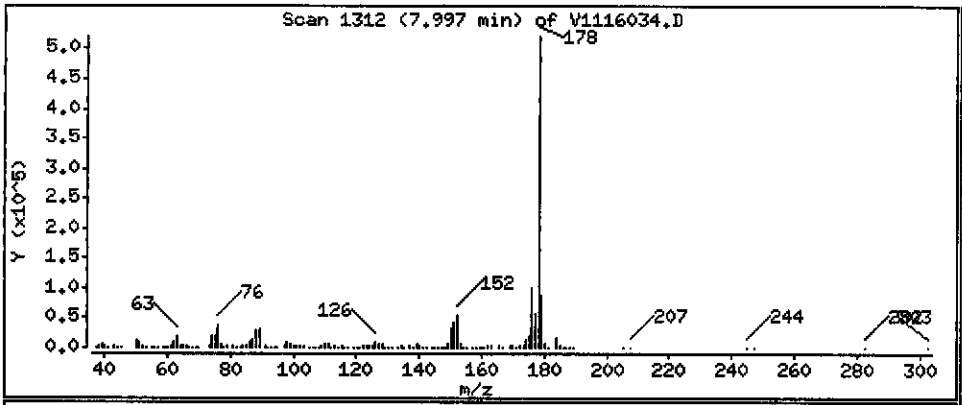

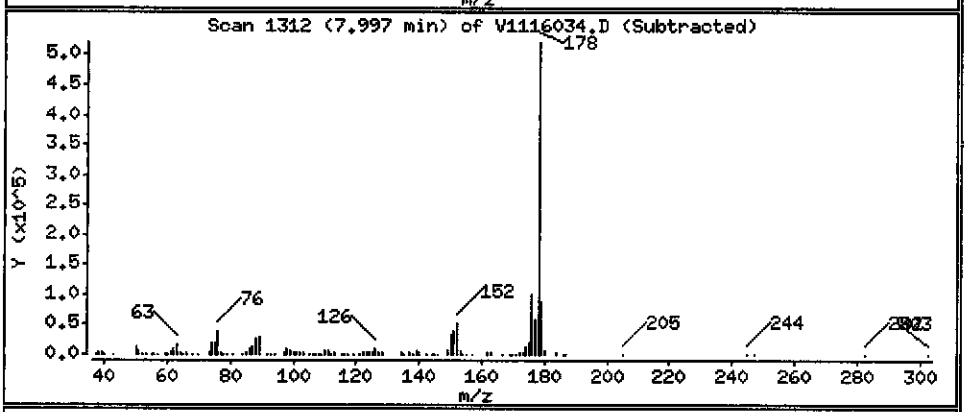

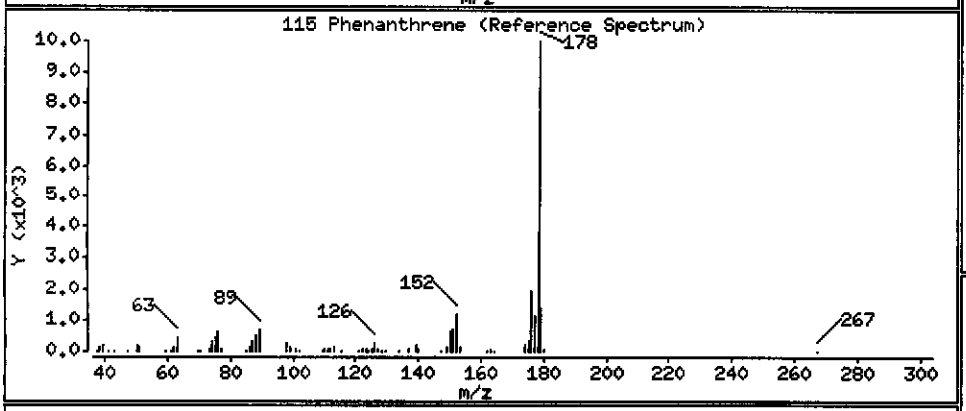

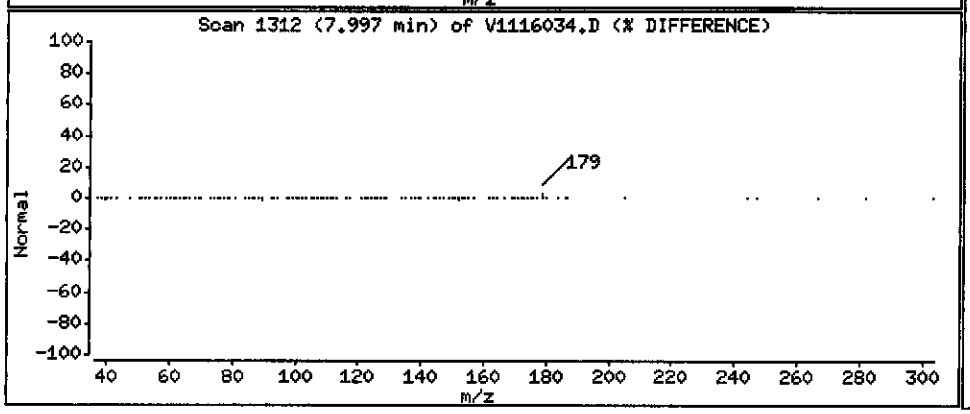

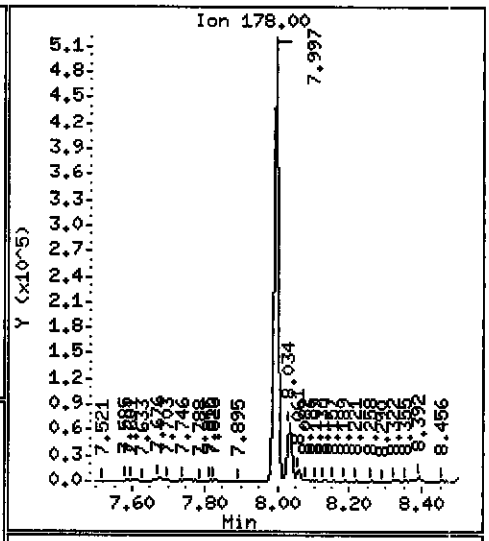

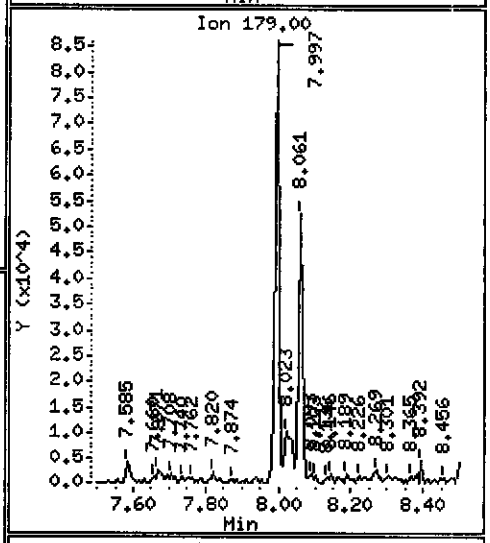

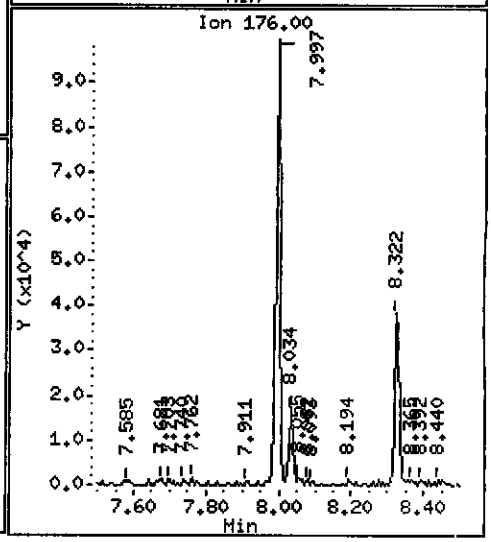

Data File: \\PITSVR06\D\chem\731.i\V111610.b\V1116034.D

Date : 16-NOV-2010 21:07

Client ID: MW-8-111010

Instrument: 731.i

Sample Info: C0K100534-010 X10 11/15/10 h2o(0319135) 8270c

Volume Injected (uL): 2.0

Operator: 003200

Column phase: DB5-MS

Column diameter: 0.32

116 Anthracene

Concentration: 4.6960 ug/L

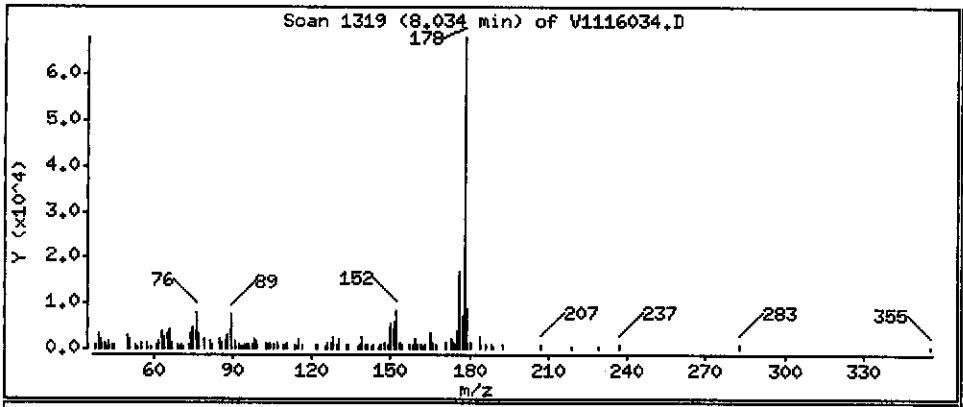

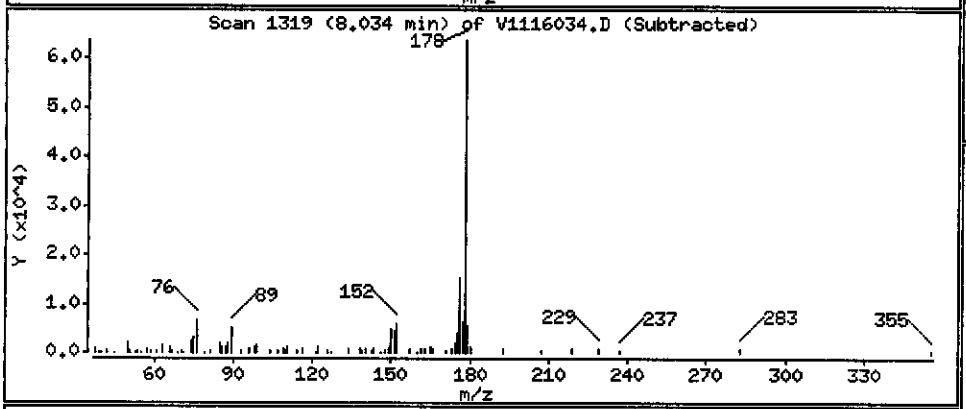

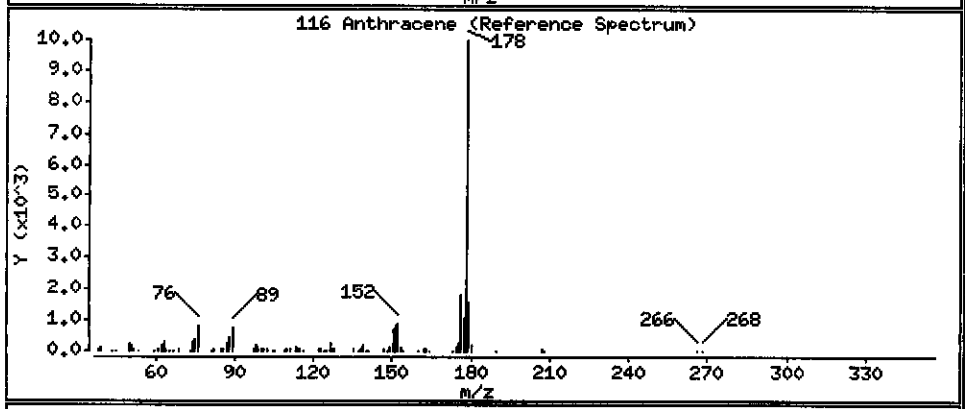

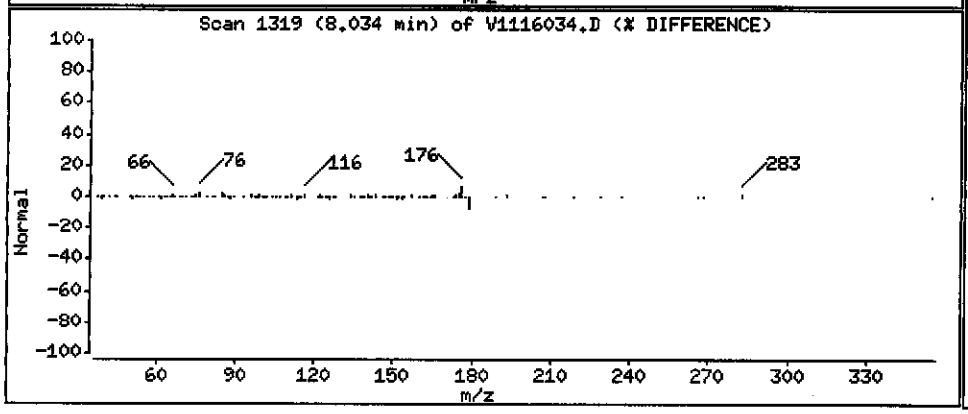

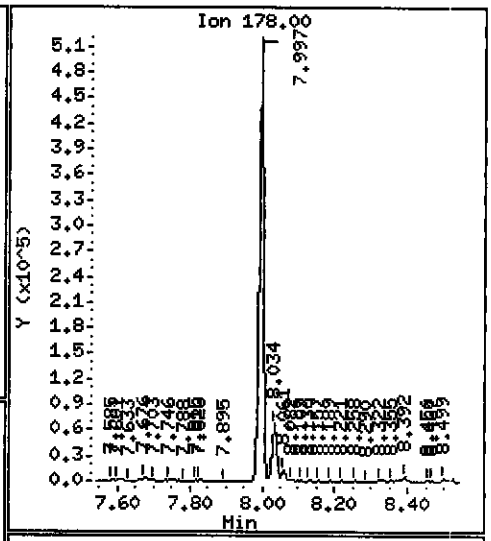

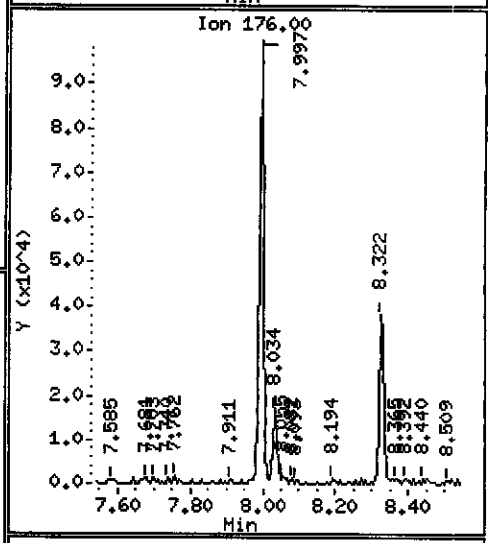

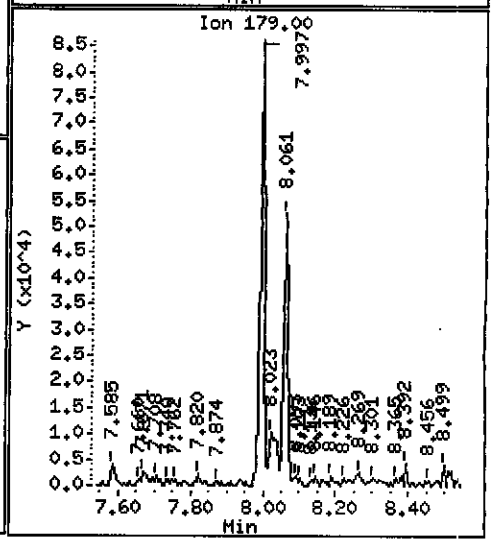

Data File: \\PITSVR06\D\chem\731.i\V111610.b\V1116034.D

Date : 16-NOV-2010 21:07

Client ID: MW-8-111010

Instrument: 731.i

Sample Info: C0K100534-010 X10 11/15/10 h2o(0319135) 8270c

Volume Injected (uL): 2.0

Operator: 003200

Column phase: DB5-MS

Column diameter: 0.32

119 Carbazole

Concentration: 89.901 ug/L

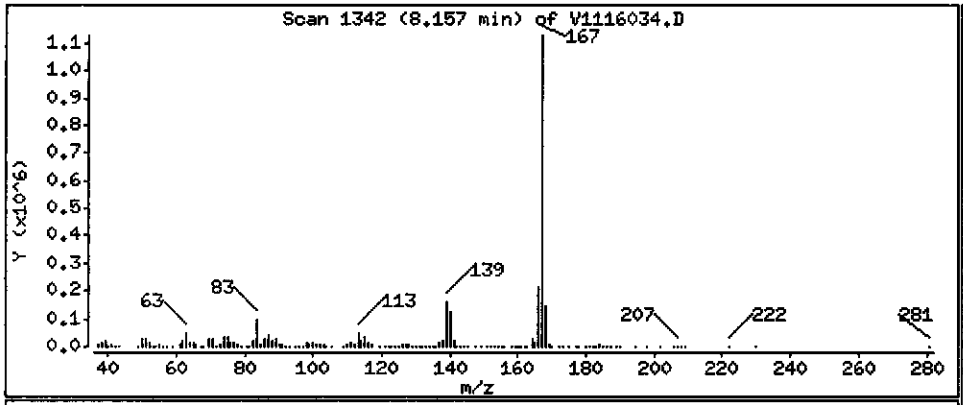

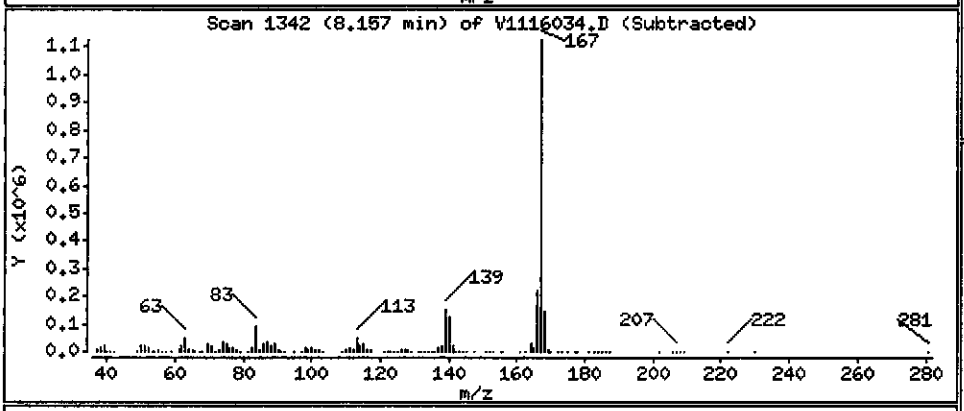

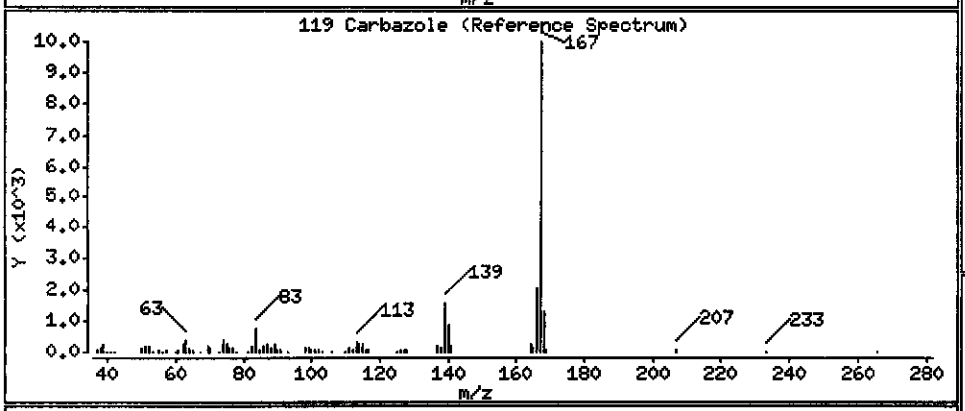

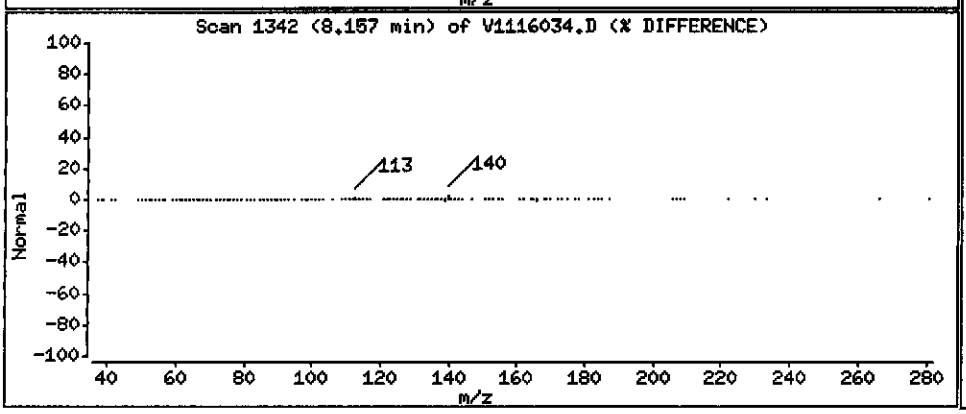

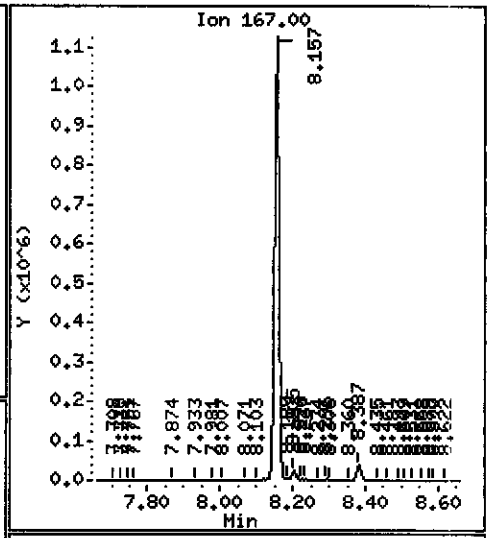

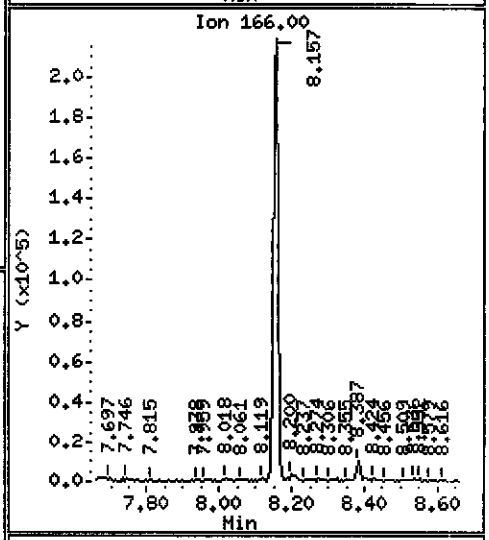

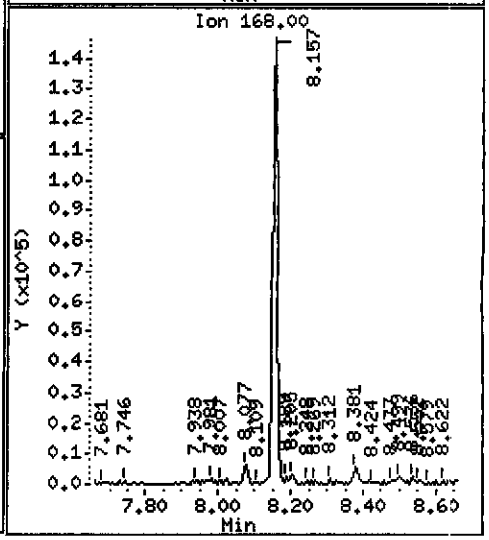

Data File: \\PITSVR06\D\chem\731.i\V111610.b\V1116034.D

Date : 16-NOV-2010 21:07

Client ID: MW-8-111010

Instrument: 731.i

Sample Info: C0K100534-010 X10 11/15/10 h2o(0319135) 8270c

Volume Injected (uL): 2.0

Operator: 003200

Column phase: DB5-MS

Column diameter: 0.32

123 Fluoranthene

Concentration: 2.1296 ug/L

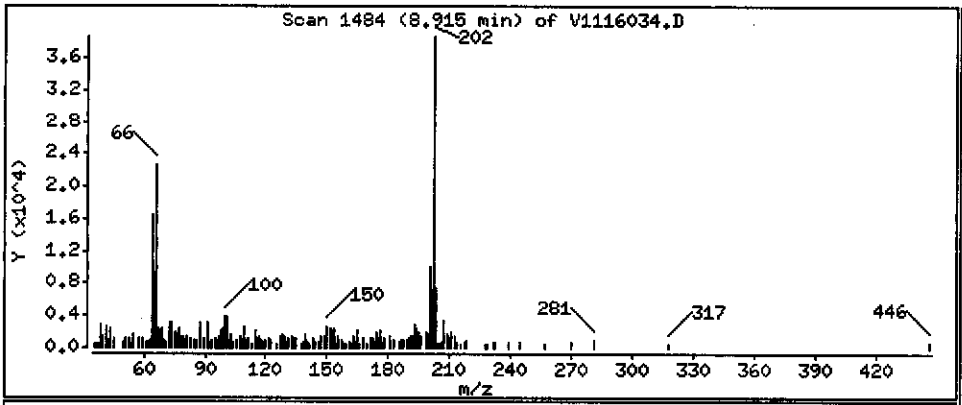

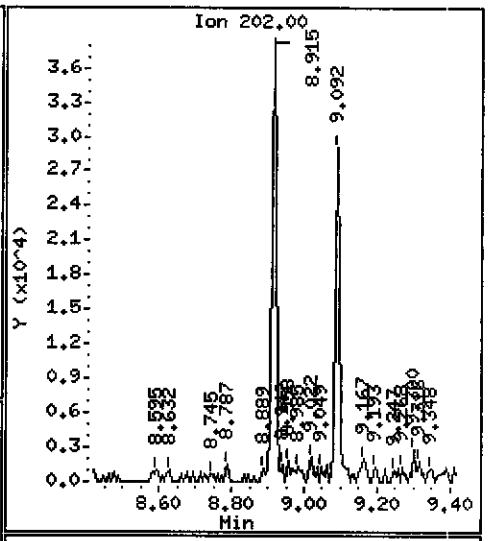

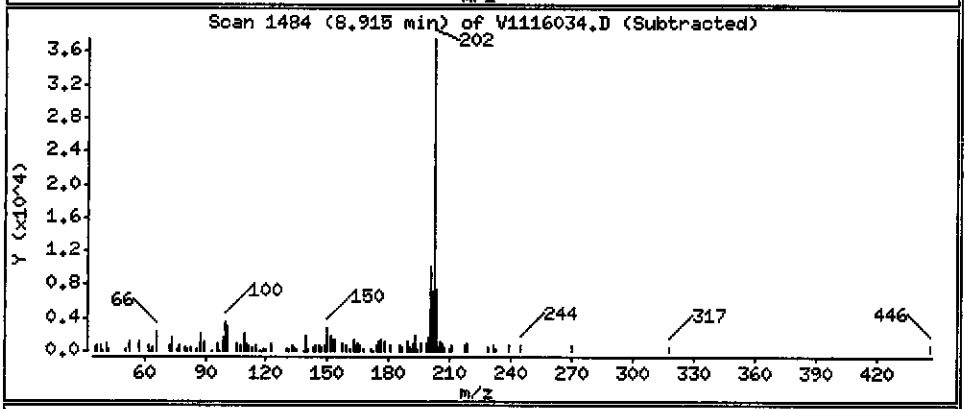

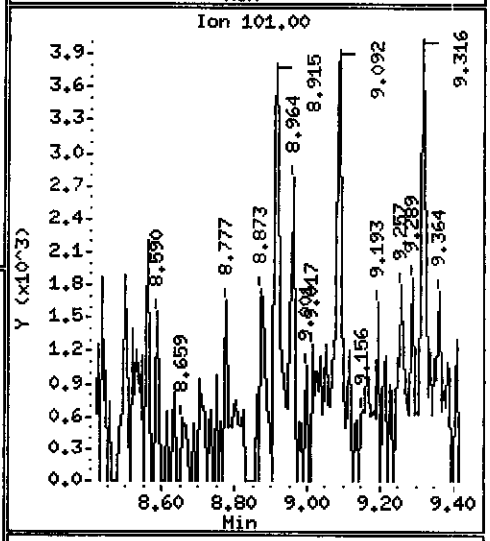

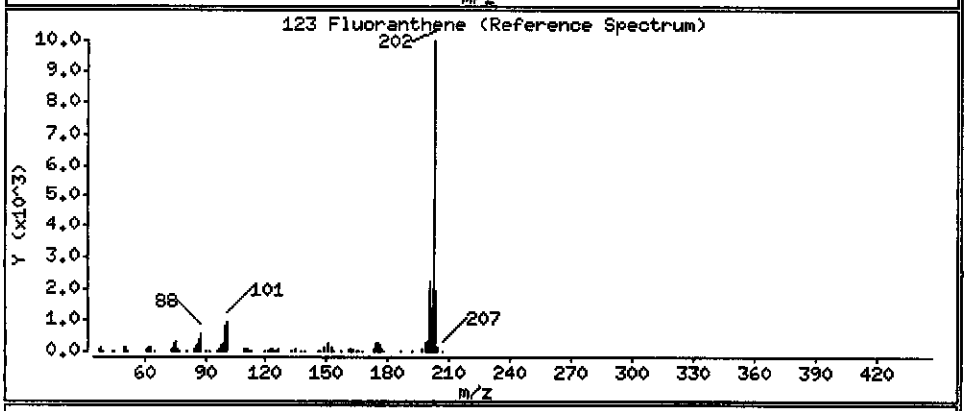

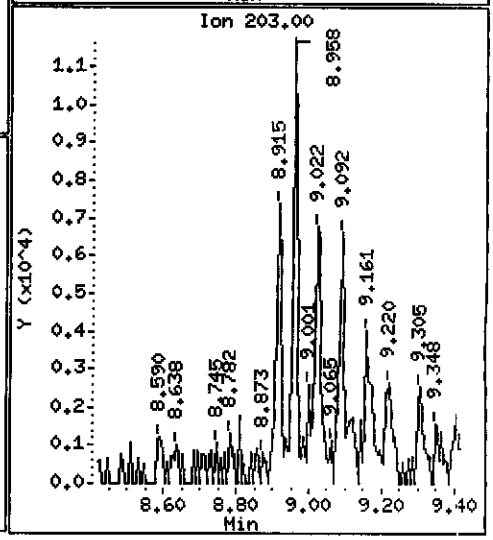

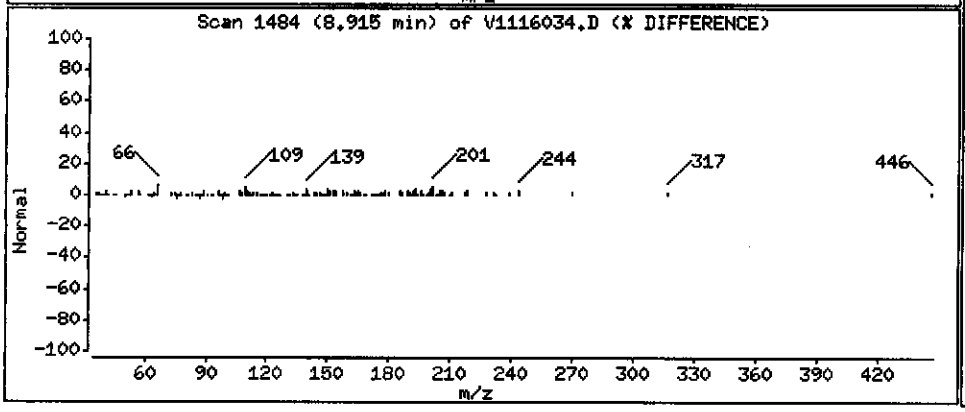

Data File: \\PITSVR06\D\chem\731.i\V111610.b\V1116034.D

Date : 16-NOV-2010 21:07

Client ID: MW-8-111010

Instrument: 731.i

Sample Info: C0K100534-010 X10 11/15/10 h2o(0319135) 8270c

Volume Injected (uL): 2.0

Operator: 003200

Column phase: DB5-MS

Column diameter: 0.32

125 Pyrene

Concentration: 1.3477 ug/L

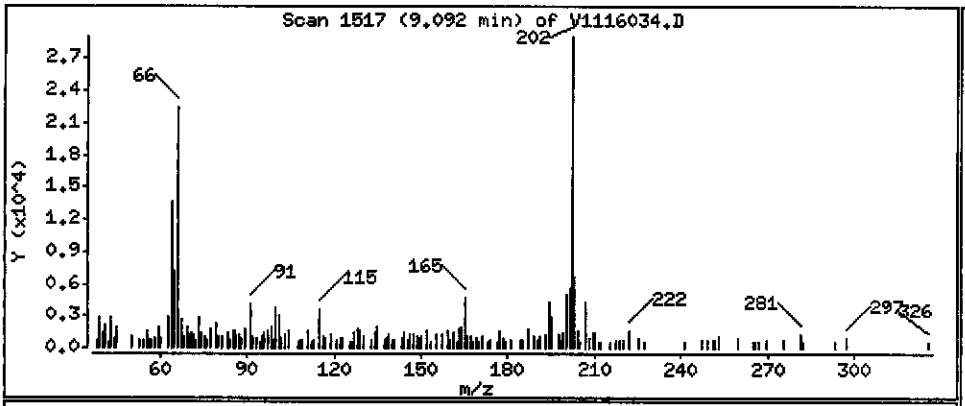

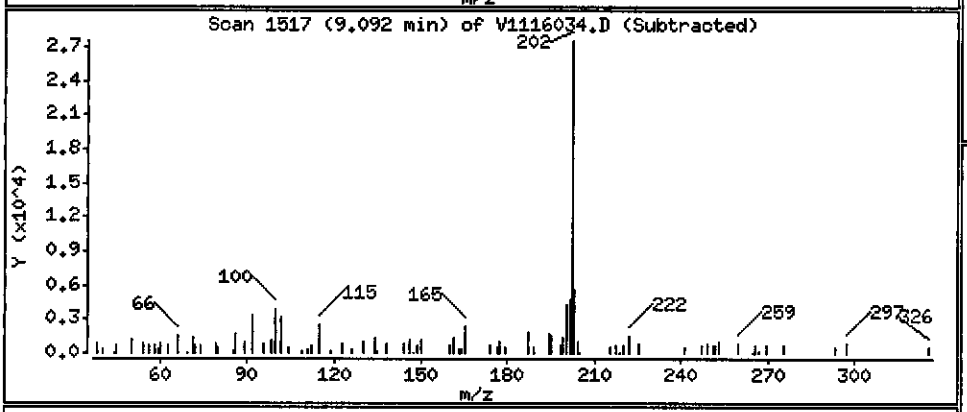

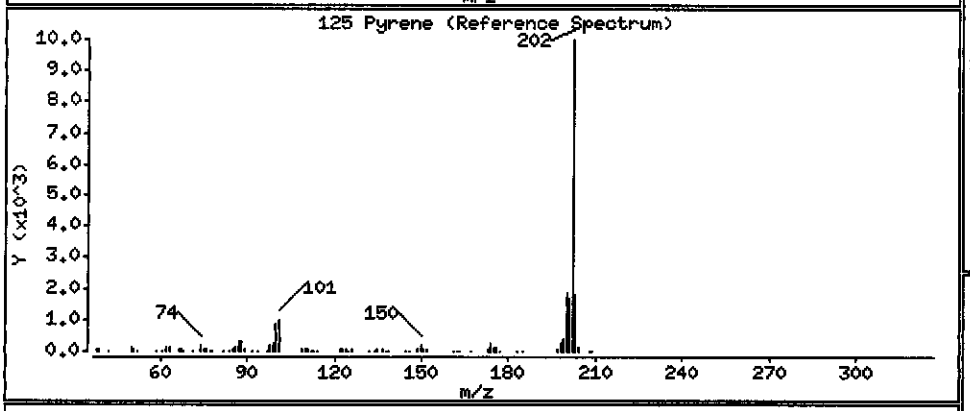

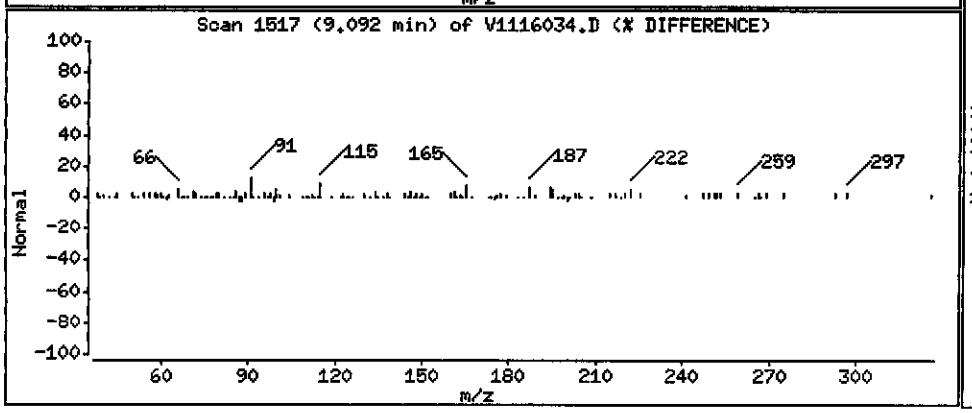

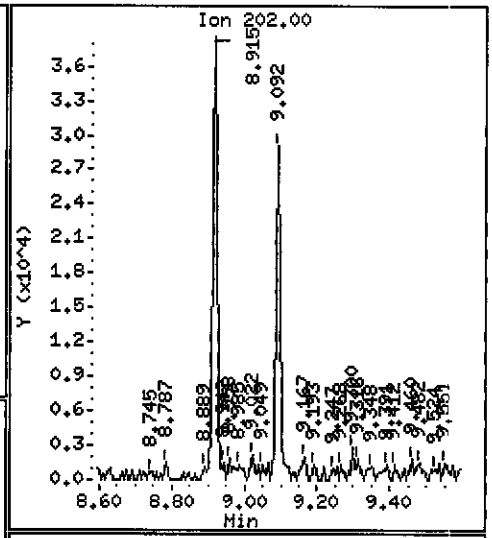

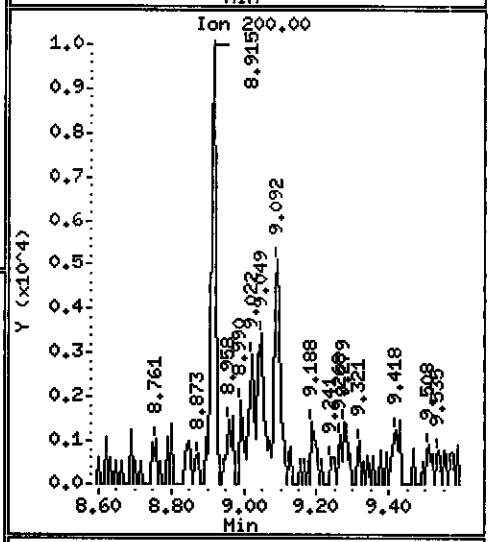

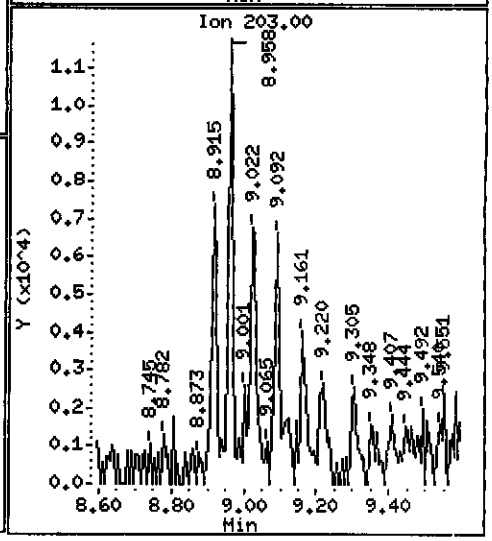

Data File Name: V1116034.D
Inj. Date and Time: 16-NOV-2010 21:07
Instrument ID: 731.i
Client ID: MW-8-111010
Compound Name: Naphthalene
CAS #: 91-20-3

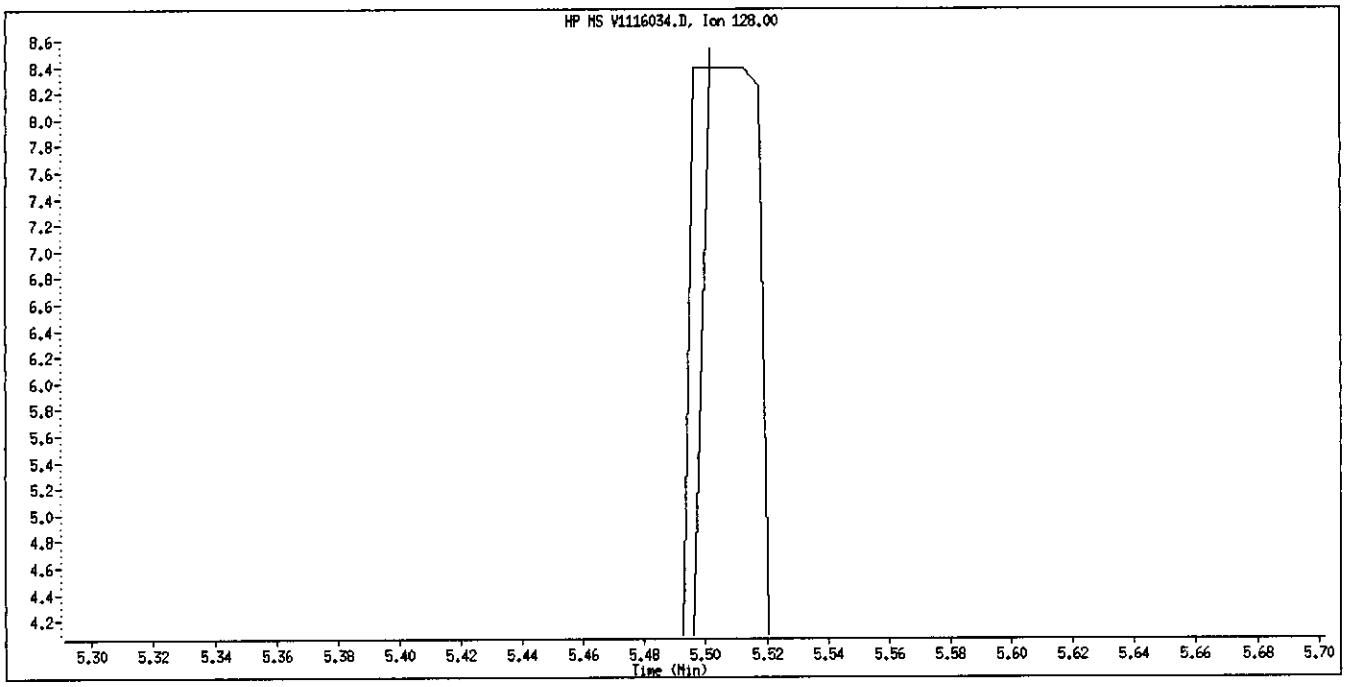

Original Integration

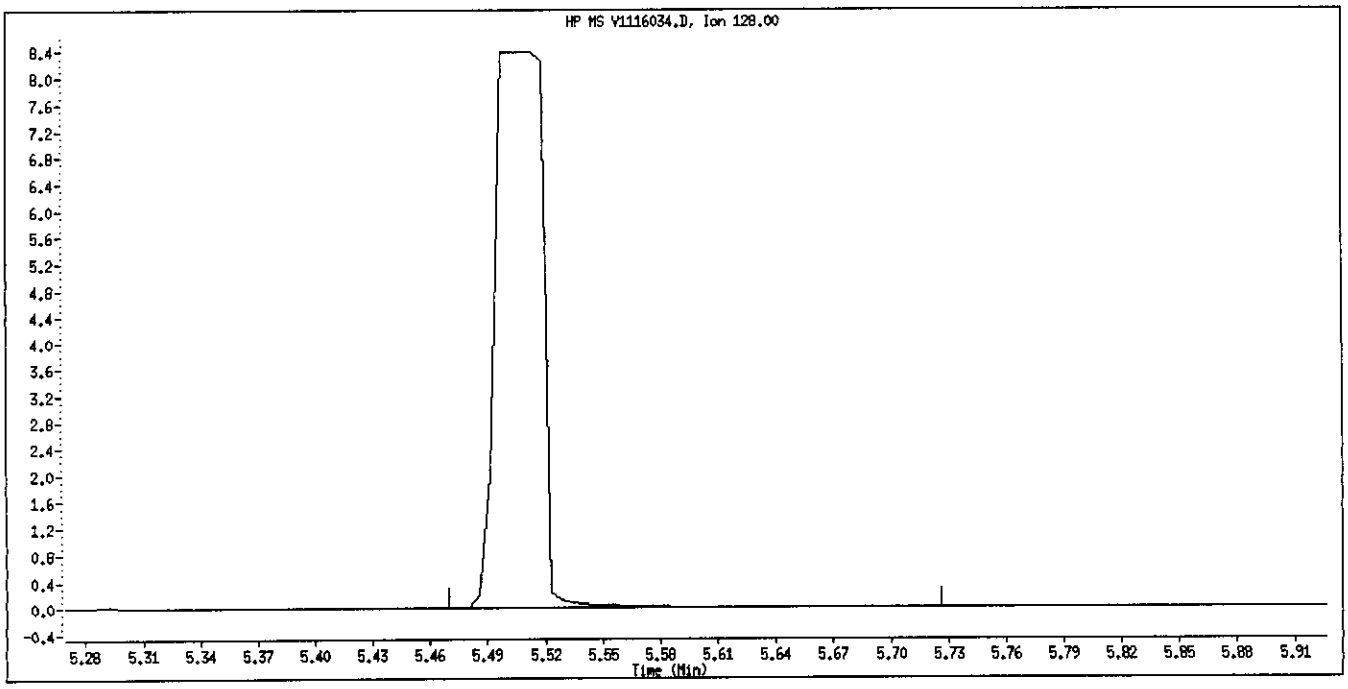

Manual Integration

Manually Integrated By: piccolinov
Manual Integration Reason: Peak Not Found

Data File Name: V1116034.D
Inj. Date and Time: 16-NOV-2010 21:07
Instrument ID: 731.i
Client ID: MW-8-111010
Compound Name: Dibenzofuran
CAS #: 132-64-9

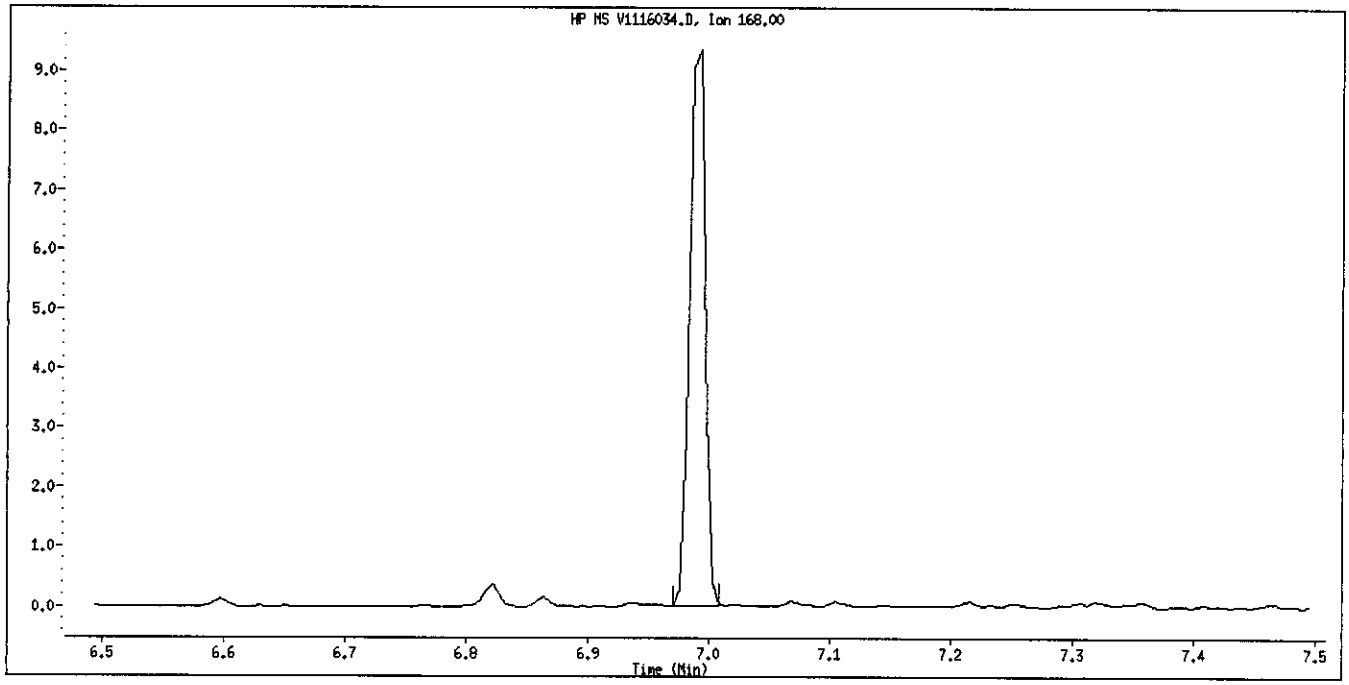

Original Integration

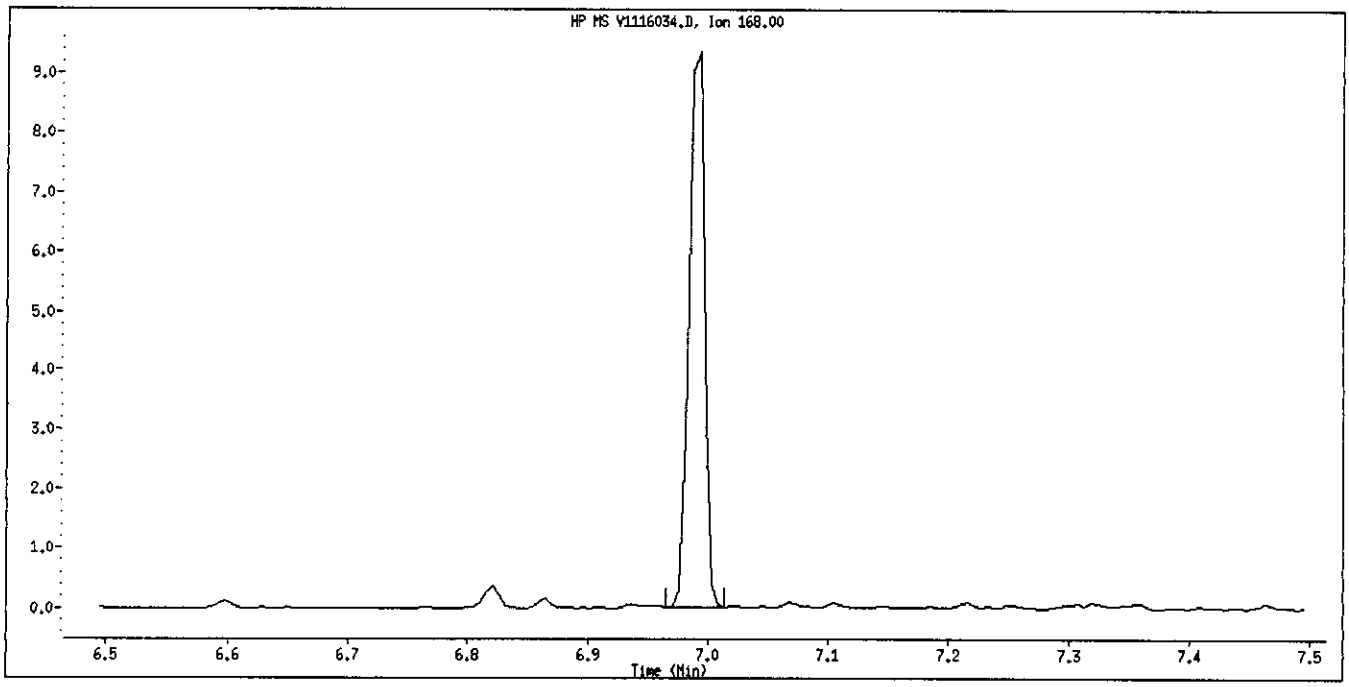

Manual Integration

Manually Integrated By: piccolinov
Manual Integration Reason: Peak Added Back

MACTEC Engineering and Consulting Inc

Client Sample ID: MW-8-111010

GC/MS Semivolatiles

Lot-Sample #...:	C0K110534-010	**Work Order #...:**	L9WVQ2AA	**Matrix.....:**	WATER
Date Sampled...:	11/10/10 17:50	**Date Received..:**	11/11/10 08:20	**MS Run #.....:**	
Prep Date.....:	11/15/10	**Analysis Date..:**	11/17/10		
Prep Batch #...:	0319136	**Analysis Time..:**	13:28		
Dilution Factor:	188	**Initial Wgt/Vol:**	1060 mL	**Final Wgt/Vol..:**	1 mL
Analyst ID.....:	003200	**Instrument ID..:**	731		
		Method.....:	SW846 8270C		

PARAMETER	RESULT	REPORTING LIMIT	UNITS	MDL
Acenaphthene	**75**	**38**	**ug/L**	**2.7**
Acenaphthylene	ND	38	ug/L	2.9
Acetophenone	ND	190	ug/L	15
Anthracene	**4.5 J**	**38**	**ug/L**	**2.9**
Atrazine	ND	190	ug/L	17
Benzo(a)anthracene	ND	38	ug/L	2.8
Benzo(a)pyrene	ND	38	ug/L	2.5
Benzo(b)fluoranthene	ND	38	ug/L	3.0
Benzo(ghi)perylene	ND	38	ug/L	2.8
Benzo(k)fluoranthene	ND	38	ug/L	10
Benzaldehyde	ND	190	ug/L	28
1,1'-Biphenyl	ND	190	ug/L	7.8
bis(2-Chloroethoxy) methane	ND	190	ug/L	11
bis(2-Chloroethyl)-ether	ND	38	ug/L	4.7
bis(2-Ethylhexyl) phthalate	ND	190	ug/L	150
4-Bromophenyl phenyl ether	ND	190	ug/L	12
Butyl benzyl phthalate	ND	190	ug/L	27
Caprolactam	ND	940	ug/L	220
Carbazole	**100**	**38**	**ug/L**	**3.0**
4-Chloroaniline	ND	190	ug/L	17
4-Chloro-3-methylphenol	ND	190	ug/L	14
2-Chloronaphthalene	ND	38	ug/L	2.8
2-Chlorophenol	ND	190	ug/L	31
4-Chlorophenyl phenyl ether	ND	190	ug/L	9.5
Chrysene	ND	38	ug/L	2.6
Dibenz(a,h)anthracene	ND	38	ug/L	2.9
Dibenzofuran	**86 J**	**190**	**ug/L**	**12**
3,3'-Dichlorobenzidine	ND	190	ug/L	21
2,4-Dichlorophenol	ND	38	ug/L	6.3
Diethyl phthalate	ND	190	ug/L	27
2,4-Dimethylphenol	ND	190	ug/L	16
Dimethyl phthalate	ND	190	ug/L	14

(Continued on next page)

MACTEC Engineering and Consulting Inc

Client Sample ID: MW-8-111010

GC/MS Semivolatiles

Lot-Sample #...: C0K110534-010 **Work Order #...:** L9WVQ2AA **Matrix.....:** WATER

PARAMETER	RESULT	REPORTING LIMIT	UNITS	MDL
Di-n-butyl phthalate	ND	190	ug/L	23
4,6-Dinitro-2-methylphenol	ND	940	ug/L	41
2,4-Dinitrophenol	ND	940	ug/L	120
2,4-Dinitrotoluene	ND	190	ug/L	10
2,6-Dinitrotoluene	ND	190	ug/L	15
Di-n-octyl phthalate	ND	190	ug/L	39
Fluoranthene	**3.1 J**	**38**	**ug/L**	**3.0**
Fluorene	**63**	**38**	**ug/L**	**4.1**
Hexachlorobenzene	ND	38	ug/L	3.4
Hexachlorobutadiene	ND	38	ug/L	3.1
Hexachlorocyclopentadiene	ND	190	ug/L	9.7
Hexachloroethane	ND	190	ug/L	12
Indeno(1,2,3-cd)pyrene	ND	38	ug/L	3.7
Isophorone	ND	190	ug/L	12
2-Methylnaphthalene	**130**	**38**	**ug/L**	**2.3**
2-Methylphenol	ND	190	ug/L	16
4-Methylphenol	ND	190	ug/L	17
Naphthalene	**3400**	**38**	**ug/L**	**2.6**
2-Nitroaniline	ND	940	ug/L	66
3-Nitroaniline	ND	940	ug/L	60
4-Nitroaniline	ND	940	ug/L	32
Nitrobenzene	ND	38	ug/L	16
2-Nitrophenol	ND	190	ug/L	32
4-Nitrophenol	ND	940	ug/L	110
N-Nitrosodi-n-propylamine	ND	38	ug/L	5.8
N-Nitrosodiphenylamine	ND	38	ug/L	16
2,2'-oxybis (1-Chloropropane)	ND	38	ug/L	3.7
Pentachlorophenol	ND	190	ug/L	12
Phenanthrene	**36 J**	**38**	**ug/L**	**8.0**
Phenol	ND	38	ug/L	11
Pyrene	ND	38	ug/L	3.0
2,4,5-Trichlorophenol	ND	190	ug/L	29
2,4,6-Trichlorophenol	ND	190	ug/L	33

(Continued on next page)

MACTEC Engineering and Consulting Inc

Client Sample ID: MW-8-111010

GC/MS Semivolatiles

Lot-Sample #...: C0K110534-010 **Work Order #...:** L9WVQ2AA **Matrix.....:** WATER

SURROGATE	PERCENT RECOVERY	RECOVERY LIMITS
Nitrobenzene-d5	NC,DIL	(23 - 112)
Terphenyl-d14	NC,DIL	(10 - 132)
2-Fluorobiphenyl	NC,DIL	(19 - 107)
2-Fluorophenol	NC,DIL	(10 - 111)
Phenol-d5	NC,DIL	(15 - 112)
2,4,6-Tribromophenol	NC,DIL	(16 - 122)

NOTE(S):

NC The recovery and/or RPD were not calculated.

DIL The concentration is estimated or not reported due to dilution or the presence of interfering analytes.

J Estimated result. Result is less than RL.

Data File: \\PITSVR06\D\chem\731.i\V111710.b\V1117010.D
Date : 17-NOV-2010 13:28
Client ID: MW-8-111010
Sample Info: C0K100534-010 X200 11/15/10 h2o(0319135) 8270c
Volume Injected (uL): 2.0
Column phase: DB5-MS

Instrument: 731.i
Operator: 003200
Column diameter: 0.32

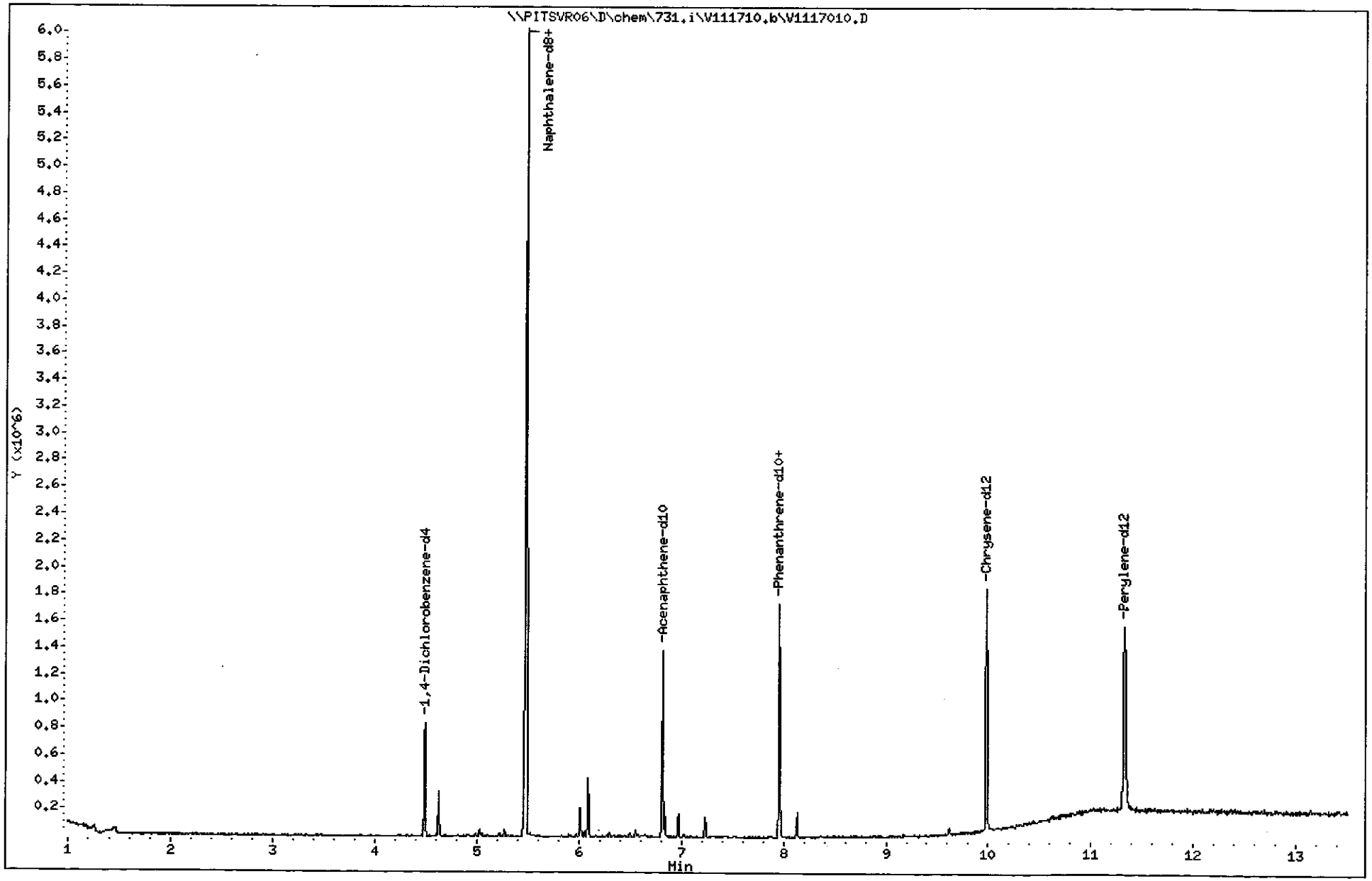

TestAmerica Pittsburgh

Semivolatile REPORT SW-846 Method 8270

Data file : \\PITSVR06\D\chem\731.i\V111710.b\V1117010.D
Lab Smp Id: L9WVQ2AA Client Smp ID: MW-8-111010
Inj Date : 17-NOV-2010 13:28
Operator : 003200 Inst ID: 731.i
Smp Info : C0K100534-010 X200 11/15/10 h2o(0319135) 8270c
Misc Info : L9WVQ1AA,V111710.b,8270l1.m,padep.sub
Comment :
Method : \\PITSVR06\D\chem\731.i\V111710.b\8270l1.m
Meth Date : 18-Nov-2010 01:48 piccolinov Quant Type: ISTD
Cal Date : 10-NOV-2010 09:21 Cal File: V1110IC8.D
Als bottle: 12
Dil Factor: 200.00000
Integrator: HP RTE Compound Sublist: padep.sub
Target Version: 4.14
Processing Host: PITPC-502

Concentration Formula: Amt * DF * Uf * Vt/(Vo * Vi) * CpndVariable

Name	Value	Description
DF	200.000	Dilution Factor
Uf	1.000	ng unit correction factor
Vt	1000.000	Volume of final extract (uL)
Vo	1060.000	Volume of sample extracted (mL)
Vi	2.000	Volume injected (uL)
Cpnd Variable		Local Compound Variable

	Compounds	QUANT SIG MASS	RT	EXP RT	REL RT	RESPONSE	CONCENTRATIONS ON-COLUMN (NG)	CONCENTRATIONS FINAL (ug/L)
* 1	1,4-Dichlorobenzene-d4	152	4.492	4.487	(1.000)	95549	8.00000	
* 2	Naphthalene-d8	136	5.464	5.460	(1.000)	376371	8.00000	
* 3	Acenaphthene-d10	164	6.816	6.811	(1.000)	257597	8.00000	
* 4	Phenanthrene-d10	188	7.954	7.954	(1.000)	518901	8.00000	
* 5	Chrysene-d12	240	9.989	9.984	(1.000)	704931	8.00000	
* 6	Perylene-d12	264	11.335	11.331	(1.000)	824854	8.00000	
198	1,4-Dioxane	88	Compound Not Detected.					
10	N-Nitrosodimethylamine	74	Compound Not Detected.					
9	Pyridine	79	Compound Not Detected.					
16	Methyl methanesulfonate	80	Compound Not Detected.					
206	Benzaldehyde	77	Compound Not Detected.					
21	Aniline	93	Compound Not Detected.					
22	Phenol	94	Compound Not Detected.					
23	bis(2-Chloroethyl)ether	93	Compound Not Detected.					
24	2-Chlorophenol	128	Compound Not Detected.					
26	1,3-Dichlorobenzene	146	Compound Not Detected.					
27	1,4-Dichlorobenzene	146	Compound Not Detected.					
28	1,2-Dichlorobenzene	146	Compound Not Detected.					
29	Benzyl Alcohol	108	Compound Not Detected.					
30	2-Methylphenol	108	Compound Not Detected.					

	Compounds	QUANT SIG MASS	RT	EXP RT	REL RT	RESPONSE	CONCENTRATIONS ON-COLUMN (NG)	CONCENTRATIONS FINAL (ug/L)
31	2,2'-oxybis(1-Chloropropane)	45	Compound Not Detected.					
37	Acetophenone	105	Compound Not Detected.					
32	N-Nitroso-di-n-propylamine	70	Compound Not Detected.					
192	4-Methylphenol	108	Compound Not Detected.					
34	Hexachloroethane	117	Compound Not Detected.					
35	Nitrobenzene	77	Compound Not Detected.					
41	Isophorone	82	Compound Not Detected.					
42	2-Nitrophenol	139	Compound Not Detected.					
43	2,4-Dimethylphenol	107	Compound Not Detected.					
44	bis(2-Chloroethoxy)methane	93	Compound Not Detected.					
48	2,4-Dichlorophenol	162	Compound Not Detected.					
49	Benzoic Acid	122	Compound Not Detected.					
50	1,2,4-Trichlorobenzene	180	Compound Not Detected.					
51	Naphthalene	128	5.480	5.476	(1.003)	1826877	35.9529	3391.8
52	4-Chloroaniline	127	Compound Not Detected.					
54	2,6-Dichlorophenol	162	Compound Not Detected.					
56	Hexachlorobutadiene	224	Compound Not Detected.					
208	Caprolactam	113	Compound Not Detected.					
59	4-Chloro-3-Methylphenol	107	Compound Not Detected.					
62	2-Methylnaphthalene	142	6.009	6.010	(1.100)	47443	1.38908	131.04
63	1-Methylnaphthalene	142	6.089	6.085	(1.114)	82456	2.48562	234.49
64	Hexachlorocyclopentadiene	236	Compound Not Detected.					
66	2,4,6-Trichlorophenol	196	Compound Not Detected.					
67	2,4,5-Trichlorophenol	196	Compound Not Detected.					
209	1,1'-Biphenyl	154	Compound Not Detected.					
70	2-Chloronaphthalene	162	Compound Not Detected.					
73	2-Nitroaniline	65	Compound Not Detected.					
76	Dimethylphthalate	163	Compound Not Detected.					
78	2,6-Dinitrotoluene	165	Compound Not Detected.					
79	Acenaphthylene	152	Compound Not Detected.					
81	3-Nitroaniline	138	Compound Not Detected.					
82	Acenaphthene	153	6.837	6.838	(1.003)	28106	0.79466	74.967
83	2,4-Dinitrophenol	184	Compound Not Detected.					
85	4-Nitrophenol	109	Compound Not Detected.					
86	Dibenzofuran	168	6.971	6.966	(1.023)	49024	0.90895	85.750
87	2,4-Dinitrotoluene	165	Compound Not Detected.					
91	2,3,5,6-Tetrachlorophenol	231	Compound Not Detected.					
88	2,3,4,6-Tetrachlorophenol	231	Compound Not Detected.					
92	2-Naphthylamine	143	Compound Not Detected.					
93	Diethylphthalate	149	Compound Not Detected.					
94	Fluorene	166	7.233	7.233	(1.061)	29040	0.67205	63.400
95	4-Chlorophenyl-phenylether	204	Compound Not Detected.					
96	4-Nitroaniline	138	Compound Not Detected.					
98	4,6-Dinitro-2-methylphenol	198	Compound Not Detected.					
99	N-Nitrosodiphenylamine (1)	169	Compound Not Detected.					
100	1,2-Diphenylhydrazine	77	Compound Not Detected.					
106	4-Bromophenyl-phenylether	248	Compound Not Detected.					
107	Hexachlorobenzene	283	Compound Not Detected.					
210	Atrazine	200	Compound Not Detected.					
111	Pentachlorophenol	265	Compound Not Detected.					
115	Phenanthrene	178	7.975	7.970	(1.003)	27662	0.38280	36.113
116	Anthracene	178	8.013	8.008	(1.007)	3468	0.04726	4.4587
119	Carbazole	167	8.130	8.131	(1.022)	62465	1.06841	100.79
120	Di-n-Butylphthalate	149	Compound Not Detected.					

Compounds	QUANT SIG MASS	RT	EXP RT	REL RT	RESPONSE	CONCENTRATIONS ON-COLUMN (NG)	CONCENTRATIONS FINAL (ug/L)
123 Fluoranthene	202	8.889	8.889	(1.118)	2747	0.03274	3.0891
124 Benzidine	184	Compound Not Detected.					
125 Pyrene	202	Compound Not Detected.					
131 Butylbenzylphthalate	149	Compound Not Detected.					
135 3,3'-Dichlorobenzidine	252	Compound Not Detected.					
136 Benzo(a)Anthracene	228	Compound Not Detected.					
137 Chrysene	228	Compound Not Detected.					
139 bis(2-ethylhexyl)Phthalate	149	Compound Not Detected.					
140 Di-n-octylphthalate	149	Compound Not Detected.					
141 Benzo(b)fluoranthene	252	Compound Not Detected.					
142 Benzo(k)fluoranthene	252	Compound Not Detected.					
143 7,12-dimethylbenz[a]anthracen	256	Compound Not Detected.					
146 Benzo(a)pyrene	252	Compound Not Detected.					
149 Indeno(1,2,3-cd)pyrene	276	Compound Not Detected.					
150 Dibenz(a,h)anthracene	278	Compound Not Detected.					
151 Benzo(g,h,i)perylene	276	Compound Not Detected.					
$ 154 Nitrobenzene-d5	82	Compound Not Detected.					
$ 155 2-Fluorobiphenyl	172	Compound Not Detected.					
$ 156 Terphenyl-d14	244	Compound Not Detected.					
$ 157 Phenol-d5	99	Compound Not Detected.					
$ 158 2-Fluorophenol	112	Compound Not Detected.					
$ 159 2,4,6-Tribromophenol	329	Compound Not Detected.					
$ 186 2-Chlorophenol-d4	132	Compound Not Detected.					
$ 187 1,2-Dichlorobenzene-d4	152	Compound Not Detected.					

Data File: \\PITSVR06\D\chem\731.i\V111710.b\V1117010.D

Date : 17-NOV-2010 13:28

Client ID: MW-8-111010

Instrument: 731.i

Sample Info: C0K100534-010 X200 11/15/10 h2o(0319135) 8270c

Volume Injected (uL): 2.0

Operator: 003200

Column phase: DB5-MS

Column diameter: 0.32

51 Naphthalene

Concentration: 3391.8 ug/L

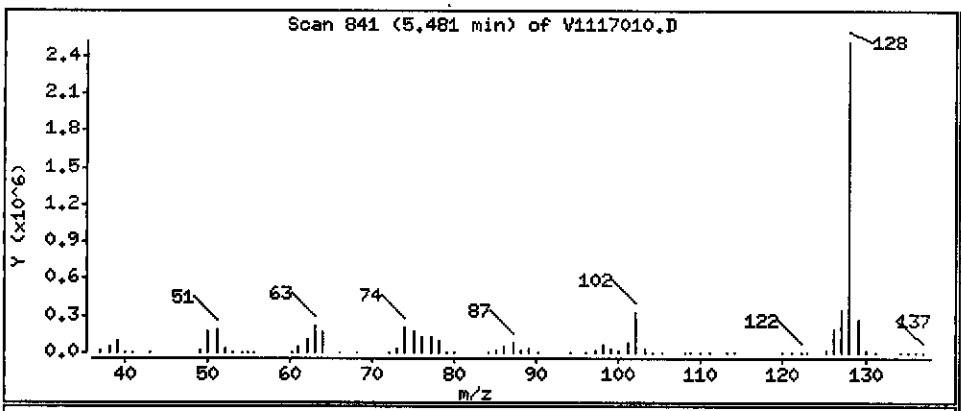

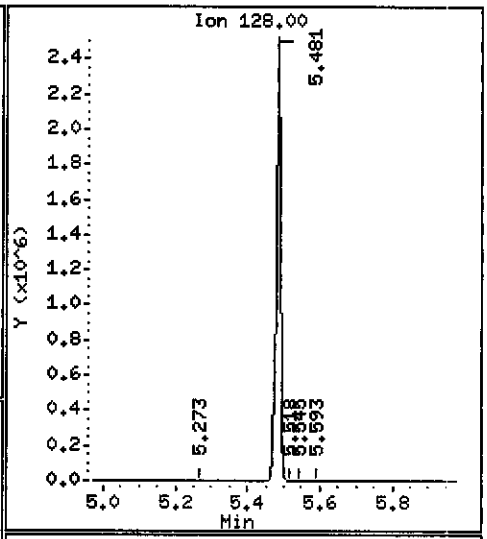

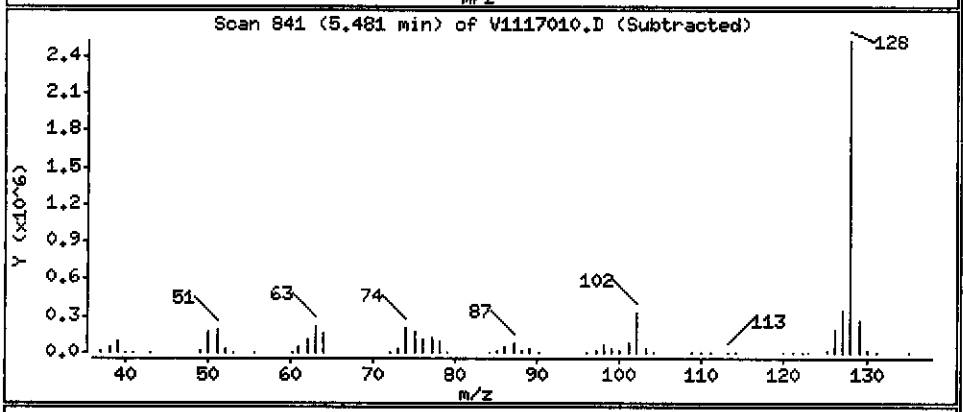

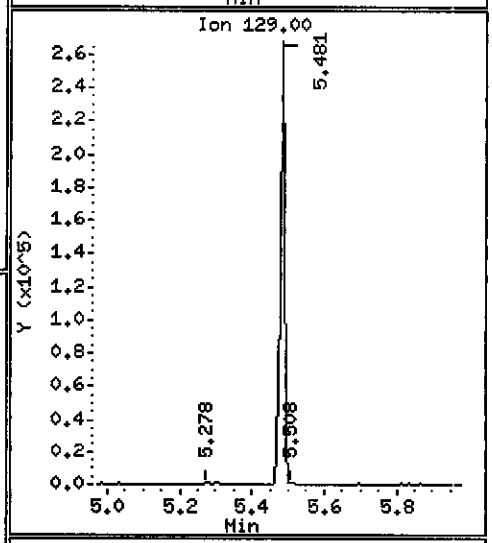

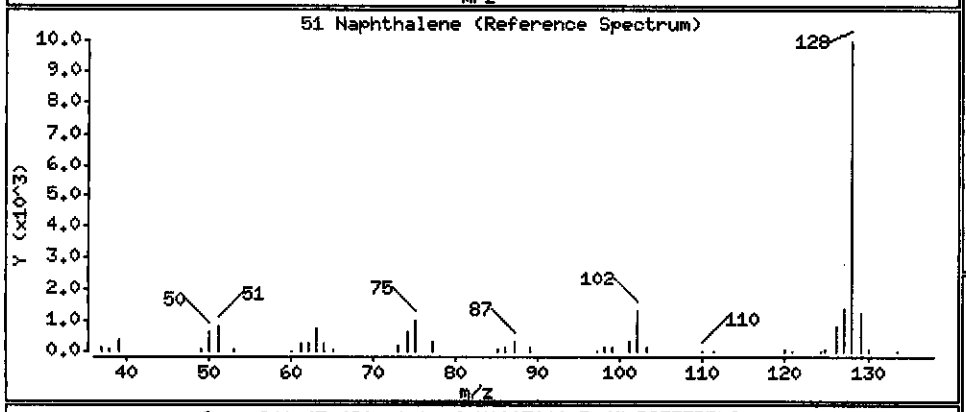

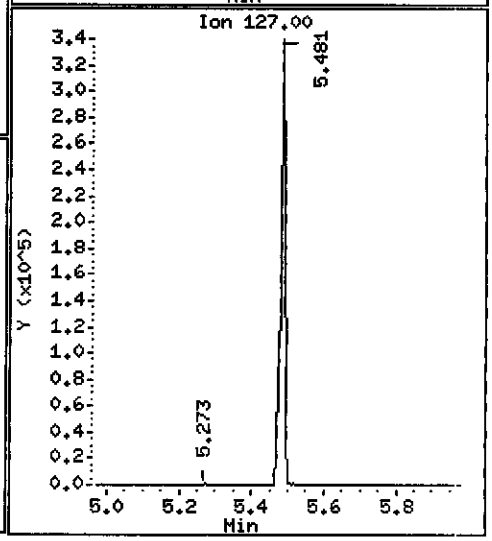

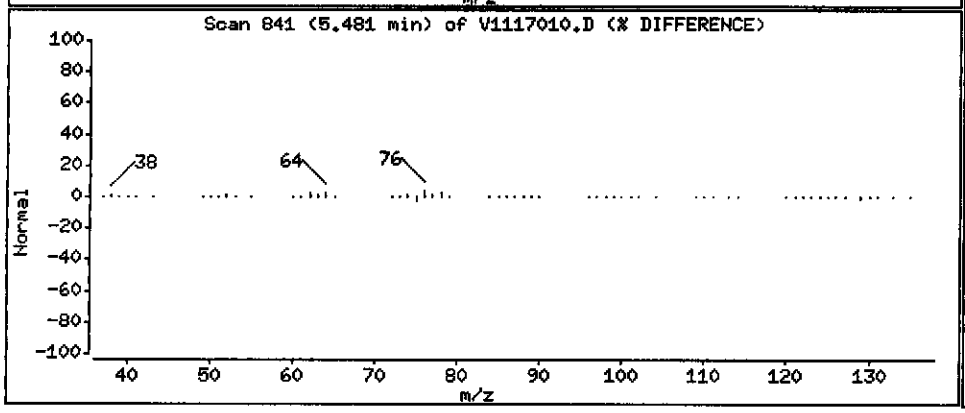

Data File: \\PITSVR06\D\chem\731.i\V111710.b\V1117010.D

Date : 17-NOV-2010 13:28

Client ID: MW-8-111010

Instrument: 731.i

Sample Info: C0K100534-010 X200 11/15/10 h2o(0319135) 8270c

Volume Injected (uL): 2.0

Operator: 003200

Column phase: DB5-MS

Column diameter: 0.32

62 2-Methylnaphthalene

Concentration: 131.04 ug/L

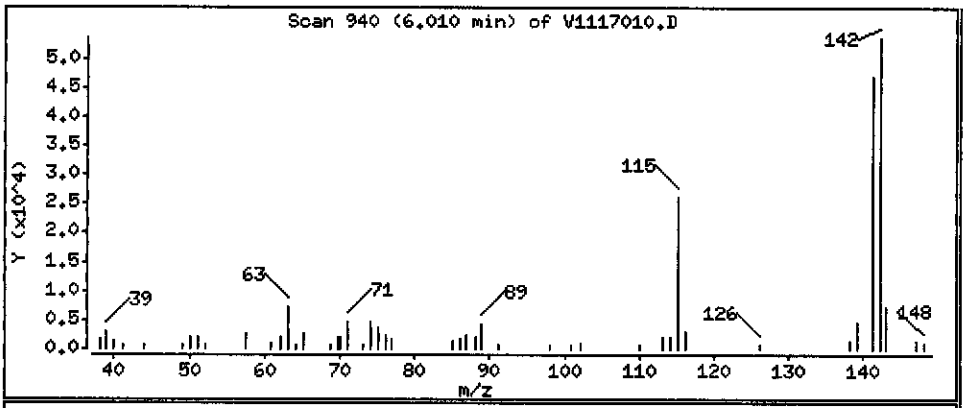

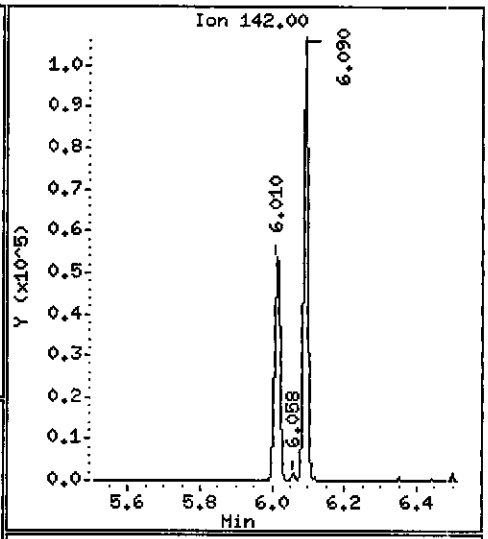

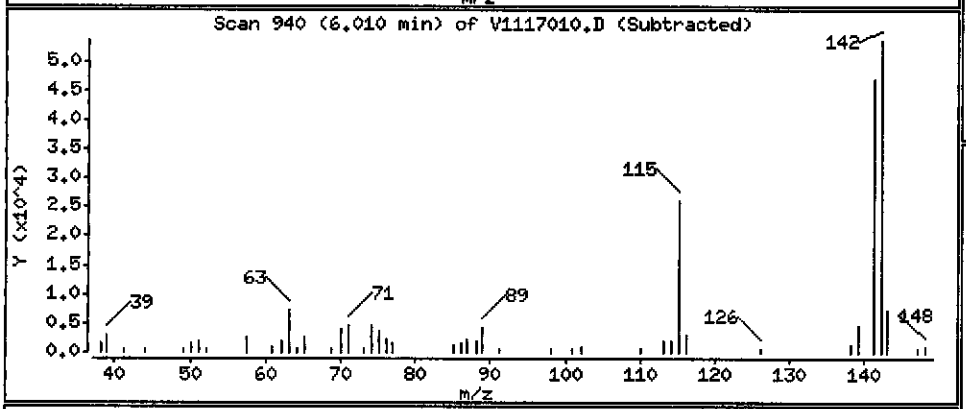

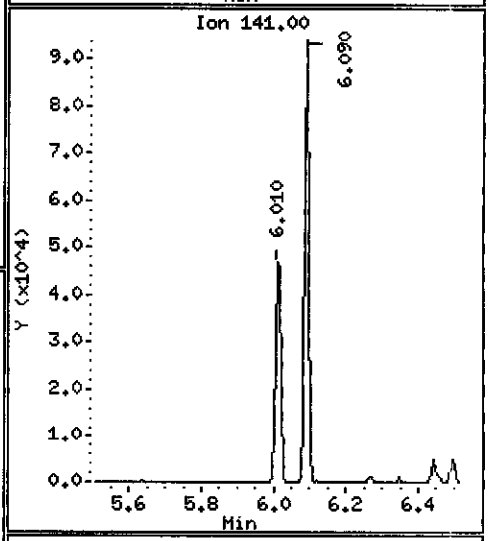

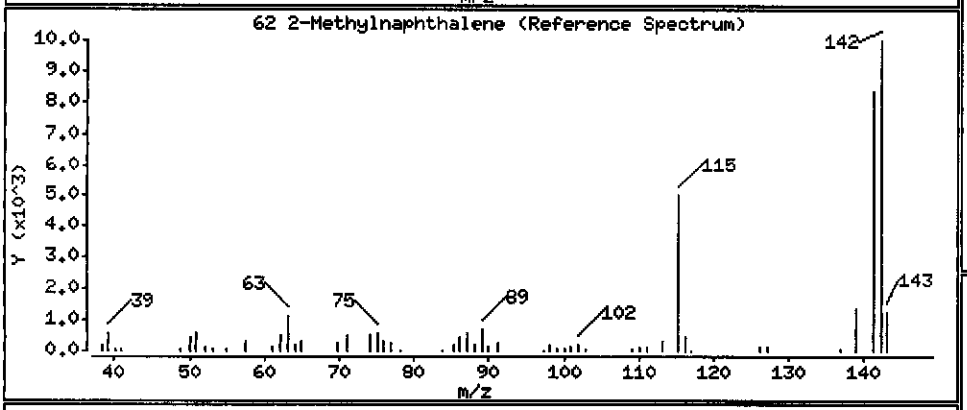

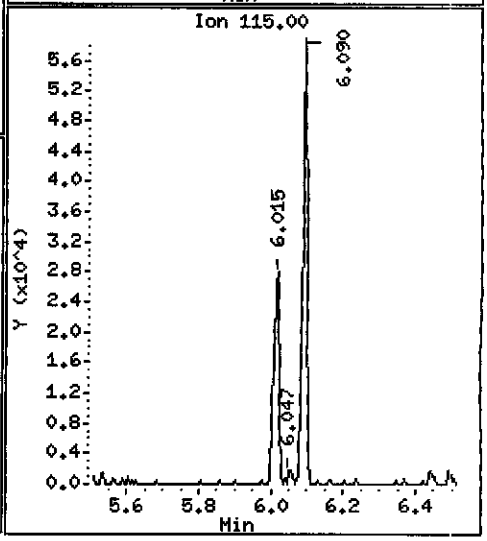

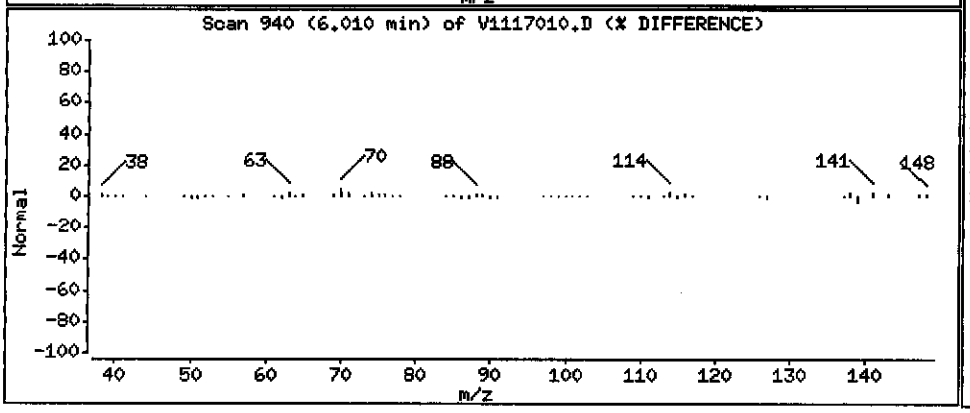

Data File: \\PITSVR06\D\chem\731.i\V111710.b\V1117010.D

Date : 17-NOV-2010 13:28

Client ID: MW-8-111010

Instrument: 731.i

Sample Info: C0K100534-010 X200 11/15/10 h2o(0319135) 8270c

Volume Injected (uL): 2.0

Operator: 003200

Column phase: DB5-MS

Column diameter: 0.32

63 1-Methylnaphthalene

Concentration: 234.49 ug/L

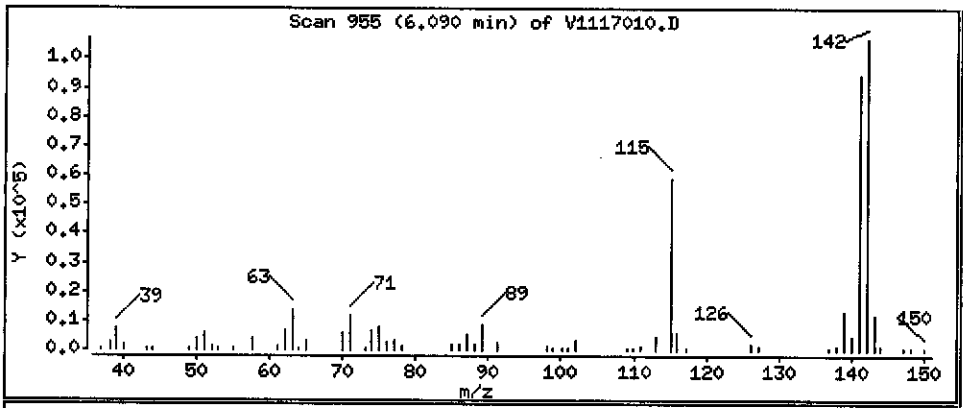

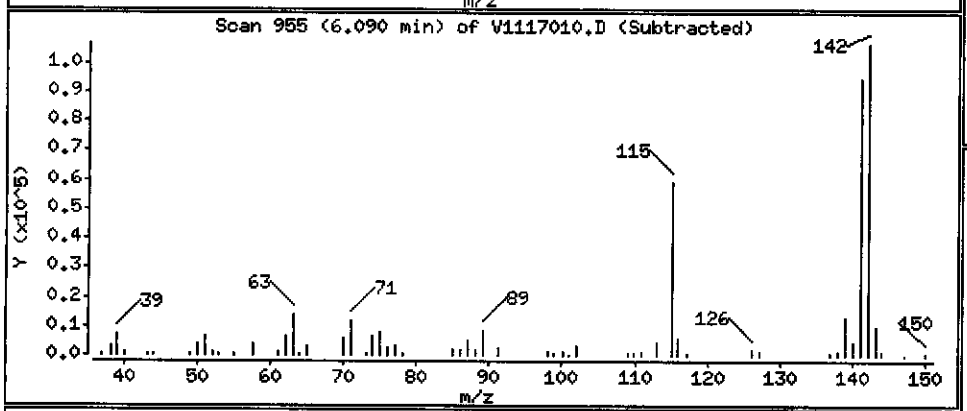

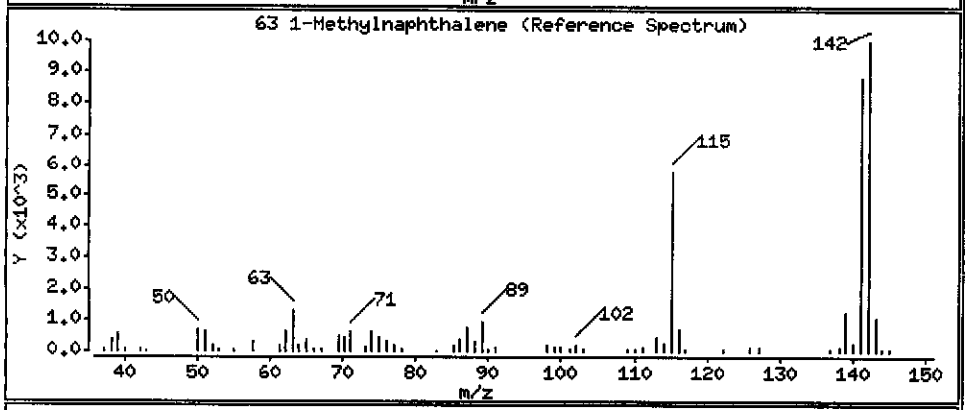

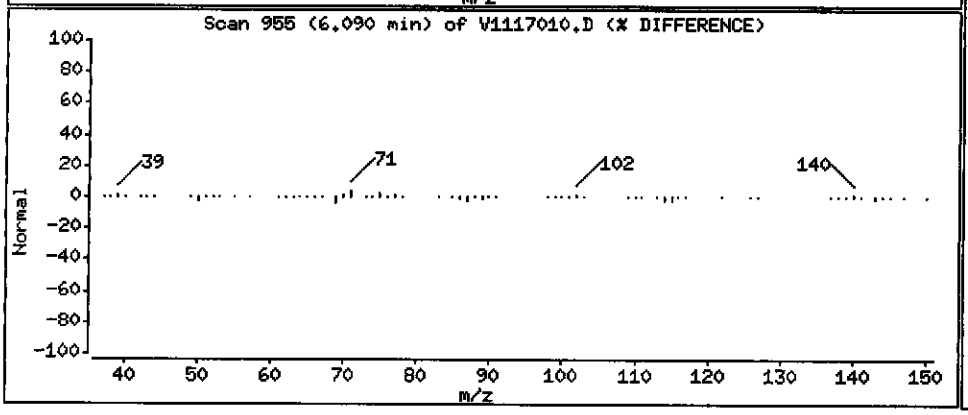

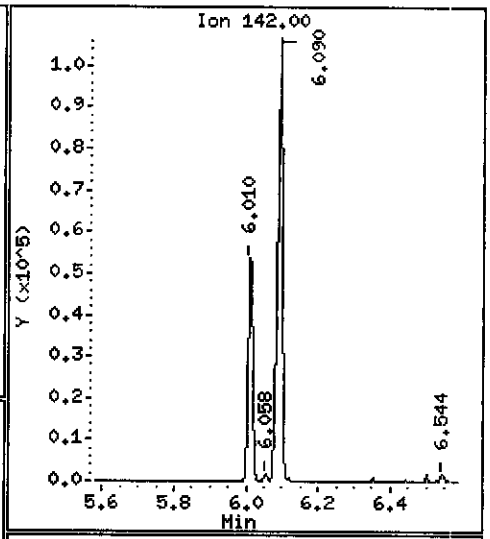

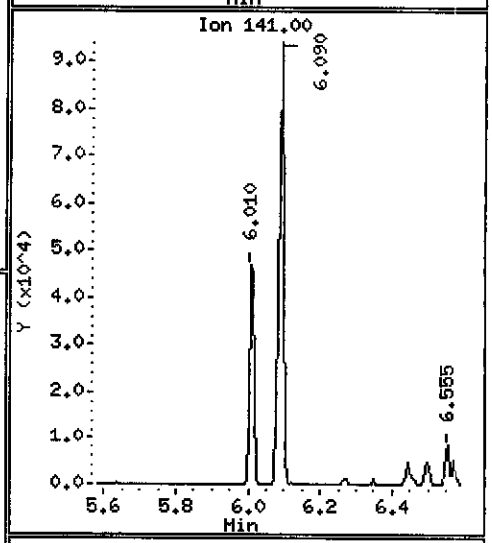

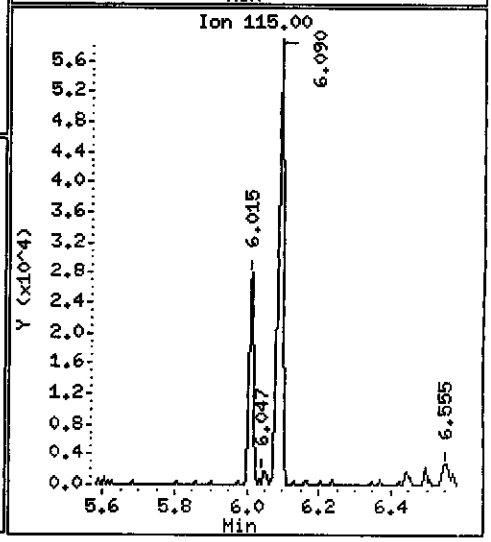

Data File: \\PITSVR06\D\chem\731.i\V111710.b\V1117010.D

Date : 17-NOV-2010 13:28

Client ID: MW-8-111010

Instrument: 731.i

Sample Info: C0K100534-010 X200 11/15/10 h2o(0319135) 8270c

Volume Injected (uL): 2.0

Operator: 003200

Column phase: DB5-MS

Column diameter: 0.32

82 Acenaphthene

Concentration: 74.967 ug/L

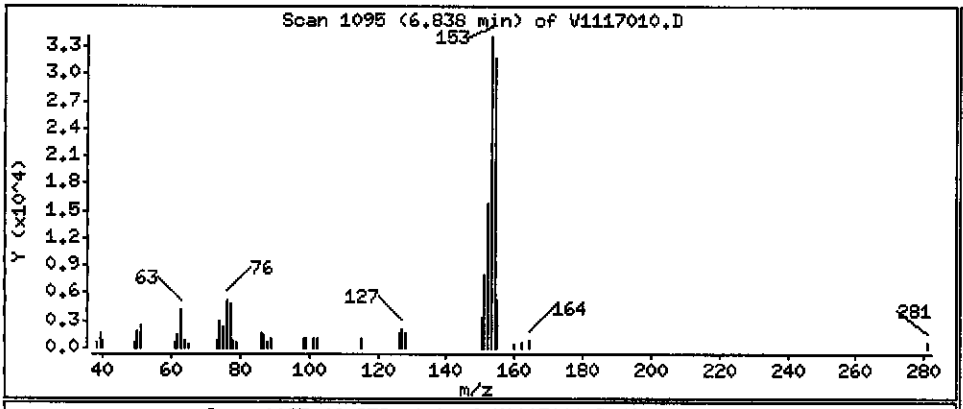

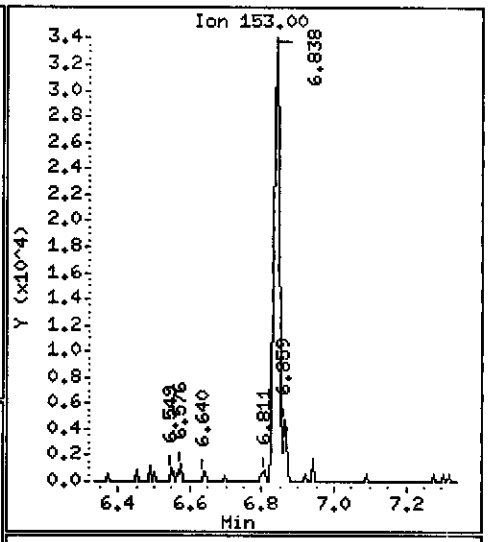

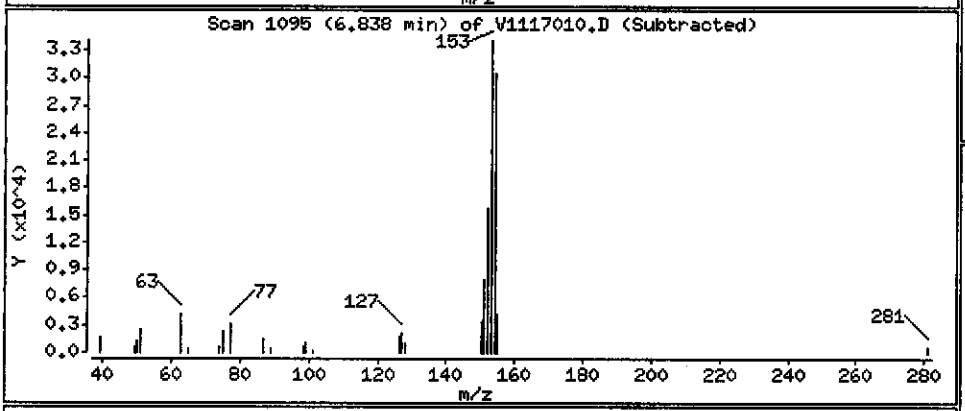

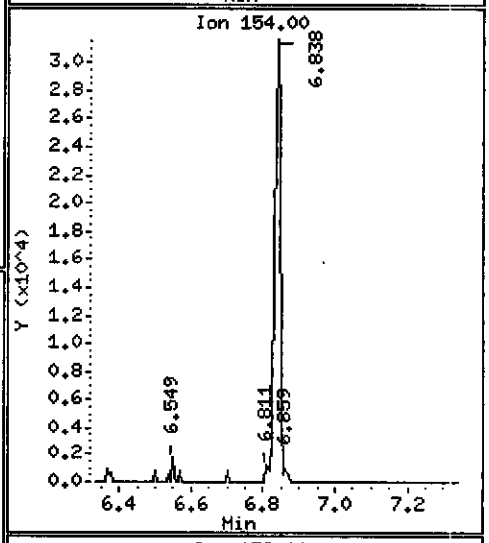

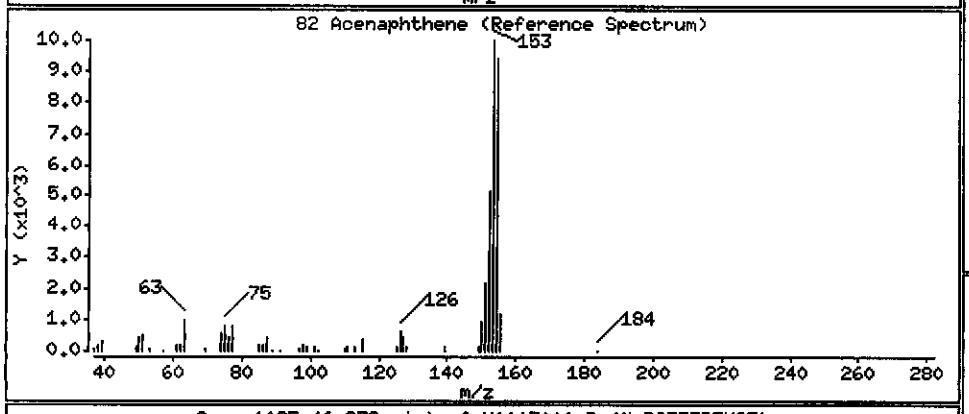

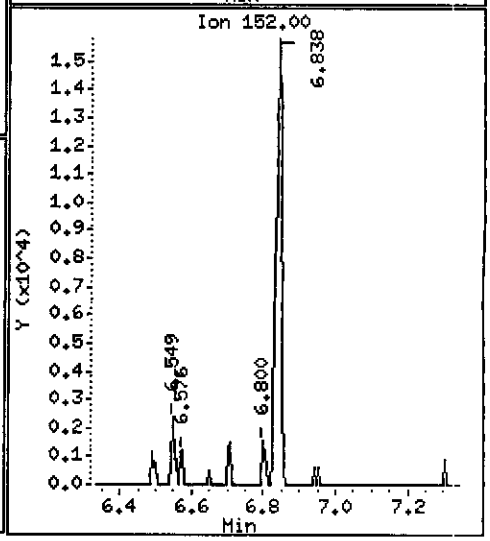

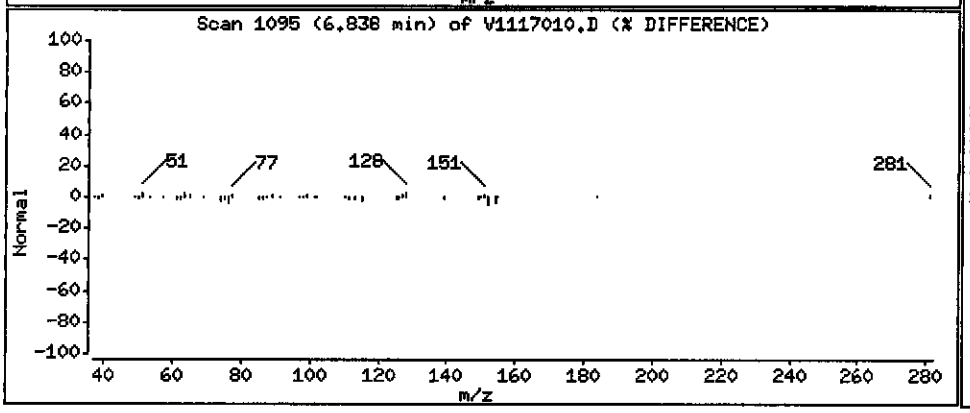

Data File: \\PITSVR06\D\chem\731.i\V111710.b\V1117010.D

Date : 17-NOV-2010 13:28

Client ID: MW-8-111010

Instrument: 731.i

Sample Info: C0K100534-010 X200 11/15/10 h2o(0319135) 8270c

Volume Injected (uL): 2.0

Operator: 003200

Column phase: DB5-MS

Column diameter: 0.32

86 Dibenzofuran

Concentration: 85.750 ug/L

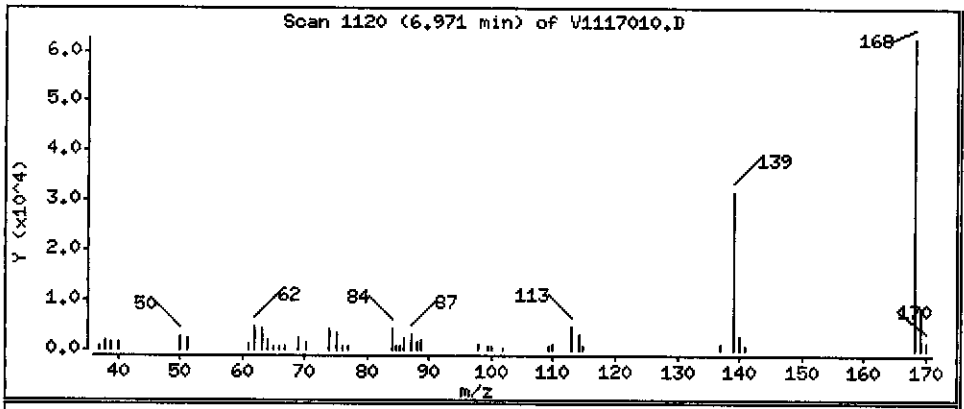

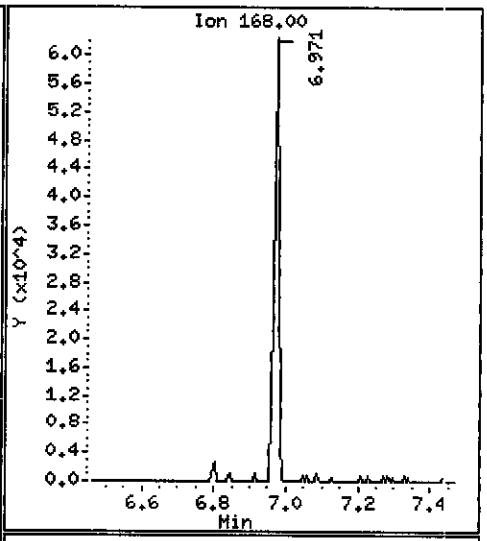

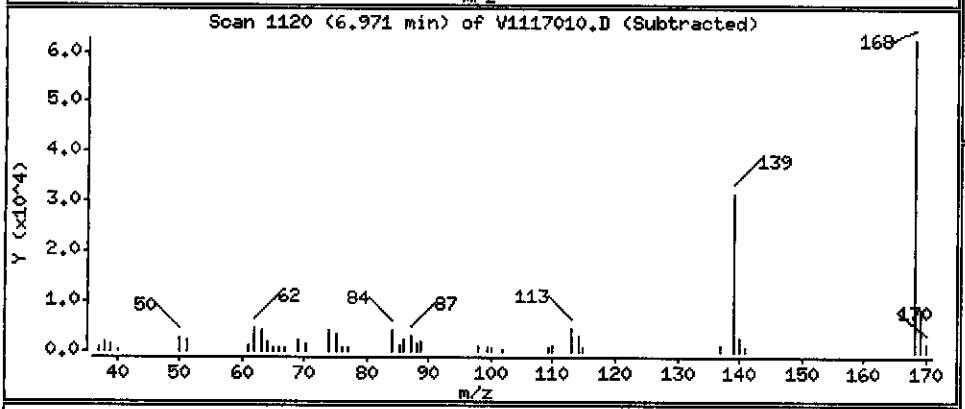

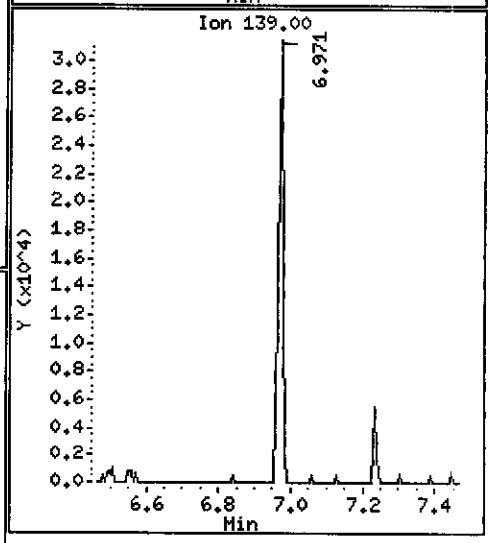

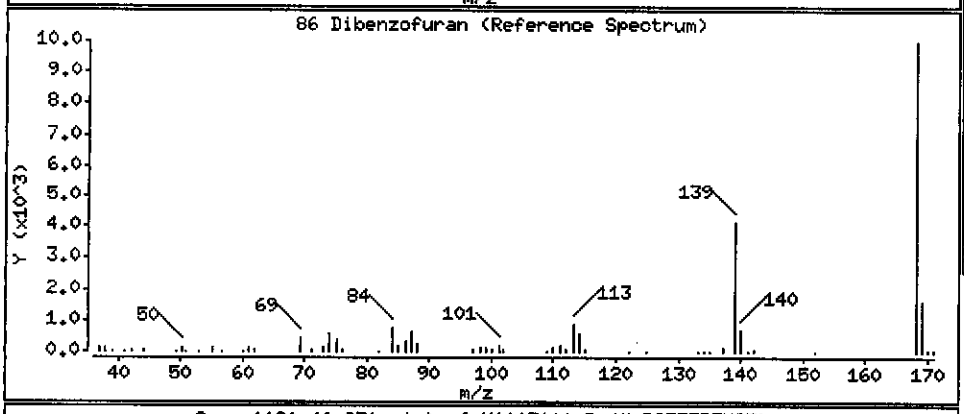

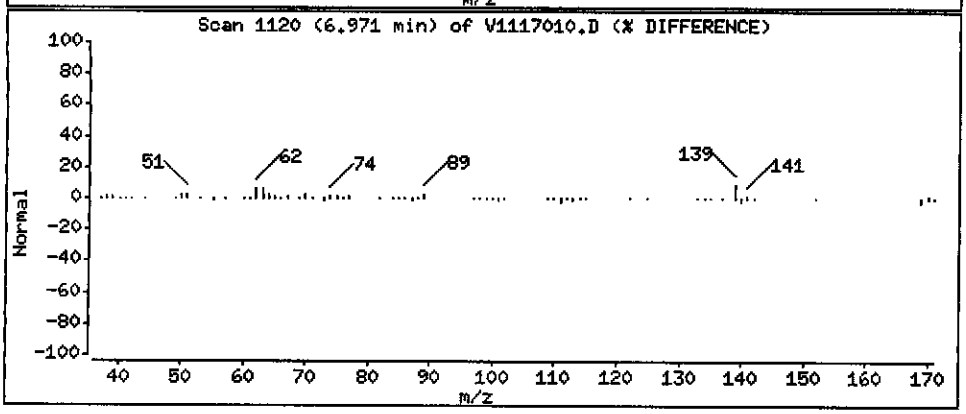

Data File: \\PITSVR06\D\chem\731.i\V111710.b\V1117010.D

Date : 17-NOV-2010 13:28

Client ID: MW-8-111010

Instrument: 731.i

Sample Info: C0K100534-010 X200 11/15/10 h2o(0319135) 8270c

Volume Injected (uL): 2.0

Operator: 003200

Column phase: DB5-MS

Column diameter: 0.32

94 Fluorene

Concentration: 63.400 ug/L

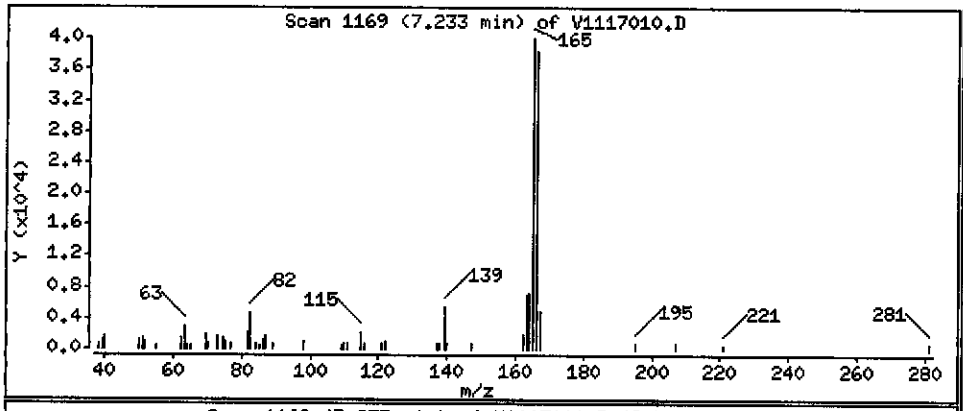

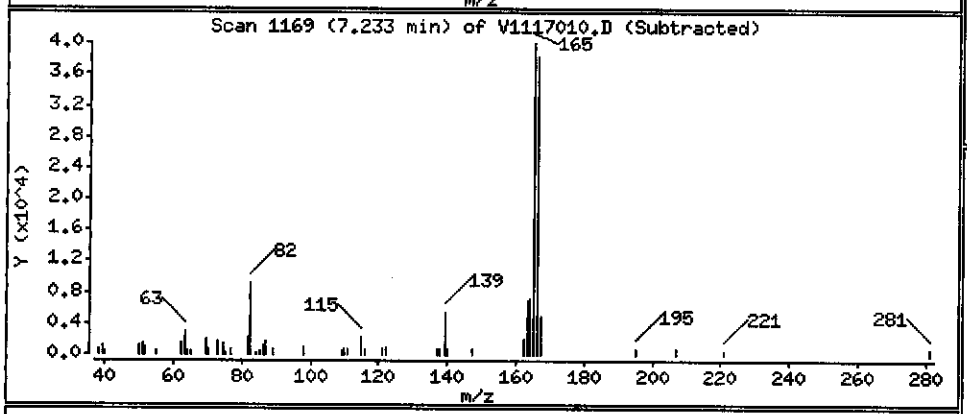

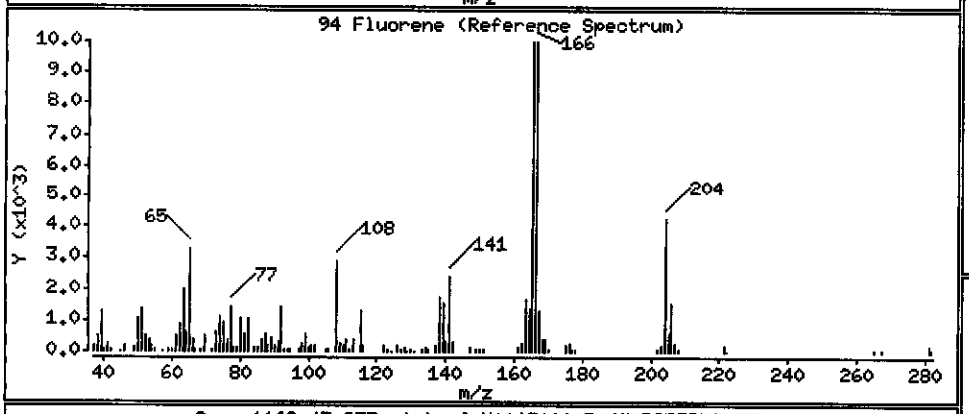

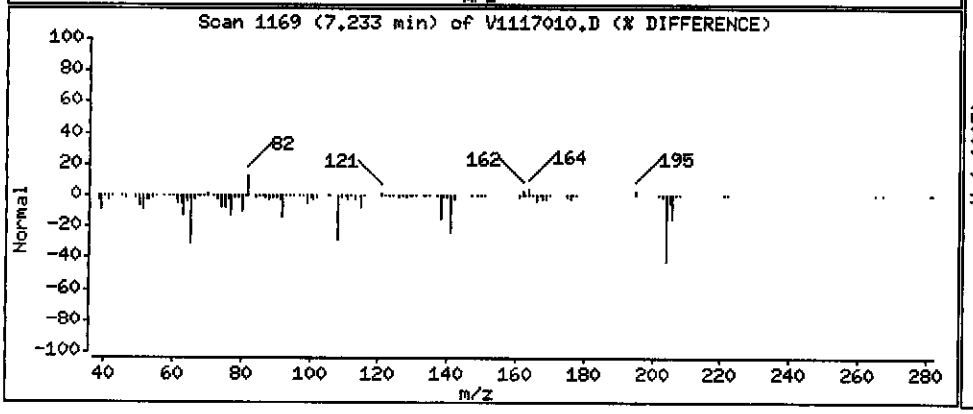

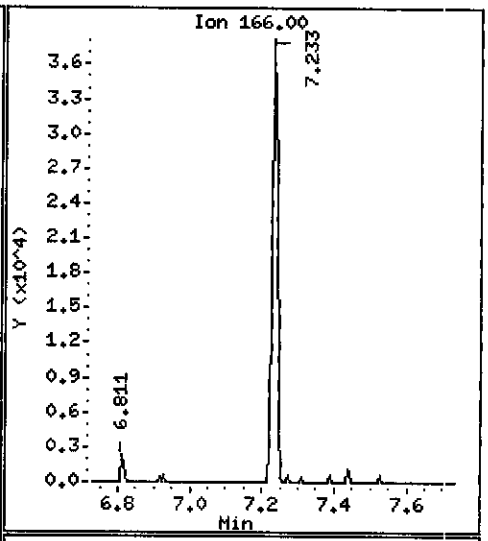

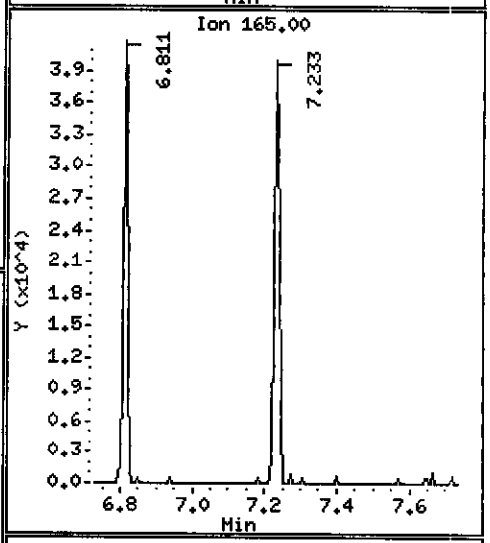

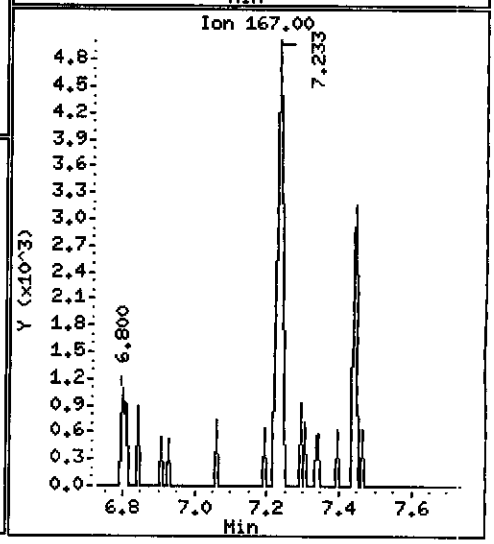

Data File: \\PITSVR06\D\chem\731.i\V111710.b\V1117010.D

Date : 17-NOV-2010 13:28

Client ID: MW-8-111010

Instrument: 731.i

Sample Info: C0K100534-010 X200 11/15/10 h2o(0319135) 8270c

Volume Injected (uL): 2.0

Operator: 003200

Column phase: DB5-MS

Column diameter: 0.32

115 Phenanthrene

Concentration: 36.113 ug/L

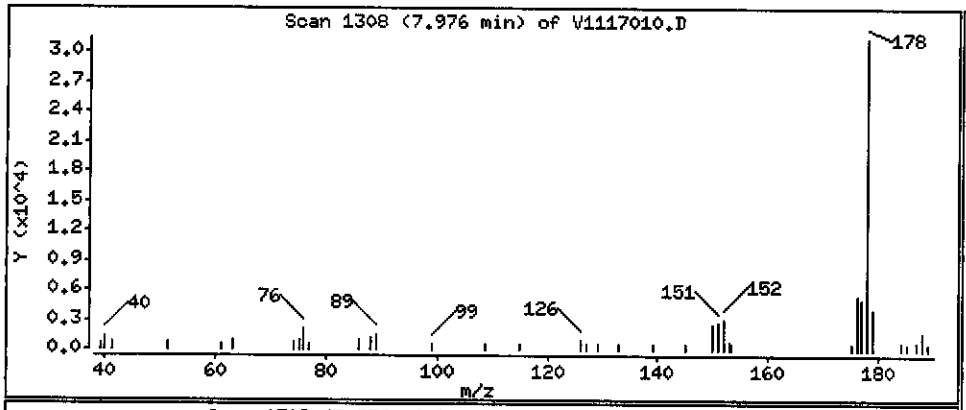

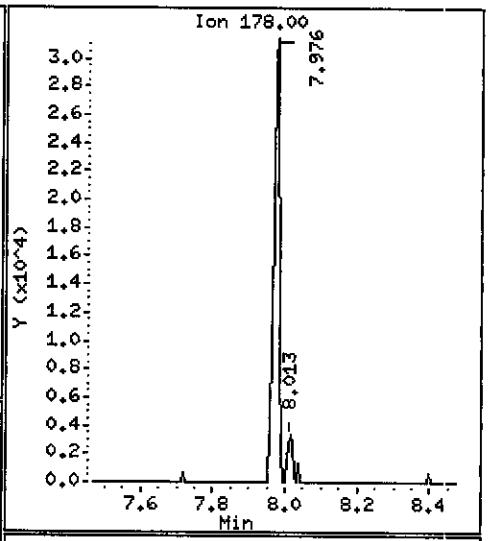

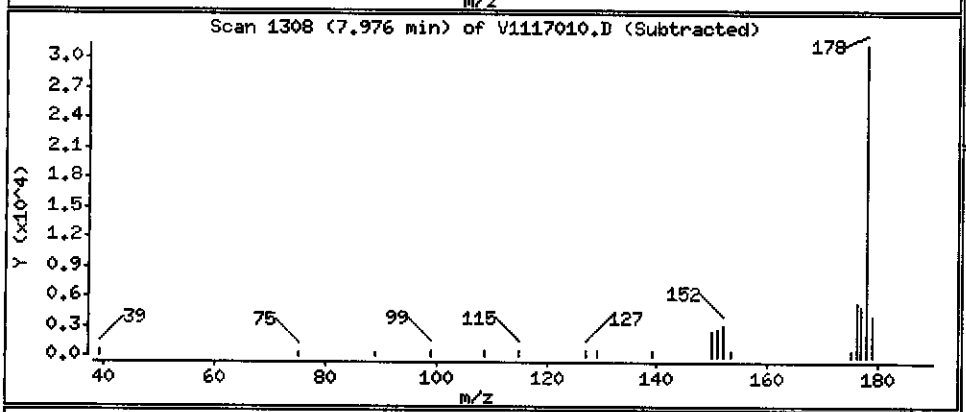

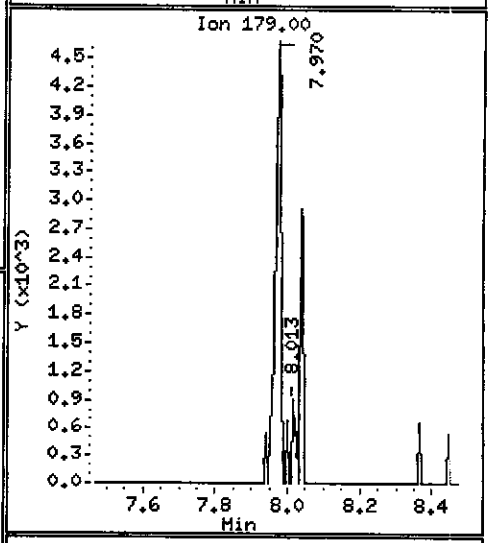

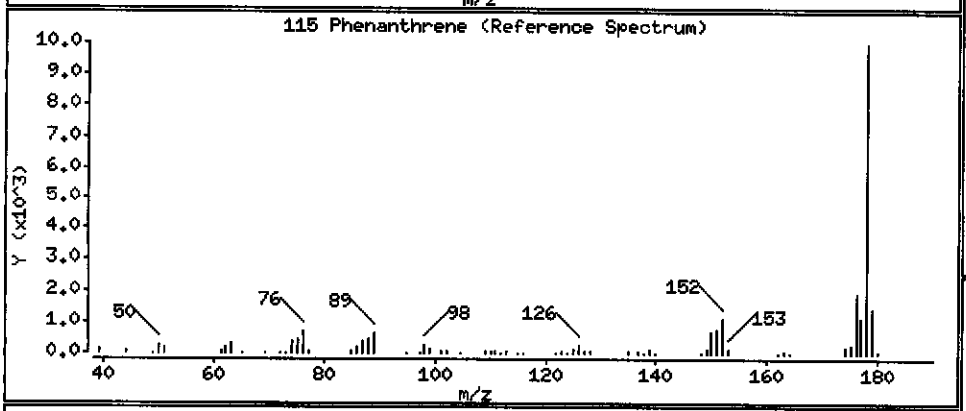

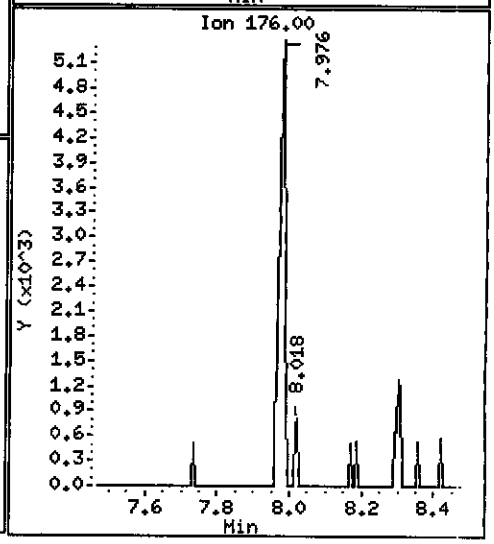

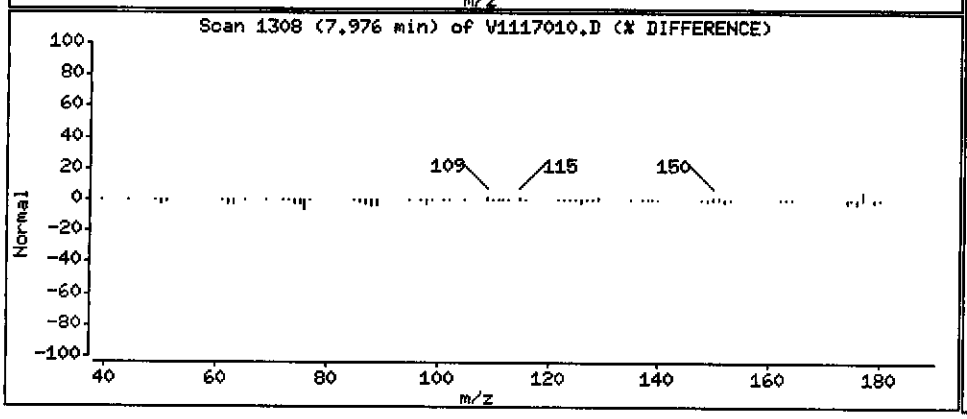

Data File: \\PITSVR06\D\chem\731.i\V111710.b\V1117010.D

Date : 17-NOV-2010 13:28

Client ID: MW-8-111010

Instrument: 731.i

Sample Info: C0K100534-010 X200 11/15/10 h2o(0319135) 8270c

Volume Injected (uL): 2.0

Operator: 003200

Column phase: DB5-MS

Column diameter: 0.32

116 Anthracene

Concentration: 4.4587 ug/L

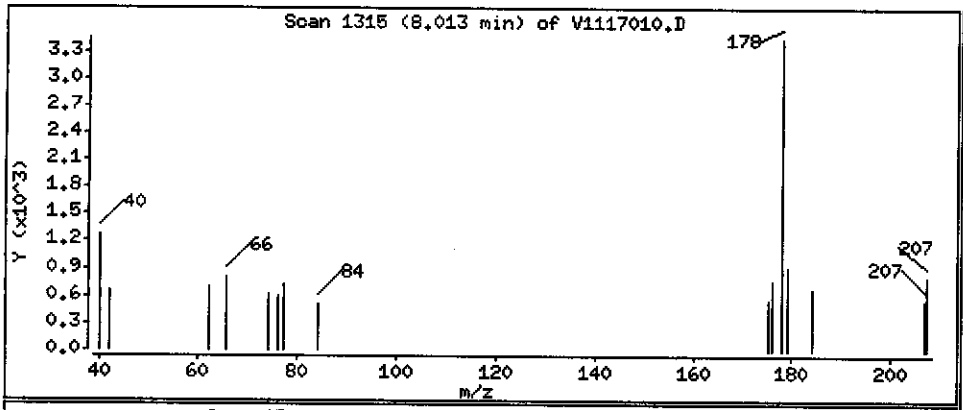

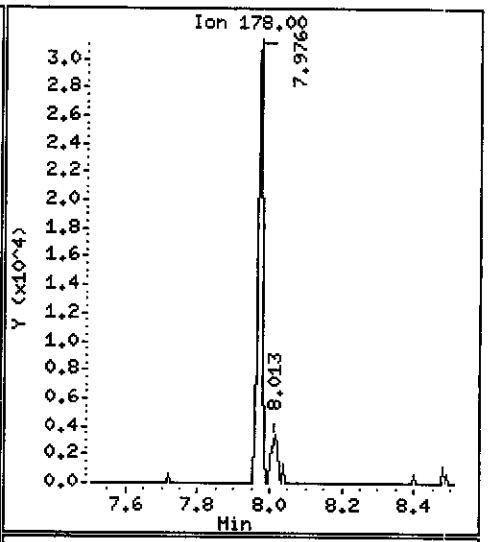

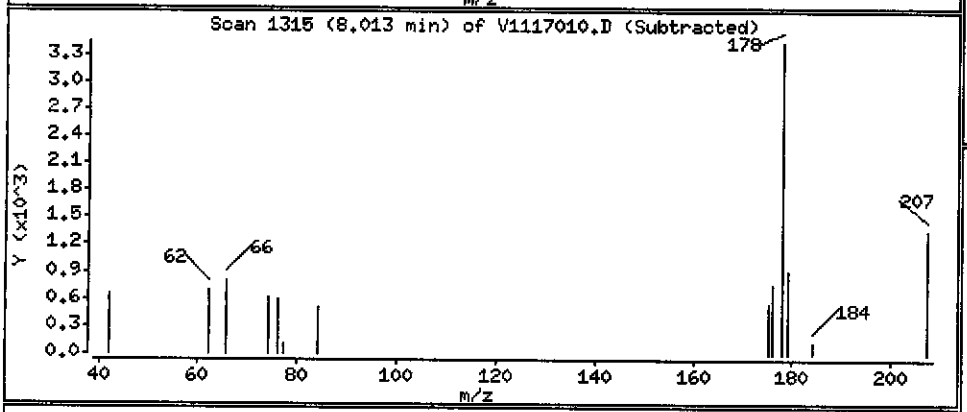

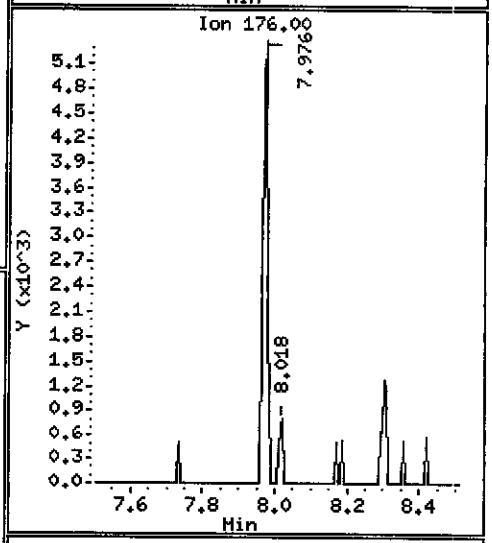

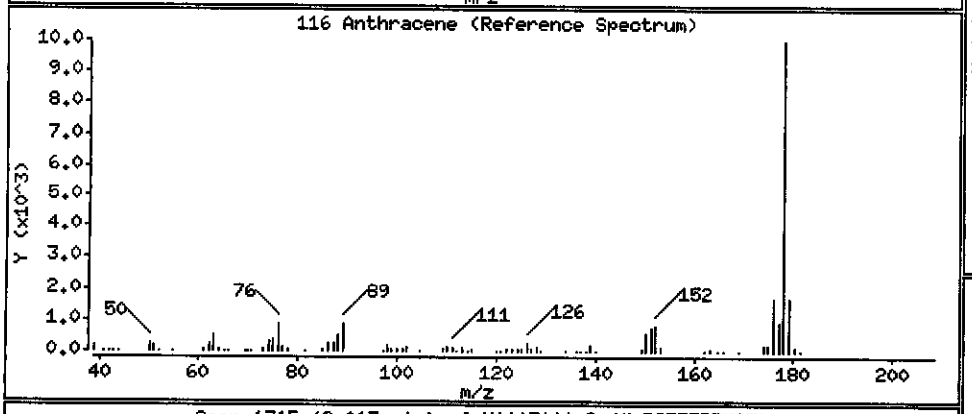

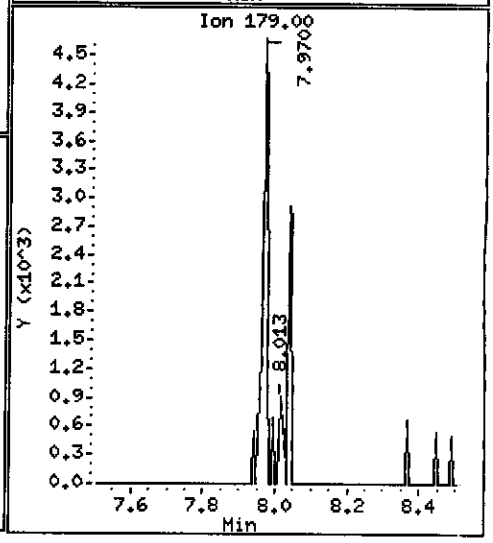

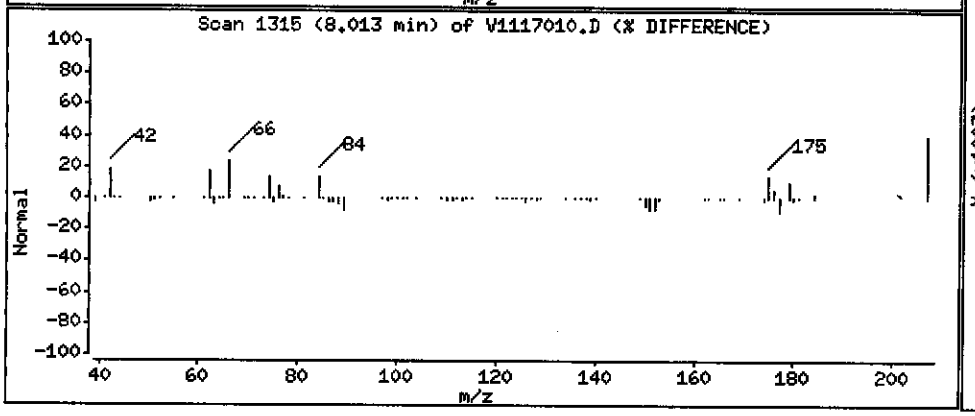

Data File: \\PITSVR06\D\chem\731.i\V111710.b\V1117010.D

Date : 17-NOV-2010 13:28

Client ID: MW-8-111010

Instrument: 731.i

Sample Info: C0K100534-010 X200 11/15/10 h2o(0319135) 8270c

Volume Injected (uL): 2.0

Operator: 003200

Column phase: DB5-MS

Column diameter: 0.32

119 Carbazole

Concentration: 100.79 ug/L

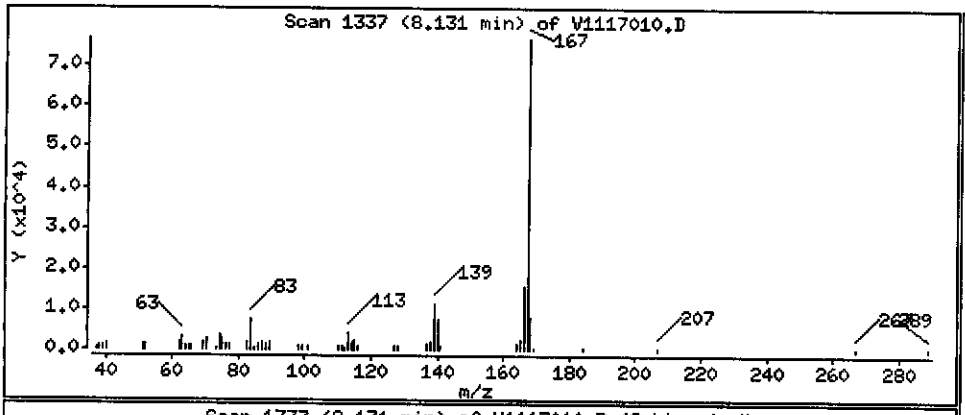

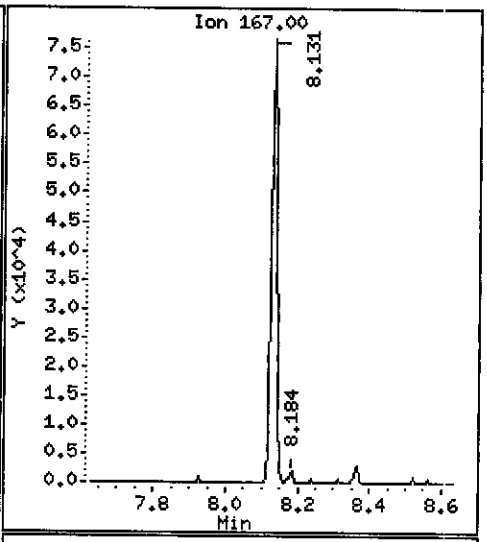

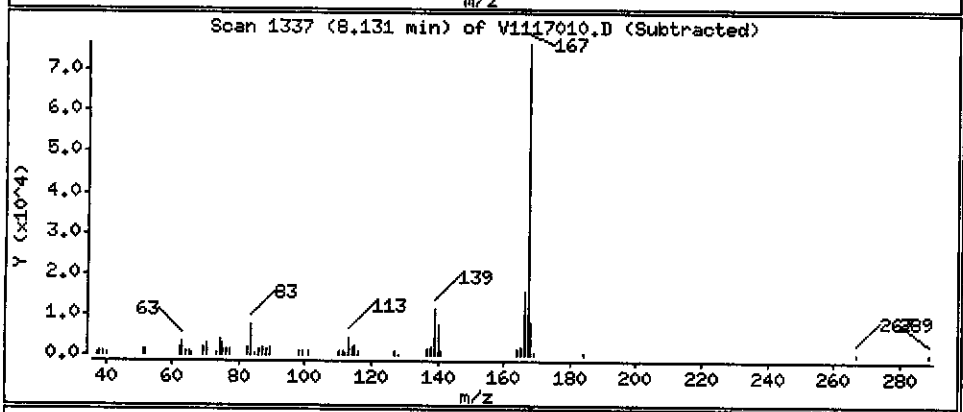

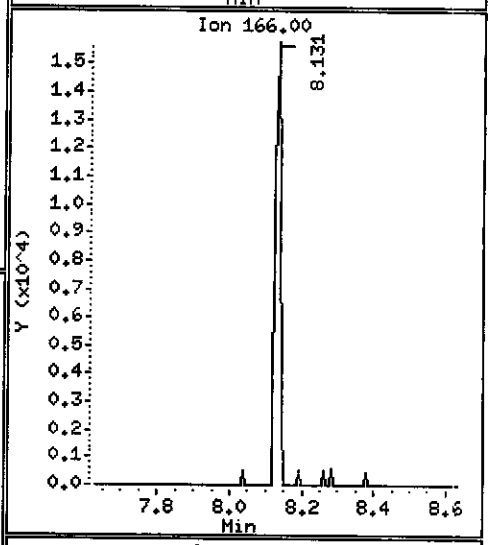

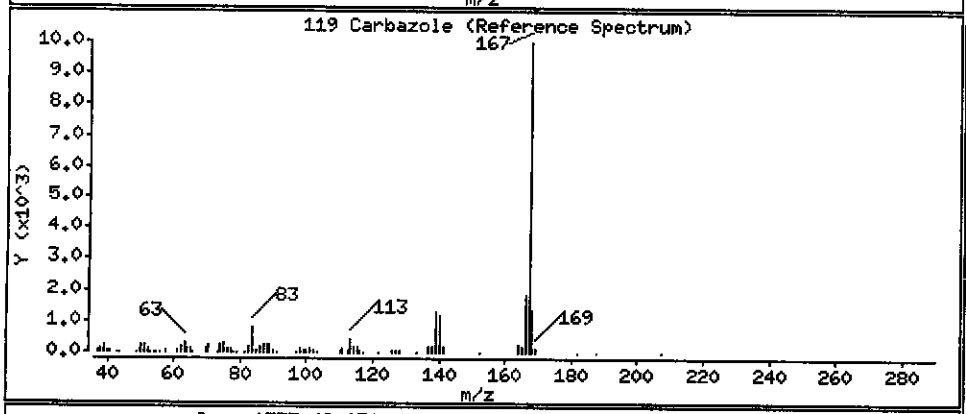

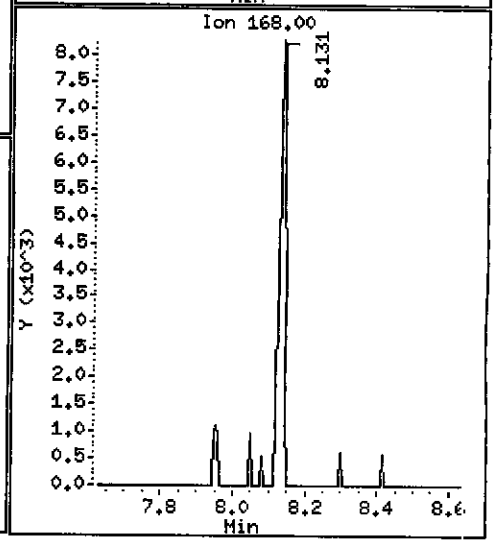

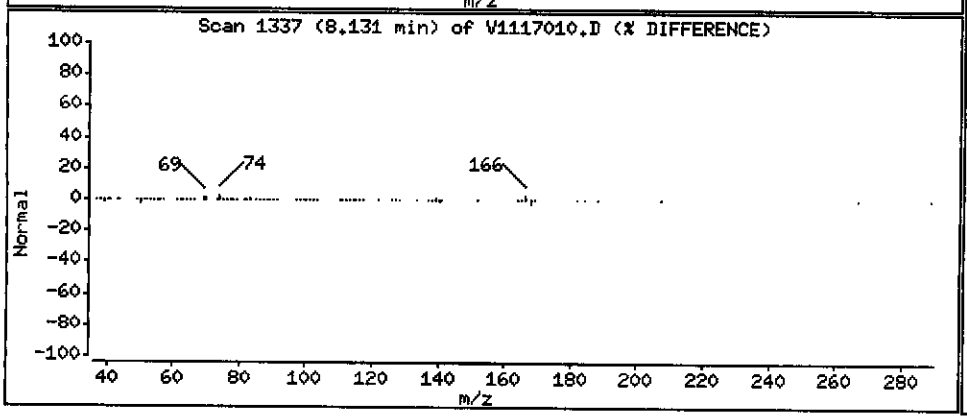

Data File: \\PITSVR06\D\chem\731.i\V111710.b\V1117010.D

Date : 17-NOV-2010 13:28

Client ID: MW-8-111010

Instrument: 731.i

Sample Info: C0K100534-010 X200 11/15/10 h2o(0319135) 8270c

Volume Injected (uL): 2.0

Operator: 003200

Column phase: DB5-MS

Column diameter: 0.32

123 Fluoranthene

Concentration: 3.0891 ug/L

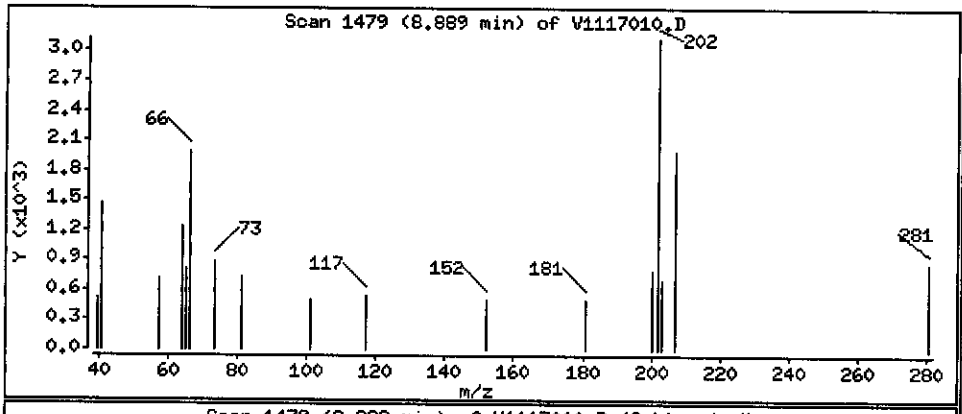

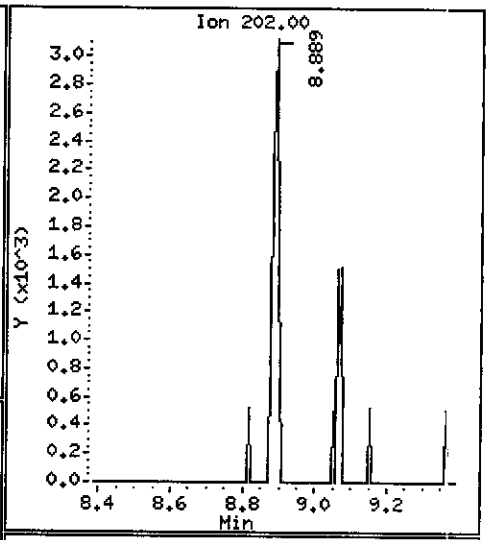

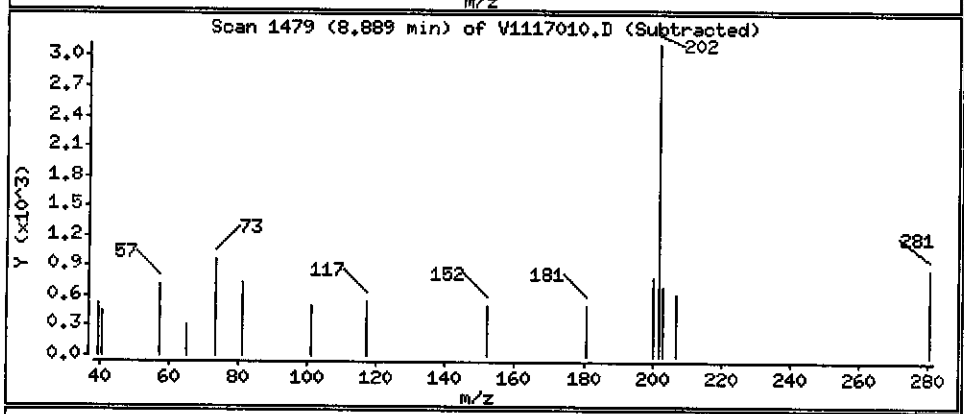

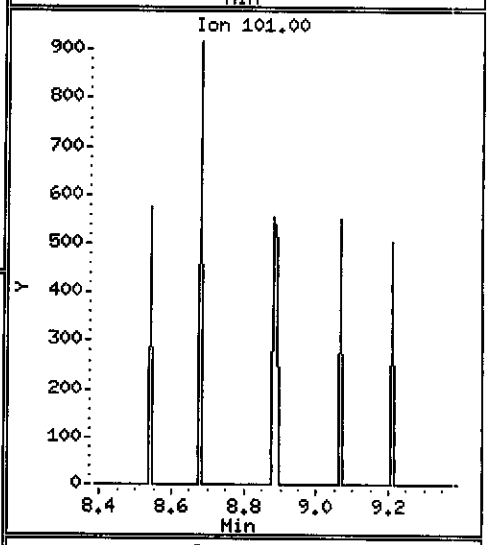

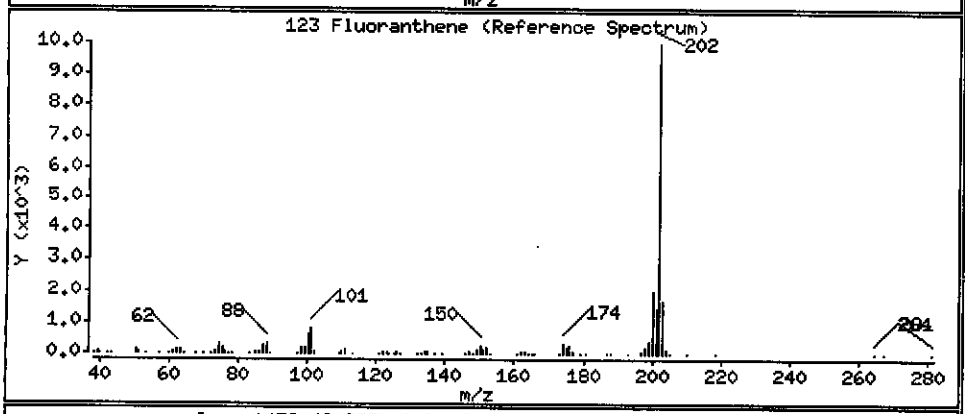

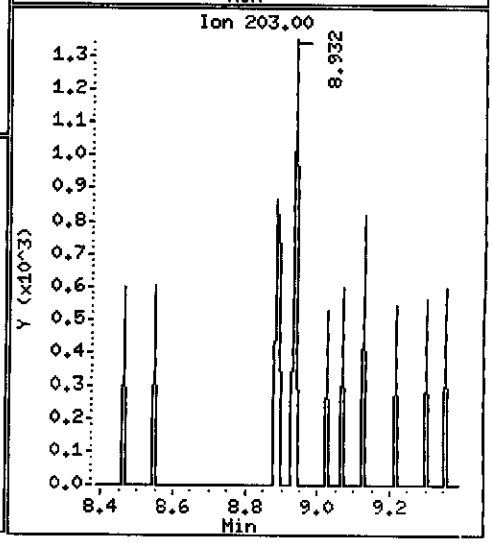

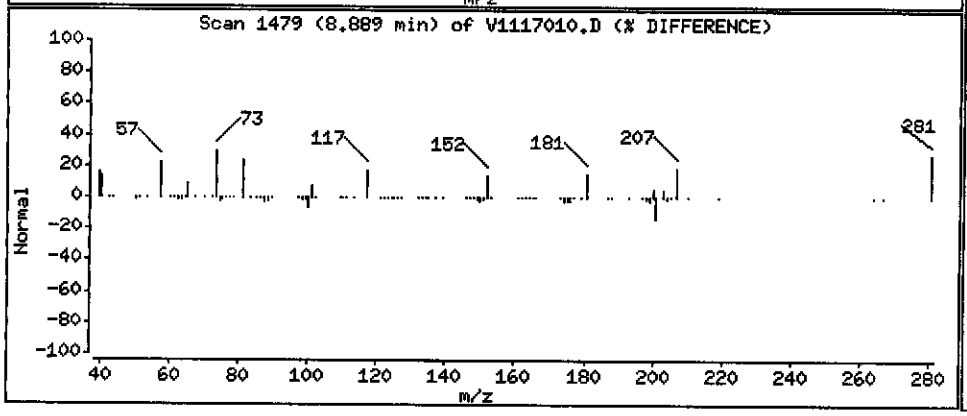

MACTEC Engineering and Consulting Inc

Client Sample ID: MW-5-111010

GC/MS Semivolatiles

Lot-Sample #...:	C0K110534-011	**Work Order #...:**	L9WVT1AA	**Matrix.....:**	WATER
Date Sampled...:	11/10/10 18:35	**Date Received..:**	11/11/10 08:20	**MS Run #.....:**	
Prep Date.....:	11/15/10	**Analysis Date..:**	11/16/10		
Prep Batch #...:	0319136	**Analysis Time..:**	21:29		
Dilution Factor:	95	**Initial Wgt/Vol:**	1050 mL	**Final Wgt/Vol..:**	1 mL
Analyst ID.....:	003200	**Instrument ID..:**	731		
		Method.....:	SW846 8270C		

PARAMETER	RESULT	REPORTING LIMIT	UNITS	MDL
Acenaphthene	**340**	**19**	**ug/L**	**1.4**
Acenaphthylene	**45**	**19**	**ug/L**	**1.4**
Acetophenone	ND	95	ug/L	7.6
Anthracene	**400**	**19**	**ug/L**	**1.5**
Atrazine	ND	95	ug/L	8.5
Benzo(a)anthracene	**270**	**19**	**ug/L**	**1.4**
Benzo(a)pyrene	**220**	**19**	**ug/L**	**1.3**
Benzo(b)fluoranthene	**300**	**19**	**ug/L**	**1.5**
Benzo(ghi)perylene	**97**	**19**	**ug/L**	**1.4**
Benzo(k)fluoranthene	ND	19	ug/L	5.2
Benzaldehyde	ND	95	ug/L	14
1,1'-Biphenyl	**160**	**95**	**ug/L**	**3.9**
bis(2-Chloroethoxy) methane	ND	95	ug/L	5.5
bis(2-Chloroethyl)-ether	ND	19	ug/L	2.4
bis(2-Ethylhexyl) phthalate	ND	95	ug/L	76
4-Bromophenyl phenyl ether	ND	95	ug/L	6.0
Butyl benzyl phthalate	ND	95	ug/L	14
Caprolactam	ND	480	ug/L	110
Carbazole	**260**	**19**	**ug/L**	**1.5**
4-Chloroaniline	ND	95	ug/L	8.4
4-Chloro-3-methylphenol	ND	95	ug/L	7.2
2-Chloronaphthalene	ND	19	ug/L	1.4
2-Chlorophenol	ND	95	ug/L	16
4-Chlorophenyl phenyl ether	ND	95	ug/L	4.8
Chrysene	**240**	**19**	**ug/L**	**1.3**
Dibenz(a,h)anthracene	**37**	**19**	**ug/L**	**1.5**
Dibenzofuran	**480**	**95**	**ug/L**	**5.9**
3,3'-Dichlorobenzidine	ND	95	ug/L	11
2,4-Dichlorophenol	ND	19	ug/L	3.2
Diethyl phthalate	ND	95	ug/L	14
2,4-Dimethylphenol	**1500**	**95**	**ug/L**	**8.1**
Dimethyl phthalate	ND	95	ug/L	7.3

(Continued on next page)

MACTEC Engineering and Consulting Inc

Client Sample ID: MW-5-111010

GC/MS Semivolatiles

Lot-Sample #...: C0K110534-011 **Work Order #...:** L9WVT1AA **Matrix.....:** WATER

PARAMETER	RESULT	REPORTING LIMIT	UNITS	MDL
Di-n-butyl phthalate	ND	95	ug/L	12
4,6-Dinitro-2-methylphenol	ND	480	ug/L	21
2,4-Dinitrophenol	ND	480	ug/L	58
2,4-Dinitrotoluene	ND	95	ug/L	5.1
2,6-Dinitrotoluene	ND	95	ug/L	7.6
Di-n-octyl phthalate	ND	95	ug/L	20
Fluoranthene	**790**	**19**	**ug/L**	**1.5**
Fluorene	**510**	**19**	**ug/L**	**2.1**
Hexachlorobenzene	ND	19	ug/L	1.7
Hexachlorobutadiene	ND	19	ug/L	1.6
Hexachlorocyclopentadiene	ND	95	ug/L	4.9
Hexachloroethane	ND	95	ug/L	6.0
Indeno(1,2,3-cd)pyrene	**88**	**19**	**ug/L**	**1.9**
Isophorone	ND	95	ug/L	6.1
2-Methylnaphthalene	**910**	**19**	**ug/L**	**1.2**
2-Methylphenol	**100**	**95**	**ug/L**	**8.2**
4-Methylphenol	**50 J**	**95**	**ug/L**	**8.6**
Naphthalene	**8200 E**	**19**	**ug/L**	**1.3**
2-Nitroaniline	ND	480	ug/L	33
3-Nitroaniline	ND	480	ug/L	31
4-Nitroaniline	ND	480	ug/L	16
Nitrobenzene	ND	19	ug/L	8.0
2-Nitrophenol	ND	95	ug/L	16
4-Nitrophenol	ND	480	ug/L	57
N-Nitrosodi-n-propylamine	ND	19	ug/L	2.9
N-Nitrosodiphenylamine	ND	19	ug/L	8.1
2,2'-oxybis (1-Chloropropane)	ND	19	ug/L	1.9
Pentachlorophenol	ND	95	ug/L	6.3
Phenanthrene	**1500**	**19**	**ug/L**	**4.1**
Phenol	ND	19	ug/L	5.5
Pyrene	**540**	**19**	**ug/L**	**1.5**
2,4,5-Trichlorophenol	ND	95	ug/L	15
2,4,6-Trichlorophenol	ND	95	ug/L	17

(Continued on next page)

MACTEC Engineering and Consulting Inc

Client Sample ID: MW-5-111010

GC/MS Semivolatiles

Lot-Sample #...: C0K110534-011 **Work Order #...:** L9WVT1AA **Matrix.....:** WATER

SURROGATE	PERCENT RECOVERY	RECOVERY LIMITS
Nitrobenzene-d5	NC,DIL	(23 - 112)
Terphenyl-d14	NC,DIL	(10 - 132)
2-Fluorobiphenyl	NC,DIL	(19 - 107)
2-Fluorophenol	NC,DIL	(10 - 111)
Phenol-d5	NC,DIL	(15 - 112)
2,4,6-Tribromophenol	NC,DIL	(16 - 122)

NOTE(S):

NC The recovery and/or RPD were not calculated.

DIL The concentration is estimated or not reported due to dilution or the presence of interfering analytes.

J Estimated result. Result is less than RL.

E Estimated result. Result concentration exceeds the calibration range.

Data File: \\PITSVR06\D\chem\731.i\V111610.b\V1116035.D
Date : 16-NOV-2010 21:29
Client ID: MW-5-111010
Instrument: 731.i
Sample Info: C0K100534-011 X100 11/15/10 h2o(0319135)8270c
Volume Injected (uL): 2.0
Operator: 003200
Column phase: DB5-MS
Column diameter: 0.32

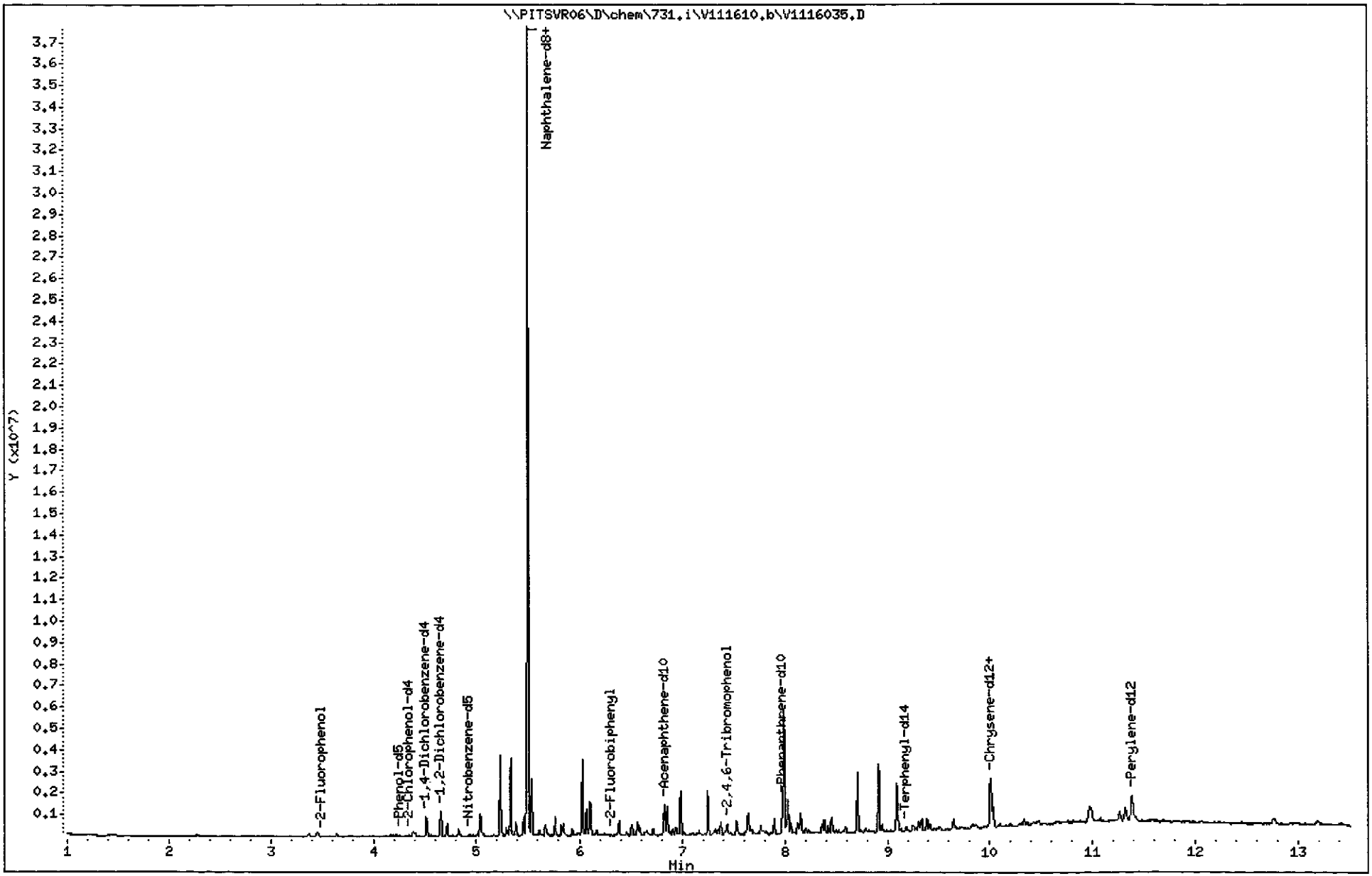

TestAmerica Pittsburgh

Semivolatile REPORT SW-846 Method 8270

Data file : \\PITSVR06\D\chem\731.i\V111610.b\V1116035.D
Lab Smp Id: L9WVT1AA Client Smp ID: MW-5-111010
Inj Date : 16-NOV-2010 21:29
Operator : 003200 Inst ID: 731.i
Smp Info : C0K100534-011 X100 11/15/10 h2o(0319135)8270c
Misc Info : L9WVT1AA,V111610.b,827011.m,padep.sub
Comment :
Method : \\PITSVR06\D\chem\731.i\V111610.b\827011.m
Meth Date : 17-Nov-2010 05:55 piccolinov Quant Type: ISTD
Cal Date : 10-NOV-2010 09:21 Cal File: V1110IC8.D
Als bottle: 37
Dil Factor: 100.00000
Integrator: HP RTE Compound Sublist: padep.sub
Target Version: 4.14
Processing Host: PITPC-502

Concentration Formula: Amt * DF * Uf * Vt/(Vo * Vi) * CpndVariable

Name	Value	Description
DF	100.000	Dilution Factor
Uf	1.000	ng unit correction factor
Vt	1000.000	Volume of final extract (uL)
Vo	1050.000	Volume of sample extracted (mL)
Vi	2.000	Volume injected (uL)
Cpnd Variable		Local Compound Variable

	Compounds	QUANT SIG MASS	RT	EXP RT	REL RT	RESPONSE	CONCENTRATIONS ON-COLUMN (NG)	CONCENTRATIONS FINAL (ug/L)
* 1	1,4-Dichlorobenzene-d4	152	4.506	4.510	(1.000)	107426	8.00000	
* 2	Naphthalene-d8	136	5.484	5.487	(1.000)	389329	8.00000	
* 3	Acenaphthene-d10	164	6.830	6.839	(1.000)	245030	8.00000	
* 4	Phenanthrene-d10	188	7.978	7.982	(1.000)	428852	8.00000	
* 5	Chrysene-d12	240	10.019	10.017	(1.000)	576734	8.00000	
* 6	Perylene-d12	264	11.387	11.390	(1.000)	728075	8.00000	
198	1,4-Dioxane	88	Compound Not Detected.					
10	N-Nitrosodimethylamine	74	Compound Not Detected.					
9	Pyridine	79	Compound Not Detected.					
16	Methyl methanesulfonate	80	Compound Not Detected.					
206	Benzaldehyde	77	Compound Not Detected.					
21	Aniline	93	Compound Not Detected.					
22	Phenol	94	Compound Not Detected.					
23	bis(2-Chloroethyl)ether	93	Compound Not Detected.					
24	2-Chlorophenol	128	Compound Not Detected.					
26	1,3-Dichlorobenzene	146	Compound Not Detected.					
27	1,4-Dichlorobenzene	146	Compound Not Detected.					
28	1,2-Dichlorobenzene	146	Compound Not Detected.					
29	Benzyl Alcohol	108	Compound Not Detected.					
30	2-Methylphenol	108	4.714	4.713	(1.046)	36280	2.19160	104.36
31	2,2'-oxybis(1-Chloropropane)	45	Compound Not Detected.					

	Compounds	QUANT SIG MASS	RT	EXP RT	REL RT	RESPONSE	CONCENTRATIONS ON-COLUMN (NG)	CONCENTRATIONS FINAL (ug/L)
37	Acetophenone	105	Compound Not Detected.					
32	N-Nitroso-di-n-propylamine	70	Compound Not Detected.					
192	4-Methylphenol	108	4.827	4.825	(1.071)	16765	1.04497	49.760
34	Hexachloroethane	117	Compound Not Detected.					
35	Nitrobenzene	77	Compound Not Detected.					
41	Isophorone	82	Compound Not Detected.					
42	2-Nitrophenol	139	Compound Not Detected.					
43	2,4-Dimethylphenol	107	5.233	5.231	(0.954)	618213	31.6927	1509.2
44	bis(2-Chloroethoxy)methane	93	Compound Not Detected.					
48	2,4-Dichlorophenol	162	Compound Not Detected.					
49	Benzoic Acid	122	Compound Not Detected.					
50	1,2,4-Trichlorobenzene	180	Compound Not Detected.					
51	Naphthalene	128	5.500	5.503	(1.003)	9070703	172.570	8217.6 ✓
52	4-Chloroaniline	127	Compound Not Detected.					
54	2,6-Dichlorophenol	162	Compound Not Detected.					
56	Hexachlorobutadiene	224	Compound Not Detected.					
208	Caprolactam	113	Compound Not Detected.					
59	4-Chloro-3-Methylphenol	107	Compound Not Detected.					
62	2-Methylnaphthalene	142	6.029	6.037	(1.099)	678561	19.2062	914.58
63	1-Methylnaphthalene	142	6.109	6.112	(1.114)	309093	9.00745	428.93
64	Hexachlorocyclopentadiene	236	Compound Not Detected.					
66	2,4,6-Trichlorophenol	196	Compound Not Detected.					
67	2,4,5-Trichlorophenol	196	Compound Not Detected.					
209	1,1'-Biphenyl	154	6.387	6.390	(0.935)	148051	3.26384	155.42
70	2-Chloronaphthalene	162	Compound Not Detected.					
73	2-Nitroaniline	65	Compound Not Detected.					
76	Dimethylphthalate	163	Compound Not Detected.					
78	2,6-Dinitrotoluene	165	Compound Not Detected.					
79	Acenaphthylene	152	6.723	6.727	(0.984)	50712	0.93526	44.536
81	3-Nitroaniline	138	Compound Not Detected.					
82	Acenaphthene	153	6.857	6.860	(1.004)	238611	7.09237	337.73
83	2,4-Dinitrophenol	184	Compound Not Detected.					
85	4-Nitrophenol	109	Compound Not Detected.					
86	Dibenzofuran	168	6.990	6.994	(1.023)	519887	10.1336	482.55
87	2,4-Dinitrotoluene	165	Compound Not Detected.					
91	2,3,5,6-Tetrachlorophenol	231	Compound Not Detected.					
88	2,3,4,6-Tetrachlorophenol	231	Compound Not Detected.					
92	2-Naphthylamine	143	Compound Not Detected.					
93	Diethylphthalate	149	Compound Not Detected.					
94	Fluorene	166	7.252	7.261	(1.062)	444409	10.8120	514.86
95	4-Chlorophenyl-phenylether	204	Compound Not Detected.					
96	4-Nitroaniline	138	Compound Not Detected.					
98	4,6-Dinitro-2-methylphenol	198	Compound Not Detected.					
99	N-Nitrosodiphenylamine (1)	169	Compound Not Detected.					
100	1,2-Diphenylhydrazine	77	Compound Not Detected.					
106	4-Bromophenyl-phenylether	248	Compound Not Detected.					
107	Hexachlorobenzene	283	Compound Not Detected.					
210	Atrazine	200	Compound Not Detected.					
111	Pentachlorophenol	265	Compound Not Detected.					
115	Phenanthrene	178	7.995	7.998	(1.002)	1828356	30.6145	1457.8
116	Anthracene	178	8.037	8.041	(1.007)	505061	8.32827	396.58
119	Carbazole	167	8.155	8.158	(1.022)	266848	5.52258	262.98
120	Di-n-Butylphthalate	149	Compound Not Detected.					
123	Fluoranthene	202	8.913	8.917	(1.117)	1153238	16.6332	792.06
124	Benzidine	184	Compound Not Detected.					

Compounds	QUANT SIG MASS	RT	EXP RT	REL RT	RESPONSE	CONCENTRATIONS ON-COLUMN (NG)	CONCENTRATIONS FINAL (ug/L)
125 Pyrene	202	9.095	9.093	(0.908)	910409	11.2962	537.92
131 Butylbenzylphthalate	149	Compound Not Detected.					
135 3,3'-Dichlorobenzidine	252	Compound Not Detected.					
136 Benzo(a)Anthracene	228	10.009	10.012	(0.999)	467356	5.72266	272.51
137 Chrysene	228	10.041	10.039	(1.002)	390494	5.00983	238.56
139 bis(2-ethylhexyl)Phthalate	149	Compound Not Detected.					
140 Di-n-octylphthalate	149	Compound Not Detected.					
141 Benzo(b)fluoranthene	252	10.975	10.974	(0.964)	681827	6.30137	300.06
142 Benzo(k)fluoranthene	252	Compound Not Detected.					
143 7,12-dimethylbenz[a]anthracen	256	Compound Not Detected.					
146 Benzo(a)pyrene	252	11.323	11.326	(0.994)	414067	4.70900	224.24
149 Indeno(1,2,3-cd)pyrene	276	12.760	12.769	(1.121)	187722	1.85485	88.326
150 Dibenz(a,h)anthracene	278	12.770	12.785	(1.122)	64983	0.76680	36.514
151 Benzo(g,h,i)perylene	276	13.182	13.185	(1.158)	179863	2.02759	96.552
$ 154 Nitrobenzene-d5	82	4.928	4.932	(0.899)	6560	0.30599	14.571
$ 155 2-Fluorobiphenyl	172	6.312	6.315	(0.924)	11745	0.29459	14.028
$ 156 Terphenyl-d14	244	9.196	9.200	(0.918)	6791	0.12237	5.8269
$ 157 Phenol-d5	99	4.250	4.243	(0.943)	7707	0.37388	17.804
$ 158 2-Fluorophenol	112	3.491	3.473	(0.775)	6709	0.41148	19.594
$ 159 2,4,6-Tribromophenol	330	7.439	7.442	(0.932)	2060	0.36220	17.247
$ 186 2-Chlorophenol-d4	132	4.335	4.333	(0.962)	5846	0.32408	15.432
$ 187 1,2-Dichlorobenzene-d4	152	4.629	4.627	(1.027)	3528	0.25681	12.229

Data File: \\PITSVR06\D\chem\731.i\V111610.b\V1116035.D

Date : 16-NOV-2010 21:29

Client ID: MW-5-111010 Instrument: 731.i

Sample Info: C0K100534-011 X100 11/15/10 h2o(0319135)8270c

Volume Injected (uL): 2.0 Operator: 003200

Column phase: DB5-MS Column diameter: 0.32

30 2-Methylphenol Concentration: 104.36 ug/L

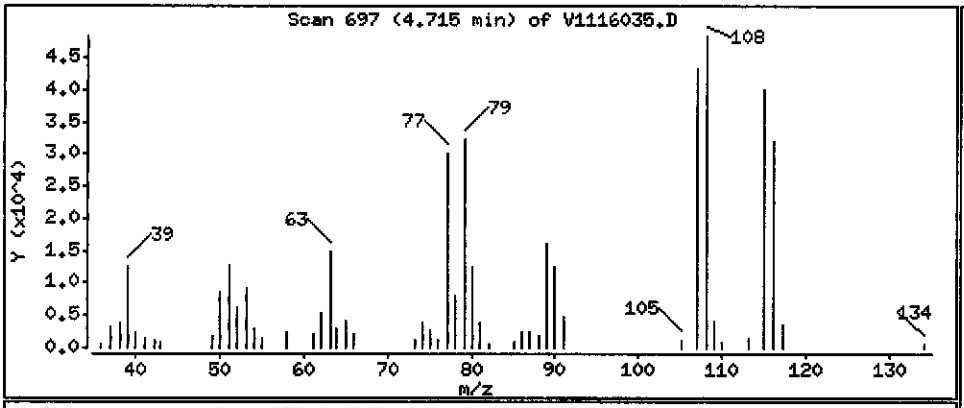

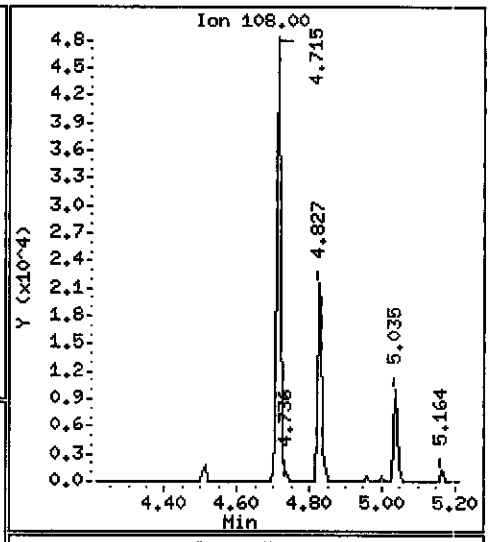

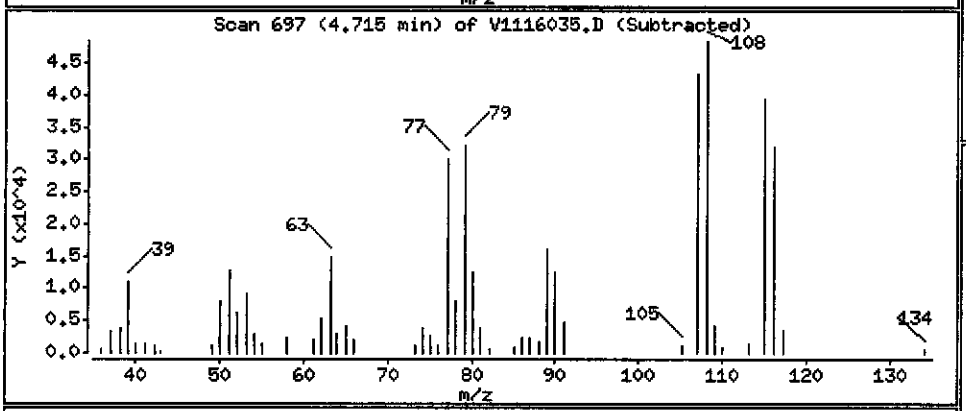

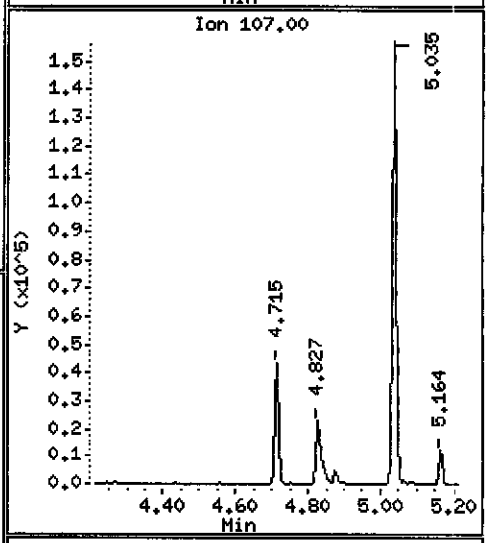

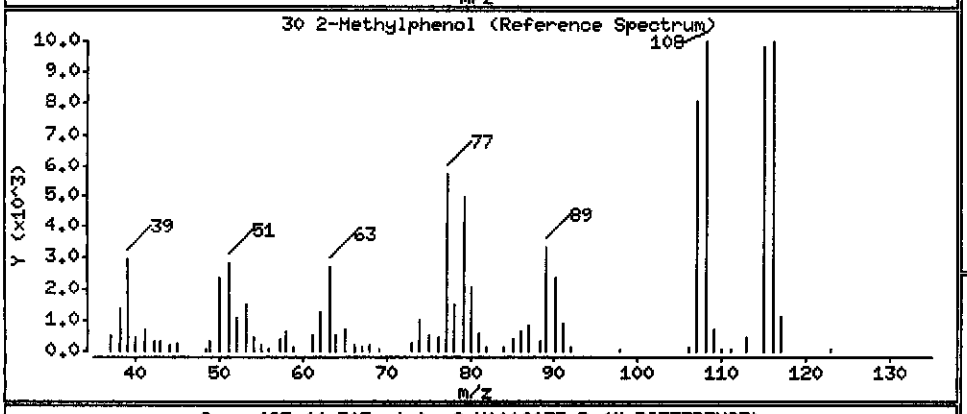

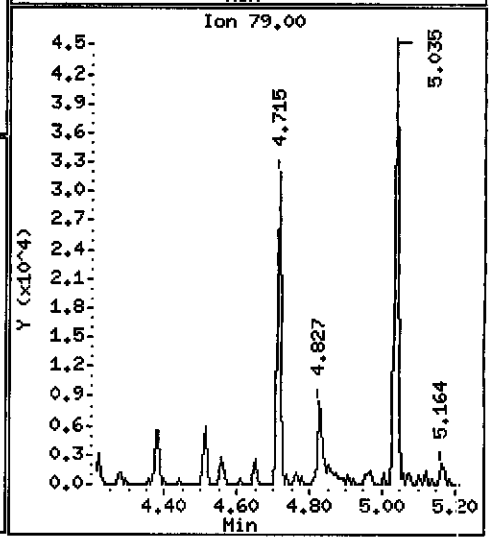

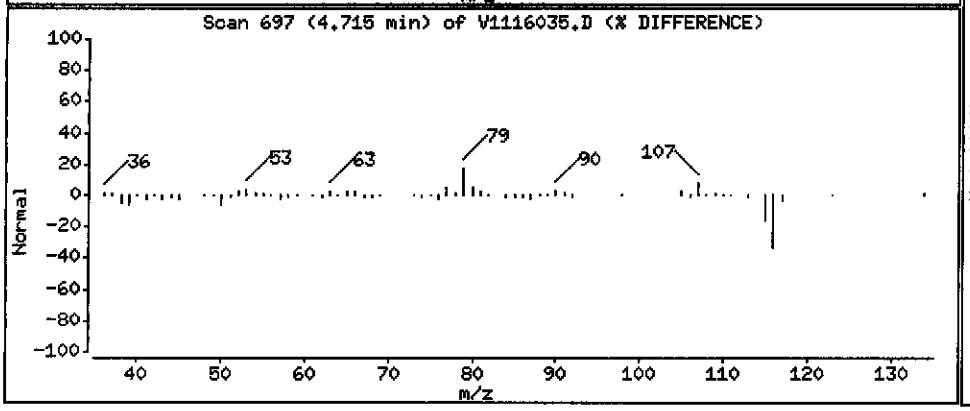

Data File: \\PITSVR06\D\chem\731.i\V111610.b\V1116035.D

Date : 16-NOV-2010 21:29

Client ID: MW-5-111010 Instrument: 731.i

Sample Info: C0K100534-011 X100 11/15/10 h2o(0319135)8270c

Volume Injected (uL): 2.0 Operator: 003200

Column phase: DB5-MS Column diameter: 0.32

192 4-Methylphenol Concentration: 49.760 ug/L

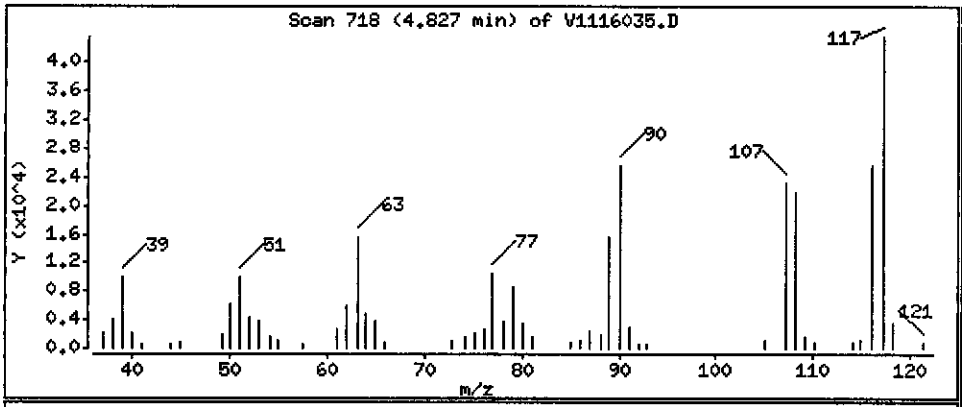

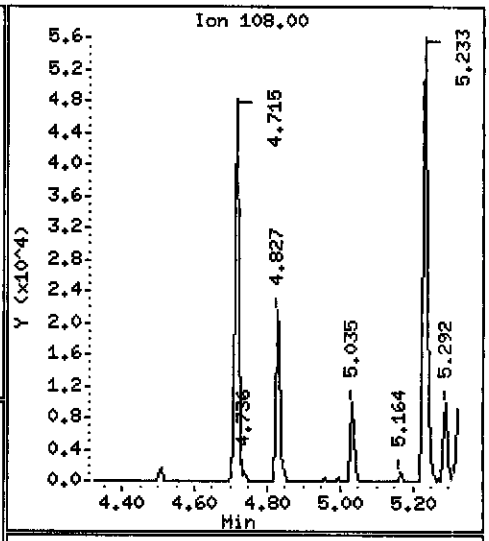

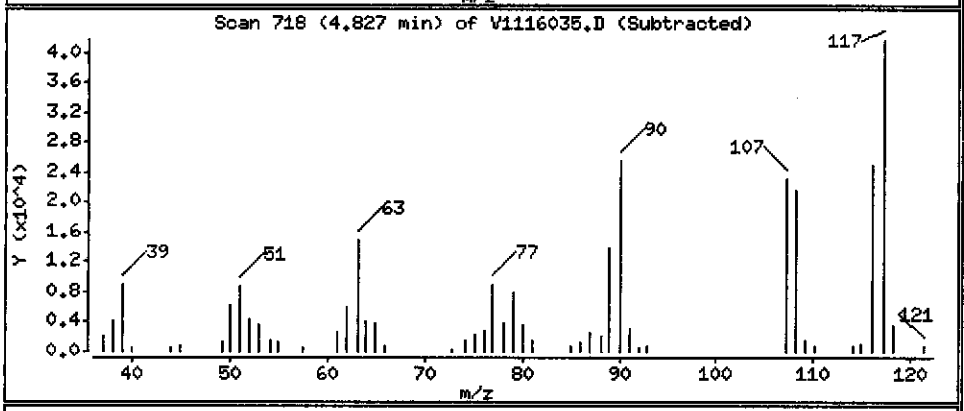

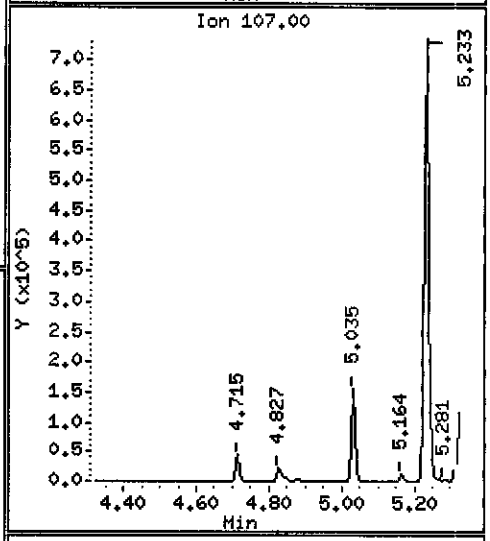

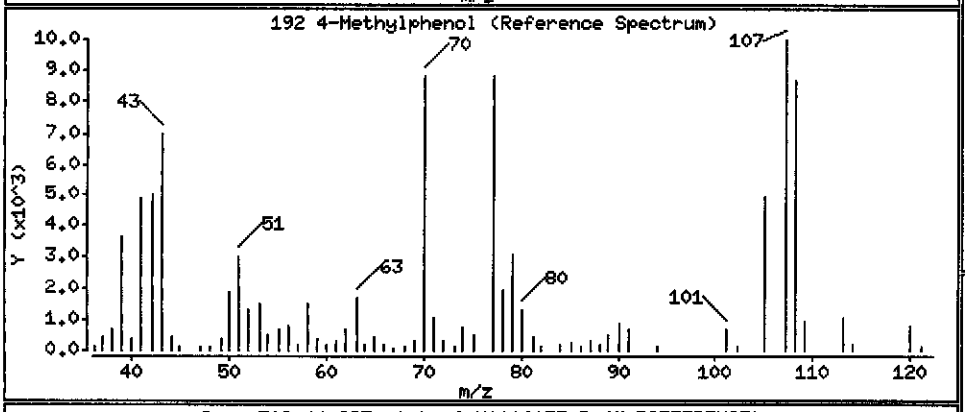

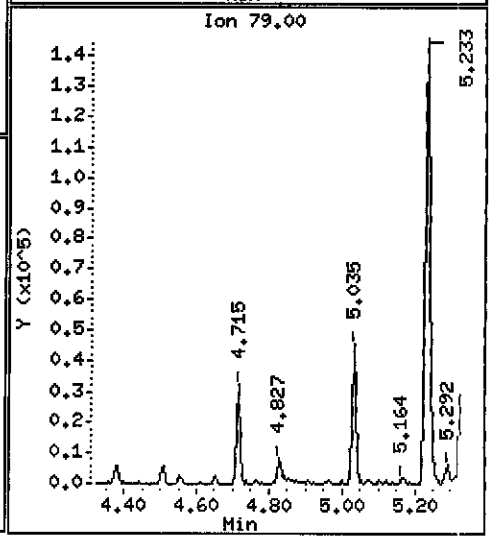

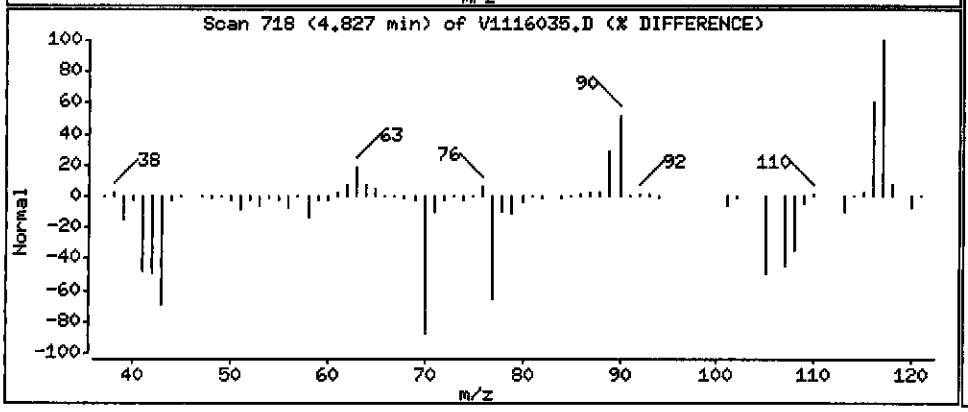

Data File: \\PITSVR06\D\chem\731.i\V111610.b\V1116035.D

Date : 16-NOV-2010 21:29

Client ID: MW-5-111010

Instrument: 731.i

Sample Info: C0K100534-011 X100 11/15/10 h2o(0319135)8270c

Volume Injected (uL): 2.0

Operator: 003200

Column phase: DB5-MS

Column diameter: 0.32

43 2,4-Dimethylphenol

Concentration: 1509.2 ug/L

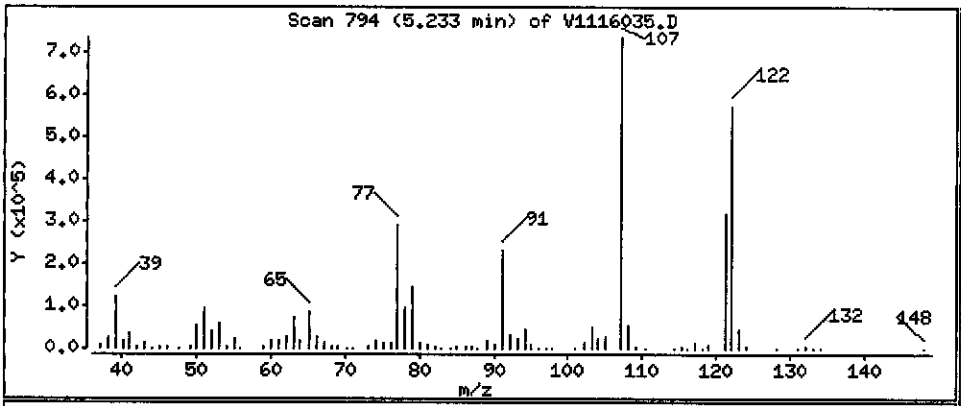

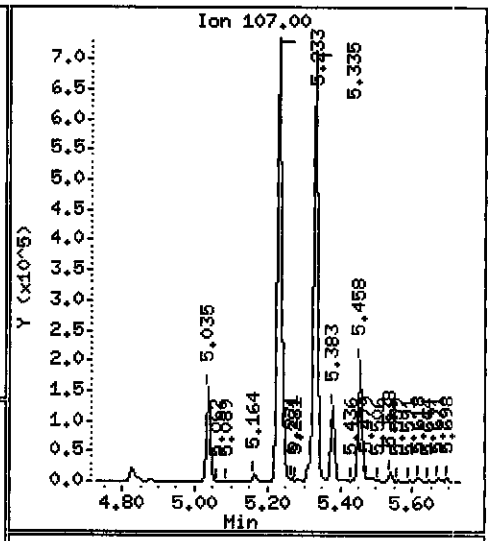

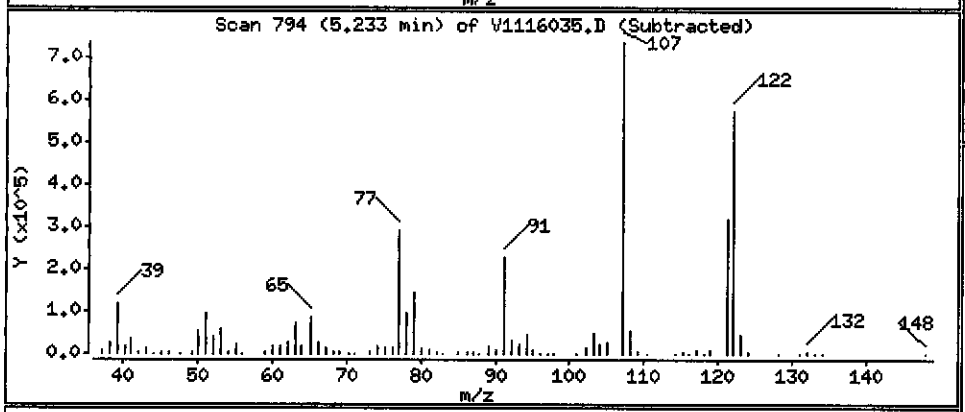

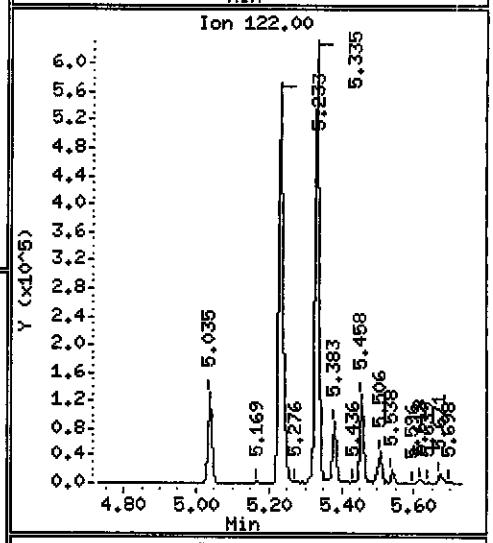

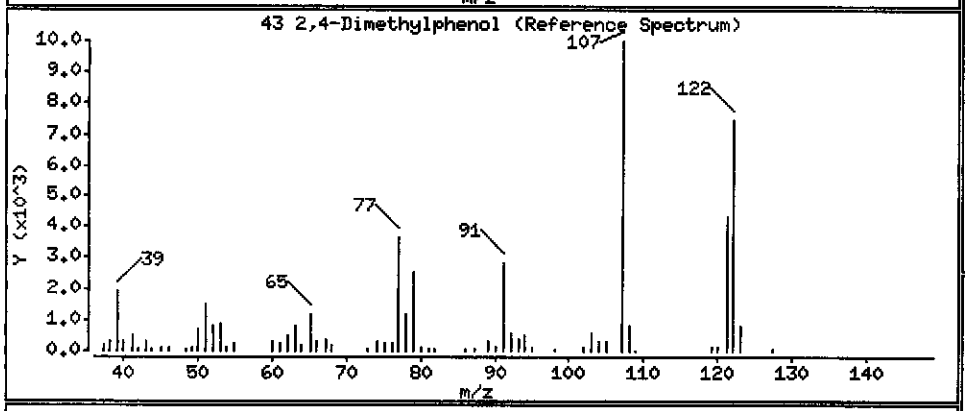

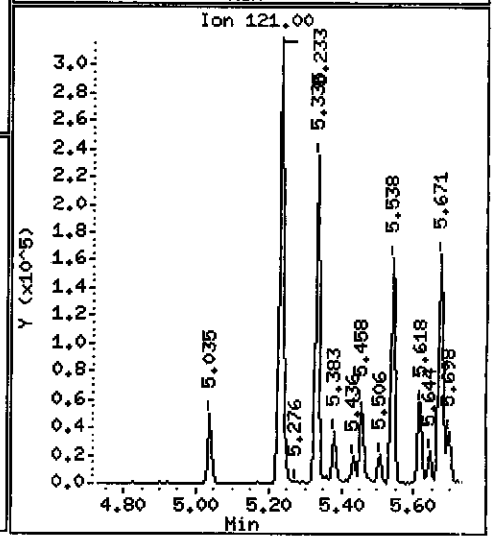

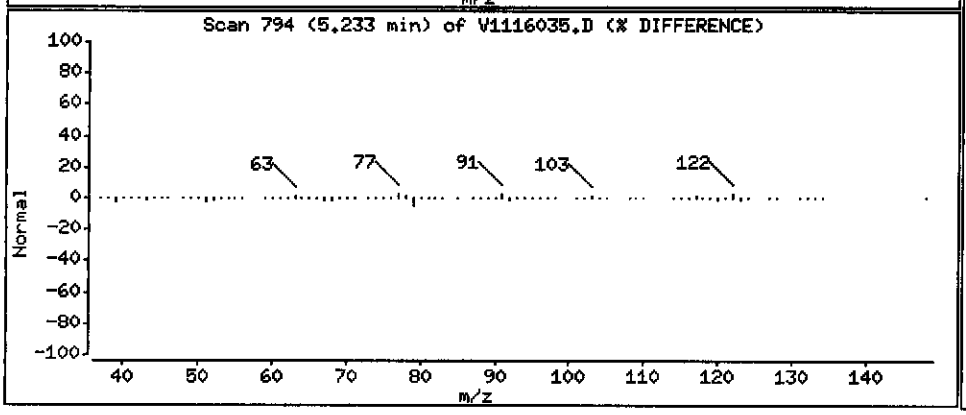

Data File: \\PITSVR06\D\chem\731.i\V111610.b\V1116035.D

Date : 16-NOV-2010 21:29

Client ID: MW-5-111010

Instrument: 731.i

Sample Info: C0K100534-011 X100 11/15/10 h2o(0319135)8270c

Volume Injected (uL): 2.0

Operator: 003200

Column phase: DB5-MS

Column diameter: 0.32

51 Naphthalene

Concentration: 8217.6 ug/L

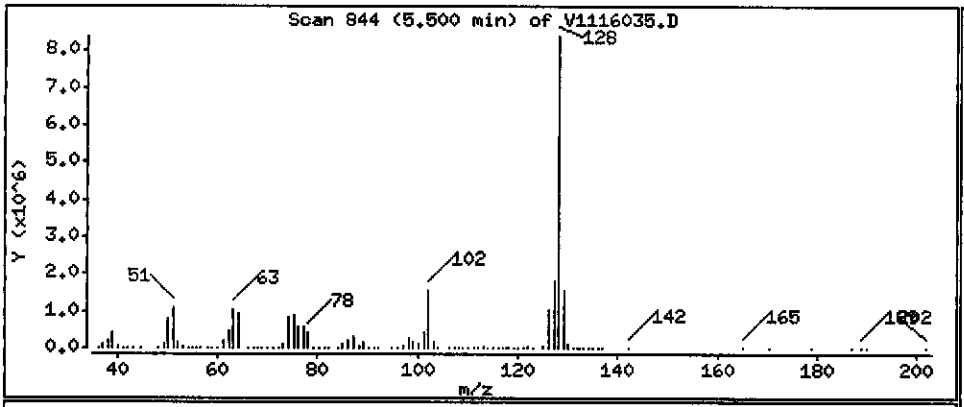

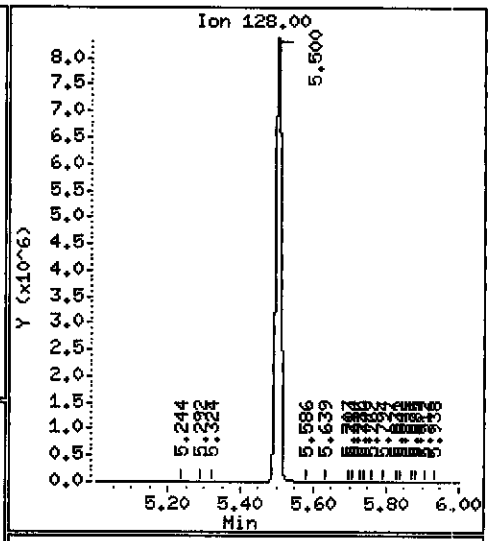

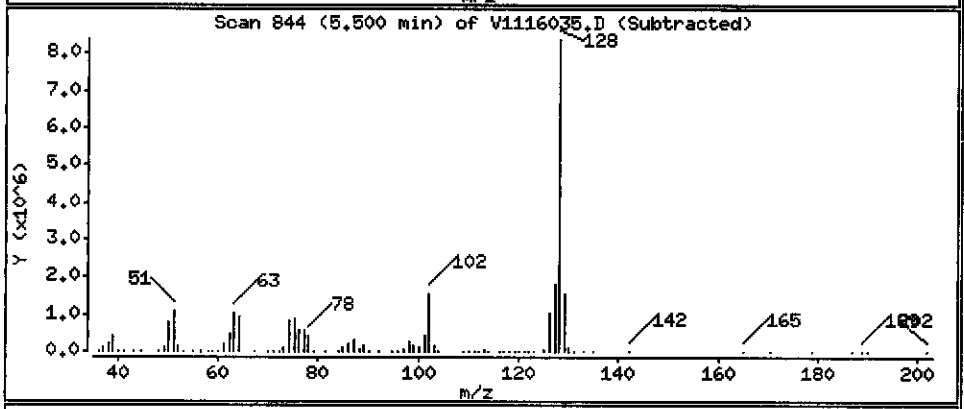

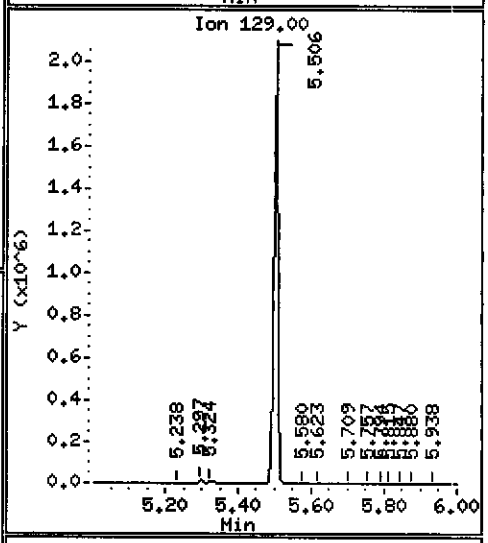

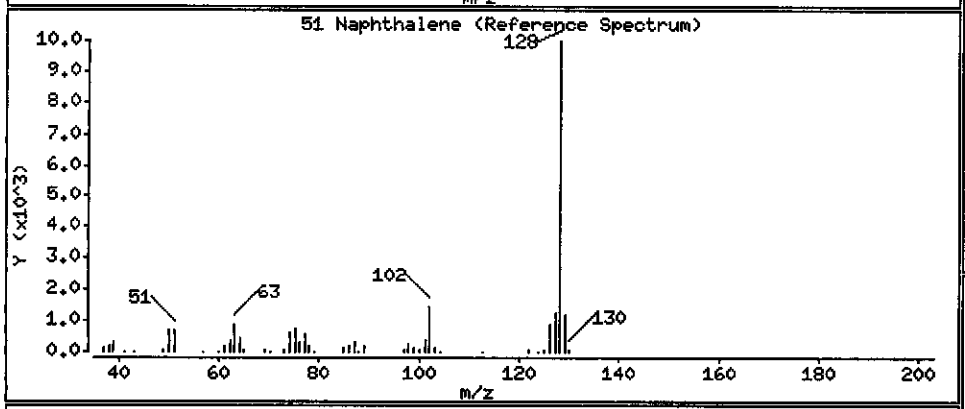

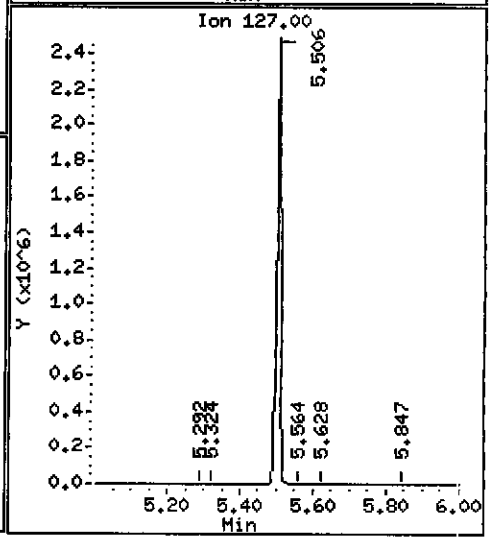

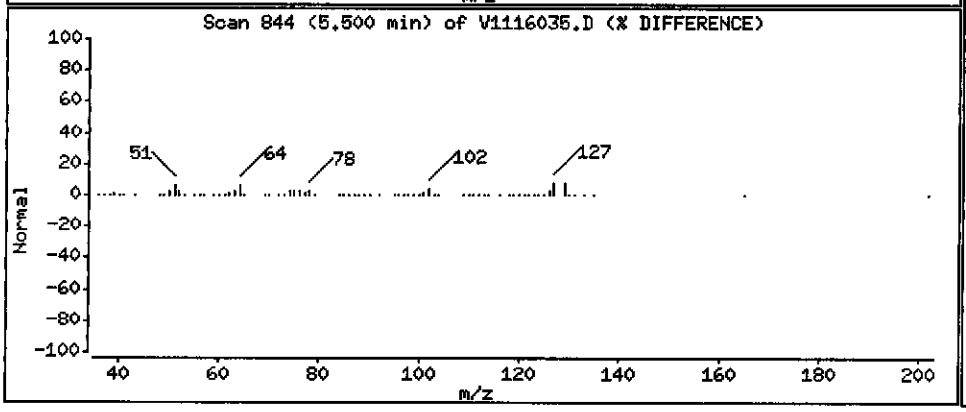

Data File: \\PITSVR06\D\chem\731.i\V111610.b\V1116035.D

Date : 16-NOV-2010 21:29

Client ID: MW-5-111010 Instrument: 731.i

Sample Info: C0K100534-011 X100 11/15/10 h2o(0319135)8270c

Volume Injected (uL): 2.0 Operator: 003200

Column phase: DB5-MS Column diameter: 0.32

62 2-Methylnaphthalene Concentration: 914.58 ug/L

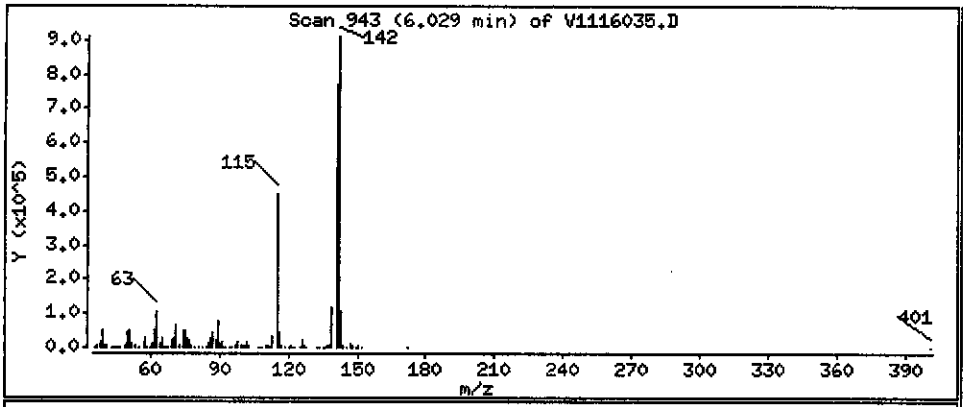

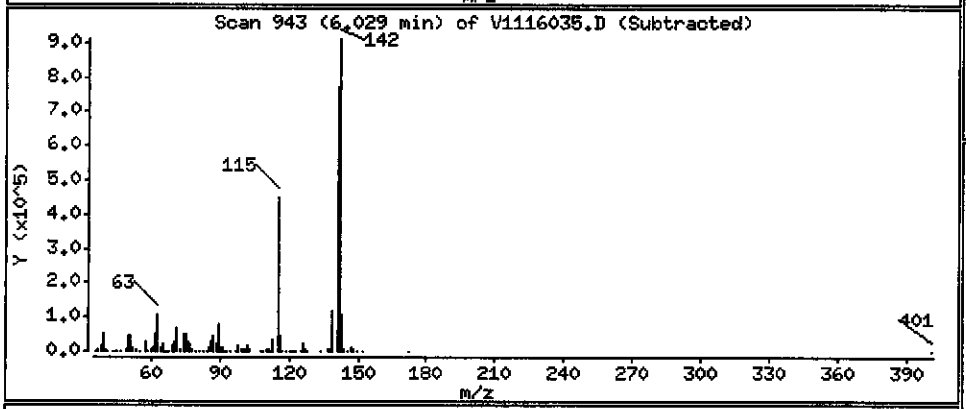

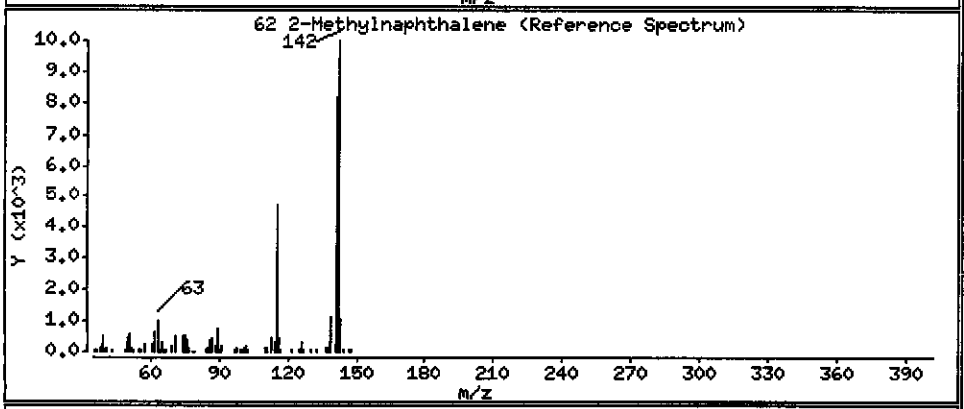

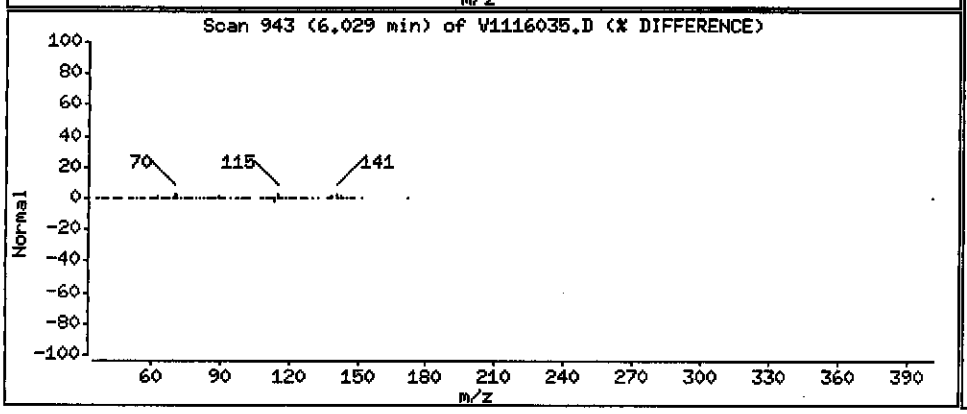

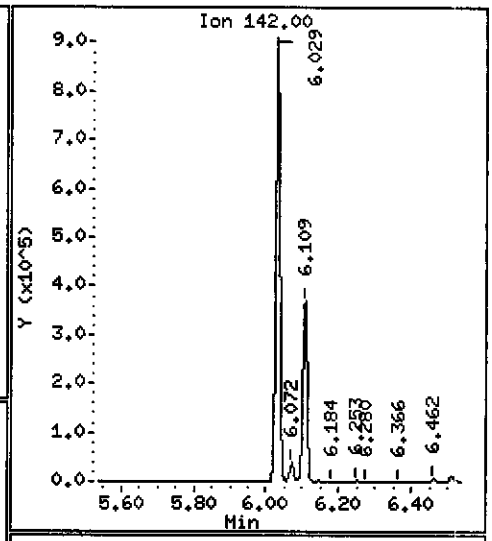

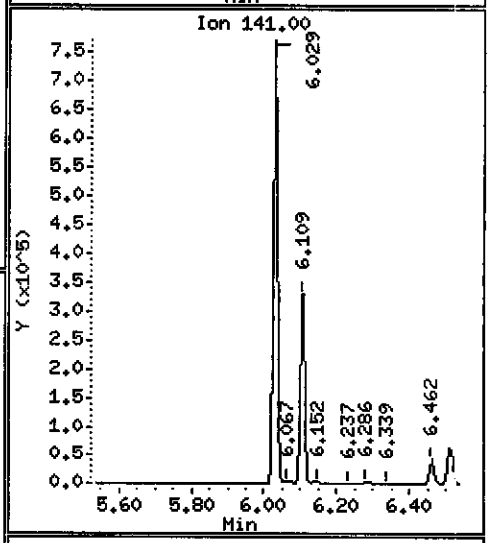

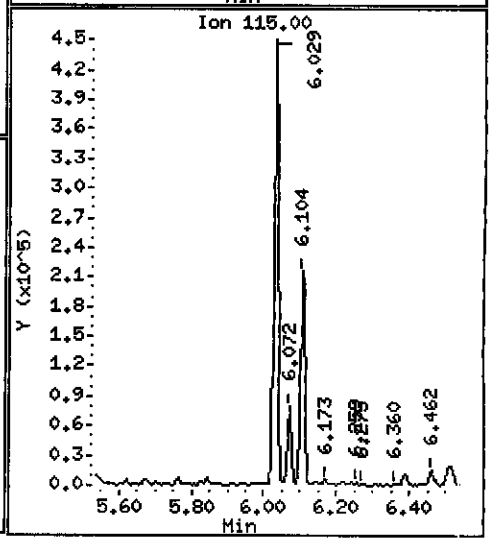

Data File: \\PITSVR06\D\chem\731.i\V111610.b\V1116035.D

Date : 16-NOV-2010 21:29

Client ID: MW-5-111010 Instrument: 731.i

Sample Info: C0K100534-011 X100 11/15/10 h2o(0319135)8270c

Volume Injected (uL): 2.0 Operator: 003200

Column phase: DB5-MS Column diameter: 0.32

63 1-Methylnaphthalene Concentration: 428.93 ug/L

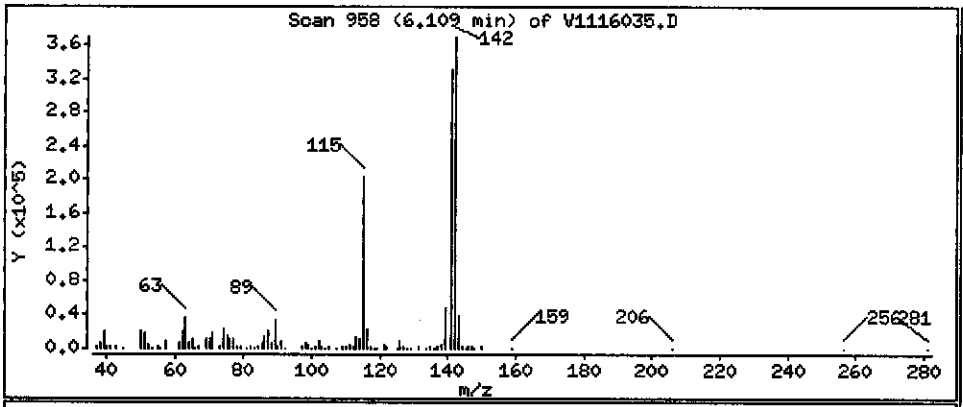

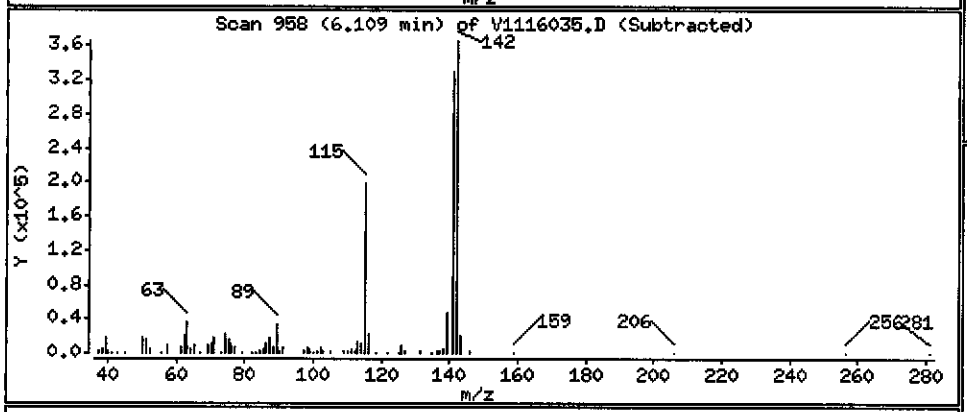

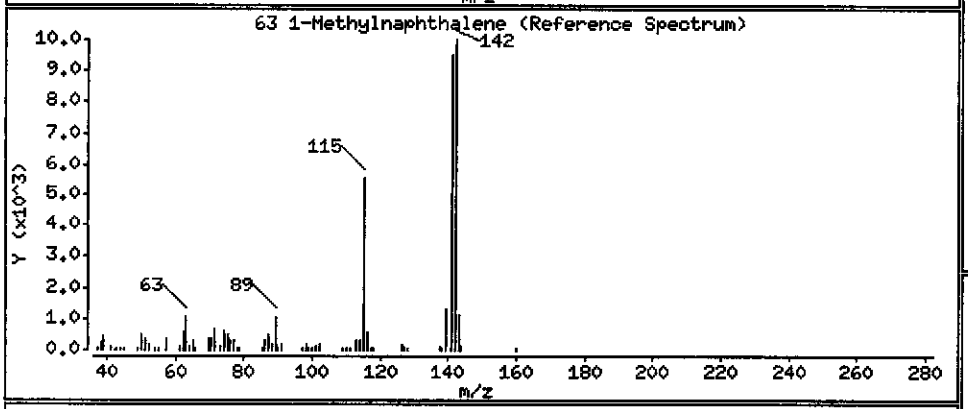

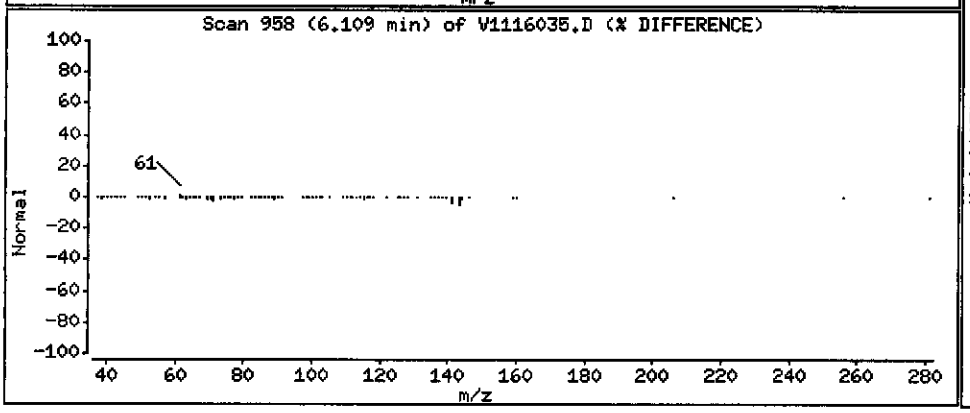

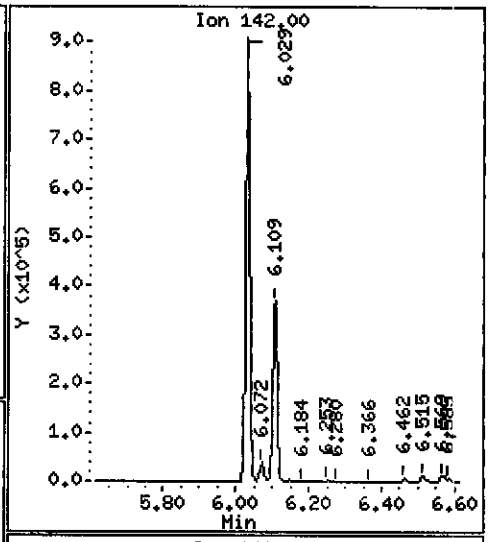

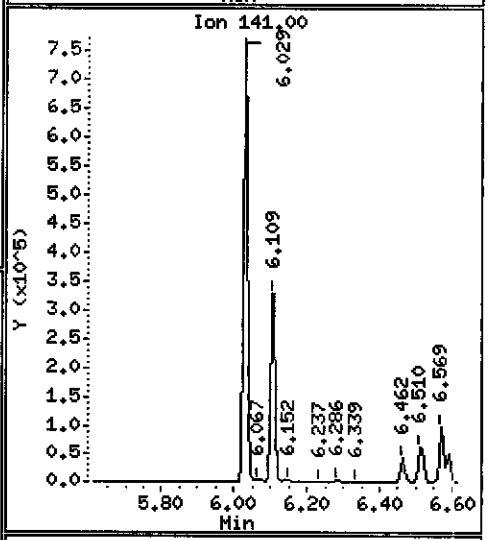

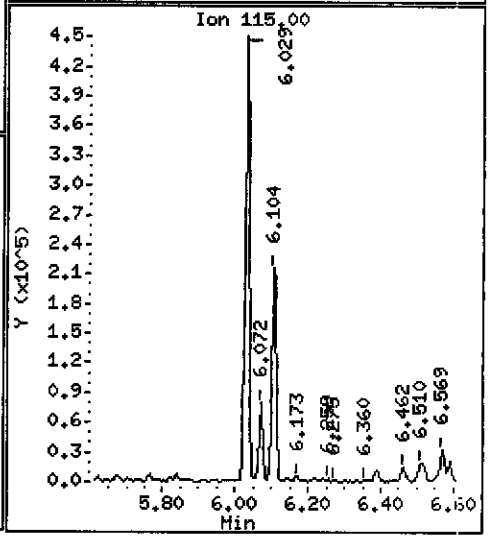

Data File: \\PITSVR06\D\chem\731.i\V111610.b\V1116035.D

Date : 16-NOV-2010 21:29

Client ID: MW-5-111010

Instrument: 731.i

Sample Info: C0K100534-011 X100 11/15/10 h2o(0319135)8270c

Volume Injected (uL): 2.0

Operator: 003200

Column phase: DB5-MS

Column diameter: 0.32

209 1,1'-Biphenyl

Concentration: 155.42 ug/L

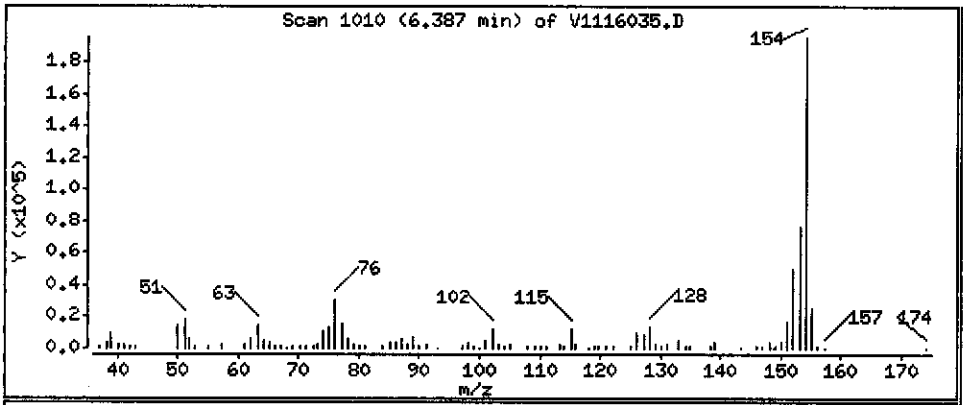

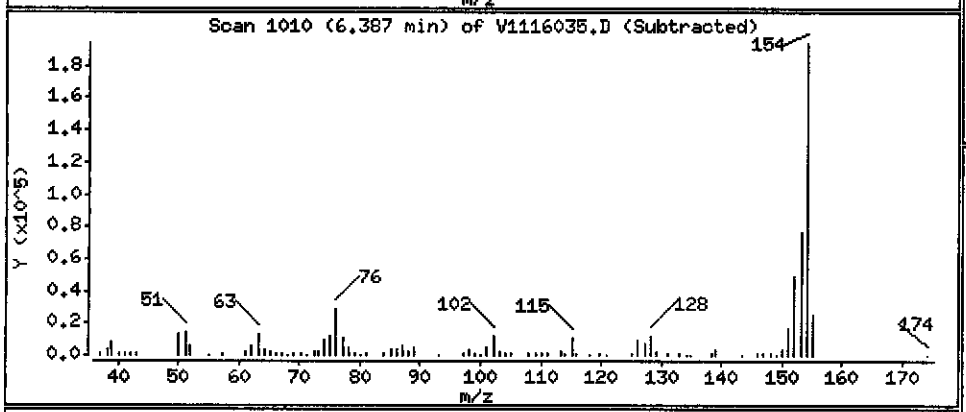

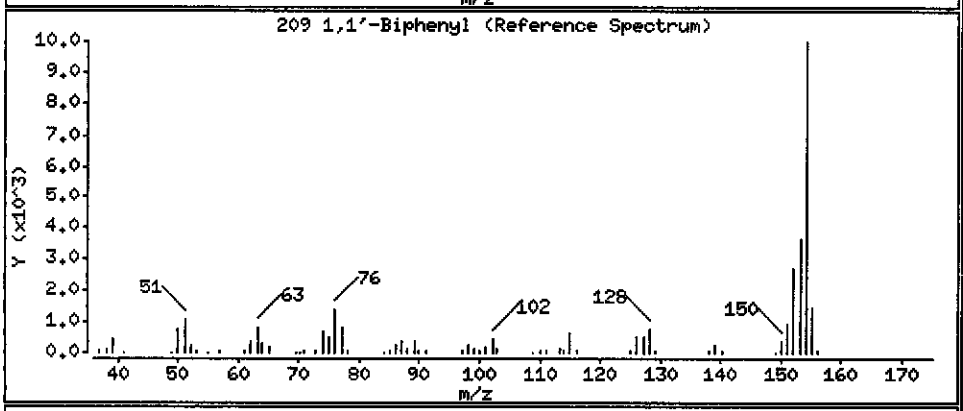

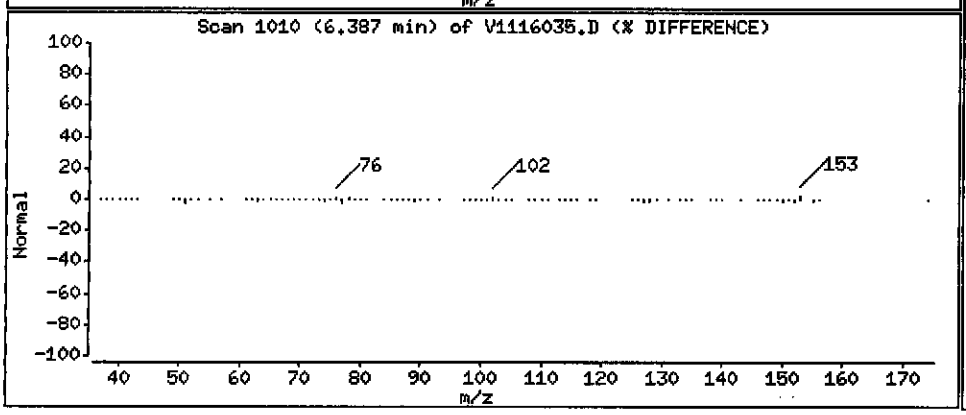

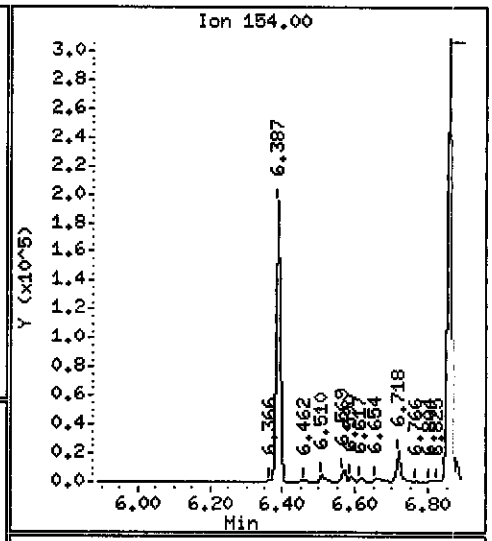

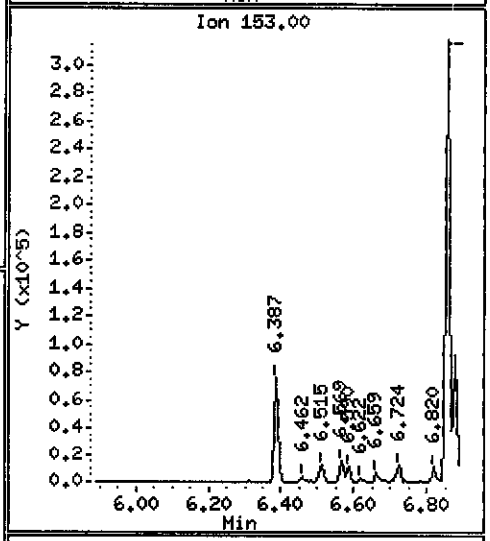

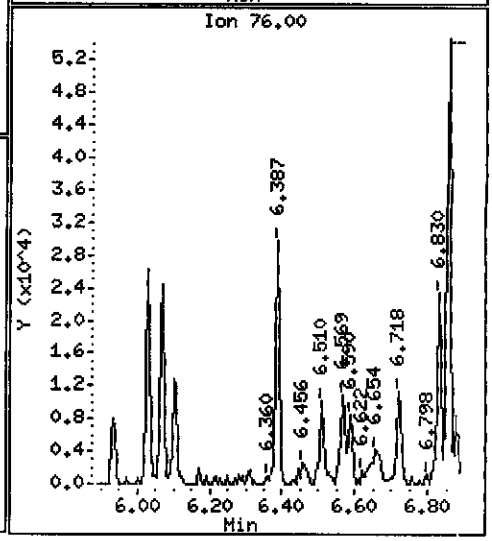

Data File: \\PITSVR06\D\chem\731.i\V111610.b\V1116035.D

Date : 16-NOV-2010 21:29

Client ID: MW-5-111010 Instrument: 731.i

Sample Info: C0K100534-011 X100 11/15/10 h2o(0319135)8270c

Volume Injected (uL): 2.0 Operator: 003200

Column phase: DB5-MS Column diameter: 0.32

79 Acenaphthylene Concentration: 44.536 ug/L

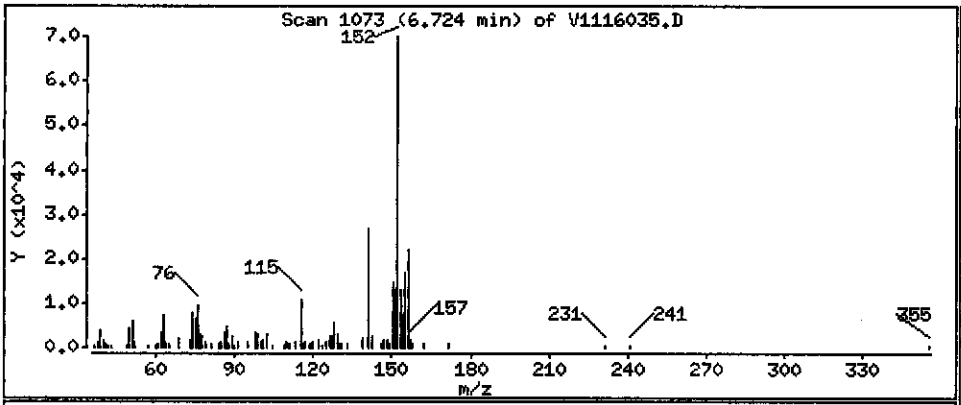

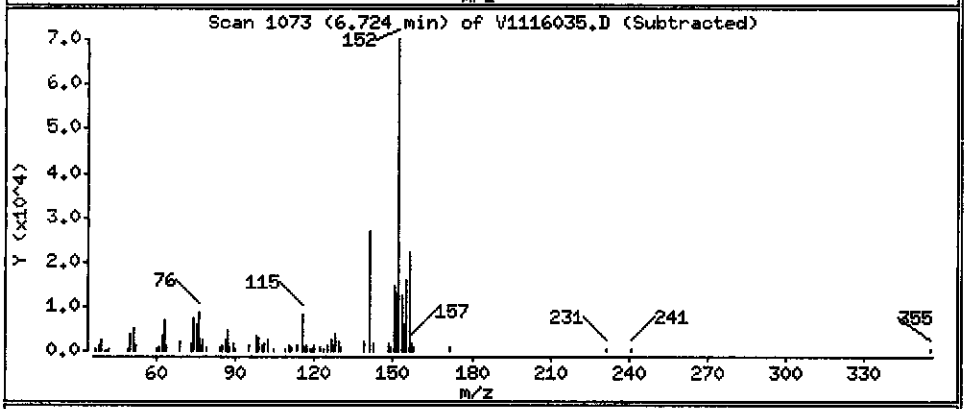

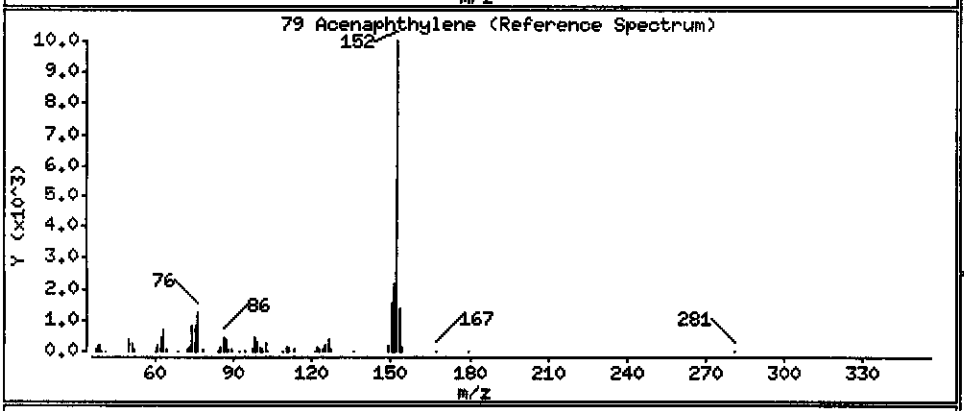

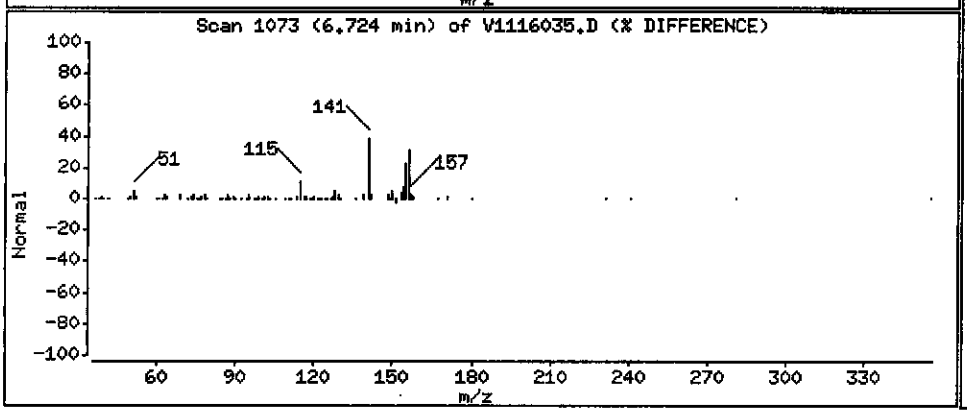

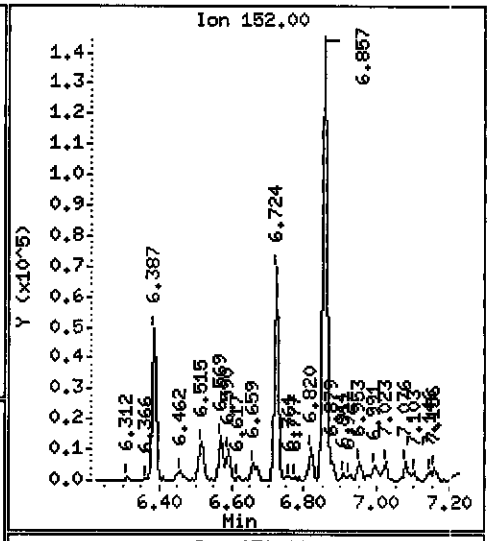

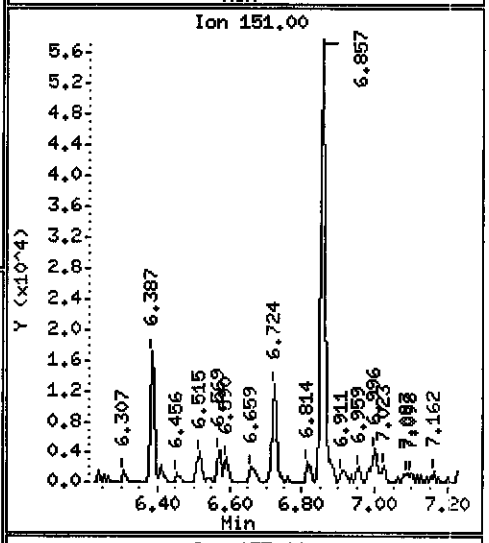

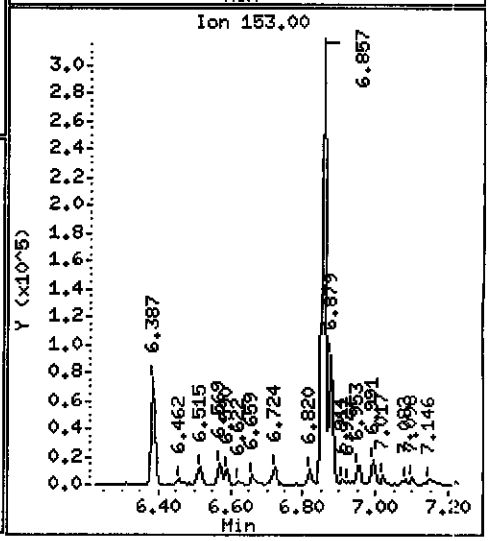

Data File: \\PITSVR06\D\chem\731.i\V111610.b\V1116035.D

Date : 16-NOV-2010 21:29

Client ID: MW-5-111010

Instrument: 731.i

Sample Info: C0K100534-011 X100 11/15/10 h2o(0319135)8270c

Volume Injected (uL): 2.0

Operator: 003200

Column phase: DB5-MS

Column diameter: 0.32

82 Acenaphthene

Concentration: 337.73 ug/L

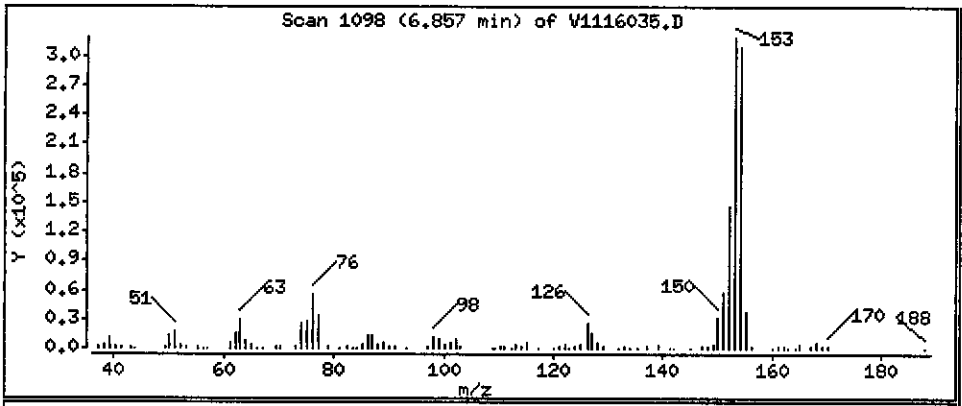

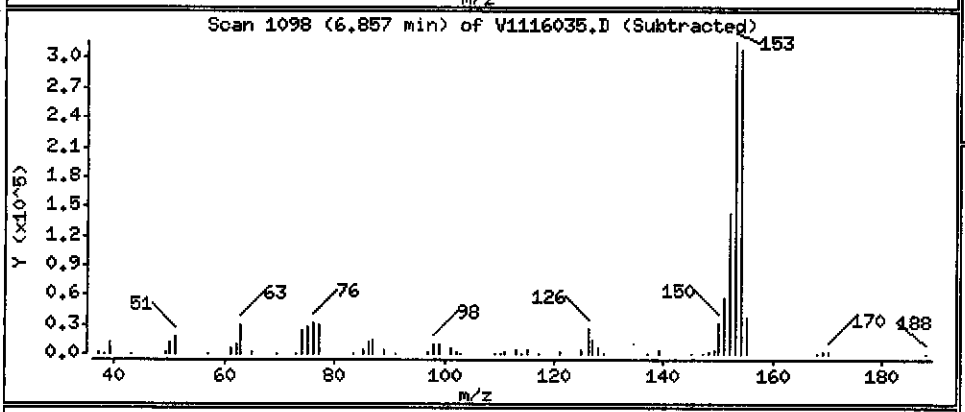

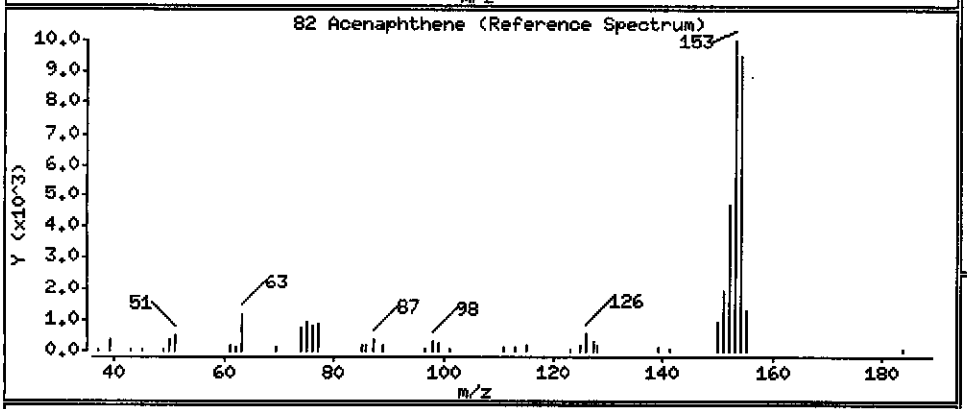

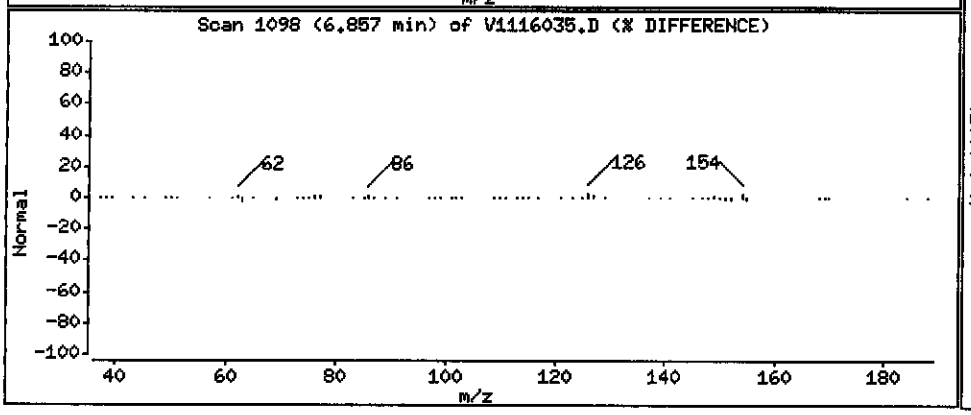

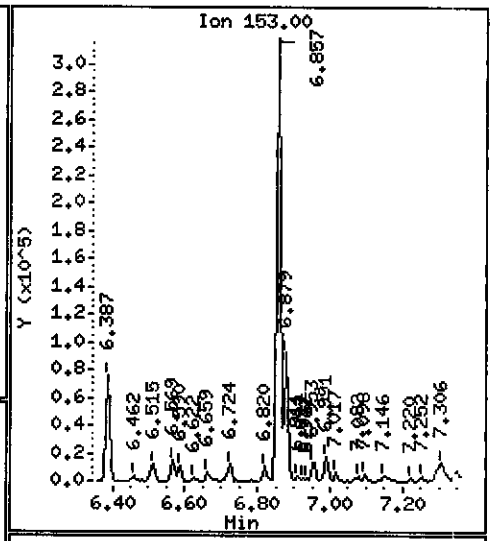

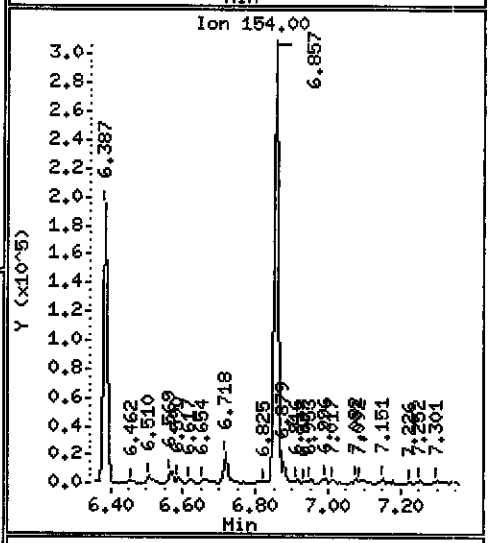

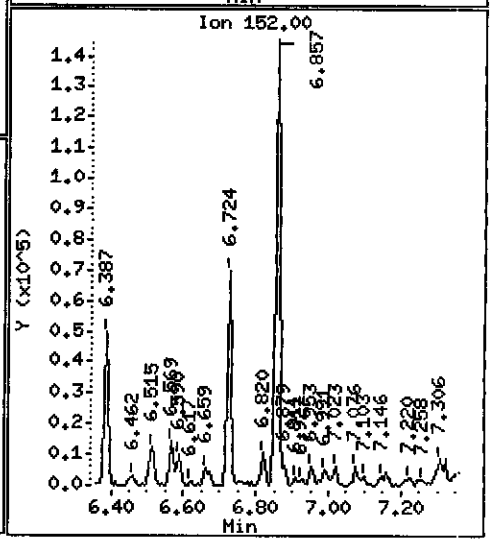

Data File: \\PITSVR06\D\chem\731.i\V111610.b\V1116035.D

Date : 16-NOV-2010 21:29

Client ID: MW-5-111010

Instrument: 731.i

Sample Info: C0K100534-011 X100 11/15/10 h2o(0319135)8270c

Volume Injected (uL): 2.0

Operator: 003200

Column phase: DB5-MS

Column diameter: 0.32

86 Dibenzofuran

Concentration: 482.55 ug/L

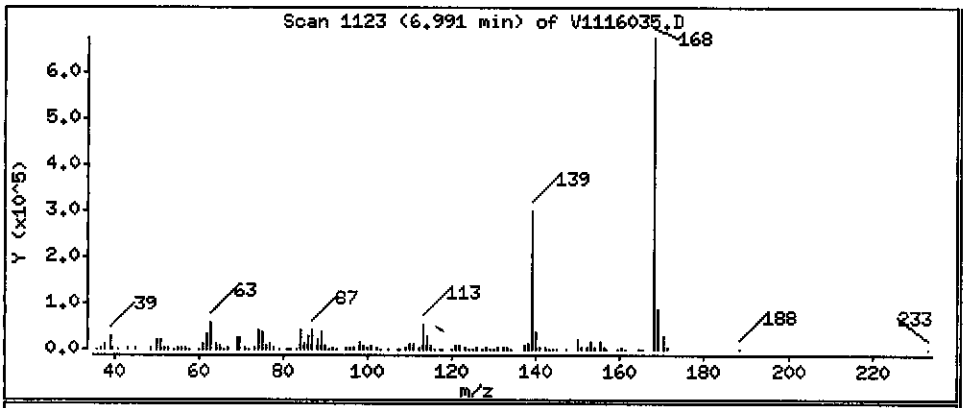

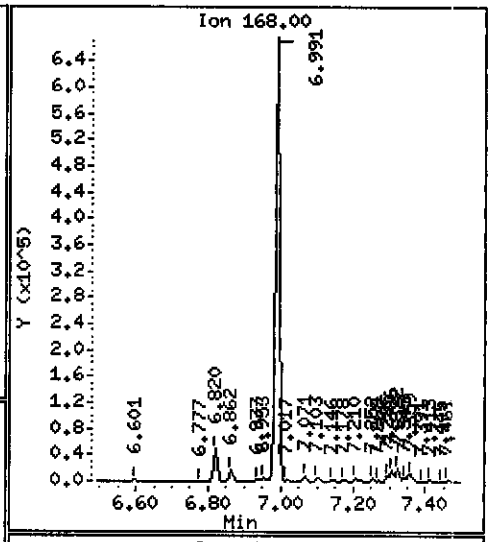

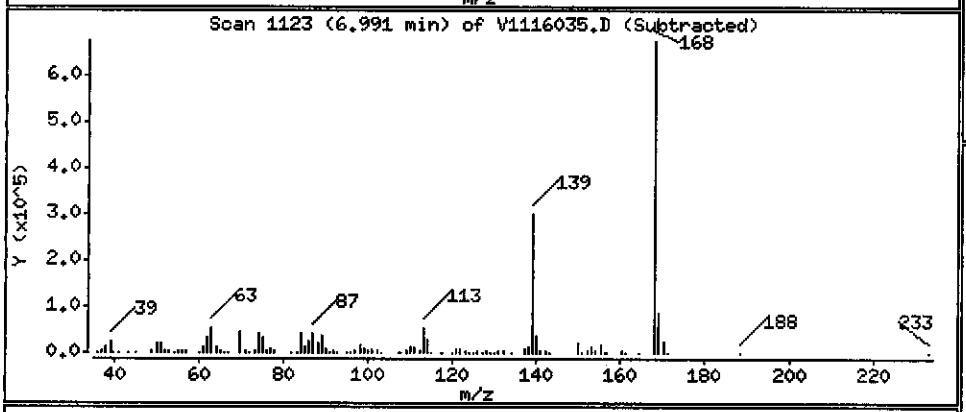

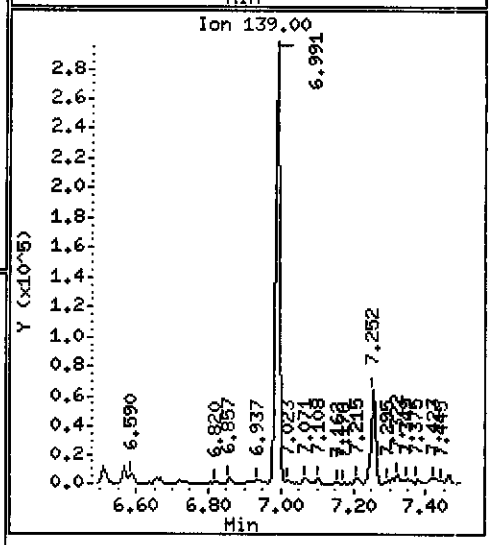

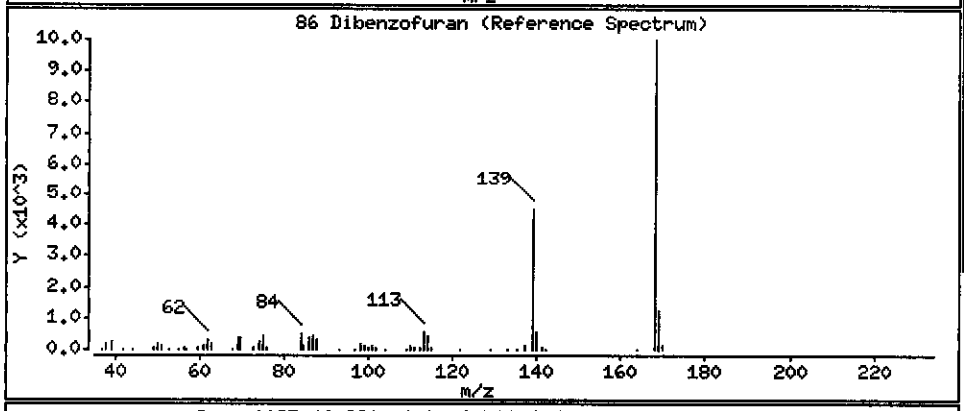

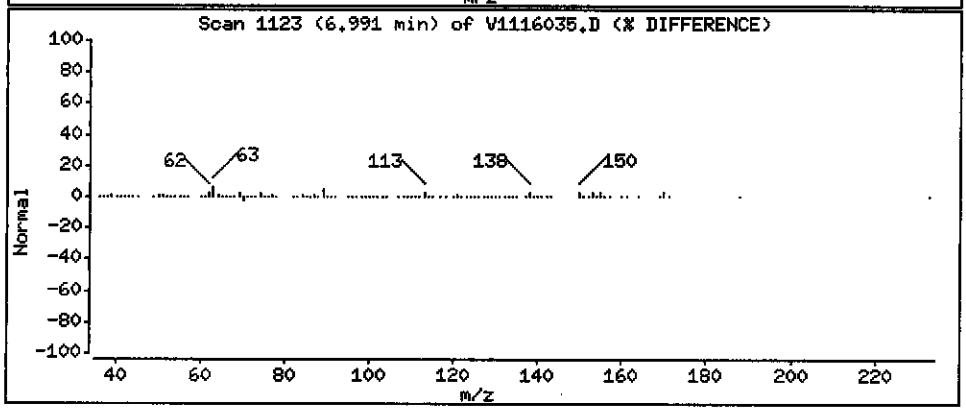

Data File: \\PITSVR06\D\chem\731.i\V111610.b\V1116035.D

Date : 16-NOV-2010 21:29

Client ID: MW-5-111010 Instrument: 731.i

Sample Info: C0K100534-011 X100 11/15/10 h2o(0319135)8270c

Volume Injected (uL): 2.0 Operator: 003200

Column phase: DB5-MS Column diameter: 0.32

94 Fluorene Concentration: 514.86 ug/L

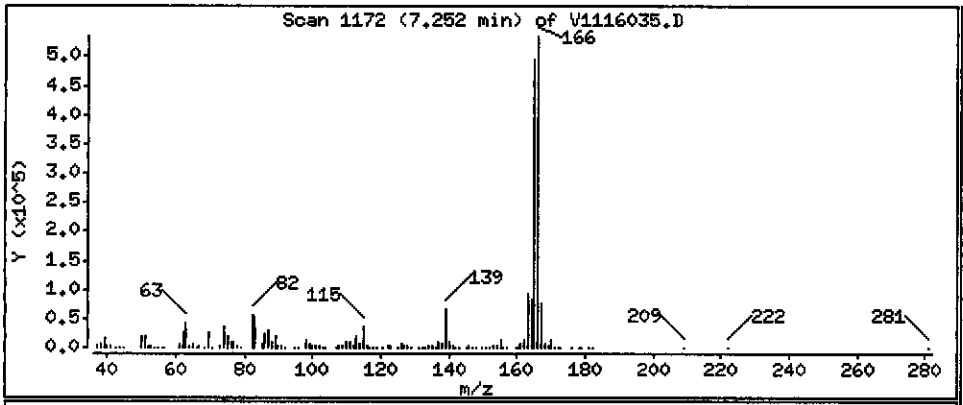

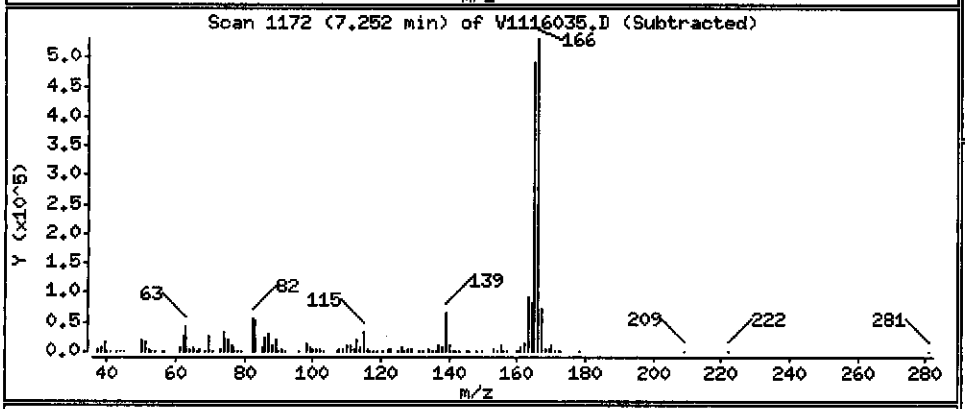

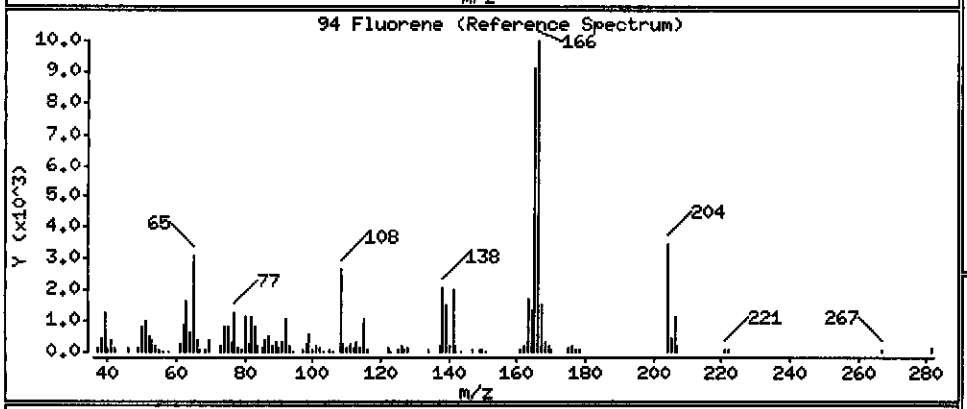

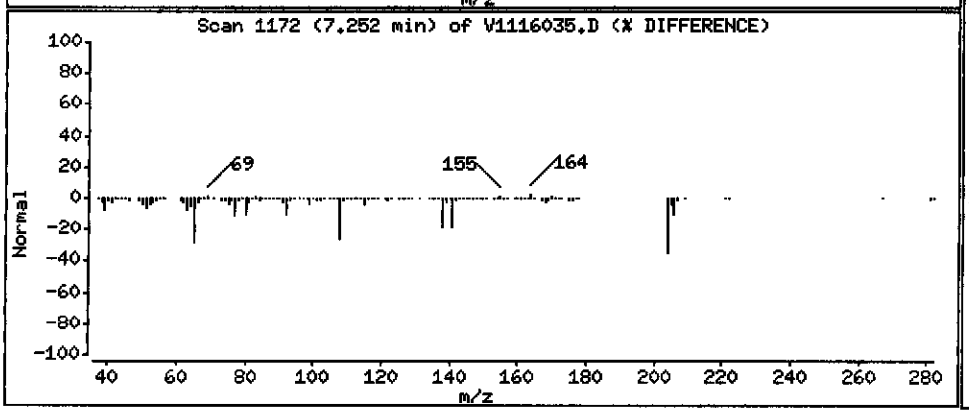

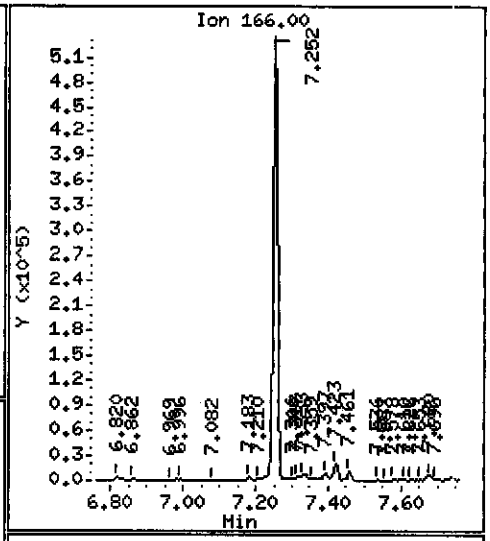

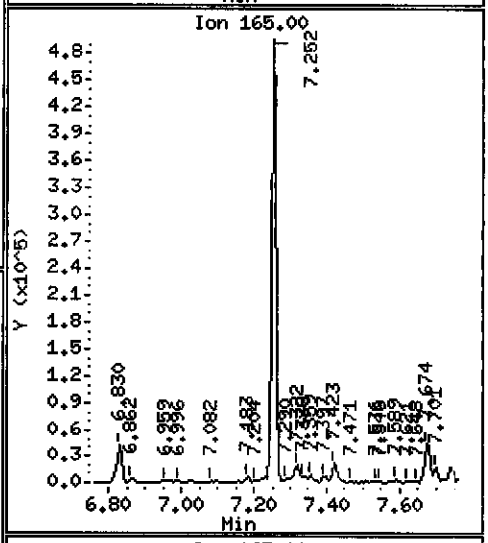

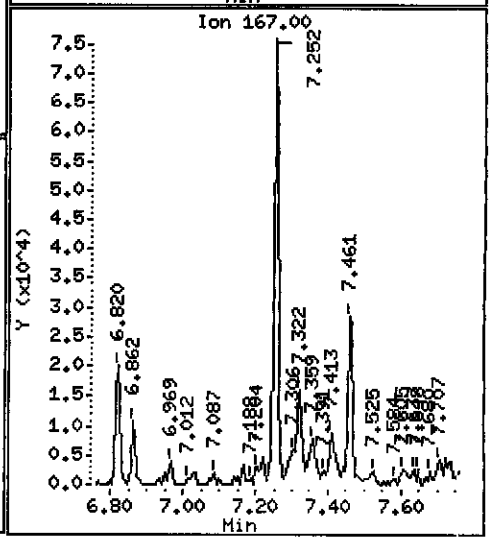

Data File: \\PITSVR06\D\chem\731.i\V111610.b\V1116035.D

Date : 16-NOV-2010 21:29

Client ID: MW-5-111010 Instrument: 731.i

Sample Info: C0K100534-011 X100 11/15/10 h2o(0319135)8270c

Volume Injected (uL): 2.0 Operator: 003200

Column phase: DB5-MS Column diameter: 0.32

115 Phenanthrene Concentration: 1457.8 ug/L

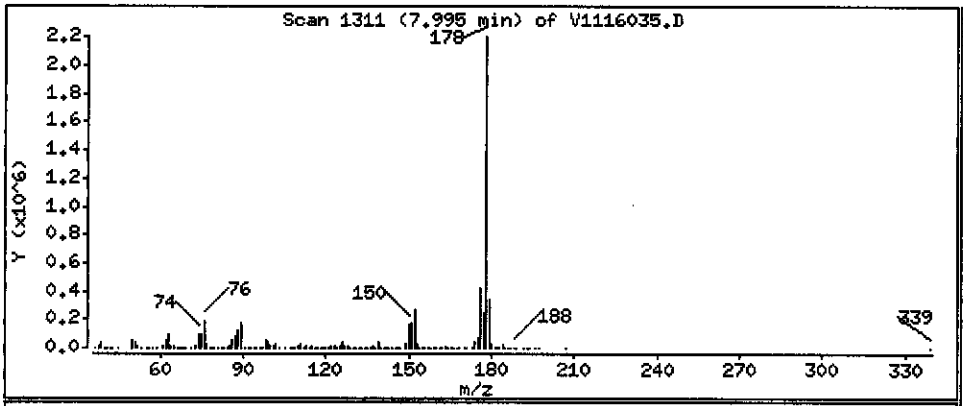

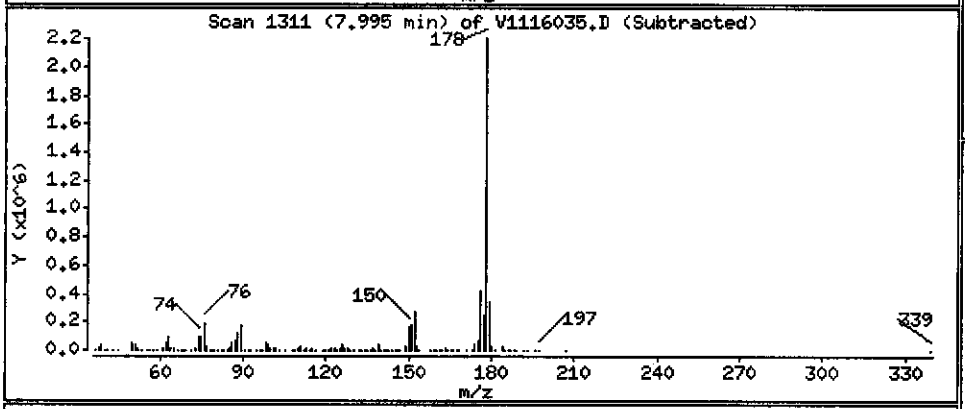

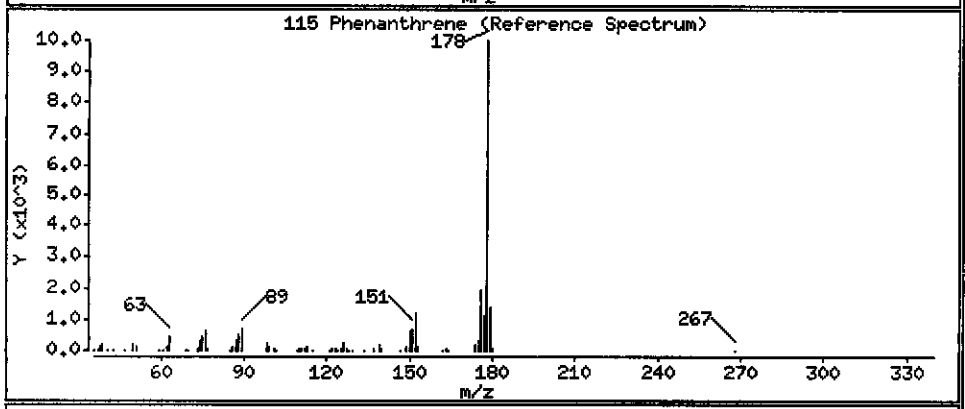

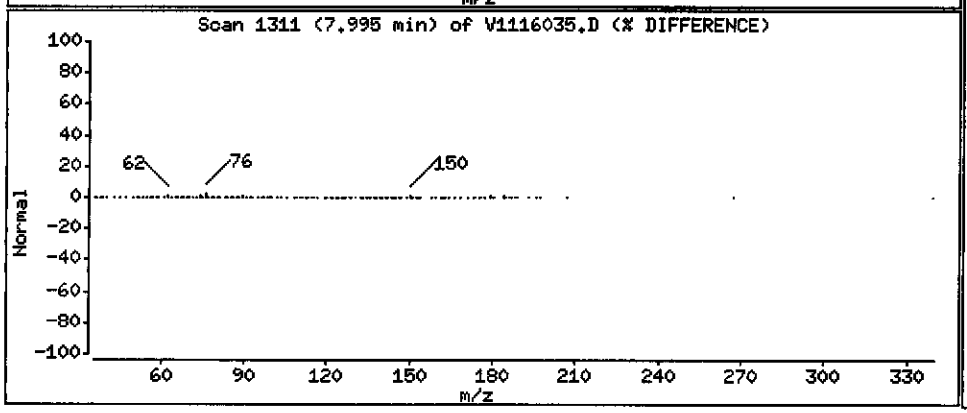

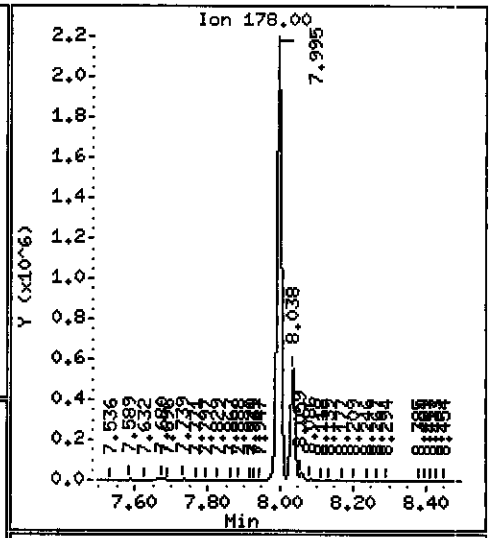

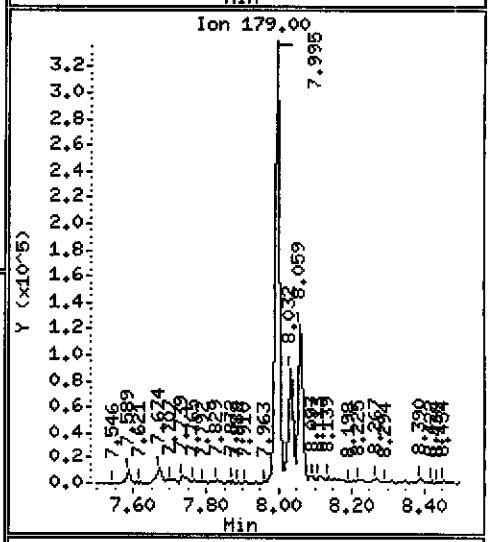

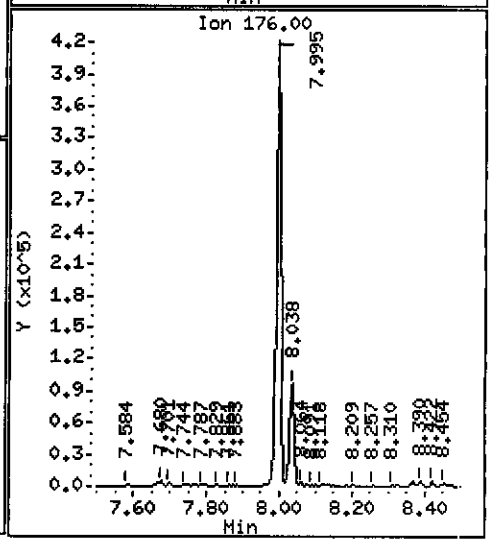

Data File: \\PITSVR06\D\chem\731.i\V111610.b\V1116035.D

Date : 16-NOV-2010 21:29

Client ID: MW-5-111010 Instrument: 731.i

Sample Info: C0K100534-011 X100 11/15/10 h2o(0319135)8270c

Volume Injected (uL): 2.0 Operator: 003200

Column phase: DB5-MS Column diameter: 0.32

116 Anthracene Concentration: 396.58 ug/L

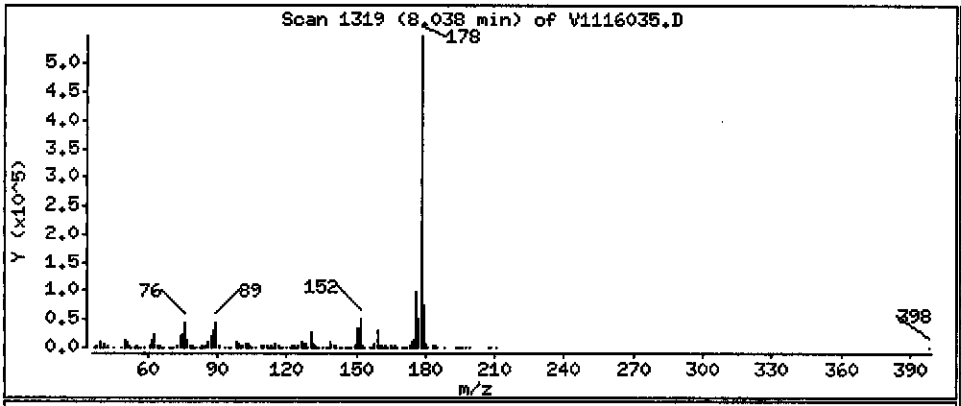

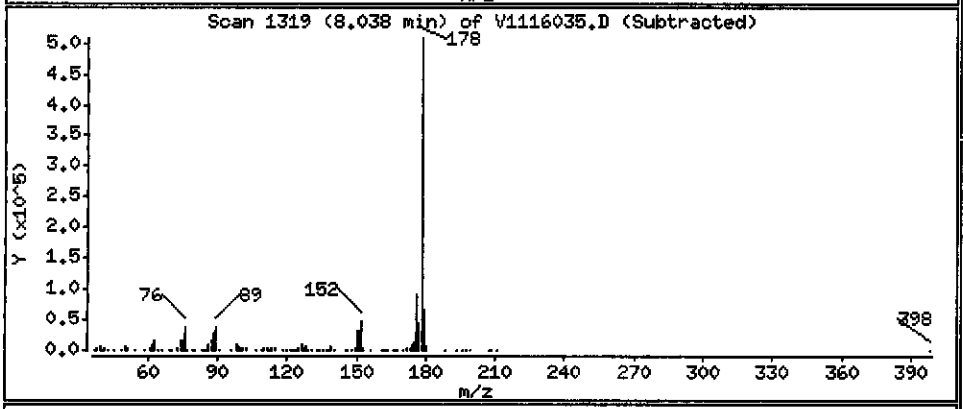

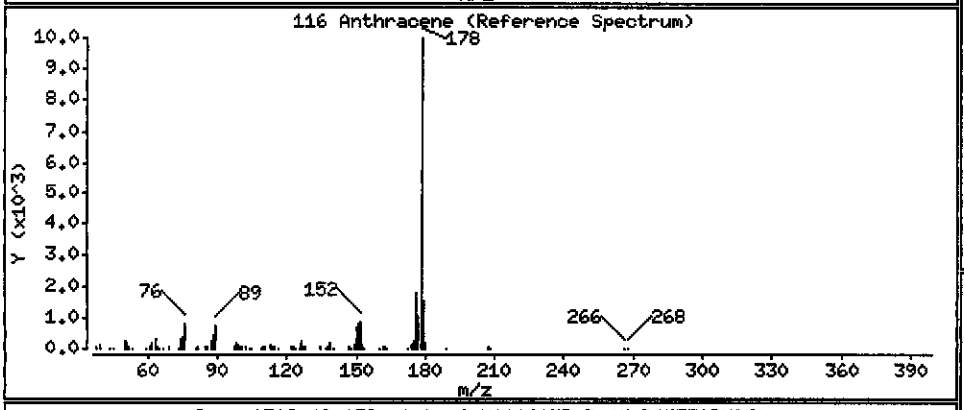

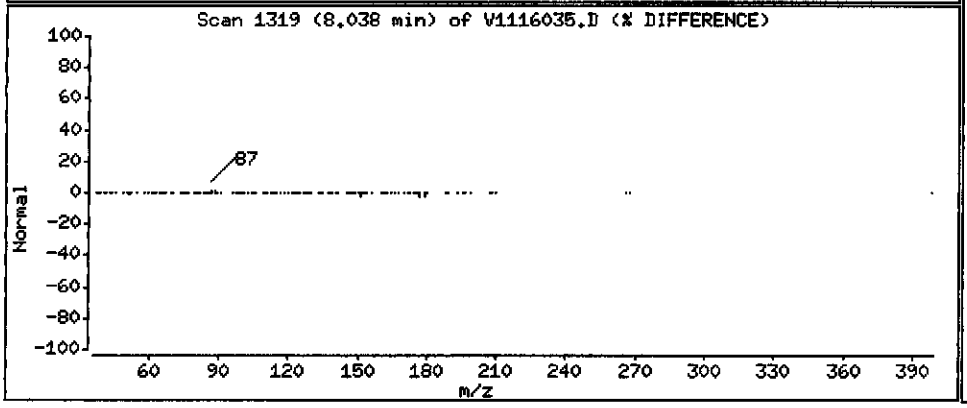

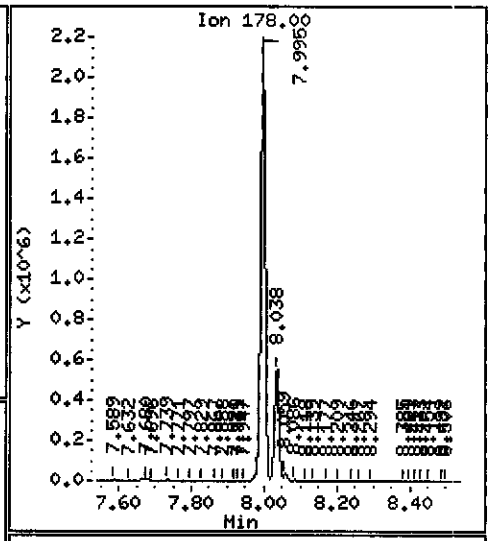

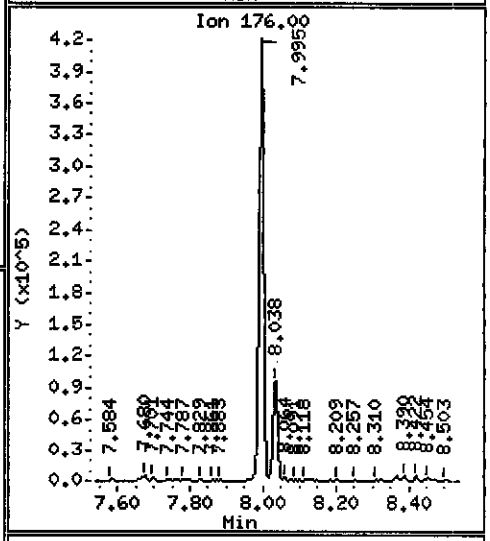

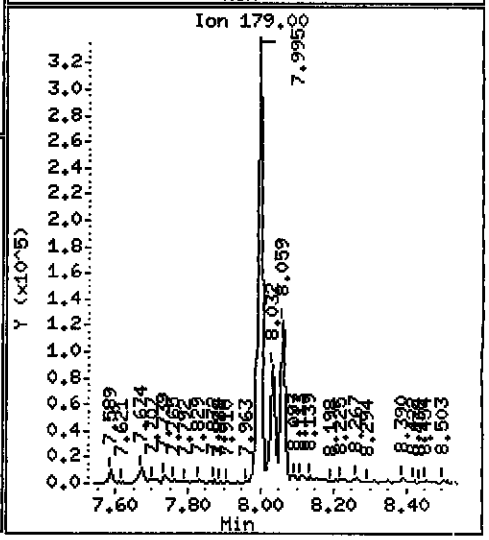

Data File: \\PITSVR06\D\chem\731.i\V111610.b\V1116035.D

Date : 16-NOV-2010 21:29

Client ID: MW-5-111010

Instrument: 731.i

Sample Info: C0K100534-011 X100 11/15/10 h2o(0319135)8270c

Volume Injected (uL): 2.0

Operator: 003200

Column phase: DB5-MS

Column diameter: 0.32

119 Carbazole

Concentration: 262.98 ug/L

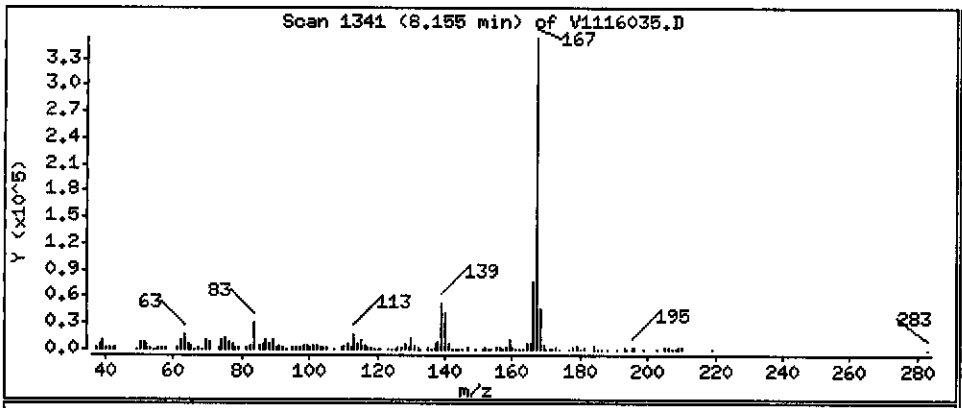

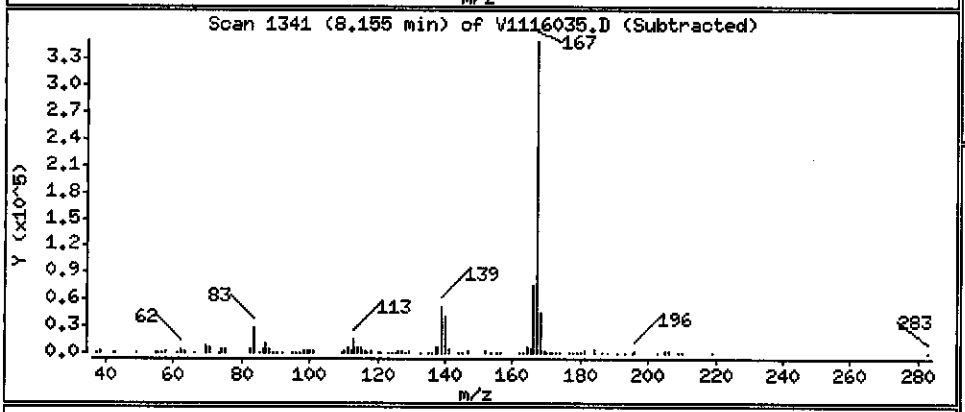

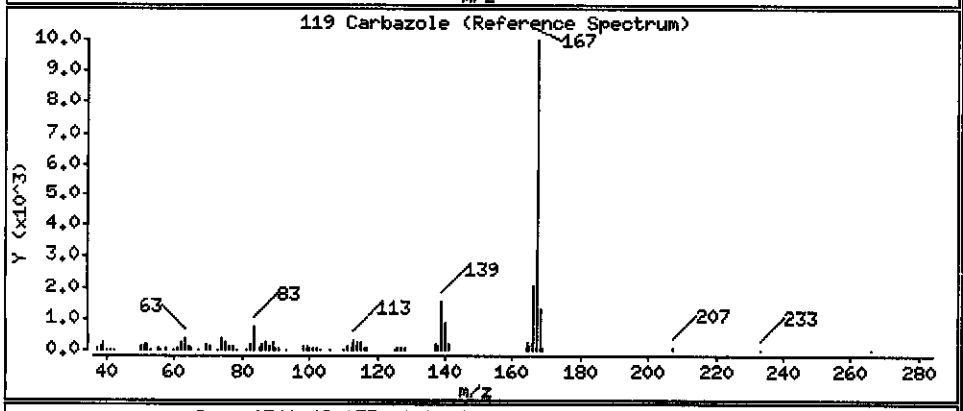

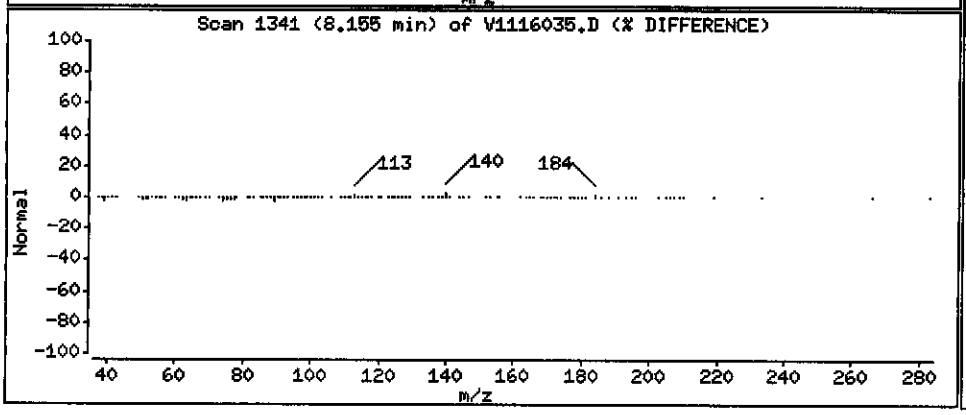

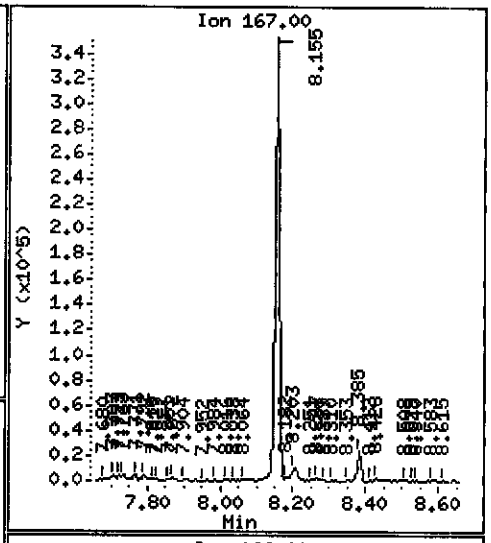

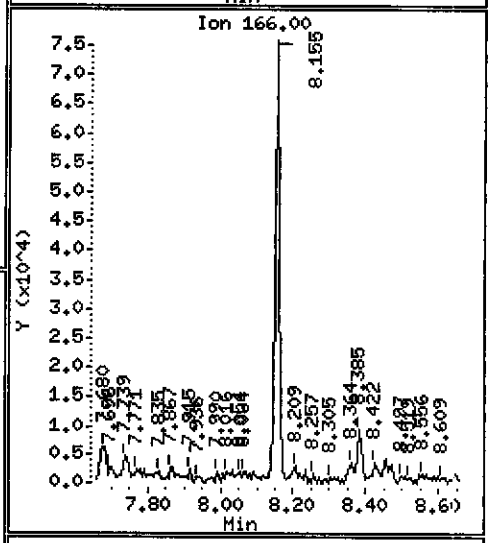

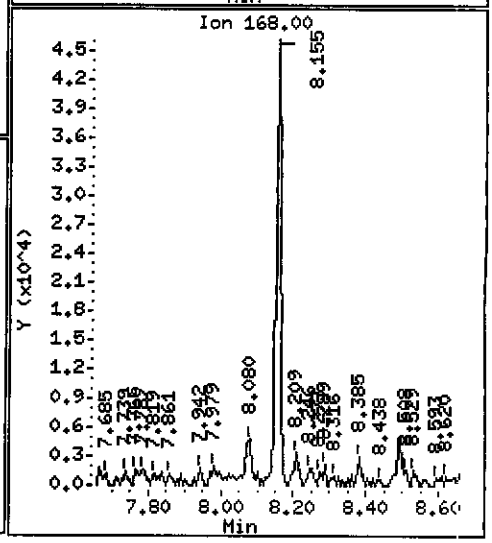

Data File: \\PITSVR06\D\chem\731.i\V111610.b\V1116035.D

Date : 16-NOV-2010 21:29

Client ID: MW-5-111010

Instrument: 731.i

Sample Info: C0K100534-011 X100 11/15/10 h2o(0319135)8270c

Volume Injected (uL): 2.0

Operator: 003200

Column phase: DB5-MS

Column diameter: 0.32

123 Fluoranthene

Concentration: 792.06 ug/L

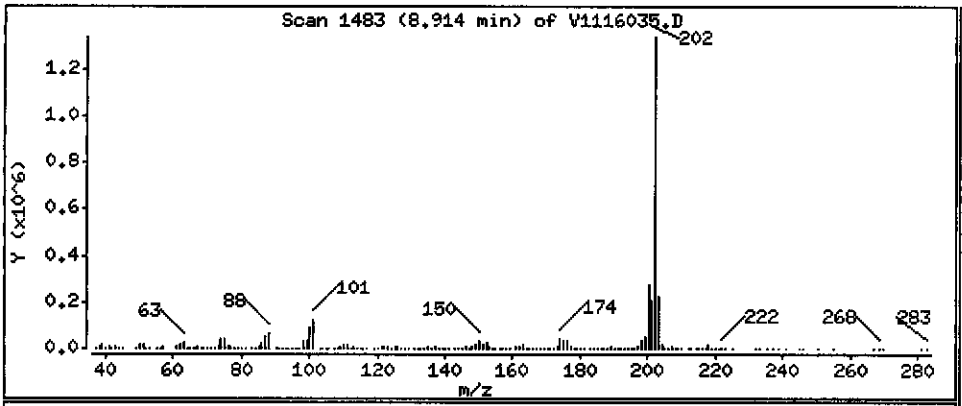

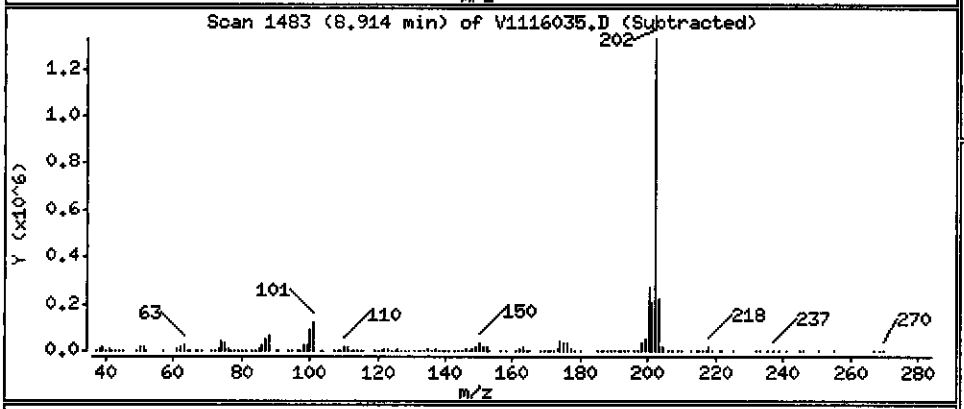

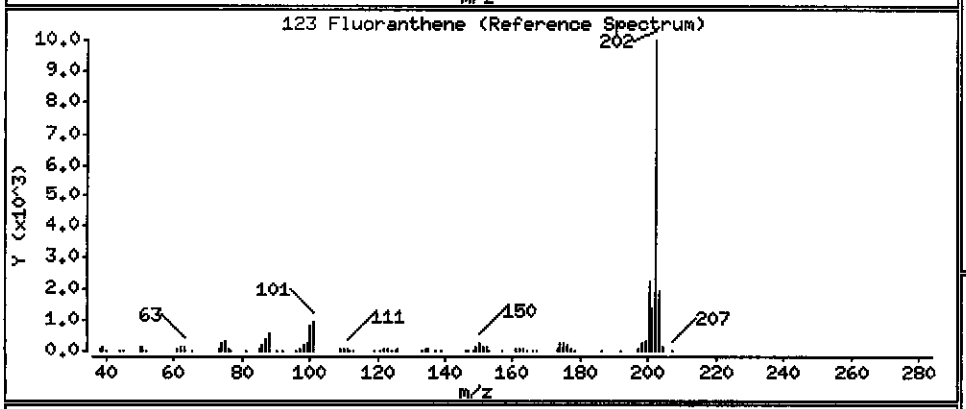

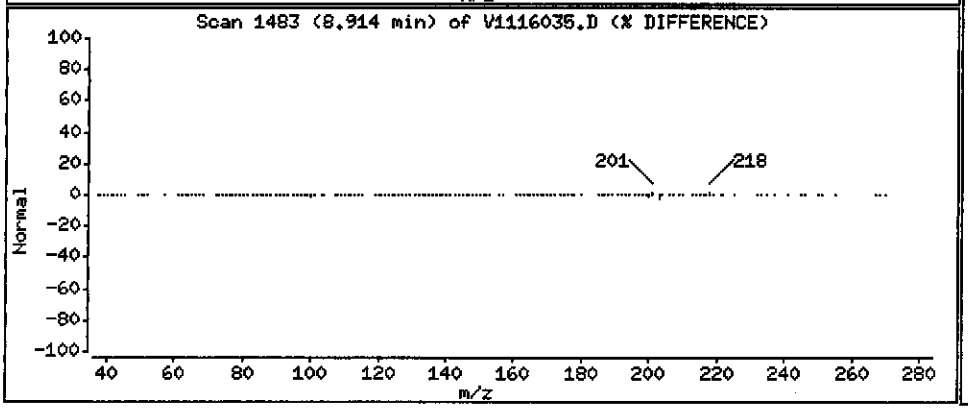

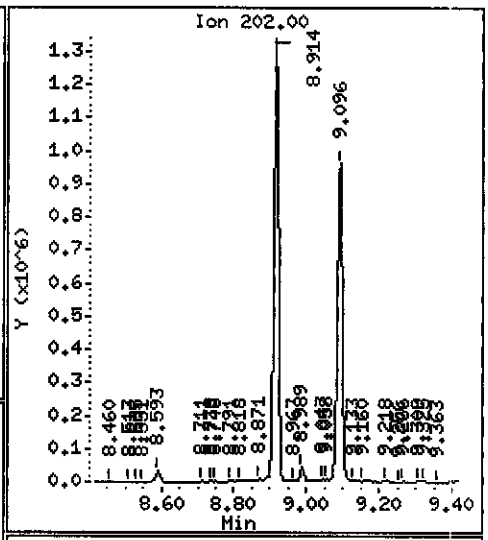

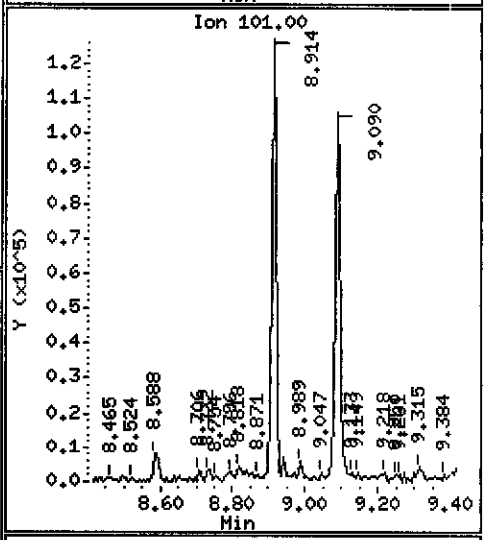

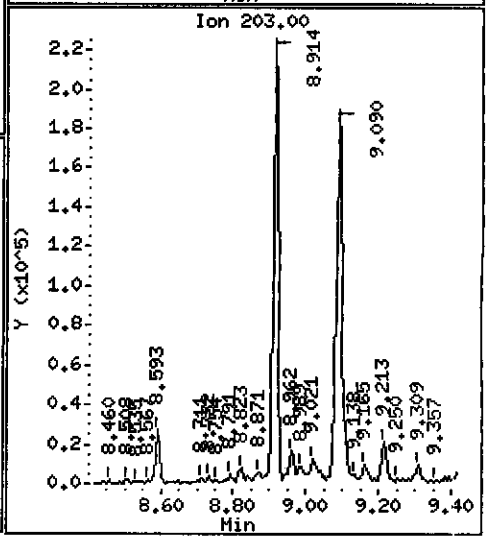

Data File: \\PITSVR06\D\chem\731.i\V111610.b\V1116035.D

Date : 16-NOV-2010 21:29

Client ID: MW-5-111010 Instrument: 731.i

Sample Info: C0K100534-011 X100 11/15/10 h2o(0319135)8270c

Volume Injected (uL): 2.0 Operator: 003200

Column phase: DB5-MS Column diameter: 0.32

125 Pyrene Concentration: 537.92 ug/L

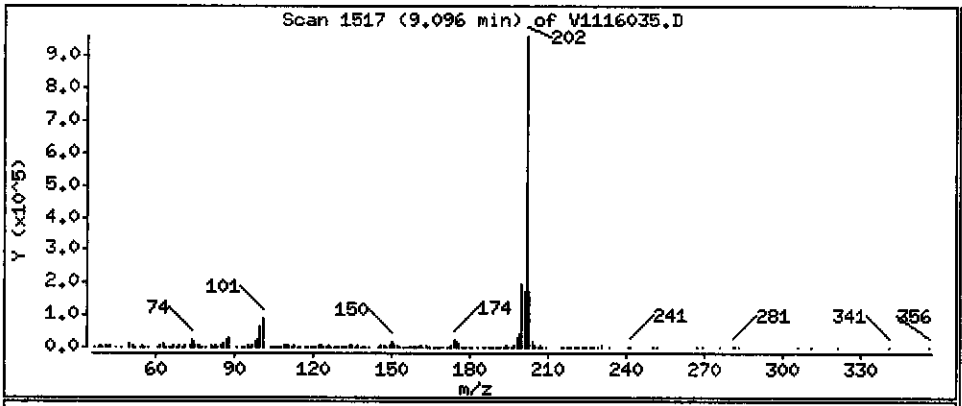

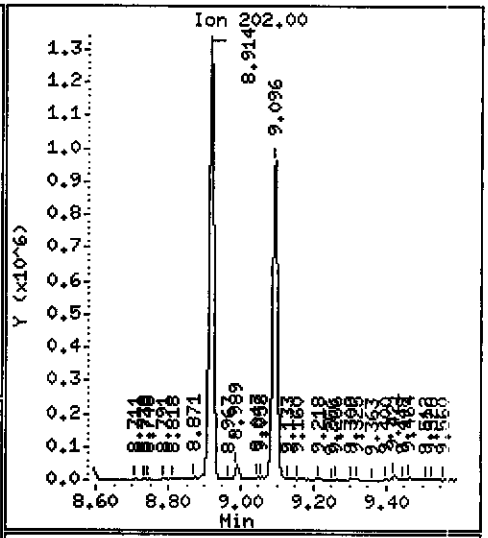

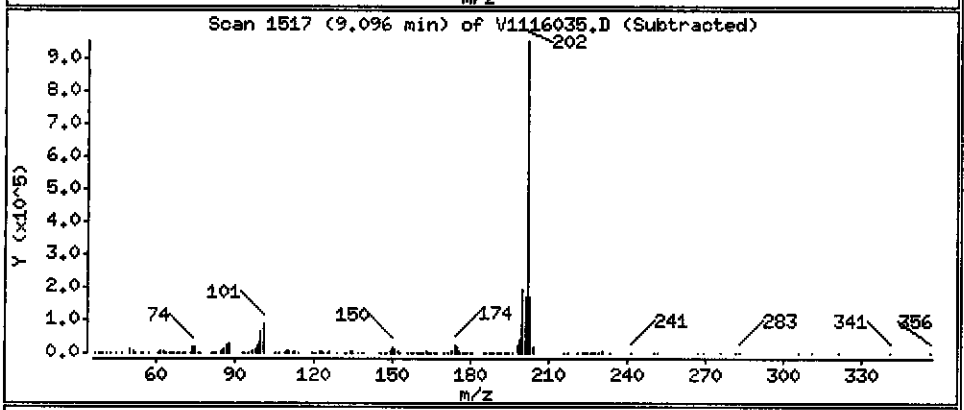

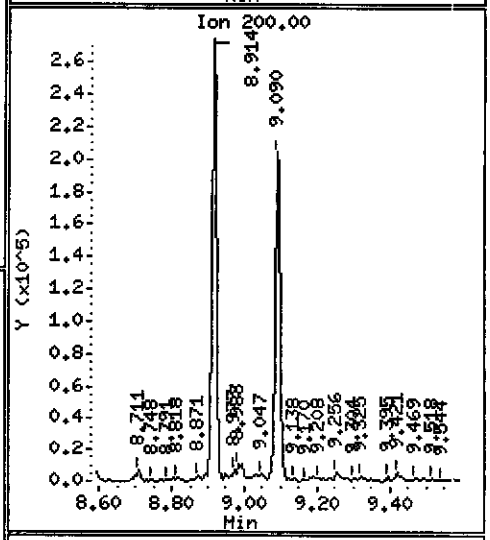

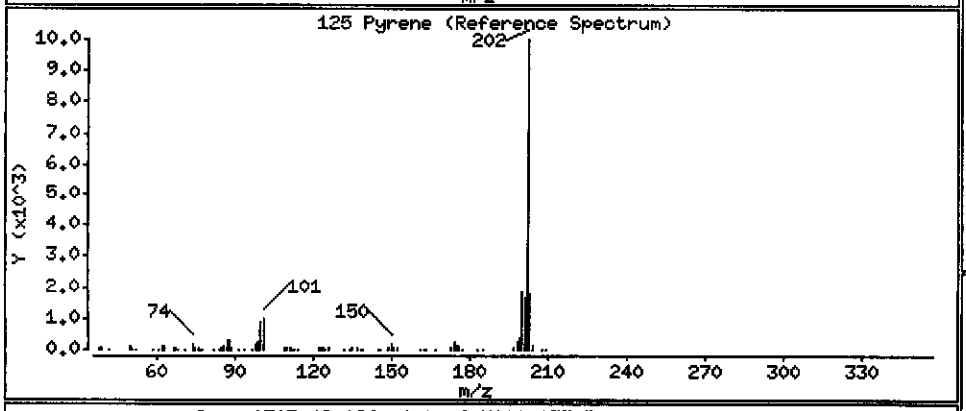

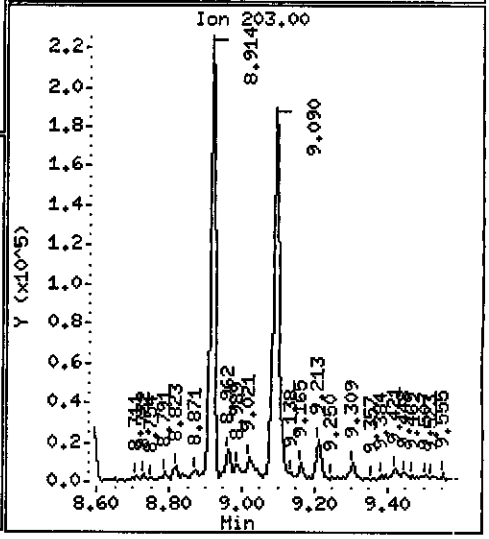

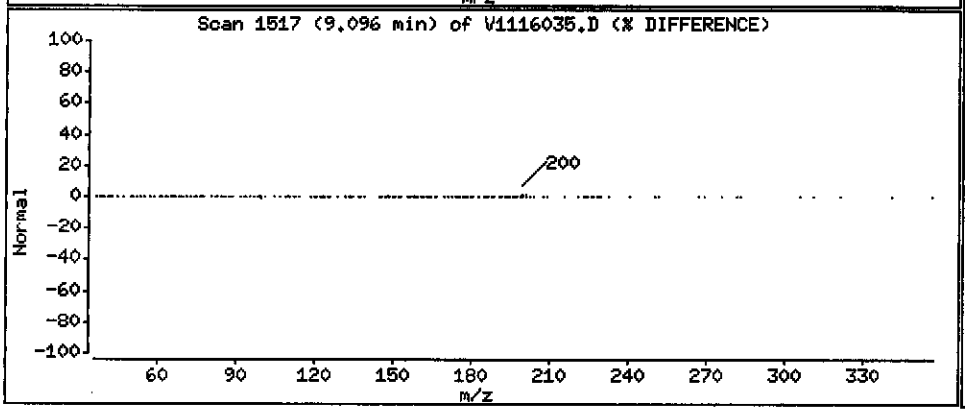

Data File: \\PITSVR06\D\chem\731.i\V111610.b\V1116035.D

Date : 16-NOV-2010 21:29

Client ID: MW-5-111010

Instrument: 731.i

Sample Info: C0K100534-011 X100 11/15/10 h2o(0319135)8270c

Volume Injected (uL): 2.0

Operator: 003200

Column phase: DB5-MS

Column diameter: 0.32

136 Benzo(a)Anthracene

Concentration: 272.51 ug/L

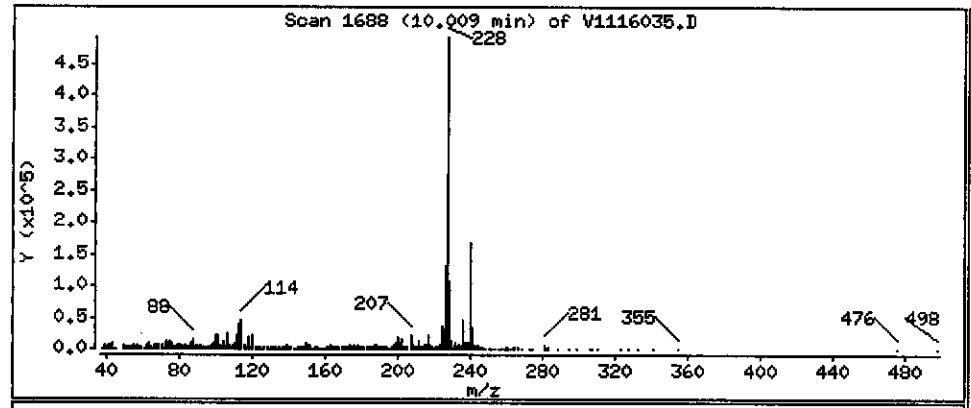

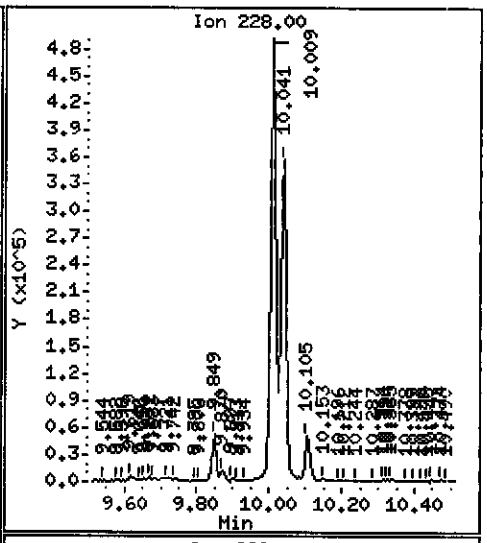

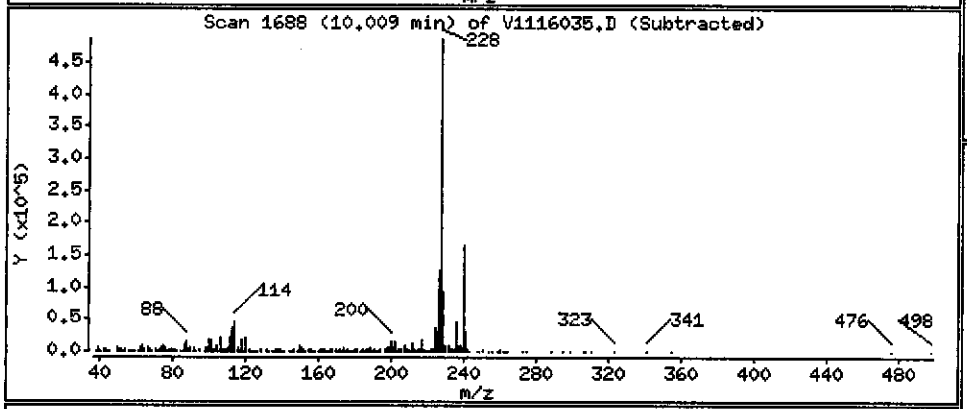

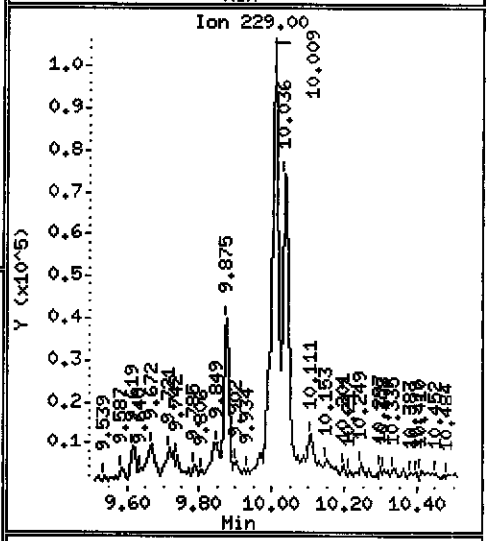

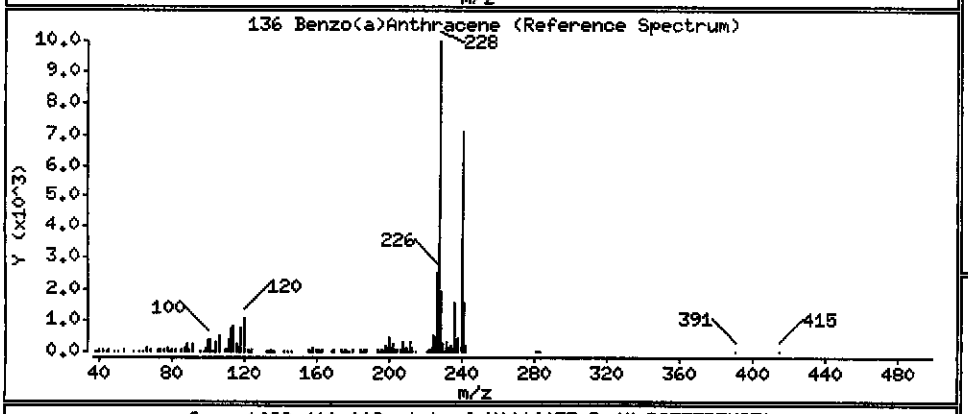

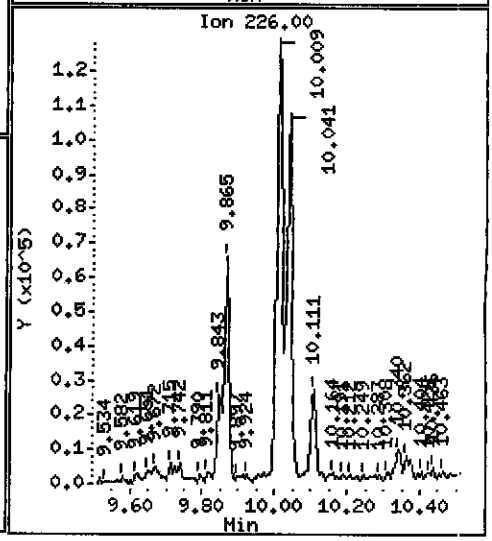

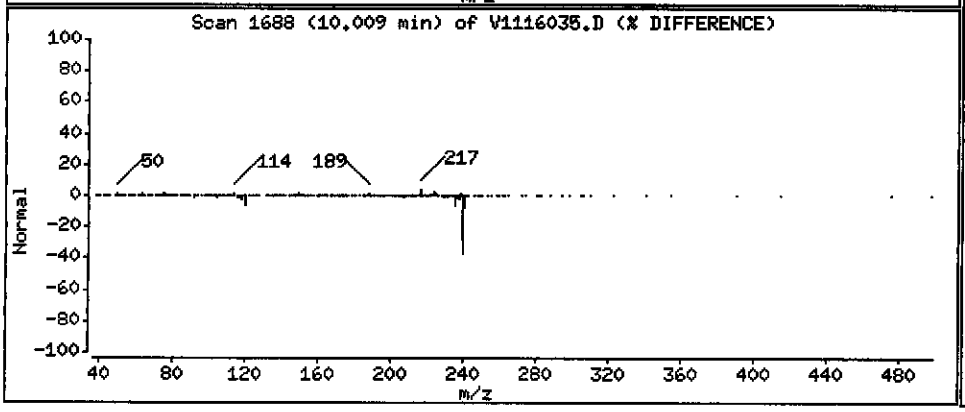

Data File: \\PITSVR06\D\chem\731.i\V111610.b\V1116035.D

Date : 16-NOV-2010 21:29

Client ID: MW-5-111010

Instrument: 731.i

Sample Info: C0K100534-011 X100 11/15/10 h2o(0319135)8270c

Volume Injected (uL): 2.0

Operator: 003200

Column phase: DB5-MS

Column diameter: 0.32

137 Chrysene

Concentration: 238.56 ug/L

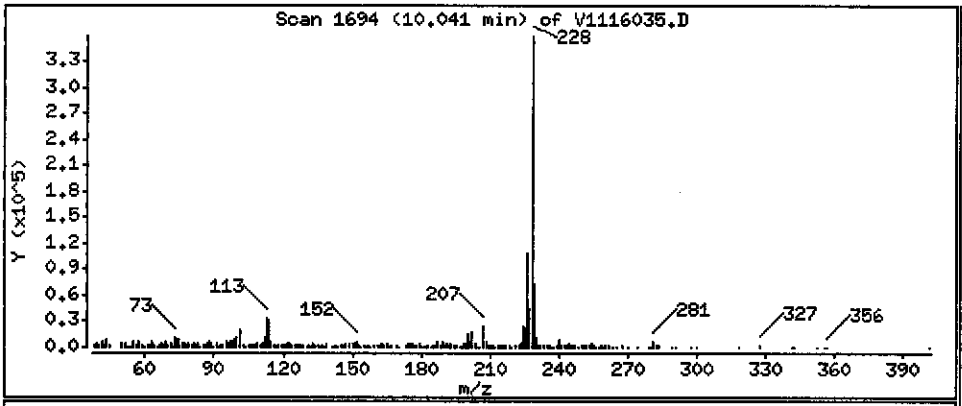

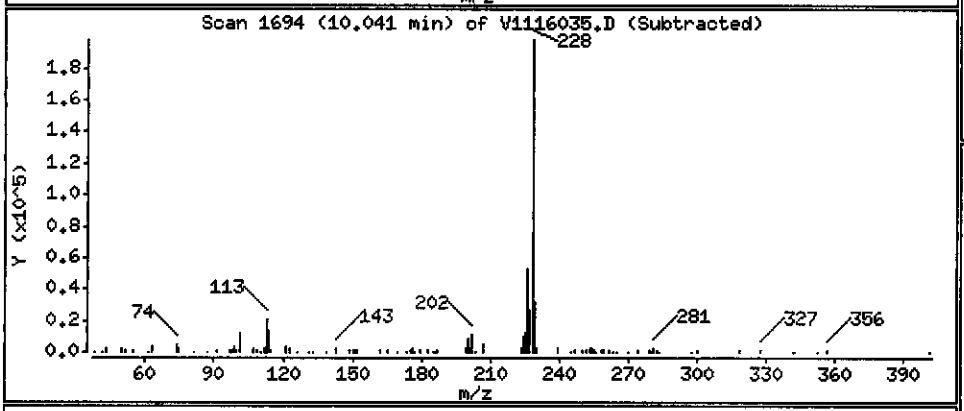

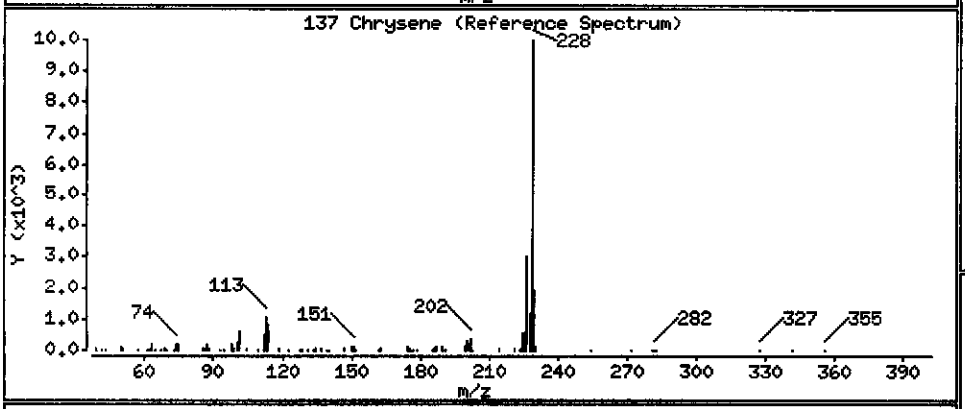

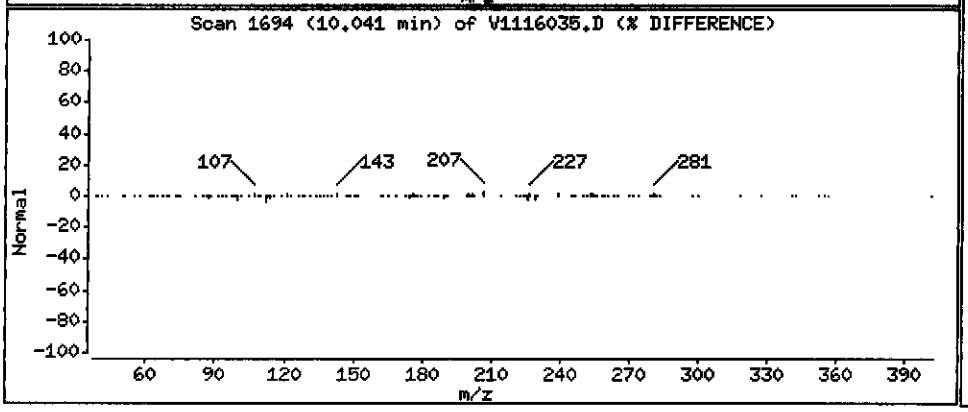

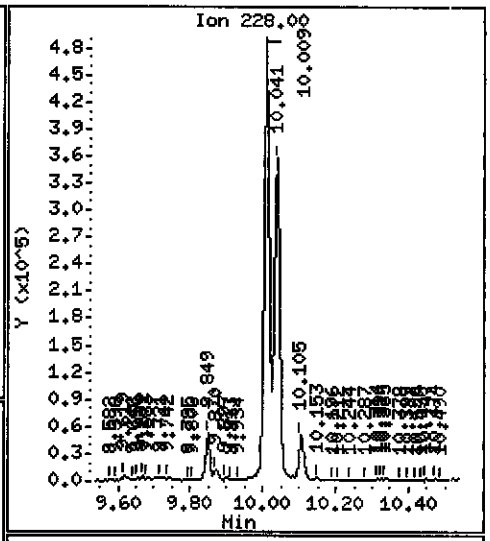

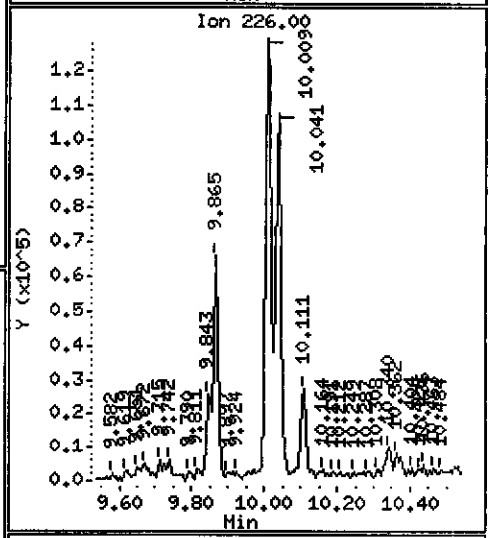

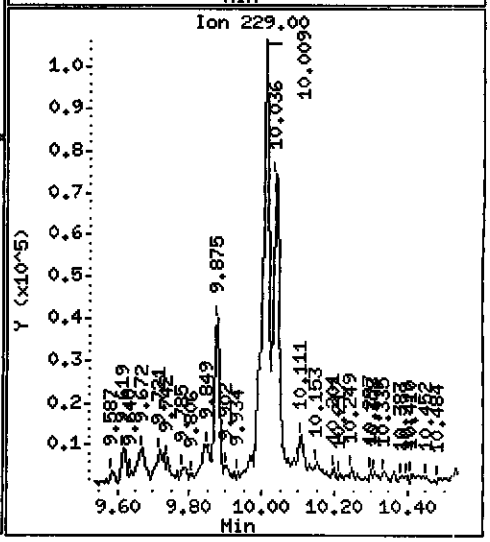

Data File: \\PITSVR06\D\chem\731.i\V111610.b\V1116035.D

Date : 16-NOV-2010 21:29

Client ID: MW-5-111010 Instrument: 731.i

Sample Info: C0K100534-011 X100 11/15/10 h2o(0319135)8270c

Volume Injected (uL): 2.0 Operator: 003200

Column phase: DB5-MS Column diameter: 0.32

141 Benzo(b)fluoranthene Concentration: 300.06 ug/L

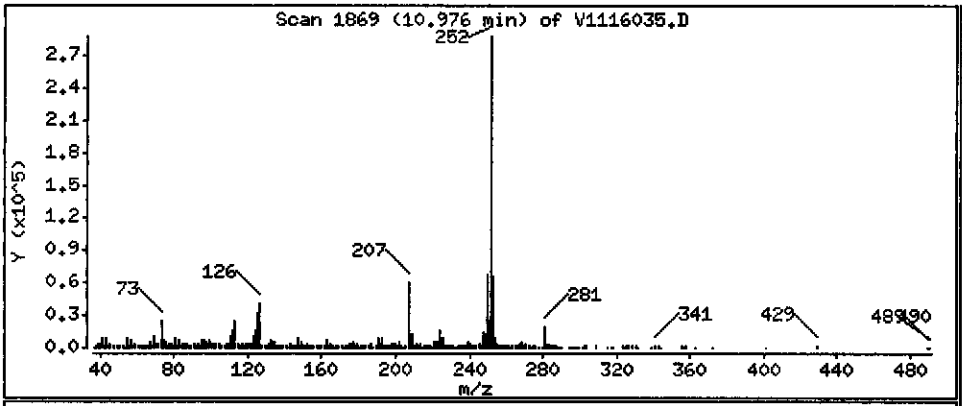

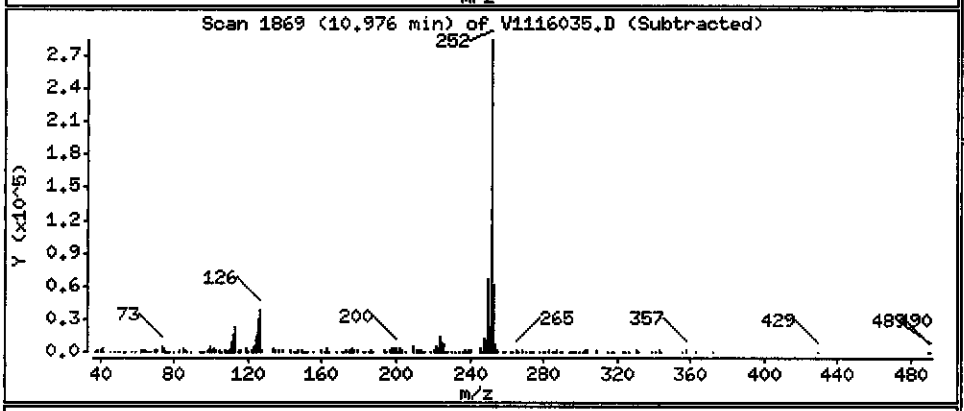

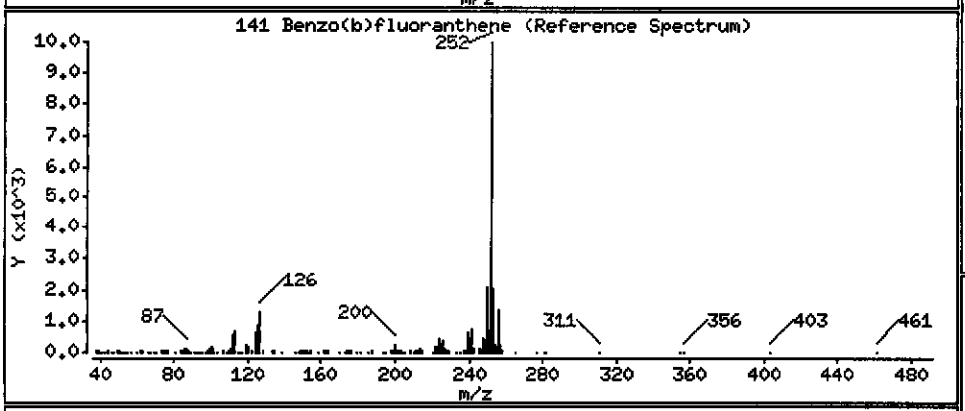

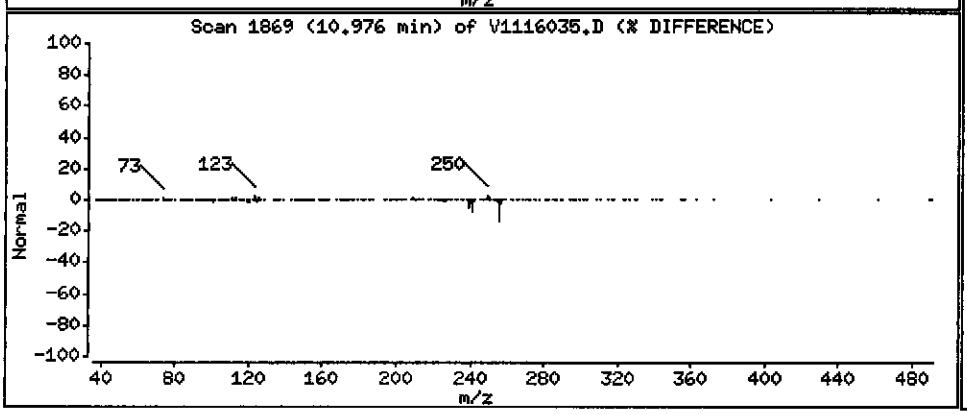

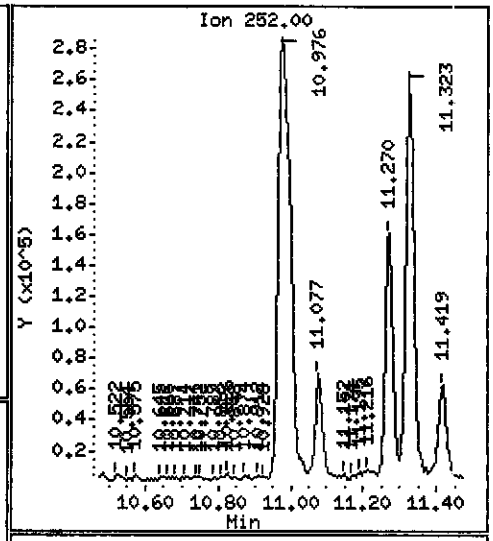

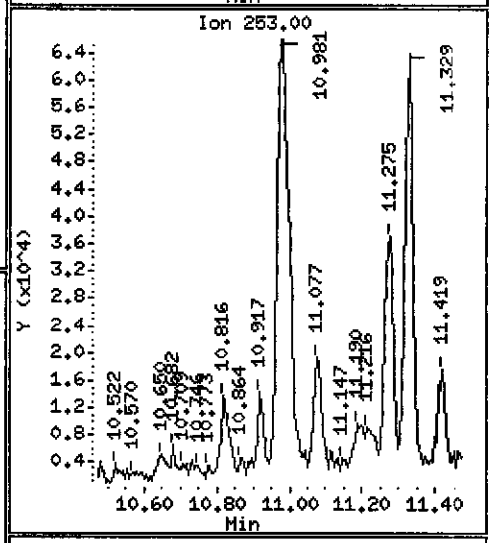

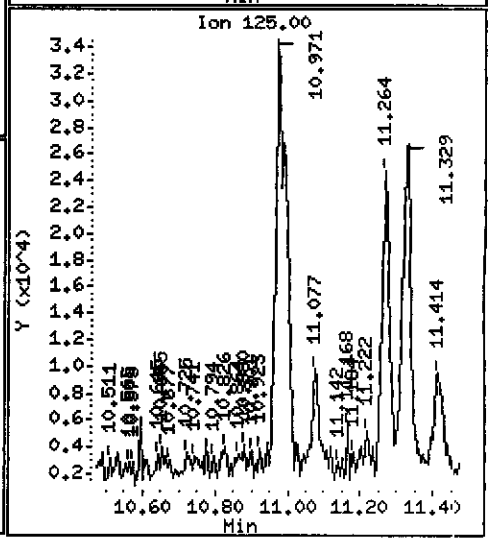

Data File: \\PITSVR06\D\chem\731.i\V111610.b\V1116035.D

Date : 16-NOV-2010 21:29

Client ID: MW-5-111010 Instrument: 731.i

Sample Info: C0K100534-011 X100 11/15/10 h2o(0319135)8270c

Volume Injected (uL): 2.0 Operator: 003200

Column phase: DB5-MS Column diameter: 0.32

146 Benzo(a)pyrene Concentration: 224.24 ug/L

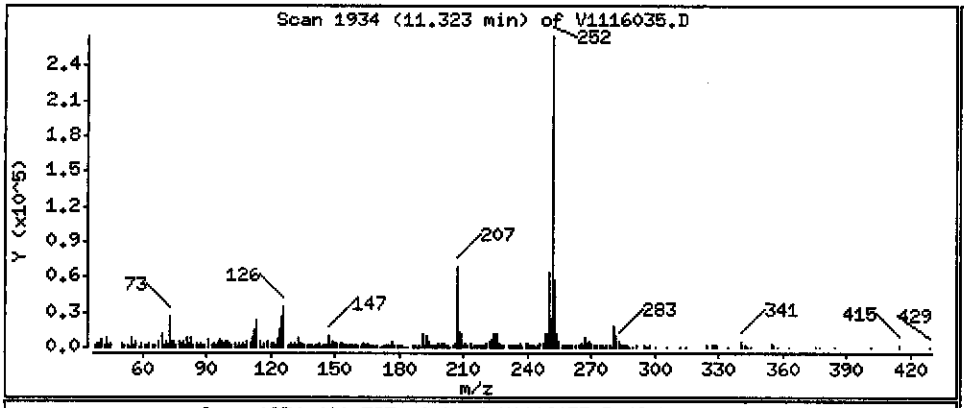

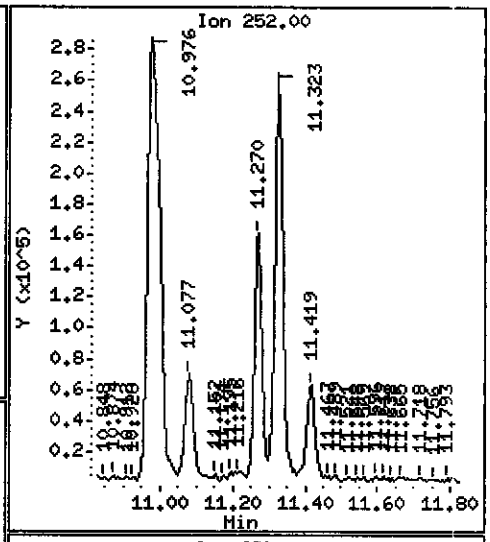

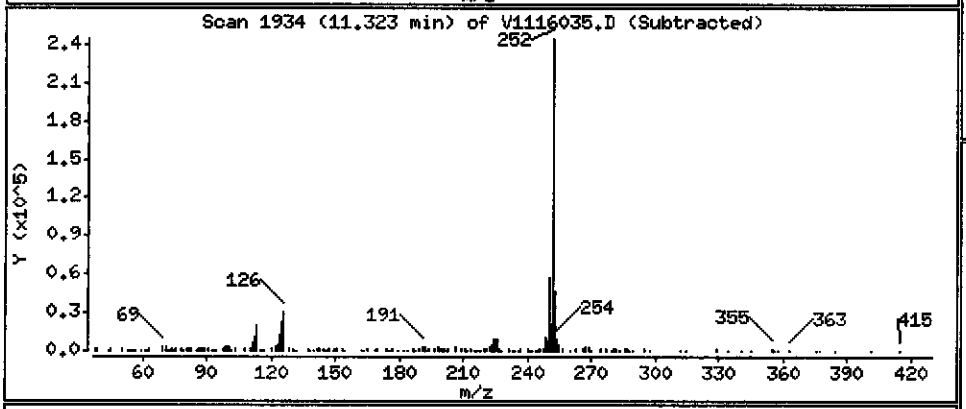

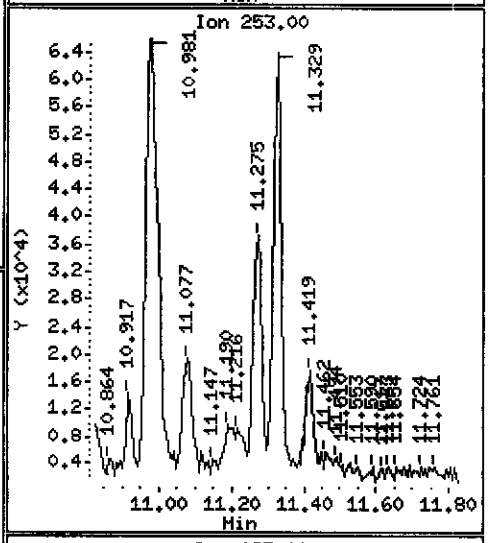

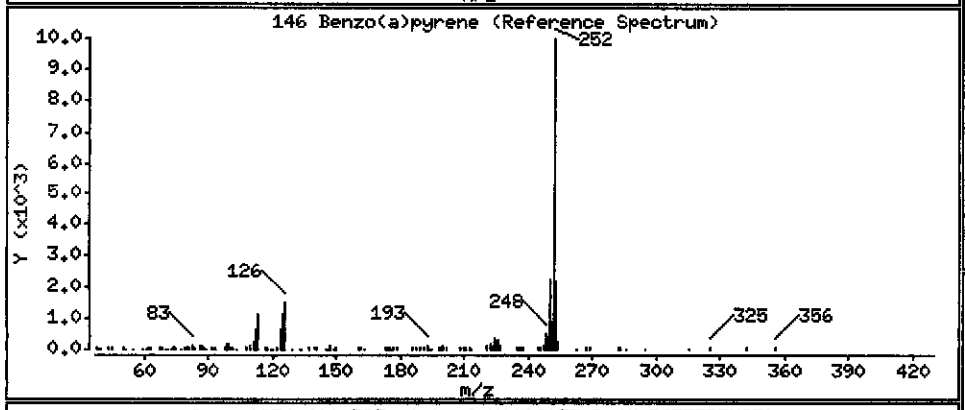

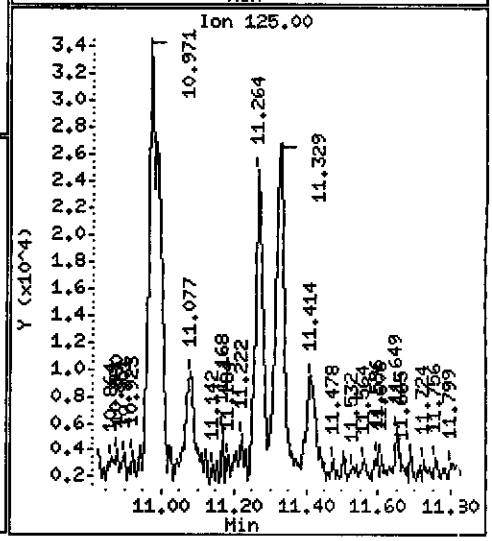

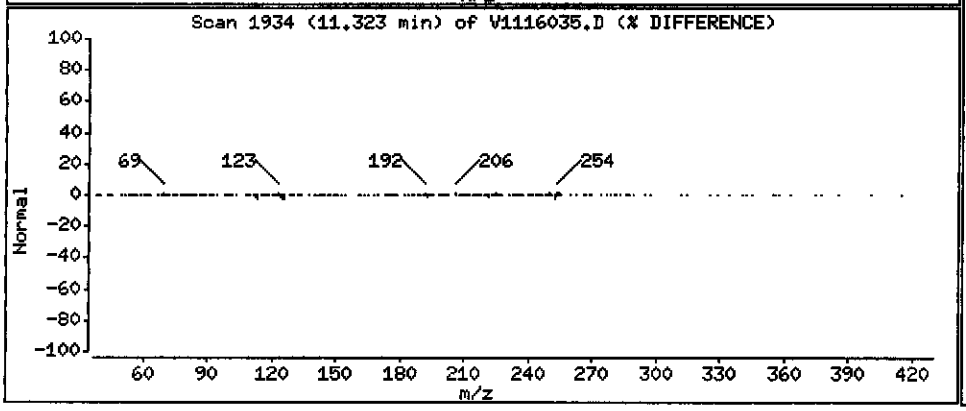

Data File: \\PITSVR06\D\chem\731.i\V111610.b\V1116035.D

Date : 16-NOV-2010 21:29

Client ID: MW-5-111010 Instrument: 731.i

Sample Info: C0K100534-011 X100 11/15/10 h2o(0319135)8270c

Volume Injected (uL): 2.0 Operator: 003200

Column phase: DB5-MS Column diameter: 0.32

149 Indeno(1,2,3-cd)pyrene Concentration: 88.326 ug/L

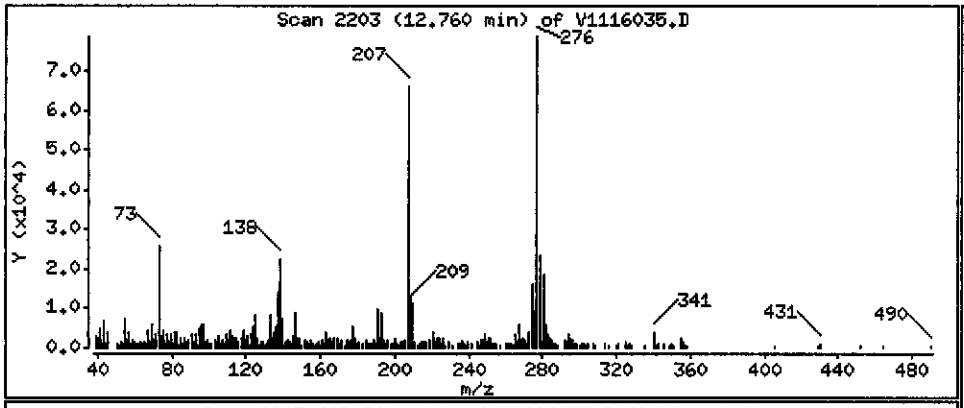

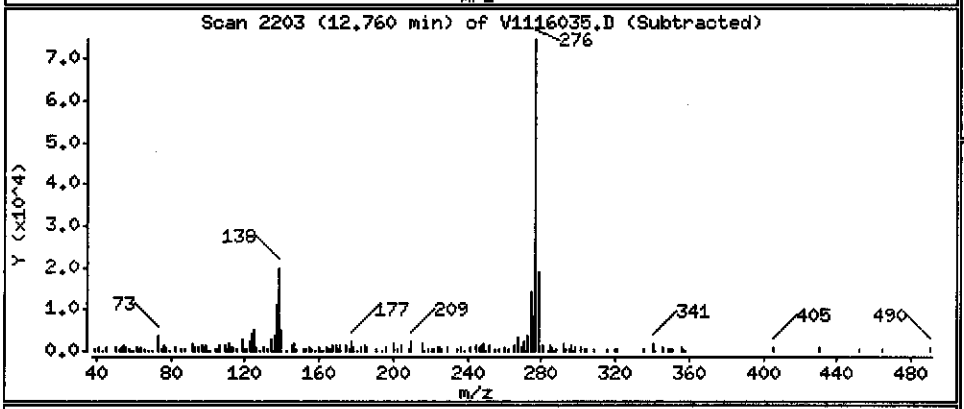

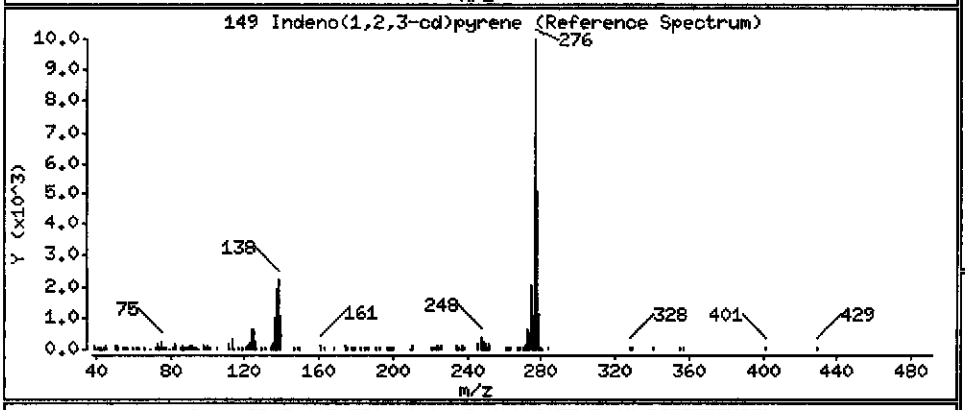

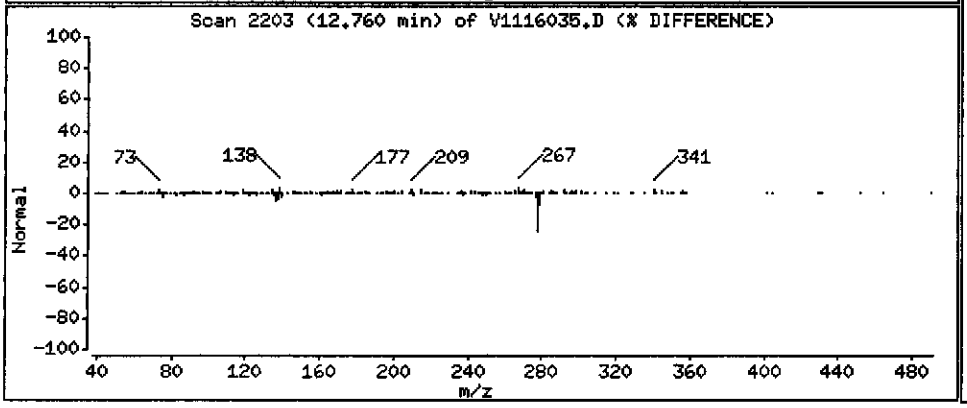

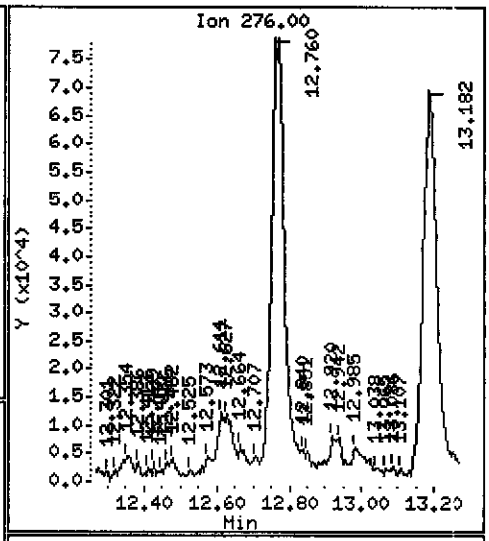

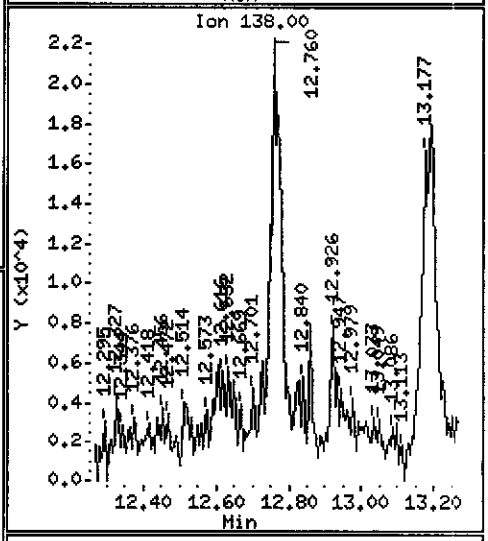

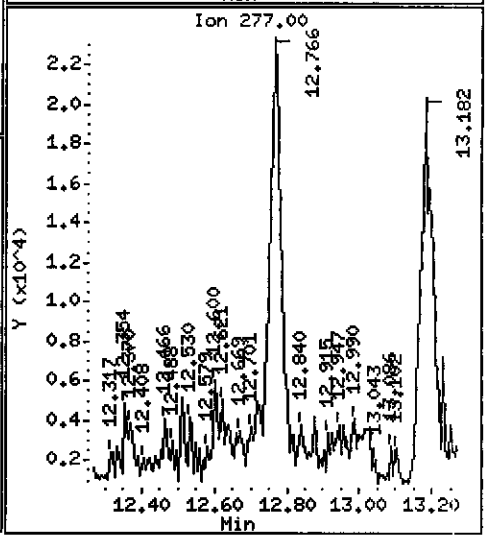

Data File: \\PITSVR06\D\chem\731.i\V111610.b\V1116035.D

Date : 16-NOV-2010 21:29

Client ID: MW-5-111010

Instrument: 731.i

Sample Info: C0K100534-011 X100 11/15/10 h2o(0319135)8270c

Volume Injected (uL): 2.0

Operator: 003200

Column phase: DB5-MS

Column diameter: 0.32

150 Dibenz(a,h)anthracene

Concentration: 36.514 ug/L

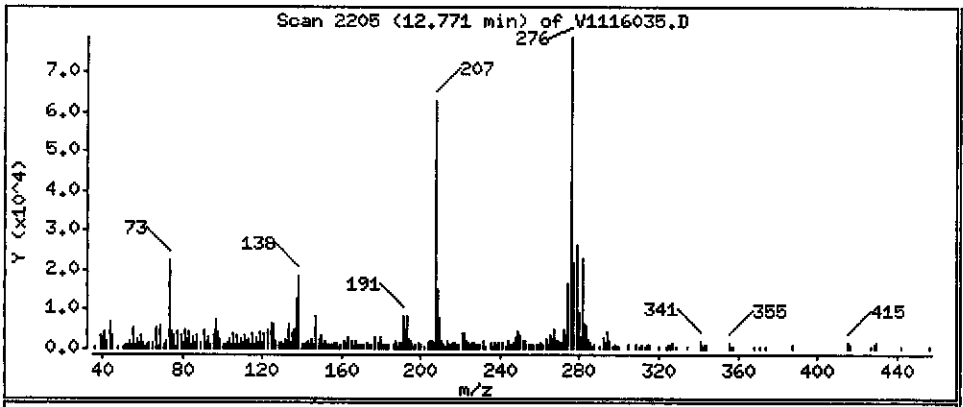

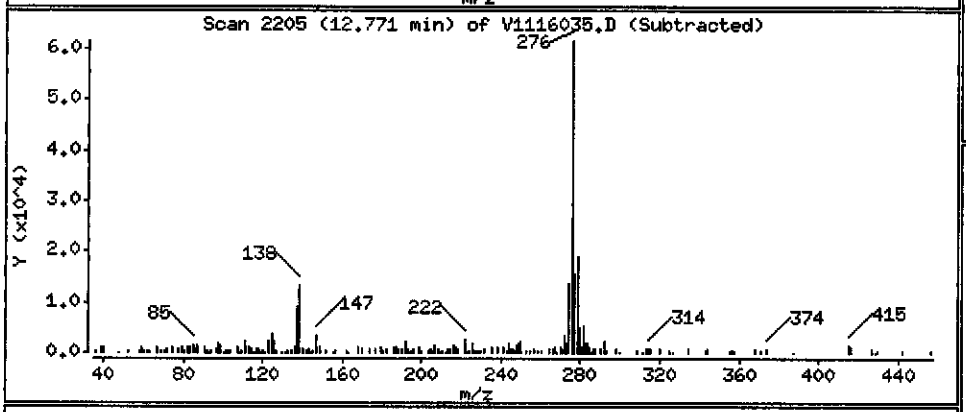

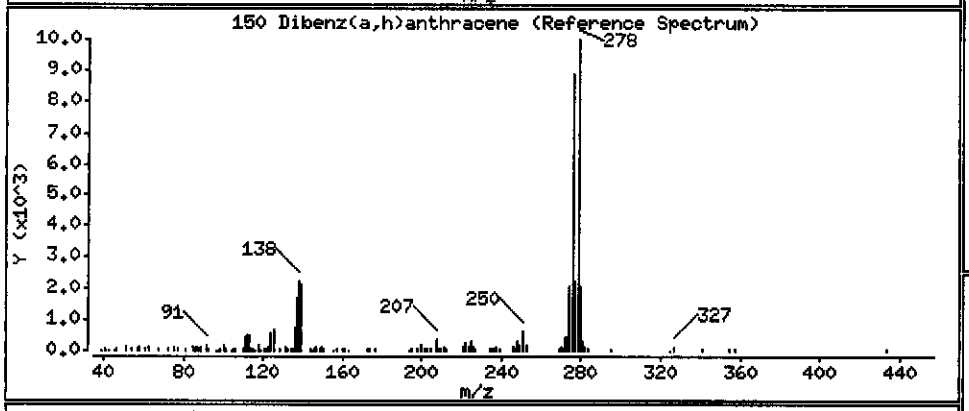

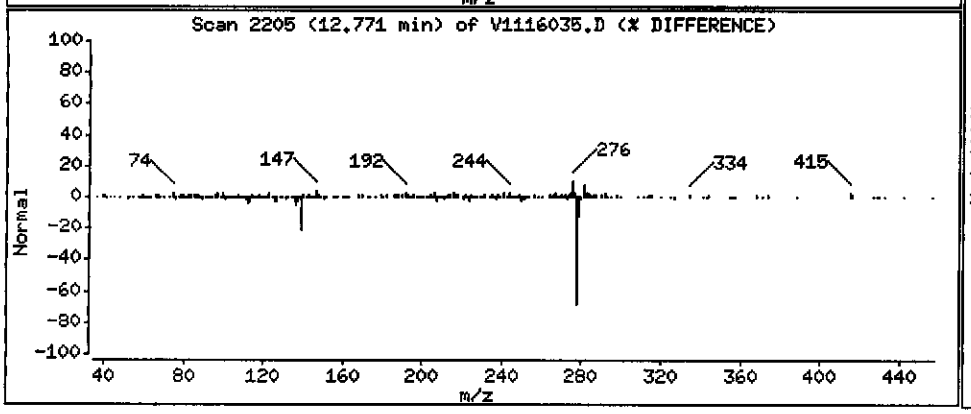

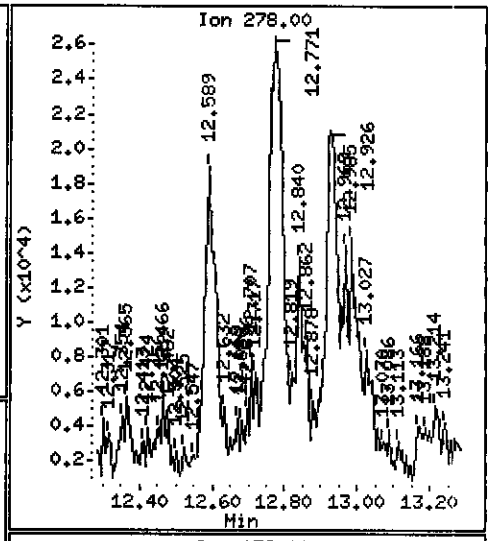

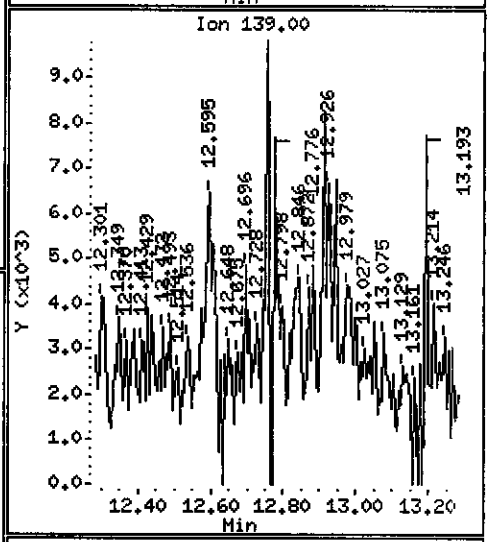

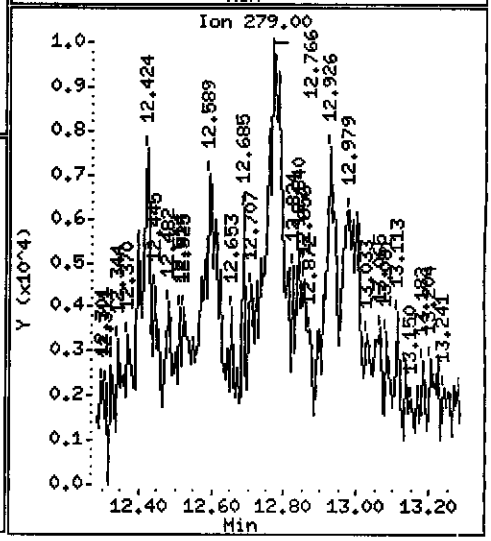

Data File: \\PITSVR06\D\chem\731.i\V111610.b\V1116035.D

Date : 16-NOV-2010 21:29

Client ID: MW-5-111010

Instrument: 731.i

Sample Info: C0K100534-011 X100 11/15/10 h2o(0319135)8270c

Volume Injected (uL): 2.0

Operator: 003200

Column phase: DB5-MS

Column diameter: 0.32

151 Benzo(g,h,i)perylene

Concentration: 96.552 ug/L

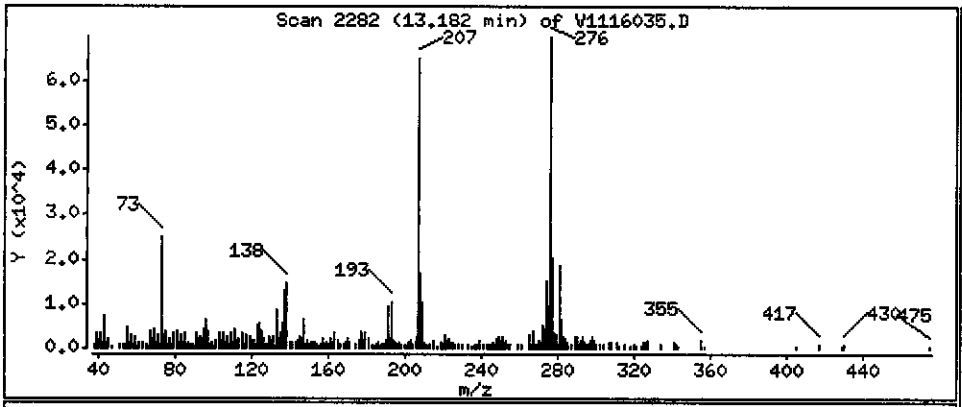

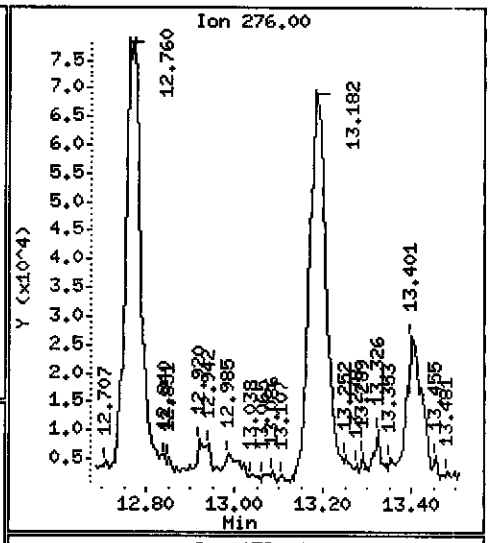

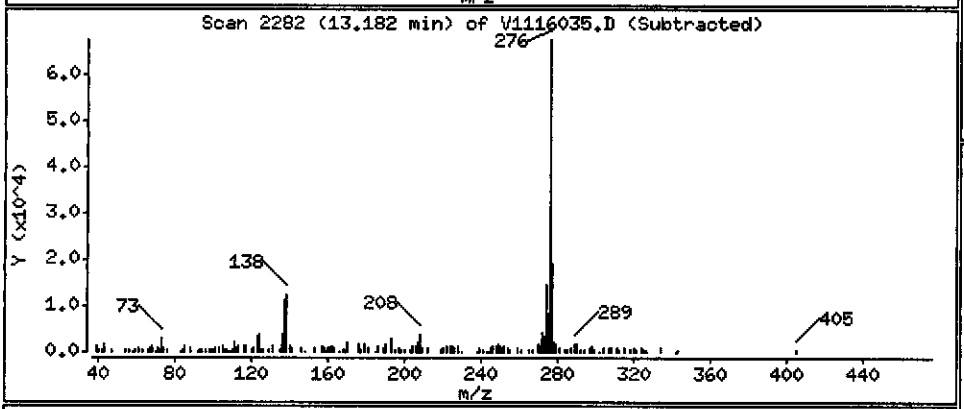

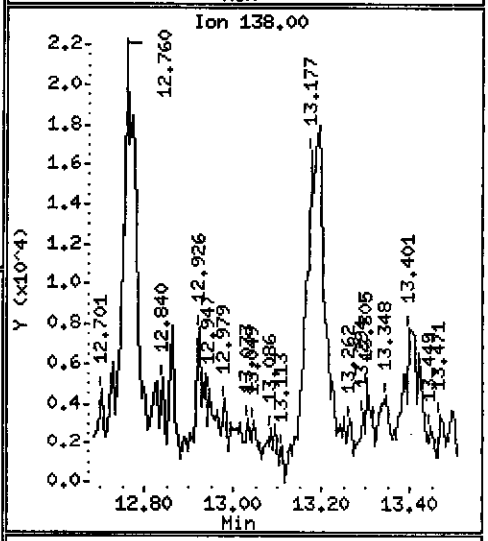

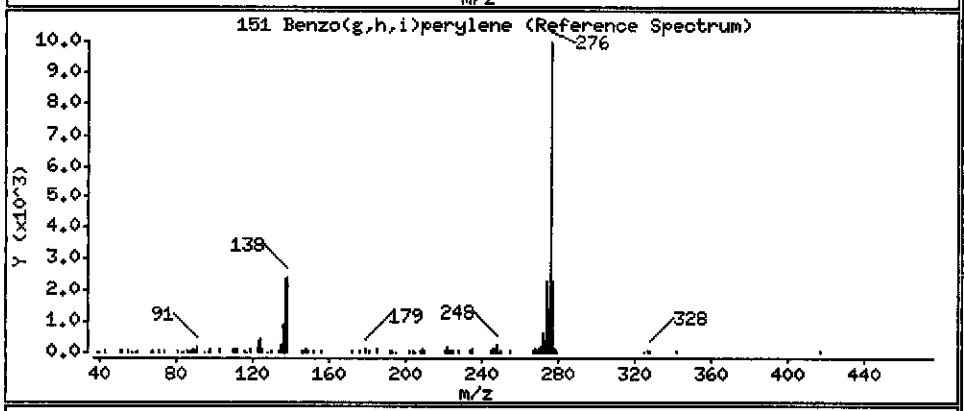

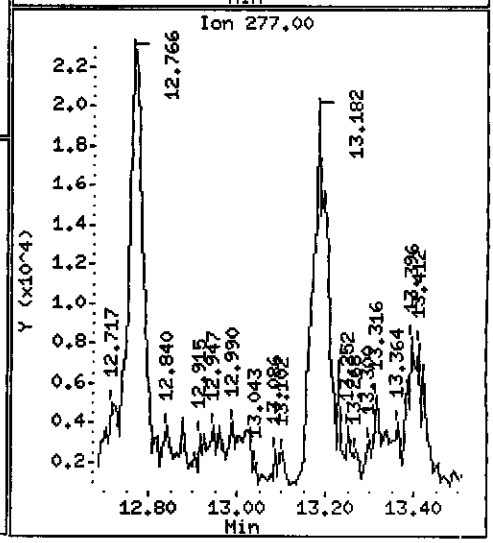

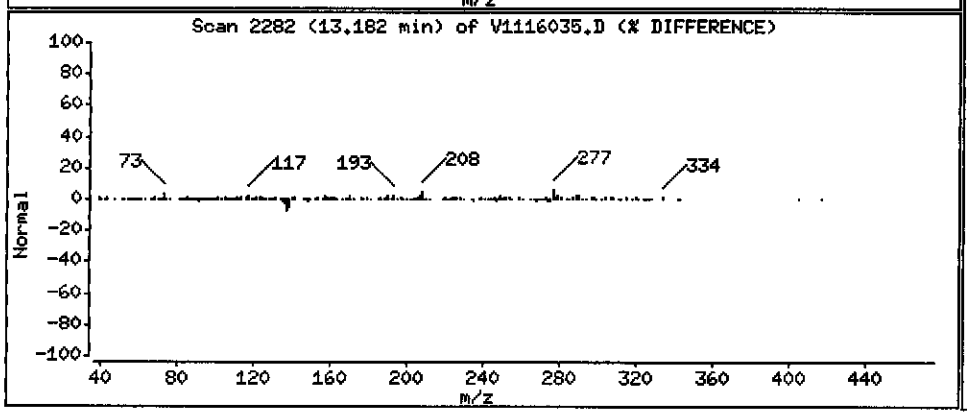

MACTEC Engineering and Consulting Inc

Client Sample ID: MW-5-111010

GC/MS Semivolatiles

Lot-Sample #...:	C0K110534-011	**Work Order #...:**	L9WVT2AA	**Matrix.....:**	WATER
Date Sampled...:	11/10/10 18:35	**Date Received..:**	11/11/10 08:20	**MS Run #.....:**	
Prep Date.....:	11/15/10	**Analysis Date..:**	11/16/10		
Prep Batch #...:	0319136	**Analysis Time..:**	22:58		
Dilution Factor:	475	**Initial Wgt/Vol:**	1050 mL	**Final Wgt/Vol..:**	1 mL
Analyst ID.....:	003200	**Instrument ID..:**	731		
		Method.....:	SW846 8270C		

PARAMETER	RESULT	REPORTING LIMIT	UNITS	MDL
Acenaphthene	**350**	**95**	**ug/L**	**6.8**
Acenaphthylene	**58 J**	**95**	**ug/L**	**7.2**
Acetophenone	ND	480	ug/L	38
Anthracene	**380**	**95**	**ug/L**	**7.3**
Atrazine	ND	480	ug/L	42
Benzo(a)anthracene	**260**	**95**	**ug/L**	**7.0**
Benzo(a)pyrene	**220**	**95**	**ug/L**	**6.4**
Benzo(b)fluoranthene	**300**	**95**	**ug/L**	**7.5**
Benzo(ghi)perylene	**92 J**	**95**	**ug/L**	**7.2**
Benzo(k)fluoranthene	ND	95	ug/L	26
Benzaldehyde	ND	480	ug/L	71
1,1'-Biphenyl	**140 J**	**480**	**ug/L**	**20**
bis(2-Chloroethoxy) methane	ND	480	ug/L	28
bis(2-Chloroethyl)-ether	ND	95	ug/L	12
bis(2-Ethylhexyl) phthalate	ND	480	ug/L	380
4-Bromophenyl phenyl ether	ND	480	ug/L	30
Butyl benzyl phthalate	ND	480	ug/L	68
Caprolactam	ND	2400	ug/L	570
Carbazole	**250**	**95**	**ug/L**	**7.5**
4-Chloroaniline	ND	480	ug/L	42
4-Chloro-3-methylphenol	ND	480	ug/L	36
2-Chloronaphthalene	ND	95	ug/L	7.2
2-Chlorophenol	ND	480	ug/L	78
4-Chlorophenyl phenyl ether	ND	480	ug/L	24
Chrysene	**270**	**95**	**ug/L**	**6.6**
Dibenz(a,h)anthracene	**29 J**	**95**	**ug/L**	**7.4**
Dibenzofuran	**480**	**480**	**ug/L**	**29**
3,3'-Dichlorobenzidine	ND	480	ug/L	53
2,4-Dichlorophenol	ND	95	ug/L	16
Diethyl phthalate	ND	480	ug/L	69
2,4-Dimethylphenol	**1500**	**480**	**ug/L**	**40**
Dimethyl phthalate	ND	480	ug/L	36

(Continued on next page)

MACTEC Engineering and Consulting Inc

Client Sample ID: MW-5-111010

GC/MS Semivolatiles

Lot-Sample #...: C0K110534-011 **Work Order #...:** L9WVT2AA **Matrix.....:** WATER

PARAMETER	RESULT	REPORTING LIMIT	UNITS	MDL
Di-n-butyl phthalate	ND	480	ug/L	59
4,6-Dinitro-2-methylphenol	ND	2400	ug/L	100
2,4-Dinitrophenol	ND	2400	ug/L	290
2,4-Dinitrotoluene	ND	480	ug/L	25
2,6-Dinitrotoluene	ND	480	ug/L	38
Di-n-octyl phthalate	ND	480	ug/L	98
Fluoranthene	**860**	**95**	**ug/L**	**7.7**
Fluorene	**500**	**95**	**ug/L**	**10**
Hexachlorobenzene	ND	95	ug/L	8.7
Hexachlorobutadiene	ND	95	ug/L	7.9
Hexachlorocyclopentadiene	ND	480	ug/L	25
Hexachloroethane	ND	480	ug/L	30
Indeno(1,2,3-cd)pyrene	**89 J**	**95**	**ug/L**	**9.5**
Isophorone	ND	480	ug/L	31
2-Methylnaphthalene	**950**	**95**	**ug/L**	**5.8**
2-Methylphenol	**110 J**	**480**	**ug/L**	**41**
4-Methylphenol	ND	480	ug/L	43
Naphthalene	**11000**	**95**	**ug/L**	**6.6**
2-Nitroaniline	ND	2400	ug/L	170
3-Nitroaniline	ND	2400	ug/L	150
4-Nitroaniline	ND	2400	ug/L	82
Nitrobenzene	ND	95	ug/L	40
2-Nitrophenol	ND	480	ug/L	81
4-Nitrophenol	ND	2400	ug/L	290
N-Nitrosodi-n-propylamine	ND	95	ug/L	15
N-Nitrosodiphenylamine	ND	95	ug/L	41
2,2'-oxybis (1-Chloropropane)	ND	95	ug/L	9.4
Pentachlorophenol	ND	480	ug/L	31
Phenanthrene	**1500**	**95**	**ug/L**	**20**
Phenol	ND	95	ug/L	28
Pyrene	**540**	**95**	**ug/L**	**7.5**
2,4,5-Trichlorophenol	ND	480	ug/L	73
2,4,6-Trichlorophenol	ND	480	ug/L	83

(Continued on next page)

MACTEC Engineering and Consulting Inc

Client Sample ID: MW-5-111010

GC/MS Semivolatiles

Lot-Sample #...: C0K110534-011 **Work Order #...:** L9WVT2AA **Matrix.....:** WATER

SURROGATE	PERCENT RECOVERY	RECOVERY LIMITS
Nitrobenzene-d5	NC,DIL	(23 - 112)
Terphenyl-d14	NC,DIL	(10 - 132)
2-Fluorobiphenyl	NC,DIL	(19 - 107)
2-Fluorophenol	NC,DIL	(10 - 111)
Phenol-d5	NC,DIL	(15 - 112)
2,4,6-Tribromophenol	NC,DIL	(16 - 122)

NOTE(S):

NC The recovery and/or RPD were not calculated.

DIL The concentration is estimated or not reported due to dilution or the presence of interfering analytes.

J Estimated result. Result is less than RL.

Data File: \\PITSVR06\D\chem\731.i\W111610.b\W1116039.D

Date : 16-NOV-2010 22:58

Client ID: MW-5-111010DL

Sample Info: C0K100534-011 X500 11/15/10 h2o(0319135)8270c

Volume Injected (uL): 2.0

Column phase: DB5-MS

Instrument: 731.i

Operator: 003200

Column diameter: 0.32

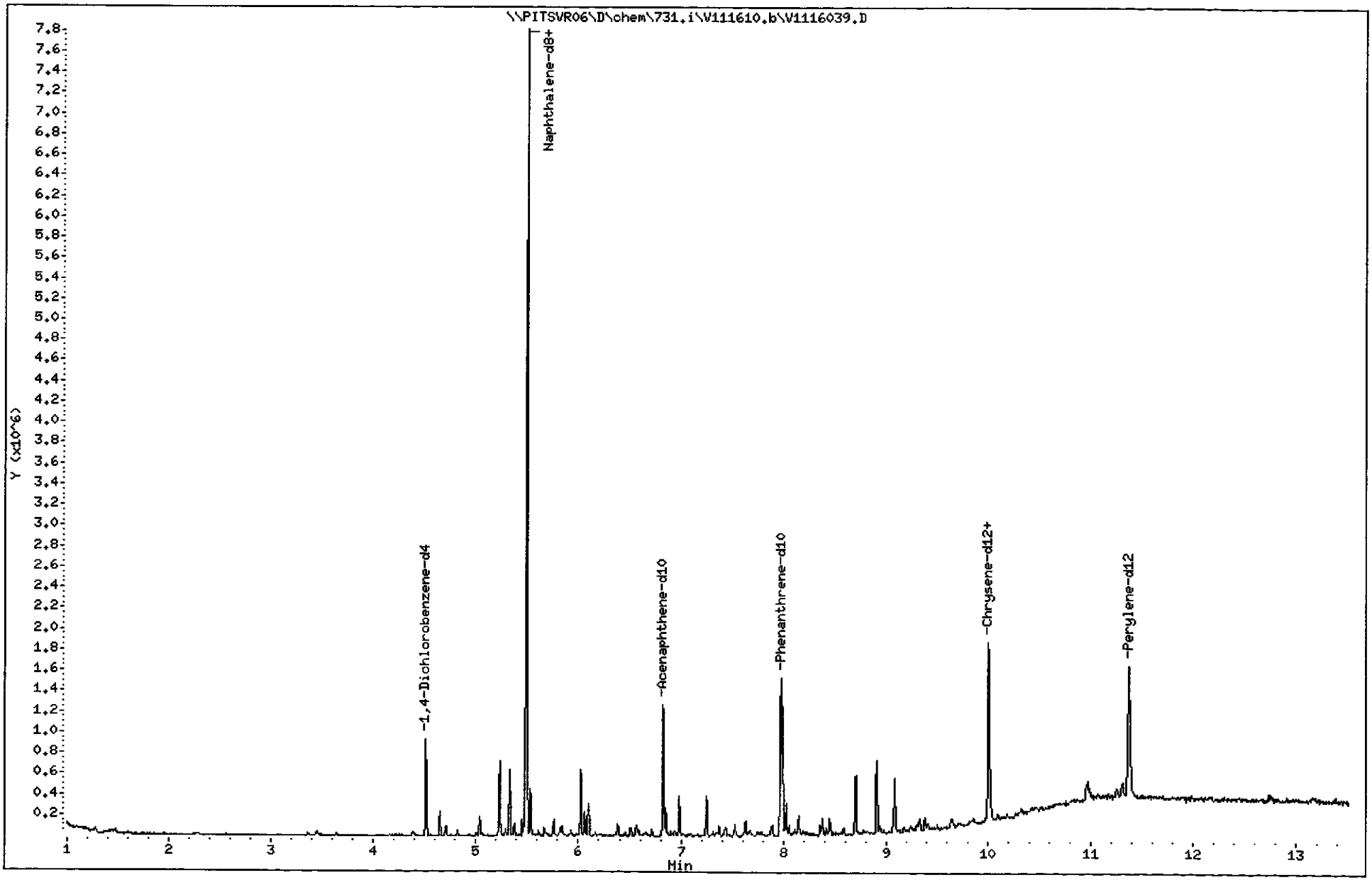

TestAmerica Pittsburgh

Semivolatile REPORT SW-846 Method 8270

Data file : \\PITSVR06\D\chem\731.i\V111610.b\V1116039.D
Lab Smp Id: L9WVT2AA Client Smp ID: MW-5-111010DL
Inj Date : 16-NOV-2010 22:58
Operator : 003200 Inst ID: 731.i
Smp Info : C0K100534-011 X500 11/15/10 h2o(0319135)8270c
Misc Info : L9WVT2AA,V111610.b,8270ll.m,padep.sub
Comment :
Method : \\PITSVR06\D\chem\731.i\V111610.b\8270ll.m
Meth Date : 17-Nov-2010 05:55 piccolinov Quant Type: ISTD
Cal Date : 10-NOV-2010 09:21 Cal File: V1110IC8.D
Als bottle: 41
Dil Factor: 500.00000
Integrator: HP RTE Compound Sublist: padep.sub
Target Version: 4.14
Processing Host: PITPC-502

Concentration Formula: Amt * DF * Uf * Vt/(Vo * Vi) * CpndVariable

Name	Value	Description
DF	500.000	Dilution Factor
Uf	1.000	ng unit correction factor
Vt	1000.000	Volume of final extract (uL)
Vo	1050.000	Volume of sample extracted (mL)
Vi	2.000	Volume injected (uL)
Cpnd Variable		Local Compound Variable

	Compounds	QUANT SIG MASS	RT	EXP RT	REL RT	RESPONSE	CONCENTRATIONS ON-COLUMN (NG)	FINAL (ug/L)
* 1	1,4-Dichlorobenzene-d4	152	4.506	4.510	(1.000)	97837	8.00000	
* 2	Naphthalene-d8	136	5.479	5.487	(1.000)	356600	8.00000	
* 3	Acenaphthene-d10	164	6.830	6.839	(1.000)	237586	8.00000	
* 4	Phenanthrene-d10	188	7.973	7.982	(1.000)	442393	8.00000	
* 5	Chrysene-d12	240	10.014	10.017	(1.000)	609400	8.00000	
* 6	Perylene-d12	264	11.376	11.390	(1.000)	731049	8.00000	
198	1,4-Dioxane	88	Compound Not Detected.					
10	N-Nitrosodimethylamine	74	Compound Not Detected.					
9	Pyridine	79	Compound Not Detected.					
16	Methyl methanesulfonate	80	Compound Not Detected.					
206	Benzaldehyde	77	Compound Not Detected.					
21	Aniline	93	Compound Not Detected.					
22	Phenol	94	Compound Not Detected.					
23	bis(2-Chloroethyl)ether	93	Compound Not Detected.					
24	2-Chlorophenol	128	Compound Not Detected.					
26	1,3-Dichlorobenzene	146	Compound Not Detected.					
27	1,4-Dichlorobenzene	146	Compound Not Detected.					
28	1,2-Dichlorobenzene	146	Compound Not Detected.					
29	Benzyl Alcohol	108	Compound Not Detected.					
30	2-Methylphenol	108	4.709	4.713	(1.045)	6982	0.46310	110.26
31	2,2'-oxybis(1-Chloropropane)	45	Compound Not Detected.					

	Compounds	QUANT SIG MASS	RT	EXP RT	REL RT	RESPONSE	CONCENTRATIONS ON-COLUMN (NG)	CONCENTRATIONS FINAL (ug/L)
37	Acetophenone	105	Compound Not Detected.					
32	N-Nitroso-di-n-propylamine	70	Compound Not Detected.					
192	4-Methylphenol	108	4.827	4.825	(1.071)	1989	0.13613	32.411
34	Hexachloroethane	117	Compound Not Detected.					
35	Nitrobenzene	77	Compound Not Detected.					
41	Isophorone	82	Compound Not Detected.					
42	2-Nitrophenol	139	Compound Not Detected.					
43	2,4-Dimethylphenol	107	5.228	5.231	(0.954)	109927	6.15262	1464.9
44	bis(2-Chloroethoxy)methane	93	Compound Not Detected.					
48	2,4-Dichlorophenol	162	Compound Not Detected.					
49	Benzoic Acid	122	Compound Not Detected.					
50	1,2,4-Trichlorobenzene	180	Compound Not Detected.					
51	Naphthalene	128	5.495	5.503	(1.003)	2315352	48.0924	11450
52	4-Chloroaniline	127	Compound Not Detected.					
54	2,6-Dichlorophenol	162	Compound Not Detected.					
56	Hexachlorobutadiene	224	Compound Not Detected.					
208	Caprolactam	113	Compound Not Detected.					
59	4-Chloro-3-Methylphenol	107	Compound Not Detected.					
62	2-Methylnaphthalene	142	6.024	6.037	(1.099)	128700	3.97711	946.93
63	1-Methylnaphthalene	142	6.104	6.112	(1.114)	60313	1.91893	456.89
64	Hexachlorocyclopentadiene	236	Compound Not Detected.					
66	2,4,6-Trichlorophenol	196	Compound Not Detected.					
67	2,4,5-Trichlorophenol	196	Compound Not Detected.					
209	1,1'-Biphenyl	154	6.381	6.390	(0.934)	25630	0.58273	138.74
70	2-Chloronaphthalene	162	Compound Not Detected.					
73	2-Nitroaniline	65	Compound Not Detected.					
76	Dimethylphthalate	163	Compound Not Detected.					
78	2,6-Dinitrotoluene	165	Compound Not Detected.					
79	Acenaphthylene	152	6.718	6.727	(0.984)	12893	0.24523	58.388
81	3-Nitroaniline	138	Compound Not Detected.					
82	Acenaphthene	153	6.852	6.860	(1.003)	47508	1.45635	346.75
83	2,4-Dinitrophenol	184	Compound Not Detected.					
85	4-Nitrophenol	109	Compound Not Detected.					
86	Dibenzofuran	168	6.985	6.994	(1.023)	100675	2.02383	481.86
87	2,4-Dinitrotoluene	165	Compound Not Detected.					
91	2,3,5,6-Tetrachlorophenol	231	Compound Not Detected.					
88	2,3,4,6-Tetrachlorophenol	231	Compound Not Detected.					
92	2-Naphthylamine	143	Compound Not Detected.					
93	Diethylphthalate	149	Compound Not Detected.					
94	Fluorene	166	7.247	7.261	(1.061)	84025	2.10829	501.97
95	4-Chlorophenyl-phenylether	204	Compound Not Detected.					
96	4-Nitroaniline	138	Compound Not Detected.					
98	4,6-Dinitro-2-methylphenol	198	Compound Not Detected.					
99	N-Nitrosodiphenylamine (1)	169	Compound Not Detected.					
100	1,2-Diphenylhydrazine	77	Compound Not Detected.					
106	4-Bromophenyl-phenylether	248	Compound Not Detected.					
107	Hexachlorobenzene	283	Compound Not Detected.					
210	Atrazine	200	Compound Not Detected.					
111	Pentachlorophenol	265	Compound Not Detected.					
115	Phenanthrene	178	7.989	7.998	(1.002)	382282	6.20512	1477.4
116	Anthracene	178	8.032	8.041	(1.007)	99909	1.59704	380.25
119	Carbazole	167	8.150	8.158	(1.022)	52561	1.05449	251.07
120	Di-n-Butylphthalate	149	Compound Not Detected.					
123	Fluoranthene	202	8.908	8.917	(1.117)	259366	3.62634	863.41
124	Benzidine	184	Compound Not Detected.					

Compounds	QUANT SIG MASS	RT	EXP RT	REL RT	RESPONSE	CONCENTRATIONS ON-COLUMN (NG)	CONCENTRATIONS FINAL (ug/L)
125 Pyrene	202	9.085	9.093	(0.907)	193307	2.26996	540.46
131 Butylbenzylphthalate	149	Compound Not Detected.					
135 3,3'-Dichlorobenzidine	252	Compound Not Detected.					
136 Benzo(a)Anthracene	228	10.003	10.012	(0.999)	92820	1.07563	256.10
137 Chrysene	228	10.030	10.039	(1.002)	93400	1.13404	270.01
139 bis(2-ethylhexyl)Phthalate	149	Compound Not Detected.					
140 Di-n-octylphthalate	149	Compound Not Detected.					
141 Benzo(b)fluoranthene	252	10.970	10.974	(0.964)	136313	1.25467	298.73
142 Benzo(k)fluoranthene	252	Compound Not Detected.					
143 7,12-dimethylbenz[a]anthracen	256	Compound Not Detected.					
146 Benzo(a)pyrene	252	11.318	11.326	(0.995)	82299	0.93214	221.94
149 Indeno(1,2,3-cd)pyrene	276	12.749	12.769	(1.121)	38006	0.37400	89.048
150 Dibenz(a,h)anthracene	278	12.749	12.785	(1.121)	10318	0.12126	28.871
151 Benzo(g,h,i)perylene	276	13.171	13.185	(1.158)	34459	0.38687	92.113
$ 154 Nitrobenzene-d5	82	Compound Not Detected.					
$ 155 2-Fluorobiphenyl	172	Compound Not Detected.					
$ 156 Terphenyl-d14	244	Compound Not Detected.					
$ 157 Phenol-d5	99	Compound Not Detected.					
$ 158 2-Fluorophenol	112	Compound Not Detected.					
$ 159 2,4,6-Tribromophenol	329	Compound Not Detected.					
$ 186 2-Chlorophenol-d4	132	Compound Not Detected.					
$ 187 1,2-Dichlorobenzene-d4	152	Compound Not Detected.					

Data File: \\PITSVR06\D\chem\731.i\V111610.b\V1116039.D

Date : 16-NOV-2010 22:58

Client ID: MW-5-111010DL

Instrument: 731.i

Sample Info: C0K100534-011 X500 11/15/10 h2o(0319135)8270c

Volume Injected (uL): 2.0

Operator: 003200

Column phase: DB5-MS

Column diameter: 0.32

30 2-Methylphenol

Concentration: 110.26 ug/L

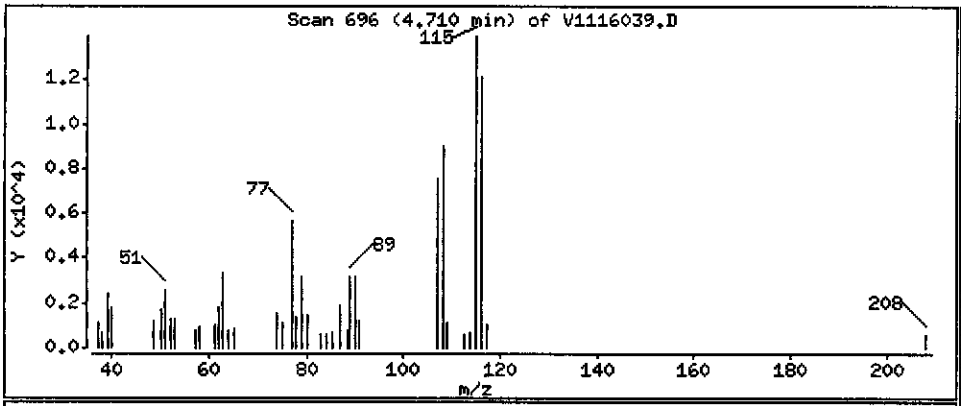

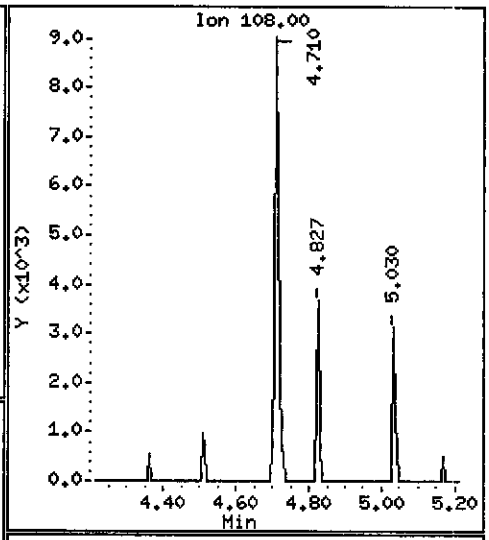

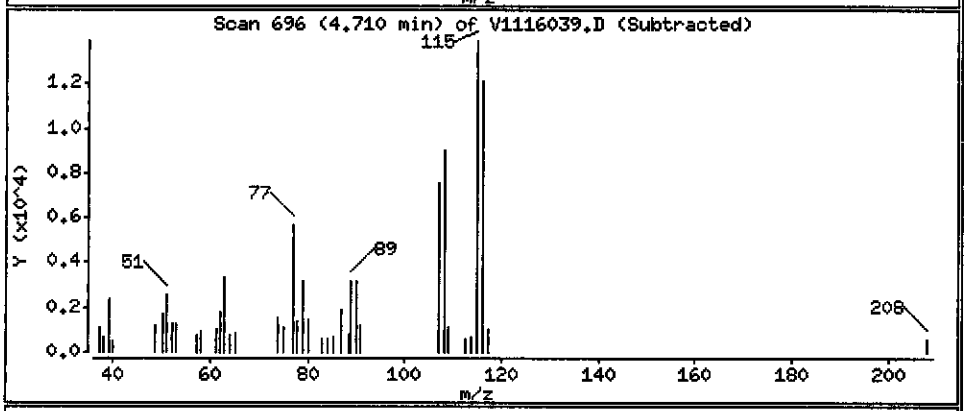

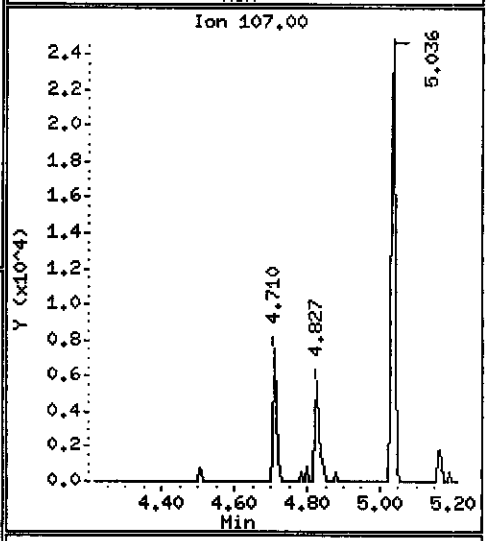

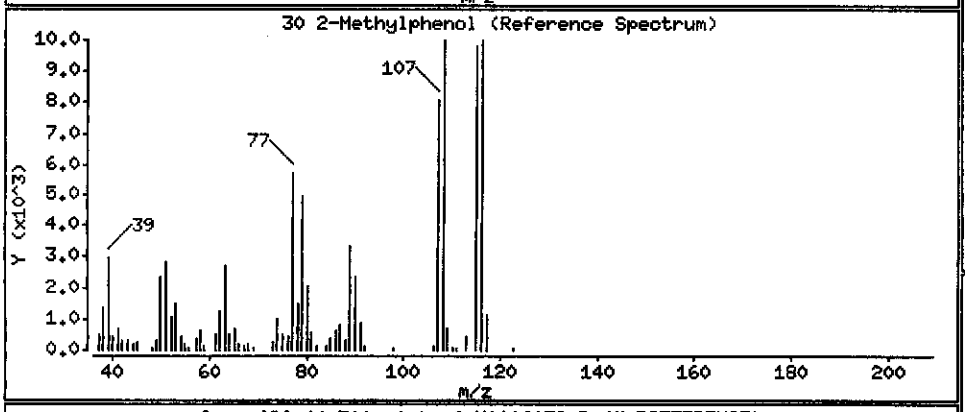

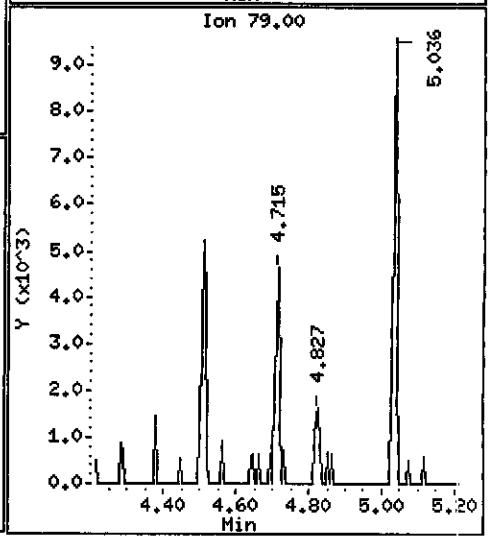

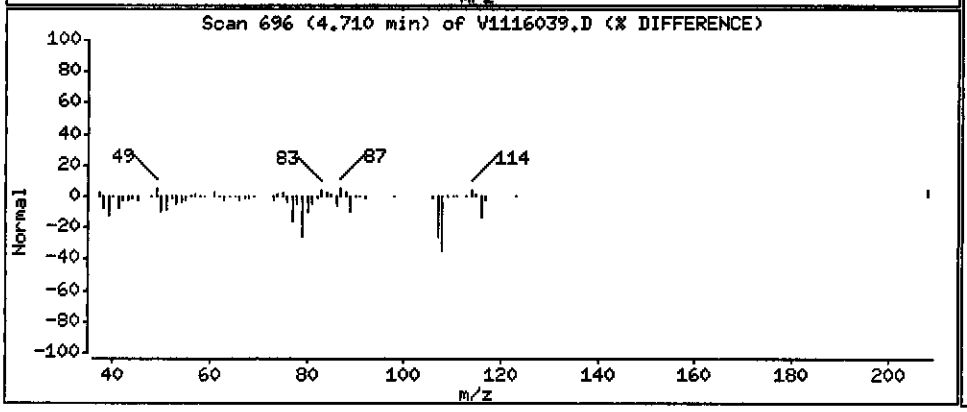

Data File: \\PITSVR06\D\chem\731.i\V111610.b\V1116039.D

Date : 16-NOV-2010 22:58

Client ID: MW-5-111010DL

Instrument: 731.i

Sample Info: C0K100534-011 X500 11/15/10 h2o(0319135)8270c

Volume Injected (uL): 2.0

Operator: 003200

Column phase: DB5-MS

Column diameter: 0.32

192 4-Methylphenol

Concentration: 32.411 ug/L

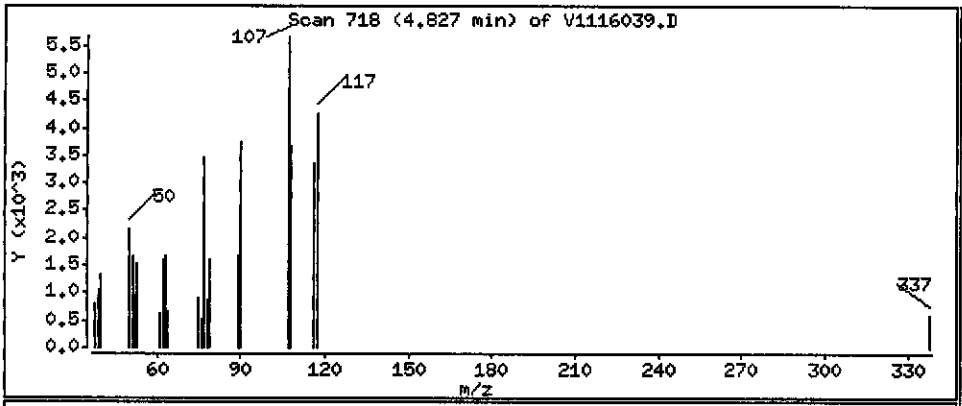

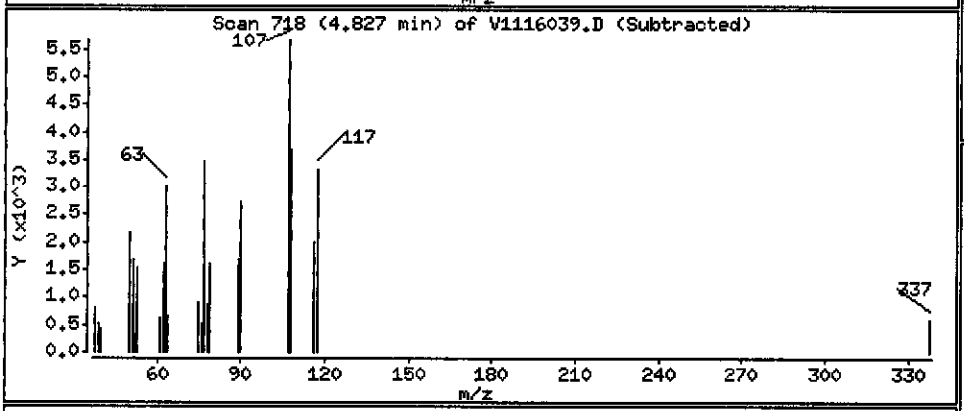

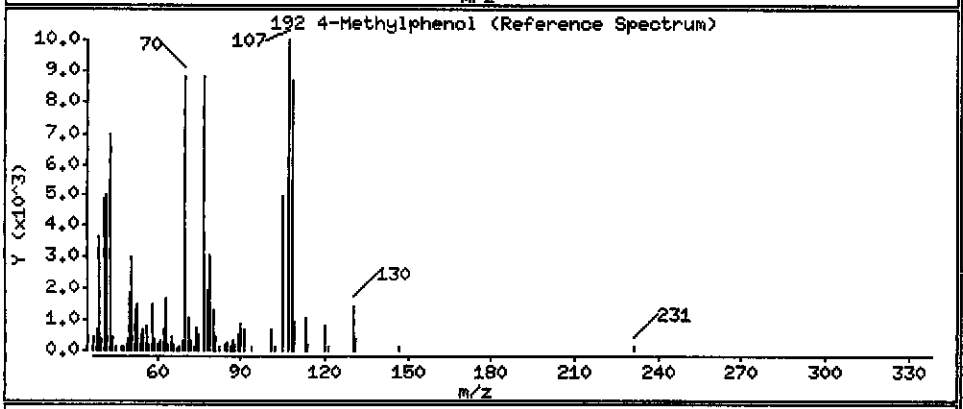

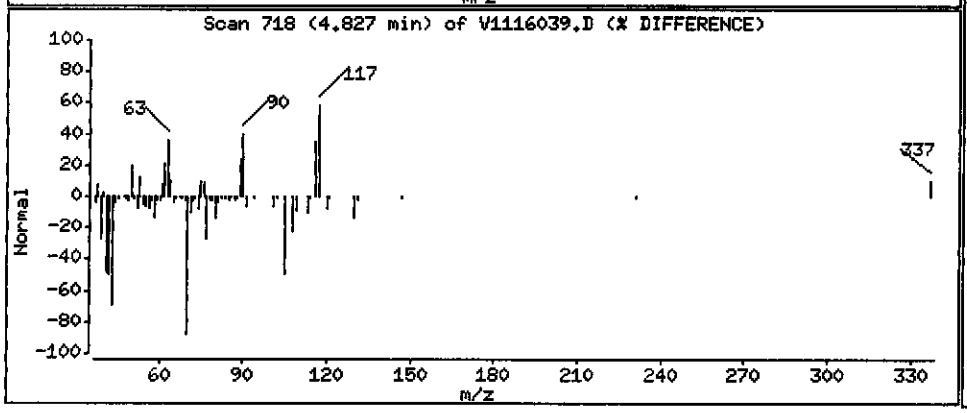

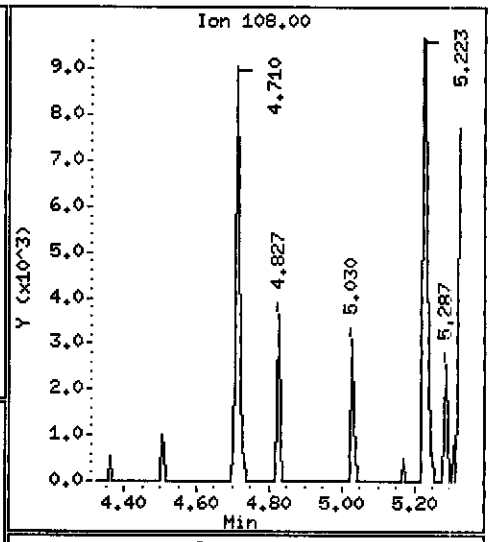

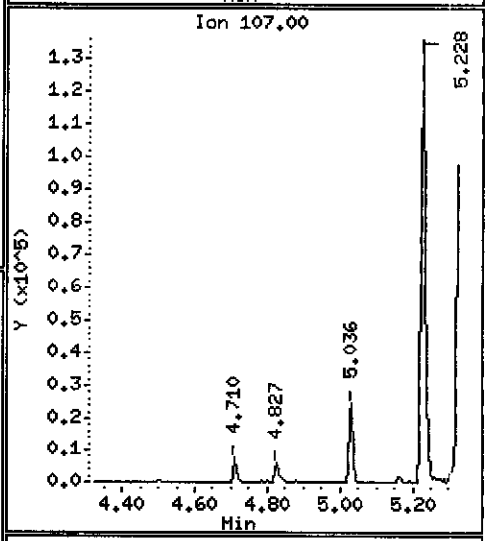

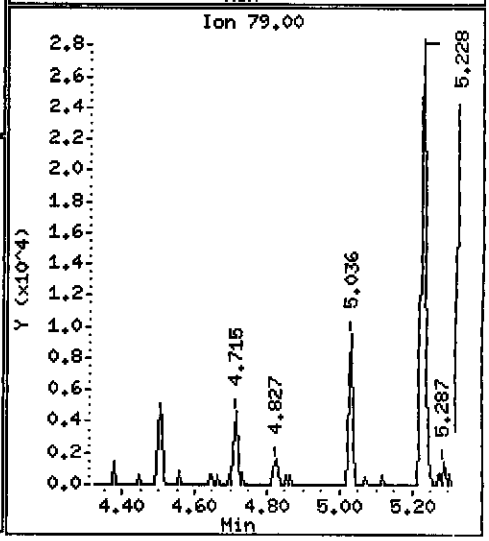

Data File: \\PITSVR06\D\chem\731.i\V111610.b\V1116039.D

Date : 16-NOV-2010 22:58

Client ID: MW-5-111010DL

Instrument: 731.i

Sample Info: C0K100534-011 X500 11/15/10 h2o(0319135)8270c

Volume Injected (uL): 2.0

Operator: 003200

Column phase: DB5-MS

Column diameter: 0.32

43 2,4-Dimethylphenol

Concentration: 1464.9 ug/L

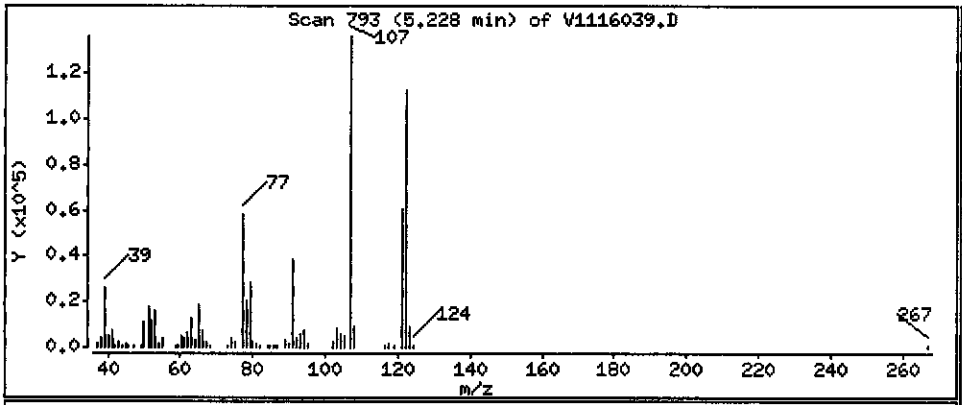

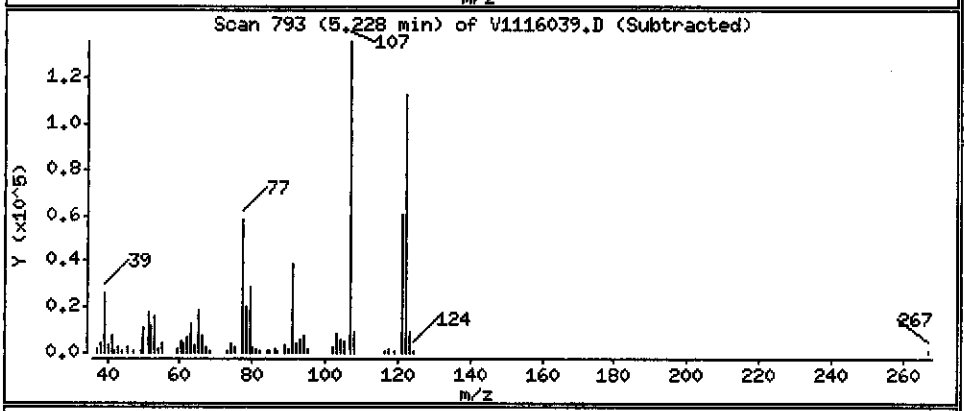

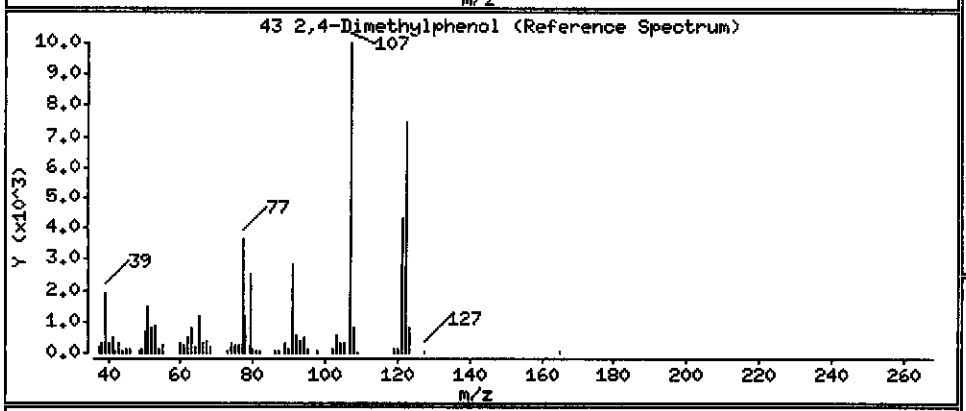

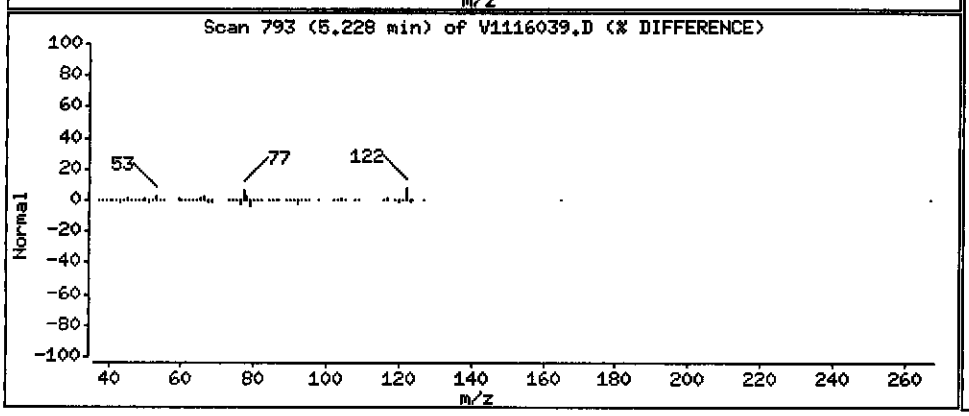

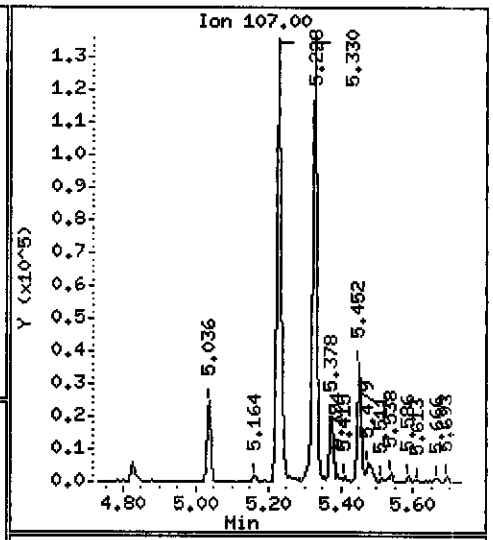

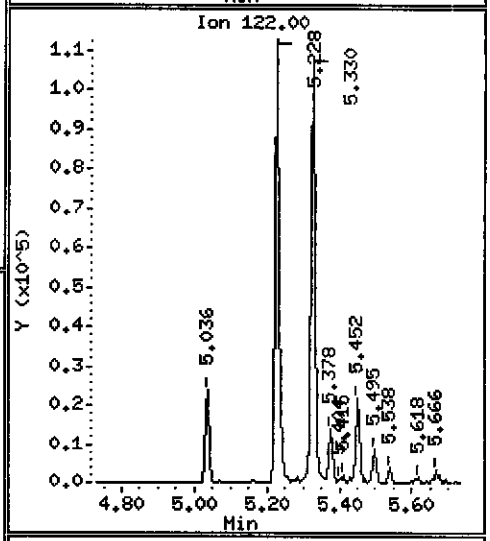

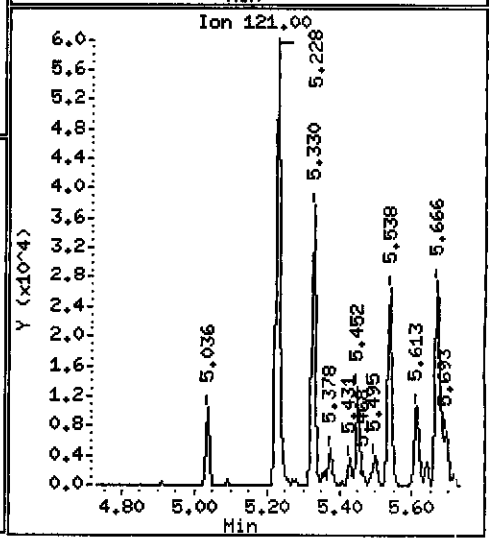

Data File: \\PITSVR06\D\chem\731.i\V111610.b\V1116039.D

Date : 16-NOV-2010 22:58

Client ID: MW-5-111010DL

Instrument: 731.i

Sample Info: C0K100534-011 X500 11/15/10 h2o(0319135)8270c

Volume Injected (uL): 2.0

Operator: 003200

Column phase: DB5-MS

Column diameter: 0.32

51 Naphthalene

Concentration: 11450 ug/L

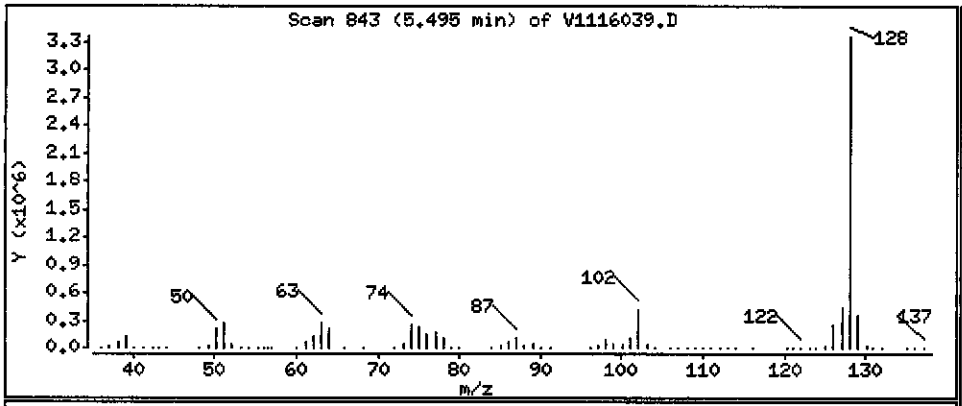

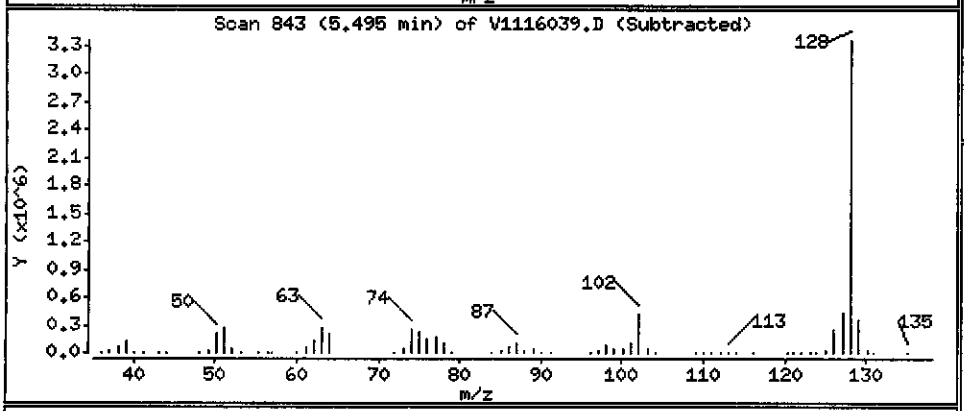

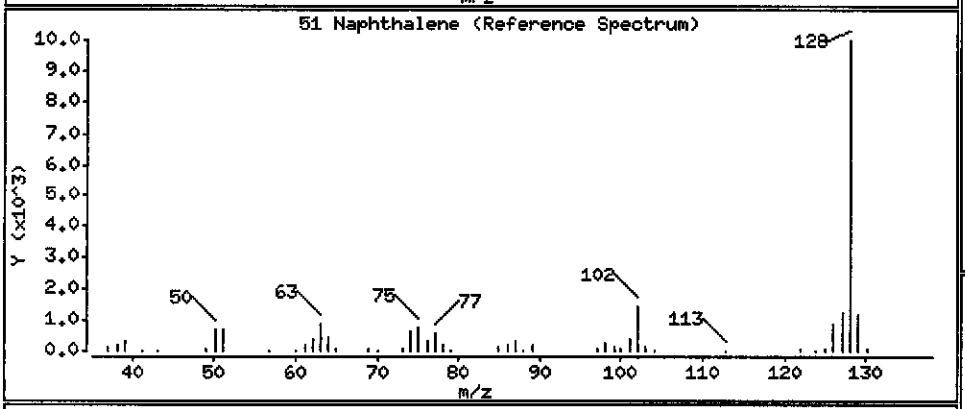

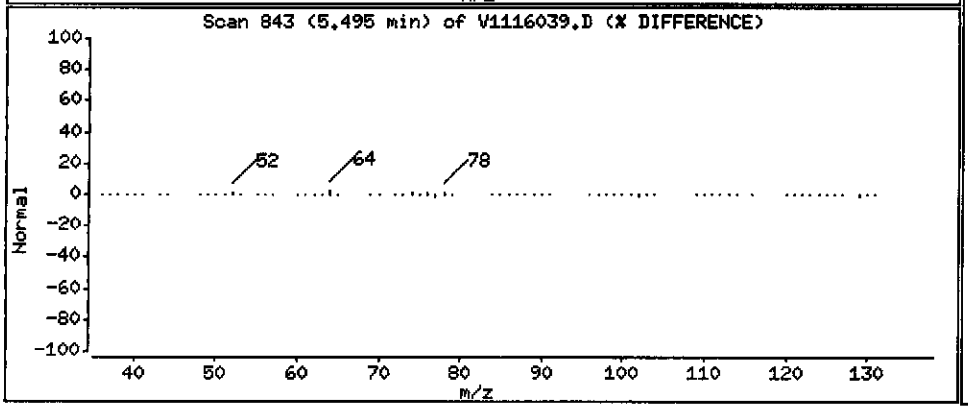

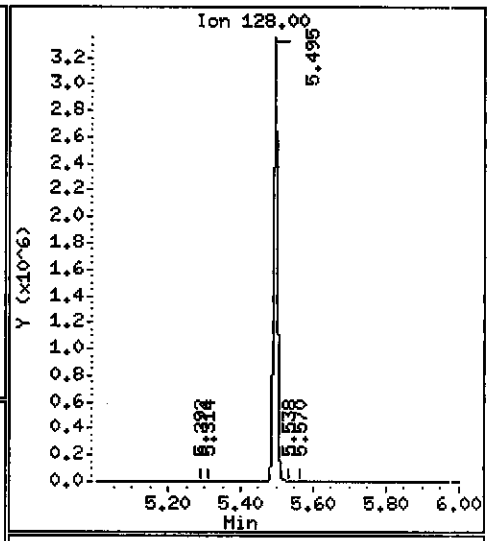

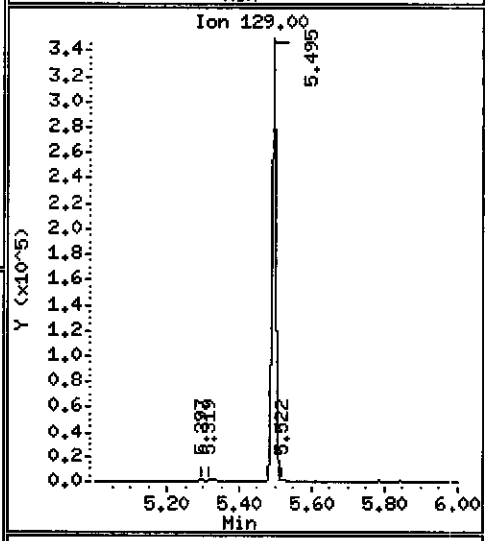

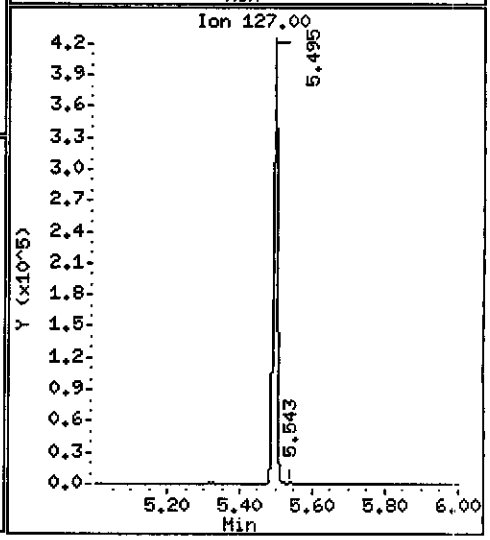

Data File: \\PITSVR06\D\chem\731.i\V111610.b\V1116039.D

Date : 16-NOV-2010 22:58

Client ID: MW-5-111010DL

Instrument: 731.i

Sample Info: C0K100534-011 X500 11/15/10 h2o(0319135)8270c

Volume Injected (uL): 2.0

Operator: 003200

Column phase: DB5-MS

Column diameter: 0.32

62 2-Methylnaphthalene

Concentration: 946.93 ug/L

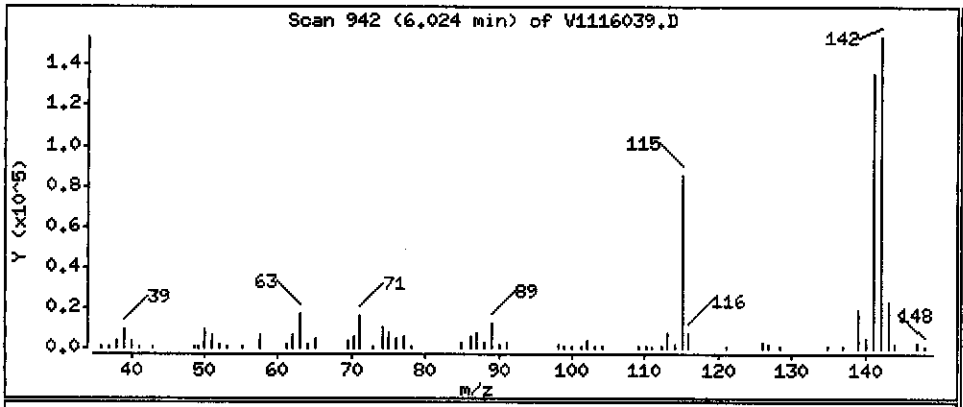

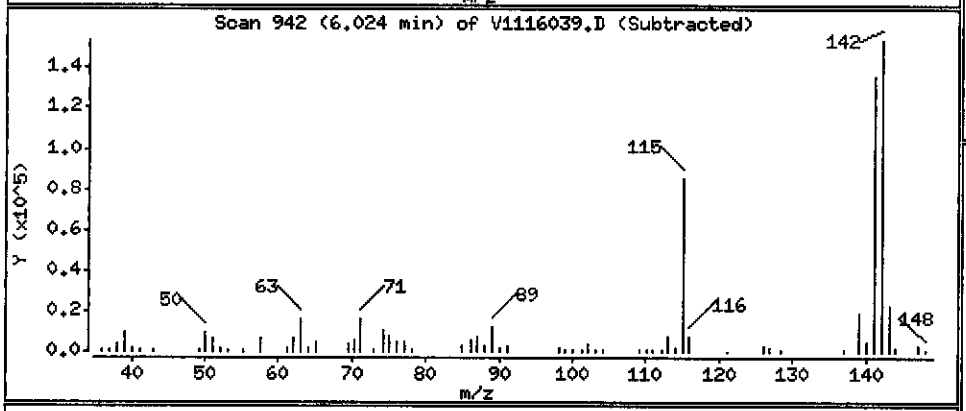

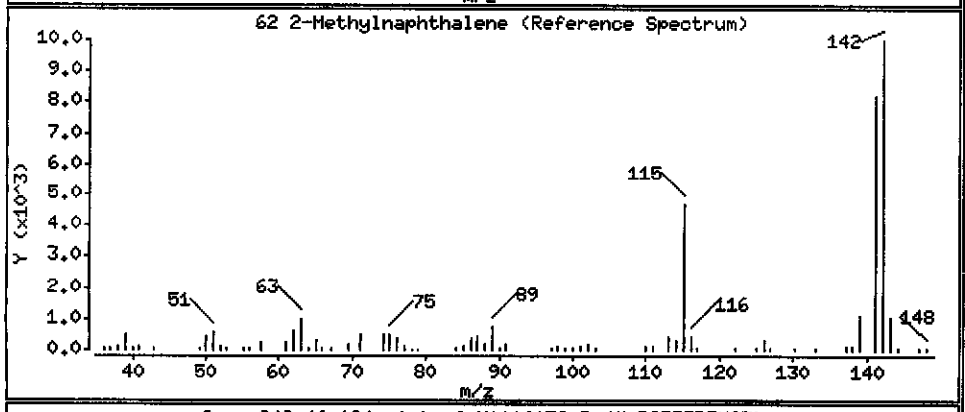

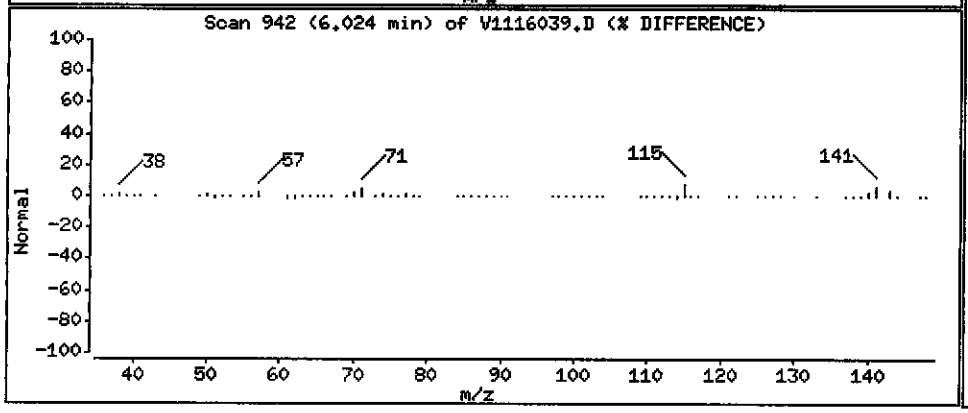

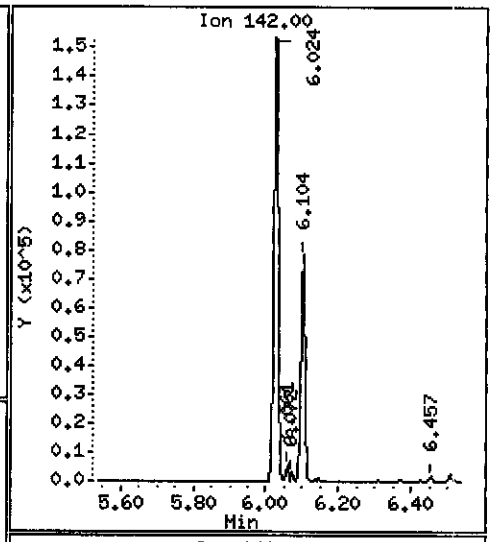

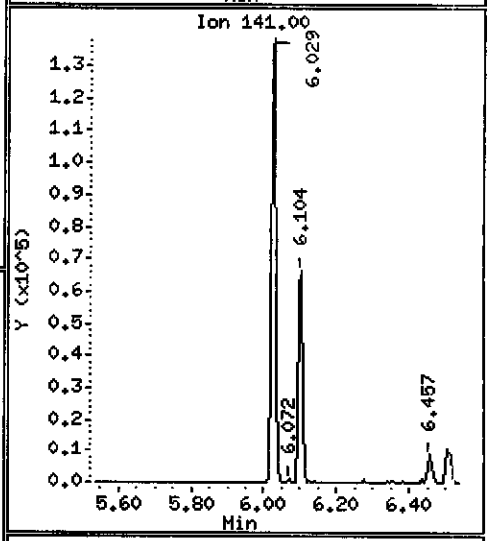

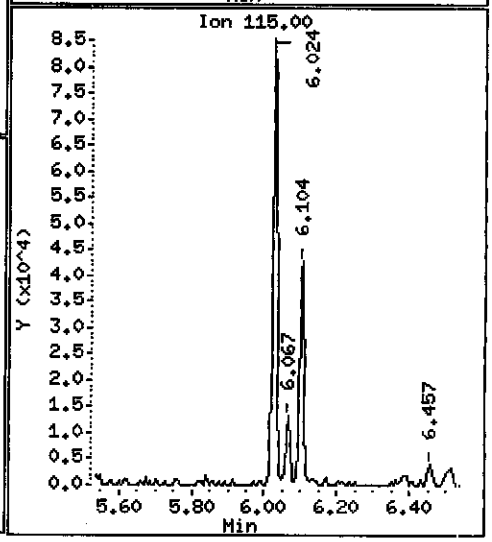

Data File: \\PITSVR06\D\chem\731.i\V111610.b\V1116039.D

Date : 16-NOV-2010 22:58

Client ID: MW-5-111010DL

Instrument: 731.i

Sample Info: C0K100534-011 X500 11/15/10 h2o(0319135)8270c

Volume Injected (uL): 2.0

Operator: 003200

Column phase: DB5-MS

Column diameter: 0.32

63 1-Methylnaphthalene

Concentration: 456.89 ug/L

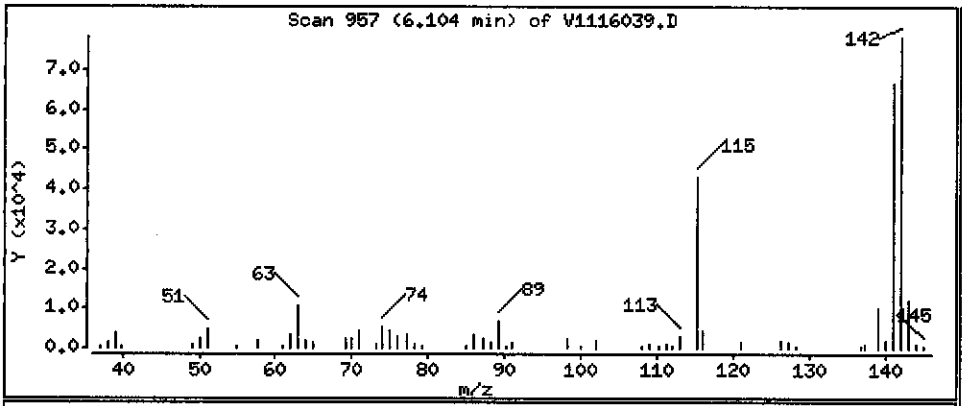

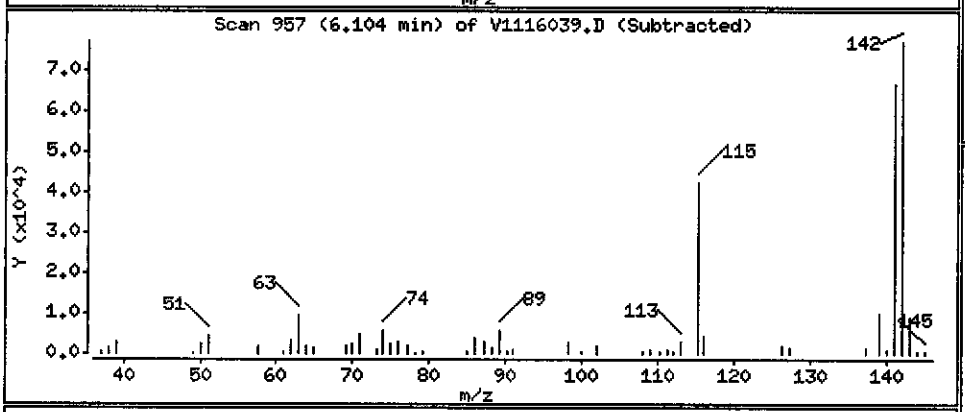

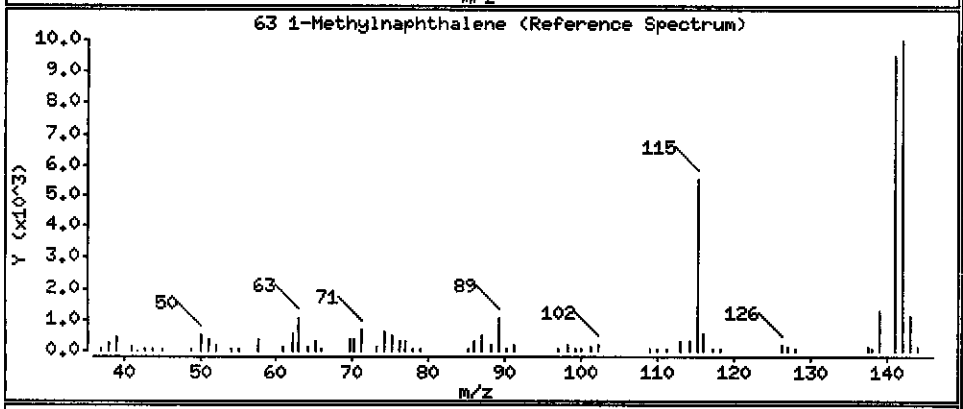

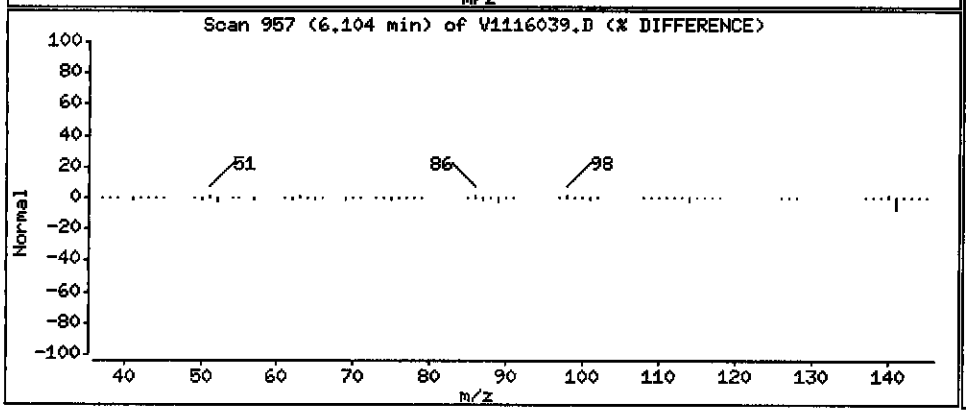

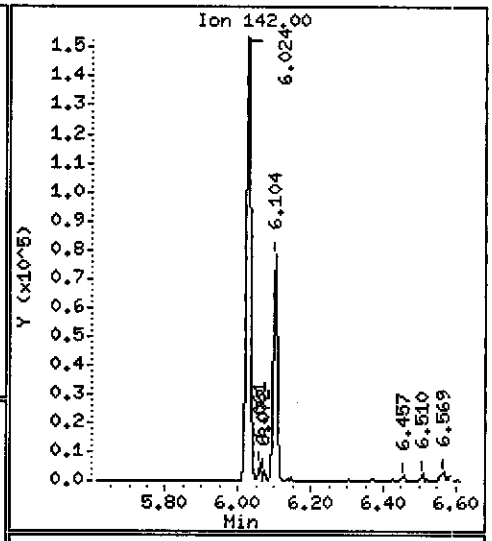

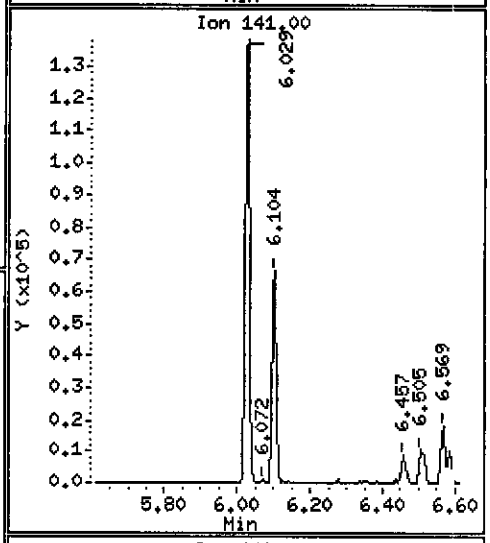

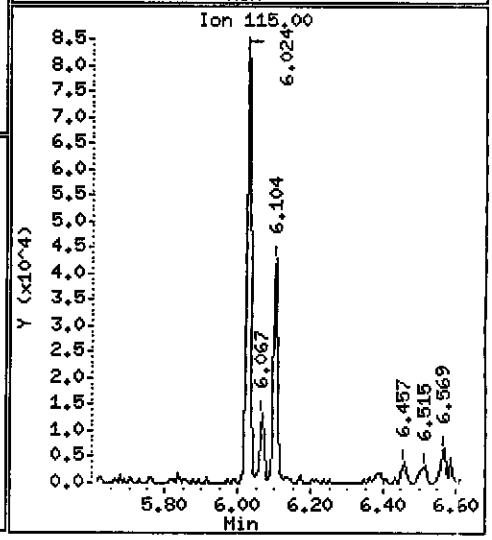

Data File: \\PITSVR06\D\chem\731.i\V111610.b\V1116039.D

Date : 16-NOV-2010 22:58

Client ID: MW-5-111010DL

Instrument: 731.i

Sample Info: C0K100534-011 X500 11/15/10 h2o(0319135)8270c

Volume Injected (uL): 2.0

Operator: 003200

Column phase: DB5-MS

Column diameter: 0.32

209 1,1'-Biphenyl

Concentration: 138.74 ug/L

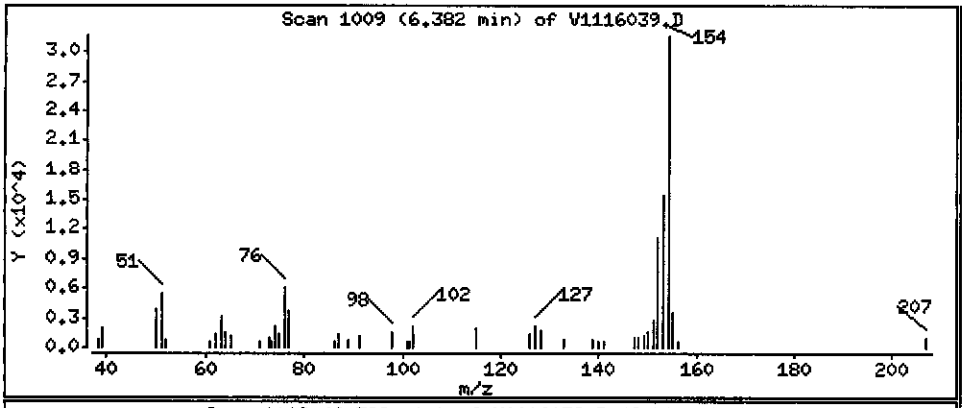

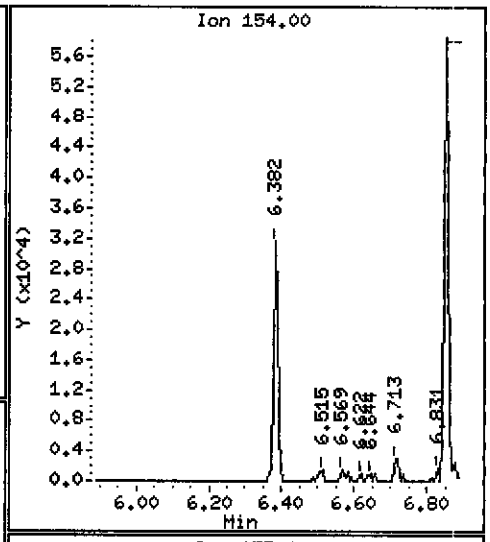

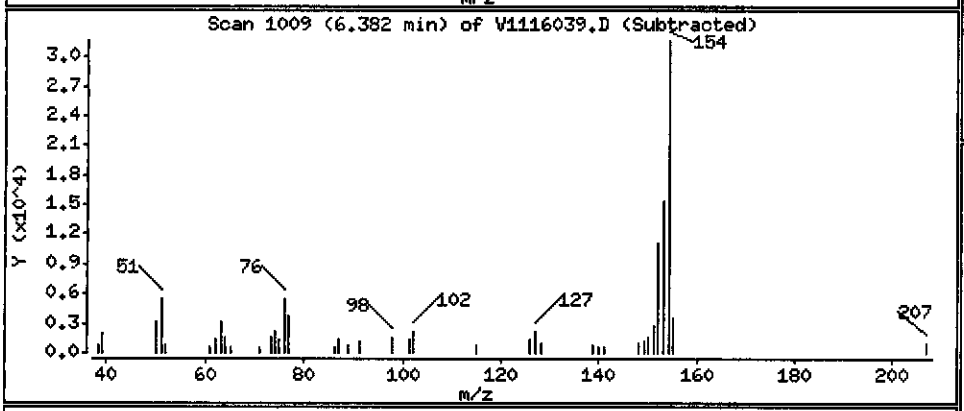

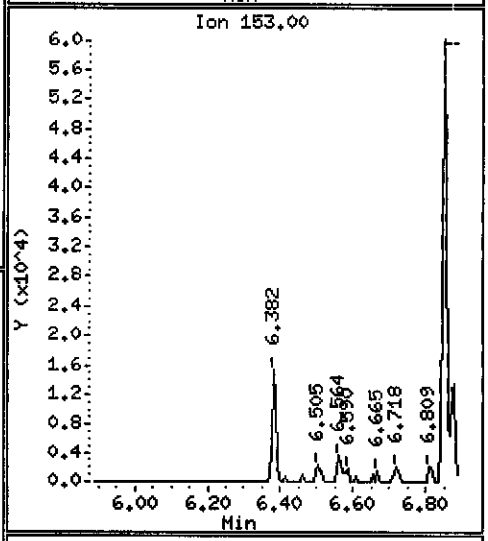

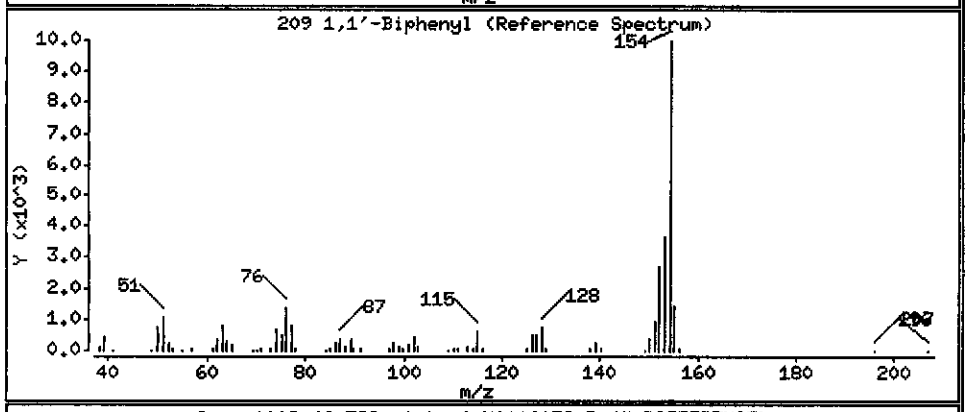

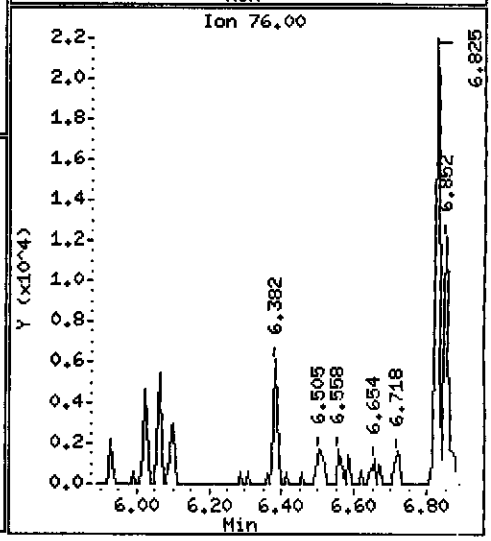

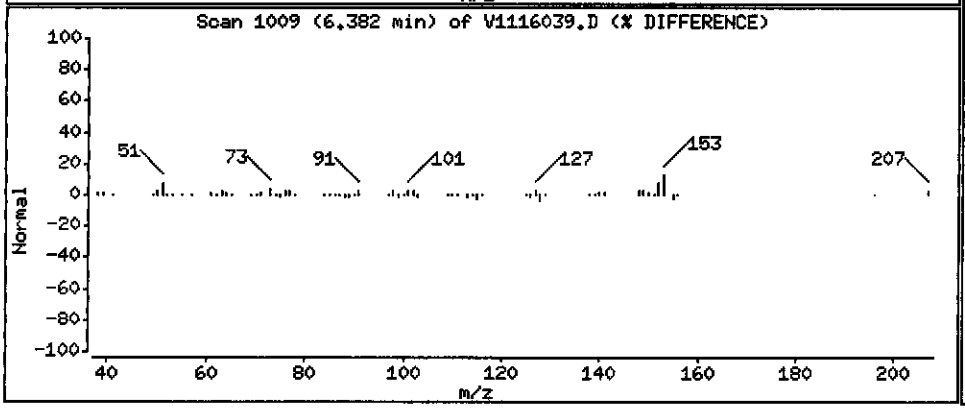

Data File: \\PITSVR06\D\chem\731.i\V111610.b\V1116039.D

Date : 16-NOV-2010 22:58

Client ID: MW-5-111010DL

Instrument: 731.i

Sample Info: C0K100534-011 X500 11/15/10 h2o(0319135)8270c

Volume Injected (uL): 2.0

Operator: 003200

Column phase: DB5-MS

Column diameter: 0.32

79 Acenaphthylene

Concentration: 58.388 ug/L

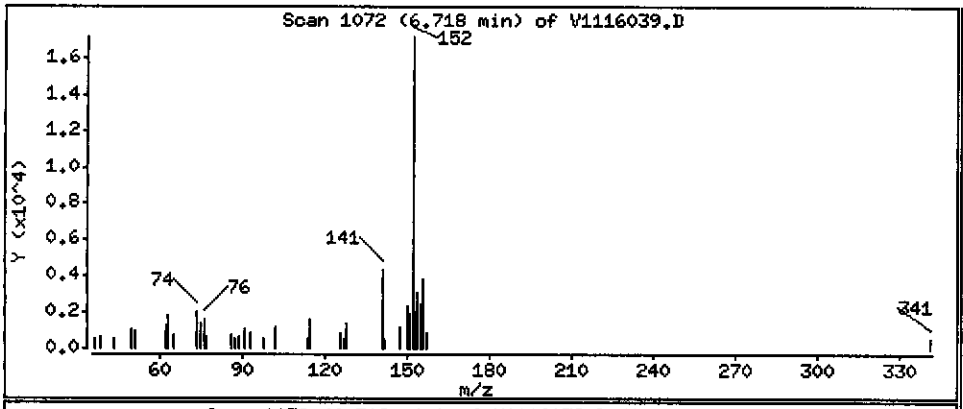

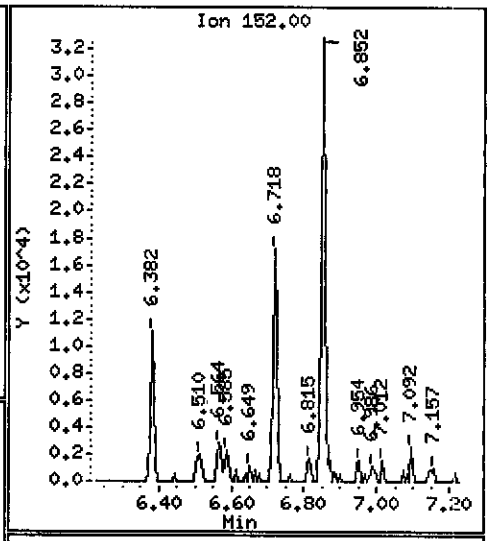

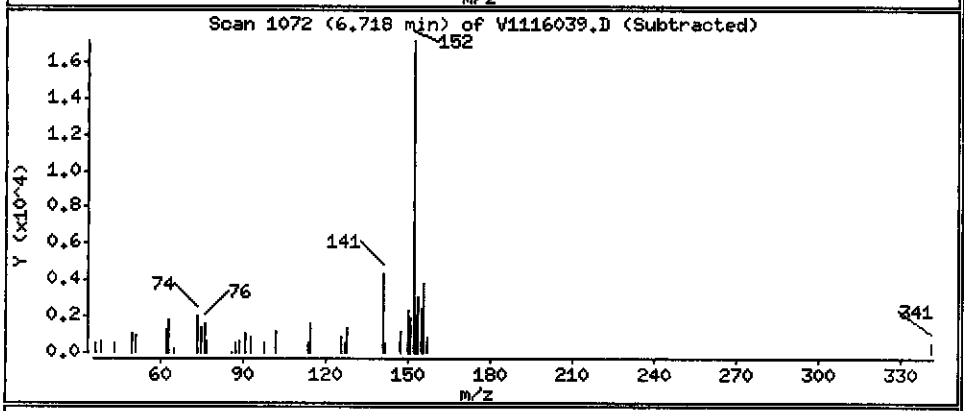

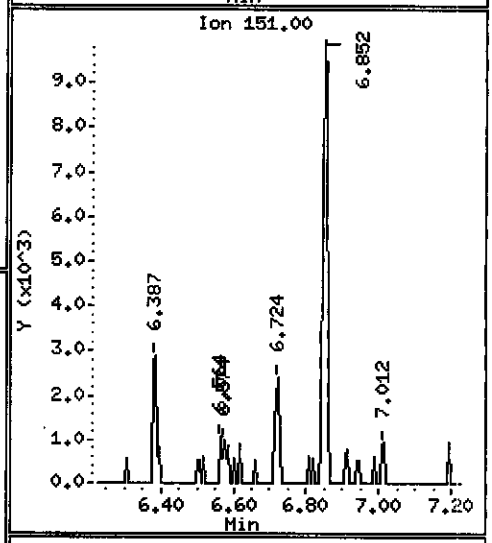

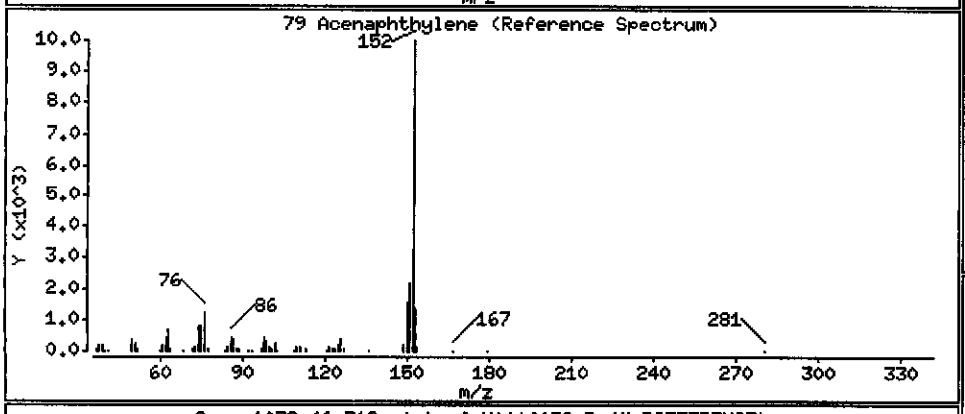

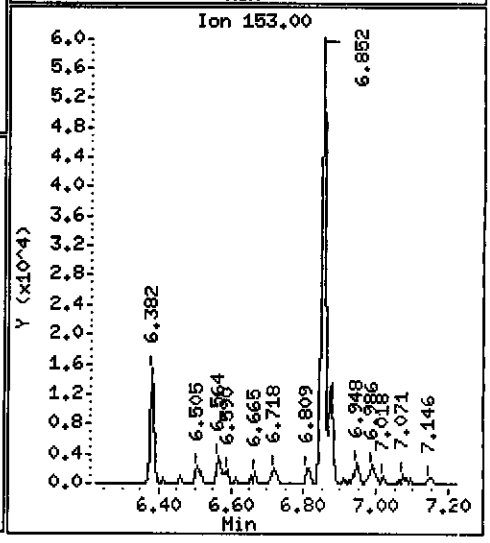

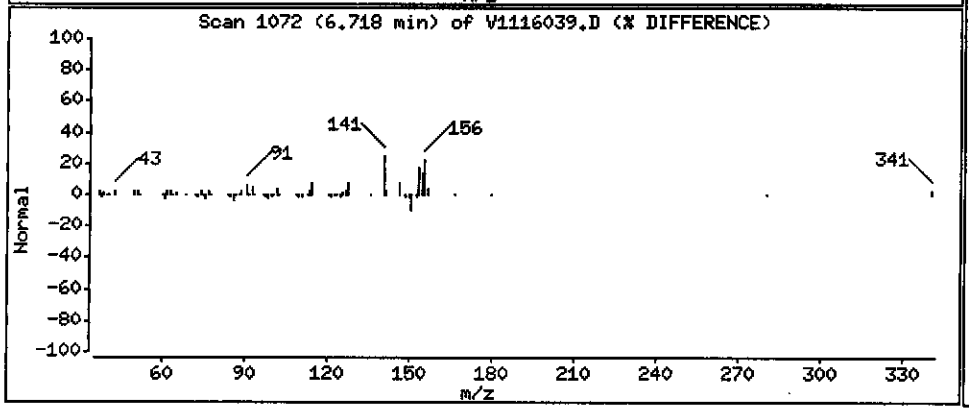

Data File: \\PITSVR06\D\chem\731.i\V111610.b\V1116039.D

Date : 16-NOV-2010 22:58

Client ID: MW-5-111010DL

Instrument: 731.i

Sample Info: C0K100534-011 X500 11/15/10 h2o(0319135)8270c

Volume Injected (uL): 2.0

Operator: 003200

Column phase: DB5-MS

Column diameter: 0.32

82 Acenaphthene

Concentration: 346.75 ug/L

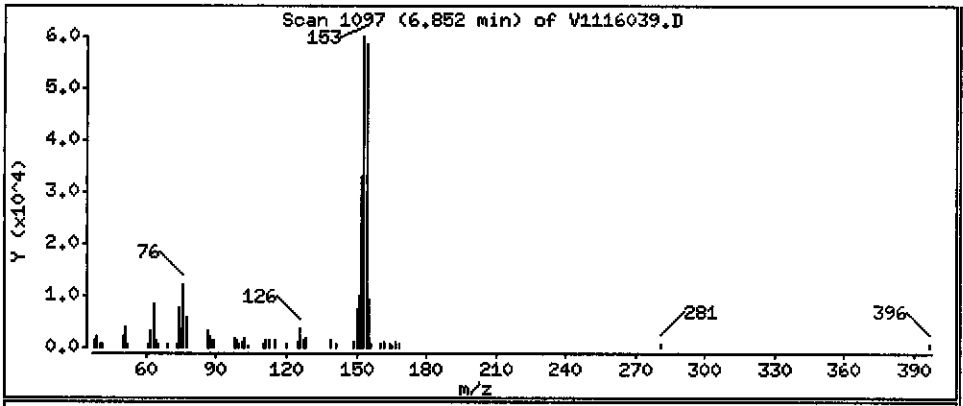

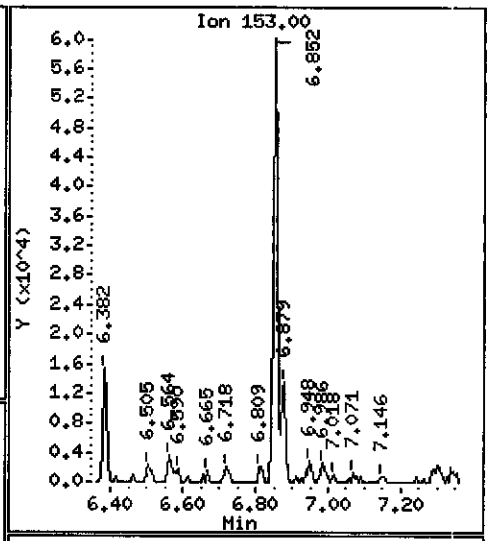

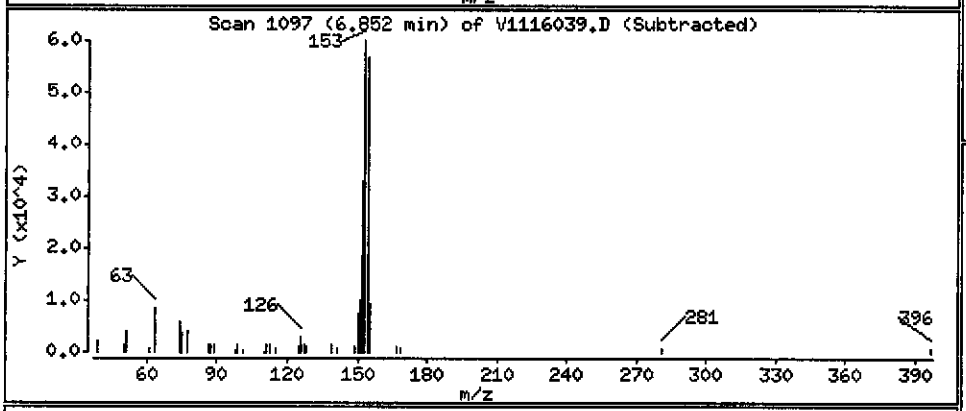

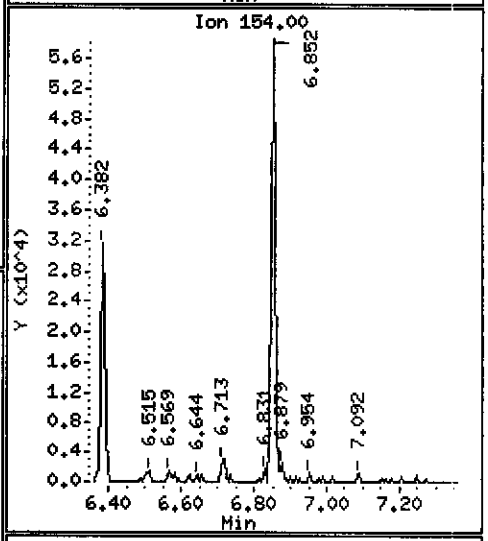

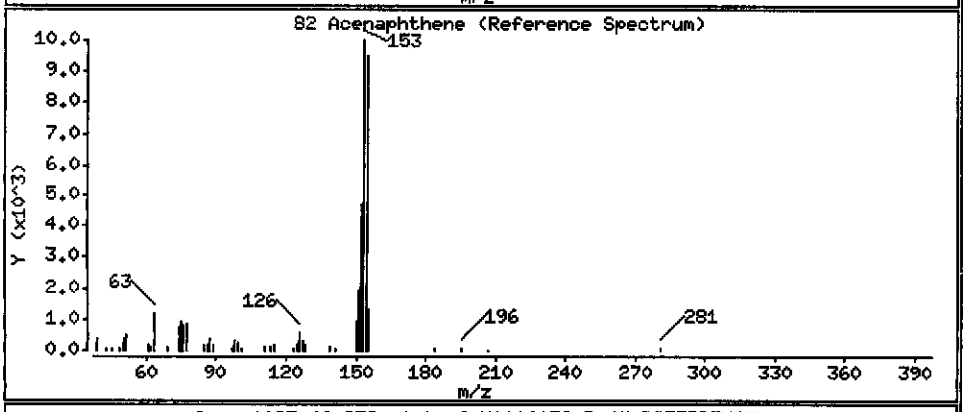

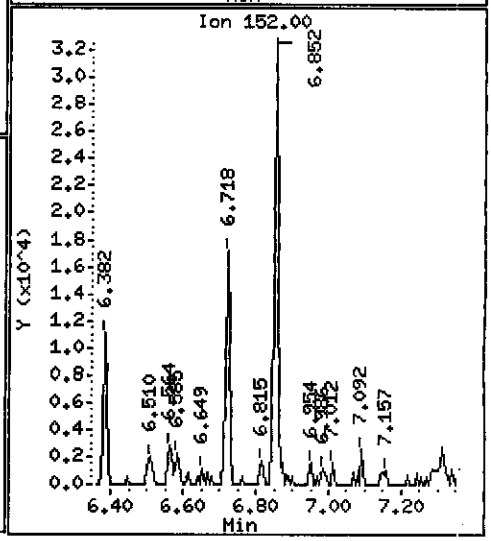

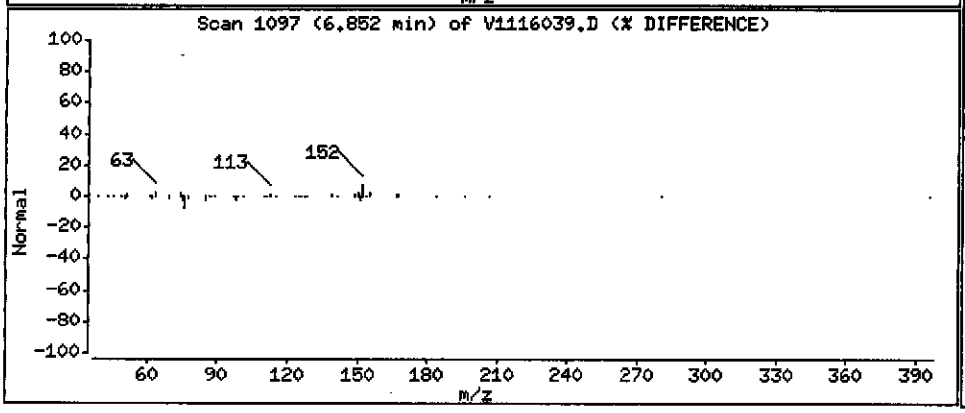

Data File: \\PITSVR06\D\chem\731.i\V111610.b\V1116039.D

Date : 16-NOV-2010 22:58

Client ID: MW-5-111010DL

Instrument: 731.i

Sample Info: C0K100534-011 X500 11/15/10 h2o(0319135)8270c

Volume Injected (uL): 2.0

Operator: 003200

Column phase: DB5-MS

Column diameter: 0.32

86 Dibenzofuran

Concentration: 481.86 ug/L

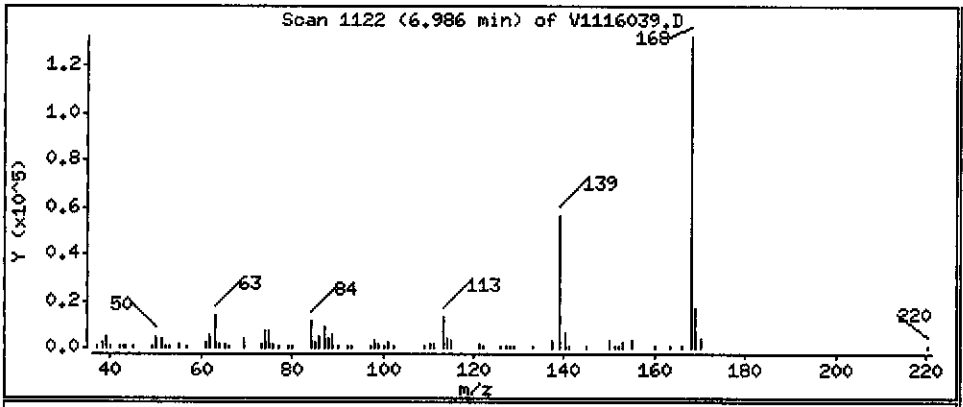

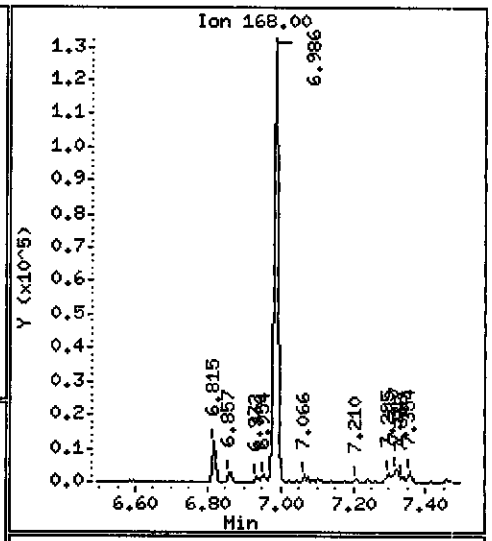

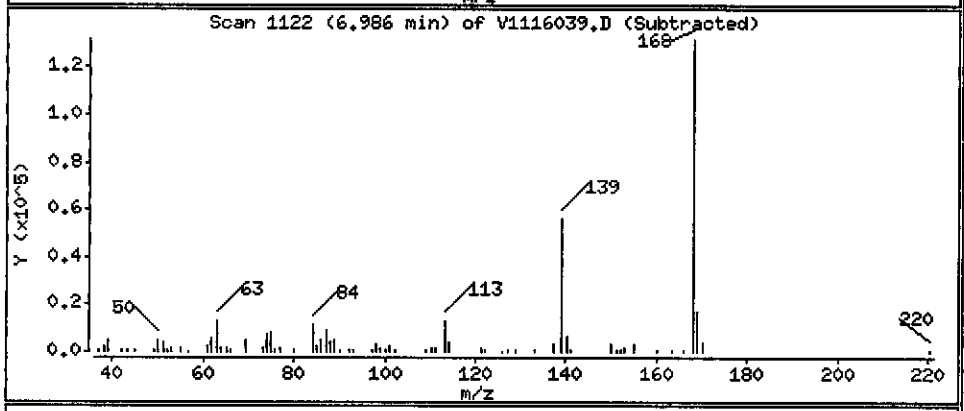

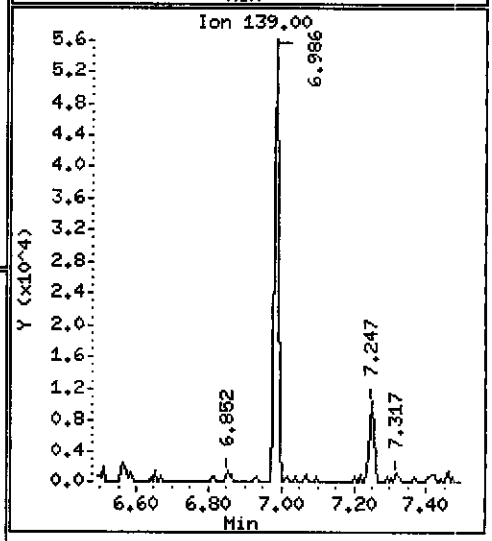

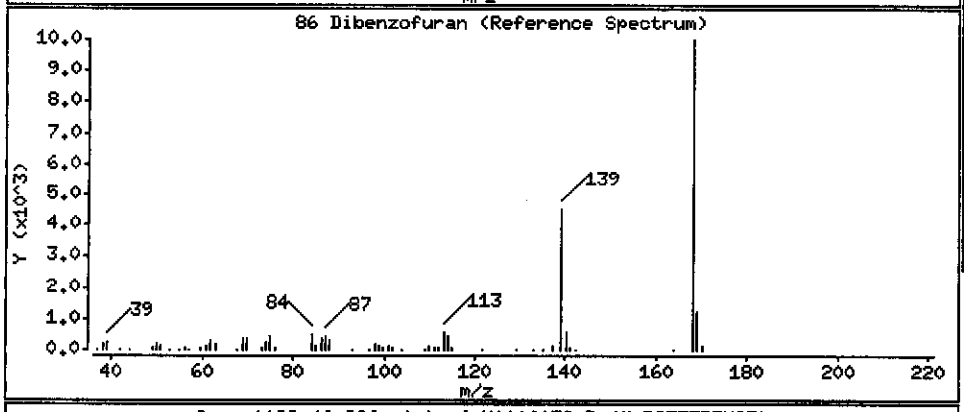

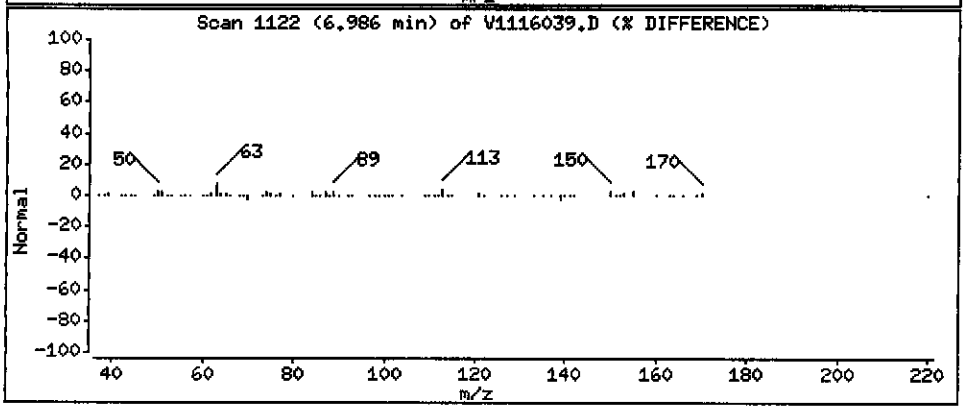

Data File: \\PITSVR06\D\chem\731.i\V111610.b\V1116039.D

Date : 16-NOV-2010 22:58

Client ID: MW-5-111010DL

Instrument: 731.i

Sample Info: C0K100534-011 X500 11/15/10 h2o(0319135)8270c

Volume Injected (uL): 2.0

Operator: 003200

Column phase: DB5-MS

Column diameter: 0.32

94 Fluorene

Concentration: 501.97 ug/L

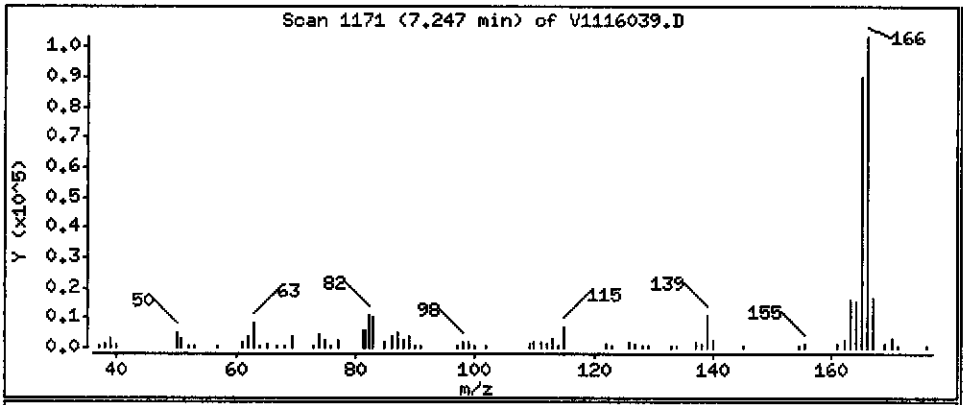

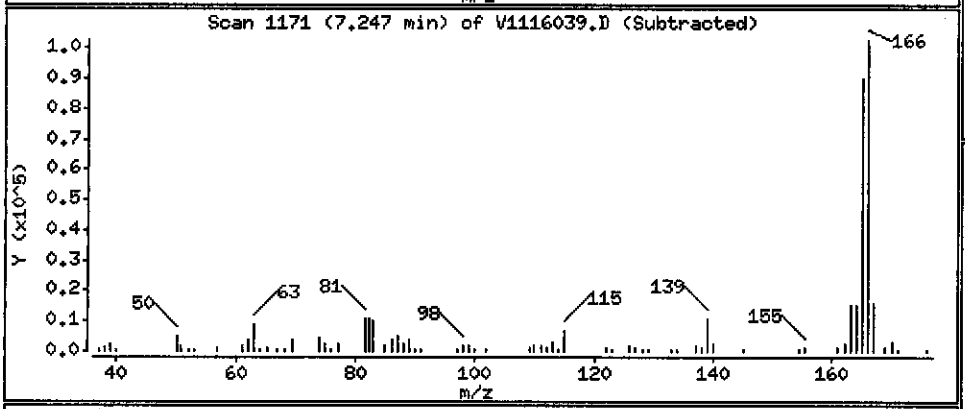

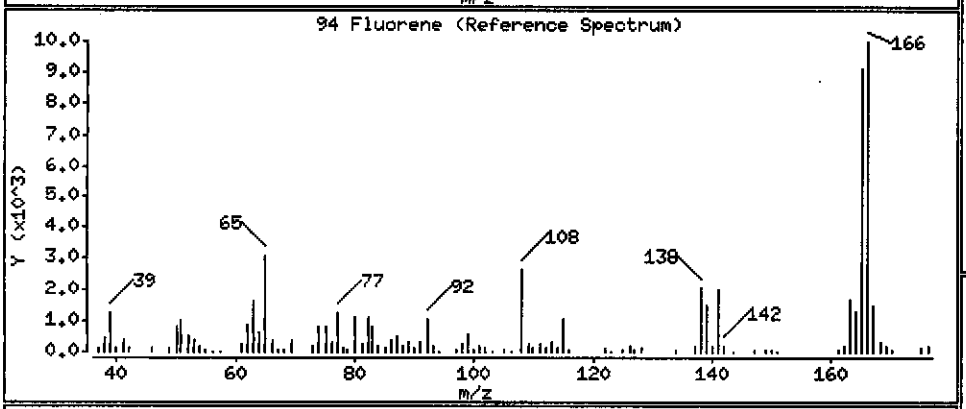

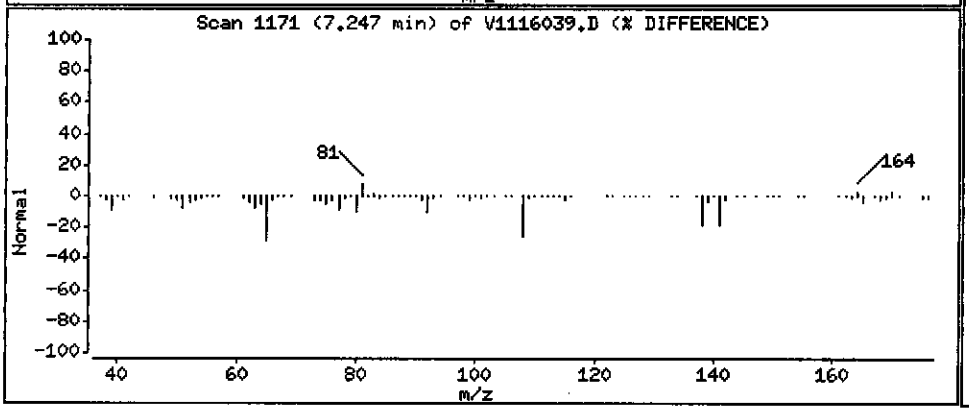

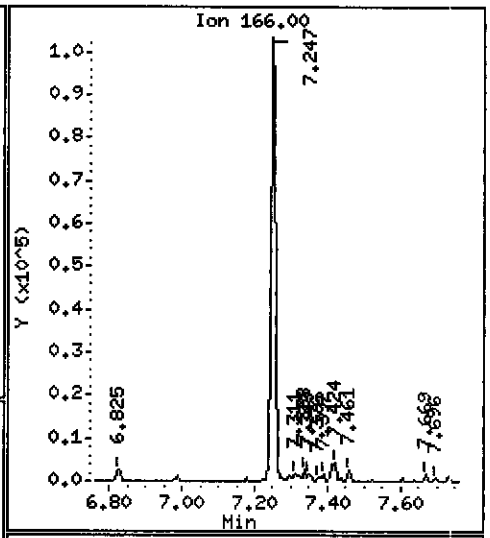

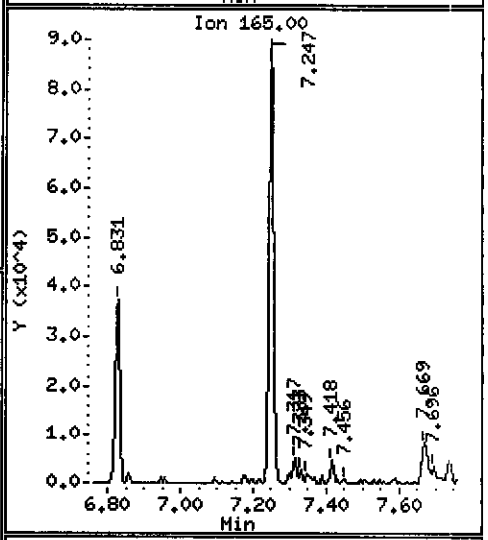

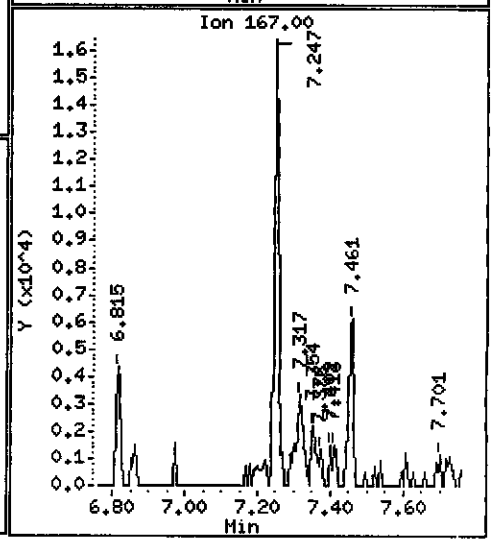

Data File: \\PITSVR06\D\chem\731.i\V111610.b\V1116039.D

Date : 16-NOV-2010 22:58

Client ID: MW-5-111010DL

Instrument: 731.i

Sample Info: C0K100534-011 X500 11/15/10 h2o(0319135)8270c

Volume Injected (uL): 2.0

Operator: 003200

Column phase: DB5-MS

Column diameter: 0.32

115 Phenanthrene

Concentration: 1477.4 ug/L

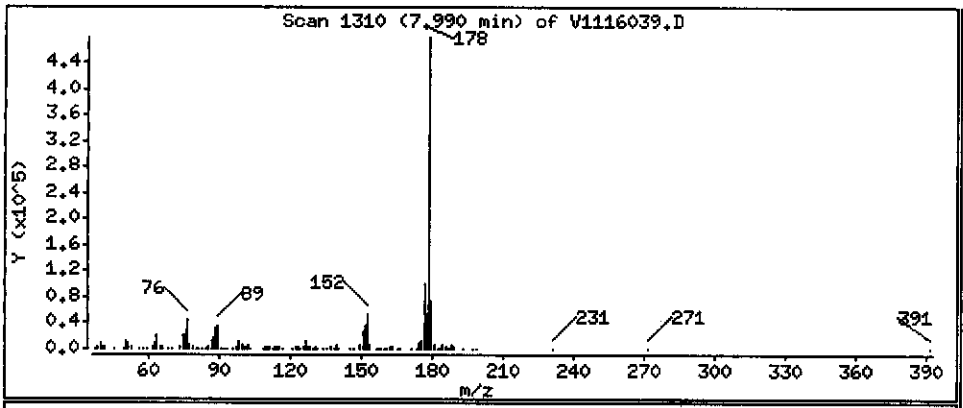

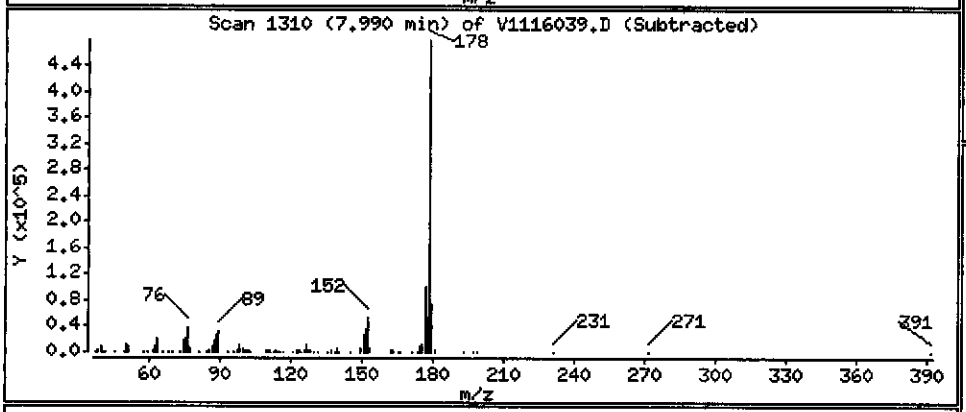

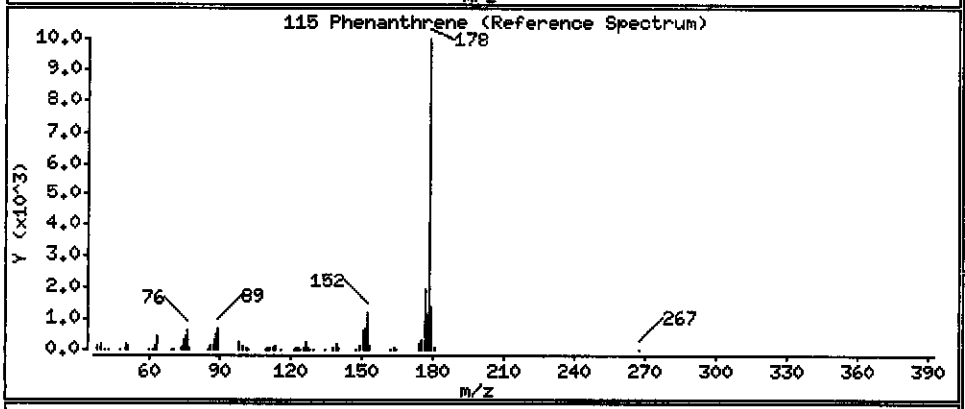

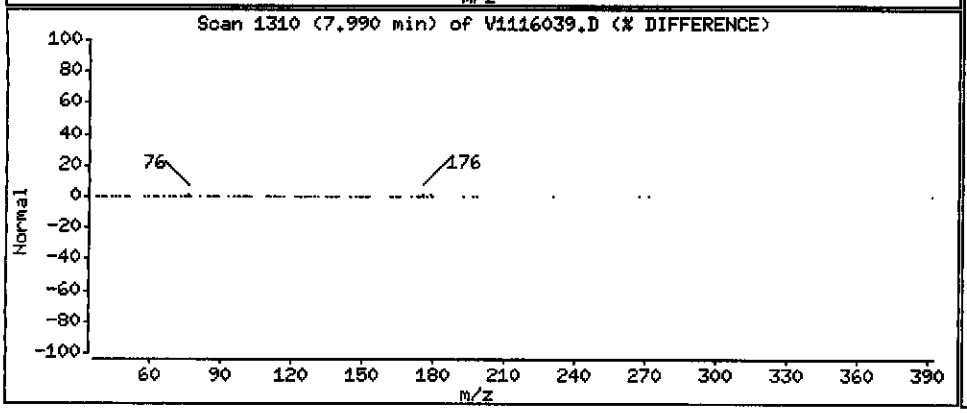

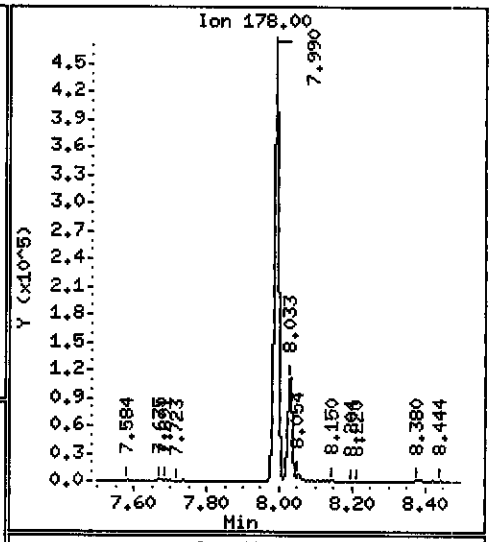

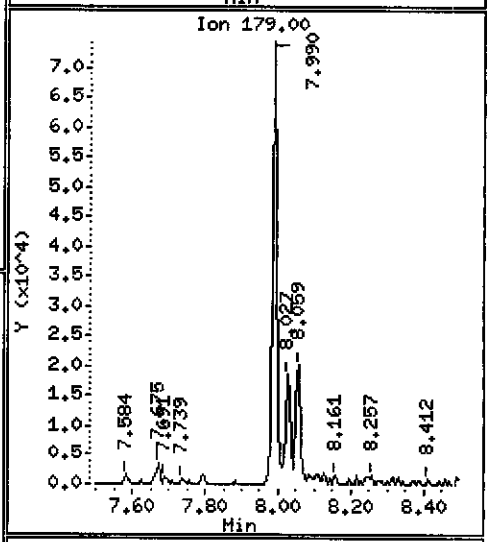

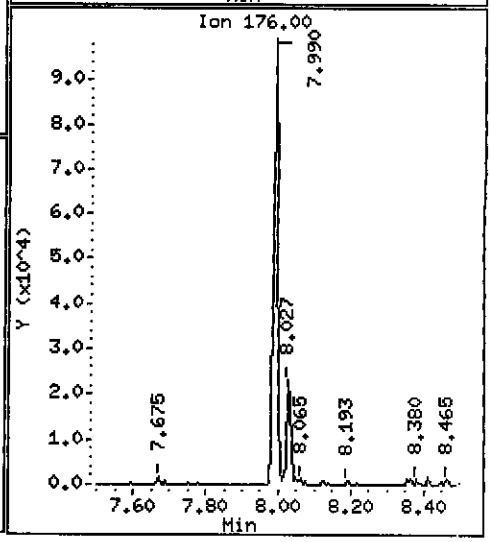

Data File: \\PITSVR06\D\chem\731.i\V111610.b\V1116039.D

Date : 16-NOV-2010 22:58

Client ID: MW-5-111010DL

Instrument: 731.i

Sample Info: C0K100534-011 X500 11/15/10 h2o(0319135)8270c

Volume Injected (uL): 2.0

Operator: 003200

Column phase: DB5-MS

Column diameter: 0.32

116 Anthracene

Concentration: 380.25 ug/L

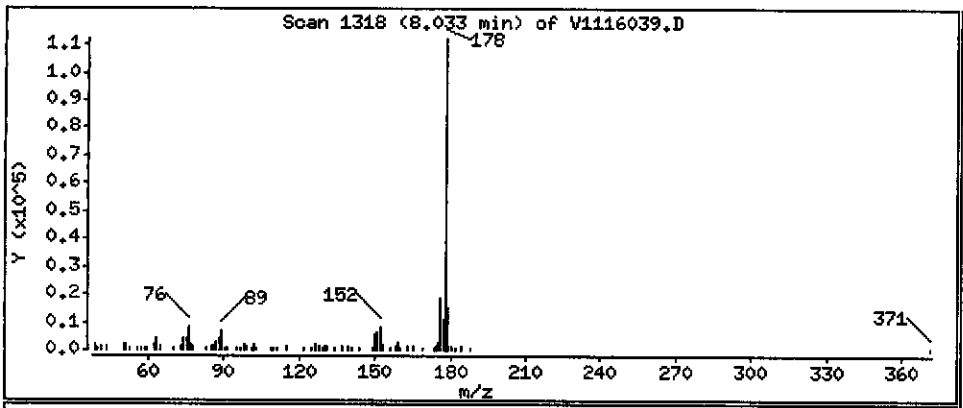

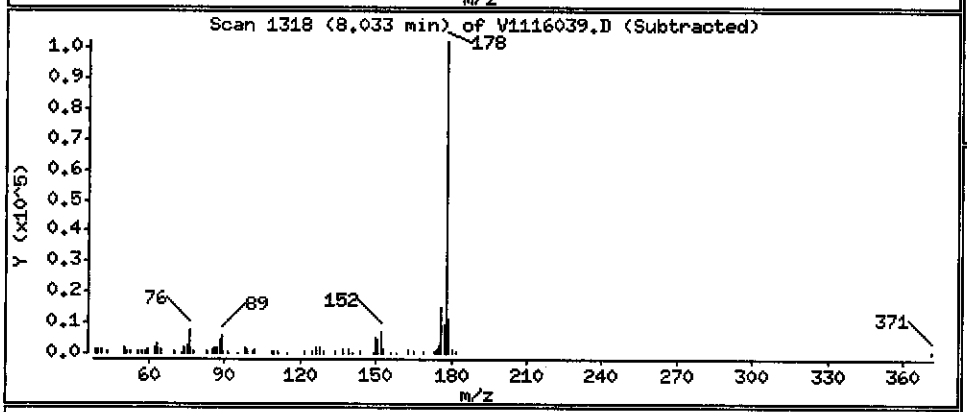

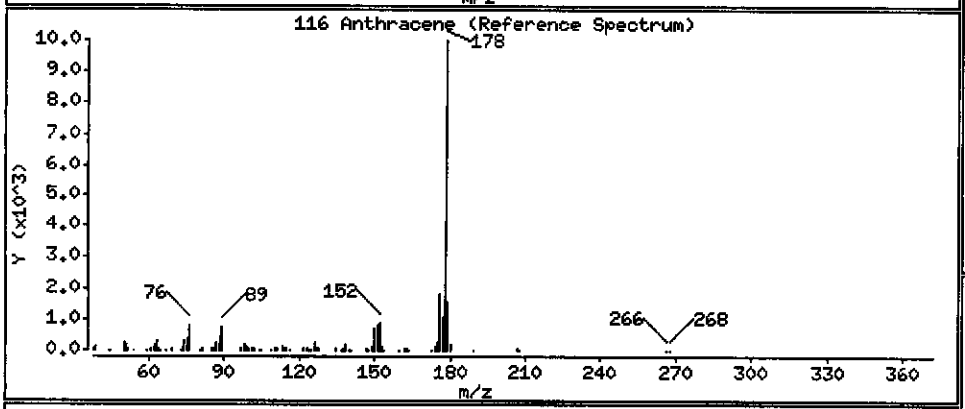

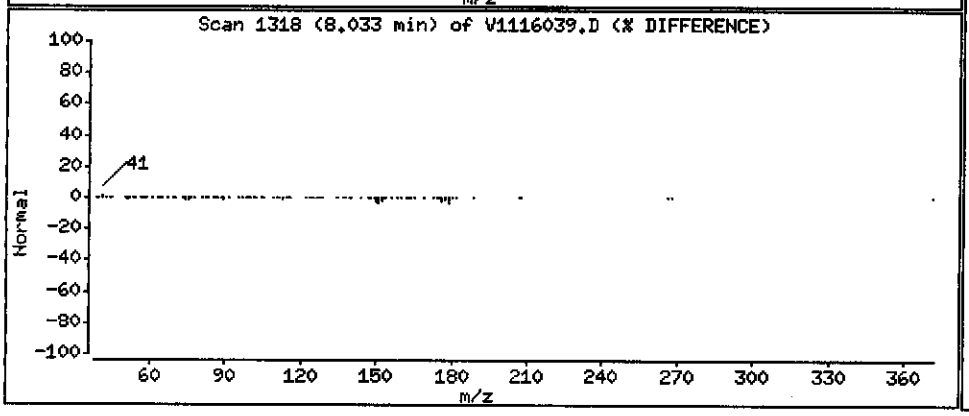

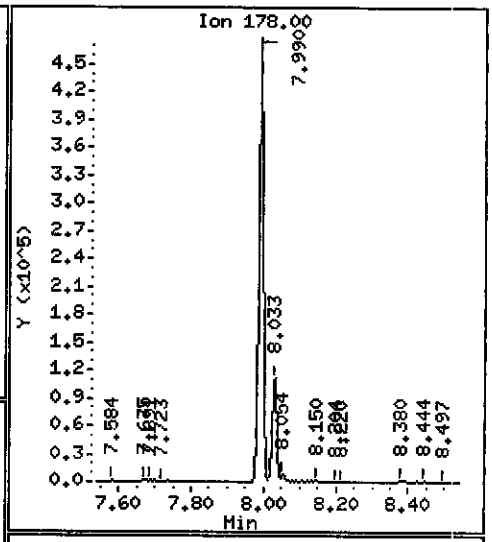

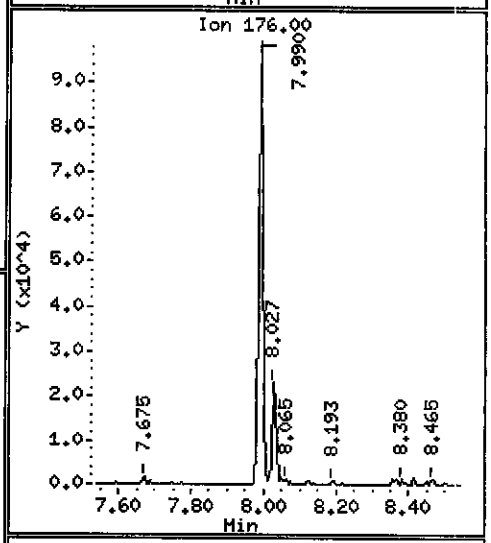

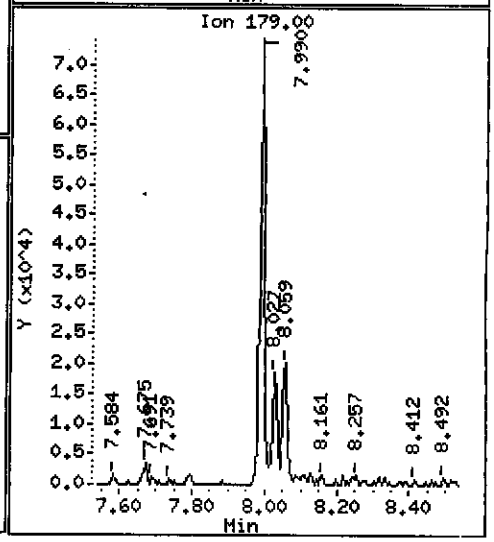

Data File: \\PITSVR06\D\chem\731.i\V111610.b\V1116039.D

Date : 16-NOV-2010 22:58

Client ID: MW-5-111010DL

Instrument: 731.i

Sample Info: C0K100534-011 X500 11/15/10 h2o(0319135)8270c

Volume Injected (uL): 2.0

Operator: 003200

Column phase: DB5-MS

Column diameter: 0.32

119 Carbazole

Concentration: 251.07 ug/L

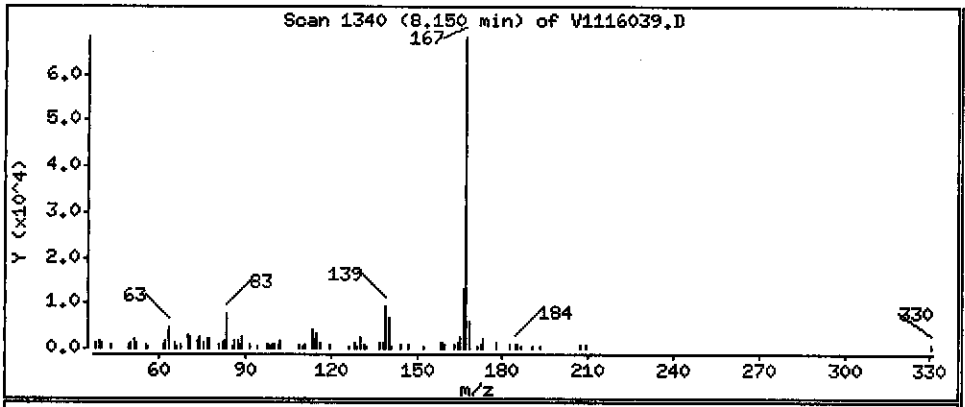

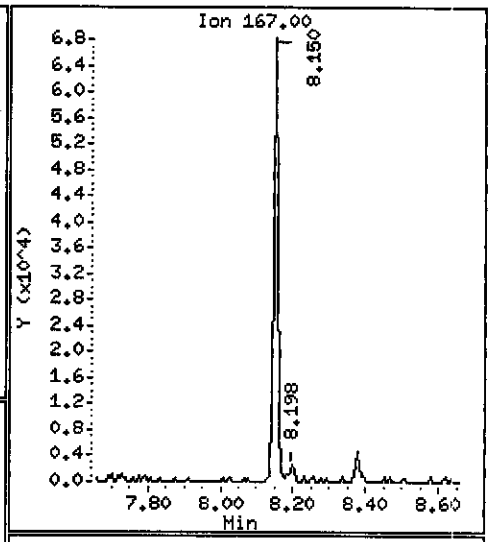

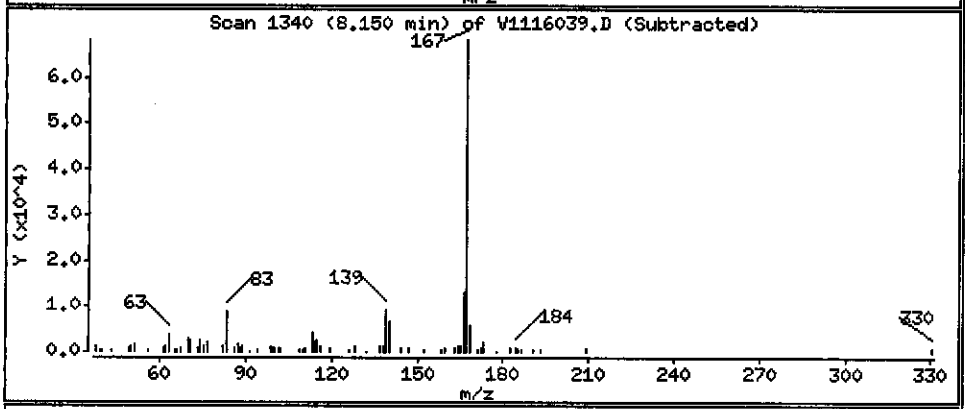

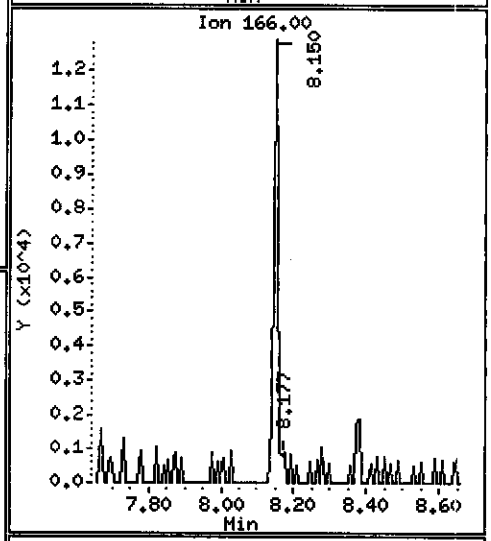

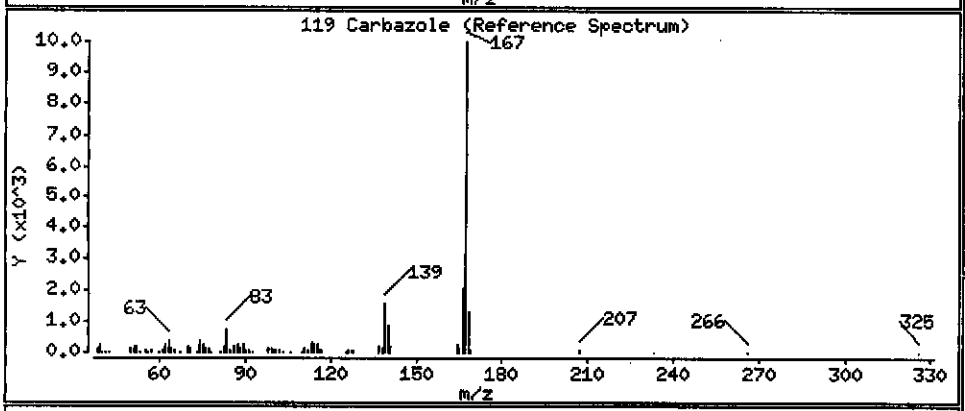

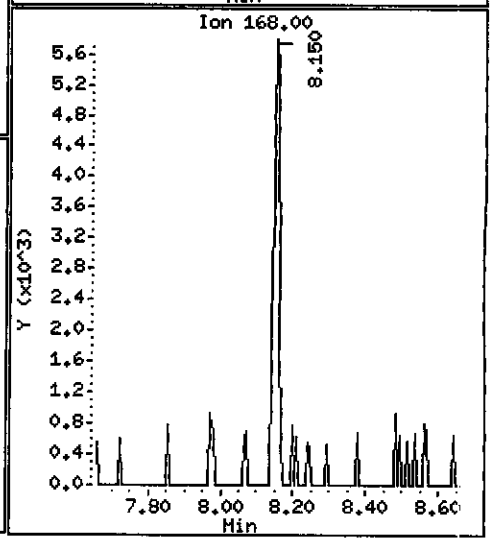

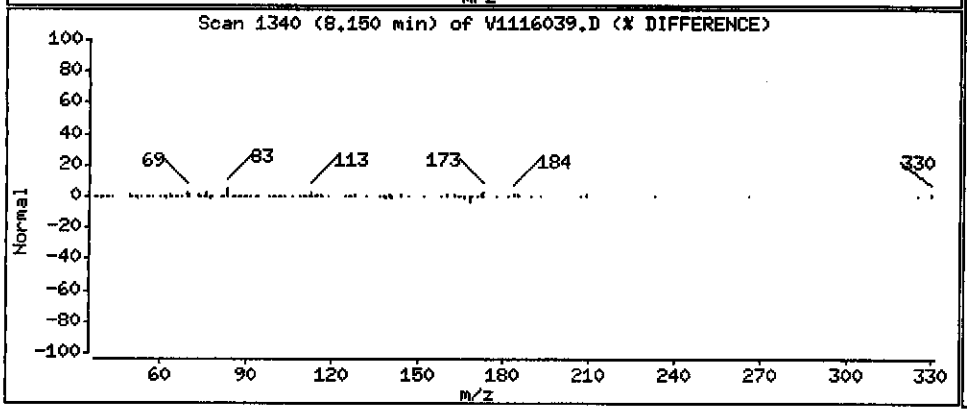

Data File: \\PITSVR06\D\chem\731.i\V111610.b\V1116039.D

Date : 16-NOV-2010 22:58

Client ID: MW-5-111010DL

Instrument: 731.i

Sample Info: C0K100534-011 X500 11/15/10 h2o(0319135)8270c

Volume Injected (uL): 2.0

Operator: 003200

Column phase: DB5-MS

Column diameter: 0.32

123 Fluoranthene

Concentration: 863.41 ug/L

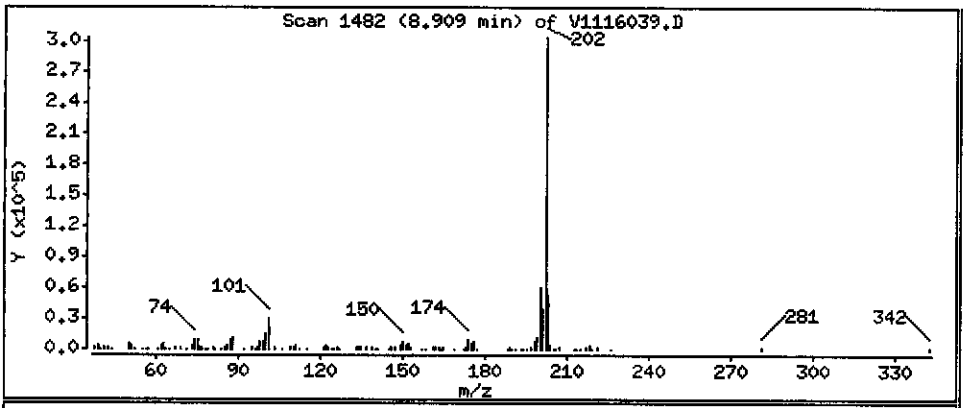

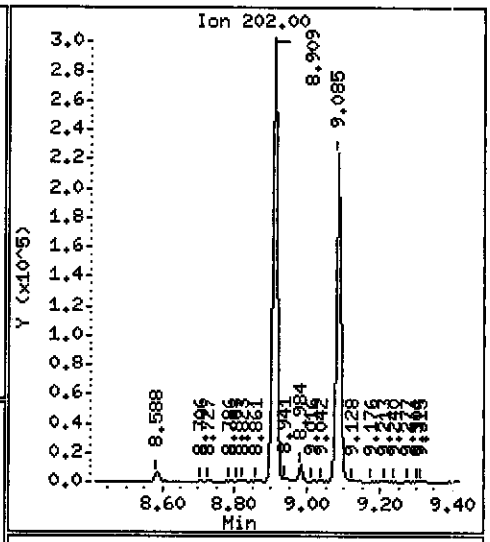

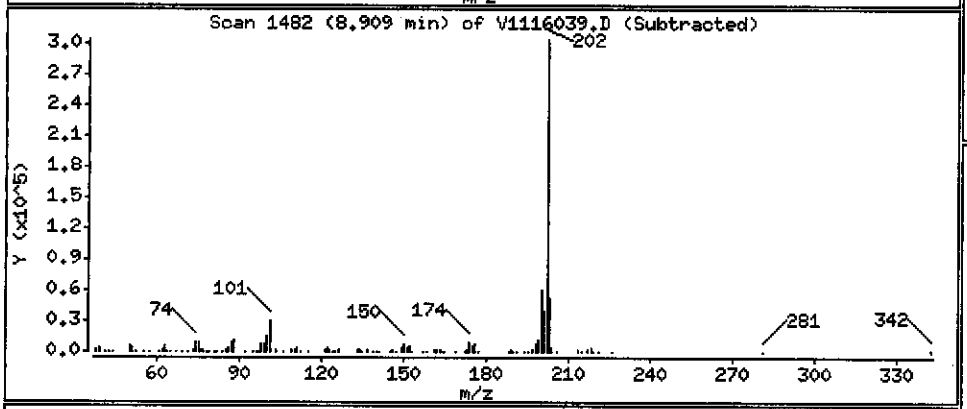

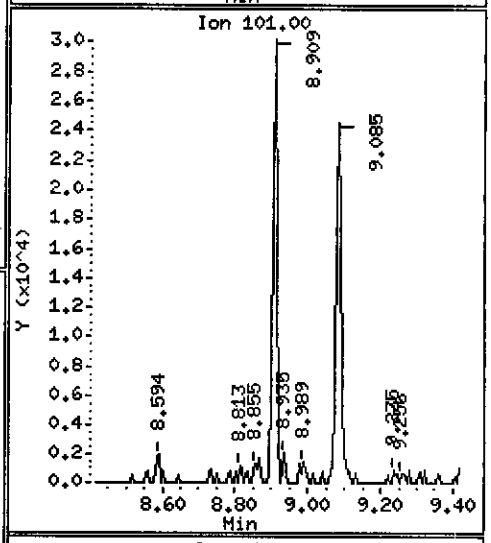

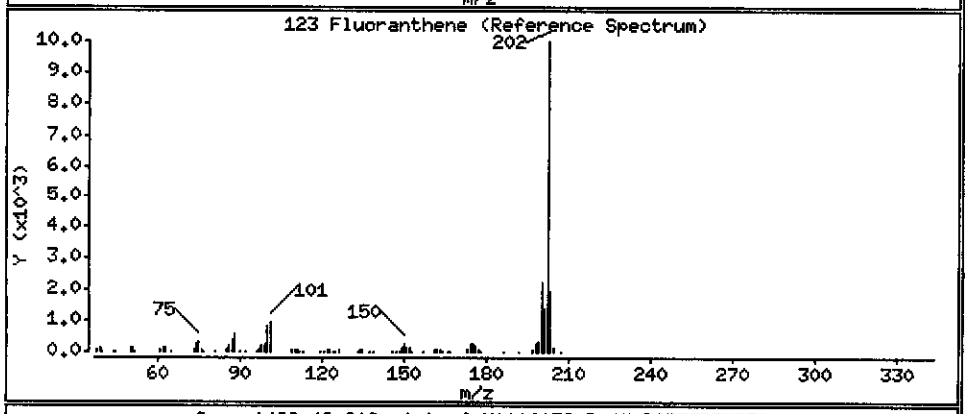

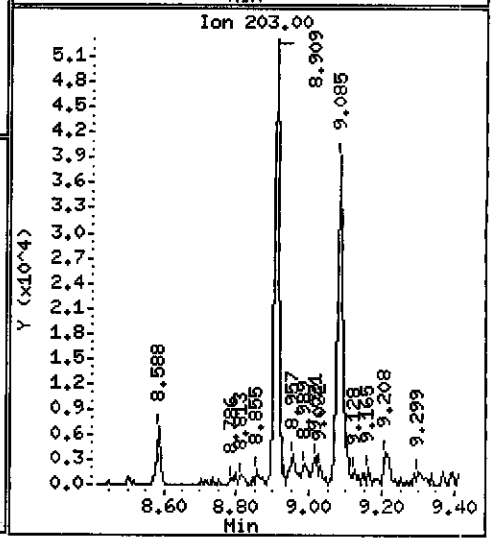

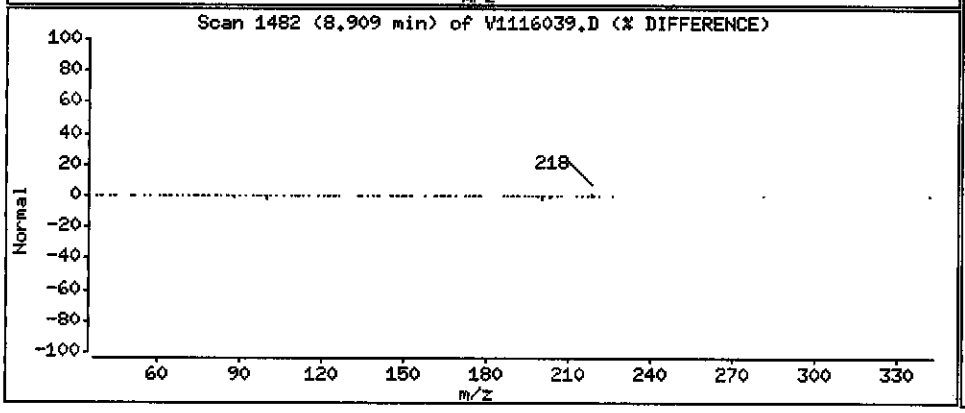

Data File: \\PITSVR06\D\chem\731.i\V111610.b\V1116039.D

Date : 16-NOV-2010 22:58

Client ID: MW-5-111010DL

Instrument: 731.i

Sample Info: C0K100534-011 X500 11/15/10 h2o(0319135)8270c

Volume Injected (uL): 2.0

Operator: 003200

Column phase: DB5-MS

Column diameter: 0.32

125 Pyrene

Concentration: 540.46 ug/L

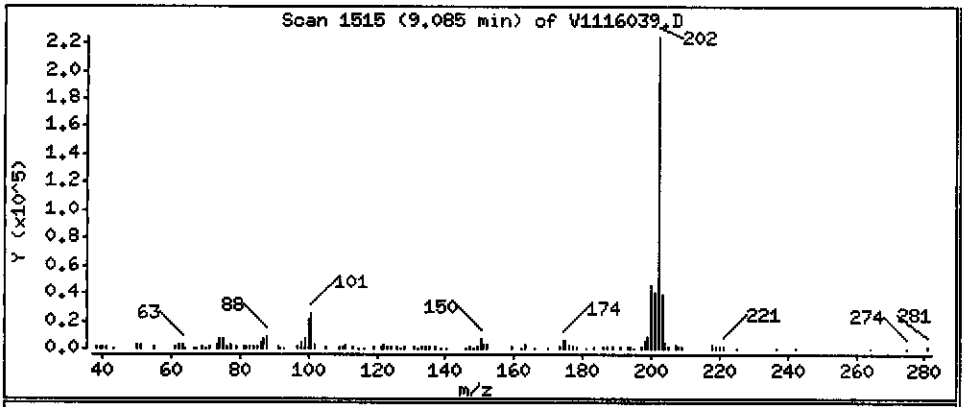

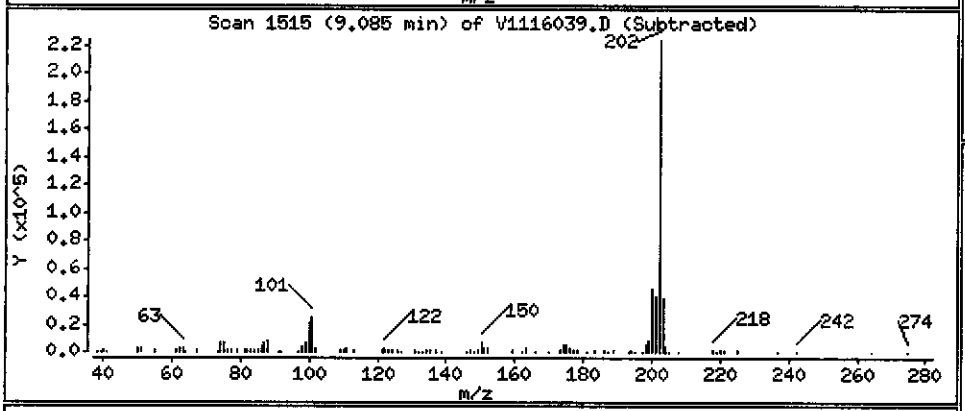

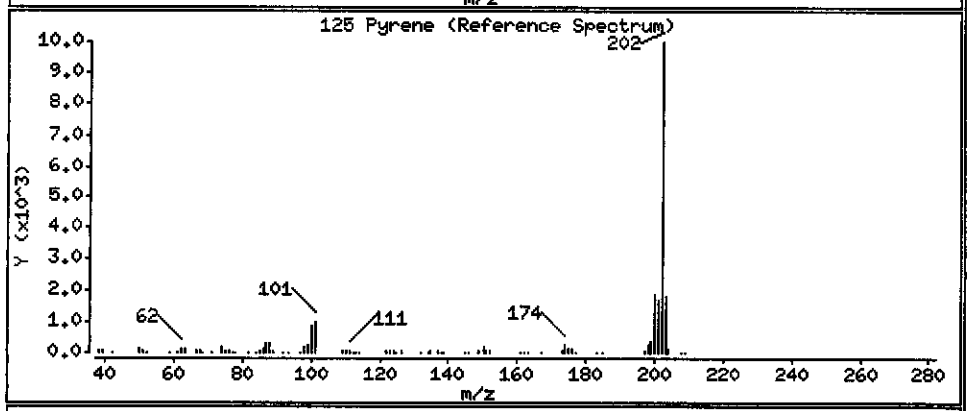

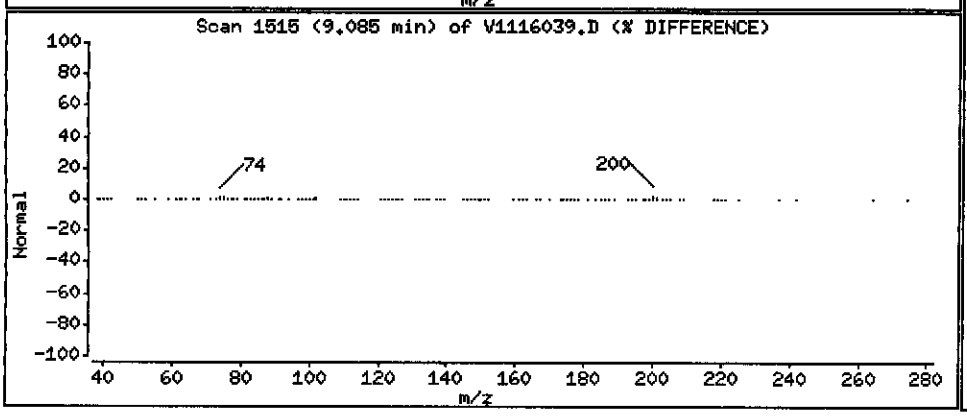

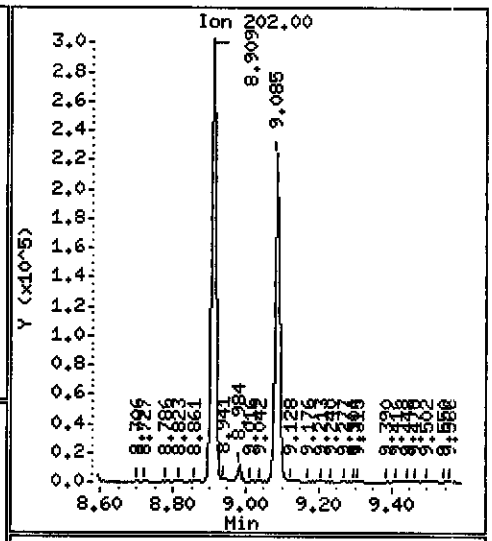

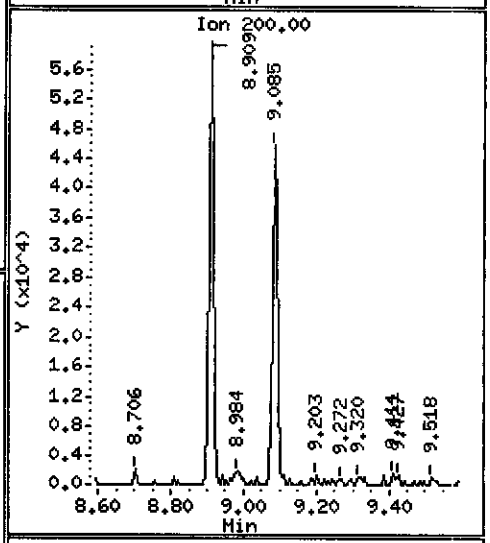

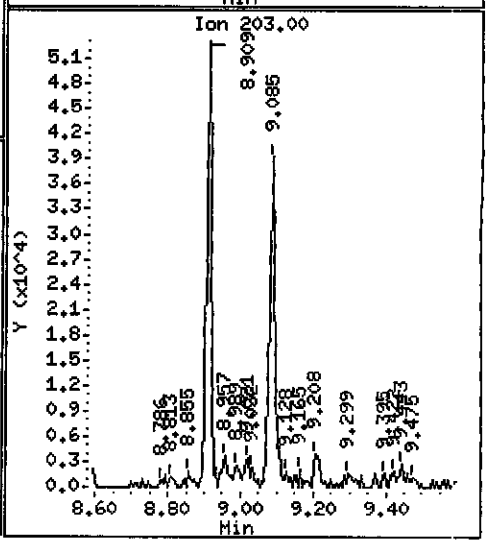

Data File: \\PITSVR06\D\chem\731.i\V111610.b\V1116039.D

Date : 16-NOV-2010 22:58

Client ID: MW-5-111010DL

Instrument: 731.i

Sample Info: C0K100534-011 X500 11/15/10 h2o(0319135)8270c

Volume Injected (uL): 2.0

Operator: 003200

Column phase: DB5-MS

Column diameter: 0.32

136 Benzo(a)Anthracene

Concentration: 256.10 ug/L

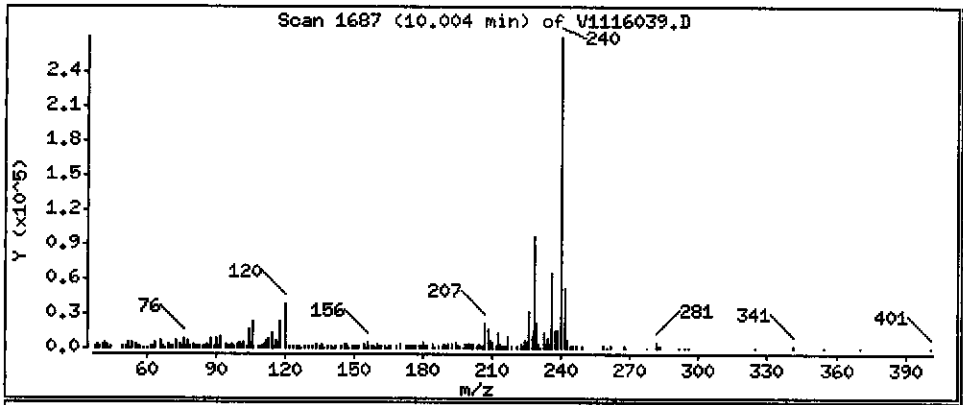

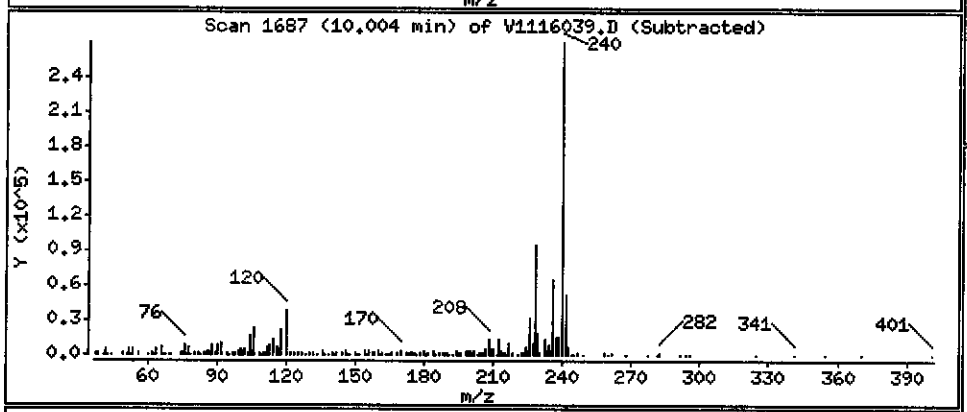

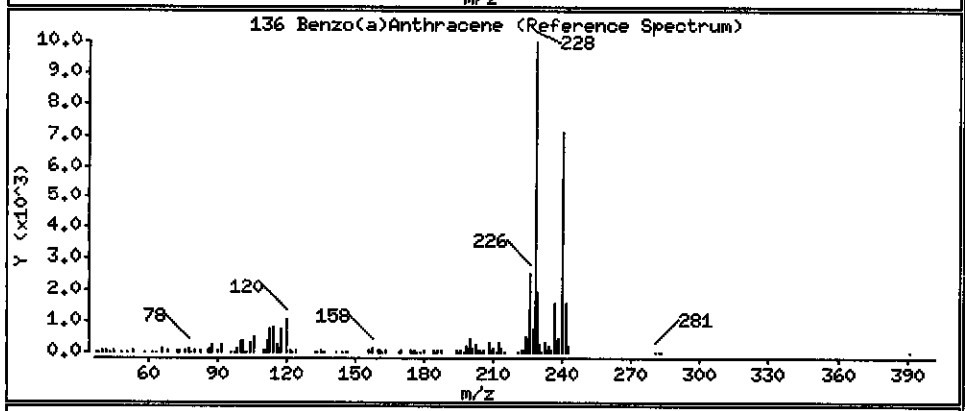

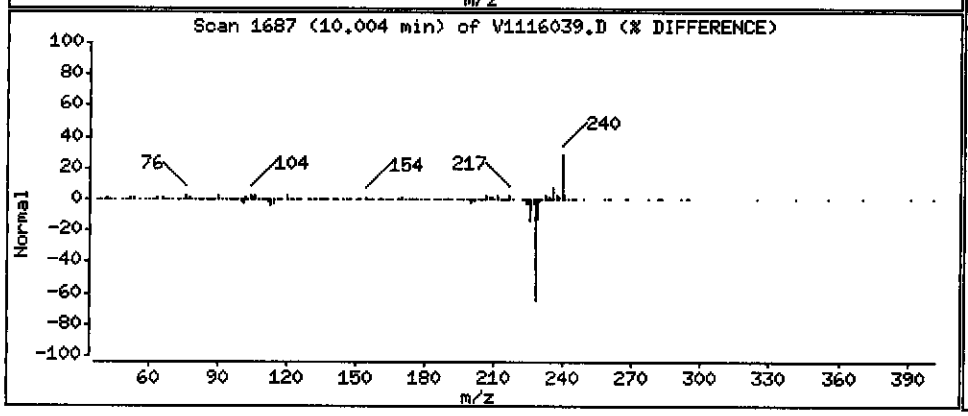

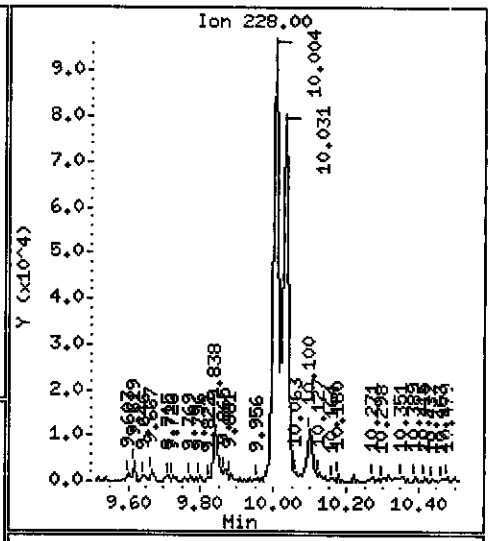

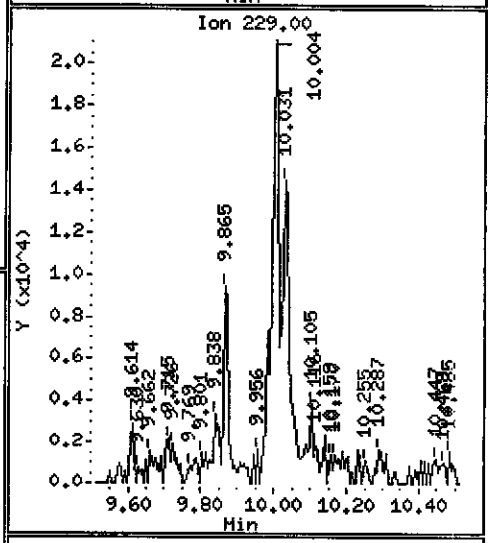

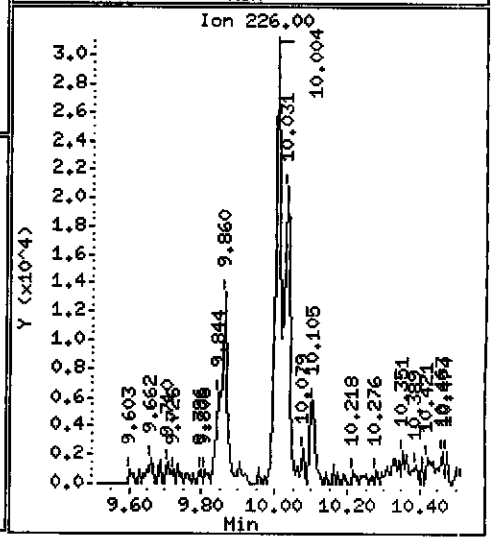

Data File: \\PITSVR06\D\chem\731.i\V111610.b\V1116039.D

Date : 16-NOV-2010 22:58

Client ID: MW-5-111010DL

Instrument: 731.i

Sample Info: C0K100534-011 X500 11/15/10 h2o(0319135)8270c

Volume Injected (uL): 2.0

Operator: 003200

Column phase: DB5-MS

Column diameter: 0.32

137 Chrysene

Concentration: 270.01 ug/L

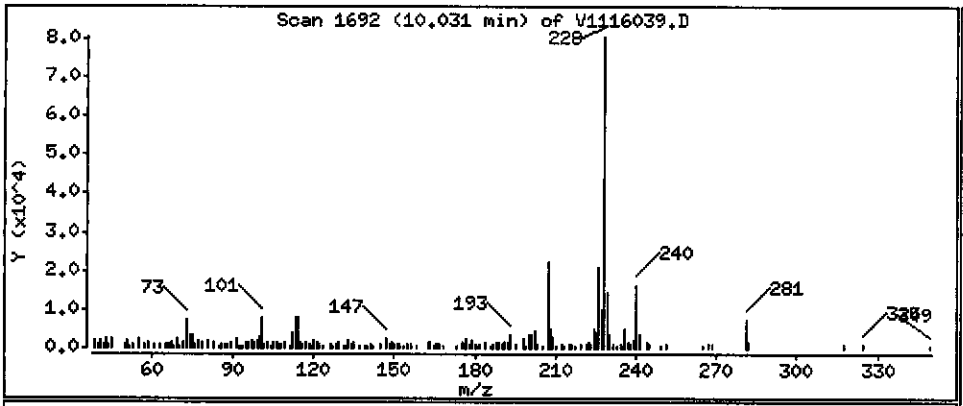

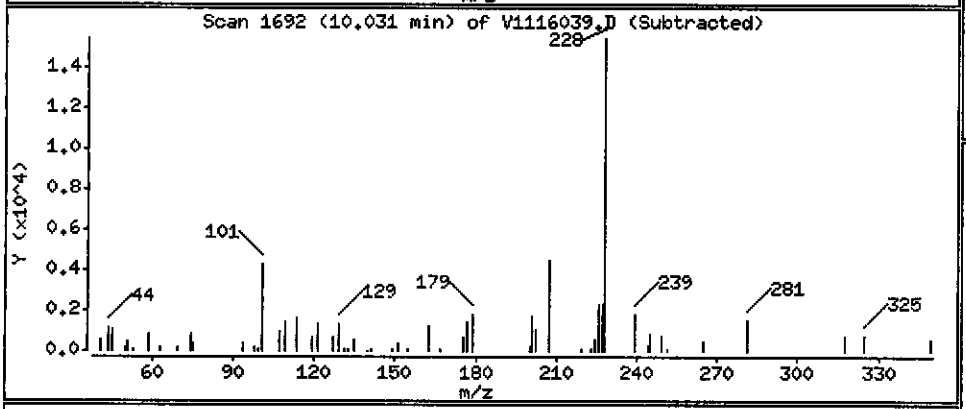

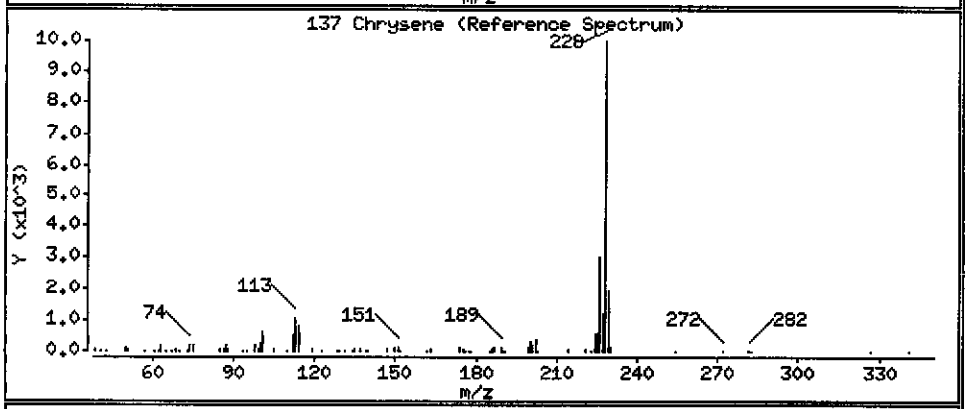

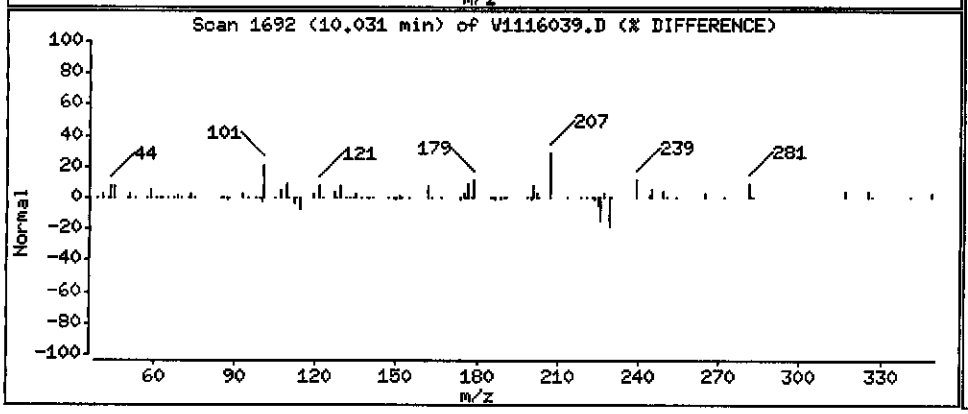

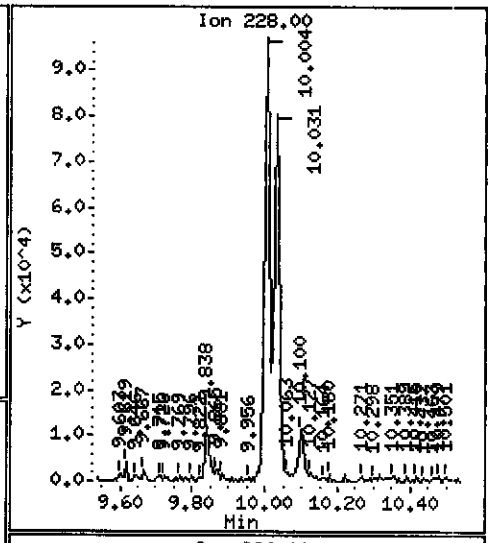

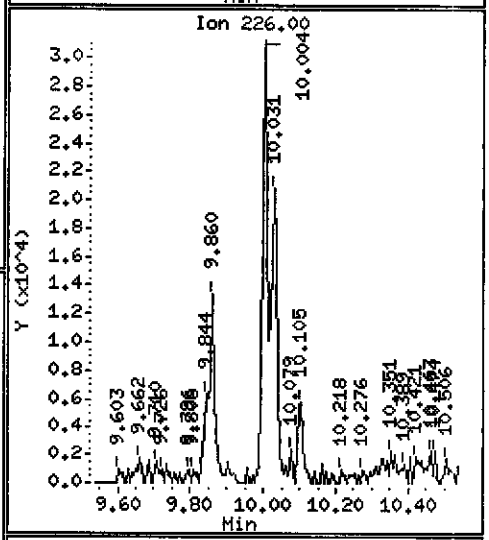

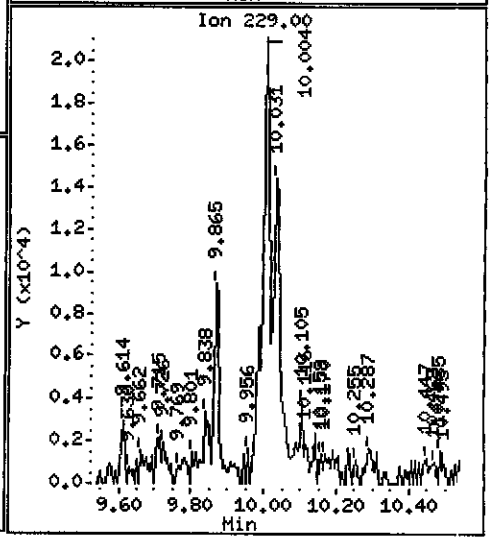

Data File: \\PITSVR06\D\chem\731.i\V111610.b\V1116039.D

Date : 16-NOV-2010 22:58

Client ID: MW-5-111010DL

Instrument: 731.i

Sample Info: C0K100534-011 X500 11/15/10 h2o(0319135)8270c

Volume Injected (uL): 2.0

Operator: 003200

Column phase: DB5-MS

Column diameter: 0.32

141 Benzo(b)fluoranthene

Concentration: 298.73 ug/L

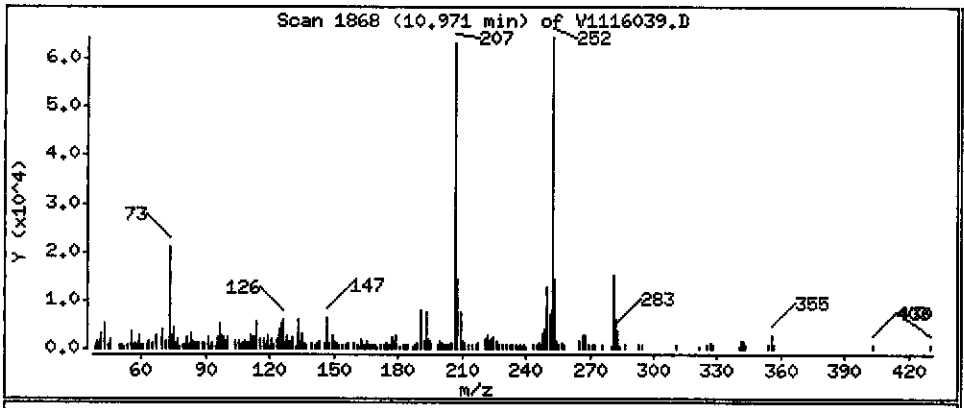

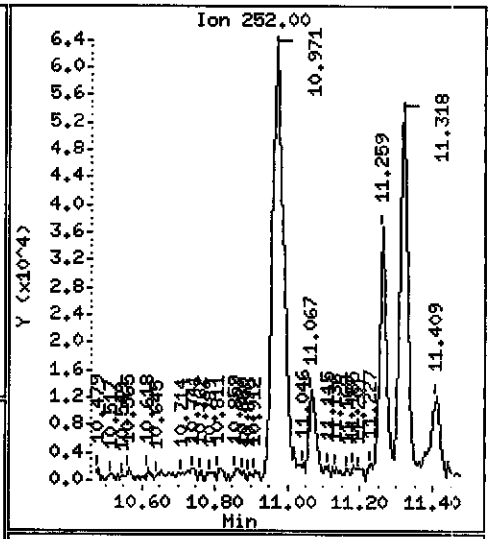

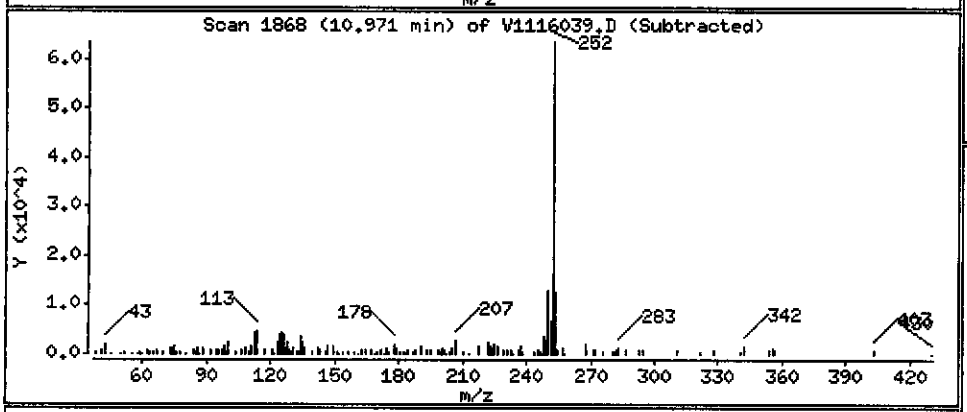

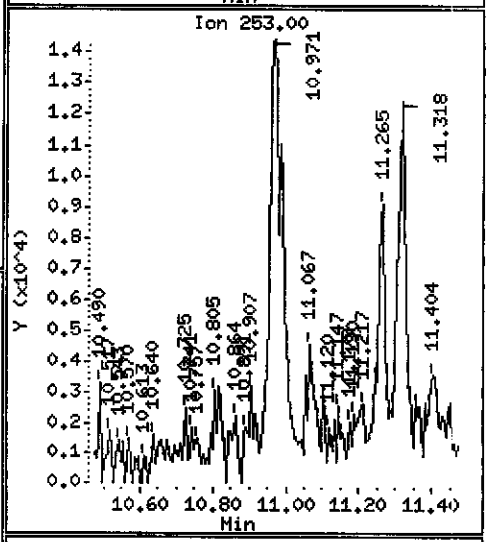

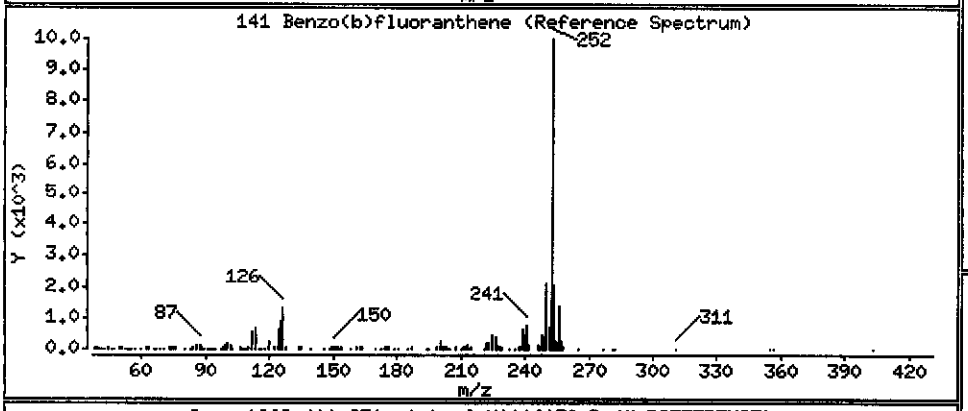

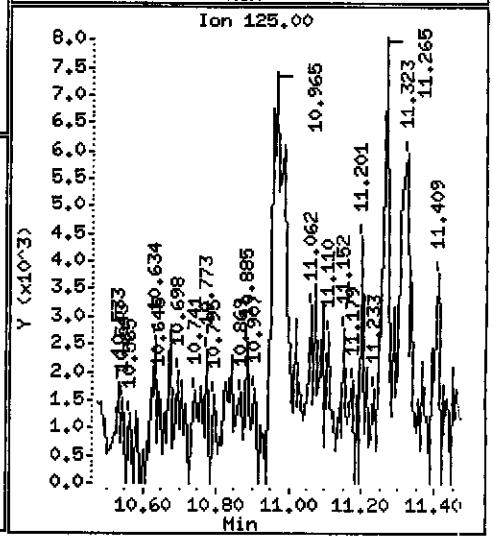

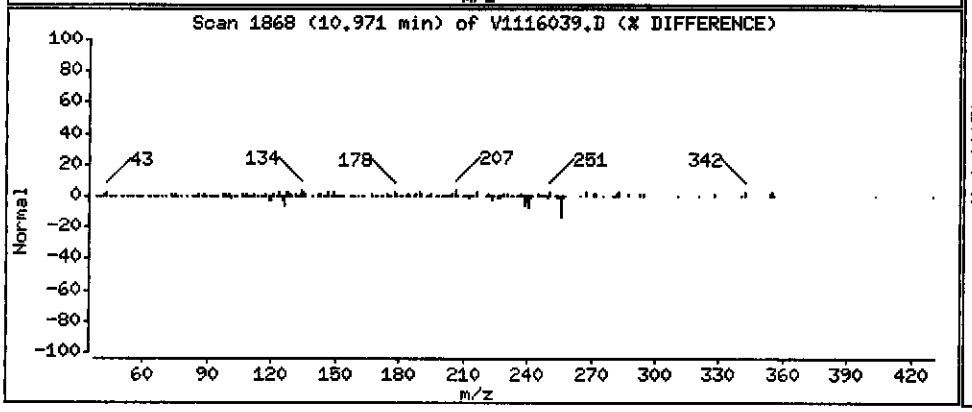

Data File: \\PITSVR06\D\chem\731.i\V111610.b\V1116039.D

Date : 16-NOV-2010 22:58

Client ID: MW-5-111010DL

Instrument: 731.i

Sample Info: C0K100534-011 X500 11/15/10 h2o(0319135)8270c

Volume Injected (uL): 2.0

Operator: 003200

Column phase: DB5-MS

Column diameter: 0.32

146 Benzo(a)pyrene

Concentration: 221.94 ug/L

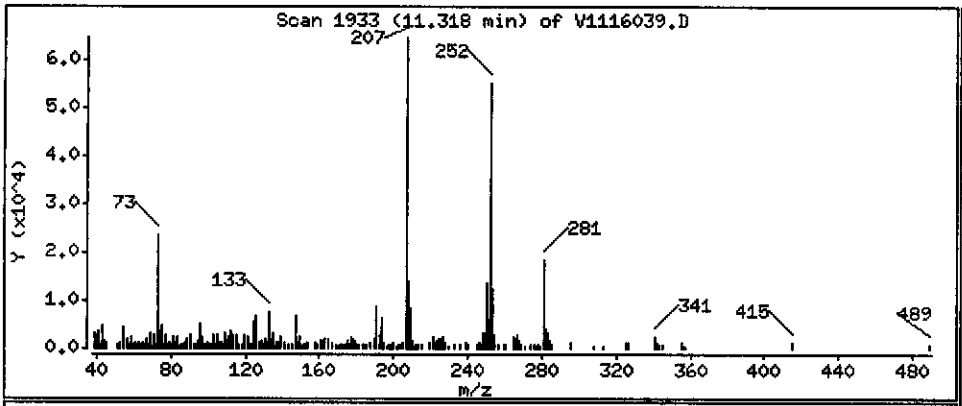

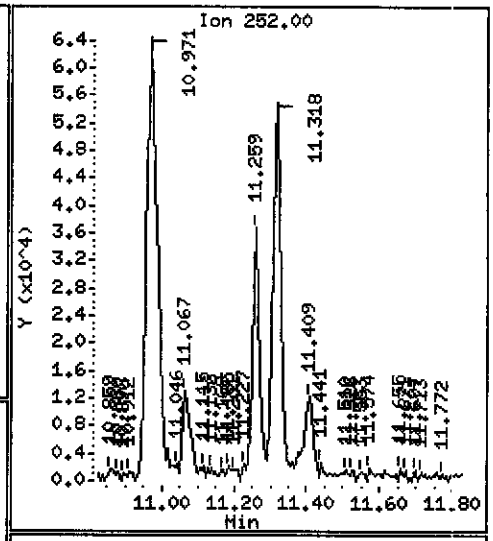

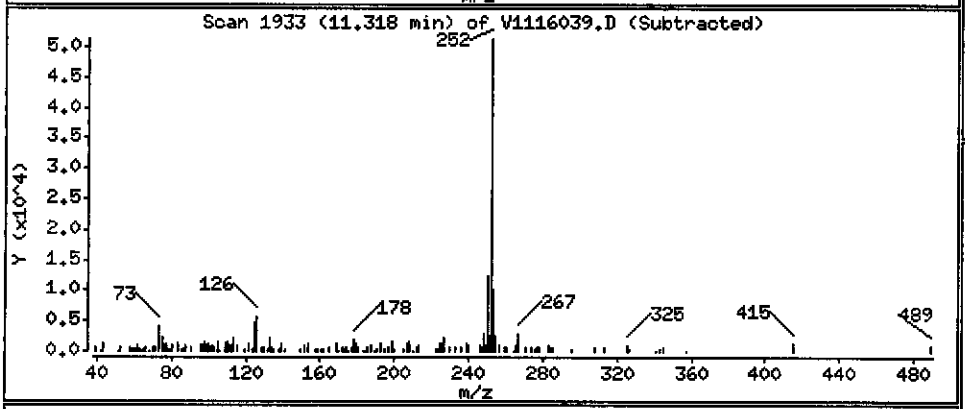

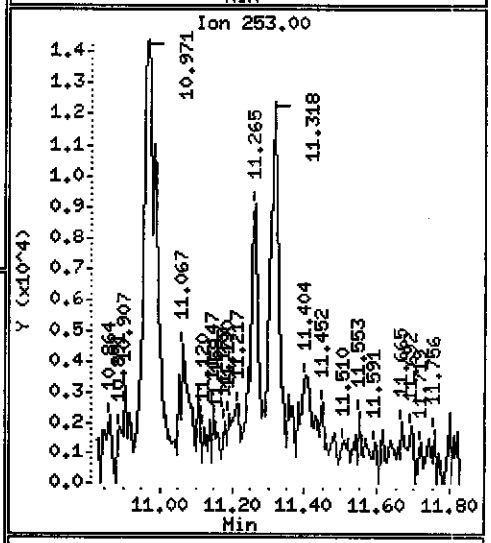

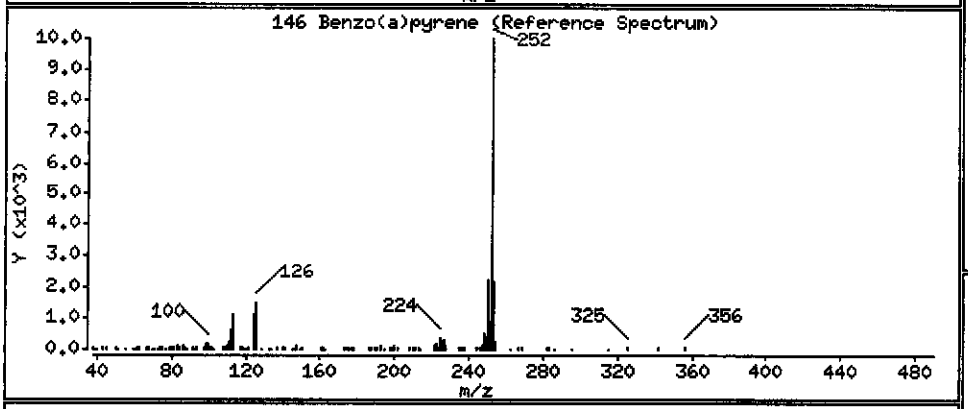

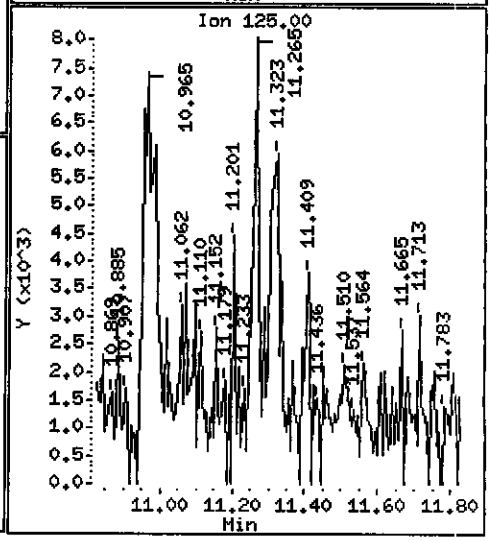

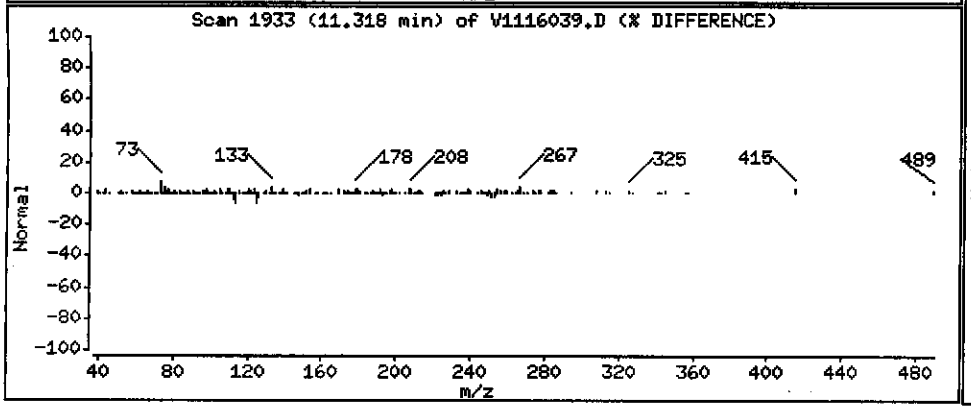

Data File: \\PITSVR06\D\chem\731.i\V111610.b\V1116039.D

Date : 16-NOV-2010 22:58

Client ID: MW-5-111010DL

Instrument: 731.i

Sample Info: C0K100534-011 X500 11/15/10 h2o(0319135)8270c

Volume Injected (uL): 2.0

Operator: 003200

Column phase: DB5-MS

Column diameter: 0.32

149 Indeno(1,2,3-cd)pyrene

Concentration: 89.048 ug/L

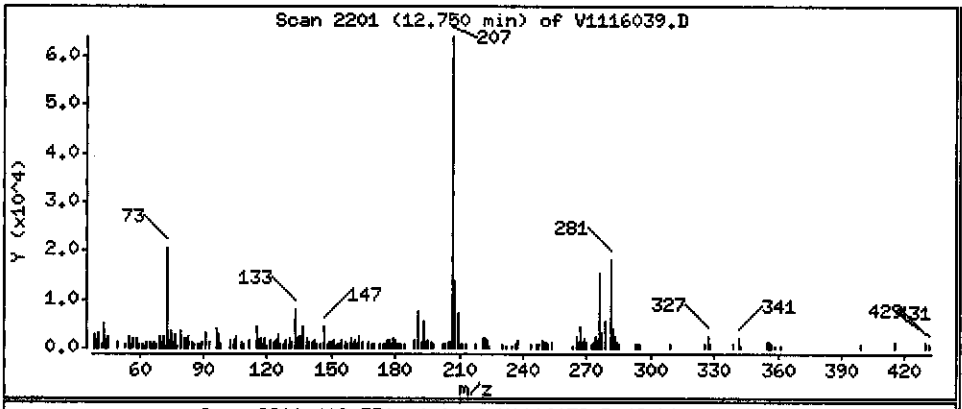

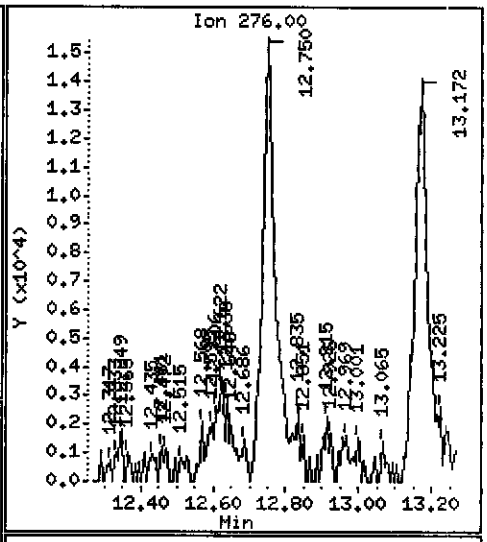

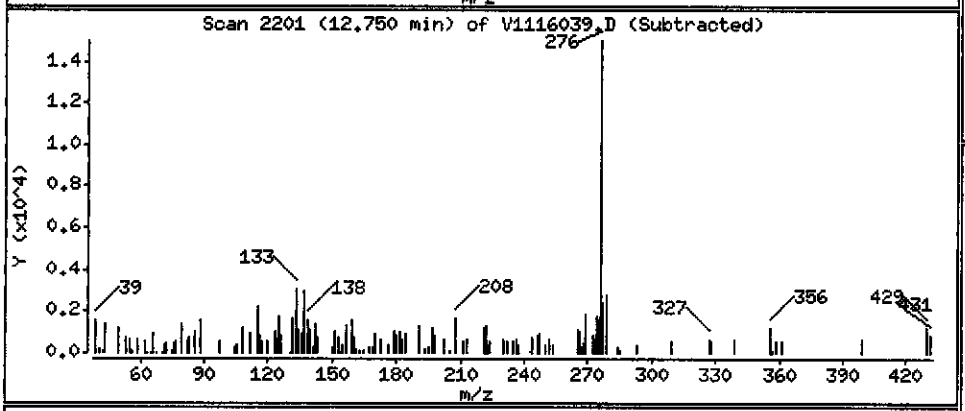

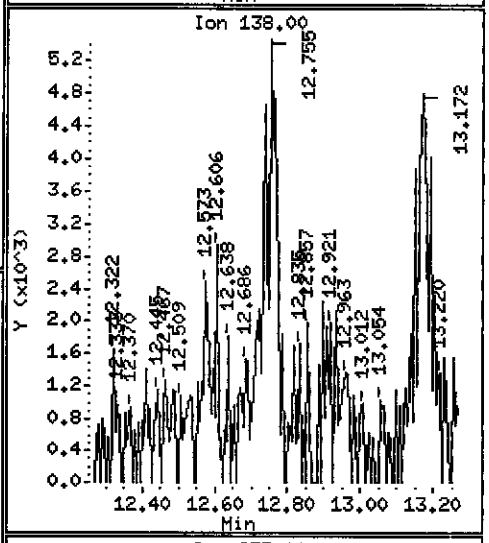

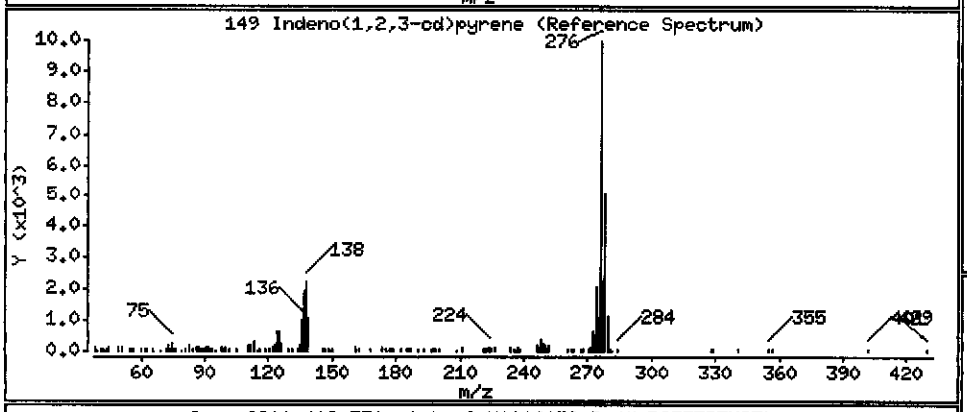

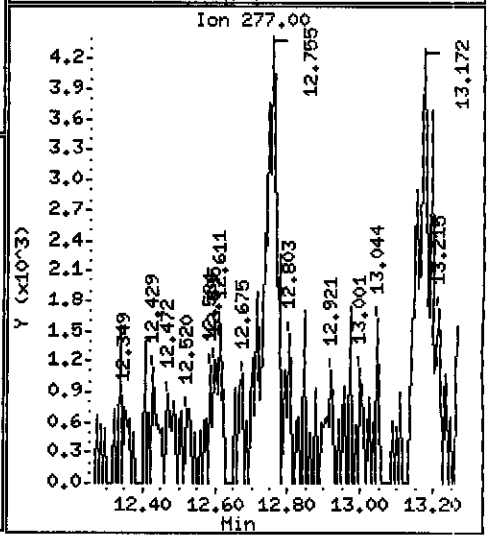

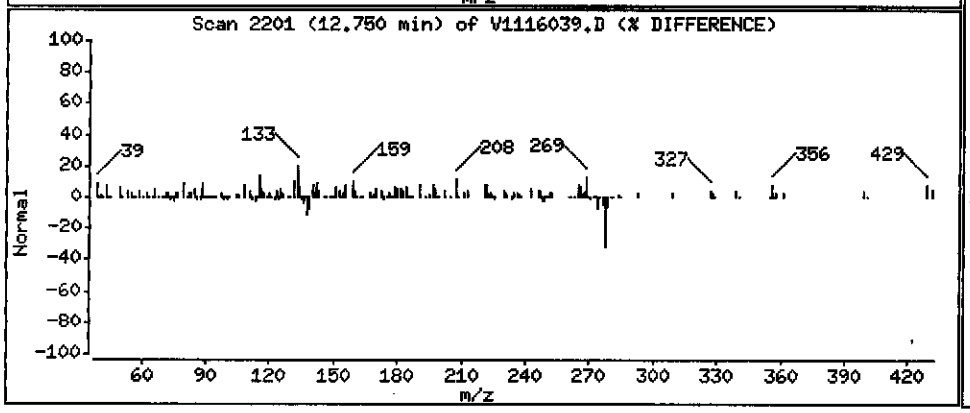

Data File: \\PITSVR06\D\chem\731.i\V111610.b\V1116039.D

Date : 16-NOV-2010 22:58

Client ID: MW-5-111010DL

Instrument: 731.i

Sample Info: C0K100534-011 X500 11/15/10 h2o(0319135)8270c

Volume Injected (uL): 2.0

Operator: 003200

Column phase: DB5-MS

Column diameter: 0.32

150 Dibenz(a,h)anthracene

Concentration: 28.871 ug/L

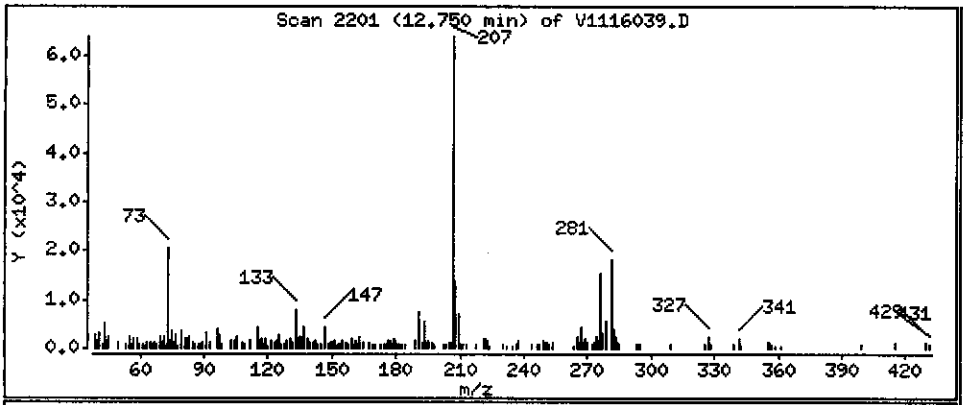

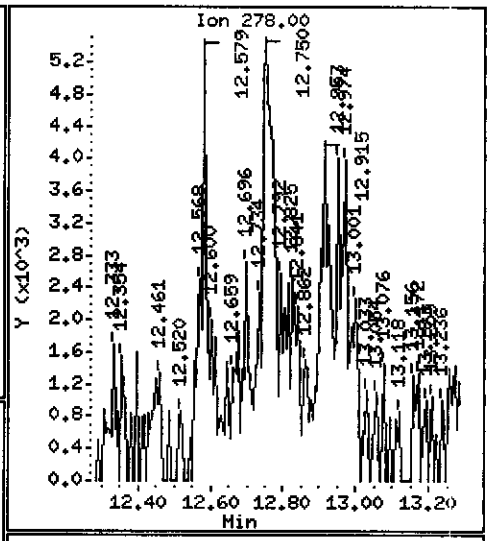

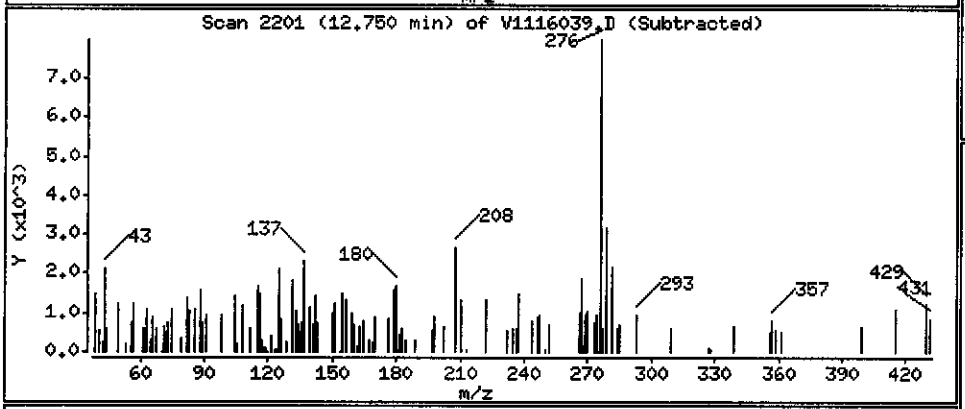

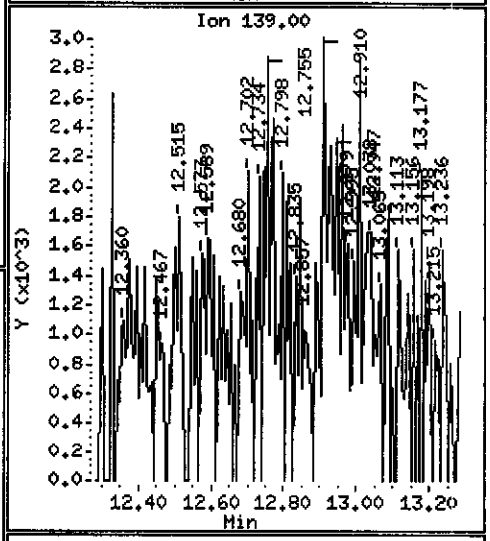

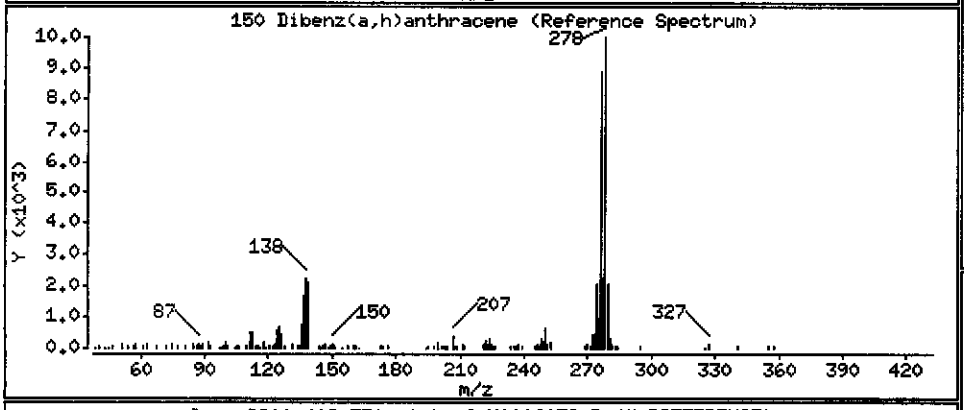

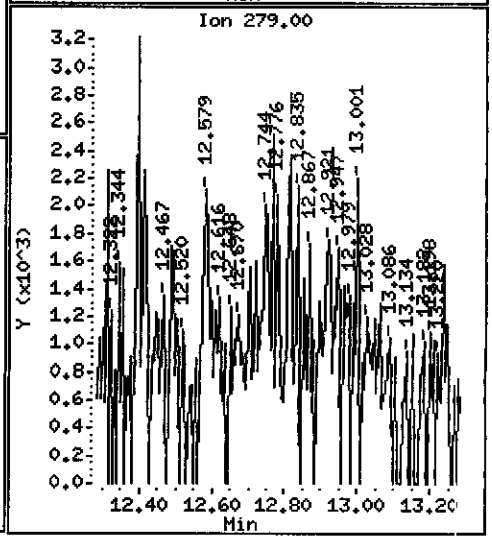

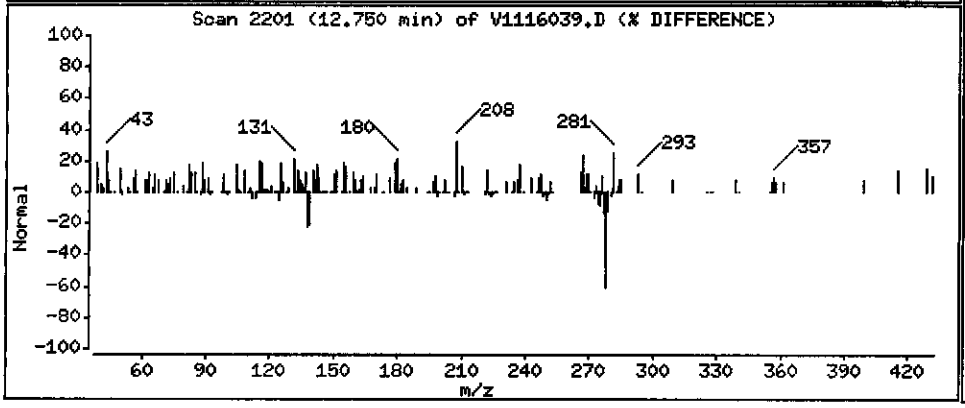

Data File: \\PITSVR06\D\chem\731.i\V111610.b\V1116039.D

Date : 16-NOV-2010 22:58

Client ID: MW-5-111010DL

Instrument: 731.i

Sample Info: C0K100534-011 X500 11/15/10 h2o(0319135)8270c

Volume Injected (uL): 2.0

Operator: 003200

Column phase: DB5-MS

Column diameter: 0.32

151 Benzo(g,h,i)perylene

Concentration: 92.113 ug/L

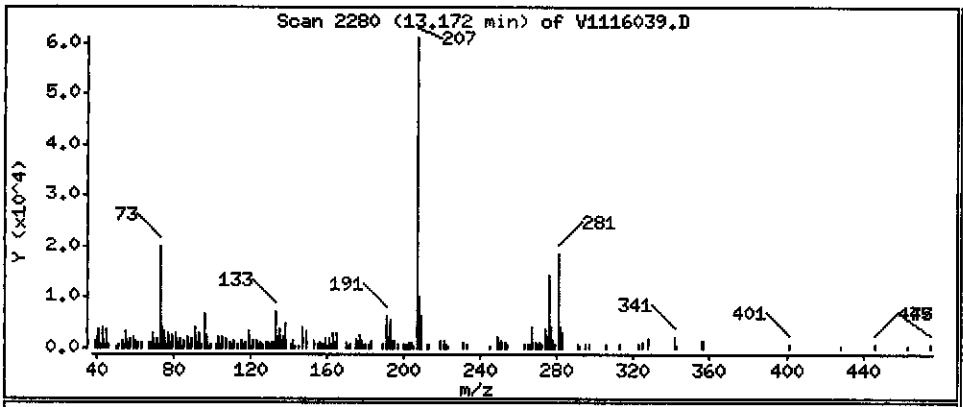

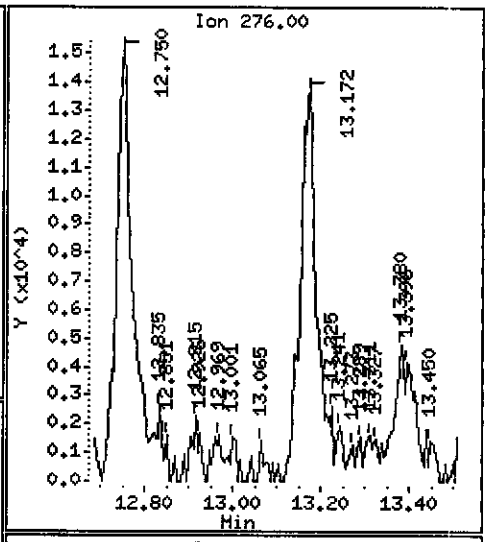

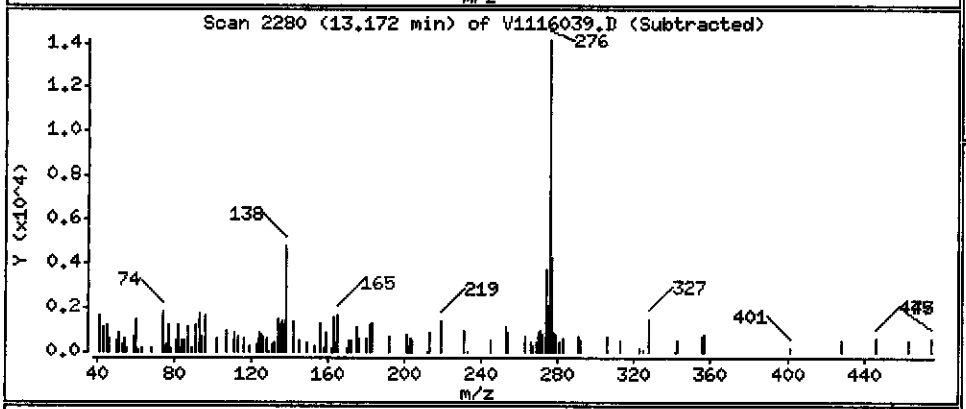

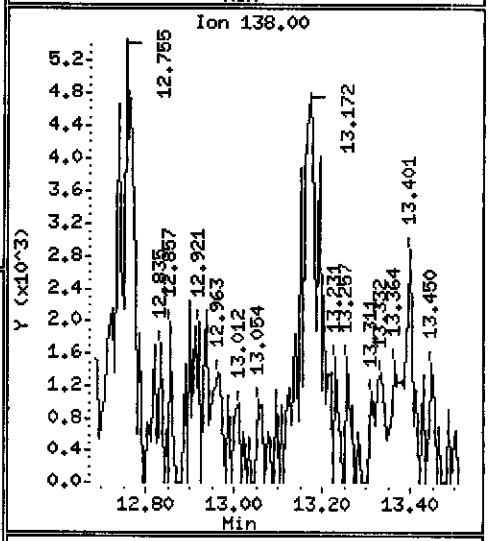

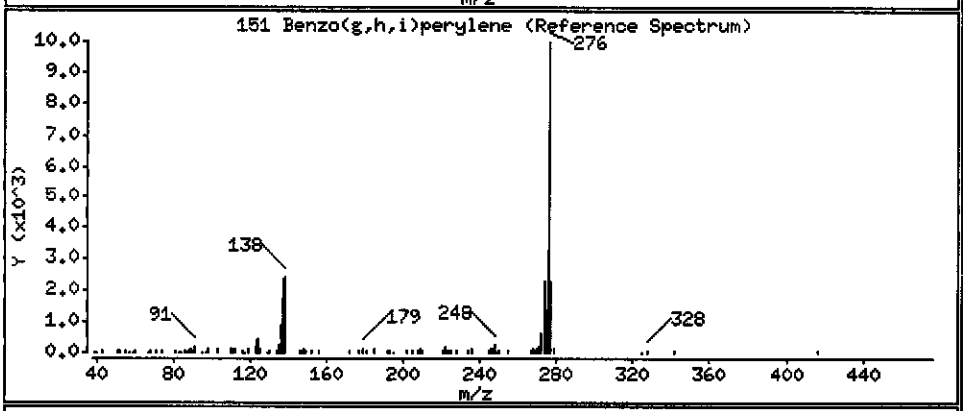

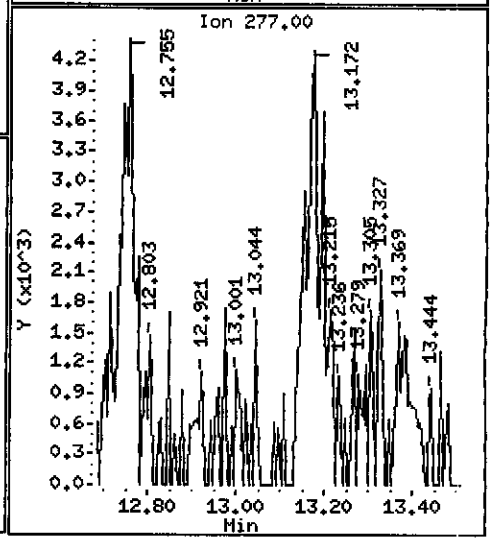

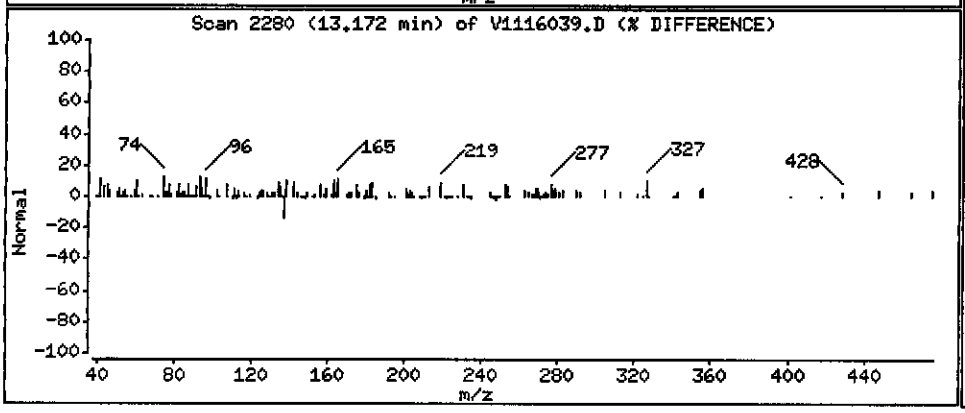

GC/MS SEMIVOLATILE
CALIBRATION DATA

Report Date : 10-Nov-2010 09:49

(1001 - 1770)

TestAmerica Pittsburgh

INITIAL CALIBRATION DATA

Start Cal Date : 10-NOV-2010 06:53
End Cal Date : 10-NOV-2010 09:21
Quant Method : ISTD
Origin : Included
Target Version : 4.14
Integrator : HP RTE
Method file : \\PITSVR06\D\chem\731.i\V111010.b\8270ll.m
Last Edit : 10-Nov-2010 09:41 piccolinov

Calibration File Names:
Level 1: \\PITSVR06\D\chem\731.i\V111010.b\V1110IC1.D
Level 2: \\PITSVR06\D\chem\731.i\V111010.b\V1110IC2.D
Level 3: \\PITSVR06\D\chem\731.i\V111010.b\V1110IC3.D
Level 4: \\PITSVR06\D\chem\731.i\V111010.b\V1110IC4.D
Level 5: \\PITSVR06\D\chem\731.i\V111010.b\V1110IC5.D
Level 6: \\PITSVR06\D\chem\731.i\V111010.b\V1110IC6.D
Level 7: \\PITSVR06\D\chem\731.i\V111010.b\V1110IC7.D
Level 8: \\PITSVR06\D\chem\731.i\V111010.b\V1110IC8.D

Compound	0.4000000 Level 1	2.0000 Level 2	4.0000 Level 3	10.0000 Level 4	20.0000 Level 5	40.0000 Level 6	Curve	Coefficients b	m1	m2	%RSD or R^2	
	60.0000 Level 7	80.0000 Level 8										
198 1,4-Dioxane	+++++	0.41841	0.44094	0.36109	0.39883	0.40595						
	0.37731	0.39348					AVRG		0.39943		6.56131	
226 n-Decane	+++++	+++++	+++++	+++++	+++++	+++++						
	+++++	+++++					AVRG		0.000e+000		0.000e+000	<-
227 n-Octadecane	+++++	+++++	+++++	+++++	+++++	+++++						
	+++++	+++++					AVRG		0.000e+000		0.000e+000	<-

1365

C0K110534

TestAmerica Pittsburgh

INITIAL CALIBRATION DATA

Start Cal Date : 10-NOV-2010 06:53
End Cal Date : 10-NOV-2010 09:21
Quant Method : ISTD
Origin : Included
Target Version : 4.14
Integrator : HP RTE
Method file : \\PITSVR06\D\chem\731.i\V111010.b\8270ll.m
Last Edit : 10-Nov-2010 09:41 piccolinov

Compound	0.4000000 Level 1	2.0000 Level 2	4.0000 Level 3	10.0000 Level 4	20.0000 Level 5	40.0000 Level 6	Curve	Coefficients b	m1	m2	%RSD or R^2	
	60.0000 Level 7	80.0000 Level 8										
7 N-Nitrosomorpholine	+++++	+++++	+++++	+++++	+++++	+++++						
	+++++	+++++					AVRG		0.000e+000		0.000e+000	<-
8 Ethyl methanesulfonate	+++++	+++++	+++++	+++++	+++++	+++++						
	+++++	+++++					AVRG		0.000e+000		0.000e+000	<-
9 Pyridine	1.37930	1.13375	1.11933	1.13693	1.20274	1.15942						
	1.13989	1.14000					AVRG		1.17642		7.28708	
199 Thionazin	+++++	+++++	+++++	+++++	+++++	+++++						
	+++++	+++++					AVRG		0.000e+000		0.000e+000	<-
200 Sulfotepp	+++++	+++++	+++++	+++++	+++++	+++++						
	+++++	+++++					AVRG		0.000e+000		0.000e+000	<-
10 N-Nitrosodimethylamine	+++++	0.59309	0.57098	0.53982	0.60295	0.58700						
	0.57497	0.58852					AVRG		0.57962		3.54995	
11 Ethyl methacrylate	+++++	+++++	+++++	+++++	+++++	+++++						
	+++++	+++++					AVRG		0.000e+000		0.000e+000	<-

(1001 - 1770)

1366

C0K110534

TestAmerica Pittsburgh

INITIAL CALIBRATION DATA

Start Cal Date : 10-NOV-2010 06:53
End Cal Date : 10-NOV-2010 09:21
Quant Method : ISTD
Origin : Included
Target Version : 4.14
Integrator : HP RTE
Method file : \\PITSVR06\D\chem\731.i\V111010.b\827011.m
Last Edit : 10-Nov-2010 09:41 piccolinov

Compound	0.4000000 Level 1	2.0000 Level 2	4.0000 Level 3	10.0000 Level 4	20.0000 Level 5	40.0000 Level 6	Curve	Coefficients b	m1	m2	%RSD or R^2	
	60.0000 Level 7	80.0000 Level 8										
12 3-Chloropropionitrile	+++++	+++++	+++++	+++++	+++++	+++++						
	+++++	+++++					AVRG		0.000e+000		0.000e+000	<-
13 Malononitrile	+++++	+++++	+++++	+++++	+++++	+++++						
	+++++	+++++					AVRG		0.000e+000		0.000e+000	<-
14 2-Picoline	+++++	+++++	+++++	+++++	+++++	+++++						
	+++++	+++++					AVRG		0.000e+000		0.000e+000	<-
15 N-Nitrosomethylethylamine	+++++	+++++	+++++	+++++	+++++	+++++						
	+++++	+++++					AVRG		0.000e+000		0.000e+000	<-
16 Methyl methanesulfonate	0.79816	0.79005	0.85511	0.80342	0.82540	0.80009						
	0.73564	0.73603					AVRG		0.79299		5.14169	
18 1,3-Dichloro-2-propanol	+++++	+++++	+++++	+++++	+++++	+++++						
	+++++	+++++					AVRG		0.000e+000		0.000e+000	<-
19 N-Nitrosodiethylamine	+++++	+++++	+++++	+++++	+++++	+++++						
	+++++	+++++					AVRG		0.000e+000		0.000e+000	<-

(1001 - 1770)

1367

C0K110534

TestAmerica Pittsburgh

INITIAL CALIBRATION DATA

Start Cal Date : 10-NOV-2010 06:53
End Cal Date : 10-NOV-2010 09:21
Quant Method : ISTD
Origin : Included
Target Version : 4.14
Integrator : HP RTE
Method file : \\PITSVR06\D\chem\731.i\V111010.b\8270ll.m
Last Edit : 10-Nov-2010 09:41 piccolinov

Compound	0.4000000 Level 1 / 60.0000 Level 7	2.0000 Level 2 / 80.0000 Level 8	4.0000 Level 3	10.0000 Level 4	20.0000 Level 5	40.0000 Level 6	Curve	Coefficients b	m1	m2	%RSD or R^2	
21 Aniline	2.02918	2.05505	1.88061	2.01355	2.16511	2.09899						
	2.08503	2.06455					AVRG		2.04901		4.02292	
206 Benzaldehyde	7515	32127	42715	161282	325579	510147						
	680321	862313					QUAD	0.18453	0.48267	0.11599	0.99872	
22 Phenol	1.70527	1.87660	1.73913	1.70422	1.85937	1.83043						
	1.79445	1.81609					AVRG		1.79070		3.76205	
23 bis(2-Chloroethyl)ether	1.02911	1.10418	1.12111	1.05821	1.15100	1.15540						
	1.10420	1.10278					AVRG		1.10325		3.88294	
24 2-Chlorophenol	1.52330	1.39262	1.35729	1.32079	1.41622	1.40267						
	1.36258	1.40928					AVRG		1.39809		4.28156	
25 Pentachloroethane	+++++	+++++	+++++	+++++	+++++	+++++						
	+++++	+++++					AVRG		0.000e+000		0.000e+000	<-
26 1,3-Dichlorobenzene	1.69135	1.64635	1.47960	1.57408	1.66416	1.66265						
	1.62086	1.68629					AVRG		1.62817		4.35757	

TestAmerica Pittsburgh

INITIAL CALIBRATION DATA

Start Cal Date : 10-NOV-2010 06:53
End Cal Date : 10-NOV-2010 09:21
Quant Method : ISTD
Origin : Included
Target Version : 4.14
Integrator : HP RTE
Method file : \\PITSVR06\D\chem\731.i\V111010.b\8270ll.m
Last Edit : 10-Nov-2010 09:41 piccolinov

Compound	0.4000000 Level 1 / 60.0000 Level 7	2.0000 Level 2 / 80.0000 Level 8	4.0000 Level 3	10.0000 Level 4	20.0000 Level 5	40.0000 Level 6	Curve	Coefficients b	Coefficients m1	Coefficients m2	%RSD or R^2	
27 1,4-Dichlorobenzene	1.77968 / 1.64534	1.74374 / 1.72499	1.64016	1.52111	1.69461	1.68406	AVRG		1.67921		4.73643	
28 1,2-Dichlorobenzene	1.46093 / 1.56057	1.55142 / 1.62125	1.49516	1.44254	1.58873	1.58887	AVRG		1.53868		4.23087	
29 Benzyl Alcohol	+++++ / 0.85497	0.65469 / 0.85141	0.71311	0.71542	0.81624	0.82366	AVRG		0.77564		10.28092	
30 2-Methylphenol	1.37690 / 1.18749	1.24532 / 1.22914	1.18479	1.17522	1.25796	1.20546	AVRG		1.23278		5.30936	
31 2,2'-oxybis(1-Chloropropane)	1.59255 / 1.33515	1.45065 / 1.37193	1.38921	1.29010	1.34772	1.35222	AVRG		1.39119		6.72242	
32 N-Nitroso-di-n-propylamine	0.89559 / 0.97680	1.02608 / 0.97512	1.01071	0.98995	1.01035	1.00592	AVRG		0.98632		4.12687	
M 195 Cresols, total	+++++ / +++++	+++++ / +++++	+++++	+++++	+++++	+++++	AVRG		0.000e+000		0.000e+000	<-

TestAmerica Pittsburgh

INITIAL CALIBRATION DATA

Start Cal Date : 10-NOV-2010 06:53
End Cal Date : 10-NOV-2010 09:21
Quant Method : ISTD
Origin : Included
Target Version : 4.14
Integrator : HP RTE
Method file : \\PITSVR06\D\chem\731.i\V111010.b\827011.m
Last Edit : 10-Nov-2010 09:41 piccolinov

Compound	0.4000000 Level 1	2.0000 Level 2	4.0000 Level 3	10.0000 Level 4	20.0000 Level 5	40.0000 Level 6	60.0000 Level 7	80.0000 Level 8	Curve	Coefficients b	m1	m2	%RSD or R^2	
192 4-Methylphenol	1.19493	1.17369	1.21319	1.10432	1.25714	1.20552	1.19647	1.21282	AVRG		1.19476		3.64816	
203 3&4-Methylphenol total	+++++	+++++	+++++	+++++	+++++	+++++	+++++	+++++	AVRG		0.000e+000		0.000e+000	<-
193 3-Methylphenol	+++++	+++++	+++++	+++++	+++++	+++++	+++++	+++++	AVRG		0.000e+000		0.000e+000	<-
34 Hexachloroethane	0.67238	0.77256	0.76340	0.75752	0.75800	0.78807	0.75738	0.77092	AVRG		0.75503		4.63490	
35 Nitrobenzene	0.42070	0.44613	0.42362	0.43644	0.45018	0.44800	0.44365	0.46155	AVRG		0.44128		3.11590	
36 N-Nitrosopyrrolidine	0.52495	0.57381	0.53177	0.56398	0.55141	0.52115	0.51690	0.54201	AVRG		0.54075		3.84826	
37 Acetophenone	2.00426	1.93622	1.84544	1.82806	1.90132	1.89489	1.83571	1.86827	AVRG		1.88927		3.13661	

(1001 - 1770)

1370

C0K110534

TestAmerica Pittsburgh

INITIAL CALIBRATION DATA

Start Cal Date : 10-NOV-2010 06:53
End Cal Date : 10-NOV-2010 09:21
Quant Method : ISTD
Origin : Included
Target Version : 4.14
Integrator : HP RTE
Method file : \\PITSVR06\D\chem\731.i\V111010.b\8270ll.m
Last Edit : 10-Nov-2010 09:41 piccolinov

Compound	0.4000000 Level 1	2.0000 Level 2	4.0000 Level 3	10.0000 Level 4	20.0000 Level 5	40.0000 Level 6	Curve	Coefficients b	m1	m2	%RSD or R^2	
	60.0000 Level 7	80.0000 Level 8										
39 o-Toluidine	+++++	+++++	+++++	+++++	+++++	+++++						
	+++++	+++++					AVRG		0.000e+000		0.000e+000	<-
40 N-Nitrosopiperidine	+++++	+++++	+++++	+++++	+++++	+++++						
	+++++	+++++					AVRG		0.000e+000		0.000e+000	<-
41 Isophorone	0.72477	0.69547	0.66714	0.69449	0.71428	0.71035						
	0.69980	0.71668					AVRG		0.70287		2.56075	
42 2-Nitrophenol	0.14912	0.19057	0.16798	0.18375	0.19951	0.20318						
	0.20098	0.21049					AVRG		0.18820		10.95353	
43 2,4-Dimethylphenol	0.40007	0.39278	0.36964	0.40316	0.39736	0.40655						
	0.41734	0.41969					AVRG		0.40082		3.90722	
44 bis(2-Chloroethoxy)methane	0.44454	0.39675	0.38498	0.38234	0.39649	0.40622						
	0.40372	0.42332					AVRG		0.40479		5.07671	
45 O,O,O-Triethyl phosphorothioa	+++++	+++++	+++++	+++++	+++++	+++++						
	+++++	+++++					AVRG		0.000e+000		0.000e+000	<-

(1001 - 1770)

1371

C0K110534

TestAmerica Pittsburgh

INITIAL CALIBRATION DATA

Start Cal Date : 10-NOV-2010 06:53
End Cal Date : 10-NOV-2010 09:21
Quant Method : ISTD
Origin : Included
Target Version : 4.14
Integrator : HP RTE
Method file : \\PITSVR06\D\chem\731.i\V111010.b\8270ll.m
Last Edit : 10-Nov-2010 09:41 piccolinov

Compound	0.4000000 Level 1	2.0000 Level 2	4.0000 Level 3	10.0000 Level 4	20.0000 Level 5	40.0000 Level 6	60.0000 Level 7	80.0000 Level 8	Curve	Coefficients b	m1	m2	%RSD or R^2	
46 2,4-Toluenediamene	+++++	+++++	+++++	+++++	+++++	+++++	+++++	+++++	AVRG		0.000e+000		0.000e+000	<-
47 1,3,5-Trichlorobenzene	+++++	+++++	+++++	+++++	+++++	+++++	+++++	+++++	AVRG		0.000e+000		0.000e+000	<-
48 2,4-Dichlorophenol	0.31735	0.31797	0.28383	0.31592	0.32261	0.32824	0.32653	0.35084	AVRG		0.32041		5.78320	
49 Benzoic Acid	0.15294	0.16003	0.16551	0.18021	0.19825	0.21328	0.19629	0.19995	AVRG		0.18331		11.94775	
50 1,2,4-Trichlorobenzene	0.32826	0.40030	0.37076	0.39596	0.38684	0.40172	0.41381	0.43182	AVRG		0.39118		7.95332	
51 Naphthalene	1.11481	1.02899	0.93052	1.03930	1.05353	1.09486	1.15665	1.22185	AVRG		1.08006		8.18692	
52 4-Chloroaniline	0.42533	0.44680	0.40252	0.43197	0.44001	0.44453	0.43803	0.46314	AVRG		0.43654		4.05616	

(1001 - 1770)

1372

C0K110534

TestAmerica Pittsburgh

INITIAL CALIBRATION DATA

Start Cal Date : 10-NOV-2010 06:53
End Cal Date : 10-NOV-2010 09:21
Quant Method : ISTD
Origin : Included
Target Version : 4.14
Integrator : HP RTE
Method file : \\PITSVR06\D\chem\731.i\V111010.b\8270ll.m
Last Edit : 10-Nov-2010 09:41 piccolinov

Compound	0.4000000 Level 1 / 60.0000 Level 7	2.0000 Level 2 / 80.0000 Level 8	4.0000 Level 3	10.0000 Level 4	20.0000 Level 5	40.0000 Level 6	Curve	Coefficients b	Coefficients m1	Coefficients m2	%RSD or R^2	
53 a,a-Dimethyl-phenethylamine	+++++ / +++++	+++++ / +++++	+++++	+++++	+++++	+++++	AVRG		0.000e+000		0.000e+000	<-
54 2,6-Dichlorophenol	0.30701 / 0.33409	0.28934 / 0.34707	0.29347	0.32194	0.31786	0.32627	AVRG		0.31713		6.22245	
55 Hexachloropropene	+++++ / +++++	+++++ / +++++	+++++	+++++	+++++	+++++	AVRG		0.000e+000		0.000e+000	<-
56 Hexachlorobutadiene	0.27059 / 0.30117	0.30203 / 0.31650	0.26402	0.29517	0.29971	0.29925	AVRG		0.29355		5.94087	
208 Caprolactam	0.06606 / 0.08195	0.07607 / 0.08327	0.07212	0.08118	0.08439	0.08572	AVRG		0.07884		8.69734	
57 1,2,3-Trichlorobenzene	+++++ / +++++	+++++ / +++++	+++++	+++++	+++++	+++++	AVRG		0.000e+000		0.000e+000	<-
58 N-Nitrosodi-n-butylamine	+++++ / +++++	+++++ / +++++	+++++	+++++	+++++	+++++	AVRG		0.000e+000		0.000e+000	<-

(1001 - 1770)

1373

C0K110534

TestAmerica Pittsburgh

INITIAL CALIBRATION DATA

Start Cal Date : 10-NOV-2010 06:53
End Cal Date : 10-NOV-2010 09:21
Quant Method : ISTD
Origin : Included
Target Version : 4.14
Integrator : HP RTE
Method file : \\PITSVR06\D\chem\731.i\V111010.b\827011.m
Last Edit : 10-Nov-2010 09:41 piccolinov

Compound	0.4000000 Level 1 / 60.0000 Level 7	2.0000 Level 2 / 80.0000 Level 8	4.0000 Level 3	10.0000 Level 4	20.0000 Level 5	40.0000 Level 6	Curve	Coefficients b	m1	m2	%RSD or R^2	
59 4-Chloro-3-Methylphenol	0.30814	0.34303	0.30790	0.33779	0.33669	0.32714						
	0.31909	0.31648					AVRG		0.32453		4.21890	
60 p-Phenylene diamine	+++++	+++++	+++++	+++++	+++++	+++++						
	+++++	+++++					AVRG		0.000e+000		0.000e+000	<-
61 Safrole	+++++	+++++	+++++	+++++	+++++	+++++						
	+++++	+++++					AVRG		0.000e+000		0.000e+000	<-
62 2-Methylnaphthalene	0.75017	0.72487	0.65019	0.69010	0.72961	0.72368						
	0.75434	0.78482					AVRG		0.72597		5.68011	
63 1-Methylnaphthalene	0.68887	0.70522	0.63747	0.69407	0.69819	0.72093						
	0.71905	0.77713					AVRG		0.70512		5.52897	
64 Hexachlorocyclopentadiene	0.57513	0.49898	0.50361	0.59246	0.58900	0.61592						
	0.62766	0.65970					AVRG		0.58281		9.72974	
65 1,2,4,5-Tetrachlorobenzene	0.66322	0.65725	0.61031	0.70839	0.67262	0.69049						
	0.68931	0.72465					AVRG		0.67703		5.18785	

TestAmerica Pittsburgh

INITIAL CALIBRATION DATA

Start Cal Date : 10-NOV-2010 06:53
End Cal Date : 10-NOV-2010 09:21
Quant Method : ISTD
Origin : Included
Target Version : 4.14
Integrator : HP RTE
Method file : \\PITSVR06\D\chem\731.i\V111010.b\827011.m
Last Edit : 10-Nov-2010 09:41 piccolinov

Compound	0.4000000 Level 1	2.0000 Level 2	4.0000 Level 3	10.0000 Level 4	20.0000 Level 5	40.0000 Level 6	Curve	Coefficients b	m1	m2	%RSD or R^2	
	60.0000 Level 7	80.0000 Level 8										
66 2,4,6-Trichlorophenol	0.34839	0.41055	0.36892	0.40075	0.39807	0.41576						
	0.41035	0.44242					AVRG		0.39940		7.26731	
67 2,4,5-Trichlorophenol	0.39570	0.40387	0.40167	0.44246	0.41140	0.41308						
	0.41485	0.42218					AVRG		0.41315		3.50579	
209 1,1'-Biphenyl	1.42086	1.36025	1.33270	1.51823	1.41146	1.55522						
	1.55532	1.69392					AVRG		1.48100		8.18176	
68 1,2,3,5-Tetrachlorobenzene	+++++	+++++	+++++	+++++	+++++	+++++						
	+++++	+++++					AVRG		0.000e+000		0.000e+000	<-
69 1,4-Dinitrobenzene	+++++	+++++	+++++	+++++	+++++	+++++						
	+++++	+++++					AVRG		0.000e+000		0.000e+000	<-
70 2-Chloronaphthalene	1.14399	1.07265	1.03959	1.17973	1.10608	1.20883						
	1.19155	1.25653					AVRG		1.14987		6.37026	
71 Isosafrole 1	+++++	+++++	+++++	+++++	+++++	+++++						
	+++++	+++++					AVRG		0.000e+000		0.000e+000	<-

(1001 - 1770)

1375

C0K110534

(1001 - 1770)

1376

C0K110534

TestAmerica Pittsburgh

INITIAL CALIBRATION DATA

Start Cal Date : 10-NOV-2010 06:53
End Cal Date : 10-NOV-2010 09:21
Quant Method : ISTD
Origin : Included
Target Version : 4.14
Integrator : HP RTE
Method file : \\PITSVR06\D\chem\731.i\V111010.b\8270ll.m
Last Edit : 10-Nov-2010 09:41 piccolinov

Compound	0.4000000 Level 1	2.0000 Level 2	4.0000 Level 3	10.0000 Level 4	20.0000 Level 5	40.0000 Level 6	Curve	Coefficients b	m1	m2	%RSD or R^2	
	60.0000 Level 7	80.0000 Level 8										
M 188 Isosafrole, Total	+++++	+++++	+++++	+++++	+++++	+++++						
	+++++	+++++					AVRG		0.000e+000		0.000e+000	<-
72 Isosafrole 2	+++++	+++++	+++++	+++++	+++++	+++++						
	+++++	+++++					AVRG		0.000e+000		0.000e+000	<-
73 2-Nitroaniline	0.34303	0.32903	0.34627	0.37728	0.37629	0.38078						
	0.35630	0.36492					AVRG		0.35924		5.22365	
74 1,2,3,4-Tetrachlorobenzene	+++++	+++++	+++++	+++++	+++++	+++++						
	+++++	+++++					AVRG		0.000e+000		0.000e+000	<-
75 1,4-Naphthoquinone	+++++	+++++	+++++	+++++	+++++	+++++						
	+++++	+++++					AVRG		0.000e+000		0.000e+000	<-
76 Dimethylphthalate	1.35815	1.26357	1.14152	1.23116	1.22260	1.25565						
	1.21770	1.22020					AVRG		1.23882		4.89272	
77 m-Dinitrobenzene	+++++	+++++	+++++	+++++	+++++	+++++						
	+++++	+++++					AVRG		0.000e+000		0.000e+000	<-

TestAmerica Pittsburgh

INITIAL CALIBRATION DATA

Start Cal Date : 10-NOV-2010 06:53
End Cal Date : 10-NOV-2010 09:21
Quant Method : ISTD
Origin : Included
Target Version : 4.14
Integrator : HP RTE
Method file : \\PITSVR06\D\chem\731.i\V111010.b\8270ll.m
Last Edit : 10-Nov-2010 09:41 piccolinov

Compound	0.4000000 Level 1 / 60.0000 Level 7	2.0000 Level 2 / 80.0000 Level 8	4.0000 Level 3	10.0000 Level 4	20.0000 Level 5	40.0000 Level 6	Curve	Coefficients b	Coefficients m1	Coefficients m2	%RSD or R^2	
78 2,6-Dinitrotoluene	0.23155	0.22767	0.24996	0.27710	0.25745	0.26674						
	0.25285	0.26254					AVRG		0.25323		6.65990	
79 Acenaphthylene	1.84201	1.70721	1.62537	1.74947	1.73705	1.79687						
	1.78617	1.91836					AVRG		1.77031		4.98643	
80 1,2-Dinitrobenzene	+++++	+++++	+++++	+++++	+++++	+++++						
	+++++	+++++					AVRG		0.000e+000		0.000e+000	<-
81 3-Nitroaniline	0.21525	0.29349	0.25426	0.25784	0.26489	0.26218						
	0.25312	0.25960					AVRG		0.25758		8.28878	
82 Acenaphthene	1.18086	1.06050	1.02139	1.11408	1.05572	1.12040						
	1.09834	1.13610					AVRG		1.09842		4.63439	
83 2,4-Dinitrophenol	5975	14974	46954	101701	170001	200945						
	299565	426317					QUAD	0.19236	6.28188	-0.22529	0.99954	
84 Pentachlorobenzene	+++++	+++++	+++++	+++++	+++++	+++++						
	+++++	+++++					AVRG		0.000e+000		0.000e+000	<-

(1001 - 1770)

1377

C0K110534

TestAmerica Pittsburgh

INITIAL CALIBRATION DATA

Start Cal Date : 10-NOV-2010 06:53
End Cal Date : 10-NOV-2010 09:21
Quant Method : ISTD
Origin : Included
Target Version : 4.14
Integrator : HP RTE
Method file : \\PITSVR06\D\chem\731.i\V111010.b\8270ll.m
Last Edit : 10-Nov-2010 09:41 piccolinov

Compound	0.4000000 Level 1 / 60.0000 Level 7	2.0000 Level 2 / 80.0000 Level 8	4.0000 Level 3	10.0000 Level 4	20.0000 Level 5	40.0000 Level 6	Curve	Coefficients b	m1	m2	%RSD or R^2	
85 4-Nitrophenol	0.21752	0.22379	0.23979	0.25706	0.26251	0.26694						
	0.24656	0.25322					AVRG		0.24593		7.25529	
86 Dibenzofuran	1.78088	1.69879	1.57733	1.68575	1.59933	1.67727						
	1.65847	1.72227					AVRG		1.67501		3.88680	
87 2,4-Dinitrotoluene	0.33629	0.36288	0.33432	0.35792	0.35431	0.35924						
	0.33821	0.34885					AVRG		0.34900		3.24702	
88 2,3,4,6-Tetrachlorophenol	0.51028	0.41222	0.35561	0.43367	0.41216	0.40351						
	0.39749	0.40457					AVRG		0.41619		10.55401	
89 1-Naphthylamine	+++++	+++++	+++++	+++++	+++++	+++++						
	+++++	+++++					AVRG		0.000e+000		0.000e+000	<-
90 Zinophos	+++++	+++++	+++++	+++++	+++++	+++++						
	+++++	+++++					AVRG		0.000e+000		0.000e+000	<-
91 2,3,5,6-Tetrachlorophenol	0.34413	0.35520	0.36290	0.41605	0.39044	0.40937						
	0.38882	0.42377					AVRG		0.38633		7.66465	

(1001 - 1770)

1378

C0K110534

(1001 - 1770)

1379

C0K110534

TestAmerica Pittsburgh

INITIAL CALIBRATION DATA

Start Cal Date : 10-NOV-2010 06:53
End Cal Date : 10-NOV-2010 09:21
Quant Method : ISTD
Origin : Included
Target Version : 4.14
Integrator : HP RTE
Method file : \\PITSVR06\D\chem\731.i\V111010.b\8270ll.m
Last Edit : 10-Nov-2010 09:41 piccolinov

Compound	0.4000000 Level 1	2.0000 Level 2	4.0000 Level 3	10.0000 Level 4	20.0000 Level 5	40.0000 Level 6	Curve	Coefficients b	m1	m2	%RSD or R^2	
	60.0000 Level 7	80.0000 Level 8										
92 2-Naphthylamine	15197	76532	104438	309498	561716	839761						
	973967	1222351					QUAD	0.15973	0.51398	0.32489	0.99440	
93 Diethylphthalate	1.46433	1.29246	1.19152	1.31468	1.26412	1.26731						
	1.21822	1.27958					AVRG		1.28653		6.37278	
94 Fluorene	1.44658	1.37029	1.26482	1.32120	1.28404	1.32796						
	1.30922	1.41174					AVRG		1.34198		4.68095	
95 4-Chlorophenyl-phenylether	0.85385	0.77692	0.72993	0.75372	0.71044	0.74074						
	0.72932	0.75673					AVRG		0.75646		5.85192	
96 4-Nitroaniline	0.22942	0.26585	0.23830	0.26807	0.26882	0.27554						
	0.26759	0.26862					AVRG		0.26027		6.42249	
97 5-Nitro-o-toluidine	+++++	+++++	+++++	+++++	+++++	+++++						
	+++++	+++++					AVRG		0.000e+000		0.000e+000	<-
98 4,6-Dinitro-2-methylphenol	+++++	0.08969	0.10347	0.12333	0.12566	0.12848						
	0.13487	0.13536					AVRG		0.12012		14.27225	

TestAmerica Pittsburgh

INITIAL CALIBRATION DATA

Start Cal Date : 10-NOV-2010 06:53
End Cal Date : 10-NOV-2010 09:21
Quant Method : ISTD
Origin : Included
Target Version : 4.14
Integrator : HP RTE
Method file : \\PITSVR06\D\chem\731.i\V111010.b\8270ll.m
Last Edit : 10-Nov-2010 09:41 piccolinov

Compound	0.4000000 Level 1	2.0000 Level 2	4.0000 Level 3	10.0000 Level 4	20.0000 Level 5	40.0000 Level 6	Curve	Coefficients b	m1	m2	%RSD or R^2	
	60.0000 Level 7	80.0000 Level 8										
99 N-Nitrosodiphenylamine (1)	0.43775	0.41508	0.43081	0.46830	0.46303	0.47233						
	0.47412	0.49841					AVRG		0.45748		5.96850	
100 1,2-Diphenylhydrazine	0.88061	0.91514	0.84070	0.94959	0.93253	0.91736						
	0.91358	0.90495					AVRG		0.90681		3.67607	
101 Diphenylamine	+++++	+++++	+++++	+++++	+++++	+++++						
	+++++	+++++					AVRG		0.000e+000		0.000e+000	<-
202 N-Nitroso&Diphenylamine	+++++	+++++	+++++	+++++	+++++	+++++						
	+++++	+++++					AVRG		0.000e+000		0.000e+000	<-
102 Tetraethyl dithiopyrophosphat	+++++	+++++	+++++	+++++	+++++	+++++						
	+++++	+++++					AVRG		0.000e+000		0.000e+000	<-
103 Diallate 1	+++++	+++++	+++++	+++++	+++++	+++++						
	+++++	+++++					AVRG		0.000e+000		0.000e+000	<-
M 189 Diallate, Total	+++++	+++++	+++++	+++++	+++++	+++++						
	+++++	+++++					AVRG		0.000e+000		0.000e+000	<-

(1001 - 1770)

1380

C0K110534

TestAmerica Pittsburgh

INITIAL CALIBRATION DATA

Start Cal Date : 10-NOV-2010 06:53
End Cal Date : 10-NOV-2010 09:21
Quant Method : ISTD
Origin : Included
Target Version : 4.14
Integrator : HP RTE
Method file : \\PITSVR06\D\chem\731.i\V111010.b\827011.m
Last Edit : 10-Nov-2010 09:41 piccolinov

Compound	0.4000000 Level 1 / 60.0000 Level 7	2.0000 Level 2 / 80.0000 Level 8	4.0000 Level 3	10.0000 Level 4	20.0000 Level 5	40.0000 Level 6	Curve	Coefficients b	m1	m2	%RSD or R^2	
104 Phorate	+++++ / +++++	+++++ / +++++	+++++	+++++	+++++	+++++	AVRG		0.000e+000		0.000e+000	<-
105 1,3,5-Trinitrobenzene	+++++ / +++++	+++++ / +++++	+++++	+++++	+++++	+++++	AVRG		0.000e+000		0.000e+000	<-
106 4-Bromophenyl-phenylether	0.25024 / 0.24432	0.24707 / 0.24850	0.23004	0.24804	0.25170	0.25290	AVRG		0.24660		2.92558	
107 Hexachlorobenzene	0.26792 / 0.25600	0.25386 / 0.25389	0.22995	0.25584	0.25598	0.26076	AVRG		0.25428		4.27863	
210 Atrazine	0.19497 / 0.19867	0.21625 / 0.18454	0.15881	0.21156	0.21012	0.21855	AVRG		0.19918		10.04418	
108 Phenacetin	+++++ / +++++	+++++ / +++++	+++++	+++++	+++++	+++++	AVRG		0.000e+000		0.000e+000	<-
109 Diallate 2	+++++ / +++++	+++++ / +++++	+++++	+++++	+++++	+++++	AVRG		0.000e+000		0.000e+000	<-

(1001 - 1770)

1381

C0K110534

(1001 - 1770)

1382

C0K110534

TestAmerica Pittsburgh

INITIAL CALIBRATION DATA

Start Cal Date : 10-NOV-2010 06:53
End Cal Date : 10-NOV-2010 09:21
Quant Method : ISTD
Origin : Included
Target Version : 4.14
Integrator : HP RTE
Method file : \\PITSVR06\D\chem\731.i\V111010.b\8270ll.m
Last Edit : 10-Nov-2010 09:41 piccolinov

Compound	0.4000000 Level 1	2.0000 Level 2	4.0000 Level 3	10.0000 Level 4	20.0000 Level 5	40.0000 Level 6	60.0000 Level 7	80.0000 Level 8	Curve	Coefficients b	Coefficients m1	Coefficients m2	%RSD or R^2	
110 Dimethoate	+++++	+++++	+++++	+++++	+++++	+++++	+++++	+++++	AVRG		0.000e+000		0.000e+000	<-
111 Pentachlorophenol	13571	31837	91038	183825	297729	348399	527307	714993	QUAD	0.16804	6.57174	-0.23666	0.99968	
112 Pentachloronitrobenzene	+++++	+++++	+++++	+++++	+++++	+++++	+++++	+++++	AVRG		0.000e+000		0.000e+000	<-
113 4-Aminobiphenyl	+++++	+++++	+++++	+++++	+++++	+++++	+++++	+++++	AVRG		0.000e+000		0.000e+000	<-
114 Pronamide	+++++	+++++	+++++	+++++	+++++	+++++	+++++	+++++	AVRG		0.000e+000		0.000e+000	<-
115 Phenanthrene	1.25883	1.14732	1.04404	1.08249	1.11124	1.08564	1.07022	1.11284	AVRG		1.11408		5.94460	
116 Anthracene	1.21523	1.10542	1.07546	1.12592	1.13954	1.12559	1.11841	1.14469	AVRG		1.13128		3.55275	

TestAmerica Pittsburgh

INITIAL CALIBRATION DATA

Start Cal Date : 10-NOV-2010 06:53
End Cal Date : 10-NOV-2010 09:21
Quant Method : ISTD
Origin : Included
Target Version : 4.14
Integrator : HP RTE
Method file : \\PITSVR06\D\chem\731.i\V111010.b\827011.m
Last Edit : 10-Nov-2010 09:41 piccolinov

Compound	0.4000000 Level 1	2.0000 Level 2	4.0000 Level 3	10.0000 Level 4	20.0000 Level 5	40.0000 Level 6	Curve	Coefficients b	m1	m2	%RSD or R^2	
	60.0000 Level 7	80.0000 Level 8										
117 Dinoseb	+++++	+++++	+++++	+++++	+++++	+++++						
	+++++	+++++					AVRG		0.000e+000		0.000e+000	<-
118 Disulfoton	+++++	+++++	+++++	+++++	+++++	+++++						
	+++++	+++++					AVRG		0.000e+000		0.000e+000	<-
119 Carbazole	0.93120	0.94790	0.84637	0.90486	0.89282	0.89085						
	0.89318	0.90381					AVRG		0.90137		3.34119	
120 Di-n-Butylphthalate	1.13728	1.14558	1.03692	1.14670	1.15979	1.18528						
	1.16410	1.19704					AVRG		1.14659		4.25208	
121 4-Nitroquinoline 1-oxide	+++++	+++++	+++++	+++++	+++++	+++++						
	+++++	+++++					AVRG		0.000e+000		0.000e+000	<-
122 Methapyrilene	+++++	+++++	+++++	+++++	+++++	+++++						
	+++++	+++++					AVRG		0.000e+000		0.000e+000	<-
123 Fluoranthene	1.41237	1.31846	1.21390	1.29272	1.26798	1.29203						
	1.28011	1.26947					AVRG		1.29338		4.38330	

TestAmerica Pittsburgh

INITIAL CALIBRATION DATA

Start Cal Date : 10-NOV-2010 06:53
End Cal Date : 10-NOV-2010 09:21
Quant Method : ISTD
Origin : Included
Target Version : 4.14
Integrator : HP RTE
Method file : \\PITSVR06\D\chem\731.i\V111010.b\827011.m
Last Edit : 10-Nov-2010 09:41 piccolinov

Compound	0.4000000 Level 1	2.0000 Level 2	4.0000 Level 3	10.0000 Level 4	20.0000 Level 5	40.0000 Level 6	Curve	Coefficients b	m1	m2	%RSD or R^2	
	60.0000 Level 7	80.0000 Level 8										
124 Benzidine	8299	58965	67944	281840	573367	1154889						
	1682798	2214852					QUAD	0.11070	2.48333	0.03340	0.99956	
125 Pyrene	1.19259	1.20572	1.18886	1.12133	1.13699	1.04306						
	1.02522	1.02973					AVRG		1.11794		6.81810	
126 Aramite 1	+++++	+++++	+++++	+++++	+++++	+++++						
	+++++	+++++					AVRG		0.000e+000		0.000e+000	<-
M 191 Aramite, Total	+++++	+++++	+++++	+++++	+++++	+++++						
	+++++	+++++					AVRG		0.000e+000		0.000e+000	<-
127 Aramite 2	+++++	+++++	+++++	+++++	+++++	+++++						
	+++++	+++++					AVRG		0.000e+000		0.000e+000	<-
128 p-Dimethylamino azobenzene	+++++	+++++	+++++	+++++	+++++	+++++						
	+++++	+++++					AVRG		0.000e+000		0.000e+000	<-
129 p-Chlorobenzilate	+++++	+++++	+++++	+++++	+++++	+++++						
	+++++	+++++					AVRG		0.000e+000		0.000e+000	<-

(1001 - 1770)

1384

C0K110534

(1001 - 1770)

1385

C0K110534

TestAmerica Pittsburgh

INITIAL CALIBRATION DATA

Start Cal Date : 10-NOV-2010 06:53
End Cal Date : 10-NOV-2010 09:21
Quant Method : ISTD
Origin : Included
Target Version : 4.14
Integrator : HP RTE
Method file : \\PITSVR06\D\chem\731.i\V111010.b\827011.m
Last Edit : 10-Nov-2010 09:41 piccolinov

Compound	0.4000000 Level 1	2.0000 Level 2	4.0000 Level 3	10.0000 Level 4	20.0000 Level 5	40.0000 Level 6	Curve	Coefficients b	m1	m2	%RSD or R^2	
	60.0000 Level 7	80.0000 Level 8										
130 Famphur	+++++	+++++	+++++	+++++	+++++	+++++						
	+++++	+++++					AVRG		0.000e+000		0.000e+000	<-
131 Butylbenzylphthalate	0.40764	0.43650	0.41262	0.42916	0.42060	0.40830						
	0.40195	0.41509					AVRG		0.41648		2.79954	
132 3,3'-Dimethylbenzidine	+++++	+++++	+++++	+++++	+++++	+++++						
	+++++	+++++					AVRG		0.000e+000		0.000e+000	<-
133 3,3'-Dimethoxybenzidine	+++++	+++++	+++++	+++++	+++++	+++++						
	+++++	+++++					AVRG		0.000e+000		0.000e+000	<-
134 2-Acetylaminofluorene	+++++	+++++	+++++	+++++	+++++	+++++						
	+++++	+++++					AVRG		0.000e+000		0.000e+000	<-
135 3,3'-Dichlorobenzidine	0.37970	0.37031	0.34072	0.38143	0.39703	0.40194						
	0.39283	0.39989					AVRG		0.38298		5.31355	
136 Benzo(a)Anthracene	1.19312	1.12597	1.06894	1.11587	1.10053	1.12707						
	1.14958	1.18157					AVRG		1.13283		3.62183	

TestAmerica Pittsburgh

INITIAL CALIBRATION DATA

Start Cal Date : 10-NOV-2010 06:53
End Cal Date : 10-NOV-2010 09:21
Quant Method : ISTD
Origin : Included
Target Version : 4.14
Integrator : HP RTE
Method file : \\PITSVR06\D\chem\731.i\V111010.b\8270ll.m
Last Edit : 10-Nov-2010 09:41 piccolinov

Compound	0.4000000 Level 1	2.0000 Level 2	4.0000 Level 3	10.0000 Level 4	20.0000 Level 5	40.0000 Level 6	Curve	Coefficients b	m1	m2	%RSD or R^2	
	60.0000 Level 7	80.0000 Level 8										
137 Chrysene	1.14740	1.07901	1.03316	1.04352	1.12251	1.06086						
	1.07071	1.09242					AVRG		1.08120		3.57710	
138 4,4'-Methylene bis(o-chloroan	+++++	+++++	+++++	+++++	+++++	+++++						
	+++++	+++++					AVRG		0.000e+000		0.000e+000	<-
139 bis(2-ethylhexyl)Phthalate	0.70249	0.59301	0.56682	0.62619	0.61937	0.61288						
	0.61117	0.62063					AVRG		0.61907		6.26235	
140 Di-n-octylphthalate	0.96196	0.99931	0.96738	1.02607	1.04926	1.01412						
	1.02107	0.99425					AVRG		1.00418		2.95294	
141 Benzo(b)fluoranthene	1.27627	1.19749	1.24340	1.17175	1.15854	1.23662						
	1.12850	1.09879					AVRG		1.18892		5.11990	
204 6-Methylchrysene	+++++	+++++	+++++	+++++	+++++	+++++						
	+++++	+++++					AVRG		0.000e+000		0.000e+000	<-
142 Benzo(k)fluoranthene	1.39835	1.32819	1.16154	1.36636	1.34589	1.20332						
	1.28477	1.27438					AVRG		1.29535		6.27234	

TestAmerica Pittsburgh

INITIAL CALIBRATION DATA

Start Cal Date : 10-NOV-2010 06:53
End Cal Date : 10-NOV-2010 09:21
Quant Method : ISTD
Origin : Included
Target Version : 4.14
Integrator : HP RTE
Method file : \\PITSVR06\D\chem\731.i\V111010.b\8270ll.m
Last Edit : 10-Nov-2010 09:41 piccolinov

Compound	0.4000000 Level 1	2.0000 Level 2	4.0000 Level 3	10.0000 Level 4	20.0000 Level 5	40.0000 Level 6	Curve	Coefficients b	m1	m2	%RSD or R^2	
	60.0000 Level 7	80.0000 Level 8										
143 7,12-dimethylbenz[a]anthracen	0.51470	0.54989	0.53027	0.54874	0.54601	0.52011						
	0.50334	0.49160					AVRG		0.52558		4.17089	
144 Hexachlorophene	+++++	+++++	+++++	+++++	+++++	+++++						
	+++++	+++++					AVRG		0.000e+000		0.000e+000	<-
145 Hexachlorophene product	+++++	+++++	+++++	+++++	+++++	+++++						
	+++++	+++++					AVRG		0.000e+000		0.000e+000	<-
146 Benzo(a)pyrene	1.02539	0.96886	0.89807	0.93573	0.98308	0.97107						
	0.98357	0.96363					AVRG		0.96618		3.85239	
148 3-Methylcholanthrene	+++++	+++++	+++++	+++++	+++++	+++++						
	+++++	+++++					AVRG		0.000e+000		0.000e+000	<-
149 Indeno(1,2,3-cd)pyrene	1.07382	1.11010	1.07888	1.14091	1.13633	1.12741						
	1.12932	1.09956					AVRG		1.11204		2.32466	
150 Dibenz(a,h)anthracene	0.89126	0.94263	0.90058	0.95199	0.95504	0.93451						
	0.94587	0.92749					AVRG		0.93117		2.53616	

TestAmerica Pittsburgh

INITIAL CALIBRATION DATA

Start Cal Date : 10-NOV-2010 06:53
End Cal Date : 10-NOV-2010 09:21
Quant Method : ISTD
Origin : Included
Target Version : 4.14
Integrator : HP RTE
Method file : \\PITSVR06\D\chem\731.i\V111010.b\827011.m
Last Edit : 10-Nov-2010 09:41 piccolinov

Compound	0.4000000 Level 1	2.0000 Level 2	4.0000 Level 3	10.0000 Level 4	20.0000 Level 5	40.0000 Level 6	60.0000 Level 7	80.0000 Level 8	Curve	Coefficients b	Coefficients m1	Coefficients m2	%RSD or R^2	
151 Benzo(g,h,i)perylene	0.88340	0.97611	0.94895	0.99161	1.01502	0.98221	1.00972	0.99067	AVRG		0.97471		4.32679	
211 Benzenethiol	+++++	+++++	+++++	+++++	+++++	+++++	+++++	+++++	AVRG		0.000e+000		0.000e+000	<-
212 Kepone	+++++	+++++	+++++	+++++	+++++	+++++	+++++	+++++	AVRG		0.000e+000		0.000e+000	<-
213 Dibenzo(a,h) acridine	+++++	+++++	+++++	+++++	+++++	+++++	+++++	+++++	AVRG		0.000e+000		0.000e+000	<-
214 Methyl parathion	+++++	+++++	+++++	+++++	+++++	+++++	+++++	+++++	AVRG		0.000e+000		0.000e+000	<-
215 Parathion	+++++	+++++	+++++	+++++	+++++	+++++	+++++	+++++	AVRG		0.000e+000		0.000e+000	<-
216 Isodrin	+++++	+++++	+++++	+++++	+++++	+++++	+++++	+++++	AVRG		0.000e+000		0.000e+000	<-

TestAmerica Pittsburgh

INITIAL CALIBRATION DATA

Start Cal Date : 10-NOV-2010 06:53
End Cal Date : 10-NOV-2010 09:21
Quant Method : ISTD
Origin : Included
Target Version : 4.14
Integrator : HP RTE
Method file : \\PITSVR06\D\chem\731.i\V111010.b\8270ll.m
Last Edit : 10-Nov-2010 09:41 piccolinov

Compound	0.4000000 Level 1	2.0000 Level 2	4.0000 Level 3	10.0000 Level 4	20.0000 Level 5	40.0000 Level 6	60.0000 Level 7	80.0000 Level 8	Curve	Coefficients b	m1	m2	%RSD or R^2	
217 Indene	2.37044	2.30582	2.27777	2.21238	2.41564	2.41554	2.39671	2.52111	AVRG		2.36443		4.07312	
218 Quinoline	+++++	+++++	+++++	+++++	+++++	+++++	+++++	+++++	AVRG		0.000e+000		0.000e+000	<-
219 1,4-Dithiane	+++++	+++++	+++++	+++++	+++++	+++++	+++++	+++++	AVRG		0.000e+000		0.000e+000	<-
220 1,4-Oxathiane	+++++	+++++	+++++	+++++	+++++	+++++	+++++	+++++	AVRG		0.000e+000		0.000e+000	<-
221 Benzothiazole	+++++	+++++	+++++	+++++	+++++	+++++	+++++	+++++	AVRG		0.000e+000		0.000e+000	<-
222 Dimethyl Disulfide	+++++	+++++	+++++	+++++	+++++	+++++	+++++	+++++	AVRG		0.000e+000		0.000e+000	<-
223 p-Chlorophenylmethylsulfide	+++++	+++++	+++++	+++++	+++++	+++++	+++++	+++++	AVRG		0.000e+000		0.000e+000	<-

(1001 - 1770)

1390

C0K110534

TestAmerica Pittsburgh

INITIAL CALIBRATION DATA

Start Cal Date : 10-NOV-2010 06:53
End Cal Date : 10-NOV-2010 09:21
Quant Method : ISTD
Origin : Included
Target Version : 4.14
Integrator : HP RTE
Method file : \\PITSVR06\D\chem\731.i\V111010.b\8270ll.m
Last Edit : 10-Nov-2010 09:41 piccolinov

Compound	0.4000000 Level 1	2.0000 Level 2	4.0000 Level 3	10.0000 Level 4	20.0000 Level 5	40.0000 Level 6	Curve	Coefficients b	m1	m2	%RSD or R^2	
	60.0000 Level 7	80.0000 Level 8										
224 p-Chlorophenylmethylsulfone	+++++	+++++	+++++	+++++	+++++	+++++						
	+++++	+++++					AVRG		0.000e+000		0.000e+000	<-
225 p-Chlorophenylmethylsulfoxide	+++++	+++++	+++++	+++++	+++++	+++++						
	+++++	+++++					AVRG		0.000e+000		0.000e+000	<-
$ 154 Nitrobenzene-d5	0.38886	0.44657	0.43711	0.44515	0.44997	0.45152						
	0.43998	0.46503					AVRG		0.44053		5.11180	
$ 155 2-Fluorobiphenyl	1.12673	1.23174	1.21776	1.37410	1.28965	1.33237						
	1.37177	1.46940					AVRG		1.30169		8.31044	
$ 156 Terphenyl-d14	0.84269	0.78367	0.79650	0.77628	0.78359	0.73838						
	0.72206	0.71539					AVRG		0.76982		5.52793	
$ 157 Phenol-d5	1.49753	1.50683	1.48572	1.46882	1.62460	1.58475						
	1.53792	1.57442					AVRG		1.53507		3.57413	

TestAmerica Pittsburgh

INITIAL CALIBRATION DATA

Start Cal Date : 10-NOV-2010 06:53
End Cal Date : 10-NOV-2010 09:21
Quant Method : ISTD
Origin : Included
Target Version : 4.14
Integrator : HP RTE
Method file : \\PITSVR06\D\chem\731.i\V111010.b\8270ll.m
Last Edit : 10-Nov-2010 09:41 piccolinov

Compound	0.4000000 Level 1	2.0000 Level 2	4.0000 Level 3	10.0000 Level 4	20.0000 Level 5	40.0000 Level 6	60.0000 Level 7	80.0000 Level 8	Curve	Coefficients b	m1	m2	%RSD or R^2
$ 158 2-Fluorophenol	1.25352	1.21727	1.19214	1.17205	1.20288	1.25494	1.19265	1.22818	AVRG		1.21420		2.46422
$ 159 2,4,6-Tribromophenol	0.10235	0.09659	0.09033	0.10138	0.10975	0.11216	0.11825	0.11798	AVRG		0.10610		9.51968
$ 186 2-Chlorophenol-d4	1.21039	1.39599	1.32985	1.29722	1.39113	1.39613	1.34441	1.38167	AVRG		1.34335		4.81598
$ 187 1,2-Dichlorobenzene-d4	1.13565	0.98990	0.97868	0.98948	1.02017	0.99438	1.02050	1.05561	AVRG		1.02305		5.06141

TestAmerica Pittsburgh

INITIAL CALIBRATION DATA

Start Cal Date : 10-NOV-2010 06:53
End Cal Date : 10-NOV-2010 09:21
Quant Method : ISTD
Origin : Included
Target Version : 4.14
Integrator : HP RTE
Method file : \\PITSVR06\D\chem\731.i\V111010.b\827011.m
Last Edit : 10-Nov-2010 09:41 piccolinov

Curve	Formula	Units
Averaged	Amt = Rsp/m1	Response
Quad	Amt = b + m1*Rsp + m2*Rsp^2	Response

(1001 - 1770)

1392

C0K110534

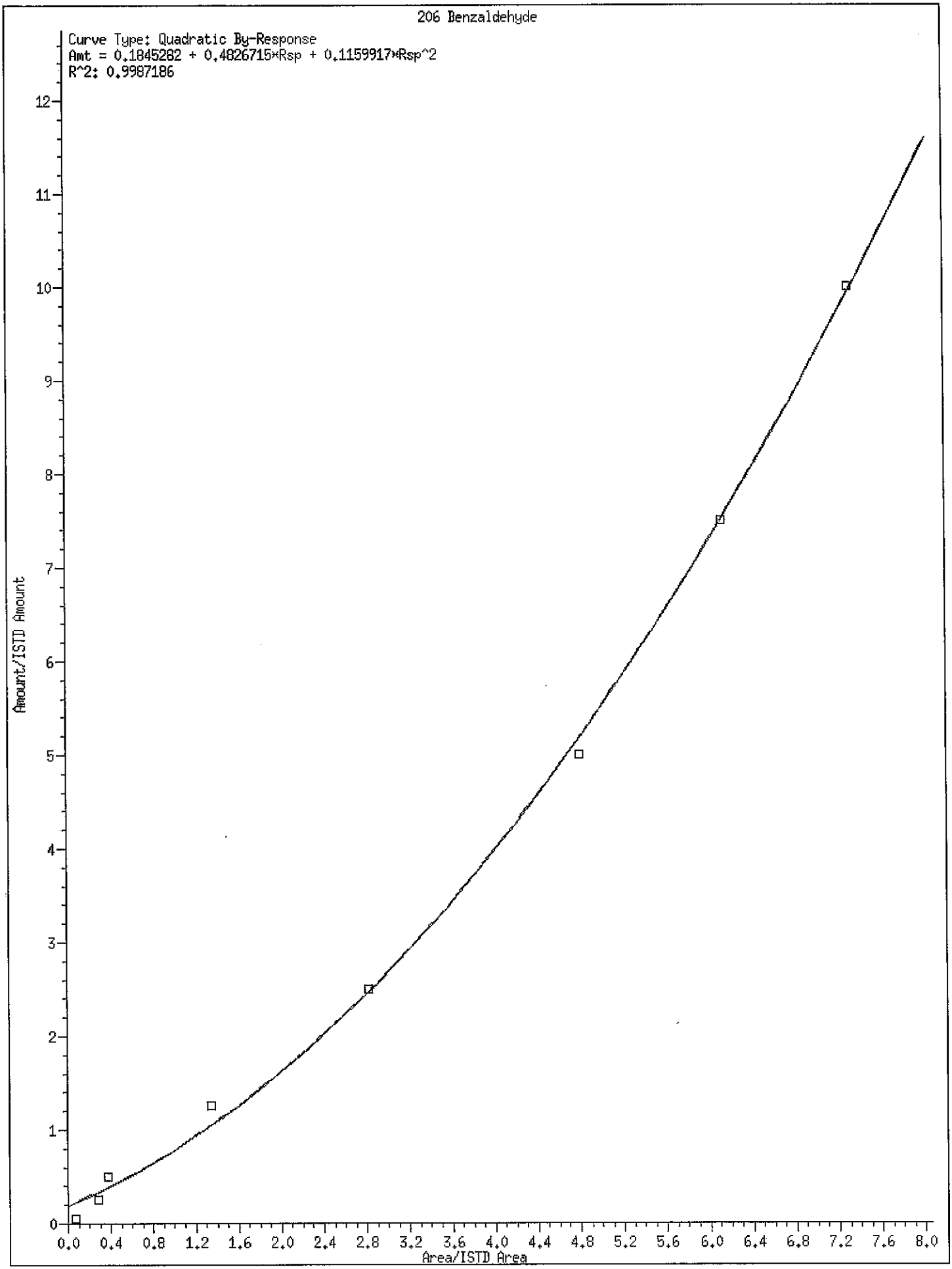
206 Benzaldehyde
Curve Type: Quadratic By-Response
Amt = 0.1845282 + 0.4826715*Rsp + 0.1159917*Rsp^2
R^2: 0.9987186
Amount/ISTD Amount
Area/ISTD Area
0
1
2
3
4
5
6
7
8
9
10
11
12
0.0
0.4
0.8
1.2
1.6
2.0
2.4
2.8
3.2
3.6
4.0
4.4
4.8
5.2
5.6
6.0
6.4
6.8
7.2
7.6
8.0

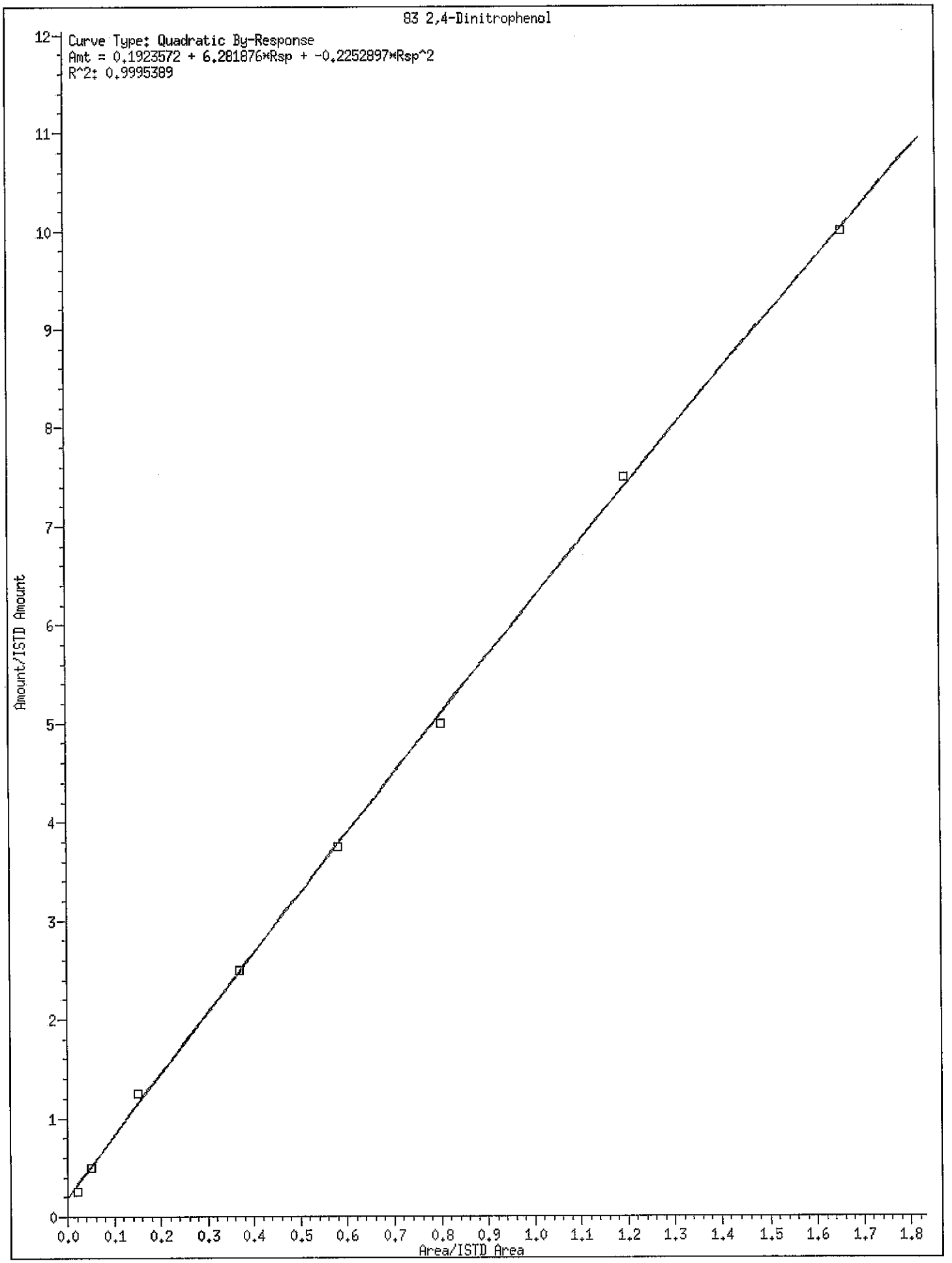
83 2,4-Dinitrophenol
Curve Type: Quadratic By-Response
Amt = 0.1923572 + 6.281876*Rsp + -0.2252897*Rsp^2
R^2: 0.9995389
Amount/ISTD Amount
Area/ISTD Area
0
1
2
3
4
5
6
7
8
9
10
11
12
0.0
0.1
0.2
0.3
0.4
0.5
0.6
0.7
0.8
0.9
1.0
1.1
1.2
1.3
1.4
1.5
1.6
1.7
1.8

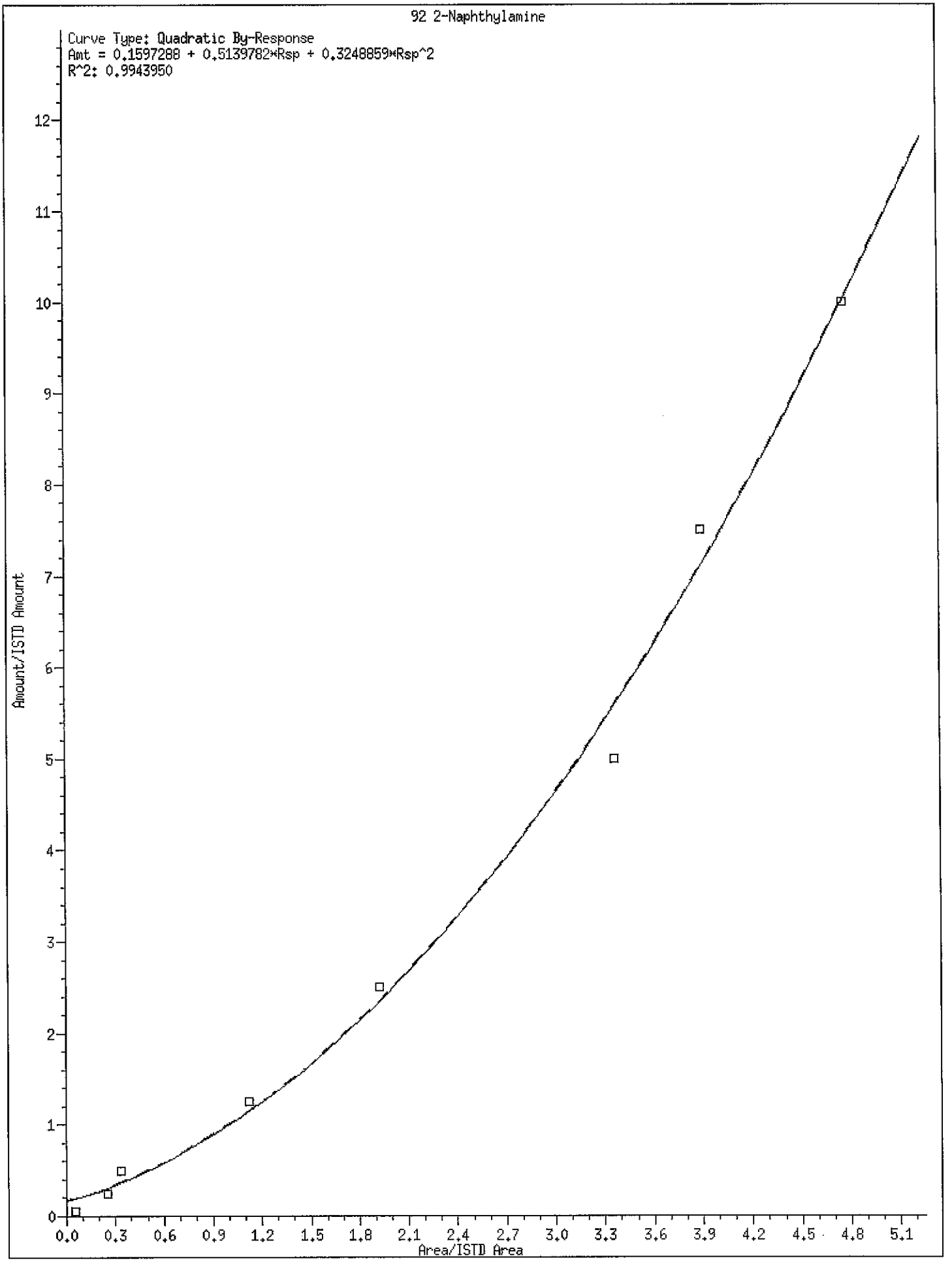
92 2-Naphthylamine
Curve Type: Quadratic By-Response
Amt = 0.1597288 + 0.5139782*Rsp + 0.3248859*Rsp^2
R^2: 0.9943950
Amount/ISTD Amount
Area/ISTD Area
0
1
2
3
4
5
6
7
8
9
10
11
12
0.0
0.3
0.6
0.9
1.2
1.5
1.8
2.1
2.4
2.7
3.0
3.3
3.6
3.9
4.2
4.5
4.8
5.1

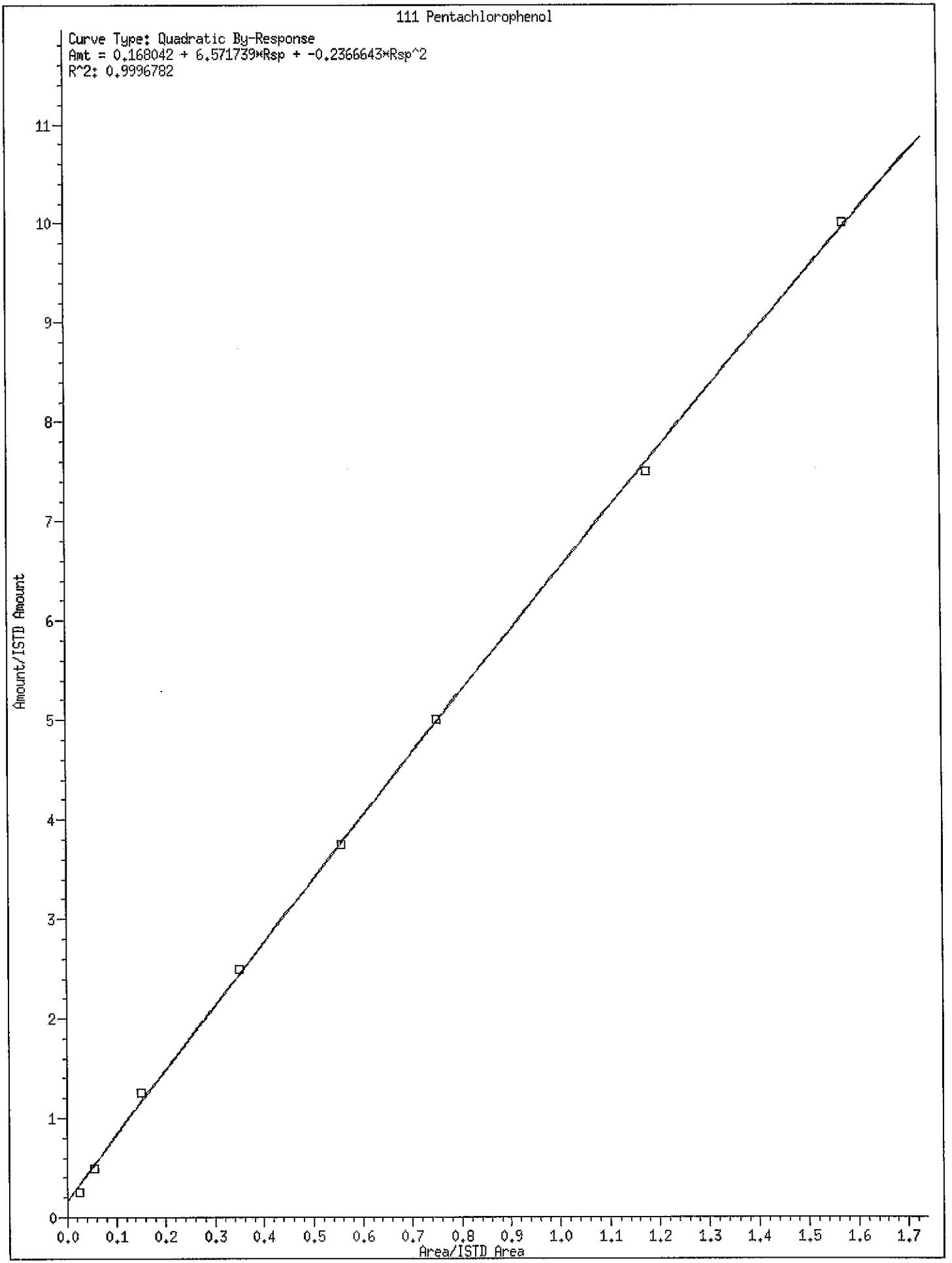
111 Pentachlorophenol
Curve Type: Quadratic By-Response
Amt = 0.168042 + 6.571739*Rsp + -0.2366643*Rsp^2
R^2: 0.9996782
Amount/ISTD Amount
Area/ISTD Area
0
1
2
3
4
5
6
7
8
9
10
11
0.0
0.1
0.2
0.3
0.4
0.5
0.6
0.7
0.8
0.9
1.0
1.1
1.2
1.3
1.4
1.5
1.6
1.7

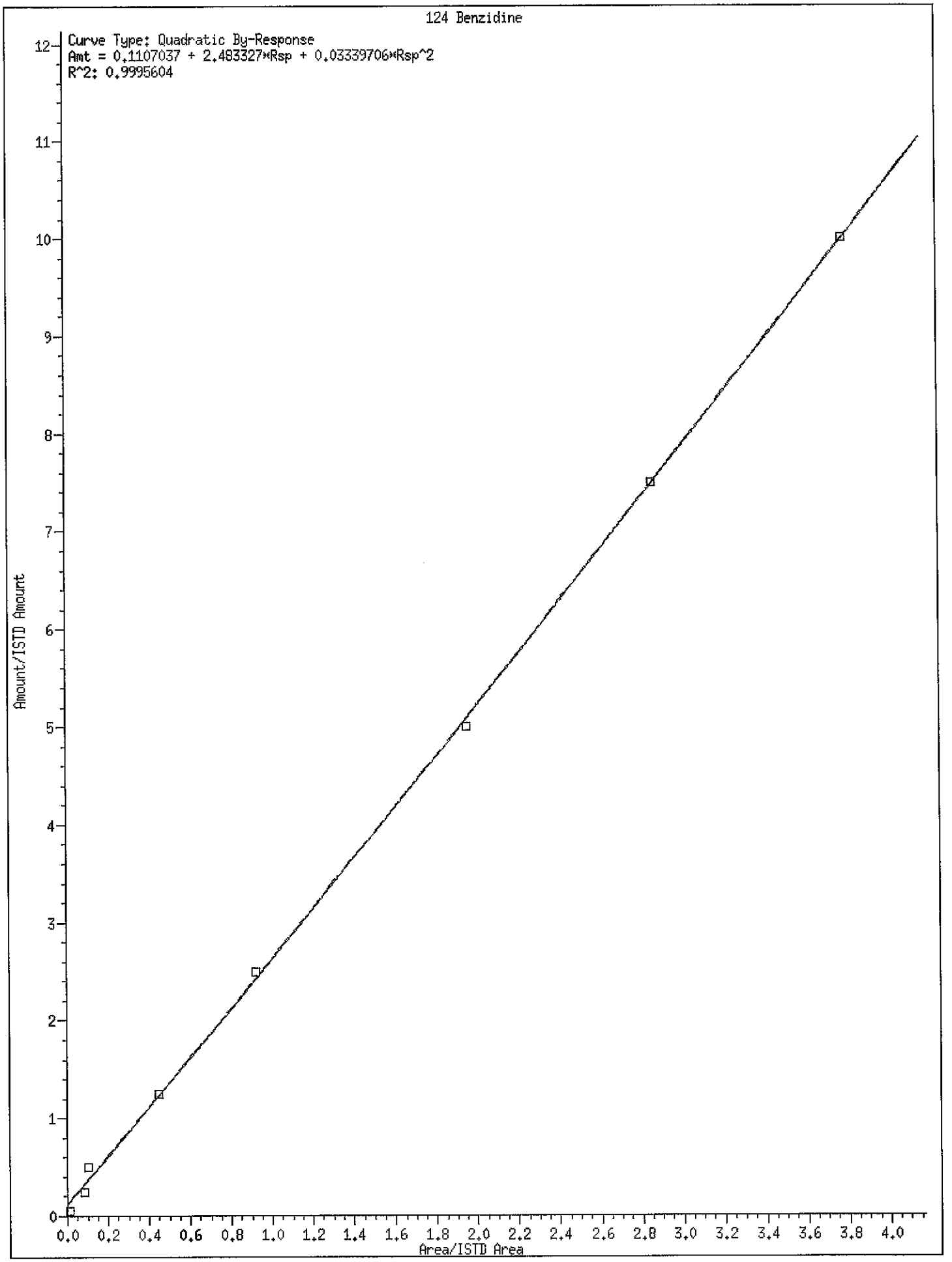
124 Benzidine
Curve Type: Quadratic By-Response
Amt = 0.1107037 + 2.483327*Rsp + 0.03339706*Rsp^2
R^2: 0.9995604
Amount/ISTD Amount
Area/ISTD Area
0
1
2
3
4
5
6
7
8
9
10
11
12
0.0
0.2
0.4
0.6
0.8
1.0
1.2
1.4
1.6
1.8
2.0
2.2
2.4
2.6
2.8
3.0
3.2
3.4
3.6
3.8
4.0

Data File: \\PITSVR06\D\chem\731.i\V111010.b\V1110IC1.D
Date : 10-NOV-2010 06:53
Client ID: SSTD0.4
Sample Info: SSTD0.4(0.2ug/mL) BNA0660-10 8270c/d

Instrument: 731.i

Operator: 003200
Column diameter: 0.32

Column phase: DB5-MS

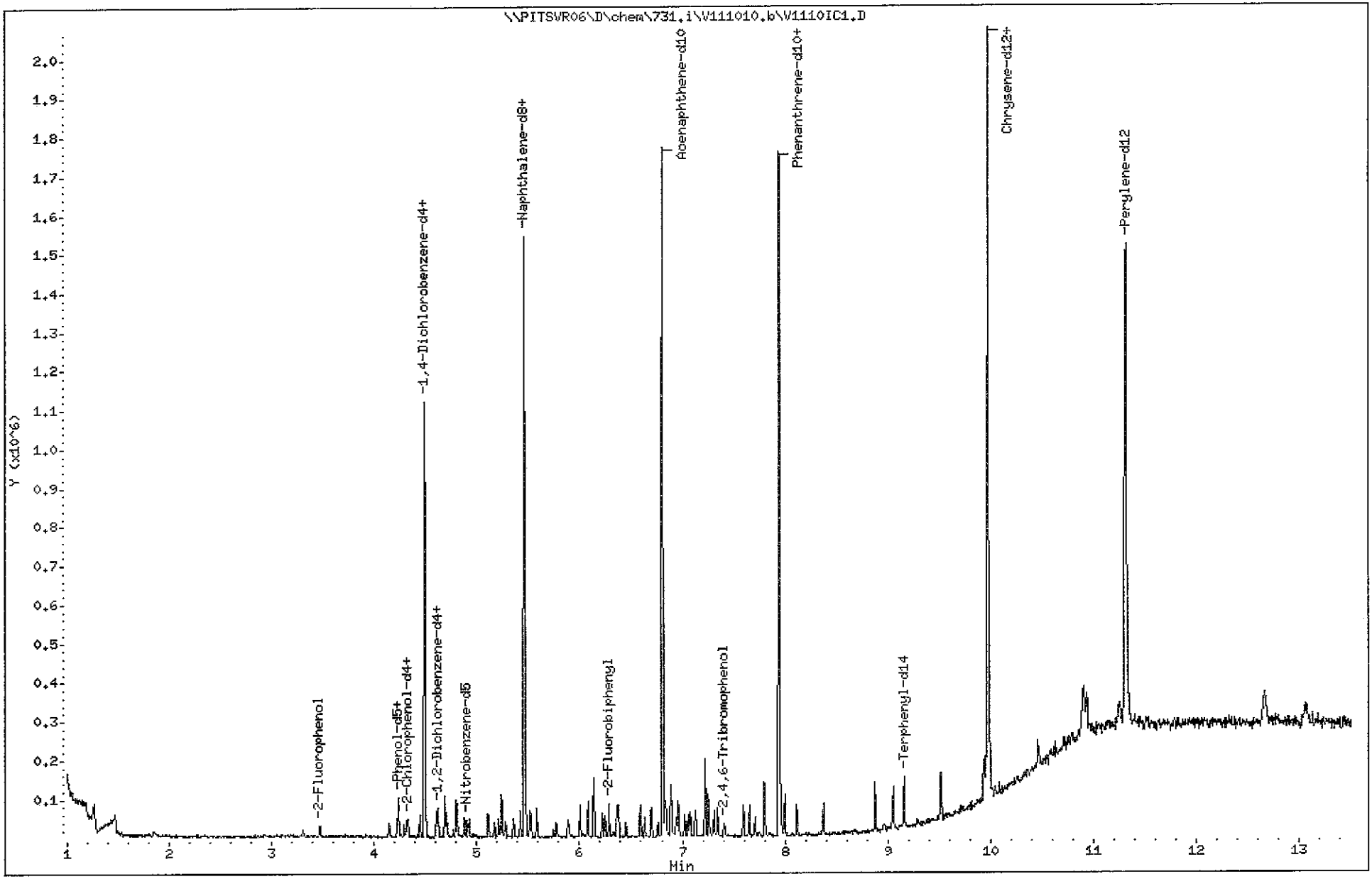

TestAmerica Pittsburgh

Semivolatile REPORT SW-846 Method 8270

Data file : \\PITSVR06\D\chem\731.i\V111010.b\V1110IC1.D
Lab Smp Id: SSTD0.4 Client Smp ID: SSTD0.4
Inj Date : 10-NOV-2010 06:53
Operator : 003200 Inst ID: 731.i
Smp Info : SSTD0.4(0.2ug/mL) BNA0660-10 8270c/d
Misc Info : SSTD0.4,V111010.b,8270ll.m,padepi.sub,1,1
Comment :
Method : \\PITSVR06\D\chem\731.i\V111010.b\8270ll.m
Meth Date : 10-Nov-2010 08:42 piccolinov Quant Type: ISTD
Cal Date : 10-NOV-2010 06:53 Cal File: V1110IC1.D
Als bottle: 90 Calibration Sample, Level: 1
Dil Factor: 1.00000
Integrator: HP RTE Compound Sublist: padepi.sub
Target Version: 4.14
Processing Host: PITPC-502

	Compounds	QUANT SIG MASS	RT	EXP RT	REL RT	RESPONSE	AMOUNTS CAL-AMT (NG)	AMOUNTS ON-COL (NG)
* 1	1,4-Dichlorobenzene-d4	152	4.491	4.491	(1.000)	116392	8.00000	
* 2	Naphthalene-d8	136	5.463	5.463	(1.000)	462323	8.00000	
* 3	Acenaphthene-d10	164	6.804	6.804	(1.000)	290823	8.00000	
* 4	Phenanthrene-d10	188	7.947	7.947	(1.000)	563381	8.00000	
* 5	Chrysene-d12	240	9.977	9.977	(1.000)	689438	8.00000	
* 6	Perylene-d12	264	11.318	11.318	(1.000)	722278	8.00000	
198	1,4-Dioxane	88	1.328	1.328	(0.296)	3228	0.40000	0.51030(M)
10	N-Nitrosodimethylamine	74	1.787	1.787	(0.398)	2064	0.40000	0.26651(M)
9	Pyridine	79	1.846	1.846	(0.411)	8027	0.40000	0.46192(M)
16	Methyl methanesulfonate	80	3.305	3.305	(0.736)	4645	0.40000	0.39201
206	Benzaldehyde	77	4.149	4.149	(0.924)	7515	0.40000	0.48136
21	Aniline	93	4.239	4.239	(0.944)	11809	0.40000	0.40009
22	Phenol	94	4.234	4.234	(0.943)	9924	0.40000	0.38387
23	bis(2-Chloroethyl)ether	93	4.293	4.293	(0.956)	5989	0.40000	0.37671
24	2-Chlorophenol	128	4.330	4.330	(0.964)	8865	0.40000	0.43459
26	1,3-Dichlorobenzene	146	4.448	4.448	(0.990)	9843	0.40000	0.41992
27	1,4-Dichlorobenzene	146	4.507	4.507	(1.004)	10357	0.40000	0.42478
28	1,2-Dichlorobenzene	146	4.619	4.619	(1.029)	8502	0.40000	0.38758
217	Indene	116	4.688	4.688	(1.044)	13795	0.40000	0.40933
29	Benzyl Alcohol	108	4.603	4.603	(1.025)	2253	0.40000	0.23559
30	2-Methylphenol	108	4.694	4.694	(1.045)	8013	0.40000	0.44130
31	2,2'-oxybis(1-Chloropropane)	45	4.710	4.710	(1.049)	9268	0.40000	0.45049
37	Acetophenone	105	4.795	4.795	(1.068)	11664	0.40000	0.42127
32	N-Nitroso-di-n-propylamine	70	4.806	4.806	(1.070)	5212	0.40000	0.36313
192	4-Methylphenol	108	4.806	4.806	(1.070)	6954	0.40000	0.40211(M)
34	Hexachloroethane	117	4.880	4.880	(1.087)	3913	0.40000	0.36112
35	Nitrobenzene	77	4.923	4.923	(0.901)	9725	0.40000	0.38648(M)
36	N-Nitrosopyrrolidine	100	4.774	4.774	(1.063)	3055	0.40000	0.38235
41	Isophorone	82	5.105	5.105	(0.934)	16754	0.40000	0.41461
42	2-Nitrophenol	139	5.169	5.169	(0.946)	3447	0.40000	0.33474
43	2,4-Dimethylphenol	107	5.206	5.206	(0.953)	9248	0.40000	0.40761(M)
44	bis(2-Chloroethoxy)methane	93	5.276	5.276	(0.966)	10276	0.40000	0.44341
48	2,4-Dichlorophenol	162	5.356	5.356	(0.980)	7336	0.40000	0.40747

	Compounds	QUANT SIG MASS	RT	EXP RT	REL RT	RESPONSE	AMOUNTS CAL-AMT (NG)	AMOUNTS ON-COL (NG)
49	Benzoic Acid	122	5.238	5.238	(0.959)	17677	2.00000	1.7847
50	1,2,4-Trichlorobenzene	180	5.420	5.420	(0.992)	7588	0.40000	0.34881
51	Naphthalene	128	5.479	5.479	(1.003)	25770	0.40000	0.43150
52	4-Chloroaniline	127	5.516	5.516	(1.010)	9832	0.40000	0.39628
54	2,6-Dichlorophenol	162	5.527	5.527	(1.012)	7097	0.40000	0.40142
56	Hexachlorobutadiene	225	5.586	5.586	(1.022)	6255	0.40000	0.37805
208	Caprolactam	113	5.751	5.751	(1.053)	1527	0.40000	0.34785
59	4-Chloro-3-Methylphenol	107	5.885	5.885	(1.077)	7123	0.40000	0.37726 (M)
62	2-Methylnaphthalene	142	6.008	6.008	(1.100)	17341	0.40000	0.42323
63	1-Methylnaphthalene	142	6.082	6.082	(1.113)	15924	0.40000	0.40240
64	Hexachlorocyclopentadiene	237	6.136	6.136	(0.902)	8363	0.40000	0.41688
65	1,2,4,5-Tetrachlorobenzene	216	6.141	6.141	(0.903)	9644	0.40000	0.40052
66	2,4,6-Trichlorophenol	196	6.221	6.221	(0.914)	5066	0.40000	0.36165
67	2,4,5-Trichlorophenol	196	6.248	6.248	(0.918)	5754	0.40000	0.38509
209	1,1'-Biphenyl	154	6.366	6.366	(0.936)	20661	0.40000	0.40345
70	2-Chloronaphthalene	162	6.382	6.382	(0.938)	16635	0.40000	0.41284
73	2-Nitroaniline	65	6.451	6.451	(0.948)	4988	0.40000	0.38719
76	Dimethylphthalate	163	6.590	6.590	(0.969)	19749	0.40000	0.43691
78	2,6-Dinitrotoluene	165	6.633	6.633	(0.975)	3367	0.40000	0.37235
79	Acenaphthylene	152	6.697	6.697	(0.984)	26785	0.40000	0.42535
81	3-Nitroaniline	138	6.766	6.766	(0.995)	3130	0.40000	0.33483
82	Acenaphthene	153	6.830	6.830	(1.004)	17171	0.40000	0.43473
83	2,4-Dinitrophenol	184	6.846	6.846	(1.006)	5975	2.00000	1.3570
85	4-Nitrophenol	109	6.889	6.889	(1.013)	15815	2.00000	1.8116 (M)
86	Dibenzofuran	168	6.959	6.959	(1.023)	25896	0.40000	0.42696
87	2,4-Dinitrotoluene	165	6.943	6.943	(1.020)	4890	0.40000	0.38527
91	2,3,5,6-Tetrachlorophenol	232	7.023	7.023	(1.032)	5004	0.40000	0.36830
88	2,3,4,6-Tetrachlorophenol	232	7.060	7.060	(1.038)	7420	0.40000	0.48050
92	2-Naphthylamine	143	7.076	7.076	(1.040)	15197	0.40000	0.47492
93	Diethylphthalate	149	7.130	7.130	(1.048)	21293	0.40000	0.44869
94	Fluorene	166	7.226	7.226	(1.062)	21035	0.40000	0.43266
95	4-Chlorophenyl-phenylether	204	7.220	7.220	(1.061)	12416	0.40000	0.44647
96	4-Nitroaniline	138	7.226	7.226	(1.062)	3336	0.40000	0.36116
98	4,6-Dinitro-2-methylphenol	198	7.258	7.258	(0.913)	9601	2.00000	1.3358
99	N-Nitrosodiphenylamine (1)	169	7.306	7.306	(0.919)	12331	0.40000	0.39526
100	1,2-Diphenylhydrazine	77	7.343	7.343	(0.924)	24806	0.40000	0.38977
106	4-Bromophenyl-phenylether	248	7.594	7.594	(0.956)	7049	0.40000	0.40786
107	Hexachlorobenzene	284	7.653	7.653	(0.963)	7547	0.40000	0.42407
210	Atrazine	200	7.712	7.712	(0.970)	5492	0.40000	0.39319
111	Pentachlorophenol	266	7.797	7.797	(0.981)	13571	2.00000	1.5623 (M)
115	Phenanthrene	178	7.963	7.963	(1.002)	35460	0.40000	0.44608
116	Anthracene	178	8.000	8.000	(1.007)	34232	0.40000	0.42929
119	Carbazole	167	8.118	8.118	(1.022)	26231	0.40000	0.41175
120	Di-n-Butylphthalate	149	8.374	8.374	(1.054)	32036	0.40000	0.40427
123	Fluoranthene	202	8.876	8.876	(1.117)	39785	0.40000	0.43421
124	Benzidine	184	8.967	8.967	(0.899)	8299	0.40000	0.31638
125	Pyrene	202	9.053	9.053	(0.907)	41111	0.40000	0.40804
131	Butylbenzylphthalate	149	9.523	9.523	(0.954)	14052	0.40000	0.38702
135	3,3'-Dichlorobenzidine	252	9.939	9.939	(0.996)	13089	0.40000	0.40627
136	Benzo(a)Anthracene	228	9.966	9.966	(0.999)	41129	0.40000	0.42578
137	Chrysene	228	9.998	9.998	(1.002)	39553	0.40000	0.42296
139	bis(2-ethylhexyl)Phthalate	149	9.945	9.945	(0.997)	24216	0.40000	0.45207 (M)
140	Di-n-octylphthalate	149	10.463	10.463	(0.924)	34740	0.40000	0.38448
141	Benzo(b)fluoranthene	252	10.912	10.912	(0.964)	46091	0.40000	0.42208

Compounds	QUANT SIG MASS	RT	EXP RT	REL RT	RESPONSE	AMOUNTS CAL-AMT (NG)	AMOUNTS ON-COL (NG)
142 Benzo(k)fluoranthene	252	10.938	10.938	(0.966)	50500	0.40000	0.42372
143 7,12-dimethylbenz[a]anthracen	256	10.896	10.896	(0.963)	18588	0.40000	0.38274
146 Benzo(a)pyrene	252	11.259	11.259	(0.995)	37031	0.40000	0.42626
149 Indeno(1,2,3-cd)pyrene	276	12.664	12.664	(1.119)	38780	0.40000	0.38766
150 Dibenz(a,h)anthracene	278	12.669	12.669	(1.119)	32187	0.40000	0.38404(M)
151 Benzo(g,h,i)perylene	276	13.070	13.070	(1.155)	31903	0.40000	0.36693
$ 154 Nitrobenzene-d5	82	4.907	4.907	(0.898)	8989	0.40000	0.35878
$ 155 2-Fluorobiphenyl	172	6.285	6.285	(0.924)	16384	0.40000	0.36113
$ 156 Terphenyl-d14	244	9.160	9.160	(0.918)	29049	0.40000	0.42317
$ 157 Phenol-d5	99	4.229	4.229	(0.942)	8715	0.40000	0.39494
$ 158 2-Fluorophenol	112	3.465	3.465	(0.772)	7295	0.40000	0.41522
$ 159 2,4,6-Tribromophenol	330	7.413	7.413	(0.933)	2883	0.40000	0.40906
$ 186 2-Chlorophenol-d4	132	4.320	4.320	(0.962)	7044	0.40000	0.36542
$ 187 1,2-Dichlorobenzene-d4	152	4.613	4.613	(1.027)	6609	0.40000	0.44414

QC Flag Legend

M - Compound response manually integrated.

Data File Name: V1110IC1.D
Inj. Date and Time: 10-NOV-2010 06:53
Instrument ID: 731.i
Client ID: SSTD0.4
'Compound Name: 1,4-Dioxane
CAS #: 123-91-1

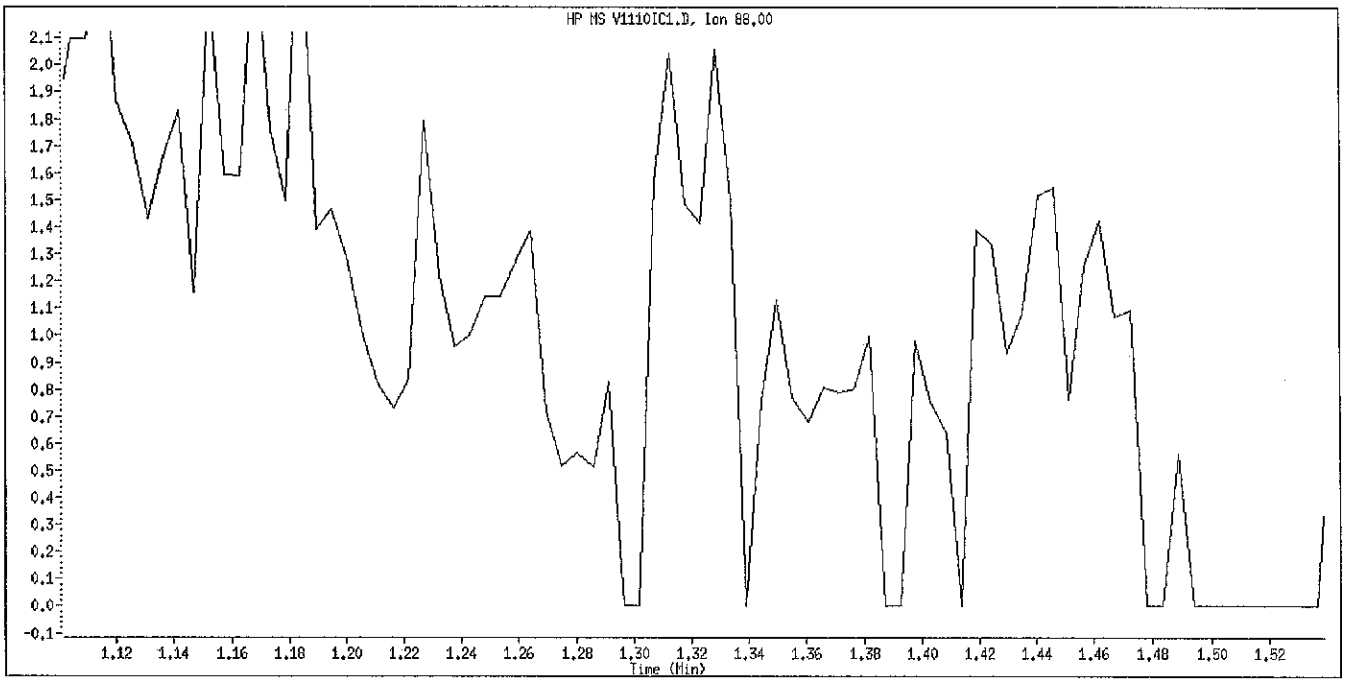

Original Integration

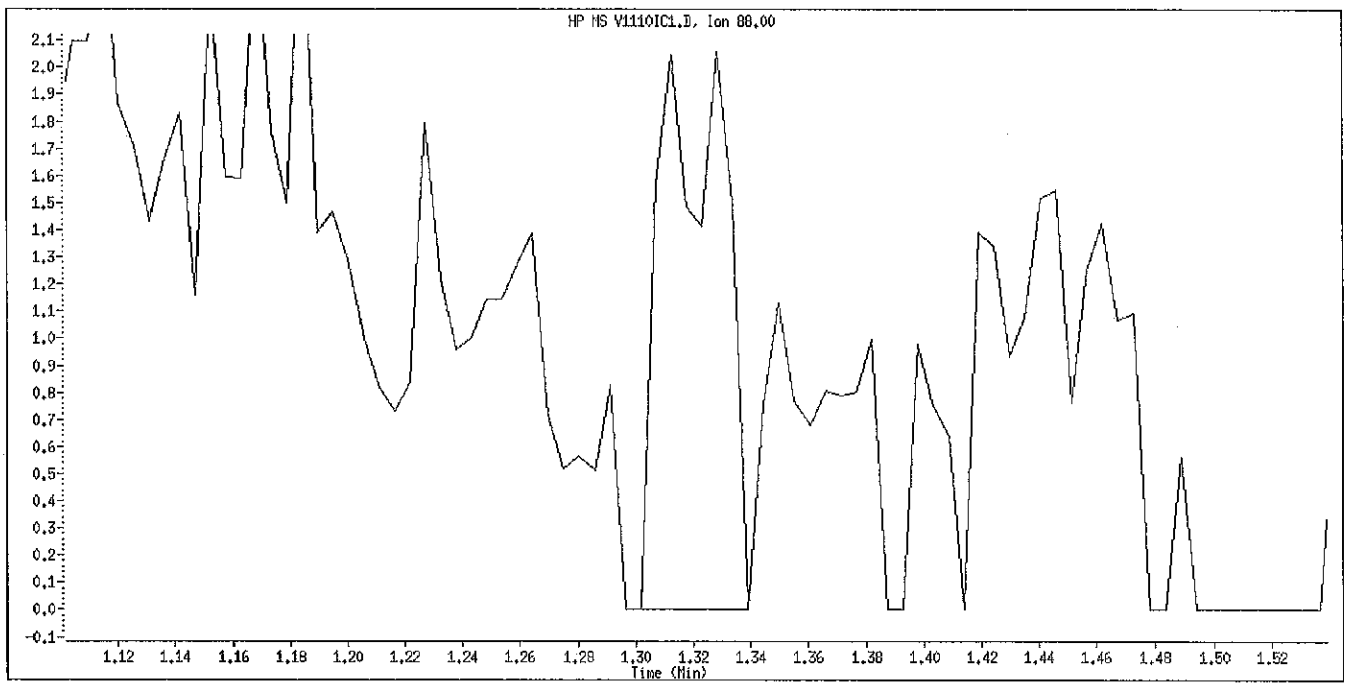

Manual Integration

Manually Integrated By: piccolinov
Manual Integration Reason: Peak Not Found

Data File Name: V1110IC1.D
Inj. Date and Time: 10-NOV-2010 06:53
Instrument ID: 731.i
Client ID: SSTD0.4
Compound Name: N-Nitrosodimethylamine
CAS #: 62-75-9

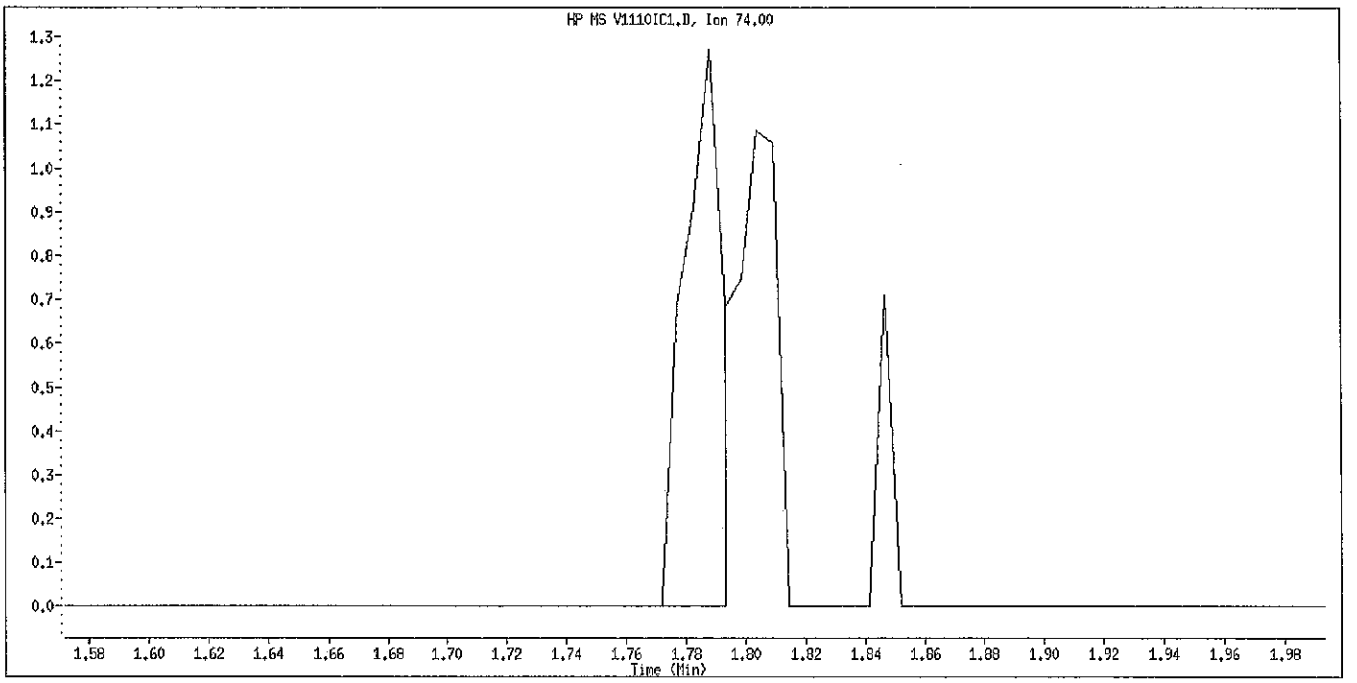

Original Integration

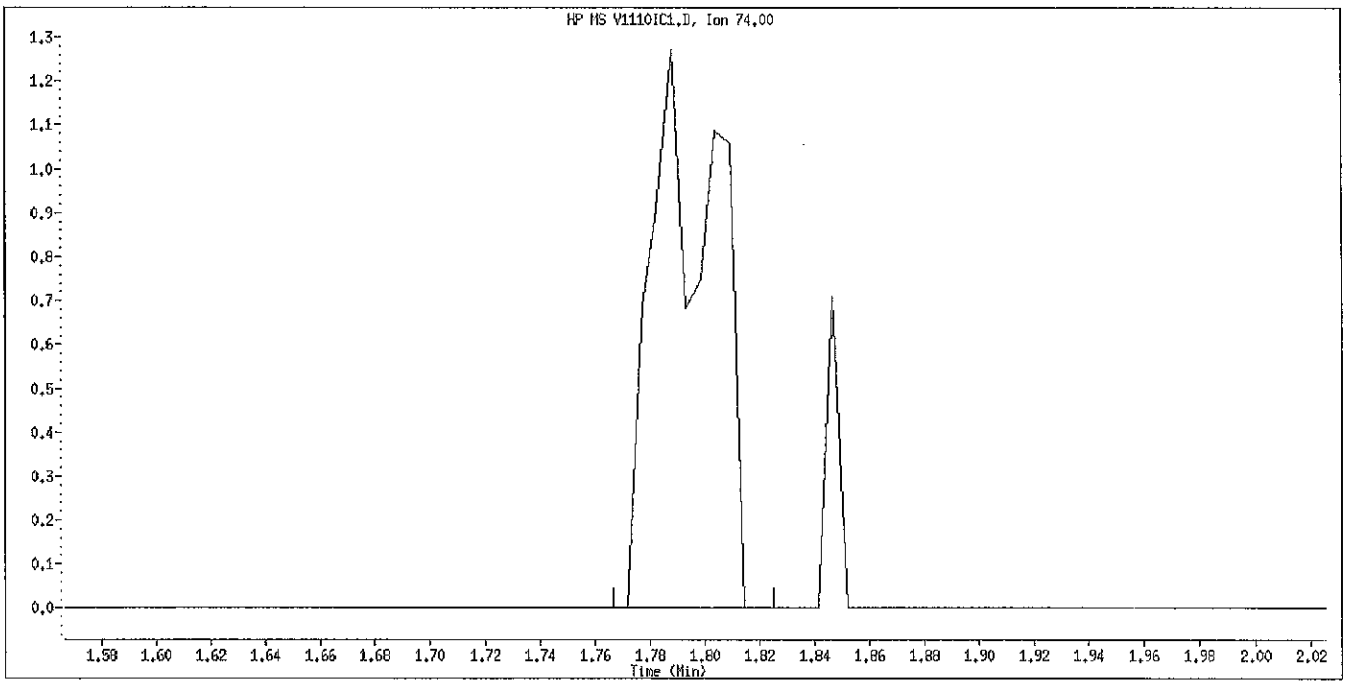

Manual Integration

Manually Integrated By: piccolinov
Manual Integration Reason: Poor Chromatography

Data File Name: V1110IC1.D
Inj. Date and Time: 10-NOV-2010 06:53
Instrument ID: 731.i
Client ID: SSTD0.4
Compound Name: Pyridine
CAS #: 110-86-1

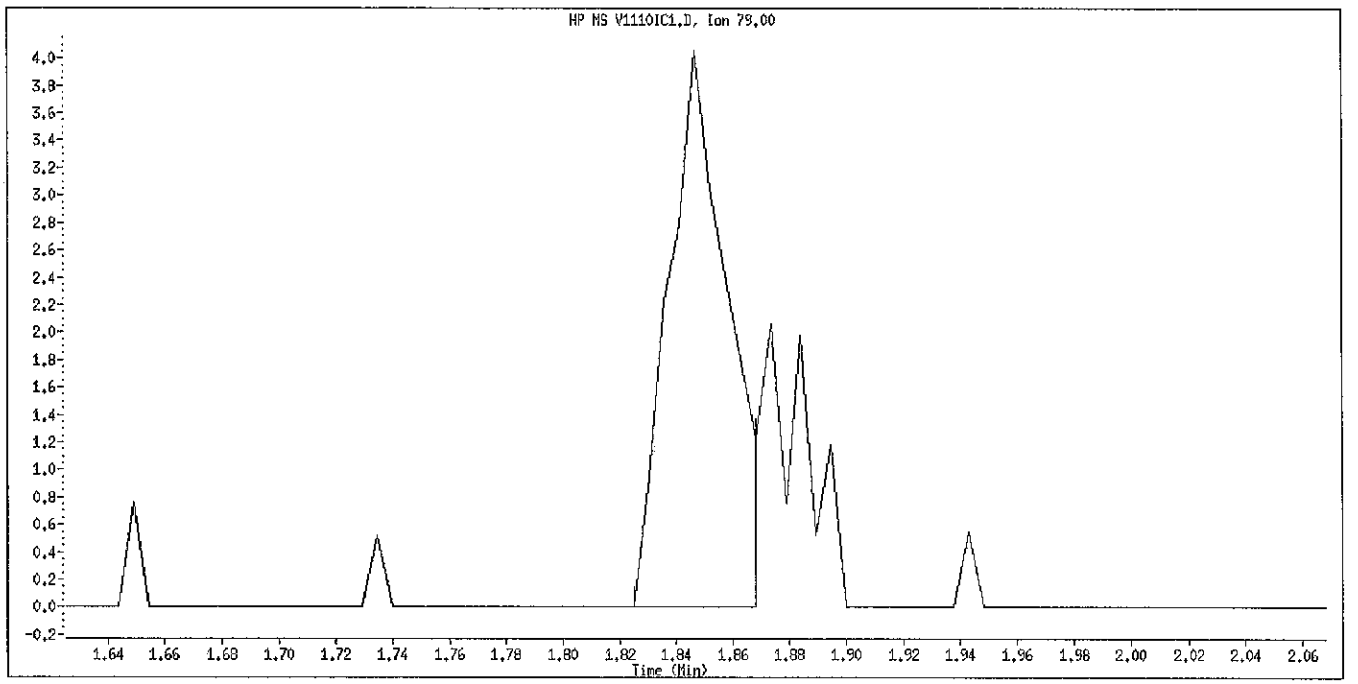

Original Integration

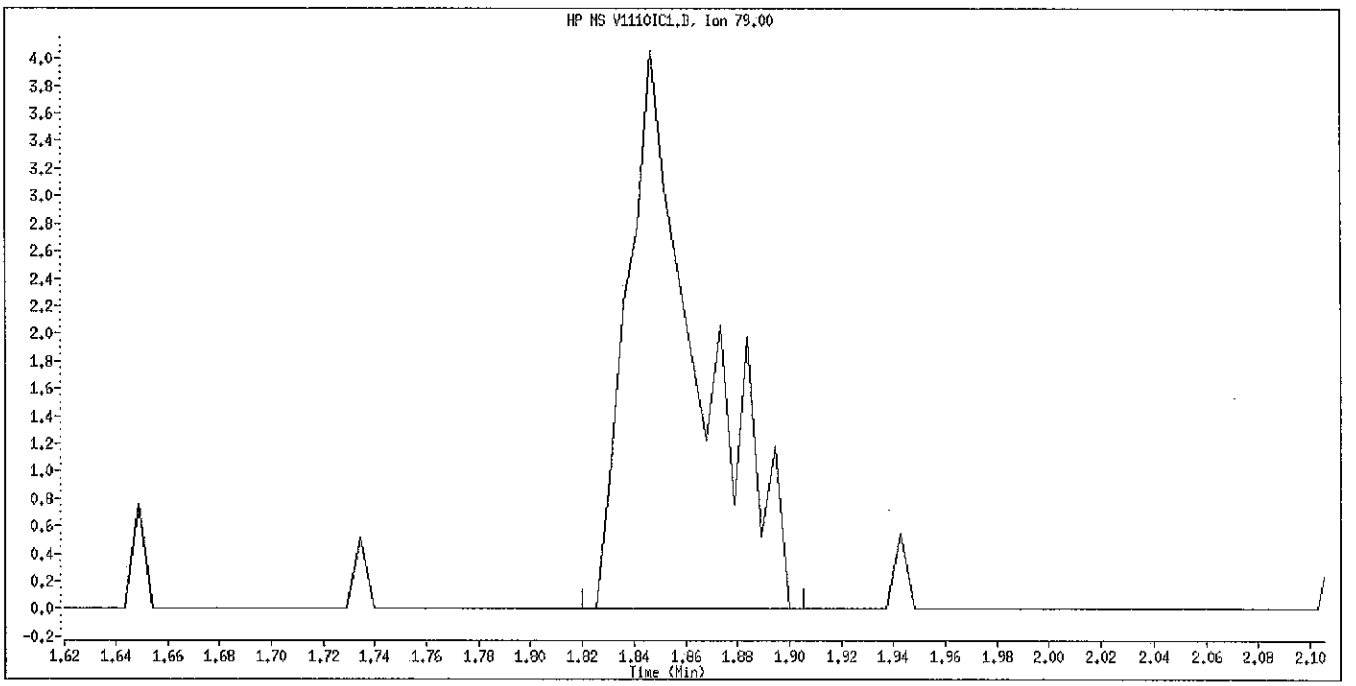

Manual Integration

Manually Integrated By: piccolinov
Manual Integration Reason: Poor Chromatography

Data File Name: V1110IC1.D
Inj. Date and Time: 10-NOV-2010 06:53
Instrument ID: 731.i
Client ID: SSTD0.4
Compound Name: 4-Methylphenol
CAS #: 106-44-5

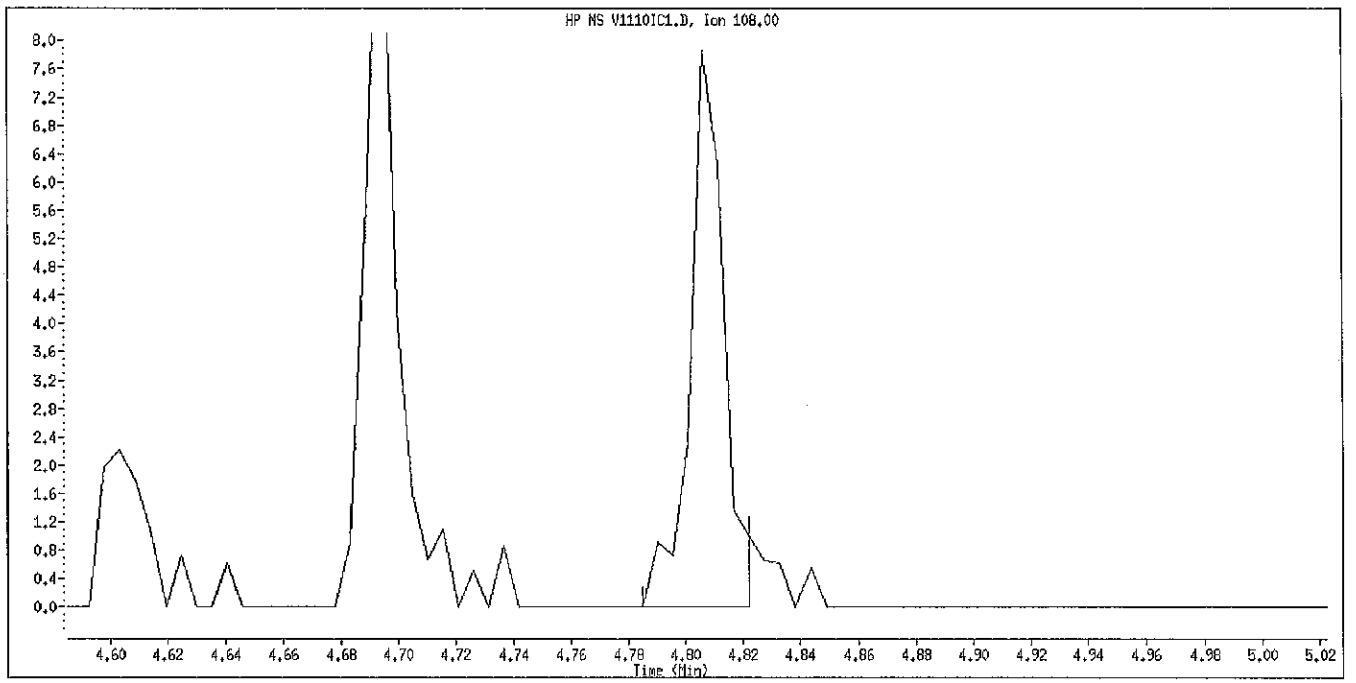

Original Integration

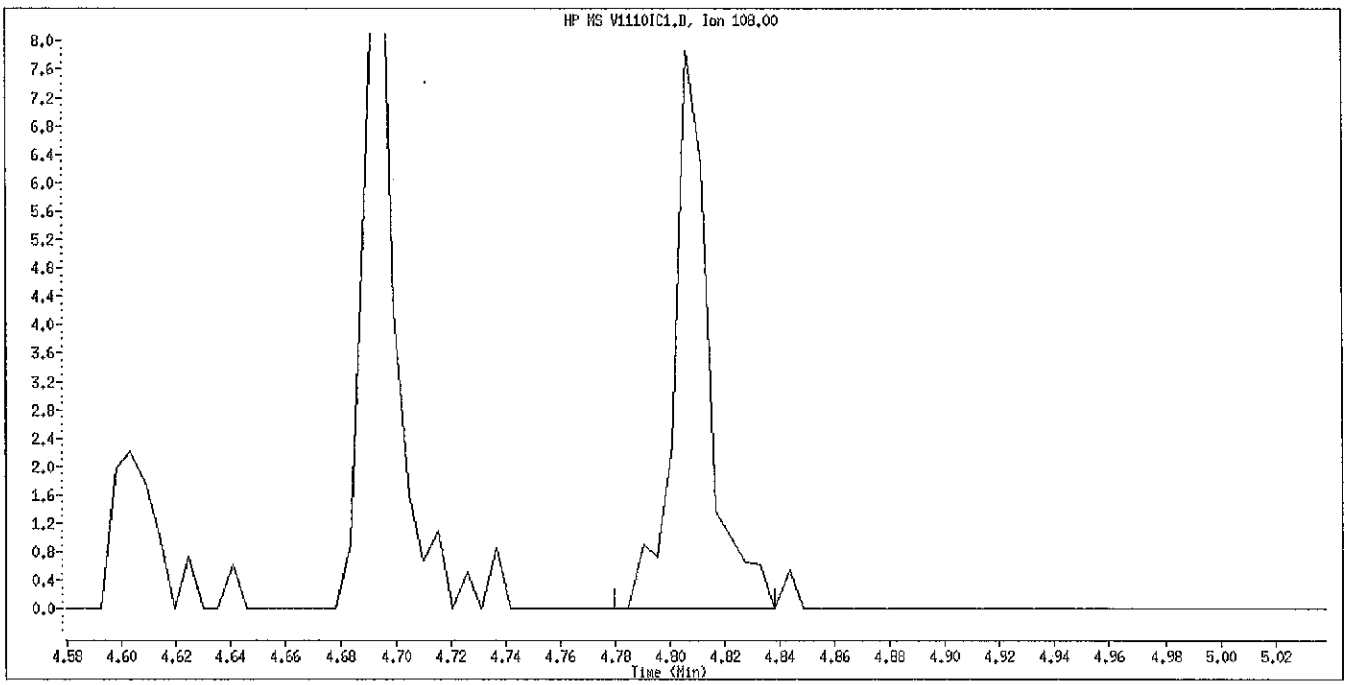

Manual Integration

Manually Integrated By: piccolinov
Manual Integration Reason: Poor Chromatography

Data File Name: V1110IC1.D
Inj. Date and Time: 10-NOV-2010 06:53
Instrument ID: 731.i
Client ID: SSTD0.4
Compound Name: Nitrobenzene
CAS #: 98-95-3

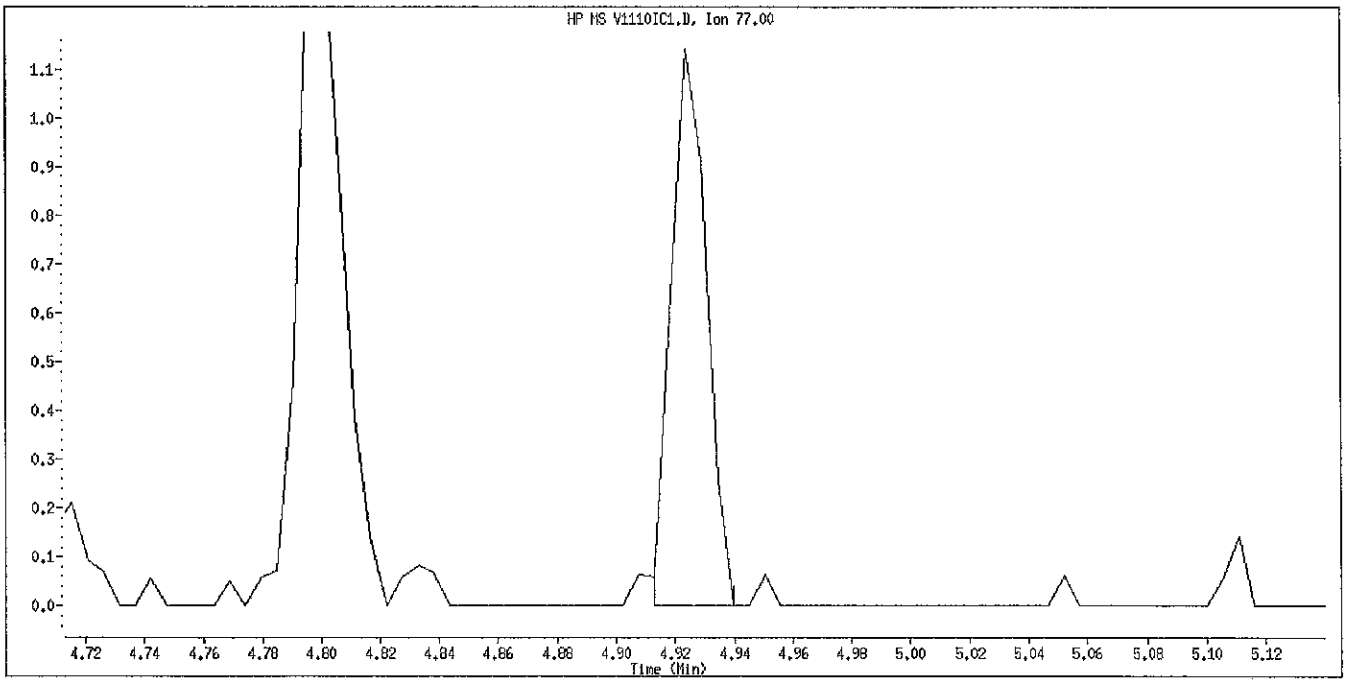

Original Integration

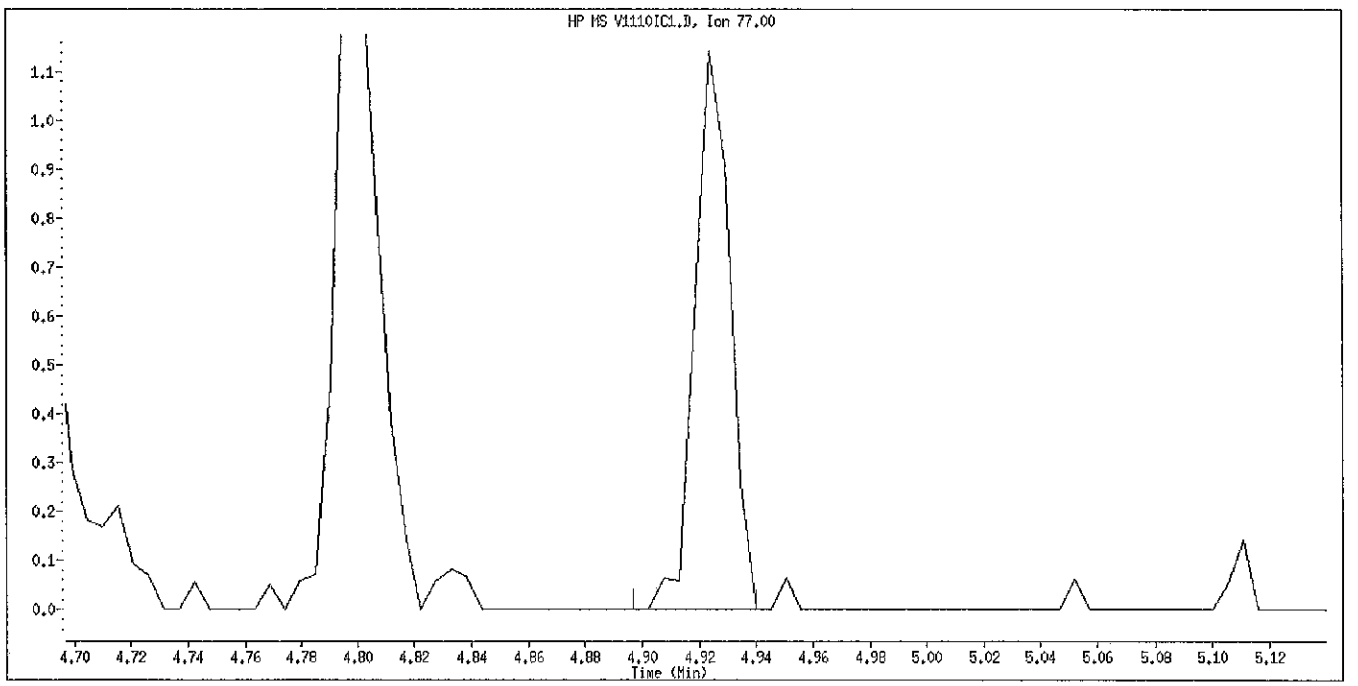

Manual Integration

Manually Integrated By: piccolinov
Manual Integration Reason: Poor Chromatography

Data File Name: V1110IC1.D
Inj. Date and Time: 10-NOV-2010 06:53
Instrument ID: 731.i
Client ID: SSTD0.4
Compound Name: 2,4-Dimethylphenol
CAS #: 105-67-9

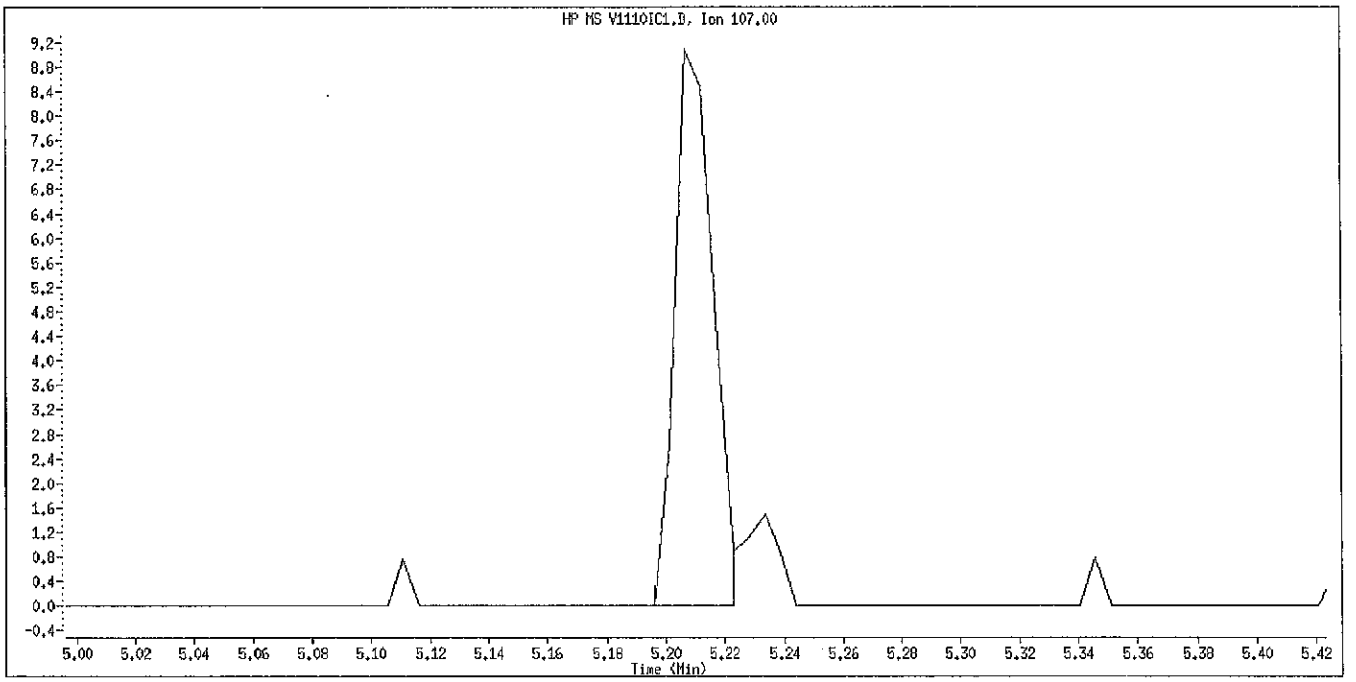

Original Integration

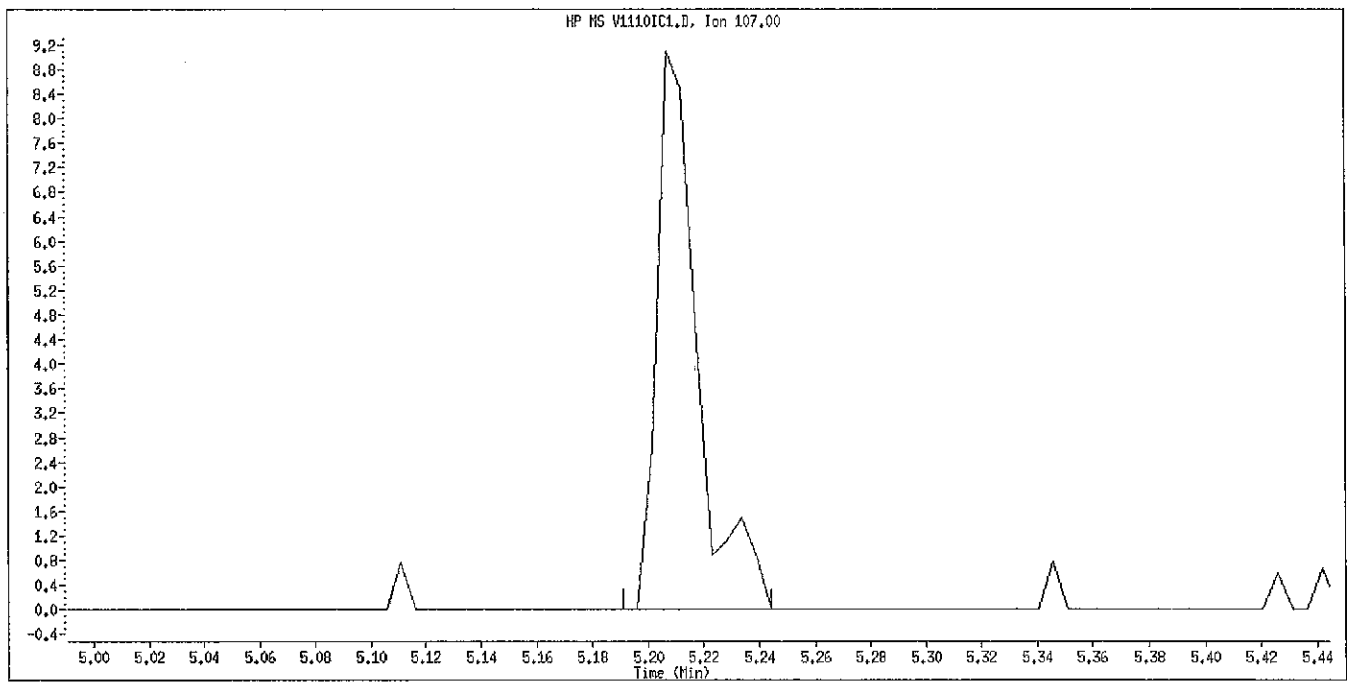

Manual Integration

Manually Integrated By: piccolinov
Manual Integration Reason: Poor Chromatography

Data File Name: V1110IC1.D
Inj. Date and Time: 10-NOV-2010 06:53
Instrument ID: 731.i
Client ID: SSTD0.4
Compound Name: 4-Chloro-3-Methylphenol
CAS #: 59-50-7

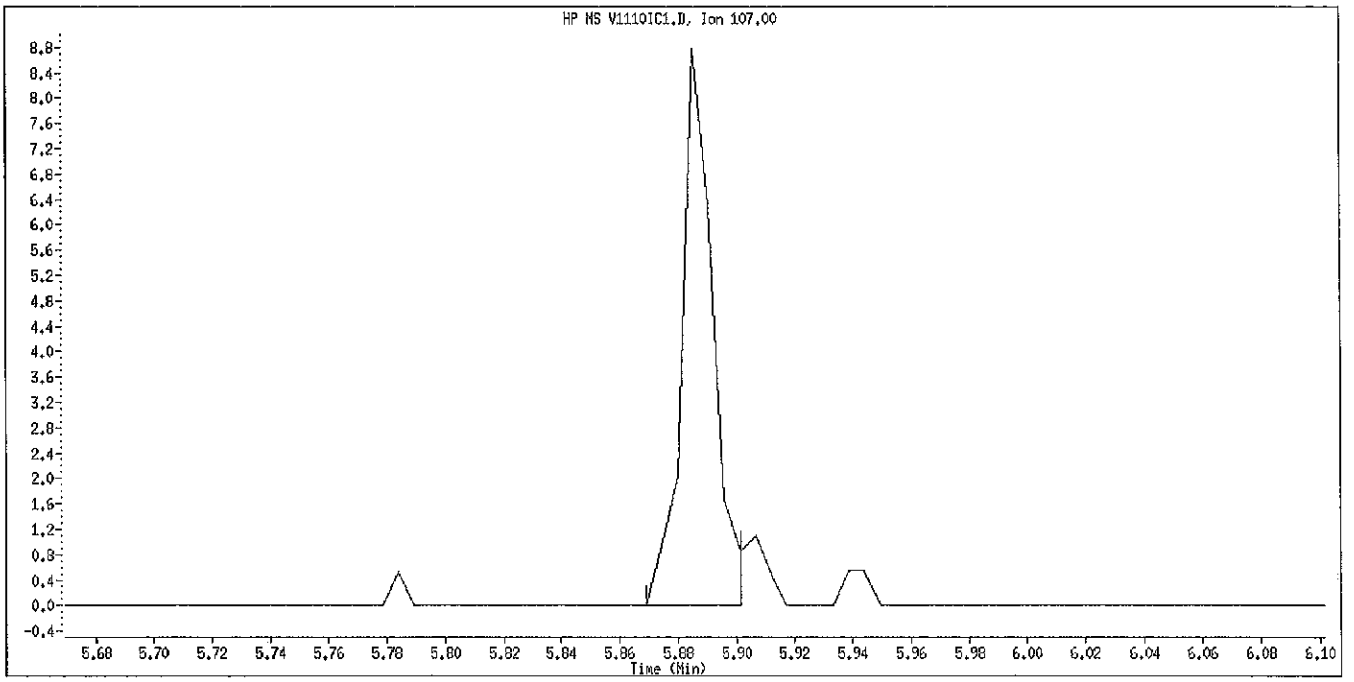

Original Integration

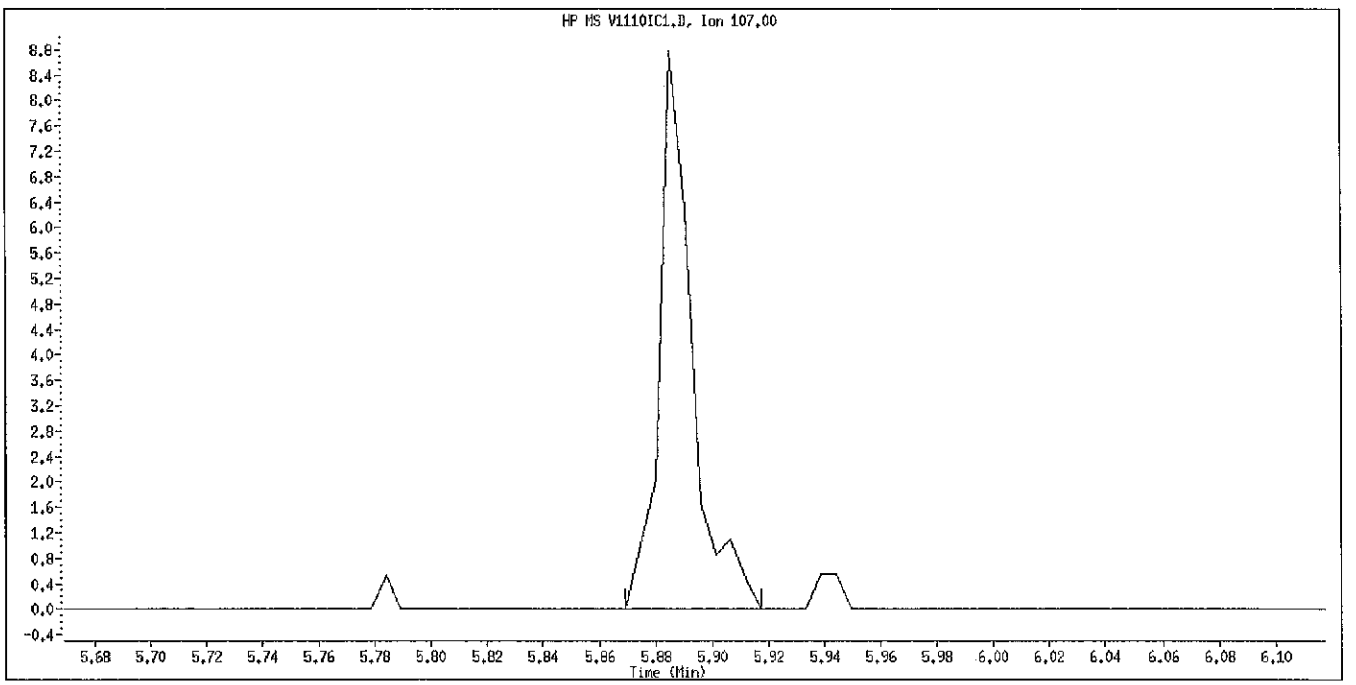

Manual Integration

Manually Integrated By: piccolinov
Manual Integration Reason: Poor Chromatography

Data File Name: V1110IC1.D
Inj. Date and Time: 10-NOV-2010 06:53
Instrument ID: 731.i
Client ID: SSTD0.4
Compound Name: 4-Nitrophenol
CAS #: 100-02-7

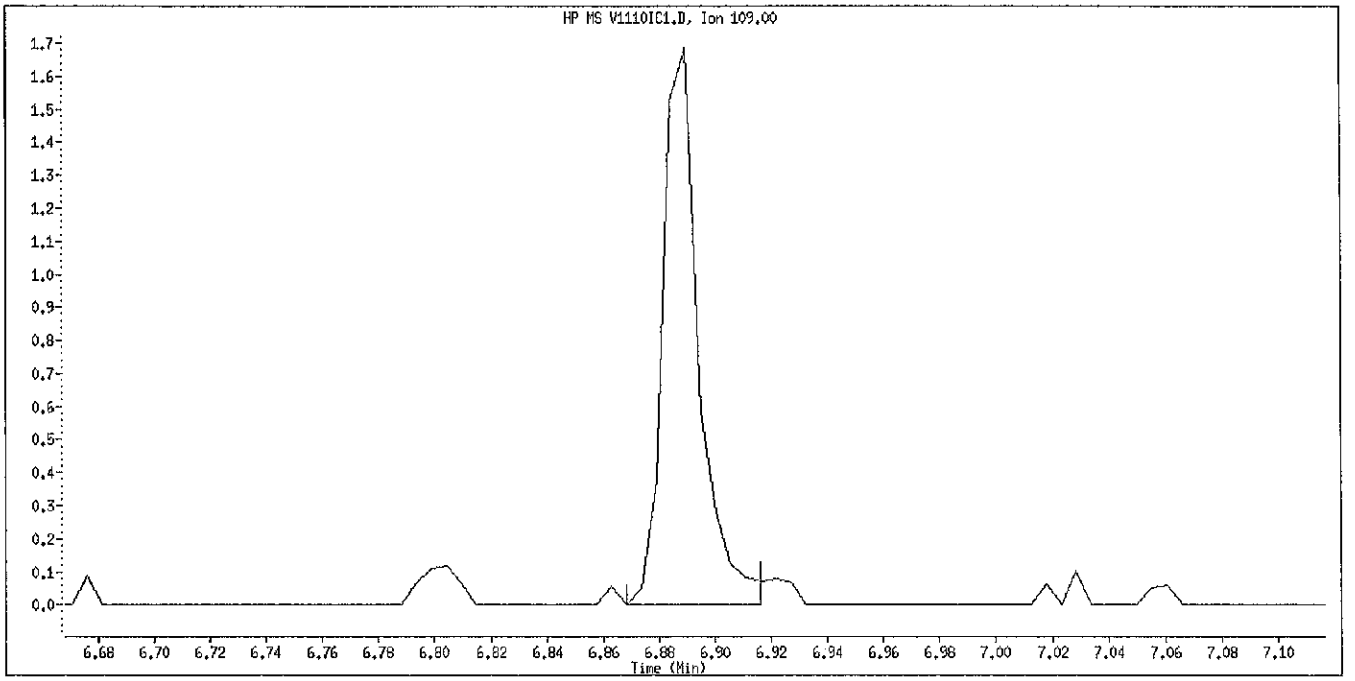

Original Integration

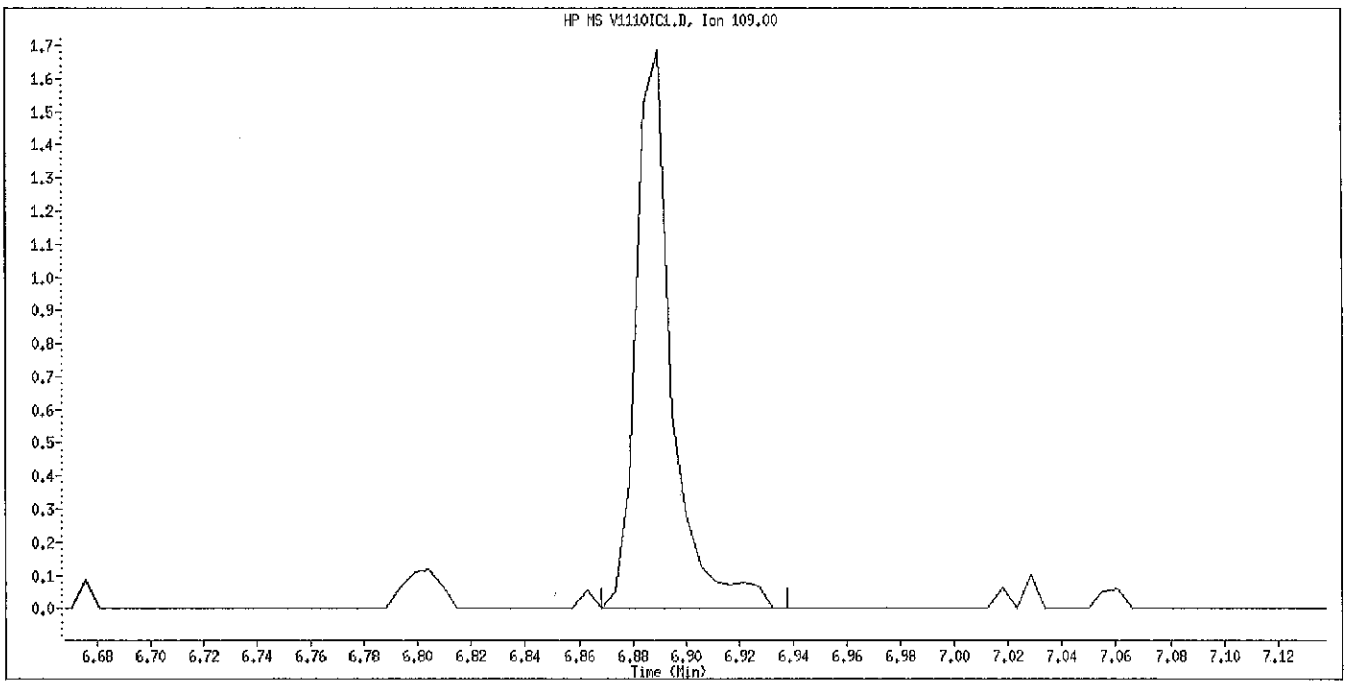

Manual Integration

Manually Integrated By: piccolinov
Manual Integration Reason: Poor Chromatography

Data File Name: V1110IC1.D
Inj. Date and Time: 10-NOV-2010 06:53
Instrument ID: 731.i
Client ID: SSTD0.4
Compound Name: Pentachlorophenol
CAS #: 87-86-5

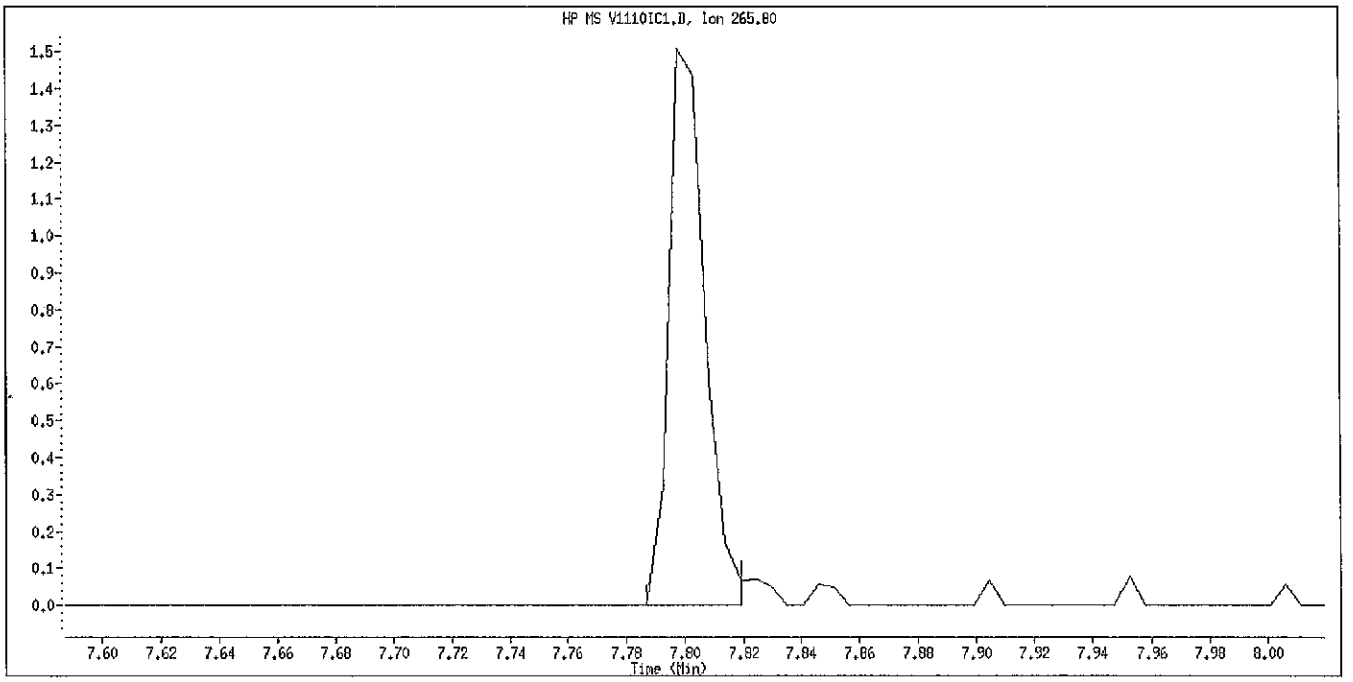

Original Integration

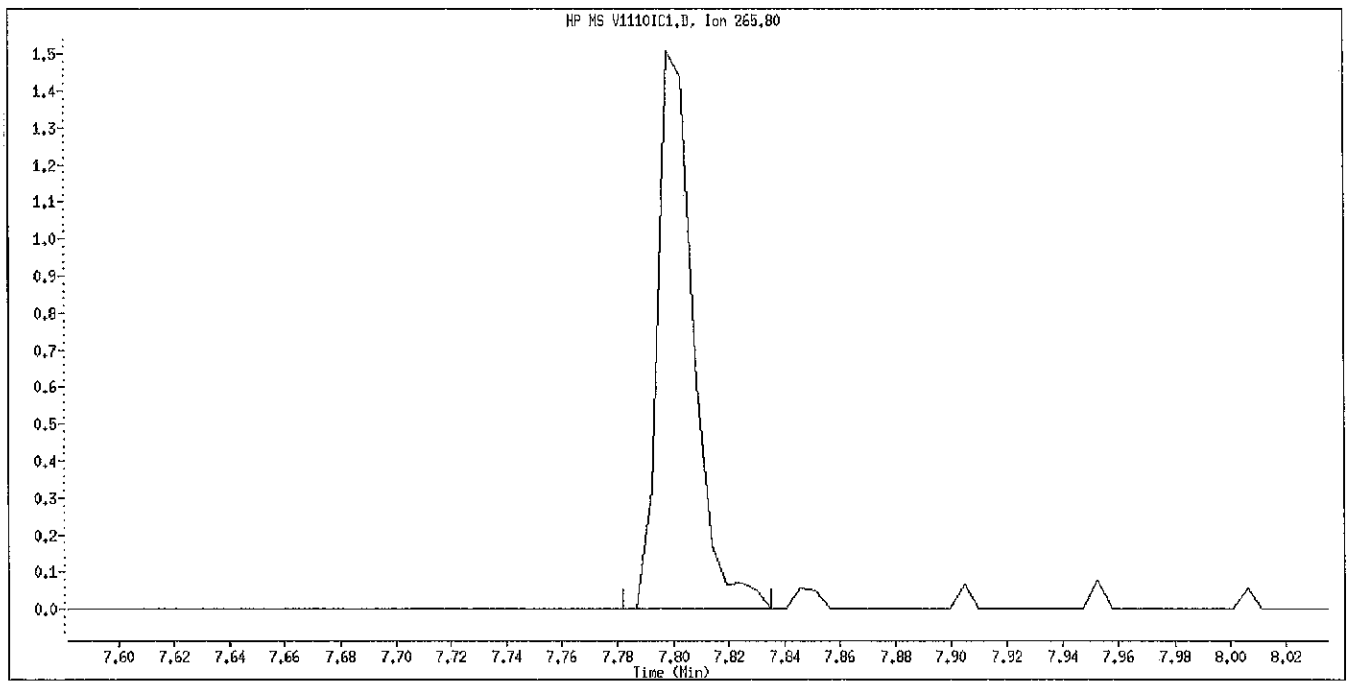

Manual Integration

Manually Integrated By: piccolinov
Manual Integration Reason: Poor Chromatography

Data File Name: V1110IC1.D
Inj. Date and Time: 10-NOV-2010 06:53
Instrument ID: 731.i
Client ID: SSTD0.4
Compound Name: bis(2-ethylhexyl)Phthalate
CAS #: 117-81-7

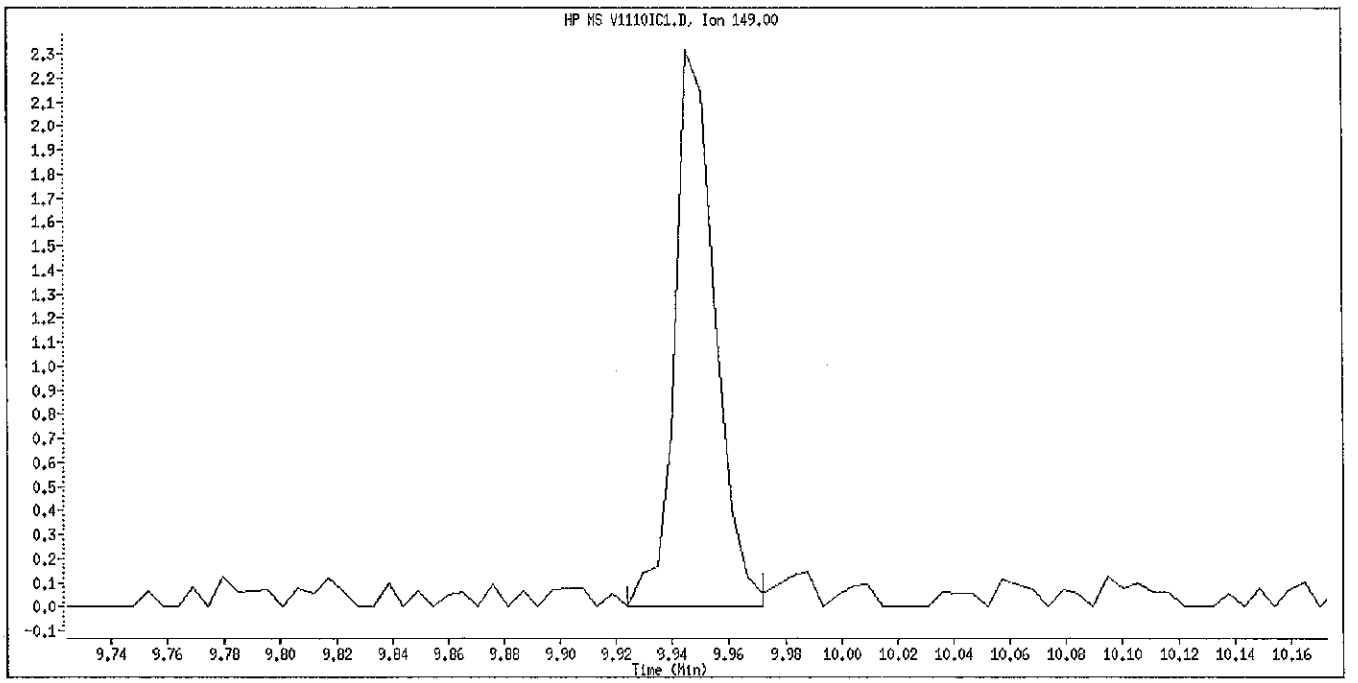

Original Integration

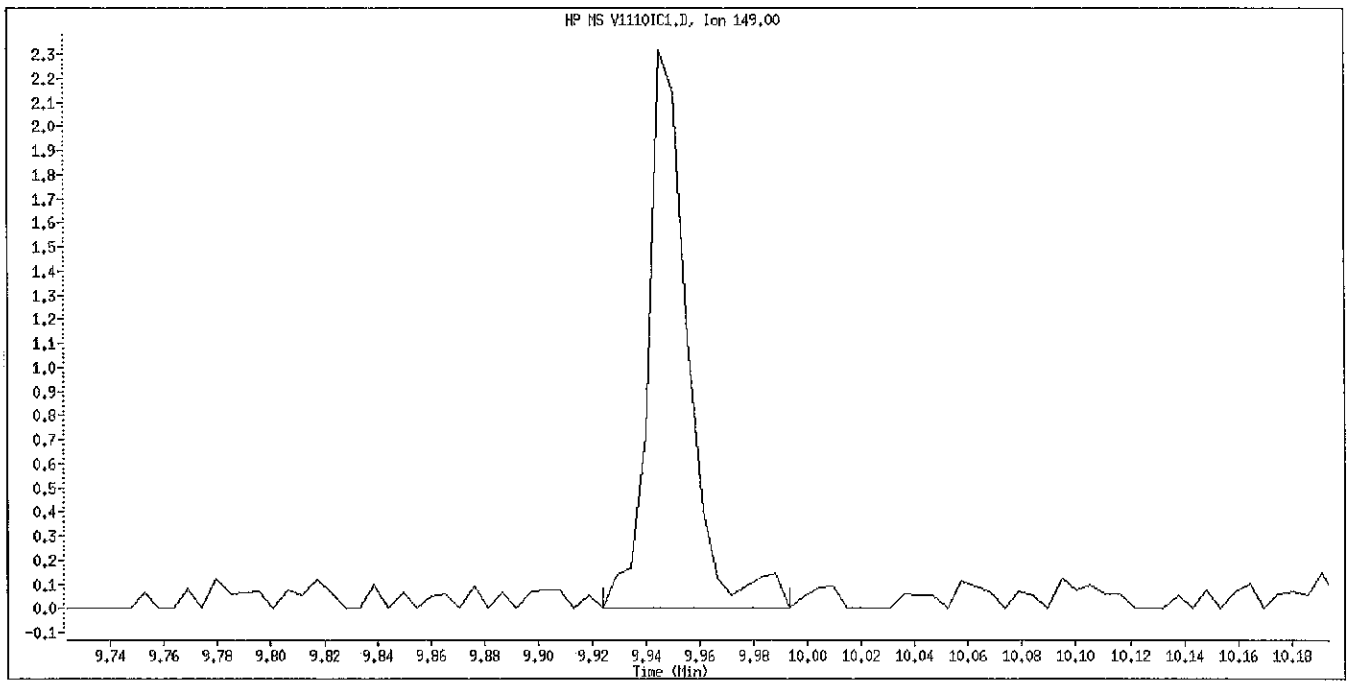

Manual Integration

Manually Integrated By: piccolinov
Manual Integration Reason: Poor Chromatography

Data File Name: V1110IC1.D
Inj. Date and Time: 10-NOV-2010 06:53
Instrument ID: 731.i
Client ID: SSTD0.4
Compound Name: Dibenz(a,h)anthracene
CAS #: 53-70-3

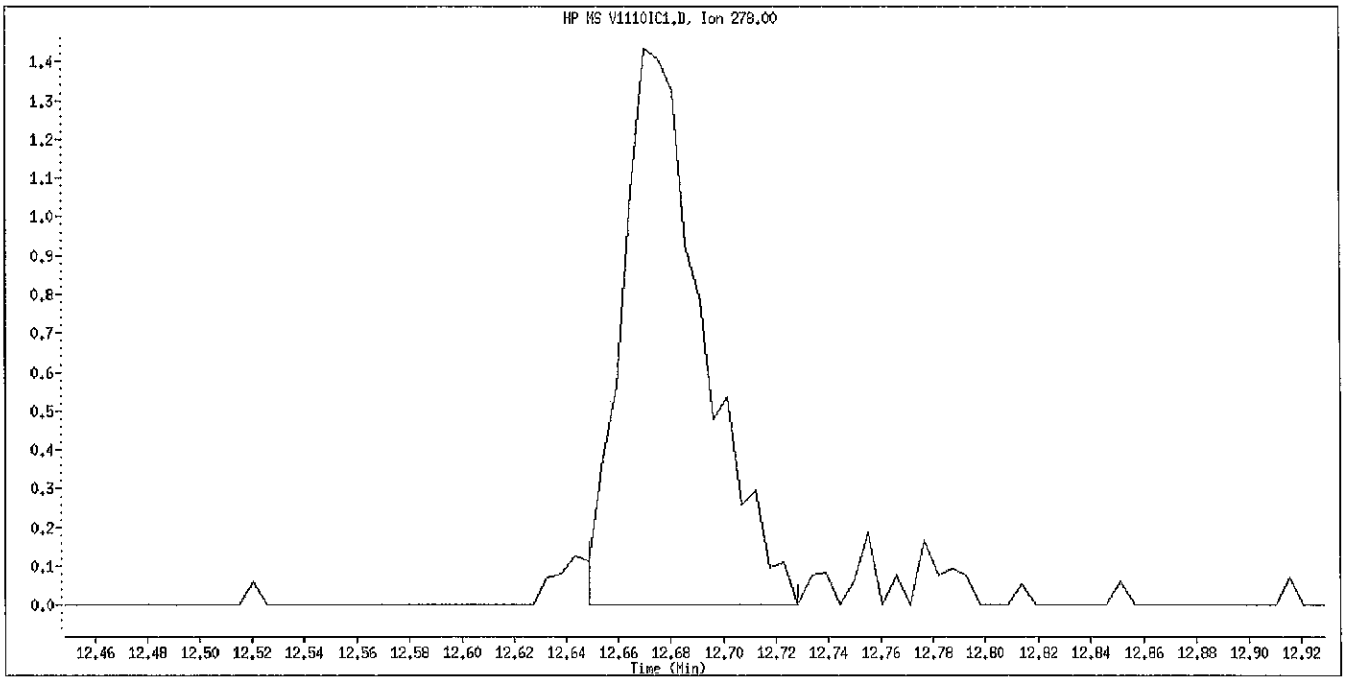

Original Integration

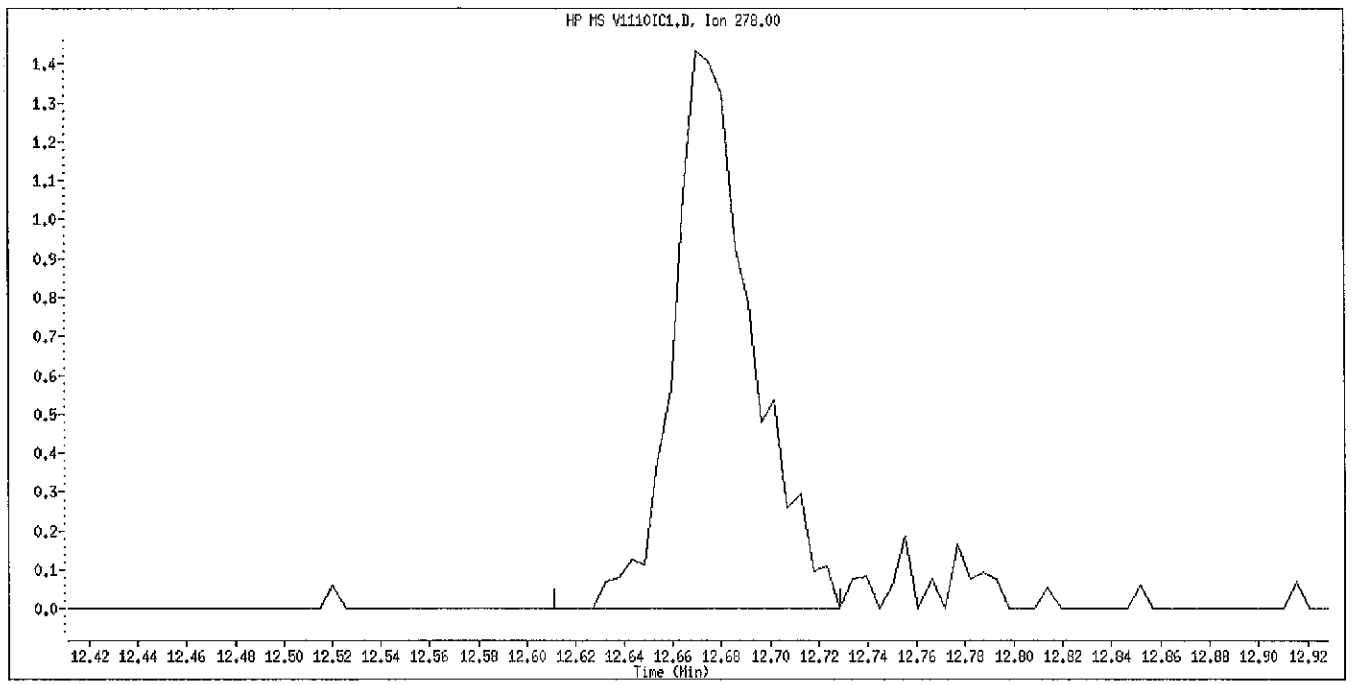

Manual Integration

Manually Integrated By: piccolinov
Manual Integration Reason: Poor Chromatography

Data File: \\PITSVR06\D\chem\731.i\V111010.b\V1110IC2.D
Date : 10-NOV-2010 07:14
Client ID: SSTD2.0
Sample Info: SSTD2.0(1.0ug/mL) BNA0661-10 8270c/d

Instrument: 731.i

Operator: 003200
Column diameter: 0.32

Column phase: DB5-MS

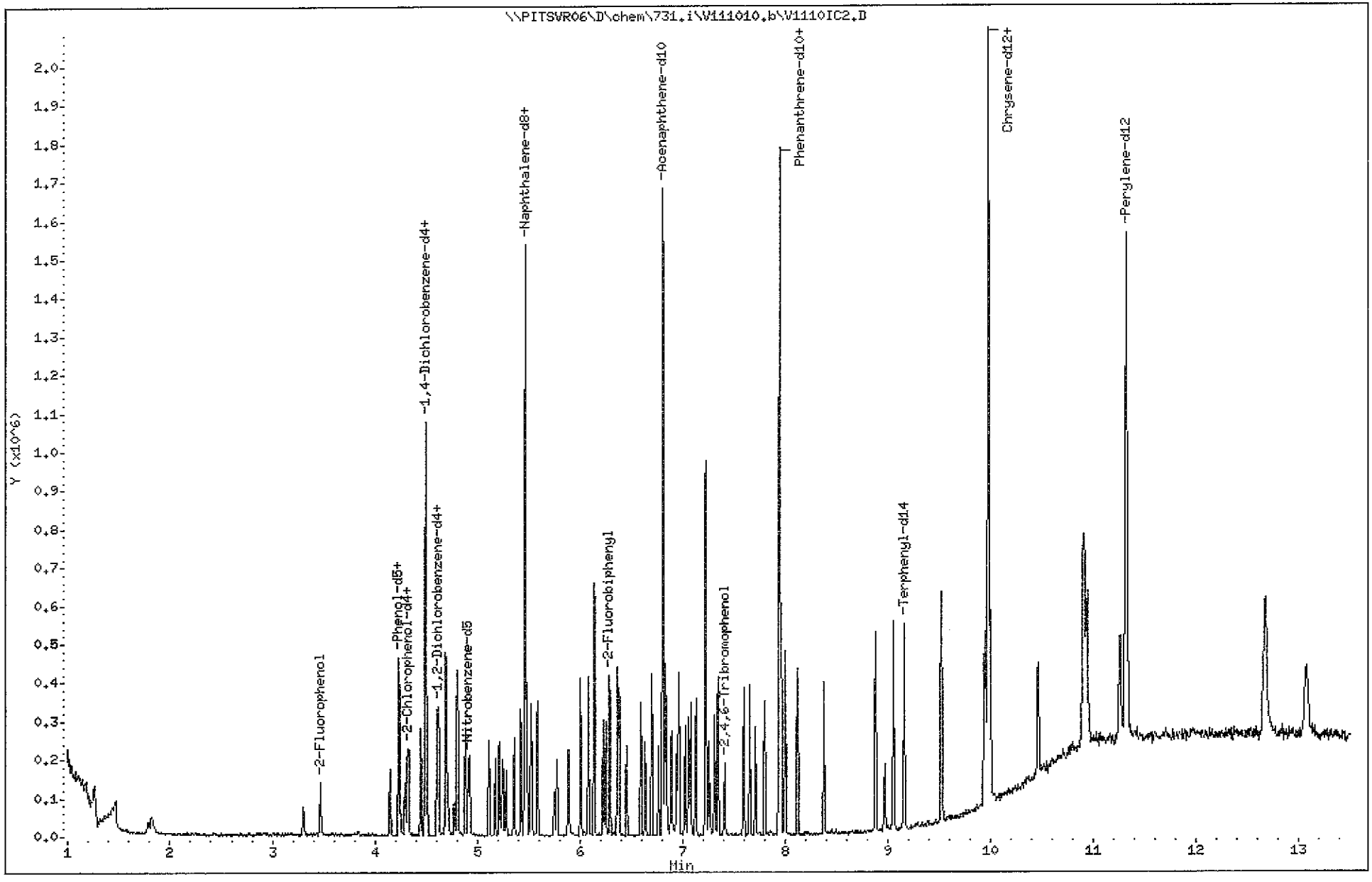

TestAmerica Pittsburgh

Semivolatile REPORT SW-846 Method 8270

Data file : \\PITSVR06\D\chem\731.i\V111010.b\V1110IC2.D
Lab Smp Id: SSTD2.0 Client Smp ID: SSTD2.0
Inj Date : 10-NOV-2010 07:14
Operator : 003200 Inst ID: 731.i
Smp Info : SSTD2.0(1.0ug/mL) BNA0661-10 8270c/d
Misc Info : SSTD2.0,V111010.b,8270ll.m,padepi.sub,1,2
Comment :
Method : \\PITSVR06\D\chem\731.i\V111010.b\8270ll.m
Meth Date : 10-Nov-2010 08:42 piccolinov Quant Type: ISTD
Cal Date : 10-NOV-2010 07:14 Cal File: V1110IC2.D
Als bottle: 91 Calibration Sample, Level: 2
Dil Factor: 1.00000
Integrator: HP RTE Compound Sublist: padepi.sub
Target Version: 4.14
Processing Host: PITPC-502

	Compounds	QUANT SIG MASS	RT	EXP RT	REL RT	RESPONSE	AMOUNTS CAL-AMT (NG)	AMOUNTS ON-COL (NG)
* 1	1,4-Dichlorobenzene-d4	152	4.493	4.493	(1.000)	113648	8.00000	
* 2	Naphthalene-d8	136	5.465	5.465	(1.000)	438992	8.00000	
* 3	Acenaphthene-d10	164	6.806	6.806	(1.000)	302295	8.00000	
* 4	Phenanthrene-d10	188	7.949	7.949	(1.000)	580110	8.00000	
* 5	Chrysene-d12	240	9.979	9.979	(1.000)	685185	8.00000	
* 6	Perylene-d12	264	11.320	11.320	(1.000)	717454	8.00000	
198	1,4-Dioxane	88	1.314	1.314	(0.293)	11888	2.00000	1.9247
10	N-Nitrosodimethylamine	74	1.790	1.790	(0.398)	16851	2.00000	2.2284
9	Pyridine	79	1.817	1.817	(0.404)	32212	2.00000	1.8984(M)
16	Methyl methanesulfonate	80	3.302	3.302	(0.735)	22447	2.00000	1.9401
206	Benzaldehyde	77	4.151	4.151	(0.924)	32127	2.00000	2.1075
21	Aniline	93	4.237	4.237	(0.943)	58388	2.00000	2.0260
22	Phenol	94	4.237	4.237	(0.943)	53318	2.00000	2.1122
23	bis(2-Chloroethyl)ether	93	4.295	4.295	(0.956)	31372	2.00000	2.0210
24	2-Chlorophenol	128	4.333	4.333	(0.964)	39567	2.00000	1.9865
26	1,3-Dichlorobenzene	146	4.450	4.450	(0.990)	46776	2.00000	2.0437
27	1,4-Dichlorobenzene	146	4.509	4.509	(1.004)	49543	2.00000	2.0810
28	1,2-Dichlorobenzene	146	4.621	4.621	(1.029)	44079	2.00000	2.0579
217	Indene	116	4.691	4.691	(1.044)	65513	2.00000	1.9908
29	Benzyl Alcohol	108	4.605	4.605	(1.025)	18601	2.00000	1.9920(M)
30	2-Methylphenol	108	4.696	4.696	(1.045)	35382	2.00000	1.9956
31	2,2'-oxybis(1-Chloropropane)	45	4.712	4.712	(1.049)	41216	2.00000	2.0518
37	Acetophenone	105	4.798	4.798	(1.068)	55012	2.00000	2.0348
32	N-Nitroso-di-n-propylamine	70	4.808	4.808	(1.070)	29153	2.00000	2.0802
192	4-Methylphenol	108	4.808	4.808	(1.070)	33347	2.00000	1.9748
34	Hexachloroethane	117	4.883	4.883	(1.087)	21950	2.00000	2.0746
35	Nitrobenzene	77	4.926	4.926	(0.901)	48962	2.00000	2.0492
36	N-Nitrosopyrrolidine	100	4.776	4.776	(1.063)	16303	2.00000	2.0897
41	Isophorone	82	5.113	5.113	(0.935)	76326	2.00000	1.9892
42	2-Nitrophenol	139	5.172	5.172	(0.946)	20915	2.00000	2.1390
43	2,4-Dimethylphenol	107	5.214	5.214	(0.954)	43107	2.00000	2.0009(M)
44	bis(2-Chloroethoxy)methane	93	5.278	5.278	(0.966)	43542	2.00000	1.9787
48	2,4-Dichlorophenol	162	5.358	5.358	(0.980)	34897	2.00000	2.0413

Compounds	QUANT SIG MASS	RT	EXP RT	REL RT	RESPONSE	AMOUNTS CAL-AMT (NG)	AMOUNTS ON-COL (NG)
49 Benzoic Acid	122	5.246	5.246	(0.960)	35127	4.00000	3.7350(M)
50 1,2,4-Trichlorobenzene	180	5.423	5.423	(0.992)	43932	2.00000	2.1268
51 Naphthalene	128	5.481	5.481	(1.003)	112930	2.00000	1.9914
52 4-Chloroaniline	127	5.519	5.519	(1.010)	49035	2.00000	2.0814
54 2,6-Dichlorophenol	162	5.529	5.529	(1.012)	31754	2.00000	1.8915
56 Hexachlorobutadiene	225	5.588	5.588	(1.022)	33147	2.00000	2.1098
208 Caprolactam	113	5.754	5.754	(1.053)	8348	2.00000	2.0027
59 4-Chloro-3-Methylphenol	107	5.887	5.887	(1.077)	37647	2.00000	2.0999
62 2-Methylnaphthalene	142	6.010	6.010	(1.100)	79553	2.00000	2.0448
63 1-Methylnaphthalene	142	6.085	6.085	(1.113)	77397	2.00000	2.0598
64 Hexachlorocyclopentadiene	237	6.138	6.138	(0.902)	37710	2.00000	1.8084
65 1,2,4,5-Tetrachlorobenzene	216	6.144	6.144	(0.903)	49671	2.00000	1.9846
66 2,4,6-Trichlorophenol	196	6.224	6.224	(0.914)	31027	2.00000	2.1309
67 2,4,5-Trichlorophenol	196	6.251	6.251	(0.918)	30522	2.00000	1.9652
209 1,1'-Biphenyl	154	6.368	6.368	(0.936)	102799	2.00000	1.9312
70 2-Chloronaphthalene	162	6.384	6.384	(0.938)	81064	2.00000	1.9355
73 2-Nitroaniline	65	6.454	6.454	(0.948)	24866	2.00000	1.8569
76 Dimethylphthalate	163	6.593	6.593	(0.969)	95493	2.00000	2.0324
78 2,6-Dinitrotoluene	165	6.635	6.635	(0.975)	17206	2.00000	1.8306
79 Acenaphthylene	152	6.699	6.699	(0.984)	129020	2.00000	1.9711
81 3-Nitroaniline	138	6.763	6.763	(0.994)	22180	2.00000	2.2827
82 Acenaphthene	153	6.833	6.833	(1.004)	80146	2.00000	1.9521
83 2,4-Dinitrophenol	184	6.844	6.844	(1.005)	14974	4.00000	3.2717
85 4-Nitrophenol	109	6.892	6.892	(1.013)	33826	4.00000	3.7278
86 Dibenzofuran	168	6.966	6.966	(1.024)	128384	2.00000	2.0364(M)
87 2,4-Dinitrotoluene	165	6.945	6.945	(1.020)	27424	2.00000	2.0787
91 2,3,5,6-Tetrachlorophenol	232	7.025	7.025	(1.032)	26844	2.00000	1.9008
88 2,3,4,6-Tetrachlorophenol	232	7.057	7.057	(1.037)	31153	2.00000	1.9408(M)
92 2-Naphthylamine	143	7.079	7.079	(1.040)	76532	2.00000	2.3010(M)
93 Diethylphthalate	149	7.132	7.132	(1.048)	97676	2.00000	1.9801
94 Fluorene	166	7.228	7.228	(1.062)	103558	2.00000	2.0492
95 4-Chlorophenyl-phenylether	204	7.223	7.223	(1.061)	58715	2.00000	2.0312
96 4-Nitroaniline	138	7.228	7.228	(1.062)	20091	2.00000	2.0925
98 4,6-Dinitro-2-methylphenol	198	7.260	7.260	(0.913)	26016	4.00000	3.5152
99 N-Nitrosodiphenylamine (1)	169	7.314	7.314	(0.920)	60198	2.00000	1.8740
100 1,2-Diphenylhydrazine	77	7.346	7.346	(0.924)	132720	2.00000	2.0253
106 4-Bromophenyl-phenylether	248	7.602	7.602	(0.956)	35832	2.00000	2.0135
107 Hexachlorobenzene	284	7.656	7.656	(0.963)	36816	2.00000	2.0091
210 Atrazine	200	7.714	7.714	(0.970)	31362	2.00000	2.1806
111 Pentachlorophenol	266	7.805	7.805	(0.982)	31837	4.00000	3.5595
115 Phenanthrene	178	7.965	7.965	(1.002)	166393	2.00000	2.0328
116 Anthracene	178	8.003	8.003	(1.007)	160317	2.00000	1.9525(M)
119 Carbazole	167	8.120	8.120	(1.022)	137471	2.00000	2.0956
120 Di-n-Butylphthalate	149	8.377	8.377	(1.054)	166141	2.00000	2.0361
123 Fluoranthene	202	8.879	8.879	(1.117)	191213	2.00000	2.0267
124 Benzidine	184	8.970	8.970	(0.899)	58965	2.00000	2.2618
125 Pyrene	202	9.055	9.055	(0.907)	206535	2.00000	2.0626
131 Butylbenzylphthalate	149	9.525	9.525	(0.955)	74770	2.00000	2.0721
135 3,3'-Dichlorobenzidine	252	9.937	9.937	(0.996)	63433	2.00000	1.9811
136 Benzo(a)Anthracene	228	9.969	9.969	(0.999)	192874	2.00000	2.0091
137 Chrysene	228	10.001	10.001	(1.002)	184831	2.00000	1.9887
139 bis(2-ethylhexyl)Phthalate	149	9.953	9.953	(0.997)	101580	2.00000	1.9081(M)
140 Di-n-octylphthalate	149	10.466	10.466	(0.924)	179239	2.00000	1.9970(M)
141 Benzo(b)fluoranthene	252	10.914	10.914	(0.964)	214786	2.00000	1.9802

Compounds	QUANT SIG MASS	RT	EXP RT	REL RT	RESPONSE	AMOUNTS CAL-AMT (NG)	AMOUNTS ON-COL (NG)
142 Benzo(k)fluoranthene	252	10.941	10.941	(0.966)	238229	2.00000	2.0123
143 7,12-dimethylbenz[a]anthracen	256	10.898	10.898	(0.963)	98630	2.00000	2.0445
146 Benzo(a)pyrene	252	11.262	11.262	(0.995)	173778	2.00000	2.0138 (M)
149 Indeno(1,2,3-cd)pyrene	276	12.672	12.672	(1.119)	199112	2.00000	2.0038 (M)
150 Dibenz(a,h)anthracene	278	12.677	12.677	(1.120)	169073	2.00000	2.0309 (M)
151 Benzo(g,h,i)perylene	276	13.078	13.078	(1.155)	175078	2.00000	2.0272 (M)
$ 154 Nitrobenzene-d5	82	4.915	4.915	(0.899)	49010	2.00000	2.0601
$ 155 2-Fluorobiphenyl	172	6.288	6.288	(0.924)	93087	2.00000	1.9739
$ 156 Terphenyl-d14	244	9.162	9.162	(0.918)	134240	2.00000	1.9677
$ 157 Phenol-d5	99	4.231	4.231	(0.942)	42812	2.00000	1.9870
$ 158 2-Fluorophenol	112	3.473	3.473	(0.773)	34585	2.00000	2.0160
$ 159 2,4,6-Tribromophenol	330	7.415	7.415	(0.933)	14008	2.00000	1.9302
$ 186 2-Chlorophenol-d4	132	4.322	4.322	(0.962)	39663	2.00000	2.1073
$ 187 1,2-Dichlorobenzene-d4	152	4.611	4.611	(1.026)	28125	2.00000	1.9357

QC Flag Legend

M - Compound response manually integrated.

Data File Name: V1110IC2.D
Inj. Date and Time: 10-NOV-2010 07:14
Instrument ID: 731.i
Client ID: SSTD2.0
Compound Name: Pyridine
CAS #: 110-86-1

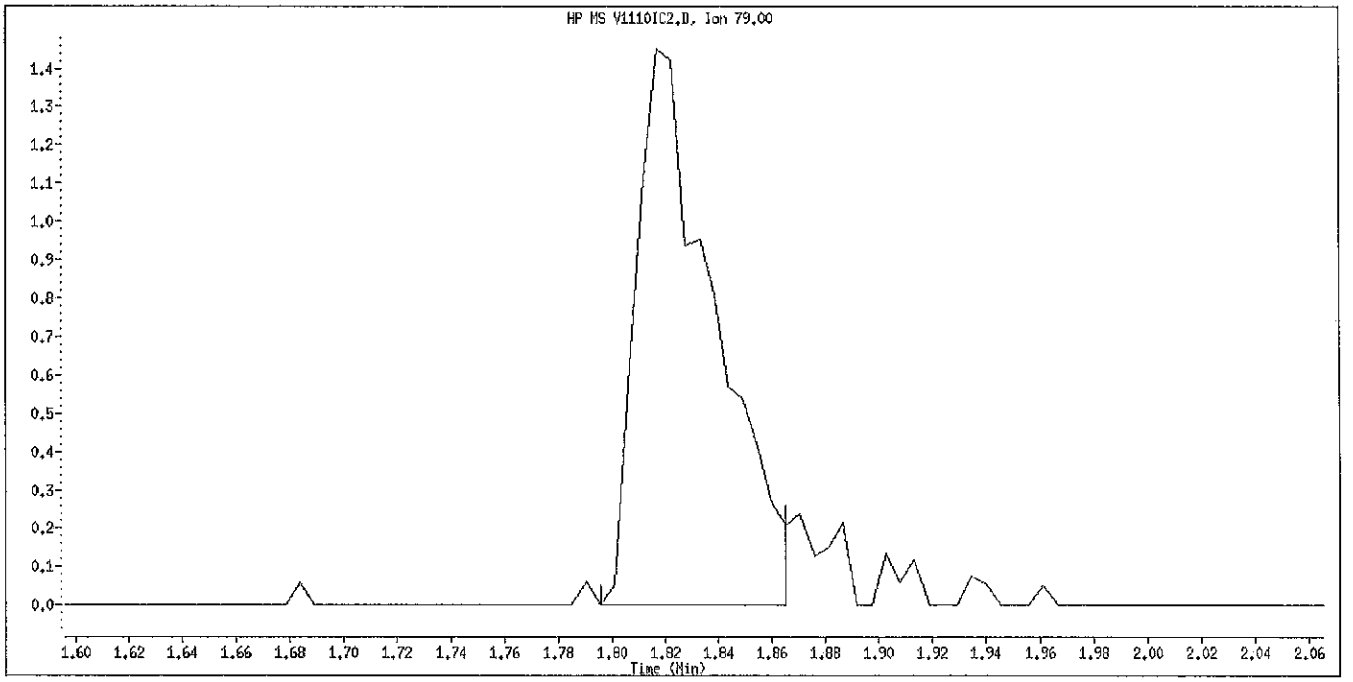

Original Integration

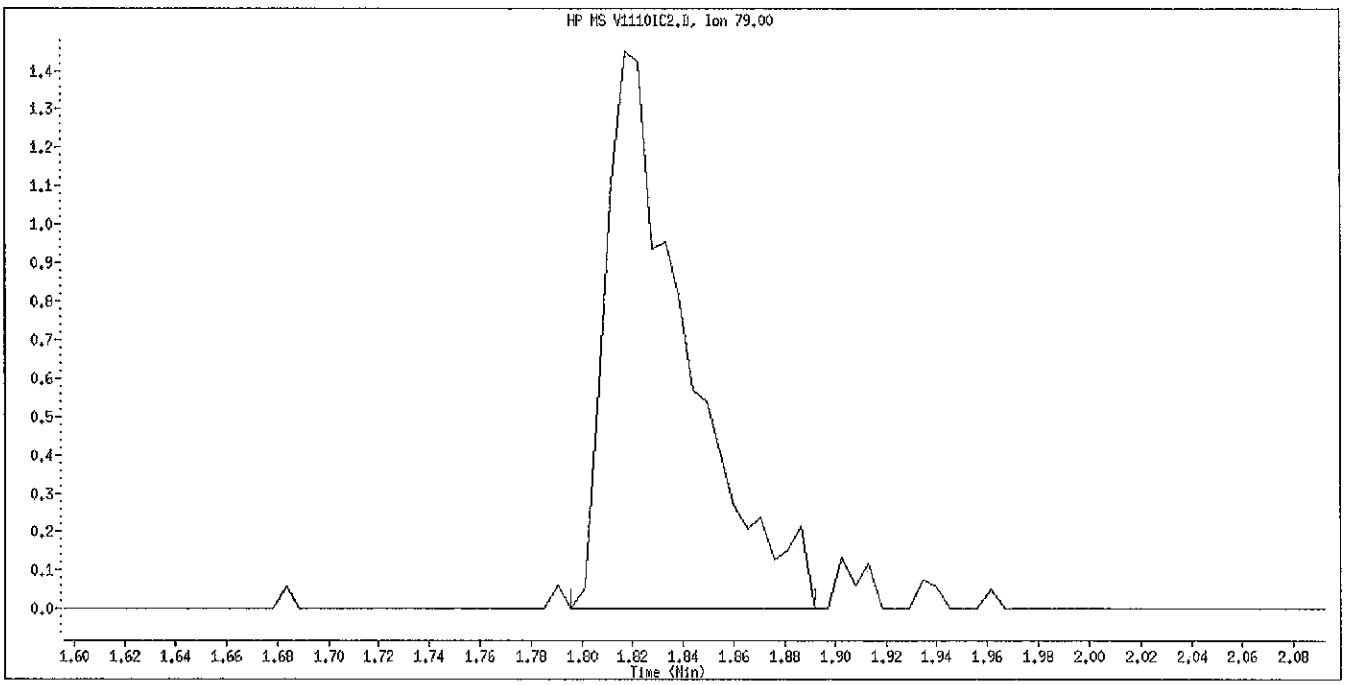

Manual Integration

Manually Integrated By: piccolinov
Manual Integration Reason: Poor Chromatography

Data File Name: V1110IC2.D
Inj. Date and Time: 10-NOV-2010 07:14
Instrument ID: 731.i
Client ID: SSTD2.0
Compound Name: Benzyl Alcohol
CAS #: 100-51-6

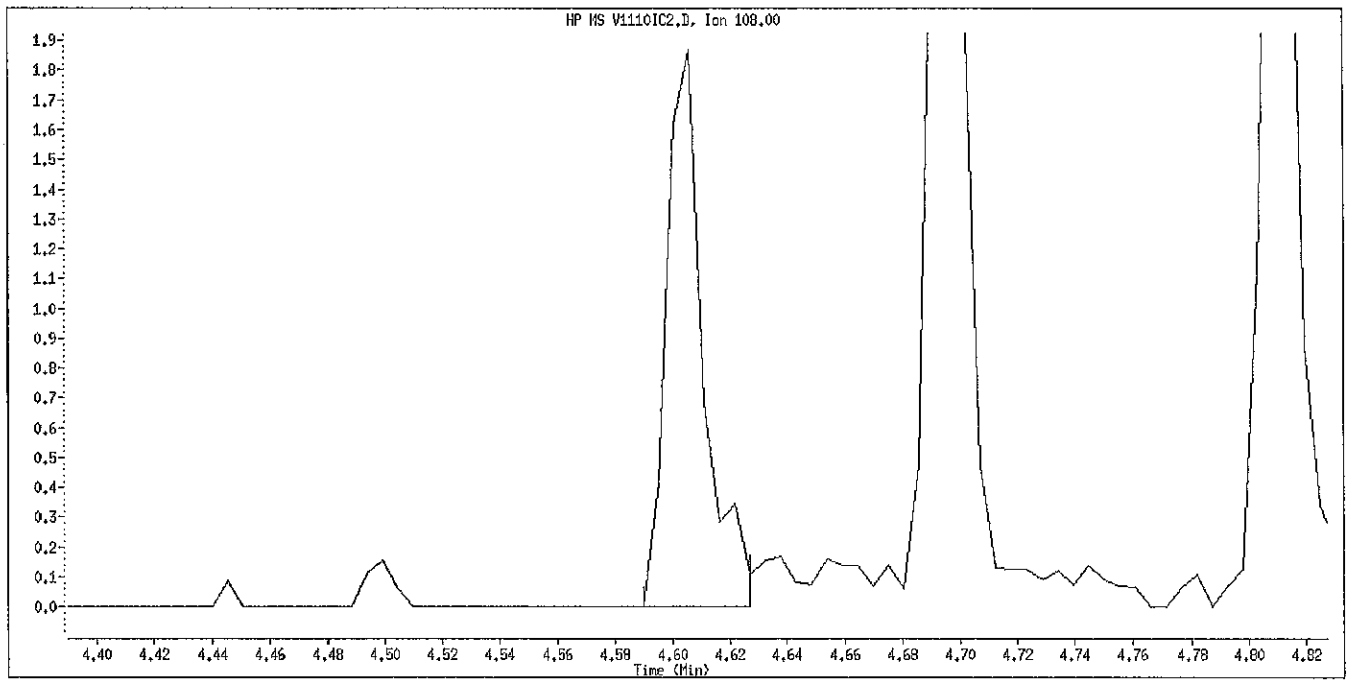

Original Integration

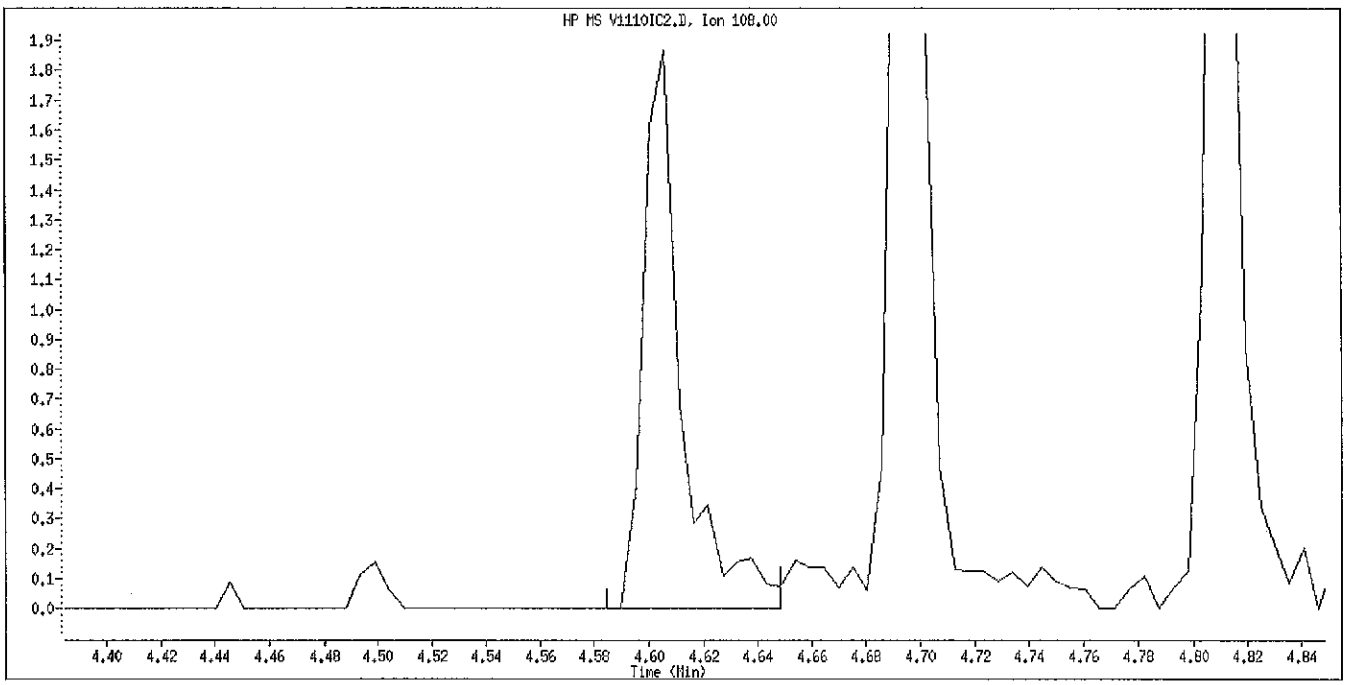

Manual Integration

Manually Integrated By: piccolinov
Manual Integration Reason: Poor Chromatography

Data File Name: V1110IC2.D
Inj. Date and Time: 10-NOV-2010 07:14
Instrument ID: 731.i
Client ID: SSTD2.0
Compound Name: 2,4-Dimethylphenol
CAS #: 105-67-9

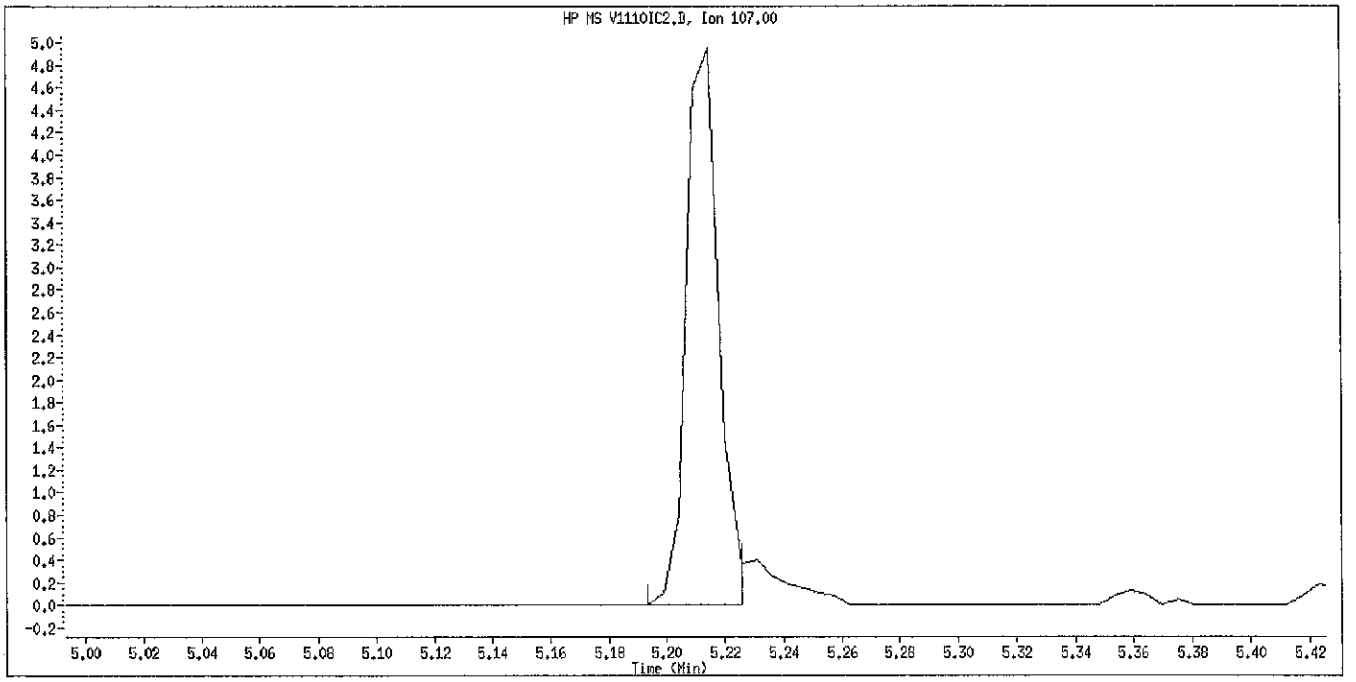

Original Integration

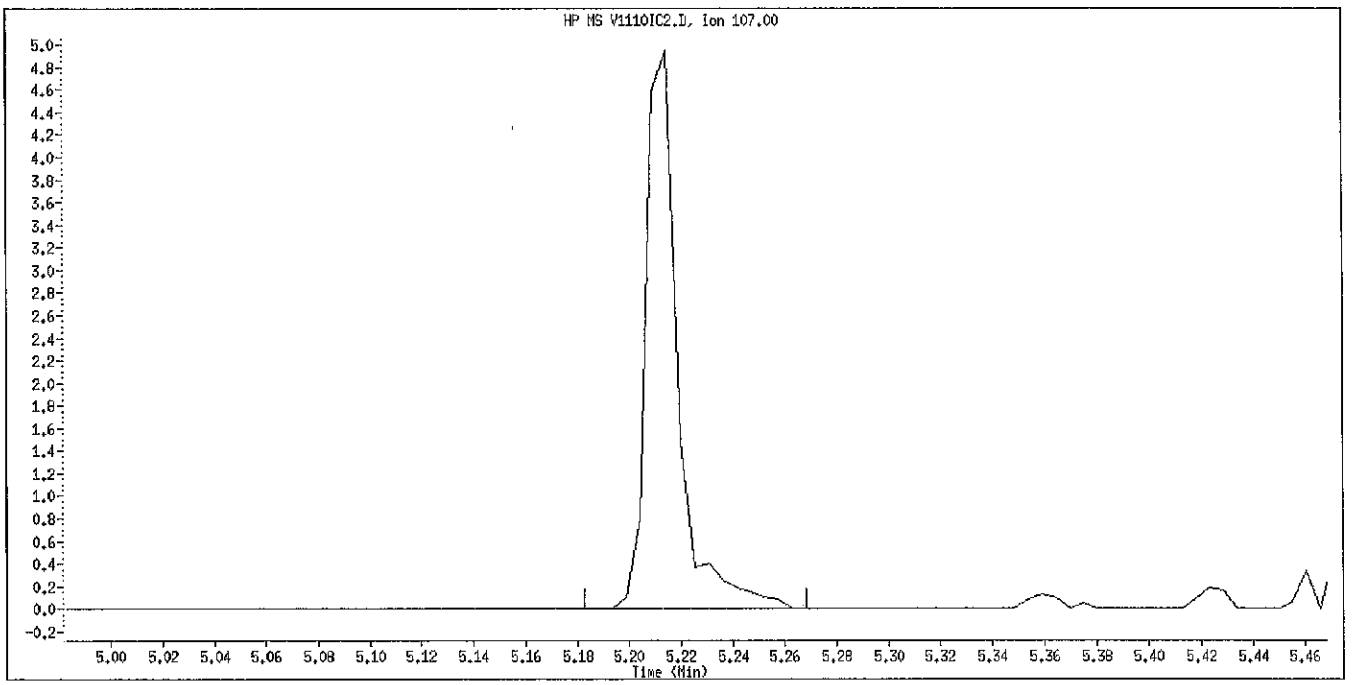

Manual Integration

Manually Integrated By: piccolinov
Manual Integration Reason: Poor Chromatography

Data File Name: V1110IC2.D
Inj. Date and Time: 10-NOV-2010 07:14
Instrument ID: 731.i
Client ID: SSTD2.0
Compound Name: Benzoic Acid
CAS #: 65-85-0

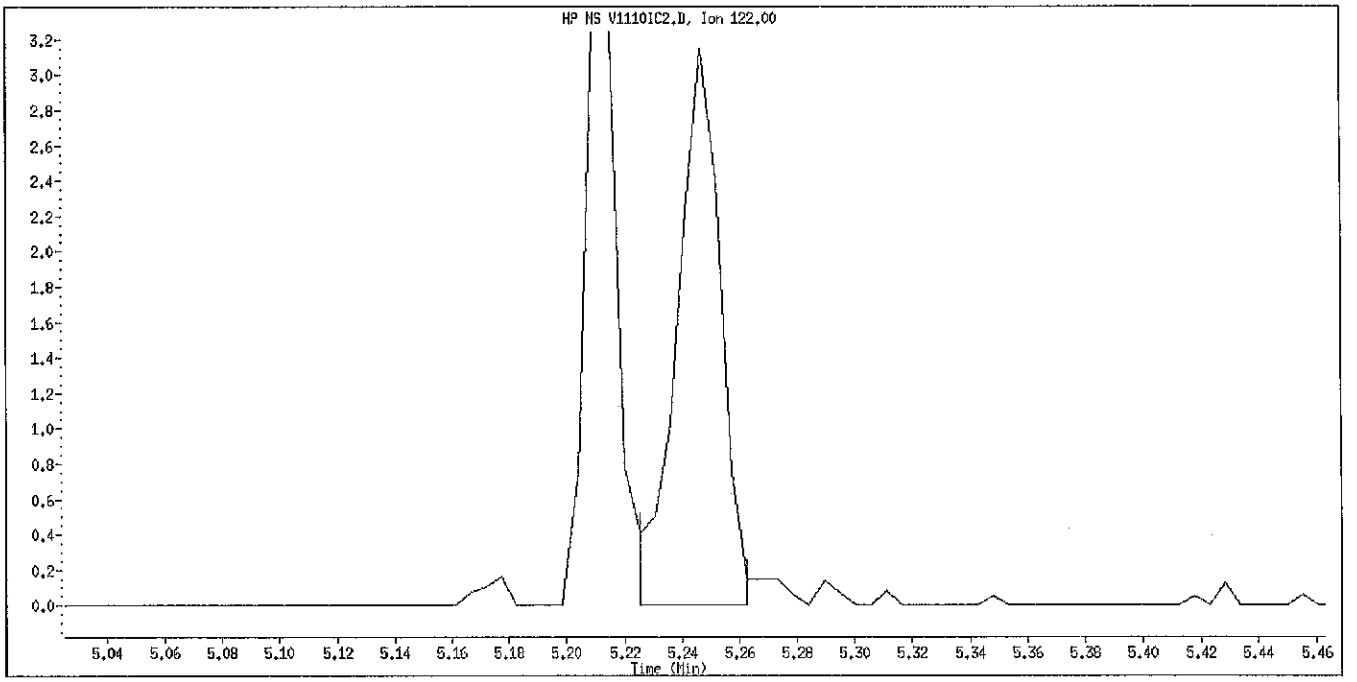

Original Integration

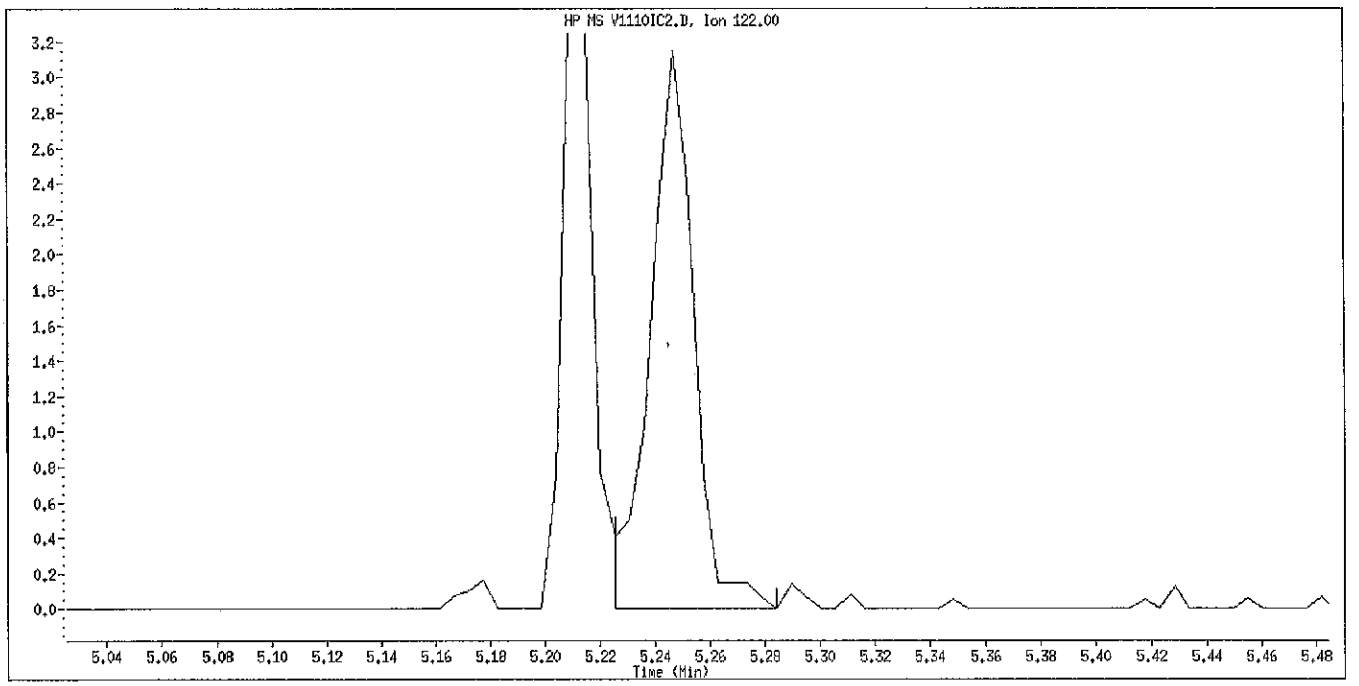

Manual Integration

Manually Integrated By: piccolinov
Manual Integration Reason: Poor Chromatography

Data File Name: V1110IC2.D
Inj. Date and Time: 10-NOV-2010 07:14
Instrument ID: 731.i
Client ID: SSTD2.0
Compound Name: Dibenzofuran
CAS #: 132-64-9

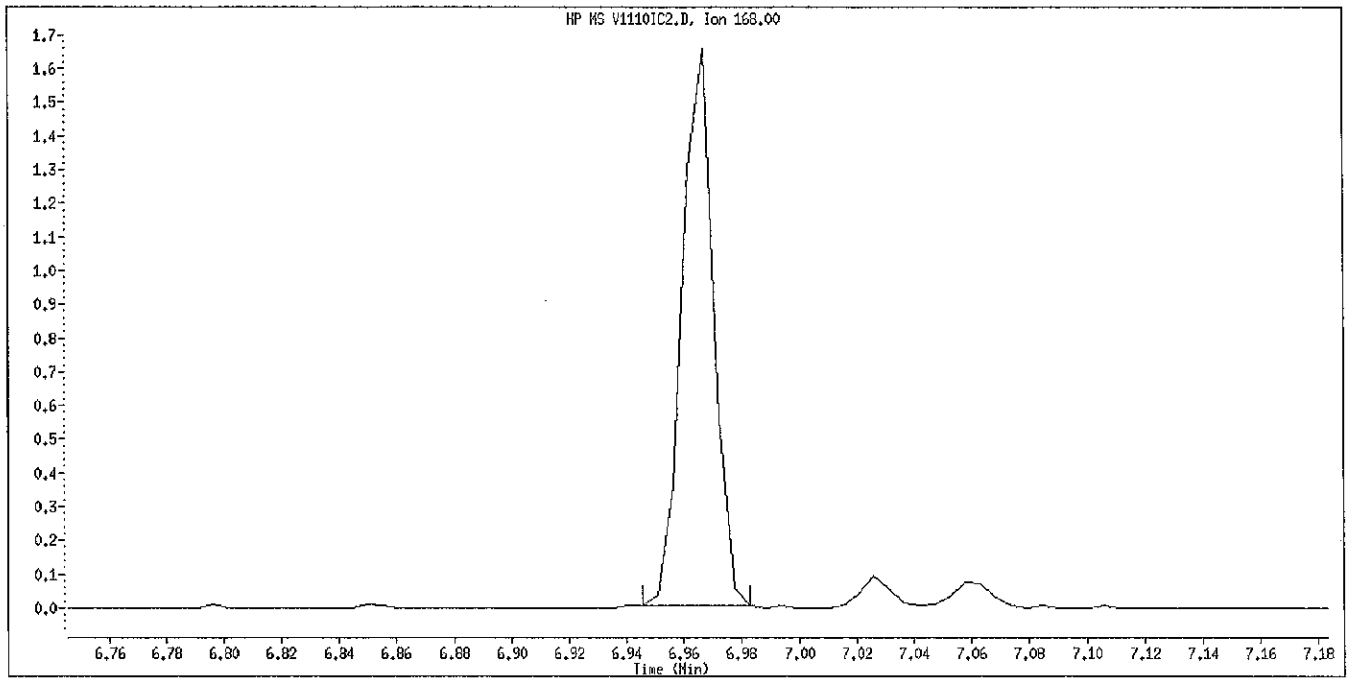

Original Integration

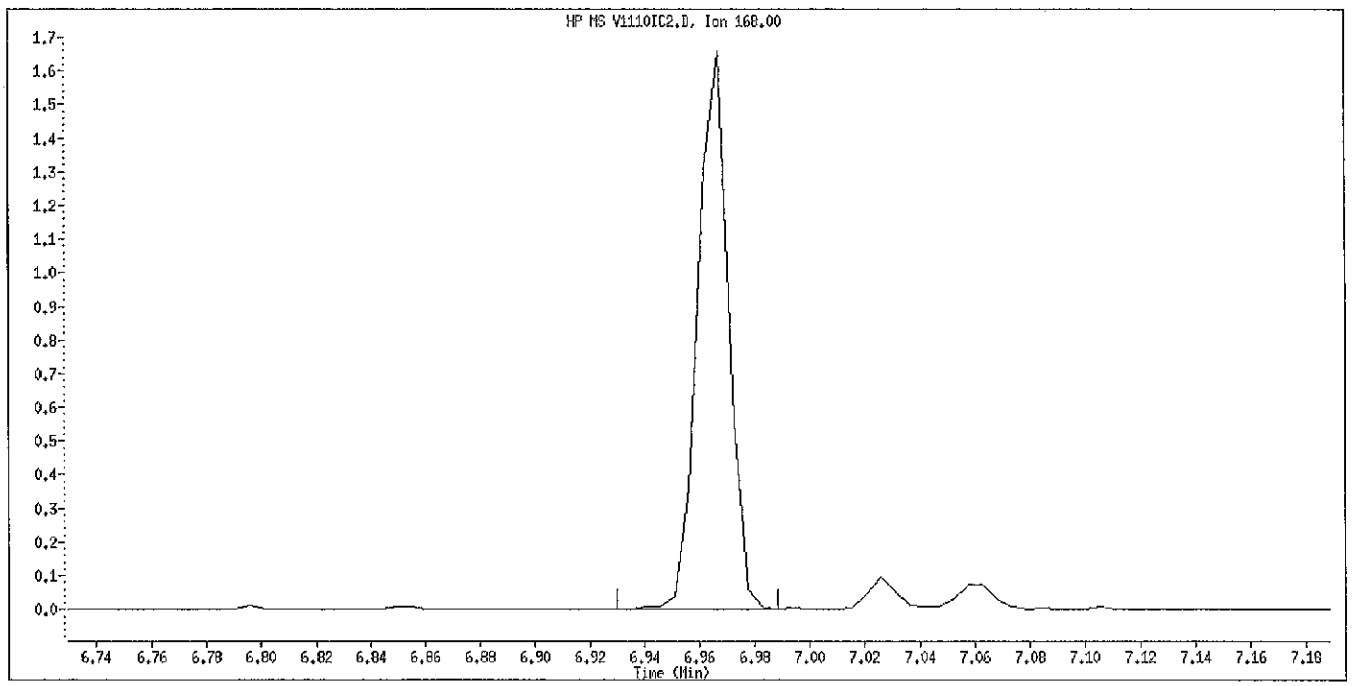

Manual Integration

Manually Integrated By: piccolinov
Manual Integration Reason: Poor Chromatography

Data File Name: V1110IC2.D
Inj. Date and Time: 10-NOV-2010 07:14
Instrument ID: 731.i
Client ID: SSTD2.0
Compound Name: 2,3,4,6-Tetrachlorophenol
CAS #: 58-90-2

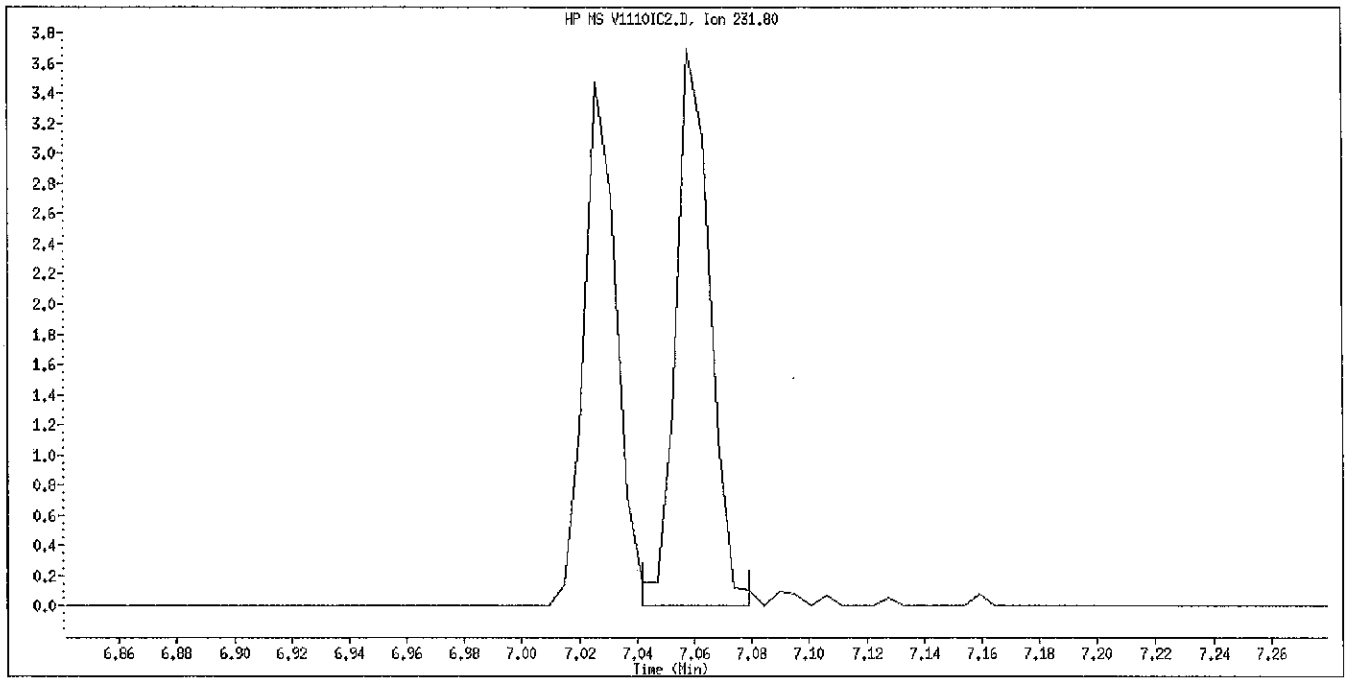

Original Integration

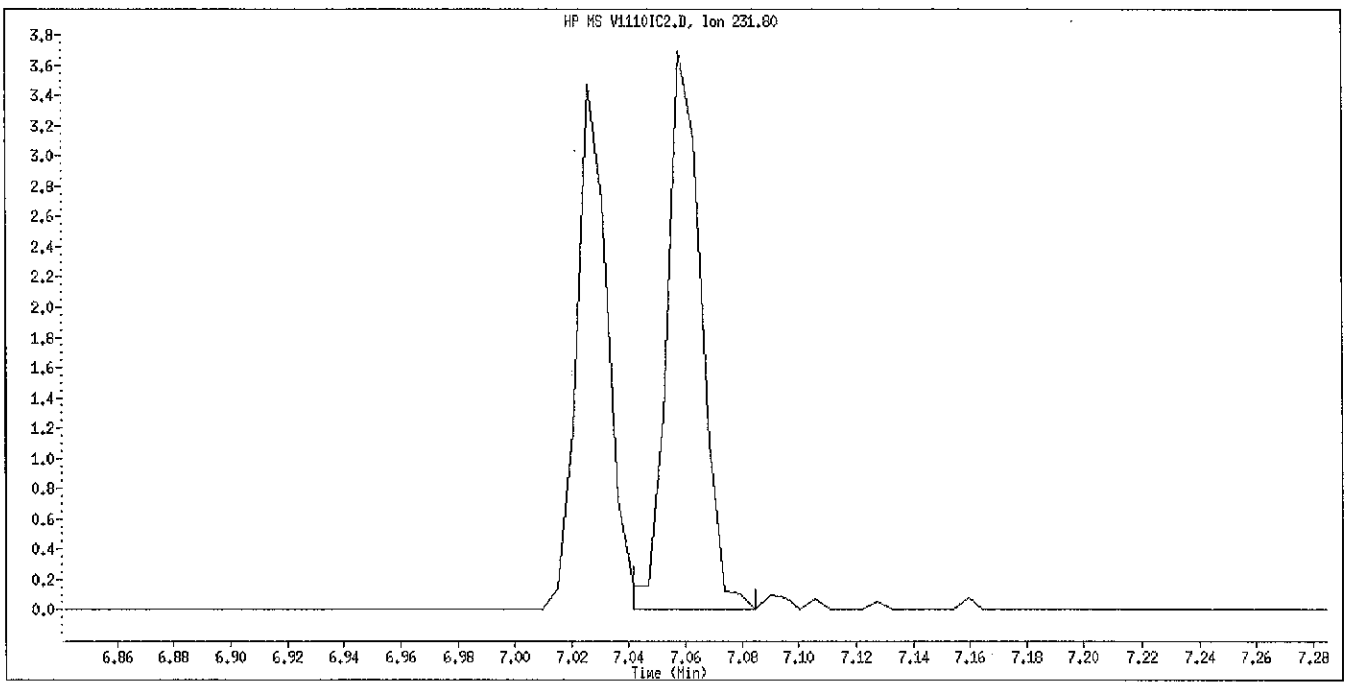

Manual Integration

Manually Integrated By: piccolinov
Manual Integration Reason: Poor Chromatography

Data File Name: V1110IC2.D
Inj. Date and Time: 10-NOV-2010 07:14
Instrument ID: 731.i
Client ID: SSTD2.0
Compound Name: 2-Naphthylamine
CAS #: 91-59-8

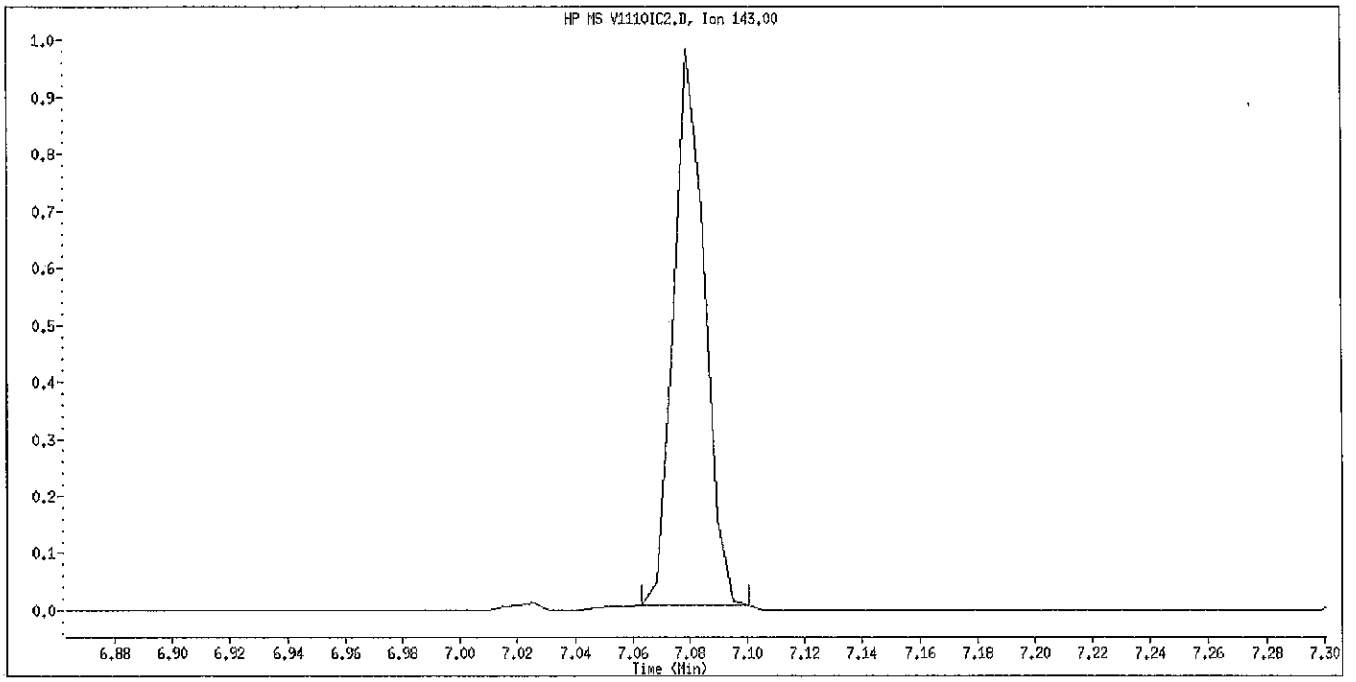

Original Integration

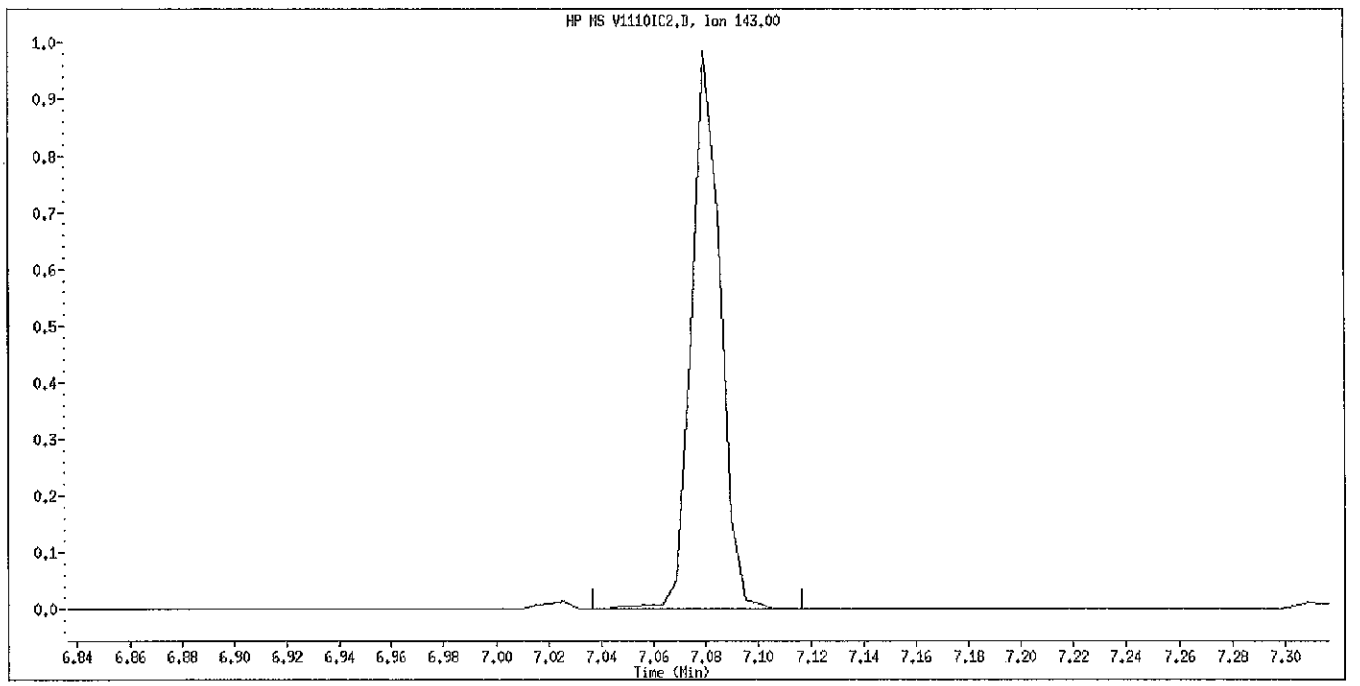

Manual Integration

Manually Integrated By: piccolinov
Manual Integration Reason: Poor Chromatography

Data File Name: V1110IC2.D
Inj. Date and Time: 10-NOV-2010 07:14
Instrument ID: 731.i
Client ID: SSTD2.0
Compound Name: Anthracene
CAS #: 120-12-7

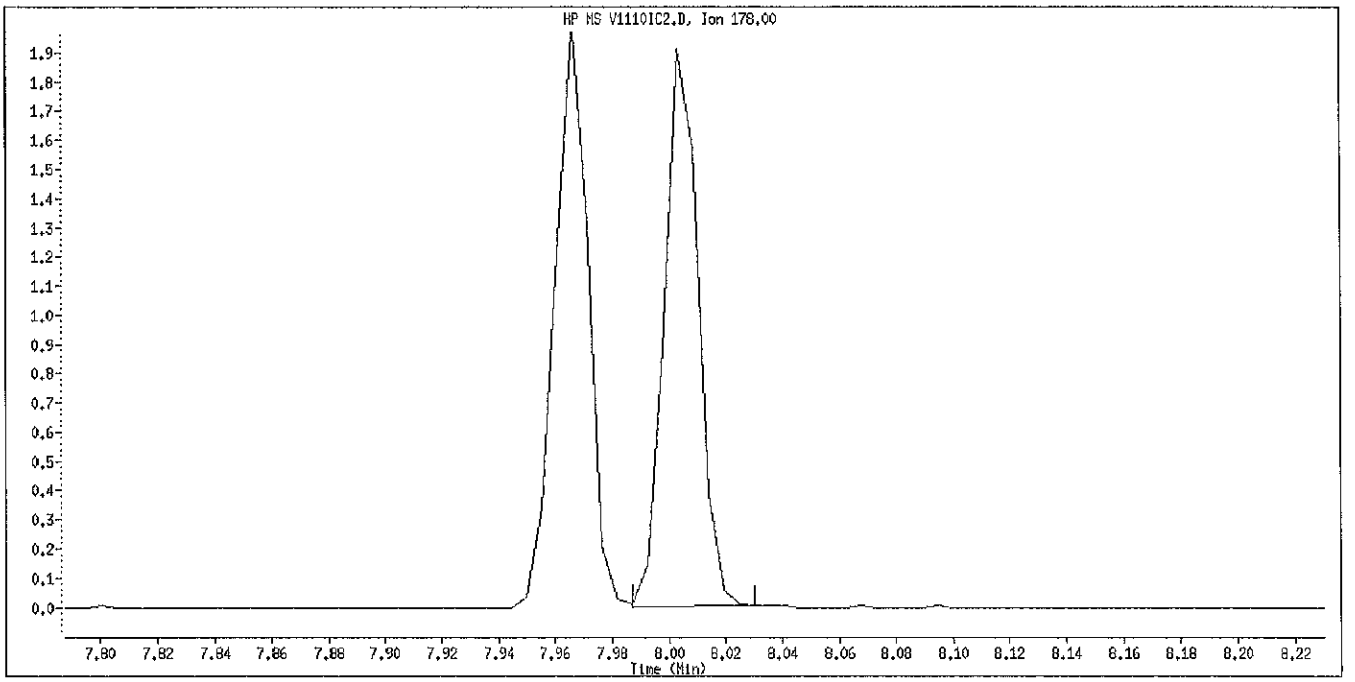

Original Integration

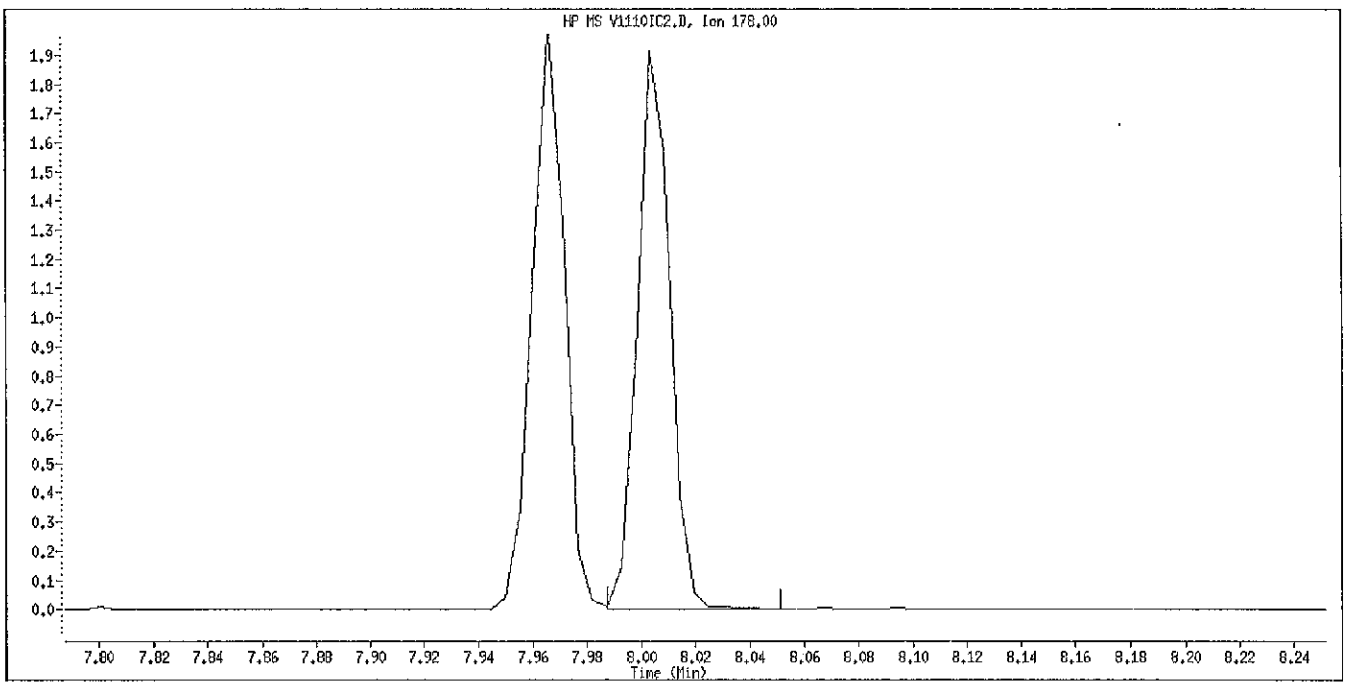

Manual Integration

Manually Integrated By: piccolinov
Manual Integration Reason: Poor Chromatography

Data File Name: V1110IC2.D
Inj. Date and Time: 10-NOV-2010 07:14
Instrument ID: 731.i
Client ID: SSTD2.0
Compound Name: bis(2-ethylhexyl)Phthalate
CAS #: 117-81-7

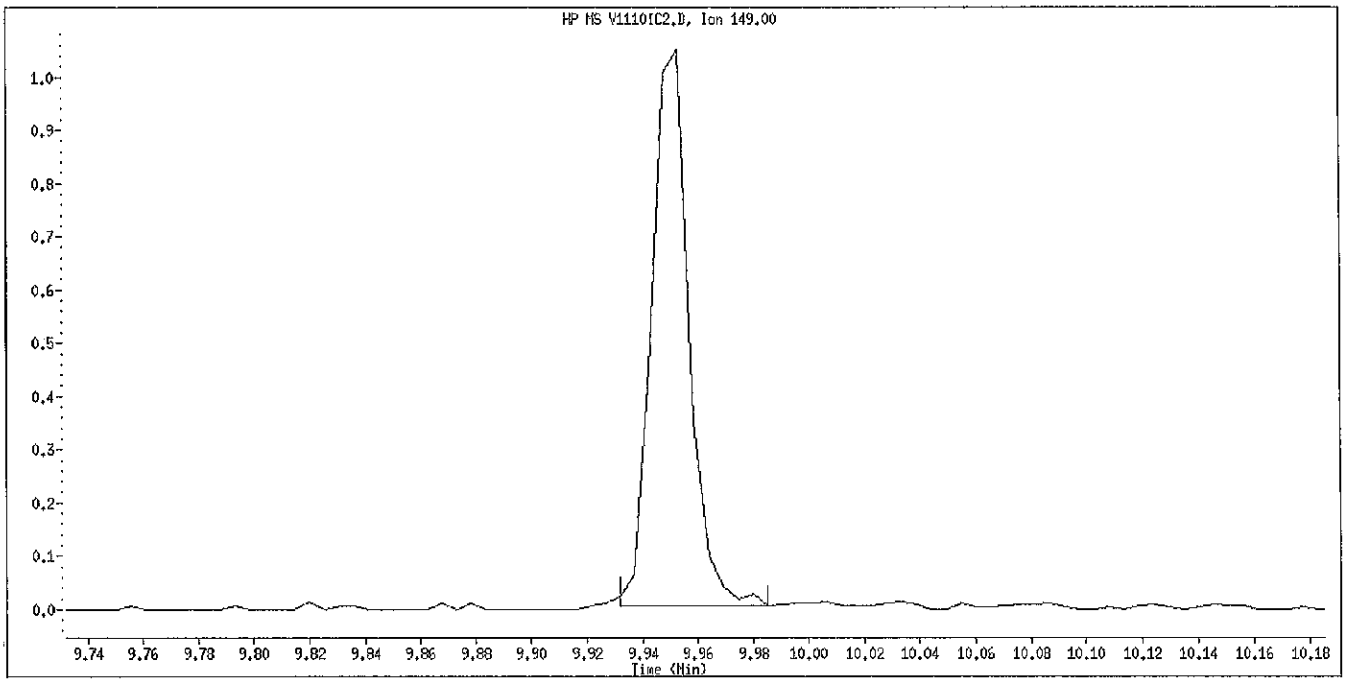

Original Integration

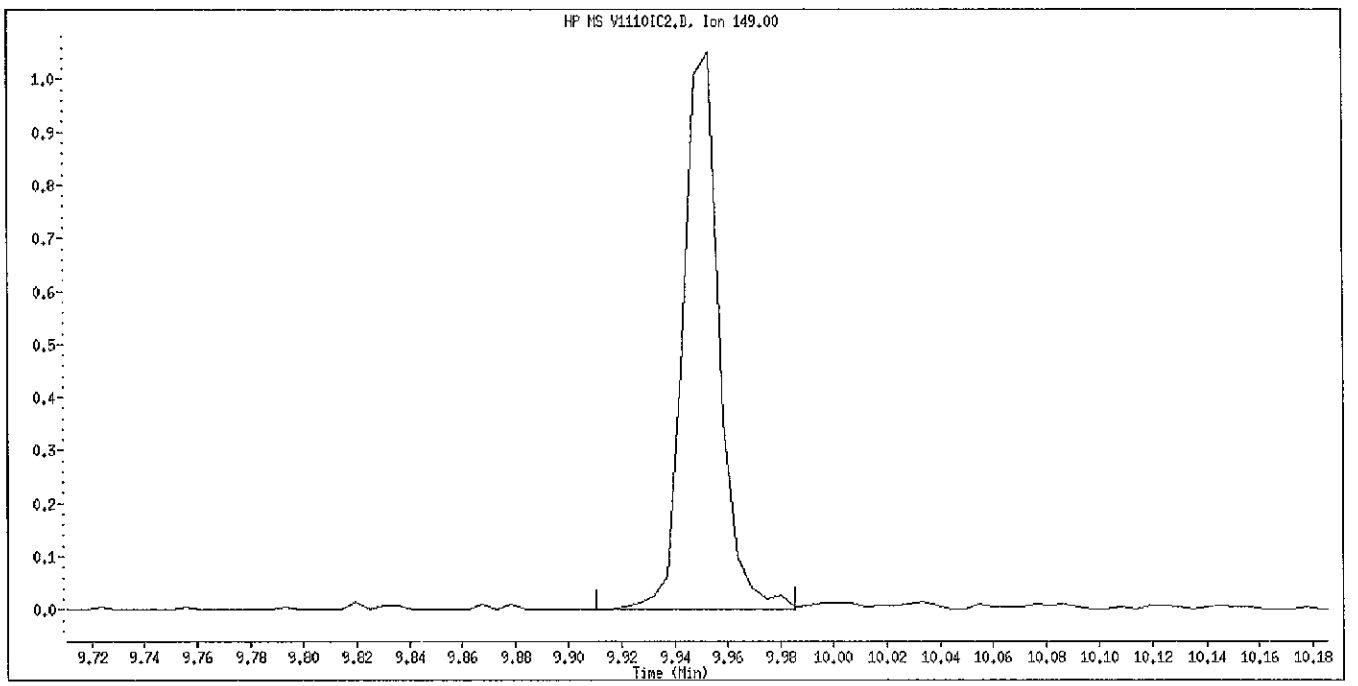

Manual Integration

Manually Integrated By: piccolinov
Manual Integration Reason: Poor Chromatography

Data File Name: V1110IC2.D
Inj. Date and Time: 10-NOV-2010 07:14
Instrument ID: 731.i
Client ID: SSTD2.0
Compound Name: Di-n-octylphthalate
CAS #: 117-84-0

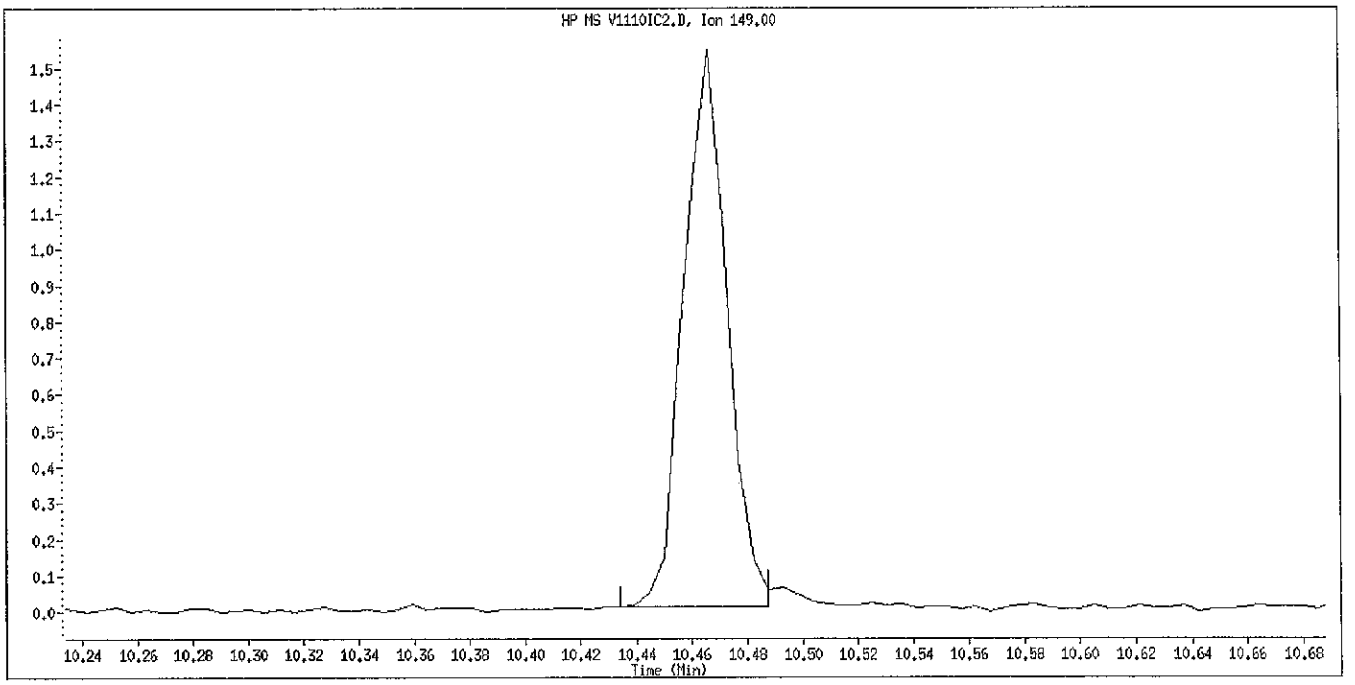

Original Integration

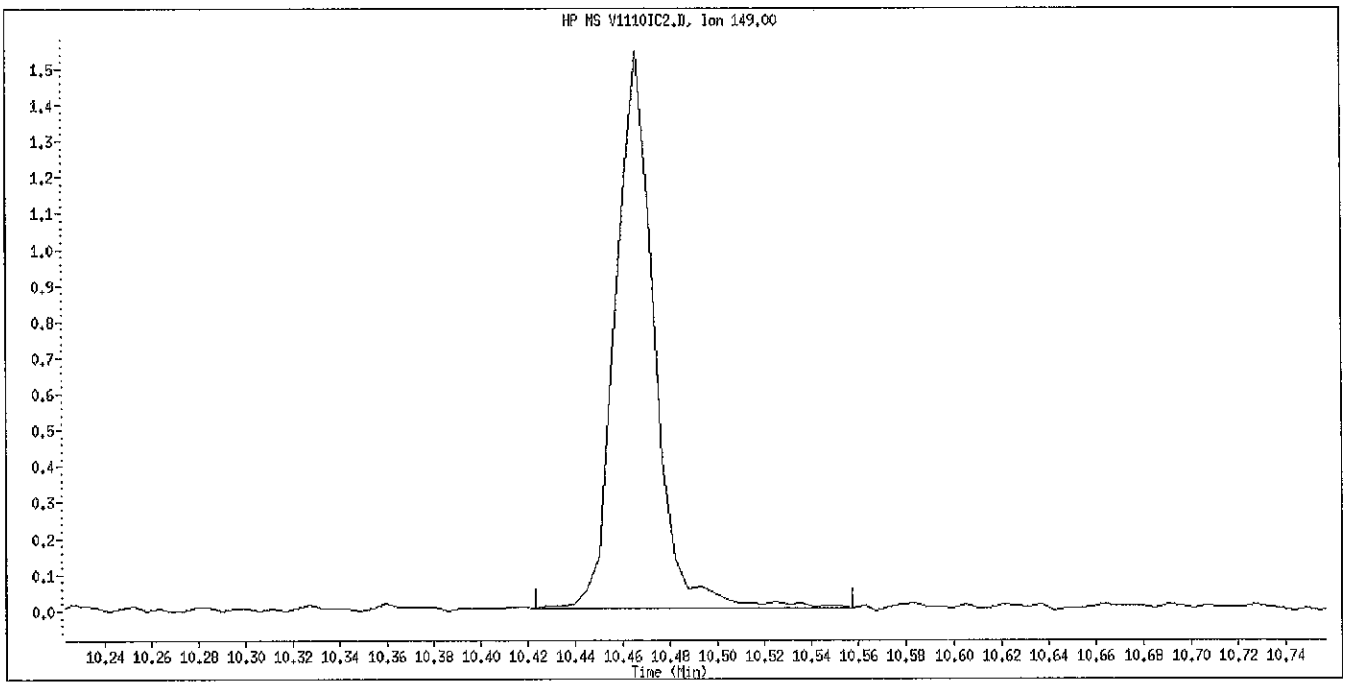

Manual Integration

Manually Integrated By: piccolinov
Manual Integration Reason: Poor Chromatography

Data File Name: V1110IC2.D
Inj. Date and Time: 10-NOV-2010 07:14
Instrument ID: 731.i
Client ID: SSTD2.0
Compound Name: Benzo(a)pyrene
CAS #: 50-32-8

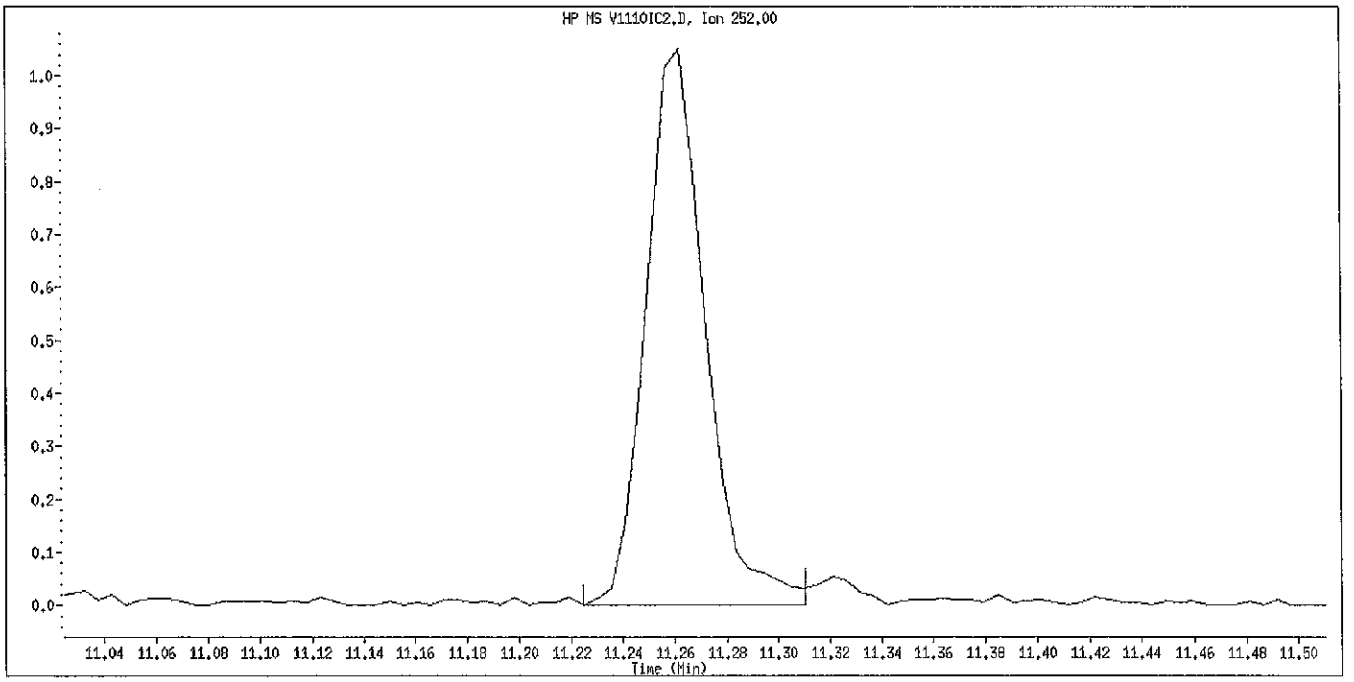

Original Integration

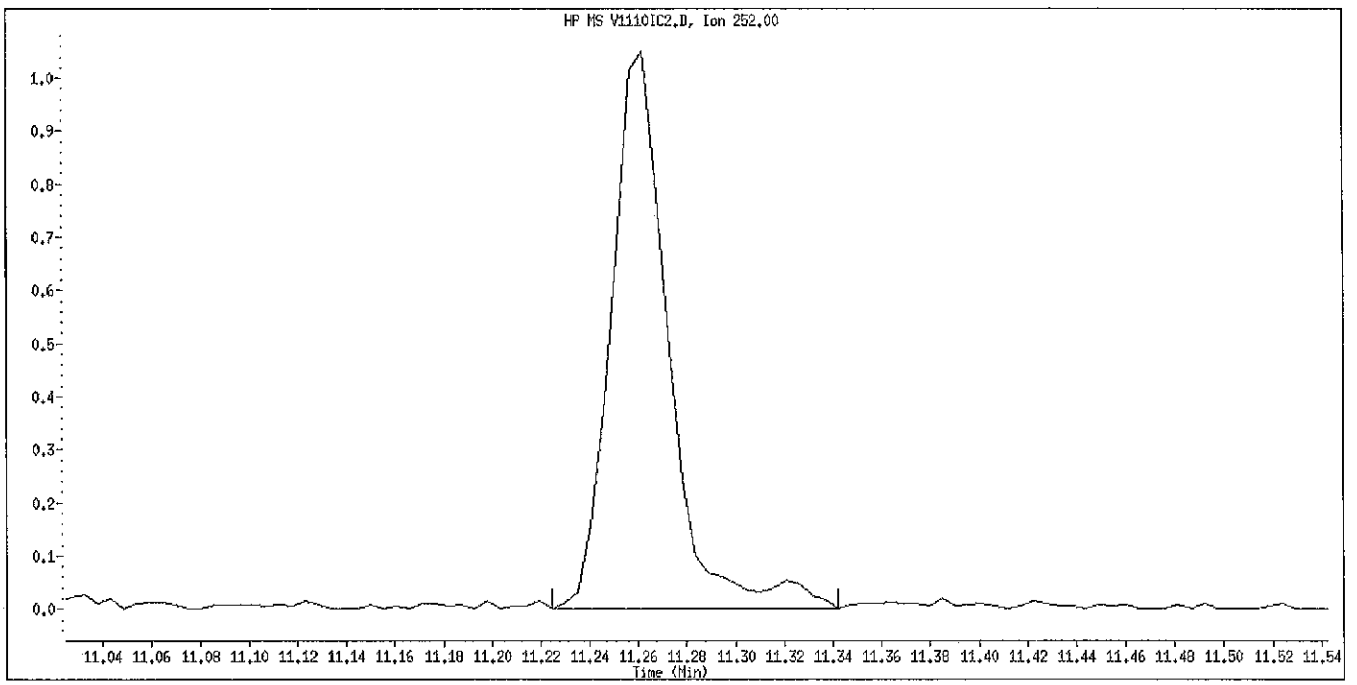

Manual Integration

Manually Integrated By: piccolinov
Manual Integration Reason: Poor Chromatography

Data File Name: V1110IC2.D
Inj. Date and Time: 10-NOV-2010 07:14
Instrument ID: 731.i
Client ID: SSTD2.0
Compound Name: Indeno(1,2,3-cd)pyrene
CAS #: 193-39-5

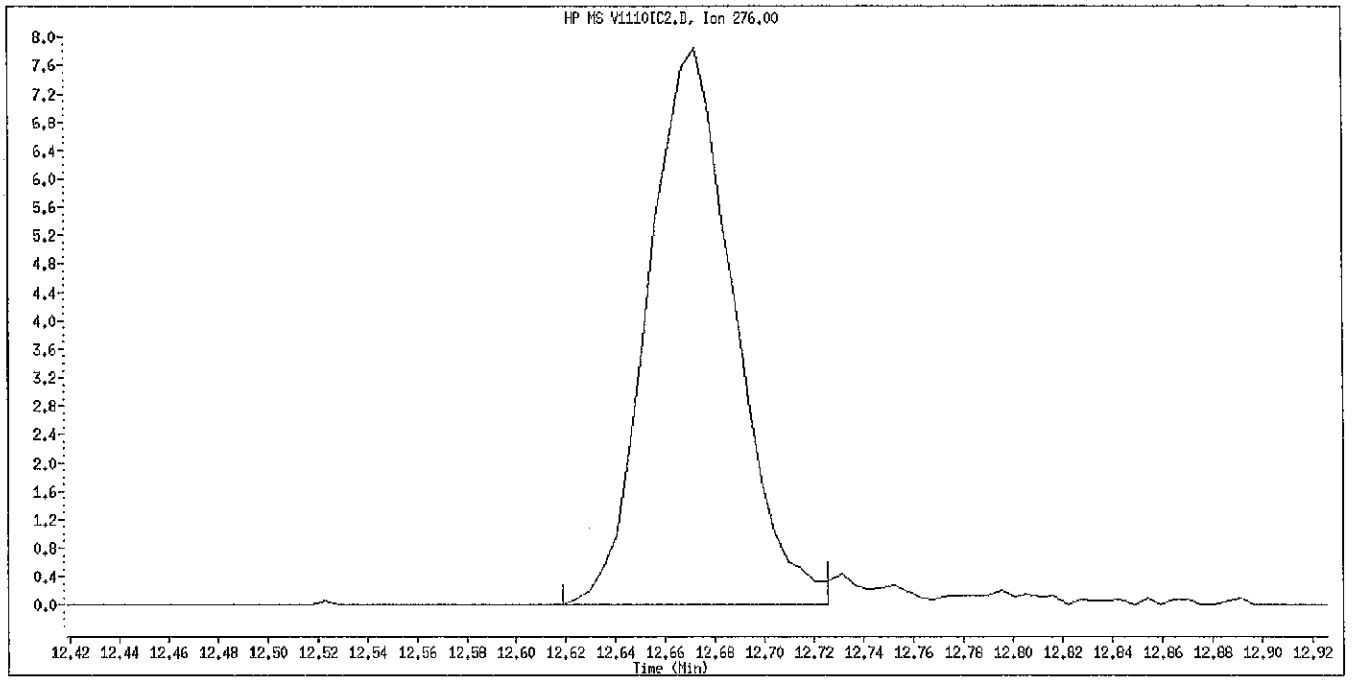

Original Integration

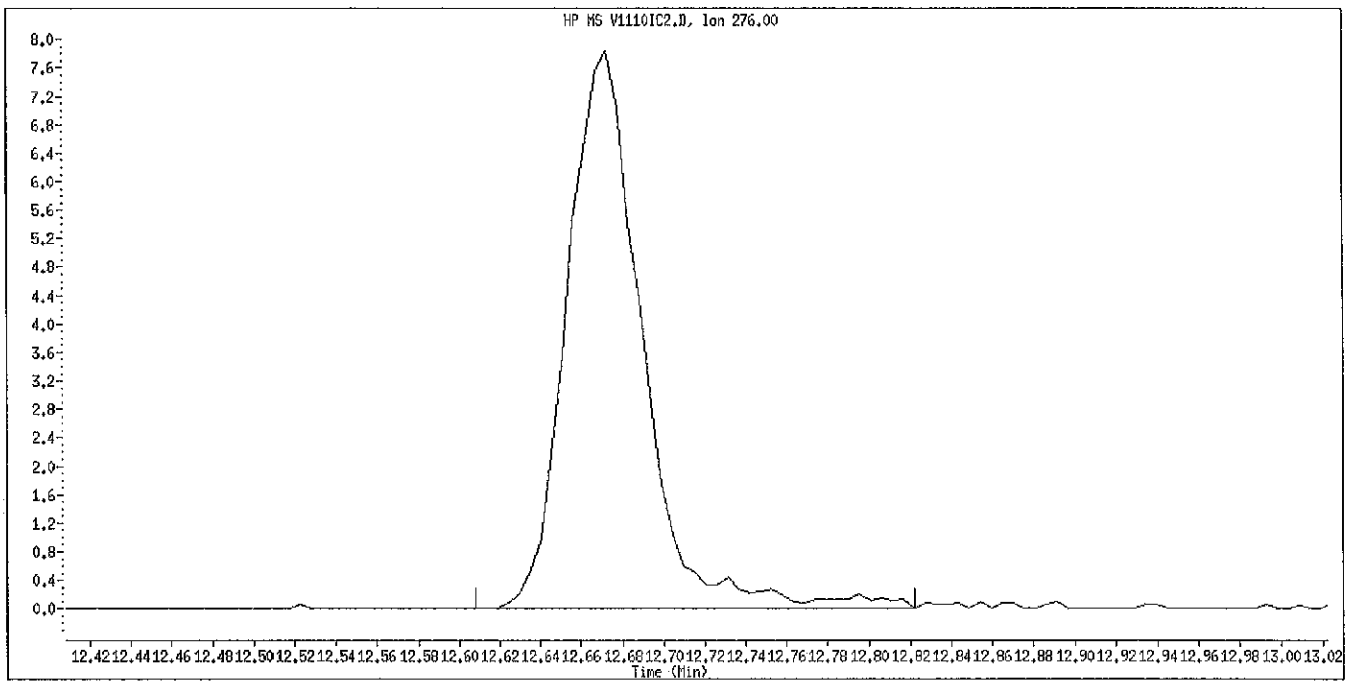

Manual Integration

Manually Integrated By: piccolinov
Manual Integration Reason: Poor Chromatography

Data File Name: V1110IC2.D
Inj. Date and Time: 10-NOV-2010 07:14
Instrument ID: 731.i
Client ID: SSTD2.0
Compound Name: Dibenz(a,h)anthracene
CAS #: 53-70-3

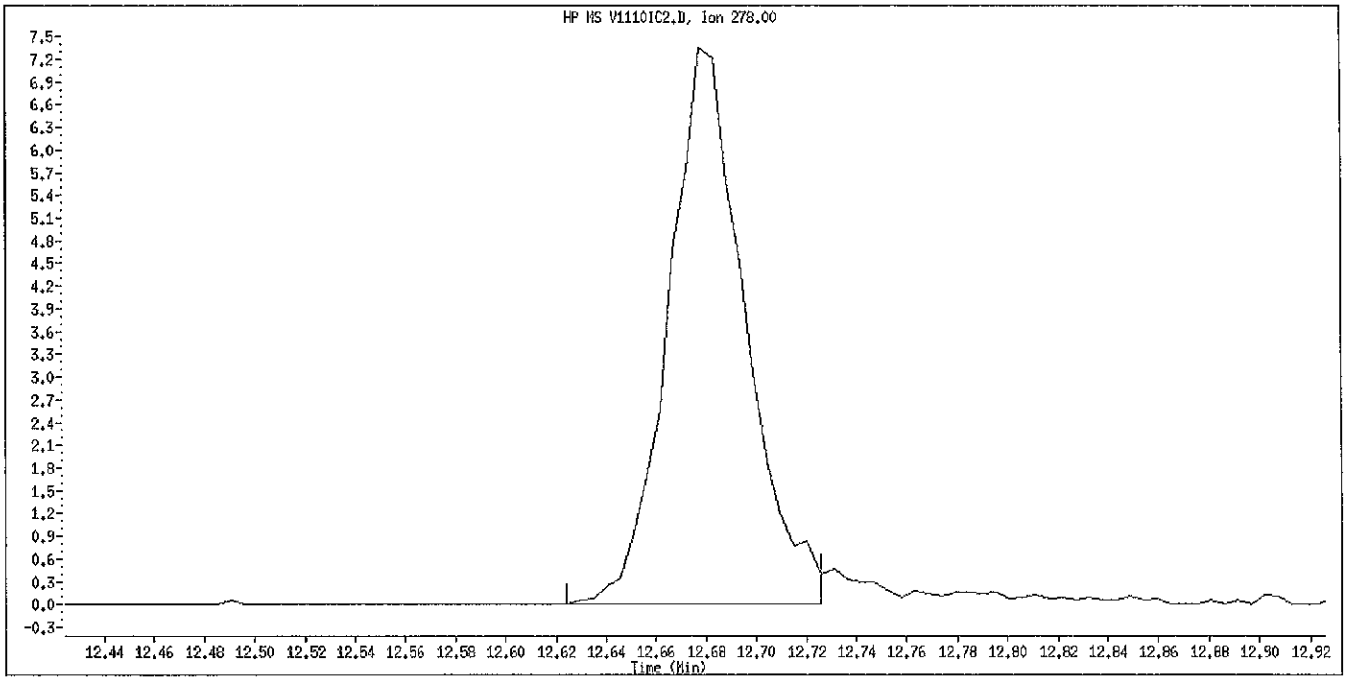

Original Integration

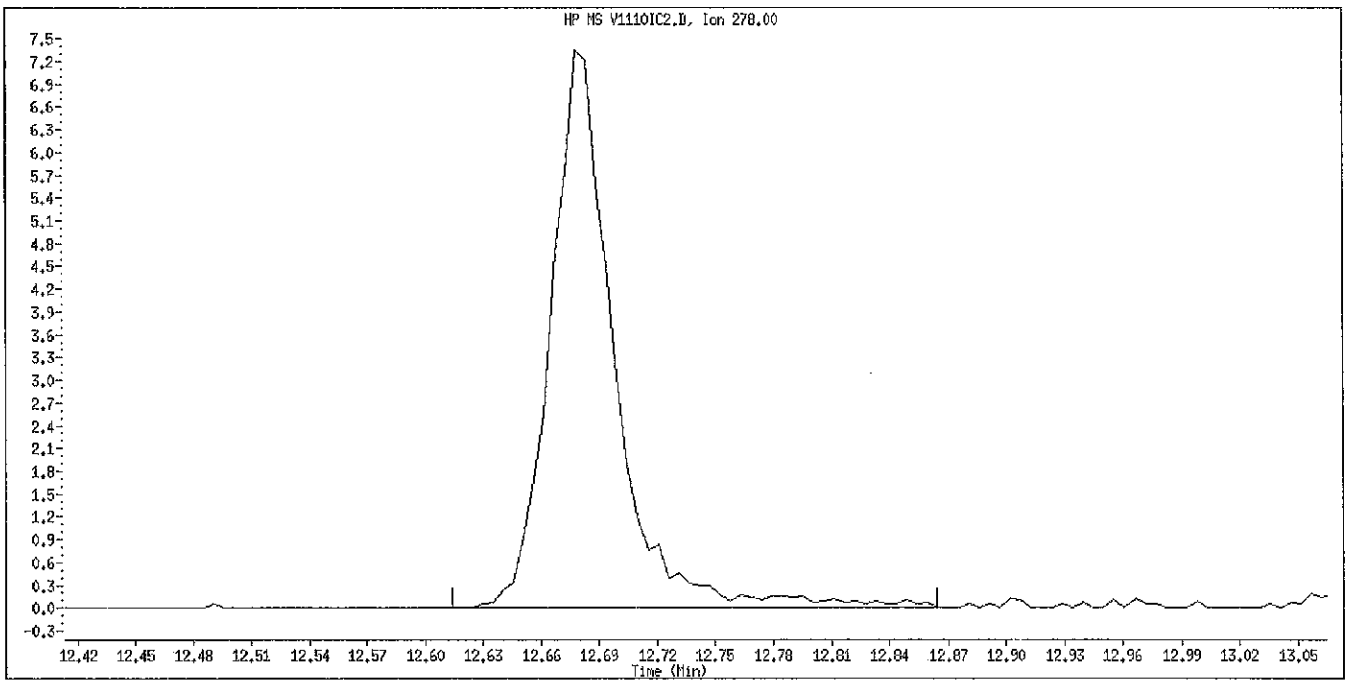

Manual Integration

Manually Integrated By: piccolinov
Manual Integration Reason: Poor Chromatography

Data File Name: V1110IC2.D
Inj. Date and Time: 10-NOV-2010 07:14
Instrument ID: 731.i
Client ID: SSTD2.0
Compound Name: Benzo(g,h,i)perylene
CAS #: 191-24-2

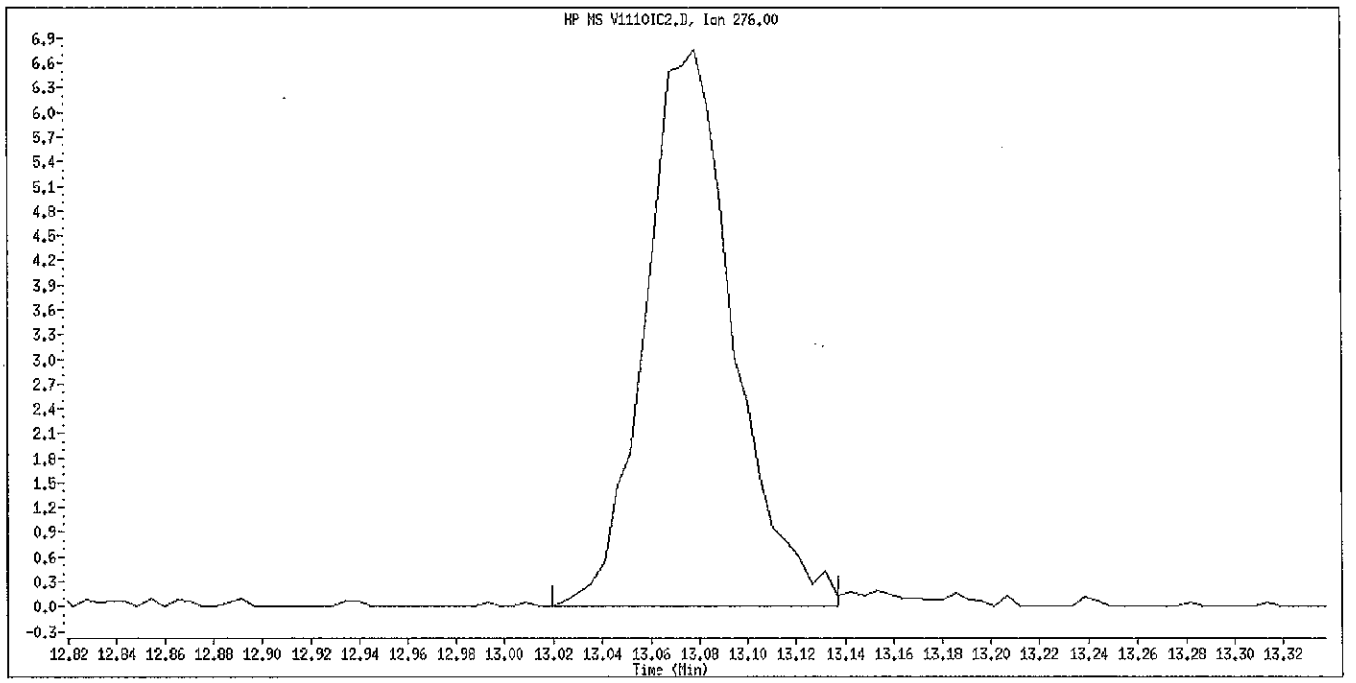

Original Integration

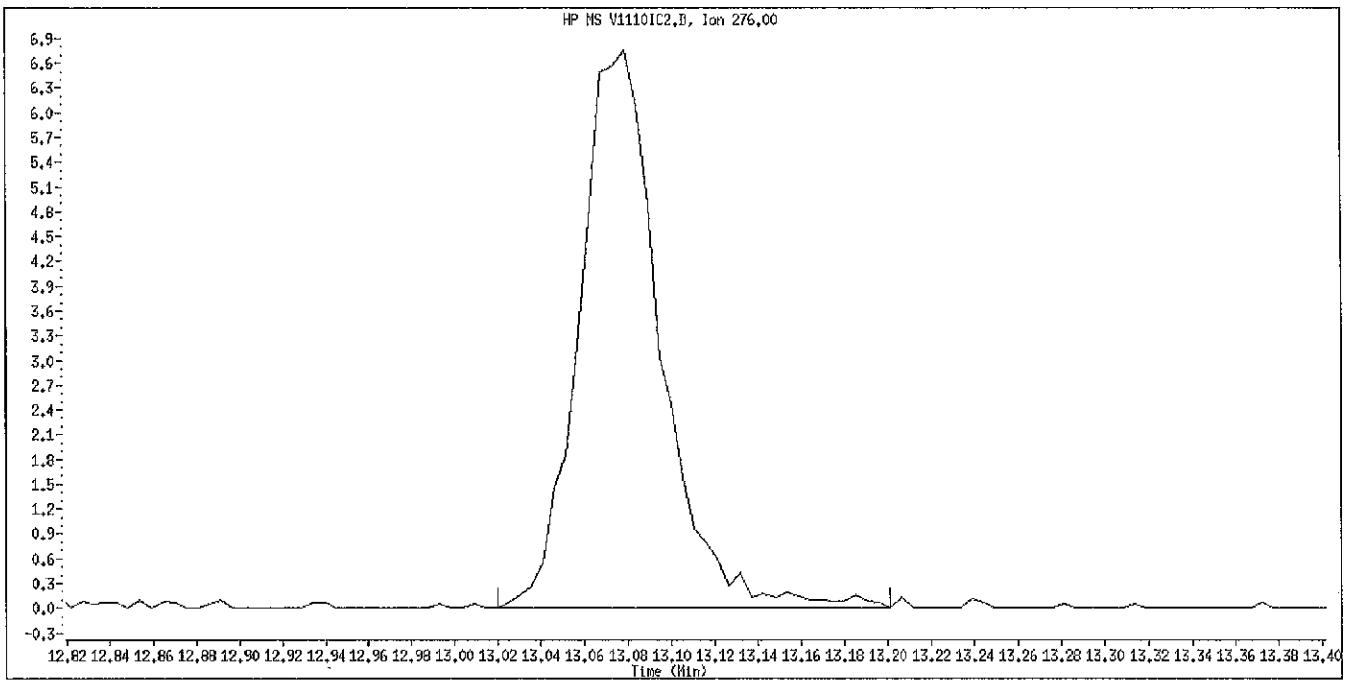

Manual Integration

Manually Integrated By: piccolinov
Manual Integration Reason: Poor Chromatography

Data File: \\PITSVR06\D\chem\731.i\V111010.b\V1110IC3.D
Date : 10-NOV-2010 07:35
Client ID: SSTD4.0
Sample Info: SSTD4.0(2.0ug/mL) BNA0831-10 8270c/d

Instrument: 731.i

Operator: 003200
Column diameter: 0.32

Column phase: DB5-MS

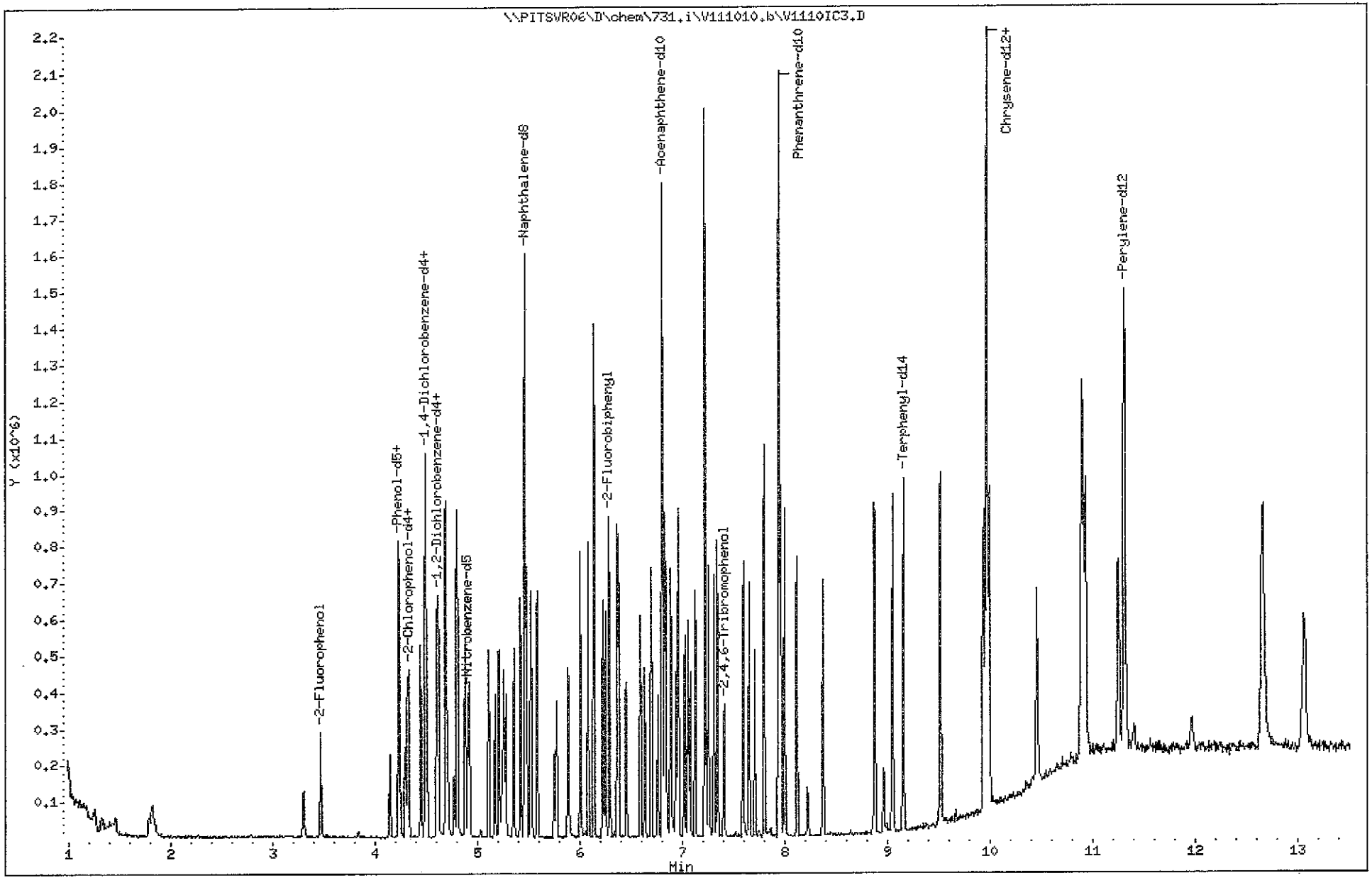

TestAmerica Pittsburgh

Semivolatile REPORT SW-846 Method 8270

Data file : \\PITSVR06\D\chem\731.i\V111010.b\V1110IC3.D
Lab Smp Id: SSTD4.0 Client Smp ID: SSTD4.0
Inj Date : 10-NOV-2010 07:35
Operator : 003200 Inst ID: 731.i
Smp Info : SSTD4.0(2.0ug/mL) BNA0831-10 8270c/d
Misc Info : SSTD4.0,V111010.b,8270ll.m,padepi.sub,1,3
Comment :
Method : \\PITSVR06\D\chem\731.i\V111010.b\8270ll.m
Meth Date : 10-Nov-2010 08:42 piccolinov Quant Type: ISTD
Cal Date : 10-NOV-2010 07:35 Cal File: V1110IC3.D
Als bottle: 92 Calibration Sample, Level: 3
Dil Factor: 1.00000
Integrator: HP RTE Compound Sublist: padepi.sub
Target Version: 4.14
Processing Host: PITPC-502

	Compounds	QUANT SIG MASS	RT	EXP RT	REL RT	RESPONSE	AMOUNTS CAL-AMT (NG)	ON-COL (NG)
* 1	1,4-Dichlorobenzene-d4	152	4.491	4.491	(1.000)	115735	8.00000	
* 2	Naphthalene-d8	136	5.464	5.464	(1.000)	465988	8.00000	
* 3	Acenaphthene-d10	164	6.804	6.804	(1.000)	309409	8.00000	
* 4	Phenanthrene-d10	188	7.942	7.942	(1.000)	599779	8.00000	
* 5	Chrysene-d12	240	9.972	9.972	(1.000)	646469	8.00000	
* 6	Perylene-d12	264	11.308	11.308	(1.000)	716340	8.00000	
198	1,4-Dioxane	88	1.334	1.334	(0.297)	25516	4.00000	4.0566(M)
10	N-Nitrosodimethylamine	74	1.794	1.794	(0.399)	33041	4.00000	4.2906(M)
9	Pyridine	79	1.826	1.826	(0.407)	64773	4.00000	3.7486(M)
16	Methyl methanesulfonate	80	3.305	3.305	(0.736)	49483	4.00000	4.1998
206	Benzaldehyde	77	4.149	4.149	(0.924)	42715	4.00000	2.7516
21	Aniline	93	4.235	4.235	(0.943)	108826	4.00000	3.7080
22	Phenol	94	4.240	4.240	(0.944)	100639	4.00000	3.9149
23	bis(2-Chloroethyl)ether	93	4.294	4.294	(0.956)	64876	4.00000	4.1039
24	2-Chlorophenol	128	4.331	4.331	(0.964)	78543	4.00000	3.8723
26	1,3-Dichlorobenzene	146	4.449	4.449	(0.990)	85621	4.00000	3.6735
27	1,4-Dichlorobenzene	146	4.507	4.507	(1.004)	94912	4.00000	3.9148
28	1,2-Dichlorobenzene	146	4.620	4.620	(1.029)	86521	4.00000	3.9666
217	Indene	116	4.689	4.689	(1.044)	131809	4.00000	3.9333
29	Benzyl Alcohol	108	4.598	4.598	(1.024)	41266	4.00000	4.3395
30	2-Methylphenol	108	4.694	4.694	(1.045)	68561	4.00000	3.7973
31	2,2'-oxybis(1-Chloropropane)	45	4.710	4.710	(1.049)	80390	4.00000	3.9297
37	Acetophenone	105	4.801	4.801	(1.069)	106791	4.00000	3.8789
32	N-Nitroso-di-n-propylamine	70	4.801	4.801	(1.069)	58487	4.00000	4.0980
192	4-Methylphenol	108	4.806	4.806	(1.070)	70204	4.00000	4.0826
34	Hexachloroethane	117	4.881	4.881	(1.087)	44176	4.00000	4.1000
35	Nitrobenzene	77	4.924	4.924	(0.901)	98700	4.00000	3.8916
36	N-Nitrosopyrrolidine	100	4.774	4.774	(1.063)	30772	4.00000	3.8731
41	Isophorone	82	5.111	5.111	(0.935)	155440	4.00000	3.8164
42	2-Nitrophenol	139	5.170	5.170	(0.946)	39138	4.00000	3.7708
43	2,4-Dimethylphenol	107	5.213	5.213	(0.954)	86123	4.00000	3.7660(M)
44	bis(2-Chloroethoxy)methane	93	5.277	5.277	(0.966)	89698	4.00000	3.8400
48	2,4-Dichlorophenol	162	5.357	5.357	(0.980)	66130	4.00000	3.6442

	Compounds	QUANT SIG MASS	RT	EXP RT	REL RT	RESPONSE	AMOUNTS CAL-AMT (NG)	AMOUNTS ON-COL (NG)
49	Benzoic Acid	122	5.261	5.261	(0.963)	96405	10.0000	9.6567
50	1,2,4-Trichlorobenzene	180	5.421	5.421	(0.992)	86386	4.00000	3.9398
51	Naphthalene	128	5.480	5.480	(1.003)	216805	4.00000	3.6017
52	4-Chloroaniline	127	5.517	5.517	(1.010)	93784	4.00000	3.7502
54	2,6-Dichlorophenol	162	5.528	5.528	(1.012)	68377	4.00000	3.8372
56	Hexachlorobutadiene	225	5.586	5.586	(1.022)	61515	4.00000	3.6887
208	Caprolactam	113	5.752	5.752	(1.053)	16803	4.00000	3.7976
59	4-Chloro-3-Methylphenol	107	5.886	5.886	(1.077)	71739	4.00000	3.7697(M)
62	2-Methylnaphthalene	142	6.008	6.008	(1.100)	151490	4.00000	3.6683
63	1-Methylnaphthalene	142	6.083	6.083	(1.113)	148527	4.00000	3.7237
64	Hexachlorocyclopentadiene	237	6.137	6.137	(0.902)	77911	4.00000	3.6504
65	1,2,4,5-Tetrachlorobenzene	216	6.137	6.137	(0.902)	94418	4.00000	3.6857
66	2,4,6-Trichlorophenol	196	6.222	6.222	(0.914)	57074	4.00000	3.8296
67	2,4,5-Trichlorophenol	196	6.249	6.249	(0.918)	62140	4.00000	3.9090(M)
209	1,1'-Biphenyl	154	6.361	6.361	(0.935)	206175	4.00000	3.7842
70	2-Chloronaphthalene	162	6.377	6.377	(0.937)	160829	4.00000	3.7516
73	2-Nitroaniline	65	6.452	6.452	(0.948)	53569	4.00000	3.9084
76	Dimethylphthalate	163	6.591	6.591	(0.969)	176598	4.00000	3.6722
78	2,6-Dinitrotoluene	165	6.634	6.634	(0.975)	38670	4.00000	4.0195
79	Acenaphthylene	152	6.698	6.698	(0.984)	251452	4.00000	3.7533
81	3-Nitroaniline	138	6.762	6.762	(0.994)	39335	4.00000	3.9551
82	Acenaphthene	153	6.831	6.831	(1.004)	158013	4.00000	3.7602
83	2,4-Dinitrophenol	184	6.842	6.842	(1.005)	46954	10.0000	10.023
85	4-Nitrophenol	109	6.885	6.885	(1.012)	92742	10.0000	9.9857
86	Dibenzofuran	168	6.959	6.959	(1.023)	244020	4.00000	3.7816
87	2,4-Dinitrotoluene	165	6.943	6.943	(1.020)	51721	4.00000	3.8302
91	2,3,5,6-Tetrachlorophenol	232	7.023	7.023	(1.032)	56143	4.00000	3.8840
88	2,3,4,6-Tetrachlorophenol	232	7.056	7.056	(1.037)	55014	4.00000	3.3486
92	2-Naphthylamine	143	7.077	7.077	(1.040)	104438	4.00000	3.0678(M)
93	Diethylphthalate	149	7.125	7.125	(1.047)	184333	4.00000	3.6510
94	Fluorene	166	7.221	7.221	(1.061)	195674	4.00000	3.7830
95	4-Chlorophenyl-phenylether	204	7.221	7.221	(1.061)	112924	4.00000	3.8168
96	4-Nitroaniline	138	7.226	7.226	(1.062)	36866	4.00000	3.7514
98	4,6-Dinitro-2-methylphenol	198	7.253	7.253	(0.913)	77574	10.0000	10.138
99	N-Nitrosodiphenylamine (1)	169	7.307	7.307	(0.920)	129196	4.00000	3.8900
100	1,2-Diphenylhydrazine	77	7.339	7.339	(0.924)	252118	4.00000	3.7211
106	4-Bromophenyl-phenylether	248	7.595	7.595	(0.956)	68986	4.00000	3.7493
107	Hexachlorobenzene	284	7.654	7.654	(0.964)	68960	4.00000	3.6398
210	Atrazine	200	7.707	7.707	(0.970)	47625	4.00000	3.2027
111	Pentachlorophenol	266	7.798	7.798	(0.982)	91038	10.0000	9.8445(M)
115	Phenanthrene	178	7.958	7.958	(1.002)	313097	4.00000	3.6997
116	Anthracene	178	8.001	8.001	(1.007)	322519	4.00000	3.7992(M)
119	Carbazole	167	8.119	8.119	(1.022)	253816	4.00000	3.7424
120	Di-n-Butylphthalate	149	8.375	8.375	(1.054)	310961	4.00000	3.6860
123	Fluoranthene	202	8.872	8.872	(1.117)	364036	4.00000	3.7320
124	Benzidine	184	8.963	8.963	(0.899)	67944	4.00000	2.7623(M)
125	Pyrene	202	9.048	9.048	(0.907)	384282	4.00000	4.0676
131	Butylbenzylphthalate	149	9.518	9.518	(0.954)	133372	4.00000	3.9175
135	3,3'-Dichlorobenzidine	252	9.930	9.930	(0.996)	110134	4.00000	3.6457(M)
136	Benzo(a)Anthracene	228	9.962	9.962	(0.999)	345517	4.00000	3.8146
137	Chrysene	228	9.994	9.994	(1.002)	333954	4.00000	3.8085
139	bis(2-ethylhexyl)Phthalate	149	9.946	9.946	(0.997)	183217	4.00000	3.6476
140	Di-n-octylphthalate	149	10.453	10.453	(0.924)	346485	4.00000	3.8664(M)
141	Benzo(b)fluoranthene	252	10.902	10.902	(0.964)	445350	4.00000	4.1122

Compounds	QUANT SIG MASS	RT	EXP RT	REL RT	RESPONSE	AMOUNTS CAL-AMT (NG)	AMOUNTS ON-COL (NG)
142 Benzo(k)fluoranthene	252	10.929	10.929	(0.966)	416030	4.00000	3.5196(M)
143 7,12-dimethylbenz[a]anthracen	256	10.891	10.891	(0.963)	189926	4.00000	3.9431
146 Benzo(a)pyrene	252	11.249	11.249	(0.995)	321662	4.00000	3.7333(M)
149 Indeno(1,2,3-cd)pyrene	276	12.649	12.649	(1.119)	386421	4.00000	3.8948(M)
150 Dibenz(a,h)anthracene	278	12.659	12.659	(1.120)	322559	4.00000	3.8805(M)
151 Benzo(g,h,i)perylene	276	13.055	13.055	(1.154)	339885	4.00000	3.9416(M)
$ 154 Nitrobenzene-d5	82	4.913	4.913	(0.899)	101845	4.00000	4.0330
$ 155 2-Fluorobiphenyl	172	6.286	6.286	(0.924)	188393	4.00000	3.9031
$ 156 Terphenyl-d14	244	9.155	9.155	(0.918)	257457	4.00000	3.9998
$ 157 Phenol-d5	99	4.230	4.230	(0.942)	85975	4.00000	3.9183
$ 158 2-Fluorophenol	112	3.471	3.471	(0.773)	68986	4.00000	3.9489
$ 159 2,4,6-Tribromophenol	330	7.408	7.408	(0.933)	27089	4.00000	3.6103
$ 186 2-Chlorophenol-d4	132	4.320	4.320	(0.962)	76955	4.00000	4.0149
$ 187 1,2-Dichlorobenzene-d4	152	4.609	4.609	(1.026)	56634	4.00000	3.8276

QC Flag Legend

M - Compound response manually integrated.

Data File Name: V1110IC3.D
Inj. Date and Time: 10-NOV-2010 07:35
Instrument ID: 731.i
Client ID: SSTD4.0
Compound Name: 1,4-Dioxane
CAS #: 123-91-1

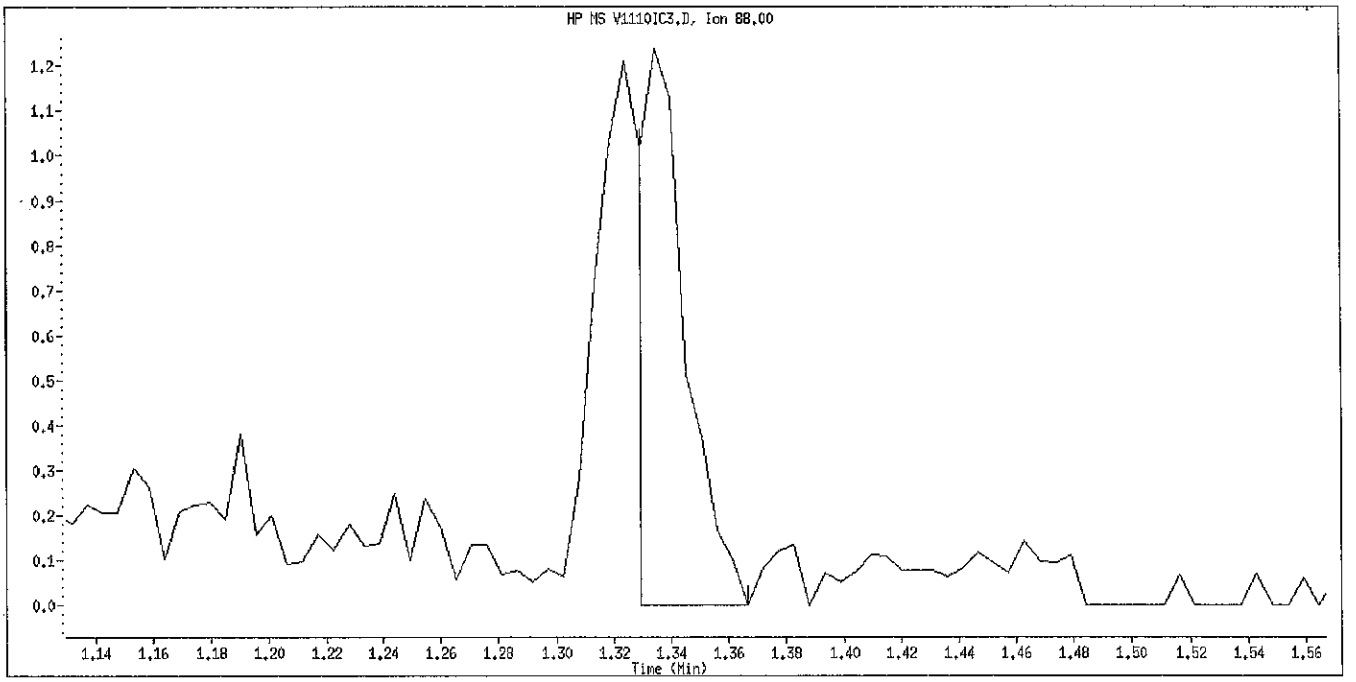

Original Integration

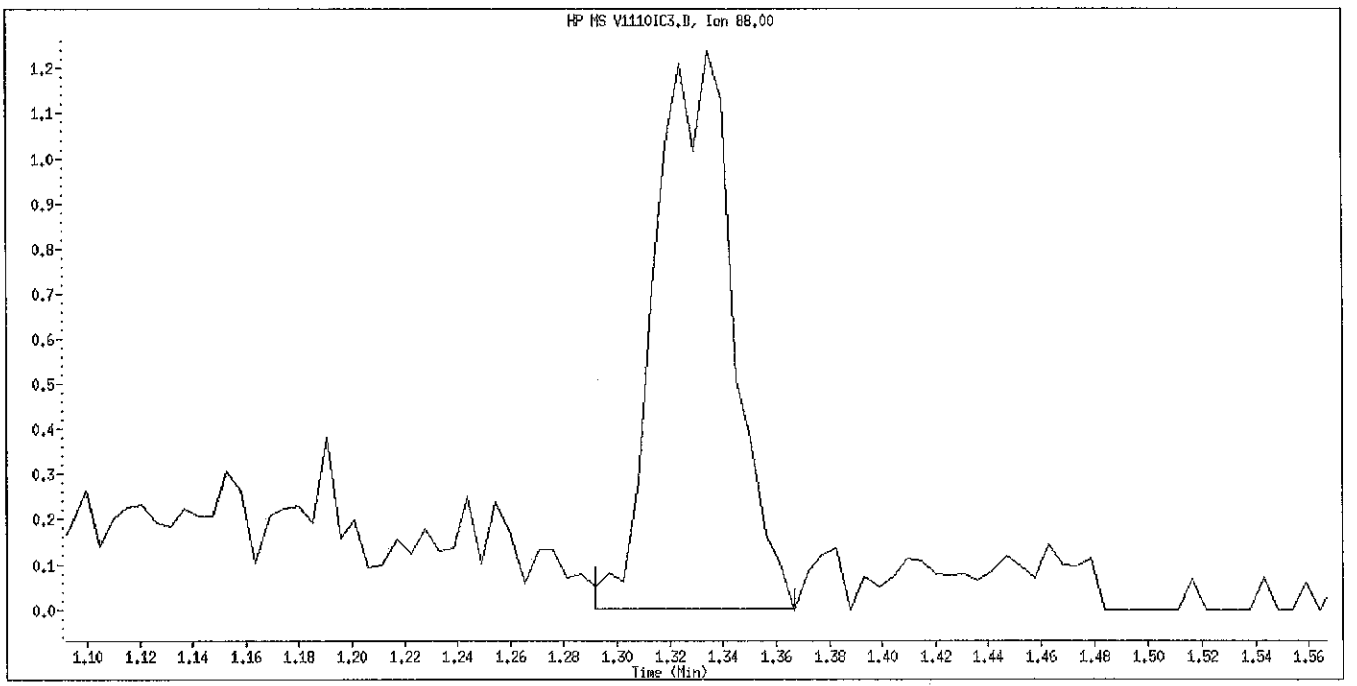

Manual Integration

Manually Integrated By: piccolinov
Manual Integration Reason: Poor Chromatography

Data File Name: V1110IC3.D
Inj. Date and Time: 10-NOV-2010 07:35
Instrument ID: 731.i
Client ID: SSTD4.0
Compound Name: N-Nitrosodimethylamine
CAS #: 62-75-9

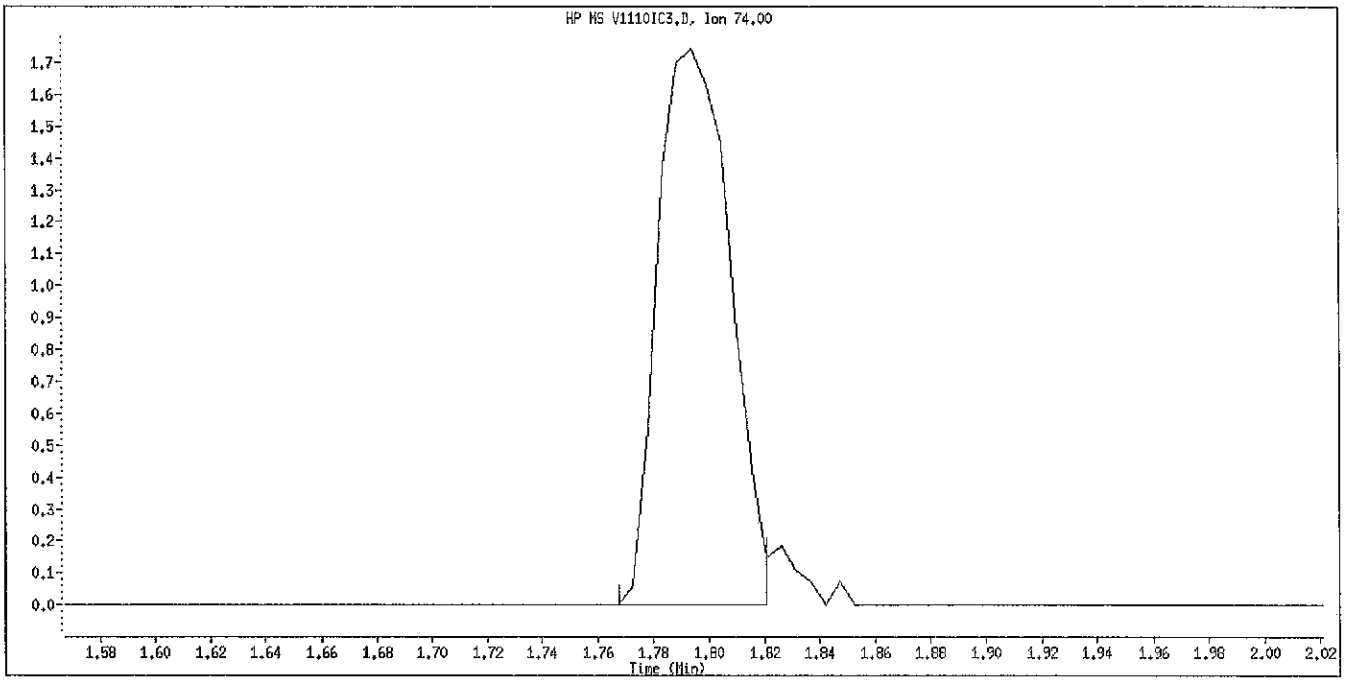

Original Integration

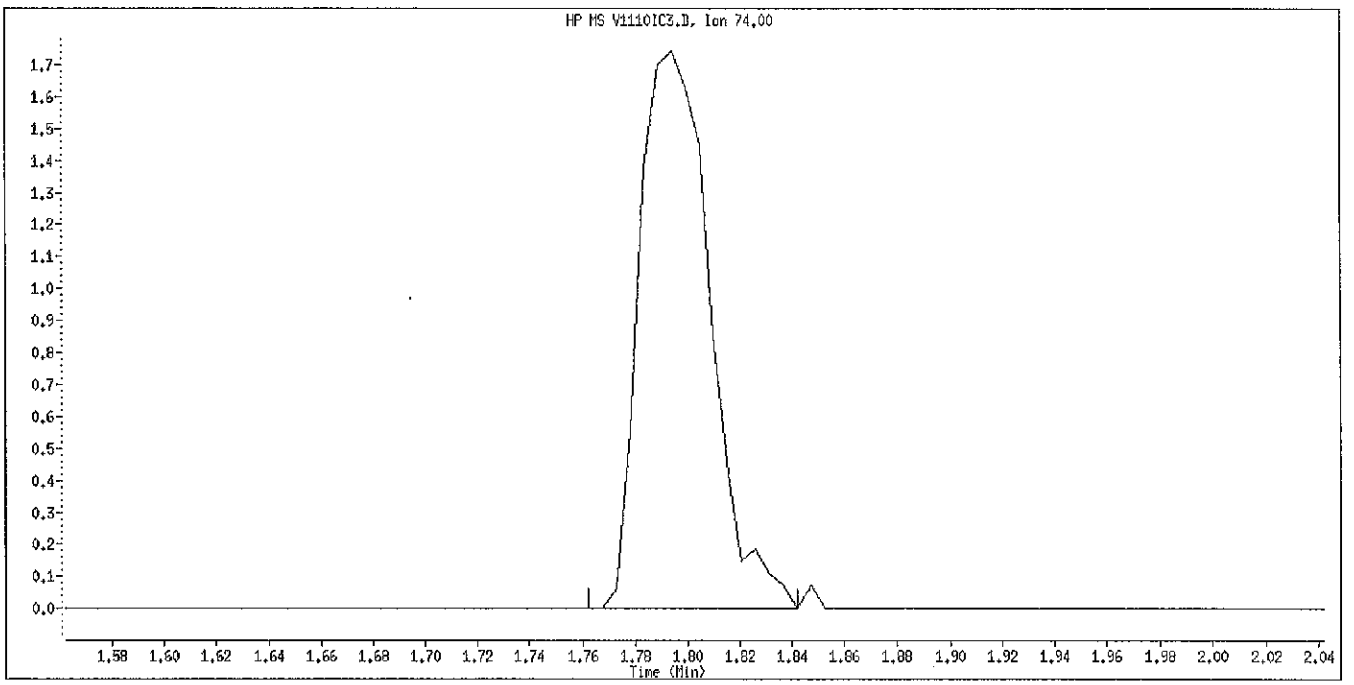

Manual Integration

Manually Integrated By: piccolinov
Manual Integration Reason: Poor Chromatography

Data File Name: V1110IC3.D
Inj. Date and Time: 10-NOV-2010 07:35
Instrument ID: 731.i
Client ID: SSTD4.0
Compound Name: Pyridine
CAS #: 110-86-1

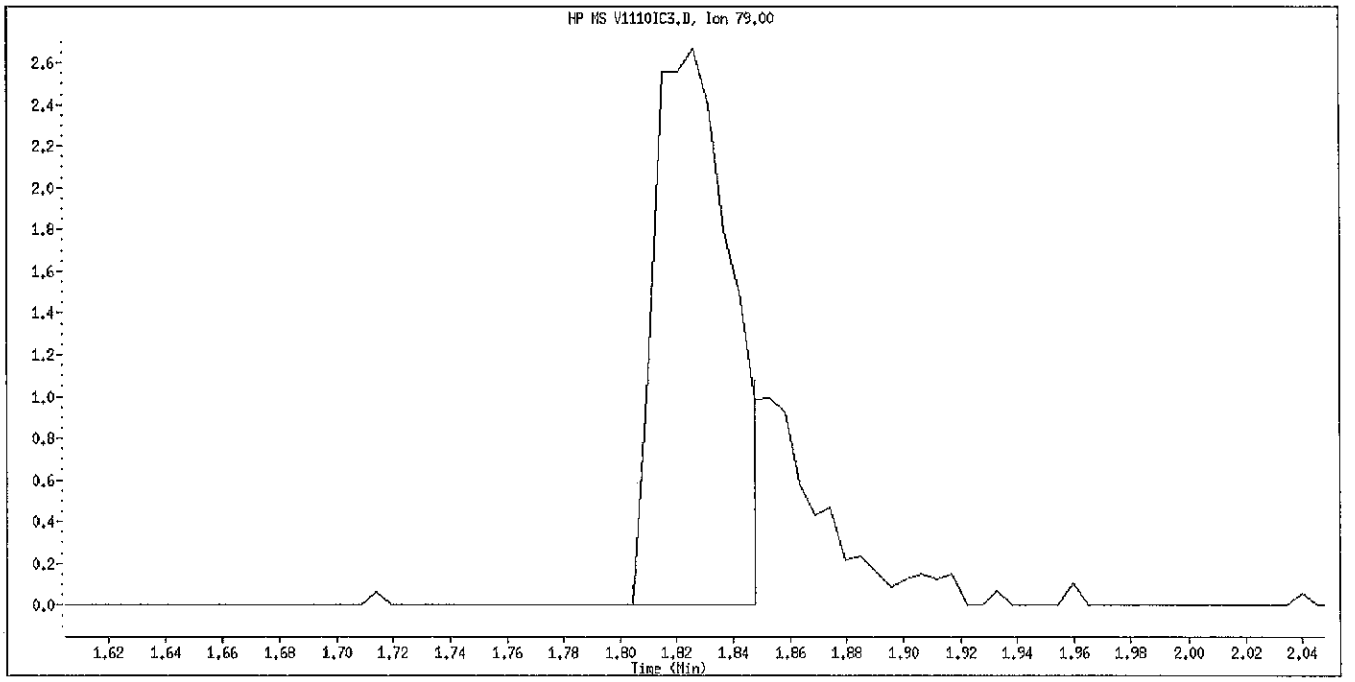

Original Integration

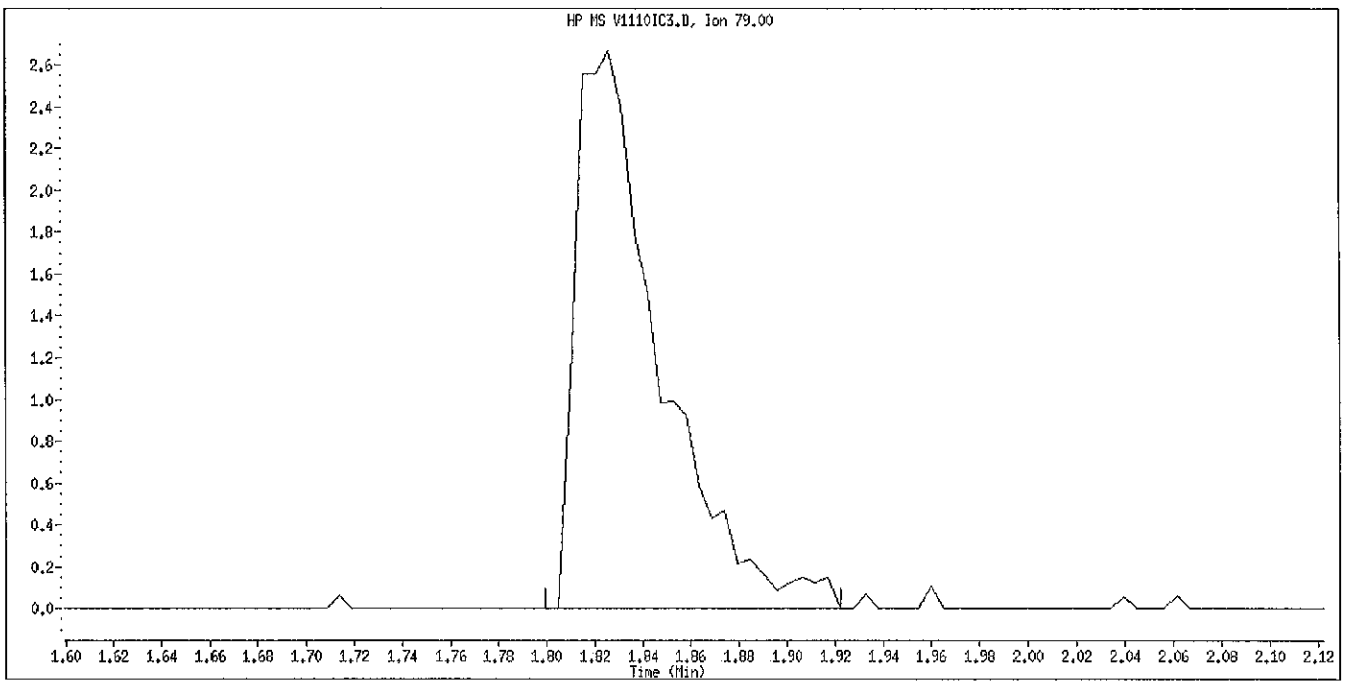

Manual Integration

Manually Integrated By: piccolinov
Manual Integration Reason: Poor Chromatography

Data File Name: V1110IC3.D
Inj. Date and Time: 10-NOV-2010 07:35
Instrument ID: 731.i
Client ID: SSTD4.0
Compound Name: 2,4-Dimethylphenol
CAS #: 105-67-9

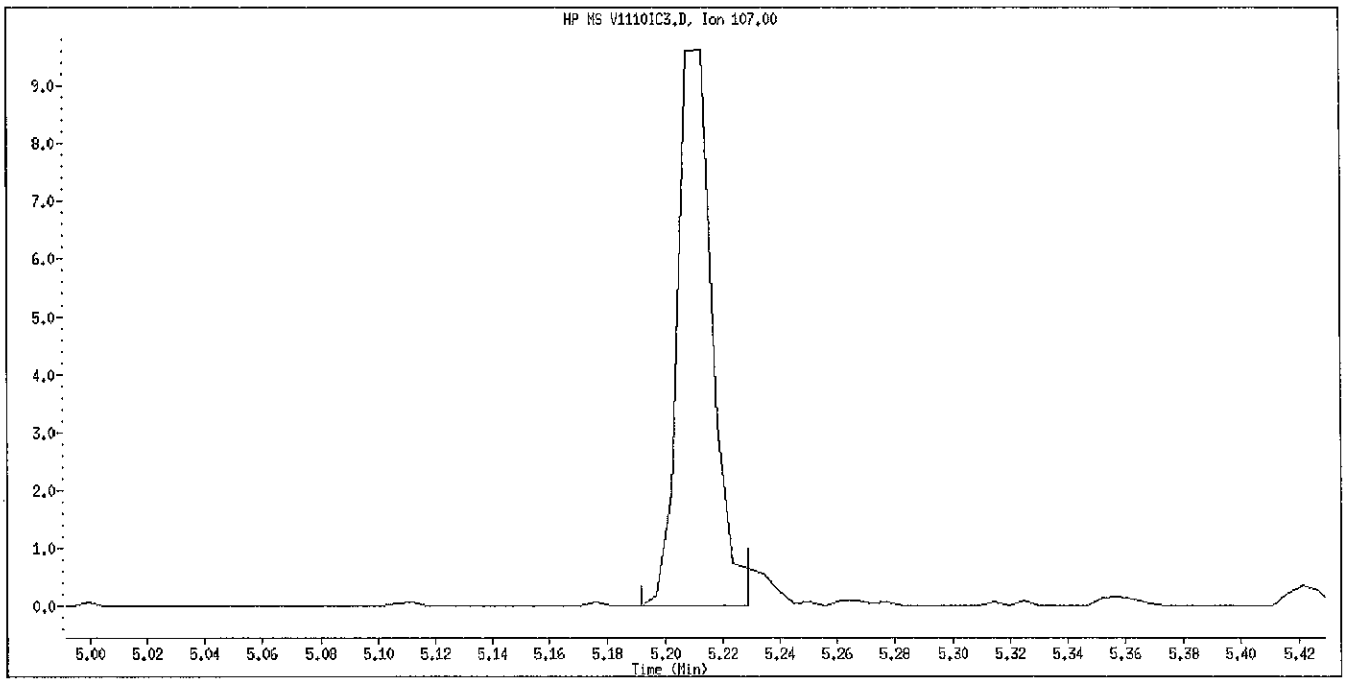

Original Integration

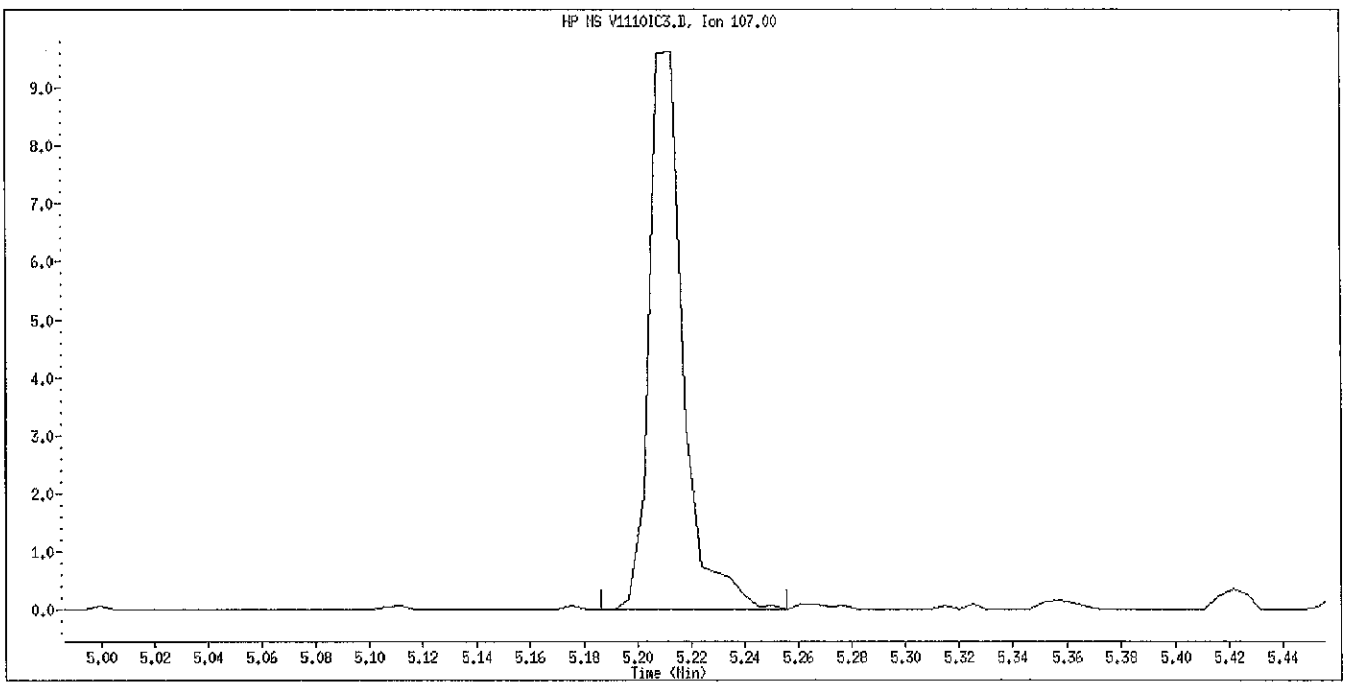

Manual Integration

Manually Integrated By: piccolinov
Manual Integration Reason: Poor Chromatography

Data File Name: V1110IC3.D
Inj. Date and Time: 10-NOV-2010 07:35
Instrument ID: 731.i
Client ID: SSTD4.0
Compound Name: 4-Chloro-3-Methylphenol
CAS #: 59-50-7

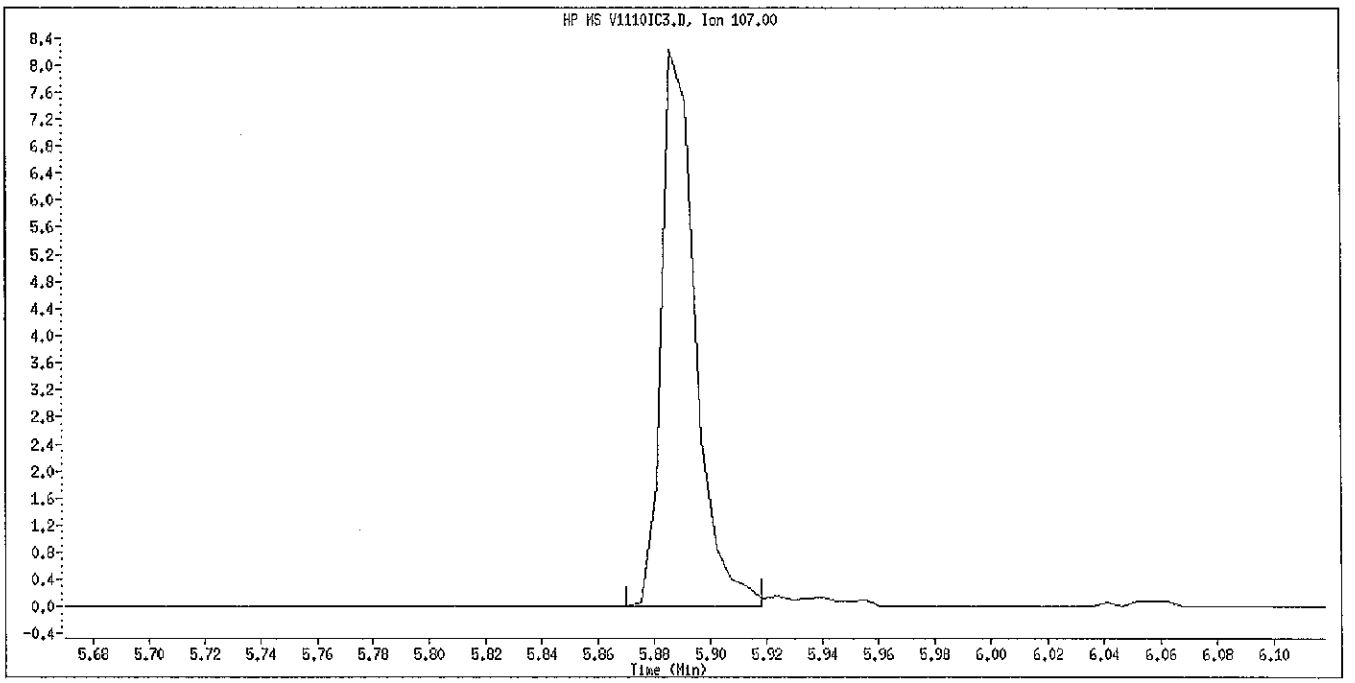

Original Integration

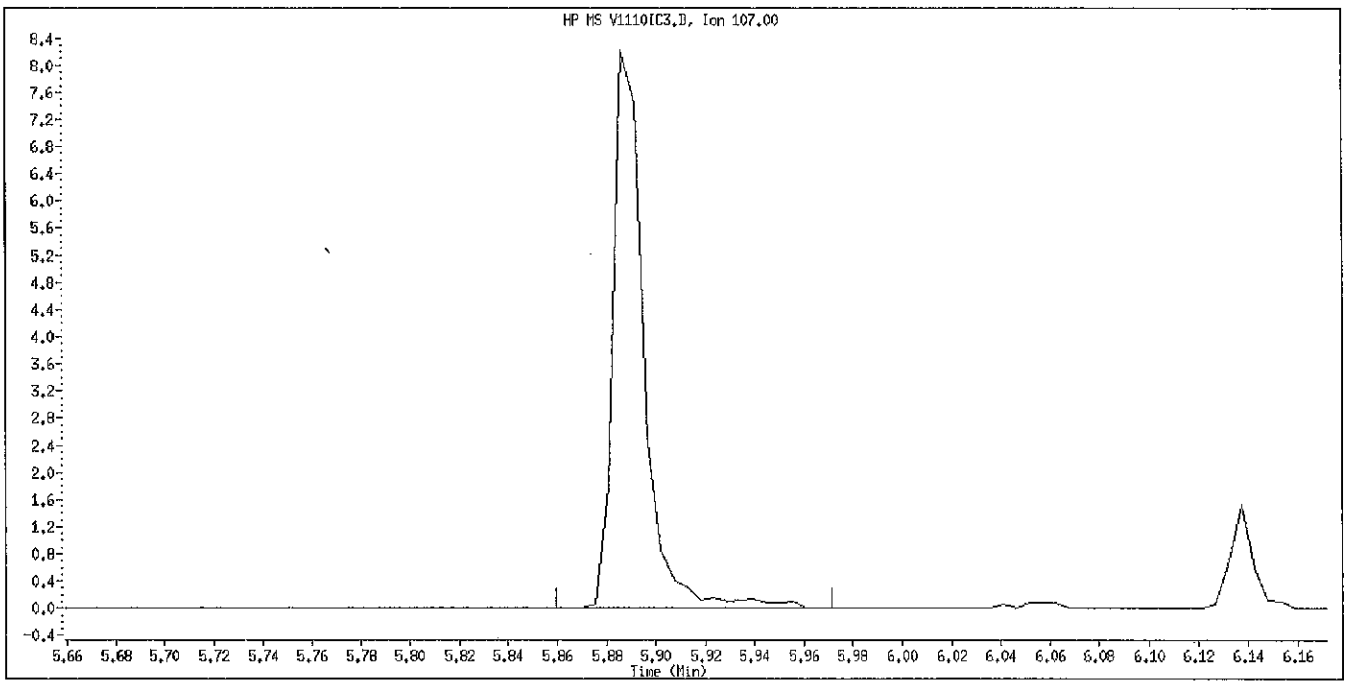

Manual Integration

Manually Integrated By: piccolinov
Manual Integration Reason: Poor Chromatography

Data File Name: V1110IC3.D
Inj. Date and Time: 10-NOV-2010 07:35
Instrument ID: 731.i
Client ID: SSTD4.0
Compound Name: 2,4,5-Trichlorophenol
CAS #: 95-95-4

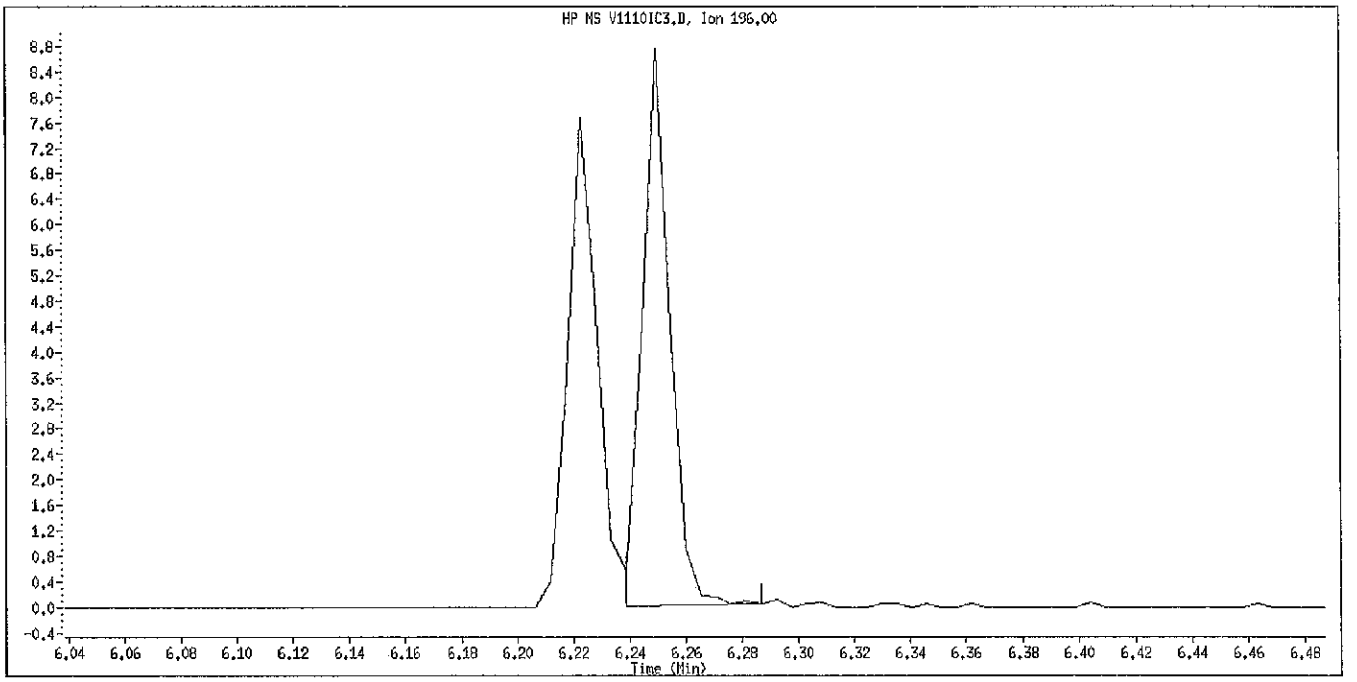

Original Integration

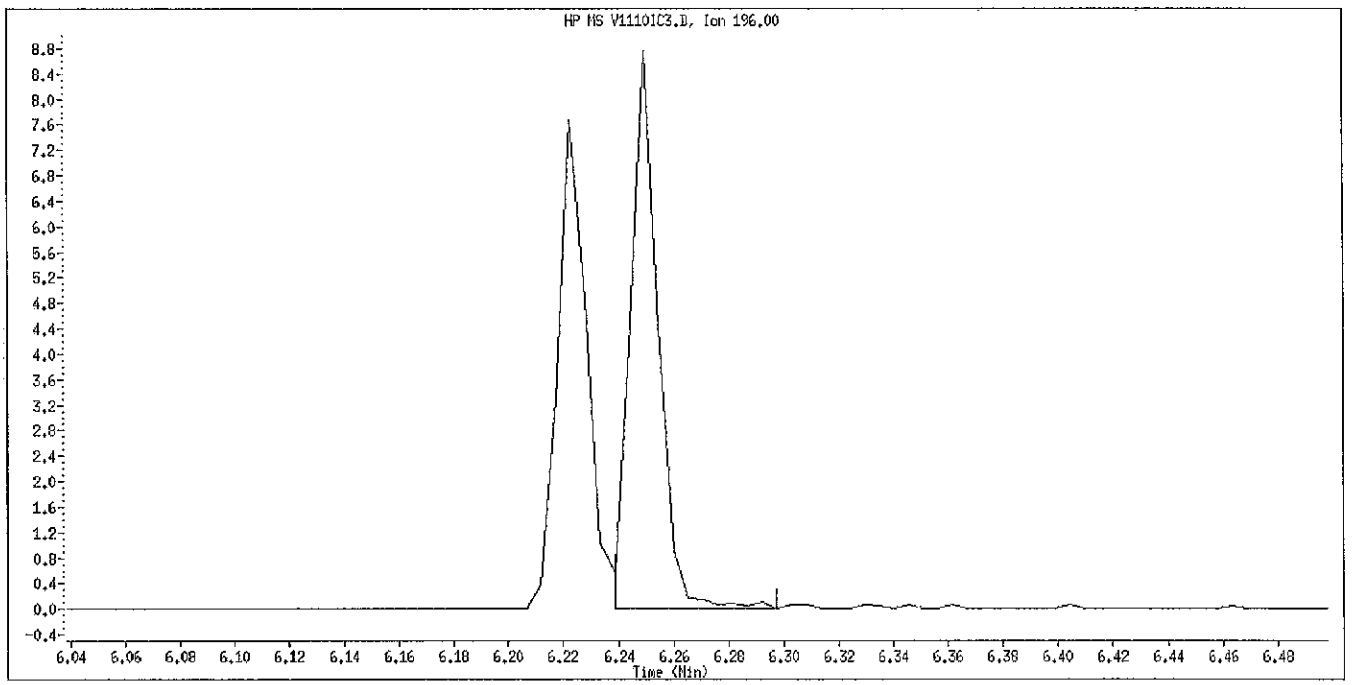

Manual Integration

Manually Integrated By: piccolinov
Manual Integration Reason: Poor Chromatography

Data File Name: V1110IC3.D
Inj. Date and Time: 10-NOV-2010 07:35
Instrument ID: 731.i
Client ID: SSTD4.0
Compound Name: 2-Naphthylamine
CAS #: 91-59-8

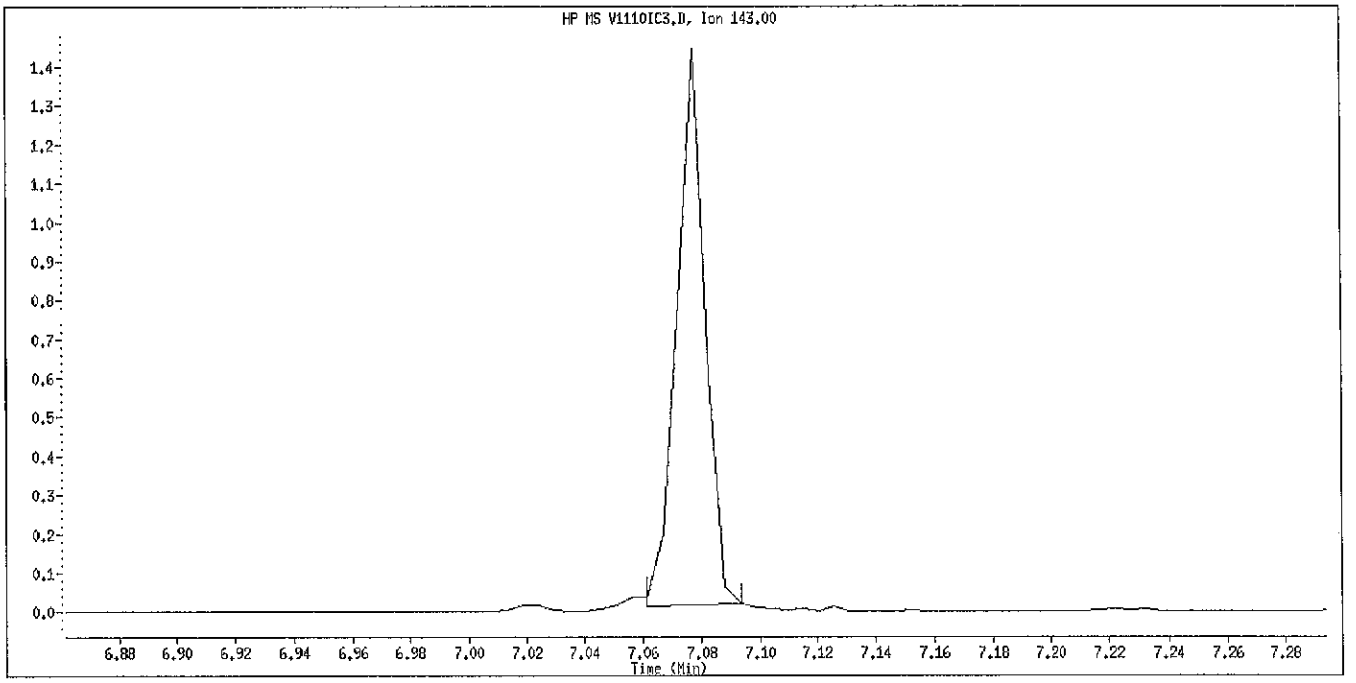

Original Integration

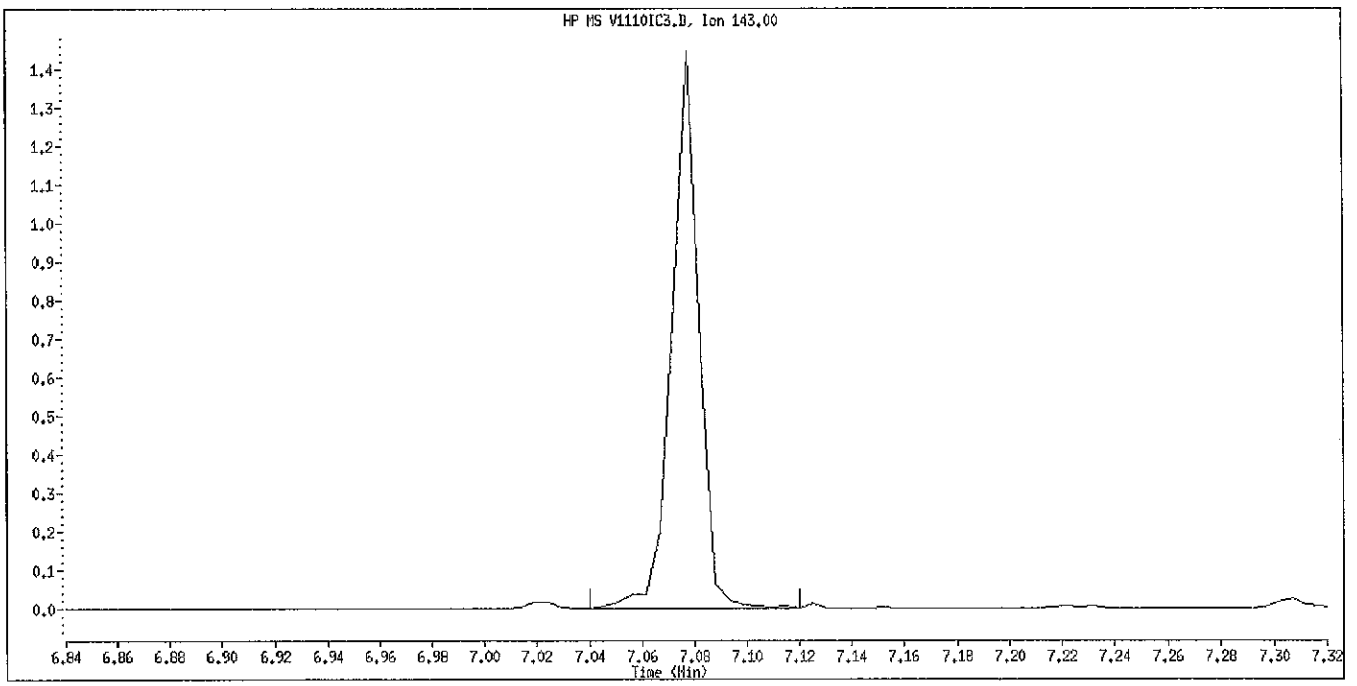

Manual Integration

Manually Integrated By: piccolinov
Manual Integration Reason: Poor Chromatography

Data File Name: V1110IC3.D
Inj. Date and Time: 10-NOV-2010 07:35
Instrument ID: 731.i
Client ID: SSTD4.0
Compound Name: Pentachlorophenol
CAS #: 87-86-5

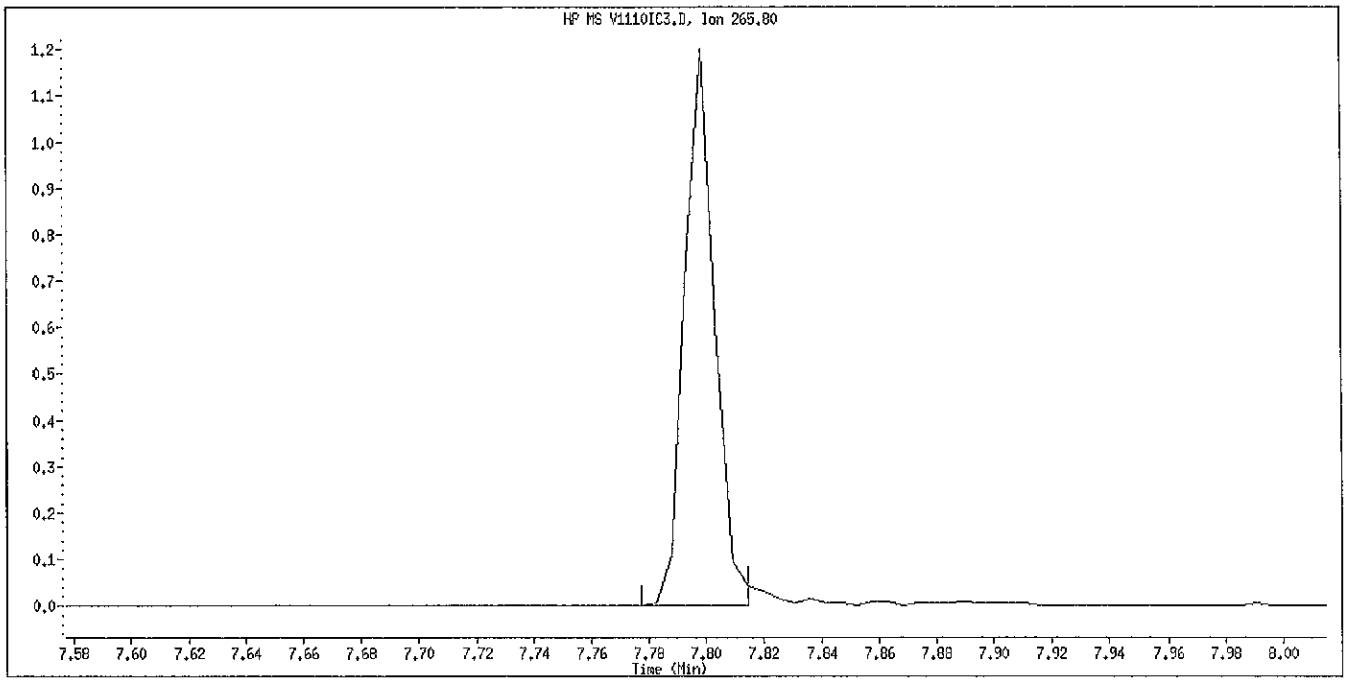

Original Integration

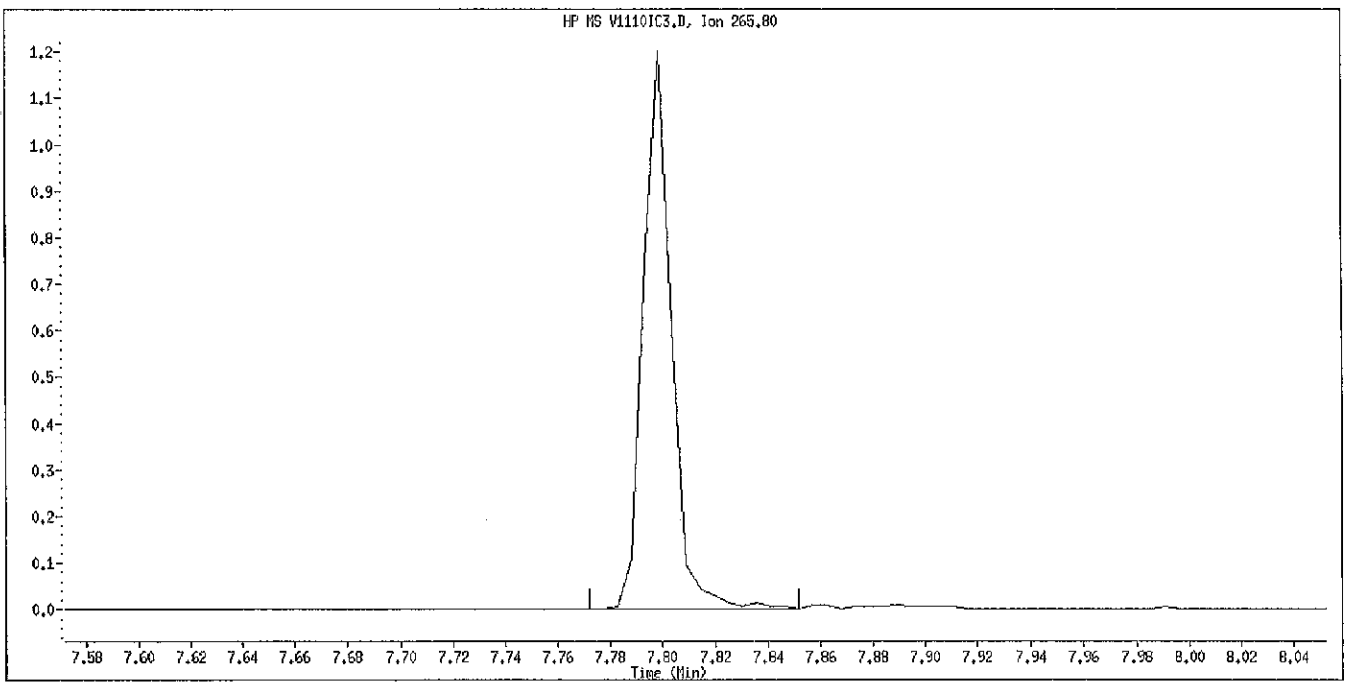

Manual Integration

Manually Integrated By: piccolinov
Manual Integration Reason: Poor Chromatography

Data File Name: V1110IC3.D
Inj. Date and Time: 10-NOV-2010 07:35
Instrument ID: 731.i
Client ID: SSTD4.0
Compound Name: Anthracene
CAS #: 120-12-7

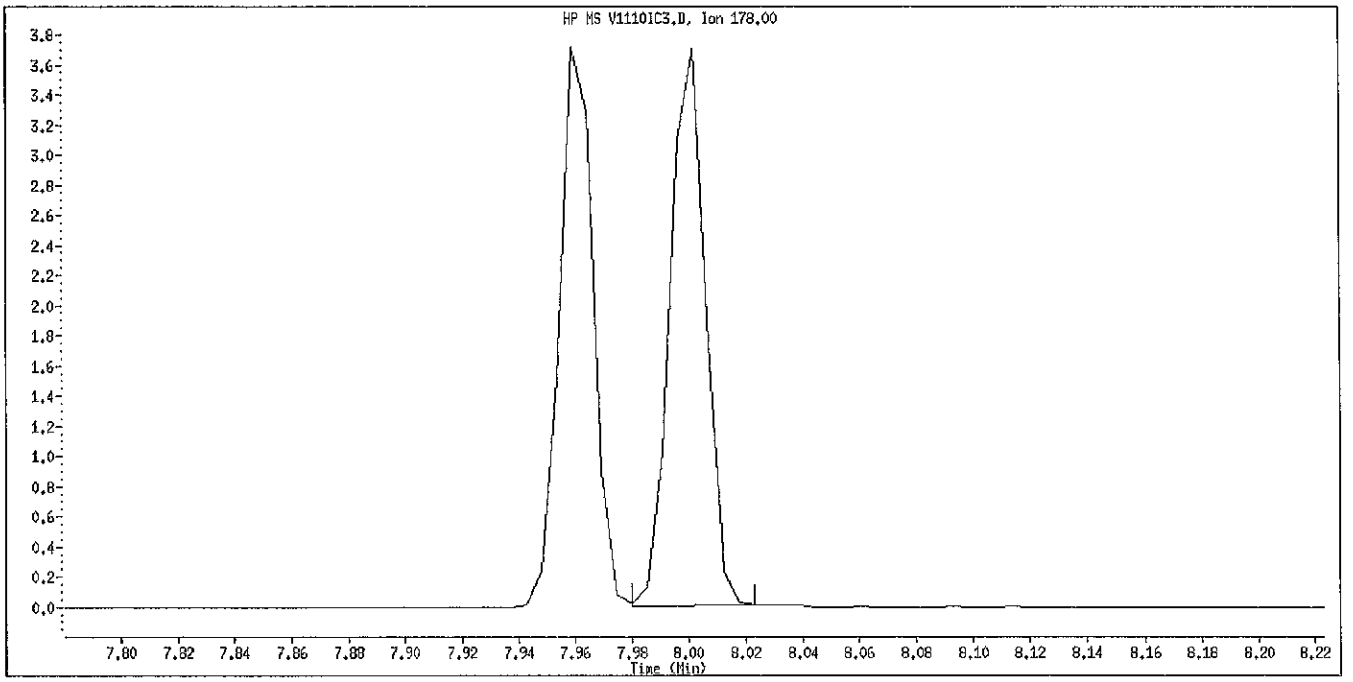

Original Integration

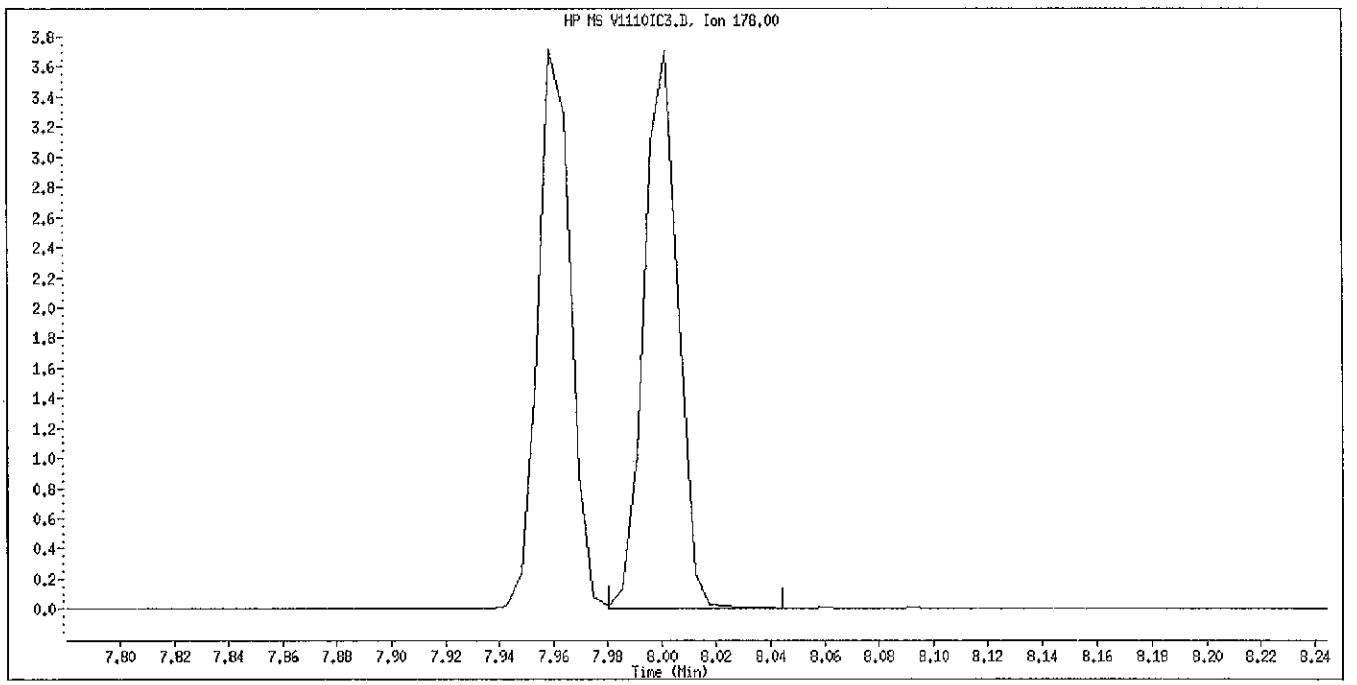

Manual Integration

Manually Integrated By: piccolinov
Manual Integration Reason: Poor Chromatography

Data File Name: V1110IC3.D
Inj. Date and Time: 10-NOV-2010 07:35
Instrument ID: 731.i
Client ID: SSTD4.0
Compound Name: Benzidine
CAS #: 92-87-5

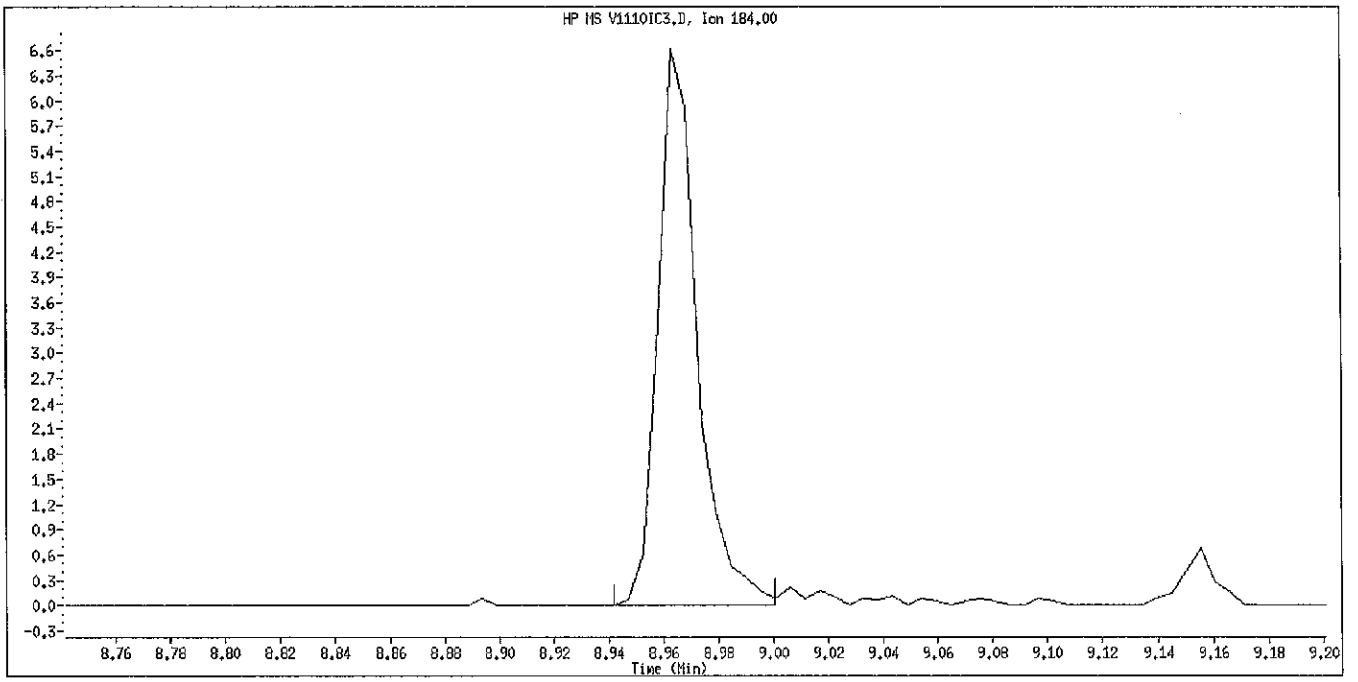

Original Integration

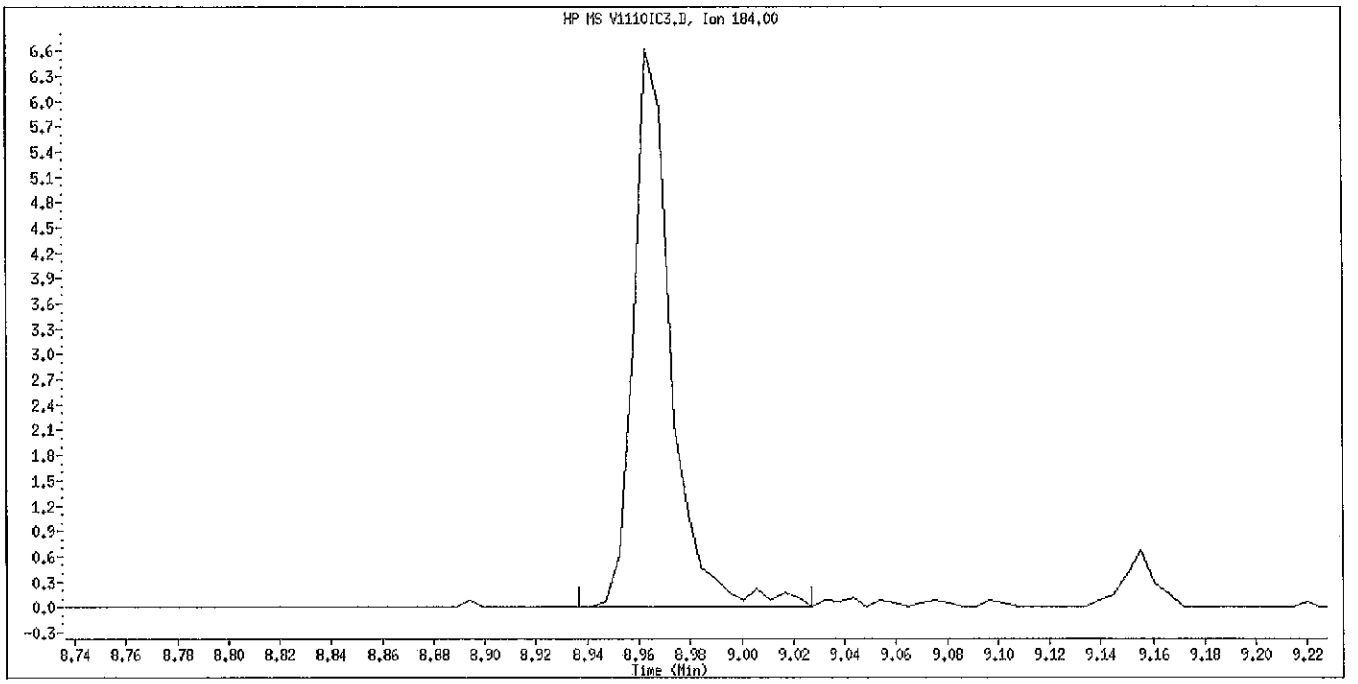

Manual Integration

Manually Integrated By: piccolinov
Manual Integration Reason: Poor Chromatography

Data File Name: V1110IC3.D
Inj. Date and Time: 10-NOV-2010 07:35
Instrument ID: 731.i
Client ID: SSTD4.0
Compound Name: 3,3'-Dichlorobenzidine
CAS #: 91-94-1

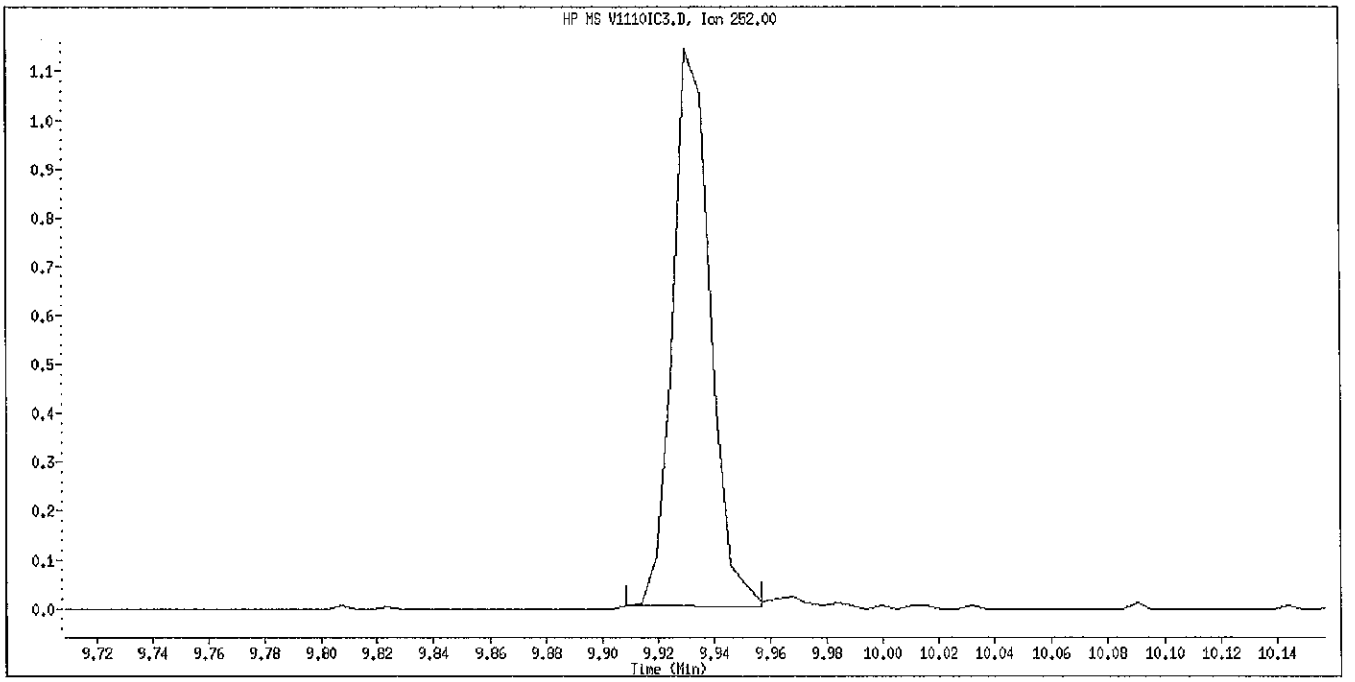

Original Integration

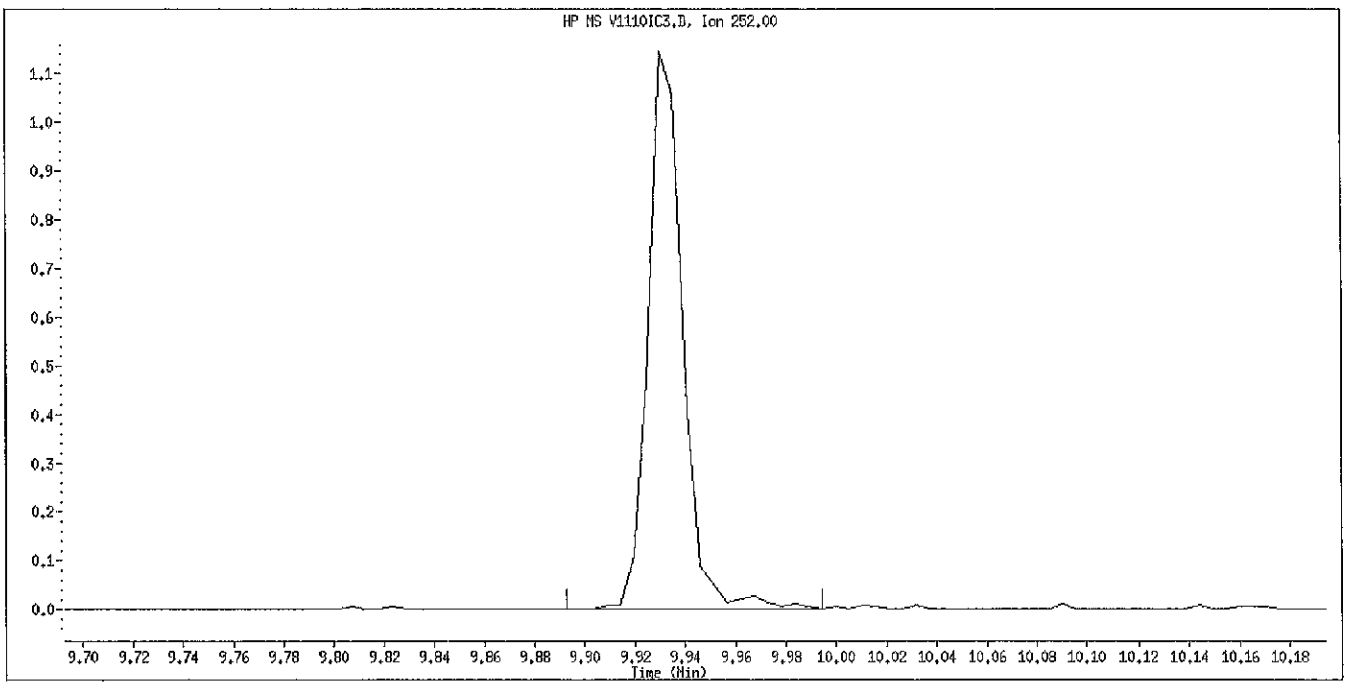

Manual Integration

Manually Integrated By: piccolinov
Manual Integration Reason: Poor Chromatography

Data File Name: V1110IC3.D
Inj. Date and Time: 10-NOV-2010 07:35
Instrument ID: 731.i
Client ID: SSTD4.0
Compound Name: Di-n-octylphthalate
CAS #: 117-84-0

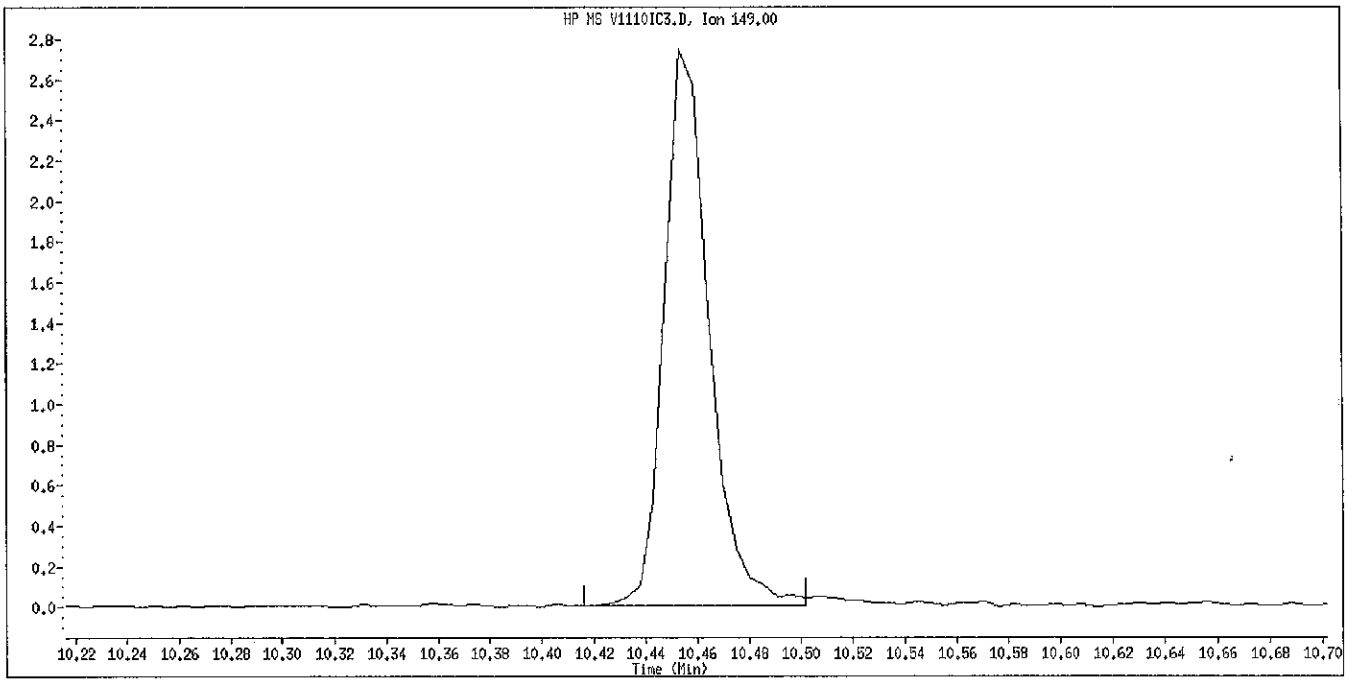

Original Integration

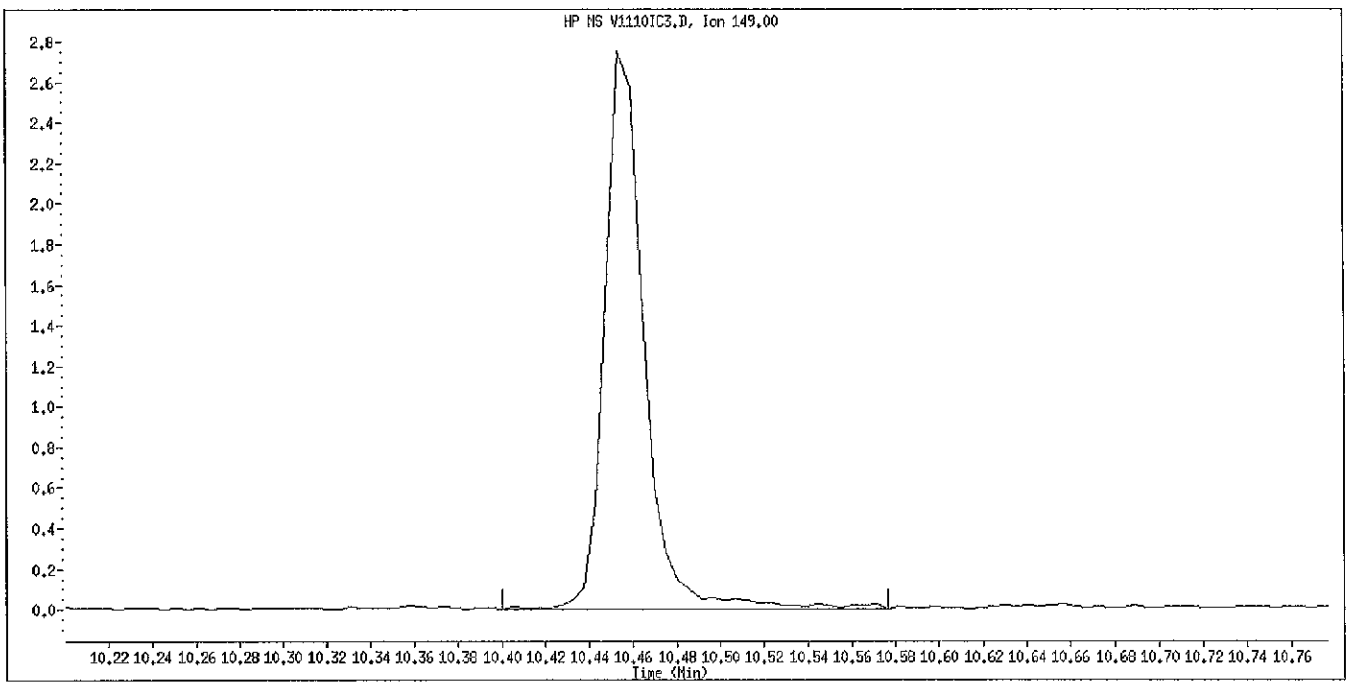

Manual Integration

Manually Integrated By: piccolinov
Manual Integration Reason: Poor Chromatography

Data File Name: V1110IC3.D
Inj. Date and Time: 10-NOV-2010 07:35
Instrument ID: 731.i
Client ID: SSTD4.0
Compound Name: Benzo(k)fluoranthene
CAS #: 207-08-9

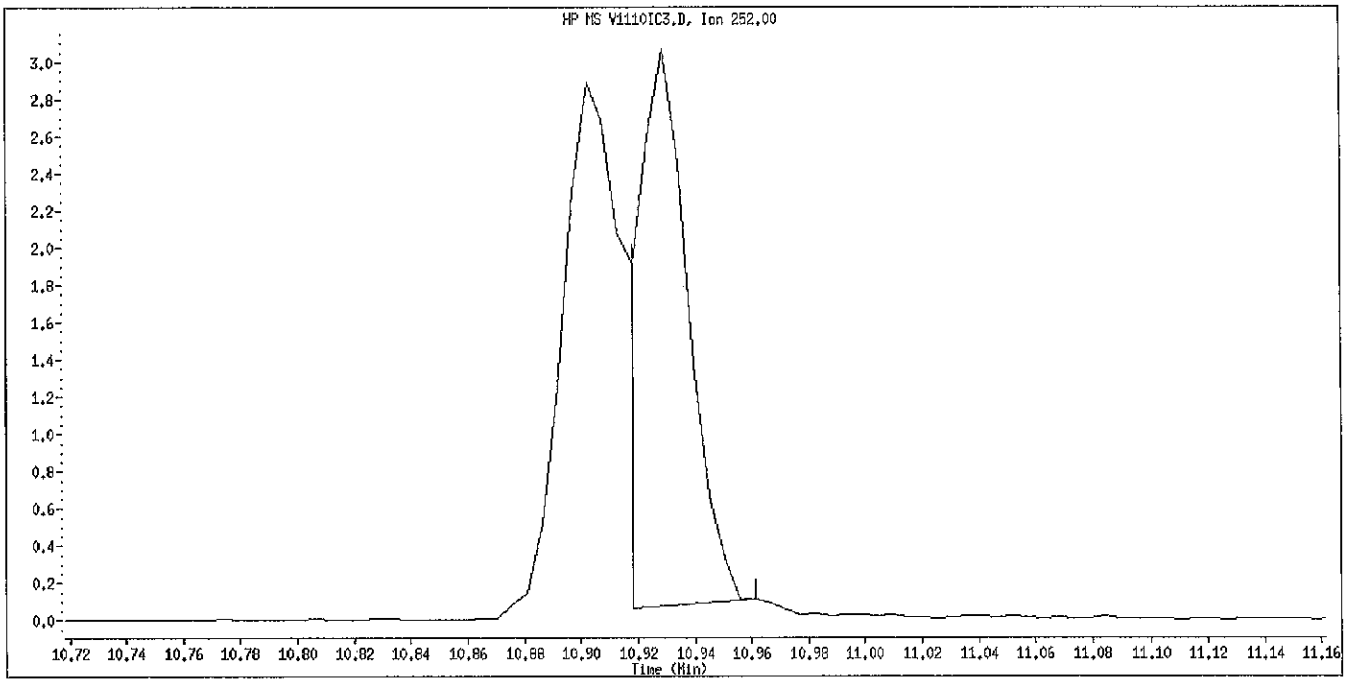

Original Integration

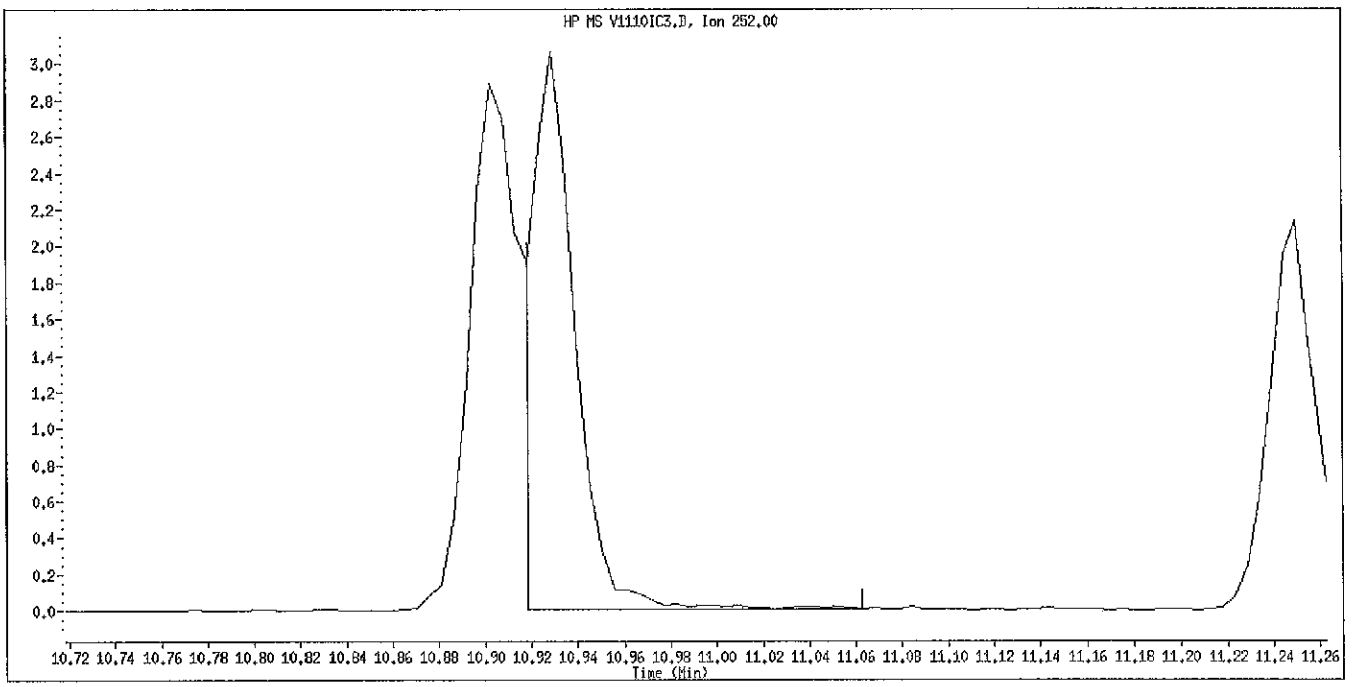

Manual Integration

Manually Integrated By: piccolinov
Manual Integration Reason: Poor Chromatography

Data File Name: V1110IC3.D
Inj. Date and Time: 10-NOV-2010 07:35
Instrument ID: 731.i
Client ID: SSTD4.0
Compound Name: Benzo(a)pyrene
CAS #: 50-32-8

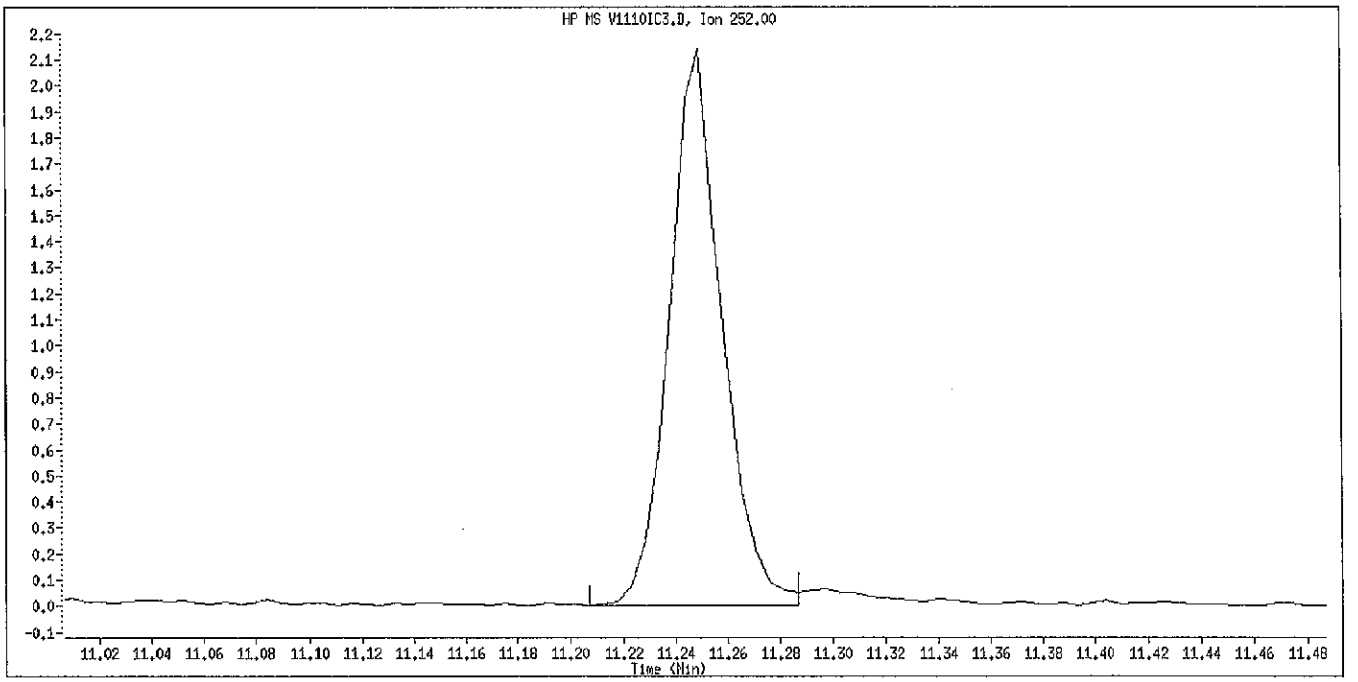

Original Integration

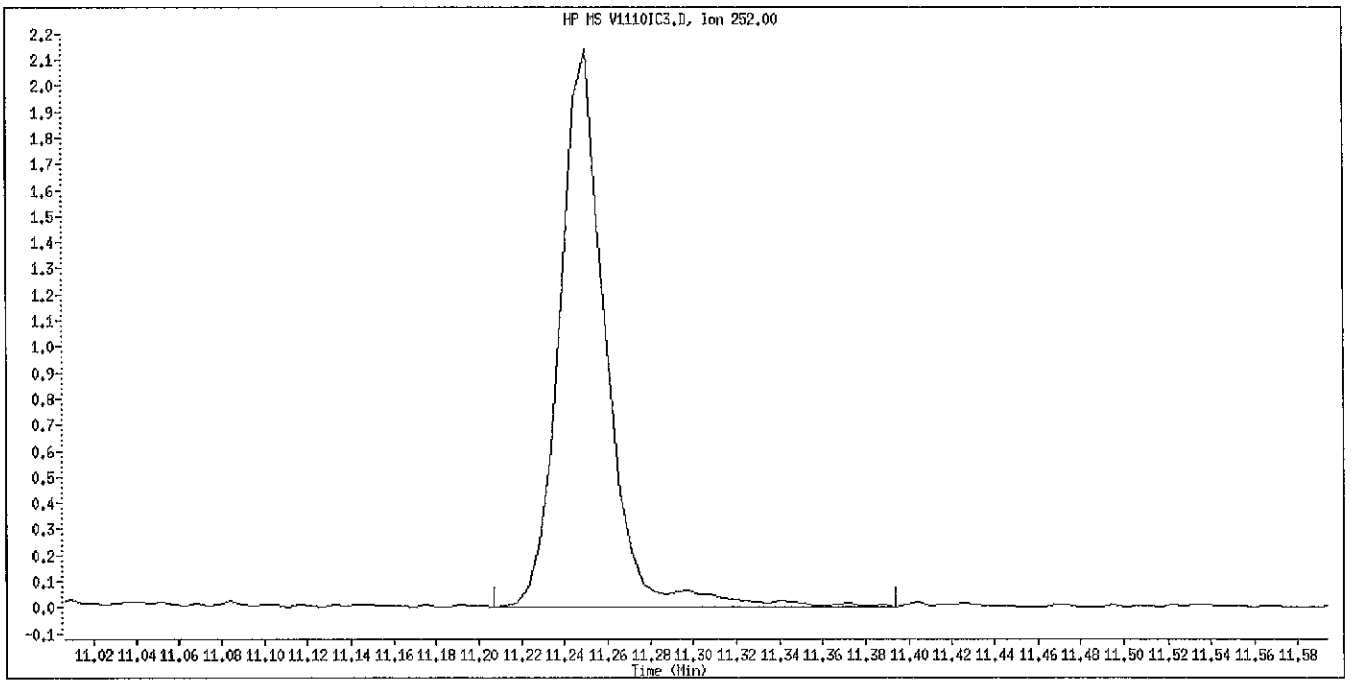

Manual Integration

Manually Integrated By: piccolinov
Manual Integration Reason: Poor Chromatography

Data File Name: V1110IC3.D
Inj. Date and Time: 10-NOV-2010 07:35
Instrument ID: 731.i
Client ID: SSTD4.0
Compound Name: Indeno(1,2,3-cd)pyrene
CAS #: 193-39-5

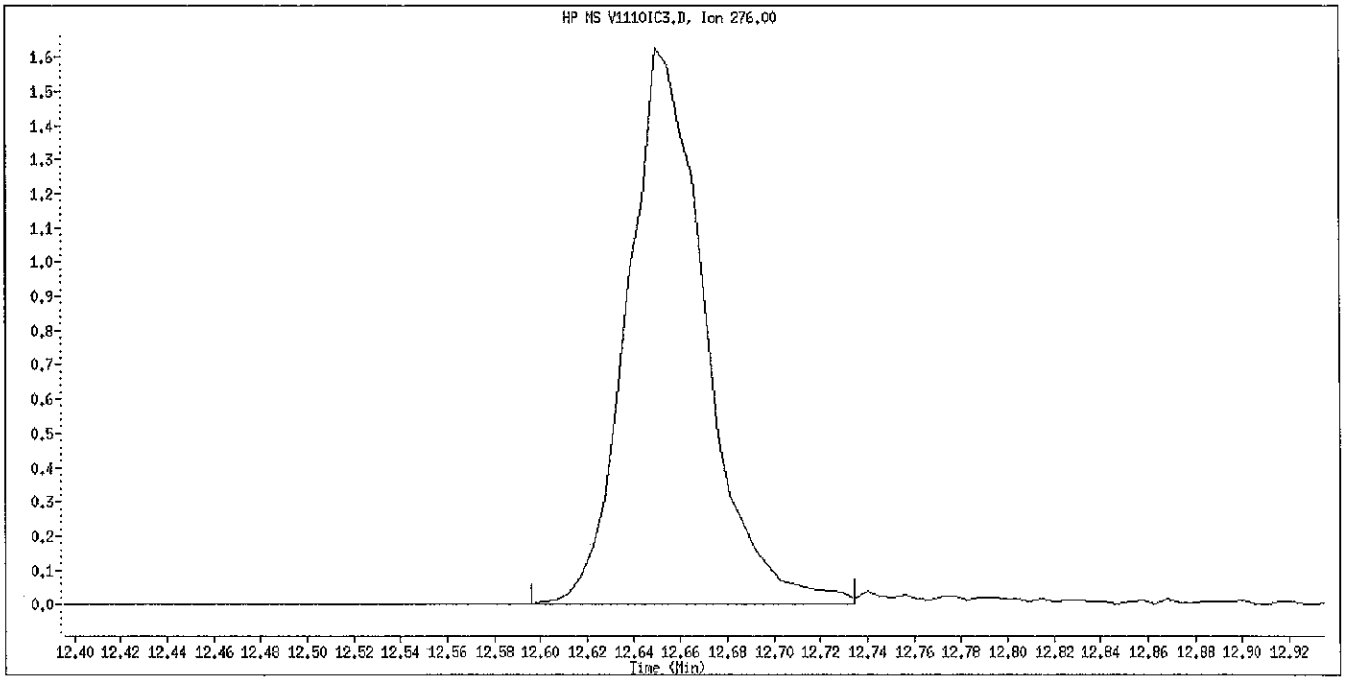

Original Integration

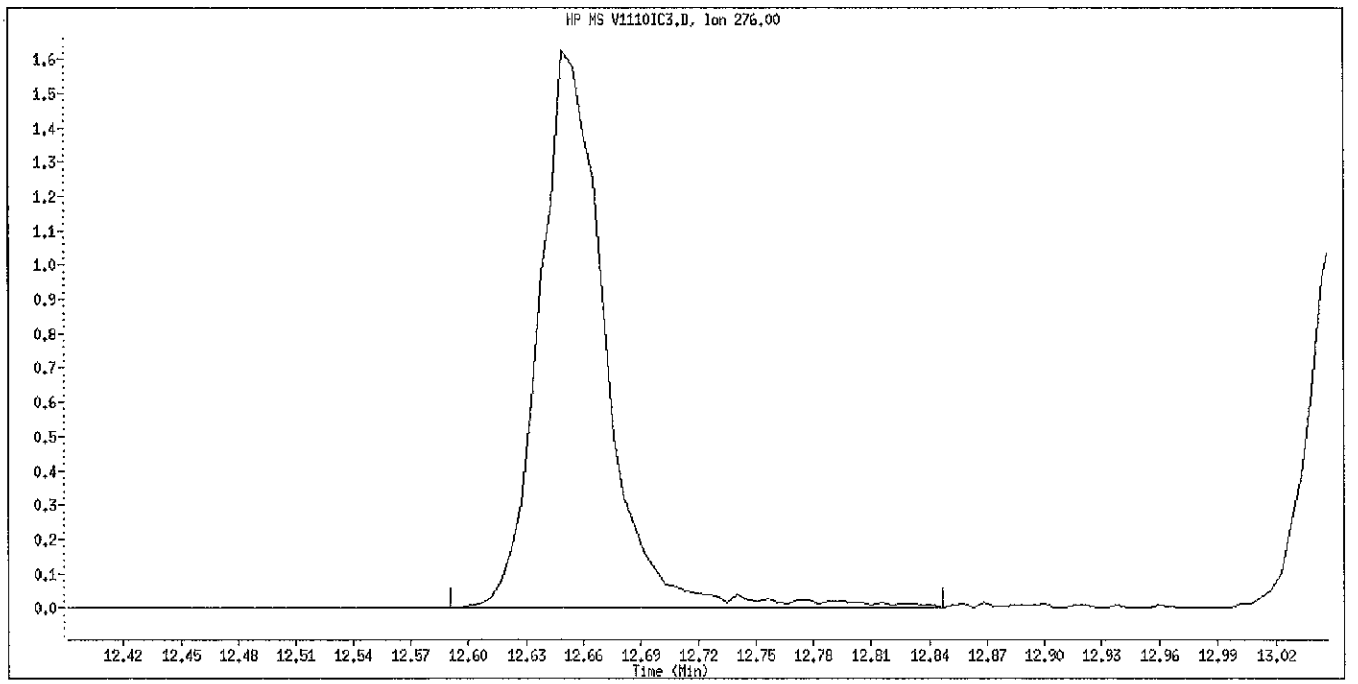

Manual Integration

Manually Integrated By: piccolinov
Manual Integration Reason: Poor Chromatography

Data File Name: V1110IC3.D
Inj. Date and Time: 10-NOV-2010 07:35
Instrument ID: 731.i
Client ID: SSTD4.0
Compound Name: Dibenz(a,h)anthracene
CAS #: 53-70-3

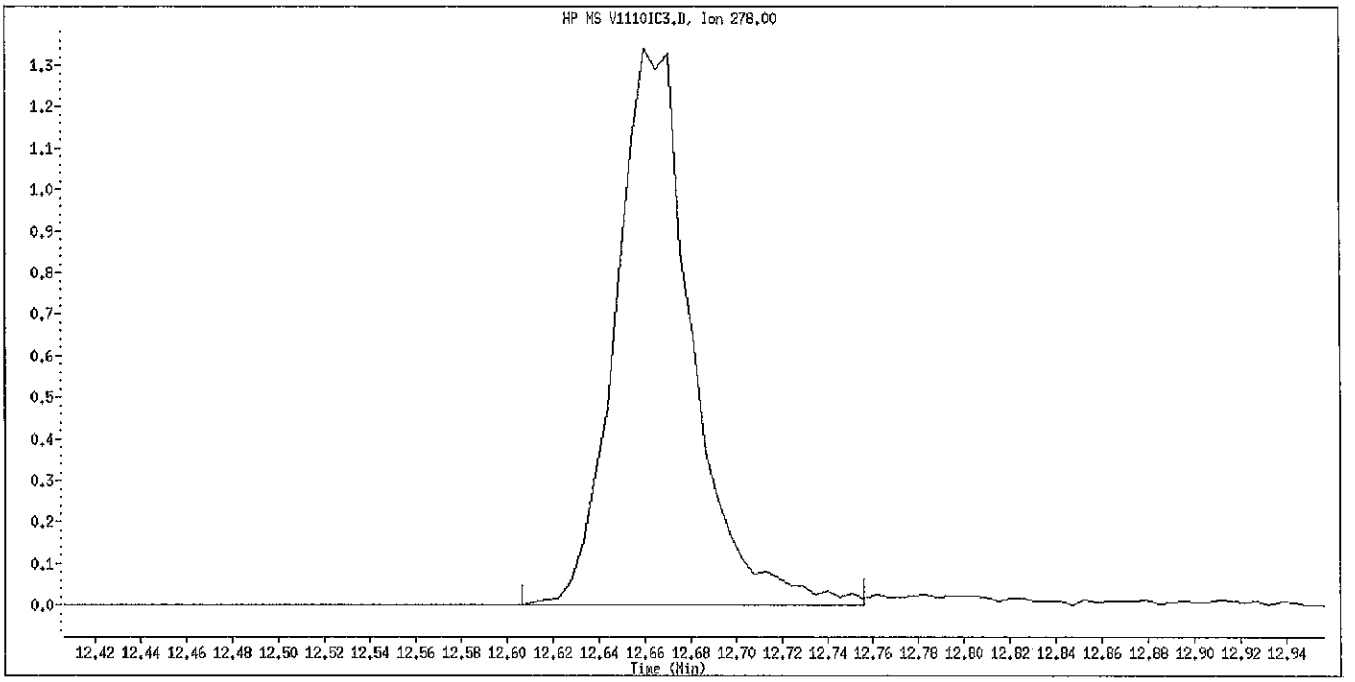

Original Integration

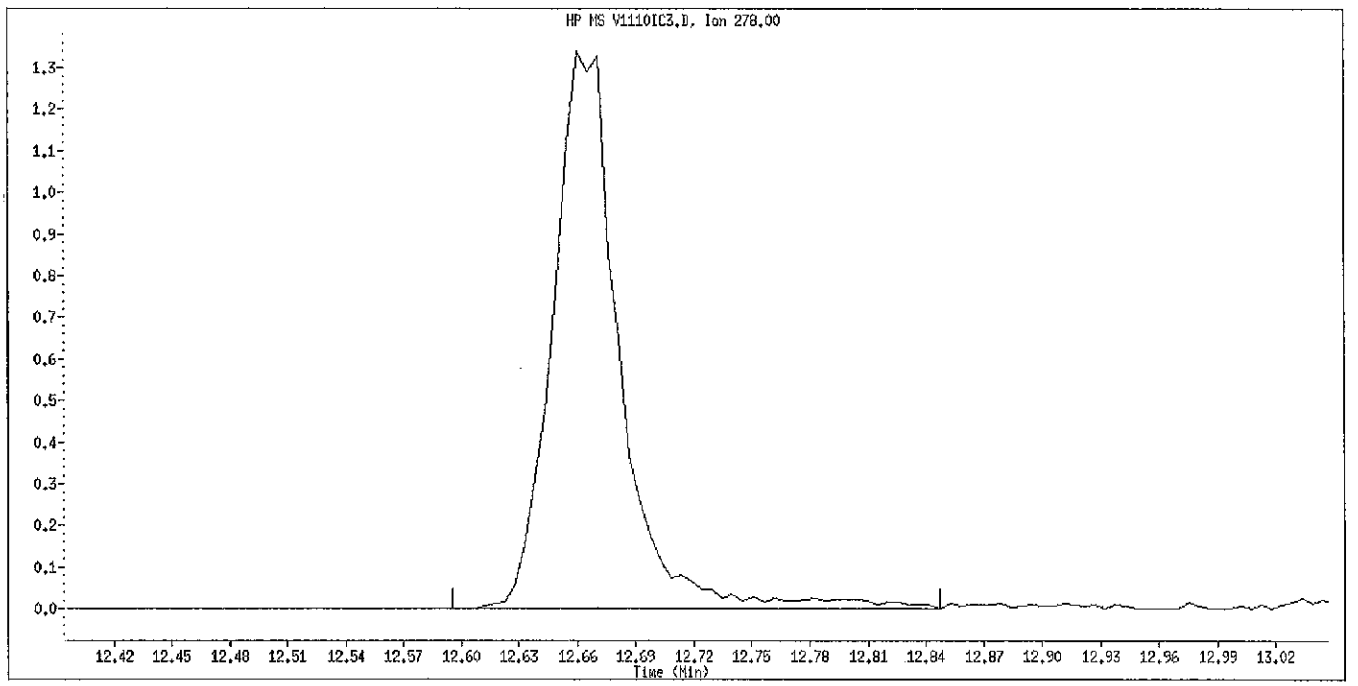

Manual Integration

Manually Integrated By: piccolinov
Manual Integration Reason: Poor Chromatography

Data File Name: V1110IC3.D
Inj. Date and Time: 10-NOV-2010 07:35
Instrument ID: 731.i
Client ID: SSTD4.0
Compound Name: Benzo(g,h,i)perylene
CAS #: 191-24-2

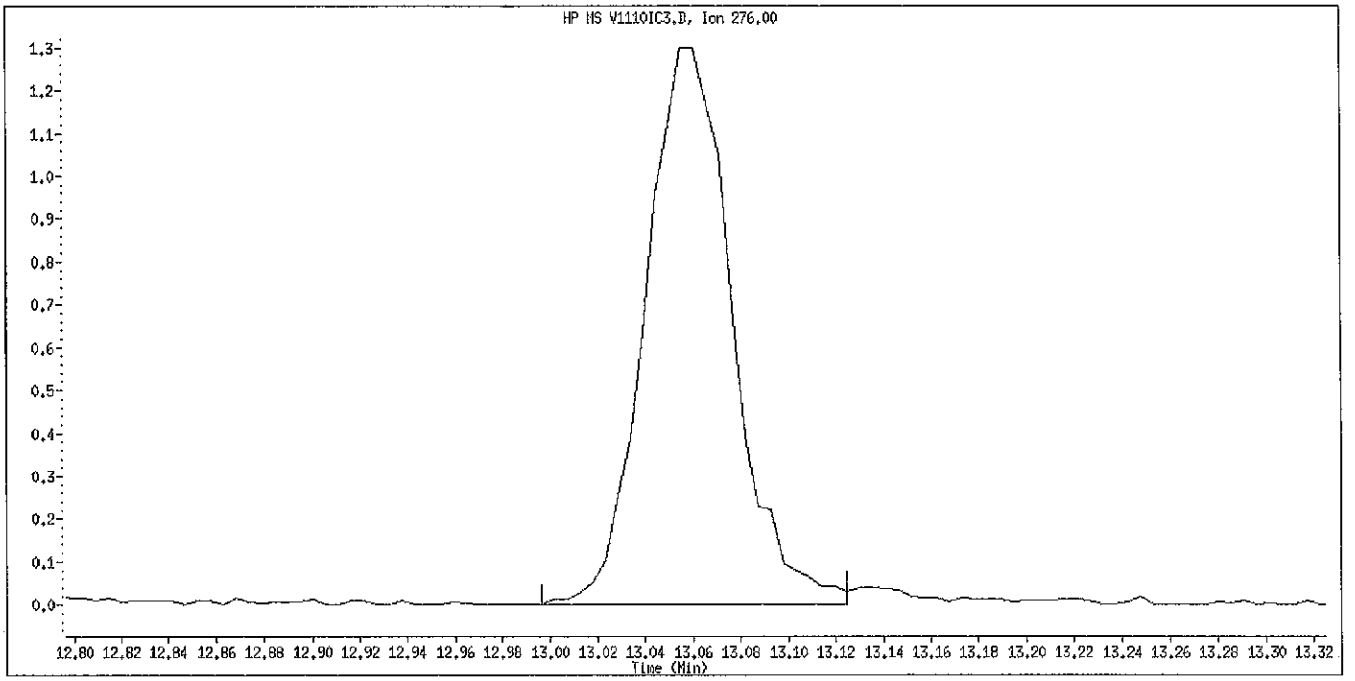

Original Integration

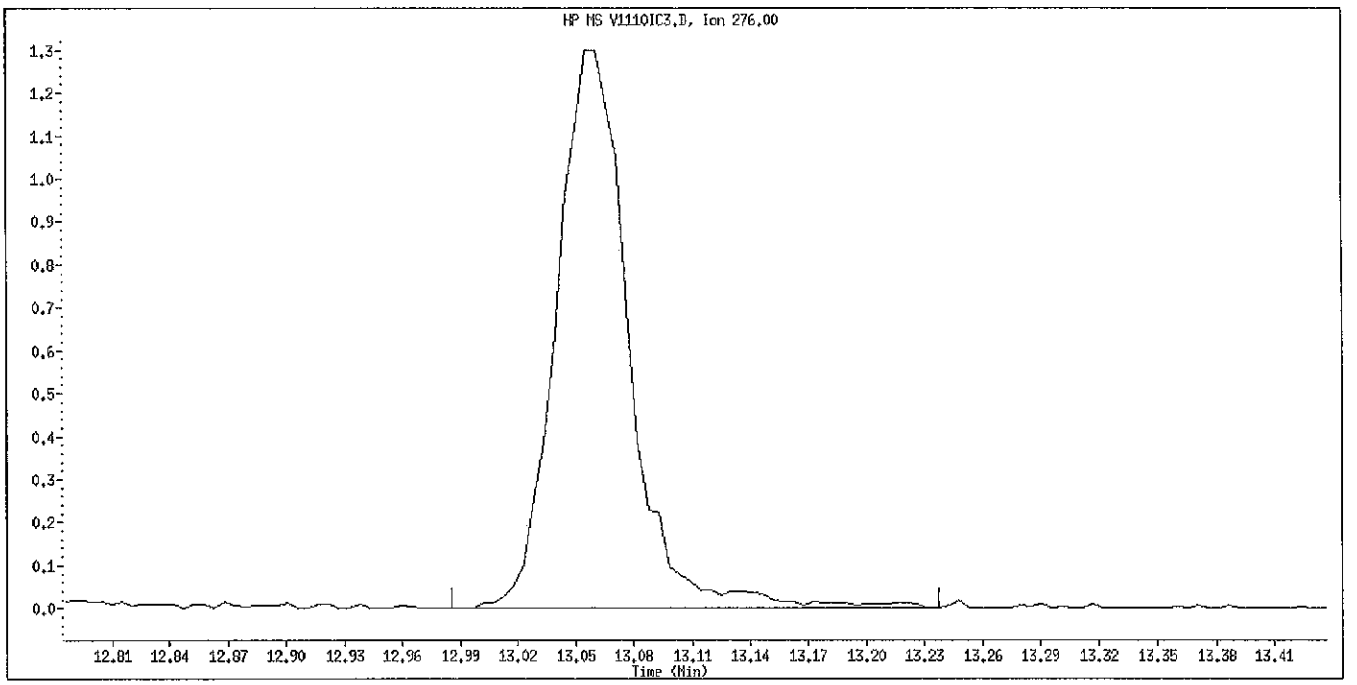

Manual Integration

Manually Integrated By: piccolinov
Manual Integration Reason: Poor Chromatography

Data File: \\PITSVR06\D\chem\731.i\W111010.b\W1110IC4.D
Date : 10-NOV-2010 07:56
Client ID: SSTD10
Sample Info: SSTD10(5.0ug/mL) BNA0663-10 8270c/d

Instrument: 731.i

Operator: 003200
Column diameter: 0.32

Column phase: DB5-MS

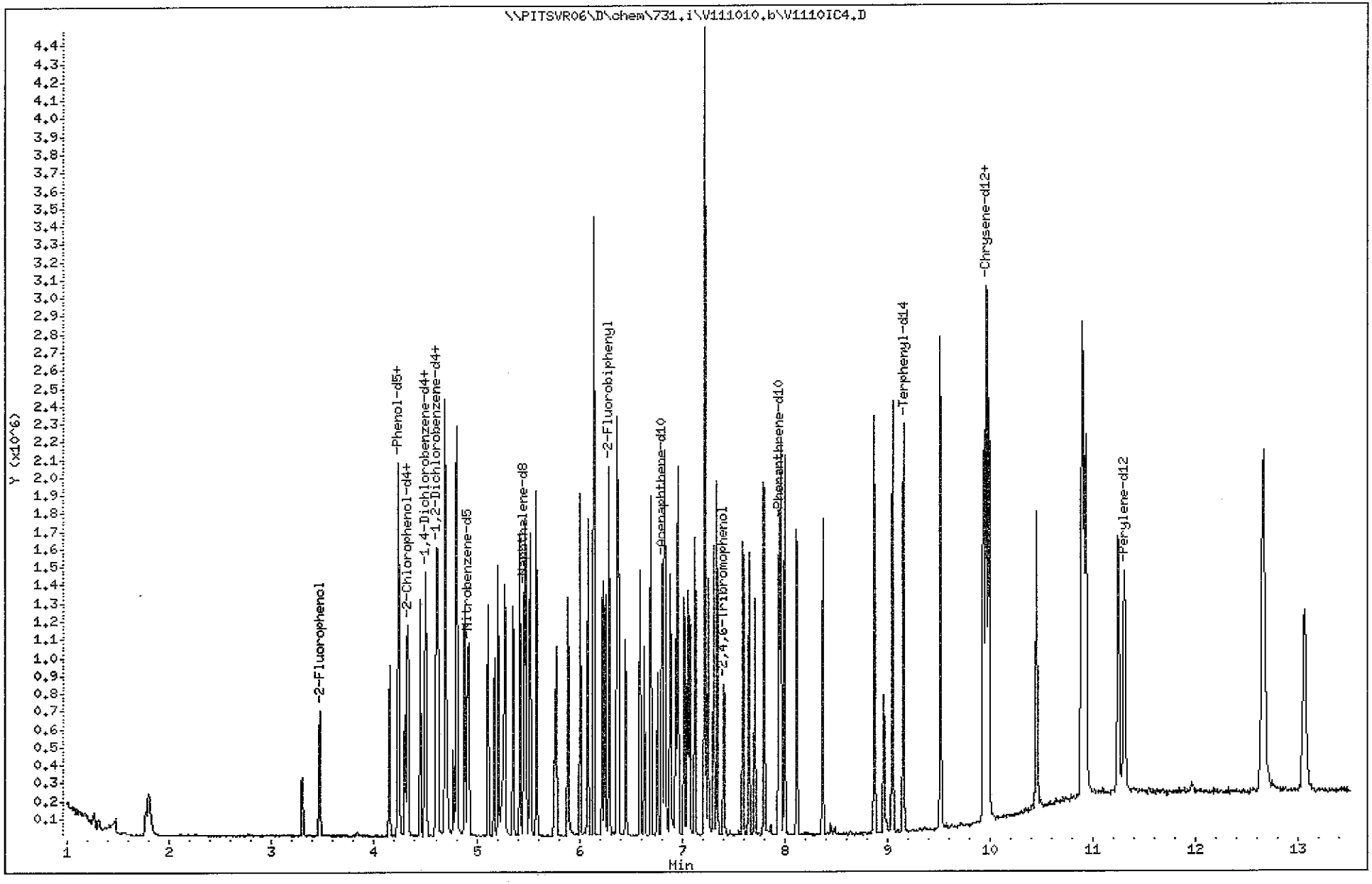

TestAmerica Pittsburgh

Semivolatile REPORT SW-846 Method 8270

Data file : \\PITSVR06\D\chem\731.i\V111010.b\V1110IC4.D
Lab Smp Id: SSTD10 Client Smp ID: SSTD10
Inj Date : 10-NOV-2010 07:56
Operator : 003200 Inst ID: 731.i
Smp Info : SSTD10(5.0ug/mL) BNA0663-10 8270c/d
Misc Info : SSTD10,V111010.b,8270ll.m,padepi.sub,1,4
Comment :
Method : \\PITSVR06\D\chem\731.i\V111010.b\8270ll.m
Meth Date : 10-Nov-2010 08:42 piccolinov Quant Type: ISTD
Cal Date : 10-NOV-2010 07:56 Cal File: V1110IC4.D
Als bottle: 93 Calibration Sample, Level: 4
Dil Factor: 1.00000
Integrator: HP RTE Compound Sublist: padepi.sub
Target Version: 4.14
Processing Host: PITPC-502

	Compounds	QUANT SIG MASS	RT	EXP RT	REL RT	RESPONSE	AMOUNTS CAL-AMT (NG)	ON-COL (NG)
* 1	1,4-Dichlorobenzene-d4	152	4.494	4.494	(1.000)	120029	8.00000	
* 2	Naphthalene-d8	136	5.461	5.461	(1.000)	439878	8.00000	
* 3	Acenaphthene-d10	164	6.808	6.808	(1.000)	275759	8.00000	
* 4	Phenanthrene-d10	188	7.945	7.945	(1.000)	522650	8.00000	
* 5	Chrysene-d12	240	9.975	9.975	(1.000)	628631	8.00000	
* 6	Perylene-d12	264	11.311	11.311	(1.000)	723768	8.00000	
198	1,4-Dioxane	88	1.305	1.305	(0.290)	54176	10.0000	8.3048(M)
10	N-Nitrosodimethylamine	74	1.765	1.765	(0.393)	80992	10.0000	10.141
9	Pyridine	79	1.797	1.797	(0.400)	170581	10.0000	9.5188(M)
16	Methyl methanesulfonate	80	3.298	3.298	(0.734)	120542	10.0000	9.8648
206	Benzaldehyde	77	4.147	4.147	(0.923)	161282	10.0000	10.018
21	Aniline	93	4.238	4.238	(0.943)	302105	10.0000	9.9253
22	Phenol	94	4.238	4.238	(0.943)	255695	10.0000	9.5909
23	bis(2-Chloroethyl)ether	93	4.297	4.297	(0.956)	158770	10.0000	9.6842
24	2-Chlorophenol	128	4.329	4.329	(0.963)	198167	10.0000	9.4205
26	1,3-Dichlorobenzene	146	4.446	4.446	(0.989)	236169	10.0000	9.7702
27	1,4-Dichlorobenzene	146	4.505	4.505	(1.002)	228222	10.0000	9.0766
28	1,2-Dichlorobenzene	146	4.623	4.623	(1.029)	216434	10.0000	9.5675
217	Indene	116	4.692	4.692	(1.044)	331937	10.0000	9.5509
29	Benzyl Alcohol	108	4.601	4.601	(1.024)	107339	10.0000	10.884
30	2-Methylphenol	108	4.697	4.697	(1.045)	176326	10.0000	9.4166
31	2,2'-oxybis(1-Chloropropane)	45	4.713	4.713	(1.049)	193562	10.0000	9.1235
37	Acetophenone	105	4.799	4.799	(1.068)	274275	10.0000	9.6059
32	N-Nitroso-di-n-propylamine	70	4.804	4.804	(1.069)	148528	10.0000	10.034
192	4-Methylphenol	108	4.810	4.810	(1.070)	165688	10.0000	9.2905
34	Hexachloroethane	117	4.884	4.884	(1.087)	113656	10.0000	10.171
35	Nitrobenzene	77	4.927	4.927	(0.902)	239978	10.0000	10.024
36	N-Nitrosopyrrolidine	100	4.772	4.772	(1.062)	84618	10.0000	10.270
41	Isophorone	82	5.109	5.109	(0.935)	381866	10.0000	9.9322
42	2-Nitrophenol	139	5.173	5.173	(0.947)	101036	10.0000	10.312
43	2,4-Dimethylphenol	107	5.210	5.210	(0.954)	221675	10.0000	10.269
44	bis(2-Chloroethoxy)methane	93	5.280	5.280	(0.967)	210231	10.0000	9.5343
48	2,4-Dichlorophenol	162	5.354	5.354	(0.980)	173709	10.0000	10.141

Compounds	QUANT SIG MASS	RT	EXP RT	REL RT	RESPONSE	AMOUNTS CAL-AMT (NG)	ON-COL (NG)
49 Benzoic Acid	122	5.274	5.274	(0.966)	198179	20.0000	21.030
50 1,2,4-Trichlorobenzene	180	5.424	5.424	(0.993)	217718	10.0000	10.519
51 Naphthalene	128	5.477	5.477	(1.003)	571457	10.0000	10.057
52 4-Chloroaniline	127	5.520	5.520	(1.011)	237518	10.0000	10.062
54 2,6-Dichlorophenol	162	5.531	5.531	(1.013)	177020	10.0000	10.524
56 Hexachlorobutadiene	225	5.584	5.584	(1.022)	162296	10.0000	10.310
208 Caprolactam	113	5.760	5.760	(1.055)	44636	10.0000	10.687
59 4-Chloro-3-Methylphenol	107	5.889	5.889	(1.078)	185731	10.0000	10.339
62 2-Methylnaphthalene	142	6.006	6.006	(1.100)	379450	10.0000	9.7336
63 1-Methylnaphthalene	142	6.086	6.086	(1.114)	381635	10.0000	10.136
64 Hexachlorocyclopentadiene	237	6.140	6.140	(0.902)	204220	10.0000	10.736
65 1,2,4,5-Tetrachlorobenzene	216	6.140	6.140	(0.902)	244182	10.0000	10.695
66 2,4,6-Trichlorophenol	196	6.225	6.225	(0.914)	138139	10.0000	10.400
67 2,4,5-Trichlorophenol	196	6.252	6.252	(0.918)	152514	10.0000	10.765
209 1,1'-Biphenyl	154	6.364	6.364	(0.935)	523331	10.0000	10.778
70 2-Chloronaphthalene	162	6.380	6.380	(0.937)	406652	10.0000	10.643
73 2-Nitroaniline	65	6.450	6.450	(0.947)	130049	10.0000	10.646
76 Dimethylphthalate	163	6.589	6.589	(0.968)	424381	10.0000	9.9016
78 2,6-Dinitrotoluene	165	6.637	6.637	(0.975)	95516	10.0000	11.140
79 Acenaphthylene	152	6.695	6.695	(0.984)	603041	10.0000	10.100
81 3-Nitroaniline	138	6.765	6.765	(0.994)	88876	10.0000	10.027
82 Acenaphthene	153	6.829	6.829	(1.003)	384022	10.0000	10.254
83 2,4-Dinitrophenol	184	6.845	6.845	(1.005)	101701	20.0000	24.359
85 4-Nitrophenol	109	6.888	6.888	(1.012)	177216	20.0000	21.410
86 Dibenzofuran	168	6.962	6.962	(1.023)	581075	10.0000	10.104
87 2,4-Dinitrotoluene	165	6.941	6.941	(1.020)	123376	10.0000	10.251
91 2,3,5,6-Tetrachlorophenol	232	7.027	7.027	(1.032)	143413	10.0000	11.132
88 2,3,4,6-Tetrachlorophenol	232	7.059	7.059	(1.037)	149487	10.0000	10.209 (M)
92 2-Naphthylamine	143	7.080	7.080	(1.040)	309498	10.0000	10.200 (M)
93 Diethylphthalate	149	7.128	7.128	(1.047)	453169	10.0000	10.071
94 Fluorene	166	7.224	7.224	(1.061)	455416	10.0000	9.8790
95 4-Chlorophenyl-phenylether	204	7.224	7.224	(1.061)	259808	10.0000	9.8529
96 4-Nitroaniline	138	7.230	7.230	(1.062)	92403	10.0000	10.550
98 4,6-Dinitro-2-methylphenol	198	7.256	7.256	(0.913)	161145	20.0000	24.167
99 N-Nitrosodiphenylamine (1)	169	7.310	7.310	(0.920)	305949	10.0000	10.571
100 1,2-Diphenylhydrazine	77	7.342	7.342	(0.924)	620381	10.0000	10.508
106 4-Bromophenyl-phenylether	248	7.598	7.598	(0.956)	162048	10.0000	10.107
107 Hexachlorobenzene	284	7.657	7.657	(0.964)	167145	10.0000	10.124
210 Atrazine	200	7.710	7.710	(0.970)	138216	10.0000	10.666
111 Pentachlorophenol	266	7.801	7.801	(0.982)	183825	20.0000	22.812
115 Phenanthrene	178	7.961	7.961	(1.002)	707202	10.0000	9.5898
116 Anthracene	178	7.999	7.999	(1.007)	735579	10.0000	9.9435
119 Carbazole	167	8.122	8.122	(1.022)	591157	10.0000	10.002
120 Di-n-Butylphthalate	149	8.373	8.373	(1.054)	749156	10.0000	10.191
123 Fluoranthene	202	8.875	8.875	(1.117)	844547	10.0000	9.9357
124 Benzidine	184	8.966	8.966	(0.899)	281840	10.0000	11.784
125 Pyrene	202	9.051	9.051	(0.907)	881126	10.0000	9.5914
131 Butylbenzylphthalate	149	9.516	9.516	(0.954)	337231	10.0000	10.186
135 3,3'-Dichlorobenzidine	252	9.933	9.933	(0.996)	299727	10.0000	10.203
136 Benzo(a)Anthracene	228	9.965	9.965	(0.999)	876841	10.0000	9.9553
137 Chrysene	228	9.991	9.991	(1.002)	819985	10.0000	9.6166
139 bis(2-ethylhexyl)Phthalate	149	9.943	9.943	(0.997)	492051	10.0000	10.074
140 Di-n-octylphthalate	149	10.456	10.456	(0.924)	928298	10.0000	10.252
141 Benzo(b)fluoranthene	252	10.905	10.905	(0.964)	1060094	10.0000	9.6880

Compounds	QUANT SIG MASS	RT	EXP RT	REL RT	RESPONSE	AMOUNTS CAL-AMT (NG)	AMOUNTS ON-COL (NG)
142 Benzo(k)fluoranthene	252	10.932	10.932	(0.966)	1236161	10.0000	10.351
143 7,12-dimethylbenz[a]anthracen	256	10.889	10.889	(0.963)	496453	10.0000	10.201
146 Benzo(a)pyrene	252	11.247	11.247	(0.994)	846567	10.0000	9.7246
149 Indeno(1,2,3-cd)pyrene	276	12.663	12.663	(1.119)	1032189	10.0000	10.297
150 Dibenz(a,h)anthracene	278	12.668	12.668	(1.120)	861273	10.0000	10.255
151 Benzo(g,h,i)perylene	276	13.063	13.063	(1.155)	897123	10.0000	10.297
$ 154 Nitrobenzene-d5	82	4.911	4.911	(0.899)	244762	10.0000	10.268
$ 155 2-Fluorobiphenyl	172	6.289	6.289	(0.924)	473650	10.0000	11.010
$ 156 Terphenyl-d14	244	9.158	9.158	(0.918)	609990	10.0000	9.7456
$ 157 Phenol-d5	99	4.227	4.227	(0.941)	220376	10.0000	9.6843
$ 158 2-Fluorophenol	112	3.469	3.469	(0.772)	175850	10.0000	9.7058
$ 159 2,4,6-Tribromophenol	330	7.411	7.411	(0.933)	66236	10.0000	10.130
$ 186 2-Chlorophenol-d4	132	4.318	4.318	(0.961)	194630	10.0000	9.7909
$ 187 1,2-Dichlorobenzene-d4	152	4.612	4.612	(1.026)	148458	10.0000	9.6745

QC Flag Legend

M - Compound response manually integrated.

Data File Name: V1110IC4.D
Inj. Date and Time: 10-NOV-2010 07:56
Instrument ID: 731.i
Client ID: SSTD10
Compound Name: 1,4-Dioxane
CAS #: 123-91-1

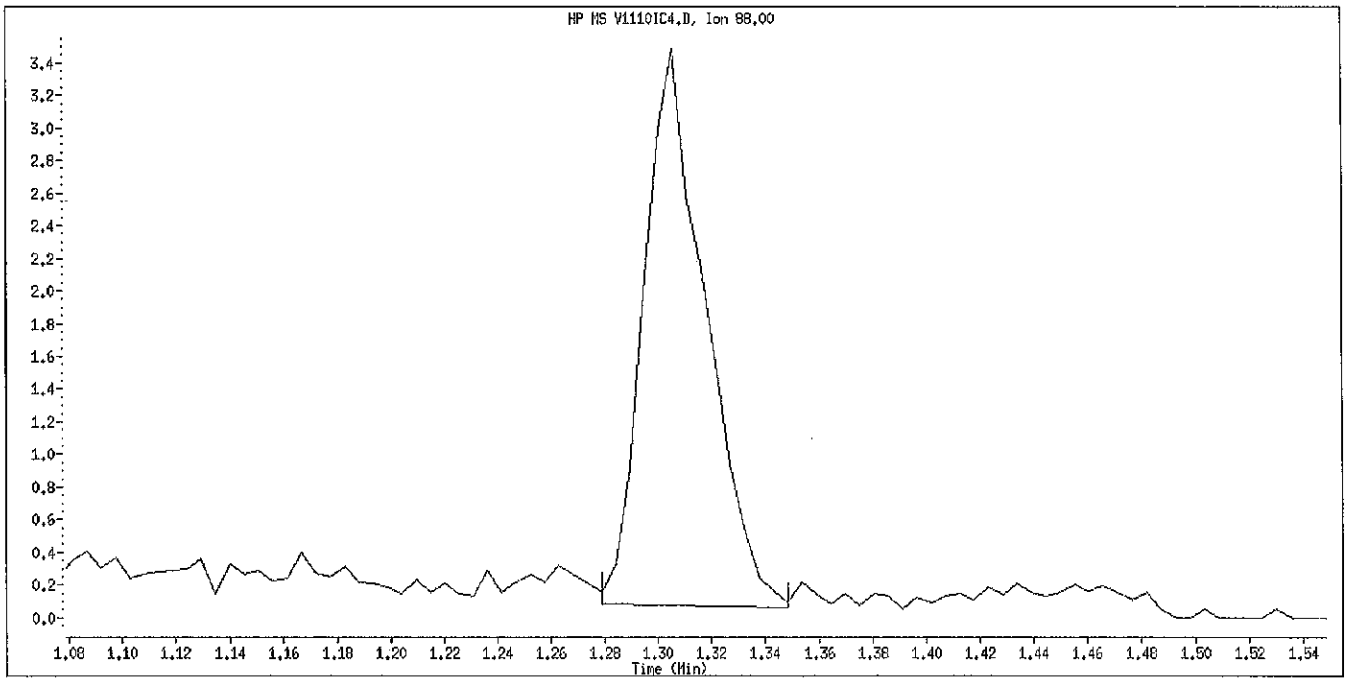

Original Integration

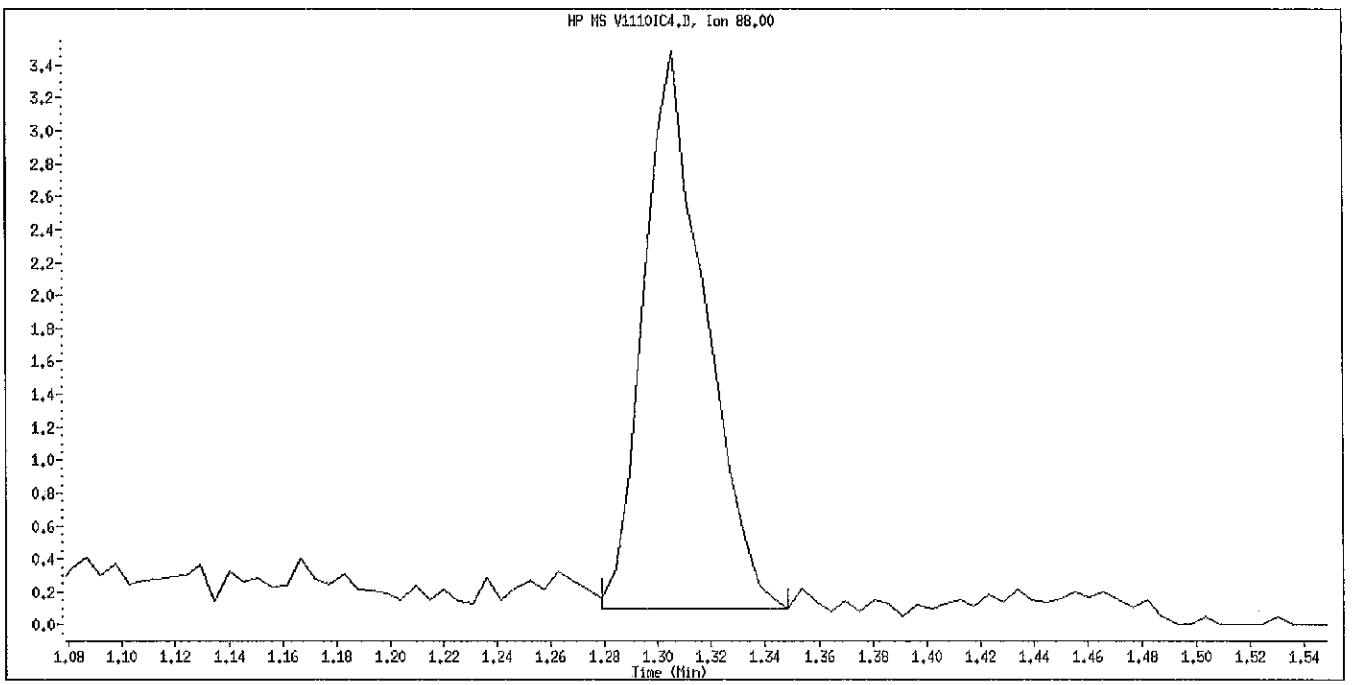

Manual Integration

Manually Integrated By: piccolinov
Manual Integration Reason: Peak Not Found

Data File Name: V1110IC4.D
Inj. Date and Time: 10-NOV-2010 07:56
Instrument ID: 731.i
Client ID: SSTD10
Compound Name: Pyridine
CAS #: 110-86-1

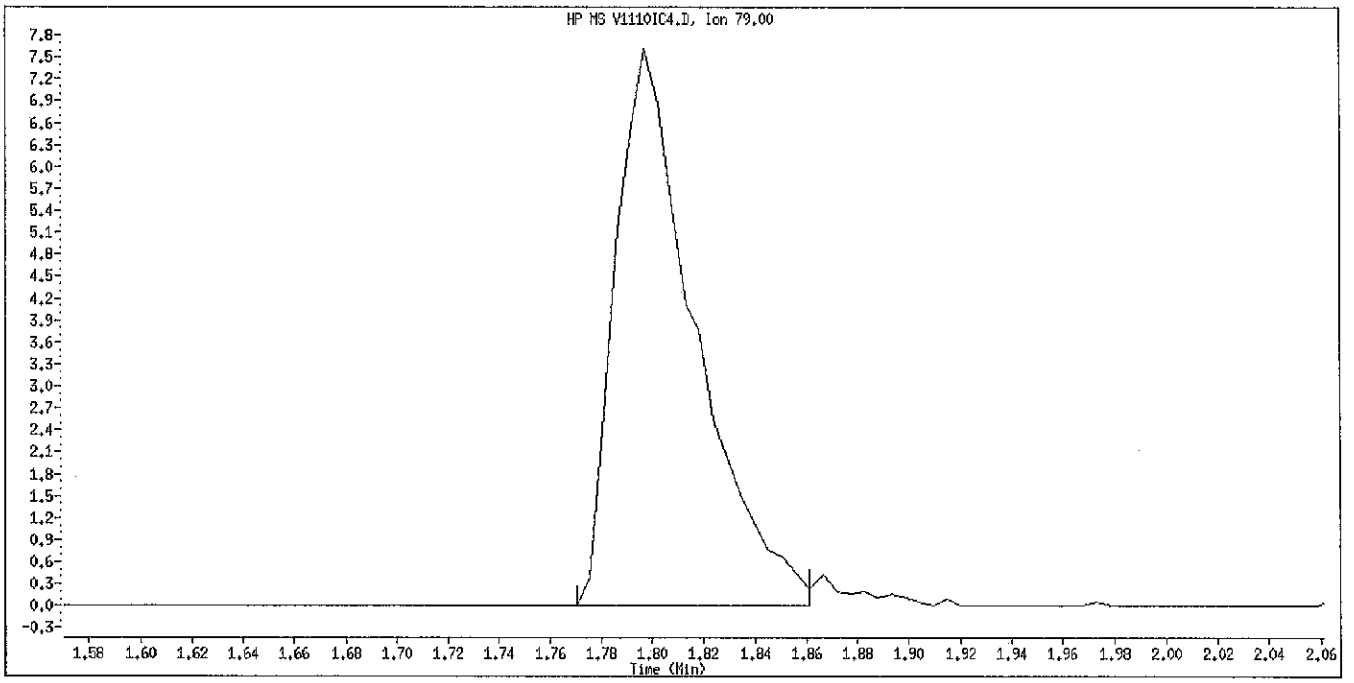

Original Integration

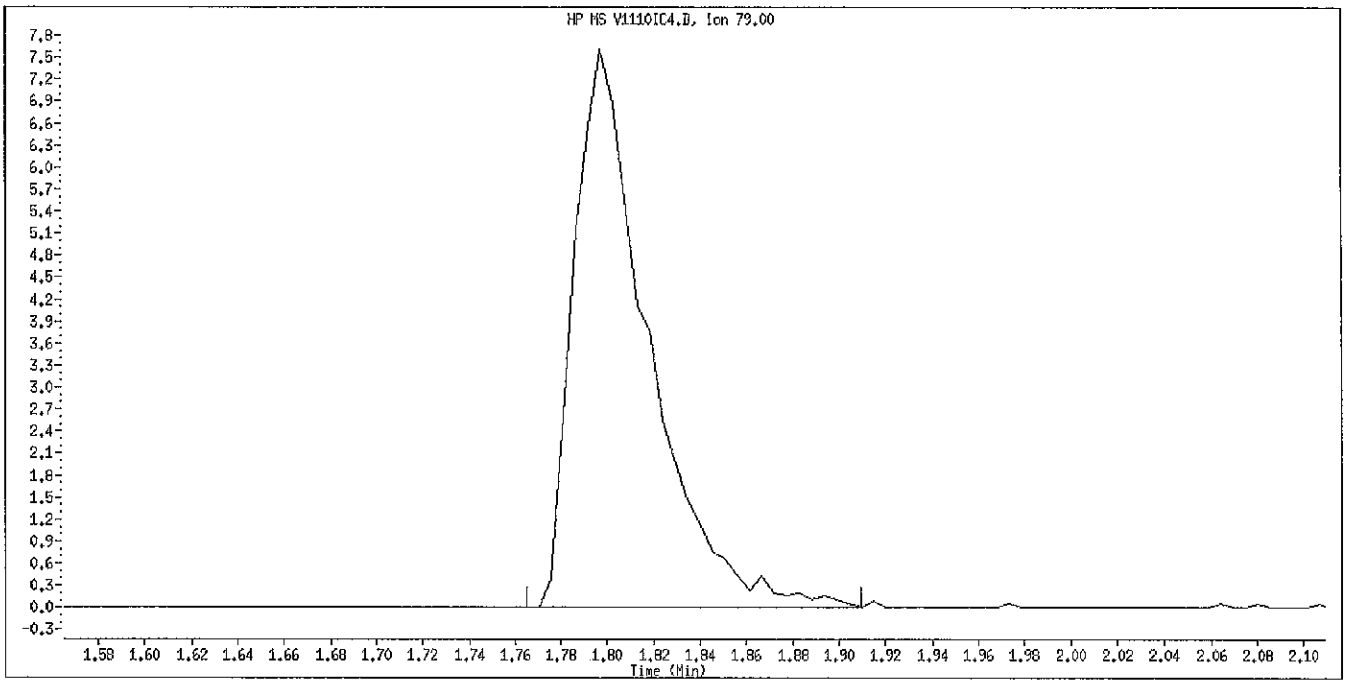

Manual Integration

Manually Integrated By: piccolinov
Manual Integration Reason: Poor Chromatography

Data File Name: V1110IC4.D
Inj. Date and Time: 10-NOV-2010 07:56
Instrument ID: 731.i
Client ID: SSTD10
Compound Name: 2,3,4,6-Tetrachlorophenol
CAS #: 58-90-2

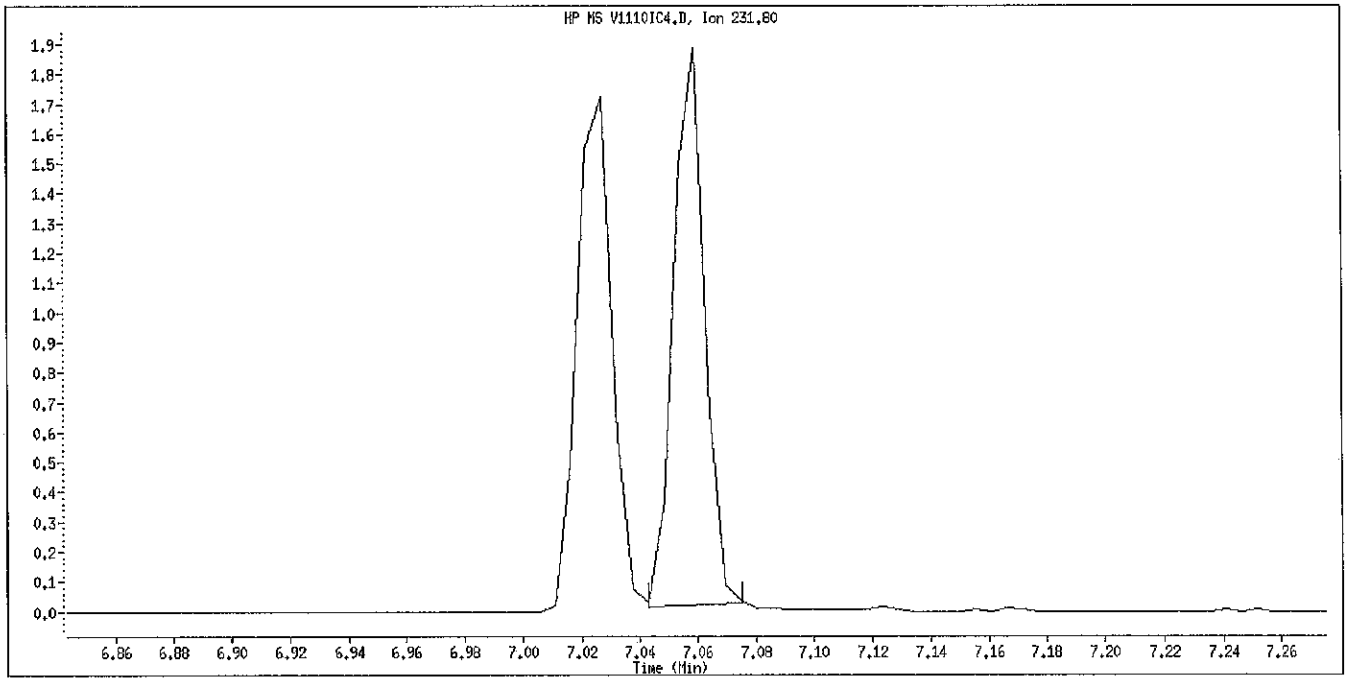

Original Integration

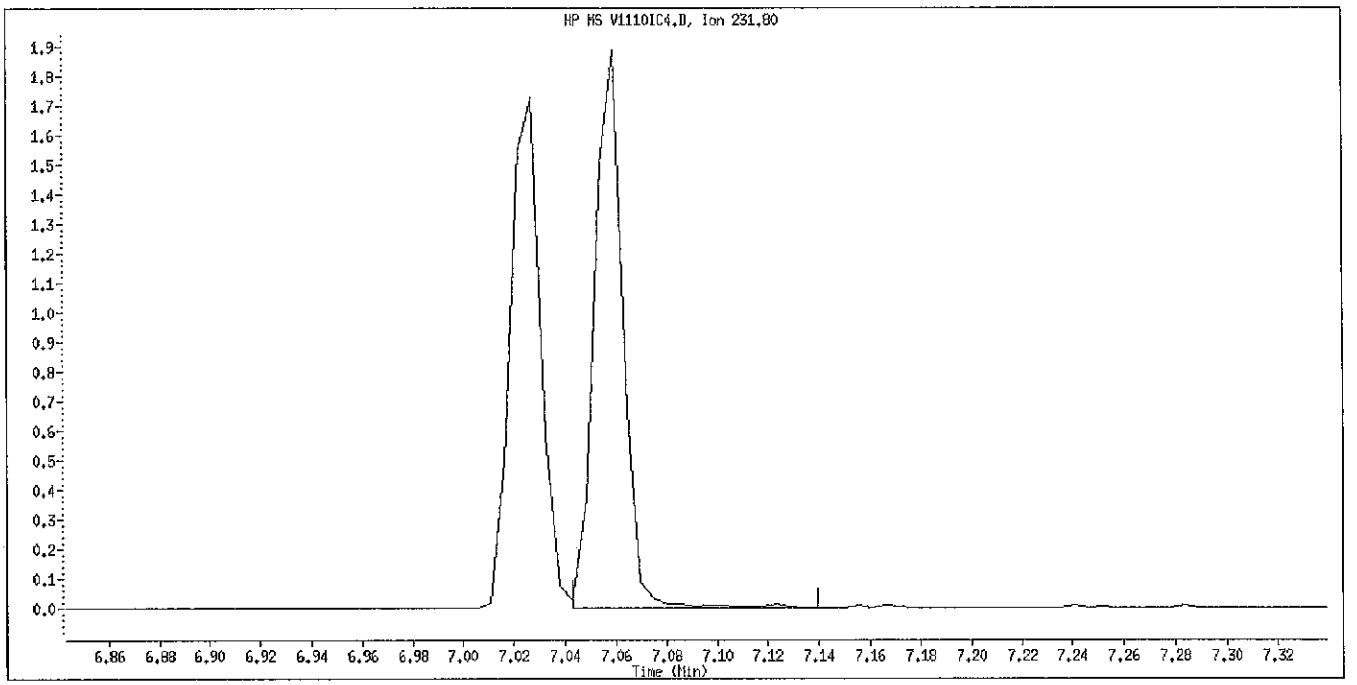

Manual Integration

Manually Integrated By: piccolinov
Manual Integration Reason: Poor Chromatography

Data File Name: V1110IC4.D
Inj. Date and Time: 10-NOV-2010 07:56
Instrument ID: 731.i
Client ID: SSTD10
Compound Name: 2-Naphthylamine
CAS #: 91-59-8

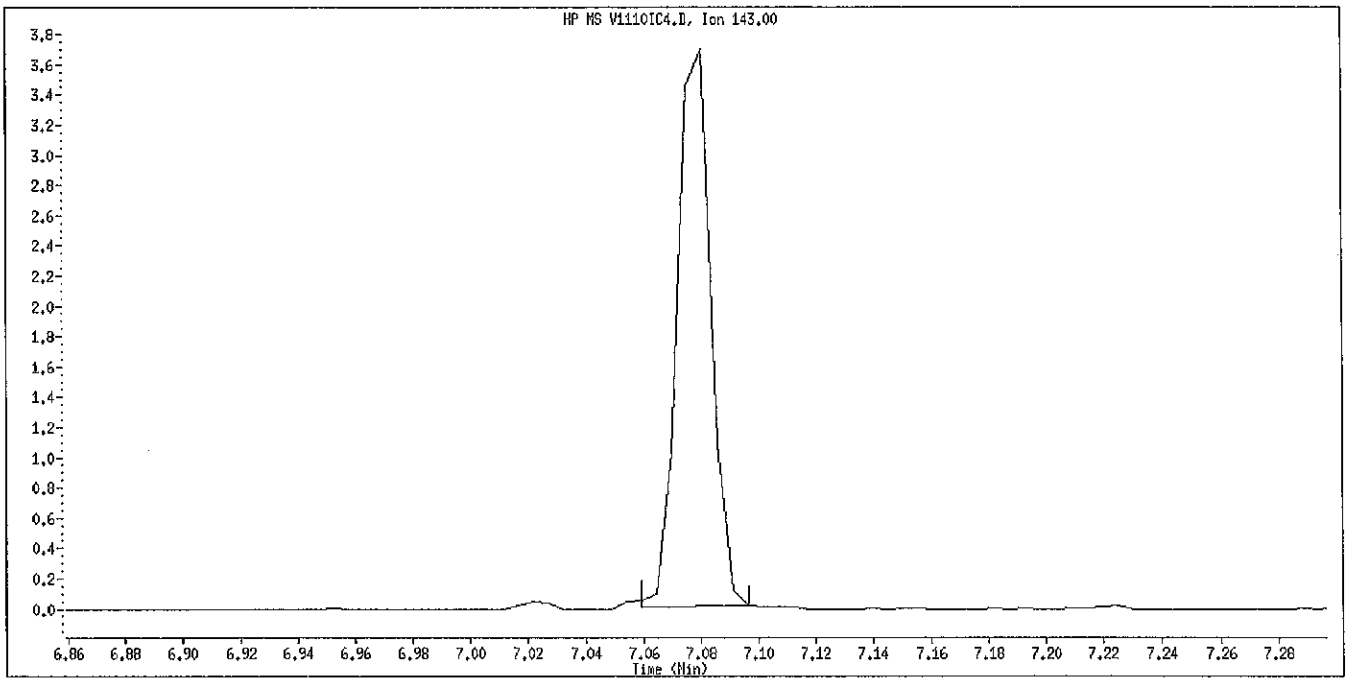

Original Integration

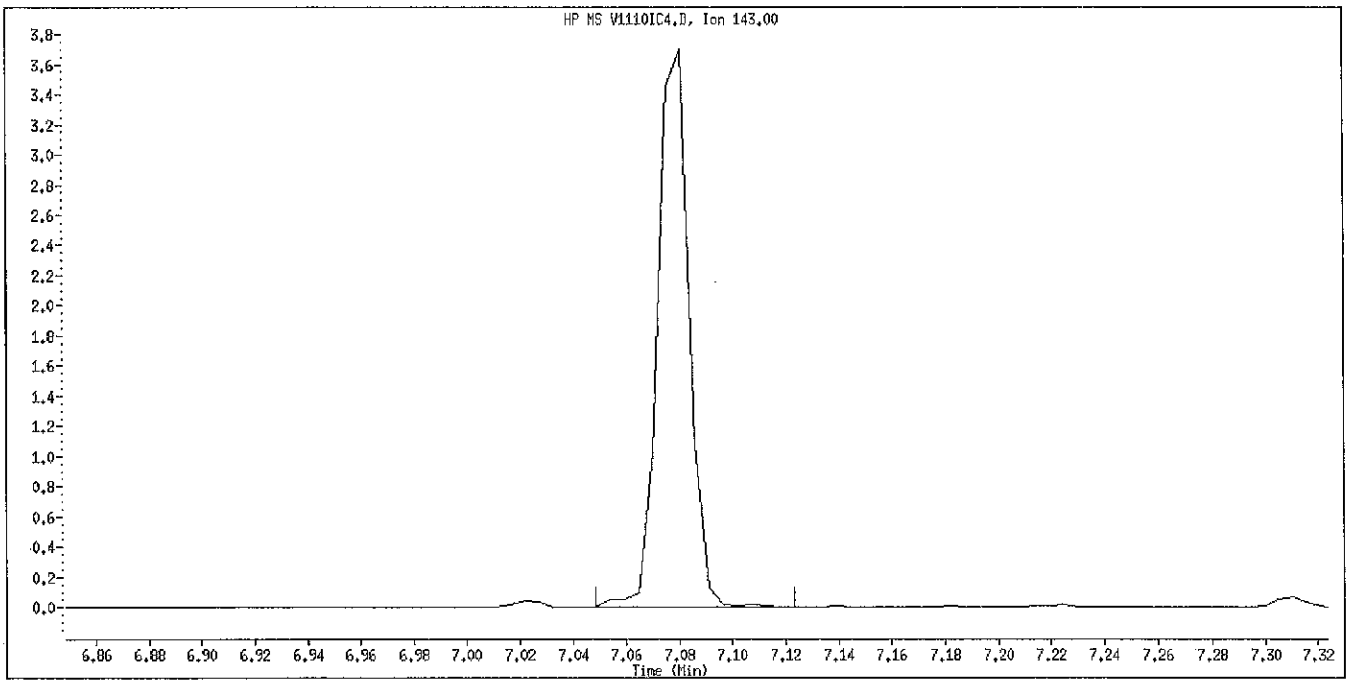

Manual Integration

Manually Integrated By: piccolinov
Manual Integration Reason: Poor Chromatography

Data File: \\PITSVR06\D\chem\731.i\V111010.b\V1110IC5.D
Date : 10-NOV-2010 08:17
Client ID: SSTD20
Sample Info: SSTD20(10ug/mL) BNA0664-10 8270c/d

Instrument: 731.i

Operator: 003200
Column diameter: 0.32

Column phase: DB5-MS

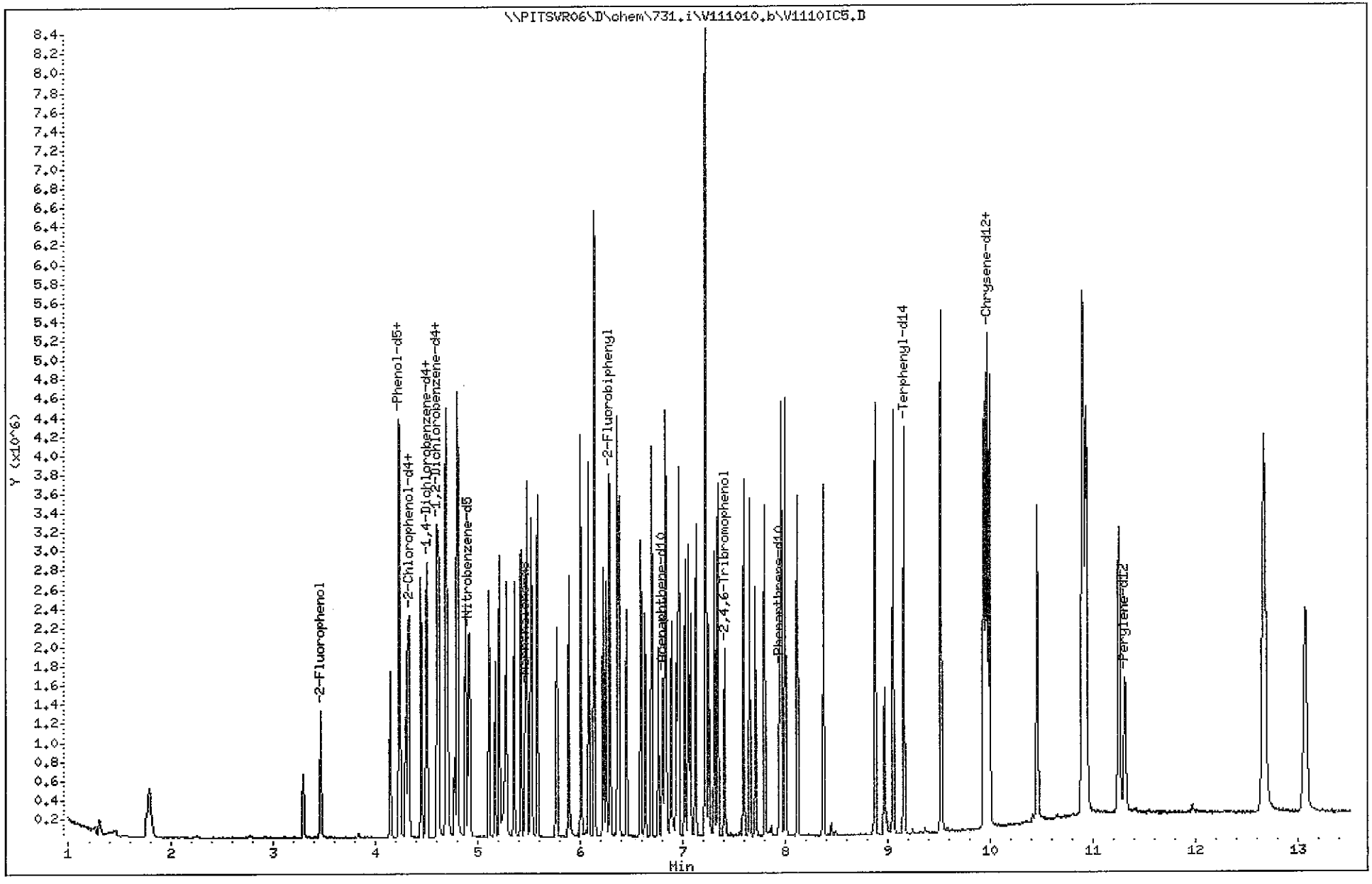

TestAmerica Pittsburgh

Semivolatile REPORT SW-846 Method 8270

Data file : \\PITSVR06\D\chem\731.i\V111010.b\V1110IC5.D
Lab Smp Id: SSTD20 Client Smp ID: SSTD20
Inj Date : 10-NOV-2010 08:17
Operator : 003200 Inst ID: 731.i
Smp Info : SSTD20(10ug/mL) BNA0664-10 8270c/d
Misc Info : SSTD20,V111010.b,8270ll.m,padepi.sub,1,5
Comment :
Method : \\PITSVR06\D\chem\731.i\V111010.b\8270ll.m
Meth Date : 10-Nov-2010 08:42 piccolinov Quant Type: ISTD
Cal Date : 10-NOV-2010 08:17 Cal File: V1110IC5.D
Als bottle: 94 Calibration Sample, Level: 5
Dil Factor: 1.00000
Integrator: HP RTE Compound Sublist: padepi.sub
Target Version: 4.14
Processing Host: PITPC-502

	Compounds	QUANT SIG MASS	RT	EXP RT	REL RT	RESPONSE	AMOUNTS CAL-AMT (NG)	AMOUNTS ON-COL (NG)
* 1	1,4-Dichlorobenzene-d4	152	4.497	4.497	(1.000)	115238	8.00000	
* 2	Naphthalene-d8	136	5.464	5.464	(1.000)	438985	8.00000	
* 3	Acenaphthene-d10	164	6.805	6.805	(1.000)	291657	8.00000	
* 4	Phenanthrene-d10	188	7.943	7.943	(1.000)	534636	8.00000	
* 5	Chrysene-d12	240	9.973	9.973	(1.000)	623132	8.00000	
* 6	Perylene-d12	264	11.309	11.309	(1.000)	774744	8.00000	
198	1,4-Dioxane	88	1.303	1.303	(0.290)	114901	20.0000	18.346
10	N-Nitrosodimethylamine	74	1.768	1.768	(0.393)	173707	20.0000	22.654
9	Pyridine	79	1.794	1.794	(0.399)	346502	20.0000	20.139
16	Methyl methanesulfonate	80	3.295	3.295	(0.733)	237793	20.0000	20.269
206	Benzaldehyde	77	4.150	4.150	(0.923)	325579	20.0000	21.063
21	Aniline	93	4.241	4.241	(0.943)	623757	20.0000	21.345
22	Phenol	94	4.241	4.241	(0.943)	535676	20.0000	20.928
23	bis(2-Chloroethyl)ether	93	4.300	4.300	(0.956)	331596	20.0000	21.066
24	2-Chlorophenol	128	4.332	4.332	(0.963)	408007	20.0000	20.202
26	1,3-Dichlorobenzene	146	4.449	4.449	(0.989)	479437	20.0000	20.658
27	1,4-Dichlorobenzene	146	4.508	4.508	(1.002)	488209	20.0000	20.224
28	1,2-Dichlorobenzene	146	4.626	4.626	(1.029)	457705	20.0000	21.074
217	Indene	116	4.690	4.690	(1.043)	695933	20.0000	20.857
29	Benzyl Alcohol	108	4.604	4.604	(1.024)	235155	20.0000	24.835
30	2-Methylphenol	108	4.700	4.700	(1.045)	362413	20.0000	20.159
31	2,2'-oxybis(1-Chloropropane)	45	4.711	4.711	(1.048)	388271	20.0000	19.062
37	Acetophenone	105	4.802	4.802	(1.068)	547760	20.0000	19.982
32	N-Nitroso-di-n-propylamine	70	4.807	4.807	(1.069)	291078	20.0000	20.483
192	4-Methylphenol	108	4.813	4.813	(1.070)	362175	20.0000	21.152
34	Hexachloroethane	117	4.882	4.882	(1.086)	218377	20.0000	20.355
35	Nitrobenzene	77	4.930	4.930	(0.902)	494059	20.0000	20.678
36	N-Nitrosopyrrolidine	100	4.775	4.775	(1.062)	158858	20.0000	20.081
41	Isophorone	82	5.112	5.112	(0.935)	783901	20.0000	20.430
42	2-Nitrophenol	139	5.176	5.176	(0.947)	218958	20.0000	22.394
43	2,4-Dimethylphenol	107	5.213	5.213	(0.954)	436087	20.0000	20.242(M)
44	bis(2-Chloroethoxy)methane	93	5.283	5.283	(0.967)	435138	20.0000	19.774
48	2,4-Dichlorophenol	162	5.357	5.357	(0.980)	354047	20.0000	20.710

Compounds	QUANT SIG MASS	RT	EXP RT	REL RT	RESPONSE	AMOUNTS CAL-AMT (NG)	AMOUNTS ON-COL (NG)
49 Benzoic Acid	122	5.283	5.283	(0.967)	326363	30.0000	34.702
50 1,2,4-Trichlorobenzene	180	5.427	5.427	(0.993)	424547	20.0000	20.554
51 Naphthalene	128	5.480	5.480	(1.003)	1156210	20.0000	20.389
52 4-Chloroaniline	127	5.523	5.523	(1.011)	482889	20.0000	20.498
54 2,6-Dichlorophenol	162	5.528	5.528	(1.012)	348837	20.0000	20.780
56 Hexachlorobutadiene	225	5.587	5.587	(1.022)	328917	20.0000	20.936
208 Caprolactam	113	5.769	5.769	(1.056)	92611	20.0000	22.218
59 4-Chloro-3-Methylphenol	107	5.892	5.892	(1.078)	369504	20.0000	20.611
62 2-Methylnaphthalene	142	6.009	6.009	(1.100)	800715	20.0000	20.582
63 1-Methylnaphthalene	142	6.084	6.084	(1.113)	766238	20.0000	20.392
64 Hexachlorocyclopentadiene	237	6.137	6.137	(0.902)	429468	20.0000	21.347
65 1,2,4,5-Tetrachlorobenzene	216	6.143	6.143	(0.903)	490439	20.0000	20.310
66 2,4,6-Trichlorophenol	196	6.228	6.228	(0.915)	290250	20.0000	20.661
67 2,4,5-Trichlorophenol	196	6.255	6.255	(0.919)	299972	20.0000	20.019
209 1,1'-Biphenyl	154	6.367	6.367	(0.936)	1029157	20.0000	20.039
70 2-Chloronaphthalene	162	6.383	6.383	(0.938)	806491	20.0000	19.958
73 2-Nitroaniline	65	6.453	6.453	(0.948)	274366	20.0000	21.236
76 Dimethylphthalate	163	6.592	6.592	(0.969)	891453	20.0000	19.665
78 2,6-Dinitrotoluene	165	6.634	6.634	(0.975)	187715	20.0000	20.700
79 Acenaphthylene	152	6.698	6.698	(0.984)	1266554	20.0000	20.056
81 3-Nitroaniline	138	6.762	6.762	(0.994)	193143	20.0000	20.602
82 Acenaphthene	153	6.832	6.832	(1.004)	769769	20.0000	19.433
83 2,4-Dinitrophenol	184	6.843	6.843	(1.005)	170001	30.0000	38.499
85 4-Nitrophenol	109	6.891	6.891	(1.013)	287108	30.0000	32.795
86 Dibenzofuran	168	6.965	6.965	(1.024)	1166139	20.0000	19.172
87 2,4-Dinitrotoluene	165	6.944	6.944	(1.020)	258342	20.0000	20.296
91 2,3,5,6-Tetrachlorophenol	232	7.024	7.024	(1.032)	284685	20.0000	20.893
88 2,3,4,6-Tetrachlorophenol	232	7.056	7.056	(1.037)	300527	20.0000	19.406
92 2-Naphthylamine	143	7.078	7.078	(1.040)	561716	20.0000	17.504
93 Diethylphthalate	149	7.131	7.131	(1.048)	921724	20.0000	19.367
94 Fluorene	166	7.227	7.227	(1.062)	936246	20.0000	19.202
95 4-Chlorophenyl-phenylether	204	7.222	7.222	(1.061)	518012	20.0000	18.574
96 4-Nitroaniline	138	7.233	7.233	(1.063)	196011	20.0000	21.160
98 4,6-Dinitro-2-methylphenol	198	7.259	7.259	(0.914)	251933	30.0000	36.936
99 N-Nitrosodiphenylamine (1)	169	7.313	7.313	(0.921)	618880	20.0000	20.904
100 1,2-Diphenylhydrazine	77	7.345	7.345	(0.925)	1246414	20.0000	20.638
106 4-Bromophenyl-phenylether	248	7.596	7.596	(0.956)	336419	20.0000	20.512
107 Hexachlorobenzene	284	7.655	7.655	(0.964)	342137	20.0000	20.259
210 Atrazine	200	7.713	7.713	(0.971)	280850	20.0000	21.188
111 Pentachlorophenol	266	7.799	7.799	(0.982)	297729	30.0000	36.118
115 Phenanthrene	178	7.964	7.964	(1.003)	1485270	20.0000	19.689
116 Anthracene	178	8.002	8.002	(1.007)	1523094	20.0000	20.128
119 Carbazole	167	8.119	8.119	(1.022)	1193331	20.0000	19.739
120 Di-n-Butylphthalate	149	8.376	8.376	(1.054)	1550159	20.0000	20.614
123 Fluoranthene	202	8.878	8.878	(1.118)	1694775	20.0000	19.491
124 Benzidine	184	8.969	8.969	(0.899)	573367	20.0000	24.184
125 Pyrene	202	9.054	9.054	(0.908)	1771239	20.0000	19.451
131 Butylbenzylphthalate	149	9.519	9.519	(0.954)	655223	20.0000	19.967
135 3,3'-Dichlorobenzidine	252	9.936	9.936	(0.996)	618508	20.0000	21.241
136 Benzo(a)Anthracene	228	9.968	9.968	(0.999)	1714438	20.0000	19.637
137 Chrysene	228	9.994	9.994	(1.002)	1748681	20.0000	20.689
139 bis(2-ethylhexyl)Phthalate	149	9.946	9.946	(0.997)	964878	20.0000	19.929
140 Di-n-octylphthalate	149	10.459	10.459	(0.925)	2032262	20.0000	20.968
141 Benzo(b)fluoranthene	252	10.908	10.908	(0.965)	2243934	20.0000	19.158

Compounds	QUANT SIG MASS	RT	EXP RT	REL RT	RESPONSE	AMOUNTS CAL-AMT (NG)	AMOUNTS ON-COL (NG)
142 Benzo(k)fluoranthene	252	10.935	10.935	(0.967)	2606793	20.0000	20.391
143 7,12-dimethylbenz[a]anthracen	256	10.892	10.892	(0.963)	1057542	20.0000	20.301
146 Benzo(a)pyrene	252	11.255	11.255	(0.995)	1904083	20.0000	20.433
149 Indeno(1,2,3-cd)pyrene	276	12.660	12.660	(1.120)	2200916	20.0000	20.511
150 Dibenz(a,h)anthracene	278	12.671	12.671	(1.120)	1849780	20.0000	20.576
151 Benzo(g,h,i)perylene	276	13.072	13.072	(1.156)	1965953	20.0000	21.080
$ 154 Nitrobenzene-d5	82	4.914	4.914	(0.899)	493830	20.0000	20.758
$ 155 2-Fluorobiphenyl	172	6.292	6.292	(0.925)	940341	20.0000	20.668
$ 156 Terphenyl-d14	244	9.161	9.161	(0.919)	1220699	20.0000	19.675
$ 157 Phenol-d5	99	4.230	4.230	(0.941)	468038	20.0000	21.423
$ 158 2-Fluorophenol	112	3.472	3.472	(0.772)	346544	20.0000	19.922
$ 159 2,4,6-Tribromophenol	330	7.409	7.409	(0.933)	146689	20.0000	21.932
$ 186 2-Chlorophenol-d4	132	4.321	4.321	(0.961)	400778	20.0000	21.000
$ 187 1,2-Dichlorobenzene-d4	152	4.615	4.615	(1.026)	293906	20.0000	19.949

QC Flag Legend

M - Compound response manually integrated.

Data File Name: V1110IC5.D
Inj. Date and Time: 10-NOV-2010 08:17
Instrument ID: 731.i
Client ID: SSTD20
Compound Name: 2,4-Dimethylphenol
CAS #: 105-67-9

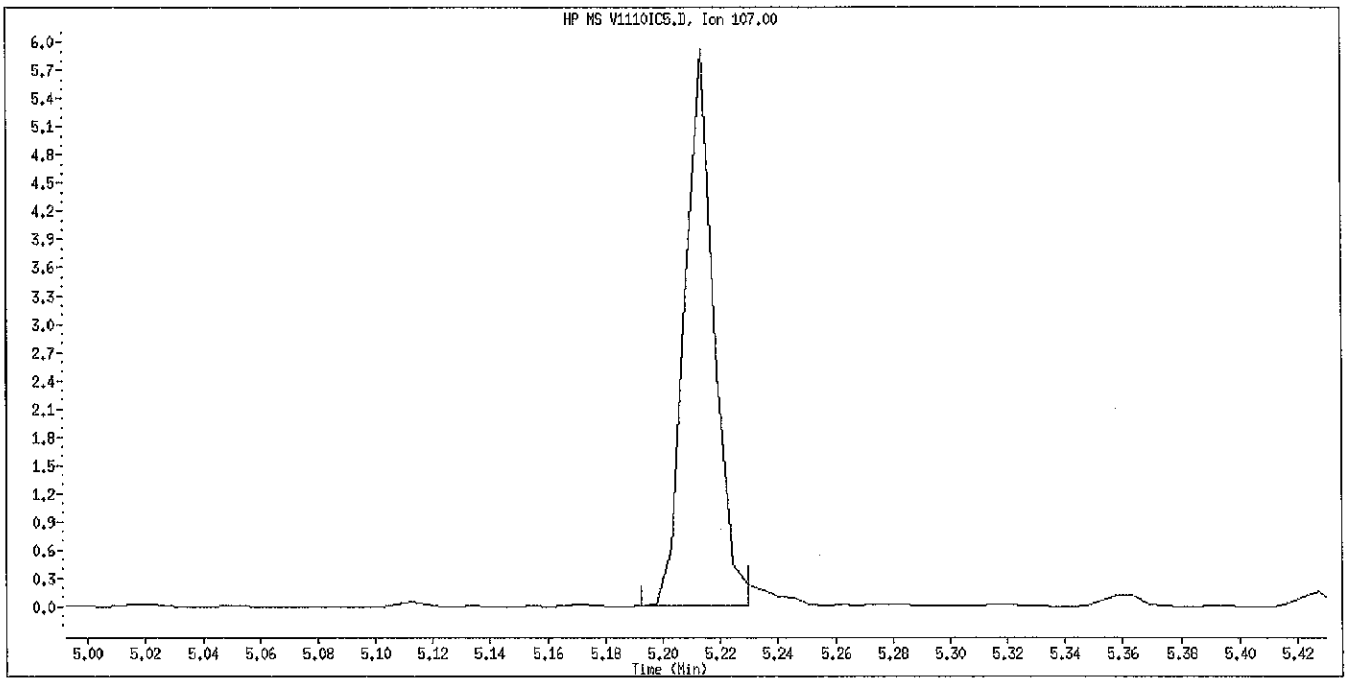

Original Integration

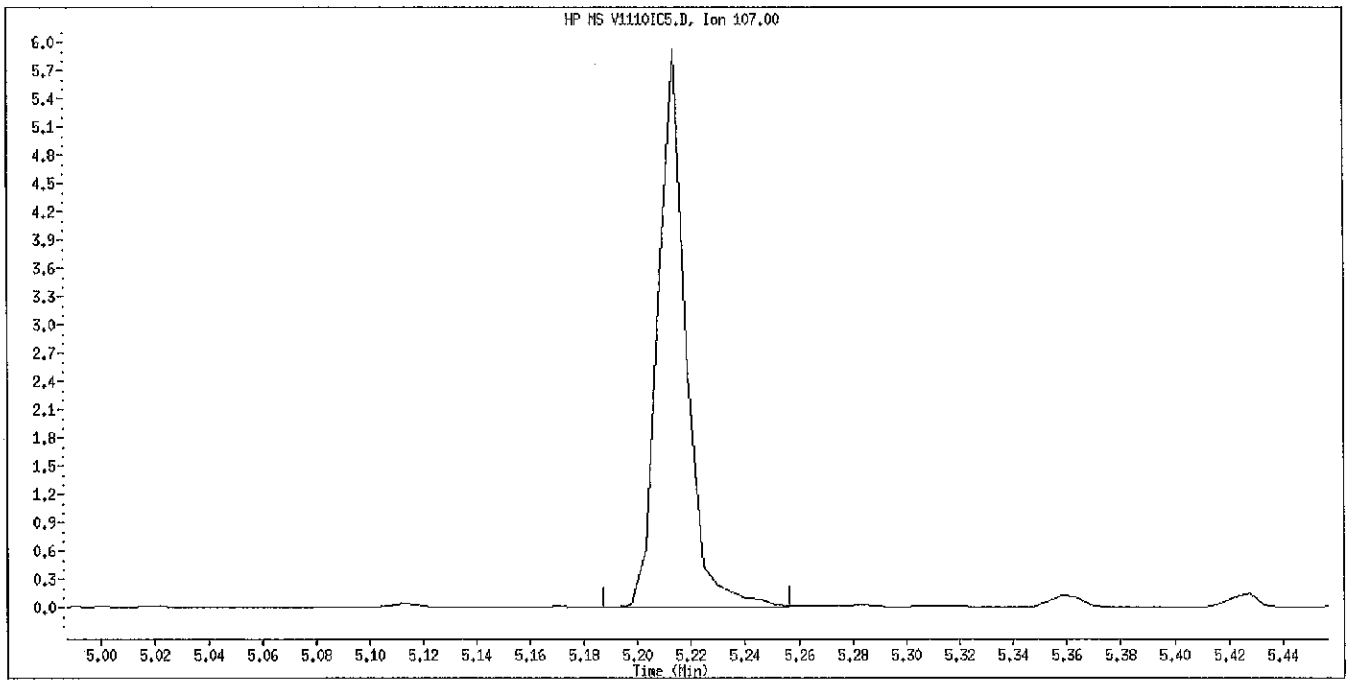

Manual Integration

Manually Integrated By: piccolinov
Manual Integration Reason: Poor Chromatography

Data File: \\PITSVR06\D\chem\731.i\V111010.b\V1110IC6.D
Date : 10-NOV-2010 08:39
Client ID: SSTD40
Sample Info: SSTD40(20ug/mL) BNA0665-10 8270c/d

Instrument: 731.i
Operator: 003200
Column diameter: 0.32

Column phase: DB5-MS

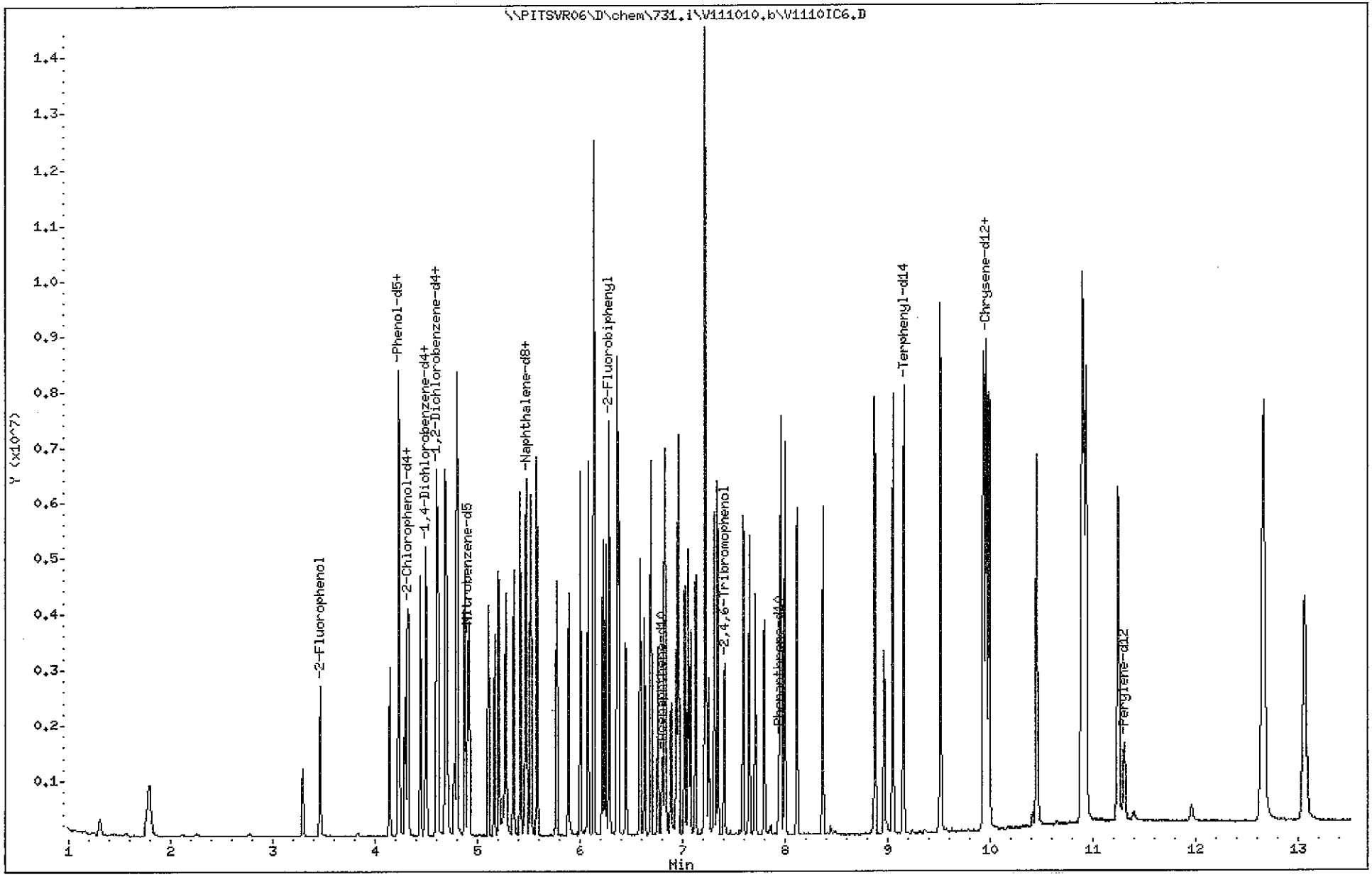

(1001 - 1770)
1465
C0K110534

TestAmerica Pittsburgh

Semivolatile REPORT SW-846 Method 8270

Data file : \\PITSVR06\D\chem\731.i\V111010.b\V1110IC6.D
Lab Smp Id: SSTD40 Client Smp ID: SSTD40
Inj Date : 10-NOV-2010 08:39
Operator : 003200 Inst ID: 731.i
Smp Info : SSTD40(20ug/mL) BNA0665-10 8270c/d
Misc Info : SSTD40,V111010.b,8270ll.m,padepi.sub,1,6
Comment :
Method : \\PITSVR06\D\chem\731.i\V111010.b\8270ll.m
Meth Date : 10-Nov-2010 08:59 piccolinov Quant Type: ISTD
Cal Date : 10-NOV-2010 08:39 Cal File: V1110IC6.D
Als bottle: 95 Calibration Sample, Level: 6
Dil Factor: 1.00000
Integrator: HP RTE Compound Sublist: padepi.sub
Target Version: 4.14
Processing Host: PITPC-502

	Compounds	QUANT SIG MASS	RT	EXP RT	REL RT	RESPONSE	AMOUNTS CAL-AMT (NG)	ON-COL (NG)	
* 1	1,4-Dichlorobenzene-d4	152	4.492	4.492	(1.000)	106331	8.00000		
* 2	Naphthalene-d8	136	5.464	5.464	(1.000)	391840	8.00000		
* 3	Acenaphthene-d10	164	6.805	6.805	(1.000)	249667	8.00000		
* 4	Phenanthrene-d10	188	7.943	7.943	(1.000)	462381	8.00000		
* 5	Chrysene-d12	240	9.973	9.973	(1.000)	592214	8.00000		(MH)
* 6	Perylene-d12	264	11.303	11.303	(1.000)	768762	8.00000		
198	1,4-Dioxane	88	1.313	1.313	(0.292)	215823	40.0000	37.764	
10	N-Nitrosodimethylamine	74	1.773	1.773	(0.395)	312081	40.0000	43.368	
9	Pyridine	79	1.799	1.799	(0.401)	616413	40.0000	39.019	
16	Methyl methanesulfonate	80	3.295	3.295	(0.734)	425372	40.0000	39.411	
206	Benzaldehyde	77	4.145	4.145	(0.923)	510147	40.0000	36.410	
21	Aniline	93	4.235	4.235	(0.943)	1115938	40.0000	41.148	
22	Phenol	94	4.241	4.241	(0.944)	973155	40.0000	40.999	
23	bis(2-Chloroethyl)ether	93	4.294	4.294	(0.956)	614275	40.0000	41.894	
24	2-Chlorophenol	128	4.332	4.332	(0.964)	745738	40.0000	40.015	
26	1,3-Dichlorobenzene	146	4.449	4.449	(0.990)	883954	40.0000	41.061	
27	1,4-Dichlorobenzene	146	4.503	4.503	(1.002)	895337	40.0000	40.163	
28	1,2-Dichlorobenzene	146	4.620	4.620	(1.029)	844730	40.0000	41.777	
217	Indene	116	4.690	4.690	(1.044)	1284232	40.0000	41.416	
29	Benzyl Alcohol	108	4.604	4.604	(1.025)	437901	40.0000	48.094	
30	2-Methylphenol	108	4.700	4.700	(1.046)	640887	40.0000	38.856	
31	2,2'-oxybis(1-Chloropropane)	45	4.711	4.711	(1.049)	718917	40.0000	38.532	
37	Acetophenone	105	4.802	4.802	(1.069)	1007428	40.0000	39.857	
32	N-Nitroso-di-n-propylamine	70	4.807	4.807	(1.070)	534802	40.0000	40.653	
192	4-Methylphenol	108	4.807	4.807	(1.070)	640920	40.0000	40.472	
34	Hexachloroethane	117	4.882	4.882	(1.087)	418980	40.0000	41.919	
35	Nitrobenzene	77	4.925	4.925	(0.901)	877718	40.0000	40.959	
36	N-Nitrosopyrrolidine	100	4.780	4.780	(1.064)	277073	40.0000	38.284	
41	Isophorone	82	5.112	5.112	(0.935)	1391726	40.0000	40.529	
42	2-Nitrophenol	139	5.170	5.170	(0.946)	398080	40.0000	44.570	
43	2,4-Dimethylphenol	107	5.208	5.208	(0.953)	796522	40.0000	41.178	
44	bis(2-Chloroethoxy)methane	93	5.277	5.277	(0.966)	795859	40.0000	40.431	
48	2,4-Dichlorophenol	162	5.357	5.357	(0.980)	643087	40.0000	41.771	

	Compounds	QUANT SIG MASS	RT	EXP RT	REL RT	RESPONSE	AMOUNTS CAL-AMT (NG)	AMOUNTS ON-COL (NG)
49	Benzoic Acid	122	5.283	5.283	(0.967)	417859	40.0000	47.828 (M)
50	1,2,4-Trichlorobenzene	180	5.421	5.421	(0.992)	787047	40.0000	42.215
51	Naphthalene	128	5.480	5.480	(1.003)	2145051	40.0000	41.962
52	4-Chloroaniline	127	5.518	5.518	(1.010)	870924	40.0000	41.174
54	2,6-Dichlorophenol	162	5.528	5.528	(1.012)	639228	40.0000	42.192
56	Hexachlorobutadiene	225	5.582	5.582	(1.022)	586290	40.0000	41.496
208	Caprolactam	113	5.774	5.774	(1.057)	167947	40.0000	44.194 (M)
59	4-Chloro-3-Methylphenol	107	5.892	5.892	(1.078)	640932	40.0000	40.044
62	2-Methylnaphthalene	142	6.004	6.004	(1.099)	1417839	40.0000	40.688
63	1-Methylnaphthalene	142	6.084	6.084	(1.113)	1412442	40.0000	41.745
64	Hexachlorocyclopentadiene	237	6.137	6.137	(0.902)	768871	40.0000	43.797
65	1,2,4,5-Tetrachlorobenzene	216	6.137	6.137	(0.902)	861967	40.0000	41.406
66	2,4,6-Trichlorophenol	196	6.223	6.223	(0.914)	519012	40.0000	42.598
67	2,4,5-Trichlorophenol	196	6.249	6.249	(0.918)	515667	40.0000	40.167
209	1,1'-Biphenyl	154	6.362	6.362	(0.935)	1941441	40.0000	43.408
70	2-Chloronaphthalene	162	6.378	6.378	(0.937)	1509024	40.0000	42.975
73	2-Nitroaniline	65	6.447	6.447	(0.947)	475342	40.0000	42.453
76	Dimethylphthalate	163	6.591	6.591	(0.969)	1567475	40.0000	40.328
78	2,6-Dinitrotoluene	165	6.634	6.634	(0.975)	332987	40.0000	42.383
79	Acenaphthylene	152	6.693	6.693	(0.984)	2243091	40.0000	41.236
81	3-Nitroaniline	138	6.762	6.762	(0.994)	327285	40.0000	40.650 (M)
82	Acenaphthene	153	6.826	6.826	(1.003)	1398639	40.0000	41.034
83	2,4-Dinitrophenol	184	6.842	6.842	(1.005)	200945	40.0000	50.396
85	4-Nitrophenol	109	6.890	6.890	(1.013)	333233	40.0000	43.653
86	Dibenzofuran	168	6.960	6.960	(1.023)	2093797	40.0000	40.177
87	2,4-Dinitrotoluene	165	6.944	6.944	(1.020)	448454	40.0000	40.959
91	2,3,5,6-Tetrachlorophenol	232	7.024	7.024	(1.032)	511028	40.0000	43.127
88	2,3,4,6-Tetrachlorophenol	232	7.056	7.056	(1.037)	503715	40.0000	38.316
92	2-Naphthylamine	143	7.077	7.077	(1.040)	839761	40.0000	31.820
93	Diethylphthalate	149	7.131	7.131	(1.048)	1582026	40.0000	39.022
94	Fluorene	166	7.222	7.222	(1.061)	1657743	40.0000	39.765
95	4-Chlorophenyl-phenylether	204	7.222	7.222	(1.061)	924687	40.0000	38.938
96	4-Nitroaniline	138	7.227	7.227	(1.062)	343967	40.0000	42.775
98	4,6-Dinitro-2-methylphenol	198	7.254	7.254	(0.913)	297028	40.0000	48.270
99	N-Nitrosodiphenylamine (1)	169	7.307	7.307	(0.920)	1091984	40.0000	42.183
100	1,2-Diphenylhydrazine	77	7.339	7.339	(0.924)	2120859	40.0000	40.502
106	4-Bromophenyl-phenylether	248	7.596	7.596	(0.956)	584684	40.0000	41.011
107	Hexachlorobenzene	284	7.654	7.654	(0.964)	602862	40.0000	41.057
210	Atrazine	200	7.713	7.713	(0.971)	505260	40.0000	43.339
111	Pentachlorophenol	266	7.799	7.799	(0.982)	348399	40.0000	47.128
115	Phenanthrene	178	7.959	7.959	(1.002)	2509905	40.0000	38.718
116	Anthracene	178	8.002	8.002	(1.007)	2602254	40.0000	39.802
119	Carbazole	167	8.119	8.119	(1.022)	2059567	40.0000	39.491
120	Di-n-Butylphthalate	149	8.370	8.370	(1.054)	2740254	40.0000	41.762
123	Fluoranthene	202	8.872	8.872	(1.117)	2987042	40.0000	39.768
124	Benzidine	184	8.963	8.963	(0.899)	1154889	40.0000	48.959 (M)
125	Pyrene	202	9.049	9.049	(0.907)	3088570	40.0000	36.340 (M)
131	Butylbenzylphthalate	149	9.513	9.513	(0.954)	1209004	40.0000	38.966 (M)
135	3,3'-Dichlorobenzidine	252	9.930	9.930	(0.996)	1190158	40.0000	42.474 (M)
136	Benzo(a)Anthracene	228	9.962	9.962	(0.999)	3337327	40.0000	40.184 (M)
137	Chrysene	228	9.994	9.994	(1.002)	3141287	40.0000	39.252 (M)
139	bis(2-ethylhexyl)Phthalate	149	9.941	9.941	(0.997)	1814776	40.0000	39.532 (M)
140	Di-n-octylphthalate	149	10.454	10.454	(0.925)	3898075	40.0000	40.443
141	Benzo(b)fluoranthene	252	10.908	10.908	(0.965)	4753320	40.0000	40.745

Compounds	QUANT SIG MASS	RT	EXP RT	REL RT	RESPONSE	AMOUNTS CAL-AMT (NG)	AMOUNTS ON-COL (NG)
142 Benzo(k)fluoranthene	252	10.929	10.929	(0.967)	4625347	40.0000	37.008
143 7,12-dimethylbenz[a]anthracen	256	10.892	10.892	(0.964)	1999206	40.0000	38.890
146 Benzo(a)pyrene	252	11.244	11.244	(0.995)	3732619	40.0000	40.306
149 Indeno(1,2,3-cd)pyrene	276	12.655	12.655	(1.120)	4333535	40.0000	40.582
150 Dibenz(a,h)anthracene	278	12.665	12.665	(1.121)	3592096	40.0000	40.223
151 Benzo(g,h,i)perylene	276	13.061	13.061	(1.155)	3775425	40.0000	40.662
$ 154 Nitrobenzene-d5	82	4.914	4.914	(0.899)	884619	40.0000	41.374
$ 155 2-Fluorobiphenyl	172	6.287	6.287	(0.924)	1663250	40.0000	42.228
$ 156 Terphenyl-d14	244	9.156	9.156	(0.918)	2186393	40.0000	37.536(M)
$ 157 Phenol-d5	99	4.230	4.230	(0.942)	842542	40.0000	41.484
$ 158 2-Fluorophenol	112	3.466	3.466	(0.772)	667195	40.0000	41.299
$ 159 2,4,6-Tribromophenol	330	7.409	7.409	(0.933)	259295	40.0000	43.943
$ 186 2-Chlorophenol-d4	132	4.316	4.316	(0.961)	742262	40.0000	41.776
$ 187 1,2-Dichlorobenzene-d4	152	4.609	4.609	(1.026)	528668	40.0000	39.070

QC Flag Legend

M - Compound response manually integrated.
H - Operator selected an alternate compound hit.

Data File Name: V1110IC6.D
Inj. Date and Time: 10-NOV-2010 08:39
Instrument ID: 731.i
Client ID: SSTD40
Compound Name: Benzoic Acid
CAS #: 65-85-0

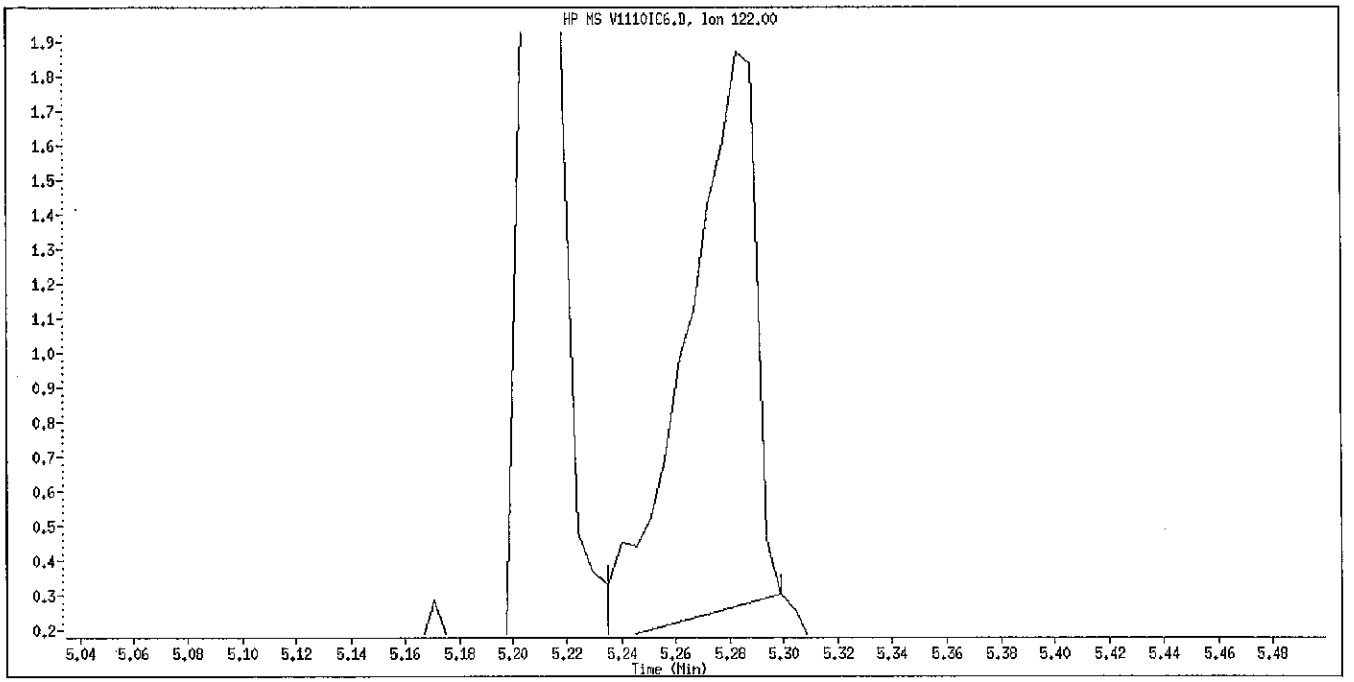

Original Integration

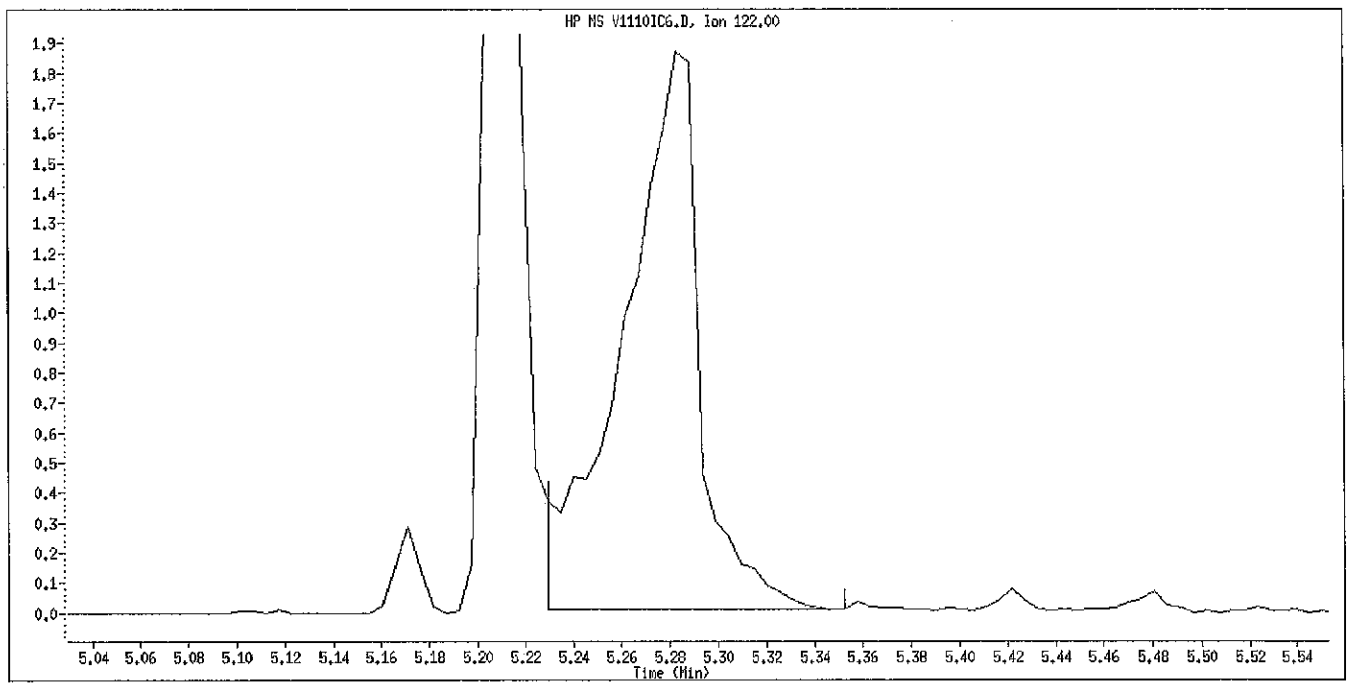

Manual Integration

Manually Integrated By: piccolinov
Manual Integration Reason: Peak Not Found

Data File Name: V1110IC6.D
Inj. Date and Time: 10-NOV-2010 08:39
Instrument ID: 731.i
Client ID: SSTD40
Compound Name: Caprolactam
CAS #: 105-60-2

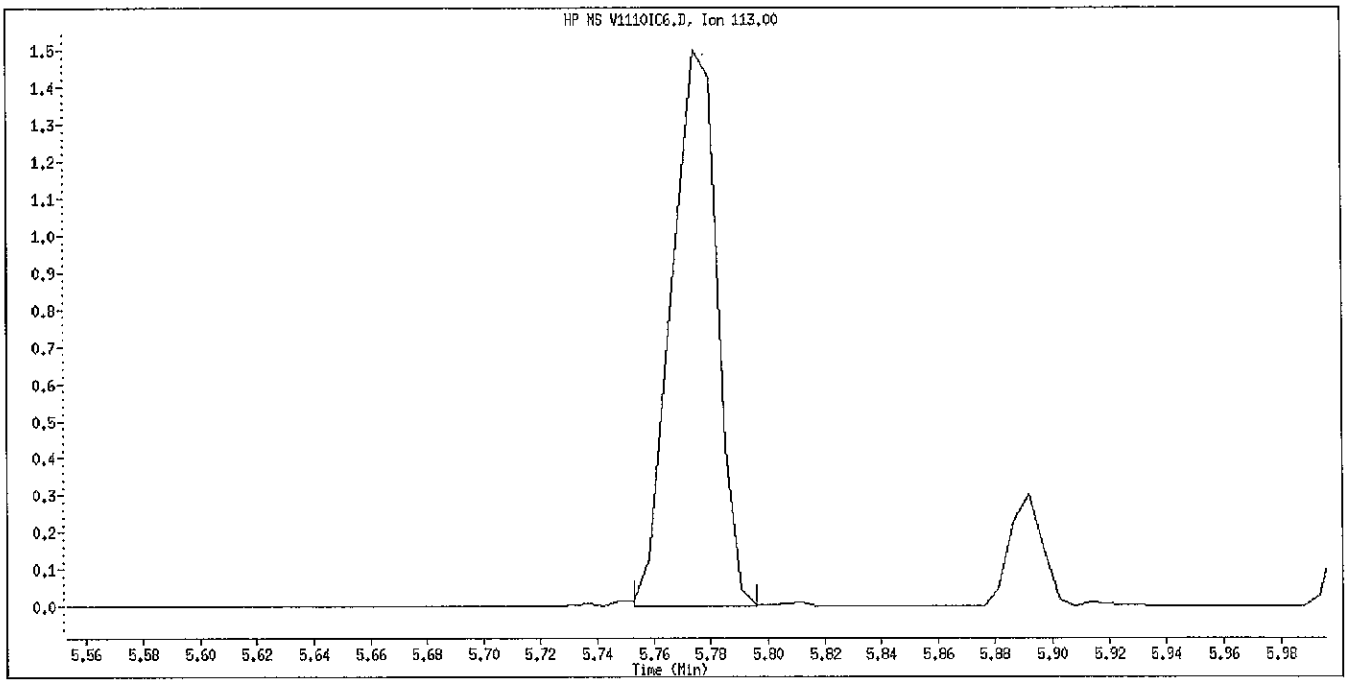

Original Integration

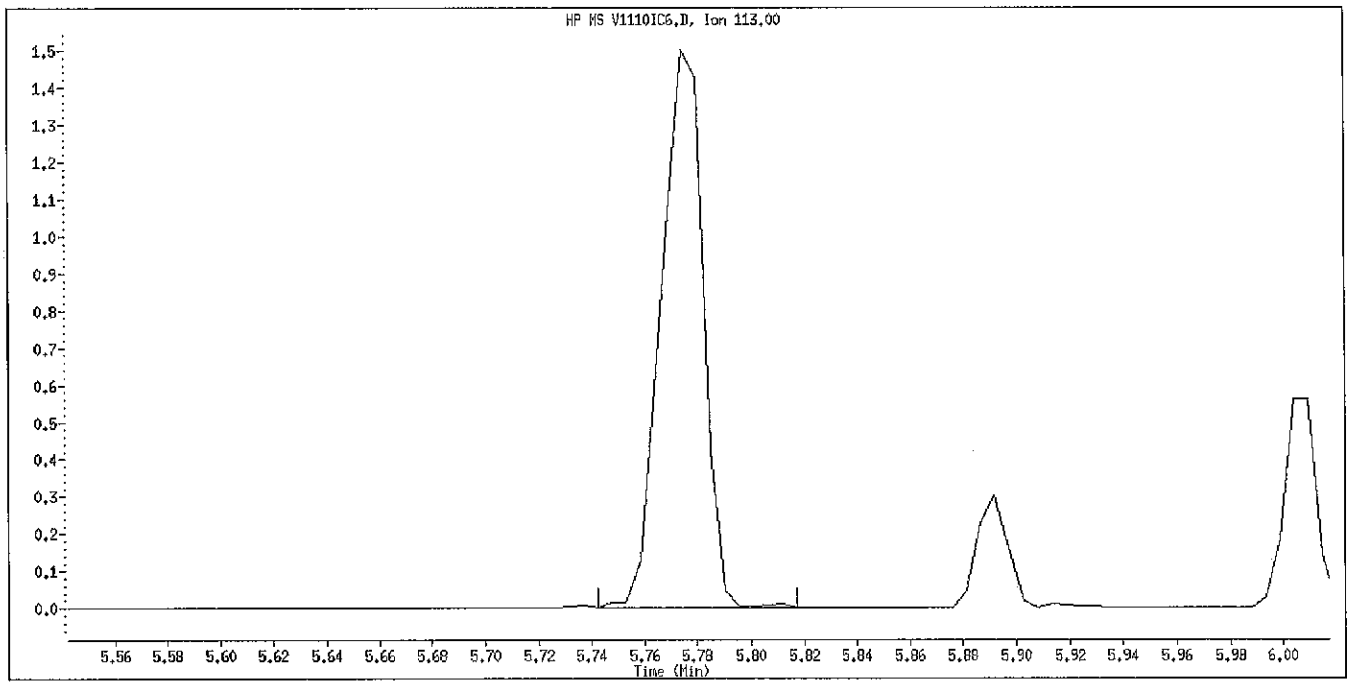

Manual Integration

Manually Integrated By: piccolinov
Manual Integration Reason: Peak Not Found

Data File Name: V1110IC6.D
Inj. Date and Time: 10-NOV-2010 08:39
Instrument ID: 731.i
Client ID: SSTD40
Compound Name: 3-Nitroaniline
CAS #: 99-09-2

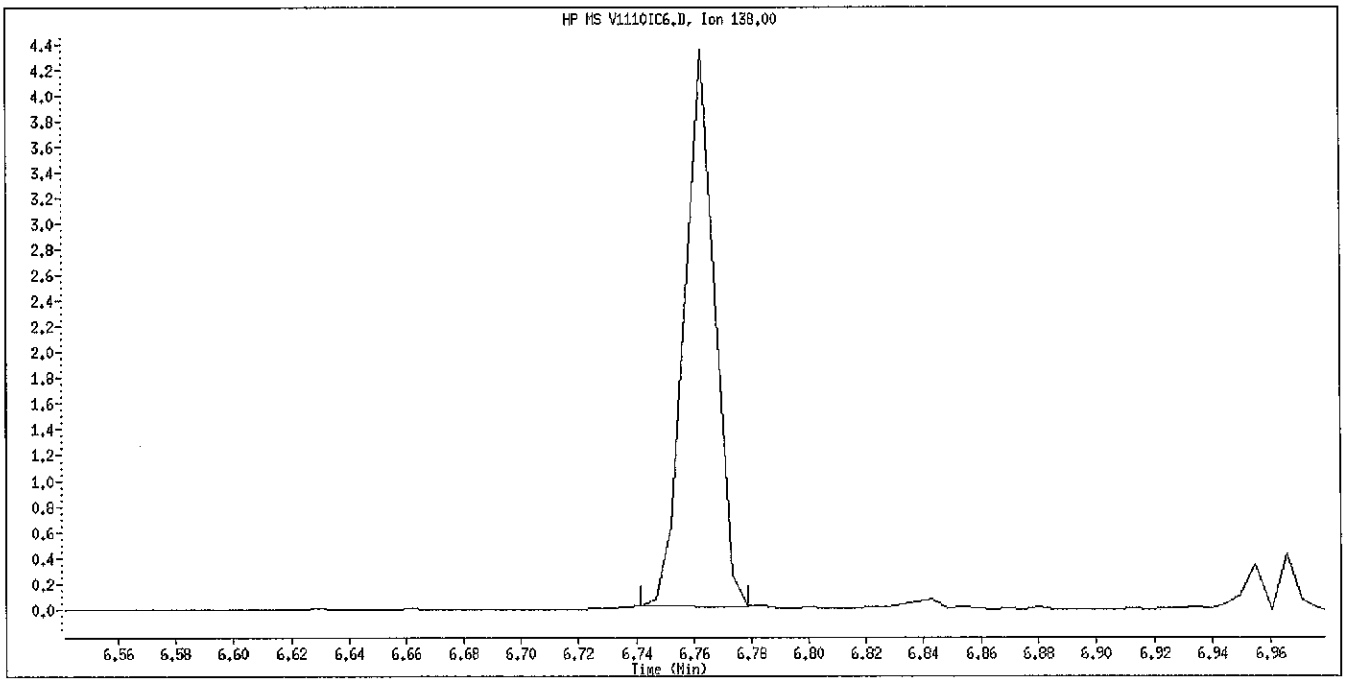

Original Integration

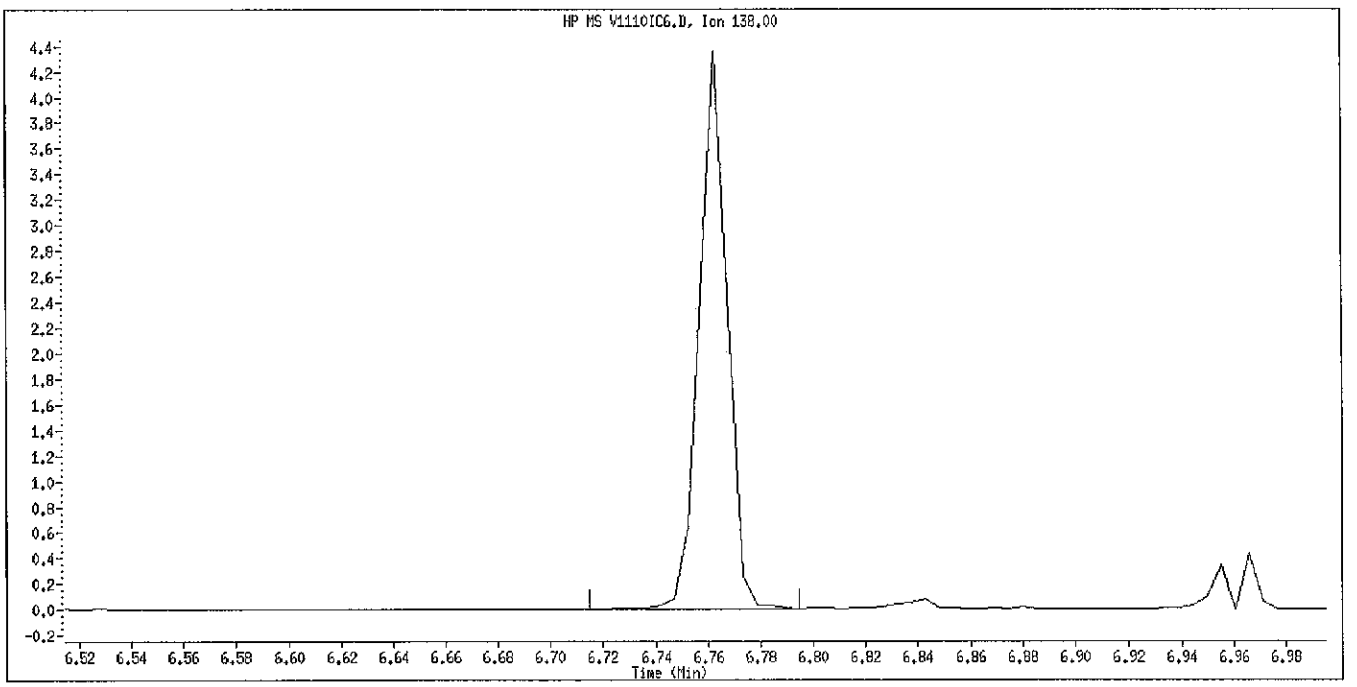

Manual Integration

Manually Integrated By: piccolinov
Manual Integration Reason: Poor Chromatography

Data File Name: V1110IC6.D
Inj. Date and Time: 10-NOV-2010 08:39
Instrument ID: 731.i
Client ID: SSTD40
Compound Name: Benzidine
CAS #: 92-87-5

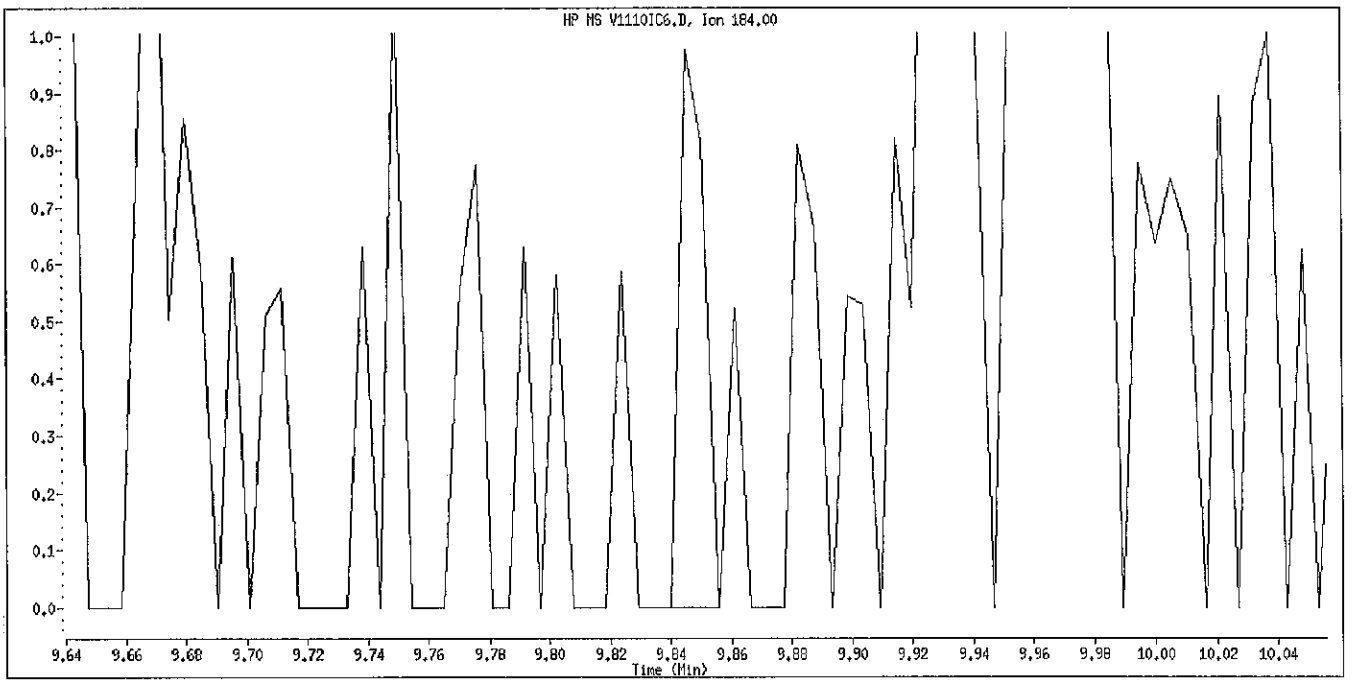

Original Integration

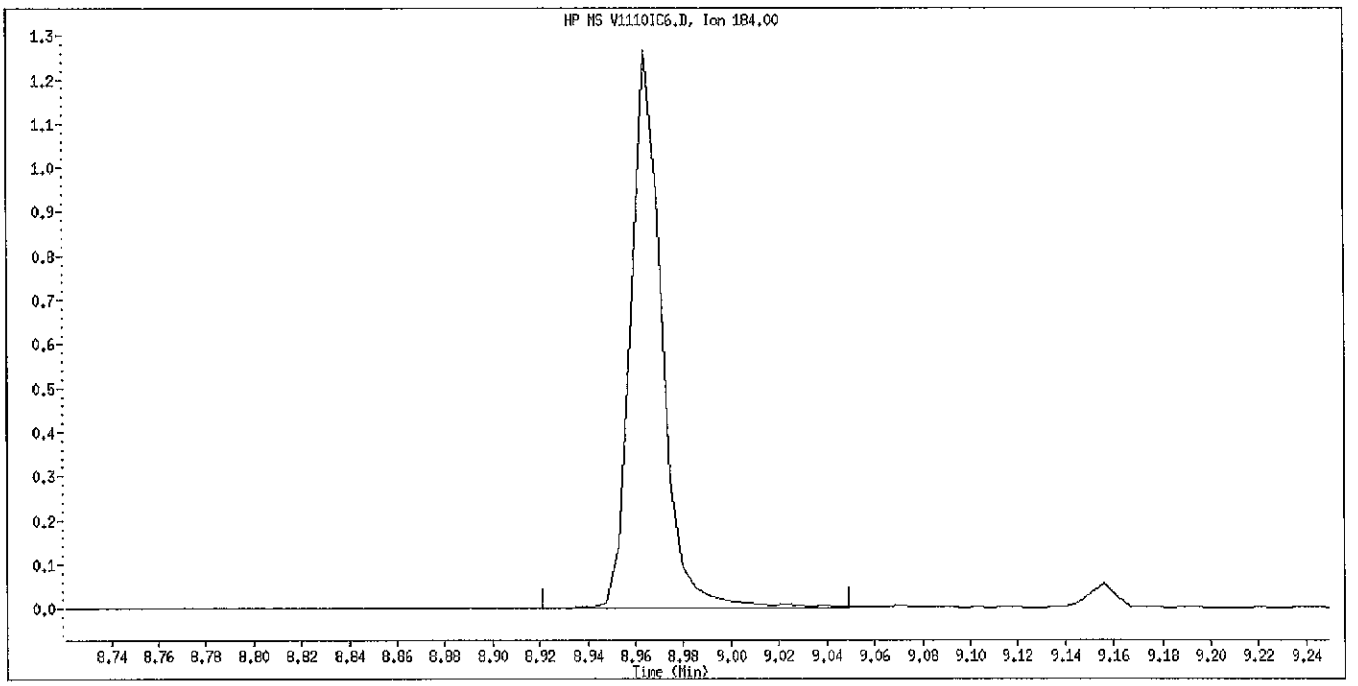

Manual Integration

Manually Integrated By: piccolinov
Manual Integration Reason: Peak Not Found

Data File Name: V1110IC6.D
Inj. Date and Time: 10-NOV-2010 08:39
Instrument ID: 731.i
Client ID: SSTD40
Compound Name: Pyrene
CAS #: 129-00-0

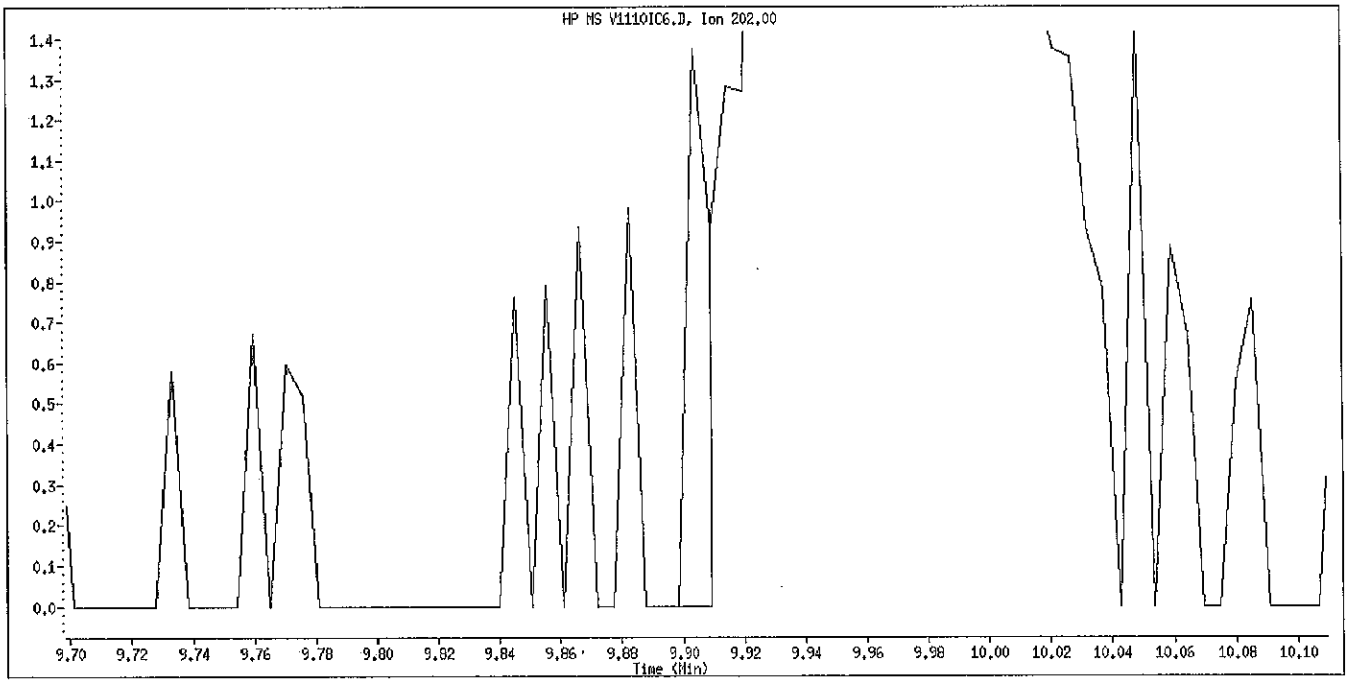

Original Integration

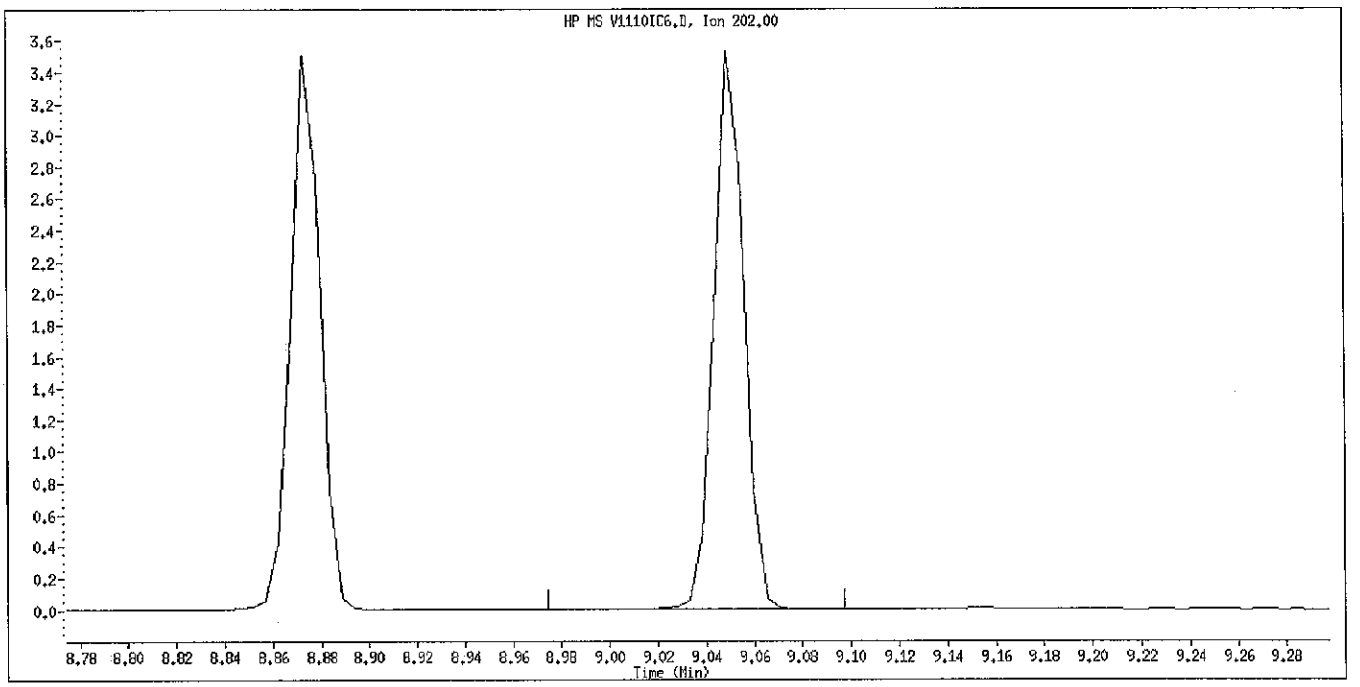

Manual Integration

Manually Integrated By: piccolinov
Manual Integration Reason: Peak Not Found

Data File Name: V1110IC6.D
Inj. Date and Time: 10-NOV-2010 08:39
Instrument ID: 731.i
Client ID: SSTD40
Compound Name: Terphenyl-d14
CAS #: 1718-51-0

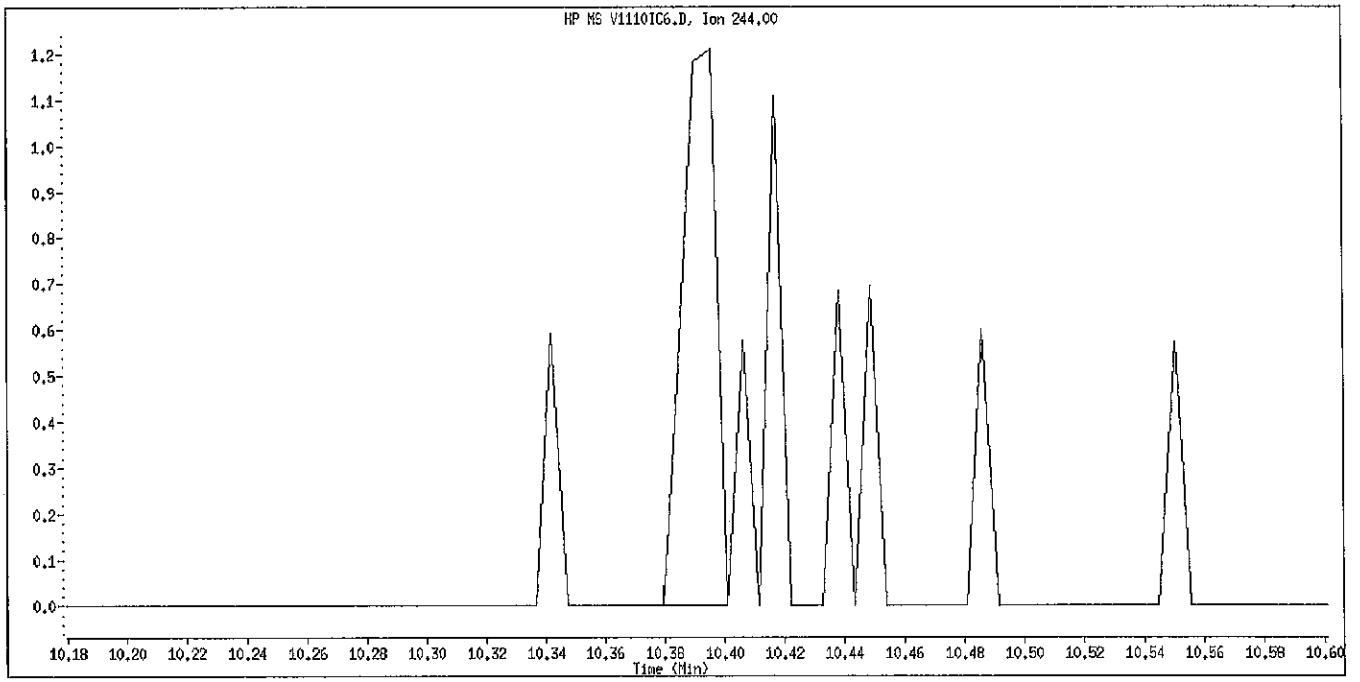

Original Integration

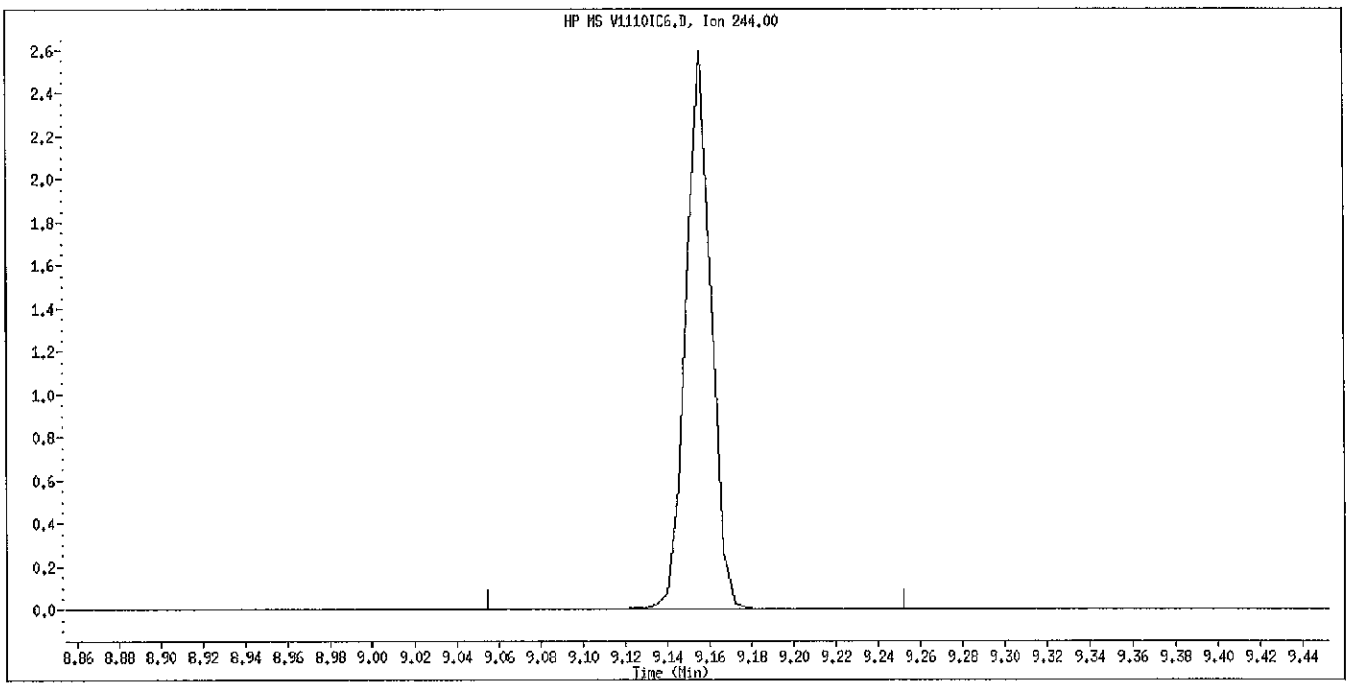

Manual Integration

Manually Integrated By: piccolinov
Manual Integration Reason: Peak Not Found

Data File Name: V1110IC6.D
Inj. Date and Time: 10-NOV-2010 08:39
Instrument ID: 731.i
Client ID: SSTD40
Compound Name: Butylbenzylphthalate
CAS #: 85-68-7

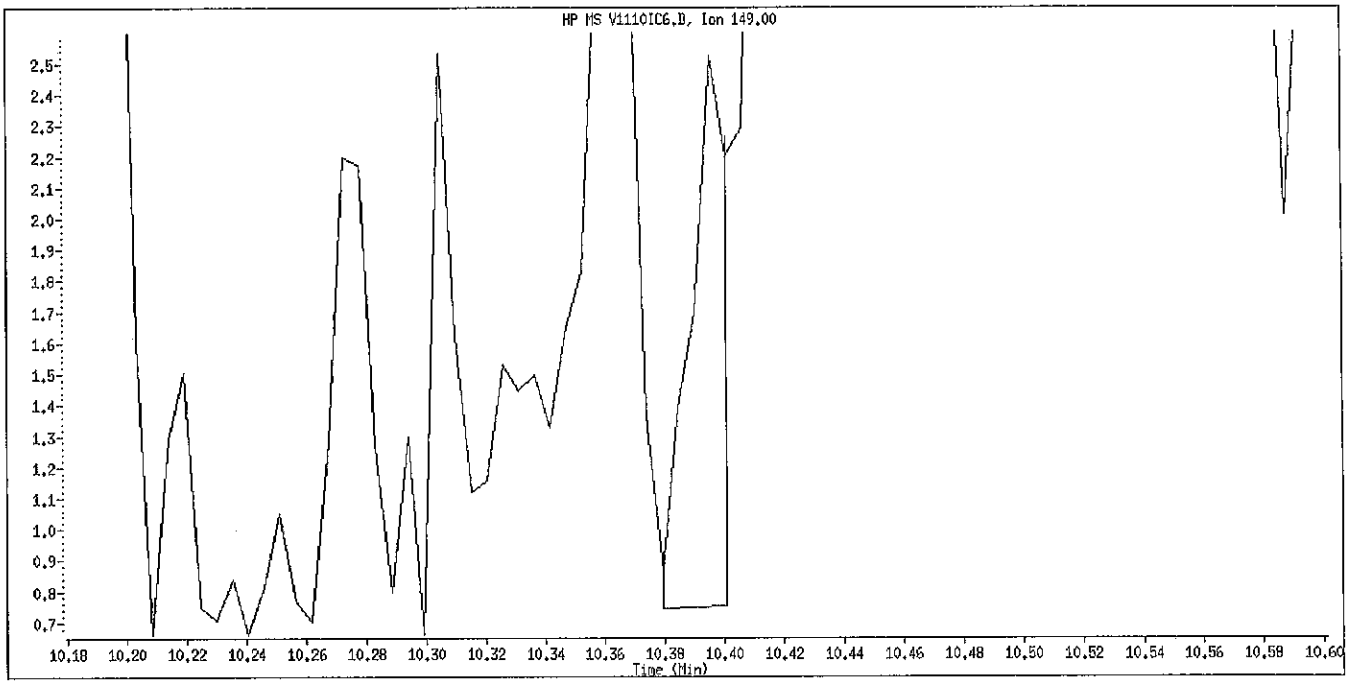

Original Integration

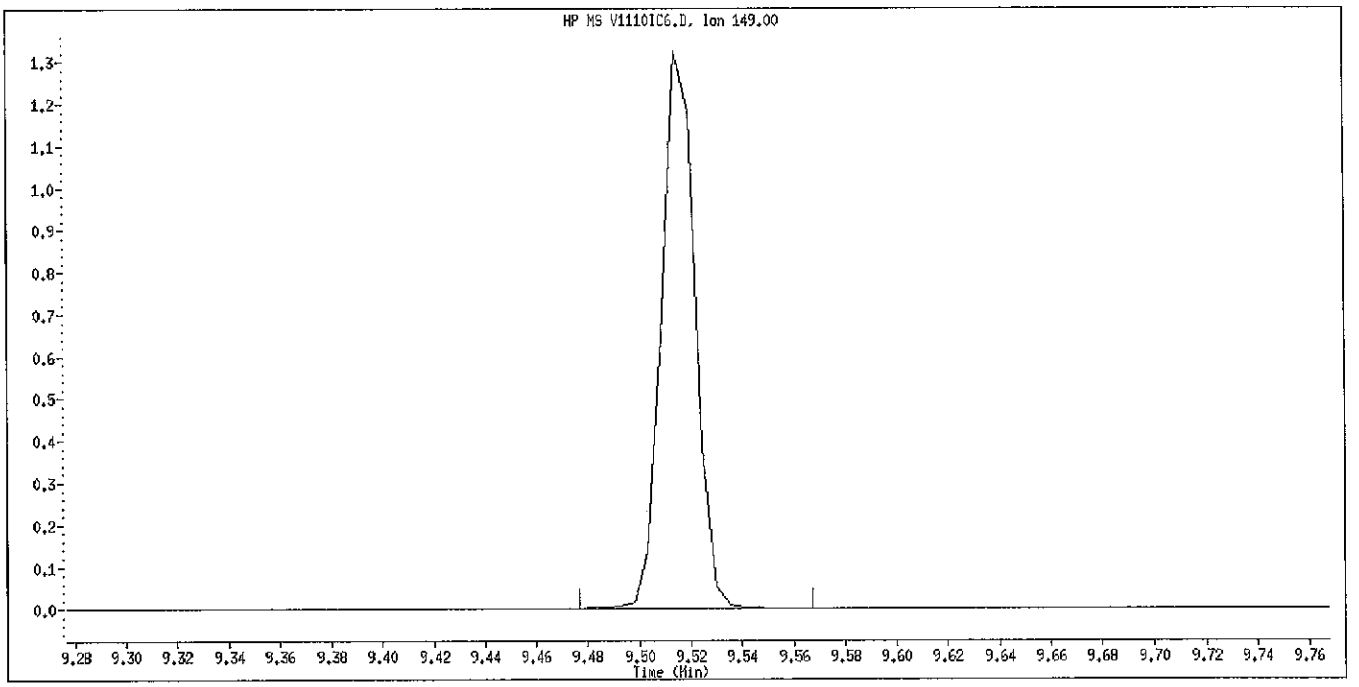

Manual Integration

Manually Integrated By: piccolinov
Manual Integration Reason: Peak Not Found

Data File Name: V1110IC6.D
Inj. Date and Time: 10-NOV-2010 08:39
Instrument ID: 731.i
Client ID: SSTD40
Compound Name: 3,3'-Dichlorobenzidine
CAS #: 91-94-1

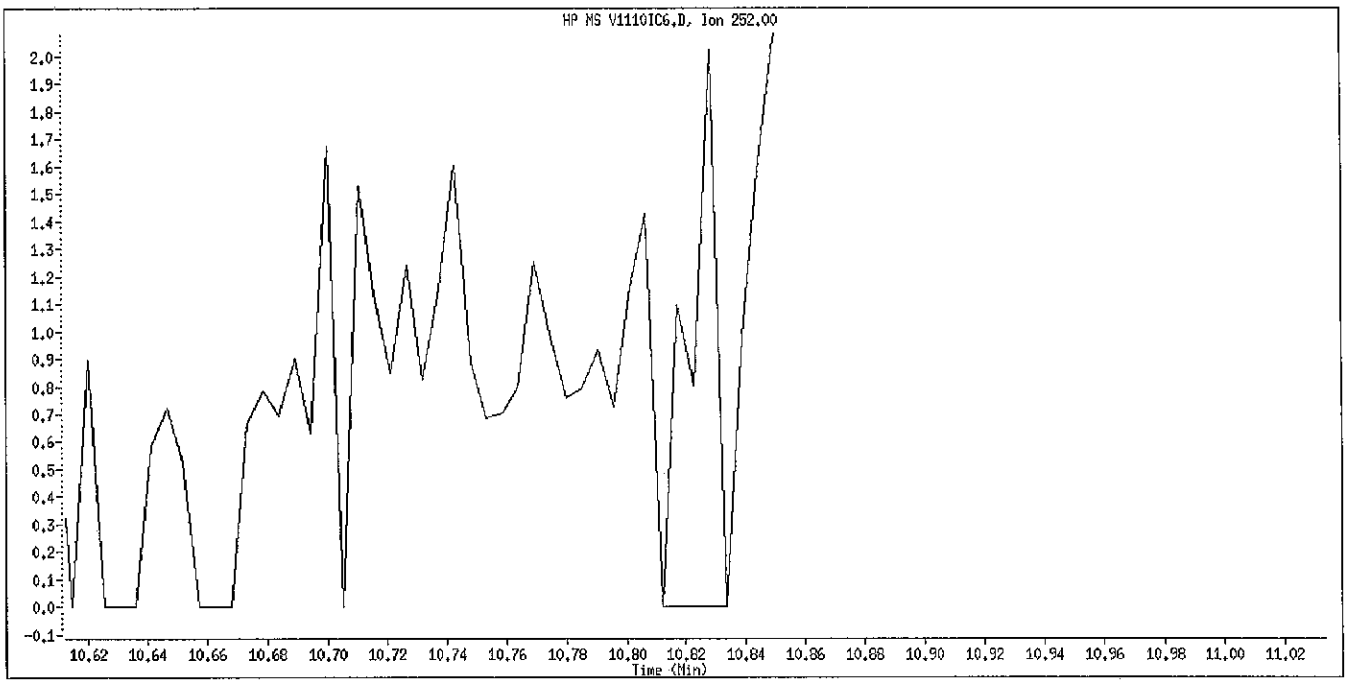

Original Integration

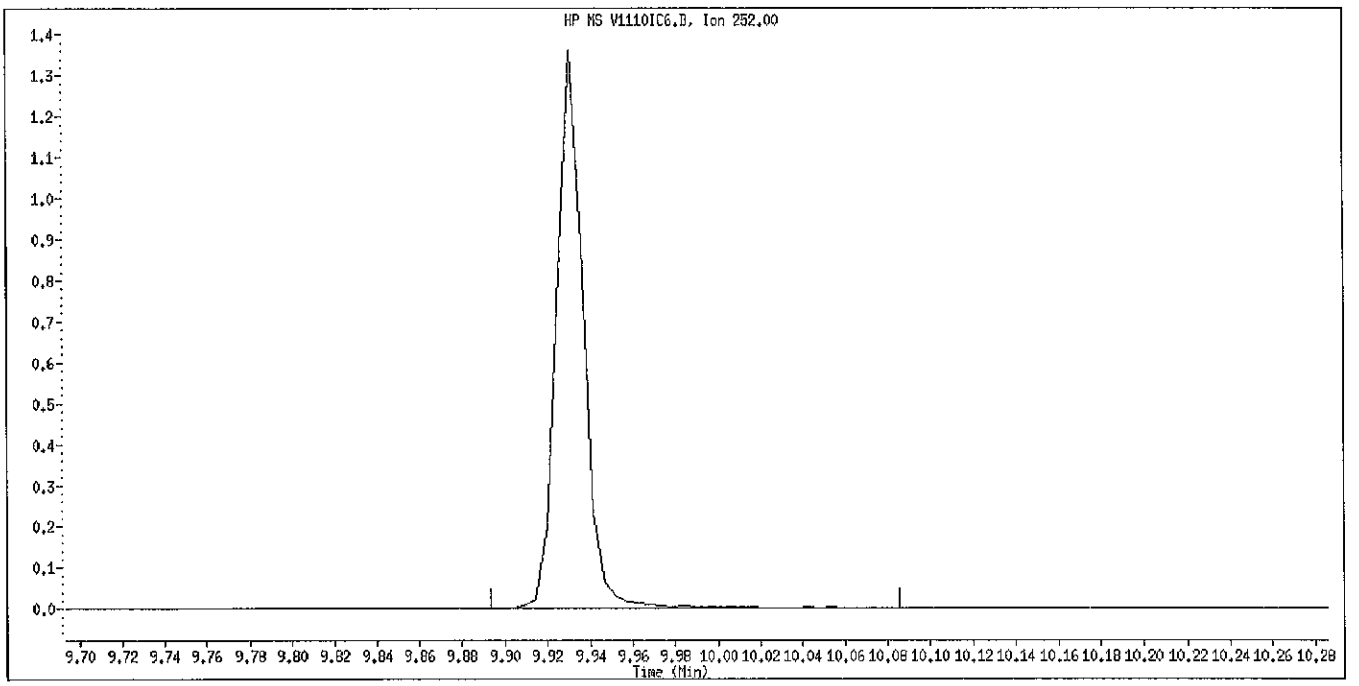

Manual Integration

Manually Integrated By: piccolinov
Manual Integration Reason: Peak Not Found

Data File Name: V1110IC6.D
Inj. Date and Time: 10-NOV-2010 08:39
Instrument ID: 731.i
Client ID: SSTD40
Compound Name: bis(2-ethylhexyl)Phthalate
CAS #: 117-81-7

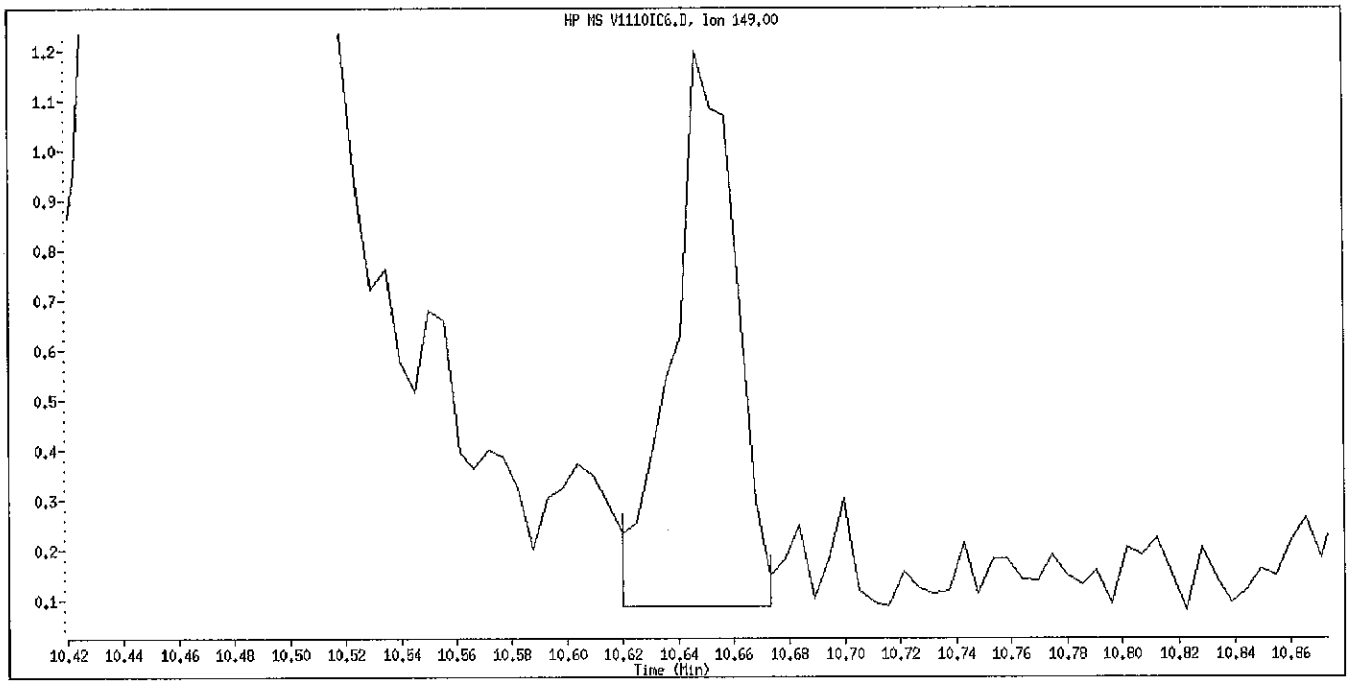

Original Integration

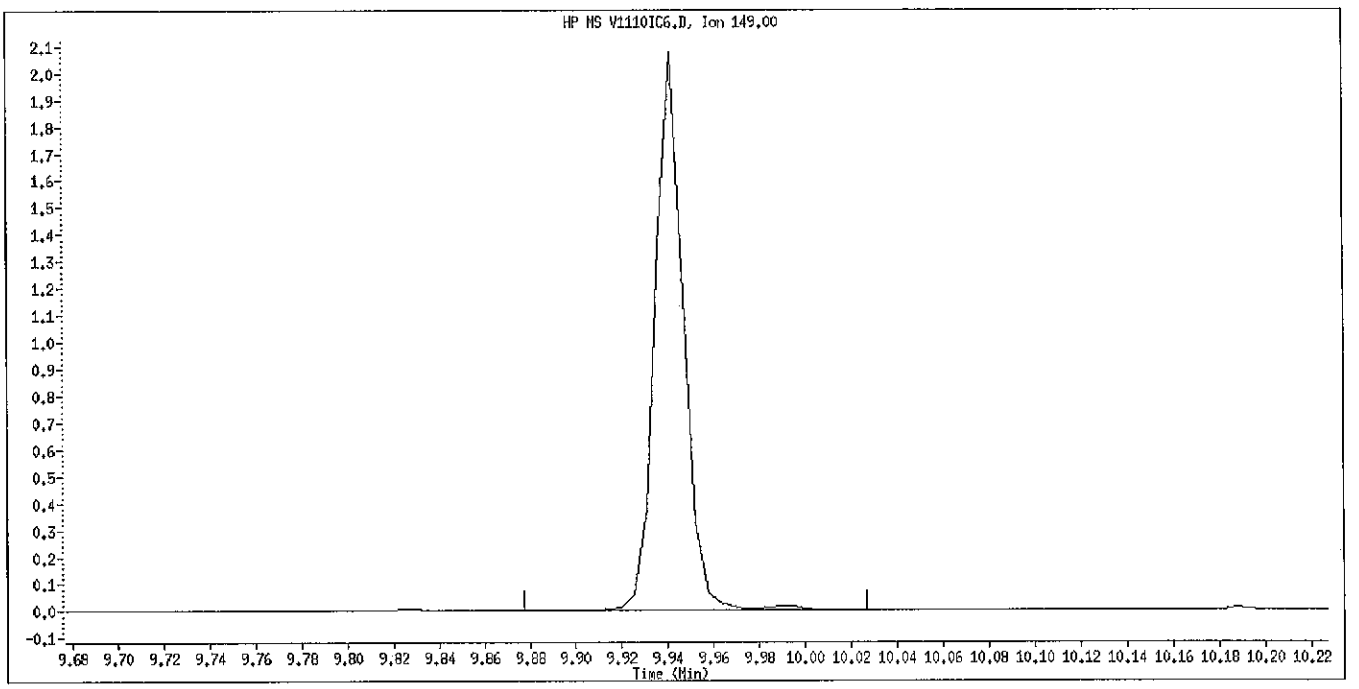

Manual Integration

Manually Integrated By: piccolinov
Manual Integration Reason: Peak Not Found

Data File Name: V1110IC6.D
Inj. Date and Time: 10-NOV-2010 08:39
Instrument ID: 731.i
Client ID: SSTD40
Compound Name: Benzo(a)Anthracene
CAS #: 56-55-3

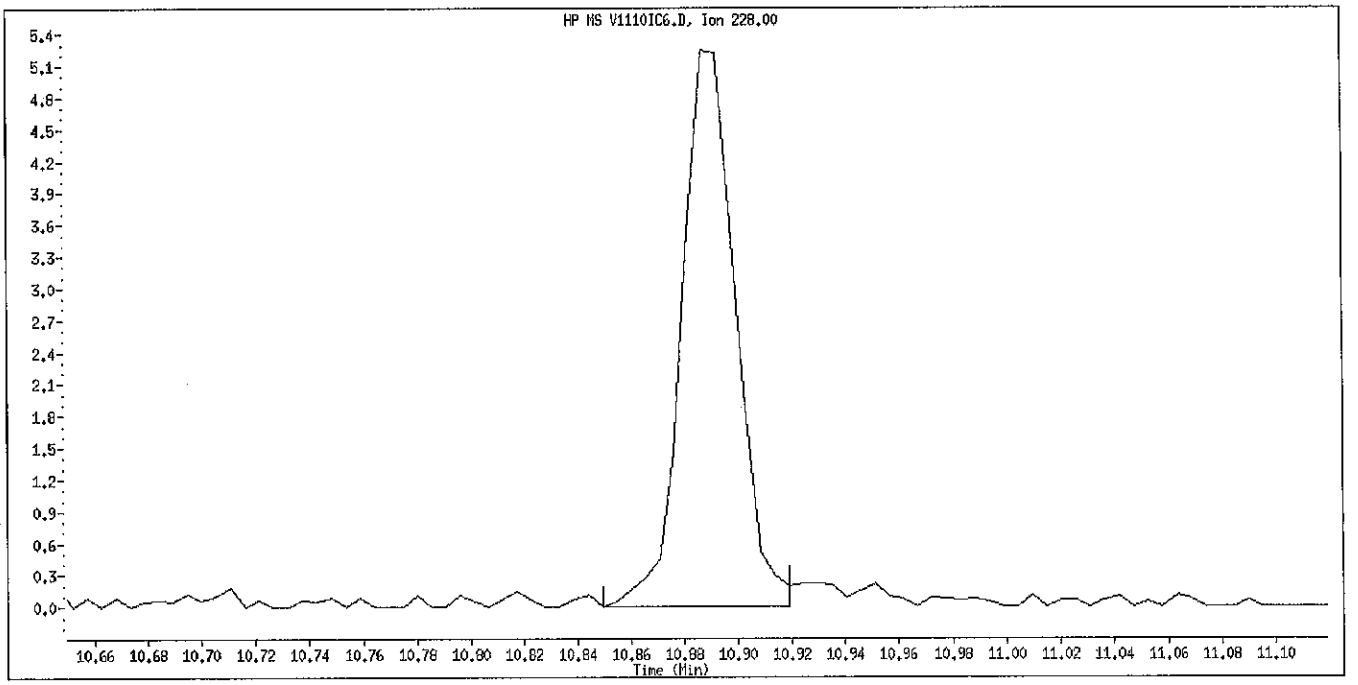

Original Integration

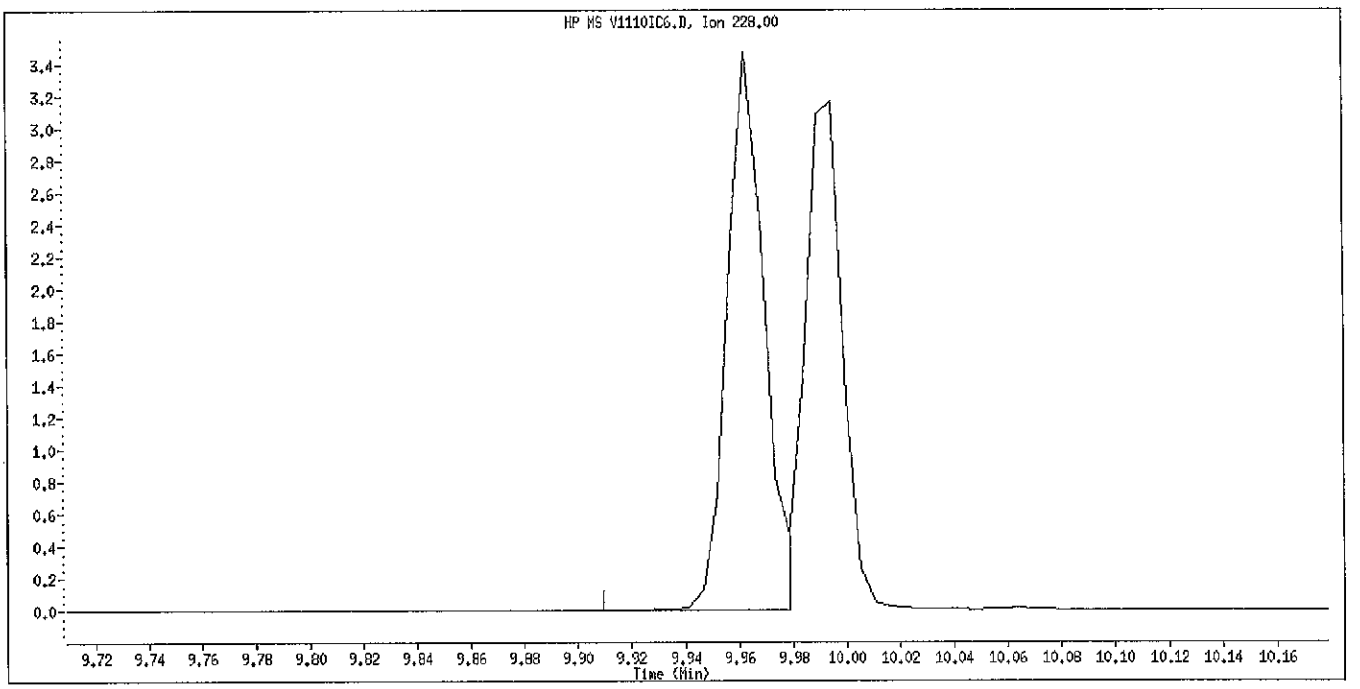

Manual Integration

Manually Integrated By: piccolinov
Manual Integration Reason: Peak Not Found

Data File Name: V1110IC6.D
Inj. Date and Time: 10-NOV-2010 08:39
Instrument ID: 731.i
Client ID: SSTD40
Compound Name: Chrysene-d12
CAS #: 1719-03-5

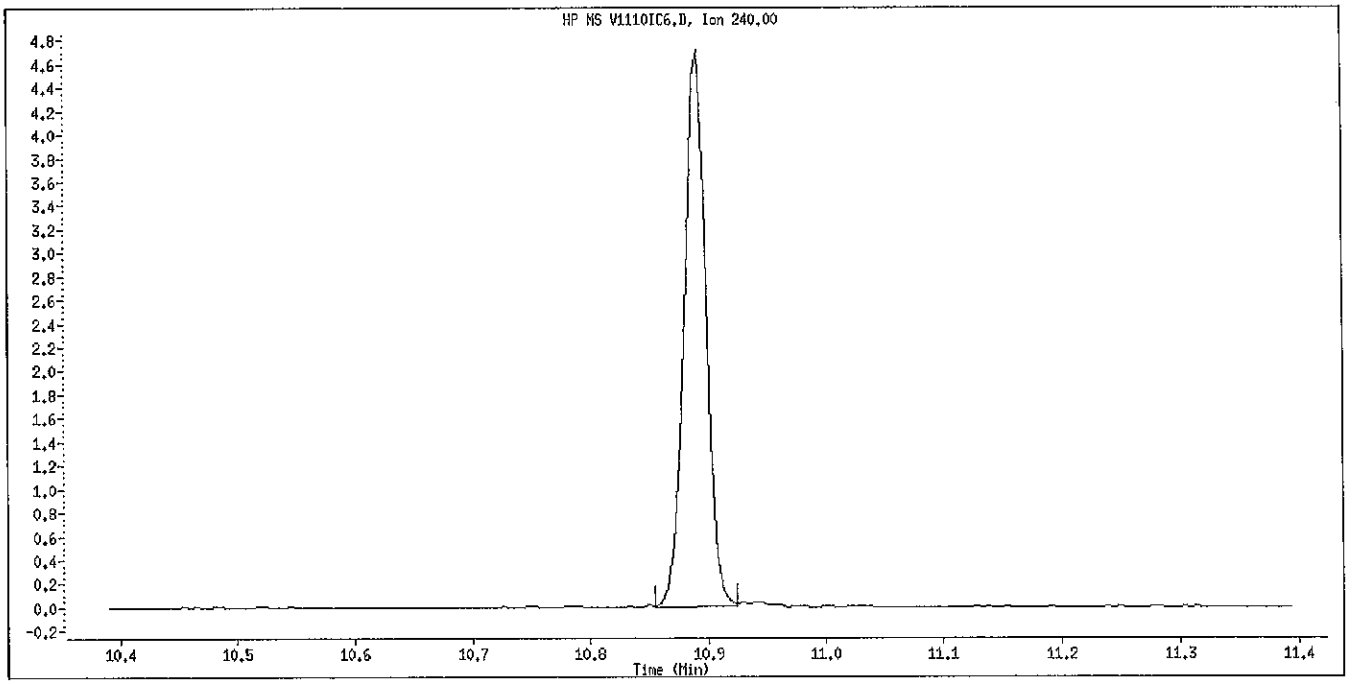

Original Integration

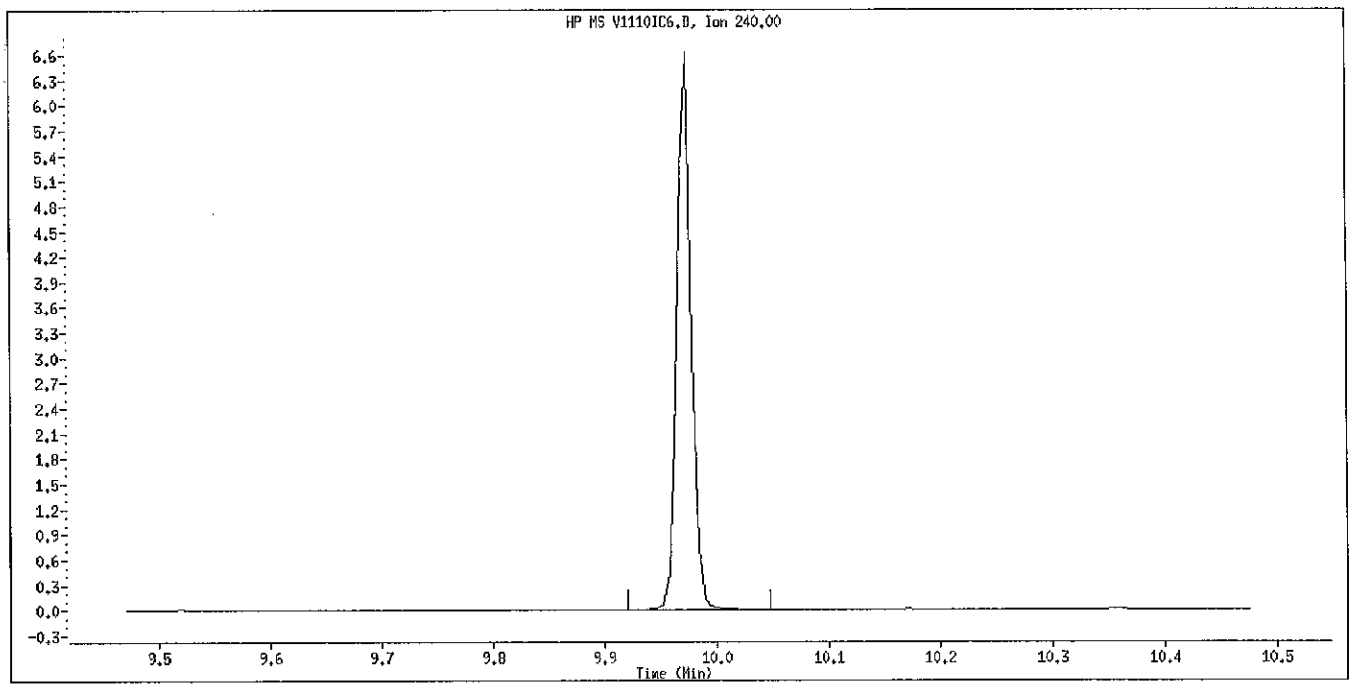

Manual Integration

Manually Integrated By: piccolinov
Manual Integration Reason: Peak Not Found

Data File Name: V1110IC6.D
Inj. Date and Time: 10-NOV-2010 08:39
Instrument ID: 731.i
Client ID: SSTD40
Compound Name: Chrysene
CAS #: 218-01-9

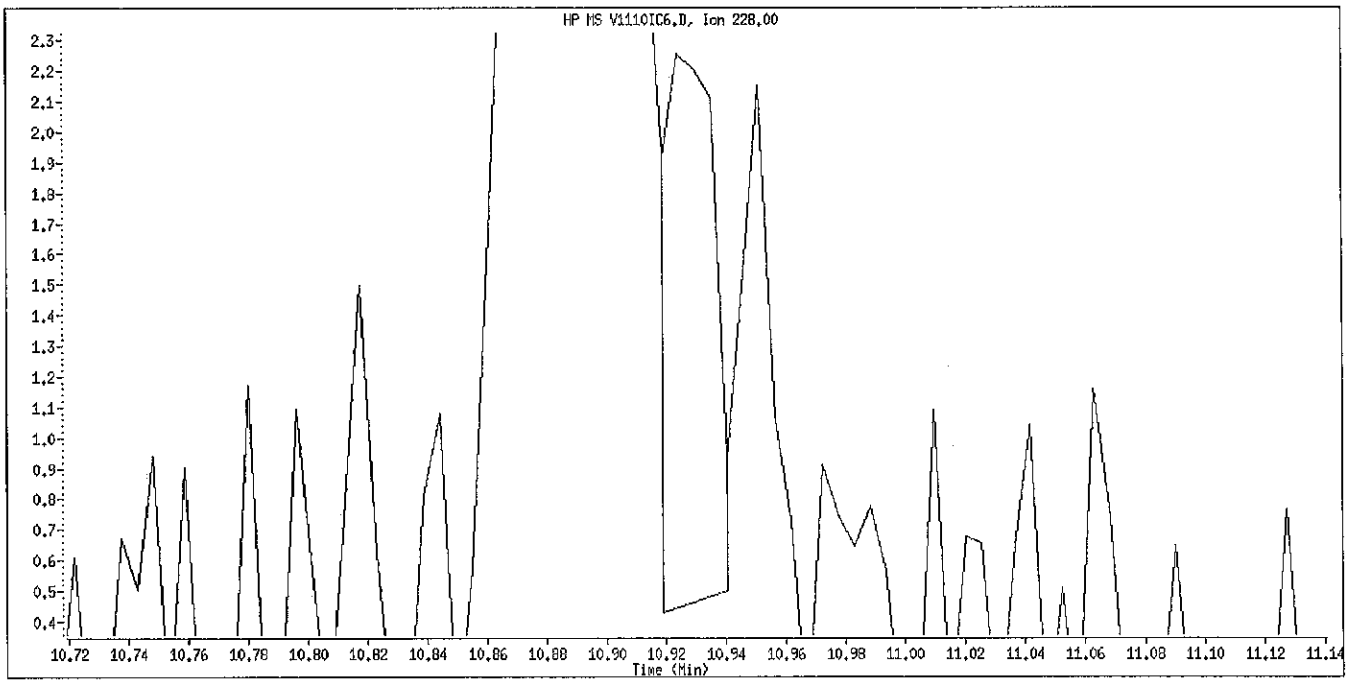

Original Integration

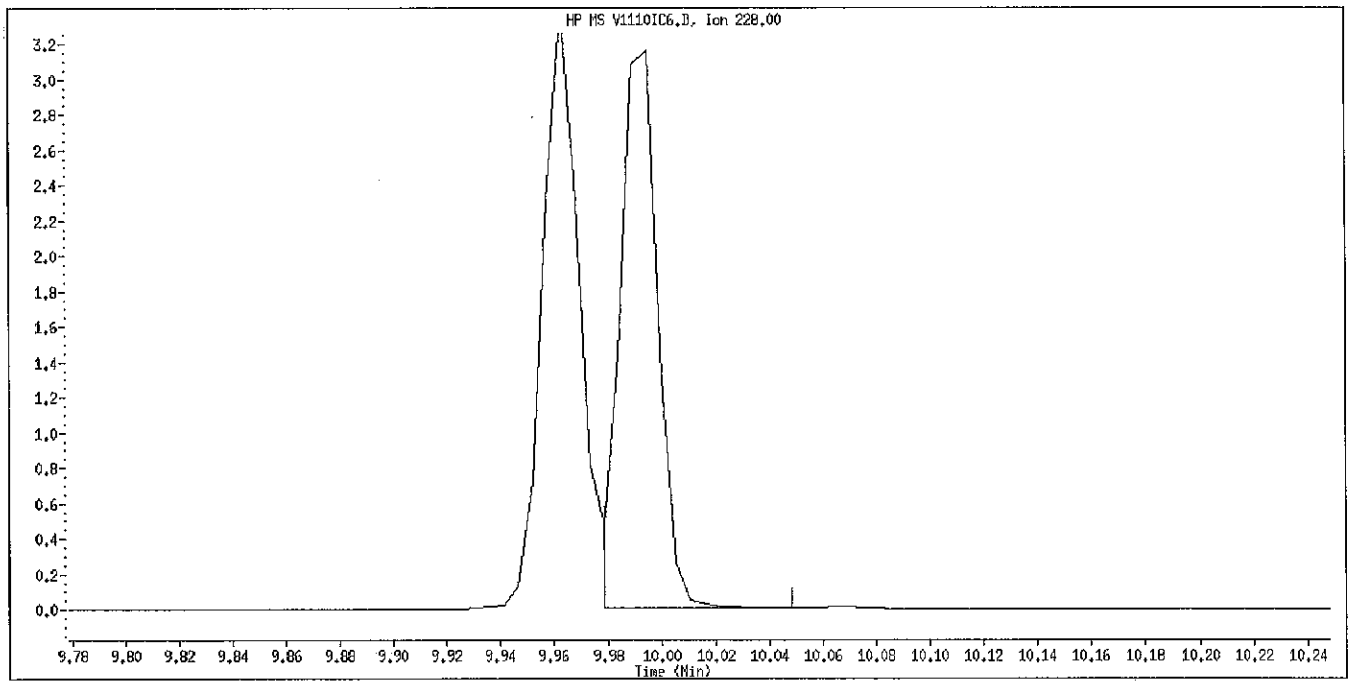

Manual Integration

Manually Integrated By: piccolinov
Manual Integration Reason: Peak Not Found

Data File: \\PITSVR06\D\chem\731.i\V111010.b\V1110IC7.D
Date : 10-NOV-2010 09:00
Client ID: SSTD60
Sample Info: SSTD60(30ug/mL) BNA0666-10 8270c/d

Instrument: 731.i
Operator: 003200
Column diameter: 0.32

Column phase: DB5-MS

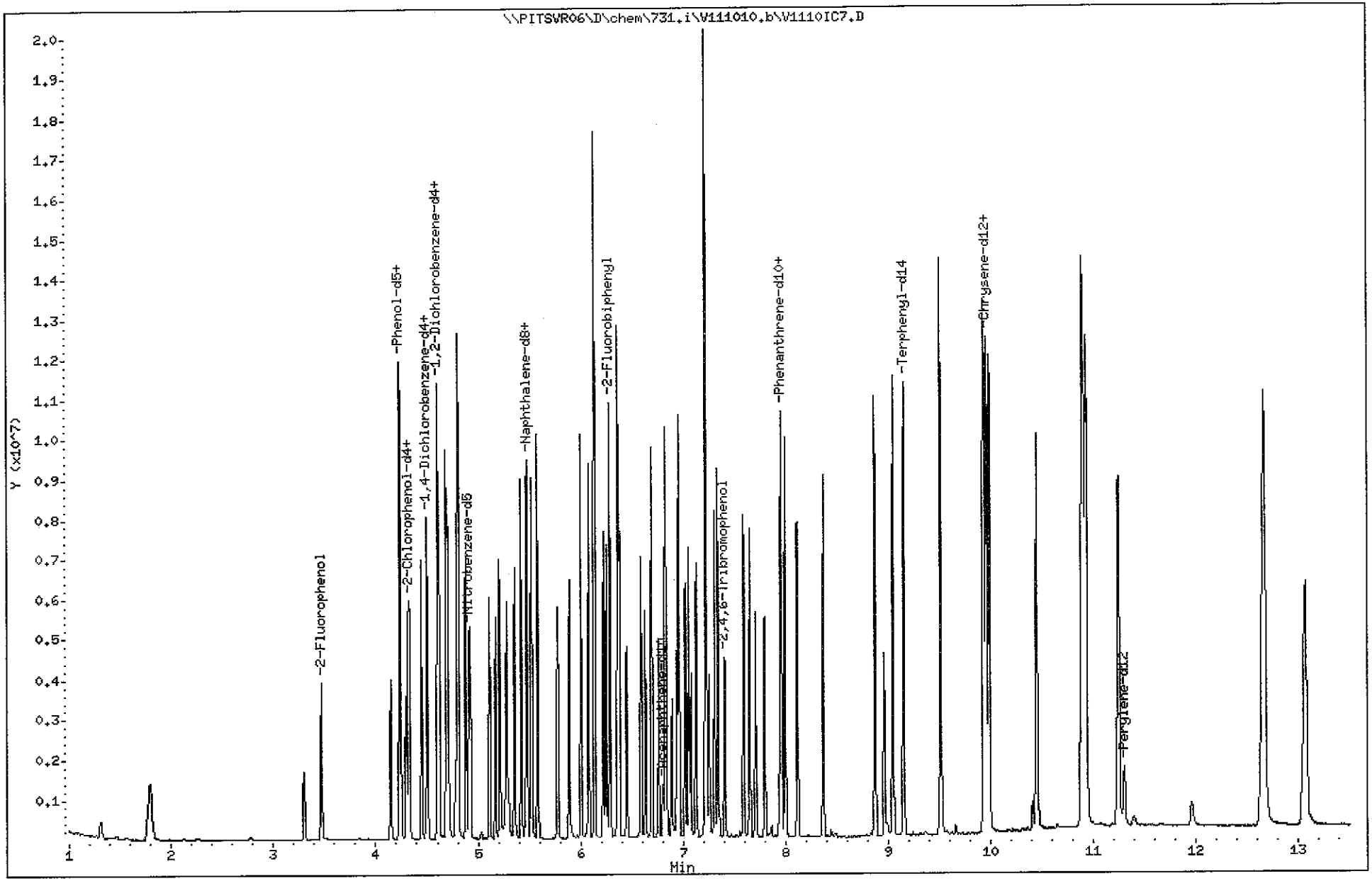

TestAmerica Pittsburgh

Semivolatile REPORT SW-846 Method 8270

Data file : \\PITSVR06\D\chem\731.i\V111010.b\V1110IC7.D
Lab Smp Id: SSTD60 Client Smp ID: SSTD60
Inj Date : 10-NOV-2010 09:00
Operator : 003200 Inst ID: 731.i
Smp Info : SSTD60(30ug/mL) BNA0666-10 8270c/d
Misc Info : SSTD60,V111010.b,8270ll.m,padepi.sub,1,7
Comment :
Method : \\PITSVR06\D\chem\731.i\V111010.b\8270ll.m
Meth Date : 10-Nov-2010 09:21 piccolinov Quant Type: ISTD
Cal Date : 10-NOV-2010 09:00 Cal File: V1110IC7.D
Als bottle: 96 Calibration Sample, Level: 7
Dil Factor: 1.00000
Integrator: HP RTE Compound Sublist: padepi.sub
Target Version: 4.14
Processing Host: PITPC-502

	Compounds	QUANT SIG MASS	RT	EXP RT	REL RT	RESPONSE	AMOUNTS CAL-AMT (NG)	ON-COL (NG)	
* 1	1,4-Dichlorobenzene-d4	152	4.494	4.494	(1.000)	110988	8.00000		
* 2	Naphthalene-d8	136	5.467	5.467	(1.000)	391389	8.00000		
* 3	Acenaphthene-d10	164	6.808	6.808	(1.000)	249831	8.00000		
* 4	Phenanthrene-d10	188	7.945	7.945	(1.000)	447072	8.00000		
* 5	Chrysene-d12	240	9.975	9.975	(1.000)	588415	8.00000		(MH)
* 6	Perylene-d12	264	11.306	11.306	(1.000)	786360	8.00000		
198	1,4-Dioxane	88	1.305	1.305	(0.290)	314076	60.0000	53.588	(M)
10	N-Nitrosodimethylamine	74	1.770	1.770	(0.394)	478611	60.0000	63.159	
9	Pyridine	79	1.791	1.791	(0.399)	948853	60.0000	57.881	
16	Methyl methanesulfonate	80	3.298	3.298	(0.734)	612356	60.0000	55.096	
206	Benzaldehyde	77	4.147	4.147	(0.923)	680321	60.0000	48.062	
21	Aniline	93	4.238	4.238	(0.943)	1735597	60.0000	61.121	
22	Phenol	94	4.243	4.243	(0.944)	1493719	60.0000	60.248	
23	bis(2-Chloroethyl)ether	93	4.297	4.297	(0.956)	919147	60.0000	60.048	
24	2-Chlorophenol	128	4.334	4.334	(0.964)	1134227	60.0000	58.543	
26	1,3-Dichlorobenzene	146	4.452	4.452	(0.990)	1349218	60.0000	60.037	
27	1,4-Dichlorobenzene	146	4.505	4.505	(1.002)	1369596	60.0000	59.020	
28	1,2-Dichlorobenzene	146	4.623	4.623	(1.029)	1299035	60.0000	61.324	
217	Indene	116	4.692	4.692	(1.044)	1995046	60.0000	61.400	
29	Benzyl Alcohol	108	4.607	4.607	(1.025)	711685	60.0000	72.320	
30	2-Methylphenol	108	4.703	4.703	(1.046)	988475	60.0000	57.771	
31	2,2'-oxybis(1-Chloropropane)	45	4.708	4.708	(1.048)	1111389	60.0000	57.469	
37	Acetophenone	105	4.804	4.804	(1.069)	1528067	60.0000	58.207	
32	N-Nitroso-di-n-propylamine	70	4.810	4.810	(1.070)	813098	60.0000	59.325	
192	4-Methylphenol	108	4.815	4.815	(1.071)	995954	60.0000	60.216	
34	Hexachloroethane	117	4.884	4.884	(1.087)	630450	60.0000	60.368	
35	Nitrobenzene	77	4.932	4.932	(0.902)	1302295	60.0000	60.720	
36	N-Nitrosopyrrolidine	100	4.783	4.783	(1.064)	430269	60.0000	57.373	
41	Isophorone	82	5.114	5.114	(0.936)	2054219	60.0000	59.906	
42	2-Nitrophenol	139	5.173	5.173	(0.946)	589963	60.0000	65.178	
43	2,4-Dimethylphenol	107	5.210	5.210	(0.953)	1225073	60.0000	62.896	
44	bis(2-Chloroethoxy)methane	93	5.280	5.280	(0.966)	1185077	60.0000	60.234	
48	2,4-Dichlorophenol	162	5.360	5.360	(0.980)	958496	60.0000	61.986	

	Compounds	QUANT SIG MASS	RT	EXP RT	REL RT	RESPONSE	AMOUNTS CAL-AMT (NG)	ON-COL (NG)
49	Benzoic Acid	122	5.301	5.301	(0.970)	576197	60.0000	65.094 (M)
50	1,2,4-Trichlorobenzene	180	5.424	5.424	(0.992)	1214710	60.0000	64.427
51	Naphthalene	128	5.483	5.483	(1.003)	3395237	60.0000	65.482
52	4-Chloroaniline	127	5.520	5.520	(1.010)	1285801	60.0000	60.733
54	2,6-Dichlorophenol	162	5.531	5.531	(1.012)	980683	60.0000	64.072
56	Hexachlorobutadiene	225	5.584	5.584	(1.021)	884068	60.0000	62.252
208	Caprolactam	113	5.787	5.787	(1.059)	240546	60.0000	62.866
59	4-Chloro-3-Methylphenol	107	5.894	5.894	(1.078)	936674	60.0000	58.786
62	2-Methylnaphthalene	142	6.006	6.006	(1.099)	2214292	60.0000	63.075
63	1-Methylnaphthalene	142	6.086	6.086	(1.113)	2110701	60.0000	62.091
64	Hexachlorocyclopentadiene	237	6.140	6.140	(0.902)	1176060	60.0000	65.858
65	1,2,4,5-Tetrachlorobenzene	216	6.140	6.140	(0.902)	1291588	60.0000	61.708
66	2,4,6-Trichlorophenol	196	6.225	6.225	(0.914)	768892	60.0000	62.608
67	2,4,5-Trichlorophenol	196	6.252	6.252	(0.918)	777323	60.0000	60.436
209	1,1'-Biphenyl	154	6.364	6.364	(0.935)	2914255	60.0000	64.332
70	2-Chloronaphthalene	162	6.380	6.380	(0.937)	2232646	60.0000	63.010
73	2-Nitroaniline	65	6.450	6.450	(0.947)	667602	60.0000	59.644
76	Dimethylphthalate	163	6.594	6.594	(0.969)	2281635	60.0000	58.850
78	2,6-Dinitrotoluene	165	6.637	6.637	(0.975)	473774	60.0000	60.226
79	Acenaphthylene	152	6.695	6.695	(0.984)	3346803	60.0000	61.269
81	3-Nitroaniline	138	6.765	6.765	(0.994)	474279	60.0000	59.028
82	Acenaphthene	153	6.829	6.829	(1.003)	2057997	60.0000	60.291
83	2,4-Dinitrophenol	184	6.845	6.845	(1.005)	299565	60.0000	72.478
85	4-Nitrophenol	109	6.893	6.893	(1.013)	461993	60.0000	60.412
86	Dibenzofuran	168	6.962	6.962	(1.023)	3107535	60.0000	59.648
87	2,4-Dinitrotoluene	165	6.946	6.946	(1.020)	633707	60.0000	58.140
91	2,3,5,6-Tetrachlorophenol	232	7.027	7.027	(1.032)	728537	60.0000	61.233
88	2,3,4,6-Tetrachlorophenol	232	7.059	7.059	(1.037)	744786	60.0000	57.076 (M)
92	2-Naphthylamine	143	7.080	7.080	(1.040)	973967	60.0000	39.029
93	Diethylphthalate	149	7.133	7.133	(1.048)	2282612	60.0000	56.770
94	Fluorene	166	7.224	7.224	(1.061)	2453126	60.0000	58.973
95	4-Chlorophenyl-phenylether	204	7.224	7.224	(1.061)	1366544	60.0000	57.850
96	4-Nitroaniline	138	7.235	7.235	(1.063)	501384	60.0000	61.969
98	4,6-Dinitro-2-methylphenol	198	7.256	7.256	(0.913)	452224	60.0000	73.217
99	N-Nitrosodiphenylamine (1)	169	7.310	7.310	(0.920)	1589752	60.0000	62.988
100	1,2-Diphenylhydrazine	77	7.342	7.342	(0.924)	3063276	60.0000	60.430
106	4-Bromophenyl-phenylether	248	7.598	7.598	(0.956)	819217	60.0000	59.510
107	Hexachlorobenzene	284	7.657	7.657	(0.964)	858390	60.0000	60.395
210	Atrazine	200	7.716	7.716	(0.971)	666154	60.0000	59.224
111	Pentachlorophenol	266	7.801	7.801	(0.982)	527307	60.0000	71.429
115	Phenanthrene	178	7.961	7.961	(1.002)	3588489	60.0000	57.629
116	Anthracene	178	8.004	8.004	(1.007)	3750067	60.0000	59.418
119	Carbazole	167	8.122	8.122	(1.022)	2994856	60.0000	59.477
120	Di-n-Butylphthalate	149	8.373	8.373	(1.054)	3903265	60.0000	61.302
123	Fluoranthene	202	8.875	8.875	(1.117)	4292259	60.0000	59.228
124	Benzidine	184	8.966	8.966	(0.899)	1682798	60.0000	69.837 (M)
125	Pyrene	202	9.051	9.051	(0.907)	4524421	60.0000	54.411 (M)
131	Butylbenzylphthalate	149	9.516	9.516	(0.954)	1773837	60.0000	57.878 (M)
135	3,3'-Dichlorobenzidine	252	9.933	9.933	(0.996)	1733586	60.0000	61.933 (M)
136	Benzo(a)Anthracene	228	9.965	9.965	(0.999)	5073208	60.0000	61.264 (M)
137	Chrysene	228	9.991	9.991	(1.002)	4725152	60.0000	59.506 (M)
139	bis(2-ethylhexyl)Phthalate	149	9.943	9.943	(0.997)	2697175	60.0000	59.256 (M)
140	Di-n-octylphthalate	149	10.456	10.456	(0.925)	6021983	60.0000	60.924
141	Benzo(b)fluoranthene	252	10.910	10.910	(0.965)	6655561	60.0000	56.341

Compounds	QUANT SIG MASS	RT	EXP RT	REL RT	RESPONSE	AMOUNTS CAL-AMT (NG)	AMOUNTS ON-COL (NG)
142 Benzo(k)fluoranthene	252	10.937	10.937	(0.967)	7577176	60.0000	59.372
143 7,12-dimethylbenz[a]anthracen	256	10.894	10.894	(0.964)	2968567	60.0000	56.935
146 Benzo(a)pyrene	252	11.252	11.252	(0.995)	5800793	60.0000	61.057
149 Indeno(1,2,3-cd)pyrene	276	12.662	12.662	(1.120)	6660405	60.0000	60.835
150 Dibenz(a,h)anthracene	278	12.673	12.673	(1.121)	5578483	60.0000	60.913
151 Benzo(g,h,i)perylene	276	13.074	13.074	(1.156)	5954998	60.0000	62.300
$ 154 Nitrobenzene-d5	82	4.916	4.916	(0.899)	1291534	60.0000	60.406
$ 155 2-Fluorobiphenyl	172	6.289	6.289	(0.924)	2570326	60.0000	64.416
$ 156 Terphenyl-d14	244	9.158	9.158	(0.918)	3186523	60.0000	55.715 (M)
$ 157 Phenol-d5	99	4.233	4.233	(0.942)	1280176	60.0000	60.332
$ 158 2-Fluorophenol	112	3.469	3.469	(0.772)	992775	60.0000	59.032
$ 159 2,4,6-Tribromophenol	330	7.411	7.411	(0.933)	396485	60.0000	67.958
$ 186 2-Chlorophenol-d4	132	4.318	4.318	(0.961)	1119097	60.0000	60.293
$ 187 1,2-Dichlorobenzene-d4	152	4.612	4.612	(1.026)	849476	60.0000	60.124

QC Flag Legend

M - Compound response manually integrated.
H - Operator selected an alternate compound hit.

Data File Name: V1110IC7.D
Inj. Date and Time: 10-NOV-2010 09:00
Instrument ID: 731.i
Client ID: SSTD60
Compound Name: 1,4-Dioxane
CAS #: 123-91-1

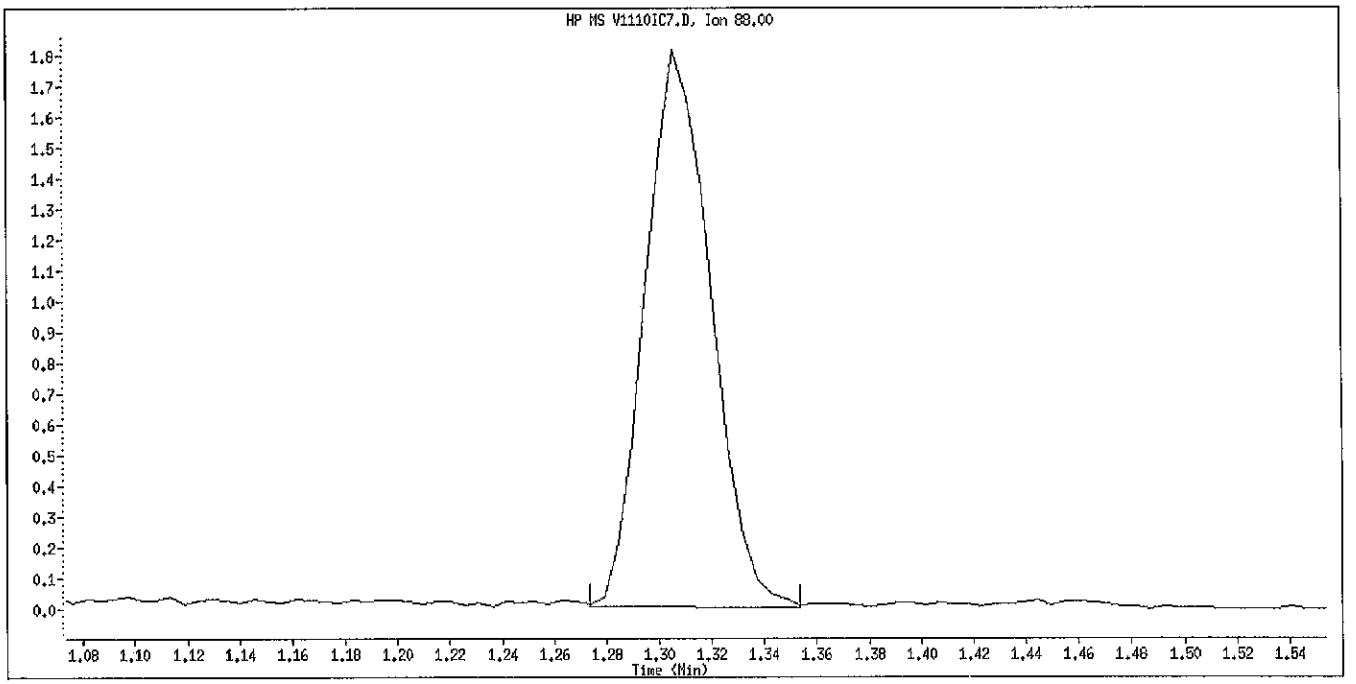

Original Integration

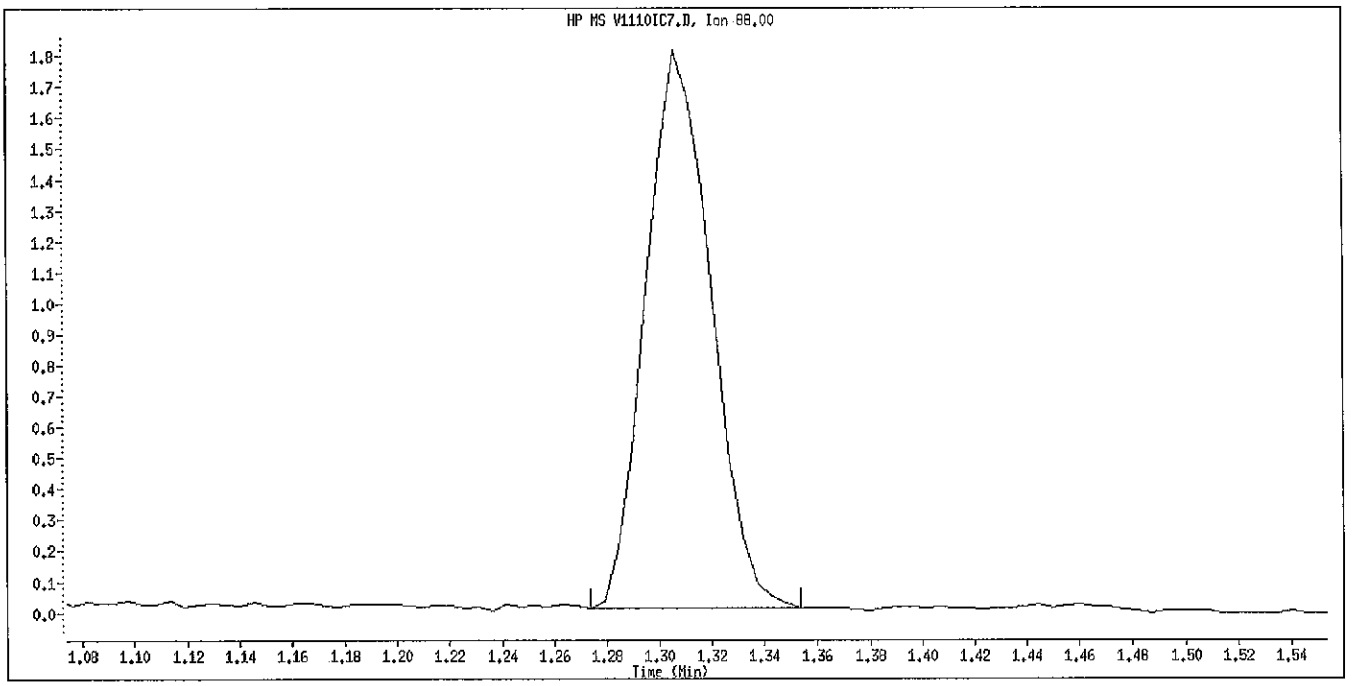

Manual Integration

Manually Integrated By: piccolinov
Manual Integration Reason: Poor Chromatography

Data File Name: V1110IC7.D
Inj. Date and Time: 10-NOV-2010 09:00
Instrument ID: 731.i
Client ID: SSTD60
Compound Name: Benzoic Acid
CAS #: 65-85-0

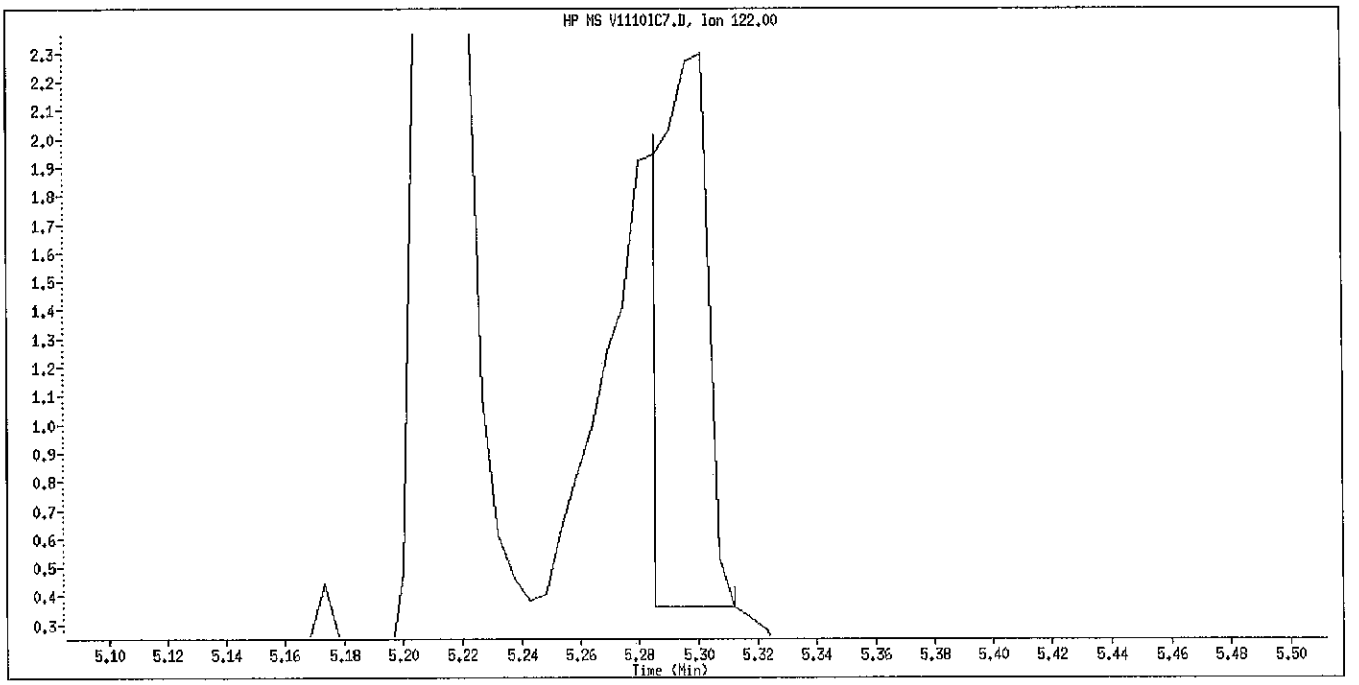

Original Integration

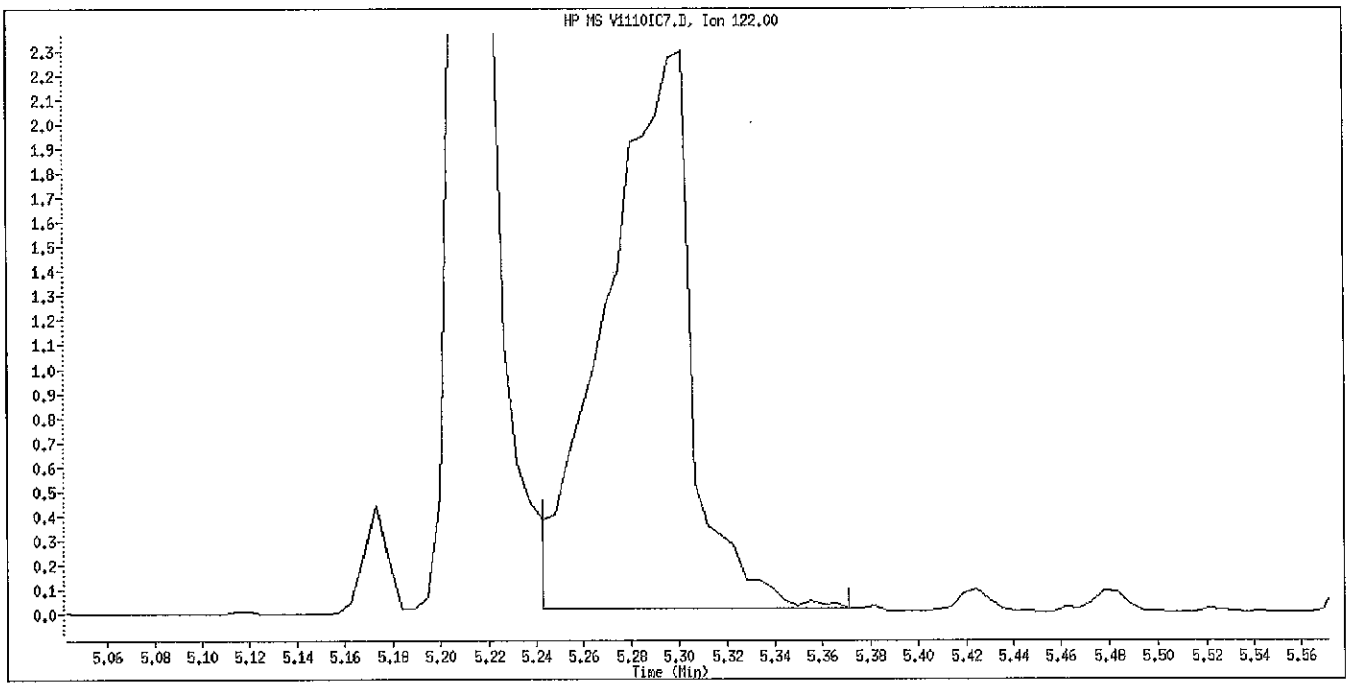

Manual Integration

Manually Integrated By: piccolinov
Manual Integration Reason: Poor Chromatography

Data File Name: V1110IC7.D
Inj. Date and Time: 10-NOV-2010 09:00
Instrument ID: 731.i
Client ID: SSTD60
Compound Name: 2,3,4,6-Tetrachlorophenol
CAS #: 58-90-2

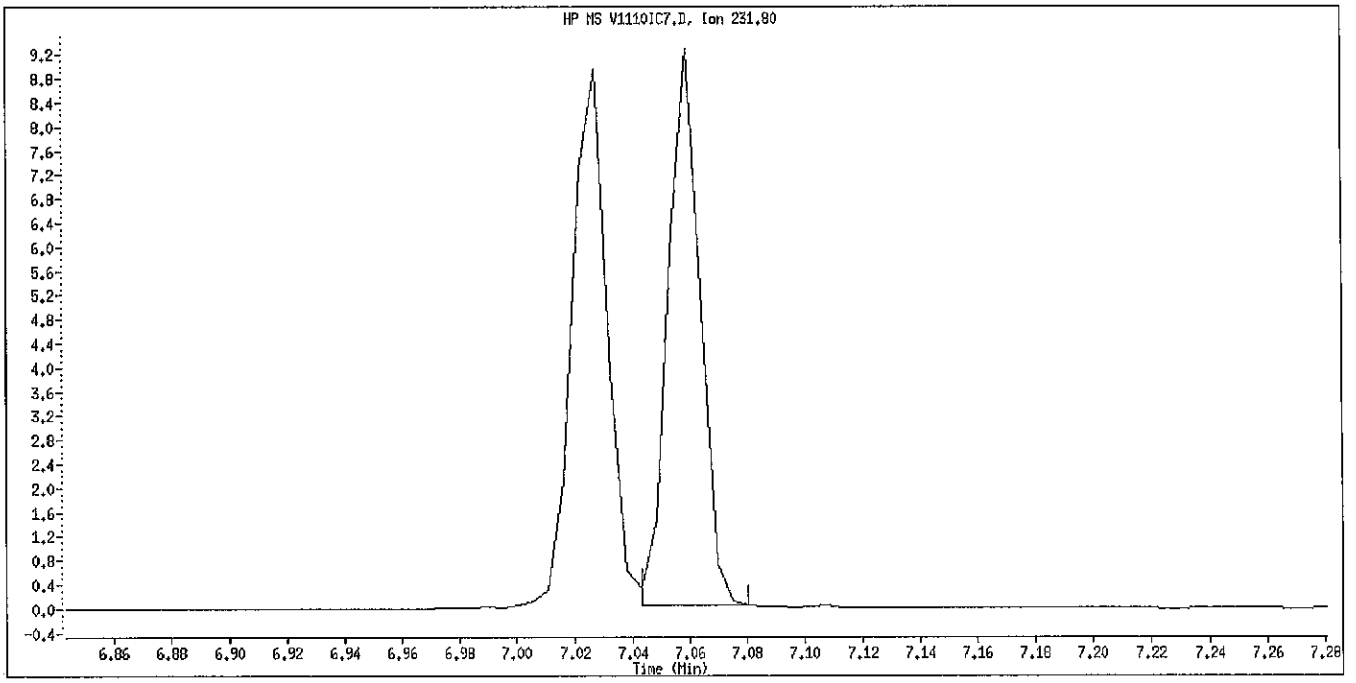

Original Integration

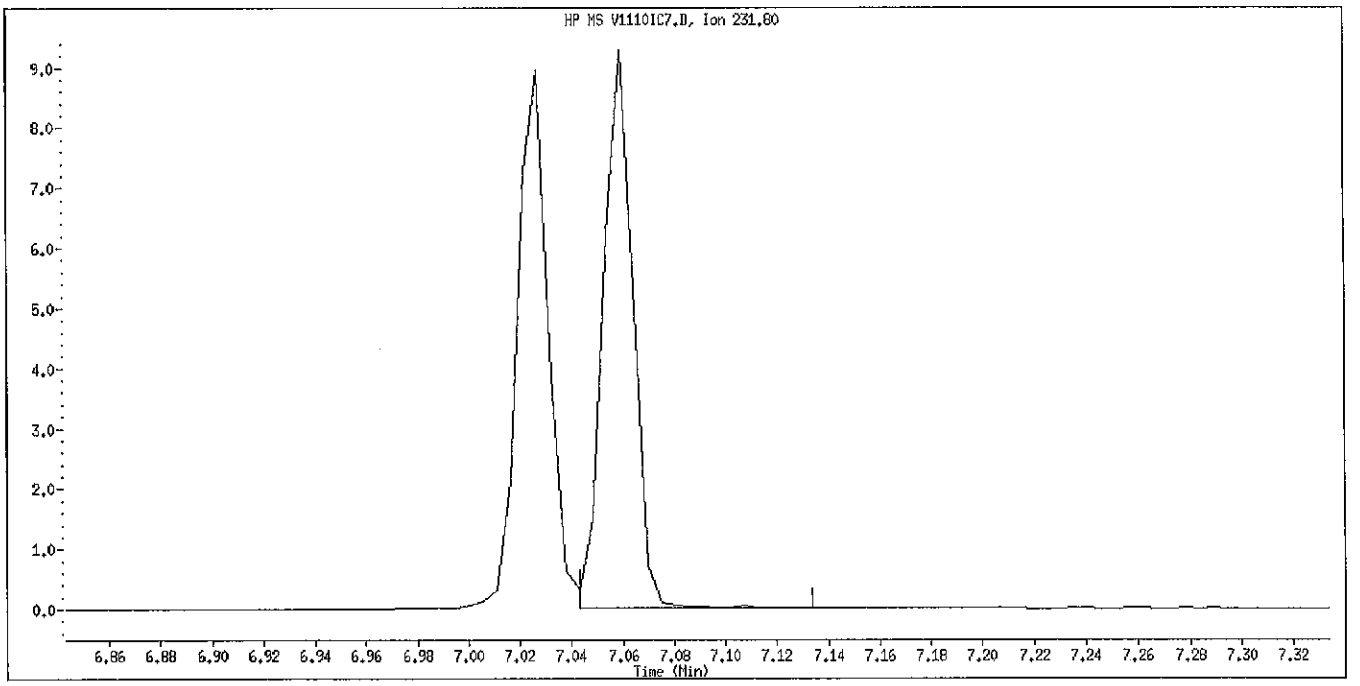

Manual Integration

Manually Integrated By: piccolinov
Manual Integration Reason: Poor Chromatography

Data File Name: V1110IC7.D
Inj. Date and Time: 10-NOV-2010 09:00
Instrument ID: 731.i
Client ID: SSTD60
Compound Name: Benzidine
CAS #: 92-87-5

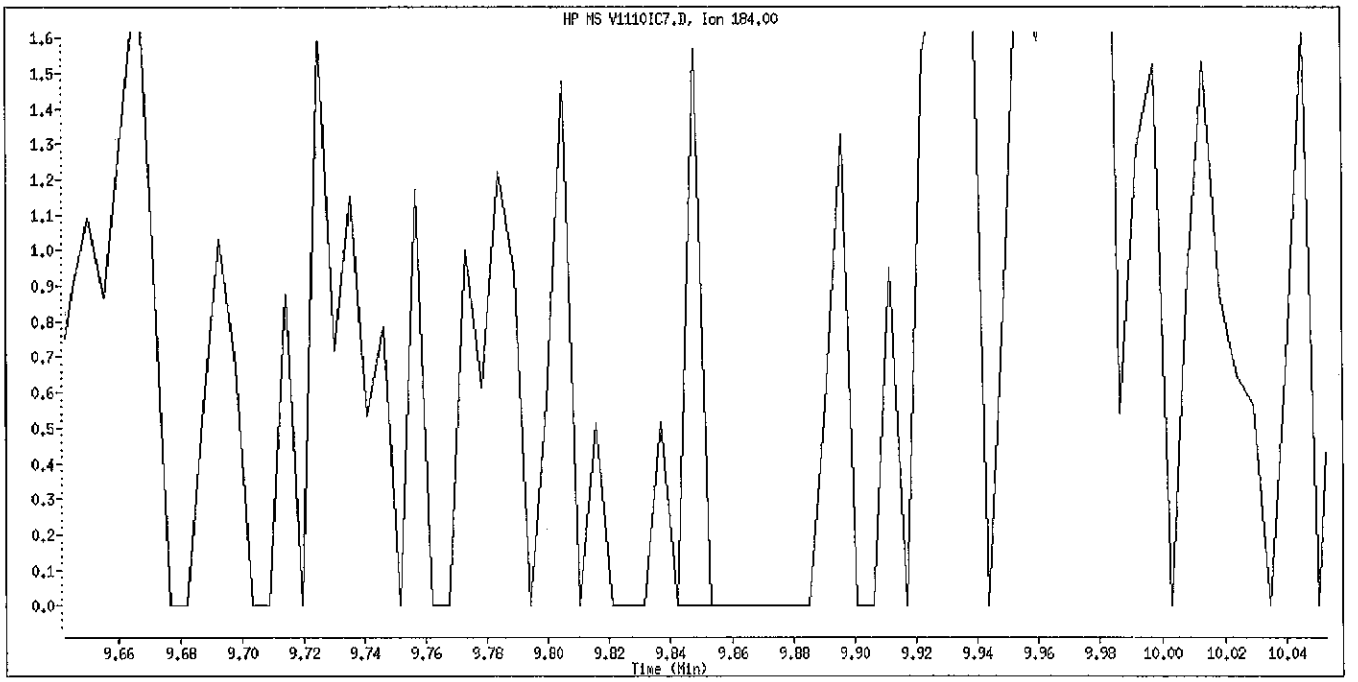

Original Integration

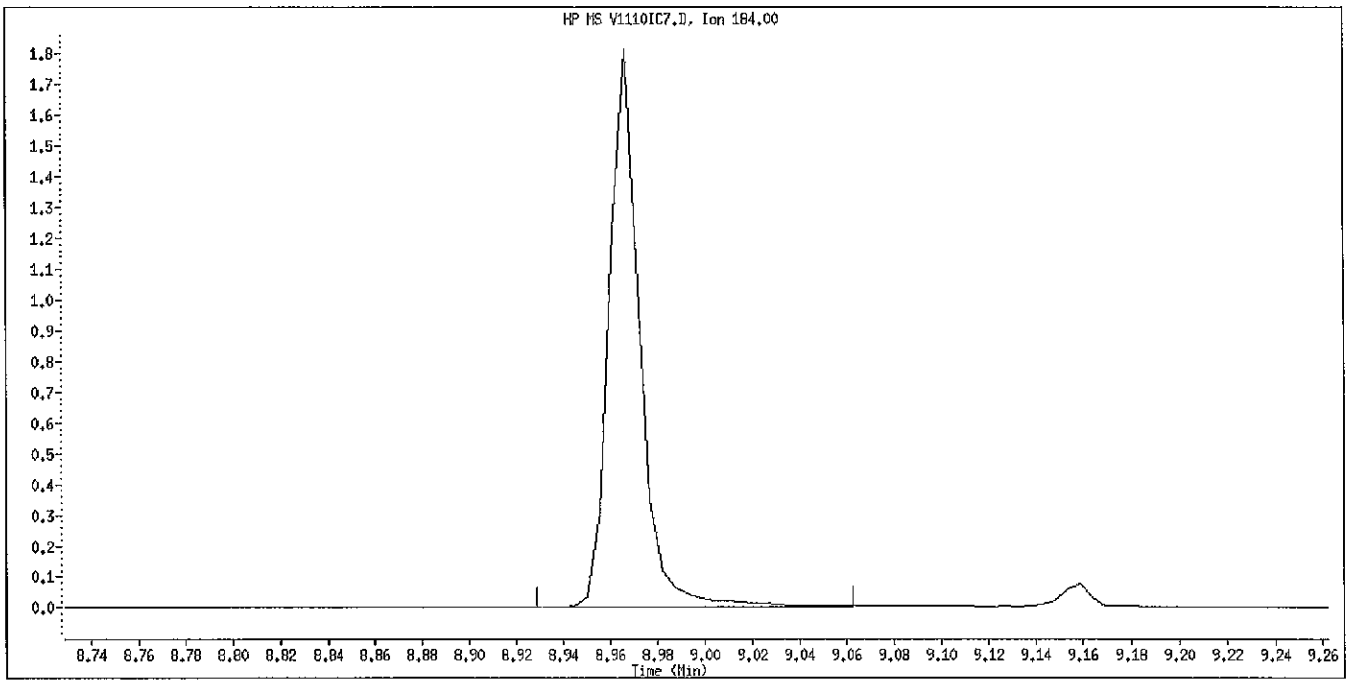

Manual Integration

Manually Integrated By: piccolinov
Manual Integration Reason: Peak Not Found

Data File Name: V1110IC7.D
Inj. Date and Time: 10-NOV-2010 09:00
Instrument ID: 731.i
Client ID: SSTD60
Compound Name: Pyrene
CAS #: 129-00-0

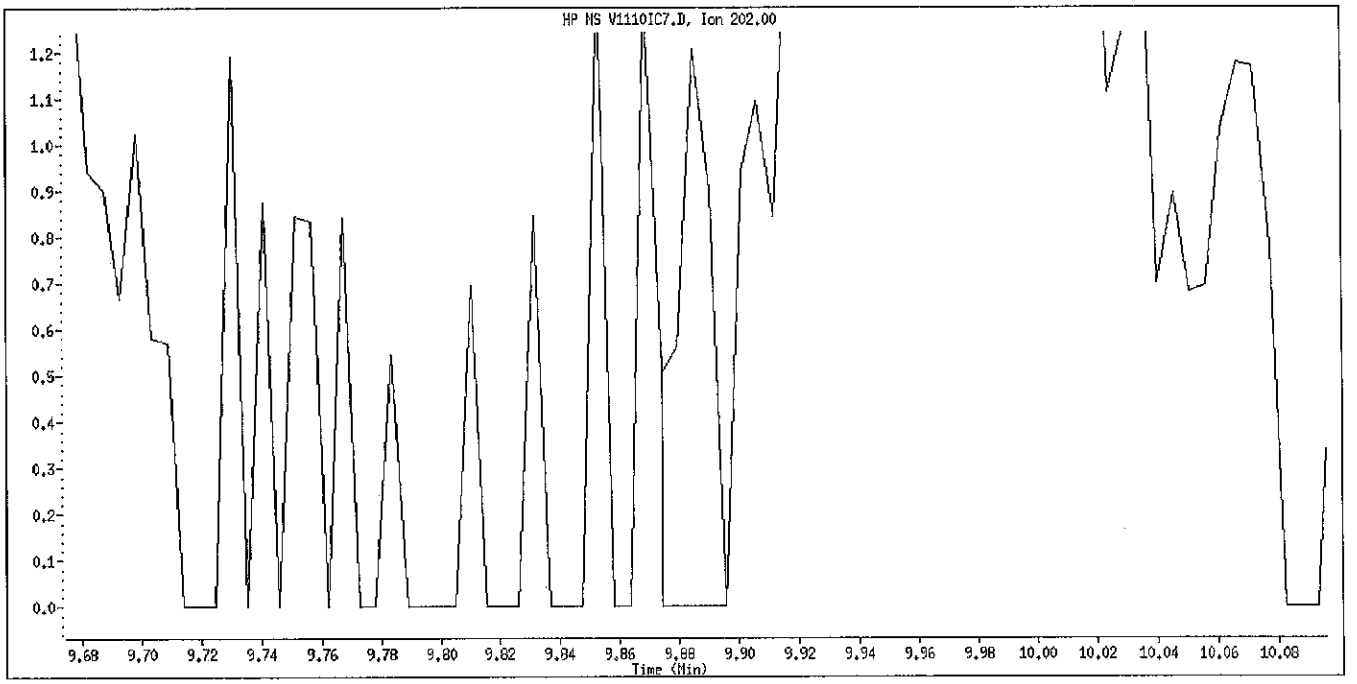

Original Integration

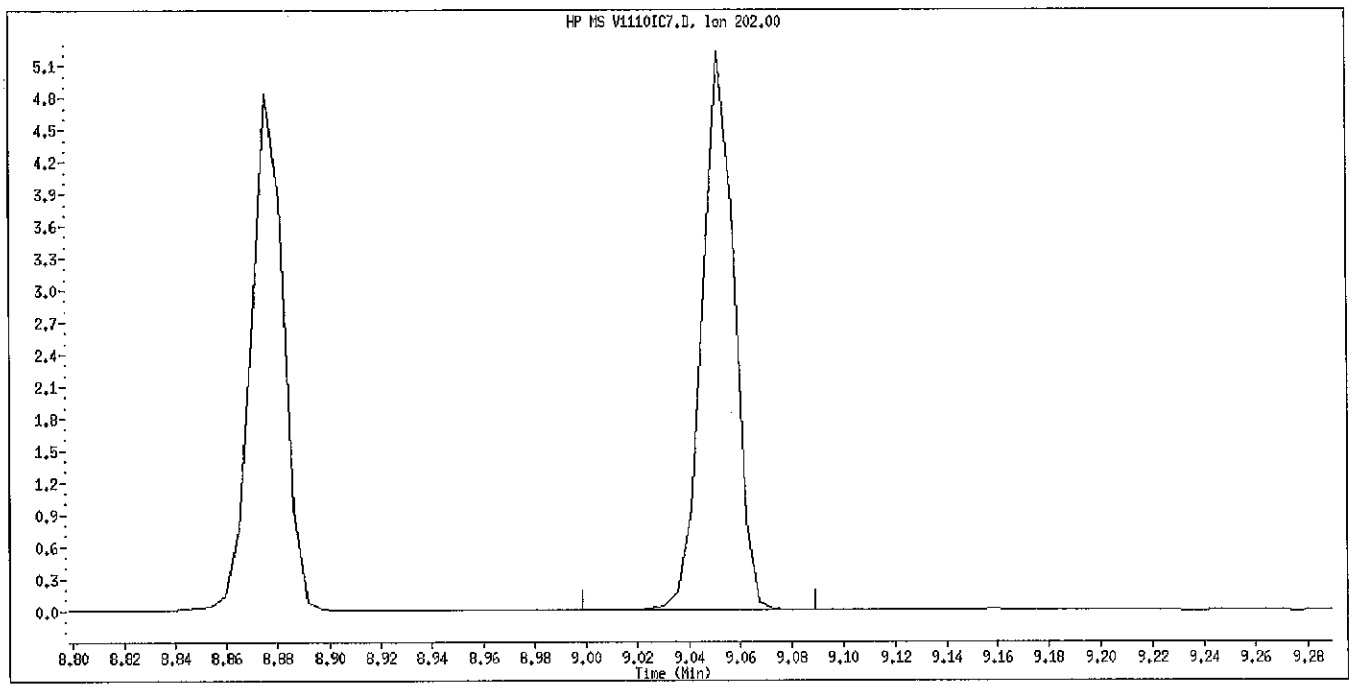

Manual Integration

Manually Integrated By: piccolinov
Manual Integration Reason: Peak Not Found

Data File Name: V1110IC7.D
Inj. Date and Time: 10-NOV-2010 09:00
Instrument ID: 731.i
Client ID: SSTD60
Compound Name: Terphenyl-d14
CAS #: 1718-51-0

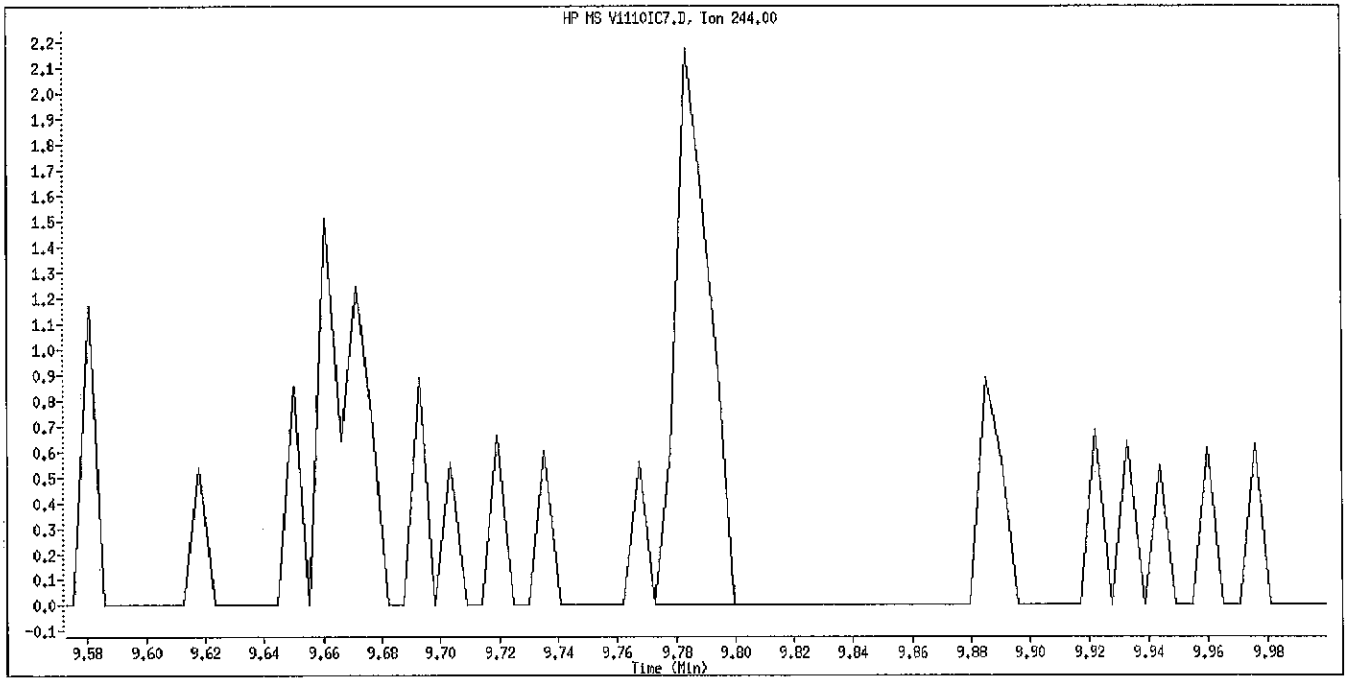

Original Integration

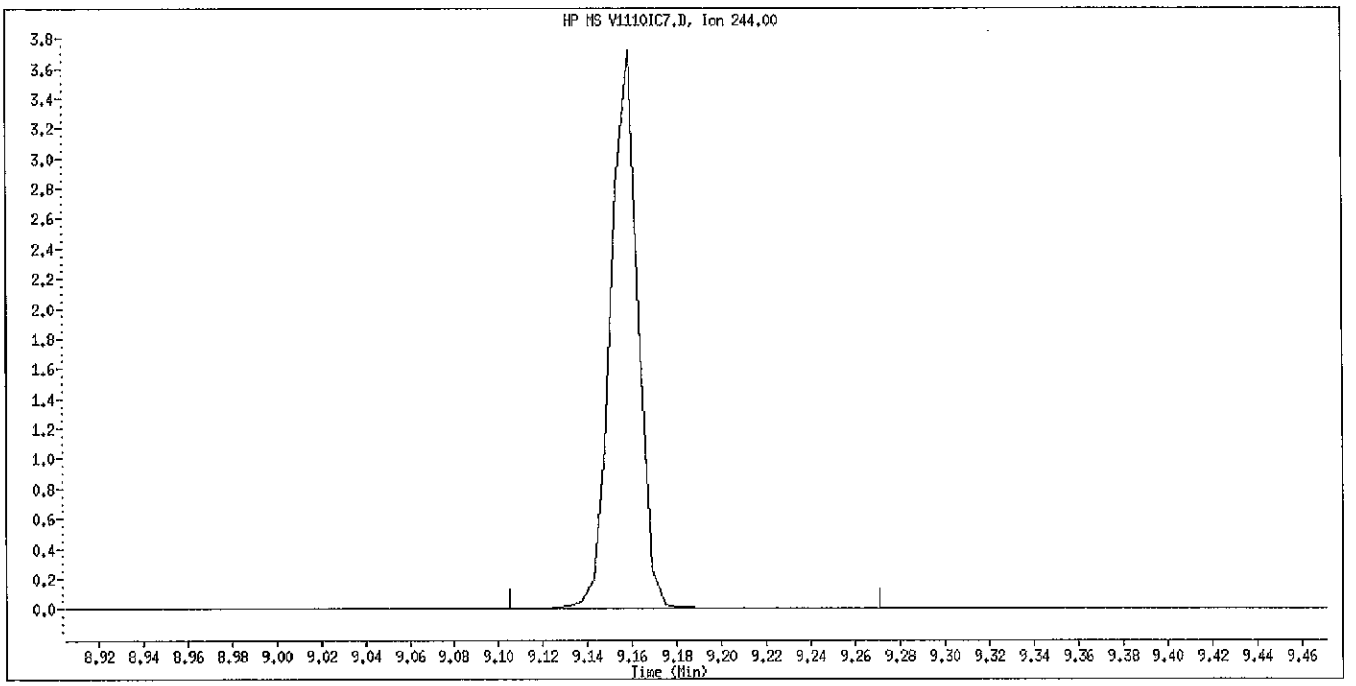

Manual Integration

Manually Integrated By: piccolinov
Manual Integration Reason: Peak Not Found

Data File Name: V1110IC7.D
Inj. Date and Time: 10-NOV-2010 09:00
Instrument ID: 731.i
Client ID: SSTD60
Compound Name: Butylbenzylphthalate
CAS #: 85-68-7

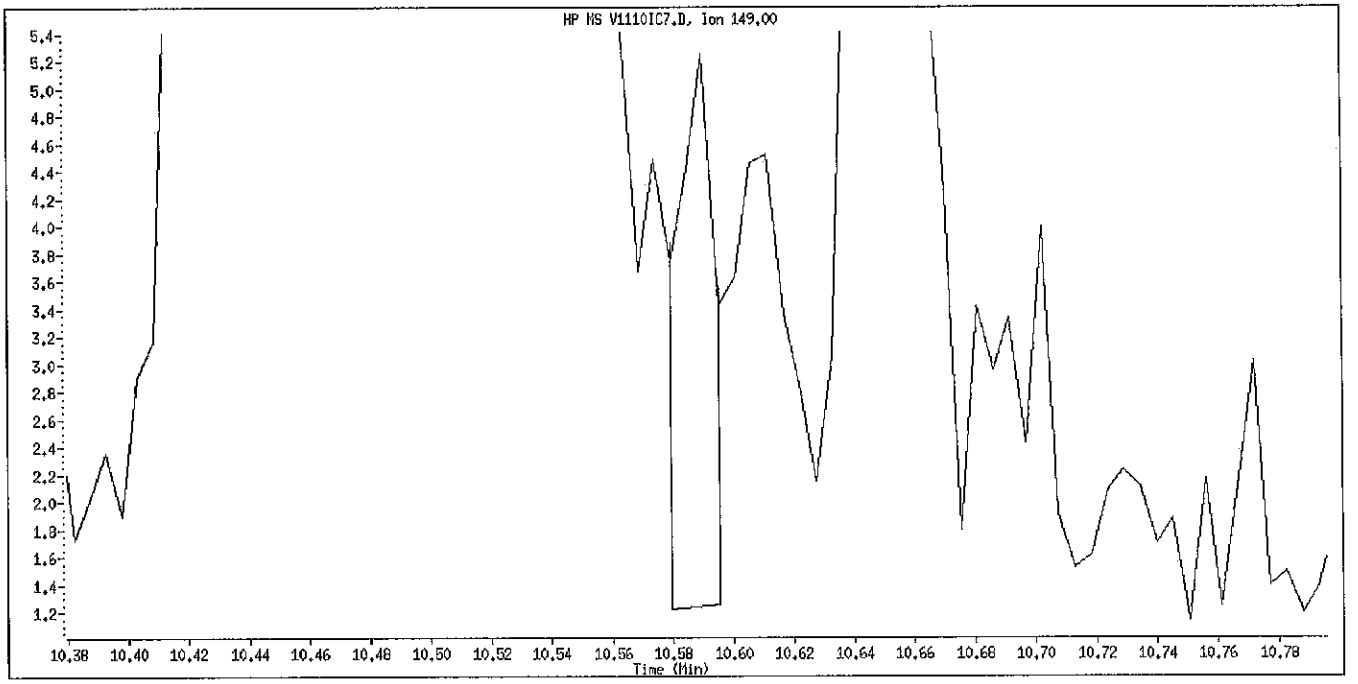

Original Integration

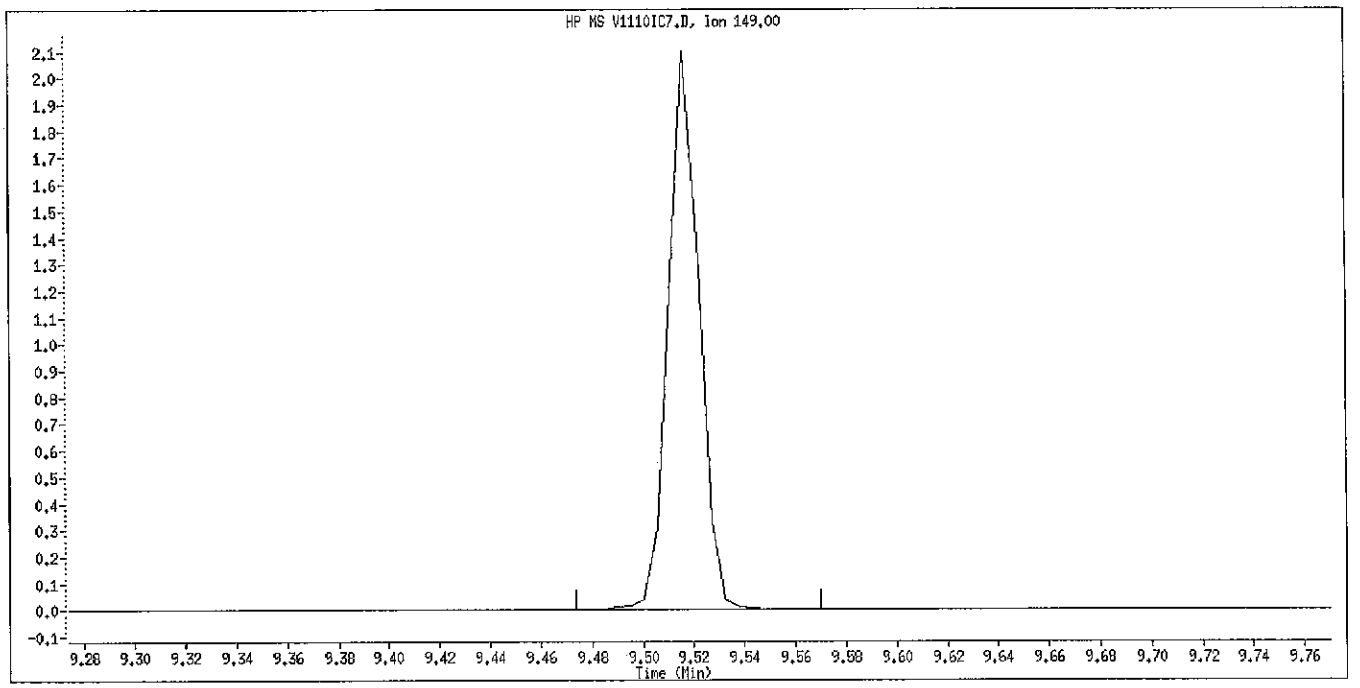

Manual Integration

Manually Integrated By: piccolinov
Manual Integration Reason: Peak Not Found

Data File Name: V1110IC7.D
Inj. Date and Time: 10-NOV-2010 09:00
Instrument ID: 731.i
Client ID: SSTD60
Compound Name: 3,3'-Dichlorobenzidine
CAS #: 91-94-1

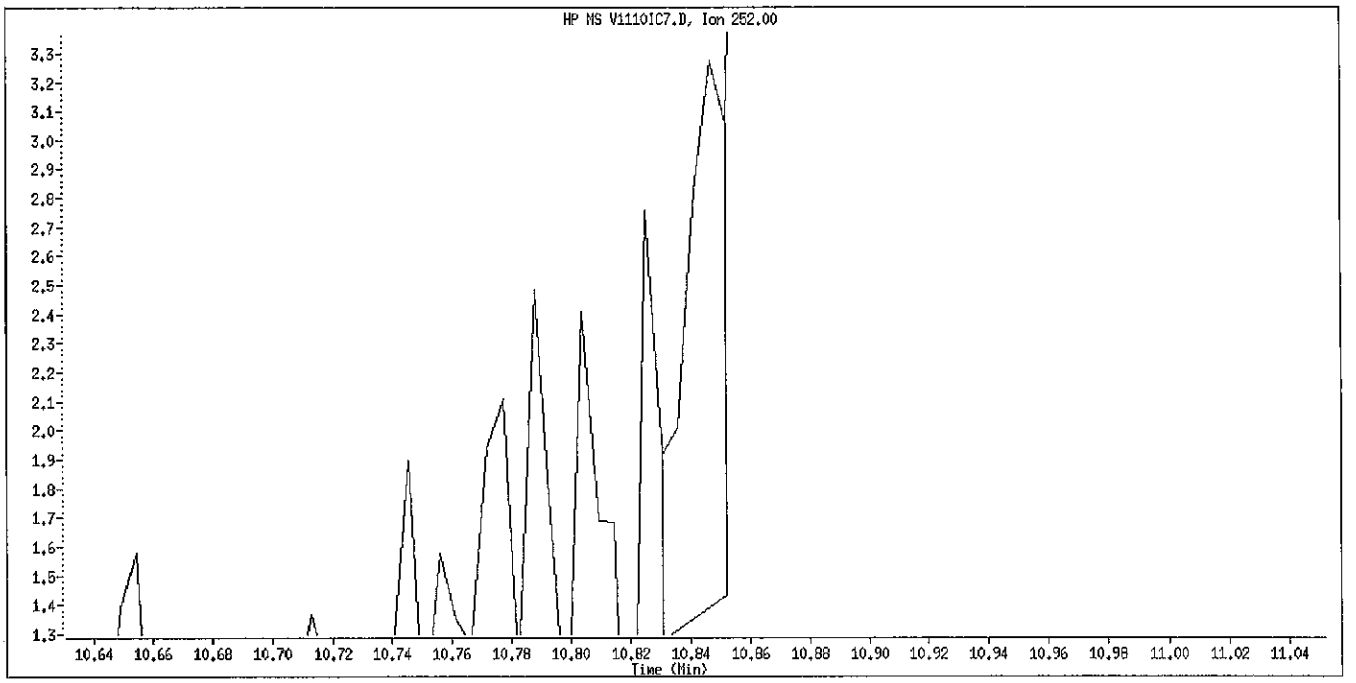

Original Integration

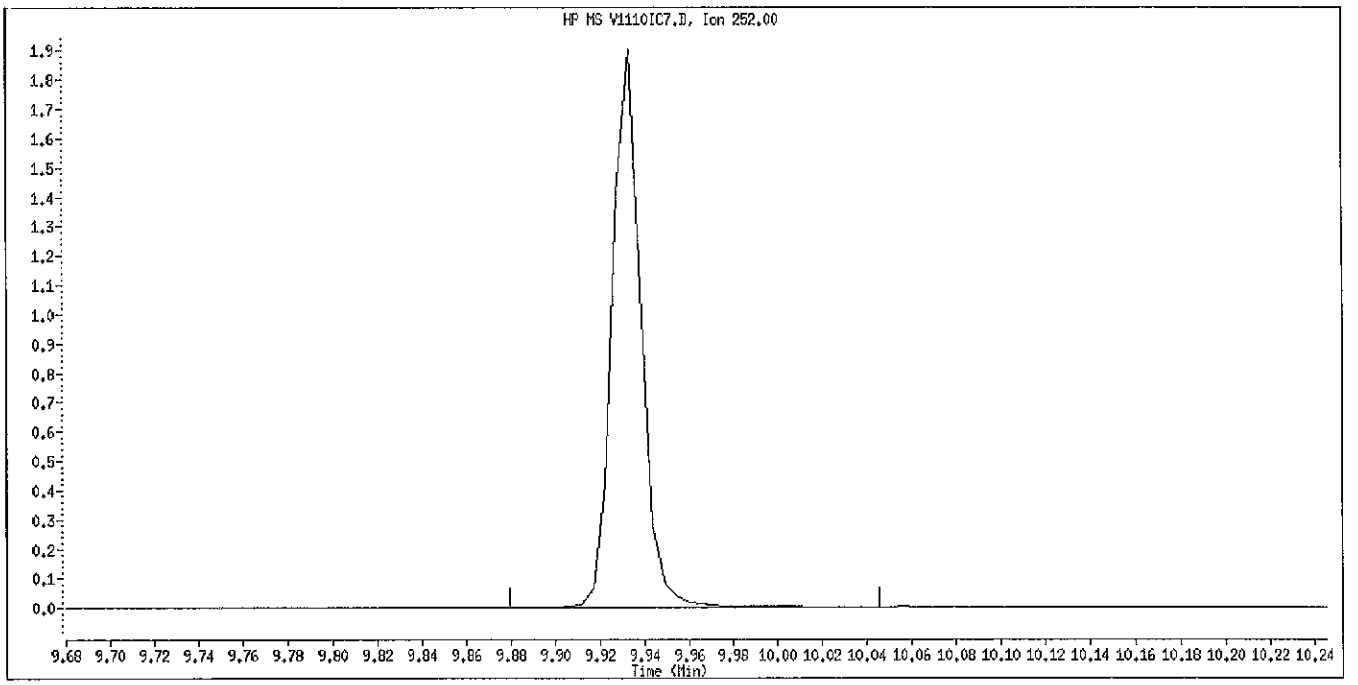

Manual Integration

Manually Integrated By: piccolinov
Manual Integration Reason: Peak Not Found

Data File Name: V1110IC7.D
Inj. Date and Time: 10-NOV-2010 09:00
Instrument ID: 731.i
Client ID: SSTD60
Compound Name: bis(2-ethylhexyl)Phthalate
CAS #: 117-81-7

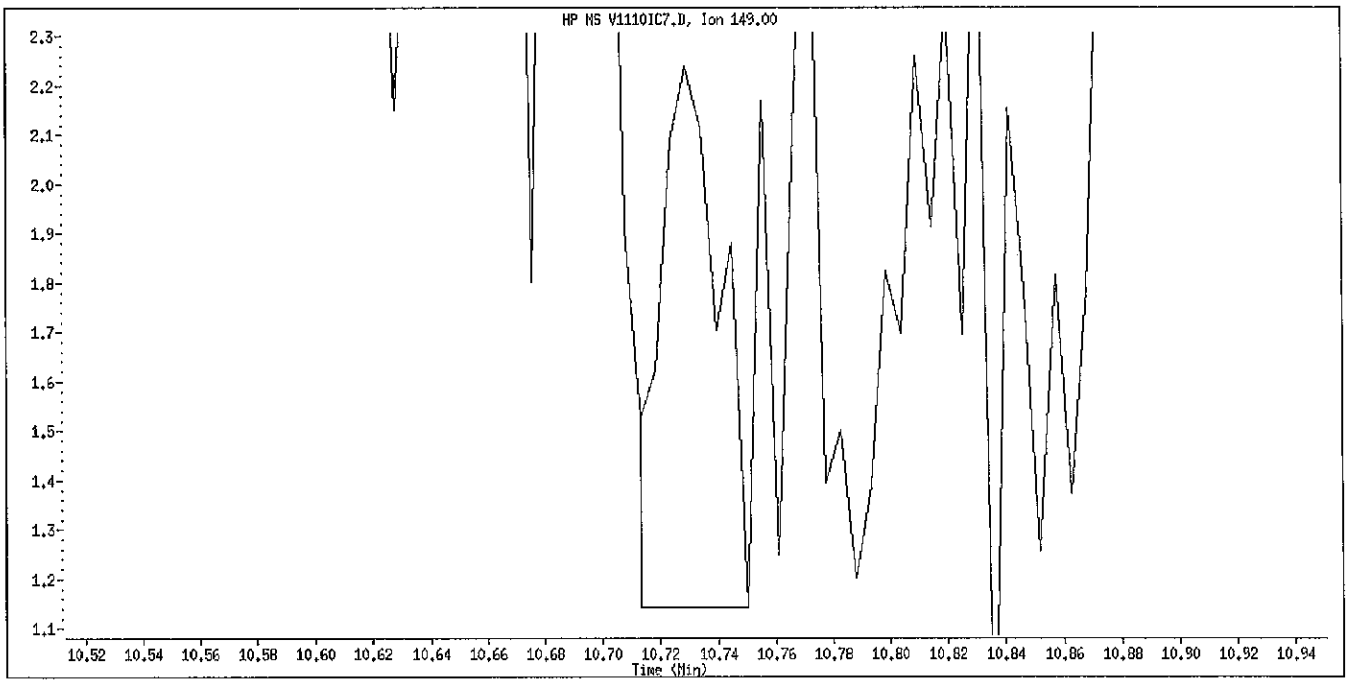

Original Integration

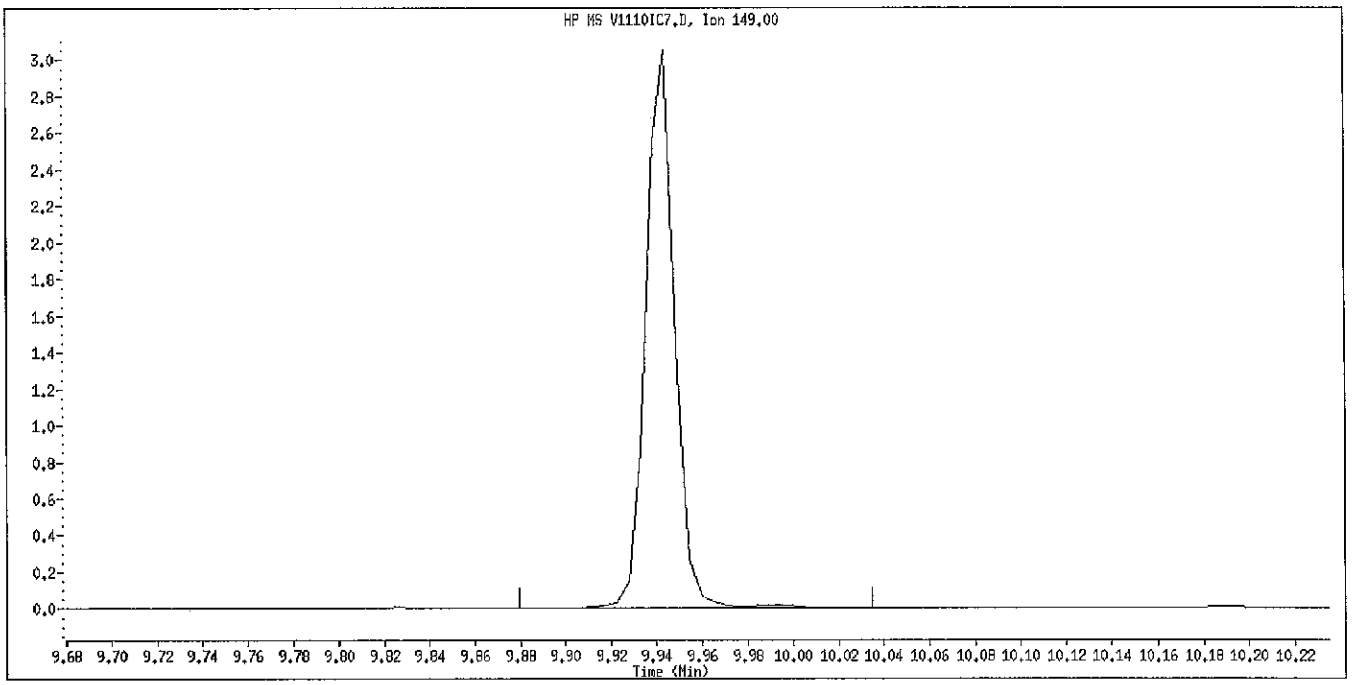

Manual Integration

Manually Integrated By: piccolinov
Manual Integration Reason: Peak Not Found

Data File Name: V1110IC7.D
Inj. Date and Time: 10-NOV-2010 09:00
Instrument ID: 731.i
Client ID: SSTD60
Compound Name: Benzo(a)Anthracene
CAS #: 56-55-3

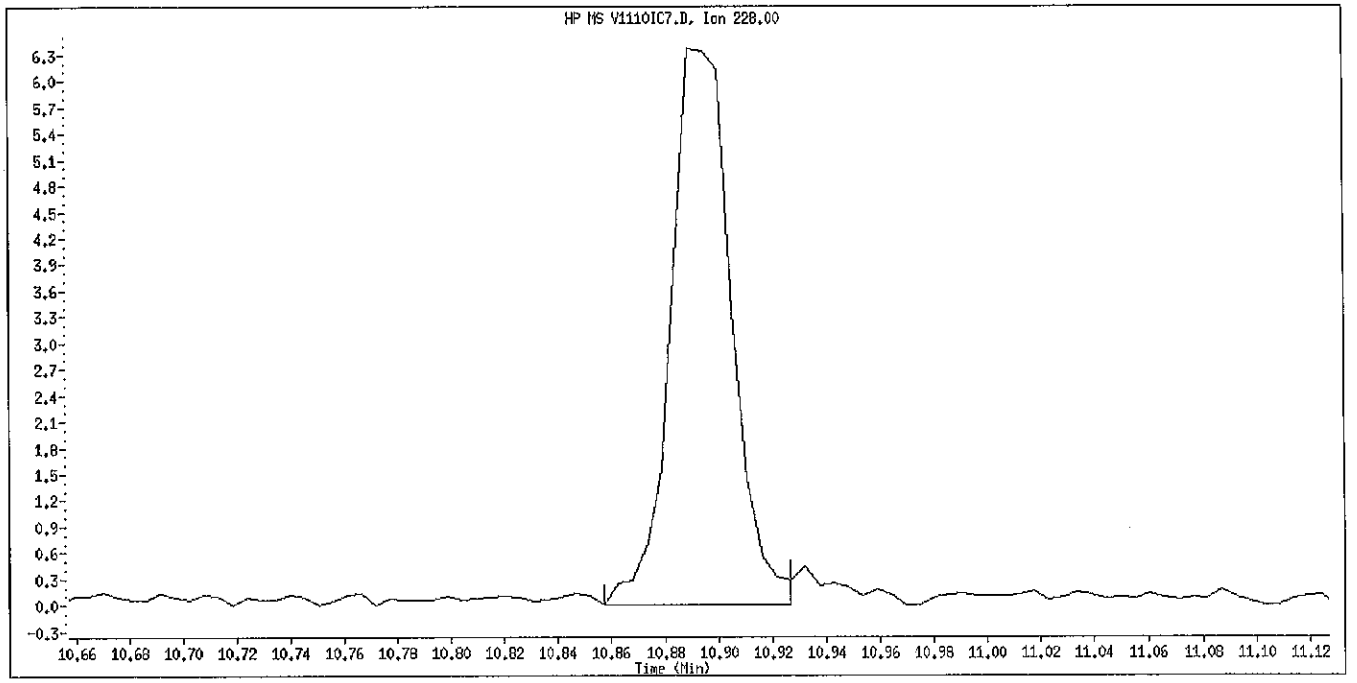

Original Integration

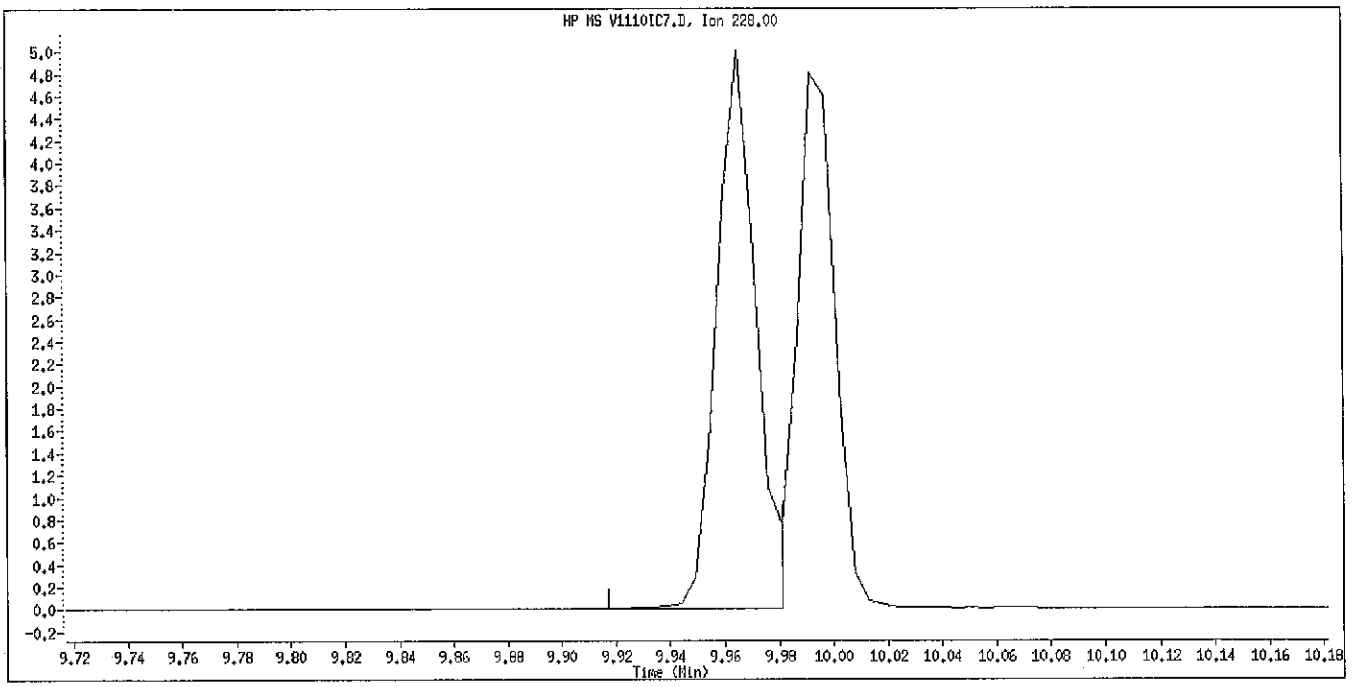

Manual Integration

Manually Integrated By: piccolinov
Manual Integration Reason: Peak Not Found

Data File Name: V1110IC7.D
Inj. Date and Time: 10-NOV-2010 09:00
Instrument ID: 731.i
Client ID: SSTD60
Compound Name: Chrysene-d12
CAS #: 1719-03-5

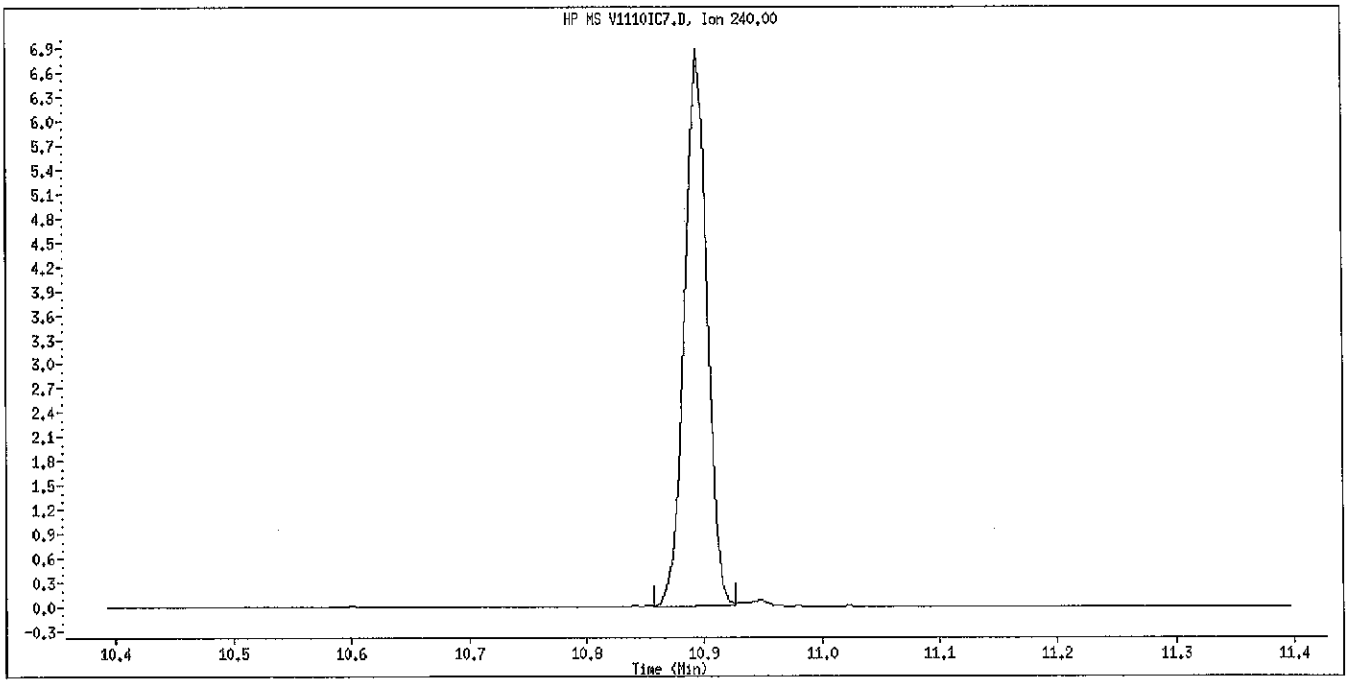

Original Integration

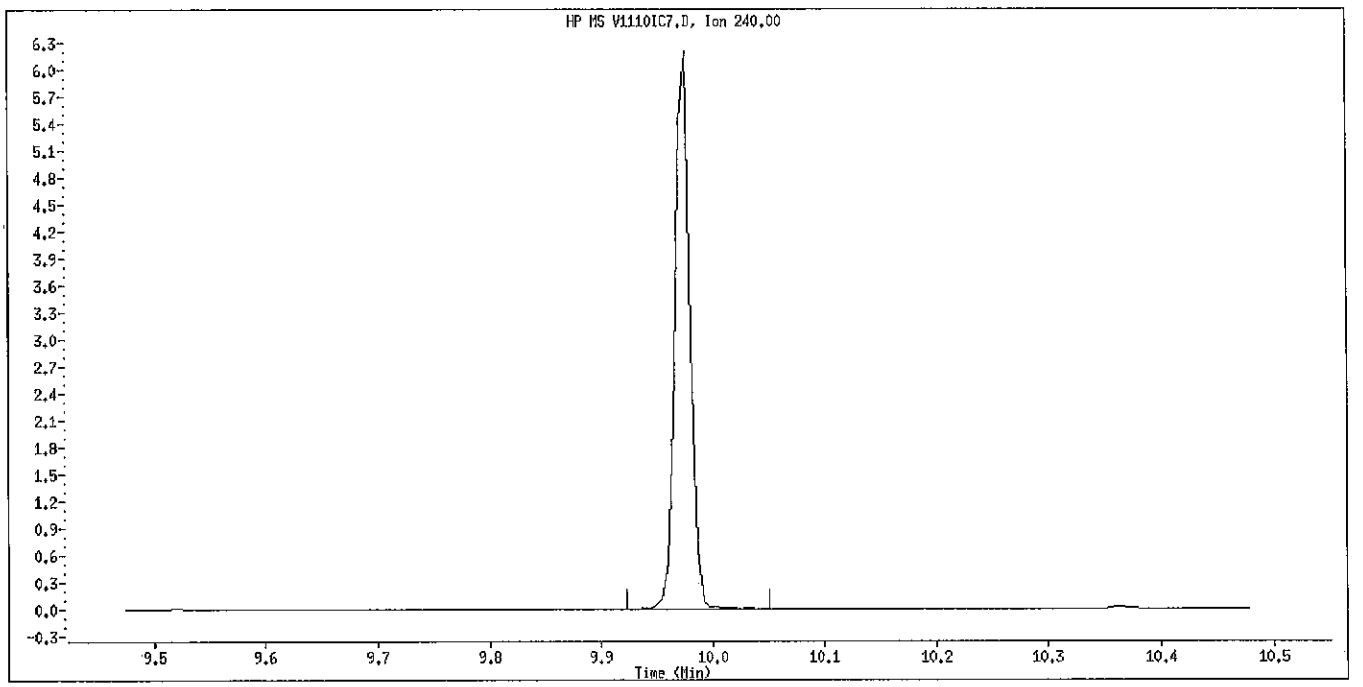

Manual Integration

Manually Integrated By: piccolinov
Manual Integration Reason: Peak Not Found

Data File Name: V1110IC7.D
Inj. Date and Time: 10-NOV-2010 09:00
Instrument ID: 731.i
Client ID: SSTD60
Compound Name: Chrysene
CAS #: 218-01-9

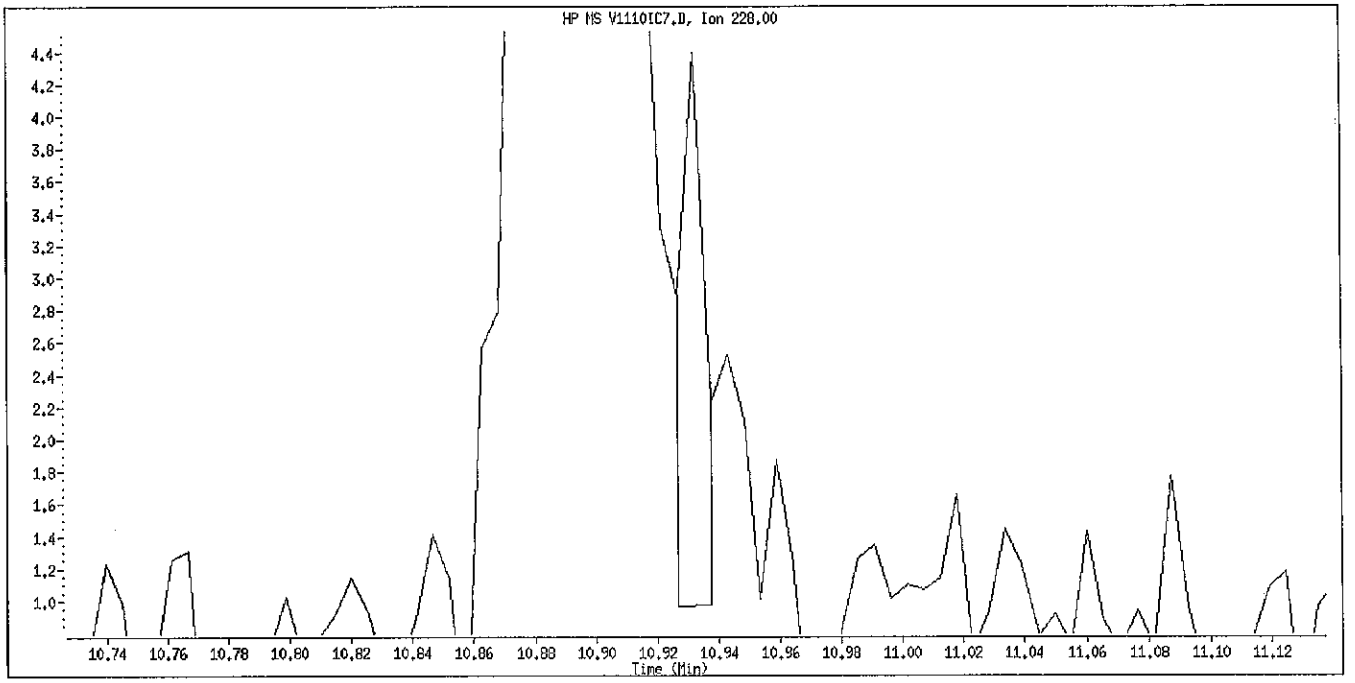

Original Integration

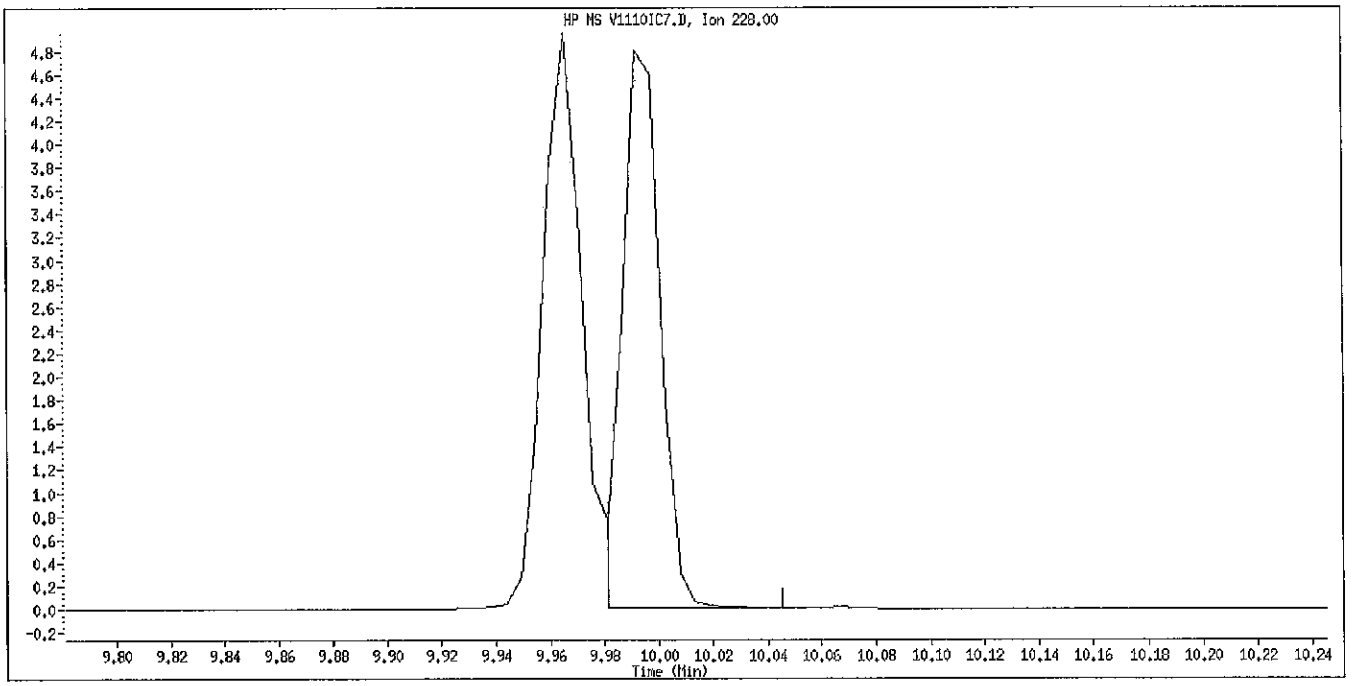

Manual Integration

Manually Integrated By: piccolinov
Manual Integration Reason: Peak Not Found

Data File: \\PITSVR06\D\chem\731.i\V111010.b\V1110IC8.D
Date : 10-NOV-2010 09:21
Client ID: SSTD80
Sample Info: SSTD80(40ug/mL) BNA0667-10 8270c/d

Instrument: 731.i

Operator: 003200
Column diameter: 0.32

Column phase: DB5-MS

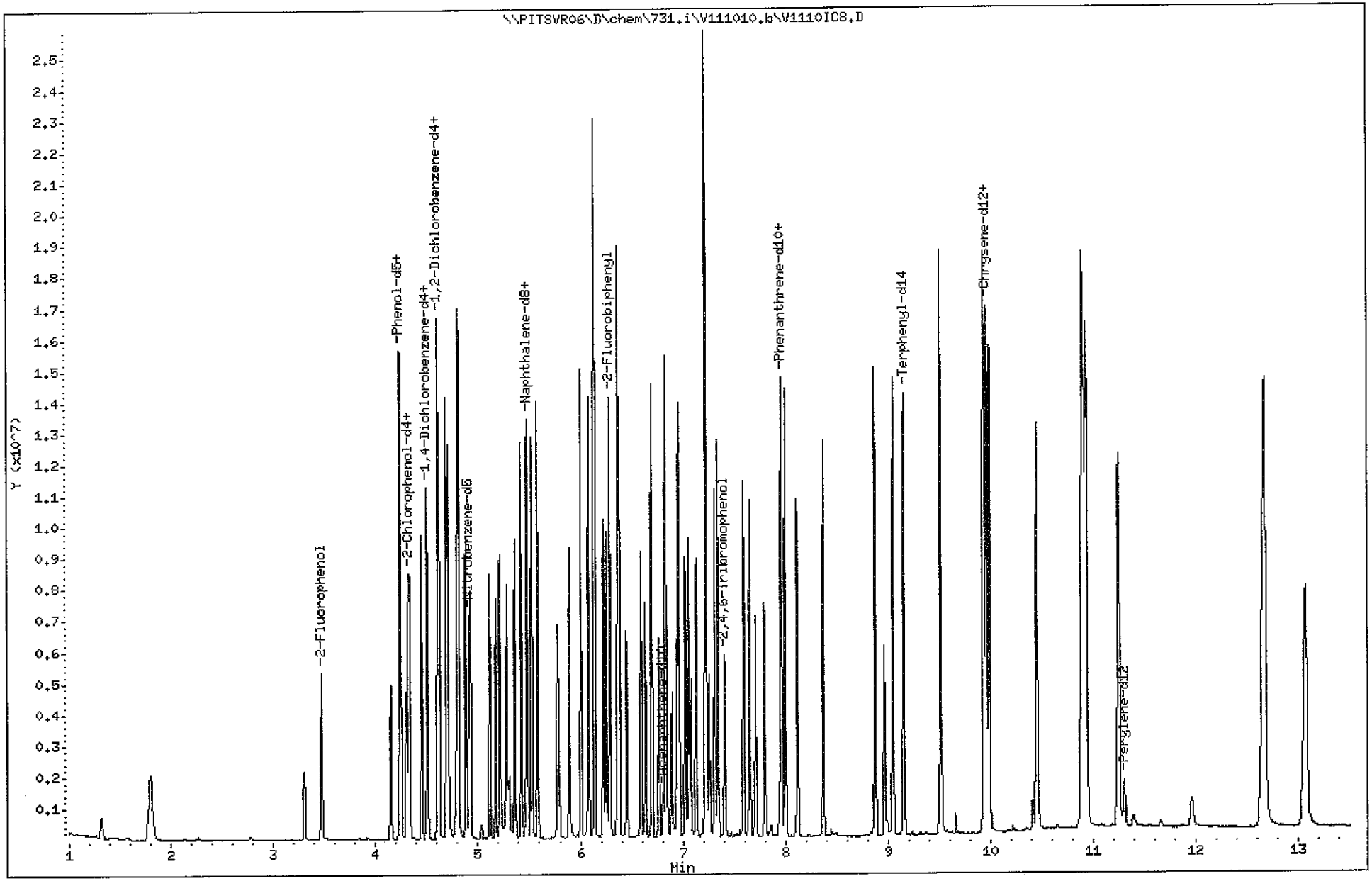

TestAmerica Pittsburgh

Semivolatile REPORT SW-846 Method 8270

Data file : \\PITSVR06\D\chem\731.i\V111010.b\V1110IC8.D
Lab Smp Id: SSTD80 Client Smp ID: SSTD80
Inj Date : 10-NOV-2010 09:21
Operator : 003200 Inst ID: 731.i
Smp Info : SSTD80(40ug/mL) BNA0667-10 8270c/d
Misc Info : SSTD80,V111010.b,8270ll.m,padepi.sub,1,8
Comment :
Method : \\PITSVR06\D\chem\731.i\V111010.b\8270ll.m
Meth Date : 10-Nov-2010 09:41 piccolinov Quant Type: ISTD
Cal Date : 10-NOV-2010 09:21 Cal File: V1110IC8.D
Als bottle: 97 Calibration Sample, Level: 8
Dil Factor: 1.00000
Integrator: HP RTE Compound Sublist: padepi.sub
Target Version: 4.14
Processing Host: PITPC-502

	Compounds	QUANT SIG MASS	RT	EXP RT	REL RT	RESPONSE	AMOUNTS CAL-AMT (NG)	ON-COL (NG)	
* 1	1,4-Dichlorobenzene-d4	152	4.495	4.495	(1.000)	117771	8.00000		
* 2	Naphthalene-d8	136	5.462	5.462	(1.000)	404848	8.00000		
* 3	Acenaphthene-d10	164	6.803	6.803	(1.000)	256075	8.00000		
* 4	Phenanthrene-d10	188	7.941	7.941	(1.000)	452760	8.00000		
* 5	Chrysene-d12	240	9.976	9.976	(1.000)	584998	8.00000		(H)
* 6	Perylene-d12	264	11.306	11.306	(1.000)	817085	8.00000		
198	1,4-Dioxane	88	1.311	1.311	(0.292)	463411	80.0000	75.158	
10	N-Nitrosodimethylamine	74	1.781	1.781	(0.396)	693111	80.0000	85.371	
9	Pyridine	79	1.803	1.803	(0.401)	1342595	80.0000	77.524	
16	Methyl methanesulfonate	80	3.304	3.304	(0.735)	866827	80.0000	74.254	
206	Benzaldehyde	77	4.148	4.148	(0.923)	862313	80.0000	59.510	
21	Aniline	93	4.239	4.239	(0.943)	2431444	80.0000	80.607	
22	Phenol	94	4.244	4.244	(0.944)	2138826	80.0000	81.134	
23	bis(2-Chloroethyl)ether	93	4.303	4.303	(0.957)	1298757	80.0000	79.966	
24	2-Chlorophenol	128	4.335	4.335	(0.964)	1659721	80.0000	80.640	
26	1,3-Dichlorobenzene	146	4.452	4.452	(0.990)	1985964	80.0000	82.856	
27	1,4-Dichlorobenzene	146	4.506	4.506	(1.002)	2031538	80.0000	82.181	
28	1,2-Dichlorobenzene	146	4.623	4.623	(1.029)	1909366	80.0000	84.293	
217	Indene	116	4.693	4.693	(1.044)	2969132	80.0000	85.301	
29	Benzyl Alcohol	108	4.607	4.607	(1.025)	1002715	80.0000	93.680	
30	2-Methylphenol	108	4.709	4.709	(1.048)	1447569	80.0000	79.763	
31	2,2'-oxybis(1-Chloropropane)	45	4.709	4.709	(1.048)	1615740	80.0000	78.892	
37	Acetophenone	105	4.805	4.805	(1.069)	2200283	80.0000	79.111	
32	N-Nitroso-di-n-propylamine	70	4.810	4.810	(1.070)	1148412	80.0000	79.092	
192	4-Methylphenol	108	4.816	4.816	(1.071)	1428355	80.0000	81.210	
34	Hexachloroethane	117	4.885	4.885	(1.087)	907921	80.0000	81.684	
35	Nitrobenzene	77	4.933	4.933	(0.903)	1868591	80.0000	83.674	
36	N-Nitrosopyrrolidine	100	4.789	4.789	(1.065)	638328	80.0000	80.187	
41	Isophorone	82	5.115	5.115	(0.936)	2901462	80.0000	81.571	
42	2-Nitrophenol	139	5.174	5.174	(0.947)	852176	80.0000	89.477	
43	2,4-Dimethylphenol	107	5.216	5.216	(0.955)	1699094	80.0000	83.765	
44	bis(2-Chloroethoxy)methane	93	5.281	5.281	(0.967)	1713800	80.0000	83.661	
48	2,4-Dichlorophenol	162	5.361	5.361	(0.981)	1420387	80.0000	87.598	

Compounds	QUANT SIG MASS	RT	EXP RT	REL RT	RESPONSE	AMOUNTS CAL-AMT (NG)	AMOUNTS ON-COL (NG)
49 Benzoic Acid	122	5.307	5.307	(0.972)	809513	80.0000	87.264(M)
50 1,2,4-Trichlorobenzene	180	5.425	5.425	(0.993)	1748204	80.0000	88.310
51 Naphthalene	128	5.484	5.484	(1.004)	4946629	80.0000	90.502
52 4-Chloroaniline	127	5.521	5.521	(1.011)	1874995	80.0000	84.874
54 2,6-Dichlorophenol	162	5.532	5.532	(1.013)	1405111	80.0000	87.553
56 Hexachlorobutadiene	225	5.585	5.585	(1.022)	1281353	80.0000	86.254
208 Caprolactam	113	5.793	5.793	(1.061)	337120	80.0000	84.492(M)
59 4-Chloro-3-Methylphenol	107	5.895	5.895	(1.079)	1281260	80.0000	78.015
62 2-Methylnaphthalene	142	6.007	6.007	(1.100)	3177335	80.0000	86.485
63 1-Methylnaphthalene	142	6.082	6.082	(1.113)	3146179	80.0000	88.170
64 Hexachlorocyclopentadiene	237	6.135	6.135	(0.902)	1689317	80.0000	90.554
65 1,2,4,5-Tetrachlorobenzene	216	6.141	6.141	(0.903)	1855637	80.0000	85.626
66 2,4,6-Trichlorophenol	196	6.226	6.226	(0.915)	1132935	80.0000	88.617
67 2,4,5-Trichlorophenol	196	6.253	6.253	(0.919)	1081091	80.0000	81.748
209 1,1'-Biphenyl	154	6.365	6.365	(0.936)	4337698	80.0000	91.502
70 2-Chloronaphthalene	162	6.381	6.381	(0.938)	3217657	80.0000	87.421
73 2-Nitroaniline	65	6.450	6.450	(0.948)	934477	80.0000	81.266
76 Dimethylphthalate	163	6.595	6.595	(0.969)	3124636	80.0000	78.798
78 2,6-Dinitrotoluene	165	6.637	6.637	(0.976)	672305	80.0000	82.941
79 Acenaphthylene	152	6.696	6.696	(0.984)	4912444	80.0000	86.690
81 3-Nitroaniline	138	6.766	6.766	(0.995)	664779	80.0000	80.629(M)
82 Acenaphthene	153	6.830	6.830	(1.004)	2909263	80.0000	82.744
83 2,4-Dinitrophenol	184	6.846	6.846	(1.006)	426317	80.0000	97.488
85 4-Nitrophenol	109	6.894	6.894	(1.013)	648439	80.0000	82.374
86 Dibenzofuran	168	6.963	6.963	(1.024)	4410310	80.0000	82.257
87 2,4-Dinitrotoluene	165	6.947	6.947	(1.021)	893318	80.0000	79.965
91 2,3,5,6-Tetrachlorophenol	232	7.027	7.027	(1.033)	1085169	80.0000	87.752
88 2,3,4,6-Tetrachlorophenol	232	7.059	7.059	(1.038)	1036015	80.0000	77.767(M)
92 2-Naphthylamine	143	7.081	7.081	(1.041)	1222351	80.0000	50.321
93 Diethylphthalate	149	7.134	7.134	(1.049)	3276683	80.0000	79.568
94 Fluorene	166	7.225	7.225	(1.062)	3615120	80.0000	84.159
95 4-Chlorophenyl-phenylether	204	7.220	7.220	(1.061)	1937788	80.0000	80.028
96 4-Nitroaniline	138	7.236	7.236	(1.064)	687857	80.0000	82.564
98 4,6-Dinitro-2-methylphenol	198	7.257	7.257	(0.914)	612838	80.0000	95.298
99 N-Nitrosodiphenylamine (1)	169	7.311	7.311	(0.921)	2256593	80.0000	87.157
100 1,2-Diphenylhydrazine	77	7.343	7.343	(0.925)	4097274	80.0000	79.836
106 4-Bromophenyl-phenylether	248	7.594	7.594	(0.956)	1125096	80.0000	80.615
107 Hexachlorobenzene	284	7.658	7.658	(0.964)	1149528	80.0000	79.880
210 Atrazine	200	7.711	7.711	(0.971)	835515	80.0000	74.118
111 Pentachlorophenol	266	7.802	7.802	(0.983)	714993	80.0000	93.356
115 Phenanthrene	178	7.962	7.962	(1.003)	5038515	80.0000	79.911
116 Anthracene	178	8.000	8.000	(1.007)	5182705	80.0000	80.948
119 Carbazole	167	8.117	8.117	(1.022)	4092089	80.0000	80.216
120 Di-n-Butylphthalate	149	8.374	8.374	(1.054)	5419725	80.0000	83.520
123 Fluoranthene	202	8.876	8.876	(1.118)	5747674	80.0000	78.521
124 Benzidine	184	8.967	8.967	(0.899)	2214852	80.0000	90.690(M)
125 Pyrene	202	9.052	9.052	(0.907)	6023871	80.0000	73.687(M)
131 Butylbenzylphthalate	149	9.517	9.517	(0.954)	2428274	80.0000	79.733(M)
135 3,3'-Dichlorobenzidine	252	9.934	9.934	(0.996)	2339359	80.0000	83.532(M)
136 Benzo(a)Anthracene	228	9.966	9.966	(0.999)	6912142	80.0000	83.442(M)
137 Chrysene	228	9.998	9.998	(1.002)	6390635	80.0000	80.830(M)
139 bis(2-ethylhexyl)Phthalate	149	9.944	9.944	(0.997)	3630658	80.0000	80.201(M)
140 Di-n-octylphthalate	149	10.457	10.457	(0.925)	8123877	80.0000	79.209
141 Benzo(b)fluoranthene	252	10.911	10.911	(0.965)	8978074	80.0000	73.936

Compounds	QUANT SIG MASS	RT	EXP RT	REL RT	RESPONSE	AMOUNTS CAL-AMT (NG)	AMOUNTS ON-COL (NG)
142 Benzo(k)fluoranthene	252	10.938	10.938	(0.967)	10412772	80.0000	78.705
143 7,12-dimethylbenz[a]anthracen	256	10.895	10.895	(0.964)	4016809	80.0000	74.828
146 Benzo(a)pyrene	252	11.253	11.253	(0.995)	7873687	80.0000	79.789
149 Indeno(1,2,3-cd)pyrene	276	12.669	12.669	(1.120)	8984312	80.0000	79.102
150 Dibenz(a,h)anthracene	278	12.679	12.679	(1.121)	7578363	80.0000	79.684
151 Benzo(g,h,i)perylene	276	13.075	13.075	(1.156)	8094642	80.0000	81.310
$ 154 Nitrobenzene-d5	82	4.917	4.917	(0.900)	1882677	80.0000	84.451
$ 155 2-Fluorobiphenyl	172	6.290	6.290	(0.925)	3762768	80.0000	90.307
$ 156 Terphenyl-d14	244	9.159	9.159	(0.918)	4185038	80.0000	74.344 (M)
$ 157 Phenol-d5	99	4.239	4.239	(0.943)	1854209	80.0000	82.050
$ 158 2-Fluorophenol	112	3.475	3.475	(0.773)	1446442	80.0000	80.921
$ 159 2,4,6-Tribromophenol	330	7.412	7.412	(0.933)	534155	80.0000	88.958
$ 186 2-Chlorophenol-d4	132	4.319	4.319	(0.961)	1627210	80.0000	82.282
$ 187 1,2-Dichlorobenzene-d4	152	4.613	4.613	(1.026)	1243200	80.0000	82.546

QC Flag Legend

M - Compound response manually integrated.
H - Operator selected an alternate compound hit.

Data File Name: V1110IC8.D
Inj. Date and Time: 10-NOV-2010 09:21
Instrument ID: 731.i
Client ID: SSTD80
Compound Name: Benzoic Acid
CAS #: 65-85-0

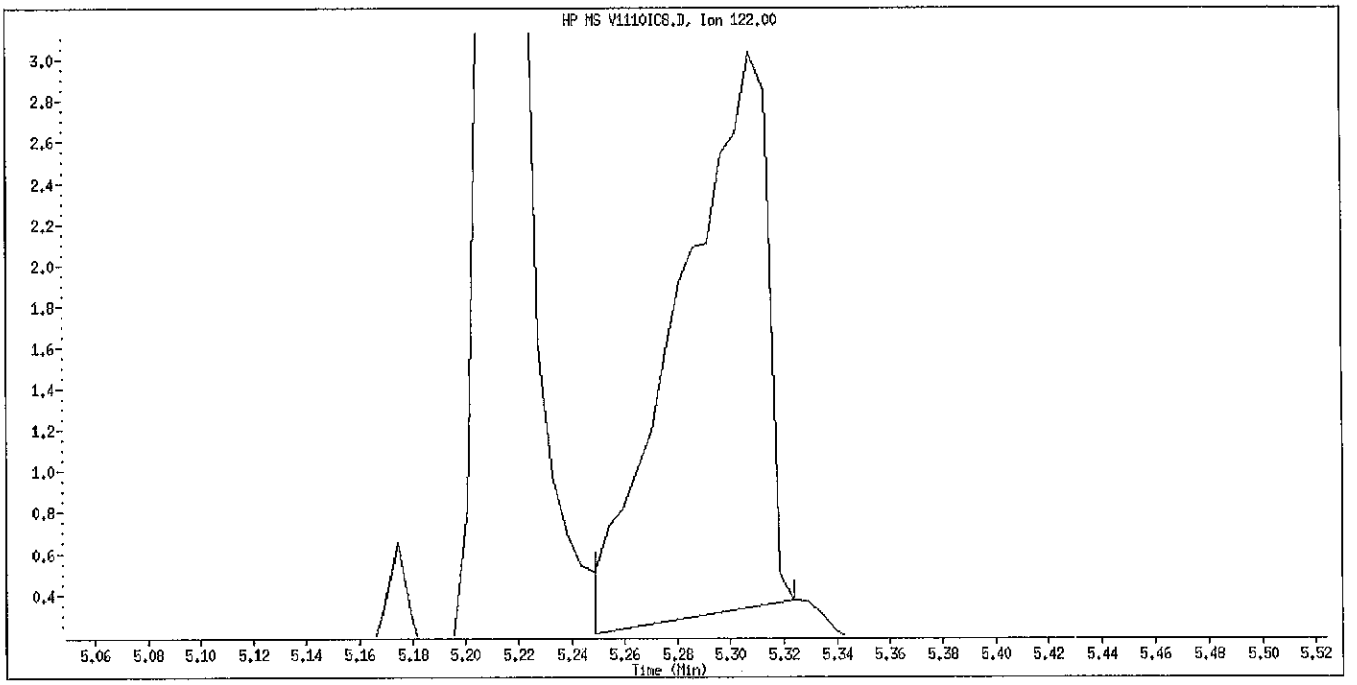

Original Integration

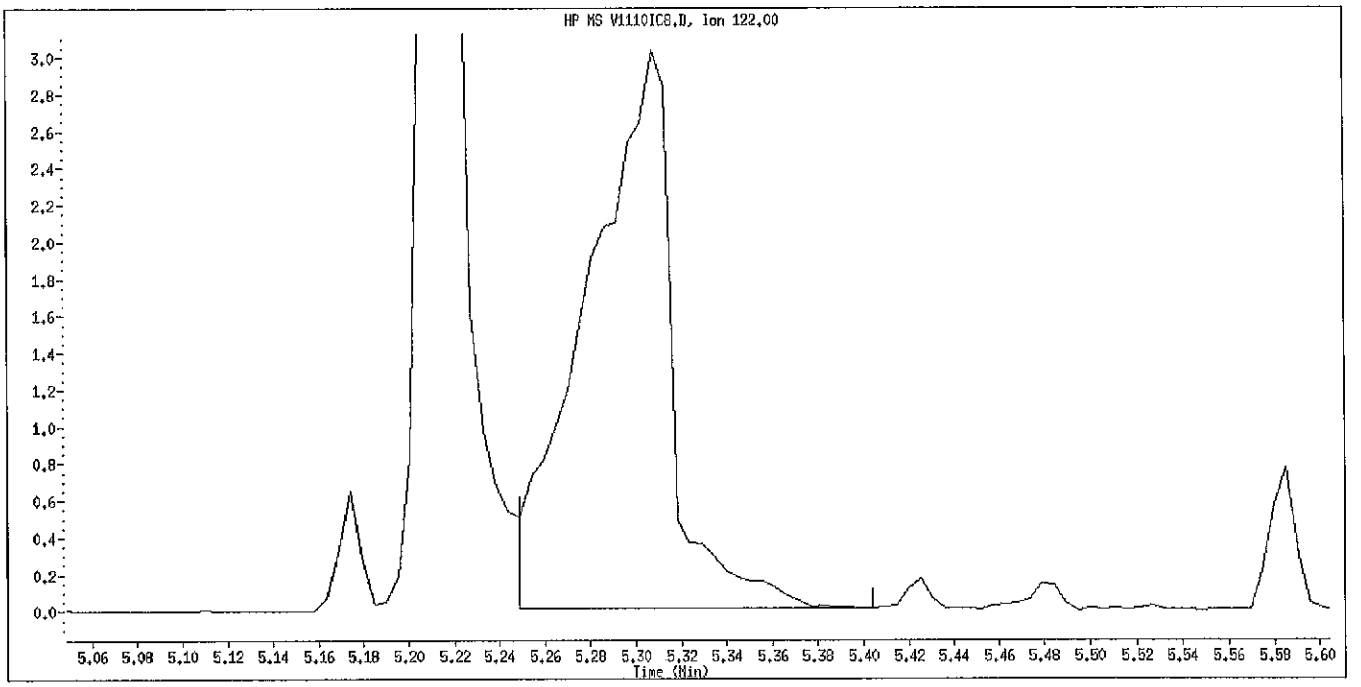

Manual Integration

Manually Integrated By: piccolinov
Manual Integration Reason: Peak Not Found

Data File Name: V1110IC8.D
Inj. Date and Time: 10-NOV-2010 09:21
Instrument ID: 731.i
Client ID: SSTD80
Compound Name: Caprolactam
CAS #: 105-60-2

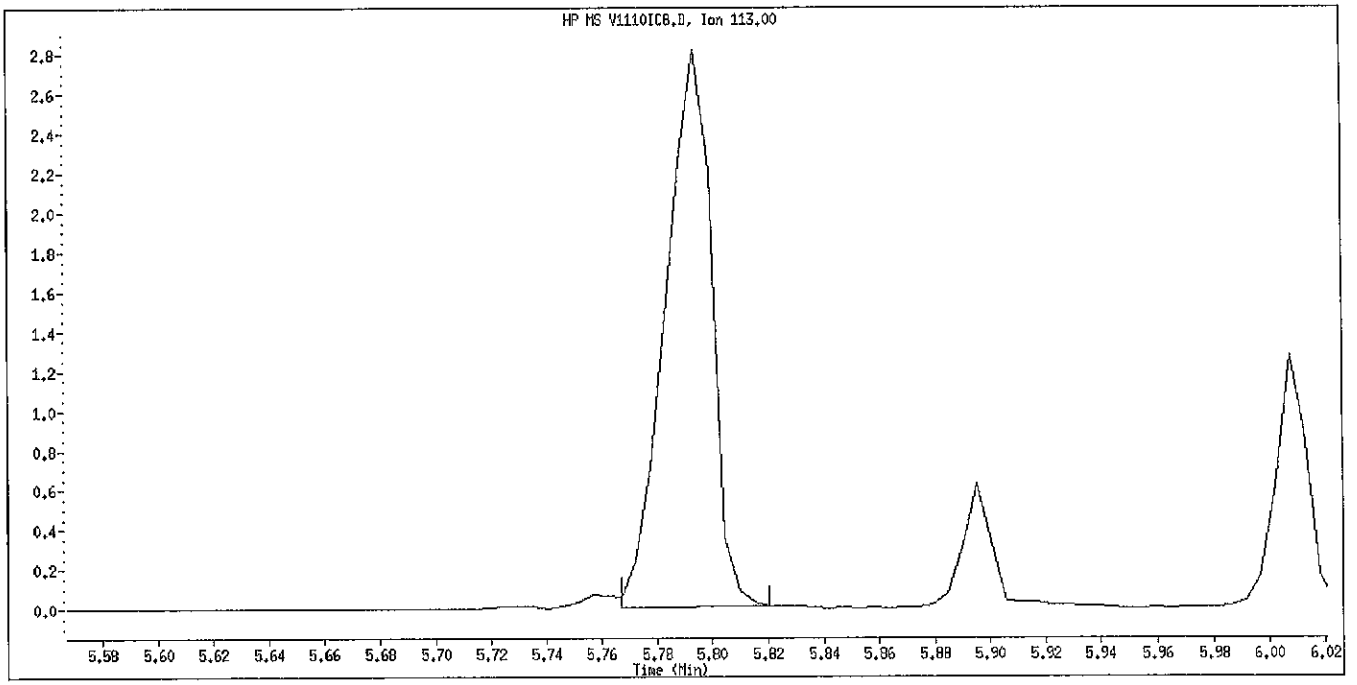

Original Integration

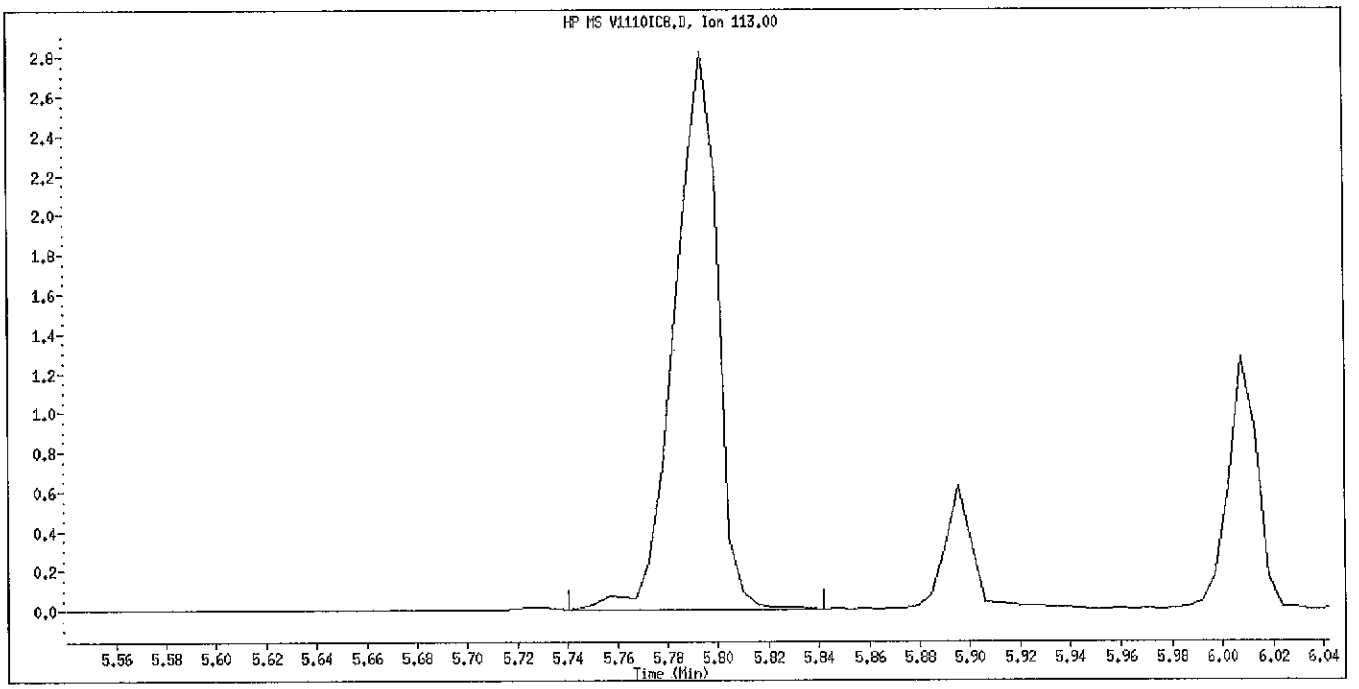

Manual Integration

Manually Integrated By: piccolinov
Manual Integration Reason: Peak Not Found

Data File Name: V1110IC8.D
Inj. Date and Time: 10-NOV-2010 09:21
Instrument ID: 731.i
Client ID: SSTD80
Compound Name: 3-Nitroaniline
CAS #: 99-09-2

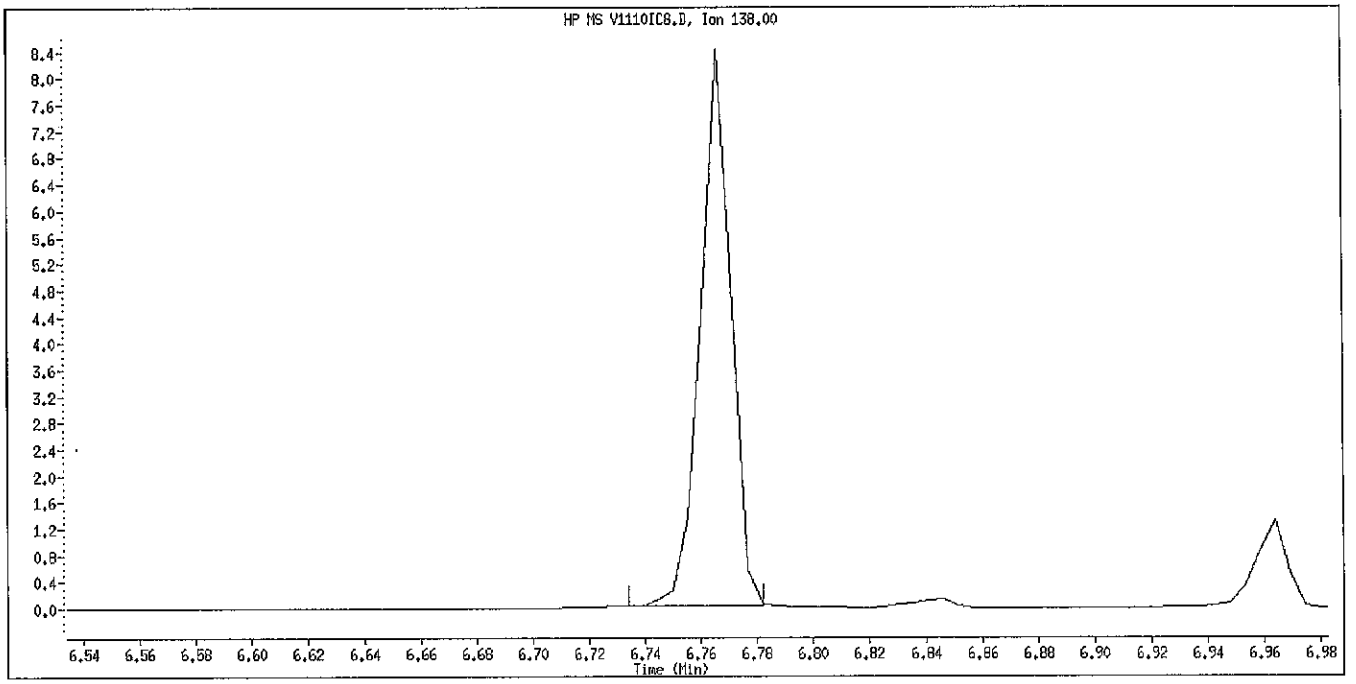

Original Integration

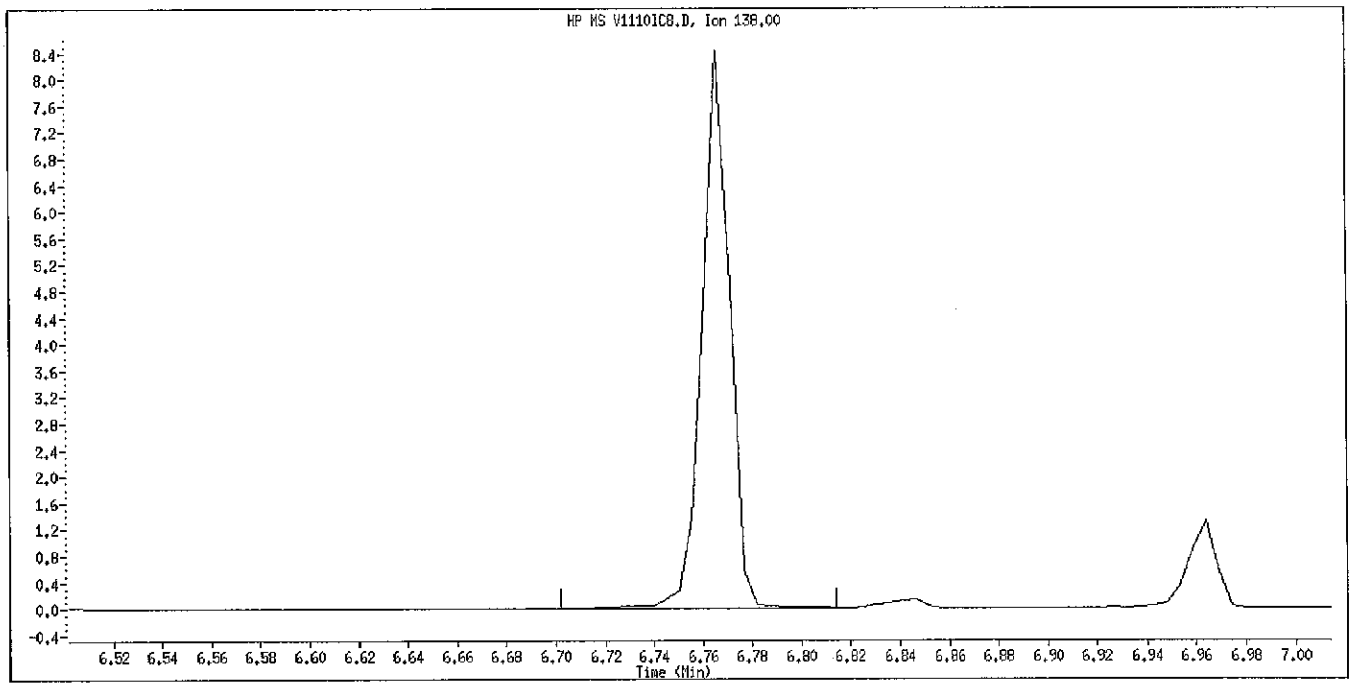

Manual Integration

Manually Integrated By: piccolinov
Manual Integration Reason: Unknown

Data File Name: V1110IC8.D
Inj. Date and Time: 10-NOV-2010 09:21
Instrument ID: 731.i
Client ID: SSTD80
Compound Name: 2,3,4,6-Tetrachlorophenol
CAS #: 58-90-2

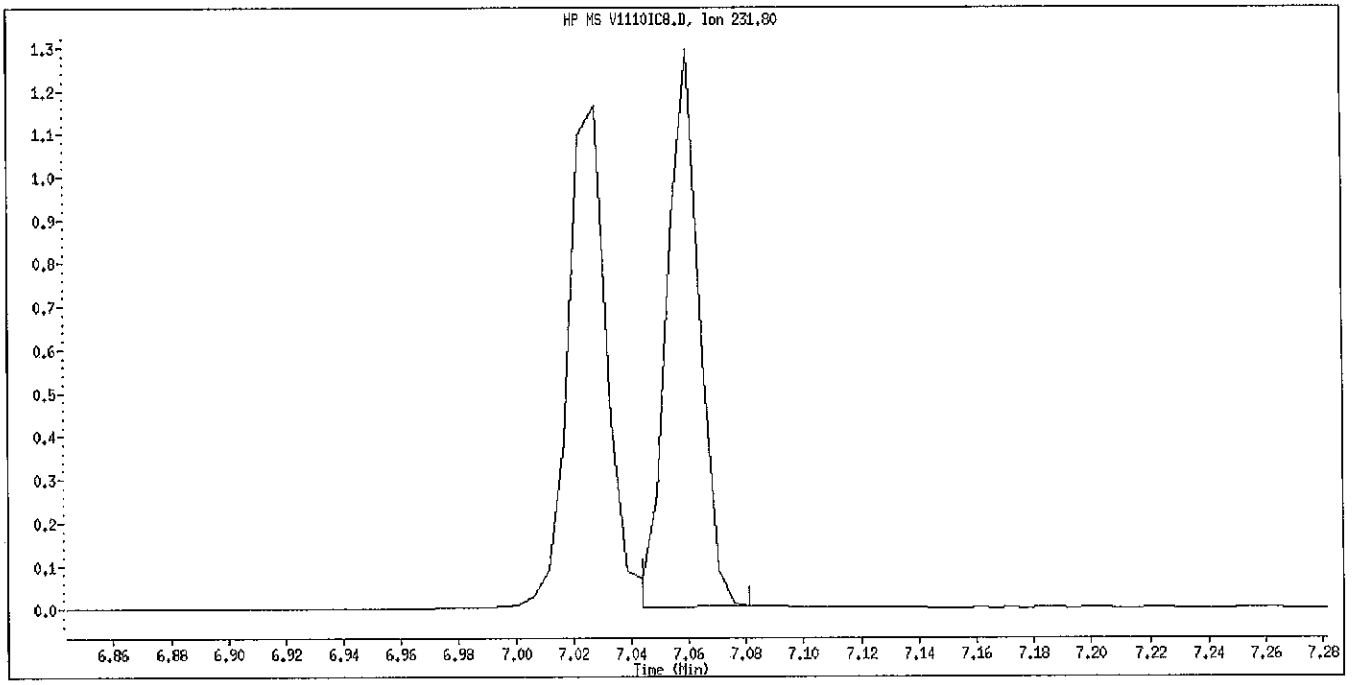

Original Integration

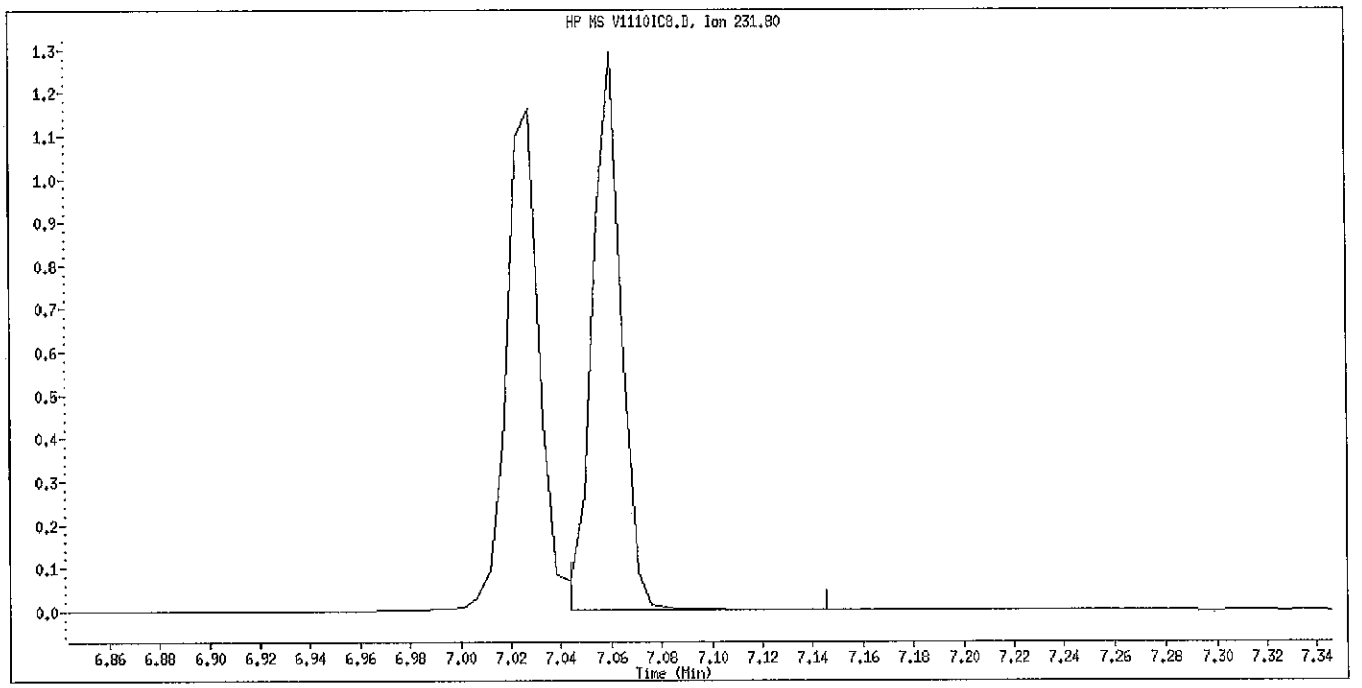

Manual Integration

Manually Integrated By: piccolinov
Manual Integration Reason: Poor Chromatography

Data File Name: V1110IC8.D
Inj. Date and Time: 10-NOV-2010 09:21
Instrument ID: 731.i
Client ID: SSTD80
Compound Name: Benzidine
CAS #: 92-87-5

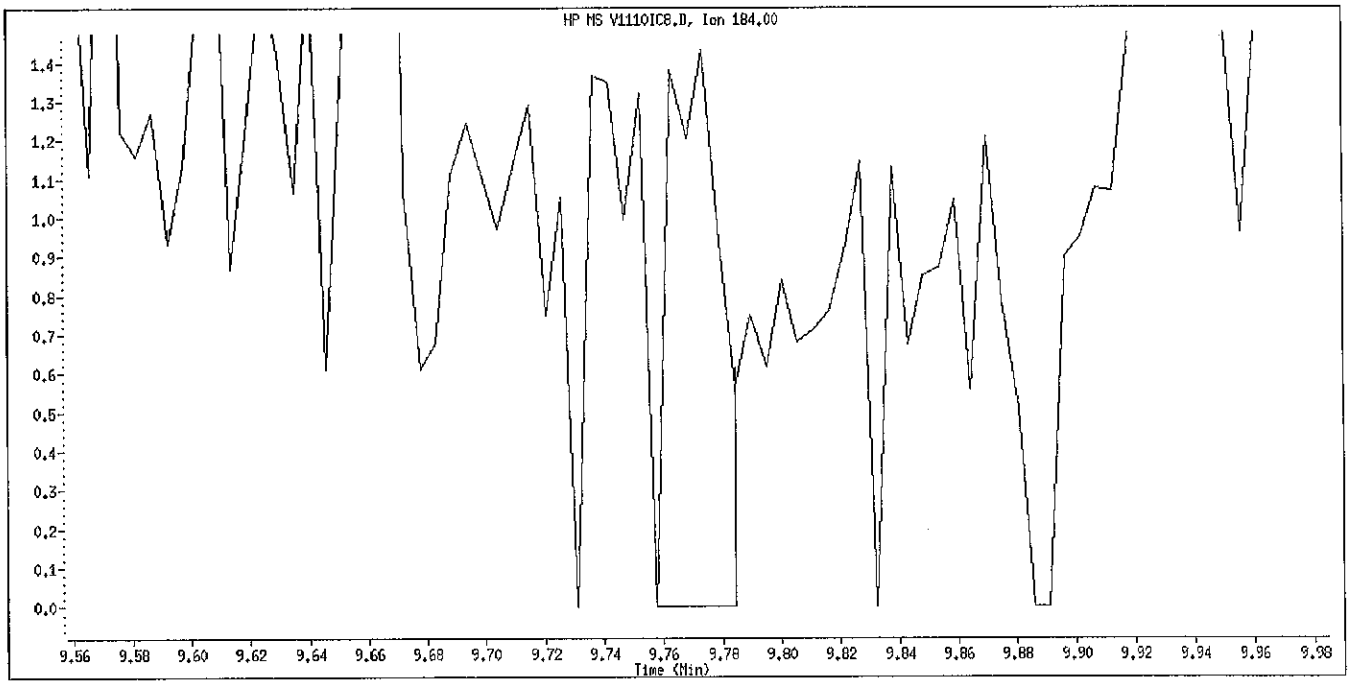

Original Integration

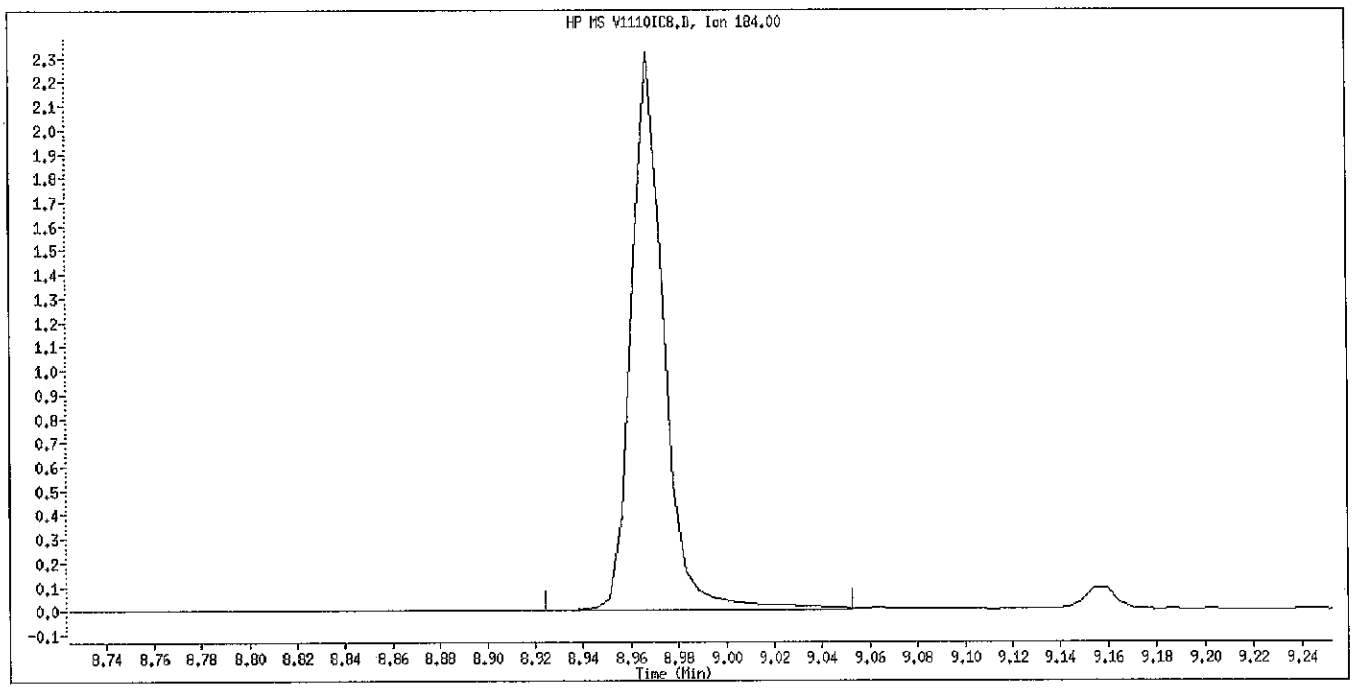

Manual Integration

Manually Integrated By: piccolinov
Manual Integration Reason: Peak Not Found

Data File Name: V1110IC8.D
Inj. Date and Time: 10-NOV-2010 09:21
Instrument ID: 731.i
Client ID: SSTD80
Compound Name: Pyrene
CAS #: 129-00-0

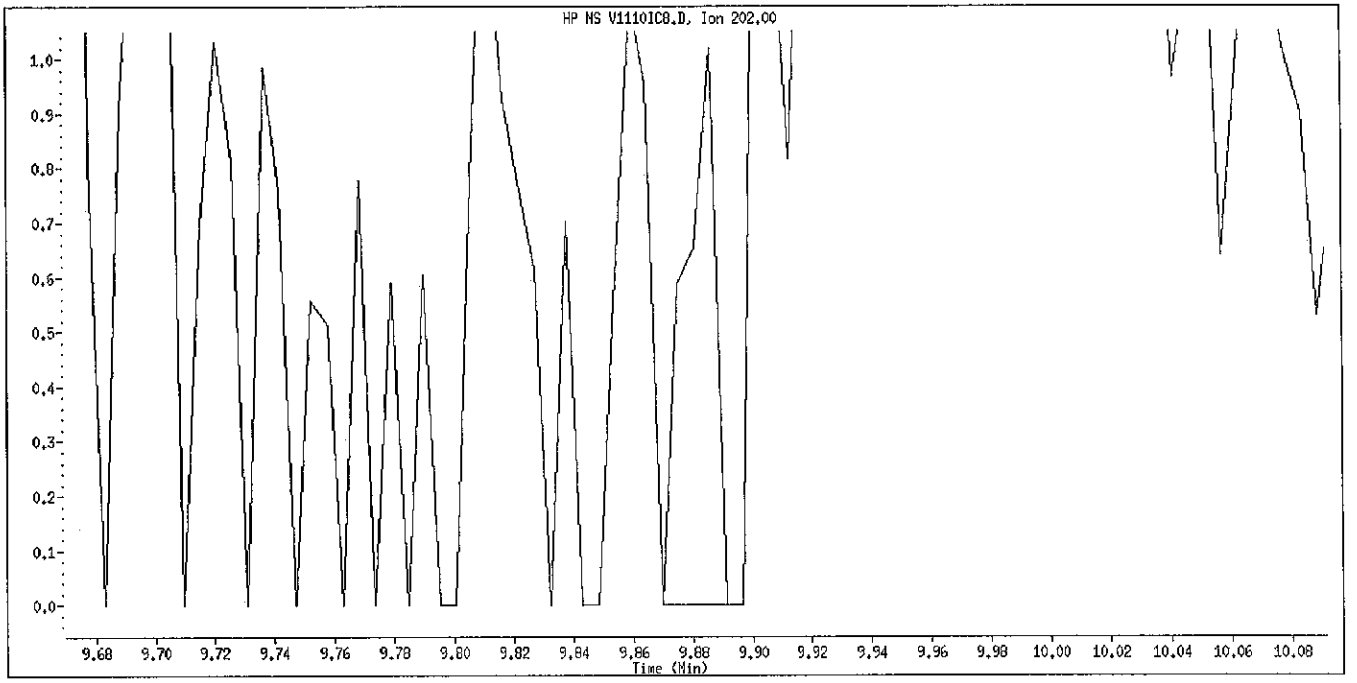

Original Integration

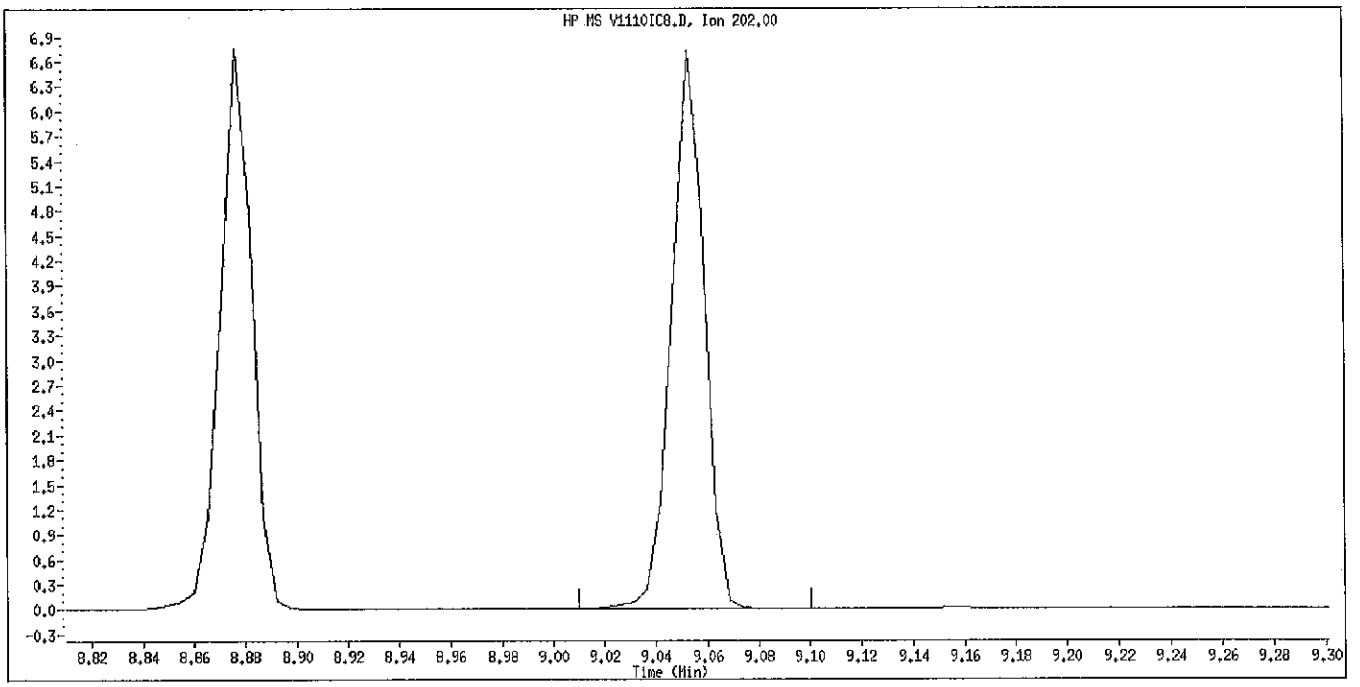

Manual Integration

Manually Integrated By: piccolinov
Manual Integration Reason: Peak Not Found

Data File Name: V1110IC8.D
Inj. Date and Time: 10-NOV-2010 09:21
Instrument ID: 731.i
Client ID: SSTD80
Compound Name: Terphenyl-d14
CAS #: 1718-51-0

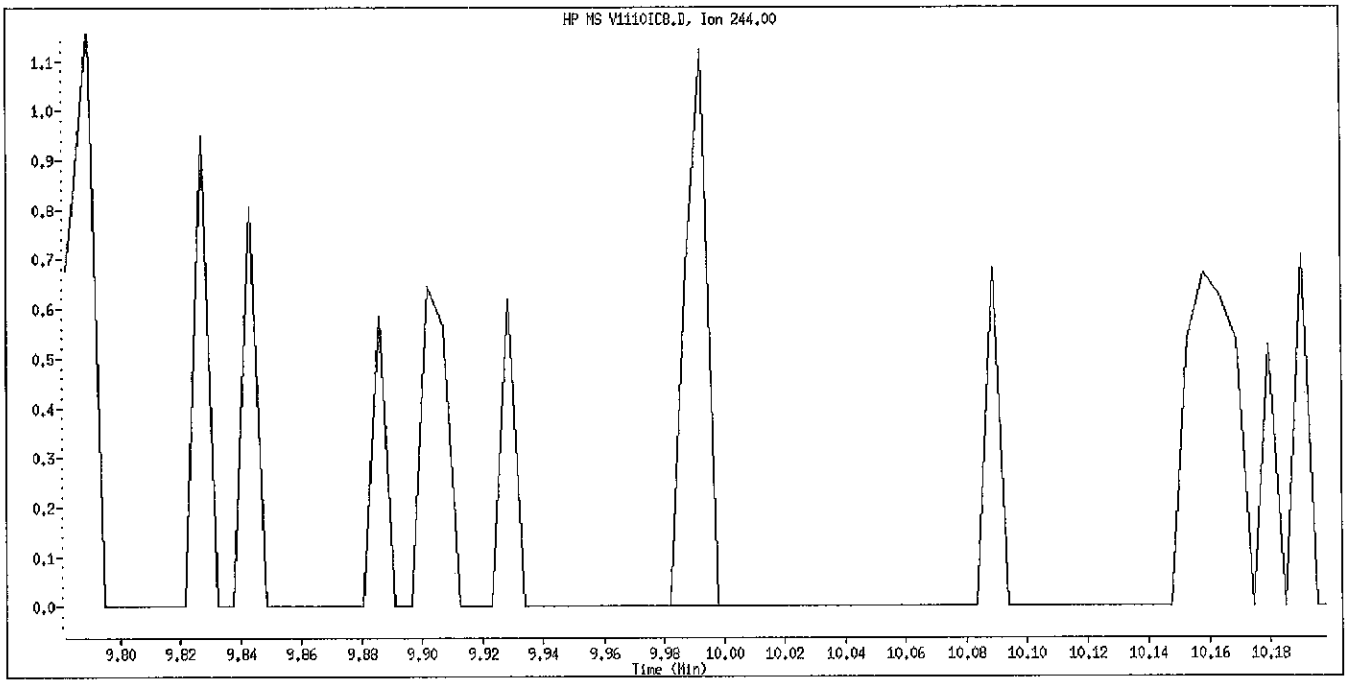

Original Integration

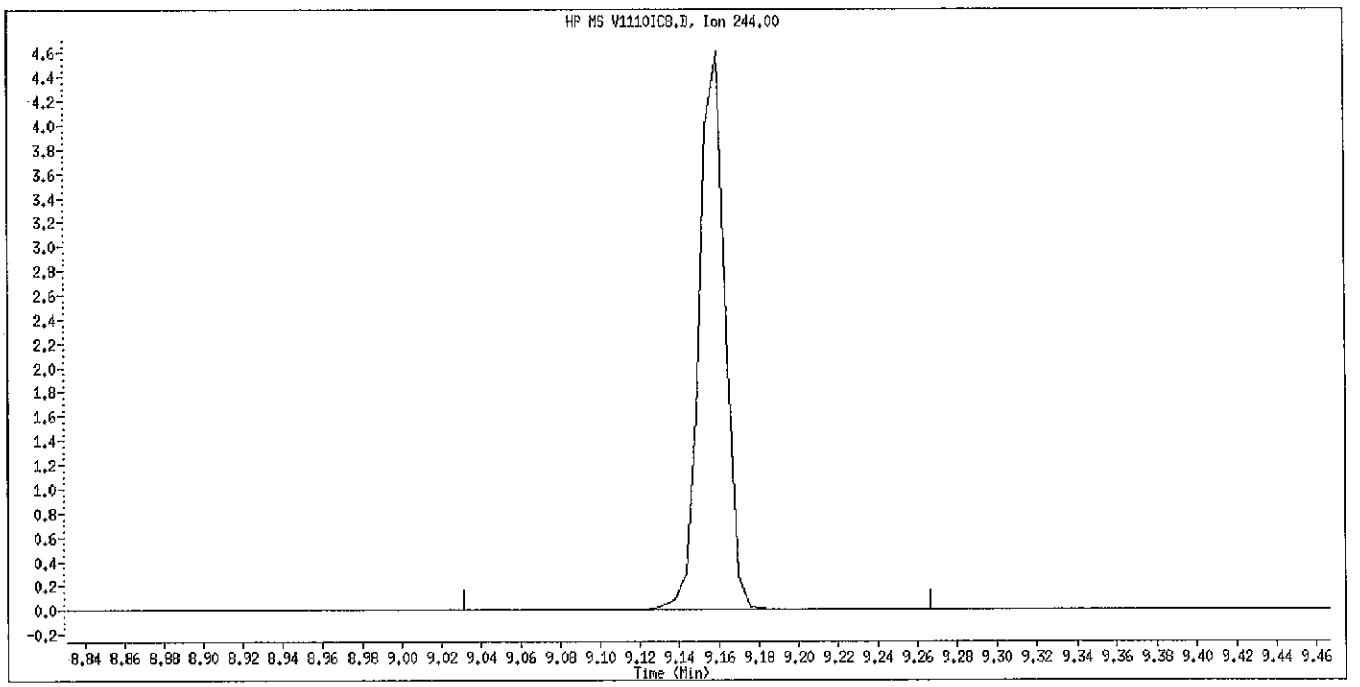

Manual Integration

Manually Integrated By: piccolinov
Manual Integration Reason: Peak Not Found

Data File Name: V1110IC8.D
Inj. Date and Time: 10-NOV-2010 09:21
Instrument ID: 731.i
Client ID: SSTD80
Compound Name: Butylbenzylphthalate
CAS #: 85-68-7

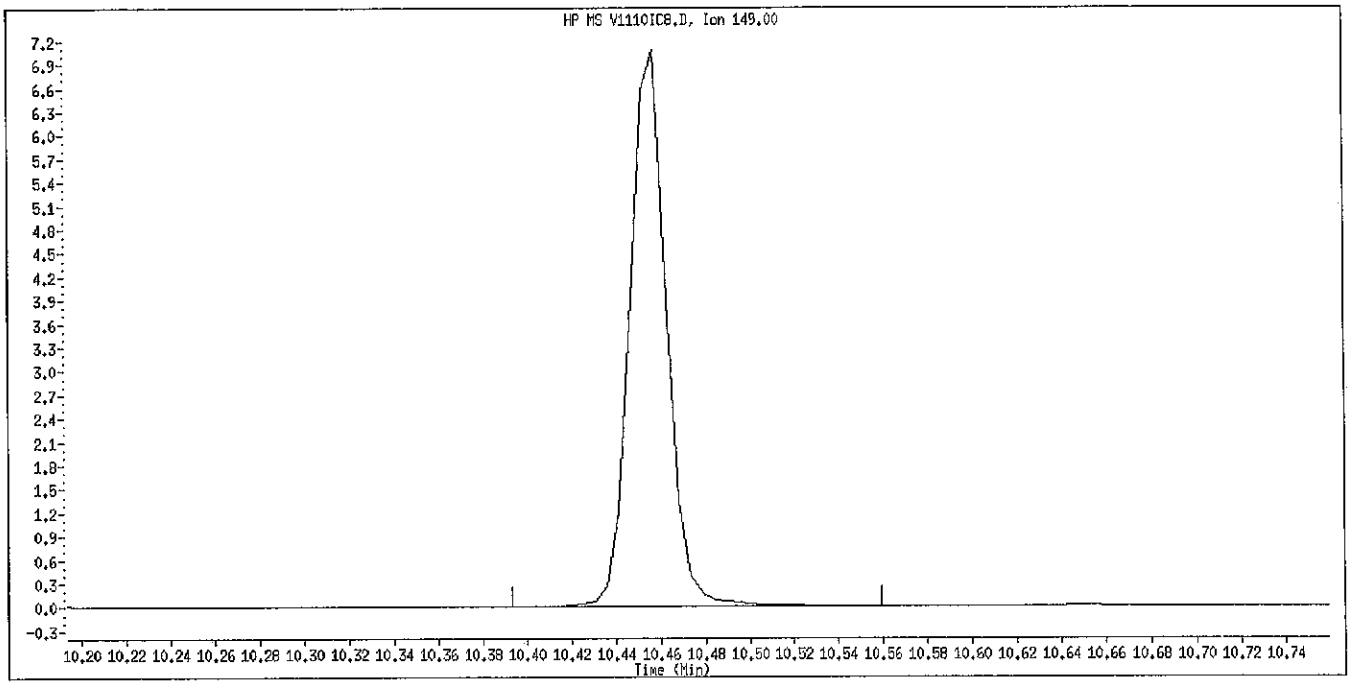

Original Integration

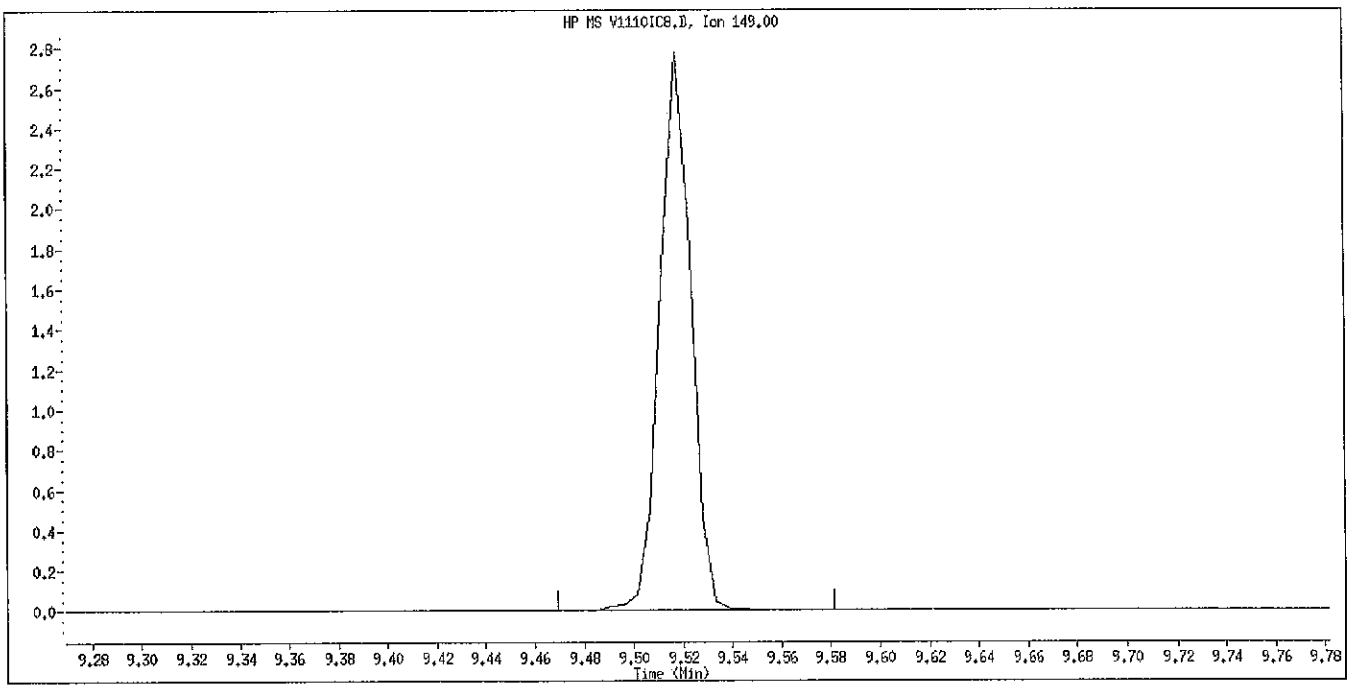

Manual Integration

Manually Integrated By: piccolinov
Manual Integration Reason: Peak Not Found

Data File Name: V1110IC8.D
Inj. Date and Time: 10-NOV-2010 09:21
Instrument ID: 731.i
Client ID: SSTD80
Compound Name: 3,3'-Dichlorobenzidine
CAS #: 91-94-1

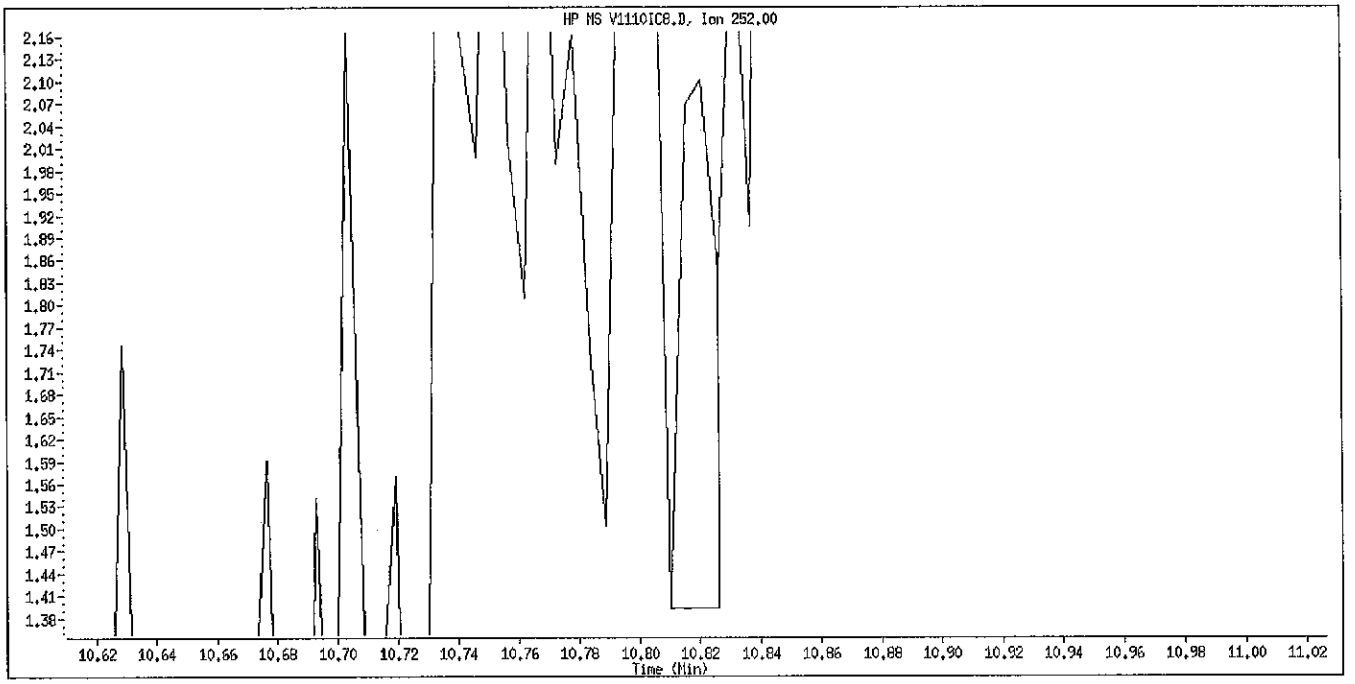

Original Integration

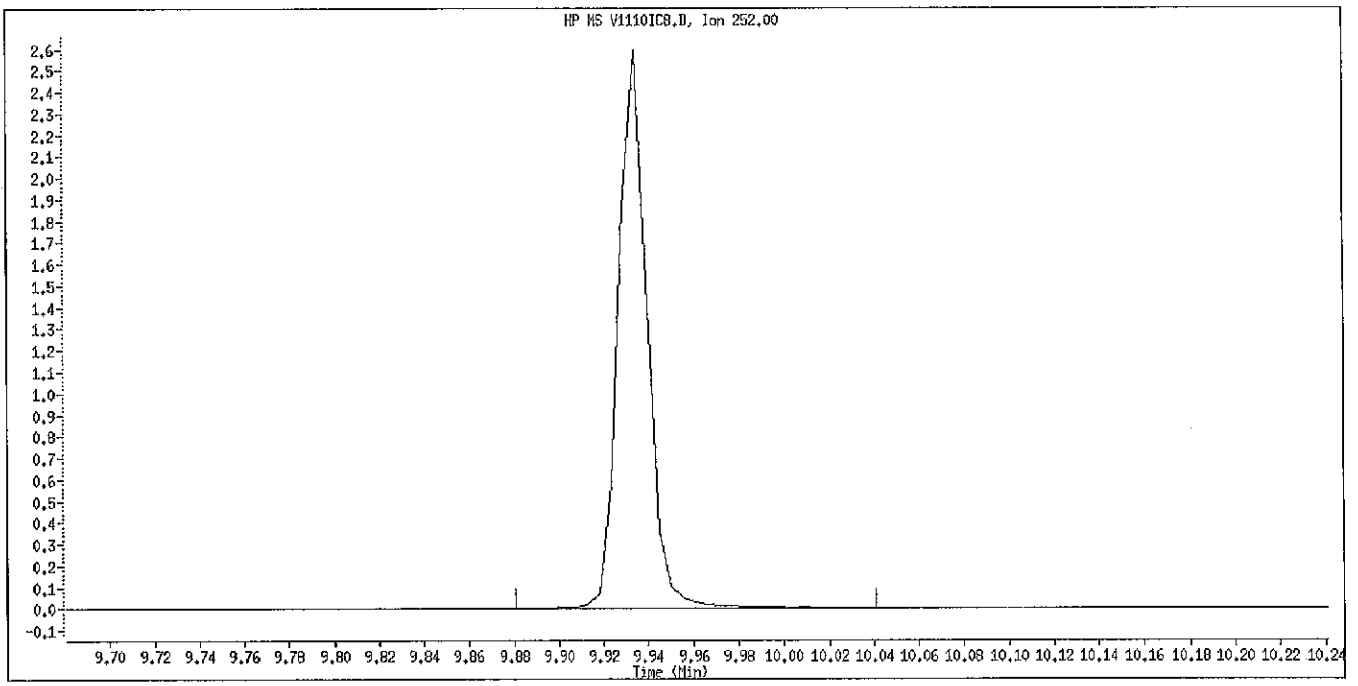

Manual Integration

Manually Integrated By: piccolinov
Manual Integration Reason: Peak Not Found

Data File Name: V1110IC8.D
Inj. Date and Time: 10-NOV-2010 09:21
Instrument ID: 731.i
Client ID: SSTD80
Compound Name: bis(2-ethylhexyl)Phthalate
CAS #: 117-81-7

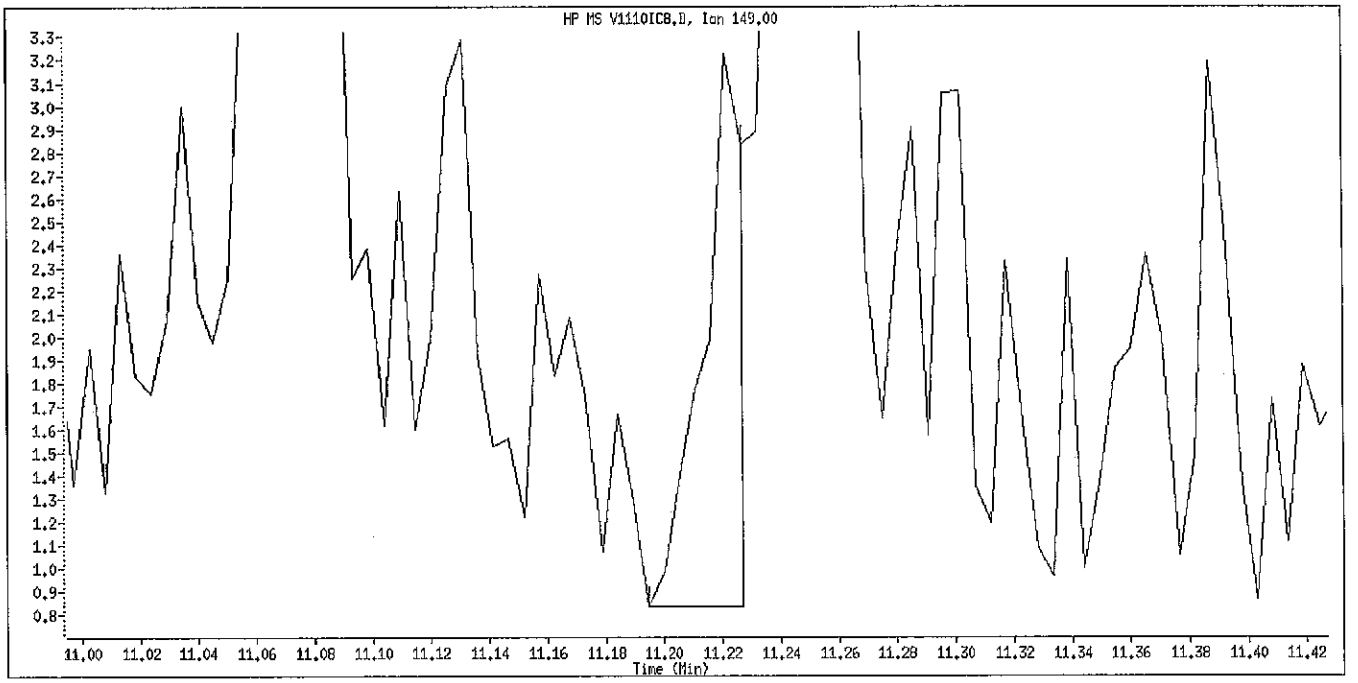

Original Integration

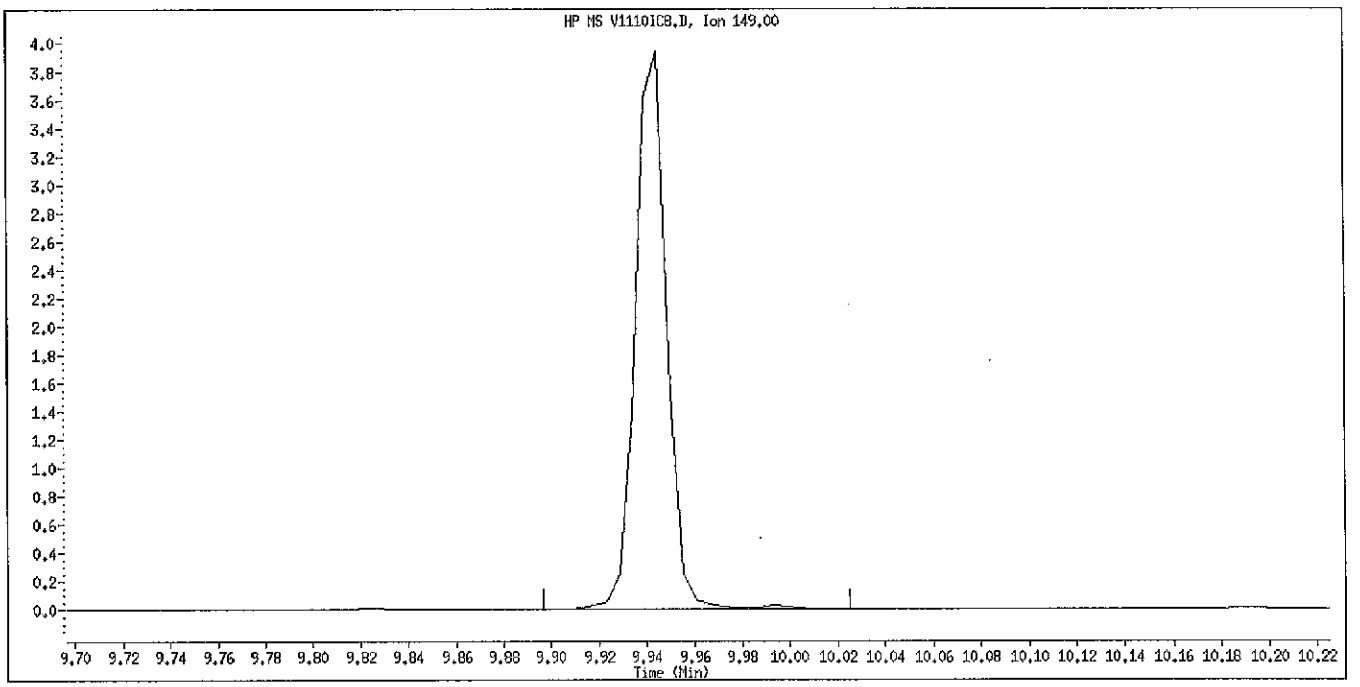

Manual Integration

Manually Integrated By: piccolinov
Manual Integration Reason: Peak Not Found

Data File Name: V1110IC8.D
Inj. Date and Time: 10-NOV-2010 09:21
Instrument ID: 731.i
Client ID: SSTD80
Compound Name: Benzo(a)Anthracene
CAS #: 56-55-3

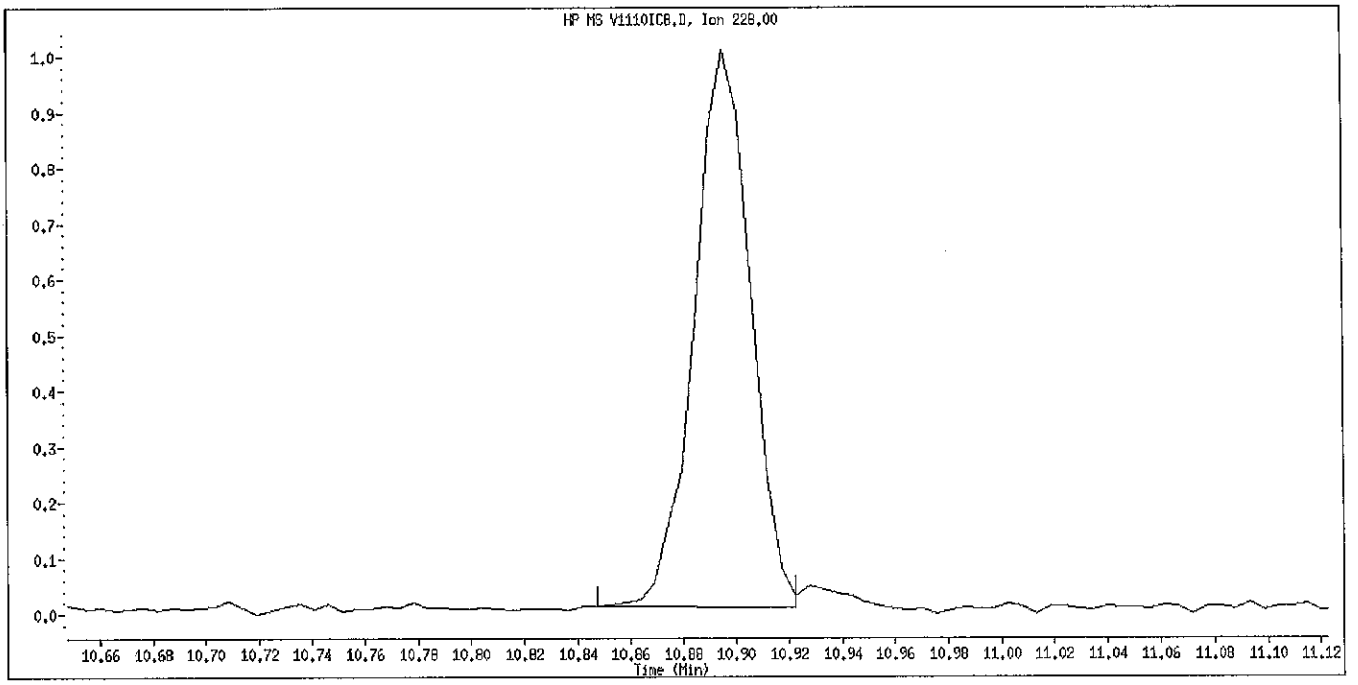

Original Integration

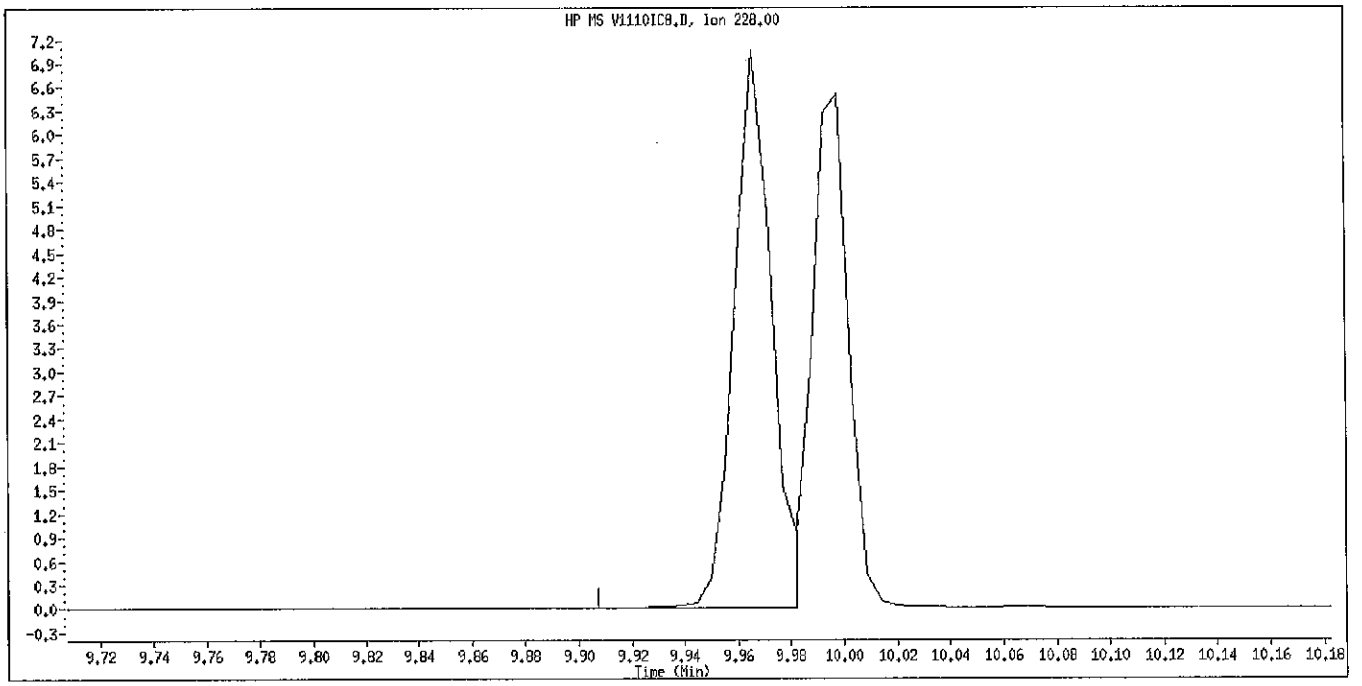

Manual Integration

Manually Integrated By: piccolinov
Manual Integration Reason: Peak Not Found

Data File Name: V1110IC8.D
Inj. Date and Time: 10-NOV-2010 09:21
Instrument ID: 731.i
Client ID: SSTD80
Compound Name: Chrysene-d12
CAS #: 1719-03-5

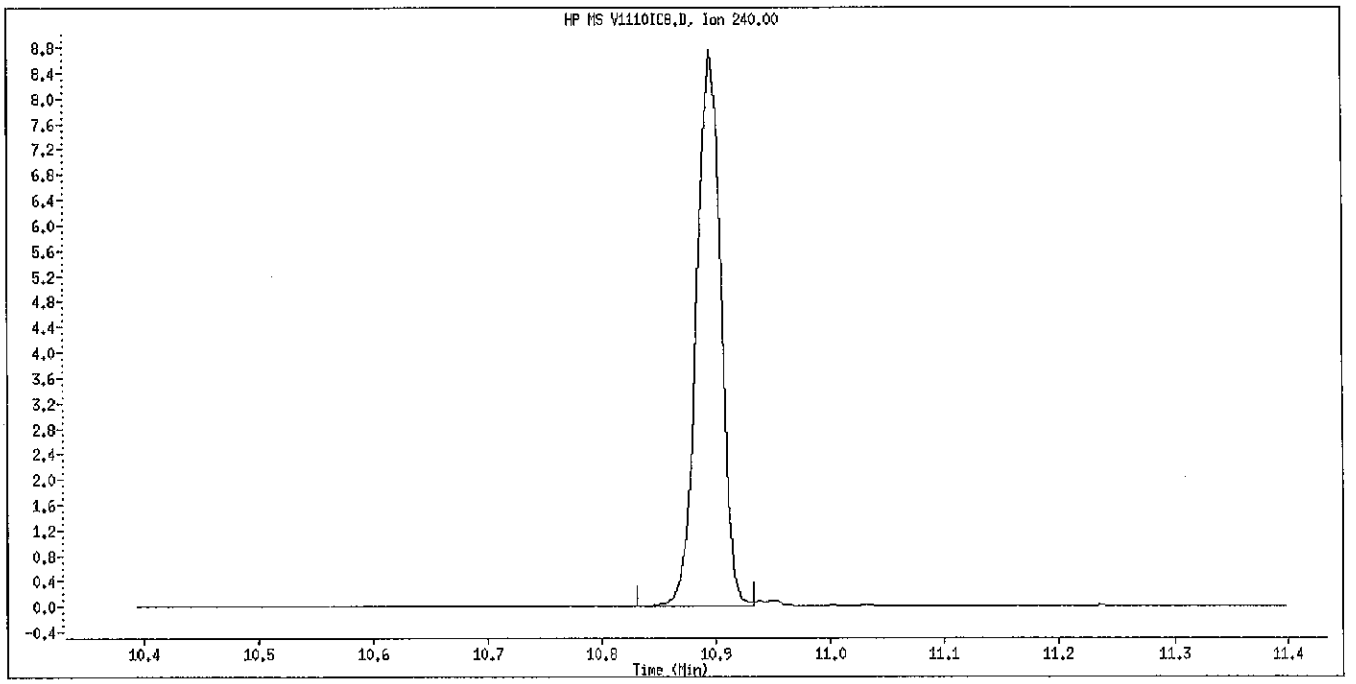

Original Integration

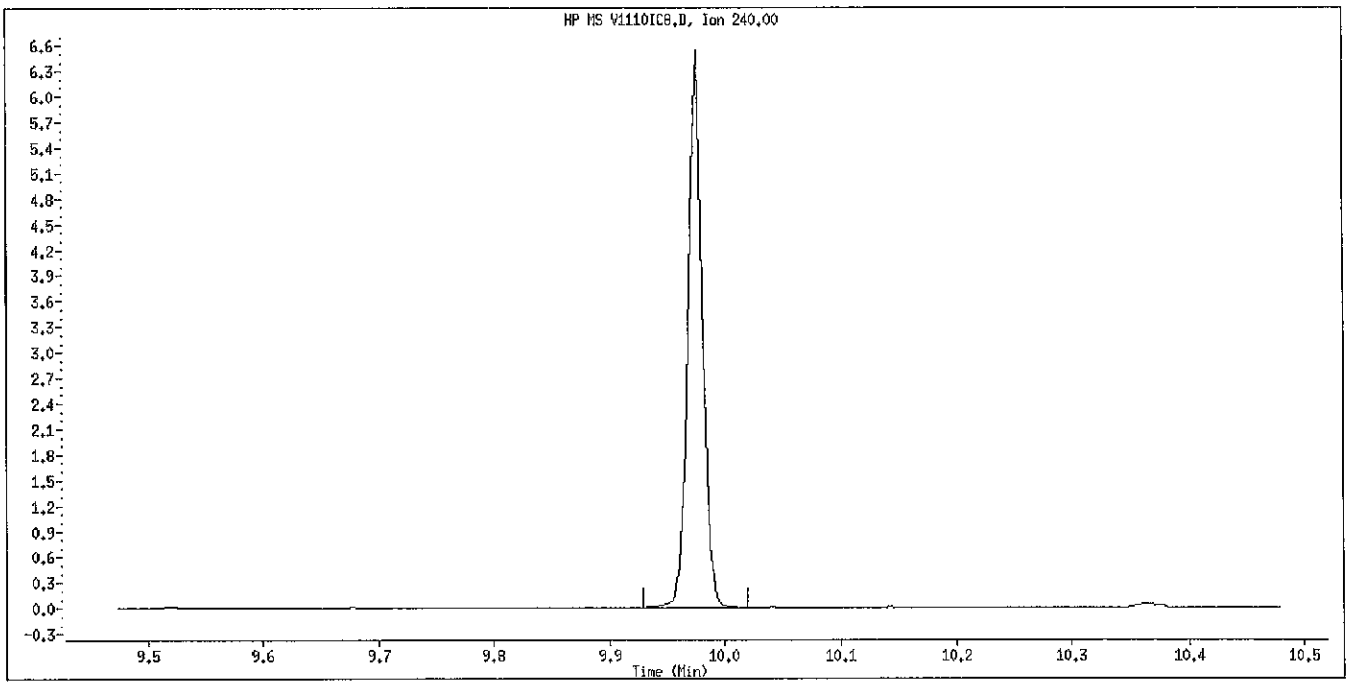

Manual Integration

Manually Integrated By: piccolinov
Manual Integration Reason: Peak Not Found

Data File Name: V1110IC8.D
Inj. Date and Time: 10-NOV-2010 09:21
Instrument ID: 731.i
Client ID: SSTD80
Compound Name: Chrysene
CAS #: 218-01-9

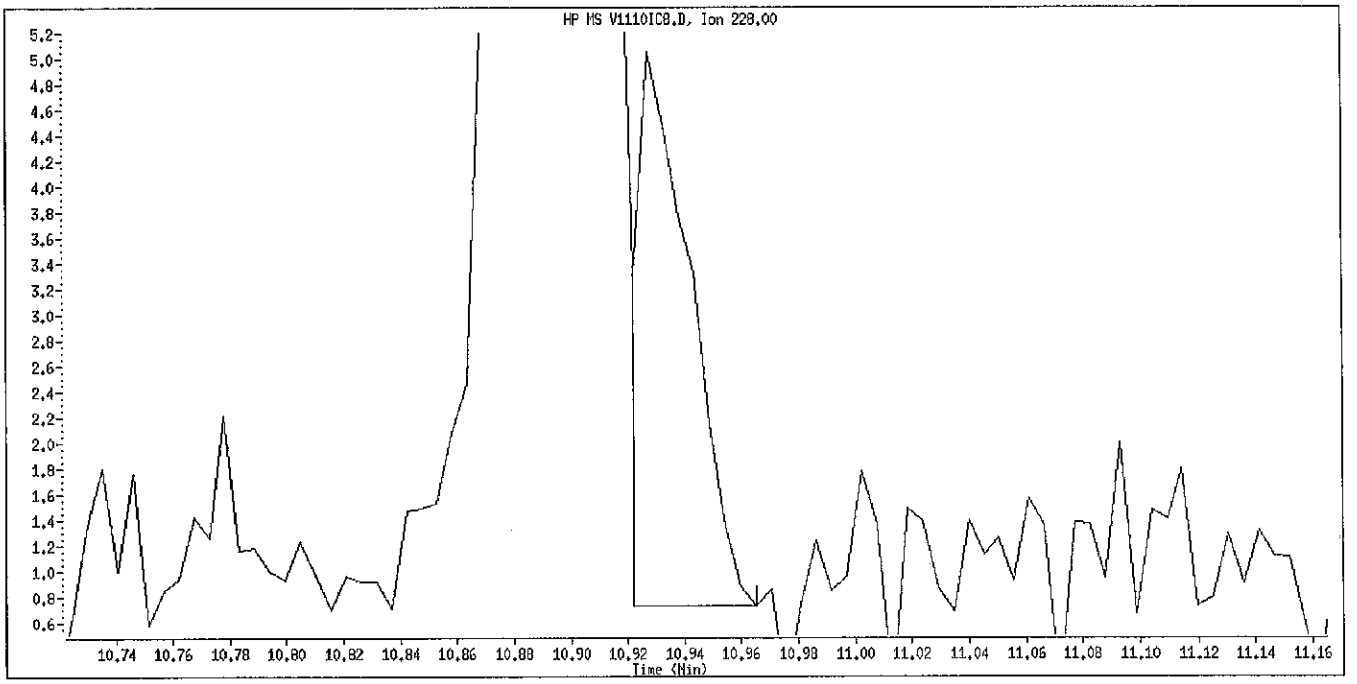

Original Integration

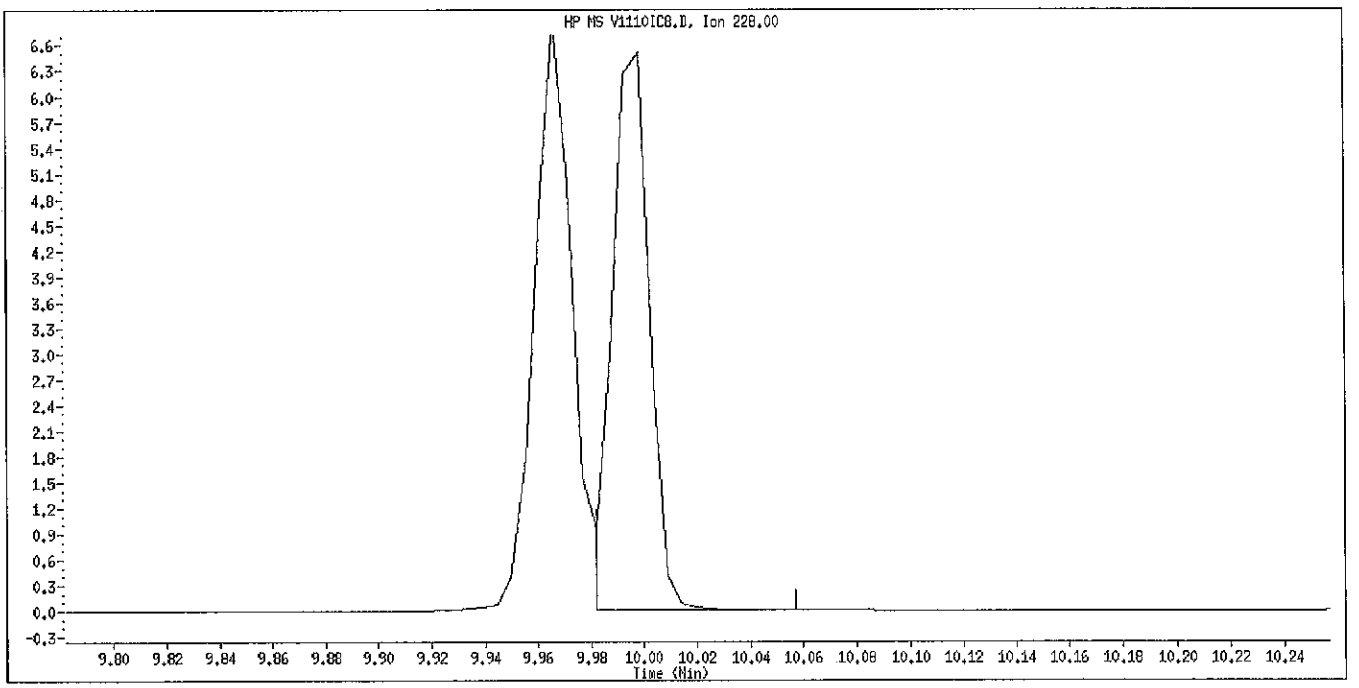

Manual Integration

Manually Integrated By: piccolinov
Manual Integration Reason: Peak Not Found

Data File: \\PITSVR06\D\chem\731.i\W111010.b\W1110STV.D
Date : 10-NOV-2010 09:43
Client ID: STDVER20
Sample Info: STDVER20(10ug/mL) BNA0670-10 8270c/d

Instrument: 731.i
Operator: 003200
Column diameter: 0.32

Column phase: DB5-MS

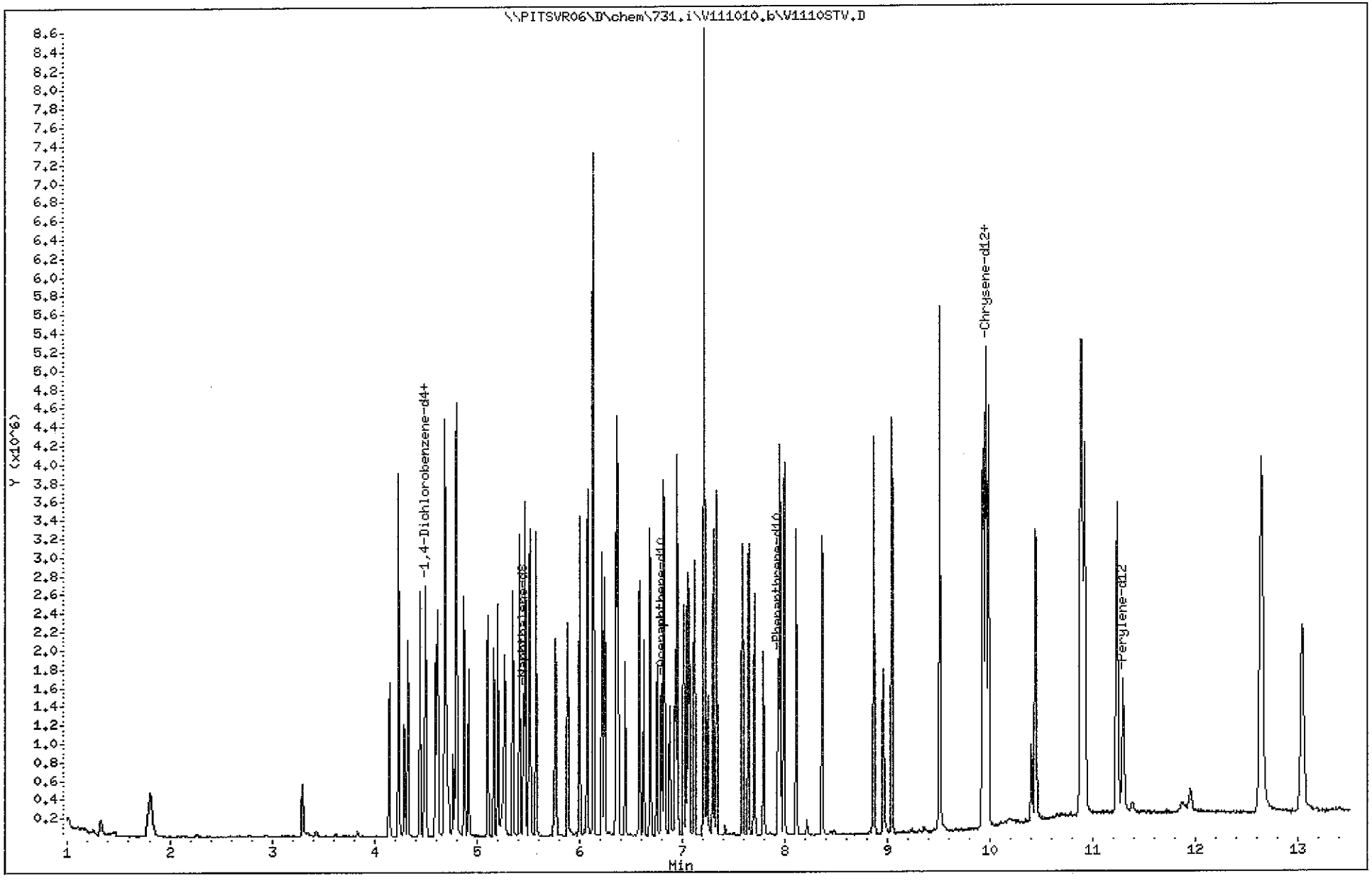

TestAmerica Pittsburgh

RECOVERY REPORT

Client Name:
Client SDG: methods
Sample Matrix: NONE
Fraction: SV
Lab Smp Id: STDVER20
Client Smp ID: STDVER20
Level:
Operator: 003200
Data Type: MS DATA
SampleType: LCS
SpikeList File: icv.spk
Quant Type: ISTD
Sublist File: padepi.sub
Method File: \\PITSVR06\D\chem\731.i\V111010.b\8270ll.m
Misc Info: STDVER20,V111010.b,8270ll.m,padepi.sub

SPIKE	COMPOUND	AMOUNT ADDED NG	AMOUNT RECOVERED NG	% RECOVERED	LIMITS
198	1,4-Dioxane	20.000	20.044	100.22	
9	Pyridine	20.000	19.759	98.80	
10	N-Nitrosodimethyla	20.000	19.784	98.92	
16	Methyl methanesulf	20.000	18.843	94.22	
21	Aniline	20.000	20.277	101.38	
206	Benzaldehyde	20.000	16.991	84.96	
22	Phenol	20.000	19.404	97.02	
23	bis(2-Chloroethyl)	20.000	19.845	99.23	
24	2-Chlorophenol	20.000	18.927	94.63	
26	1,3-Dichlorobenzen	20.000	19.452	97.26	
27	1,4-Dichlorobenzen	20.000	19.455	97.27	
28	1,2-Dichlorobenzen	20.000	19.408	97.04	
29	Benzyl Alcohol	20.000	19.176	95.88	
30	2-Methylphenol	20.000	19.529	97.64	
31	2,2'-oxybis(1-Chlo	20.000	19.087	95.43	
217	Indene	20.000	20.843	104.22	
32	N-Nitroso-di-n-pro	20.000	20.037	100.18	
192	4-Methylphenol	20.000	20.297	101.48	
34	Hexachloroethane	20.000	20.542	102.71	
35	Nitrobenzene	20.000	17.870	89.35	
36	N-Nitrosopyrrolidi	20.000	20.592	102.96	
37	Acetophenone	20.000	19.144	95.72	
41	Isophorone	20.000	18.248	91.24	
42	2-Nitrophenol	20.000	18.993	94.96	
43	2,4-Dimethylphenol	20.000	17.514	87.57	
44	bis(2-Chloroethoxy	20.000	18.037	90.19	
48	2,4-Dichlorophenol	20.000	19.169	95.85	
49	Benzoic Acid	20.000	18.235	91.17	
50	1,2,4-Trichloroben	20.000	18.399	92.00	
51	Naphthalene	20.000	18.360	91.80	
52	4-Chloroaniline	20.000	18.117	90.59	
54	2,6-Dichlorophenol	20.000	19.547	97.73	
56	Hexachlorobutadien	20.000	18.221	91.10	
208	Caprolactam	20.000	21.089	105.45	
59	4-Chloro-3-Methylp	20.000	19.137	95.68	
62	2-Methylnaphthalen	20.000	18.142	90.71	
63	1-Methylnaphthalen	20.000	18.734	93.67	
64	Hexachlorocyclopen	20.000	20.143	100.71	
65	1,2,4,5-Tetrachlor	20.000	18.447	92.24	
66	2,4,6-Trichlorophe	20.000	17.761	88.81	

SPIKE	COMPOUND	AMOUNT ADDED NG	AMOUNT RECOVERED NG	% RECOVERED	LIMITS
67	2,4,5-Trichlorophe	20.000	19.064	95.32	
209	1,1'-Biphenyl	20.000	18.154	90.77	
70	2-Chloronaphthalen	20.000	18.335	91.68	
73	2-Nitroaniline	20.000	18.392	91.96	
76	Dimethylphthalate	20.000	18.446	92.23	
78	2,6-Dinitrotoluene	20.000	19.050	95.25	
79	Acenaphthylene	20.000	16.691	83.45	
81	3-Nitroaniline	20.000	18.836	94.18	
82	Acenaphthene	20.000	17.692	88.46	
83	2,4-Dinitrophenol	20.000	18.880	94.40	
85	4-Nitrophenol	20.000	18.389	91.94	
86	Dibenzofuran	20.000	17.839	89.20	
87	2,4-Dinitrotoluene	20.000	18.300	91.50	
88	2,3,4,6-Tetrachlor	20.000	18.008	90.04	
91	2,3,5,6-Tetrachlor	20.000	19.239	96.20	
92	2-Naphthylamine	20.000	21.294	106.47	
93	Diethylphthalate	20.000	18.623	93.12	
94	Fluorene	20.000	18.123	90.62	
95	4-Chlorophenyl-phe	20.000	17.649	88.25	
96	4-Nitroaniline	20.000	18.940	94.70	
98	4,6-Dinitro-2-meth	20.000	18.066	90.33	
99	N-Nitrosodiphenyla	20.000	19.337	96.69	
100	1,2-Diphenylhydraz	20.000	18.560	92.80	
106	4-Bromophenyl-phen	20.000	18.237	91.19	
107	Hexachlorobenzene	20.000	18.615	93.08	
210	Atrazine	20.000	19.635	98.18	
111	Pentachlorophenol	20.000	17.922	89.61	
115	Phenanthrene	20.000	17.385	86.92	
116	Anthracene	20.000	17.964	89.82	
119	Carbazole	20.000	17.915	89.57	
120	Di-n-Butylphthalat	20.000	18.054	90.27	
123	Fluoranthene	20.000	17.880	89.40	
124	Benzidine	20.000	20.835	104.18	
125	Pyrene	20.000	18.842	94.21	
131	Butylbenzylphthala	20.000	19.738	98.69	
135	3,3'-Dichlorobenzi	20.000	18.539	92.70	
136	Benzo(a)Anthracene	20.000	19.143	95.71	
137	Chrysene	20.000	18.715	93.58	
139	bis(2-ethylhexyl)P	20.000	18.081	90.41	
140	Di-n-octylphthalat	20.000	19.284	96.42	
141	Benzo(b)fluoranthe	20.000	19.545	97.73	
142	Benzo(k)fluoranthe	20.000	16.799	83.99	
143	7,12-dimethylbenz[	20.000	18.990	94.95	
146	Benzo(a)pyrene	20.000	20.854	104.27	
149	Indeno(1,2,3-cd)py	20.000	19.800	99.00	
150	Dibenz(a,h)anthrac	20.000	19.309	96.55	
151	Benzo(g,h,i)peryle	20.000	18.692	93.46	

SURROGATE COMPOUND	AMOUNT ADDED NG	AMOUNT RECOVERED NG	% RECOVERED	LIMITS
$ 154 Nitrobenzene-d5	20.000	0.00000	*	

SURROGATE COMPOUND	AMOUNT ADDED NG	AMOUNT RECOVERED NG	% RECOVERED	LIMITS
$ 155 2-Fluorobiphenyl	20.000	0.00000	*	
$ 156 Terphenyl-d14	20.000	0.00000	*	
$ 157 Phenol-d5	30.000	0.00000	*	
$ 158 2-Fluorophenol	30.000	0.00000	*	
$ 159 2,4,6-Tribromophe	30.000	0.00000	*	
$ 186 2-Chlorophenol-d4	30.000	0.00000	*	
$ 187 1,2-Dichlorobenze	20.000	0.00000	*	

TestAmerica Pittsburgh

Semivolatile REPORT SW-846 Method 8270

Data file : \\PITSVR06\D\chem\731.i\V111010.b\V1110STV.D
Lab Smp Id: STDVER20 Client Smp ID: STDVER20
Inj Date : 10-NOV-2010 09:43
Operator : 003200 Inst ID: 731.i
Smp Info : STDVER20(10ug/mL) BNA0670-10 8270c/d
Misc Info : STDVER20,V111010.b,8270ll.m,padepi.sub
Comment :
Method : \\PITSVR06\D\chem\731.i\V111010.b\8270ll.m
Meth Date : 10-Nov-2010 09:50 731.i Quant Type: ISTD
Cal Date : 10-NOV-2010 09:21 Cal File: V1110IC8.D
Als bottle: 98 QC Sample: LCS
Dil Factor: 1.00000
Integrator: HP RTE Compound Sublist: padepi.sub
Target Version: 4.14
Processing Host: PITPC-502

	Compounds	QUANT SIG MASS	RT	EXP RT	REL RT	RESPONSE	CONCENTRATIONS ON-COLUMN (NG)	FINAL (NG)
* 1	1,4-Dichlorobenzene-d4	152	4.487	4.491	(1.000)	115654	8.00000	
* 2	Naphthalene-d8	136	5.459	5.464	(1.000)	455897	8.00000	
* 3	Acenaphthene-d10	164	6.800	6.805	(1.000)	299213	8.00000	
* 4	Phenanthrene-d10	188	7.938	7.948	(1.000)	560508	8.00000	
* 5	Chrysene-d12	240	9.968	9.978	(1.000)	638259	8.00000	
* 6	Perylene-d12	264	11.298	11.319	(1.000)	797034	8.00000	
198	1,4-Dioxane	88	1.325	1.308	(0.295)	115743	20.0440	20.044
10	N-Nitrosodimethylamine	74	1.784	1.778	(0.398)	165782	19.7845	19.784
9	Pyridine	79	1.811	1.804	(0.404)	336052	19.7594	19.759
16	Methyl methanesulfonate	80	3.296	3.295	(0.735)	216018	18.8431	18.843
206	Benzaldehyde	77	4.145	4.144	(0.924)	289981	16.9915	16.991
21	Aniline	93	4.236	4.235	(0.944)	600636	20.2767	20.277
22	Phenol	94	4.236	4.235	(0.944)	502326	19.4041	19.404
23	bis(2-Chloroethyl)ether	93	4.289	4.294	(0.956)	316520	19.8453	19.845
24	2-Chlorophenol	128	4.327	4.331	(0.964)	382545	18.9267	18.927
26	1,3-Dichlorobenzene	146	4.444	4.449	(0.990)	457864	19.4521	19.452
27	1,4-Dichlorobenzene	146	4.503	4.508	(1.004)	472283	19.4548	19.455
28	1,2-Dichlorobenzene	146	4.621	4.620	(1.030)	431727	19.4084	19.408
217	Indene	116	4.685	4.689	(1.044)	712463	20.8433	20.843
29	Benzyl Alcohol	108	4.599	4.604	(1.025)	215028	19.1762	19.176
30	2-Methylphenol	108	4.695	4.694	(1.046)	348043	19.5288	19.529
31	2,2'-oxybis(1-Chloropropane)	45	4.706	4.711	(1.049)	383878	19.0869	19.087
37	Acetophenone	105	4.797	4.796	(1.069)	522864	19.1436	19.144
32	N-Nitroso-di-n-propylamine	70	4.802	4.801	(1.070)	285705	20.0369	20.037
192	4-Methylphenol	108	4.802	4.807	(1.070)	350576	20.2970	20.297
34	Hexachloroethane	117	4.877	4.881	(1.087)	224223	20.5421	20.542
35	Nitrobenzene	77	4.920	4.924	(0.901)	449386	17.8700	17.870
36	N-Nitrosopyrrolidine	100	4.770	4.775	(1.063)	160974	20.5917	20.592
41	Isophorone	82	5.107	5.111	(0.935)	730907	18.2477	18.248
42	2-Nitrophenol	139	5.166	5.170	(0.946)	203695	18.9927	18.993
43	2,4-Dimethylphenol	107	5.208	5.213	(0.954)	400041	17.5136	17.514
44	bis(2-Chloroethoxy)methane	93	5.272	5.277	(0.966)	416082	18.0371	18.037
48	2,4-Dichlorophenol	162	5.353	5.357	(0.980)	350014	19.1690	19.169

	Compounds	QUANT SIG MASS	RT	EXP RT	REL RT	RESPONSE	CONCENTRATIONS ON-COLUMN (NG)	CONCENTRATIONS FINAL (NG)
49	Benzoic Acid	122	5.267	5.261	(0.965)	190484	18.2346	18.235
50	1,2,4-Trichlorobenzene	180	5.417	5.421	(0.992)	410169	18.3995	18.399
51	Naphthalene	128	5.475	5.480	(1.003)	1130049	18.3600	18.360
52	4-Chloroaniline	127	5.513	5.517	(1.010)	450711	18.1175	18.117
54	2,6-Dichlorophenol	162	5.524	5.528	(1.012)	353260	19.5469	19.547
56	Hexachlorobutadiene	225	5.577	5.587	(1.022)	304811	18.2207	18.221
208	Caprolactam	113	5.764	5.758	(1.056)	94756	21.0895	21.089
59	4-Chloro-3-Methylphenol	107	5.887	5.891	(1.078)	353917	19.1367	19.137
62	2-Methylnaphthalene	142	6.004	6.009	(1.100)	750566	18.1423	18.142
63	1-Methylnaphthalene	142	6.079	6.083	(1.114)	752798	18.7345	18.734
64	Hexachlorocyclopentadiene	237	6.133	6.137	(0.902)	439074	20.1429	20.143
65	1,2,4,5-Tetrachlorobenzene	216	6.133	6.142	(0.902)	467129	18.4475	18.447
66	2,4,6-Trichlorophenol	196	6.218	6.228	(0.914)	265326	17.7614	17.761
67	2,4,5-Trichlorophenol	196	6.245	6.249	(0.918)	294587	19.0640	19.064
209	1,1'-Biphenyl	154	6.357	6.367	(0.935)	1005602	18.1544	18.154
70	2-Chloronaphthalene	162	6.373	6.383	(0.937)	788550	18.3354	18.335
73	2-Nitroaniline	65	6.442	6.452	(0.947)	247119	18.3923	18.392
76	Dimethylphthalate	163	6.587	6.591	(0.969)	854666	18.4458	18.446
78	2,6-Dinitrotoluene	165	6.629	6.634	(0.975)	180433	19.0504	19.050
79	Acenaphthylene	152	6.688	6.698	(0.984)	1105150	16.6909	16.691
81	3-Nitroaniline	138	6.758	6.762	(0.994)	181467	18.8364	18.836
82	Acenaphthene	153	6.822	6.831	(1.003)	726848	17.6923	17.692
83	2,4-Dinitrophenol	184	6.838	6.842	(1.005)	104558	18.8801	18.880
85	4-Nitrophenol	109	6.880	6.890	(1.012)	169141	18.3889	18.389
86	Dibenzofuran	168	6.955	6.965	(1.023)	1117602	17.8393	17.839
87	2,4-Dinitrotoluene	165	6.934	6.944	(1.020)	238873	18.2999	18.300
91	2,3,5,6-Tetrachlorophenol	232	7.019	7.024	(1.032)	278000	19.2394	19.239
88	2,3,4,6-Tetrachlorophenol	232	7.051	7.056	(1.037)	280310	18.0077	18.008
92	2-Naphthylamine	143	7.073	7.077	(1.040)	626738	21.2939	21.294
93	Diethylphthalate	149	7.121	7.130	(1.047)	896107	18.6230	18.623
94	Fluorene	166	7.217	7.227	(1.061)	909654	18.1234	18.123
95	4-Chlorophenyl-phenylether	204	7.217	7.221	(1.061)	499349	17.6494	17.649
96	4-Nitroaniline	138	7.222	7.227	(1.062)	184377	18.9402	18.940
98	4,6-Dinitro-2-methylphenol	198	7.249	7.259	(0.913)	152050	18.0664	18.066
99	N-Nitrosodiphenylamine (1)	169	7.302	7.312	(0.920)	619813	19.3374	19.337
100	1,2-Diphenylhydrazine	77	7.334	7.344	(0.924)	1179206	18.5602	18.560
106	4-Bromophenyl-phenylether	248	7.591	7.595	(0.956)	315094	18.2370	18.237
107	Hexachlorobenzene	284	7.650	7.654	(0.964)	331637	18.6151	18.615
210	Atrazine	200	7.703	7.713	(0.970)	274016	19.6350	19.635
111	Pentachlorophenol	266	7.794	7.804	(0.982)	178796	17.9222	17.922
115	Phenanthrene	178	7.954	7.964	(1.002)	1356998	17.3849	17.385
116	Anthracene	178	7.997	8.001	(1.007)	1423854	17.9640	17.964
119	Carbazole	167	8.114	8.119	(1.022)	1131391	17.9150	17.915
120	Di-n-Butylphthalate	149	8.366	8.375	(1.054)	1450386	18.0545	18.054
123	Fluoranthene	202	8.868	8.877	(1.117)	1620276	17.8802	17.880
124	Benzidine	184	8.959	8.968	(0.899)	632493	20.8351	20.835
125	Pyrene	202	9.044	9.054	(0.907)	1680509	18.8415	18.842
131	Butylbenzylphthalate	149	9.509	9.524	(0.954)	655868	19.7385	19.738
135	3,3'-Dichlorobenzidine	252	9.925	9.940	(0.996)	566464	18.5390	18.539
136	Benzo(a)Anthracene	228	9.957	9.973	(0.999)	1730127	19.1428	19.143
137	Chrysene	228	9.984	9.999	(1.002)	1614372	18.7150	18.715
139	bis(2-ethylhexyl)Phthalate	149	9.936	9.951	(0.997)	893043	18.0811	18.081
140	Di-n-octylphthalate	149	10.444	10.464	(0.924)	1929270	19.2840	19.284
141	Benzo(b)fluoranthene	252	10.892	10.913	(0.964)	2315161	19.5453	19.545

Compounds	QUANT SIG MASS	RT	EXP RT	REL RT	RESPONSE	CONCENTRATIONS ON-COLUMN (NG)	CONCENTRATIONS FINAL (NG)
142 Benzo(k)fluoranthene	252	10.919	10.939	(0.966)	2167988	16.7990	16.799
143 7,12-dimethylbenz[a]anthracen	256	10.882	10.902	(0.963)	994403	18.9904	18.990
146 Benzo(a)pyrene	252	11.234	11.260	(0.994)	2007397	20.8540	20.854
149 Indeno(1,2,3-cd)pyrene	276	12.639	12.670	(1.119)	2193645	19.7997	19.800
150 Dibenz(a,h)anthracene	278	12.650	12.681	(1.120)	1791364	19.3093	19.309
151 Benzo(g,h,i)perylene	276	13.040	13.082	(1.154)	1815226	18.6925	18.692
$ 154 Nitrobenzene-d5	82	Compound Not Detected.					
$ 155 2-Fluorobiphenyl	172	Compound Not Detected.					
$ 156 Terphenyl-d14	244	Compound Not Detected.					
$ 157 Phenol-d5	99	Compound Not Detected.					
$ 158 2-Fluorophenol	112	Compound Not Detected.					
$ 159 2,4,6-Tribromophenol	329	Compound Not Detected.					
$ 186 2-Chlorophenol-d4	132	Compound Not Detected.					
$ 187 1,2-Dichlorobenzene-d4	152	Compound Not Detected.					

Report Date : 10-Nov-2010 10:35

TestAmerica Pittsburgh

INITIAL CALIBRATION DATA

Start Cal Date : 10-NOV-2010 06:49
End Cal Date : 10-NOV-2010 09:14
Quant Method : ISTD
Origin : Included
Target Version : 4.14
Integrator : HP RTE
Method file : \\PITSVR06\D\chem\733.i\N111010.b\8270ll.m
Last Edit : 10-Nov-2010 10:25 piccolinov

Calibration File Names:
Level 1: \\PITSVR06\D\chem\733.i\N111010.b\N1110IC1.D
Level 2: \\PITSVR06\D\chem\733.i\N111010.b\N1110IC2.D
Level 3: \\PITSVR06\D\chem\733.i\N111010.b\N1110IC3.D
Level 4: \\PITSVR06\D\chem\733.i\N111010.b\N1110IC4.D
Level 5: \\PITSVR06\D\chem\733.i\N111010.b\N1110IC5.D
Level 6: \\PITSVR06\D\chem\733.i\N111010.b\N1110IC6.D
Level 7: \\PITSVR06\D\chem\733.i\N111010.b\N1110IC7.D
Level 8: \\PITSVR06\D\chem\733.i\N111010.b\N1110IC8.D

Compound	0.4000000 Level 1	2.0000 Level 2	4.0000 Level 3	10.0000 Level 4	20.0000 Level 5	40.0000 Level 6	Curve	Coefficients b	m1	m2	%RSD or R^2	
	60.0000 Level 7	80.0000 Level 8										
198 1,4-Dioxane	+++++	0.47117	0.42741	0.40105	0.39900	0.38402						
	0.38924	0.37777					AVRG		0.40710		7.97939	
226 n-Decane	+++++	+++++	+++++	+++++	+++++	+++++						
	+++++	+++++					AVRG		0.000e+000		0.000e+000	<-
227 n-Octadecane	+++++	+++++	+++++	+++++	+++++	+++++						
	+++++	+++++					AVRG		0.000e+000		0.000e+000	<-

(1001 - 1770)
1521
C0K110534

(1001 - 1770)

1522

C0K110534

TestAmerica Pittsburgh

INITIAL CALIBRATION DATA

Start Cal Date : 10-NOV-2010 06:49
End Cal Date : 10-NOV-2010 09:14
Quant Method : ISTD
Origin : Included
Target Version : 4.14
Integrator : HP RTE
Method file : \\PITSVR06\D\chem\733.i\N111010.b\827011.m
Last Edit : 10-Nov-2010 10:25 piccolinov

Compound	0.4000000 Level 1	2.0000 Level 2	4.0000 Level 3	10.0000 Level 4	20.0000 Level 5	40.0000 Level 6	Curve	Coefficients b	m1	m2	%RSD or R^2	
	60.0000 Level 7	80.0000 Level 8										
7 N-Nitrosomorpholine	+++++	+++++	+++++	+++++	+++++	+++++						
	+++++	+++++					AVRG		0.000e+000		0.000e+000	<-
8 Ethyl methanesulfonate	+++++	+++++	+++++	+++++	+++++	+++++						
	+++++	+++++					AVRG		0.000e+000		0.000e+000	<-
9 Pyridine	0.80205	0.99675	0.98449	0.97021	0.98055	0.98423						
	0.96956	0.96217					AVRG		0.95625		6.61334	
199 Thionazin	+++++	+++++	+++++	+++++	+++++	+++++						
	+++++	+++++					AVRG		0.000e+000		0.000e+000	<-
200 Sulfotepp	+++++	+++++	+++++	+++++	+++++	+++++						
	+++++	+++++					AVRG		0.000e+000		0.000e+000	<-
10 N-Nitrosodimethylamine	0.51877	0.45276	0.44369	0.48090	0.49585	0.48555						
	0.48470	0.47627					AVRG		0.47981		4.90784	
11 Ethyl methacrylate	+++++	+++++	+++++	+++++	+++++	+++++						
	+++++	+++++					AVRG		0.000e+000		0.000e+000	<-

TestAmerica Pittsburgh

INITIAL CALIBRATION DATA

Start Cal Date : 10-NOV-2010 06:49
End Cal Date : 10-NOV-2010 09:14
Quant Method : ISTD
Origin : Included
Target Version : 4.14
Integrator : HP RTE
Method file : \\PITSVR06\D\chem\733.i\N111010.b\8270ll.m
Last Edit : 10-Nov-2010 10:25 piccolinov

Compound	0.4000000 Level 1	2.0000 Level 2	4.0000 Level 3	10.0000 Level 4	20.0000 Level 5	40.0000 Level 6	Curve	Coefficients b	m1	m2	%RSD or R^2	
	60.0000 Level 7	80.0000 Level 8										
12 3-Chloropropionitrile	+++++	+++++	+++++	+++++	+++++	+++++						
	+++++	+++++					AVRG		0.000e+000		0.000e+000	<-
13 Malononitrile	+++++	+++++	+++++	+++++	+++++	+++++						
	+++++	+++++					AVRG		0.000e+000		0.000e+000	<-
14 2-Picoline	+++++	+++++	+++++	+++++	+++++	+++++						
	+++++	+++++					AVRG		0.000e+000		0.000e+000	<-
15 N-Nitrosomethylethylamine	+++++	+++++	+++++	+++++	+++++	+++++						
	+++++	+++++					AVRG		0.000e+000		0.000e+000	<-
16 Methyl methanesulfonate	0.68319	0.69066	0.61362	0.66914	0.62620	0.64633						
	0.61688	0.60283					AVRG		0.64361		5.25893	
18 1,3-Dichloro-2-propanol	+++++	+++++	+++++	+++++	+++++	+++++						
	+++++	+++++					AVRG		0.000e+000		0.000e+000	<-
19 N-Nitrosodiethylamine	+++++	+++++	+++++	+++++	+++++	+++++						
	+++++	+++++					AVRG		0.000e+000		0.000e+000	<-

TestAmerica Pittsburgh

INITIAL CALIBRATION DATA

Start Cal Date : 10-NOV-2010 06:49
End Cal Date : 10-NOV-2010 09:14
Quant Method : ISTD
Origin : Included
Target Version : 4.14
Integrator : HP RTE
Method file : \\PITSVR06\D\chem\733.i\N111010.b\8270ll.m
Last Edit : 10-Nov-2010 10:25 piccolinov

Compound	0.4000000 Level 1	2.0000 Level 2	4.0000 Level 3	10.0000 Level 4	20.0000 Level 5	40.0000 Level 6	Curve	Coefficients b	m1	m2	%RSD or R^2
	60.0000 Level 7	80.0000 Level 8									
21 Aniline	1.67336	1.57201	1.54203	1.70018	1.70029	1.70708					
	1.65565	1.63890					AVRG		1.64869		3.74827
206 Benzaldehyde	6961	30278	37720	146895	289245	477376					
	589065	716336					QUAD	0.15884	0.71047	0.14461	0.99874
22 Phenol	1.45459	1.47862	1.43624	1.50540	1.47634	1.52206					
	1.47463	1.47098					AVRG		1.47736		1.81712
23 bis(2-Chloroethyl)ether	0.99351	0.97507	0.90690	0.95454	0.91767	0.93465					
	0.93312	0.92393					AVRG		0.94242		3.15420
24 2-Chlorophenol	1.40303	1.31659	1.23491	1.33699	1.31601	1.33425					
	1.32067	1.32404					AVRG		1.32331		3.44922
25 Pentachloroethane	+++++	+++++	+++++	+++++	+++++	+++++					
	+++++	+++++					AVRG		0.000e+000		0.000e+000 <-
26 1,3-Dichlorobenzene	1.62486	1.59926	1.47864	1.59624	1.58244	1.64342					
	1.67147	1.68138					AVRG		1.60971		3.96604

(1001 - 1770)
1524
C0K110534

(1001 - 1770)

1525

C0K110534

TestAmerica Pittsburgh

INITIAL CALIBRATION DATA

Start Cal Date : 10-NOV-2010 06:49
End Cal Date : 10-NOV-2010 09:14
Quant Method : ISTD
Origin : Included
Target Version : 4.14
Integrator : HP RTE
Method file : \\PITSVR06\D\chem\733.i\N111010.b\827011.m
Last Edit : 10-Nov-2010 10:25 piccolinov

Compound	0.4000000 Level 1	2.0000 Level 2	4.0000 Level 3	10.0000 Level 4	20.0000 Level 5	40.0000 Level 6	Curve	Coefficients b	m1	m2	%RSD or R^2	
	60.0000 Level 7	80.0000 Level 8										
27 1,4-Dichlorobenzene	1.71599	1.56599	1.51266	1.63672	1.61602	1.67096						
	1.71300	1.72495					AVRG		1.64454		4.67591	
28 1,2-Dichlorobenzene	1.58097	1.49511	1.44442	1.52673	1.49949	1.55007						
	1.55159	1.57004					AVRG		1.52730		2.97941	
29 Benzyl Alcohol	0.57353	0.64877	0.65423	0.71393	0.74269	0.77283						
	0.77627	0.78919					AVRG		0.70893		10.81745	
30 2-Methylphenol	0.95825	1.02095	0.98620	1.06732	1.06359	1.08779						
	1.11049	1.08226					AVRG		1.04711		5.08924	
31 2,2'-oxybis(1-Chloropropane)	0.98083	0.99370	0.95240	0.97031	0.95138	0.95842						
	0.94225	0.95351					AVRG		0.96285		1.79985	
32 N-Nitroso-di-n-propylamine	0.79063	0.77097	0.72119	0.71842	0.72684	0.75507						
	0.73334	0.71801					AVRG		0.74181		3.68955	
M 195 Cresols, total	+++++	+++++	+++++	+++++	+++++	+++++						
	+++++	+++++					AVRG		0.000e+000		0.000e+000	<-

TestAmerica Pittsburgh

INITIAL CALIBRATION DATA

Start Cal Date : 10-NOV-2010 06:49
End Cal Date : 10-NOV-2010 09:14
Quant Method : ISTD
Origin : Included
Target Version : 4.14
Integrator : HP RTE
Method file : \\PITSVR06\D\chem\733.i\N111010.b\8270ll.m
Last Edit : 10-Nov-2010 10:25 piccolinov

Compound	0.4000000 Level 1	2.0000 Level 2	4.0000 Level 3	10.0000 Level 4	20.0000 Level 5	40.0000 Level 6	Curve	Coefficients b	m1	m2	%RSD or R^2	
	60.0000 Level 7	80.0000 Level 8										
192 4-Methylphenol	1.09829	0.99498	0.96033	1.03307	1.03346	1.08714						
	1.06396	1.06603					AVRG		1.04216		4.48603	
203 3&4-Methylphenol total	+++++	+++++	+++++	+++++	+++++	+++++						
	+++++	+++++					AVRG		0.000e+000		0.000e+000	<-
193 3-Methylphenol	+++++	+++++	+++++	+++++	+++++	+++++						
	+++++	+++++					AVRG		0.000e+000		0.000e+000	<-
34 Hexachloroethane	0.77572	0.61105	0.64813	0.69554	0.68448	0.68387						
	0.69306	0.67612					AVRG		0.68349		6.83926	
35 Nitrobenzene	0.34014	0.37486	0.36346	0.36886	0.37138	0.36302						
	0.37072	0.36349					AVRG		0.36449		2.95125	
36 N-Nitrosopyrrolidine	0.49243	0.43022	0.42504	0.43231	0.44803	0.46023						
	0.45150	0.45290					AVRG		0.44908		4.79090	
37 Acetophenone	1.71209	1.67044	1.53600	1.65428	1.66987	1.68549						
	1.70078	1.64933					AVRG		1.65979		3.28055	

TestAmerica Pittsburgh

INITIAL CALIBRATION DATA

Start Cal Date : 10-NOV-2010 06:49
End Cal Date : 10-NOV-2010 09:14
Quant Method : ISTD
Origin : Included
Target Version : 4.14
Integrator : HP RTE
Method file : \\PITSVR06\D\chem\733.i\N111010.b\827011.m
Last Edit : 10-Nov-2010 10:25 piccolinov

Compound	0.4000000 Level 1 / 60.0000 Level 7	2.0000 Level 2 / 80.0000 Level 8	4.0000 Level 3	10.0000 Level 4	20.0000 Level 5	40.0000 Level 6	Curve	Coefficients b	m1	m2	%RSD or R^2	
39 o-Toluidine	+++++ / +++++	+++++ / +++++	+++++	+++++	+++++	+++++	AVRG		0.000e+000		0.000e+000	<-
40 N-Nitrosopiperidine	+++++ / +++++	+++++ / +++++	+++++	+++++	+++++	+++++	AVRG		0.000e+000		0.000e+000	<-
41 Isophorone	0.52851 / 0.60892	0.59273 / 0.58949	0.54923	0.59376	0.60417	0.60648	AVRG		0.58416		5.02134	
42 2-Nitrophenol	0.18009 / 0.21702	0.17588 / 0.21116	0.17795	0.18791	0.20782	0.20627	AVRG		0.19551		8.56846	
43 2,4-Dimethylphenol	0.36239 / 0.41240	0.33555 / 0.40074	0.35910	0.37196	0.38945	0.39569	AVRG		0.37841		6.76187	
44 bis(2-Chloroethoxy)methane	0.34152 / 0.35904	0.33134 / 0.35105	0.29833	0.34211	0.33798	0.35055	AVRG		0.33899		5.47416	
45 O,O,O-Triethyl phosphorothioa	+++++ / +++++	+++++ / +++++	+++++	+++++	+++++	+++++	AVRG		0.000e+000		0.000e+000	<-

(1001 - 1770)

1527

C0K110534

TestAmerica Pittsburgh

INITIAL CALIBRATION DATA

Start Cal Date : 10-NOV-2010 06:49
End Cal Date : 10-NOV-2010 09:14
Quant Method : ISTD
Origin : Included
Target Version : 4.14
Integrator : HP RTE
Method file : \\PITSVR06\D\chem\733.i\N111010.b\827011.m
Last Edit : 10-Nov-2010 10:25 piccolinov

Compound	0.4000000 Level 1	2.0000 Level 2	4.0000 Level 3	10.0000 Level 4	20.0000 Level 5	40.0000 Level 6	Curve	Coefficients b	m1	m2	%RSD or R^2	
	60.0000 Level 7	80.0000 Level 8										
46 2,4-Toluenediamene	+++++	+++++	+++++	+++++	+++++	+++++						
	+++++	+++++					AVRG		0.000e+000		0.000e+000	<-
47 1,3,5-Trichlorobenzene	+++++	+++++	+++++	+++++	+++++	+++++						
	+++++	+++++					AVRG		0.000e+000		0.000e+000	<-
48 2,4-Dichlorophenol	0.30447	0.30144	0.28739	0.32220	0.32954	0.35433						
	0.35540	0.35094					AVRG		0.32571		8.10038	
49 Benzoic Acid	0.15465	0.14553	0.16552	0.17013	0.18349	0.19871						
	0.19234	0.18964					AVRG		0.17500		10.89737	
50 1,2,4-Trichlorobenzene	0.42782	0.40945	0.38252	0.41586	0.44125	0.46338						
	0.47105	0.46766					AVRG		0.43487		7.29037	
51 Naphthalene	1.00318	1.02182	0.92521	1.01133	1.06096	1.10729						
	1.14362	1.13843					AVRG		1.05148		7.19130	
52 4-Chloroaniline	0.42164	0.39622	0.36641	0.41958	0.42805	0.45595						
	0.46848	0.45911					AVRG		0.42693		8.06264	

(1001 - 1770)

1528

C0K110534

TestAmerica Pittsburgh

INITIAL CALIBRATION DATA

Start Cal Date : 10-NOV-2010 06:49
End Cal Date : 10-NOV-2010 09:14
Quant Method : ISTD
Origin : Included
Target Version : 4.14
Integrator : HP RTE
Method file : \\PITSVR06\D\chem\733.i\N111010.b\8270ll.m
Last Edit : 10-Nov-2010 10:25 piccolinov

Compound	0.4000000 Level 1	2.0000 Level 2	4.0000 Level 3	10.0000 Level 4	20.0000 Level 5	40.0000 Level 6	Curve	Coefficients b	m1	m2	%RSD or R^2	
	60.0000 Level 7	80.0000 Level 8										
53 a,a-Dimethyl-phenethylamine	+++++	+++++	+++++	+++++	+++++	+++++						
	+++++	+++++					AVRG		0.000e+000		0.000e+000	<-
54 2,6-Dichlorophenol	0.28913	0.30189	0.28821	0.31071	0.32889	0.34652						
	0.36065	0.35377					AVRG		0.32247		9.00621	
55 Hexachloropropene	+++++	+++++	+++++	+++++	+++++	+++++						
	+++++	+++++					AVRG		0.000e+000		0.000e+000	<-
56 Hexachlorobutadiene	0.28818	0.30976	0.30978	0.32735	0.33988	0.35703						
	0.37682	0.37023					AVRG		0.33488		9.45891	
208 Caprolactam	+++++	0.06589	0.05868	0.07167	0.07417	0.07773						
	0.07723	0.07047					AVRG		0.07083		9.51440	
57 1,2,3-Trichlorobenzene	+++++	+++++	+++++	+++++	+++++	+++++						
	+++++	+++++					AVRG		0.000e+000		0.000e+000	<-
58 N-Nitrosodi-n-butylamine	+++++	+++++	+++++	+++++	+++++	+++++						
	+++++	+++++					AVRG		0.000e+000		0.000e+000	<-

(1001 - 1770)

1529

C0K110534

TestAmerica Pittsburgh

INITIAL CALIBRATION DATA

Start Cal Date : 10-NOV-2010 06:49
End Cal Date : 10-NOV-2010 09:14
Quant Method : ISTD
Origin : Included
Target Version : 4.14
Integrator : HP RTE
Method file : \\PITSVR06\D\chem\733.i\N111010.b\827011.m
Last Edit : 10-Nov-2010 10:25 piccolinov

Compound	0.4000000 Level 1	2.0000 Level 2	4.0000 Level 3	10.0000 Level 4	20.0000 Level 5	40.0000 Level 6	Curve	Coefficients b	m1	m2	%RSD or R^2	
	60.0000 Level 7	80.0000 Level 8										
59 4-Chloro-3-Methylphenol	0.25582	0.28929	0.27866	0.30169	0.30789	0.32690						
	0.32463	0.32347					AVRG		0.30104		8.38390	
60 p-Phenylene diamine	+++++	+++++	+++++	+++++	+++++	+++++						
	+++++	+++++					AVRG		0.000e+000		0.000e+000	<-
61 Safrole	+++++	+++++	+++++	+++++	+++++	+++++						
	+++++	+++++					AVRG		0.000e+000		0.000e+000	<-
62 2-Methylnaphthalene	0.68612	0.63652	0.60017	0.64927	0.69301	0.72733						
	0.74948	0.76639					AVRG		0.68854		8.39047	
63 1-Methylnaphthalene	0.61249	0.62509	0.58034	0.62638	0.65274	0.69569						
	0.72906	0.74707					AVRG		0.65861		9.00352	
64 Hexachlorocyclopentadiene	7564	38152	73111	200325	456549	941542						
	1471371	1995427					QUAD	0.14044	1.22930	-0.02003	0.99897	
65 1,2,4,5-Tetrachlorobenzene	+++++	0.75464	0.74583	0.77939	0.86804	0.95498						
	1.01118	1.01527					AVRG		0.87562		13.59123	

(1001 - 1770)

1530

C0K110534

TestAmerica Pittsburgh

INITIAL CALIBRATION DATA

Start Cal Date : 10-NOV-2010 06:49
End Cal Date : 10-NOV-2010 09:14
Quant Method : ISTD
Origin : Included
Target Version : 4.14
Integrator : HP RTE
Method file : \\PITSVR06\D\chem\733.i\N111010.b\827011.m
Last Edit : 10-Nov-2010 10:25 piccolinov

Compound	0.4000000 Level 1	2.0000 Level 2	4.0000 Level 3	10.0000 Level 4	20.0000 Level 5	40.0000 Level 6	Curve	Coefficients b	m1	m2	%RSD or R^2	
	60.0000 Level 7	80.0000 Level 8										
66 2,4,6-Trichlorophenol	0.39939	0.43973	0.39696	0.46045	0.46501	0.49400						
	0.52902	0.54947					AVRG		0.46675		11.91306	
67 2,4,5-Trichlorophenol	0.42399	0.46351	0.43537	0.45575	0.47807	0.49990						
	0.50502	0.49879					AVRG		0.47005		6.51991	
209 1,1'-Biphenyl	1.56475	1.48053	1.41633	1.53773	1.62869	1.76676						
	1.88720	1.91059					AVRG		1.64907		11.26209	
68 1,2,3,5-Tetrachlorobenzene	+++++	+++++	+++++	+++++	+++++	+++++						
	+++++	+++++					AVRG		0.000e+000		0.000e+000	<-
69 1,4-Dinitrobenzene	+++++	+++++	+++++	+++++	+++++	+++++						
	+++++	+++++					AVRG		0.000e+000		0.000e+000	<-
70 2-Chloronaphthalene	1.17045	1.19975	1.09999	1.20449	1.26453	1.36865						
	1.43165	1.48376					AVRG		1.27791		10.62809	
71 Isosafrole 1	+++++	+++++	+++++	+++++	+++++	+++++						
	+++++	+++++					AVRG		0.000e+000		0.000e+000	<-

(1001 - 1770)

1531

C0K110534

TestAmerica Pittsburgh

INITIAL CALIBRATION DATA

Start Cal Date : 10-NOV-2010 06:49
End Cal Date : 10-NOV-2010 09:14
Quant Method : ISTD
Origin : Included
Target Version : 4.14
Integrator : HP RTE
Method file : \\PITSVR06\D\chem\733.i\N111010.b\827011.m
Last Edit : 10-Nov-2010 10:25 piccolinov

Compound	0.4000000 Level 1	2.0000 Level 2	4.0000 Level 3	10.0000 Level 4	20.0000 Level 5	40.0000 Level 6	Curve	Coefficients b	m1	m2	%RSD or R^2	
	60.0000 Level 7	80.0000 Level 8										
M 188 Isosafrole, Total	+++++	+++++	+++++	+++++	+++++	+++++						
	+++++	+++++					AVRG		0.000e+000		0.000e+000	<-
72 Isosafrole 2	+++++	+++++	+++++	+++++	+++++	+++++						
	+++++	+++++					AVRG		0.000e+000		0.000e+000	<-
73 2-Nitroaniline	0.29379	0.33872	0.32916	0.35131	0.35872	0.37302						
	0.36824	0.36282					AVRG		0.34697		7.50990	
74 1,2,3,4-Tetrachlorobenzene	+++++	+++++	+++++	+++++	+++++	+++++						
	+++++	+++++					AVRG		0.000e+000		0.000e+000	<-
75 1,4-Naphthoquinone	+++++	+++++	+++++	+++++	+++++	+++++						
	+++++	+++++					AVRG		0.000e+000		0.000e+000	<-
76 Dimethylphthalate	1.37345	1.29581	1.28089	1.34900	1.38684	1.40310						
	1.46416	1.44376					AVRG		1.37463		4.71549	
77 m-Dinitrobenzene	+++++	+++++	+++++	+++++	+++++	+++++						
	+++++	+++++					AVRG		0.000e+000		0.000e+000	<-

(1001 - 1770)

1533

C0K110534

TestAmerica Pittsburgh

INITIAL CALIBRATION DATA

Start Cal Date : 10-NOV-2010 06:49
End Cal Date : 10-NOV-2010 09:14
Quant Method : ISTD
Origin : Included
Target Version : 4.14
Integrator : HP RTE
Method file : \\PITSVR06\D\chem\733.i\N111010.b\827011.m
Last Edit : 10-Nov-2010 10:25 piccolinov

Compound	0.4000000 Level 1	2.0000 Level 2	4.0000 Level 3	10.0000 Level 4	20.0000 Level 5	40.0000 Level 6	Curve	Coefficients b	m1	m2	%RSD or R^2	
	60.0000 Level 7	80.0000 Level 8										
78 2,6-Dinitrotoluene	+++++	0.25110	0.24217	0.26298	0.28856	0.29379						
	0.29273	0.29637					AVRG		0.27539		8.25404	
79 Acenaphthylene	1.76720	1.67300	1.55152	1.75800	1.83420	1.94801						
	2.03814	2.08946					AVRG		1.83244		10.01734	
80 1,2-Dinitrobenzene	+++++	+++++	+++++	+++++	+++++	+++++						
	+++++	+++++					AVRG		0.000e+000		0.000e+000	<-
81 3-Nitroaniline	0.19993	0.26352	0.22853	0.25923	0.26903	0.27825						
	0.27640	0.27846					AVRG		0.25667		10.96698	
82 Acenaphthene	1.09624	1.05955	0.97492	1.06536	1.14523	1.23472						
	1.28641	1.29953					AVRG		1.14525		10.27198	
83 2,4-Dinitrophenol	7895	13445	41592	92060	151282	187247						
	307419	435312					QUAD	0.20275	6.16473	-0.68934	0.99902	
84 Pentachlorobenzene	+++++	+++++	+++++	+++++	+++++	+++++						
	+++++	+++++					AVRG		0.000e+000		0.000e+000	<-

(1001 - 1770)

1534

C0K110534

TestAmerica Pittsburgh

INITIAL CALIBRATION DATA

Start Cal Date : 10-NOV-2010 06:49
End Cal Date : 10-NOV-2010 09:14
Quant Method : ISTD
Origin : Included
Target Version : 4.14
Integrator : HP RTE
Method file : \\PITSVR06\D\chem\733.i\N111010.b\8270ll.m
Last Edit : 10-Nov-2010 10:25 piccolinov

Compound	0.4000000 Level 1	2.0000 Level 2	4.0000 Level 3	10.0000 Level 4	20.0000 Level 5	40.0000 Level 6	Curve	Coefficients b	m1	m2	%RSD or R^2	
	60.0000 Level 7	80.0000 Level 8										
85 4-Nitrophenol	0.22704	0.24713	0.24772	0.28965	0.28699	0.29119						
	0.27960	0.29828					AVRG		0.27095		9.73885	
86 Dibenzofuran	1.59914	1.52053	1.52003	1.61780	1.71694	1.77256						
	1.88768	1.96394					AVRG		1.69983		9.74225	
87 2,4-Dinitrotoluene	0.29107	0.34295	0.32122	0.36346	0.39177	0.39073						
	0.39560	0.39983					AVRG		0.36208		11.11184	
88 2,3,4,6-Tetrachlorophenol	0.40150	0.36447	0.35632	0.38706	0.40563	0.44351						
	0.44148	0.47435					AVRG		0.40929		10.04072	
89 1-Naphthylamine	+++++	+++++	+++++	+++++	+++++	+++++						
	+++++	+++++					AVRG		0.000e+000		0.000e+000	<-
90 Zinophos	+++++	+++++	+++++	+++++	+++++	+++++						
	+++++	+++++					AVRG		0.000e+000		0.000e+000	<-
91 2,3,5,6-Tetrachlorophenol	4815	22004	44549	114174	237049	501208						
	700710	1086870					QUAD	0.02984	2.61729	-0.12826	0.99885	

(1001 - 1770)

1535

C0K110534

TestAmerica Pittsburgh

INITIAL CALIBRATION DATA

Start Cal Date : 10-NOV-2010 06:49
End Cal Date : 10-NOV-2010 09:14
Quant Method : ISTD
Origin : Included
Target Version : 4.14
Integrator : HP RTE
Method file : \\PITSVR06\D\chem\733.i\N111010.b\8270ll.m
Last Edit : 10-Nov-2010 10:25 piccolinov

Compound	0.4000000 Level 1	2.0000 Level 2	4.0000 Level 3	10.0000 Level 4	20.0000 Level 5	40.0000 Level 6	Curve	Coefficients b	m1	m2	%RSD or R^2	
	60.0000 Level 7	80.0000 Level 8										
92 2-Naphthylamine	0.92077	0.94449	0.64608	0.85082	0.78719	0.76104						
	+++++	+++++					AVRG		0.81840		13.53920	
93 Diethylphthalate	1.28612	1.25025	1.25063	1.30949	1.34463	1.39527						
	1.42365	1.43059					AVRG		1.33633		5.51717	
94 Fluorene	17157	83711	147867	395260	881011	1790997						
	2763327	3631120					QUAD	0.12886	0.62929	-0.00340	0.99865	
95 4-Chlorophenyl-phenylether	9646	46312	88498	236354	534313	1066232						
	1604242	2261050					QUAD	0.09161	1.11958	-0.01778	0.99980	
96 4-Nitroaniline	0.23670	0.23140	0.24600	0.27844	0.30232	0.31568						
	0.33082	0.33376					AVRG		0.28439		14.85052	
97 5-Nitro-o-toluidine	+++++	+++++	+++++	+++++	+++++	+++++						
	+++++	+++++					AVRG		0.000e+000		0.000e+000	<-
98 4,6-Dinitro-2-methylphenol	10899	21569	63192	135413	215457	268852						
	383034	532002					QUAD	0.20795	6.37847	-0.10414	0.99945	

TestAmerica Pittsburgh

INITIAL CALIBRATION DATA

Start Cal Date : 10-NOV-2010 06:49
End Cal Date : 10-NOV-2010 09:14
Quant Method : ISTD
Origin : Included
Target Version : 4.14
Integrator : HP RTE
Method file : \\PITSVR06\D\chem\733.i\N111010.b\8270ll.m
Last Edit : 10-Nov-2010 10:25 piccolinov

Compound	0.4000000 Level 1	2.0000 Level 2	4.0000 Level 3	10.0000 Level 4	20.0000 Level 5	40.0000 Level 6	Curve	Coefficients b	m1	m2	%RSD or R^2	
	60.0000 Level 7	80.0000 Level 8										
99 N-Nitrosodiphenylamine (1)	0.51719	0.46308	0.44207	0.49289	0.51895	0.54661						
	0.58285	0.58154					AVRG		0.51815		9.91540	
100 1,2-Diphenylhydrazine	0.92900	0.97945	0.92566	1.01112	1.00191	1.00676						
	1.03254	0.94844					AVRG		0.97936		4.13358	
101 Diphenylamine	+++++	+++++	+++++	+++++	+++++	+++++						
	+++++	+++++					AVRG		0.000e+000		0.000e+000	<-
202 N-Nitroso&Diphenylamine	+++++	+++++	+++++	+++++	+++++	+++++						
	+++++	+++++					AVRG		0.000e+000		0.000e+000	<-
102 Tetraethyl dithiopyrophosphat	+++++	+++++	+++++	+++++	+++++	+++++						
	+++++	+++++					AVRG		0.000e+000		0.000e+000	<-
103 Diallate 1	+++++	+++++	+++++	+++++	+++++	+++++						
	+++++	+++++					AVRG		0.000e+000		0.000e+000	<-
M 189 Diallate, Total	+++++	+++++	+++++	+++++	+++++	+++++						
	+++++	+++++					AVRG		0.000e+000		0.000e+000	<-

TestAmerica Pittsburgh

INITIAL CALIBRATION DATA

Start Cal Date : 10-NOV-2010 06:49
End Cal Date : 10-NOV-2010 09:14
Quant Method : ISTD
Origin : Included
Target Version : 4.14
Integrator : HP RTE
Method file : \\PITSVR06\D\chem\733.i\N111010.b\827011.m
Last Edit : 10-Nov-2010 10:25 piccolinov

Compound	0.4000000 Level 1 / 60.0000 Level 7	2.0000 Level 2 / 80.0000 Level 8	4.0000 Level 3	10.0000 Level 4	20.0000 Level 5	40.0000 Level 6	Curve	Coefficients b	Coefficients m1	Coefficients m2	%RSD or R^2	
104 Phorate	+++++ / +++++	+++++ / +++++	+++++	+++++	+++++	+++++	AVRG		0.000e+000		0.000e+000	<-
105 1,3,5-Trinitrobenzene	+++++ / +++++	+++++ / +++++	+++++	+++++	+++++	+++++	AVRG		0.000e+000		0.000e+000	<-
106 4-Bromophenyl-phenylether	0.26187 / 0.31702	0.23607 / 0.32904	0.21466	0.26145	0.27623	0.29010	AVRG		0.27331		14.10642	
107 Hexachlorobenzene	0.21253 / 0.31737	0.25292 / 0.30831	0.21534	0.25206	0.26314	0.28969	AVRG		0.26392		14.85159	
210 Atrazine	0.24487 / 0.25971	0.24421 / 0.22901	0.17820	0.23667	0.25005	0.26224	AVRG		0.23812		11.16531	
108 Phenacetin	+++++ / +++++	+++++ / +++++	+++++	+++++	+++++	+++++	AVRG		0.000e+000		0.000e+000	<-
109 Diallate 2	+++++ / +++++	+++++ / +++++	+++++	+++++	+++++	+++++	AVRG		0.000e+000		0.000e+000	<-

(1001 - 1770)

1538

C0K110534

TestAmerica Pittsburgh

INITIAL CALIBRATION DATA

Start Cal Date : 10-NOV-2010 06:49
End Cal Date : 10-NOV-2010 09:14
Quant Method : ISTD
Origin : Included
Target Version : 4.14
Integrator : HP RTE
Method file : \\PITSVR06\D\chem\733.i\N111010.b\827011.m
Last Edit : 10-Nov-2010 10:25 piccolinov

Compound	0.4000000 Level 1	2.0000 Level 2	4.0000 Level 3	10.0000 Level 4	20.0000 Level 5	40.0000 Level 6	60.0000 Level 7	80.0000 Level 8	Curve	Coefficients b	m1	m2	%RSD or R^2	
110 Dimethoate	+++++	+++++	+++++	+++++	+++++	+++++	+++++	+++++	AVRG		0.000e+000		0.000e+000	<-
111 Pentachlorophenol	11069	24698	64470	146112	235014	297899	454902	669343	QUAD	0.20998	6.14979	-0.61454	0.99932	
112 Pentachloronitrobenzene	+++++	+++++	+++++	+++++	+++++	+++++	+++++	+++++	AVRG		0.000e+000		0.000e+000	<-
113 4-Aminobiphenyl	+++++	+++++	+++++	+++++	+++++	+++++	+++++	+++++	AVRG		0.000e+000		0.000e+000	<-
114 Pronamide	+++++	+++++	+++++	+++++	+++++	+++++	+++++	+++++	AVRG		0.000e+000		0.000e+000	<-
115 Phenanthrene	1.17404	1.06565	0.98778	1.10925	1.15953	1.31146	1.38566	1.42546	AVRG		1.20235		13.01133	
116 Anthracene	1.04630	1.08329	0.99506	1.10311	1.16080	1.26453	1.34461	1.32142	AVRG		1.16489		11.24581	

(1001 - 1770)

1539

C0K110534

TestAmerica Pittsburgh

INITIAL CALIBRATION DATA

Start Cal Date : 10-NOV-2010 06:49
End Cal Date : 10-NOV-2010 09:14
Quant Method : ISTD
Origin : Included
Target Version : 4.14
Integrator : HP RTE
Method file : \\PITSVR06\D\chem\733.i\N111010.b\827011.m
Last Edit : 10-Nov-2010 10:25 piccolinov

Compound	0.4000000 Level 1	2.0000 Level 2	4.0000 Level 3	10.0000 Level 4	20.0000 Level 5	40.0000 Level 6	Curve	Coefficients b	m1	m2	%RSD or R^2	
	60.0000 Level 7	80.0000 Level 8										
117 Dinoseb	+++++	+++++	+++++	+++++	+++++	+++++						
	+++++	+++++					AVRG		0.000e+000		0.000e+000	<-
118 Disulfoton	+++++	+++++	+++++	+++++	+++++	+++++						
	+++++	+++++					AVRG		0.000e+000		0.000e+000	<-
119 Carbazole	0.91720	0.85513	0.79939	0.90937	0.94030	1.00258						
	1.05795	1.06704					AVRG		0.94362		9.99710	
120 Di-n-Butylphthalate	1.10071	1.14177	1.09794	1.23307	1.26483	1.34699						
	1.44094	1.40837					AVRG		1.25433		10.79841	
121 4-Nitroquinoline 1-oxide	+++++	+++++	+++++	+++++	+++++	+++++						
	+++++	+++++					AVRG		0.000e+000		0.000e+000	<-
122 Methapyrilene	+++++	+++++	+++++	+++++	+++++	+++++						
	+++++	+++++					AVRG		0.000e+000		0.000e+000	<-
123 Fluoranthene	1.09006	1.08890	1.05389	1.17449	1.21999	1.33252						
	1.44878	1.44826					AVRG		1.23211		13.00269	

(1001 - 1770)

1540

C0K110534

TestAmerica Pittsburgh

INITIAL CALIBRATION DATA

Start Cal Date : 10-NOV-2010 06:49
End Cal Date : 10-NOV-2010 09:14
Quant Method : ISTD
Origin : Included
Target Version : 4.14
Integrator : HP RTE
Method file : \\PITSVR06\D\chem\733.i\N111010.b\8270ll.m
Last Edit : 10-Nov-2010 10:25 piccolinov

Compound	0.4000000 Level 1	2.0000 Level 2	4.0000 Level 3	10.0000 Level 4	20.0000 Level 5	40.0000 Level 6	Curve	Coefficients b	m1	m2	%RSD or R^2	
	60.0000 Level 7	80.0000 Level 8										
124 Benzidine	+++++	34939	39987	168159	350222	687356						
	943869	1281200					QUAD	0.21164	1.95567	0.17058	0.99901	
125 Pyrene	1.32775	1.33945	1.25250	1.34243	1.35977	1.41109						
	1.42906	1.43670					AVRG		1.36234		4.52034	
126 Aramite 1	+++++	+++++	+++++	+++++	+++++	+++++						
	+++++	+++++					AVRG		0.000e+000		0.000e+000	<-
M 191 Aramite, Total	+++++	+++++	+++++	+++++	+++++	+++++						
	+++++	+++++					AVRG		0.000e+000		0.000e+000	<-
127 Aramite 2	+++++	+++++	+++++	+++++	+++++	+++++						
	+++++	+++++					AVRG		0.000e+000		0.000e+000	<-
128 p-Dimethylamino azobenzene	+++++	+++++	+++++	+++++	+++++	+++++						
	+++++	+++++					AVRG		0.000e+000		0.000e+000	<-
129 p-Chlorobenzilate	+++++	+++++	+++++	+++++	+++++	+++++						
	+++++	+++++					AVRG		0.000e+000		0.000e+000	<-

TestAmerica Pittsburgh

INITIAL CALIBRATION DATA

Start Cal Date : 10-NOV-2010 06:49
End Cal Date : 10-NOV-2010 09:14
Quant Method : ISTD
Origin : Included
Target Version : 4.14
Integrator : HP RTE
Method file : \\PITSVR06\D\chem\733.i\N111010.b\827011.m
Last Edit : 10-Nov-2010 10:25 piccolinov

Compound	0.4000000 Level 1	2.0000 Level 2	4.0000 Level 3	10.0000 Level 4	20.0000 Level 5	40.0000 Level 6	Curve	Coefficients b	m1	m2	%RSD or R^2	
	60.0000 Level 7	80.0000 Level 8										
130 Famphur	+++++	+++++	+++++	+++++	+++++	+++++						
	+++++	+++++					AVRG		0.000e+000		0.000e+000	<-
131 Butylbenzylphthalate	0.56649	0.55560	0.51037	0.58105	0.59534	0.63354						
	0.63688	0.63577					AVRG		0.58938		7.68799	
132 3,3'-Dimethylbenzidine	+++++	+++++	+++++	+++++	+++++	+++++						
	+++++	+++++					AVRG		0.000e+000		0.000e+000	<-
133 3,3'-Dimethoxybenzidine	+++++	+++++	+++++	+++++	+++++	+++++						
	+++++	+++++					AVRG		0.000e+000		0.000e+000	<-
134 2-Acetylaminofluorene	+++++	+++++	+++++	+++++	+++++	+++++						
	+++++	+++++					AVRG		0.000e+000		0.000e+000	<-
135 3,3'-Dichlorobenzidine	5798	30273	54545	158237	334323	678844						
	1070270	1606987					QUAD	0.06983	2.55657	-0.09674	0.99986	
136 Benzo(a)Anthracene	1.21115	1.16162	1.02675	1.12404	1.14040	1.17980						
	1.17556	1.22624					AVRG		1.15570		5.36635	

(1001 - 1770)

1542

C0K110534

TestAmerica Pittsburgh

INITIAL CALIBRATION DATA

Start Cal Date : 10-NOV-2010 06:49
End Cal Date : 10-NOV-2010 09:14
Quant Method : ISTD
Origin : Included
Target Version : 4.14
Integrator : HP RTE
Method file : \\PITSVR06\D\chem\733.i\N111010.b\827011.m
Last Edit : 10-Nov-2010 10:25 piccolinov

Compound	0.4000000 Level 1	2.0000 Level 2	4.0000 Level 3	10.0000 Level 4	20.0000 Level 5	40.0000 Level 6	Curve	Coefficients b	m1	m2	%RSD or R^2	
	60.0000 Level 7	80.0000 Level 8										
137 Chrysene	1.00775	1.09137	1.01286	1.09354	1.07385	1.16060						
	1.13927	1.13922					AVRG		1.08981		5.23977	
138 4,4'-Methylene bis(o-chloroan	+++++	+++++	+++++	+++++	+++++	+++++						
	+++++	+++++					AVRG		0.000e+000		0.000e+000	<-
139 bis(2-ethylhexyl)Phthalate	0.82003	0.76536	0.68657	0.77599	0.80689	0.86974						
	0.89369	0.90804					AVRG		0.81579		9.08052	
140 Di-n-octylphthalate	1.41588	1.23819	1.18851	1.39718	1.47964	1.65817						
	1.69996	1.77960					AVRG		1.48214		14.52138	
141 Benzo(b)fluoranthene	16524	87220	158899	410455	947918	1637458						
	2570355	4185766					QUAD	-0.02435	0.85449	-0.01625	0.99901	
204 6-Methylchrysene	+++++	+++++	+++++	+++++	+++++	+++++						
	+++++	+++++					AVRG		0.000e+000		0.000e+000	<-
142 Benzo(k)fluoranthene	1.42686	1.33894	1.32974	1.47469	1.34779	1.60191						
	1.57048	1.46661					AVRG		1.44463		7.21391	

TestAmerica Pittsburgh

INITIAL CALIBRATION DATA

Start Cal Date : 10-NOV-2010 06:49
End Cal Date : 10-NOV-2010 09:14
Quant Method : ISTD
Origin : Included
Target Version : 4.14
Integrator : HP RTE
Method file : \\PITSVR06\D\chem\733.i\N111010.b\8270ll.m
Last Edit : 10-Nov-2010 10:25 piccolinov

Compound	0.4000000 Level 1 / 60.0000 Level 7	2.0000 Level 2 / 80.0000 Level 8	4.0000 Level 3	10.0000 Level 4	20.0000 Level 5	40.0000 Level 6	Curve	Coefficients b	Coefficients m1	Coefficients m2	%RSD or R^2	
143 7,12-dimethylbenz[a]anthracen	0.55609	0.55614	0.55376	0.61608	0.64481	0.70956						
	0.75810	+++++					AVRG		0.62779		12.98136	
144 Hexachlorophene	+++++	+++++	+++++	+++++	+++++	+++++						
	+++++	+++++					AVRG		0.000e+000		0.000e+000	<-
145 Hexachlorophene product	+++++	+++++	+++++	+++++	+++++	+++++						
	+++++	+++++					AVRG		0.000e+000		0.000e+000	<-
146 Benzo(a)pyrene	0.80651	0.84170	0.82425	0.97568	1.01004	1.07008						
	1.08520	1.14328					AVRG		0.96959		13.46866	
148 3-Methylcholanthrene	+++++	+++++	+++++	+++++	+++++	+++++						
	+++++	+++++					AVRG		0.000e+000		0.000e+000	<-
149 Indeno(1,2,3-cd)pyrene	15112	79088	145798	386025	819095	1634013						
	2540725	3604661					QUAD	0.07756	0.80881	-0.01070	0.99979	
150 Dibenz(a,h)anthracene	12384	65457	122132	320421	677714	1365995						
	2126494	3120220					QUAD	0.06823	0.99128	-0.01842	0.99983	

(1001 - 1770)

1543

C0K110534

TestAmerica Pittsburgh

INITIAL CALIBRATION DATA

Start Cal Date : 10-NOV-2010 06:49
End Cal Date : 10-NOV-2010 09:14
Quant Method : ISTD
Origin : Included
Target Version : 4.14
Integrator : HP RTE
Method file : \\PITSVR06\D\chem\733.i\N111010.b\827011.m
Last Edit : 10-Nov-2010 10:25 piccolinov

Compound	0.4000000 Level 1 / 60.0000 Level 7	2.0000 Level 2 / 80.0000 Level 8	4.0000 Level 3	10.0000 Level 4	20.0000 Level 5	40.0000 Level 6	Curve	Coefficients b	m1	m2	%RSD or R^2	
151 Benzo(g,h,i)perylene	0.91314 / 1.15047	0.91938 / 1.19710	0.86694	0.92744	1.03864	1.08088	AVRG		1.01175		12.13021	
211 Benzenethiol	+++++ / +++++	+++++ / +++++	+++++	+++++	+++++	+++++	AVRG		0.000e+000		0.000e+000	<-
212 Kepone	+++++ / +++++	+++++ / +++++	+++++	+++++	+++++	+++++	AVRG		0.000e+000		0.000e+000	<-
213 Dibenzo(a,h) acridine	+++++ / +++++	+++++ / +++++	+++++	+++++	+++++	+++++	AVRG		0.000e+000		0.000e+000	<-
214 Methyl parathion	+++++ / +++++	+++++ / +++++	+++++	+++++	+++++	+++++	AVRG		0.000e+000		0.000e+000	<-
215 Parathion	+++++ / +++++	+++++ / +++++	+++++	+++++	+++++	+++++	AVRG		0.000e+000		0.000e+000	<-
216 Isodrin	+++++ / +++++	+++++ / +++++	+++++	+++++	+++++	+++++	AVRG		0.000e+000		0.000e+000	<-

(1001 - 1770)

1544

C0K110534

(1001 - 1770)

1545

C0K110534

TestAmerica Pittsburgh

INITIAL CALIBRATION DATA

Start Cal Date : 10-NOV-2010 06:49
End Cal Date : 10-NOV-2010 09:14
Quant Method : ISTD
Origin : Included
Target Version : 4.14
Integrator : HP RTE
Method file : \\PITSVR06\D\chem\733.i\N111010.b\8270ll.m
Last Edit : 10-Nov-2010 10:25 piccolinov

Compound	0.4000000 Level 1	2.0000 Level 2	4.0000 Level 3	10.0000 Level 4	20.0000 Level 5	40.0000 Level 6	Curve	Coefficients b	m1	m2	%RSD or R^2	
	60.0000 Level 7	80.0000 Level 8										
217 Indene	2.19226	2.04448	1.95359	2.09579	2.11344	2.20916						
	2.27256	2.27875					AVRG		2.14500		5.30583	
218 Quinoline	+++++	+++++	+++++	+++++	+++++	+++++						
	+++++	+++++					AVRG		0.000e+000		0.000e+000	<-
219 1,4-Dithiane	+++++	+++++	+++++	+++++	+++++	+++++						
	+++++	+++++					AVRG		0.000e+000		0.000e+000	<-
220 1,4-Oxathiane	+++++	+++++	+++++	+++++	+++++	+++++						
	+++++	+++++					AVRG		0.000e+000		0.000e+000	<-
221 Benzothiazole	+++++	+++++	+++++	+++++	+++++	+++++						
	+++++	+++++					AVRG		0.000e+000		0.000e+000	<-
222 Dimethyl Disulfide	+++++	+++++	+++++	+++++	+++++	+++++						
	+++++	+++++					AVRG		0.000e+000		0.000e+000	<-
223 p-Chlorophenylmethylsulfide	+++++	+++++	+++++	+++++	+++++	+++++						
	+++++	+++++					AVRG		0.000e+000		0.000e+000	<-

(1001 - 1770)

1546

C0K110534

TestAmerica Pittsburgh

INITIAL CALIBRATION DATA

Start Cal Date : 10-NOV-2010 06:49
End Cal Date : 10-NOV-2010 09:14
Quant Method : ISTD
Origin : Included
Target Version : 4.14
Integrator : HP RTE
Method file : \\PITSVR06\D\chem\733.i\N111010.b\8270ll.m
Last Edit : 10-Nov-2010 10:25 piccolinov

Compound	0.4000000 Level 1 / 60.0000 Level 7	2.0000 Level 2 / 80.0000 Level 8	4.0000 Level 3	10.0000 Level 4	20.0000 Level 5	40.0000 Level 6	Curve	Coefficients b	Coefficients m1	Coefficients m2	%RSD or R^2	
224 p-Chlorophenylmethylsulfone	+++++ / +++++	+++++ / +++++	+++++	+++++	+++++	+++++	AVRG		0.000e+000		0.000e+000	<-
225 p-Chlorophenylmethylsulfoxide	+++++ / +++++	+++++ / +++++	+++++	+++++	+++++	+++++	AVRG		0.000e+000		0.000e+000	<-
230 PTE	+++++ / +++++	+++++ / +++++	+++++	+++++	+++++	+++++	AVRG		0.000e+000		0.000e+000	<-
229 PXE	+++++ / +++++	+++++ / +++++	+++++	+++++	+++++	+++++	AVRG		0.000e+000		0.000e+000	<-
$ 154 Nitrobenzene-d5	0.35434 / 0.38359	0.38092 / 0.37105	0.34934	0.39035	0.37835	0.38566	AVRG		0.37420		3.99631	
$ 155 2-Fluorobiphenyl	1.33661 / 1.67919	1.33875 / 1.68384	1.24464	1.34251	1.48055	1.55809	AVRG		1.45802		11.54303	

TestAmerica Pittsburgh

INITIAL CALIBRATION DATA

Start Cal Date : 10-NOV-2010 06:49
End Cal Date : 10-NOV-2010 09:14
Quant Method : ISTD
Origin : Included
Target Version : 4.14
Integrator : HP RTE
Method file : \\PITSVR06\D\chem\733.i\N111010.b\8270ll.m
Last Edit : 10-Nov-2010 10:25 piccolinov

Compound	0.4000000 Level 1 / 60.0000 Level 7	2.0000 Level 2 / 80.0000 Level 8	4.0000 Level 3	10.0000 Level 4	20.0000 Level 5	40.0000 Level 6	Curve	Coefficients b	Coefficients m1	Coefficients m2	%RSD or R^2
$ 156 Terphenyl-d14	0.95425 / 1.01865	0.87301 / 1.06359	0.82371	0.91828	0.92258	0.98422	AVRG		0.94479		8.22018
$ 157 Phenol-d5	1.31135 / 1.34190	1.21788 / 1.32645	1.21266	1.28730	1.28885	1.35425	AVRG		1.29258		4.10888
$ 158 2-Fluorophenol	1.09885 / 1.13842	1.05599 / 1.14408	1.05485	1.13303	1.11555	1.17299	AVRG		1.11422		3.78325
$ 159 2,4,6-Tribromophenol	+++++ / 0.12696	0.09096 / 0.12372	0.08638	0.09866	0.10321	0.11353	AVRG		0.10620		14.80133
$ 186 2-Chlorophenol-d4	1.25463 / 1.37556	1.29367 / 1.37375	1.28473	1.34122	1.29576	1.36865	AVRG		1.32349		3.55463
$ 187 1,2-Dichlorobenzene-d4	1.17117 / 1.05951	0.95373 / 1.07191	0.92053	0.97900	0.98295	1.04029	AVRG		1.02239		7.82609

TestAmerica Pittsburgh

INITIAL CALIBRATION DATA

Start Cal Date : 10-NOV-2010 06:49
End Cal Date : 10-NOV-2010 09:14
Quant Method : ISTD
Origin : Included
Target Version : 4.14
Integrator : HP RTE
Method file : \\PITSVR06\D\chem\733.i\N111010.b\8270ll.m
Last Edit : 10-Nov-2010 10:25 piccolinov

Curve	Formula	Units
Averaged	Amt = Rsp/m1	Response
Quad	Amt = b + m1*Rsp + m2*Rsp^2	Response

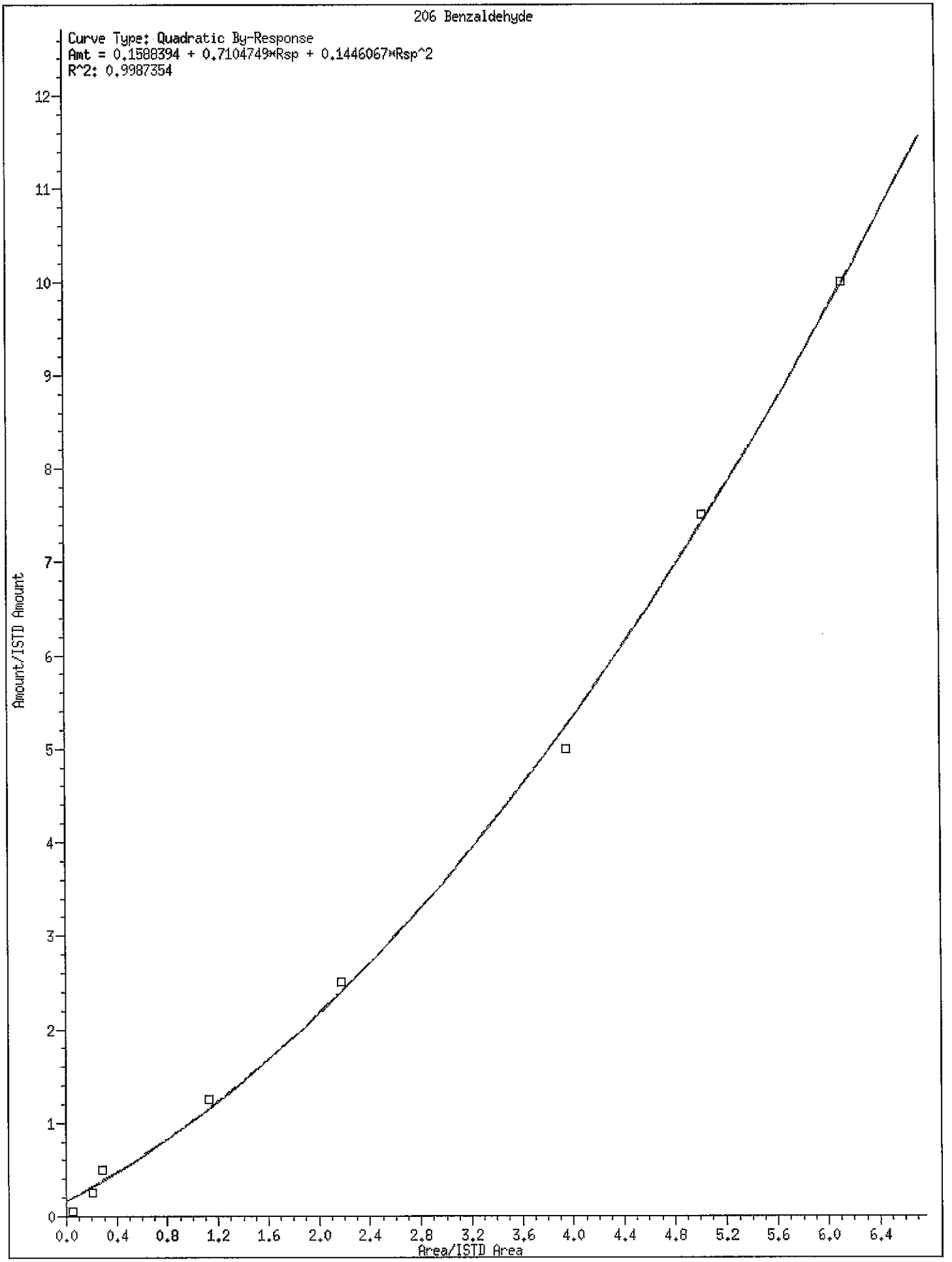
206 Benzaldehyde
Curve Type: Quadratic By-Response
Amt = 0.1588394 + 0.7104749*Rsp + 0.1446067*Rsp^2
R^2: 0.9987354
Amount/ISTD Amount
Area/ISTD Area
0
1
2
3
4
5
6
7
8
9
10
11
12
0.0
0.4
0.8
1.2
1.6
2.0
2.4
2.8
3.2
3.6
4.0
4.4
4.8
5.2
5.6
6.0
6.4

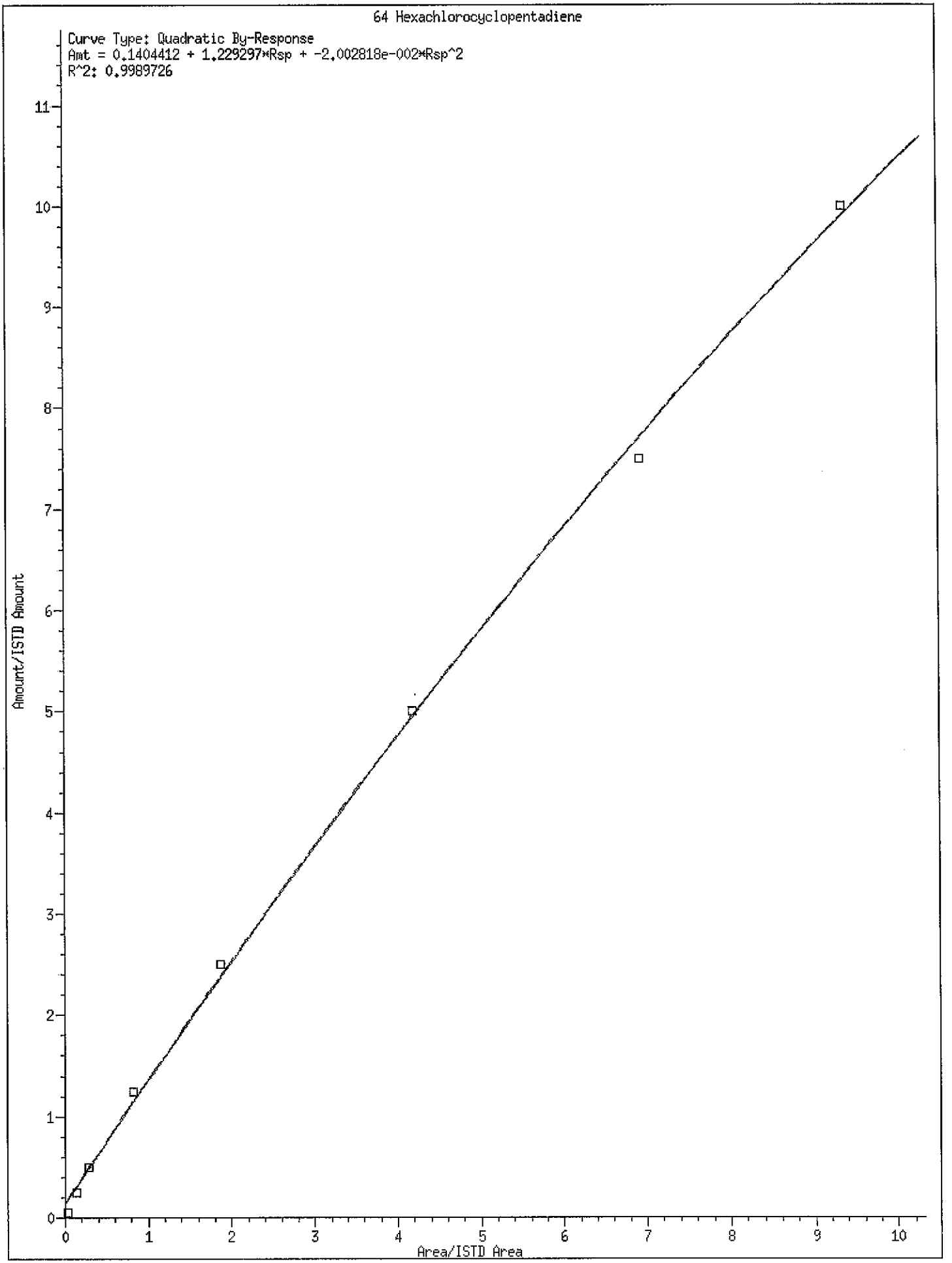
64 Hexachlorocyclopentadiene
Curve Type: Quadratic By-Response
Amt = 0.1404412 + 1.229297*Rsp + -2.002818e-002*Rsp^2
R^2: 0.9989726
Amount/ISTD Amount
Area/ISTD Area
0
1
2
3
4
5
6
7
8
9
10
11

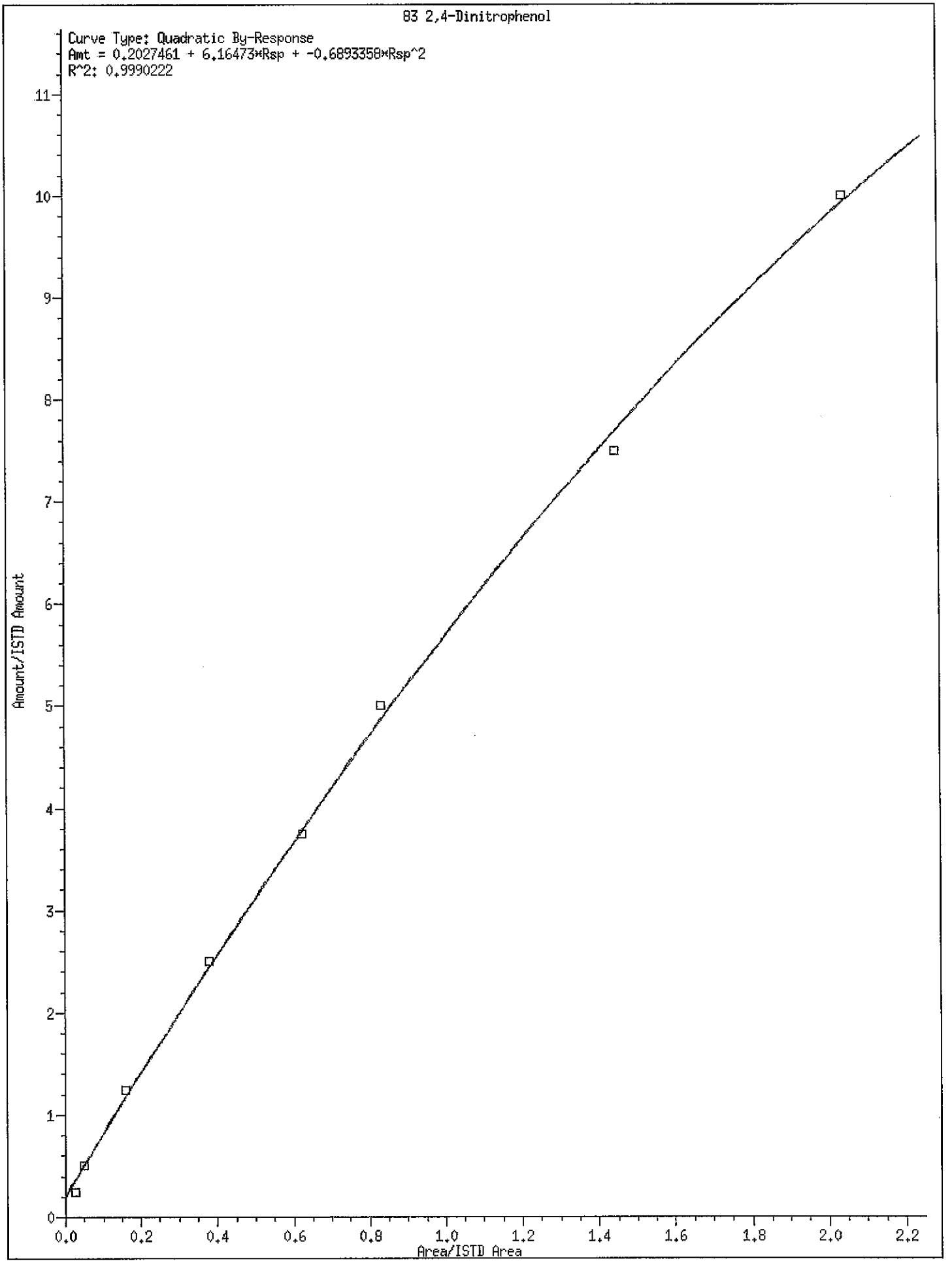
83 2,4-Dinitrophenol
Curve Type: Quadratic By-Response
Amt = 0.2027461 + 6.16473*Rsp + -0.6893358*Rsp^2
R^2: 0.9990222
Amount/ISTD Amount
Area/ISTD Area
0
1
2
3
4
5
6
7
8
9
10
11
0.0
0.2
0.4
0.6
0.8
1.0
1.2
1.4
1.6
1.8
2.0
2.2

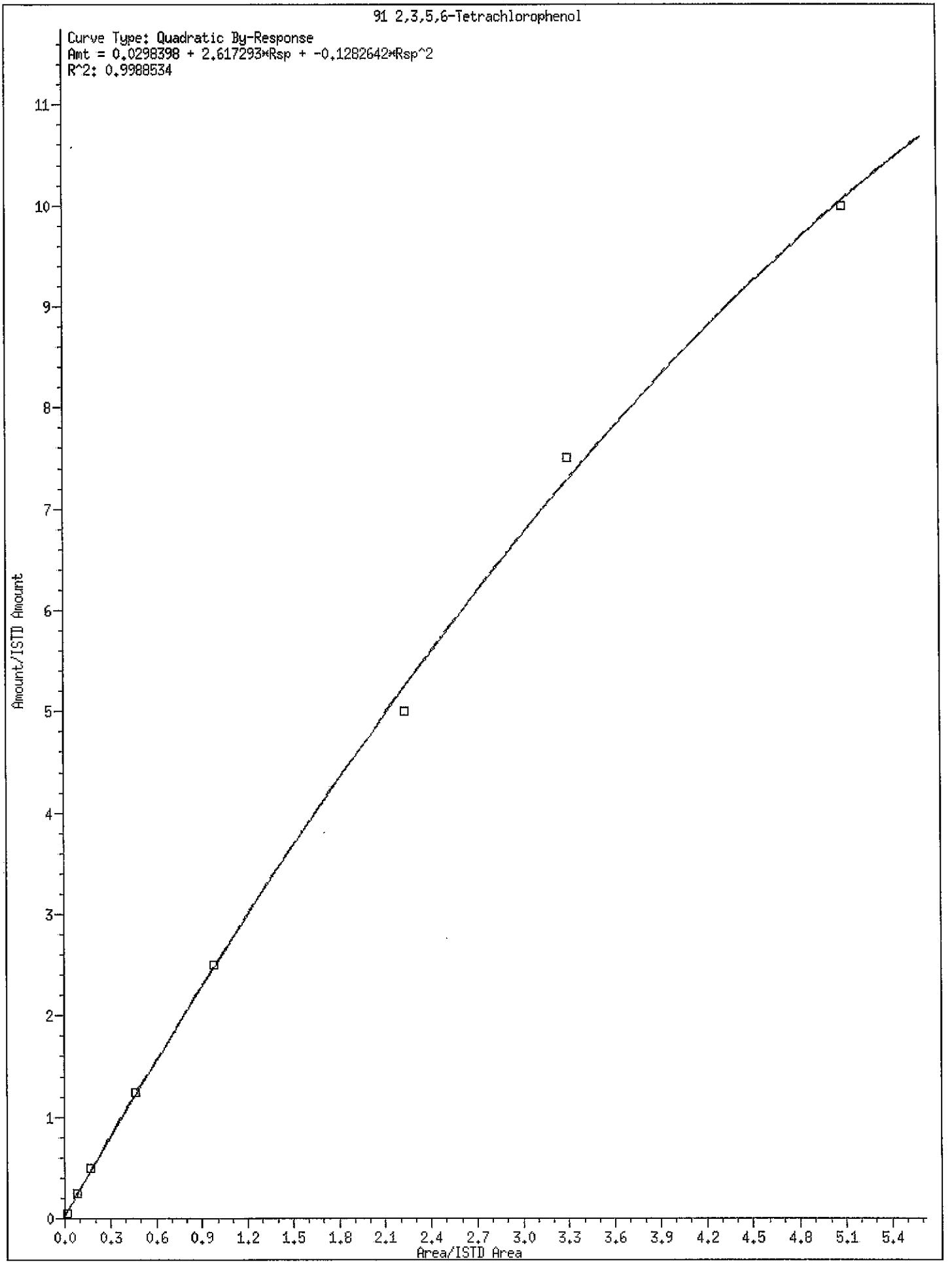
91 2,3,5,6-Tetrachlorophenol
Curve Type: Quadratic By-Response
Amt = 0.0298398 + 2.617293*Rsp + -0.1282642*Rsp^2
R^2: 0.9988534
Amount/ISTD Amount
Area/ISTD Area
0
1
2
3
4
5
6
7
8
9
10
11
0.0
0.3
0.6
0.9
1.2
1.5
1.8
2.1
2.4
2.7
3.0
3.3
3.6
3.9
4.2
4.5
4.8
5.1
5.4

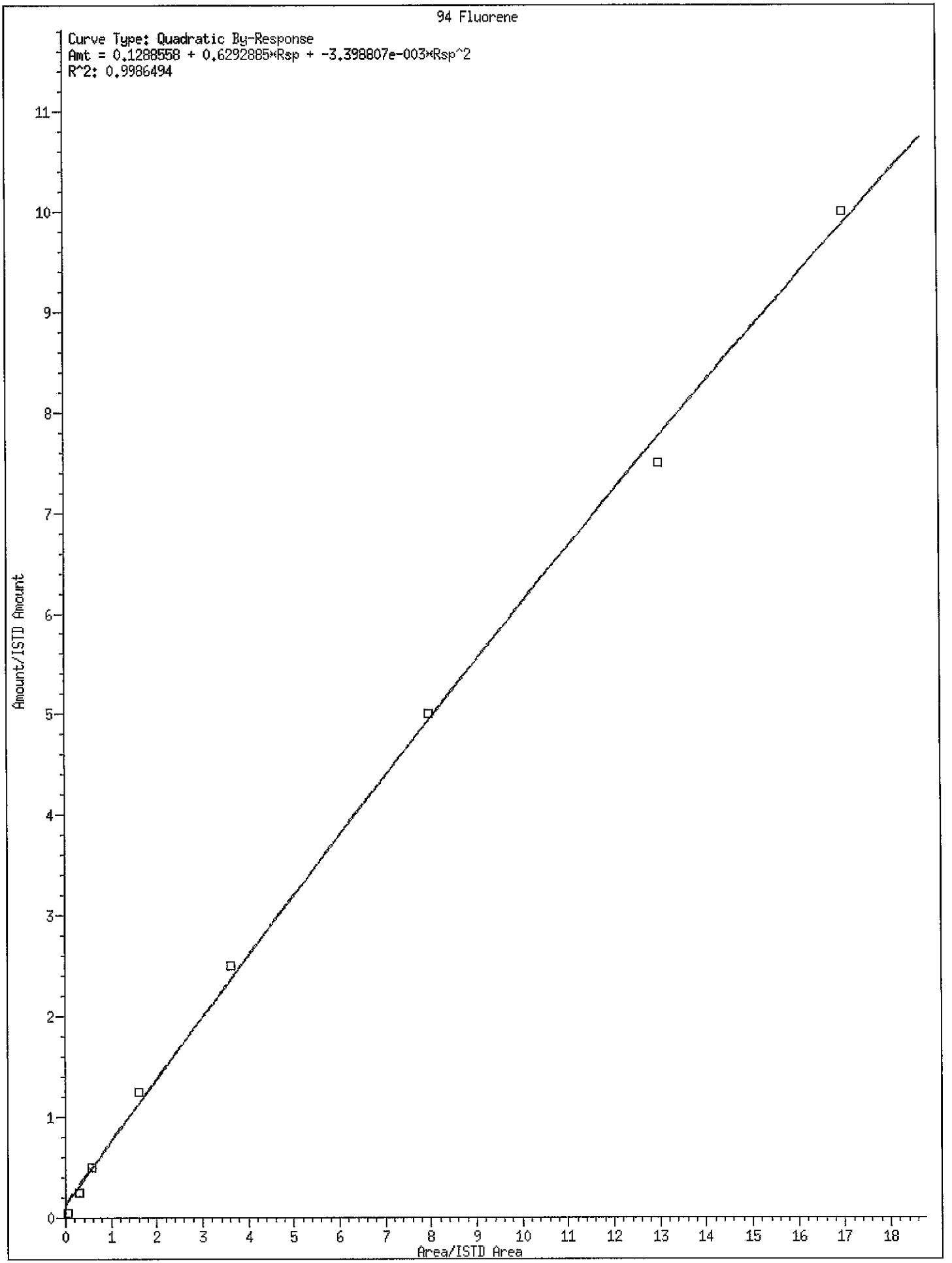
94 Fluorene
Curve Type: Quadratic By-Response
Amt = 0.1288558 + 0.6292885*Rsp + -3.398807e-003*Rsp^2
R^2: 0.9986494
Amount/ISTD Amount
Area/ISTD Area
0
1
2
3
4
5
6
7
8
9
10
11
12
13
14
15
16
17
18

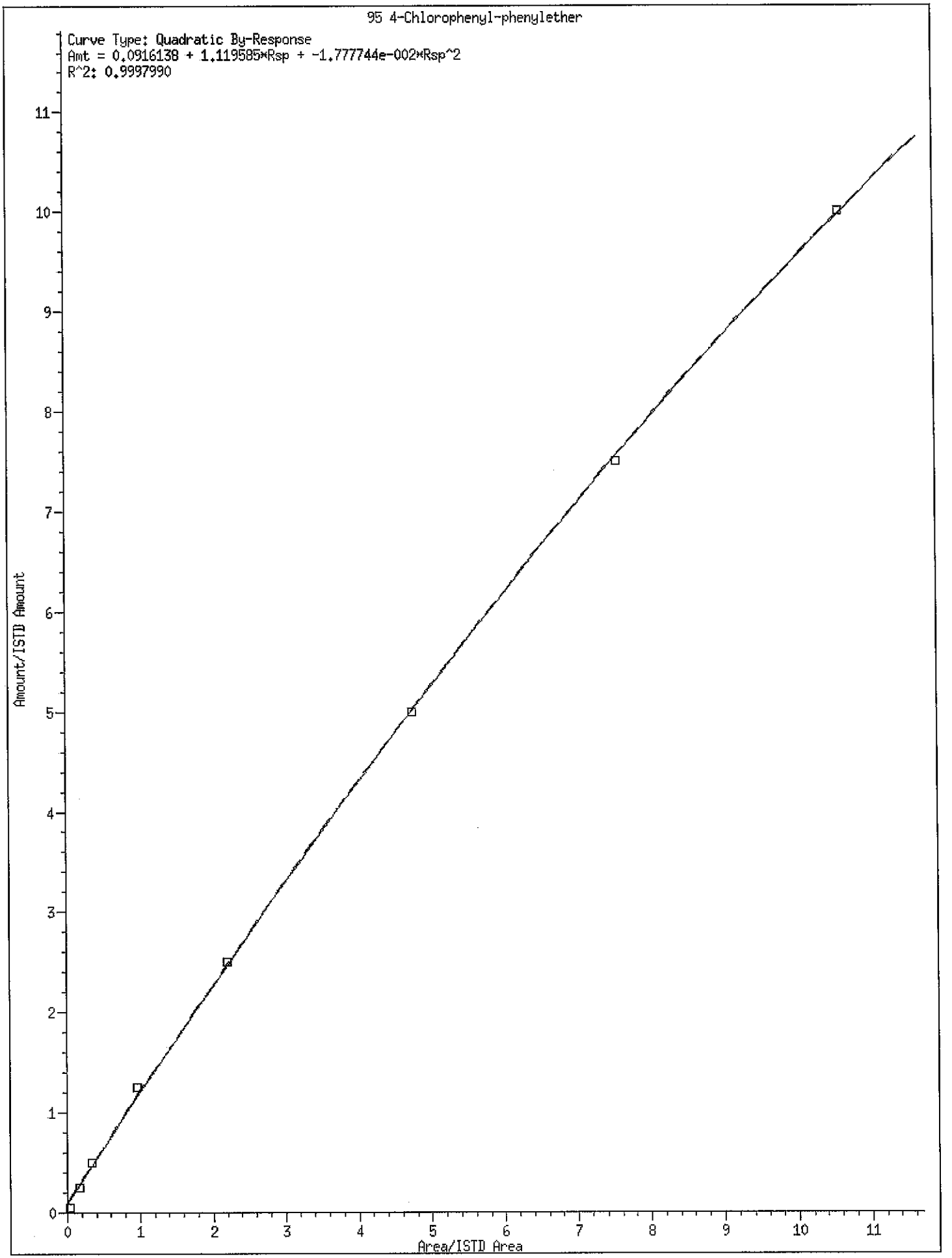
95 4-Chlorophenyl-phenylether
Curve Type: Quadratic By-Response
Amt = 0.0916138 + 1.119585*Rsp + -1.777744e-002*Rsp^2
R^2: 0.9997990
Amount/ISTD Amount
Area/ISTD Area
0
1
2
3
4
5
6
7
8
9
10
11

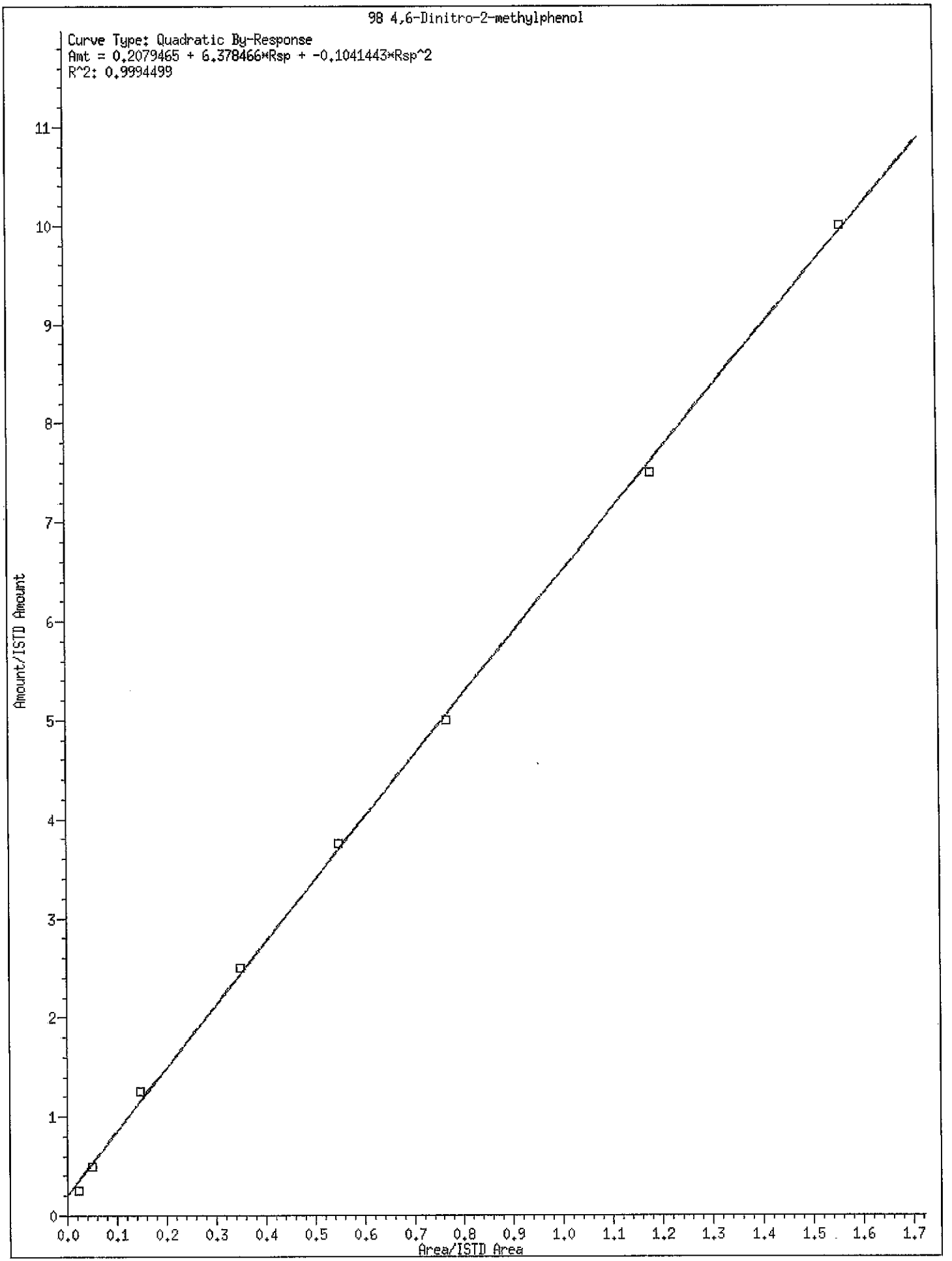
98 4,6-Dinitro-2-methylphenol
Curve Type: Quadratic By-Response
Amt = 0.2079465 + 6.378466*Rsp + -0.1041443*Rsp^2
R^2: 0.9994499
Amount/ISTD Amount
Area/ISTD Area
0
1
2
3
4
5
6
7
8
9
10
11
0.0
0.1
0.2
0.3
0.4
0.5
0.6
0.7
0.8
0.9
1.0
1.1
1.2
1.3
1.4
1.5
1.6
1.7

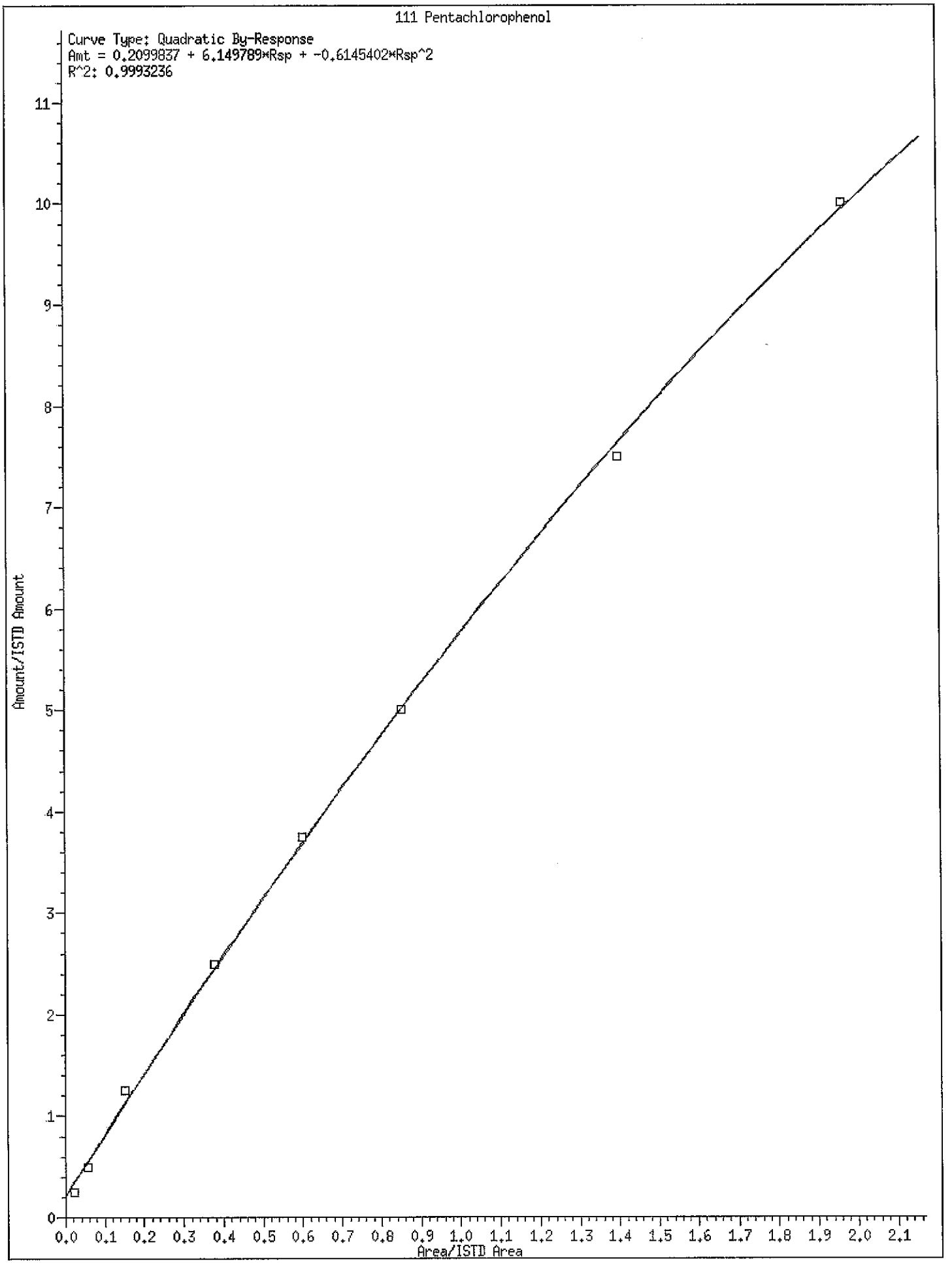
111 Pentachlorophenol
Curve Type: Quadratic By-Response
Amt = 0.2099837 + 6.149789*Rsp + -0.6145402*Rsp^2
R^2: 0.9993236
Amount/ISTD Amount
Area/ISTD Area
0
1
2
3
4
5
6
7
8
9
10
11
0.0 0.1 0.2 0.3 0.4 0.5 0.6 0.7 0.8 0.9 1.0 1.1 1.2 1.3 1.4 1.5 1.6 1.7 1.8 1.9 2.0 2.1

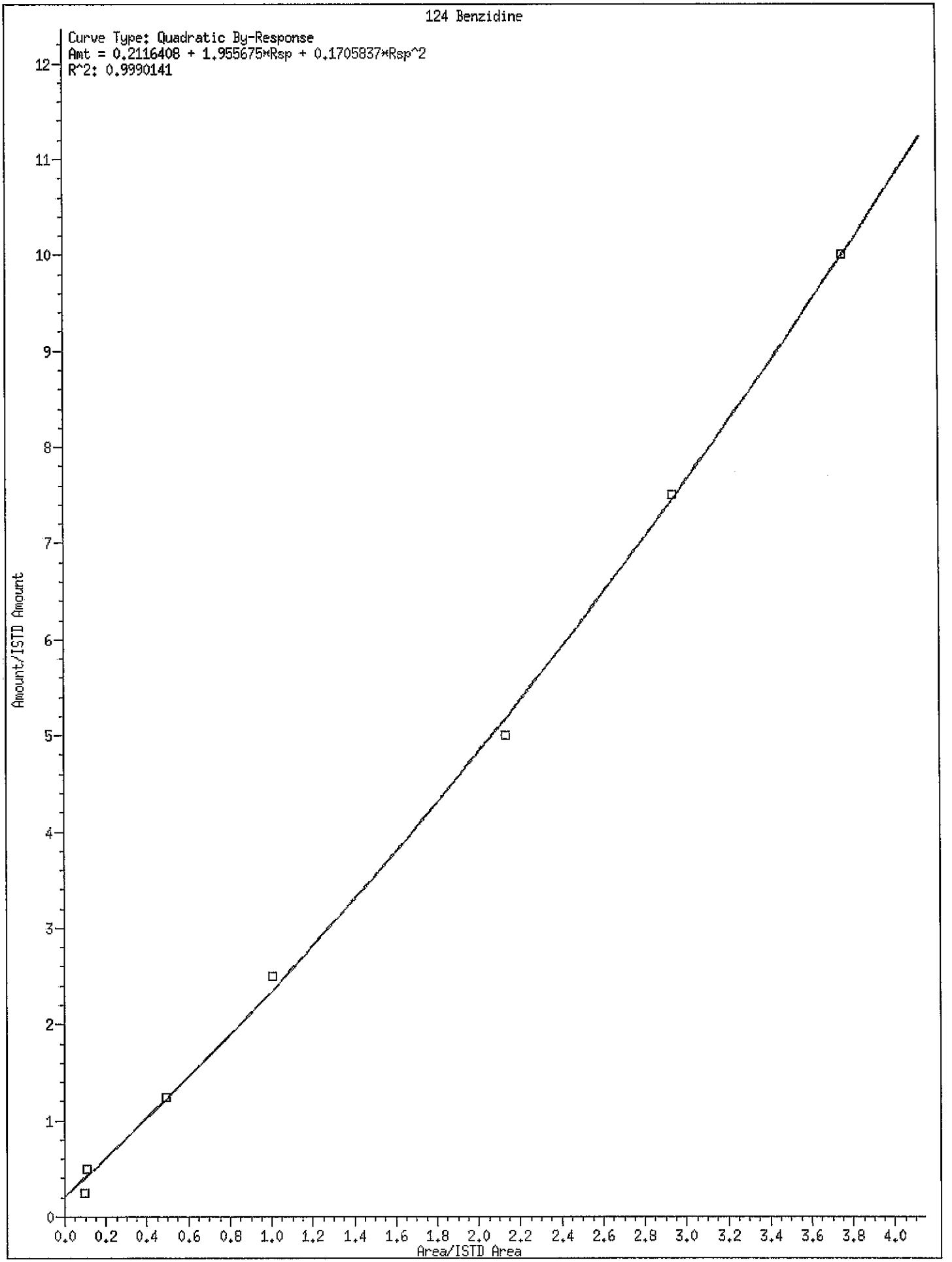
124 Benzidine
Curve Type: Quadratic By-Response
Amt = 0.2116408 + 1.955675*Rsp + 0.1705837*Rsp^2
R^2: 0.9990141
Amount/ISTD Amount
Area/ISTD Area
0
1
2
3
4
5
6
7
8
9
10
11
12
0.0
0.2
0.4
0.6
0.8
1.0
1.2
1.4
1.6
1.8
2.0
2.2
2.4
2.6
2.8
3.0
3.2
3.4
3.6
3.8
4.0

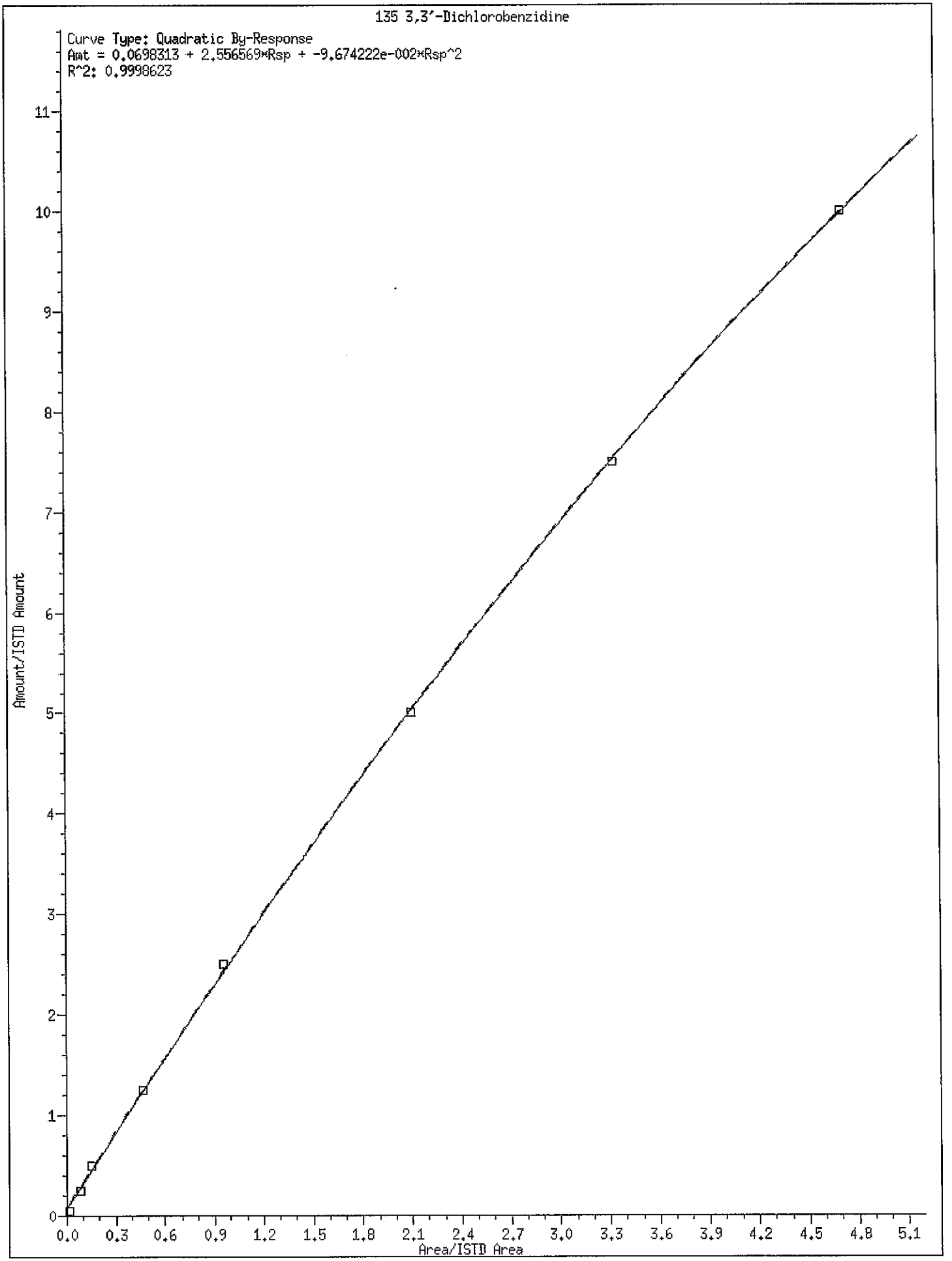
135 3,3'-Dichlorobenzidine
Curve Type: Quadratic By-Response
Amt = 0.0698313 + 2.556569*Rsp + -9.674222e-002*Rsp^2
R^2: 0.9998623
Amount/ISTD Amount
Area/ISTD Area
0
1
2
3
4
5
6
7
8
9
10
11
0.0
0.3
0.6
0.9
1.2
1.5
1.8
2.1
2.4
2.7
3.0
3.3
3.6
3.9
4.2
4.5
4.8
5.1

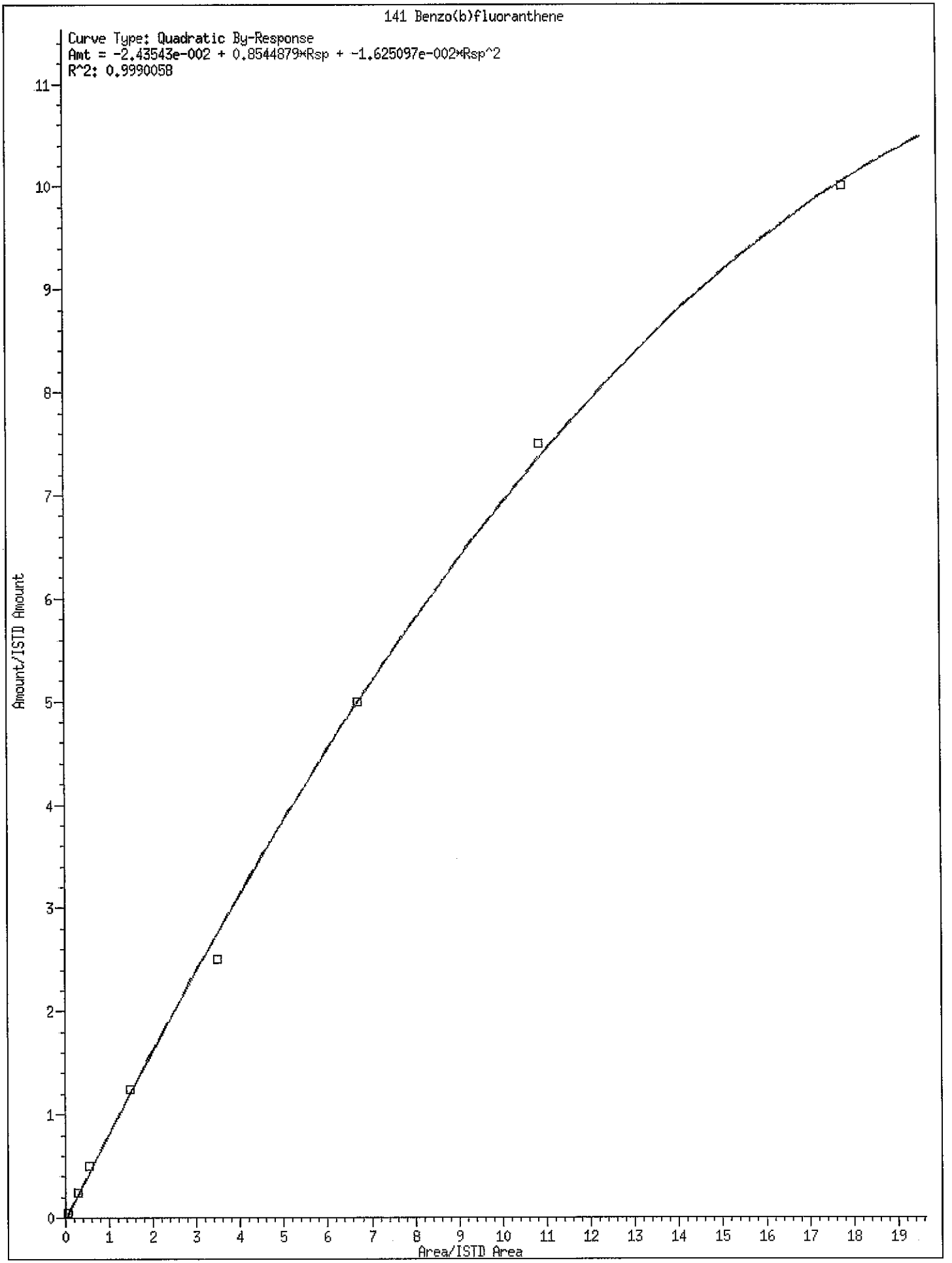
141 Benzo(b)fluoranthene
Curve Type: Quadratic By-Response
Amt = -2.43543e-002 + 0.8544879*Rsp + -1.625097e-002*Rsp^2
R^2: 0.9990058
Amount/ISTD Amount
Area/ISTD Area
0
1
2
3
4
5
6
7
8
9
10
11
12
13
14
15
16
17
18
19

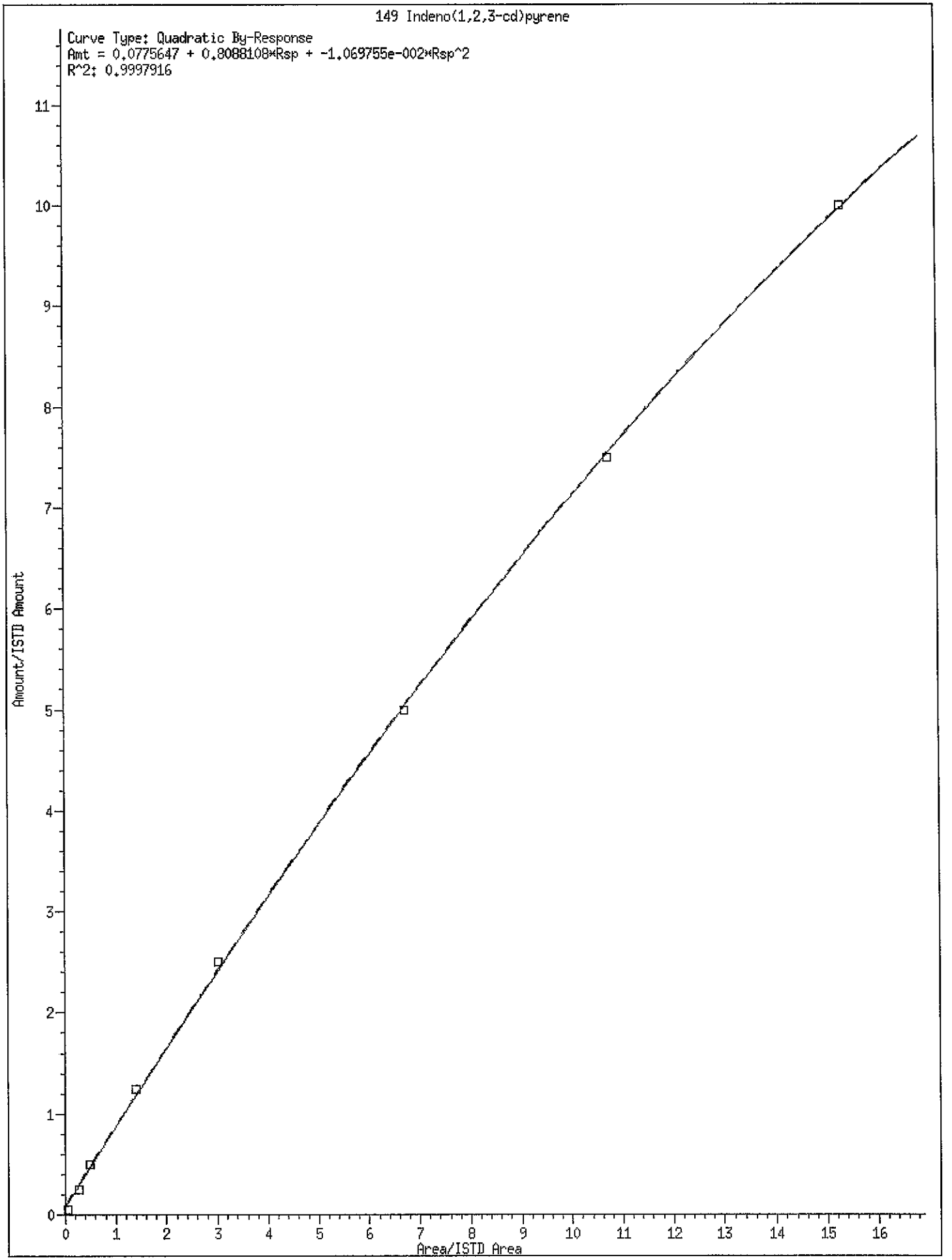
149 Indeno(1,2,3-cd)pyrene
Curve Type: Quadratic By-Response
Amt = 0.0775647 + 0.8088108*Rsp + -1.069755e-002*Rsp^2
R^2: 0.9997916
Amount/ISTD Amount
Area/ISTD Area
0
1
2
3
4
5
6
7
8
9
10
11
12
13
14
15
16

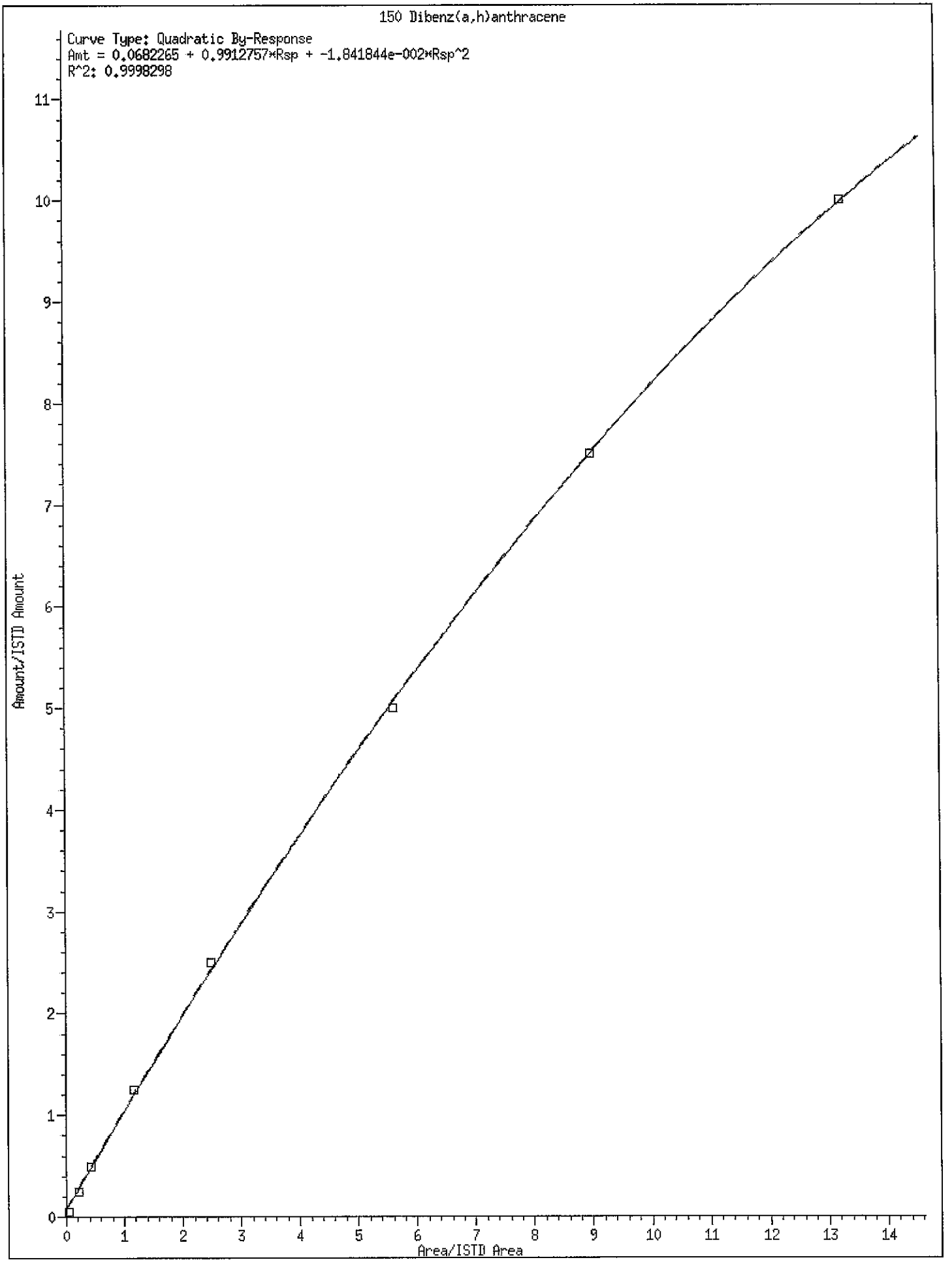
150 Dibenz(a,h)anthracene
Curve Type: Quadratic By-Response
Amt = 0.0682265 + 0.9912757*Rsp + -1.841844e-002*Rsp^2
R^2: 0.9998298
Amount/ISTD Amount
Area/ISTD Area
0
1
2
3
4
5
6
7
8
9
10
11
12
13
14

Data File: \\PITSVR06\D\chem\733.i\N111010.b\N1110IC1.D
Date : 10-NOV-2010 06:49
Client ID: SSTD0.4
Sample Info: SSTD0.4(0.2ug/ml) BNA0660-10 8270c/d

Instrument: 733.i
Operator: 3200
Column diameter: 0.32

Column phase: DB5-MS

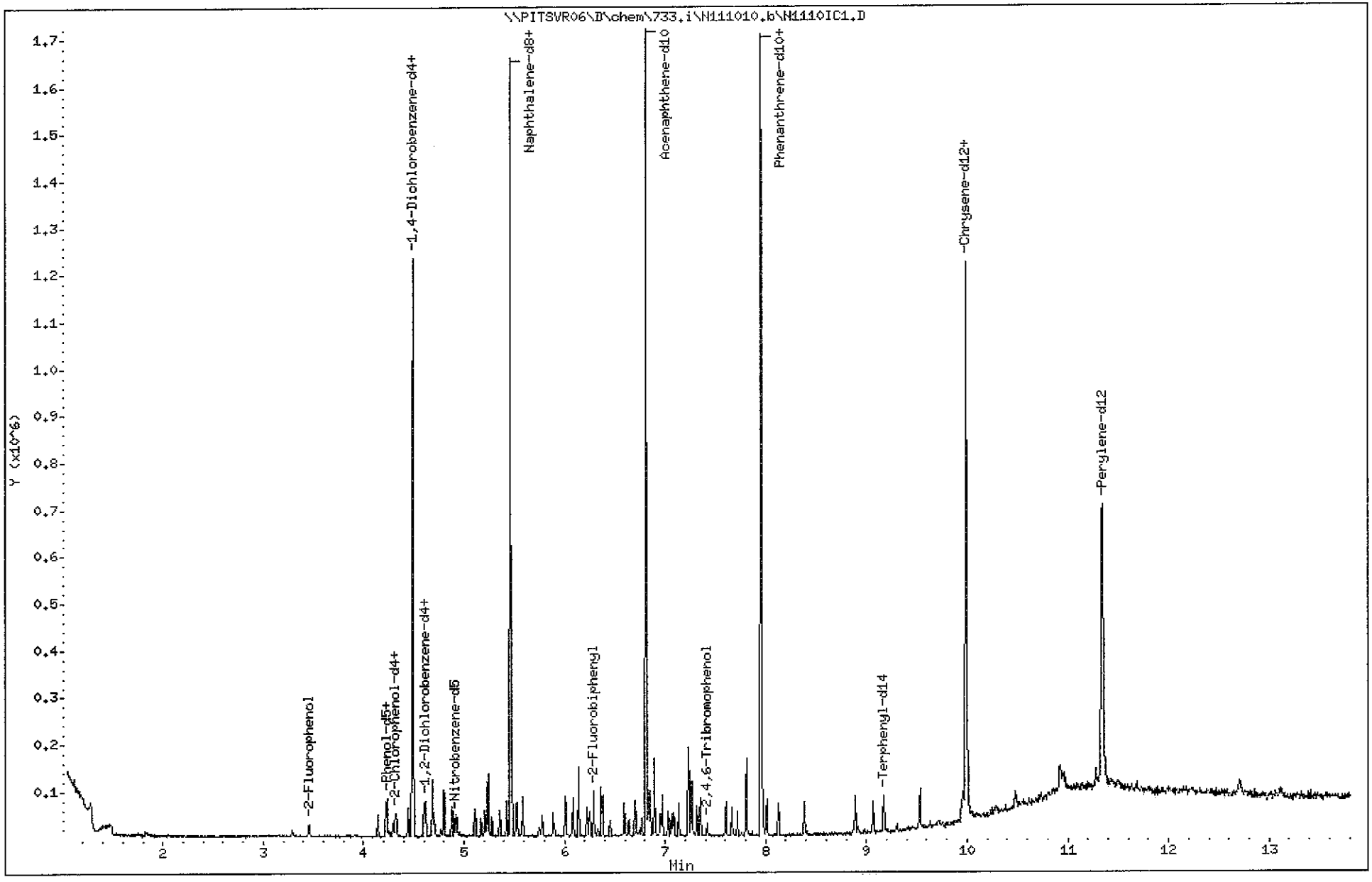

TestAmerica Pittsburgh

Semivolatile REPORT SW-846 Method 8270

Data file : \\PITSVR06\D\chem\733.i\N111010.b\N1110IC1.D
Lab Smp Id: sstd0.4 Client Smp ID: SSTD0.4
Inj Date : 10-NOV-2010 06:49
Operator : 3200 Inst ID: 733.i
Smp Info : SSTD0.4(0.2ug/ml) BNA0660-10 8270c/d
Misc Info : sstd0.4,N111010.b,8270ll.m,padepi.sub,1,1
Comment :
Method : \\PITSVR06\D\chem\733.i\N111010.b\8270ll.m
Meth Date : 10-Nov-2010 08:44 piccolinov Quant Type: ISTD
Cal Date : 10-NOV-2010 06:49 Cal File: N1110IC1.D
Als bottle: 90 Calibration Sample, Level: 1
Dil Factor: 1.00000
Integrator: HP RTE Compound Sublist: padepi.sub
Target Version: 4.14
Processing Host: PITPC-502

	Compounds	QUANT SIG MASS	RT	EXP RT	REL RT	RESPONSE	AMOUNTS CAL-AMT (NG)	AMOUNTS ON-COL (NG)
* 1	1,4-Dichlorobenzene-d4	152	4.489	4.489	(1.000)	143532	8.00000	
* 2	Naphthalene-d8	136	5.462	5.462	(1.000)	524192	8.00000	
* 3	Acenaphthene-d10	164	6.808	6.808	(1.000)	294296	8.00000	
* 4	Phenanthrene-d10	188	7.951	7.951	(1.000)	469386	8.00000	
* 5	Chrysene-d12	240	9.992	9.992	(1.000)	391744	8.00000	
* 6	Perylene-d12	264	11.343	11.343	(1.000)	307794	8.00000	
198	1,4-Dioxane	88	1.284	1.284	(0.286)	2238	0.40000	0.31022(M)
10	N-Nitrosodimethylamine	74	1.749	1.749	(0.390)	3723	0.40000	0.43376(M)
9	Pyridine	79	1.829	1.829	(0.407)	5756	0.40000	0.33884(M)
16	Methyl methanesulfonate	80	3.293	3.293	(0.733)	4903	0.40000	0.41622
206	Benzaldehyde	77	4.142	4.142	(0.923)	6961	0.40000	0.46758
21	Aniline	93	4.233	4.233	(0.943)	12009	0.40000	0.40874
22	Phenol	94	4.233	4.233	(0.943)	10439	0.40000	0.39574
23	bis(2-Chloroethyl)ether	93	4.292	4.292	(0.956)	7130	0.40000	0.41852
24	2-Chlorophenol	128	4.324	4.324	(0.963)	10069	0.40000	0.42468
26	1,3-Dichlorobenzene	146	4.447	4.447	(0.990)	11661	0.40000	0.41233
27	1,4-Dichlorobenzene	146	4.505	4.505	(1.004)	12315	0.40000	0.42647
28	1,2-Dichlorobenzene	146	4.618	4.618	(1.029)	11346	0.40000	0.41898
217	Indene	116	4.687	4.687	(1.044)	15733	0.40000	0.42161
29	Benzyl Alcohol	108	4.596	4.596	(1.024)	4116	0.40000	0.34414
30	2-Methylphenol	108	4.692	4.692	(1.045)	6877	0.40000	0.37606
31	2,2'-oxybis(1-Chloropropane)	45	4.708	4.708	(1.049)	7039	0.40000	0.40458(M)
37	Acetophenone	105	4.794	4.794	(1.068)	12287	0.40000	0.41542
32	N-Nitroso-di-n-propylamine	70	4.799	4.799	(1.069)	5674	0.40000	0.42415
192	4-Methylphenol	108	4.805	4.805	(1.070)	7882	0.40000	0.42901
34	Hexachloroethane	117	4.879	4.879	(1.087)	5567	0.40000	0.45431
35	Nitrobenzene	77	4.922	4.922	(0.901)	8915	0.40000	0.37405
36	N-Nitrosopyrrolidine	100	4.767	4.767	(1.062)	3534	0.40000	0.44204
41	Isophorone	82	5.109	5.109	(0.935)	13852	0.40000	0.36850
42	2-Nitrophenol	139	5.168	5.168	(0.946)	4720	0.40000	0.38743
43	2,4-Dimethylphenol	107	5.205	5.205	(0.953)	9498	0.40000	0.39857
44	bis(2-Chloroethoxy)methane	93	5.275	5.275	(0.966)	8951	0.40000	0.41364
48	2,4-Dichlorophenol	162	5.355	5.355	(0.980)	7980	0.40000	0.39412

Compounds	QUANT SIG MASS	RT	EXP RT	REL RT	RESPONSE	AMOUNTS CAL-AMT (NG)	AMOUNTS ON-COL (NG)
49 Benzoic Acid	122	5.237	5.237	(0.959)	20266	2.00000	1.8875
50 1,2,4-Trichlorobenzene	180	5.419	5.419	(0.992)	11213	0.40000	0.41198
51 Naphthalene	128	5.478	5.478	(1.003)	26293	0.40000	0.39947
52 4-Chloroaniline	127	5.515	5.515	(1.010)	11051	0.40000	0.41502
54 2,6-Dichlorophenol	162	5.526	5.526	(1.012)	7578	0.40000	0.38073
56 Hexachlorobutadiene	225	5.585	5.585	(1.022)	7553	0.40000	0.36595
208 Caprolactam	113	5.750	5.750	(1.053)	1229	0.40000	0.29556
59 4-Chloro-3-Methylphenol	107	5.884	5.884	(1.077)	6705	0.40000	0.35696
62 2-Methylnaphthalene	142	6.007	6.007	(1.100)	17983	0.40000	0.42028
63 1-Methylnaphthalene	142	6.087	6.087	(1.114)	16053	0.40000	0.39553
64 Hexachlorocyclopentadiene	237	6.140	6.140	(0.902)	7564	0.40000	0.33624
65 1,2,4,5-Tetrachlorobenzene	216	6.140	6.140	(0.902)	9847	0.40000	0.35063
66 2,4,6-Trichlorophenol	196	6.226	6.226	(0.914)	5877	0.40000	0.36954
67 2,4,5-Trichlorophenol	196	6.252	6.252	(0.918)	6239	0.40000	0.37576
209 1,1'-Biphenyl	154	6.365	6.365	(0.935)	23025	0.40000	0.41026
70 2-Chloronaphthalene	162	6.381	6.381	(0.937)	17223	0.40000	0.39414
73 2-Nitroaniline	65	6.455	6.455	(0.948)	4323	0.40000	0.35148
76 Dimethylphthalate	163	6.594	6.594	(0.969)	20210	0.40000	0.41084
78 2,6-Dinitrotoluene	165	6.637	6.637	(0.975)	2709	0.40000	0.29961
79 Acenaphthylene	152	6.701	6.701	(0.984)	26004	0.40000	0.41175
81 3-Nitroaniline	138	6.765	6.765	(0.994)	2942	0.40000	0.32770
82 Acenaphthene	153	6.835	6.835	(1.004)	16131	0.40000	0.41048
83 2,4-Dinitrophenol	184	6.845	6.845	(1.005)	7895	2.00000	1.6424
85 4-Nitrophenol	109	6.888	6.888	(1.012)	16704	2.00000	1.7484
86 Dibenzofuran	168	6.968	6.968	(1.024)	23531	0.40000	0.40106
87 2,4-Dinitrotoluene	165	6.947	6.947	(1.020)	4283	0.40000	0.34034
91 2,3,5,6-Tetrachlorophenol	232	7.027	7.027	(1.032)	4815	0.40000	0.37081
88 2,3,4,6-Tetrachlorophenol	232	7.059	7.059	(1.037)	5908	0.40000	0.41932
92 2-Naphthylamine	143	7.080	7.080	(1.040)	13549	0.40000	0.44381
93 Diethylphthalate	149	7.134	7.134	(1.048)	18925	0.40000	0.39935
94 Fluorene	166	7.230	7.230	(1.062)	17157	0.40000	0.36981
95 4-Chlorophenyl-phenylether	204	7.225	7.225	(1.061)	9646	0.40000	0.35568
96 4-Nitroaniline	138	7.230	7.230	(1.062)	3483	0.40000	0.36560
98 4,6-Dinitro-2-methylphenol	198	7.262	7.262	(0.913)	10899	2.00000	1.5503
99 N-Nitrosodiphenylamine (1)	169	7.315	7.315	(0.920)	12138	0.40000	0.42494
100 1,2-Diphenylhydrazine	77	7.347	7.347	(0.924)	21803	0.40000	0.38332
106 4-Bromophenyl-phenylether	248	7.604	7.604	(0.956)	6146	0.40000	0.41890
107 Hexachlorobenzene	284	7.663	7.663	(0.964)	4988	0.40000	0.35541
210 Atrazine	200	7.716	7.716	(0.970)	5747	0.40000	0.42439
111 Pentachlorophenol	266	7.807	7.807	(0.982)	11069	2.00000	1.4694
115 Phenanthrene	178	7.973	7.973	(1.003)	27554	0.40000	0.42722
116 Anthracene	178	8.010	8.010	(1.007)	24556	0.40000	0.38834
119 Carbazole	167	8.127	8.127	(1.022)	21526	0.40000	0.41489
120 Di-n-Butylphthalate	149	8.384	8.384	(1.054)	25833	0.40000	0.37706
123 Fluoranthene	202	8.886	8.886	(1.118)	25583	0.40000	0.38742
124 Benzidine	184	8.977	8.977	(0.898)	3499	0.40000	0.22678 (M)
125 Pyrene	202	9.068	9.068	(0.908)	26007	0.40000	0.40102
131 Butylbenzylphthalate	149	9.532	9.532	(0.954)	11096	0.40000	0.40336
135 3,3'-Dichlorobenzidine	252	9.949	9.949	(0.996)	5798	0.40000	0.35242
136 Benzo(a)Anthracene	228	9.981	9.981	(0.999)	23723	0.40000	0.42767
137 Chrysene	228	10.008	10.008	(1.002)	19739	0.40000	0.38177
139 bis(2-ethylhexyl)Phthalate	149	9.960	9.960	(0.997)	16062	0.40000	0.42545 (M)
140 Di-n-octylphthalate	149	10.478	10.478	(0.924)	21790	0.40000	0.42143 (M)
141 Benzo(b)fluoranthene	252	10.932	10.932	(0.964)	16524	0.40000	0.36280

Compounds	QUANT SIG MASS	RT	EXP RT	REL RT	RESPONSE	AMOUNTS CAL-AMT (NG)	AMOUNTS ON-COL (NG)
142 Benzo(k)fluoranthene	252	10.959	10.959	(0.966)	21959	0.40000	0.41251 (M)
143 7,12-dimethylbenz[a]anthracen	256	10.916	10.916	(0.962)	8558	0.40000	0.37998
146 Benzo(a)pyrene	252	11.279	11.279	(0.994)	12412	0.40000	0.36181
149 Indeno(1,2,3-cd)pyrene	276	12.706	12.706	(1.120)	15112	0.40000	0.36586 (M)
150 Dibenz(a,h)anthracene	278	12.716	12.716	(1.121)	12384	0.40000	0.36188 (M)
151 Benzo(g,h,i)perylene	276	13.112	13.112	(1.156)	14053	0.40000	0.39144 (M)
$ 154 Nitrobenzene-d5	82	4.911	4.911	(0.899)	9287	0.40000	0.38238
$ 155 2-Fluorobiphenyl	172	6.290	6.290	(0.924)	19668	0.40000	0.39644
$ 156 Terphenyl-d14	244	9.169	9.169	(0.918)	18691	0.40000	0.42488
$ 157 Phenol-d5	99	4.222	4.222	(0.941)	9411	0.40000	0.41511
$ 158 2-Fluorophenol	112	3.458	3.458	(0.770)	7886	0.40000	0.40264
$ 159 2,4,6-Tribromophenol	330	7.417	7.417	(0.933)	1932	0.40000	0.35673
$ 186 2-Chlorophenol-d4	132	4.313	4.313	(0.961)	9004	0.40000	0.38783
$ 187 1,2-Dichlorobenzene-d4	152	4.607	4.607	(1.026)	8405	0.40000	0.46778

QC Flag Legend

M - Compound response manually integrated.

Data File Name: N1110IC1.D
Inj. Date and Time: 10-NOV-2010 06:49
Instrument ID: 733.i
Client ID: SSTD0.4
Compound Name: 1,4-Dioxane
CAS #: 123-91-1

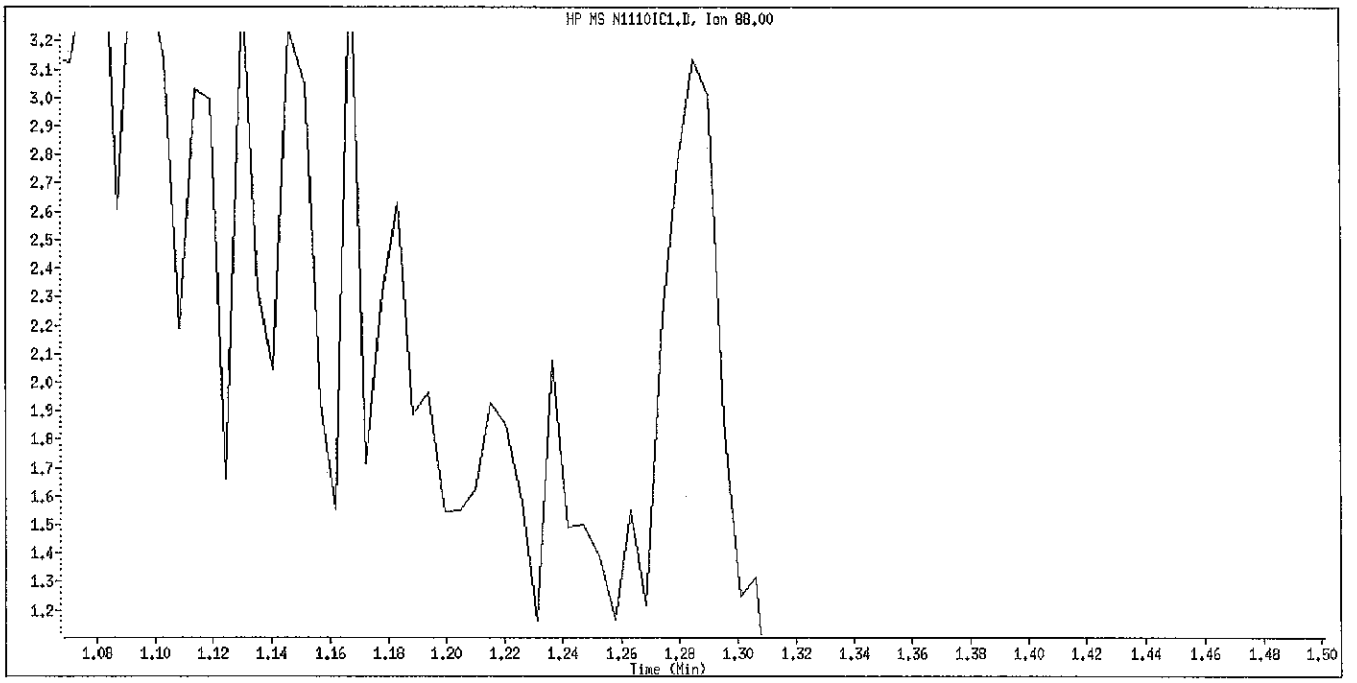

Original Integration

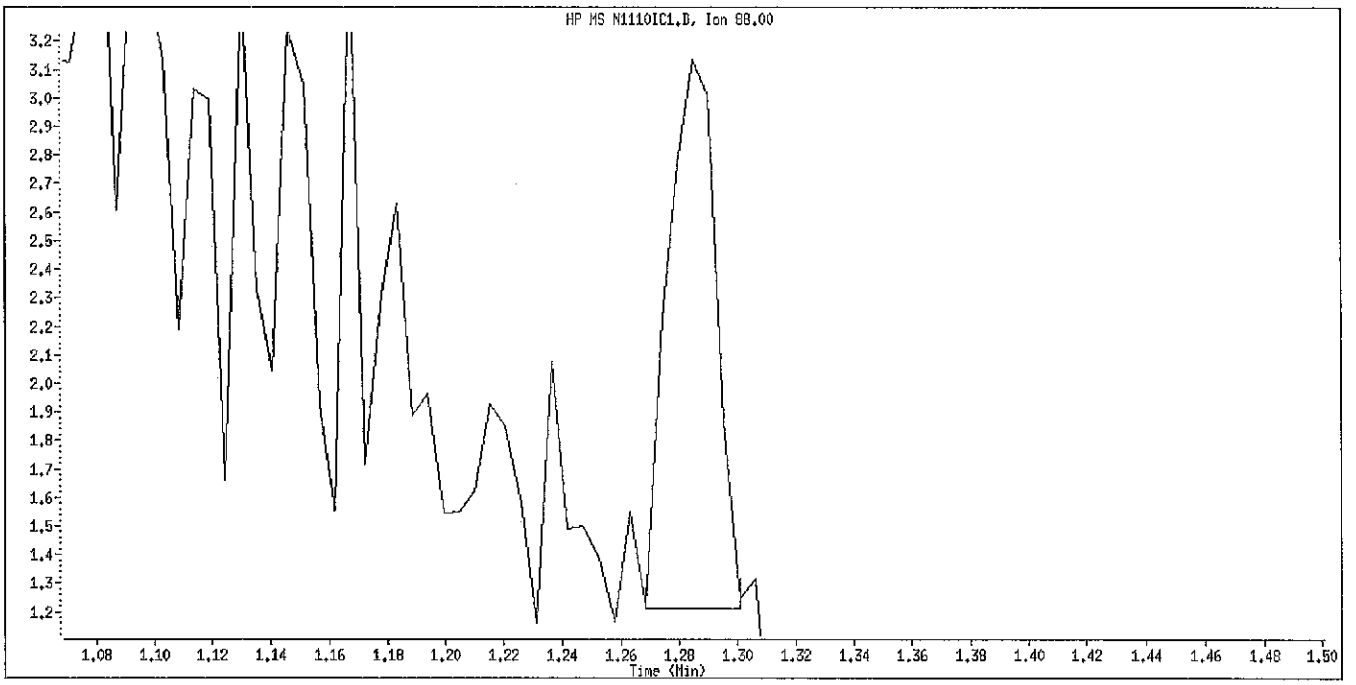

Manual Integration

Manually Integrated By: piccolinov
Manual Integration Reason: Peak Not Found

Data File Name: N1110IC1.D
Inj. Date and Time: 10-NOV-2010 06:49
Instrument ID: 733.i
Client ID: SSTD0.4
Compound Name: N-Nitrosodimethylamine
CAS #: 62-75-9

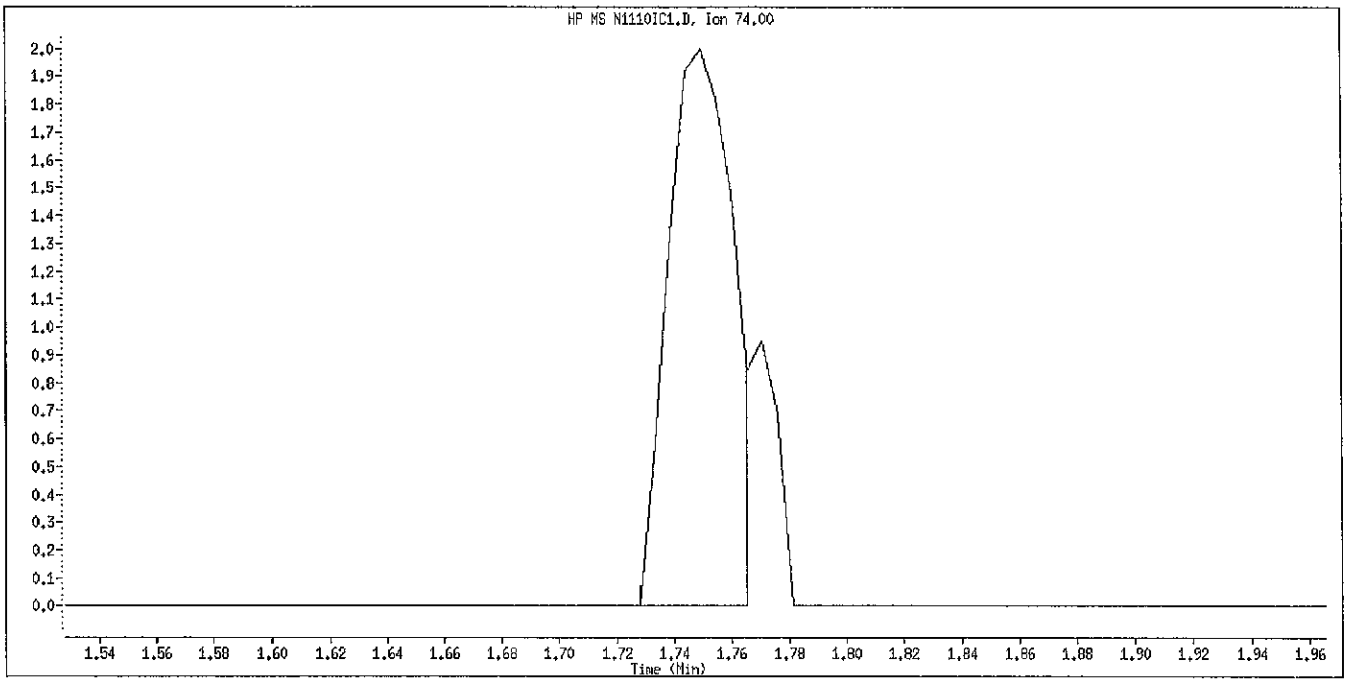

Original Integration

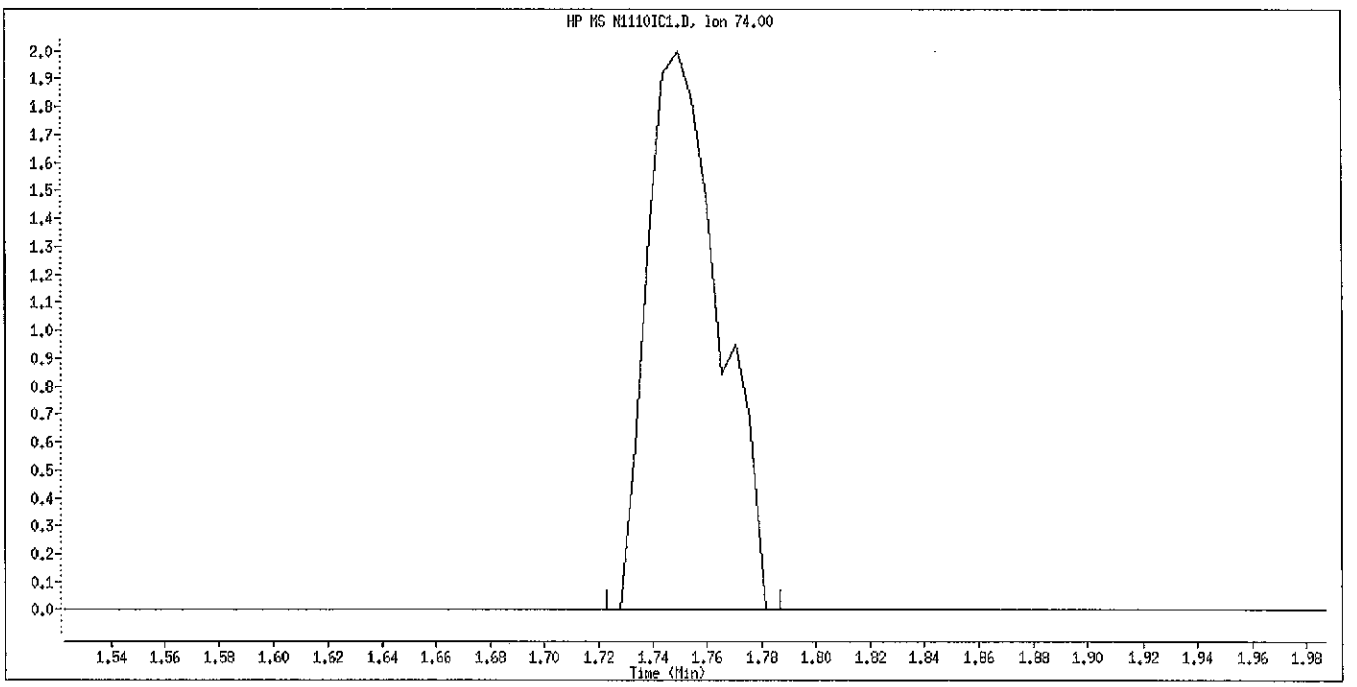

Manual Integration

Manually Integrated By: piccolinov
Manual Integration Reason: Poor Chromatography

Data File Name: N1110IC1.D
Inj. Date and Time: 10-NOV-2010 06:49
Instrument ID: 733.i
Client ID: SSTD0.4
Compound Name: Pyridine
CAS #: 110-86-1

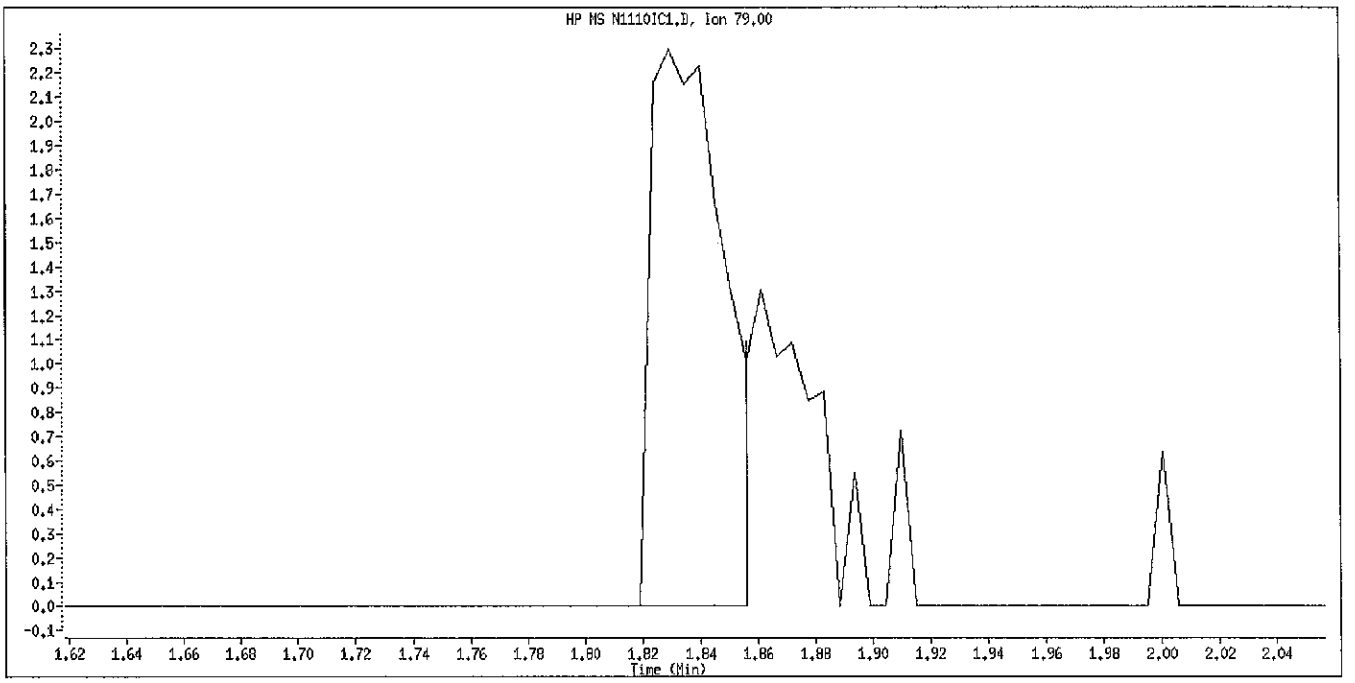

Original Integration

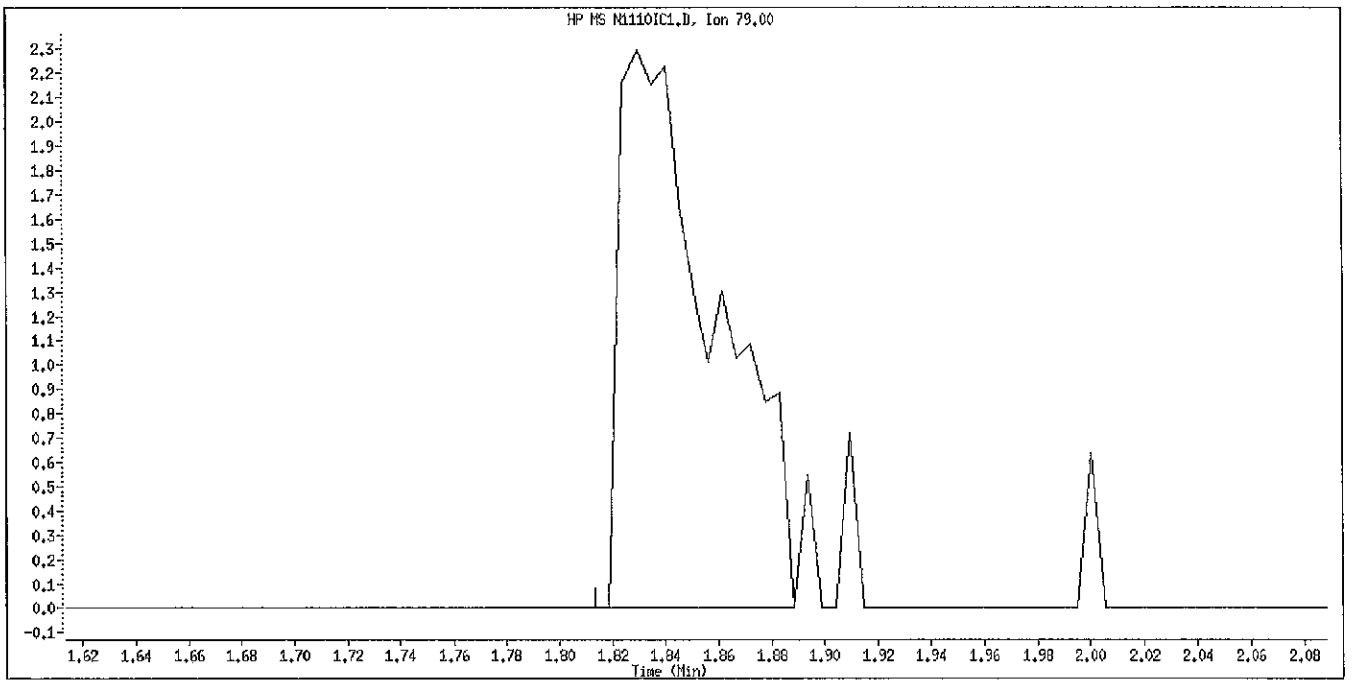

Manual Integration

Manually Integrated By: piccolinov
Manual Integration Reason: Poor Chromatography

Data File Name: N1110IC1.D
Inj. Date and Time: 10-NOV-2010 06:49
Instrument ID: 733.i
Client ID: SSTD0.4
Compound Name: 2,2'-oxybis(1-Chloropropane)
CAS #: 108-60-1

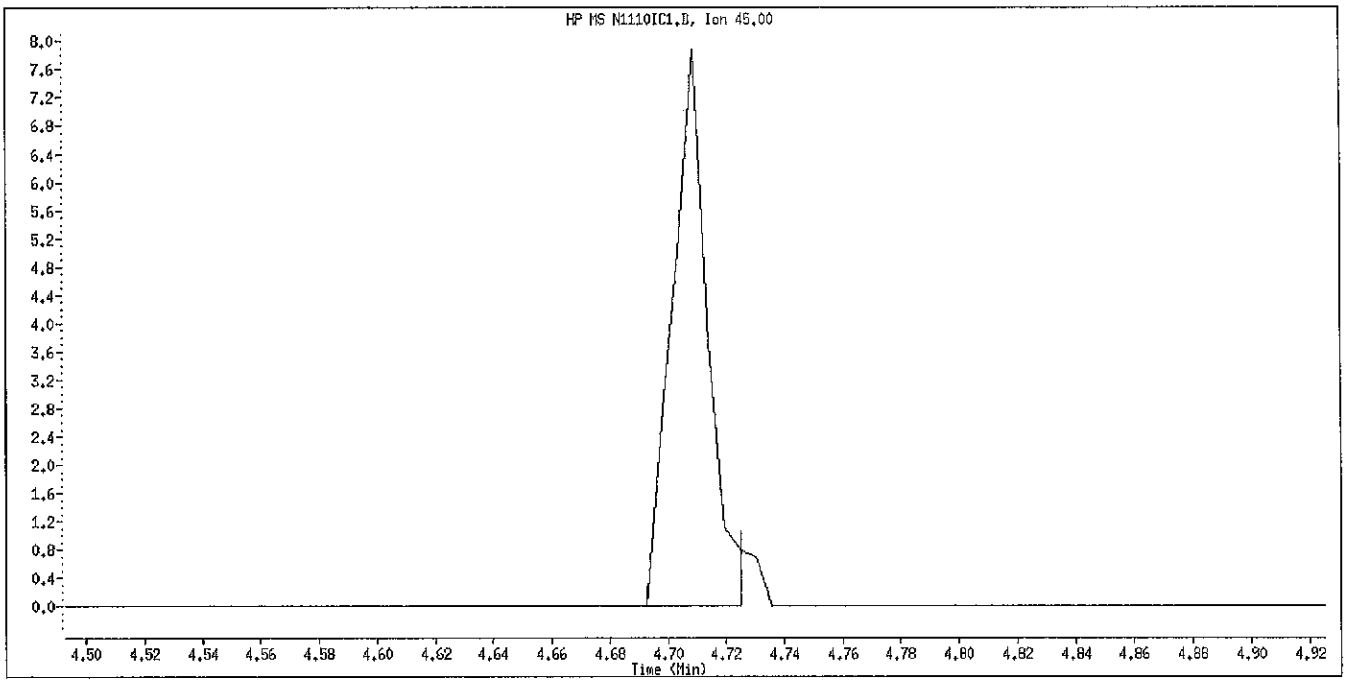

Original Integration

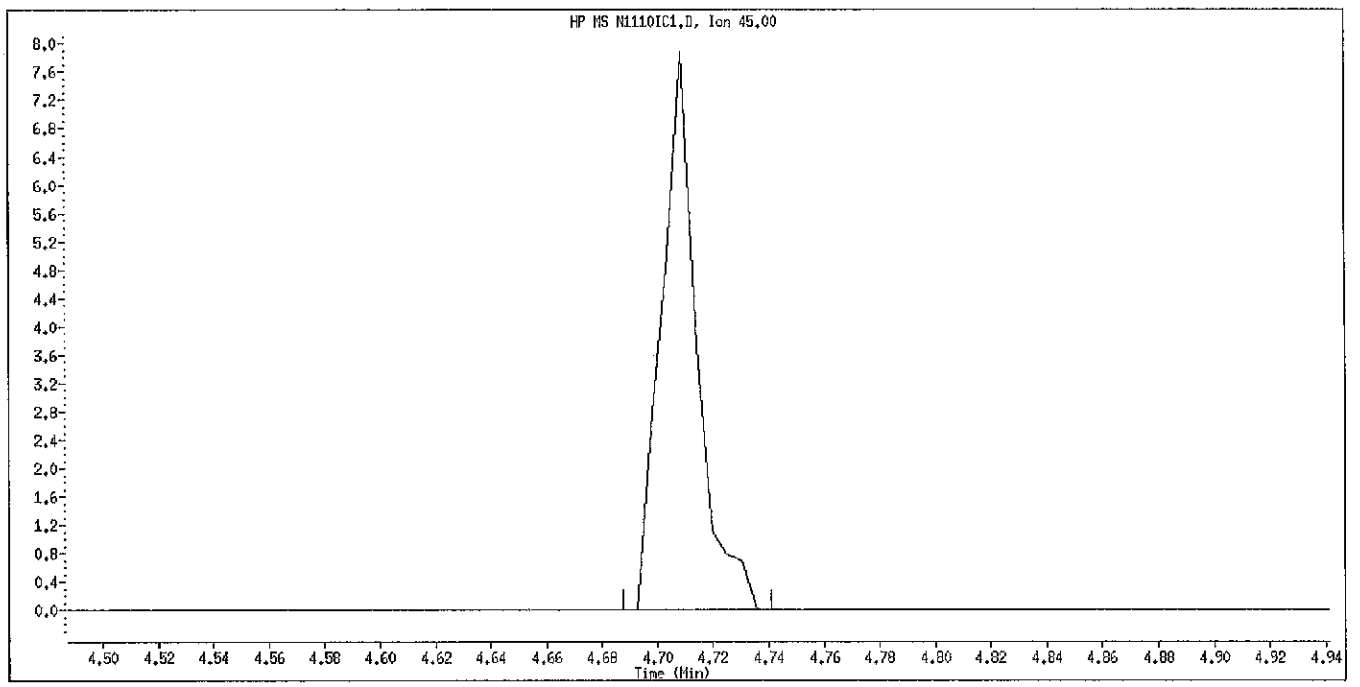

Manual Integration

Manually Integrated By: piccolinov
Manual Integration Reason: Peak Not Found

Data File Name: N1110IC1.D
Inj. Date and Time: 10-NOV-2010 06:49
Instrument ID: 733.i
Client ID: SSTD0.4
Compound Name: Benzidine
CAS #: 92-87-5

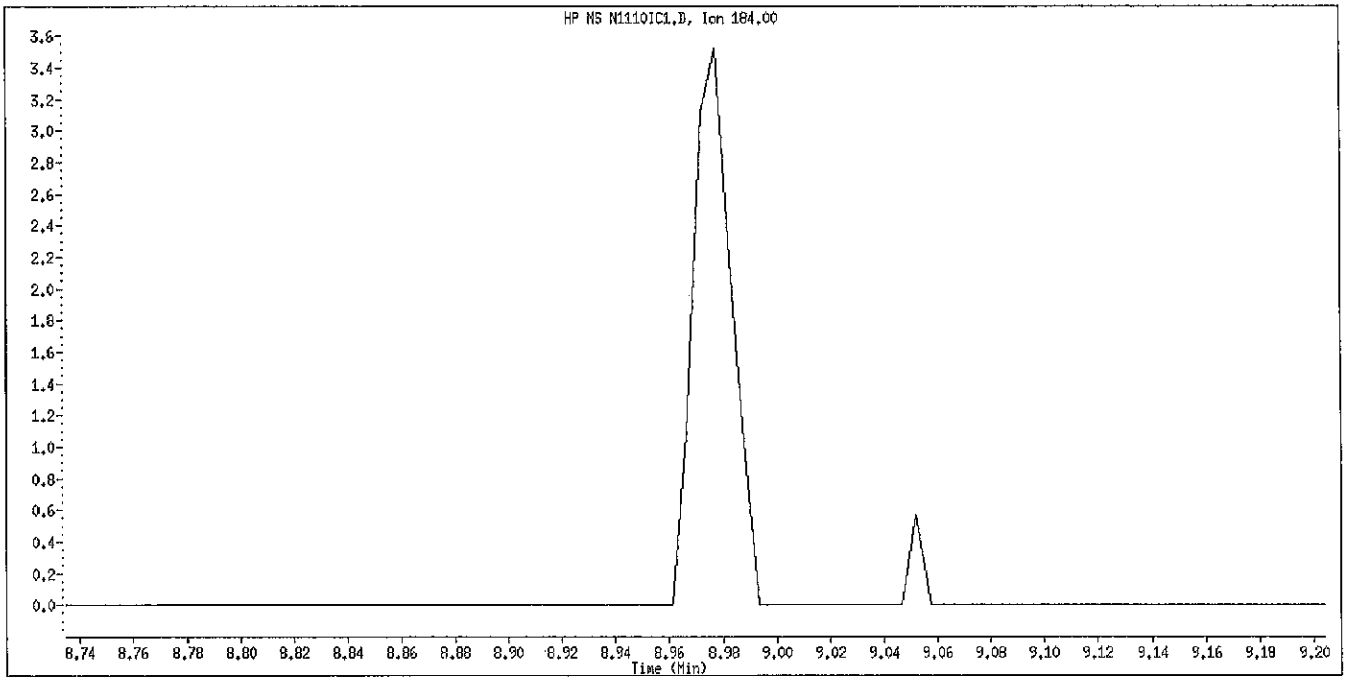

Original Integration

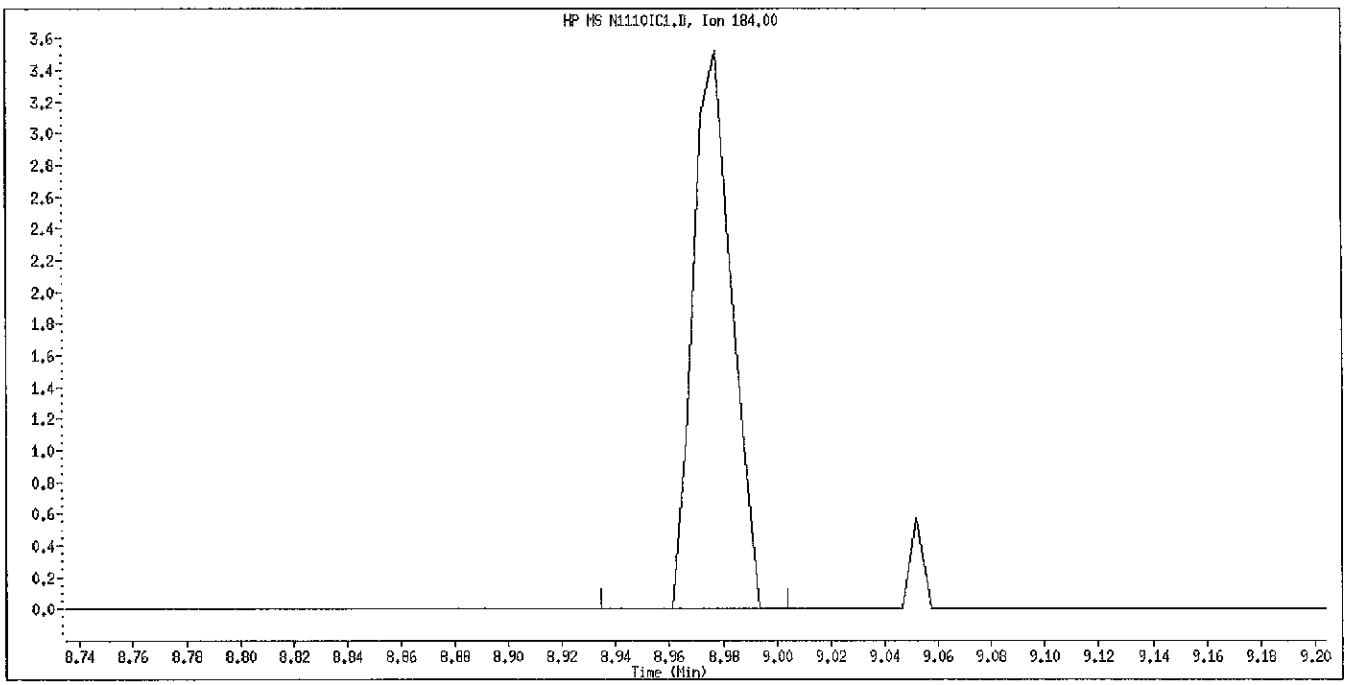

Manual Integration

Manually Integrated By: piccolinov
Manual Integration Reason: Peak Not Found

Data File Name: N1110IC1.D
Inj. Date and Time: 10-NOV-2010 06:49
Instrument ID: 733.i
Client ID: SSTD0.4
Compound Name: bis(2-ethylhexyl)Phthalate
CAS #: 117-81-7

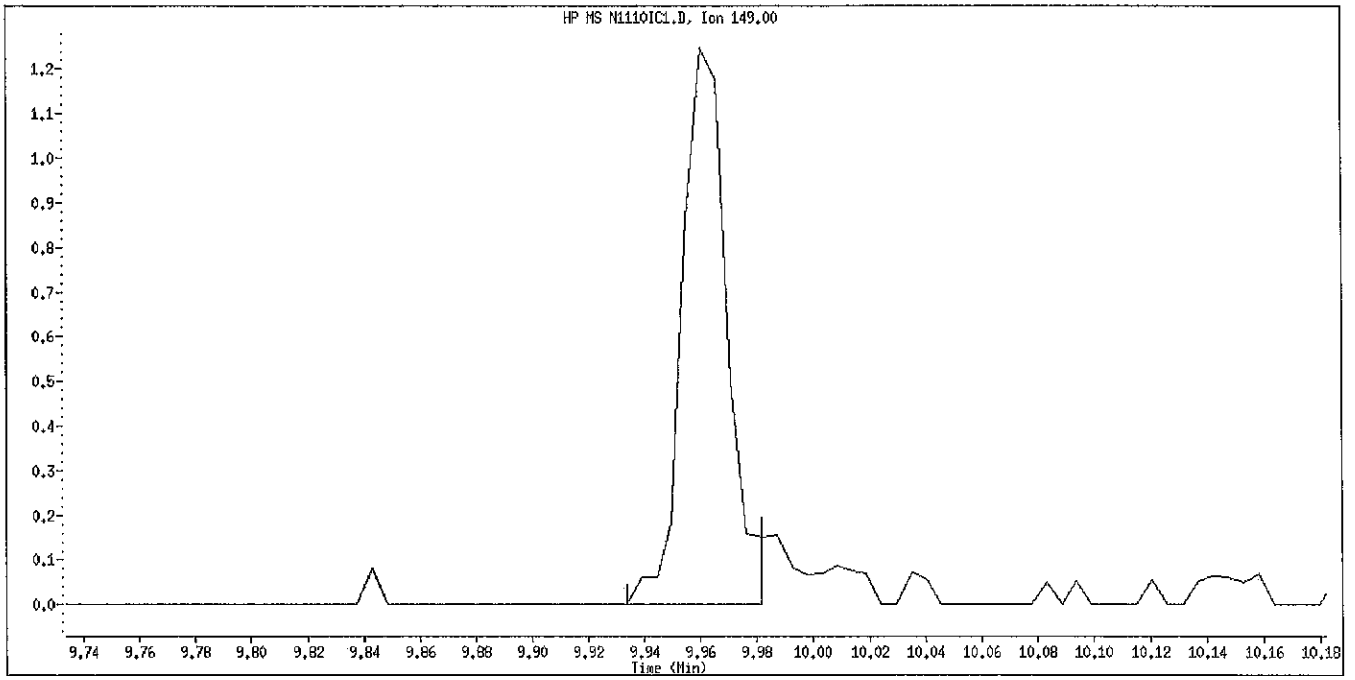

Original Integration

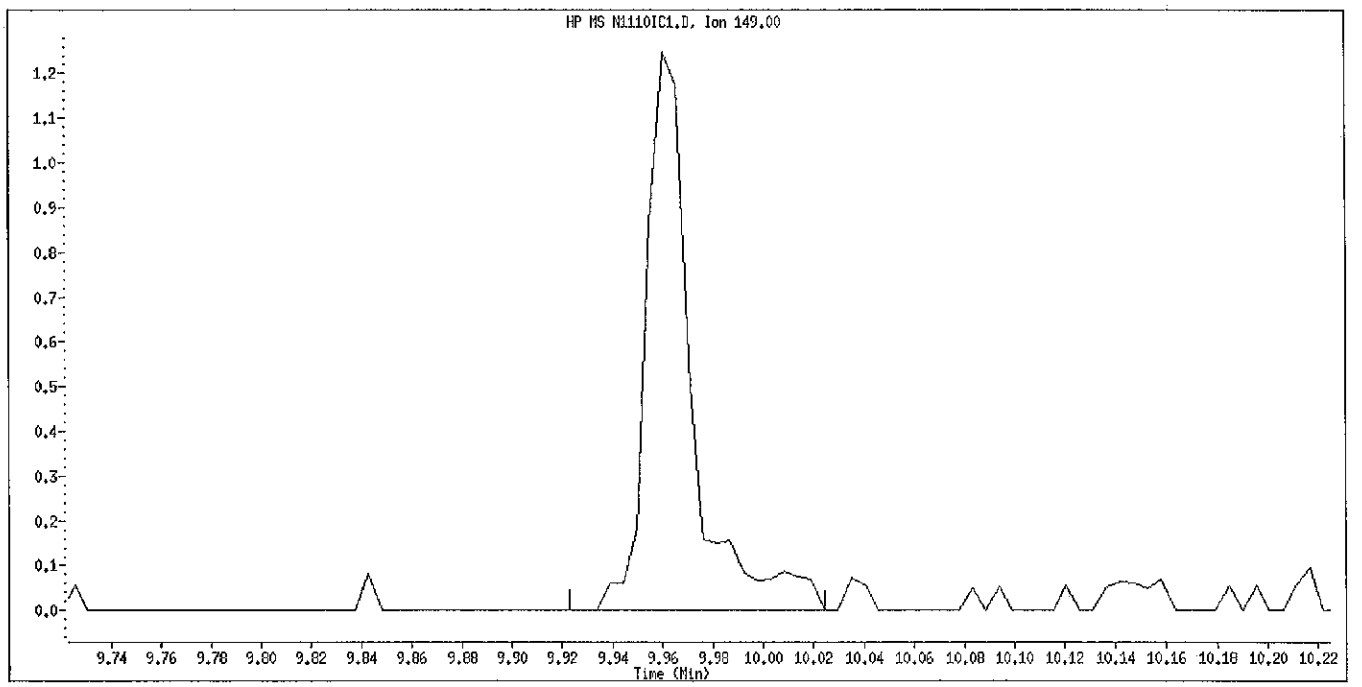

Manual Integration

Manually Integrated By: piccolinov
Manual Integration Reason: Poor Chromatography

Data File Name: N1110IC1.D
Inj. Date and Time: 10-NOV-2010 06:49
Instrument ID: 733.i
Client ID: SSTD0.4
Compound Name: Di-n-octylphthalate
CAS #: 117-84-0

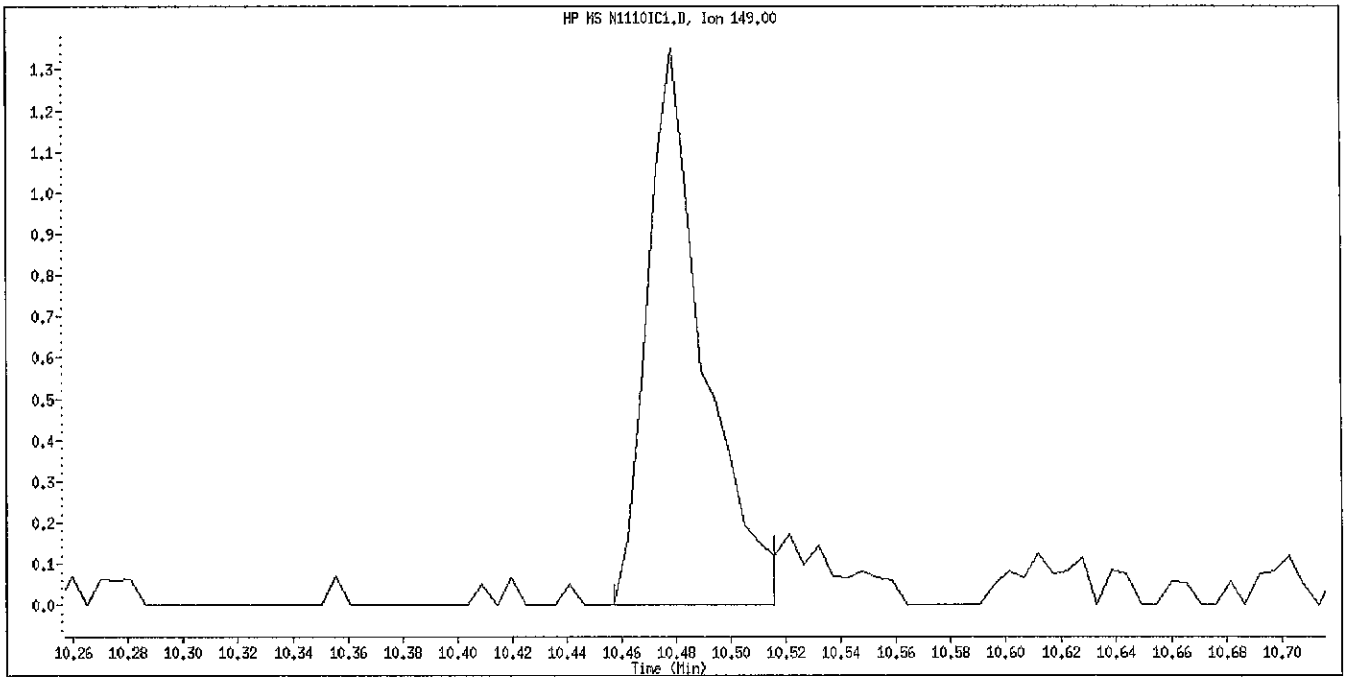

Original Integration

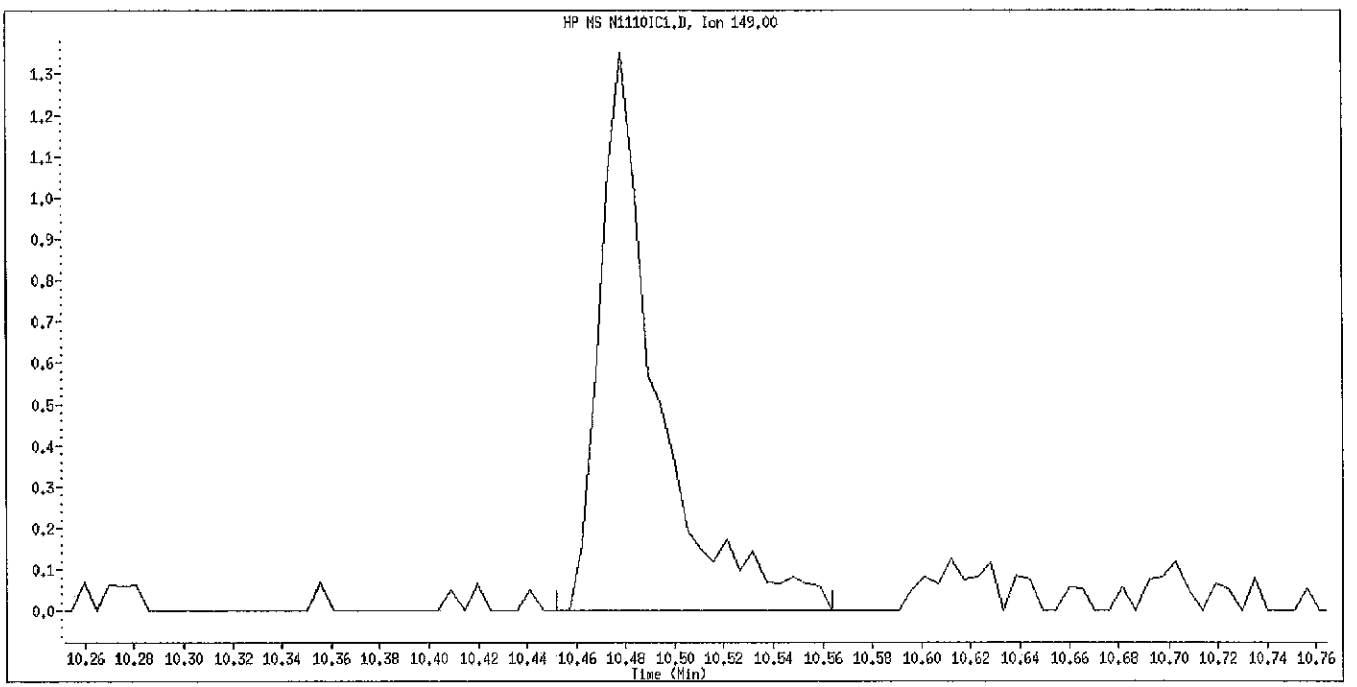

Manual Integration

Manually Integrated By: piccolinov
Manual Integration Reason: Poor Chromatography

Data File Name: N1110IC1.D
Inj. Date and Time: 10-NOV-2010 06:49
Instrument ID: 733.i
Client ID: SSTD0.4
Compound Name: Benzo(k)fluoranthene
CAS #: 207-08-9

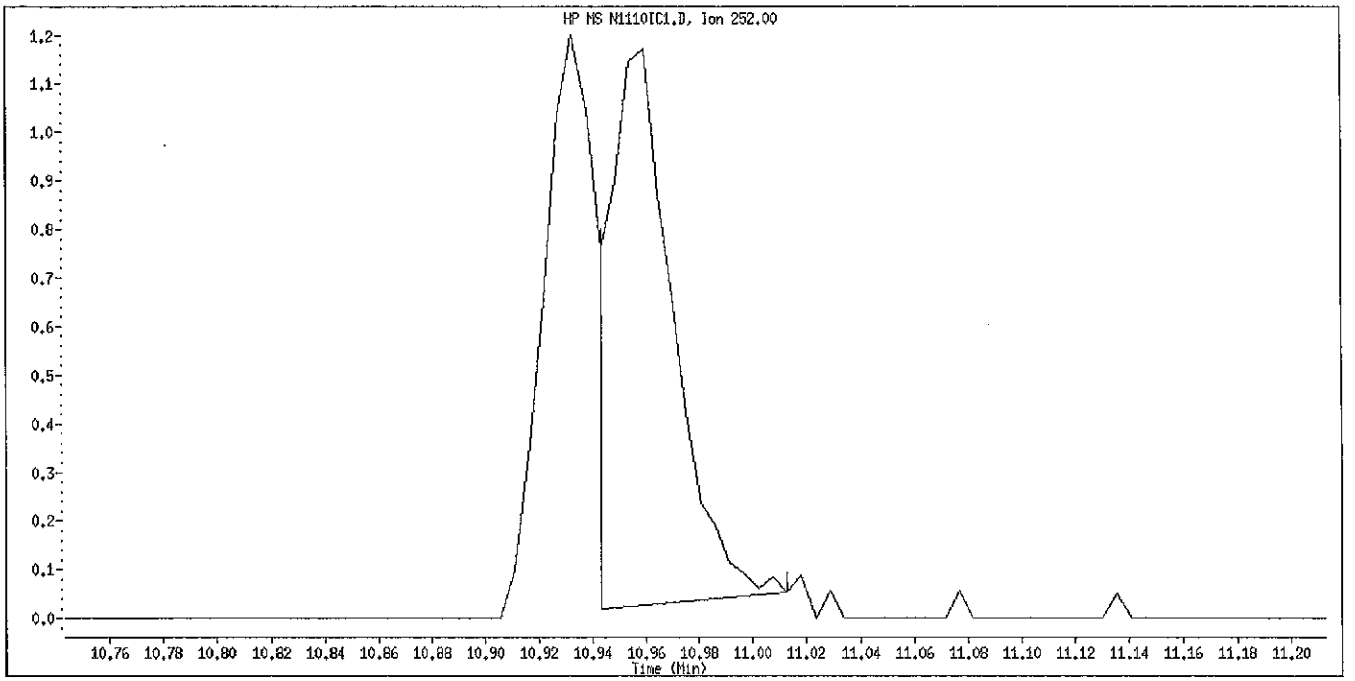

Original Integration

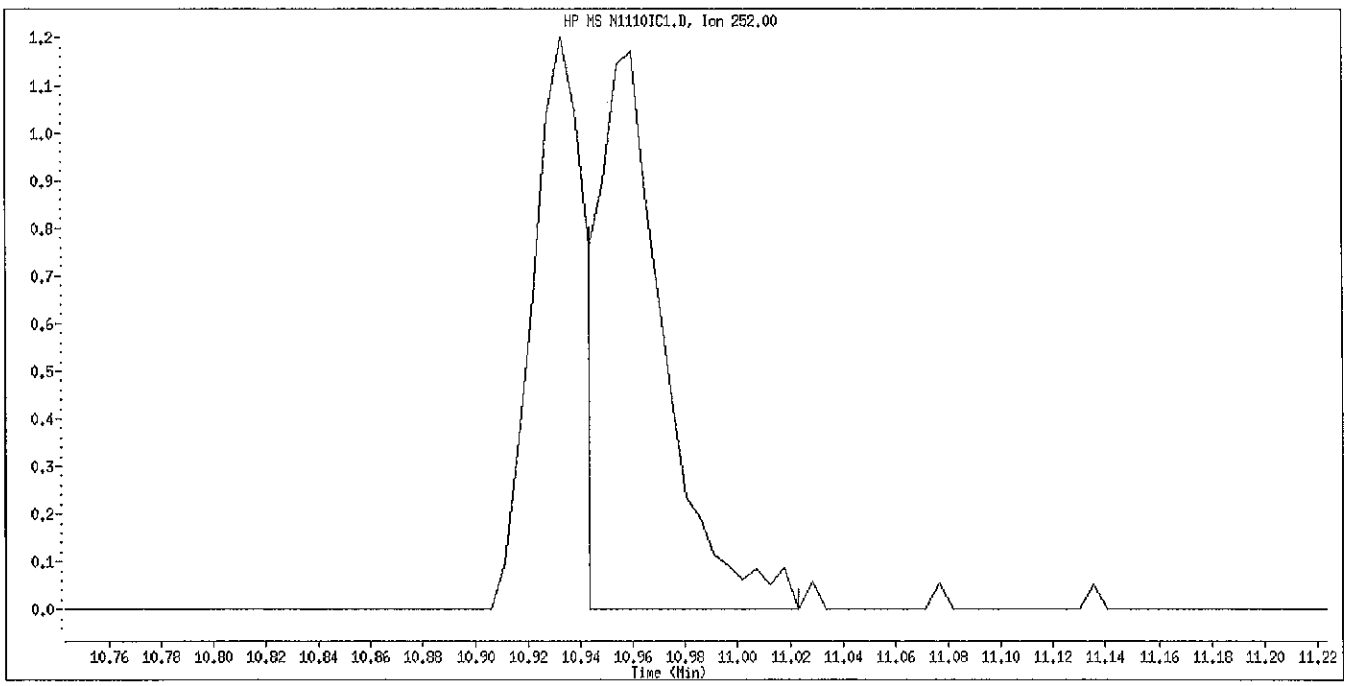

Manual Integration

Manually Integrated By: piccolinov
Manual Integration Reason: Poor Chromatography

Data File Name: N1110IC1.D
Inj. Date and Time: 10-NOV-2010 06:49
Instrument ID: 733.i
Client ID: SSTD0.4
Compound Name: Indeno(1,2,3-cd)pyrene
CAS #: 193-39-5

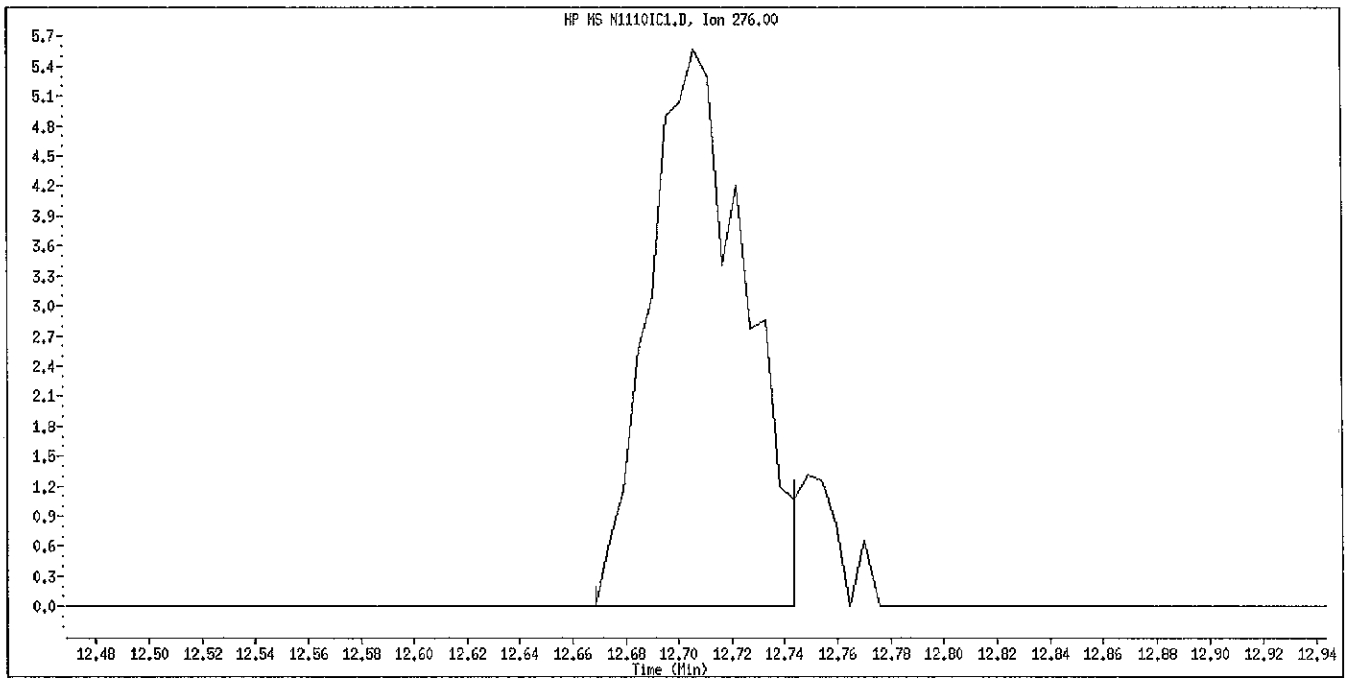

Original Integration

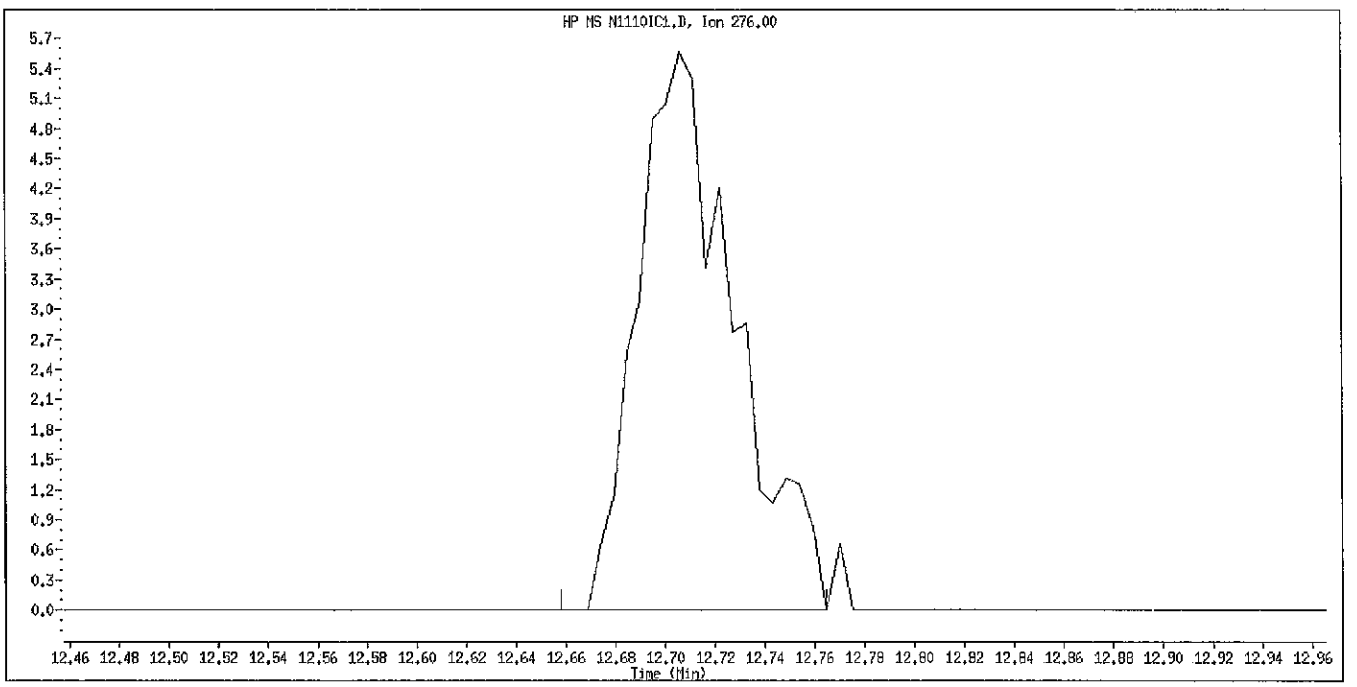

Manual Integration

Manually Integrated By: piccolinov
Manual Integration Reason: Poor Chromatography

Data File Name: N1110IC1.D
Inj. Date and Time: 10-NOV-2010 06:49
Instrument ID: 733.i
Client ID: SSTD0.4
Compound Name: Dibenz(a,h)anthracene
CAS #: 53-70-3

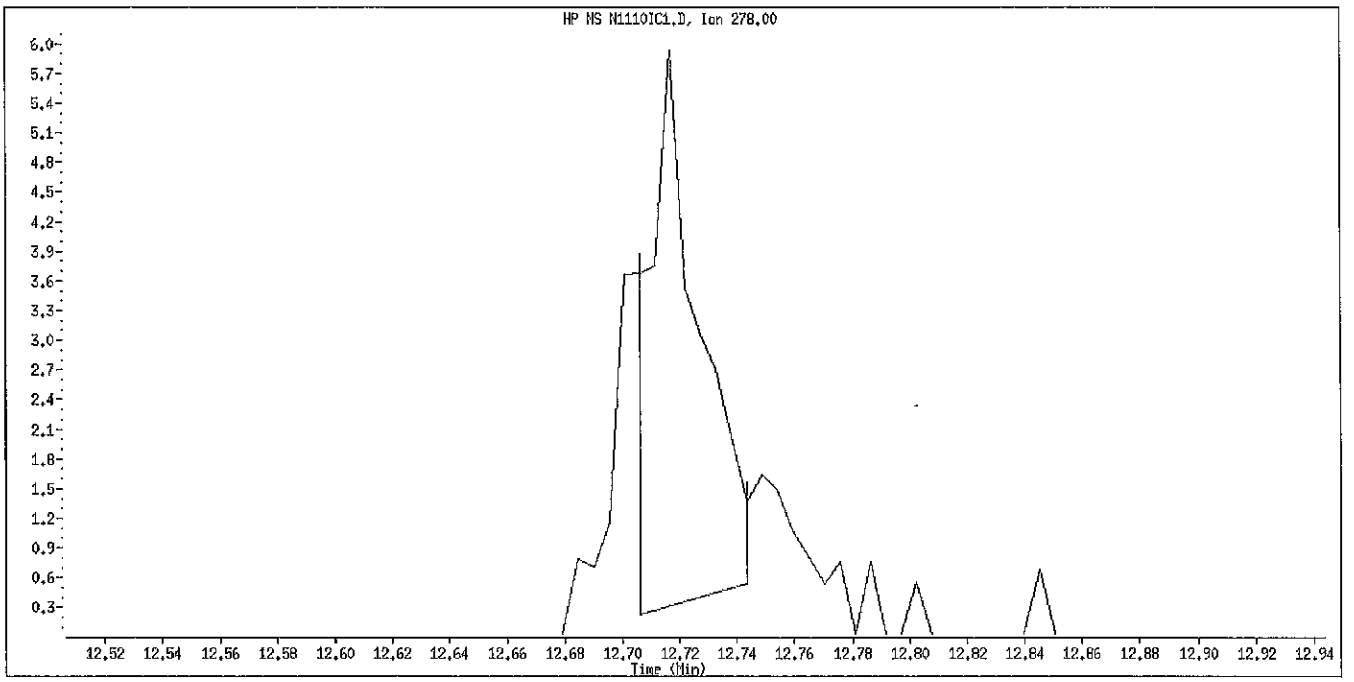

Original Integration

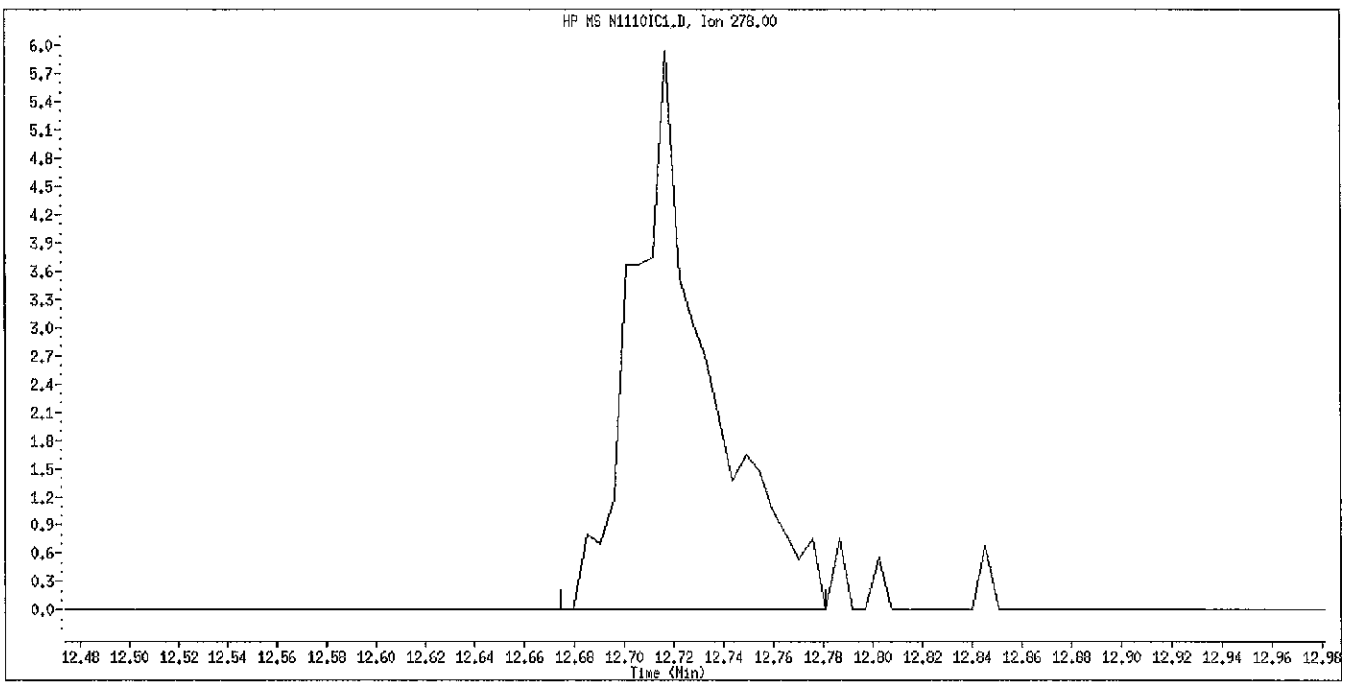

Manual Integration

Manually Integrated By: piccolinov
Manual Integration Reason: Poor Chromatography

Data File Name: N1110IC1.D
Inj. Date and Time: 10-NOV-2010 06:49
Instrument ID: 733.i
Client ID: SSTD0.4
Compound Name: Benzo(g,h,i)perylene
CAS #: 191-24-2

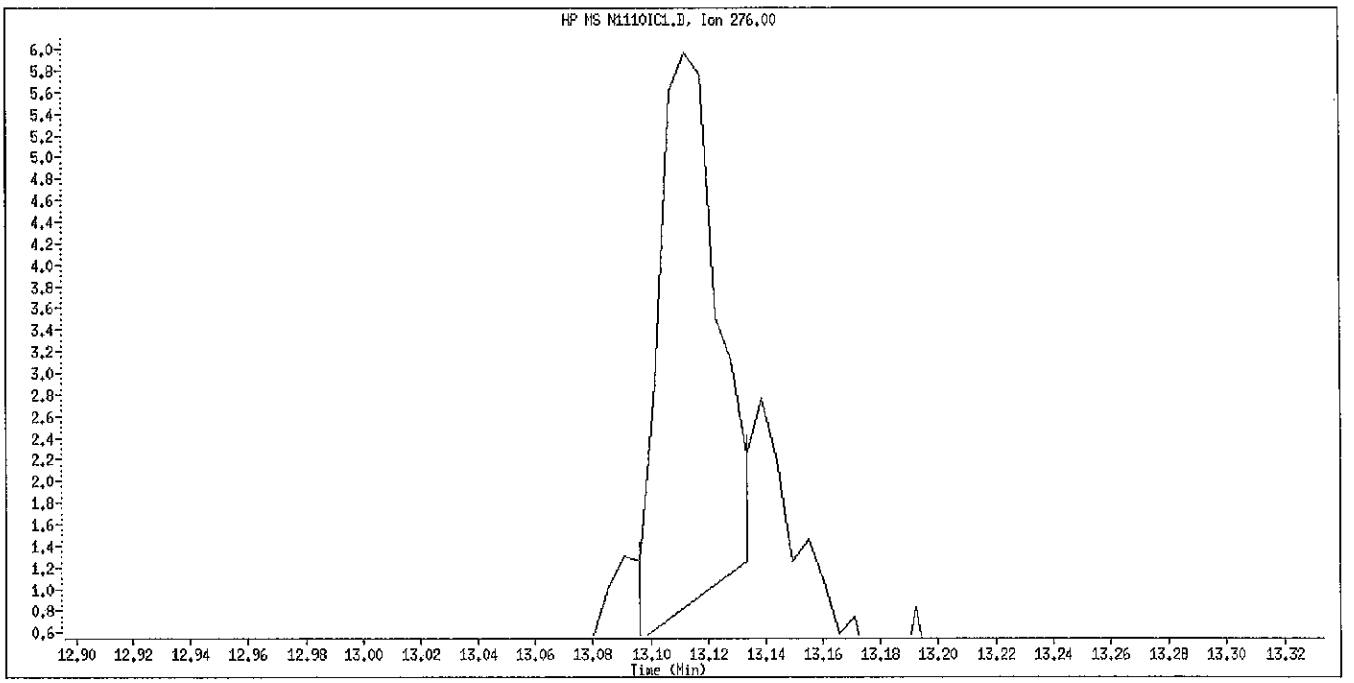

Original Integration

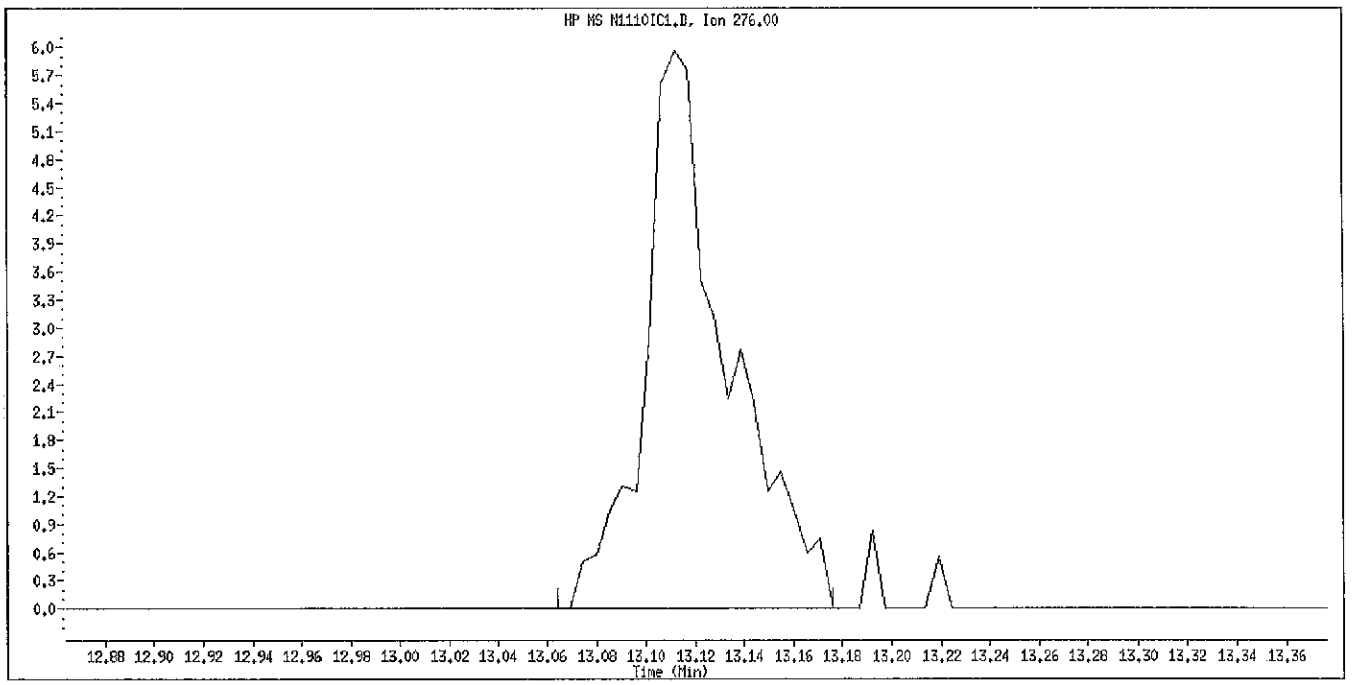

Manual Integration

Manually Integrated By: piccolinov
Manual Integration Reason: Poor Chromatography

Data File: \\PITSVR06\D\chem\733.i\N111010.b\N1110IC2.D
Date : 10-NOV-2010 07:09
Client ID: SSTD2.0
Sample Info: SSTD2.0(1.0ug/ml) BNA0661-10 8270c/d

Instrument: 733.i
Operator: 3200
Column diameter: 0.32

Column phase: DB5-MS

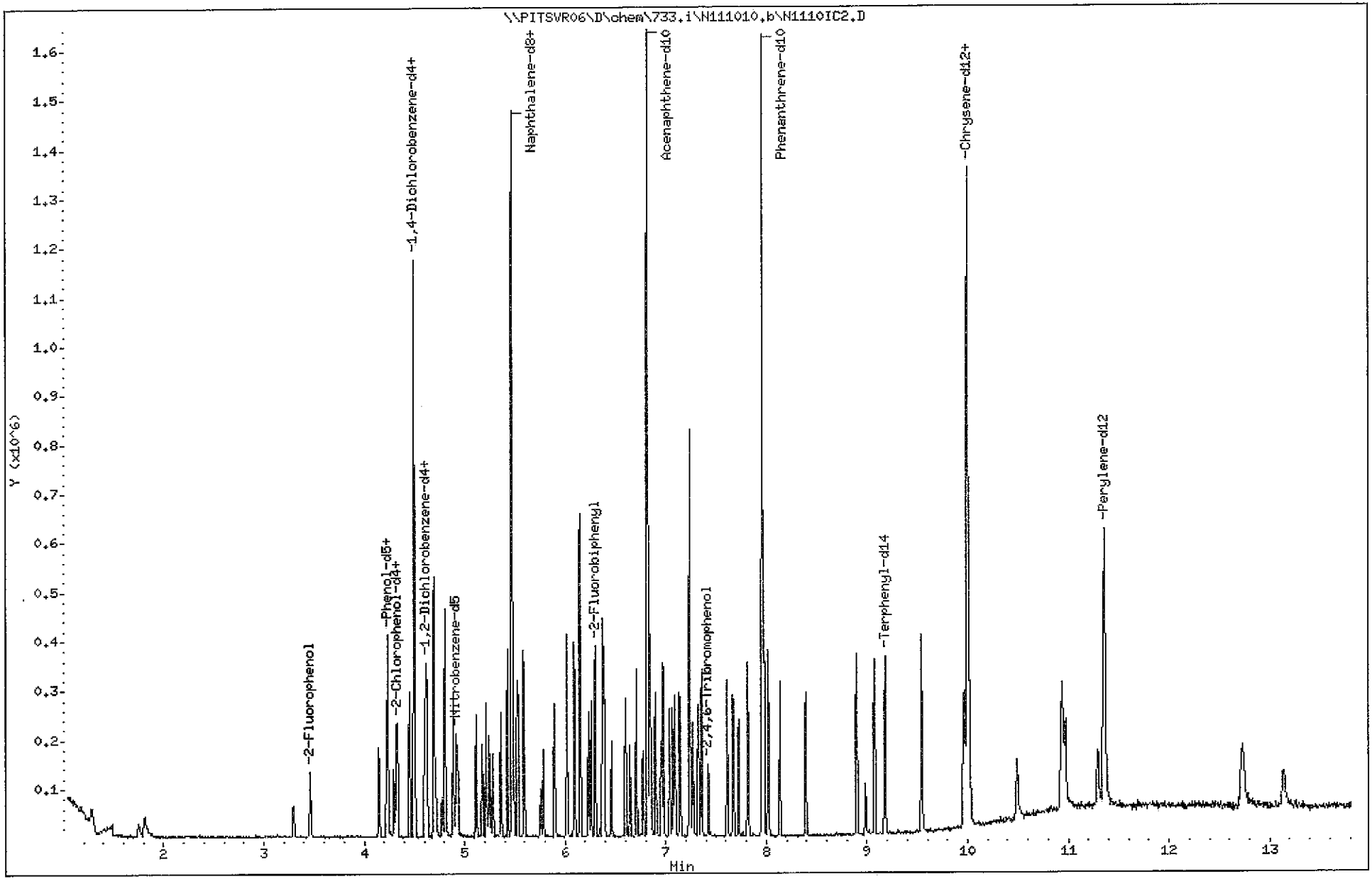

(1001 - 1770)
1577
C0K110534

TestAmerica Pittsburgh

Semivolatile REPORT SW-846 Method 8270

Data file : \\PITSVR06\D\chem\733.i\N111010.b\N1110IC2.D
Lab Smp Id: sstd2.0 Client Smp ID: SSTD2.0
Inj Date : 10-NOV-2010 07:09
Operator : 3200 Inst ID: 733.i
Smp Info : SSTD2.0(1.0ug/ml) BNA0661-10 8270c/d
Misc Info : sstd2.0,N111010.b,8270ll.m,padepi.sub,1,2
Comment :
Method : \\PITSVR06\D\chem\733.i\N111010.b\8270ll.m
Meth Date : 10-Nov-2010 08:44 piccolinov Quant Type: ISTD
Cal Date : 10-NOV-2010 07:09 Cal File: N1110IC2.D
Als bottle: 91 Calibration Sample, Level: 2
Dil Factor: 1.00000
Integrator: HP RTE Compound Sublist: padepi.sub
Target Version: 4.14
Processing Host: PITPC-502

	Compounds	QUANT SIG MASS	RT	EXP RT	REL RT	RESPONSE	AMOUNTS CAL-AMT (NG)	ON-COL (NG)
* 1	1,4-Dichlorobenzene-d4	152	4.493	4.493	(1.000)	144297	8.00000	
* 2	Naphthalene-d8	136	5.471	5.471	(1.000)	484999	8.00000	
* 3	Acenaphthene-d10	164	6.817	6.817	(1.000)	268212	8.00000	
* 4	Phenanthrene-d10	188	7.961	7.961	(1.000)	427653	8.00000	
* 5	Chrysene-d12	240	9.996	9.996	(1.000)	367958	8.00000	
* 6	Perylene-d12	264	11.358	11.358	(1.000)	299855	8.00000	
198	1,4-Dioxane	88	1.294	1.294	(0.288)	16997	2.00000	2.3436
10	N-Nitrosodimethylamine	74	1.753	1.753	(0.390)	16333	2.00000	1.8928
9	Pyridine	79	1.812	1.812	(0.403)	35957	2.00000	2.1055(M)
16	Methyl methanesulfonate	80	3.297	3.297	(0.734)	24915	2.00000	2.1038
206	Benzaldehyde	77	4.146	4.146	(0.923)	30278	2.00000	2.0230
21	Aniline	93	4.237	4.237	(0.943)	56709	2.00000	1.9199
22	Phenol	94	4.237	4.237	(0.943)	53340	2.00000	2.0114
23	bis(2-Chloroethyl)ether	93	4.296	4.296	(0.956)	35175	2.00000	2.0538
24	2-Chlorophenol	128	4.333	4.333	(0.964)	47495	2.00000	1.9926
26	1,3-Dichlorobenzene	146	4.451	4.451	(0.990)	57692	2.00000	2.0291
27	1,4-Dichlorobenzene	146	4.510	4.510	(1.004)	56492	2.00000	1.9460
28	1,2-Dichlorobenzene	146	4.627	4.627	(1.030)	53935	2.00000	1.9811
217	Indene	116	4.691	4.691	(1.044)	73753	2.00000	1.9659
29	Benzyl Alcohol	108	4.600	4.600	(1.024)	23404	2.00000	1.9464(M)
30	2-Methylphenol	108	4.696	4.696	(1.045)	36830	2.00000	2.0033
31	2,2'-oxybis(1-Chloropropane)	45	4.713	4.713	(1.049)	35847	2.00000	2.0494
37	Acetophenone	105	4.803	4.803	(1.069)	60260	2.00000	2.0266
32	N-Nitroso-di-n-propylamine	70	4.809	4.809	(1.070)	27812	2.00000	2.0680
192	4-Methylphenol	108	4.809	4.809	(1.070)	35893	2.00000	1.9433
34	Hexachloroethane	117	4.889	4.889	(1.088)	22043	2.00000	1.7893
35	Nitrobenzene	77	4.932	4.932	(0.901)	45452	2.00000	2.0612
36	N-Nitrosopyrrolidine	100	4.777	4.777	(1.063)	15520	2.00000	1.9310
41	Isophorone	82	5.113	5.113	(0.935)	71868	2.00000	2.0664
42	2-Nitrophenol	139	5.177	5.177	(0.946)	21325	2.00000	1.8919
43	2,4-Dimethylphenol	107	5.215	5.215	(0.953)	40685	2.00000	1.8452
44	bis(2-Chloroethoxy)methane	93	5.284	5.284	(0.966)	40175	2.00000	2.0066
48	2,4-Dichlorophenol	162	5.359	5.359	(0.980)	36550	2.00000	1.9510

Compounds	QUANT SIG MASS	RT	EXP RT	REL RT	RESPONSE	AMOUNTS CAL-AMT (NG)	AMOUNTS ON-COL (NG)
49 Benzoic Acid	122	5.247	5.247	(0.959)	35290	4.00000	3.5524(M)
50 1,2,4-Trichlorobenzene	180	5.428	5.428	(0.992)	49646	2.00000	1.9715
51 Naphthalene	128	5.487	5.487	(1.003)	123896	2.00000	2.0345
52 4-Chloroaniline	127	5.525	5.525	(1.010)	48041	2.00000	1.9500
54 2,6-Dichlorophenol	162	5.535	5.535	(1.012)	36604	2.00000	1.9876
56 Hexachlorobutadiene	225	5.594	5.594	(1.022)	37558	2.00000	1.9668
208 Caprolactam	113	5.760	5.760	(1.053)	7989	2.00000	2.0765
59 4-Chloro-3-Methylphenol	107	5.893	5.893	(1.077)	35076	2.00000	2.0182
62 2-Methylnaphthalene	142	6.016	6.016	(1.100)	77178	2.00000	1.9495
63 1-Methylnaphthalene	142	6.091	6.091	(1.113)	75792	2.00000	2.0184
64 Hexachlorocyclopentadiene	237	6.150	6.150	(0.902)	38152	2.00000	1.8609
65 1,2,4,5-Tetrachlorobenzene	216	6.150	6.150	(0.902)	50601	2.00000	1.9770
66 2,4,6-Trichlorophenol	196	6.235	6.235	(0.915)	29485	2.00000	2.0343
67 2,4,5-Trichlorophenol	196	6.256	6.256	(0.918)	31080	2.00000	2.0539
209 1,1'-Biphenyl	154	6.374	6.374	(0.935)	99274	2.00000	1.9409
70 2-Chloronaphthalene	162	6.390	6.390	(0.937)	80447	2.00000	2.0200
73 2-Nitroaniline	65	6.459	6.459	(0.948)	22712	2.00000	2.0262
76 Dimethylphthalate	163	6.604	6.604	(0.969)	86888	2.00000	1.9381
78 2,6-Dinitrotoluene	165	6.646	6.646	(0.975)	16837	2.00000	2.0432
79 Acenaphthylene	152	6.710	6.710	(0.984)	112180	2.00000	1.9490
81 3-Nitroaniline	138	6.775	6.775	(0.994)	17670	2.00000	2.1596
82 Acenaphthene	153	6.844	6.844	(1.004)	71046	2.00000	1.9837
83 2,4-Dinitrophenol	184	6.855	6.855	(1.005)	13445	4.00000	3.0690
85 4-Nitrophenol	109	6.897	6.897	(1.012)	33141	4.00000	3.8062
86 Dibenzofuran	168	6.978	6.978	(1.024)	101956	2.00000	1.9068
87 2,4-Dinitrotoluene	165	6.956	6.956	(1.020)	22996	2.00000	2.0050
91 2,3,5,6-Tetrachlorophenol	232	7.036	7.036	(1.032)	22004	2.00000	1.8594
88 2,3,4,6-Tetrachlorophenol	232	7.068	7.068	(1.037)	24439	2.00000	1.9033
92 2-Naphthylamine	143	7.090	7.090	(1.040)	63331	2.00000	2.2762
93 Diethylphthalate	149	7.138	7.138	(1.047)	83833	2.00000	1.9410
94 Fluorene	166	7.239	7.239	(1.062)	83711	2.00000	1.9798
95 4-Chlorophenyl-phenylether	204	7.234	7.234	(1.061)	46312	2.00000	1.8738
96 4-Nitroaniline	138	7.239	7.239	(1.062)	15516	2.00000	1.7870
98 4,6-Dinitro-2-methylphenol	198	7.266	7.266	(0.913)	21569	4.00000	3.3674
99 N-Nitrosodiphenylamine (1)	169	7.325	7.325	(0.920)	49509	2.00000	1.9024
100 1,2-Diphenylhydrazine	77	7.357	7.357	(0.924)	104716	2.00000	2.0207
106 4-Bromophenyl-phenylether	248	7.613	7.613	(0.956)	25239	2.00000	1.8881
107 Hexachlorobenzene	284	7.672	7.672	(0.964)	27040	2.00000	2.1147
210 Atrazine	200	7.725	7.725	(0.970)	26109	2.00000	2.1162
111 Pentachlorophenol	266	7.816	7.816	(0.982)	24698	4.00000	3.5985
115 Phenanthrene	178	7.977	7.977	(1.002)	113932	2.00000	1.9389
116 Anthracene	178	8.019	8.019	(1.007)	115818	2.00000	2.0104
119 Carbazole	167	8.137	8.137	(1.022)	91425	2.00000	1.9341
120 Di-n-Butylphthalate	149	8.393	8.393	(1.054)	122070	2.00000	1.9556
123 Fluoranthene	202	8.895	8.895	(1.117)	116418	2.00000	1.9350
124 Benzidine	184	8.986	8.986	(0.899)	34939	2.00000	2.4108(M)
125 Pyrene	202	9.072	9.072	(0.908)	123215	2.00000	2.0228
131 Butylbenzylphthalate	149	9.542	9.542	(0.955)	51109	2.00000	1.9780(M)
135 3,3'-Dichlorobenzidine	252	9.958	9.958	(0.996)	30273	2.00000	1.9590
136 Benzo(a)Anthracene	228	9.991	9.991	(0.999)	106857	2.00000	2.0509
137 Chrysene	228	10.017	10.017	(1.002)	100395	2.00000	2.0672(M)
139 bis(2-ethylhexyl)Phthalate	149	9.969	9.969	(0.997)	70405	2.00000	1.9854(M)
140 Di-n-octylphthalate	149	10.487	10.487	(0.923)	92819	2.00000	1.8427(M)
141 Benzo(b)fluoranthene	252	10.941	10.941	(0.963)	87220	2.00000	1.9657

	Compounds	QUANT SIG MASS	RT	EXP RT	REL RT	RESPONSE	AMOUNTS CAL-AMT (NG)	AMOUNTS ON-COL (NG)
142	Benzo(k)fluoranthene	252	10.968	10.968	(0.966)	100372	2.00000	1.9354(M)
143	7,12-dimethylbenz[a]anthracen	256	10.931	10.931	(0.962)	41690	2.00000	1.9001
146	Benzo(a)pyrene	252	11.294	11.294	(0.994)	63097	2.00000	1.8880
149	Indeno(1,2,3-cd)pyrene	276	12.726	12.726	(1.120)	79088	2.00000	1.9654(M)
150	Dibenz(a,h)anthracene	278	12.736	12.736	(1.121)	65457	2.00000	1.9634(M)
151	Benzo(g,h,i)perylene	276	13.132	13.132	(1.156)	68920	2.00000	1.9706(M)
$ 154	Nitrobenzene-d5	82	4.916	4.916	(0.898)	46187	2.00000	2.0554
$ 155	2-Fluorobiphenyl	172	6.299	6.299	(0.924)	89767	2.00000	1.9854
$ 156	Terphenyl-d14	244	9.179	9.179	(0.918)	80308	2.00000	1.9436
$ 157	Phenol-d5	99	4.226	4.226	(0.941)	43934	2.00000	1.9276
$ 158	2-Fluorophenol	112	3.462	3.462	(0.771)	38094	2.00000	1.9347
$ 159	2,4,6-Tribromophenol	330	7.426	7.426	(0.933)	9725	2.00000	1.9709
$ 186	2-Chlorophenol-d4	132	4.323	4.323	(0.962)	46668	2.00000	1.9995
$ 187	1,2-Dichlorobenzene-d4	152	4.616	4.616	(1.027)	34405	2.00000	1.9046

QC Flag Legend

M - Compound response manually integrated.

Data File Name: N1110IC2.D
Inj. Date and Time: 10-NOV-2010 07:09
Instrument ID: 733.i
Client ID: SSTD2.0
Compound Name: Pyridine
CAS #: 110-86-1

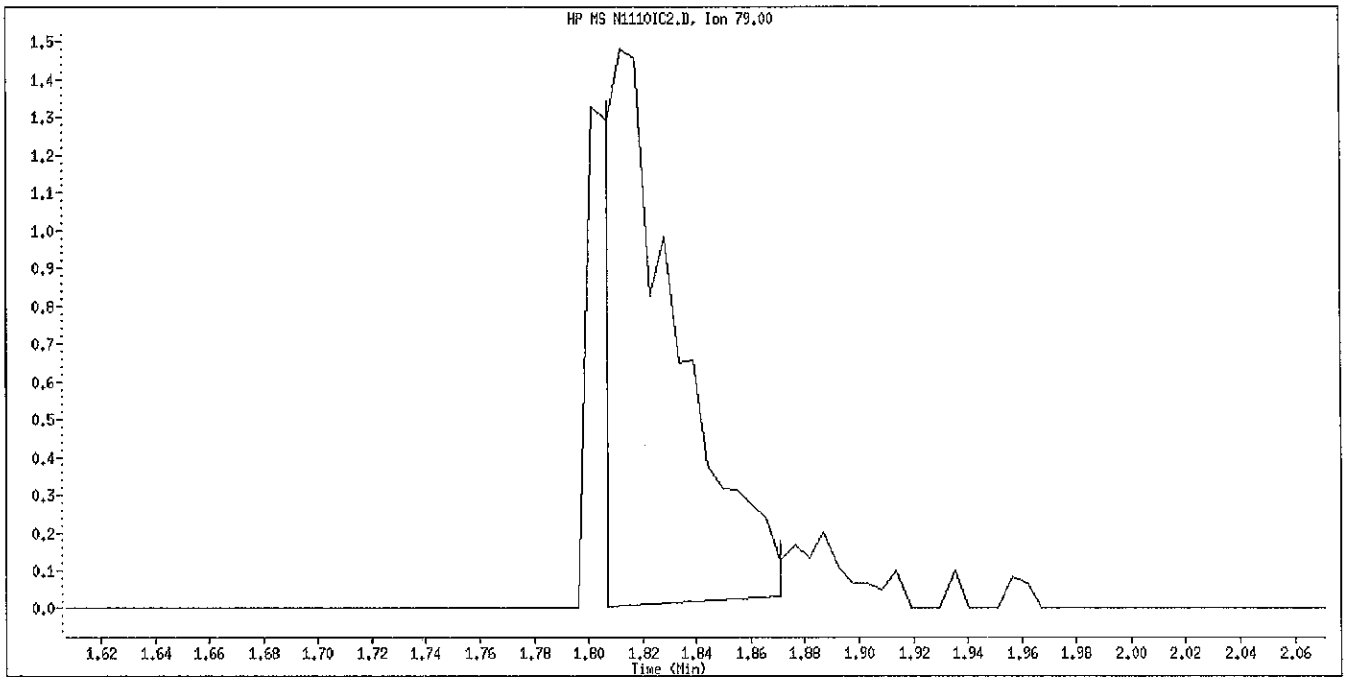

Original Integration

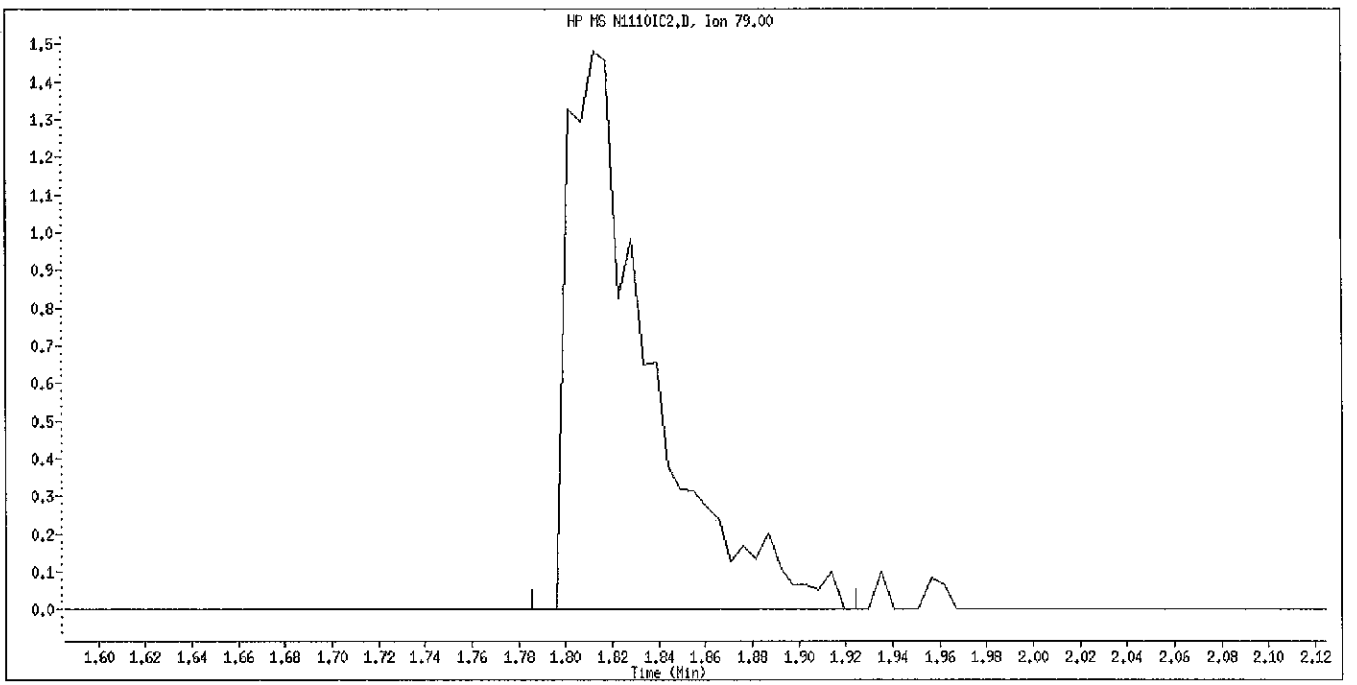

Manual Integration

Manually Integrated By: piccolinov
Manual Integration Reason: Poor Chromatography

Data File Name: N1110IC2.D
Inj. Date and Time: 10-NOV-2010 07:09
Instrument ID: 733.i
Client ID: SSTD2.0
Compound Name: Benzyl Alcohol
CAS #: 100-51-6

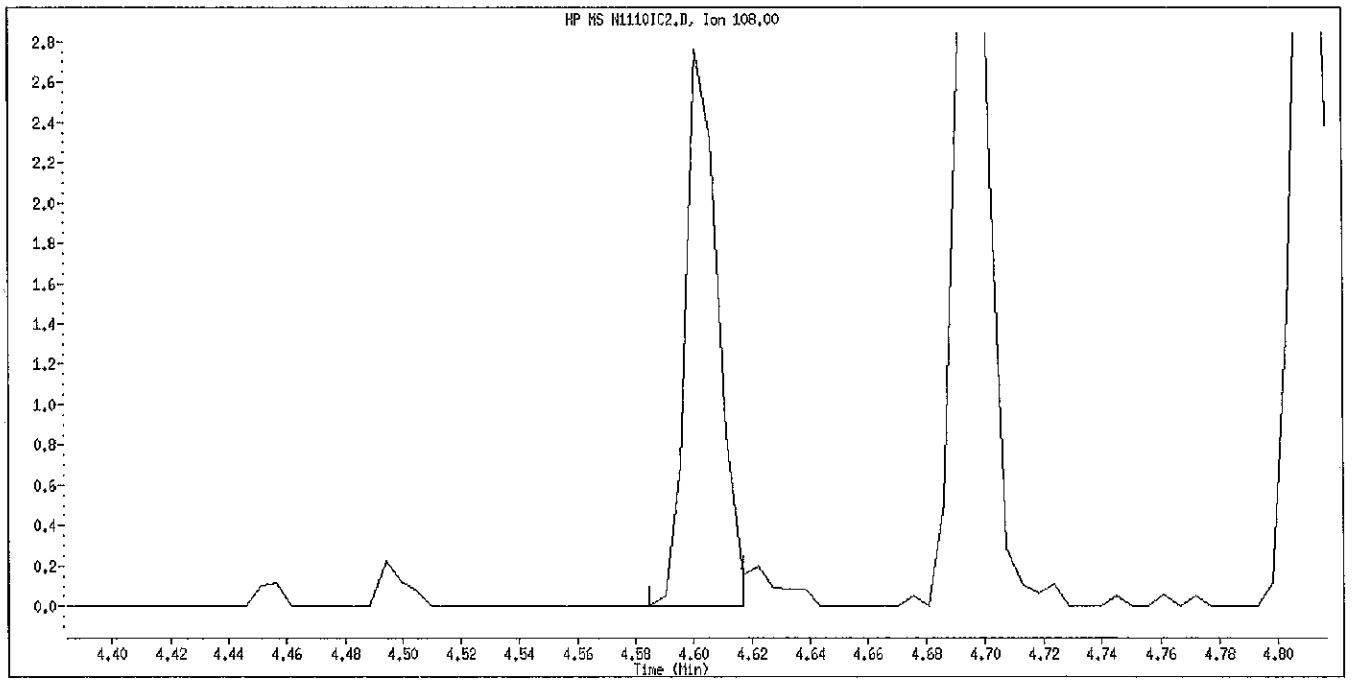

Original Integration

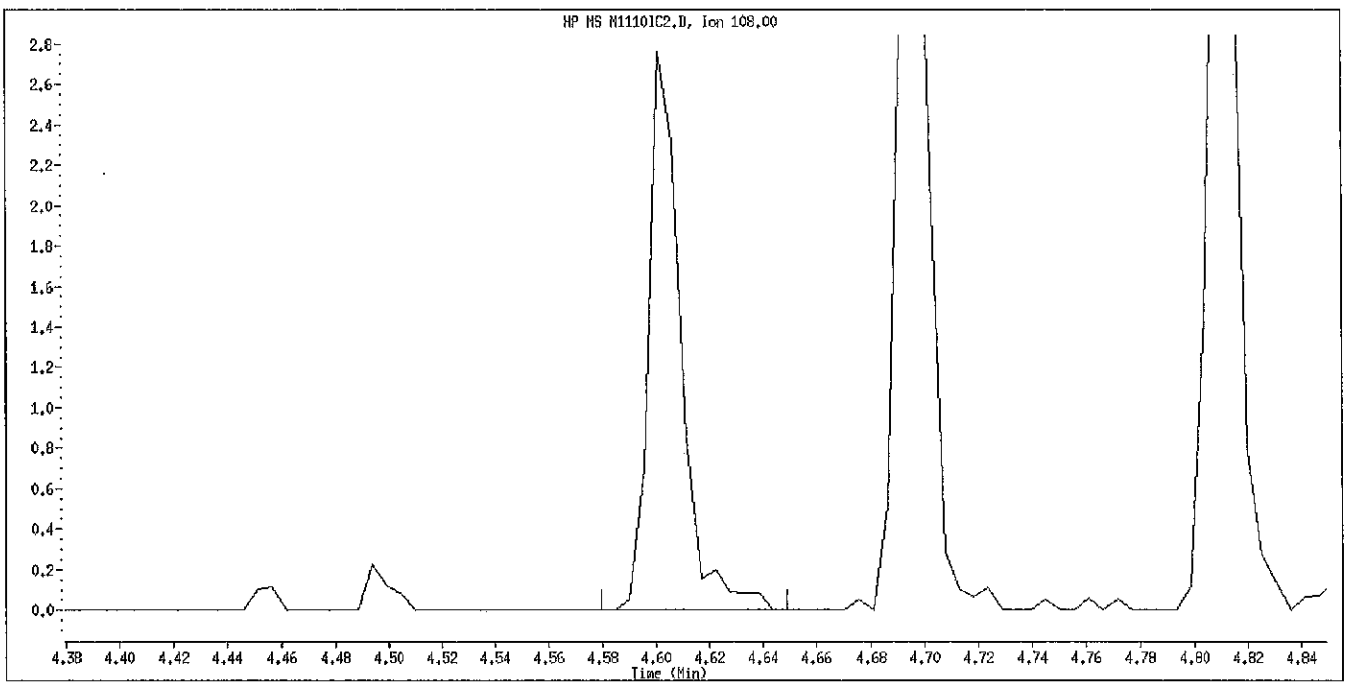

Manual Integration

Manually Integrated By: piccolinov
Manual Integration Reason: Poor Chromatography

Data File Name: N1110IC2.D
Inj. Date and Time: 10-NOV-2010 07:09
Instrument ID: 733.i
Client ID: SSTD2.0
Compound Name: Benzoic Acid
CAS #: 65-85-0

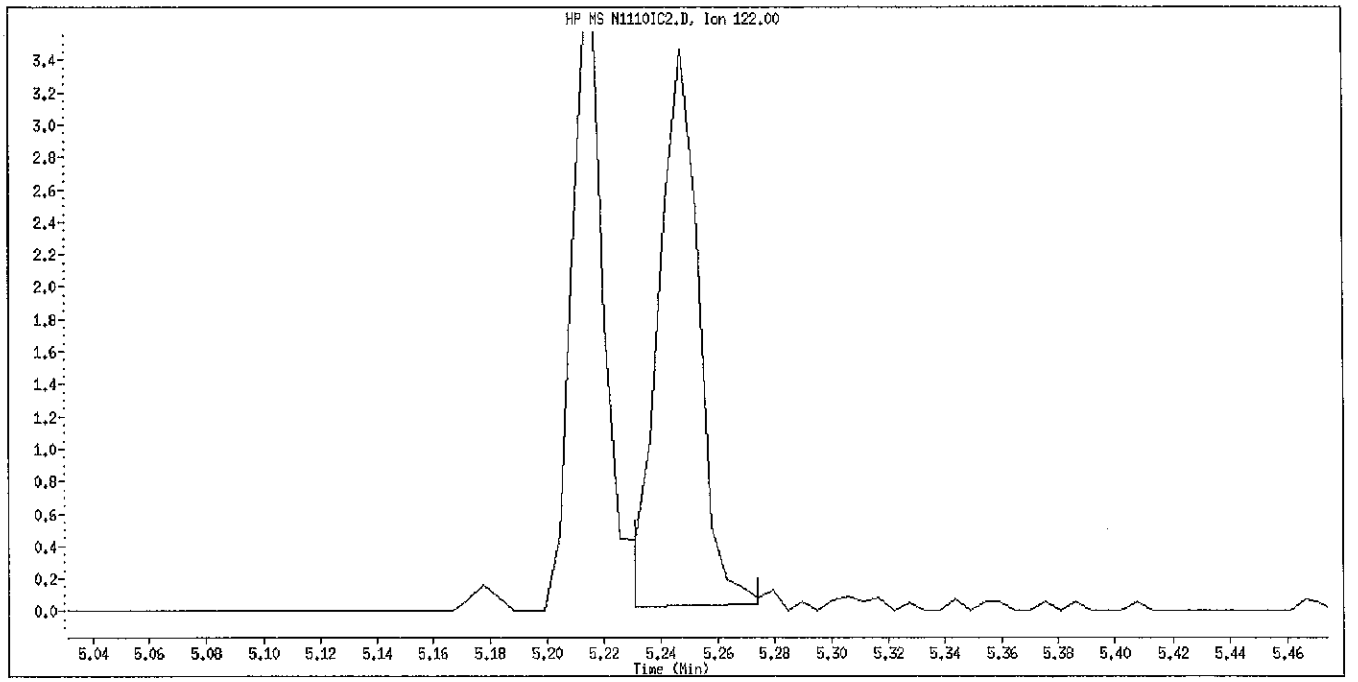

Original Integration

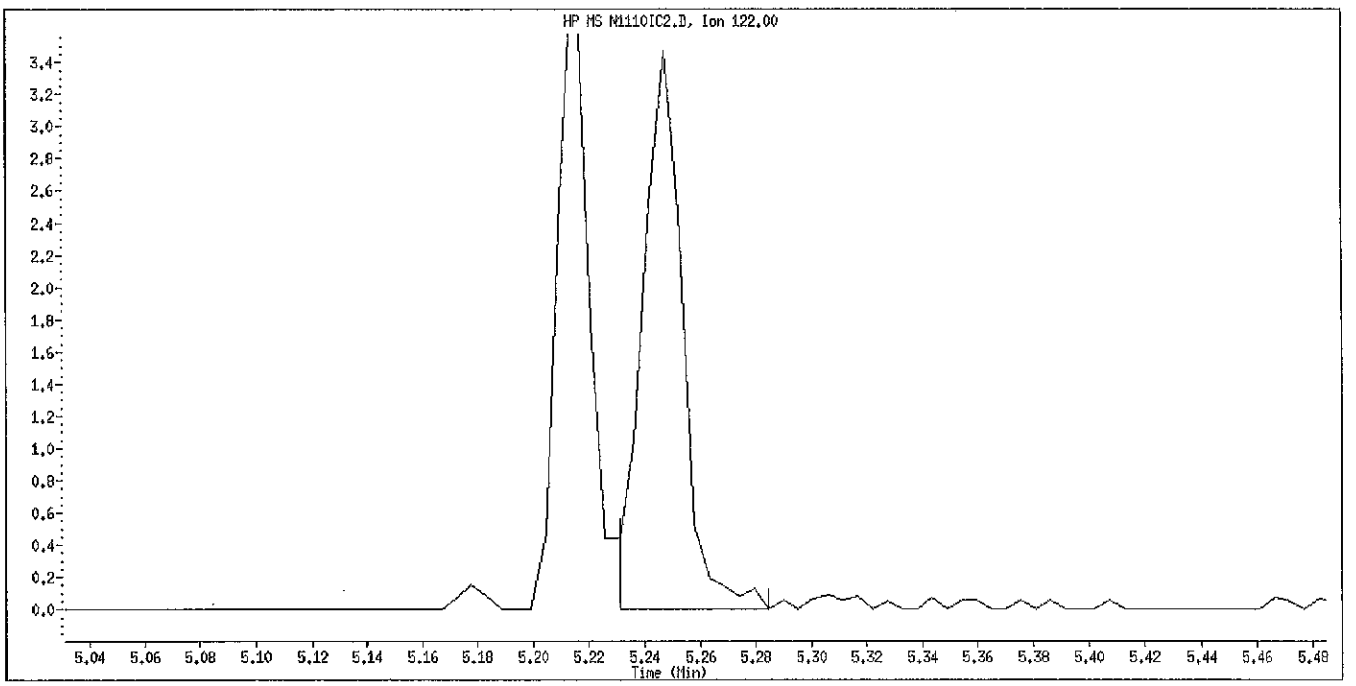

Manual Integration

Manually Integrated By: piccolinov
Manual Integration Reason: Poor Chromatography

Data File Name: N1110IC2.D
Inj. Date and Time: 10-NOV-2010 07:09
Instrument ID: 733.i
Client ID: SSTD2.0
Compound Name: Benzidine
CAS #: 92-87-5

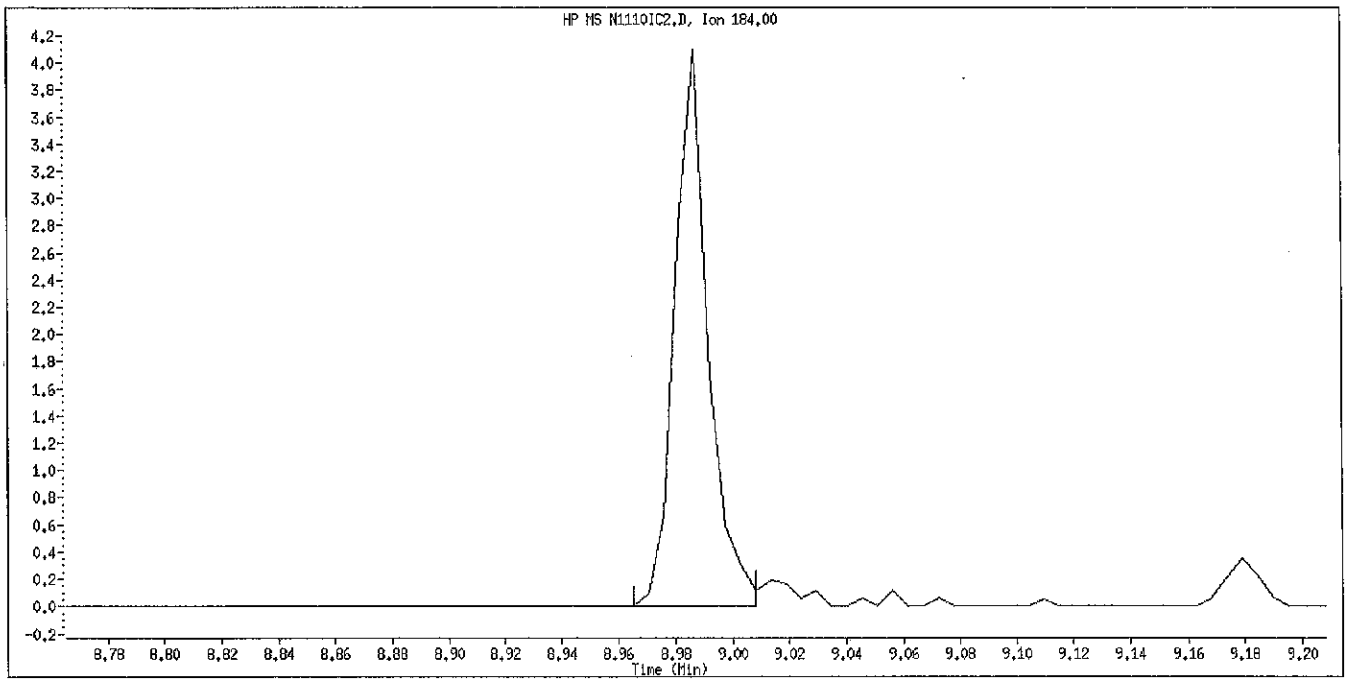

Original Integration

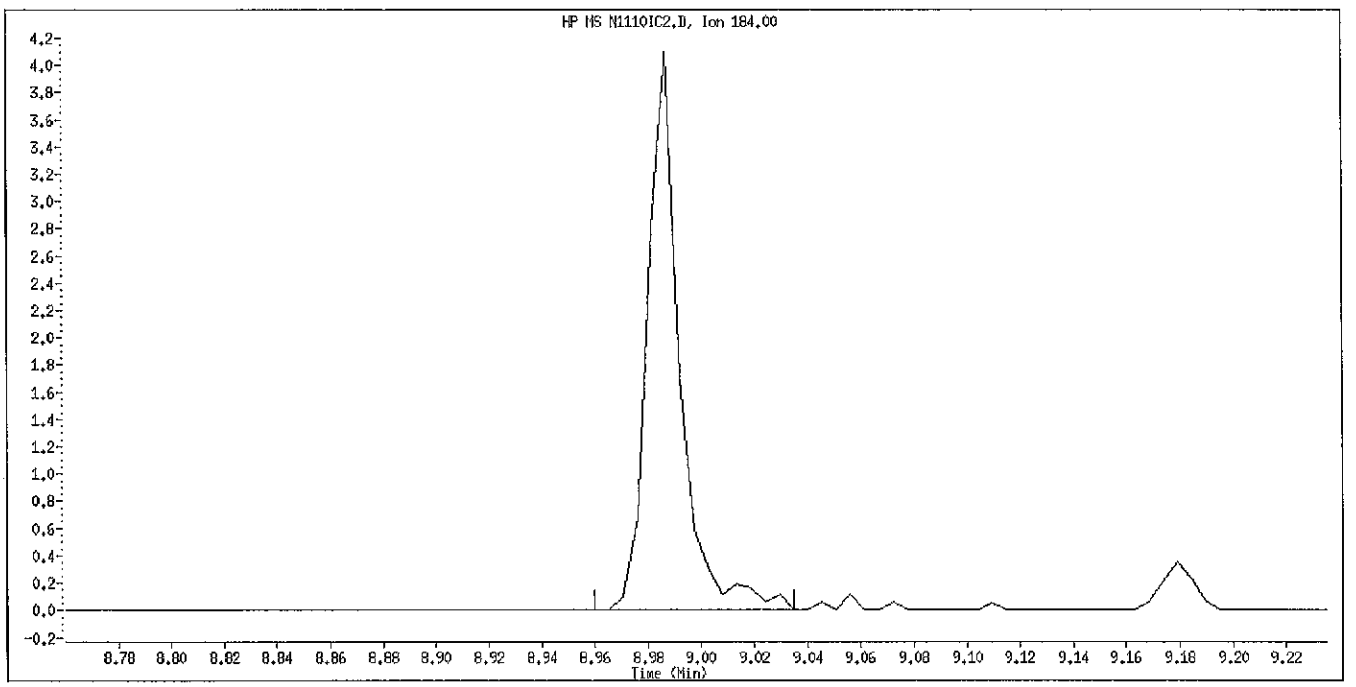

Manual Integration

Manually Integrated By: piccolinov
Manual Integration Reason: Poor Chromatography

Data File Name: N1110IC2.D
Inj. Date and Time: 10-NOV-2010 07:09
Instrument ID: 733.i
Client ID: SSTD2.0
Compound Name: Butylbenzylphthalate
CAS #: 85-68-7

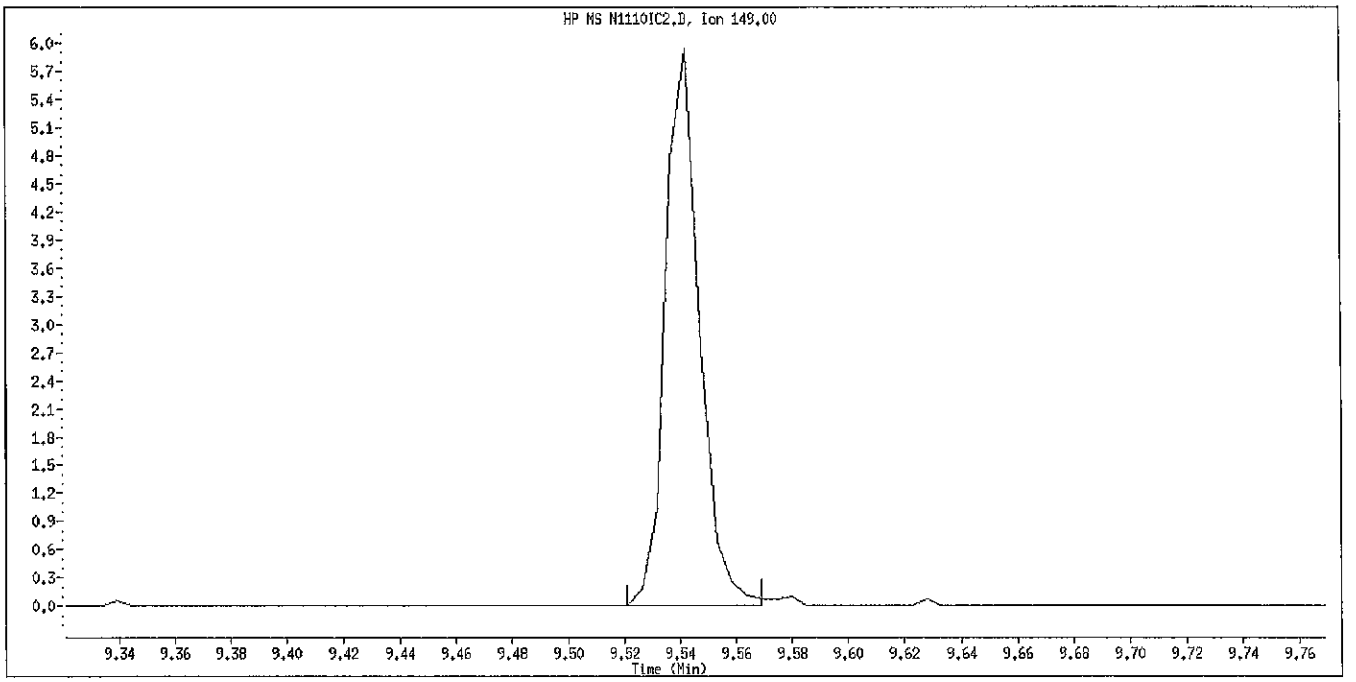

Original Integration

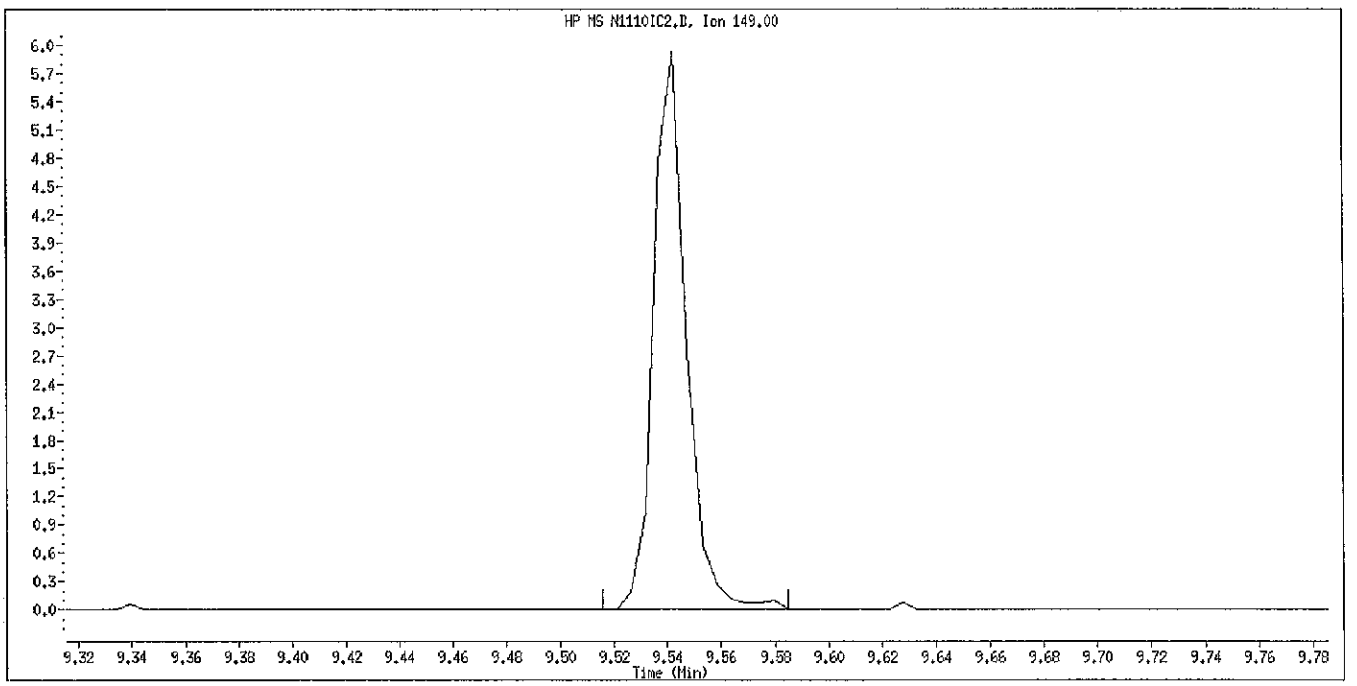

Manual Integration

Manually Integrated By: piccolinov
Manual Integration Reason: Poor Chromatography

Data File Name: N1110IC2.D
Inj. Date and Time: 10-NOV-2010 07:09
Instrument ID: 733.i
Client ID: SSTD2.0
Compound Name: bis(2-ethylhexyl)Phthalate
CAS #: 117-81-7

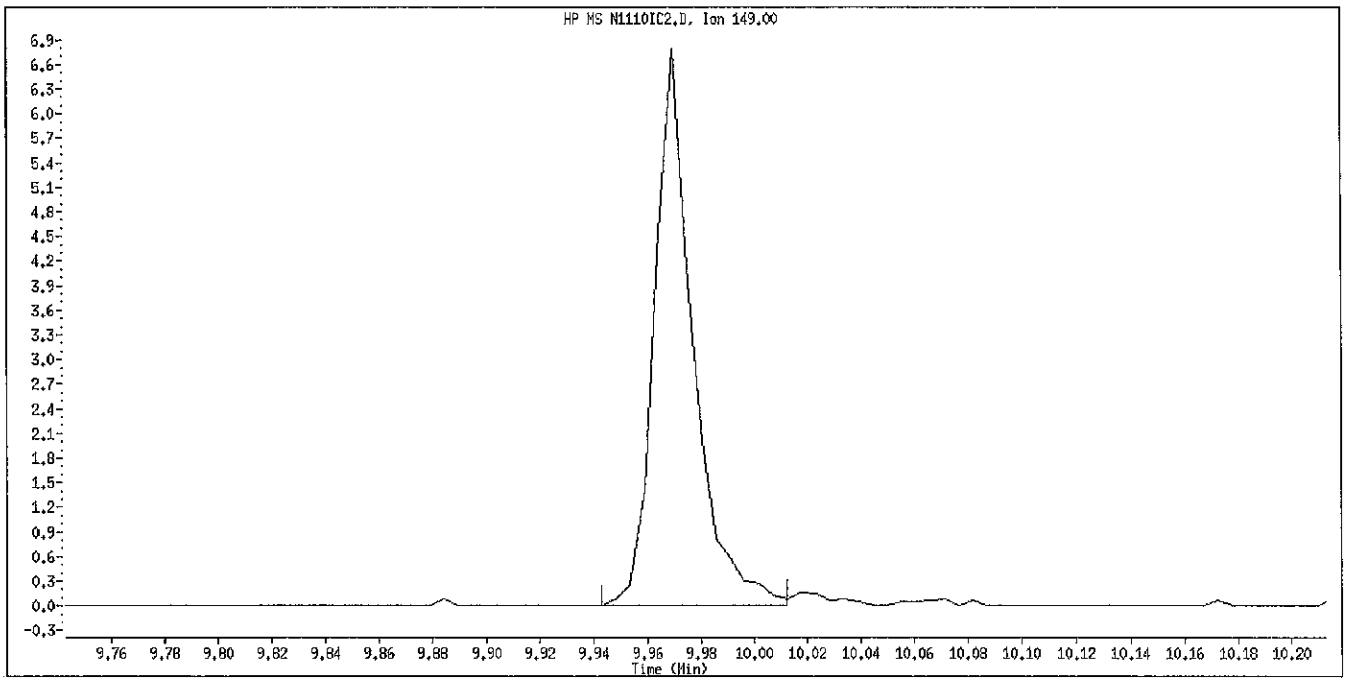

Original Integration

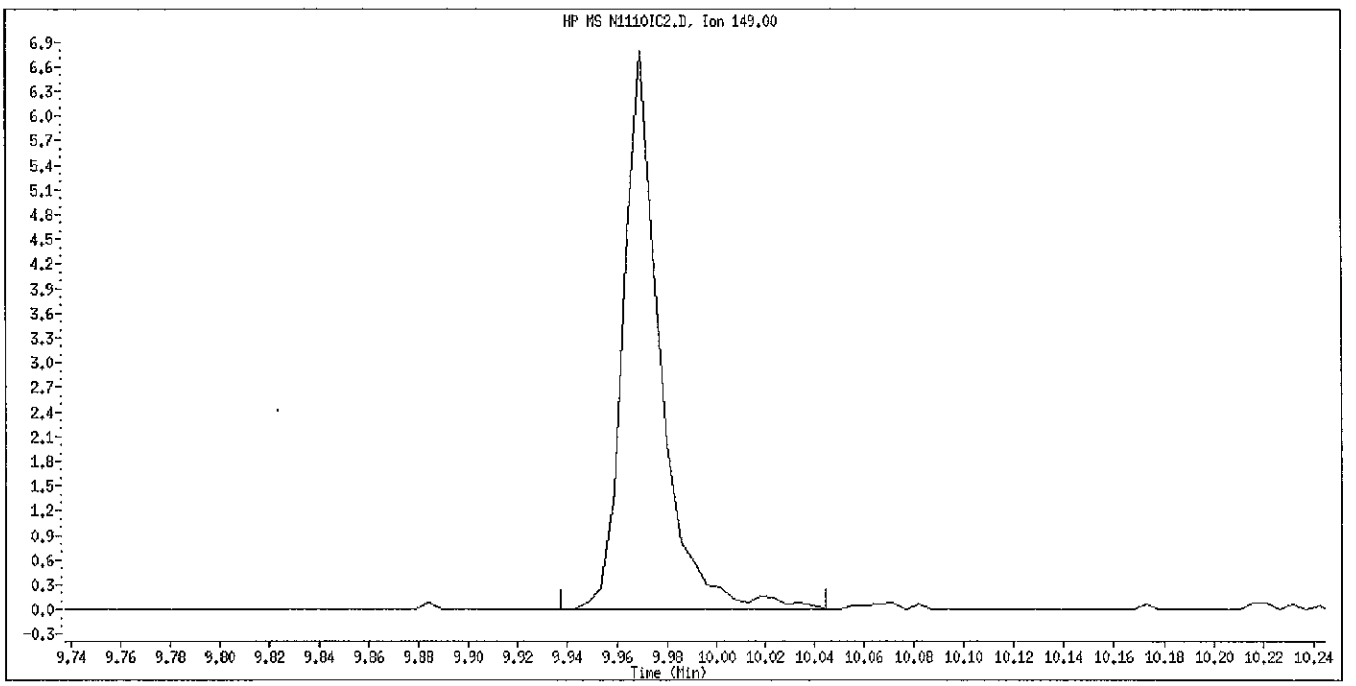

Manual Integration

Manually Integrated By: piccolinov
Manual Integration Reason: Poor Chromatography

Data File Name: N1110IC2.D
Inj. Date and Time: 10-NOV-2010 07:09
Instrument ID: 733.i
Client ID: SSTD2.0
Compound Name: Chrysene
CAS #: 218-01-9

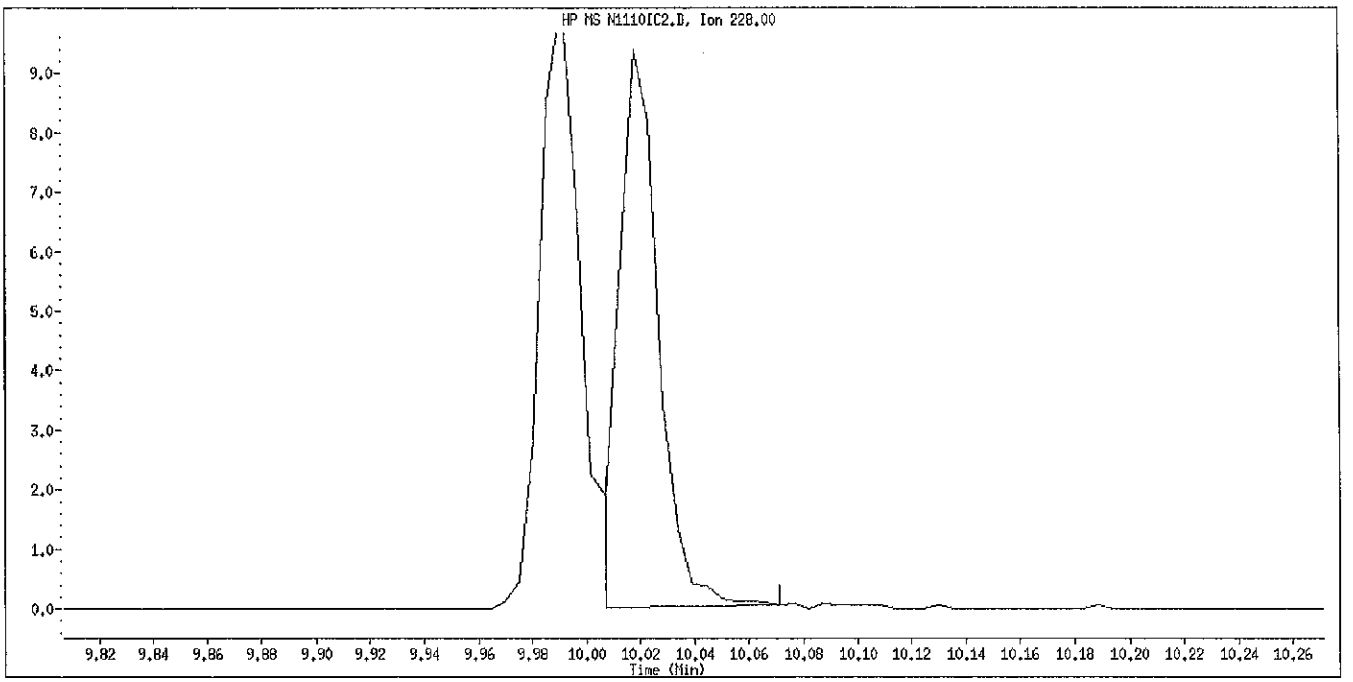

Original Integration

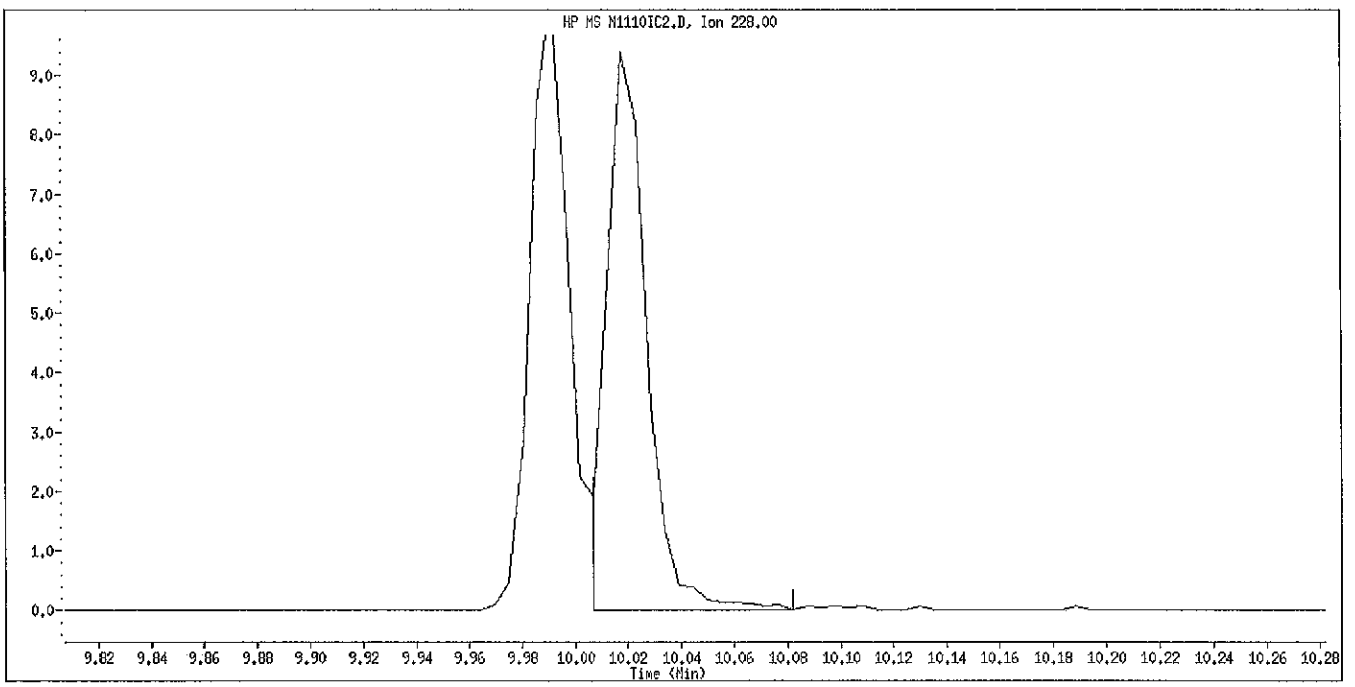

Manual Integration

Manually Integrated By: piccolinov
Manual Integration Reason: Poor Chromatography

Data File Name: N1110IC2.D
Inj. Date and Time: 10-NOV-2010 07:09
Instrument ID: 733.i
Client ID: SSTD2.0
Compound Name: Di-n-octylphthalate
CAS #: 117-84-0

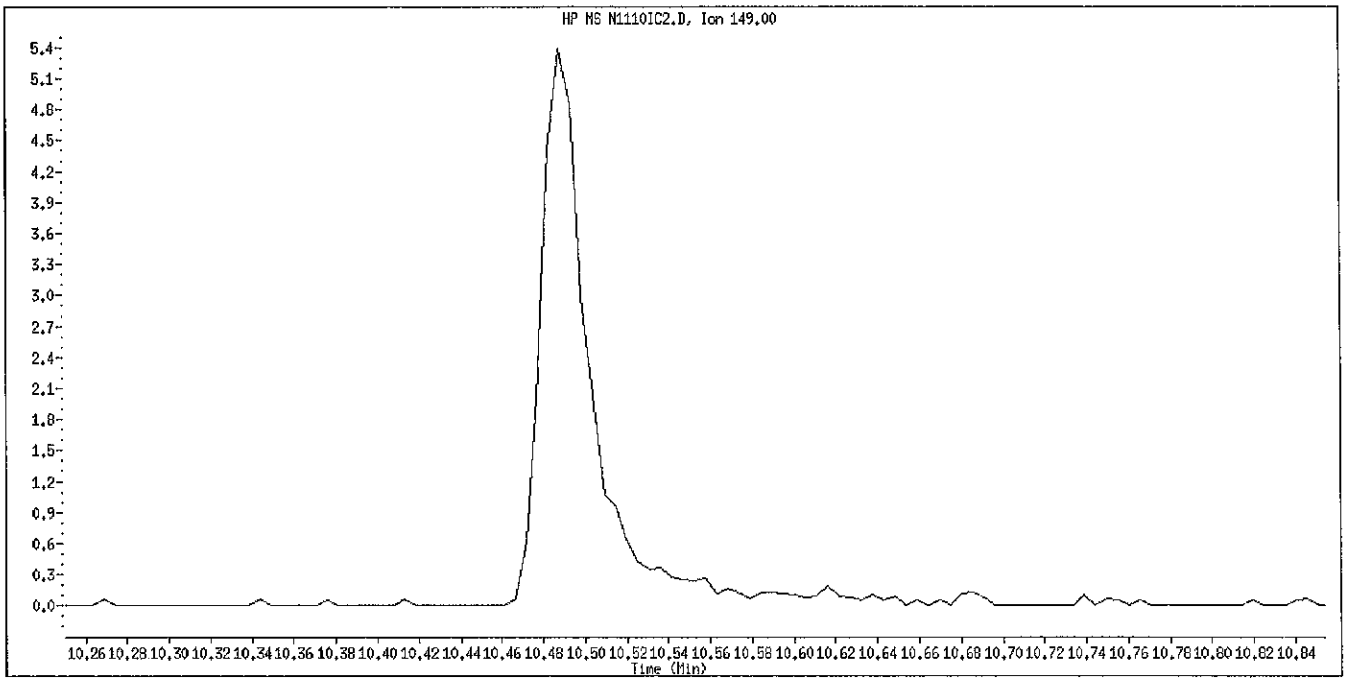

Original Integration

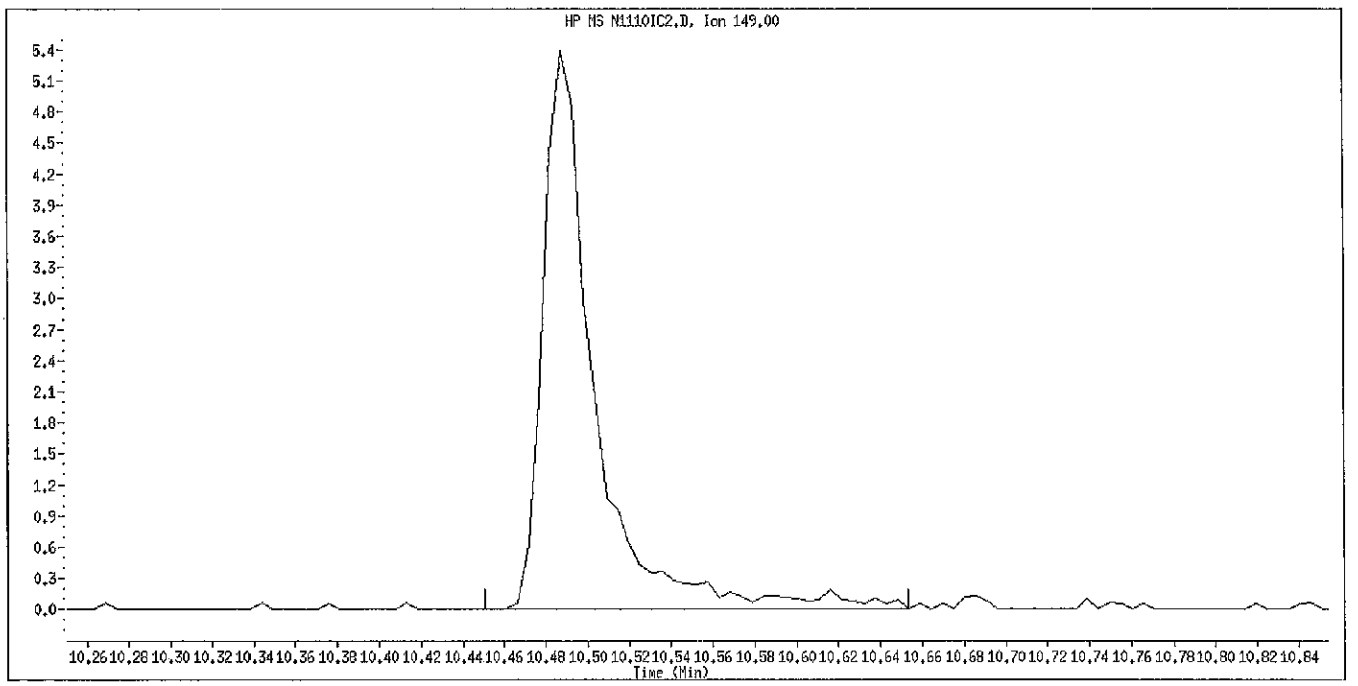

Manual Integration

Manually Integrated By: piccolinov
Manual Integration Reason: Peak Not Found

Data File Name: N1110IC2.D
Inj. Date and Time: 10-NOV-2010 07:09
Instrument ID: 733.i
Client ID: SSTD2.0
Compound Name: Benzo(k)fluoranthene
CAS #: 207-08-9

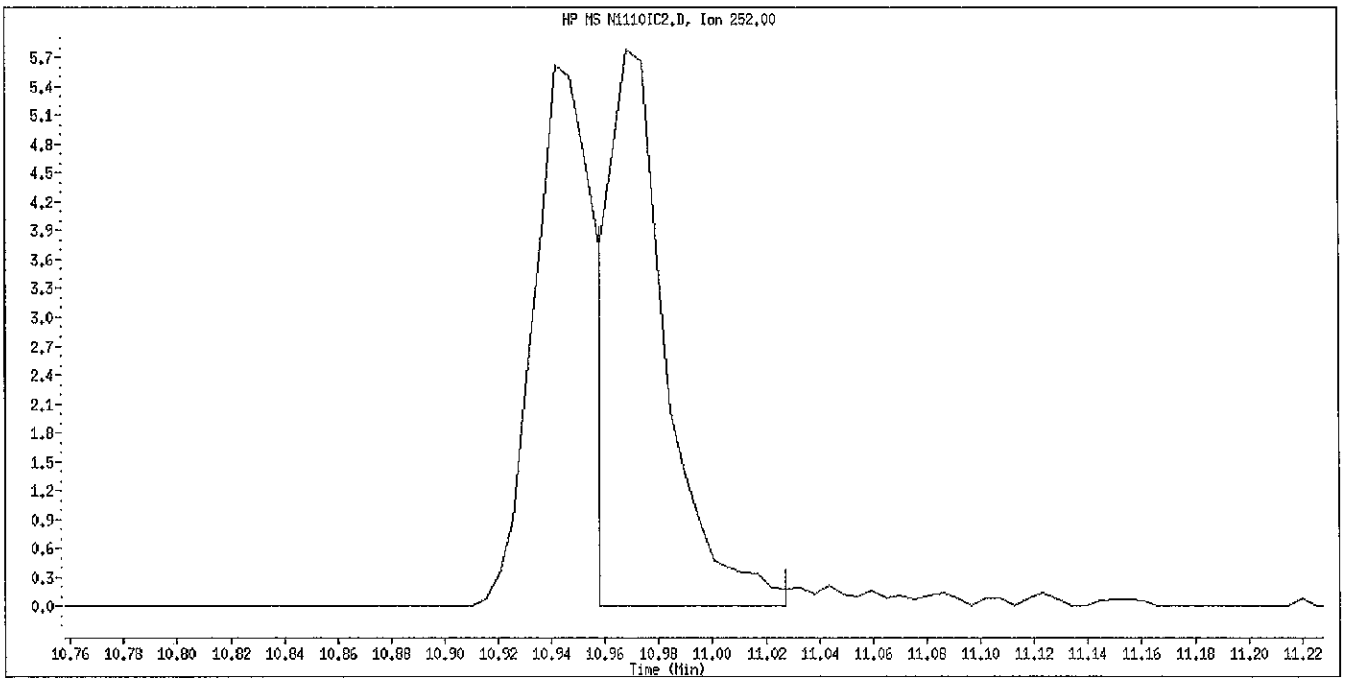

Original Integration

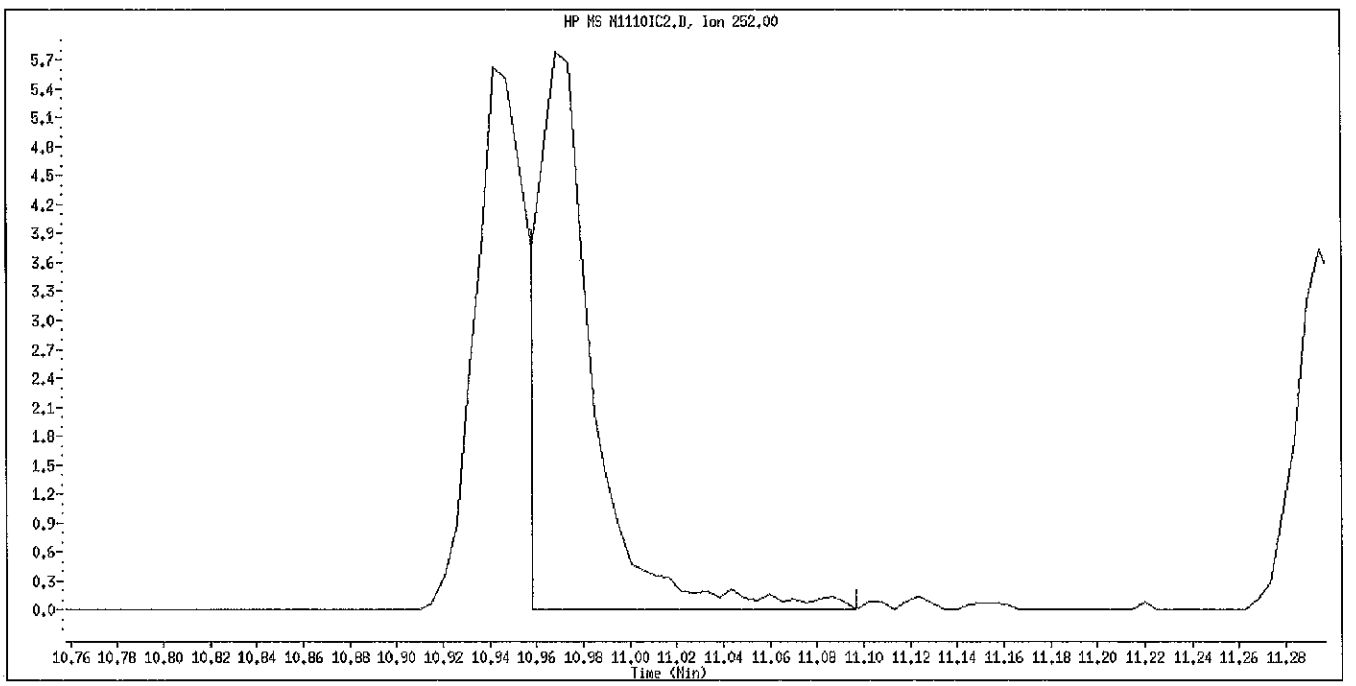

Manual Integration

Manually Integrated By: piccolinov
Manual Integration Reason: Poor Chromatography

Data File Name: N1110IC2.D
Inj. Date and Time: 10-NOV-2010 07:09
Instrument ID: 733.i
Client ID: SSTD2.0
Compound Name: Indeno(1,2,3-cd)pyrene
CAS #: 193-39-5

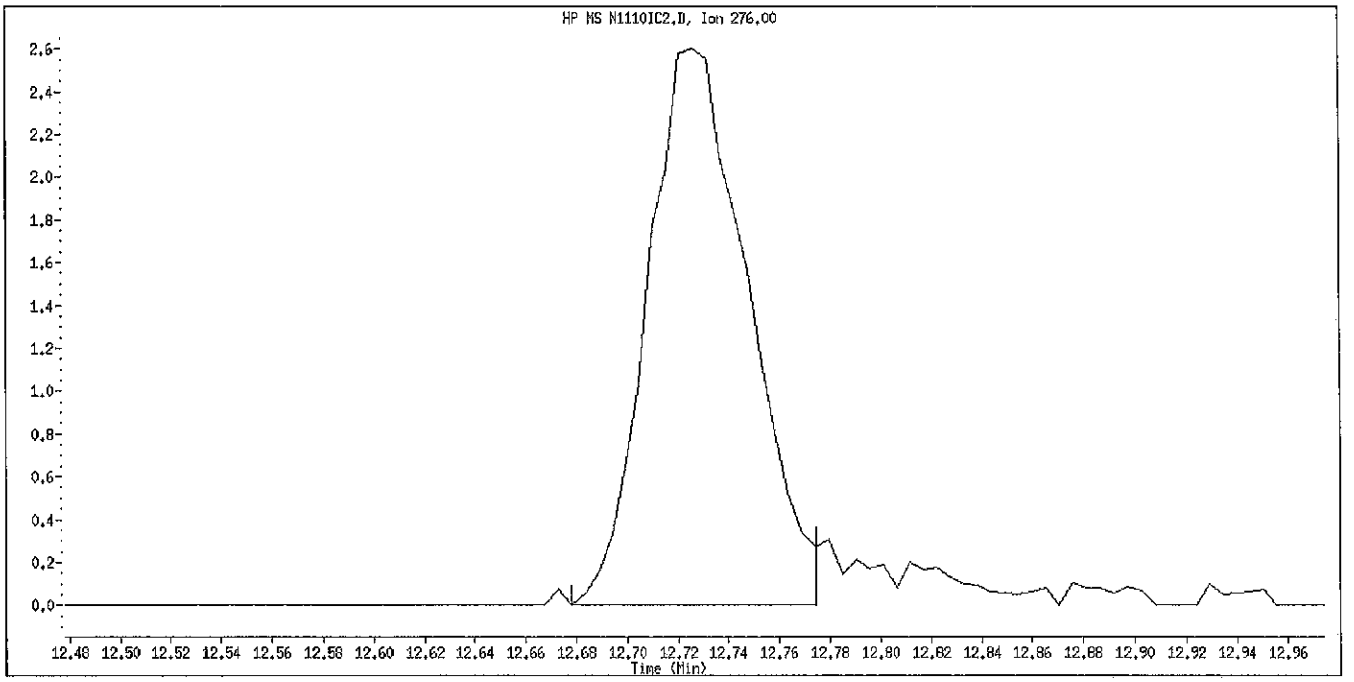

Original Integration

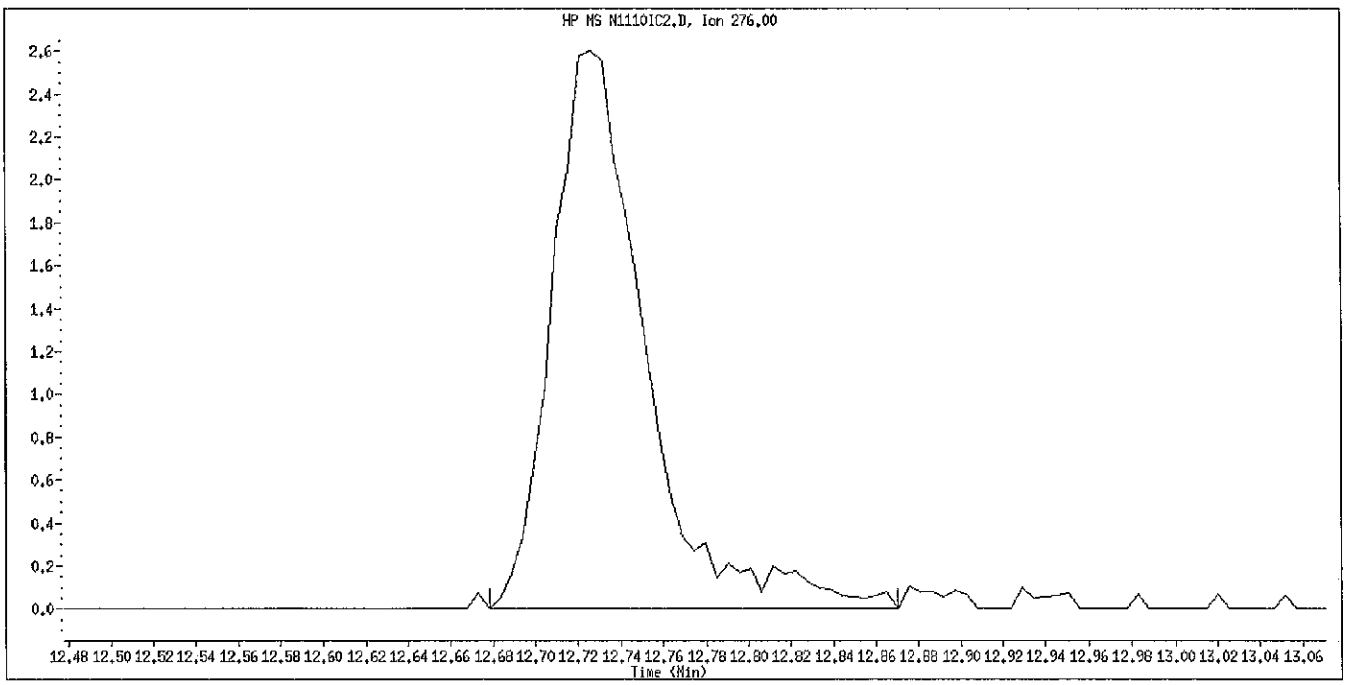

Manual Integration

Manually Integrated By: piccolinov
Manual Integration Reason: Poor Chromatography

Data File Name: N1110IC2.D
Inj. Date and Time: 10-NOV-2010 07:09
Instrument ID: 733.i
Client ID: SSTD2.0
Compound Name: Dibenz(a,h)anthracene
CAS #: 53-70-3

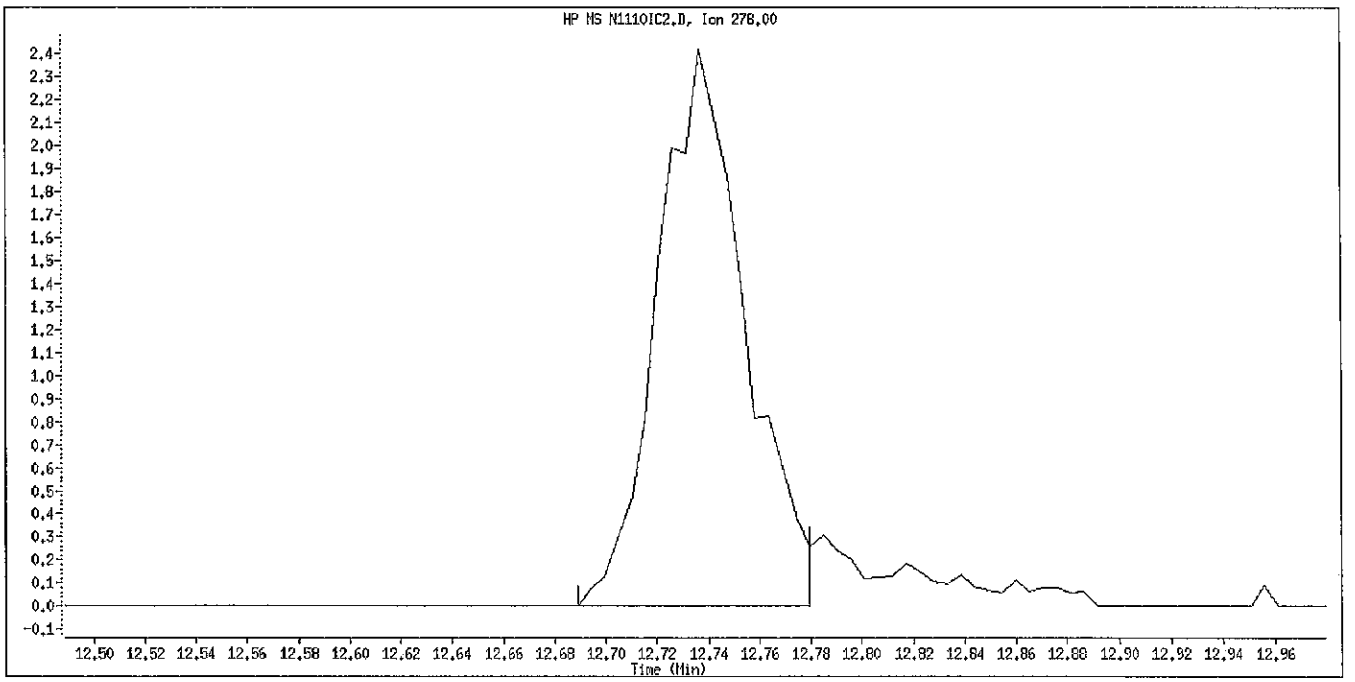

Original Integration

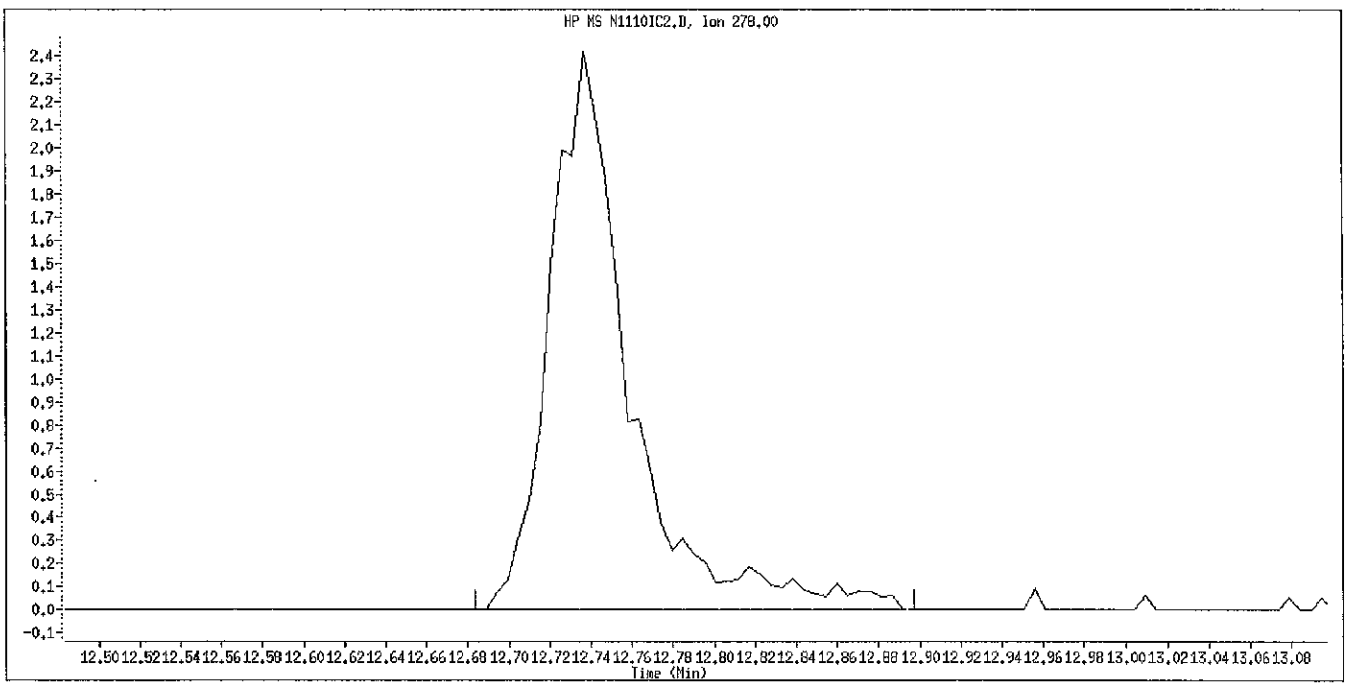

Manual Integration

Manually Integrated By: piccolinov
Manual Integration Reason: Poor Chromatography

Data File Name: N1110IC2.D
Inj. Date and Time: 10-NOV-2010 07:09
Instrument ID: 733.i
Client ID: SSTD2.0
Compound Name: Benzo(g,h,i)perylene
CAS #: 191-24-2

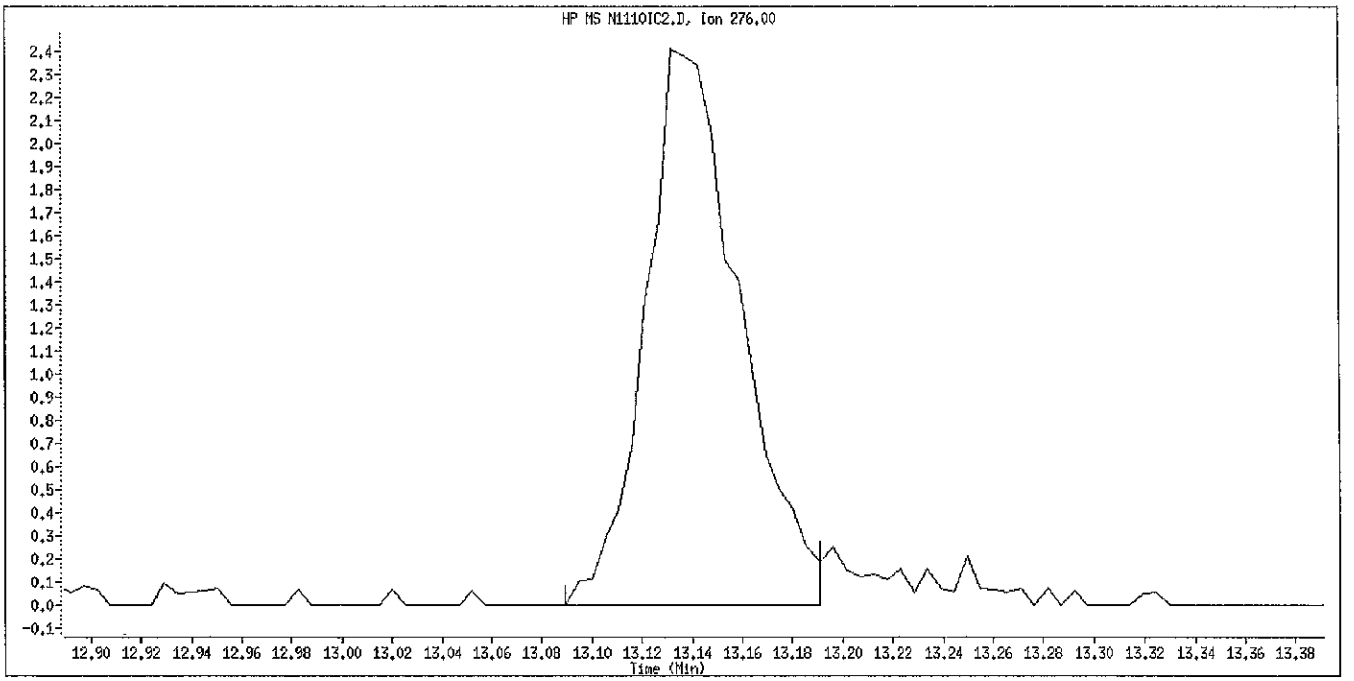

Original Integration

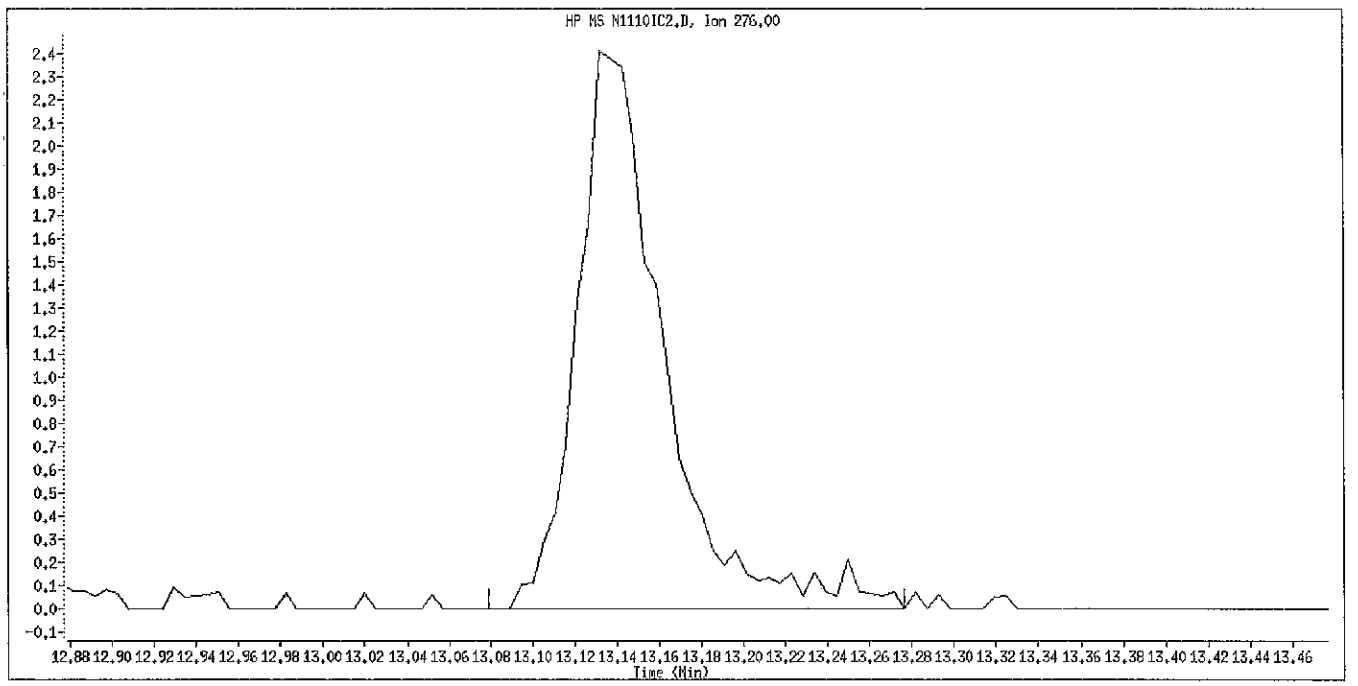

Manual Integration

Manually Integrated By: piccolinov
Manual Integration Reason: Poor Chromatography

Data File: \\PITSVR06\D\chem\733.i\N111010.b\N1110IC3.D
Date : 10-NOV-2010 07:30
Client ID: SSTD4.0
Sample Info: SSTD4.0(2.0ug/ml) BNA0831-10 8270c/d

Instrument: 733.i
Operator: 3200
Column diameter: 0.32

Column phase: DB5-MS

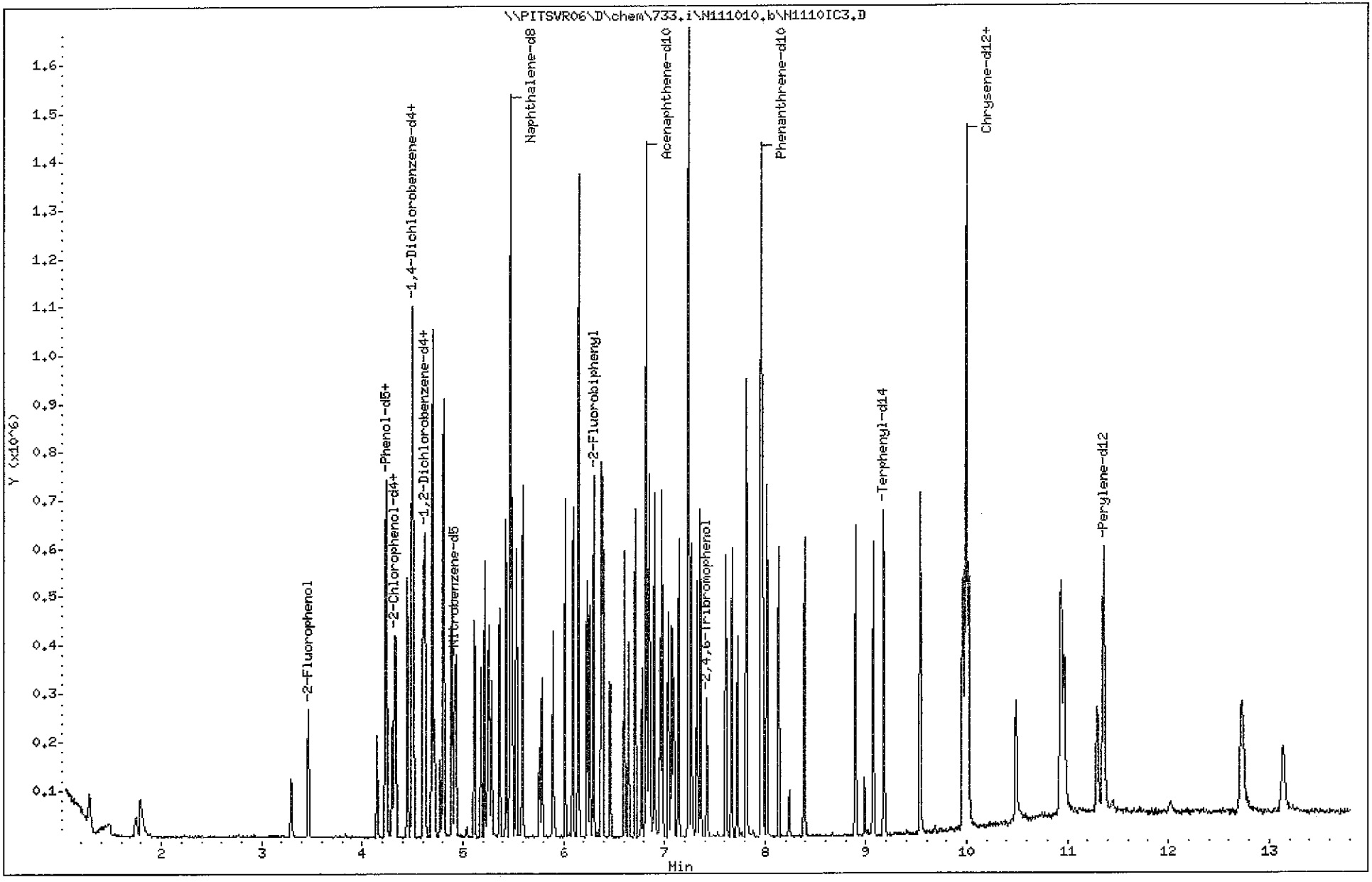

(1001 - 1770)
1593
C0K110534

TestAmerica Pittsburgh

Semivolatile REPORT SW-846 Method 8270

Data file : \\PITSVR06\D\chem\733.i\N111010.b\N1110IC3.D
Lab Smp Id: sstd4.0 Client Smp ID: SSTD4.0
Inj Date : 10-NOV-2010 07:30
Operator : 3200 Inst ID: 733.i
Smp Info : SSTD4.0(2.0ug/ml) BNA0831-10 8270c/d
Misc Info : sstd4.0,N111010.b,8270ll.m,padepi.sub,1,3
Comment :
Method : \\PITSVR06\D\chem\733.i\N111010.b\8270ll.m
Meth Date : 10-Nov-2010 08:44 piccolinov Quant Type: ISTD
Cal Date : 10-NOV-2010 07:30 Cal File: N1110IC3.D
Als bottle: 2 Calibration Sample, Level: 3
Dil Factor: 1.00000
Integrator: HP RTE Compound Sublist: padepi.sub
Target Version: 4.14
Processing Host: PITPC-502

	Compounds	QUANT SIG MASS	RT	EXP RT	REL RT	RESPONSE	AMOUNTS CAL-AMT (NG)	ON-COL (NG)
* 1	1,4-Dichlorobenzene-d4	152	4.497	4.497	(1.000)	134760	8.00000	
* 2	Naphthalene-d8	136	5.470	5.470	(1.000)	470144	8.00000	
* 3	Acenaphthene-d10	164	6.816	6.816	(1.000)	258872	8.00000	
* 4	Phenanthrene-d10	188	7.959	7.959	(1.000)	426426	8.00000	
* 5	Chrysene-d12	240	10.000	10.000	(1.000)	366450	8.00000	
* 6	Perylene-d12	264	11.357	11.357	(1.000)	290398	8.00000	
198	1,4-Dioxane	88	1.287	1.287	(0.286)	28799	4.00000	4.2518
10	N-Nitrosodimethylamine	74	1.741	1.741	(0.387)	29896	4.00000	3.7098
9	Pyridine	79	1.789	1.789	(0.398)	66335	4.00000	4.1592
16	Methyl methanesulfonate	80	3.290	3.290	(0.732)	41346	4.00000	3.7384
206	Benzaldehyde	77	4.145	4.145	(0.922)	37720	4.00000	2.6986
21	Aniline	93	4.236	4.236	(0.942)	103902	4.00000	3.7666
22	Phenol	94	4.236	4.236	(0.942)	96774	4.00000	3.9075
23	bis(2-Chloroethyl)ether	93	4.294	4.294	(0.955)	61107	4.00000	3.8204
24	2-Chlorophenol	128	4.332	4.332	(0.963)	83208	4.00000	3.7379
26	1,3-Dichlorobenzene	146	4.449	4.449	(0.989)	99631	4.00000	3.7522
27	1,4-Dichlorobenzene	146	4.508	4.508	(1.002)	101923	4.00000	3.7594
28	1,2-Dichlorobenzene	146	4.626	4.626	(1.029)	97325	4.00000	3.8279
217	Indene	116	4.695	4.695	(1.044)	131633	4.00000	3.7571
29	Benzyl Alcohol	108	4.604	4.604	(1.024)	44082	4.00000	3.9256
30	2-Methylphenol	108	4.695	4.695	(1.044)	66450	4.00000	3.8702
31	2,2'-oxybis(1-Chloropropane)	45	4.711	4.711	(1.048)	64173	4.00000	3.9286
37	Acetophenone	105	4.802	4.802	(1.068)	103496	4.00000	3.7269
32	N-Nitroso-di-n-propylamine	70	4.807	4.807	(1.069)	48594	4.00000	3.8690
192	4-Methylphenol	108	4.807	4.807	(1.069)	64707	4.00000	3.7512
34	Hexachloroethane	117	4.887	4.887	(1.087)	43671	4.00000	3.7959
35	Nitrobenzene	77	4.930	4.930	(0.901)	85439	4.00000	3.9969(M)
36	N-Nitrosopyrrolidine	100	4.775	4.775	(1.062)	28639	4.00000	3.8154
41	Isophorone	82	5.112	5.112	(0.935)	129108	4.00000	3.8295
42	2-Nitrophenol	139	5.176	5.176	(0.946)	41831	4.00000	3.8283
43	2,4-Dimethylphenol	107	5.213	5.213	(0.953)	84414	4.00000	3.9495
44	bis(2-Chloroethoxy)methane	93	5.283	5.283	(0.966)	70128	4.00000	3.6133
48	2,4-Dichlorophenol	162	5.363	5.363	(0.980)	67557	4.00000	3.7202

Compounds	QUANT SIG MASS	RT	EXP RT	REL RT	RESPONSE	AMOUNTS CAL-AMT (NG)	AMOUNTS ON-COL (NG)
49 Benzoic Acid	122	5.256	5.256	(0.961)	97275	10.0000	10.101(M)
50 1,2,4-Trichlorobenzene	180	5.427	5.427	(0.992)	89919	4.00000	3.6835
51 Naphthalene	128	5.486	5.486	(1.003)	217491	4.00000	3.6842
52 4-Chloroaniline	127	5.523	5.523	(1.010)	86132	4.00000	3.6066(M)
54 2,6-Dichlorophenol	162	5.534	5.534	(1.012)	67750	4.00000	3.7951
56 Hexachlorobutadiene	225	5.593	5.593	(1.022)	72821	4.00000	3.9339
208 Caprolactam	113	5.758	5.758	(1.053)	13795	4.00000	3.6989
59 4-Chloro-3-Methylphenol	107	5.897	5.897	(1.078)	65506	4.00000	3.8883
62 2-Methylnaphthalene	142	6.015	6.015	(1.100)	141082	4.00000	3.6762
63 1-Methylnaphthalene	142	6.095	6.095	(1.114)	136422	4.00000	3.7477
64 Hexachlorocyclopentadiene	237	6.148	6.148	(0.902)	73111	4.00000	3.6947
65 1,2,4,5-Tetrachlorobenzene	216	6.148	6.148	(0.902)	96537	4.00000	3.9078
66 2,4,6-Trichlorophenol	196	6.234	6.234	(0.915)	51381	4.00000	3.6729(M)
67 2,4,5-Trichlorophenol	196	6.260	6.260	(0.918)	56353	4.00000	3.8585(M)
209 1,1'-Biphenyl	154	6.373	6.373	(0.935)	183324	4.00000	3.7135
70 2-Chloronaphthalene	162	6.389	6.389	(0.937)	142378	4.00000	3.7041
73 2-Nitroaniline	65	6.458	6.458	(0.947)	42605	4.00000	3.9380
76 Dimethylphthalate	163	6.602	6.602	(0.969)	165793	4.00000	3.8316
78 2,6-Dinitrotoluene	165	6.645	6.645	(0.975)	31346	4.00000	3.9412
79 Acenaphthylene	152	6.709	6.709	(0.984)	200823	4.00000	3.6150
81 3-Nitroaniline	138	6.773	6.773	(0.994)	29580	4.00000	3.7456
82 Acenaphthene	153	6.843	6.843	(1.004)	126190	4.00000	3.6505
83 2,4-Dinitrophenol	184	6.853	6.853	(1.005)	41592	10.0000	9.8364
85 4-Nitrophenol	109	6.896	6.896	(1.012)	80161	10.0000	9.5386
86 Dibenzofuran	168	6.976	6.976	(1.024)	196747	4.00000	3.8122
87 2,4-Dinitrotoluene	165	6.955	6.955	(1.020)	41577	4.00000	3.7559
91 2,3,5,6-Tetrachlorophenol	232	7.035	7.035	(1.032)	44549	4.00000	3.9003
88 2,3,4,6-Tetrachlorophenol	232	7.072	7.072	(1.038)	46121	4.00000	3.7214(M)
92 2-Naphthylamine	143	7.094	7.094	(1.041)	83626	4.00000	3.1141(M)
93 Diethylphthalate	149	7.142	7.142	(1.048)	161876	4.00000	3.8832
94 Fluorene	166	7.238	7.238	(1.062)	147867	4.00000	3.6234
95 4-Chlorophenyl-phenylether	204	7.238	7.238	(1.062)	88498	4.00000	3.7098
96 4-Nitroaniline	138	7.238	7.238	(1.062)	31841	4.00000	3.7996
98 4,6-Dinitro-2-methylphenol	198	7.270	7.270	(0.913)	63192	10.0000	9.8942
99 N-Nitrosodiphenylamine (1)	169	7.323	7.323	(0.920)	94255	4.00000	3.6322
100 1,2-Diphenylhydrazine	77	7.356	7.356	(0.924)	197363	4.00000	3.8194
106 4-Bromophenyl-phenylether	248	7.612	7.612	(0.956)	45768	4.00000	3.4338
107 Hexachlorobenzene	284	7.671	7.671	(0.964)	45913	4.00000	3.6010
210 Atrazine	200	7.724	7.724	(0.970)	37995	4.00000	3.0884
111 Pentachlorophenol	266	7.815	7.815	(0.982)	64470	10.0000	9.4203
115 Phenanthrene	178	7.981	7.981	(1.003)	210607	4.00000	3.5944
116 Anthracene	178	8.018	8.018	(1.007)	212159	4.00000	3.6932(M)
119 Carbazole	167	8.135	8.135	(1.022)	170440	4.00000	3.6160
120 Di-n-Butylphthalate	149	8.392	8.392	(1.054)	234096	4.00000	3.7612
123 Fluoranthene	202	8.894	8.894	(1.117)	224703	4.00000	3.7456
124 Benzidine	184	8.985	8.985	(0.899)	39987	4.00000	2.7705(M)
125 Pyrene	202	9.076	9.076	(0.908)	229489	4.00000	3.7829
131 Butylbenzylphthalate	149	9.540	9.540	(0.954)	93512	4.00000	3.6340
135 3,3'-Dichlorobenzidine	252	9.957	9.957	(0.996)	54545	4.00000	3.5442(M)
136 Benzo(a)Anthracene	228	9.989	9.989	(0.999)	188127	4.00000	3.6256
137 Chrysene	228	10.016	10.016	(1.002)	185581	4.00000	3.8370
139 bis(2-ethylhexyl)Phthalate	149	9.968	9.968	(0.997)	125796	4.00000	3.5621(M)
140 Di-n-octylphthalate	149	10.486	10.486	(0.923)	172570	4.00000	3.5375(M)
141 Benzo(b)fluoranthene	252	10.945	10.945	(0.964)	158899	4.00000	3.6977

Compounds	QUANT SIG MASS	RT	EXP RT	REL RT	RESPONSE	AMOUNTS CAL-AMT (NG)	AMOUNTS ON-COL (NG)
142 Benzo(k)fluoranthene	252	10.967	10.967	(0.966)	193077	4.00000	3.8443 (M)
143 7,12-dimethylbenz[a]anthracen	256	10.929	10.929	(0.962)	80406	4.00000	3.7840
146 Benzo(a)pyrene	252	11.298	11.298	(0.995)	119680	4.00000	3.6977
149 Indeno(1,2,3-cd)pyrene	276	12.719	12.719	(1.120)	145798	4.00000	3.7412 (M)
150 Dibenz(a,h)anthracene	278	12.735	12.735	(1.121)	122132	4.00000	3.7827 (M)
151 Benzo(g,h,i)perylene	276	13.136	13.136	(1.157)	125879	4.00000	3.7164 (M)
$ 154 Nitrobenzene-d5	82	4.914	4.914	(0.898)	82119	4.00000	3.7699
$ 155 2-Fluorobiphenyl	172	6.298	6.298	(0.924)	161101	4.00000	3.6916
$ 156 Terphenyl-d14	244	9.177	9.177	(0.918)	150925	4.00000	3.6676
$ 157 Phenol-d5	99	4.225	4.225	(0.939)	81709	4.00000	3.8387
$ 158 2-Fluorophenol	112	3.461	3.461	(0.770)	71076	4.00000	3.8652
$ 159 2,4,6-Tribromophenol	330	7.425	7.425	(0.933)	18418	4.00000	3.7434
$ 186 2-Chlorophenol-d4	132	4.316	4.316	(0.960)	86565	4.00000	3.9713
$ 187 1,2-Dichlorobenzene-d4	152	4.615	4.615	(1.026)	62025	4.00000	3.6767

QC Flag Legend

M - Compound response manually integrated.

Data File Name: N1110IC3.D
Inj. Date and Time: 10-NOV-2010 07:30
Instrument ID: 733.i
Client ID: SSTD4.0
Compound Name: Nitrobenzene
CAS #: 98-95-3

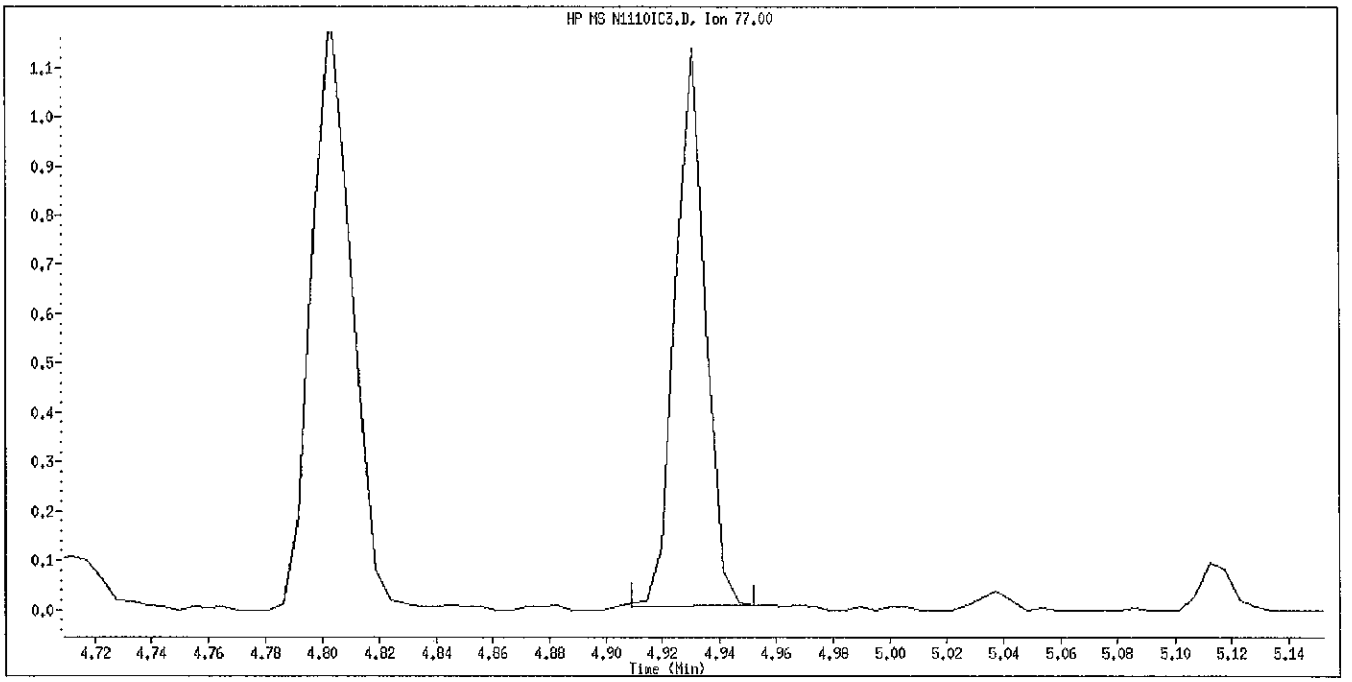

Original Integration

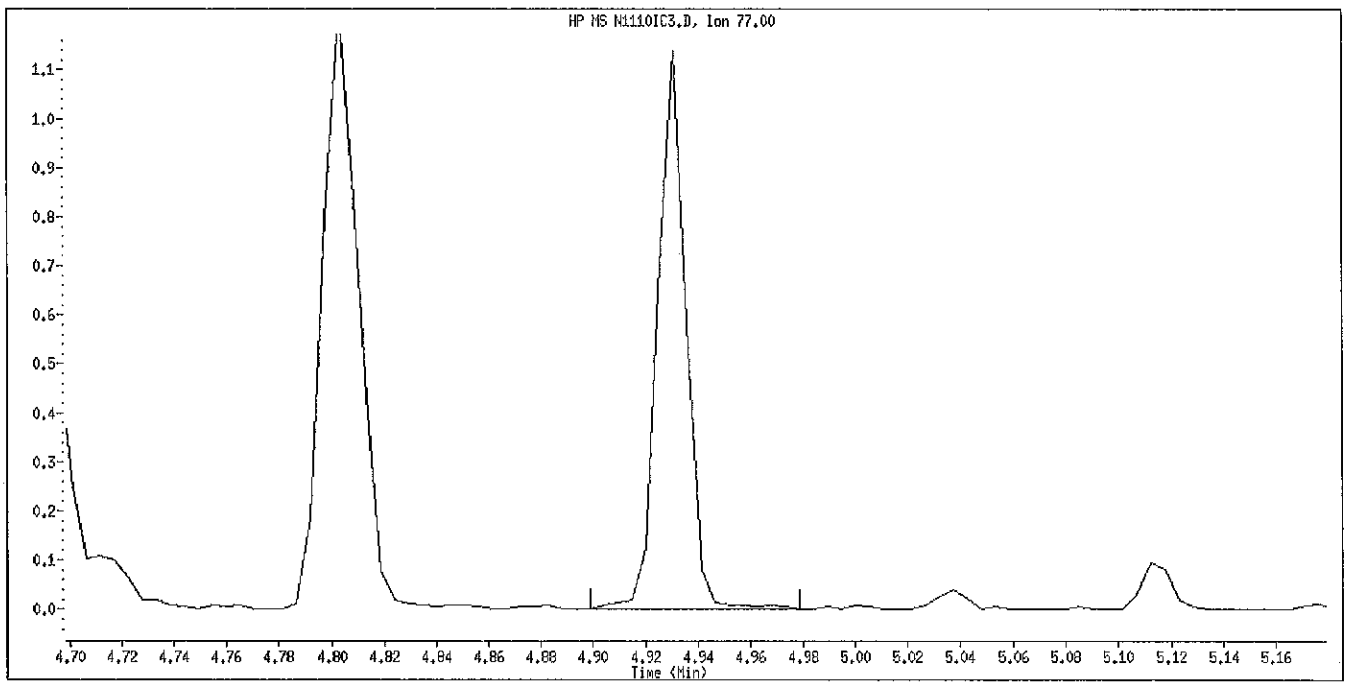

Manual Integration

Manually Integrated By: piccolinov
Manual Integration Reason: Poor Chromatography

Data File Name: N1110IC3.D
Inj. Date and Time: 10-NOV-2010 07:30
Instrument ID: 733.i
Client ID: SSTD4.0
Compound Name: Benzoic Acid
CAS #: 65-85-0

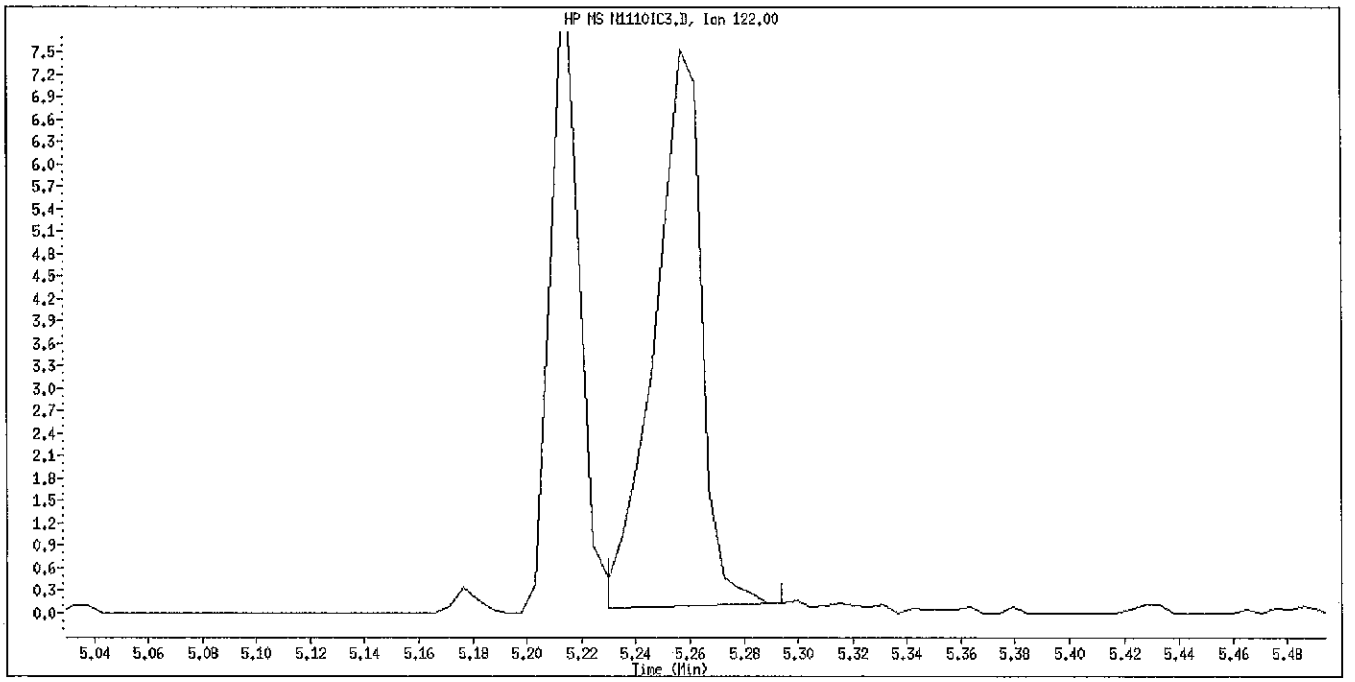

Original Integration

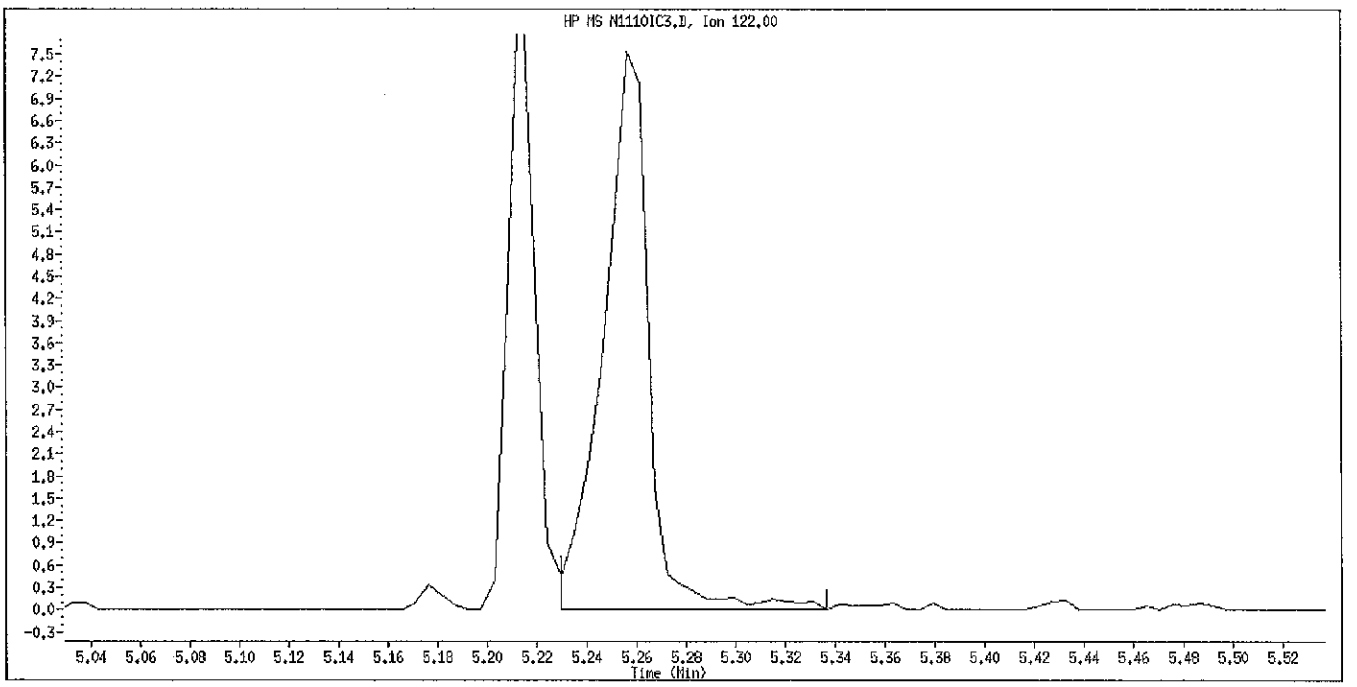

Manual Integration

Manually Integrated By: piccolinov
Manual Integration Reason: Poor Chromatography

Data File Name: N1110IC3.D
Inj. Date and Time: 10-NOV-2010 07:30
Instrument ID: 733.i
Client ID: SSTD4.0
Compound Name: 4-Chloroaniline
CAS #: 106-47-8

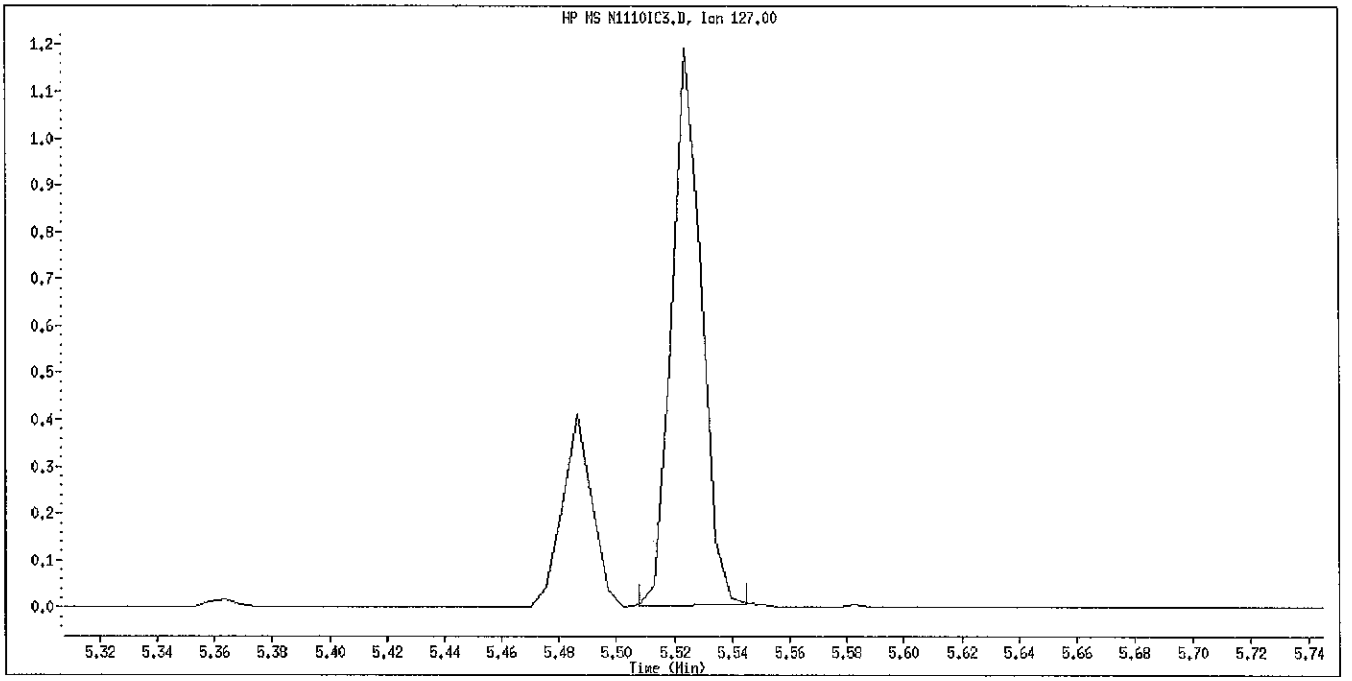

Original Integration

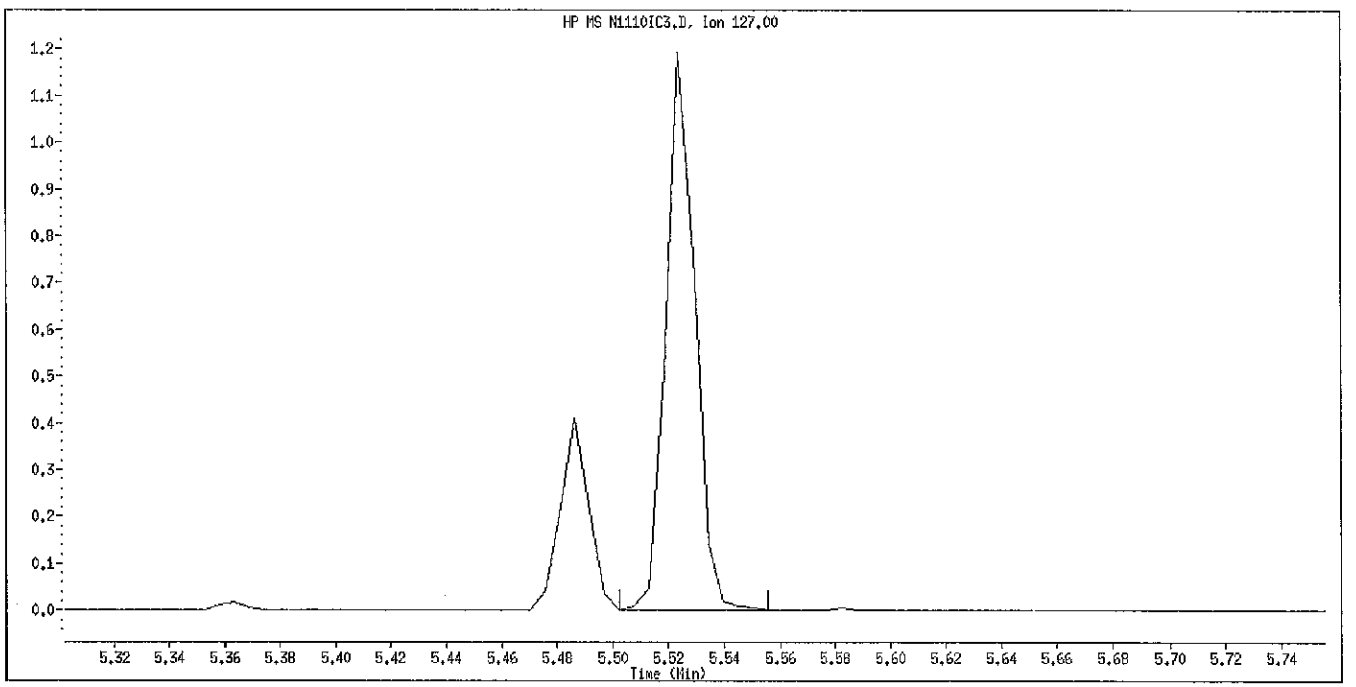

Manual Integration

Manually Integrated By: piccolinov
Manual Integration Reason: Poor Chromatography

Data File Name: N1110IC3.D
Inj. Date and Time: 10-NOV-2010 07:30
Instrument ID: 733.i
Client ID: SSTD4.0
Compound Name: 2,4,6-Trichlorophenol
CAS #: 88-06-2

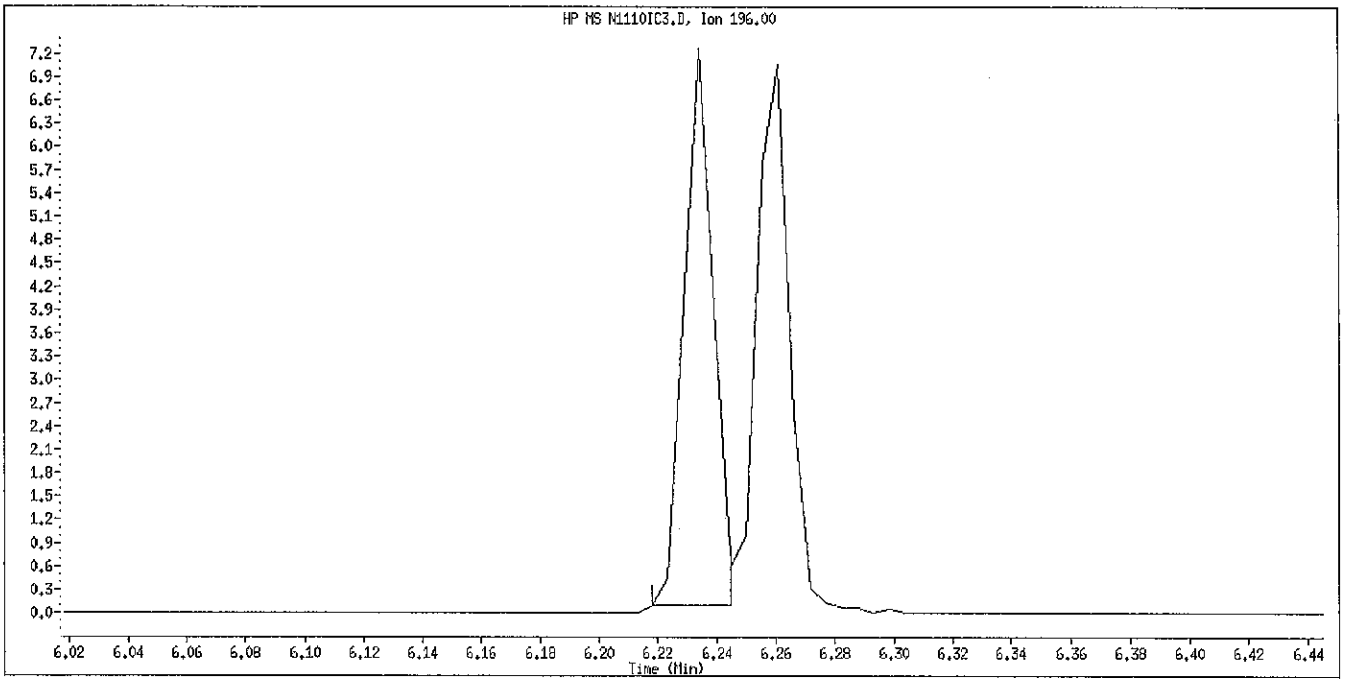

Original Integration

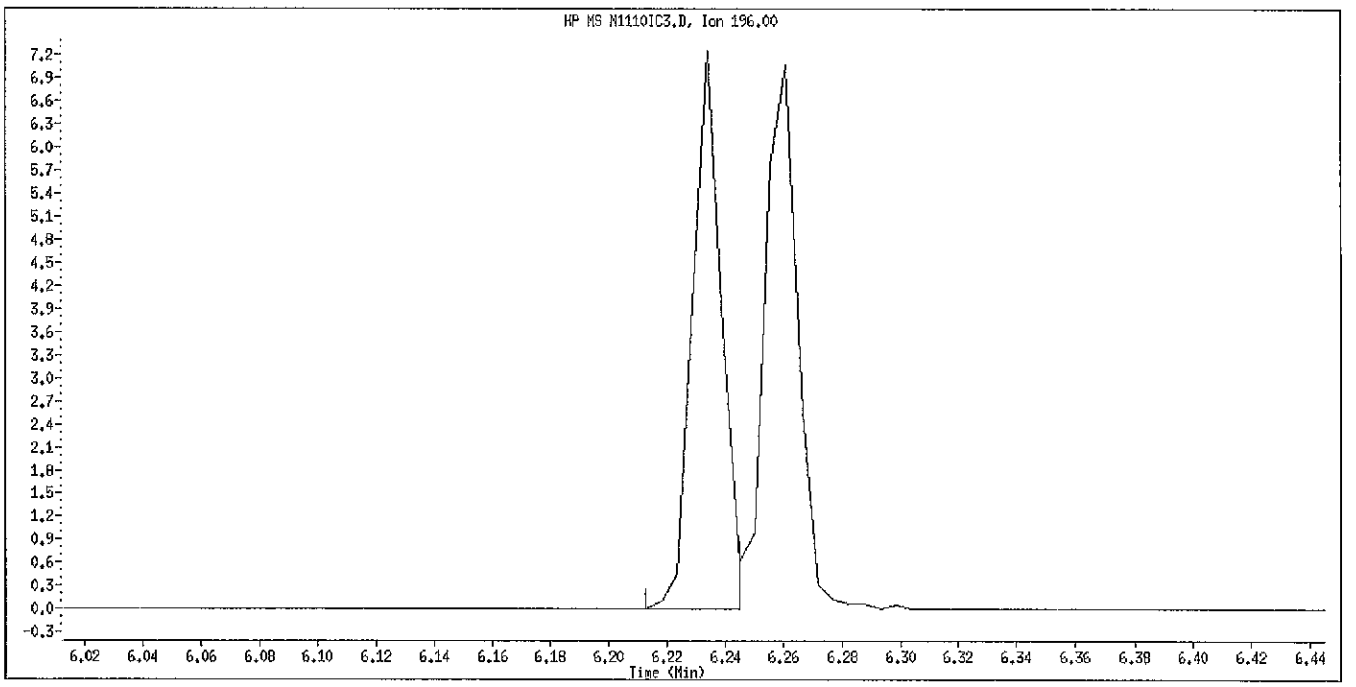

Manual Integration

Manually Integrated By: piccolinov
Manual Integration Reason: Poor Chromatography

Data File Name: N1110IC3.D
Inj. Date and Time: 10-NOV-2010 07:30
Instrument ID: 733.i
Client ID: SSTD4.0
Compound Name: 2,4,5-Trichlorophenol
CAS #: 95-95-4

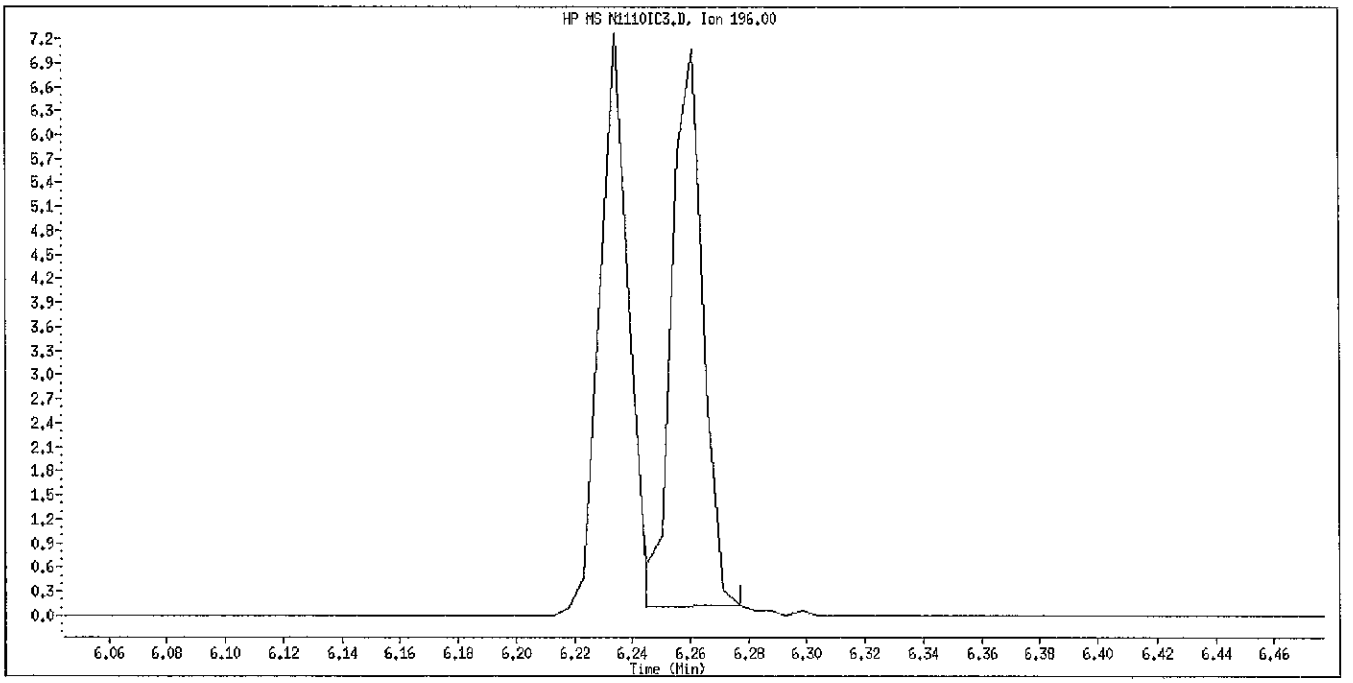

Original Integration

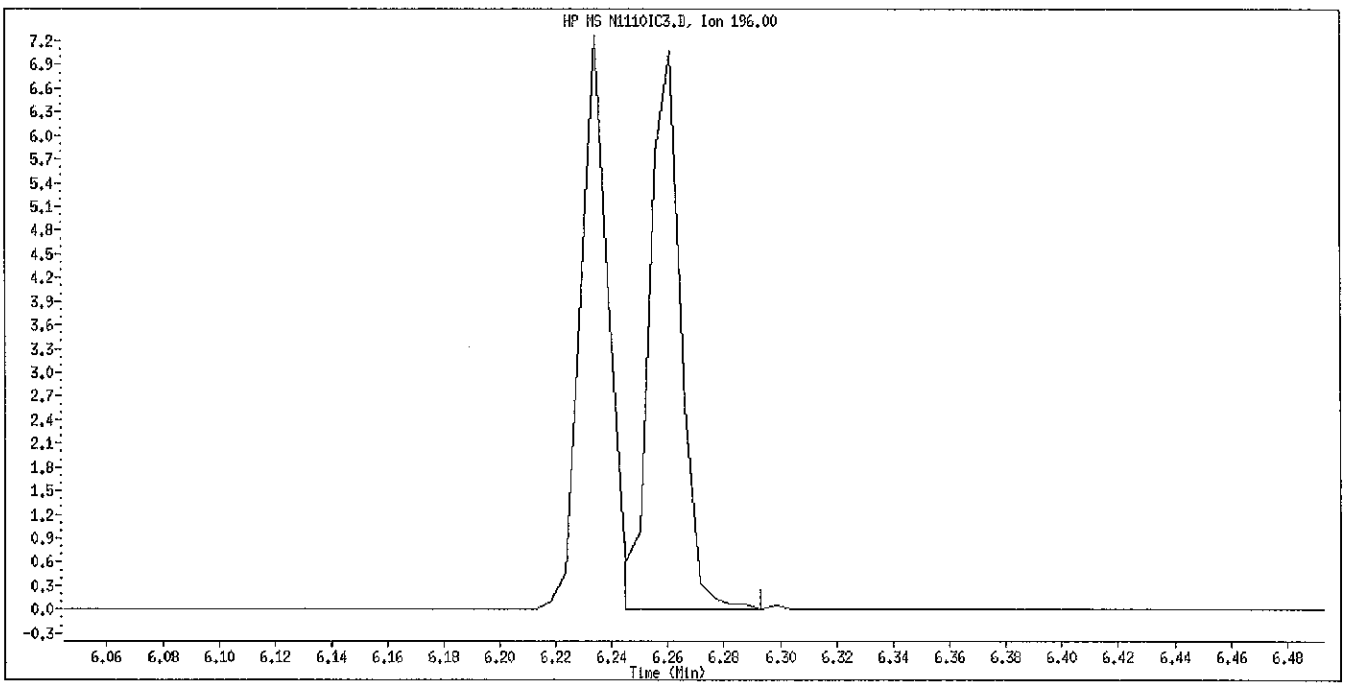

Manual Integration

Manually Integrated By: piccolinov
Manual Integration Reason: Poor Chromatography

Data File Name: N1110IC3.D
Inj. Date and Time: 10-NOV-2010 07:30
Instrument ID: 733.i
Client ID: SSTD4.0
Compound Name: 2,3,4,6-Tetrachlorophenol
CAS #: 58-90-2

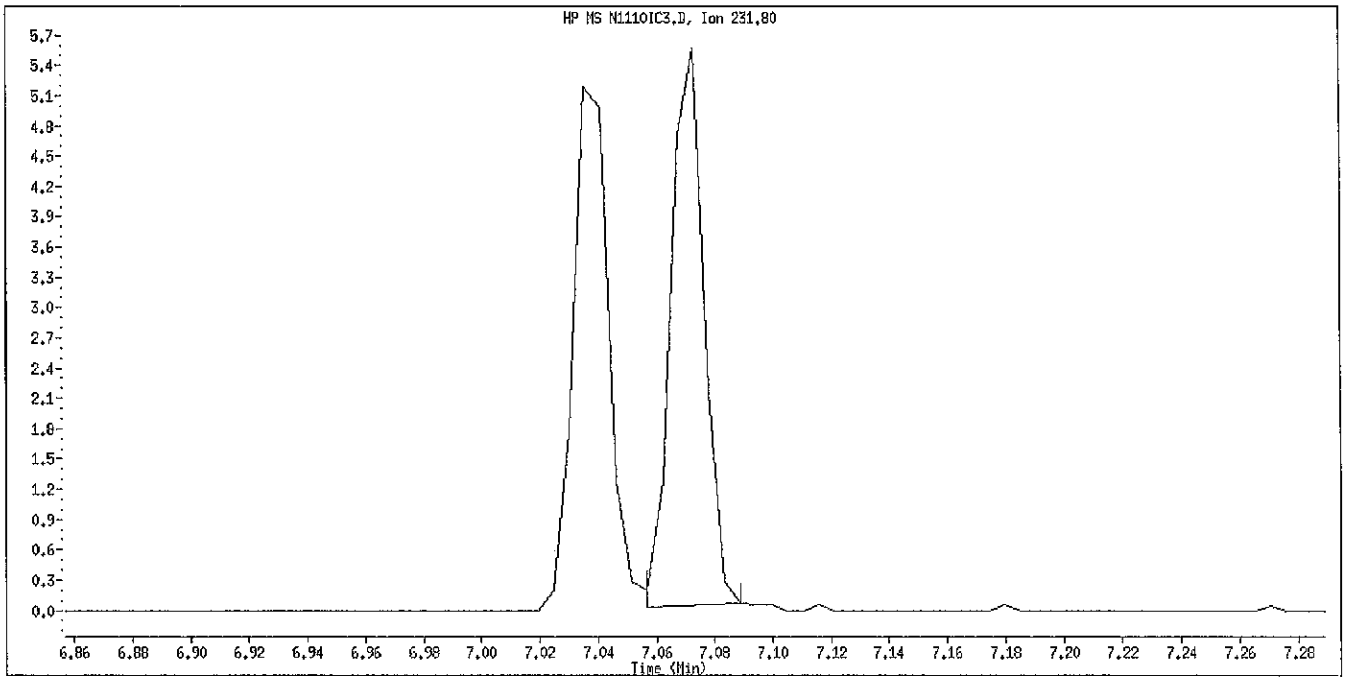

Original Integration

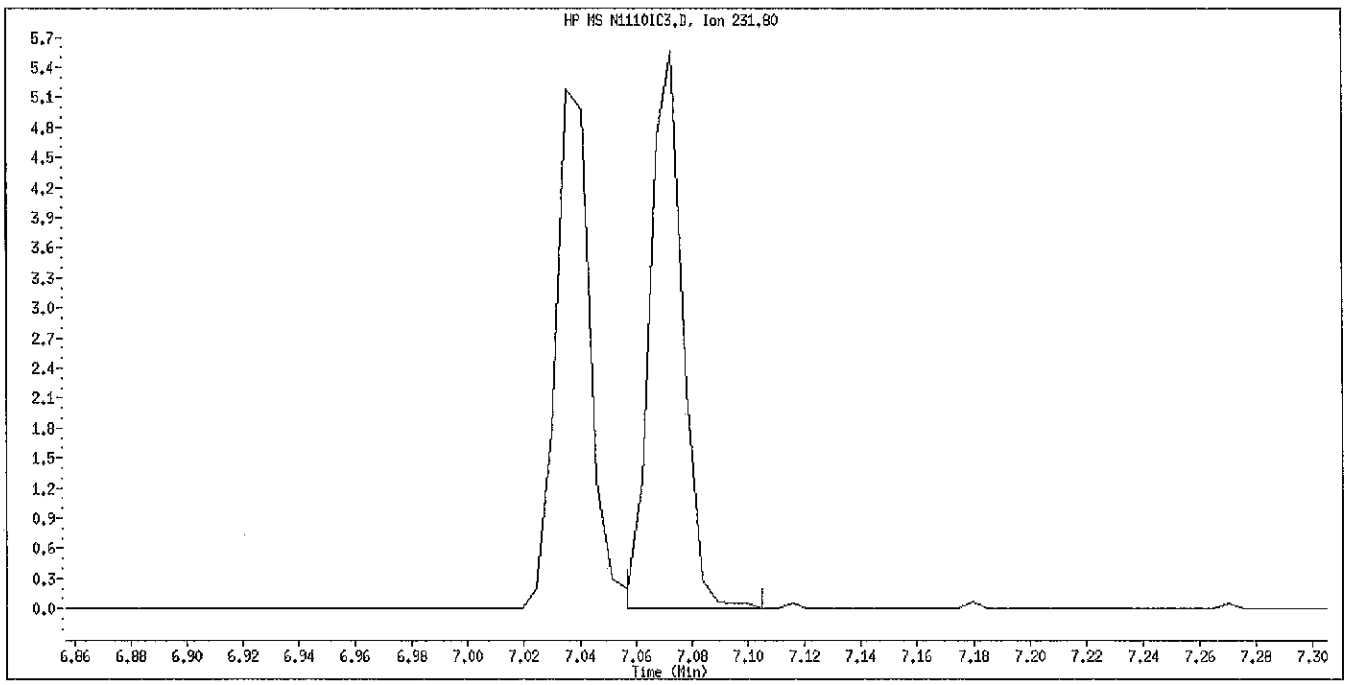

Manual Integration

Manually Integrated By: piccolinov
Manual Integration Reason: Poor Chromatography

Data File Name: N1110IC3.D
Inj. Date and Time: 10-NOV-2010 07:30
Instrument ID: 733.i
Client ID: SSTD4.0
Compound Name: 2-Naphthylamine
CAS #: 91-59-8

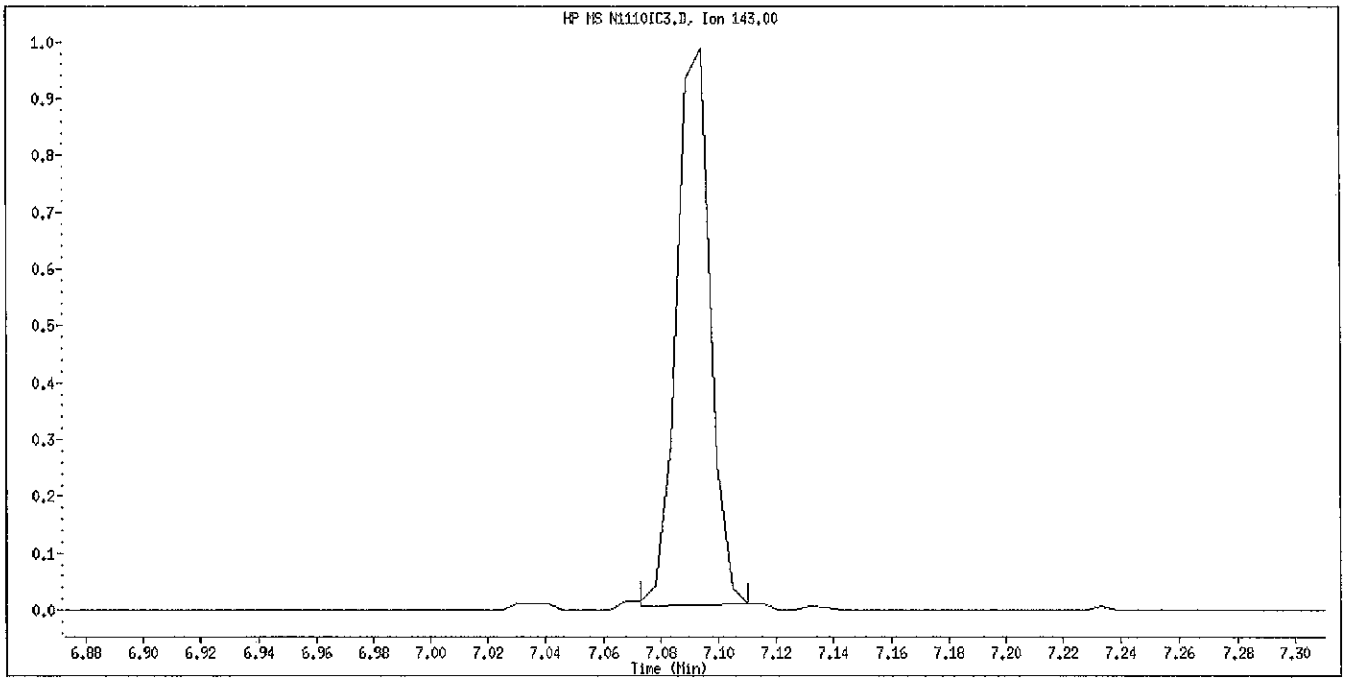

Original Integration

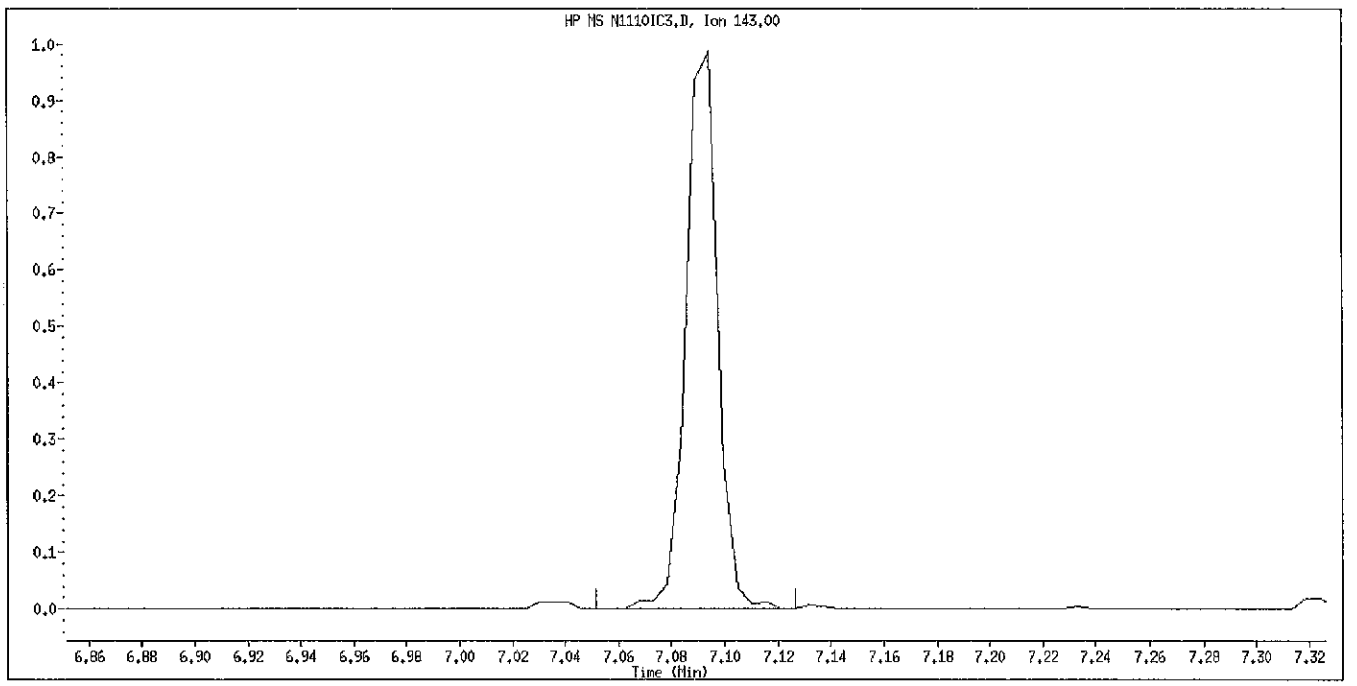

Manual Integration

Manually Integrated By: piccolinov
Manual Integration Reason: Poor Chromatography

Data File Name: N1110IC3.D
Inj. Date and Time: 10-NOV-2010 07:30
Instrument ID: 733.i
Client ID: SSTD4.0
Compound Name: Anthracene
CAS #: 120-12-7

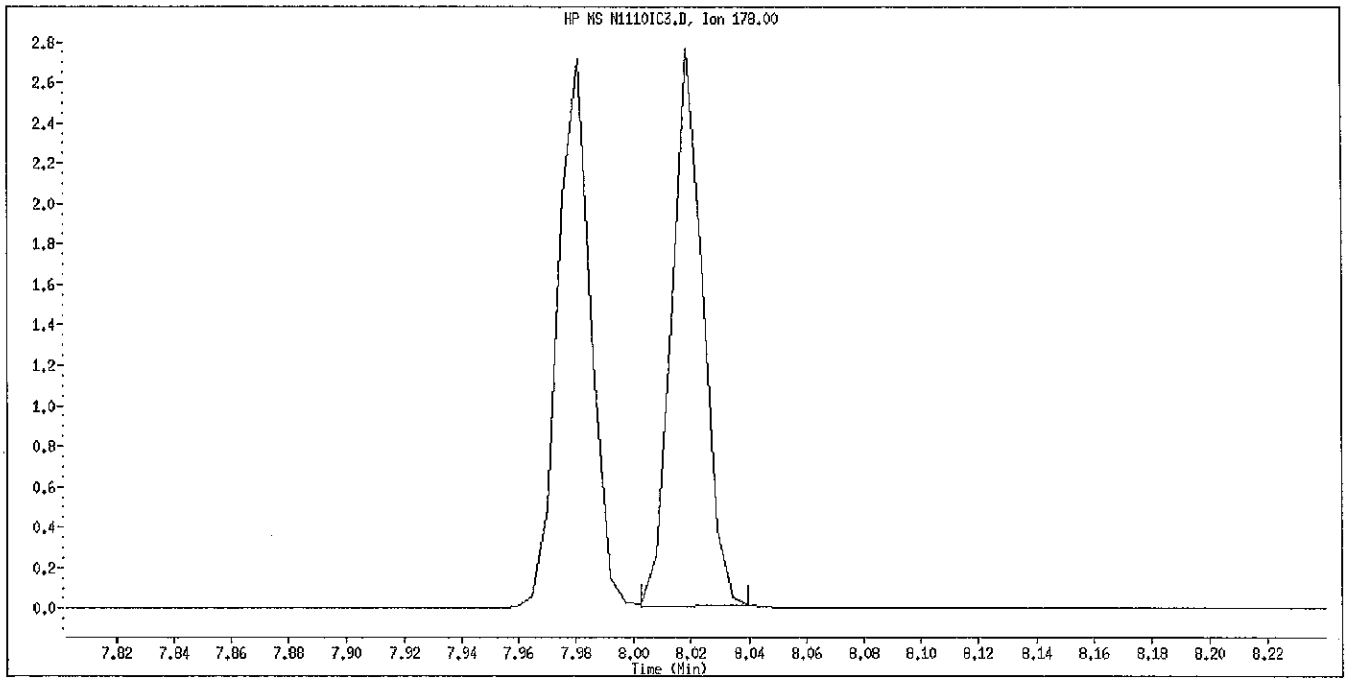

Original Integration

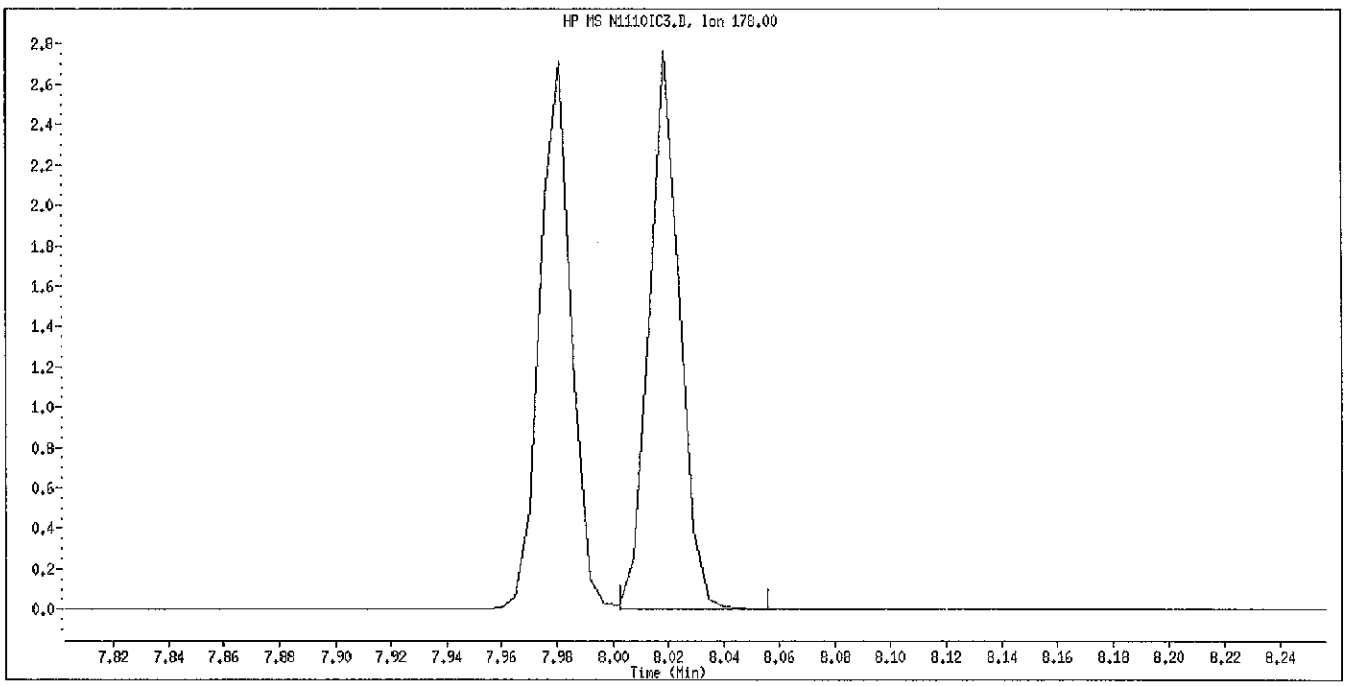

Manual Integration

Manually Integrated By: piccolinov
Manual Integration Reason: Poor Chromatography

Data File Name: N1110IC3.D
Inj. Date and Time: 10-NOV-2010 07:30
Instrument ID: 733.i
Client ID: SSTD4.0
Compound Name: Benzidine
CAS #: 92-87-5

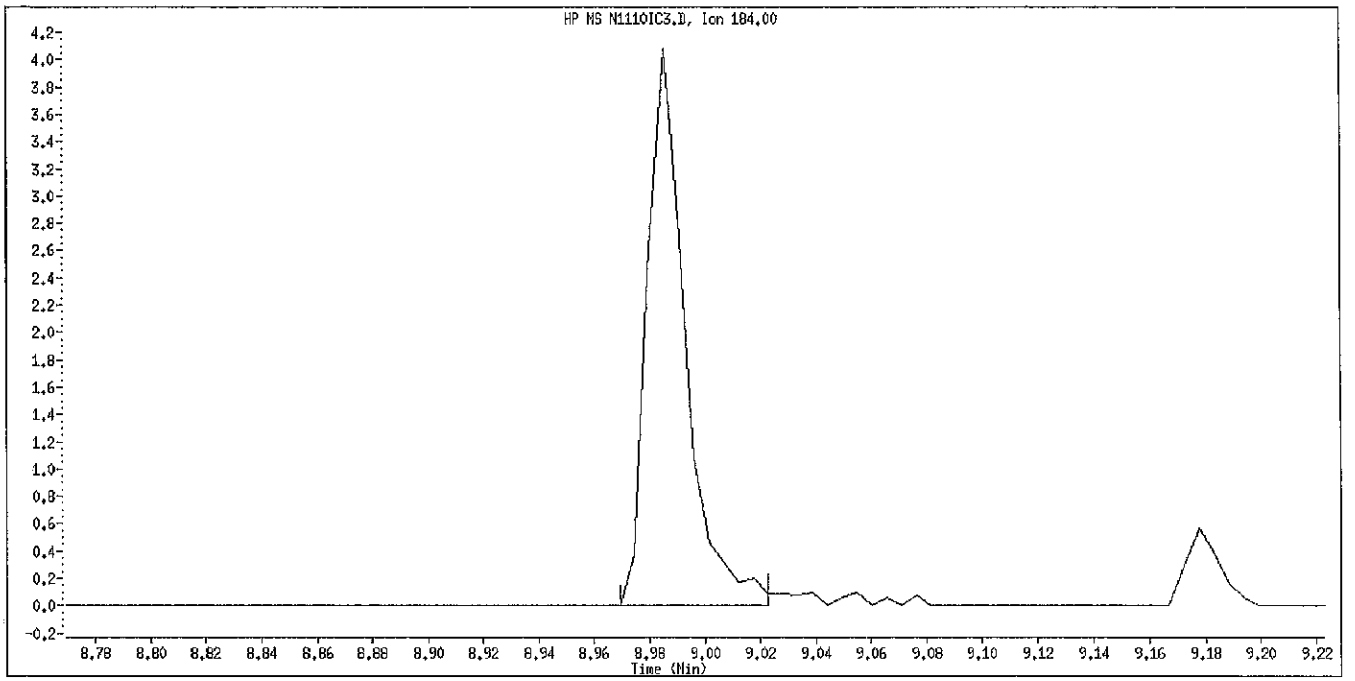

Original Integration

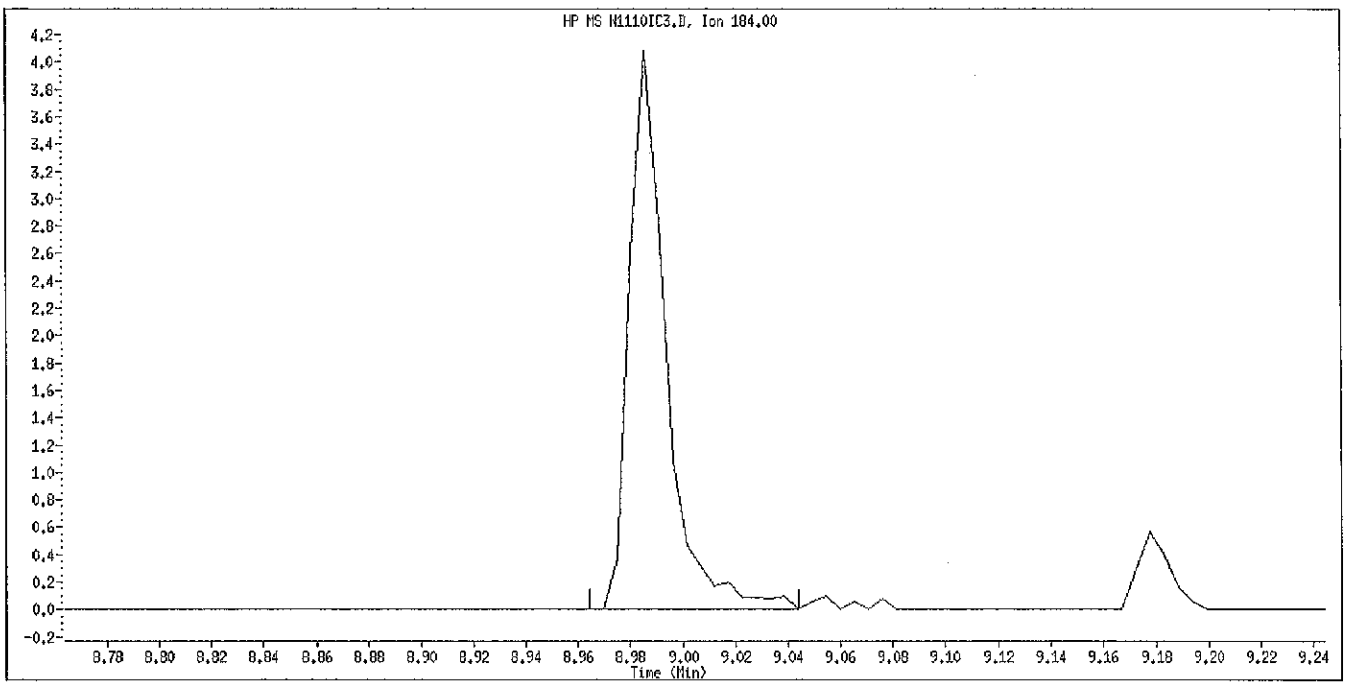

Manual Integration

Manually Integrated By: piccolinov
Manual Integration Reason: Poor Chromatography

Data File Name: N1110IC3.D
Inj. Date and Time: 10-NOV-2010 07:30
Instrument ID: 733.i
Client ID: SSTD4.0
Compound Name: 3,3'-Dichlorobenzidine
CAS #: 91-94-1

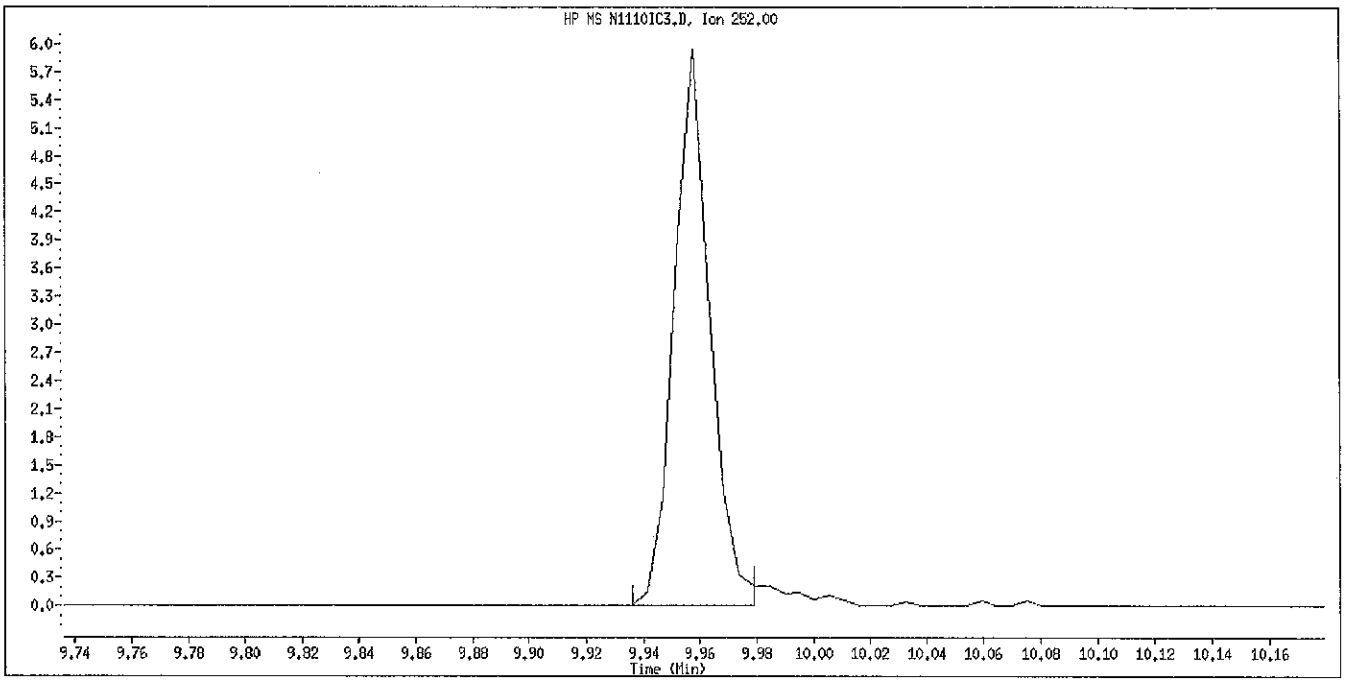

Original Integration

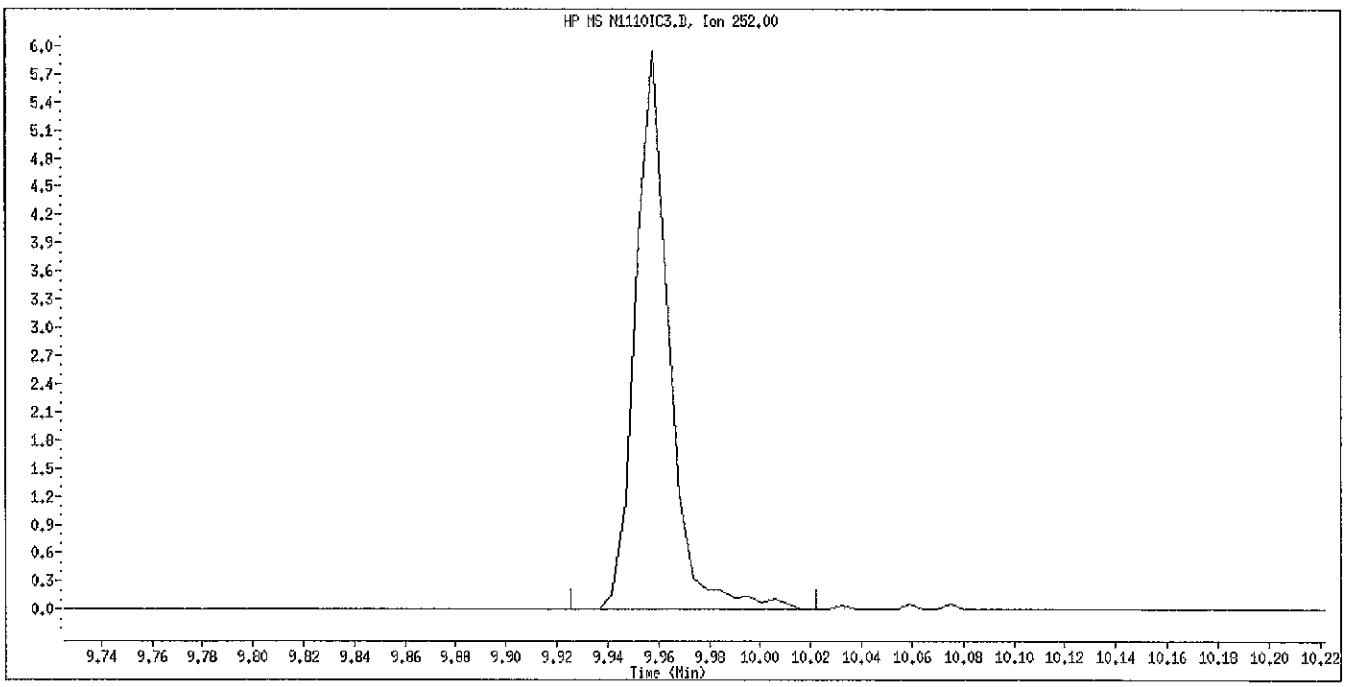

Manual Integration

Manually Integrated By: piccolinov
Manual Integration Reason: Poor Chromatography

Data File Name: N1110IC3.D
Inj. Date and Time: 10-NOV-2010 07:30
Instrument ID: 733.i
Client ID: SSTD4.0
Compound Name: bis(2-ethylhexyl)Phthalate
CAS #: 117-81-7

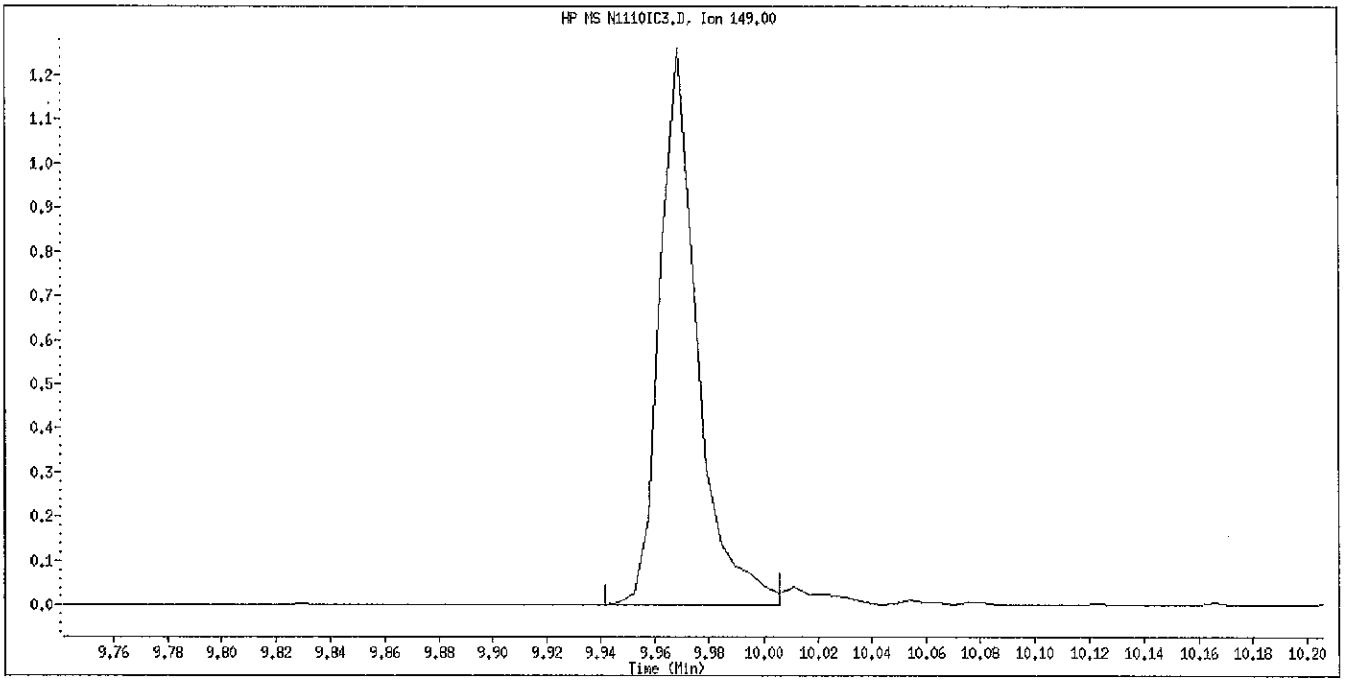

Original Integration

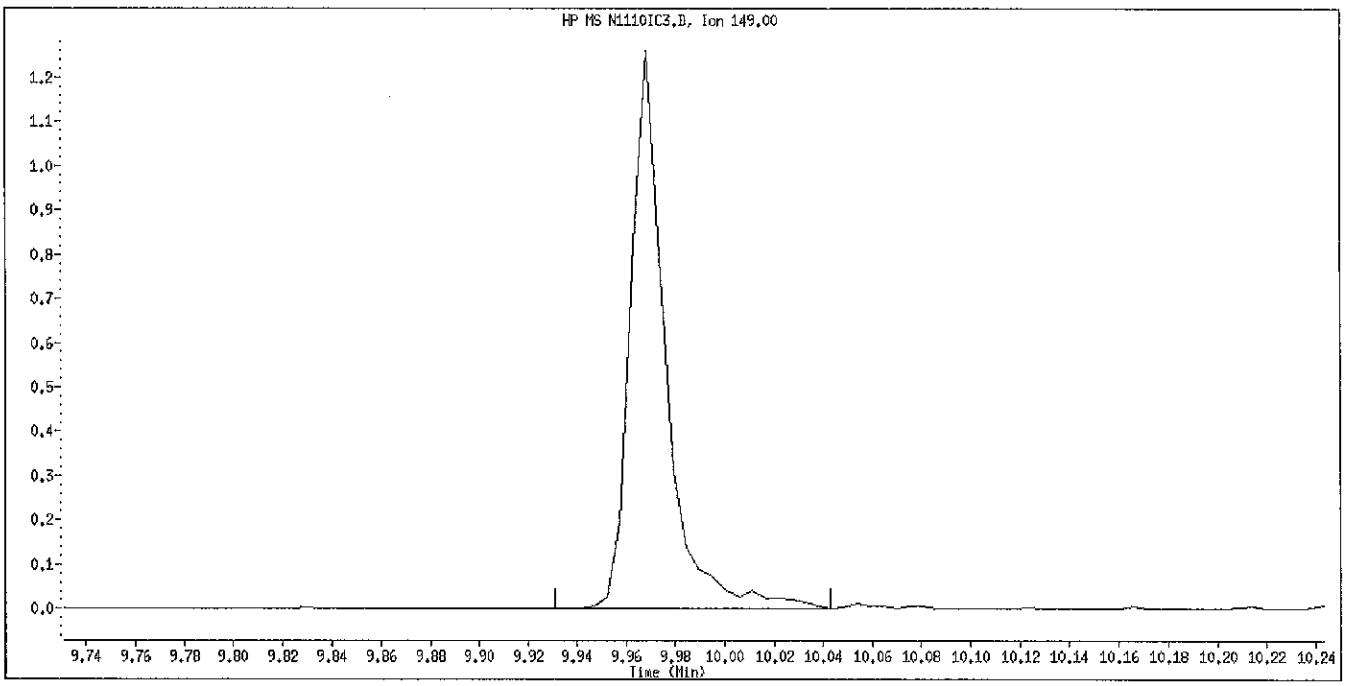

Manual Integration

Manually Integrated By: piccolinov
Manual Integration Reason: Poor Chromatography

Data File Name: N1110IC3.D
Inj. Date and Time: 10-NOV-2010 07:30
Instrument ID: 733.i
Client ID: SSTD4.0
Compound Name: Di-n-octylphthalate
CAS #: 117-84-0

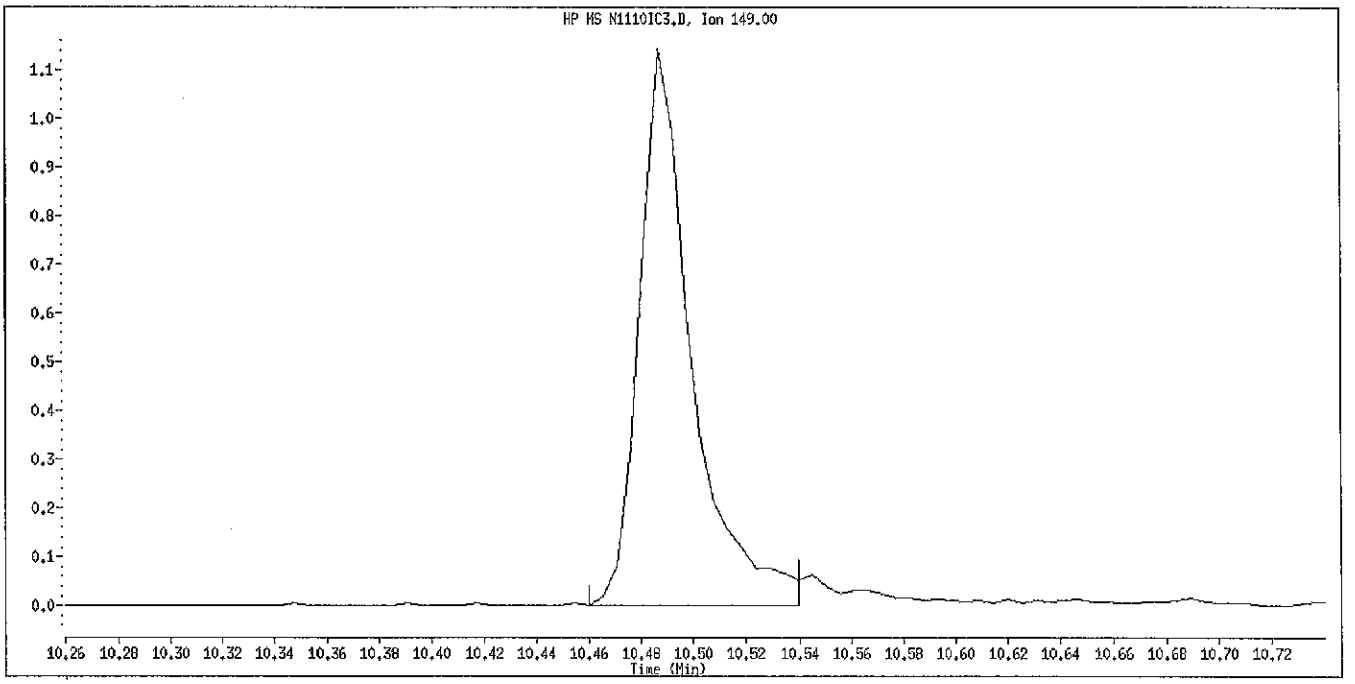

Original Integration

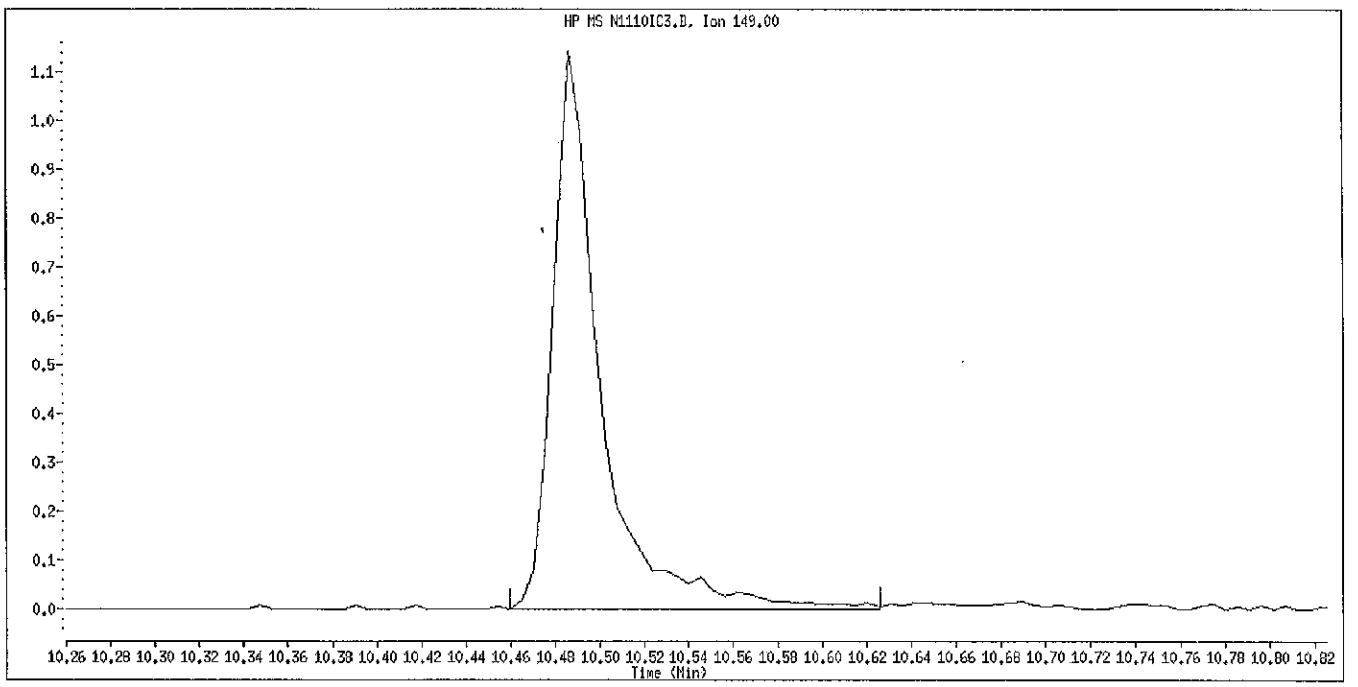

Manual Integration

Manually Integrated By: piccolinov
Manual Integration Reason: Poor Chromatography

Data File Name: N1110IC3.D
Inj. Date and Time: 10-NOV-2010 07:30
Instrument ID: 733.i
Client ID: SSTD4.0
Compound Name: Benzo(k)fluoranthene
CAS #: 207-08-9

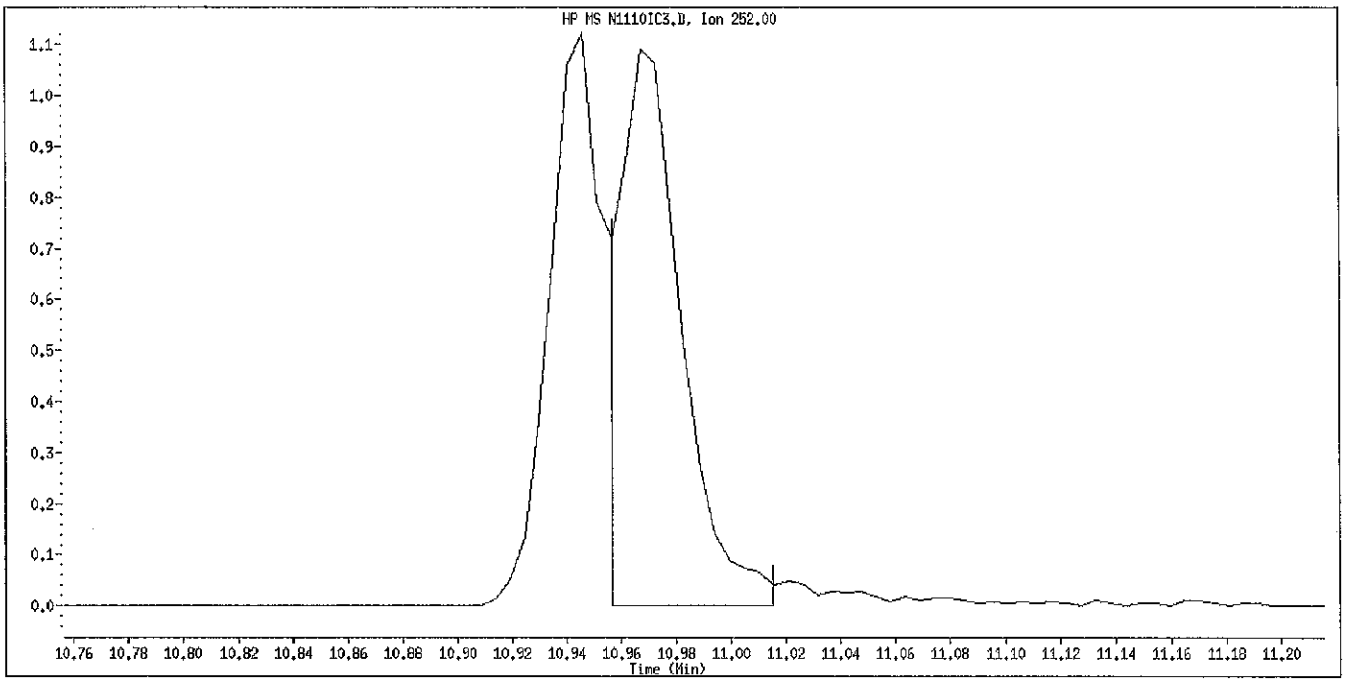

Original Integration

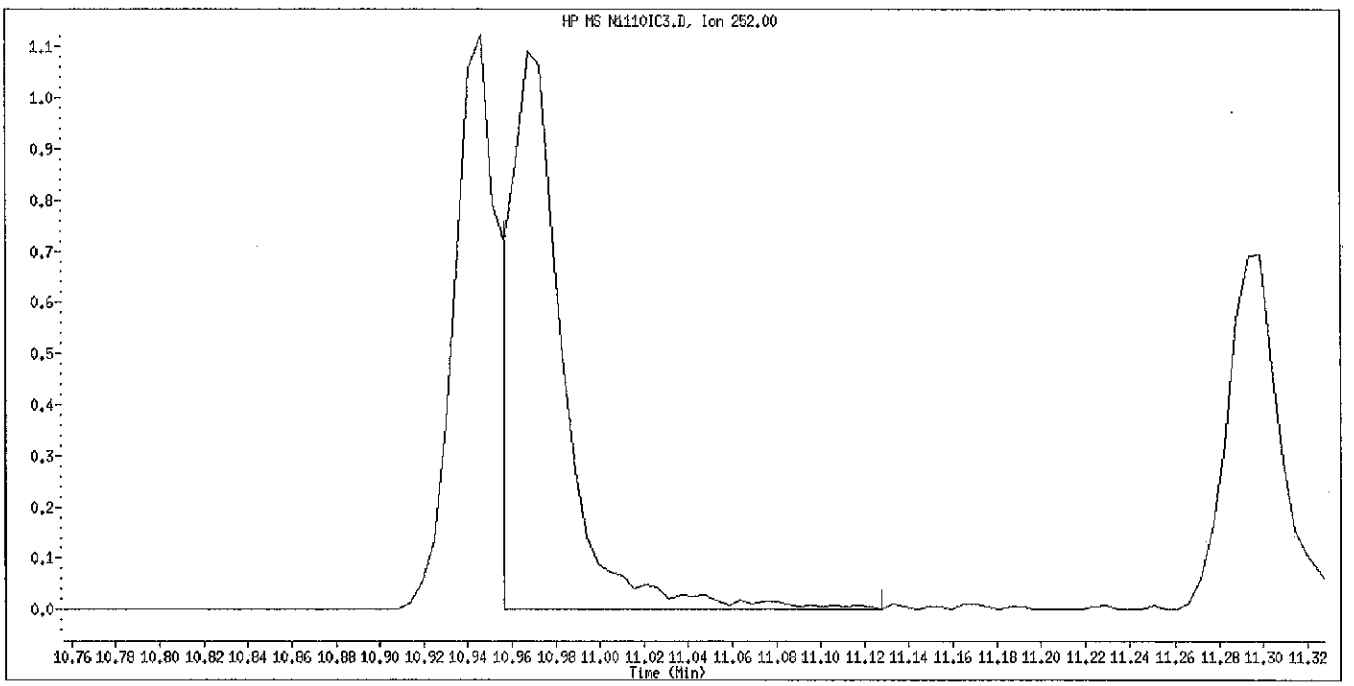

Manual Integration

Manually Integrated By: piccolinov
Manual Integration Reason: Poor Chromatography

Data File Name: N1110IC3.D
Inj. Date and Time: 10-NOV-2010 07:30
Instrument ID: 733.i
Client ID: SSTD4.0
Compound Name: Indeno(1,2,3-cd)pyrene
CAS #: 193-39-5

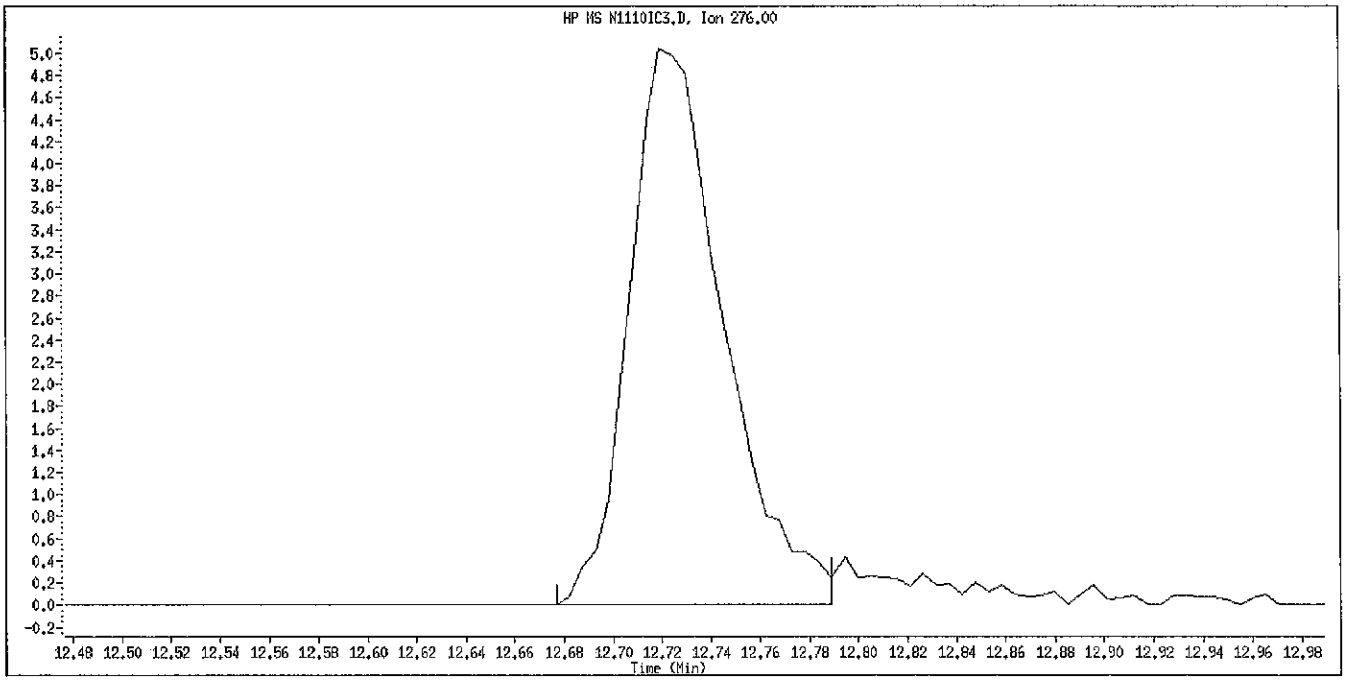

Original Integration

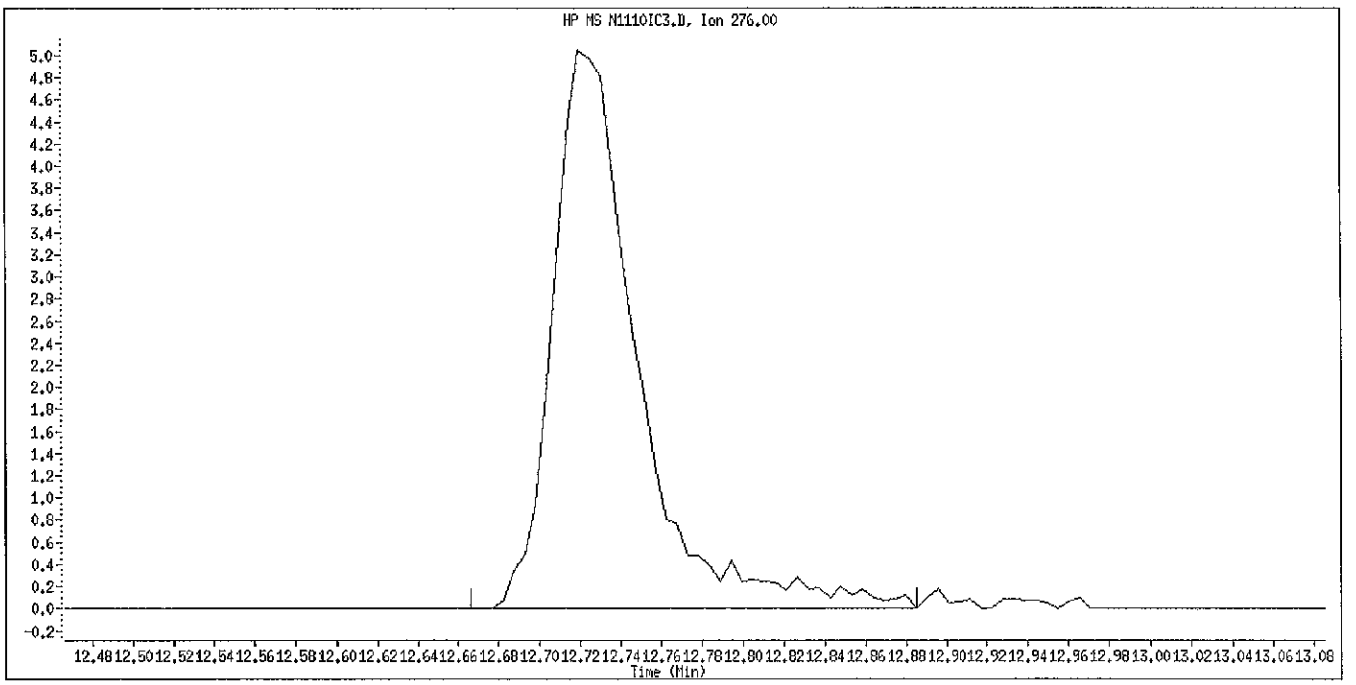

Manual Integration

Manually Integrated By: piccolinov
Manual Integration Reason: Poor Chromatography

Data File Name: N1110IC3.D
Inj. Date and Time: 10-NOV-2010 07:30
Instrument ID: 733.i
Client ID: SSTD4.0
Compound Name: Dibenz(a,h)anthracene
CAS #: 53-70-3

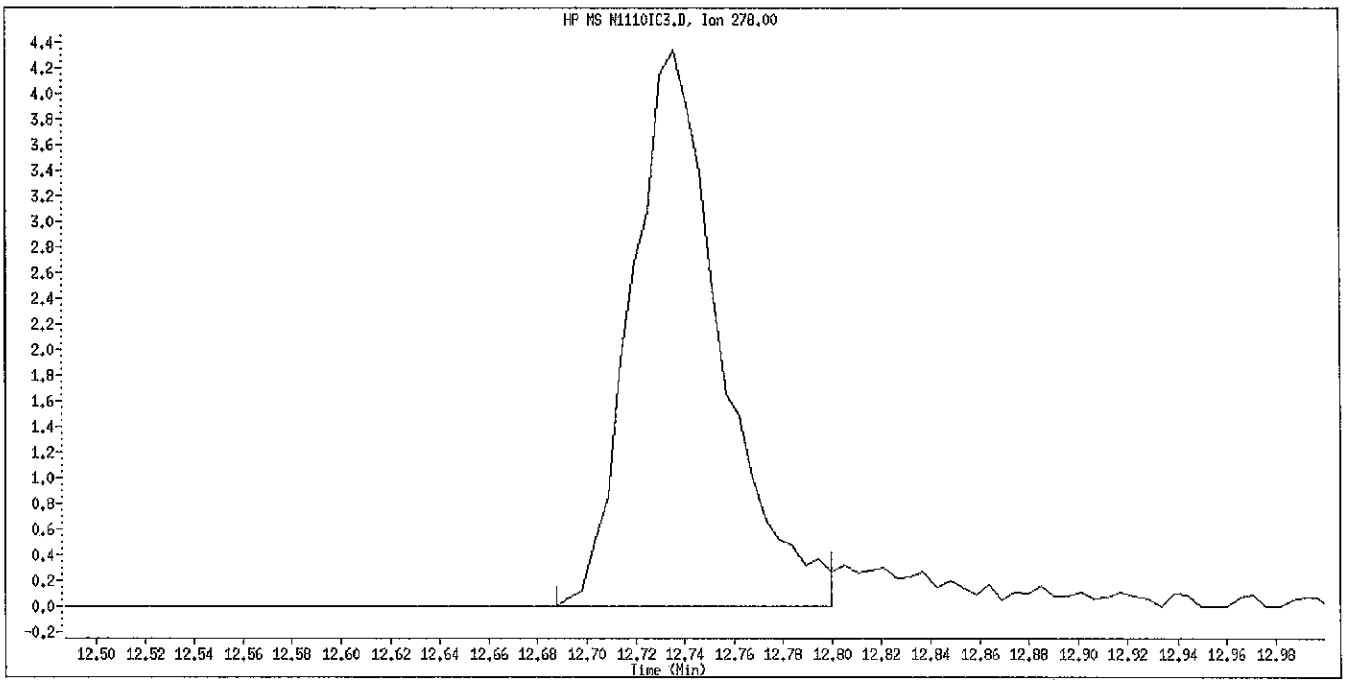

Original Integration

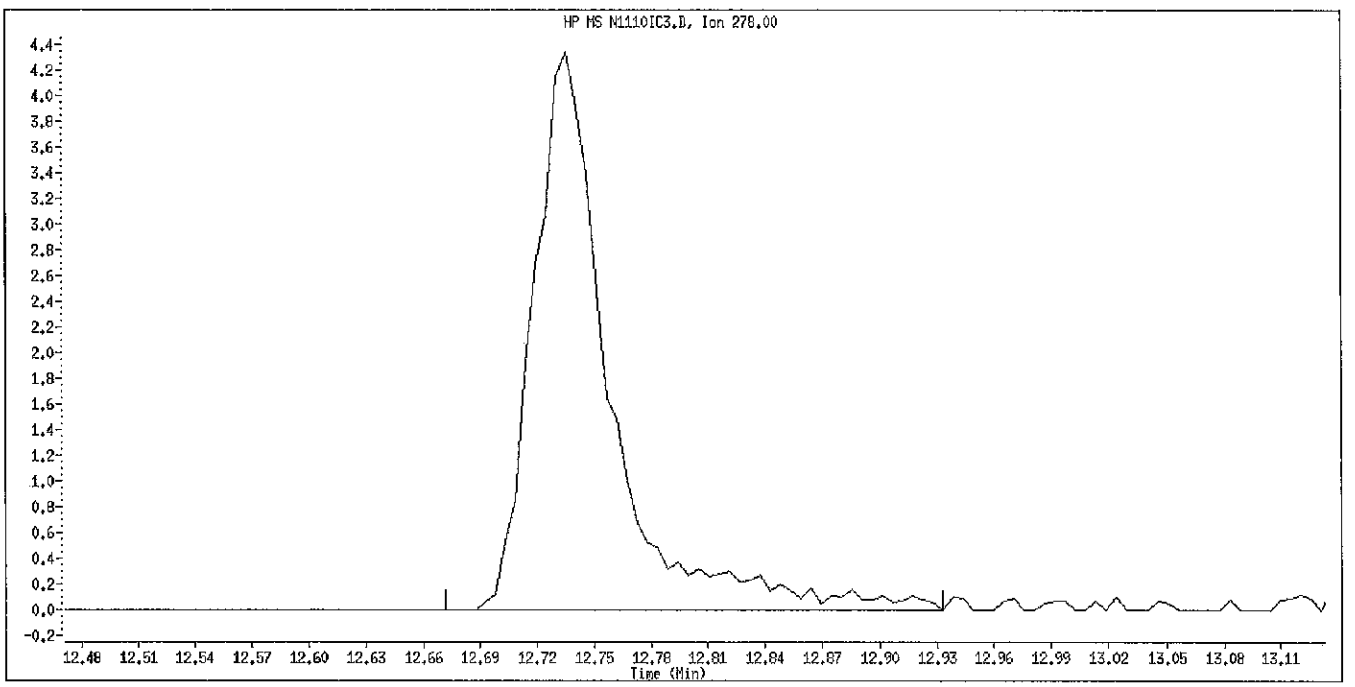

Manual Integration

Manually Integrated By: piccolinov
Manual Integration Reason: Poor Chromatography

Data File Name: N1110IC3.D
Inj. Date and Time: 10-NOV-2010 07:30
Instrument ID: 733.i
Client ID: SSTD4.0
Compound Name: Benzo(g,h,i)perylene
CAS #: 191-24-2

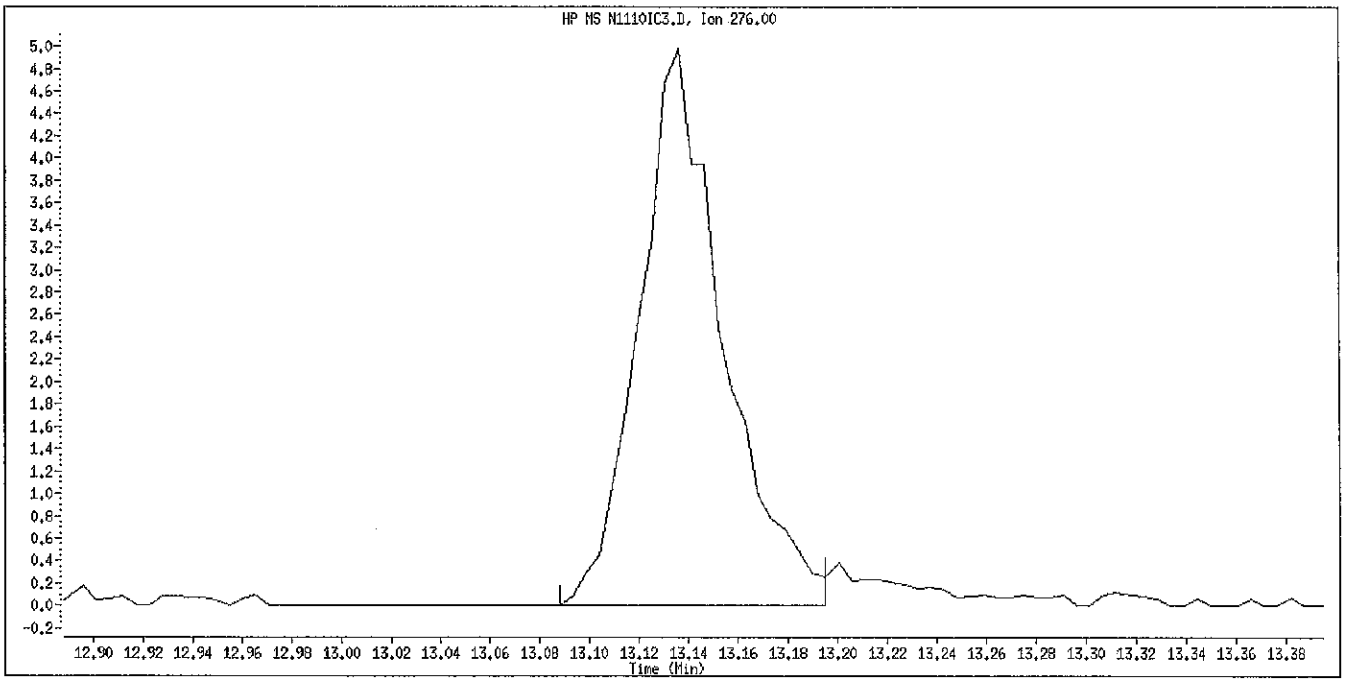

Original Integration

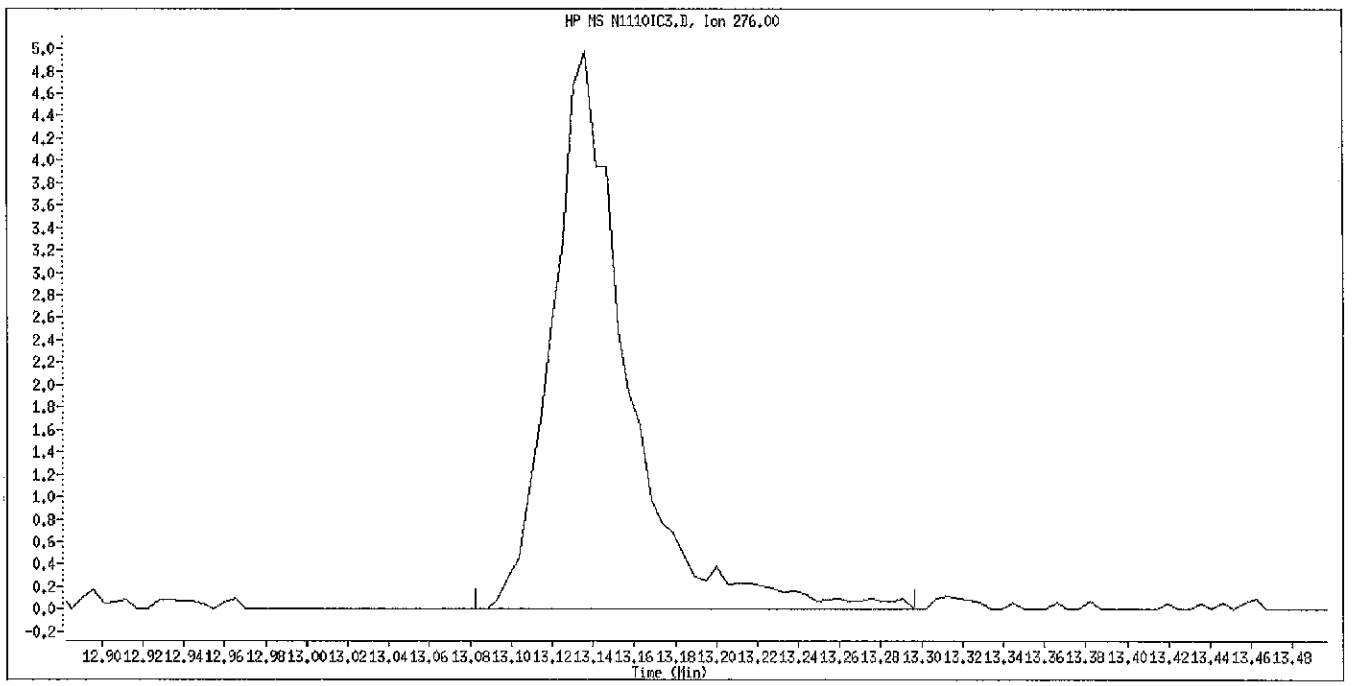

Manual Integration

Manually Integrated By: piccolinov
Manual Integration Reason: Poor Chromatography

Data File: \\PITSVR06\D\chem\733.i\N111010.b\N1110IC4.D
Date : 10-NOV-2010 07:52
Client ID: SSTD10
Sample Info: SSTD10(5.0ug/ml) BNA0662-10 8270c/d

Instrument: 733.i
Operator: 3200
Column diameter: 0.32

Column phase: DB5-MS

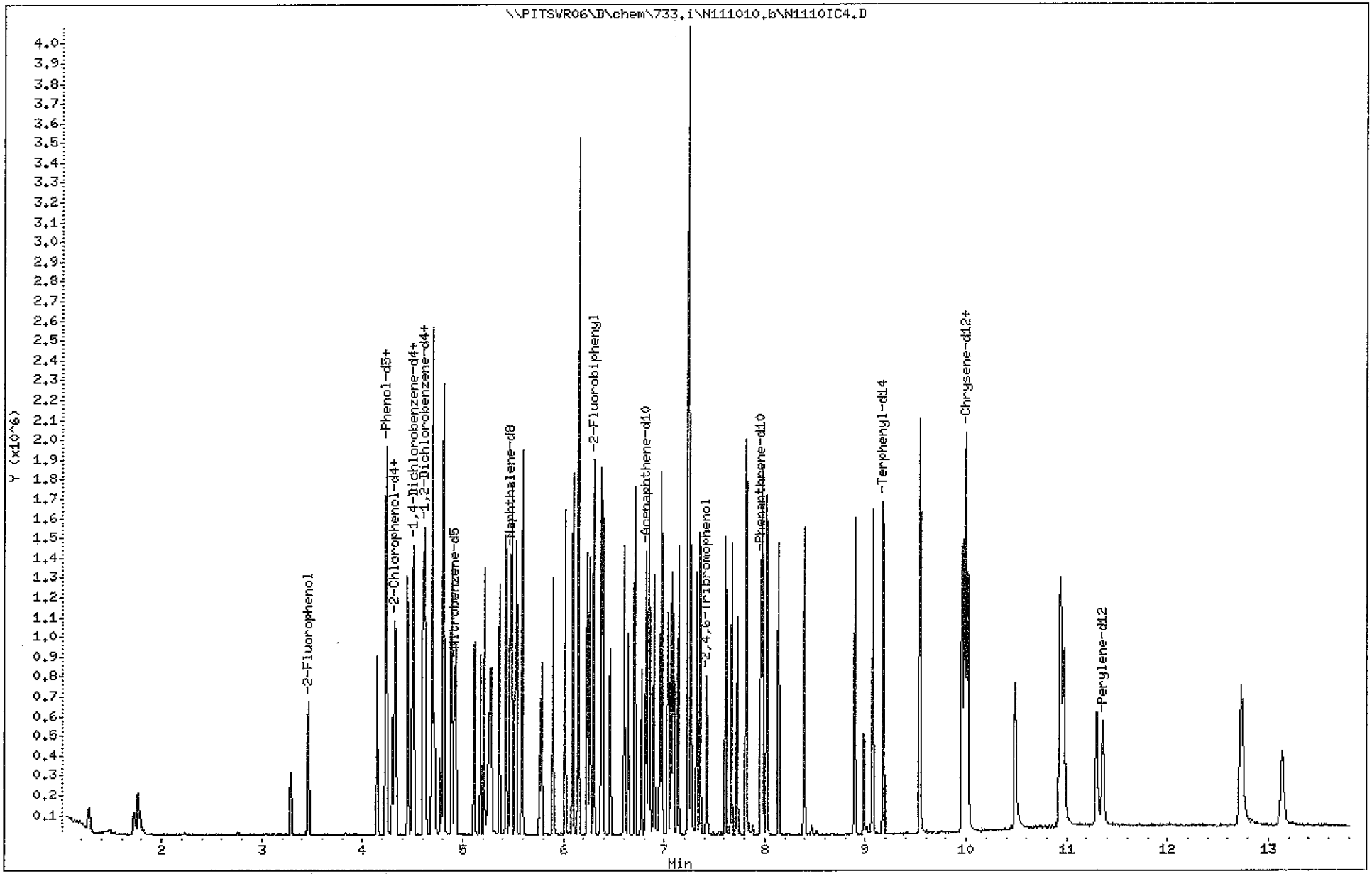

C0K110534 1613 (1001 - 1770)

TestAmerica Pittsburgh

Semivolatile REPORT SW-846 Method 8270

Data file : \\PITSVR06\D\chem\733.i\N111010.b\N1110IC4.D
Lab Smp Id: sstd10 Client Smp ID: SSTD10
Inj Date : 10-NOV-2010 07:52
Operator : 3200 Inst ID: 733.i
Smp Info : SSTD10(5.0ug/ml) BNA0662-10 8270c/d
Misc Info : sstd10,N111010.b,8270ll.m,padepi.sub,1,4
Comment :
Method : \\PITSVR06\D\chem\733.i\N111010.b\8270ll.m
Meth Date : 10-Nov-2010 08:44 piccolinov Quant Type: ISTD
Cal Date : 10-NOV-2010 07:52 Cal File: N1110IC4.D
Als bottle: 92 Calibration Sample, Level: 4
Dil Factor: 1.00000
Integrator: HP RTE Compound Sublist: padepi.sub
Target Version: 4.14
Processing Host: PITPC-502

	Compounds	QUANT SIG MASS	RT	EXP RT	REL RT	RESPONSE	AMOUNTS CAL-AMT (NG)	AMOUNTS ON-COL (NG)
* 1	1,4-Dichlorobenzene-d4	152	4.497	4.497	(1.000)	129643	8.00000	
* 2	Naphthalene-d8	136	5.469	5.469	(1.000)	435283	8.00000	
* 3	Acenaphthene-d10	164	6.821	6.821	(1.000)	243637	8.00000	
* 4	Phenanthrene-d10	188	7.964	7.964	(1.000)	387456	8.00000	
* 5	Chrysene-d12	240	9.999	9.999	(1.000)	338682	8.00000	
* 6	Perylene-d12	264	11.356	11.356	(1.000)	275547	8.00000	
198	1,4-Dioxane	88	1.270	1.270	(0.283)	64992	10.0000	9.9740
10	N-Nitrosodimethylamine	74	1.724	1.724	(0.383)	77932	10.0000	10.052
9	Pyridine	79	1.762	1.762	(0.392)	157226	10.0000	10.247
16	Methyl methanesulfonate	80	3.284	3.284	(0.730)	108437	10.0000	10.192
206	Benzaldehyde	77	4.144	4.144	(0.922)	146895	10.0000	10.924
21	Aniline	93	4.235	4.235	(0.942)	275520	10.0000	10.382
22	Phenol	94	4.235	4.235	(0.942)	243956	10.0000	10.239
23	bis(2-Chloroethyl)ether	93	4.294	4.294	(0.955)	154686	10.0000	10.053
24	2-Chlorophenol	128	4.331	4.331	(0.963)	216664	10.0000	10.117
26	1,3-Dichlorobenzene	146	4.449	4.449	(0.989)	258676	10.0000	10.126
27	1,4-Dichlorobenzene	146	4.507	4.507	(1.002)	265237	10.0000	10.169
28	1,2-Dichlorobenzene	146	4.625	4.625	(1.029)	247412	10.0000	10.115
217	Indene	116	4.694	4.694	(1.044)	339631	10.0000	10.076
29	Benzyl Alcohol	108	4.604	4.604	(1.024)	115695	10.0000	10.710
30	2-Methylphenol	108	4.694	4.694	(1.044)	172964	10.0000	10.472
31	2,2'-oxybis(1-Chloropropane)	45	4.710	4.710	(1.048)	157243	10.0000	10.006
37	Acetophenone	105	4.801	4.801	(1.068)	268083	10.0000	10.035
32	N-Nitroso-di-n-propylamine	70	4.807	4.807	(1.069)	116422	10.0000	9.6353
192	4-Methylphenol	108	4.812	4.812	(1.070)	167413	10.0000	10.088
34	Hexachloroethane	117	4.887	4.887	(1.087)	112715	10.0000	10.184
35	Nitrobenzene	77	4.929	4.929	(0.901)	200696	10.0000	10.141
36	N-Nitrosopyrrolidine	100	4.774	4.774	(1.062)	70057	10.0000	9.7016
41	Isophorone	82	5.116	5.116	(0.936)	323066	10.0000	10.350
42	2-Nitrophenol	139	5.175	5.175	(0.946)	102241	10.0000	10.106
43	2,4-Dimethylphenol	107	5.213	5.213	(0.953)	202383	10.0000	10.227
44	bis(2-Chloroethoxy)methane	93	5.282	5.282	(0.966)	186143	10.0000	10.359
48	2,4-Dichlorophenol	162	5.362	5.362	(0.980)	175309	10.0000	10.427

Compounds	QUANT SIG MASS	RT	EXP RT	REL RT	RESPONSE	AMOUNTS CAL-AMT (NG)	AMOUNTS ON-COL (NG)
49 Benzoic Acid	122	5.271	5.271	(0.964)	185139	20.0000	20.765
50 1,2,4-Trichlorobenzene	180	5.426	5.426	(0.992)	226271	10.0000	10.012
51 Naphthalene	128	5.485	5.485	(1.003)	550268	10.0000	10.068
52 4-Chloroaniline	127	5.528	5.528	(1.011)	228294	10.0000	10.325
54 2,6-Dichlorophenol	162	5.533	5.533	(1.012)	169061	10.0000	10.229
56 Hexachlorobutadiene	225	5.592	5.592	(1.022)	178110	10.0000	10.392
208 Caprolactam	113	5.768	5.768	(1.055)	38998	10.0000	11.294
59 4-Chloro-3-Methylphenol	107	5.896	5.896	(1.078)	164152	10.0000	10.524
62 2-Methylnaphthalene	142	6.019	6.019	(1.101)	353270	10.0000	9.9426
63 1-Methylnaphthalene	142	6.094	6.094	(1.114)	340814	10.0000	10.112
64 Hexachlorocyclopentadiene	237	6.147	6.147	(0.901)	200325	10.0000	10.756
65 1,2,4,5-Tetrachlorobenzene	216	6.153	6.153	(0.902)	237360	10.0000	10.209
66 2,4,6-Trichlorophenol	196	6.233	6.233	(0.914)	140229	10.0000	10.651
67 2,4,5-Trichlorophenol	196	6.260	6.260	(0.918)	138797	10.0000	10.098
209 1,1'-Biphenyl	154	6.377	6.377	(0.935)	468310	10.0000	10.079
70 2-Chloronaphthalene	162	6.388	6.388	(0.937)	366824	10.0000	10.140
73 2-Nitroaniline	65	6.463	6.463	(0.948)	106991	10.0000	10.508
76 Dimethylphthalate	163	6.602	6.602	(0.968)	410834	10.0000	10.088
78 2,6-Dinitrotoluene	165	6.644	6.644	(0.974)	80091	10.0000	10.700
79 Acenaphthylene	152	6.708	6.708	(0.984)	535391	10.0000	10.240
81 3-Nitroaniline	138	6.772	6.772	(0.993)	78948	10.0000	10.622
82 Acenaphthene	153	6.842	6.842	(1.003)	324450	10.0000	9.9728
83 2,4-Dinitrophenol	184	6.853	6.853	(1.005)	92060	20.0000	23.134
85 4-Nitrophenol	109	6.901	6.901	(1.012)	176425	20.0000	22.306
86 Dibenzofuran	168	6.975	6.975	(1.023)	492696	10.0000	10.144
87 2,4-Dinitrotoluene	165	6.954	6.954	(1.020)	110689	10.0000	10.624
91 2,3,5,6-Tetrachlorophenol	232	7.040	7.040	(1.032)	114174	10.0000	10.621
88 2,3,4,6-Tetrachlorophenol	232	7.072	7.072	(1.037)	117877	10.0000	10.106
92 2-Naphthylamine	143	7.093	7.093	(1.040)	259115	10.0000	10.252
93 Diethylphthalate	149	7.141	7.141	(1.047)	398799	10.0000	10.165
94 Fluorene	166	7.243	7.243	(1.062)	395260	10.0000	10.291
95 4-Chlorophenyl-phenylether	204	7.237	7.237	(1.061)	236354	10.0000	10.527
96 4-Nitroaniline	138	7.243	7.243	(1.062)	84799	10.0000	10.752
98 4,6-Dinitro-2-methylphenol	198	7.269	7.269	(0.913)	135413	20.0000	23.335
99 N-Nitrosodiphenylamine (1)	169	7.323	7.323	(0.920)	238715	10.0000	10.124
100 1,2-Diphenylhydrazine	77	7.355	7.355	(0.924)	489707	10.0000	10.430
106 4-Bromophenyl-phenylether	248	7.611	7.611	(0.956)	126627	10.0000	10.456
107 Hexachlorobenzene	284	7.670	7.670	(0.963)	122079	10.0000	10.538
210 Atrazine	200	7.723	7.723	(0.970)	114622	10.0000	10.254
111 Pentachlorophenol	266	7.814	7.814	(0.981)	146112	20.0000	23.497
115 Phenanthrene	178	7.980	7.980	(1.002)	537231	10.0000	10.091
116 Anthracene	178	8.017	8.017	(1.007)	534256	10.0000	10.236
119 Carbazole	167	8.135	8.135	(1.021)	440428	10.0000	10.284
120 Di-n-Butylphthalate	149	8.391	8.391	(1.054)	597202	10.0000	10.560
123 Fluoranthene	202	8.899	8.899	(1.117)	568827	10.0000	10.436
124 Benzidine	184	8.984	8.984	(0.898)	168159	10.0000	12.606
125 Pyrene	202	9.075	9.075	(0.908)	568322	10.0000	10.136
131 Butylbenzylphthalate	149	9.540	9.540	(0.954)	245988	10.0000	10.343
135 3,3'-Dichlorobenzidine	252	9.956	9.956	(0.996)	158237	10.0000	11.125
136 Benzo(a)Anthracene	228	9.988	9.988	(0.999)	475867	10.0000	9.9228
137 Chrysene	228	10.020	10.020	(1.002)	462953	10.0000	10.357
139 bis(2-ethylhexyl)Phthalate	149	9.967	9.967	(0.997)	328516	10.0000	10.065
140 Di-n-octylphthalate	149	10.485	10.485	(0.923)	481237	10.0000	10.397
141 Benzo(b)fluoranthene	252	10.945	10.945	(0.964)	410455	10.0000	10.066

Compounds	QUANT SIG MASS	RT	EXP RT	REL RT	RESPONSE	AMOUNTS CAL-AMT (NG)	AMOUNTS ON-COL (NG)
142 Benzo(k)fluoranthene	252	10.971	10.971	(0.966)	507933	10.0000	10.658
143 7,12-dimethylbenz[a]anthracen	256	10.929	10.929	(0.962)	212200	10.0000	10.524
146 Benzo(a)pyrene	252	11.297	11.297	(0.995)	336056	10.0000	10.942
149 Indeno(1,2,3-cd)pyrene	276	12.724	12.724	(1.120)	386025	10.0000	10.439
150 Dibenz(a,h)anthracene	278	12.734	12.734	(1.121)	320421	10.0000	10.459
151 Benzo(g,h,i)perylene	276	13.140	13.140	(1.157)	319443	10.0000	9.9393
$ 154 Nitrobenzene-d5	82	4.913	4.913	(0.898)	212390	10.0000	10.531
$ 155 2-Fluorobiphenyl	172	6.297	6.297	(0.923)	408855	10.0000	9.9547
$ 156 Terphenyl-d14	244	9.176	9.176	(0.918)	388757	10.0000	10.222
$ 157 Phenol-d5	99	4.224	4.224	(0.939)	208611	10.0000	10.187
$ 158 2-Fluorophenol	112	3.460	3.460	(0.770)	183611	10.0000	10.379
$ 159 2,4,6-Tribromophenol	330	7.424	7.424	(0.932)	47781	10.0000	10.688
$ 186 2-Chlorophenol-d4	132	4.320	4.320	(0.961)	217349	10.0000	10.365
$ 187 1,2-Dichlorobenzene-d4	152	4.614	4.614	(1.026)	158651	10.0000	9.7756

Data File: \\PITSVR06\D\chem\733.i\N111010.b\N1110IC5.D
Date : 10-NOV-2010 08:12
Client ID: SSTD20
Sample Info: SSTD20(10ug/ml) BNA0663-10 8270c/d

Instrument: 733.i
Operator: 3200
Column diameter: 0.32

Column phase: DB5-MS

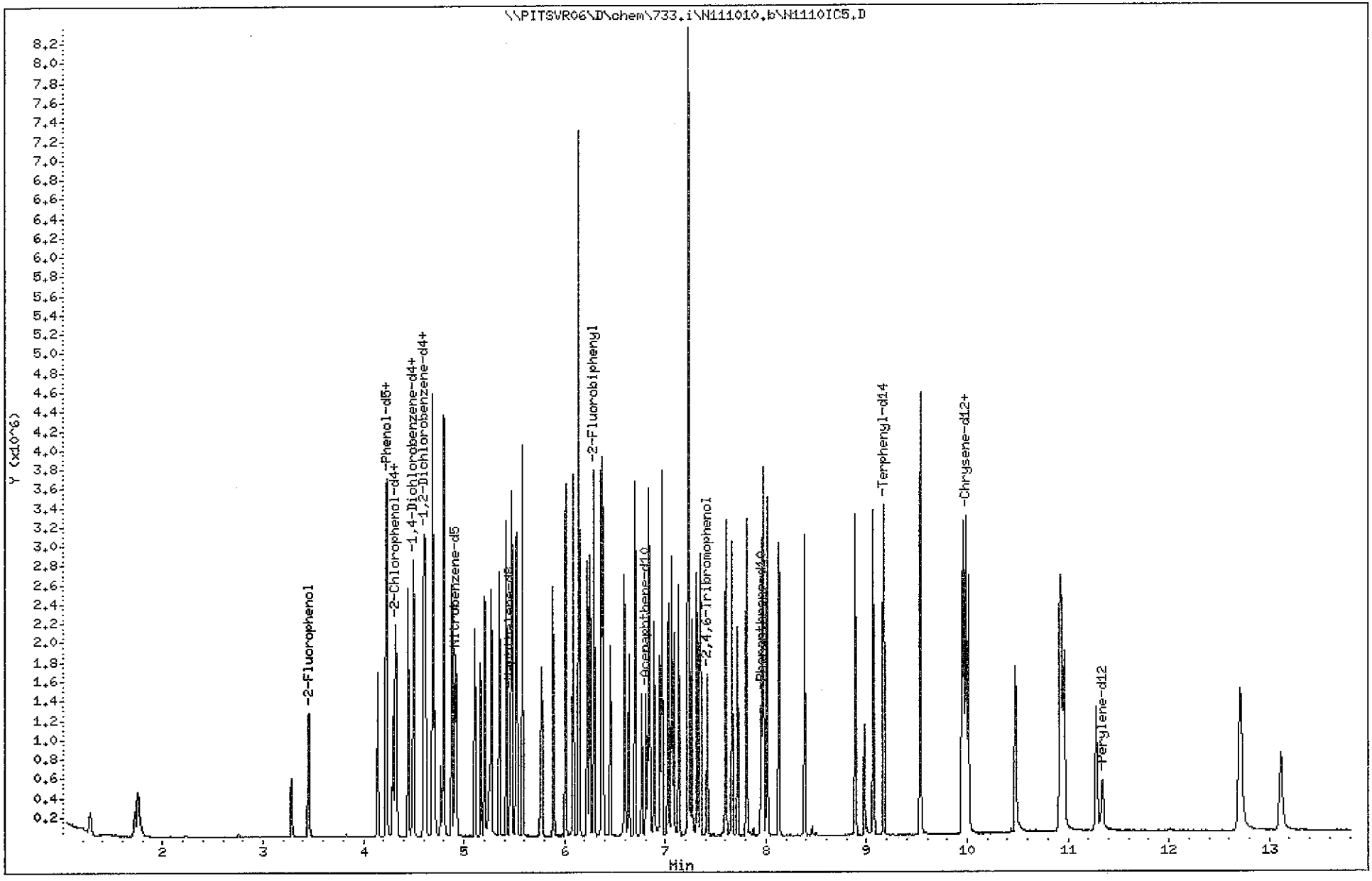

TestAmerica Pittsburgh

Semivolatile REPORT SW-846 Method 8270

Data file : \\PITSVR06\D\chem\733.i\N111010.b\N1110IC5.D
Lab Smp Id: sstd20 Client Smp ID: SSTD20
Inj Date : 10-NOV-2010 08:12
Operator : 3200 Inst ID: 733.i
Smp Info : SSTD20(10ug/ml) BNA0663-10 8270c/d
Misc Info : sstd20,N111010.b,8270ll.m,padepi.sub,1,5
Comment :
Method : \\PITSVR06\D\chem\733.i\N111010.b\8270ll.m
Meth Date : 10-Nov-2010 08:44 piccolinov Quant Type: ISTD
Cal Date : 10-NOV-2010 08:12 Cal File: N1110IC5.D
Als bottle: 93 Calibration Sample, Level: 5
Dil Factor: 1.00000
Integrator: HP RTE Compound Sublist: padepi.sub
Target Version: 4.14
Processing Host: PITPC-502

	Compounds	QUANT SIG MASS	RT	EXP RT	REL RT	RESPONSE	AMOUNTS CAL-AMT (NG)	AMOUNTS ON-COL (NG)
* 1	1,4-Dichlorobenzene-d4	152	4.489	4.489	(1.000)	132487	8.00000	
* 2	Naphthalene-d8	136	5.461	5.461	(1.000)	441962	8.00000	
* 3	Acenaphthene-d10	164	6.813	6.813	(1.000)	242861	8.00000	
* 4	Phenanthrene-d10	188	7.956	7.956	(1.000)	390860	8.00000	
* 5	Chrysene-d12	240	9.991	9.991	(1.000)	348882	8.00000	
* 6	Perylene-d12	264	11.343	11.343	(1.000)	271647	8.00000	
198	1,4-Dioxane	88	1.273	1.273	(0.284)	132157	20.0000	19.846
10	N-Nitrosodimethylamine	74	1.721	1.721	(0.384)	164233	20.0000	20.730
9	Pyridine	79	1.754	1.754	(0.391)	324775	20.0000	20.713
16	Methyl methanesulfonate	80	3.281	3.281	(0.731)	207409	20.0000	19.075
206	Benzaldehyde	77	4.141	4.141	(0.923)	289245	20.0000	21.049
21	Aniline	93	4.232	4.232	(0.943)	563166	20.0000	20.766
22	Phenol	94	4.232	4.232	(0.943)	488991	20.0000	20.083
23	bis(2-Chloroethyl)ether	93	4.291	4.291	(0.956)	303950	20.0000	19.329
24	2-Chlorophenol	128	4.323	4.323	(0.963)	435885	20.0000	19.917
26	1,3-Dichlorobenzene	146	4.446	4.446	(0.990)	524131	20.0000	20.078
27	1,4-Dichlorobenzene	146	4.499	4.499	(1.002)	535255	20.0000	20.081
28	1,2-Dichlorobenzene	146	4.617	4.617	(1.029)	496656	20.0000	19.869
217	Indene	116	4.686	4.686	(1.044)	700008	20.0000	20.322
29	Benzyl Alcohol	108	4.596	4.596	(1.024)	245992	20.0000	22.282
30	2-Methylphenol	108	4.692	4.692	(1.045)	352281	20.0000	20.870
31	2,2'-oxybis(1-Chloropropane)	45	4.708	4.708	(1.049)	315114	20.0000	19.622
37	Acetophenone	105	4.799	4.799	(1.069)	553090	20.0000	20.259
32	N-Nitroso-di-n-propylamine	70	4.804	4.804	(1.070)	240741	20.0000	19.496
192	4-Methylphenol	108	4.804	4.804	(1.070)	342299	20.0000	20.184
34	Hexachloroethane	117	4.879	4.879	(1.087)	226711	20.0000	20.044
35	Nitrobenzene	77	4.921	4.921	(0.901)	410340	20.0000	20.420
36	N-Nitrosopyrrolidine	100	4.772	4.772	(1.063)	148394	20.0000	20.109
41	Isophorone	82	5.108	5.108	(0.935)	667554	20.0000	21.063
42	2-Nitrophenol	139	5.167	5.167	(0.946)	229626	20.0000	22.355
43	2,4-Dimethylphenol	107	5.210	5.210	(0.954)	430305	20.0000	21.417
44	bis(2-Chloroethoxy)methane	93	5.274	5.274	(0.966)	373436	20.0000	20.468
48	2,4-Dichlorophenol	162	5.354	5.354	(0.980)	364105	20.0000	21.329

Compounds	QUANT SIG MASS	RT	EXP RT	REL RT	RESPONSE	AMOUNTS CAL-AMT (NG)	AMOUNTS ON-COL (NG)
49 Benzoic Acid	122	5.274	5.274	(0.966)	304112	30.0000	33.594
50 1,2,4-Trichlorobenzene	180	5.424	5.424	(0.993)	487538	20.0000	21.246
51 Naphthalene	128	5.477	5.477	(1.003)	1172256	20.0000	21.124
52 4-Chloroaniline	127	5.520	5.520	(1.011)	472955	20.0000	21.067
54 2,6-Dichlorophenol	162	5.525	5.525	(1.012)	363396	20.0000	21.654
56 Hexachlorobutadiene	225	5.584	5.584	(1.022)	375534	20.0000	21.580
208 Caprolactam	113	5.765	5.765	(1.056)	81952	20.0000	23.375
59 4-Chloro-3-Methylphenol	107	5.888	5.888	(1.078)	340190	20.0000	21.480
62 2-Methylnaphthalene	142	6.011	6.011	(1.101)	765714	20.0000	21.225
63 1-Methylnaphthalene	142	6.086	6.086	(1.114)	721215	20.0000	21.076
64 Hexachlorocyclopentadiene	237	6.139	6.139	(0.901)	456549	20.0000	24.593
65 1,2,4,5-Tetrachlorobenzene	216	6.139	6.139	(0.901)	527032	20.0000	22.741
66 2,4,6-Trichlorophenol	196	6.225	6.225	(0.914)	282330	20.0000	21.513
67 2,4,5-Trichlorophenol	196	6.252	6.252	(0.918)	290261	20.0000	21.184
209 1,1'-Biphenyl	154	6.369	6.369	(0.935)	988861	20.0000	21.351
70 2-Chloronaphthalene	162	6.385	6.385	(0.937)	767764	20.0000	21.291
73 2-Nitroaniline	65	6.455	6.455	(0.947)	217797	20.0000	21.458
76 Dimethylphthalate	163	6.593	6.593	(0.968)	842024	20.0000	20.742
78 2,6-Dinitrotoluene	165	6.642	6.642	(0.975)	175200	20.0000	23.481
79 Acenaphthylene	152	6.700	6.700	(0.984)	1113638	20.0000	21.368
81 3-Nitroaniline	138	6.770	6.770	(0.994)	163341	20.0000	22.047
82 Acenaphthene	153	6.834	6.834	(1.003)	695332	20.0000	21.441
83 2,4-Dinitrophenol	184	6.850	6.850	(1.005)	151282	30.0000	38.137
85 4-Nitrophenol	109	6.893	6.893	(1.012)	261374	30.0000	33.152
86 Dibenzofuran	168	6.967	6.967	(1.023)	1042446	20.0000	21.530
87 2,4-Dinitrotoluene	165	6.951	6.951	(1.020)	237863	20.0000	22.904
91 2,3,5,6-Tetrachlorophenol	232	7.032	7.032	(1.032)	237049	20.0000	22.122
88 2,3,4,6-Tetrachlorophenol	232	7.064	7.064	(1.037)	246278	20.0000	21.182
92 2-Naphthylamine	143	7.085	7.085	(1.040)	477945	20.0000	18.971
93 Diethylphthalate	149	7.138	7.138	(1.048)	816397	20.0000	20.876
94 Fluorene	166	7.235	7.235	(1.062)	881011	20.0000	23.012
95 4-Chlorophenyl-phenylether	204	7.229	7.229	(1.061)	534313	20.0000	23.875
96 4-Nitroaniline	138	7.235	7.235	(1.062)	183555	20.0000	23.348
98 4,6-Dinitro-2-methylphenol	198	7.261	7.261	(0.913)	215457	30.0000	36.805
99 N-Nitrosodiphenylamine (1)	169	7.315	7.315	(0.919)	507090	20.0000	21.319
100 1,2-Diphenylhydrazine	77	7.347	7.347	(0.923)	979016	20.0000	20.670
106 4-Bromophenyl-phenylether	248	7.603	7.603	(0.956)	269919	20.0000	22.093
107 Hexachlorobenzene	284	7.662	7.662	(0.963)	257125	20.0000	22.002
210 Atrazine	200	7.721	7.721	(0.970)	244338	20.0000	21.668
111 Pentachlorophenol	266	7.806	7.806	(0.981)	235014	30.0000	37.465
115 Phenanthrene	178	7.972	7.972	(1.002)	1133034	20.0000	21.097
116 Anthracene	178	8.009	8.009	(1.007)	1134280	20.0000	21.542
119 Carbazole	167	8.127	8.127	(1.021)	918812	20.0000	21.267
120 Di-n-Butylphthalate	149	8.383	8.383	(1.054)	1235924	20.0000	21.664
123 Fluoranthene	202	8.891	8.891	(1.118)	1192118	20.0000	21.680
124 Benzidine	184	8.976	8.976	(0.898)	350222	20.0000	25.487
125 Pyrene	202	9.067	9.067	(0.908)	1185999	20.0000	20.534
131 Butylbenzylphthalate	149	9.532	9.532	(0.954)	519260	20.0000	21.195
135 3,3'-Dichlorobenzidine	252	9.948	9.948	(0.996)	334323	20.0000	22.818
136 Benzo(a)Anthracene	228	9.980	9.980	(0.999)	994663	20.0000	20.134
137 Chrysene	228	10.012	10.012	(1.002)	936621	20.0000	20.340
139 bis(2-ethylhexyl)Phthalate	149	9.959	9.959	(0.997)	703774	20.0000	20.932
140 Di-n-octylphthalate	149	10.477	10.477	(0.924)	1004849	20.0000	22.020
141 Benzo(b)fluoranthene	252	10.931	10.931	(0.964)	947918	20.0000	23.582

	Compounds	QUANT SIG MASS	RT	EXP RT	REL RT	RESPONSE	AMOUNTS CAL-AMT (NG)	AMOUNTS ON-COL (NG)
142	Benzo(k)fluoranthene	252	10.958	10.958	(0.966)	915308	20.0000	19.482
143	7,12-dimethylbenz[a]anthracen	256	10.921	10.921	(0.963)	437901	20.0000	22.031
146	Benzo(a)pyrene	252	11.279	11.279	(0.994)	685933	20.0000	22.656
149	Indeno(1,2,3-cd)pyrene	276	12.700	12.700	(1.120)	819095	20.0000	22.469
150	Dibenz(a,h)anthracene	278	12.716	12.716	(1.121)	677714	20.0000	22.439
151	Benzo(g,h,i)perylene	276	13.116	13.116	(1.156)	705356	20.0000	22.262
$ 154	Nitrobenzene-d5	82	4.911	4.911	(0.899)	418038	20.0000	20.415
$ 155	2-Fluorobiphenyl	172	6.289	6.289	(0.923)	898918	20.0000	21.957
$ 156	Terphenyl-d14	244	9.168	9.168	(0.918)	804680	20.0000	20.539
$ 157	Phenol-d5	99	4.222	4.222	(0.940)	426889	20.0000	20.400
$ 158	2-Fluorophenol	112	3.458	3.458	(0.770)	369489	20.0000	20.438
$ 159	2,4,6-Tribromophenol	330	7.416	7.416	(0.932)	100848	20.0000	22.362
$ 186	2-Chlorophenol-d4	132	4.312	4.312	(0.961)	429178	20.0000	20.027
$ 187	1,2-Dichlorobenzene-d4	152	4.606	4.606	(1.026)	325571	20.0000	19.630

Data File: \\PITSVR06\D\chem\733.i\N111010.b\N1110IC6.D
Date : 10-NOV-2010 08:33
Client ID: SSTD40
Sample Info: SSTD40(20ug/ml) BNA0664-10 8270c/d

Instrument: 733.i

Operator: 3200
Column diameter: 0.32

Column phase: DB5-MS

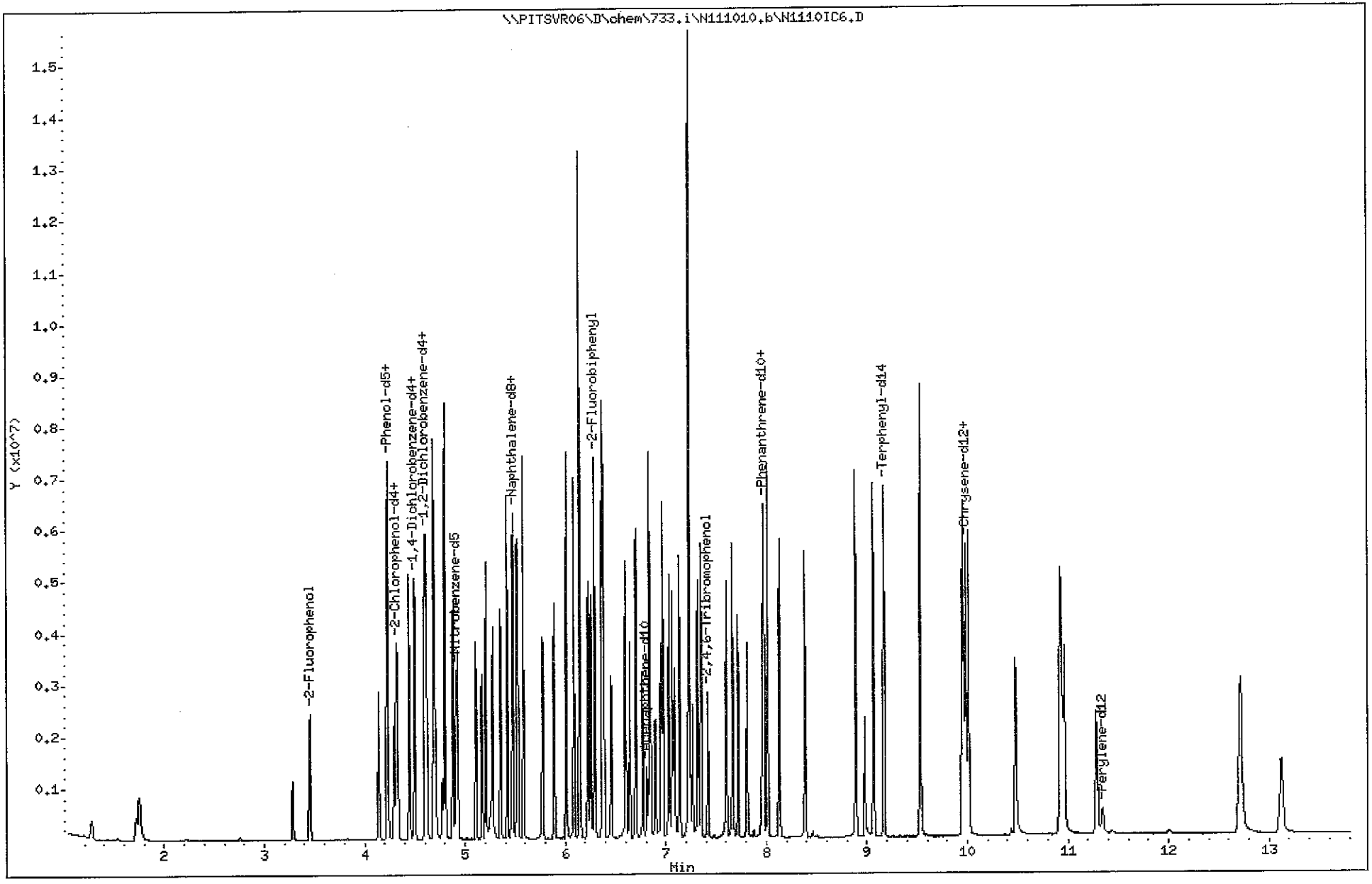

TestAmerica Pittsburgh

Semivolatile REPORT SW-846 Method 8270

Data file : \\PITSVR06\D\chem\733.i\N111010.b\N1110IC6.D
Lab Smp Id: sstd40 Client Smp ID: SSTD40
Inj Date : 10-NOV-2010 08:33
Operator : 3200 Inst ID: 733.i
Smp Info : SSTD40(20ug/ml) BNA0664-10 8270c/d
Misc Info : sstd40,N111010.b,8270ll.m,padepi.sub,1,6
Comment :
Method : \\PITSVR06\D\chem\733.i\N111010.b\8270ll.m
Meth Date : 10-Nov-2010 09:10 piccolinov Quant Type: ISTD
Cal Date : 10-NOV-2010 08:33 Cal File: N1110IC6.D
Als bottle: 94 Calibration Sample, Level: 6
Dil Factor: 1.00000
Integrator: HP RTE Compound Sublist: padepi.sub
Target Version: 4.14
Processing Host: PITPC-502

Compounds	QUANT SIG MASS	RT	EXP RT	REL RT	RESPONSE	AMOUNTS CAL-AMT (NG)	ON-COL (NG)
* 1 1,4-Dichlorobenzene-d4	152	4.488	4.488	(1.000)	120679	8.00000	
* 2 Naphthalene-d8	136	5.466	5.466	(1.000)	403014	8.00000	
* 3 Acenaphthene-d10	164	6.812	6.812	(1.000)	224188	8.00000	
* 4 Phenanthrene-d10	188	7.955	7.955	(1.000)	349186	8.00000	
* 5 Chrysene-d12	240	9.990	9.990	(1.000)	321672	8.00000	
* 6 Perylene-d12	264	11.342	11.342	(1.000)	243005	8.00000	
198 1,4-Dioxane	88	1.272	1.272	(0.283)	231718	40.0000	38.490
10 N-Nitrosodimethylamine	74	1.721	1.721	(0.383)	292977	40.0000	40.497
9 Pyridine	79	1.747	1.747	(0.389)	593878	40.0000	41.309
16 Methyl methanesulfonate	80	3.281	3.281	(0.731)	389991	40.0000	39.479
206 Benzaldehyde	77	4.141	4.141	(0.923)	477376	40.0000	38.437
21 Aniline	93	4.231	4.231	(0.943)	1030045	40.0000	41.405
22 Phenol	94	4.231	4.231	(0.943)	918405	40.0000	41.168
23 bis(2-Chloroethyl)ether	93	4.290	4.290	(0.956)	563961	40.0000	39.476
24 2-Chlorophenol	128	4.328	4.328	(0.964)	805078	40.0000	40.321
26 1,3-Dichlorobenzene	146	4.445	4.445	(0.990)	991632	40.0000	41.410
27 1,4-Dichlorobenzene	146	4.499	4.499	(1.002)	1008250	40.0000	41.265
28 1,2-Dichlorobenzene	146	4.616	4.616	(1.029)	935303	40.0000	40.895
217 Indene	116	4.686	4.686	(1.044)	1332997	40.0000	42.050
29 Benzyl Alcohol	108	4.600	4.600	(1.025)	466321	40.0000	45.173
30 2-Methylphenol	108	4.696	4.696	(1.046)	656367	40.0000	42.216
31 2,2'-oxybis(1-Chloropropane)	45	4.707	4.707	(1.049)	578306	40.0000	39.611
37 Acetophenone	105	4.798	4.798	(1.069)	1017018	40.0000	40.744
32 N-Nitroso-di-n-propylamine	70	4.803	4.803	(1.070)	455603	40.0000	40.422(M)
192 4-Methylphenol	108	4.803	4.803	(1.070)	655974	40.0000	42.034
34 Hexachloroethane	117	4.883	4.883	(1.088)	412644	40.0000	40.043
35 Nitrobenzene	77	4.926	4.926	(0.901)	731503	40.0000	39.934
36 N-Nitrosopyrrolidine	100	4.776	4.776	(1.064)	277699	40.0000	41.088
41 Isophorone	82	5.108	5.108	(0.935)	1222096	40.0000	41.888
42 2-Nitrophenol	139	5.172	5.172	(0.946)	415649	40.0000	43.581
43 2,4-Dimethylphenol	107	5.209	5.209	(0.953)	797334	40.0000	42.890
44 bis(2-Chloroethoxy)methane	93	5.279	5.279	(0.966)	706378	40.0000	42.027
48 2,4-Dichlorophenol	162	5.353	5.353	(0.979)	714005	40.0000	44.773

	Compounds	QUANT SIG MASS	RT	EXP RT	REL RT	RESPONSE	AMOUNTS CAL-AMT (NG)	AMOUNTS ON-COL (NG)
49	Benzoic Acid	122	5.279	5.279	(0.966)	400413	40.0000	46.846
50	1,2,4-Trichlorobenzene	180	5.423	5.423	(0.992)	933752	40.0000	43.779
51	Naphthalene	128	5.482	5.482	(1.003)	2231265	40.0000	43.354
52	4-Chloroaniline	127	5.519	5.519	(1.010)	918762	40.0000	43.985
54	2,6-Dichlorophenol	162	5.530	5.530	(1.012)	698253	40.0000	44.583
56	Hexachlorobutadiene	225	5.583	5.583	(1.021)	719433	40.0000	44.352
208	Caprolactam	113	5.775	5.775	(1.057)	156640	40.0000	47.226
59	4-Chloro-3-Methylphenol	107	5.893	5.893	(1.078)	658720	40.0000	44.570
62	2-Methylnaphthalene	142	6.010	6.010	(1.100)	1465622	40.0000	43.723
63	1-Methylnaphthalene	142	6.085	6.085	(1.113)	1401858	40.0000	44.022
64	Hexachlorocyclopentadiene	237	6.144	6.144	(0.902)	941542	40.0000	51.722
65	1,2,4,5-Tetrachlorobenzene	216	6.144	6.144	(0.902)	1070471	40.0000	48.028
66	2,4,6-Trichlorophenol	196	6.229	6.229	(0.915)	553748	40.0000	44.646
67	2,4,5-Trichlorophenol	196	6.256	6.256	(0.918)	560353	40.0000	43.523
209	1,1'-Biphenyl	154	6.368	6.368	(0.935)	1980430	40.0000	45.134
70	2-Chloronaphthalene	162	6.384	6.384	(0.937)	1534176	40.0000	44.948
73	2-Nitroaniline	65	6.454	6.454	(0.947)	418130	40.0000	43.783
76	Dimethylphthalate	163	6.598	6.598	(0.969)	1572790	40.0000	41.629
78	2,6-Dinitrotoluene	165	6.641	6.641	(0.975)	329317	40.0000	46.305
79	Acenaphthylene	152	6.705	6.705	(0.984)	2183597	40.0000	44.391
81	3-Nitroaniline	138	6.769	6.769	(0.994)	311901	40.0000	44.564
82	Acenaphthene	153	6.838	6.838	(1.004)	1384052	40.0000	45.063
83	2,4-Dinitrophenol	184	6.849	6.849	(1.005)	187247	40.0000	48.868
85	4-Nitrophenol	109	6.897	6.897	(1.013)	326404	40.0000	43.960
86	Dibenzofuran	168	6.972	6.972	(1.024)	1986935	40.0000	43.646
87	2,4-Dinitrotoluene	165	6.951	6.951	(1.020)	437988	40.0000	44.630
91	2,3,5,6-Tetrachlorophenol	232	7.031	7.031	(1.032)	501208	40.0000	48.513
88	2,3,4,6-Tetrachlorophenol	232	7.068	7.068	(1.038)	497146	40.0000	45.131
92	2-Naphthylamine	143	7.084	7.084	(1.040)	853085	40.0000	37.197 (M)
93	Diethylphthalate	149	7.138	7.138	(1.048)	1564019	40.0000	42.732
94	Fluorene	166	7.234	7.234	(1.062)	1790997	40.0000	48.518
95	4-Chlorophenyl-phenylether	204	7.234	7.234	(1.062)	1066232	40.0000	49.229
96	4-Nitroaniline	138	7.239	7.239	(1.063)	353857	40.0000	47.042
98	4,6-Dinitro-2-methylphenol	198	7.266	7.266	(0.913)	268852	40.0000	49.074
99	N-Nitrosodiphenylamine (1)	169	7.319	7.319	(0.920)	954348	40.0000	44.011
100	1,2-Diphenylhydrazine	77	7.351	7.351	(0.924)	1757729	40.0000	41.275
106	4-Bromophenyl-phenylether	248	7.608	7.608	(0.956)	506497	40.0000	45.199
107	Hexachlorobenzene	284	7.666	7.666	(0.964)	505780	40.0000	46.797
210	Atrazine	200	7.720	7.720	(0.970)	457844	40.0000	44.439
111	Pentachlorophenol	266	7.811	7.811	(0.982)	297899	40.0000	50.394
115	Phenanthrene	178	7.976	7.976	(1.003)	2289719	40.0000	46.234
116	Anthracene	178	8.014	8.014	(1.007)	2207779	40.0000	45.616
119	Carbazole	167	8.131	8.131	(1.022)	1750437	40.0000	44.362
120	Di-n-Butylphthalate	149	8.388	8.388	(1.054)	2351752	40.0000	44.991
123	Fluoranthene	202	8.890	8.890	(1.118)	2326482	40.0000	45.950
124	Benzidine	184	8.981	8.981	(0.899)	687356	40.0000	51.212
125	Pyrene	202	9.066	9.066	(0.907)	2269541	40.0000	42.159
131	Butylbenzylphthalate	149	9.531	9.531	(0.954)	1018959	40.0000	44.170
135	3,3'-Dichlorobenzidine	252	9.948	9.948	(0.996)	678844	40.0000	48.192
136	Benzo(a)Anthracene	228	9.985	9.985	(0.999)	1897539	40.0000	41.374
137	Chrysene	228	10.012	10.012	(1.002)	1866663	40.0000	43.252
139	bis(2-ethylhexyl)Phthalate	149	9.958	9.958	(0.997)	1398854	40.0000	44.181
140	Di-n-octylphthalate	149	10.476	10.476	(0.924)	2014715	40.0000	47.503
141	Benzo(b)fluoranthene	252	10.936	10.936	(0.964)	1637458	40.0000	44.510

Compounds	QUANT SIG MASS	RT	EXP RT	REL RT	RESPONSE	AMOUNTS CAL-AMT (NG)	AMOUNTS ON-COL (NG)
142 Benzo(k)fluoranthene	252	10.963	10.963	(0.967)	1946357	40.0000	45.124
143 7,12-dimethylbenz[a]anthracen	256	10.920	10.920	(0.963)	862128	40.0000	46.830
146 Benzo(a)pyrene	252	11.283	11.283	(0.995)	1300177	40.0000	46.456
149 Indeno(1,2,3-cd)pyrene	276	12.715	12.715	(1.121)	1634013	40.0000	48.081
150 Dibenz(a,h)anthracene	278	12.720	12.720	(1.122)	1365995	40.0000	48.429
151 Benzo(g,h,i)perylene	276	13.126	13.126	(1.157)	1313297	40.0000	45.143
$ 154 Nitrobenzene-d5	82	4.910	4.910	(0.898)	777129	40.0000	41.340
$ 155 2-Fluorobiphenyl	172	6.294	6.294	(0.924)	1746528	40.0000	45.047
$ 156 Terphenyl-d14	244	9.173	9.173	(0.918)	1582985	40.0000	43.136
$ 157 Phenol-d5	99	4.221	4.221	(0.940)	817150	40.0000	42.363
$ 158 2-Fluorophenol	112	3.457	3.457	(0.770)	707777	40.0000	42.453
$ 159 2,4,6-Tribromophenol	330	7.421	7.421	(0.933)	198212	40.0000	47.381
$ 186 2-Chlorophenol-d4	132	4.312	4.312	(0.961)	825835	40.0000	41.904
$ 187 1,2-Dichlorobenzene-d4	152	4.605	4.605	(1.026)	627708	40.0000	41.284

QC Flag Legend

M - Compound response manually integrated.

Data File Name: N1110IC6.D
Inj. Date and Time: 10-NOV-2010 08:33
Instrument ID: 733.i
Client ID: SSTD40
Compound Name: N-Nitroso-di-n-propylamine
CAS #: 621-64-7

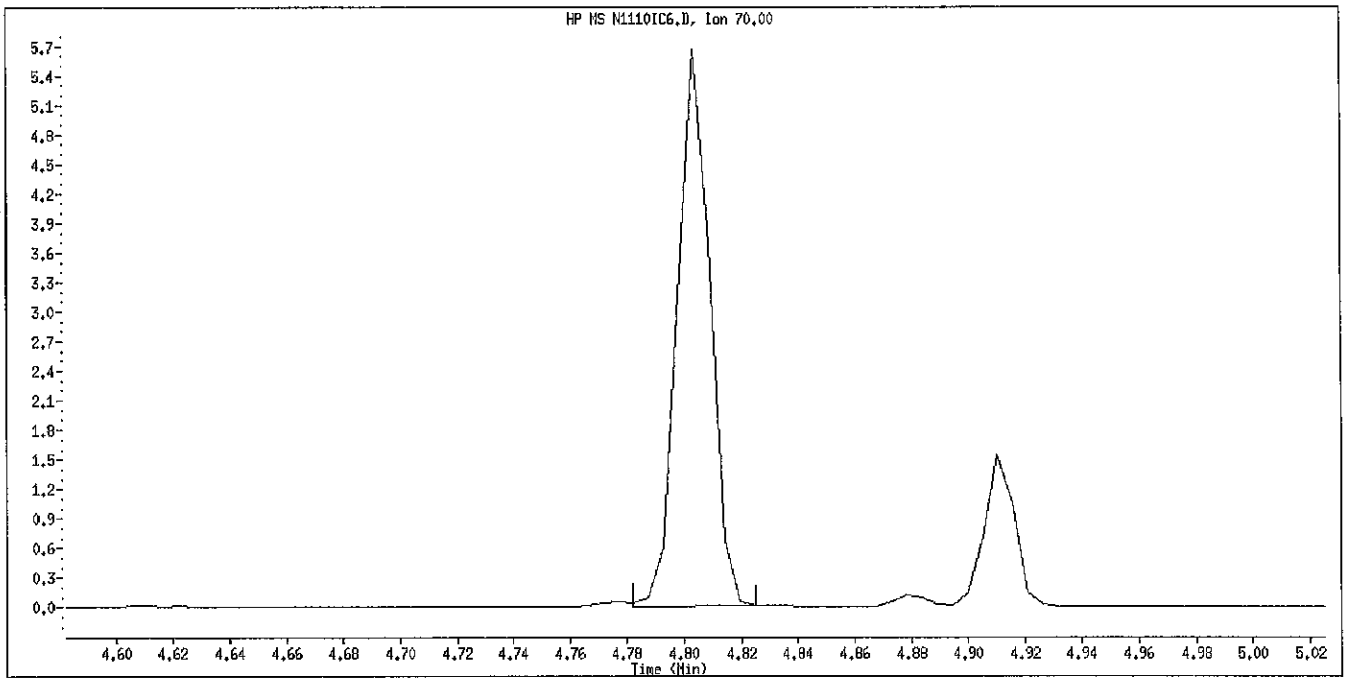

Original Integration

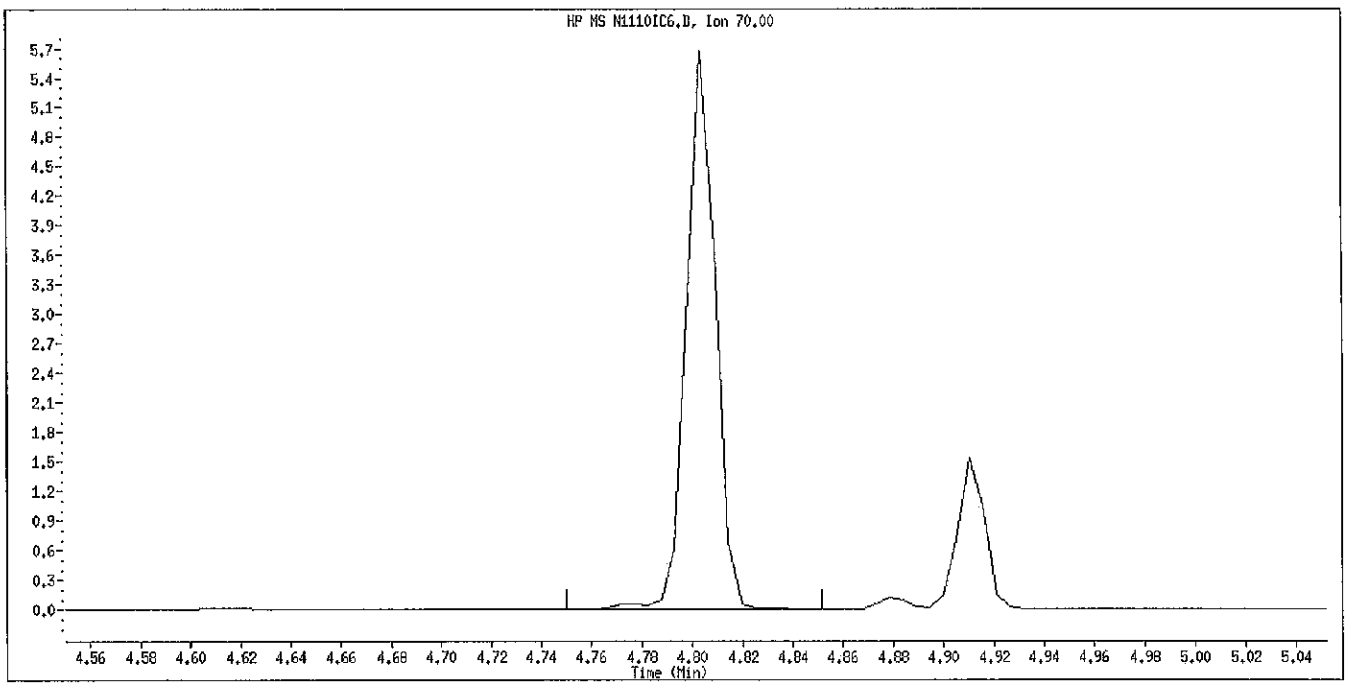

Manual Integration

Manually Integrated By: piccolinov
Manual Integration Reason: Poor Chromatography

Data File Name: N1110IC6.D
Inj. Date and Time: 10-NOV-2010 08:33
Instrument ID: 733.i
Client ID: SSTD40
Compound Name: 2-Naphthylamine
CAS #: 91-59-8

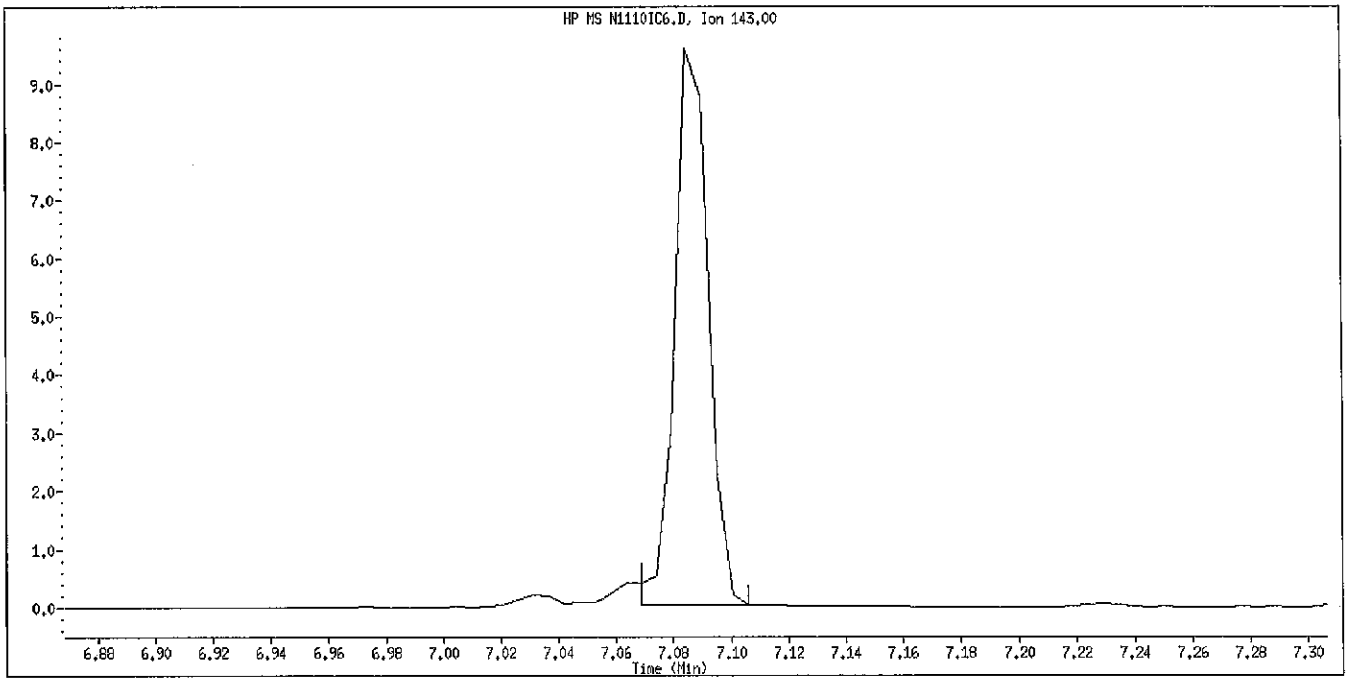

Original Integration

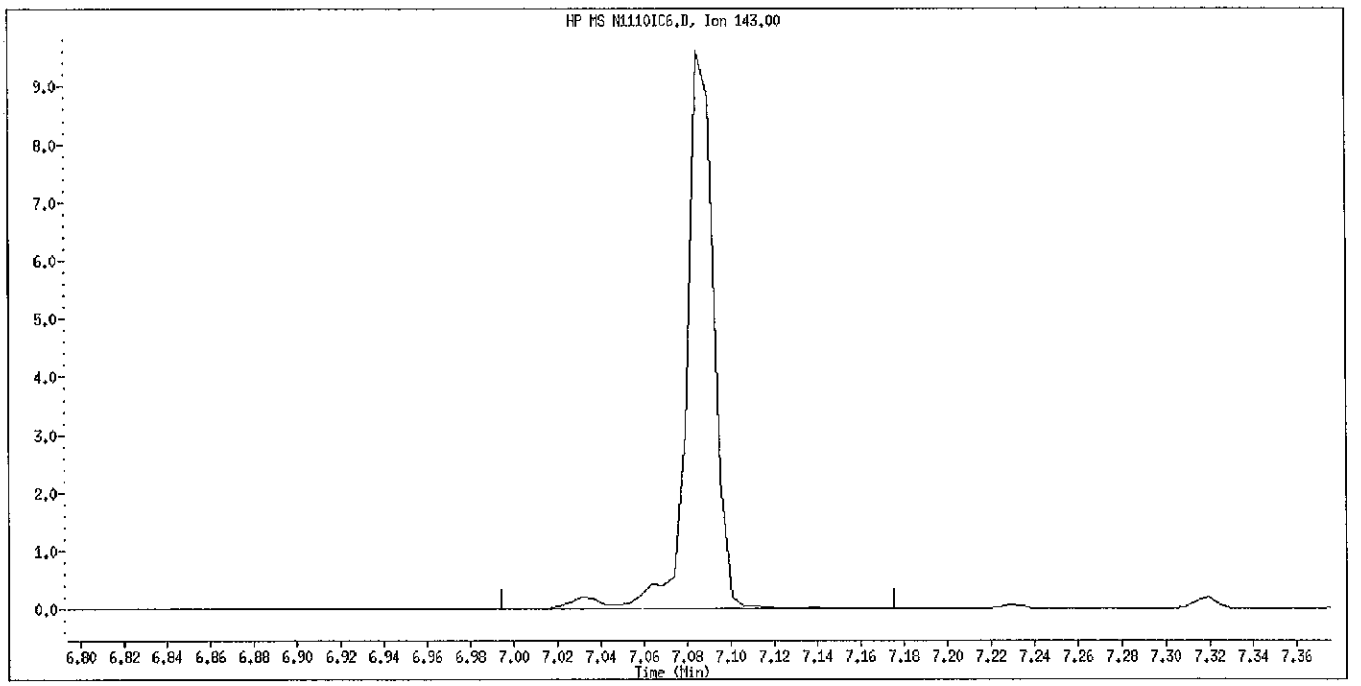

Manual Integration

Manually Integrated By: piccolinov
Manual Integration Reason: Poor Chromatography

Data File: \\PITSVR06\D\chem\733.i\N111010.b\N1110IC7.D
Date : 10-NOV-2010 08:54
Client ID: SSTD60
Sample Info: SSTD60(30ug/ml) BNA0666-10 8270c/d

Instrument: 733.i

Operator: 3200
Column diameter: 0.32

Column phase: DB5-MS

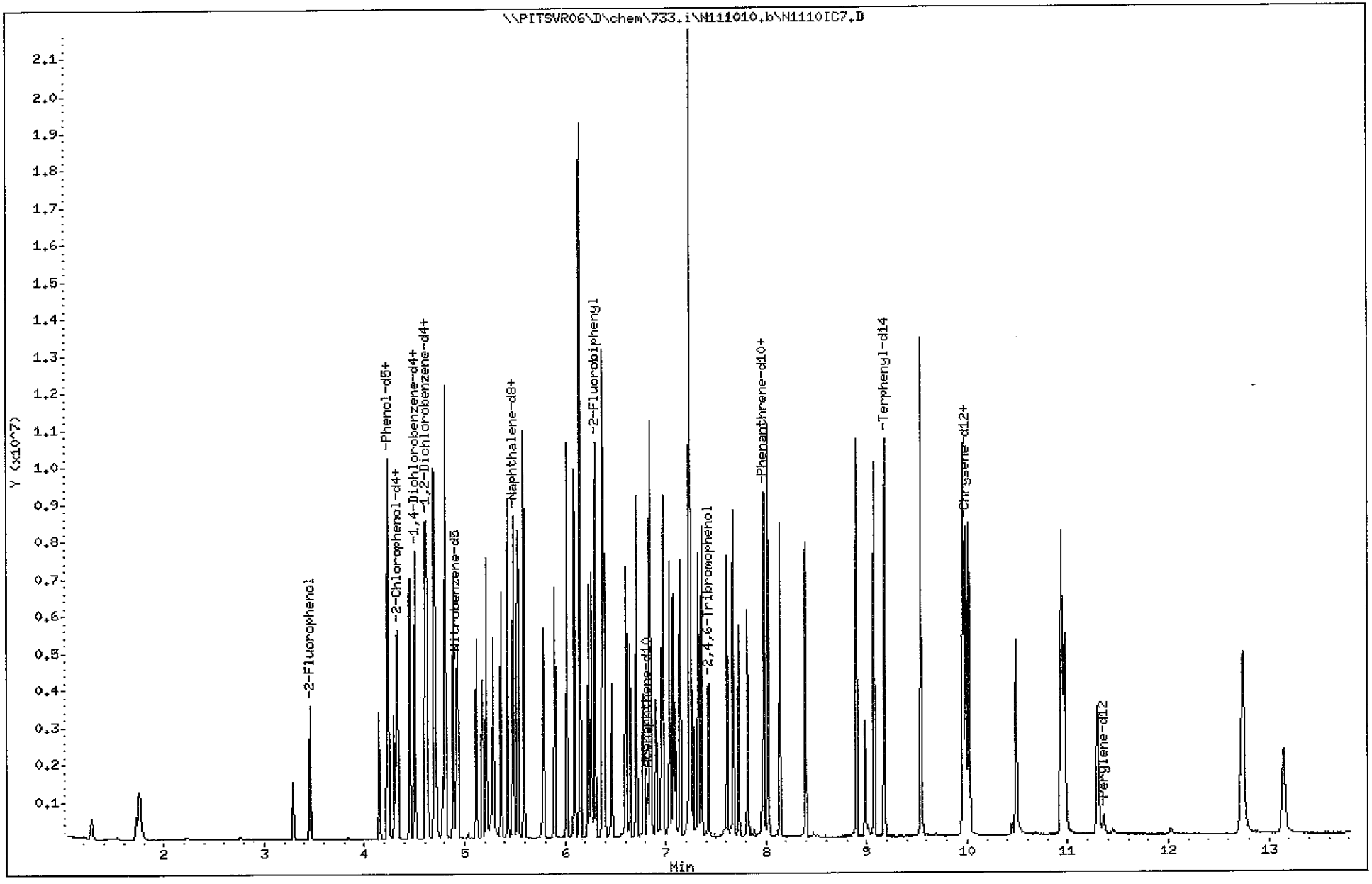

TestAmerica Pittsburgh

Semivolatile REPORT SW-846 Method 8270

Data file : \\PITSVR06\D\chem\733.i\N111010.b\N1110IC7.D
Lab Smp Id: sstd60 Client Smp ID: SSTD60
Inj Date : 10-NOV-2010 08:54
Operator : 3200 Inst ID: 733.i
Smp Info : SSTD60(30ug/ml) BNA0666-10 8270c/d
Misc Info : sstd60,N111010.b,8270ll.m,padepi.sub,1,7
Comment :
Method : \\PITSVR06\D\chem\733.i\N111010.b\8270ll.m
Meth Date : 10-Nov-2010 09:27 piccolinov Quant Type: ISTD
Cal Date : 10-NOV-2010 08:54 Cal File: N1110IC7.D
Als bottle: 95 Calibration Sample, Level: 7
Dil Factor: 1.00000
Integrator: HP RTE Compound Sublist: padepi.sub
Target Version: 4.14
Processing Host: PITPC-502

	Compounds	QUANT SIG MASS	RT	EXP RT	REL RT	RESPONSE	AMOUNTS CAL-AMT (NG)	ON-COL (NG)	
* 1	1,4-Dichlorobenzene-d4	152	4.496	4.496	(1.000)	116858	8.00000		
* 2	Naphthalene-d8	136	5.468	5.468	(1.000)	386501	8.00000		
* 3	Acenaphthene-d10	164	6.820	6.820	(1.000)	212047	8.00000		
* 4	Phenanthrene-d10	188	7.963	7.963	(1.000)	324275	8.00000		
* 5	Chrysene-d12	240	9.998	9.998	(1.000)	320905	8.00000		(MH)
* 6	Perylene-d12	264	11.355	11.355	(1.000)	235997	8.00000		
198	1,4-Dioxane	88	1.275	1.275	(0.284)	341142	60.0000	58.727	
10	N-Nitrosodimethylamine	74	1.729	1.729	(0.385)	424805	60.0000	60.547	
9	Pyridine	79	1.755	1.755	(0.391)	849752	60.0000	60.889	
16	Methyl methanesulfonate	80	3.289	3.289	(0.731)	540656	60.0000	56.992	
206	Benzaldehyde	77	4.149	4.149	(0.923)	589065	60.0000	50.300	
21	Aniline	93	4.239	4.239	(0.943)	1451071	60.0000	60.202	
22	Phenol	94	4.239	4.239	(0.943)	1292419	60.0000	59.852	
23	bis(2-Chloroethyl)ether	93	4.298	4.298	(0.956)	817820	60.0000	59.242	
24	2-Chlorophenol	128	4.330	4.330	(0.963)	1157478	60.0000	59.885	
26	1,3-Dichlorobenzene	146	4.453	4.453	(0.990)	1464939	60.0000	62.701	
27	1,4-Dichlorobenzene	146	4.507	4.507	(1.002)	1501334	60.0000	62.937	
28	1,2-Dichlorobenzene	146	4.624	4.624	(1.029)	1359868	60.0000	61.199	
217	Indene	116	4.694	4.694	(1.044)	1991751	60.0000	64.139	
29	Benzyl Alcohol	108	4.608	4.608	(1.025)	680349	60.0000	66.779	
30	2-Methylphenol	108	4.704	4.704	(1.046)	973276	60.0000	63.939	
31	2,2'-oxybis(1-Chloropropane)	45	4.715	4.715	(1.049)	825824	60.0000	58.635	
37	Acetophenone	105	4.806	4.806	(1.069)	1490620	60.0000	61.426	
32	N-Nitroso-di-n-propylamine	70	4.811	4.811	(1.070)	642723	60.0000	59.044	
192	4-Methylphenol	108	4.811	4.811	(1.070)	932490	60.0000	61.456	
34	Hexachloroethane	117	4.886	4.886	(1.087)	607418	60.0000	60.746	
35	Nitrobenzene	77	4.934	4.934	(0.902)	1074632	60.0000	61.002	
36	N-Nitrosopyrrolidine	100	4.784	4.784	(1.064)	395709	60.0000	60.396	
41	Isophorone	82	5.116	5.116	(0.936)	1765105	60.0000	62.624	
42	2-Nitrophenol	139	5.180	5.180	(0.947)	629088	60.0000	67.371	
43	2,4-Dimethylphenol	107	5.217	5.217	(0.954)	1195460	60.0000	65.946	
44	bis(2-Chloroethoxy)methane	93	5.287	5.287	(0.967)	1040782	60.0000	63.874	
48	2,4-Dichlorophenol	162	5.361	5.361	(0.980)	1030214	60.0000	66.201	

	Compounds	QUANT SIG MASS	RT	EXP RT	REL RT	RESPONSE	AMOUNTS CAL-AMT (NG)	AMOUNTS ON-COL (NG)
49	Benzoic Acid	122	5.292	5.292	(0.968)	557548	60.0000	66.742
50	1,2,4-Trichlorobenzene	180	5.431	5.431	(0.993)	1365449	60.0000	65.698
51	Naphthalene	128	5.490	5.490	(1.004)	3315089	60.0000	66.038
52	4-Chloroaniline	127	5.527	5.527	(1.011)	1358014	60.0000	66.556
54	2,6-Dichlorophenol	162	5.538	5.538	(1.013)	1045442	60.0000	68.047
56	Hexachlorobutadiene	225	5.591	5.591	(1.022)	1092314	60.0000	68.549
208	Caprolactam	113	5.794	5.794	(1.060)	223860	60.0000	68.679
59	4-Chloro-3-Methylphenol	107	5.901	5.901	(1.079)	941023	60.0000	65.397
62	2-Methylnaphthalene	142	6.018	6.018	(1.101)	2172568	60.0000	66.383
63	1-Methylnaphthalene	142	6.093	6.093	(1.114)	2113377	60.0000	67.718
64	Hexachlorocyclopentadiene	237	6.152	6.152	(0.902)	1471371	60.0000	80.572
65	1,2,4,5-Tetrachlorobenzene	216	6.152	6.152	(0.902)	1608136	60.0000	73.436
66	2,4,6-Trichlorophenol	196	6.237	6.237	(0.915)	841323	60.0000	69.770
67	2,4,5-Trichlorophenol	196	6.264	6.264	(0.919)	803152	60.0000	65.031
209	1,1'-Biphenyl	154	6.376	6.376	(0.935)	3001310	60.0000	70.256
70	2-Chloronaphthalene	162	6.392	6.392	(0.937)	2276830	60.0000	68.802
73	2-Nitroaniline	65	6.462	6.462	(0.948)	585624	60.0000	64.095
76	Dimethylphthalate	163	6.606	6.606	(0.969)	2328526	60.0000	64.370
78	2,6-Dinitrotoluene	165	6.649	6.649	(0.975)	465541	60.0000	67.722
79	Acenaphthylene	152	6.713	6.713	(0.984)	3241364	60.0000	68.100
81	3-Nitroaniline	138	6.777	6.777	(0.994)	439569	60.0000	65.405
82	Acenaphthene	153	6.846	6.846	(1.004)	2045840	60.0000	68.718
83	2,4-Dinitrophenol	184	6.857	6.857	(1.005)	307419	60.0000	80.090
85	4-Nitrophenol	109	6.905	6.905	(1.013)	444667	60.0000	62.821
86	Dibenzofuran	168	6.980	6.980	(1.023)	3002077	60.0000	68.143
87	2,4-Dinitrotoluene	165	6.959	6.959	(1.020)	629145	60.0000	66.546
91	2,3,5,6-Tetrachlorophenol	232	7.039	7.039	(1.032)	700710	60.0000	69.762
88	2,3,4,6-Tetrachlorophenol	232	7.076	7.076	(1.038)	702115	60.0000	66.223
92	2-Naphthylamine	143	7.098	7.098	(1.041)	963312	60.0000	46.120(M)
93	Diethylphthalate	149	7.146	7.146	(1.048)	2264107	60.0000	64.571
94	Fluorene	166	7.242	7.242	(1.062)	2763327	60.0000	75.694
95	4-Chlorophenyl-phenylether	204	7.242	7.242	(1.062)	1604242	60.0000	75.039
96	4-Nitroaniline	138	7.247	7.247	(1.063)	526124	60.0000	71.571
98	4,6-Dinitro-2-methylphenol	198	7.274	7.274	(0.913)	383034	60.0000	72.643
99	N-Nitrosodiphenylamine (1)	169	7.327	7.327	(0.920)	1417539	60.0000	68.694
100	1,2-Diphenylhydrazine	77	7.359	7.359	(0.924)	2511197	60.0000	62.974
106	4-Bromophenyl-phenylether	248	7.616	7.616	(0.956)	771014	60.0000	71.685
107	Hexachlorobenzene	284	7.674	7.674	(0.964)	771868	60.0000	73.928
210	Atrazine	200	7.728	7.728	(0.970)	631635	60.0000	65.085
111	Pentachlorophenol	266	7.819	7.819	(0.982)	454902	60.0000	78.587
115	Phenanthrene	178	7.984	7.984	(1.003)	3370019	60.0000	71.030
116	Anthracene	178	8.022	8.022	(1.007)	3270185	60.0000	70.612
119	Carbazole	167	8.139	8.139	(1.022)	2572993	60.0000	68.550
120	Di-n-Butylphthalate	149	8.396	8.396	(1.054)	3504451	60.0000	70.157
123	Fluoranthene	202	8.898	8.898	(1.117)	3523529	60.0000	72.365
124	Benzidine	184	8.989	8.989	(0.899)	943869	60.0000	68.774(M)
125	Pyrene	202	9.074	9.074	(0.908)	3439450	60.0000	63.433(M)
131	Butylbenzylphthalate	149	9.539	9.539	(0.954)	1532843	60.0000	65.573(M)
135	3,3'-Dichlorobenzidine	252	9.961	9.961	(0.996)	1070270	60.0000	73.340(M)
136	Benzo(a)Anthracene	228	9.993	9.993	(0.999)	2829314	60.0000	61.568(M)
137	Chrysene	228	10.020	10.020	(1.002)	2741992	60.0000	63.132(M)
139	bis(2-ethylhexyl)Phthalate	149	9.966	9.966	(0.997)	2150929	60.0000	66.809(M)
140	Di-n-octylphthalate	149	10.484	10.484	(0.923)	3008888	60.0000	70.849
141	Benzo(b)fluoranthene	252	10.949	10.949	(0.964)	2570355	60.0000	69.954

Compounds	QUANT SIG MASS	RT	EXP RT	REL RT	RESPONSE	AMOUNTS CAL-AMT (NG)	AMOUNTS ON-COL (NG)
142 Benzo(k)fluoranthene	252	10.976	10.976	(0.967)	2779712	60.0000	65.369
143 7,12-dimethylbenz[a]anthracen	256	10.933	10.933	(0.963)	1341825	60.0000	72.454
146 Benzo(a)pyrene	252	11.296	11.296	(0.995)	1920774	60.0000	68.917
149 Indeno(1,2,3-cd)pyrene	276	12.739	12.739	(1.122)	2540725	60.0000	73.990
150 Dibenz(a,h)anthracene	278	12.744	12.744	(1.122)	2126494	60.0000	74.502
151 Benzo(g,h,i)perylene	276	13.150	13.150	(1.158)	2036314	60.0000	70.060
$ 154 Nitrobenzene-d5	82	4.918	4.918	(0.899)	1111934	60.0000	61.432
$ 155 2-Fluorobiphenyl	172	6.302	6.302	(0.924)	2670504	60.0000	70.665
$ 156 Terphenyl-d14	244	9.181	9.181	(0.918)	2451667	60.0000	65.874 (M)
$ 157 Phenol-d5	99	4.229	4.229	(0.941)	1176089	60.0000	62.524
$ 158 2-Fluorophenol	112	3.460	3.460	(0.770)	997755	60.0000	61.539
$ 159 2,4,6-Tribromophenol	330	7.429	7.429	(0.933)	308781	60.0000	75.959
$ 186 2-Chlorophenol-d4	132	4.320	4.320	(0.961)	1205591	60.0000	62.700
$ 187 1,2-Dichlorobenzene-d4	152	4.613	4.613	(1.026)	928594	60.0000	62.612

QC Flag Legend

M - Compound response manually integrated.
H - Operator selected an alternate compound hit.

Data File Name: N1110IC7.D
Inj. Date and Time: 10-NOV-2010 08:54
Instrument ID: 733.i
Client ID: SSTD60
Compound Name: 2-Naphthylamine
CAS #: 91-59-8

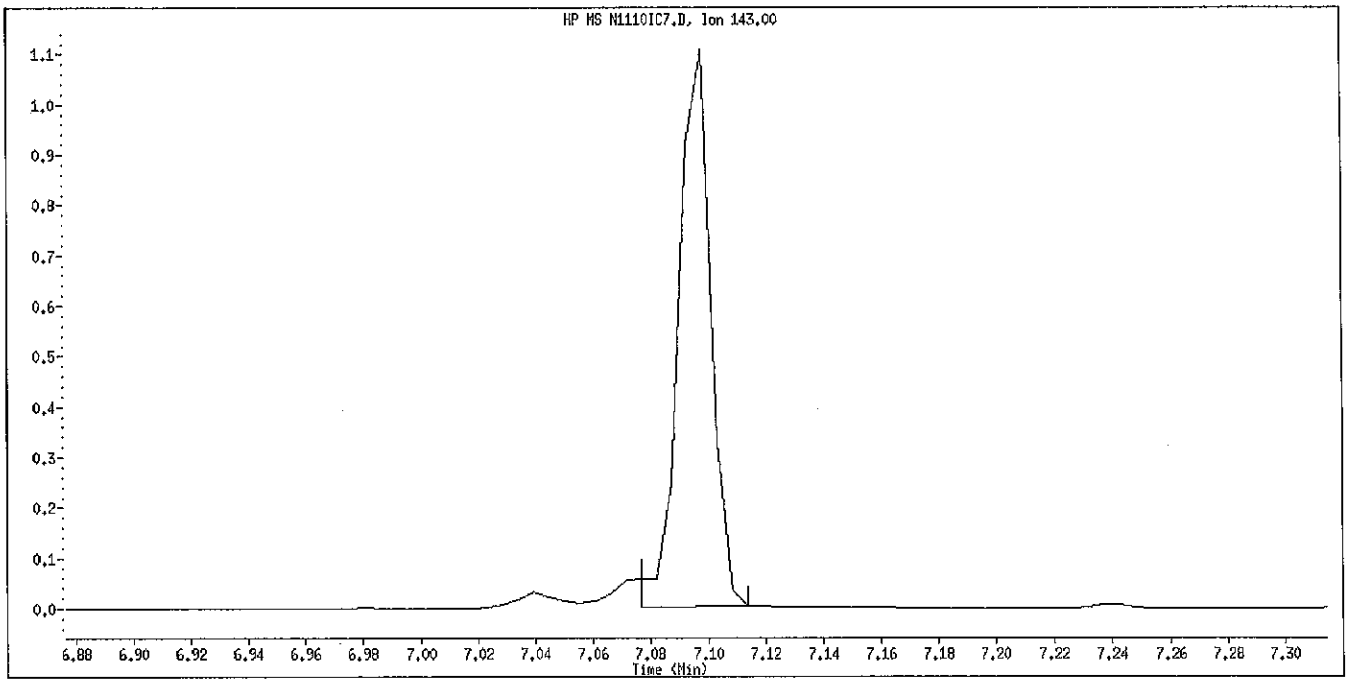

Original Integration

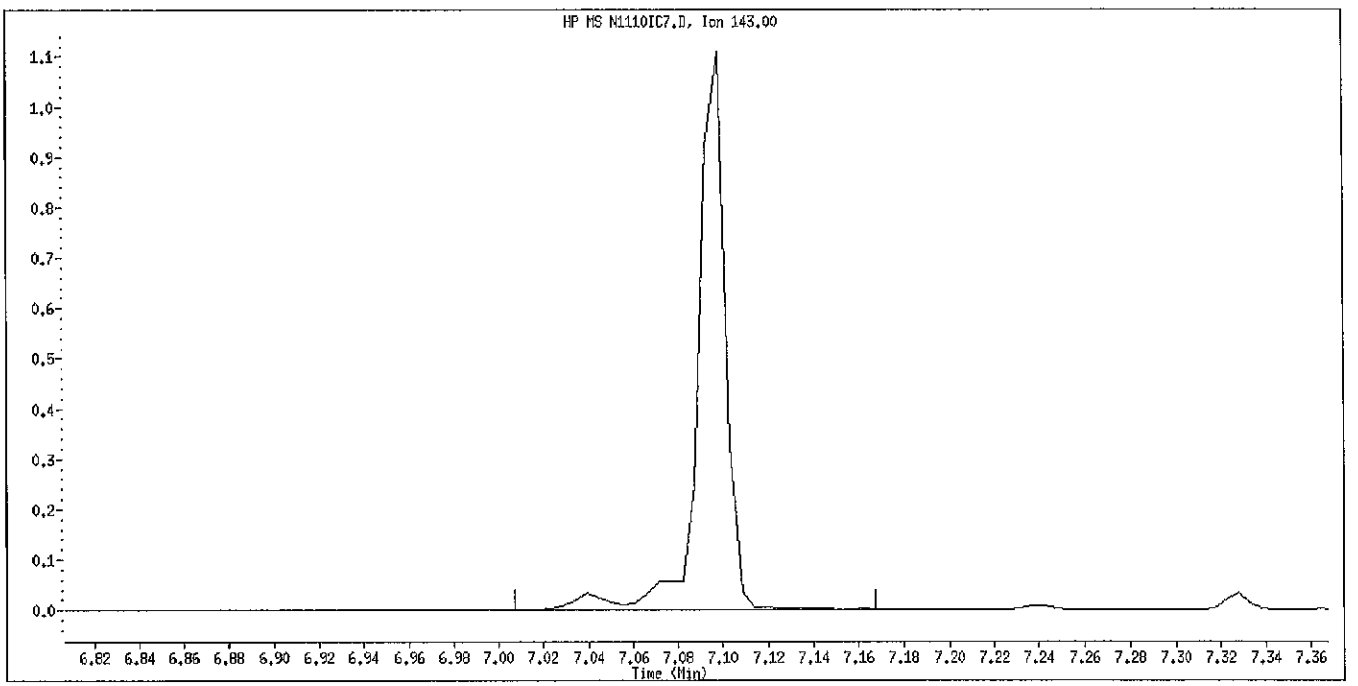

Manual Integration

Manually Integrated By: piccolinov
Manual Integration Reason: Poor Chromatography

Data File Name: N1110IC7.D
Inj. Date and Time: 10-NOV-2010 08:54
Instrument ID: 733.i
Client ID: SSTD60
Compound Name: Benzidine
CAS #: 92-87-5

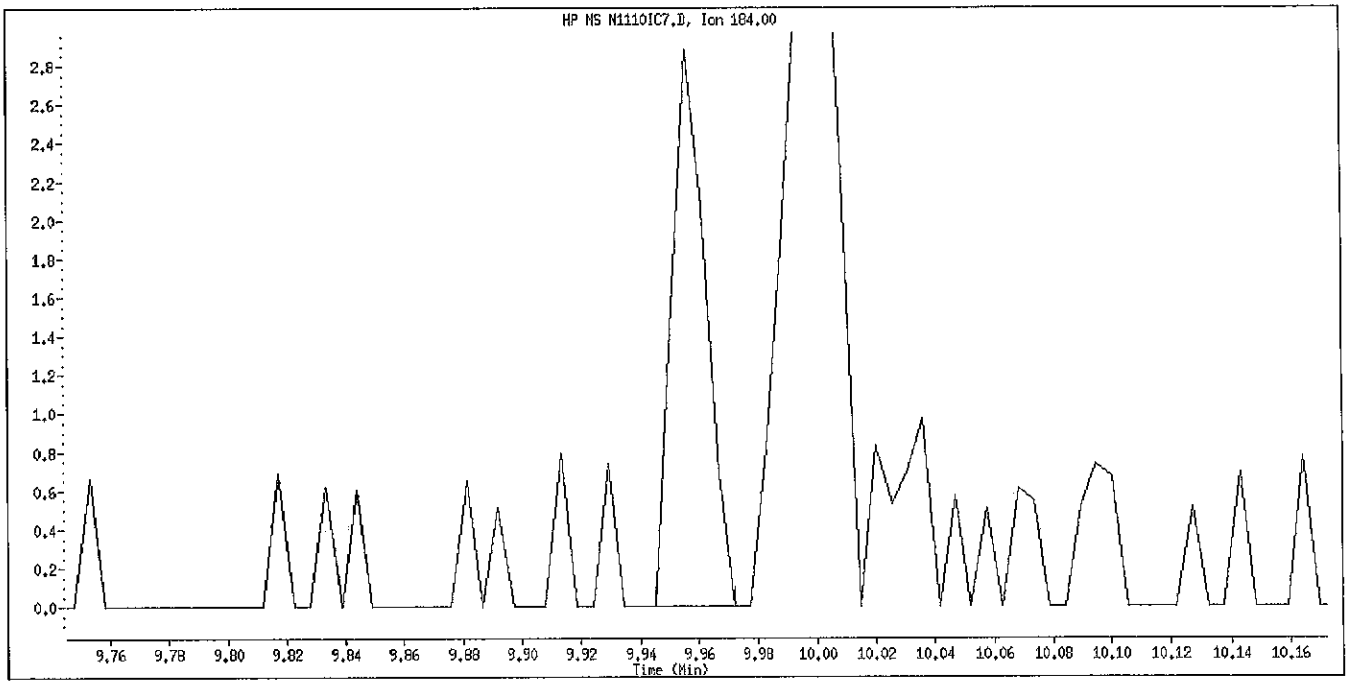

Original Integration

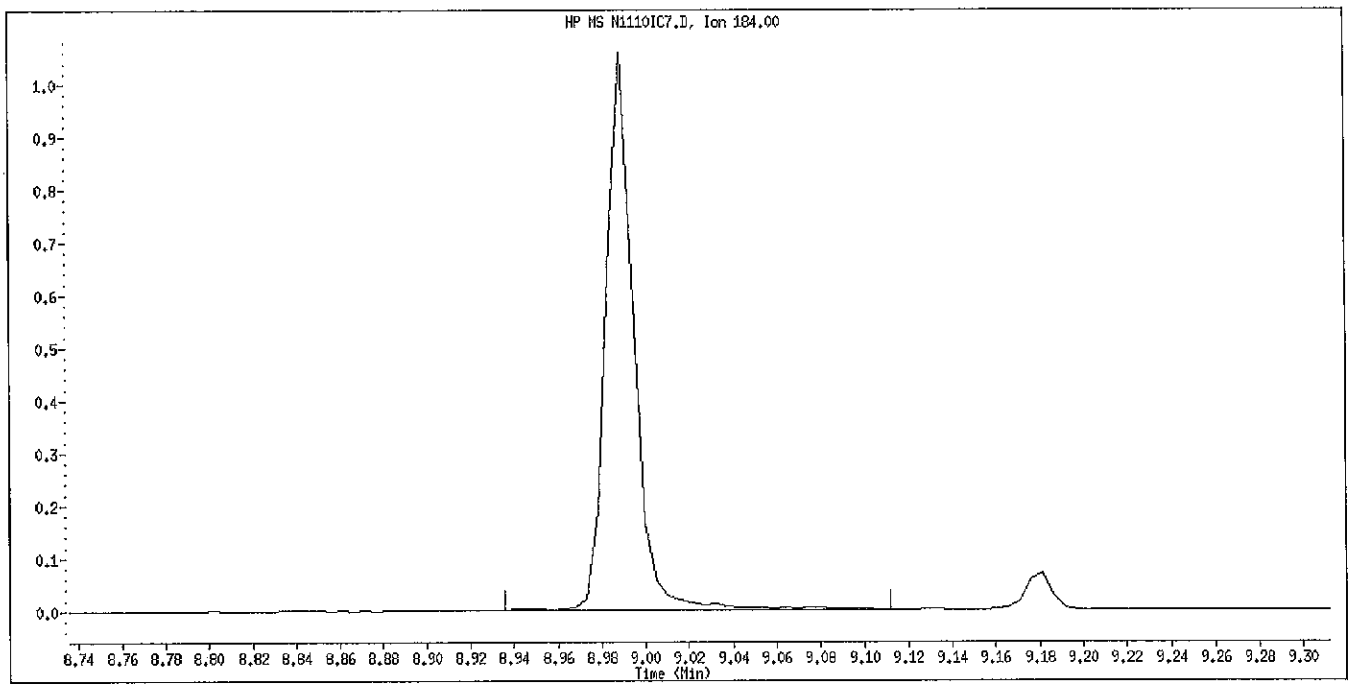

Manual Integration

Manually Integrated By: piccolinov
Manual Integration Reason: Peak Not Found

Data File Name: N1110IC7.D
Inj. Date and Time: 10-NOV-2010 08:54
Instrument ID: 733.i
Client ID: SSTD60
Compound Name: Pyrene
CAS #: 129-00-0

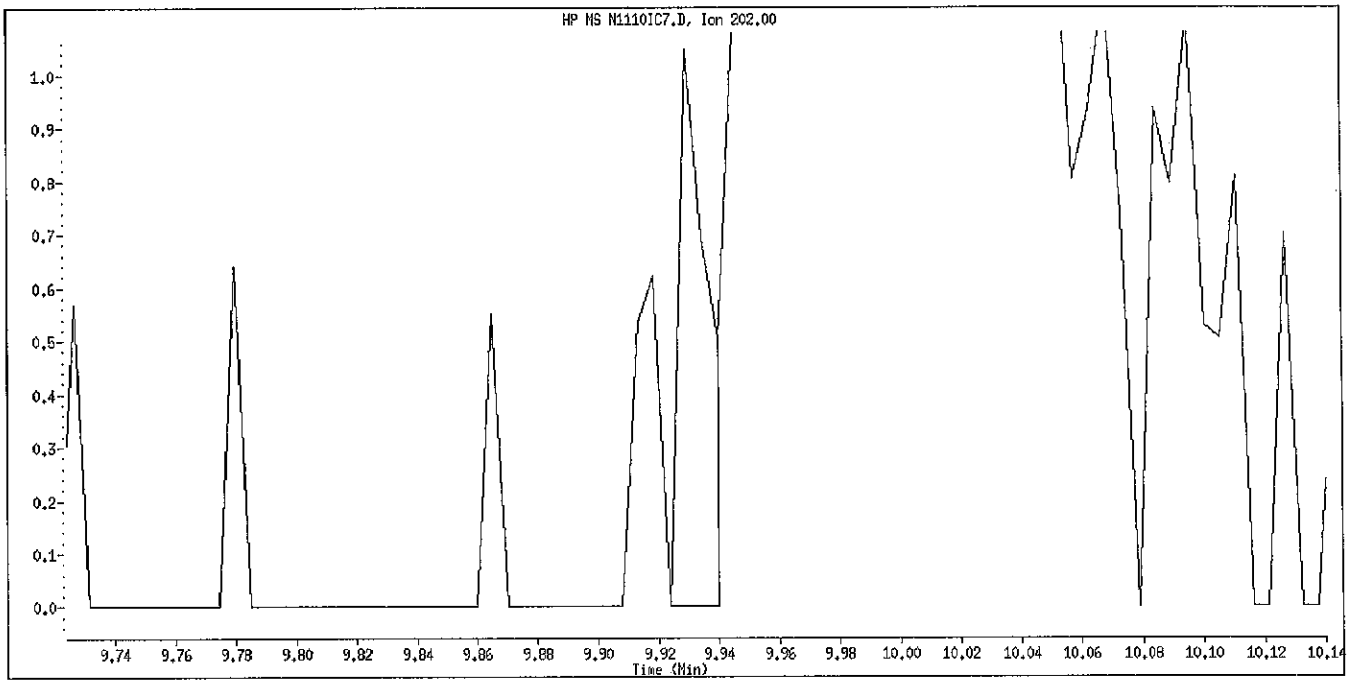

Original Integration

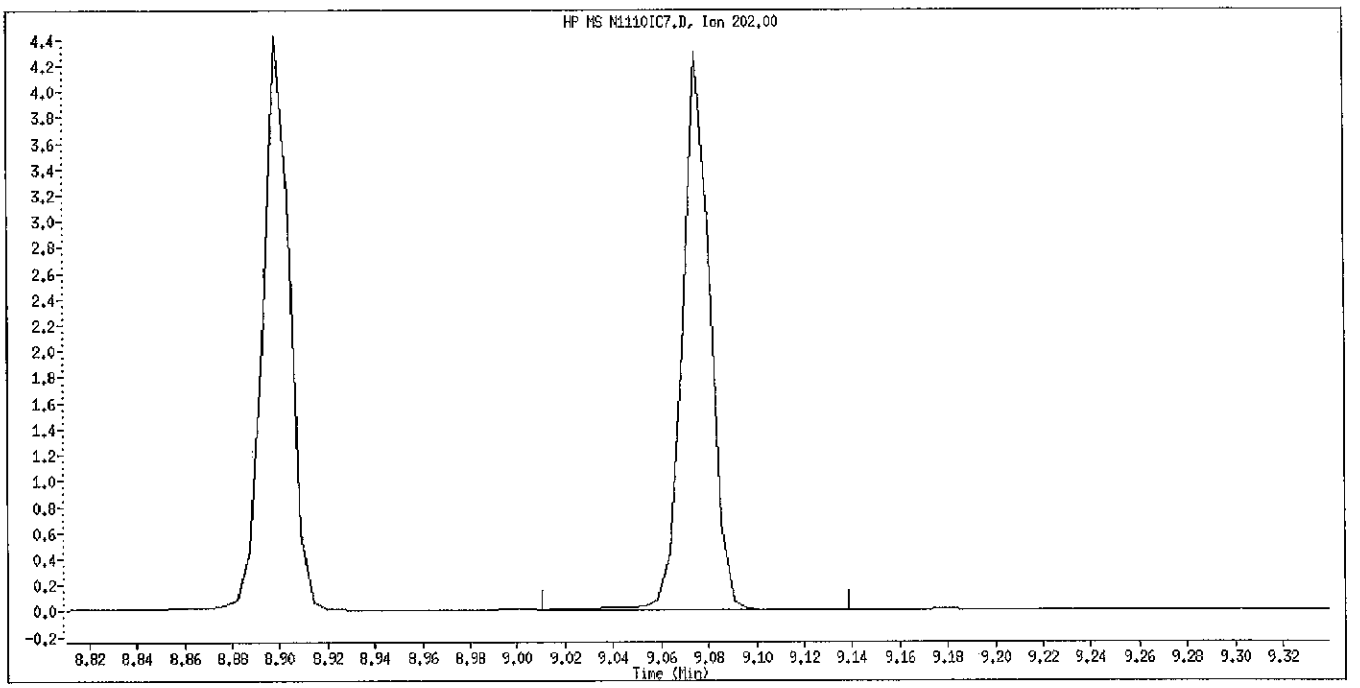

Manual Integration

Manually Integrated By: piccolinov
Manual Integration Reason: Peak Not Found

Data File Name: N1110IC7.D
Inj. Date and Time: 10-NOV-2010 08:54
Instrument ID: 733.i
Client ID: SSTD60
Compound Name: Terphenyl-d14
CAS #: 1718-51-0

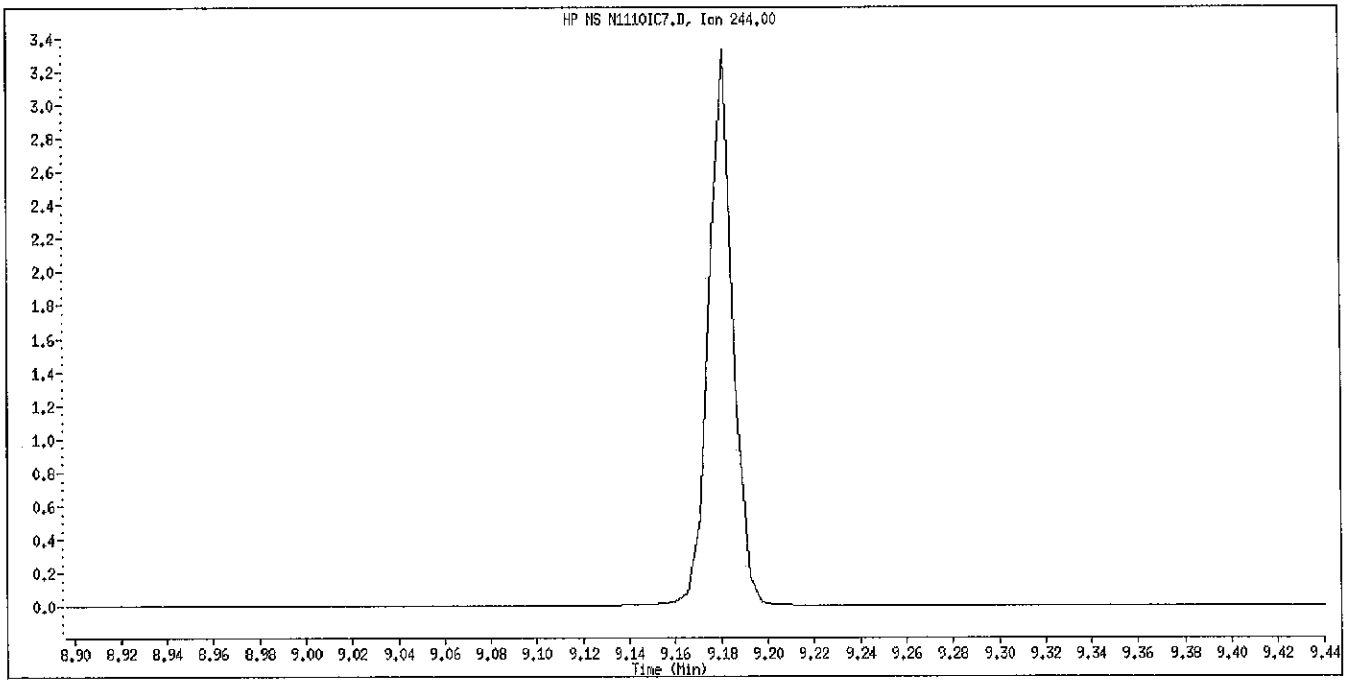

Original Integration

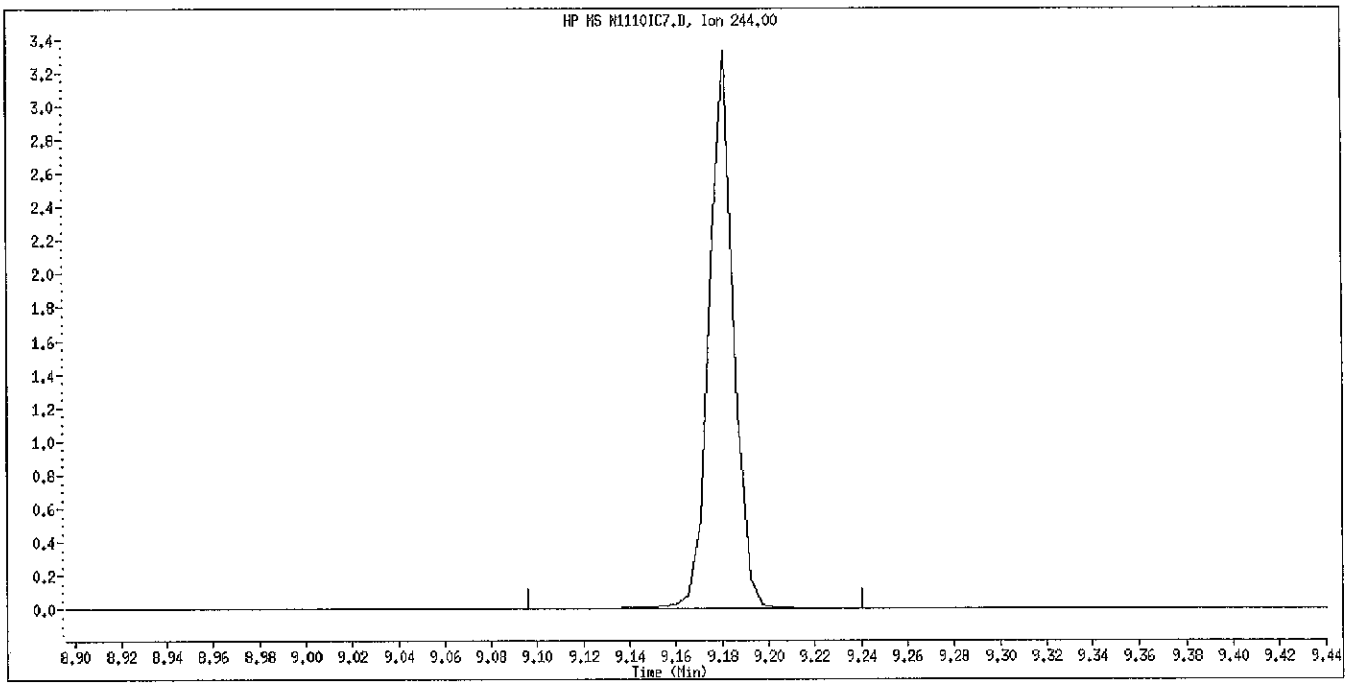

Manual Integration

Manually Integrated By: piccolinov
Manual Integration Reason: Peak Not Found

Data File Name: N1110IC7.D
Inj. Date and Time: 10-NOV-2010 08:54
Instrument ID: 733.i
Client ID: SSTD60
Compound Name: Butylbenzylphthalate
CAS #: 85-68-7

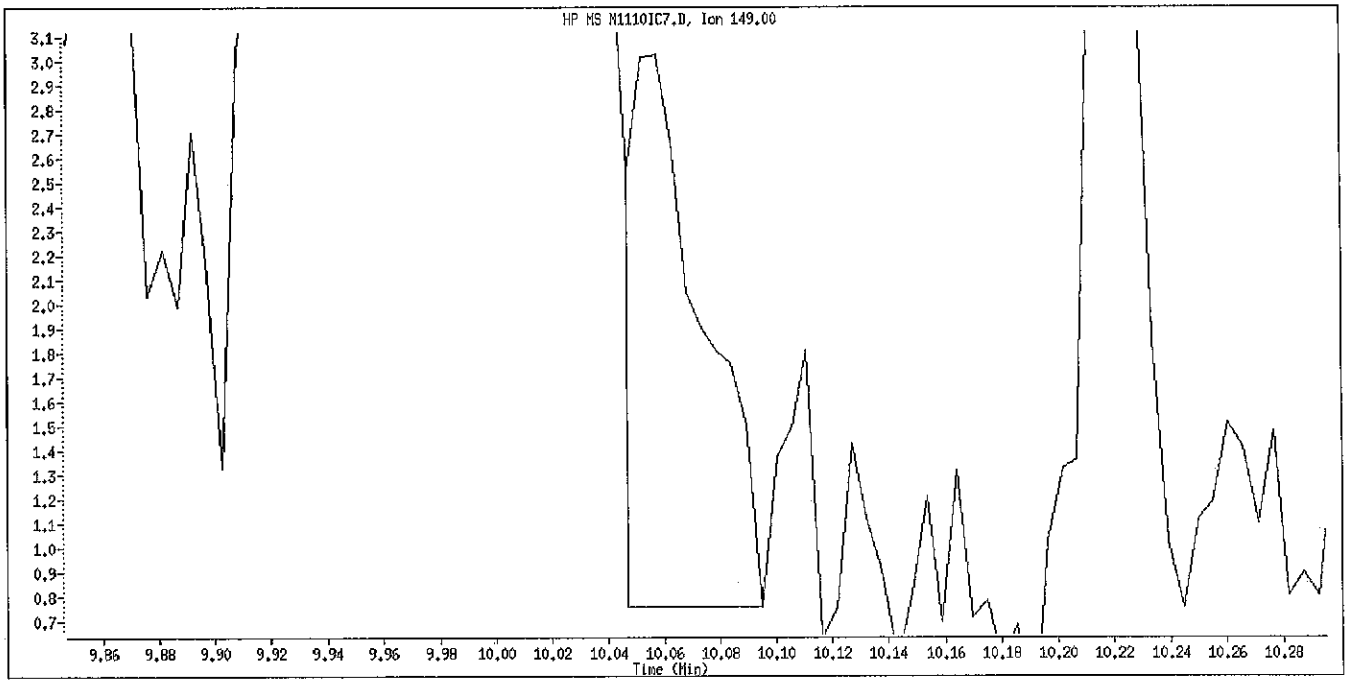

Original Integration

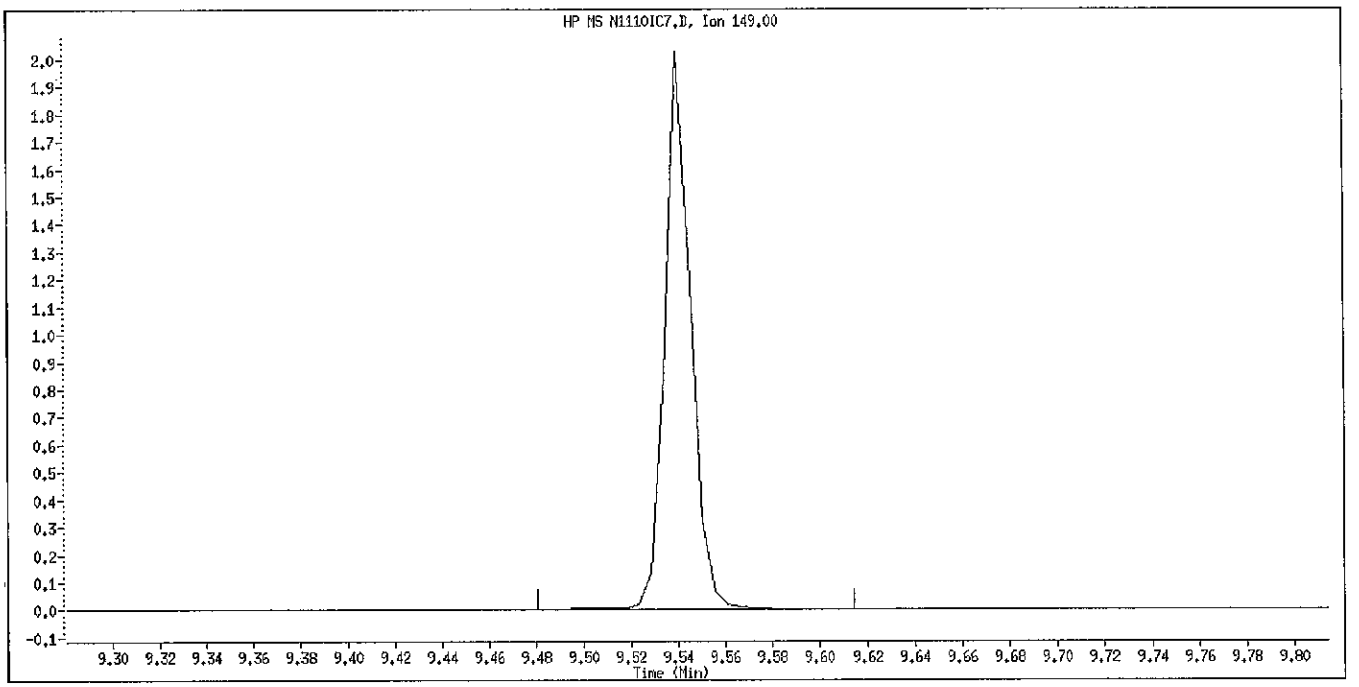

Manual Integration

Manually Integrated By: piccolinov
Manual Integration Reason: Peak Not Found

Data File Name: N1110IC7.D
Inj. Date and Time: 10-NOV-2010 08:54
Instrument ID: 733.i
Client ID: SSTD60
Compound Name: 3,3'-Dichlorobenzidine
CAS #: 91-94-1

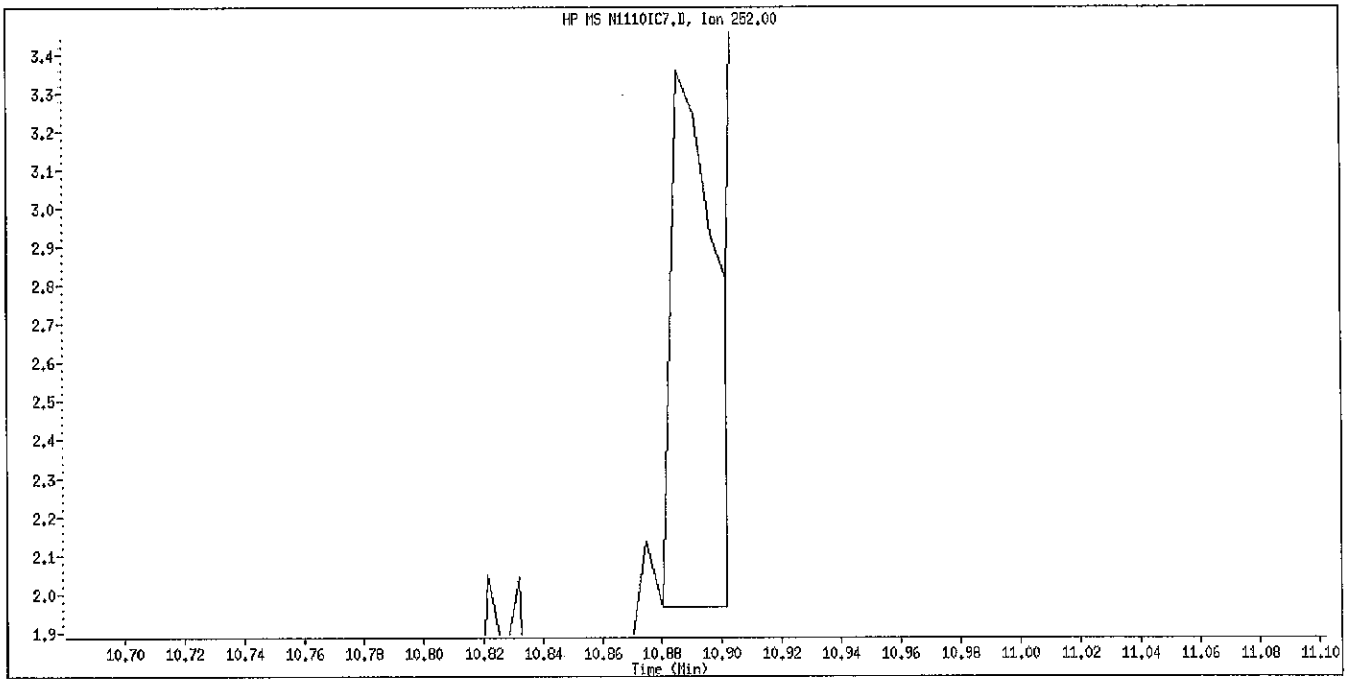

Original Integration

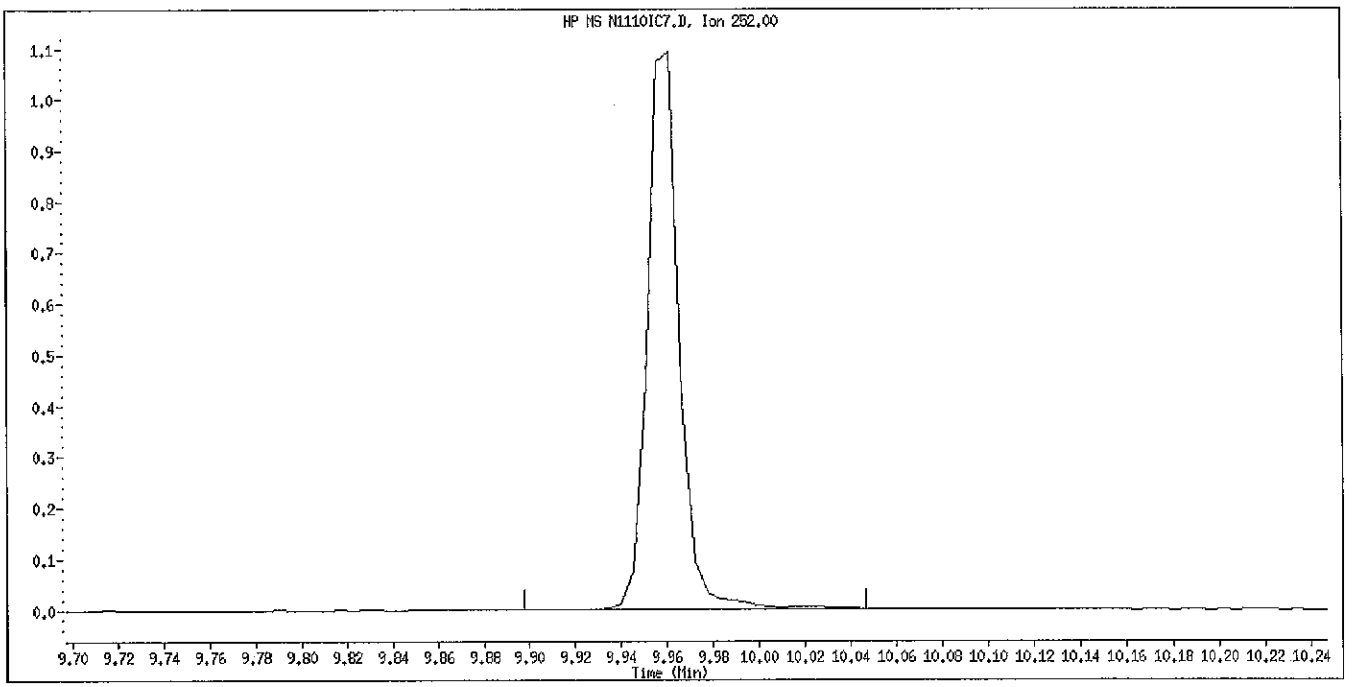

Manual Integration

Manually Integrated By: piccolinov
Manual Integration Reason: Peak Not Found

Data File Name: N1110IC7.D
Inj. Date and Time: 10-NOV-2010 08:54
Instrument ID: 733.i
Client ID: SSTD60
Compound Name: bis(2-ethylhexyl)Phthalate
CAS #: 117-81-7

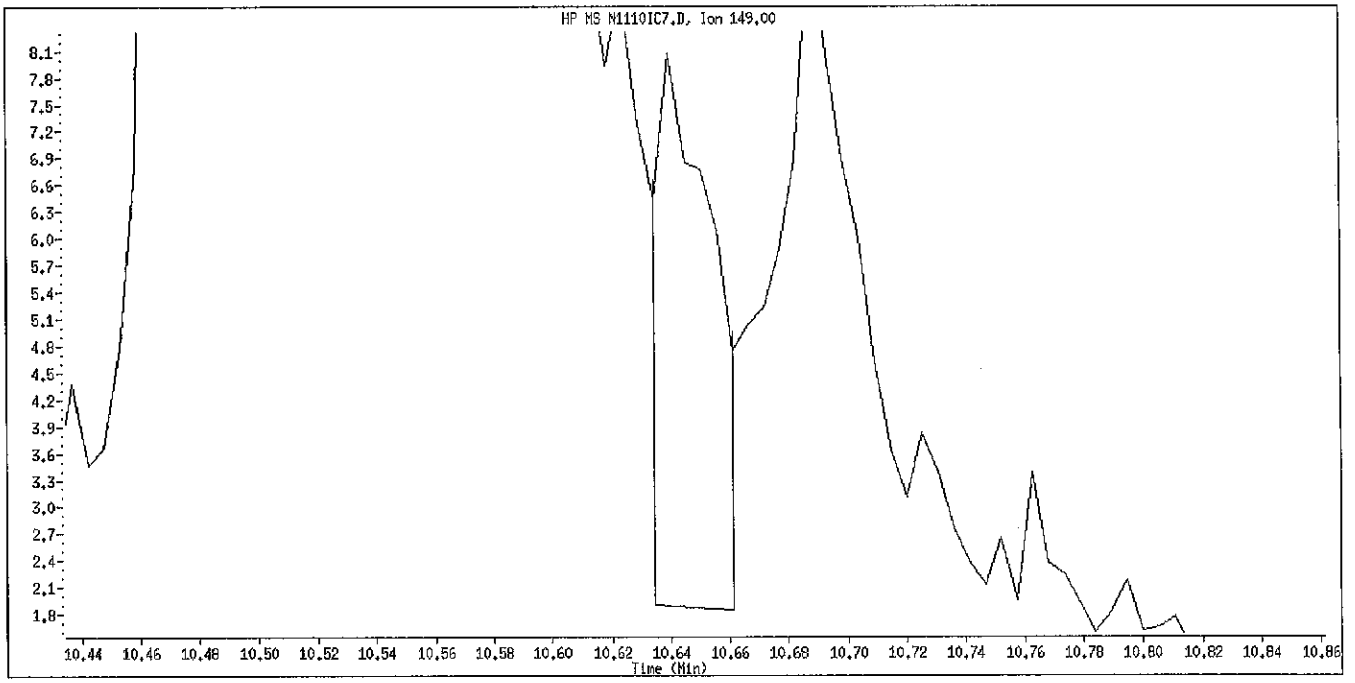

Original Integration

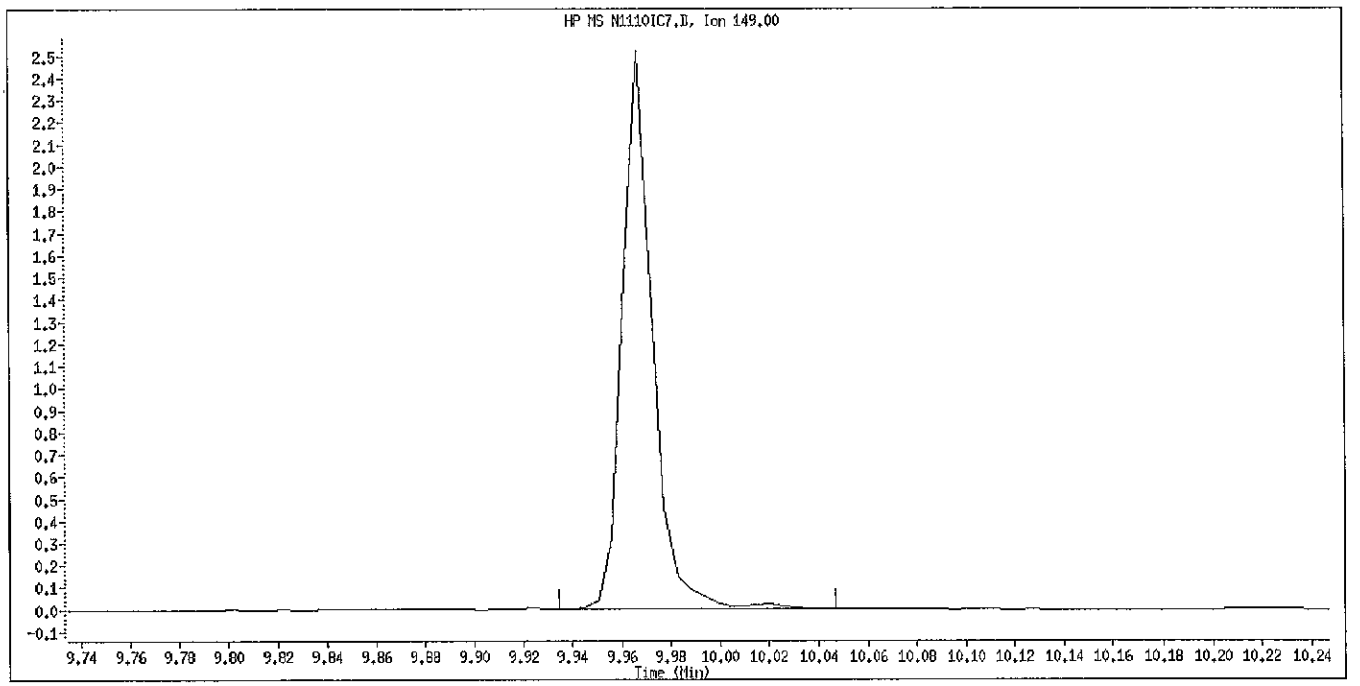

Manual Integration

Manually Integrated By: piccolinov
Manual Integration Reason: Peak Not Found

Data File Name: N1110IC7.D
Inj. Date and Time: 10-NOV-2010 08:54
Instrument ID: 733.i
Client ID: SSTD60
Compound Name: Benzo(a)Anthracene
CAS #: 56-55-3

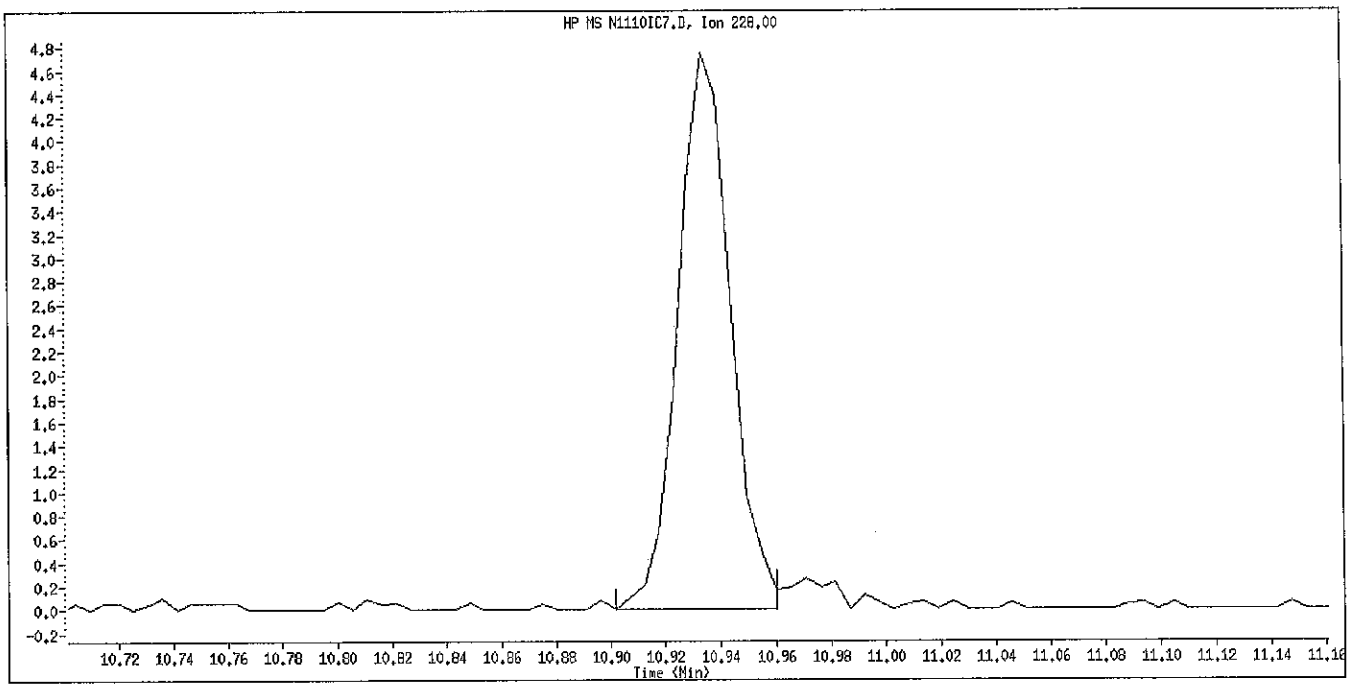

Original Integration

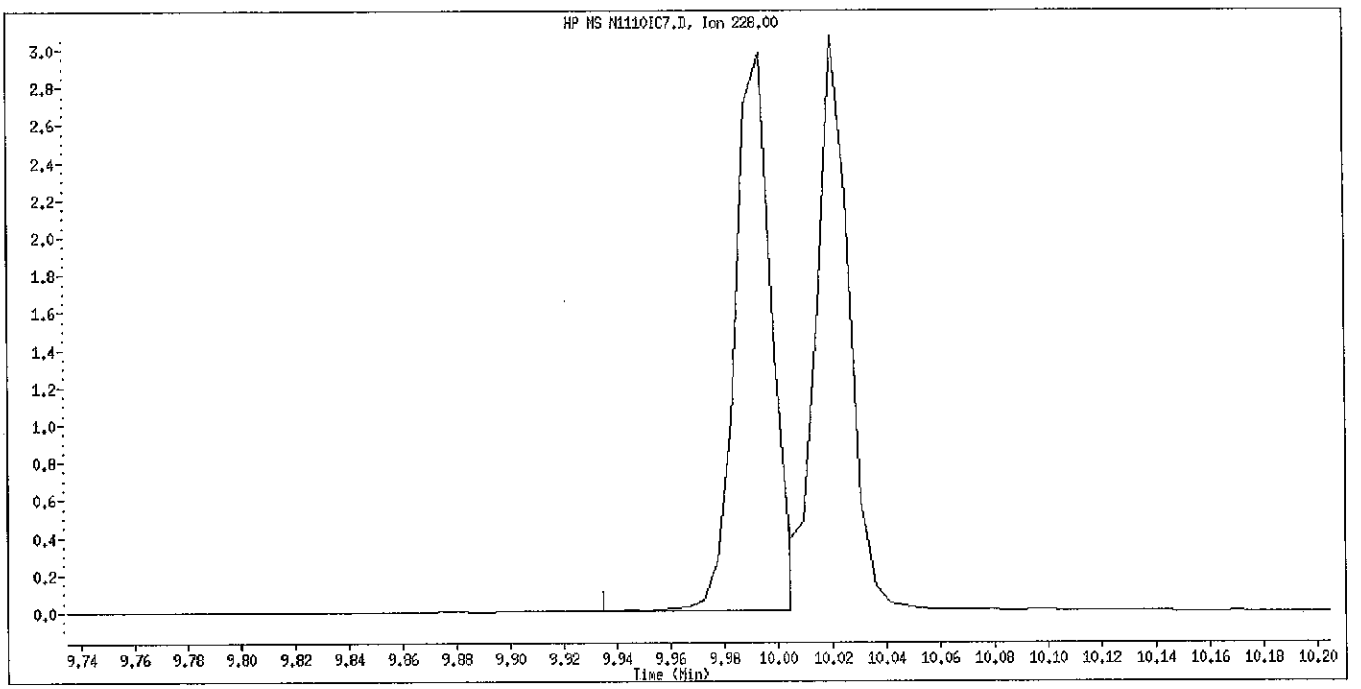

Manual Integration

Manually Integrated By: piccolinov
Manual Integration Reason: Peak Not Found

Data File Name: N1110IC7.D
Inj. Date and Time: 10-NOV-2010 08:54
Instrument ID: 733.i
Client ID: SSTD60
Compound Name: Chrysene-d12
CAS #: 1719-03-5

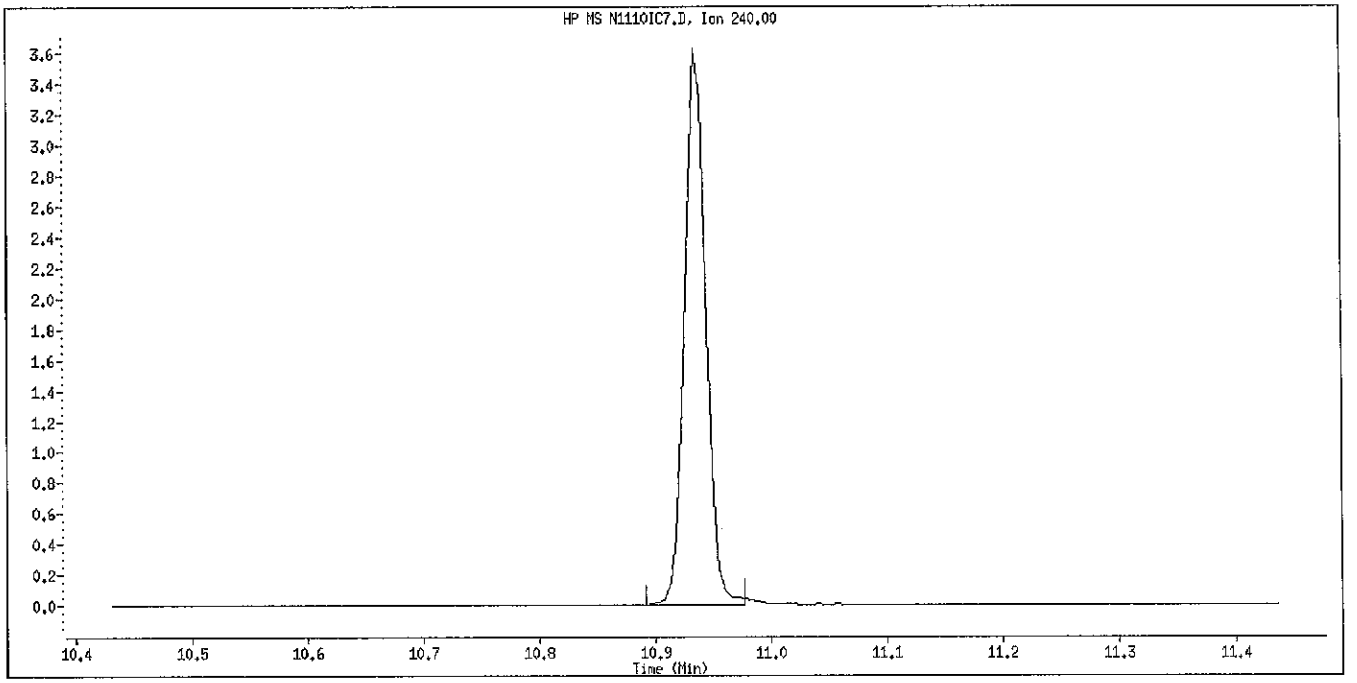

Original Integration

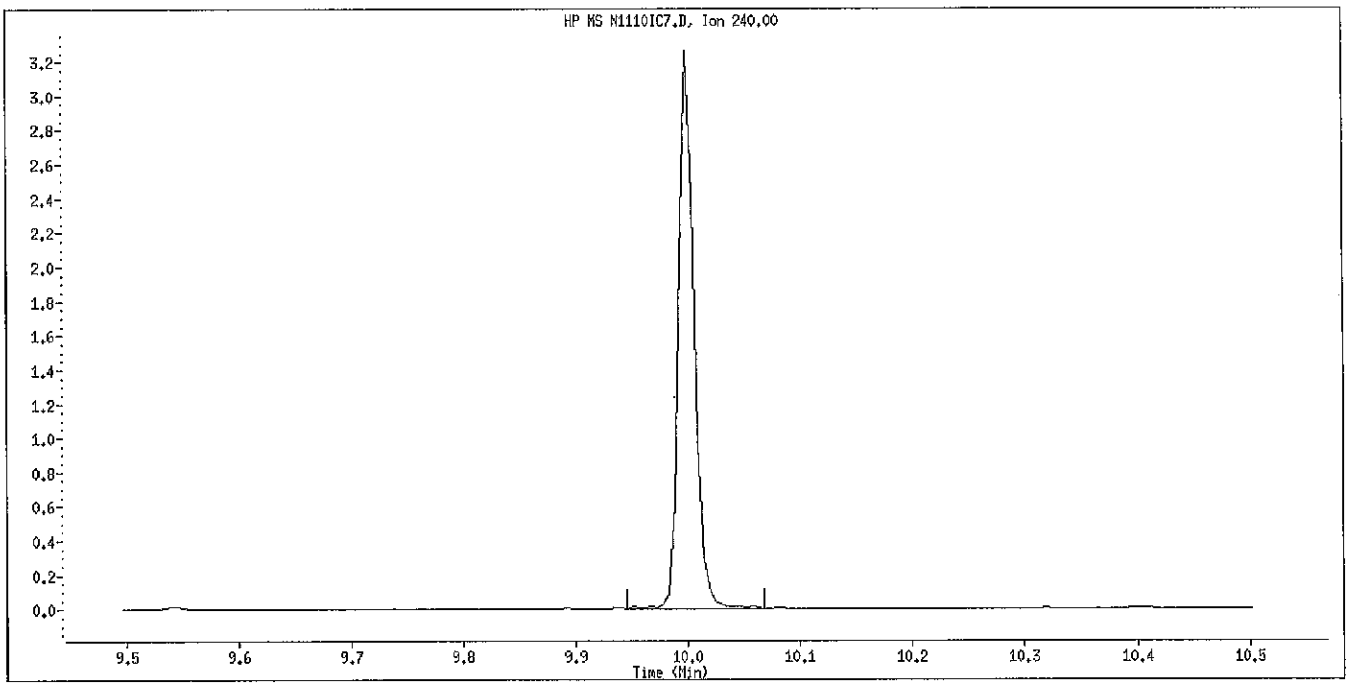

Manual Integration

Manually Integrated By: piccolinov
Manual Integration Reason: Peak Not Found

Data File Name: N1110IC7.D
Inj. Date and Time: 10-NOV-2010 08:54
Instrument ID: 733.i
Client ID: SSTD60
Compound Name: Chrysene
CAS #: 218-01-9

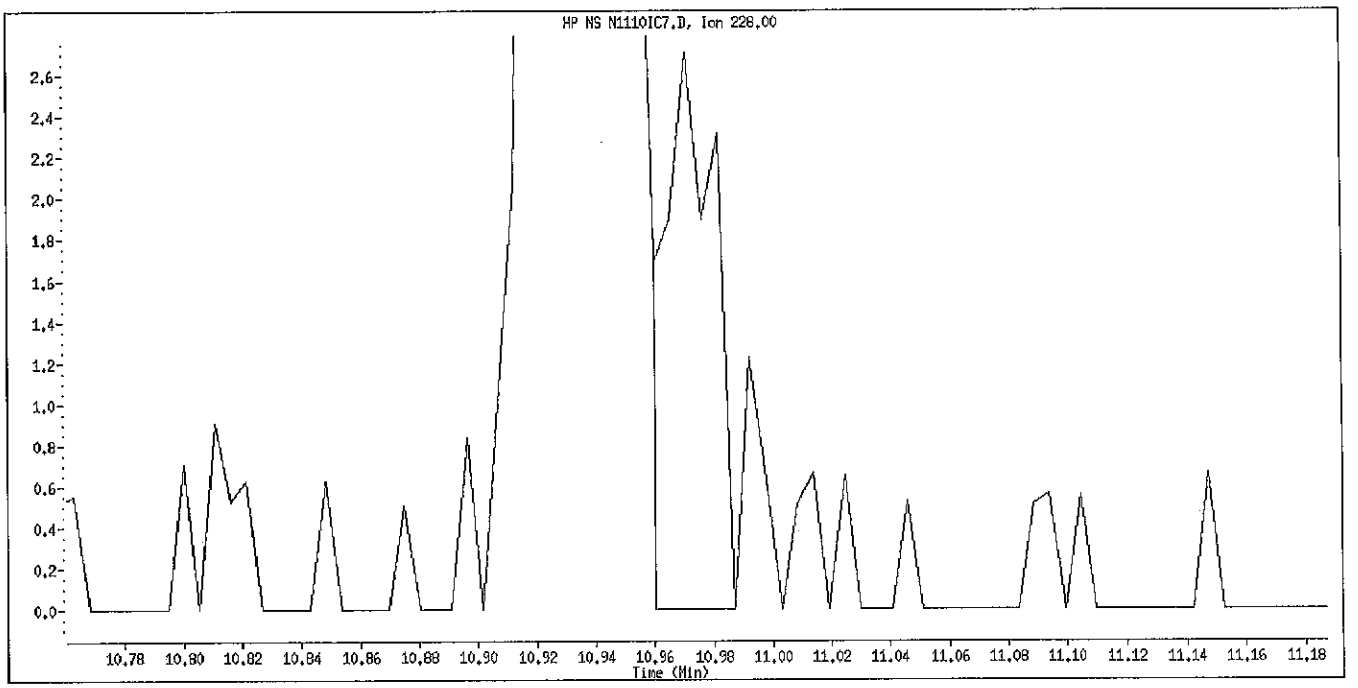

Original Integration

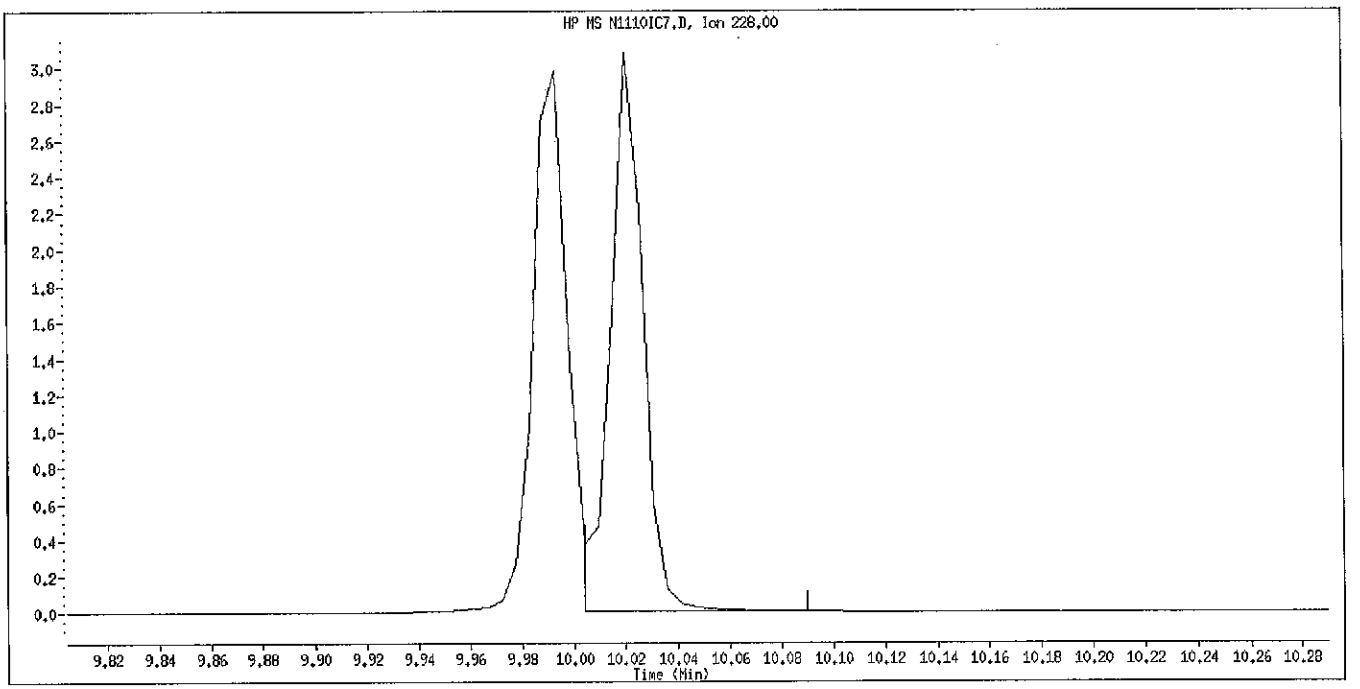

Manual Integration

Manually Integrated By: piccolinov
Manual Integration Reason: Peak Not Found

Data File: \\PITSVR06\D\chem\733.i\N111010.b\N1110IC8.D
Date : 10-NOV-2010 09:14
Client ID: SSTD80
Sample Info: SSTD80(40ug/ml) BNA0667-10 8270c/d

Instrument: 733.i
Operator: 3200
Column diameter: 0.32

Column phase: DB5-MS

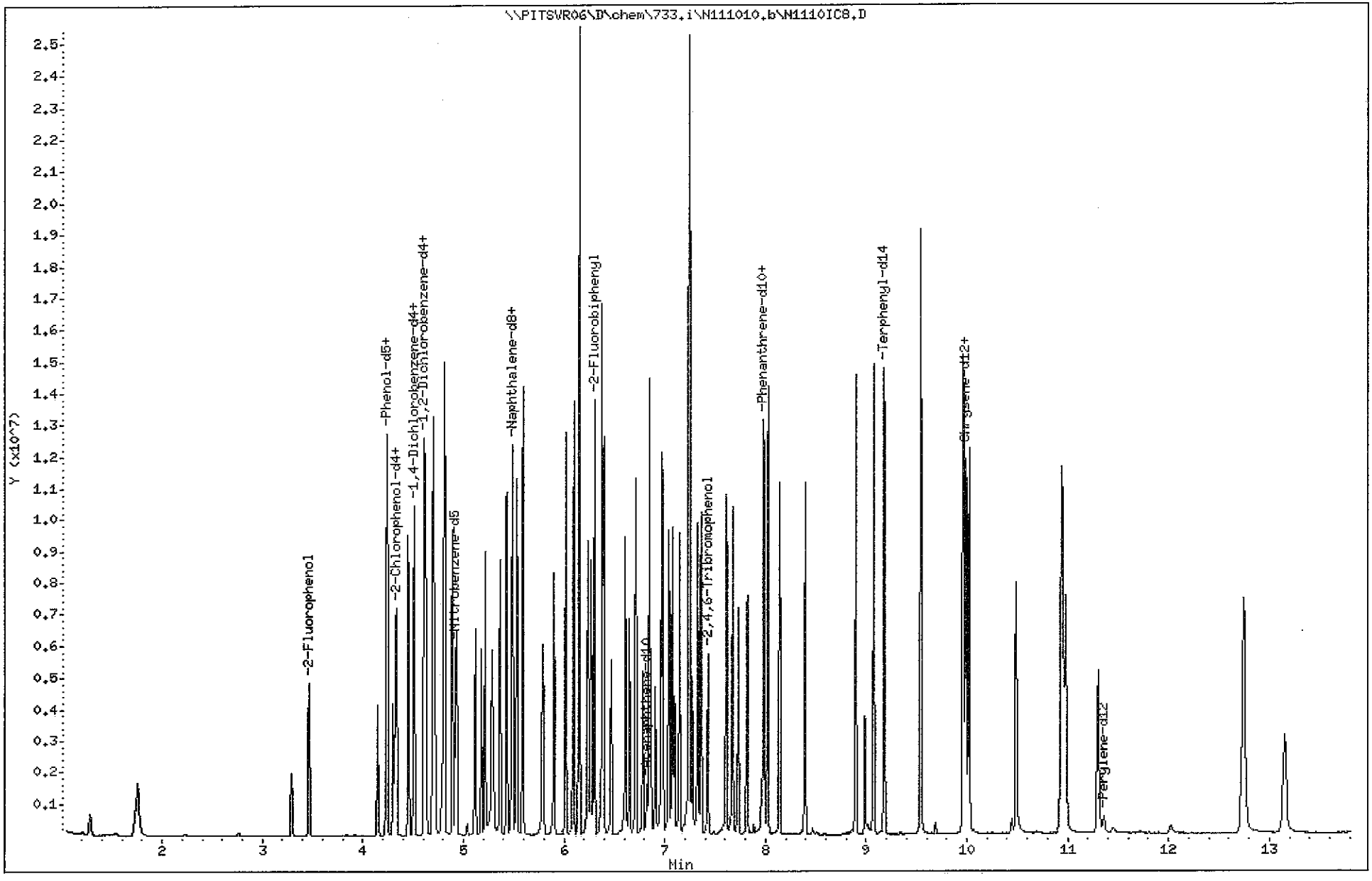

TestAmerica Pittsburgh

Semivolatile REPORT SW-846 Method 8270

Data file : \\PITSVR06\D\chem\733.i\N111010.b\N1110IC8.D
Lab Smp Id: sstd80 Client Smp ID: SSTD80
Inj Date : 10-NOV-2010 09:14
Operator : 3200 Inst ID: 733.i
Smp Info : SSTD80(40ug/ml) BNA0667-10 8270c/d
Misc Info : sstd80,N111010.b,8270ll.m,padepi.sub,1,8
Comment :
Method : \\PITSVR06\D\chem\733.i\N111010.b\8270ll.m
Meth Date : 10-Nov-2010 10:25 piccolinov Quant Type: ISTD
Cal Date : 10-NOV-2010 09:14 Cal File: N1110IC8.D
Als bottle: 96 Calibration Sample, Level: 8
Dil Factor: 1.00000
Integrator: HP RTE Compound Sublist: padepi.sub
Target Version: 4.14
Processing Host: PITPC-502

	Compounds	QUANT SIG MASS	RT	EXP RT	REL RT	RESPONSE	AMOUNTS CAL-AMT (NG)	ON-COL (NG)	
* 1	1,4-Dichlorobenzene-d4	152	4.497	4.497	(1.000)	116631	8.00000		
* 2	Naphthalene-d8	136	5.470	5.470	(1.000)	390440	8.00000		
* 3	Acenaphthene-d10	164	6.821	6.821	(1.000)	212900	8.00000		
* 4	Phenanthrene-d10	188	7.965	7.965	(1.000)	339664	8.00000		
* 5	Chrysene-d12	240	10.000	10.000	(1.000)	340270	8.00000		(MH)
* 6	Perylene-d12	264	11.357	11.357	(1.000)	234738	8.00000		
198	1,4-Dioxane	88	1.282	1.282	(0.285)	440596	80.0000	76.474	
10	N-Nitrosodimethylamine	74	1.730	1.730	(0.385)	555478	80.0000	79.410	
9	Pyridine	79	1.757	1.757	(0.391)	1122183	80.0000	80.495	
16	Methyl methanesulfonate	80	3.290	3.290	(0.732)	703087	80.0000	74.931	
206	Benzaldehyde	77	4.145	4.145	(0.922)	716336	80.0000	63.133	
21	Aniline	93	4.241	4.241	(0.943)	1911469	80.0000	79.525	
22	Phenol	94	4.241	4.241	(0.943)	1715613	80.0000	79.654	
23	bis(2-Chloroethyl)ether	93	4.300	4.300	(0.956)	1077591	80.0000	78.430	
24	2-Chlorophenol	128	4.332	4.332	(0.963)	1544245	80.0000	80.044	
26	1,3-Dichlorobenzene	146	4.449	4.449	(0.989)	1961010	80.0000	83.562	
27	1,4-Dichlorobenzene	146	4.508	4.508	(1.002)	2011821	80.0000	83.912	
28	1,2-Dichlorobenzene	146	4.626	4.626	(1.029)	1831149	80.0000	82.238	
217	Indene	116	4.695	4.695	(1.044)	2657724	80.0000	84.988	
29	Benzyl Alcohol	108	4.610	4.610	(1.025)	920437	80.0000	89.057	
30	2-Methylphenol	108	4.706	4.706	(1.046)	1262253	80.0000	82.686	
31	2,2'-oxybis(1-Chloropropane)	45	4.717	4.717	(1.049)	1112093	80.0000	79.224	
37	Acetophenone	105	4.807	4.807	(1.069)	1923629	80.0000	79.496	
32	N-Nitroso-di-n-propylamine	70	4.813	4.813	(1.070)	837419	80.0000	77.433	
192	4-Methylphenol	108	4.813	4.813	(1.070)	1243325	80.0000	81.833	
34	Hexachloroethane	117	4.887	4.887	(1.087)	788564	80.0000	79.137	
35	Nitrobenzene	77	4.936	4.936	(0.902)	1419210	80.0000	79.780	
36	N-Nitrosopyrrolidine	100	4.791	4.791	(1.065)	528216	80.0000	80.679	
41	Isophorone	82	5.117	5.117	(0.936)	2301589	80.0000	80.729	
42	2-Nitrophenol	139	5.176	5.176	(0.946)	824447	80.0000	86.402	
43	2,4-Dimethylphenol	107	5.219	5.219	(0.954)	1564641	80.0000	84.721	
44	bis(2-Chloroethoxy)methane	93	5.283	5.283	(0.966)	1370650	80.0000	82.847	
48	2,4-Dichlorophenol	162	5.363	5.363	(0.980)	1370215	80.0000	86.196	

	Compounds	QUANT SIG MASS	RT	EXP RT	REL RT	RESPONSE	AMOUNTS CAL-AMT (NG)	AMOUNTS ON-COL (NG)
49	Benzoic Acid	122	5.304	5.304	(0.970)	740434	80.0000	86.692(M)
50	1,2,4-Trichlorobenzene	180	5.432	5.432	(0.993)	1825951	80.0000	86.032
51	Naphthalene	128	5.486	5.486	(1.003)	4444886	80.0000	86.615
52	4-Chloroaniline	127	5.529	5.529	(1.011)	1792567	80.0000	86.031
54	2,6-Dichlorophenol	162	5.534	5.534	(1.012)	1381276	80.0000	87.765
56	Hexachlorobutadiene	225	5.593	5.593	(1.022)	1445543	80.0000	88.446
208	Caprolactam	113	5.801	5.801	(1.061)	275124	80.0000	83.093
59	4-Chloro-3-Methylphenol	107	5.902	5.902	(1.079)	1262970	80.0000	85.960
62	2-Methylnaphthalene	142	6.020	6.020	(1.101)	2992276	80.0000	89.045
63	1-Methylnaphthalene	142	6.095	6.095	(1.114)	2916850	80.0000	90.745
64	Hexachlorocyclopentadiene	237	6.148	6.148	(0.901)	1995427	80.0000	104.14
65	1,2,4,5-Tetrachlorobenzene	216	6.154	6.154	(0.902)	2161512	80.0000	95.576
66	2,4,6-Trichlorophenol	196	6.234	6.234	(0.914)	1169826	80.0000	94.178
67	2,4,5-Trichlorophenol	196	6.266	6.266	(0.919)	1061934	80.0000	84.892
209	1,1'-Biphenyl	154	6.378	6.378	(0.935)	4067644	80.0000	92.687
70	2-Chloronaphthalene	162	6.394	6.394	(0.937)	3158922	80.0000	92.886
73	2-Nitroaniline	65	6.463	6.463	(0.948)	772454	80.0000	83.655
76	Dimethylphthalate	163	6.608	6.608	(0.969)	3073764	80.0000	84.023
78	2,6-Dinitrotoluene	165	6.650	6.650	(0.975)	630981	80.0000	89.818
79	Acenaphthylene	152	6.714	6.714	(0.984)	4448469	80.0000	91.221
81	3-Nitroaniline	138	6.779	6.779	(0.994)	592834	80.0000	86.791
82	Acenaphthene	153	6.848	6.848	(1.004)	2766692	80.0000	90.777
83	2,4-Dinitrophenol	184	6.859	6.859	(1.005)	435312	80.0000	107.42
85	4-Nitrophenol	109	6.907	6.907	(1.013)	635042	80.0000	88.070
86	Dibenzofuran	168	6.982	6.982	(1.023)	4181226	80.0000	92.430
87	2,4-Dinitrotoluene	165	6.960	6.960	(1.020)	851230	80.0000	88.340
91	2,3,5,6-Tetrachlorophenol	232	7.040	7.040	(1.032)	1086870	80.0000	103.29
88	2,3,4,6-Tetrachlorophenol	232	7.072	7.072	(1.037)	1009881	80.0000	92.716
92	2-Naphthylamine	143	7.094	7.094	(1.040)	1097730	80.0000	54.709
93	Diethylphthalate	149	7.147	7.147	(1.048)	3045730	80.0000	85.643
94	Fluorene	166	7.243	7.243	(1.062)	3631120	80.0000	96.201
95	4-Chlorophenyl-phenylether	204	7.238	7.238	(1.061)	2261050	80.0000	101.33
96	4-Nitroaniline	138	7.249	7.249	(1.063)	710579	80.0000	93.888
98	4,6-Dinitro-2-methylphenol	198	7.275	7.275	(0.913)	532002	80.0000	93.928
99	N-Nitrosodiphenylamine (1)	169	7.329	7.329	(0.920)	1975295	80.0000	89.788
100	1,2-Diphenylhydrazine	77	7.361	7.361	(0.924)	3221493	80.0000	77.474
106	4-Bromophenyl-phenylether	248	7.612	7.612	(0.956)	1117617	80.0000	96.313
107	Hexachlorobenzene	284	7.676	7.676	(0.964)	1047204	80.0000	93.454
210	Atrazine	200	7.729	7.729	(0.970)	777868	80.0000	76.940
111	Pentachlorophenol	266	7.820	7.820	(0.982)	669343	80.0000	105.39
115	Phenanthrene	178	7.981	7.981	(1.002)	4841783	80.0000	94.845
116	Anthracene	178	8.023	8.023	(1.007)	4488392	80.0000	90.750
119	Carbazole	167	8.141	8.141	(1.022)	3624334	80.0000	90.463
120	Di-n-Butylphthalate	149	8.392	8.392	(1.054)	4783710	80.0000	89.824
123	Fluoranthene	202	8.899	8.899	(1.117)	4919220	80.0000	94.034
124	Benzidine	184	8.990	8.990	(0.899)	1281200	80.0000	86.948(M)
125	Pyrene	202	9.076	9.076	(0.908)	4888674	80.0000	84.366(M)
131	Butylbenzylphthalate	149	9.540	9.540	(0.954)	2163336	80.0000	86.297(M)
135	3,3'-Dichlorobenzidine	252	9.957	9.957	(0.996)	1606987	80.0000	100.12(M)
136	Benzo(a)Anthracene	228	9.989	9.989	(0.999)	4172541	80.0000	84.884(M)
137	Chrysene	228	10.021	10.021	(1.002)	3876422	80.0000	83.627(M)
139	bis(2-ethylhexyl)Phthalate	149	9.968	9.968	(0.997)	3089778	80.0000	89.046(M)
140	Di-n-octylphthalate	149	10.486	10.486	(0.923)	4177389	80.0000	96.056
141	Benzo(b)fluoranthene	252	10.951	10.951	(0.964)	4185766	80.0000	108.67

	Compounds	QUANT SIG MASS	RT	EXP RT	REL RT	RESPONSE	AMOUNTS CAL-AMT (NG)	AMOUNTS ON-COL (NG)
142	Benzo(k)fluoranthene	252	10.977	10.977	(0.967)	3442685	80.0000	81.217
143	7,12-dimethylbenz[a]anthracen	256	10.940	10.940	(0.963)	1948350	80.0000	101.68
146	Benzo(a)pyrene	252	11.298	11.298	(0.995)	2683707	80.0000	94.331
149	Indeno(1,2,3-cd)pyrene	276	12.746	12.746	(1.122)	3604661	80.0000	101.49
150	Dibenz(a,h)anthracene	278	12.746	12.746	(1.122)	3120220	80.0000	105.00
151	Benzo(g,h,i)perylene	276	13.152	13.152	(1.158)	2810049	80.0000	94.656
$ 154	Nitrobenzene-d5	82	4.920	4.920	(0.899)	1448739	80.0000	79.327
$ 155	2-Fluorobiphenyl	172	6.298	6.298	(0.923)	3584897	80.0000	92.390
$ 156	Terphenyl-d14	244	9.177	9.177	(0.918)	3619094	80.0000	90.060(M)
$ 157	Phenol-d5	99	4.230	4.230	(0.941)	1547049	80.0000	82.096
$ 158	2-Fluorophenol	112	3.461	3.461	(0.770)	1334353	80.0000	82.144
$ 159	2,4,6-Tribromophenol	330	7.430	7.430	(0.933)	420239	80.0000	95.892
$ 186	2-Chlorophenol-d4	132	4.321	4.321	(0.961)	1602214	80.0000	83.038
$ 187	1,2-Dichlorobenzene-d4	152	4.615	4.615	(1.026)	1250180	80.0000	83.875

QC Flag Legend

M - Compound response manually integrated.
H - Operator selected an alternate compound hit.

Data File Name: N1110IC8.D
Inj. Date and Time: 10-NOV-2010 09:14
Instrument ID: 733.i
Client ID: SSTD80
Compound Name: Benzoic Acid
CAS #: 65-85-0

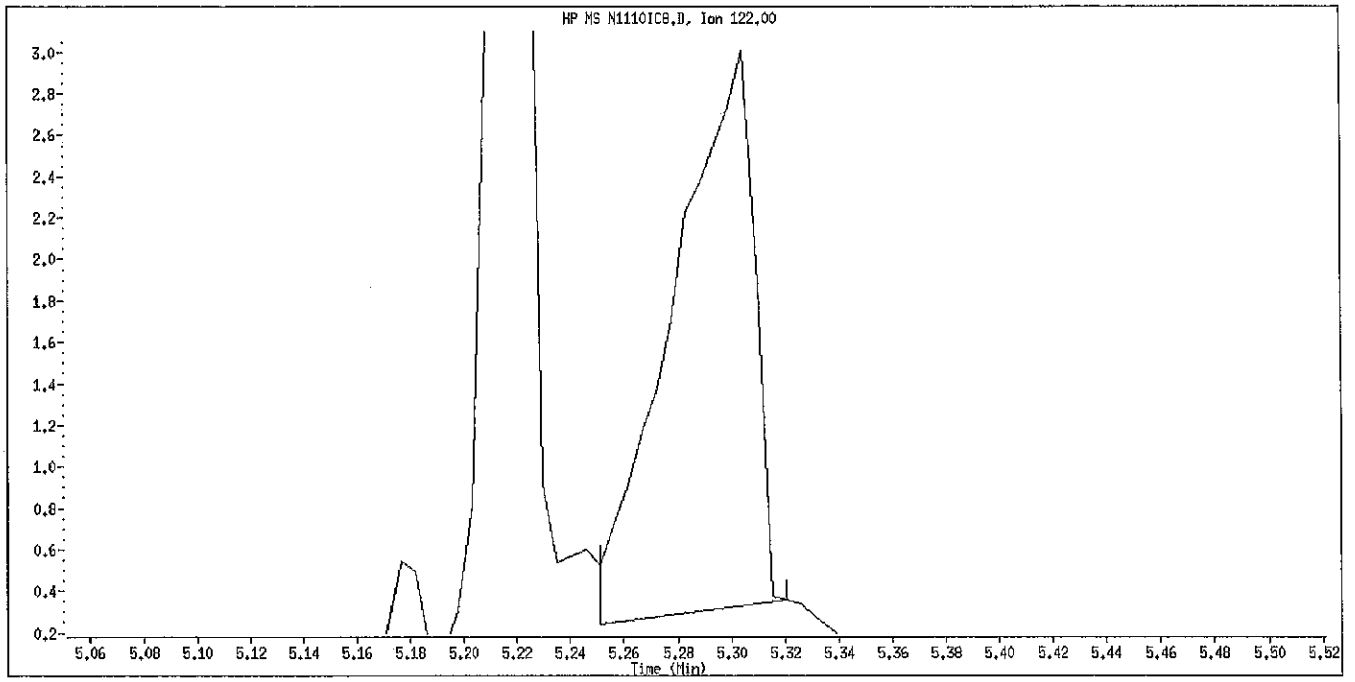

Original Integration

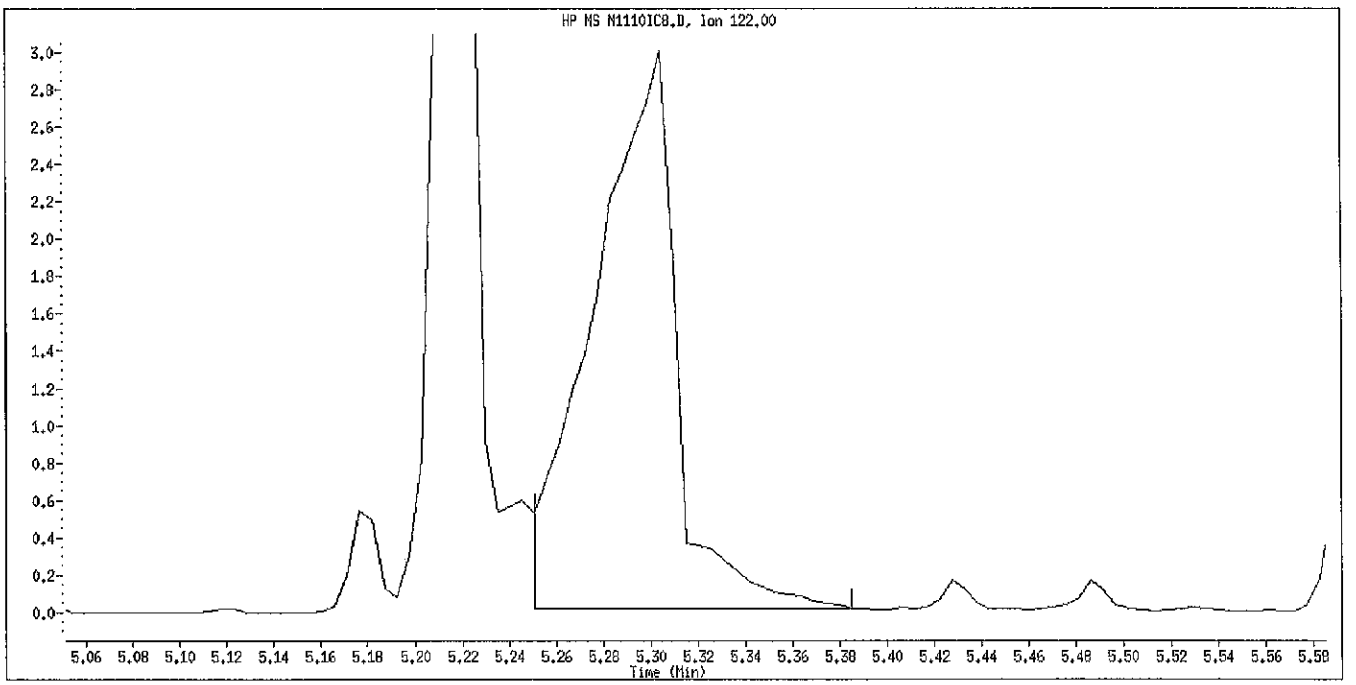

Manual Integration

Manually Integrated By: piccolinov
Manual Integration Reason: Poor Chromatography

Data File Name: N1110IC8.D
Inj. Date and Time: 10-NOV-2010 09:14
Instrument ID: 733.i
Client ID: SSTD80
Compound Name: Benzidine
CAS #: 92-87-5

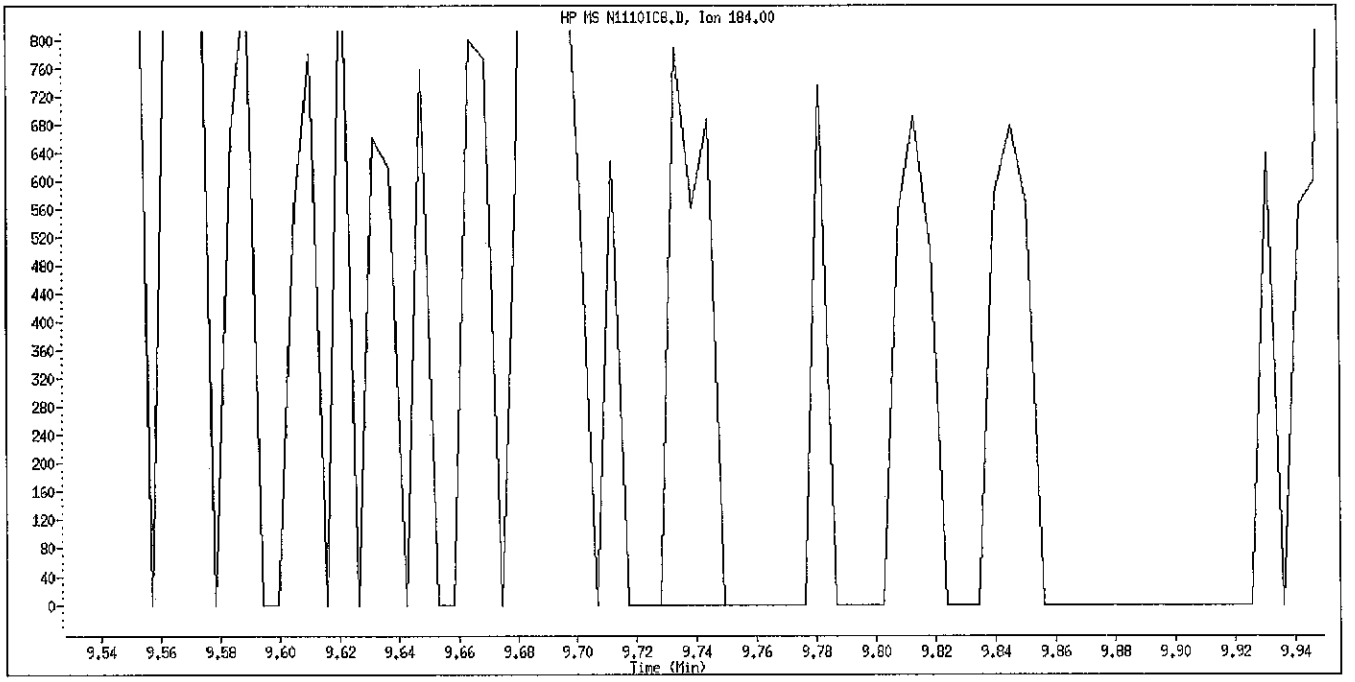

Original Integration

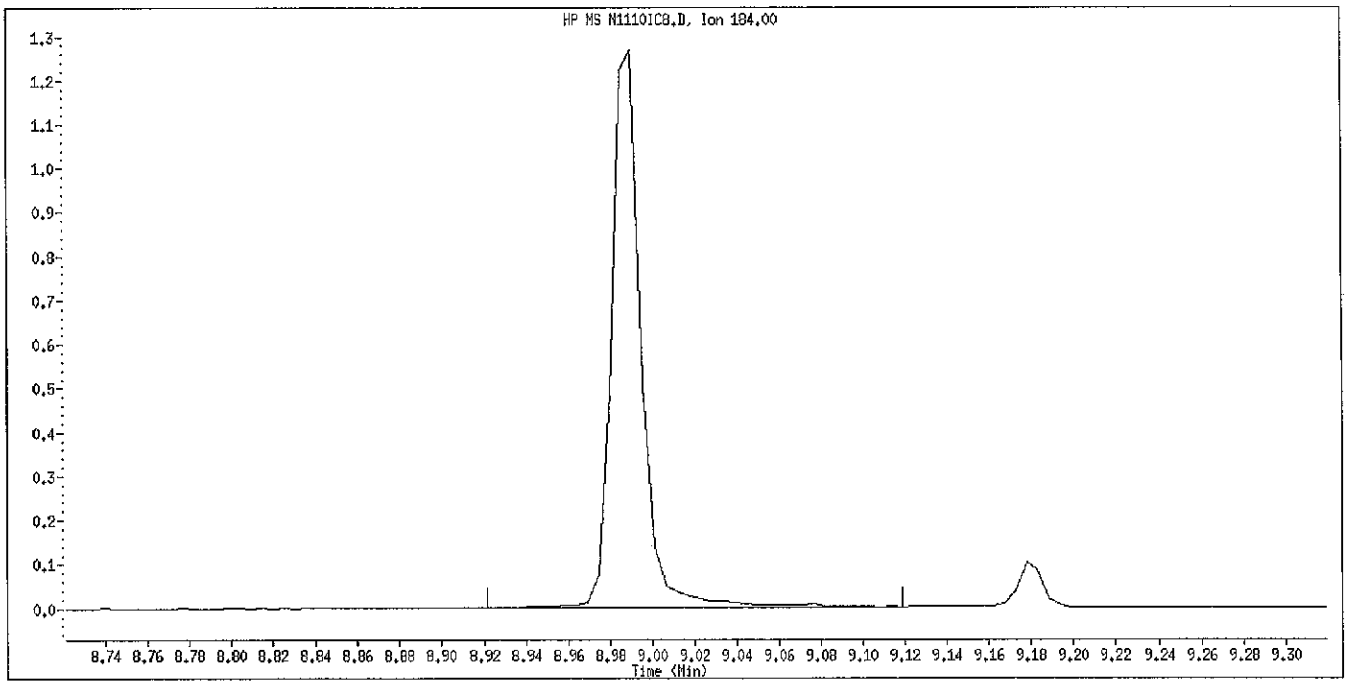

Manual Integration

Manually Integrated By: piccolinov
Manual Integration Reason: Peak Not Found

Data File Name: N1110IC8.D
Inj. Date and Time: 10-NOV-2010 09:14
Instrument ID: 733.i
Client ID: SSTD80
Compound Name: Pyrene
CAS #: 129-00-0

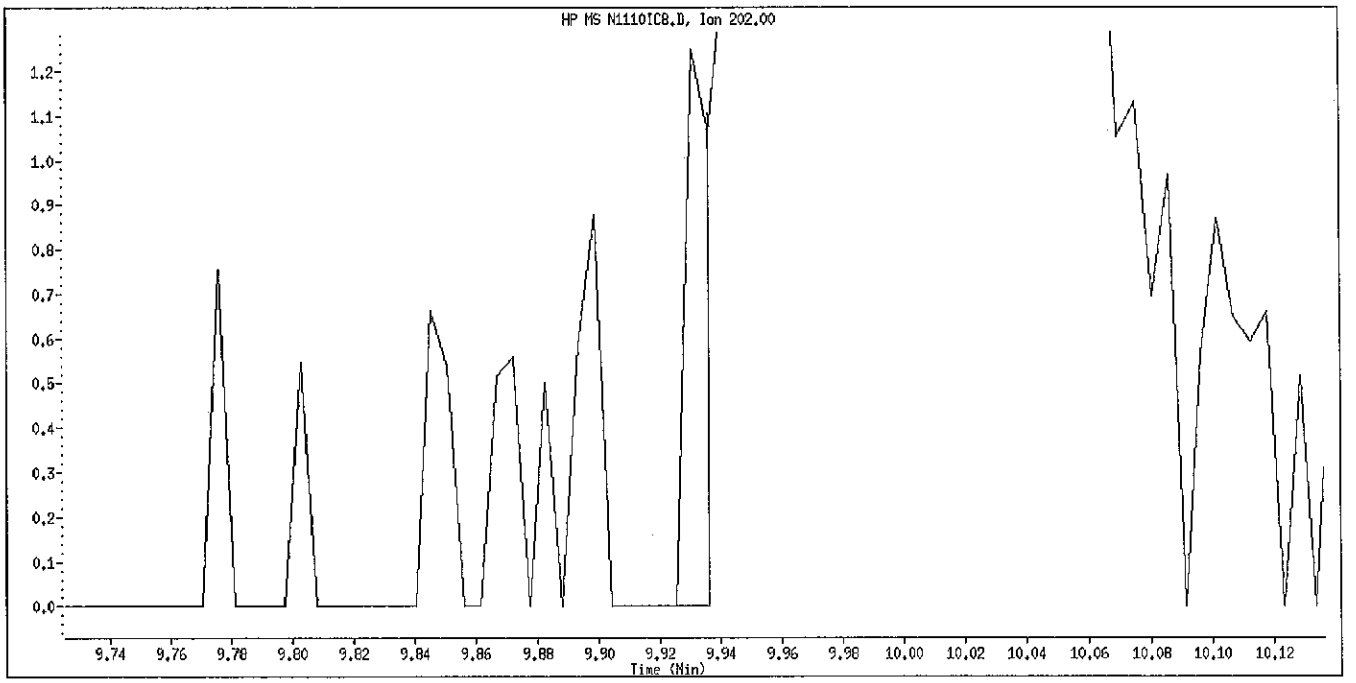

Original Integration

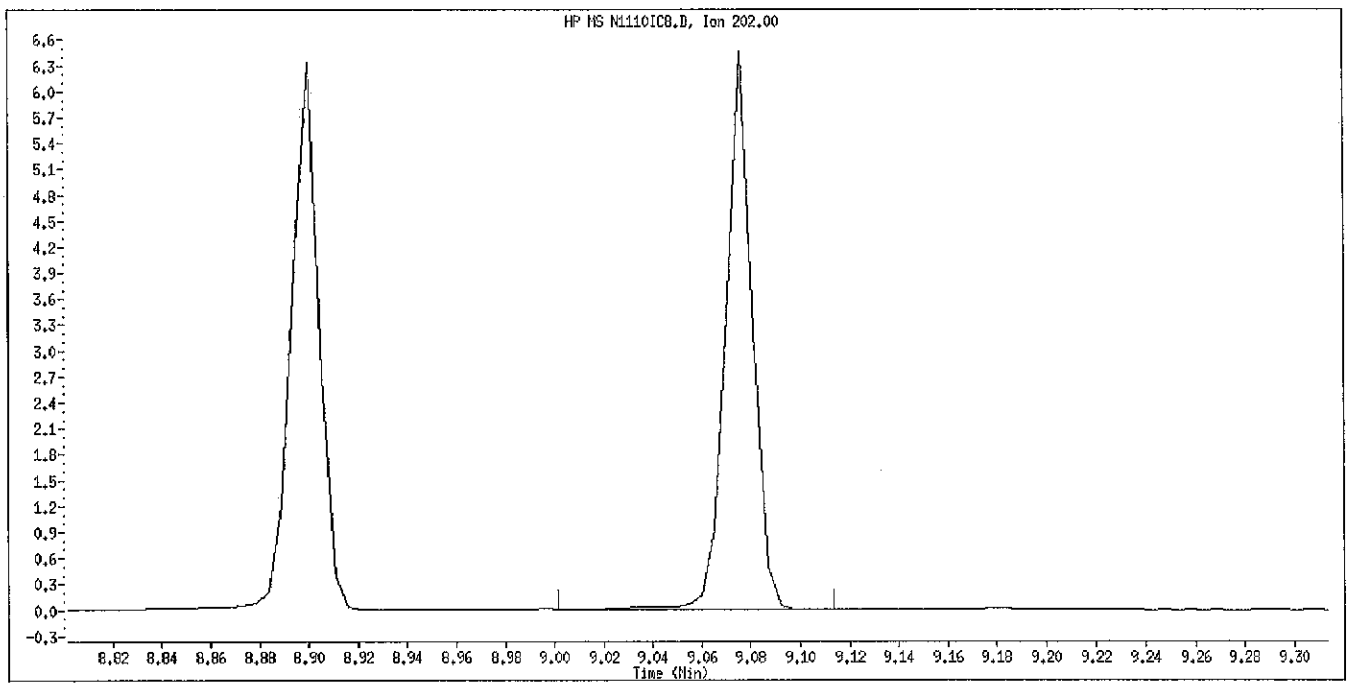

Manual Integration

Manually Integrated By: piccolinov
Manual Integration Reason: Peak Not Found

Data File Name: N1110IC8.D
Inj. Date and Time: 10-NOV-2010 09:14
Instrument ID: 733.i
Client ID: SSTD80
Compound Name: Terphenyl-d14
CAS #: 1718-51-0

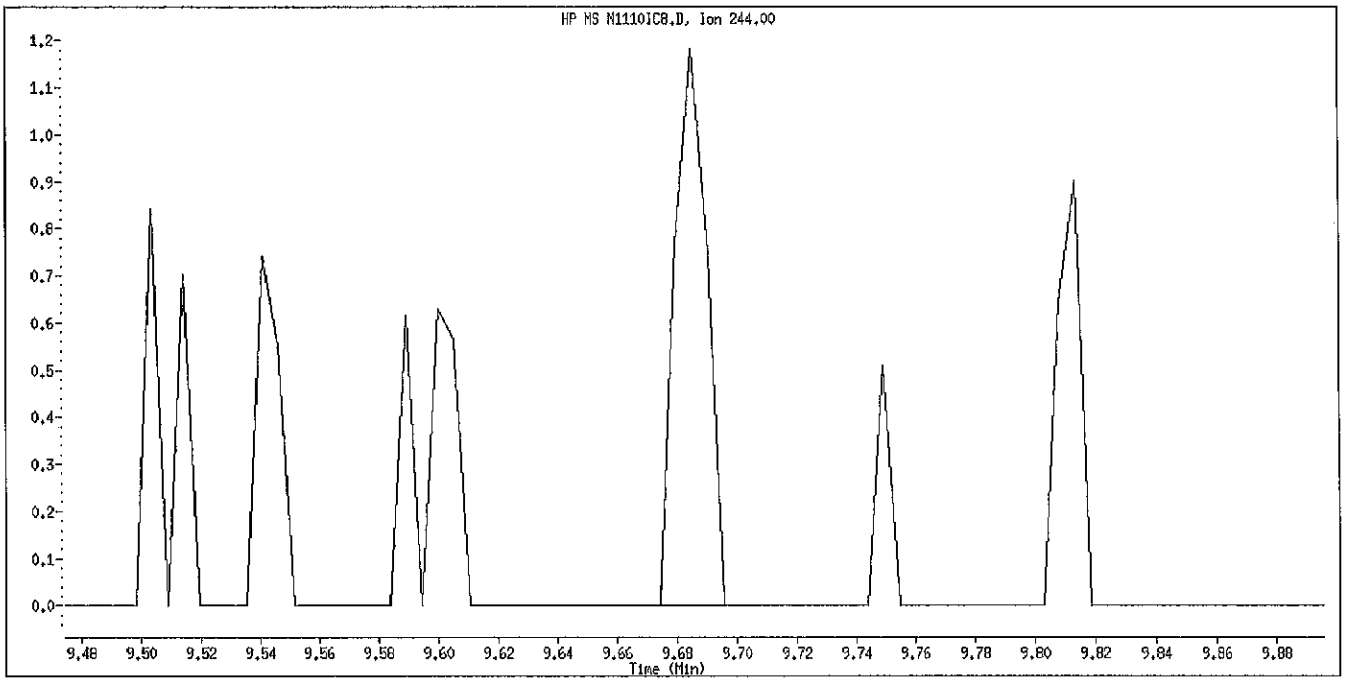

Original Integration

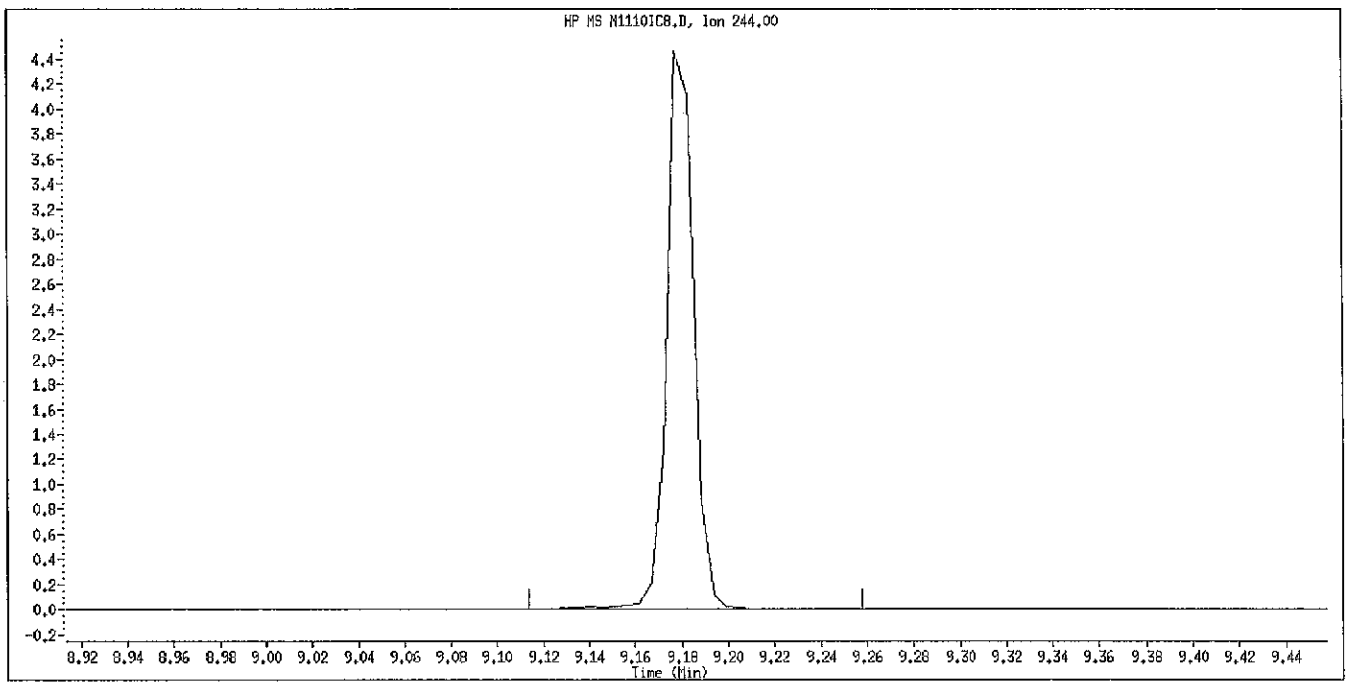

Manual Integration

Manually Integrated By: piccolinov
Manual Integration Reason: Peak Not Found

Data File Name: N1110IC8.D
Inj. Date and Time: 10-NOV-2010 09:14
Instrument ID: 733.i
Client ID: SSTD80
Compound Name: Butylbenzylphthalate
CAS #: 85-68-7

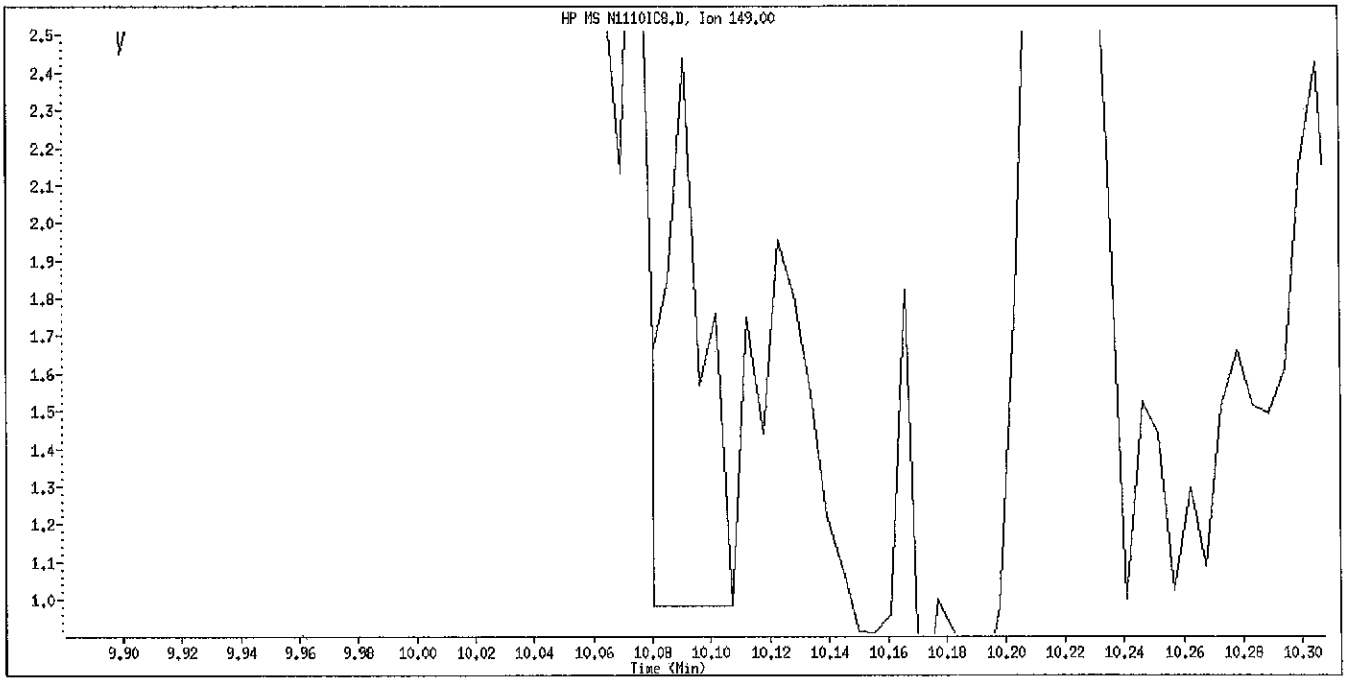

Original Integration

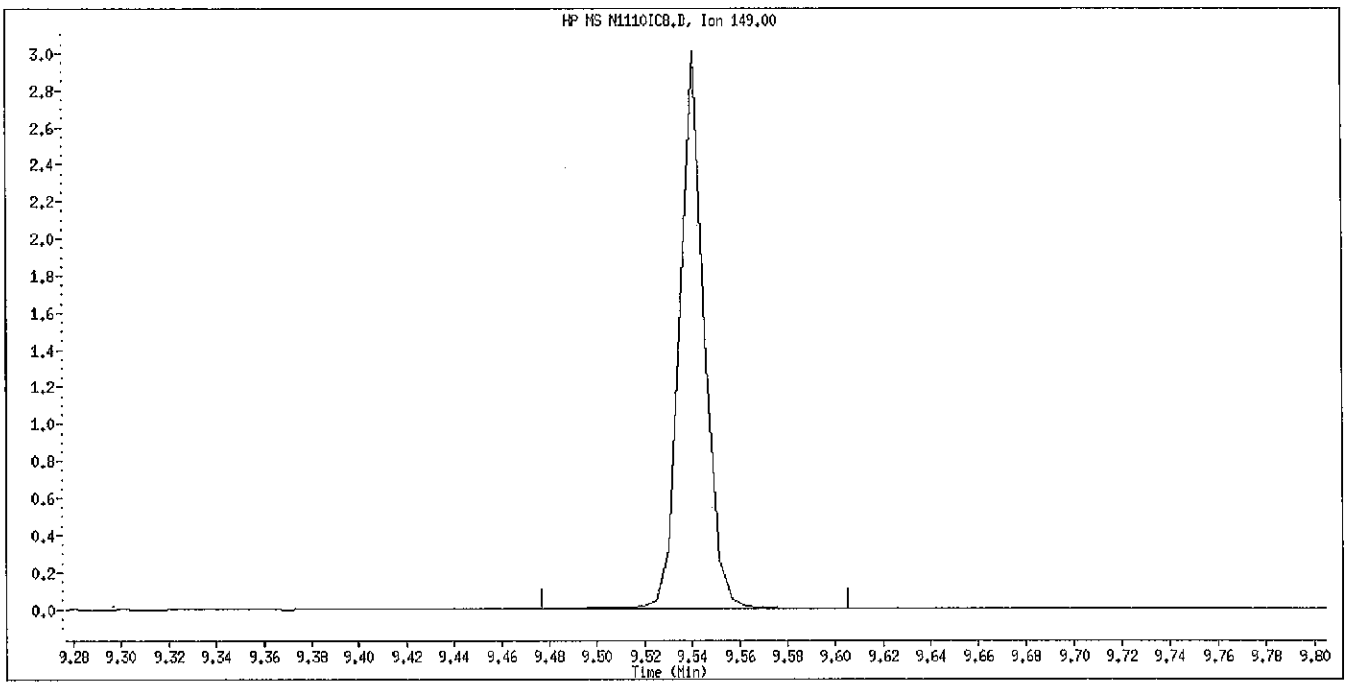

Manual Integration

Manually Integrated By: piccolinov
Manual Integration Reason: Peak Not Found

Data File Name: N1110IC8.D
Inj. Date and Time: 10-NOV-2010 09:14
Instrument ID: 733.i
Client ID: SSTD80
Compound Name: 3,3'-Dichlorobenzidine
CAS #: 91-94-1

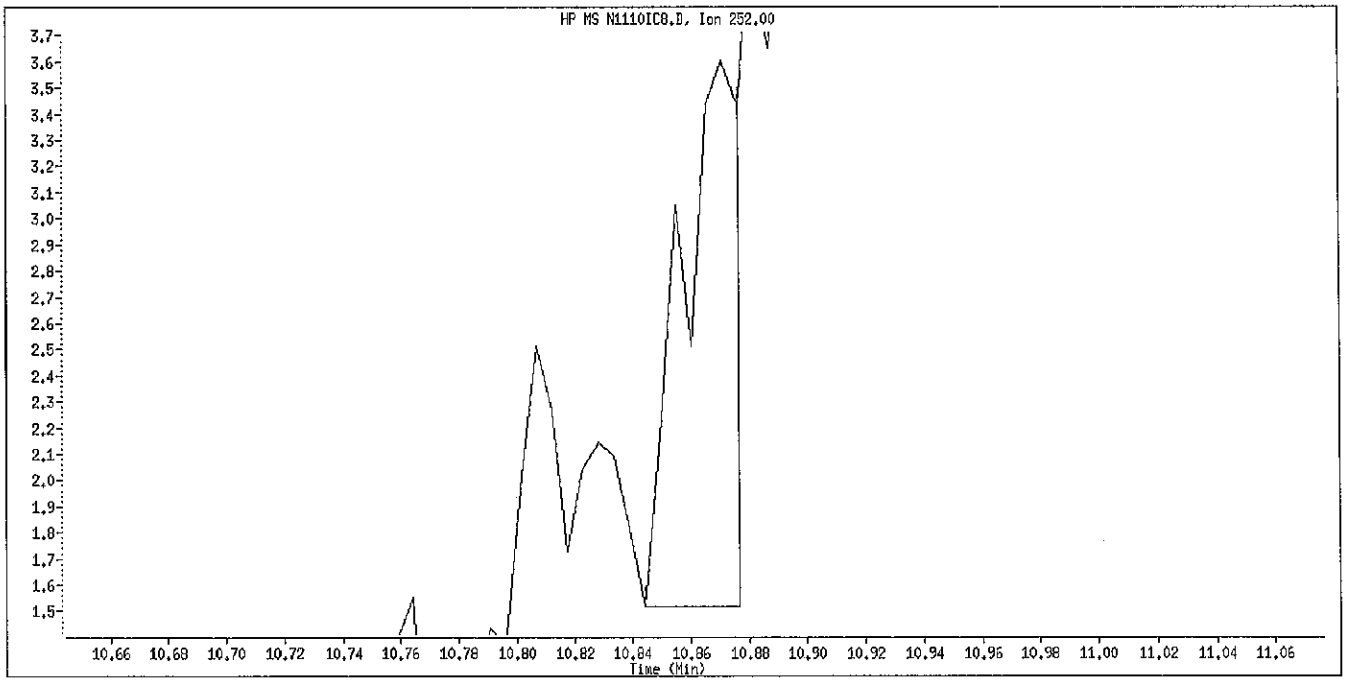

Original Integration

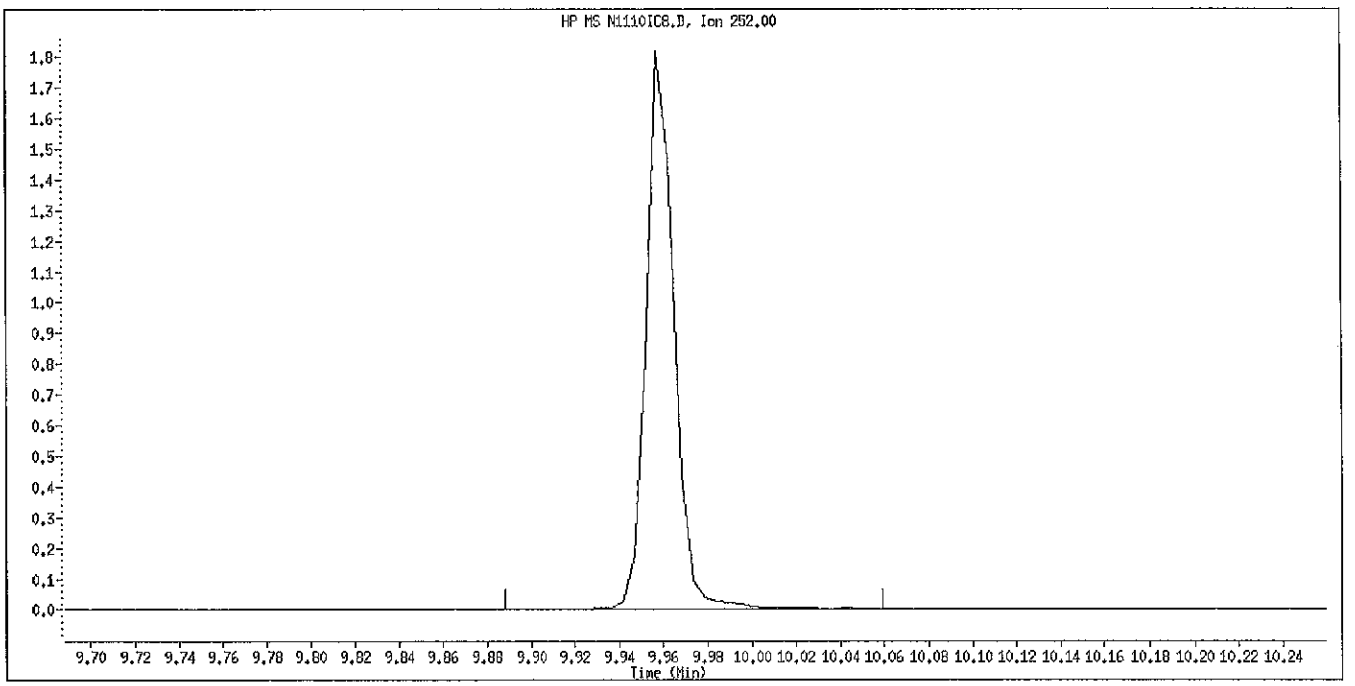

Manual Integration

Manually Integrated By: piccolinov
Manual Integration Reason: Peak Not Found

Data File Name: N1110IC8.D
Inj. Date and Time: 10-NOV-2010 09:14
Instrument ID: 733.i
Client ID: SSTD80
Compound Name: bis(2-ethylhexyl)Phthalate
CAS #: 117-81-7

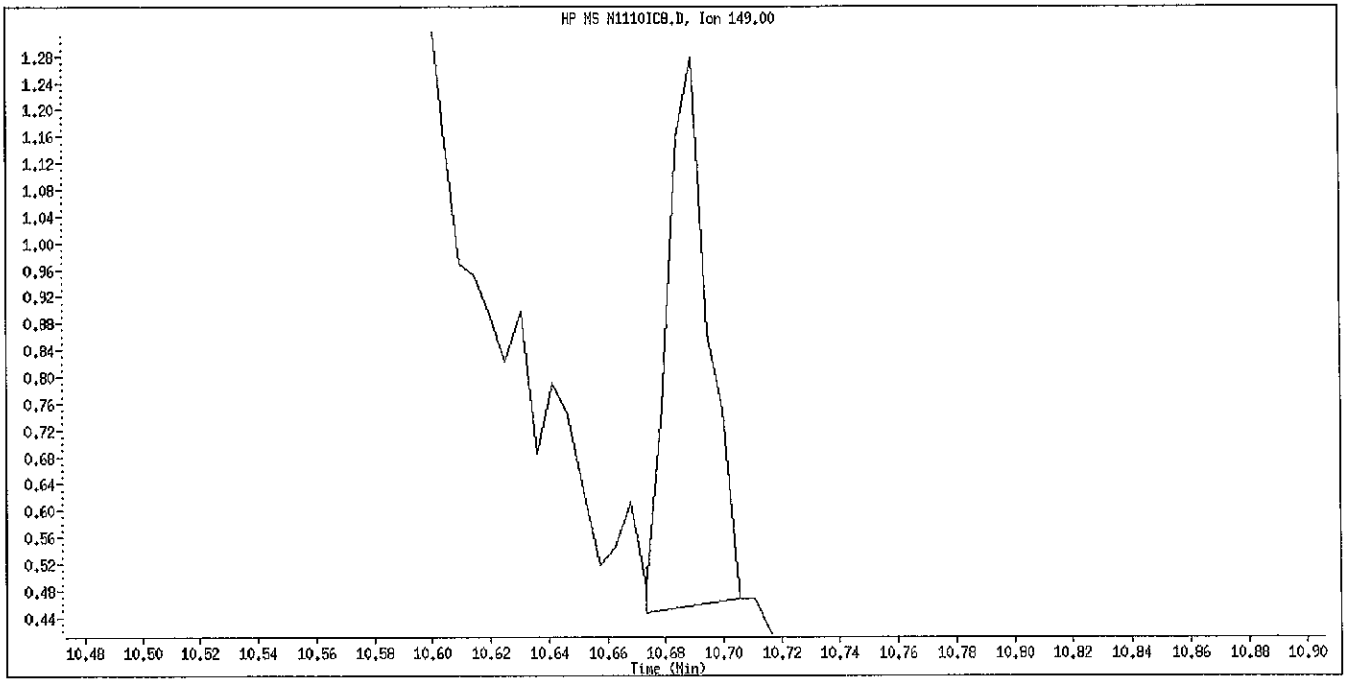

Original Integration

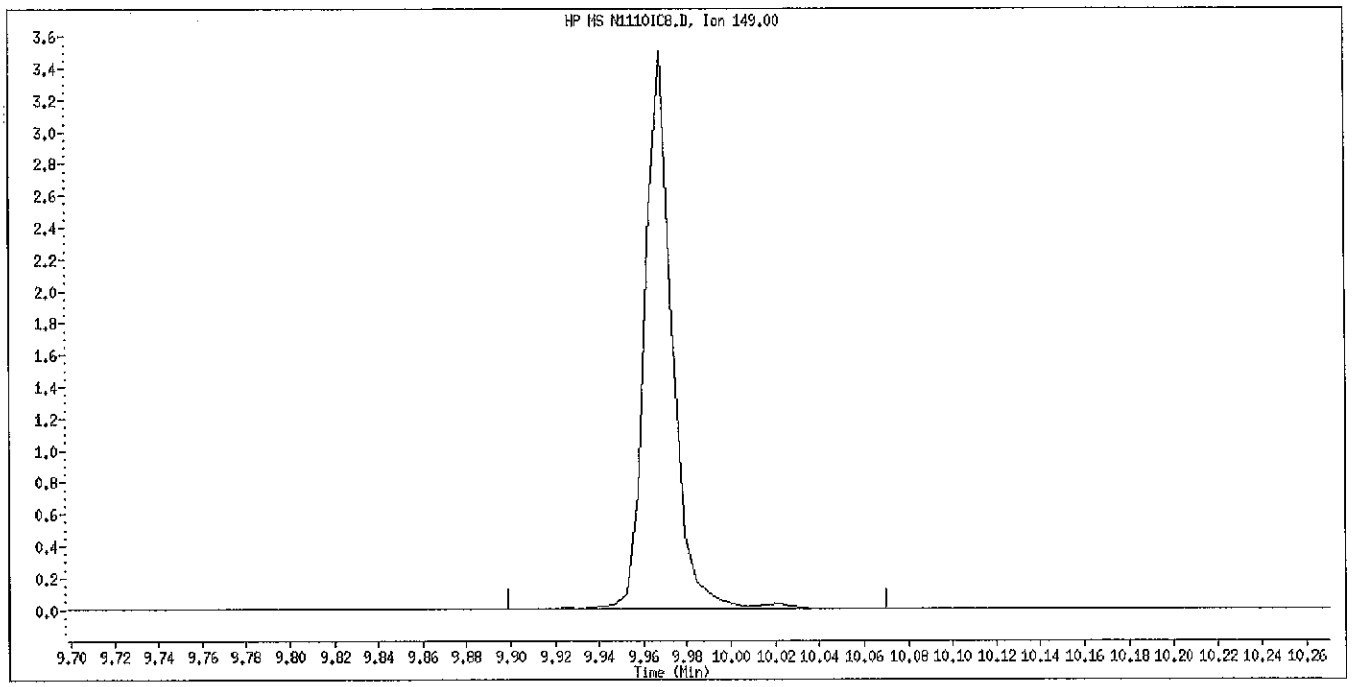

Manual Integration

Manually Integrated By: piccolinov
Manual Integration Reason: Peak Not Found

Data File Name: N1110IC8.D
Inj. Date and Time: 10-NOV-2010 09:14
Instrument ID: 733.i
Client ID: SSTD80
Compound Name: Benzo(a)Anthracene
CAS #: 56-55-3

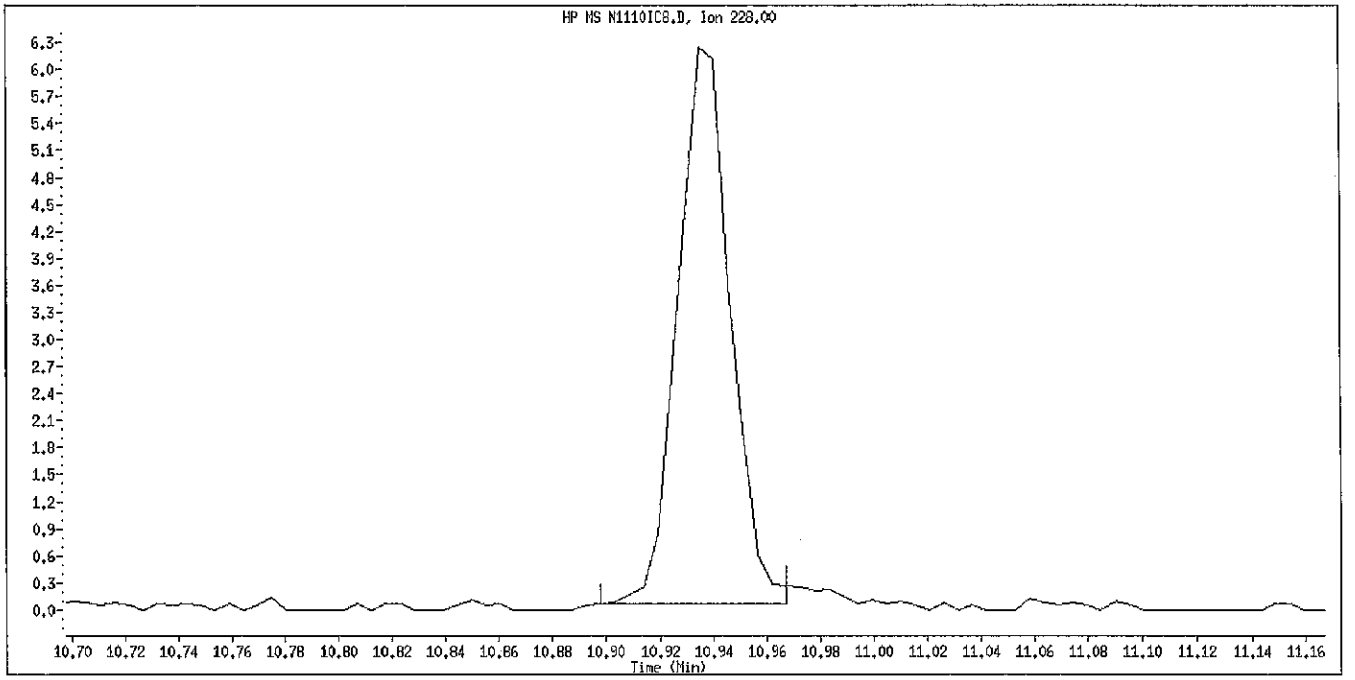

Original Integration

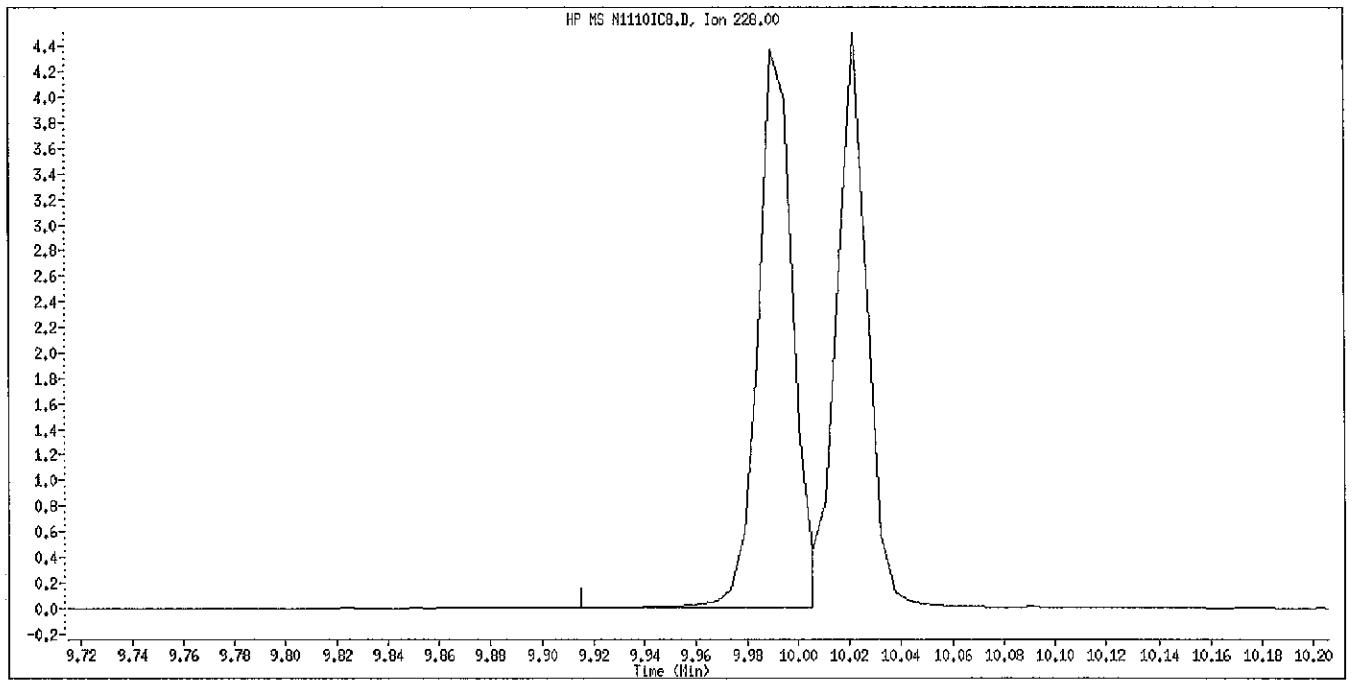

Manual Integration

Manually Integrated By: piccolinov
Manual Integration Reason: Peak Not Found

Data File Name: N1110IC8.D
Inj. Date and Time: 10-NOV-2010 09:14
Instrument ID: 733.i
Client ID: SSTD80
Compound Name: Chrysene-d12
CAS #: 1719-03-5

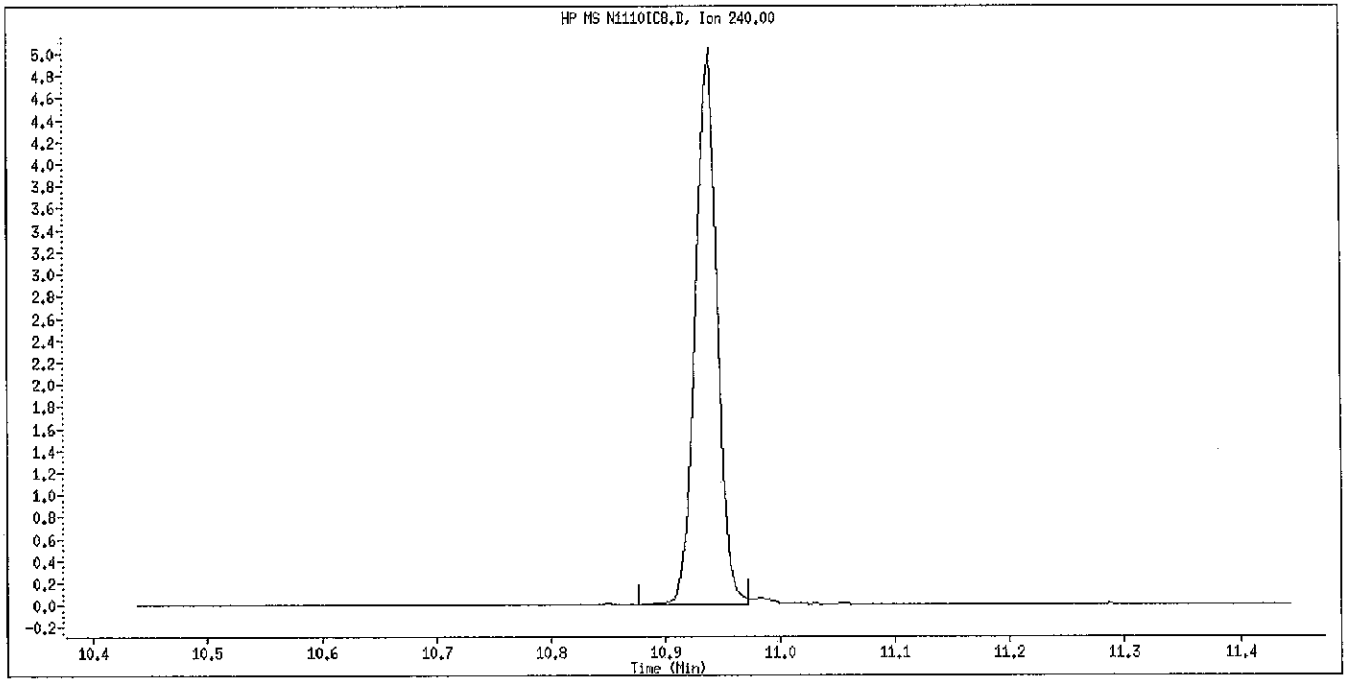

Original Integration

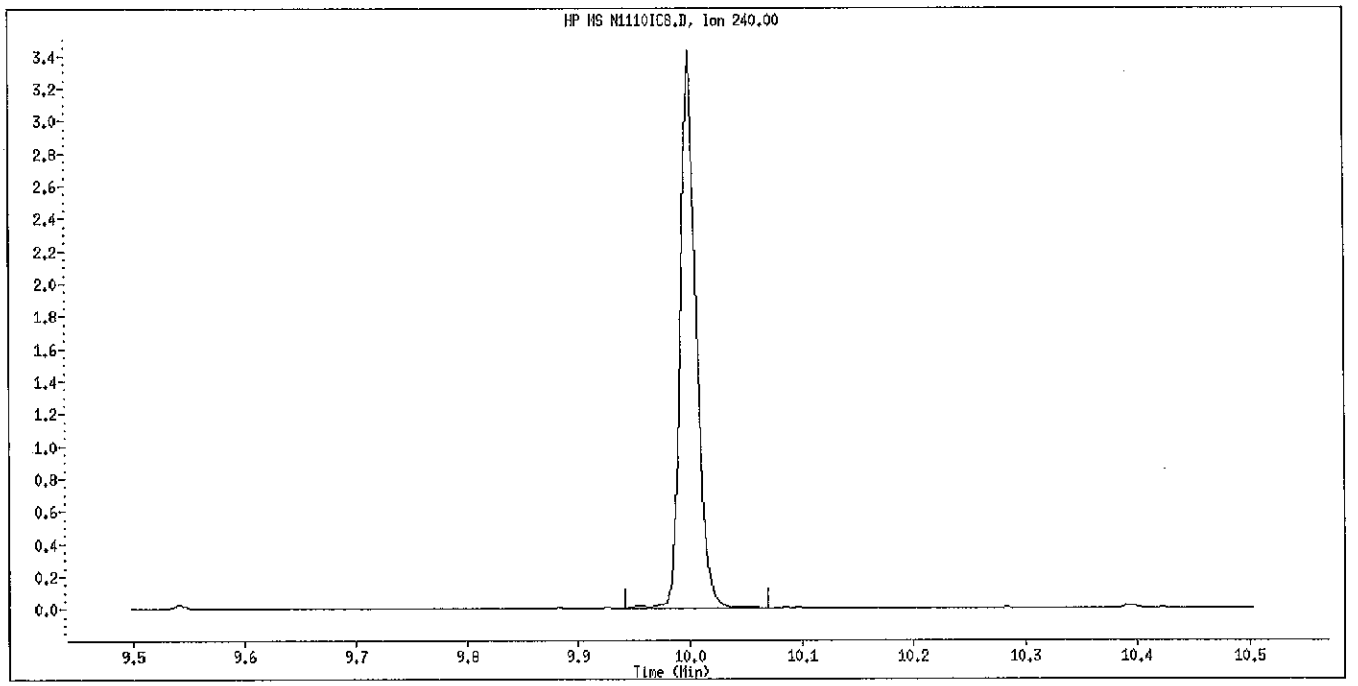

Manual Integration

Manually Integrated By: piccolinov
Manual Integration Reason: Peak Not Found

Data File Name: N1110IC8.D
Inj. Date and Time: 10-NOV-2010 09:14
Instrument ID: 733.i
Client ID: SSTD80
Compound Name: Chrysene
CAS #: 218-01-9

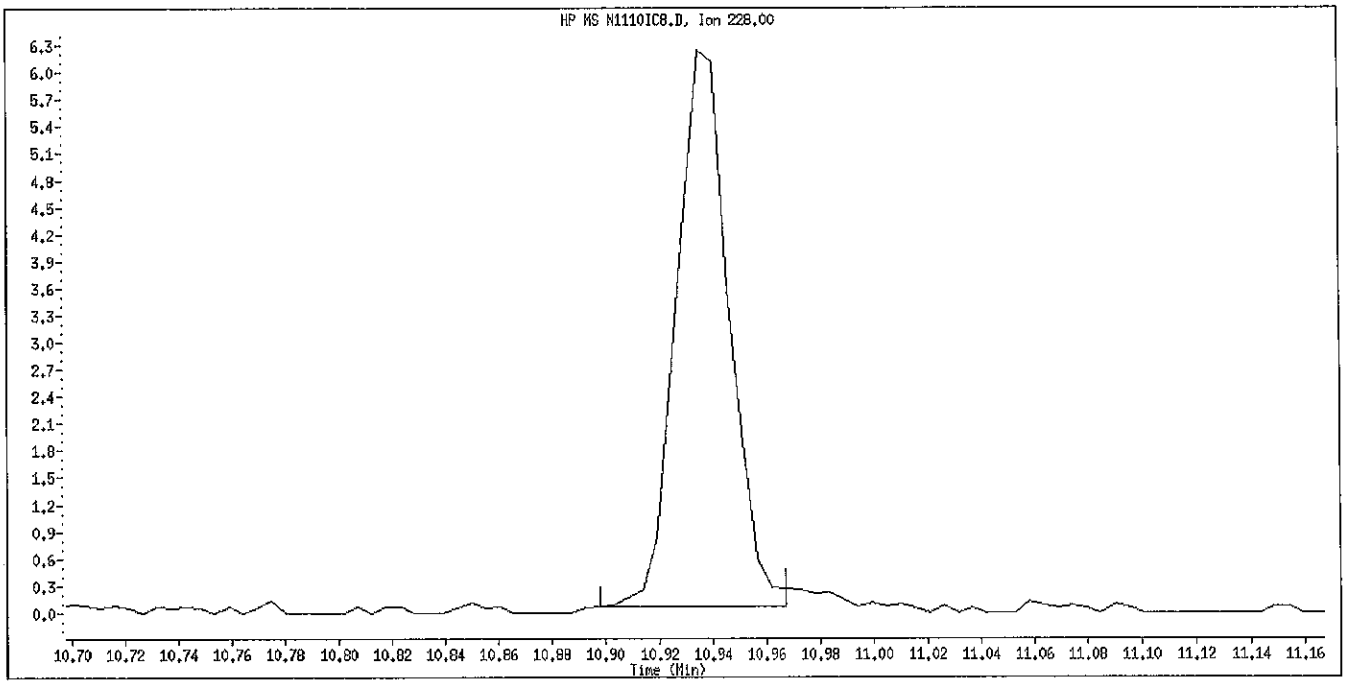

Original Integration

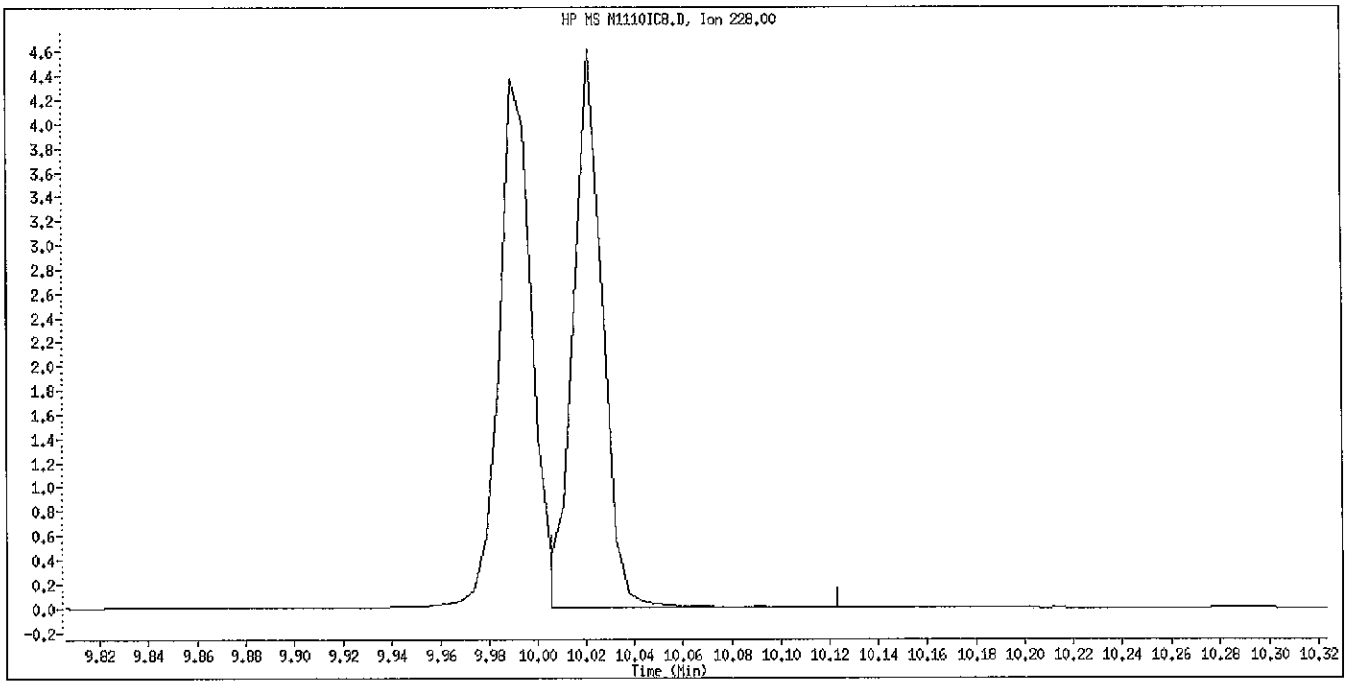

Manual Integration

Manually Integrated By: piccolinov
Manual Integration Reason: Peak Not Found

Data File: \\PITSVR06\D\chem\733.i\N111010.b\N1110STV.D
Date : 10-NOV-2010 09:38
Client ID: STDVER20
Sample Info: STDVER20(10ug/ml) BNA0670-10 8270c/d

Instrument: 733.i

Operator: 3200
Column diameter: 0.32

Column phase: DB5-MS

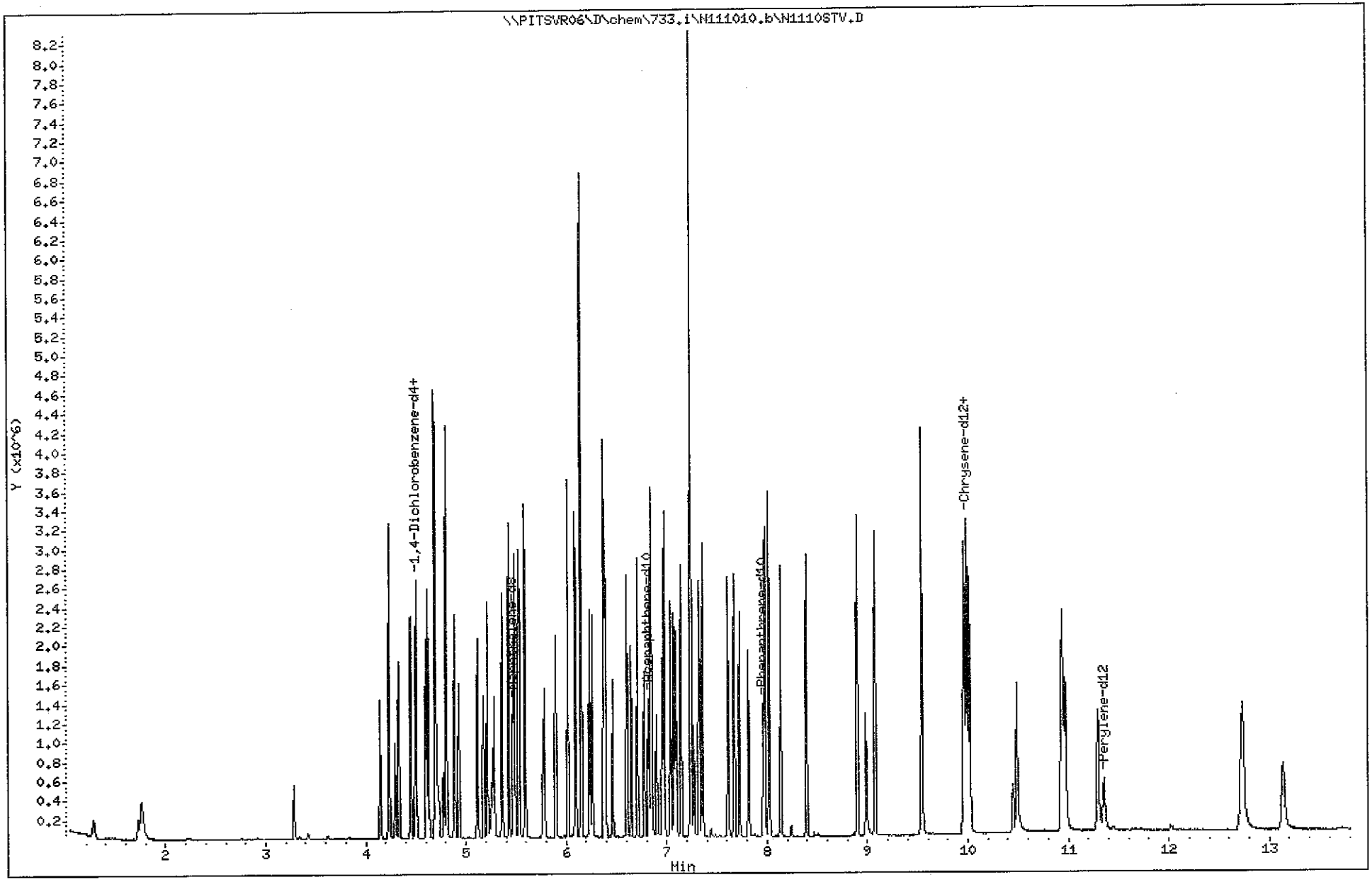

TestAmerica Pittsburgh

RECOVERY REPORT

Client Name:
Client SDG: methods
Sample Matrix: NONE
Fraction: SV
Lab Smp Id: SSTDVER20
Client Smp ID: STDVER20
Level:
Operator: 3200
Data Type: MS DATA
SampleType: LCS
SpikeList File: icv.spk
Quant Type: ISTD
Sublist File: padepi.sub
Method File: \\PITSVR06\D\chem\733.i\N111010.b\8270ll.m
Misc Info: SSTDVER20,N111010.b,8270ll.m,padepi.sub

SPIKE	COMPOUND	AMOUNT ADDED NG	AMOUNT RECOVERED NG	% RECOVERED	LIMITS
198	1,4-Dioxane	20.000	18.392	91.96	
9	Pyridine	20.000	20.135	100.68	
10	N-Nitrosodimethyla	20.000	18.614	93.07	
16	Methyl methanesulf	20.000	18.945	94.73	
21	Aniline	20.000	19.831	99.16	
206	Benzaldehyde	20.000	16.882	84.41	
22	Phenol	20.000	18.781	93.91	
23	bis(2-Chloroethyl)	20.000	18.066	90.33	
24	2-Chlorophenol	20.000	18.653	93.26	
26	1,3-Dichlorobenzen	20.000	18.555	92.78	
27	1,4-Dichlorobenzen	20.000	18.588	92.94	
28	1,2-Dichlorobenzen	20.000	18.298	91.49	
29	Benzyl Alcohol	20.000	19.185	95.92	
30	2-Methylphenol	20.000	19.474	97.37	
31	2,2'-oxybis(1-Chlo	20.000	19.128	95.64	
217	Indene	20.000	20.183	100.92	
32	N-Nitroso-di-n-pro	20.000	18.617	93.09	
192	4-Methylphenol	20.000	19.731	98.66	
34	Hexachloroethane	20.000	18.976	94.88	
35	Nitrobenzene	20.000	18.664	93.32	
36	N-Nitrosopyrrolidi	20.000	19.058	95.29	
37	Acetophenone	20.000	18.476	92.38	
41	Isophorone	20.000	19.009	95.04	
42	2-Nitrophenol	20.000	18.736	93.68	
43	2,4-Dimethylphenol	20.000	18.381	91.91	
44	bis(2-Chloroethoxy	20.000	18.103	90.51	
48	2,4-Dichlorophenol	20.000	18.901	94.50	
49	Benzoic Acid	20.000	18.270	91.35	
50	1,2,4-Trichloroben	20.000	18.373	91.87	
51	Naphthalene	20.000	18.911	94.55	
52	4-Chloroaniline	20.000	18.310	91.55	
54	2,6-Dichlorophenol	20.000	19.526	97.63	
56	Hexachlorobutadien	20.000	18.004	90.02	
208	Caprolactam	20.000	19.417	97.08	
59	4-Chloro-3-Methylp	20.000	19.335	96.68	
62	2-Methylnaphthalen	20.000	18.105	90.52	
63	1-Methylnaphthalen	20.000	18.793	93.96	
64	Hexachlorocyclopen	20.000	19.626	98.13	
65	1,2,4,5-Tetrachlor	20.000	18.672	93.36	
66	2,4,6-Trichlorophe	20.000	18.249	91.25	

SPIKE	COMPOUND	AMOUNT ADDED NG	AMOUNT RECOVERED NG	% RECOVERED	LIMITS
67	2,4,5-Trichlorophe	20.000	18.796	93.98	
209	1,1'-Biphenyl	20.000	18.606	93.03	
70	2-Chloronaphthalen	20.000	18.802	94.01	
73	2-Nitroaniline	20.000	19.205	96.03	
76	Dimethylphthalate	20.000	18.971	94.86	
78	2,6-Dinitrotoluene	20.000	19.325	96.62	
79	Acenaphthylene	20.000	16.607	83.03	
81	3-Nitroaniline	20.000	20.522	102.61	
82	Acenaphthene	20.000	18.221	91.11	
83	2,4-Dinitrophenol	20.000	18.891	94.45	
85	4-Nitrophenol	20.000	19.394	96.97	
86	Dibenzofuran	20.000	18.582	92.91	
87	2,4-Dinitrotoluene	20.000	19.084	95.42	
88	2,3,4,6-Tetrachlor	20.000	19.236	96.18	
91	2,3,5,6-Tetrachlor	20.000	19.255	96.28	
92	2-Naphthylamine	20.000	20.948	104.74	
93	Diethylphthalate	20.000	19.021	95.11	
94	Fluorene	20.000	17.708	88.54	
95	4-Chlorophenyl-phe	20.000	18.162	90.81	
96	4-Nitroaniline	20.000	20.553	102.77	
98	4,6-Dinitro-2-meth	20.000	17.082	85.41	
99	N-Nitrosodiphenyla	20.000	18.863	94.32	
100	1,2-Diphenylhydraz	20.000	18.663	93.31	
106	4-Bromophenyl-phen	20.000	18.750	93.75	
107	Hexachlorobenzene	20.000	17.960	89.80	
210	Atrazine	20.000	19.155	95.78	
111	Pentachlorophenol	20.000	17.992	89.96	
115	Phenanthrene	20.000	17.333	86.67	
116	Anthracene	20.000	18.644	93.22	
119	Carbazole	20.000	17.926	89.63	
120	Di-n-Butylphthalat	20.000	18.299	91.50	
123	Fluoranthene	20.000	18.108	90.54	
124	Benzidine	20.000	20.669	103.34	
125	Pyrene	20.000	18.213	91.07	
131	Butylbenzylphthala	20.000	19.414	97.07	
135	3,3'-Dichlorobenzi	20.000	17.886	89.43	
136	Benzo(a)Anthracene	20.000	17.934	89.67	
137	Chrysene	20.000	19.099	95.50	
139	bis(2-ethylhexyl)P	20.000	17.917	89.59	
140	Di-n-octylphthalat	20.000	19.882	99.41	
141	Benzo(b)fluoranthe	20.000	19.197	95.99	
142	Benzo(k)fluoranthe	20.000	17.682	88.41	
143	7,12-dimethylbenz[	20.000	19.190	95.95	
146	Benzo(a)pyrene	20.000	21.607	108.03	
149	Indeno(1,2,3-cd)py	20.000	18.367	91.83	
150	Dibenz(a,h)anthrac	20.000	18.205	91.03	
151	Benzo(g,h,i)peryle	20.000	18.938	94.69	

SURROGATE	COMPOUND	AMOUNT ADDED NG	AMOUNT RECOVERED NG	% RECOVERED	LIMITS
$ 154	Nitrobenzene-d5	20.000	0.00000	*	

SURROGATE COMPOUND	AMOUNT ADDED NG	AMOUNT RECOVERED NG	% RECOVERED	LIMITS
$ 155 2-Fluorobiphenyl	20.000	0.00000	*	
$ 156 Terphenyl-d14	20.000	0.00000	*	
$ 157 Phenol-d5	30.000	0.00000	*	
$ 158 2-Fluorophenol	30.000	0.00000	*	
$ 159 2,4,6-Tribromophe	30.000	0.00000	*	
$ 186 2-Chlorophenol-d4	30.000	0.00000	*	
$ 187 1,2-Dichlorobenze	20.000	0.00000	*	

TestAmerica Pittsburgh

Semivolatile REPORT SW-846 Method 8270

Data file : \\PITSVR06\D\chem\733.i\N111010.b\N1110STV.D
Lab Smp Id: SSTDVER20 Client Smp ID: STDVER20
Inj Date : 10-NOV-2010 09:38
Operator : 3200 Inst ID: 733.i
Smp Info : STDVER20(10ug/ml) BNA0670-10 8270c/d
Misc Info : SSTDVER20,N111010.b,8270ll.m,padepi.sub
Comment :
Method : \\PITSVR06\D\chem\733.i\N111010.b\8270ll.m
Meth Date : 10-Nov-2010 10:35 piccolinov Quant Type: ISTD
Cal Date : 10-NOV-2010 09:14 Cal File: N1110IC8.D
Als bottle: 97 QC Sample: LCS
Dil Factor: 1.00000
Integrator: HP RTE Compound Sublist: padepi.sub
Target Version: 4.14
Processing Host: PITPC-502

	Compounds	QUANT SIG MASS	RT	EXP RT	REL RT	RESPONSE	CONCENTRATIONS ON-COLUMN (NG)	FINAL (NG)
* 1	1,4-Dichlorobenzene-d4	152	4.494	4.497	(1.000)	128601	8.00000	
* 2	Naphthalene-d8	136	5.471	5.470	(1.000)	442044	8.00000	
* 3	Acenaphthene-d10	164	6.818	6.821	(1.000)	240970	8.00000	
* 4	Phenanthrene-d10	188	7.961	7.965	(1.000)	393523	8.00000	
* 5	Chrysene-d12	240	9.996	10.000	(1.000)	345342	8.00000	
* 6	Perylene-d12	264	11.353	11.357	(1.000)	259081	8.00000	
198	1,4-Dioxane	88	1.278	1.282	(0.284)	120363	18.3926	18.392
10	N-Nitrosodimethylamine	74	1.727	1.731	(0.384)	143574	18.6145	18.614
9	Pyridine	79	1.764	1.757	(0.393)	309518	20.1354	20.135
16	Methyl methanesulfonate	80	3.281	3.291	(0.730)	196008	18.9452	18.945
206	Benzaldehyde	77	4.141	4.144	(0.922)	252390	16.8815	16.882
21	Aniline	93	4.237	4.242	(0.943)	525588	19.8314	19.831
22	Phenol	94	4.232	4.242	(0.942)	446027	18.7811	18.781
23	bis(2-Chloroethyl)ether	93	4.296	4.300	(0.956)	273699	18.0664	18.066
24	2-Chlorophenol	128	4.328	4.332	(0.963)	396791	18.6529	18.653
26	1,3-Dichlorobenzene	146	4.451	4.450	(0.990)	480144	18.5553	18.555
27	1,4-Dichlorobenzene	146	4.505	4.509	(1.002)	491407	18.5885	18.588
28	1,2-Dichlorobenzene	146	4.622	4.626	(1.029)	449247	18.2981	18.298
217	Indene	116	4.691	4.696	(1.044)	695937	20.1831	20.183
29	Benzyl Alcohol	108	4.601	4.610	(1.024)	218632	19.1848	19.185
30	2-Methylphenol	108	4.697	4.706	(1.045)	327803	19.4745	19.474
31	2,2'-oxybis(1-Chloropropane)	45	4.713	4.717	(1.049)	296060	19.1278	19.128
37	Acetophenone	105	4.798	4.808	(1.068)	492961	18.4759	18.476
32	N-Nitroso-di-n-propylamine	70	4.809	4.813	(1.070)	222003	18.6172	18.617
192	4-Methylphenol	108	4.809	4.813	(1.070)	330554	19.7313	19.731
34	Hexachloroethane	117	4.884	4.888	(1.087)	208495	18.9761	18.976
35	Nitrobenzene	77	4.927	4.936	(0.900)	375898	18.6641	18.664
36	N-Nitrosopyrrolidine	100	4.777	4.792	(1.063)	137582	19.0582	19.058
41	Isophorone	82	5.114	5.118	(0.935)	613564	19.0087	19.009
42	2-Nitrophenol	139	5.178	5.176	(0.946)	202413	18.7366	18.736
43	2,4-Dimethylphenol	107	5.215	5.219	(0.953)	384338	18.3813	18.381
44	bis(2-Chloroethoxy)methane	93	5.284	5.283	(0.966)	339081	18.1026	18.103
48	2,4-Dichlorophenol	162	5.359	5.363	(0.979)	340167	18.9008	18.901

Compounds	QUANT SIG MASS	RT	EXP RT	REL RT	RESPONSE	CONCENTRATIONS ON-COLUMN (NG)	CONCENTRATIONS FINAL (NG)
49 Benzoic Acid	122	5.268	5.305	(0.963)	176670	18.2703	18.270
50 1,2,4-Trichlorobenzene	180	5.429	5.433	(0.992)	441497	18.3734	18.373
51 Naphthalene	128	5.487	5.486	(1.003)	1098717	18.9108	18.911
52 4-Chloroaniline	127	5.525	5.529	(1.010)	431937	18.3100	18.310
54 2,6-Dichlorophenol	162	5.536	5.534	(1.012)	347916	19.5257	19.526
56 Hexachlorobutadiene	225	5.589	5.593	(1.021)	333149	18.0043	18.004
208 Caprolactam	113	5.771	5.801	(1.055)	75997	19.4167	19.417
59 4-Chloro-3-Methylphenol	107	5.899	5.903	(1.078)	321631	19.3353	19.335
62 2-Methylnaphthalene	142	6.016	6.020	(1.100)	688803	18.1048	18.105
63 1-Methylnaphthalene	142	6.091	6.095	(1.113)	683895	18.7927	18.793
64 Hexachlorocyclopentadiene	237	6.150	6.149	(0.902)	468180	19.6259	19.626
65 1,2,4,5-Tetrachlorobenzene	216	6.150	6.154	(0.902)	492469	18.6720	18.672
66 2,4,6-Trichlorophenol	196	6.235	6.234	(0.915)	256567	18.2490	18.249
67 2,4,5-Trichlorophenol	196	6.262	6.266	(0.919)	266127	18.7962	18.796
209 1,1'-Biphenyl	154	6.374	6.378	(0.935)	924187	18.6058	18.606
70 2-Chloronaphthalene	162	6.390	6.394	(0.937)	723731	18.8020	18.802
73 2-Nitroaniline	65	6.460	6.464	(0.948)	200716	19.2050	19.205
76 Dimethylphthalate	163	6.604	6.608	(0.969)	785505	18.9711	18.971
78 2,6-Dinitrotoluene	165	6.647	6.651	(0.975)	160298	19.3247	19.325
79 Acenaphthylene	152	6.711	6.715	(0.984)	916627	16.6069	16.607
81 3-Nitroaniline	138	6.775	6.779	(0.994)	158663	20.5225	20.522
82 Acenaphthene	153	6.844	6.849	(1.004)	628557	18.2210	18.221
83 2,4-Dinitrophenol	184	6.855	6.859	(1.005)	87968	18.8909	18.891
85 4-Nitrophenol	109	6.898	6.907	(1.012)	158278	19.3936	19.394
86 Dibenzofuran	168	6.978	6.982	(1.024)	951422	18.5821	18.582
87 2,4-Dinitrotoluene	165	6.957	6.961	(1.020)	208135	19.0840	19.084
91 2,3,5,6-Tetrachlorophenol	232	7.037	7.041	(1.032)	229568	19.2550	19.255
88 2,3,4,6-Tetrachlorophenol	232	7.074	7.073	(1.038)	237148	19.2360	19.236
92 2-Naphthylamine	143	7.090	7.094	(1.040)	516398	20.9481	20.948
93 Diethylphthalate	149	7.144	7.148	(1.048)	765650	19.0215	19.021
94 Fluorene	166	7.240	7.244	(1.062)	813057	17.7076	17.708
95 4-Chlorophenyl-phenylether	204	7.240	7.238	(1.062)	484385	18.1625	18.162
96 4-Nitroaniline	138	7.240	7.249	(1.062)	176065	20.5534	20.553
98 4,6-Dinitro-2-methylphenol	198	7.272	7.276	(0.913)	119497	17.0818	17.082
99 N-Nitrosodiphenylamine (1)	169	7.325	7.329	(0.920)	480778	18.8630	18.863
100 1,2-Diphenylhydrazine	77	7.357	7.361	(0.924)	899081	18.6628	18.663
106 4-Bromophenyl-phenylether	248	7.614	7.612	(0.956)	252075	18.7500	18.750
107 Hexachlorobenzene	284	7.672	7.677	(0.964)	233166	17.9603	17.960
210 Atrazine	200	7.726	7.730	(0.970)	224372	19.1555	19.155
111 Pentachlorophenol	266	7.817	7.821	(0.982)	135108	17.9916	17.992
115 Phenanthrene	178	7.982	7.981	(1.003)	1025157	17.3332	17.333
116 Anthracene	178	8.020	8.023	(1.007)	1068332	18.6441	18.644
119 Carbazole	167	8.137	8.141	(1.022)	832092	17.9265	17.926
120 Di-n-Butylphthalate	149	8.394	8.391	(1.054)	1129068	18.2991	18.299
123 Fluoranthene	202	8.896	8.900	(1.117)	1097519	18.1085	18.108
124 Benzidine	184	8.987	8.991	(0.899)	381999	20.6690	20.669
125 Pyrene	202	9.072	9.076	(0.908)	1071102	18.2131	18.213
131 Butylbenzylphthalate	149	9.542	9.541	(0.955)	493946	19.4144	19.414
135 3,3'-Dichlorobenzidine	252	9.953	9.958	(0.996)	302611	17.8862	17.886
136 Benzo(a)Anthracene	228	9.991	9.990	(0.999)	894716	17.9342	17.934
137 Chrysene	228	10.018	10.022	(1.002)	898510	19.0991	19.099
139 bis(2-ethylhexyl)Phthalate	149	9.964	9.968	(0.997)	630960	17.9170	17.917
140 Di-n-octylphthalate	149	10.488	10.487	(0.924)	954298	19.8815	19.882
141 Benzo(b)fluoranthene	252	10.942	10.951	(0.964)	779567	19.1971	19.197

Compounds	QUANT SIG MASS	RT	EXP RT	REL RT	RESPONSE	CONCENTRATIONS ON-COLUMN (NG)	CONCENTRATIONS FINAL (NG)
142 Benzo(k)fluoranthene	252	10.974	10.978	(0.967)	827261	17.6824	17.682
143 7,12-dimethylbenz[a]anthracen	256	10.931	10.941	(0.963)	390154	19.1900	19.190
146 Benzo(a)pyrene	252	11.294	11.299	(0.995)	678459	21.6067	21.607
149 Indeno(1,2,3-cd)pyrene	276	12.726	12.746	(1.121)	738407	18.3669	18.367
150 Dibenz(a,h)anthracene	278	12.737	12.746	(1.122)	603012	18.2052	18.205
151 Benzo(g,h,i)perylene	276	13.143	13.152	(1.158)	620523	18.9382	18.938
$ 154 Nitrobenzene-d5	82	Compound Not Detected.					
$ 155 2-Fluorobiphenyl	172	Compound Not Detected.					
$ 156 Terphenyl-d14	244	Compound Not Detected.					
$ 157 Phenol-d5	99	Compound Not Detected.					
$ 158 2-Fluorophenol	112	Compound Not Detected.					
$ 159 2,4,6-Tribromophenol	329	Compound Not Detected.					
$ 186 2-Chlorophenol-d4	132	Compound Not Detected.					
$ 187 1,2-Dichlorobenzene-d4	152	Compound Not Detected.					

TestAmerica Pittsburgh

CONTINUING CALIBRATION COMPOUNDS

Instrument ID: 733.i
Lab File ID: N11160CC.D
Analysis Type:
Lab Sample ID: sstd4.0
Method: \\PITSVR06\D\chem\733.i\N111610.b\8270ll.m

Injection Date: 16-NOV-2010 11:27
Init. Cal. Date(s): 10-NOV-2010 10-NOV-2010
Init. Cal. Times: 06:49 09:14
Quant Type: ISTD

COMPOUND	RRF / AMOUNT	RF4	CCAL RRF4	MIN RRF	%D / %DRIFT	MAX %D / %DRIFT	CURVE TYPE
198 1,4-Dioxane	0.40710	0.44642	0.44642	0.010	-9.66045	25.00000	Averaged
10 N-Nitrosodimethylamine	0.47981	0.46923	0.46923	0.010	2.20472	25.00000	Averaged
9 Pyridine	0.95625	0.97293	0.97293	0.010	-1.74455	25.00000	Averaged
16 Methyl methanesulfonate	0.64361	0.64695	0.64695	0.010	-0.51873	25.00000	Averaged
206 Benzaldehyde	4.00000	3.23021	0.64691	0.010	19.24487	25.00000	Quadratic
21 Aniline	1.64869	1.65815	1.65815	0.010	-0.57397	25.00000	Averaged
22 Phenol	1.47736	1.51185	1.51185	0.010	-2.33471	20.00000	Averaged
23 bis(2-Chloroethyl)ether	0.94242	0.92644	0.92644	0.010	1.69604	25.00000	Averaged
24 2-Chlorophenol	1.32331	1.28068	1.28068	0.010	3.22144	25.00000	Averaged
26 1,3-Dichlorobenzene	1.60971	1.60709	1.60709	0.010	0.16330	25.00000	Averaged
27 1,4-Dichlorobenzene	1.64454	1.65558	1.65558	0.010	-0.67176	20.00000	Averaged
28 1,2-Dichlorobenzene	1.52730	1.51260	1.51260	0.010	0.96254	25.00000	Averaged
217 Indene	2.14500	2.03820	2.03820	0.010	4.97908	25.00000	Averaged
29 Benzyl Alcohol	0.70893	0.70344	0.70344	0.010	0.77465	25.00000	Averaged
30 2-Methylphenol	1.04711	1.06806	1.06806	0.010	-2.00119	25.00000	Averaged
31 2,2'-oxybis(1-Chloropropane	0.96285	1.00574	1.00574	0.010	-4.45447	25.00000	Averaged
37 Acetophenone	1.65979	1.78522	1.78522	0.010	-7.55709	25.00000	Averaged
32 N-Nitroso-di-n-propylamine	0.74181	0.73405	0.73405	0.050	1.04570	25.00000	Averaged
192 4-Methylphenol	1.04216	1.05661	1.05661	0.010	-1.38727	25.00000	Averaged
34 Hexachloroethane	0.68349	0.65839	0.65839	0.010	3.67228	25.00000	Averaged
35 Nitrobenzene	0.36449	0.38177	0.38177	0.010	-4.74105	25.00000	Averaged
36 N-Nitrosopyrrolidine	0.44908	0.42623	0.42623	0.010	5.08833	25.00000	Averaged
41 Isophorone	0.58416	0.61736	0.61736	0.010	-5.68267	25.00000	Averaged
42 2-Nitrophenol	0.19551	0.19415	0.19415	0.010	0.69894	20.00000	Averaged
43 2,4-Dimethylphenol	0.37841	0.40260	0.40260	0.010	-6.39386	25.00000	Averaged
44 bis(2-Chloroethoxy)methane	0.33899	0.33551	0.33551	0.010	1.02733	25.00000	Averaged
48 2,4-Dichlorophenol	0.32571	0.34009	0.34009	0.010	-4.41482	20.00000	Averaged
49 Benzoic Acid	0.17500	0.16456	0.16456	0.010	5.96856	25.00000	Averaged
50 1,2,4-Trichlorobenzene	0.43487	0.42871	0.42871	0.010	1.41646	25.00000	Averaged
51 Naphthalene	1.05148	1.02577	1.02577	0.010	2.44497	25.00000	Averaged
52 4-Chloroaniline	0.42693	0.42432	0.42432	0.010	0.61092	25.00000	Averaged
54 2,6-Dichlorophenol	0.32247	0.31375	0.31375	0.010	2.70586	25.00000	Averaged
56 Hexachlorobutadiene	0.33488	0.33397	0.33397	0.010	0.26964	20.00000	Averaged
208 Caprolactam	0.07083	0.06721	0.06721	0.010	5.11979	25.00000	Averaged
59 4-Chloro-3-Methylphenol	0.30104	0.31926	0.31926	0.010	-6.05127	20.00000	Averaged
62 2-Methylnaphthalene	0.68854	0.63894	0.63894	0.010	7.20244	25.00000	Averaged
63 1-Methylnaphthalene	0.65861	0.64309	0.64309	0.010	2.35548	25.00000	Averaged
64 Hexachlorocyclopentadiene	4.00000	3.88373	0.56393	0.050	2.90685	25.00000	Quadratic
65 1,2,4,5-Tetrachlorobenzene	0.87562	0.77726	0.77726	0.010	11.23245	25.00000	Averaged
66 2,4,6-Trichlorophenol	0.46675	0.41558	0.41558	0.010	10.96348	20.00000	Averaged
67 2,4,5-Trichlorophenol	0.47005	0.42377	0.42377	0.010	9.84504	25.00000	Averaged
209 1,1'-Biphenyl	1.64907	1.54932	1.54932	0.010	6.04866	25.00000	Averaged

TestAmerica Pittsburgh

CONTINUING CALIBRATION COMPOUNDS

Instrument ID: 733.i
Lab File ID: N11160CC.D
Analysis Type:
Lab Sample ID: sstd4.0
Method: \\PITSVR06\D\chem\733.i\N111610.b\8270ll.m

Injection Date: 16-NOV-2010 11:27
Init. Cal. Date(s): 10-NOV-2010 10-NOV-2010
Init. Cal. Times: 06:49 09:14
Quant Type: ISTD

			CCAL	MIN		MAX	
COMPOUND	RRF / AMOUNT	RF4	RRF4	RRF	%D / %DRIFT	%D / %DRIFT	CURVE TYPE
70 2-Chloronaphthalene	1.27791	1.22427	1.22427	0.010	4.19767	25.00000	Averaged
73 2-Nitroaniline	0.34697	0.36792	0.36792	0.010	-6.03738	25.00000	Averaged
76 Dimethylphthalate	1.37463	1.37185	1.37185	0.010	0.20180	25.00000	Averaged
78 2,6-Dinitrotoluene	0.27539	0.24604	0.24604	0.010	10.65620	25.00000	Averaged
79 Acenaphthylene	1.83244	1.70376	1.70376	0.010	7.02232	25.00000	Averaged
81 3-Nitroaniline	0.25667	0.27137	0.27137	0.010	-5.72804	25.00000	Averaged
82 Acenaphthene	1.14525	1.06783	1.06783	0.010	6.76008	20.00000	Averaged
83 2,4-Dinitrophenol	10.00000	7.74148	0.10068	0.050	22.58522	25.00000	Quadratic
85 4-Nitrophenol	0.27095	0.28282	0.28282	0.050	-4.37901	25.00000	Averaged
86 Dibenzofuran	1.69983	1.57361	1.57361	0.010	7.42514	25.00000	Averaged
87 2,4-Dinitrotoluene	0.36208	0.36766	0.36766	0.010	-1.54154	25.00000	Averaged
91 2,3,5,6-Tetrachlorophenol	4.00000	4.14873	0.37696	0.010	-3.71818	25.00000	Quadratic
88 2,3,4,6-Tetrachlorophenol	0.40929	0.36803	0.36803	0.010	10.08198	25.00000	Averaged
92 2-Naphthylamine	0.81840	0.57770	0.57770	0.010	29.41104	25.00000	Averaged <-
93 Diethylphthalate	1.33633	1.32534	1.32534	0.010	0.82257	25.00000	Averaged
94 Fluorene	4.00000	4.21397	1.26892	0.010	-5.34937	25.00000	Quadratic
95 4-Chlorophenyl-phenylether	4.00000	4.08441	0.75288	0.010	-2.11016	25.00000	Quadratic
96 4-Nitroaniline	0.28439	0.30457	0.30457	0.010	-7.09414	25.00000	Averaged
98 4,6-Dinitro-2-methylphenol	10.00000	8.58307	0.10872	0.010	14.16930	25.00000	Quadratic
99 N-Nitrosodiphenylamine (1)	0.51815	0.49569	0.49569	0.010	4.33507	20.00000	Averaged
100 1,2-Diphenylhydrazine	0.97936	1.03111	1.03111	0.010	-5.28444	25.00000	Averaged
106 4-Bromophenyl-phenylether	0.27331	0.25312	0.25312	0.010	7.38516	25.00000	Averaged
107 Hexachlorobenzene	0.26392	0.25090	0.25090	0.010	4.93392	25.00000	Averaged
210 Atrazine	0.23812	0.19702	0.19702	0.010	17.26083	25.00000	Averaged
111 Pentachlorophenol	10.00000	8.01315	0.10434	0.010	19.86853	20.00000	Quadratic
115 Phenanthrene	1.20235	1.09432	1.09432	0.010	8.98515	25.00000	Averaged
116 Anthracene	1.16489	1.08679	1.08679	0.010	6.70415	25.00000	Averaged
119 Carbazole	0.94362	0.88634	0.88634	0.010	6.07005	25.00000	Averaged
120 Di-n-Butylphthalate	1.25433	1.22063	1.22063	0.010	2.68611	25.00000	Averaged
123 Fluoranthene	1.23211	1.13447	1.13447	0.010	7.92450	20.00000	Averaged
124 Benzidine	4.00000	3.00885	0.16698	0.010	24.77871	25.00000	Quadratic
125 Pyrene	1.36234	1.29236	1.29236	0.010	5.13709	25.00000	Averaged
131 Butylbenzylphthalate	0.58938	0.60563	0.60563	0.010	-2.75670	25.00000	Averaged
135 3,3'-Dichlorobenzidine	4.00000	4.25579	0.36404	0.010	-6.39472	25.00000	Quadratic
136 Benzo(a)Anthracene	1.15570	1.12818	1.12818	0.010	2.38046	25.00000	Averaged
137 Chrysene	1.08981	1.06947	1.06947	0.010	1.86622	25.00000	Averaged
139 bis(2-ethylhexyl)Phthalate	0.81579	0.83248	0.83248	0.010	-2.04585	25.00000	Averaged
140 Di-n-octylphthalate	1.48214	1.41037	1.41037	0.010	4.84206	20.00000	Averaged
141 Benzo(b)fluoranthene	4.00000	4.14984	1.28688	0.010	-3.74612	25.00000	Quadratic
142 Benzo(k)fluoranthene	1.44463	1.24254	1.24254	0.010	13.98875	25.00000	Averaged
143 7,12-dimethylbenz[a]anthrac	0.62779	0.56953	0.56953	0.010	9.27984	25.00000	Averaged
146 Benzo(a)pyrene	0.96959	0.93220	0.93220	0.010	3.85633	20.00000	Averaged

TestAmerica Pittsburgh

CONTINUING CALIBRATION COMPOUNDS

Instrument ID: 733.i
Lab File ID: N11160CC.D
Analysis Type:
Lab Sample ID: sstd4.0
Method: \\PITSVR06\D\chem\733.i\N111610.b\8270ll.m

Injection Date: 16-NOV-2010 11:27
Init. Cal. Date(s): 10-NOV-2010 10-NOV-2010
Init. Cal. Times: 06:49 09:14
Quant Type: ISTD

COMPOUND	RRF / AMOUNT	RF4	CCAL RRF4	MIN RRF	%D / %DRIFT	MAX %D / %DRIFT	CURVE TYPE
149 Indeno(1,2,3-cd)pyrene	4.00000	4.72910	1.28079	0.010	-18.22748	25.00000	Quadratic
150 Dibenz(a,h)anthracene	4.00000	4.56375	1.02305	0.010	-14.09363	25.00000	Quadratic
151 Benzo(g,h,i)perylene	1.01175	1.07276	1.07276	0.010	-6.03012	25.00000	Averaged
$ 154 Nitrobenzene-d5	0.37420	0.39901	0.39901	0.010	-6.63045	25.00000	Averaged
$ 155 2-Fluorobiphenyl	1.45802	1.37003	1.37003	0.010	6.03500	25.00000	Averaged
$ 156 Terphenyl-d14	0.94479	0.86322	0.86322	0.010	8.63394	25.00000	Averaged
$ 157 Phenol-d5	1.29258	1.29037	1.29037	0.010	0.17112	25.00000	Averaged
$ 158 2-Fluorophenol	1.11422	1.11400	1.11400	0.010	0.02006	25.00000	Averaged
$ 159 2,4,6-Tribromophenol	0.10620	0.10725	0.10725	0.010	-0.98326	25.00000	Averaged
$ 186 2-Chlorophenol-d4	1.32349	1.39218	1.39218	0.010	-5.18981	25.00000	Averaged
$ 187 1,2-Dichlorobenzene-d4	1.02239	0.95150	0.95150	0.010	6.93335	25.00000	Averaged

Data File: \\PITSVR06\D\chem\733.i\N111610.b\N11160CC.D
Date : 16-NOV-2010 11:27
Client ID: SSTD4.0
Sample Info: SSTD4.0(2.0ug/ml) BNA0858-10 8270c/d

Column phase: DB5-MS

Instrument: 733.i

Operator: 3200
Column diameter: 0.32

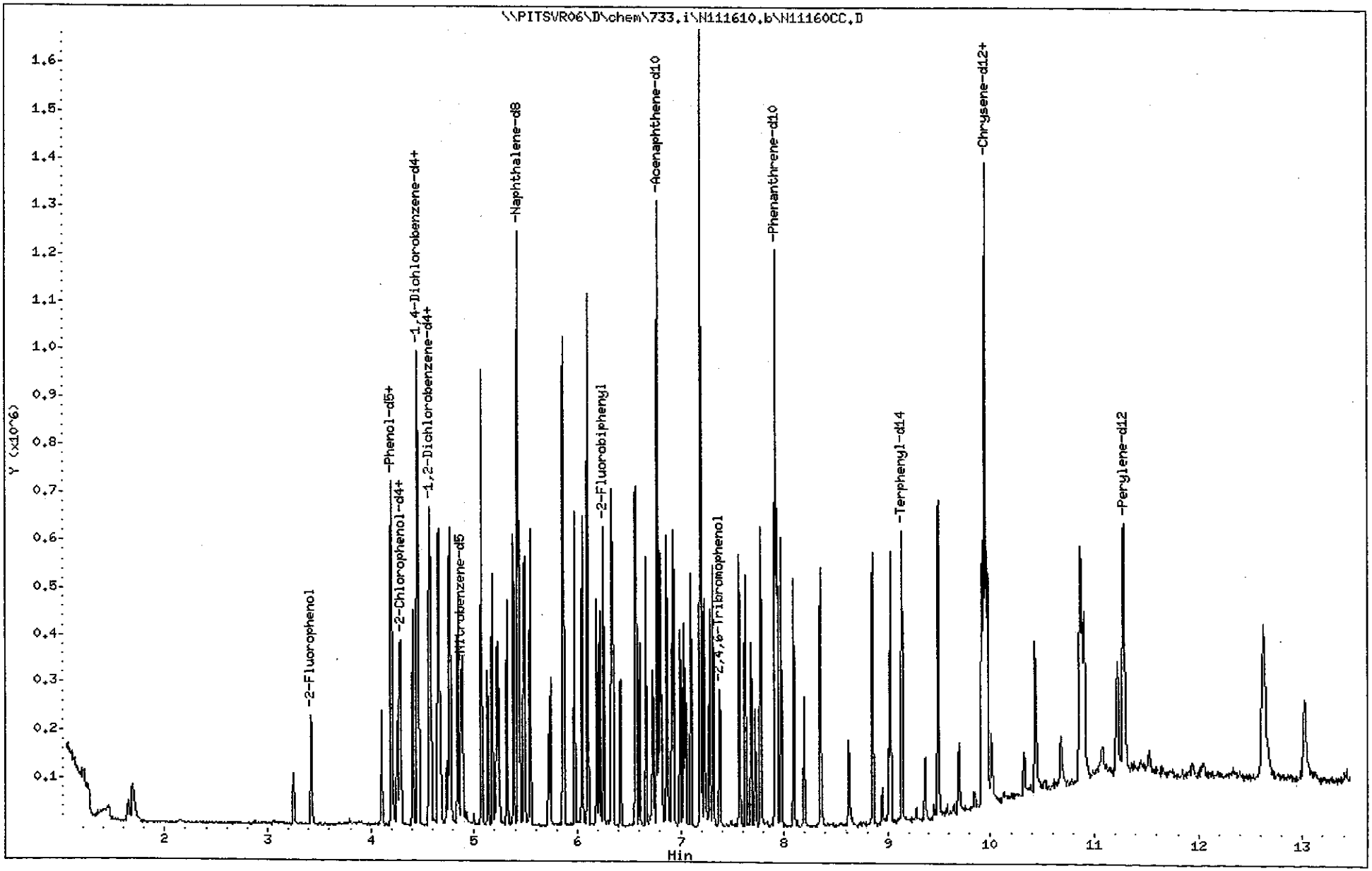

(1001 - 1770)
1665
C0K110534

TestAmerica Pittsburgh

Semivolatile REPORT SW-846 Method 8270

Data file : \\PITSVR06\D\chem\733.i\N111610.b\N11160CC.D
Lab Smp Id: sstd4.0 Client Smp ID: SSTD4.0
Inj Date : 16-NOV-2010 11:27
Operator : 3200 Inst ID: 733.i
Smp Info : SSTD4.0(2.0ug/ml) BNA0858-10 8270c/d
Misc Info : sstd4.0,N111610.b,8270ll.m,padepi.sub,2,3
Comment :
Method : \\PITSVR06\D\chem\733.i\N111610.b\8270ll.m
Meth Date : 17-Nov-2010 04:25 piccolinov Quant Type: ISTD
Cal Date : 10-NOV-2010 09:14 Cal File: N1110IC8.D
Als bottle: 2 Continuing Calibration Sample
Dil Factor: 1.00000
Integrator: HP RTE Compound Sublist: padepi.sub
Target Version: 4.14
Processing Host: PITPC-502

	Compounds	QUANT SIG MASS	RT	EXP RT	REL RT	RESPONSE	AMOUNTS CAL-AMT (NG)	ON-COL (NG)
* 1	1,4-Dichlorobenzene-d4	152	4.456	4.456	(1.000)	114600	8.00000	
* 2	Naphthalene-d8	136	5.429	5.429	(1.000)	374627	8.00000	
* 3	Acenaphthene-d10	164	6.775	6.775	(1.000)	207502	8.00000	
* 4	Phenanthrene-d10	188	7.918	7.918	(1.000)	331888	8.00000	
* 5	Chrysene-d12	240	9.953	9.953	(1.000)	300472	8.00000	
* 6	Perylene-d12	264	11.284	11.284	(1.000)	253218	8.00000	
198	1,4-Dioxane	88	1.208	1.208	(0.271)	25580	4.00000	4.3864(M)
10	N-Nitrosodimethylamine	74	1.652	1.652	(0.371)	26887	4.00000	3.9118
9	Pyridine	79	1.689	1.689	(0.379)	55749	4.00000	4.0698
16	Methyl methanesulfonate	80	3.249	3.249	(0.729)	37070	4.00000	4.0207
206	Benzaldehyde	77	4.109	4.109	(0.922)	37068	4.00000	3.2302
21	Aniline	93	4.200	4.200	(0.942)	95012	4.00000	4.0230
22	Phenol	94	4.205	4.205	(0.944)	86629	4.00000	4.0934
23	bis(2-Chloroethyl)ether	93	4.259	4.259	(0.956)	53085	4.00000	3.9322
24	2-Chlorophenol	128	4.296	4.296	(0.964)	73383	4.00000	3.8711
26	1,3-Dichlorobenzene	146	4.408	4.408	(0.989)	92086	4.00000	3.9935
27	1,4-Dichlorobenzene	146	4.467	4.467	(1.002)	94865	4.00000	4.0269
28	1,2-Dichlorobenzene	146	4.585	4.585	(1.029)	86672	4.00000	3.9615
217	Indene	116	4.654	4.654	(1.044)	116789	4.00000	3.8008
29	Benzyl Alcohol	108	4.569	4.569	(1.025)	40307	4.00000	3.9690
30	2-Methylphenol	108	4.665	4.665	(1.047)	61200	4.00000	4.0800
31	2,2'-oxybis(1-Chloropropane)	45	4.675	4.675	(1.049)	57629	4.00000	4.1782
37	Acetophenone	105	4.761	4.761	(1.068)	102293	4.00000	4.3023
32	N-Nitroso-di-n-propylamine	70	4.772	4.772	(1.071)	42061	4.00000	3.9582
192	4-Methylphenol	108	4.777	4.777	(1.072)	60544	4.00000	4.0555
34	Hexachloroethane	117	4.846	4.846	(1.088)	37726	4.00000	3.8531
35	Nitrobenzene	77	4.889	4.889	(0.901)	71511	4.00000	4.1896
36	N-Nitrosopyrrolidine	100	4.739	4.739	(1.064)	24423	4.00000	3.7965
41	Isophorone	82	5.076	5.076	(0.935)	115639	4.00000	4.2273
42	2-Nitrophenol	139	5.135	5.135	(0.946)	36366	4.00000	3.9720
43	2,4-Dimethylphenol	107	5.178	5.178	(0.954)	75413	4.00000	4.2558
44	bis(2-Chloroethoxy)methane	93	5.242	5.242	(0.966)	62845	4.00000	3.9589
48	2,4-Dichlorophenol	162	5.322	5.322	(0.980)	63704	4.00000	4.1766

Compounds	QUANT SIG MASS	RT	EXP RT	REL RT	RESPONSE	AMOUNTS CAL-AMT (NG)	AMOUNTS ON-COL (NG)
49 Benzoic Acid	122	5.231	5.231	(0.964)	77059	10.0000	9.4031
50 1,2,4-Trichlorobenzene	180	5.386	5.386	(0.992)	80304	4.00000	3.9433
51 Naphthalene	128	5.445	5.445	(1.003)	192141	4.00000	3.9022
52 4-Chloroaniline	127	5.487	5.487	(1.011)	79481	4.00000	3.9756
54 2,6-Dichlorophenol	162	5.493	5.493	(1.012)	58769	4.00000	3.8918
56 Hexachlorobutadiene	225	5.551	5.551	(1.023)	62558	4.00000	3.9892
208 Caprolactam	113	5.722	5.722	(1.054)	12589	4.00000	3.7952
59 4-Chloro-3-Methylphenol	107	5.856	5.856	(1.079)	59802	4.00000	4.2420
62 2-Methylnaphthalene	142	5.973	5.973	(1.100)	119683	4.00000	3.7119
63 1-Methylnaphthalene	142	6.048	6.048	(1.114)	120460	4.00000	3.9058
64 Hexachlorocyclopentadiene	237	6.102	6.102	(0.901)	58508	4.00000	3.8837
65 1,2,4,5-Tetrachlorobenzene	216	6.107	6.107	(0.901)	80642	4.00000	3.5507
66 2,4,6-Trichlorophenol	196	6.193	6.193	(0.914)	43117	4.00000	3.5615
67 2,4,5-Trichlorophenol	196	6.219	6.219	(0.918)	43967	4.00000	3.6062
209 1,1'-Biphenyl	154	6.331	6.331	(0.935)	160744	4.00000	3.7580
70 2-Chloronaphthalene	162	6.347	6.347	(0.937)	127019	4.00000	3.8321
73 2-Nitroaniline	65	6.417	6.417	(0.947)	38172	4.00000	4.2415
76 Dimethylphthalate	163	6.561	6.561	(0.968)	142331	4.00000	3.9919
78 2,6-Dinitrotoluene	165	6.604	6.604	(0.975)	25527	4.00000	3.5738
79 Acenaphthylene	152	6.663	6.663	(0.983)	176767	4.00000	3.7191
81 3-Nitroaniline	138	6.732	6.732	(0.994)	28155	4.00000	4.2291
82 Acenaphthene	153	6.802	6.802	(1.004)	110788	4.00000	3.7296
83 2,4-Dinitrophenol	184	6.812	6.812	(1.006)	26115	10.0000	7.7415
85 4-Nitrophenol	109	6.866	6.866	(1.013)	73356	10.0000	10.438
86 Dibenzofuran	168	6.930	6.930	(1.023)	163264	4.00000	3.7030
87 2,4-Dinitrotoluene	165	6.914	6.914	(1.021)	38145	4.00000	4.0617
91 2,3,5,6-Tetrachlorophenol	232	6.994	6.994	(1.032)	39110	4.00000	4.1487
88 2,3,4,6-Tetrachlorophenol	232	7.031	7.031	(1.038)	38183	4.00000	3.5967 (M)
92 2-Naphthylamine	143	7.047	7.047	(1.040)	59937	4.00000	2.8236
93 Diethylphthalate	149	7.101	7.101	(1.048)	137505	4.00000	3.9671
94 Fluorene	166	7.197	7.197	(1.062)	131652	4.00000	4.2140
95 4-Chlorophenyl-phenylether	204	7.191	7.191	(1.062)	78112	4.00000	4.0844
96 4-Nitroaniline	138	7.197	7.197	(1.062)	31599	4.00000	4.2838
98 4,6-Dinitro-2-methylphenol	198	7.229	7.229	(0.913)	45105	10.0000	8.5831
99 N-Nitrosodiphenylamine (1)	169	7.282	7.282	(0.920)	82256	4.00000	3.8266
100 1,2-Diphenylhydrazine	77	7.314	7.314	(0.924)	171107	4.00000	4.2114
106 4-Bromophenyl-phenylether	248	7.565	7.565	(0.955)	42004	4.00000	3.7046
107 Hexachlorobenzene	284	7.624	7.624	(0.963)	41635	4.00000	3.8026
210 Atrazine	200	7.683	7.683	(0.970)	32694	4.00000	3.3096
111 Pentachlorophenol	266	7.774	7.774	(0.982)	43288	10.0000	8.0131
115 Phenanthrene	178	7.934	7.934	(1.002)	181596	4.00000	3.6406
116 Anthracene	178	7.971	7.971	(1.007)	180347	4.00000	3.7318
119 Carbazole	167	8.094	8.094	(1.022)	147083	4.00000	3.7572
120 Di-n-Butylphthalate	149	8.351	8.351	(1.055)	202557	4.00000	3.8926
123 Fluoranthene	202	8.853	8.853	(1.118)	188259	4.00000	3.6830
124 Benzidine	184	8.944	8.944	(0.899)	25086	4.00000	3.0088 (M)
125 Pyrene	202	9.029	9.029	(0.907)	194159	4.00000	3.7945
131 Butylbenzylphthalate	149	9.499	9.499	(0.954)	90987	4.00000	4.1103
135 3,3'-Dichlorobenzidine	252	9.911	9.911	(0.996)	54692	4.00000	4.2558
136 Benzo(a)Anthracene	228	9.943	9.943	(0.999)	169494	4.00000	3.9048
137 Chrysene	228	9.969	9.969	(1.002)	160673	4.00000	3.9254
139 bis(2-ethylhexyl)Phthalate	149	9.927	9.927	(0.997)	125068	4.00000	4.0818
140 Di-n-octylphthalate	149	10.434	10.434	(0.925)	178566	4.00000	3.8063
141 Benzo(b)fluoranthene	252	10.878	10.878	(0.964)	162931	4.00000	4.1498

Compounds	QUANT SIG MASS	RT	EXP RT	REL RT	RESPONSE	AMOUNTS CAL-AMT (NG)	AMOUNTS ON-COL (NG)
142 Benzo(k)fluoranthene	252	10.904	10.904	(0.966)	157317	4.00000	3.4404
143 7,12-dimethylbenz[a]anthracen	256	10.867	10.867	(0.963)	72108	4.00000	3.6288
146 Benzo(a)pyrene	252	11.225	11.225	(0.995)	118025	4.00000	3.8457
149 Indeno(1,2,3-cd)pyrene	276	12.624	12.624	(1.119)	162160	4.00000	4.7291
150 Dibenz(a,h)anthracene	278	12.635	12.635	(1.120)	129527	4.00000	4.5637
151 Benzo(g,h,i)perylene	276	13.025	13.025	(1.154)	135821	4.00000	4.2412
$ 154 Nitrobenzene-d5	82	4.878	4.878	(0.899)	74740	4.00000	4.2652
$ 155 2-Fluorobiphenyl	172	6.257	6.257	(0.924)	142142	4.00000	3.7586
$ 156 Terphenyl-d14	244	9.136	9.136	(0.918)	129686	4.00000	3.6546
$ 157 Phenol-d5	99	4.195	4.195	(0.941)	73938	4.00000	3.9932
$ 158 2-Fluorophenol	112	3.431	3.431	(0.770)	63832	4.00000	3.9992
$ 159 2,4,6-Tribromophenol	330	7.384	7.384	(0.933)	17797	4.00000	4.0393
$ 186 2-Chlorophenol-d4	132	4.280	4.280	(0.960)	79772	4.00000	4.2076
$ 187 1,2-Dichlorobenzene-d4	152	4.574	4.574	(1.026)	54521	4.00000	3.7227

QC Flag Legend

M - Compound response manually integrated.

Data File Name: N11160CC.D
Inj. Date and Time: 16-NOV-2010 11:27
Instrument ID: 733.i
Client ID: SSTD4.0
Compound Name: 1,4-Dioxane
CAS #: 123-91-1

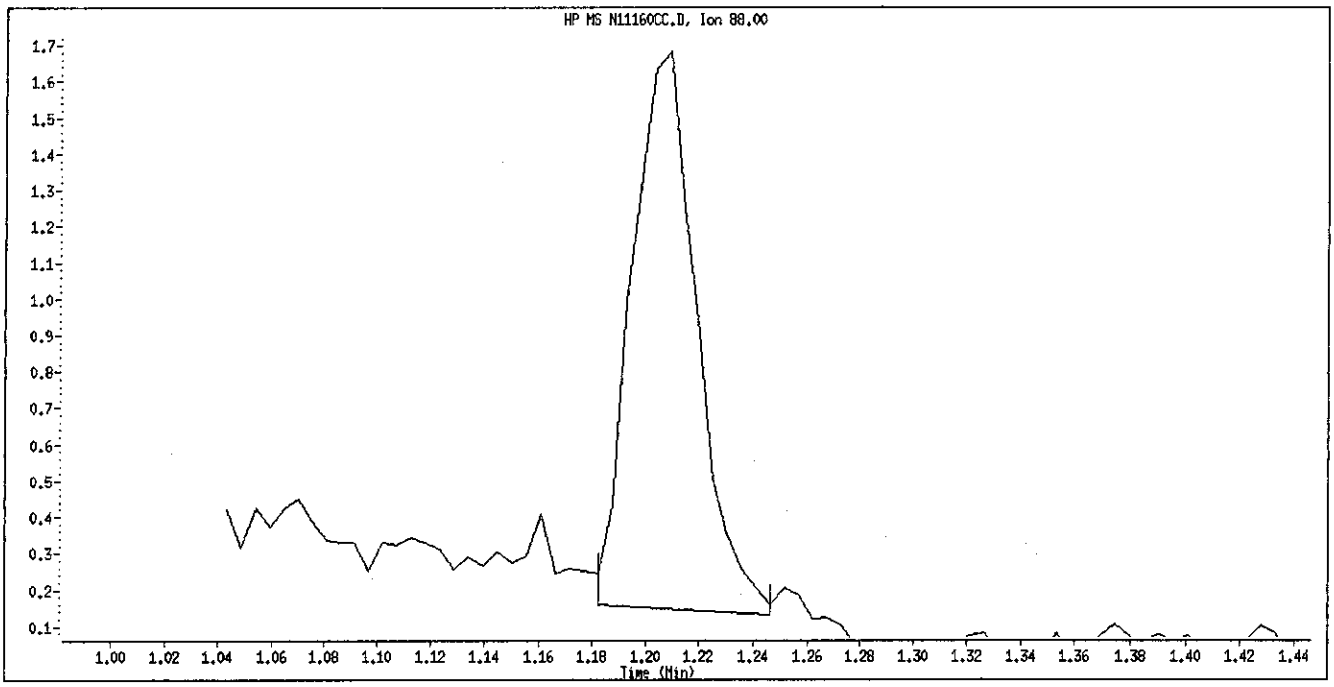

Original Integration

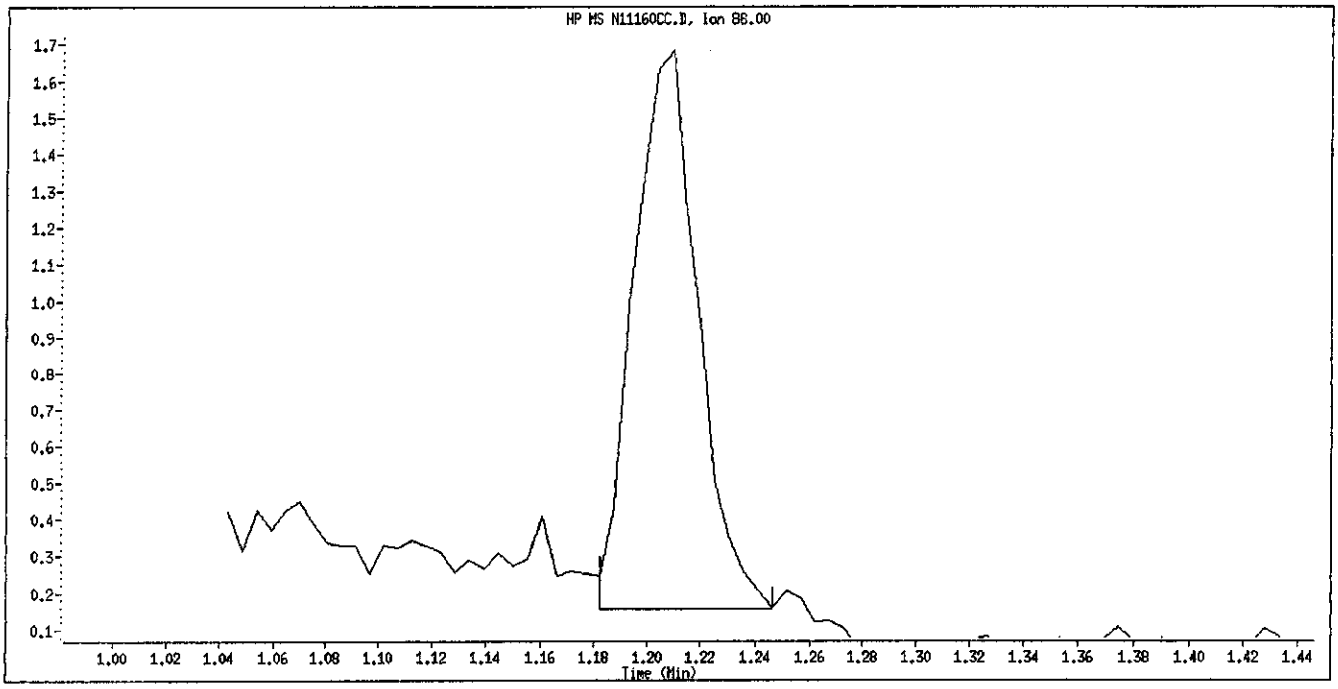

Manual Integration

Manually Integrated By: piccolinov
Manual Integration Reason: Poor Chromatography

Data File Name: N11160CC.D
Inj. Date and Time: 16-NOV-2010 11:27
Instrument ID: 733.i
Client ID: SSTD4.0
Compound Name: 2,3,4,6-Tetrachlorophenol
CAS #: 58-90-2

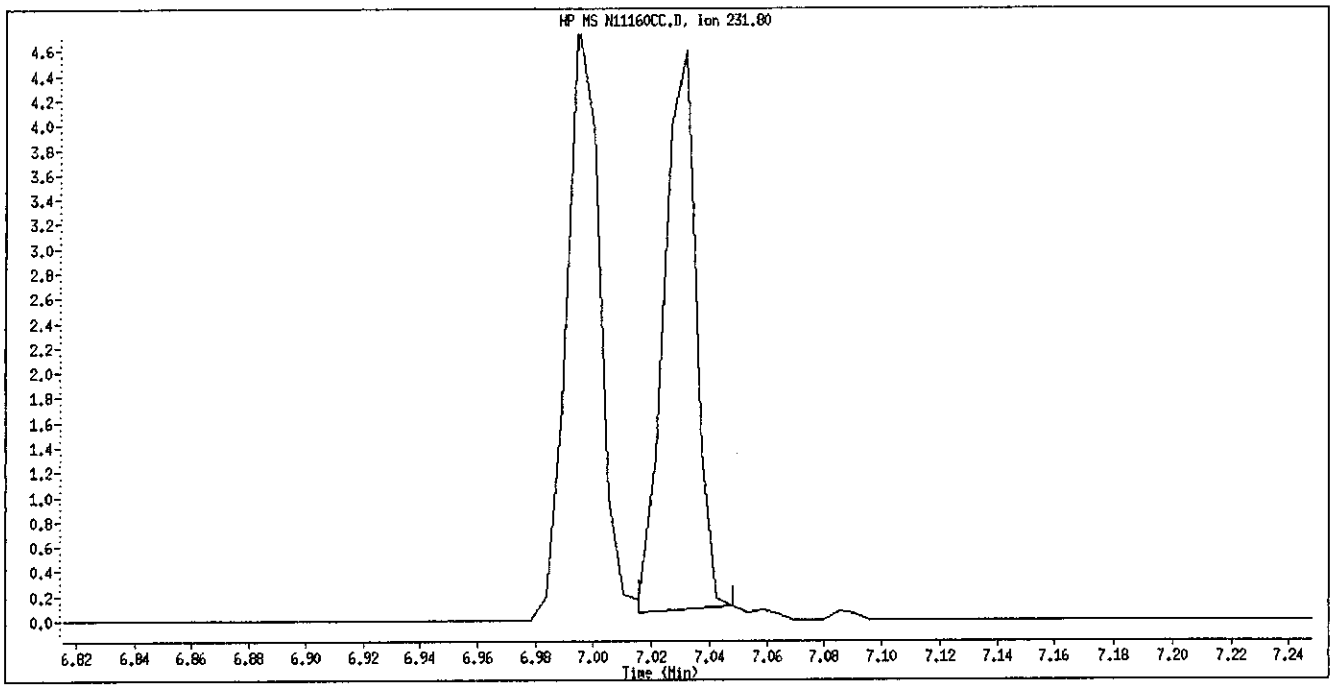

Original Integration

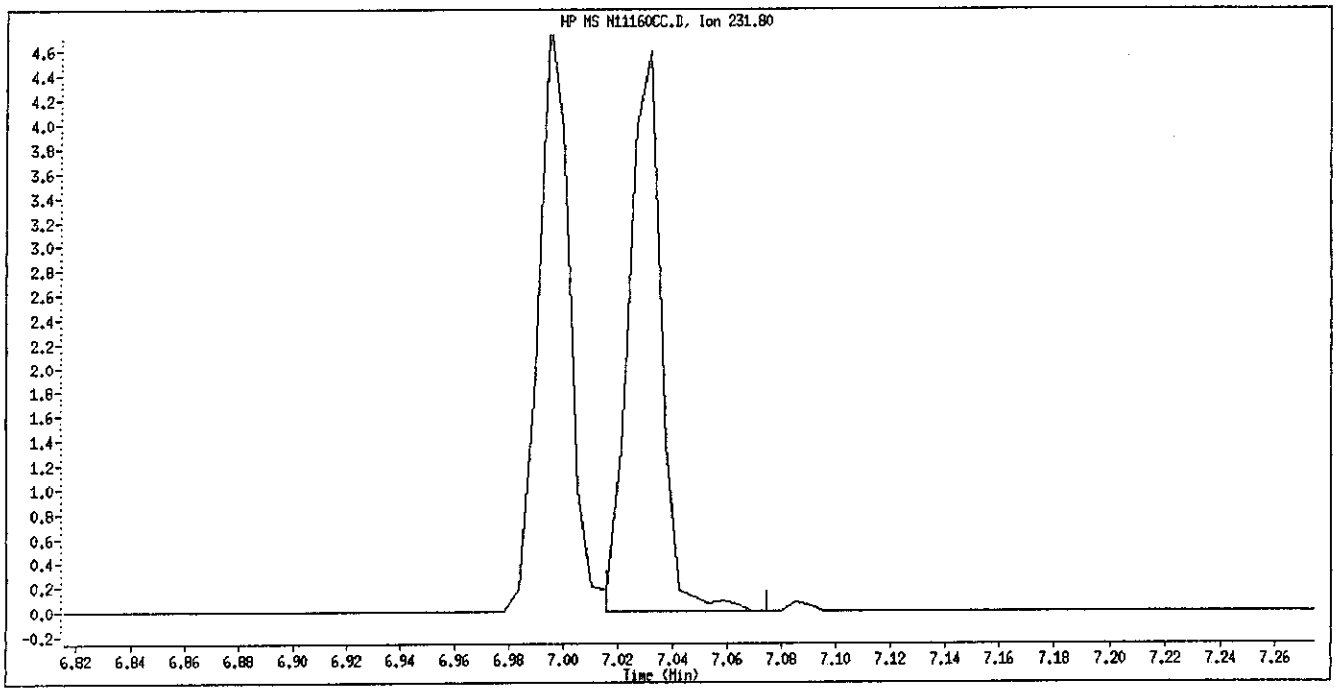

Manual Integration

Manually Integrated By: piccolinov
Manual Integration Reason: Poor Chromatography

Data File Name: N11160CC.D
Inj. Date and Time: 16-NOV-2010 11:27
Instrument ID: 733.i
Client ID: SSTD4.0
Compound Name: Benzidine
CAS #: 92-87-5

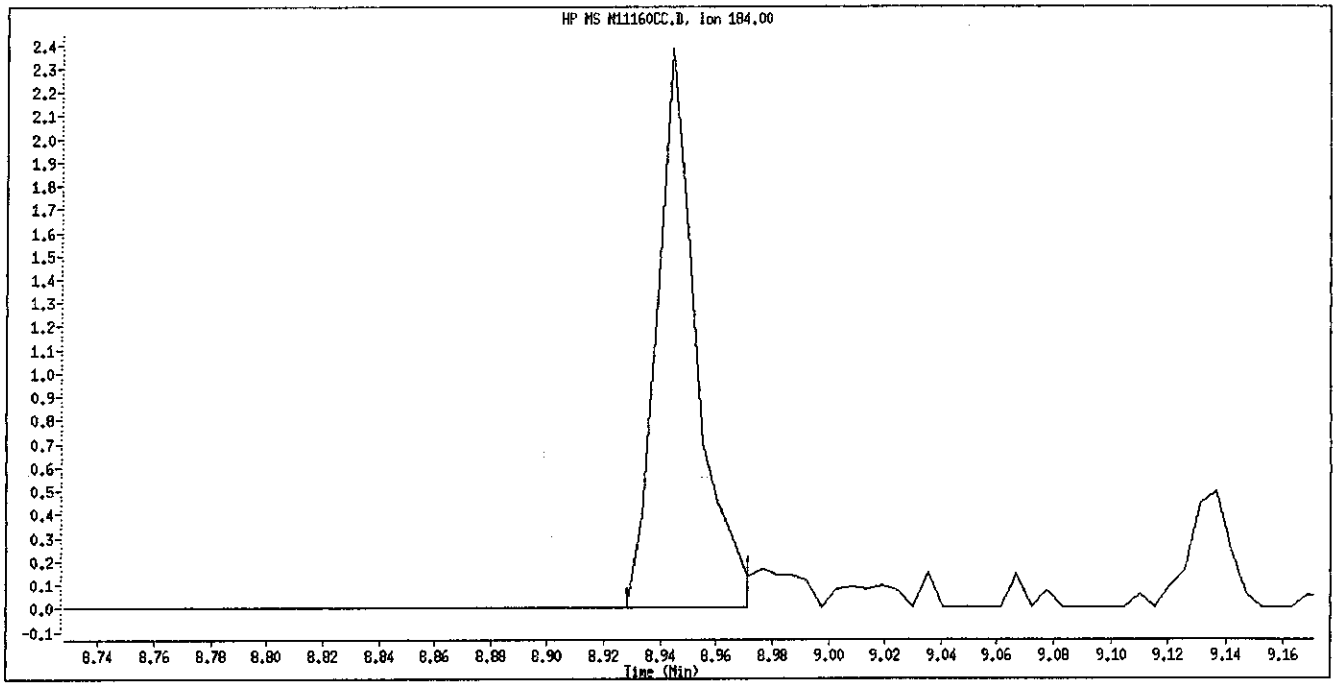

Original Integration

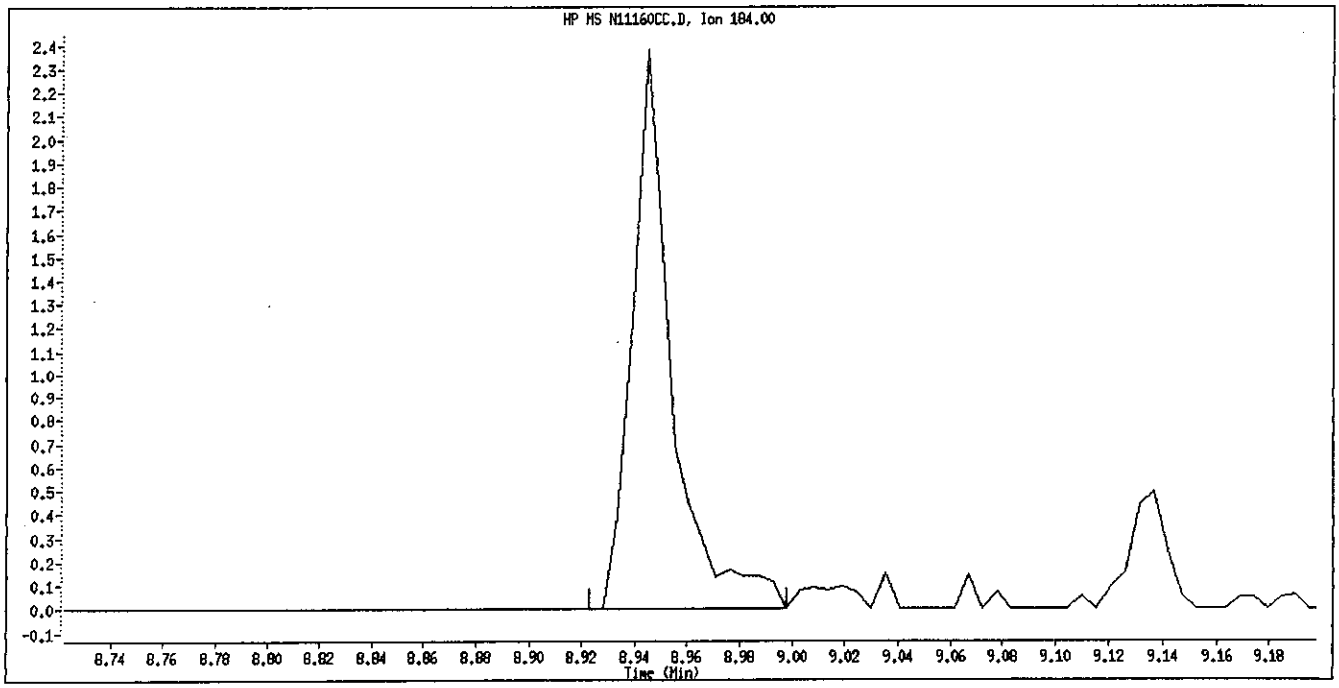

Manual Integration

Manually Integrated By: piccolinov
Manual Integration Reason: Poor Chromatography

TestAmerica Pittsburgh

CONTINUING CALIBRATION COMPOUNDS

Instrument ID: 733.i Injection Date: 17-NOV-2010 11:21
Lab File ID: N11170CC.D Init. Cal. Date(s): 10-NOV-2010 10-NOV-2010
Analysis Type: Init. Cal. Times: 06:49 09:14
Lab Sample ID: sstd4.0 Quant Type: ISTD
Method: \\PITSVR06\D\chem\733.i\N111710.b\8270ll.m

COMPOUND	RRF / AMOUNT	RF4	CCAL RRF4	MIN RRF	%D / %DRIFT	MAX %D / %DRIFT	CURVE TYPE
198 1,4-Dioxane	0.40710	0.46440	0.46440	0.010	-14.07630	25.00000	Averaged
10 N-Nitrosodimethylamine	0.47981	0.50983	0.50983	0.010	-6.25587	25.00000	Averaged
9 Pyridine	0.95625	0.97644	0.97644	0.010	-2.11169	25.00000	Averaged
16 Methyl methanesulfonate	0.64361	0.68858	0.68858	0.010	-6.98803	25.00000	Averaged
206 Benzaldehyde	4.00000	3.28687	0.66450	0.010	17.82816	25.00000	Quadratic
21 Aniline	1.64869	1.65699	1.65699	0.010	-0.50383	25.00000	Averaged
22 Phenol	1.47736	1.50020	1.50020	0.010	-1.54593	20.00000	Averaged
23 bis(2-Chloroethyl)ether	0.94242	0.93582	0.93582	0.010	0.70094	25.00000	Averaged
24 2-Chlorophenol	1.32331	1.34701	1.34701	0.010	-1.79126	25.00000	Averaged
26 1,3-Dichlorobenzene	1.60971	1.61852	1.61852	0.010	-0.54712	25.00000	Averaged
27 1,4-Dichlorobenzene	1.64454	1.64120	1.64120	0.010	0.20274	20.00000	Averaged
28 1,2-Dichlorobenzene	1.52730	1.48646	1.48646	0.010	2.67392	25.00000	Averaged
217 Indene	2.14500	2.03709	2.03709	0.010	5.03090	25.00000	Averaged
29 Benzyl Alcohol	0.70893	0.75513	0.75513	0.010	-6.51751	25.00000	Averaged
30 2-Methylphenol	1.04711	1.09888	1.09888	0.010	-4.94422	25.00000	Averaged
31 2,2'-oxybis(1-Chloropropane	0.96285	1.04667	1.04667	0.010	-8.70550	25.00000	Averaged
37 Acetophenone	1.65979	1.92709	1.92709	0.010	-16.10452	25.00000	Averaged
32 N-Nitroso-di-n-propylamine	0.74181	0.74781	0.74781	0.050	-0.80930	25.00000	Averaged
192 4-Methylphenol	1.04216	1.08498	1.08498	0.010	-4.10953	25.00000	Averaged
34 Hexachloroethane	0.68349	0.68219	0.68219	0.010	0.19090	25.00000	Averaged
35 Nitrobenzene	0.36449	0.37283	0.37283	0.010	-2.28760	25.00000	Averaged
36 N-Nitrosopyrrolidine	0.44908	0.45945	0.45945	0.010	-2.30924	25.00000	Averaged
41 Isophorone	0.58416	0.61169	0.61169	0.010	-4.71214	25.00000	Averaged
42 2-Nitrophenol	0.19551	0.18187	0.18187	0.010	6.97896	20.00000	Averaged
43 2,4-Dimethylphenol	0.37841	0.40381	0.40381	0.010	-6.71237	25.00000	Averaged
44 bis(2-Chloroethoxy)methane	0.33899	0.34226	0.34226	0.010	-0.96590	25.00000	Averaged
48 2,4-Dichlorophenol	0.32571	0.33372	0.33372	0.010	-2.45795	20.00000	Averaged
49 Benzoic Acid	0.17500	0.16996	0.16996	0.010	2.88347	25.00000	Averaged
50 1,2,4-Trichlorobenzene	0.43487	0.43481	0.43481	0.010	0.01557	25.00000	Averaged
51 Naphthalene	1.05148	1.01169	1.01169	0.010	3.78402	25.00000	Averaged
52 4-Chloroaniline	0.42693	0.42374	0.42374	0.010	0.74589	25.00000	Averaged
54 2,6-Dichlorophenol	0.32247	0.31192	0.31192	0.010	3.27386	25.00000	Averaged
56 Hexachlorobutadiene	0.33488	0.34174	0.34174	0.010	-2.04823	20.00000	Averaged
208 Caprolactam	0.07083	0.07316	0.07316	0.010	-3.28511	25.00000	Averaged
59 4-Chloro-3-Methylphenol	0.30104	0.32336	0.32336	0.010	-7.41365	20.00000	Averaged
62 2-Methylnaphthalene	0.68854	0.63980	0.63980	0.010	7.07828	25.00000	Averaged
63 1-Methylnaphthalene	0.65861	0.63095	0.63095	0.010	4.19863	25.00000	Averaged
64 Hexachlorocyclopentadiene	4.00000	3.89592	0.56643	0.050	2.60202	25.00000	Quadratic
65 1,2,4,5-Tetrachlorobenzene	0.87562	0.78744	0.78744	0.010	10.07028	25.00000	Averaged
66 2,4,6-Trichlorophenol	0.46675	0.42930	0.42930	0.010	8.02539	20.00000	Averaged
67 2,4,5-Trichlorophenol	0.47005	0.43245	0.43245	0.010	7.99879	25.00000	Averaged
209 1,1'-Biphenyl	1.64907	1.50758	1.50758	0.010	8.58037	25.00000	Averaged

TestAmerica Pittsburgh

CONTINUING CALIBRATION COMPOUNDS

Instrument ID: 733.i Injection Date: 17-NOV-2010 11:21
Lab File ID: N11170CC.D Init. Cal. Date(s): 10-NOV-2010 10-NOV-2010
Analysis Type: Init. Cal. Times: 06:49 09:14
Lab Sample ID: sstd4.0 Quant Type: ISTD
Method: \\PITSVR06\D\chem\733.i\N111710.b\8270ll.m

COMPOUND	RRF / AMOUNT	RF4	CCAL RRF4	MIN RRF	%D / %DRIFT	MAX %D / %DRIFT	CURVE TYPE	
70 2-Chloronaphthalene	1.27791	1.16226	1.16226	0.010	9.04975	25.00000	Averaged	
73 2-Nitroaniline	0.34697	0.35364	0.35364	0.010	-1.92263	25.00000	Averaged	
76 Dimethylphthalate	1.37463	1.42838	1.42838	0.010	-3.91057	25.00000	Averaged	
78 2,6-Dinitrotoluene	0.27539	0.27158	0.27158	0.010	1.38345	25.00000	Averaged	
79 Acenaphthylene	1.83244	1.65355	1.65355	0.010	9.76274	25.00000	Averaged	
81 3-Nitroaniline	0.25667	0.25551	0.25551	0.010	0.45029	25.00000	Averaged	
82 Acenaphthene	1.14525	1.06413	1.06413	0.010	7.08251	20.00000	Averaged	
83 2,4-Dinitrophenol	10.00000	8.06585	0.10610	0.050	19.34153	25.00000	Quadratic	
85 4-Nitrophenol	0.27095	0.29048	0.29048	0.050	-7.20710	25.00000	Averaged	
86 Dibenzofuran	1.69983	1.58553	1.58553	0.010	6.72419	25.00000	Averaged	
87 2,4-Dinitrotoluene	0.36208	0.37727	0.37727	0.010	-4.19565	25.00000	Averaged	
91 2,3,5,6-Tetrachlorophenol	4.00000	3.97276	0.35984	0.010	0.68109	25.00000	Quadratic	
88 2,3,4,6-Tetrachlorophenol	0.40929	0.37447	0.37447	0.010	8.50722	25.00000	Averaged	
92 2-Naphthylamine	0.81840	0.62099	0.62099	0.010	24.12112	25.00000	Averaged	
93 Diethylphthalate	1.33633	1.38204	1.38204	0.010	-3.42077	25.00000	Averaged	
94 Fluorene	4.00000	4.25579	1.28565	0.010	-6.39475	25.00000	Quadratic	
95 4-Chlorophenyl-phenylether	4.00000	4.22510	0.78468	0.010	-5.62741	25.00000	Quadratic	
96 4-Nitroaniline	0.28439	0.26715	0.26715	0.010	6.06340	25.00000	Averaged	
98 4,6-Dinitro-2-methylphenol	10.00000	8.08975	0.10096	0.010	19.10248	25.00000	Quadratic	
99 N-Nitrosodiphenylamine (1)	0.51815	0.47527	0.47527	0.010	8.27417	20.00000	Averaged	
100 1,2-Diphenylhydrazine	0.97936	0.96193	0.96193	0.010	1.77997	25.00000	Averaged	
106 4-Bromophenyl-phenylether	0.27331	0.26754	0.26754	0.010	2.10974	25.00000	Averaged	
107 Hexachlorobenzene	0.26392	0.26496	0.26496	0.010	-0.39417	25.00000	Averaged	
210 Atrazine	0.23812	0.21734	0.21734	0.010	8.72827	25.00000	Averaged	
111 Pentachlorophenol	10.00000	8.34260	0.10985	0.010	16.57396	20.00000	Quadratic	
115 Phenanthrene	1.20235	1.05461	1.05461	0.010	12.28753	25.00000	Averaged	
116 Anthracene	1.16489	1.05004	1.05004	0.010	9.85899	25.00000	Averaged	
119 Carbazole	0.94362	0.83305	0.83305	0.010	11.71734	25.00000	Averaged	
120 Di-n-Butylphthalate	1.25433	1.18316	1.18316	0.010	5.67374	25.00000	Averaged	
123 Fluoranthene	1.23211	1.10157	1.10157	0.010	10.59498	20.00000	Averaged	
124 Benzidine	4.00000	2.37072	0.08629	0.010	40.73204	25.00000	Quadratic	<-
125 Pyrene	1.36234	1.30949	1.30949	0.010	3.87970	25.00000	Averaged	
131 Butylbenzylphthalate	0.58938	0.59152	0.59152	0.010	-0.36386	25.00000	Averaged	
135 3,3'-Dichlorobenzidine	4.00000	4.05069	0.34371	0.010	-1.26734	25.00000	Quadratic	
136 Benzo(a)Anthracene	1.15570	1.14259	1.14259	0.010	1.13404	25.00000	Averaged	
137 Chrysene	1.08981	1.02226	1.02226	0.010	6.19803	25.00000	Averaged	
139 bis(2-ethylhexyl)Phthalate	0.81579	0.75756	0.75756	0.010	7.13767	25.00000	Averaged	
140 Di-n-octylphthalate	1.48214	1.48901	1.48901	0.010	-0.46323	20.00000	Averaged	
141 Benzo(b)fluoranthene	4.00000	4.29744	1.33117	0.010	-7.43588	25.00000	Quadratic	
142 Benzo(k)fluoranthene	1.44463	1.26087	1.26087	0.010	12.71993	25.00000	Averaged	
143 7,12-dimethylbenz[a]anthrac	0.62779	0.59672	0.59672	0.010	4.95003	25.00000	Averaged	
146 Benzo(a)pyrene	0.96959	0.91476	0.91476	0.010	5.65480	20.00000	Averaged	

TestAmerica Pittsburgh

CONTINUING CALIBRATION COMPOUNDS

Instrument ID: 733.i Injection Date: 17-NOV-2010 11:21
Lab File ID: N11170CC.D Init. Cal. Date(s): 10-NOV-2010 10-NOV-2010
Analysis Type: Init. Cal. Times: 06:49 09:14
Lab Sample ID: sstd4.0 Quant Type: ISTD
Method: \\PITSVR06\D\chem\733.i\N111710.b\8270ll.m

COMPOUND	RRF / AMOUNT	RF4	CCAL RRF4	MIN RRF	%D / %DRIFT	MAX %D / %DRIFT	CURVE TYPE
149 Indeno(1,2,3-cd)pyrene	4.00000	4.28994	1.14284	0.010	-7.24858	25.00000	Quadratic
150 Dibenz(a,h)anthracene	4.00000	4.26332	0.94587	0.010	-6.58295	25.00000	Quadratic
151 Benzo(g,h,i)perylene	1.01175	1.02491	1.02491	0.010	-1.30114	25.00000	Averaged
$ 154 Nitrobenzene-d5	0.37420	0.38706	0.38706	0.010	-3.43757	25.00000	Averaged
$ 155 2-Fluorobiphenyl	1.45802	1.39370	1.39370	0.010	4.41158	25.00000	Averaged
$ 156 Terphenyl-d14	0.94479	0.90648	0.90648	0.010	4.05437	25.00000	Averaged
$ 157 Phenol-d5	1.29258	1.34263	1.34263	0.010	-3.87214	25.00000	Averaged
$ 158 2-Fluorophenol	1.11422	1.13416	1.13416	0.010	-1.78916	25.00000	Averaged
$ 159 2,4,6-Tribromophenol	0.10620	0.10806	0.10806	0.010	-1.74567	25.00000	Averaged
$ 186 2-Chlorophenol-d4	1.32349	1.36923	1.36923	0.010	-3.45566	25.00000	Averaged
$ 187 1,2-Dichlorobenzene-d4	1.02239	0.99545	0.99545	0.010	2.63506	25.00000	Averaged

Data File: \\PITSVR06\D\chem\733.i\N111710.b\N11170CC.D
Date : 17-NOV-2010 11:21
Client ID: SSTD4.0
Sample Info: SSTD4.0(2.0ug/ml) BNA0858-10 8270c/d

Column phase: DB5-MS

Instrument: 733.i

Operator: 3200
Column diameter: 0.32

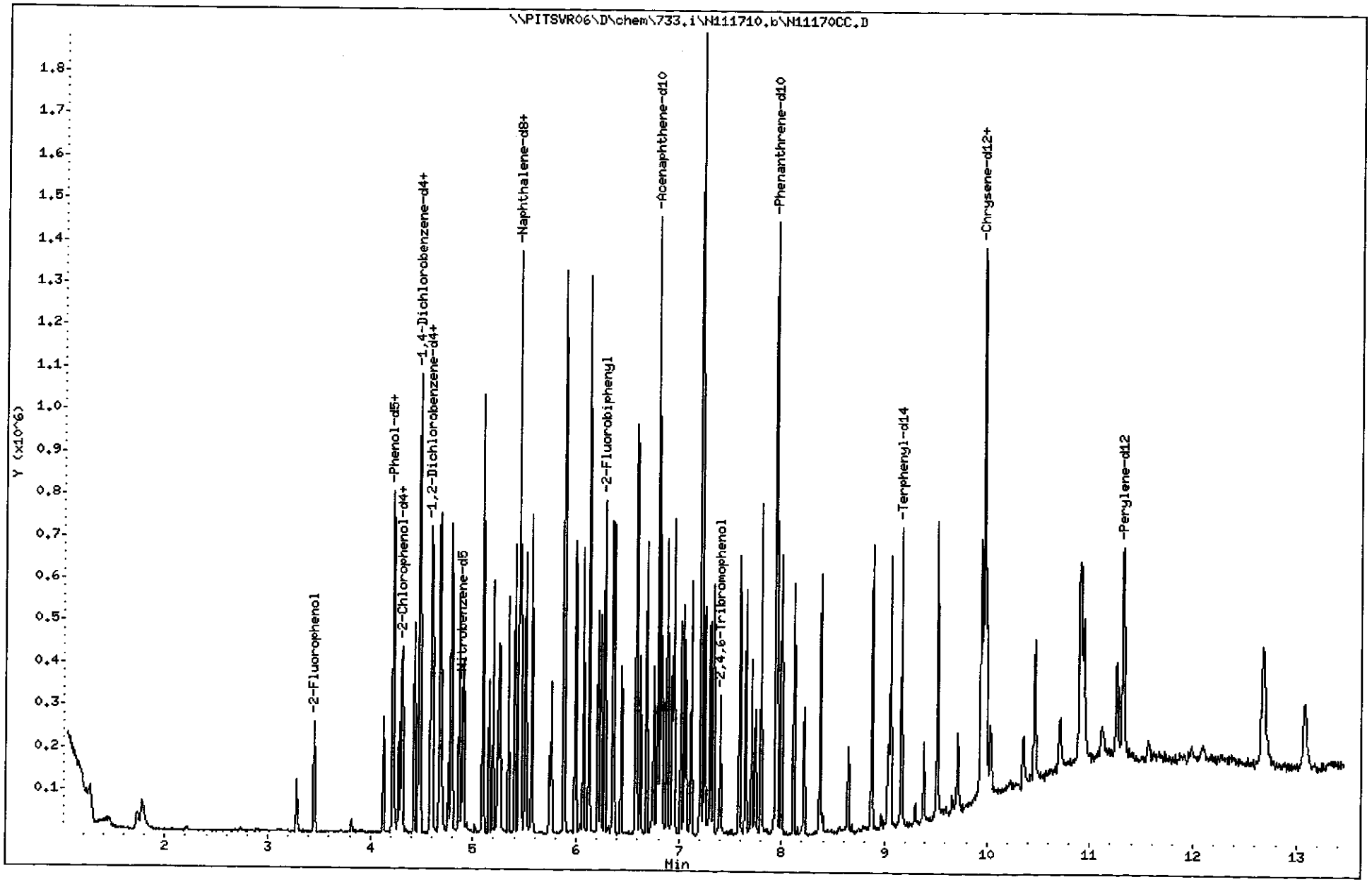

(1001 - 1770)
1675
C0K110534

TestAmerica Pittsburgh

Semivolatile REPORT SW-846 Method 8270

Data file : \\PITSVR06\D\chem\733.i\N111710.b\N11170CC.D
Lab Smp Id: sstd4.0 Client Smp ID: SSTD4.0
Inj Date : 17-NOV-2010 11:21
Operator : 3200 Inst ID: 733.i
Smp Info : SSTD4.0(2.0ug/ml) BNA0858-10 8270c/d
Misc Info : sstd4.0,N111710.b,8270ll.m,padepi.sub,2,3
Comment :
Method : \\PITSVR06\D\chem\733.i\N111710.b\8270ll.m
Meth Date : 18-Nov-2010 04:16 piccolinov Quant Type: ISTD
Cal Date : 10-NOV-2010 09:14 Cal File: N1110IC8.D
Als bottle: 2 Continuing Calibration Sample
Dil Factor: 1.00000
Integrator: HP RTE Compound Sublist: padepi.sub
Target Version: 4.14
Processing Host: PITPC-502

	Compounds	QUANT SIG MASS	RT	EXP RT	REL RT	RESPONSE	AMOUNTS CAL-AMT (NG)	AMOUNTS ON-COL (NG)
* 1	1,4-Dichlorobenzene-d4	152	4.473	4.473	(1.000)	124505	8.00000	
* 2	Naphthalene-d8	136	5.445	5.445	(1.000)	425058	8.00000	
* 3	Acenaphthene-d10	164	6.797	6.797	(1.000)	245146	8.00000	
* 4	Phenanthrene-d10	188	7.940	7.940	(1.000)	400808	8.00000	
* 5	Chrysene-d12	240	9.975	9.975	(1.000)	328088	8.00000	
* 6	Perylene-d12	264	11.322	11.322	(1.000)	252308	8.00000	
198	1,4-Dioxane	88	1.268	1.268	(0.284)	28910	4.00000	4.5630
10	N-Nitrosodimethylamine	74	1.733	1.733	(0.387)	31738	4.00000	4.2502
9	Pyridine	79	1.770	1.770	(0.396)	60786	4.00000	4.0845
16	Methyl methanesulfonate	80	3.276	3.276	(0.733)	42866	4.00000	4.2795
206	Benzaldehyde	77	4.126	4.126	(0.922)	41367	4.00000	3.2869
21	Aniline	93	4.217	4.217	(0.943)	103152	4.00000	4.0202
22	Phenol	94	4.222	4.222	(0.944)	93391	4.00000	4.0618
23	bis(2-Chloroethyl)ether	93	4.275	4.275	(0.956)	58257	4.00000	3.9720
24	2-Chlorophenol	128	4.313	4.313	(0.964)	83855	4.00000	4.0716
26	1,3-Dichlorobenzene	146	4.430	4.430	(0.990)	100757	4.00000	4.0219
27	1,4-Dichlorobenzene	146	4.484	4.484	(1.002)	102169	4.00000	3.9919
28	1,2-Dichlorobenzene	146	4.601	4.601	(1.029)	92536	4.00000	3.8930
217	Indene	116	4.671	4.671	(1.044)	126814	4.00000	3.7988
29	Benzyl Alcohol	108	4.585	4.585	(1.025)	47009	4.00000	4.2607
30	2-Methylphenol	108	4.676	4.676	(1.045)	68408	4.00000	4.1978
31	2,2'-oxybis(1-Chloropropane)	45	4.692	4.692	(1.049)	65158	4.00000	4.3482
37	Acetophenone	105	4.778	4.778	(1.068)	119966	4.00000	4.6442
32	N-Nitroso-di-n-propylamine	70	4.783	4.783	(1.069)	46553	4.00000	4.0324
192	4-Methylphenol	108	4.794	4.794	(1.072)	67543	4.00000	4.1644
34	Hexachloroethane	117	4.863	4.863	(1.087)	42468	4.00000	3.9924
35	Nitrobenzene	77	4.906	4.906	(0.901)	79237	4.00000	4.0915
36	N-Nitrosopyrrolidine	100	4.756	4.756	(1.063)	28602	4.00000	4.0924
41	Isophorone	82	5.093	5.093	(0.935)	130001	4.00000	4.1885
42	2-Nitrophenol	139	5.152	5.152	(0.946)	38652	4.00000	3.7208
43	2,4-Dimethylphenol	107	5.194	5.194	(0.954)	85821	4.00000	4.2685
44	bis(2-Chloroethoxy)methane	93	5.258	5.258	(0.966)	72741	4.00000	4.0386
48	2,4-Dichlorophenol	162	5.338	5.338	(0.980)	70925	4.00000	4.0983

Compounds	QUANT SIG MASS	RT	EXP RT	REL RT	RESPONSE	AMOUNTS CAL-AMT (NG)	AMOUNTS ON-COL (NG)
49 Benzoic Acid	122	5.248	5.248	(0.964)	90301	10.0000	9.7116
50 1,2,4-Trichlorobenzene	180	5.403	5.403	(0.992)	92409	4.00000	3.9994
51 Naphthalene	128	5.461	5.461	(1.003)	215014	4.00000	3.8486
52 4-Chloroaniline	127	5.504	5.504	(1.011)	90058	4.00000	3.9702
54 2,6-Dichlorophenol	162	5.509	5.509	(1.012)	66291	4.00000	3.8690
56 Hexachlorobutadiene	225	5.568	5.568	(1.023)	72629	4.00000	4.0819
208 Caprolactam	113	5.744	5.744	(1.055)	15549	4.00000	4.1314
59 4-Chloro-3-Methylphenol	107	5.878	5.878	(1.079)	68724	4.00000	4.2965
62 2-Methylnaphthalene	142	5.990	5.990	(1.100)	135976	4.00000	3.7169
63 1-Methylnaphthalene	142	6.070	6.070	(1.115)	134096	4.00000	3.8320
64 Hexachlorocyclopentadiene	237	6.124	6.124	(0.901)	69429	4.00000	3.8959
65 1,2,4,5-Tetrachlorobenzene	216	6.124	6.124	(0.901)	96519	4.00000	3.5972
66 2,4,6-Trichlorophenol	196	6.215	6.215	(0.914)	52620	4.00000	3.6790
67 2,4,5-Trichlorophenol	196	6.236	6.236	(0.917)	53007	4.00000	3.6800
209 1,1'-Biphenyl	154	6.354	6.354	(0.935)	184788	4.00000	3.6568
70 2-Chloronaphthalene	162	6.364	6.364	(0.936)	142462	4.00000	3.6380
73 2-Nitroaniline	65	6.439	6.439	(0.947)	43347	4.00000	4.0769
76 Dimethylphthalate	163	6.583	6.583	(0.969)	175081	4.00000	4.1564
78 2,6-Dinitrotoluene	165	6.626	6.626	(0.975)	33288	4.00000	3.9447
79 Acenaphthylene	152	6.685	6.685	(0.983)	202680	4.00000	3.6095
81 3-Nitroaniline	138	6.754	6.754	(0.994)	31319	4.00000	3.9820
82 Acenaphthene	153	6.818	6.818	(1.003)	130434	4.00000	3.7167
83 2,4-Dinitrophenol	184	6.834	6.834	(1.006)	32513	10.0000	8.0658
85 4-Nitrophenol	109	6.888	6.888	(1.013)	89012	10.0000	10.721
86 Dibenzofuran	168	6.952	6.952	(1.023)	194343	4.00000	3.7310
87 2,4-Dinitrotoluene	165	6.936	6.936	(1.020)	46243	4.00000	4.1678
91 2,3,5,6-Tetrachlorophenol	232	7.016	7.016	(1.032)	44107	4.00000	3.9728
88 2,3,4,6-Tetrachlorophenol	232	7.048	7.048	(1.037)	45900	4.00000	3.6597
92 2-Naphthylamine	143	7.069	7.069	(1.040)	76117	4.00000	3.0352
93 Diethylphthalate	149	7.123	7.123	(1.048)	169401	4.00000	4.1368
94 Fluorene	166	7.219	7.219	(1.062)	157586	4.00000	4.2558
95 4-Chlorophenyl-phenylether	204	7.214	7.214	(1.061)	96181	4.00000	4.2251
96 4-Nitroaniline	138	7.219	7.219	(1.062)	32745	4.00000	3.7575
98 4,6-Dinitro-2-methylphenol	198	7.251	7.251	(0.913)	50580	10.0000	8.0898
99 N-Nitrosodiphenylamine (1)	169	7.304	7.304	(0.920)	95247	4.00000	3.6690
100 1,2-Diphenylhydrazine	77	7.331	7.331	(0.923)	192774	4.00000	3.9288
106 4-Bromophenyl-phenylether	248	7.588	7.588	(0.956)	53616	4.00000	3.9156
107 Hexachlorobenzene	284	7.652	7.652	(0.964)	53099	4.00000	4.0158
210 Atrazine	200	7.705	7.705	(0.970)	43555	4.00000	3.6509
111 Pentachlorophenol	266	7.796	7.796	(0.982)	55035	10.0000	8.3426
115 Phenanthrene	178	7.956	7.956	(1.002)	211349	4.00000	3.5085
116 Anthracene	178	7.999	7.999	(1.007)	210433	4.00000	3.6056
119 Carbazole	167	8.116	8.116	(1.022)	166947	4.00000	3.5313
120 Di-n-Butylphthalate	149	8.373	8.373	(1.054)	237110	4.00000	3.7730
123 Fluoranthene	202	8.875	8.875	(1.118)	220759	4.00000	3.5762
124 Benzidine	184	8.966	8.966	(0.899)	14156	4.00000	2.3707 (M)
125 Pyrene	202	9.051	9.051	(0.907)	214814	4.00000	3.8448
131 Butylbenzylphthalate	149	9.521	9.521	(0.954)	97036	4.00000	4.0146
135 3,3'-Dichlorobenzidine	252	9.933	9.933	(0.996)	56384	4.00000	4.0507
136 Benzo(a)Anthracene	228	9.965	9.965	(0.999)	187435	4.00000	3.9546
137 Chrysene	228	9.997	9.997	(1.002)	167696	4.00000	3.7521
139 bis(2-ethylhexyl)Phthalate	149	9.949	9.949	(0.997)	124273	4.00000	3.7145
140 Di-n-octylphthalate	149	10.462	10.462	(0.924)	187844	4.00000	4.0185
141 Benzo(b)fluoranthene	252	10.910	10.910	(0.964)	167932	4.00000	4.2974

Compounds	QUANT SIG MASS	RT	EXP RT	REL RT	RESPONSE	AMOUNTS CAL-AMT (NG)	AMOUNTS ON-COL (NG)
142 Benzo(k)fluoranthene	252	10.937	10.937	(0.966)	159064	4.00000	3.4912
143 7,12-dimethylbenz[a]anthracen	256	10.900	10.900	(0.963)	75278	4.00000	3.8020
146 Benzo(a)pyrene	252	11.258	11.258	(0.994)	115401	4.00000	3.7738
149 Indeno(1,2,3-cd)pyrene	276	12.673	12.673	(1.119)	144174	4.00000	4.2899
150 Dibenz(a,h)anthracene	278	12.684	12.684	(1.120)	119325	4.00000	4.2633
151 Benzo(g,h,i)perylene	276	13.079	13.079	(1.155)	129297	4.00000	4.0520
$ 154 Nitrobenzene-d5	82	4.895	4.895	(0.899)	82262	4.00000	4.1375
$ 155 2-Fluorobiphenyl	172	6.273	6.273	(0.923)	170830	4.00000	3.8235
$ 156 Terphenyl-d14	244	9.158	9.158	(0.918)	148703	4.00000	3.8378
$ 157 Phenol-d5	99	4.211	4.211	(0.941)	83582	4.00000	4.1549
$ 158 2-Fluorophenol	112	3.453	3.453	(0.772)	70604	4.00000	4.0716
$ 159 2,4,6-Tribromophenol	330	7.406	7.406	(0.933)	21655	4.00000	4.0698
$ 186 2-Chlorophenol-d4	132	4.297	4.297	(0.961)	85238	4.00000	4.1382
$ 187 1,2-Dichlorobenzene-d4	152	4.591	4.591	(1.026)	61969	4.00000	3.8946

QC Flag Legend

M - Compound response manually integrated.

Data File Name: N11170CC.D
Inj. Date and Time: 17-NOV-2010 11:21
Instrument ID: 733.i
Client ID: SSTD4.0
Compound Name: Benzidine
CAS #: 92-87-5

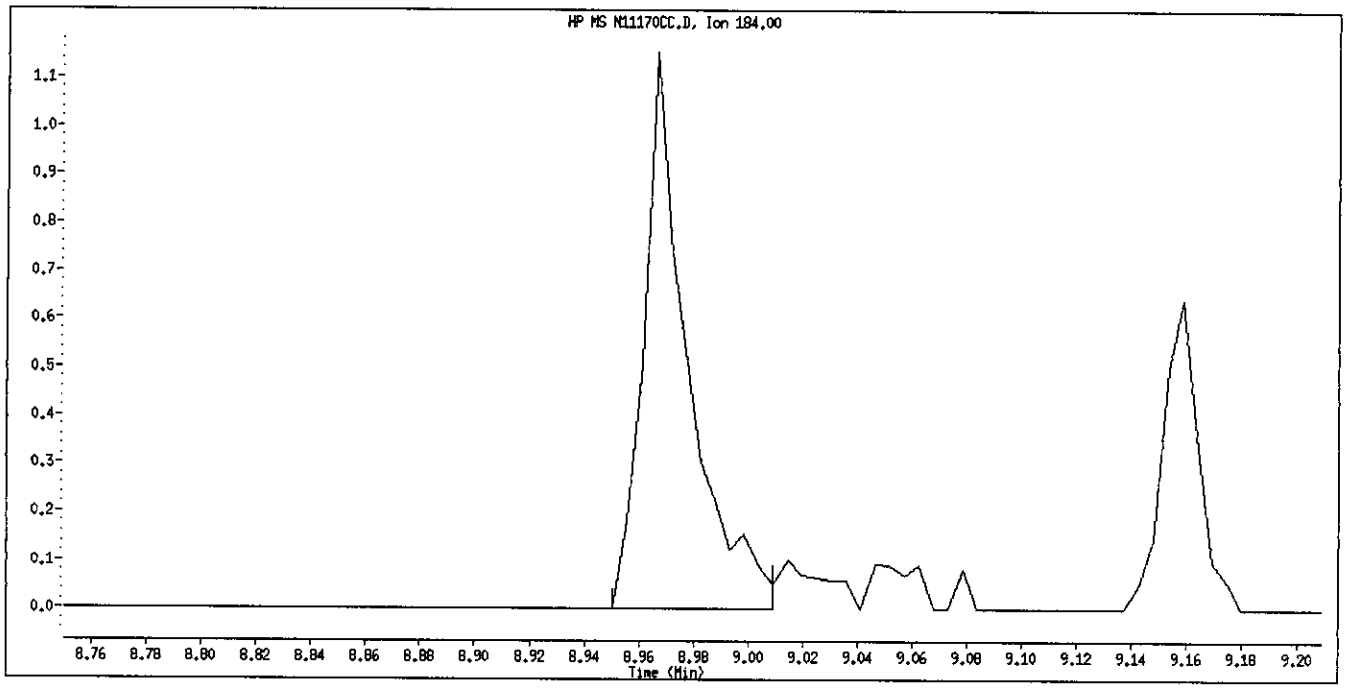

Original Integration

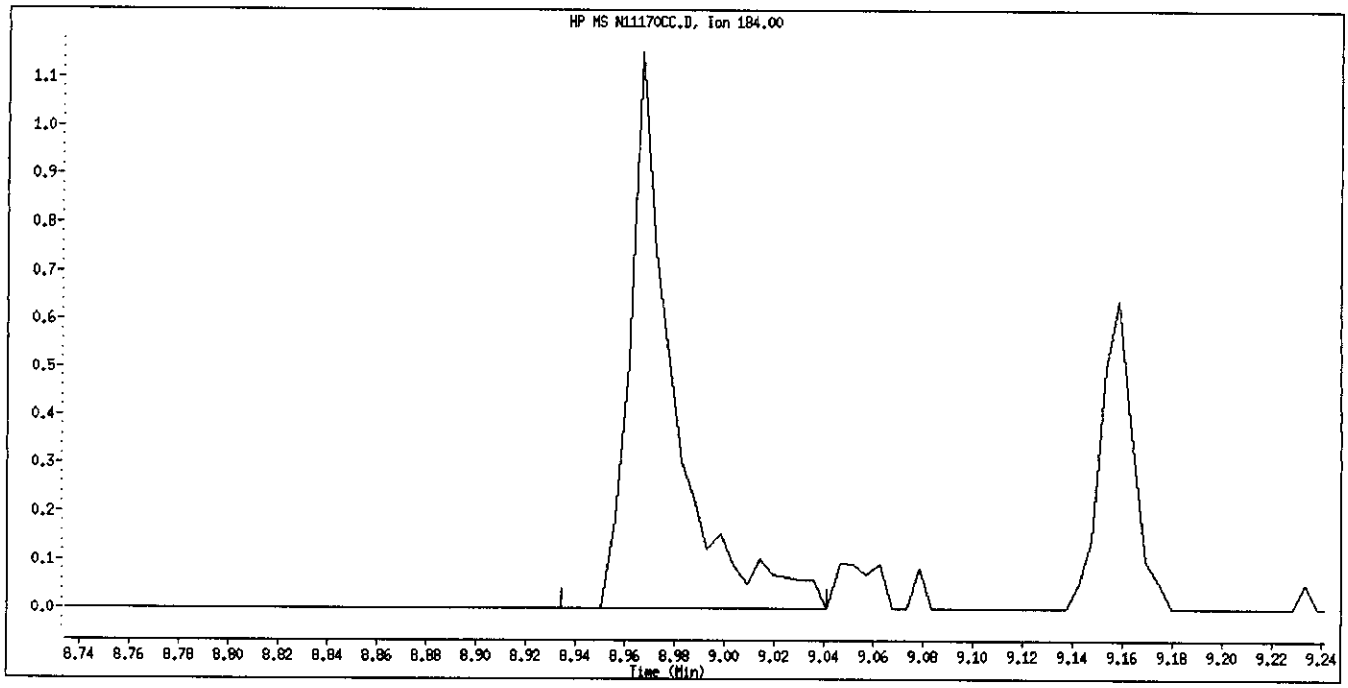

Manual Integration

Manually Integrated By: piccolinov
Manual Integration Reason: Poor Chromatography

TestAmerica Pittsburgh

CONTINUING CALIBRATION COMPOUNDS

Instrument ID: 731.i
Lab File ID: V11160CC.D
Analysis Type:
Lab Sample ID: SSTD4.0
Method: \\PITSVR06\D\chem\731.i\V111610.b\8270ll.m

Injection Date: 16-NOV-2010 12:44
Init. Cal. Date(s): 10-NOV-2010 10-NOV-2010
Init. Cal. Times: 06:53 09:21
Quant Type: ISTD

COMPOUND	RRF / AMOUNT	RF4	CCAL RRF4	MIN RRF	%D / %DRIFT	MAX %D / %DRIFT	CURVE TYPE	
198 1,4-Dioxane	0.39943	0.49886	0.49886	0.010	-24.89317	25.00000	Averaged	
10 N-Nitrosodimethylamine	0.57962	0.66245	0.66245	0.010	-14.29081	25.00000	Averaged	
9 Pyridine	1.17642	1.16858	1.16858	0.010	0.66641	25.00000	Averaged	
16 Methyl methanesulfonate	0.79299	0.85270	0.85270	0.010	-7.53032	25.00000	Averaged	
206 Benzaldehyde	4.00000	4.10933	1.19285	0.010	-2.73324	25.00000	Quadratic	
21 Aniline	2.04901	1.92419	1.92419	0.010	6.09175	25.00000	Averaged	
22 Phenol	1.79070	1.78395	1.78395	0.010	0.37650	20.00000	Averaged	
23 bis(2-Chloroethyl)ether	1.10325	1.21983	1.21983	0.010	-10.56702	25.00000	Averaged	
24 2-Chlorophenol	1.39809	1.34958	1.34958	0.010	3.47001	25.00000	Averaged	
26 1,3-Dichlorobenzene	1.62817	1.58657	1.58657	0.010	2.55494	25.00000	Averaged	
27 1,4-Dichlorobenzene	1.67921	1.72901	1.72901	0.010	-2.96585	20.00000	Averaged	
28 1,2-Dichlorobenzene	1.53868	1.67040	1.67040	0.010	-8.56056	25.00000	Averaged	
217 Indene	2.36443	2.28354	2.28354	0.010	3.42080	25.00000	Averaged	
29 Benzyl Alcohol	0.77564	0.56187	0.56187	0.010	27.56101	25.00000	Averaged	<-
30 2-Methylphenol	1.23278	1.26217	1.26217	0.010	-2.38353	25.00000	Averaged	
31 2,2'-oxybis(1-Chloropropane	1.39119	1.35263	1.35263	0.010	2.77157	25.00000	Averaged	
37 Acetophenone	1.88927	2.05765	2.05765	0.010	-8.91241	25.00000	Averaged	
32 N-Nitroso-di-n-propylamine	0.98632	1.14677	1.14677	0.050	-16.26841	25.00000	Averaged	
192 4-Methylphenol	1.19476	1.21441	1.21441	0.010	-1.64439	25.00000	Averaged	
34 Hexachloroethane	0.75503	0.80674	0.80674	0.010	-6.84885	25.00000	Averaged	
35 Nitrobenzene	0.44128	0.46047	0.46047	0.010	-4.34817	25.00000	Averaged	
36 N-Nitrosopyrrolidine	0.54075	0.52671	0.52671	0.010	2.59633	25.00000	Averaged	
41 Isophorone	0.70287	0.67879	0.67879	0.010	3.42640	25.00000	Averaged	
42 2-Nitrophenol	0.18820	0.18332	0.18332	0.010	2.59028	20.00000	Averaged	
43 2,4-Dimethylphenol	0.40082	0.37479	0.37479	0.010	6.49478	25.00000	Averaged	
44 bis(2-Chloroethoxy)methane	0.40479	0.40906	0.40906	0.010	-1.05405	25.00000	Averaged	
48 2,4-Dichlorophenol	0.32041	0.28835	0.28835	0.010	10.00659	20.00000	Averaged	
49 Benzoic Acid	0.18331	0.15098	0.15098	0.010	17.63712	25.00000	Averaged	
50 1,2,4-Trichlorobenzene	0.39118	0.39350	0.39350	0.010	-0.59238	25.00000	Averaged	
51 Naphthalene	1.08006	1.03727	1.03727	0.010	3.96161	25.00000	Averaged	
52 4-Chloroaniline	0.43654	0.42078	0.42078	0.010	3.61015	25.00000	Averaged	
54 2,6-Dichlorophenol	0.31713	0.30146	0.30146	0.010	4.94169	25.00000	Averaged	
56 Hexachlorobutadiene	0.29355	0.30290	0.30290	0.010	-3.18265	20.00000	Averaged	
208 Caprolactam	0.07884	0.09532	0.09532	0.010	-20.90450	25.00000	Averaged	
59 4-Chloro-3-Methylphenol	0.32453	0.32223	0.32223	0.010	0.70981	20.00000	Averaged	
62 2-Methylnaphthalene	0.72597	0.73733	0.73733	0.010	-1.56423	25.00000	Averaged	
63 1-Methylnaphthalene	0.70512	0.70683	0.70683	0.010	-0.24373	25.00000	Averaged	
64 Hexachlorocyclopentadiene	0.58281	0.51817	0.51817	0.050	11.09054	25.00000	Averaged	
65 1,2,4,5-Tetrachlorobenzene	0.67703	0.59713	0.59713	0.010	11.80114	25.00000	Averaged	
66 2,4,6-Trichlorophenol	0.39940	0.34383	0.34383	0.010	13.91471	20.00000	Averaged	
67 2,4,5-Trichlorophenol	0.41315	0.38446	0.38446	0.010	6.94492	25.00000	Averaged	
209 1,1'-Biphenyl	1.48100	1.36888	1.36888	0.010	7.57036	25.00000	Averaged	

TestAmerica Pittsburgh

CONTINUING CALIBRATION COMPOUNDS

Instrument ID: 731.i Injection Date: 16-NOV-2010 12:44
Lab File ID: V11160CC.D Init. Cal. Date(s): 10-NOV-2010 10-NOV-2010
Analysis Type: Init. Cal. Times: 06:53 09:21
Lab Sample ID: SSTD4.0 Quant Type: ISTD
Method: \\PITSVR06\D\chem\731.i\V111610.b\8270ll.m

COMPOUND	RRF / AMOUNT	RF4	CCAL RRF4	MIN RRF	%D / %DRIFT	MAX %D / %DRIFT	CURVE TYPE	
70 2-Chloronaphthalene	1.14987	1.07393	1.07393	0.010	6.60455	25.00000	Averaged	
73 2-Nitroaniline	0.35924	0.38010	0.38010	0.010	-5.80712	25.00000	Averaged	
76 Dimethylphthalate	1.23882	1.20136	1.20136	0.010	3.02367	25.00000	Averaged	
78 2,6-Dinitrotoluene	0.25323	0.23322	0.23322	0.010	7.90495	25.00000	Averaged	
79 Acenaphthylene	1.77031	1.66146	1.66146	0.010	6.14865	25.00000	Averaged	
81 3-Nitroaniline	0.25758	0.26892	0.26892	0.010	-4.40256	25.00000	Averaged	
82 Acenaphthene	1.09842	1.06983	1.06983	0.010	2.60294	20.00000	Averaged	
83 2,4-Dinitrophenol	10.00000	8.25686	0.10746	0.050	17.43143	25.00000	Quadratic	
85 4-Nitrophenol	0.24593	0.21779	0.21779	0.050	11.44078	25.00000	Averaged	
86 Dibenzofuran	1.67501	1.67580	1.67580	0.010	-0.04702	25.00000	Averaged	
87 2,4-Dinitrotoluene	0.34900	0.37406	0.37406	0.010	-7.17965	25.00000	Averaged	
91 2,3,5,6-Tetrachlorophenol	0.38633	0.37109	0.37109	0.010	3.94573	25.00000	Averaged	
88 2,3,4,6-Tetrachlorophenol	0.41619	0.37366	0.37366	0.010	10.21929	25.00000	Averaged	
92 2-Naphthylamine	4.00000	3.15567	0.74021	0.010	21.10832	25.00000	Quadratic	
93 Diethylphthalate	1.28653	1.29832	1.29832	0.010	-0.91696	25.00000	Averaged	
94 Fluorene	1.34198	1.33806	1.33806	0.010	0.29194	25.00000	Averaged	
95 4-Chlorophenyl-phenylether	0.75646	0.74621	0.74621	0.010	1.35519	25.00000	Averaged	
96 4-Nitroaniline	0.26027	0.26146	0.26146	0.010	-0.45643	25.00000	Averaged	
98 4,6-Dinitro-2-methylphenol	0.12012	0.09922	0.09922	0.010	17.39799	25.00000	Averaged	
99 N-Nitrosodiphenylamine (1)	0.45748	0.44326	0.44326	0.010	3.10917	20.00000	Averaged	
100 1,2-Diphenylhydrazine	0.90681	0.86397	0.86397	0.010	4.72393	25.00000	Averaged	
106 4-Bromophenyl-phenylether	0.24660	0.23762	0.23762	0.010	3.64316	25.00000	Averaged	
107 Hexachlorobenzene	0.25428	0.24976	0.24976	0.010	1.77571	25.00000	Averaged	
210 Atrazine	0.19918	0.17492	0.17492	0.010	12.18127	25.00000	Averaged	
111 Pentachlorophenol	10.00000	8.51348	0.10963	0.010	14.86515	20.00000	Quadratic	
115 Phenanthrene	1.11408	1.05162	1.05162	0.010	5.60627	25.00000	Averaged	
116 Anthracene	1.13128	1.10746	1.10746	0.010	2.10609	25.00000	Averaged	
119 Carbazole	0.90137	0.90677	0.90677	0.010	-0.59875	25.00000	Averaged	
120 Di-n-Butylphthalate	1.14659	1.09868	1.09868	0.010	4.17822	25.00000	Averaged	
123 Fluoranthene	1.29338	1.33291	1.33291	0.010	-3.05645	20.00000	Averaged	
124 Benzidine	4.00000	2.57643	0.17002	0.010	35.58920	25.00000	Quadratic	<-
125 Pyrene	1.11794	1.07912	1.07912	0.010	3.47241	25.00000	Averaged	
131 Butylbenzylphthalate	0.41648	0.38227	0.38227	0.010	8.21473	25.00000	Averaged	
135 3,3'-Dichlorobenzidine	0.38298	0.38682	0.38682	0.010	-1.00287	25.00000	Averaged	
136 Benzo(a)Anthracene	1.13283	1.05171	1.05171	0.010	7.16058	25.00000	Averaged	
137 Chrysene	1.08120	1.02273	1.02273	0.010	5.40790	25.00000	Averaged	
139 bis(2-ethylhexyl)Phthalate	0.61907	0.58158	0.58158	0.010	6.05514	25.00000	Averaged	
140 Di-n-octylphthalate	1.00418	0.98800	0.98800	0.010	1.61109	20.00000	Averaged	
141 Benzo(b)fluoranthene	1.18892	1.03907	1.03907	0.010	12.60386	25.00000	Averaged	
142 Benzo(k)fluoranthene	1.29535	1.37243	1.37243	0.010	-5.95077	25.00000	Averaged	
143 7,12-dimethylbenz[a]anthrac	0.52558	0.53428	0.53428	0.010	-1.65480	25.00000	Averaged	
146 Benzo(a)pyrene	0.96618	0.91413	0.91413	0.010	5.38702	20.00000	Averaged	

TestAmerica Pittsburgh

CONTINUING CALIBRATION COMPOUNDS

Instrument ID: 731.i Injection Date: 16-NOV-2010 12:44
Lab File ID: V11160CC.D Init. Cal. Date(s): 10-NOV-2010 10-NOV-2010
Analysis Type: Init. Cal. Times: 06:53 09:21
Lab Sample ID: SSTD4.0 Quant Type: ISTD
Method: \\PITSVR06\D\chem\731.i\V111610.b\8270ll.m

COMPOUND	RRF / AMOUNT	RF4	CCAL RRF4	MIN RRF	%D / %DRIFT	MAX %D / %DRIFT	CURVE TYPE
149 Indeno(1,2,3-cd)pyrene	1.11204	0.97397	0.97397	0.010	12.41591	25.00000	Averaged
150 Dibenz(a,h)anthracene	0.93117	0.81673	0.81673	0.010	12.28996	25.00000	Averaged
151 Benzo(g,h,i)perylene	0.97471	0.84901	0.84901	0.010	12.89642	25.00000	Averaged
$ 154 Nitrobenzene-d5	0.44053	0.47860	0.47860	0.010	-8.64362	25.00000	Averaged
$ 155 2-Fluorobiphenyl	1.30169	1.19752	1.19752	0.010	8.00272	25.00000	Averaged
$ 156 Terphenyl-d14	0.76982	0.74259	0.74259	0.010	3.53719	25.00000	Averaged
$ 157 Phenol-d5	1.53507	1.68563	1.68563	0.010	-9.80759	25.00000	Averaged
$ 158 2-Fluorophenol	1.21420	1.35772	1.35772	0.010	-11.81942	25.00000	Averaged
$ 159 2,4,6-Tribromophenol	0.10610	0.10751	0.10751	0.010	-1.33501	25.00000	Averaged
$ 186 2-Chlorophenol-d4	1.34335	1.59254	1.59254	0.010	-18.54985	25.00000	Averaged
$ 187 1,2-Dichlorobenzene-d4	1.02305	1.01750	1.01750	0.010	0.54207	25.00000	Averaged

Data File: \\PITSVR06\D\chem\731.i\V111610.b\V11160CC.D

Date : 16-NOV-2010 12:44

Client ID: SSTD4.0

Sample Info: SSTD4.0(2.0ug/mL) BNA0858-10 8270c/d

Column phase: DB5-MS

Instrument: 731.i

Operator: 003200

Column diameter: 0.32

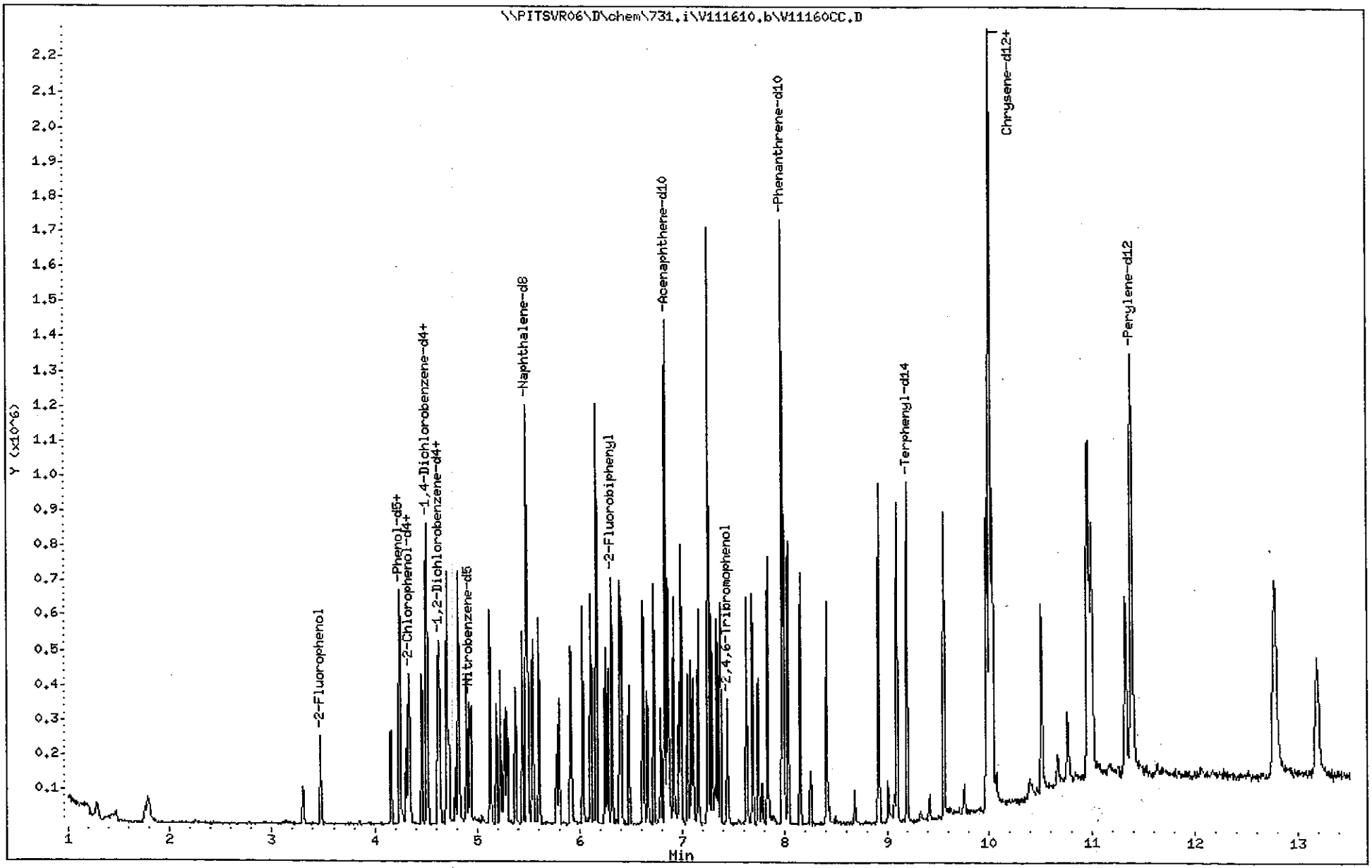

(1001 - 1770)
1683
C0K110534

TestAmerica Pittsburgh

Semivolatile REPORT SW-846 Method 8270

Data file : \\PITSVR06\D\chem\731.i\V111610.b\V11160CC.D
Lab Smp Id: SSTD4.0 Client Smp ID: SSTD4.0
Inj Date : 16-NOV-2010 12:44
Operator : 003200 Inst ID: 731.i
Smp Info : SSTD4.0(2.0ug/mL) BNA0858-10 8270c/d
Misc Info : SSTD4.0,V111610.b,8270ll.m,padepi.sub,2,3
Comment :
Method : \\PITSVR06\D\chem\731.i\V111610.b\8270ll.m
Meth Date : 17-Nov-2010 05:51 piccolinov Quant Type: ISTD
Cal Date : 10-NOV-2010 09:21 Cal File: V1110IC8.D
Als bottle: 2 Continuing Calibration Sample
Dil Factor: 1.00000
Integrator: HP RTE Compound Sublist: padepi.sub
Target Version: 4.14
Processing Host: PITPC-502

	Compounds	QUANT SIG MASS	RT	EXP RT	REL RT	RESPONSE	AMOUNTS CAL-AMT (NG)	AMOUNTS ON-COL (NG)
* 1	1,4-Dichlorobenzene-d4	152	4.510	4.510	(1.000)	87768	8.00000	
* 2	Naphthalene-d8	136	5.487	5.487	(1.000)	347821	8.00000	
* 3	Acenaphthene-d10	164	6.839	6.839	(1.000)	254040	8.00000	
* 4	Phenanthrene-d10	188	7.982	7.982	(1.000)	514669	8.00000	
* 5	Chrysene-d12	240	10.017	10.017	(1.000)	660871	8.00000	
* 6	Perylene-d12	264	11.390	11.390	(1.000)	704210	8.00000	
198	1,4-Dioxane	88	1.294	1.294	(0.287)	21892	4.00000	4.9957
10	N-Nitrosodimethylamine	74	1.758	1.758	(0.390)	29071	4.00000	4.5716
9	Pyridine	79	1.791	1.791	(0.397)	51282	4.00000	3.9733
16	Methyl methanesulfonate	80	3.302	3.302	(0.732)	37420	4.00000	4.3012
206	Benzaldehyde	77	4.162	4.162	(0.923)	52347	4.00000	4.1093
21	Aniline	93	4.248	4.248	(0.942)	84441	4.00000	3.7563
22	Phenol	94	4.248	4.248	(0.942)	78287	4.00000	3.9849
23	bis(2-Chloroethyl)ether	93	4.307	4.307	(0.955)	53531	4.00000	4.4227
24	2-Chlorophenol	128	4.344	4.344	(0.963)	59225	4.00000	3.8612
26	1,3-Dichlorobenzene	146	4.462	4.462	(0.989)	69625	4.00000	3.8978
27	1,4-Dichlorobenzene	146	4.520	4.520	(1.002)	75876	4.00000	4.1186
28	1,2-Dichlorobenzene	146	4.638	4.638	(1.028)	73304	4.00000	4.3424
217	Indene	116	4.707	4.707	(1.044)	100211	4.00000	3.8632
29	Benzyl Alcohol	108	4.616	4.616	(1.024)	24657	4.00000	2.8976
30	2-Methylphenol	108	4.713	4.713	(1.045)	55389	4.00000	4.0953
31	2,2'-oxybis(1-Chloropropane)	45	4.729	4.729	(1.049)	59359	4.00000	3.8891
37	Acetophenone	105	4.819	4.819	(1.069)	90298	4.00000	4.3565
32	N-Nitroso-di-n-propylamine	70	4.819	4.819	(1.069)	50325	4.00000	4.6507
192	4-Methylphenol	108	4.825	4.825	(1.070)	53293	4.00000	4.0658
34	Hexachloroethane	117	4.900	4.900	(1.086)	35403	4.00000	4.2740
35	Nitrobenzene	77	4.948	4.948	(0.902)	80081	4.00000	4.1739
36	N-Nitrosopyrrolidine	100	4.793	4.793	(1.063)	23114	4.00000	3.8961
41	Isophorone	82	5.129	5.129	(0.935)	118049	4.00000	3.8629
42	2-Nitrophenol	139	5.193	5.193	(0.946)	31882	4.00000	3.8964
43	2,4-Dimethylphenol	107	5.231	5.231	(0.953)	65180	4.00000	3.7402
44	bis(2-Chloroethoxy)methane	93	5.300	5.300	(0.966)	71140	4.00000	4.0422
48	2,4-Dichlorophenol	162	5.380	5.380	(0.981)	50147	4.00000	3.5997

	Compounds	QUANT SIG MASS	RT	EXP RT	REL RT	RESPONSE	AMOUNTS CAL-AMT (NG)	AMOUNTS ON-COL (NG)
49	Benzoic Acid	122	5.279	5.279	(0.962)	65642	10.0000	8.2363
50	1,2,4-Trichlorobenzene	180	5.445	5.445	(0.992)	68434	4.00000	4.0237
51	Naphthalene	128	5.503	5.503	(1.003)	180393	4.00000	3.8415
52	4-Chloroaniline	127	5.541	5.541	(1.010)	73178	4.00000	3.8556
54	2,6-Dichlorophenol	162	5.551	5.551	(1.012)	52427	4.00000	3.8023
56	Hexachlorobutadiene	225	5.610	5.610	(1.022)	52677	4.00000	4.1273
208	Caprolactam	113	5.781	5.781	(1.054)	16578	4.00000	4.8362
59	4-Chloro-3-Methylphenol	107	5.915	5.915	(1.078)	56039	4.00000	3.9716
62	2-Methylnaphthalene	142	6.037	6.037	(1.100)	128229	4.00000	4.0626
63	1-Methylnaphthalene	142	6.112	6.112	(1.114)	122926	4.00000	4.0097
64	Hexachlorocyclopentadiene	237	6.166	6.166	(0.902)	65818	4.00000	3.5564
65	1,2,4,5-Tetrachlorobenzene	216	6.166	6.166	(0.902)	75848	4.00000	3.5280
66	2,4,6-Trichlorophenol	196	6.251	6.251	(0.914)	43673	4.00000	3.4434
67	2,4,5-Trichlorophenol	196	6.278	6.278	(0.918)	48834	4.00000	3.7222
209	1,1'-Biphenyl	154	6.390	6.390	(0.934)	173875	4.00000	3.6972
70	2-Chloronaphthalene	162	6.406	6.406	(0.937)	136410	4.00000	3.7358
73	2-Nitroaniline	65	6.481	6.481	(0.948)	48280	4.00000	4.2323
76	Dimethylphthalate	163	6.620	6.620	(0.968)	152597	4.00000	3.8790
78	2,6-Dinitrotoluene	165	6.663	6.663	(0.974)	29623	4.00000	3.6838
79	Acenaphthylene	152	6.727	6.727	(0.984)	211039	4.00000	3.7540
81	3-Nitroaniline	138	6.796	6.796	(0.994)	34158	4.00000	4.1761
82	Acenaphthene	153	6.860	6.860	(1.003)	135890	4.00000	3.8959
83	2,4-Dinitrophenol	184	6.876	6.876	(1.005)	34124	10.0000	8.2568
85	4-Nitrophenol	109	6.919	6.919	(1.012)	69159	10.0000	8.8559
86	Dibenzofuran	168	6.994	6.994	(1.023)	212860	4.00000	4.0019
87	2,4-Dinitrotoluene	165	6.972	6.972	(1.020)	47513	4.00000	4.2872
91	2,3,5,6-Tetrachlorophenol	232	7.058	7.058	(1.032)	47136	4.00000	3.8422
88	2,3,4,6-Tetrachlorophenol	232	7.090	7.090	(1.037)	47462	4.00000	3.5912
92	2-Naphthylamine	143	7.111	7.111	(1.040)	94022	4.00000	3.1557
93	Diethylphthalate	149	7.159	7.159	(1.047)	164913	4.00000	4.0367
94	Fluorene	166	7.261	7.261	(1.062)	169961	4.00000	3.9883
95	4-Chlorophenyl-phenylether	204	7.256	7.256	(1.061)	94783	4.00000	3.9458
96	4-Nitroaniline	138	7.261	7.261	(1.062)	33211	4.00000	4.0182
98	4,6-Dinitro-2-methylphenol	198	7.288	7.288	(0.913)	63834	10.0000	8.2602
99	N-Nitrosodiphenylamine (1)	169	7.341	7.341	(0.920)	114065	4.00000	3.8756
100	1,2-Diphenylhydrazine	77	7.373	7.373	(0.924)	222330	4.00000	3.8110
106	4-Bromophenyl-phenylether	248	7.629	7.629	(0.956)	61147	4.00000	3.8543
107	Hexachlorobenzene	284	7.688	7.688	(0.963)	64272	4.00000	3.9290
210	Atrazine	200	7.747	7.747	(0.971)	45013	4.00000	3.5127
111	Pentachlorophenol	266	7.838	7.838	(0.982)	70530	10.0000	8.5135
115	Phenanthrene	178	7.998	7.998	(1.002)	270618	4.00000	3.7757
116	Anthracene	178	8.041	8.041	(1.007)	284987	4.00000	3.9158
119	Carbazole	167	8.158	8.158	(1.022)	233343	4.00000	4.0240
120	Di-n-Butylphthalate	149	8.415	8.415	(1.054)	282728	4.00000	3.8329
123	Fluoranthene	202	8.917	8.917	(1.117)	343004	4.00000	4.1222
124	Benzidine	184	9.008	9.008	(0.899)	56181	4.00000	2.5764(M)
125	Pyrene	202	9.093	9.093	(0.908)	356579	4.00000	3.8611
131	Butylbenzylphthalate	149	9.563	9.563	(0.955)	126315	4.00000	3.6714
135	3,3'-Dichlorobenzidine	252	9.980	9.980	(0.996)	127820	4.00000	4.0401
136	Benzo(a)Anthracene	228	10.012	10.012	(0.999)	347523	4.00000	3.7136
137	Chrysene	228	10.039	10.039	(1.002)	337946	4.00000	3.7837
139	bis(2-ethylhexyl)Phthalate	149	9.991	9.991	(0.997)	192176	4.00000	3.7578
140	Di-n-octylphthalate	149	10.514	10.514	(0.923)	347879	4.00000	3.9356
141	Benzo(b)fluoranthene	252	10.974	10.974	(0.963)	365862	4.00000	3.4958

Compounds	QUANT SIG MASS	RT	EXP RT	REL RT	RESPONSE	AMOUNTS CAL-AMT (NG)	AMOUNTS ON-COL (NG)
142 Benzo(k)fluoranthene	252	11.000	11.000	(0.966)	483241	4.00000	4.2380
143 7,12-dimethylbenz[a]anthracen	256	10.958	10.958	(0.962)	188123	4.00000	4.0662
146 Benzo(a)pyrene	252	11.326	11.326	(0.994)	321869	4.00000	3.7845
149 Indeno(1,2,3-cd)pyrene	276	12.769	12.769	(1.121)	342940	4.00000	3.5034
150 Dibenz(a,h)anthracene	278	12.785	12.785	(1.122)	287575	4.00000	3.5084
151 Benzo(g,h,i)perylene	276	13.185	13.185	(1.158)	298940	4.00000	3.4841
$ 154 Nitrobenzene-d5	82	4.932	4.932	(0.899)	83234	4.00000	4.3457
$ 155 2-Fluorobiphenyl	172	6.315	6.315	(0.923)	152109	4.00000	3.6799
$ 156 Terphenyl-d14	244	9.200	9.200	(0.918)	245378	4.00000	3.8585
$ 157 Phenol-d5	99	4.243	4.243	(0.941)	73972	4.00000	4.3923
$ 158 2-Fluorophenol	112	3.473	3.473	(0.770)	59582	4.00000	4.4728
$ 159 2,4,6-Tribromophenol	330	7.442	7.442	(0.932)	27667	4.00000	4.0534
$ 186 2-Chlorophenol-d4	132	4.333	4.333	(0.961)	69887	4.00000	4.7420
$ 187 1,2-Dichlorobenzene-d4	152	4.627	4.627	(1.026)	44652	4.00000	3.9783

QC Flag Legend

M - Compound response manually integrated.

Data File Name: V11160CC.D
Inj. Date and Time: 16-NOV-2010 12:44
Instrument ID: 731.i
Client ID: SSTD4.0
Compound Name: Benzidine
CAS #: 92-87-5

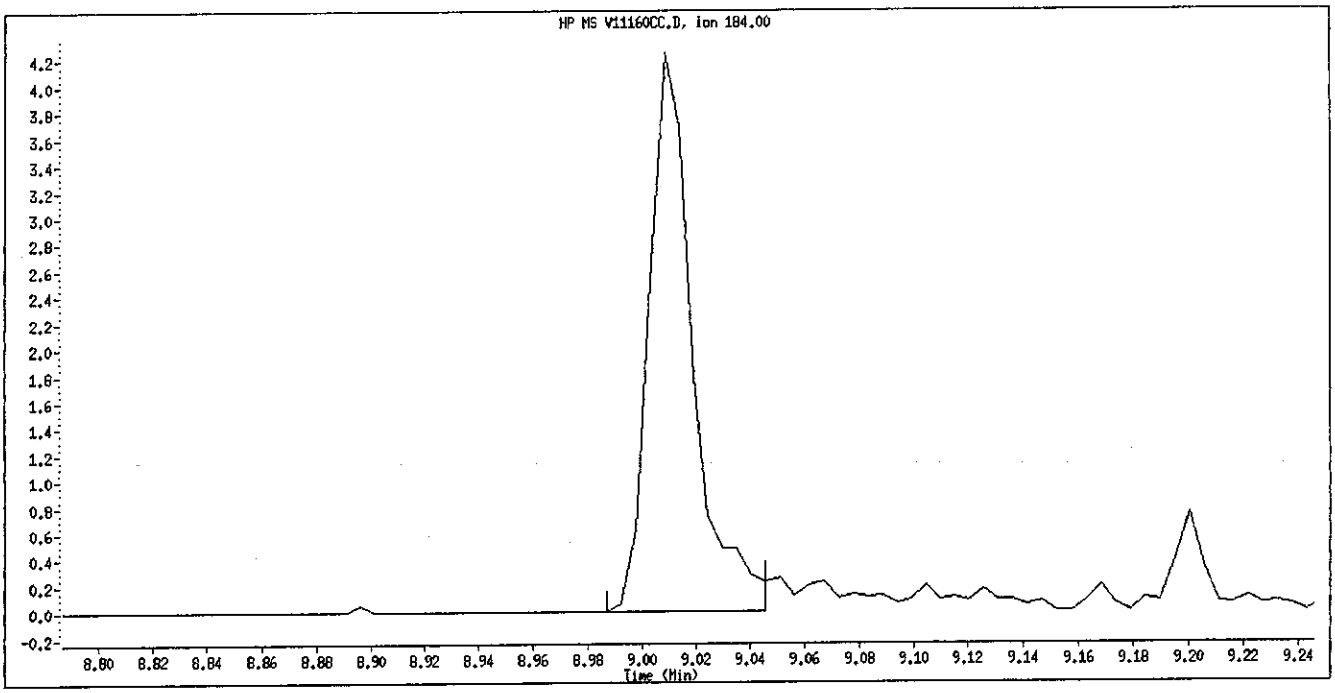

Original Integration

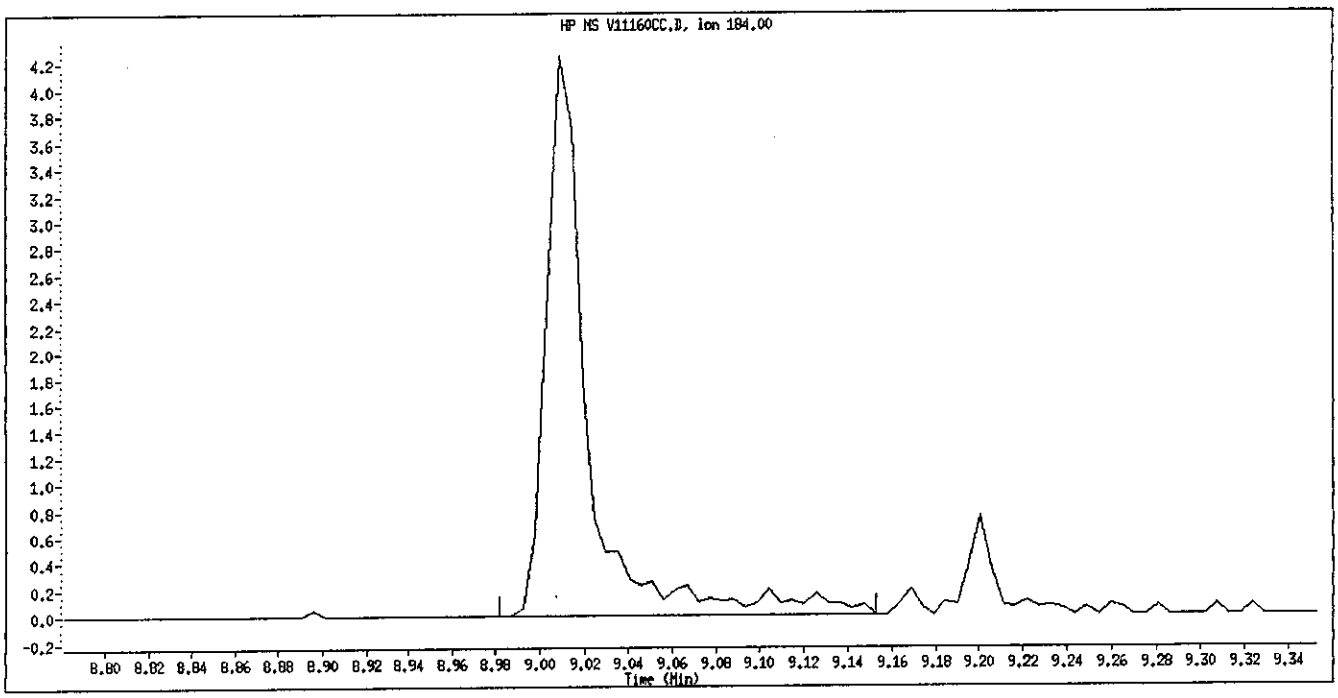

Manual Integration

Manually Integrated By: piccolinov
Manual Integration Reason: Poor Chromatography

TestAmerica Pittsburgh

CONTINUING CALIBRATION COMPOUNDS

Instrument ID: 731.i
Lab File ID: V11170CC.D
Analysis Type:
Lab Sample ID: SSTD4.0
Method: \\PITSVR06\D\chem\731.i\V111710.b\8270ll.m

Injection Date: 17-NOV-2010 08:25
Init. Cal. Date(s): 10-NOV-2010 10-NOV-2010
Init. Cal. Times: 06:53 09:21
Quant Type: ISTD

COMPOUND	RRF / AMOUNT	RF4	CCAL RRF4	MIN RRF	%D / %DRIFT	MAX %D / %DRIFT	CURVE TYPE
198 1,4-Dioxane	0.39943	0.44338	0.44338	0.010	-11.00277	25.00000	Averaged
10 N-Nitrosodimethylamine	0.57962	0.62271	0.62271	0.010	-7.43416	25.00000	Averaged
9 Pyridine	1.17642	1.18240	1.18240	0.010	-0.50810	25.00000	Averaged
16 Methyl methanesulfonate	0.79299	0.78232	0.78232	0.010	1.34489	25.00000	Averaged
206 Benzaldehyde	4.00000	3.87370	1.09714	0.010	3.15761	25.00000	Quadratic
21 Aniline	2.04901	1.91897	1.91897	0.010	6.34646	25.00000	Averaged
22 Phenol	1.79070	1.81360	1.81360	0.010	-1.27904	20.00000	Averaged
23 bis(2-Chloroethyl)ether	1.10325	1.14242	1.14242	0.010	-3.55090	25.00000	Averaged
24 2-Chlorophenol	1.39809	1.24886	1.24886	0.010	10.67422	25.00000	Averaged
26 1,3-Dichlorobenzene	1.62817	1.52338	1.52338	0.010	6.43582	25.00000	Averaged
27 1,4-Dichlorobenzene	1.67921	1.55769	1.55769	0.010	7.23685	20.00000	Averaged
28 1,2-Dichlorobenzene	1.53868	1.56483	1.56483	0.010	-1.69948	25.00000	Averaged
217 Indene	2.36443	2.31010	2.31010	0.010	2.29756	25.00000	Averaged
29 Benzyl Alcohol	0.77564	0.75123	0.75123	0.010	3.14681	25.00000	Averaged
30 2-Methylphenol	1.23278	1.33511	1.33511	0.010	-8.30037	25.00000	Averaged
31 2,2'-oxybis(1-Chloropropane	1.39119	1.27634	1.27634	0.010	8.25584	25.00000	Averaged
37 Acetophenone	1.88927	1.83118	1.83118	0.010	3.07473	25.00000	Averaged
32 N-Nitroso-di-n-propylamine	0.98632	1.01233	1.01233	0.050	-2.63724	25.00000	Averaged
192 4-Methylphenol	1.19476	1.17873	1.17873	0.010	1.34152	25.00000	Averaged
34 Hexachloroethane	0.75503	0.74908	0.74908	0.010	0.78755	25.00000	Averaged
35 Nitrobenzene	0.44128	0.43661	0.43661	0.010	1.05946	25.00000	Averaged
36 N-Nitrosopyrrolidine	0.54075	0.52018	0.52018	0.010	3.80271	25.00000	Averaged
41 Isophorone	0.70287	0.67409	0.67409	0.010	4.09510	25.00000	Averaged
42 2-Nitrophenol	0.18820	0.19856	0.19856	0.010	-5.50539	20.00000	Averaged
43 2,4-Dimethylphenol	0.40082	0.39392	0.39392	0.010	1.72151	25.00000	Averaged
44 bis(2-Chloroethoxy)methane	0.40479	0.39717	0.39717	0.010	1.88247	25.00000	Averaged
48 2,4-Dichlorophenol	0.32041	0.29118	0.29118	0.010	9.12354	20.00000	Averaged
49 Benzoic Acid	0.18331	0.15397	0.15397	0.010	16.00385	25.00000	Averaged
50 1,2,4-Trichlorobenzene	0.39118	0.38258	0.38258	0.010	2.20066	25.00000	Averaged
51 Naphthalene	1.08006	1.02184	1.02184	0.010	5.39050	25.00000	Averaged
52 4-Chloroaniline	0.43654	0.40449	0.40449	0.010	7.34211	25.00000	Averaged
54 2,6-Dichlorophenol	0.31713	0.29181	0.29181	0.010	7.98463	25.00000	Averaged
56 Hexachlorobutadiene	0.29355	0.29055	0.29055	0.010	1.02407	20.00000	Averaged
208 Caprolactam	0.07884	0.08533	0.08533	0.010	-8.23262	25.00000	Averaged
59 4-Chloro-3-Methylphenol	0.32453	0.32943	0.32943	0.010	-1.50790	20.00000	Averaged
62 2-Methylnaphthalene	0.72597	0.68960	0.68960	0.010	5.01010	25.00000	Averaged
63 1-Methylnaphthalene	0.70512	0.66778	0.66778	0.010	5.29439	25.00000	Averaged
64 Hexachlorocyclopentadiene	0.58281	0.56447	0.56447	0.050	3.14713	25.00000	Averaged
65 1,2,4,5-Tetrachlorobenzene	0.67703	0.64971	0.64971	0.010	4.03505	25.00000	Averaged
66 2,4,6-Trichlorophenol	0.39940	0.41372	0.41372	0.010	-3.58379	20.00000	Averaged
67 2,4,5-Trichlorophenol	0.41315	0.40188	0.40188	0.010	2.72767	25.00000	Averaged
209 1,1'-Biphenyl	1.48100	1.46767	1.46767	0.010	0.89986	25.00000	Averaged

TestAmerica Pittsburgh

CONTINUING CALIBRATION COMPOUNDS

Instrument ID: 731.i
Lab File ID: V11170CC.D
Analysis Type:
Lab Sample ID: SSTD4.0
Method: \\PITSVR06\D\chem\731.i\V111710.b\8270ll.m

Injection Date: 17-NOV-2010 08:25
Init. Cal. Date(s): 10-NOV-2010 10-NOV-2010
Init. Cal. Times: 06:53 09:21
Quant Type: ISTD

COMPOUND	RRF / AMOUNT	RF4	CCAL RRF4	MIN RRF	%D / %DRIFT	MAX %D / %DRIFT	CURVE TYPE
70 2-Chloronaphthalene	1.14987	1.06582	1.06582	0.010	7.30926	25.00000	Averaged
73 2-Nitroaniline	0.35924	0.38028	0.38028	0.010	-5.85763	25.00000	Averaged
76 Dimethylphthalate	1.23882	1.24199	1.24199	0.010	-0.25555	25.00000	Averaged
78 2,6-Dinitrotoluene	0.25323	0.28460	0.28460	0.010	-12.38460	25.00000	Averaged
79 Acenaphthylene	1.77031	1.66997	1.66997	0.010	5.66796	25.00000	Averaged
81 3-Nitroaniline	0.25758	0.25684	0.25684	0.010	0.28716	25.00000	Averaged
82 Acenaphthene	1.09842	1.05184	1.05184	0.010	4.24067	20.00000	Averaged
83 2,4-Dinitrophenol	10.00000	8.39519	0.10968	0.050	16.04810	25.00000	Quadratic
85 4-Nitrophenol	0.24593	0.26049	0.26049	0.050	-5.92297	25.00000	Averaged
86 Dibenzofuran	1.67501	1.65170	1.65170	0.010	1.39200	25.00000	Averaged
87 2,4-Dinitrotoluene	0.34900	0.34734	0.34734	0.010	0.47599	25.00000	Averaged
91 2,3,5,6-Tetrachlorophenol	0.38633	0.36872	0.36872	0.010	4.55951	25.00000	Averaged
88 2,3,4,6-Tetrachlorophenol	0.41619	0.41725	0.41725	0.010	-0.25582	25.00000	Averaged
92 2-Naphthylamine	4.00000	3.38711	0.81568	0.010	15.32219	25.00000	Quadratic
93 Diethylphthalate	1.28653	1.37785	1.37785	0.010	-7.09830	25.00000	Averaged
94 Fluorene	1.34198	1.33605	1.33605	0.010	0.44182	25.00000	Averaged
95 4-Chlorophenyl-phenylether	0.75646	0.79203	0.79203	0.010	-4.70199	25.00000	Averaged
96 4-Nitroaniline	0.26027	0.27546	0.27546	0.010	-5.83295	25.00000	Averaged
98 4,6-Dinitro-2-methylphenol	0.12012	0.10207	0.10207	0.010	15.02470	25.00000	Averaged
99 N-Nitrosodiphenylamine (1)	0.45748	0.44880	0.44880	0.010	1.89748	20.00000	Averaged
100 1,2-Diphenylhydrazine	0.90681	0.86368	0.86368	0.010	4.75660	25.00000	Averaged
106 4-Bromophenyl-phenylether	0.24660	0.24711	0.24711	0.010	-0.20633	25.00000	Averaged
107 Hexachlorobenzene	0.25428	0.24285	0.24285	0.010	4.49412	25.00000	Averaged
210 Atrazine	0.19918	0.17645	0.17645	0.010	11.41496	25.00000	Averaged
111 Pentachlorophenol	10.00000	10.13582	0.13459	0.010	-1.35820	20.00000	Quadratic
115 Phenanthrene	1.11408	1.08274	1.08274	0.010	2.81315	25.00000	Averaged
116 Anthracene	1.13128	1.13641	1.13641	0.010	-0.45288	25.00000	Averaged
119 Carbazole	0.90137	0.95213	0.95213	0.010	-5.63119	25.00000	Averaged
120 Di-n-Butylphthalate	1.14659	1.15191	1.15191	0.010	-0.46470	25.00000	Averaged
123 Fluoranthene	1.29338	1.45212	1.45212	0.010	-12.27342	20.00000	Averaged
124 Benzidine	4.00000	3.35924	0.24861	0.010	16.01905	25.00000	Quadratic
125 Pyrene	1.11794	1.04571	1.04571	0.010	6.46074	25.00000	Averaged
131 Butylbenzylphthalate	0.41648	0.40013	0.40013	0.010	3.92523	25.00000	Averaged
135 3,3'-Dichlorobenzidine	0.38298	0.42883	0.42883	0.010	-11.97090	25.00000	Averaged
136 Benzo(a)Anthracene	1.13283	1.03821	1.03821	0.010	8.35216	25.00000	Averaged
137 Chrysene	1.08120	1.08894	1.08894	0.010	-0.71562	25.00000	Averaged
139 bis(2-ethylhexyl)Phthalate	0.61907	0.60210	0.60210	0.010	2.74069	25.00000	Averaged
140 Di-n-octylphthalate	1.00418	1.02664	1.02664	0.010	-2.23730	20.00000	Averaged
141 Benzo(b)fluoranthene	1.18892	1.11381	1.11381	0.010	6.31719	25.00000	Averaged
142 Benzo(k)fluoranthene	1.29535	1.35083	1.35083	0.010	-4.28268	25.00000	Averaged
143 7,12-dimethylbenz[a]anthrac	0.52558	0.54956	0.54956	0.010	-4.56236	25.00000	Averaged
146 Benzo(a)pyrene	0.96618	0.88359	0.88359	0.010	8.54742	20.00000	Averaged

TestAmerica Pittsburgh

CONTINUING CALIBRATION COMPOUNDS

Instrument ID: 731.i Injection Date: 17-NOV-2010 08:25
Lab File ID: V11170CC.D Init. Cal. Date(s): 10-NOV-2010 10-NOV-2010
Analysis Type: Init. Cal. Times: 06:53 09:21
Lab Sample ID: SSTD4.0 Quant Type: ISTD
Method: \\PITSVR06\D\chem\731.i\V111710.b\8270ll.m

COMPOUND	RRF / AMOUNT	RF4	CCAL RRF4	MIN RRF	%D / %DRIFT	MAX %D / %DRIFT	CURVE TYPE
149 Indeno(1,2,3-cd)pyrene	1.11204	1.00629	1.00629	0.010	9.50994	25.00000	Averaged
150 Dibenz(a,h)anthracene	0.93117	0.81912	0.81912	0.010	12.03375	25.00000	Averaged
151 Benzo(g,h,i)perylene	0.97471	0.89451	0.89451	0.010	8.22779	25.00000	Averaged
$ 154 Nitrobenzene-d5	0.44053	0.44662	0.44662	0.010	-1.38294	25.00000	Averaged
$ 155 2-Fluorobiphenyl	1.30169	1.23784	1.23784	0.010	4.90520	25.00000	Averaged
$ 156 Terphenyl-d14	0.76982	0.73606	0.73606	0.010	4.38515	25.00000	Averaged
$ 157 Phenol-d5	1.53507	1.70789	1.70789	0.010	-11.25821	25.00000	Averaged
$ 158 2-Fluorophenol	1.21420	1.23440	1.23440	0.010	-1.66328	25.00000	Averaged
$ 159 2,4,6-Tribromophenol	0.10610	0.10230	0.10230	0.010	3.57770	25.00000	Averaged
$ 186 2-Chlorophenol-d4	1.34335	1.40359	1.40359	0.010	-4.48442	25.00000	Averaged
$ 187 1,2-Dichlorobenzene-d4	1.02305	0.95004	0.95004	0.010	7.13642	25.00000	Averaged

Data File: \\PITSVR06\D\chem\731.i\V111710.b\V11170CC.D

Date : 17-NOV-2010 08:25

Client ID: SSTD4.0

Sample Info: SSTD4.0(2.0ug/mL) BNA0858-10 8270c/d

Column phase: DB5-MS

Instrument: 731.i

Operator: 003200

Column diameter: 0.32

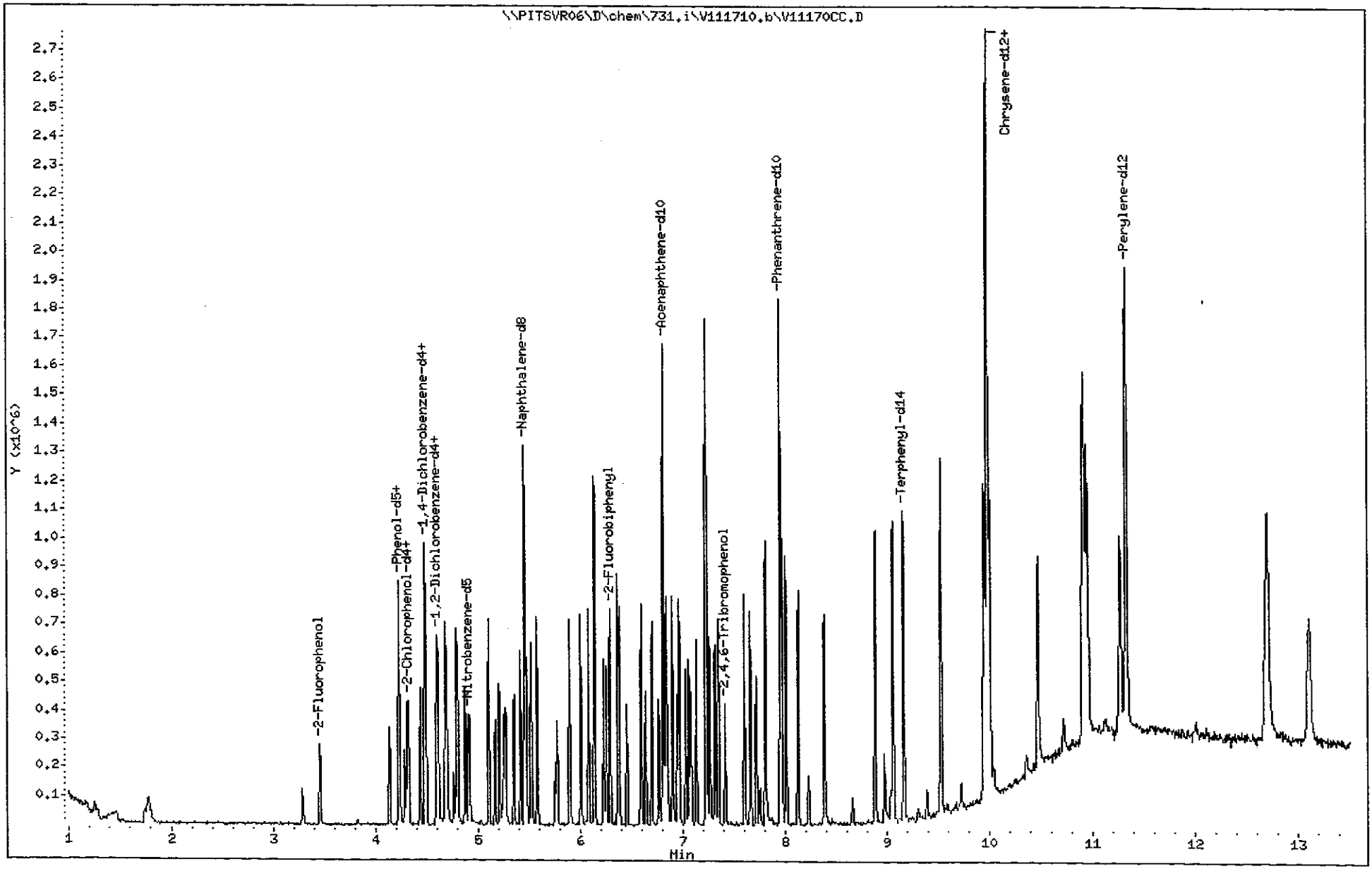

TestAmerica Pittsburgh

Semivolatile REPORT SW-846 Method 8270

Data file : \\PITSVR06\D\chem\731.i\V111710.b\V11170CC.D
Lab Smp Id: SSTD4.0 Client Smp ID: SSTD4.0
Inj Date : 17-NOV-2010 08:25
Operator : 003200 Inst ID: 731.i
Smp Info : SSTD4.0(2.0ug/mL) BNA0858-10 8270c/d
Misc Info : SSTD4.0,V111710.b,8270ll.m,padepi.sub,2,3
Comment :
Method : \\PITSVR06\D\chem\731.i\V111710.b\8270ll.m
Meth Date : 17-Nov-2010 10:04 piccolinov Quant Type: ISTD
Cal Date : 10-NOV-2010 09:21 Cal File: V1110IC8.D
Als bottle: 2 Continuing Calibration Sample
Dil Factor: 1.00000
Integrator: HP RTE Compound Sublist: padepi.sub
Target Version: 4.14
Processing Host: PITPC-502

	Compounds	QUANT SIG MASS	RT	EXP RT	REL RT	RESPONSE	AMOUNTS CAL-AMT (NG)	AMOUNTS ON-COL (NG)
* 1	1,4-Dichlorobenzene-d4	152	4.487	4.487	(1.000)	106920	8.00000	
* 2	Naphthalene-d8	136	5.460	5.460	(1.000)	409075	8.00000	
* 3	Acenaphthene-d10	164	6.811	6.811	(1.000)	275971	8.00000	
* 4	Phenanthrene-d10	188	7.954	7.954	(1.000)	577274	8.00000	
* 5	Chrysene-d12	240	9.984	9.984	(1.000)	819787	8.00000	
* 6	Perylene-d12	264	11.331	11.331	(1.000)	939478	8.00000	
198	1,4-Dioxane	88	1.282	1.282	(0.286)	23703	4.00000	4.4401
10	N-Nitrosodimethylamine	74	1.747	1.747	(0.389)	33290	4.00000	4.2974
9	Pyridine	79	1.773	1.773	(0.395)	63211	4.00000	4.0203
16	Methyl methanesulfonate	80	3.291	3.291	(0.733)	41823	4.00000	3.9462
206	Benzaldehyde	77	4.140	4.140	(0.923)	58653	4.00000	3.8737
21	Aniline	93	4.231	4.231	(0.943)	102588	4.00000	3.7461
22	Phenol	94	4.236	4.236	(0.944)	96955	4.00000	4.0512
23	bis(2-Chloroethyl)ether	93	4.290	4.290	(0.956)	61074	4.00000	4.1420
24	2-Chlorophenol	128	4.327	4.327	(0.964)	66764	4.00000	3.5730
26	1,3-Dichlorobenzene	146	4.439	4.439	(0.989)	81440	4.00000	3.7426
27	1,4-Dichlorobenzene	146	4.498	4.498	(1.002)	83274	4.00000	3.7105
28	1,2-Dichlorobenzene	146	4.615	4.615	(1.029)	83656	4.00000	4.0680
217	Indene	116	4.685	4.685	(1.044)	123498	4.00000	3.9081
29	Benzyl Alcohol	108	4.599	4.599	(1.025)	40161	4.00000	3.8741(M)
30	2-Methylphenol	108	4.696	4.696	(1.046)	71375	4.00000	4.3320
31	2,2'-oxybis(1-Chloropropane)	45	4.706	4.706	(1.049)	68233	4.00000	3.6698
37	Acetophenone	105	4.797	4.797	(1.069)	97895	4.00000	3.8770
32	N-Nitroso-di-n-propylamine	70	4.802	4.802	(1.070)	54119	4.00000	4.1055
192	4-Methylphenol	108	4.808	4.808	(1.071)	63015	4.00000	3.9463
34	Hexachloroethane	117	4.877	4.877	(1.087)	40046	4.00000	3.9685
35	Nitrobenzene	77	4.920	4.920	(0.901)	89303	4.00000	3.9576
36	N-Nitrosopyrrolidine	100	4.770	4.770	(1.063)	27809	4.00000	3.8479
41	Isophorone	82	5.107	5.107	(0.935)	137877	4.00000	3.8362
42	2-Nitrophenol	139	5.171	5.171	(0.947)	40613	4.00000	4.2202
43	2,4-Dimethylphenol	107	5.214	5.214	(0.955)	80572	4.00000	3.9311
44	bis(2-Chloroethoxy)methane	93	5.278	5.278	(0.967)	81237	4.00000	3.9247
48	2,4-Dichlorophenol	162	5.358	5.358	(0.981)	59557	4.00000	3.6350

	Compounds	QUANT SIG MASS	RT	EXP RT	REL RT	RESPONSE	AMOUNTS CAL-AMT (NG)	ON-COL (NG)
49	Benzoic Acid	122	5.267	5.267	(0.965)	78733	10.0000	8.3996 (M)
50	1,2,4-Trichlorobenzene	180	5.422	5.422	(0.993)	78251	4.00000	3.9120
51	Naphthalene	128	5.476	5.476	(1.003)	209005	4.00000	3.7844
52	4-Chloroaniline	127	5.518	5.518	(1.011)	82733	4.00000	3.7063
54	2,6-Dichlorophenol	162	5.529	5.529	(1.013)	59686	4.00000	3.6806
56	Hexachlorobutadiene	225	5.582	5.582	(1.023)	59428	4.00000	3.9590
208	Caprolactam	113	5.759	5.759	(1.055)	17454	4.00000	4.3293
59	4-Chloro-3-Methylphenol	107	5.898	5.898	(1.080)	67380	4.00000	4.0603
62	2-Methylnaphthalene	142	6.010	6.010	(1.101)	141049	4.00000	3.7996
63	1-Methylnaphthalene	142	6.085	6.085	(1.114)	136587	4.00000	3.7882
64	Hexachlorocyclopentadiene	237	6.138	6.138	(0.901)	77888	4.00000	3.8741
65	1,2,4,5-Tetrachlorobenzene	216	6.143	6.143	(0.902)	89651	4.00000	3.8386
66	2,4,6-Trichlorophenol	196	6.229	6.229	(0.915)	57087	4.00000	4.1434
67	2,4,5-Trichlorophenol	196	6.255	6.255	(0.918)	55454	4.00000	3.8909
209	1,1'-Biphenyl	154	6.368	6.368	(0.935)	202517	4.00000	3.9640
70	2-Chloronaphthalene	162	6.384	6.384	(0.937)	147068	4.00000	3.7076
73	2-Nitroaniline	65	6.458	6.458	(0.948)	52473	4.00000	4.2343
76	Dimethylphthalate	163	6.597	6.597	(0.969)	171376	4.00000	4.0102
78	2,6-Dinitrotoluene	165	6.640	6.640	(0.975)	39270	4.00000	4.4954
79	Acenaphthylene	152	6.704	6.704	(0.984)	230432	4.00000	3.7733
81	3-Nitroaniline	138	6.768	6.768	(0.994)	35440	4.00000	3.9885
82	Acenaphthene	153	6.838	6.838	(1.004)	145139	4.00000	3.8304
83	2,4-Dinitrophenol	184	6.854	6.854	(1.006)	37837	10.0000	8.3952
85	4-Nitrophenol	109	6.902	6.902	(1.013)	89860	10.0000	10.592
86	Dibenzofuran	168	6.966	6.966	(1.023)	227910	4.00000	3.9443
87	2,4-Dinitrotoluene	165	6.950	6.950	(1.020)	47928	4.00000	3.9810
91	2,3,5,6-Tetrachlorophenol	232	7.030	7.030	(1.032)	50878	4.00000	3.8176
88	2,3,4,6-Tetrachlorophenol	232	7.062	7.062	(1.037)	57575	4.00000	4.0102
92	2-Naphthylamine	143	7.084	7.084	(1.040)	112552	4.00000	3.3871 (M)
93	Diethylphthalate	149	7.137	7.137	(1.048)	190123	4.00000	4.2839
94	Fluorene	166	7.233	7.233	(1.062)	184356	4.00000	3.9823
95	4-Chlorophenyl-phenylether	204	7.228	7.228	(1.061)	109288	4.00000	4.1881
96	4-Nitroaniline	138	7.238	7.238	(1.063)	38009	4.00000	4.2333
98	4,6-Dinitro-2-methylphenol	198	7.265	7.265	(0.913)	73656	10.0000	8.4975
99	N-Nitrosodiphenylamine (1)	169	7.319	7.319	(0.920)	129540	4.00000	3.9241
100	1,2-Diphenylhydrazine	77	7.351	7.351	(0.924)	249289	4.00000	3.8097
106	4-Bromophenyl-phenylether	248	7.602	7.602	(0.956)	71325	4.00000	4.0082
107	Hexachlorobenzene	284	7.660	7.660	(0.963)	70095	4.00000	3.8202
210	Atrazine	200	7.719	7.719	(0.970)	50929	4.00000	3.5434
111	Pentachlorophenol	266	7.810	7.810	(0.982)	97121	10.0000	10.136
115	Phenanthrene	178	7.970	7.970	(1.002)	312518	4.00000	3.8875
116	Anthracene	178	8.008	8.008	(1.007)	328009	4.00000	4.0181
119	Carbazole	167	8.131	8.131	(1.022)	274820	4.00000	4.2252
120	Di-n-Butylphthalate	149	8.387	8.387	(1.054)	332485	4.00000	4.0186
123	Fluoranthene	202	8.889	8.889	(1.118)	419136	4.00000	4.4909
124	Benzidine	184	8.980	8.980	(0.899)	101902	4.00000	3.3592 (M)
125	Pyrene	202	9.065	9.065	(0.908)	428630	4.00000	3.7416
131	Butylbenzylphthalate	149	9.530	9.530	(0.955)	164012	4.00000	3.8430
135	3,3'-Dichlorobenzidine	252	9.947	9.947	(0.996)	175774	4.00000	4.4788
136	Benzo(a)Anthracene	228	9.979	9.979	(0.999)	425557	4.00000	3.6659
137	Chrysene	228	10.006	10.006	(1.002)	446348	4.00000	4.0286
139	bis(2-ethylhexyl)Phthalate	149	9.958	9.958	(0.997)	246798	4.00000	3.8904
140	Di-n-octylphthalate	149	10.476	10.476	(0.925)	482254	4.00000	4.0895
141	Benzo(b)fluoranthene	252	10.925	10.925	(0.964)	523202	4.00000	3.7473

Compounds	QUANT SIG MASS	RT	EXP RT	REL RT	RESPONSE	AMOUNTS CAL-AMT (NG)	AMOUNTS ON-COL (NG)
142 Benzo(k)fluoranthene	252	10.951	10.951	(0.967)	634536	4.00000	4.1713
143 7,12-dimethylbenz[a]anthracen	256	10.914	10.914	(0.963)	258151	4.00000	4.1825
146 Benzo(a)pyrene	252	11.272	11.272	(0.995)	415058	4.00000	3.6581
149 Indeno(1,2,3-cd)pyrene	276	12.693	12.693	(1.120)	472692	4.00000	3.6196
150 Dibenz(a,h)anthracene	278	12.703	12.703	(1.121)	384771	4.00000	3.5186
151 Benzo(g,h,i)perylene	276	13.109	13.109	(1.157)	420188	4.00000	3.6709
$ 154 Nitrobenzene-d5	82	4.909	4.909	(0.899)	91350	4.00000	4.0553
$ 155 2-Fluorobiphenyl	172	6.293	6.293	(0.924)	170804	4.00000	3.8038
$ 156 Terphenyl-d14	244	9.167	9.167	(0.918)	301707	4.00000	3.8246
$ 157 Phenol-d5	99	4.225	4.225	(0.942)	91304	4.00000	4.4503
$ 158 2-Fluorophenol	112	3.462	3.462	(0.771)	65991	4.00000	4.0665
$ 159 2,4,6-Tribromophenol	330	7.420	7.420	(0.933)	29528	4.00000	3.8569
$ 186 2-Chlorophenol-d4	132	4.311	4.311	(0.961)	75036	4.00000	4.1794
$ 187 1,2-Dichlorobenzene-d4	152	4.605	4.605	(1.026)	50789	4.00000	3.7145

QC Flag Legend

M - Compound response manually integrated.

Data File Name: V11170CC.D
Inj. Date and Time: 17-NOV-2010 08:25
Instrument ID: 731.i
Client ID: SSTD4.0
Compound Name: Benzyl Alcohol
CAS #: 100-51-6

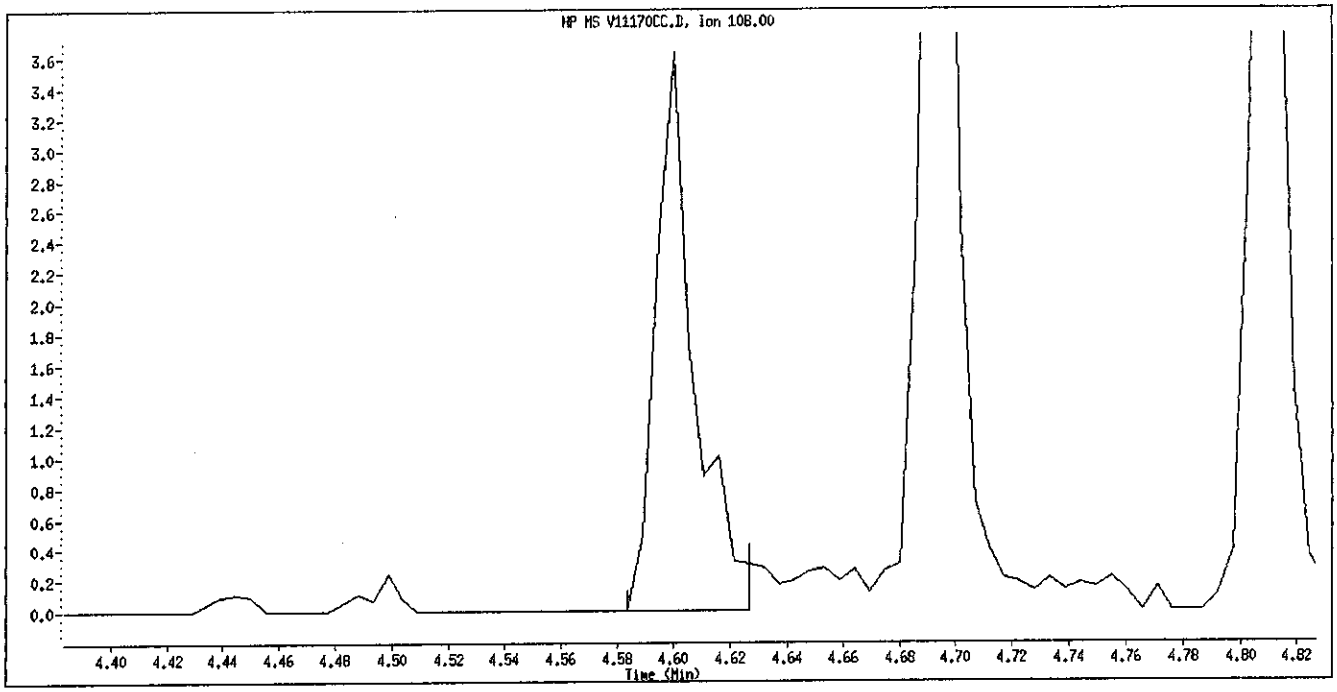

Original Integration

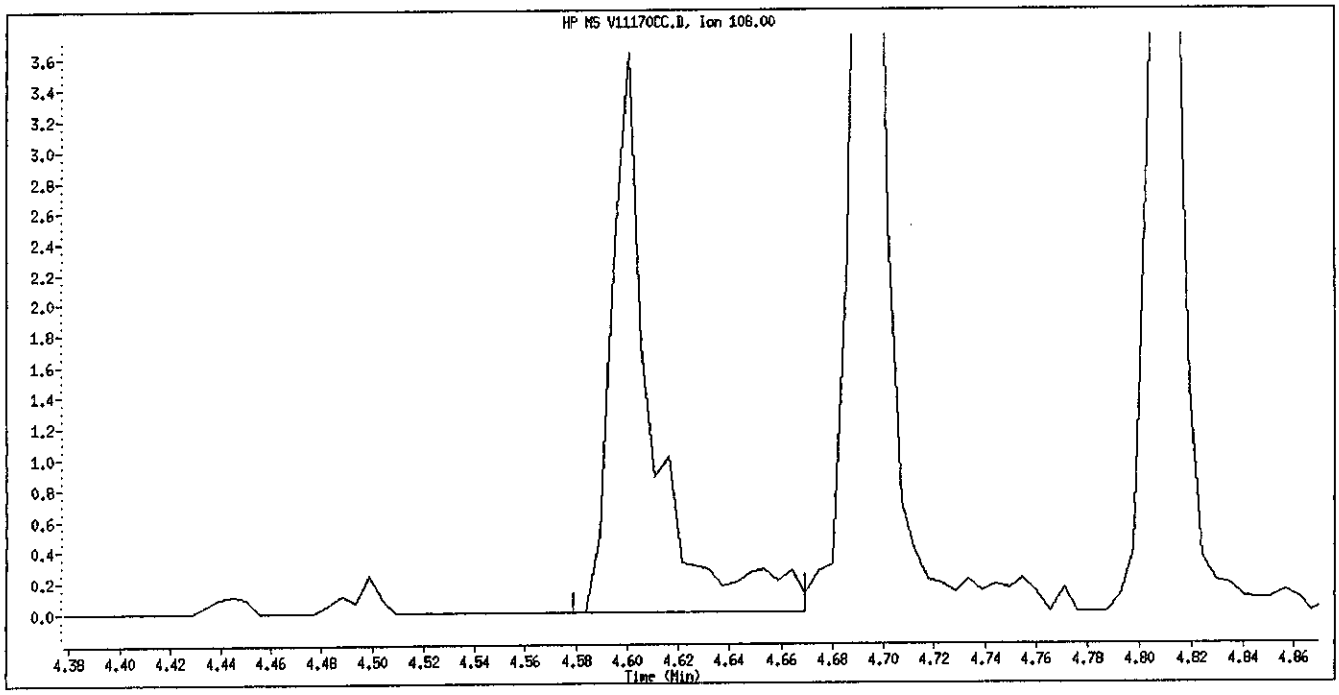

Manual Integration

Manually Integrated By: piccolinov
Manual Integration Reason: Poor Chromatography

Data File Name: V11170CC.D
Inj. Date and Time: 17-NOV-2010 08:25
Instrument ID: 731.i
Client ID: SSTD4.0
Compound Name: Benzoic Acid
CAS #: 65-85-0

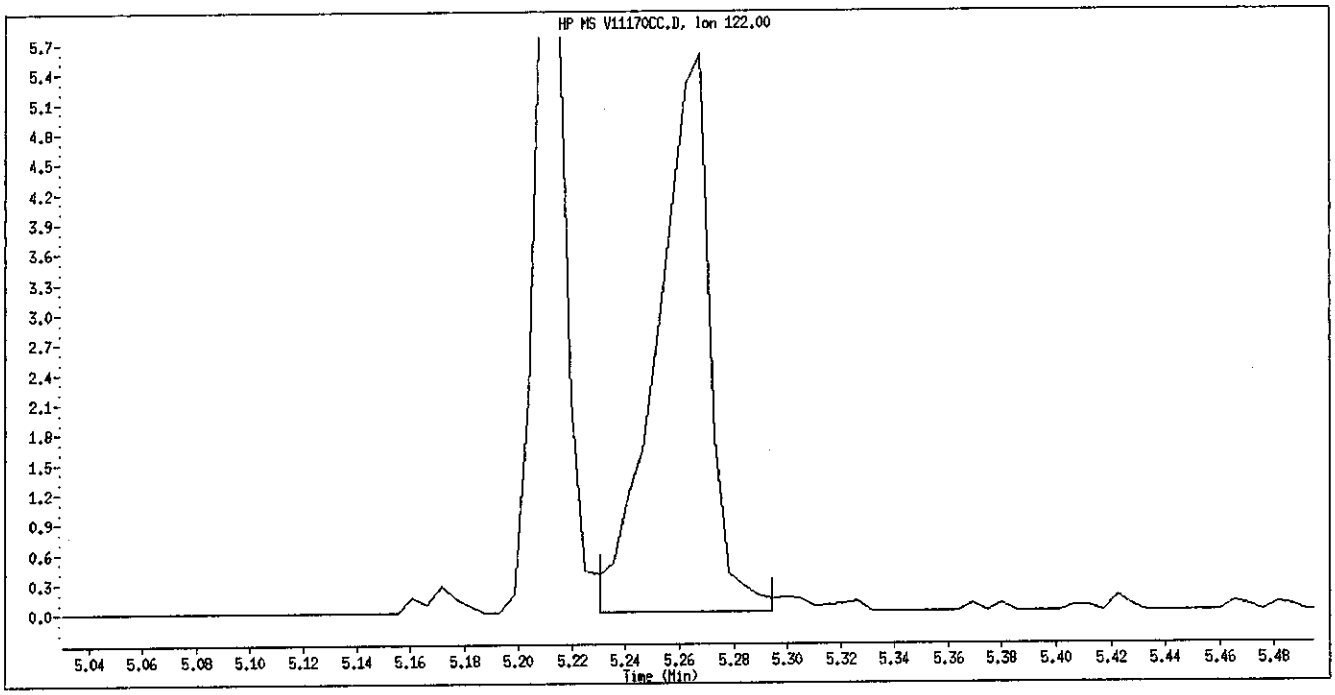

Original Integration

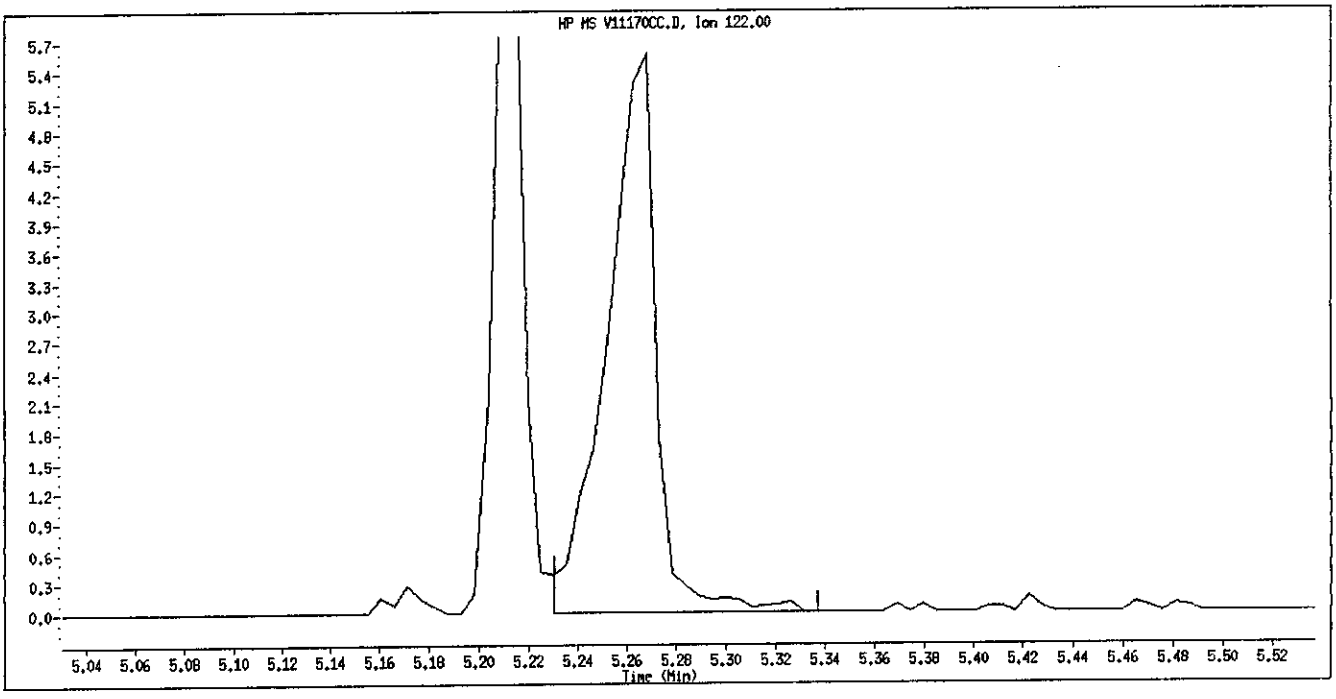

Manual Integration

Manually Integrated By: piccolinov
Manual Integration Reason: Poor Chromatography

Data File Name: V11170CC.D
Inj. Date and Time: 17-NOV-2010 08:25
Instrument ID: 731.i
Client ID: SSTD4.0
Compound Name: 2-Naphthylamine
CAS #: 91-59-8

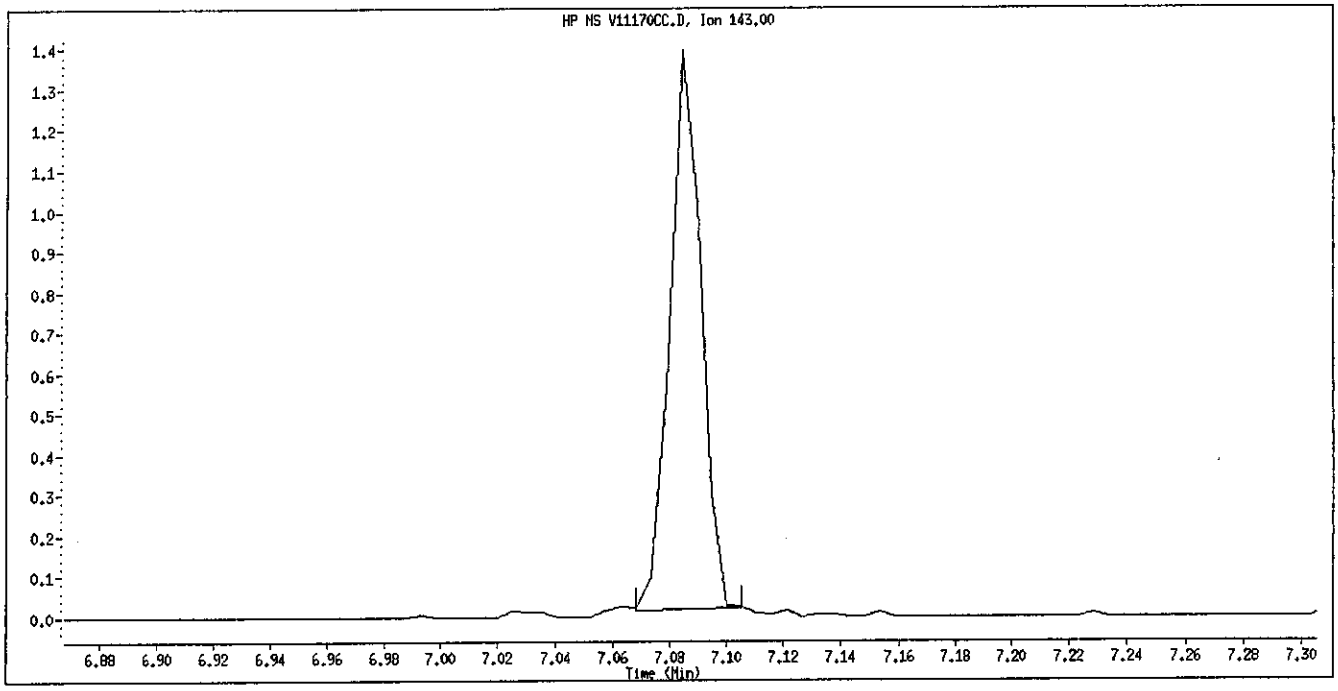

Original Integration

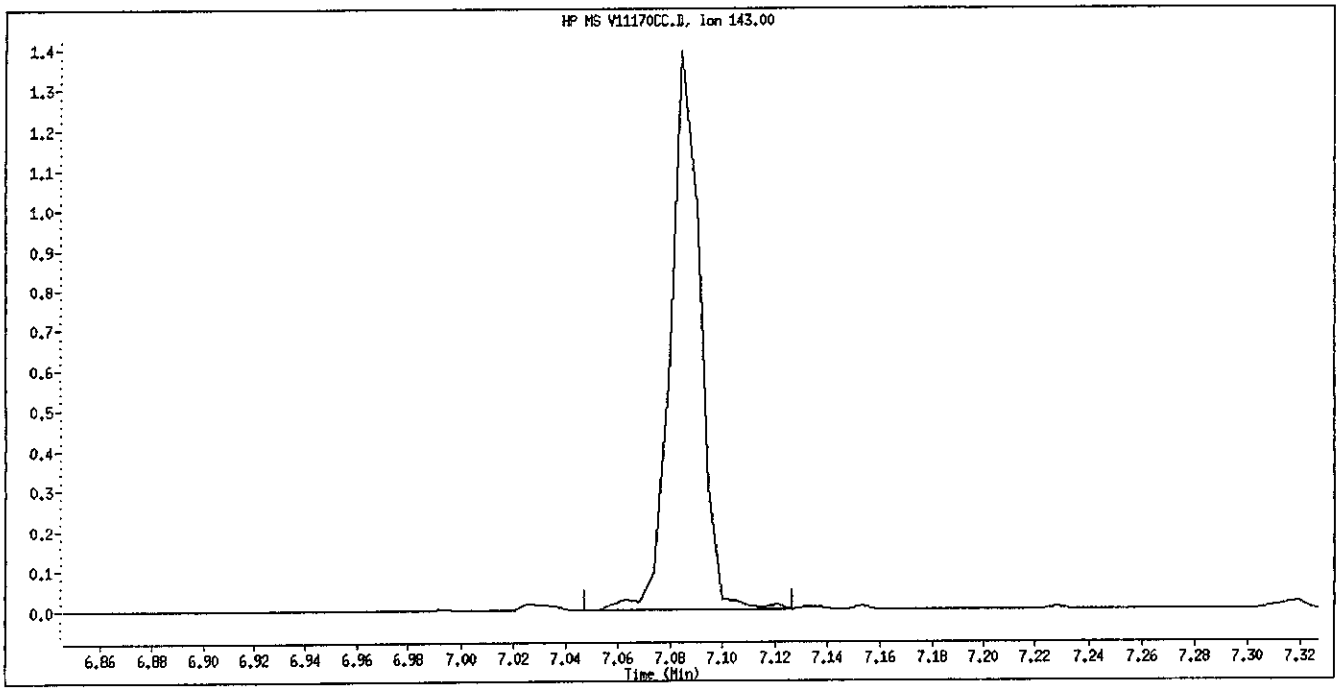

Manual Integration

Manually Integrated By: piccolinov
Manual Integration Reason: Poor Chromatography

Data File Name: V11170CC.D
Inj. Date and Time: 17-NOV-2010 08:25
Instrument ID: 731.i
Client ID: SSTD4.0
Compound Name: Benzidine
CAS #: 92-87-5

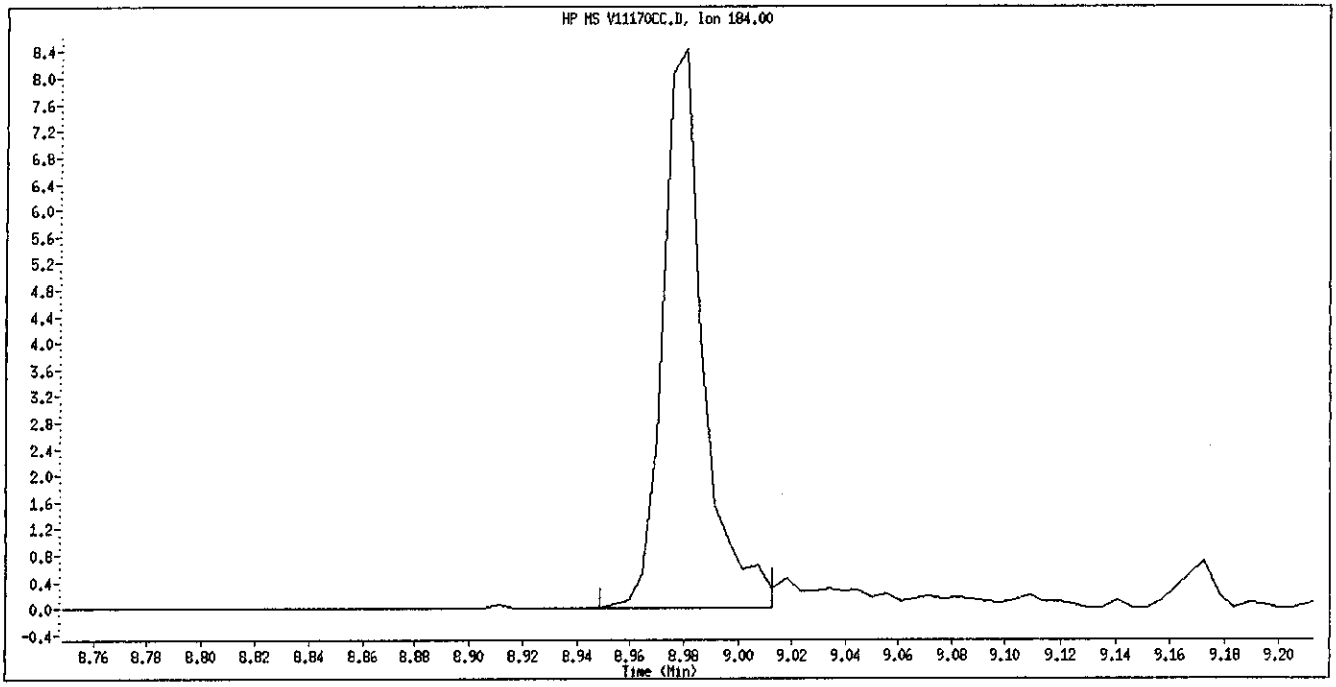

Original Integration

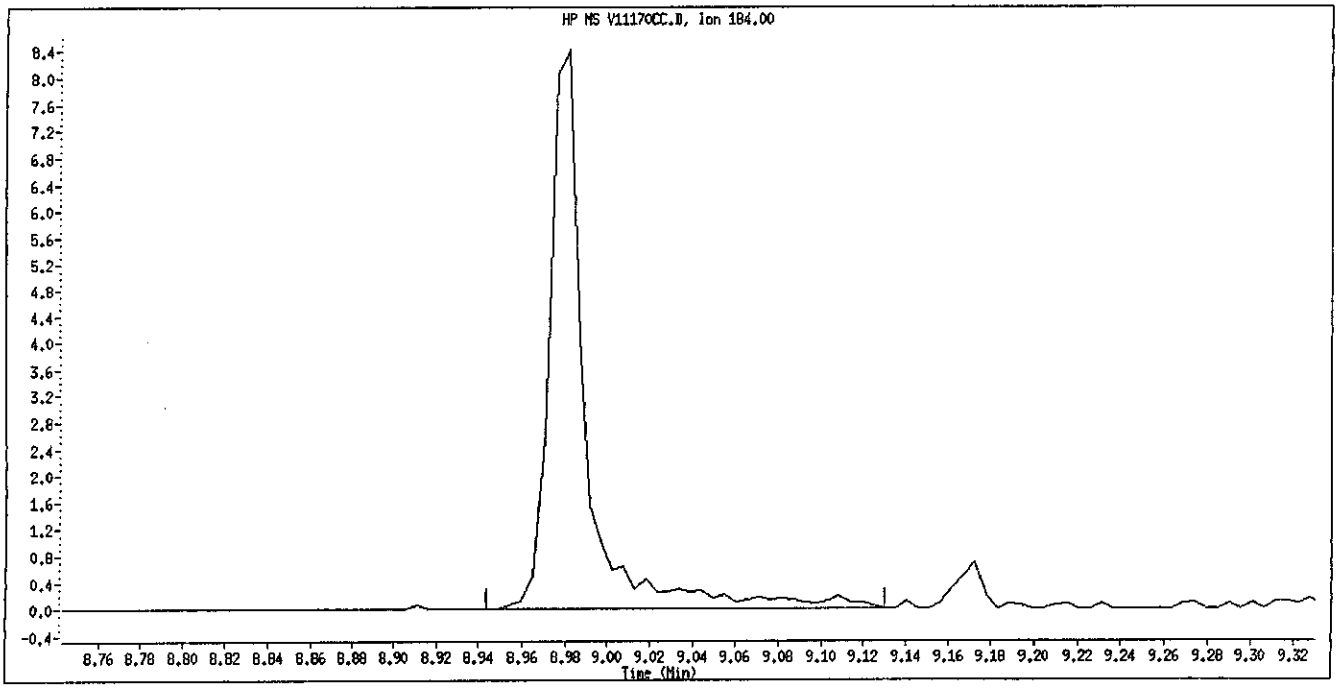

Manual Integration

Manually Integrated By: piccolinov
Manual Integration Reason: Poor Chromatography

GC/MS SEMIVOLATILE
QC DATA

Data File: \\PITSVR06\D\chem\731.i\V111010.b\V1110DF1.D

Date : 10-NOV-2010 06:16

Client ID: DFTPP050

Instrument: 731.i

Sample Info: DFTPP (25ug/mL) bna0464-10

Operator: 003200

Column phase:

Column diameter: 2.00

1 dftpp

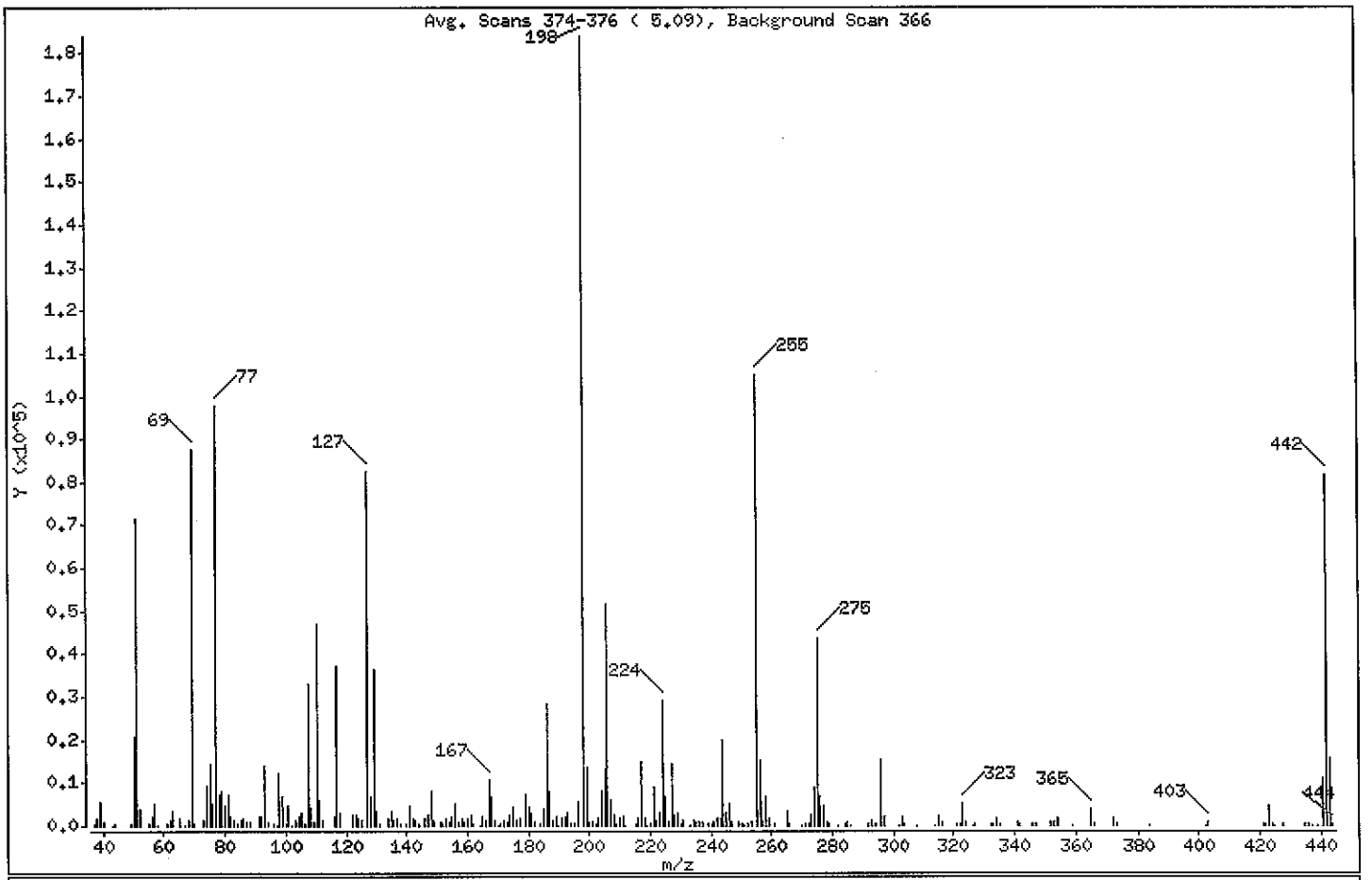

m/e	ION ABUNDANCE CRITERIA	% RELATIVE ABUNDANCE
198	Base Peak, 100% relative abundance	100.00
51	30.00 - 60.00% of mass 198	38.79
68	Less than 2.00% of mass 69	0.61 (1.28)
69	Mass 69 relative abundance	47.52
70	Less than 2.00% of mass 69	0.15 (0.32)
127	40.00 - 60.00% of mass 198	44.81
197	Less than 1.00% of mass 198	0.00
199	5.00 - 9.00% of mass 198	7.34
275	10.00 - 30.00% of mass 198	23.71
365	Greater than 1.00% of mass 198	2.12
441	Present, but less than mass 443	5.98
442	40.00 - 99.00% of mass 198	44.34
443	17.00 - 23.00% of mass 442	8.59 (19.37)

Data File: \\PITSVR06\D\chem\731.i\V111010.b\V1110DF1.D

Date : 10-NOV-2010 06:16

Client ID: DFTPP050

Instrument: 731.i

Sample Info: DFTPP (25ug/mL) bna0464-10

Operator: 003200

Column phase:

Column diameter: 2.00

Data File: V1110DF1.D
Spectrum: Avg. Scans 374-376 (5.09), Background Scan 366
Location of Maximum: 198.00
Number of points: 252

m/z	Y	m/z	Y	m/z	Y	m/z	Y
37.00	483	124.00	1593	198.00	183936	275.00	43608
38.00	1691	125.00	1065	199.00	13508	276.00	6632
39.00	5286	127.00	82424	200.00	969	277.00	4715
40.00	723	128.00	6728	201.00	812	278.00	987
43.00	195	129.00	36368	202.00	580	279.00	307
44.00	412	130.00	3430	203.00	1728	282.00	193
49.00	606	131.00	419	204.00	8160	284.00	329
50.00	20536	134.00	1594	205.00	13196	285.00	828
51.00	71352	135.00	3221	206.00	51720	286.00	177
52.00	3860	136.00	1281	207.00	5977	292.00	222
55.00	321	137.00	1738	208.00	2583	293.00	1461
56.00	2081	138.00	213	209.00	498	294.00	279
57.00	5071	140.00	621	210.00	1727	296.00	15254
58.00	191	141.00	4512	211.00	2150	297.00	2106
61.00	614	142.00	1782	212.00	185	302.00	170
62.00	1299	143.00	1224	215.00	403	303.00	1922
63.00	3236	144.00	284	216.00	1878	304.00	445
65.00	1544	146.00	1548	217.00	14877	308.00	203
67.00	180	147.00	2363	218.00	1831	314.00	207
68.00	1116	148.00	7861	219.00	180	315.00	1995
69.00	87400	149.00	1203	220.00	284	316.00	653
70.00	278	151.00	935	221.00	8790	321.00	484
73.00	1392	152.00	252	222.00	1328	322.00	266
74.00	9446	153.00	1755	223.00	3122	323.00	4895
75.00	14189	154.00	1045	224.00	29072	324.00	981
76.00	5065	155.00	2314	225.00	6836	326.00	167
77.00	97600	156.00	4986	226.00	655	327.00	315
78.00	7137	157.00	1043	227.00	14417	332.00	406
79.00	8080	158.00	1623	228.00	2329	333.00	220
80.00	4860	159.00	722	229.00	2773	334.00	1697
81.00	7275	160.00	1781	230.00	479	335.00	486
82.00	1944	161.00	2540	231.00	1276	341.00	726
83.00	1327	162.00	591	233.00	198	342.00	244
84.00	250	164.00	200	234.00	1224	346.00	365
85.00	1135	165.00	2115	235.00	1053	347.00	394

Date : 10-NOV-2010 06:16

Client ID: DFTPP050 Instrument: 731.i

Sample Info: DFTPP (25ug/mL) bna0464-10

Operator: 003200

Column phase: Column diameter: 2.00

Data File: V1110DF1.D

Spectrum: Avg. Scans 374-376 (5.09), Background Scan 366

Location of Maximum: 198.00

Number of points: 252

m/z	Y	m/z	Y	m/z	Y	m/z	Y
86.00	1871	166.00	1390	236.00	879	352.00	703
87.00	777	167.00	10692	237.00	707	353.00	710
88.00	654	168.00	6954	239.00	241	354.00	1595
91.00	2060	169.00	1191	240.00	242	359.00	180
92.00	1970	170.00	167	241.00	856	365.00	3898
93.00	13786	171.00	521	242.00	1538	366.00	596
94.00	828	172.00	1155	243.00	1886	372.00	1575
96.00	282	173.00	886	244.00	19928	373.00	264
97.00	183	174.00	2434	245.00	3013	384.00	169
98.00	12221	175.00	4148	246.00	5245	402.00	206
99.00	6865	176.00	1294	247.00	1020	403.00	678
100.00	426	177.00	1842	249.00	871	421.00	273
101.00	4509	179.00	7367	250.00	408	422.00	378
102.00	179	180.00	4419	251.00	181	423.00	4651
103.00	1299	181.00	2841	252.00	276	424.00	377
104.00	2320	182.00	952	253.00	661	425.00	182
105.00	2982	184.00	618	255.00	104776	428.00	290
106.00	599	185.00	3767	256.00	15237	435.00	362
107.00	32888	186.00	28312	257.00	1259	436.00	609
108.00	4192	187.00	8058	258.00	6862	437.00	196
109.00	693	188.00	1159	259.00	1690	439.00	210
110.00	46952	189.00	1988	261.00	264	441.00	10996
111.00	5944	190.00	167	265.00	3222	442.00	81552
112.00	1062	191.00	1732	266.00	382	443.00	15797
116.00	1965	192.00	2002	270.00	198	444.00	466
117.00	37200	193.00	2848	271.00	217		
118.00	3118	194.00	447	272.00	216		
122.00	2473	195.00	233	273.00	2667		
123.00	2730	196.00	5522	274.00	8762		

Data File: \\PITSVR06\D\chem\731.i\V111010.b\V1110DF1.D

Page 1

Date : 10-NOV-2010 06:16

Client ID: DFTPP050

Instrument: 731.i

Sample Info: DFTPP (25ug/mL) bna0464-10

Operator: 003200

Column phase:

Column diameter: 2.00

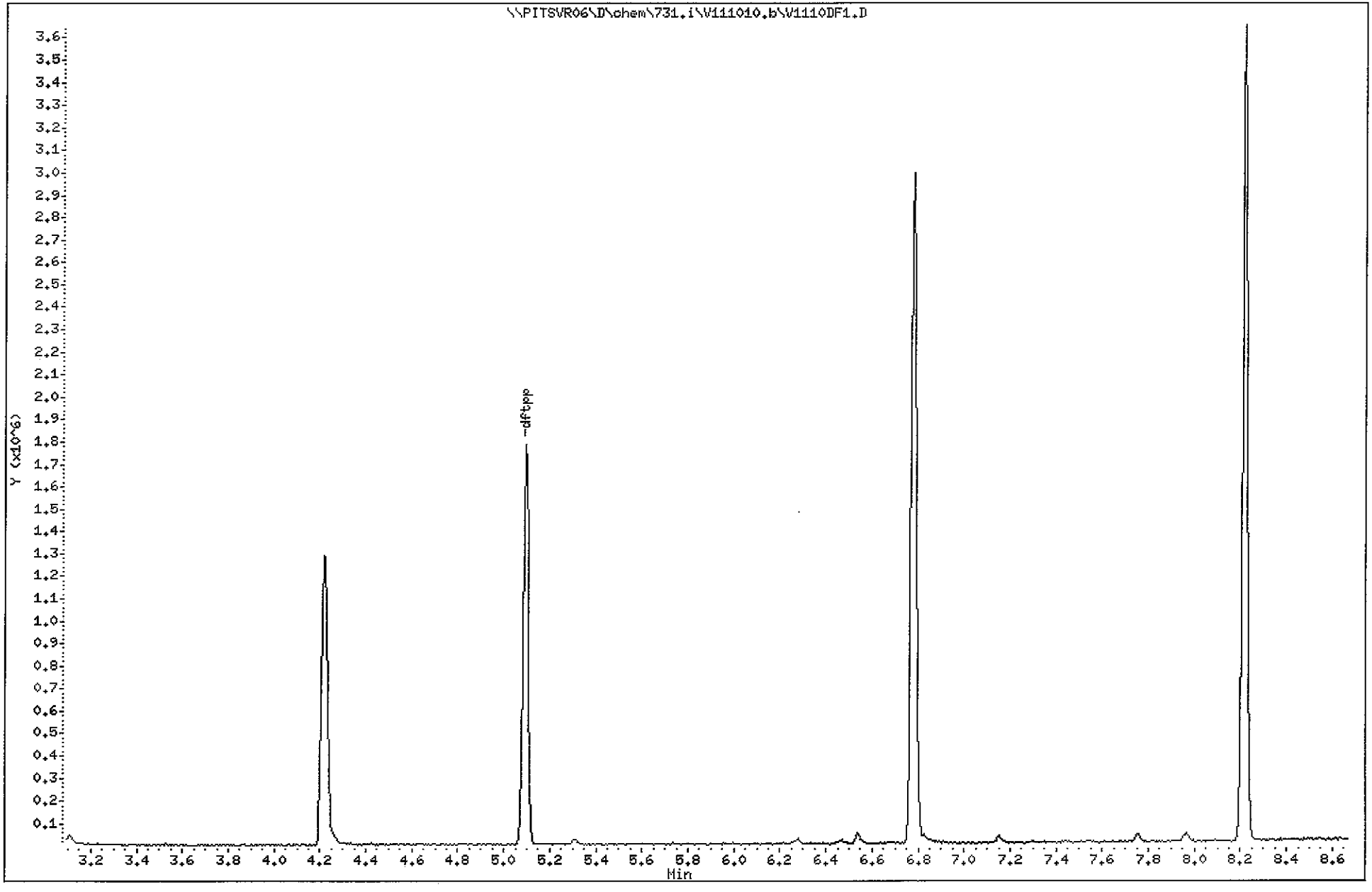

(1001 - 1770)

1703

C0K110534

Data File: V1110DF1.D
Inj Date: 10-NOV-2010 06:16
Instrument ID: 731.i
Compound Name: Pentachlorophenol
Operator Name: 003200
Report Date: 11/10/2010

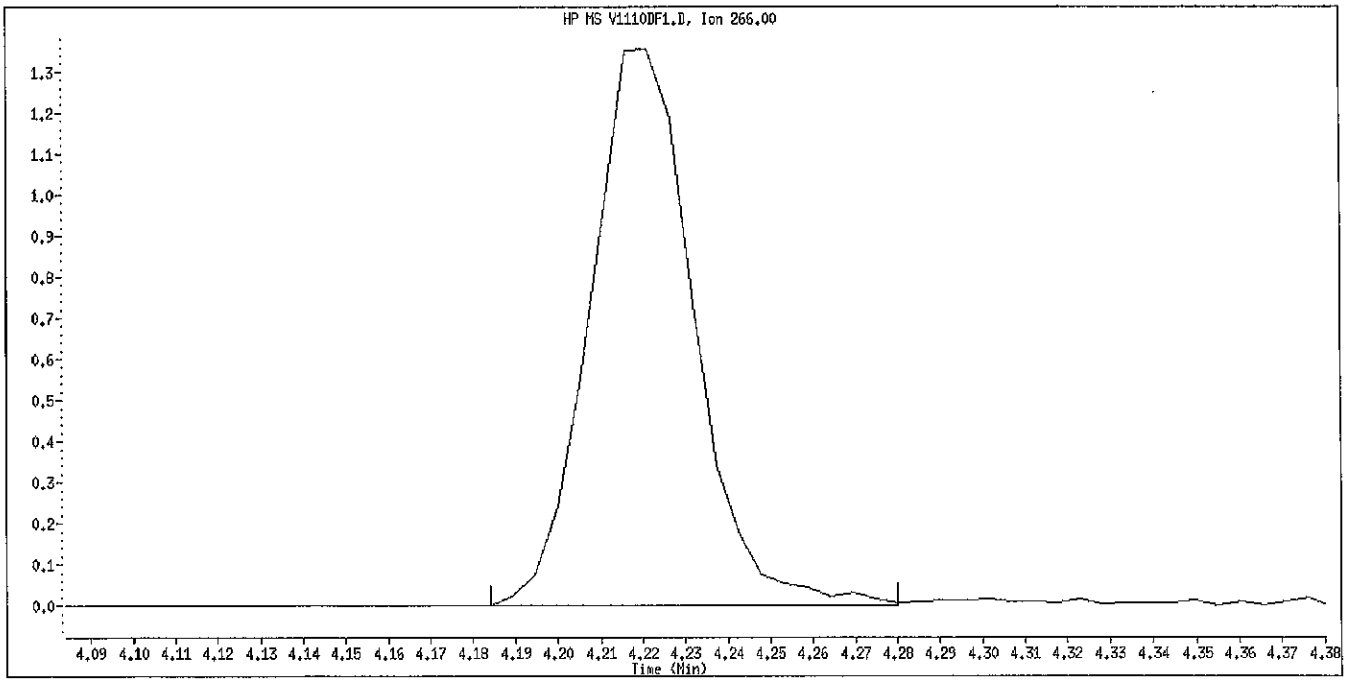

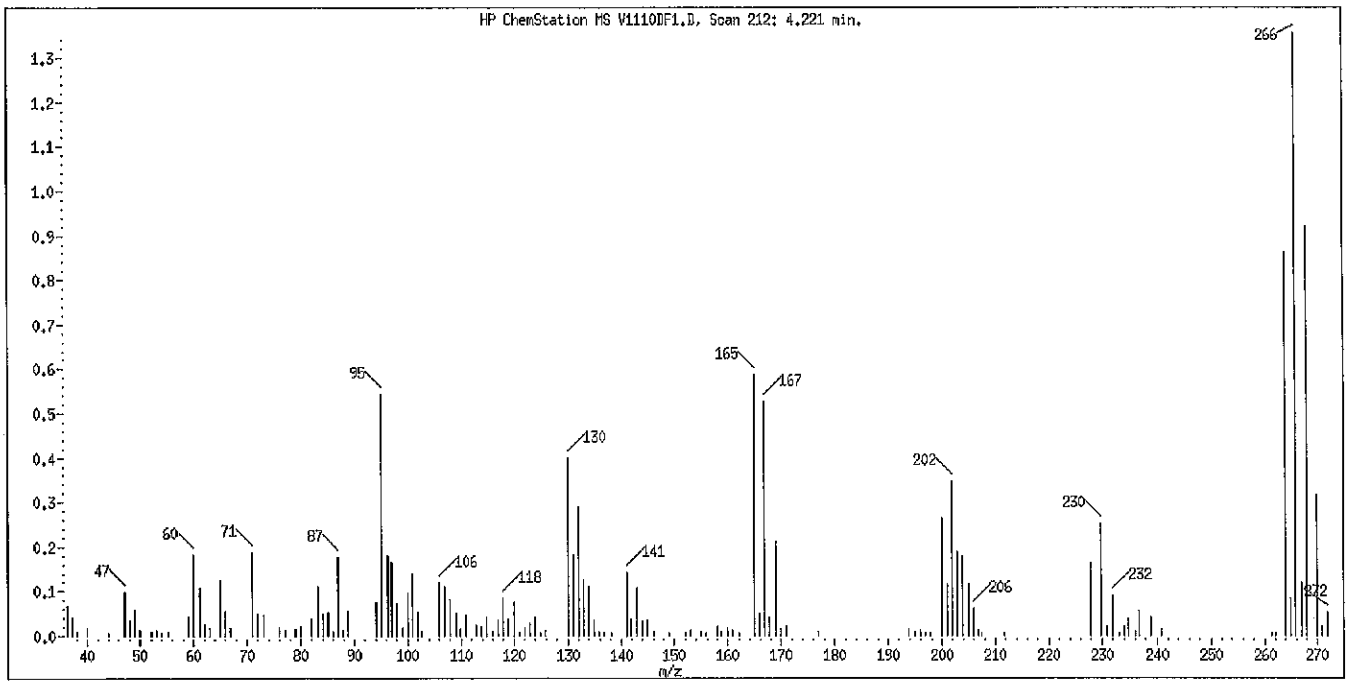

Tailing Factor = 0.943 Good
Acceptance Criteria 0 - 5
Tailing Factor = (T3 - T2) / (T2 - T1)
T1 = 4.196518 T2 = 4.22135 T3 = 4.244759

Data File: V1110DF1.D
Inj Date: 10-NOV-2010 06:16
Instrument ID: 731.i
Compound Name: Benzidine
Operator Name: 003200
Report Date: 11/10/2010

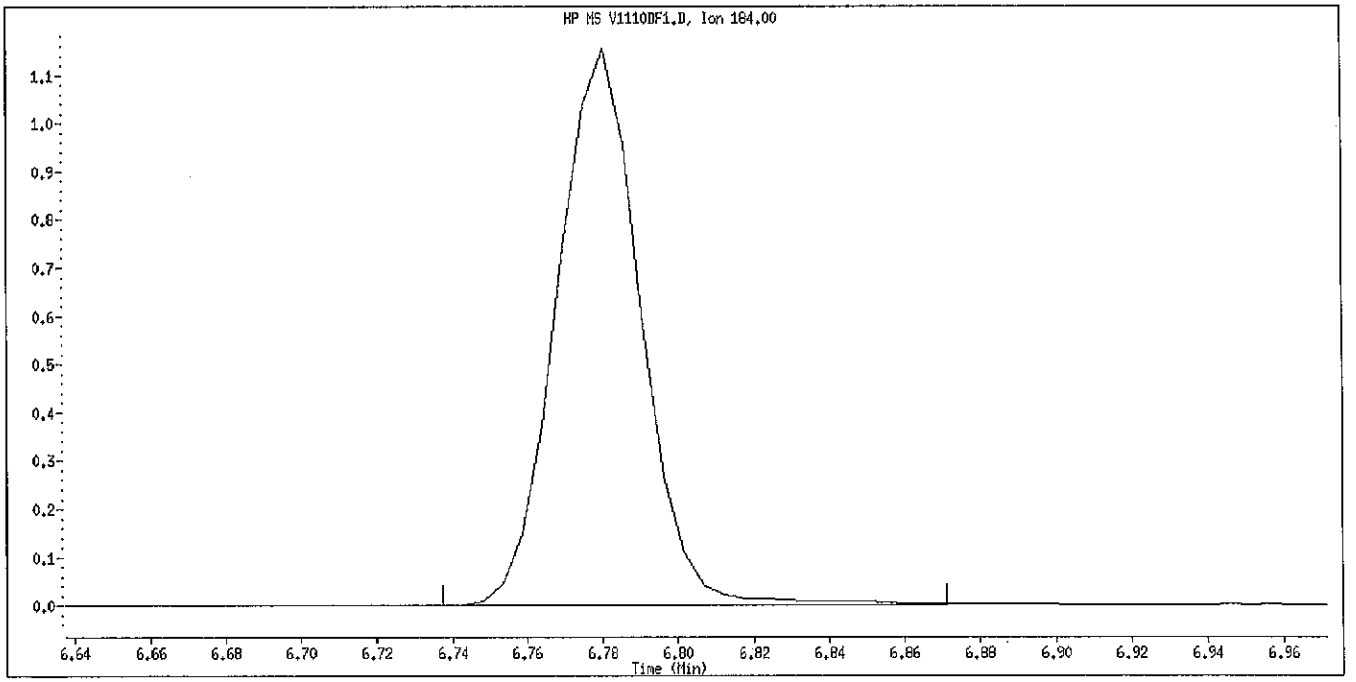

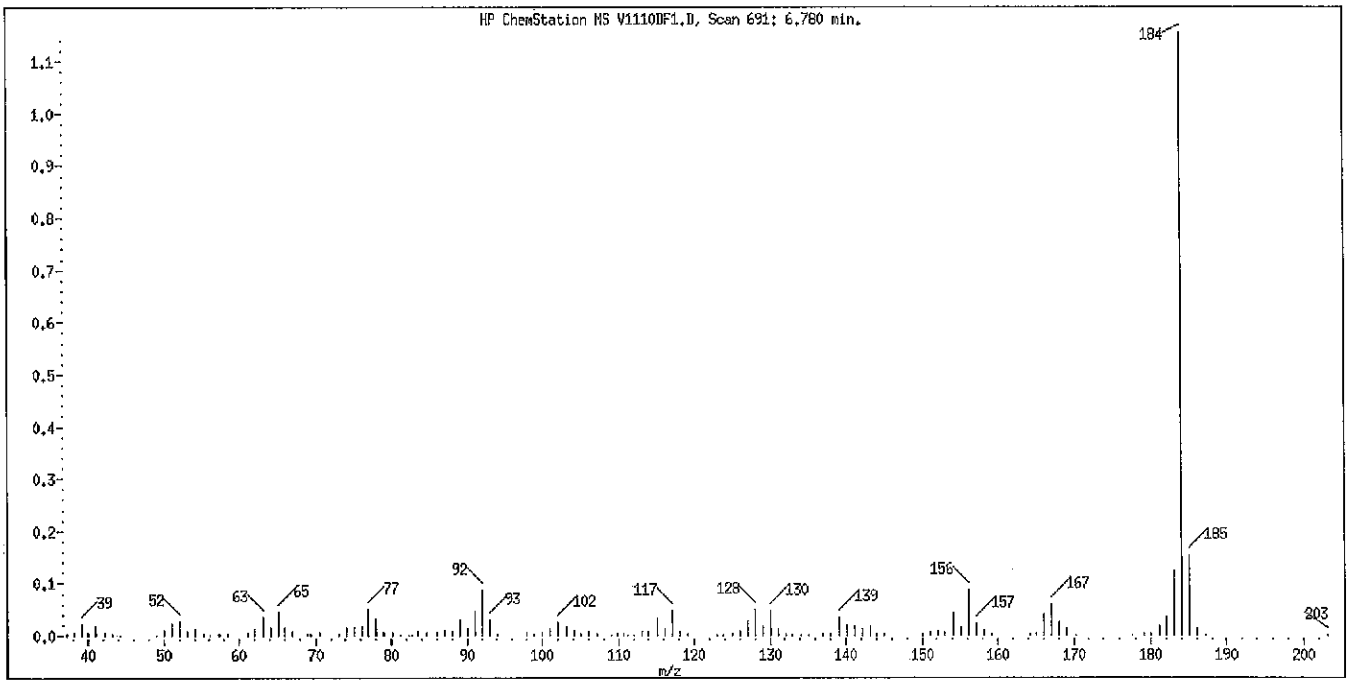

Tailing Factor = 0.918 Good
Acceptance Criteria 0 - 3
Tailing Factor = (T3 - T2) / (T2 - T1)
T1 = 6.75719 T2 = 6.780233 T3 = 6.801378

Data File: V1110DF1.D
Inj Date: 10-NOV-2010 06:16
Instrument ID: 731.i
Compound Name: 4,4'-DDT
Operator Name: 003200
Report Date: 11/10/2010

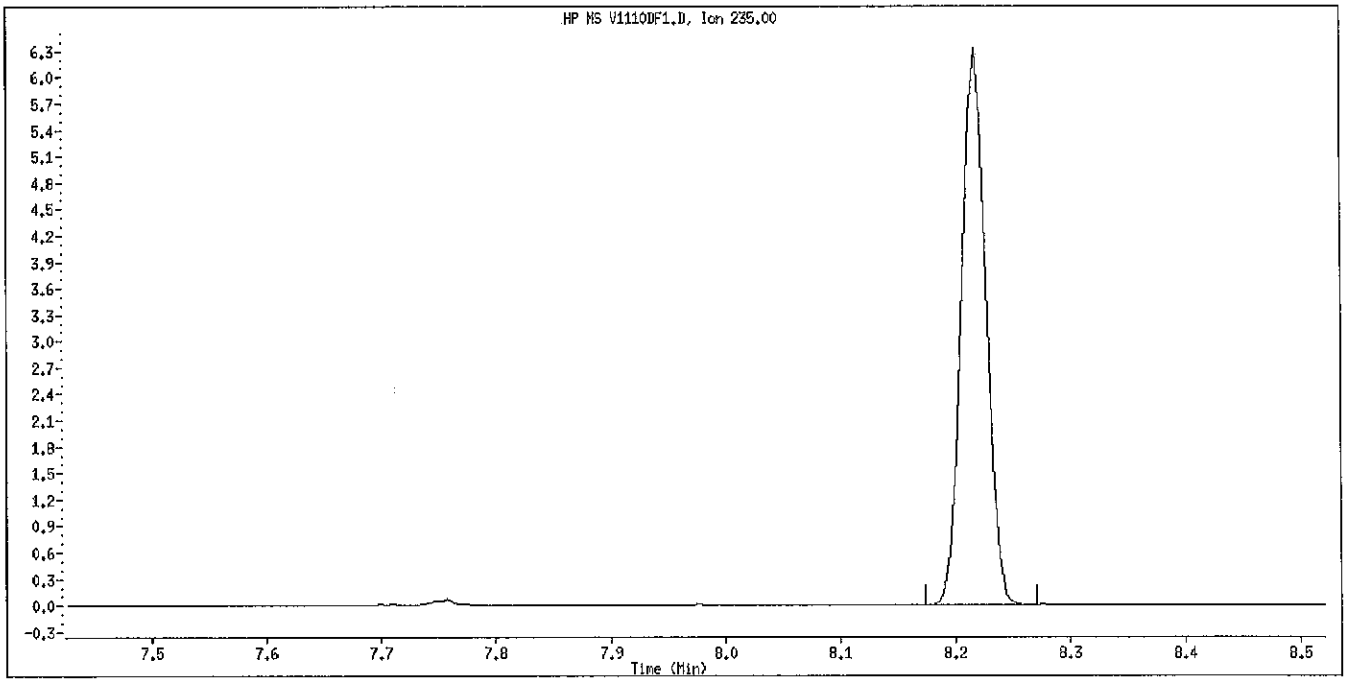

Degradation = 0.0577% Good
Acceptance Criteria 0 - 20 %
DDT Area = 947656
DDE Area = 547
DDD Area = 0

Data File: \\PITSVR06\D\chem\733.i\N111010.b\N1110DF1.D

Date : 10-NOV-2010 06:33

Client ID:

Instrument: 733.i

Sample Info: DFTPP050 (25ug/ml) BNA0464-10

Operator: 3200

Column phase:

Column diameter: 2.00

1 dftpp

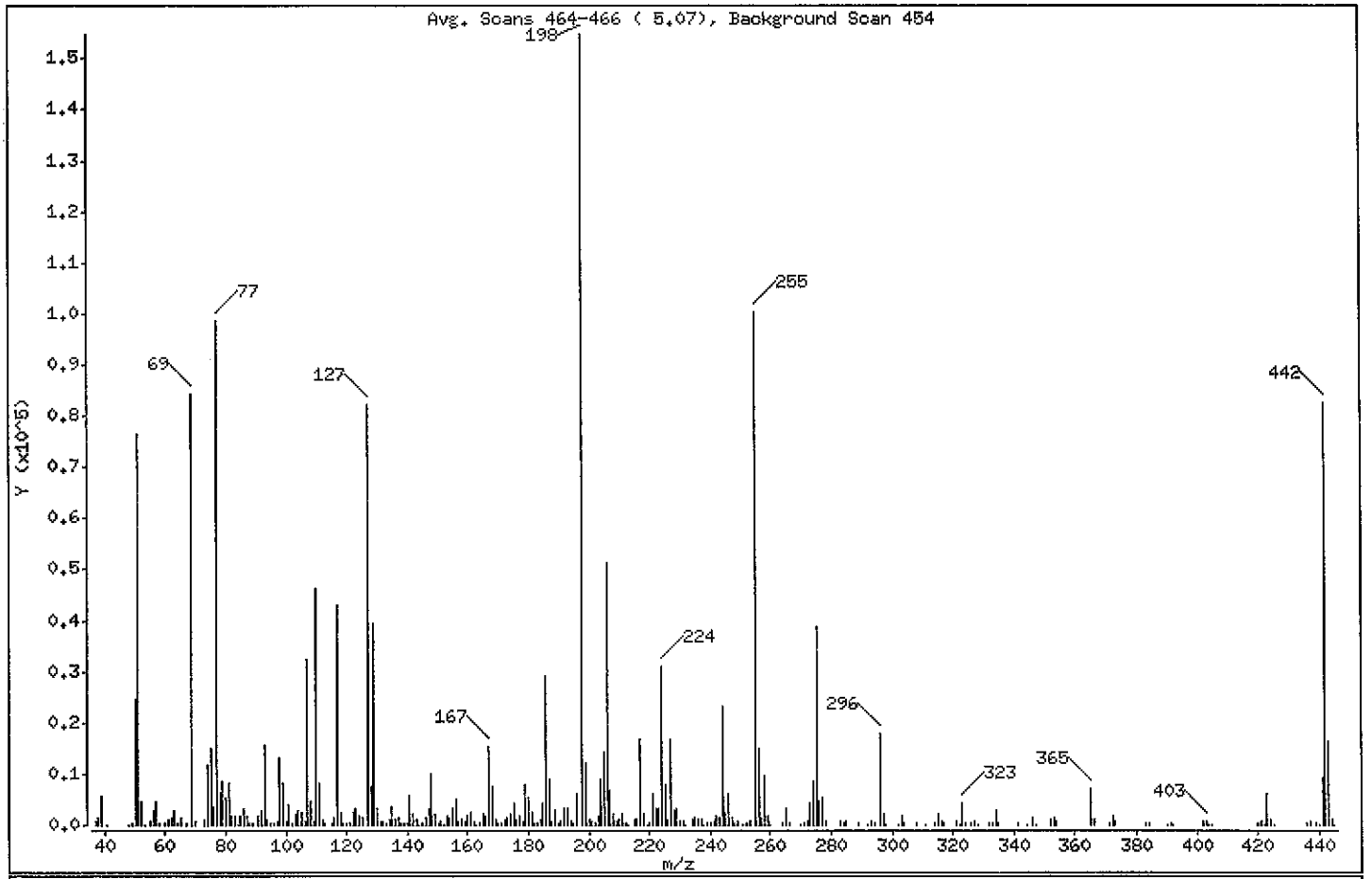

m/e	ION ABUNDANCE CRITERIA	% RELATIVE ABUNDANCE
198	Base Peak, 100% relative abundance	100.00
51	30.00 - 60.00% of mass 198	49.49
68	Less than 2.00% of mass 69	0.00 (0.00)
69	Mass 69 relative abundance	54.54
70	Less than 2.00% of mass 69	0.44 (0.80)
127	40.00 - 60.00% of mass 198	53.20
197	Less than 1.00% of mass 198	0.00
199	5.00 - 9.00% of mass 198	7.74
275	10.00 - 30.00% of mass 198	25.11
365	Greater than 1.00% of mass 198	4.55
441	Present, but less than mass 443	5.91
442	40.00 - 99.00% of mass 198	53.36
443	17.00 - 23.00% of mass 442	10.68 (20.01)

Data File: \\PITSVR06\D\chem\733.i\N111010.b\N1110DF1.D

Date : 10-NOV-2010 06:33

Client ID:

Instrument: 733.i

Sample Info: DFTPP050 (25ug/ml) BNA0464-10

Operator: 3200

Column phase:

Column diameter: 2.00

Data File: N1110DF1.D

Spectrum: Avg. Scans 464-466 (5.07), Background Scan 454

Location of Maximum: 198.00

Number of points: 281

m/z	Y	m/z	Y	m/z	Y	m/z	Y
37.00	761	123.00	3068	195.00	429	277.00	5247
38.00	1366	124.00	1658	196.00	5879	278.00	760
39.00	5818	125.00	1352	198.00	154752	283.00	843
41.00	10	127.00	82328	199.00	11985	284.00	367
48.00	114	128.00	7634	200.00	1183	285.00	783
49.00	391	129.00	39616	201.00	570	289.00	475
50.00	24600	130.00	3302	202.00	206	292.00	114
51.00	76584	131.00	772	203.00	1718	293.00	871
52.00	4472	132.00	753	204.00	8928	294.00	471
53.00	129	133.00	347	205.00	14402	296.00	17784
55.00	830	134.00	1081	206.00	51328	297.00	2232
56.00	2953	135.00	3581	207.00	6717	298.00	162
57.00	4639	136.00	1159	208.00	2287	302.00	156
58.00	179	137.00	1593	209.00	717	303.00	1735
60.00	180	138.00	323	210.00	973	304.00	268
61.00	918	139.00	409	211.00	2251	308.00	244
62.00	1353	140.00	301	212.00	187	311.00	123
63.00	2800	141.00	5528	213.00	104	314.00	511
64.00	242	142.00	2310	215.00	927	315.00	2104
65.00	1545	143.00	1234	216.00	1039	316.00	805
67.00	353	144.00	138	217.00	16576	317.00	263
69.00	84408	145.00	392	218.00	2163	321.00	657
70.00	674	146.00	1420	219.00	107	322.00	115
73.00	1190	147.00	3300	220.00	233	323.00	4399
74.00	11818	148.00	9885	221.00	6212	324.00	435
75.00	15112	149.00	2127	222.00	3259	326.00	264
76.00	3653	150.00	324	223.00	3362	327.00	670
77.00	98368	151.00	785	224.00	30928	328.00	105
78.00	6441	152.00	136	225.00	7858	332.00	446
79.00	8489	153.00	1831	226.00	1023	333.00	352
80.00	5366	154.00	1532	227.00	16896	334.00	2740
81.00	8120	155.00	3190	228.00	2694	335.00	421
82.00	1745	156.00	5095	229.00	3265	341.00	454
83.00	1627	157.00	628	230.00	586	344.00	132
84.00	43	158.00	978	231.00	871	346.00	1375

Data File: \\PITSVR06\D\chem\733.i\N111010.b\N1110DF1.D

Date : 10-NOV-2010 06:33

Client ID:

Instrument: 733.i

Sample Info: DFTPP050 (25ug/ml) BNA0464-10

Operator: 3200

Column phase:

Column diameter: 2.00

Data File: N1110DF1.D
Spectrum: Avg. Scans 464-466 (5.07), Background Scan 454
Location of Maximum: 198.00
Number of points: 281

m/z	Y	m/z	Y	m/z	Y	m/z	Y
85.00	1625	159.00	835	232.00	153	347.00	130
86.00	3036	160.00	1683	234.00	944	352.00	1038
87.00	1707	161.00	2515	235.00	1270	353.00	1351
88.00	494	162.00	604	236.00	937	354.00	868
89.00	307	163.00	116	237.00	1233	365.00	7038
91.00	1643	164.00	304	238.00	101	366.00	1231
92.00	2970	165.00	2108	239.00	373	371.00	437
93.00	15585	166.00	1670	240.00	488	372.00	1856
94.00	1072	167.00	15418	241.00	809	373.00	567
95.00	399	168.00	7478	242.00	1813	383.00	314
96.00	220	169.00	931	243.00	1499	384.00	241
97.00	563	170.00	431	244.00	23168	390.00	155
98.00	13086	171.00	482	245.00	2572	391.00	272
99.00	8021	172.00	1157	246.00	6211	392.00	110
100.00	546	173.00	1480	247.00	1320	402.00	583
101.00	4042	174.00	2294	248.00	274	403.00	869
102.00	240	175.00	4146	249.00	538	404.00	130
103.00	2083	176.00	1179	251.00	117	405.00	113
104.00	2686	177.00	1940	252.00	226	420.00	181
105.00	2515	178.00	600	253.00	538	421.00	764
106.00	569	179.00	7754	255.00	100256	422.00	100
107.00	32288	180.00	5241	256.00	15024	423.00	6026
108.00	4448	181.00	2389	257.00	1586	424.00	1181
109.00	838	182.00	252	258.00	9637	425.00	135
110.00	46192	183.00	315	259.00	1653	436.00	232
111.00	8168	184.00	957	260.00	151	437.00	553
112.00	1069	185.00	4133	264.00	485	439.00	485
113.00	416	186.00	29072	265.00	3024	440.00	156
115.00	190	187.00	9049	266.00	527	441.00	9149
116.00	1362	188.00	796	270.00	128	442.00	82576
117.00	43152	189.00	2815	271.00	228	443.00	16520
118.00	2477	190.00	344	272.00	555	444.00	1047
119.00	452	191.00	881	273.00	4311	445.00	119
120.00	361	192.00	3374	274.00	8581		
121.00	384	193.00	3327	275.00	38864		

Date : 10-NOV-2010 06:33

Client ID: Instrument: 733.i

Sample Info: DFTPP050 (25ug/ml) BNA0464-10

Operator: 3200

Column phase: Column diameter: 2.00

Data File: N1110DF1.D
Spectrum: Avg. Scans 464-466 (5.07), Background Scan 454
Location of Maximum: 198.00
Number of points: 281

m/z	Y	m/z	Y	m/z	Y	m/z	Y
122.00	2601	194.00	736	276.00	4634		

Data File: \\PITSVR06\D\chem\733.i\N111010.b\N1110DF1.D

Page 1

Date : 10-NOV-2010 06:33

Client ID:

Instrument: 733.i

Sample Info: DFTPP050 (25ug/ml) BNA0464-10

Operator: 3200

Column phase:

Column diameter: 2.00

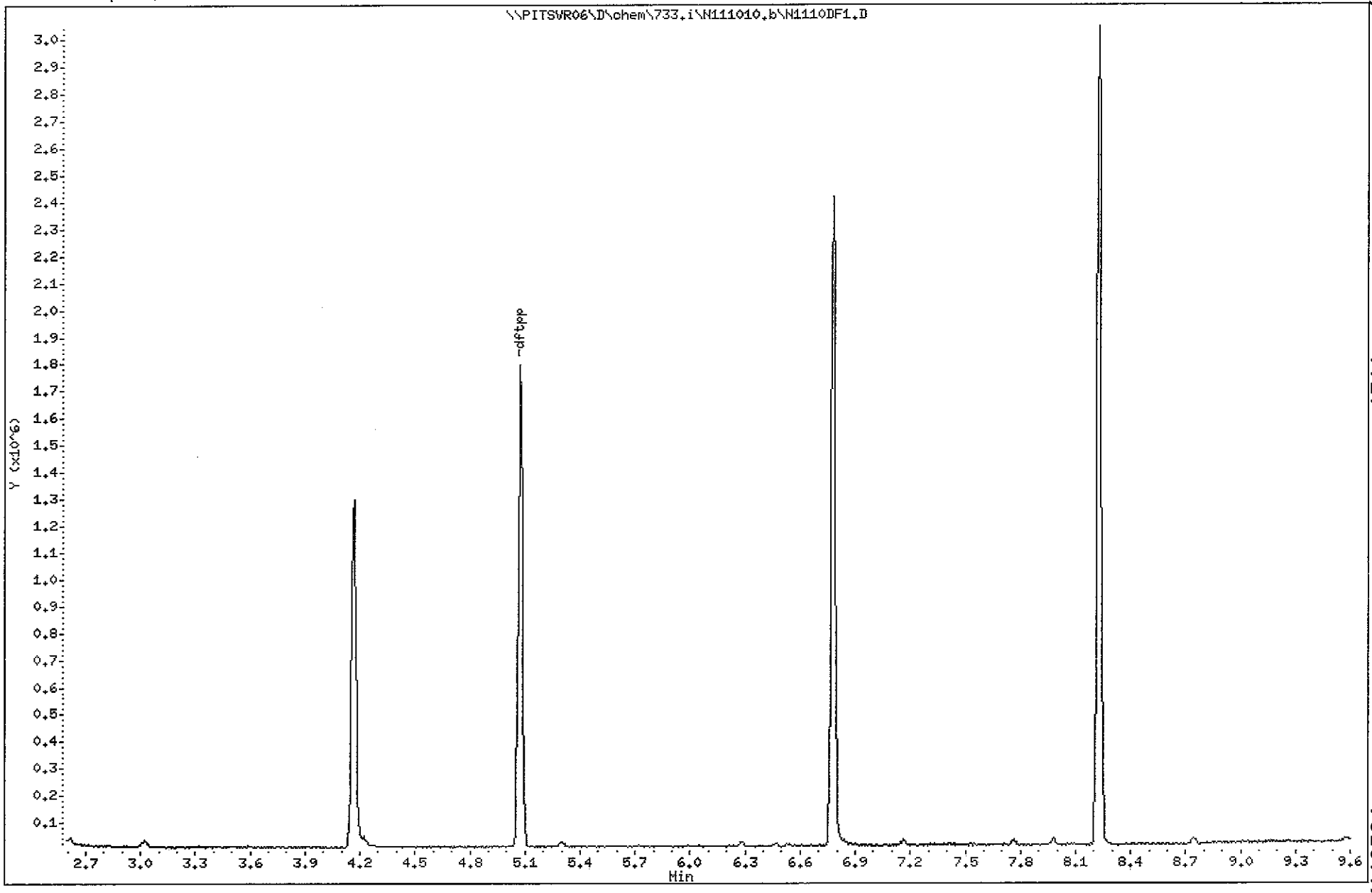

(1001 - 1770)

1711

C0K110534

Data File: N1110DF1.D
Inj Date: 10-NOV-2010 06:33
Instrument ID: 733.i
Compound Name: Pentachlorophenol
Operator Name: 3200
Report Date: 11/10/2010

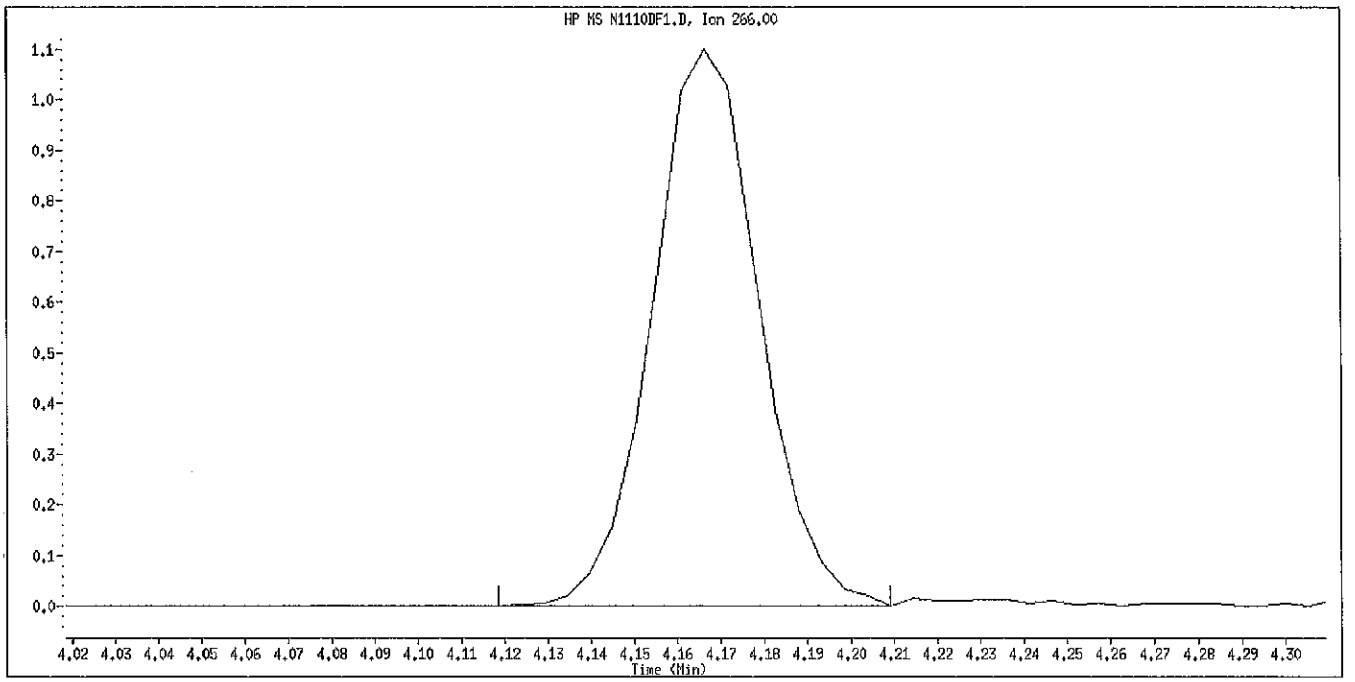

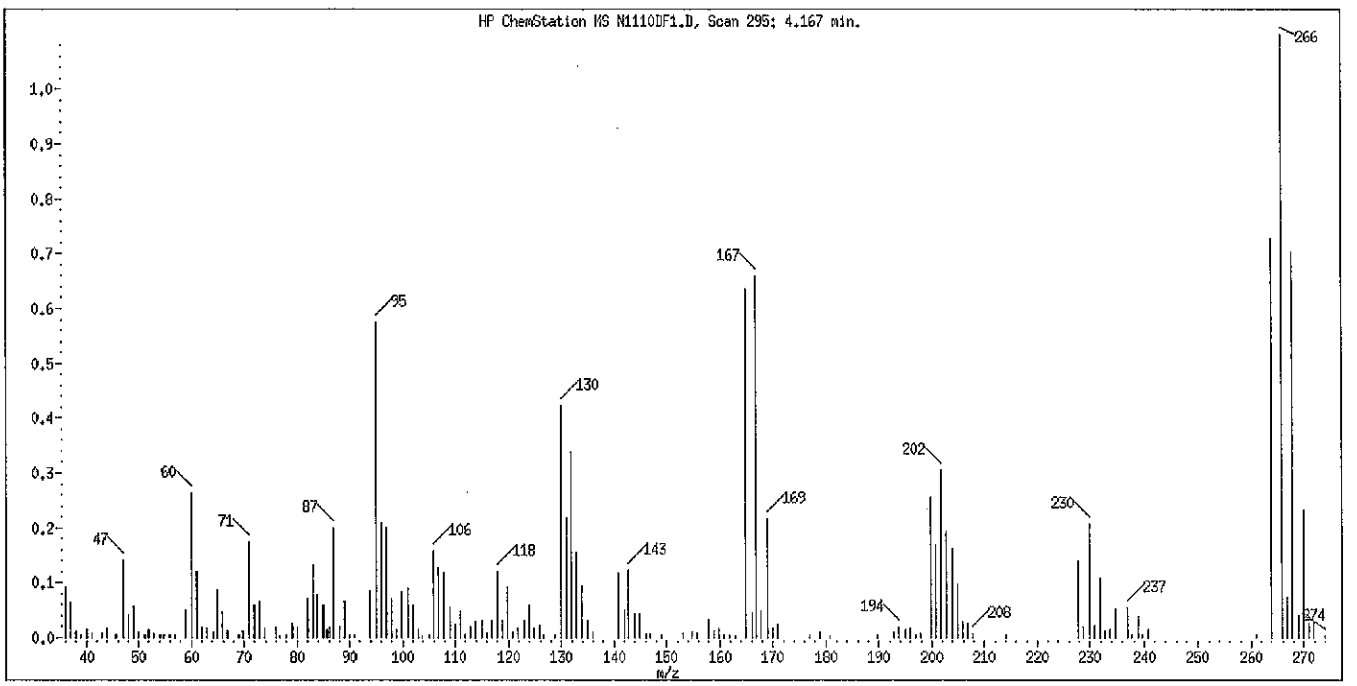

Tailing Factor = 1.05 Good
Acceptance Criteria 0 - 5
Tailing Factor = (T3 - T2) / (T2 - T1)
T1 = 4.142303 T2 = 4.166517 T3 = 4.192038

Data File: N1110DF1.D
Inj Date: 10-NOV-2010 06:33
Instrument ID: 733.i
Compound Name: Benzidine
Operator Name: 3200
Report Date: 11/10/2010

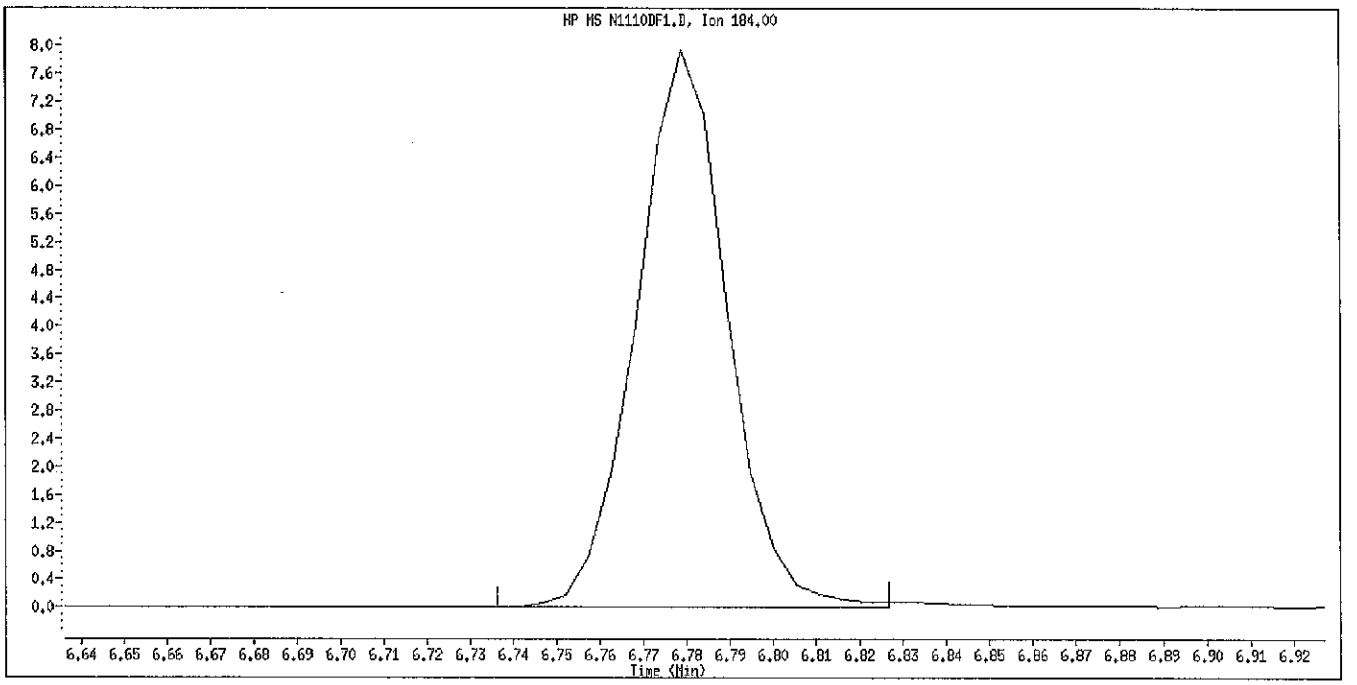

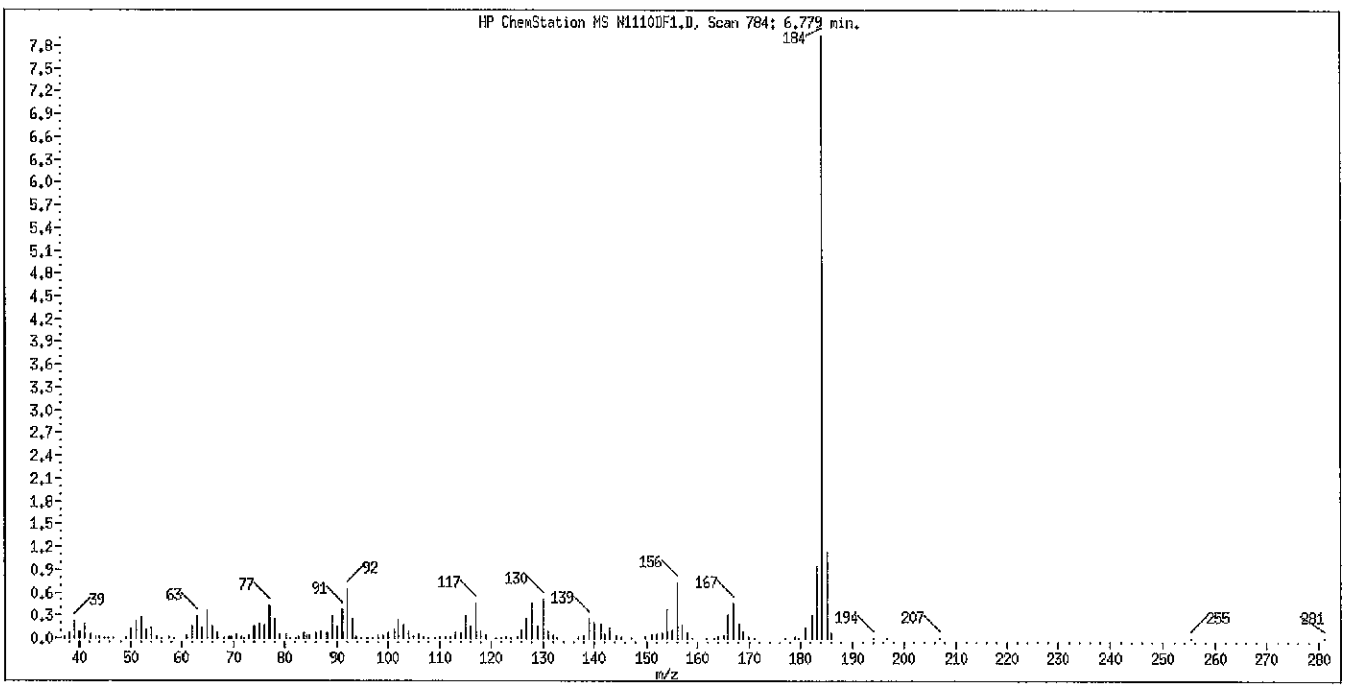

Tailing Factor = 1.03 Good
Acceptance Criteria 0 - 3
Tailing Factor = (T3 - T2) / (T2 - T1)
T1 = 6.757747 T2 = 6.778817 T3 = 6.8005

Data File: N1110DF1.D
Inj Date: 10-NOV-2010 06:33
Instrument ID: 733.i
Compound Name: 4,4'-DDT
Operator Name: 3200
Report Date: 11/10/2010

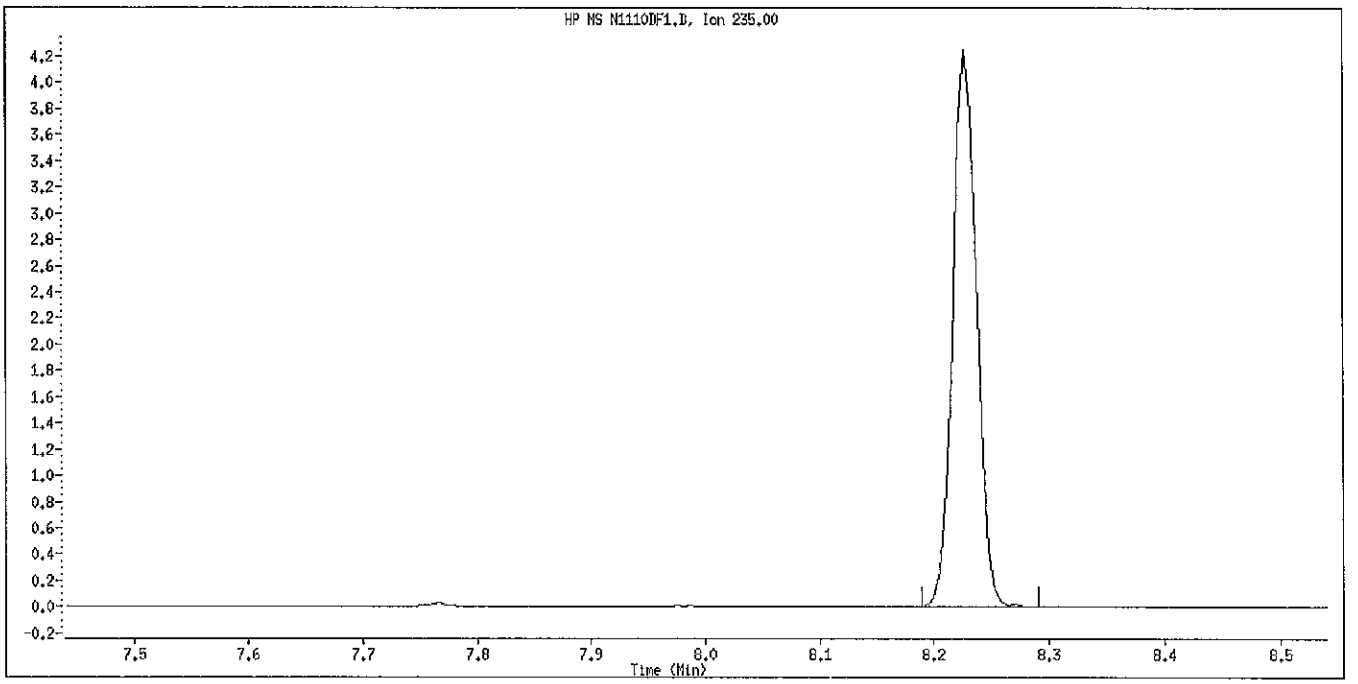

Degradation = 0.281% Good
Acceptance Criteria 0 - 20 %
DDT Area = 617039
DDE Area = 713
DDD Area = 1023

Data File: \\PITSVR06\D\chem\733.i\N111610.b\N1116DF1.D

Date : 16-NOV-2010 11:12

Client ID:

Instrument: 733.i

Sample Info: DFTPP050 (25ug/ml) BNA0859-10

Operator: 3200

Column phase:

Column diameter: 2.00

1 dftpp

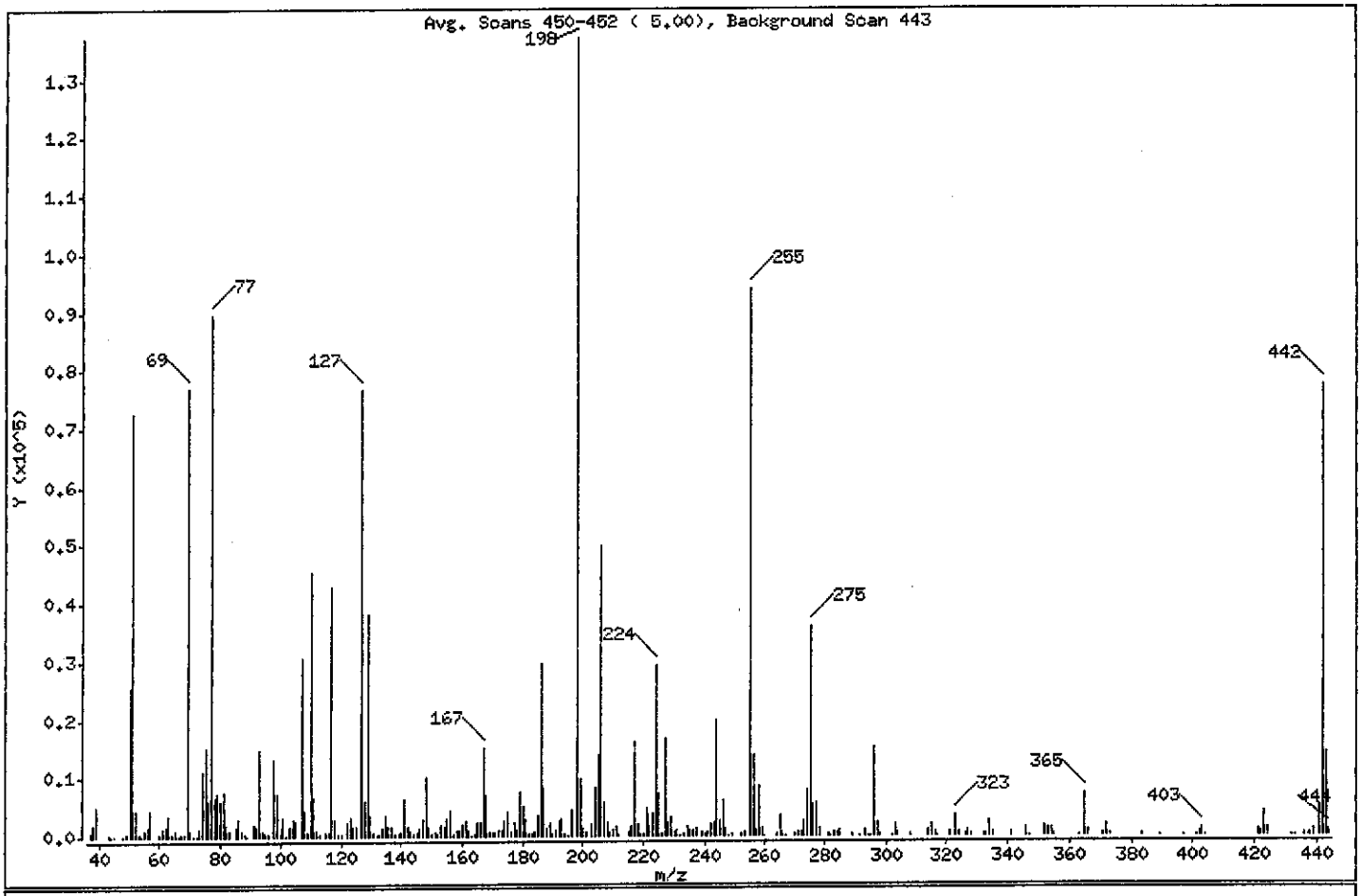

m/e	ION ABUNDANCE CRITERIA	% RELATIVE ABUNDANCE
198	Base Peak, 100% relative abundance	100.00
51	30.00 - 60.00% of mass 198	52.84
68	Less than 2.00% of mass 69	0.22 (0.39)
69	Mass 69 relative abundance	56.15
70	Less than 2.00% of mass 69	0.68 (1.21)
127	40.00 - 60.00% of mass 198	55.76
197	Less than 1.00% of mass 198	0.00
199	5.00 - 9.00% of mass 198	7.11
275	10.00 - 30.00% of mass 198	26.30
365	Greater than 1.00% of mass 198	5.33
441	Present, but less than mass 443	3.60
442	40.00 - 99.00% of mass 198	56.25
443	17.00 - 23.00% of mass 442	10.30 (18.32)

Data File: \\PITSVR06\D\chem\733.i\N111610.b\N1116DF1.D

Date : 16-NOV-2010 11:12

Client ID:

Instrument: 733.i

Sample Info: DFTPP050 (25ug/ml) BNA0859-10

Operator: 3200

Column phase:

Column diameter: 2.00

Data File: N1116DF1.D
Spectrum: Avg. Scans 450-452 (5.00), Background Scan 443
Location of Maximum: 198.00
Number of points: 280

m/z	Y	m/z	Y	m/z	Y	m/z	Y
37.00	715	120.00	172	193.00	2973	277.00	5577
38.00	2018	122.00	2306	194.00	396	278.00	1322
39.00	4914	123.00	3036	195.00	112	281.00	225
43.00	186	124.00	1516	196.00	4335	282.00	138
44.00	60	125.00	1475	198.00	137152	283.00	557
45.00	43	127.00	76480	199.00	9758	284.00	560
48.00	134	128.00	6046	200.00	1393	285.00	921
49.00	344	129.00	38128	201.00	679	289.00	278
50.00	25576	130.00	3556	203.00	1777	291.00	114
51.00	72472	131.00	725	204.00	8241	293.00	1073
52.00	4450	132.00	108	205.00	14001	294.00	115
53.00	387	133.00	312	206.00	49896	295.00	155
54.00	145	134.00	1344	207.00	5822	296.00	15212
55.00	1062	135.00	3373	208.00	2294	297.00	2329
56.00	1677	136.00	1519	209.00	725	298.00	245
57.00	4515	137.00	1664	210.00	992	302.00	151
60.00	318	138.00	389	211.00	1441	303.00	1791
61.00	1174	139.00	256	212.00	393	304.00	478
62.00	1520	140.00	675	215.00	712	308.00	259
63.00	3443	141.00	6208	216.00	1635	314.00	1088
64.00	287	142.00	1555	217.00	16161	315.00	1833
65.00	1094	143.00	940	218.00	1818	316.00	631
66.00	140	144.00	360	219.00	273	317.00	129
67.00	235	145.00	538	220.00	246	321.00	550
68.00	297	146.00	1217	221.00	4787	323.00	3568
69.00	77016	147.00	2749	222.00	1675	324.00	740
70.00	933	148.00	10080	223.00	3787	326.00	293
71.00	145	149.00	1422	224.00	29296	327.00	1070
72.00	109	150.00	370	225.00	7226	328.00	349
73.00	1203	151.00	541	226.00	459	332.00	301
74.00	11191	152.00	251	227.00	16632	333.00	460
75.00	15240	153.00	1763	228.00	2260	334.00	2382
76.00	5951	154.00	1681	229.00	3052	335.00	627
77.00	89424	155.00	2827	230.00	571	341.00	503
78.00	6498	156.00	4400	231.00	1072	346.00	1232

Data File: \\PITSVR06\D\chem\733.i\N111610.b\N1116DF1.D

Date : 16-NOV-2010 11:12

Client ID:

Instrument: 733.i

Sample Info: DFTPP050 (25ug/ml) BNA0859-10

Operator: 3200

Column phase:

Column diameter: 2.00

Data File: N1116DF1.D
Spectrum: Avg. Scans 450-452 (5.00), Background Scan 443
Location of Maximum: 198.00
Number of points: 280

m/z	Y	m/z	Y	m/z	Y	m/z	Y
79.00	7381	157.00	291	232.00	142	347.00	112
80.00	5924	158.00	846	233.00	412	352.00	1464
81.00	7662	159.00	827	234.00	1488	353.00	1118
82.00	1902	160.00	1860	235.00	1015	354.00	1117
83.00	1013	161.00	2500	236.00	837	355.00	215
85.00	1572	162.00	794	237.00	1134	363.00	112
86.00	2758	163.00	134	239.00	757	365.00	7305
87.00	900	164.00	324	240.00	471	366.00	876
88.00	246	165.00	2359	241.00	756	371.00	291
89.00	154	166.00	2089	242.00	2030	372.00	1749
91.00	2005	167.00	15224	243.00	2169	373.00	436
92.00	1701	168.00	6911	244.00	19872	383.00	240
93.00	14774	169.00	737	245.00	2634	389.00	140
94.00	1051	170.00	495	246.00	5941	397.00	120
95.00	481	171.00	757	247.00	1397	401.00	120
96.00	230	172.00	905	248.00	120	402.00	670
98.00	13247	173.00	841	249.00	325	403.00	1330
99.00	7305	174.00	2418	252.00	472	404.00	147
100.00	449	175.00	4058	253.00	616	421.00	1017
101.00	3135	176.00	736	255.00	94040	422.00	537
102.00	131	177.00	2207	256.00	13888	423.00	4033
103.00	1482	178.00	850	257.00	856	424.00	1180
104.00	2936	179.00	7438	258.00	8655	432.00	120
105.00	2405	180.00	5012	259.00	1404	433.00	110
107.00	30688	181.00	2688	260.00	112	436.00	228
108.00	4548	182.00	319	264.00	368	437.00	131
109.00	646	183.00	384	265.00	3524	438.00	315
110.00	45312	184.00	655	266.00	695	439.00	907
111.00	6630	185.00	3461	267.00	121	441.00	4942
112.00	1060	186.00	29656	270.00	181	442.00	77152
113.00	460	187.00	8294	271.00	499	443.00	14132
115.00	588	188.00	1272	272.00	571	444.00	807
116.00	651	189.00	2187	273.00	2503		
117.00	43032	190.00	360	274.00	7912		
118.00	2918	191.00	1034	275.00	36072		

Data File: \\PITSVR06\D\chem\733.i\N111610.b\N1116DF1.D

Date : 16-NOV-2010 11:12

Client ID:

Instrument: 733.i

Sample Info: DFTPP050 (25ug/ml) BNA0859-10

Operator: 3200

Column phase:

Column diameter: 2.00

Data File: N1116DF1.D
Spectrum: Avg. Scans 450-452 (5.00), Background Scan 443
Location of Maximum: 198.00
Number of points: 280

m/z	Y	m/z	Y	m/z	Y	m/z	Y
119.00	442	192.00	2585	276.00	5339		

Data File: \\PITSVR06\D\chem\733.i\N111610.b\N1116DF1.D

Date : 16-NOV-2010 11:12

Client ID:

Sample Info: DFTPP050 (25ug/ml) BNA0859-10

Column phase:

Instrument: 733.i

Operator: 3200

Column diameter: 2.00

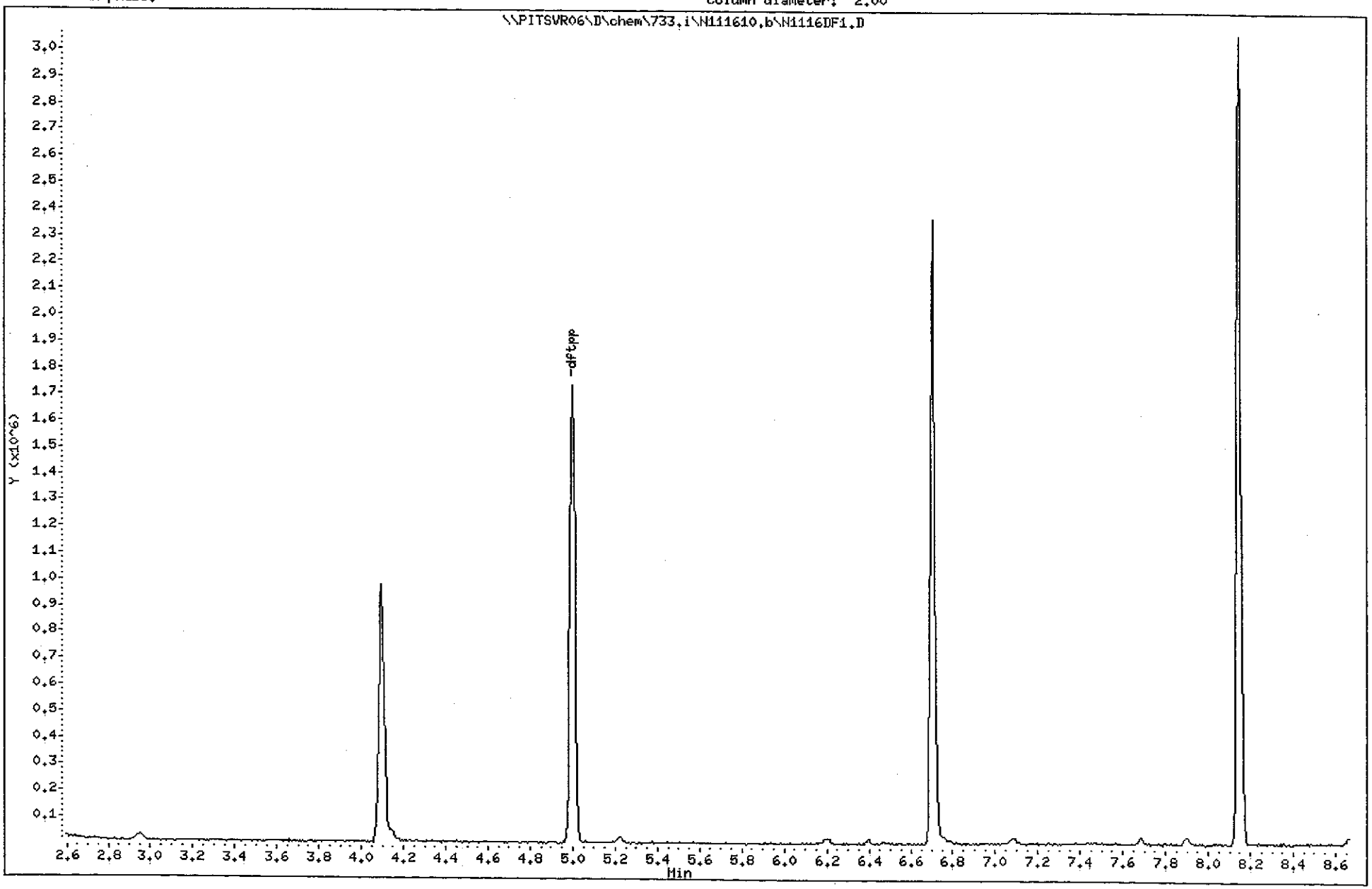

(1001 - 1770)
1719
C0K110534

Data File: N1116DF1.D
Inj Date: 16-NOV-2010 11:12
Instrument ID: 733.i
Compound Name: Pentachlorophenol
Operator Name: 3200
Report Date: 11/17/2010

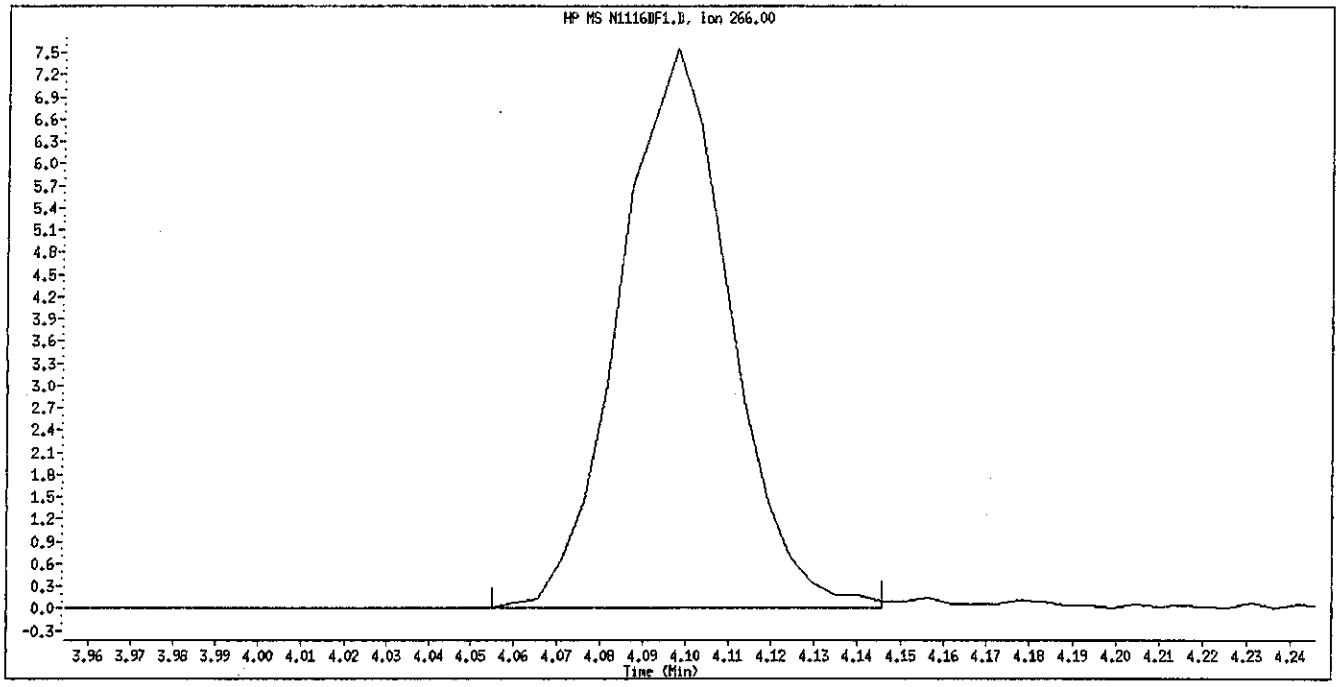

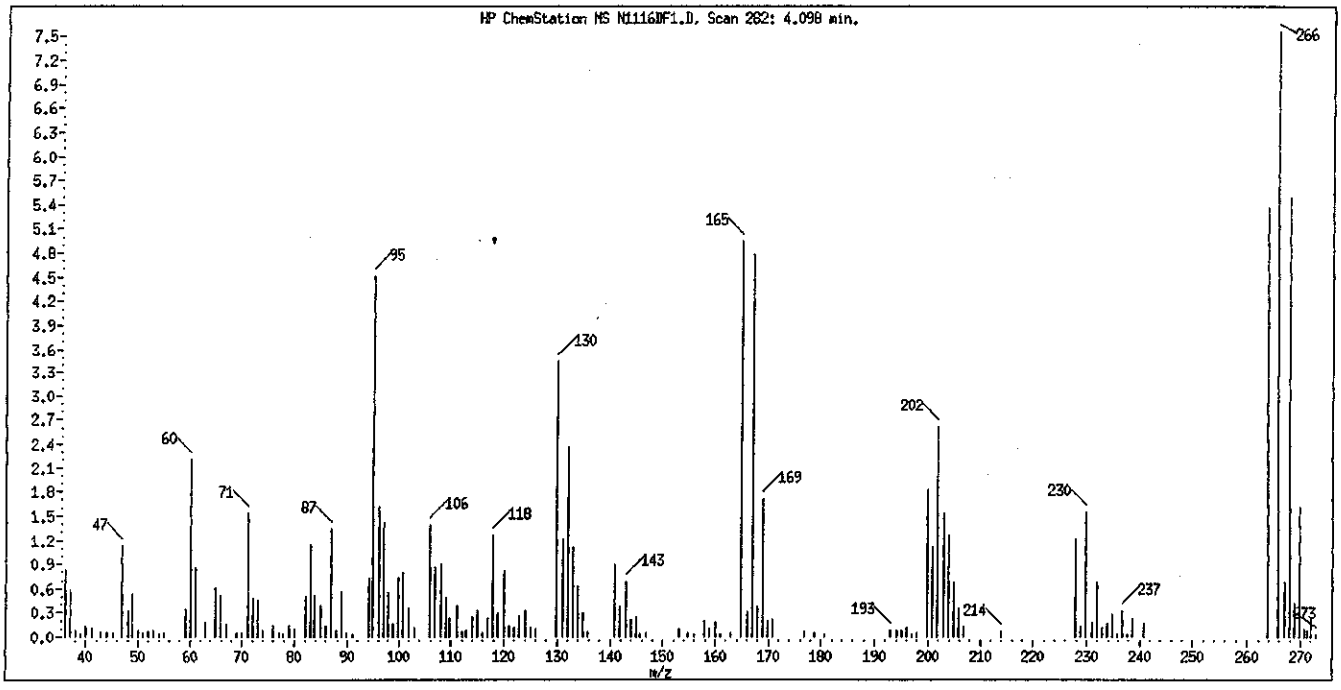

Tailing Factor = 1.01 Good
Acceptance Criteria 0 - 5
Tailing Factor = (T3 - T2) / (T2 - T1)
T1 = 4.071665 T2 = 4.097517 T3 = 4.123663

Data File: N1116DF1.D
Inj Date: 16-NOV-2010 11:12
Instrument ID: 733.i
Compound Name: Benzidine
Operator Name: 3200
Report Date: 11/17/2010

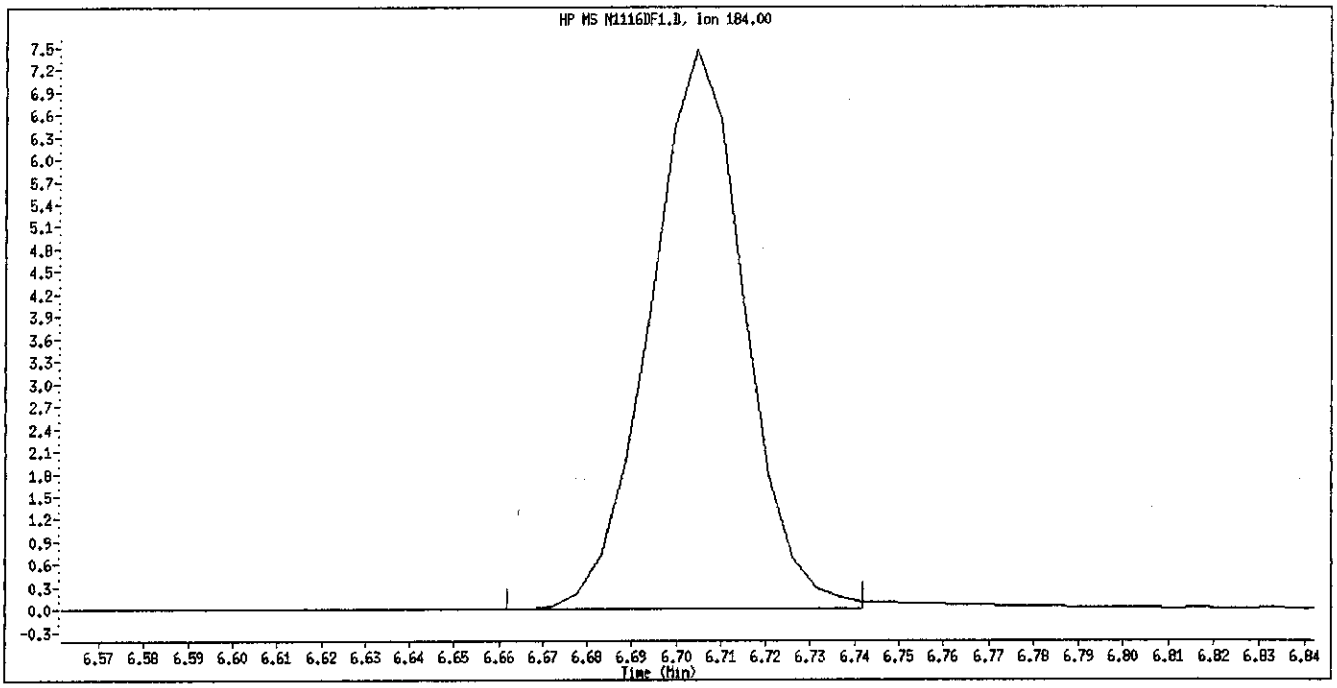

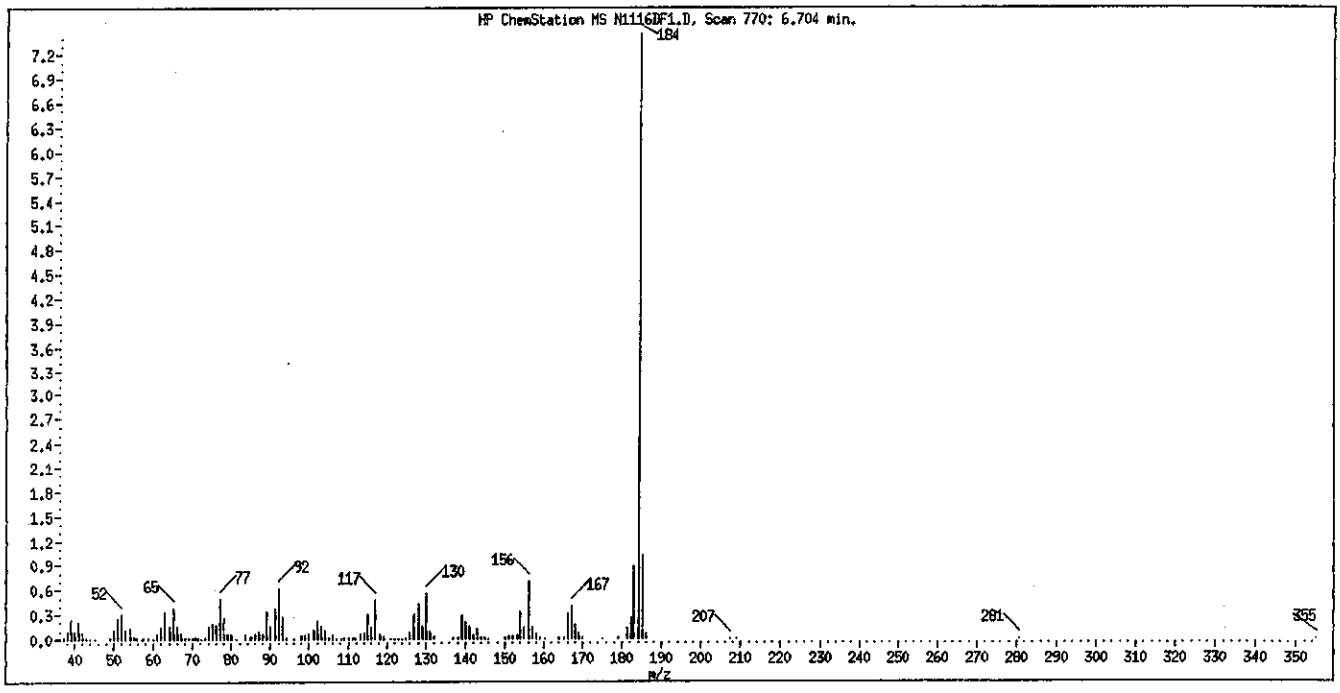

Tailing Factor = 0.988 Good
Acceptance Criteria 0 - 3
Tailing Factor = (T3 - T2) / (T2 - T1)
T1 = 6.683242 T2 = 6.704483 T3 = 6.72548

Data File: N1116DF1.D
Inj Date: 16-NOV-2010 11:12
Instrument ID: 733.i
Compound Name: 4,4'-DDT
Operator Name: 3200
Report Date: 11/17/2010

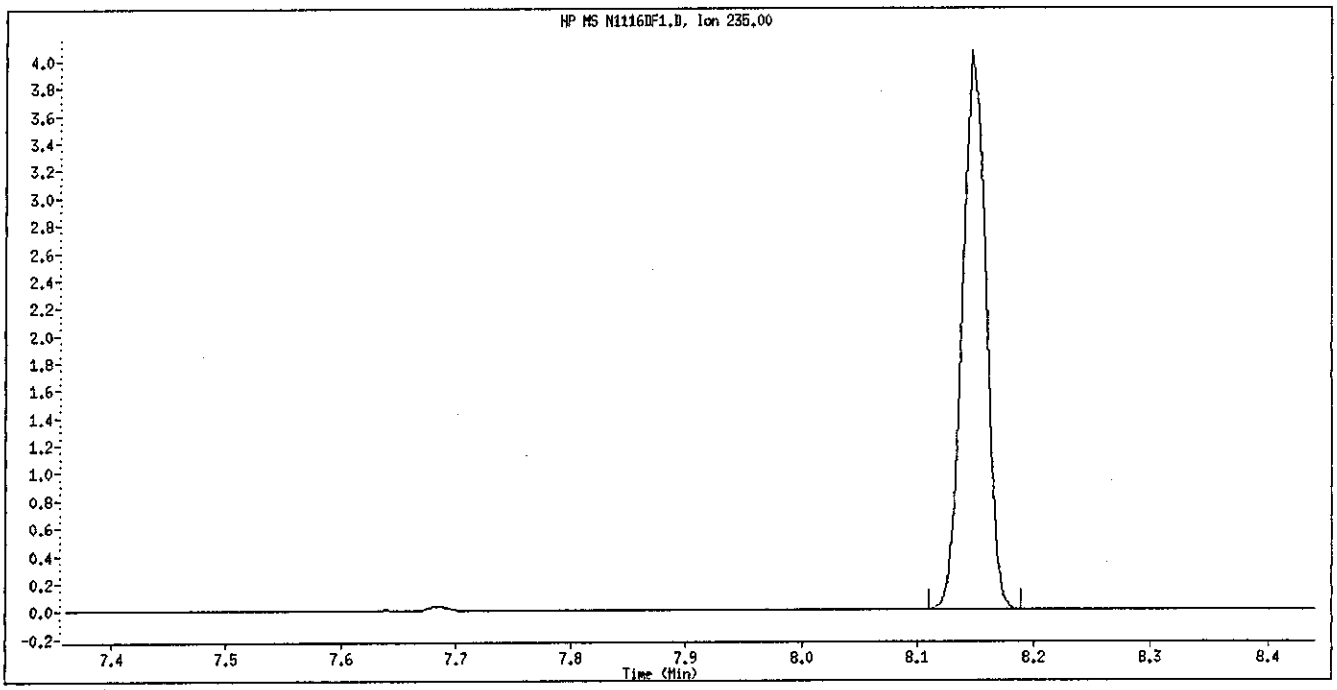

Degradation = 0.104% Good
Acceptance Criteria 0 - 20 %
DDT Area = 568811
DDE Area = 158
DDD Area = 433

Data File: \\PITSVR06\D\chem\733.i\N111710.b\N1117DF1.D

Date : 17-NOV-2010 11:04

Client ID:

Instrument: 733.i

Sample Info: DFTPP050 (25ug/ml) BNA0859-10

Operator: 3200

Column phase:

Column diameter: 2.00

1 dftpp

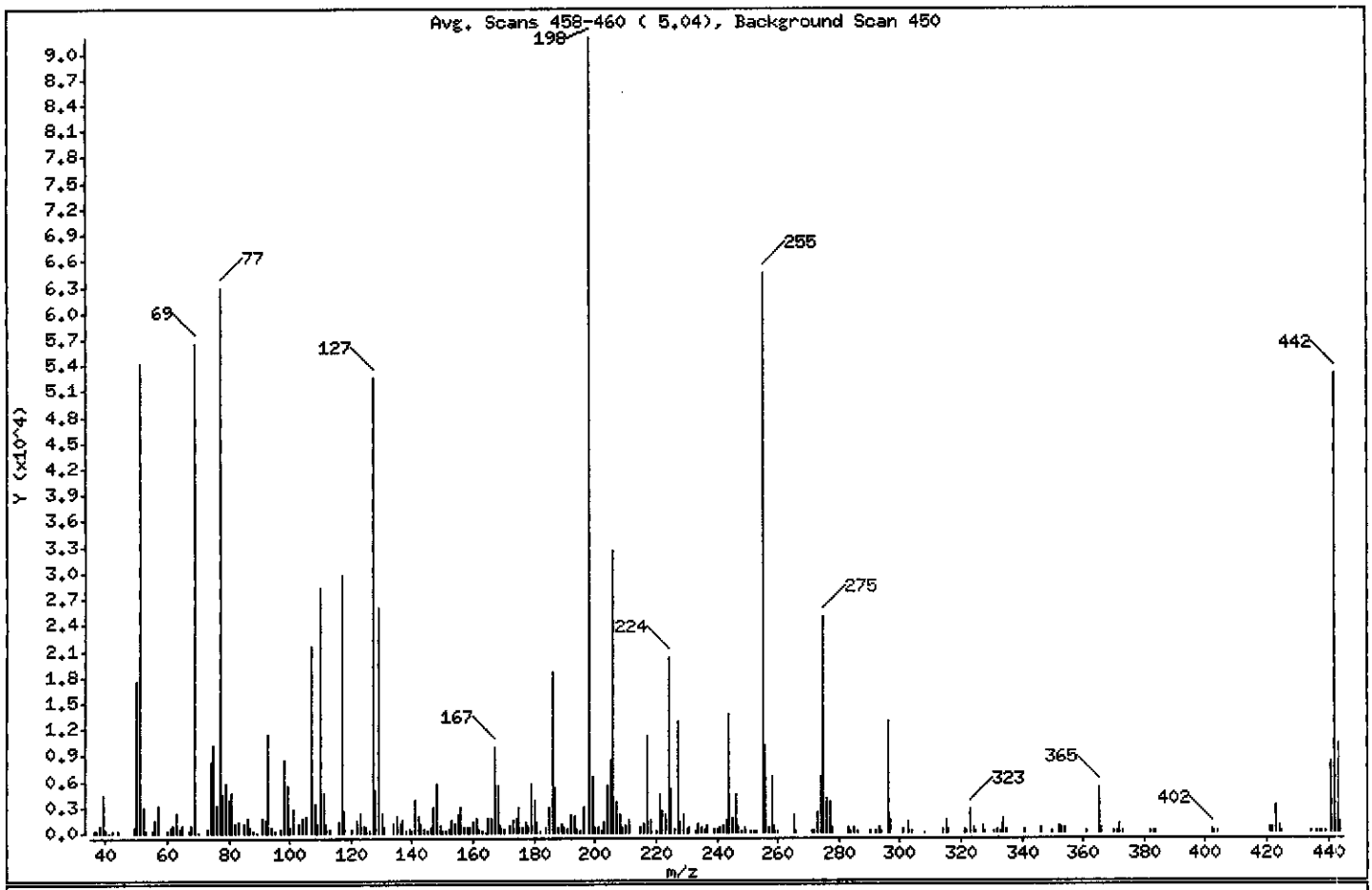

m/e	ION ABUNDANCE CRITERIA	% RELATIVE ABUNDANCE
198	Base Peak, 100% relative abundance	100.00
51	30.00 - 60.00% of mass 198	59.02
68	Less than 2.00% of mass 69	0.88 (1.42)
69	Mass 69 relative abundance	61.54
70	Less than 2.00% of mass 69	0.01 (0.01)
127	40.00 - 60.00% of mass 198	57.22
197	Less than 1.00% of mass 198	0.00
199	5.00 - 9.00% of mass 198	7.20
275	10.00 - 30.00% of mass 198	27.23
365	Greater than 1.00% of mass 198	5.78
441	Present, but less than mass 443	9.08
442	40.00 - 99.00% of mass 198	57.66
443	17.00 - 23.00% of mass 442	11.26 (19.52)

Data File: \\PITSVR06\D\chem\733.i\N111710.b\N1117DF1.D

Date : 17-NOV-2010 11:04

Client ID:

Instrument: 733.i

Sample Info: DFTPP050 (25ug/ml) BNA0859-10

Operator: 3200

Column phase:

Column diameter: 2.00

Data File: N1117DF1.D
Spectrum: Avg. Scans 458-460 (5.04), Background Scan 450
Location of Maximum: 198.00
Number of points: 264

m/z	Y	m/z	Y	m/z	Y	m/z	Y
36.00	145	123.00	2401	194.00	478	278.00	649
37.00	316	124.00	873	195.00	161	283.00	553
38.00	827	125.00	715	196.00	3026	284.00	292
39.00	4503	126.00	131	198.00	91816	285.00	533
40.00	331	127.00	52536	199.00	6612	286.00	109
41.00	85	128.00	4955	200.00	596	290.00	238
42.00	140	129.00	25984	201.00	611	292.00	217
44.00	132	130.00	2245	202.00	205	293.00	705
49.00	648	131.00	553	203.00	1304	294.00	281
50.00	17488	134.00	1043	204.00	5528	296.00	12882
51.00	54192	135.00	1942	205.00	8511	297.00	1512
52.00	2890	136.00	1003	206.00	32400	301.00	321
53.00	289	137.00	1513	207.00	3655	303.00	1328
55.00	278	138.00	316	208.00	2084	304.00	156
56.00	1408	139.00	332	209.00	573	308.00	104
57.00	3094	140.00	172	210.00	747	314.00	400
60.00	116	141.00	3816	211.00	1445	315.00	1418
61.00	628	142.00	1834	215.00	571	316.00	488
62.00	896	143.00	1094	216.00	1057	321.00	523
63.00	2325	144.00	424	217.00	11112	322.00	185
64.00	494	145.00	137	218.00	1458	323.00	2766
65.00	925	146.00	648	220.00	208	324.00	646
67.00	192	147.00	2907	221.00	4345	325.00	263
68.00	804	148.00	5676	222.00	2441	327.00	934
69.00	56504	149.00	941	223.00	2148	328.00	287
70.00	5	150.00	296	224.00	20184	331.00	118
73.00	505	151.00	119	225.00	4979	332.00	343
74.00	8150	152.00	350	226.00	423	333.00	209
75.00	10066	153.00	1580	227.00	12809	334.00	1752
76.00	3137	154.00	990	228.00	1313	335.00	382
77.00	62928	155.00	2172	229.00	2050	341.00	317
78.00	4363	156.00	2991	230.00	420	346.00	605
79.00	5762	157.00	681	231.00	533	350.00	133
80.00	3789	158.00	585	233.00	149	352.00	898
81.00	4738	159.00	588	234.00	976	353.00	724

Data File: \\PITSVR06\D\chem\733.i\N111710.b\N1117DF1.D

Date : 17-NOV-2010 11:04

Client ID:

Instrument: 733.i

Sample Info: DFTPP050 (25ug/ml) BNA0859-10

Operator: 3200

Column phase:

Column diameter: 2.00

Data File: N1117DF1.D
Spectrum: Avg. Scans 458-460 (5.04), Background Scan 450
Location of Maximum: 198.00
Number of points: 264

m/z	Y	m/z	Y	m/z	Y	m/z	Y
82.00	1106	160.00	1177	235.00	693	354.00	653
83.00	1183	161.00	1770	236.00	507	361.00	142
85.00	971	162.00	318	237.00	865	365.00	5303
86.00	1699	163.00	114	239.00	490	366.00	734
87.00	588	164.00	105	240.00	345	370.00	129
88.00	219	165.00	1783	241.00	672	371.00	142
89.00	100	166.00	1680	242.00	940	372.00	980
91.00	1668	167.00	9913	243.00	1416	373.00	150
92.00	1400	168.00	5497	244.00	13701	382.00	109
93.00	11326	169.00	884	245.00	1752	383.00	146
94.00	714	170.00	396	246.00	4370	384.00	107
95.00	299	172.00	821	247.00	807	402.00	486
97.00	362	173.00	1522	248.00	107	403.00	194
98.00	8428	174.00	1607	249.00	643	404.00	266
99.00	5493	175.00	2892	251.00	183	421.00	561
100.00	642	176.00	714	252.00	293	422.00	534
101.00	2683	177.00	1344	253.00	277	423.00	3144
103.00	1067	178.00	739	255.00	64552	424.00	930
104.00	1629	179.00	5775	256.00	10032	425.00	236
105.00	1938	180.00	3857	257.00	691	434.00	145
107.00	21440	181.00	1322	258.00	6608	436.00	121
108.00	3395	182.00	232	259.00	932	437.00	283
109.00	1037	184.00	530	260.00	177	438.00	199
110.00	28328	185.00	3009	265.00	2188	439.00	112
111.00	4687	186.00	18664	266.00	264	441.00	8335
112.00	986	187.00	5180	271.00	292	442.00	52944
113.00	332	188.00	612	272.00	115	443.00	10334
116.00	1184	189.00	1140	273.00	2273	444.00	1270
117.00	29712	190.00	675	274.00	6584		
118.00	2453	191.00	394	275.00	25000		
120.00	350	192.00	2140	276.00	3910		
122.00	1523	193.00	1990	277.00	3663		

Data File: \\PITSVR06\D\chem\733.i\N111710.b\N1117DF1.D

Page 1

Date : 17-NOV-2010 11:04

Client ID:

Instrument: 733.i

Sample Info: DFTPP050 (25ug/ml) BNA0859-10

Operator: 3200

Column phase:

Column diameter: 2.00

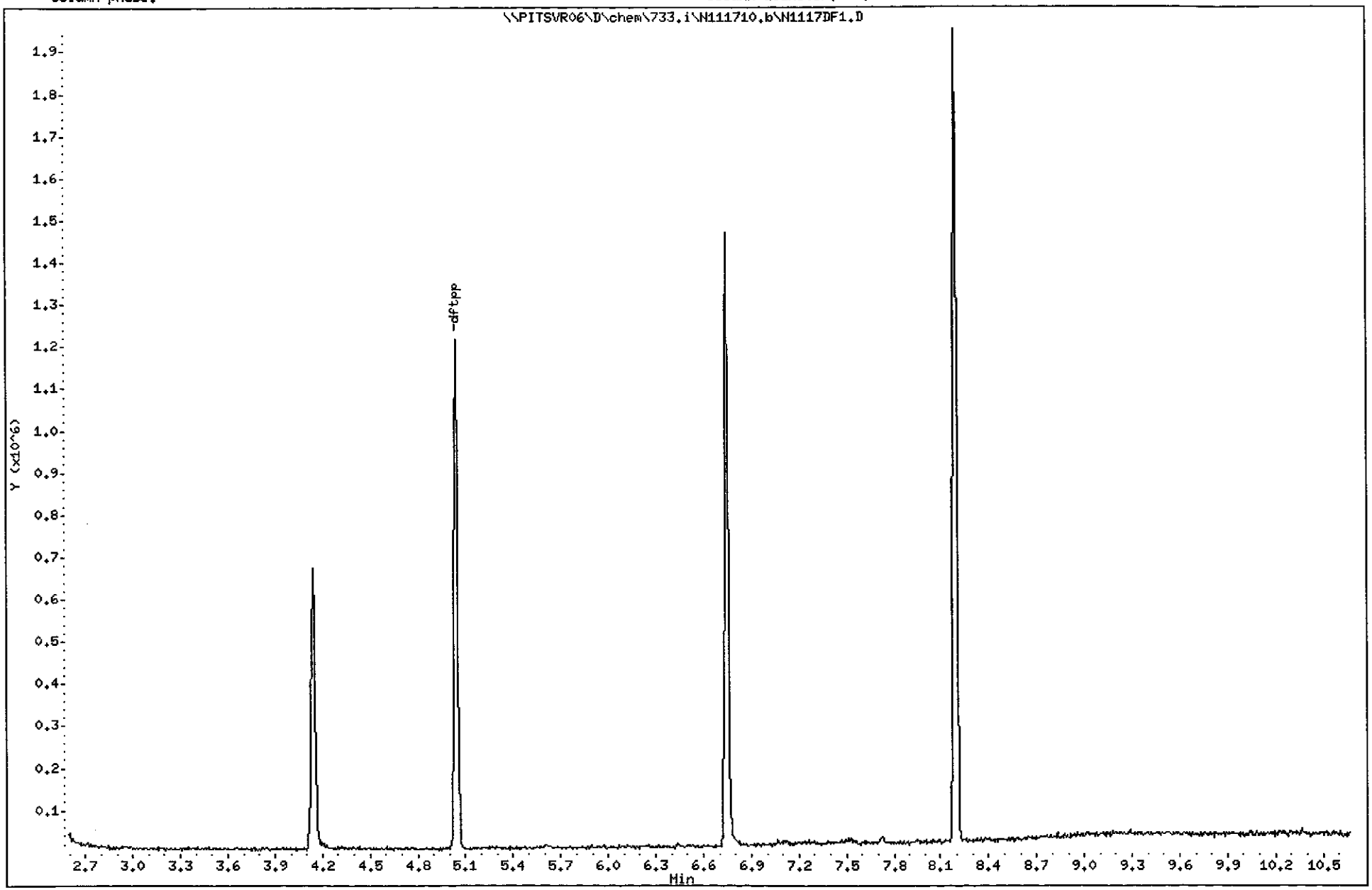

(1001 - 1770)

1726

C0K110534

Data File: N1117DF1.D
Inj Date: 17-NOV-2010 11:04
Instrument ID: 733.i
Compound Name: Pentachlorophenol
Operator Name: 3200
Report Date: 11/18/2010

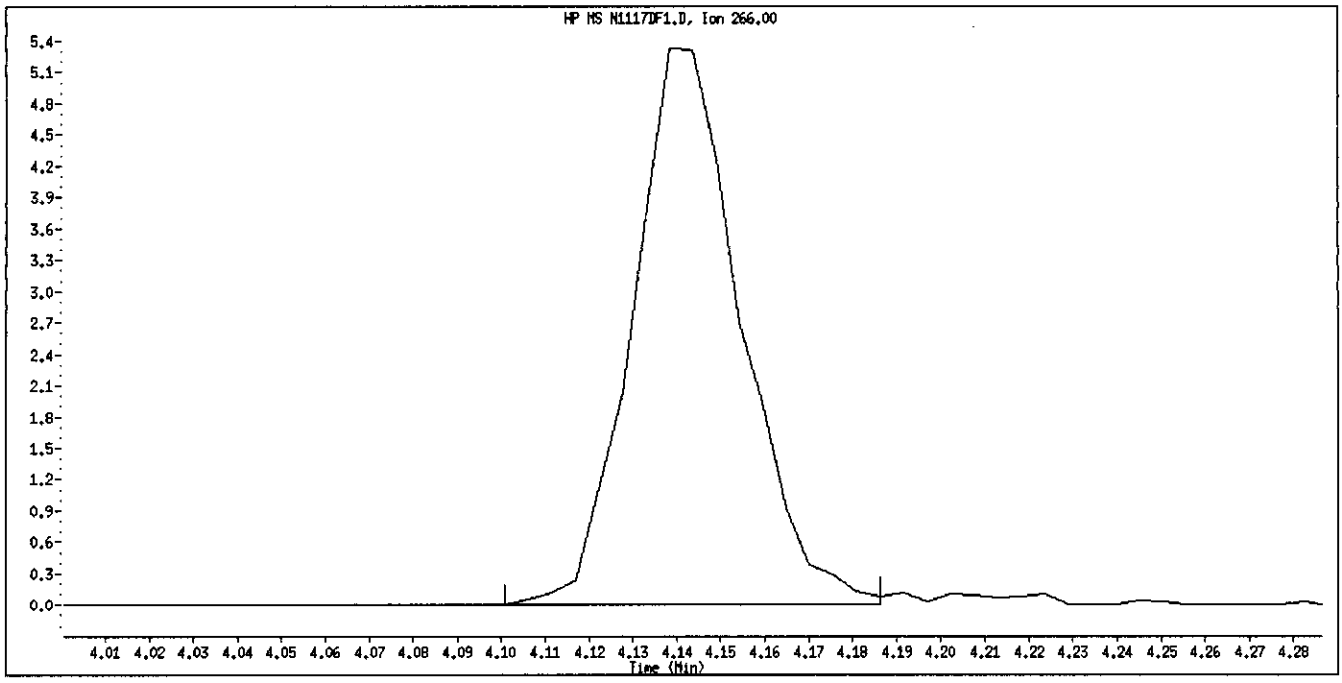

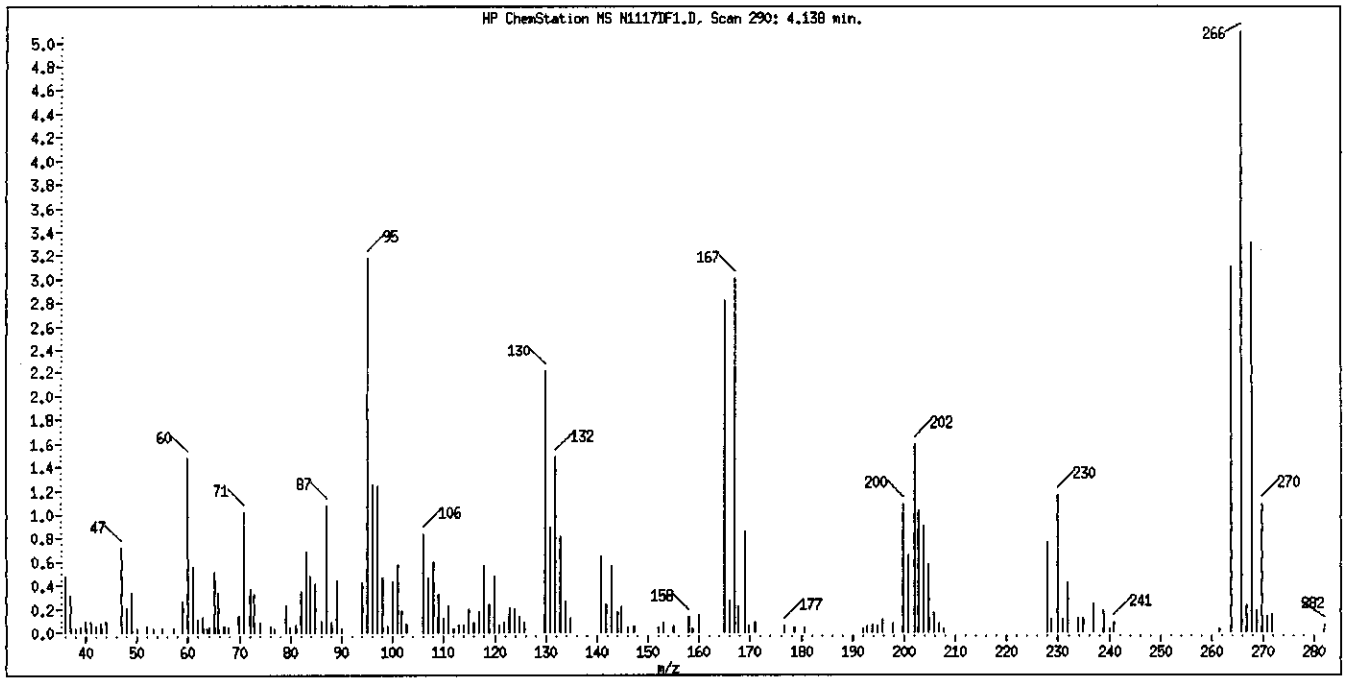

Tailing Factor = 1.56 Good
Acceptance Criteria 0 - 5
Tailing Factor = (T3 - T2) / (T2 - T1)
T1 = 4.118629 T2 = 4.138183 T3 = 4.168748

Data File: N1117DF1.D
Inj Date: 17-NOV-2010 11:04
Instrument ID: 733.i
Compound Name: Benzidine
Operator Name: 3200
Report Date: 11/18/2010

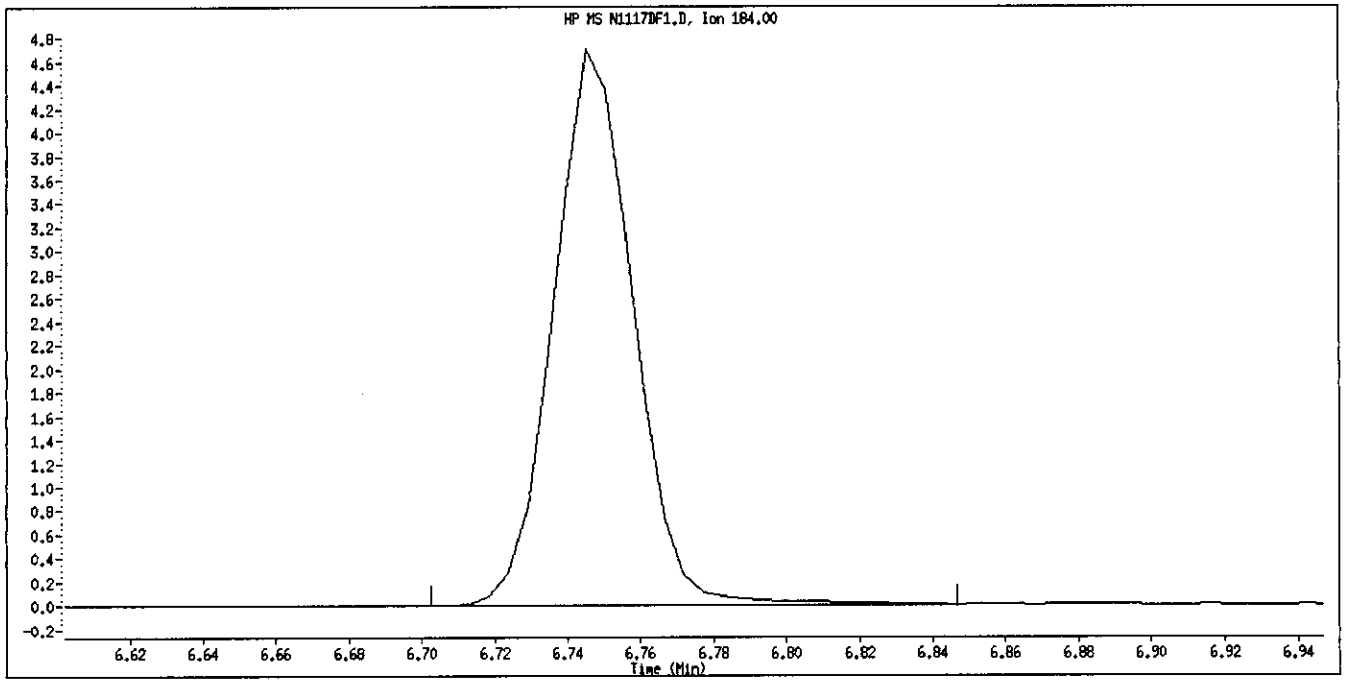

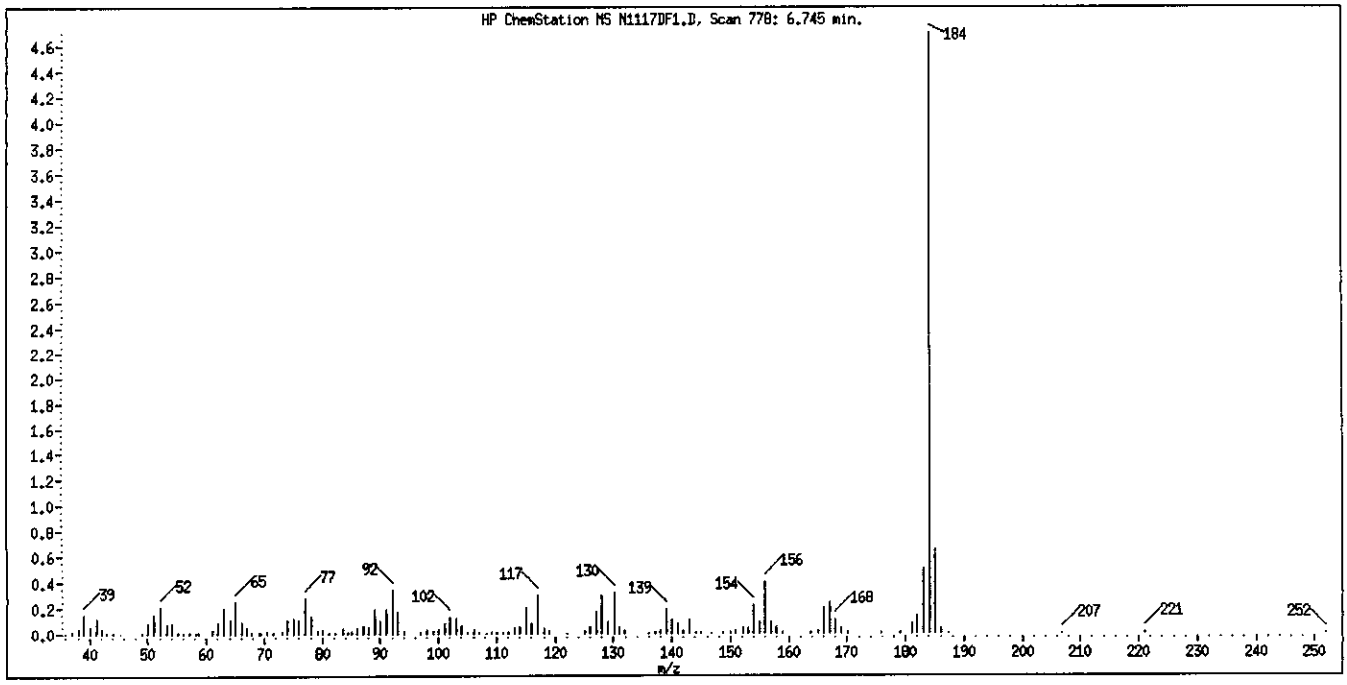

Tailing Factor = 1.25 Good
Acceptance Criteria 0 - 3
Tailing Factor = (T3 - T2) / (T2 - T1)
T1 = 6.725649 T2 = 6.745133 T3 = 6.769536

Data File: N1117DF1.D
Inj Date: 17-NOV-2010 11:04
Instrument ID: 733.i
Compound Name: 4,4'-DDT
Operator Name: 3200
Report Date: 11/18/2010

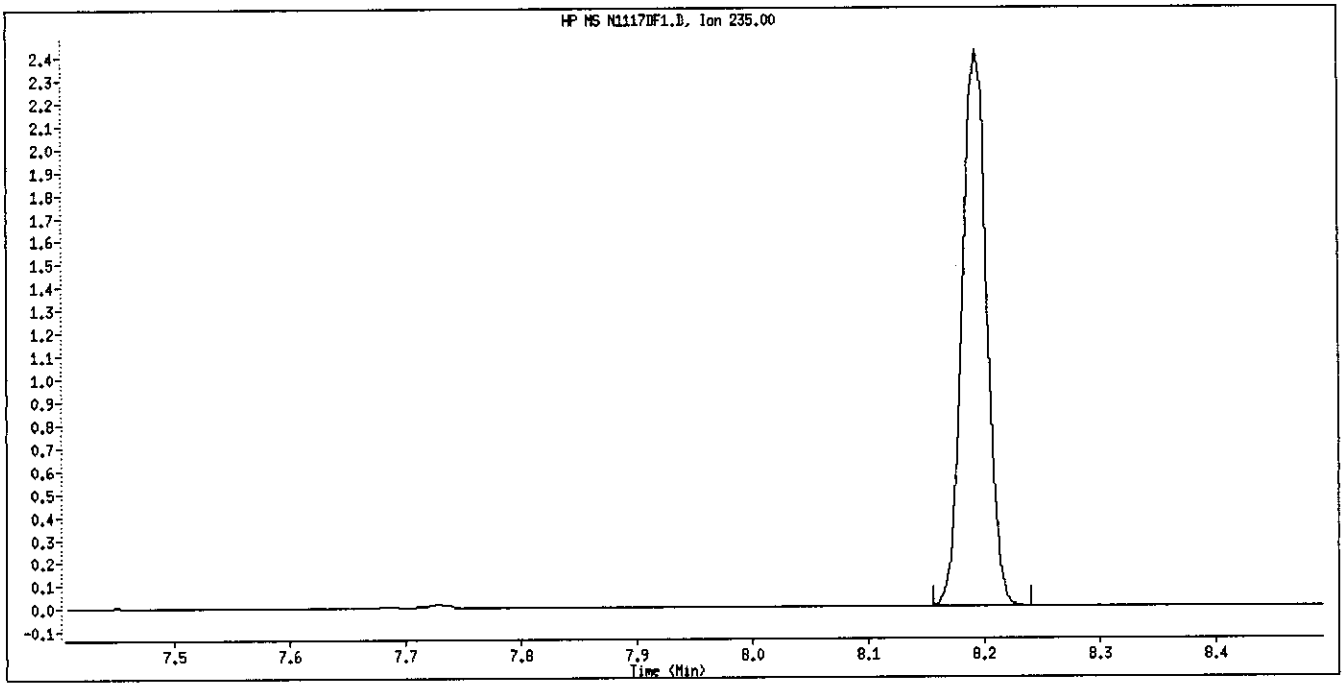

Degradation = 0.782% Good
Acceptance Criteria 0 - 20 %
DDT Area = 361038
DDE Area = 285
DDD Area = 2560

Data File: \\PITSVR06\D\chem\731.i\V111610.b\V1116DF1.D

Date : 16-NOV-2010 12:02

Client ID: DFTPP050

Instrument: 731.i

Sample Info: DFTPP (25ug/mL) bna0859-10

Operator: 003200

Column phase:

Column diameter: 2.00

1 dftpp

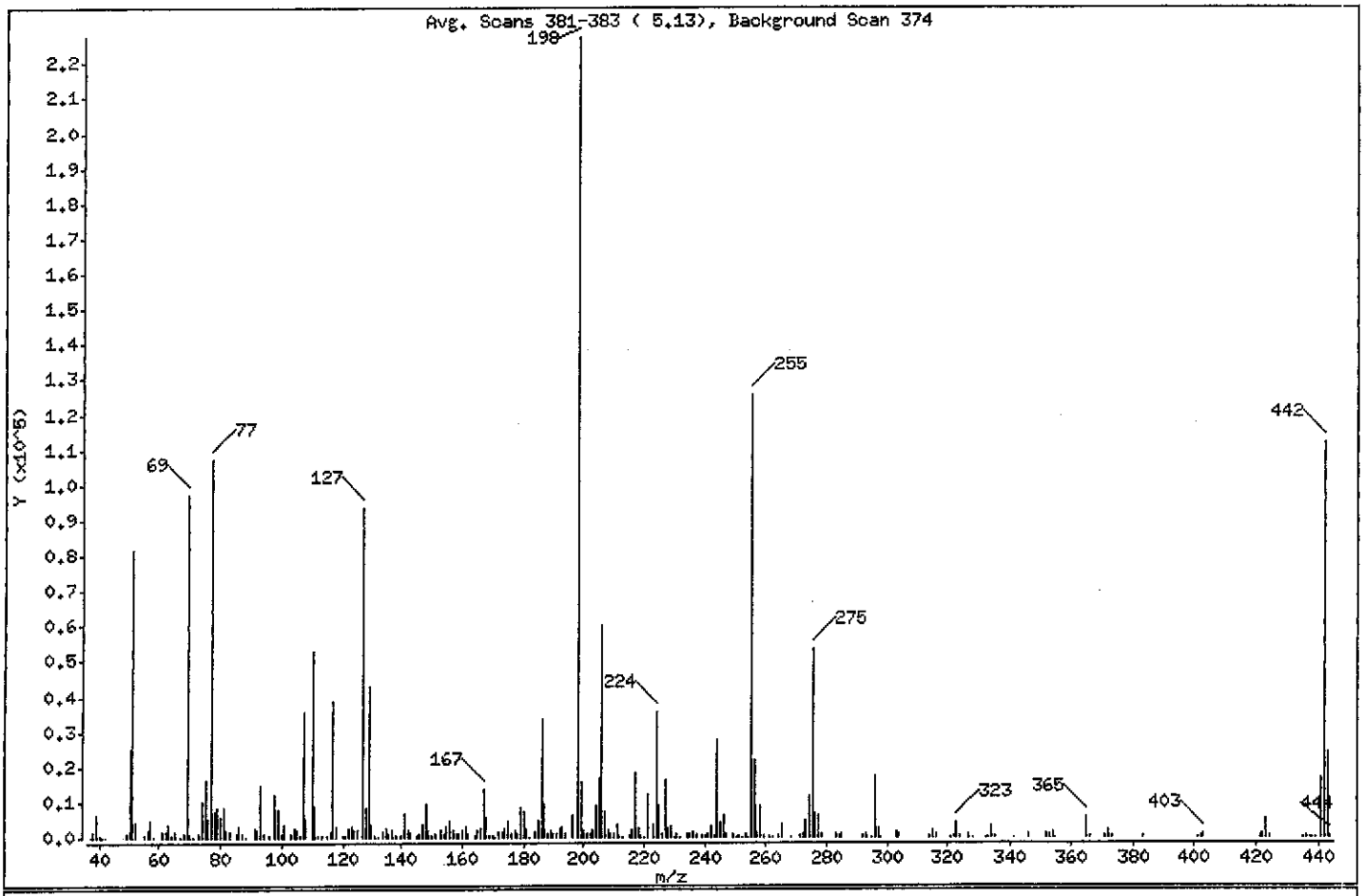

m/e	ION ABUNDANCE CRITERIA	% RELATIVE ABUNDANCE
198	Base Peak, 100% relative abundance	100.00
51	30.00 - 60.00% of mass 198	35.75
68	Less than 2.00% of mass 69	0.55 (1.27)
69	Mass 69 relative abundance	42.85
70	Less than 2.00% of mass 69	0.41 (0.97)
127	40.00 - 60.00% of mass 198	41.04
197	Less than 1.00% of mass 198	0.00
199	5.00 - 9.00% of mass 198	6.99
275	10.00 - 30.00% of mass 198	23.42
365	Greater than 1.00% of mass 198	2.63
441	Present, but less than mass 443	7.27
442	40.00 - 99.00% of mass 198	49.17
443	17.00 - 23.00% of mass 442	10.51 (21.37)

Data File: \\PITSVR06\D\chem\731.i\V111610.b\V1116DF1.D

Date : 16-NOV-2010 12:02

Client ID: DFTPP050

Instrument: 731.i

Sample Info: DFTPP (25ug/mL) bna0859-10

Operator: 003200

Column phase:

Column diameter: 2.00

Data File: V1116DF1.D

Spectrum: Avg. Scans 381-383 (5.13), Background Scan 374

Location of Maximum: 198.00

Number of points: 253

m/z	Y	m/z	Y	m/z	Y	m/z	Y
37.00	209	122.00	2875	193.00	3324	268.00	174
38.00	1665	123.00	3310	194.00	812	271.00	386
39.00	6018	124.00	1941	196.00	6426	272.00	970
40.00	325	125.00	1832	198.00	227456	273.00	4499
41.00	174	127.00	93344	199.00	15905	274.00	11374
42.00	238	128.00	8475	200.00	1975	275.00	53272
49.00	1017	129.00	42976	201.00	1140	276.00	6639
50.00	25208	130.00	3752	202.00	949	277.00	6344
51.00	81320	131.00	692	203.00	2120	278.00	1151
52.00	4057	132.00	187	204.00	8684	283.00	915
55.00	606	134.00	1488	205.00	16920	284.00	561
56.00	2237	135.00	2841	206.00	60256	285.00	825
57.00	4738	136.00	1236	207.00	7221	292.00	489
58.00	230	137.00	2075	208.00	2024	293.00	1131
61.00	1424	138.00	424	209.00	1105	295.00	256
62.00	1742	140.00	421	210.00	960	296.00	17152
63.00	3521	141.00	6929	211.00	3614	297.00	2614
64.00	677	142.00	1998	212.00	498	298.00	192
65.00	1705	143.00	1812	213.00	191	303.00	1420
67.00	194	145.00	400	215.00	443	304.00	813
68.00	1241	146.00	1124	216.00	1848	314.00	683
69.00	97464	147.00	3904	217.00	18408	315.00	2024
70.00	943	148.00	9586	218.00	2805	316.00	942
71.00	194	149.00	2178	219.00	320	321.00	241
73.00	1271	150.00	543	220.00	193	322.00	346
74.00	9825	151.00	1065	221.00	12136	323.00	4180
75.00	16349	153.00	1904	223.00	3802	324.00	696
76.00	5336	154.00	1228	224.00	35432	327.00	1141
77.00	107408	155.00	3132	225.00	9069	328.00	256
78.00	7311	156.00	4488	226.00	793	332.00	225
79.00	8430	157.00	2113	227.00	16020	333.00	170
80.00	5749	158.00	1280	228.00	2751	334.00	3042
81.00	8492	159.00	1126	229.00	2966	335.00	296
82.00	2034	160.00	2148	230.00	243	341.00	244
83.00	1618	161.00	3216	231.00	933	346.00	1226

Data File: \\PITSVR06\D\chem\731.i\V111610.b\V1116DF1.D

Date : 16-NOV-2010 12:02

Client ID: DFTPP050

Instrument: 731.i

Sample Info: DFTPP (25ug/mL) bna0859-10

Operator: 003200

Column phase:

Column diameter: 2.00

Data File: V1116DF1.D
Spectrum: Avg. Scans 381-383 (5.13), Background Scan 374
Location of Maximum: 198.00
Number of points: 253

m/z	Y	m/z	Y	m/z	Y	m/z	Y
85.00	882	162.00	1028	232.00	185	352.00	999
86.00	2973	164.00	593	234.00	1115	353.00	825
87.00	1158	165.00	2269	235.00	866	354.00	1537
88.00	197	166.00	2509	236.00	1394	355.00	191
91.00	2419	167.00	13833	237.00	1006	365.00	5976
92.00	1859	168.00	5875	239.00	513	366.00	719
93.00	14798	169.00	608	240.00	691	371.00	631
94.00	945	170.00	287	241.00	1242	372.00	1918
96.00	772	171.00	229	242.00	2903	373.00	422
98.00	11966	172.00	1488	243.00	716	383.00	709
99.00	7709	173.00	1374	244.00	27496	401.00	175
100.00	814	174.00	2816	245.00	4307	402.00	613
101.00	3860	175.00	4709	246.00	6247	403.00	934
103.00	845	176.00	1109	247.00	987	421.00	721
104.00	2523	177.00	2274	249.00	791	422.00	944
105.00	2040	178.00	884	250.00	212	423.00	5377
106.00	420	179.00	8303	251.00	409	424.00	746
107.00	35304	180.00	7444	252.00	248	435.00	206
108.00	5226	181.00	2644	253.00	895	436.00	365
110.00	52680	182.00	206	254.00	192	437.00	207
111.00	8925	184.00	1657	255.00	125536	438.00	215
112.00	721	185.00	4611	256.00	21920	439.00	208
113.00	545	186.00	33408	257.00	1543	441.00	16528
115.00	270	187.00	9334	258.00	8809	442.00	111832
116.00	1729	188.00	1057	259.00	612	443.00	23896
117.00	38632	189.00	1924	261.00	382	444.00	683
118.00	3314	190.00	814	262.00	172		
120.00	755	191.00	1159	264.00	505		
121.00	265	192.00	2791	265.00	3746		

Data File: \\PITSVR06\D\chem\731.i\V111610.b\V1116DF1.D

Date : 16-NOV-2010 12:02

Client ID: DFTPP050

Instrument: 731.i

Sample Info: DFTPP (25ug/mL) bna0859-10

Operator: 003200

Column phase:

Column diameter: 2.00

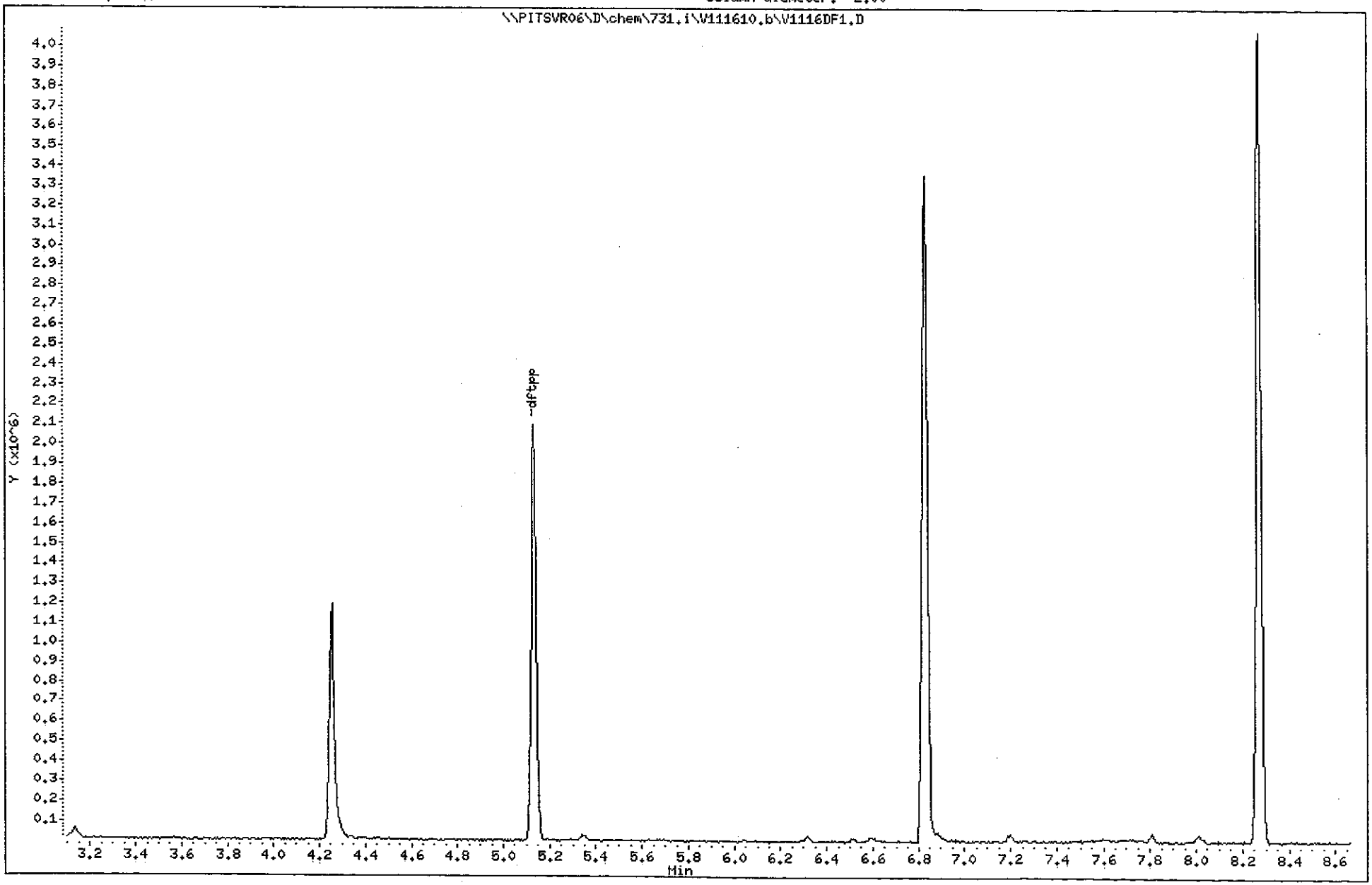

(1001 - 1770)
1733
C0K110534

Data File: V1116DF1.D
Inj Date: 16-NOV-2010 12:02
Instrument ID: 731.i
Compound Name: Pentachlorophenol
Operator Name: 003200
Report Date: 11/17/2010

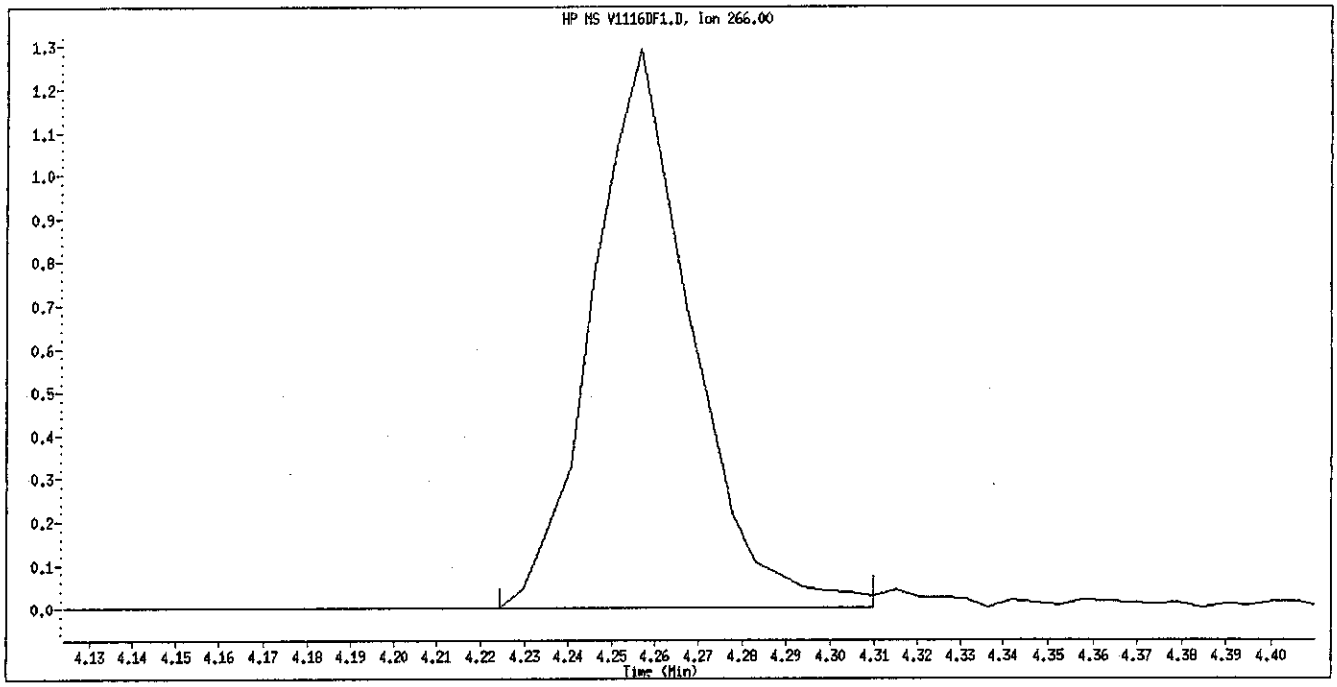

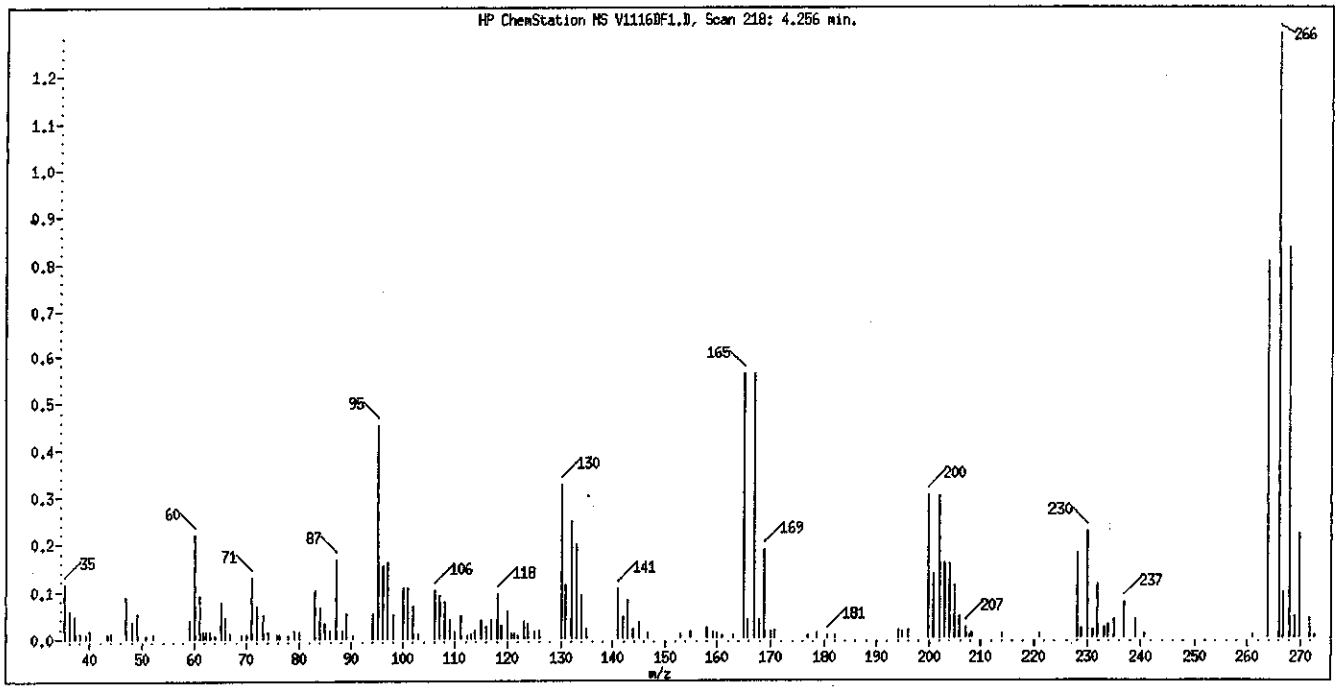

Tailing Factor = 1.09 Good
Acceptance Criteria 0 - 5
Tailing Factor = (T3 - T2) / (T2 - T1)
T1 = 4.233022 T2 = 4.2564 T3 = 4.281944

Data File: V1116DF1.D
Inj Date: 16-NOV-2010 12:02
Instrument ID: 731.i
Compound Name: Benzidine
Operator Name: 003200
Report Date: 11/17/2010

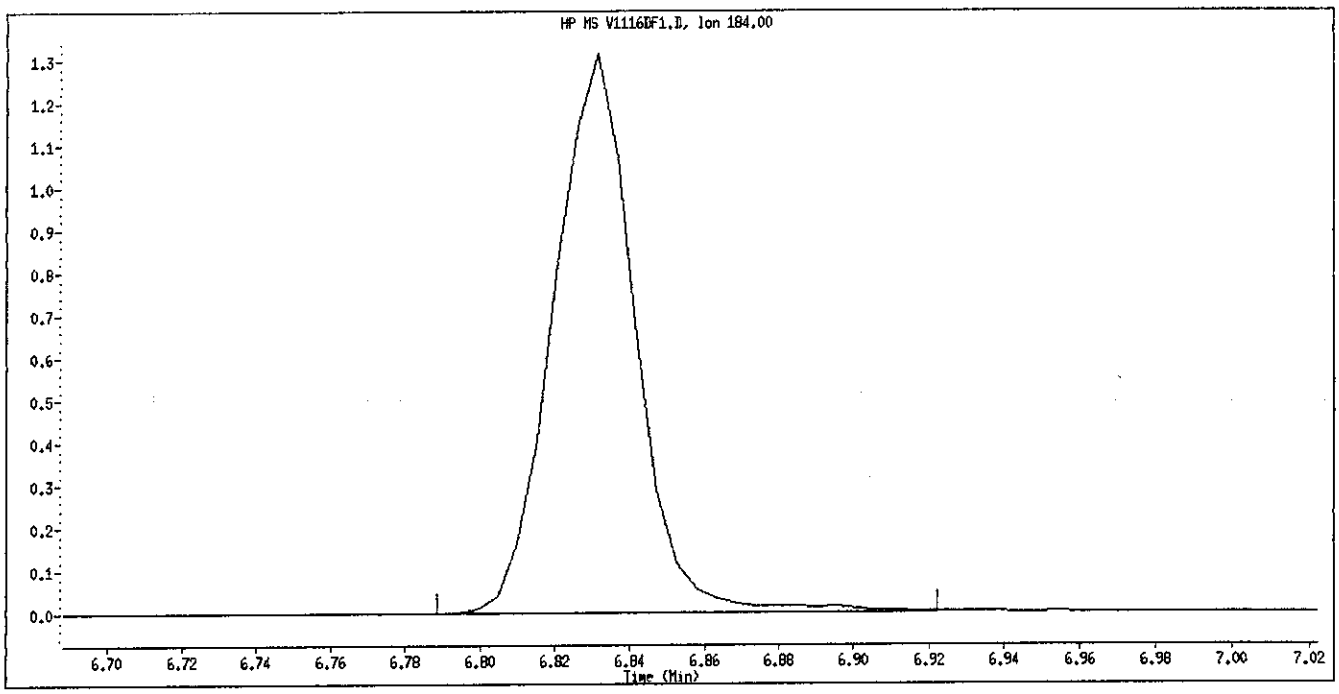

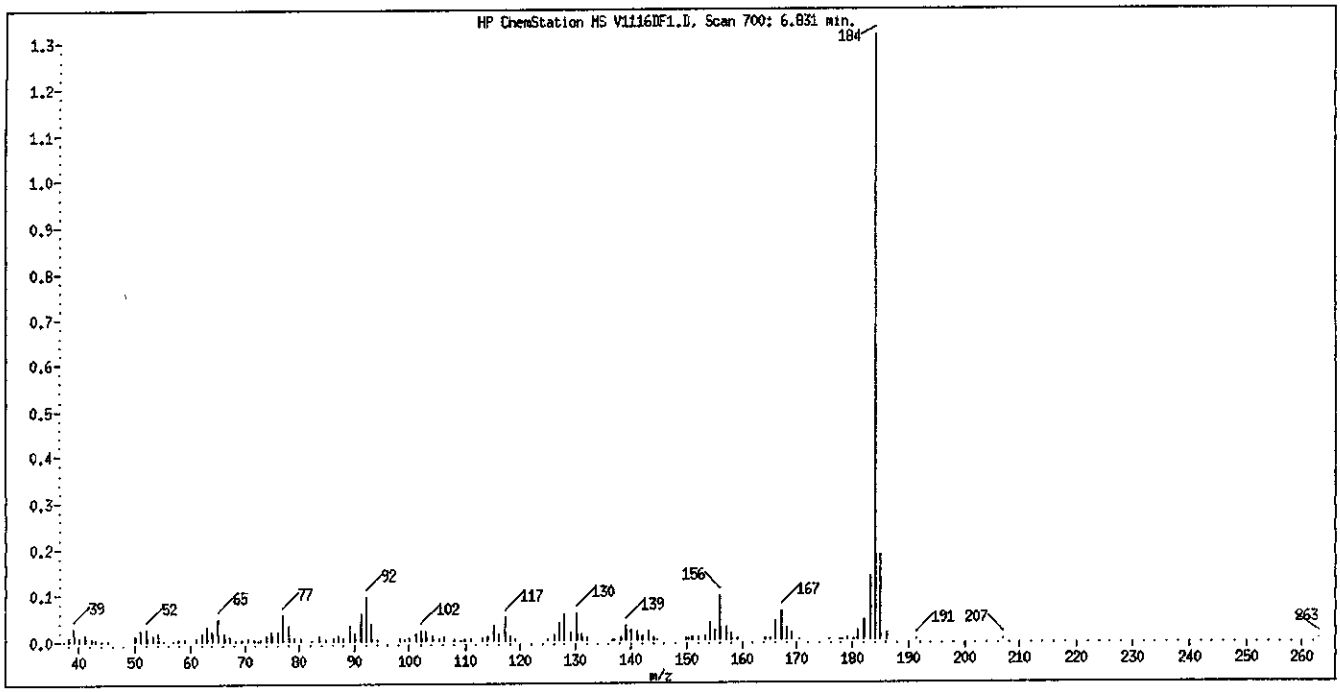

Tailing Factor = 0.916 Good
Acceptance Criteria 0 - 3
Tailing Factor = (T3 - T2) / (T2 - T1)
T1 = 6.80854 T2 = 6.8313 T3 = 6.852152

Data File: V1116DF1.D
Inj Date: 16-NOV-2010 12:02
Instrument ID: 731.i
Compound Name: 4,4'-DDT
Operator Name: 003200
Report Date: 11/17/2010

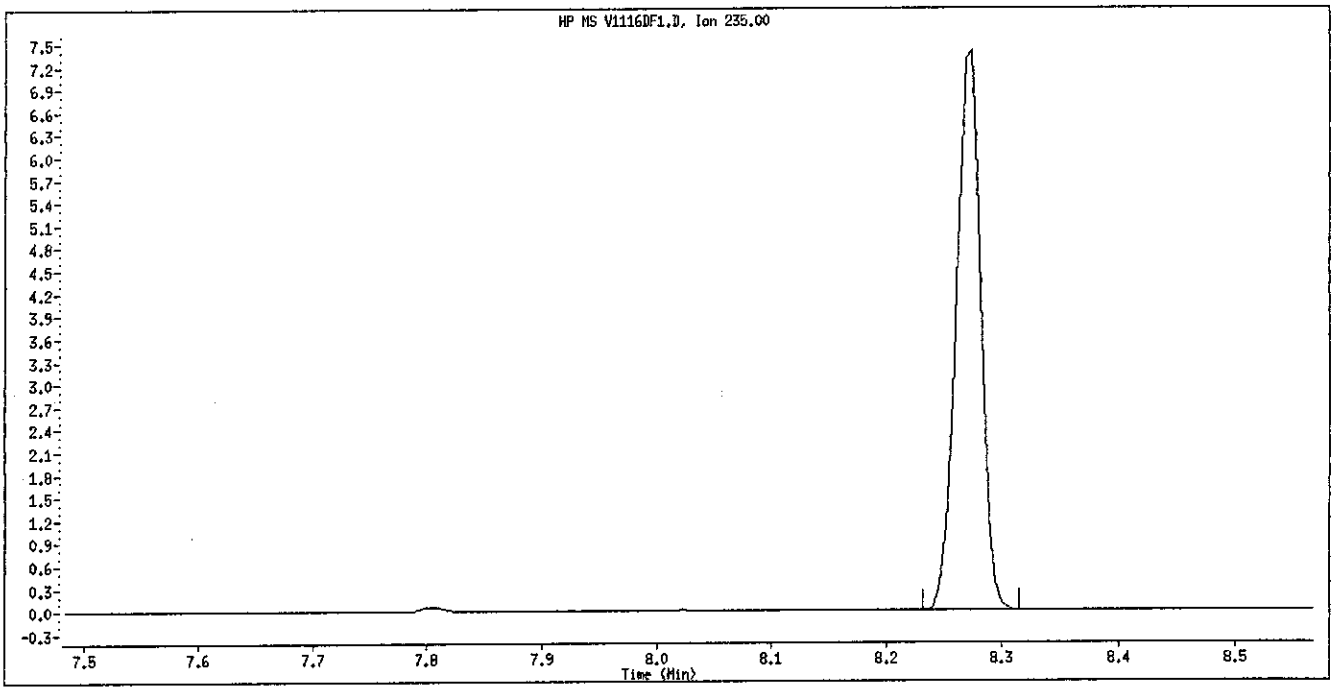

Degradation = 0.0238% Good
Acceptance Criteria 0 - 20 %
DDT Area = 1117446
DDE Area = 266
DDD Area = 0

Data File: \\PITSVR06\D\chem\731.i\V111710.b\V1117DF1.D

Date : 17-NOV-2010 08:08

Client ID: DFTPP050

Instrument: 731.i

Sample Info: DFTPP (25ug/mL) bna0859-10

Operator: 003200

Column phase:

Column diameter: 2.00

1 dftpp

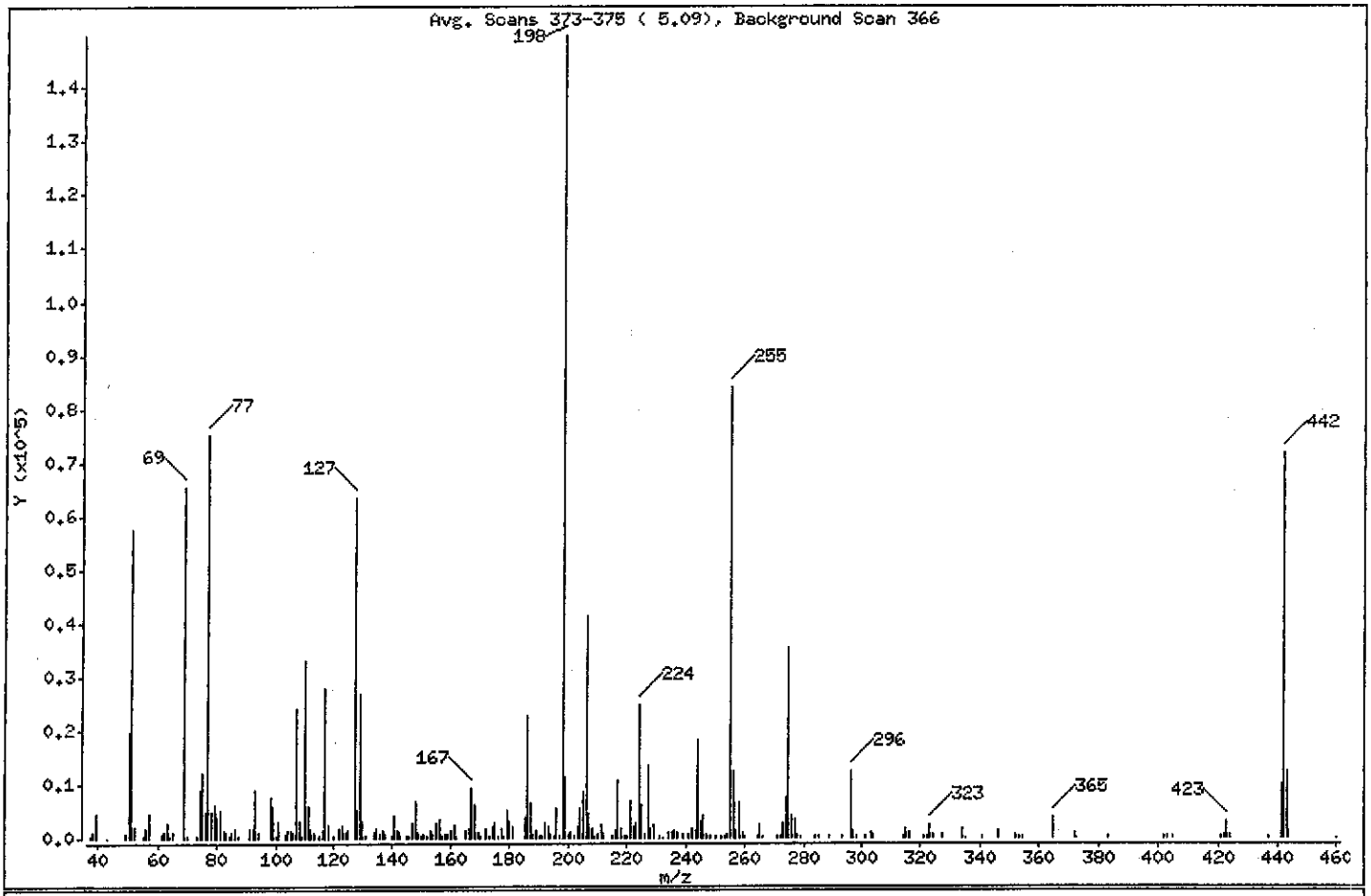

m/e	ION ABUNDANCE CRITERIA	% RELATIVE ABUNDANCE
198	Base Peak, 100% relative abundance	100.00
51	30.00 - 60.00% of mass 198	38.33
68	Less than 2.00% of mass 69	0.00 (0.00)
69	Mass 69 relative abundance	43.58
70	Less than 2.00% of mass 69	0.21 (0.49)
127	40.00 - 60.00% of mass 198	42.36
197	Less than 1.00% of mass 198	0.33
199	5.00 - 9.00% of mass 198	7.58
275	10.00 - 30.00% of mass 198	23.71
365	Greater than 1.00% of mass 198	2.45
441	Present, but less than mass 443	6.58
442	40.00 - 99.00% of mass 198	47.85
443	17.00 - 23.00% of mass 442	8.18 (17.09)

Date : 17-NOV-2010 08:08

Client ID: DFTPP050 Instrument: 731.i

Sample Info: DFTPP (25ug/mL) bna0859-10

Operator: 003200

Column phase: Column diameter: 2.00

Data File: V1117DF1.D
Spectrum: Avg. Scans 373-375 (5.09), Background Scan 366
Location of Maximum: 198.00
Number of points: 231

m/z	Y	m/z	Y	m/z	Y	m/z	Y
37.00	242	123.00	2338	192.00	2759	258.00	6607
38.00	1032	124.00	1097	193.00	2232	259.00	1054
39.00	4629	125.00	1225	194.00	574	260.00	231
43.00	171	127.00	63440	195.00	354	264.00	214
49.00	656	128.00	5197	196.00	5564	265.00	2533
50.00	19528	129.00	26832	197.00	489	266.00	217
51.00	57400	130.00	3148	198.00	149760	271.00	201
52.00	2200	131.00	225	199.00	11358	272.00	302
55.00	225	134.00	1117	200.00	705	273.00	2709
56.00	1672	135.00	1780	201.00	868	274.00	7634
57.00	4387	136.00	721	202.00	200	275.00	35512
61.00	585	137.00	1453	203.00	1923	276.00	4015
62.00	1134	138.00	618	204.00	5585	277.00	3542
63.00	2754	140.00	226	205.00	8529	278.00	694
64.00	245	141.00	3961	206.00	41360	279.00	294
65.00	1158	142.00	1477	207.00	4438	284.00	220
69.00	65272	143.00	1022	208.00	1756	285.00	414
70.00	321	145.00	284	209.00	506	289.00	190
73.00	419	146.00	445	210.00	701	293.00	320
74.00	8859	147.00	2714	211.00	2565	296.00	12565
75.00	11987	148.00	6980	212.00	923	297.00	1448
76.00	4712	149.00	1162	215.00	348	298.00	217
77.00	75032	150.00	242	216.00	1432	301.00	227
78.00	4717	151.00	602	217.00	10706	303.00	1182
79.00	6025	152.00	184	218.00	1589	304.00	561
80.00	3628	153.00	1275	219.00	413	314.00	176
81.00	5105	154.00	726	220.00	201	315.00	1562
82.00	1448	155.00	2739	221.00	7042	316.00	940
83.00	941	156.00	3374	222.00	2027	321.00	303
84.00	306	157.00	245	223.00	2917	322.00	175
85.00	1032	158.00	565	224.00	24728	323.00	2283
86.00	1817	159.00	527	225.00	6150	324.00	682
87.00	377	160.00	1279	226.00	690	327.00	693
91.00	1768	161.00	2389	227.00	13429	334.00	1802
92.00	1577	162.00	347	228.00	1623	335.00	167

Date : 17-NOV-2010 08:08

Client ID: DFTPP050 Instrument: 731.i

Sample Info: DFTPP (25ug/mL) bna0859-10

Operator: 003200

Column phase: Column diameter: 2.00

Data File: V1117DF1.D
Spectrum: Avg. Scans 373-375 (5.09), Background Scan 366
Location of Maximum: 198.00
Number of points: 231

m/z	Y	m/z	Y	m/z	Y	m/z	Y
93.00	8840	165.00	1489	229.00	2407	341.00	235
94.00	902	166.00	1684	231.00	404	346.00	1338
98.00	7407	167.00	9395	232.00	171	352.00	729
99.00	5899	168.00	6257	234.00	1013	353.00	398
100.00	259	169.00	1104	235.00	868	354.00	322
101.00	3065	170.00	383	236.00	1273	365.00	3670
103.00	601	172.00	1552	237.00	1165	372.00	1152
104.00	1462	173.00	431	239.00	817	373.00	169
105.00	1535	174.00	1987	241.00	708	383.00	336
106.00	1087	175.00	2639	242.00	1791	402.00	471
107.00	23952	176.00	469	243.00	1468	403.00	516
108.00	3218	177.00	1697	244.00	18096	405.00	275
109.00	269	178.00	264	245.00	3246	421.00	448
110.00	33096	179.00	5025	246.00	4150	422.00	558
111.00	5760	180.00	3026	247.00	693	423.00	3007
112.00	1607	181.00	2189	248.00	238	424.00	798
113.00	1112	185.00	3665	250.00	213	437.00	367
115.00	330	186.00	22568	252.00	297	441.00	9855
116.00	1511	187.00	6415	253.00	261	442.00	71656
117.00	28016	188.00	752	254.00	683	443.00	12245
118.00	2555	189.00	1237	255.00	83896	444.00	1482
120.00	210	190.00	231	256.00	12278	460.00	167
122.00	1890	191.00	289	257.00	1281		

Data File: \\PITSVR06\D\chem\731.i\V111710.b\V1117DF1.D

Date : 17-NOV-2010 08:08

Client ID: DFTPP050

Sample Info: DFTPP (25ug/mL) bna0859-10

Column phase:

Instrument: 731.i

Operator: 003200

Column diameter: 2.00

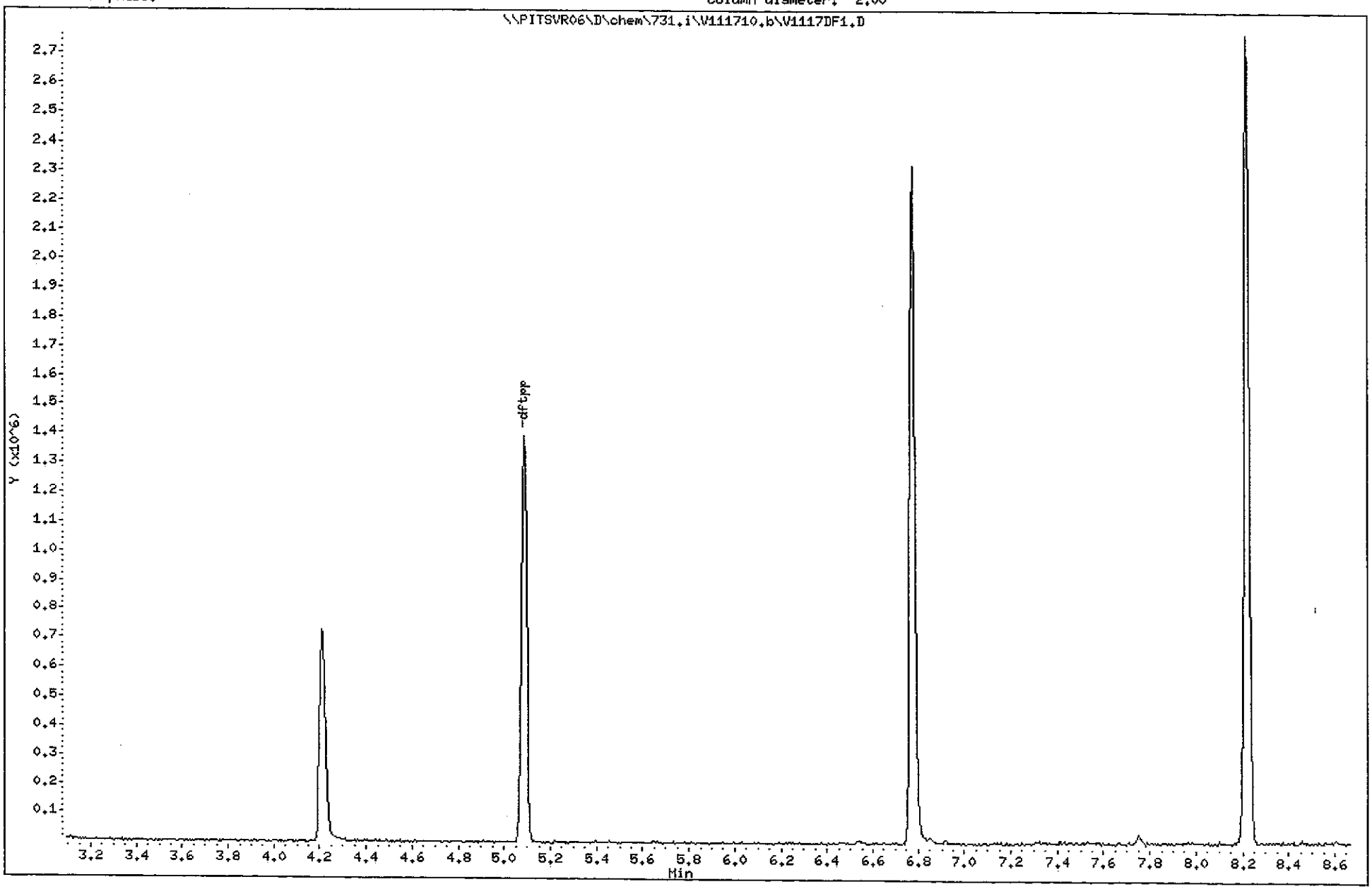

(1001 - 1770)
1740
C0K110534

Data File: V1117DF1.D
Inj Date: 17-NOV-2010 08:08
Instrument ID: 731.i
Compound Name: Pentachlorophenol
Operator Name: 003200
Report Date: 11/17/2010

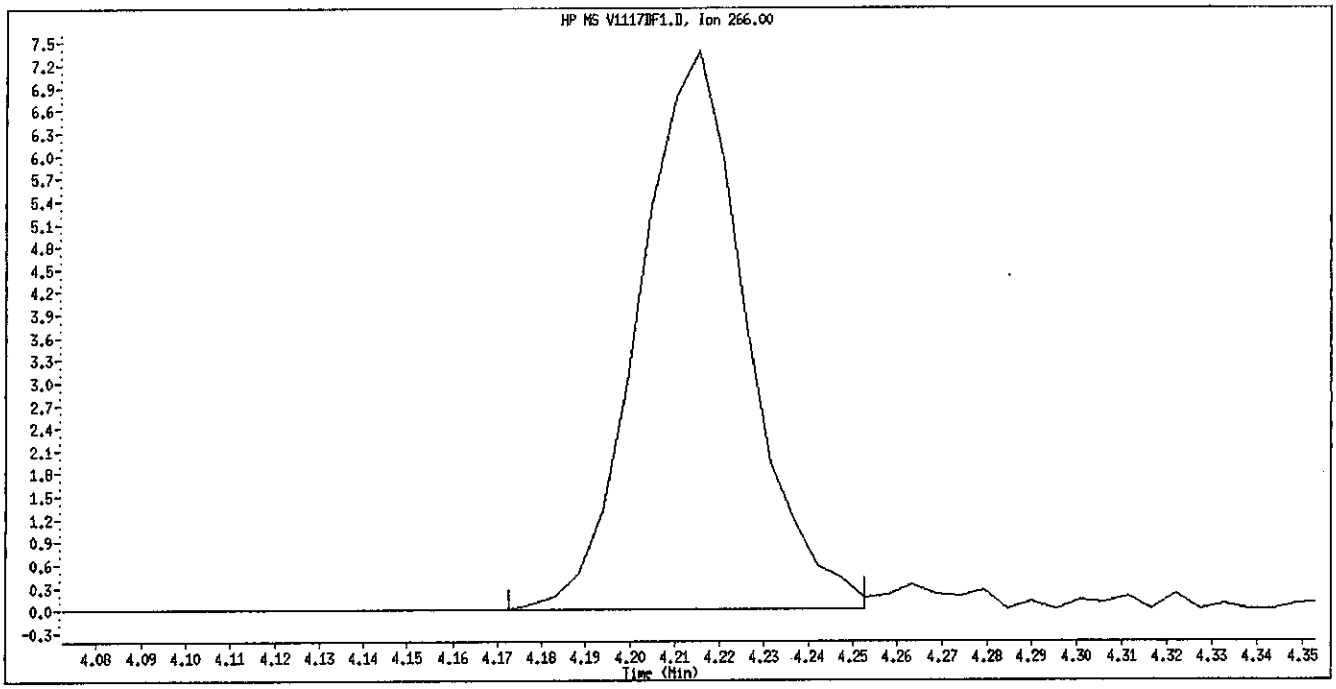

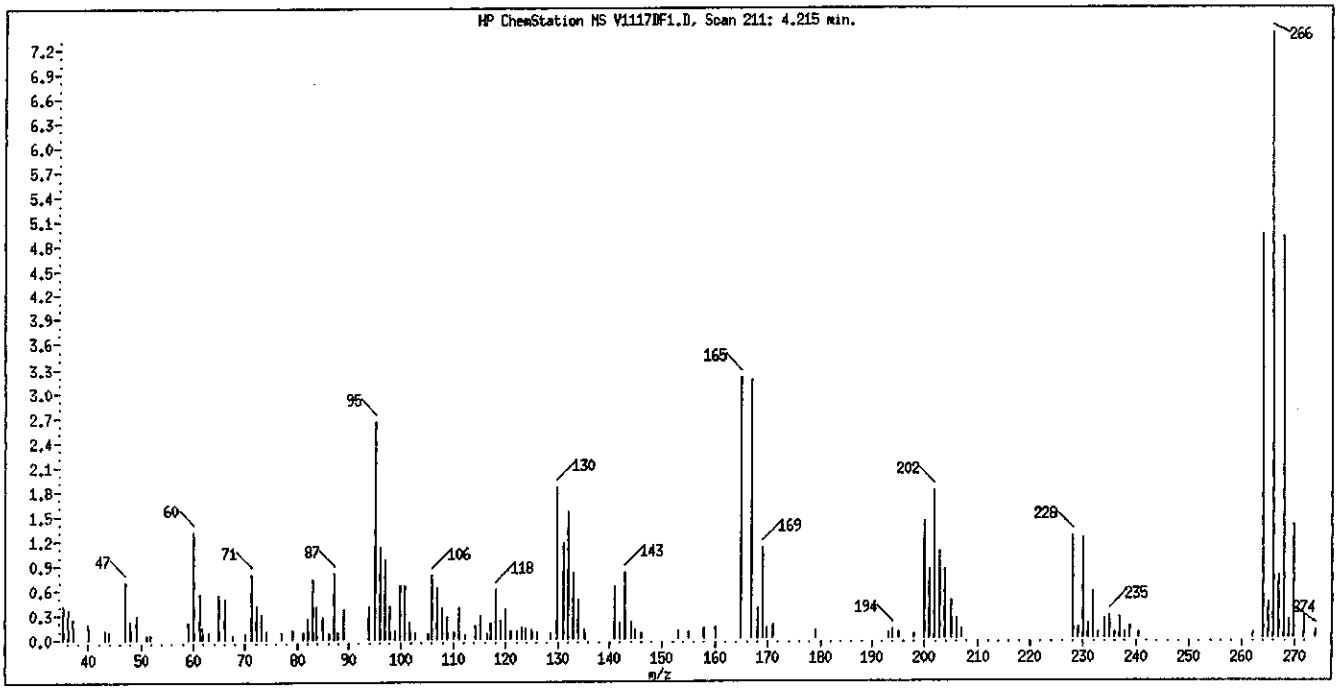

Tailing Factor = 1.01 Good
Acceptance Criteria 0 - 5
Tailing Factor = (T3 - T2) / (T2 - T1)
T1 = 4.190211 T2 = 4.215233 T3 = 4.240409

Data File: V1117DF1.D
Inj Date: 17-NOV-2010 08:08
Instrument ID: 731.i
Compound Name: Benzidine
Operator Name: 003200
Report Date: 11/17/2010

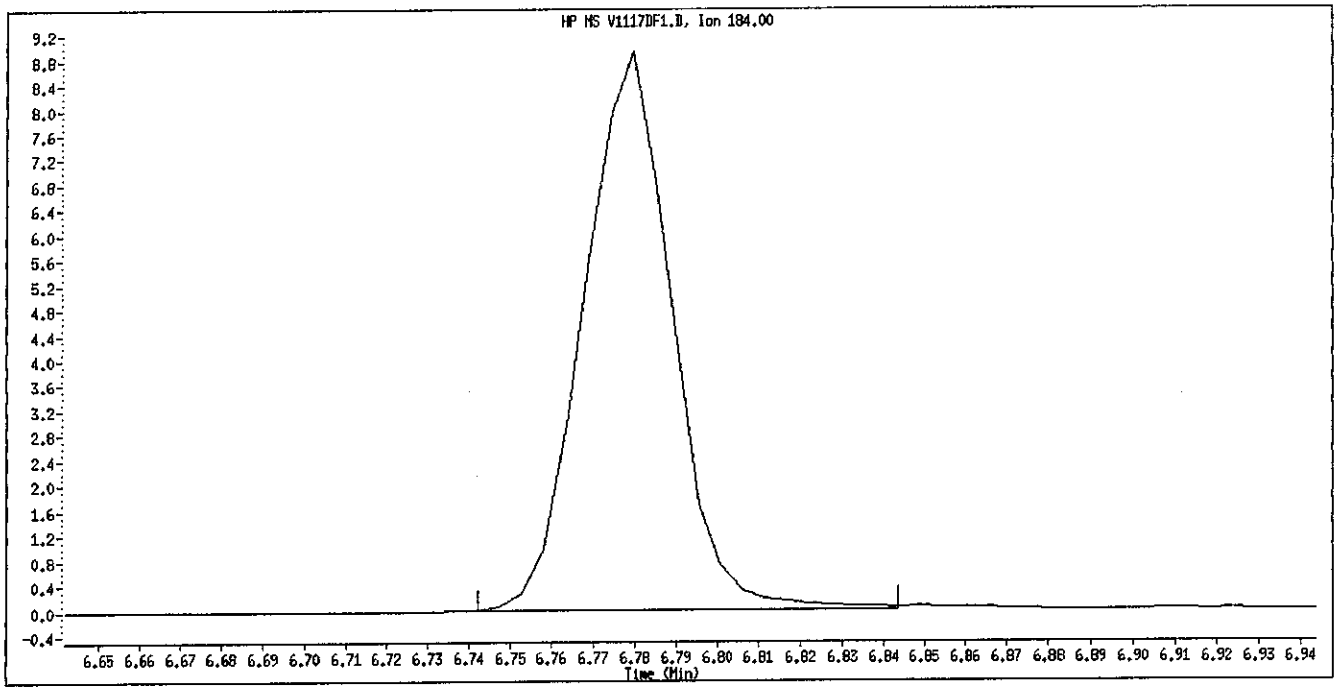

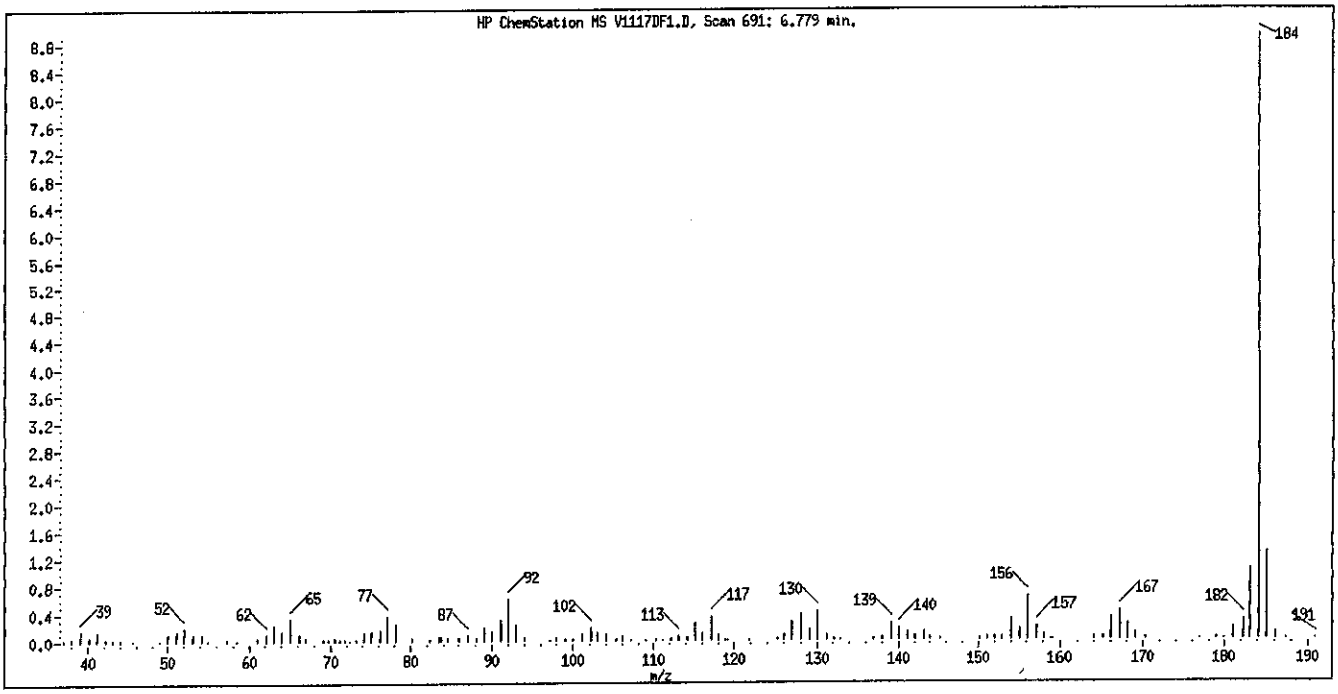

Tailing Factor = 0.925 Good
Acceptance Criteria 0 - 3
Tailing Factor = (T3 - T2) / (T2 - T1)
T1 = 6.75738 T2 = 6.77945 T3 = 6.799857

Data File: V1117DF1.D
Inj Date: 17-NOV-2010 08:08
Instrument ID: 731.i
Compound Name: 4,4'-DDT
Operator Name: 003200
Report Date: 11/17/2010

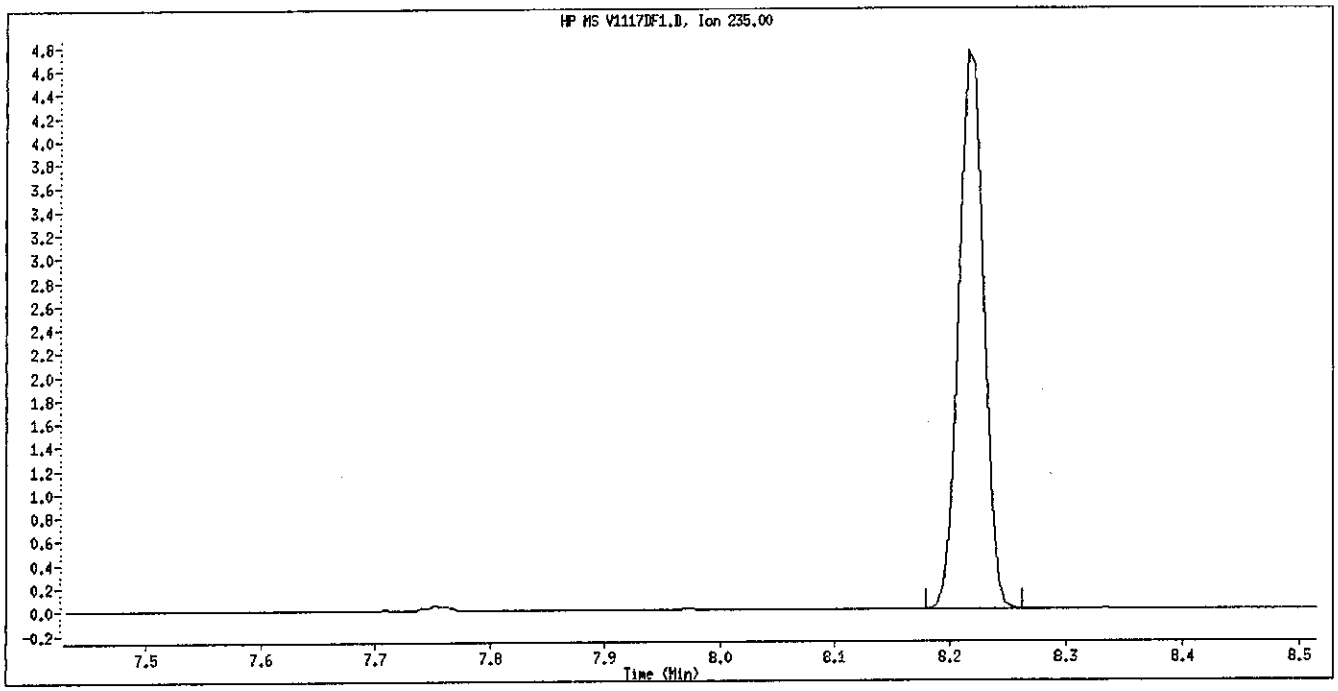

Degradation = 0.0364% Good
Acceptance Criteria 0 - 20 %
DDT Area = 730180
DDE Area = 266
DDD Area = 0

METHOD BLANK REPORT

GC/MS Semivolatiles

Client Lot #...: C0K110534 **Work Order #...:** L92WN1AA **Matrix.....:** WATER
MB Lot-Sample #: C0K150000-136

Prep Date.....: 11/15/10 **Analysis Time..:** 13:49
Analysis Date..: 11/16/10 **Prep Batch #...:** 0319136 **Final Wgt/Vol..:** 1 mL
Dilution Factor: 1 **Initial Wgt/Vol:** 1000 mL **Instrument ID..:** 731
Analyst ID.....: 003200

PARAMETER	RESULT	REPORTING LIMIT	UNITS	METHOD
Acenaphthene	ND	0.20	ug/L	SW846 8270C
Acenaphthylene	ND	0.20	ug/L	SW846 8270C
Acetophenone	ND	1.0	ug/L	SW846 8270C
Anthracene	ND	0.20	ug/L	SW846 8270C
Atrazine	ND	1.0	ug/L	SW846 8270C
Benzo(a)anthracene	ND	0.20	ug/L	SW846 8270C
Benzo(a)pyrene	ND	0.20	ug/L	SW846 8270C
Benzo(b)fluoranthene	ND	0.20	ug/L	SW846 8270C
Benzo(ghi)perylene	ND	0.20	ug/L	SW846 8270C
Benzo(k)fluoranthene	ND	0.20	ug/L	SW846 8270C
Benzaldehyde	ND	1.0	ug/L	SW846 8270C
1,1'-Biphenyl	ND	1.0	ug/L	SW846 8270C
bis(2-Chloroethoxy) methane	ND	1.0	ug/L	SW846 8270C
bis(2-Chloroethyl)-ether	ND	0.20	ug/L	SW846 8270C
bis(2-Ethylhexyl) phthalate	ND	1.0	ug/L	SW846 8270C
4-Bromophenyl phenyl ether	ND	1.0	ug/L	SW846 8270C
Butyl benzyl phthalate	ND	1.0	ug/L	SW846 8270C
Caprolactam	ND	5.0	ug/L	SW846 8270C
Carbazole	ND	0.20	ug/L	SW846 8270C
4-Chloroaniline	ND	1.0	ug/L	SW846 8270C
4-Chloro-3-methylphenol	ND	1.0	ug/L	SW846 8270C
2-Chloronaphthalene	ND	0.20	ug/L	SW846 8270C
2-Chlorophenol	ND	1.0	ug/L	SW846 8270C
4-Chlorophenyl phenyl ether	ND	1.0	ug/L	SW846 8270C
Chrysene	ND	0.20	ug/L	SW846 8270C
Dibenz(a,h)anthracene	ND	0.20	ug/L	SW846 8270C
Dibenzofuran	ND	1.0	ug/L	SW846 8270C
3,3'-Dichlorobenzidine	ND	1.0	ug/L	SW846 8270C
2,4-Dichlorophenol	ND	0.20	ug/L	SW846 8270C
Diethyl phthalate	ND	1.0	ug/L	SW846 8270C
2,4-Dimethylphenol	ND	1.0	ug/L	SW846 8270C
Dimethyl phthalate	ND	1.0	ug/L	SW846 8270C
Di-n-butyl phthalate	ND	1.0	ug/L	SW846 8270C
4,6-Dinitro-2-methylphenol	ND	5.0	ug/L	SW846 8270C

(Continued on next page)

METHOD BLANK REPORT

GC/MS Semivolatiles

Client Lot #...: C0K110534 **Work Order #...:** L92WN1AA **Matrix.....:** WATER

PARAMETER	RESULT	REPORTING LIMIT	UNITS	METHOD
2,4-Dinitrophenol	ND	5.0	ug/L	SW846 8270C
2,4-Dinitrotoluene	ND	1.0	ug/L	SW846 8270C
2,6-Dinitrotoluene	ND	1.0	ug/L	SW846 8270C
Di-n-octyl phthalate	ND	1.0	ug/L	SW846 8270C
Fluoranthene	ND	0.20	ug/L	SW846 8270C
Fluorene	ND	0.20	ug/L	SW846 8270C
Hexachlorobenzene	ND	0.20	ug/L	SW846 8270C
Hexachlorobutadiene	ND	0.20	ug/L	SW846 8270C
Hexachlorocyclopenta-diene	ND	1.0	ug/L	SW846 8270C
Hexachloroethane	ND	1.0	ug/L	SW846 8270C
Indeno(1,2,3-cd)pyrene	ND	0.20	ug/L	SW846 8270C
Isophorone	ND	1.0	ug/L	SW846 8270C
2-Methylnaphthalene	ND	0.20	ug/L	SW846 8270C
2-Methylphenol	ND	1.0	ug/L	SW846 8270C
4-Methylphenol	ND	1.0	ug/L	SW846 8270C
Naphthalene	ND	0.20	ug/L	SW846 8270C
2-Nitroaniline	ND	5.0	ug/L	SW846 8270C
3-Nitroaniline	ND	5.0	ug/L	SW846 8270C
4-Nitroaniline	ND	5.0	ug/L	SW846 8270C
Nitrobenzene	ND	0.20	ug/L	SW846 8270C
2-Nitrophenol	ND	1.0	ug/L	SW846 8270C
4-Nitrophenol	ND	5.0	ug/L	SW846 8270C
N-Nitrosodi-n-propyl-amine	ND	0.20	ug/L	SW846 8270C
N-Nitrosodiphenylamine	ND	0.20	ug/L	SW846 8270C
2,2'-oxybis (1-Chloropropane)	ND	0.20	ug/L	SW846 8270C
Pentachlorophenol	ND	1.0	ug/L	SW846 8270C
Phenanthrene	ND	0.20	ug/L	SW846 8270C
Phenol	ND	0.20	ug/L	SW846 8270C
Pyrene	ND	0.20	ug/L	SW846 8270C
2,4,5-Trichloro-phenol	ND	1.0	ug/L	SW846 8270C
2,4,6-Trichloro-phenol	ND	1.0	ug/L	SW846 8270C

SURROGATE	PERCENT RECOVERY	RECOVERY LIMITS
Nitrobenzene-d5	73	(23 - 112)
Terphenyl-d14	67	(10 - 132)
2-Fluorobiphenyl	61	(19 - 107)
2-Fluorophenol	68	(10 - 111)
Phenol-d5	70	(15 - 112)
2,4,6-Tribromophenol	61	(16 - 122)

(Continued on next page)

METHOD BLANK REPORT

GC/MS Semivolatiles

Client Lot #...: C0K110534 **Work Order #...:** L92WN1AA **Matrix.....:** WATER

NOTE(S):

Calculations are performed before rounding to avoid round-off errors in calculated results.

Data File: \\PITSVR06\D\chem\731.i\V111610.b\V1116024.D

Page 6

Date : 16-NOV-2010 13:49

Client ID: INTRA-LAB BLANK

Instrument: 731.i

Sample Info: C0K100534-BLK 11/15/10 h2o(0319135) 8270c

Volume Injected (uL): 2.0

Operator: 003200

Column phase: DB5-MS

Column diameter: 0.32

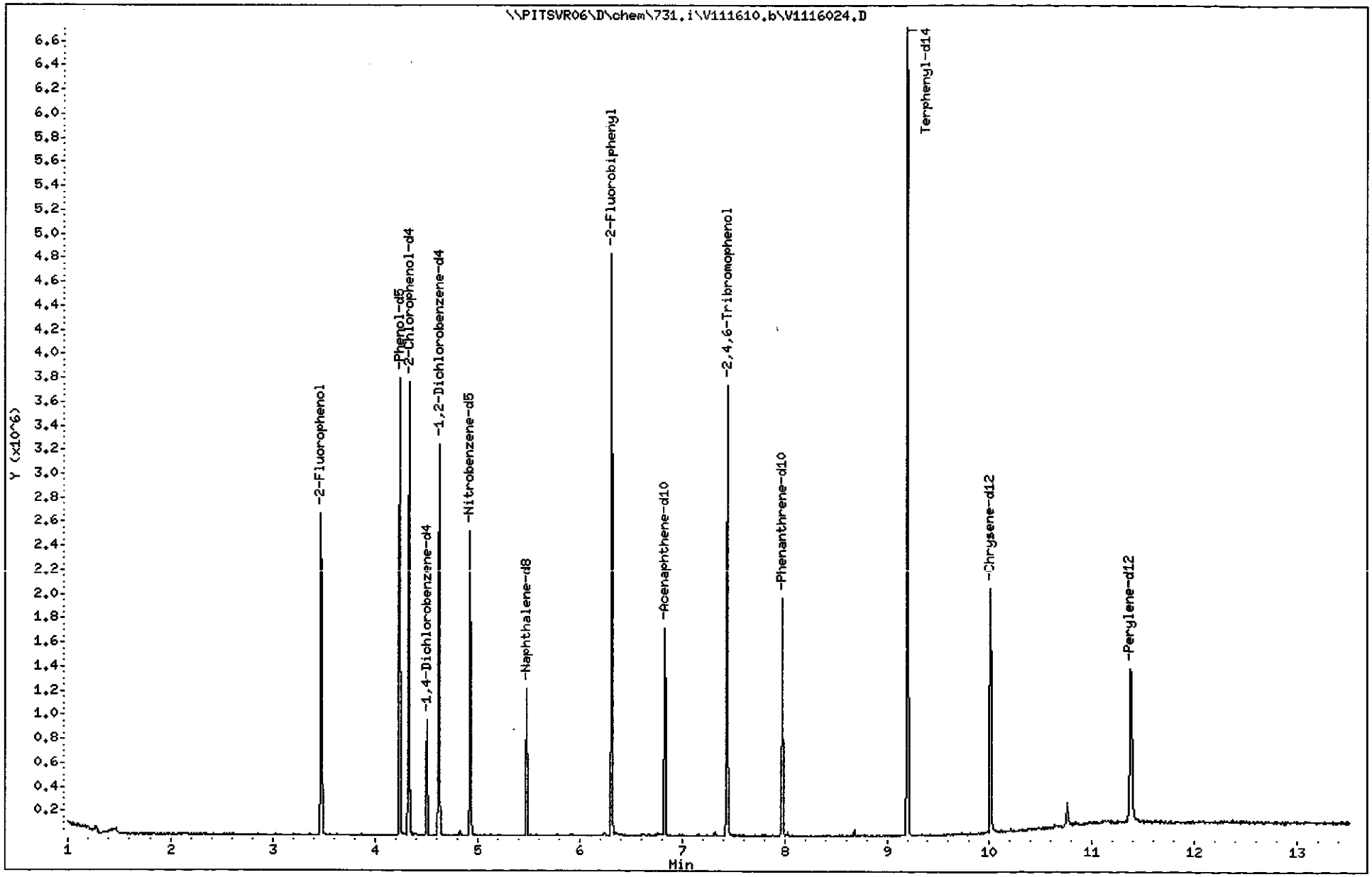

(1001 - 1770)

1747

C0K110534

TestAmerica Pittsburgh

Semivolatile REPORT SW-846 Method 8270

Data file : \\PITSVR06\D\chem\731.i\V111610.b\V1116024.D
Lab Smp Id: L92WN1AA Client Smp ID: INTRA-LAB BLANK
Inj Date : 16-NOV-2010 13:49
Operator : 003200 Inst ID: 731.i
Smp Info : C0K100534-BLK 11/15/10 h2o(0319135) 8270c
Misc Info : L92WN1AA,V111610.b,8270ll.m,padep.sub
Comment :
Method : \\PITSVR06\D\chem\731.i\V111610.b\8270ll.m
Meth Date : 17-Nov-2010 05:55 piccolinov Quant Type: ISTD
Cal Date : 10-NOV-2010 09:21 Cal File: V1110IC8.D
Als bottle: 26 QC Sample: METHOD BLANK
Dil Factor: 1.00000
Integrator: HP RTE Compound Sublist: padep.sub
Target Version: 4.14
Processing Host: PITPC-502

Concentration Formula: Amt * DF * Uf * Vt/(Vo * Vi) * CpndVariable

Name	Value	Description
DF	1.000	Dilution Factor
Uf	1.000	ng unit correction factor
Vt	1000.000	Volume of final extract (uL)
Vo	1000.000	Volume of sample extracted (mL)
Vi	2.000	Volume injected (uL)
Cpnd Variable		Local Compound Variable

	Compounds	QUANT SIG MASS	RT	EXP RT	REL RT	RESPONSE	CONCENTRATIONS ON-COLUMN (NG)	CONCENTRATIONS FINAL (ug/L)
* 1	1,4-Dichlorobenzene-d4	152	4.508	4.510	(1.000)	103757	8.00000	
* 2	Naphthalene-d8	136	5.481	5.487	(1.000)	386073	8.00000	
* 3	Acenaphthene-d10	164	6.832	6.839	(1.000)	297566	8.00000	
* 4	Phenanthrene-d10	188	7.975	7.982	(1.000)	597470	8.00000	
* 5	Chrysene-d12	240	10.016	10.017	(1.000)	767284	8.00000	
* 6	Perylene-d12	264	11.378	11.390	(1.000)	781623	8.00000	
198	1,4-Dioxane	88	Compound Not Detected.					
10	N-Nitrosodimethylamine	74	Compound Not Detected.					
9	Pyridine	79	Compound Not Detected.					
16	Methyl methanesulfonate	80	Compound Not Detected.					
206	Benzaldehyde	77	Compound Not Detected.					
21	Aniline	93	Compound Not Detected.					
22	Phenol	94	Compound Not Detected.					
23	bis(2-Chloroethyl)ether	93	Compound Not Detected.					
24	2-Chlorophenol	128	Compound Not Detected.					
26	1,3-Dichlorobenzene	146	Compound Not Detected.					
27	1,4-Dichlorobenzene	146	Compound Not Detected.					
28	1,2-Dichlorobenzene	146	Compound Not Detected.					
29	Benzyl Alcohol	108	Compound Not Detected.					
30	2-Methylphenol	108	Compound Not Detected.					

	Compounds	QUANT SIG MASS	RT	EXP RT	REL RT	RESPONSE	CONCENTRATIONS ON-COLUMN (NG)	CONCENTRATIONS FINAL (ug/L)
31	2,2'-oxybis(1-Chloropropane)	45	Compound Not Detected.					
37	Acetophenone	105	Compound Not Detected.					
32	N-Nitroso-di-n-propylamine	70	Compound Not Detected.					
192	4-Methylphenol	108	Compound Not Detected.					
34	Hexachloroethane	117	Compound Not Detected.					
35	Nitrobenzene	77	Compound Not Detected.					
41	Isophorone	82	Compound Not Detected.					
42	2-Nitrophenol	139	Compound Not Detected.					
43	2,4-Dimethylphenol	107	Compound Not Detected.					
44	bis(2-Chloroethoxy)methane	93	Compound Not Detected.					
48	2,4-Dichlorophenol	162	Compound Not Detected.					
49	Benzoic Acid	122	Compound Not Detected.					
50	1,2,4-Trichlorobenzene	180	Compound Not Detected.					
51	Naphthalene	128	Compound Not Detected.					
52	4-Chloroaniline	127	Compound Not Detected.					
54	2,6-Dichlorophenol	162	Compound Not Detected.					
56	Hexachlorobutadiene	224	Compound Not Detected.					
208	Caprolactam	113	Compound Not Detected.					
59	4-Chloro-3-Methylphenol	107	Compound Not Detected.					
62	2-Methylnaphthalene	142	Compound Not Detected.					
63	1-Methylnaphthalene	142	Compound Not Detected.					
64	Hexachlorocyclopentadiene	236	Compound Not Detected.					
66	2,4,6-Trichlorophenol	196	Compound Not Detected.					
67	2,4,5-Trichlorophenol	196	Compound Not Detected.					
209	1,1'-Biphenyl	154	Compound Not Detected.					
70	2-Chloronaphthalene	162	Compound Not Detected.					
73	2-Nitroaniline	65	Compound Not Detected.					
76	Dimethylphthalate	163	Compound Not Detected.					
78	2,6-Dinitrotoluene	165	Compound Not Detected.					
79	Acenaphthylene	152	Compound Not Detected.					
81	3-Nitroaniline	138	Compound Not Detected.					
82	Acenaphthene	153	Compound Not Detected.					
83	2,4-Dinitrophenol	184	Compound Not Detected.					
85	4-Nitrophenol	109	Compound Not Detected.					
86	Dibenzofuran	168	Compound Not Detected.					
87	2,4-Dinitrotoluene	165	Compound Not Detected.					
91	2,3,5,6-Tetrachlorophenol	231	Compound Not Detected.					
88	2,3,4,6-Tetrachlorophenol	231	Compound Not Detected.					
92	2-Naphthylamine	143	Compound Not Detected.					
93	Diethylphthalate	149	Compound Not Detected.					
94	Fluorene	166	Compound Not Detected.					
95	4-Chlorophenyl-phenylether	204	Compound Not Detected.					
96	4-Nitroaniline	138	Compound Not Detected.					
98	4,6-Dinitro-2-methylphenol	198	Compound Not Detected.					
99	N-Nitrosodiphenylamine (1)	169	Compound Not Detected.					
100	1,2-Diphenylhydrazine	77	Compound Not Detected.					
106	4-Bromophenyl-phenylether	248	Compound Not Detected.					
107	Hexachlorobenzene	283	Compound Not Detected.					
210	Atrazine	200	Compound Not Detected.					
111	Pentachlorophenol	265	Compound Not Detected.					
115	Phenanthrene	178	Compound Not Detected.					
116	Anthracene	178	Compound Not Detected.					
119	Carbazole	167	Compound Not Detected.					
120	Di-n-Butylphthalate	149	Compound Not Detected.					

Compounds	QUANT SIG MASS	RT	EXP RT	REL RT	RESPONSE	CONCENTRATIONS ON-COLUMN (NG)	CONCENTRATIONS FINAL (ug/L)
123 Fluoranthene	202	Compound Not Detected.					
124 Benzidine	184	Compound Not Detected.					
125 Pyrene	202	Compound Not Detected.					
131 Butylbenzylphthalate	149	Compound Not Detected.					
135 3,3'-Dichlorobenzidine	252	Compound Not Detected.					
136 Benzo(a)Anthracene	228	Compound Not Detected.					
137 Chrysene	228	Compound Not Detected.					
139 bis(2-ethylhexyl)Phthalate	149	Compound Not Detected.					
140 Di-n-octylphthalate	149	Compound Not Detected.					
141 Benzo(b)fluoranthene	252	Compound Not Detected.					
142 Benzo(k)fluoranthene	252	Compound Not Detected.					
143 7,12-dimethylbenz[a]anthracen	256	Compound Not Detected.					
146 Benzo(a)pyrene	252	Compound Not Detected.					
149 Indeno(1,2,3-cd)pyrene	276	Compound Not Detected.					
150 Dibenz(a,h)anthracene	278	Compound Not Detected.					
151 Benzo(g,h,i)perylene	276	Compound Not Detected.					
$ 154 Nitrobenzene-d5	82	4.930	4.932	(0.900)	618573	29.0965	14.548
$ 155 2-Fluorobiphenyl	172	6.314	6.315	(0.924)	1187409	24.5244	12.262
$ 156 Terphenyl-d14	244	9.193	9.200	(0.918)	1988083	26.9265	13.463
$ 157 Phenol-d5	99	4.241	4.243	(0.941)	840125	42.1976	21.099
$ 158 2-Fluorophenol	112	3.477	3.473	(0.771)	646411	41.0478	20.524
$ 159 2,4,6-Tribromophenol	330	7.441	7.442	(0.933)	289728	36.5645	18.282
$ 186 2-Chlorophenol-d4	132	4.332	4.333	(0.961)	698740	40.1050	20.052
$ 187 1,2-Dichlorobenzene-d4	152	4.626	4.627	(1.026)	334577	25.2158	12.608

LABORATORY CONTROL SAMPLE EVALUATION REPORT

GC/MS Semivolatiles

Client Lot #...: C0K110534 **Work Order #...:** L92WN1AC-LCS **Matrix.....:** WATER
LCS Lot-Sample#: C0K150000-136 L92WN1AD-LCSD
Prep Date.....: 11/15/10 **Analysis Date..:** 11/16/10
Prep Batch #...: 0319136 **Analysis Time..:** 14:32
Dilution Factor: 1 **Initial Wgt/Vol:** 1000 mL **Final Wgt/Vol..:** 1 mL
Analyst ID.....: 003200 **Instrument ID..:** 731

PARAMETER	PERCENT RECOVERY	RECOVERY LIMITS	RPD	RPD LIMITS	METHOD
Acenaphthene	70	(35 - 99)			SW846 8270C
	73	(35 - 99)	3.9	(0-41)	SW846 8270C
1,4-Dichlorobenzene	69	(34 - 93)			SW846 8270C
	76	(34 - 93)	8.9	(0-41)	SW846 8270C
1,2,4-Trichloro-benzene	72	(34 - 96)			SW846 8270C
	74	(34 - 96)	1.7	(0-45)	SW846 8270C
4-Bromophenyl phenyl ether	72	(37 - 104)			SW846 8270C
	74	(37 - 104)	3.5	(0-40)	SW846 8270C
Butyl benzyl phthalate	71	(36 - 108)			SW846 8270C
	72	(36 - 108)	2.0	(0-40)	SW846 8270C
4-Chloro-3-methylphenol	69	(35 - 104)			SW846 8270C
	69	(35 - 104)	0.35	(0-42)	SW846 8270C
2-Chlorophenol	69	(31 - 99)			SW846 8270C
	74	(31 - 99)	6.4	(0-39)	SW846 8270C
2,4-Dinitrotoluene	79	(37 - 115)			SW846 8270C
	80	(37 - 115)	1.1	(0-39)	SW846 8270C
Hexachloroethane	76	(32 - 94)			SW846 8270C
	83	(32 - 94)	8.5	(0-39)	SW846 8270C
4-Methylphenol	72	(32 - 100)			SW846 8270C
	79	(32 - 100)	8.3	(0-41)	SW846 8270C
Naphthalene	70	(35 - 97)			SW846 8270C
	71	(35 - 97)	1.0	(0-43)	SW846 8270C
4-Nitrophenol	71	(29 - 115)			SW846 8270C
	72	(29 - 115)	1.7	(0-42)	SW846 8270C
N-Nitrosodi-n-propyl-amine	71	(34 - 101)			SW846 8270C
	79	(34 - 101)	10	(0-43)	SW846 8270C
Pentachlorophenol	64	(15 - 111)			SW846 8270C
	65	(15 - 111)	1.7	(0-42)	SW846 8270C
Phenol	67	(32 - 95)			SW846 8270C
	72	(32 - 95)	7.3	(0-39)	SW846 8270C
Pyrene	68	(35 - 106)			SW846 8270C
	69	(35 - 106)	1.2	(0-42)	SW846 8270C

(Continued on next page)

LABORATORY CONTROL SAMPLE EVALUATION REPORT

GC/MS Semivolatiles

Client Lot #...: C0K110534 **Work Order #...:** L92WN1AC-LCS **Matrix.....:** WATER
LCS Lot-Sample#: C0K150000-136 L92WN1AD-LCSD

SURROGATE	PERCENT RECOVERY	RECOVERY LIMITS
Nitrobenzene-d5	76	(23 - 112)
	75	(23 - 112)
Terphenyl-d14	73	(10 - 132)
	73	(10 - 132)
2-Fluorobiphenyl	70	(19 - 107)
	74	(19 - 107)
2-Fluorophenol	73	(10 - 111)
	78	(10 - 111)
Phenol-d5	74	(15 - 112)
	77	(15 - 112)
2,4,6-Tribromophenol	71	(16 - 122)
	76	(16 - 122)

NOTE(S):

Calculations are performed before rounding to avoid round-off errors in calculated results.

Bold print denotes control parameters

Data File: \\PITSVR06\D\chem\731.i\V111610.b\V1116025.D
Date : 16-NOV-2010 14:32
Client ID: INTRA-LAB CHECK
Instrument: 731.i
Sample Info: C0K100534-LCS 11/15/10 h2o(0319135) 8270c
Volume Injected (uL): 2.0
Operator: 003200
Column phase: DB5-MS
Column diameter: 0.32

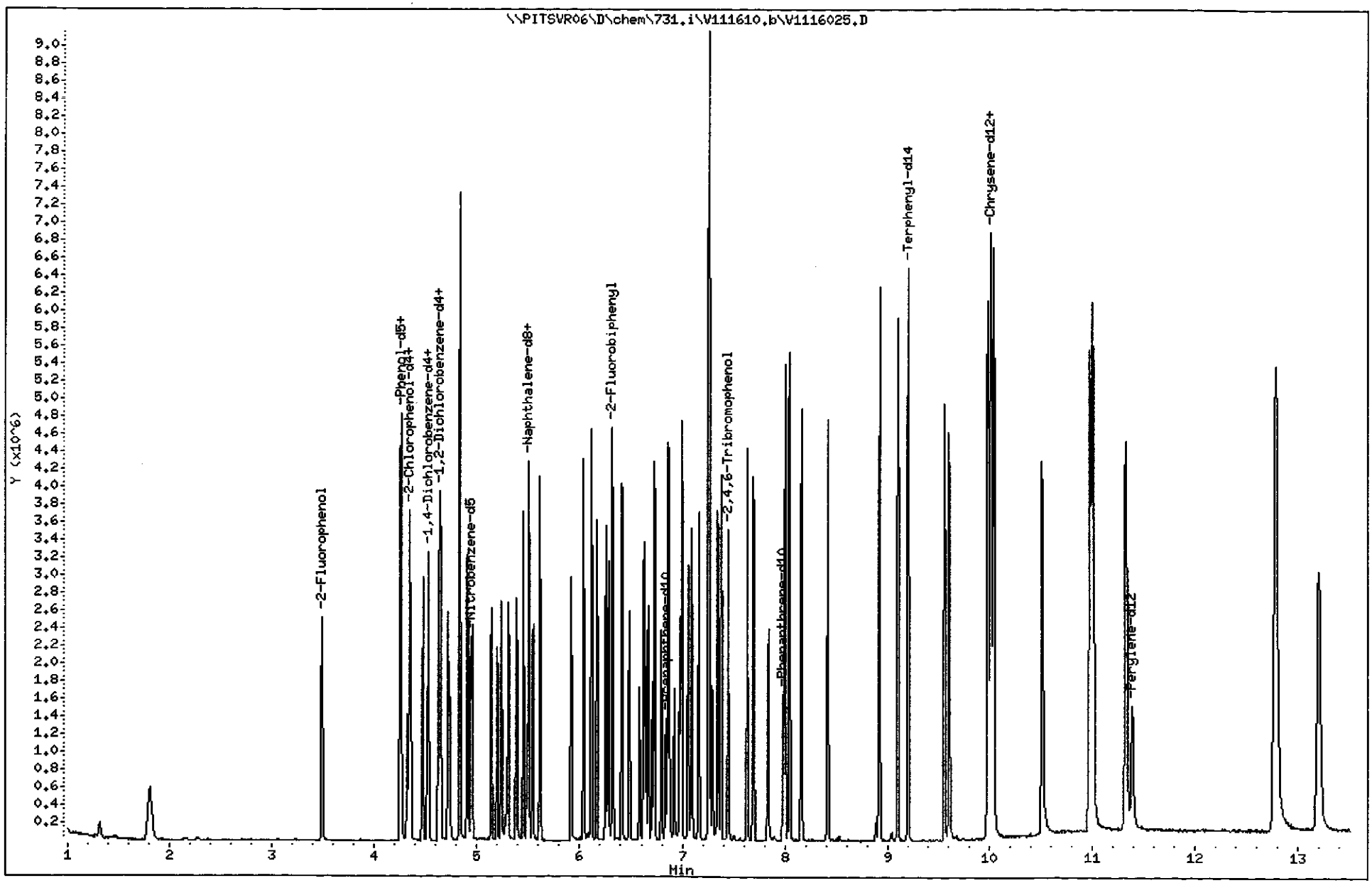

TestAmerica Pittsburgh

Semivolatile REPORT SW-846 Method 8270

Data file : \\PITSVR06\D\chem\731.i\V111610.b\V1116025.D
Lab Smp Id: L92WN1AC Client Smp ID: INTRA-LAB CHECK
Inj Date : 16-NOV-2010 14:32
Operator : 003200 Inst ID: 731.i
Smp Info : C0K100534-LCS 11/15/10 h2o(0319135) 8270c
Misc Info : L92WN1AC,V111610.b,8270l1.m,padep.sub
Comment :
Method : \\PITSVR06\D\chem\731.i\V111610.b\8270l1.m
Meth Date : 17-Nov-2010 05:55 piccolinov Quant Type: ISTD
Cal Date : 10-NOV-2010 09:21 Cal File: V1110IC8.D
Als bottle: 27 QC Sample: METHOD SPIKE
Dil Factor: 1.00000
Integrator: HP RTE Compound Sublist: padep.sub
Target Version: 4.14
Processing Host: PITPC-502

Concentration Formula: Amt * DF * Uf * Vt/(Vo * Vi) * CpndVariable

Name	Value	Description
DF	1.000	Dilution Factor
Uf	1.000	ng unit correction factor
Vt	1000.000	Volume of final extract (uL)
Vo	1000.000	Volume of sample extracted (mL)
Vi	2.000	Volume injected (uL)
Cpnd Variable		Local Compound Variable

Compounds	QUANT SIG MASS	RT	EXP RT	REL RT	RESPONSE	CONCENTRATIONS ON-COLUMN (NG)	CONCENTRATIONS FINAL (ug/L)
* 1 1,4-Dichlorobenzene-d4	152	4.517	4.510	(1.000)	91209	8.00000	
* 2 Naphthalene-d8	136	5.489	5.487	(1.000)	342215	8.00000	
* 3 Acenaphthene-d10	164	6.841	6.839	(1.000)	238426	8.00000	
* 4 Phenanthrene-d10	188	7.984	7.982	(1.000)	482019	8.00000	
* 5 Chrysene-d12	240	10.025	10.017	(1.000)	653873	8.00000	
* 6 Perylene-d12	264	11.393	11.390	(1.000)	789366	8.00000	
198 1,4-Dioxane	88	1.317	1.294	(0.292)	128624	28.2445	14.122(M)
10 N-Nitrosodimethylamine	74	1.782	1.758	(0.395)	197990	29.9608	14.980
9 Pyridine	79	1.809	1.791	(0.400)	395274	29.4705	14.735
16 Methyl methanesulfonate	80	Compound Not Detected.					
206 Benzaldehyde	77	Compound Not Detected.					
21 Aniline	93	4.261	4.248	(0.943)	557668	23.8718	11.936
22 Phenol	94	4.261	4.248	(0.943)	549421	26.9114	13.456
23 bis(2-Chloroethyl)ether	93	4.320	4.307	(0.956)	356186	28.3175	14.159
24 2-Chlorophenol	128	4.352	4.344	(0.963)	440734	27.6498	13.825
26 1,3-Dichlorobenzene	146	4.469	4.462	(0.989)	521939	28.1173	14.059
27 1,4-Dichlorobenzene	146	4.528	4.520	(1.002)	531440	27.7589	13.879
28 1,2-Dichlorobenzene	146	4.645	4.638	(1.028)	518342	29.5474	14.774
29 Benzyl Alcohol	108	4.624	4.616	(1.024)	235008	26.5750	13.288
30 2-Methylphenol	108	4.720	4.713	(1.045)	362847	25.8160	12.908

	Compounds	QUANT SIG MASS	RT	EXP RT	REL RT	RESPONSE	CONCENTRATIONS ON-COLUMN (NG)	CONCENTRATIONS FINAL (ug/L)
31	2,2'-oxybis(1-Chloropropane)	45	4.731	4.729	(1.047)	429464	27.0765	13.538
37	Acetophenone	105	Compound Not Detected.					
32	N-Nitroso-di-n-propylamine	70	4.827	4.819	(1.069)	320884	28.5354	14.268
192	4-Methylphenol	108	4.832	4.825	(1.070)	789288	57.9438	28.972
34	Hexachloroethane	117	4.907	4.900	(1.086)	263276	30.5844	15.292
35	Nitrobenzene	77	4.950	4.948	(0.902)	552224	29.2541	14.627
41	Isophorone	82	5.137	5.129	(0.936)	815905	27.1364	13.568
42	2-Nitrophenol	139	5.201	5.193	(0.947)	235922	29.3050	14.652
43	2,4-Dimethylphenol	107	5.233	5.231	(0.953)	419767	24.4820	12.241
44	bis(2-Chloroethoxy)methane	93	5.302	5.300	(0.966)	482003	27.8360	13.918
48	2,4-Dichlorophenol	162	5.383	5.380	(0.981)	371278	27.0883	13.544
49	Benzoic Acid	122	5.302	5.279	(0.966)	184711	23.5559	11.778
50	1,2,4-Trichlorobenzene	180	5.447	5.445	(0.992)	484150	28.9328	14.466
51	Naphthalene	128	5.505	5.503	(1.003)	1296803	28.0683	14.034
52	4-Chloroaniline	127	5.548	5.541	(1.011)	478064	25.6008	12.800
54	2,6-Dichlorophenol	162	Compound Not Detected.					
56	Hexachlorobutadiene	225	5.612	5.610	(1.022)	372967	29.7011	14.850
208	Caprolactam	113	Compound Not Detected.					
59	4-Chloro-3-Methylphenol	107	5.917	5.915	(1.078)	385117	27.7412	13.871
62	2-Methylnaphthalene	142	6.040	6.037	(1.100)	898444	28.9309	14.465
63	1-Methylnaphthalene	142	6.114	6.112	(1.114)	877994	29.1086	14.554
64	Hexachlorocyclopentadiene	237	6.168	6.166	(0.902)	412985	23.7764	11.888
66	2,4,6-Trichlorophenol	196	6.253	6.251	(0.914)	338017	28.3964	14.198
67	2,4,5-Trichlorophenol	196	6.280	6.278	(0.918)	329805	26.7845	13.392
209	1,1'-Biphenyl	154	Compound Not Detected.					
70	2-Chloronaphthalene	162	6.414	6.406	(0.938)	929872	27.1338	13.567
73	2-Nitroaniline	65	6.483	6.481	(0.948)	314376	29.3633	14.682
76	Dimethylphthalate	163	6.627	6.620	(0.969)	1013210	27.4428	13.721
78	2,6-Dinitrotoluene	165	6.670	6.663	(0.975)	233702	30.9655	15.483
79	Acenaphthylene	152	6.729	6.727	(0.984)	1466202	27.7895	13.895
81	3-Nitroaniline	138	6.798	6.796	(0.994)	230575	30.0358	15.018
82	Acenaphthene	153	6.868	6.860	(1.004)	921237	28.1409	14.070
83	2,4-Dinitrophenol	184	6.878	6.876	(1.005)	119645	26.3036	13.152
85	4-Nitrophenol	109	6.921	6.919	(1.012)	207112	28.2578	14.129
86	Dibenzofuran	168	6.996	6.994	(1.023)	1416656	28.3781	14.189
87	2,4-Dinitrotoluene	165	6.980	6.972	(1.020)	328310	31.5640	15.782
91	2,3,5,6-Tetrachlorophenol	232	7.060	7.058	(1.032)	344617	29.9302	14.965
88	2,3,4,6-Tetrachlorophenol	232	7.092	7.090	(1.037)	332502	26.8065	13.403
92	2-Naphthylamine	143	Compound Not Detected.					
93	Diethylphthalate	149	7.167	7.159	(1.048)	1093449	28.5178	14.259
94	Fluorene	166	7.263	7.261	(1.062)	1109026	27.7288	13.864
95	4-Chlorophenyl-phenylether	204	7.258	7.256	(1.061)	632207	28.0422	14.021
96	4-Nitroaniline	138	7.268	7.261	(1.062)	227197	29.2892	14.644
98	4,6-Dinitro-2-methylphenol	198	7.295	7.288	(0.914)	210716	29.1139	14.557
99	N-Nitrosodiphenylamine (1)	169	7.349	7.341	(0.920)	807596	29.2987	14.649
100	1,2-Diphenylhydrazine	77	7.381	7.373	(0.924)	1493757	27.3394	13.670
106	4-Bromophenyl-phenylether	248	7.632	7.629	(0.956)	425674	28.6489	14.324
107	Hexachlorobenzene	284	7.696	7.688	(0.964)	448678	29.2857	14.643
210	Atrazine	200	Compound Not Detected.					
111	Pentachlorophenol	266	7.840	7.838	(0.982)	226802	25.6625	12.831
115	Phenanthrene	178	8.000	7.998	(1.002)	1922154	28.6351	14.318
116	Anthracene	178	8.043	8.041	(1.007)	1947278	28.5682	14.284
119	Carbazole	167	8.161	8.158	(1.022)	1619673	29.8228	14.911
120	Di-n-Butylphthalate	149	8.417	8.415	(1.054)	2017009	29.1963	14.598

Compounds	QUANT SIG MASS	RT	EXP RT	REL RT	RESPONSE	CONCENTRATIONS ON-COLUMN (NG)	CONCENTRATIONS FINAL (ug/L)
123 Fluoranthene	202	8.919	8.917	(1.117)	2370357	30.4168	15.208
124 Benzidine	184	Compound Not Detected.					
125 Pyrene	202	9.101	9.093	(0.908)	2481755	27.1605	13.580
131 Butylbenzylphthalate	149	9.565	9.563	(0.954)	961618	28.2491	14.124
135 3,3'-Dichlorobenzidine	252	9.982	9.980	(0.996)	772099	24.6656	12.333
136 Benzo(a)Anthracene	228	10.020	10.012	(0.999)	2532497	27.3515	13.676
137 Chrysene	228	10.046	10.039	(1.002)	2548851	28.8427	14.421
139 bis(2-ethylhexyl)Phthalate	149	9.993	9.991	(0.997)	1345049	26.5825	13.291
140 Di-n-octylphthalate	149	10.516	10.514	(0.923)	2853294	28.7971	14.398
141 Benzo(b)fluoranthene	252	10.981	10.974	(0.964)	3566311	30.4003	15.200
142 Benzo(k)fluoranthene	252	11.008	11.000	(0.966)	3536850	27.6720	13.836
143 7,12-dimethylbenz[a]anthracen	256	Compound Not Detected.					
146 Benzo(a)pyrene	252	11.334	11.326	(0.995)	2757139	28.9210	14.460
149 Indeno(1,2,3-cd)pyrene	276	12.787	12.769	(1.122)	3293003	30.0112	15.006
150 Dibenz(a,h)anthracene	278	12.797	12.785	(1.123)	2634663	28.6752	14.338
151 Benzo(g,h,i)perylene	276	13.203	13.185	(1.159)	2873271	29.8753	14.938
$ 154 Nitrobenzene-d5	82	4.939	4.932	(0.900)	569240	30.2076	15.104
$ 155 2-Fluorobiphenyl	172	6.317	6.315	(0.923)	1079601	27.8286	13.914
$ 156 Terphenyl-d14	244	9.202	9.200	(0.918)	1846856	29.3522	14.676
$ 157 Phenol-d5	99	4.250	4.243	(0.941)	773964	44.2226	22.111
$ 158 2-Fluorophenol	112	3.486	3.473	(0.772)	602773	43.5426	21.771
$ 159 2,4,6-Tribromophenol	330	7.450	7.442	(0.933)	272088	42.5628	21.281
$ 186 2-Chlorophenol-d4	132	4.341	4.333	(0.961)	646123	42.1870	21.093
$ 187 1,2-Dichlorobenzene-d4	152	4.635	4.627	(1.026)	335534	28.7669	14.383

QC Flag Legend

M - Compound response manually integrated.

Data File Name: V1116025.D
Inj. Date and Time: 16-NOV-2010 14:32
Instrument ID: 731.i
Client ID: INTRA-LAB CHECK
Compound Name: 1,4-Dioxane
CAS #: 123-91-1

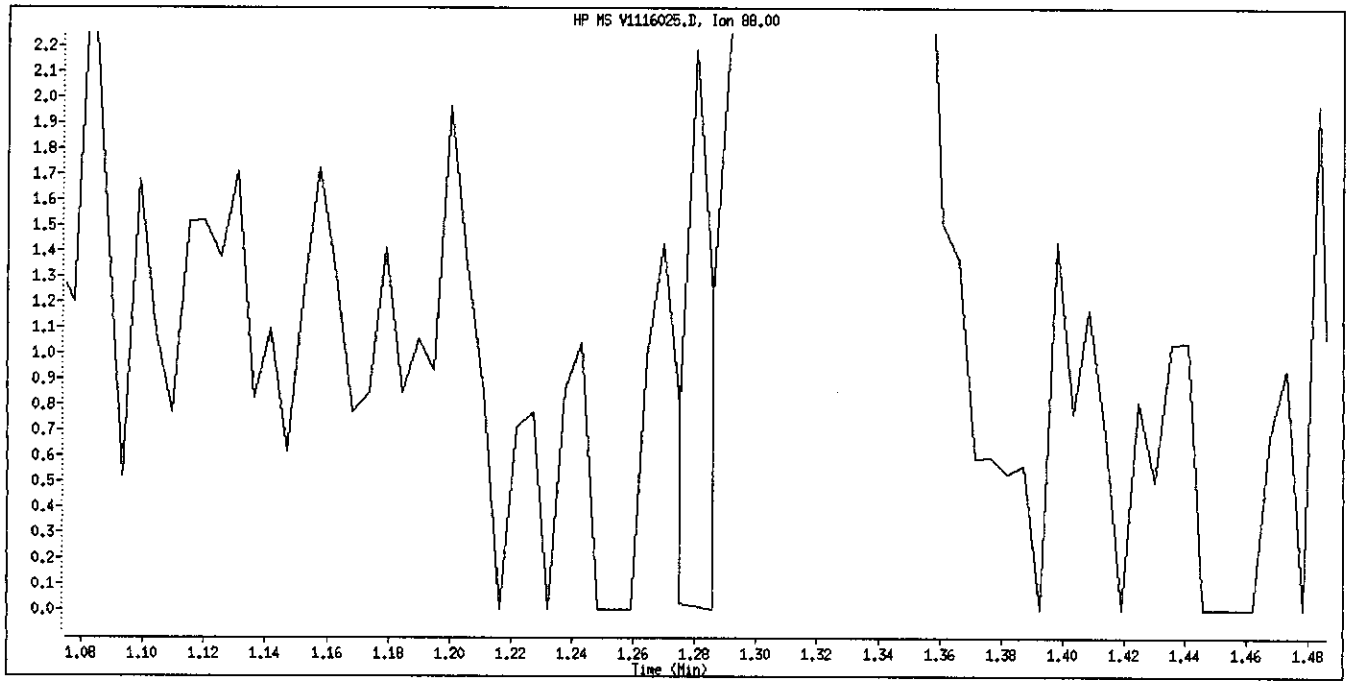

Original Integration

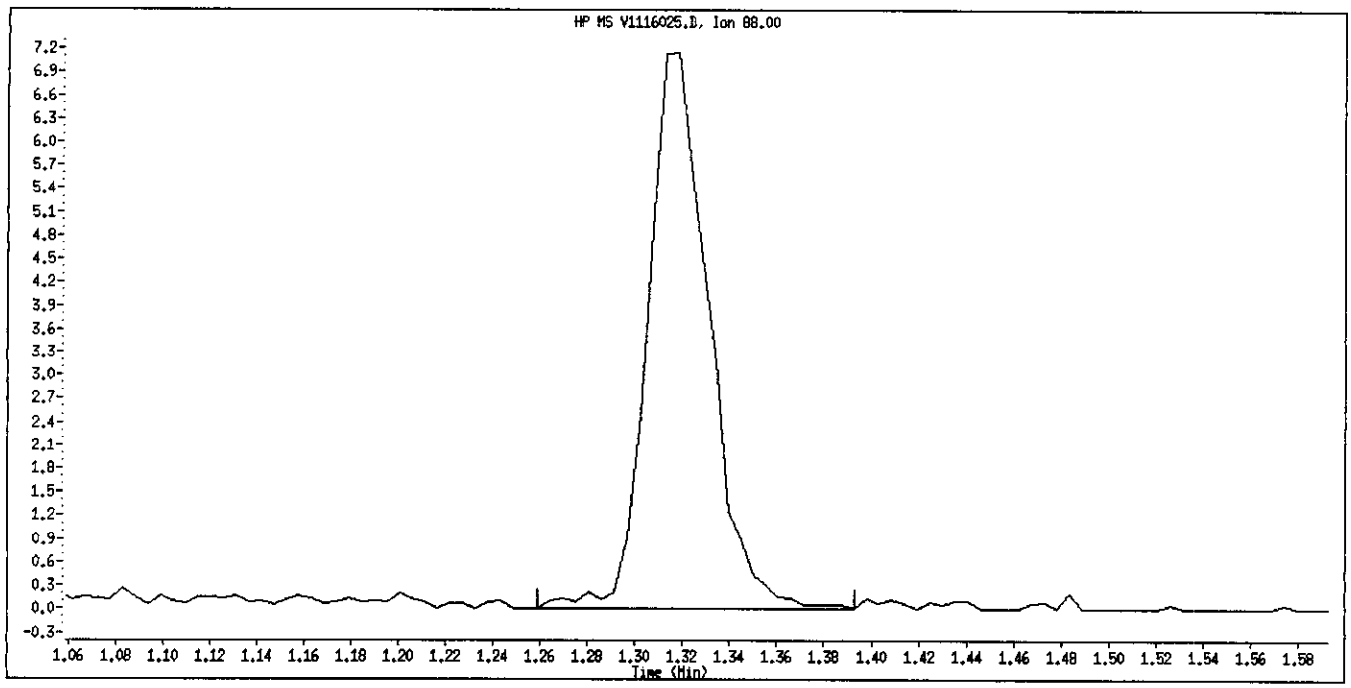

Manual Integration

Manually Integrated By: piccolinov
Manual Integration Reason: Peak Not Found

Data File: \\PITSVR06\D\chem\731.i\V111610.b\V1116026.D
Date : 16-NOV-2010 14:53
Client ID: INTRA-LAB CHECK
Instrument: 731.i
Sample Info: C0K100534-LCSD 11/15/10 h2o(0319135) 8270c
Volume Injected (uL): 2.0
Operator: 003200
Column phase: DB5-MS
Column diameter: 0.32

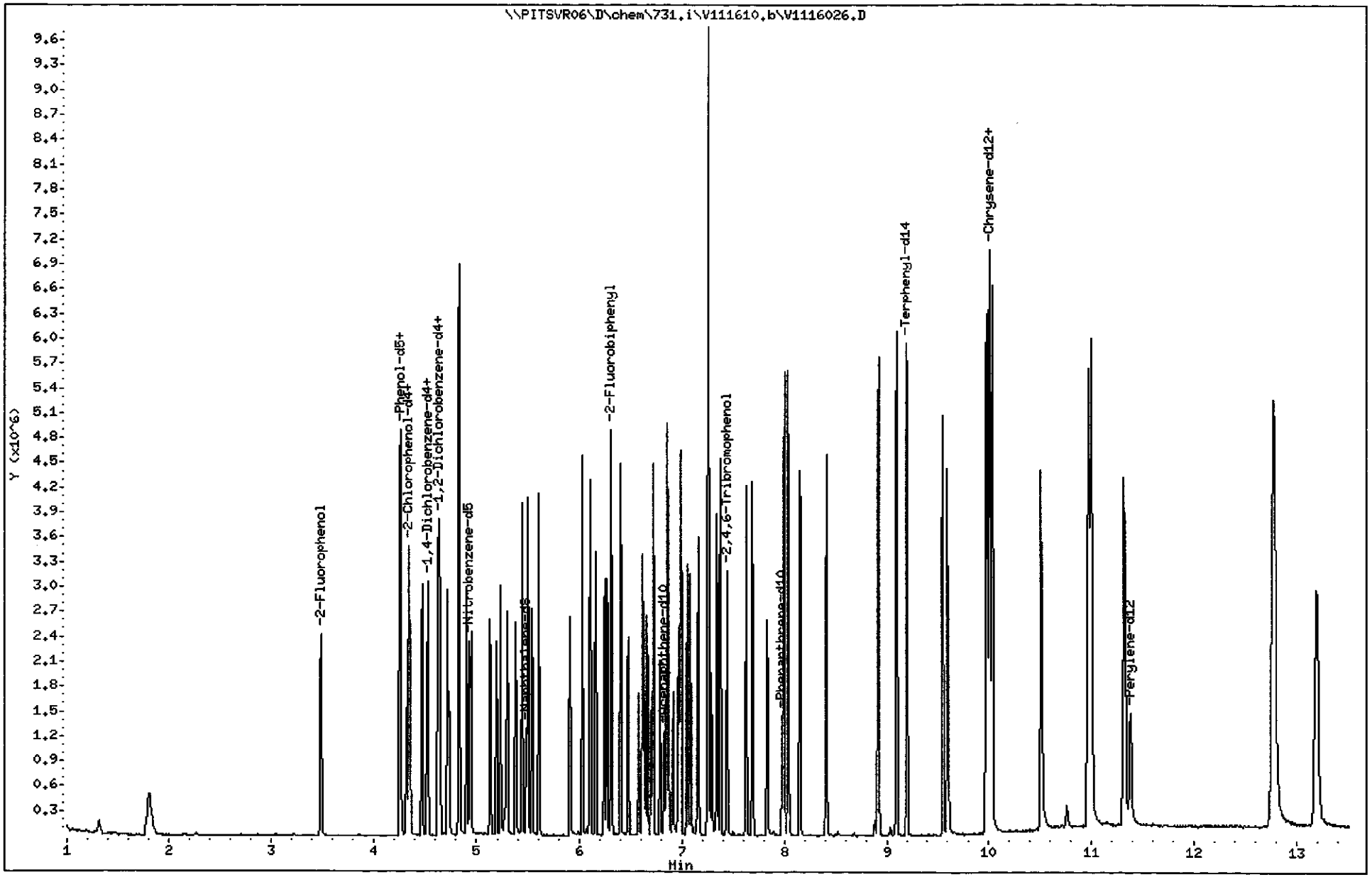

TestAmerica Pittsburgh

Semivolatile REPORT SW-846 Method 8270

Data file : \\PITSVR06\D\chem\731.i\V111610.b\V1116026.D
Lab Smp Id: L92WN1AD Client Smp ID: INTRA-LAB CHECK
Inj Date : 16-NOV-2010 14:53
Operator : 003200 Inst ID: 731.i
Smp Info : C0K100534-LCSD 11/15/10 h2o(0319135) 8270c
Misc Info : L92WN1AD,V111610.b,8270ll.m,padep.sub
Comment :
Method : \\PITSVR06\D\chem\731.i\V111610.b\8270ll.m
Meth Date : 17-Nov-2010 05:55 piccolinov Quant Type: ISTD
Cal Date : 10-NOV-2010 09:21 Cal File: V1110IC8.D
Als bottle: 28 QC Sample: METHOD SPIKE
Dil Factor: 1.00000
Integrator: HP RTE Compound Sublist: padep.sub
Target Version: 4.14
Processing Host: PITPC-502

Concentration Formula: Amt * DF * Uf * Vt/(Vo * Vi) * CpndVariable

Name	Value	Description
DF	1.000	Dilution Factor
Uf	1.000	ng unit correction factor
Vt	1000.000	Volume of final extract (uL)
Vo	1000.000	Volume of sample extracted (mL)
Vi	2.000	Volume injected (uL)
Cpnd Variable		Local Compound Variable

	Compounds	QUANT SIG MASS	RT	EXP RT	REL RT	RESPONSE	CONCENTRATIONS ON-COLUMN (NG)	CONCENTRATIONS FINAL (ug/L)
* 1	1,4-Dichlorobenzene-d4	152	4.511	4.510	(1.000)	84138	8.00000	
* 2	Naphthalene-d8	136	5.488	5.487	(1.000)	339073	8.00000	
* 3	Acenaphthene-d10	164	6.835	6.839	(1.000)	225446	8.00000	
* 4	Phenanthrene-d10	188	7.978	7.982	(1.000)	454124	8.00000	
* 5	Chrysene-d12	240	10.019	10.017	(1.000)	619665	8.00000	
* 6	Perylene-d12	264	11.386	11.390	(1.000)	769876	8.00000	
198	1,4-Dioxane	88	1.311	1.294	(0.291)	122009	29.0435	14.522
10	N-Nitrosodimethylamine	74	1.781	1.758	(0.395)	197183	32.3463	16.173
9	Pyridine	79	1.802	1.791	(0.400)	381210	30.8106	15.405
16	Methyl methanesulfonate	80	Compound Not Detected.					
206	Benzaldehyde	77	Compound Not Detected.					
21	Aniline	93	4.254	4.248	(0.943)	547241	25.3941	12.697
22	Phenol	94	4.254	4.248	(0.943)	545314	28.9549	14.477
23	bis(2-Chloroethyl)ether	93	4.313	4.307	(0.956)	372670	32.1180	16.059
24	2-Chlorophenol	128	4.351	4.344	(0.964)	433496	29.4813	14.741
26	1,3-Dichlorobenzene	146	4.468	4.462	(0.991)	523461	30.5691	15.284
27	1,4-Dichlorobenzene	146	4.527	4.520	(1.004)	535925	30.3457	15.173
28	1,2-Dichlorobenzene	146	4.639	4.638	(1.028)	511403	31.6018	15.801
29	Benzyl Alcohol	108	4.623	4.616	(1.025)	220366	27.0135	13.507
30	2-Methylphenol	108	4.714	4.713	(1.045)	358899	27.6811	13.840

	Compounds	QUANT SIG MASS	RT	EXP RT	REL RT	RESPONSE	CONCENTRATIONS ON-COLUMN (NG)	CONCENTRATIONS FINAL (ug/L)
31	2,2'-oxybis(1-Chloropropane)	45	4.730	4.729	(1.049)	419965	28.7028	14.351
37	Acetophenone	105	Compound Not Detected.					
32	N-Nitroso-di-n-propylamine	70	4.826	4.819	(1.070)	327245	31.5468	15.773
192	4-Methylphenol	108	4.831	4.825	(1.071)	791090	62.9569	31.478
34	Hexachloroethane	117	4.901	4.900	(1.086)	264543	33.3143	16.657
35	Nitrobenzene	77	4.949	4.948	(0.902)	545554	29.1686	14.584
41	Isophorone	82	5.131	5.129	(0.935)	820009	27.5256	13.763
42	2-Nitrophenol	139	5.195	5.193	(0.946)	229776	28.8061	14.403
43	2,4-Dimethylphenol	107	5.232	5.231	(0.953)	413262	24.3259	12.163
44	bis(2-Chloroethoxy)methane	93	5.301	5.300	(0.966)	479817	27.9665	13.983
48	2,4-Dichlorophenol	162	5.382	5.380	(0.981)	360434	26.5408	13.270
49	Benzoic Acid	122	5.301	5.279	(0.966)	174571	22.4690	11.234
50	1,2,4-Trichlorobenzene	180	5.446	5.445	(0.992)	487772	29.4193	14.710
51	Naphthalene	128	5.504	5.503	(1.003)	1298411	28.3635	14.182
52	4-Chloroaniline	127	5.542	5.541	(1.010)	484833	26.2039	13.102
54	2,6-Dichlorophenol	162	Compound Not Detected.					
56	Hexachlorobutadiene	225	5.606	5.610	(1.021)	369894	29.7294	14.865
208	Caprolactam	113	Compound Not Detected.					
59	4-Chloro-3-Methylphenol	107	5.916	5.915	(1.078)	380257	27.6449	13.822
62	2-Methylnaphthalene	142	6.033	6.037	(1.099)	874101	28.4079	14.204
63	1-Methylnaphthalene	142	6.108	6.112	(1.113)	858980	28.7421	14.371
64	Hexachlorocyclopentadiene	237	6.162	6.166	(0.902)	416401	25.3533	12.677
66	2,4,6-Trichlorophenol	196	6.252	6.251	(0.915)	316334	28.1049	14.052
67	2,4,5-Trichlorophenol	196	6.274	6.278	(0.918)	333415	28.6367	14.318
209	1,1'-Biphenyl	154	Compound Not Detected.					
70	2-Chloronaphthalene	162	6.407	6.406	(0.937)	907597	28.0086	14.004
73	2-Nitroaniline	65	6.482	6.481	(0.948)	301006	29.7332	14.867
76	Dimethylphthalate	163	6.621	6.620	(0.969)	1002574	28.7181	14.359
78	2,6-Dinitrotoluene	165	6.664	6.663	(0.975)	229333	32.1361	16.068
79	Acenaphthylene	152	6.728	6.727	(0.984)	1426422	28.5921	14.296
81	3-Nitroaniline	138	6.792	6.796	(0.994)	221786	30.5543	15.277
82	Acenaphthene	153	6.861	6.860	(1.004)	905989	29.2685	14.634
83	2,4-Dinitrophenol	184	6.872	6.876	(1.005)	115665	26.8478	13.424
85	4-Nitrophenol	109	6.920	6.919	(1.013)	199206	28.7440	14.372
86	Dibenzofuran	168	6.995	6.994	(1.023)	1362671	28.8683	14.434
87	2,4-Dinitrotoluene	165	6.974	6.972	(1.020)	313960	31.9223	15.961
91	2,3,5,6-Tetrachlorophenol	232	7.054	7.058	(1.032)	351436	32.2797	16.140
88	2,3,4,6-Tetrachlorophenol	232	7.091	7.090	(1.038)	347090	29.5937	14.797
92	2-Naphthylamine	143	Compound Not Detected.					
93	Diethylphthalate	149	7.161	7.159	(1.048)	1046415	28.8624	14.431
94	Fluorene	166	7.257	7.261	(1.062)	1093897	28.9252	14.463
95	4-Chlorophenyl-phenylether	204	7.257	7.256	(1.062)	606581	28.4546	14.227
96	4-Nitroaniline	138	7.262	7.261	(1.063)	234510	31.9725	15.986
98	4,6-Dinitro-2-methylphenol	198	7.289	7.288	(0.914)	211395	31.0018	15.501
99	N-Nitrosodiphenylamine (1)	169	7.342	7.341	(0.920)	770832	29.6827	14.841
100	1,2-Diphenylhydrazine	77	7.374	7.373	(0.924)	1462571	28.4129	14.206
106	4-Bromophenyl-phenylether	248	7.631	7.629	(0.956)	415387	29.6738	14.837
107	Hexachlorobenzene	284	7.689	7.688	(0.964)	442939	30.6870	15.344
210	Atrazine	200	Compound Not Detected.					
111	Pentachlorophenol	266	7.834	7.838	(0.982)	217677	26.1098	13.055
115	Phenanthrene	178	7.999	7.998	(1.003)	1817600	28.7408	14.370
116	Anthracene	178	8.037	8.041	(1.007)	1846778	28.7580	14.379
119	Carbazole	167	8.154	8.158	(1.022)	1536510	30.0294	15.015
120	Di-n-Butylphthalate	149	8.411	8.415	(1.054)	1947672	29.9244	14.962

Compounds	QUANT SIG MASS	RT	EXP RT	REL RT	RESPONSE	CONCENTRATIONS ON-COLUMN (NG)	CONCENTRATIONS FINAL (ug/L)
123 Fluoranthene	202	8.918	8.917	(1.118)	2284356	31.1138	15.557
124 Benzidine	184	Compound Not Detected.					
125 Pyrene	202	9.094	9.093	(0.908)	2380381	27.4892	13.744
131 Butylbenzylphthalate	149	9.559	9.563	(0.954)	929889	28.8250	14.412
135 3,3'-Dichlorobenzidine	252	9.981	9.980	(0.996)	753159	25.3887	12.694
136 Benzo(a)Anthracene	228	10.013	10.012	(0.999)	2567116	29.2559	14.628
137 Chrysene	228	10.040	10.039	(1.002)	2471704	29.5137	14.757
139 bis(2-ethylhexyl)Phthalate	149	9.987	9.991	(0.997)	1350838	28.1707	14.085
140 Di-n-octylphthalate	149	10.515	10.514	(0.924)	2797489	28.9486	14.474
141 Benzo(b)fluoranthene	252	10.975	10.974	(0.964)	3518604	30.7529	15.376
142 Benzo(k)fluoranthene	252	11.002	11.000	(0.966)	3379162	27.1076	13.554
143 7,12-dimethylbenz[a]anthracen	256	Compound Not Detected.					
146 Benzo(a)pyrene	252	11.327	11.326	(0.995)	2758335	29.6661	14.833
149 Indeno(1,2,3-cd)pyrene	276	12.775	12.769	(1.122)	3176170	29.6792	14.840
150 Dibenz(a,h)anthracene	278	12.786	12.785	(1.123)	2617915	29.2143	14.607
151 Benzo(g,h,i)perylene	276	13.197	13.185	(1.159)	2878005	30.6821	15.341
$ 154 Nitrobenzene-d5	82	4.933	4.932	(0.899)	560295	30.0084	15.004
$ 155 2-Fluorobiphenyl	172	6.316	6.315	(0.924)	1086849	29.6284	14.814
$ 156 Terphenyl-d14	244	9.196	9.200	(0.918)	1751802	29.3785	14.689
$ 157 Phenol-d5	99	4.249	4.243	(0.942)	744384	46.1069	23.053
$ 158 2-Fluorophenol	112	3.485	3.473	(0.773)	596954	46.7463	23.373
$ 159 2,4,6-Tribromophenol	330	7.444	7.442	(0.933)	272995	45.3279	22.664
$ 186 2-Chlorophenol-d4	132	4.335	4.333	(0.961)	648303	45.8867	22.943
$ 187 1,2-Dichlorobenzene-d4	152	4.628	4.627	(1.026)	335709	31.2008	15.600

GC/MS SEMIVOLATILE
MISCELLANEOUS

Continuous L-L Extraction Worksheet

TestAmerica Pittsburgh
Logbook ID: OP3693

Began 11/15/10	Time 12:10	Balance ID: 1120122641 LL (42)					
Change Over	Time	Prep Meth # 3520C	H2SO4 OP0203-10	Solvent MeCl2	Solvent Lot OP0216-10	NaSO4 Lot OP0217-10	Cleanup Method NA
Completed 11/16/10	Time 1000	Analysis 8270	NaOH	Solvent Mfg Baker			

	Lot Number	Sample ID	Client ID	Extract Volume (mL)	Final Volume (mL)	pH	Surrogate Lot #	Surr Vol (mL)	Matrix Spike Lot #	MS Vol (mL)	Cleanup Init/Date
1.	COK110534	BIK	NA	1000	1.0	5/2/11 BT 11/15/10	BNA0851-10	1.0	NA	NA	NA
2.		LCS		1000		5/2/11			BNA0689-10	1.0/1000L	
3.		LCS Dup		1000		5/2/11			BNA0864-10		
4.		001		1060		7/2 ~~5/2~~			NA	NA	
5.		002		1050		7/2					
6.		003		1060		7/2					
7.		006		1050		7/2					
8.		007		1060		7/2					
9.		008		1060		7/2					
10.		009		1060		7/2					
11.		010		1060		7/2					
12.		011		1050		7/2					
13.	COK110547	004		1050		7/2					
14.		007		1020		7/2					
15.	~~COK120550~~	~~001~~									
16.		002									
17.	COK120564	001	BT 11/15/10								
18.		002									
19.		004									
20.											
21.											
22.			BT 11/15/10								
23.											
24.											
Prep Analyst:	BT	BT	BT	BT	BP/CAM	BT	BT	BT	BT	BT	BT

Extract(s) (record line from above)	Date	Time	Extract(s) Received	Analyst	Location	Date	Time	Extract(s) Relinquished	Analyst	Location
ALL ABOVE	11/16/10	0955	[signature]		ORG PREP	11/16/10	1000	[signature]		RF-04 BNA
"	11/16/10	1000	[signature]		[signature]	11/16/10	1400	[signature]		[signature]
"	11/17/10	0600	[signature]		[signature]	11/17/10	1230	[signature]		[signature]

Batch Number: 0319136 | N2 Blow Down Temp: 26°C | Reviewed by: [signature] | Date: 11/16/10

BATH 75°C

printed on: 01-Oct-10 5:12:21 AM

(1001 - 1770)
1763
COK110534

Simulate Run Sequence Wed Nov 17 04:45:45 2010

Instrument Name: GC/MS Instrument 732-3
Sequence File: C:\HPCHEM\1\SEQUENCE\N111610.S
Comment: TAPITT HP5973-733 LOG 2ul inj(100ul+1ul IS)
Operator: 3200
Data Path: D:\HPCHEM\1\data\N111610.B\
Method Path: C:\HPCHEM\1\METHODS\

LL8270c 11/16/10 VVP

Line	Type	Vial	DataFile	Method	Sample Name
1)	Sample	1	N1116DFT	DFTPLL	DFTPP050 (25ug/ml) BNA0859-10
2)	Sample	1	N1116DF1	DFTPPL	DFTPP050 (25ug/ml) BNA0859-10
3)	Sample	2	N1116OCC	LLFAST	SSTD4.0(2.0ug/ml) BNA0858-10 8270c/d
4)	Sample	5	N1116003	SFAST	C0K110404-BLK 11/15/10 tclp(0319383)8270c
5)	Sample	12	N1116009	SFAST	C0K110607-BLK 11/15/10 tclp(0319383)8270c
6)	Sample	14	N1116011	LLFAST	C0K110569-BLK 11/15/10 h2o(0319137)8270c
7)	Sample	6	N1116004	SFAST	C0K110404-LCS 11/15/10 tclp(0319383)8270c
8)	Sample	7	N1116005	SFAST	C0K110404-LCSD 11/15/10 tclp(0319383)8270c
9)	Sample	15	N1116012	LLFAST	C0K110569-LCS 11/15/10 h2o(0319137)8270c
10)	Sample	3	N1116001	LLFAST	C0K100423-001 X5 11/13/10 h2o(0317051)8270c
11)	Sample	4	N1116002	LLFAST	C0K100423-005 X4 11/13/10 h2o(0317051)8270c
12)	Sample	8	N1116006	SFAST	C0K110404-001 11/15/10 tclp(0319383)8270c
13)	Sample	9	N1116007	SFAST	C0K110598-001 11/15/10 tclp(0319383)8270c
14)	Sample	11	N1116008	SFAST	C0K110605-001 11/15/10 tclp(0319383)8270c
15)	Sample	13	N1116010	SFAST	C0K110607-001 11/15/10 tclp(0319383)8270c
16)	Sample	16	N1116013	LLFAST	C0K110569-001 11/15/10 h2o(0319137)8270c
17)	Sample	17	N1116014	LLFAST	C0K110569-001MS 11/15/10 h2o(0319137)8270c
18)	Sample	18	N1116015	LLFAST	C0K110569-001MSD 11/15/10 h2o(0319137)8270c
19)	Sample	19	N1116016	LLFAST	C0K110569-002 11/15/10 h2o(0319137)8270c
20)	Sample	20	N1116017	LLFAST	C0K110569-003 11/15/10 h2o(0319137)8270c
21)	Sample	21	N1116018	LLFAST	C0K110569-004 11/15/10 h2o(0319137)8270c
22)	Sample	22	N1116019	LLFAST	C0K110569-005 11/15/10 h2o(0319137)8270c
23)	Sample	23	N1116020	LLFAST	C0K110569-006 11/15/10 h2o(0319137)8270c
24)	Sample	24	N1116021	LLFAST	C0K110569-007 11/15/10 h2o(0319137)8270c
25)	Sample	25	N1116022	LLFAST	C0K110574-001 11/15/10 h2o(0319137)8270c
26)	Sample	26	N1116023	LLFAST	C0K110574-002 11/15/10 h2o(0319137)8270c
27)	Sample	27	N1116024	LLFAST	C0K110574-003 11/15/10 h2o(0319137)8270c
28)	Sample	28	N1116025	LLFAST	C0K110574-004 11/15/10 h2o(0319137)8270c
29)	Sample	29	N1116026	LLFAST	C0K120550-001 11/15/10 h2o(0319137)8270c
30)	Sample	30	N1116027	LLFAST	C0K120550-002 11/15/10 h2o(0319137)8270c
31)	Sample	31	N1116028	LLFAST	C0K120564-001 11/15/10 h2o(0319137)8270c
32)	Sample	32	N1116029	LLFAST	C0K120564-002 11/15/10 h2o(0319137)8270c
33)	Sample	33	N1116030	LLFAST	C0K120564-004 11/15/10 h2o(0319137)8270c
34)	Sample	34	N1116031	LLFAST	C0K110534-001 11/15/10 h2o(0319136)8270c
35)	Sample	35	N1116032	LLFAST	C0K110534-002 11/15/10 h2o(0319136)8270c
36)	Sample	36	N1116033	LLFAST	C0K110534-003 11/15/10 h2o(0319136)8270c
37)	Sample	37	N1116034	LLFAST	C0K110534-006 11/15/10 h2o(0319136)8270c
38)	Sample	38	N1116035	LLFAST	C0K110534-007 11/15/10 h2o(0319136)8270c
39)	Sample	39	N1116036	LLFAST	C0K110534-008 11/15/10 h2o(0319136)8270c
40)	Sample	100	N1116B01	LLFAST	BLK 8270c
41)	Sample	100	N1116B02	LLFAST	BLK 8270c
42)	Sample	100	N1116B03	LLFAST	BLK 8270c
43)	Sample	100	N1116B04	LLFAST	BLK 8270c
44)	Sample	100	N1116B05	LLFAST	BLK 8270c

Bytes Needed: 3213944 Space on drive D: 1023932928
Sequence Verification Done!

Simulate Run Sequence Thu Nov 18 04:15:53 2010

Instrument Name: GC/MS Instrument 732-3
Sequence File: C:\HPCHEM\1\SEQUENCE\N111710.S
Comment: TAPITT HP5973-733 LOG 2ul inj(100ul+1ul IS)
Operator: 3200
Data Path: D:\HPCHEM\1\data\N111710.B\
Method Path: C:\HPCHEM\1\METHODS\

LL8270c 11/17/10 VVP

Line	Type	Vial	DataFile	Method	Sample Name
1)	Sample	1	N1117DFT	DFTPLL	DFTPP050 (25ug/ml) BNA0859-10
2)	Sample	1	N1117DF1	DFTPPL	DFTPP050 (25ug/ml) BNA0859-10
3)	Sample	2	N11170CC	LLFAST	SSTD4.0(2.0ug/ml) BNA0858-10 8270c/d
4)	Sample	17	N1117014	LLFAST	C0K110445-BLK 11/16/10 h2o(0320088)8270c
5)	Sample	5	N1117003	LLFAST	C0K090528-BLK 11/16/10 H.L.(0320445)8270c
6)	Sample	26	N1117023	LLFAST	C0K130488-BLK 11/16/10 h2o(0320084)8270c
7)	Sample	32	N1117029	LLFAST	C0K110542-BLK 11/15/10 h2o(0319145)8270c
8)	Sample	6	N1117004	LLFAST	C0K090528-LCS 11/16/10 H.L.(0320445)8270c
9)	Sample	18	N1117015	LLFAST	C0K110445-LCS 11/16/10 h2o(0320088)8270c
10)	Sample	27	N1117024	LLFAST	C0K130488-LCS 11/16/10 h2o(0320084)8270c
11)	Sample	28	N1117025	LLFAST	C0K130488-LCSD 11/16/10 h2o(0320084)8270c
12)	Sample	33	N1117030	LLFAST	C0K110542-LCS 11/15/10 h2o(0319145)8270c
13)	Sample	34	N1117031	LLFAST	C0K110542-LCSD 11/15/10 h2o(0319145)8270c
14)	Sample	3	N1117001	LLFAST	C0K110534-002 X5 11/15/10 h2o(0319136)8270c
15)	Sample	4	N1117002	LLFAST	C0K110534-003 X5 11/15/10 h2o(0319136)8270c
16)	Sample	7	N1117005	LLFAST	C0K090528-001 11/16/10 H.L.(0320445)8270c
17)	Sample	8	N1117006	LLFAST	C0K090528-001MS 11/16/10 H.L.(0320445)8270c
18)	Sample	9	N1117007	LLFAST	C0K090528-001MSD 11/16/10 H.L.(0320445)8270c
19)	Sample	11	N1117008	LLFAST	C0K090531-001 11/16/10 H.L.(0320445)8270c
20)	Sample	12	N1117009	LLFAST	C0K100454-001 11/16/10 H.L.(0320445)8270c
21)	Sample	13	N1117010	LLFAST	C0K100457-001 11/16/10 H.L.(0320445)8270c
22)	Sample	14	N1117011	LLFAST	C0K100459-001 11/16/10 H.L.(0320445)8270c
23)	Sample	15	N1117012	LLFAST	C0K160478-001 11/16/10 H.L.(0320445)8270c
24)	Sample	16	N1117013	LLFAST	C0K160481-001 11/16/10 H.L.(0320445)8270c
25)	Sample	19	N1117016	LLFAST	C0K110445-018 X10 11/16/10 h2o(0320088)8270c
26)	Sample	20	N1117017	LLFAST	C0K110445-018MS X10 11/16/10h2o(0320088)8270c
27)	Sample	21	N1117018	LLFAST	C0K110445-018MSD X10 11/16/10h2o(0320088)8270
28)	Sample	22	N1117019	LLFAST	C0K110445-022 X50 11/16/10 h2o(0320088)8270c
29)	Sample	23	N1117020	LLFAST	C0K120577-001 11/16/10 h2o(0320088)8270c
30)	Sample	24	N1117021	LLFAST (E)	C0K120577-002 X20 11/16/10 h2o(0320088)8270c
31)	Sample Too Dilute	25	N1117022	LLFAST	C0K120577-003 X10 11/16/10 h2o(0320088)8270c
32)	Sample	29	N1117026	LLFAST	C0K130488-001 11/16/10 h2o(0320084)8270c
33)	Sample Too Dilute	30	N1117027	LLFAST	C0K130452-001 X500 11/16/10 h2o(0320084)8270
34)	Sample Too Dilute	31	N1117028	LLFAST	C0K130452-002 X500 11/16/10 h2o(0320084)8270
35)	Sample	35	N1117032	LLFAST (D)	C0K110542-001 11/15/10 h2o(0319145)8270c
36)	Sample	36	N1117033	LLFAST	C0K120500-001 11/15/10 h2o(0319145)8270c
37)	Sample 2258	37	N1117034	LLFAST	C0K120500-002 11/15/10 h2o(0319145)8270c
38)	Sample OUTSIDE TUNE	38	N1117035	LLFAST	C0K120500-003 11/15/10 h2o(0319145)8270c
39)	Sample — OK —	100	N1117B01	LLFAST	BLK 8270c
40)	Sample	100	N1117B02	LLFAST	BLK 8270c
41)	Sample	100	N1117B03	LLFAST	BLK 8270c
42)	Sample	100	N1117B04	LLFAST	BLK 8270c
43)	Sample	100	N1117B05	LLFAST	BLK 8270c

Bytes Needed: 3028240 Space on drive D: 1023932928
Sequence Verification Done!

Simulate Run Sequence Wed Nov 17 05:44:39 2010

Instrument Name: 731
Sequence File: C:\HPCHEM\1\SEQUENCE\V111610.S
Comment: TA-PITT HP5973-731 LOG 2ul inj 100ul+1ul int
Operator: 003200
Data Path: D:\hpchem\1\data\V111610.b\
Method Path: C:\HPCHEM\1\METHODS\

LC8270c/625
11/16/10
VVP

Line	Type	Vial	DataFile	Method	Sample Name
1)	Sample	1	V1116DFT	DFTPL	DFTPP (25ug/mL) bna0859-10
2)	Sample	1	V1116DF1	DFTPP	DFTPP (25ug/mL) bna0859-10
3)	Sample	2	V1160CC	GCMSF2	SSTD4.0(2.0ug/mL) BNA0858-10 8270c/d
4)	Sample	11	V1116009	GCMSF2	C0K110518-BLK 11/13/10 h2o(0317052) 8270c
5)	Sample	24	V1116022	GCMSF2	C0K090447-BLK 11/11/10 h2o(0317052) 625
6)	Sample	26	V1116024	GCMSF2	C0K100534-BLK 11/15/10 h2o(0319135) 8270c
7)	Sample	12	V1116010	GCMSF2	C0K110518-LCS 11/13/10 h2o(0317052) 8270c
8)	Sample	27	V1116025	GCMSF2	C0K100534-LCS 11/15/10 h2o(0319135) 8270c
9)	Sample	28	V1116026	GCMSF2	C0K100534-LCSD 11/15/10 h2o(0319135) 8270c
10)	Sample	13	V1116011	GCMSF2	C0K110518-001 11/13/10 h2o(0317052) 8270c
11)	Sample	14	V1116012	GCMSF2	C0K110518-002 11/13/10 h2o(0317052) 8270c
12)	Sample	15	V1116013	GCMSF2	C0K110518-003 11/13/10 h2o(0317052) 8270c
13)	Sample	16	V1116014	GCMSF2	C0K110518-004 11/13/10 h2o(0317052) 8270c
14)	Sample	17	V1116015	GCMSF2	C0K110518-004MS 11/13/10 h2o(0317052) 8270c
15)	Sample	18	V1116016	GCMSF2	C0K110518-004MSD 11/13/10 h2o(0317052) 8270c
16)	Sample	19	V1116017	GCMSF2	C0K110518-005 11/13/10 h2o(0317052) 8270c
17)	Sample	20	V1116018	GCMSF2	C0K110518-006 11/13/10 h2o(0317052) 8270c
18)	Sample	21	V1116019	GCMSF2	C0K110539-001 11/13/10 h2o(0317052) 8270c
19)	Sample	22	V1116020	GCMSF2	C0K110539-002 11/13/10 h2o(0317052) 8270c
20)	Sample	23	V1116021	GCMSF2	C0K110545-001 11/13/10 h2o(0317052) 8270c
21)	Sample	25	V1116023	GCMSF2	C0K060463-003 11/11/10 h2o(0317052) 625
22)	Sample	32	V1116030	GCMSF2	C0K100534-006 11/15/10 h2o(0319135) 8270c
23)	Sample	33	V1116031	GCMSF2	C0K100534-007 11/15/10 h2o(0319135) 8270c
24)	Sample	34	V1116032	GCMSF2	C0K100534-008 11/15/10 h2o(0319135) 8270c
25)	Sample	35	V1116033	GCMSF2 (E)	C0K100534-009 11/15/10 h2o(0319135) 8270c
26)	Sample	36	V1116034	GCMSF2 (E)	C0K100534-010 X10 11/15/10 h2o(0319135) 8270c
27)	Sample	37	V1116035	GCMSF2 (E)	C0K100534-011 X100 11/15/10 h2o(0319135)8270c
28)	Sample	38	V1116036	GCMSF2	C0K110547-004 11/15/10 h2o(0319135) 8270c
29)	Sample	39	V1116037	GCMSF2	C0K110547-007 11/15/10 h2o(0319135) 8270c
30)	Sample	40	V1116038	GCMSF2 (E)	C0K100534-010 X50 11/15/10 h2o(0319135) 8270c
31)	Sample	41	V1116039	GCMSF2	C0K100534-011 X500 11/15/10 h2o(0319135)8270c
32)	Sample	100	V1116B01	GCMSF2	BLK 8270c
33)	Sample	100	V1116B02	GCMSF2	BLK 8270c
34)	Sample	100	V1116B03	GCMSF2	BLK 8270c
35)	Sample	100	V1116B04	GCMSF2	BLK 8270c
36)	Sample	100	V1116B05	GCMSF2	BLK 8270c

Bytes Needed: 1800000 Space on drive D: 1023932928
Sequence Verification Done!

Simulate Run Sequence Thu Nov 18 01:51:08 2010

Instrument Name: 731
Sequence File: C:\HPCHEM\1\SEQUENCE\V111710.S
Comment: TA-PITT HP5973-731 LOG 2ul inj 100ul+1ul int
Operator: 003200
Data Path: D:\hpchem\1\data\V111710.b\
Method Path: C:\HPCHEM\1\METHODS\

LL8270c/d/625
11/17/10
IVP

Line	Type	Vial	DataFile	Method	Sample Name
1)	Sample	1	V1117DFT	DFTPL	DFTPP (25ug/mL) bna0859-10
2)	Sample	1	V1117DF1	DFTPP	DFTPP (25ug/mL) bna0859-10
3)	Sample	2	V1117OCC	GCMSF2	SSTD4.0(2.0ug/mL) BNA0858-10 8270c/d
4)	Sample	13	V1117011	GCMSF2	C0K090447-BLK 11/11/10 h2o(0315143) 625
5)	Sample	16	V1117014	GCMSF2	C0K130492-BLK 11/16/10 tclp(0320343) 8270c
6)	Sample	17	V1117015	GCMSF2	C0K130492-LCS 11/16/10 tclp(0320343) 8270c
7)	Sample	18	V1117016	GCMSF2	C0K130492-LCSD 11/16/10 tclp(0320343) 8270c
8)	Sample	3	V1117001	GCMSF2	C0K100470-001 11/15/10 soil(0319081) dod
9)	Sample	4	V1117002	GCMSF2	C0K100470-002 11/15/10 soil(0319081) dod
10)	Sample	5	V1117003	GCMSF2	C0K100470-003 11/15/10 soil(0319081) dod
11)	Sample	6	V1117004	GCMSF2	C0K100470-004 11/15/10 soil(0319081) dod
12)	Sample	7	V1117005	GCMSF2	C0K100470-005 11/15/10 soil(0319081) dod
13)	Sample	8	V1117006	GCMSF2	C0K060405-001 11/15/10 soil(0319081) dod
14)	Sample	9	V1117007	GCMSF2	C0K060405-002 11/15/10 soil(0319081) dod
15)	Sample	10	V1117008	GCMSF2	C0K060405-003 11/15/10 soil(0319081) dod
16)	Sample	11	V1117009	GCMSF2	C0K100534-009 X5 11/15/10 h2o(0319135) 8270c
17)	Sample	12	V1117010	GCMSF2	C0K100534-010 X200 11/15/10 h2o(0319135)8270c
18)	Sample	19	V1117017	GCMSF2	C0K130492-001 11/16/10 tclp(0320343) 8270c
19)	Sample	20	V1117018	GCMSF2	C0K110445-BLK 11/16/10 h2o(0320081) 8270c
20)	Sample	21	V1117019	GCMSF2	C0K110445-LCS 11/16/10 h2o(0320081) 8270c
21)	Sample	22	V1117020	GCMSF2	C0K110445-001 11/16/10 h2o(0320081) 8270c
22)	Sample	23	V1117021	GCMSF2	C0K110445-002 11/16/10 h2o(0320081) 8270c
23)	Sample	24	V1117022	GCMSF2	C0K110445-003 11/16/10 h2o(0320081) 8270c
24)	Sample	25	V1117023	GCMSF2	C0K110445-004 X5 11/16/10 h2o(0320081) 8270c
25)	Sample	26	V1117024	GCMSF2	C0K110445-005 11/16/10 h2o(0320081) 8270c
26)	Sample 1/20 dilute	27	V1117025	GCMSF2	C0K110445-006 X20 11/16/10 h2o(0320081) 8270c
27)	Sample	28	V1117026	GCMSF2 (E)	C0K110445-007 11/16/10 h2o(0320081) 8270c
28)	Sample	29	V1117027	GCMSF2	C0K110445-008 11/16/10 h2o(0320081) 8270c
29)	Sample	30	V1117028	GCMSF2	C0K110445-010 11/16/10 h2o(0320081) 8270c
30)	Sample	31	V1117029	GCMSF2	C0K110445-010MS 11/16/10 h2o(0320081) 8270c
31)	Sample	32	V1117030	GCMSF2	C0K110445-010MSD 11/16/10 h2o(0320081) 8270c
32)	Sample	33	V1117031	GCMSF2	C0K110445-011 11/16/10 h2o(0320081) 8270c
33)	Sample	34	V1117032	GCMSF2	C0K110445-012 11/16/10 h2o(0320081) 8270c
34)	Sample	35	V1117033	GCMSF2	C0K110445-013 11/16/10 h2o(0320081) 8270c
35)	Sample 2002	36	V1117034	GCMSF2	C0K110445-014 11/16/10 h2o(0320081) 8270c
36)	Sample — OK —	100	V1117B01	GCMSF2	BLK 8270c
37)	Sample	14	V1117012	GCMSF2	C0K060463-002 11/11/10 h2o(0315143) 625
38)	Sample 2107	15	V1117013	GCMSF2	C0K060463-003 11/11/10 h2o(0315143) 625
39)	Sample — OK —	100	V1117B02	GCMSF2	BLK 8270c
40)	Sample	100	V1117B03	GCMSF2	BLK 8270c
41)	Sample	100	V1117B04	GCMSF2	BLK 8270c
42)	Sample	100	V1117B05	GCMSF2	BLK 8270c

Bytes Needed: 2100000 Space on drive D: 1023932928
Sequence Verification Done!

Simulate Run Sequence Thu Nov 11 02:06:59 2010

Instrument Name: 731
Sequence File: C:\HPCHEM\1\SEQUENCE\V111010.S
Comment: TA-PITT HP5973-731 LOG 2ul inj 100ul+1ul int
Operator: 003200
Data Path: D:\hpchem\1\data\V111010.b\
Method Path: C:\HPCHEM\1\METHODS\

LC8270c/d/625
11/10/10
VVP

Line	Type	Vial	DataFile	Method	Sample Name
1)	Sample	1	V1110DFT	DFTPL	DFTPP (25ug/mL) bna0464-10
2)	Sample	1	V1110DF1	DFTPP	DFTPP (25ug/mL) bna0464-10
3)	Sample	2	V1110OCC	GCMSF2	SSTD4.0(2.0ug/mL) BNA0831-10 8270c/d
4)	Sample	90	V1110IC1	GCMSF2	SSTD0.4(0.2ug/mL) BNA0660-10 8270c/d
5)	Sample	91	V1110IC2	GCMSF2	SSTD2.0(1.0ug/mL) BNA0661-10 8270c/d
6)	Sample	92	V1110IC3	GCMSF2	SSTD4.0(2.0ug/mL) BNA0831-10 8270c/d
7)	Sample	93	V1110IC4	GCMSF2	SSTD10(5.0ug/mL) BNA0663-10 8270c/d
8)	Sample	94	V1110IC5	GCMSF2	SSTD20(10ug/mL) BNA0664-10 8270c/d
9)	Sample	95	V1110IC6	GCMSF2	SSTD40(20ug/mL) BNA0665-10 8270c/d
10)	Sample	96	V1110IC7	GCMSF2	SSTD60(30ug/mL) BNA0666-10 8270c/d
11)	Sample	97	V1110IC8	GCMSF2	SSTD80(40ug/mL) BNA0667-10 8270c/d
12)	Sample	98	V1110STV	GCMSF2	STDVER20(10ug/mL) BNA0670-10 8270c/d
13)	Sample	1	V1110DFN	DFTPP	DFTPP (25ug/mL) bna0464-10
14)	Sample	2	V1110NCC	GCMSF2	SSTD4.0(2.0ug/mL) BNA0831-10 8270c/d
15)	Sample	12	V1110010	GCMSF2	C0K040460-BLK 11/8/10 h2o(0312119) dod
16)	Sample	3	V1110001	GCMSF2	C0K030594-BLK 11/5/10 h2o(0309109) 8270c
17)	Sample	29	V1110027	GCMSF2	C0K020476-BLK 11/5/10 h2o(0309126) dod
18)	Sample	25	V1110023	GCMSF2	C0J290529-BLK 11/9/10 tclp(0313355) dod
19)	Sample	26	V1110024	GCMSF2	C0J290529-LCS 11/9/10 tclp(0313355) dod
20)	Sample	27	V1110025	GCMSF2	C0J290529-LCSD 11/9/10 tclp(0313355) dod
21)	Sample	4	V1110002	GCMSF2	C0K030594-LCS 11/5/10 h2o(0309109) 8270c
22)	Sample	13	V1110011	GCMSF2	C0K040460-LCS 11/8/10 h2o(0312119) dod
23)	Sample	30	V1110028	GCMSF2	C0K020476-LCS 11/5/10 h2o(0309126) dod
24)	Sample	31	V1110029	GCMSF2	C0K020476-LCSD 11/5/10 h2o(0309126) dod
25)	Sample	5	V1110003	GCMSF2	C0K030594-013 11/5/10 h2o(0309109) 8270c
26)	Sample	6	V1110004	GCMSF2	C0K030594-014 11/5/10 h2o(0309109) 8270c
27)	Sample	7	V1110005	GCMSF2	C0K030594-015 11/5/10 h2o(0309109) 8270c
28)	Sample	8	V1110006	GCMSF2	C0K030593-001 11/5/10 h2o(0309109) 8270c
29)	Sample	9	V1110007	GCMSF2	C0K030593-002 11/5/10 h2o(0309109) 8270c
30)	Sample	10	V1110008	GCMSF2	C0K030557-001 11/5/10 h2o(0309109) 8270c
31)	Sample	11	V1110009	GCMSF2	C0K030557-002 11/5/10 h2o(0309109) 8270c
32)	Sample	14	V1110012	GCMSF2	C0K040460-001 11/8/10 h2o(0312119) dod
33)	Sample	15	V1110013	GCMSF2	C0K040460-002 11/8/10 h2o(0312119) dod
34)	Sample	16	V1110014	GCMSF2	C0K040460-003 11/8/10 h2o(0312119) dod
35)	Sample	17	V1110015	GCMSF2	C0K040460-004 11/8/10 h2o(0312119) dod
36)	Sample	18	V1110016	GCMSF2	C0K040460-004MS 11/8/10 h2o(0312119) dod
37)	Sample	19	V1110017	GCMSF2	C0K040460-004MSD 11/8/10 h2o(0312119) dod
38)	Sample	20	V1110018	GCMSF2	C0K040460-005 11/8/10 h2o(0312119) dod
39)	Sample	21	V1110019	GCMSF2	C0K040460-006 11/8/10 h2o(0312119) dod
40)	Sample	22	V1110020	GCMSF2	C0K040460-007 11/8/10 h2o(0312119) dod
41)	Sample	23	V1110021	GCMSF2	C0K040460-009 11/8/10 h2o(0312119) dod
42)	Sample	24	V1110022	GCMSF2	C0K040460-010 11/8/10 h2o(0312119) dod
43)	Sample	28	V1110026	GCMSF2	C0J290529-001 11/9/10 tclp(0313355) dod
44)	Sample	32	V1110030	GCMSF2	C0K020476-001 11/5/10 h2o(0309126) dod
45)	Sample	AOC 33	V1110031	GCMSF2	C0K020484-001 11/5/10 h2o(0309126) dod
46)	Sample	100	V1110B01	GCMSF2	BLK 8270c
47)	Sample	100	V1110B02	GCMSF2	BLK 8270c
48)	Sample	100	V1110B03	GCMSF2	BLK 8270c
49)	Sample	100	V1110B04	GCMSF2	BLK 8270c
50)	Sample	100	V1110B05	GCMSF2	BLK 8270c

Bytes Needed: 2384695 Space on drive D: 931663872
Sequence Verification Done!

Simulate Run Sequence Thu Nov 11 04:11:01 2010

Instrument Name: GC/MS Instrument 732-3
Sequence File: C:\HPCHEM\1\SEQUENCE\N111010.S
Comment: TAPITT HP5973-733 LOG 2ul inj(100ul+1ul IS)
Operator: 3200
Data Path: D:\HPCHEM\1\data\N111010.B\
Method Path: C:\HPCHEM\1\METHODS\

LL8270c/625
11/10/10
VVP

Line	Type	Vial	DataFile	Method	Sample Name
1)	Sample	1	N1110DFT	DFTPLL	DFTPP050 (25ug/ml) BNA0464-10
2)	Sample	10633 1	N1110DF1	DFTPPL	DFTPP050 (25ug/ml) BNA0464-10
3)	Sample	90	N1110IC1	LLFAST	SSTD0.4(0.2ug/ml) BNA0660-10 8270c/d
4)	Sample	91	N1110IC2	LLFAST	SSTD2.0(1.0ug/ml) BNA0661-10 8270c/d
5)	Sample	2	N1110IC3	LLFAST	SSTD4.0(2.0ug/ml) BNA0831-10 8270c/d
6)	Sample	92	N1110IC4	LLFAST	SSTD10(5.0ug/ml) BNA0662-10 8270c/d
7)	Sample	93	N1110IC5	LLFAST	SSTD20(10ug/ml) BNA0663-10 8270c/d
8)	Sample	94	N1110IC6	LLFAST	SSTD40(20ug/ml) BNA0664-10 8270c/d
9)	Sample	95	N1110IC7	LLFAST	SSTD60(30ug/ml) BNA0666-10 8270c/d
10)	Sample	96	N1110IC8	LLFAST	SSTD80(40ug/ml) BNA0667-10 8270c/d
11)	Sample	97	N1110STV	LLFAST	STDVER20(10ug/ml) BNA0670-10 8270c/d
12)	Sample	11121 1	N1110DFN	DFTPLL	DFTPP050 (25ug/ml) BNA0464-10
13)	Sample	2	N1110NCC	LLFAST	SSTD4.0(2.0ug/ml) BNA0831-10 8270c/d
14)	Sample	5	N1110003	LLFAST	C0K050603-BLK 11/8/10 h2o(0312134) 8270c
15)	Sample	9	N1110007	LLFAST	C0K060409-BLK 11/8/10 h2o(0312142) 8270c
16)	Sample	30	N1110027	SFAST	C0K020496-BLK 11/9/10 tclp(0313351) 8270c
17)	Sample	34	N1110031	SFAST	C0K030591-BLK 11/9/10 tclp(0313351) 8270c
18)	Sample	31	N1110028	SFAST	C0K020496-LCS 11/9/10 tclp(0313351) 8270c
19)	Sample	32	N1110029	SFAST	C0K020496-LCSD 11/9/10 tclp(0313351) 8270c
20)	Sample	11	N1110008	LLFAST	C0K060409-LCS 11/8/10 h2o(0312142) 8270c
21)	Sample	12	N1110009	LLFAST	C0K060409-LCSD 11/8/10 h2o(0312142) 8270c
22)	Sample	6	N1110004	LLFAST	C0K050603-LCS 11/8/10 h2o(0312134) 8270c
23)	Sample	7	N1110005	LLFAST	C0K050603-LCSD 11/8/10 h2o(0312134) 8270c
24)	Sample	3	N1110001	LLFAST	C0K030439-002 X2 11/5/10 h2o(0309128) 8270c
25)	Sample	4	N1110002	LLFAST	C0K030439-007 X5 11/5/10 h2o(0309128) 8270c
26)	Sample	8	N1110006	LLFAST	C0K050603-001 X5 11/8/10 h2o(0312134) 8270c
27)	Sample	13	N1110010	LLFAST	C0K060409-001 11/8/10 h2o(0312142) 8270c
28)	Sample	14	N1110011	LLFAST	C0K060409-002 11/8/10 h2o(0312142) 8270c
29)	Sample	15	N1110012	LLFAST	C0K060409-003 11/8/10 h2o(0312142) 8270c
30)	Sample	16	N1110013	LLFAST	C0K060409-004 11/8/10 h2o(0312142) 8270c
31)	Sample	17	N1110014	LLFAST	C0K060409-005 11/8/10 h2o(0312142) 8270c
32)	Sample	18	N1110015	LLFAST	C0K060466-001 11/8/10 h2o(0312142) 8270c
33)	Sample	19	N1110016	LLFAST	C0K060466-002 11/8/10 h2o(0312142) 8270c
34)	Sample	20	N1110017	LLFAST	C0K060466-003 11/8/10 h2o(0312142) 8270c
35)	Sample	21	N1110018	LLFAST	C0K060466-004 11/8/10 h2o(0312142) 8270c
36)	Sample	22	N1110019	LLFAST	C0K060466-006 11/8/10 h2o(0312142) 8270c
37)	Sample	23	N1110020	LLFAST	C0K040431-001 11/8/10 h2o(0312142) 8270c
38)	Sample	24	N1110021	LLFAST	C0K040431-002 11/8/10 h2o(0312142) 8270c
39)	Sample	25	N1110022	LLFAST	C0K040431-003 11/8/10 h2o(0312142) 8270c
40)	Sample	26	N1110023	LLFAST	C0K040431-004 11/8/10 h2o(0312142) 8270c
41)	Sample	27	N1110024	LLFAST	C0K040431-005 11/8/10 h2o(0312142) 8270c
42)	Sample	28	N1110025	LLFAST	C0K040431-009 11/8/10 h2o(0312142) 8270c
43)	Sample	29	N1110026	LLFAST	C0K040431-010 11/8/10 h2o(0312142) 8270c
44)	Sample	35	N1110032	SFAST	C0K030591-001 11/9/10 tclp(0313351) 8270c
45)	Sample	36	N1110033	SFAST	C0K030591-002 11/9/10 tclp(0313351) 8270c
46)	Sample	37	N1110034	SFAST	C0K030591-003 11/9/10 tclp(0313351) 8270c
47)	Sample	33	N1110030	SFAST	C0K020496-001 11/9/10 tclp(0313351) 8270c
48)	Sample	12319 ADC 38	N1110035	SFAST	C0K020496-002 11/9/10 tclp(0313351) 8270c
49)	Sample	OUTSIDE TUNE 39	N1110036	SFAST	C0K020496-003 11/9/10 tclp(0313351) 8270c
50)	Sample	— OK — 100	N1110B01	LLFAST	BLK 8270c
51)	Sample	100	N1110B02	LLFAST	BLK 8270c
52)	Sample	40	N1110037	LLFAST	C0K040411-BLK 11/8/10 h2o(0312088) 625
53)	Sample	41	N1110038	LLFAST	C0K040411-LCS 11/8/10 h2o(0312088) 625
54)	Sample	42	N1110039	LLFAST	C0K040411-LCSD 11/8/10 h2o(0312088) 625
55)	Sample	43	N1110040	LLFAST	C0K040411-001 11/8/10 h2o(0312088) 625
56)	Sample	44	N1110041	LLFAST	C0K060448-001 11/8/10 h2o(0312088) 625
57)	Sample	45	N1110042	LLFAST	C0K060450-001 11/8/10 h2o(0312088) 625
58)	Sample	10236 ADC 46	N1110043	LLFAST	C0K060450-003 11/8/10 h2o(0312088) 625
59)	Sample	— OK — 100	N1110B03	LLFAST	BLK 8270c
60)	Sample	100	N1110B04	LLFAST	BLK 8270c
61)	Sample	100	N1110B05	LLFAST	BLK 8270c

REQUESTED BY: **TROUTB**

METHOD: 42 Base/Neutrals & Acids (8270C) Low Level Curve

STORAGE LOCATION	WORK ORDER #	PICKED CNTR#	CONTROL #	CLIENT #	ANALYSIS	LOTID	SMP#	SFX	MATRIX DESCRIPTION	QTY RCVD	QTY REQD
3D	L9WT2-1-AA		916070	371899	I-51-42	C0K110534	001		WATER	0	2	1
3D	L9WVG-1-AA		916071	371899	I-51-42	C0K110534	002		WATER	0	2	1
3D	L9WVH-1-AA		916072	371899	I-51-42	C0K110534	003		WATER	0	2	1
~~3D~~	~~L9WVJ-1-AA~~		~~916073~~	~~371899~~	~~I-51-42~~	~~C0K110534~~	~~004~~		~~WATER~~	~~0~~	~~2~~	~~1~~
~~3D~~	~~L9WVK-1-AA~~		~~916074~~	~~371899~~	~~I-51-42~~	~~C0K110534~~	~~005~~		~~WATER~~	~~0~~	~~2~~	~~1~~
3D	L9WVL-1-AA		916075	371899	I-51-42	C0K110534	006		WATER	0	2	1
3D	L9WVM-1-AA		916076	371899	I-51-42	C0K110534	007		WATER	0	2	1
3D	L9WVN-1-AA		916077	371899	I-51-42	C0K110534	008		WATER	0	2	1
3D	L9WVP-1-AA		916078	371899	I-51-42	C0K110534	009		WATER	0	2	1
3D	L9WVQ-1-AA		916079	371899	I-51-42	C0K110534	010		WATER	0	2	1
3D	L9WVT-1-AA		916080	371899	I-51-42	C0K110534	011		WATER	0	2	1
4A,CLP1	L9W00-1-AT		916081	005670	I-51-42	C0K110547	004		WATER	0	9	1
4A,CLP1	L9W1E-1-AT		916082	005670	I-51-42	C0K110547	007		WATER	0	9	1

Deleted per C.G.

Deleted per C.G.

RELINQUISHED BY	RECEIVED BY	DATE/TIME
[signature]	B Trout	11/15/10 09:05
B Trout	Dumped empty Jars	11/15/10 12:25

***** END OF REPORT *****

Analytical Report Cover Page 1

Case Narrative 3

Methods Summary 4

Sample Summary 5

Shipping and Receiving Documents 6

Data Summary Package 12
GC/MS Volatile Summary 13
GC/MS Semivolatile Summary 24

GC/MS Volatile Data 1001
QC Summary 1002
Sample Data 1011
Calibration Data 1021
QC Data 1085
Miscellaneous 1104

GC/MS Semivolatile Data 2001
QC Summary 2002
Sample Data 2015
Calibration Data 2110
QC Data 2271
Miscellaneous 2306

There are 469 pages in this document.

TestAmerica
THE LEADER IN ENVIRONMENTAL TESTING

TestAmerica Laboratories, Inc.

ANALYTICAL REPORT

PROJECT NO. MACTEC GAF

Mactec GAF

Lot #: C0K120577

Rob Crowley

Mactec Engineering & Consultin
800 North Bell Avenue
Suite 200
Carnegie, PA 15106

TESTAMERICA LABORATORIES, INC.

Carrie L. Gamber
Project Manager

November 26, 2010

NELAC REPORTING:

At the time of analysis the laboratory was in compliance with the current NELAC standards and held accreditation for all analyses performed unless noted by a qualifier. The labs accreditation numbers are listed below. The format and contents of the report meets all applicable NELAC standards except as noted in the narrative and shall not be reproduced except in full, without the written approval of the laboratory. The table below presents a summary of the certifications held by TestAmerica Pittsburgh. Our primary accreditation authority for the Non-potable water and Solid & Hazardous waste programs is Pennsylvania DEP. A more detailed parameter list is available upon request. Please ask your project manager for this information when required.

Certifying State/Program	Certificate #	Program Types	TestAmerica
DoD ELAP	ADE-1442	WW HW	X
US Dept of Agriculture	(#P330-10-00139)	Foreign Soil Import Permit	X
Arkansas	(#88-0690)	WW HW	X X
California – NELAC	04224CA	WW HW	X X
Connecticut	(#PH-0688)	WW HW	X X
Florida – NELAC	(#E871008)	WW HW	X X
Illinois – NELAC	(#002319)	WW HW	X X
Kansas – NELAC	(#E-10350)	WW HW	X X
Louisiana – NELAC	(#04041)	WW HW	X X
New Hampshire -- NELAC	(#203010)	WW --	X --
New Jersey – NELAC	(PA-005)	WW HW	X X
New York – NELAC	(#11182)	WW HW	X X
North Carolina	(#434)	WW HW	X X
Pennsylvania - NELAC	(#02-00416)	WW HW	X X
South Carolina	(#89014002)	WW HW	X X
Utah – NELAC	(STLP)	WW HW	X X
West Virginia	(#142)	WW HW	X X
Wisconsin	998027800	WW HW	X X

The codes utilized for program types are described below:

HW Hazardous Waste certification
WW Non-potable Water and/or Wastewater certification
X Laboratory has some form of certification under the specific program. Many states certify laboratories for specific parameters or tests within a category. The information in the table indicates the lab is certified in a general category of testing. Please contact the laboratory if parameter specific certification information is required.

Updated: 05/19/10 N:\Reporting\NELAC NARRATIVE Pttsburgh_Updated 051910.doc

CASE NARRATIVE

Mactec Engineering & Consulting
Lot #: C0K120577

Sample Receiving:
TestAmerica's Pittsburgh laboratory received samples on November 11, and 12, 2010. The coolers were received within the proper temperature range.

If project specific QC was not required for samples contained in this report, when batch QC was completed on these samples, anomalous results will be discussed below.

GC/MS Volatiles:
All non-CCC compounds that have >15% RSD were evaluated to see if a better curve could be drawn using a quadratic curve. All compounds <30% RSD will use an average response factor curve if no visible improvement is accomplished using a quadratic curve. A quadratic curve will be used for a compound where it is determined to be the "best-fit" evaluation.

Several continuing calibration standards had compounds with a %D >25%; but were within the expected performance range for these compounds.

GC/MS Semivolatiles:
Due to the concentration of target compounds detected and/or matrix, samples MW-11 and MW-12-1110 were analyzed at a dilution.

Sample MW-11 had the surrogates diluted out.

All non-CCC compounds that have >15% RSD were evaluated to see if a better curve could be drawn using a quadratic curve. All compounds <30% RSD will use an average response factor curve if no visible improvement is accomplished using a quadratic curve. A quadratic curve will be used for a compound where it is determined to be the "best-fit" evaluation.

Several continuing calibration standards had compounds with a %D >25%; but were within the expected performance range for these compounds.

METHODS SUMMARY

C0K120577

PARAMETER	ANALYTICAL METHOD	PREPARATION METHOD
Semivolatile Organics GCMS BNA 8270C	SW846 8270C	
Volatile Organics by GC/MS	SW846 8260B	SW846 5030B

References:

SW846 "Test Methods for Evaluating Solid Waste, Physical/Chemical Methods", Third Edition, November 1986 and its updates.

SAMPLE SUMMARY

C0K120577

WO #	SAMPLE#	CLIENT SAMPLE ID	SAMPLED DATE	SAMP TIME
L91KH	001	MW-10	11/10/10	12:25
L91KM	002	MW-11	11/10/10	11:25
L91KN	003	MW-12-1110	11/12/10	12:20

NOTE(S):

- The analytical results of the samples listed above are presented on the following pages.
- All calculations are performed before rounding to avoid round-off errors in calculated results.
- Results noted as "ND" were not detected at or above the stated limit.
- This report must not be reproduced, except in full, without the written approval of the laboratory.
- Results for the following parameters are never reported on a dry weight basis: color, corrosivity, density, flashpoint, ignitability, layers, odor, paint filter test, pH, porosity pressure, reactivity, redox potential, specific gravity, spot tests, solids, solubility, temperature, viscosity, and weight.

C0K120577

Chain of Custody Record

TestAmerica Laboratory location: Pittsburgh

Regulatory program: ☐ DW ☐ NPDES ☐ RCRA ☐ Other _____

TestAmerica
THE LEADER IN ENVIRONMENTAL TESTING

TestAmerica Laboratories, Inc.

Client Contact	Client Project Manager:	Site Contact:	Lab Contact:	COC No:
Company Name: MACTEC	Rob Crowley	Sean Condie	Carrie Gamber	005474
Address: 800 N. Bell Ave. Suite 200	Telephone: 412-279-6661	Telephone:	Telephone:	1 of 2 COCs
City/State/Zip: Carnegie PA	Email:	Analysis Turnaround Time (In BUS days)		
Phone: 412-279-6661		TAT if different from below: standard		
Project Name: GEIDC - GAF	Method of Shipment/Carrier:	☐ 3 weeks ☐ 2 weeks ☐ 1 week ☐ 2 days ☐ 1 day		
Project Number: 34P0100795	Shipping/Tracking No:			
PO#				

Sample Identification	Sample Date	Sample Time	Matrix: Air	Aqueous	Sediment	Solid	Other:	Containers & Preservatives: H_2SO_4	HNO_3	HCl	NaOH	ZnAc/NaOH	Unpres	Other:	Filtered Sample (Y/N)	Composite C / Grab G	Analyses: TCL SVOCs	Slurry Wall Compatibility	Sample Specific Notes / Special Instructions:
MW-1-111010	11/10/10	0830		X									X		N	G	2		
MW-2-111010		0935		X									X		N	G	2		
MW-4-111010		1030		X									X		N	G	2		
MW-11-111010		1125		X									X		N	G	2		
MW-10-111010		1225		X									X		N	G	2		
MW-3-111010		1305		X									X		N	G	2		
MW-6-111010		1345		X									X		N	G	2		
MW-7-111010		1550		X									X		N	G	2		
MW-9-111010		1635		X									X		N	G	2	5	
MW-8-111010		1750		X									X		N	G	2		

Possible Hazard Identification
☐ Non-Hazard ☐ Flammable ☐ Skin Irritant ☐ Poison B ☒ Unknown

Sample Disposal (A fee may be assessed if samples are retained longer than 1 month)
☐ Return to Client ☒ Disposal By Lab ☐ Archive For _____ Months

Special Instructions/QC Requirements & Comments:

Relinquished by:	Company:	Date/Time:	Received by:	Company:	Date/Time:
	MACTEC	11/11/10 820			
Relinquished by:	Company:	Date/Time:	Received by:	Company:	Date/Time:
Relinquished by:	Company:	Date/Time:	Received in Laboratory by:	Company:	Date/Time:
				TA Pitt	11/11/10 0820

©2008, TestAmerica Laboratories, Inc. All rights reserved
TestAmerica & Design ™ are trademarks of TestAmerica Laboratories, Inc.

TAL 0018-1 (04/10)

6

(1 - 48)

C0K120577

Chain of Custody Record

TestAmerica

THE LEADER IN ENVIRONMENTAL TESTING

TestAmerica Laboratory location: _____

Regulatory program: ☐ DW ☐ NPDES ☐ RCRA ☐ Other _____

TestAmerica Laboratories, Inc.

Client Contact				
Company Name: MACTEC	Client Project Manager: Bob Crowley	Site Contact: Sam	Lab Contact: Carrie Gaucher	COC No: 005574
Address: 800 N. Bell Ave	Telephone: 4122796661	Telephone:	Telephone:	1 of 1 COCs
City/State/Zip: Pgh, PA 15106	Email: ~~Bob~~ jasenick@MACTEC.com	Analysis Turnaround Time (in BUS days)		
Phone: 4122796661		TAT if different from below _____		
Project Name: GAF Erie	Method of Shipment/Carrier: Hand	☐ 3 weeks		
Project Number:	Shipping/Tracking No:	☐ 2 weeks		
PO #		☐ 1 week		
		☐ 2 days		
		☐ 1 day		

Sample Identification	Sample Date	Sample Time	Matrix: Air	Aqueous	Sediment	Solid	Other:	Containers & Preservatives: H2SO4	HNO3	HCl	NaOH	ZnAc/ NaOH	Unpres	Other:	Filtered Sample (Y / N)	Perform MS / MSD (Y / N)	Analyses: VCL VOC	TCL SVOC	Sample Specific Notes / Special Instructions:
MW-12-1110	11/12/10	1220		X						3			2				3	2	call w/ questions

Possible Hazard Identification

☒ Non-Hazard ☐ Flammable ☐ Skin Irritant ☐ Poison B ☐ Unknown

Sample Disposal (A fee may be assessed if samples are retained longer than 1 month)

☐ Return to Client ☐ Disposal By Lab ☐ Archive For _____ Months

Special Instructions/QC Requirements & Comments:

Relinquished by:	Company:	Date/Time:	Received by:	Company:	Date/Time:
	MACTEC	11/12/10 1530			
Relinquished by:	Company:	Date/Time:	Received by:	Company:	Date/Time:
Relinquished by:	Company:	Date/Time:	Received in Laboratory by:	Company: TA	Date/Time: 11/12/10 1530

©2008, TestAmerica Laboratories, Inc. All rights reserved
TestAmerica & Design ™ are trademarks of TestAmerica Laboratories, Inc.

TAL 0018- 1 (04/10)

7

(1 - 48)

TestAmerica Pittsburgh

Cooler Receipt Form

Client: MACTEC Project: _____ Quote: 82316

Cooler Rec'd & Opened for Temp. Check on: 11/11/10

Coolers Opened and Unpacked on: 11/11/10 By: TC

(Signature)

TestAmerica Pittsburgh Lot Number: COK110534

		Yes	No	NA
1.	Were custody seals on the outside of the cooler?		✓	
	If YES, how many and where? Quantity __ Location			
	Were signatures and date correct?			
2.	Were custody papers included inside the cooler?	✓		
3.	Were custody papers properly filled out (ink, signed, match labels)?	✓		
4.	Did you sign the custody papers in the appropriate place?	✓		
5.	Was shippers packing slip attached to this form?			✓
6.	Were packing materials used?	✓		
	If YES, what type? Bubble Wrap			
7.	Were the samples received within the acceptable temperature range?	✓		
8.	Were the samples appropriately preserved?			✓
9.	Were all bottles sealed in separate plastic bags?		✓	
10.	Did all bottles arrive in good condition (unbroken)?	✓		
11.	Were all bottle labels complete (sample ID, preservatives, etc.)?			
12.	Did all bottle labels and/or tags agree with custody papers?			
13.	Were correct bottles used for tests indicated?			
14.	Were all VOA vials checked for the presence of air bubbles?			
15.	Was a sufficient amount of sample sent in each ~~bottle~~?			

16. Samples received by: FEDEX UPS (CLIENT DROP-OFF) OTHER DHL US CARGO

Explain any discrepancies: _____

Level 2 Review _____

Was contacted on _____ by _____ to resolve discrepancies.

Rev. 1, 01/20/2010
X:\Forms\Cooler Receipt Form_updated 102010.DOC

TestAmerica Pittsburgh

Cooler Receipt Form

P: Preserved

UP: Unpreserved

Sample ID	TMET PH<2	DMET PH<2	HG PH<2	NUT(1) PH<2	CN PH ≥12	OG TPHC PH<2	PHEN PH<2	SULF PH ≥12	TOC PH<2	TOX PH<2	VOA P/UP	hardness PH<2	Residual CL	

(1) "NUT" could include sample bottles for ammonia, chemical oxygen demand, nitrate/nitrite, TKN, or total phosphorus

Comments: _____

_____

_____

Cooler Number	Temperature*	Thermometer ID
1	5.2	9

Sample	Lot Number**

*Acceptable Temperature Range: < 0-6 °C

**Please use an asterisk if bottle lot number was covered by the label

If samples required preservation in the laboratory, the following lot number(s) was/were used:

Nitric Acid _____ Hydrochloric Acid _____

Sulfuric Acid _____ Sodium Hydroxide _____

X:\Forms\Cooler Receipt Form_updated 102010.DOC
Rev. 1, 01/20/2010

TestAmerica Pittsburgh

Cooler Receipt Form

Client: Mactec Project: _____ Quote: _____

Cooler Rec'd & Opened for Temp. Check on: 11/12/10

Coolers Opened and Unpacked on: 11/12/10 By: TRB (Signature)

TestAmerica Pittsburgh Lot Number: COK120577

		Yes	No	NA
1.	Were custody seals on the outside of the cooler?	✓		
	If YES, how many and where? Quantity 1 Location Front			
	Were signatures and date correct?	✓		
2.	Were custody papers included inside the cooler?	✓		
3.	Were custody papers properly filled out (ink, signed, match labels)?	✓		
4.	Did you sign the custody papers in the appropriate place?	✓		
5.	Was shippers packing slip attached to this form?	✓		
6.	Were packing materials used?	✓		
	If YES, what type? Bubble wrap			
7.	Were the samples received within the acceptable temperature range?	✓		
8.	Were the samples appropriately preserved?	✓		
9.	Were all bottles sealed in separate plastic bags?	✓		
10.	Did all bottles arrive in good condition (unbroken)?	✓		
11.	Were all bottle labels complete (sample ID, preservatives, etc.)?	✓		
12.	Did all bottle labels and/or tags agree with custody papers?	✓		
13.	Were correct bottles used for tests indicated?	✓		
14.	Were all VOA vials checked for the presence of air bubbles?	✓		
15.	Was a sufficient amount of sample sent in each bottle?	✓		

16. Samples received by: FEDEX UPS CLIENT DROP-OFF OTHER DHL US CARGO

Explain any discrepancies: _____

Level 2 Review _____

Was contacted on _____ by _____ to resolve discrepancies.

Rev. 1, 01/20/2010
X:\Forms\Cooler Receipt Form_updated 102010.DOC

TestAmerica Pittsburgh

Cooler Receipt Form

P: Preserved

X UP: Unpreserved

Sample ID	TMET PH<2	DMET PH<2	HG PH<2	NUT(1) PH<2	CN PH ≥12	OG TPHC PH<2	PHEN PH<2	SULF PH ≥12	TOC PH<2	TOX PH<2	VOA P/UP	hardness PH<2	Residual CL	
MW-12-111D											P			

(1) "NUT" could include sample bottles for ammonia, chemical oxygen demand, nitrate/nitrite, TKN, or total phosphorus

Comments: _____

Cooler Number	Temperature*	Thermometer ID
1	1.3	1

Sample	Lot Number**

*Acceptable Temperature Range: < 0-6 °C

**Please use an asterisk if bottle lot number was covered by the label

If samples required preservation in the laboratory, the following lot number(s) was/were used:

Nitric Acid _____ Hydrochloric Acid _____

Sulfuric Acid _____ Sodium Hydroxide _____

X:\Forms\Cooler Receipt Form_updated 102010.DOC
Rev. 1, 01/20/2010

DATA SUMMARY PACKAGE

GC/MS VOLATILE SUMMARY

MACTEC Engineering and Consulting Inc

Client Sample ID: MW-12-1110

GC/MS Volatiles

Lot-Sample #...: C0K120577-003	**Work Order #...:** L91KN1AA	**Matrix.....:** WATER
Date Sampled...: 11/12/10	**Date Received..:** 11/12/10	**MS Run #.....:** 0323188
Prep Date.....: 11/19/10	**Analysis Date..:** 11/19/10	
Prep Batch #...: 0323325	**Analysis Time..:** 15:53	
Dilution Factor: 1	**Initial Wgt/Vol:** 5 mL	**Final Wgt/Vol..:** 5 mL
Analyst ID.....: 001562	**Instrument ID..:** HP5	
	Method.....: SW846 8260B	

PARAMETER	RESULT	REPORTING LIMIT	UNITS	MDL
Acetone	ND	5.0	ug/L	2.5
Benzene	ND	1.0	ug/L	0.11
Bromodichloromethane	ND	1.0	ug/L	0.13
Bromoform	ND	1.0	ug/L	0.19
Bromomethane	ND	1.0	ug/L	0.31
2-Butanone	ND	5.0	ug/L	0.55
Carbon disulfide	**0.36 J**	**1.0**	**ug/L**	**0.21**
Carbon tetrachloride	ND	1.0	ug/L	0.14
Chlorobenzene	ND	1.0	ug/L	0.14
Chloroethane	ND	1.0	ug/L	0.21
Chloroform	ND	1.0	ug/L	0.17
Chloromethane	ND	1.0	ug/L	0.28
Cyclohexane	**0.75 J**	**1.0**	**ug/L**	**0.25**
Dibromochloromethane	ND	1.0	ug/L	0.14
1,2-Dibromo-3-chloro-propane	ND	1.0	ug/L	0.14
1,2-Dibromoethane	ND	1.0	ug/L	0.18
1,3-Dichlorobenzene	ND	1.0	ug/L	0.11
1,4-Dichlorobenzene	ND	1.0	ug/L	0.21
1,2-Dichlorobenzene	ND	1.0	ug/L	0.15
Dichlorodifluoromethane	ND	1.0	ug/L	0.19
1,1-Dichloroethane	ND	1.0	ug/L	0.12
1,2-Dichloroethane	ND	1.0	ug/L	0.21
1,1-Dichloroethene	ND	1.0	ug/L	0.30
cis-1,2-Dichloroethene	ND	1.0	ug/L	0.24
trans-1,2-Dichloroethene	ND	1.0	ug/L	0.17
1,2-Dichloropropane	ND	1.0	ug/L	0.095
cis-1,3-Dichloropropene	ND	1.0	ug/L	0.19
trans-1,3-Dichloropropene	ND	1.0	ug/L	0.15
Ethylbenzene	ND	1.0	ug/L	0.23
2-Hexanone	ND	5.0	ug/L	0.16
Isopropylbenzene	ND	1.0	ug/L	0.16
Methyl acetate	ND	1.0	ug/L	0.14
Methylene chloride	ND	1.0	ug/L	0.15
Methylcyclohexane	**1.1**	**1.0**	**ug/L**	**0.26**
4-Methyl-2-pentanone	ND	5.0	ug/L	0.53
Methyl tert-butyl ether	ND	1.0	ug/L	0.18

(Continued on next page)

MACTEC Engineering and Consulting Inc

Client Sample ID: MW-12-1110

GC/MS Volatiles

Lot-Sample #...: C0K120577-003 **Work Order #...:** L91KN1AA **Matrix.....:** WATER

PARAMETER	RESULT	REPORTING LIMIT	UNITS	MDL
Styrene	ND	1.0	ug/L	0.097
1,1,2,2-Tetrachloroethane	ND	1.0	ug/L	0.20
1,2,4-Trichloro-benzene	ND	1.0	ug/L	0.27
Tetrachloroethene	ND	1.0	ug/L	0.15
1,1,1-Trichloroethane	ND	1.0	ug/L	0.29
1,1,2-Trichloroethane	ND	1.0	ug/L	0.20
Trichloroethene	ND	1.0	ug/L	0.14
Trichlorofluoromethane	ND	1.0	ug/L	0.20
1,1,2-Trichloro-1,2,2-trifluoroethane	ND	1.0	ug/L	0.32
Toluene	**0.15 J**	**1.0**	**ug/L**	**0.15**
Vinyl chloride	ND	1.0	ug/L	0.23
Xylenes (total)	ND	3.0	ug/L	0.49

SURROGATE	PERCENT RECOVERY	RECOVERY LIMITS
Toluene-d8	100	(71 - 118)
1,2-Dichloroethane-d4	106	(64 - 135)
4-Bromofluorobenzene	103	(70 - 118)
Dibromofluoromethane	102	(70 - 128)

NOTE(S):

J Estimated result. Result is less than RL.

SW846 8260B SURROGATE RECOVERY

Lab Name: TestAmerica Laboratories, Inc. Client: MACTEC Engineering and Consulting Inc

Lab Code: TALPIT SDG No:

Lot #: C0K120577

Extraction: XXI25QK01

	CLIENT ID.	SRG01	SRG02	SRG03	SRG04	TOT OUT
01	MW-12-1110	100	106	103	102	00
02	INTRA-LAB QC	95	111	100	105	00
03	METHOD BLK. MAA9J1AA	101	110	106	102	00
04	LCS MAA9J1AC	99	107	94	103	00
05	LAB MS/MSD D	97	104	96	98	00
06	LAB MS/MSD S	102	102	97	100	00

SURROGATES		QC LIMITS
SRG01	= Toluene-d8	(71-118)
SRG02	= 1,2-Dichloroethane-d4	(64-135)
SRG03	= 4-Bromofluorobenzene	(70-118)
SRG04	= Dibromofluoromethane	(70-128)

\# Column to be used to flag recovery values
* Values outside of required QC Limits
D System monitoring Compound diluted out

FORM II

SW846 8260B CHECK SAMPLE RECOVERY

Lab Name: TestAmerica Laboratories, Inc. Client: MACTEC Engineering and Consulting Inc

Lab Code: TALPIT SDG No:

Lot #: C0K190000 WO #: MAA9J1AC

BATCH: 0323325

COMPOUND	SPIKE ADDED (ug/L)	SAMPLE CONCENT. (ug/L)	% REC	QC LIMITS REC	QUAL
Trichloroethene	10.0	10.3	103	73 - 120	
1,1-Dichloroethene	10.0	10.5	105	65 - 136	
Benzene	10.0	10.2	102	80 - 120	
Toluene	10.0	11.1	111	80 - 123	
Chlorobenzene	10.0	10.6	106	80 - 120	

NOTES(S):

* Values outside of QC limits

Spike Recovery: 0 out of 5 outside limits

COMMENTS:

FORM III

SW846 8260B MATRIX SPIKE/MATRIX SPIKE DUPLICATE RECOVERY

Lab Name: TestAmerica Laboratories, Inc. Client: MACTEC Engineering and Consulting Inc

Lab Code: TALPIT SDG No:

Matrix Spike ID: LAB MS/MSD

Lot #: C0K150433 WO #: L927W1AD
BATCH: 0323325

COMPOUND	SPIKE ADDED (ug/L)	SAMPLE CONCENT. (ug/L)	MS CONCENT. (ug/L)	MS % REC	LIMITS REC	QUAL
1,1-Dichloroethene	10.0	ND	7.86	79	65 - 136	
Benzene	10.0	ND	9.65	97	80 - 120	
Toluene	10.0	ND	10.5	105	80 - 123	
Chlorobenzene	10.0	ND	10.4	104	80 - 120	
Trichloroethene	10.0	ND	9.87	99	73 - 120	

NOTES(S):

Column to be used to flag recovery and RPD values with an asterisk
* Values outside of QC limits

RPD: 0 out of 0 outside limits
Spike Recovery: 0 out of 5 outside limits

COMMENTS:

FORM III

SW846 8260B MATRIX SPIKE/MATRIX SPIKE DUPLICATE RECOVERY

Lab Name: TestAmerica Laboratories, Inc. Client: MACTEC Engineering and Consulting Inc

Lab Code: TALPIT SDG No:

Matrix Spike ID: LAB MS/MSD

Lot #: C0K150433 WO #: L927W1AE
BATCH: 0323325

COMPOUND	SPIKE ADDED (ug/L)	MSD CONCENT. (ug/L)	MSD % REC	% RPD	QC LIMITS RPD	QC LIMITS REC	QUAL
1,1-Dichloroethene	10.0	7.61	76	3.3	35	65- 136	
Benzene	10.0	9.46	95	2.1	32	80- 120	
Toluene	10.0	10.4	104	1.2	35	80- 123	
Chlorobenzene	10.0	10.1	101	2.1	29	80- 120	
Trichloroethene	10.0	9.65	96	2.2	35	73- 120	

NOTES(S):

Column to be used to flag recovery and RPD values with an asterisk
* Values outside of QC limits

RPD: 0 out of 5 outside limits
Spike Recovery: 0 out of 5 outside limits

COMMENTS:

FORM III

SW846 8260B METHOD BLANK SUMMARY

BLANK WORKORDER NO.: MAA9J1AA

Lab Name: TestAmerica Laboratories, Inc.

Lab Code: TALPIT

SDG Number:

Lab File ID: 51119001.

Lot Number: C0K120577

Date Analyzed: 11/19/10

Time Analyzed: 12:37

Matrix: WATER

Date Extracted:11/19/10

GC Column: HP624 ID: .20

Extraction Method: 5030B

Instrument ID: HP5

Level:(low/med) LOW

THIS METHOD BLANK APPLIES TO THE FOLLOWING SAMPLES, LCS, LCSD, MS , MSD:

	CLIENT ID.	SAMPLE WORK ORDER #	LAB FILE ID	DATE ANALYZED	TIME ANALYZED
01	MW-12-1110	L91KN1AA	51119008.	11/19/10	15:53
02	INTRA-LAB QC	L927W1AC	51119002.	11/19/10	13:16
03	LAB MS/MSD	L927W1AD S	51119005.	11/19/10	14:29
04	LAB MS/MSD	L927W1AE D	51119006.	11/19/10	14:53
05	CHECK SAMPLE	MAA9J1AC C	51119004.	11/19/10	14:05
06					
07					
08					
09					
10					
11					
12					
13					
14					
15					
16					
17					
18					
19					
20					
21					
22					
23					
24					
25					
26					
27					
28					
29					
30					

COMMENTS:

FORM IV

METHOD BLANK REPORT

GC/MS Volatiles

Client Lot #...: C0K120577 **Work Order #...:** MAA9J1AA **Matrix.....:** WATER
MB Lot-Sample #: C0K190000-325

Prep Date.....: 11/19/10 **Analysis Time..:** 12:37
Analysis Date..: 11/19/10 **Prep Batch #...:** 0323325 **Final Wgt/Vol..:** 5 mL
Dilution Factor: 1 **Initial Wgt/Vol:** 5 mL **Instrument ID..:** HP5
Analyst ID.....: 001562

PARAMETER	RESULT	REPORTING LIMIT	UNITS	METHOD
Acetone	ND	5.0	ug/L	SW846 8260B
Benzene	ND	1.0	ug/L	SW846 8260B
Bromodichloromethane	ND	1.0	ug/L	SW846 8260B
Bromoform	ND	1.0	ug/L	SW846 8260B
Bromomethane	ND	1.0	ug/L	SW846 8260B
2-Butanone	ND	5.0	ug/L	SW846 8260B
Carbon disulfide	ND	1.0	ug/L	SW846 8260B
Carbon tetrachloride	ND	1.0	ug/L	SW846 8260B
Chlorobenzene	ND	1.0	ug/L	SW846 8260B
Chloroethane	ND	1.0	ug/L	SW846 8260B
Chloroform	ND	1.0	ug/L	SW846 8260B
Chloromethane	ND	1.0	ug/L	SW846 8260B
Cyclohexane	ND	1.0	ug/L	SW846 8260B
Dibromochloromethane	ND	1.0	ug/L	SW846 8260B
1,2-Dibromo-3-chloro-propane	ND	1.0	ug/L	SW846 8260B
1,2-Dibromoethane	ND	1.0	ug/L	SW846 8260B
1,3-Dichlorobenzene	ND	1.0	ug/L	SW846 8260B
1,4-Dichlorobenzene	ND	1.0	ug/L	SW846 8260B
1,2-Dichlorobenzene	ND	1.0	ug/L	SW846 8260B
Dichlorodifluoromethane	ND	1.0	ug/L	SW846 8260B
1,1-Dichloroethane	ND	1.0	ug/L	SW846 8260B
1,2-Dichloroethane	ND	1.0	ug/L	SW846 8260B
1,1-Dichloroethene	ND	1.0	ug/L	SW846 8260B
cis-1,2-Dichloroethene	ND	1.0	ug/L	SW846 8260B
trans-1,2-Dichloroethene	ND	1.0	ug/L	SW846 8260B
1,2-Dichloropropane	ND	1.0	ug/L	SW846 8260B
cis-1,3-Dichloropropene	ND	1.0	ug/L	SW846 8260B
trans-1,3-Dichloropropene	ND	1.0	ug/L	SW846 8260B
Ethylbenzene	ND	1.0	ug/L	SW846 8260B
2-Hexanone	ND	5.0	ug/L	SW846 8260B
Isopropylbenzene	ND	1.0	ug/L	SW846 8260B
Methyl acetate	ND	1.0	ug/L	SW846 8260B
Methylene chloride	ND	1.0	ug/L	SW846 8260B
Methylcyclohexane	ND	1.0	ug/L	SW846 8260B
4-Methyl-2-pentanone	ND	5.0	ug/L	SW846 8260B
Methyl tert-butyl ether	ND	1.0	ug/L	SW846 8260B
Styrene	ND	1.0	ug/L	SW846 8260B
1,1,2,2-Tetrachloroethane	ND	1.0	ug/L	SW846 8260B
1,2,4-Trichloro-benzene	ND	1.0	ug/L	SW846 8260B

(Continued on next page)

METHOD BLANK REPORT

GC/MS Volatiles

Client Lot #...: C0K120577 **Work Order #...:** MAA9J1AA **Matrix.....:** WATER

PARAMETER	RESULT	REPORTING LIMIT	UNITS	METHOD
Tetrachloroethene	ND	1.0	ug/L	SW846 8260B
1,1,1-Trichloroethane	ND	1.0	ug/L	SW846 8260B
1,1,2-Trichloroethane	ND	1.0	ug/L	SW846 8260B
Trichloroethene	ND	1.0	ug/L	SW846 8260B
Trichlorofluoromethane	ND	1.0	ug/L	SW846 8260B
1,1,2-Trichloro-1,2,2-trifluoroethane	ND	1.0	ug/L	SW846 8260B
Toluene	ND	1.0	ug/L	SW846 8260B
Vinyl chloride	ND	1.0	ug/L	SW846 8260B
Xylenes (total)	ND	3.0	ug/L	SW846 8260B

SURROGATE	PERCENT RECOVERY	RECOVERY LIMITS
Toluene-d8	101	(71 - 118)
1,2-Dichloroethane-d4	110	(64 - 135)
4-Bromofluorobenzene	106	(70 - 118)
Dibromofluoromethane	102	(70 - 128)

NOTE(S):

Calculations are performed before rounding to avoid round-off errors in calculated results.

8A
VOLATILE INTERNAL STANDARD AREA AND RT SUMMARY

Lab Name: TESTAMERICA PITTSBURGH Contract:

Lab Code: TA Case No.: SAS No.: SDG No.: C0K120577

Lab File ID (Standard): CC51119 Date Analyzed: 11/19/10

Instrument ID: HP5 Time Analyzed: 1126

GC Column: DB 624 ID: 0.20 (mm) Heated Purge: (Y/N) N

		IS1(CBZ) AREA #	RT #	IS2(DCB) AREA #	RT #	IS3 AREA #	RT #
	12 HOUR STD	98904	10.44	138452	12.75	458271	7.36
	UPPER LIMIT	197808	10.64	276904	12.95	916542	7.56
	LOWER LIMIT	49452	10.24	69226	12.55	229136	7.16
	EPA SAMPLE NO.						
01	INTRA-LAB BL	71654	10.45	90160	12.76	361736	7.36
02	INTRA-LAB CH	86308	10.44	128991	12.75	405926	7.36
03	MW-12-1110	71506	10.44	95387	12.76	370368	7.36
04							
05							
06							
07							
08							
09							
10							
11							
12							
13							
14							
15							
16							
17							
18							
19							
20							
21							
22							

IS1 (CBZ) = Chlorobenzene-d5
IS2 (DCB) = 1,4-Dichlorobenzene-d4
IS3 = Fluorobenzene

AREA UPPER LIMIT = +100% of internal standard area
AREA LOWER LIMIT = - 50% of internal standard area
RT UPPER LIMIT = + 0.20 minutes of internal standard RT
RT LOWER LIMIT = - 0.20 minutes of internal standard RT

Column used to flag values outside QC limits with an asterisk.
* Values outside of QC limits.

GC/MS SEMIVOLATILE SUMMARY

MACTEC Engineering and Consulting Inc

Client Sample ID: MW-10

GC/MS Semivolatiles

Lot-Sample #...:	C0K120577-001	**Work Order #...:**	L91KH1AA	**Matrix.....:**	WATER
Date Sampled...:	11/10/10 12:25	**Date Received..:**	11/11/10 09:45	**MS Run #.....:**	0320067
Prep Date.....:	11/16/10	**Analysis Date..:**	11/17/10		
Prep Batch #...:	0320088	**Analysis Time..:**	20:15		
Dilution Factor:	0.94	**Initial Wgt/Vol:**	1060 mL	**Final Wgt/Vol..:**	1 mL
Analyst ID.....:	003200	**Instrument ID..:**	733		
		Method.....:	SW846 8270C		

PARAMETER	RESULT	REPORTING LIMIT	UNITS	MDL
Acenaphthene	**2.6**	**0.19**	**ug/L**	**0.014**
Acenaphthylene	**0.078 J**	**0.19**	**ug/L**	**0.014**
Acetophenone	ND	0.94	ug/L	0.075
Anthracene	**0.15 J**	**0.19**	**ug/L**	**0.014**
Atrazine	ND	0.94	ug/L	0.084
Benzo(a)anthracene	ND	0.19	ug/L	0.014
Benzo(a)pyrene	ND	0.19	ug/L	0.013
Benzo(b)fluoranthene	ND	0.19	ug/L	0.015
Benzo(ghi)perylene	ND	0.19	ug/L	0.014
Benzo(k)fluoranthene	ND	0.19	ug/L	0.051
Benzaldehyde	ND	0.94	ug/L	0.14
1,1'-Biphenyl	ND	0.94	ug/L	0.039
bis(2-Chloroethoxy) methane	ND	0.94	ug/L	0.055
bis(2-Chloroethyl)-ether	ND	0.19	ug/L	0.024
bis(2-Ethylhexyl) phthalate	ND	0.94	ug/L	0.75
4-Bromophenyl phenyl ether	ND	0.94	ug/L	0.060
Butyl benzyl phthalate	ND	0.94	ug/L	0.13
Caprolactam	ND	4.7	ug/L	1.1
Carbazole	**3.2**	**0.19**	**ug/L**	**0.015**
4-Chloroaniline	ND	0.94	ug/L	0.083
4-Chloro-3-methylphenol	ND	0.94	ug/L	0.071
2-Chloronaphthalene	ND	0.19	ug/L	0.014
2-Chlorophenol	ND	0.94	ug/L	0.16
4-Chlorophenyl phenyl ether	ND	0.94	ug/L	0.047
Chrysene	ND	0.19	ug/L	0.013
Dibenz(a,h)anthracene	ND	0.19	ug/L	0.015
Dibenzofuran	**0.18 J**	**0.94**	**ug/L**	**0.058**
3,3'-Dichlorobenzidine	ND	0.94	ug/L	0.11
2,4-Dichlorophenol	ND	0.19	ug/L	0.031
Diethyl phthalate	**0.45 J**	**0.94**	**ug/L**	**0.14**
2,4-Dimethylphenol	ND	0.94	ug/L	0.080
Dimethyl phthalate	ND	0.94	ug/L	0.072

(Continued on next page)

MACTEC Engineering and Consulting Inc

Client Sample ID: MW-10

GC/MS Semivolatiles

Lot-Sample #...: C0K120577-001 **Work Order #...:** L91KH1AA **Matrix.....:** WATER

PARAMETER	RESULT	REPORTING LIMIT	UNITS	MDL
Di-n-butyl phthalate	ND	0.94	ug/L	0.12
4,6-Dinitro-2-methylphenol	ND	4.7	ug/L	0.21
2,4-Dinitrophenol	ND	4.7	ug/L	0.58
2,4-Dinitrotoluene	ND	0.94	ug/L	0.050
2,6-Dinitrotoluene	ND	0.94	ug/L	0.075
Di-n-octyl phthalate	ND	0.94	ug/L	0.19
Fluoranthene	**0.13 J**	**0.19**	**ug/L**	**0.015**
Fluorene	**3.5**	**0.19**	**ug/L**	**0.020**
Hexachlorobenzene	ND	0.19	ug/L	0.017
Hexachlorobutadiene	ND	0.19	ug/L	0.016
Hexachlorocyclopentadiene	ND	0.94	ug/L	0.049
Hexachloroethane	ND	0.94	ug/L	0.059
Indeno(1,2,3-cd)pyrene	ND	0.19	ug/L	0.019
Isophorone	ND	0.94	ug/L	0.061
2-Methylnaphthalene	**3.3**	**0.19**	**ug/L**	**0.011**
2-Methylphenol	ND	0.94	ug/L	0.081
4-Methylphenol	ND	0.94	ug/L	0.085
Naphthalene	**0.88**	**0.19**	**ug/L**	**0.013**
2-Nitroaniline	ND	4.7	ug/L	0.33
3-Nitroaniline	ND	4.7	ug/L	0.30
4-Nitroaniline	ND	4.7	ug/L	0.16
Nitrobenzene	ND	0.19	ug/L	0.079
2-Nitrophenol	ND	0.94	ug/L	0.16
4-Nitrophenol	ND	4.7	ug/L	0.57
N-Nitrosodi-n-propylamine	ND	0.19	ug/L	0.029
N-Nitrosodiphenylamine	ND	0.19	ug/L	0.080
2,2'-oxybis(1-Chloropropane)	ND	0.19	ug/L	0.019
Pentachlorophenol	ND	0.94	ug/L	0.062
Phenanthrene	**1.7**	**0.19**	**ug/L**	**0.040**
Phenol	ND	0.19	ug/L	0.055
Pyrene	**0.16 J**	**0.19**	**ug/L**	**0.015**
2,4,5-Trichlorophenol	ND	0.94	ug/L	0.14
2,4,6-Trichlorophenol	ND	0.94	ug/L	0.16

(Continued on next page)

MACTEC Engineering and Consulting Inc

Client Sample ID: MW-10

GC/MS Semivolatiles

Lot-Sample #...: C0K120577-001 **Work Order #...:** L91KH1AA **Matrix.....:** WATER

SURROGATE	PERCENT RECOVERY	RECOVERY LIMITS
Nitrobenzene-d5	75	(23 - 112)
Terphenyl-d14	71	(10 - 132)
2-Fluorobiphenyl	75	(19 - 107)
2-Fluorophenol	71	(10 - 111)
Phenol-d5	72	(15 - 112)
2,4,6-Tribromophenol	95	(16 - 122)

NOTE(S):

J Estimated result. Result is less than RL.

MACTEC Engineering and Consulting Inc

Client Sample ID: MW-11

GC/MS Semivolatiles

Lot-Sample #...:	C0K120577-002	**Work Order #...:**	L91KM1AA	**Matrix.....:**	WATER
Date Sampled...:	11/10/10 11:25	**Date Received..:**	11/11/10 09:45	**MS Run #.....:**	0320067
Prep Date.....:	11/16/10	**Analysis Date..:**	11/17/10		
Prep Batch #...:	0320088	**Analysis Time..:**	20:35		
Dilution Factor:	19	**Initial Wgt/Vol:**	1050 mL	**Final Wgt/Vol..:**	1 mL
Analyst ID.....:	003200	**Instrument ID..:**	733		
		Method.....:	SW846 8270C		

PARAMETER	RESULT	REPORTING LIMIT	UNITS	MDL
Acenaphthene	**63**	**3.8**	**ug/L**	**0.27**
Acenaphthylene	**1.4 J**	**3.8**	**ug/L**	**0.29**
Acetophenone	ND	19	ug/L	1.5
Anthracene	**8.5**	**3.8**	**ug/L**	**0.29**
Atrazine	ND	19	ug/L	1.7
Benzo(a)anthracene	**2.3 J**	**3.8**	**ug/L**	**0.28**
Benzo(a)pyrene	**1.5 J**	**3.8**	**ug/L**	**0.25**
Benzo(b)fluoranthene	ND	3.8	ug/L	0.30
Benzo(ghi)perylene	ND	3.8	ug/L	0.29
Benzo(k)fluoranthene	ND	3.8	ug/L	1.0
Benzaldehyde	ND	19	ug/L	2.8
1,1'-Biphenyl	**22**	**19**	**ug/L**	**0.79**
bis(2-Chloroethoxy) methane	ND	19	ug/L	1.1
bis(2-Chloroethyl)-ether	ND	3.8	ug/L	0.48
bis(2-Ethylhexyl) phthalate	ND	19	ug/L	15
4-Bromophenyl phenyl ether	ND	19	ug/L	1.2
Butyl benzyl phthalate	ND	19	ug/L	2.7
Caprolactam	ND	95	ug/L	23
Carbazole	**89**	**3.8**	**ug/L**	**0.30**
4-Chloroaniline	ND	19	ug/L	1.7
4-Chloro-3-methylphenol	ND	19	ug/L	1.4
2-Chloronaphthalene	ND	3.8	ug/L	0.29
2-Chlorophenol	ND	19	ug/L	3.1
4-Chlorophenyl phenyl ether	ND	19	ug/L	0.96
Chrysene	**1.4 J**	**3.8**	**ug/L**	**0.27**
Dibenz(a,h)anthracene	ND	3.8	ug/L	0.29
Dibenzofuran	**69**	**19**	**ug/L**	**1.2**
3,3'-Dichlorobenzidine	ND	19	ug/L	2.1
2,4-Dichlorophenol	ND	3.8	ug/L	0.63
Diethyl phthalate	ND	19	ug/L	2.8
2,4-Dimethylphenol	ND	19	ug/L	1.6
Dimethyl phthalate	ND	19	ug/L	1.5

(Continued on next page)

MACTEC Engineering and Consulting Inc

Client Sample ID: MW-11

GC/MS Semivolatiles

Lot-Sample #...: C0K120577-002 **Work Order #...:** L91KM1AA **Matrix.....:** WATER

PARAMETER	RESULT	REPORTING LIMIT	UNITS	MDL
Di-n-butyl phthalate	ND	19	ug/L	2.4
4,6-Dinitro-2-methylphenol	ND	95	ug/L	4.2
2,4-Dinitrophenol	ND	95	ug/L	12
2,4-Dinitrotoluene	ND	19	ug/L	1.0
2,6-Dinitrotoluene	ND	19	ug/L	1.5
Di-n-octyl phthalate	ND	19	ug/L	3.9
Fluoranthene	**6.5**	**3.8**	**ug/L**	**0.31**
Fluorene	**60**	**3.8**	**ug/L**	**0.41**
Hexachlorobenzene	ND	3.8	ug/L	0.35
Hexachlorobutadiene	ND	3.8	ug/L	0.32
Hexachlorocyclopentadiene	ND	19	ug/L	0.98
Hexachloroethane	ND	19	ug/L	1.2
Indeno(1,2,3-cd)pyrene	ND	3.8	ug/L	0.38
Isophorone	ND	19	ug/L	1.2
2-Methylnaphthalene	**230**	**3.8**	**ug/L**	**0.23**
2-Methylphenol	ND	19	ug/L	1.6
4-Methylphenol	ND	19	ug/L	1.7
Naphthalene	**1600 E**	**3.8**	**ug/L**	**0.27**
2-Nitroaniline	ND	95	ug/L	6.7
3-Nitroaniline	ND	95	ug/L	6.1
4-Nitroaniline	ND	95	ug/L	3.3
Nitrobenzene	ND	3.8	ug/L	1.6
2-Nitrophenol	ND	19	ug/L	3.2
4-Nitrophenol	ND	95	ug/L	11
N-Nitrosodi-n-propylamine	ND	3.8	ug/L	0.59
N-Nitrosodiphenylamine	ND	3.8	ug/L	1.6
2,2'-oxybis(1-Chloropropane)	ND	3.8	ug/L	0.37
Pentachlorophenol	ND	19	ug/L	1.3
Phenanthrene	**49**	**3.8**	**ug/L**	**0.81**
Phenol	ND	3.8	ug/L	1.1
Pyrene	**5.0**	**3.8**	**ug/L**	**0.30**
2,4,5-Trichlorophenol	ND	19	ug/L	2.9
2,4,6-Trichlorophenol	ND	19	ug/L	3.3

(Continued on next page)

MACTEC Engineering and Consulting Inc

Client Sample ID: MW-11

GC/MS Semivolatiles

Lot-Sample #...: C0K120577-002 **Work Order #...:** L91KM1AA **Matrix.....:** WATER

SURROGATE	PERCENT RECOVERY	RECOVERY LIMITS
Nitrobenzene-d5	NC,DIL	(23 - 112)
Terphenyl-d14	NC,DIL	(10 - 132)
2-Fluorobiphenyl	NC,DIL	(19 - 107)
2-Fluorophenol	NC,DIL	(10 - 111)
Phenol-d5	NC,DIL	(15 - 112)
2,4,6-Tribromophenol	NC,DIL	(16 - 122)

NOTE(S):

NC The recovery and/or RPD were not calculated.

DIL The concentration is estimated or not reported due to dilution or the presence of interfering analytes.

J Estimated result. Result is less than RL.

E Estimated result. Result concentration exceeds the calibration range.

MACTEC Engineering and Consulting Inc

Client Sample ID: MW-11

GC/MS Semivolatiles

Lot-Sample #...:	C0K120577-002	**Work Order #...:**	L91KM2AA	**Matrix.....:**	WATER
Date Sampled...:	11/10/10 11:25	**Date Received..:**	11/11/10 09:45	**MS Run #.....:**	0320067
Prep Date.....:	11/16/10	**Analysis Date..:**	11/18/10		
Prep Batch #...:	0320088	**Analysis Time..:**	11:35		
Dilution Factor:	95	**Initial Wgt/Vol:**	1050 mL	**Final Wgt/Vol..:**	1 mL
Analyst ID.....:	003200	**Instrument ID..:**	733		
		Method.....:	SW846 8270C		

PARAMETER	RESULT	REPORTING LIMIT	UNITS	MDL
Acenaphthene	**60**	**19**	**ug/L**	**1.4**
Acenaphthylene	ND	19	ug/L	1.4
Acetophenone	ND	95	ug/L	7.6
Anthracene	**7.7 J**	**19**	**ug/L**	**1.5**
Atrazine	ND	95	ug/L	8.5
Benzo(a)anthracene	ND	19	ug/L	1.4
Benzo(a)pyrene	ND	19	ug/L	1.3
Benzo(b)fluoranthene	ND	19	ug/L	1.5
Benzo(ghi)perylene	ND	19	ug/L	1.4
Benzo(k)fluoranthene	ND	19	ug/L	5.2
Benzaldehyde	ND	95	ug/L	14
1,1'-Biphenyl	**22 J**	**95**	**ug/L**	**3.9**
bis(2-Chloroethoxy) methane	ND	95	ug/L	5.5
bis(2-Chloroethyl)-ether	ND	19	ug/L	2.4
bis(2-Ethylhexyl) phthalate	ND	95	ug/L	76
4-Bromophenyl phenyl ether	ND	95	ug/L	6.0
Butyl benzyl phthalate	ND	95	ug/L	14
Caprolactam	ND	480	ug/L	110
Carbazole	**92**	**19**	**ug/L**	**1.5**
4-Chloroaniline	ND	95	ug/L	8.4
4-Chloro-3-methylphenol	ND	95	ug/L	7.2
2-Chloronaphthalene	ND	19	ug/L	1.4
2-Chlorophenol	ND	95	ug/L	16
4-Chlorophenyl phenyl ether	ND	95	ug/L	4.8
Chrysene	ND	19	ug/L	1.3
Dibenz(a,h)anthracene	ND	19	ug/L	1.5
Dibenzofuran	**71 J**	**95**	**ug/L**	**5.9**
3,3'-Dichlorobenzidine	ND	95	ug/L	11
2,4-Dichlorophenol	ND	19	ug/L	3.2
Diethyl phthalate	ND	95	ug/L	14
2,4-Dimethylphenol	ND	95	ug/L	8.1
Dimethyl phthalate	ND	95	ug/L	7.3

(Continued on next page)

MACTEC Engineering and Consulting Inc

Client Sample ID: MW-11

GC/MS Semivolatiles

Lot-Sample #...: C0K120577-002 **Work Order #...:** L91KM2AA **Matrix.....:** WATER

PARAMETER	RESULT	REPORTING LIMIT	UNITS	MDL
Di-n-butyl phthalate	ND	95	ug/L	12
4,6-Dinitro-2-methylphenol	ND	480	ug/L	21
2,4-Dinitrophenol	ND	480	ug/L	58
2,4-Dinitrotoluene	ND	95	ug/L	5.1
2,6-Dinitrotoluene	ND	95	ug/L	7.6
Di-n-octyl phthalate	ND	95	ug/L	20
Fluoranthene	**6.7 J**	**19**	**ug/L**	**1.5**
Fluorene	**98**	**19**	**ug/L**	**2.1**
Hexachlorobenzene	ND	19	ug/L	1.7
Hexachlorobutadiene	ND	19	ug/L	1.6
Hexachlorocyclopenta-diene	ND	95	ug/L	4.9
Hexachloroethane	ND	95	ug/L	6.0
Indeno(1,2,3-cd)pyrene	ND	19	ug/L	1.9
Isophorone	ND	95	ug/L	6.1
2-Methylnaphthalene	**210**	**19**	**ug/L**	**1.2**
2-Methylphenol	ND	95	ug/L	8.2
4-Methylphenol	ND	95	ug/L	8.6
Naphthalene	**2900**	**19**	**ug/L**	**1.3**
2-Nitroaniline	ND	480	ug/L	33
3-Nitroaniline	ND	480	ug/L	31
4-Nitroaniline	ND	480	ug/L	16
Nitrobenzene	ND	19	ug/L	8.0
2-Nitrophenol	ND	95	ug/L	16
4-Nitrophenol	ND	480	ug/L	57
N-Nitrosodi-n-propyl-amine	ND	19	ug/L	2.9
N-Nitrosodiphenylamine	ND	19	ug/L	8.1
2,2'-oxybis (1-Chloropropane)	ND	19	ug/L	1.9
Pentachlorophenol	ND	95	ug/L	6.3
Phenanthrene	**50**	**19**	**ug/L**	**4.1**
Phenol	ND	19	ug/L	5.5
Pyrene	ND	19	ug/L	1.5
2,4,5-Trichloro-phenol	ND	95	ug/L	15
2,4,6-Trichloro-phenol	ND	95	ug/L	17

(Continued on next page)

MACTEC Engineering and Consulting Inc

Client Sample ID: MW-11

GC/MS Semivolatiles

Lot-Sample #...: C0K120577-002 **Work Order #...:** L91KM2AA **Matrix.....:** WATER

SURROGATE	PERCENT RECOVERY	RECOVERY LIMITS
Nitrobenzene-d5	NC,DIL	(23 - 112)
Terphenyl-d14	NC,DIL	(10 - 132)
2-Fluorobiphenyl	NC,DIL	(19 - 107)
2-Fluorophenol	NC,DIL	(10 - 111)
Phenol-d5	NC,DIL	(15 - 112)
2,4,6-Tribromophenol	NC,DIL	(16 - 122)

NOTE(S):

NC The recovery and/or RPD were not calculated.

DIL The concentration is estimated or not reported due to dilution or the presence of interfering analytes.

J Estimated result. Result is less than RL.

MACTEC Engineering and Consulting Inc

Client Sample ID: MW-12-1110

GC/MS Semivolatiles

Lot-Sample #...:	C0K120577-003	**Work Order #...:**	L91KN1AC	**Matrix.....:**	WATER
Date Sampled...:	11/12/10 12:20	**Date Received..:**	11/12/10 15:30	**MS Run #.....:**	0320067
Prep Date.....:	11/16/10	**Analysis Date..:**	11/18/10		
Prep Batch #...:	0320088	**Analysis Time..:**	11:55		
Dilution Factor:	2.06	**Initial Wgt/Vol:**	970 mL	**Final Wgt/Vol..:**	1 mL
Analyst ID.....:	003200	**Instrument ID..:**	733		
		Method.....:	SW846 8270C		

PARAMETER	RESULT	REPORTING LIMIT	UNITS	MDL
Acenaphthene	**1.2**	**0.41**	**ug/L**	**0.030**
Acenaphthylene	**0.42**	**0.41**	**ug/L**	**0.031**
Acetophenone	ND	2.1	ug/L	0.16
Anthracene	**0.69**	**0.41**	**ug/L**	**0.032**
Atrazine	ND	2.1	ug/L	0.18
Benzo(a)anthracene	**1.5**	**0.41**	**ug/L**	**0.030**
Benzo(a)pyrene	**1.9**	**0.41**	**ug/L**	**0.028**
Benzo(b)fluoranthene	**2.3**	**0.41**	**ug/L**	**0.032**
Benzo(ghi)perylene	**0.95**	**0.41**	**ug/L**	**0.031**
Benzo(k)fluoranthene	ND	0.41	ug/L	0.11
Benzaldehyde	ND	2.1	ug/L	0.31
1,1'-Biphenyl	**0.11 J**	**2.1**	**ug/L**	**0.085**
bis(2-Chloroethoxy) methane	ND	2.1	ug/L	0.12
bis(2-Chloroethyl)-ether	ND	0.41	ug/L	0.052
bis(2-Ethylhexyl) phthalate	ND	2.1	ug/L	1.6
4-Bromophenyl phenyl ether	ND	2.1	ug/L	0.13
Butyl benzyl phthalate	**0.32 J**	**2.1**	**ug/L**	**0.29**
Caprolactam	ND	10	ug/L	2.5
Carbazole	**0.28 J**	**0.41**	**ug/L**	**0.033**
4-Chloroaniline	ND	2.1	ug/L	0.18
4-Chloro-3-methylphenol	ND	2.1	ug/L	0.16
2-Chloronaphthalene	ND	0.41	ug/L	0.031
2-Chlorophenol	ND	2.1	ug/L	0.34
4-Chlorophenyl phenyl ether	ND	2.1	ug/L	0.10
Chrysene	**1.3**	**0.41**	**ug/L**	**0.029**
Dibenz(a,h)anthracene	ND	0.41	ug/L	0.032
Dibenzofuran	**0.34 J**	**2.1**	**ug/L**	**0.13**
3,3'-Dichlorobenzidine	ND	2.1	ug/L	0.23
2,4-Dichlorophenol	ND	0.41	ug/L	0.069
Diethyl phthalate	ND	2.1	ug/L	0.30
2,4-Dimethylphenol	ND	2.1	ug/L	0.18
Dimethyl phthalate	ND	2.1	ug/L	0.16

(Continued on next page)

MACTEC Engineering and Consulting Inc

Client Sample ID: MW-12-1110

GC/MS Semivolatiles

Lot-Sample #...: C0K120577-003 Work Order #...: L91KN1AC Matrix.....: WATER

PARAMETER	RESULT	REPORTING LIMIT	UNITS	MDL
Di-n-butyl phthalate	ND	2.1	ug/L	0.26
4,6-Dinitro-2-methylphenol	ND	10	ug/L	0.45
2,4-Dinitrophenol	ND	10	ug/L	1.3
2,4-Dinitrotoluene	ND	2.1	ug/L	0.11
2,6-Dinitrotoluene	ND	2.1	ug/L	0.16
Di-n-octyl phthalate	ND	2.1	ug/L	0.43
Fluoranthene	**2.7**	**0.41**	**ug/L**	**0.033**
Fluorene	**1.6**	**0.41**	**ug/L**	**0.044**
Hexachlorobenzene	ND	0.41	ug/L	0.038
Hexachlorobutadiene	ND	0.41	ug/L	0.034
Hexachlorocyclopentadiene	ND	2.1	ug/L	0.11
Hexachloroethane	ND	2.1	ug/L	0.13
Indeno(1,2,3-cd)pyrene	**1.6**	**0.41**	**ug/L**	**0.041**
Isophorone	ND	2.1	ug/L	0.13
2-Methylnaphthalene	**0.61**	**0.41**	**ug/L**	**0.025**
2-Methylphenol	ND	2.1	ug/L	0.18
4-Methylphenol	**0.28 J**	**2.1**	**ug/L**	**0.19**
Naphthalene	**1.4**	**0.41**	**ug/L**	**0.029**
2-Nitroaniline	ND	10	ug/L	0.72
3-Nitroaniline	ND	10	ug/L	0.66
4-Nitroaniline	ND	10	ug/L	0.36
Nitrobenzene	ND	0.41	ug/L	0.17
2-Nitrophenol	ND	2.1	ug/L	0.35
4-Nitrophenol	ND	10	ug/L	1.2
N-Nitrosodi-n-propylamine	ND	0.41	ug/L	0.063
N-Nitrosodiphenylamine	ND	0.41	ug/L	0.18
2,2'-oxybis(1-Chloropropane)	ND	0.41	ug/L	0.041
Pentachlorophenol	ND	2.1	ug/L	0.14
Phenanthrene	**1.5**	**0.41**	**ug/L**	**0.088**
Phenol	ND	0.41	ug/L	0.12
Pyrene	**2.4**	**0.41**	**ug/L**	**0.032**
2,4,5-Trichlorophenol	ND	2.1	ug/L	0.31
2,4,6-Trichlorophenol	ND	2.1	ug/L	0.36

(Continued on next page)

MACTEC Engineering and Consulting Inc

Client Sample ID: MW-12-1110

GC/MS Semivolatiles

Lot-Sample #...: C0K120577-003 **Work Order #...:** L91KN1AC **Matrix.....:** WATER

SURROGATE	PERCENT RECOVERY	RECOVERY LIMITS
Nitrobenzene-d5	83	(23 - 112)
Terphenyl-d14	22	(10 - 132)
2-Fluorobiphenyl	77	(19 - 107)
2-Fluorophenol	80	(10 - 111)
Phenol-d5	78	(15 - 112)
2,4,6-Tribromophenol	88	(16 - 122)

NOTE(S):

J Estimated result. Result is less than RL.

SW846 8270C SURROGATE RECOVERY

Lab Name: TestAmerica Laboratories, Inc. Client: MACTEC Engineering and Consulting Inc

Lab Code: TALPIT SDG No:

Lot #: C0K120577

Extraction: XXI514201

	CLIENT ID.	SRG01	SRG02	SRG03	SRG04	SRG05	SRG06	TOT OUT
01	INTRA-LAB QC	75	82	73	67	70	75	00
02	MW-10	75	71	75	71	72	95	00
03	MW-11	0 D	0 D	0 D	0 D	0 D	0 D	06
04	MW-11 RE-1	0 D	0 D	0 D	0 D	0 D	0 D	06
05	MW-12-1110	83	22	77	80	78	88	00
06	METHOD BLK. L937E1AA	73	97	78	73	77	102	00
07	LCS L937E1AC	65	88	72	69	74	97	00
08	LAB MS/MSD D	91	93	82	81	86	96	00
09	LAB MS/MSD S	82	88	75	69	74	93	00

SURROGATES		QC LIMITS
SRG01	= Nitrobenzene-d5	(23-112)
SRG02	= Terphenyl-d14	(10-132)
SRG03	= 2-Fluorobiphenyl	(19-107)
SRG04	= 2-Fluorophenol	(10-111)
SRG05	= Phenol-d5	(15-112)
SRG06	= 2,4,6-Tribromophenol	(16-122)

\# Column to be used to flag recovery values
* Values outside of required QC Limits
D System monitoring Compound diluted out

FORM II

SW846 8270C CHECK SAMPLE RECOVERY

Lab Name: TestAmerica Laboratories, Inc. Client: MACTEC Engineering and Consulting Inc

Lab Code: TALPIT SDG No:

Lot #: C0K160000 WO #: L937E1AC
BATCH: 0320088

COMPOUND	SPIKE ADDED (ug/L)	SAMPLE CONCENT. (ug/L)	% REC	QC LIMITS REC	QUAL
Phenol	20.0	13.6	68	32 - 95	
2-Chlorophenol	20.0	13.2	66	31 - 99	
1,4-Dichlorobenzene	20.0	12.4	62	34 - 93	
N-Nitrosodi-n-propylamine	20.0	13.8	69	34 - 101	
1,2,4-Trichlorobenzene	20.0	12.7	63	34 - 96	
4-Chloro-3-methylphenol	20.0	14.6	73	35 - 104	
Acenaphthene	20.0	14.3	72	35 - 99	
4-Nitrophenol	20.0	17.0	85	29 - 115	
2,4-Dinitrotoluene	20.0	17.2	86	37 - 115	
Pentachlorophenol	20.0	13.6	68	15 - 111	
Pyrene	20.0	16.5	83	35 - 106	
4-Methylphenol	40.0	30.8	77	32 - 100	
Hexachloroethane	20.0	12.4	62	32 - 94	
Naphthalene	20.0	12.8	64	35 - 97	
4-Bromophenyl phenyl ethe	20.0	16.2	81	37 - 104	
Butyl benzyl phthalate	20.0	15.4	77	36 - 108	

NOTES(S):

* Values outside of QC limits

Spike Recovery: 0 out of 16 outside limits

COMMENTS:

FORM III

SW846 8270C MATRIX SPIKE/MATRIX SPIKE DUPLICATE RECOVERY

Lab Name: TestAmerica Laboratories, Inc. Client: MACTEC Engineering and Consulting Inc

Lab Code: TALPIT SDG No:

Matrix Spike ID: LAB MS/MSD

Lot #: C0K110445 WO #: L9V6K1AF
BATCH: 0320088

COMPOUND	SPIKE ADDED (ug/L)	SAMPLE CONCENT. (ug/L)	MS CONCENT. (ug/L)	MS % REC	LIMITS REC	QUAL
Phenol	21.1		14.1	67	32 - 95	a
2-Chlorophenol	21.1		15.5	73	31 - 99	a
1,4-Dichlorobenzene	21.1		13.8	65	34 - 93	a
N-Nitrosodi-n-propylamine	21.1		17.2	82	34 - 101	a
1,2,4-Trichlorobenzene	21.1		14.0	66	34 - 96	a
4-Chloro-3-methylphenol	21.1		15.4	73	35 - 104	a
Acenaphthene	21.1		39.6	188*	35 - 99	a
4-Nitrophenol	21.1		12.0	57	29 - 115	a
2,4-Dinitrotoluene	21.1		19.1	91	37 - 115	a
Pentachlorophenol	21.1	ND	19.3	91	15 - 111	
Pyrene	21.1		42.2	200*	35 - 106	a
4-Methylphenol	42.2		32.9	78	32 - 100	a
Hexachloroethane	21.1		13.5	64	32 - 94	a
Naphthalene	21.1	1.1	16.0	71	35 - 97	
4-Bromophenyl phenyl ethe	21.1		17.9	85	37 - 104	a
Butyl benzyl phthalate	21.1		17.9	85	36 - 108	a

NOTES(S):

a Spiked analyte recovery is outside stated control limits.

Column to be used to flag recovery and RPD values with an asterisk
* Values outside of QC limits

RPD: 0 out of 0 outside limits
Spike Recovery: 2 out of 16 outside limits

COMMENTS:

FORM III

SW846 8270C MATRIX SPIKE/MATRIX SPIKE DUPLICATE RECOVERY

Lab Name: TestAmerica Laboratories, Inc. Client: MACTEC Engineering and Consulting Inc

Lab Code: TALPIT SDG No:

Matrix Spike ID: LAB MS/MSD

Lot #: C0K110445 WO #: L9V6K1AG
BATCH: 0320088

COMPOUND	SPIKE ADDED (ug/L)	MSD CONCENT. (ug/L)	MSD % REC	% RPD	QC LIMITS RPD	QC LIMITS REC	QUAL
Phenol	19.4	15.3	79	8.4	39	32 - 95	a
2-Chlorophenol	19.4	16.6	85	7.0	39	31 - 99	a
1,4-Dichlorobenzene	19.4	14.7	76	6.1	41	34 - 93	a
N-Nitrosodi-n-propylamine	19.4	18.0	93	4.6	43	34 - 101	a
1,2,4-Trichlorobenzene	19.4	14.3	73	1.7	45	34 - 96	a
4-Chloro-3-methylphenol	19.4	15.6	81	1.8	42	35 - 104	a
Acenaphthene	19.4	38.1	196*	3.9	41	35 - 99	a
4-Nitrophenol	19.4	12.3	64	3.0	42	29 - 115	a
2,4-Dinitrotoluene	19.4	20.4	105	6.6	39	37 - 115	a
Pentachlorophenol	19.4	19.4	100	0.39	42	15 - 111	
Pyrene	19.4	39.9	206*	5.7	42	35 - 106	a
4-Methylphenol	38.8	34.6	89	4.9	41	32 - 100	a
Hexachloroethane	19.4	14.4	74	6.7	39	32 - 94	a
Naphthalene	19.4	15.9	76	1.1	43	35 - 97	
4-Bromophenyl phenyl ethe	19.4	17.4	90	2.7	40	37 - 104	a
Butyl benzyl phthalate	19.4	17.2	89	4.1	40	36 - 108	a

NOTES(S):

a Spiked analyte recovery is outside stated control limits.

Column to be used to flag recovery and RPD values with an asterisk
* Values outside of QC limits

RPD: 0 out of 16 outside limits
Spike Recovery: 2 out of 16 outside limits

COMMENTS:

FORM III

SW846 8270C METHOD BLANK SUMMARY

BLANK WORKORDER NO.: L937E1AA

Lab Name: TestAmerica Laboratories, Inc.

Lab Code: TALPIT

SDG Number:

Lab File ID: N1117014.

Lot Number: C0K120577

Date Analyzed: 11/17/10

Time Analyzed: 11:41

Matrix: WATER

Date Extracted:11/16/10

GC Column: DB5 ID: .32

Extraction Method:

Instrument ID: 733

Level:(low/med) LOW

THIS METHOD BLANK APPLIES TO THE FOLLOWING SAMPLES, LCS, LCSD, MS , MSD:

	CLIENT ID.	SAMPLE WORK ORDER #	LAB FILE ID	DATE ANALYZED	TIME ANALYZED
01	INTRA-LAB QC	L9V6K1AC	N1117016.	11/17/10	18:53
02	LAB MS/MSD	L9V6K1AF S	N1117017.	11/17/10	19:13
03	LAB MS/MSD	L9V6K1AG D	N1117018.	11/17/10	19:34
04	MW-10	L91KH1AA	N1117020.	11/17/10	20:15
05	MW-11	L91KM1AA	N1117021.	11/17/10	20:35
06	MW-11	L91KM2AA	N1118001.	11/18/10	11:35
07	MW-12-1110	L91KN1AC	N1118002.	11/18/10	11:55
08	CHECK SAMPLE	L937E1AC C	N1117015.	11/17/10	13:24
09					
10					
11					
12					
13					
14					
15					
16					
17					
18					
19					
20					
21					
22					
23					
24					
25					
26					
27					
28					
29					
30					

COMMENTS:

FORM IV

METHOD BLANK REPORT

GC/MS Semivolatiles

Client Lot #...: C0K120577 **Work Order #...:** L937E1AA **Matrix.....:** WATER
MB Lot-Sample #: C0K160000-088

Prep Date.....: 11/16/10 **Analysis Time..:** 11:41
Analysis Date..: 11/17/10 **Prep Batch #...:** 0320088 **Final Wgt/Vol..:** 1 mL
Dilution Factor: 1 **Initial Wgt/Vol:** 1000 mL **Instrument ID..:** 733
Analyst ID.....: 003200

PARAMETER	RESULT	REPORTING LIMIT	UNITS	METHOD
Acenaphthene	ND	0.20	ug/L	SW846 8270C
Acenaphthylene	ND	0.20	ug/L	SW846 8270C
Acetophenone	ND	1.0	ug/L	SW846 8270C
Anthracene	ND	0.20	ug/L	SW846 8270C
Atrazine	ND	1.0	ug/L	SW846 8270C
Benzo(a)anthracene	ND	0.20	ug/L	SW846 8270C
Benzo(a)pyrene	ND	0.20	ug/L	SW846 8270C
Benzo(b)fluoranthene	ND	0.20	ug/L	SW846 8270C
Benzo(ghi)perylene	ND	0.20	ug/L	SW846 8270C
Benzo(k)fluoranthene	ND	0.20	ug/L	SW846 8270C
Benzaldehyde	ND	1.0	ug/L	SW846 8270C
1,1'-Biphenyl	ND	1.0	ug/L	SW846 8270C
bis(2-Chloroethoxy) methane	ND	1.0	ug/L	SW846 8270C
bis(2-Chloroethyl)-ether	ND	0.20	ug/L	SW846 8270C
bis(2-Ethylhexyl) phthalate	ND	1.0	ug/L	SW846 8270C
4-Bromophenyl phenyl ether	ND	1.0	ug/L	SW846 8270C
Butyl benzyl phthalate	ND	1.0	ug/L	SW846 8270C
Caprolactam	ND	5.0	ug/L	SW846 8270C
Carbazole	ND	0.20	ug/L	SW846 8270C
4-Chloroaniline	ND	1.0	ug/L	SW846 8270C
4-Chloro-3-methylphenol	ND	1.0	ug/L	SW846 8270C
2-Chloronaphthalene	ND	0.20	ug/L	SW846 8270C
2-Chlorophenol	ND	1.0	ug/L	SW846 8270C
4-Chlorophenyl phenyl ether	ND	1.0	ug/L	SW846 8270C
Chrysene	ND	0.20	ug/L	SW846 8270C
Dibenz(a,h)anthracene	ND	0.20	ug/L	SW846 8270C
Dibenzofuran	ND	1.0	ug/L	SW846 8270C
3,3'-Dichlorobenzidine	ND	1.0	ug/L	SW846 8270C
2,4-Dichlorophenol	ND	0.20	ug/L	SW846 8270C
Diethyl phthalate	ND	1.0	ug/L	SW846 8270C
2,4-Dimethylphenol	ND	1.0	ug/L	SW846 8270C
Dimethyl phthalate	ND	1.0	ug/L	SW846 8270C
Di-n-butyl phthalate	ND	1.0	ug/L	SW846 8270C
4,6-Dinitro-2-methylphenol	ND	5.0	ug/L	SW846 8270C

(Continued on next page)

METHOD BLANK REPORT

GC/MS Semivolatiles

Client Lot #...: C0K120577 **Work Order #...:** L937E1AA **Matrix.....:** WATER

PARAMETER	RESULT	REPORTING LIMIT	UNITS	METHOD
2,4-Dinitrophenol	ND	5.0	ug/L	SW846 8270C
2,4-Dinitrotoluene	ND	1.0	ug/L	SW846 8270C
2,6-Dinitrotoluene	ND	1.0	ug/L	SW846 8270C
Di-n-octyl phthalate	ND	1.0	ug/L	SW846 8270C
Fluoranthene	ND	0.20	ug/L	SW846 8270C
Fluorene	ND	0.20	ug/L	SW846 8270C
Hexachlorobenzene	ND	0.20	ug/L	SW846 8270C
Hexachlorobutadiene	ND	0.20	ug/L	SW846 8270C
Hexachlorocyclopenta-diene	ND	1.0	ug/L	SW846 8270C
Hexachloroethane	ND	1.0	ug/L	SW846 8270C
Indeno(1,2,3-cd)pyrene	ND	0.20	ug/L	SW846 8270C
Isophorone	ND	1.0	ug/L	SW846 8270C
2-Methylnaphthalene	ND	0.20	ug/L	SW846 8270C
2-Methylphenol	ND	1.0	ug/L	SW846 8270C
4-Methylphenol	ND	1.0	ug/L	SW846 8270C
Naphthalene	ND	0.20	ug/L	SW846 8270C
2-Nitroaniline	ND	5.0	ug/L	SW846 8270C
3-Nitroaniline	ND	5.0	ug/L	SW846 8270C
4-Nitroaniline	ND	5.0	ug/L	SW846 8270C
Nitrobenzene	ND	0.20	ug/L	SW846 8270C
2-Nitrophenol	ND	1.0	ug/L	SW846 8270C
4-Nitrophenol	ND	5.0	ug/L	SW846 8270C
N-Nitrosodi-n-propyl-amine	ND	0.20	ug/L	SW846 8270C
N-Nitrosodiphenylamine	ND	0.20	ug/L	SW846 8270C
2,2'-oxybis (1-Chloropropane)	ND	0.20	ug/L	SW846 8270C
Pentachlorophenol	ND	1.0	ug/L	SW846 8270C
Phenanthrene	ND	0.20	ug/L	SW846 8270C
Phenol	ND	0.20	ug/L	SW846 8270C
Pyrene	ND	0.20	ug/L	SW846 8270C
2,4,5-Trichloro-phenol	ND	1.0	ug/L	SW846 8270C
2,4,6-Trichloro-phenol	ND	1.0	ug/L	SW846 8270C

SURROGATE	PERCENT RECOVERY	RECOVERY LIMITS
Nitrobenzene-d5	73	(23 - 112)
Terphenyl-d14	97	(10 - 132)
2-Fluorobiphenyl	78	(19 - 107)
2-Fluorophenol	73	(10 - 111)
Phenol-d5	77	(15 - 112)
2,4,6-Tribromophenol	102	(16 - 122)

(Continued on next page)

METHOD BLANK REPORT

GC/MS Semivolatiles

Client Lot #...: C0K120577 Work Order #...: L937E1AA Matrix.....: WATER

NOTE(S):

Calculations are performed before rounding to avoid round-off errors in calculated results.

FORM 8
SEMIVOLATILE INTERNAL STANDARD AREA AND RT SUMMARY

Lab Name: TESTAMERICA PITTSBURGH Contract:

Lab Code: TA Case No.: SAS No.: SDG No.: C0K120577

Lab File ID (Standard): N11170CC Date Analyzed: 11/17/10

Instrument ID: 733 Time Analyzed: 1121

		IS1(DCB) AREA #	RT #	IS2(NPT) AREA #	RT #	IS3(ANT) AREA #	RT #
	12 HOUR STD	124505	4.47	425058	5.45	245146	6.80
	UPPER LIMIT	249010	4.97	850116	5.95	490292	7.30
	LOWER LIMIT	62253	3.97	212529	4.95	122573	6.30
	CLIENT SAMPLE NO.						
01	INTRA-LAB BL	125197	4.48	439873	5.45	252516	6.80
02	INTRA-LAB CH	108731	4.47	381425	5.45	207847	6.80
03	MW-10	115624	4.48	390201	5.44	207192	6.79
04	MW-11	119444	4.48	458012	5.45	234927	6.79
05							
06							
07							
08							
09							
10							
11							
12							
13							
14							
15							
16							
17							
18							
19							
20							
21							
22							

IS1 (DCB) = 1,4-Dichlorobenzene-d4
IS2 (NPT) = Naphthalene-d8
IS3 (ANT) = Acenaphthene-d10

AREA UPPER LIMIT = +100% of internal standard area
AREA LOWER LIMIT = - 50% of internal standard area
RT UPPER LIMIT = + 0.50 minutes of internal standard RT
RT LOWER LIMIT = - 0.50 minutes of internal standard RT

Column used to flag internal standard area values with an asterisk.
* Values outside of QC limits.

FORM 8
SEMIVOLATILE INTERNAL STANDARD AREA AND RT SUMMARY

Lab Name: TESTAMERICA PITTSBURGH Contract:

Lab Code: TA Case No.: SAS No.: SDG No.: C0K120577

Lab File ID (Standard): N11170CC Date Analyzed: 11/17/10

Instrument ID: 733 Time Analyzed: 1121

		IS4(PHN) AREA #	RT #	IS5(CRY) AREA #	RT #	IS6(PRY) AREA #	RT #
	12 HOUR STD	400808	7.94	328088	9.98	252308	11.32
	UPPER LIMIT	801616	8.44	656176	10.48	504616	11.82
	LOWER LIMIT	200404	7.44	164044	9.48	126154	10.82
	CLIENT SAMPLE NO.						
01	INTRA-LAB BL	406004	7.95	328221	9.99	260059	11.34
02	INTRA-LAB CH	335408	7.95	292744	9.98	206202	11.33
03	MW-10	289278	7.94	184835	9.97	156396	11.32
04	MW-11	378644	7.94	286002	9.97	206276	11.30
05							
06							
07							
08							
09							
10							
11							
12							
13							
14							
15							
16							
17							
18							
19							
20							
21							
22							

IS4 (PHN) = Phenanthrene-d10
IS5 (CRY) = Chrysene-d12
IS6 (PRY) = Perylene-d12

AREA UPPER LIMIT = +100% of internal standard area
AREA LOWER LIMIT = - 50% of internal standard area
RT UPPER LIMIT = + 0.50 minutes of internal standard RT
RT LOWER LIMIT = - 0.50 minutes of internal standard RT

Column used to flag internal standard area values with an asterisk.
* Values outside of QC limits.

FORM 8
SEMIVOLATILE INTERNAL STANDARD AREA AND RT SUMMARY

Lab Name: TESTAMERICA PITTSBURGH Contract:

Lab Code: TA Case No.: SAS No.: SDG No.: C0K120577

Lab File ID (Standard): N11180CC Date Analyzed: 11/18/10

Instrument ID: 733 Time Analyzed: 0921

		IS1(DCB) AREA #	RT #	IS2(NPT) AREA #	RT #	IS3(ANT) AREA #	RT #
	12 HOUR STD	128333	4.45	419259	5.42	231313	6.76
	UPPER LIMIT	256666	4.95	838518	5.92	462626	7.26
	LOWER LIMIT	64167	3.95	209630	4.92	115657	6.26
	CLIENT SAMPLE NO.						
01	MW-11 DL	128877	4.45	442708	5.41	233711	6.75
02	MW-12-1110	110032	4.44	363814	5.42	178483	6.76
03							
04							
05							
06							
07							
08							
09							
10							
11							
12							
13							
14							
15							
16							
17							
18							
19							
20							
21							
22							

IS1 (DCB) = 1,4-Dichlorobenzene-d4
IS2 (NPT) = Naphthalene-d8
IS3 (ANT) = Acenaphthene-d10

AREA UPPER LIMIT = +100% of internal standard area
AREA LOWER LIMIT = - 50% of internal standard area
RT UPPER LIMIT = + 0.50 minutes of internal standard RT
RT LOWER LIMIT = - 0.50 minutes of internal standard RT

Column used to flag internal standard area values with an asterisk.
* Values outside of QC limits.

FORM 8
SEMIVOLATILE INTERNAL STANDARD AREA AND RT SUMMARY

Lab Name: TESTAMERICA PITTSBURGH Contract:

Lab Code: TA Case No.: SAS No.: SDG No.: C0K120577

Lab File ID (Standard): N11180CC Date Analyzed: 11/18/10

Instrument ID: 733 Time Analyzed: 0921

		IS4(PHN) AREA #	RT #	IS5(CRY) AREA #	RT #	IS6(PRY) AREA #	RT #
	12 HOUR STD	352099	7.90	273509	9.93	214141	11.25
	UPPER LIMIT	704198	8.40	547018	10.43	428282	11.75
	LOWER LIMIT	176050	7.40	136755	9.43	107071	10.75
	CLIENT SAMPLE NO.						
01	MW-11 DL	356470	7.89	276197	9.92	206359	11.23
02	MW-12-1110	260908	7.89	222642	9.92	174657	11.23
03							
04							
05							
06							
07							
08							
09							
10							
11							
12							
13							
14							
15							
16							
17							
18							
19							
20							
21							
22							

IS4 (PHN) = Phenanthrene-d10
IS5 (CRY) = Chrysene-d12
IS6 (PRY) = Perylene-d12

AREA UPPER LIMIT = +100% of internal standard area
AREA LOWER LIMIT = - 50% of internal standard area
RT UPPER LIMIT = + 0.50 minutes of internal standard RT
RT LOWER LIMIT = - 0.50 minutes of internal standard RT

Column used to flag internal standard area values with an asterisk.
* Values outside of QC limits.

GC/MS VOLATILE DATA

GC/MS VOLATILE
QC SUMMARY

SW846 8260B SURROGATE RECOVERY

Lab Name: TestAmerica Laboratories, Inc. Client: MACTEC Engineering and Consulting Inc

Lab Code: TALPIT SDG No:

Lot #: C0K120577

Extraction: XXI25QK01

	CLIENT ID.	SRG01	SRG02	SRG03	SRG04	TOT OUT
01	MW-12-1110	100	106	103	102	00
02	INTRA-LAB QC	95	111	100	105	00
03	METHOD BLK. MAA9J1AA	101	110	106	102	00
04	LCS MAA9J1AC	99	107	94	103	00
05	LAB MS/MSD D	97	104	96	98	00
06	LAB MS/MSD S	102	102	97	100	00

SURROGATES		QC LIMITS
SRG01	= Toluene-d8	(71-118)
SRG02	= 1,2-Dichloroethane-d4	(64-135)
SRG03	= 4-Bromofluorobenzene	(70-118)
SRG04	= Dibromofluoromethane	(70-128)

\# Column to be used to flag recovery values
* Values outside of required QC Limits
D System monitoring Compound diluted out

FORM II

SW846 8260B CHECK SAMPLE RECOVERY

Lab Name: TestAmerica Laboratories, Inc. Client: MACTEC Engineering and Consulting Inc

Lab Code: TALPIT SDG No:

Lot #: C0K190000 WO #: MAA9J1AC
BATCH: 0323325

COMPOUND	SPIKE ADDED (ug/L)	SAMPLE CONCENT. (ug/L)	% REC	QC LIMITS REC	QUAL
Trichloroethene	10.0	10.3	103	73 - 120	
1,1-Dichloroethene	10.0	10.5	105	65 - 136	
Benzene	10.0	10.2	102	80 - 120	
Toluene	10.0	11.1	111	80 - 123	
Chlorobenzene	10.0	10.6	106	80 - 120	

NOTES(S):

* Values outside of QC limits

Spike Recovery: 0 out of 5 outside limits

COMMENTS:

FORM III

SW846 8260B MATRIX SPIKE/MATRIX SPIKE DUPLICATE RECOVERY

Lab Name: TestAmerica Laboratories, Inc. Client: MACTEC Engineering and Consulting Inc

Lab Code: TALPIT SDG No:

Matrix Spike ID: LAB MS/MSD

Lot #: C0K150433 WO #: L927W1AD
BATCH: 0323325

COMPOUND	SPIKE ADDED (ug/L)	SAMPLE CONCENT. (ug/L)	MS CONCENT. (ug/L)	MS % REC	LIMITS REC	QUAL
1,1-Dichloroethene	10.0	ND	7.86	79	65- 136	
Benzene	10.0	ND	9.65	97	80- 120	
Toluene	10.0	ND	10.5	105	80- 123	
Chlorobenzene	10.0	ND	10.4	104	80- 120	
Trichloroethene	10.0	ND	9.87	99	73- 120	

NOTES(S):

Column to be used to flag recovery and RPD values with an asterisk
* Values outside of QC limits

RPD: 0 out of 0 outside limits
Spike Recovery: 0 out of 5 outside limits

COMMENTS:

FORM III

SW846 8260B MATRIX SPIKE/MATRIX SPIKE DUPLICATE RECOVERY

Lab Name: TestAmerica Laboratories, Inc. Client: MACTEC Engineering and Consulting Inc

Lab Code: TALPIT SDG No:

Matrix Spike ID: LAB MS/MSD

Lot #: C0K150433 WO #: L927W1AE
BATCH: 0323325

COMPOUND	SPIKE ADDED (ug/L)	MSD CONCENT. (ug/L)	MSD % REC	% RPD		QC LIMITS RPD	QC LIMITS REC	QUAL
1,1-Dichloroethene	10.0	7.61	76	3.3		35	65 - 136	
Benzene	10.0	9.46	95	2.1		32	80 - 120	
Toluene	10.0	10.4	104	1.2		35	80 - 123	
Chlorobenzene	10.0	10.1	101	2.1		29	80 - 120	
Trichloroethene	10.0	9.65	96	2.2		35	73 - 120	

NOTES(S):

Column to be used to flag recovery and RPD values with an asterisk
* Values outside of QC limits

RPD: 0 out of 5 outside limits
Spike Recovery: 0 out of 5 outside limits

COMMENTS:

FORM III

SW846 8260B METHOD BLANK SUMMARY

BLANK WORKORDER NO.: MAA9J1AA

Lab Name: TestAmerica Laboratories, Inc.

Lab Code: TALPIT

SDG Number:

Lab File ID: 51119001.

Lot Number: C0K120577

Date Analyzed: 11/19/10

Time Analyzed: 12:37

Matrix: WATER

Date Extracted: 11/19/10

GC Column: HP624 ID: .20

Extraction Method: 5030B

Instrument ID: HP5

Level: (low/med) LOW

THIS METHOD BLANK APPLIES TO THE FOLLOWING SAMPLES, LCS, LCSD, MS , MSD:

	CLIENT ID.	SAMPLE WORK ORDER #	LAB FILE ID	DATE ANALYZED	TIME ANALYZED
01	MW-12-1110	L91KN1AA	51119008.	11/19/10	15:53
02	INTRA-LAB QC	L927W1AC	51119002.	11/19/10	13:16
03	LAB MS/MSD	L927W1AD S	51119005.	11/19/10	14:29
04	LAB MS/MSD	L927W1AE D	51119006.	11/19/10	14:53
05	CHECK SAMPLE	MAA9J1AC C	51119004.	11/19/10	14:05
06					
07					
08					
09					
10					
11					
12					
13					
14					
15					
16					
17					
18					
19					
20					
21					
22					
23					
24					
25					
26					
27					
28					
29					
30					

COMMENTS:

FORM IV

5A
VOLATILE ORGANIC INSTRUMENT PERFORMANCE CHECK
BROMOFLUOROBENZENE (BFB)

Lab Name: TESTAMERICAPITTSBURGH Contract:

Lab Code: TA Case No.: SAS No.: SDG No.:

Lab File ID: BF51015B BFB Injection Date: 10/15/10

Instrument ID: HP5 BFB Injection Time: 1516

GC Column: DB624 20M ID: 0.20 (mm) Heated Purge: (Y/N) N

m/e	ION ABUNDANCE CRITERIA	% RELATIVE ABUNDANCE
50	15.0 - 40.0% of mass 95	18.0
75	30.0 - 60.0% of mass 95	47.7
95	Base Peak, 100% relative abundance	100.0
96	5.0 - 9.0% of mass 95	6.0
173	Less than 2.0% of mass 174	0.0 (0.0)1
174	50.0 - 100.0% of mass 95	78.1
175	5.0 - 9.0% of mass 174	6.2 (7.9)1
176	95.0 - 101.0% of mass 174	76.8 (98.4)1
177	5.0 - 9.0% of mass 176	5.5 (7.2)2

1-Value is % mass 174 2-Value is % mass 176

THIS CHECK APPLIES TO THE FOLLOWING SAMPLES, MS, MSD, BLANKS, AND STANDARDS:

	EPA SAMPLE NO.	LAB SAMPLE ID	LAB FILE ID	DATE ANALYZED	TIME ANALYZED
01	VSTD5	VSTD5	1B51015	10/15/10	1821
02	VSTD10	VSTD10	1C51015	10/15/10	1845
03	VSTD15	VSTD15	1D51015	10/15/10	1909
04	VSTD20	VSTD20	1E51015	10/15/10	1934
05	VSTD35	VSTD35	1F51015	10/15/10	1958
06	VSTD40	VSTD40	1G51015	10/15/10	2023
07	VSTD1	VSTD1	1A51015C	10/15/10	2220
08					
09					
10					
11					
12					
13					
14					
15					
16					
17					
18					
19					
20					
21					
22					

VKG 10/18/10

5A

VOLATILE ORGANIC INSTRUMENT PERFORMANCE CHECK
BROMOFLUOROBENZENE (BFB)

Lab Name: TESTAMERICA PITTSBURGH Contract:

Lab Code: TA Case No.: SAS No.: SDG No.:

Lab File ID: BF51119 BFB Injection Date: 11/19/10

Instrument ID: HP5 BFB Injection Time: 1050

GC Column: DB624 20M ID: 0.20 (mm) Heated Purge: (Y/N) N

m/e	ION ABUNDANCE CRITERIA	% RELATIVE ABUNDANCE
50	15.0 - 40.0% of mass 95	20.9
75	30.0 - 60.0% of mass 95	49.3
95	Base Peak, 100% relative abundance	100.0
96	5.0 - 9.0% of mass 95	6.5
173	Less than 2.0% of mass 174	0.0 (0.0)1
174	50.0 - 100.0% of mass 95	70.4
175	5.0 - 9.0% of mass 174	6.1 (8.7)1
176	95.0 - 101.0% of mass 174	68.3 (97.1)1
177	5.0 - 9.0% of mass 176	5.5 (8.0)2

1-Value is % mass 174 2-Value is % mass 176

THIS CHECK APPLIES TO THE FOLLOWING SAMPLES, MS, MSD, BLANKS, AND STANDARDS:

	EPA SAMPLE NO.	LAB SAMPLE ID	LAB FILE ID	DATE ANALYZED	TIME ANALYZED
01	VSTD10	VSTD10	CC51119	11/19/10	1126
02	INTRA-LAB BL	MAA9J1AA	51119001	11/19/10	1237
03	INTRA-LAB CH	MAA9J1AC	51119004	11/19/10	1405
04	MW-12-1110	L91KN1AA	51119008	11/19/10	1553
05					
06					
07					
08					
09					
10					
11					
12					
13					
14					
15					
16					
17					
18					
19					
20					
21					
22					

8A
VOLATILE INTERNAL STANDARD AREA AND RT SUMMARY

Lab Name: TESTAMERICA PITTSBURGH Contract:

Lab Code: TA Case No.: SAS No.: SDG No.: C0K120577

Lab File ID (Standard): CC51119 Date Analyzed: 11/19/10

Instrument ID: HP5 Time Analyzed: 1126

GC Column: DB 624 ID: 0.20 (mm) Heated Purge: (Y/N) N

		IS1(CBZ) AREA #	RT #	IS2(DCB) AREA #	RT #	IS3 AREA #	RT #
	12 HOUR STD	98904	10.44	138452	12.75	458271	7.36
	UPPER LIMIT	197808	10.64	276904	12.95	916542	7.56
	LOWER LIMIT	49452	10.24	69226	12.55	229136	7.16
	EPA SAMPLE NO.						
01	INTRA-LAB BL	71654	10.45	90160	12.76	361736	7.36
02	INTRA-LAB CH	86308	10.44	128991	12.75	405926	7.36
03	MW-12-1110	71506	10.44	95387	12.76	370368	7.36
04							
05							
06							
07							
08							
09							
10							
11							
12							
13							
14							
15							
16							
17							
18							
19							
20							
21							
22							

IS1 (CBZ) = Chlorobenzene-d5
IS2 (DCB) = 1,4-Dichlorobenzene-d4
IS3 = Fluorobenzene

AREA UPPER LIMIT = +100% of internal standard area
AREA LOWER LIMIT = - 50% of internal standard area
RT UPPER LIMIT = + 0.20 minutes of internal standard RT
RT LOWER LIMIT = - 0.20 minutes of internal standard RT

Column used to flag values outside QC limits with an asterisk.
* Values outside of QC limits.

GC/MS VOLATILE
SAMPLE DATA

MACTEC Engineering and Consulting Inc

Client Sample ID: MW-12-1110

GC/MS Volatiles

Lot-Sample #...: C0K120577-003	**Work Order #...:** L91KN1AA	**Matrix.....:** WATER
Date Sampled...: 11/12/10	**Date Received..:** 11/12/10	**MS Run #.....:** 0323188
Prep Date.....: 11/19/10	**Analysis Date..:** 11/19/10	
Prep Batch #...: 0323325	**Analysis Time..:** 15:53	
Dilution Factor: 1	**Initial Wgt/Vol:** 5 mL	**Final Wgt/Vol..:** 5 mL
Analyst ID.....: 001562	**Instrument ID..:** HP5	
	Method.....: SW846 8260B	

PARAMETER	RESULT	REPORTING LIMIT	UNITS	MDL
Acetone	ND	5.0	ug/L	2.5
Benzene	ND	1.0	ug/L	0.11
Bromodichloromethane	ND	1.0	ug/L	0.13
Bromoform	ND	1.0	ug/L	0.19
Bromomethane	ND	1.0	ug/L	0.31
2-Butanone	ND	5.0	ug/L	0.55
Carbon disulfide	**0.36 J**	**1.0**	**ug/L**	**0.21**
Carbon tetrachloride	ND	1.0	ug/L	0.14
Chlorobenzene	ND	1.0	ug/L	0.14
Chloroethane	ND	1.0	ug/L	0.21
Chloroform	ND	1.0	ug/L	0.17
Chloromethane	ND	1.0	ug/L	0.28
Cyclohexane	**0.75 J**	**1.0**	**ug/L**	**0.25**
Dibromochloromethane	ND	1.0	ug/L	0.14
1,2-Dibromo-3-chloro-propane	ND	1.0	ug/L	0.14
1,2-Dibromoethane	ND	1.0	ug/L	0.18
1,3-Dichlorobenzene	ND	1.0	ug/L	0.11
1,4-Dichlorobenzene	ND	1.0	ug/L	0.21
1,2-Dichlorobenzene	ND	1.0	ug/L	0.15
Dichlorodifluoromethane	ND	1.0	ug/L	0.19
1,1-Dichloroethane	ND	1.0	ug/L	0.12
1,2-Dichloroethane	ND	1.0	ug/L	0.21
1,1-Dichloroethene	ND	1.0	ug/L	0.30
cis-1,2-Dichloroethene	ND	1.0	ug/L	0.24
trans-1,2-Dichloroethene	ND	1.0	ug/L	0.17
1,2-Dichloropropane	ND	1.0	ug/L	0.095
cis-1,3-Dichloropropene	ND	1.0	ug/L	0.19
trans-1,3-Dichloropropene	ND	1.0	ug/L	0.15
Ethylbenzene	ND	1.0	ug/L	0.23
2-Hexanone	ND	5.0	ug/L	0.16
Isopropylbenzene	ND	1.0	ug/L	0.16
Methyl acetate	ND	1.0	ug/L	0.14
Methylene chloride	ND	1.0	ug/L	0.15
Methylcyclohexane	**1.1**	**1.0**	**ug/L**	**0.26**
4-Methyl-2-pentanone	ND	5.0	ug/L	0.53
Methyl tert-butyl ether	ND	1.0	ug/L	0.18

(Continued on next page)

MACTEC Engineering and Consulting Inc

Client Sample ID: MW-12-1110

GC/MS Volatiles

Lot-Sample #...: C0K120577-003 **Work Order #...:** L91KN1AA **Matrix.....:** WATER

PARAMETER	RESULT	REPORTING LIMIT	UNITS	MDL
Styrene	ND	1.0	ug/L	0.097
1,1,2,2-Tetrachloroethane	ND	1.0	ug/L	0.20
1,2,4-Trichloro-benzene	ND	1.0	ug/L	0.27
Tetrachloroethene	ND	1.0	ug/L	0.15
1,1,1-Trichloroethane	ND	1.0	ug/L	0.29
1,1,2-Trichloroethane	ND	1.0	ug/L	0.20
Trichloroethene	ND	1.0	ug/L	0.14
Trichlorofluoromethane	ND	1.0	ug/L	0.20
1,1,2-Trichloro-1,2,2-trifluoroethane	ND	1.0	ug/L	0.32
Toluene	**0.15 J**	**1.0**	**ug/L**	**0.15**
Vinyl chloride	ND	1.0	ug/L	0.23
Xylenes (total)	ND	3.0	ug/L	0.49

SURROGATE	PERCENT RECOVERY	RECOVERY LIMITS
Toluene-d8	100	(71 - 118)
1,2-Dichloroethane-d4	106	(64 - 135)
4-Bromofluorobenzene	103	(70 - 118)
Dibromofluoromethane	102	(70 - 128)

NOTE(S):

J Estimated result. Result is less than RL.

Data File: \\PITSVR06\D\chem\hp5.i\5111910d.b\51119008.D
Date : 19-NOV-2010 15:53
Client ID: MW-12-1110
Sample Info: C0K120577-003 5ml
Purge Volume: 5.0
Column phase: DB 624

Instrument: hp5.i
Operator: 001562
Column diameter: 0.20

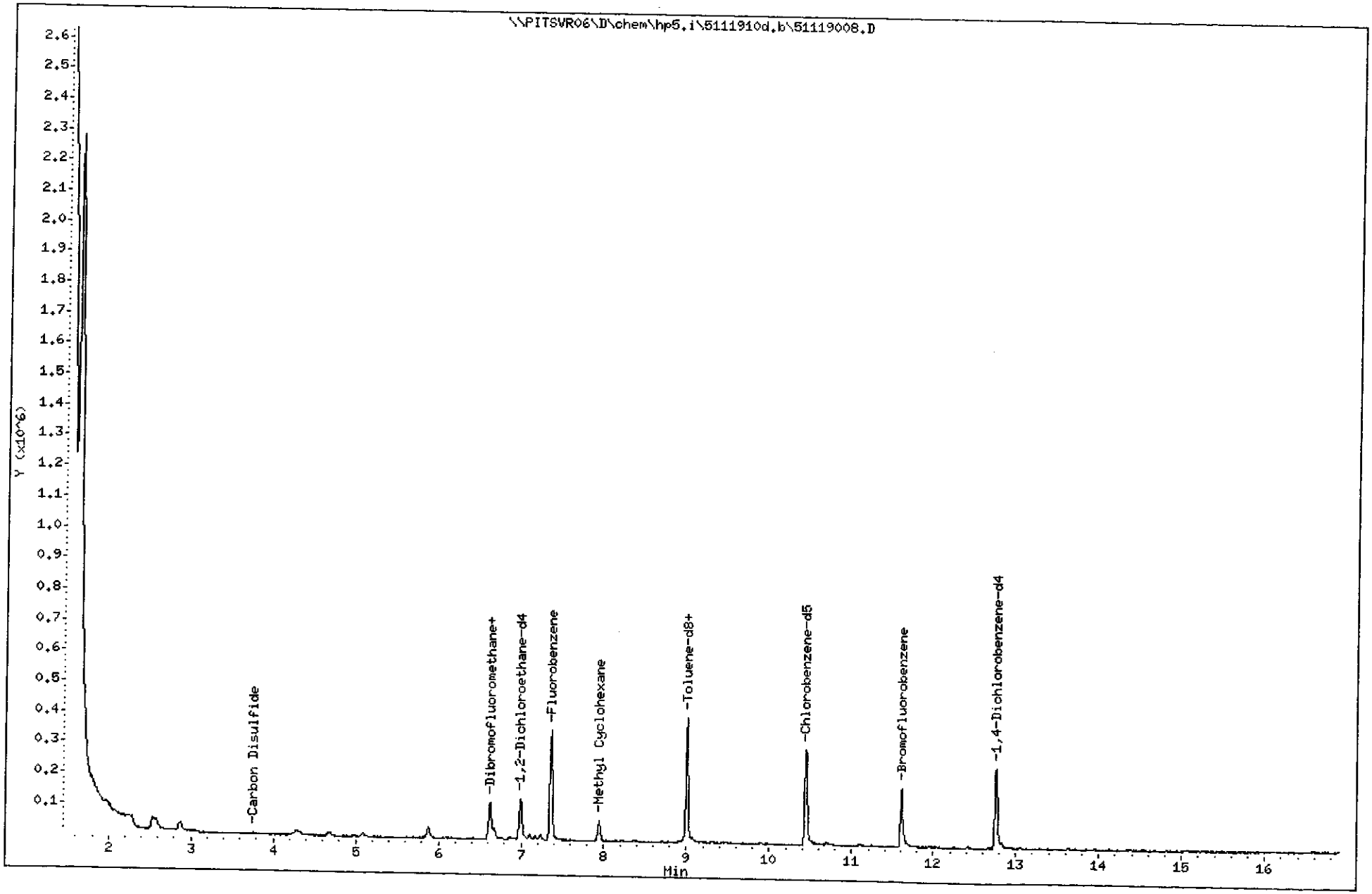

TestAmerica Pittsburgh

VOLATILE REPORT SW-846 Method

Data file : \\PITSVR06\D\chem\hp5.i\5111910d.b\51119008.D
Lab Smp Id: 191kn1aa Client Smp ID: MW-12-1110
Inj Date : 19-NOV-2010 15:53 MS Autotune Date: 12-SEP-2010 07:53
Operator : 001562 Inst ID: hp5.i
Smp Info : C0K120577-003 5ml
Misc Info : 191kn1aa,5111910d.b,8260ee.m,1-42.sub
Comment :
Method : \\PITSVR06\D\chem\hp5.i\5111910d.b\8260ee.m
Meth Date : 19-Nov-2010 15:13 fergusond Quant Type: ISTD
Cal Date : 21-SEP-2010 21:56 Cal File: 1A50921N.D
Als bottle: 11
Dil Factor: 1.00000
Integrator: HP RTE Compound Sublist: 1-42.sub
Target Version: 4.14
Processing Host: PITSVR06

Concentration Formula: Amt * DF * 1/Vo*Vt * CpndVariable

Name	Value	Description
DF	1.000	Dilution Factor
Vo	5.000	Sample Volume
Vt	1.000	mg/L conversion (1.0 if no conversion)
Cpnd Variable		Local Compound Variable

Compounds	QUANT SIG MASS	RT	EXP RT	REL RT	RESPONSE	CONCENTRATIONS ON-COLUMN (ng)	CONCENTRATIONS FINAL (UG/L)
* 46 Fluorobenzene	96	7.360	7.357	(1.000)	370368	50.0000	
* 69 Chlorobenzene-d5	119	10.438	10.436	(1.000)	71506	50.0000	
* 92 1,4-Dichlorobenzene-d4	152	12.762	12.753	(1.000)	95387	50.0000	
$ 39 Dibromofluoromethane	113	6.624	6.615	(0.900)	87387	51.2241	10.24
$ 43 1,2-Dichloroethane-d4	65	6.989	6.986	(0.950)	113354	53.1007	10.62
$ 59 Toluene-d8	98	9.003	9.000	(0.862)	302909	50.1871	10.04
$ 80 Bromofluorobenzene	95	11.612	11.604	(0.910)	104757	51.4809	10.30
1 Dichlorodifluoromethane	85	Compound Not Detected.					
2 Chloromethane	50	Compound Not Detected.					
3 Vinyl Chloride	62	Compound Not Detected.					
4 Bromomethane	94	Compound Not Detected.					
5 Chloroethane	64	Compound Not Detected.					
6 Trichlorofluoromethane	101	Compound Not Detected.					
12 1,1-Dichloroethene	96	Compound Not Detected.					
13 Acetone	43	Compound Not Detected.					
15 Carbon Disulfide	76	3.771	3.744	(0.512)	9224	1.80821	0.3616
18 Methylene Chloride	84	Compound Not Detected.					
19 trans-1,2-Dichloroethene	96	Compound Not Detected.					
20 Methyl tert-butyl ether	73	Compound Not Detected.					
24 1,1-Dichloroethane	63	Compound Not Detected.					
27 2,2-Dichloropropane	77	Compound Not Detected.					
28 cis-1,2-dichloroethene	96	Compound Not Detected.					

	Compounds	QUANT SIG MASS	RT	EXP RT	REL RT	RESPONSE	CONCENTRATIONS ON-COLUMN (ng)	CONCENTRATIONS FINAL (UG/L)
M	29 1,2-Dichloroethene (total)	96	Compound Not Detected.					
	30 Bromochloromethane	128	Compound Not Detected.					
	31 2-Butanone	43	Compound Not Detected.					
	37 Chloroform	83	Compound Not Detected.					
	38 1,1,1-Trichloroethane	97	Compound Not Detected.					
	40 1,1-Dichloropropene	75	Compound Not Detected.					
	41 Carbon Tetrachloride	117	Compound Not Detected.					
	42 Benzene	78	Compound Not Detected.					
	45 1,2-Dichloroethane	62	Compound Not Detected.					
	47 Trichloroethene	130	Compound Not Detected.					
	49 1,2-Dichloropropane	63	Compound Not Detected.					
	50 Dibromomethane	93	Compound Not Detected.					
	53 Bromodichloromethane	83	Compound Not Detected.					
	57 cis-1,3-Dichloropropene	75	Compound Not Detected.					
	58 4-Methyl-2-Pentanone	43	Compound Not Detected.					
	60 Toluene	91	9.070	9.067	(0.869)	5895	0.77299	0.1546
	61 trans-1,3-Dichloropropene	75	Compound Not Detected.					
	63 1,3-Dichloropropane	76	Compound Not Detected.					
	64 1,1,2-Trichloroethane	97	Compound Not Detected.					
	65 Tetrachloroethene	164	Compound Not Detected.					
	66 2-Hexanone	43	Compound Not Detected.					
	67 Dibromochloromethane	129	Compound Not Detected.					
	68 1,2-Dibromoethane	107	Compound Not Detected.					
	70 Chlorobenzene	112	Compound Not Detected.					
	71 1,1,1,2-Tetrachloroethane	131	Compound Not Detected.					
	72 Ethylbenzene	106	Compound Not Detected.					
	73 m + p-Xylene	106	Compound Not Detected.					
	74 Xylene-o	106	Compound Not Detected.					
M	75 Xylenes (total)	106	Compound Not Detected.					
	76 Styrene	104	Compound Not Detected.					
	77 Bromoform	173	Compound Not Detected.					
	78 Isopropylbenzene	105	Compound Not Detected.					
	79 Bromobenzene	156	Compound Not Detected.					
	83 1,1,2,2-Tetrachloroethane	83	Compound Not Detected.					
	91 1,3-Dichlorobenzene	146	Compound Not Detected.					
	93 1,4-Dichlorobenzene	146	Compound Not Detected.					
	95 1,2-Dichlorobenzene	146	Compound Not Detected.					
	96 1,2-Dibromo-3-chloropropane	157	Compound Not Detected.					
	97 1,2,4-Trichlorobenzene	180	Compound Not Detected.					
	101 1,1,2-trichlorotrifluoroethane	101	Compound Not Detected.					
	102 Methyl acetate	43	Compound Not Detected.					
	104 Cyclohexane	56	6.679	6.670	(0.907)	17550	3.74911	0.7498
	105 Methyl Cyclohexane	83	7.944	7.941	(1.079)	24953	5.57453	1.115

Data File: \\PITSVR06\D\chem\hp5.i\5111910d.b\51119008.D

Date : 19-NOV-2010 15:53

Client ID: MW-12-1110

Instrument: hp5.i

Sample Info: C0K120577-003 5ml

Purge Volume: 5.0

Operator: 001562

Column phase: DB 624

Column diameter: 0.20

15 Carbon Disulfide

Concentration: 0.3616 UG/L

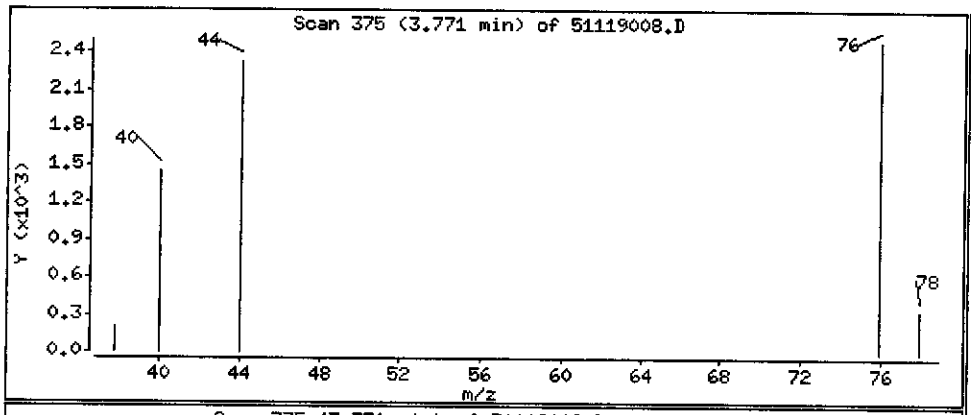

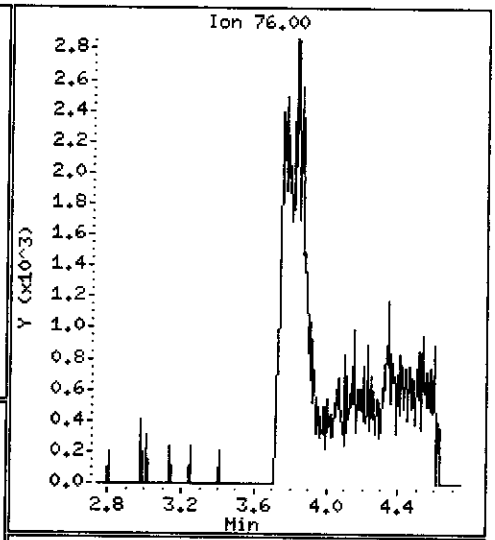

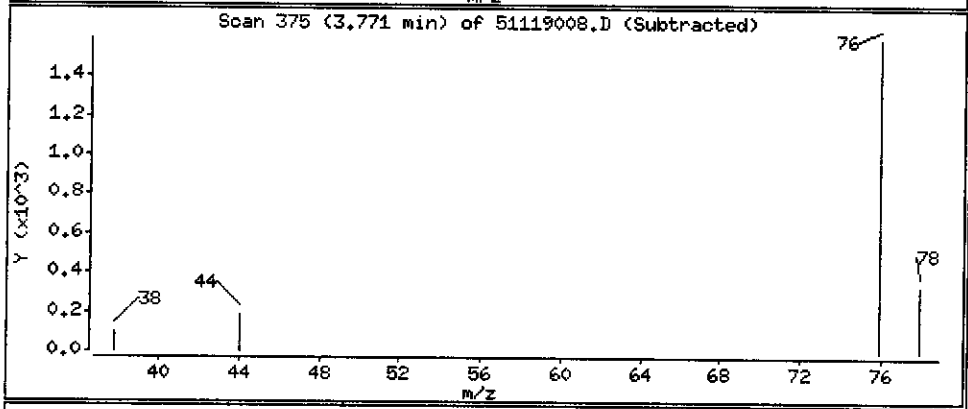

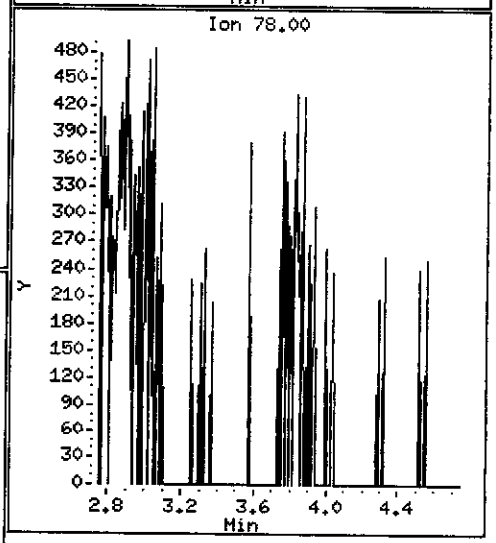

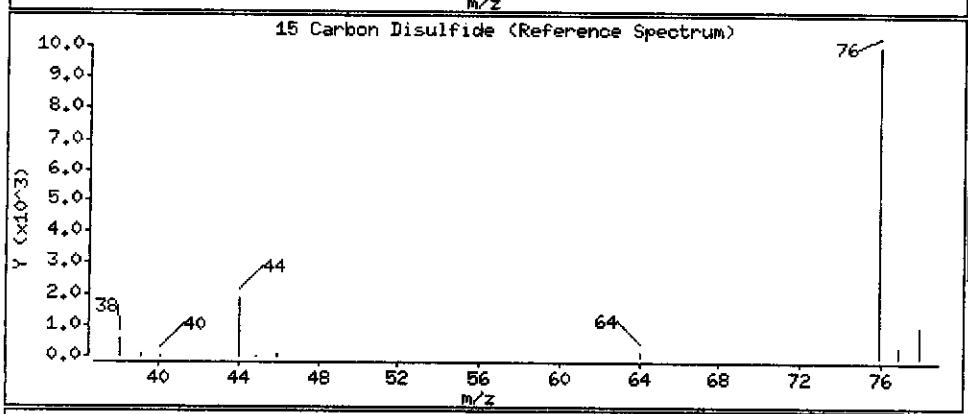

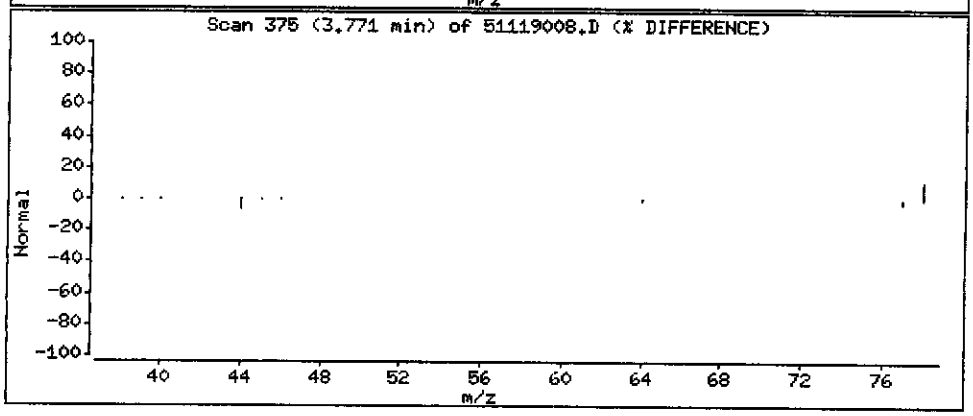

Data File: \\PITSVR06\D\chem\hp5.i\5111910d.b\51119008.D

Date : 19-NOV-2010 15:53

Client ID: MW-12-1110

Instrument: hp5.i

Sample Info: C0K120577-003 5ml

Purge Volume: 5.0

Operator: 001562

Column phase: DB 624

Column diameter: 0.20

60 Toluene

Concentration: 0.1546 UG/L

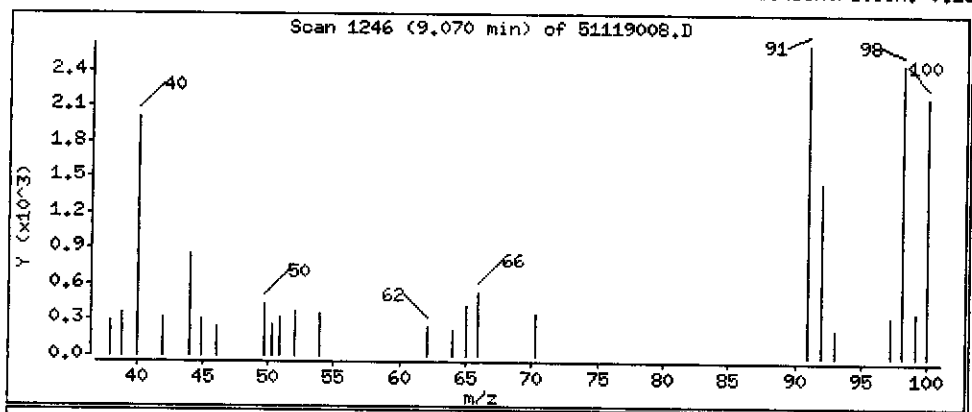

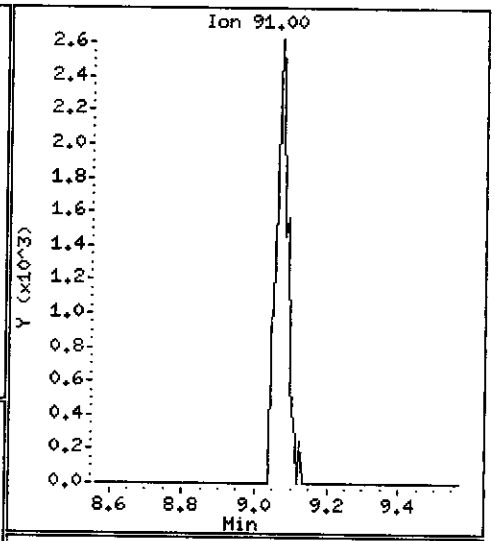

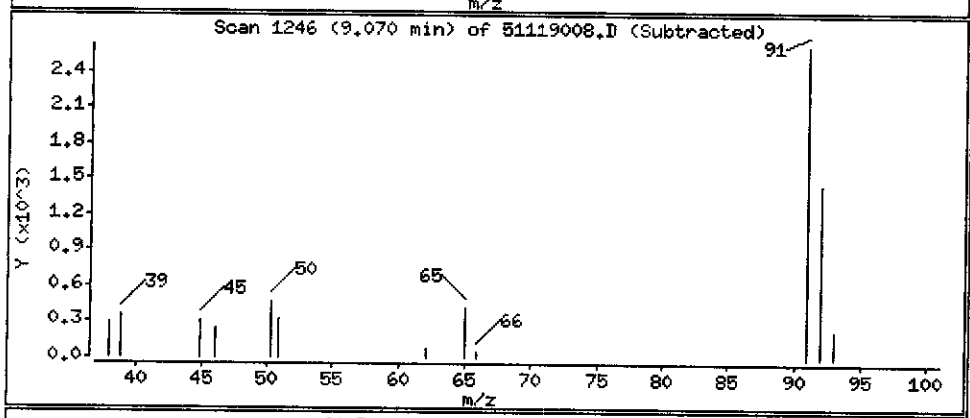

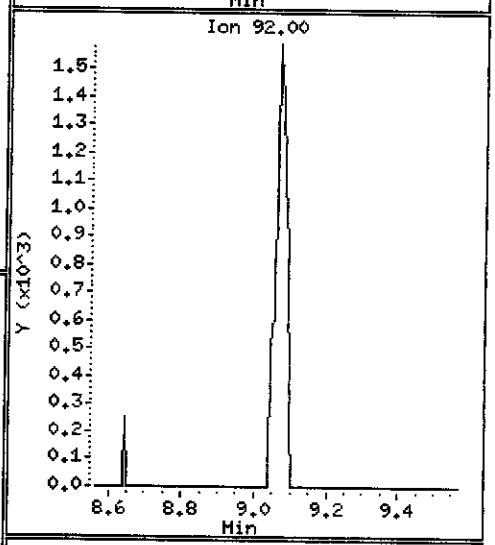

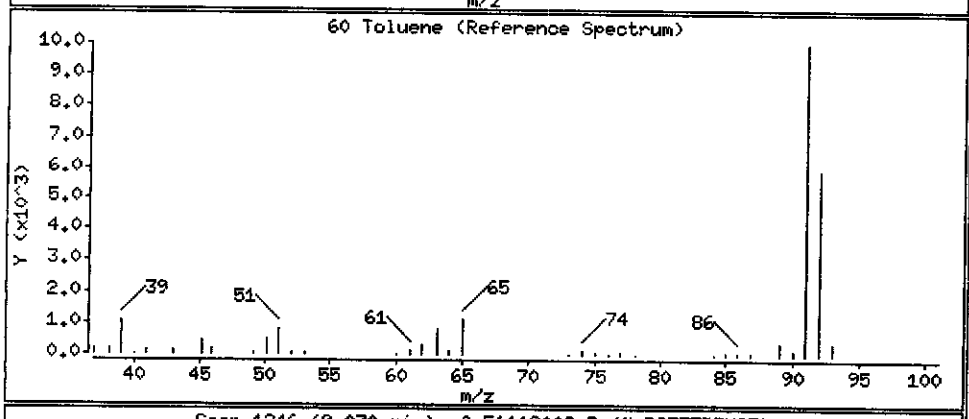

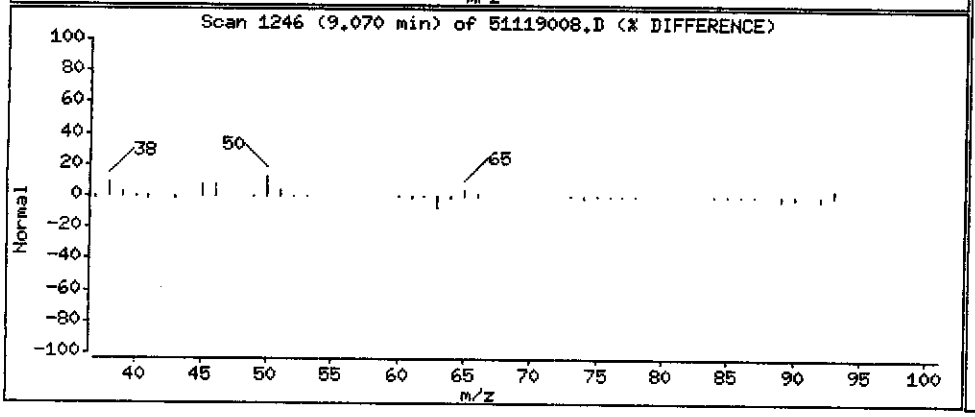

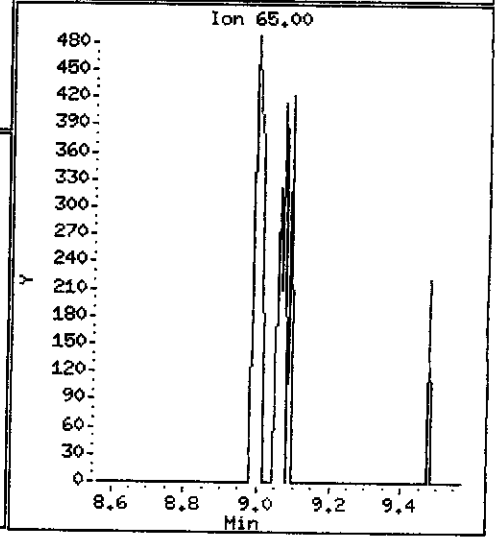

Data File: \\PITSVR06\D\chem\hp5.i\5111910d.b\51119008.D

Date : 19-NOV-2010 15:53

Client ID: MW-12-1110

Instrument: hp5.i

Sample Info: C0K120577-003 5ml

Purge Volume: 5.0

Operator: 001562

Column phase: DB 624

Column diameter: 0.20

104 Cyclohexane

Concentration: 0.7498 UG/L

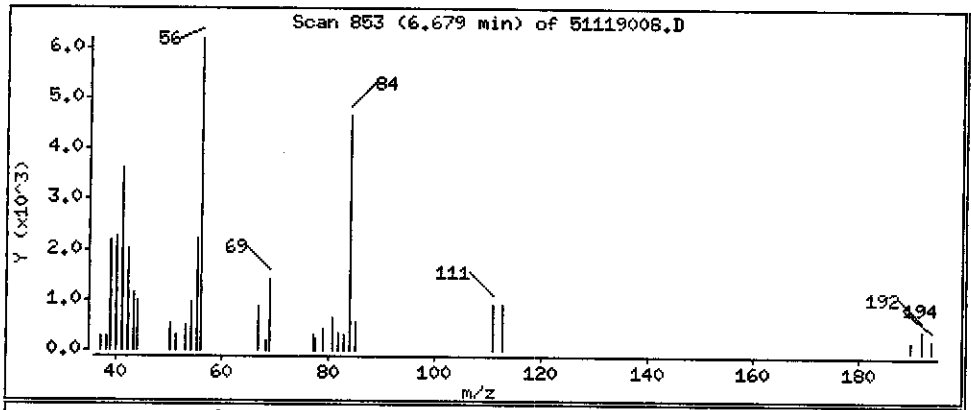

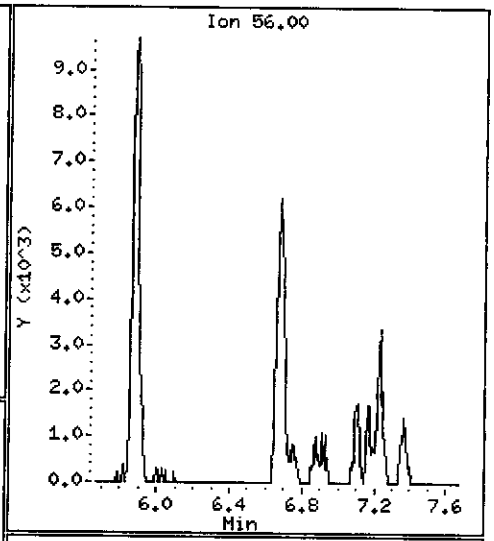

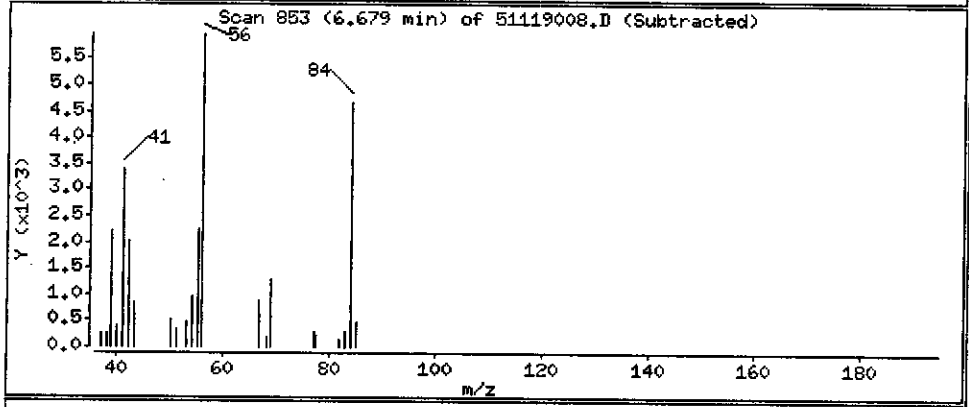

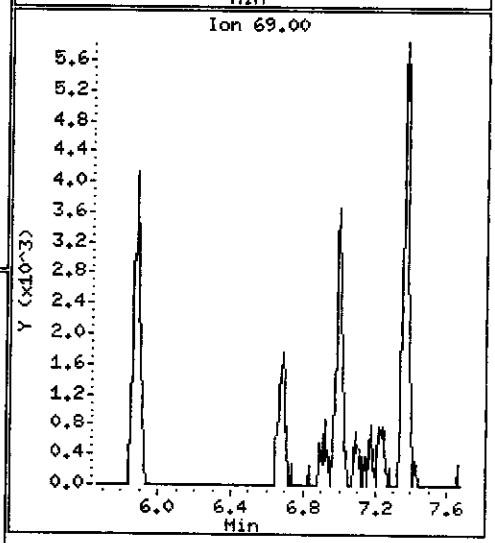

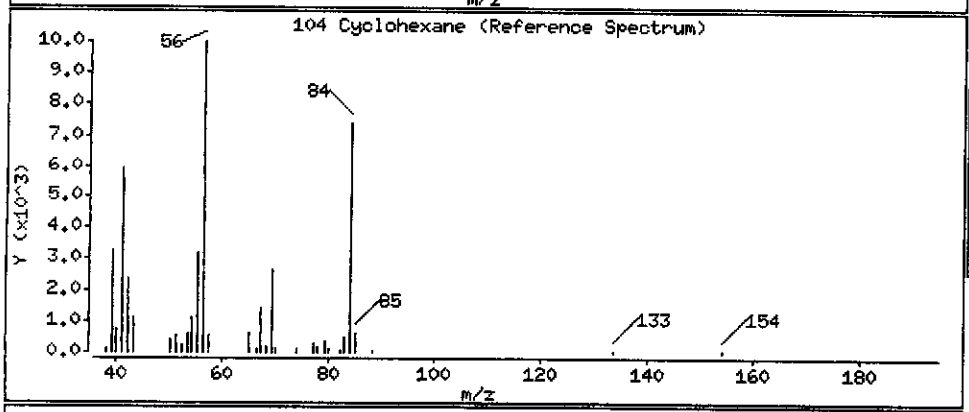

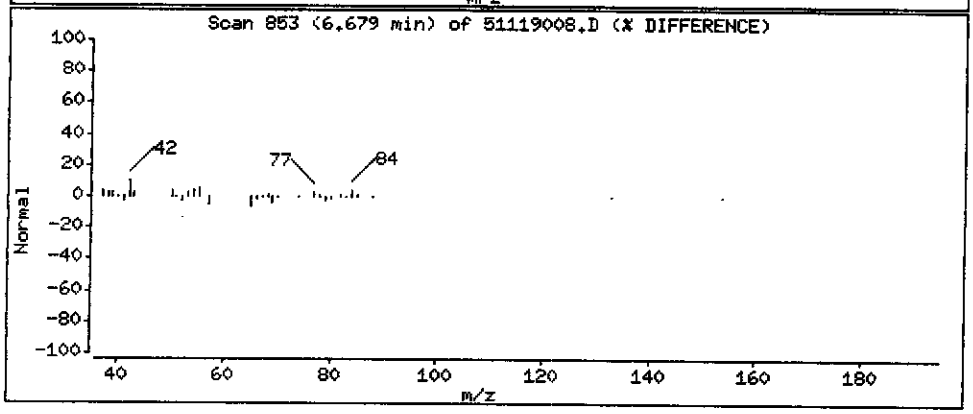

Data File: \\PITSVR06\D\chem\hp5.i\5111910d.b\51119008.D

Date : 19-NOV-2010 15:53

Client ID: MW-12-1110

Instrument: hp5.i

Sample Info: C0K120577-003 5ml

Purge Volume: 5.0

Operator: 001562

Column phase: DB 624

Column diameter: 0.20

105 Methyl Cyclohexane

Concentration: 1.115 UG/L

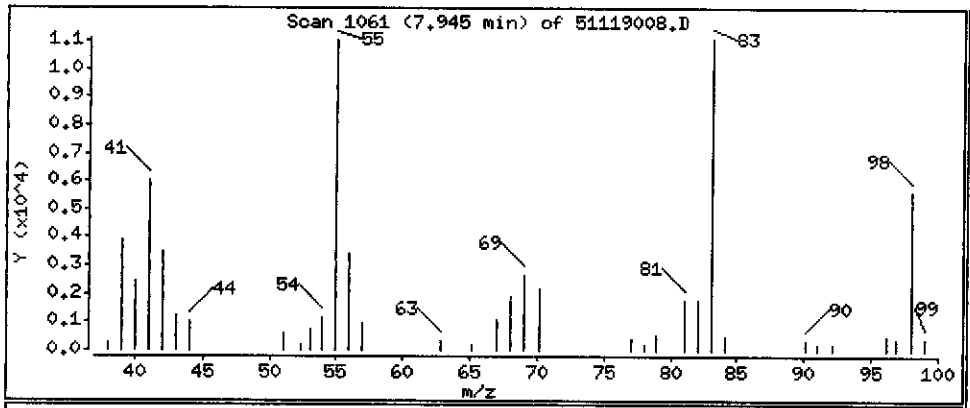

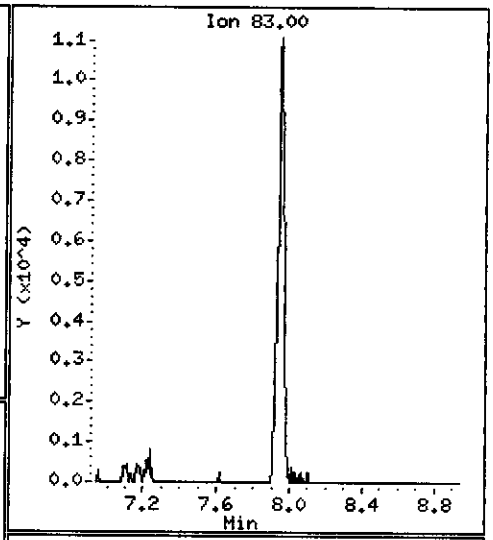

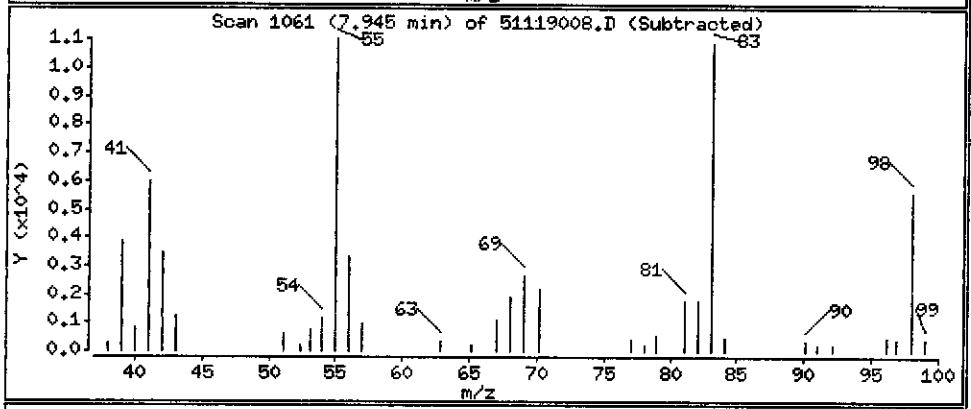

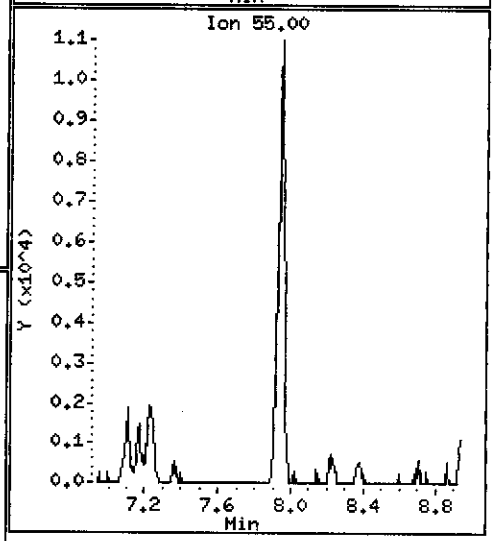

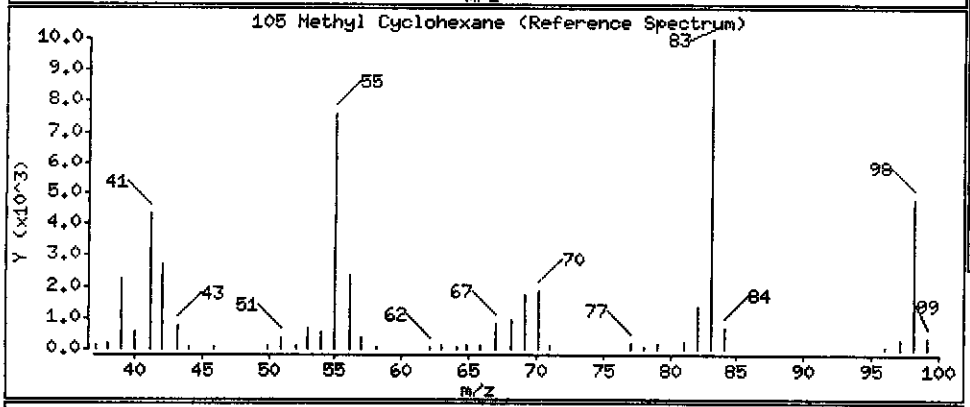

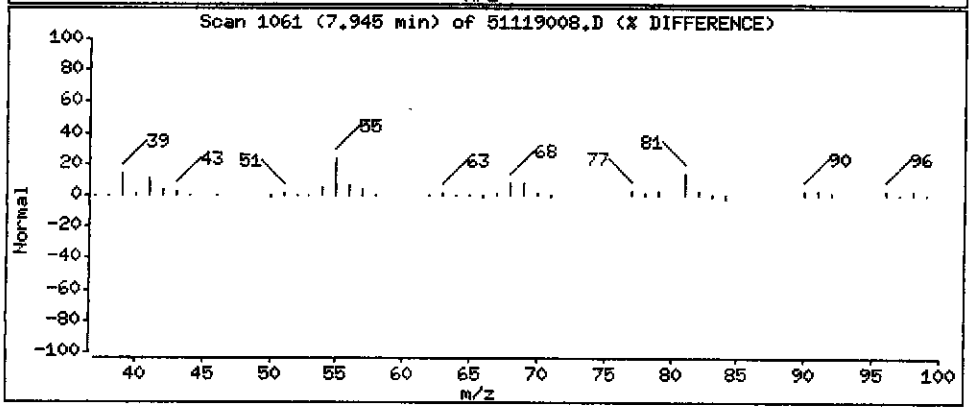

GC/MS VOLATILE
CALIBRATION DATA

MANUAL INTEGRATION SUMMARY REPORT

Sample Name	Data File	Lot No.	Compound	Code
vstd1	5101510d.b/1A51015C.D	methods	No Manual Integrations	
vstd5	5101510d.b/1B51015.D	methods	Chlorobenzene-d5	WFI
vstd5	5101510d.b/1B51015.D	methods	Acetonitrile	WFI
vstd10	5101510d.b/1C51015.D	methods	No Manual Integrations	
vstd15	5101510d.b/1D51015.D	methods	Chlorobenzene-d5	WFI
vstd15	5101510d.b/1D51015.D	methods	Acetonitrile	WFI
vstd20	5101510d.b/1E51015.D	methods	Acetonitrile	WFI
vstd35	5101510d.b/1F51015.D	methods	Acetonitrile	WFI
vstd40	5101510d.b/1G51015.D	methods	Acetonitrile	WFI
bfb	5101510d.b/BF51015B.D	methods	No Manual Integrations	
vstd10	5101510d.b/VR51015.D	methods	Acetone	WFI
vstd10	5101510d.b/VR51015.D	methods	Acetonitrile	WFI

Legend

BAS - Baseline Event
SP - Split Peak
TAIL - Peak Tailing or Fronting
NOID - Analyte not Identified by the Data System
MSID - Analyte Misidentified by the Data System
PNF - Peak Not Found
PC - Poor Chromatography
WI - Wrong Isomer
SN - Other See Narrative
PFS - Peak Split
WFP - Peak Identified Incorrectly
WFI - Peak Integrated Incorrectly
PFT - Peak Tailing
PFF - Peak Fronting
PAB - Peak Added Back

TestAmerica Pittsburgh

INITIAL CALIBRATION DATA

Start Cal Date : 15-OCT-2010 17:56
End Cal Date : 15-OCT-2010 22:20
Quant Method : ISTD
Origin : Disabled
Target Version : 4.14
Integrator : HP RTE
Method file : \\pitsvr06\d\chem\hp5.i\5101510d.b\8260ee.m
Last Edit : 15-Oct-2010 22:56 hp5.i
Curve Type : Average

Calibration File Names:
Level 1: \\pitsvr06\d\chem\hp5.i\5101510d.b\1A51015C.D
Level 2: \\pitsvr06\d\chem\hp5.i\5101510d.b\1B51015.D
Level 3: \\pitsvr06\d\chem\hp5.i\5101510d.b\1C51015.D
Level 4: \\pitsvr06\d\chem\hp5.i\5101510d.b\1D51015.D
Level 5: \\pitsvr06\d\chem\hp5.i\5101510d.b\1E51015.D
Level 6: \\pitsvr06\d\chem\hp5.i\5101510d.b\1F51015.D
Level 7: \\pitsvr06\d\chem\hp5.i\5101510d.b\1G51015.D

Compound	1.000 Level 1	5.000 Level 2	10.000 Level 3	15.000 Level 4	20.000 Level 5	35.000 Level 6	40.000 Level 7	RRF	% RSD
1 Dichlorodifluoromethane	0.40082	0.34826	0.34128	0.31010	0.29221	0.33192	0.32304	0.33537	10.293
157 2-Chlorobenzotrifluoride	1.85978	1.87349	1.86663	1.68980	1.60628	1.54102	1.50515	1.70602	9.429
158 3-Chlorobenzotrifluoride	2.00618	2.10138	2.00378	1.81702	1.76420	1.62104	1.64686	1.85149	10.185
159 4-Chlorobenzotrifluoride	1.94435	1.94668	1.85666	1.74195	1.65087	1.51647	1.50180	1.73697	10.839
160 3-Chlorotoluene	0.96189	1.03177	1.00329	0.95338	1.02433	0.96902	0.91218	0.97941	4.360
161 2,4-Dichlorobenzotrifluoride	0.88920	0.86429	0.87898	0.76086	0.77224	0.82443	0.76407	0.82201	6.869
162 2,5-Dichlorobenzotrifluoride	0.99828	1.02119	1.02855	0.96206	0.93943	0.89259	0.88120	0.96047	6.172
163 3,4-Dichlorobenzotrifluoride	1.04763	1.01334	1.02295	0.91011	0.89532	0.92142	0.87202	0.95468	7.430

TestAmerica Pittsburgh

INITIAL CALIBRATION DATA

Start Cal Date : 15-OCT-2010 17:56
End Cal Date : 15-OCT-2010 22:20
Quant Method : ISTD
Origin : Disabled
Target Version : 4.14
Integrator : HP RTE
Method file : \\pitsvr06\d\chem\hp5.i\5101510d.b\8260ee.m
Last Edit : 15-Oct-2010 22:56 hp5.i
Curve Type : Average

Compound	1.000 Level 1	5.000 Level 2	10.000 Level 3	15.000 Level 4	20.000 Level 5	35.000 Level 6	40.000 Level 7	RRF	% RSD	
164 Dichlorotoluene(2,4+2,5+2,6)	1.14780	1.24470	1.29204	1.21890	1.20991	1.23303	1.17096	1.21676	3.915	
165 Dichlorotoluene(2,3+3,4)	1.09081	1.20366	1.25678	1.20058	1.19860	1.23982	1.18277	1.19614	4.442	
166 1,3,5-Trichlorobenzene	1.05174	1.08021	1.05043	0.98853	0.96554	1.00050	0.94861	1.01222	4.868	
167 2,3,6-Trichlorotoluene	0.27039	0.29766	0.33115	0.32044	0.32369	0.37153	0.34840	0.32332	10.167	
168 2,4,5-Trichlorotoluene	0.29455	0.31023	0.36121	0.34353	0.36934	0.42065	0.41033	0.35855	13.140	
2 Chloromethane	0.44186	0.37364	0.36395	0.33720	0.32005	0.35082	0.34420	0.36167	10.904	
3 Vinyl Chloride	0.40332	0.32721	0.33654	0.30521	0.29008	0.32838	0.31846	0.32988	10.908	
4 Bromomethane	0.14800	0.11449	0.15788	0.14343	0.13601	0.13784	0.14132	0.13985	9.541	
5 Chloroethane	0.19584	0.17596	0.18051	0.15562	0.15217	0.16994	0.16672	0.17096	8.750	
6 Trichlorofluoromethane	0.27934	0.25677	0.27443	0.25460	0.24942	0.28166	0.28066	0.26813	5.204	
7 Dichlorofluoromethane	+++++	+++++	+++++	+++++	+++++	+++++	+++++	+++++	+++++	<-

TestAmerica Pittsburgh

INITIAL CALIBRATION DATA

Start Cal Date : 15-OCT-2010 17:56
End Cal Date : 15-OCT-2010 22:20
Quant Method : ISTD
Origin : Disabled
Target Version : 4.14
Integrator : HP RTE
Method file : \\pitsvr06\d\chem\hp5.i\5101510d.b\8260ee.m
Last Edit : 15-Oct-2010 22:56 hp5.i
Curve Type : Average

Compound	1.000 Level 1	5.000 Level 2	10.000 Level 3	15.000 Level 4	20.000 Level 5	35.000 Level 6	40.000 Level 7	RRF	% RSD	
8 Ethyl Ether	+++++	+++++	+++++	+++++	+++++	+++++	+++++	+++++	+++++	<-
9 Ethanol	+++++	+++++	+++++	+++++	+++++	+++++	+++++	+++++	+++++	<-
11 Acrolein	+++++	+++++	+++++	+++++	+++++	+++++	+++++	+++++	+++++	<-
12 1,1-Dichloroethene	0.30360	0.25127	0.26480	0.24518	0.23196	0.26634	0.26008	0.26046	8.649	
13 Acetone	0.10015	0.11427	0.11231	0.09206	0.10517	0.10532	0.11021	0.10564	7.279	
14 Iodomethane	+++++	+++++	+++++	+++++	+++++	+++++	+++++	+++++	+++++	<-
15 Carbon Disulfide	0.74626	0.63537	0.67223	0.67406	0.63013	0.73569	0.72690	0.68866	6.949	
16 3-Chloro-1-propene	+++++	+++++	+++++	+++++	+++++	+++++	+++++	+++++	+++++	<-
17 Acetonitrile	0.02475	0.02558	0.02444	0.02128	0.02143	0.02156	0.02204	0.02301	7.964	
18 Methylene Chloride	0.40813	0.31981	0.31237	0.29238	0.27912	0.29479	0.29697	0.31480	13.746	
19 trans-1,2-Dichloroethene	0.32854	0.28214	0.29485	0.26852	0.26109	0.29304	0.28823	0.28806	7.571	

TestAmerica Pittsburgh

INITIAL CALIBRATION DATA

Start Cal Date : 15-OCT-2010 17:56
End Cal Date : 15-OCT-2010 22:20
Quant Method : ISTD
Origin : Disabled
Target Version : 4.14
Integrator : HP RTE
Method file : \\pitsvr06\d\chem\hp5.i\5101510d.b\8260ee.m
Last Edit : 15-Oct-2010 22:56 hp5.i
Curve Type : Average

	Compound	1.000 Level 1	5.000 Level 2	10.000 Level 3	15.000 Level 4	20.000 Level 5	35.000 Level 6	40.000 Level 7	RRF	% RSD	
	20 Methyl tert-butyl ether	0.71520	0.68086	0.70266	0.66513	0.66260	0.70677	0.72570	0.69413	3.570	
	21 tert-Butyl Alcohol	+++++	+++++	+++++	+++++	+++++	+++++	+++++	+++++	+++++	<-
	22 Acrylonitrile	+++++	+++++	+++++	+++++	+++++	+++++	+++++	+++++	+++++	<-
	23 Hexane	+++++	+++++	+++++	+++++	+++++	+++++	+++++	+++++	+++++	<-
	24 1,1-Dichloroethane	0.61590	0.52693	0.54443	0.51937	0.48862	0.53959	0.53064	0.53792	7.230	
	25 Isopropyl Ether	+++++	+++++	+++++	+++++	+++++	+++++	+++++	+++++	+++++	<-
	26 2-Chloro-1,3-butadiene	+++++	+++++	+++++	+++++	+++++	+++++	+++++	+++++	+++++	<-
	27 2,2-Dichloropropane	0.24427	0.23019	0.24645	0.23707	0.22426	0.25811	0.25684	0.24246	5.276	
	28 cis-1,2-dichloroethene	0.34327	0.29671	0.31498	0.29593	0.28501	0.31141	0.31286	0.30860	6.101	
M	29 1,2-Dichloroethene (total)	0.33591	0.28943	0.30492	0.28223	0.27305	0.30222	0.30054	0.29833	6.778	
	30 Bromochloromethane	0.14429	0.13508	0.13607	0.12947	0.12432	0.13404	0.13551	0.13411	4.593	

TestAmerica Pittsburgh

INITIAL CALIBRATION DATA

Start Cal Date : 15-OCT-2010 17:56
End Cal Date : 15-OCT-2010 22:20
Quant Method : ISTD
Origin : Disabled
Target Version : 4.14
Integrator : HP RTE
Method file : \\pitsvr06\d\chem\hp5.i\5101510d.b\8260ee.m
Last Edit : 15-Oct-2010 22:56 hp5.i
Curve Type : Average

Compound	1.000 Level 1	5.000 Level 2	10.000 Level 3	15.000 Level 4	20.000 Level 5	35.000 Level 6	40.000 Level 7	___ RRF	% RSD	
31 2-Butanone	0.13242	0.15223	0.15632	0.14051	0.14694	0.15905	0.16457	0.15029	7.424	
32 Vinyl Acetate	+++++	+++++	+++++	+++++	+++++	+++++	+++++	+++++	+++++	<-
33 Ethyl Acetate	+++++	+++++	+++++	+++++	+++++	+++++	+++++	+++++	+++++	<-
34 Propionitrile	+++++	+++++	+++++	+++++	+++++	+++++	+++++	+++++	+++++	<-
35 Tetrahydrofuran	+++++	+++++	+++++	+++++	+++++	+++++	+++++	+++++	+++++	<-
36 Methacrylonitrile	+++++	+++++	+++++	+++++	+++++	+++++	+++++	+++++	+++++	<-
37 Chloroform	0.56316	0.49076	0.49813	0.45962	0.44000	0.47474	0.47700	0.48620	8.029	
38 1,1,1-Trichloroethane	0.39824	0.36195	0.37835	0.35165	0.34025	0.38322	0.38205	0.37082	5.470	
40 1,1-Dichloropropene	0.45148	0.39120	0.42706	0.39689	0.38295	0.44086	0.43049	0.41727	6.394	
41 Carbon Tetrachloride	0.33849	0.29063	0.30973	0.29151	0.27538	0.32763	0.32045	0.30769	7.399	
42 Benzene	1.44741	1.27891	1.30685	1.21045	1.14567	1.24172	1.22212	1.26473	7.558	

TestAmerica Pittsburgh

INITIAL CALIBRATION DATA

Start Cal Date : 15-OCT-2010 17:56
End Cal Date : 15-OCT-2010 22:20
Quant Method : ISTD
Origin : Disabled
Target Version : 4.14
Integrator : HP RTE
Method file : \\pitsvr06\d\chem\hp5.i\5101510d.b\8260ee.m
Last Edit : 15-Oct-2010 22:56 hp5.i
Curve Type : Average

Compound	1.000 Level 1	5.000 Level 2	10.000 Level 3	15.000 Level 4	20.000 Level 5	35.000 Level 6	40.000 Level 7	RRF	% RSD	
44 Isobutanol	+++++	+++++	+++++	+++++	+++++	+++++	+++++	+++++	+++++	<-
45 1,2-Dichloroethane	0.42030	0.37284	0.37473	0.34761	0.33892	0.36310	0.36390	0.36877	7.090	
47 Trichloroethene	0.32139	0.28341	0.30066	0.27416	0.26535	0.29577	0.29231	0.29043	6.346	
48 n-Butanol	+++++	+++++	+++++	+++++	+++++	+++++	+++++	+++++	+++++	<-
49 1,2-Dichloropropane	0.33208	0.31604	0.32631	0.30615	0.29639	0.32882	0.32569	0.31878	4.150	
50 Dibromomethane	0.17137	0.15756	0.15623	0.15027	0.14754	0.16175	0.16218	0.15813	5.050	
51 Methyl methacrylate	+++++	+++++	+++++	+++++	+++++	+++++	+++++	+++++	+++++	<-
52 1,4-Dioxane	+++++	+++++	+++++	+++++	+++++	+++++	+++++	+++++	+++++	<-
53 Bromodichloromethane	0.32614	0.31448	0.32705	0.31018	0.30424	0.34098	0.33927	0.32319	4.381	
54 2-Nitropropane	+++++	+++++	+++++	+++++	+++++	+++++	+++++	+++++	+++++	<-
55 2-Methylfuran	+++++	+++++	+++++	+++++	+++++	+++++	+++++	+++++	+++++	<-

TestAmerica Pittsburgh

INITIAL CALIBRATION DATA

Start Cal Date : 15-OCT-2010 17:56
End Cal Date : 15-OCT-2010 22:20
Quant Method : ISTD
Origin : Disabled
Target Version : 4.14
Integrator : HP RTE
Method file : \\pitsvr06\d\chem\hp5.i\5101510d.b\8260ee.m
Last Edit : 15-Oct-2010 22:56 hp5.i
Curve Type : Average

Compound	1.000 Level 1	5.000 Level 2	10.000 Level 3	15.000 Level 4	20.000 Level 5	35.000 Level 6	40.000 Level 7	RRF	% RSD	
56 2-Chloroethyl vinyl ether	+++++	+++++	+++++	+++++	+++++	+++++	+++++	+++++	+++++	<-
57 cis-1,3-Dichloropropene	0.35298	0.34951	0.37485	0.37635	0.37654	0.42722	0.43368	0.38445	8.682	
58 4-Methyl-2-Pentanone	1.14454	1.20751	1.24058	1.17525	1.20297	1.13000	1.12535	1.17517	3.735	
60 Toluene	6.23052	5.62364	5.76667	5.27713	5.04046	4.79240	4.59745	5.33261	10.827	
61 trans-1,3-Dichloropropene	1.19434	1.22086	1.34814	1.35556	1.34910	1.37953	1.38509	1.31894	5.897	
62 Ethyl methacrylate	+++++	+++++	+++++	+++++	+++++	+++++	+++++	+++++	+++++	<-
63 1,3-Dichloropropane	2.10170	1.97593	1.94179	1.85668	1.83523	1.71422	1.72570	1.87875	7.401	
64 1,1,2-Trichloroethane	1.20598	1.06359	1.06595	0.99200	1.00363	0.92279	0.92348	1.02535	9.607	
65 Tetrachloroethene	1.17632	1.03453	1.04559	0.95872	0.91383	0.91929	0.89093	0.99132	10.202	
66 2-Hexanone	0.71572	0.79199	0.88720	0.80903	0.85610	0.82552	0.83203	0.81680	6.650	
67 Dibromochloromethane	0.87784	0.85277	0.92012	0.88529	0.87875	0.86888	0.86710	0.87868	2.398	

TestAmerica Pittsburgh

INITIAL CALIBRATION DATA

Start Cal Date : 15-OCT-2010 17:56
End Cal Date : 15-OCT-2010 22:20
Quant Method : ISTD
Origin : Disabled
Target Version : 4.14
Integrator : HP RTE
Method file : \\pitsvr06\d\chem\hp5.i\5101510d.b\8260ee.m
Last Edit : 15-Oct-2010 22:56 hp5.i
Curve Type : Average

	Compound	1.000 Level 1	5.000 Level 2	10.000 Level 3	15.000 Level 4	20.000 Level 5	35.000 Level 6	40.000 Level 7	____ RRF	% RSD
	68 1,2-Dibromoethane	1.00871	0.94946	0.99950	0.93771	0.92557	0.90466	0.89876	0.94634	4.572
	70 Chlorobenzene	3.96343	3.32826	3.44877	3.22970	3.03549	2.95662	2.85912	3.26020	11.471
	71 1,1,1,2-Tetrachloroethane	1.08329	1.00279	1.04873	1.00205	0.95866	0.95642	0.95224	1.00060	5.032
	72 Ethylbenzene	2.10143	1.83345	1.99359	1.84416	1.78736	1.75319	1.73467	1.86398	7.243
	73 m + p-Xylene	2.44157	2.36883	2.47189	2.28222	2.17497	2.08170	2.00497	2.26088	7.958
	74 Xylene-o	2.23784	2.15511	2.32175	2.18973	2.12092	2.05706	1.99576	2.15402	5.085
M	75 Xylenes (total)	2.37366	2.29759	2.42184	2.25139	2.15696	2.07349	2.00190	2.22526	6.966
	76 Styrene	3.48860	3.66277	3.91425	3.67295	3.52397	3.39149	3.30156	3.56508	5.728
	77 Bromoform	0.40052	0.49798	0.54005	0.49668	0.50722	0.51611	0.52055	0.49702	9.068
	78 Isopropylbenzene	6.19337	5.77476	6.21993	5.69269	5.41028	5.19504	4.93476	5.63155	8.611
	79 Bromobenzene	0.98327	0.89723	0.90523	0.87571	0.86824	0.89812	0.87190	0.89996	4.389

TestAmerica Pittsburgh

INITIAL CALIBRATION DATA

Start Cal Date : 15-OCT-2010 17:56
End Cal Date : 15-OCT-2010 22:20
Quant Method : ISTD
Origin : Disabled
Target Version : 4.14
Integrator : HP RTE
Method file : \\pitsvr06\d\chem\hp5.i\5101510d.b\8260ee.m
Last Edit : 15-Oct-2010 22:56 hp5.i
Curve Type : Average

Compound	1.000 Level 1	5.000 Level 2	10.000 Level 3	15.000 Level 4	20.000 Level 5	35.000 Level 6	40.000 Level 7	___ RRF	% RSD
81 n-Propylbenzene	1.15671	1.05351	1.16084	1.09834	1.08950	1.15577	1.11274	1.11820	3.677
82 2-Chlorotoluene	1.04650	0.96022	1.00736	0.94200	0.92725	0.99162	0.92379	0.97125	4.708
83 1,1,2,2-Tetrachloroethane	1.14664	1.05251	1.05139	0.95893	0.96027	0.97187	0.95940	1.01443	7.103
84 1,2,3-Trichloropropane	0.36621	0.30749	0.30129	0.29119	0.29516	0.29961	0.29513	0.30801	8.504
85 4-Chlorotoluene	1.10623	1.13027	1.12095	1.03126	0.95847	1.05434	1.05363	1.06502	5.662
86 1,3,5-Trimethylbenzene	3.44053	3.48103	3.60189	3.32682	3.25721	3.31243	3.12181	3.36310	4.705
87 tert-Butylbenzene	3.13621	2.78498	3.03575	2.79636	2.75437	2.82512	2.70060	2.86191	5.609
88 1,2,4-Trimethylbenzene	3.48299	3.32163	3.55666	3.24767	3.21918	3.29270	3.03289	3.30767	5.238
89 sec-Butylbenzene	4.71013	4.21695	4.53391	4.19155	4.06477	4.11619	3.85257	4.24087	6.851
90 4-Isopropyltoluene	3.59731	3.39446	3.62548	3.38412	3.28820	3.43484	3.15579	3.41146	4.824
91 1,3-Dichlorobenzene	1.93149	1.69701	1.74218	1.64219	1.60474	1.67425	1.60528	1.69959	6.684

TestAmerica Pittsburgh

INITIAL CALIBRATION DATA

Start Cal Date : 15-OCT-2010 17:56
End Cal Date : 15-OCT-2010 22:20
Quant Method : ISTD
Origin : Disabled
Target Version : 4.14
Integrator : HP RTE
Method file : \\pitsvr06\d\chem\hp5.i\5101510d.b\8260ee.m
Last Edit : 15-Oct-2010 22:56 hp5.i
Curve Type : Average

Compound	1.000 Level 1	5.000 Level 2	10.000 Level 3	15.000 Level 4	20.000 Level 5	35.000 Level 6	40.000 Level 7	___ RRF	% RSD	
93 1,4-Dichlorobenzene	2.14872	1.77792	1.81329	1.66730	1.64222	1.71938	1.64886	1.77396	10.015	
94 n-Butylbenzene	3.10537	2.89421	3.23907	3.03818	2.99928	3.14416	2.93552	3.05083	3.964	
95 1,2-Dichlorobenzene	1.88481	1.68866	1.65017	1.54189	1.53341	1.55888	1.50312	1.62299	8.216	
96 1,2-Dibromo-3-chloropropane	0.13365	0.13735	0.13875	0.13535	0.14274	0.15736	0.15261	0.14254	6.359	
97 1,2,4-Trichlorobenzene	0.77858	0.79819	0.83847	0.81877	0.84225	0.89471	0.83838	0.82991	4.471	
98 Hexachlorobutadiene	0.49811	0.37164	0.40959	0.38024	0.36787	0.40570	0.38181	0.40214	11.248	
99 Naphthalene	1.83598	1.90406	2.18853	2.15975	2.31266	2.39775	2.31047	2.15846	9.896	
100 1,2,3-Trichlorobenzene	0.71401	0.67316	0.73395	0.72276	0.73655	0.78266	0.74795	0.73015	4.574	
101 1,1,2-trichlorotrifluoroethan	0.31821	0.28824	0.28733	0.25963	0.24229	0.27947	0.27535	0.27865	8.578	
102 Methyl acetate	0.27031	0.23835	0.24810	0.23673	0.24431	0.24729	0.25142	0.24807	4.488	
103 t-1,4-Dichloro-2-butene	+++++	+++++	+++++	+++++	+++++	+++++	+++++	+++++	+++++	<-

TestAmerica Pittsburgh

INITIAL CALIBRATION DATA

Start Cal Date : 15-OCT-2010 17:56
End Cal Date : 15-OCT-2010 22:20
Quant Method : ISTD
Origin : Disabled
Target Version : 4.14
Integrator : HP RTE
Method file : \\pitsvr06\d\chem\hp5.i\5101510d.b\8260ee.m
Last Edit : 15-Oct-2010 22:56 hp5.i
Curve Type : Average

Compound	1.000 Level 1	5.000 Level 2	10.000 Level 3	15.000 Level 4	20.000 Level 5	35.000 Level 6	40.000 Level 7	RRF	% RSD	
104 Cyclohexane	0.68473	0.59208	0.64772	0.60686	0.57963	0.66671	0.64594	0.63195	6.262	
105 Methyl Cyclohexane	0.63072	0.56078	0.62975	0.58441	0.56259	0.63843	0.62341	0.60430	5.614	
155 n-heptane	+++++	+++++	+++++	+++++	+++++	+++++	+++++	+++++	+++++	<-
156 cyclohexanol	+++++	+++++	+++++	+++++	+++++	+++++	+++++	+++++	+++++	<-
$ 39 Dibromofluoromethane	0.21544	0.23182	0.24864	0.22820	0.22072	0.23657	0.23077	0.23031	4.675	
$ 43 1,2-Dichloroethane-d4	0.29416	0.29904	0.29961	0.27781	0.27019	0.29190	0.28460	0.28819	3.859	
$ 59 Toluene-d8	3.90187	4.46242	4.84444	4.39741	4.26202	3.95068	3.72353	4.22034	9.188	
$ 80 Bromofluorobenzene	0.91470	1.02970	1.12561	1.09805	1.10461	1.12259	1.07121	1.06664	7.006	

Data File: \\pitsvr06\d\chem\hp5,i\51015i0d,b\1A51015C.D
Date : 15-OCT-2010 22:20
Client ID: vstd1
Sample Info: VSTD1 5ml
Purge Volume: 5.0
Column phase: DB 624

Instrument: hp5,i
Operator: 40328
Column diameter: 0.20

\\pitsvr06\d\chem\hp5,i\51015i0d,b\1A51015C.D

Y (x10^5)

Min

-Dichlorodifluoromethane
-Chloromethane
-Vinyl Chloride
-Bromomethane
-Chloroethane
-Trichlorofluoromethane
-1,1-Dichloroethene
-1,1,2-Trichlorotrifluoroe
-Acetone
-Carbon Disulfide
-Acetonitrile
-Methyl acetate
-Methylene Chloride
-trans-1,2-Dichloroethene+
-1,1-Dichloroethane
-Bromochloromethane
-Chloroform
-1,1-Dichloropropene+
-1,2-Dichloroethane-d4
Benzene+
-Fluorobenzene
-Trichloroethene
-Dibromomethane
-Bromodichloromethane
-cis-1,3-Dichloropropene
-4-Methyl-2-Pentanone
-Toluene-d8
Toluene
-trans-1,3-Dichloropropene
-1,1,2-Trichloroethane
-2-Hexanone
-Dibromochloromethane
-1,2-Dibromoethane
-1,1,1,2-Tetrachloroethane+
-m + p-Xylene
Chlorobenzene-d5+
-Xylene-o+
-Bromoform
-Isopropylbenzene
-Bromofluorobenzene
-Bromobenzene+
-n-Propylbenzene
-2-Chlorotoluene
-4-Chlorotoluene+
-tert-Butylbenzene
-3,4-Dichlorobenzotrifluor
-sec-Butylbenzene
-4-Isopropyltoluene+
1,4-Dichlorobenzene-d4+
-n-Butylbenzene+
-1,2-Dibromo-3-chloropropa
-1,3,5-Trichlorobenzene
-Dichlorotoluene(2,3+3,4)
-1,2,4-Trichlorobenzene
-Hexachlorobutadiene
-Naphthalene
-1,2,3-Trichlorobenzene
-2,4,5-Trichlorotoluene
-2,3,6-Trichlorotoluene

TestAmerica Pittsburgh

VOLATILE REPORT SW-846 Method

Data file : \\pitsvr06\d\chem\hp5.i\5101510d.b\1A51015C.D
Lab Smp Id: vstd1 Client Smp ID: vstd1
Inj Date : 15-OCT-2010 22:20 MS Autotune Date: 12-SEP-2010 08:53
Operator : 403808 Inst ID: hp5.i
Smp Info : VSTD1 5ml
Misc Info : vstd1,5101510d.b,8260ee.m,1-dwlistee.sub
Comment :
Method : \\pitsvr06\d\chem\hp5.i\5101510d.b\8260ee.m
Meth Date : 15-Oct-2010 23:06 hp5.i Quant Type: ISTD
Cal Date : 15-OCT-2010 20:23 Cal File: 1G51015.D
Als bottle: 1 Calibration Sample, Level: 1
Dil Factor: 1.00000
Integrator: HP RTE Compound Sublist: 1-dwlistee.sub
Target Version: 4.14
Processing Host: PITPC-002

Concentration Formula: Amt * DF * 1/Vo*Vt * CpndVariable

Name	Value	Description
DF	1.000	Dilution Factor
Vo	5.000	Sample Volume
Vt	1.000	mg/L conversion (1.0 if no conversion)
Cpnd Variable		Local Compound Variable

	Compounds	QUANT SIG MASS	RT	EXP RT	REL RT	RESPONSE	AMOUNTS CAL-AMT (ng)	ON-COL (ng)	
*	46 Fluorobenzene	96	7.381	7.381	(1.000)	336759	50.0000		
*	69 Chlorobenzene-d5	119	10.465	10.465	(1.000)	72132	50.0000		(Q)
*	92 1,4-Dichlorobenzene-d4	152	12.777	12.777	(1.000)	97267	50.0000		(Q)
$	39 Dibromofluoromethane	113	6.645	6.645	(0.900)	7255	5.00000	4.677	
$	43 1,2-Dichloroethane-d4	65	7.016	7.016	(0.951)	9906	5.00000	5.104	
$	59 Toluene-d8	98	9.023	9.023	(0.862)	28145	5.00000	4.623	
$	80 Bromofluorobenzene	95	11.633	11.633	(0.910)	8897	5.00000	4.288	
	2 Chloromethane	50	1.827	1.827	(0.248)	14880	5.00000	6.108	
	3 Vinyl Chloride	62	1.960	1.960	(0.266)	13582	5.00000	6.113	
	4 Bromomethane	94	2.338	2.338	(0.317)	4984	5.00000	5.291	
	5 Chloroethane	64	2.465	2.465	(0.334)	6595	5.00000	5.727	
	6 Trichlorofluoromethane	101	2.763	2.763	(0.374)	9407	5.00000	5.209	
	1 Dichlorodifluoromethane	85	1.662	1.662	(0.225)	13498	5.00000	5.976	
	12 1,1-Dichloroethene	96	3.481	3.481	(0.472)	10224	5.00000	5.828	
	13 Acetone	43	3.633	3.633	(0.492)	16864	25.0000	23.70	
	15 Carbon Disulfide	76	3.761	3.761	(0.510)	25131	5.00000	5.418	
	17 Acetonitrile	40	4.090	4.090	(0.554)	16669	100.000	107.5	
	18 Methylene Chloride	84	4.284	4.284	(0.580)	13744	5.00000	6.482	
	19 trans-1,2-Dichloroethene	96	4.698	4.698	(0.637)	11064	5.00000	5.703	
	20 Methyl tert-butyl ether	73	4.728	4.728	(0.641)	24085	5.00000	5.152	
	24 1,1-Dichloroethane	63	5.294	5.294	(0.717)	20741	5.00000	5.725	
	27 2,2-Dichloropropane	77	6.042	6.042	(0.819)	8226	5.00000	5.037	

	Compounds	QUANT SIG MASS	RT	EXP RT	REL RT	RESPONSE	AMOUNTS CAL-AMT (ng)	ON-COL (ng)
28	cis-1,2-dichloroethene	96	6.061	6.061	(0.821)	11560	5.00000	5.562
M 29	1,2-Dichloroethene (total)	96				22624	10.0000	
30	Bromochloromethane	128	6.347	6.347	(0.860)	4859	5.00000	5.379
31	2-Butanone	43	6.115	6.115	(0.829)	22297	25.0000	22.03
37	Chloroform	83	6.456	6.456	(0.875)	18965	5.00000	5.791
38	1,1,1-Trichloroethane	97	6.651	6.651	(0.901)	13411	5.00000	5.370
40	1,1-Dichloropropene	75	6.839	6.839	(0.927)	15204	5.00000	5.410
41	Carbon Tetrachloride	117	6.833	6.833	(0.926)	11399	5.00000	5.500
42	Benzene	78	7.065	7.065	(0.957)	48743	5.00000	5.722
45	1,2-Dichloroethane	62	7.107	7.107	(0.963)	14154	5.00000	5.699
47	Trichloroethene	130	7.776	7.776	(1.054)	10823	5.00000	5.533
49	1,2-Dichloropropane	63	8.014	8.014	(1.086)	11183	5.00000	5.208
50	Dibromomethane	93	8.135	8.135	(1.102)	5771	5.00000	5.419
53	Bromodichloromethane	83	8.299	8.299	(1.124)	10983	5.00000	5.046
57	cis-1,3-Dichloropropene	75	8.762	8.762	(1.187)	11887	5.00000	4.591
58	4-Methyl-2-Pentanone	43	8.920	8.920	(0.852)	41279	25.0000	24.35
60	Toluene	91	9.090	9.090	(0.869)	44942	5.00000	5.842
61	trans-1,3-Dichloropropene	75	9.334	9.334	(0.892)	8615	5.00000	4.528
63	1,3-Dichloropropane	76	9.662	9.662	(0.923)	15160	5.00000	5.593
64	1,1,2-Trichloroethane	97	9.504	9.504	(0.908)	8699	5.00000	5.881
65	Tetrachloroethene	164	9.638	9.638	(0.921)	8485	5.00000	5.933
66	2-Hexanone	43	9.753	9.753	(0.932)	25813	25.0000	21.91
67	Dibromochloromethane	129	9.893	9.893	(0.945)	6332	5.00000	4.995
68	1,2-Dibromoethane	107	10.003	10.003	(0.956)	7276	5.00000	5.330
70	Chlorobenzene	112	10.490	10.490	(1.002)	28589	5.00000	6.078
71	1,1,1,2-Tetrachloroethane	131	10.569	10.569	(1.010)	7814	5.00000	5.413 (Q)
72	Ethylbenzene	106	10.599	10.599	(1.013)	15158	5.00000	5.637
73	m + p-Xylene	106	10.715	10.715	(1.024)	35223	10.0000	10.80
74	Xylene-o	106	11.110	11.110	(1.062)	16142	5.00000	5.194
M 75	Xylenes (total)	106				51365	15.0000	
76	Styrene	104	11.128	11.128	(1.063)	25164	5.00000	4.893
77	Bromoform	173	11.311	11.311	(1.081)	2889	5.00000	4.029
78	Isopropylbenzene	105	11.469	11.469	(1.096)	44674	5.00000	5.499
79	Bromobenzene	156	11.785	11.785	(0.922)	9564	5.00000	5.463
81	n-Propylbenzene	120	11.877	11.877	(0.930)	11251	5.00000	5.172 (Q)
82	2-Chlorotoluene	126	11.974	11.974	(0.937)	10179	5.00000	5.387
83	1,1,2,2-Tetrachloroethane	83	11.767	11.767	(0.921)	11153	5.00000	5.652
84	1,2,3-Trichloropropane	110	11.816	11.816	(0.925)	3562	5.00000	5.945
85	4-Chlorotoluene	126	12.077	12.077	(0.945)	10760	5.00000	5.193 (Q)
86	1,3,5-Trimethylbenzene	105	12.053	12.053	(0.943)	33465	5.00000	5.115
87	tert-Butylbenzene	119	12.381	12.381	(0.969)	30505	5.00000	5.479
88	1,2,4-Trimethylbenzene	105	12.430	12.430	(0.973)	33878	5.00000	5.265
89	sec-Butylbenzene	105	12.594	12.594	(0.986)	45814	5.00000	5.553
90	4-Isopropyltoluene	119	12.740	12.740	(0.997)	34990	5.00000	5.272
91	1,3-Dichlorobenzene	146	12.716	12.716	(0.995)	18787	5.00000	5.682
93	1,4-Dichlorobenzene	146	12.807	12.807	(1.002)	20900	5.00000	6.056
94	n-Butylbenzene	91	13.154	13.154	(1.030)	30205	5.00000	5.089
95	1,2-Dichlorobenzene	146	13.178	13.178	(1.031)	18333	5.00000	5.806
96	1,2-Dibromo-3-chloropropane	157	13.969	13.969	(1.093)	1300	5.00000	4.688
97	1,2,4-Trichlorobenzene	180	14.803	14.803	(1.159)	7573	5.00000	4.691
98	Hexachlorobutadiene	225	14.955	14.955	(1.170)	4845	5.00000	6.193
99	Naphthalene	128	15.046	15.046	(1.178)	17858	5.00000	4.253
100	1,2,3-Trichlorobenzene	180	15.295	15.295	(1.197)	6945	5.00000	4.890
101	1,1,2-trichlorotrifluoroethane	101	3.536	3.536	(0.479)	10716	5.00000	5.710

Compounds	QUANT SIG MASS	RT	EXP RT	REL RT	RESPONSE	AMOUNTS CAL-AMT (ng)	AMOUNTS ON-COL (ng)
102 Methyl acetate	43	4.175	4.175	(0.566)	9103	5.00000	5.448
104 Cyclohexane	56	6.699	6.699	(0.908)	23059	5.00000	5.418
105 Methyl Cyclohexane	83	7.965	7.965	(1.079)	21240	5.00000	5.219
157 2-Chlorobenzotrifluoride	180	11.366	11.366	(1.086)	13415	5.00000	5.451
158 3-Chlorobenzotrifluoride	180	10.465	10.465	(1.000)	14471	5.00000	5.418
159 4-Chlorobenzotrifluoride	180	10.520	10.520	(1.005)	14025	5.00000	5.597
160 3-Chlorotoluene	126	12.029	12.029	(0.941)	9356	5.00000	4.910
161 2,4-Dichlorobenzotrifluoride	214	12.850	12.850	(1.006)	8649	5.00000	5.409
162 2,5-Dichlorobenzotrifluoride	214	12.892	12.892	(1.009)	9710	5.00000	5.197
163 3,4-Dichlorobenzotrifluoride	214	12.491	12.491	(0.978)	10190	5.00000	5.487
164 Dichlorotoluene(2,4+2,5+2,6)	125	14.109	14.109	(1.104)	33493	15.0000	14.15
165 Dichlorotoluene(2,3+3,4)	125	14.529	14.529	(1.137)	21220	10.0000	9.119
166 1,3,5-Trichlorobenzene	180	14.176	14.176	(1.110)	10230	5.00000	5.195
167 2,3,6-Trichlorotoluene	159	16.293	16.293	(1.275)	2630	5.00000	4.181
168 2,4,5-Trichlorotoluene	159	16.165	16.165	(1.265)	2865	5.00000	4.108

QC Flag Legend

Q - Qualifier signal failed the ratio test.

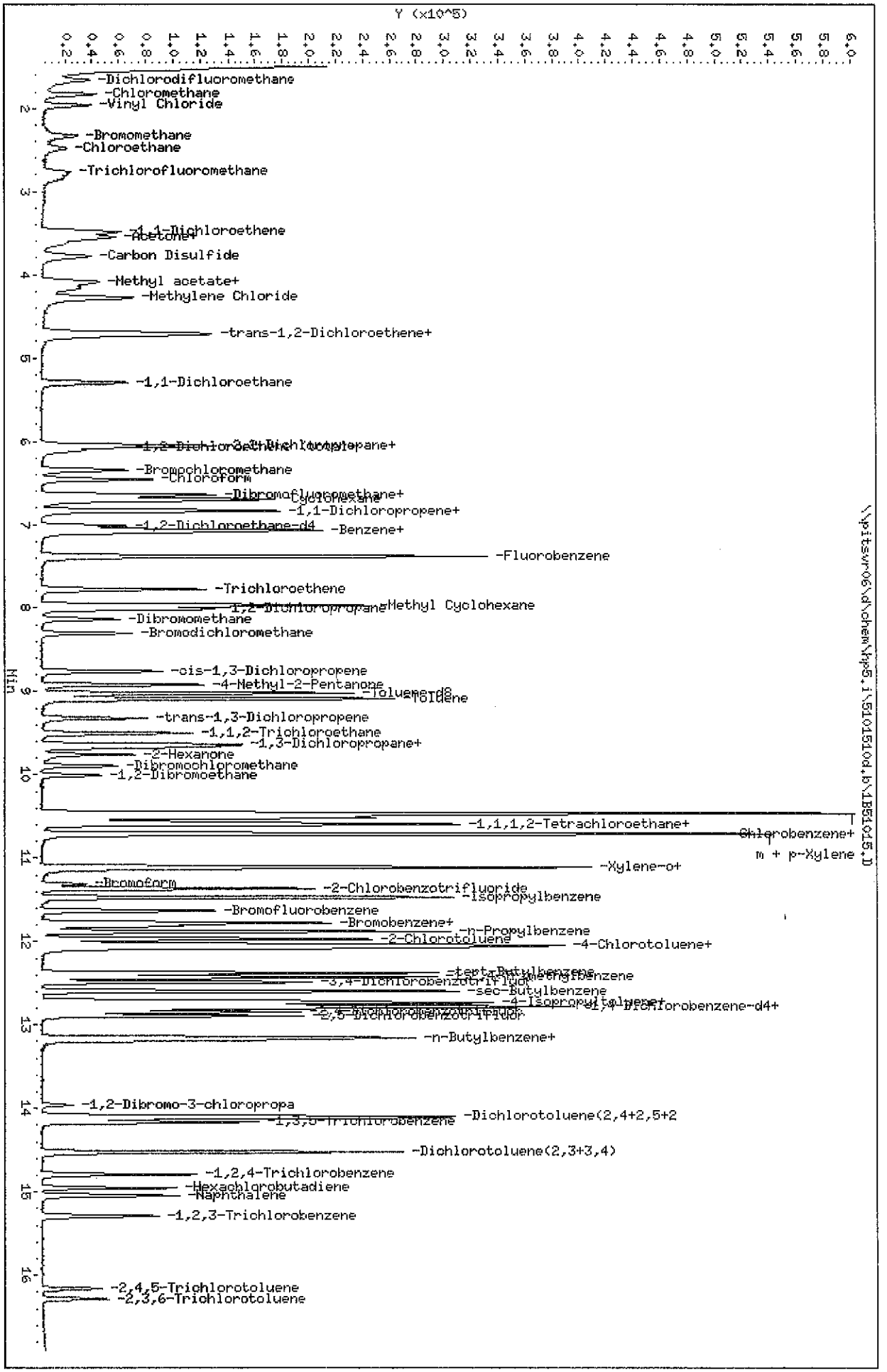

Data File: \\pitsvr06\d\chem\hp5.i\5101510d.b\1B51015.D
Date : 15-OCT-2010 18:21
Client ID: vstd5
Sample Info: VSTD5 5ml
Purge Volume: 5.0
Column phase: DB 624

Instrument: hp5.i
Operator: 403808
Column diameter: 0.20

TestAmerica Pittsburgh

VOLATILE REPORT SW-846 Method

Data file : \\pitsvr06\d\chem\hp5.i\5101510d.b\1B51015.D
Lab Smp Id: vstd5 Client Smp ID: vstd5
Inj Date : 15-OCT-2010 18:21 MS Autotune Date: 12-SEP-2010 08:53
Operator : 403808 Inst ID: hp5.i
Smp Info : VSTD5 5ml
Misc Info : vstd5,5101510d.b,8260ee.m,1-dwlistee.sub
Comment :
Method : \\pitsvr06\d\chem\hp5.i\5101510d.b\8260ee.m
Meth Date : 15-Oct-2010 23:06 hp5.i Quant Type: ISTD
Cal Date : 15-OCT-2010 22:20 Cal File: 1A51015C.D
Als bottle: 2 Calibration Sample, Level: 2
Dil Factor: 1.00000
Integrator: HP RTE Compound Sublist: 1-dwlistee.sub
Target Version: 4.14
Processing Host: PITPC-002

Concentration Formula: Amt * DF * 1/Vo*Vt * CpndVariable

Name	Value	Description
DF	1.000	Dilution Factor
Vo	5.000	Sample Volume
Vt	1.000	mg/L conversion (1.0 if no conversion)
Cpnd Variable		Local Compound Variable

	Compounds	QUANT SIG MASS	RT	EXP RT	REL RT	RESPONSE	AMOUNTS CAL-AMT (ng)	AMOUNTS ON-COL (ng)
* 46	Fluorobenzene	96	7.384	7.384	(1.000)	346284	50.0000	
* 69	Chlorobenzene-d5	119	10.462	10.462	(1.000)	78617	50.0000	(M)
* 92	1,4-Dichlorobenzene-d4	152	12.780	12.780	(1.000)	111860	50.0000	
$ 39	Dibromofluoromethane	113	6.642	6.642	(0.899)	40137	25.0000	25.16
$ 43	1,2-Dichloroethane-d4	65	7.019	7.019	(0.951)	51776	25.0000	25.94
$ 59	Toluene-d8	98	9.027	9.027	(0.863)	175411	25.0000	26.43
$ 80	Bromofluorobenzene	95	11.624	11.624	(0.910)	57591	25.0000	24.13
2	Chloromethane	50	1.824	1.824	(0.247)	64692	25.0000	25.83
3	Vinyl Chloride	62	1.958	1.958	(0.265)	56653	25.0000	24.80
4	Bromomethane	94	2.329	2.329	(0.315)	19823	25.0000	20.47
5	Chloroethane	64	2.475	2.475	(0.335)	30466	25.0000	25.73
6	Trichlorofluoromethane	101	2.767	2.767	(0.375)	44457	25.0000	23.94(Q)
1	Dichlorodifluoromethane	85	1.654	1.654	(0.224)	60298	25.0000	25.96
12	1,1-Dichloroethene	96	3.479	3.479	(0.471)	43505	25.0000	24.12
13	Acetone	43	3.631	3.631	(0.492)	39570	50.0000	54.08
15	Carbon Disulfide	76	3.783	3.783	(0.512)	110009	25.0000	23.06
17	Acetonitrile	40	4.087	4.087	(0.553)	88571	500.000	555.7(M)
18	Methylene Chloride	84	4.276	4.276	(0.579)	55373	25.0000	25.40
19	trans-1,2-Dichloroethene	96	4.701	4.701	(0.637)	48851	25.0000	24.49
20	Methyl tert-butyl ether	73	4.726	4.726	(0.640)	117886	25.0000	24.52
24	1,1-Dichloroethane	63	5.298	5.298	(0.717)	91233	25.0000	24.49
27	2,2-Dichloropropane	77	6.052	6.052	(0.820)	39855	25.0000	23.73

	Compounds	QUANT SIG MASS	RT	EXP RT	REL RT	RESPONSE	AMOUNTS CAL-AMT (ng)	AMOUNTS ON-COL (ng)
28	cis-1,2-dichloroethene	96	6.058	6.058	(0.820)	51373	25.0000	24.04
M 29	1,2-Dichloroethene (total)	96				100224	50.0000	
30	Bromochloromethane	128	6.344	6.344	(0.859)	23388	25.0000	25.18
31	2-Butanone	43	6.113	6.113	(0.828)	52716	50.0000	50.65
37	Chloroform	83	6.453	6.453	(0.874)	84971	25.0000	25.23
38	1,1,1-Trichloroethane	97	6.648	6.648	(0.900)	62668	25.0000	24.40
40	1,1-Dichloropropene	75	6.837	6.837	(0.926)	67733	25.0000	23.44
41	Carbon Tetrachloride	117	6.837	6.837	(0.926)	50321	25.0000	23.61
42	Benzene	78	7.068	7.068	(0.957)	221433	25.0000	25.28
45	1,2-Dichloroethane	62	7.098	7.098	(0.961)	64555	25.0000	25.28
47	Trichloroethene	130	7.780	7.780	(1.054)	49070	25.0000	24.40
49	1,2-Dichloropropane	63	8.011	8.011	(1.085)	54720	25.0000	24.78
50	Dibromomethane	93	8.139	8.139	(1.102)	27281	25.0000	24.91
53	Bromodichloromethane	83	8.303	8.303	(1.124)	54450	25.0000	24.33
57	cis-1,3-Dichloropropene	75	8.759	8.759	(1.186)	60515	25.0000	22.73
58	4-Methyl-2-Pentanone	43	8.923	8.923	(0.853)	94931	50.0000	51.38
60	Toluene	91	9.094	9.094	(0.869)	221057	25.0000	26.36
61	trans-1,3-Dichloropropene	75	9.319	9.319	(0.891)	47990	25.0000	23.14
63	1,3-Dichloropropane	76	9.666	9.666	(0.924)	77671	25.0000	26.29
64	1,1,2-Trichloroethane	97	9.501	9.501	(0.908)	41808	25.0000	25.93
65	Tetrachloroethene	164	9.635	9.635	(0.921)	40666	25.0000	26.09
66	2-Hexanone	43	9.757	9.757	(0.933)	62264	50.0000	48.48
67	Dibromochloromethane	129	9.897	9.897	(0.946)	33521	25.0000	24.26
68	1,2-Dibromoethane	107	10.006	10.006	(0.956)	37322	25.0000	25.08
70	Chlorobenzene	112	10.493	10.493	(1.003)	130829	25.0000	25.52
71	1,1,1,2-Tetrachloroethane	131	10.566	10.566	(1.010)	39418	25.0000	25.05 (Q)
72	Ethylbenzene	106	10.596	10.596	(1.013)	72070	25.0000	24.59
73	m + p-Xylene	106	10.712	10.712	(1.024)	186230	50.0000	52.39
74	Xylene-o	106	11.107	11.107	(1.062)	84714	25.0000	25.01
M 75	Xylenes (total)	106				270944	75.0000	
76	Styrene	104	11.119	11.119	(1.063)	143978	25.0000	25.68
77	Bromoform	173	11.314	11.314	(1.081)	19575	25.0000	25.05
78	Isopropylbenzene	105	11.472	11.472	(1.097)	226997	25.0000	25.64
79	Bromobenzene	156	11.783	11.783	(0.922)	50182	25.0000	24.92
81	n-Propylbenzene	120	11.880	11.880	(0.930)	58923	25.0000	23.55 (Q)
82	2-Chlorotoluene	126	11.971	11.971	(0.937)	53705	25.0000	24.72
83	1,1,2,2-Tetrachloroethane	83	11.764	11.764	(0.921)	58867	25.0000	25.94
84	1,2,3-Trichloropropane	110	11.813	11.813	(0.924)	17198	25.0000	24.96
85	4-Chlorotoluene	126	12.081	12.081	(0.945)	63216	25.0000	26.53
86	1,3,5-Trimethylbenzene	105	12.050	12.050	(0.943)	194694	25.0000	25.88
87	tert-Butylbenzene	119	12.379	12.379	(0.969)	155764	25.0000	24.33
88	1,2,4-Trimethylbenzene	105	12.427	12.427	(0.972)	185779	25.0000	25.10
89	sec-Butylbenzene	105	12.598	12.598	(0.986)	235854	25.0000	24.86
90	4-Isopropyltoluene	119	12.738	12.738	(0.997)	189852	25.0000	24.88
91	1,3-Dichlorobenzene	146	12.713	12.713	(0.995)	94914	25.0000	24.96
93	1,4-Dichlorobenzene	146	12.805	12.805	(1.002)	99439	25.0000	25.06
94	n-Butylbenzene	91	13.151	13.151	(1.029)	161873	25.0000	23.72
95	1,2-Dichlorobenzene	146	13.182	13.182	(1.031)	94447	25.0000	26.01
96	1,2-Dibromo-3-chloropropane	157	13.960	13.960	(1.092)	7682	25.0000	24.09
97	1,2,4-Trichlorobenzene	180	14.794	14.794	(1.158)	44643	25.0000	24.04
98	Hexachlorobutadiene	225	14.952	14.952	(1.170)	20786	25.0000	23.10
99	Naphthalene	128	15.043	15.043	(1.177)	106494	25.0000	22.05
100	1,2,3-Trichlorobenzene	180	15.293	15.293	(1.197)	37650	25.0000	23.05
101	1,1,2-trichlorotrifluoroethane	101	3.552	3.552	(0.481)	49907	25.0000	25.86

Compounds	QUANT SIG MASS	RT	EXP RT	REL RT	RESPONSE	AMOUNTS CAL-AMT (ng)	AMOUNTS ON-COL (ng)
102 Methyl acetate	43	4.166	4.166	(0.564)	41268	25.0000	24.02
104 Cyclohexane	56	6.703	6.703	(0.908)	102514	25.0000	23.42
105 Methyl Cyclohexane	83	7.968	7.968	(1.079)	97094	25.0000	23.20
157 2-Chlorobenzotrifluoride	180	11.363	11.363	(1.086)	73644	25.0000	27.45
158 3-Chlorobenzotrifluoride	180	10.462	10.462	(1.000)	82602	25.0000	28.37
159 4-Chlorobenzotrifluoride	180	10.517	10.517	(1.005)	76521	25.0000	28.02
160 3-Chlorotoluene	126	12.026	12.026	(0.941)	57707	25.0000	26.34
161 2,4-Dichlorobenzotrifluoride	214	12.847	12.847	(1.005)	48340	25.0000	26.28
162 2,5-Dichlorobenzotrifluoride	214	12.896	12.896	(1.009)	57115	25.0000	26.58
163 3,4-Dichlorobenzotrifluoride	214	12.488	12.488	(0.977)	56676	25.0000	26.54
164 Dichlorotoluene(2,4+2,5+2,6)	125	14.106	14.106	(1.104)	208849	75.0000	76.72
165 Dichlorotoluene(2,3+3,4)	125	14.520	14.520	(1.136)	134641	50.0000	50.31
166 1,3,5-Trichlorobenzene	180	14.167	14.167	(1.109)	60416	25.0000	26.68
167 2,3,6-Trichlorotoluene	159	16.290	16.290	(1.275)	16648	25.0000	23.02
168 2,4,5-Trichlorotoluene	159	16.163	16.163	(1.265)	17351	25.0000	21.63

QC Flag Legend

Q - Qualifier signal failed the ratio test.
M - Compound response manually integrated.

Data File Name: 1B51015.D
Inj. Date and Time: 15-OCT-2010 18:21
Instrument ID: hp5.i
Client ID: vstd5
Compound Name: Acetonitrile
CAS #: 75-05-8

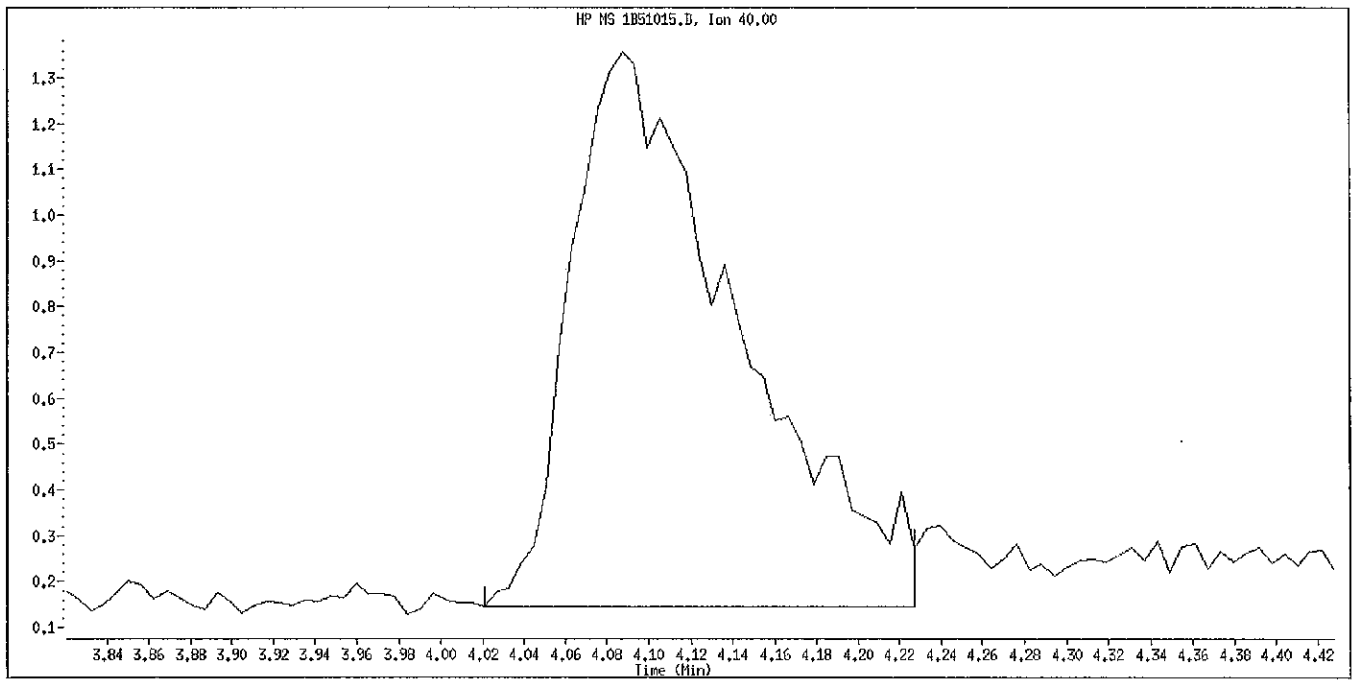

Original Integration

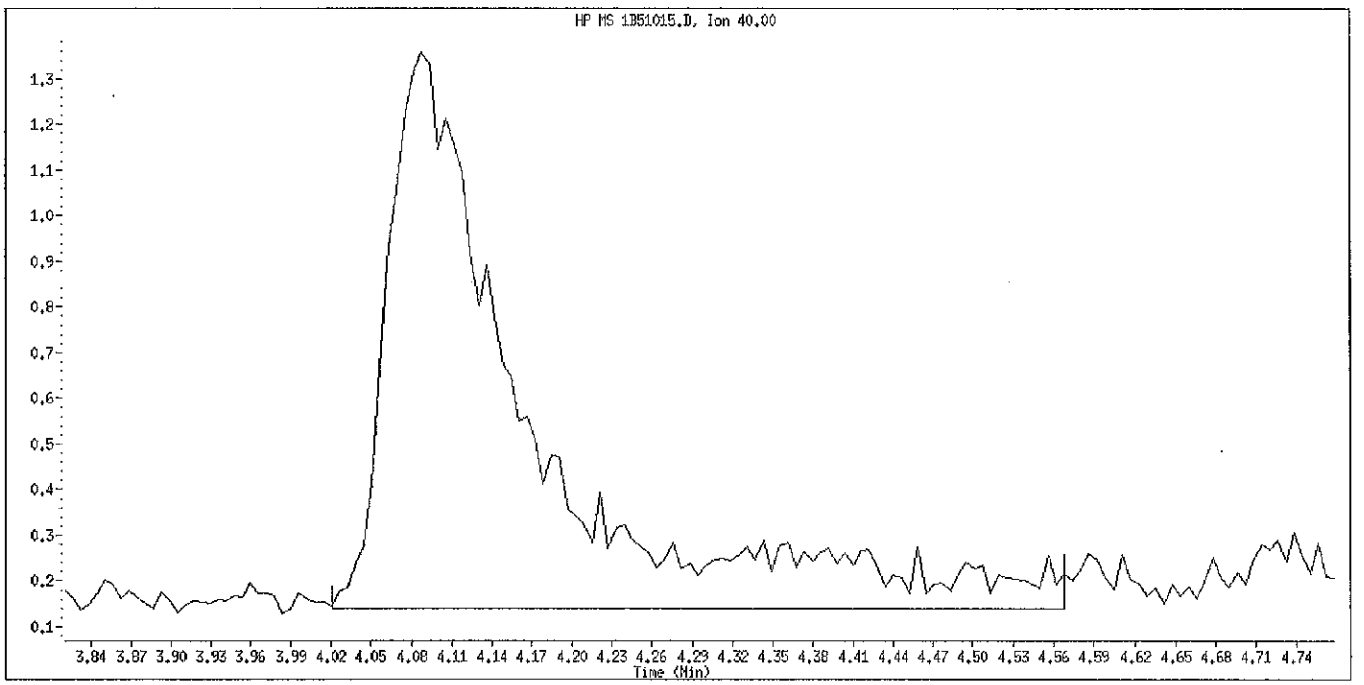

Manual Integration

Manually Integrated By: lipayj
Manual Integration Reason: Peak Integrated Incorrectly

Data File Name: 1B51015.D
Inj. Date and Time: 15-OCT-2010 18:21
Instrument ID: hp5.i
Client ID: vstd5
Compound Name: Chlorobenzene-d5
CAS #:

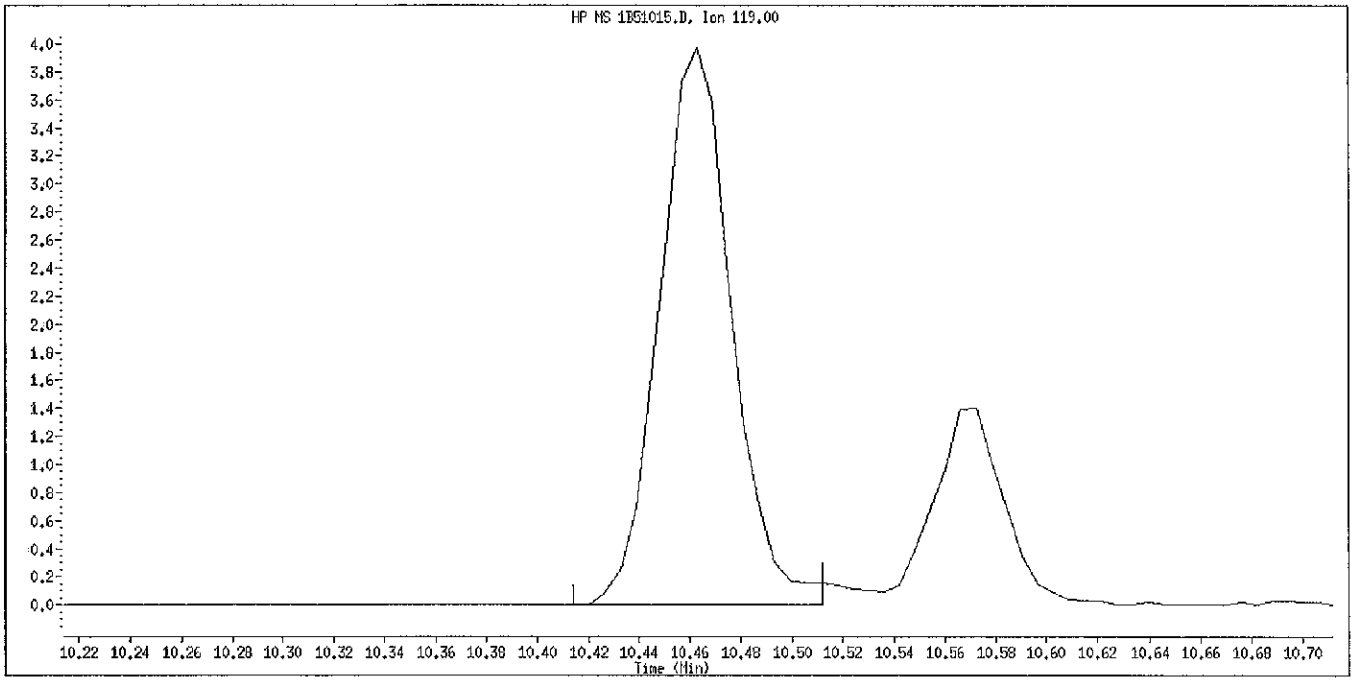

Original Integration

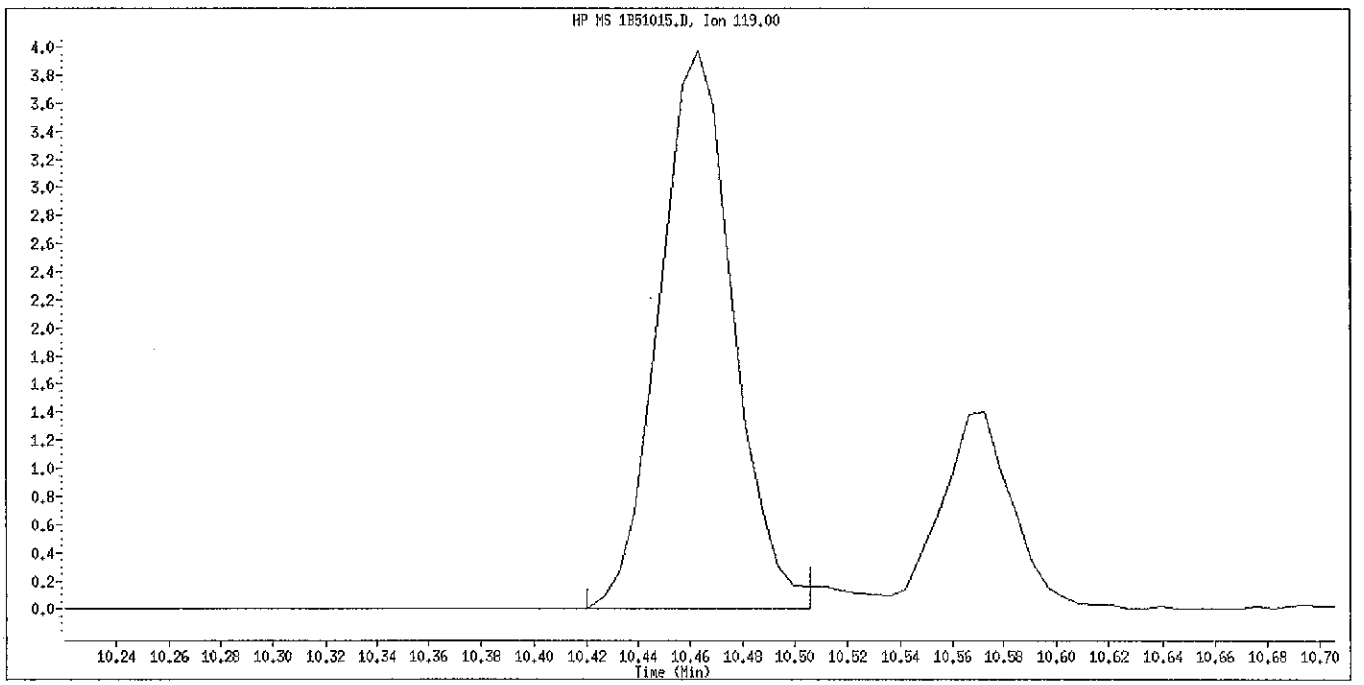

Manual Integration

Manually Integrated By: lipayj
Manual Integration Reason: Peak Integrated Incorrectly

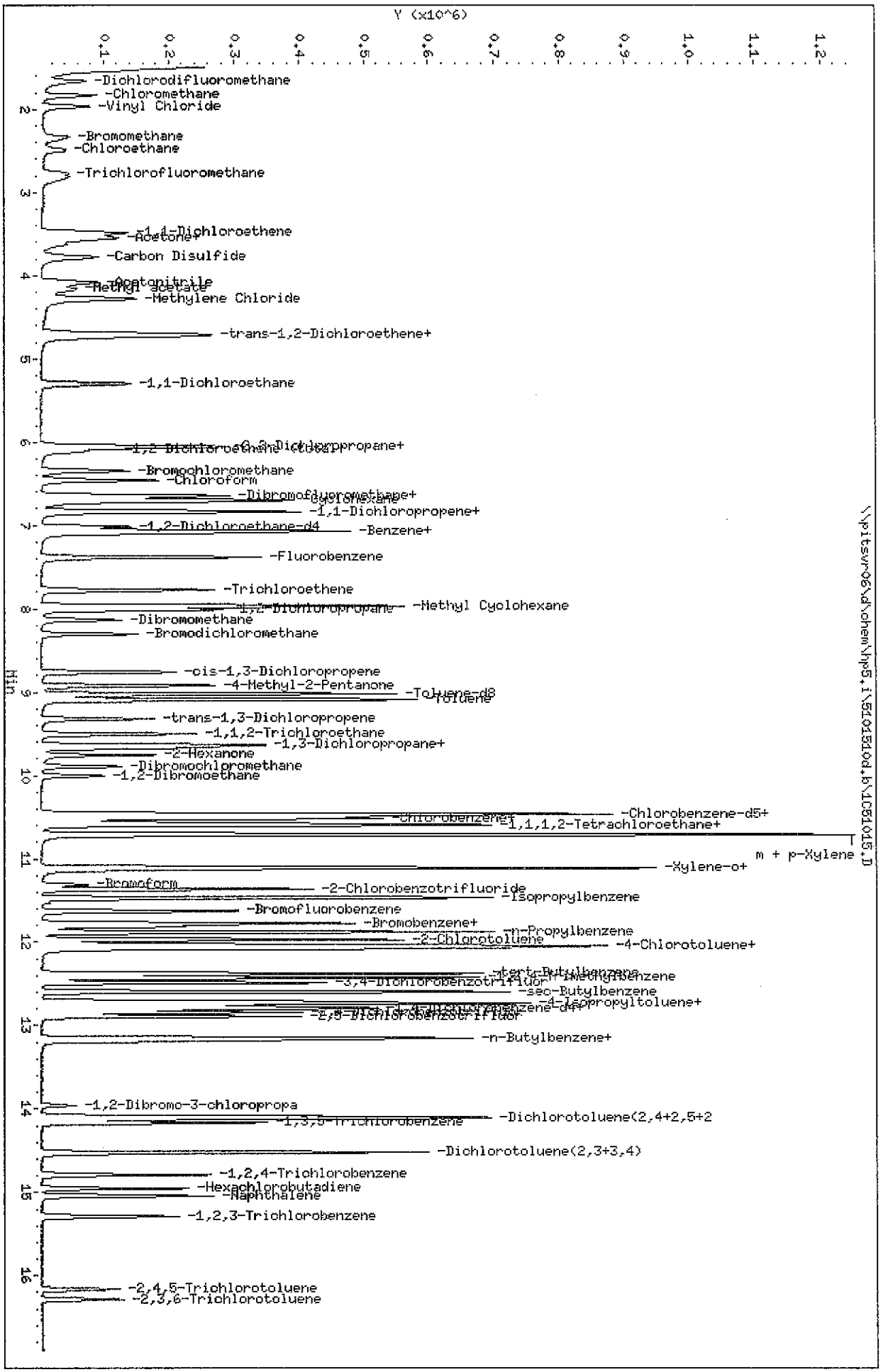

Data File: \\pitsvr06\d\chem\hp5.i\51015l0d.b\1C51015.D
Date : 15-OCT-2010 18:45
Client ID: wstd10
Sample Info: WSTD10 5ml
Purge Volume: 5.0
Column phase: DB 624

Instrument: hp5.i
Operator: 403808
Column diameter: 0.20

TestAmerica Pittsburgh

VOLATILE REPORT SW-846 Method

Data file : \\pitsvr06\d\chem\hp5.i\5101510d.b\1C51015.D
Lab Smp Id: vstd10 Client Smp ID: vstd10
Inj Date : 15-OCT-2010 18:45 MS Autotune Date: 12-SEP-2010 08:53
Operator : 403808 Inst ID: hp5.i
Smp Info : VSTD10 5ml
Misc Info : vstd10,5101510d.b,8260ee.m,1-dwlistee.sub
Comment :
Method : \\pitsvr06\d\chem\hp5.i\5101510d.b\8260ee.m
Meth Date : 15-Oct-2010 23:06 hp5.i Quant Type: ISTD
Cal Date : 15-OCT-2010 18:21 Cal File: 1B51015.D
Als bottle: 3 Calibration Sample, Level: 3
Dil Factor: 1.00000
Integrator: HP RTE Compound Sublist: 1-dwlistee.sub
Target Version: 4.14
Processing Host: PITPC-002

Concentration Formula: Amt * DF * 1/Vo*Vt * CpndVariable

Name	Value	Description
DF	1.000	Dilution Factor
Vo	5.000	Sample Volume
Vt	1.000	mg/L conversion (1.0 if no conversion)
Cpnd Variable		Local Compound Variable

Compounds	QUANT SIG MASS	RT	EXP RT	REL RT	RESPONSE	AMOUNTS CAL-AMT (ng)	AMOUNTS ON-COL (ng)
* 46 Fluorobenzene	96	7.382	7.382	(1.000)	365269	50.0000	
* 69 Chlorobenzene-d5	119	10.460	10.460	(1.000)	83578	50.0000	
* 92 1,4-Dichlorobenzene-d4	152	12.778	12.778	(1.000)	119241	50.0000	
$ 39 Dibromofluoromethane	113	6.646	6.646	(0.900)	90822	50.0000	53.98
$ 43 1,2-Dichloroethane-d4	65	7.017	7.017	(0.951)	109440	50.0000	51.98
$ 59 Toluene-d8	98	9.025	9.025	(0.863)	404889	50.0000	57.39
$ 80 Bromofluorobenzene	95	11.628	11.628	(0.910)	134219	50.0000	52.76
2 Chloromethane	50	1.828	1.828	(0.248)	132941	50.0000	50.32
3 Vinyl Chloride	62	1.962	1.962	(0.266)	122927	50.0000	51.01
4 Bromomethane	94	2.327	2.327	(0.315)	57667	50.0000	56.44
5 Chloroethane	64	2.491	2.491	(0.337)	65933	50.0000	52.79
6 Trichlorofluoromethane	101	2.777	2.777	(0.376)	100242	50.0000	51.18(Q)
1 Dichlorodifluoromethane	85	1.658	1.658	(0.225)	124658	50.0000	50.88
12 1,1-Dichloroethene	96	3.483	3.483	(0.472)	96725	50.0000	50.83
13 Acetone	43	3.629	3.629	(0.492)	82050	100.000	106.3
15 Carbon Disulfide	76	3.775	3.775	(0.511)	245543	50.0000	48.81
17 Acetonitrile	40	4.079	4.079	(0.553)	178511	1000.00	1062
18 Methylene Chloride	84	4.280	4.280	(0.580)	114100	50.0000	49.62
19 trans-1,2-Dichloroethene	96	4.699	4.699	(0.637)	107700	50.0000	51.18
20 Methyl tert-butyl ether	73	4.724	4.724	(0.640)	256660	50.0000	50.61
24 1,1-Dichloroethane	63	5.302	5.302	(0.718)	198864	50.0000	50.60
27 2,2-Dichloropropane	77	6.044	6.044	(0.819)	90020	50.0000	50.82

	Compounds	QUANT SIG MASS	RT	EXP RT	REL RT	RESPONSE	AMOUNTS CAL-AMT (ng)	AMOUNTS ON-COL (ng)
	28 cis-1,2-dichloroethene	96	6.062	6.062	(0.821)	115052	50.0000	51.03
M	29 1,2-Dichloroethene (total)	96				222752	100.000	
	30 Bromochloromethane	128	6.342	6.342	(0.859)	49703	50.0000	50.73
	31 2-Butanone	43	6.111	6.111	(0.828)	114195	100.000	104.0
	37 Chloroform	83	6.464	6.464	(0.876)	181950	50.0000	51.23
	38 1,1,1-Trichloroethane	97	6.640	6.640	(0.899)	138200	50.0000	51.02
	40 1,1-Dichloropropene	75	6.841	6.841	(0.927)	155990	50.0000	51.17
	41 Carbon Tetrachloride	117	6.835	6.835	(0.926)	113133	50.0000	50.33
	42 Benzene	78	7.072	7.072	(0.958)	477353	50.0000	51.66
	45 1,2-Dichloroethane	62	7.096	7.096	(0.961)	136876	50.0000	50.81
	47 Trichloroethene	130	7.778	7.778	(1.054)	109820	50.0000	51.76
	49 1,2-Dichloropropane	63	8.009	8.009	(1.085)	119191	50.0000	51.18
	50 Dibromomethane	93	8.137	8.137	(1.102)	57067	50.0000	49.40
	53 Bromodichloromethane	83	8.307	8.307	(1.125)	119460	50.0000	50.60
	57 cis-1,3-Dichloropropene	75	8.763	8.763	(1.187)	136921	50.0000	48.75
	58 4-Methyl-2-Pentanone	43	8.921	8.921	(0.853)	207370	100.000	105.6
	60 Toluene	91	9.092	9.092	(0.869)	481967	50.0000	54.07
	61 trans-1,3-Dichloropropene	75	9.317	9.317	(0.891)	112675	50.0000	51.11
	63 1,3-Dichloropropane	76	9.670	9.670	(0.924)	162291	50.0000	51.68
	64 1,1,2-Trichloroethane	97	9.499	9.499	(0.908)	89090	50.0000	51.98
	65 Tetrachloroethene	164	9.633	9.633	(0.921)	87388	50.0000	52.74
	66 2-Hexanone	43	9.749	9.749	(0.932)	148301	100.000	108.6
	67 Dibromochloromethane	129	9.889	9.889	(0.945)	76902	50.0000	52.36
	68 1,2-Dibromoethane	107	10.004	10.004	(0.956)	83536	50.0000	52.81
	70 Chlorobenzene	112	10.491	10.491	(1.003)	288241	50.0000	52.89
	71 1,1,1,2-Tetrachloroethane	131	10.570	10.570	(1.010)	87651	50.0000	52.40
	72 Ethylbenzene	106	10.594	10.594	(1.013)	166620	50.0000	53.48
	73 m + p-Xylene	106	10.710	10.710	(1.024)	413191	100.000	109.3
	74 Xylene-o	106	11.105	11.105	(1.062)	194047	50.0000	53.89
M	75 Xylenes (total)	106				607238	150.000	
	76 Styrene	104	11.117	11.117	(1.063)	327145	50.0000	54.90
	77 Bromoform	173	11.312	11.312	(1.081)	45136	50.0000	54.33
	78 Isopropylbenzene	105	11.470	11.470	(1.097)	519849	50.0000	55.22
	79 Bromobenzene	156	11.781	11.781	(0.922)	107941	50.0000	50.29
	81 n-Propylbenzene	120	11.878	11.878	(0.930)	138420	50.0000	51.91
	82 2-Chlorotoluene	126	11.969	11.969	(0.937)	120119	50.0000	51.86
	83 1,1,2,2-Tetrachloroethane	83	11.768	11.768	(0.921)	125369	50.0000	51.82
	84 1,2,3-Trichloropropane	110	11.817	11.817	(0.925)	35926	50.0000	48.91
	85 4-Chlorotoluene	126	12.079	12.079	(0.945)	133663	50.0000	52.62
	86 1,3,5-Trimethylbenzene	105	12.048	12.048	(0.943)	429493	50.0000	53.55
	87 tert-Butylbenzene	119	12.377	12.377	(0.969)	361986	50.0000	53.04
	88 1,2,4-Trimethylbenzene	105	12.425	12.425	(0.972)	424100	50.0000	53.76
	89 sec-Butylbenzene	105	12.596	12.596	(0.986)	540628	50.0000	53.46
	90 4-Isopropyltoluene	119	12.742	12.742	(0.997)	432306	50.0000	53.14
	91 1,3-Dichlorobenzene	146	12.717	12.717	(0.995)	207739	50.0000	51.25
	93 1,4-Dichlorobenzene	146	12.803	12.803	(1.002)	216219	50.0000	51.11
	94 n-Butylbenzene	91	13.149	13.149	(1.029)	386230	50.0000	53.08
	95 1,2-Dichlorobenzene	146	13.180	13.180	(1.031)	196768	50.0000	50.84
	96 1,2-Dibromo-3-chloropropane	157	13.958	13.958	(1.092)	16545	50.0000	48.67
	97 1,2,4-Trichlorobenzene	180	14.786	14.786	(1.157)	99980	50.0000	50.52
	98 Hexachlorobutadiene	225	14.956	14.956	(1.170)	48840	50.0000	50.93
	99 Naphthalene	128	15.041	15.041	(1.177)	260962	50.0000	50.70
	100 1,2,3-Trichlorobenzene	180	15.291	15.291	(1.197)	87517	50.0000	50.26
	101 1,1,2-trichlorotrifluoroethane	101	3.544	3.544	(0.480)	104954	50.0000	51.56

Compounds	QUANT SIG MASS	RT	EXP RT	REL RT	RESPONSE	AMOUNTS CAL-AMT (ng)	AMOUNTS ON-COL (ng)
102 Methyl acetate	43	4.176	4.176	(0.566)	90623	50.0000	50.00
104 Cyclohexane	56	6.701	6.701	(0.908)	236591	50.0000	51.25
105 Methyl Cyclohexane	83	7.966	7.966	(1.079)	230028	50.0000	52.10
157 2-Chlorobenzotrifluoride	180	11.367	11.367	(1.087)	156009	50.0000	54.71
158 3-Chlorobenzotrifluoride	180	10.460	10.460	(1.000)	167472	50.0000	54.11
159 4-Chlorobenzotrifluoride	180	10.515	10.515	(1.005)	155176	50.0000	53.44
160 3-Chlorotoluene	126	12.030	12.030	(0.941)	119633	50.0000	51.22
161 2,4-Dichlorobenzotrifluoride	214	12.845	12.845	(1.005)	104810	50.0000	53.46
162 2,5-Dichlorobenzotrifluoride	214	12.894	12.894	(1.009)	122645	50.0000	53.54
163 3,4-Dichlorobenzotrifluoride	214	12.486	12.486	(0.977)	121978	50.0000	53.58
164 Dichlorotoluene(2,4+2,5+2,6)	125	14.104	14.104	(1.104)	462191	150.000	159.3
165 Dichlorotoluene(2,3+3,4)	125	14.518	14.518	(1.136)	299719	100.000	105.1
166 1,3,5-Trichlorobenzene	180	14.165	14.165	(1.109)	125254	50.0000	51.89
167 2,3,6-Trichlorotoluene	159	16.282	16.282	(1.274)	39487	50.0000	51.21
168 2,4,5-Trichlorotoluene	159	16.167	16.167	(1.265)	43071	50.0000	50.37

QC Flag Legend

Q - Qualifier signal failed the ratio test.

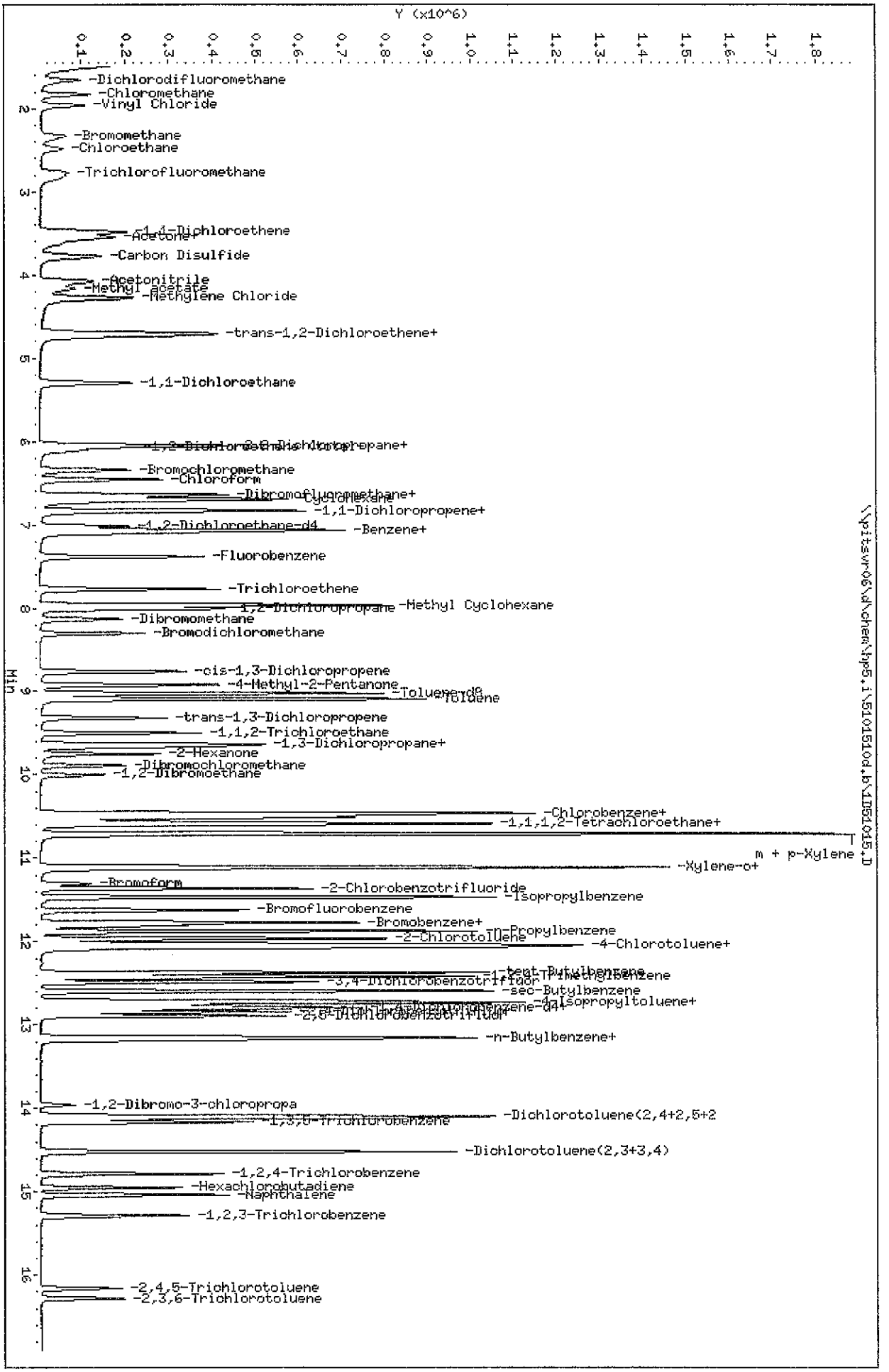

Data File: \\pitsvr06\d\chem\hp5,i\5101510d,b\1051015,D
Date : 15-OCT-2010 19:09
Client ID: vstd15
Sample Info: VSTD15 5ml
Purge Volume: 5.0
Column phase: DB 624

Instrument: hp5,i
Operator: 403808
Column diameter: 0.20

TestAmerica Pittsburgh

VOLATILE REPORT SW-846 Method

Data file : \\pitsvr06\d\chem\hp5.i\5101510d.b\1D51015.D
Lab Smp Id: vstd15 Client Smp ID: vstd15
Inj Date : 15-OCT-2010 19:09 MS Autotune Date: 12-SEP-2010 08:53
Operator : 403808 Inst ID: hp5.i
Smp Info : VSTD15 5ml
Misc Info : vstd15,5101510d.b,8260ee.m,1-dwlistee.sub
Comment :
Method : \\pitsvr06\d\chem\hp5.i\5101510d.b\8260ee.m
Meth Date : 15-Oct-2010 23:06 hp5.i Quant Type: ISTD
Cal Date : 15-OCT-2010 18:45 Cal File: 1C51015.D
Als bottle: 4 Calibration Sample, Level: 4
Dil Factor: 1.00000
Integrator: HP RTE Compound Sublist: 1-dwlistee.sub
Target Version: 4.14
Processing Host: PITPC-002

Concentration Formula: Amt * DF * 1/Vo*Vt * CpndVariable

Name	Value	Description
DF	1.000	Dilution Factor
Vo	5.000	Sample Volume
Vt	1.000	mg/L conversion (1.0 if no conversion)
Cpnd Variable		Local Compound Variable

	Compounds	QUANT SIG MASS	RT	EXP RT	REL RT	RESPONSE	AMOUNTS CAL-AMT (ng)	ON-COL (ng)	
*	46 Fluorobenzene	96	7.384	7.384	(1.000)	394712	50.0000		
*	69 Chlorobenzene-d5	119	10.456	10.456	(1.000)	90690	50.0000		(M)
*	92 1,4-Dichlorobenzene-d4	152	12.780	12.780	(1.000)	128307	50.0000		
$	39 Dibromofluoromethane	113	6.642	6.642	(0.899)	135111	75.0000	74.31	
$	43 1,2-Dichloroethane-d4	65	7.013	7.013	(0.950)	164482	75.0000	72.30	
$	59 Toluene-d8	98	9.026	9.026	(0.863)	598201	75.0000	78.15	
$	80 Bromofluorobenzene	95	11.624	11.624	(0.910)	211331	75.0000	77.21	
	2 Chloromethane	50	1.830	1.830	(0.248)	199646	75.0000	69.92	
	3 Vinyl Chloride	62	1.957	1.957	(0.265)	180704	75.0000	69.39	
	4 Bromomethane	94	2.335	2.335	(0.316)	84918	75.0000	76.92	
	5 Chloroethane	64	2.487	2.487	(0.337)	92136	75.0000	68.27	
	6 Trichlorofluoromethane	101	2.766	2.766	(0.375)	150739	75.0000	71.22	
	1 Dichlorodifluoromethane	85	1.653	1.653	(0.224)	183598	75.0000	69.35	
	12 1,1-Dichloroethene	96	3.484	3.484	(0.472)	145166	75.0000	70.60	
	13 Acetone	43	3.630	3.630	(0.492)	109007	150.000	130.7	
	15 Carbon Disulfide	76	3.776	3.776	(0.511)	399089	75.0000	73.41	
	17 Acetonitrile	40	4.081	4.081	(0.553)	252014	1500.00	1387	(M)
	18 Methylene Chloride	84	4.275	4.275	(0.579)	173110	75.0000	69.66	
	19 trans-1,2-Dichloroethene	96	4.695	4.695	(0.636)	158984	75.0000	69.91	
	20 Methyl tert-butyl ether	73	4.725	4.725	(0.640)	393804	75.0000	71.87	
	24 1,1-Dichloroethane	63	5.297	5.297	(0.717)	307504	75.0000	72.41	
	27 2,2-Dichloropropane	77	6.045	6.045	(0.819)	140364	75.0000	73.34	

	Compounds	QUANT SIG MASS	RT	EXP RT	REL RT	RESPONSE	AMOUNTS CAL-AMT (ng)	AMOUNTS ON-COL (ng)
	28 cis-1,2-dichloroethene	96	6.058	6.058	(0.820)	175212	75.0000	71.92
M	29 1,2-Dichloroethene (total)	96				334196	150.000	
	30 Bromochloromethane	128	6.344	6.344	(0.859)	76658	75.0000	72.41
	31 2-Butanone	43	6.106	6.106	(0.827)	166386	150.000	140.2
	37 Chloroform	83	6.459	6.459	(0.875)	272128	75.0000	70.90
	38 1,1,1-Trichloroethane	97	6.642	6.642	(0.899)	208203	75.0000	71.12
	40 1,1-Dichloropropene	75	6.836	6.836	(0.926)	234983	75.0000	71.34
	41 Carbon Tetrachloride	117	6.830	6.830	(0.925)	172596	75.0000	71.06
	42 Benzene	78	7.067	7.067	(0.957)	716666	75.0000	71.78
	45 1,2-Dichloroethane	62	7.098	7.098	(0.961)	205810	75.0000	70.70
	47 Trichloroethene	130	7.773	7.773	(1.053)	162322	75.0000	70.80
	49 1,2-Dichloropropane	63	8.010	8.010	(1.085)	181264	75.0000	72.03
	50 Dibromomethane	93	8.132	8.132	(1.101)	88970	75.0000	71.27
	53 Bromodichloromethane	83	8.302	8.302	(1.124)	183648	75.0000	71.98
	57 cis-1,3-Dichloropropene	75	8.759	8.759	(1.186)	222827	75.0000	73.42
	58 4-Methyl-2-Pentanone	43	8.923	8.923	(0.853)	319749	150.000	150.0
	60 Toluene	91	9.087	9.087	(0.869)	717874	75.0000	74.22
	61 trans-1,3-Dichloropropene	75	9.318	9.318	(0.891)	184403	75.0000	77.08
	63 1,3-Dichloropropane	76	9.665	9.665	(0.924)	252574	75.0000	74.12
	64 1,1,2-Trichloroethane	97	9.501	9.501	(0.909)	134947	75.0000	72.56
	65 Tetrachloroethene	164	9.635	9.635	(0.921)	130419	75.0000	72.53
	66 2-Hexanone	43	9.750	9.750	(0.933)	220114	150.000	148.6
	67 Dibromochloromethane	129	9.890	9.890	(0.946)	120431	75.0000	75.56
	68 1,2-Dibromoethane	107	10.000	10.000	(0.956)	127561	75.0000	74.32
	70 Chlorobenzene	112	10.486	10.486	(1.003)	439352	75.0000	74.30
	71 1,1,1,2-Tetrachloroethane	131	10.565	10.565	(1.010)	136314	75.0000	75.11
	72 Ethylbenzene	106	10.596	10.596	(1.013)	250870	75.0000	74.20
	73 m + p-Xylene	106	10.711	10.711	(1.024)	620923	150.000	151.4
	74 Xylene-o	106	11.107	11.107	(1.062)	297880	75.0000	76.24
M	75 Xylenes (total)	106				918803	225.000	
	76 Styrene	104	11.119	11.119	(1.063)	499650	75.0000	77.27
	77 Bromoform	173	11.308	11.308	(1.081)	67566	75.0000	74.95
	78 Isopropylbenzene	105	11.466	11.466	(1.097)	774405	75.0000	75.81
	79 Bromobenzene	156	11.776	11.776	(0.921)	168540	75.0000	72.98
	81 n-Propylbenzene	120	11.880	11.880	(0.930)	211388	75.0000	73.67
	82 2-Chlorotoluene	126	11.971	11.971	(0.937)	181298	75.0000	72.74
	83 1,1,2,2-Tetrachloroethane	83	11.764	11.764	(0.921)	184556	75.0000	70.90
	84 1,2,3-Trichloropropane	110	11.813	11.813	(0.924)	56043	75.0000	70.90
	85 4-Chlorotoluene	126	12.074	12.074	(0.945)	198477	75.0000	72.62
	86 1,3,5-Trimethylbenzene	105	12.050	12.050	(0.943)	640282	75.0000	74.19
	87 tert-Butylbenzene	119	12.378	12.378	(0.969)	538189	75.0000	73.28
	88 1,2,4-Trimethylbenzene	105	12.427	12.427	(0.972)	625048	75.0000	73.64
	89 sec-Butylbenzene	105	12.597	12.597	(0.986)	806708	75.0000	74.13
	90 4-Isopropyltoluene	119	12.737	12.737	(0.997)	651309	75.0000	74.40
	91 1,3-Dichlorobenzene	146	12.713	12.713	(0.995)	316056	75.0000	72.47
	93 1,4-Dichlorobenzene	146	12.798	12.798	(1.001)	320889	75.0000	70.49
	94 n-Butylbenzene	91	13.151	13.151	(1.029)	584730	75.0000	74.69
	95 1,2-Dichlorobenzene	146	13.175	13.175	(1.031)	296753	75.0000	71.25
	96 1,2-Dibromo-3-chloropropane	157	13.960	13.960	(1.092)	26049	75.0000	71.21
	97 1,2,4-Trichlorobenzene	180	14.787	14.787	(1.157)	157581	75.0000	73.99
	98 Hexachlorobutadiene	225	14.952	14.952	(1.170)	73181	75.0000	70.92
	99 Naphthalene	128	15.037	15.037	(1.177)	415666	75.0000	75.04
	100 1,2,3-Trichlorobenzene	180	15.286	15.286	(1.196)	139102	75.0000	74.24
	101 1,1,2-trichlorotrifluoroethane	101	3.551	3.551	(0.481)	153719	75.0000	69.88

Compounds	QUANT SIG MASS	RT	EXP RT	REL RT	RESPONSE	AMOUNTS CAL-AMT (ng)	AMOUNTS ON-COL (ng)
102 Methyl acetate	43	4.166	4.166	(0.564)	140160	75.0000	71.57
104 Cyclohexane	56	6.702	6.702	(0.908)	359303	75.0000	72.02
105 Methyl Cyclohexane	83	7.968	7.968	(1.079)	346009	75.0000	72.53
157 2-Chlorobenzotrifluoride	180	11.362	11.362	(1.087)	229872	75.0000	74.29
158 3-Chlorobenzotrifluoride	180	10.462	10.462	(1.001)	247178	75.0000	73.60
159 4-Chlorobenzotrifluoride	180	10.517	10.517	(1.006)	236966	75.0000	75.22
160 3-Chlorotoluene	126	12.026	12.026	(0.941)	183488	75.0000	73.01
161 2,4-Dichlorobenzotrifluoride	214	12.847	12.847	(1.005)	146436	75.0000	69.42
162 2,5-Dichlorobenzotrifluoride	214	12.895	12.895	(1.009)	185158	75.0000	75.12
163 3,4-Dichlorobenzotrifluoride	214	12.488	12.488	(0.977)	175160	75.0000	71.50
164 Dichlorotoluene(2,4+2,5+2,6)	125	14.100	14.100	(1.103)	703770	225.000	225.4
165 Dichlorotoluene(2,3+3,4)	125	14.520	14.520	(1.136)	462127	150.000	150.6
166 1,3,5-Trichlorobenzene	180	14.167	14.167	(1.109)	190253	75.0000	73.24
167 2,3,6-Trichlorotoluene	159	16.278	16.278	(1.274)	61672	75.0000	74.33
168 2,4,5-Trichlorotoluene	159	16.156	16.156	(1.264)	66116	75.0000	71.86

QC Flag Legend

M - Compound response manually integrated.

Data File Name: 1D51015.D
Inj. Date and Time: 15-OCT-2010 19:09
Instrument ID: hp5.i
Client ID: vstd15
Compound Name: Acetonitrile
CAS #: 75-05-8

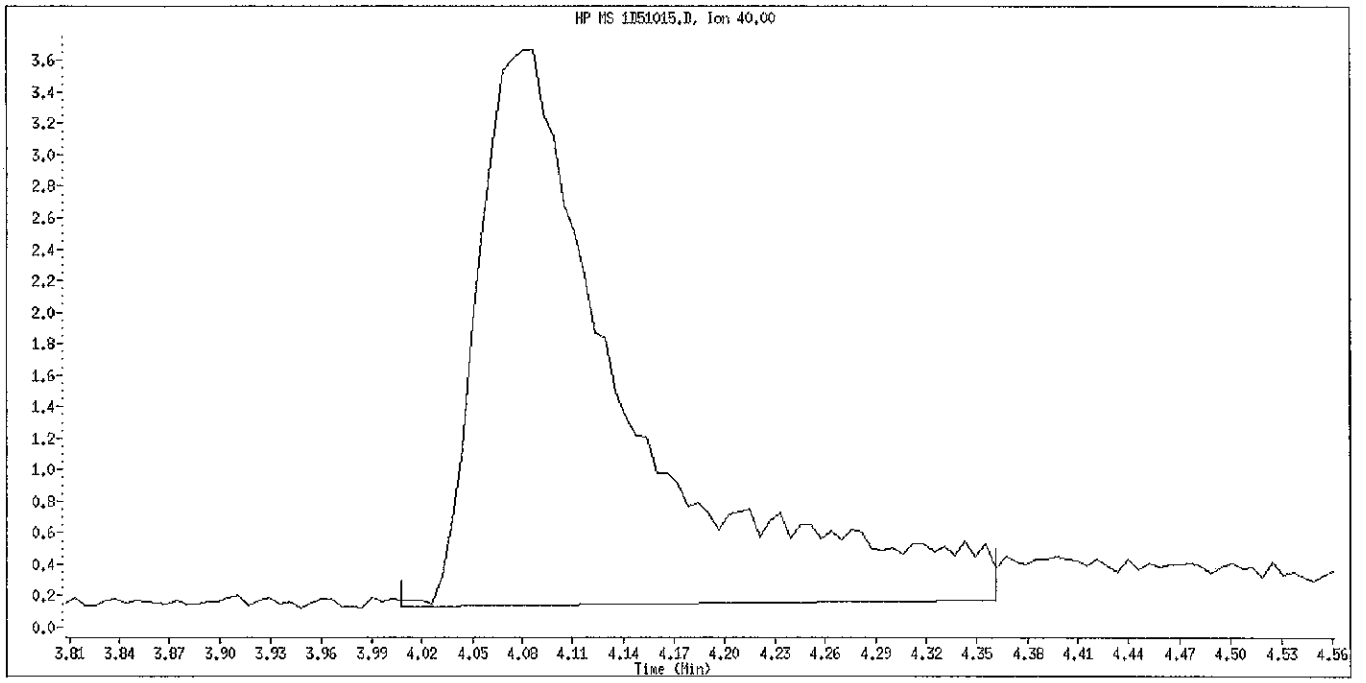

Original Integration

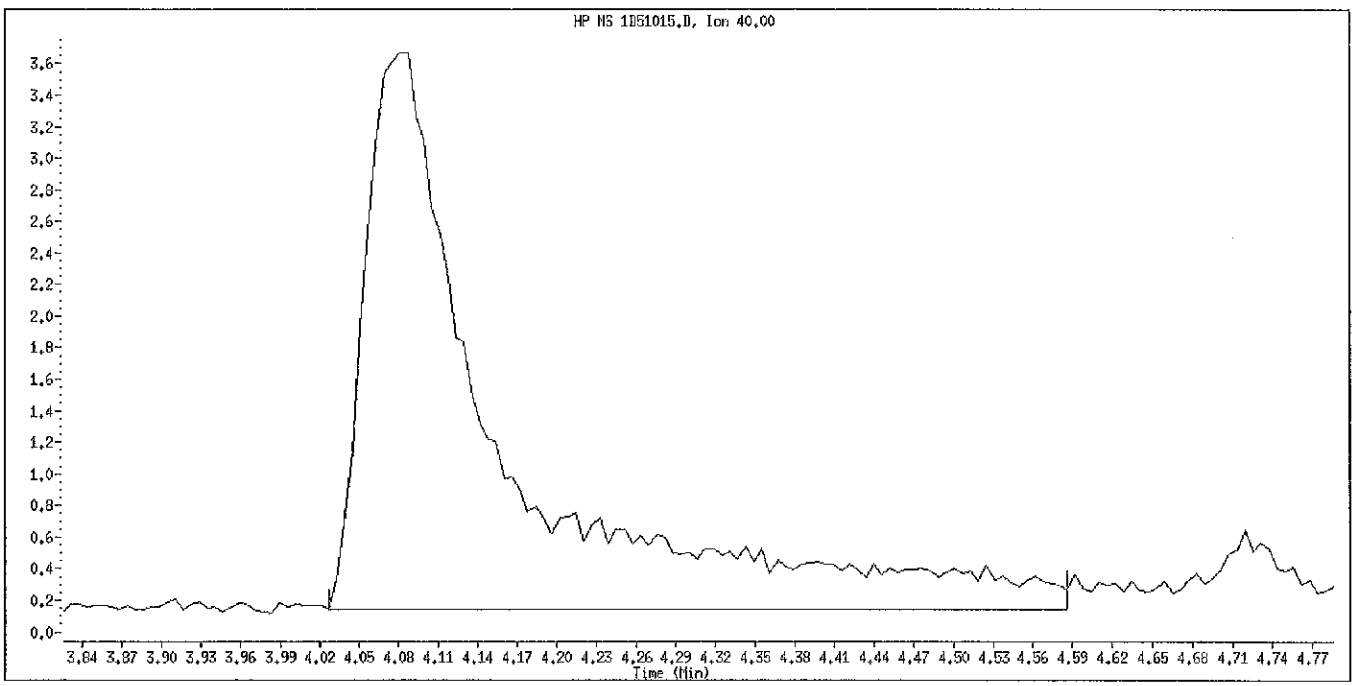

Manual Integration

Manually Integrated By: lipayj
Manual Integration Reason: Peak Integrated Incorrectly

Data File Name: 1D51015.D
Inj. Date and Time: 15-OCT-2010 19:09
Instrument ID: hp5.i
Client ID: vstd15
Compound Name: Chlorobenzene-d5
CAS #:

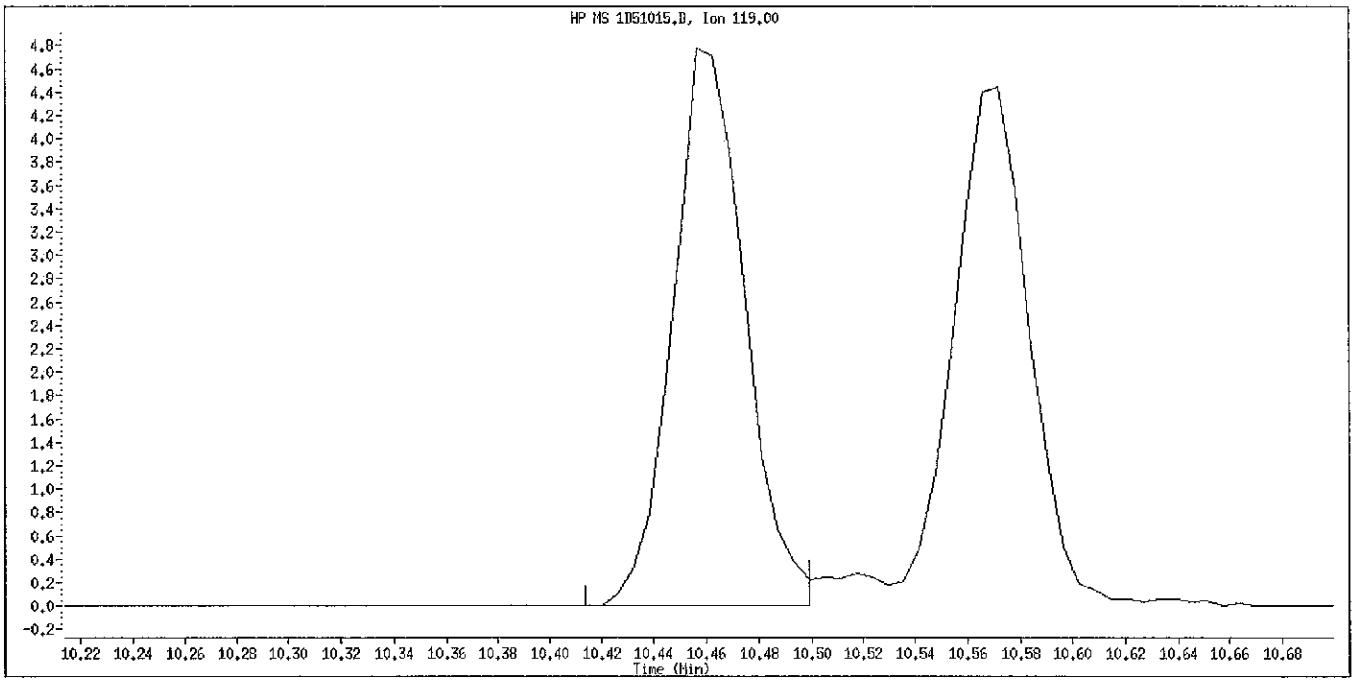

Original Integration

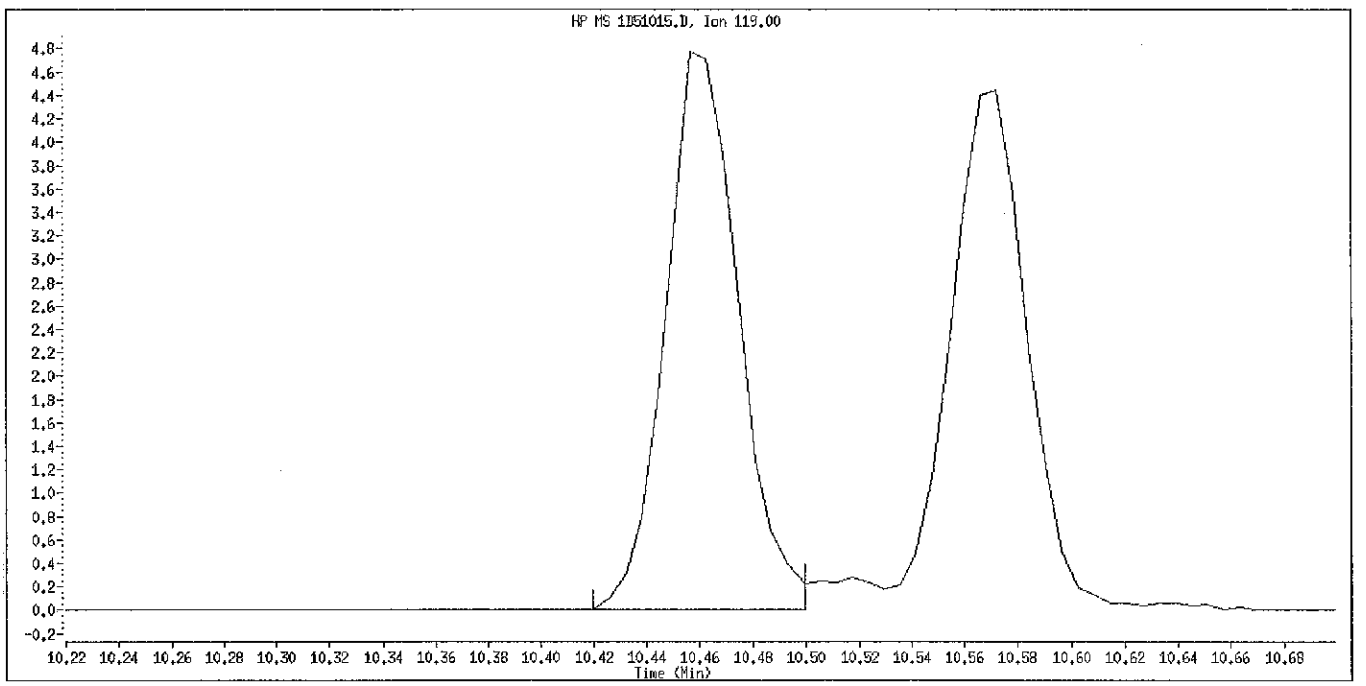

Manual Integration

Manually Integrated By: lipayj
Manual Integration Reason: Peak Integrated Incorrectly

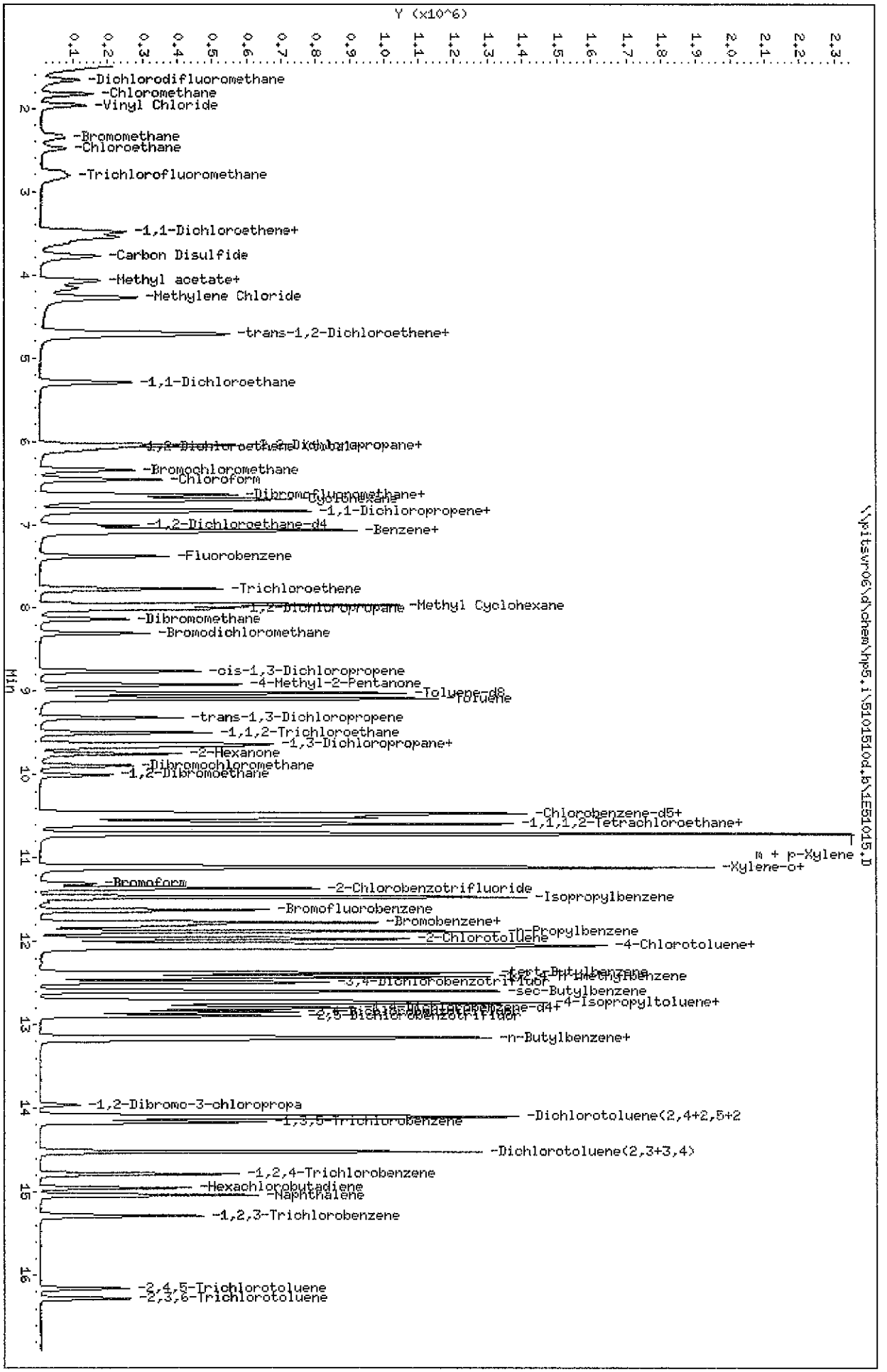

Data File: \\pitsvr06\d\chem\hp5.i\5101510d.b\1E51015.D
Date : 15-OCT-2010 19:34
Client ID: vstd20
Sample Info: VSTD20 5ml
Purge Volume: 5.0
Column phase: DB 624

Instrument: hp5.i
Operator: 403808
Column diameter: 0.20

TestAmerica Pittsburgh

VOLATILE REPORT SW-846 Method

Data file : \\pitsvr06\d\chem\hp5.i\5101510d.b\1E51015.D
Lab Smp Id: vstd20 Client Smp ID: vstd20
Inj Date : 15-OCT-2010 19:34 MS Autotune Date: 12-SEP-2010 08:53
Operator : 403808 Inst ID: hp5.i
Smp Info : VSTD20 5ml
Misc Info : vstd20,5101510d.b,8260ee.m,1-dwlistee.sub
Comment :
Method : \\pitsvr06\d\chem\hp5.i\5101510d.b\8260ee.m
Meth Date : 15-Oct-2010 23:06 hp5.i Quant Type: ISTD
Cal Date : 15-OCT-2010 19:09 Cal File: 1D51015.D
Als bottle: 5 Calibration Sample, Level: 5
Dil Factor: 1.00000
Integrator: HP RTE Compound Sublist: 1-dwlistee.sub
Target Version: 4.14
Processing Host: PITPC-002

Concentration Formula: Amt * DF * 1/Vo*Vt * CpndVariable

Name	Value	Description
DF	1.000	Dilution Factor
Vo	5.000	Sample Volume
Vt	1.000	mg/L conversion (1.0 if no conversion)
Cpnd Variable		Local Compound Variable

	Compounds	QUANT SIG MASS	RT	EXP RT	REL RT	RESPONSE	AMOUNTS CAL-AMT (ng)	AMOUNTS ON-COL (ng)
* 46	Fluorobenzene	96	7.385	7.385	(1.000)	403430	50.0000	
* 69	Chlorobenzene-d5	119	10.463	10.463	(1.000)	92810	50.0000	
* 92	1,4-Dichlorobenzene-d4	152	12.775	12.775	(1.000)	127788	50.0000	
$ 39	Dibromofluoromethane	113	6.636	6.636	(0.899)	178091	100.000	95.84
$ 43	1,2-Dichloroethane-d4	65	7.014	7.014	(0.950)	218005	100.000	93.76
$ 59	Toluene-d8	98	9.021	9.021	(0.862)	791116	100.000	101.0
$ 80	Bromofluorobenzene	95	11.625	11.625	(0.910)	282313	100.000	103.6
2	Chloromethane	50	1.824	1.824	(0.247)	258238	100.000	88.49
3	Vinyl Chloride	62	1.958	1.958	(0.265)	234057	100.000	87.93
4	Bromomethane	94	2.354	2.354	(0.319)	109740	100.000	97.25
5	Chloroethane	64	2.481	2.481	(0.336)	122778	100.000	89.00
6	Trichlorofluoromethane	101	2.798	2.798	(0.379)	201246	100.000	93.02
1	Dichlorodifluoromethane	85	1.654	1.654	(0.224)	235773	100.000	87.13
12	1,1-Dichloroethene	96	3.479	3.479	(0.471)	187159	100.000	89.06
13	Acetone	43	3.625	3.625	(0.491)	169713	200.000	199.1
15	Carbon Disulfide	76	3.777	3.777	(0.512)	508430	100.000	91.50
17	Acetonitrile	40	4.075	4.075	(0.552)	345874	2000.00	1863(M)
18	Methylene Chloride	84	4.276	4.276	(0.579)	225209	100.000	88.67
19	trans-1,2-Dichloroethene	96	4.696	4.696	(0.636)	210661	100.000	90.64
20	Methyl tert-butyl ether	73	4.726	4.726	(0.640)	534629	100.000	95.46
24	1,1-Dichloroethane	63	5.298	5.298	(0.717)	394245	100.000	90.83
27	2,2-Dichloropropane	77	6.046	6.046	(0.819)	180944	100.000	92.49

	Compounds	QUANT SIG MASS	RT	EXP RT	REL RT	RESPONSE	AMOUNTS CAL-AMT (ng)	AMOUNTS ON-COL (ng)
	28 cis-1,2-dichloroethene	96	6.058	6.058	(0.820)	229966	100.000	92.36
M	29 1,2-Dichloroethene (total)	96				440627	200.000	
	30 Bromochloromethane	128	6.344	6.344	(0.859)	100307	100.000	92.70
	31 2-Butanone	43	6.107	6.107	(0.827)	237113	200.000	195.5
	37 Chloroform	83	6.454	6.454	(0.874)	355018	100.000	90.50
	38 1,1,1-Trichloroethane	97	6.642	6.642	(0.900)	274537	100.000	91.76
	40 1,1-Dichloropropene	75	6.837	6.837	(0.926)	308984	100.000	91.77
	41 Carbon Tetrachloride	117	6.831	6.831	(0.925)	222193	100.000	89.50
	42 Benzene	78	7.068	7.068	(0.957)	924396	100.000	90.58
	45 1,2-Dichloroethane	62	7.099	7.099	(0.961)	273459	100.000	91.90
	47 Trichloroethene	130	7.774	7.774	(1.053)	214099	100.000	91.36
	49 1,2-Dichloropropane	63	8.005	8.005	(1.084)	239148	100.000	92.98
	50 Dibromomethane	93	8.133	8.133	(1.101)	119046	100.000	93.30
	53 Bromodichloromethane	83	8.303	8.303	(1.124)	245481	100.000	94.14
	57 cis-1,3-Dichloropropene	75	8.759	8.759	(1.186)	303818	100.000	97.94
	58 4-Methyl-2-Pentanone	43	8.918	8.918	(0.852)	446590	200.000	204.7
	60 Toluene	91	9.088	9.088	(0.869)	935610	100.000	94.52
	61 trans-1,3-Dichloropropene	75	9.319	9.319	(0.891)	250420	100.000	102.3
	63 1,3-Dichloropropane	76	9.666	9.666	(0.924)	340655	100.000	97.68
	64 1,1,2-Trichloroethane	97	9.496	9.496	(0.908)	186294	100.000	97.88
	65 Tetrachloroethene	164	9.635	9.635	(0.921)	169626	100.000	92.18
	66 2-Hexanone	43	9.751	9.751	(0.932)	317820	200.000	209.6
	67 Dibromochloromethane	129	9.891	9.891	(0.945)	163114	100.000	100.0
	68 1,2-Dibromoethane	107	10.000	10.000	(0.956)	171805	100.000	97.80
	70 Chlorobenzene	112	10.487	10.487	(1.002)	563447	100.000	93.11
	71 1,1,1,2-Tetrachloroethane	131	10.566	10.566	(1.010)	177946	100.000	95.81
	72 Ethylbenzene	106	10.597	10.597	(1.013)	331770	100.000	95.89
	73 m + p-Xylene	106	10.712	10.712	(1.024)	807437	200.000	192.4
	74 Xylene-o	106	11.102	11.102	(1.061)	393685	100.000	98.46
M	75 Xylenes (total)	106				1201122	300.000	
	76 Styrene	104	11.120	11.120	(1.063)	654119	100.000	98.85
	77 Bromoform	173	11.308	11.308	(1.081)	94151	100.000	102.0
	78 Isopropylbenzene	105	11.467	11.467	(1.096)	1004256	100.000	96.07
	79 Bromobenzene	156	11.777	11.777	(0.922)	221901	100.000	96.48
	81 n-Propylbenzene	120	11.880	11.880	(0.930)	278449	100.000	97.43
	82 2-Chlorotoluene	126	11.965	11.965	(0.937)	236984	100.000	95.47
	83 1,1,2,2-Tetrachloroethane	83	11.765	11.765	(0.921)	245422	100.000	94.66
	84 1,2,3-Trichloropropane	110	11.813	11.813	(0.925)	75437	100.000	95.83
	85 4-Chlorotoluene	126	12.075	12.075	(0.945)	244961	100.000	90.00
	86 1,3,5-Trimethylbenzene	105	12.051	12.051	(0.943)	832464	100.000	96.85
	87 tert-Butylbenzene	119	12.379	12.379	(0.969)	703951	100.000	96.24
	88 1,2,4-Trimethylbenzene	105	12.428	12.428	(0.973)	822746	100.000	97.32
	89 sec-Butylbenzene	105	12.598	12.598	(0.986)	1038857	100.000	95.85
	90 4-Isopropyltoluene	119	12.738	12.738	(0.997)	840385	100.000	96.39
	91 1,3-Dichlorobenzene	146	12.714	12.714	(0.995)	410133	100.000	94.42
	93 1,4-Dichlorobenzene	146	12.799	12.799	(1.002)	419712	100.000	92.57
	94 n-Butylbenzene	91	13.146	13.146	(1.029)	766543	100.000	98.31
	95 1,2-Dichlorobenzene	146	13.176	13.176	(1.031)	391903	100.000	94.48
	96 1,2-Dibromo-3-chloropropane	157	13.955	13.955	(1.092)	36482	100.000	100.1
	97 1,2,4-Trichlorobenzene	180	14.788	14.788	(1.158)	215258	100.000	101.5
	98 Hexachlorobutadiene	225	14.952	14.952	(1.170)	94018	100.000	91.48
	99 Naphthalene	128	15.038	15.038	(1.177)	591061	100.000	107.1
	100 1,2,3-Trichlorobenzene	180	15.287	15.287	(1.197)	188244	100.000	100.9
	101 1,1,2-trichlorotrifluoroethane	101	3.546	3.546	(0.480)	195495	100.000	86.95

Compounds	QUANT SIG MASS	RT	EXP RT	REL RT	RESPONSE	AMOUNTS CAL-AMT (ng)	AMOUNTS ON-COL (ng)
102 Methyl acetate	43	4.160	4.160	(0.563)	197121	100.000	98.48
104 Cyclohexane	56	6.697	6.697	(0.907)	467677	100.000	91.72
105 Methyl Cyclohexane	83	7.969	7.969	(1.079)	453932	100.000	93.10
157 2-Chlorobenzotrifluoride	180	11.363	11.363	(1.086)	298157	100.000	94.15
158 3-Chlorobenzotrifluoride	180	10.463	10.463	(1.000)	327470	100.000	95.28
159 4-Chlorobenzotrifluoride	180	10.518	10.518	(1.005)	306435	100.000	95.04
160 3-Chlorotoluene	126	12.026	12.026	(0.941)	261795	100.000	104.6
161 2,4-Dichlorobenzotrifluoride	214	12.848	12.848	(1.006)	197365	100.000	93.94
162 2,5-Dichlorobenzotrifluoride	214	12.896	12.896	(1.010)	240095	100.000	97.81
163 3,4-Dichlorobenzotrifluoride	214	12.489	12.489	(0.978)	228823	100.000	93.78
164 Dichlorotoluene(2,4+2,5+2,6)	125	14.095	14.095	(1.103)	927671	300.000	298.3
165 Dichlorotoluene(2,3+3,4)	125	14.521	14.521	(1.137)	612665	200.000	200.4
166 1,3,5-Trichlorobenzene	180	14.168	14.168	(1.109)	246770	100.000	95.39
167 2,3,6-Trichlorotoluene	159	16.279	16.279	(1.274)	82728	100.000	100.1
168 2,4,5-Trichlorotoluene	159	16.157	16.157	(1.265)	94394	100.000	103.0

QC Flag Legend

M - Compound response manually integrated.

Data File Name: 1E51015.D
Inj. Date and Time: 15-OCT-2010 19:34
Instrument ID: hp5.i
Client ID: vstd20
Compound Name: Acetonitrile
CAS #: 75-05-8

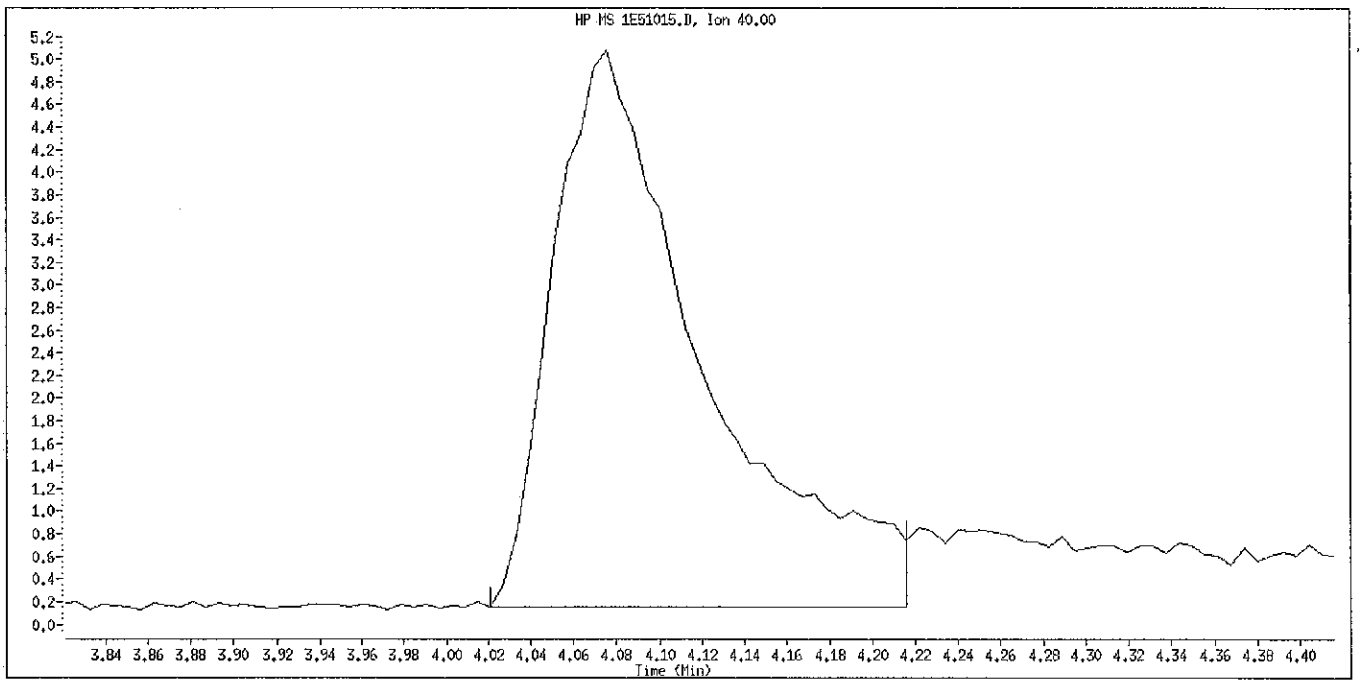

Original Integration

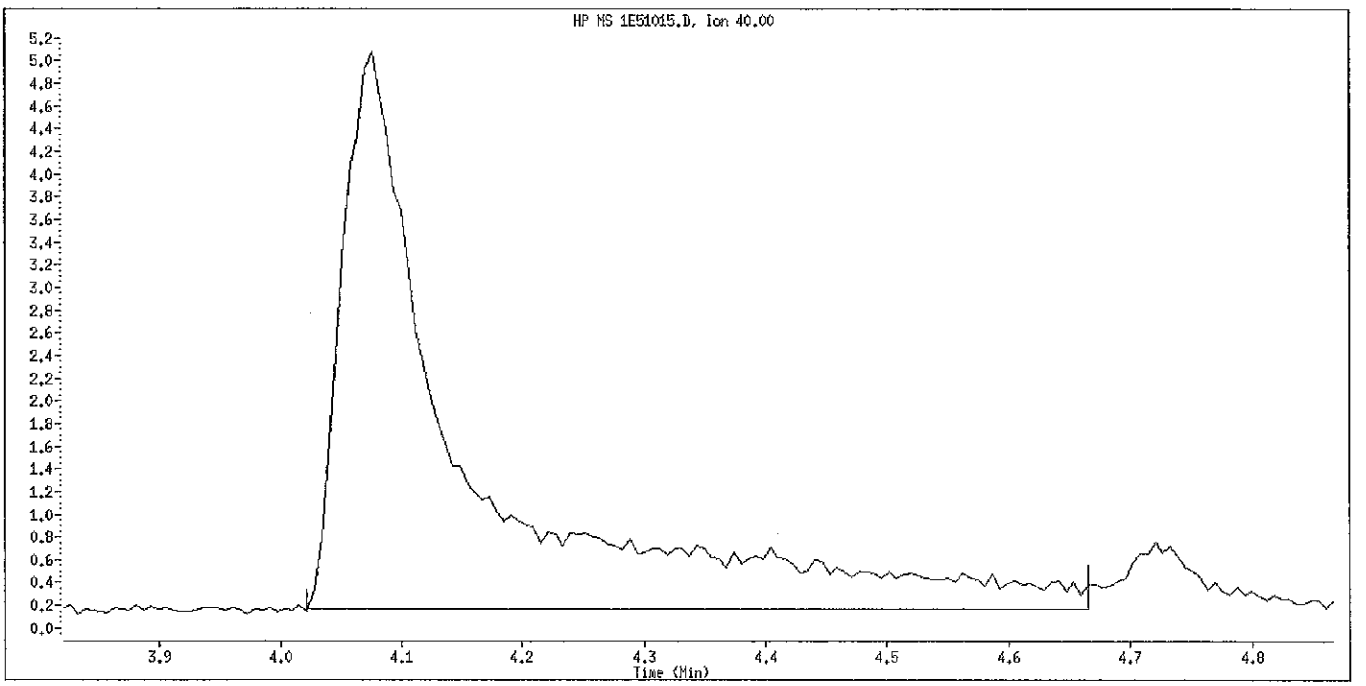

Manual Integration

Manually Integrated By: lipayj
Manual Integration Reason: Peak Integrated Incorrectly

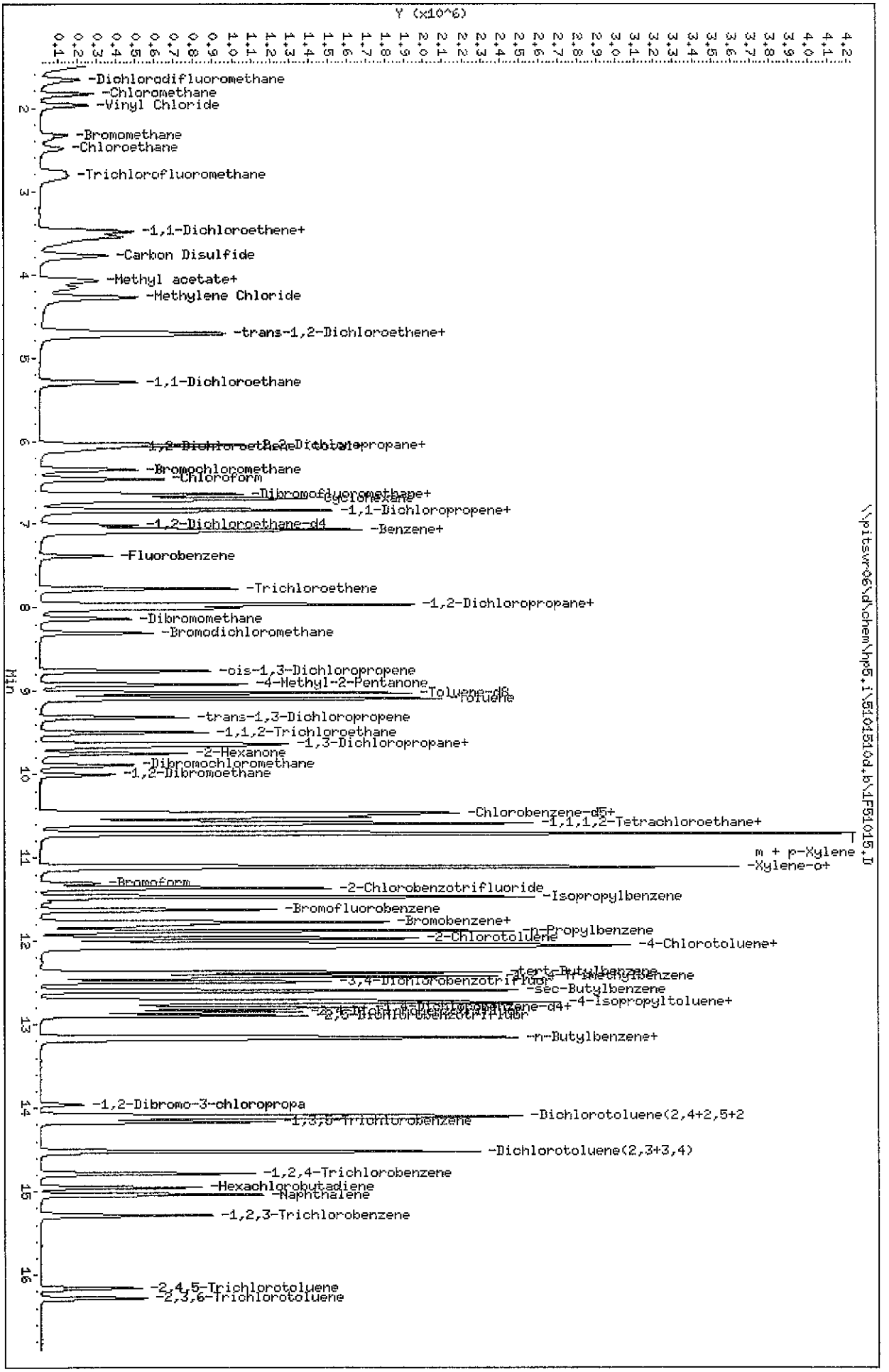

Data File: \\pitsvr06\d\chem\hp5.i\5101510d.b\1F51015.D
Date : 15-OCT-2010 19:58
Client ID: vstd35
Sample Info: VSTD35 5ml
Purge Volume: 5.0
Column phase: DB 624

Instrument: hp5.i
Operator: 403808
Column diameter: 0.20

TestAmerica Pittsburgh

VOLATILE REPORT SW-846 Method

Data file : \\pitsvr06\d\chem\hp5.i\5101510d.b\1F51015.D
Lab Smp Id: vstd35 Client Smp ID: vstd35
Inj Date : 15-OCT-2010 19:58 MS Autotune Date: 12-SEP-2010 08:53
Operator : 403808 Inst ID: hp5.i
Smp Info : VSTD35 5ml
Misc Info : vstd35,5101510d.b,8260ee.m,1-dwlistee.sub
Comment :
Method : \\pitsvr06\d\chem\hp5.i\5101510d.b\8260ee.m
Meth Date : 15-Oct-2010 23:06 hp5.i Quant Type: ISTD
Cal Date : 15-OCT-2010 19:34 Cal File: 1E51015.D
Als bottle: 6 Calibration Sample, Level: 6
Dil Factor: 1.00000
Integrator: HP RTE Compound Sublist: 1-dwlistee.sub
Target Version: 4.14
Processing Host: PITPC-002

Concentration Formula: Amt * DF * 1/Vo*Vt * CpndVariable

Name	Value	Description
DF	1.000	Dilution Factor
Vo	5.000	Sample Volume
Vt	1.000	mg/L conversion (1.0 if no conversion)
Cpnd Variable		Local Compound Variable

Compounds	QUANT SIG MASS	RT	EXP RT	REL RT	RESPONSE	AMOUNTS CAL-AMT (ng)	AMOUNTS ON-COL (ng)
* 46 Fluorobenzene	96	7.385	7.385	(1.000)	386634	50.0000	
* 69 Chlorobenzene-d5	119	10.457	10.457	(1.000)	100234	50.0000	
* 92 1,4-Dichlorobenzene-d4	152	12.775	12.775	(1.000)	129772	50.0000	
$ 39 Dibromofluoromethane	113	6.643	6.643	(0.900)	320132	175.000	179.8
$ 43 1,2-Dichloroethane-d4	65	7.014	7.014	(0.950)	395004	175.000	177.2
$ 59 Toluene-d8	98	9.021	9.021	(0.863)	1385975	175.000	163.8
$ 80 Bromofluorobenzene	95	11.625	11.625	(0.910)	509884	175.000	184.2
2 Chloromethane	50	1.825	1.825	(0.247)	474743	175.000	169.8
3 Vinyl Chloride	62	1.965	1.965	(0.266)	444369	175.000	174.2
4 Bromomethane	94	2.330	2.330	(0.315)	186525	175.000	172.5
5 Chloroethane	64	2.482	2.482	(0.336)	229963	175.000	173.9
6 Trichlorofluoromethane	101	2.804	2.804	(0.380)	381150	175.000	183.8
1 Dichlorodifluoromethane	85	1.654	1.654	(0.224)	449167	175.000	173.2
12 1,1-Dichloroethene	96	3.485	3.485	(0.472)	360419	175.000	178.9
13 Acetone	43	3.625	3.625	(0.491)	285037	350.000	348.9
15 Carbon Disulfide	76	3.777	3.777	(0.512)	995549	175.000	187.0
17 Acetonitrile	40	4.076	4.076	(0.552)	583568	3500.00	3280(QM)
18 Methylene Chloride	84	4.276	4.276	(0.579)	398909	175.000	163.9
19 trans-1,2-Dichloroethene	96	4.696	4.696	(0.636)	396546	175.000	178.0
20 Methyl tert-butyl ether	73	4.726	4.726	(0.640)	956419	175.000	178.2
24 1,1-Dichloroethane	63	5.298	5.298	(0.717)	730177	175.000	175.5
27 2,2-Dichloropropane	77	6.047	6.047	(0.819)	349280	175.000	186.3

	Compounds	QUANT SIG MASS	RT	EXP RT	REL RT	RESPONSE	AMOUNTS CAL-AMT (ng)	AMOUNTS ON-COL (ng)
	28 cis-1,2-dichloroethene	96	6.059	6.059	(0.820)	421401	175.000	176.6
M	29 1,2-Dichloroethene (total)	96				817947	350.000	
	30 Bromochloromethane	128	6.345	6.345	(0.859)	181391	175.000	174.9
	31 2-Butanone	43	6.107	6.107	(0.827)	430469	350.000	370.4
	37 Chloroform	83	6.454	6.454	(0.874)	642429	175.000	170.9
	38 1,1,1-Trichloroethane	97	6.643	6.643	(0.900)	518586	175.000	180.8
	40 1,1-Dichloropropene	75	6.837	6.837	(0.926)	596585	175.000	184.9
	41 Carbon Tetrachloride	117	6.831	6.831	(0.925)	443349	175.000	186.3
	42 Benzene	78	7.069	7.069	(0.957)	1680321	175.000	171.8
	45 1,2-Dichloroethane	62	7.099	7.099	(0.961)	491354	175.000	172.3
	47 Trichloroethene	130	7.774	7.774	(1.053)	400236	175.000	178.2
	49 1,2-Dichloropropane	63	8.005	8.005	(1.084)	444960	175.000	180.5
	50 Dibromomethane	93	8.133	8.133	(1.101)	218888	175.000	179.0
	53 Bromodichloromethane	83	8.304	8.304	(1.124)	461420	175.000	184.6
	57 cis-1,3-Dichloropropene	75	8.760	8.760	(1.186)	578127	175.000	194.5
	58 4-Methyl-2-Pentanone	43	8.918	8.918	(0.853)	792854	350.000	336.5
	60 Toluene	91	9.088	9.088	(0.869)	1681266	175.000	157.3
	61 trans-1,3-Dichloropropene	75	9.319	9.319	(0.891)	483965	175.000	183.0
	63 1,3-Dichloropropane	76	9.660	9.660	(0.924)	601381	175.000	159.7
	64 1,1,2-Trichloroethane	97	9.496	9.496	(0.908)	323733	175.000	157.5
	65 Tetrachloroethene	164	9.636	9.636	(0.921)	322504	175.000	162.3
	66 2-Hexanone	43	9.745	9.745	(0.932)	579218	350.000	353.7
	67 Dibromochloromethane	129	9.885	9.885	(0.945)	304821	175.000	173.0
	68 1,2-Dibromoethane	107	10.001	10.001	(0.956)	317372	175.000	167.3
	70 Chlorobenzene	112	10.487	10.487	(1.003)	1037237	175.000	158.7
	71 1,1,1,2-Tetrachloroethane	131	10.567	10.567	(1.010)	335529	175.000	167.3
	72 Ethylbenzene	106	10.591	10.591	(1.013)	615051	175.000	164.6
	73 m + p-Xylene	106	10.706	10.706	(1.024)	1460599	350.000	322.3
	74 Xylene-o	106	11.102	11.102	(1.062)	721655	175.000	167.1
M	75 Xylenes (total)	106				2182254	525.000	
	76 Styrene	104	11.114	11.114	(1.063)	1189798	175.000	166.5
	77 Bromoform	173	11.309	11.309	(1.081)	181060	175.000	181.7
	78 Isopropylbenzene	105	11.467	11.467	(1.097)	1822517	175.000	161.4
	79 Bromobenzene	156	11.777	11.777	(0.922)	407926	175.000	174.6
	81 n-Propylbenzene	120	11.875	11.875	(0.930)	524953	175.000	180.9
	82 2-Chlorotoluene	126	11.966	11.966	(0.937)	450396	175.000	178.7
	83 1,1,2,2-Tetrachloroethane	83	11.765	11.765	(0.921)	441424	175.000	167.6
	84 1,2,3-Trichloropropane	110	11.814	11.814	(0.925)	136083	175.000	170.2
	85 4-Chlorotoluene	126	12.075	12.075	(0.945)	478883	175.000	173.2
	86 1,3,5-Trimethylbenzene	105	12.051	12.051	(0.943)	1504511	175.000	172.4
	87 tert-Butylbenzene	119	12.373	12.373	(0.969)	1283176	175.000	172.8
	88 1,2,4-Trimethylbenzene	105	12.428	12.428	(0.973)	1495549	175.000	174.2
	89 sec-Butylbenzene	105	12.592	12.592	(0.986)	1869580	175.000	169.8
	90 4-Isopropyltoluene	119	12.738	12.738	(0.997)	1560109	175.000	176.2
	91 1,3-Dichlorobenzene	146	12.714	12.714	(0.995)	760446	175.000	172.4
	93 1,4-Dichlorobenzene	146	12.799	12.799	(1.002)	780946	175.000	169.6
	94 n-Butylbenzene	91	13.146	13.146	(1.029)	1428085	175.000	180.4
	95 1,2-Dichlorobenzene	146	13.176	13.176	(1.031)	708048	175.000	168.1
	96 1,2-Dibromo-3-chloropropane	157	13.955	13.955	(1.092)	71471	175.000	193.2
	97 1,2,4-Trichlorobenzene	180	14.782	14.782	(1.157)	406381	175.000	188.7
	98 Hexachlorobutadiene	225	14.953	14.953	(1.170)	184272	175.000	176.6
	99 Naphthalene	128	15.038	15.038	(1.177)	1089062	175.000	194.4
	100 1,2,3-Trichlorobenzene	180	15.287	15.287	(1.197)	355486	175.000	187.6
	101 1,1,2-trichlorotrifluoroethane	101	3.552	3.552	(0.481)	378189	175.000	175.5

Compounds	QUANT SIG MASS	RT	EXP RT	REL RT	RESPONSE	AMOUNTS CAL-AMT (ng)	AMOUNTS ON-COL (ng)
102 Methyl acetate	43	4.155	4.155	(0.563)	334638	175.000	174.4
104 Cyclohexane	56	6.697	6.697	(0.907)	902209	175.000	184.6
105 Methyl Cyclohexane	83	7.963	7.963	(1.078)	863930	175.000	184.9
157 2-Chlorobenzotrifluoride	180	11.363	11.363	(1.087)	540620	175.000	158.1
158 3-Chlorobenzotrifluoride	180	10.463	10.463	(1.001)	568690	175.000	153.2
159 4-Chlorobenzotrifluoride	180	10.518	10.518	(1.006)	532007	175.000	152.8
160 3-Chlorotoluene	126	12.027	12.027	(0.941)	440129	175.000	173.1
161 2,4-Dichlorobenzotrifluoride	214	12.848	12.848	(1.006)	374459	175.000	175.5
162 2,5-Dichlorobenzotrifluoride	214	12.897	12.897	(1.010)	405414	175.000	162.6
163 3,4-Dichlorobenzotrifluoride	214	12.489	12.489	(0.978)	418510	175.000	168.9
164 Dichlorotoluene(2,4+2,5+2,6)	125	14.095	14.095	(1.103)	1680134	525.000	532.0
165 Dichlorotoluene(2,3+3,4)	125	14.521	14.521	(1.137)	1126260	350.000	362.8
166 1,3,5-Trichlorobenzene	180	14.168	14.168	(1.109)	454427	175.000	173.0
167 2,3,6-Trichlorotoluene	159	16.279	16.279	(1.274)	168749	175.000	201.1
168 2,4,5-Trichlorotoluene	159	16.163	16.163	(1.265)	191059	175.000	205.3

QC Flag Legend

Q - Qualifier signal failed the ratio test.
M - Compound response manually integrated.

Data File Name: 1F51015.D
Inj. Date and Time: 15-OCT-2010 19:58
Instrument ID: hp5.i
Client ID: vstd35
Compound Name: Acetonitrile
CAS #: 75-05-8

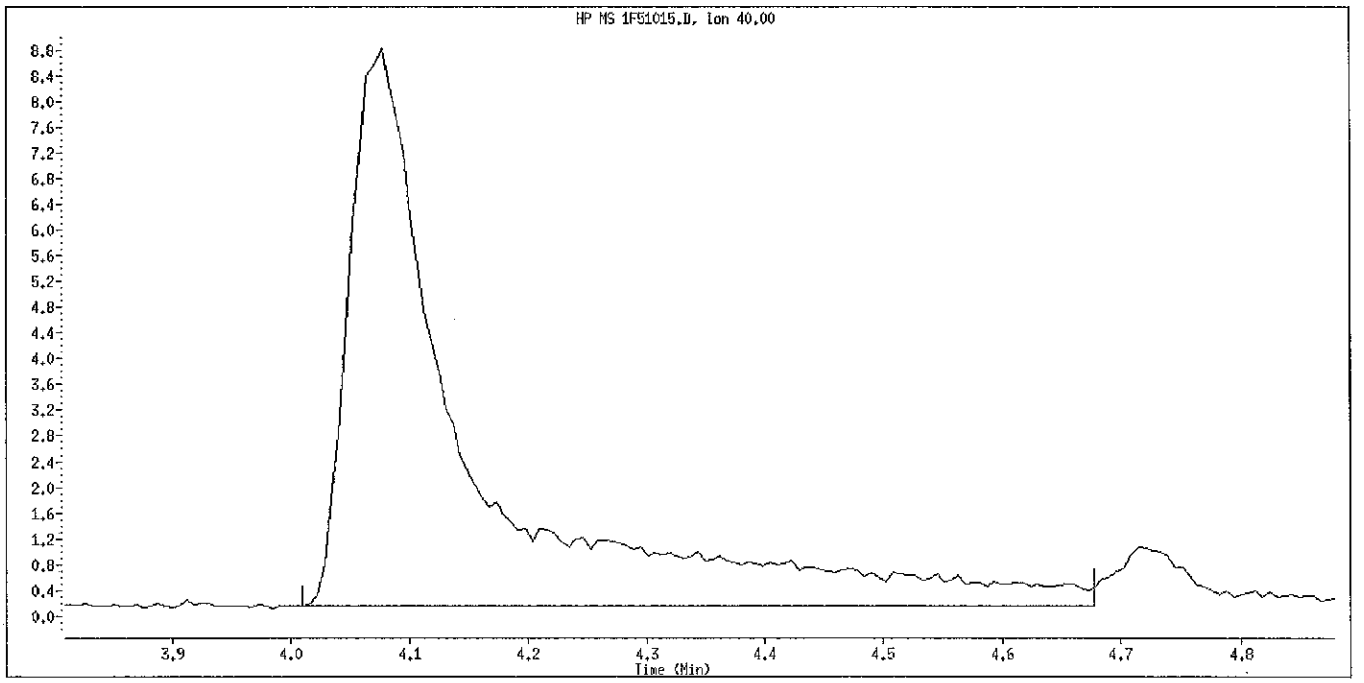

Original Integration

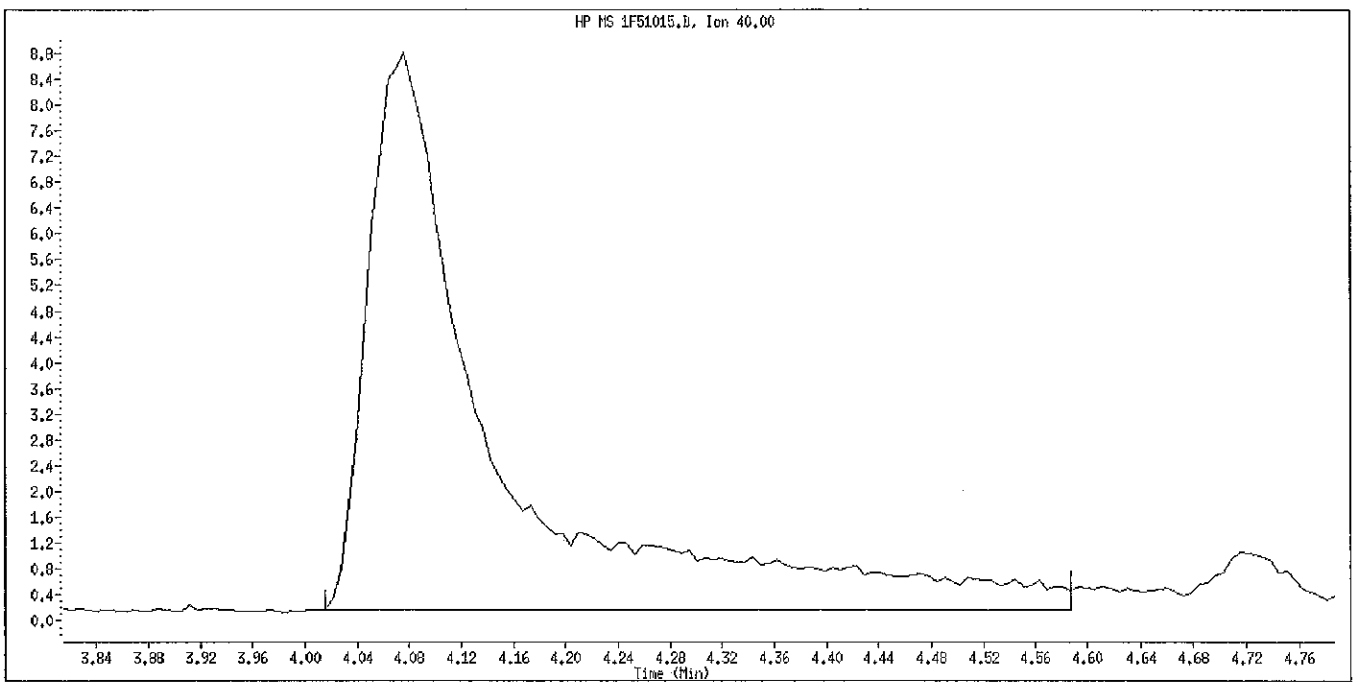

Manual Integration

Manually Integrated By: lipayj
Manual Integration Reason: Peak Integrated Incorrectly



Data File: \\pitsvr06\d\chem\hp5.i\5101510d.b\1051015.D
Date : 15-OCT-2010 20:23
Client ID: vstd40
Sample Info: VSTD40 5ml
Purge Volume: 5.0
Column phase: DB 624

Instrument: hp5.i
Operator: 403808
Column diameter: 0.20

TestAmerica Pittsburgh

VOLATILE REPORT SW-846 Method

Data file : \\pitsvr06\d\chem\hp5.i\5101510d.b\1G51015.D
Lab Smp Id: vstd40 Client Smp ID: vstd40
Inj Date : 15-OCT-2010 20:23 MS Autotune Date: 12-SEP-2010 08:53
Operator : 403808 Inst ID: hp5.i
Smp Info : VSTD40 5ml
Misc Info : vstd40,5101510d.b,8260ee.m,1-dwlistee.sub
Comment :
Method : \\pitsvr06\d\chem\hp5.i\5101510d.b\8260ee.m
Meth Date : 15-Oct-2010 23:06 hp5.i Quant Type: ISTD
Cal Date : 15-OCT-2010 19:58 Cal File: 1F51015.D
Als bottle: 7 Calibration Sample, Level: 7
Dil Factor: 1.00000
Integrator: HP RTE Compound Sublist: 1-dwlistee.sub
Target Version: 4.14
Processing Host: PITPC-002

Concentration Formula: Amt * DF * 1/Vo*Vt * CpndVariable

Name	Value	Description
DF	1.000	Dilution Factor
Vo	5.000	Sample Volume
Vt	1.000	mg/L conversion (1.0 if no conversion)
Cpnd Variable		Local Compound Variable

	Compounds	QUANT SIG MASS	RT	EXP RT	REL RT	RESPONSE	AMOUNTS CAL-AMT (ng)	AMOUNTS ON-COL (ng)
* 46	Fluorobenzene	96	7.381	7.381	(1.000)	389925	50.0000	
* 69	Chlorobenzene-d5	119	10.459	10.459	(1.000)	103325	50.0000	
* 92	1,4-Dichlorobenzene-d4	152	12.777	12.777	(1.000)	135242	50.0000	
$ 39	Dibromofluoromethane	113	6.638	6.638	(0.899)	359929	200.000	200.4
$ 43	1,2-Dichloroethane-d4	65	7.009	7.009	(0.950)	443885	200.000	197.5
$ 59	Toluene-d8	98	9.023	9.023	(0.863)	1538937	200.000	176.4
$ 80	Bromofluorobenzene	95	11.621	11.621	(0.910)	579490	200.000	200.8
2	Chloromethane	50	1.826	1.826	(0.248)	536841	200.000	190.3
3	Vinyl Chloride	62	1.960	1.960	(0.266)	496707	200.000	193.1
4	Bromomethane	94	2.325	2.325	(0.315)	220424	200.000	202.1
5	Chloroethane	64	2.483	2.483	(0.337)	260038	200.000	195.0
6	Trichlorofluoromethane	101	2.794	2.794	(0.379)	437750	200.000	209.4
1	Dichlorodifluoromethane	85	1.656	1.656	(0.224)	503838	200.000	192.6
12	1,1-Dichloroethene	96	3.475	3.475	(0.471)	405651	200.000	199.7
13	Acetone	43	3.621	3.621	(0.491)	343778	400.000	417.3
15	Carbon Disulfide	76	3.773	3.773	(0.511)	1133745	200.000	211.1
17	Acetonitrile	40	4.065	4.065	(0.551)	687616	4000.00	3832(M)
18	Methylene Chloride	84	4.272	4.272	(0.579)	463186	200.000	188.7
19	trans-1,2-Dichloroethene	96	4.692	4.692	(0.636)	449549	200.000	200.1
20	Methyl tert-butyl ether	73	4.722	4.722	(0.640)	1131881	200.000	209.1
24	1,1-Dichloroethane	63	5.294	5.294	(0.717)	827639	200.000	197.3
27	2,2-Dichloropropane	77	6.042	6.042	(0.819)	400597	200.000	211.9

	Compounds	QUANT SIG MASS	RT	EXP RT	REL RT	RESPONSE	AMOUNTS CAL-AMT (ng)	AMOUNTS ON-COL (ng)
28	cis-1,2-dichloroethene	96	6.054	6.054	(0.820)	487961	200.000	202.8
M 29	1,2-Dichloroethene (total)	96				937510	400.000	
30	Bromochloromethane	128	6.346	6.346	(0.860)	211348	200.000	202.1
31	2-Butanone	43	6.103	6.103	(0.827)	513356	400.000	438.0
37	Chloroform	83	6.456	6.456	(0.875)	743981	200.000	196.2
38	1,1,1-Trichloroethane	97	6.644	6.644	(0.900)	595882	200.000	206.0
40	1,1-Dichloropropene	75	6.833	6.833	(0.926)	671438	200.000	206.3
41	Carbon Tetrachloride	117	6.827	6.827	(0.925)	499799	200.000	208.3
42	Benzene	78	7.064	7.064	(0.957)	1906136	200.000	193.3
45	1,2-Dichloroethane	62	7.095	7.095	(0.961)	567575	200.000	197.4
47	Trichloroethene	130	7.770	7.770	(1.053)	455914	200.000	201.3
49	1,2-Dichloropropane	63	8.007	8.007	(1.085)	507983	200.000	204.3
50	Dibromomethane	93	8.129	8.129	(1.101)	252950	200.000	205.1
53	Bromodichloromethane	83	8.299	8.299	(1.124)	529164	200.000	210.0
57	cis-1,3-Dichloropropene	75	8.755	8.755	(1.186)	676413	200.000	225.6
58	4-Methyl-2-Pentanone	43	8.920	8.920	(0.853)	930213	400.000	383.0
60	Toluene	91	9.090	9.090	(0.869)	1900125	200.000	172.4
61	trans-1,3-Dichloropropene	75	9.315	9.315	(0.891)	572456	200.000	210.0
63	1,3-Dichloropropane	76	9.662	9.662	(0.924)	713232	200.000	183.7
64	1,1,2-Trichloroethane	97	9.498	9.498	(0.908)	381674	200.000	180.1
65	Tetrachloroethene	164	9.631	9.631	(0.921)	368222	200.000	179.7
66	2-Hexanone	43	9.747	9.747	(0.932)	687759	400.000	407.4
67	Dibromochloromethane	129	9.887	9.887	(0.945)	358371	200.000	197.4
68	1,2-Dibromoethane	107	10.003	10.003	(0.956)	371459	200.000	189.9
70	Chlorobenzene	112	10.489	10.489	(1.003)	1181673	200.000	175.4
71	1,1,1,2-Tetrachloroethane	131	10.568	10.568	(1.010)	393561	200.000	190.3
72	Ethylbenzene	106	10.593	10.593	(1.013)	716940	200.000	186.1
73	m + p-Xylene	106	10.708	10.708	(1.024)	1657312	400.000	354.7
74	Xylene-o	106	11.104	11.104	(1.062)	824847	200.000	185.3
M 75	Xylenes (total)	106				2482159	600.000	
76	Styrene	104	11.116	11.116	(1.063)	1364534	200.000	185.2
77	Bromoform	173	11.304	11.304	(1.081)	215143	200.000	209.5
78	Isopropylbenzene	105	11.469	11.469	(1.097)	2039537	200.000	175.2
79	Bromobenzene	156	11.779	11.779	(0.922)	471671	200.000	193.8
81	n-Propylbenzene	120	11.876	11.876	(0.930)	601958	200.000	199.0
82	2-Chlorotoluene	126	11.968	11.968	(0.937)	499739	200.000	190.2
83	1,1,2,2-Tetrachloroethane	83	11.767	11.767	(0.921)	519004	200.000	189.2
84	1,2,3-Trichloropropane	110	11.809	11.809	(0.924)	159654	200.000	191.6
85	4-Chlorotoluene	126	12.077	12.077	(0.945)	569979	200.000	197.9
86	1,3,5-Trimethylbenzene	105	12.053	12.053	(0.943)	1688797	200.000	185.6
87	tert-Butylbenzene	119	12.375	12.375	(0.969)	1460938	200.000	188.7
88	1,2,4-Trimethylbenzene	105	12.424	12.424	(0.972)	1640696	200.000	183.4
89	sec-Butylbenzene	105	12.594	12.594	(0.986)	2084115	200.000	181.7
90	4-Isopropyltoluene	119	12.740	12.740	(0.997)	1707179	200.000	185.0
91	1,3-Dichlorobenzene	146	12.710	12.710	(0.995)	868404	200.000	188.9
93	1,4-Dichlorobenzene	146	12.801	12.801	(1.002)	891982	200.000	185.9
94	n-Butylbenzene	91	13.148	13.148	(1.029)	1588020	200.000	192.4
95	1,2-Dichlorobenzene	146	13.178	13.178	(1.031)	813138	200.000	185.2
96	1,2-Dibromo-3-chloropropane	157	13.957	13.957	(1.092)	82558	200.000	214.1
97	1,2,4-Trichlorobenzene	180	14.784	14.784	(1.157)	453536	200.000	202.0
98	Hexachlorobutadiene	225	14.954	14.954	(1.170)	206546	200.000	189.9
99	Naphthalene	128	15.034	15.034	(1.177)	1249891	200.000	214.1
100	1,2,3-Trichlorobenzene	180	15.289	15.289	(1.197)	404618	200.000	204.9
101	1,1,2-trichlorotrifluoroethane	101	3.548	3.548	(0.481)	429461	200.000	197.6

	Compounds	QUANT SIG MASS	RT	EXP RT	REL RT	RESPONSE	AMOUNTS CAL-AMT (ng)	AMOUNTS ON-COL (ng)
102	Methyl acetate	43	4.156	4.156	(0.563)	392137	200.000	202.7
104	Cyclohexane	56	6.699	6.699	(0.908)	1007477	200.000	204.4
105	Methyl Cyclohexane	83	7.965	7.965	(1.079)	972337	200.000	206.3
157	2-Chlorobenzotrifluoride	180	11.365	11.365	(1.087)	622078	200.000	176.4
158	3-Chlorobenzotrifluoride	180	10.459	10.459	(1.000)	680649	200.000	177.9
159	4-Chlorobenzotrifluoride	180	10.520	10.520	(1.006)	620694	200.000	172.9
160	3-Chlorotoluene	126	12.028	12.028	(0.941)	493459	200.000	186.3
161	2,4-Dichlorobenzotrifluoride	214	12.844	12.844	(1.005)	413339	200.000	185.9
162	2,5-Dichlorobenzotrifluoride	214	12.892	12.892	(1.009)	476703	200.000	183.5
163	3,4-Dichlorobenzotrifluoride	214	12.485	12.485	(0.977)	471735	200.000	182.7
164	Dichlorotoluene(2,4+2,5+2,6)	125	14.097	14.097	(1.103)	1900360	600.000	577.4
165	Dichlorotoluene(2,3+3,4)	125	14.516	14.516	(1.136)	1279677	400.000	395.5
166	1,3,5-Trichlorobenzene	180	14.164	14.164	(1.109)	513168	200.000	187.4
167	2,3,6-Trichlorotoluene	159	16.281	16.281	(1.274)	188474	200.000	215.5
168	2,4,5-Trichlorotoluene	159	16.159	16.159	(1.265)	221976	200.000	228.9

QC Flag Legend

M - Compound response manually integrated.

Data File Name: 1G51015.D
Inj. Date and Time: 15-OCT-2010 20:23
Instrument ID: hp5.i
Client ID: vstd40
Compound Name: Acetonitrile
CAS #: 75-05-8

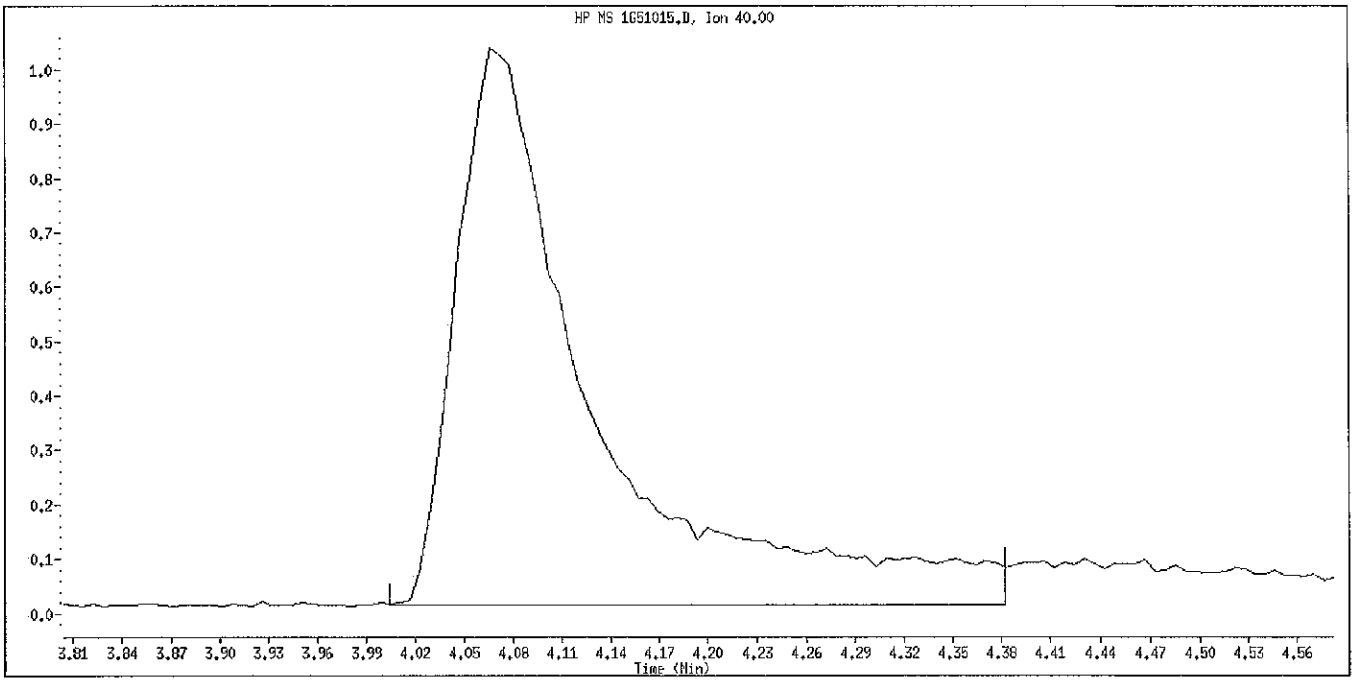

Original Integration

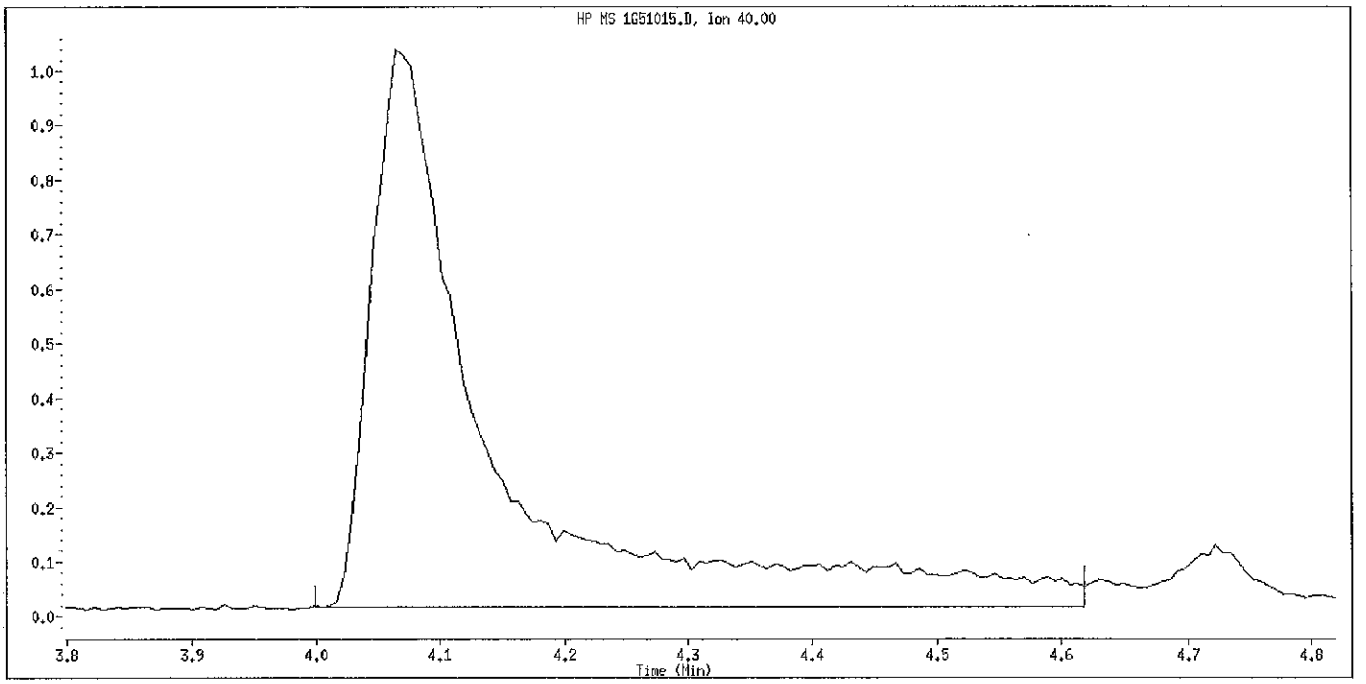

Manual Integration

Manually Integrated By: lipayj
Manual Integration Reason: Peak Integrated Incorrectly

TestAmerica Pittsburgh

CONTINUING CALIBRATION COMPOUNDS

Instrument ID: hp5.i Injection Date: 15-OCT-2010 22:44
Lab File ID: VR51015.D Init. Cal. Date(s): 15-OCT-2010 15-OCT-2010
Analysis Type: WATER Init. Cal. Times: 17:56 22:20
Lab Sample ID: vstd10 Quant Type: ISTD
Method: \\pitsvr06\d\chem\hp5.i\5101510d.b\8260ee.m

COMPOUND	RRF / AMOUNT	RF10	MIN RRF	%D / %DRIFT	MAX %D / %DRIFT	CURVE TYPE
$ 39 Dibromofluoromethane	0.23031	0.23707	0.010	-2.93693	20.00000	Averaged
$ 43 1,2-Dichloroethane-d4	0.28819	0.28941	0.010	-0.42558	20.00000	Averaged
$ 59 Toluene-d8	4.22034	4.44233	0.010	-5.25997	20.00000	Averaged
$ 80 Bromofluorobenzene	1.06664	1.11634	0.010	-4.65992	20.00000	Averaged
2 Chloromethane	0.36167	0.36451	0.100	-0.78321	20.00000	Averaged
3 Vinyl Chloride	0.32988	0.32803	0.010	0.56168	20.00000	Averaged
4 Bromomethane	0.13985	0.12140	0.010	13.19550	20.00000	Averaged
5 Chloroethane	0.17096	0.18122	0.010	-6.00042	20.00000	Averaged
6 Trichlorofluoromethane	0.26813	0.28334	0.010	-5.67384	20.00000	Averaged
1 Dichlorodifluoromethane	0.33537	0.32117	0.010	4.23428	20.00000	Averaged
12 1,1-Dichloroethene	0.26046	0.26616	0.010	-2.18566	20.00000	Averaged
13 Acetone	0.10564	0.11404	0.010	-7.95241	20.00000	Averaged
15 Carbon Disulfide	0.68866	0.67781	0.010	1.57641	20.00000	Averaged
17 Acetonitrile	0.02301	0.02420	0.010	-5.15733	20.00000	Averaged
18 Methylene Chloride	0.31480	0.31003	0.010	1.51419	20.00000	Averaged
19 trans-1,2-Dichloroethene	0.28806	0.29108	0.010	-1.04912	20.00000	Averaged
20 Methyl tert-butyl ether	0.69413	0.70010	0.010	-0.85900	20.00000	Averaged
24 1,1-Dichloroethane	0.53792	0.54804	0.100	-1.88084	20.00000	Averaged
27 2,2-Dichloropropane	0.24246	0.24371	0.010	-0.51548	20.00000	Averaged
28 cis-1,2-dichloroethene	0.30860	0.31360	0.010	-1.62245	20.00000	Averaged
M 29 1,2-Dichloroethene (total)	0.29833	0.30234	0.010	-1.34565	20.00000	Averaged
30 Bromochloromethane	0.13411	0.14131	0.010	-5.36406	20.00000	Averaged
31 2-Butanone	0.15029	0.15495	0.010	-3.09656	20.00000	Averaged
37 Chloroform	0.48620	0.49875	0.010	-2.58136	20.00000	Averaged
38 1,1,1-Trichloroethane	0.37082	0.38313	0.010	-3.32027	20.00000	Averaged
40 1,1-Dichloropropene	0.41727	0.43525	0.010	-4.30784	20.00000	Averaged
41 Carbon Tetrachloride	0.30769	0.30433	0.010	1.09281	20.00000	Averaged
42 Benzene	1.26473	1.33183	0.010	-5.30545	20.00000	Averaged
45 1,2-Dichloroethane	0.36877	0.37620	0.010	-2.01369	20.00000	Averaged
47 Trichloroethene	0.29043	0.29918	0.010	-3.01291	20.00000	Averaged
49 1,2-Dichloropropane	0.31878	0.32743	0.010	-2.71341	20.00000	Averaged
50 Dibromomethane	0.15813	0.16212	0.010	-2.52379	20.00000	Averaged
53 Bromodichloromethane	0.32319	0.32895	0.010	-1.78273	20.00000	Averaged
57 cis-1,3-Dichloropropene	0.38445	0.37678	0.010	1.99366	20.00000	Averaged
58 4-Methyl-2-Pentanone	1.17517	1.18921	0.010	-1.19471	20.00000	Averaged
60 Toluene	5.33261	5.73513	0.010	-7.54826	20.00000	Averaged
61 trans-1,3-Dichloropropene	1.31894	1.35451	0.010	-2.69631	20.00000	Averaged
63 1,3-Dichloropropane	1.87875	1.98021	0.010	-5.40031	20.00000	Averaged
64 1,1,2-Trichloroethane	1.02535	1.06449	0.010	-3.81736	20.00000	Averaged
65 Tetrachloroethene	0.99132	1.03076	0.010	-3.97921	20.00000	Averaged
66 2-Hexanone	0.81680	0.82076	0.010	-0.48437	20.00000	Averaged
67 Dibromochloromethane	0.87868	0.92291	0.010	-5.03355	20.00000	Averaged
68 1,2-Dibromoethane	0.94634	1.00696	0.010	-6.40539	20.00000	Averaged

TestAmerica Pittsburgh

CONTINUING CALIBRATION COMPOUNDS

Instrument ID: hp5.i Injection Date: 15-OCT-2010 22:44
Lab File ID: VR51015.D Init. Cal. Date(s): 15-OCT-2010 15-OCT-2010
Analysis Type: WATER Init. Cal. Times: 17:56 22:20
Lab Sample ID: vstd10 Quant Type: ISTD
Method: \\pitsvr06\d\chem\hp5.i\5101510d.b\8260ee.m

COMPOUND	RRF / AMOUNT	RF10	MIN RRF	%D / %DRIFT	MAX %D / %DRIFT	CURVE TYPE
70 Chlorobenzene	3.26020	3.48808	0.300	-6.98984	20.00000	Averaged
71 1,1,1,2-Tetrachloroethane	1.00060	1.03976	0.010	-3.91421	20.00000	Averaged
72 Ethylbenzene	1.86398	1.94999	0.010	-4.61464	20.00000	Averaged
73 m + p-Xylene	2.26088	2.45138	0.010	-8.42591	20.00000	Averaged
74 Xylene-o	2.15402	2.34949	0.010	-9.07434	20.00000	Averaged
M 75 Xylenes (total)	2.22526	2.41741	0.010	-8.63513	20.00000	Averaged
76 Styrene	3.56508	3.92090	0.010	-9.98057	20.00000	Averaged
77 Bromoform	0.49702	0.51590	0.100	-3.79985	20.00000	Averaged
78 Isopropylbenzene	5.63155	6.23545	0.010	-10.72362	20.00000	Averaged
79 Bromobenzene	0.89996	0.93894	0.010	-4.33119	20.00000	Averaged
81 n-Propylbenzene	1.11820	1.21686	0.010	-8.82310	20.00000	Averaged
82 2-Chlorotoluene	0.97125	0.98826	0.010	-1.75157	20.00000	Averaged
83 1,1,2,2-Tetrachloroethane	1.01443	1.04483	0.300	-2.99724	20.00000	Averaged
84 1,2,3-Trichloropropane	0.30801	0.30570	0.010	0.74897	20.00000	Averaged
85 4-Chlorotoluene	1.06502	1.11244	0.010	-4.45235	20.00000	Averaged
86 1,3,5-Trimethylbenzene	3.36310	3.66975	0.010	-9.11800	20.00000	Averaged
87 tert-Butylbenzene	2.86191	3.01602	0.010	-5.38479	20.00000	Averaged
88 1,2,4-Trimethylbenzene	3.30767	3.61555	0.010	-9.30779	20.00000	Averaged
89 sec-Butylbenzene	4.24087	4.61761	0.010	-8.88358	20.00000	Averaged
90 4-Isopropyltoluene	3.41146	3.73797	0.010	-9.57125	20.00000	Averaged
91 1,3-Dichlorobenzene	1.69959	1.79079	0.010	-5.36601	20.00000	Averaged
93 1,4-Dichlorobenzene	1.77396	1.82060	0.010	-2.62944	20.00000	Averaged
94 n-Butylbenzene	3.05083	3.26747	0.010	-7.10122	20.00000	Averaged
95 1,2-Dichlorobenzene	1.62299	1.66599	0.010	-2.64936	20.00000	Averaged
96 1,2-Dibromo-3-chloropropane	0.14254	0.14375	0.010	-0.84619	20.00000	Averaged
97 1,2,4-Trichlorobenzene	0.82991	0.90730	0.010	-9.32512	20.00000	Averaged
98 Hexachlorobutadiene	0.40214	0.42959	0.010	-6.82641	20.00000	Averaged
99 Naphthalene	2.15846	2.26791	0.010	-5.07103	20.00000	Averaged
100 1,2,3-Trichlorobenzene	0.73015	0.77945	0.010	-6.75187	20.00000	Averaged
101 1,1,2-trichlorotrifluoroeth	0.27865	0.28455	0.010	-2.11924	20.00000	Averaged
102 Methyl acetate	0.24807	0.24918	0.010	-0.44822	20.00000	Averaged
104 Cyclohexane	0.63195	0.64576	0.010	-2.18408	20.00000	Averaged
105 Methyl Cyclohexane	0.60430	0.62859	0.010	-4.01949	20.00000	Averaged
157 2-Chlorobenzotrifluoride	1.70602	1.74519	0.010	-2.29618	20.00000	Averaged
158 3-Chlorobenzotrifluoride	1.85149	1.83738	0.010	0.76208	20.00000	Averaged
159 4-Chlorobenzotrifluoride	1.73697	1.72661	0.010	0.59616	20.00000	Averaged
160 3-Chlorotoluene	0.97941	1.00179	0.010	-2.28555	20.00000	Averaged
161 2,4-Dichlorobenzotrifluorid	0.82201	0.84007	0.010	-2.19714	20.00000	Averaged
162 2,5-Dichlorobenzotrifluorid	0.96047	0.96957	0.010	-0.94718	20.00000	Averaged
163 3,4-Dichlorobenzotrifluorid	0.95468	0.94010	0.010	1.52769	20.00000	Averaged
164 Dichlorotoluene(2,4+2,5+2,6	1.21676	1.28122	0.010	-5.29706	20.00000	Averaged
165 Dichlorotoluene(2,3+3,4)	1.19614	1.28213	0.010	-7.18846	20.00000	Averaged
166 1,3,5-Trichlorobenzene	1.01222	1.04603	0.010	-3.34013	20.00000	Averaged

TestAmerica Pittsburgh

CONTINUING CALIBRATION COMPOUNDS

Instrument ID: hp5.i Injection Date: 15-OCT-2010 22:44
Lab File ID: VR51015.D Init. Cal. Date(s): 15-OCT-2010 15-OCT-2010
Analysis Type: WATER Init. Cal. Times: 17:56 22:20
Lab Sample ID: vstd10 Quant Type: ISTD
Method: \\pitsvr06\d\chem\hp5.i\5101510d.b\8260ee.m

COMPOUND	RRF / AMOUNT	RF10	MIN RRF	%D / %DRIFT	MAX %D / %DRIFT	CURVE TYPE
167 2,3,6-Trichlorotoluene	0.32332	0.33923	0.010	-4.92021	20.00000	Averaged
168 2,4,5-Trichlorotoluene	0.35855	0.35570	0.010	0.79377	20.00000	Averaged

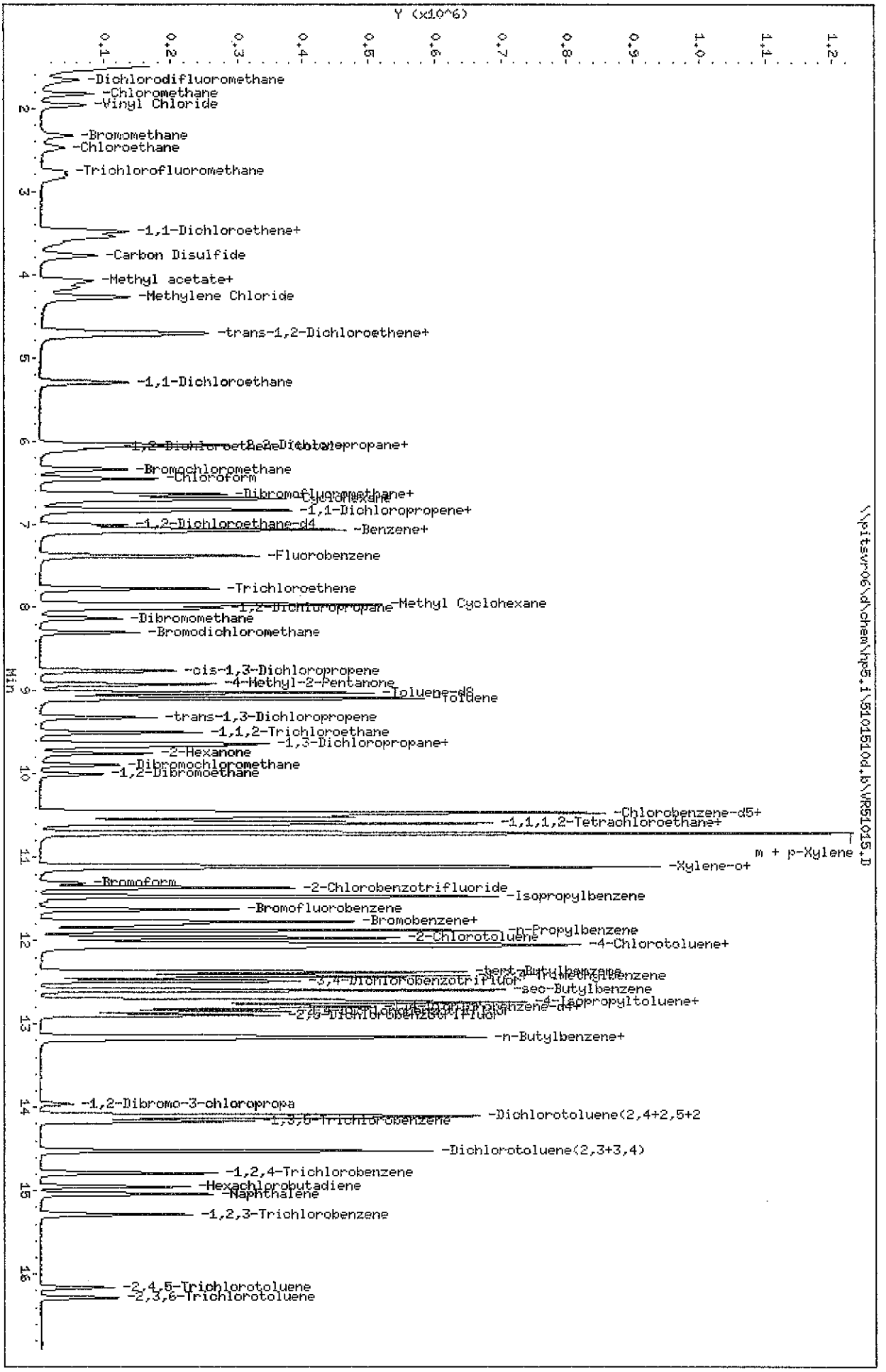

Data File: \\pitsvr06\d\chem\hp5.i\510151Od.b\VR51015.D
Date : 15-OCT-2010 22:44
Client ID: vstd10
Sample Info: VSTD10 5ml
Purge Volume: 5.0
Column phase: DB 624

Instrument: hp5.i
Operator: 403808
Column diameter: 0.20

TestAmerica Pittsburgh

VOLATILE REPORT SW-846 Method

Data file : \\pitsvr06\d\chem\hp5.i\5101510d.b\VR51015.D
Lab Smp Id: vstd10 Client Smp ID: vstd10
Inj Date : 15-OCT-2010 22:44 MS Autotune Date: 12-SEP-2010 08:53
Operator : 403808 Inst ID: hp5.i
Smp Info : VSTD10 5ml
Misc Info : vstd10,5101510d.b,8260ee.m,1-dwlistee.sub
Comment :
Method : \\pitsvr06\d\chem\hp5.i\5101510d.b\8260ee.m
Meth Date : 15-Oct-2010 23:07 hp5.i Quant Type: ISTD
Cal Date : 15-OCT-2010 22:20 Cal File: 1A51015C.D
Als bottle: 3 Continuing Calibration Sample
Dil Factor: 1.00000
Integrator: HP RTE Compound Sublist: 1-dwlistee.sub
Target Version: 4.14
Processing Host: PITPC-002

Concentration Formula: Amt * DF * 1/Vo*Vt * CpndVariable

Name	Value	Description
DF	1.000	Dilution Factor
Vo	5.000	Sample Volume
Vt	1.000	mg/L conversion (1.0 if no conversion)
Cpnd Variable		Local Compound Variable

	Compounds	QUANT SIG MASS	RT	EXP RT	REL RT	RESPONSE	AMOUNTS CAL-AMT (ng)	AMOUNTS ON-COL (ng)
* 46	Fluorobenzene	96	7.379	7.379	(1.000)	355938	50.0000	
* 69	Chlorobenzene-d5	119	10.463	10.463	(1.000)	82667	50.0000	
* 92	1,4-Dichlorobenzene-d4	152	12.775	12.775	(1.000)	116027	50.0000	
$ 39	Dibromofluoromethane	113	6.642	6.642	(0.900)	84383	50.0000	51.47
$ 43	1,2-Dichloroethane-d4	65	7.013	7.013	(0.951)	103013	50.0000	50.21
$ 59	Toluene-d8	98	9.021	9.021	(0.862)	367234	50.0000	52.63
$ 80	Bromofluorobenzene	95	11.625	11.625	(0.910)	129526	50.0000	52.33
2	Chloromethane	50	1.824	1.824	(0.247)	129742	50.0000	50.39
3	Vinyl Chloride	62	1.958	1.958	(0.265)	116759	50.0000	49.72
4	Bromomethane	94	2.323	2.323	(0.315)	43210	50.0000	43.40
5	Chloroethane	64	2.475	2.475	(0.336)	64504	50.0000	53.00
6	Trichlorofluoromethane	101	2.761	2.761	(0.374)	100851	50.0000	52.84
1	Dichlorodifluoromethane	85	1.648	1.648	(0.223)	114318	50.0000	47.88
12	1,1-Dichloroethene	96	3.473	3.473	(0.471)	94735	50.0000	51.09
13	Acetone	43	3.625	3.625	(0.491)	81184	100.000	108.0(M)
15	Carbon Disulfide	76	3.771	3.771	(0.511)	241257	50.0000	49.21
17	Acetonitrile	40	4.081	4.081	(0.553)	172265	1000.00	1052(QM)
18	Methylene Chloride	84	4.276	4.276	(0.580)	110351	50.0000	49.24
19	trans-1,2-Dichloroethene	96	4.690	4.690	(0.636)	103607	50.0000	50.52
20	Methyl tert-butyl ether	73	4.726	4.726	(0.641)	249191	50.0000	50.43
24	1,1-Dichloroethane	63	5.298	5.298	(0.718)	195069	50.0000	50.94
27	2,2-Dichloropropane	77	6.046	6.046	(0.819)	86744	50.0000	50.26

	Compounds	QUANT SIG MASS	RT	EXP RT	REL RT	RESPONSE	AMOUNTS CAL-AMT (ng)	AMOUNTS ON-COL (ng)
	28 cis-1,2-dichloroethene	96	6.058	6.058	(0.821)	111623	50.0000	50.81
M	29 1,2-Dichloroethene (total)	96				215230	100.000	
	30 Bromochloromethane	128	6.338	6.338	(0.859)	50296	50.0000	52.68
	31 2-Butanone	43	6.107	6.107	(0.828)	110302	100.000	103.1
	37 Chloroform	83	6.454	6.454	(0.875)	177525	50.0000	51.29
	38 1,1,1-Trichloroethane	97	6.642	6.642	(0.900)	136370	50.0000	51.66
	40 1,1-Dichloropropene	75	6.837	6.837	(0.927)	154922	50.0000	52.15
	41 Carbon Tetrachloride	117	6.831	6.831	(0.926)	108321	50.0000	49.45
	42 Benzene	78	7.068	7.068	(0.958)	474050	50.0000	52.65
	45 1,2-Dichloroethane	62	7.099	7.099	(0.962)	133903	50.0000	51.01
	47 Trichloroethene	130	7.774	7.774	(1.054)	106491	50.0000	51.51
	49 1,2-Dichloropropane	63	8.011	8.011	(1.086)	116546	50.0000	51.36
	50 Dibromomethane	93	8.133	8.133	(1.102)	57705	50.0000	51.26
	53 Bromodichloromethane	83	8.303	8.303	(1.125)	117087	50.0000	50.89
	57 cis-1,3-Dichloropropene	75	8.753	8.753	(1.186)	134112	50.0000	49.00
	58 4-Methyl-2-Pentanone	43	8.918	8.918	(0.852)	196617	100.000	101.2
	60 Toluene	91	9.088	9.088	(0.869)	474106	50.0000	53.77
	61 trans-1,3-Dichloropropene	75	9.319	9.319	(0.891)	111973	50.0000	51.35
	63 1,3-Dichloropropane	76	9.660	9.660	(0.923)	163698	50.0000	52.70
	64 1,1,2-Trichloroethane	97	9.496	9.496	(0.908)	87998	50.0000	51.91
	65 Tetrachloroethene	164	9.635	9.635	(0.921)	85210	50.0000	51.99
	66 2-Hexanone	43	9.751	9.751	(0.932)	135699	100.000	100.5
	67 Dibromochloromethane	129	9.885	9.885	(0.945)	76294	50.0000	52.52
	68 1,2-Dibromoethane	107	10.000	10.000	(0.956)	83242	50.0000	53.20
	70 Chlorobenzene	112	10.487	10.487	(1.002)	288349	50.0000	53.49
	71 1,1,1,2-Tetrachloroethane	131	10.566	10.566	(1.010)	85954	50.0000	51.96 (Q)
	72 Ethylbenzene	106	10.591	10.591	(1.012)	161200	50.0000	52.31
	73 m + p-Xylene	106	10.706	10.706	(1.023)	405296	100.000	108.4
	74 Xylene-o	106	11.102	11.102	(1.061)	194225	50.0000	54.54
M	75 Xylenes (total)	106				599521	150.000	
	76 Styrene	104	11.120	11.120	(1.063)	324129	50.0000	54.99
	77 Bromoform	173	11.308	11.308	(1.081)	42648	50.0000	51.90
	78 Isopropylbenzene	105	11.467	11.467	(1.096)	515466	50.0000	55.36
	79 Bromobenzene	156	11.777	11.777	(0.922)	108942	50.0000	52.16
	81 n-Propylbenzene	120	11.874	11.874	(0.930)	141189	50.0000	54.41
	82 2-Chlorotoluene	126	11.965	11.965	(0.937)	114665	50.0000	50.88
	83 1,1,2,2-Tetrachloroethane	83	11.765	11.765	(0.921)	121229	50.0000	51.50
	84 1,2,3-Trichloropropane	110	11.813	11.813	(0.925)	35470	50.0000	49.62
	85 4-Chlorotoluene	126	12.075	12.075	(0.945)	129073	50.0000	52.23
	86 1,3,5-Trimethylbenzene	105	12.051	12.051	(0.943)	425790	50.0000	54.56
	87 tert-Butylbenzene	119	12.379	12.379	(0.969)	349940	50.0000	52.69
	88 1,2,4-Trimethylbenzene	105	12.422	12.422	(0.972)	419501	50.0000	54.65
	89 sec-Butylbenzene	105	12.592	12.592	(0.986)	535767	50.0000	54.44
	90 4-Isopropyltoluene	119	12.738	12.738	(0.997)	433706	50.0000	54.78
	91 1,3-Dichlorobenzene	146	12.714	12.714	(0.995)	207780	50.0000	52.68
	93 1,4-Dichlorobenzene	146	12.799	12.799	(1.002)	211239	50.0000	51.31
	94 n-Butylbenzene	91	13.152	13.152	(1.030)	379115	50.0000	53.55
	95 1,2-Dichlorobenzene	146	13.176	13.176	(1.031)	193300	50.0000	51.32
	96 1,2-Dibromo-3-chloropropane	157	13.961	13.961	(1.093)	16679	50.0000	50.42
	97 1,2,4-Trichlorobenzene	180	14.788	14.788	(1.158)	105271	50.0000	54.66
	98 Hexachlorobutadiene	225	14.952	14.952	(1.170)	49844	50.0000	53.41
	99 Naphthalene	128	15.038	15.038	(1.177)	263139	50.0000	52.54
	100 1,2,3-Trichlorobenzene	180	15.287	15.287	(1.197)	90437	50.0000	53.38
	101 1,1,2-trichlorotrifluoroethane	101	3.546	3.546	(0.481)	101283	50.0000	51.06

Compounds	QUANT SIG MASS	RT	EXP RT	REL RT	RESPONSE	AMOUNTS CAL-AMT (ng)	AMOUNTS ON-COL (ng)
102 Methyl acetate	43	4.160	4.160	(0.564)	88694	50.0000	50.22
104 Cyclohexane	56	6.697	6.697	(0.908)	229849	50.0000	51.09
105 Methyl Cyclohexane	83	7.963	7.963	(1.079)	223738	50.0000	52.01
157 2-Chlorobenzotrifluoride	180	11.363	11.363	(1.086)	144270	50.0000	51.15
158 3-Chlorobenzotrifluoride	180	10.463	10.463	(1.000)	151891	50.0000	49.62
159 4-Chlorobenzotrifluoride	180	10.518	10.518	(1.005)	142734	50.0000	49.70
160 3-Chlorotoluene	126	12.026	12.026	(0.941)	116235	50.0000	51.14
161 2,4-Dichlorobenzotrifluoride	214	12.848	12.848	(1.006)	97471	50.0000	51.10
162 2,5-Dichlorobenzotrifluoride	214	12.896	12.896	(1.010)	112496	50.0000	50.47
163 3,4-Dichlorobenzotrifluoride	214	12.489	12.489	(0.978)	109077	50.0000	49.24
164 Dichlorotoluene(2,4+2,5+2,6)	125	14.101	14.101	(1.104)	445967	150.000	157.9
165 Dichlorotoluene(2,3+3,4)	125	14.520	14.520	(1.137)	297523	100.000	107.2
166 1,3,5-Trichlorobenzene	180	14.162	14.162	(1.109)	121368	50.0000	51.67
167 2,3,6-Trichlorotoluene	159	16.285	16.285	(1.275)	39360	50.0000	52.46
168 2,4,5-Trichlorotoluene	159	16.163	16.163	(1.265)	41271	50.0000	49.60

QC Flag Legend

Q - Qualifier signal failed the ratio test.
M - Compound response manually integrated.

Data File Name: VR51015.D
Inj. Date and Time: 15-OCT-2010 22:44
Instrument ID: hp5.i
Client ID: vstd10
Compound Name: Acetone
CAS #: 67-64-1

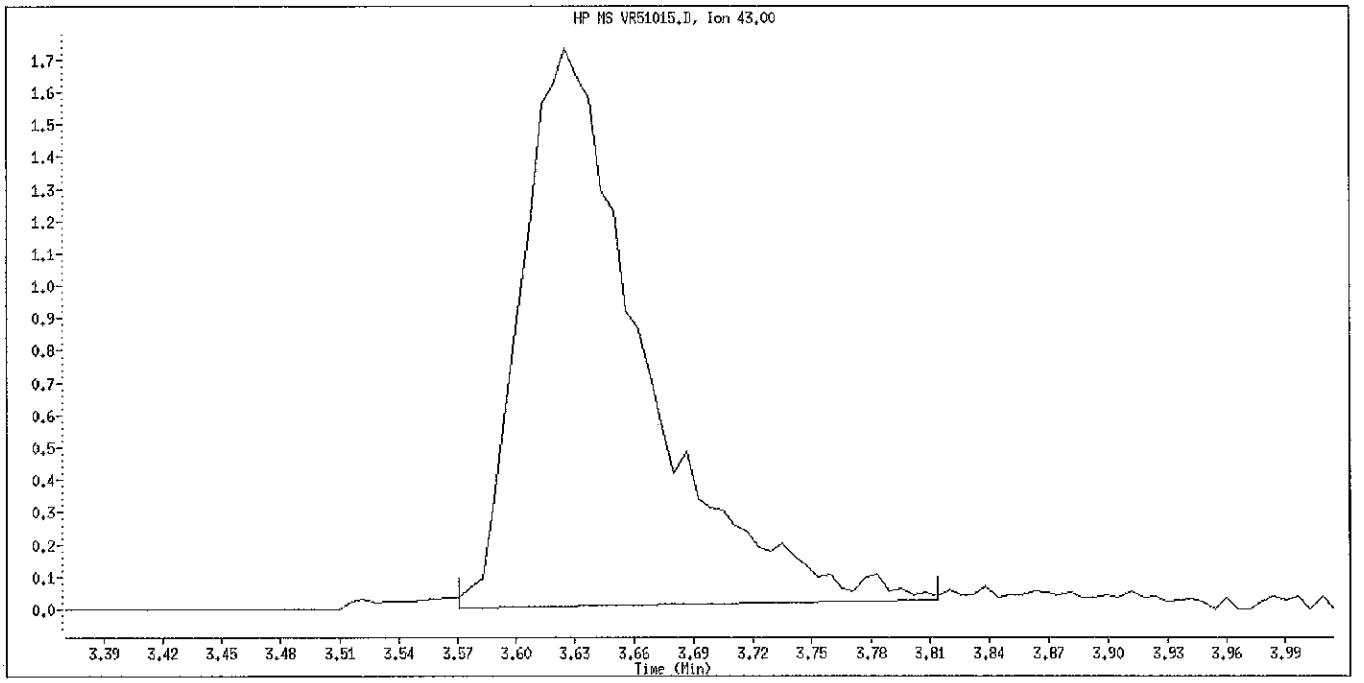

Original Integration

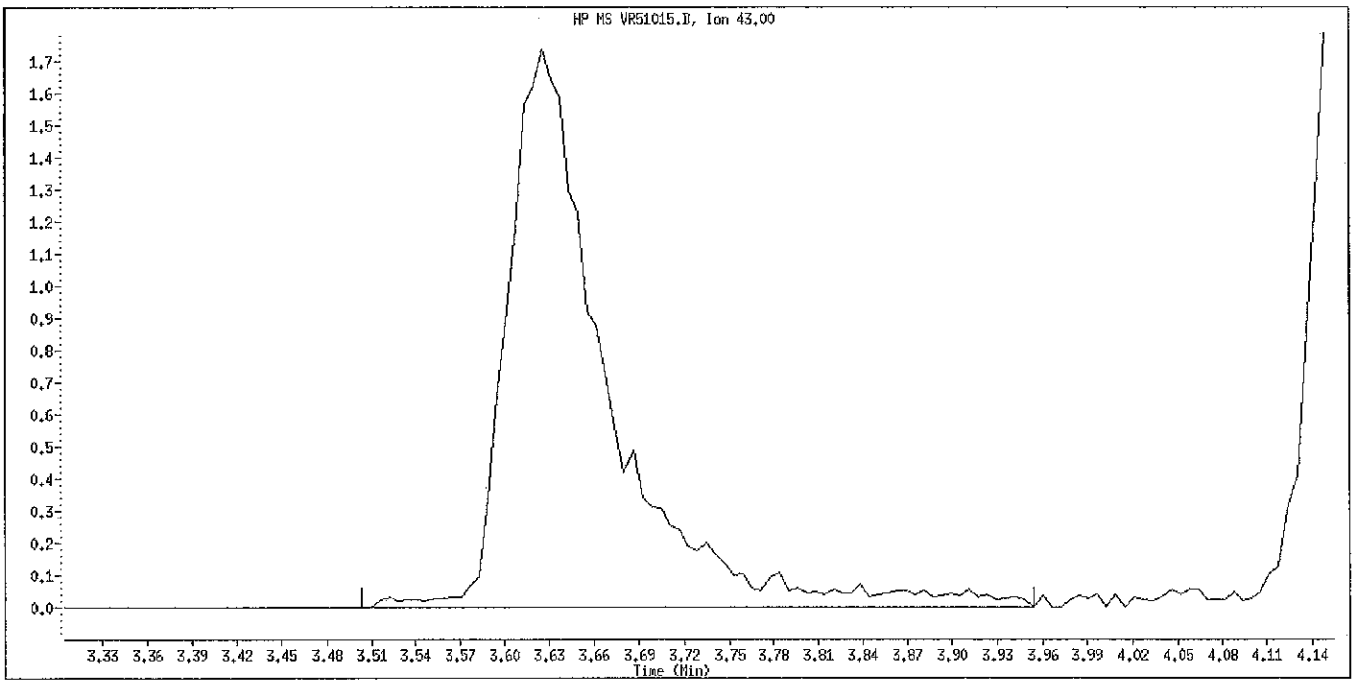

Manual Integration

Manually Integrated By: lipayj
Manual Integration Reason: Peak Integrated Incorrectly

Data File Name: VR51015.D
Inj. Date and Time: 15-OCT-2010 22:44
Instrument ID: hp5.i
Client ID: vstd10
Compound Name: Acetonitrile
CAS #: 75-05-8

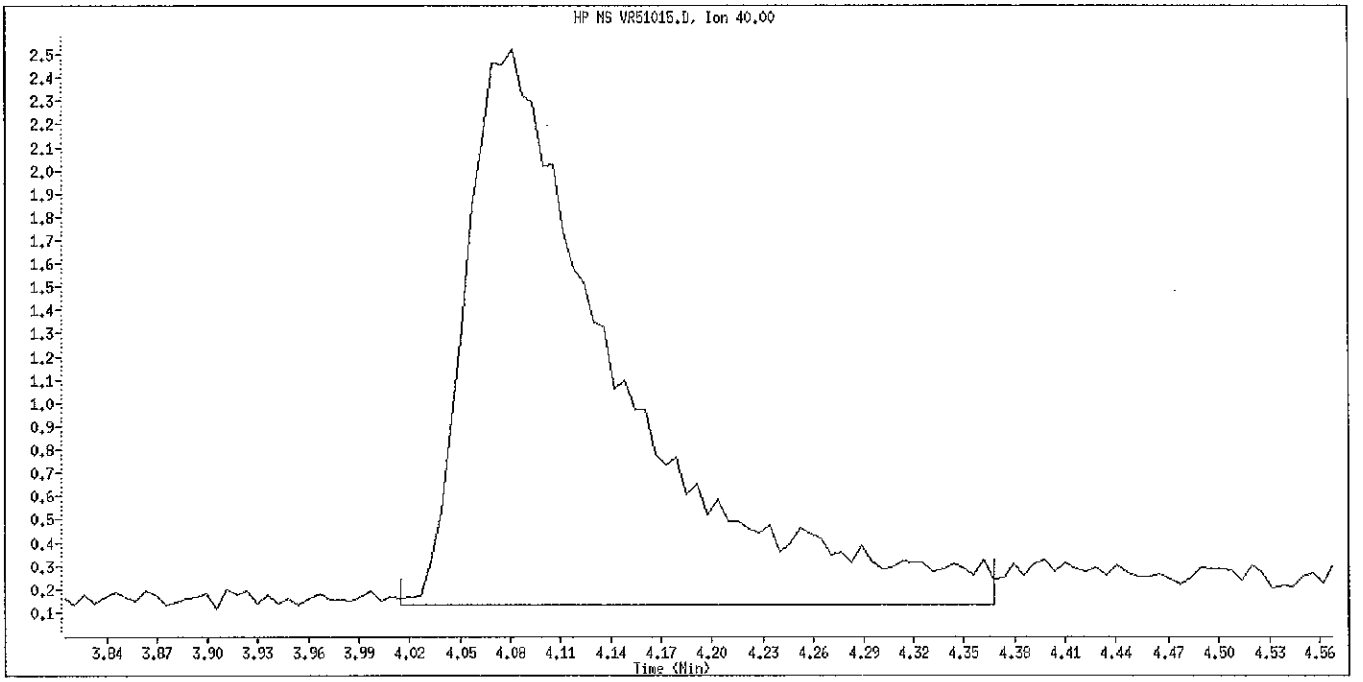

Original Integration

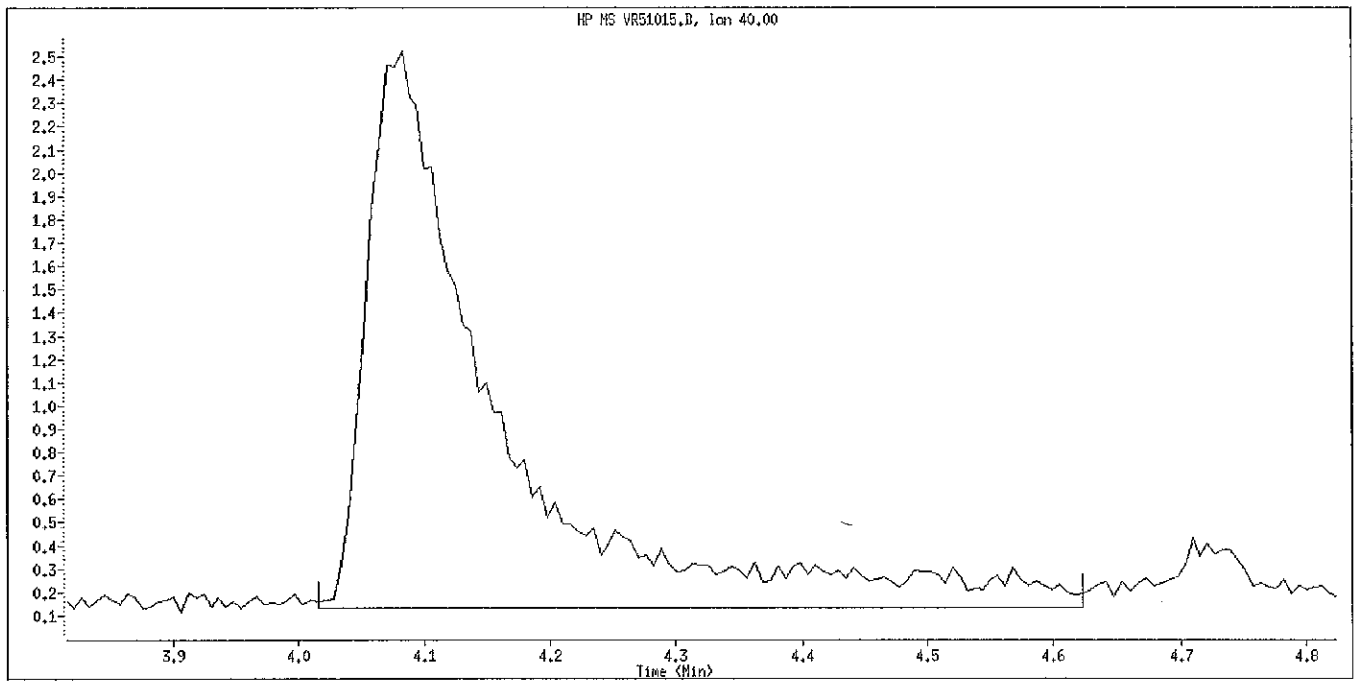

Manual Integration

Manually Integrated By: lipayj
Manual Integration Reason: Peak Integrated Incorrectly

TestAmerica Pittsburgh

CONTINUING CALIBRATION COMPOUNDS

Instrument ID: hp5.i Injection Date: 19-NOV-2010 11:26
Lab File ID: CC51119.D Init. Cal. Date(s): 31-JUL-2010 15-OCT-2010
Analysis Type: WATER Init. Cal. Times: 09:27 22:20
Lab Sample ID: vstd10 Quant Type: ISTD
Method: \\PITSVR06\D\chem\hp5.i\5111910d.b\8260ee.m

COMPOUND	RRF / AMOUNT	RF10	MIN RRF	%D / %DRIFT	MAX %D / %DRIFT	CURVE TYPE	
$ 39 Dibromofluoromethane	0.23031	0.22383	0.010	2.81075	20.00000	Averaged	
$ 43 1,2-Dichloroethane-d4	0.28819	0.29618	0.010	-2.77477	20.00000	Averaged	
$ 59 Toluene-d8	4.22034	4.22691	0.010	-0.15560	20.00000	Averaged	
$ 80 Bromofluorobenzene	1.06664	1.03841	0.010	2.64650	20.00000	Averaged	
2 Chloromethane	0.36167	0.38053	0.100	-5.21404	20.00000	Averaged	
3 Vinyl Chloride	0.32988	0.36012	0.010	-9.16504	20.00000	Averaged	
4 Bromomethane	0.13985	0.14295	0.010	-2.21881	20.00000	Averaged	
5 Chloroethane	0.17096	0.18295	0.010	-7.00996	20.00000	Averaged	
6 Trichlorofluoromethane	0.26813	0.33545	0.010	-25.10925	20.00000	Averaged	<-
1 Dichlorodifluoromethane	0.33537	0.31642	0.010	5.65184	20.00000	Averaged	
12 1,1-Dichloroethene	0.26046	0.26286	0.010	-0.92100	20.00000	Averaged	
13 Acetone	0.10564	0.12579	0.010	-19.07190	20.00000	Averaged	
15 Carbon Disulfide	0.68866	0.68533	0.010	0.48322	20.00000	Averaged	
18 Methylene Chloride	0.31480	0.28279	0.010	10.16595	20.00000	Averaged	
19 trans-1,2-Dichloroethene	0.28806	0.29045	0.010	-0.83077	20.00000	Averaged	
20 Methyl tert-butyl ether	0.69413	0.69146	0.010	0.38557	20.00000	Averaged	
24 1,1-Dichloroethane	0.53792	0.53914	0.100	-0.22504	20.00000	Averaged	
27 2,2-Dichloropropane	0.24246	0.32872	0.010	-35.57963	20.00000	Averaged	<-
28 cis-1,2-dichloroethene	0.30860	0.29028	0.010	5.93366	20.00000	Averaged	
M 29 1,2-Dichloroethene (total)	0.29833	0.29037	0.010	2.66786	20.00000	Averaged	
30 Bromochloromethane	0.13411	0.12517	0.010	6.66535	20.00000	Averaged	
31 2-Butanone	0.15029	0.15611	0.010	-3.87328	20.00000	Averaged	
37 Chloroform	0.48620	0.48615	0.010	0.01044	20.00000	Averaged	
38 1,1,1-Trichloroethane	0.37082	0.40701	0.010	-9.76059	20.00000	Averaged	
40 1,1-Dichloropropene	0.41727	0.41632	0.010	0.22841	20.00000	Averaged	
41 Carbon Tetrachloride	0.30769	0.35058	0.010	-13.93895	20.00000	Averaged	
42 Benzene	1.26473	1.21357	0.010	4.04502	20.00000	Averaged	
45 1,2-Dichloroethane	0.36877	0.37454	0.010	-1.56314	20.00000	Averaged	
47 Trichloroethene	0.29043	0.27544	0.010	5.16187	20.00000	Averaged	
49 1,2-Dichloropropane	0.31878	0.27612	0.010	13.38446	20.00000	Averaged	
50 Dibromomethane	0.15813	0.15561	0.010	1.59304	20.00000	Averaged	
53 Bromodichloromethane	0.32319	0.32804	0.010	-1.49930	20.00000	Averaged	
57 cis-1,3-Dichloropropene	0.38445	0.36925	0.010	3.95272	20.00000	Averaged	
58 4-Methyl-2-Pentanone	1.17517	1.13522	0.010	3.39985	20.00000	Averaged	
60 Toluene	5.33261	5.44952	0.010	-2.19228	20.00000	Averaged	
61 trans-1,3-Dichloropropene	1.31894	1.51001	0.010	-14.48628	20.00000	Averaged	
63 1,3-Dichloropropane	1.87875	1.86229	0.010	0.87615	20.00000	Averaged	
64 1,1,2-Trichloroethane	1.02535	0.99057	0.010	3.39201	20.00000	Averaged	
65 Tetrachloroethene	0.99132	1.02566	0.010	-3.46467	20.00000	Averaged	
66 2-Hexanone	0.81680	0.82480	0.010	-0.97936	20.00000	Averaged	
67 Dibromochloromethane	0.87868	0.87535	0.010	0.37840	20.00000	Averaged	
68 1,2-Dibromoethane	0.94634	0.93869	0.010	0.80847	20.00000	Averaged	

TestAmerica Pittsburgh

CONTINUING CALIBRATION COMPOUNDS

Instrument ID: hp5.i
Lab File ID: CC51119.D
Analysis Type: WATER
Lab Sample ID: vstd10
Method: \\PITSVR06\D\chem\hp5.i\5111910d.b\8260ee.m

Injection Date: 19-NOV-2010 11:26
Init. Cal. Date(s): 31-JUL-2010 15-OCT-2010
Init. Cal. Times: 09:27 22:20
Quant Type: ISTD

COMPOUND	RRF / AMOUNT	RF10	MIN RRF	%D / %DRIFT	MAX %D / %DRIFT	CURVE TYPE
70 Chlorobenzene	3.26020	3.22371	0.300	1.11909	20.00000	Averaged
71 1,1,1,2-Tetrachloroethane	1.00060	1.03684	0.010	-3.62257	20.00000	Averaged
72 Ethylbenzene	1.86398	1.88155	0.010	-0.94290	20.00000	Averaged
73 m + p-Xylene	2.26088	2.30878	0.010	-2.11893	20.00000	Averaged
74 Xylene-o	2.15402	2.19681	0.010	-1.98623	20.00000	Averaged
M 75 Xylenes (total)	2.22526	2.27146	0.010	-2.07612	20.00000	Averaged
76 Styrene	3.56508	3.47895	0.010	2.41606	20.00000	Averaged
77 Bromoform	0.49702	0.51307	0.100	-3.23088	20.00000	Averaged
78 Isopropylbenzene	5.63155	5.82854	0.010	-3.49808	20.00000	Averaged
79 Bromobenzene	0.89996	0.86319	0.010	4.08580	20.00000	Averaged
81 n-Propylbenzene	1.11820	1.11383	0.010	0.39108	20.00000	Averaged
82 2-Chlorotoluene	0.97125	0.96103	0.010	1.05257	20.00000	Averaged
83 1,1,2,2-Tetrachloroethane	1.01443	1.01000	0.300	0.43702	20.00000	Averaged
84 1,2,3-Trichloropropane	0.30801	0.30077	0.010	2.35157	20.00000	Averaged
85 4-Chlorotoluene	1.06502	1.04857	0.010	1.54507	20.00000	Averaged
86 1,3,5-Trimethylbenzene	3.36310	3.31074	0.010	1.55686	20.00000	Averaged
87 tert-Butylbenzene	2.86191	2.81832	0.010	1.52326	20.00000	Averaged
88 1,2,4-Trimethylbenzene	3.30767	3.16311	0.010	4.37057	20.00000	Averaged
89 sec-Butylbenzene	4.24087	4.04305	0.010	4.66440	20.00000	Averaged
90 4-Isopropyltoluene	3.41146	3.24789	0.010	4.79458	20.00000	Averaged
91 1,3-Dichlorobenzene	1.69959	1.59744	0.010	6.01017	20.00000	Averaged
93 1,4-Dichlorobenzene	1.77396	1.71369	0.010	3.39724	20.00000	Averaged
94 n-Butylbenzene	3.05083	2.80595	0.010	8.02641	20.00000	Averaged
95 1,2-Dichlorobenzene	1.62299	1.50170	0.010	7.47311	20.00000	Averaged
96 1,2-Dibromo-3-chloropropane	0.14254	0.14276	0.010	-0.15395	20.00000	Averaged
97 1,2,4-Trichlorobenzene	0.82991	0.73857	0.010	11.00531	20.00000	Averaged
98 Hexachlorobutadiene	0.40214	0.33565	0.010	16.53439	20.00000	Averaged
99 Naphthalene	2.15846	1.95390	0.010	9.47707	20.00000	Averaged
100 1,2,3-Trichlorobenzene	0.73015	0.64828	0.010	11.21332	20.00000	Averaged
101 1,1,2-trichlorotrifluoroeth	0.27865	0.27083	0.010	2.80582	20.00000	Averaged
102 Methyl acetate	0.24807	0.23214	0.010	6.42057	20.00000	Averaged
104 Cyclohexane	0.63195	0.59160	0.010	6.38623	20.00000	Averaged
105 Methyl Cyclohexane	0.60430	0.54645	0.010	9.57273	20.00000	Averaged
157 2-Chlorobenzotrifluoride	1.70602	1.86278	0.010	-9.18833	20.00000	Averaged
158 3-Chlorobenzotrifluoride	1.85149	1.93553	0.010	-4.53904	20.00000	Averaged
159 4-Chlorobenzotrifluoride	1.73697	1.86063	0.010	-7.11949	20.00000	Averaged
160 3-Chlorotoluene	0.97941	0.99070	0.010	-1.15267	20.00000	Averaged
161 2,4-Dichlorobenzotrifluorid	0.82201	0.83893	0.010	-2.05865	20.00000	Averaged
162 2,5-Dichlorobenzotrifluorid	0.96047	0.96550	0.010	-0.52414	20.00000	Averaged
163 3,4-Dichlorobenzotrifluorid	0.95468	0.92706	0.010	2.89308	20.00000	Averaged
164 Dichlorotoluene(2,4+2,5+2,6	1.21676	1.13623	0.010	6.61846	20.00000	Averaged
165 Dichlorotoluene(2,3+3,4)	1.19614	1.15606	0.010	3.35099	20.00000	Averaged
166 1,3,5-Trichlorobenzene	1.01222	0.94684	0.010	6.45925	20.00000	Averaged

TestAmerica Pittsburgh

CONTINUING CALIBRATION COMPOUNDS

Instrument ID: hp5.i Injection Date: 19-NOV-2010 11:26
Lab File ID: CC51119.D Init. Cal. Date(s): 31-JUL-2010 15-OCT-2010
Analysis Type: WATER Init. Cal. Times: 09:27 22:20
Lab Sample ID: vstd10 Quant Type: ISTD
Method: \\PITSVR06\D\chem\hp5.i\5111910d.b\8260ee.m

COMPOUND	RRF / AMOUNT	RF10	MIN RRF	%D / %DRIFT	MAX %D / %DRIFT	CURVE TYPE
167 2,3,6-Trichlorotoluene	0.32332	0.26851	0.010	16.95250	20.00000	Averaged
168 2,4,5-Trichlorotoluene	0.35855	0.31829	0.010	11.22777	20.00000	Averaged

Data File: \\pitsvr06\d\chem\hp5.i\5111910d.b\CC51119.D

Date : 19-NOV-2010 11:26

Client ID: VSTD10

Instrument: hp5.i

Sample Info: VSTD10 5ml

Purge Volume: 5.0

Operator: 001562

Column phase: DB 624

Column diameter: 0.20

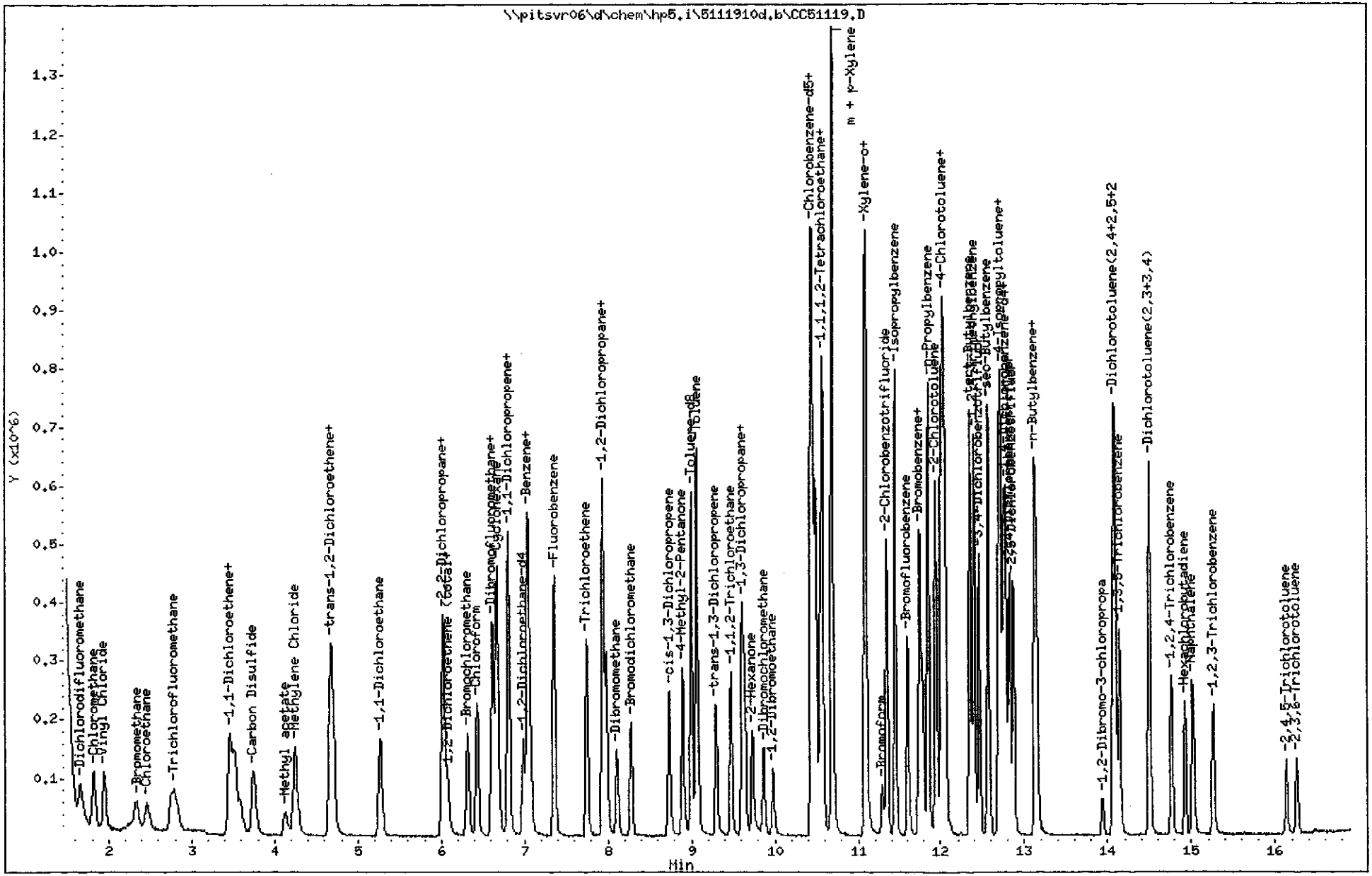

TestAmerica Pittsburgh

VOLATILE REPORT SW-846 Method

Data file : \\pitsvr06\d\chem\hp5.i\5111910d.b\CC51119.D
Lab Smp Id: vstd10 Client Smp ID: VSTD10
Inj Date : 19-NOV-2010 11:26 MS Autotune Date: 12-SEP-2010 07:53
Operator : 001562 Inst ID: hp5.i
Smp Info : VSTD10 5ml
Misc Info : vstd10,5111910d.b,8260ee.m,1-dwlistee.sub
Comment :
Method : \\PITSVR06\D\chem\hp5.i\5111910d.b\8260ee.m
Meth Date : 19-Nov-2010 11:51 fergusond Quant Type: ISTD
Cal Date : 21-SEP-2010 21:56 Cal File: 1A50921N.D
Als bottle: 2 Continuing Calibration Sample
Dil Factor: 1.00000
Integrator: HP RTE Compound Sublist: 1-dwlistee.sub
Target Version: 4.14
Processing Host: PITPC-530

Concentration Formula: Amt * DF * 1/Vo*Vt * CpndVariable

Name	Value	Description
DF	1.000	Dilution Factor
Vo	5.000	Sample Volume
Vt	1.000	mg/L conversion (1.0 if no conversion)
Cpnd Variable		Local Compound Variable

	Compounds	QUANT SIG MASS	RT	EXP RT	REL RT	RESPONSE	AMOUNTS CAL-AMT (ng)	ON-COL (ng)
* 46	Fluorobenzene	96	7.357	7.357	(1.000)	458271	50.0000	
* 69	Chlorobenzene-d5	119	10.436	10.436	(1.000)	98904	50.0000	
* 92	1,4-Dichlorobenzene-d4	152	12.753	12.753	(1.000)	138452	50.0000	
$ 39	Dibromofluoromethane	113	6.615	6.615	(0.899)	102577	50.0000	48.59
$ 43	1,2-Dichloroethane-d4	65	6.986	6.986	(0.950)	135732	50.0000	51.39
$ 59	Toluene-d8	98	9.000	9.000	(0.862)	418058	50.0000	50.08
$ 80	Bromofluorobenzene	95	11.604	11.604	(0.910)	143770	50.0000	48.68
2	Chloromethane	50	1.809	1.809	(0.246)	174387	50.0000	52.61
3	Vinyl Chloride	62	1.937	1.937	(0.263)	165032	50.0000	54.58
4	Bromomethane	94	2.339	2.339	(0.318)	65512	50.0000	51.11
5	Chloroethane	64	2.466	2.466	(0.335)	83840	50.0000	53.50
6	Trichlorofluoromethane	101	2.764	2.764	(0.376)	153727	50.0000	62.55
1	Dichlorodifluoromethane	85	1.651	1.651	(0.224)	145006	50.0000	47.17
12	1,1-Dichloroethene	96	3.458	3.458	(0.470)	120462	50.0000	50.46
13	Acetone	43	3.592	3.592	(0.488)	115291	100.000	119.1
15	Carbon Disulfide	76	3.744	3.744	(0.509)	314069	50.0000	49.76
18	Methylene Chloride	84	4.249	4.249	(0.578)	129596	50.0000	44.92
19	trans-1,2-Dichloroethene	96	4.662	4.662	(0.634)	133106	50.0000	50.42
20	Methyl tert-butyl ether	73	4.693	4.693	(0.638)	316875	50.0000	49.81
24	1,1-Dichloroethane	63	5.271	5.271	(0.716)	247070	50.0000	50.11
27	2,2-Dichloropropane	77	6.019	6.019	(0.818)	150643	50.0000	67.79
28	cis-1,2-dichloroethene	96	6.031	6.031	(0.820)	133029	50.0000	47.03

	Compounds	QUANT SIG MASS	RT	EXP RT	REL RT	RESPONSE	AMOUNTS CAL-AMT (ng)	ON-COL (ng)
M	29 1,2-Dichloroethene (total)	96				266135	100.000	97.45
	30 Bromochloromethane	128	6.317	6.317	(0.859)	57363	50.0000	46.67
	31 2-Butanone	43	6.080	6.080	(0.826)	143084	100.000	103.9
	37 Chloroform	83	6.433	6.433	(0.874)	222789	50.0000	49.99
	38 1,1,1-Trichloroethane	97	6.615	6.615	(0.899)	186521	50.0000	54.88
	40 1,1-Dichloropropene	75	6.810	6.810	(0.926)	190788	50.0000	49.88
	41 Carbon Tetrachloride	117	6.810	6.810	(0.926)	160659	50.0000	56.97
	42 Benzene	78	7.041	7.041	(0.957)	556146	50.0000	47.98
	45 1,2-Dichloroethane	62	7.071	7.071	(0.961)	171639	50.0000	50.78
	47 Trichloroethene	130	7.747	7.747	(1.053)	126227	50.0000	47.42
	49 1,2-Dichloropropane	63	7.984	7.984	(1.085)	126536	50.0000	43.31
	50 Dibromomethane	93	8.112	8.112	(1.103)	71312	50.0000	49.20
	53 Bromodichloromethane	83	8.276	8.276	(1.125)	150330	50.0000	50.75
	57 cis-1,3-Dichloropropene	75	8.738	8.738	(1.188)	169218	50.0000	48.02
	58 4-Methyl-2-Pentanone	43	8.897	8.897	(0.853)	224555	100.000	96.60
	60 Toluene	91	9.067	9.067	(0.869)	538979	50.0000	51.10
	61 trans-1,3-Dichloropropene	75	9.298	9.298	(0.891)	149346	50.0000	57.24
	63 1,3-Dichloropropane	76	9.639	9.639	(0.924)	184188	50.0000	49.56
	64 1,1,2-Trichloroethane	97	9.474	9.474	(0.908)	97971	50.0000	48.30
	65 Tetrachloroethene	164	9.614	9.614	(0.921)	101442	50.0000	51.73
	66 2-Hexanone	43	9.730	9.730	(0.932)	163152	100.000	101.0
	67 Dibromochloromethane	129	9.870	9.870	(0.946)	86576	50.0000	49.81
	68 1,2-Dibromoethane	107	9.979	9.979	(0.956)	92840	50.0000	49.60
	70 Chlorobenzene	112	10.466	10.466	(1.003)	318838	50.0000	49.44
	71 1,1,1,2-Tetrachloroethane	131	10.545	10.545	(1.010)	102548	50.0000	51.81(Q)
	72 Ethylbenzene	106	10.569	10.569	(1.013)	186093	50.0000	50.47
	73 m + p-Xylene	106	10.685	10.685	(1.024)	456696	100.000	102.1
	74 Xylene-o	106	11.081	11.081	(1.062)	217273	50.0000	50.99
M	75 Xylenes (total)	106				673969	150.000	153.1
	76 Styrene	104	11.093	11.093	(1.063)	344082	50.0000	48.79
	77 Bromoform	173	11.287	11.287	(1.082)	50745	50.0000	51.62
	78 Isopropylbenzene	105	11.446	11.446	(1.097)	576466	50.0000	51.75
	79 Bromobenzene	156	11.756	11.756	(0.922)	119510	50.0000	47.96
	81 n-Propylbenzene	120	11.859	11.859	(0.930)	154212	50.0000	49.80
	82 2-Chlorotoluene	126	11.944	11.944	(0.937)	133056	50.0000	49.47
	83 1,1,2,2-Tetrachloroethane	83	11.744	11.744	(0.921)	139836	50.0000	49.78
	84 1,2,3-Trichloropropane	110	11.792	11.792	(0.925)	41642	50.0000	48.82
	85 4-Chlorotoluene	126	12.054	12.054	(0.945)	145176	50.0000	49.23
	86 1,3,5-Trimethylbenzene	105	12.030	12.030	(0.943)	458379	50.0000	49.22
	87 tert-Butylbenzene	119	12.352	12.352	(0.969)	390202	50.0000	49.24
	88 1,2,4-Trimethylbenzene	105	12.407	12.407	(0.973)	437939	50.0000	47.81
	89 sec-Butylbenzene	105	12.571	12.571	(0.986)	559769	50.0000	47.67
	90 4-Isopropyltoluene	119	12.717	12.717	(0.997)	449677	50.0000	47.60
	91 1,3-Dichlorobenzene	146	12.693	12.693	(0.995)	221169	50.0000	46.99
	93 1,4-Dichlorobenzene	146	12.778	12.778	(1.002)	237264	50.0000	48.30
	94 n-Butylbenzene	91	13.131	13.131	(1.030)	388490	50.0000	45.99
	95 1,2-Dichlorobenzene	146	13.155	13.155	(1.031)	207914	50.0000	46.26
	96 1,2-Dibromo-3-chloropropane	157	13.940	13.940	(1.093)	19766	50.0000	50.08
	97 1,2,4-Trichlorobenzene	180	14.767	14.767	(1.158)	102257	50.0000	44.50
	98 Hexachlorobutadiene	225	14.931	14.931	(1.171)	46471	50.0000	41.73
	99 Naphthalene	128	15.017	15.017	(1.177)	270521	50.0000	45.26
	100 1,2,3-Trichlorobenzene	180	15.266	15.266	(1.197)	89755	50.0000	44.39
	101 1,1,2-trichlorotrifluoroethane	101	3.519	3.519	(0.478)	124113	50.0000	48.60
	102 Methyl acetate	43	4.133	4.133	(0.562)	106385	50.0000	46.79

Compounds	QUANT SIG MASS	RT	EXP RT	REL RT	RESPONSE	AMOUNTS CAL-AMT (ng)	AMOUNTS ON-COL (ng)
104 Cyclohexane	56	6.670	6.670	(0.907)	271111	50.0000	46.81
105 Methyl Cyclohexane	83	7.941	7.941	(1.079)	250422	50.0000	45.21
157 2-Chlorobenzotrifluoride	180	11.342	11.342	(1.087)	184236	50.0000	54.59
158 3-Chlorobenzotrifluoride	180	10.442	10.442	(1.001)	191432	50.0000	52.27
159 4-Chlorobenzotrifluoride	180	10.496	10.496	(1.006)	184024	50.0000	53.56
160 3-Chlorotoluene	126	12.005	12.005	(0.941)	137164	50.0000	50.58
161 2,4-Dichlorobenzotrifluoride	214	12.826	12.826	(1.006)	116152	50.0000	51.03
162 2,5-Dichlorobenzotrifluoride	214	12.869	12.869	(1.009)	133676	50.0000	50.26
163 3,4-Dichlorobenzotrifluoride	214	12.468	12.468	(0.978)	128354	50.0000	48.55
164 Dichlorotoluene(2,4+2,5+2,6)	125	14.080	14.080	(1.104)	471941	150.000	140.1
165 Dichlorotoluene(2,3+3,4)	125	14.499	14.499	(1.137)	320118	100.000	96.65
166 1,3,5-Trichlorobenzene	180	14.147	14.147	(1.109)	131092	50.0000	46.77
167 2,3,6-Trichlorotoluene	159	16.258	16.258	(1.275)	37176	50.0000	41.52
168 2,4,5-Trichlorotoluene	159	16.142	16.142	(1.266)	44068	50.0000	44.39

QC Flag Legend

Q - Qualifier signal failed the ratio test.

GC/MS VOLATILE
QC DATA

Data File: \\PITSVR06\D\chem\hp5.i\5101510d.b\BF51015B.D

Date : 15-OCT-2010 15:16

Client ID: BFB 1ul

Instrument: hp5.i

Sample Info: BFB 1UL

Volume Injected (uL): 1.0

Operator: 403808

Column phase: DB624 20m

Column diameter: 0.20

1 bfb

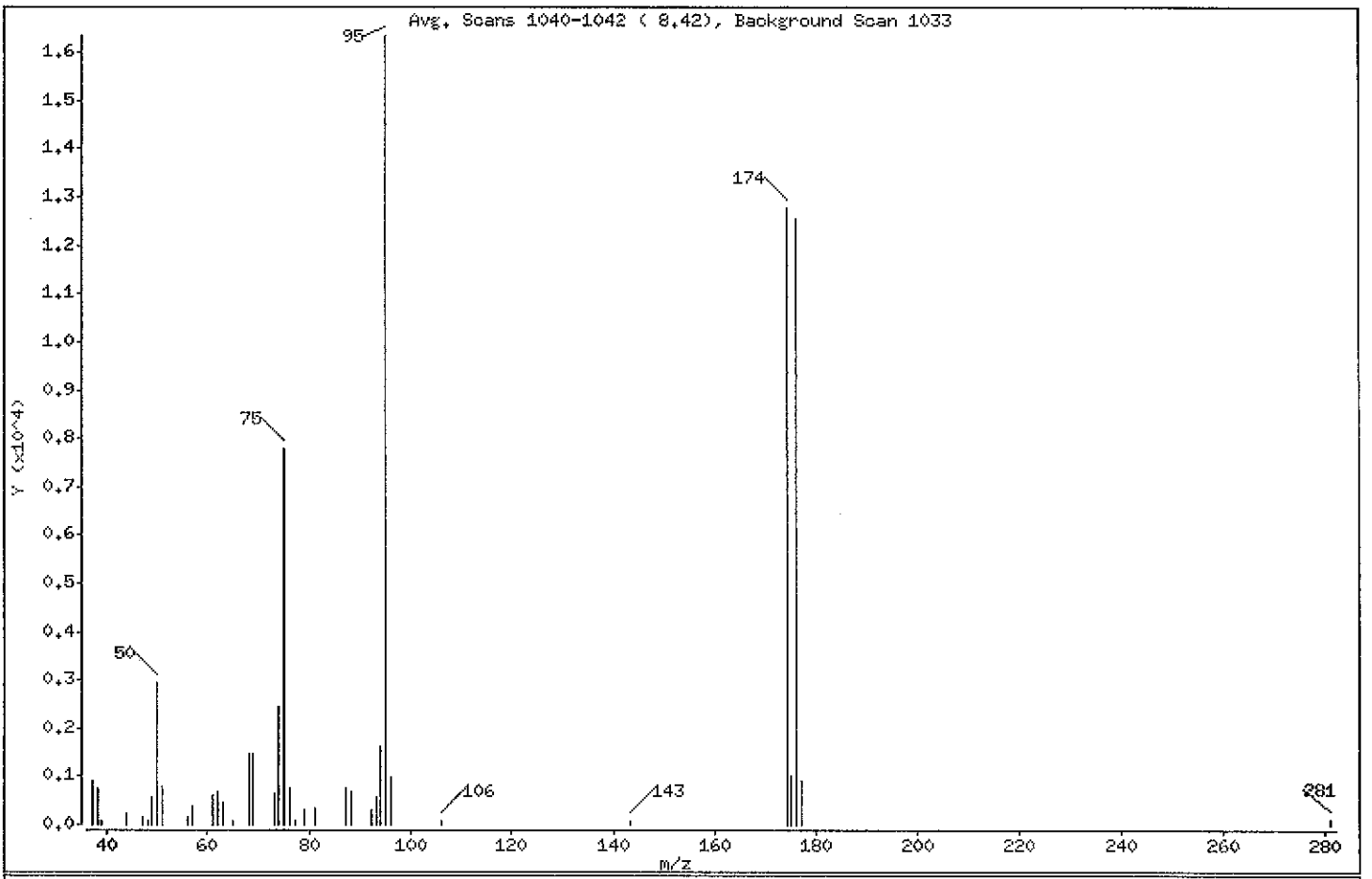

m/e	ION ABUNDANCE CRITERIA	% RELATIVE ABUNDANCE
95	Base Peak, 100% relative abundance	100.00
50	15.00 - 40.00% of mass 95	18.05
75	30.00 - 60.00% of mass 95	47.68
96	5.00 - 9.00% of mass 95	6.01
173	Less than 2.00% of mass 174	0.00 (0.00)
174	50.00 - 100.00% of mass 95	78.05
175	5.00 - 9.00% of mass 174	6.19 (7.93)
176	95.00 - 101.00% of mass 174	76.80 (98.39)
177	5.00 - 9.00% of mass 176	5.54 (7.21)

Data File: \\PITSVR06\D\chem\hp5.i\5101510d.b\BF51015B.D

Date : 15-OCT-2010 15:16

Client ID: BFB 1ul

Instrument: hp5.i

Sample Info: BFB 1UL

Volume Injected (uL): 1.0

Operator: 403808

Column phase: DB624 20m

Column diameter: 0.20

Data File: BF51015B.D
Spectrum: Avg. Scans 1040-1042 (8.42), Background Scan 1033
Location of Maximum: 95.00
Number of points: 38

m/z	Y	m/z	Y	m/z	Y	m/z	Y
37.00	912	57.00	387	76.00	770	96.00	983
38.00	745	61.00	620	77.00	76	106.00	68
39.00	91	62.00	667	79.00	290	143.00	78
44.00	209	63.00	466	81.00	330	174.00	12760
47.00	160	65.00	69	87.00	764	175.00	1012
48.00	80	68.00	1465	88.00	660	176.00	12555
49.00	573	69.00	1474	92.00	294	177.00	905
50.00	2950	73.00	630	93.00	550	281.00	108
51.00	774	74.00	2429	94.00	1620		
56.00	160	75.00	7794	95.00	16348		

Data File: \\PITSVR06\D\chem\hp5.i\5101510d.b\BF51015B.D

Page 1

Date : 15-OCT-2010 15:16

Client ID: BFB 1ul

Instrument: hp5.i

Sample Info: BFB 1UL

Volume Injected (uL): 1.0

Operator: 403808

Column phase: DB624 20m

Column diameter: 0.20

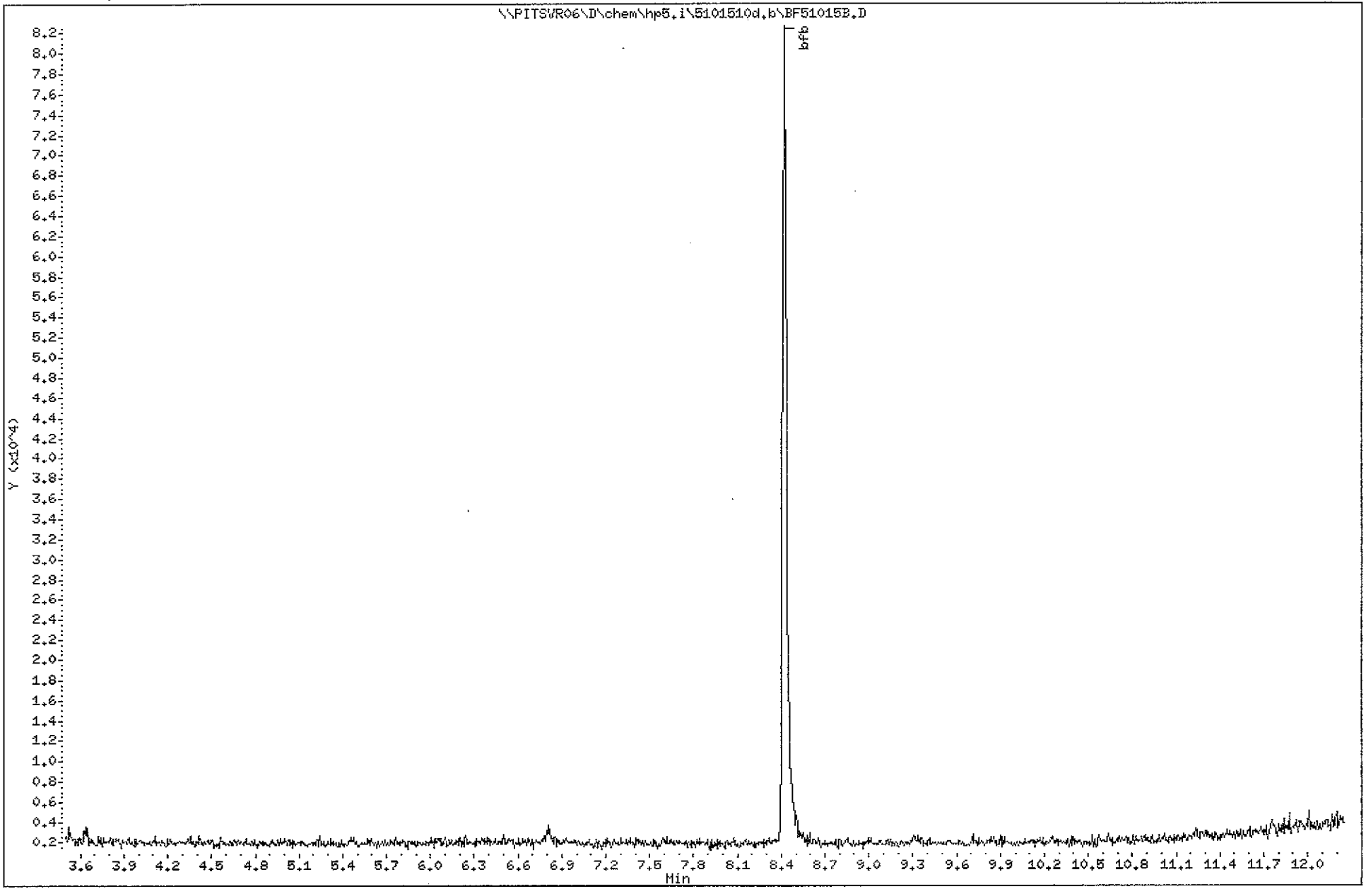

(1001 - 1109)
1088
C0K120577

Data File: \\PITSVR06\D\chem\hp5.i\5111910d.b\BF51119.D

Date : 19-NOV-2010 10:50

Client ID: BFB 1ul

Instrument: hp5.i

Sample Info: BFB 1UL

Volume Injected (uL): 1.0

Operator: 001562

Column phase: DB624 20m

Column diameter: 0.20

1 bfb

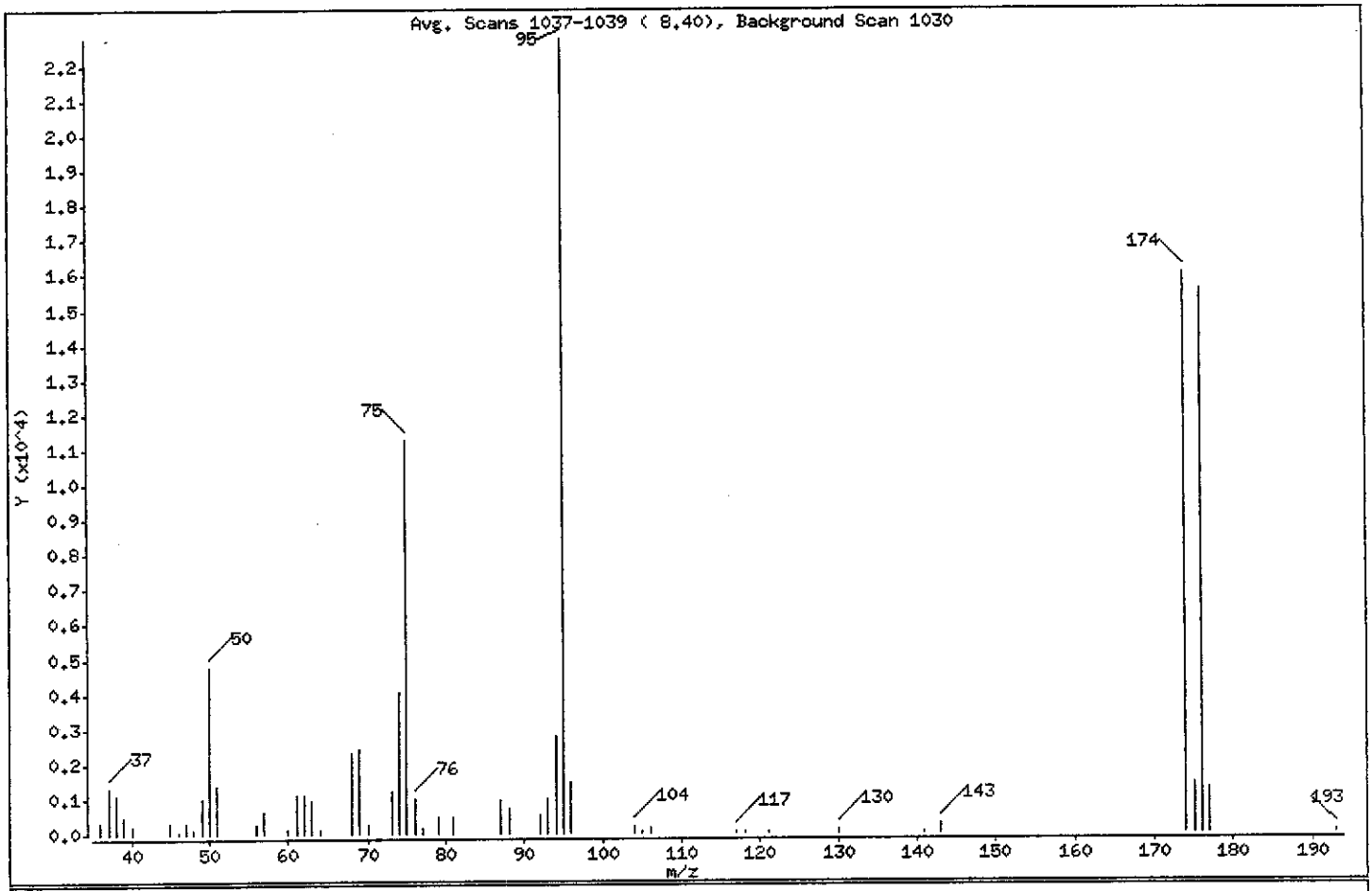

m/e	ION ABUNDANCE CRITERIA	% RELATIVE ABUNDANCE
95	Base Peak, 100% relative abundance	100.00
50	15.00 - 40.00% of mass 95	20.87
75	30.00 - 60.00% of mass 95	49.33
96	5.00 - 9.00% of mass 95	6.47
173	Less than 2.00% of mass 174	0.00 (0.00)
174	50.00 - 100.00% of mass 95	70.37
175	5.00 - 9.00% of mass 174	6.14 (8.72)
176	95.00 - 101.00% of mass 174	68.34 (97.11)
177	5.00 - 9.00% of mass 176	5.47 (8.00)

Date : 19-NOV-2010 10:50

Client ID: BFB 1ul Instrument: hp5.i

Sample Info: BFB 1UL

Volume Injected (uL): 1.0 Operator: 001562

Column phase: DB624 20m Column diameter: 0.20

Data File: BF51119.D
Spectrum: Avg. Scans 1037-1039 (8.40), Background Scan 1030
Location of Maximum: 95.00
Number of points: 50

m/z	Y	m/z	Y	m/z	Y	m/z	Y
36.00	311	57.00	623	77.00	163	117.00	77
37.00	1334	60.00	100	79.00	476	118.00	76
38.00	1124	61.00	1118	81.00	451	121.00	75
39.00	470	62.00	1117	87.00	949	130.00	112
40.00	221	63.00	958	88.00	715	141.00	75
45.00	305	64.00	91	92.00	509	143.00	258
46.00	68	68.00	2315	93.00	986	174.00	16027
47.00	290	69.00	2389	94.00	2793	175.00	1398
48.00	109	70.00	254	95.00	22776	176.00	15564
49.00	1015	73.00	1222	96.00	1474	177.00	1245
50.00	4753	74.00	4046	104.00	184	193.00	76
51.00	1373	75.00	11236	105.00	77		
56.00	281	76.00	984	106.00	150		

Data File: \\PITSVR06\D\chem\hp5.i\5111910d.b\BF51119.D

Page 1

Date : 19-NOV-2010 10:50

Client ID: BFB 1ul

Instrument: hp5.i

Sample Info: BFB 1UL

Volume Injected (uL): 1.0

Operator: 001562

Column phase: DB624 20m

Column diameter: 0.20

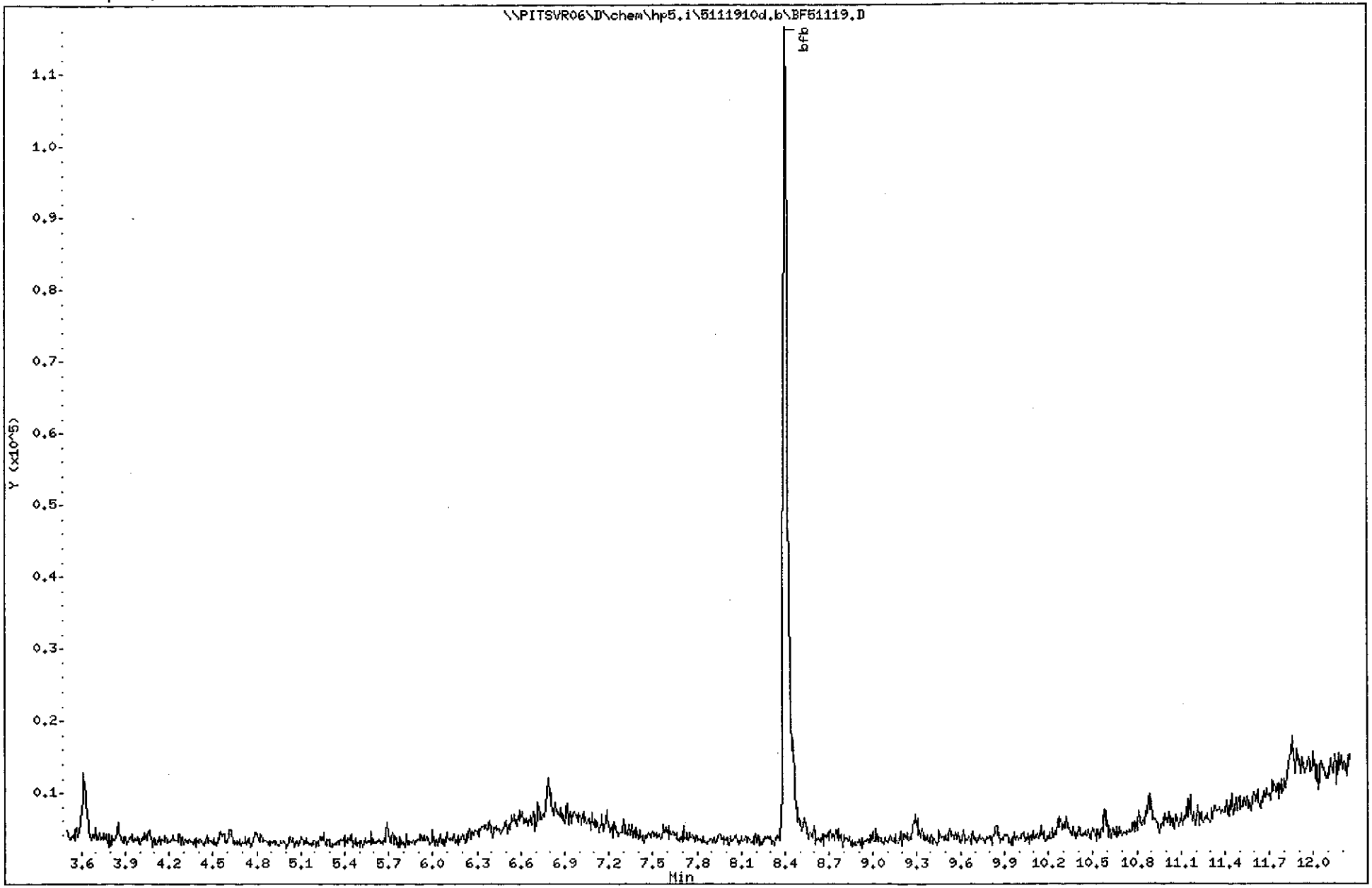

(1001 - 1109)

1091

C0K120577

METHOD BLANK REPORT

GC/MS Volatiles

Client Lot #...: C0K120577 **Work Order #...:** MAA9J1AA **Matrix.....:** WATER
MB Lot-Sample #: C0K190000-325

Prep Date.....: 11/19/10 **Analysis Time..:** 12:37
Analysis Date..: 11/19/10 **Prep Batch #...:** 0323325 **Final Wgt/Vol..:** 5 mL
Dilution Factor: 1 **Initial Wgt/Vol:** 5 mL **Instrument ID..:** HP5
Analyst ID.....: 001562

PARAMETER	RESULT	REPORTING LIMIT	UNITS	METHOD
Acetone	ND	5.0	ug/L	SW846 8260B
Benzene	ND	1.0	ug/L	SW846 8260B
Bromodichloromethane	ND	1.0	ug/L	SW846 8260B
Bromoform	ND	1.0	ug/L	SW846 8260B
Bromomethane	ND	1.0	ug/L	SW846 8260B
2-Butanone	ND	5.0	ug/L	SW846 8260B
Carbon disulfide	ND	1.0	ug/L	SW846 8260B
Carbon tetrachloride	ND	1.0	ug/L	SW846 8260B
Chlorobenzene	ND	1.0	ug/L	SW846 8260B
Chloroethane	ND	1.0	ug/L	SW846 8260B
Chloroform	ND	1.0	ug/L	SW846 8260B
Chloromethane	ND	1.0	ug/L	SW846 8260B
Cyclohexane	ND	1.0	ug/L	SW846 8260B
Dibromochloromethane	ND	1.0	ug/L	SW846 8260B
1,2-Dibromo-3-chloro-propane	ND	1.0	ug/L	SW846 8260B
1,2-Dibromoethane	ND	1.0	ug/L	SW846 8260B
1,3-Dichlorobenzene	ND	1.0	ug/L	SW846 8260B
1,4-Dichlorobenzene	ND	1.0	ug/L	SW846 8260B
1,2-Dichlorobenzene	ND	1.0	ug/L	SW846 8260B
Dichlorodifluoromethane	ND	1.0	ug/L	SW846 8260B
1,1-Dichloroethane	ND	1.0	ug/L	SW846 8260B
1,2-Dichloroethane	ND	1.0	ug/L	SW846 8260B
1,1-Dichloroethene	ND	1.0	ug/L	SW846 8260B
cis-1,2-Dichloroethene	ND	1.0	ug/L	SW846 8260B
trans-1,2-Dichloroethene	ND	1.0	ug/L	SW846 8260B
1,2-Dichloropropane	ND	1.0	ug/L	SW846 8260B
cis-1,3-Dichloropropene	ND	1.0	ug/L	SW846 8260B
trans-1,3-Dichloropropene	ND	1.0	ug/L	SW846 8260B
Ethylbenzene	ND	1.0	ug/L	SW846 8260B
2-Hexanone	ND	5.0	ug/L	SW846 8260B
Isopropylbenzene	ND	1.0	ug/L	SW846 8260B
Methyl acetate	ND	1.0	ug/L	SW846 8260B
Methylene chloride	ND	1.0	ug/L	SW846 8260B
Methylcyclohexane	ND	1.0	ug/L	SW846 8260B
4-Methyl-2-pentanone	ND	5.0	ug/L	SW846 8260B
Methyl tert-butyl ether	ND	1.0	ug/L	SW846 8260B
Styrene	ND	1.0	ug/L	SW846 8260B
1,1,2,2-Tetrachloroethane	ND	1.0	ug/L	SW846 8260B
1,2,4-Trichloro-benzene	ND	1.0	ug/L	SW846 8260B

(Continued on next page)

METHOD BLANK REPORT

GC/MS Volatiles

Client Lot #...: C0K120577 **Work Order #...:** MAA9J1AA **Matrix.....:** WATER

PARAMETER	RESULT	REPORTING LIMIT	UNITS	METHOD
Tetrachloroethene	ND	1.0	ug/L	SW846 8260B
1,1,1-Trichloroethane	ND	1.0	ug/L	SW846 8260B
1,1,2-Trichloroethane	ND	1.0	ug/L	SW846 8260B
Trichloroethene	ND	1.0	ug/L	SW846 8260B
Trichlorofluoromethane	ND	1.0	ug/L	SW846 8260B
1,1,2-Trichloro-1,2,2-trifluoroethane	ND	1.0	ug/L	SW846 8260B
Toluene	ND	1.0	ug/L	SW846 8260B
Vinyl chloride	ND	1.0	ug/L	SW846 8260B
Xylenes (total)	ND	3.0	ug/L	SW846 8260B

SURROGATE	PERCENT RECOVERY	RECOVERY LIMITS
Toluene-d8	101	(71 - 118)
1,2-Dichloroethane-d4	110	(64 - 135)
4-Bromofluorobenzene	106	(70 - 118)
Dibromofluoromethane	102	(70 - 128)

NOTE(S):

Calculations are performed before rounding to avoid round-off errors in calculated results.

Data File: \\pitsvr06\d\chem\hp5.i\5111910d.b\51119001.D
Date : 19-NOV-2010 12:37
Client ID: INTRA-LAB BLANK
Sample Info: VBLK 5ml
Purge Volume: 5.0
Column phase: DB 624

Instrument: hp5.i
Operator: 001562
Column diameter: 0.20

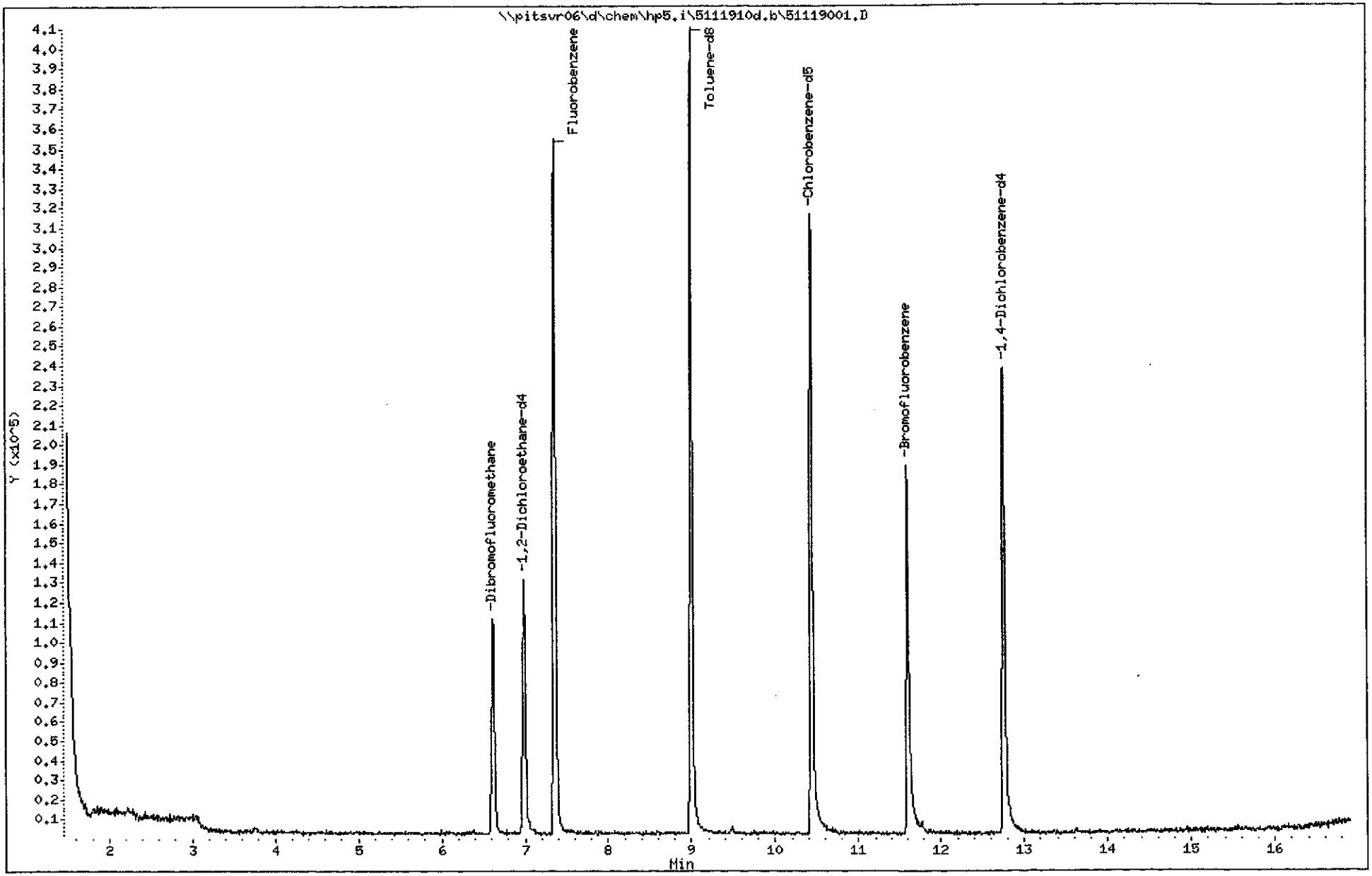

TestAmerica Pittsburgh

VOLATILE REPORT SW-846 Method

Data file : \\pitsvr06\d\chem\hp5.i\5111910d.b\51119001.D
Lab Smp Id: maa9j1aa Client Smp ID: INTRA-LAB BLANK
Inj Date : 19-NOV-2010 12:37 MS Autotune Date: 12-SEP-2010 07:53
Operator : 001562 Inst ID: hp5.i
Smp Info : VBLK 5ml
Misc Info : vblk,5111910d.b,8260ee.m,1-dwlistet.sub
Comment :
Method : \\PITSVR06\D\chem\hp5.i\5111910d.b\8260ee.m
Meth Date : 19-Nov-2010 15:13 fergusond Quant Type: ISTD
Cal Date : 21-SEP-2010 21:56 Cal File: 1A50921N.D
Als bottle: 4
Dil Factor: 1.00000
Integrator: HP RTE Compound Sublist: 1-dwlistet.sub
Target Version: 4.14
Processing Host: PITPC-530

Concentration Formula: Amt * DF * 1/Vo*Vt * CpndVariable

Name	Value	Description
DF	1.000	Dilution Factor
Vo	5.000	Sample Volume
Vt	1.000	mg/L conversion (1.0 if no conversion)
Cpnd Variable		Local Compound Variable

Compounds	QUANT SIG MASS	RT	EXP RT	REL RT	RESPONSE	CONCENTRATIONS ON-COLUMN (ng)	CONCENTRATIONS FINAL (UG/L)
* 46 Fluorobenzene	96	7.360	7.357	(1.000)	361736	50.0000	
* 69 Chlorobenzene-d5	119	10.445	10.436	(1.000)	71654	50.0000	
* 92 1,4-Dichlorobenzene-d4	152	12.762	12.753	(1.000)	90160	50.0000	
$ 39 Dibromofluoromethane	113	6.618	6.615	(0.899)	84546	50.7413	10.15
$ 43 1,2-Dichloroethane-d4	65	6.989	6.986	(0.950)	114557	54.9448	10.99
$ 59 Toluene-d8	98	9.003	9.000	(0.862)	306652	50.7023	10.14
$ 80 Bromofluorobenzene	95	11.607	11.604	(0.909)	101500	52.7721	10.55
2 Chloromethane	50	Compound Not Detected.					
3 Vinyl Chloride	62	Compound Not Detected.					
4 Bromomethane	94	Compound Not Detected.					
5 Chloroethane	64	Compound Not Detected.					
6 Trichlorofluoromethane	101	Compound Not Detected.					
1 Dichlorodifluoromethane	85	Compound Not Detected.					
12 1,1-Dichloroethene	96	Compound Not Detected.					
13 Acetone	43	Compound Not Detected.					
15 Carbon Disulfide	76	Compound Not Detected.					
18 Methylene Chloride	84	Compound Not Detected.					
19 trans-1,2-Dichloroethene	96	Compound Not Detected.					
20 Methyl tert-butyl ether	73	Compound Not Detected.					
24 1,1-Dichloroethane	63	Compound Not Detected.					
27 2,2-Dichloropropane	77	Compound Not Detected.					
28 cis-1,2-dichloroethene	96	Compound Not Detected.					

	Compounds	QUANT SIG MASS	RT	EXP RT	REL RT	RESPONSE	CONCENTRATIONS ON-COLUMN (ng)	CONCENTRATIONS FINAL (UG/L)
M	29 1,2-Dichloroethene (total)	96	Compound Not Detected.					
	30 Bromochloromethane	128	Compound Not Detected.					
	31 2-Butanone	43	Compound Not Detected.					
	37 Chloroform	83	Compound Not Detected.					
	38 1,1,1-Trichloroethane	97	Compound Not Detected.					
	40 1,1-Dichloropropene	75	Compound Not Detected.					
	41 Carbon Tetrachloride	117	Compound Not Detected.					
	42 Benzene	78	Compound Not Detected.					
	45 1,2-Dichloroethane	62	Compound Not Detected.					
	47 Trichloroethene	130	Compound Not Detected.					
	49 1,2-Dichloropropane	63	Compound Not Detected.					
	50 Dibromomethane	93	Compound Not Detected.					
	53 Bromodichloromethane	83	Compound Not Detected.					
	57 cis-1,3-Dichloropropene	75	Compound Not Detected.					
	58 4-Methyl-2-Pentanone	43	Compound Not Detected.					
	60 Toluene	91	Compound Not Detected.					
	61 trans-1,3-Dichloropropene	75	Compound Not Detected.					
	63 1,3-Dichloropropane	76	Compound Not Detected.					
	64 1,1,2-Trichloroethane	97	Compound Not Detected.					
	65 Tetrachloroethene	164	Compound Not Detected.					
	66 2-Hexanone	43	Compound Not Detected.					
	67 Dibromochloromethane	129	Compound Not Detected.					
	68 1,2-Dibromoethane	107	Compound Not Detected.					
	70 Chlorobenzene	112	Compound Not Detected.					
	71 1,1,1,2-Tetrachloroethane	131	Compound Not Detected.					
	72 Ethylbenzene	106	Compound Not Detected.					
	73 m + p-Xylene	106	Compound Not Detected.					
	74 Xylene-o	106	Compound Not Detected.					
M	75 Xylenes (total)	106	Compound Not Detected.					
	76 Styrene	104	Compound Not Detected.					
	77 Bromoform	173	Compound Not Detected.					
	78 Isopropylbenzene	105	Compound Not Detected.					
	79 Bromobenzene	156	Compound Not Detected.					
	81 n-Propylbenzene	120	Compound Not Detected.					
	82 2-Chlorotoluene	126	Compound Not Detected.					
	83 1,1,2,2-Tetrachloroethane	83	Compound Not Detected.					
	84 1,2,3-Trichloropropane	110	Compound Not Detected.					
	85 4-Chlorotoluene	126	Compound Not Detected.					
	86 1,3,5-Trimethylbenzene	105	Compound Not Detected.					
	87 tert-Butylbenzene	119	Compound Not Detected.					
	88 1,2,4-Trimethylbenzene	105	Compound Not Detected.					
	89 sec-Butylbenzene	105	Compound Not Detected.					
	90 4-Isopropyltoluene	119	Compound Not Detected.					
	91 1,3-Dichlorobenzene	146	Compound Not Detected.					
	93 1,4-Dichlorobenzene	146	Compound Not Detected.					
	94 n-Butylbenzene	91	Compound Not Detected.					
	95 1,2-Dichlorobenzene	146	Compound Not Detected.					
	96 1,2-Dibromo-3-chloropropane	157	Compound Not Detected.					
	97 1,2,4-Trichlorobenzene	180	Compound Not Detected.					
	98 Hexachlorobutadiene	225	Compound Not Detected.					
	99 Naphthalene	128	Compound Not Detected.					
	100 1,2,3-Trichlorobenzene	180	Compound Not Detected.					
	101 1,1,2-trichlorotrifluoroethane	101	Compound Not Detected.					
	102 Methyl acetate	43	Compound Not Detected.					

	Compounds	QUANT SIG MASS	RT	EXP RT	REL RT	RESPONSE	CONCENTRATIONS ON-COLUMN (ng)	CONCENTRATIONS FINAL (UG/L)
104	Cyclohexane	56	Compound Not Detected.					
105	Methyl Cyclohexane	83	Compound Not Detected.					
157	2-Chlorobenzotrifluoride	180	Compound Not Detected.					
158	3-Chlorobenzotrifluoride	180	Compound Not Detected.					
159	4-Chlorobenzotrifluoride	180	Compound Not Detected.					
160	3-Chlorotoluene	126	Compound Not Detected.					
161	2,4-Dichlorobenzotrifluoride	214	Compound Not Detected.					
162	2,5-Dichlorobenzotrifluoride	214	Compound Not Detected.					
163	3,4-Dichlorobenzotrifluoride	214	Compound Not Detected.					
164	Dichlorotoluene(2,4+2,5+2,6)	125	Compound Not Detected.					
165	Dichlorotoluene(2,3+3,4)	125	Compound Not Detected.					
166	1,3,5-Trichlorobenzene	180	Compound Not Detected.					
167	2,3,6-Trichlorotoluene	159	Compound Not Detected.					
168	2,4,5-Trichlorotoluene	159	Compound Not Detected.					
35	Tetrahydrofuran	42	Compound Not Detected.					

LABORATORY CONTROL SAMPLE EVALUATION REPORT

GC/MS Volatiles

Client Lot #...: C0K120577 **Work Order #...:** MAA9J1AC **Matrix.....:** WATER
LCS Lot-Sample#: C0K190000-325
Prep Date.....: 11/19/10 **Analysis Date..:** 11/19/10
Prep Batch #...: 0323325 **Analysis Time..:** 14:05
Dilution Factor: 1 **Initial Wgt/Vol:** 5 mL **Final Wgt/Vol..:** 5 mL
Analyst ID.....: 001562 **Instrument ID..:** HP5

PARAMETER	PERCENT RECOVERY	RECOVERY LIMITS	METHOD
Benzene	**102**	**(80 - 120)**	**SW846 8260B**
Chlorobenzene	**106**	**(80 - 120)**	**SW846 8260B**
1,1-Dichloroethene	**105**	**(65 - 136)**	**SW846 8260B**
Trichloroethene	**103**	**(73 - 120)**	**SW846 8260B**
Toluene	**111**	**(80 - 123)**	**SW846 8260B**

SURROGATE	PERCENT RECOVERY	RECOVERY LIMITS
Toluene-d8	99	(71 - 118)
1,2-Dichloroethane-d4	107	(64 - 135)
4-Bromofluorobenzene	94	(70 - 118)
Dibromofluoromethane	103	(70 - 128)

NOTE(S):

Calculations are performed before rounding to avoid round-off errors in calculated results.

Bold print denotes control parameters

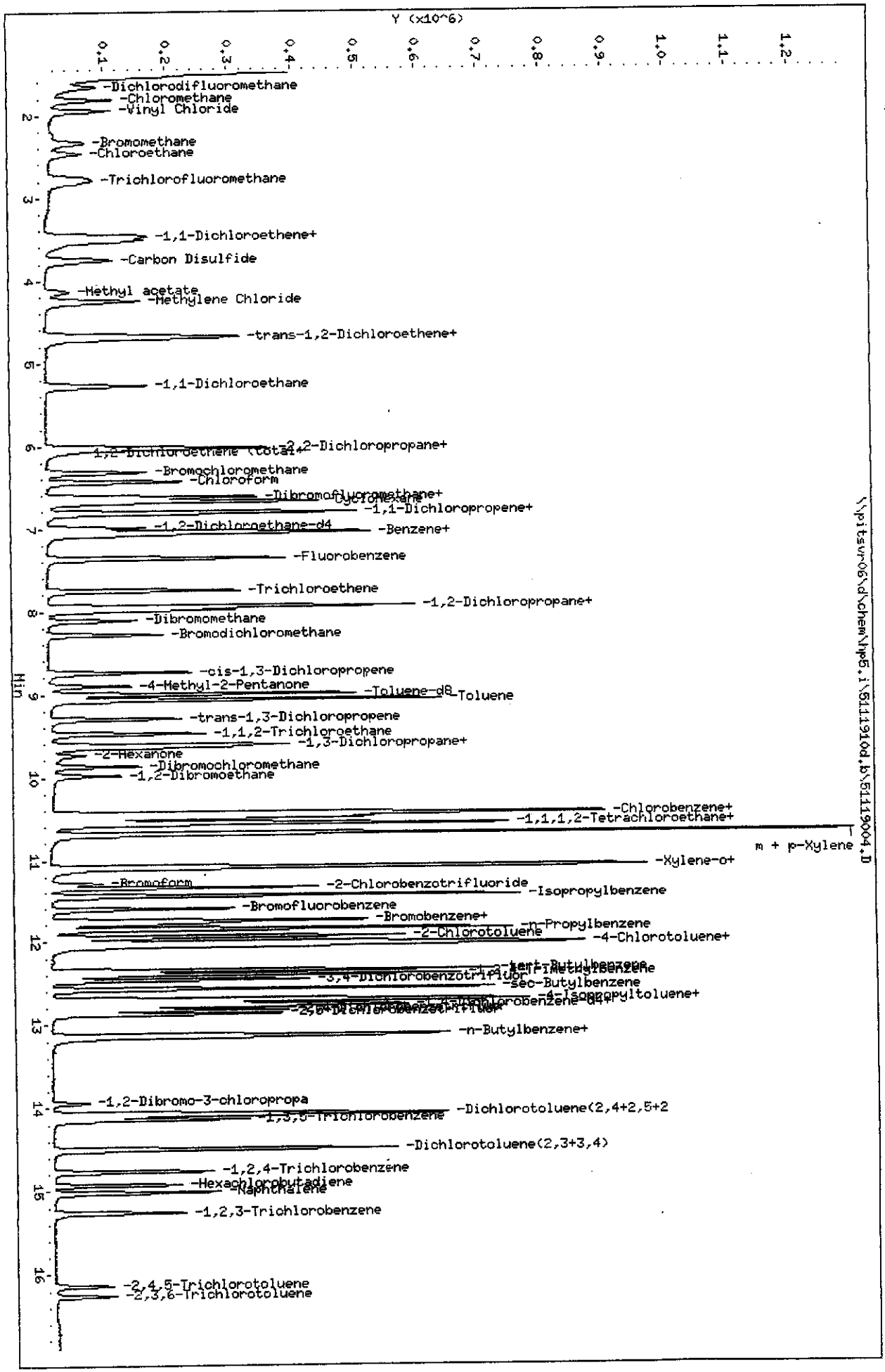
Data File: \\pitsvr06\d\chem\hp5.i\51119l0d.b\51119004.D
Date : 19-NOV-2010 14:05
Client ID: INTRA-LAB CHECK
Sample Info: BLKNS 5ml
Purge Volume: 5.0
Column phase: DB 624
Instrument: hp5.i
Operator: 001562
Column diameter: 0.20
\\pitsvr06\d\chem\hp5.i\51119l0d.b\51119004.D
Y (x10^6)
Min
-Dichlorodifluoromethane
-Chloromethane
-Vinyl Chloride
-Bromomethane
-Chloroethane
-Trichlorofluoromethane
-1,1-Dichloroethene+
-Carbon Disulfide
-Methyl acetate
-Methylene Chloride
-trans-1,2-Dichloroethene+
-1,1-Dichloroethane
-2,2-Dichloropropane+
1,2-Dichloroethene (total)
-Bromochloromethane
-Chloroform
-Dibromofluoromethane+
Cyclohexane
-1,1-Dichloropropene+
-1,2-Dichloroethane-d4
-Benzene+
-Fluorobenzene
-Trichloroethene
-1,2-Dichloropropane+
-Dibromomethane
-Bromodichloromethane
-cis-1,3-Dichloropropene
-4-Methyl-2-Pentanone
-Toluene-d8
Toluene
-trans-1,3-Dichloropropene
-1,1,2-Trichloroethane
-1,3-Dichloropropane+
-2-Hexanone
-Dibromochloromethane
-1,2-Dibromoethane
-Chlorobenzene+
-1,1,1,2-Tetrachloroethane+
m + p-Xylene
-Xylene-o+
-Bromoform
-2-Chlorobenzotrifluoride
-Isopropylbenzene
-Bromofluorobenzene
-Bromobenzene+
-n-Propylbenzene
-2-Chlorotoluene
-4-Chlorotoluene+
-tert-Butylbenzene
-1,3,5-Trimethylbenzene
-3,4-Dichlorobenzotrifluor
-sec-Butylbenzene
-4-Isopropyltoluene+
-n-Butylbenzene+
-1,2-Dibromo-3-chloropropa
-Dichlorotoluene(2,4+2,5+2
-1,3,5-Trichlorobenzene
-Dichlorotoluene(2,3+3,4)
-1,2,4-Trichlorobenzene
-Hexachlorobutadiene
-Naphthalene
-1,2,3-Trichlorobenzene
-2,4,5-Trichlorotoluene
-2,3,6-Trichlorotoluene

Page 6

TestAmerica Pittsburgh

VOLATILE REPORT SW-846 Method

Data file : \\pitsvr06\d\chem\hp5.i\5111910d.b\51119004.D
Lab Smp Id: maa9j1ac Client Smp ID: INTRA-LAB CHECK
Inj Date : 19-NOV-2010 14:05 MS Autotune Date: 12-SEP-2010 07:53
Operator : 001562 Inst ID: hp5.i
Smp Info : BLKMS 5ml
Misc Info : lcs,5111910d.b,8260ee.m,1-dwlistet.sub
Comment :
Method : \\PITSVR06\D\chem\hp5.i\5111910d.b\8260ee.m
Meth Date : 19-Nov-2010 15:13 fergusond Quant Type: ISTD
Cal Date : 21-SEP-2010 21:56 Cal File: 1A50921N.D
Als bottle: 7
Dil Factor: 1.00000
Integrator: HP RTE Compound Sublist: 1-dwlistet.sub
Target Version: 4.14
Processing Host: PITSVR06

Concentration Formula: Amt * DF * 1/Vo*Vt * CpndVariable

Name	Value	Description
DF	1.000	Dilution Factor
Vo	5.000	Sample Volume
Vt	1.000	mg/L conversion (1.0 if no conversion)
Cpnd Variable		Local Compound Variable

	Compounds	QUANT SIG MASS	RT	EXP RT	REL RT	RESPONSE	CONCENTRATIONS ON-COLUMN (ng)	FINAL (UG/L)	
*	46 Fluorobenzene	96	7.364	7.357	(1.000)	405926	50.0000		
*	69 Chlorobenzene-d5	119	10.436	10.436	(1.000)	86308	50.0000		(M)
*	92 1,4-Dichlorobenzene-d4	152	12.754	12.753	(1.000)	128991	50.0000		
$	39 Dibromofluoromethane	113	6.616	6.615	(0.898)	96044	51.3670	10.27	
$	43 1,2-Dichloroethane-d4	65	6.993	6.986	(0.950)	125290	53.5508	10.71	
$	59 Toluene-d8	98	9.000	9.000	(0.862)	359456	49.3421	9.868	
$	80 Bromofluorobenzene	95	11.604	11.604	(0.910)	129787	47.1655	9.433	
	2 Chloromethane	50	1.810	1.809	(0.246)	170087	57.9264	11.58	
	3 Vinyl Chloride	62	1.937	1.937	(0.263)	157973	58.9853	11.80	
	4 Bromomethane	94	2.327	2.339	(0.316)	69293	61.0302	12.21	
	5 Chloroethane	64	2.467	2.466	(0.335)	88373	63.6705	12.73	
	6 Trichlorofluoromethane	101	2.777	2.764	(0.377)	157233	72.2318	14.45	
	1 Dichlorodifluoromethane	85	1.652	1.651	(0.224)	140967	51.7738	10.35	
	12 1,1-Dichloroethene	96	3.464	3.458	(0.470)	110645	52.3249	10.46	
	13 Acetone	43	3.610	3.592	(0.490)	41681	48.5990	9.720	
	15 Carbon Disulfide	76	3.756	3.744	(0.510)	302443	54.0954	10.82	
	18 Methylene Chloride	84	4.255	4.249	(0.578)	124890	48.8678	9.774	
	19 trans-1,2-Dichloroethene	96	4.675	4.662	(0.635)	119778	51.2175	10.24	
	20 Methyl tert-butyl ether	73	4.699	4.693	(0.638)	305597	54.2287	10.84	
	24 1,1-Dichloroethane	63	5.277	5.271	(0.717)	236113	54.0657	10.81	
	27 2,2-Dichloropropane	77	6.019	6.019	(0.817)	145092	73.7114	14.74	
	28 cis-1,2-dichloroethene	96	6.038	6.031	(0.820)	128932	51.4629	10.29	

		QUANT SIG					CONCENTRATIONS ON-COLUMN	FINAL
	Compounds	MASS	RT	EXP RT	REL RT	RESPONSE	(ng)	(UG/L)
M	29 1,2-Dichloroethene (total)	96				248710	102.680	20.54
	30 Bromochloromethane	128	6.324	6.317	(0.859)	56426	51.8246	10.36
	31 2-Butanone	43	6.086	6.080	(0.827)	57725	47.3099	9.462
	37 Chloroform	83	6.433	6.433	(0.874)	216267	54.7894	10.96
	38 1,1,1-Trichloroethane	97	6.622	6.615	(0.899)	179497	59.6240	11.92
	40 1,1-Dichloropropene	75	6.810	6.810	(0.925)	182300	53.8131	10.76
	41 Carbon Tetrachloride	117	6.810	6.810	(0.925)	151738	60.7445	12.15
	42 Benzene	78	7.048	7.041	(0.957)	524304	51.0631	10.21
	45 1,2-Dichloroethane	62	7.078	7.071	(0.961)	169259	56.5350	11.31
	47 Trichloroethene	130	7.753	7.747	(1.053)	121630	51.5842	10.32
	49 1,2-Dichloropropane	63	7.990	7.984	(1.085)	121928	47.1119	9.422
	50 Dibromomethane	93	8.112	8.112	(1.102)	67793	52.8073	10.56
	53 Bromodichloromethane	83	8.282	8.276	(1.125)	146249	55.7386	11.15
	57 cis-1,3-Dichloropropene	75	8.739	8.738	(1.187)	155289	49.7536	9.951
	58 4-Methyl-2-Pentanone	43	8.903	8.897	(0.853)	108871	53.6698	10.73
	60 Toluene	91	9.067	9.067	(0.869)	511104	55.5250	11.10
	61 trans-1,3-Dichloropropene	75	9.298	9.298	(0.891)	139047	61.0737	12.21
	63 1,3-Dichloropropane	76	9.645	9.639	(0.924)	174491	53.8050	10.76
	64 1,1,2-Trichloroethane	97	9.475	9.474	(0.908)	92125	52.0506	10.41
	65 Tetrachloroethene	164	9.615	9.614	(0.921)	95551	55.8396	11.17
	66 2-Hexanone	43	9.736	9.730	(0.933)	63583	45.0966	9.019
	67 Dibromochloromethane	129	9.870	9.870	(0.946)	86086	56.7572	11.35
	68 1,2-Dibromoethane	107	9.986	9.979	(0.957)	92321	56.5162	11.30
	70 Chlorobenzene	112	10.466	10.466	(1.003)	296923	52.7617	10.55
	71 1,1,1,2-Tetrachloroethane	131	10.546	10.545	(1.010)	102689	59.4544	11.89(Q)
	72 Ethylbenzene	106	10.570	10.569	(1.013)	174101	54.1103	10.82
	73 m + p-Xylene	106	10.685	10.685	(1.024)	431546	110.578	22.12
	74 Xylene-o	106	11.081	11.081	(1.062)	211402	56.8562	11.37
M	75 Xylenes (total)	106				642948	167.434	33.49
	76 Styrene	104	11.099	11.093	(1.064)	335190	54.4679	10.89
	77 Bromoform	173	11.288	11.287	(1.082)	50997	59.4421	11.89
	78 Isopropylbenzene	105	11.446	11.446	(1.097)	541084	55.6617	11.13
	79 Bromobenzene	156	11.762	11.756	(0.922)	113729	48.9846	9.797
	81 n-Propylbenzene	120	11.853	11.859	(0.929)	145320	50.3750	10.08
	82 2-Chlorotoluene	126	11.945	11.944	(0.937)	123197	49.1677	9.834
	83 1,1,2,2-Tetrachloroethane	83	11.744	11.744	(0.921)	138075	52.7599	10.55
	84 1,2,3-Trichloropropane	110	11.793	11.792	(0.925)	42532	53.5253	10.70
	85 4-Chlorotoluene	126	12.054	12.054	(0.945)	138245	50.3155	10.06
	86 1,3,5-Trimethylbenzene	105	12.030	12.030	(0.943)	441052	50.8347	10.17
	87 tert-Butylbenzene	119	12.358	12.352	(0.969)	367383	49.7592	9.952
	88 1,2,4-Trimethylbenzene	105	12.401	12.407	(0.972)	423322	49.6088	9.922
	89 sec-Butylbenzene	105	12.571	12.571	(0.986)	538296	49.2014	9.840
	90 4-Isopropyltoluene	119	12.717	12.717	(0.997)	425062	48.2973	9.659
	91 1,3-Dichlorobenzene	146	12.693	12.693	(0.995)	218367	49.8028	9.960
	93 1,4-Dichlorobenzene	146	12.778	12.778	(1.002)	228056	49.8321	9.966
	94 n-Butylbenzene	91	13.131	13.131	(1.030)	377842	48.0069	9.601
	95 1,2-Dichlorobenzene	146	13.155	13.155	(1.031)	206668	49.3591	9.872
	96 1,2-Dibromo-3-chloropropane	157	13.934	13.940	(1.093)	19664	53.4726	10.69
	97 1,2,4-Trichlorobenzene	180	14.767	14.767	(1.158)	101814	47.5541	9.511
	98 Hexachlorobutadiene	225	14.932	14.931	(1.171)	44794	43.1773	8.635
	99 Naphthalene	128	15.017	15.017	(1.177)	264736	47.5423	9.508
	100 1,2,3-Trichlorobenzene	180	15.266	15.266	(1.197)	88501	46.9837	9.397
	101 1,1,2-trichlorotrifluoroethane	101	3.525	3.519	(0.479)	119364	52.7645	10.55
	102 Methyl acetate	43	4.134	4.133	(0.561)	106722	52.9907	10.60

Compounds	QUANT SIG MASS	RT	EXP RT	REL RT	RESPONSE	CONCENTRATIONS ON-COLUMN (ng)	CONCENTRATIONS FINAL (UG/L)
104 Cyclohexane	56	6.676	6.670	(0.907)	253644	49.4382	9.888
105 Methyl Cyclohexane	83	7.942	7.941	(1.078)	241378	49.2006	9.840
157 2-Chlorobenzotrifluoride	180	11.342	11.342	(1.087)	154635	52.5100	10.50
158 3-Chlorobenzotrifluoride	180	10.442	10.442	(1.001)	156729	49.0395	9.808
159 4-Chlorobenzotrifluoride	180	10.497	10.496	(1.006)	150851	50.3124	10.06
160 3-Chlorotoluene	126	12.006	12.005	(0.941)	122472	48.4712	9.694
161 2,4-Dichlorobenzotrifluoride	214	12.827	12.826	(1.006)	96844	45.6673	9.133
162 2,5-Dichlorobenzotrifluoride	214	12.875	12.869	(1.010)	117904	47.5834	9.517
163 3,4-Dichlorobenzotrifluoride	214	12.468	12.468	(0.978)	113519	46.0913	9.218
164 Dichlorotoluene(2,4+2,5+2,6)	125	14.074	14.080	(1.104)	422781	134.685	26.94
165 Dichlorotoluene(2,3+3,4)	125	14.500	14.499	(1.137)	286154	92.7314	18.55
166 1,3,5-Trichlorobenzene	180	14.147	14.147	(1.109)	118586	45.4117	9.082
167 2,3,6-Trichlorotoluene	159	16.258	16.258	(1.275)	32268	38.6853	7.737
168 2,4,5-Trichlorotoluene	159	16.142	16.142	(1.266)	35673	38.5659	7.713
35 Tetrahydrofuran	42	Compound Not Detected.					

QC Flag Legend

Q - Qualifier signal failed the ratio test.
M - Compound response manually integrated.

Data File Name: 51119004.D
Inj. Date and Time: 19-NOV-2010 14:05
Instrument ID: hp5.i
Client ID: INTRA-LAB CHECK
Compound Name: Chlorobenzene-d5
CAS #:

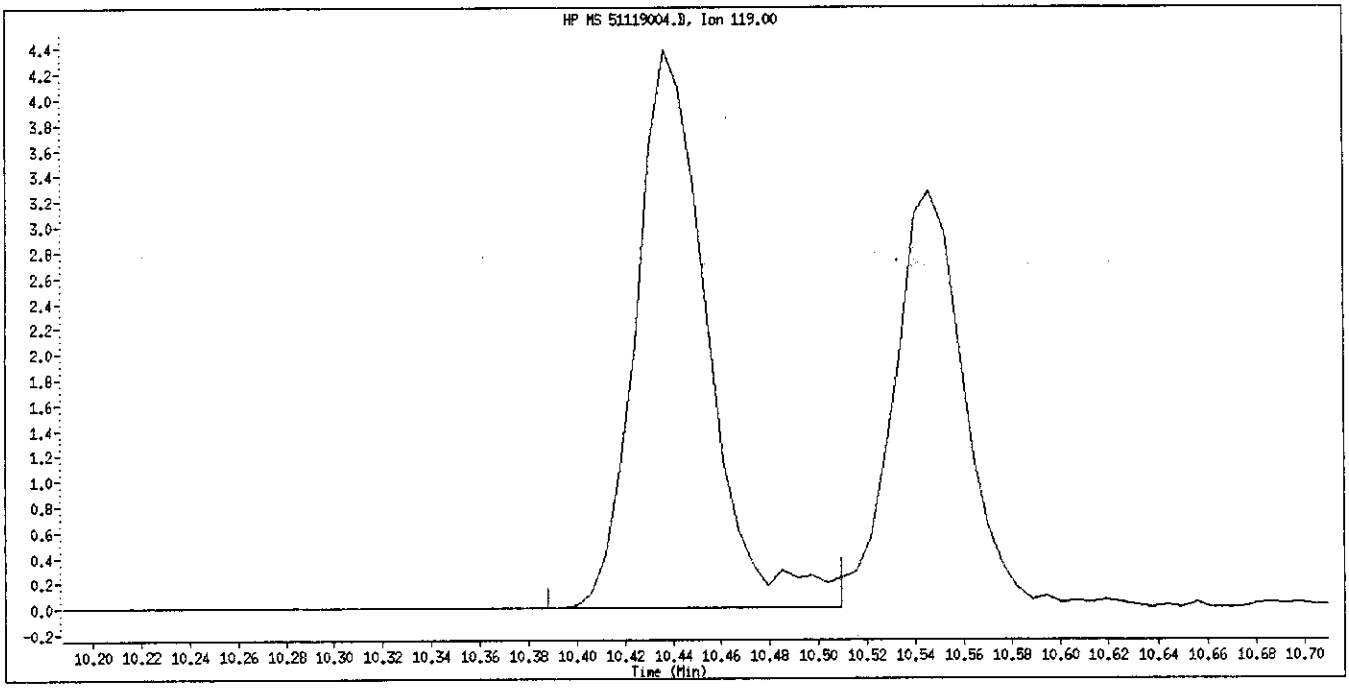

Original Integration

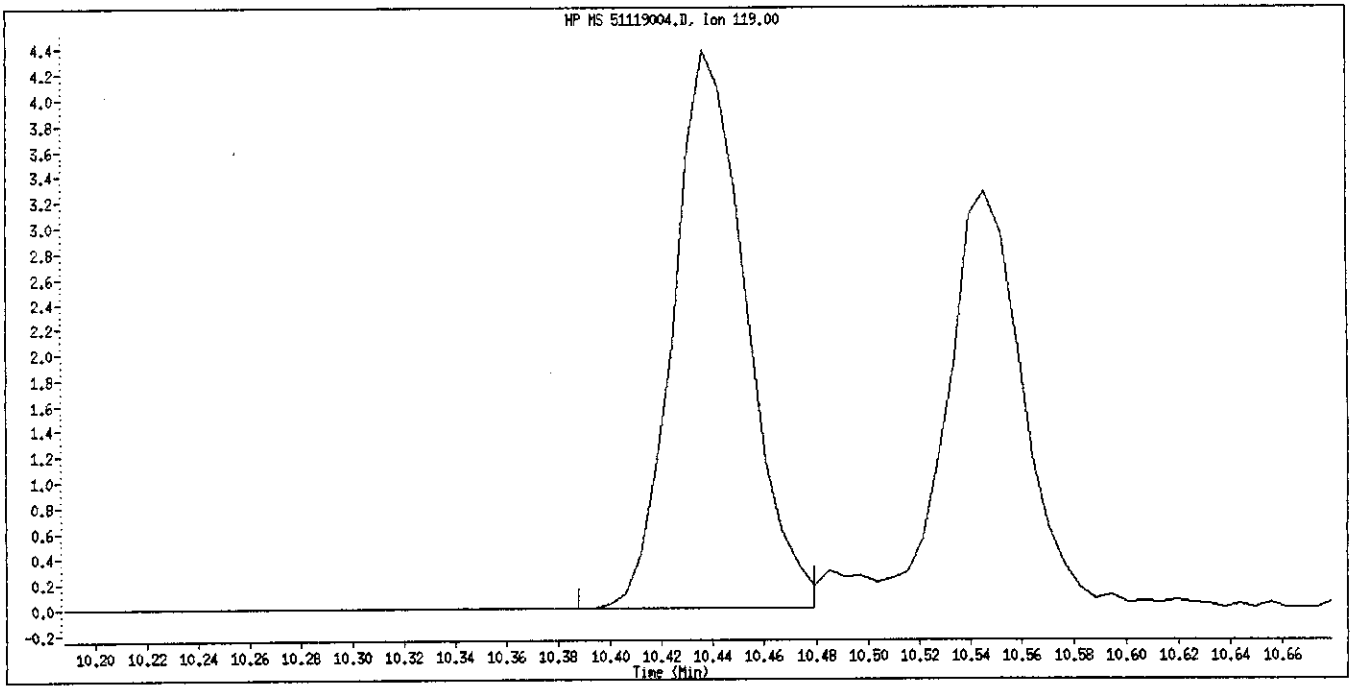

Manual Integration

Manually Integrated By: fergusond
Manual Integration Reason: Peak Integrated Incorrectly

GC/MS VOLATILE
MISCELLANEOUS

TestAmerica Pittsburgh
GC/MS VOA INSTRUMENT LOG

Page# 1 of 2

Standard IDs
BFB: VOA 0981-10
VOA: VOA 0991-10
SURR: VOA 29 1000-10 2 10/16/10
MS/LCS: VOA 0992-10
INT: VOA 0999-10

VOA 0962-10, 1004-10 Aceto
VOA 0964-10 Ketone
VOA 0967-10 EE

Inst ID : hp5.i
Batch ID : 5101510d.b
Matrix : WATER Level: LOW
Method : 8260B LL H2O
Balance ID:
Analyst: JL
Reviewed by/Date:

Comments: (1) Internal outside QC limits; (2) Surrogate outside control limits

Date	Time	File ID	Sample ID	AS Posn	pH <2	Res Cl2 Y/N	Comments
15-OCT-2010	14:47	BF51015.D	BFB 1UL	6			176↓
15-OCT-2010	15:16	BF51015B.D	BFB 1UL	6			/ 15:16
15-OCT-2010	15:55	CC51015.D	VSTD10 5ml	3			1,1-PCEthene ↑
15-OCT-2010	16:19	AC51015.D	APPIX10 5ml	3			/
15-OCT-2010	16:44	CC51015B.D	VSTD10 5ml	3			1,1-DCEthene ↑
15-OCT-2010	17:32	5101501.D	vblk 5ml	1			OK
15-OCT-2010	17:56	1A51015.D	VSTD1 5ml	1			
15-OCT-2010	18:21	1B51015.D	VSTD5 5ml	2			/
15-OCT-2010	18:45	1C51015.D	VSTD10 5ml	3			/
15-OCT-2010	19:09	1D51015.D	VSTD15 5ml	4			/
15-OCT-2010	19:34	1E51015.D	VSTD20 5ml	5			/
15-OCT-2010	19:58	1F51015.D	VSTD35 5ml	6			/
15-OCT-2010	20:23	1G51015.D	VSTD40 5ml	7			/
15-OCT-2010	20:59	5101502.D	vblk 5ml	1			
15-OCT-2010	21:31	5101503.D	vblk 5ml	2			
15-OCT-2010	21:55	1A51015B.D	VBLK 5ml	1			
15-OCT-2010	22:20	1A51015C.D	VSTD1 5ml	1			/
15-OCT-2010	22:44	VR51015.D	VSTD10 5ml	3			/ D.O.2
15-OCT-2010	23:24	5101504.D	vblk 5ml	1			X (1)↓
16-OCT-2010	00:40	5101506.D	mdlv02 5ml	2			/ use 5101505 for blk
16-OCT-2010	01:19	5101506B.D	mdlv02 5ml	2			/
16-OCT-2010	01:43	5101507.D	mdlv03 5ml	3			/

TestAmerica Pittsburgh
GC/MS VOA INSTRUMENT LOG

Page# 2of2

Page 2 of Batch 5101510d.b on Instrument HP5.I
For header information, refer to the first page of this batch's log.

Comments: (1) Internal outside QC limits; (2) Surrogate outside control limits

Date	Time	File ID	Sample ID	AS Posn	pH <2	Res Cl2 Y/N	Comments
16-OCT-2010	02:08	5101508.D	mdlv04 5ml	4			✓ 02:08 10-16-10
~~16~~ 15 OCT-2010	23:59	5101505.D	vblk 5ml	1			✓ run after 5101504

SL 10/16/10

Form ID: VOARunLog R0.4:10/04/2010

(1001 - 1109)

1106

C0K120577

TestAmerica Pittsburgh
GC/MS VOA INSTRUMENT LOG

Page# 1 of 2

Standard IDs
BFB: VOA 1076-10
VOA: VOA 1105-10
SURR: VOA 1067-10
MS/LCS: VOA 1106-10
INT: VOA 1106-10

VOA 1173-10 [illegible]
VOA 1057-10 (A/EE)
VOA 1054-10 KETONES

Inst ID : hp5.i
Batch ID : 5111910d.b
Matrix : WATER
Method : 8260 BLW
Level: LOW
Balance ID: NA
Analyst: DHE [illegible]
Reviewed by/Date:

Comments: (1) Internal outside QC limits; (2) Surrogate outside control limits

Date	Time	File ID	Sample ID	AS Posn	pH <2	Res Cl2 Y/N	Comments
19-NOV-2010	10:50	BF51119.D	BFB 1UL	1		NA	
19-NOV-2010	11:26	CC51119.D	VSTD10 5ml	2			
19-NOV-2010	11:50	IC51119.D	INDIANA10 5ml	3			
19-NOV-2010	12:37	51119001.D	VBLK 5ml	4			
19-NOV-2010	13:16	51119002.D	C0K150433-003 5ml	5	1		
19-NOV-2010	13:41	51119003.D	C0K110542-001 5ml	6	1		
19-NOV-2010	14:05	51119004.D	BLKMS 5ml	7			
19-NOV-2010	14:29	51119005.D	C0K150433-003ms 5ml	8	1		
19-NOV-2010	14:53	51119006.D	C0K150433-003msd 5ml	9	1		
19-NOV-2010	15:29	51119007.D	C0K130451-013 5ml	10	1		
19-NOV-2010	15:53	51119008.D	C0K120577-003 5ml	11	1		
19-NOV-2010	16:17	51119009.D	C0K120558-001 10x 2.5ml/25ml)/	12	1		
19-NOV-2010	16:41	51119010.D	C0K160522-001 5ml	13	1		
19-NOV-2010	17:05	51119011.D	blank 5ml	14			
19-NOV-2010	17:29	51119012.D	C0K110490-001 5ml	15	1		
19-NOV-2010	17:54	51119013.D	C0K110490-002 5ml	16	1		
19-NOV-2010	18:18	51119014.D	C0K150433-001 5ml	17	1		
19-NOV-2010	18:43	51119015.D	C0K150433-002 5ml	18	1		
19-NOV-2010	19:08	51119016.D	C0K150433-004 5ml	19	1		
19-NOV-2010	19:32	51119017.D	C0K150433-005 5ml	20	1		
19-NOV-2010	19:57	51119018.D	C0K150433-006 5ml	21	1		
19-NOV-2010	20:22	51119019.D	C0K150433-007 5ml	22	1		

TestAmerica Pittsburgh
GC/MS VOA INSTRUMENT LOG

Page# 2 of 2

Page 2 of Batch 5111910d.b on Instrument HP5.I
For header information, refer to the first page of this batch's log.

Comments: (1) Internal outside QC limits; (2) Surrogate outside control limits

Date	Time	File ID	Sample ID	AS Posn	pH <2	Res Cl2 Y/N	Comments
19-NOV-2010	20:46	51119020.D	blank 5ml	23		NA	
19-NOV-2010	21:10	51119021.D	C0K150433-008 5ml	24			
19-NOV-2010	21:34	51119022.D	C0K150433-009 5ml	25			
19-NOV-2010	21:59	51119023.D	C0K150433-010 5ml	26			
19-NOV-2010	22:23	51119024.D	C0K150433-011 5ml	27			
19-NOV-2010	22:48	51119025.D	C0K150433-012 5ml	28			
19-NOV-2010	23:13	51119026.D	blank 5ml	29			
19-NOV-2010	23:37	51119027.D	blank 5ml	30			

Form ID: VOARunLog R0.4:10/04/2010

(1001 - 1109)

1108

C0K120577

PSR024 11/16/10 10:13:37 MT SAMPLE CUSTODIAN REMOVAL REQUEST PAGE 001

REQUESTED BY: **GORDONK**

METHOD: QK Volatile Organics, GC/MS (8260B)

STORAGE LOCATION	WORK ORDER #	PICKED CNTR#	CONTROL #	CLIENT #	ANALYSIS	LOTID	SMP#	SFX	MATRIX DESCRIPTION	QTY RCVD	QTY REQD
5C,CLP1	L91KN-1-AA	___ ___ ___	917820	371899	I-25-QK	C0K120577	003		WATER	0	5 1

RELINQUISHED BY	RECEIVED BY	DATE/TIME
CLP1	Don Ferguson	11/19/10 08:10
DLZ	CLP1	11/19/10 15:30

***** END OF REPORT *****

GC/MS SEMIVOLATILE DATA

GC/MS SEMIVOLATILE
QC SUMMARY

SW846 8270C SURROGATE RECOVERY

Lab Name: TestAmerica Laboratories, Inc. Client: MACTEC Engineering and Consulting Inc

Lab Code: TALPIT SDG No:

Lot #: C0K120577

Extraction: XXI514201

	CLIENT ID.	SRG01	SRG02	SRG03	SRG04	SRG05	SRG06	TOT OUT
01	INTRA-LAB QC	75	82	73	67	70	75	00
02	MW-10	75	71	75	71	72	95	00
03	MW-11	0 D	0 D	0 D	0 D	0 D	0 D	06
04	MW-11 RE-1	0 D	0 D	0 D	0 D	0 D	0 D	06
05	MW-12-1110	83	22	77	80	78	88	00
06	METHOD BLK. L937E1AA	73	97	78	73	77	102	00
07	LCS L937E1AC	65	88	72	69	74	97	00
08	LAB MS/MSD D	91	93	82	81	86	96	00
09	LAB MS/MSD S	82	88	75	69	74	93	00

SURROGATES		QC LIMITS
SRG01	= Nitrobenzene-d5	(23-112)
SRG02	= Terphenyl-d14	(10-132)
SRG03	= 2-Fluorobiphenyl	(19-107)
SRG04	= 2-Fluorophenol	(10-111)
SRG05	= Phenol-d5	(15-112)
SRG06	= 2,4,6-Tribromophenol	(16-122)

\# Column to be used to flag recovery values
* Values outside of required QC Limits
D System monitoring Compound diluted out

FORM II

SW846 8270C CHECK SAMPLE RECOVERY

Lab Name: TestAmerica Laboratories, Inc. Client: MACTEC Engineering and Consulting Inc

Lab Code: TALPIT SDG No:

Lot #: C0K160000 WO #: L937E1AC
BATCH: 0320088

COMPOUND	SPIKE ADDED (ug/L)	SAMPLE CONCENT. (ug/L)	% REC	QC LIMITS REC	QUAL
Phenol	20.0	13.6	68	32- 95	
2-Chlorophenol	20.0	13.2	66	31- 99	
1,4-Dichlorobenzene	20.0	12.4	62	34- 93	
N-Nitrosodi-n-propylamine	20.0	13.8	69	34- 101	
1,2,4-Trichlorobenzene	20.0	12.7	63	34- 96	
4-Chloro-3-methylphenol	20.0	14.6	73	35- 104	
Acenaphthene	20.0	14.3	72	35- 99	
4-Nitrophenol	20.0	17.0	85	29- 115	
2,4-Dinitrotoluene	20.0	17.2	86	37- 115	
Pentachlorophenol	20.0	13.6	68	15- 111	
Pyrene	20.0	16.5	83	35- 106	
4-Methylphenol	40.0	30.8	77	32- 100	
Hexachloroethane	20.0	12.4	62	32- 94	
Naphthalene	20.0	12.8	64	35- 97	
4-Bromophenyl phenyl ethe	20.0	16.2	81	37- 104	
Butyl benzyl phthalate	20.0	15.4	77	36- 108	

NOTES(S):

* Values outside of QC limits

Spike Recovery: 0 out of 16 outside limits

COMMENTS:

FORM III

SW846 8270C MATRIX SPIKE/MATRIX SPIKE DUPLICATE RECOVERY

Lab Name: TestAmerica Laboratories, Inc. Client: MACTEC Engineering and Consulting Inc

Lab Code: TALPIT SDG No:

Matrix Spike ID: LAB MS/MSD

Lot #: C0K110445 WO #: L9V6K1AF
BATCH: 0320088

COMPOUND	SPIKE ADDED (ug/L)	SAMPLE CONCENT. (ug/L)	MS CONCENT. (ug/L)	MS % REC	LIMITS REC	QUAL
Phenol	21.1		14.1	67	32- 95	a
2-Chlorophenol	21.1		15.5	73	31- 99	a
1,4-Dichlorobenzene	21.1		13.8	65	34- 93	a
N-Nitrosodi-n-propylamine	21.1		17.2	82	34- 101	a
1,2,4-Trichlorobenzene	21.1		14.0	66	34- 96	a
4-Chloro-3-methylphenol	21.1		15.4	73	35- 104	a
Acenaphthene	21.1		39.6	188*	35- 99	a
4-Nitrophenol	21.1		12.0	57	29- 115	a
2,4-Dinitrotoluene	21.1		19.1	91	37- 115	a
Pentachlorophenol	21.1	ND	19.3	91	15- 111	
Pyrene	21.1		42.2	200*	35- 106	a
4-Methylphenol	42.2		32.9	78	32- 100	a
Hexachloroethane	21.1		13.5	64	32- 94	a
Naphthalene	21.1	1.1	16.0	71	35- 97	
4-Bromophenyl phenyl ethe	21.1		17.9	85	37- 104	a
Butyl benzyl phthalate	21.1		17.9	85	36- 108	a

NOTES(S):

a Spiked analyte recovery is outside stated control limits.

Column to be used to flag recovery and RPD values with an asterisk
* Values outside of QC limits

RPD: 0 out of 0 outside limits
Spike Recovery: 2 out of 16 outside limits

COMMENTS:

FORM III

SW846 8270C MATRIX SPIKE/MATRIX SPIKE DUPLICATE RECOVERY

Lab Name: TestAmerica Laboratories, Inc. Client: MACTEC Engineering and Consulting Inc

Lab Code: TALPIT SDG No:

Matrix Spike ID: LAB MS/MSD

Lot #: C0K110445 WO #: L9V6K1AG
BATCH: 0320088

COMPOUND	SPIKE ADDED (ug/L)	MSD CONCENT. (ug/L)	MSD % REC	% RPD		QC LIMITS RPD	QC LIMITS REC	QUAL
Phenol	19.4	15.3	79	8.4		39	32 - 95	a
2-Chlorophenol	19.4	16.6	85	7.0		39	31 - 99	a
1,4-Dichlorobenzene	19.4	14.7	76	6.1		41	34 - 93	a
N-Nitrosodi-n-propylamine	19.4	18.0	93	4.6		43	34 - 101	a
1,2,4-Trichlorobenzene	19.4	14.3	73	1.7		45	34 - 96	a
4-Chloro-3-methylphenol	19.4	15.6	81	1.8		42	35 - 104	a
Acenaphthene	19.4	38.1	196*	3.9		41	35 - 99	a
4-Nitrophenol	19.4	12.3	64	3.0		42	29 - 115	a
2,4-Dinitrotoluene	19.4	20.4	105	6.6		39	37 - 115	a
Pentachlorophenol	19.4	19.4	100	0.39		42	15 - 111	
Pyrene	19.4	39.9	206*	5.7		42	35 - 106	a
4-Methylphenol	38.8	34.6	89	4.9		41	32 - 100	a
Hexachloroethane	19.4	14.4	74	6.7		39	32 - 94	a
Naphthalene	19.4	15.9	76	1.1		43	35 - 97	
4-Bromophenyl phenyl ethe	19.4	17.4	90	2.7		40	37 - 104	a
Butyl benzyl phthalate	19.4	17.2	89	4.1		40	36 - 108	a

NOTES(S):

a Spiked analyte recovery is outside stated control limits.

Column to be used to flag recovery and RPD values with an asterisk
* Values outside of QC limits

RPD: 0 out of 16 outside limits
Spike Recovery: 2 out of 16 outside limits

COMMENTS:

FORM III

SW846 8270C METHOD BLANK SUMMARY

BLANK WORKORDER NO.: L937E1AA

Lab Name: TestAmerica Laboratories, Inc.

Lab Code: TALPIT

SDG Number:

Lab File ID: N1117014.

Lot Number: C0K120577

Date Analyzed: 11/17/10

Time Analyzed: 11:41

Matrix: WATER

Date Extracted:11/16/10

GC Column: DB5 ID: .32

Extraction Method:

Instrument ID: 733

Level:(low/med) LOW

THIS METHOD BLANK APPLIES TO THE FOLLOWING SAMPLES, LCS, LCSD, MS , MSD:

	CLIENT ID.	SAMPLE WORK ORDER #	LAB FILE ID	DATE ANALYZED	TIME ANALYZED
01	INTRA-LAB QC	L9V6K1AC	N1117016.	11/17/10	18:53
02	LAB MS/MSD	L9V6K1AF S	N1117017.	11/17/10	19:13
03	LAB MS/MSD	L9V6K1AG D	N1117018.	11/17/10	19:34
04	MW-10	L91KH1AA	N1117020.	11/17/10	20:15
05	MW-11	L91KM1AA	N1117021.	11/17/10	20:35
06	MW-11	L91KM2AA	N1118001.	11/18/10	11:35
07	MW-12-1110	L91KN1AC	N1118002.	11/18/10	11:55
08	CHECK SAMPLE	L937E1AC C	N1117015.	11/17/10	13:24
09					
10					
11					
12					
13					
14					
15					
16					
17					
18					
19					
20					
21					
22					
23					
24					
25					
26					
27					
28					
29					
30					

COMMENTS:

FORM IV

FORM 5
SEMIVOLATILE ORGANIC INSTRUMENT PERFORMANCE CHECK
DECAFLUOROTRIPHENYLPHOSPHINE (DFTPP)

Lab Name: TESTAMERICA PITTSBURGH Contract:

Lab Code: TA Case No.: SAS No.: SDG No.:

Lab File ID: N1110DF1 DFTPP Injection Date: 11/10/10

Instrument ID: 733 DFTPP Injection Time: 0633

m/e	ION ABUNDANCE CRITERIA	% RELATIVE ABUNDANCE
51	30.0 - 60.0% of mass 198	49.5
68	Less than 2.0% of mass 69	0.0 (0.0)1
69	Mass 69 relative abundance	54.5
70	Less than 2.0% of mass 69	0.4 (0.8)1
127	40.0 - 60.0% of mass 198	53.2
197	Less than 1.0% of mass 198	0.0
198	Base Peak, 100% relative abundance	100.0
199	5.0 to 9.0% of mass 198	7.7
275	10.0 - 30.0% of mass 198	25.1
365	Greater than 1.0% of mass 198	4.55
441	Present, but less than mass 443	5.9
442	40.0 - 99.0% of mass 198	53.4
443	17.0 - 23.0% of mass 442	10.7 (20.0)2

1-Value is % mass 69 2-Value is % mass 442

THIS CHECK APPLIES TO THE FOLLOWING SAMPLES, MS, MSD, BLANKS, AND STANDARDS:

	EPA SAMPLE NO.	LAB SAMPLE ID	LAB FILE ID	DATE ANALYZED	TIME ANALYZED
01	SSTD0.4	SSTD0.4	N1110IC1	11/10/10	0649
02	SSTD2.0	SSTD2.0	N1110IC2	11/10/10	0709
03	SSTD4.0	SSTD4.0	N1110IC3	11/10/10	0730
04	SSTD10	SSTD10	N1110IC4	11/10/10	0752
05	SSTD20	SSTD20	N1110IC5	11/10/10	0812
06	SSTD40	SSTD40	N1110IC6	11/10/10	0833
07	SSTD60	SSTD60	N1110IC7	11/10/10	0854
08	SSTD80	SSTD80	N1110IC8	11/10/10	0914
09					
10					
11					
12					
13					
14					
15					
16					
17					
18					
19					
20					
21					
22					

FORM 5
SEMIVOLATILE ORGANIC INSTRUMENT PERFORMANCE CHECK
DECAFLUOROTRIPHENYLPHOSPHINE (DFTPP)

Lab Name: TESTAMERICA PITTSBURGH Contract:

Lab Code: TA Case No.: SAS No.: SDG No.:

Lab File ID: N1117DF1 DFTPP Injection Date: 11/17/10

Instrument ID: 733 DFTPP Injection Time: 1104

m/e	ION ABUNDANCE CRITERIA	% RELATIVE ABUNDANCE
51	30.0 - 60.0% of mass 198	59.0
68	Less than 2.0% of mass 69	0.9 (1.4)1
69	Mass 69 relative abundance	61.5
70	Less than 2.0% of mass 69	0.0 (0.0)1
127	40.0 - 60.0% of mass 198	57.2
197	Less than 1.0% of mass 198	0.0
198	Base Peak, 100% relative abundance	100.0
199	5.0 to 9.0% of mass 198	7.2
275	10.0 - 30.0% of mass 198	27.2
365	Greater than 1.0% of mass 198	5.78
441	Present, but less than mass 443	9.1
442	40.0 - 99.0% of mass 198	57.7
443	17.0 - 23.0% of mass 442	11.3 (19.5)2

1-Value is % mass 69 2-Value is % mass 442

THIS CHECK APPLIES TO THE FOLLOWING SAMPLES, MS, MSD, BLANKS, AND STANDARDS:

	EPA SAMPLE NO.	LAB SAMPLE ID	LAB FILE ID	DATE ANALYZED	TIME ANALYZED
01	SSTD4.0	SSTD4.0	N11170CC	11/17/10	1121
02	INTRA-LAB BL	L937E1AA	N1117014	11/17/10	1141
03	INTRA-LAB CH	L937E1AC	N1117015	11/17/10	1324
04	MW-10	L91KH1AA	N1117020	11/17/10	2015
05	MW-11	L91KM1AA	N1117021	11/17/10	2035
06					
07					
08					
09					
10					
11					
12					
13					
14					
15					
16					
17					
18					
19					
20					
21					
22					

FORM 5
SEMIVOLATILE ORGANIC INSTRUMENT PERFORMANCE CHECK
DECAFLUOROTRIPHENYLPHOSPHINE (DFTPP)

Lab Name: TESTAMERICA PITTSBURGH Contract:

Lab Code: TA Case No.: SAS No.: SDG No.:

Lab File ID: N1118DF1 DFTPP Injection Date: 11/18/10

Instrument ID: 733 DFTPP Injection Time: 0907

m/e	ION ABUNDANCE CRITERIA	% RELATIVE ABUNDANCE
51	30.0 - 60.0% of mass 198	55.8
68	Less than 2.0% of mass 69	0.8 (1.4)1
69	Mass 69 relative abundance	58.6
70	Less than 2.0% of mass 69	0.4 (0.7)1
127	40.0 - 60.0% of mass 198	54.5
197	Less than 1.0% of mass 198	0.0
198	Base Peak, 100% relative abundance	100.0
199	5.0 to 9.0% of mass 198	8.4
275	10.0 - 30.0% of mass 198	28.2
365	Greater than 1.0% of mass 198	5.34
441	Present, but less than mass 443	10.6
442	40.0 - 99.0% of mass 198	58.9
443	17.0 - 23.0% of mass 442	11.4 (19.3)2

1-Value is % mass 69 2-Value is % mass 442

THIS CHECK APPLIES TO THE FOLLOWING SAMPLES, MS, MSD, BLANKS, AND STANDARDS:

	EPA SAMPLE NO.	LAB SAMPLE ID	LAB FILE ID	DATE ANALYZED	TIME ANALYZED
01	SSTD4.0	SSTD4.0	N11180CC	11/18/10	0921
02	MW-11 DL	L91KM2AA	N1118001	11/18/10	1135
03	MW-12-1110	L91KN1AC	N1118002	11/18/10	1155
04					
05					
06					
07					
08					
09					
10					
11					
12					
13					
14					
15					
16					
17					
18					
19					
20					
21					
22					

FORM 8
SEMIVOLATILE INTERNAL STANDARD AREA AND RT SUMMARY

Lab Name: TESTAMERICA PITTSBURGH Contract:

Lab Code: TA Case No.: SAS No.: SDG No.: C0K120577

Lab File ID (Standard): N11170CC Date Analyzed: 11/17/10

Instrument ID: 733 Time Analyzed: 1121

		IS1 (DCB) AREA #	RT #	IS2 (NPT) AREA #	RT #	IS3 (ANT) AREA #	RT #
	12 HOUR STD	124505	4.47	425058	5.45	245146	6.80
	UPPER LIMIT	249010	4.97	850116	5.95	490292	7.30
	LOWER LIMIT	62253	3.97	212529	4.95	122573	6.30
	CLIENT SAMPLE NO.						
01	INTRA-LAB BL	125197	4.48	439873	5.45	252516	6.80
02	INTRA-LAB CH	108731	4.47	381425	5.45	207847	6.80
03	MW-10	115624	4.48	390201	5.44	207192	6.79
04	MW-11	119444	4.48	458012	5.45	234927	6.79
05							
06							
07							
08							
09							
10							
11							
12							
13							
14							
15							
16							
17							
18							
19							
20							
21							
22							

IS1 (DCB) = 1,4-Dichlorobenzene-d4
IS2 (NPT) = Naphthalene-d8
IS3 (ANT) = Acenaphthene-d10

AREA UPPER LIMIT = +100% of internal standard area
AREA LOWER LIMIT = - 50% of internal standard area
RT UPPER LIMIT = + 0.50 minutes of internal standard RT
RT LOWER LIMIT = - 0.50 minutes of internal standard RT

Column used to flag internal standard area values with an asterisk.
* Values outside of QC limits.

FORM 8
SEMIVOLATILE INTERNAL STANDARD AREA AND RT SUMMARY

Lab Name: TESTAMERICA PITTSBURGH Contract:

Lab Code: TA Case No.: SAS No.: SDG No.: C0K120577

Lab File ID (Standard): N11170CC Date Analyzed: 11/17/10

Instrument ID: 733 Time Analyzed: 1121

		IS4 (PHN) AREA	#	RT	#	IS5 (CRY) AREA	#	RT	#	IS6 (PRY) AREA	#	RT	#
	12 HOUR STD	400808		7.94		328088		9.98		252308		11.32	
	UPPER LIMIT	801616		8.44		656176		10.48		504616		11.82	
	LOWER LIMIT	200404		7.44		164044		9.48		126154		10.82	
	CLIENT SAMPLE NO.												
01	INTRA-LAB BL	406004		7.95		328221		9.99		260059		11.34	
02	INTRA-LAB CH	335408		7.95		292744		9.98		206202		11.33	
03	MW-10	289278		7.94		184835		9.97		156396		11.32	
04	MW-11	378644		7.94		286002		9.97		206276		11.30	
05													
06													
07													
08													
09													
10													
11													
12													
13													
14													
15													
16													
17													
18													
19													
20													
21													
22													

IS4 (PHN) = Phenanthrene-d10
IS5 (CRY) = Chrysene-d12
IS6 (PRY) = Perylene-d12

AREA UPPER LIMIT = +100% of internal standard area
AREA LOWER LIMIT = - 50% of internal standard area
RT UPPER LIMIT = + 0.50 minutes of internal standard RT
RT LOWER LIMIT = - 0.50 minutes of internal standard RT

Column used to flag internal standard area values with an asterisk.
* Values outside of QC limits.

FORM 8
SEMIVOLATILE INTERNAL STANDARD AREA AND RT SUMMARY

Lab Name: TESTAMERICA PITTSBURGH Contract:

Lab Code: TA Case No.: SAS No.: SDG No.: C0K120577

Lab File ID (Standard): N11180CC Date Analyzed: 11/18/10

Instrument ID: 733 Time Analyzed: 0921

		IS1(DCB) AREA #	RT #	IS2(NPT) AREA #	RT #	IS3(ANT) AREA #	RT #
	12 HOUR STD	128333	4.45	419259	5.42	231313	6.76
	UPPER LIMIT	256666	4.95	838518	5.92	462626	7.26
	LOWER LIMIT	64167	3.95	209630	4.92	115657	6.26
	CLIENT SAMPLE NO.						
01	MW-11 DL	128877	4.45	442708	5.41	233711	6.75
02	MW-12-1110	110032	4.44	363814	5.42	178483	6.76
03							
04							
05							
06							
07							
08							
09							
10							
11							
12							
13							
14							
15							
16							
17							
18							
19							
20							
21							
22							

IS1 (DCB) = 1,4-Dichlorobenzene-d4
IS2 (NPT) = Naphthalene-d8
IS3 (ANT) = Acenaphthene-d10

AREA UPPER LIMIT = +100% of internal standard area
AREA LOWER LIMIT = - 50% of internal standard area
RT UPPER LIMIT = + 0.50 minutes of internal standard RT
RT LOWER LIMIT = - 0.50 minutes of internal standard RT

Column used to flag internal standard area values with an asterisk.
* Values outside of QC limits.

FORM 8
SEMIVOLATILE INTERNAL STANDARD AREA AND RT SUMMARY

Lab Name: TESTAMERICA PITTSBURGH Contract:

Lab Code: TA Case No.: SAS No.: SDG No.: C0K120577

Lab File ID (Standard): N11180CC Date Analyzed: 11/18/10

Instrument ID: 733 Time Analyzed: 0921

		IS4(PHN) AREA	#	RT	#	IS5(CRY) AREA	#	RT	#	IS6(PRY) AREA	#	RT	#
	12 HOUR STD	352099		7.90		273509		9.93		214141		11.25	
	UPPER LIMIT	704198		8.40		547018		10.43		428282		11.75	
	LOWER LIMIT	176050		7.40		136755		9.43		107071		10.75	
	CLIENT SAMPLE NO.												
01	MW-11 DL	356470		7.89		276197		9.92		206359		11.23	
02	MW-12-1110	260908		7.89		222642		9.92		174657		11.23	
03													
04													
05													
06													
07													
08													
09													
10													
11													
12													
13													
14													
15													
16													
17													
18													
19													
20													
21													
22													

IS4 (PHN) = Phenanthrene-d10
IS5 (CRY) = Chrysene-d12
IS6 (PRY) = Perylene-d12

AREA UPPER LIMIT = +100% of internal standard area
AREA LOWER LIMIT = - 50% of internal standard area
RT UPPER LIMIT = + 0.50 minutes of internal standard RT
RT LOWER LIMIT = - 0.50 minutes of internal standard RT

Column used to flag internal standard area values with an asterisk.
* Values outside of QC limits.

GC/MS SEMIVOLATILE
SAMPLE DATA

MACTEC Engineering and Consulting Inc

Client Sample ID: MW-10

GC/MS Semivolatiles

Lot-Sample #...:	C0K120577-001	**Work Order #...:**	L91KH1AA	**Matrix.....:**	WATER
Date Sampled...:	11/10/10 12:25	**Date Received..:**	11/11/10 09:45	**MS Run #.....:**	0320067
Prep Date.....:	11/16/10	**Analysis Date..:**	11/17/10		
Prep Batch #...:	0320088	**Analysis Time..:**	20:15		
Dilution Factor:	0.94	**Initial Wgt/Vol:**	1060 mL	**Final Wgt/Vol..:**	1 mL
Analyst ID.....:	003200	**Instrument ID..:**	733		
		Method.....:	SW846 8270C		

PARAMETER	RESULT	REPORTING LIMIT	UNITS	MDL
Acenaphthene	**2.6**	**0.19**	**ug/L**	**0.014**
Acenaphthylene	**0.078 J**	**0.19**	**ug/L**	**0.014**
Acetophenone	ND	0.94	ug/L	0.075
Anthracene	**0.15 J**	**0.19**	**ug/L**	**0.014**
Atrazine	ND	0.94	ug/L	0.084
Benzo(a)anthracene	ND	0.19	ug/L	0.014
Benzo(a)pyrene	ND	0.19	ug/L	0.013
Benzo(b)fluoranthene	ND	0.19	ug/L	0.015
Benzo(ghi)perylene	ND	0.19	ug/L	0.014
Benzo(k)fluoranthene	ND	0.19	ug/L	0.051
Benzaldehyde	ND	0.94	ug/L	0.14
1,1'-Biphenyl	ND	0.94	ug/L	0.039
bis(2-Chloroethoxy) methane	ND	0.94	ug/L	0.055
bis(2-Chloroethyl)-ether	ND	0.19	ug/L	0.024
bis(2-Ethylhexyl) phthalate	ND	0.94	ug/L	0.75
4-Bromophenyl phenyl ether	ND	0.94	ug/L	0.060
Butyl benzyl phthalate	ND	0.94	ug/L	0.13
Caprolactam	ND	4.7	ug/L	1.1
Carbazole	**3.2**	**0.19**	**ug/L**	**0.015**
4-Chloroaniline	ND	0.94	ug/L	0.083
4-Chloro-3-methylphenol	ND	0.94	ug/L	0.071
2-Chloronaphthalene	ND	0.19	ug/L	0.014
2-Chlorophenol	ND	0.94	ug/L	0.16
4-Chlorophenyl phenyl ether	ND	0.94	ug/L	0.047
Chrysene	ND	0.19	ug/L	0.013
Dibenz(a,h)anthracene	ND	0.19	ug/L	0.015
Dibenzofuran	**0.18 J**	**0.94**	**ug/L**	**0.058**
3,3'-Dichlorobenzidine	ND	0.94	ug/L	0.11
2,4-Dichlorophenol	ND	0.19	ug/L	0.031
Diethyl phthalate	**0.45 J**	**0.94**	**ug/L**	**0.14**
2,4-Dimethylphenol	ND	0.94	ug/L	0.080
Dimethyl phthalate	ND	0.94	ug/L	0.072

(Continued on next page)

MACTEC Engineering and Consulting Inc

Client Sample ID: MW-10

GC/MS Semivolatiles

Lot-Sample #...: C0K120577-001 **Work Order #...:** L91KH1AA **Matrix.....:** WATER

PARAMETER	RESULT	REPORTING LIMIT	UNITS	MDL
Di-n-butyl phthalate	ND	0.94	ug/L	0.12
4,6-Dinitro-2-methylphenol	ND	4.7	ug/L	0.21
2,4-Dinitrophenol	ND	4.7	ug/L	0.58
2,4-Dinitrotoluene	ND	0.94	ug/L	0.050
2,6-Dinitrotoluene	ND	0.94	ug/L	0.075
Di-n-octyl phthalate	ND	0.94	ug/L	0.19
Fluoranthene	**0.13 J**	**0.19**	**ug/L**	**0.015**
Fluorene	**3.5**	**0.19**	**ug/L**	**0.020**
Hexachlorobenzene	ND	0.19	ug/L	0.017
Hexachlorobutadiene	ND	0.19	ug/L	0.016
Hexachlorocyclopentadiene	ND	0.94	ug/L	0.049
Hexachloroethane	ND	0.94	ug/L	0.059
Indeno(1,2,3-cd)pyrene	ND	0.19	ug/L	0.019
Isophorone	ND	0.94	ug/L	0.061
2-Methylnaphthalene	**3.3**	**0.19**	**ug/L**	**0.011**
2-Methylphenol	ND	0.94	ug/L	0.081
4-Methylphenol	ND	0.94	ug/L	0.085
Naphthalene	**0.88**	**0.19**	**ug/L**	**0.013**
2-Nitroaniline	ND	4.7	ug/L	0.33
3-Nitroaniline	ND	4.7	ug/L	0.30
4-Nitroaniline	ND	4.7	ug/L	0.16
Nitrobenzene	ND	0.19	ug/L	0.079
2-Nitrophenol	ND	0.94	ug/L	0.16
4-Nitrophenol	ND	4.7	ug/L	0.57
N-Nitrosodi-n-propylamine	ND	0.19	ug/L	0.029
N-Nitrosodiphenylamine	ND	0.19	ug/L	0.080
2,2'-oxybis(1-Chloropropane)	ND	0.19	ug/L	0.019
Pentachlorophenol	ND	0.94	ug/L	0.062
Phenanthrene	**1.7**	**0.19**	**ug/L**	**0.040**
Phenol	ND	0.19	ug/L	0.055
Pyrene	**0.16 J**	**0.19**	**ug/L**	**0.015**
2,4,5-Trichlorophenol	ND	0.94	ug/L	0.14
2,4,6-Trichlorophenol	ND	0.94	ug/L	0.16

(Continued on next page)

MACTEC Engineering and Consulting Inc

Client Sample ID: MW-10

GC/MS Semivolatiles

Lot-Sample #...: C0K120577-001 **Work Order #...:** L91KH1AA **Matrix.....:** WATER

SURROGATE	PERCENT RECOVERY	RECOVERY LIMITS
Nitrobenzene-d5	75	(23 - 112)
Terphenyl-d14	71	(10 - 132)
2-Fluorobiphenyl	75	(19 - 107)
2-Fluorophenol	71	(10 - 111)
Phenol-d5	72	(15 - 112)
2,4,6-Tribromophenol	95	(16 - 122)

NOTE(S):

J Estimated result. Result is less than RL.

Data File: \\PITSVR06\D\chem\733.i\N111710.b\N1117020.D
Date : 17-NOV-2010 20:15
Client ID: MW-10
Sample Info: C0K120577-001 11/16/10 h2o(0320088)8270c
Volume Injected (uL): 2.0
Column phase: DB5-MS

Instrument: 733.i

Operator: 3200
Column diameter: 0.32

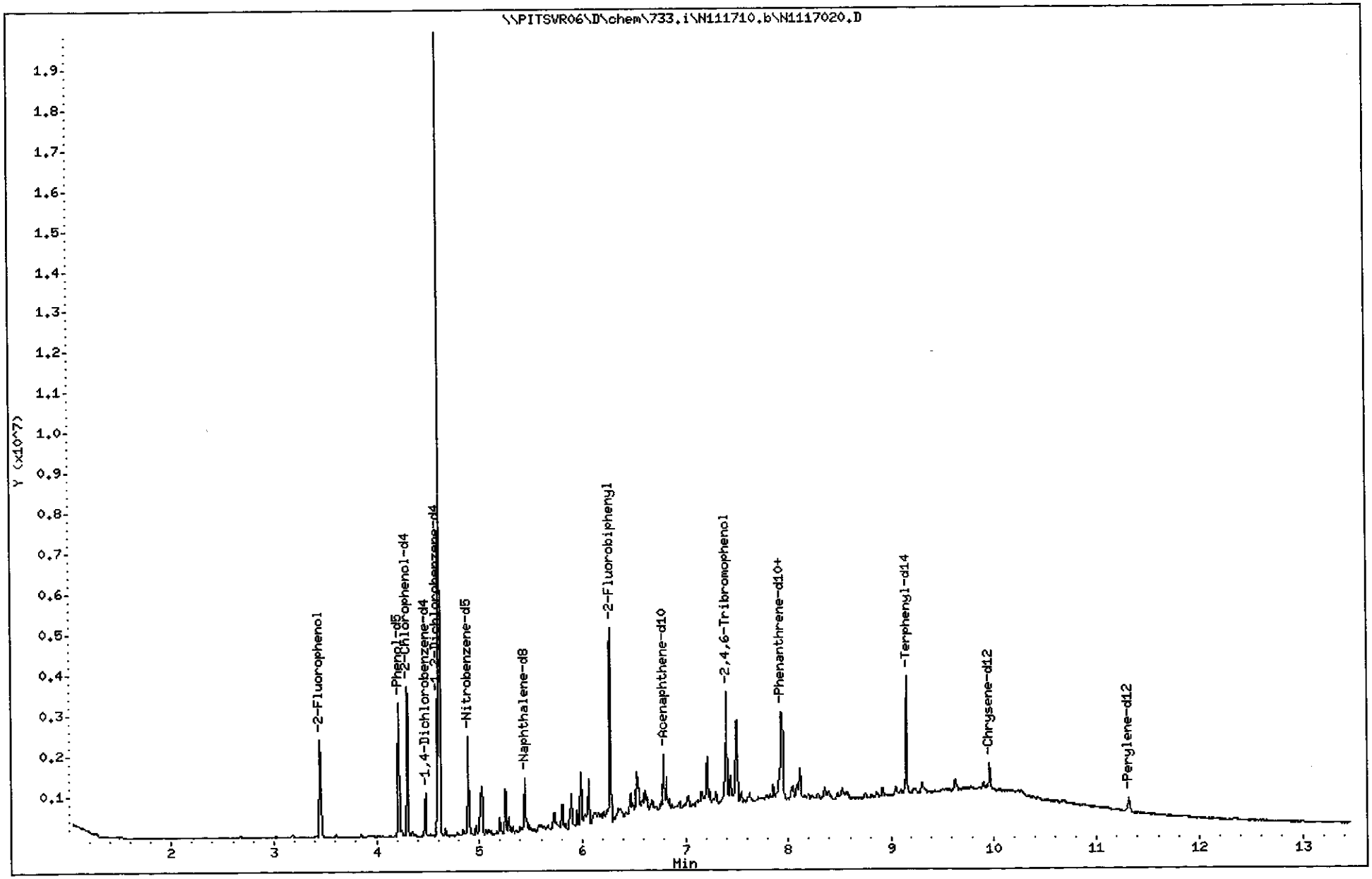

(2001 - 2312)
2019
C0K120577

TestAmerica Pittsburgh

Semivolatile REPORT SW-846 Method 8270

Data file : \\PITSVR06\D\chem\733.i\N111710.b\N1117020.D
Lab Smp Id: L91KH1AA Client Smp ID: MW-10
Inj Date : 17-NOV-2010 20:15
Operator : 3200 Inst ID: 733.i
Smp Info : C0K120577-001 11/16/10 h2o(0320088)8270c
Misc Info : L91KH1AA,N111710.b,8270ll.m,padep.sub
Comment :
Method : \\PITSVR06\D\chem\733.i\N111710.b\8270ll.m
Meth Date : 18-Nov-2010 04:20 piccolinov Quant Type: ISTD
Cal Date : 10-NOV-2010 09:14 Cal File: N1110IC8.D
Als bottle: 23
Dil Factor: 1.00000
Integrator: HP RTE Compound Sublist: padep.sub
Target Version: 4.14
Processing Host: PITPC-502

Concentration Formula: Amt * DF * Uf * Vt/(Vo * Vi) * CpndVariable

Name	Value	Description
DF	1.000	Dilution Factor
Uf	1.000	ng unit correction factor
Vt	1000.000	Volume of final extract (uL)
Vo	1060.000	Volume of sample extracted (mL)
Vi	2.000	Volume injected (uL)
Cpnd Variable		Local Compound Variable

	Compounds	QUANT SIG MASS	RT	EXP RT	REL RT	RESPONSE	CONCENTRATIONS ON-COLUMN (NG)	CONCENTRATIONS FINAL (ug/L)
* 1	1,4-Dichlorobenzene-d4	152	4.475	4.473	(1.000)	115624	8.00000	
* 2	Naphthalene-d8	136	5.442	5.445	(1.000)	390201	8.00000	
* 3	Acenaphthene-d10	164	6.794	6.797	(1.000)	207192	8.00000	
* 4	Phenanthrene-d10	188	7.937	7.940	(1.000)	289278	8.00000	
* 5	Chrysene-d12	240	9.972	9.975	(1.000)	184835	8.00000	
* 6	Perylene-d12	264	11.318	11.322	(1.000)	156396	8.00000	
198	1,4-Dioxane	88	Compound Not Detected.					
10	N-Nitrosodimethylamine	74	Compound Not Detected.					
9	Pyridine	79	Compound Not Detected.					
16	Methyl methanesulfonate	80	Compound Not Detected.					
206	Benzaldehyde	77	Compound Not Detected.					
21	Aniline	93	Compound Not Detected.					
22	Phenol	94	Compound Not Detected.					
23	bis(2-Chloroethyl)ether	93	Compound Not Detected.					
24	2-Chlorophenol	128	Compound Not Detected.					
26	1,3-Dichlorobenzene	146	Compound Not Detected.					
27	1,4-Dichlorobenzene	146	Compound Not Detected.					
28	1,2-Dichlorobenzene	146	Compound Not Detected.					
29	Benzyl Alcohol	108	Compound Not Detected.					
30	2-Methylphenol	108	Compound Not Detected.					

	Compounds	QUANT SIG MASS	RT	EXP RT	REL RT	RESPONSE	CONCENTRATIONS ON-COLUMN (NG)	CONCENTRATIONS FINAL (ug/L)
31	2,2'-oxybis(1-Chloropropane)	45	Compound Not Detected.					
37	Acetophenone	105	Compound Not Detected.					
32	N-Nitroso-di-n-propylamine	70	Compound Not Detected.					
192	4-Methylphenol	108	Compound Not Detected.					
34	Hexachloroethane	117	Compound Not Detected.					
35	Nitrobenzene	77	Compound Not Detected.					
41	Isophorone	82	Compound Not Detected.					
42	2-Nitrophenol	139	Compound Not Detected.					
43	2,4-Dimethylphenol	107	Compound Not Detected.					
44	bis(2-Chloroethoxy)methane	93	Compound Not Detected.					
48	2,4-Dichlorophenol	162	Compound Not Detected.					
49	Benzoic Acid	122	Compound Not Detected.					
50	1,2,4-Trichlorobenzene	180	Compound Not Detected.					
51	Naphthalene	128	5.458	5.461	(1.003)	95727	1.86653	0.88044
52	4-Chloroaniline	127	Compound Not Detected.					
54	2,6-Dichlorophenol	162	Compound Not Detected.					
56	Hexachlorobutadiene	224	Compound Not Detected.					
208	Caprolactam	113	Compound Not Detected.					
59	4-Chloro-3-Methylphenol	107	Compound Not Detected.					
62	2-Methylnaphthalene	142	5.992	5.990	(1.101)	234867	6.99354	3.2988
63	1-Methylnaphthalene	142	6.067	6.070	(1.115)	112179	3.49210	1.6472
64	Hexachlorocyclopentadiene	236	Compound Not Detected.					
66	2,4,6-Trichlorophenol	196	Compound Not Detected.					
67	2,4,5-Trichlorophenol	196	Compound Not Detected.					
209	1,1'-Biphenyl	154	Compound Not Detected.					
70	2-Chloronaphthalene	162	Compound Not Detected.					
73	2-Nitroaniline	65	Compound Not Detected.					
76	Dimethylphthalate	163	Compound Not Detected.					
78	2,6-Dinitrotoluene	165	Compound Not Detected.					
79	Acenaphthylene	152	6.681	6.685	(0.983)	7837	0.16513	0.077893
81	3-Nitroaniline	138	Compound Not Detected.					
82	Acenaphthene	153	6.820	6.818	(1.004)	162258	5.47047	2.5804
83	2,4-Dinitrophenol	184	Compound Not Detected.					
85	4-Nitrophenol	109	Compound Not Detected.					
86	Dibenzofuran	168	6.949	6.952	(1.023)	16605	0.37718	0.17792
87	2,4-Dinitrotoluene	165	Compound Not Detected.					
91	2,3,5,6-Tetrachlorophenol	231	Compound Not Detected.					
88	2,3,4,6-Tetrachlorophenol	231	Compound Not Detected.					
92	2-Naphthylamine	143	Compound Not Detected.					
93	Diethylphthalate	149	7.120	7.123	(1.048)	33292	0.96193	0.45374
94	Fluorene	166	7.216	7.219	(1.062)	266128	7.45231	3.5152
95	4-Chlorophenyl-phenylether	204	Compound Not Detected.					
96	4-Nitroaniline	138	Compound Not Detected.					
98	4,6-Dinitro-2-methylphenol	198	Compound Not Detected.					
99	N-Nitrosodiphenylamine (1)	169	Compound Not Detected.					
100	1,2-Diphenylhydrazine	77	Compound Not Detected.					
106	4-Bromophenyl-phenylether	248	Compound Not Detected.					
107	Hexachlorobenzene	283	Compound Not Detected.					
210	Atrazine	200	Compound Not Detected.					
111	Pentachlorophenol	265	Compound Not Detected.					
115	Phenanthrene	178	7.958	7.956	(1.003)	154785	3.56017	1.6793
116	Anthracene	178	7.996	7.999	(1.007)	13047	0.30974	0.14610
119	Carbazole	167	8.119	8.116	(1.023)	232315	6.80856	3.2116
120	Di-n-Butylphthalate	149	Compound Not Detected.					

Compounds	QUANT SIG MASS	RT	EXP RT	REL RT	RESPONSE	CONCENTRATIONS ON-COLUMN (NG)	CONCENTRATIONS FINAL (ug/L)
123 Fluoranthene	202	8.872	8.875	(1.118)	12498	0.28052	0.13232
124 Benzidine	184	Compound Not Detected.					
125 Pyrene	202	9.048	9.051	(0.907)	10914	0.34674	0.16356
131 Butylbenzylphthalate	149	Compound Not Detected.					
135 3,3'-Dichlorobenzidine	252	Compound Not Detected.					
136 Benzo(a)Anthracene	228	Compound Not Detected.					
137 Chrysene	228	Compound Not Detected.					
139 bis(2-ethylhexyl)Phthalate	149	9.946	9.949	(0.997)	10165	0.53931	0.25439
140 Di-n-octylphthalate	149	Compound Not Detected.					
141 Benzo(b)fluoranthene	252	Compound Not Detected.					
142 Benzo(k)fluoranthene	252	Compound Not Detected.					
143 7,12-dimethylbenz[a]anthracen	256	Compound Not Detected.					
146 Benzo(a)pyrene	252	Compound Not Detected.					
149 Indeno(1,2,3-cd)pyrene	276	Compound Not Detected.					
150 Dibenz(a,h)anthracene	278	Compound Not Detected.					
151 Benzo(g,h,i)perylene	276	Compound Not Detected.					
$ 154 Nitrobenzene-d5	82	4.892	4.895	(0.899)	549624	30.1137	14.204
$ 155 2-Fluorobiphenyl	172	6.275	6.273	(0.924)	1133963	30.0298	14.165
$ 156 Terphenyl-d14	244	9.155	9.158	(0.918)	623392	28.5583	13.471
$ 157 Phenol-d5	99	4.213	4.211	(0.942)	807961	43.2489	20.400
$ 158 2-Fluorophenol	112	3.455	3.453	(0.772)	687761	42.7079	20.145
$ 159 2,4,6-Tribromophenol	330	7.403	7.406	(0.933)	218158	56.8080	26.796
$ 186 2-Chlorophenol-d4	132	4.299	4.297	(0.961)	861822	45.0544	21.252
$ 187 1,2-Dichlorobenzene-d4	152	4.593	4.591	(1.026)	400202	27.0836	12.775

Data File: \\PITSVR06\D\chem\733.i\N111710.b\N1117020.D

Date : 17-NOV-2010 20:15

Client ID: MW-10

Instrument: 733.i

Sample Info: C0K120577-001 11/16/10 h2o(0320088)8270c

Volume Injected (uL): 2.0

Operator: 3200

Column phase: DB5-MS

Column diameter: 0.32

51 Naphthalene

Concentration: 0.88044 ug/L

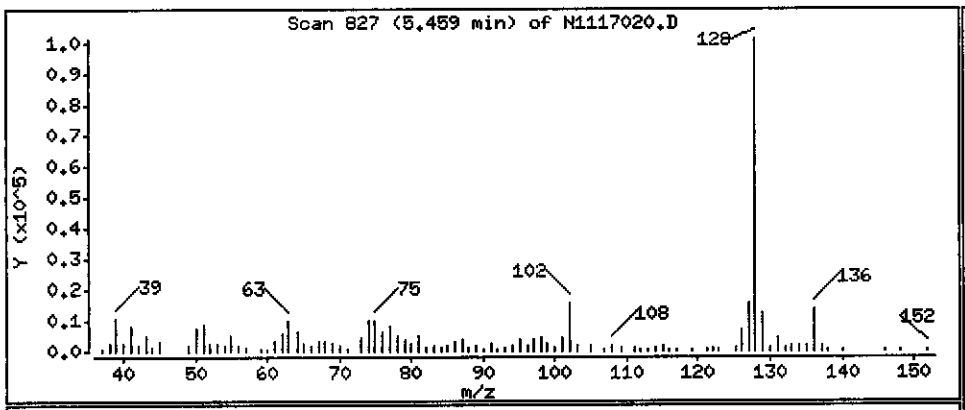

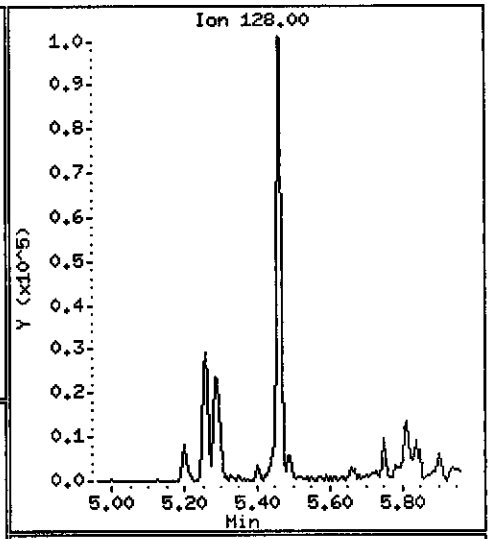

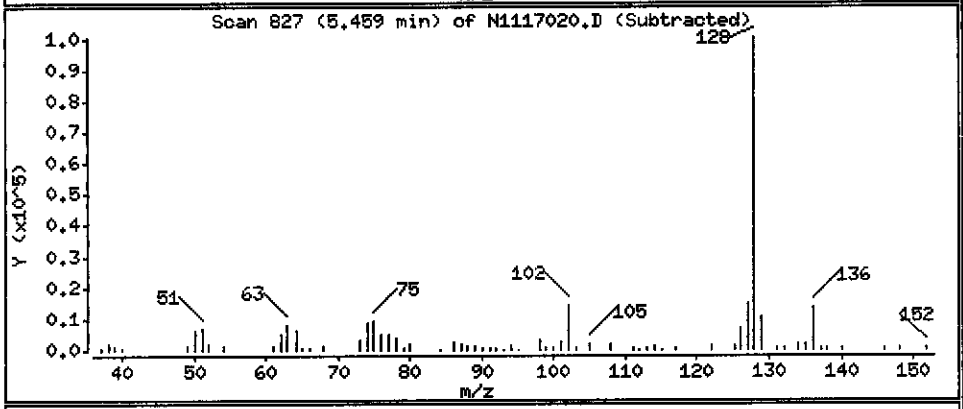

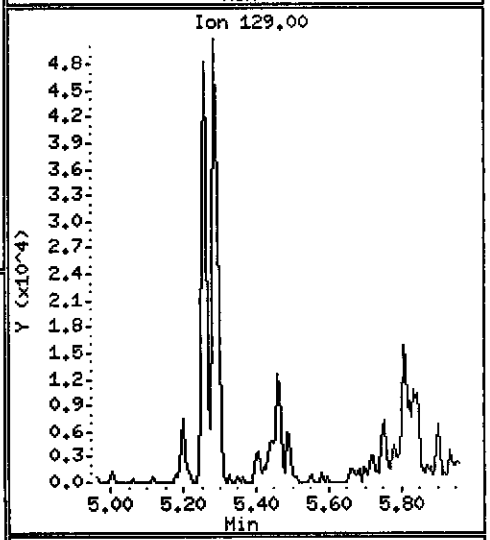

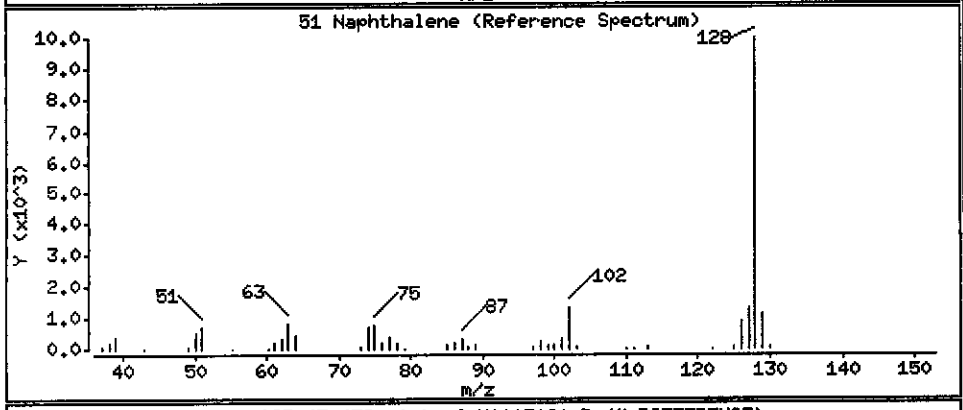

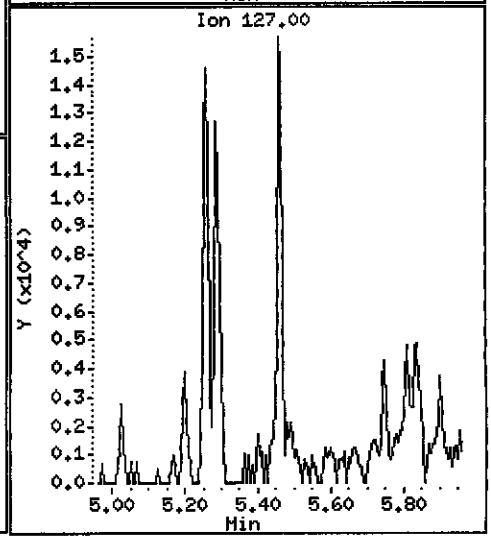

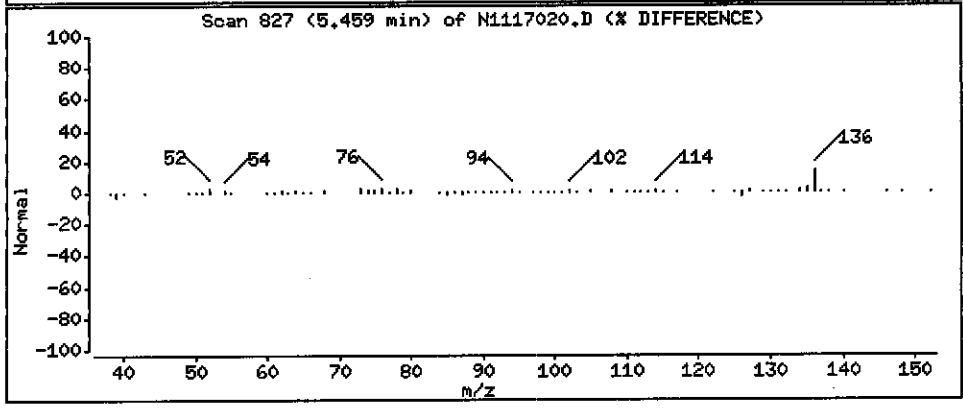

Data File: \\PITSVR06\D\chem\733.i\N111710.b\N1117020.D

Date : 17-NOV-2010 20:15

Client ID: MW-10

Instrument: 733.i

Sample Info: C0K120577-001 11/16/10 h2o(0320088)8270c

Volume Injected (uL): 2.0

Operator: 3200

Column phase: DB5-MS

Column diameter: 0.32

62 2-Methylnaphthalene

Concentration: 3.2988 ug/L

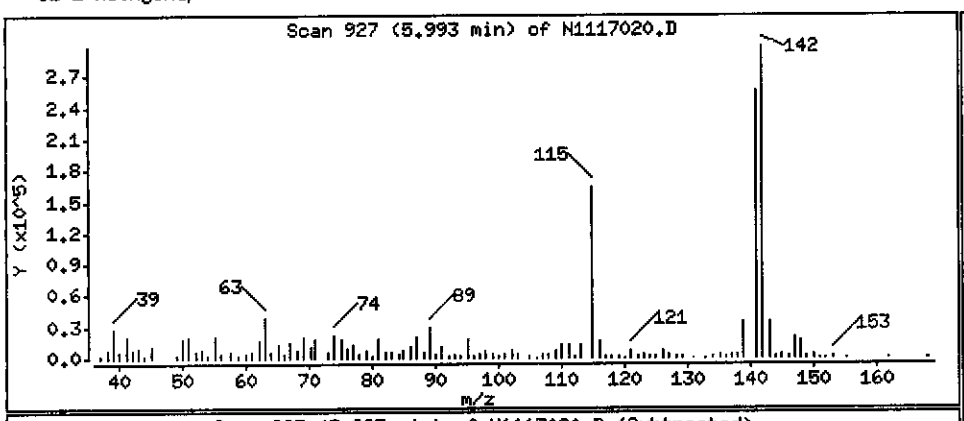

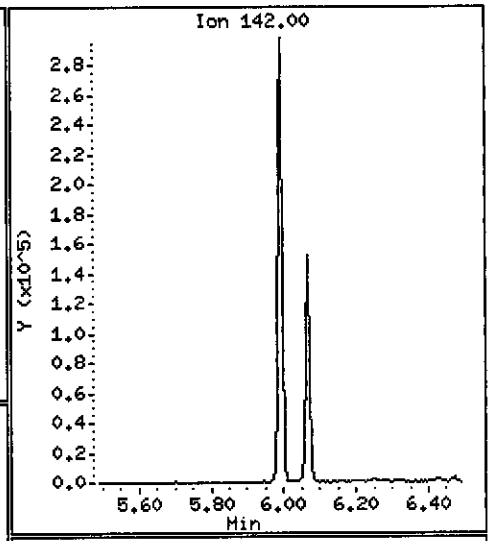

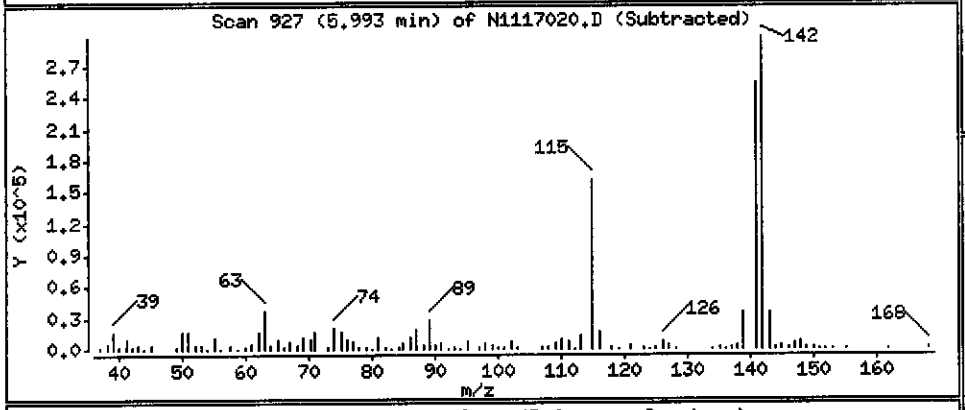

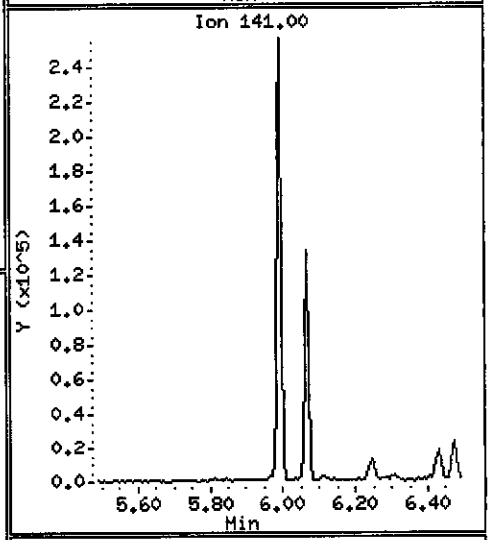

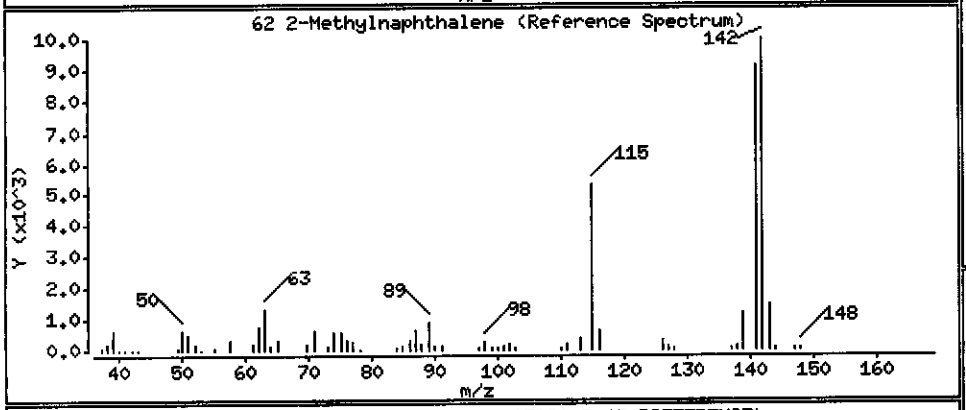

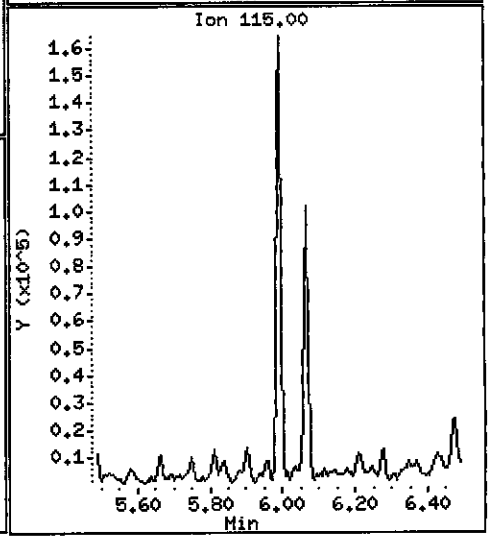

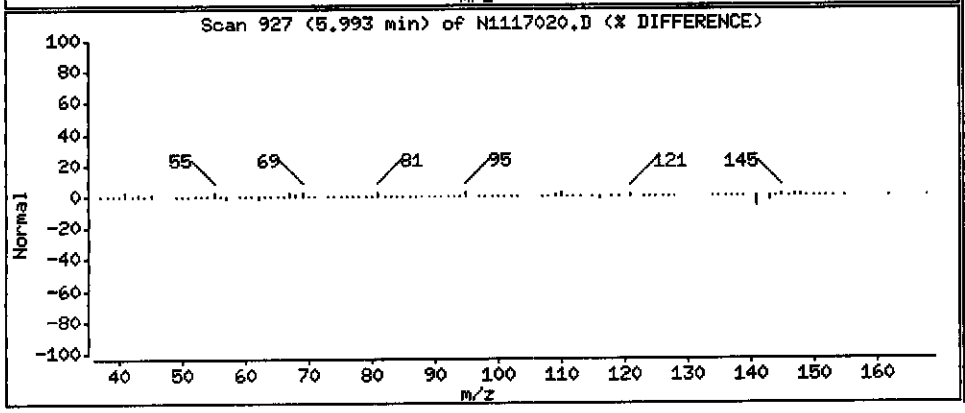

Data File: \\PITSVR06\D\chem\733.i\N111710.b\N1117020.D

Date : 17-NOV-2010 20:15

Client ID: MW-10

Instrument: 733.i

Sample Info: C0K120577-001 11/16/10 h2o(0320088)8270c

Volume Injected (uL): 2.0

Operator: 3200

Column phase: DB5-MS

Column diameter: 0.32

63 1-Methylnaphthalene

Concentration: 1.6472 ug/L

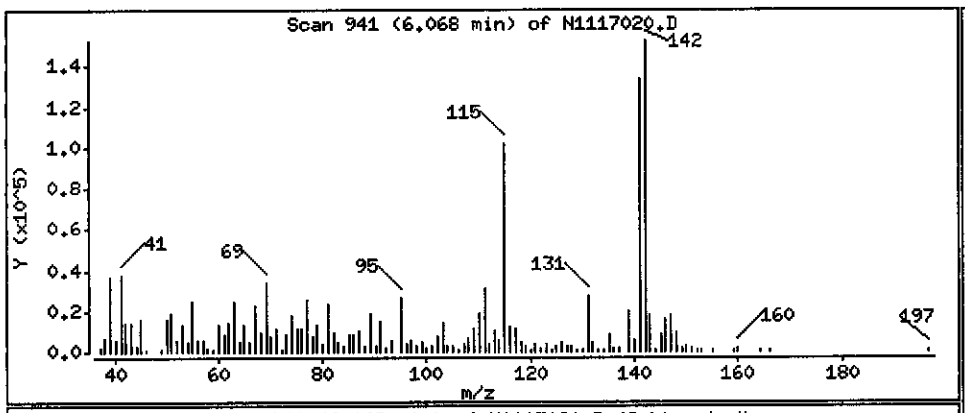

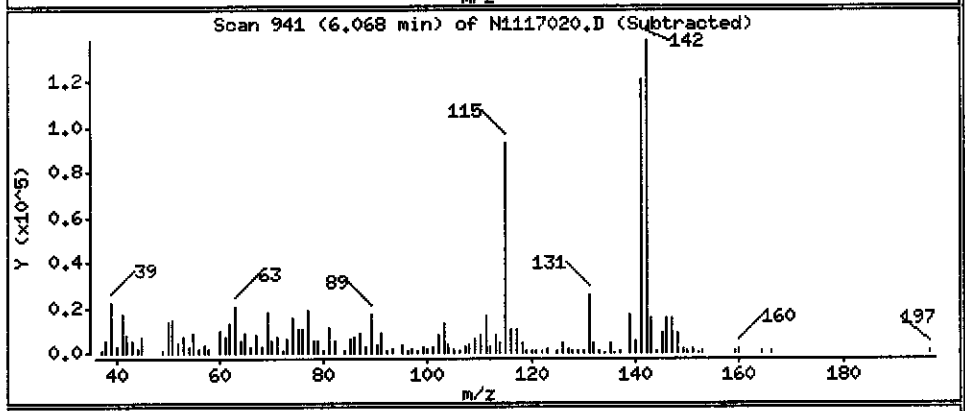

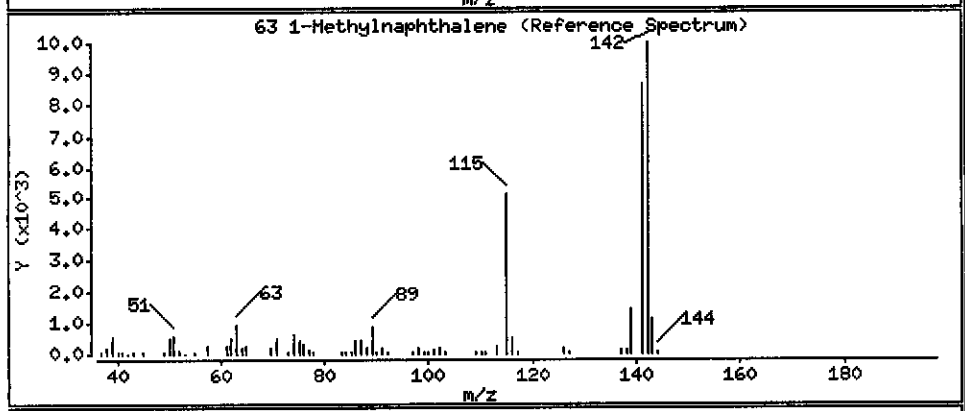

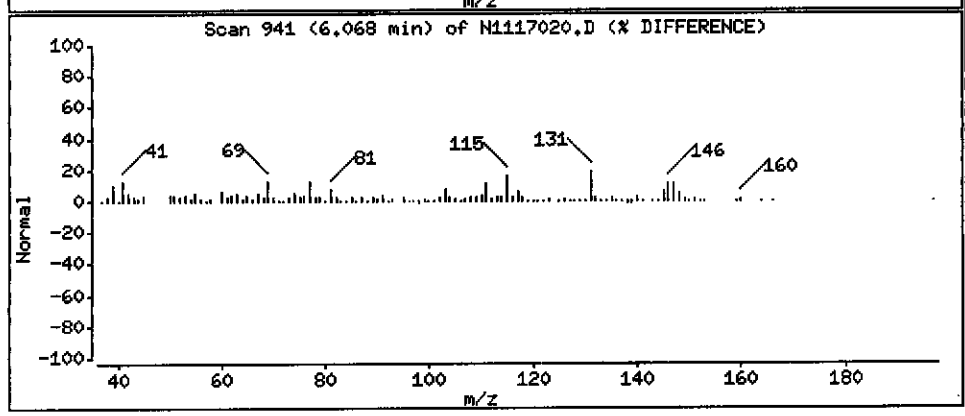

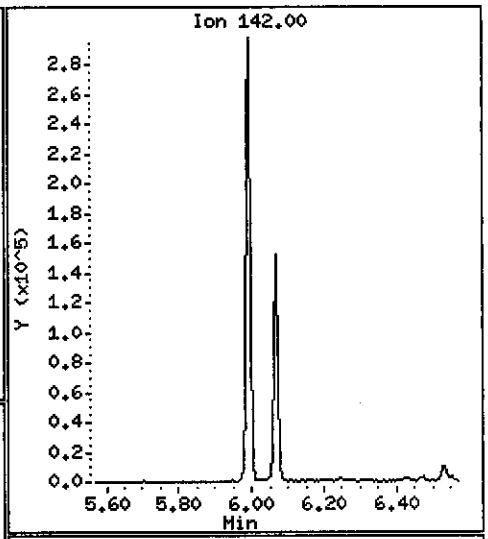

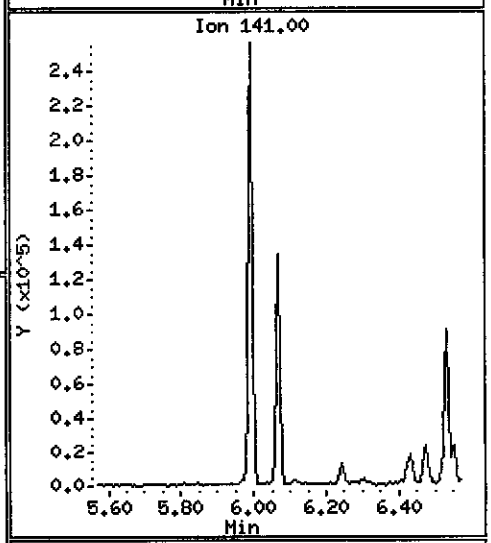

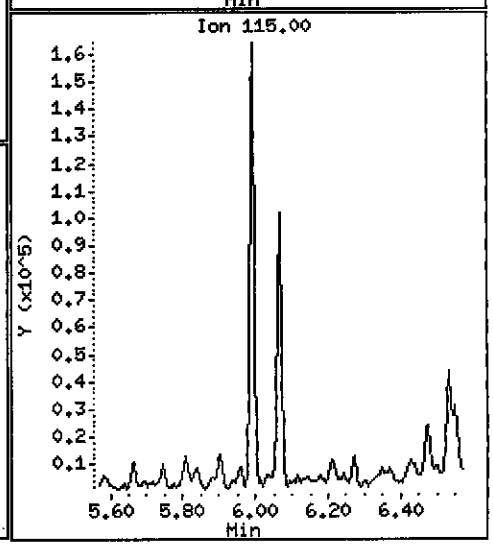

Data File: \\PITSVR06\D\chem\733.i\N111710.b\N1117020.D

Date : 17-NOV-2010 20:15

Client ID: MW-10

Instrument: 733.i

Sample Info: C0K120577-001 11/16/10 h2o(0320088)8270c

Volume Injected (uL): 2.0

Operator: 3200

Column phase: DB5-MS

Column diameter: 0.32

79 Acenaphthylene

Concentration: 0.077893 ug/L

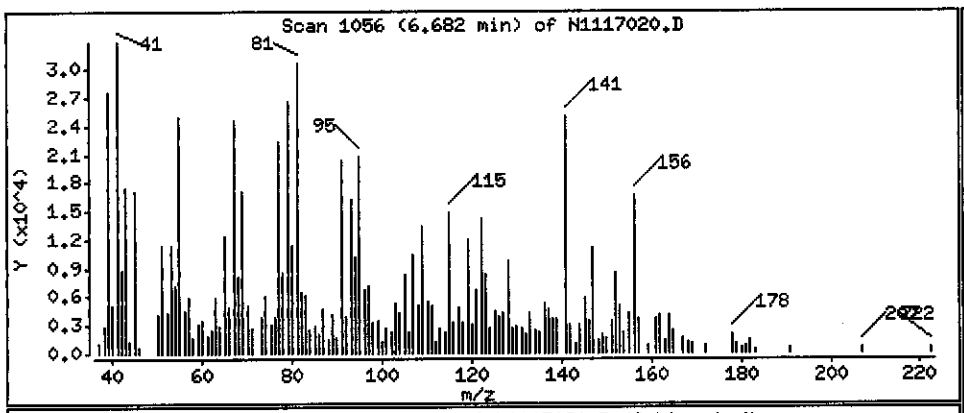

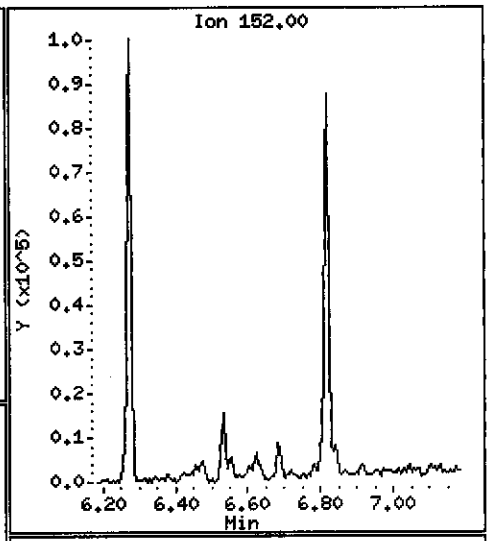

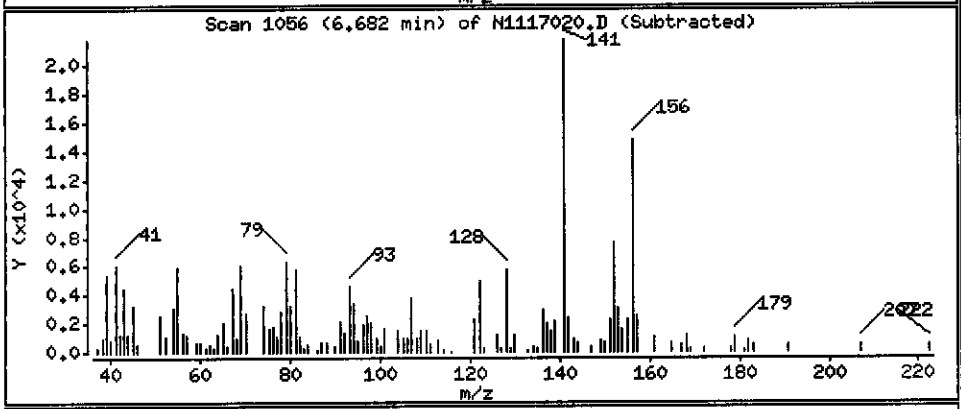

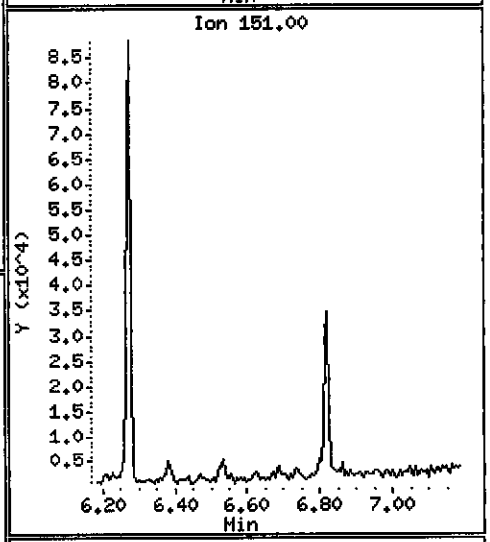

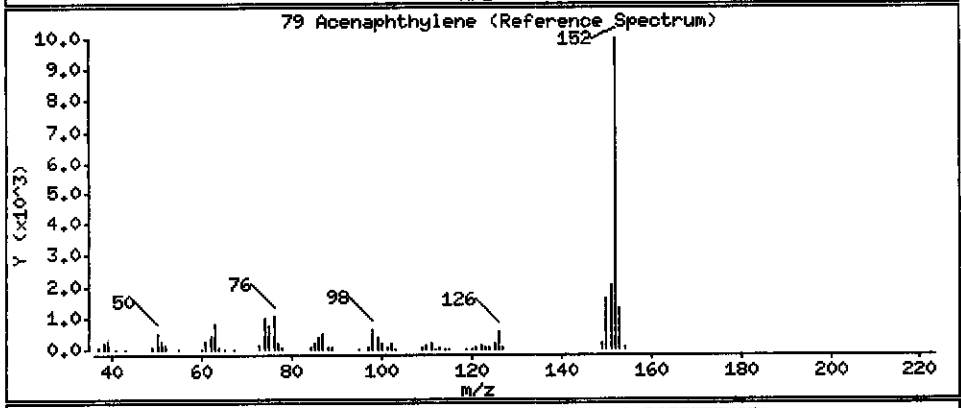

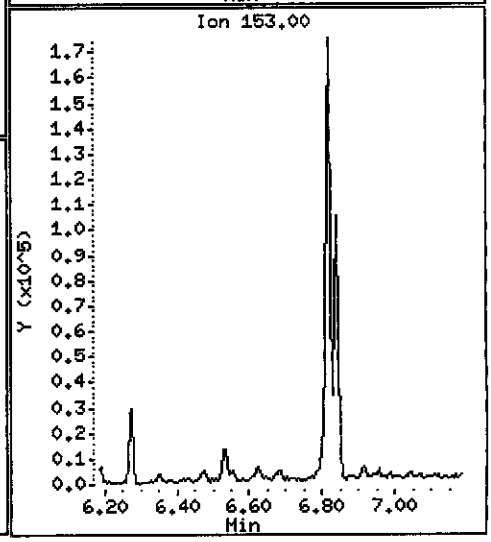

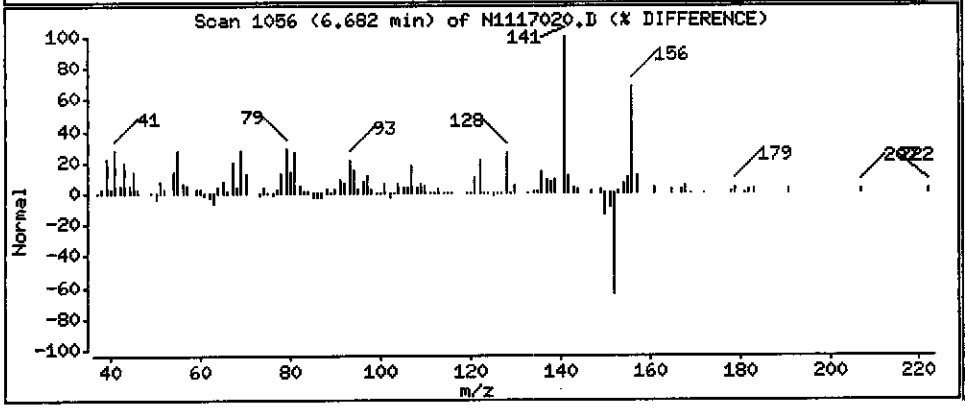

Data File: \\PITSVR06\D\chem\733.i\N111710.b\N1117020.D

Date : 17-NOV-2010 20:15

Client ID: MW-10

Instrument: 733.i

Sample Info: C0K120577-001 11/16/10 h2o(0320088)8270c

Volume Injected (uL): 2.0

Operator: 3200

Column phase: DB5-MS

Column diameter: 0.32

82 Acenaphthene

Concentration: 2.5804 ug/L

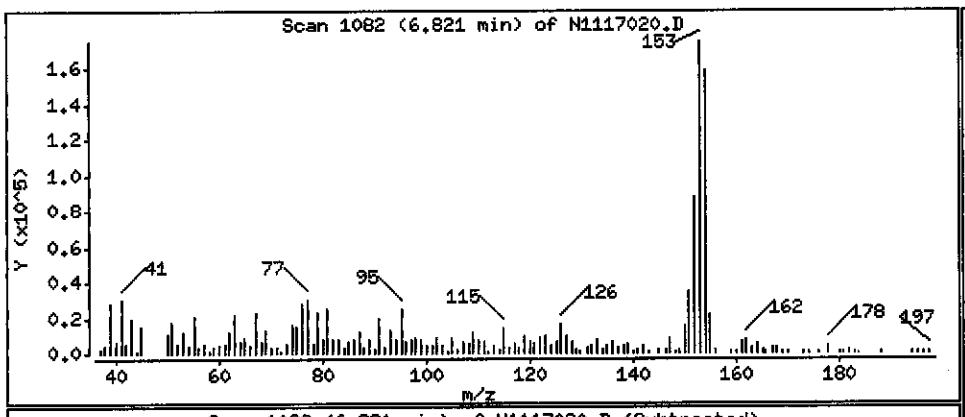

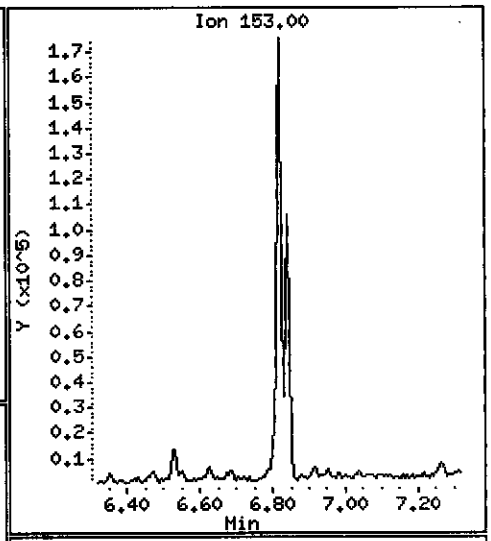

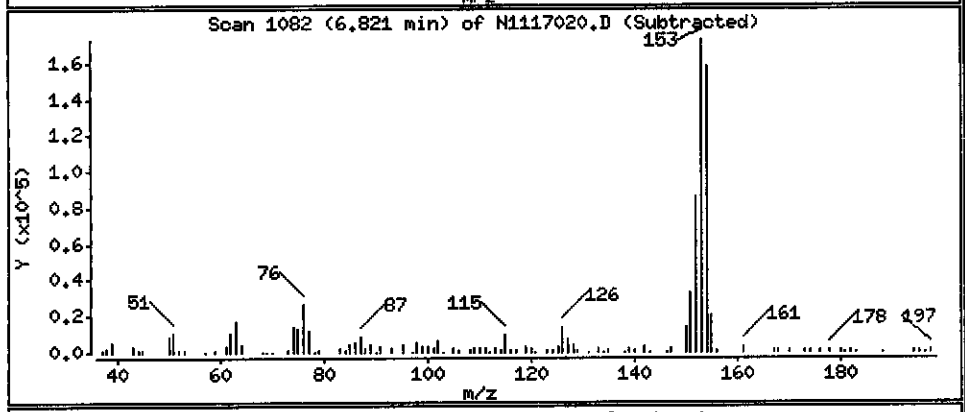

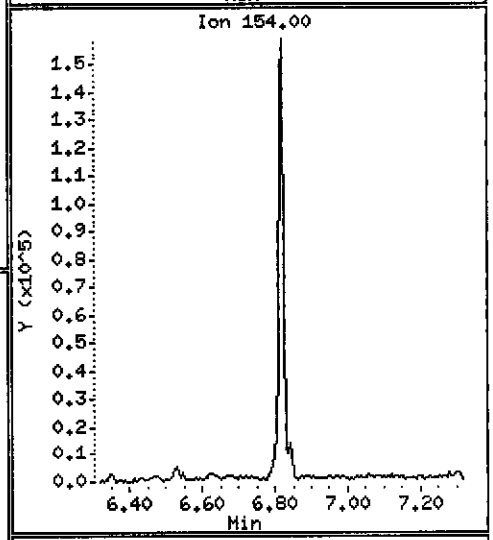

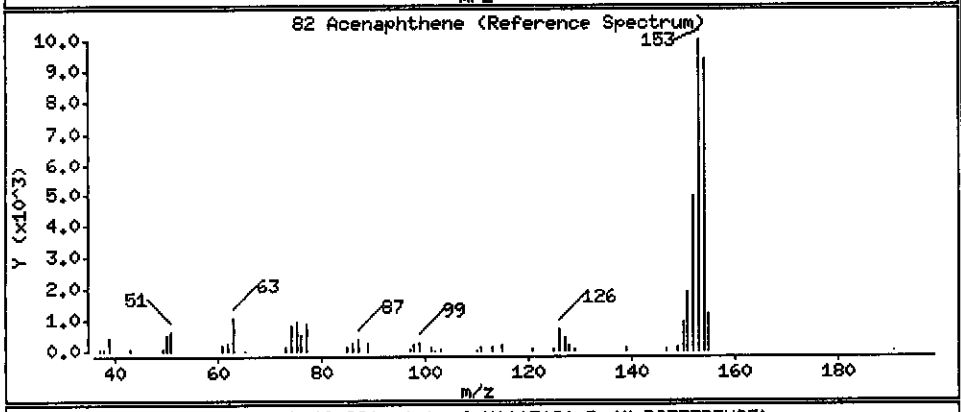

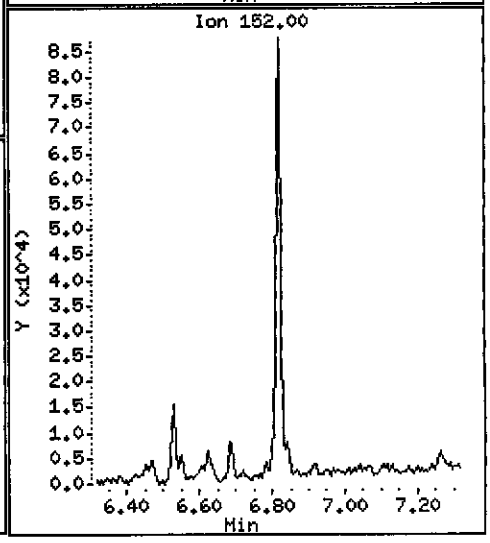

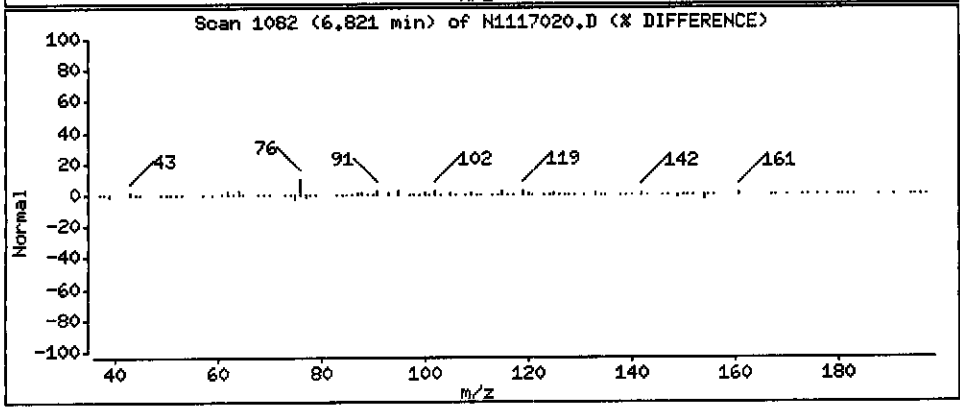

Data File: \\PITSVR06\D\chem\733.i\N111710.b\N1117020.D

Date : 17-NOV-2010 20:15

Client ID: MW-10

Instrument: 733.i

Sample Info: C0K120577-001 11/16/10 h2o(0320088)8270c

Volume Injected (uL): 2.0

Operator: 3200

Column phase: DB5-MS

Column diameter: 0.32

86 Dibenzofuran

Concentration: 0.17792 ug/L

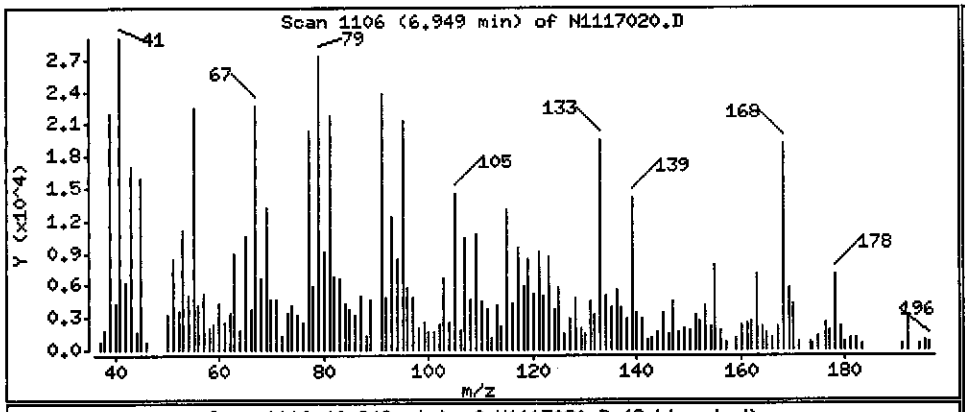

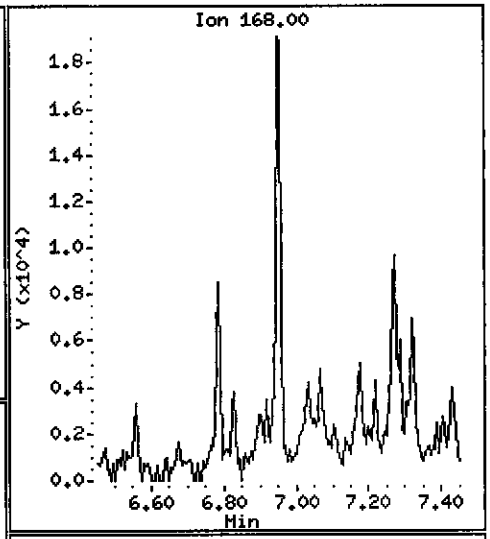

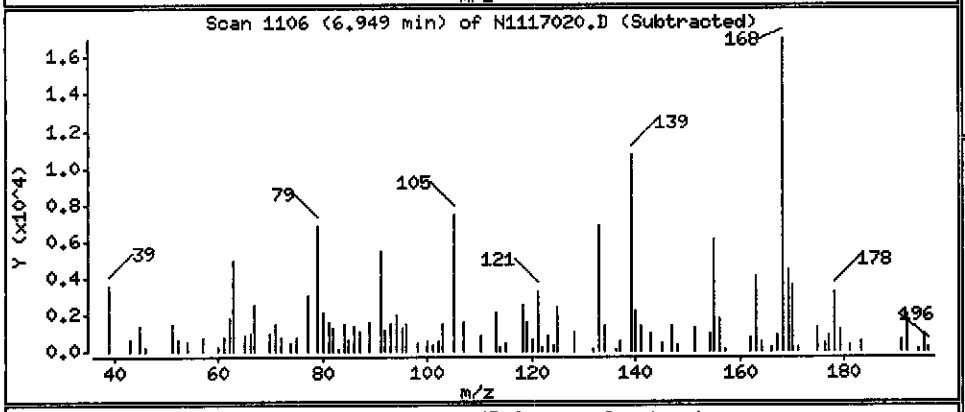

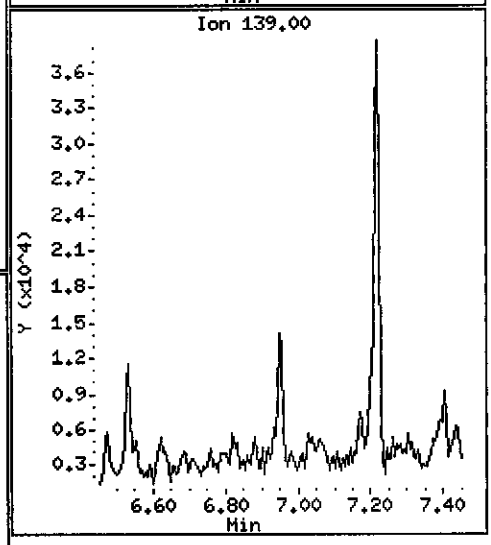

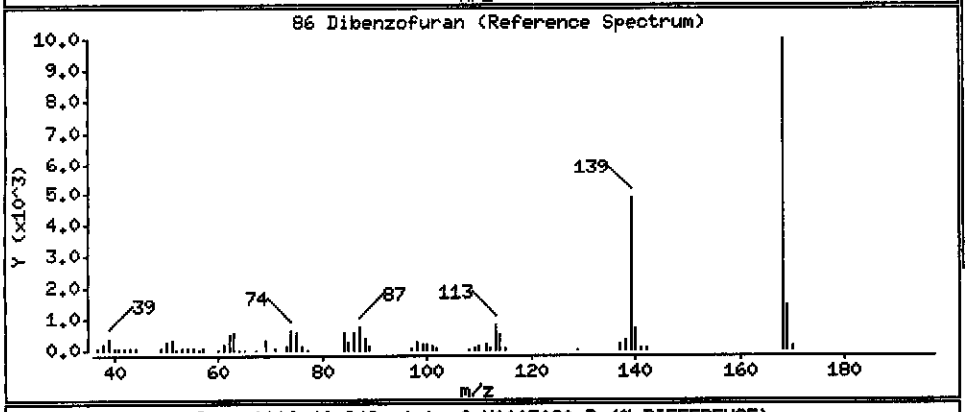

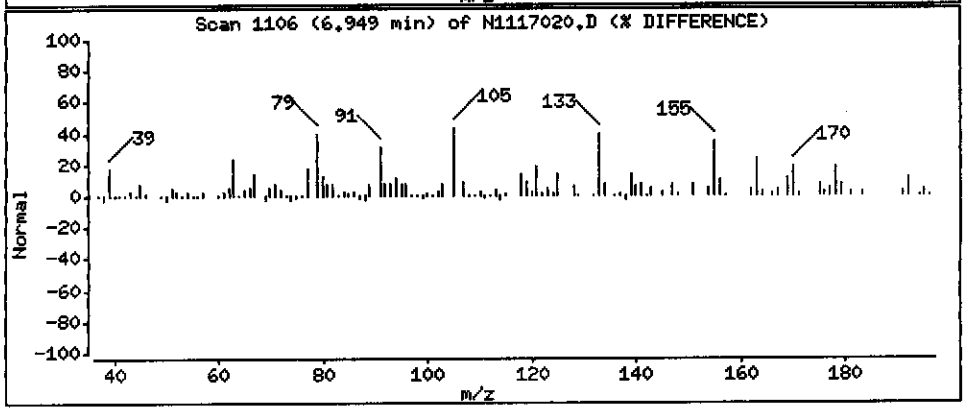

Data File: \\PITSVR06\D\chem\733.i\N111710.b\N1117020.D

Date : 17-NOV-2010 20:15

Client ID: MW-10

Instrument: 733.i

Sample Info: C0K120577-001 11/16/10 h2o(0320088)8270c

Volume Injected (uL): 2.0

Operator: 3200

Column phase: DB5-MS

Column diameter: 0.32

93 Diethylphthalate

Concentration: 0.45374 ug/L

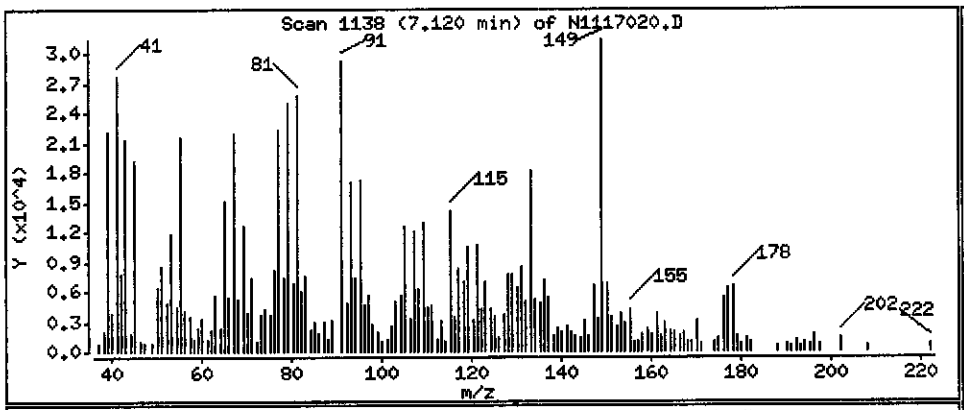

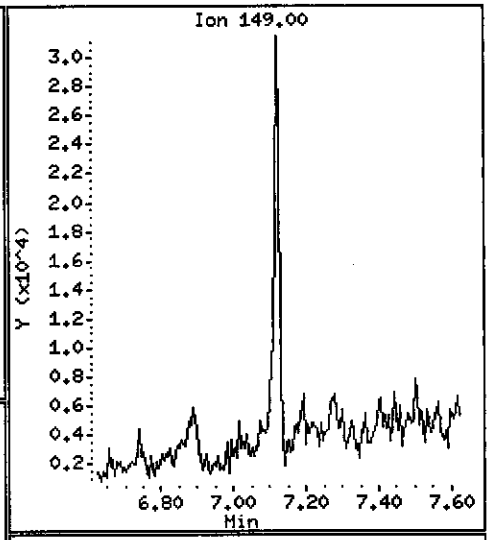

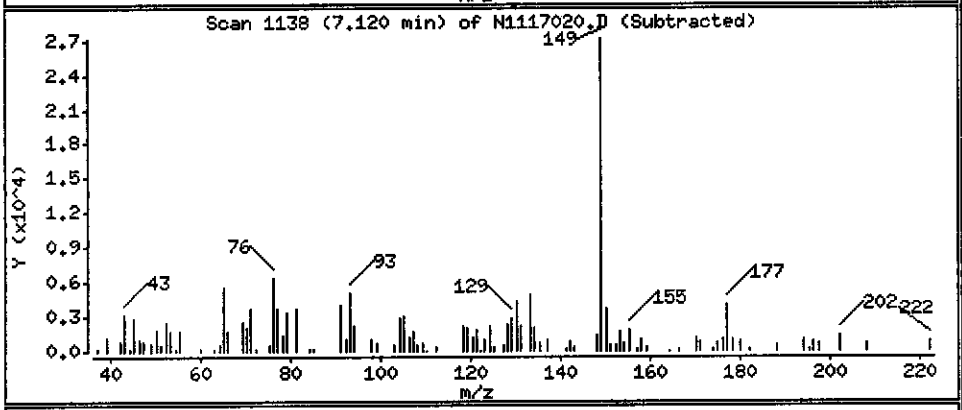

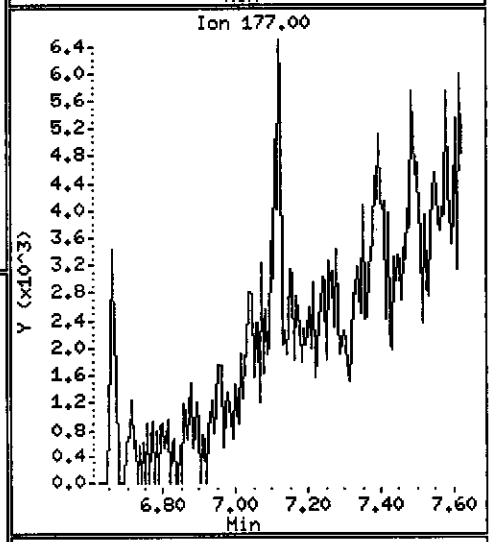

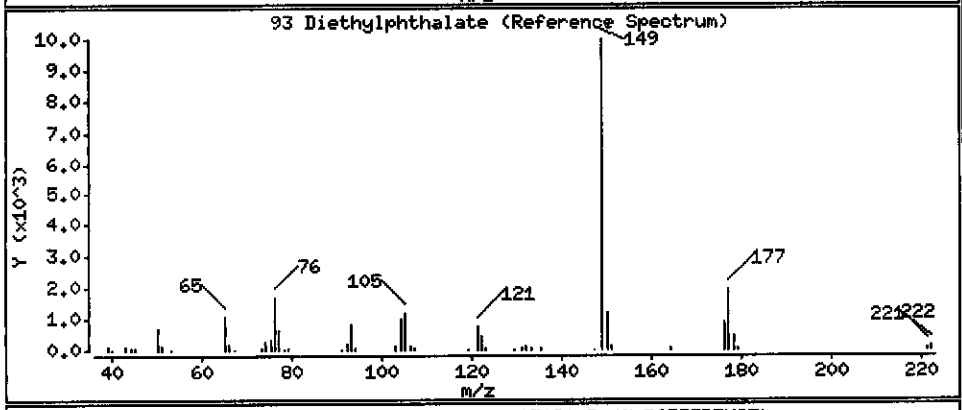

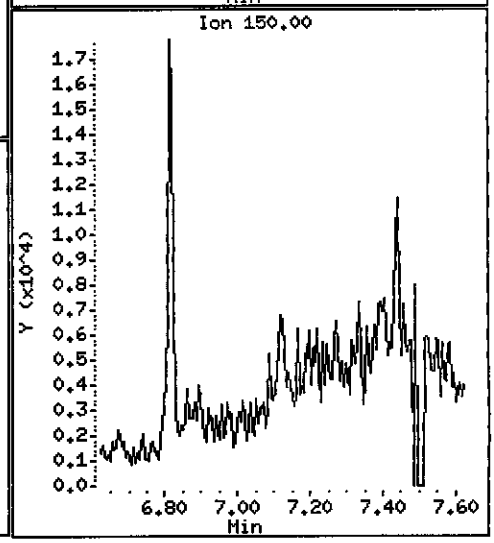

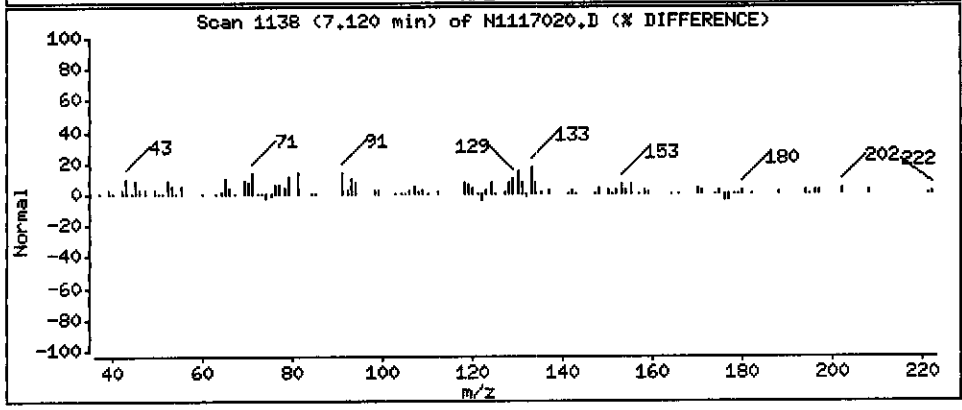

Data File: \\PITSVR06\D\chem\733.i\N111710.b\N1117020.D

Date : 17-NOV-2010 20:15

Client ID: MW-10

Instrument: 733.i

Sample Info: C0K120577-001 11/16/10 h2o(0320088)8270c

Volume Injected (uL): 2.0

Operator: 3200

Column phase: DB5-MS

Column diameter: 0.32

94 Fluorene

Concentration: 3.5152 ug/L

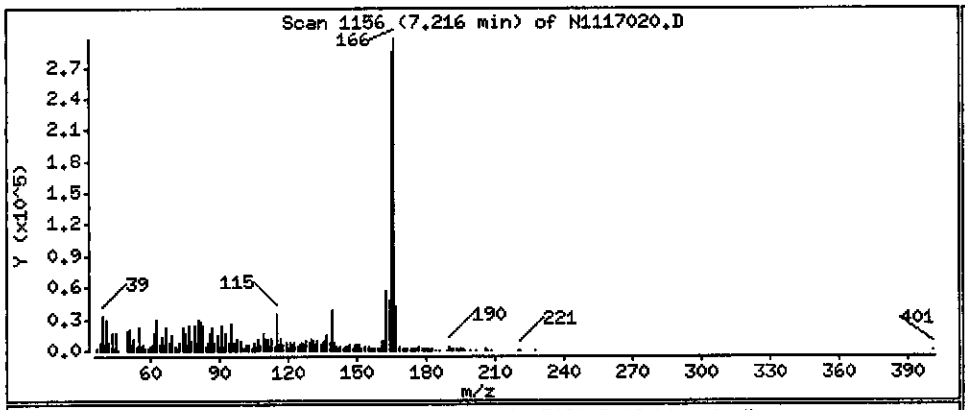

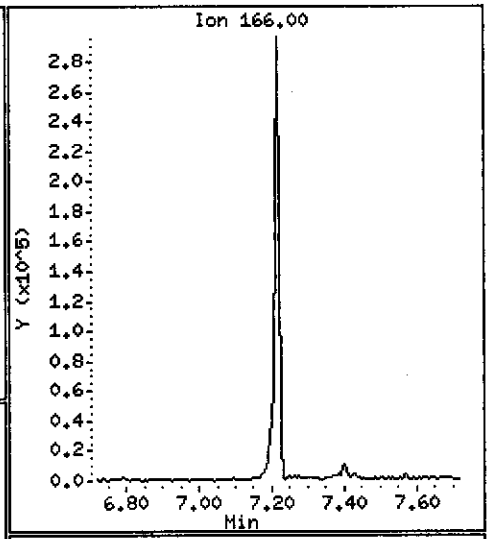

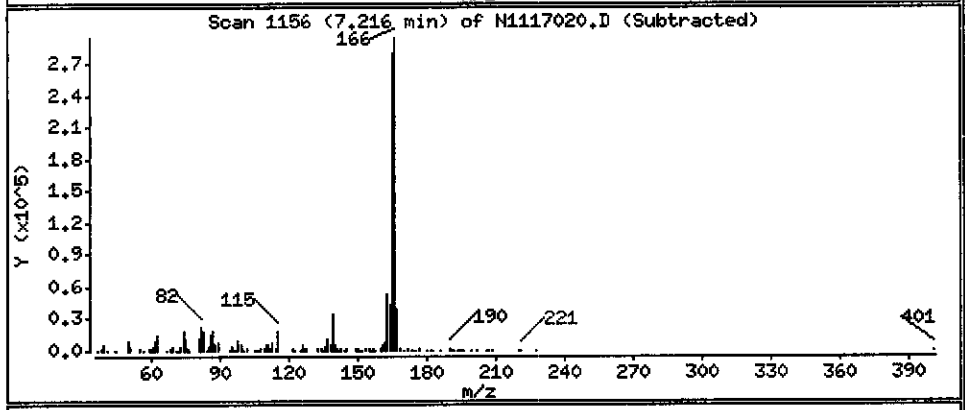

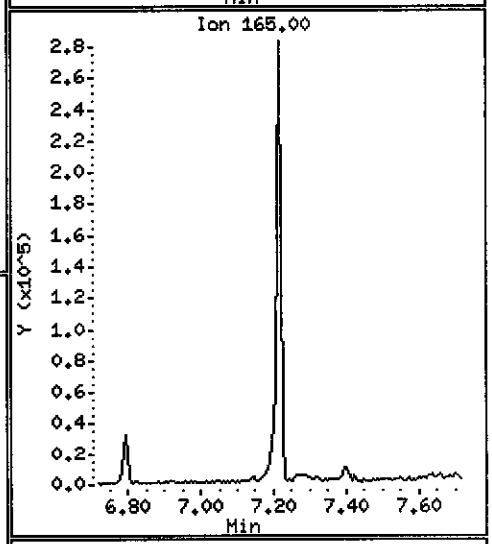

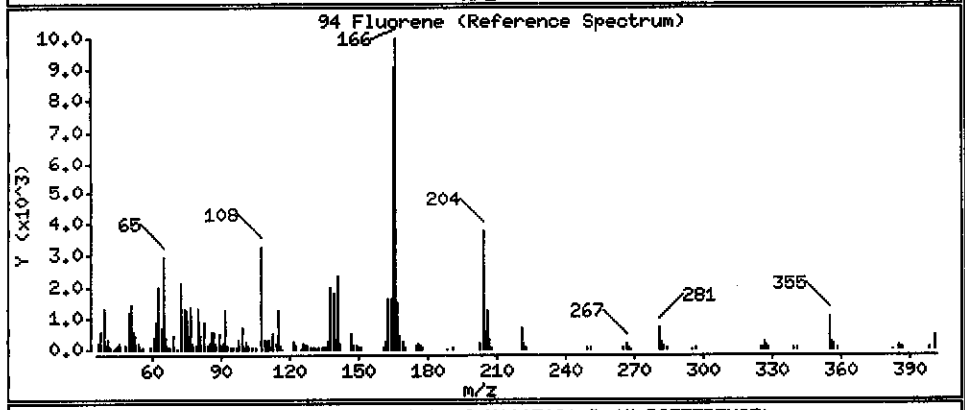

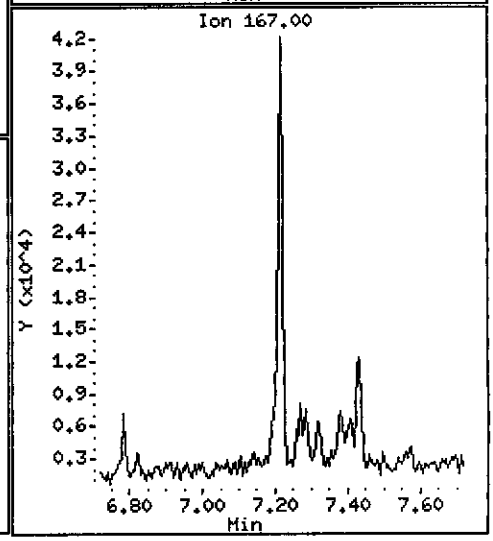

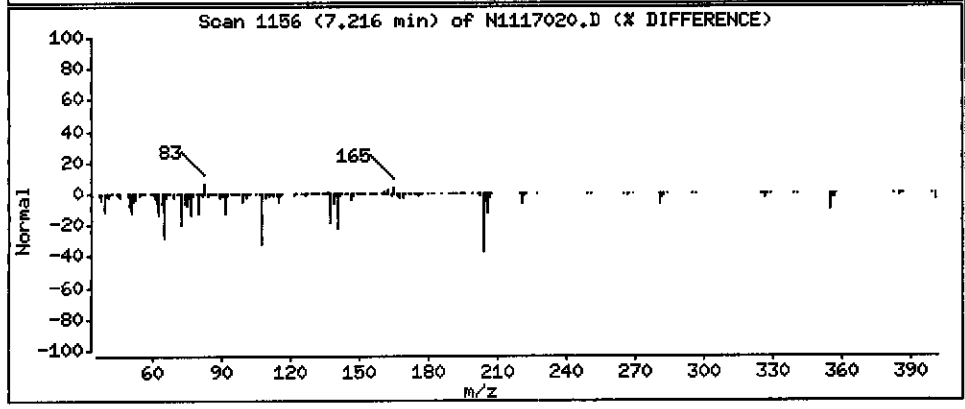

Data File: \\PITSVR06\D\chem\733.i\N111710.b\N1117020.D

Date : 17-NOV-2010 20:15

Client ID: MW-10

Instrument: 733.i

Sample Info: C0K120577-001 11/16/10 h2o(0320088)8270c

Volume Injected (uL): 2.0

Operator: 3200

Column phase: DB5-MS

Column diameter: 0.32

115 Phenanthrene

Concentration: 1.6793 ug/L

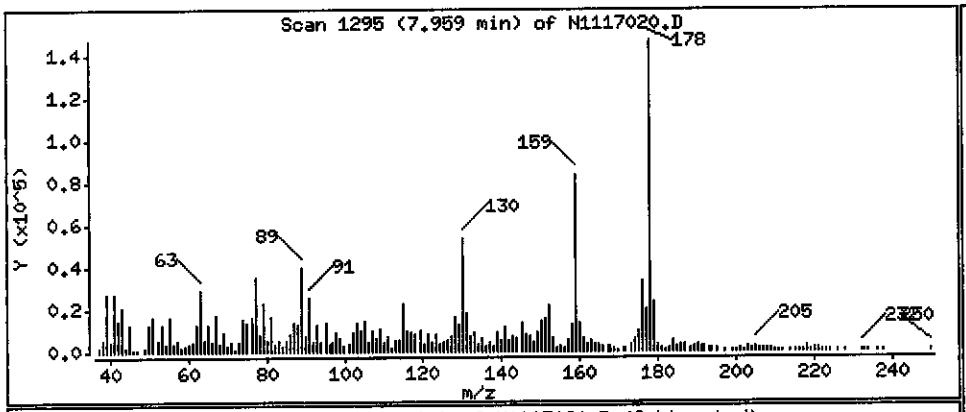

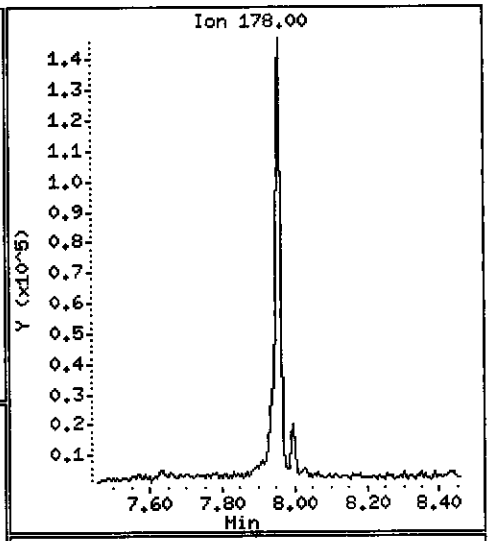

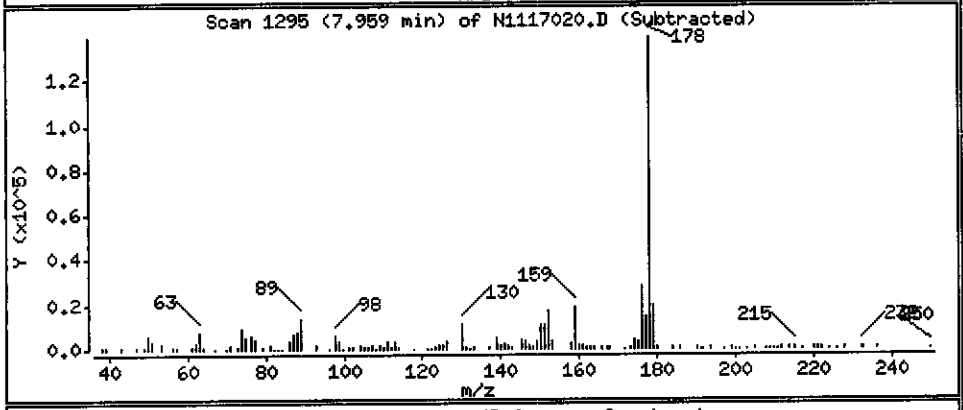

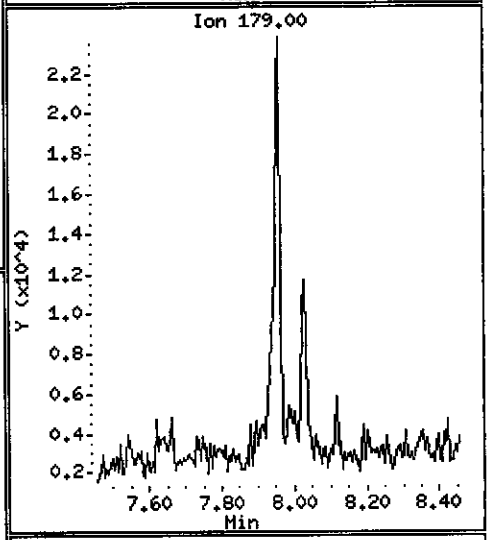

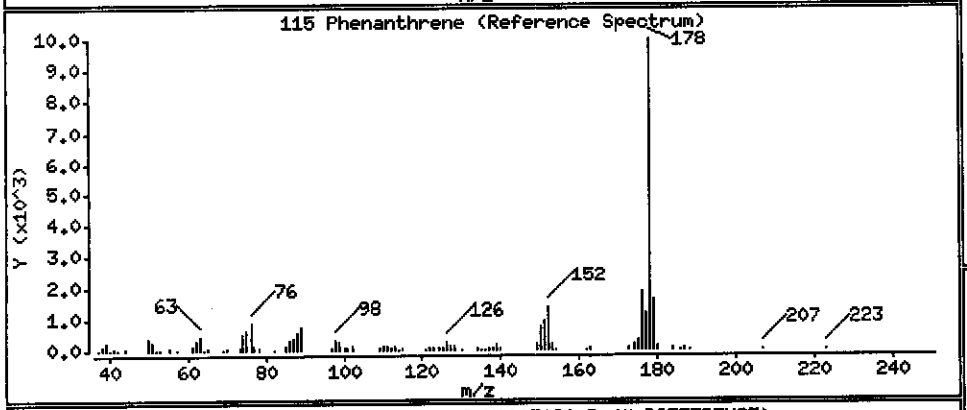

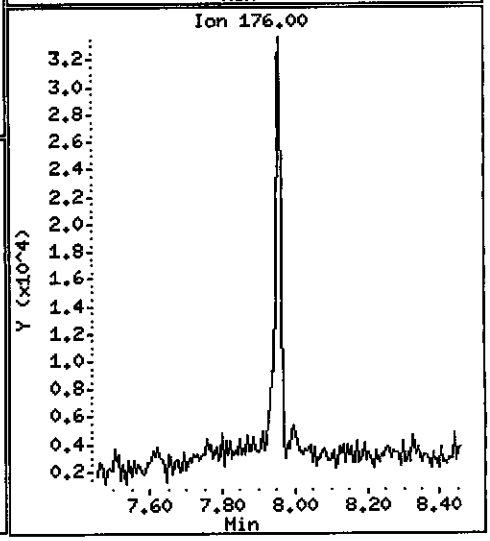

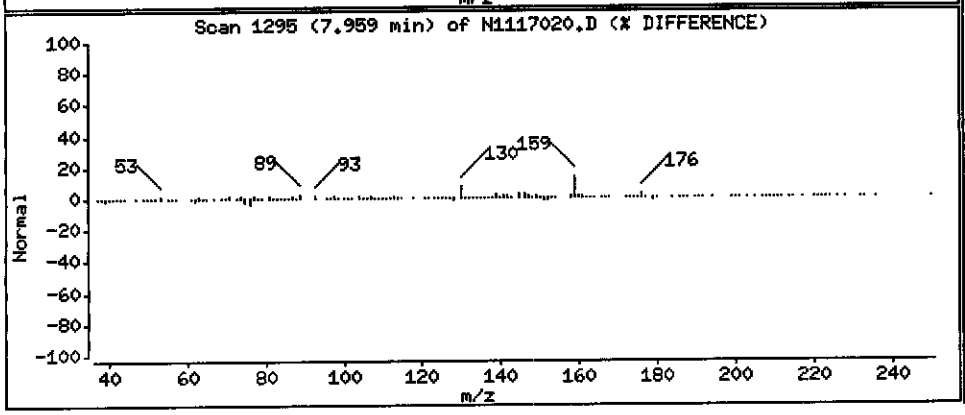

Data File: \\PITSVR06\D\chem\733.i\N111710.b\N1117020.D

Date : 17-NOV-2010 20:15

Client ID: MW-10

Instrument: 733.i

Sample Info: C0K120577-001 11/16/10 h2o(0320088)8270c

Volume Injected (uL): 2.0

Operator: 3200

Column phase: DB5-MS

Column diameter: 0.32

116 Anthracene

Concentration: 0.14610 ug/L

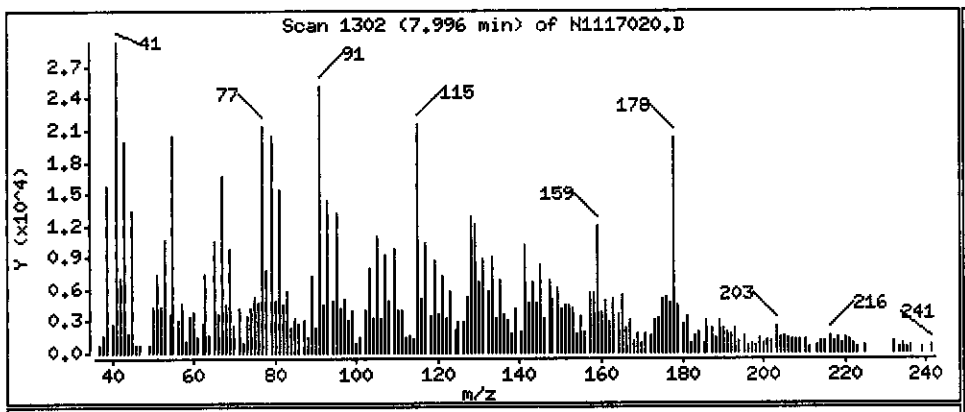

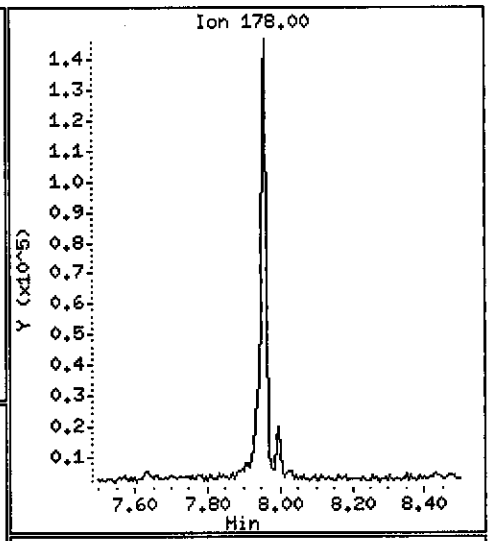

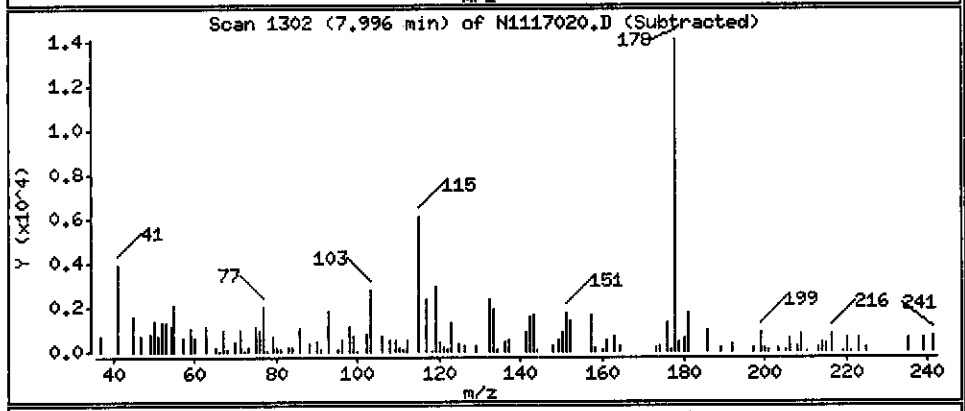

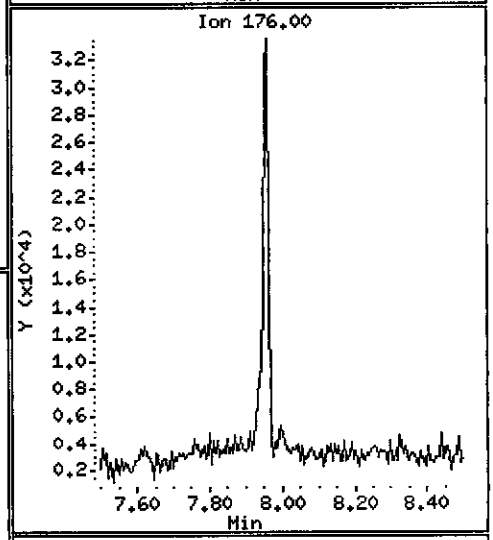

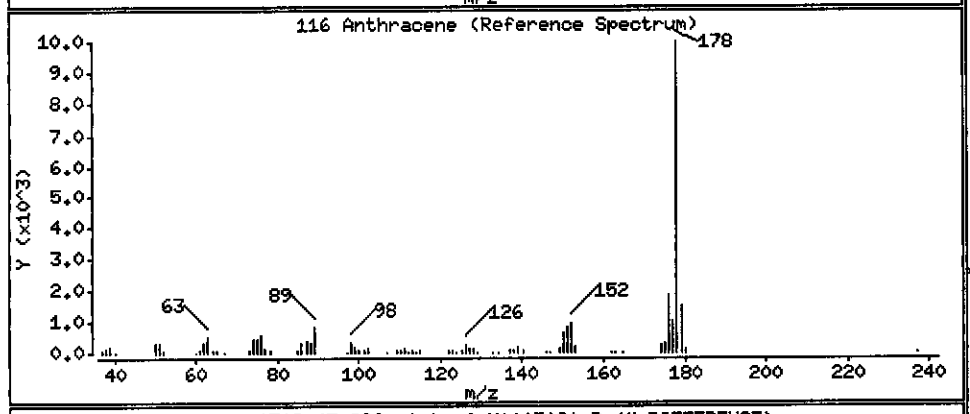

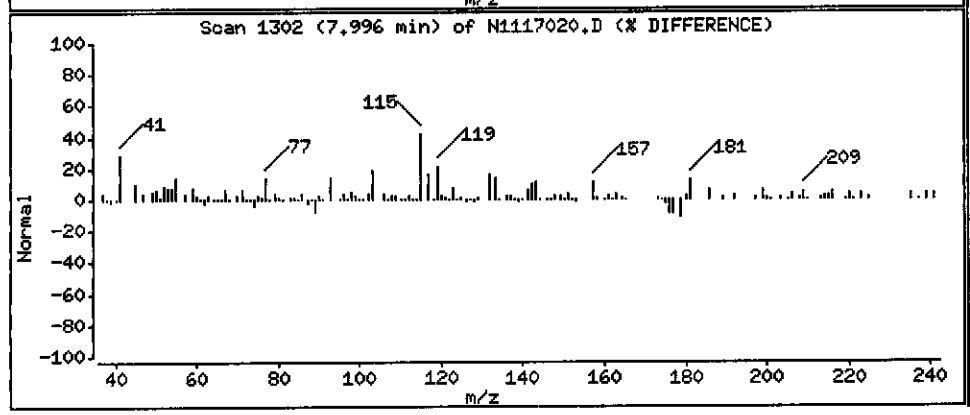

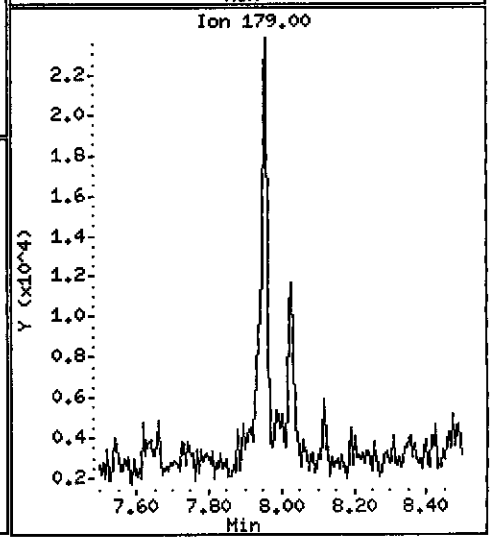

Data File: \\PITSVR06\D\chem\733.i\N111710.b\N1117020.D

Date : 17-NOV-2010 20:15

Client ID: MW-10

Instrument: 733.i

Sample Info: C0K120577-001 11/16/10 h2o(0320088)8270c

Volume Injected (uL): 2.0

Operator: 3200

Column phase: DB5-MS

Column diameter: 0.32

119 Carbazole

Concentration: 3.2116 ug/L

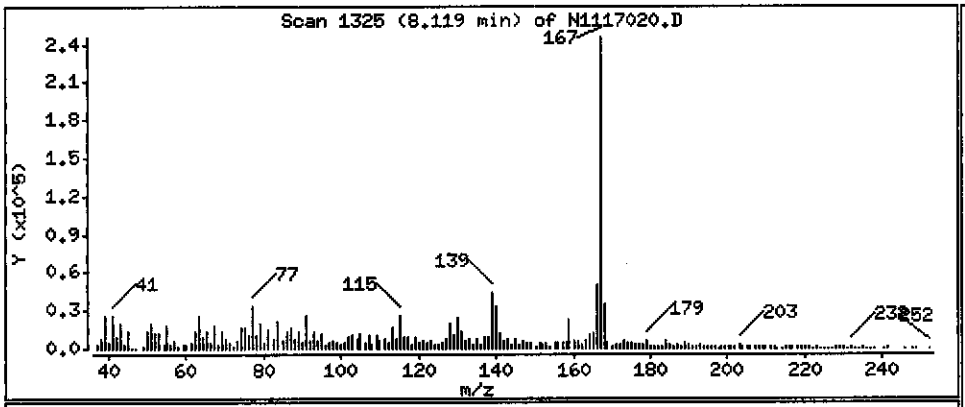

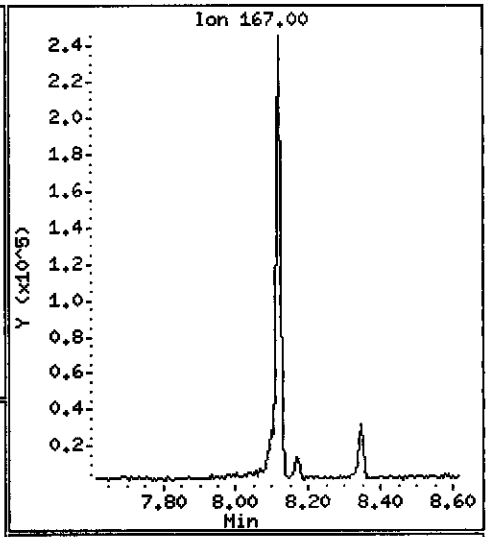

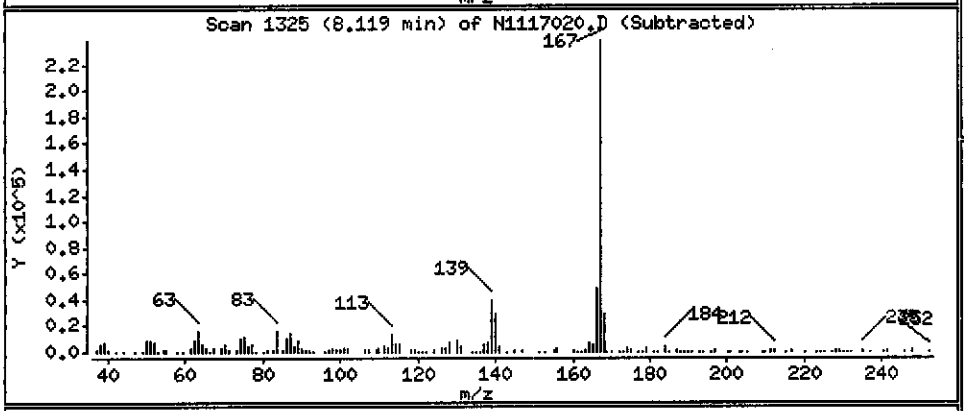

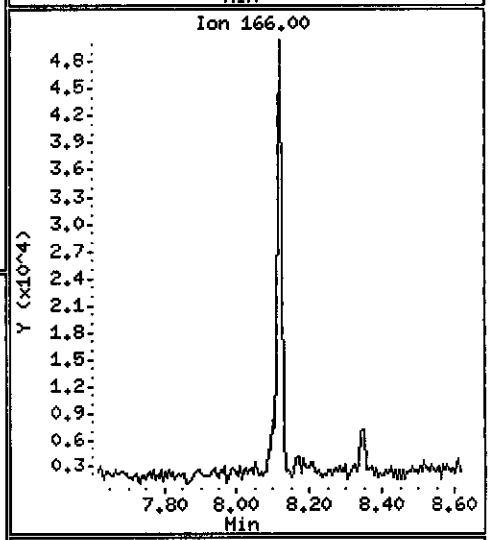

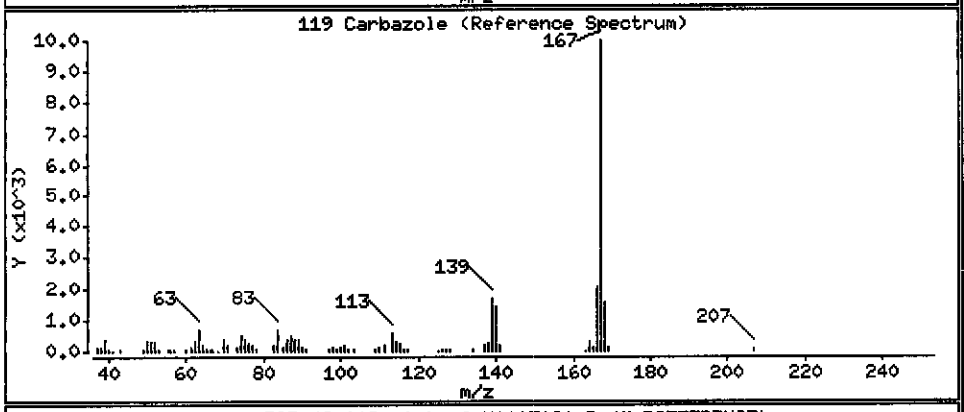

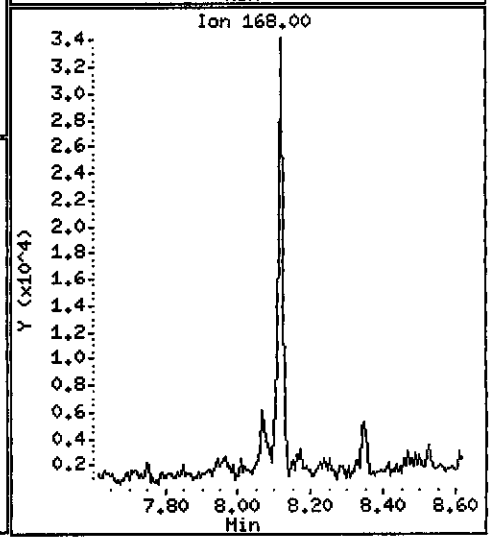

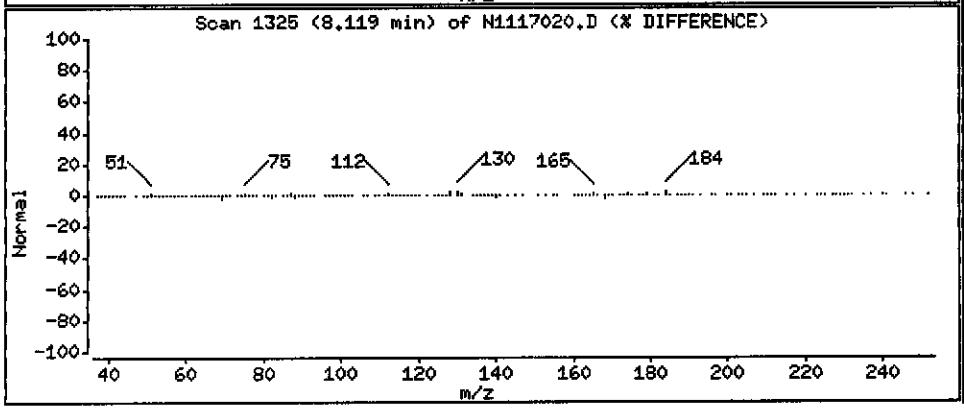

Data File: \\PITSVR06\D\chem\733.i\N111710.b\N1117020.D

Date : 17-NOV-2010 20:15

Client ID: MW-10

Instrument: 733.i

Sample Info: C0K120577-001 11/16/10 h2o(0320088)8270c

Volume Injected (uL): 2.0

Operator: 3200

Column phase: DB5-MS

Column diameter: 0.32

123 Fluoranthene

Concentration: 0.13232 ug/L

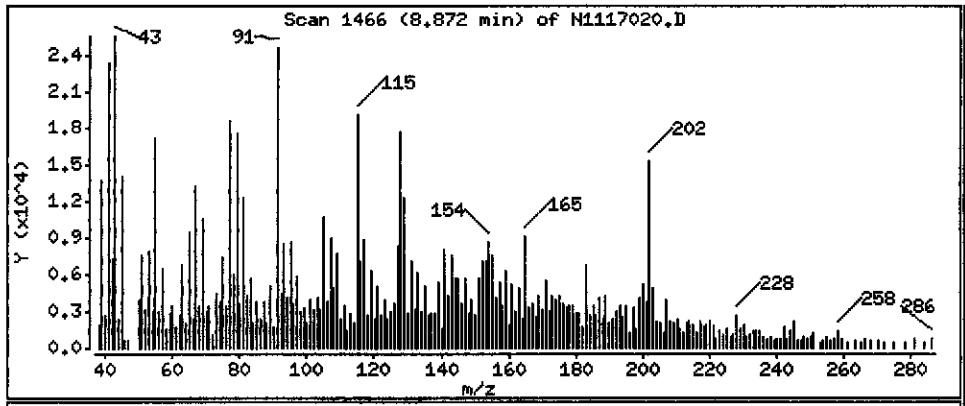

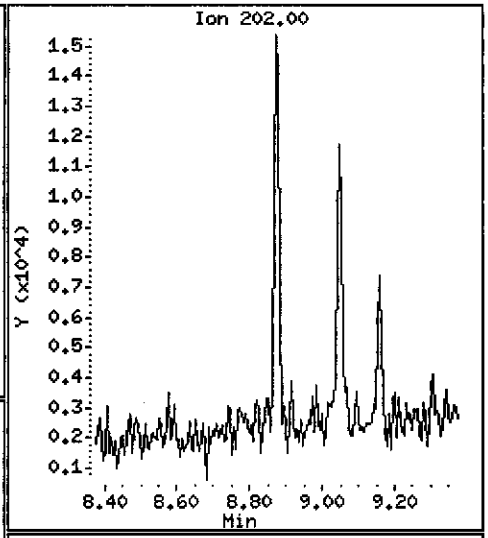

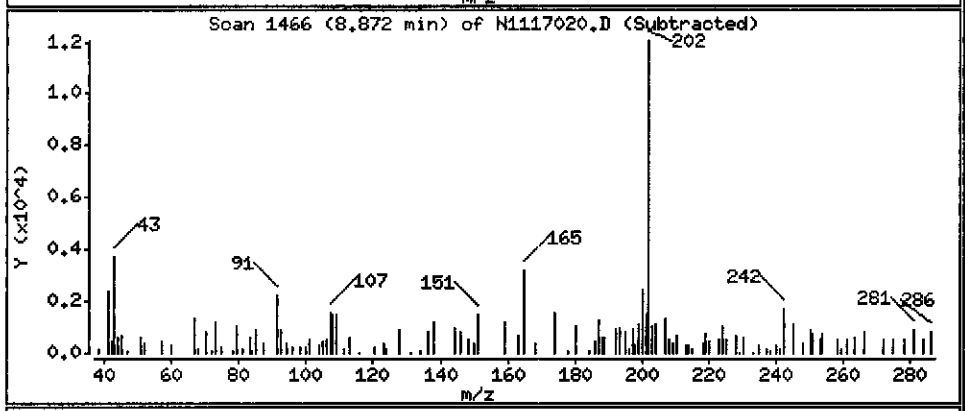

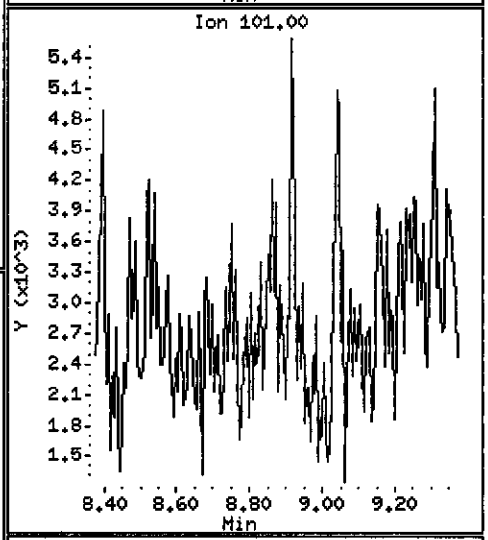

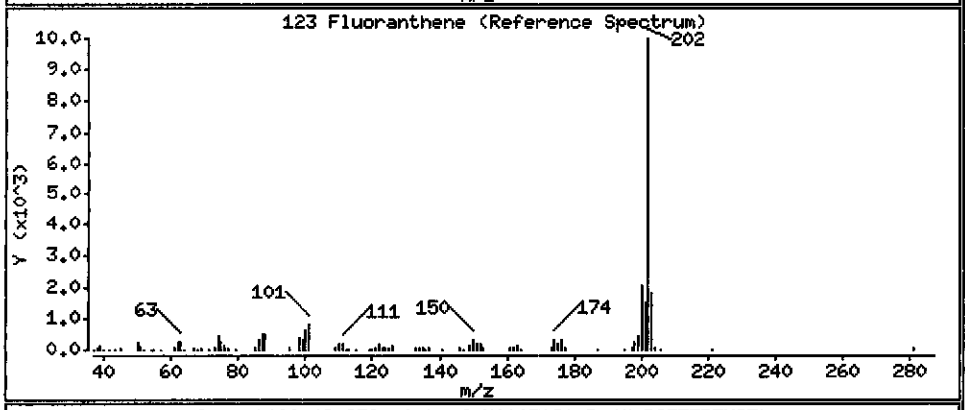

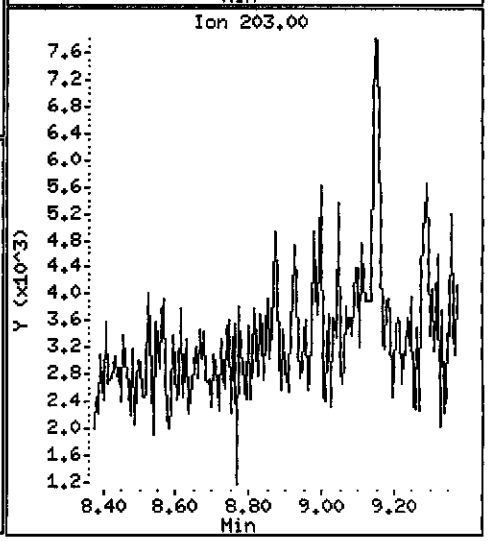

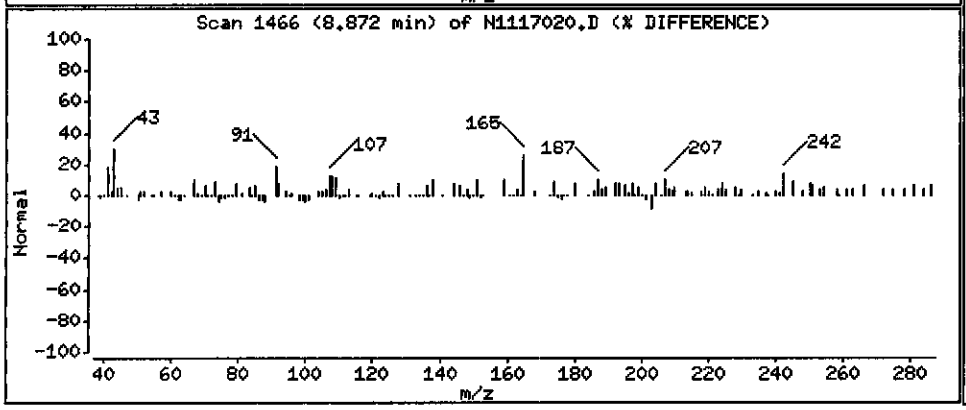

Data File: \\PITSVR06\D\chem\733.i\N111710.b\N1117020.D

Date : 17-NOV-2010 20:15

Client ID: MW-10

Instrument: 733.i

Sample Info: C0K120577-001 11/16/10 h2o(0320088)8270c

Volume Injected (uL): 2.0

Operator: 3200

Column phase: DB5-MS

Column diameter: 0.32

125 Pyrene

Concentration: 0.16356 ug/L

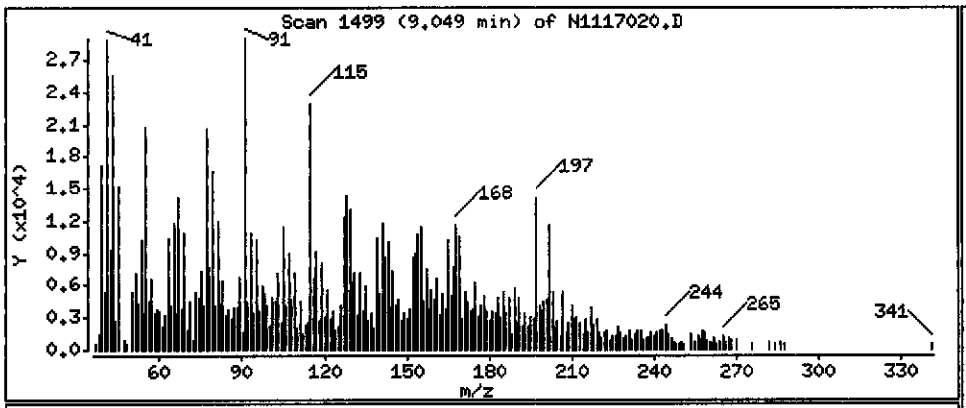

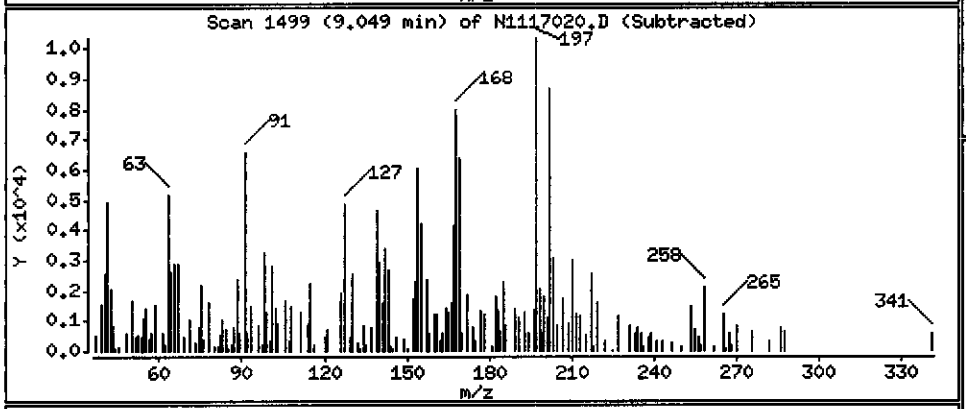

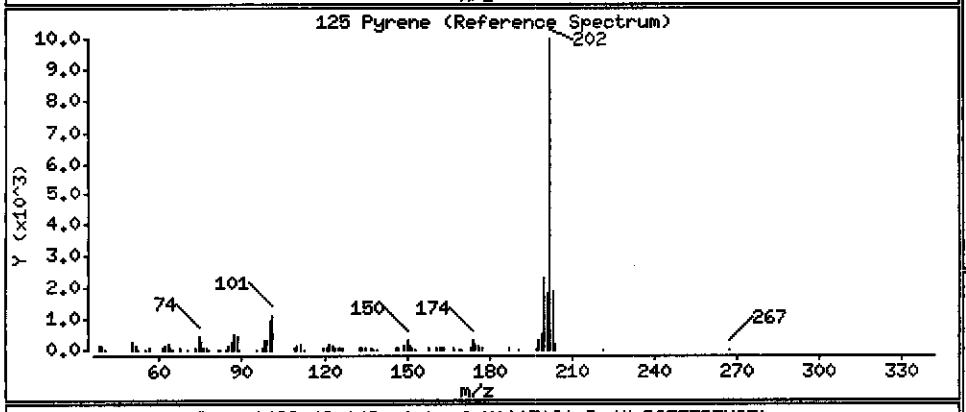

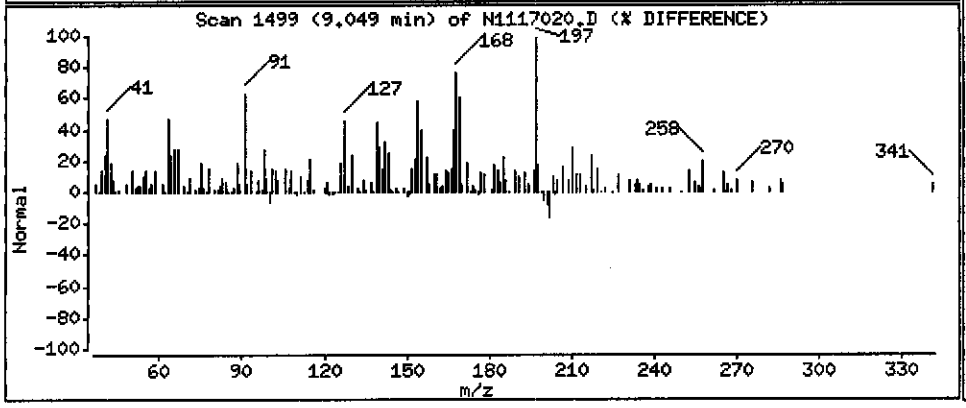

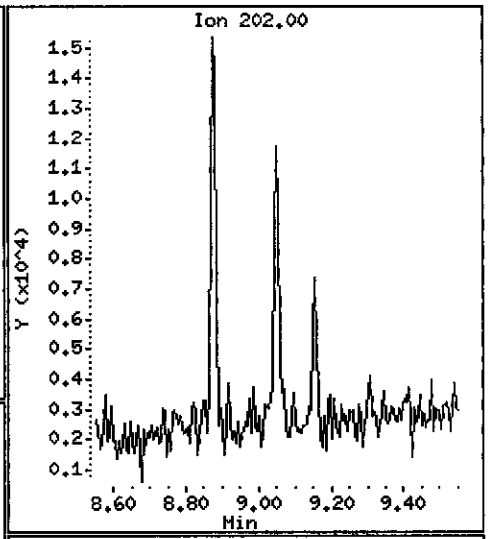

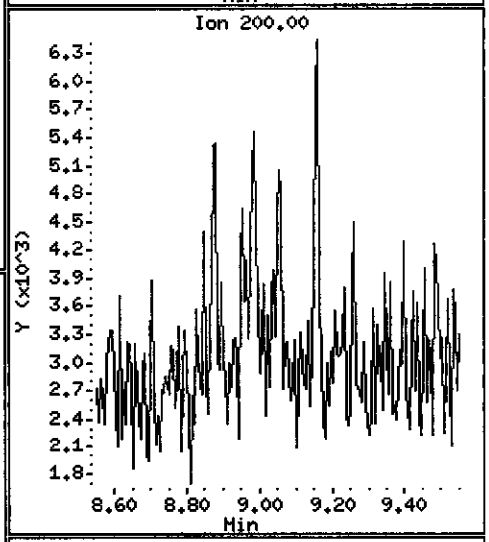

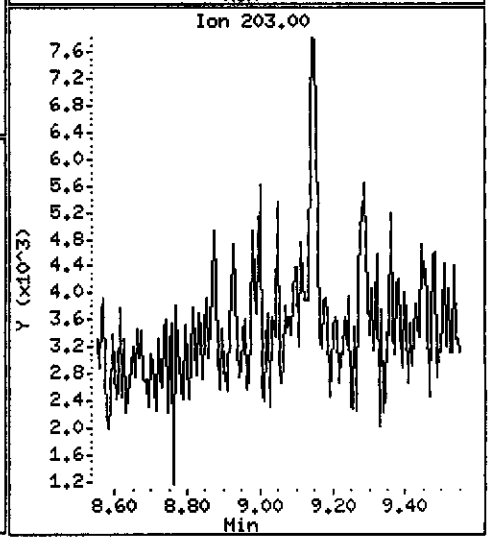

Data File: \\PITSVR06\D\chem\733.i\N111710.b\N1117020.D

Date : 17-NOV-2010 20:15

Client ID: MW-10

Instrument: 733.i

Sample Info: C0K120577-001 11/16/10 h2o(0320088)8270c

Volume Injected (uL): 2.0

Operator: 3200

Column phase: DB5-MS

Column diameter: 0.32

139 bis(2-ethylhexyl)Phthalate

Concentration: 0.25439 ug/L

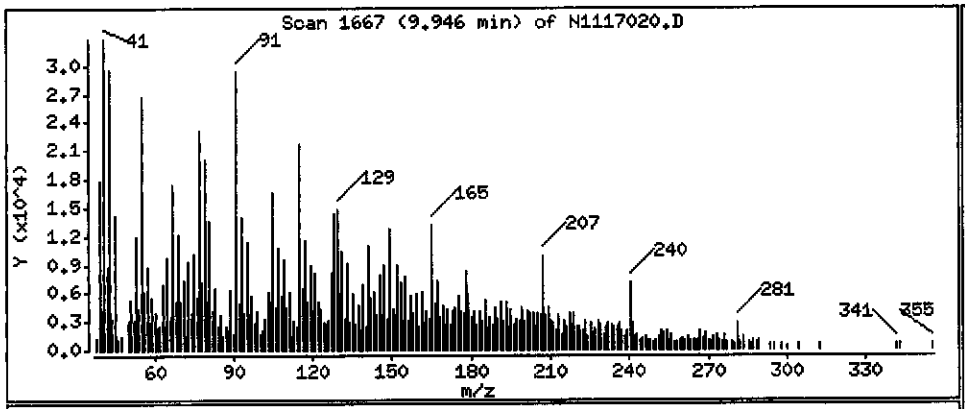

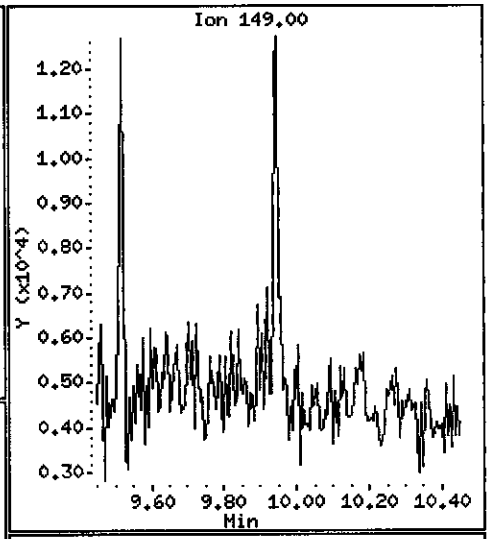

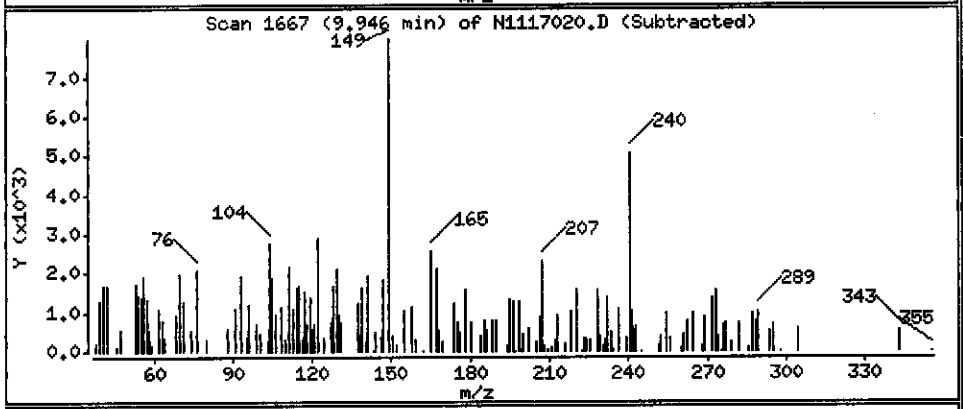

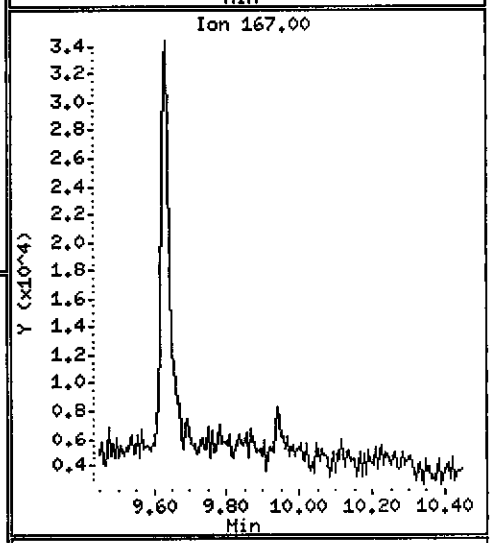

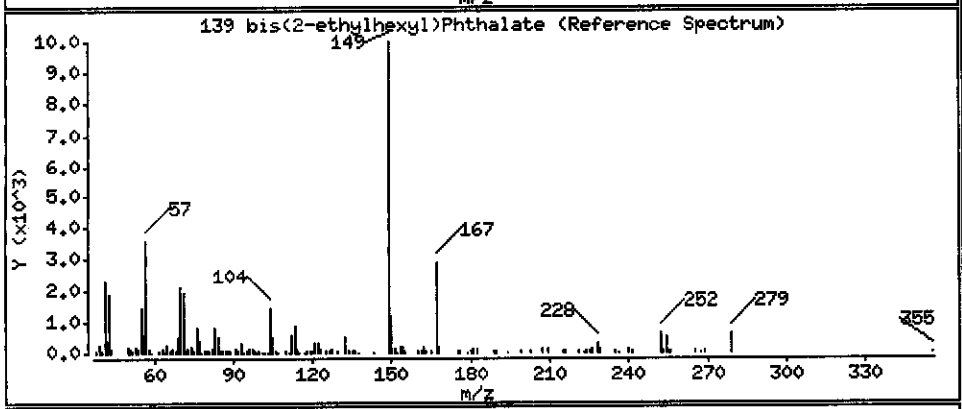

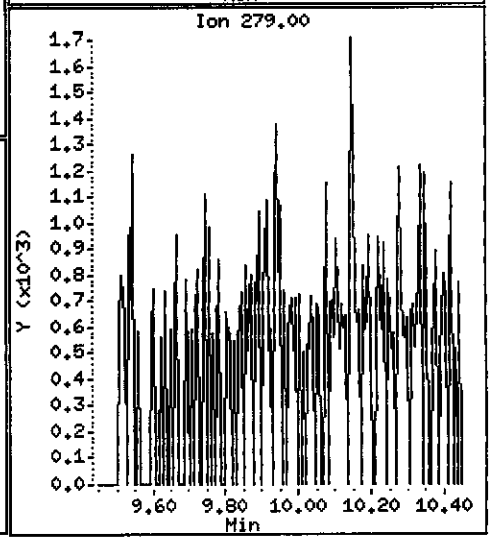

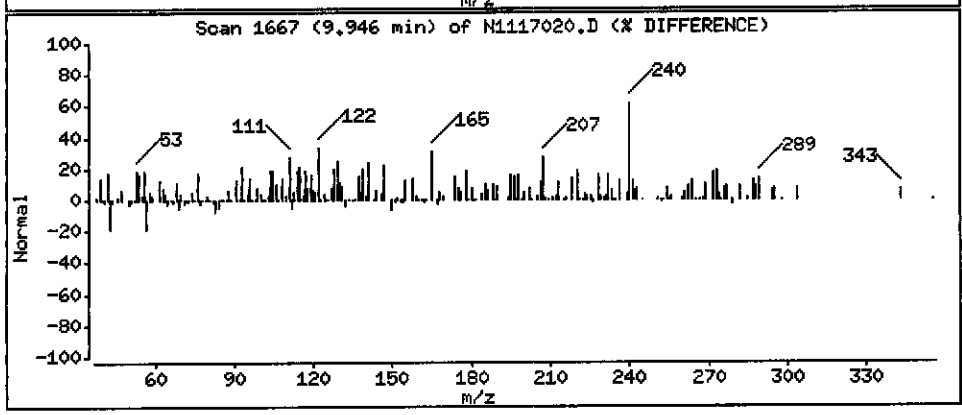

MACTEC Engineering and Consulting Inc

Client Sample ID: MW-11

GC/MS Semivolatiles

Lot-Sample #...:	C0K120577-002	**Work Order #...:**	L91KM1AA	**Matrix.....:**	WATER
Date Sampled...:	11/10/10 11:25	**Date Received..:**	11/11/10 09:45	**MS Run #.....:**	0320067
Prep Date.....:	11/16/10	**Analysis Date..:**	11/17/10		
Prep Batch #...:	0320088	**Analysis Time..:**	20:35		
Dilution Factor:	19	**Initial Wgt/Vol:**	1050 mL	**Final Wgt/Vol..:**	1 mL
Analyst ID.....:	003200	**Instrument ID..:**	733		
		Method.....:	SW846 8270C		

PARAMETER	RESULT	REPORTING LIMIT	UNITS	MDL
Acenaphthene	**63**	**3.8**	**ug/L**	**0.27**
Acenaphthylene	**1.4 J**	**3.8**	**ug/L**	**0.29**
Acetophenone	ND	19	ug/L	1.5
Anthracene	**8.5**	**3.8**	**ug/L**	**0.29**
Atrazine	ND	19	ug/L	1.7
Benzo(a)anthracene	**2.3 J**	**3.8**	**ug/L**	**0.28**
Benzo(a)pyrene	**1.5 J**	**3.8**	**ug/L**	**0.25**
Benzo(b)fluoranthene	ND	3.8	ug/L	0.30
Benzo(ghi)perylene	ND	3.8	ug/L	0.29
Benzo(k)fluoranthene	ND	3.8	ug/L	1.0
Benzaldehyde	ND	19	ug/L	2.8
1,1'-Biphenyl	**22**	**19**	**ug/L**	**0.79**
bis(2-Chloroethoxy) methane	ND	19	ug/L	1.1
bis(2-Chloroethyl)-ether	ND	3.8	ug/L	0.48
bis(2-Ethylhexyl) phthalate	ND	19	ug/L	15
4-Bromophenyl phenyl ether	ND	19	ug/L	1.2
Butyl benzyl phthalate	ND	19	ug/L	2.7
Caprolactam	ND	95	ug/L	23
Carbazole	**89**	**3.8**	**ug/L**	**0.30**
4-Chloroaniline	ND	19	ug/L	1.7
4-Chloro-3-methylphenol	ND	19	ug/L	1.4
2-Chloronaphthalene	ND	3.8	ug/L	0.29
2-Chlorophenol	ND	19	ug/L	3.1
4-Chlorophenyl phenyl ether	ND	19	ug/L	0.96
Chrysene	**1.4 J**	**3.8**	**ug/L**	**0.27**
Dibenz(a,h)anthracene	ND	3.8	ug/L	0.29
Dibenzofuran	**69**	**19**	**ug/L**	**1.2**
3,3'-Dichlorobenzidine	ND	19	ug/L	2.1
2,4-Dichlorophenol	ND	3.8	ug/L	0.63
Diethyl phthalate	ND	19	ug/L	2.8
2,4-Dimethylphenol	ND	19	ug/L	1.6
Dimethyl phthalate	ND	19	ug/L	1.5

(Continued on next page)

MACTEC Engineering and Consulting Inc

Client Sample ID: MW-11

GC/MS Semivolatiles

Lot-Sample #...: C0K120577-002 **Work Order #...:** L91KM1AA **Matrix.....:** WATER

PARAMETER	RESULT	REPORTING LIMIT	UNITS	MDL
Di-n-butyl phthalate	ND	19	ug/L	2.4
4,6-Dinitro-2-methylphenol	ND	95	ug/L	4.2
2,4-Dinitrophenol	ND	95	ug/L	12
2,4-Dinitrotoluene	ND	19	ug/L	1.0
2,6-Dinitrotoluene	ND	19	ug/L	1.5
Di-n-octyl phthalate	ND	19	ug/L	3.9
Fluoranthene	**6.5**	**3.8**	**ug/L**	**0.31**
Fluorene	**60**	**3.8**	**ug/L**	**0.41**
Hexachlorobenzene	ND	3.8	ug/L	0.35
Hexachlorobutadiene	ND	3.8	ug/L	0.32
Hexachlorocyclopentadiene	ND	19	ug/L	0.98
Hexachloroethane	ND	19	ug/L	1.2
Indeno(1,2,3-cd)pyrene	ND	3.8	ug/L	0.38
Isophorone	ND	19	ug/L	1.2
2-Methylnaphthalene	**230**	**3.8**	**ug/L**	**0.23**
2-Methylphenol	ND	19	ug/L	1.6
4-Methylphenol	ND	19	ug/L	1.7
Naphthalene	**1600 E**	**3.8**	**ug/L**	**0.27**
2-Nitroaniline	ND	95	ug/L	6.7
3-Nitroaniline	ND	95	ug/L	6.1
4-Nitroaniline	ND	95	ug/L	3.3
Nitrobenzene	ND	3.8	ug/L	1.6
2-Nitrophenol	ND	19	ug/L	3.2
4-Nitrophenol	ND	95	ug/L	11
N-Nitrosodi-n-propylamine	ND	3.8	ug/L	0.59
N-Nitrosodiphenylamine	ND	3.8	ug/L	1.6
2,2'-oxybis(1-Chloropropane)	ND	3.8	ug/L	0.37
Pentachlorophenol	ND	19	ug/L	1.3
Phenanthrene	**49**	**3.8**	**ug/L**	**0.81**
Phenol	ND	3.8	ug/L	1.1
Pyrene	**5.0**	**3.8**	**ug/L**	**0.30**
2,4,5-Trichlorophenol	ND	19	ug/L	2.9
2,4,6-Trichlorophenol	ND	19	ug/L	3.3

(Continued on next page)

MACTEC Engineering and Consulting Inc

Client Sample ID: MW-11

GC/MS Semivolatiles

Lot-Sample #...: C0K120577-002 **Work Order #...:** L91KM1AA **Matrix.....:** WATER

SURROGATE	PERCENT RECOVERY	RECOVERY LIMITS
Nitrobenzene-d5	NC,DIL	(23 - 112)
Terphenyl-d14	NC,DIL	(10 - 132)
2-Fluorobiphenyl	NC,DIL	(19 - 107)
2-Fluorophenol	NC,DIL	(10 - 111)
Phenol-d5	NC,DIL	(15 - 112)
2,4,6-Tribromophenol	NC,DIL	(16 - 122)

NOTE(S):

NC The recovery and/or RPD were not calculated.

DIL The concentration is estimated or not reported due to dilution or the presence of interfering analytes.

J Estimated result. Result is less than RL.

E Estimated result. Result concentration exceeds the calibration range.

Data File: \\PITSVR06\D\chem\733.i\N111710.b\N1117021.D
Date : 17-NOV-2010 20:35
Client ID: MW-11
Sample Info: C0K120577-002 X20 11/16/10 h2o(0320088)8270c
Volume Injected (uL): 2.0
Column phase: DB5-MS

Instrument: 733.i
Operator: 3200
Column diameter: 0.32

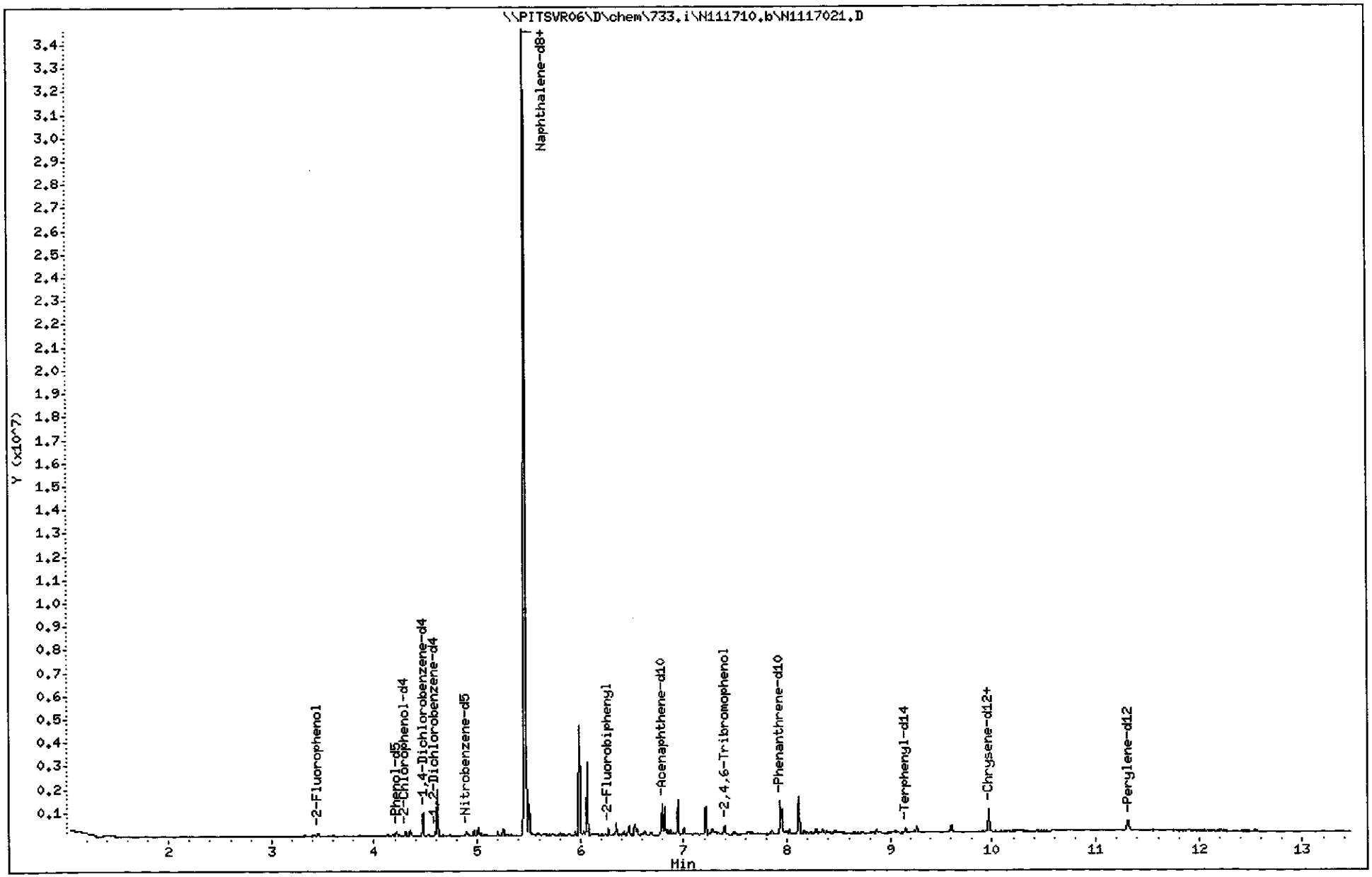

(2001 - 2312)
2040
C0K120577

TestAmerica Pittsburgh

Semivolatile REPORT SW-846 Method 8270

Data file : \\PITSVR06\D\chem\733.i\N111710.b\N1117021.D
Lab Smp Id: L91KM1AA Client Smp ID: MW-11
Inj Date : 17-NOV-2010 20:35
Operator : 3200 Inst ID: 733.i
Smp Info : C0K120577-002 X20 11/16/10 h2o(0320088)8270c
Misc Info : L91KM1AA,N111710.b,8270ll.m,padep.sub
Comment :
Method : \\PITSVR06\D\chem\733.i\N111710.b\8270ll.m
Meth Date : 18-Nov-2010 04:20 piccolinov Quant Type: ISTD
Cal Date : 10-NOV-2010 09:14 Cal File: N1110IC8.D
Als bottle: 24
Dil Factor: 20.00000
Integrator: HP RTE Compound Sublist: padep.sub
Target Version: 4.14
Processing Host: PITPC-502

Concentration Formula: Amt * DF * Uf * Vt/(Vo * Vi) * CpndVariable

Name	Value	Description
DF	20.000	Dilution Factor
Uf	1.000	ng unit correction factor
Vt	1000.000	Volume of final extract (uL)
Vo	1050.000	Volume of sample extracted (mL)
Vi	2.000	Volume injected (uL)
Cpnd Variable		Local Compound Variable

	Compounds	QUANT SIG MASS	RT	EXP RT	REL RT	RESPONSE	CONCENTRATIONS ON-COLUMN (NG)	CONCENTRATIONS FINAL (ug/L)
* 1	1,4-Dichlorobenzene-d4	152	4.476	4.473	(1.000)	119444	8.00000	
* 2	Naphthalene-d8	136	5.448	5.445	(1.000)	458012	8.00000	
* 3	Acenaphthene-d10	164	6.794	6.797	(1.000)	234927	8.00000	
* 4	Phenanthrene-d10	188	7.938	7.940	(1.000)	378644	8.00000	
* 5	Chrysene-d12	240	9.968	9.975	(1.000)	286002	8.00000	
* 6	Perylene-d12	264	11.303	11.322	(1.000)	206276	8.00000	
198	1,4-Dioxane	88	Compound Not Detected.					
10	N-Nitrosodimethylamine	74	Compound Not Detected.					
9	Pyridine	79	Compound Not Detected.					
16	Methyl methanesulfonate	80	Compound Not Detected.					
206	Benzaldehyde	77	Compound Not Detected.					
21	Aniline	93	Compound Not Detected.					
22	Phenol	94	Compound Not Detected.					
23	bis(2-Chloroethyl)ether	93	Compound Not Detected.					
24	2-Chlorophenol	128	Compound Not Detected.					
26	1,3-Dichlorobenzene	146	Compound Not Detected.					
27	1,4-Dichlorobenzene	146	Compound Not Detected.					
28	1,2-Dichlorobenzene	146	Compound Not Detected.					
29	Benzyl Alcohol	108	Compound Not Detected.					
30	2-Methylphenol	108	Compound Not Detected.					

	Compounds	QUANT SIG MASS	RT	EXP RT	REL RT	RESPONSE	CONCENTRATIONS ON-COLUMN (NG)	CONCENTRATIONS FINAL (ug/L)
31	2,2'-oxybis(1-Chloropropane)	45	Compound Not Detected.					
37	Acetophenone	105	Compound Not Detected.					
32	N-Nitroso-di-n-propylamine	70	Compound Not Detected.					
192	4-Methylphenol	108	Compound Not Detected.					
34	Hexachloroethane	117	Compound Not Detected.					
35	Nitrobenzene	77	Compound Not Detected.					
41	Isophorone	82	Compound Not Detected.					
42	2-Nitrophenol	139	Compound Not Detected.					
43	2,4-Dimethylphenol	107	Compound Not Detected.					
44	bis(2-Chloroethoxy)methane	93	Compound Not Detected.					
48	2,4-Dichlorophenol	162	Compound Not Detected.					
49	Benzoic Acid	122	Compound Not Detected.					
50	1,2,4-Trichlorobenzene	180	Compound Not Detected.					
51	Naphthalene	128	5.459	5.461	(1.002)	9899857	164.453	1566.2
52	4-Chloroaniline	127	Compound Not Detected.					
54	2,6-Dichlorophenol	162	Compound Not Detected.					
56	Hexachlorobutadiene	224	Compound Not Detected.					
208	Caprolactam	113	Compound Not Detected.					
59	4-Chloro-3-Methylphenol	107	Compound Not Detected.					
62	2-Methylnaphthalene	142	5.993	5.990	(1.100)	960544	24.3671	232.07
63	1-Methylnaphthalene	142	6.068	6.070	(1.114)	589521	15.6346	148.90
64	Hexachlorocyclopentadiene	236	Compound Not Detected.					
66	2,4,6-Trichlorophenol	196	Compound Not Detected.					
67	2,4,5-Trichlorophenol	196	Compound Not Detected.					
209	1,1'-Biphenyl	154	6.346	6.354	(0.934)	112258	2.31811	22.077
70	2-Chloronaphthalene	162	Compound Not Detected.					
73	2-Nitroaniline	65	Compound Not Detected.					
76	Dimethylphthalate	163	Compound Not Detected.					
78	2,6-Dinitrotoluene	165	Compound Not Detected.					
79	Acenaphthylene	152	6.682	6.685	(0.983)	8119	0.15088	1.4369
81	3-Nitroaniline	138	Compound Not Detected.					
82	Acenaphthene	153	6.816	6.818	(1.003)	222842	6.62606	63.105
83	2,4-Dinitrophenol	184	Compound Not Detected.					
85	4-Nitrophenol	109	Compound Not Detected.					
86	Dibenzofuran	168	6.949	6.952	(1.023)	362743	7.26693	69.209
87	2,4-Dinitrotoluene	165	Compound Not Detected.					
91	2,3,5,6-Tetrachlorophenol	231	Compound Not Detected.					
88	2,3,4,6-Tetrachlorophenol	231	Compound Not Detected.					
92	2-Naphthylamine	143	Compound Not Detected.					
93	Diethylphthalate	149	Compound Not Detected.					
94	Fluorene	166	7.216	7.219	(1.062)	248250	6.32029	60.193
95	4-Chlorophenyl-phenylether	204	Compound Not Detected.					
96	4-Nitroaniline	138	Compound Not Detected.					
98	4,6-Dinitro-2-methylphenol	198	Compound Not Detected.					
99	N-Nitrosodiphenylamine (1)	169	Compound Not Detected.					
100	1,2-Diphenylhydrazine	77	Compound Not Detected.					
106	4-Bromophenyl-phenylether	248	Compound Not Detected.					
107	Hexachlorobenzene	283	Compound Not Detected.					
210	Atrazine	200	Compound Not Detected.					
111	Pentachlorophenol	265	Compound Not Detected.					
115	Phenanthrene	178	7.954	7.956	(1.002)	294934	5.18264	49.358
116	Anthracene	178	7.996	7.999	(1.007)	48965	0.88810	8.4580
119	Carbazole	167	8.114	8.116	(1.022)	417758	9.35377	89.084
120	Di-n-Butylphthalate	149	Compound Not Detected.					

Compounds	QUANT SIG MASS	RT	EXP RT	REL RT	RESPONSE	CONCENTRATIONS ON-COLUMN (NG)	CONCENTRATIONS FINAL (ug/L)
123 Fluoranthene	202	8.872	8.875	(1.118)	39763	0.68185	6.4938
124 Benzidine	184	Compound Not Detected.					
125 Pyrene	202	9.049	9.051	(0.908)	25439	0.52232	4.9744
131 Butylbenzylphthalate	149	Compound Not Detected.					
135 3,3'-Dichlorobenzidine	252	Compound Not Detected.					
136 Benzo(a)Anthracene	228	9.962	9.965	(0.999)	9826	0.23782	2.2650
137 Chrysene	228	9.989	9.997	(1.002)	5798	0.14882	1.4173
139 bis(2-ethylhexyl)Phthalate	149	Compound Not Detected.					
140 Di-n-octylphthalate	149	Compound Not Detected.					
141 Benzo(b)fluoranthene	252	10.902	10.910	(0.965)	6483	0.01988	0.18934
142 Benzo(k)fluoranthene	252	Compound Not Detected.					
143 7,12-dimethylbenz[a]anthracen	256	Compound Not Detected.					
146 Benzo(a)pyrene	252	11.250	11.258	(0.995)	3846	0.15384	1.4651
149 Indeno(1,2,3-cd)pyrene	276	Compound Not Detected.					
150 Dibenz(a,h)anthracene	278	Compound Not Detected.					
151 Benzo(g,h,i)perylene	276	Compound Not Detected.					
$ 154 Nitrobenzene-d5	82	4.893	4.895	(0.898)	31113	1.45229	13.831
$ 155 2-Fluorobiphenyl	172	6.271	6.273	(0.923)	59168	1.38191	13.161
$ 156 Terphenyl-d14	244	9.150	9.158	(0.918)	33422	0.98951	9.4239
$ 157 Phenol-d5	99	4.214	4.211	(0.942)	41464	2.14852	20.462
$ 158 2-Fluorophenol	112	3.456	3.453	(0.772)	33706	2.02610	19.296
$ 159 2,4,6-Tribromophenol	330	7.398	7.406	(0.932)	12689	2.52436	24.041
$ 186 2-Chlorophenol-d4	132	4.300	4.297	(0.961)	42331	2.14221	20.402
$ 187 1,2-Dichlorobenzene-d4	152	4.593	4.591	(1.026)	20046	1.31322	12.507

Data File: \\PITSVR06\D\chem\733.i\N111710.b\N1117021.D

Date : 17-NOV-2010 20:35

Client ID: MW-11

Instrument: 733.i

Sample Info: C0K120577-002 X20 11/16/10 h2o(0320088)8270c

Volume Injected (uL): 2.0

Operator: 3200

Column phase: DB5-MS

Column diameter: 0.32

51 Naphthalene

Concentration: 1566.2 ug/L

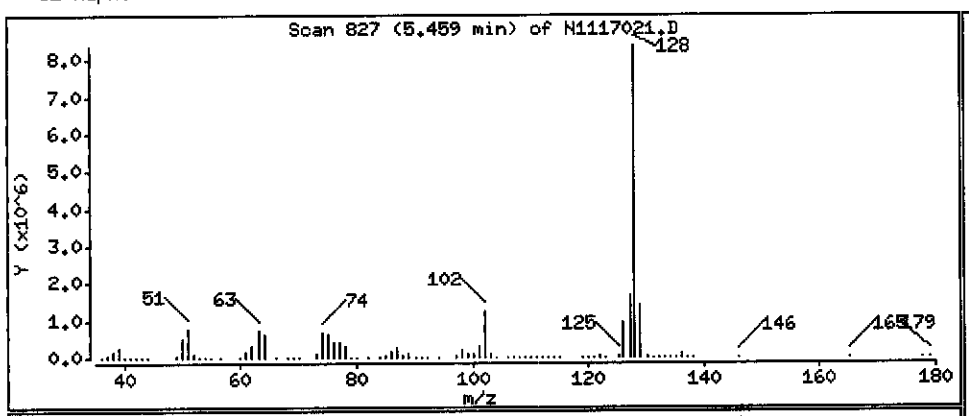

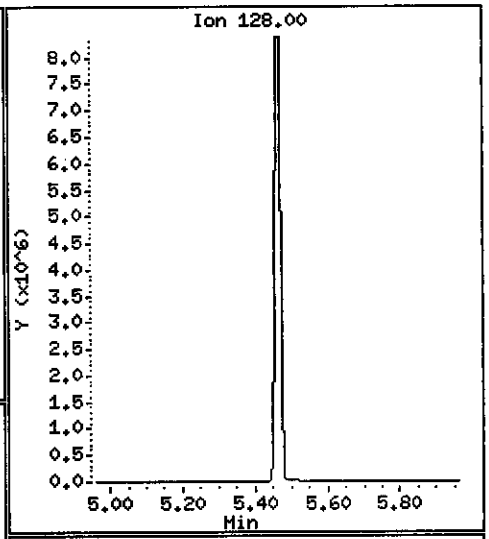

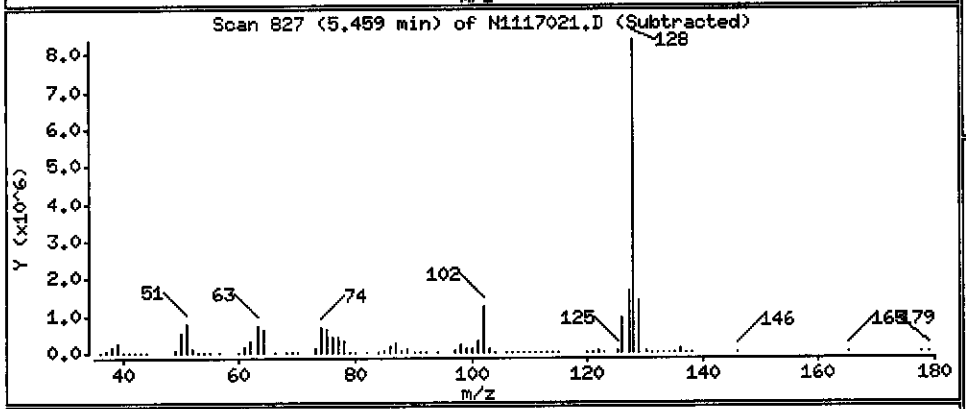

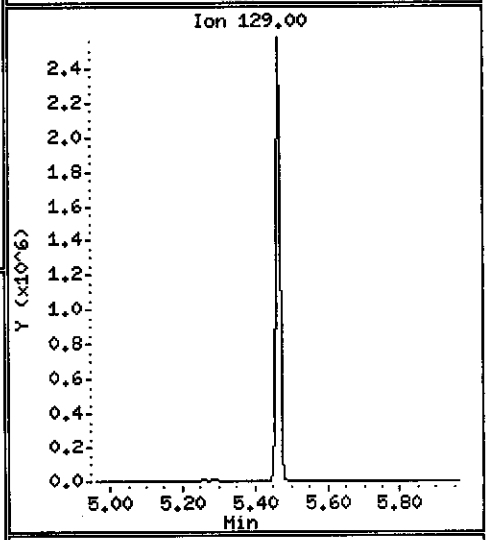

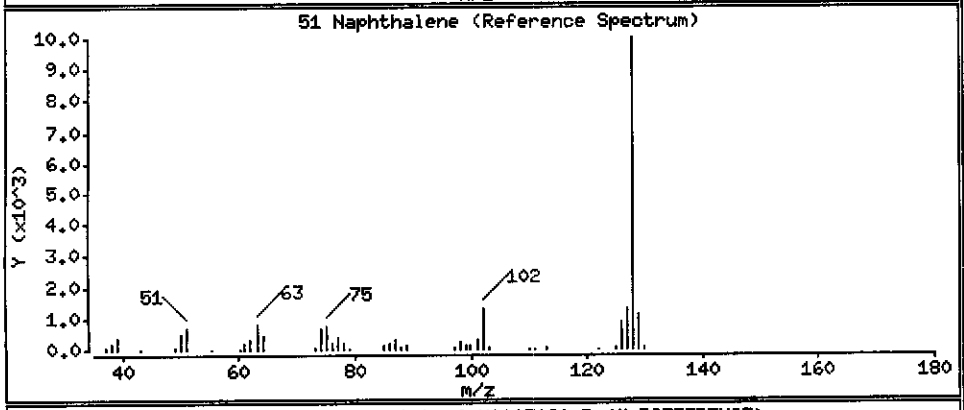

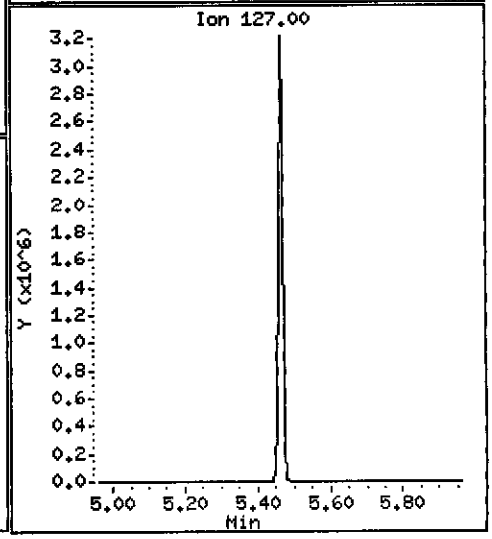

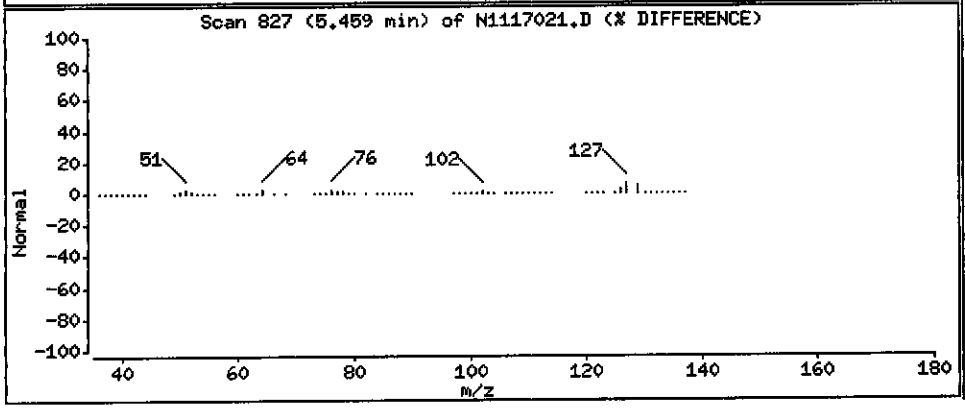

Data File: \\PITSVR06\D\chem\733.i\N111710.b\N1117021.D

Date : 17-NOV-2010 20:35

Client ID: MW-11

Instrument: 733.i

Sample Info: C0K120577-002 X20 11/16/10 h2o(0320088)8270c

Volume Injected (uL): 2.0

Operator: 3200

Column phase: DB5-MS

Column diameter: 0.32

62 2-Methylnaphthalene

Concentration: 232.07 ug/L

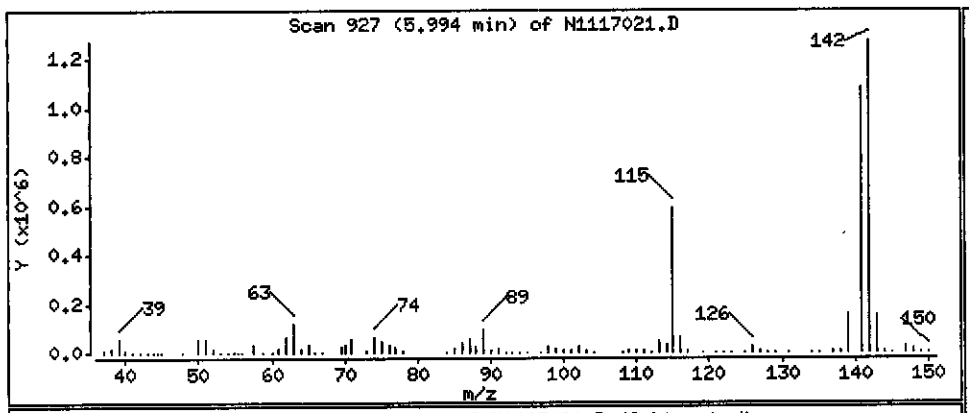

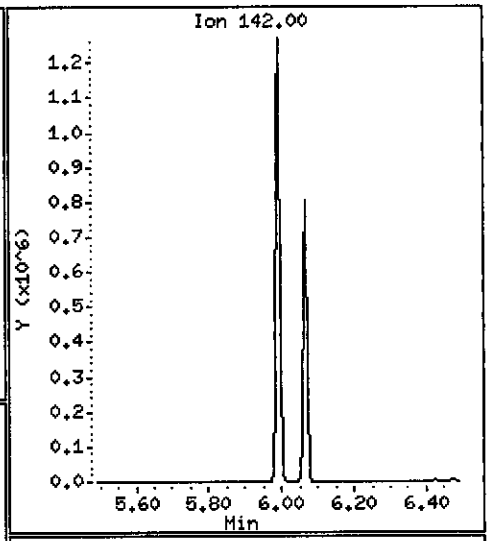

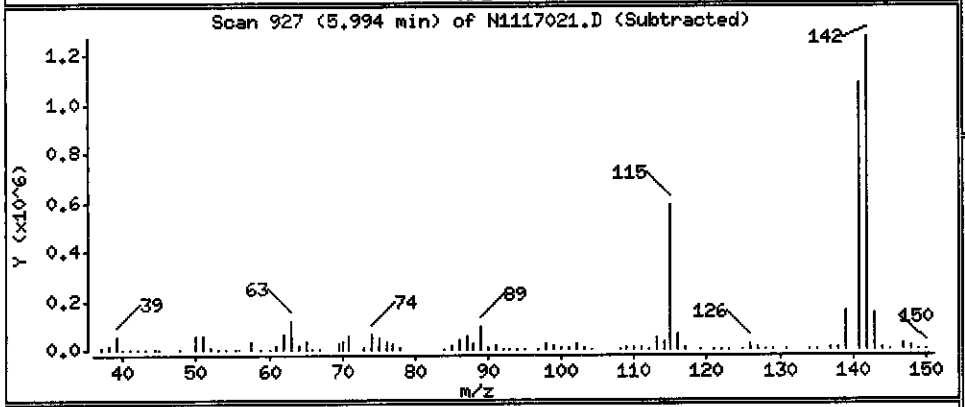

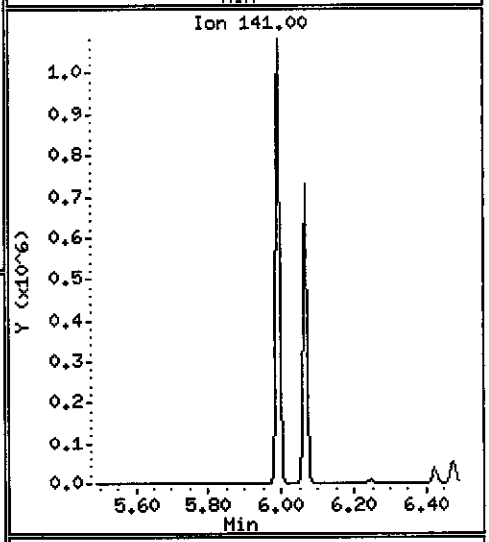

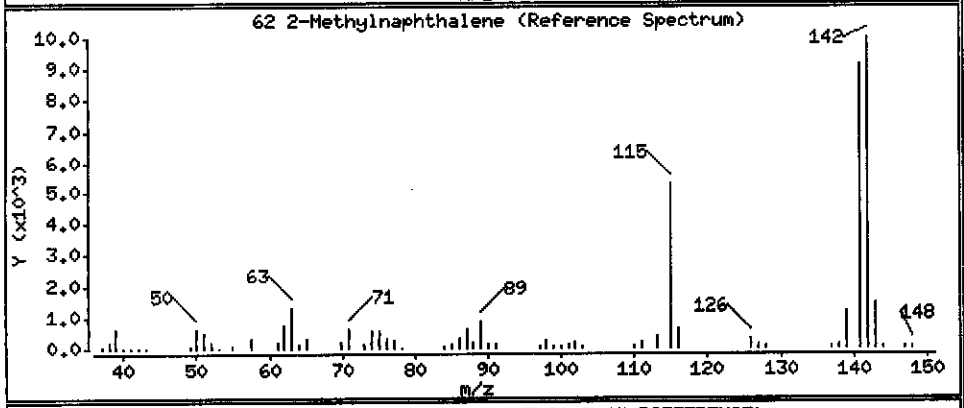

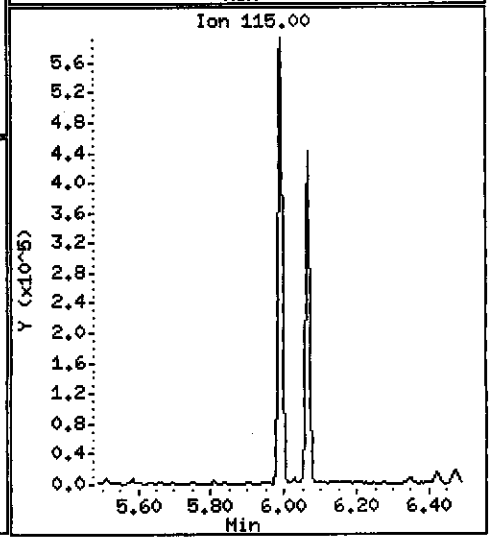

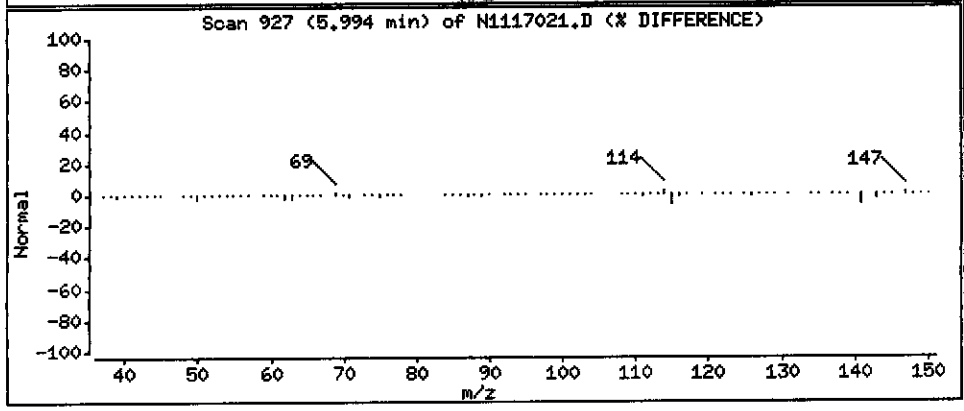

Data File: \\PITSVR06\D\chem\733.i\N111710.b\N1117021.D

Date : 17-NOV-2010 20:35

Client ID: MW-11

Instrument: 733.i

Sample Info: C0K120577-002 X20 11/16/10 h2o(0320088)8270c

Volume Injected (uL): 2.0

Operator: 3200

Column phase: DB5-MS

Column diameter: 0.32

63 1-Methylnaphthalene

Concentration: 148.90 ug/L

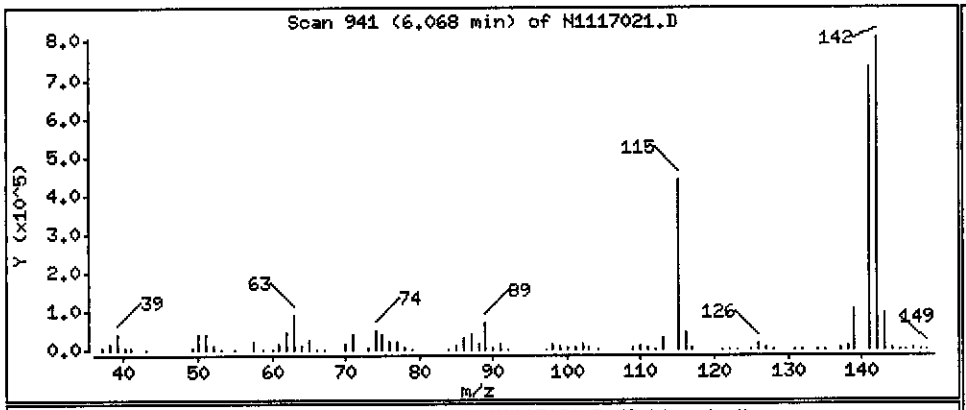

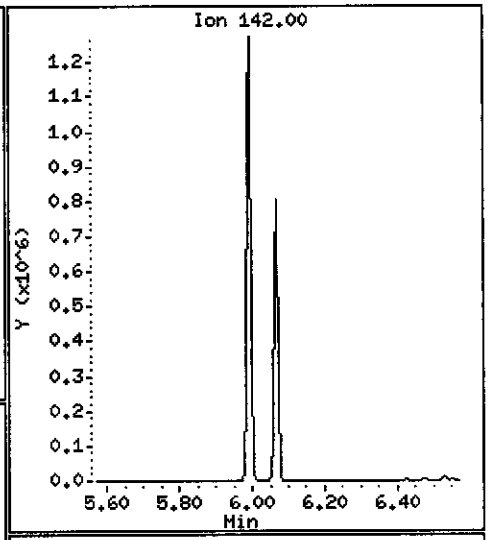

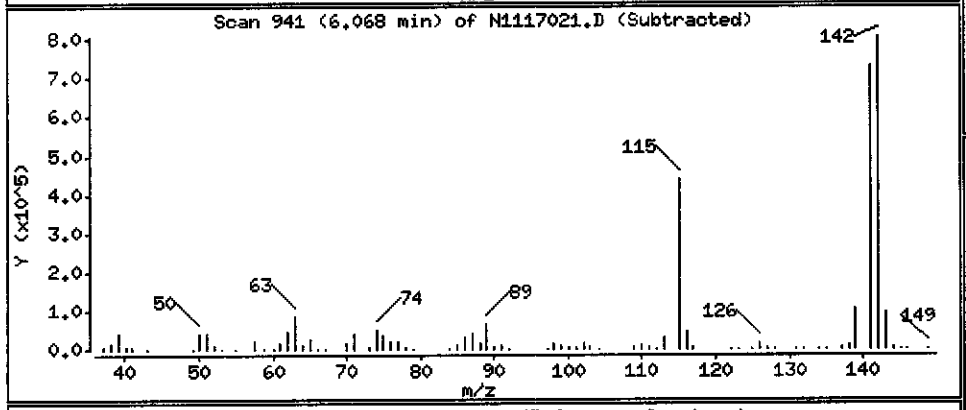

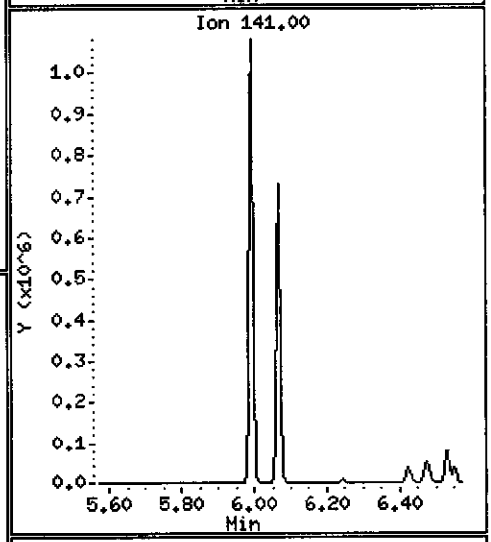

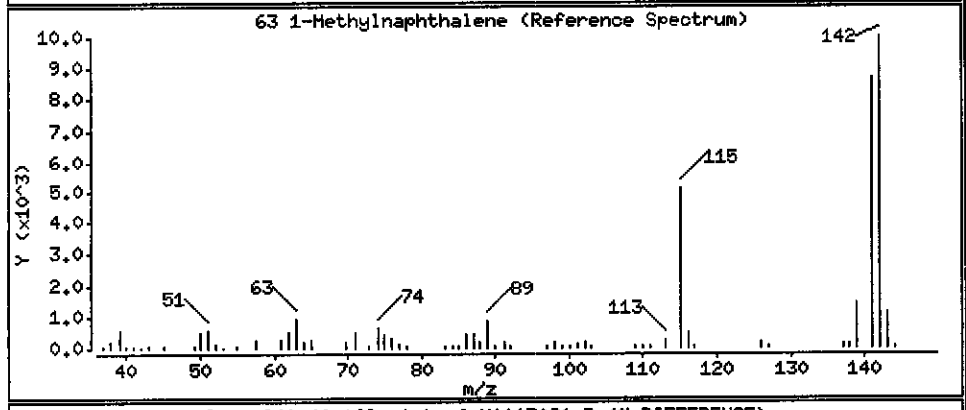

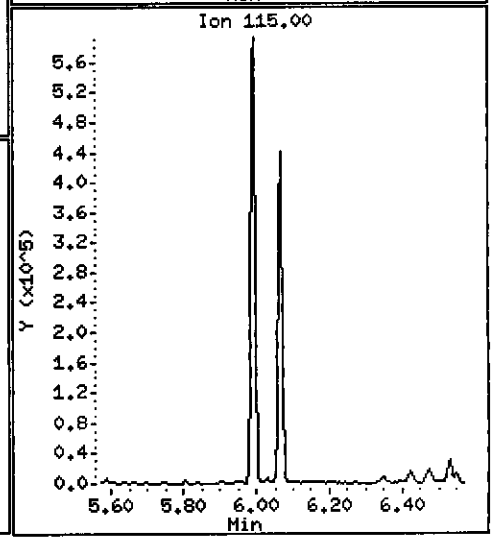

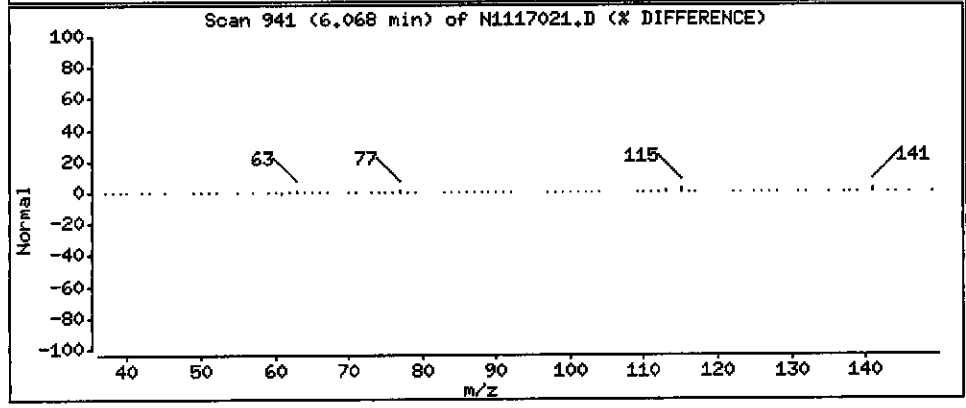

Data File: \\PITSVR06\D\chem\733.i\N111710.b\N1117021.D

Date : 17-NOV-2010 20:35

Client ID: MW-11

Instrument: 733.i

Sample Info: C0K120577-002 X20 11/16/10 h2o(0320088)8270c

Volume Injected (uL): 2.0

Operator: 3200

Column phase: DB5-MS

Column diameter: 0.32

209 1,1'-Biphenyl

Concentration: 22.077 ug/L

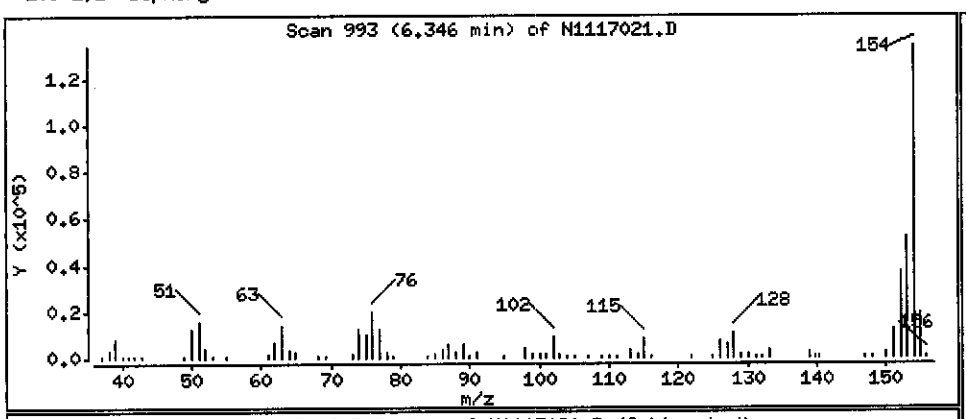

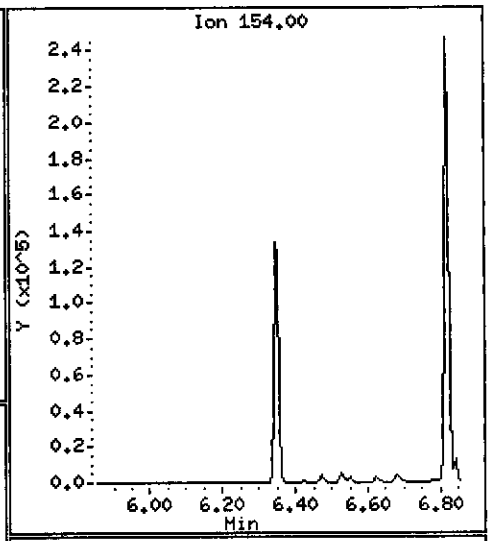

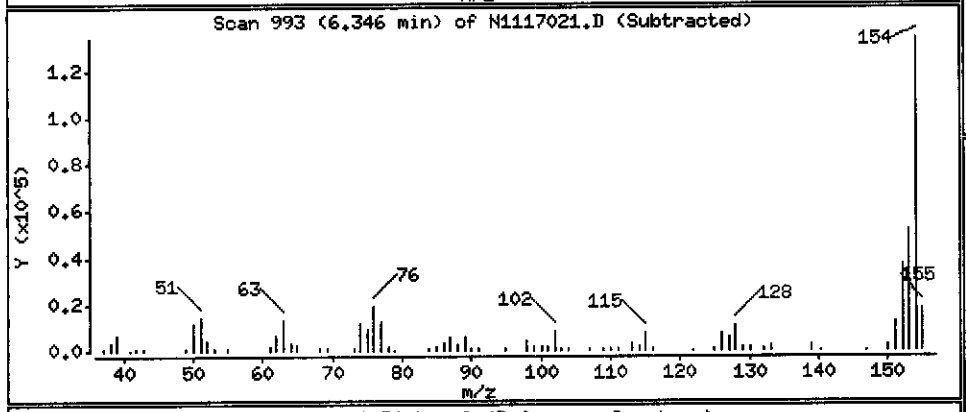

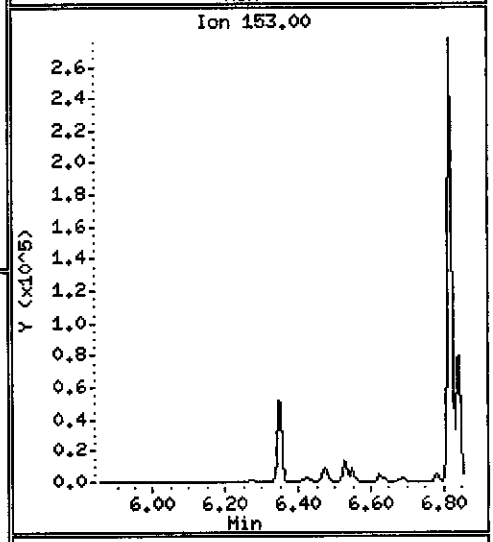

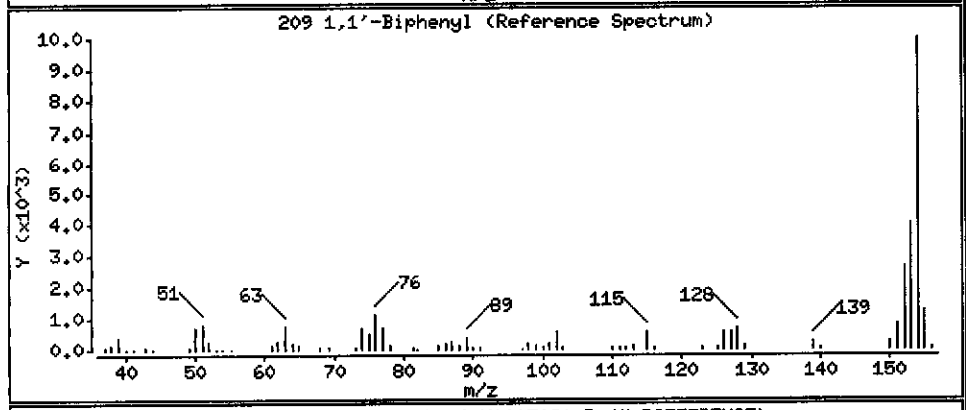

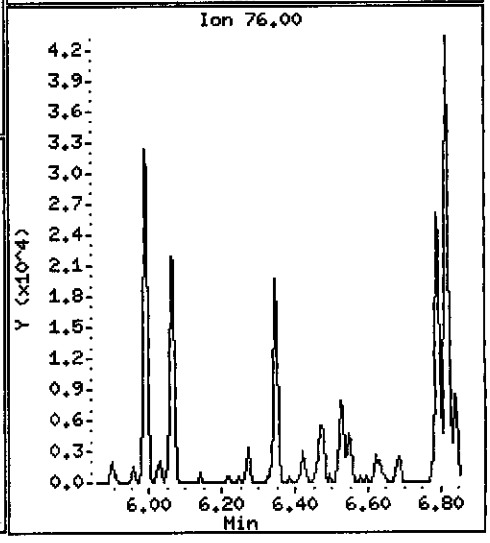

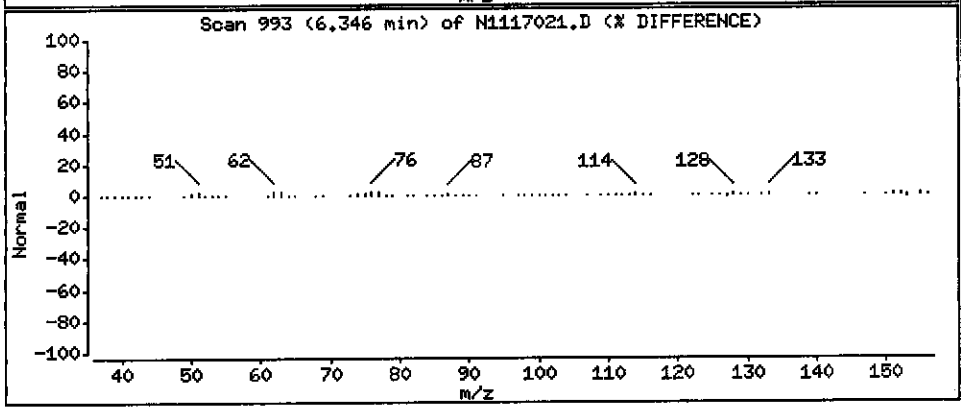

Data File: \\PITSVR06\D\chem\733.i\N111710.b\N1117021.D

Date : 17-NOV-2010 20:35

Client ID: MW-11

Instrument: 733.i

Sample Info: C0K120577-002 X20 11/16/10 h2o(0320088)8270c

Volume Injected (uL): 2.0

Operator: 3200

Column phase: DB5-MS

Column diameter: 0.32

79 Acenaphthylene

Concentration: 1.4369 ug/L

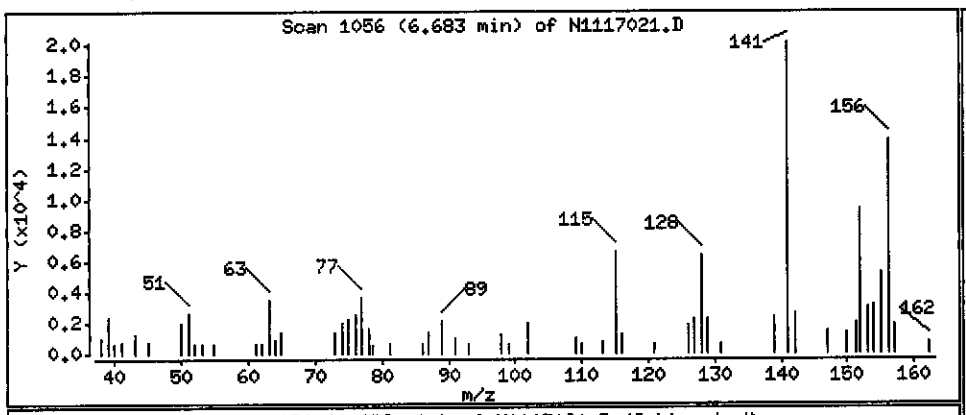

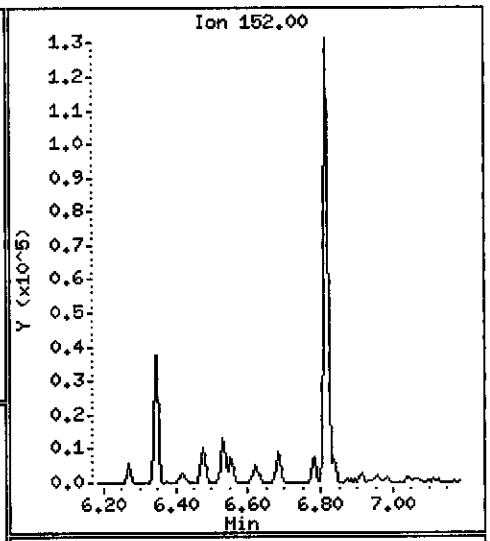

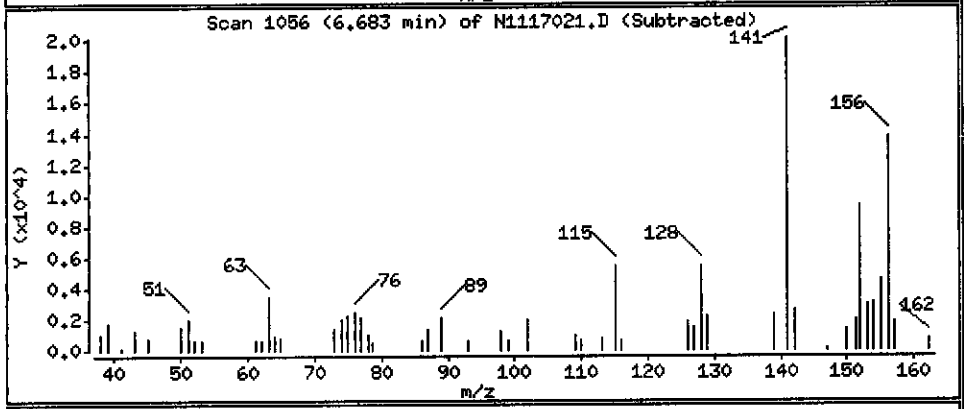

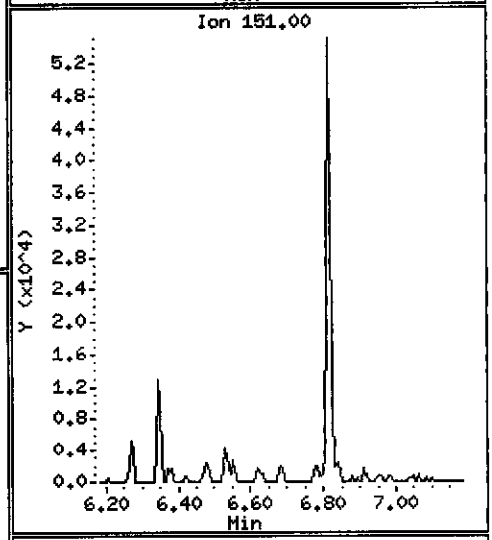

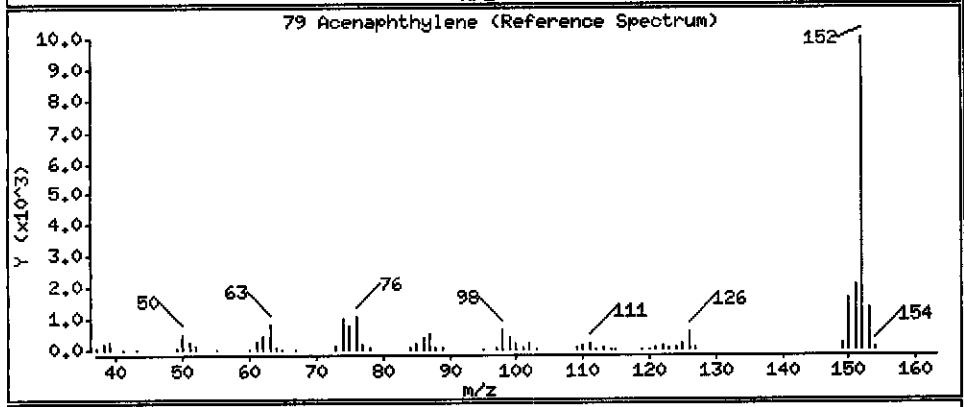

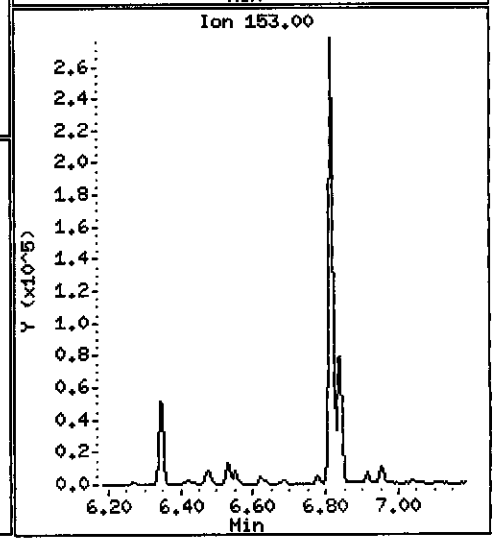

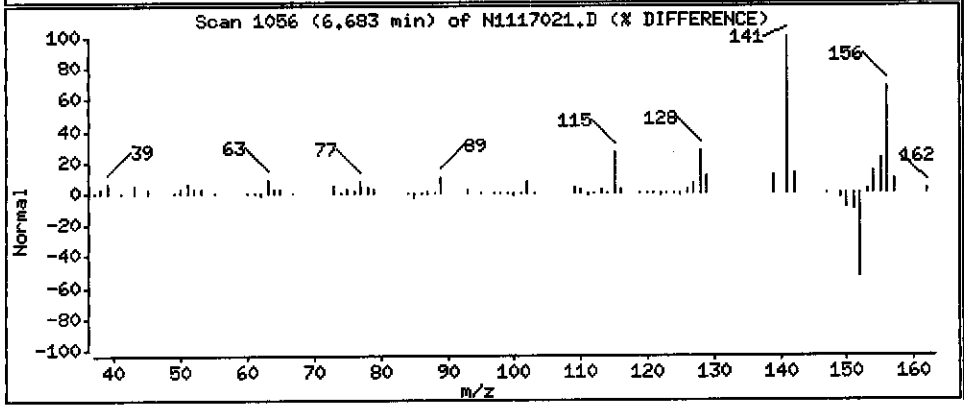

Data File: \\PITSVR06\D\chem\733.i\N111710.b\N1117021.D

Date : 17-NOV-2010 20:35

Client ID: MW-11

Instrument: 733.i

Sample Info: C0K120577-002 X20 11/16/10 h2o(0320088)8270c

Volume Injected (uL): 2.0

Operator: 3200

Column phase: DB5-MS

Column diameter: 0.32

82 Acenaphthene

Concentration: 63.105 ug/L

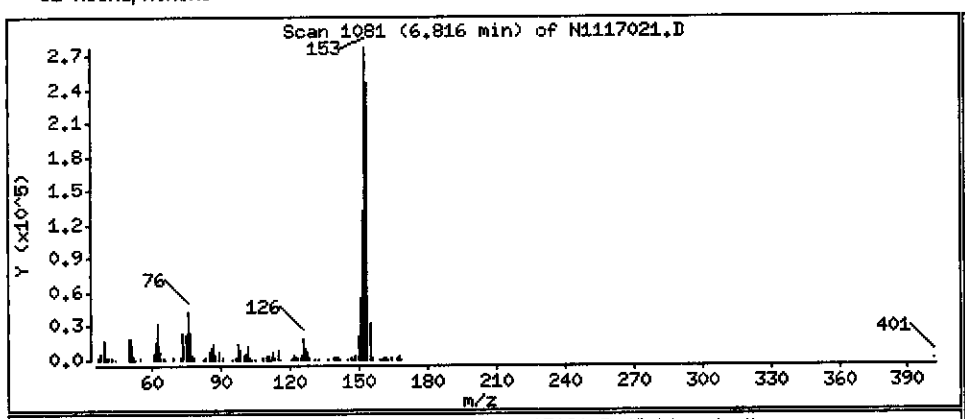

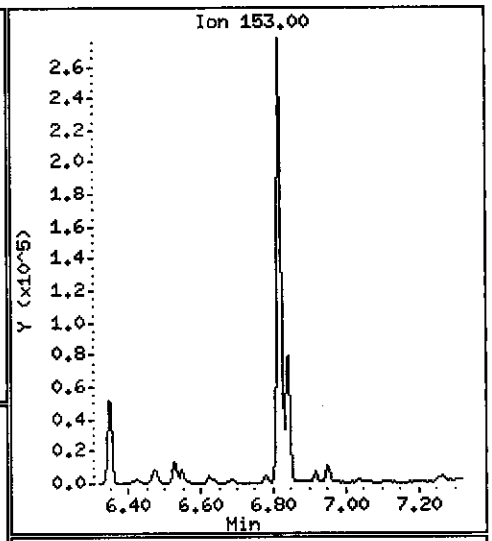

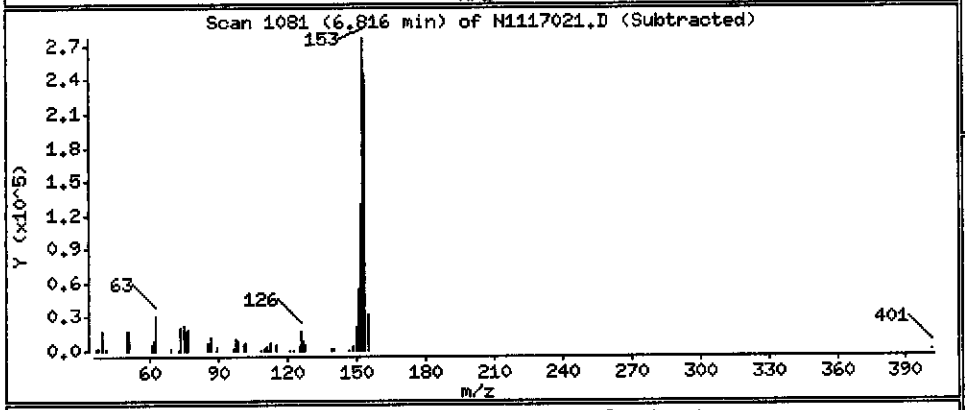

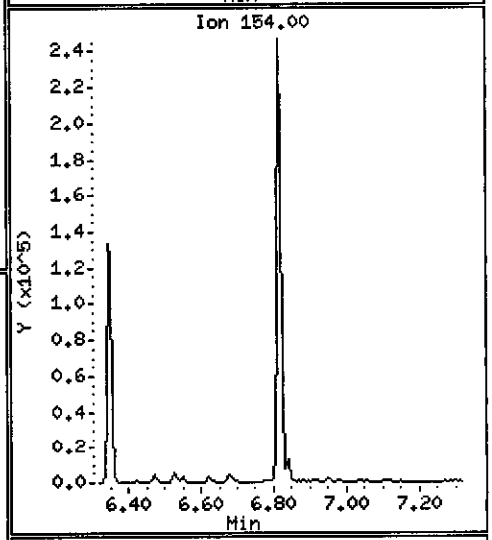

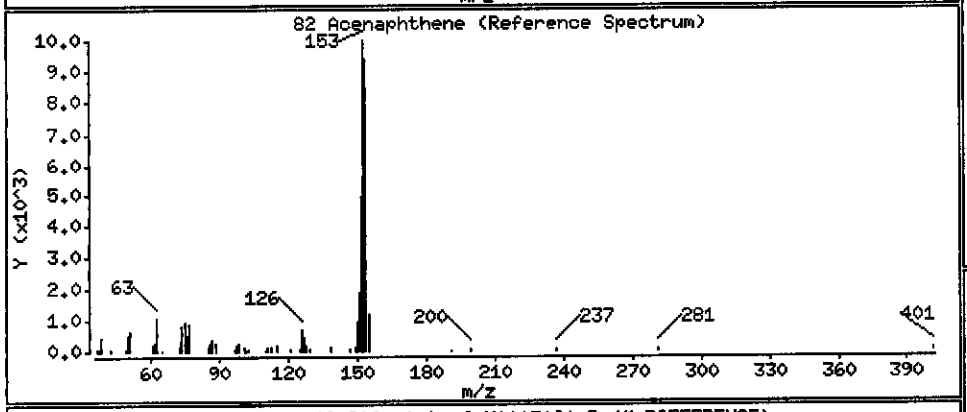

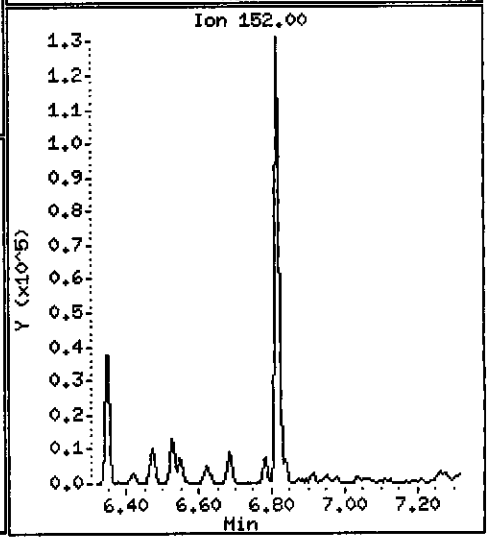

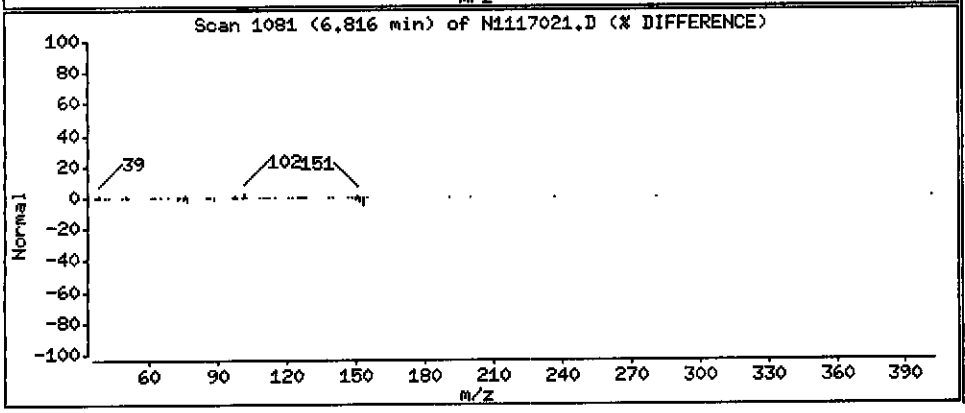

Data File: \\PITSVR06\D\chem\733.i\N111710.b\N1117021.D

Date : 17-NOV-2010 20:35

Client ID: MW-11

Instrument: 733.i

Sample Info: C0K120577-002 X20 11/16/10 h2o(0320088)8270c

Volume Injected (uL): 2.0

Operator: 3200

Column phase: DB5-MS

Column diameter: 0.32

86 Dibenzofuran

Concentration: 69.209 ug/L

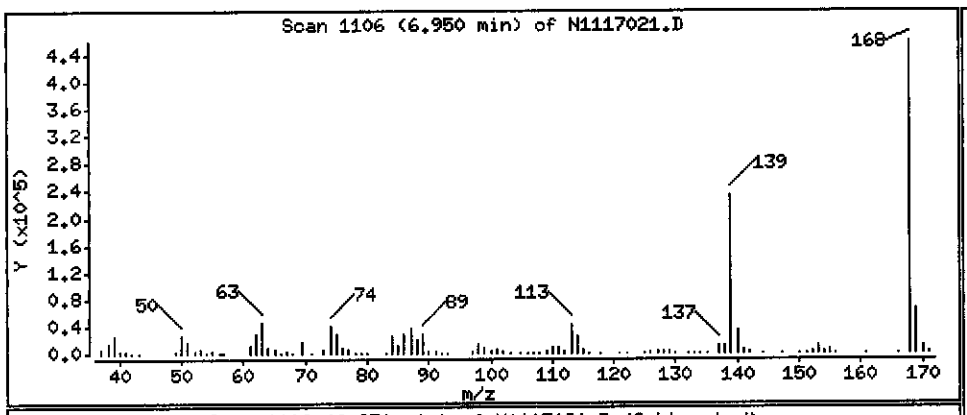

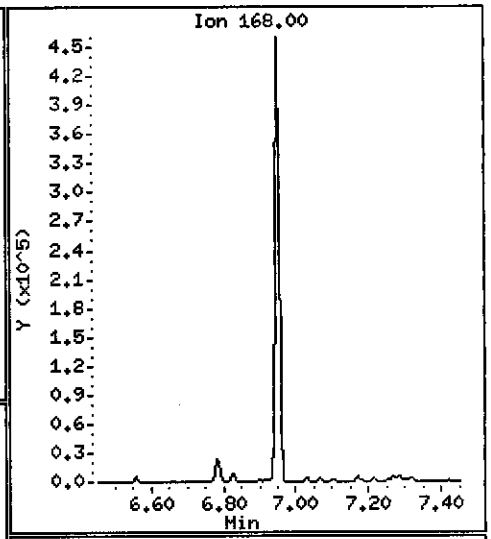

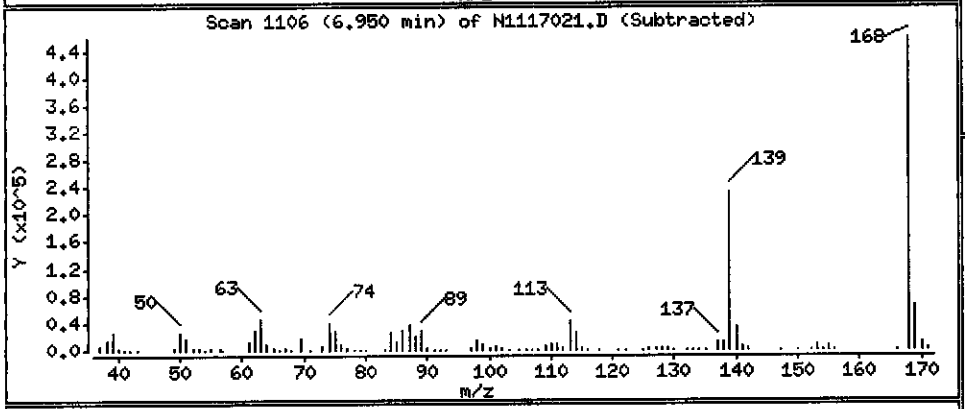

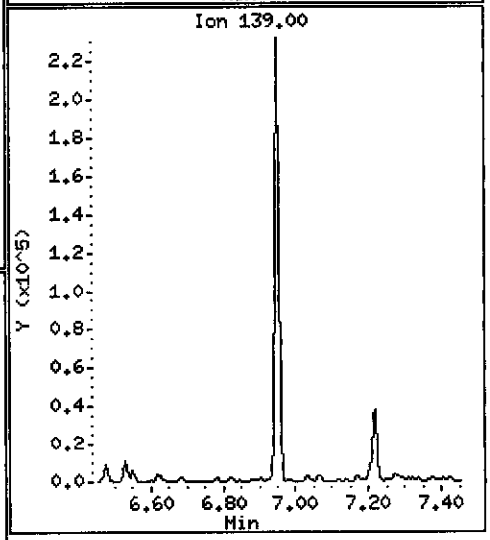

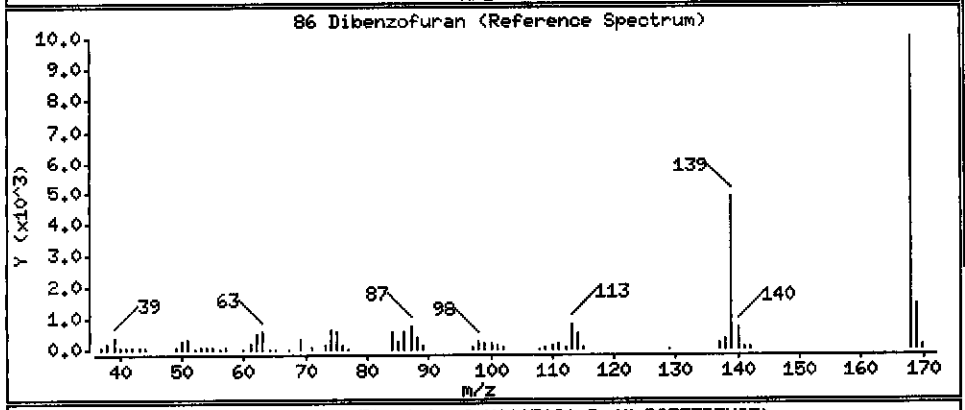

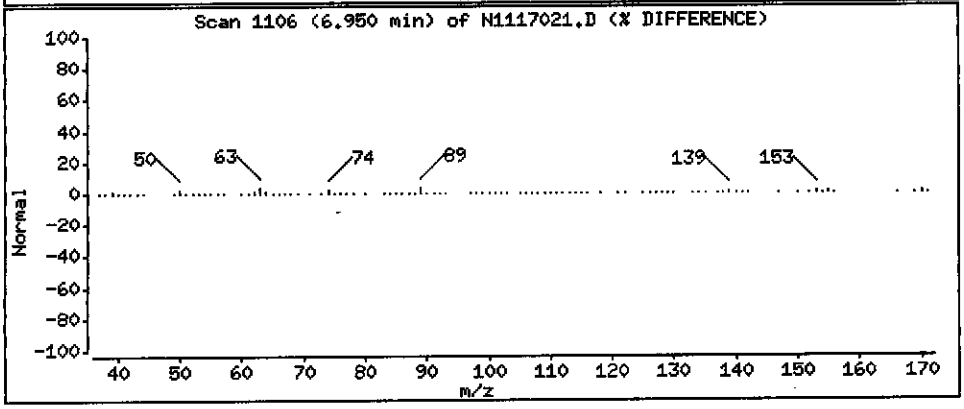

Data File: \\PITSVR06\D\chem\733.i\N111710.b\N1117021.D

Date : 17-NOV-2010 20:35

Client ID: MW-11

Instrument: 733.i

Sample Info: C0K120577-002 X20 11/16/10 h2o(0320088)8270c

Volume Injected (uL): 2.0

Operator: 3200

Column phase: DB5-MS

Column diameter: 0.32

94 Fluorene

Concentration: 60.193 ug/L

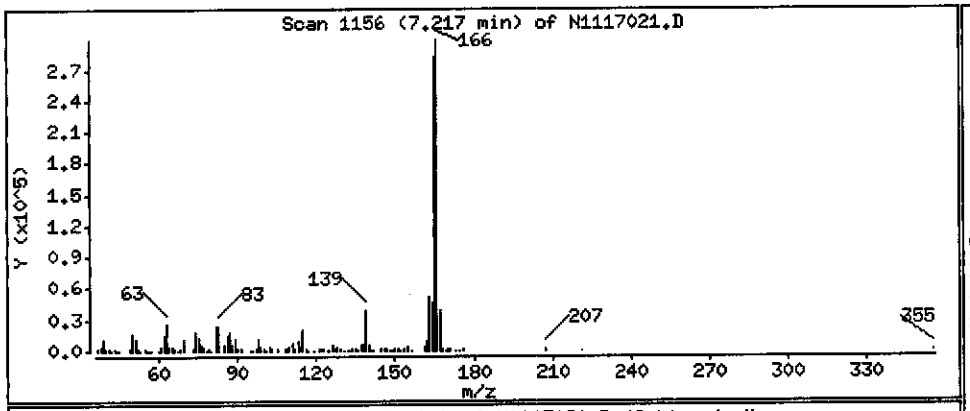

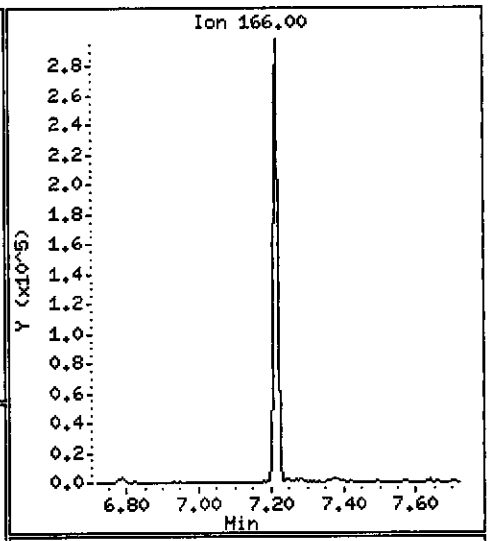

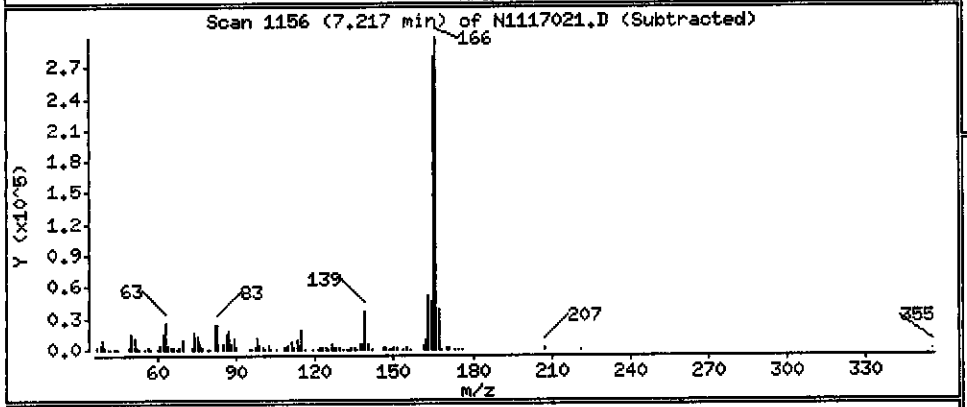

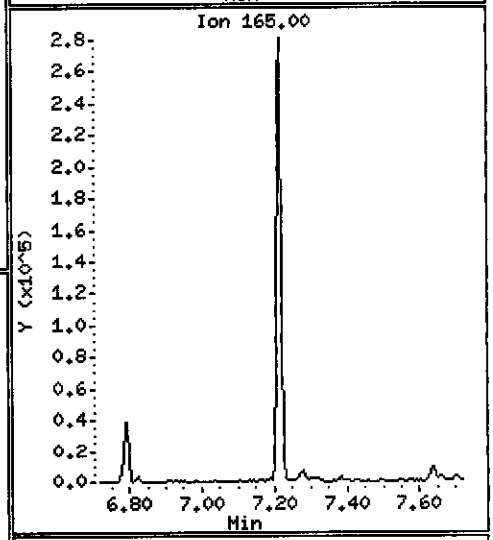

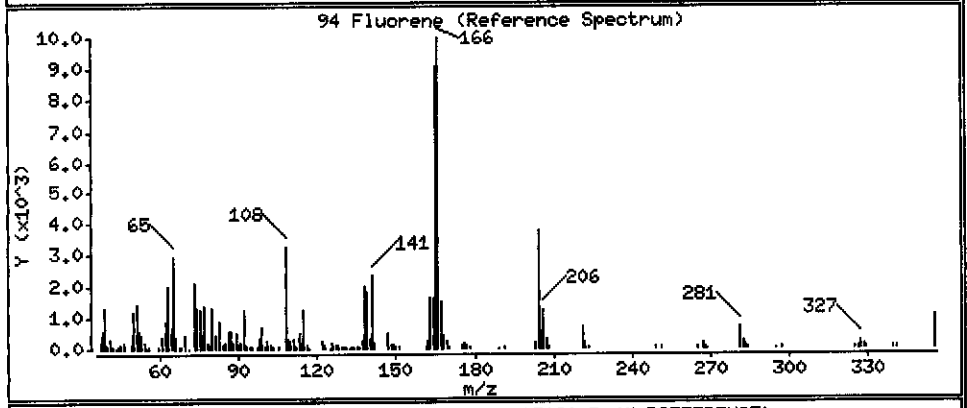

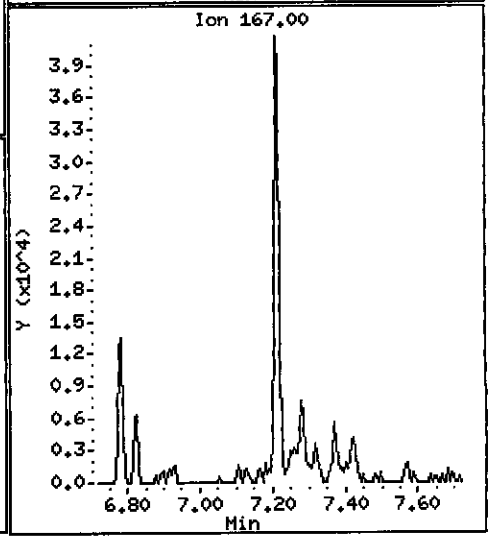

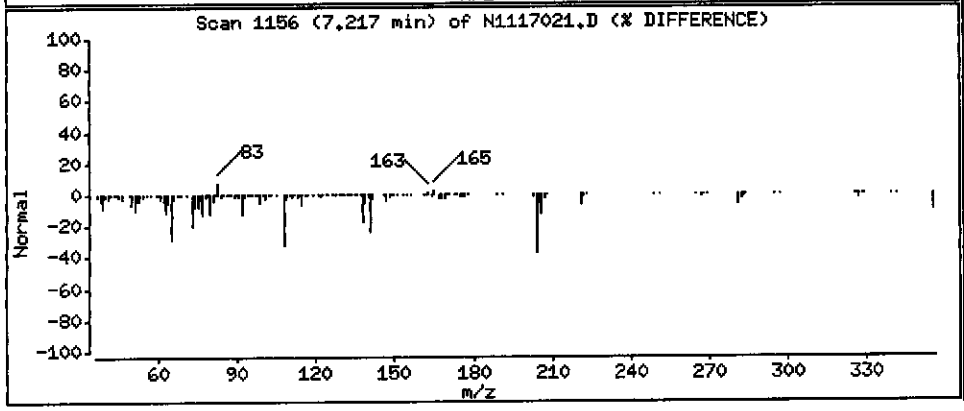

Data File: \\PITSVR06\D\chem\733.i\N111710.b\N1117021.D

Date : 17-NOV-2010 20:35

Client ID: MW-11

Instrument: 733.i

Sample Info: C0K120577-002 X20 11/16/10 h2o(0320088)8270c

Volume Injected (uL): 2.0

Operator: 3200

Column phase: DB5-MS

Column diameter: 0.32

115 Phenanthrene

Concentration: 49.358 ug/L

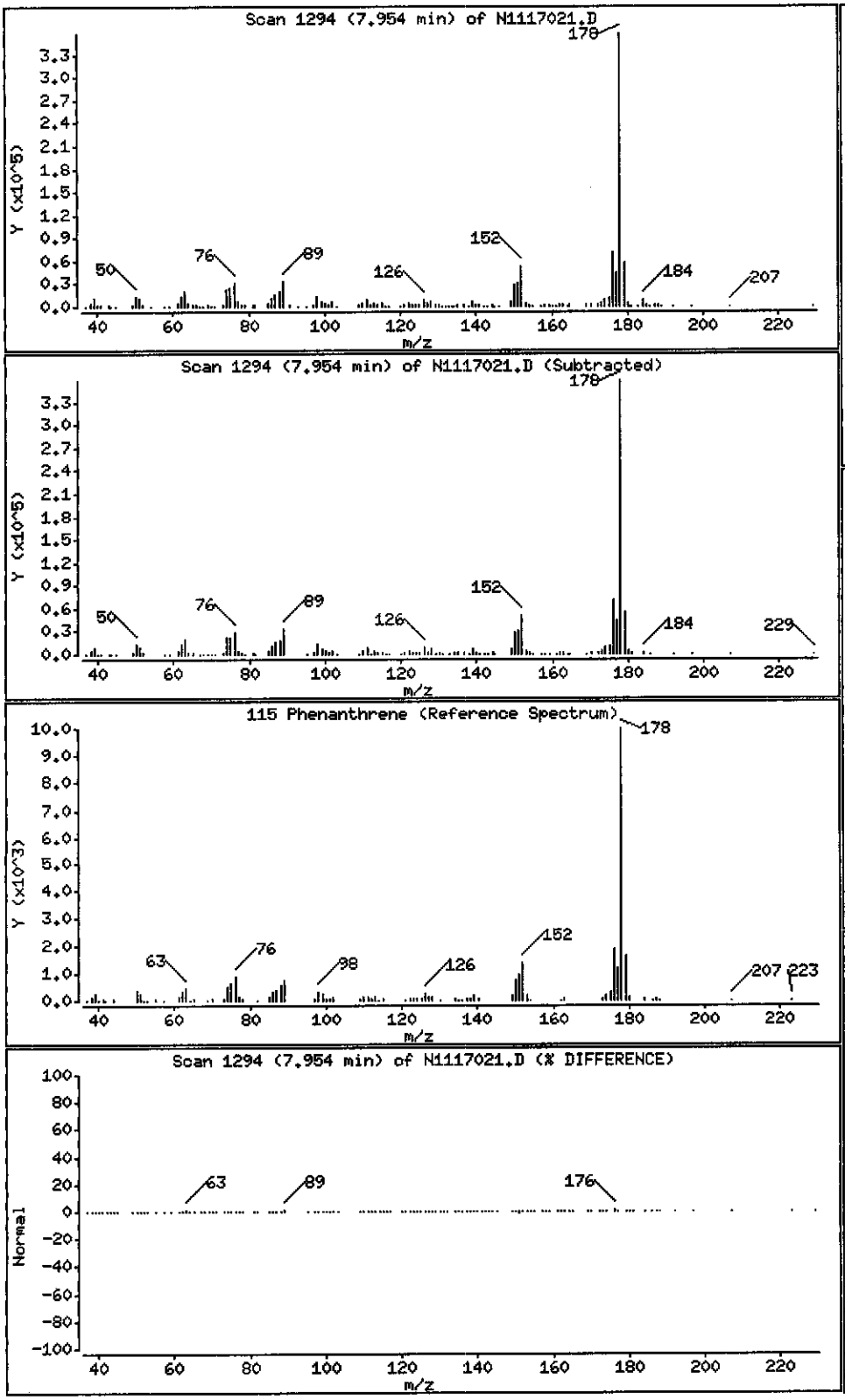

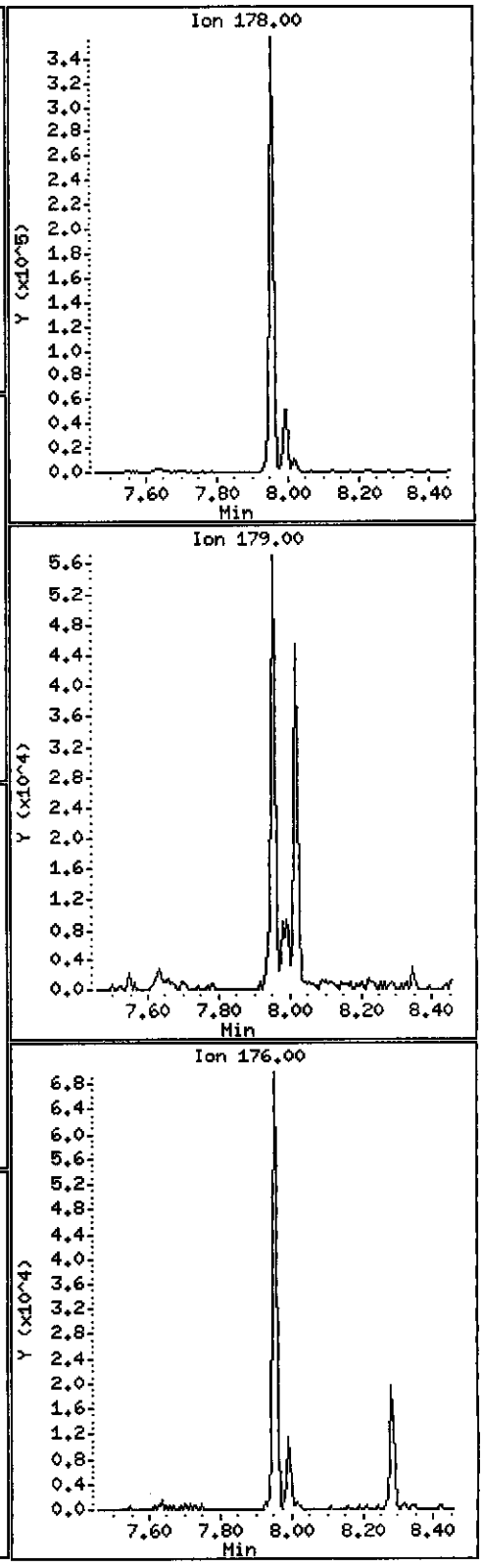

Data File: \\PITSVR06\D\chem\733.i\N111710.b\N1117021.D

Date : 17-NOV-2010 20:35

Client ID: MW-11

Instrument: 733.i

Sample Info: C0K120577-002 X20 11/16/10 h2o(0320088)8270c

Volume Injected (uL): 2.0

Operator: 3200

Column phase: DB5-MS

Column diameter: 0.32

116 Anthracene

Concentration: 8.4580 ug/L

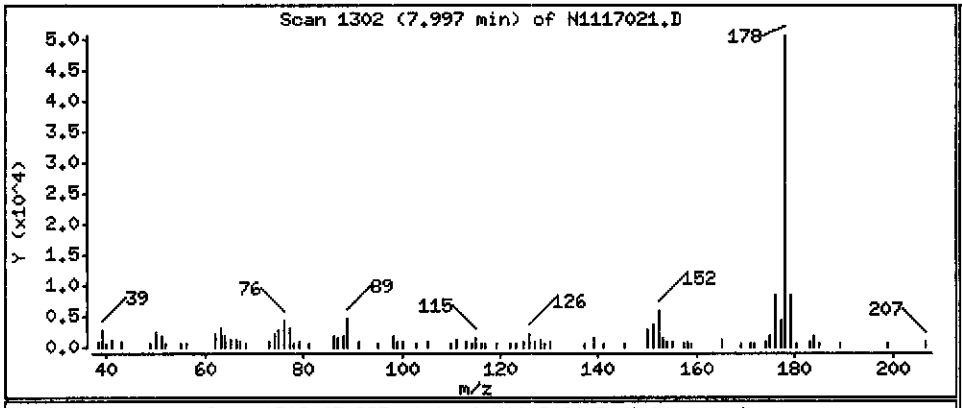

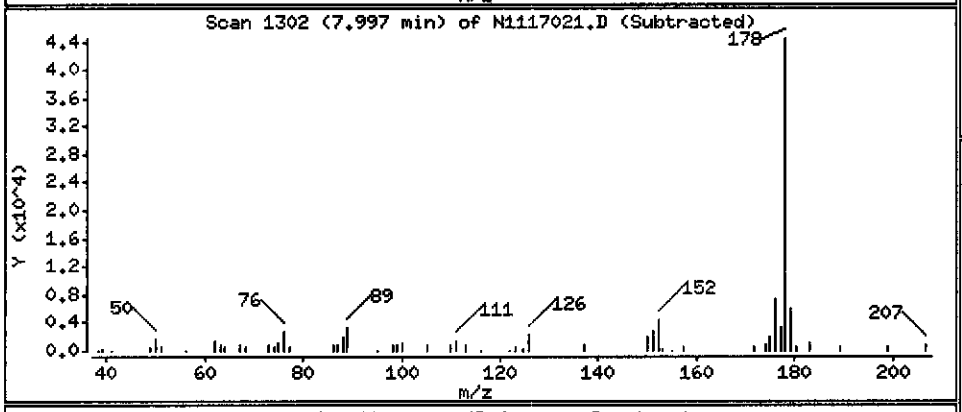

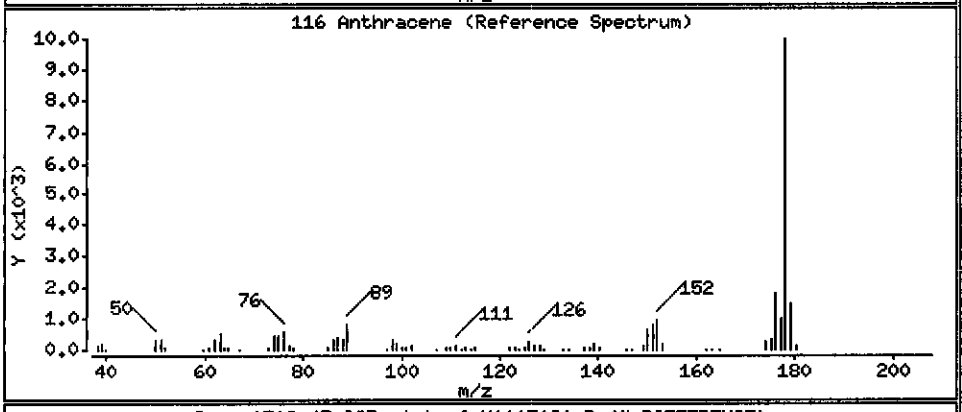

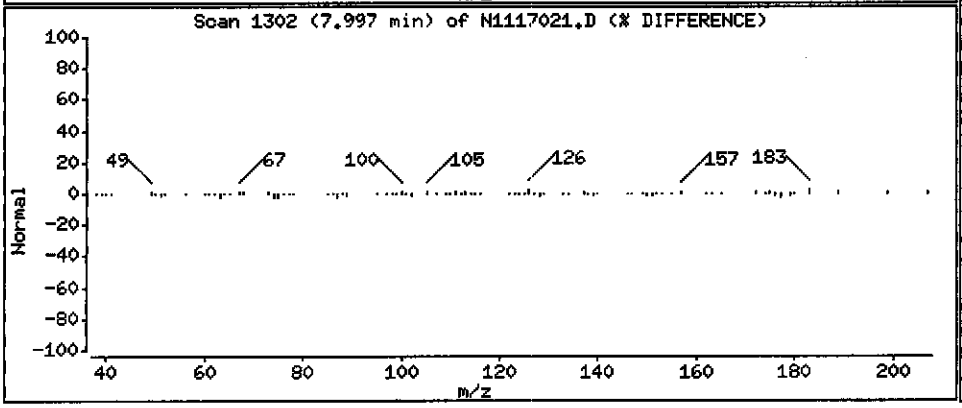

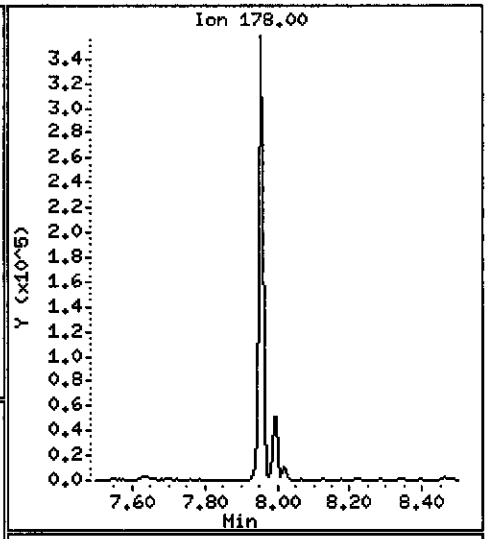

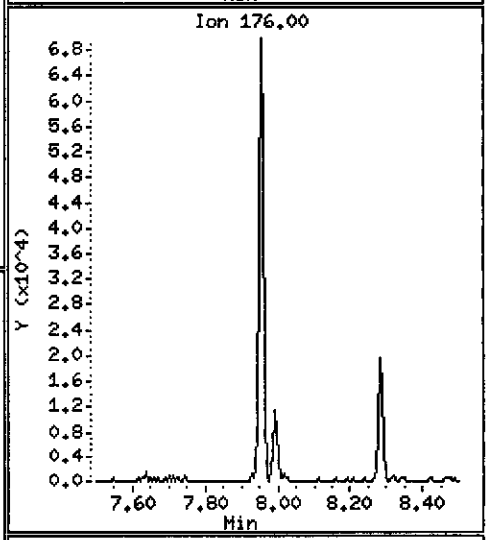

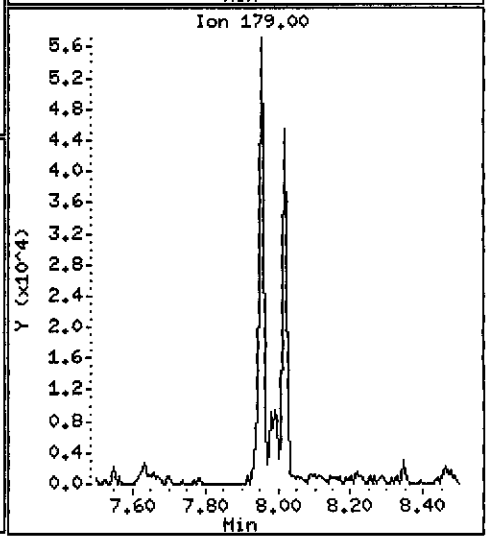

Data File: \\PITSVR06\D\chem\733.i\N111710.b\N1117021.D

Date : 17-NOV-2010 20:35

Client ID: MW-11

Instrument: 733.i

Sample Info: C0K120577-002 X20 11/16/10 h2o(0320088)8270c

Volume Injected (uL): 2.0

Operator: 3200

Column phase: DB5-MS

Column diameter: 0.32

119 Carbazole

Concentration: 89.084 ug/L

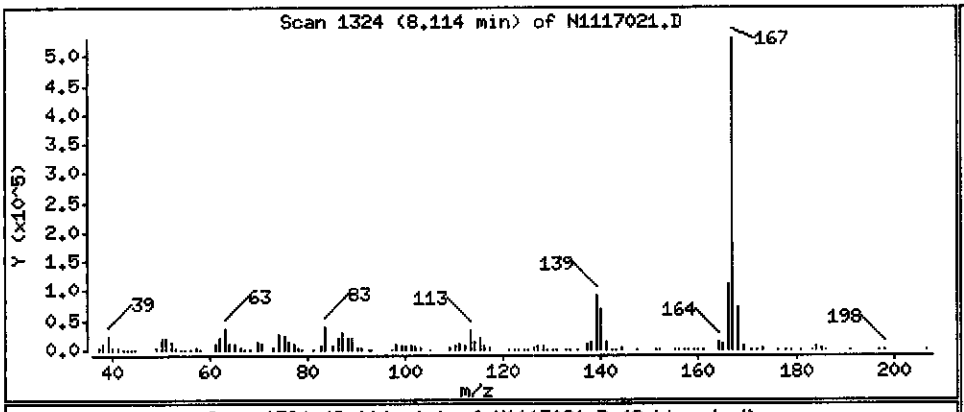

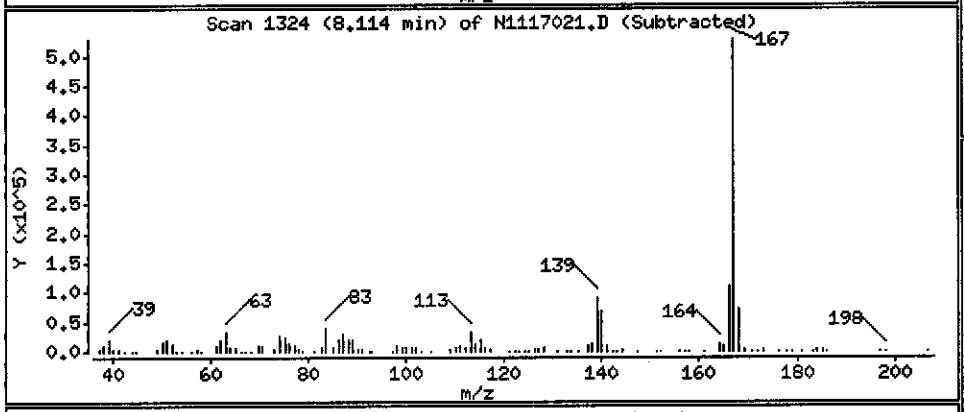

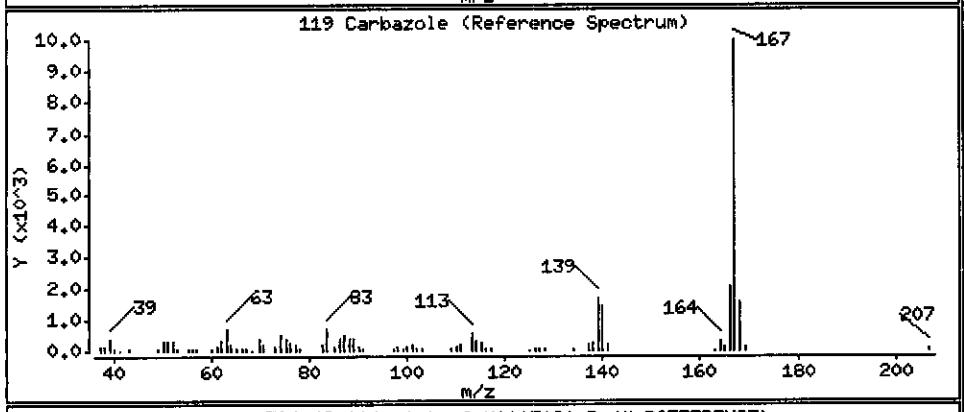

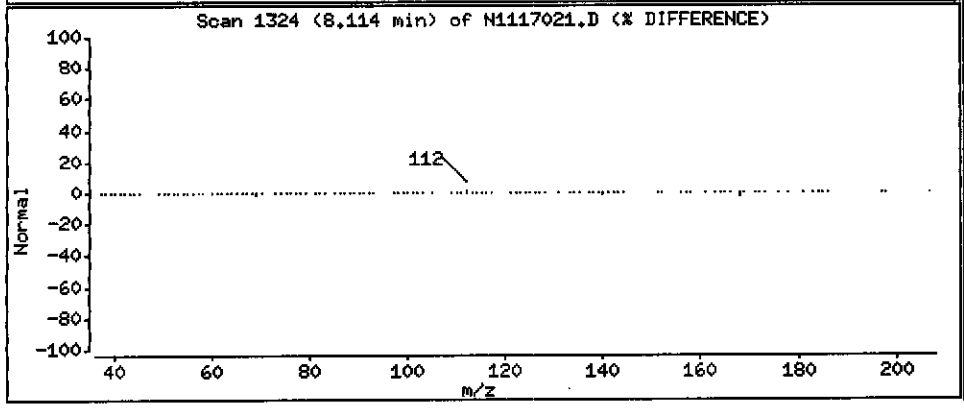

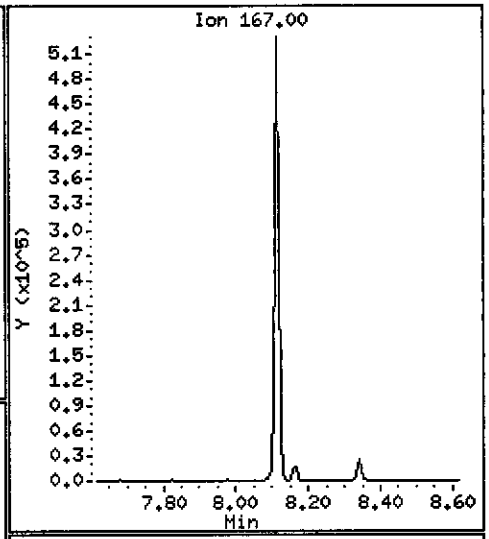

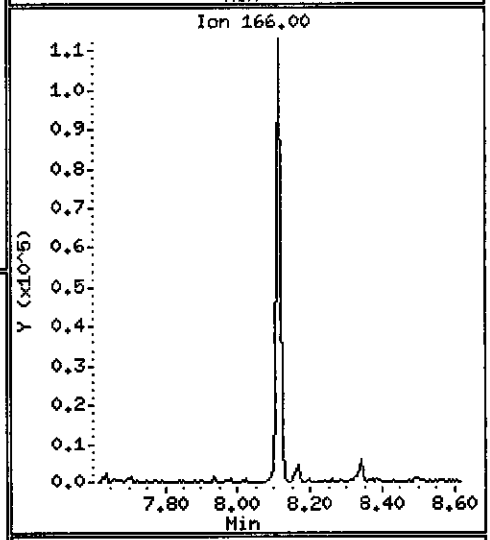

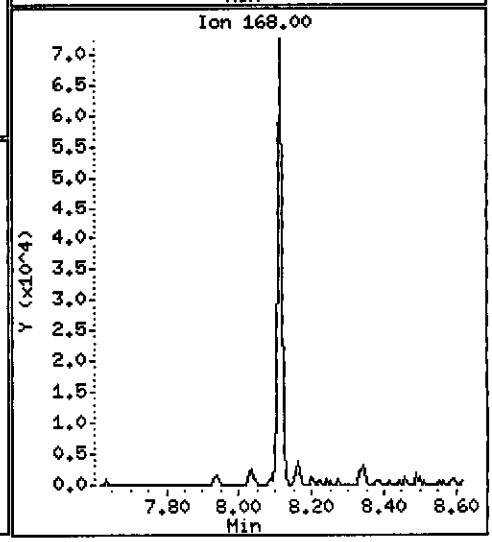

Data File: \\PITSVR06\D\chem\733.i\N111710.b\N1117021.D

Date : 17-NOV-2010 20:35

Client ID: MW-11

Instrument: 733.i

Sample Info: C0K120577-002 X20 11/16/10 h2o(0320088)8270c

Volume Injected (uL): 2.0

Operator: 3200

Column phase: DB5-MS

Column diameter: 0.32

123 Fluoranthene

Concentration: 6.4938 ug/L

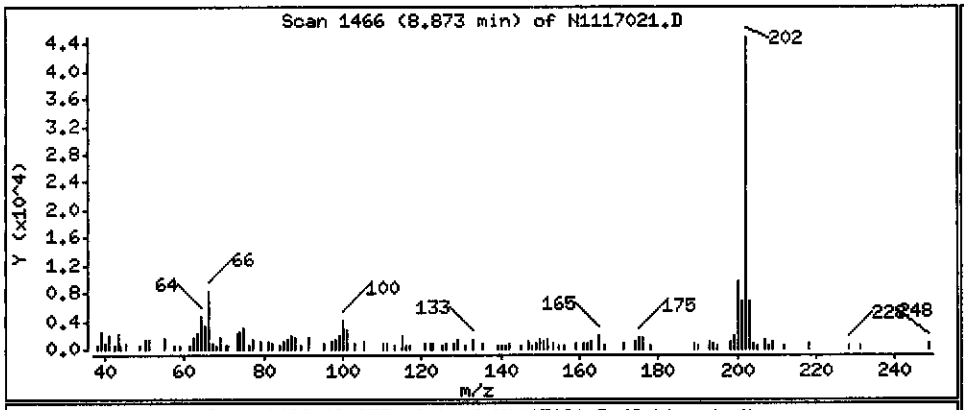

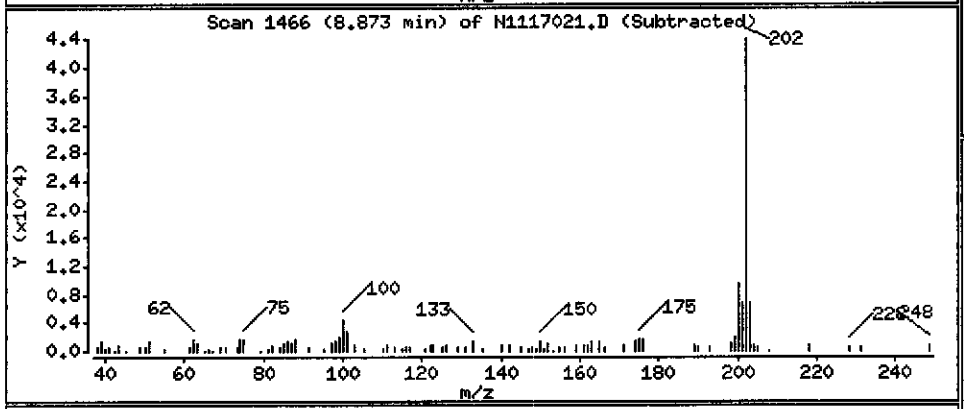

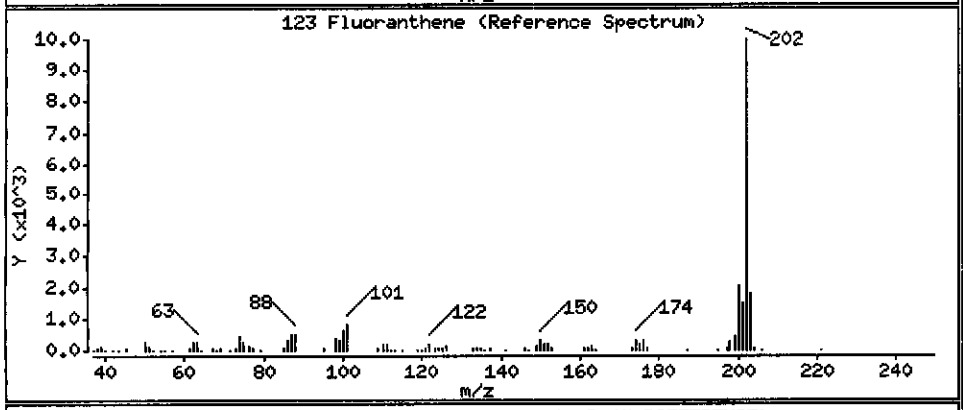

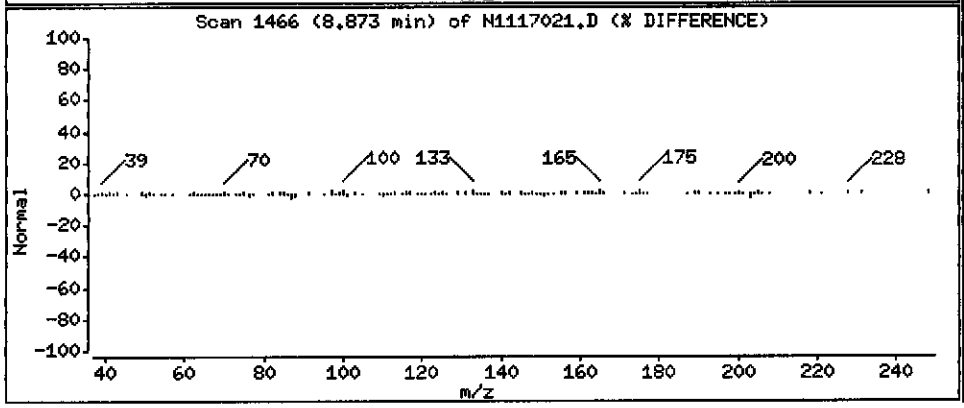

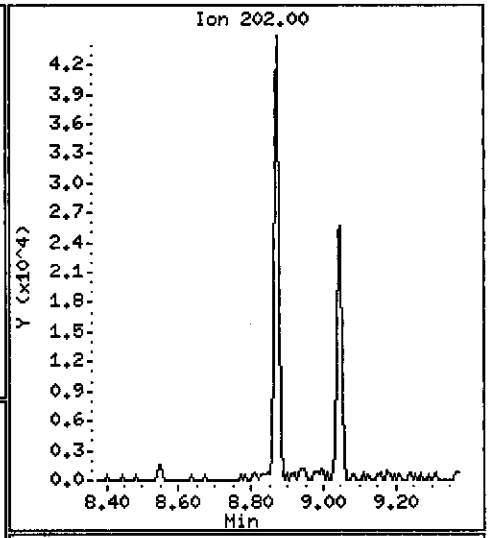

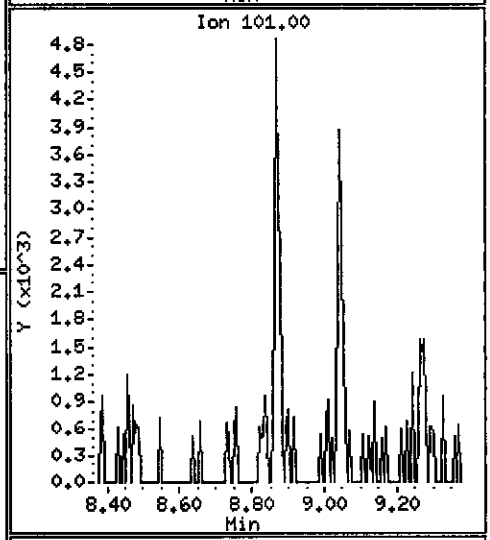

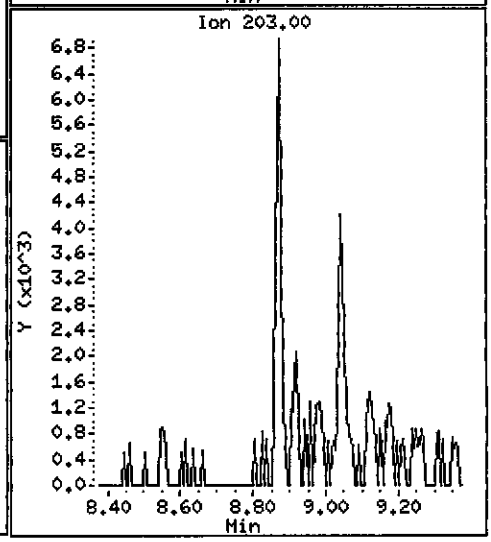

Data File: \\PITSVR06\D\chem\733.i\N111710.b\N1117021.D

Date : 17-NOV-2010 20:35

Client ID: MW-11

Instrument: 733.i

Sample Info: C0K120577-002 X20 11/16/10 h2o(0320088)8270c

Volume Injected (uL): 2.0

Operator: 3200

Column phase: DB5-MS

Column diameter: 0.32

125 Pyrene

Concentration: 4.9744 ug/L

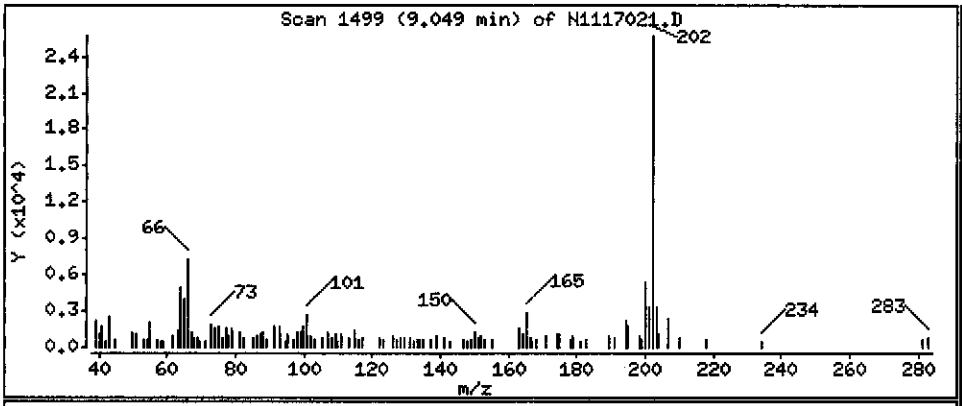

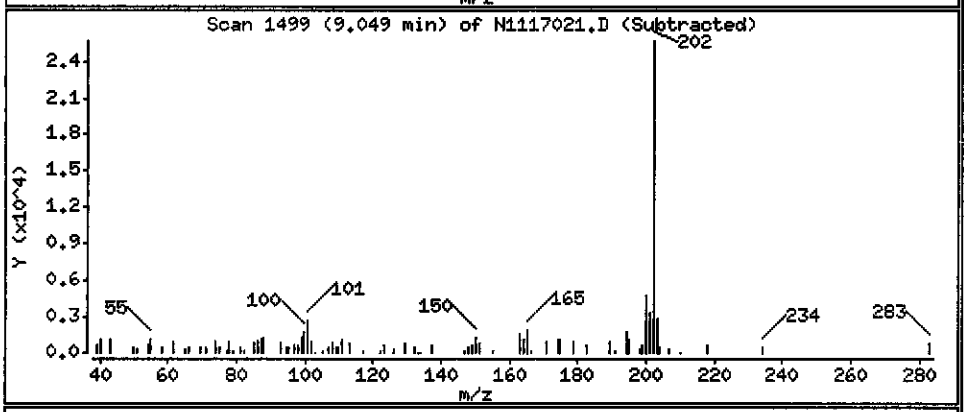

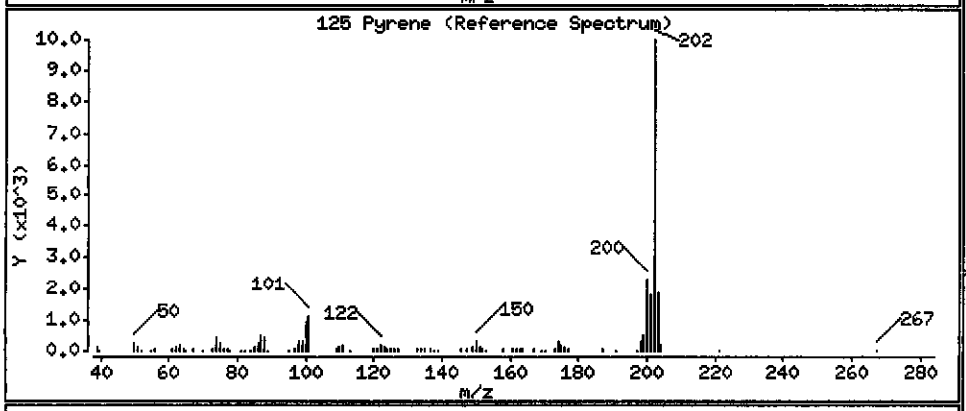

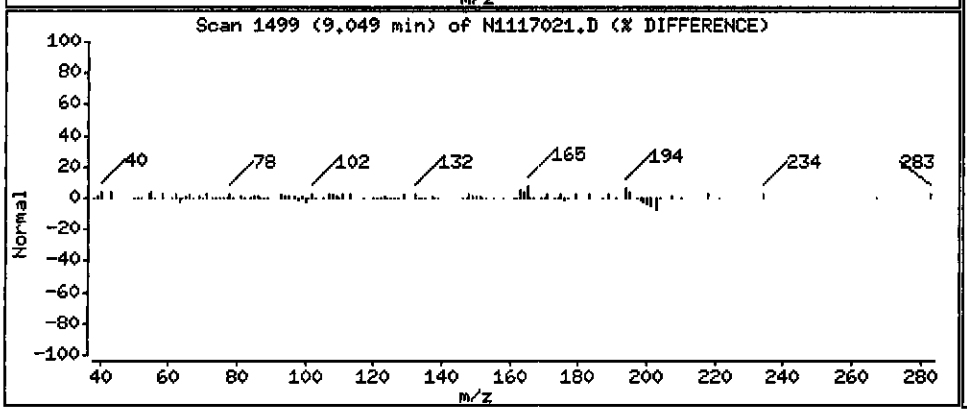

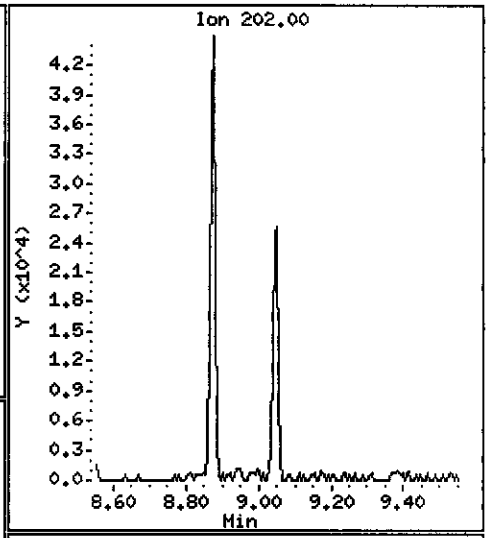

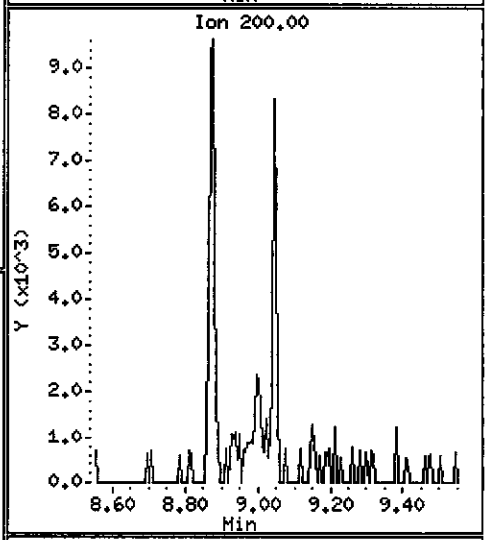

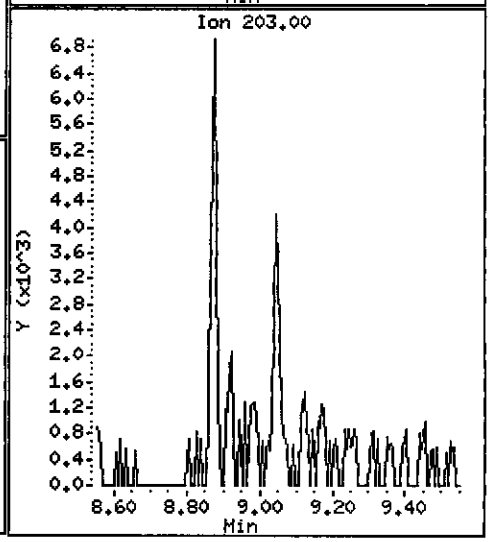

Data File: \\PITSVR06\D\chem\733.i\N111710.b\N1117021.D

Date : 17-NOV-2010 20:35

Client ID: MW-11

Instrument: 733.i

Sample Info: C0K120577-002 X20 11/16/10 h2o(0320088)8270c

Volume Injected (uL): 2.0

Operator: 3200

Column phase: DB5-MS

Column diameter: 0.32

136 Benzo(a)Anthracene

Concentration: 2.2650 ug/L

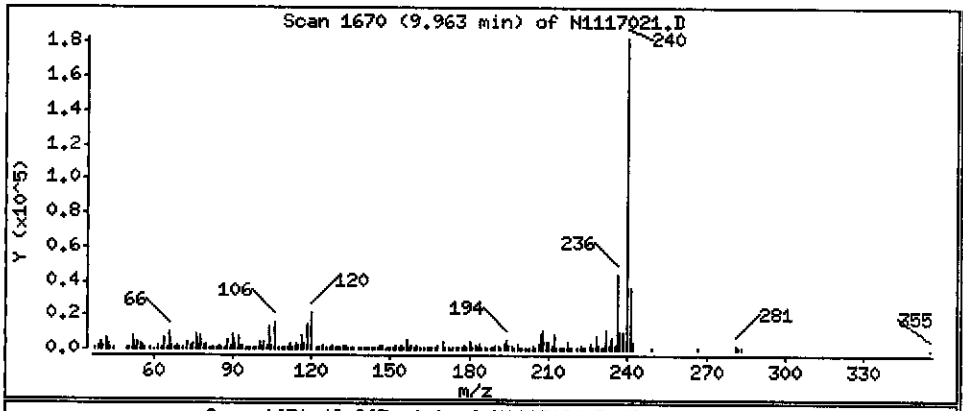

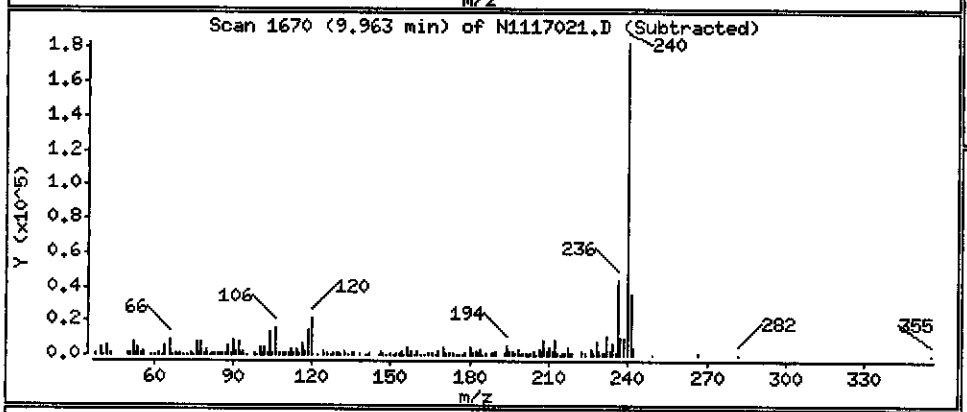

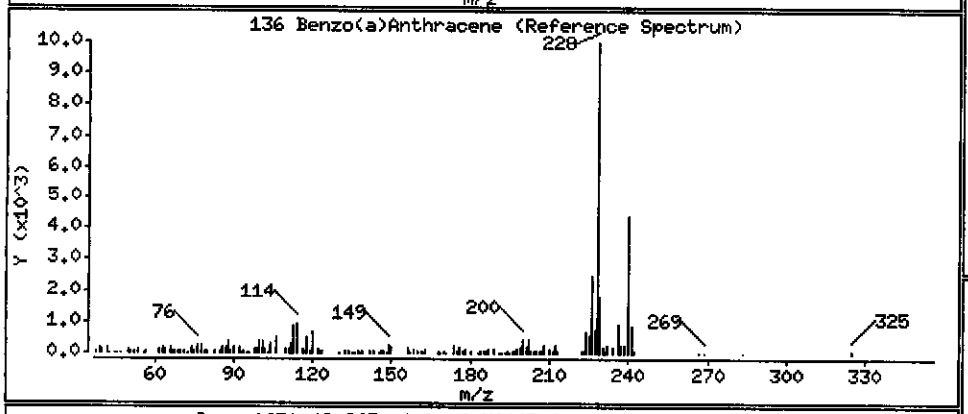

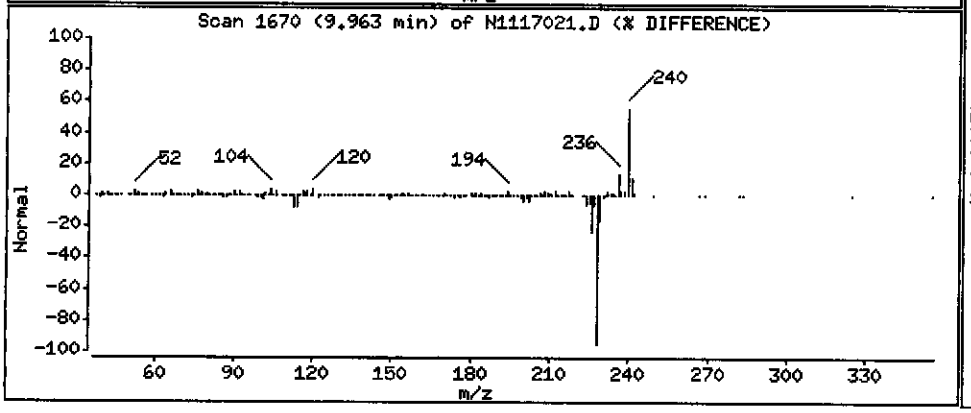

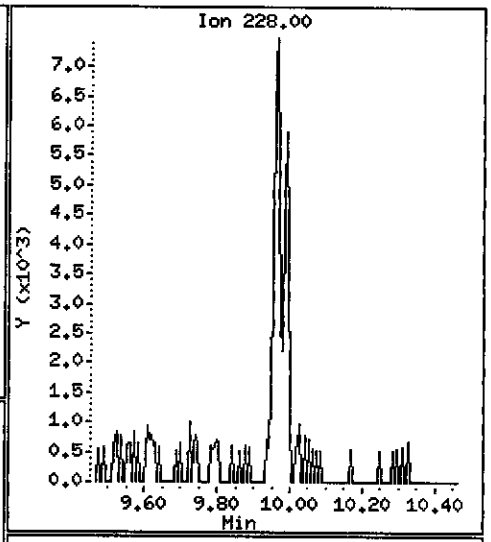

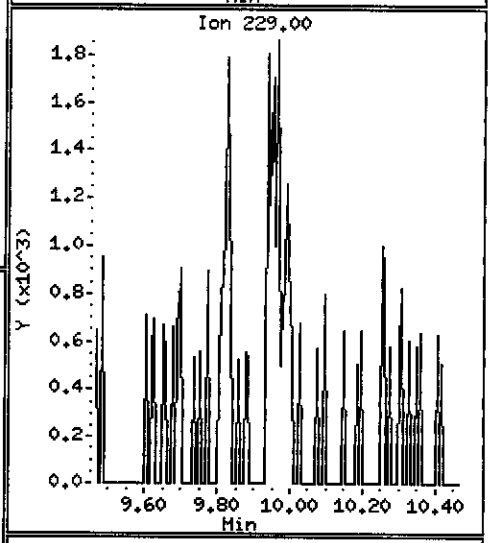

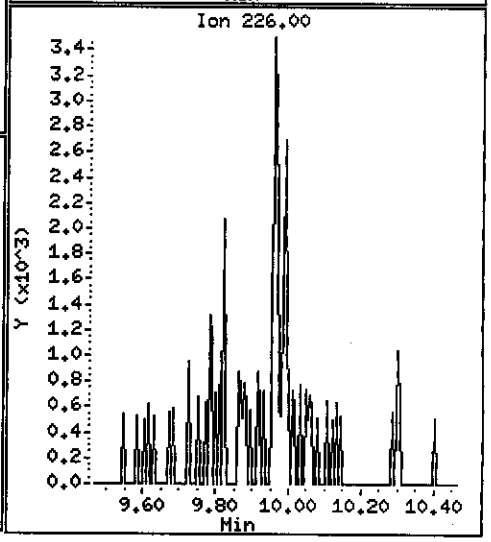

Data File: \\PITSVR06\D\chem\733.i\N111710.b\N1117021.D

Date : 17-NOV-2010 20:35

Client ID: MW-11

Instrument: 733.i

Sample Info: C0K120577-002 X20 11/16/10 h2o(0320088)8270c

Volume Injected (uL): 2.0

Operator: 3200

Column phase: DB5-MS

Column diameter: 0.32

137 Chrysene

Concentration: 1.4173 ug/L

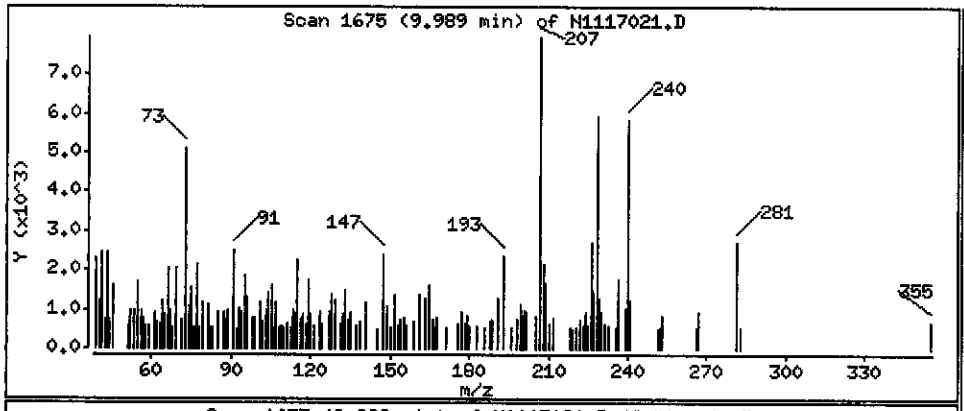

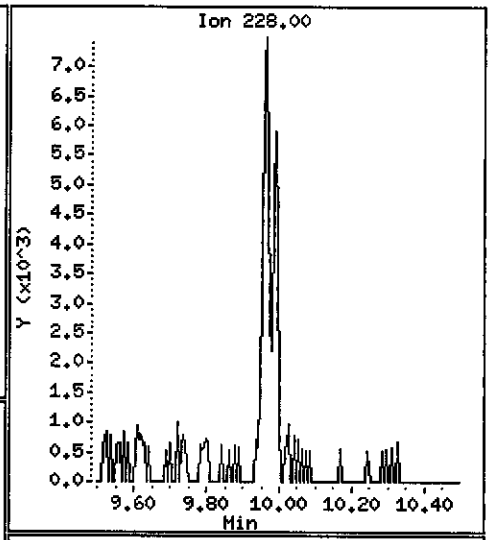

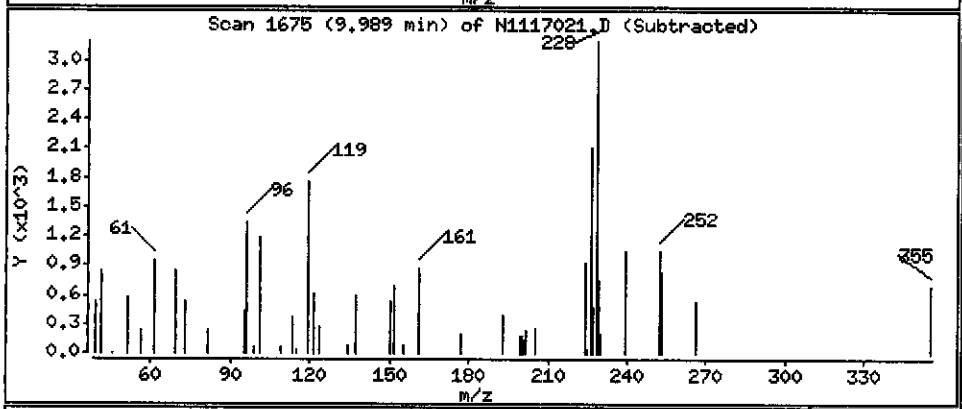

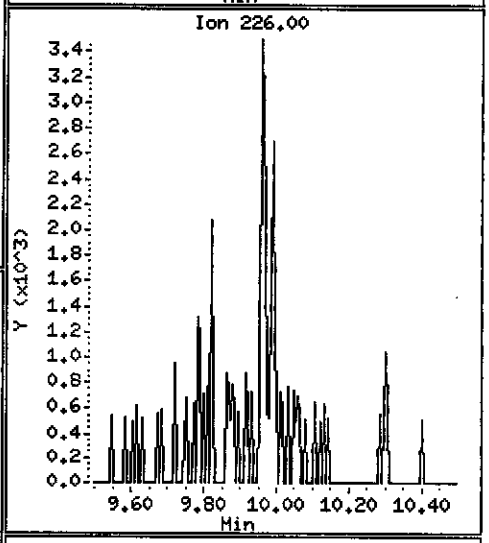

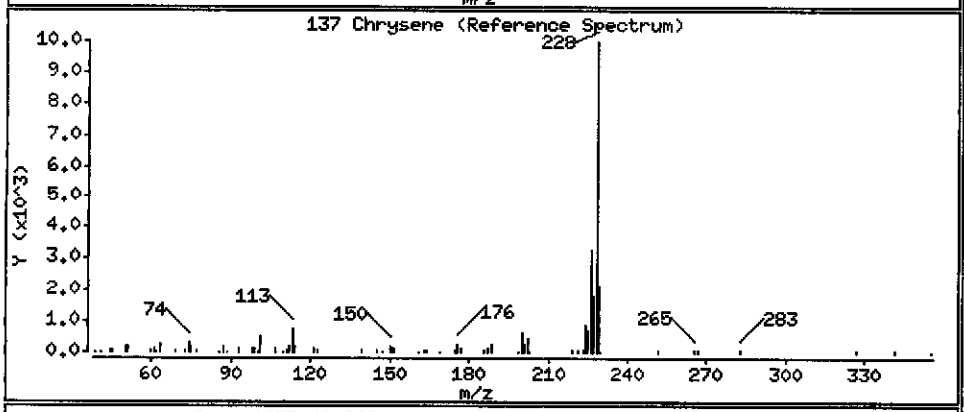

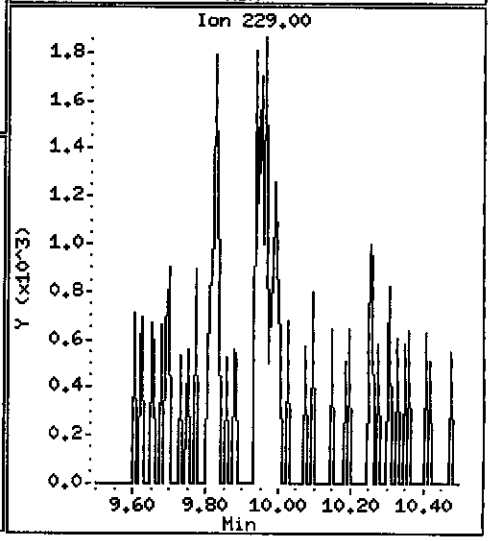

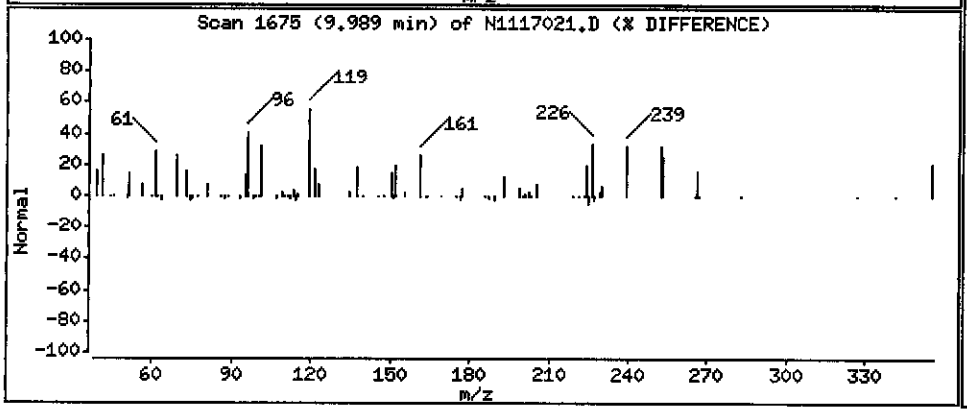

Data File: \\PITSVR06\D\chem\733.i\N111710.b\N1117021.D

Date : 17-NOV-2010 20:35

Client ID: MW-11

Instrument: 733.i

Sample Info: C0K120577-002 X20 11/16/10 h2o(0320088)8270c

Volume Injected (uL): 2.0

Operator: 3200

Column phase: DB5-MS

Column diameter: 0.32

141 Benzo(b)fluoranthene

Concentration: 0.18934 ug/L

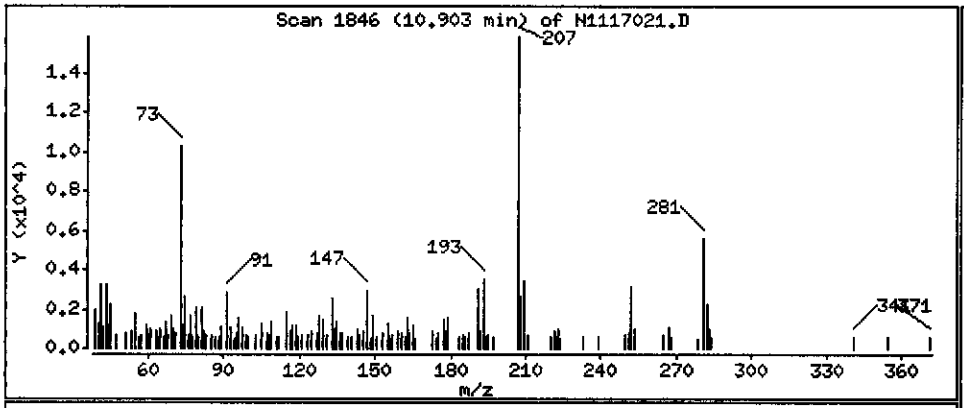

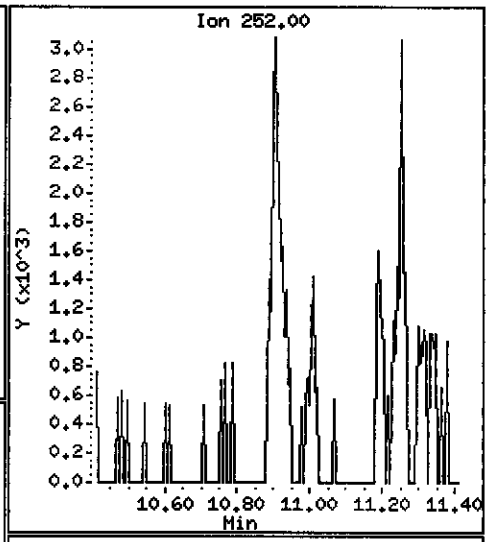

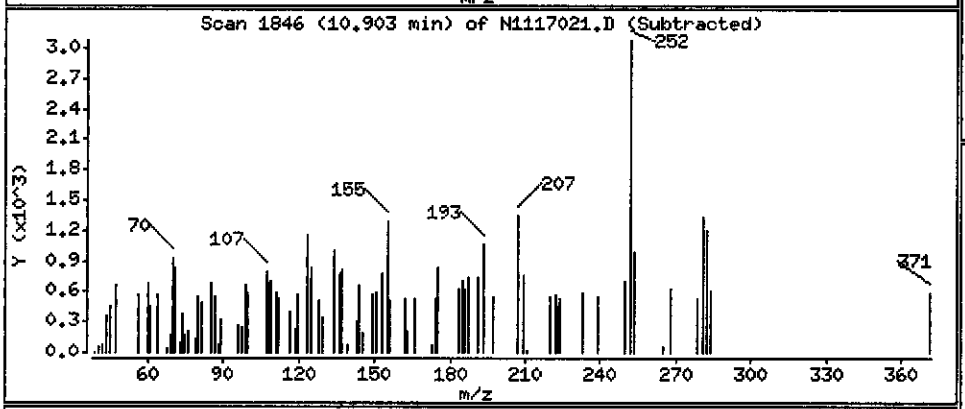

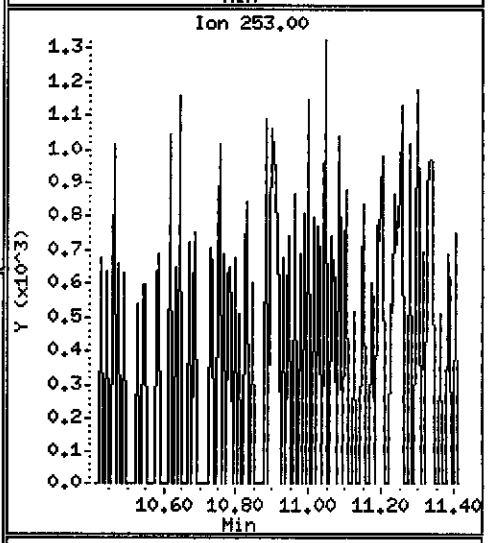

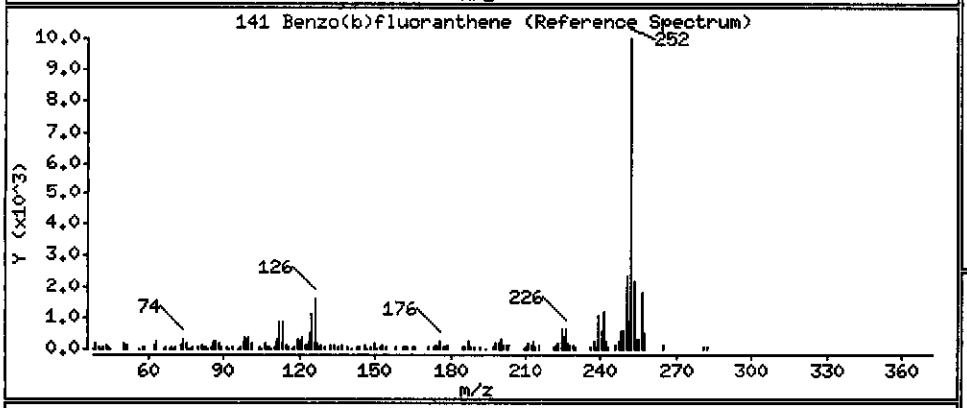

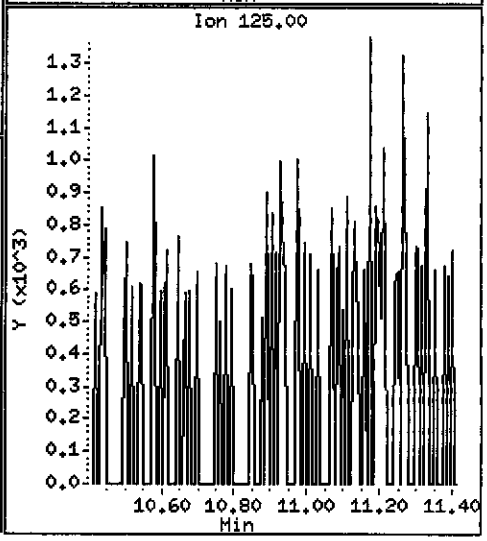

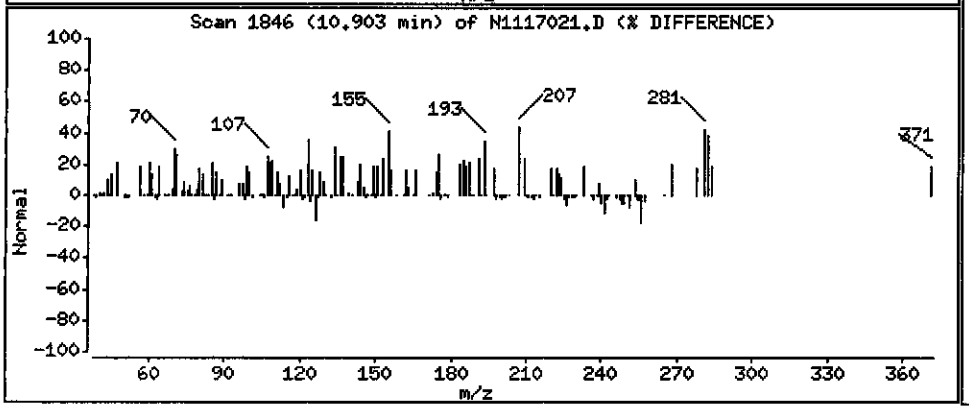

Data File: \\PITSVR06\D\chem\733.i\N111710.b\N1117021.D

Date : 17-NOV-2010 20:35

Client ID: MW-11

Instrument: 733.i

Sample Info: C0K120577-002 X20 11/16/10 h2o(0320088)8270c

Volume Injected (uL): 2.0

Operator: 3200

Column phase: DB5-MS

Column diameter: 0.32

146 Benzo(a)pyrene

Concentration: 1.4651 ug/L

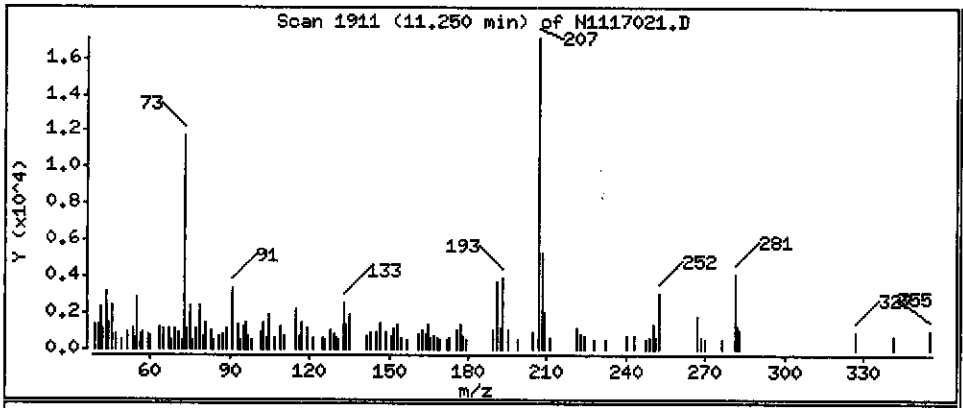

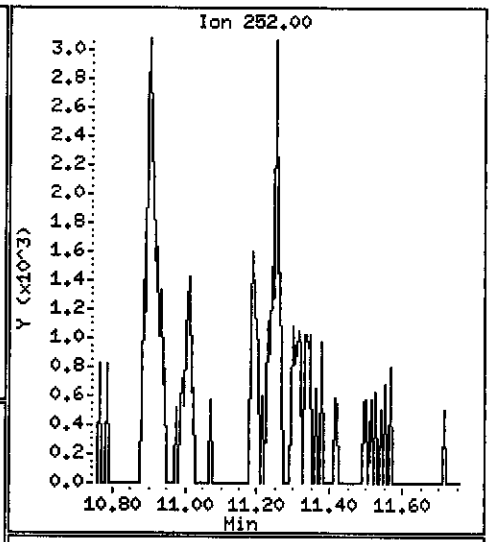

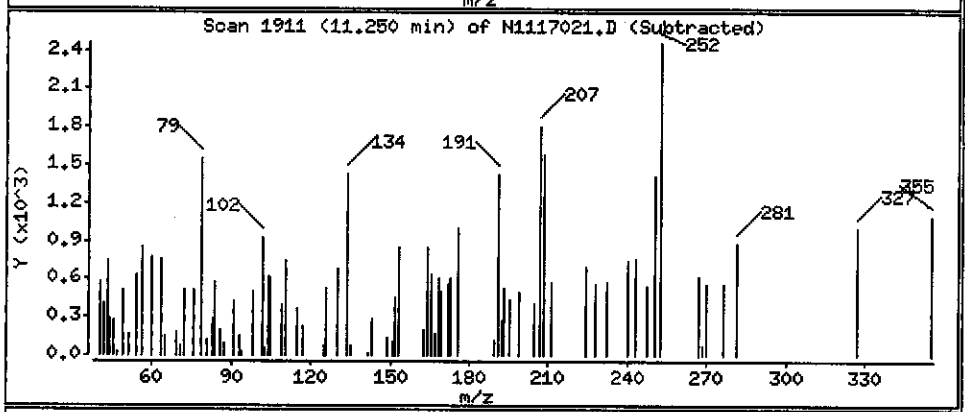

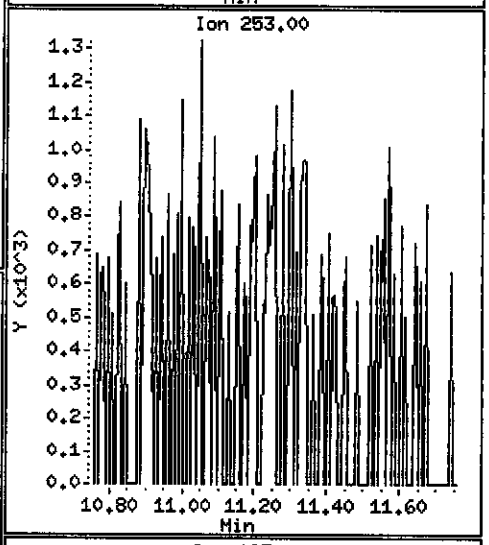

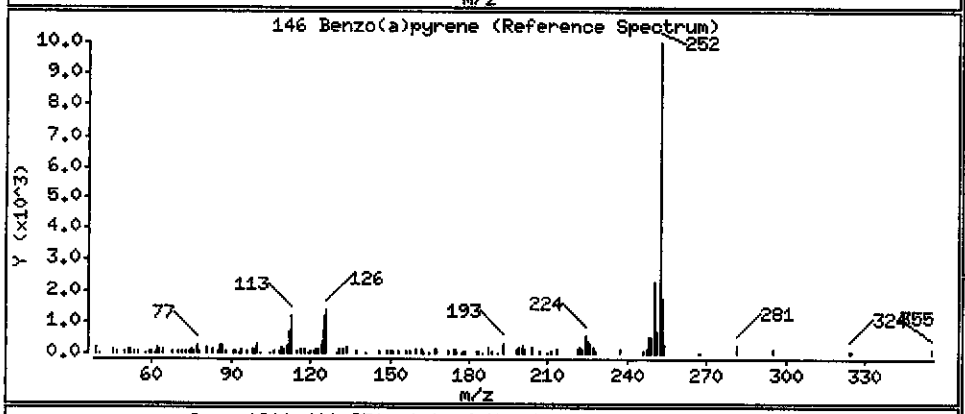

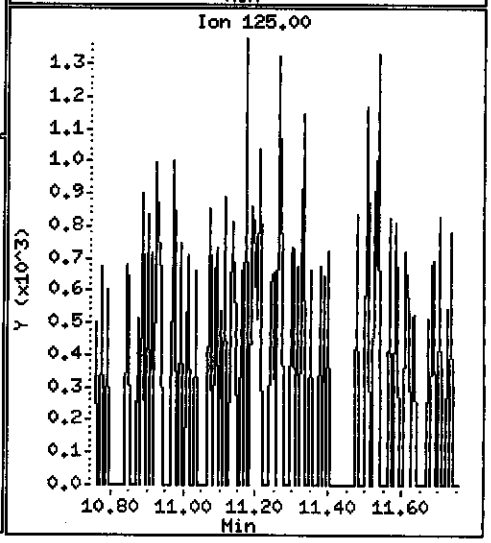

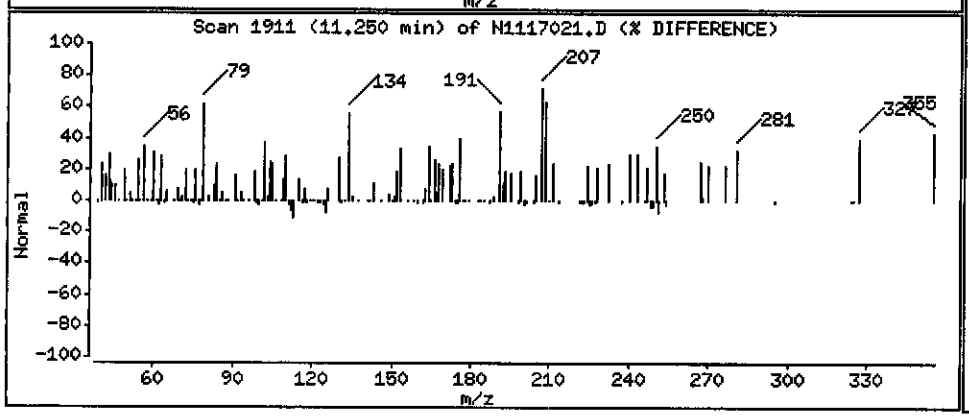

MACTEC Engineering and Consulting Inc

Client Sample ID: MW-11

GC/MS Semivolatiles

Lot-Sample #...:	C0K120577-002	**Work Order #...:**	L91KM2AA	**Matrix.....:**	WATER
Date Sampled...:	11/10/10 11:25	**Date Received..:**	11/11/10 09:45	**MS Run #.....:**	0320067
Prep Date.....:	11/16/10	**Analysis Date..:**	11/18/10		
Prep Batch #...:	0320088	**Analysis Time..:**	11:35		
Dilution Factor:	95	**Initial Wgt/Vol:**	1050 mL	**Final Wgt/Vol..:**	1 mL
Analyst ID.....:	003200	**Instrument ID..:**	733		
		Method.....:	SW846 8270C		

PARAMETER	RESULT	REPORTING LIMIT	UNITS	MDL
Acenaphthene	**60**	**19**	**ug/L**	**1.4**
Acenaphthylene	ND	19	ug/L	1.4
Acetophenone	ND	95	ug/L	7.6
Anthracene	**7.7 J**	**19**	**ug/L**	**1.5**
Atrazine	ND	95	ug/L	8.5
Benzo(a)anthracene	ND	19	ug/L	1.4
Benzo(a)pyrene	ND	19	ug/L	1.3
Benzo(b)fluoranthene	ND	19	ug/L	1.5
Benzo(ghi)perylene	ND	19	ug/L	1.4
Benzo(k)fluoranthene	ND	19	ug/L	5.2
Benzaldehyde	ND	95	ug/L	14
1,1'-Biphenyl	**22 J**	**95**	**ug/L**	**3.9**
bis(2-Chloroethoxy) methane	ND	95	ug/L	5.5
bis(2-Chloroethyl)-ether	ND	19	ug/L	2.4
bis(2-Ethylhexyl) phthalate	ND	95	ug/L	76
4-Bromophenyl phenyl ether	ND	95	ug/L	6.0
Butyl benzyl phthalate	ND	95	ug/L	14
Caprolactam	ND	480	ug/L	110
Carbazole	**92**	**19**	**ug/L**	**1.5**
4-Chloroaniline	ND	95	ug/L	8.4
4-Chloro-3-methylphenol	ND	95	ug/L	7.2
2-Chloronaphthalene	ND	19	ug/L	1.4
2-Chlorophenol	ND	95	ug/L	16
4-Chlorophenyl phenyl ether	ND	95	ug/L	4.8
Chrysene	ND	19	ug/L	1.3
Dibenz(a,h)anthracene	ND	19	ug/L	1.5
Dibenzofuran	**71 J**	**95**	**ug/L**	**5.9**
3,3'-Dichlorobenzidine	ND	95	ug/L	11
2,4-Dichlorophenol	ND	19	ug/L	3.2
Diethyl phthalate	ND	95	ug/L	14
2,4-Dimethylphenol	ND	95	ug/L	8.1
Dimethyl phthalate	ND	95	ug/L	7.3

(Continued on next page)

MACTEC Engineering and Consulting Inc

Client Sample ID: MW-11

GC/MS Semivolatiles

Lot-Sample #...: C0K120577-002 **Work Order #...:** L91KM2AA **Matrix.....:** WATER

PARAMETER	RESULT	REPORTING LIMIT	UNITS	MDL
Di-n-butyl phthalate	ND	95	ug/L	12
4,6-Dinitro-2-methylphenol	ND	480	ug/L	21
2,4-Dinitrophenol	ND	480	ug/L	58
2,4-Dinitrotoluene	ND	95	ug/L	5.1
2,6-Dinitrotoluene	ND	95	ug/L	7.6
Di-n-octyl phthalate	ND	95	ug/L	20
Fluoranthene	**6.7 J**	**19**	**ug/L**	**1.5**
Fluorene	**98**	**19**	**ug/L**	**2.1**
Hexachlorobenzene	ND	19	ug/L	1.7
Hexachlorobutadiene	ND	19	ug/L	1.6
Hexachlorocyclopentadiene	ND	95	ug/L	4.9
Hexachloroethane	ND	95	ug/L	6.0
Indeno(1,2,3-cd)pyrene	ND	19	ug/L	1.9
Isophorone	ND	95	ug/L	6.1
2-Methylnaphthalene	**210**	**19**	**ug/L**	**1.2**
2-Methylphenol	ND	95	ug/L	8.2
4-Methylphenol	ND	95	ug/L	8.6
Naphthalene	**2900**	**19**	**ug/L**	**1.3**
2-Nitroaniline	ND	480	ug/L	33
3-Nitroaniline	ND	480	ug/L	31
4-Nitroaniline	ND	480	ug/L	16
Nitrobenzene	ND	19	ug/L	8.0
2-Nitrophenol	ND	95	ug/L	16
4-Nitrophenol	ND	480	ug/L	57
N-Nitrosodi-n-propylamine	ND	19	ug/L	2.9
N-Nitrosodiphenylamine	ND	19	ug/L	8.1
2,2'-oxybis(1-Chloropropane)	ND	19	ug/L	1.9
Pentachlorophenol	ND	95	ug/L	6.3
Phenanthrene	**50**	**19**	**ug/L**	**4.1**
Phenol	ND	19	ug/L	5.5
Pyrene	ND	19	ug/L	1.5
2,4,5-Trichlorophenol	ND	95	ug/L	15
2,4,6-Trichlorophenol	ND	95	ug/L	17

(Continued on next page)

MACTEC Engineering and Consulting Inc

Client Sample ID: MW-11

GC/MS Semivolatiles

Lot-Sample #...: C0K120577-002 **Work Order #...:** L91KM2AA **Matrix.....:** WATER

SURROGATE	PERCENT RECOVERY	RECOVERY LIMITS
Nitrobenzene-d5	NC,DIL	(23 - 112)
Terphenyl-d14	NC,DIL	(10 - 132)
2-Fluorobiphenyl	NC,DIL	(19 - 107)
2-Fluorophenol	NC,DIL	(10 - 111)
Phenol-d5	NC,DIL	(15 - 112)
2,4,6-Tribromophenol	NC,DIL	(16 - 122)

NOTE(S):

NC The recovery and/or RPD were not calculated.

DIL The concentration is estimated or not reported due to dilution or the presence of interfering analytes.

J Estimated result. Result is less than RL.

Data File: \\PITSVR06\D\chem\733.i\N111810.b\N1118001.D
Date : 18-NOV-2010 11:35
Client ID: MW-11 DL
Sample Info: C0K120577-002 X100 11/16/10 h2o(0320088)8270c
Volume Injected (uL): 2.0
Column phase: DB5-MS

Instrument: 733.i
Operator: 3200
Column diameter: 0.32

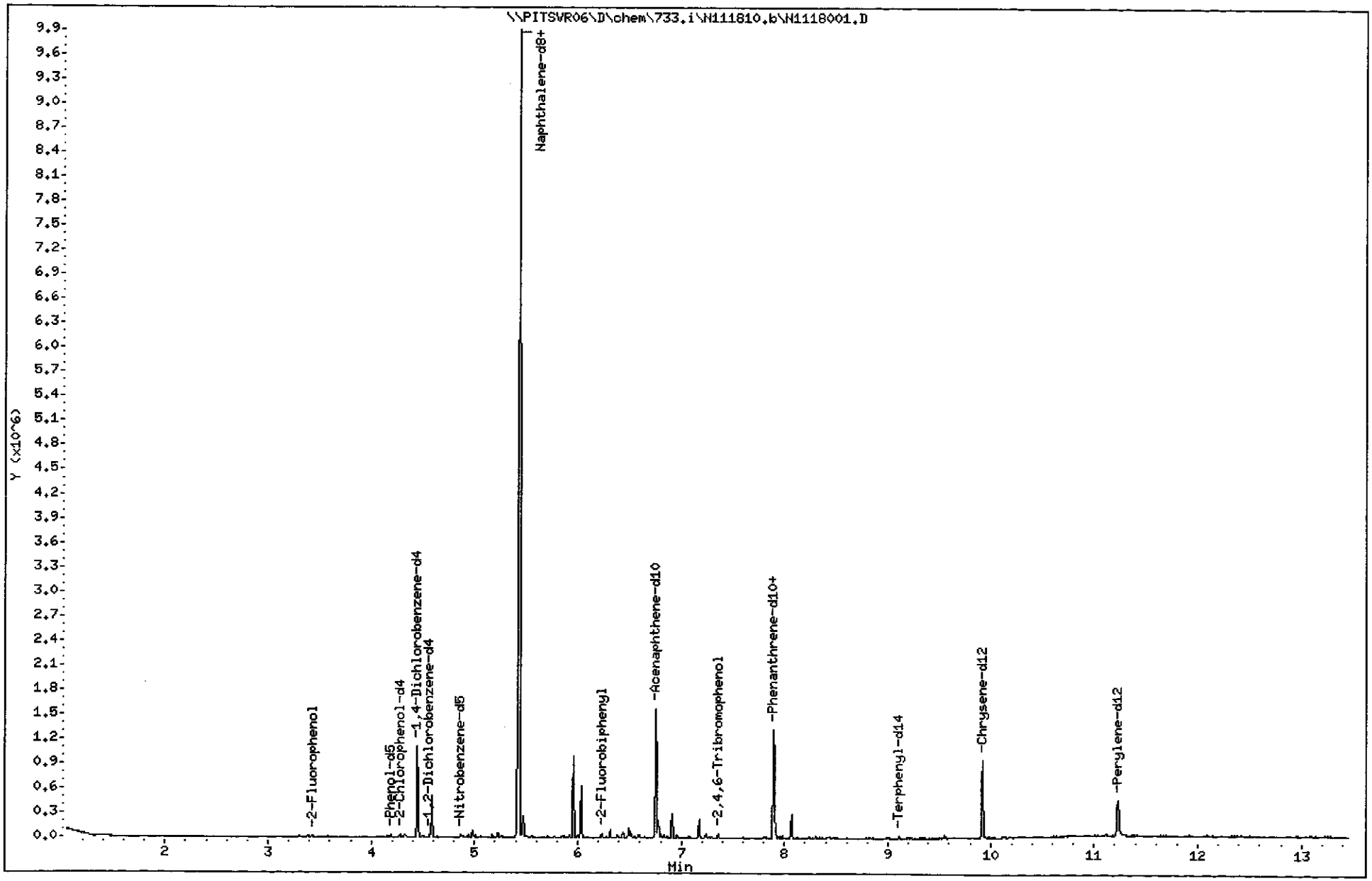

TestAmerica Pittsburgh

Semivolatile REPORT SW-846 Method 8270

Data file : \\PITSVR06\D\chem\733.i\N111810.b\N1118001.D
Lab Smp Id: L91KM2AA Client Smp ID: MW-11 DL
Inj Date : 18-NOV-2010 11:35
Operator : 3200 Inst ID: 733.i
Smp Info : C0K120577-002 X100 11/16/10 h2o(0320088)8270c
Misc Info : L91KM2AA,N111810.b,8270ll.m,padep.sub
Comment :
Method : \\PITSVR06\D\chem\733.i\N111810.b\8270ll.m
Meth Date : 18-Nov-2010 10:25 piccolinov Quant Type: ISTD
Cal Date : 10-NOV-2010 09:14 Cal File: N1110IC8.D
Als bottle: 3
Dil Factor: 100.00000
Integrator: HP RTE Compound Sublist: padep.sub
Target Version: 4.14
Processing Host: PITPC-502

Concentration Formula: Amt * DF * Uf * Vt/(Vo * Vi) * CpndVariable

Name	Value	Description
DF	100.000	Dilution Factor
Uf	1.000	ng unit correction factor
Vt	1000.000	Volume of final extract (uL)
Vo	1050.000	Volume of sample extracted (mL)
Vi	2.000	Volume injected (uL)
Cpnd Variable		Local Compound Variable

	Compounds	QUANT SIG MASS	RT	EXP RT	REL RT	RESPONSE	CONCENTRATIONS ON-COLUMN (NG)	CONCENTRATIONS FINAL (ug/L)
* 1	1,4-Dichlorobenzene-d4	152	4.446	4.451	(1.000)	128877	8.00000	
* 2	Naphthalene-d8	136	5.413	5.423	(1.000)	442708	8.00000	
* 3	Acenaphthene-d10	164	6.754	6.764	(1.000)	233711	8.00000	
* 4	Phenanthrene-d10	188	7.892	7.902	(1.000)	356470	8.00000	
* 5	Chrysene-d12	240	9.922	9.932	(1.000)	276197	8.00000	
* 6	Perylene-d12	264	11.231	11.246	(1.000)	206359	8.00000	
198	1,4-Dioxane	88	Compound Not Detected.					
10	N-Nitrosodimethylamine	74	Compound Not Detected.					
9	Pyridine	79	Compound Not Detected.					
16	Methyl methanesulfonate	80	Compound Not Detected.					
206	Benzaldehyde	77	Compound Not Detected.					
21	Aniline	93	Compound Not Detected.					
22	Phenol	94	Compound Not Detected.					
23	bis(2-Chloroethyl)ether	93	Compound Not Detected.					
24	2-Chlorophenol	128	Compound Not Detected.					
26	1,3-Dichlorobenzene	146	Compound Not Detected.					
27	1,4-Dichlorobenzene	146	Compound Not Detected.					
28	1,2-Dichlorobenzene	146	Compound Not Detected.					
29	Benzyl Alcohol	108	Compound Not Detected.					
30	2-Methylphenol	108	Compound Not Detected.					

Compounds	QUANT SIG MASS	RT	EXP RT	REL RT	RESPONSE	CONCENTRATIONS ON-COLUMN (NG)	CONCENTRATIONS FINAL (ug/L)
31 2,2'-oxybis(1-Chloropropane)	45	Compound Not Detected.					
37 Acetophenone	105	Compound Not Detected.					
32 N-Nitroso-di-n-propylamine	70	Compound Not Detected.					
192 4-Methylphenol	108	Compound Not Detected.					
34 Hexachloroethane	117	Compound Not Detected.					
35 Nitrobenzene	77	Compound Not Detected.					
41 Isophorone	82	Compound Not Detected.					
42 2-Nitrophenol	139	Compound Not Detected.					
43 2,4-Dimethylphenol	107	Compound Not Detected.					
44 bis(2-Chloroethoxy)methane	93	Compound Not Detected.					
48 2,4-Dichlorophenol	162	Compound Not Detected.					
49 Benzoic Acid	122	Compound Not Detected.					
50 1,2,4-Trichlorobenzene	180	Compound Not Detected.					
51 Naphthalene	128	5.435	5.439	(1.004)	3543468	60.8976	2899.9
52 4-Chloroaniline	127	Compound Not Detected.					
54 2,6-Dichlorophenol	162	Compound Not Detected.					
56 Hexachlorobutadiene	224	Compound Not Detected.					
208 Caprolactam	113	Compound Not Detected.					
59 4-Chloro-3-Methylphenol	107	Compound Not Detected.					
62 2-Methylnaphthalene	142	5.958	5.968	(1.101)	171956	4.51298	214.90
63 1-Methylnaphthalene	142	6.033	6.042	(1.114)	116275	3.19031	151.92
64 Hexachlorocyclopentadiene	236	Compound Not Detected.					
66 2,4,6-Trichlorophenol	196	Compound Not Detected.					
67 2,4,5-Trichlorophenol	196	Compound Not Detected.					
209 1,1'-Biphenyl	154	6.311	6.320	(0.934)	22598	0.46907	22.337
70 2-Chloronaphthalene	162	Compound Not Detected.					
73 2-Nitroaniline	65	Compound Not Detected.					
76 Dimethylphthalate	163	Compound Not Detected.					
78 2,6-Dinitrotoluene	165	Compound Not Detected.					
79 Acenaphthylene	152	Compound Not Detected.					
81 3-Nitroaniline	138	Compound Not Detected.					
82 Acenaphthene	153	6.781	6.790	(1.004)	42163	1.26021	60.010
83 2,4-Dinitrophenol	184	Compound Not Detected.					
85 4-Nitrophenol	109	Compound Not Detected.					
86 Dibenzofuran	168	6.909	6.919	(1.023)	73525	1.48061	70.505
87 2,4-Dinitrotoluene	165	Compound Not Detected.					
91 2,3,5,6-Tetrachlorophenol	231	Compound Not Detected.					
88 2,3,4,6-Tetrachlorophenol	231	Compound Not Detected.					
92 2-Naphthylamine	143	Compound Not Detected.					
93 Diethylphthalate	149	Compound Not Detected.					
94 Fluorene	166	7.171	7.180	(1.062)	47687	2.05693	97.949
95 4-Chlorophenyl-phenylether	204	Compound Not Detected.					
96 4-Nitroaniline	138	Compound Not Detected.					
98 4,6-Dinitro-2-methylphenol	198	Compound Not Detected.					
99 N-Nitrosodiphenylamine (1)	169	Compound Not Detected.					
100 1,2-Diphenylhydrazine	77	Compound Not Detected.					
106 4-Bromophenyl-phenylether	248	Compound Not Detected.					
107 Hexachlorobenzene	283	Compound Not Detected.					
210 Atrazine	200	Compound Not Detected.					
111 Pentachlorophenol	265	Compound Not Detected.					
115 Phenanthrene	178	7.913	7.918	(1.003)	56715	1.05860	50.410
116 Anthracene	178	7.951	7.960	(1.007)	8424	0.16229	7.7282
119 Carbazole	167	8.068	8.078	(1.022)	81566	1.93990	92.376
120 Di-n-Butylphthalate	149	Compound Not Detected.					

Compounds	QUANT SIG MASS	RT	EXP RT	REL RT	RESPONSE	CONCENTRATIONS ON-COLUMN (NG)	CONCENTRATIONS FINAL (ug/L)
123 Fluoranthene	202	8.827	8.836	(1.118)	7740	0.14098	6.7133
124 Benzidine	184	Compound Not Detected.					
125 Pyrene	202	Compound Not Detected.					
131 Butylbenzylphthalate	149	Compound Not Detected.					
135 3,3'-Dichlorobenzidine	252	Compound Not Detected.					
136 Benzo(a)Anthracene	228	Compound Not Detected.					
137 Chrysene	228	Compound Not Detected.					
139 bis(2-ethylhexyl)Phthalate	149	Compound Not Detected.					
140 Di-n-octylphthalate	149	Compound Not Detected.					
141 Benzo(b)fluoranthene	252	Compound Not Detected.					
142 Benzo(k)fluoranthene	252	Compound Not Detected.					
143 7,12-dimethylbenz[a]anthracen	256	Compound Not Detected.					
146 Benzo(a)pyrene	252	Compound Not Detected.					
149 Indeno(1,2,3-cd)pyrene	276	Compound Not Detected.					
150 Dibenz(a,h)anthracene	278	Compound Not Detected.					
151 Benzo(g,h,i)perylene	276	Compound Not Detected.					
$ 154 Nitrobenzene-d5	82	4.863	4.873	(0.898)	6352	0.30675	14.607
$ 155 2-Fluorobiphenyl	172	6.236	6.245	(0.923)	12616	0.29619	14.104
$ 156 Terphenyl-d14	244	9.110	9.114	(0.918)	5589	0.17134	8.1593
$ 157 Phenol-d5	99	4.190	4.194	(0.942)	8104	0.38919	18.533
$ 158 2-Fluorophenol	112	3.431	3.430	(0.772)	6712	0.37393	17.806
$ 159 2,4,6-Tribromophenol	330	7.358	7.367	(0.932)	1878	0.39685	18.898
$ 186 2-Chlorophenol-d4	132	4.275	4.280	(0.962)	7358	0.34511	16.434
$ 187 1,2-Dichlorobenzene-d4	152	4.564	4.568	(1.026)	4680	0.28415	13.531

Data File: \\PITSVR06\D\chem\733.i\N111810.b\N1118001.D

Date : 18-NOV-2010 11:35

Client ID: MW-11 DL

Instrument: 733.i

Sample Info: C0K120577-002 X100 11/16/10 h2o(0320088)8270c

Volume Injected (uL): 2.0

Operator: 3200

Column phase: DB5-MS

Column diameter: 0.32

51 Naphthalene

Concentration: 2899.9 ug/L

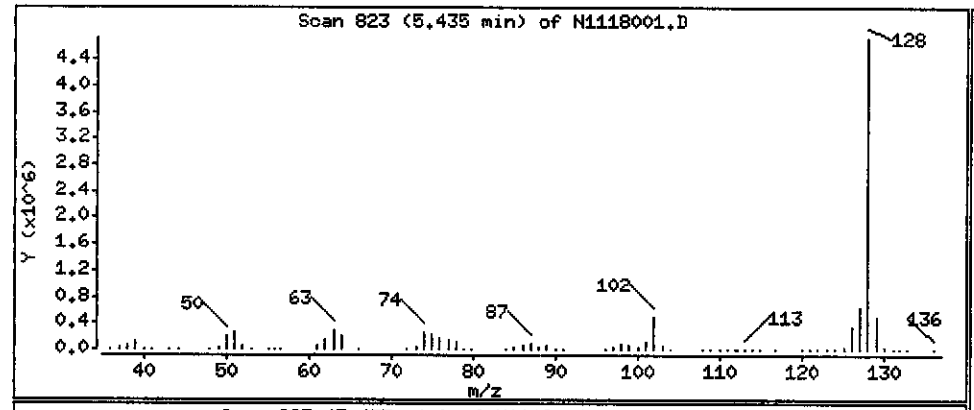

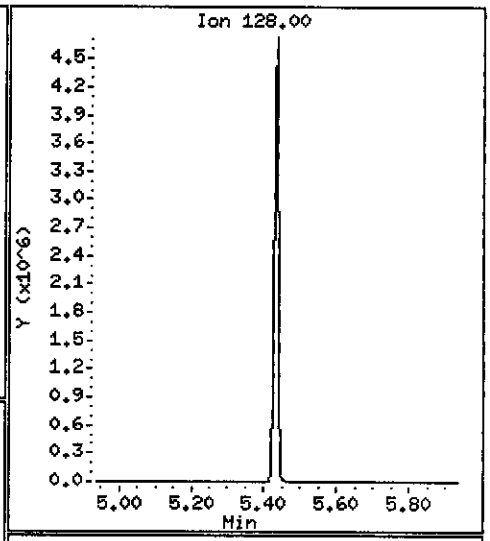

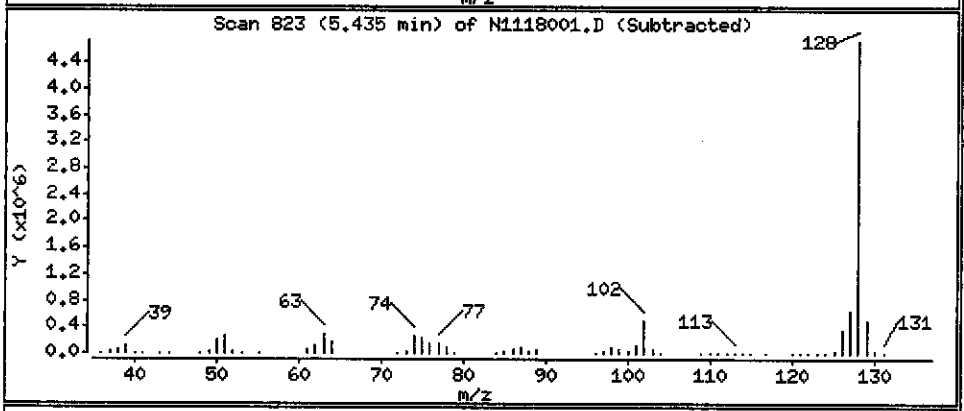

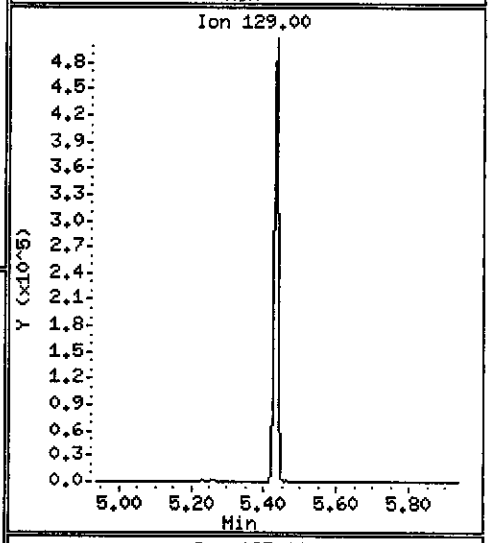

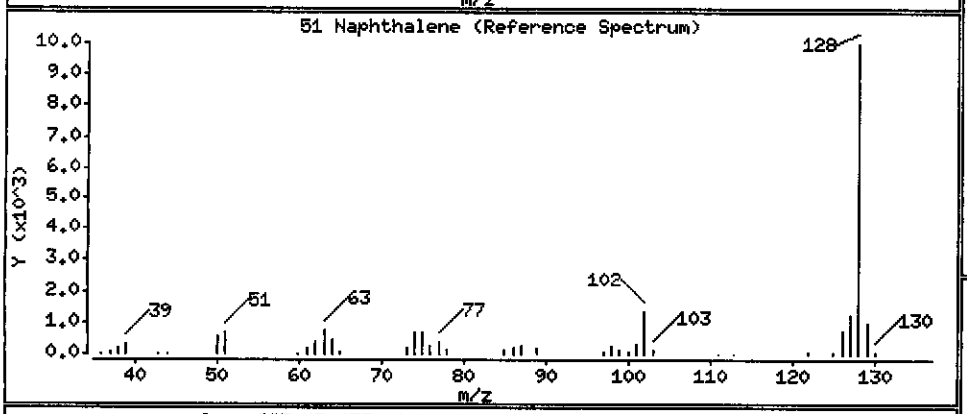

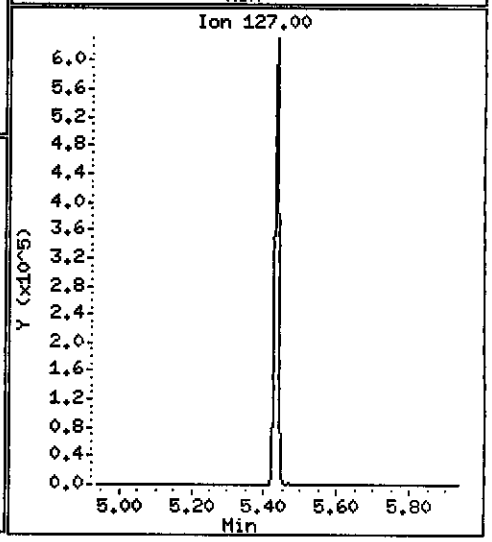

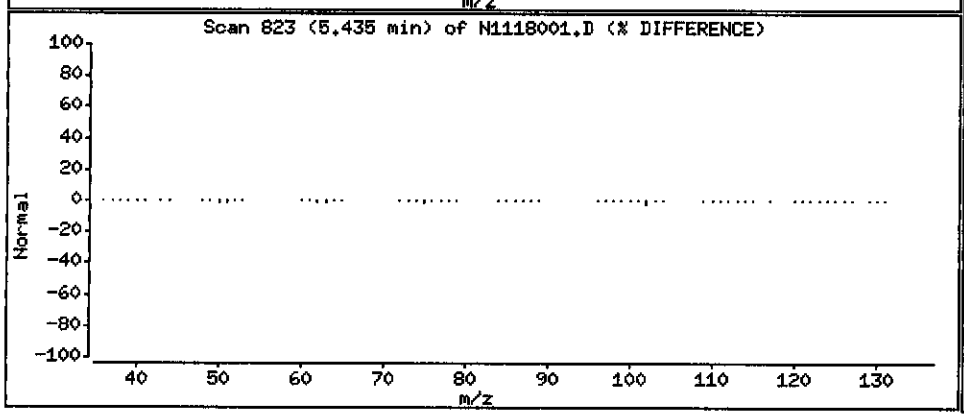

Data File: \\PITSVR06\D\chem\733.i\N111810.b\N1118001.D

Date : 18-NOV-2010 11:35

Client ID: MW-11 DL

Instrument: 733.i

Sample Info: C0K120577-002 X100 11/16/10 h2o(0320088)8270c

Volume Injected (uL): 2.0

Operator: 3200

Column phase: DB5-MS

Column diameter: 0.32

62 2-Methylnaphthalene

Concentration: 214.90 ug/L

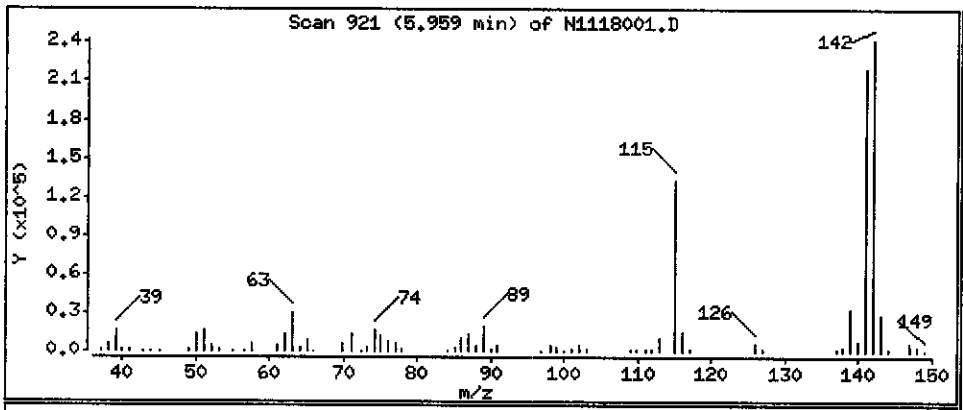

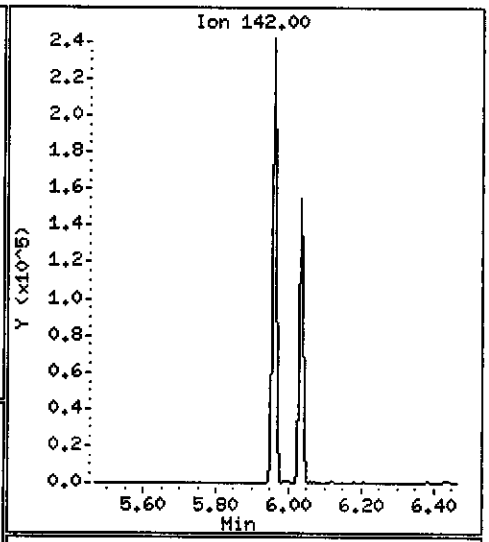

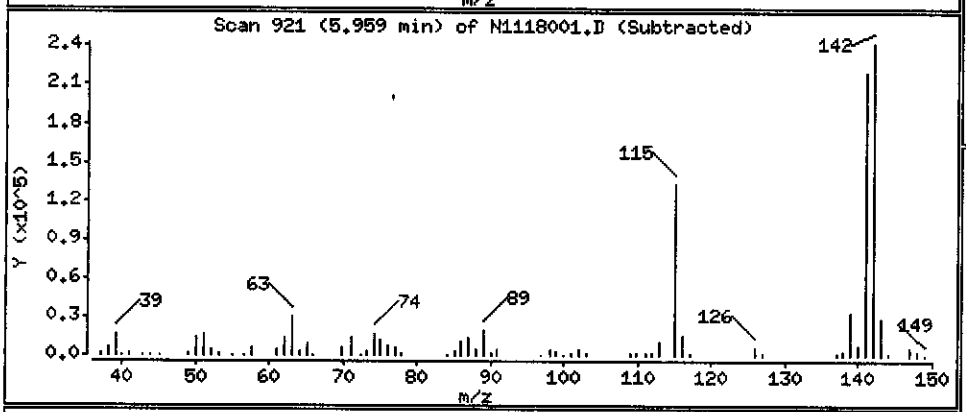

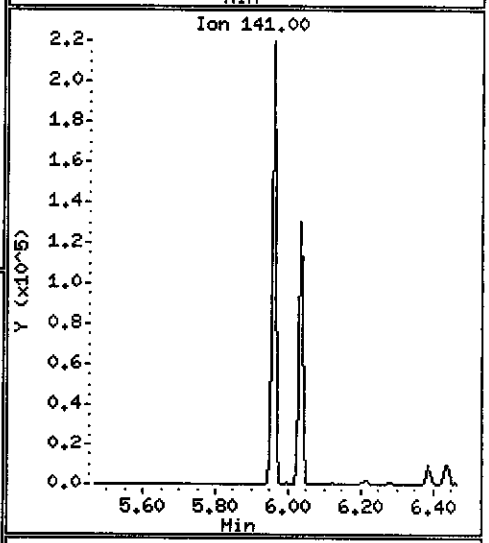

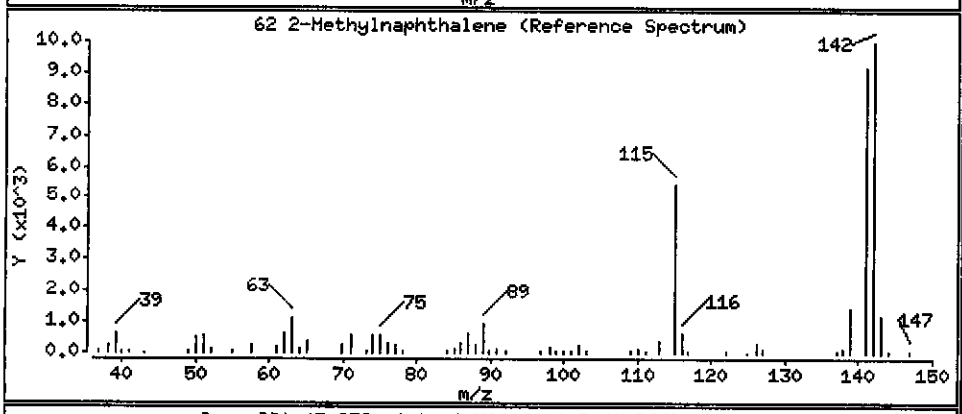

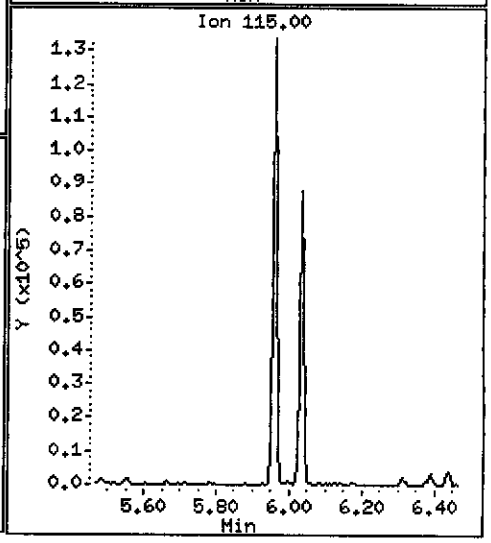

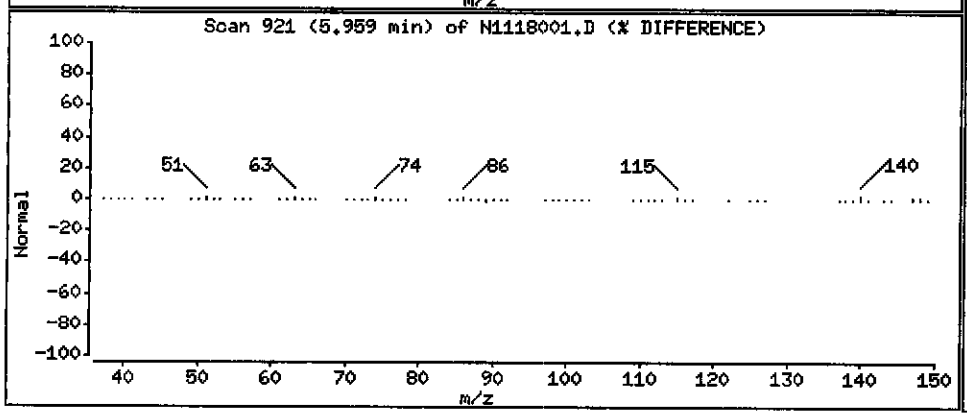

Data File: \\PITSVR06\D\chem\733.i\N111810.b\N1118001.D

Date : 18-NOV-2010 11:35

Client ID: MW-11 DL

Instrument: 733.i

Sample Info: C0K120577-002 X100 11/16/10 h2o(0320088)8270c

Volume Injected (uL): 2.0

Operator: 3200

Column phase: DB5-MS

Column diameter: 0.32

63 1-Methylnaphthalene

Concentration: 151.92 ug/L

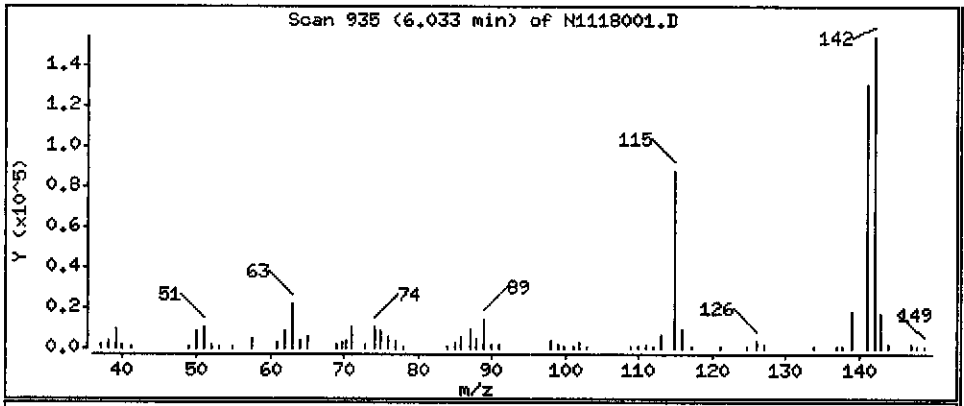

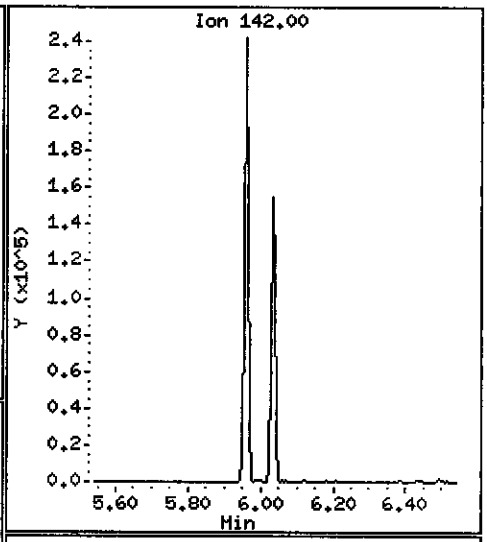

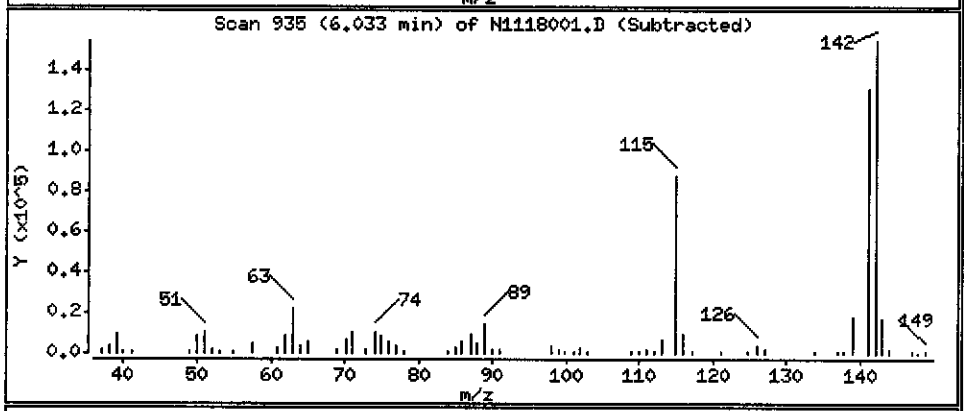

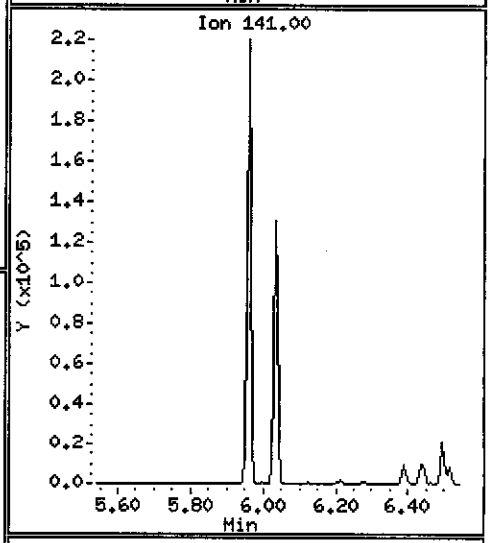

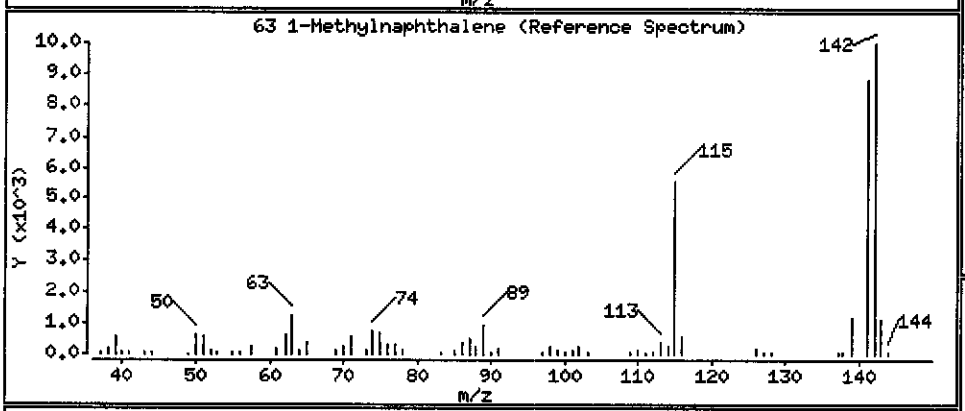

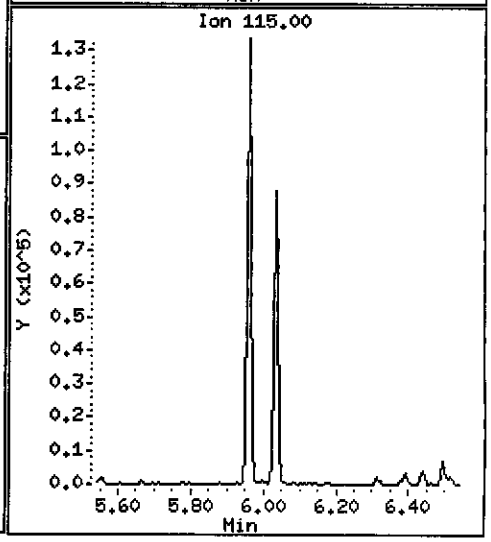

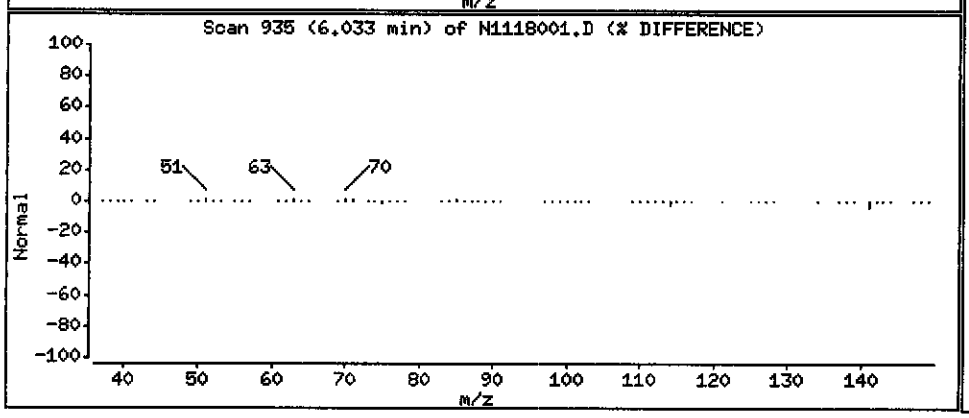

Data File: \\PITSVR06\D\chem\733.i\N111810.b\N1118001.D

Date : 18-NOV-2010 11:35

Client ID: MW-11 DL

Instrument: 733.i

Sample Info: C0K120577-002 X100 11/16/10 h2o(0320088)8270c

Volume Injected (uL): 2.0

Operator: 3200

Column phase: DB5-MS

Column diameter: 0.32

209 1,1'-Biphenyl

Concentration: 22.337 ug/L

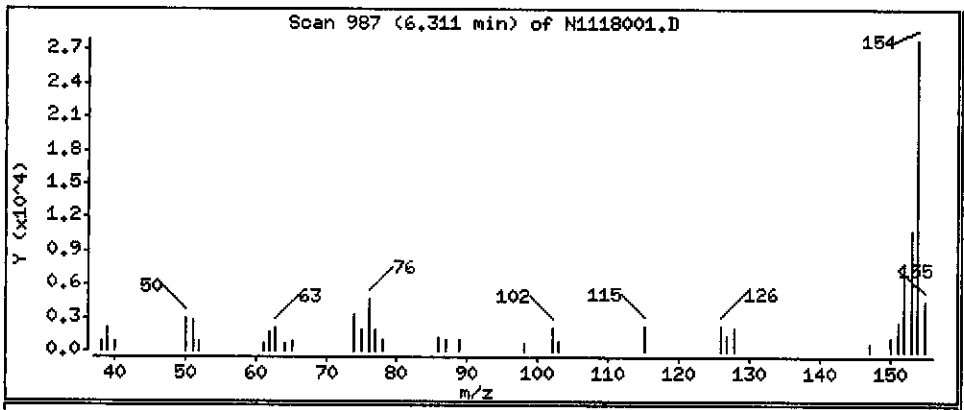

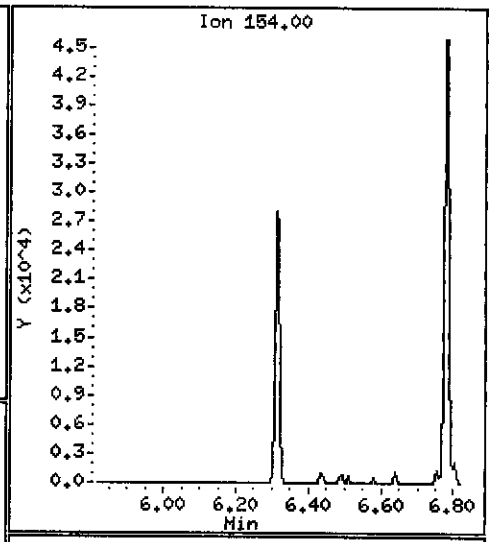

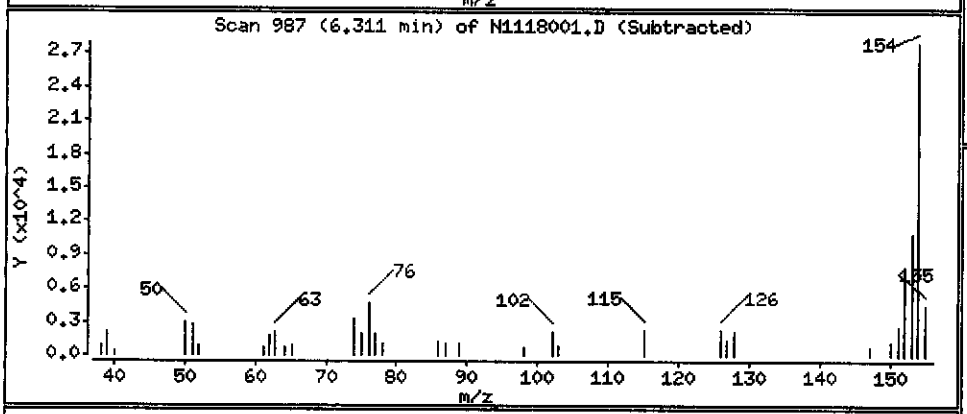

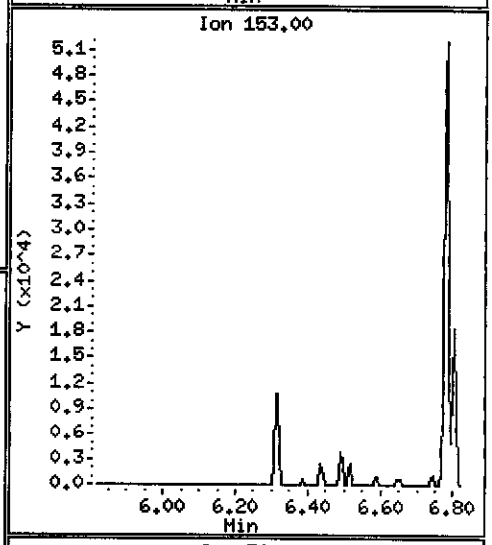

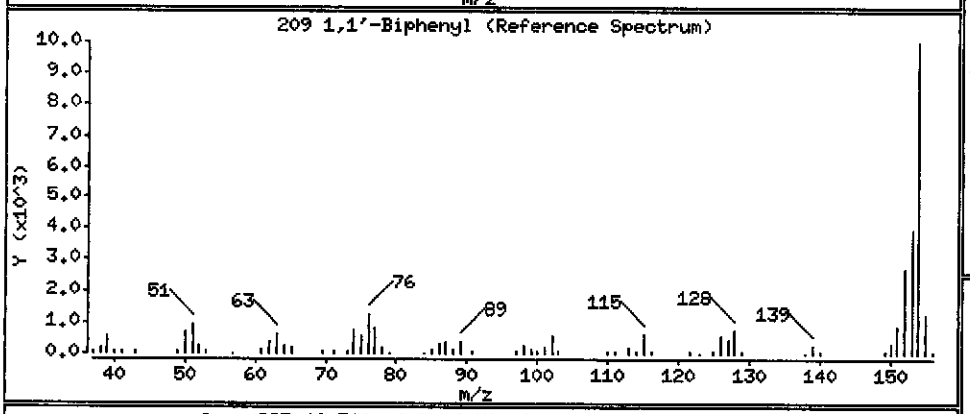

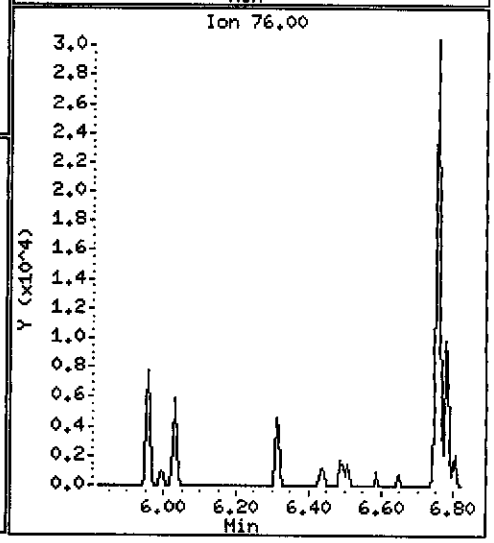

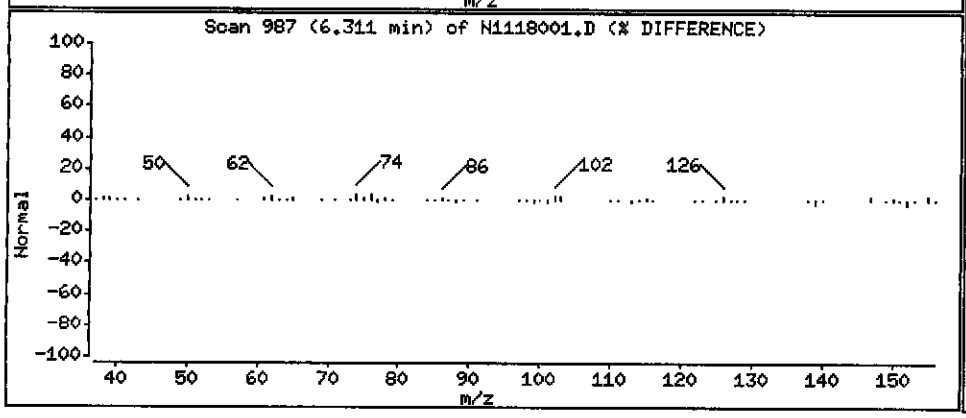

Data File: \\PITSVR06\D\chem\733.i\N111810.b\N1118001.D

Date : 18-NOV-2010 11:35

Client ID: MW-11 DL

Instrument: 733.i

Sample Info: C0K120577-002 X100 11/16/10 h2o(0320088)8270c

Volume Injected (uL): 2.0

Operator: 3200

Column phase: DB5-MS

Column diameter: 0.32

82 Acenaphthene

Concentration: 60.010 ug/L

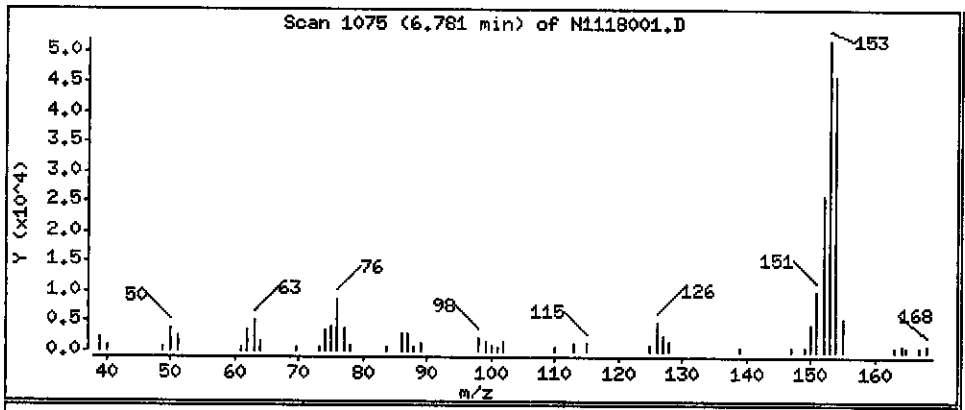

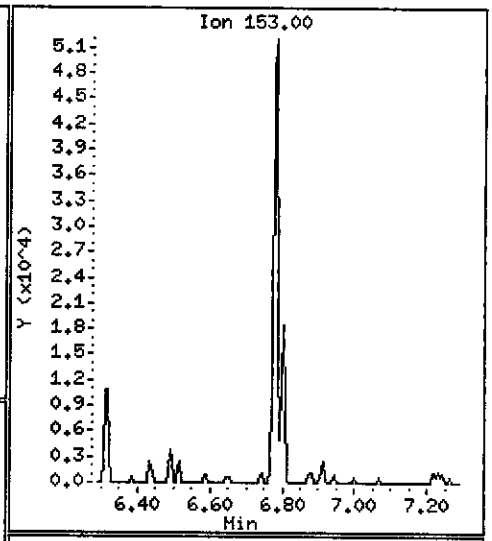

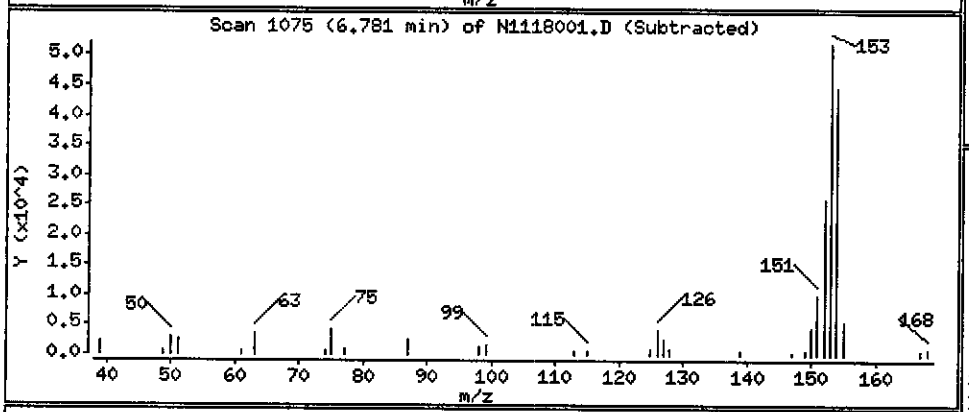

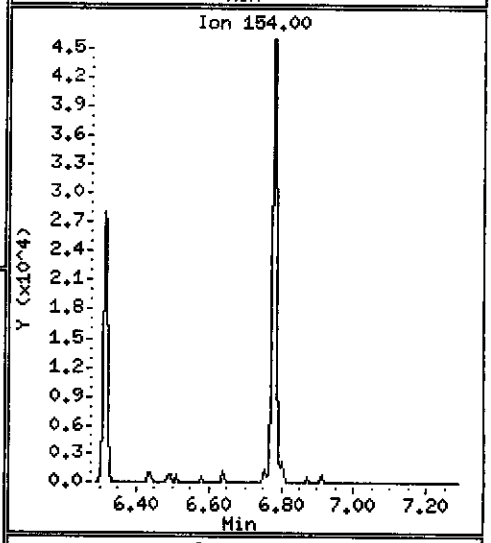

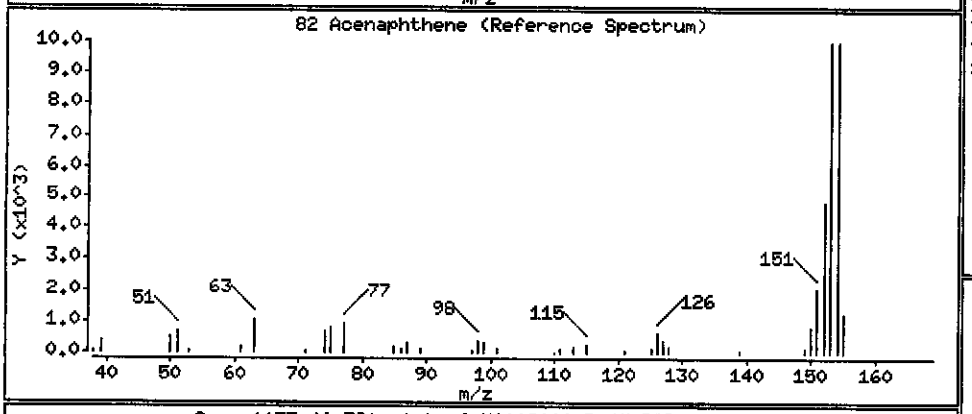

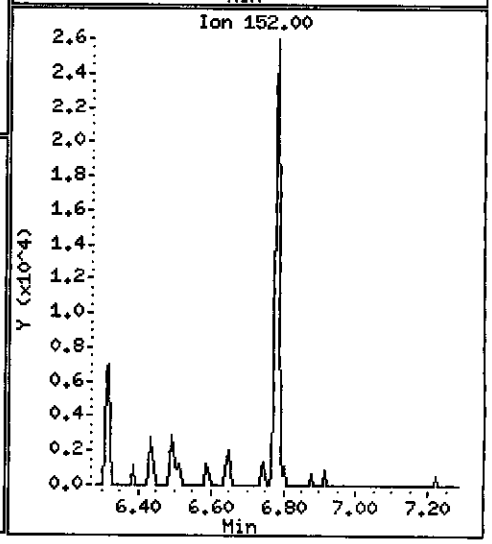

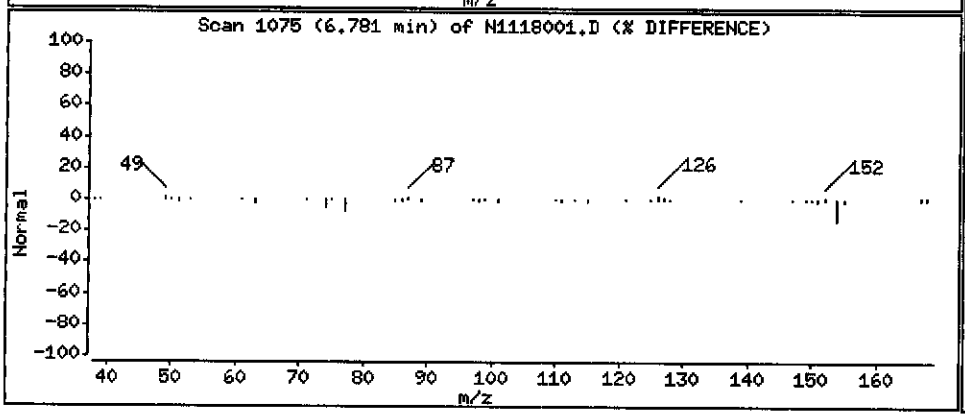

Data File: \\PITSVR06\D\chem\733.i\N111810.b\N1118001.D

Date : 18-NOV-2010 11:35

Client ID: MW-11 DL

Instrument: 733.i

Sample Info: C0K120577-002 X100 11/16/10 h2o(0320088)8270c

Volume Injected (uL): 2.0

Operator: 3200

Column phase: DB5-MS

Column diameter: 0.32

86 Dibenzofuran

Concentration: 70.505 ug/L

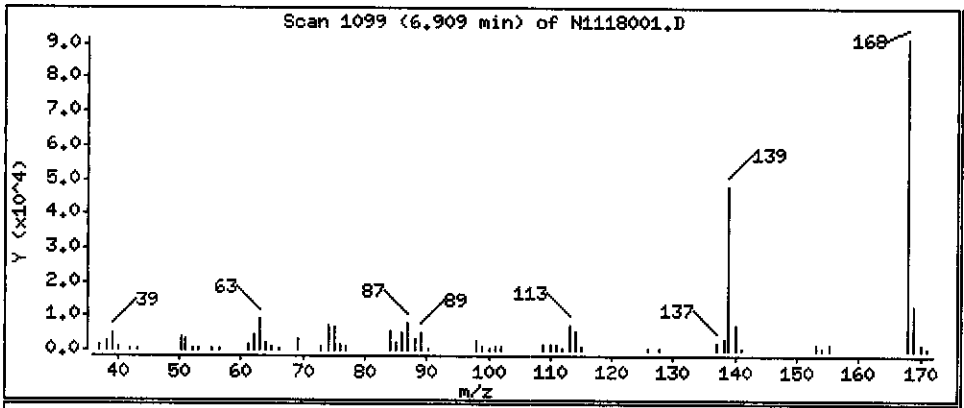

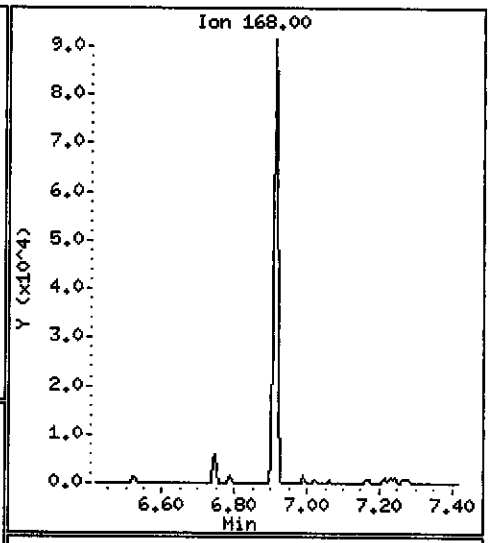

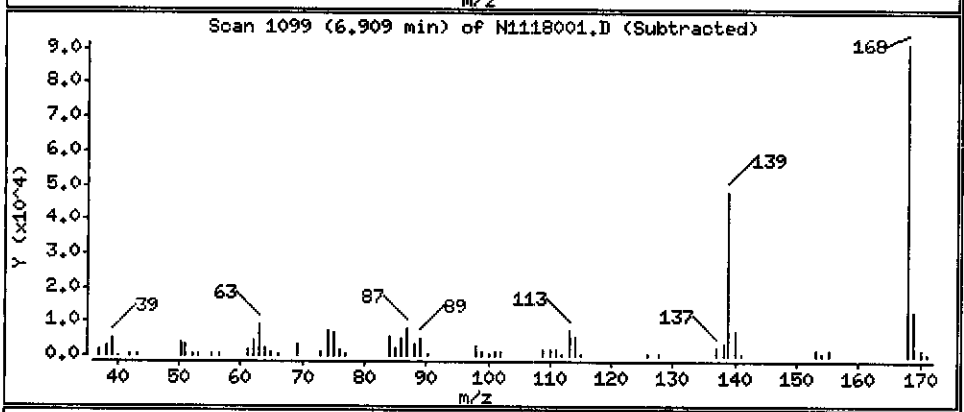

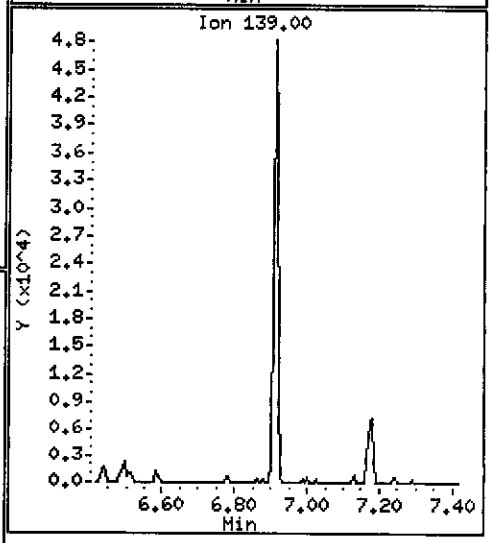

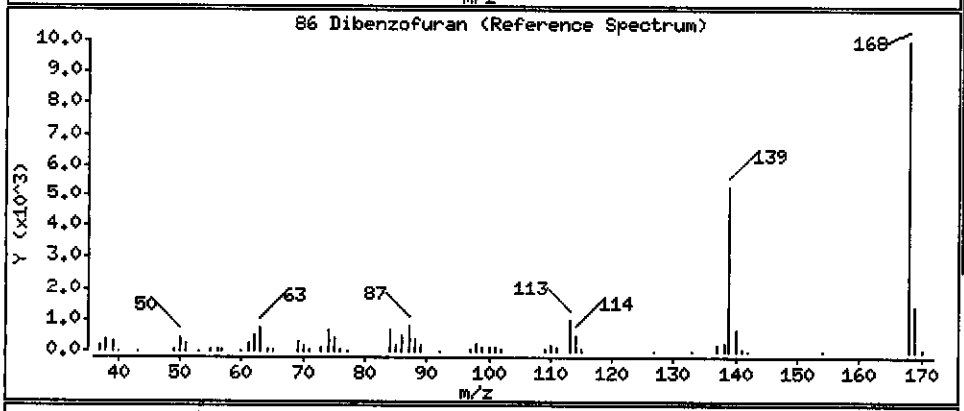

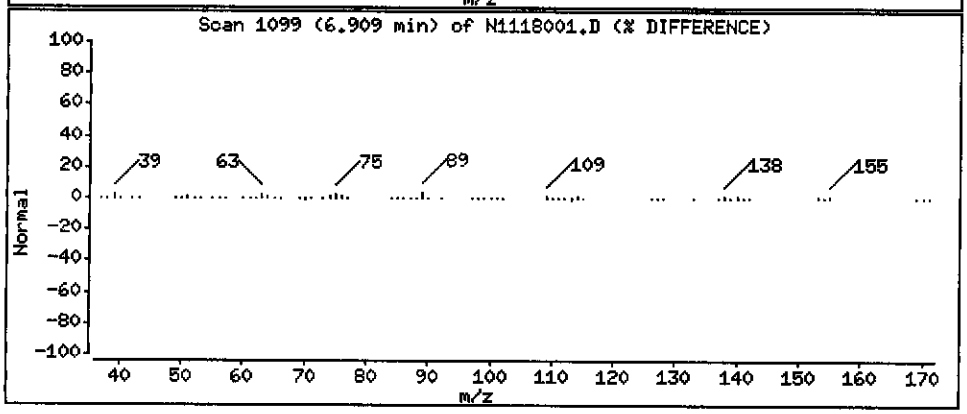

Data File: \\PITSVR06\D\chem\733.i\N111810.b\N1118001.D

Date : 18-NOV-2010 11:35

Client ID: MW-11 DL

Instrument: 733.i

Sample Info: C0K120577-002 X100 11/16/10 h2o(0320088)8270c

Volume Injected (uL): 2.0

Operator: 3200

Column phase: DB5-MS

Column diameter: 0.32

94 Fluorene

Concentration: 97.949 ug/L

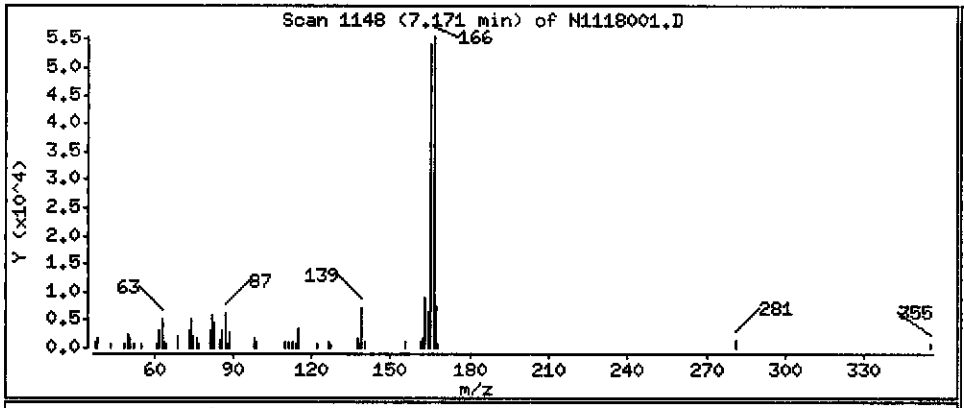

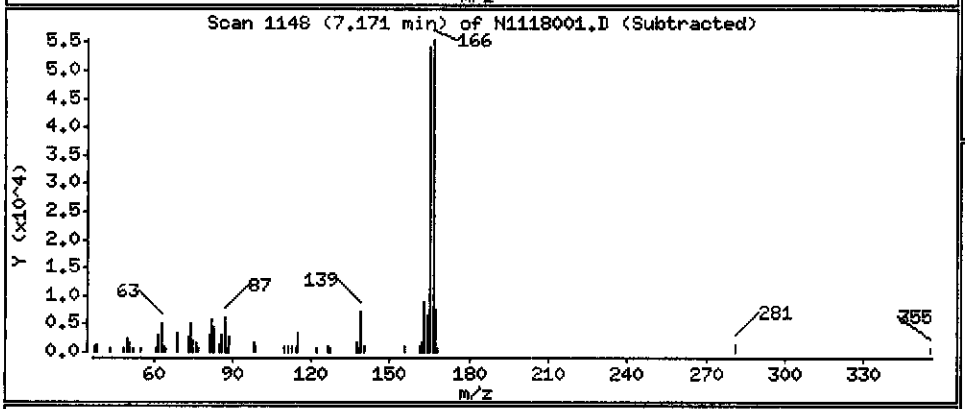

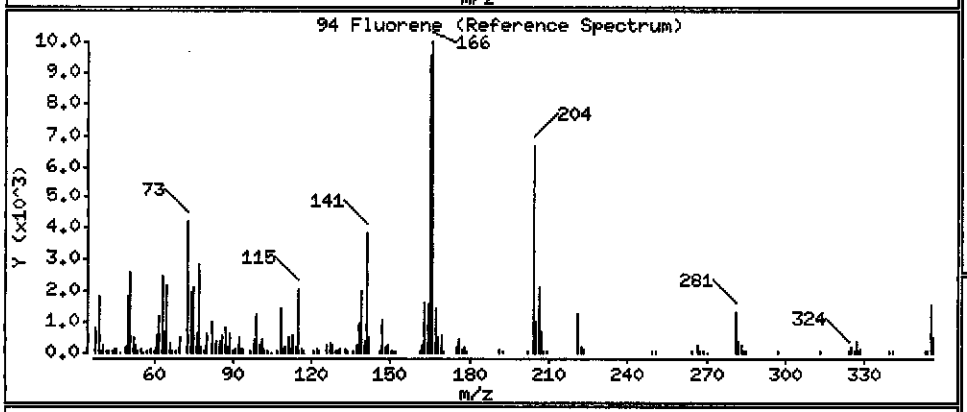

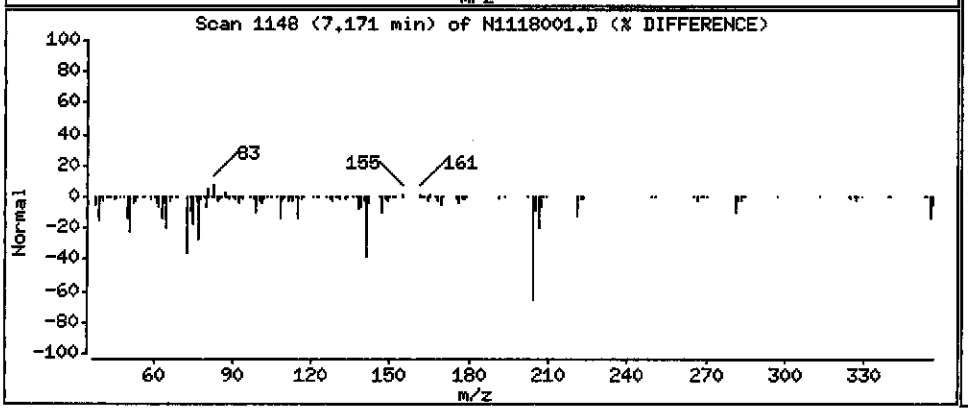

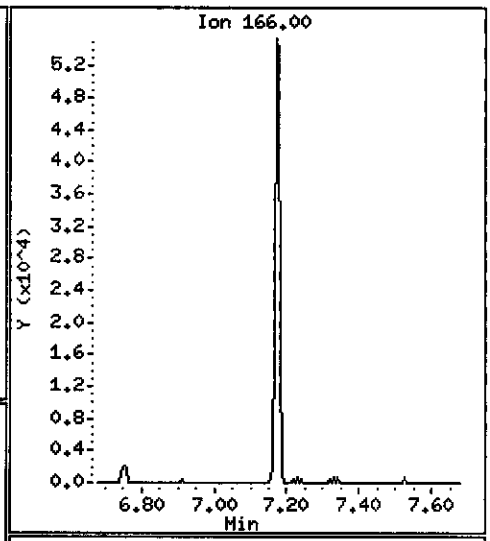

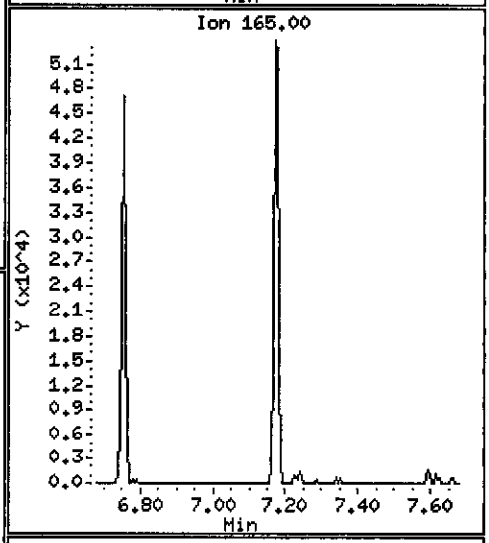

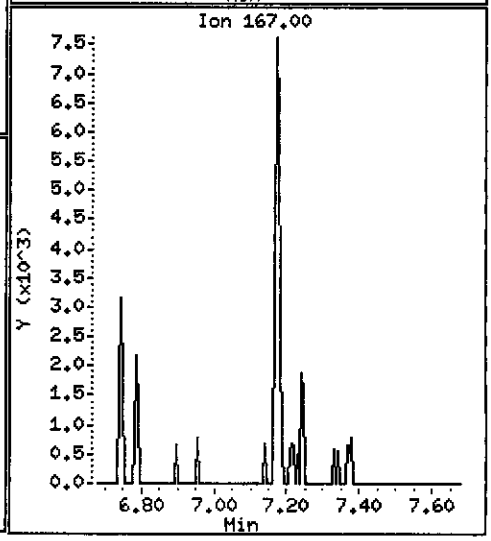

Data File: \\PITSVR06\D\chem\733.i\N111810.b\N1118001.D

Date : 18-NOV-2010 11:35

Client ID: MW-11 DL

Instrument: 733.i

Sample Info: C0K120577-002 X100 11/16/10 h2o(0320088)8270c

Volume Injected (uL): 2.0

Operator: 3200

Column phase: DB5-MS

Column diameter: 0.32

115 Phenanthrene

Concentration: 50.410 ug/L

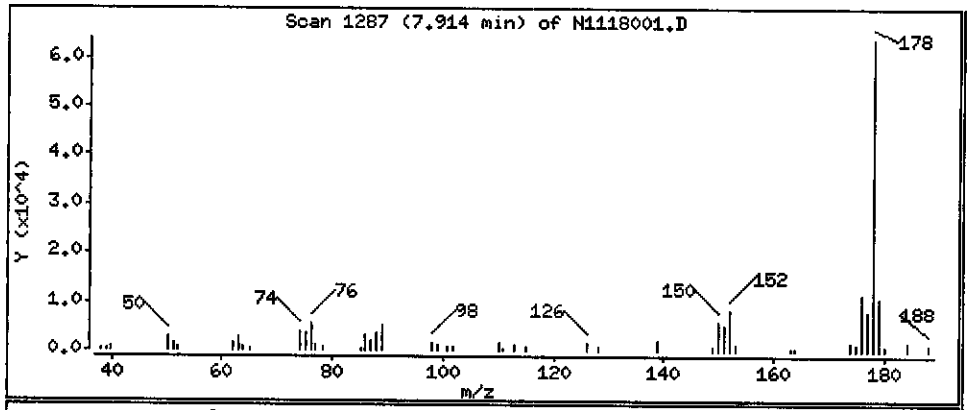

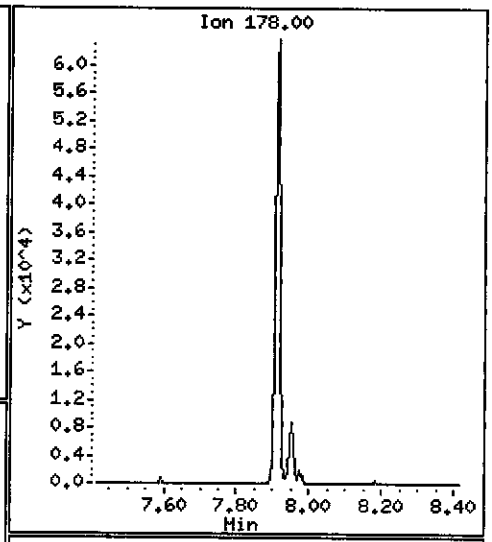

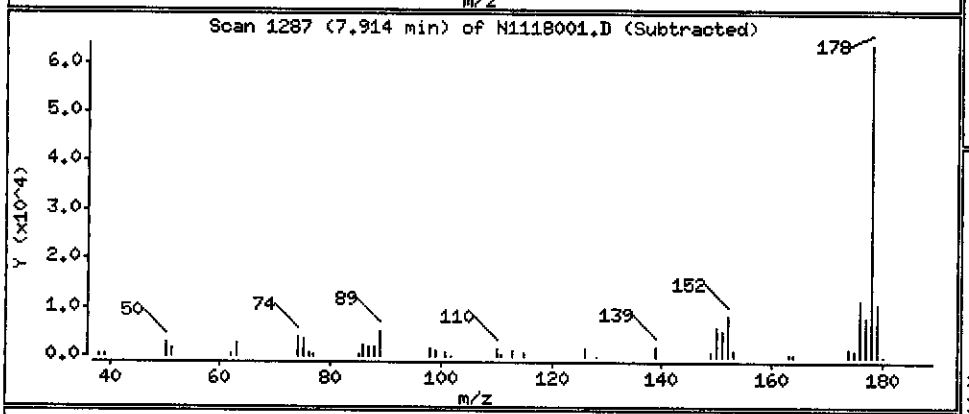

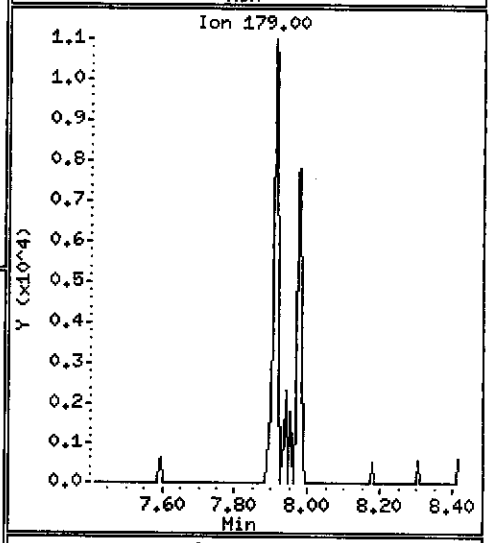

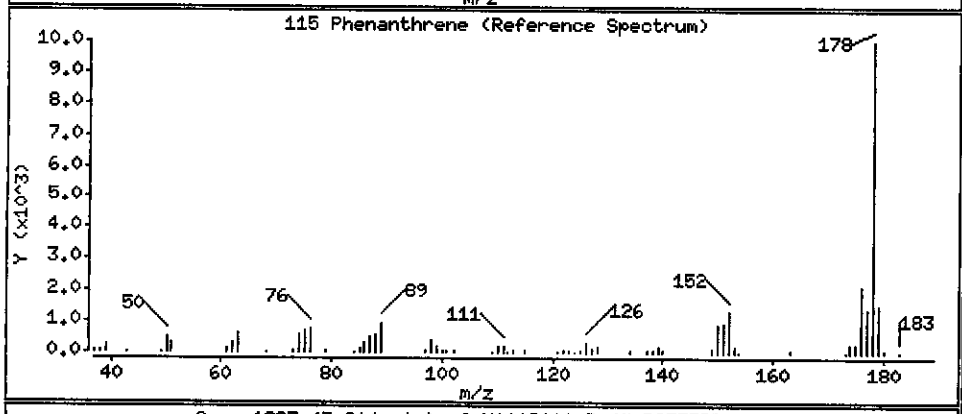

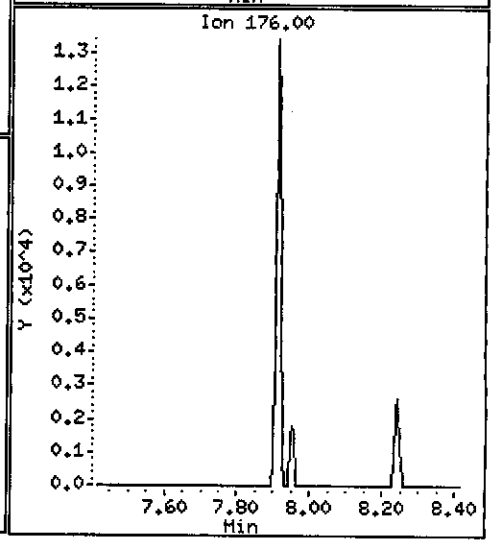

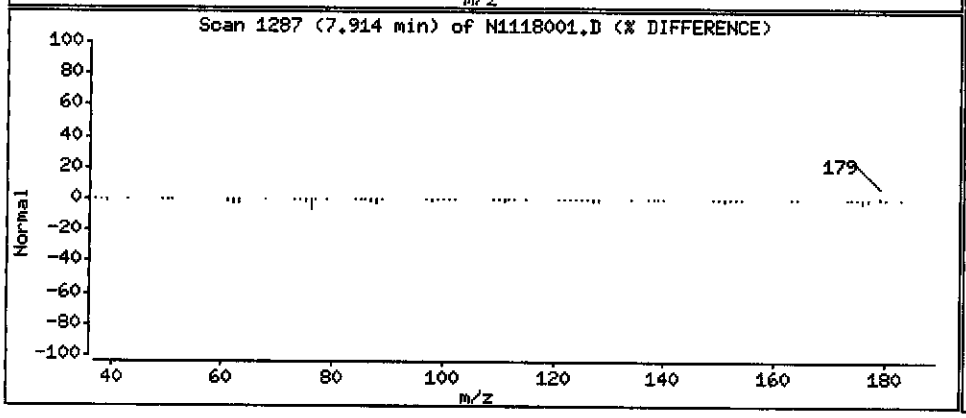

Data File: \\PITSVR06\D\chem\733.i\N111810.b\N1118001.D

Date : 18-NOV-2010 11:35

Client ID: MW-11 DL

Instrument: 733.i

Sample Info: C0K120577-002 X100 11/16/10 h2o(0320088)8270c

Volume Injected (uL): 2.0

Operator: 3200

Column phase: DB5-MS

Column diameter: 0.32

116 Anthracene

Concentration: 7.7282 ug/L

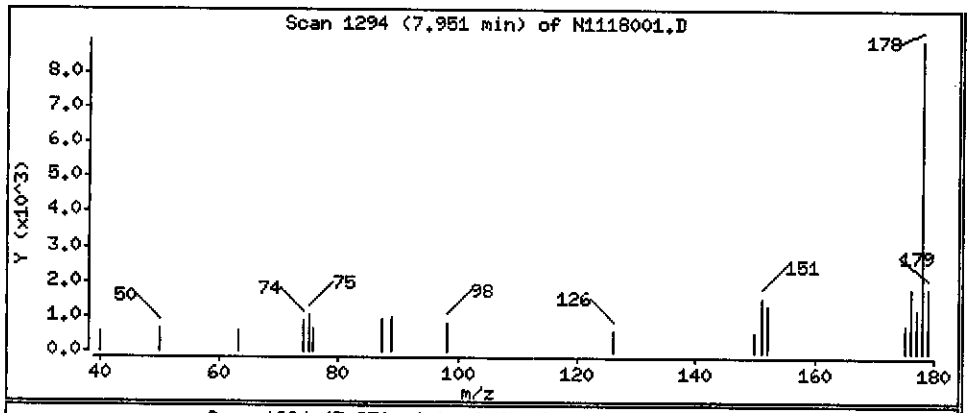

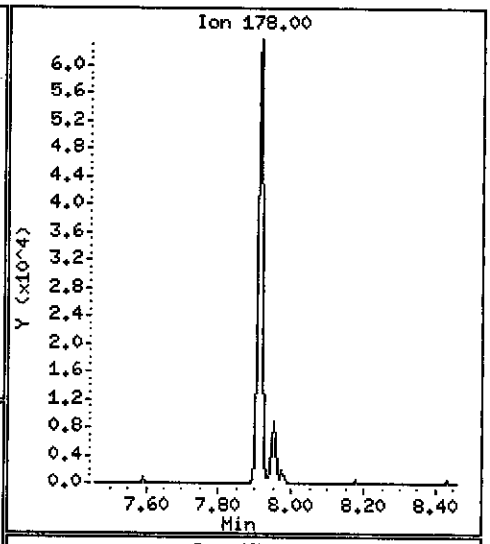

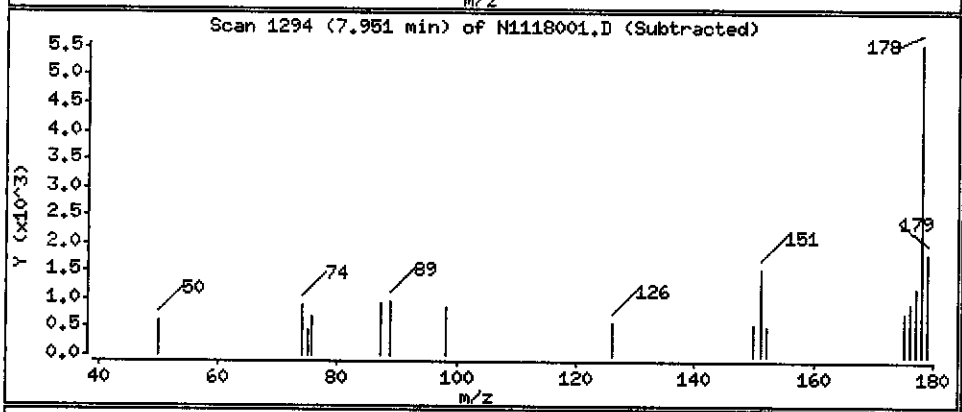

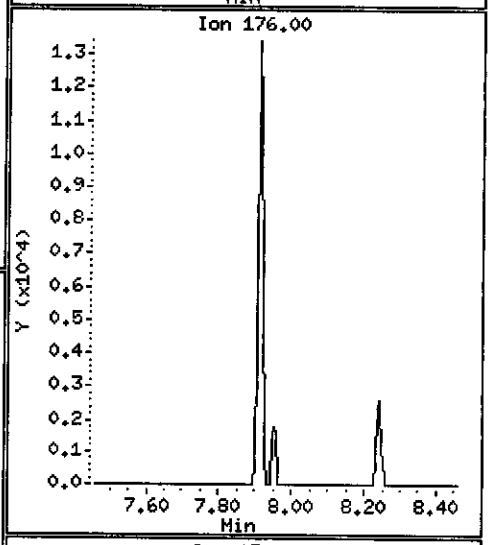

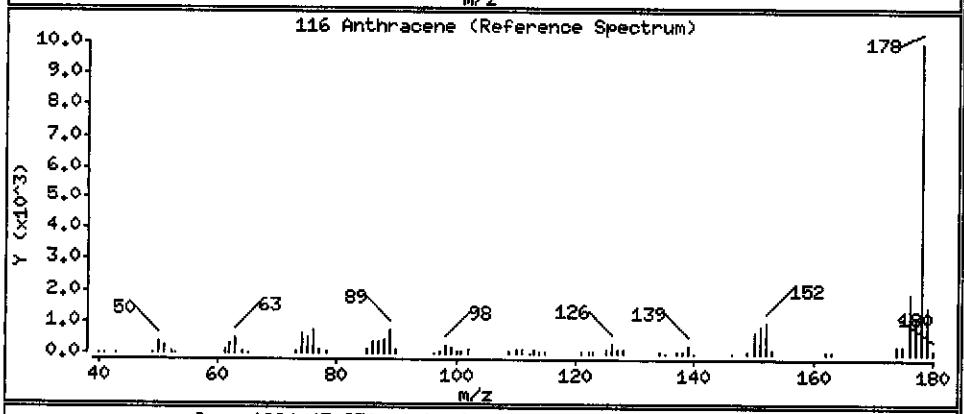

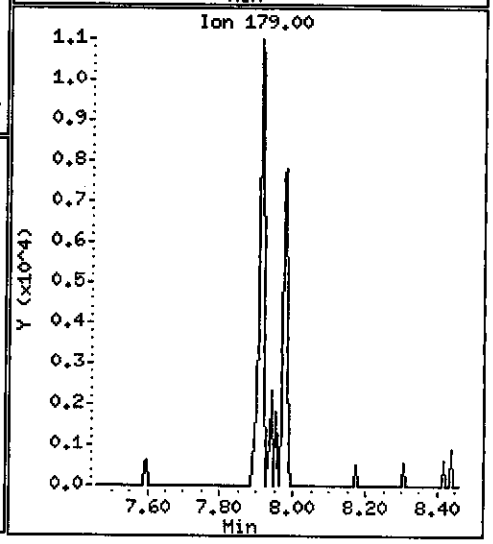

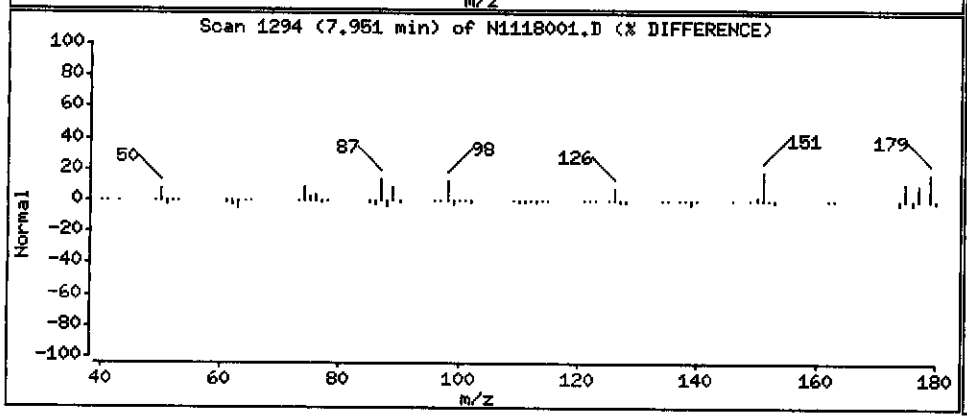

Data File: \\PITSVR06\D\chem\733.i\N111810.b\N1118001.D

Date : 18-NOV-2010 11:35

Client ID: MW-11 DL

Instrument: 733.i

Sample Info: C0K120577-002 X100 11/16/10 h2o(0320088)8270c

Volume Injected (uL): 2.0

Operator: 3200

Column phase: DB5-MS

Column diameter: 0.32

119 Carbazole

Concentration: 92.376 ug/L

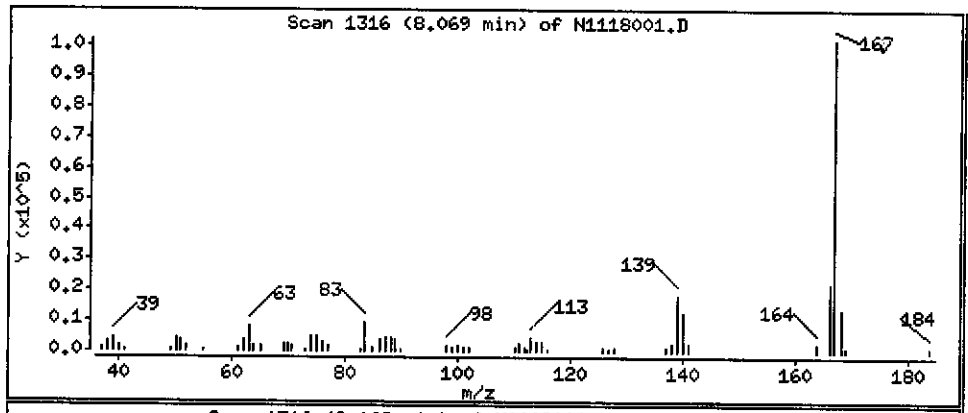

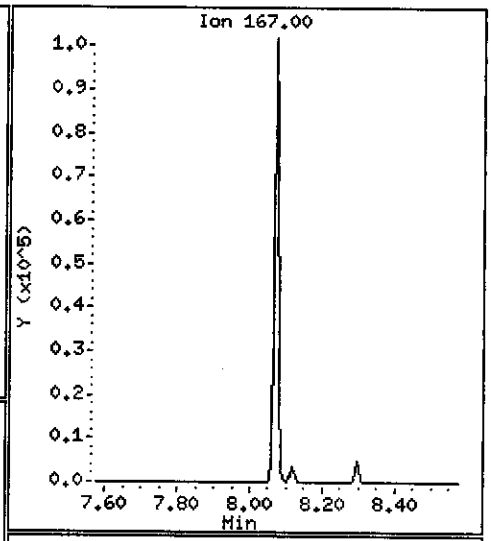

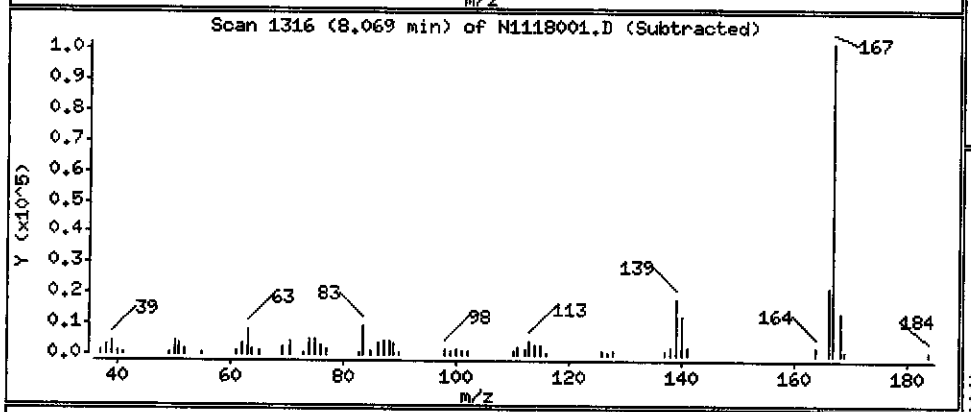

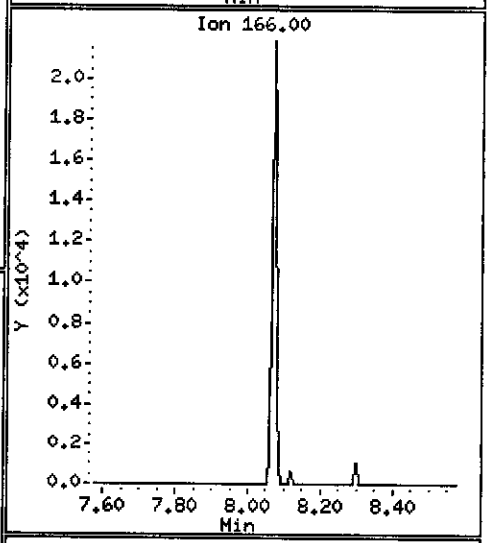

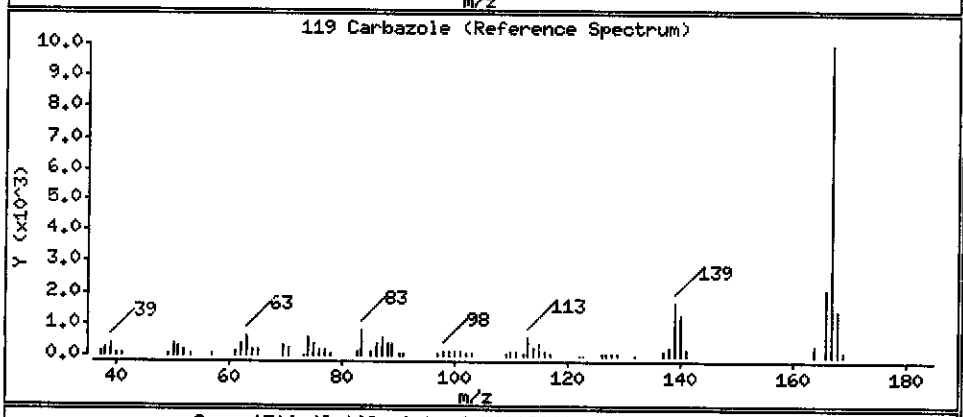

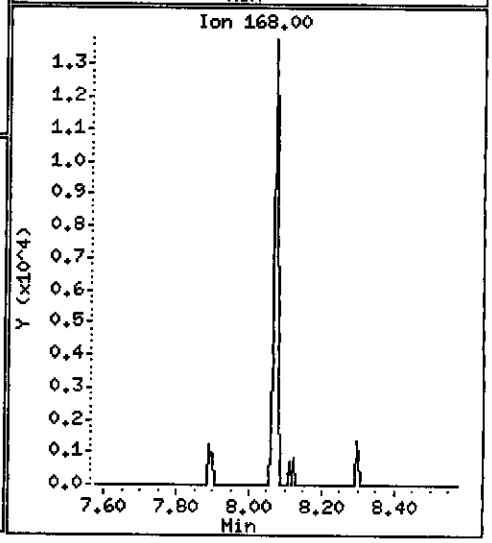

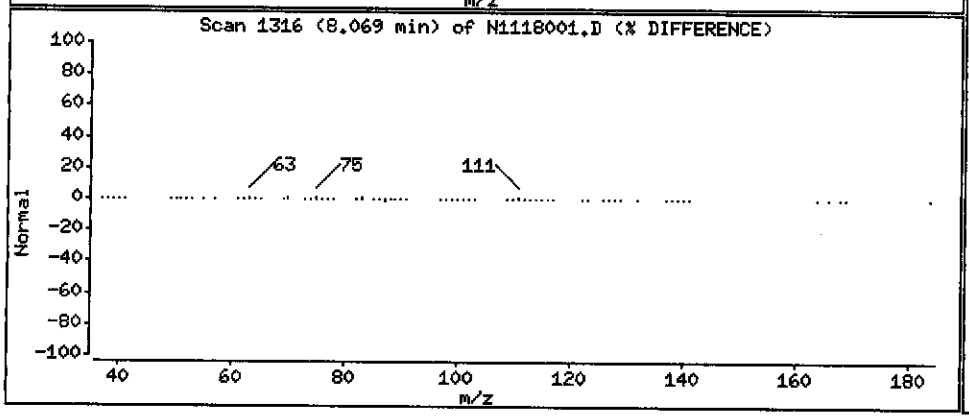

Data File: \\PITSVR06\D\chem\733.i\N111810.b\N1118001.D

Date : 18-NOV-2010 11:35

Client ID: MW-11 DL

Instrument: 733.i

Sample Info: C0K120577-002 X100 11/16/10 h2o(0320088)8270c

Volume Injected (uL): 2.0

Operator: 3200

Column phase: DB5-MS

Column diameter: 0.32

123 Fluoranthene

Concentration: 6.7133 ug/L

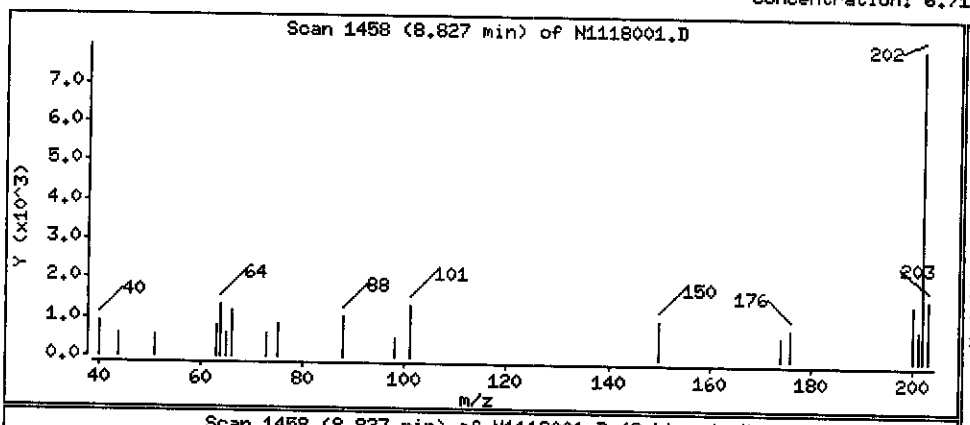

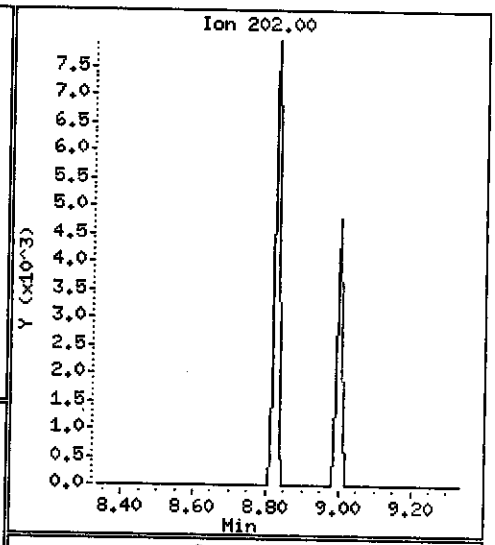

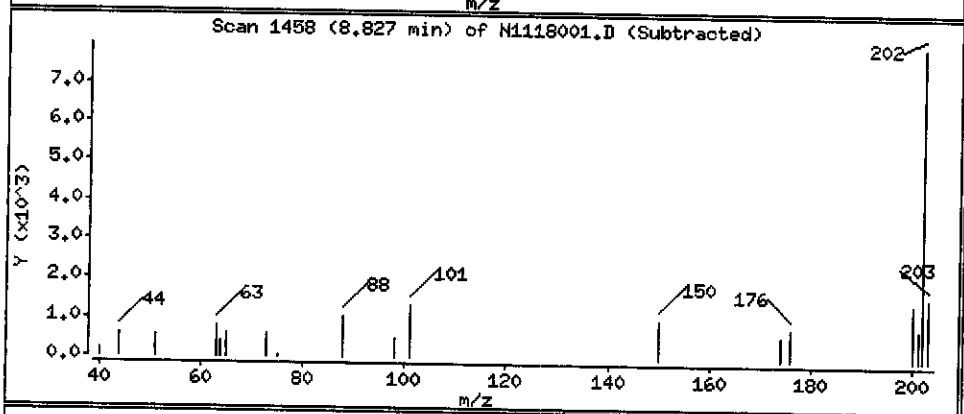

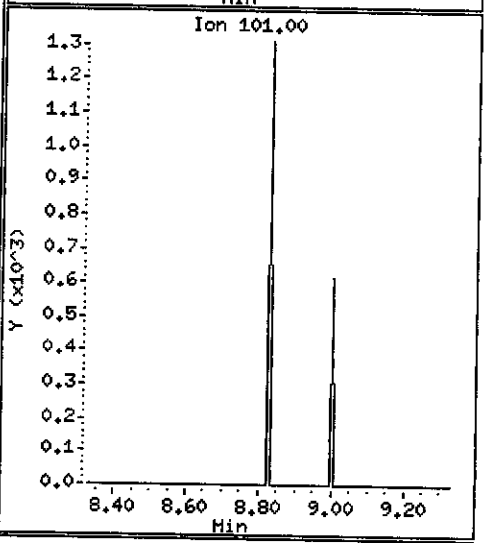

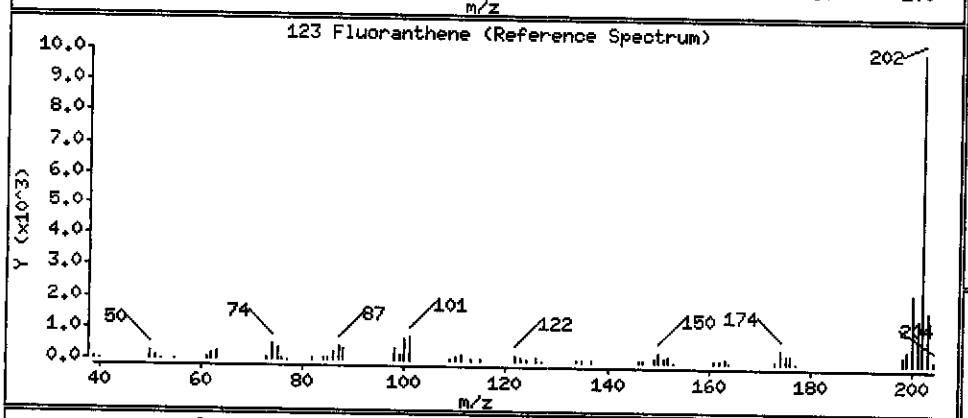

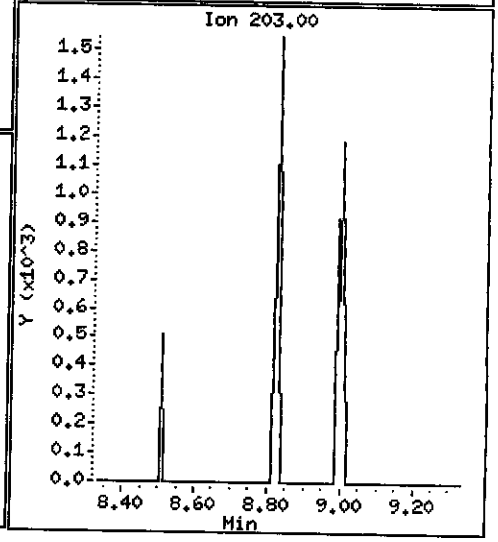

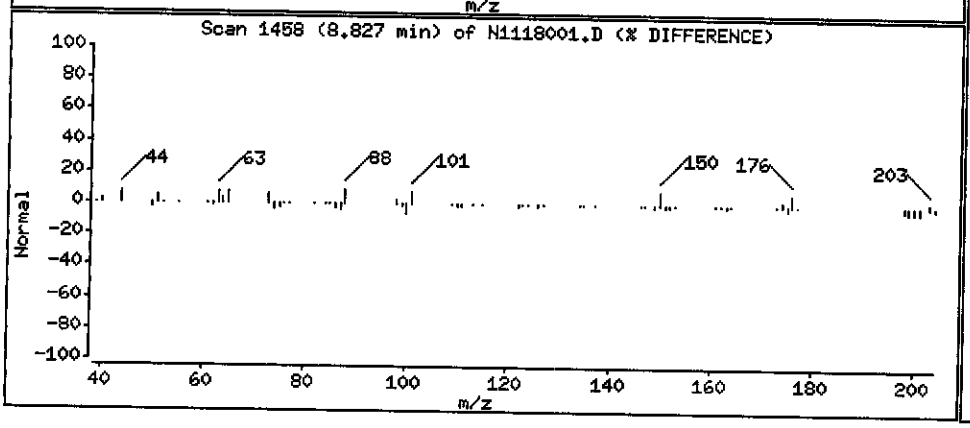

MACTEC Engineering and Consulting Inc

Client Sample ID: MW-12-1110

GC/MS Semivolatiles

Lot-Sample #...:	C0K120577-003	**Work Order #...:**	L91KN1AC	**Matrix.....:**	WATER
Date Sampled...:	11/12/10 12:20	**Date Received..:**	11/12/10 15:30	**MS Run #.....:**	0320067
Prep Date.....:	11/16/10	**Analysis Date..:**	11/18/10		
Prep Batch #...:	0320088	**Analysis Time..:**	11:55		
Dilution Factor:	2.06	**Initial Wgt/Vol:**	970 mL	**Final Wgt/Vol..:**	1 mL
Analyst ID.....:	003200	**Instrument ID..:**	733		
		Method.....:	SW846 8270C		

PARAMETER	RESULT	REPORTING LIMIT	UNITS	MDL
Acenaphthene	**1.2**	**0.41**	**ug/L**	**0.030**
Acenaphthylene	**0.42**	**0.41**	**ug/L**	**0.031**
Acetophenone	ND	2.1	ug/L	0.16
Anthracene	**0.69**	**0.41**	**ug/L**	**0.032**
Atrazine	ND	2.1	ug/L	0.18
Benzo(a)anthracene	**1.5**	**0.41**	**ug/L**	**0.030**
Benzo(a)pyrene	**1.9**	**0.41**	**ug/L**	**0.028**
Benzo(b)fluoranthene	**2.3**	**0.41**	**ug/L**	**0.032**
Benzo(ghi)perylene	**0.95**	**0.41**	**ug/L**	**0.031**
Benzo(k)fluoranthene	ND	0.41	ug/L	0.11
Benzaldehyde	ND	2.1	ug/L	0.31
1,1'-Biphenyl	**0.11 J**	**2.1**	**ug/L**	**0.085**
bis(2-Chloroethoxy) methane	ND	2.1	ug/L	0.12
bis(2-Chloroethyl)-ether	ND	0.41	ug/L	0.052
bis(2-Ethylhexyl) phthalate	ND	2.1	ug/L	1.6
4-Bromophenyl phenyl ether	ND	2.1	ug/L	0.13
Butyl benzyl phthalate	**0.32 J**	**2.1**	**ug/L**	**0.29**
Caprolactam	ND	10	ug/L	2.5
Carbazole	**0.28 J**	**0.41**	**ug/L**	**0.033**
4-Chloroaniline	ND	2.1	ug/L	0.18
4-Chloro-3-methylphenol	ND	2.1	ug/L	0.16
2-Chloronaphthalene	ND	0.41	ug/L	0.031
2-Chlorophenol	ND	2.1	ug/L	0.34
4-Chlorophenyl phenyl ether	ND	2.1	ug/L	0.10
Chrysene	**1.3**	**0.41**	**ug/L**	**0.029**
Dibenz(a,h)anthracene	ND	0.41	ug/L	0.032
Dibenzofuran	**0.34 J**	**2.1**	**ug/L**	**0.13**
3,3'-Dichlorobenzidine	ND	2.1	ug/L	0.23
2,4-Dichlorophenol	ND	0.41	ug/L	0.069
Diethyl phthalate	ND	2.1	ug/L	0.30
2,4-Dimethylphenol	ND	2.1	ug/L	0.18
Dimethyl phthalate	ND	2.1	ug/L	0.16

(Continued on next page)

MACTEC Engineering and Consulting Inc

Client Sample ID: MW-12-1110

GC/MS Semivolatiles

Lot-Sample #...: C0K120577-003 **Work Order #...:** L91KN1AC **Matrix.....:** WATER

PARAMETER	RESULT	REPORTING LIMIT	UNITS	MDL
Di-n-butyl phthalate	ND	2.1	ug/L	0.26
4,6-Dinitro-2-methylphenol	ND	10	ug/L	0.45
2,4-Dinitrophenol	ND	10	ug/L	1.3
2,4-Dinitrotoluene	ND	2.1	ug/L	0.11
2,6-Dinitrotoluene	ND	2.1	ug/L	0.16
Di-n-octyl phthalate	ND	2.1	ug/L	0.43
Fluoranthene	**2.7**	**0.41**	**ug/L**	**0.033**
Fluorene	**1.6**	**0.41**	**ug/L**	**0.044**
Hexachlorobenzene	ND	0.41	ug/L	0.038
Hexachlorobutadiene	ND	0.41	ug/L	0.034
Hexachlorocyclopentadiene	ND	2.1	ug/L	0.11
Hexachloroethane	ND	2.1	ug/L	0.13
Indeno(1,2,3-cd)pyrene	**1.6**	**0.41**	**ug/L**	**0.041**
Isophorone	ND	2.1	ug/L	0.13
2-Methylnaphthalene	**0.61**	**0.41**	**ug/L**	**0.025**
2-Methylphenol	ND	2.1	ug/L	0.18
4-Methylphenol	**0.28 J**	**2.1**	**ug/L**	**0.19**
Naphthalene	**1.4**	**0.41**	**ug/L**	**0.029**
2-Nitroaniline	ND	10	ug/L	0.72
3-Nitroaniline	ND	10	ug/L	0.66
4-Nitroaniline	ND	10	ug/L	0.36
Nitrobenzene	ND	0.41	ug/L	0.17
2-Nitrophenol	ND	2.1	ug/L	0.35
4-Nitrophenol	ND	10	ug/L	1.2
N-Nitrosodi-n-propylamine	ND	0.41	ug/L	0.063
N-Nitrosodiphenylamine	ND	0.41	ug/L	0.18
2,2'-oxybis (1-Chloropropane)	ND	0.41	ug/L	0.041
Pentachlorophenol	ND	2.1	ug/L	0.14
Phenanthrene	**1.5**	**0.41**	**ug/L**	**0.088**
Phenol	ND	0.41	ug/L	0.12
Pyrene	**2.4**	**0.41**	**ug/L**	**0.032**
2,4,5-Trichlorophenol	ND	2.1	ug/L	0.31
2,4,6-Trichlorophenol	ND	2.1	ug/L	0.36

(Continued on next page)

MACTEC Engineering and Consulting Inc

Client Sample ID: MW-12-1110

GC/MS Semivolatiles

Lot-Sample #...: C0K120577-003 **Work Order #...:** L91KN1AC **Matrix.....:** WATER

SURROGATE	PERCENT RECOVERY	RECOVERY LIMITS
Nitrobenzene-d5	83	(23 - 112)
Terphenyl-d14	22	(10 - 132)
2-Fluorobiphenyl	77	(19 - 107)
2-Fluorophenol	80	(10 - 111)
Phenol-d5	78	(15 - 112)
2,4,6-Tribromophenol	88	(16 - 122)

NOTE(S):

J Estimated result. Result is less than RL.

Data File: \\PITSVR06\D\chem\733.i\N111810.b\N1118002.D
Date : 18-NOV-2010 11:55
Client ID: MW-12-1110
Sample Info: C0K120577-003 X2 11/16/10 h2o(0320088)8270c
Volume Injected (uL): 2.0
Column phase: DB5-MS

Instrument: 733.i
Operator: 3200
Column diameter: 0.32

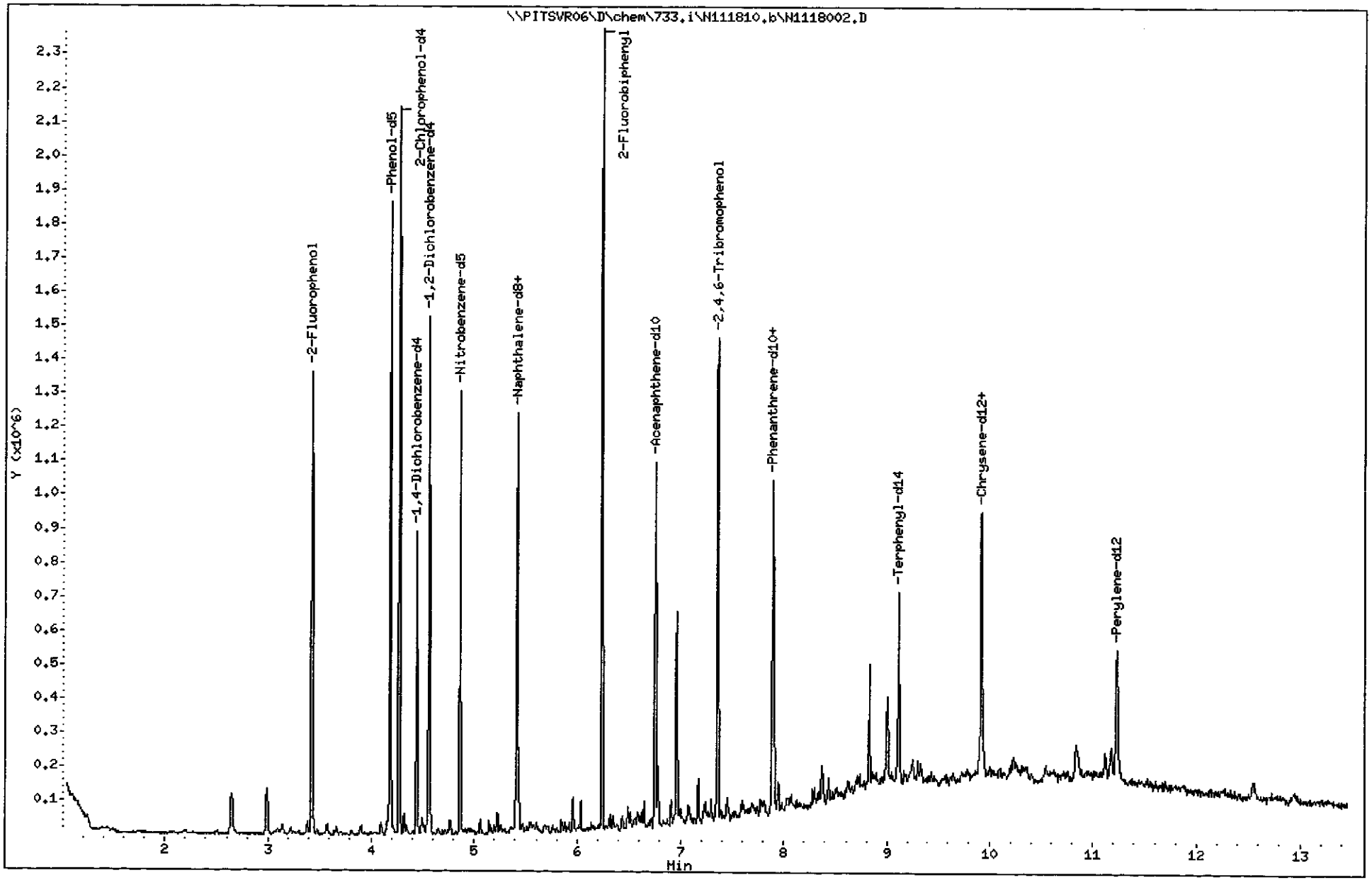

TestAmerica Pittsburgh

Semivolatile REPORT SW-846 Method 8270

Data file : \\PITSVR06\D\chem\733.i\N111810.b\N1118002.D
Lab Smp Id: L91KN1AC Client Smp ID: MW-12-1110
Inj Date : 18-NOV-2010 11:55
Operator : 3200 Inst ID: 733.i
Smp Info : C0K120577-003 X2 11/16/10 h2o(0320088)8270c
Misc Info : L91KN1AC,N111810.b,8270ll.m,padep.sub
Comment :
Method : \\PITSVR06\D\chem\733.i\N111810.b\8270ll.m
Meth Date : 19-Nov-2010 03:23 piccolinov Quant Type: ISTD
Cal Date : 10-NOV-2010 09:14 Cal File: N1110IC8.D
Als bottle: 4
Dil Factor: 2.00000
Integrator: HP RTE Compound Sublist: padep.sub
Target Version: 4.14
Processing Host: PITPC-502

Concentration Formula: Amt * DF * Uf * Vt/(Vo * Vi) * CpndVariable

Name	Value	Description
DF	2.000	Dilution Factor
Uf	1.000	ng unit correction factor
Vt	1000.000	Volume of final extract (uL)
Vo	970.000	Volume of sample extracted (mL)
Vi	2.000	Volume injected (uL)
Cpnd Variable		Local Compound Variable

	Compounds	QUANT SIG MASS	RT	EXP RT	REL RT	RESPONSE	CONCENTRATIONS ON-COLUMN (NG)	CONCENTRATIONS FINAL (ug/L)
* 1	1,4-Dichlorobenzene-d4	152	4.443	4.451	(1.000)	110032	8.00000	
* 2	Naphthalene-d8	136	5.415	5.423	(1.000)	363814	8.00000	
* 3	Acenaphthene-d10	164	6.756	6.764	(1.000)	178483	8.00000	
* 4	Phenanthrene-d10	188	7.894	7.902	(1.000)	260908	8.00000	
* 5	Chrysene-d12	240	9.924	9.932	(1.000)	222642	8.00000	
* 6	Perylene-d12	264	11.233	11.246	(1.000)	174657	8.00000	
198	1,4-Dioxane	88	Compound Not Detected.					
10	N-Nitrosodimethylamine	74	Compound Not Detected.					
9	Pyridine	79	Compound Not Detected.					
16	Methyl methanesulfonate	80	Compound Not Detected.					
206	Benzaldehyde	77	Compound Not Detected.					
21	Aniline	93	Compound Not Detected.					
22	Phenol	94	Compound Not Detected.					
23	bis(2-Chloroethyl)ether	93	Compound Not Detected.					
24	2-Chlorophenol	128	Compound Not Detected.					
26	1,3-Dichlorobenzene	146	Compound Not Detected.					
27	1,4-Dichlorobenzene	146	Compound Not Detected.					
28	1,2-Dichlorobenzene	146	Compound Not Detected.					
29	Benzyl Alcohol	108	Compound Not Detected.					
30	2-Methylphenol	108	4.651	4.659	(1.047)	1058	0.07346	0.075734
31	2,2'-oxybis(1-Chloropropane)	45	Compound Not Detected.					

	Compounds	QUANT SIG MASS	RT	EXP RT	REL RT	RESPONSE	CONCENTRATIONS ON-COLUMN (NG)	CONCENTRATIONS FINAL (ug/L)
37	Acetophenone	105	Compound Not Detected.					
32	N-Nitroso-di-n-propylamine	70	Compound Not Detected.					
192	4-Methylphenol	108	4.769	4.771	(1.073)	3958	0.27613	0.28467
34	Hexachloroethane	117	Compound Not Detected.					
35	Nitrobenzene	77	Compound Not Detected.					
41	Isophorone	82	Compound Not Detected.					
42	2-Nitrophenol	139	Compound Not Detected.					
43	2,4-Dimethylphenol	107	Compound Not Detected.					
44	bis(2-Chloroethoxy)methane	93	Compound Not Detected.					
48	2,4-Dichlorophenol	162	Compound Not Detected.					
49	Benzoic Acid	122	5.196	5.225	(0.960)	3520	0.44230	0.45597
50	1,2,4-Trichlorobenzene	180	Compound Not Detected.					
51	Naphthalene	128	5.431	5.439	(1.003)	66620	1.39320	1.4363
52	4-Chloroaniline	127	Compound Not Detected.					
54	2,6-Dichlorophenol	162	Compound Not Detected.					
56	Hexachlorobutadiene	224	Compound Not Detected.					
208	Caprolactam	113	Compound Not Detected.					
59	4-Chloro-3-Methylphenol	107	Compound Not Detected.					
62	2-Methylnaphthalene	142	5.960	5.968	(1.101)	18635	0.59513	0.61354
63	1-Methylnaphthalene	142	6.035	6.042	(1.114)	13780	0.46008	0.47431
64	Hexachlorocyclopentadiene	236	Compound Not Detected.					
66	2,4,6-Trichlorophenol	196	Compound Not Detected.					
67	2,4,5-Trichlorophenol	196	Compound Not Detected.					
209	1,1'-Biphenyl	154	6.313	6.320	(0.934)	3944	0.10720	0.11051
70	2-Chloronaphthalene	162	Compound Not Detected.					
73	2-Nitroaniline	65	Compound Not Detected.					
76	Dimethylphthalate	163	Compound Not Detected.					
78	2,6-Dinitrotoluene	165	Compound Not Detected.					
79	Acenaphthylene	152	6.644	6.651	(0.983)	16511	0.40387	0.41636
81	3-Nitroaniline	138	Compound Not Detected.					
82	Acenaphthene	153	6.778	6.790	(1.003)	30633	1.19890	1.2360
83	2,4-Dinitrophenol	184	Compound Not Detected.					
85	4-Nitrophenol	109	Compound Not Detected.					
86	Dibenzofuran	168	6.911	6.919	(1.023)	12607	0.33243	0.34271
87	2,4-Dinitrotoluene	165	Compound Not Detected.					
91	2,3,5,6-Tetrachlorophenol	231	Compound Not Detected.					
88	2,3,4,6-Tetrachlorophenol	231	Compound Not Detected.					
92	2-Naphthylamine	143	Compound Not Detected.					
93	Diethylphthalate	149	7.077	7.090	(1.047)	6052	0.20299	0.20927
94	Fluorene	166	7.173	7.180	(1.062)	19965	1.59364	1.6429
95	4-Chlorophenyl-phenylether	204	Compound Not Detected.					
96	4-Nitroaniline	138	Compound Not Detected.					
98	4,6-Dinitro-2-methylphenol	198	Compound Not Detected.					
99	N-Nitrosodiphenylamine (1)	169	Compound Not Detected.					
100	1,2-Diphenylhydrazine	77	Compound Not Detected.					
106	4-Bromophenyl-phenylether	248	Compound Not Detected.					
107	Hexachlorobenzene	283	Compound Not Detected.					
210	Atrazine	200	Compound Not Detected.					
111	Pentachlorophenol	265	Compound Not Detected.					
115	Phenanthrene	178	7.910	7.918	(1.002)	58027	1.47979	1.5256
116	Anthracene	178	7.953	7.960	(1.007)	25454	0.67000	0.69072
119	Carbazole	167	8.070	8.078	(1.022)	8312	0.27009	0.27844
120	Di-n-Butylphthalate	149	Compound Not Detected.					
123	Fluoranthene	202	8.829	8.836	(1.118)	104481	2.60010	2.6805
124	Benzidine	184	Compound Not Detected.					

Compounds	QUANT SIG MASS	RT	EXP RT	REL RT	RESPONSE	CONCENTRATIONS ON-COLUMN (NG)	CONCENTRATIONS FINAL (ug/L)
125 Pyrene	202	9.000	9.013	(0.907)	87509	2.30807	2.3794
131 Butylbenzylphthalate	149	9.470	9.477	(0.954)	5164	0.31483	0.32456
135 3,3'-Dichlorobenzidine	252	Compound Not Detected.					
136 Benzo(a)Anthracene	228	9.913	9.921	(0.999)	46734	1.45302	1.4980
137 Chrysene	228	9.940	9.948	(1.002)	38009	1.25320	1.2920
139 bis(2-ethylhexyl)Phthalate	149	Compound Not Detected.					
140 Di-n-octylphthalate	149	Compound Not Detected.					
141 Benzo(b)fluoranthene	252	10.838	10.845	(0.965)	61990	2.21502	2.2835
142 Benzo(k)fluoranthene	252	Compound Not Detected.					
143 7,12-dimethylbenz[a]anthracen	256	Compound Not Detected.					
146 Benzo(a)pyrene	252	11.174	11.187	(0.995)	39055	1.84498	1.9020
149 Indeno(1,2,3-cd)pyrene	276	12.547	12.571	(1.117)	26201	1.58926	1.6384
150 Dibenz(a,h)anthracene	278	Compound Not Detected.					
151 Benzo(g,h,i)perylene	276	12.948	12.966	(1.153)	20274	0.91785	0.94623
$ 154 Nitrobenzene-d5	82	4.865	4.873	(0.898)	283865	16.6809	17.197
$ 155 2-Fluorobiphenyl	172	6.238	6.245	(0.923)	498837	15.3351	15.809
$ 156 Terphenyl-d14	244	9.107	9.114	(0.918)	116706	4.43856	4.5758
$ 157 Phenol-d5	99	4.187	4.194	(0.942)	418126	23.5191	24.246
$ 158 2-Fluorophenol	112	3.428	3.430	(0.772)	365930	23.8780	24.616
$ 159 2,4,6-Tribromophenol	330	7.360	7.367	(0.932)	91735	26.4851	27.304
$ 186 2-Chlorophenol-d4	132	4.272	4.280	(0.962)	438488	24.0883	24.833
$ 187 1,2-Dichlorobenzene-d4	152	4.566	4.568	(1.028)	195207	13.8820	14.311

Data File: \\PITSVR06\D\chem\733.i\N111810.b\N1118002.D

Date : 18-NOV-2010 11:55

Client ID: MW-12-1110

Instrument: 733.i

Sample Info: C0K120577-003 X2 11/16/10 h2o(0320088)8270c

Volume Injected (uL): 2.0

Operator: 3200

Column phase: DB5-MS

Column diameter: 0.32

30 2-Methylphenol

Concentration: 0.075734 ug/L

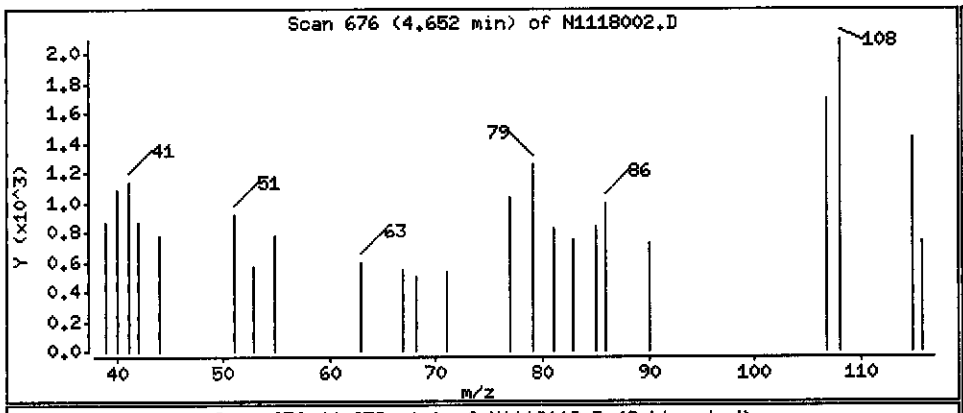

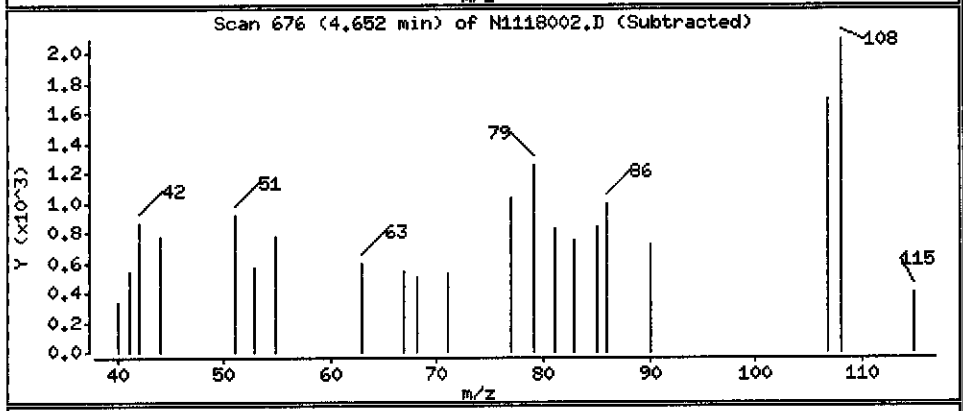

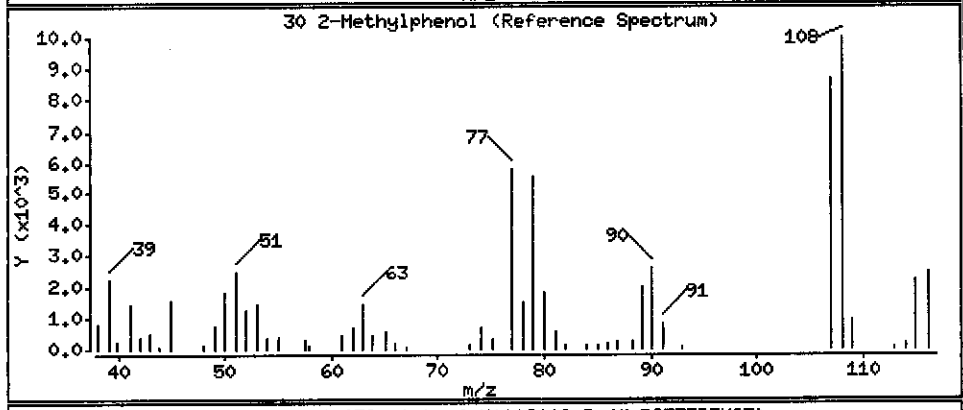

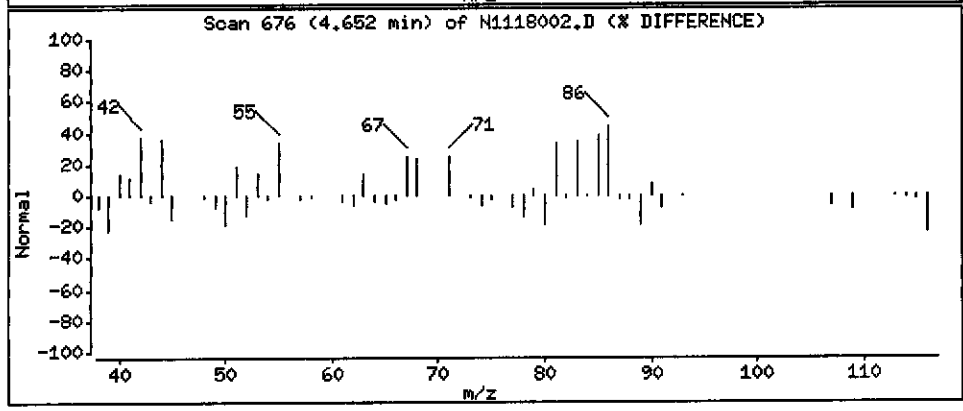

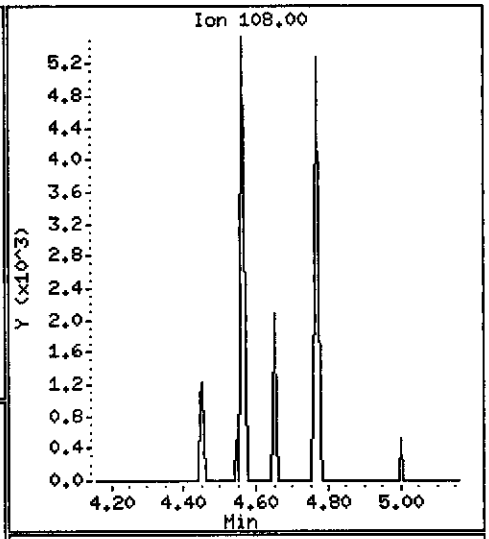

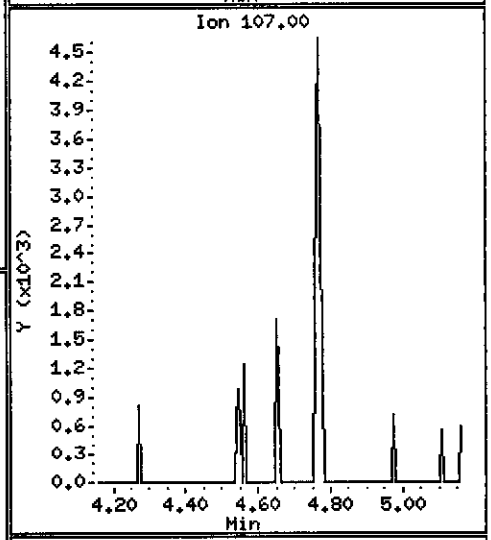

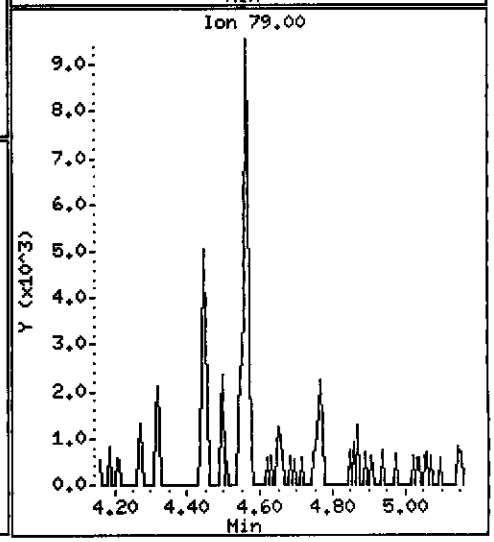

Data File: \\PITSVR06\D\chem\733.i\N111810.b\N1118002.D

Date : 18-NOV-2010 11:55

Client ID: MW-12-1110 Instrument: 733.i

Sample Info: C0K120577-003 X2 11/16/10 h2o(0320088)8270c

Volume Injected (uL): 2.0 Operator: 3200

Column phase: DB5-MS Column diameter: 0.32

192 4-Methylphenol Concentration: 0.28467 ug/L

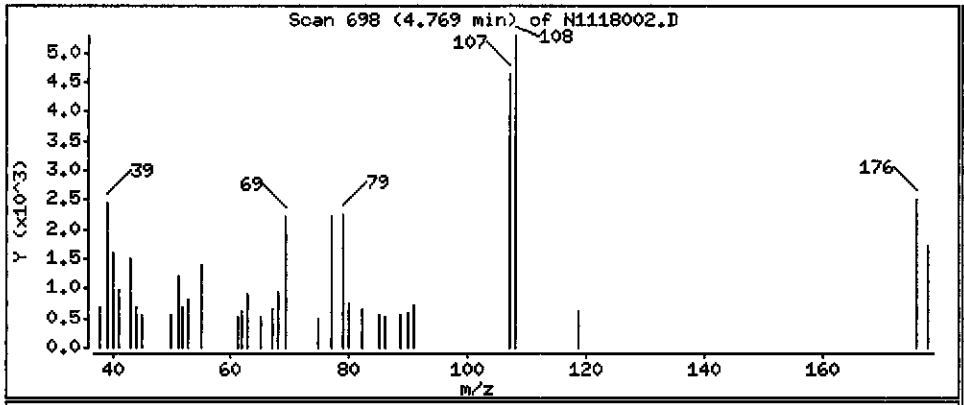

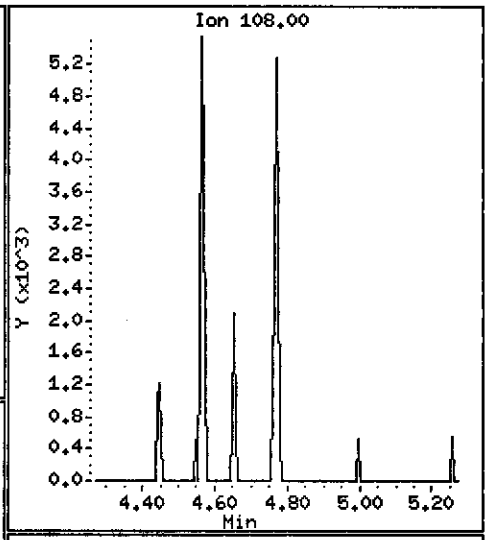

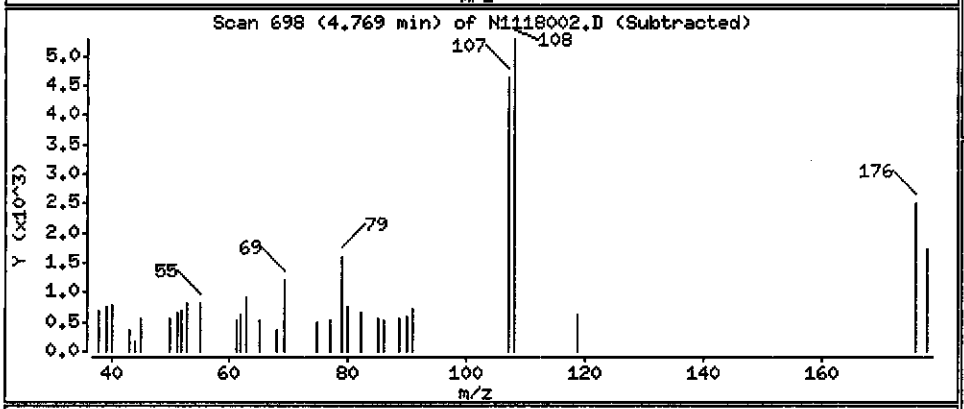

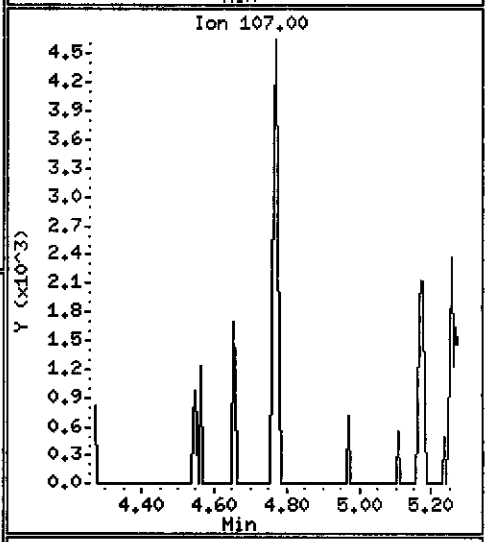

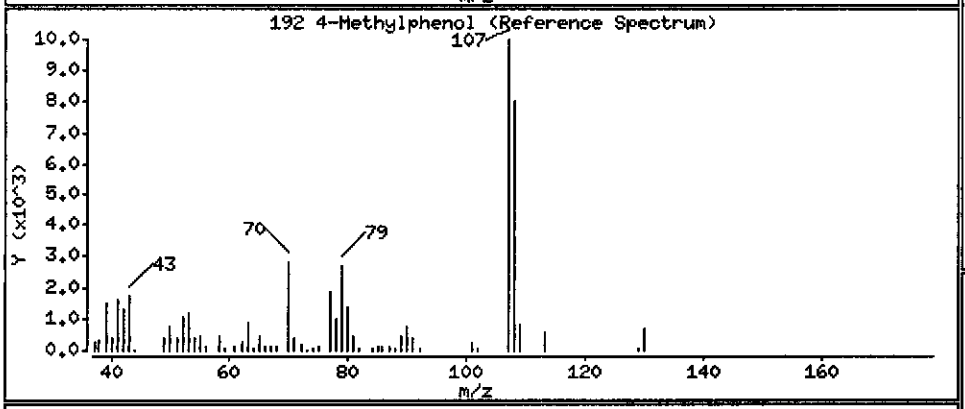

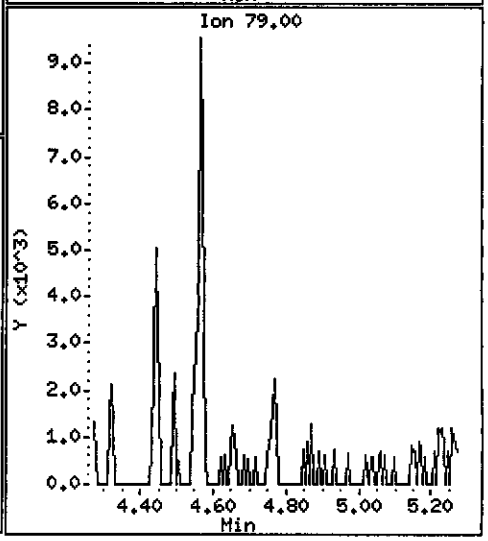

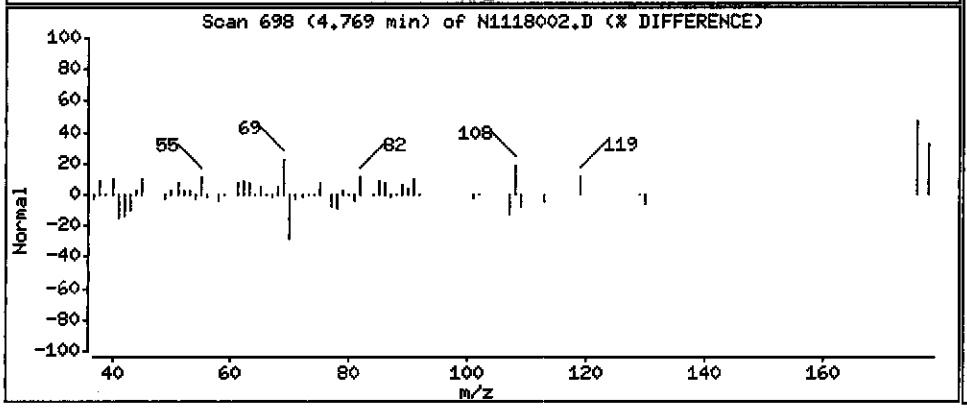

Data File: \\PITSVR06\D\chem\733.i\N111810.b\N1118002.D

Date : 18-NOV-2010 11:55

Client ID: MW-12-1110

Instrument: 733.i

Sample Info: C0K120577-003 X2 11/16/10 h2o(0320088)8270c

Volume Injected (uL): 2.0

Operator: 3200

Column phase: DB5-MS

Column diameter: 0.32

49 Benzoic Acid

Concentration: 0.45597 ug/L

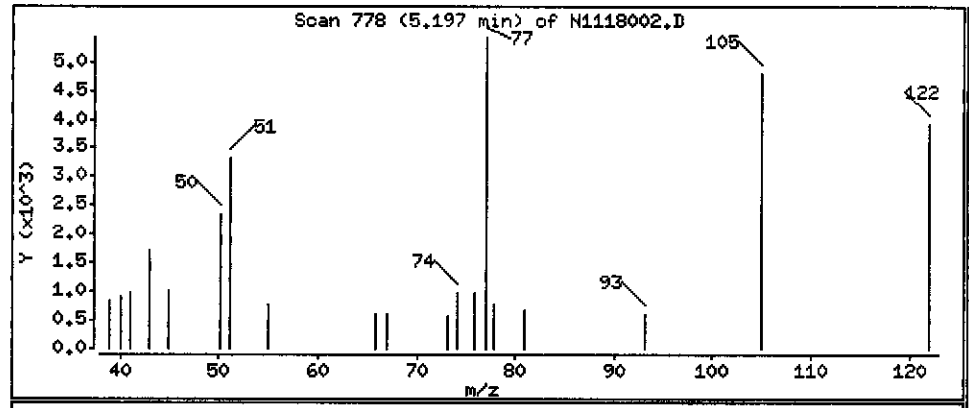

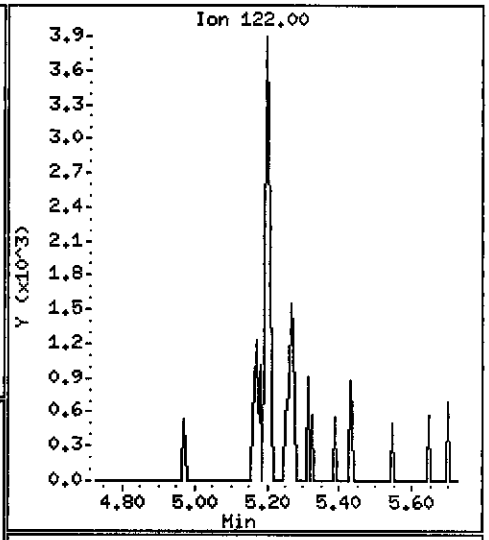

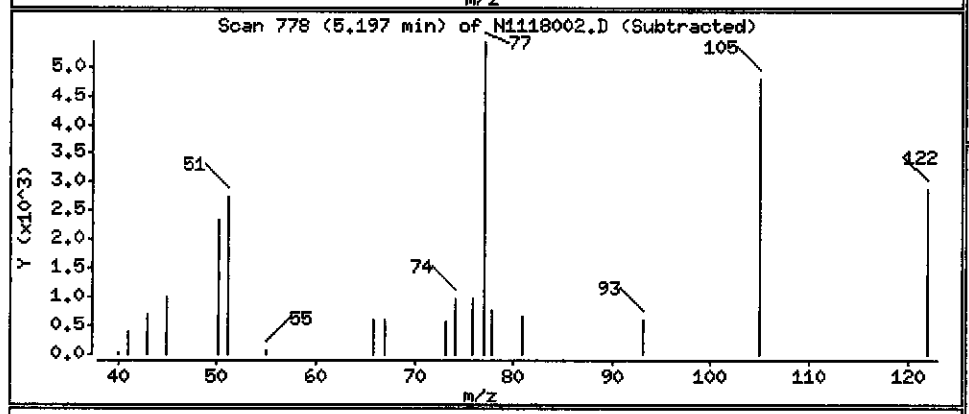

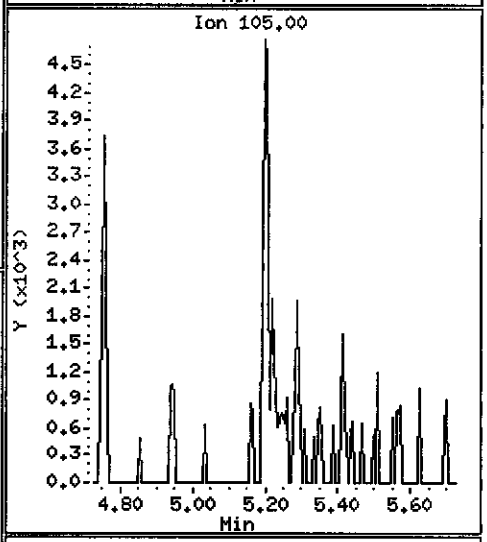

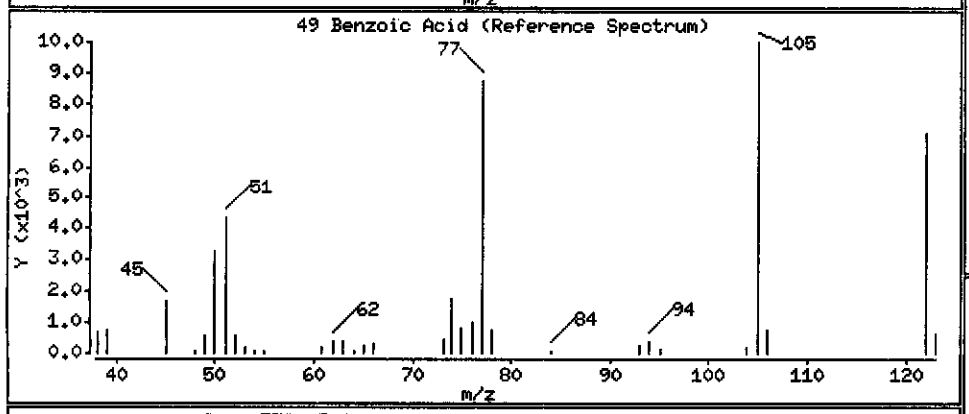

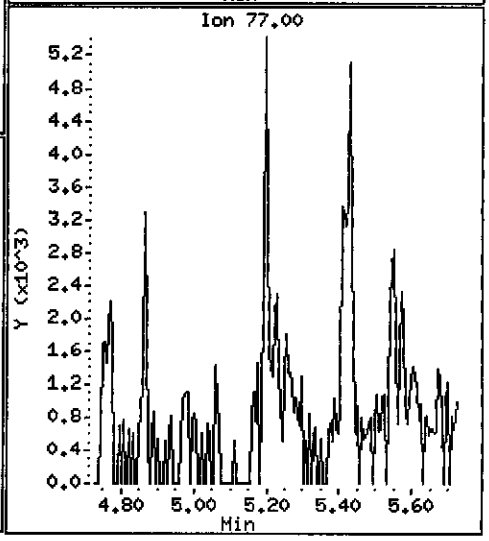

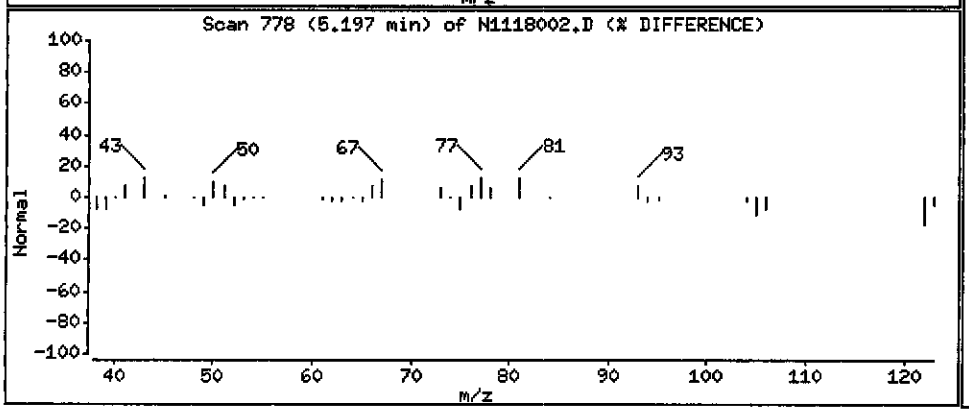

Data File: \\PITSVR06\D\chem\733.i\N111810.b\N1118002.D

Date : 18-NOV-2010 11:55

Client ID: MW-12-1110

Instrument: 733.i

Sample Info: C0K120577-003 X2 11/16/10 h2o(0320088)8270c

Volume Injected (uL): 2.0

Operator: 3200

Column phase: DB5-MS

Column diameter: 0.32

51 Naphthalene

Concentration: 1.4363 ug/L

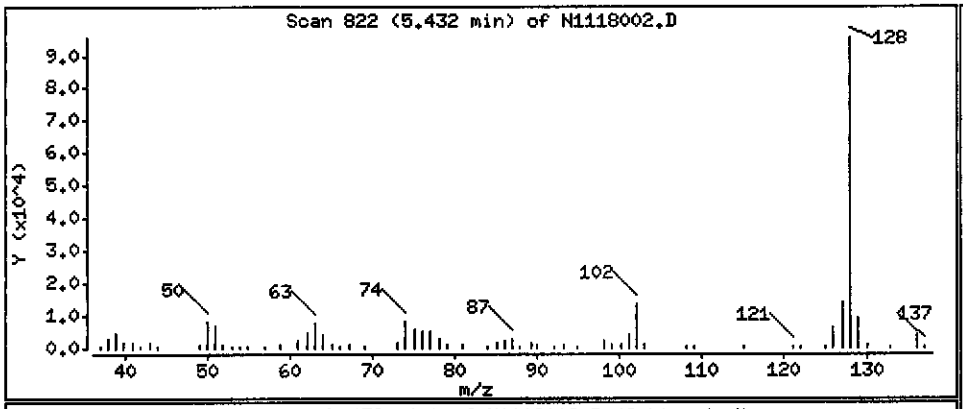

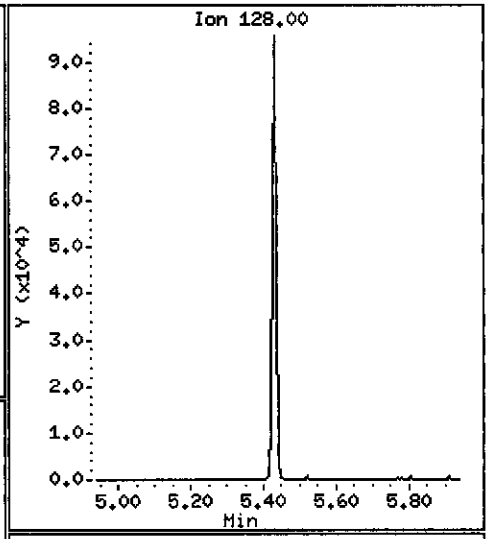

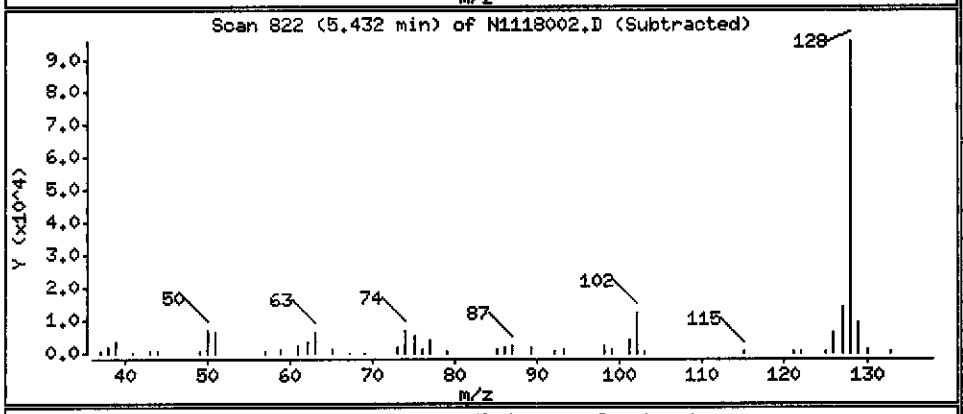

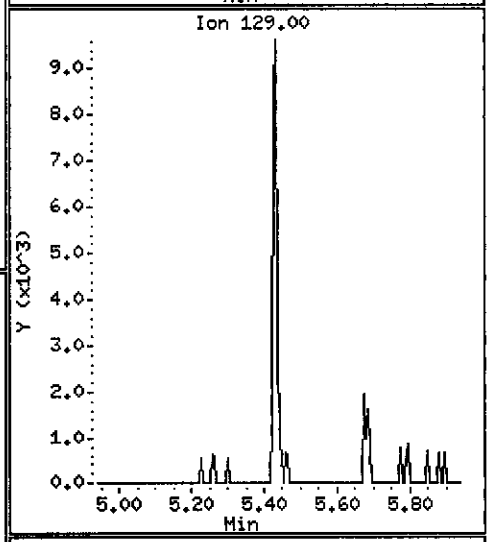

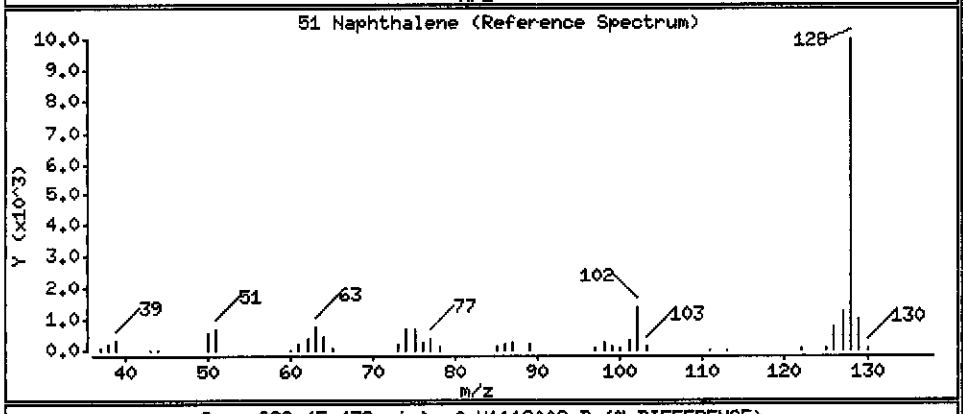

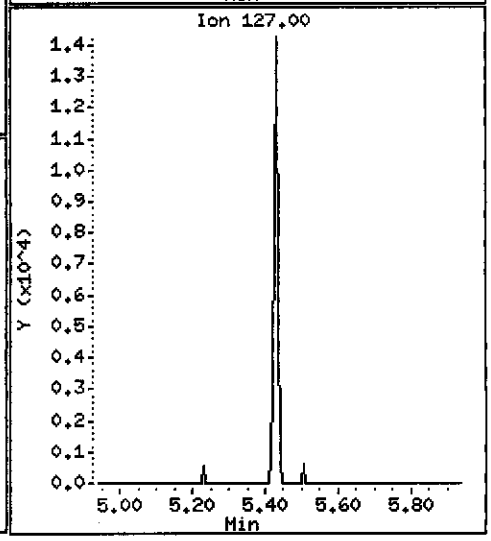

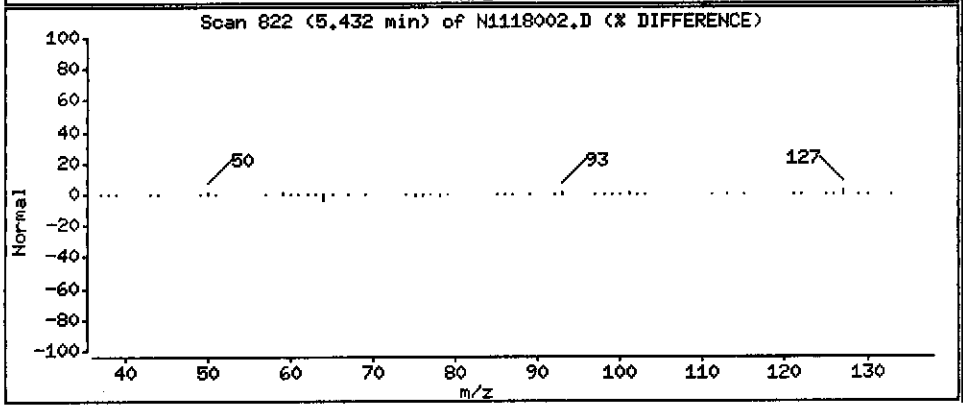

Data File: \\PITSVR06\D\chem\733.i\N111810.b\N1118002.D

Date : 18-NOV-2010 11:55

Client ID: MW-12-1110

Instrument: 733.i

Sample Info: C0K120577-003 X2 11/16/10 h2o(0320088)8270c

Volume Injected (uL): 2.0

Operator: 3200

Column phase: DB5-MS

Column diameter: 0.32

62 2-Methylnaphthalene

Concentration: 0.61354 ug/L

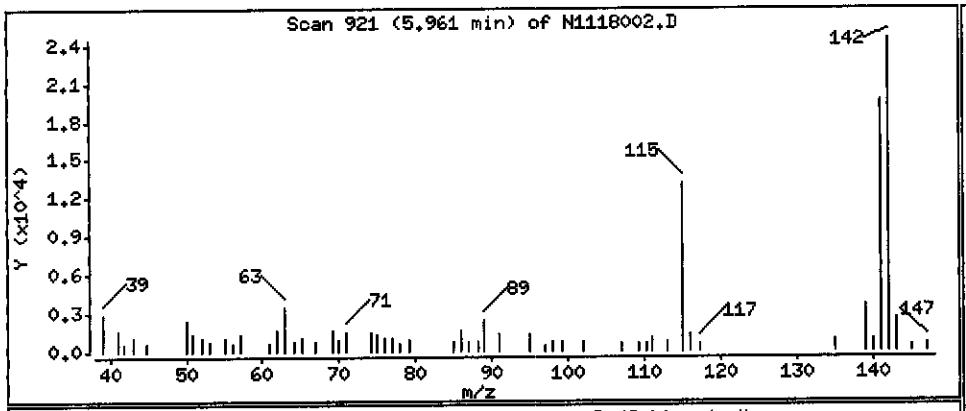

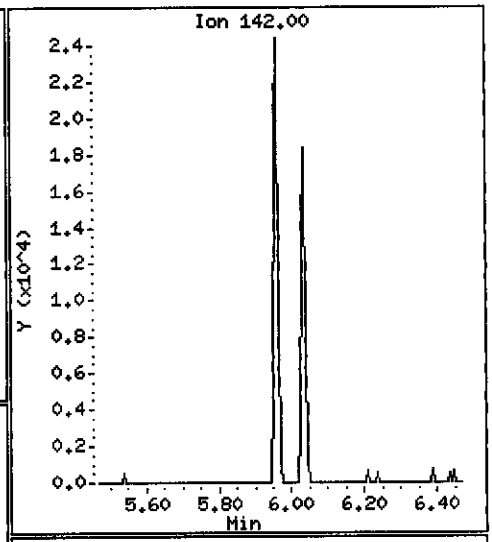

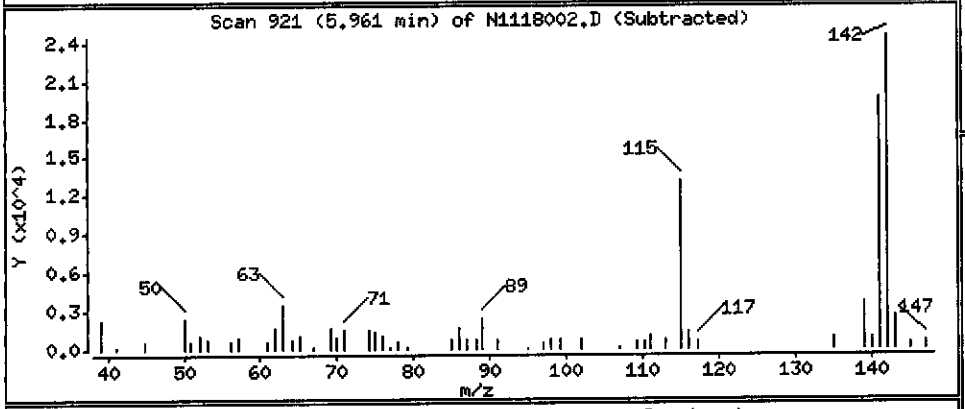

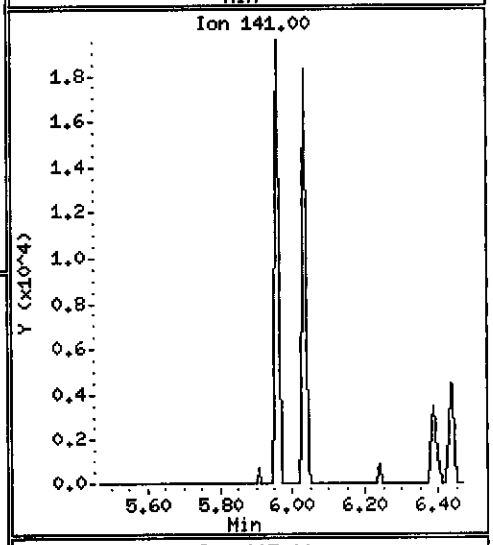

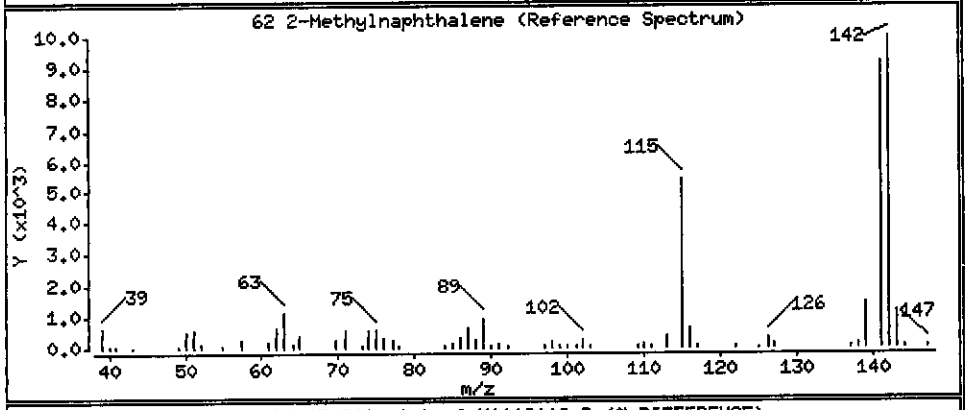

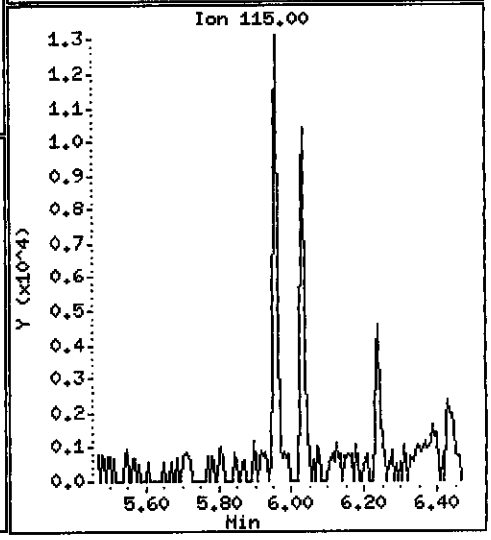

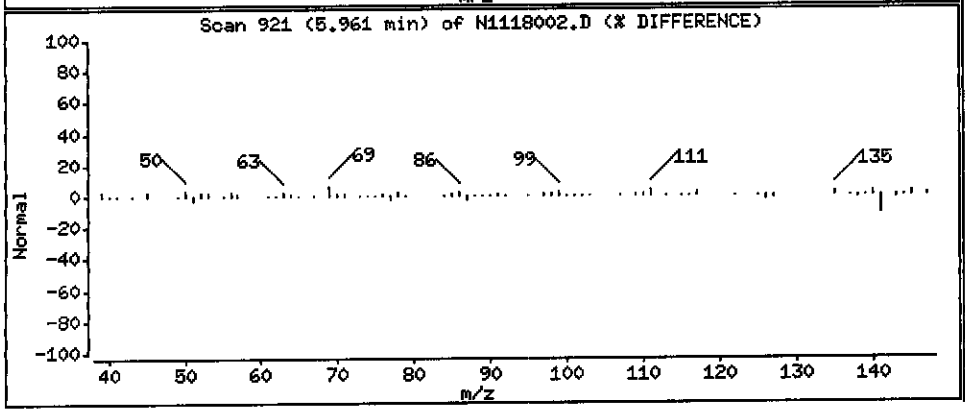

Data File: \\PITSVR06\D\chem\733.i\N111810.b\N1118002.D

Date : 18-NOV-2010 11:55

Client ID: MW-12-1110

Instrument: 733.i

Sample Info: C0K120577-003 X2 11/16/10 h2o(0320088)8270c

Volume Injected (uL): 2.0

Operator: 3200

Column phase: DB5-MS

Column diameter: 0.32

63 1-Methylnaphthalene

Concentration: 0.47431 ug/L

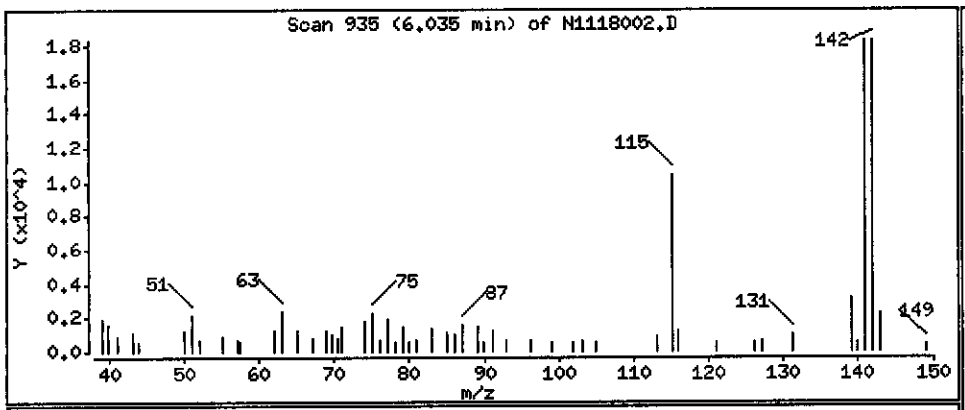

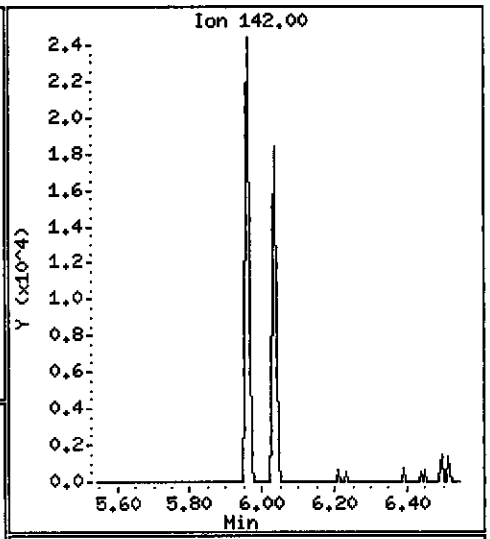

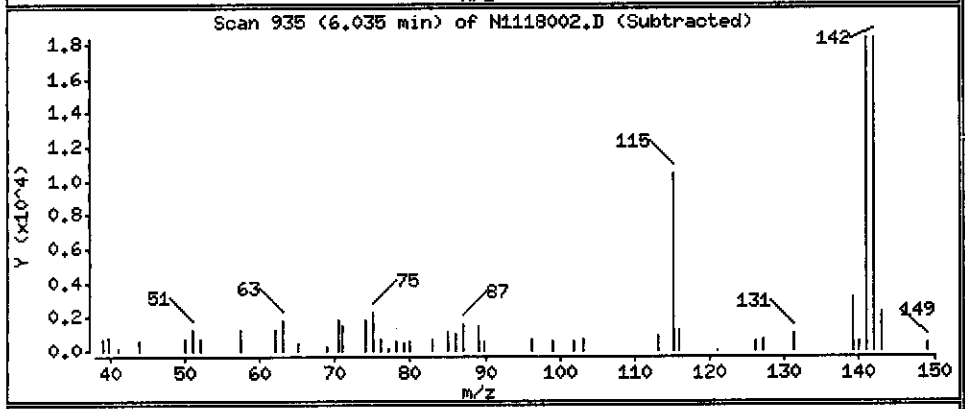

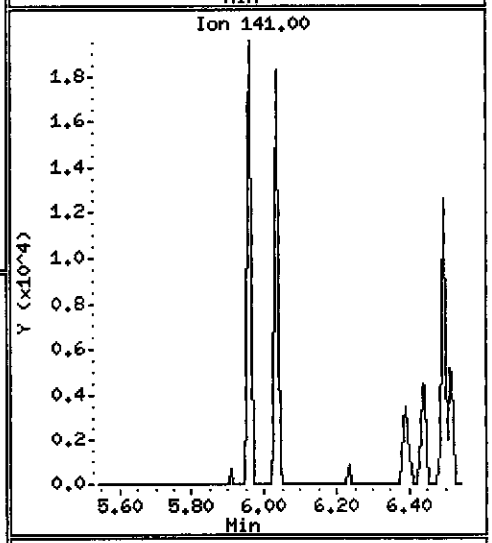

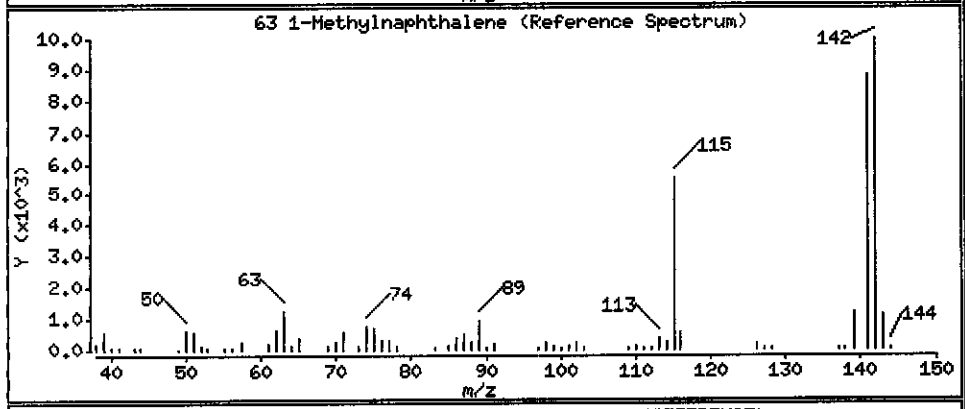

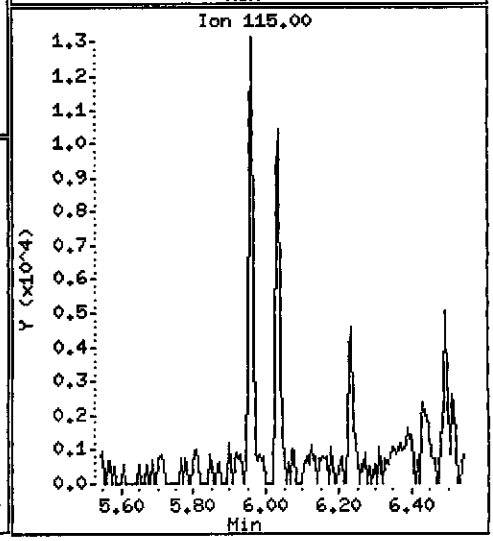

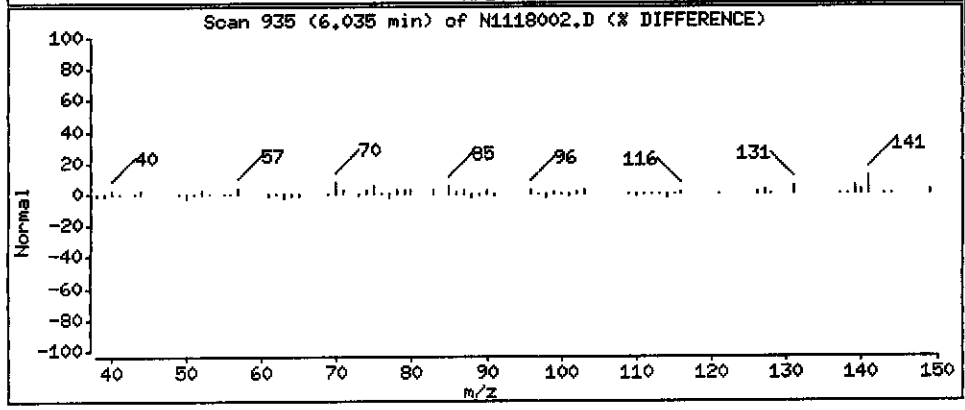

Data File: \\PITSVR06\D\chem\733.i\N111810.b\N1118002.D

Date : 18-NOV-2010 11:55

Client ID: MW-12-1110

Instrument: 733.i

Sample Info: C0K120577-003 X2 11/16/10 h2o(0320088)8270c

Volume Injected (uL): 2.0

Operator: 3200

Column phase: DB5-MS

Column diameter: 0.32

209 1,1'-Biphenyl

Concentration: 0.11051 ug/L

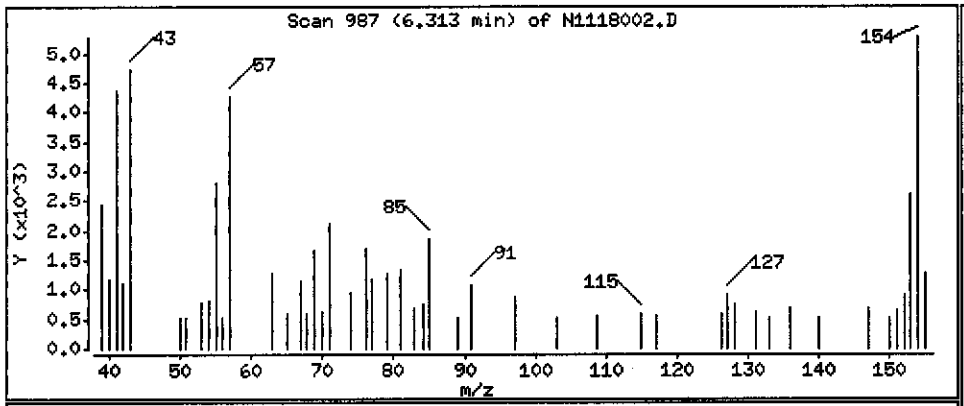

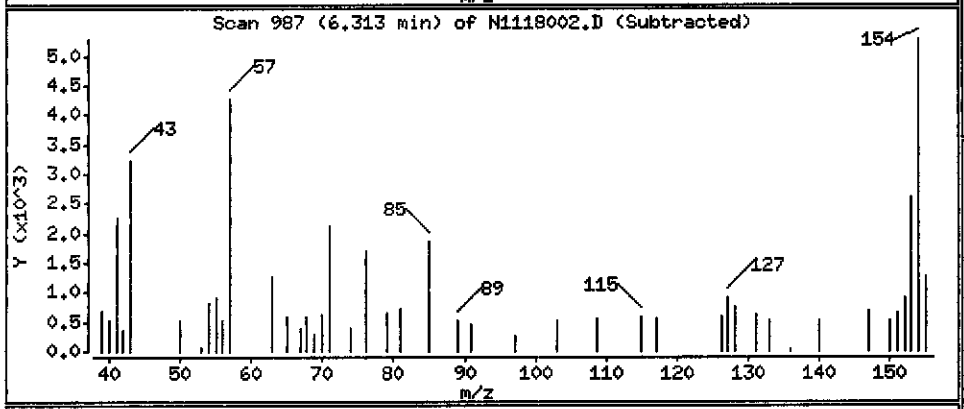

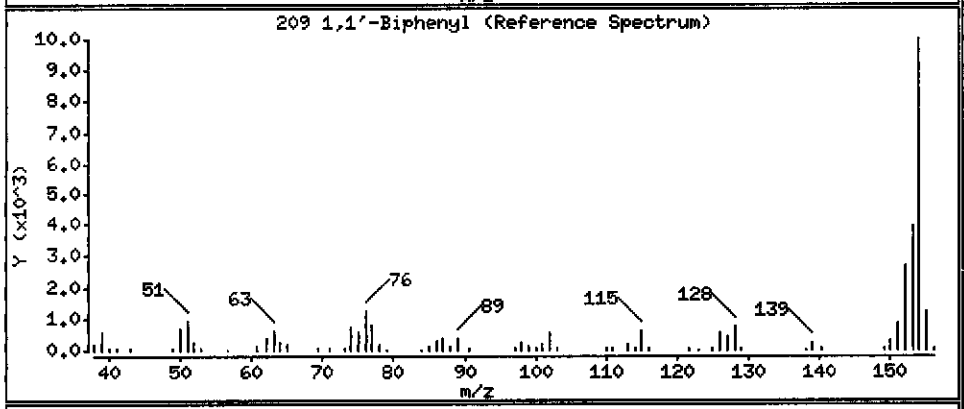

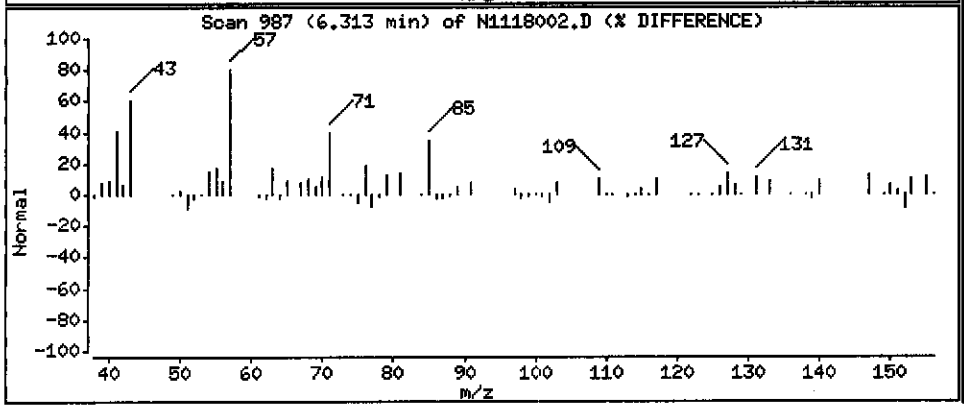

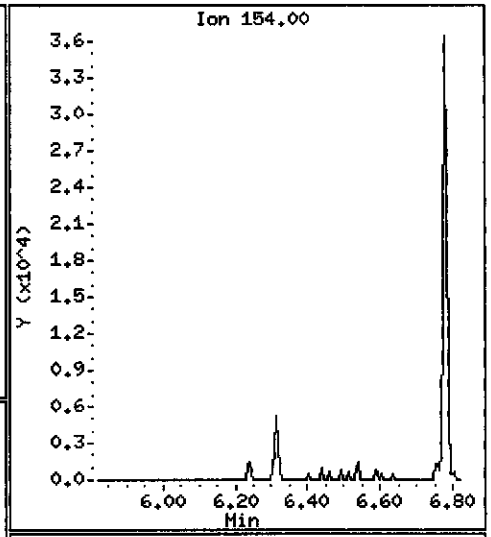

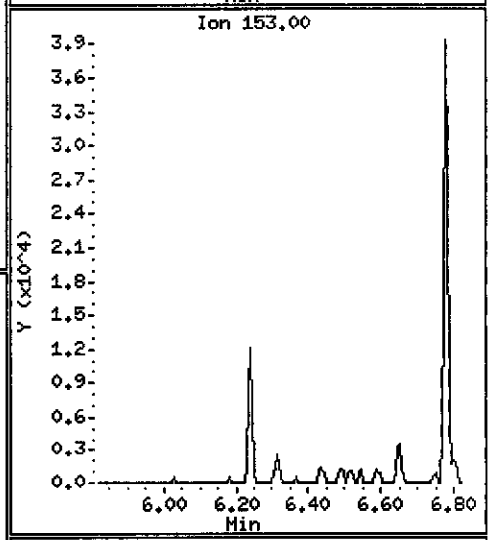

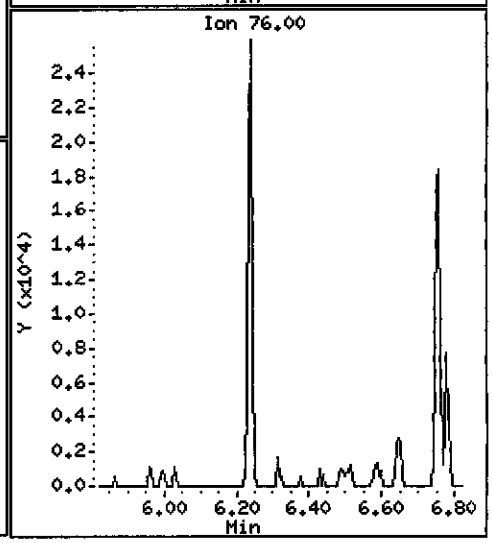

Data File: \\PITSVR06\D\chem\733.i\N111810.b\N1118002.D

Date : 18-NOV-2010 11:55

Client ID: MW-12-1110

Instrument: 733.i

Sample Info: C0K120577-003 X2 11/16/10 h2c(0320088)8270c

Volume Injected (uL): 2.0

Operator: 3200

Column phase: DB5-MS

Column diameter: 0.32

79 Acenaphthylene

Concentration: 0.41636 ug/L

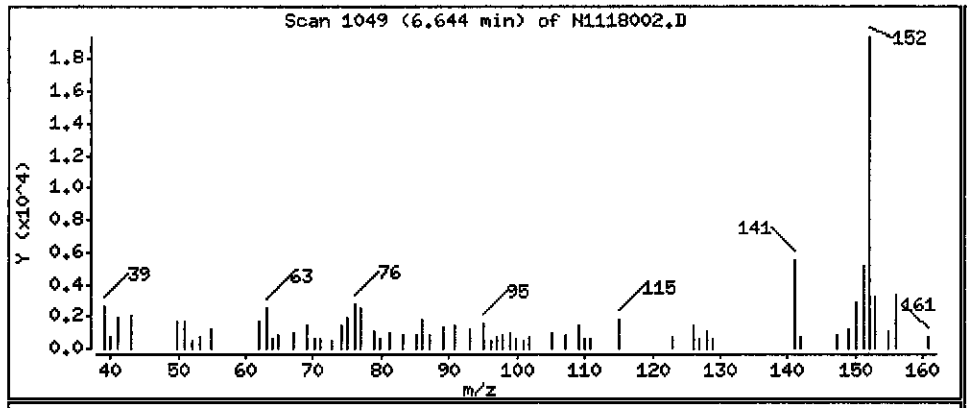

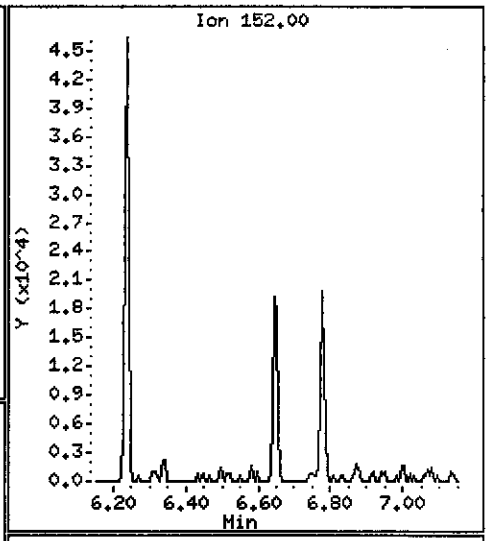

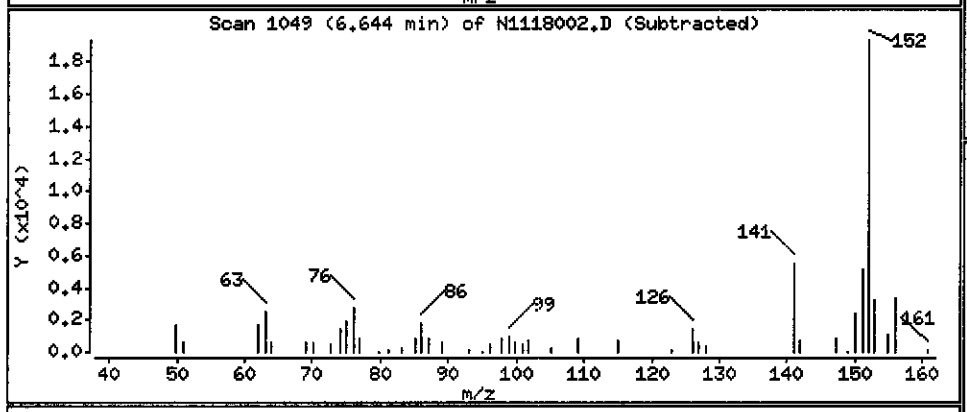

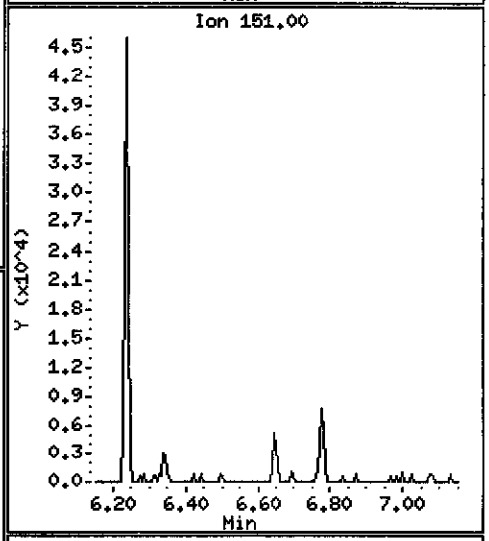

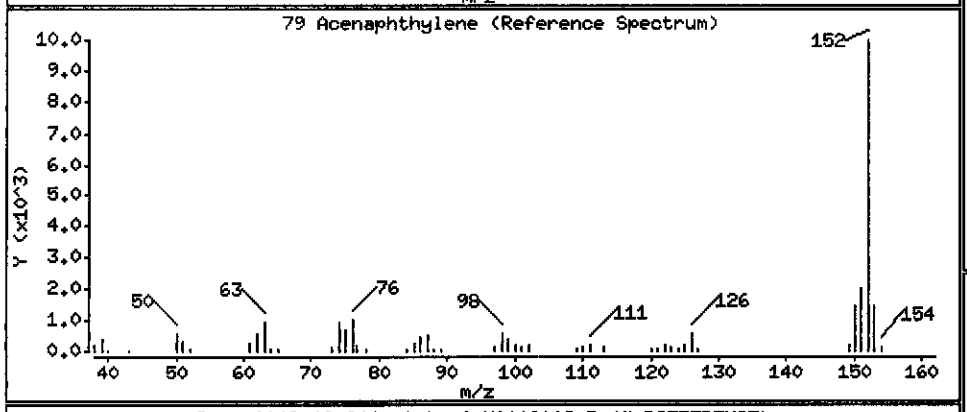

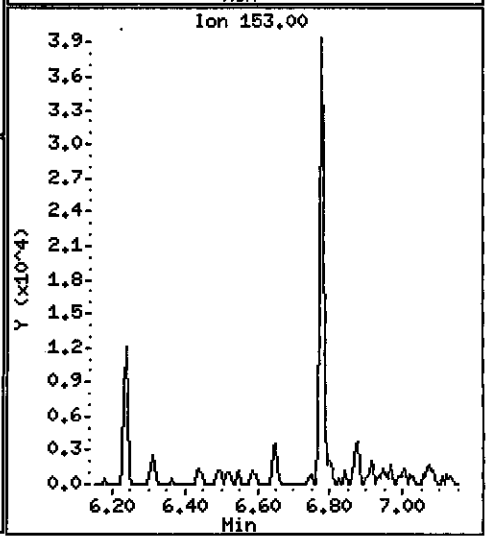

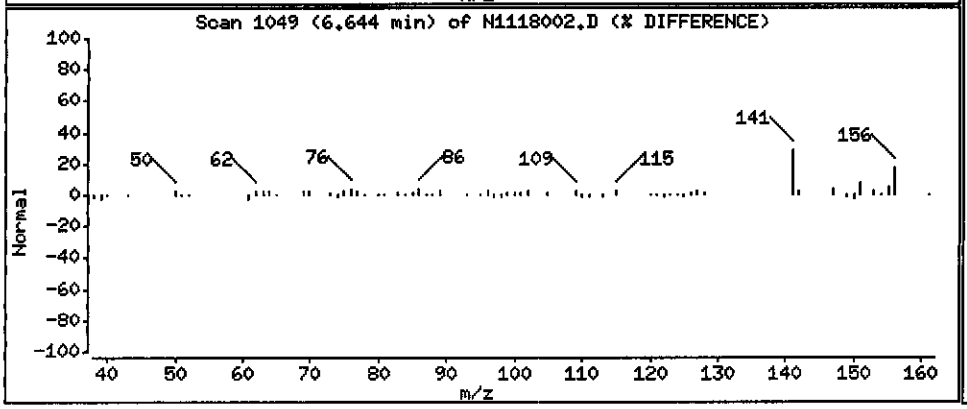

Data File: \\PITSVR06\D\chem\733.i\N111810.b\N1118002.D

Date : 18-NOV-2010 11:55

Client ID: MW-12-1110

Instrument: 733.i

Sample Info: C0K120577-003 X2 11/16/10 h2o(0320088)8270c

Volume Injected (uL): 2.0

Operator: 3200

Column phase: DB5-MS

Column diameter: 0.32

82 Acenaphthene

Concentration: 1.2360 ug/L

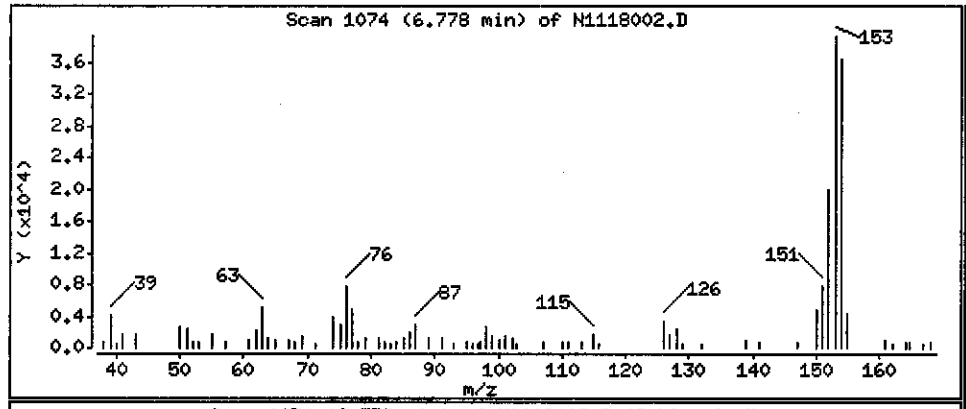

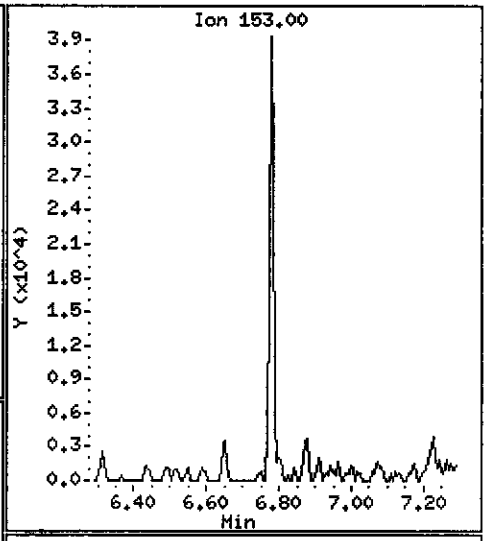

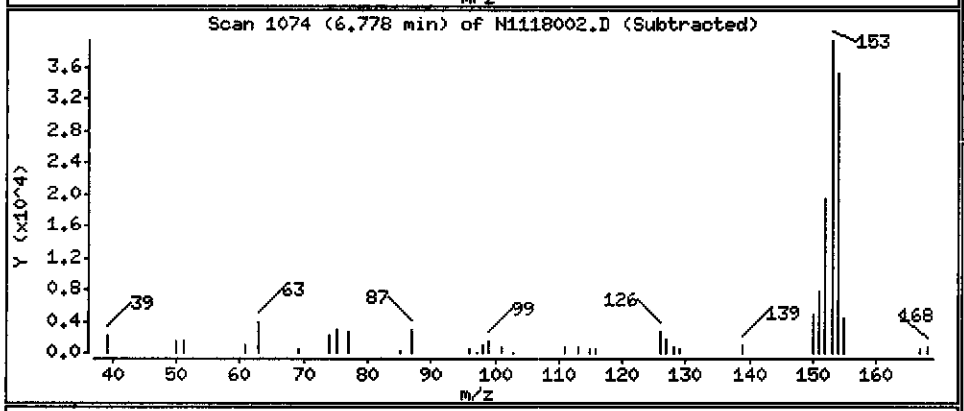

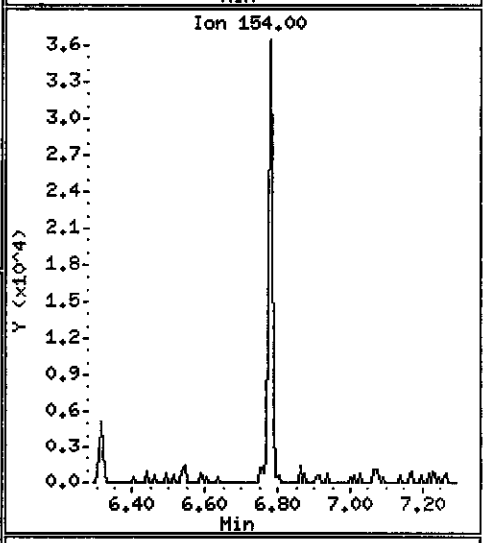

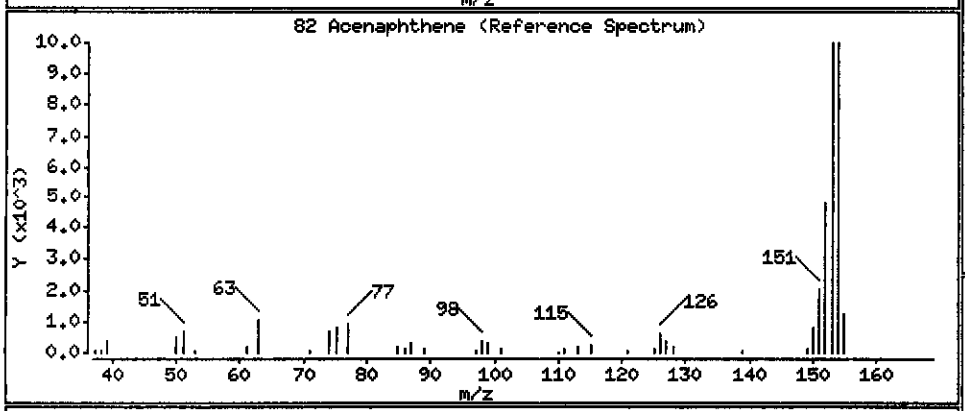

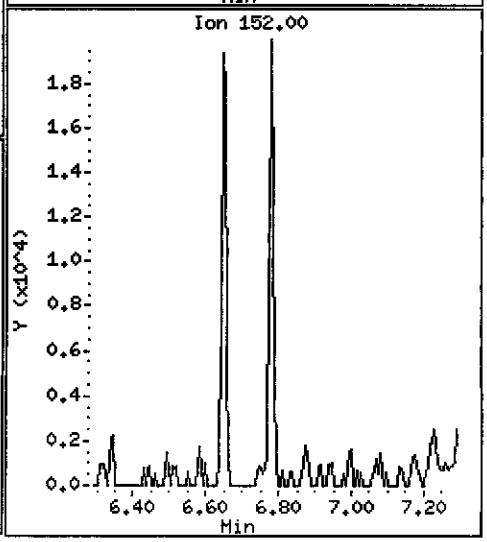

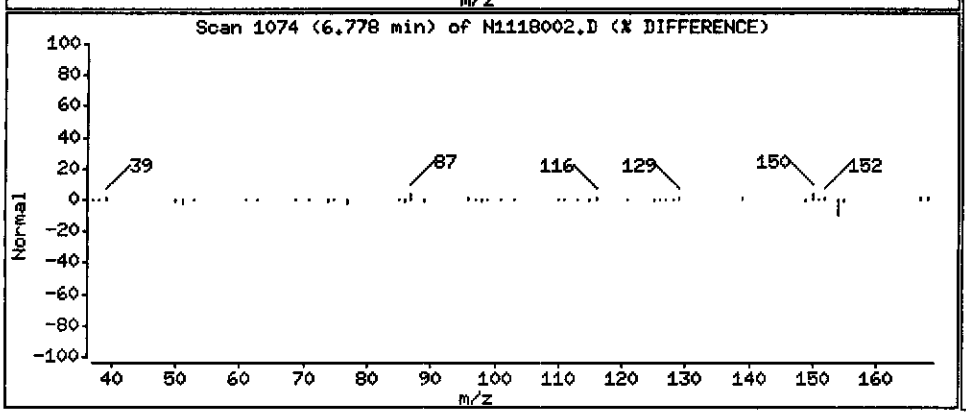

Data File: \\PITSVR06\D\chem\733.i\N111810.b\N1118002.D

Date : 18-NOV-2010 11:55

Client ID: MW-12-1110

Instrument: 733.i

Sample Info: C0K120577-003 X2 11/16/10 h2o(0320088)8270c

Volume Injected (uL): 2.0

Operator: 3200

Column phase: DB5-MS

Column diameter: 0.32

86 Dibenzofuran

Concentration: 0.34271 ug/L

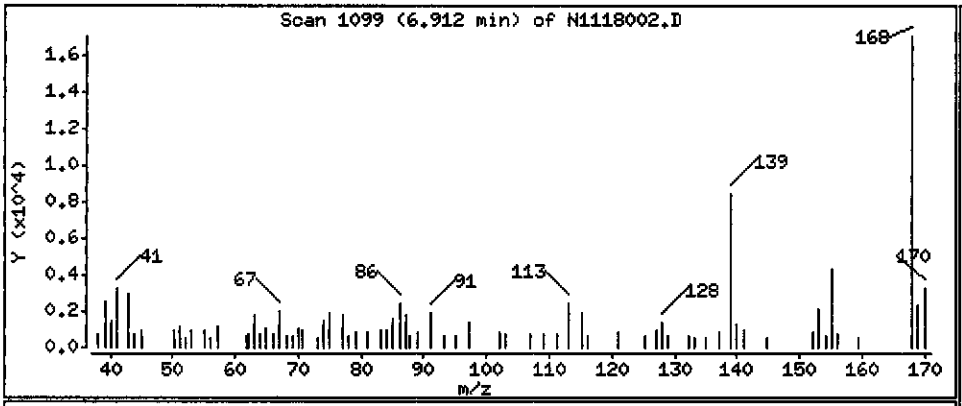

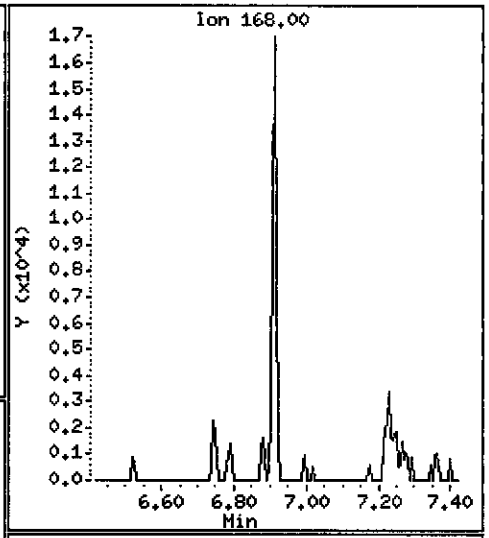

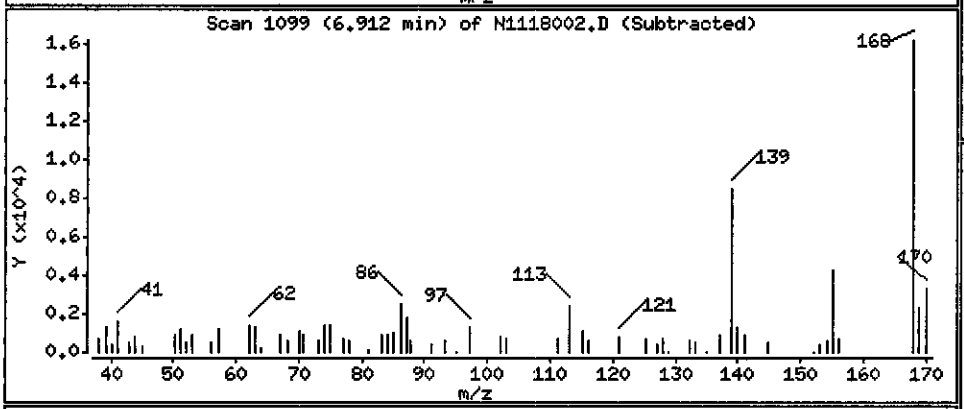

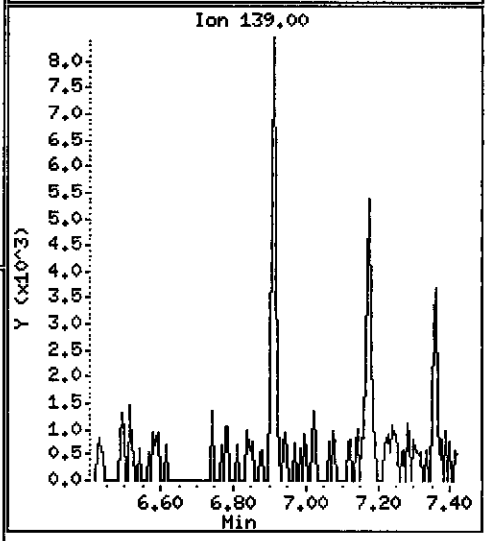

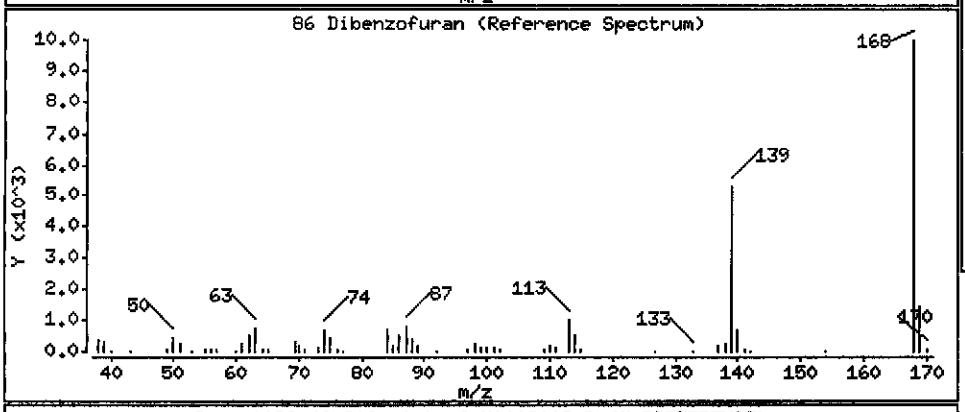

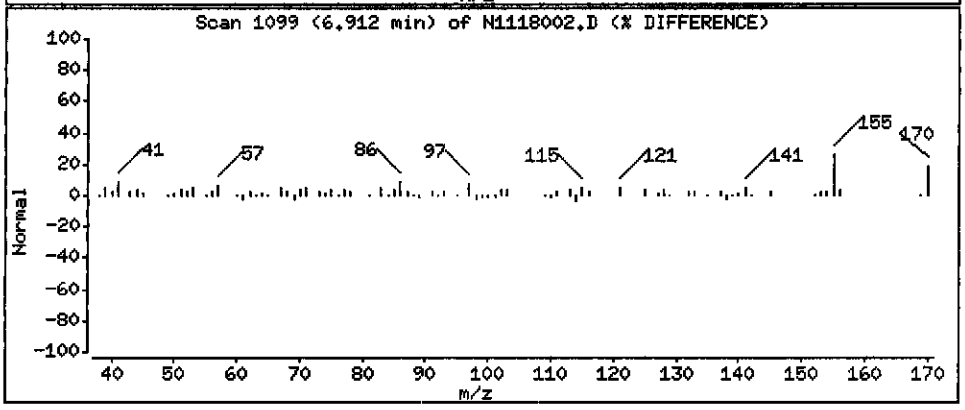

Data File: \\PITSVR06\D\chem\733.i\N111810.b\N1118002.D

Date : 18-NOV-2010 11:55

Client ID: MW-12-1110

Instrument: 733.i

Sample Info: C0K120577-003 X2 11/16/10 h2o(0320088)8270c

Volume Injected (uL): 2.0

Operator: 3200

Column phase: DB5-MS

Column diameter: 0.32

93 Diethylphthalate

Concentration: 0.20927 ug/L

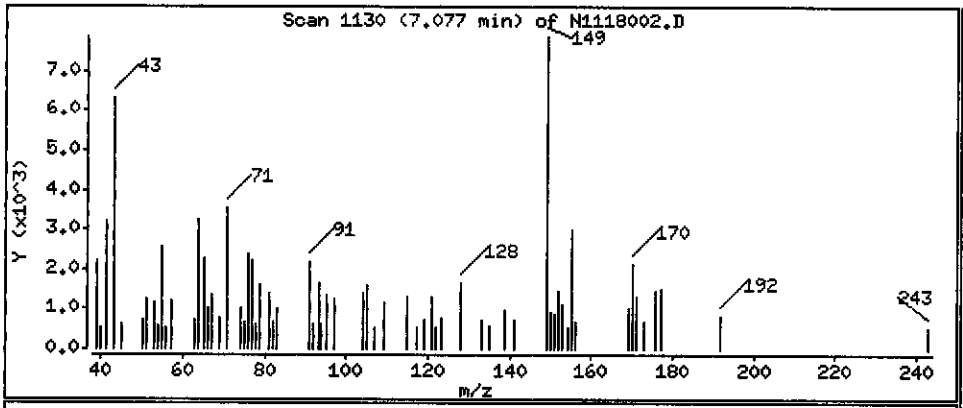

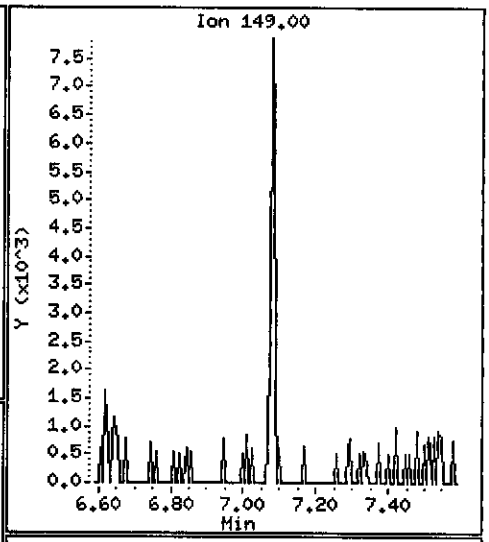

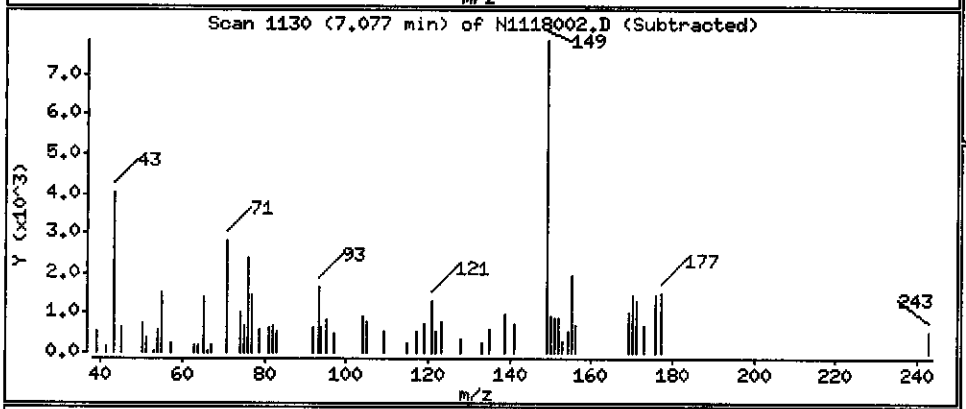

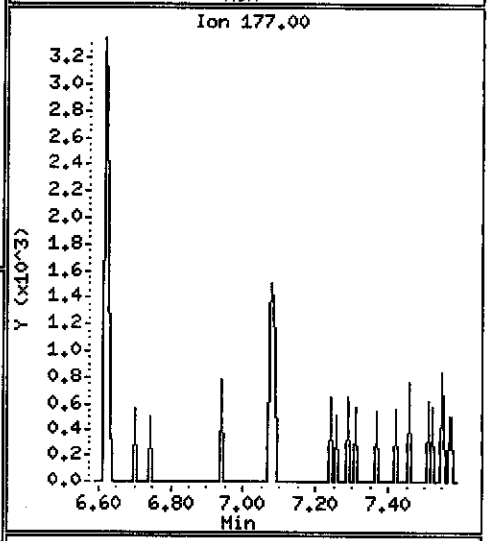

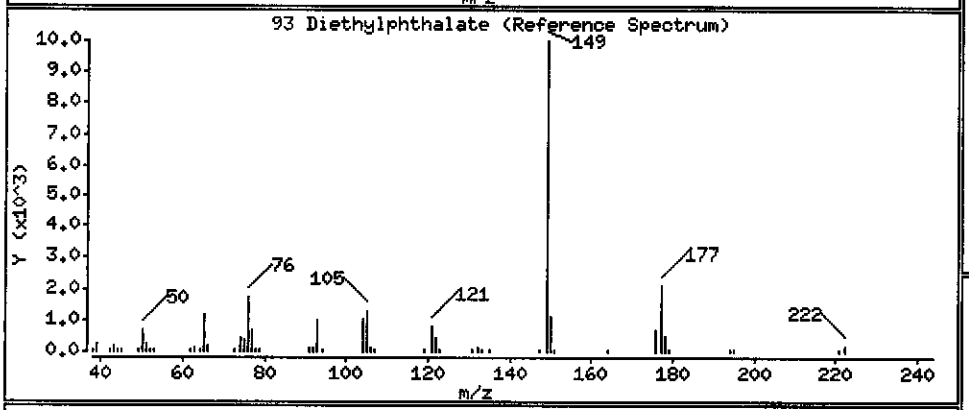

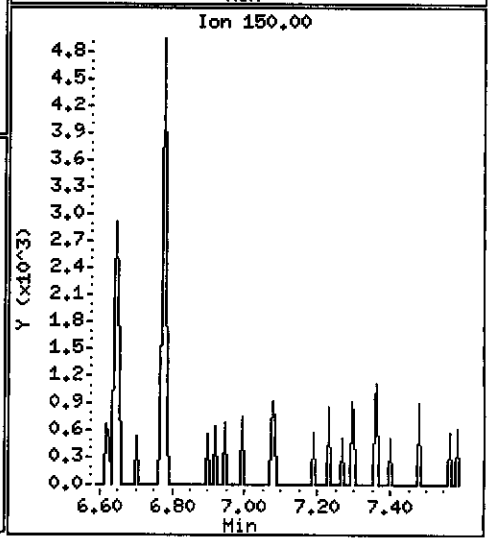

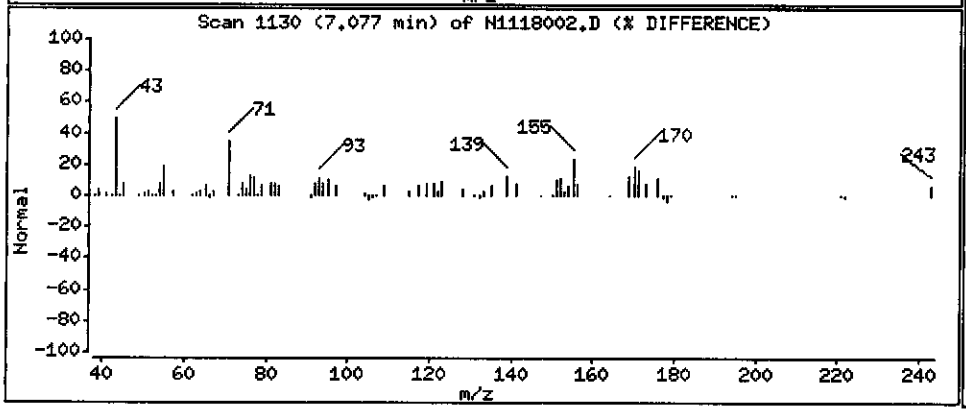

Data File: \\PITSVR06\D\chem\733.i\N111810.b\N1118002.D

Date : 18-NOV-2010 11:55

Client ID: MW-12-1110

Instrument: 733.i

Sample Info: C0K120577-003 X2 11/16/10 h2o(0320088)8270c

Volume Injected (uL): 2.0

Operator: 3200

Column phase: DB5-MS

Column diameter: 0.32

94 Fluorene

Concentration: 1.6429 ug/L

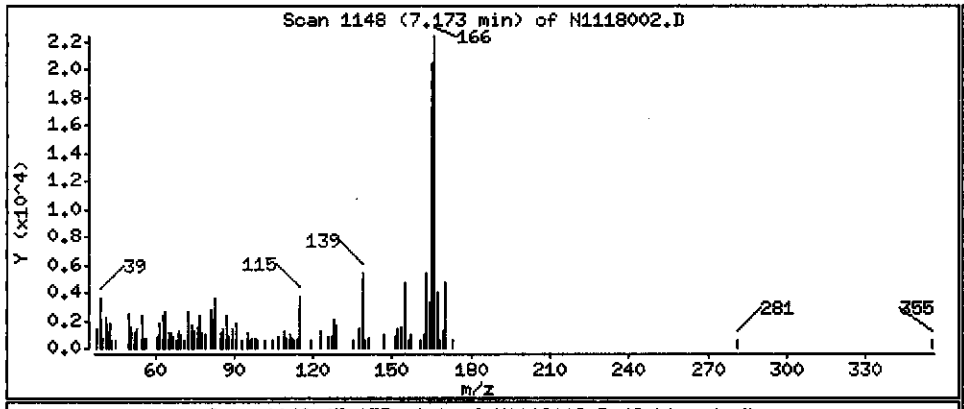

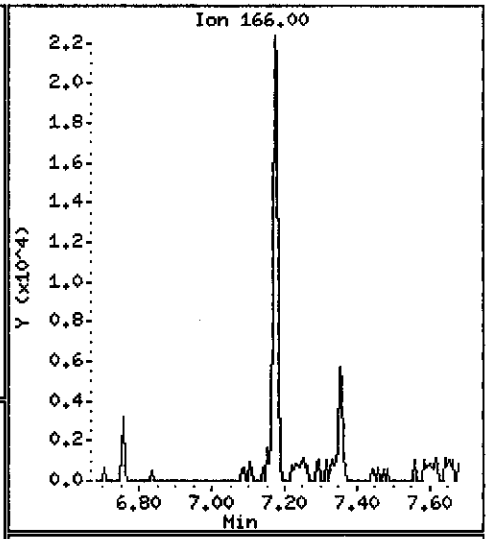

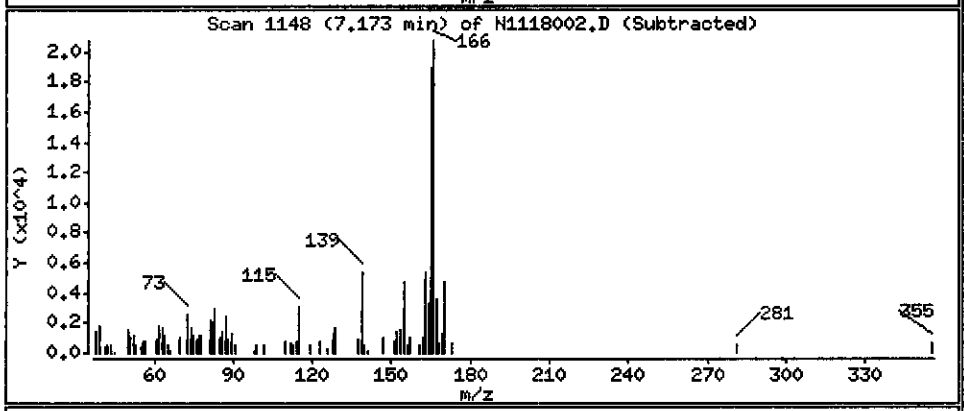

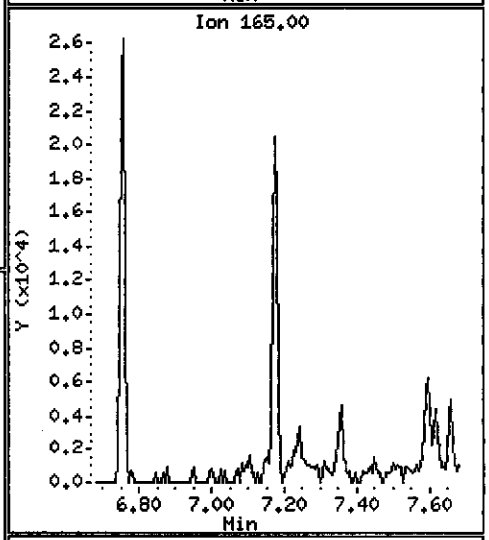

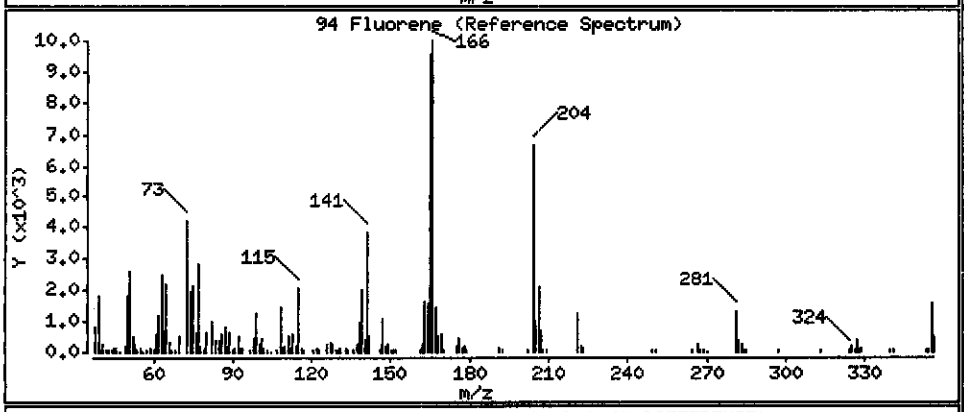

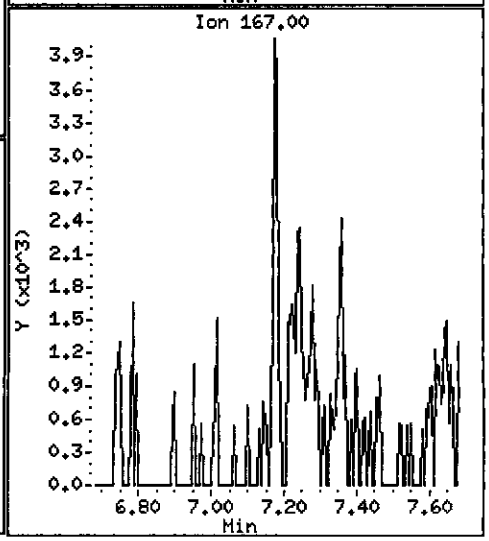

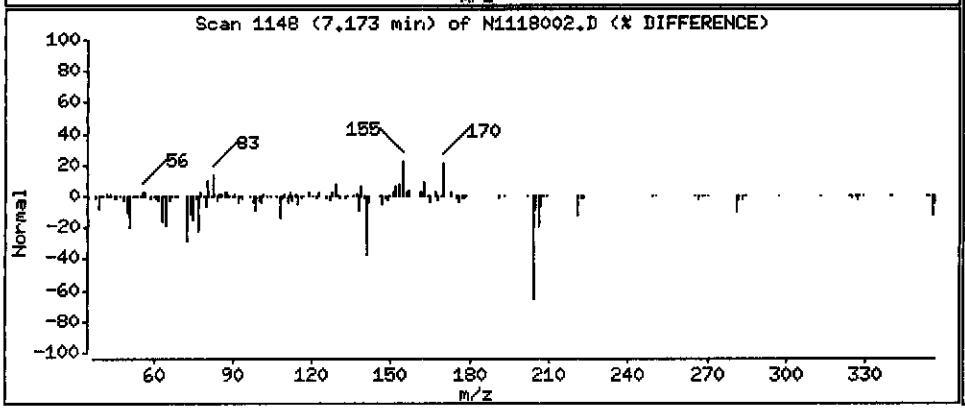

Data File: \\PITSVR06\D\chem\733.i\N111810.b\N1118002.D

Date : 18-NOV-2010 11:55

Client ID: MW-12-1110

Instrument: 733.i

Sample Info: C0K120577-003 X2 11/16/10 h2o(0320088)8270c

Volume Injected (uL): 2.0

Operator: 3200

Column phase: DB5-MS

Column diameter: 0.32

115 Phenanthrene

Concentration: 1.5256 ug/L

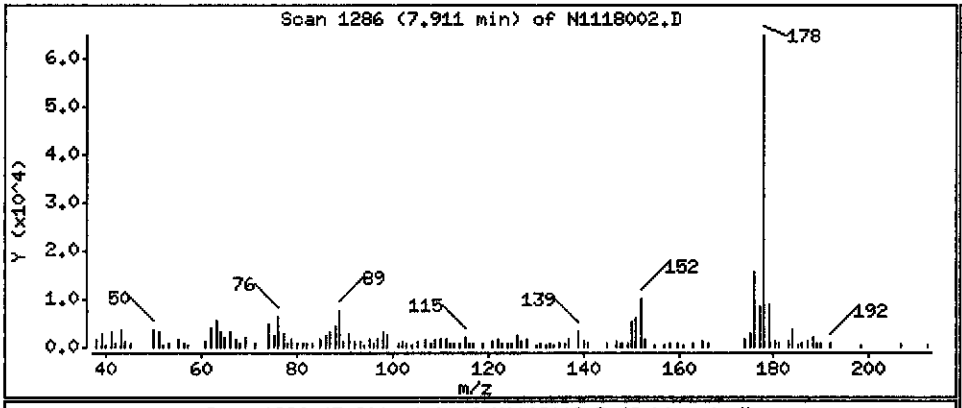

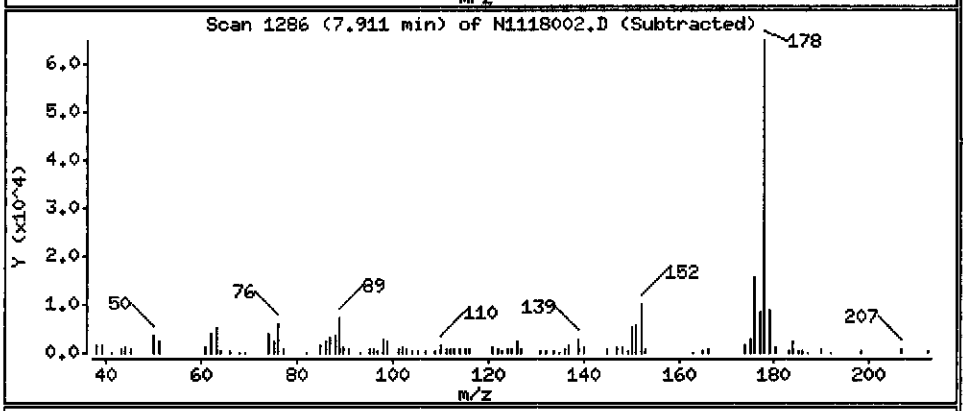

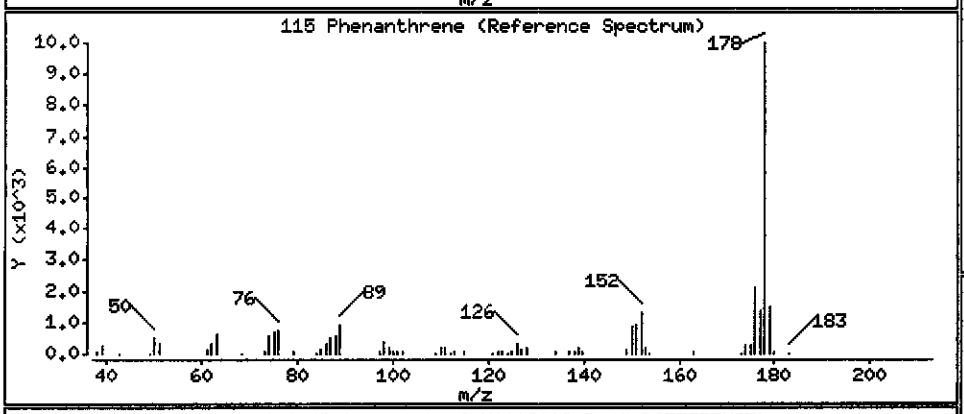

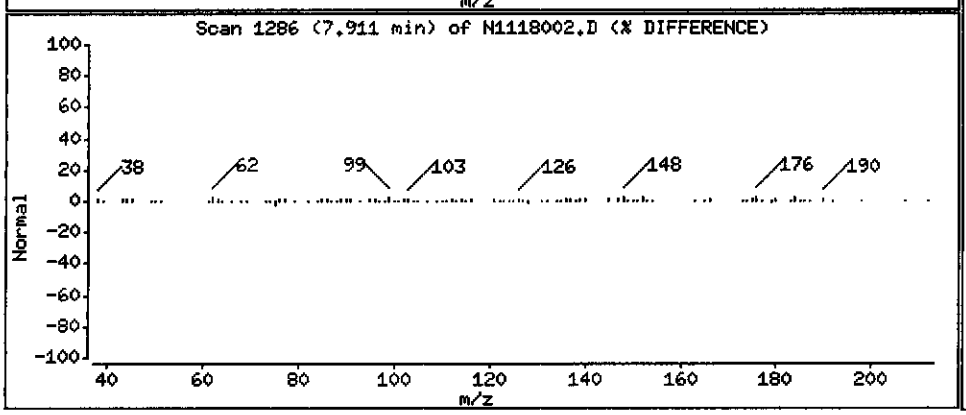

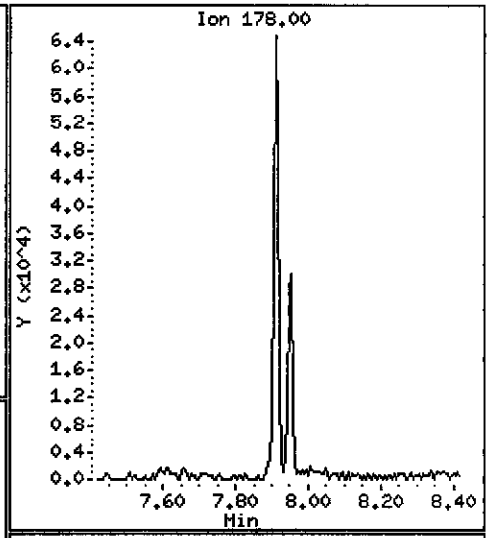

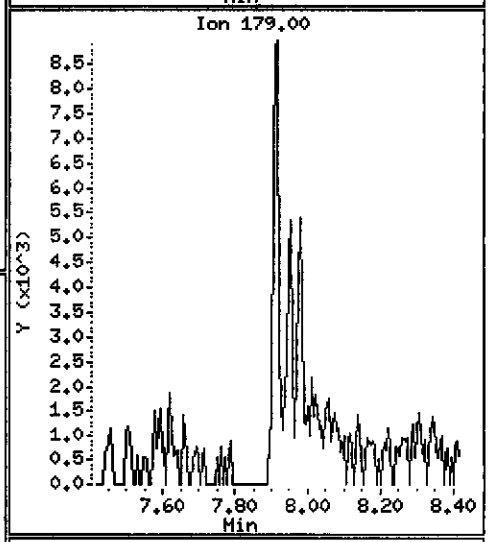

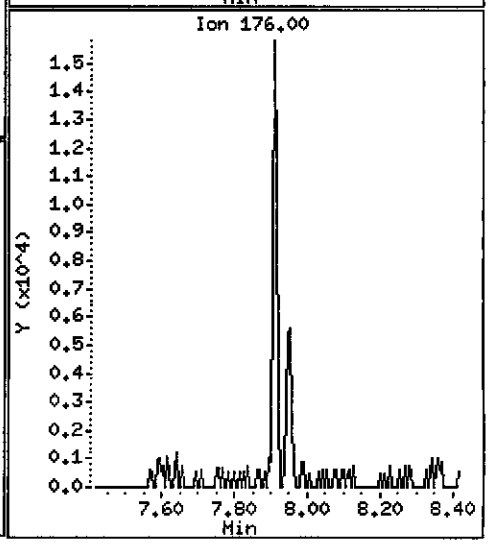

Data File: \\PITSVR06\D\chem\733.i\N111810.b\N1118002.D

Date : 18-NOV-2010 11:55

Client ID: MW-12-1110

Instrument: 733.i

Sample Info: C0K120577-003 X2 11/16/10 h2o(0320088)8270c

Volume Injected (uL): 2.0

Operator: 3200

Column phase: DB5-MS

Column diameter: 0.32

116 Anthracene

Concentration: 0.69072 ug/L

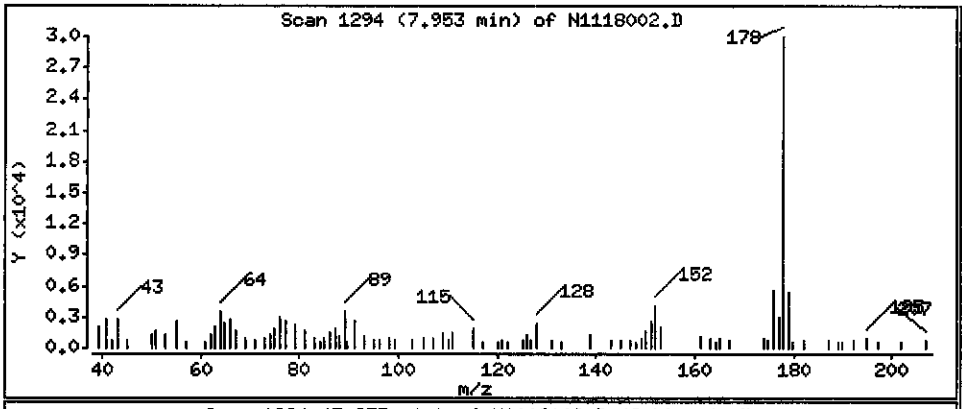

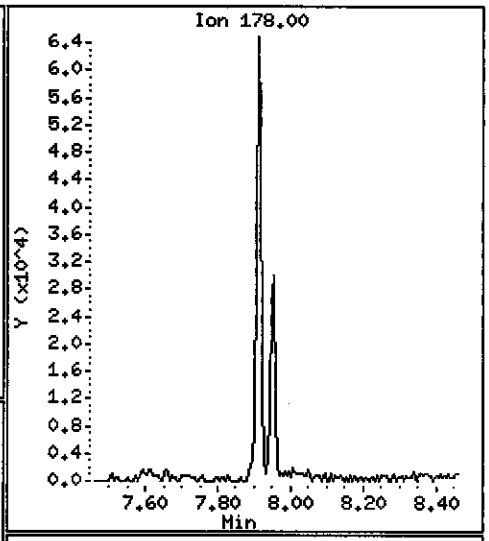

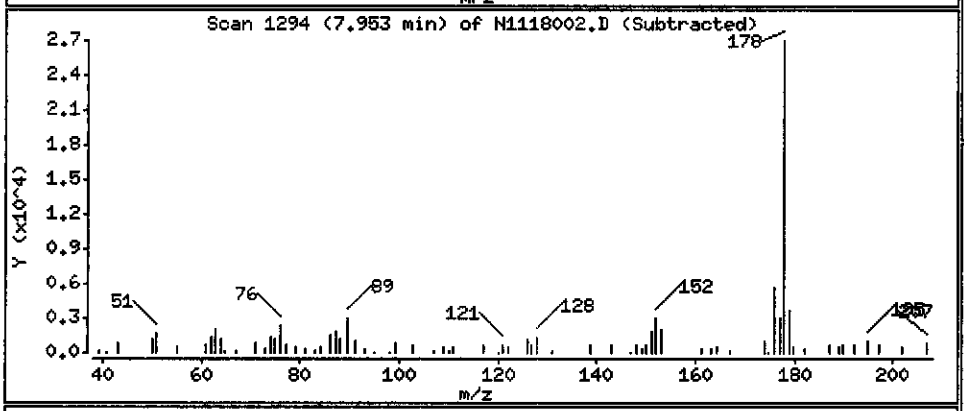

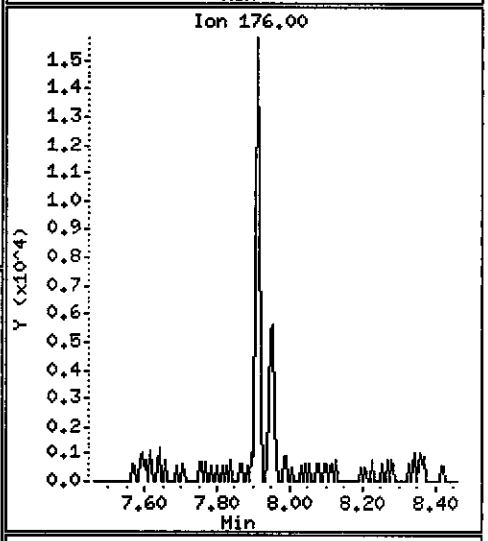

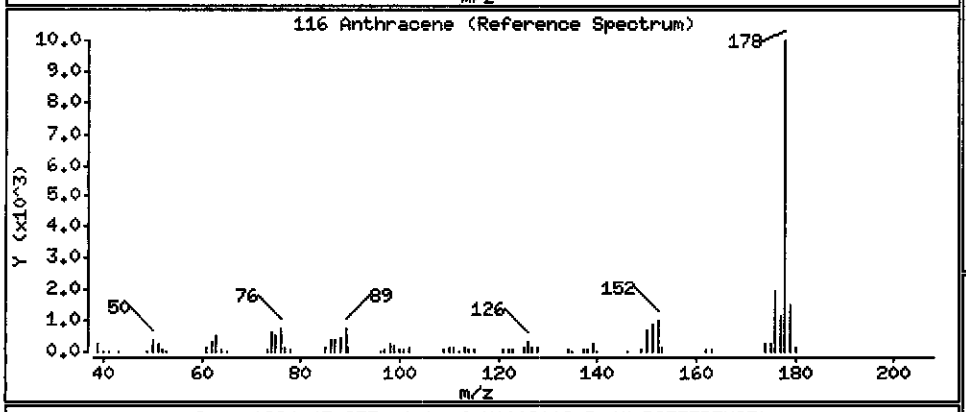

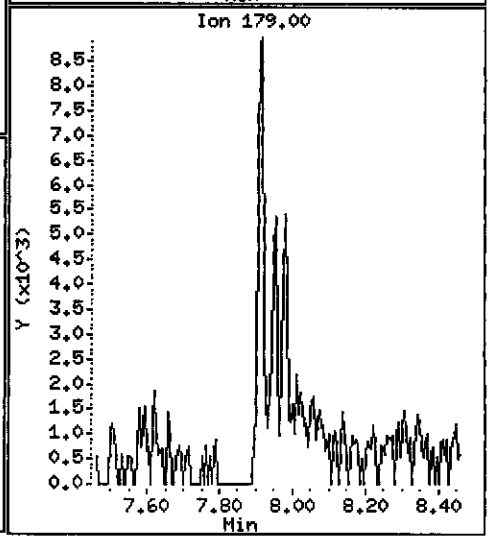

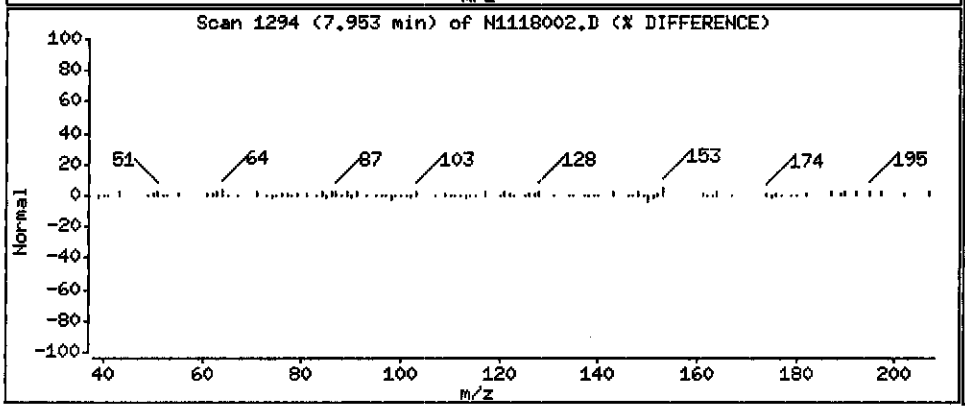

Data File: \\PITSVR06\D\chem\733.i\N111810.b\N1118002.D

Date : 18-NOV-2010 11:55

Client ID: MW-12-1110

Instrument: 733.i

Sample Info: C0K120577-003 X2 11/16/10 h2o(0320088)8270c

Volume Injected (uL): 2.0

Operator: 3200

Column phase: DB5-MS

Column diameter: 0.32

119 Carbazole

Concentration: 0.27844 ug/L

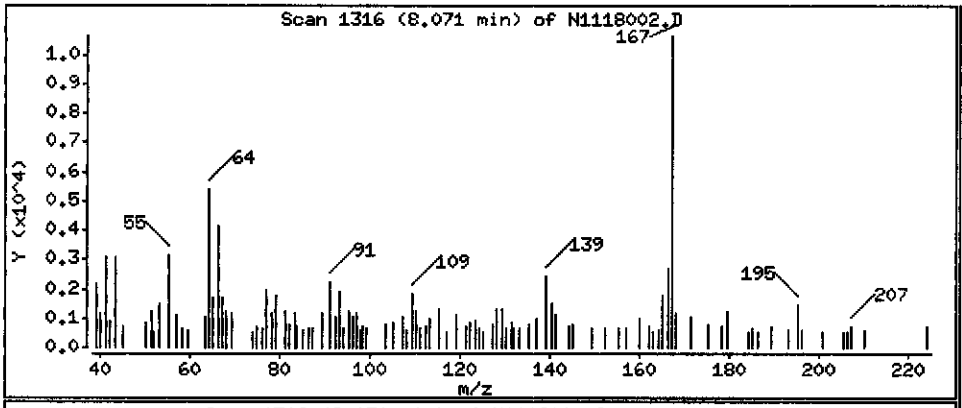

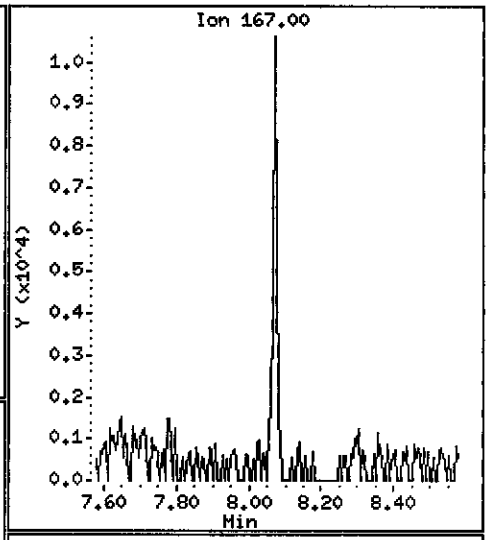

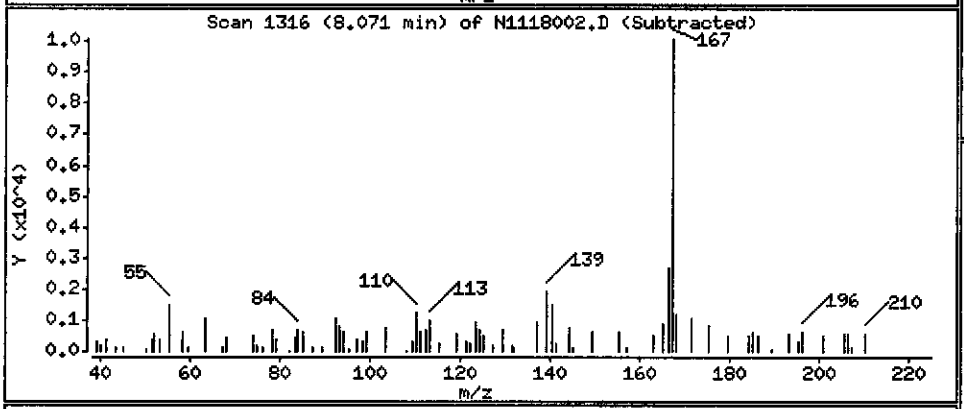

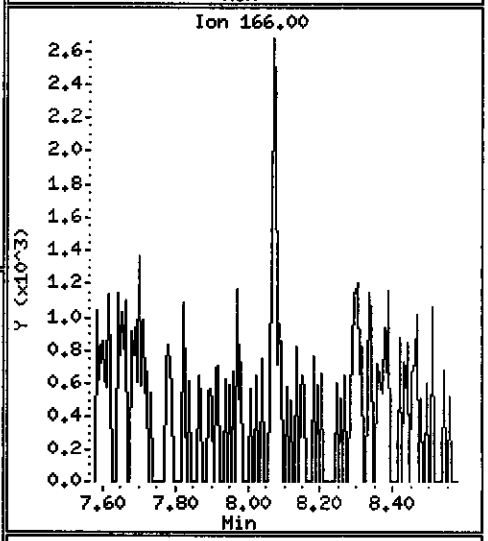

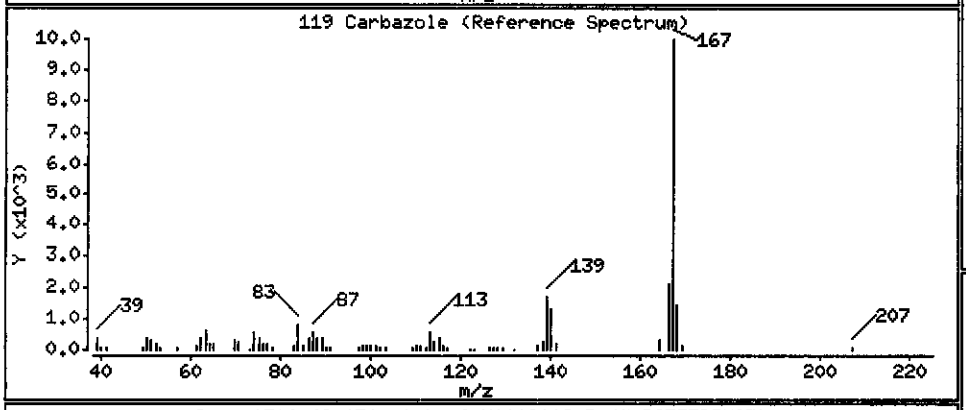

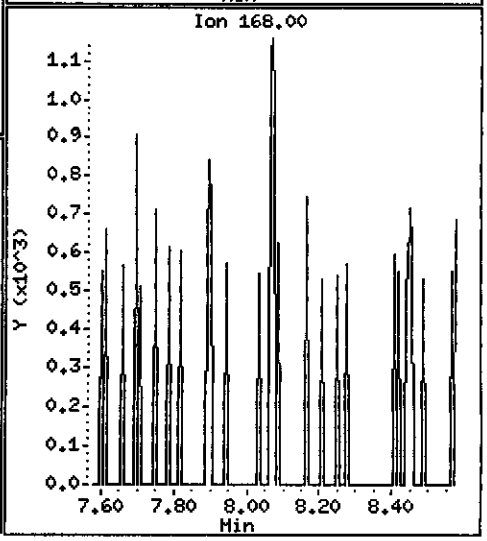

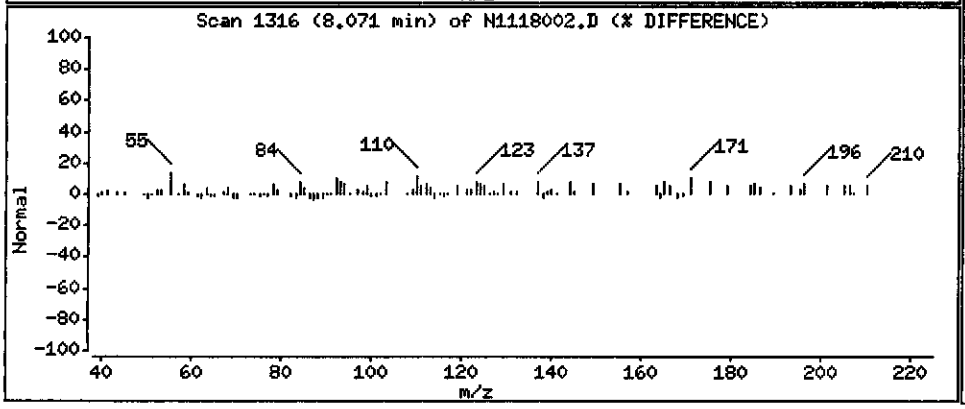

Data File: \\PITSVR06\D\chem\733.i\N111810.b\N1118002.D

Date : 18-NOV-2010 11:55

Client ID: MW-12-1110

Instrument: 733.i

Sample Info: C0K120577-003 X2 11/16/10 h2o(0320088)8270c

Volume Injected (uL): 2.0

Operator: 3200

Column phase: DB5-MS

Column diameter: 0.32

123 Fluoranthene

Concentration: 2.6805 ug/L

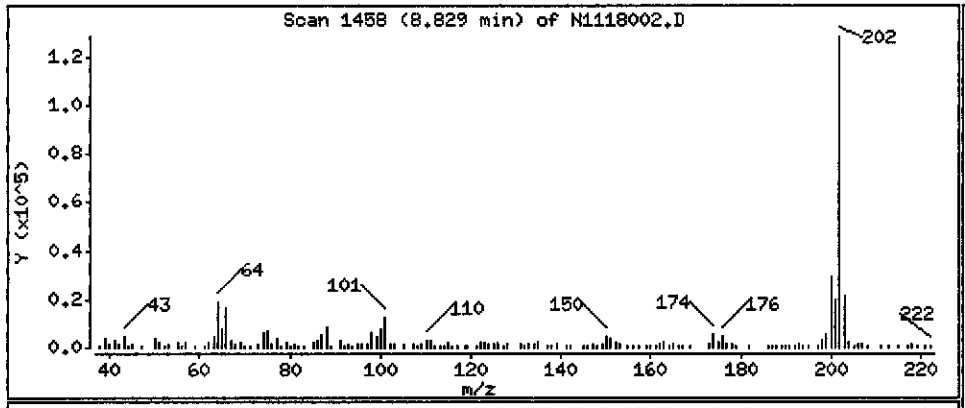

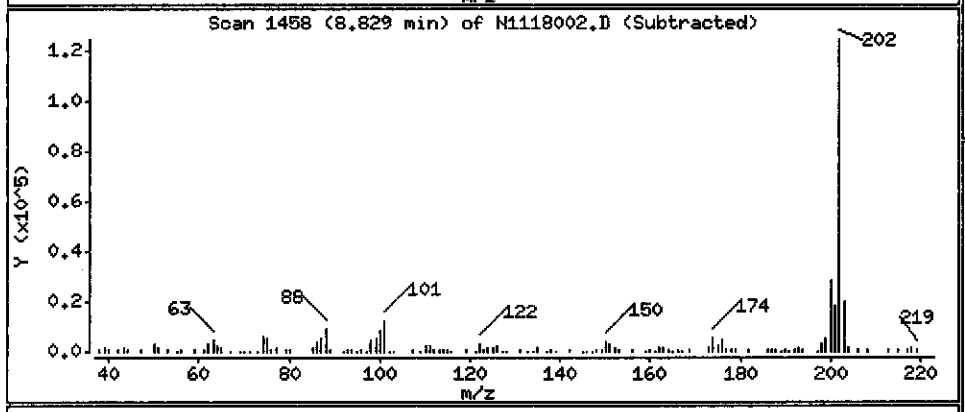

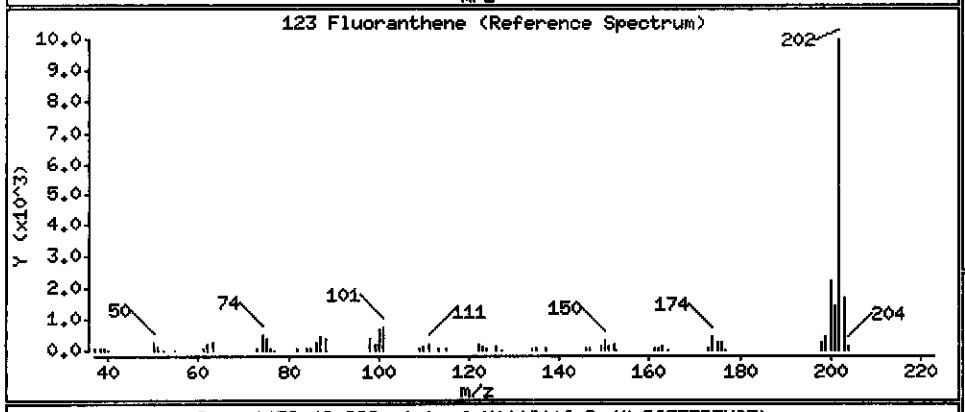

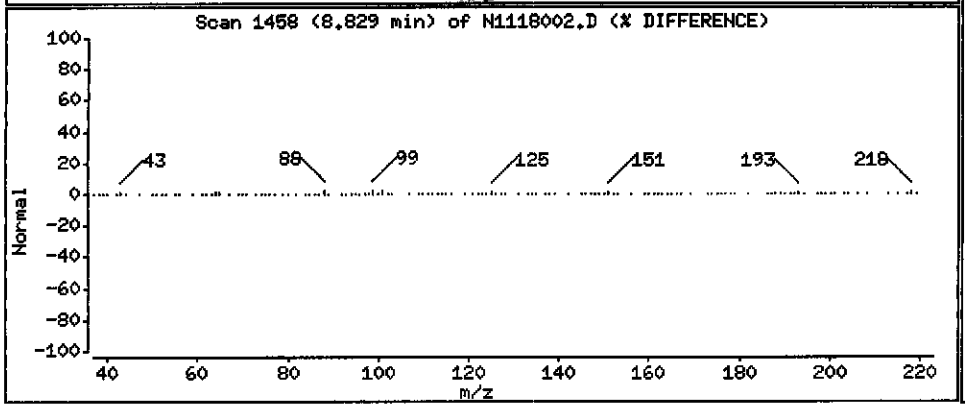

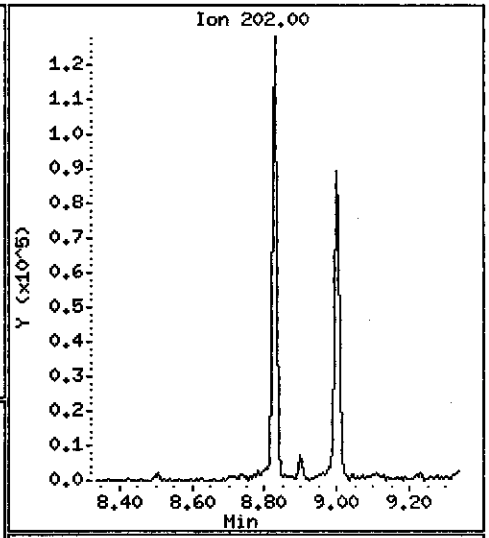

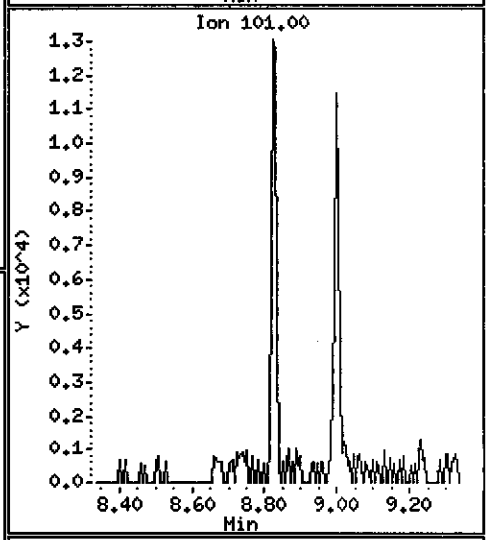

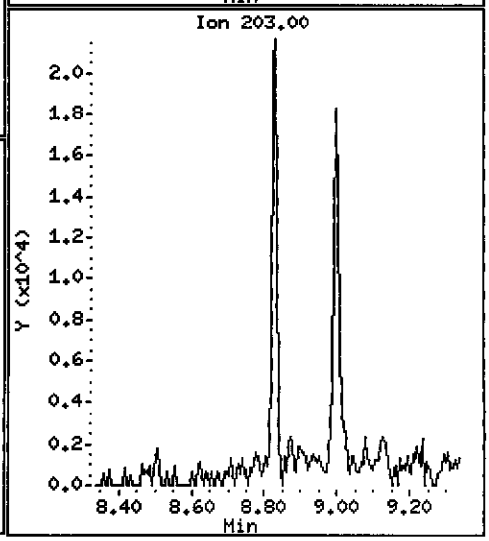

Data File: \\PITSVR06\D\chem\733.i\N111810.b\N1118002.D

Date : 18-NOV-2010 11:55

Client ID: MW-12-1110

Instrument: 733.i

Sample Info: C0K120577-003 X2 11/16/10 h2o(0320088)8270c

Volume Injected (uL): 2.0

Operator: 3200

Column phase: DB5-MS

Column diameter: 0.32

125 Pyrene

Concentration: 2.3794 ug/L

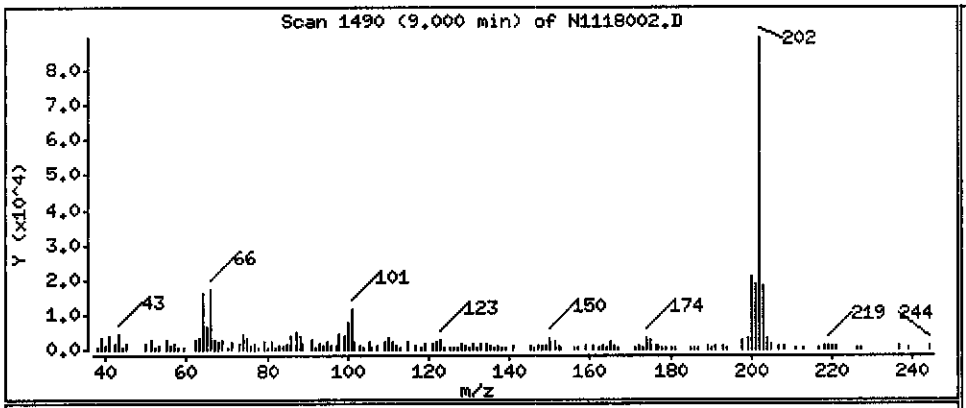

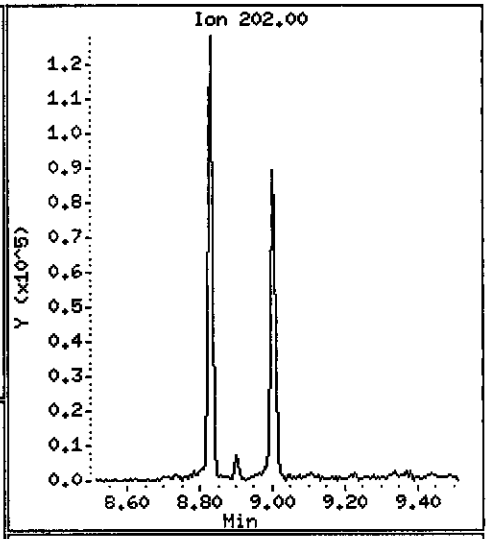

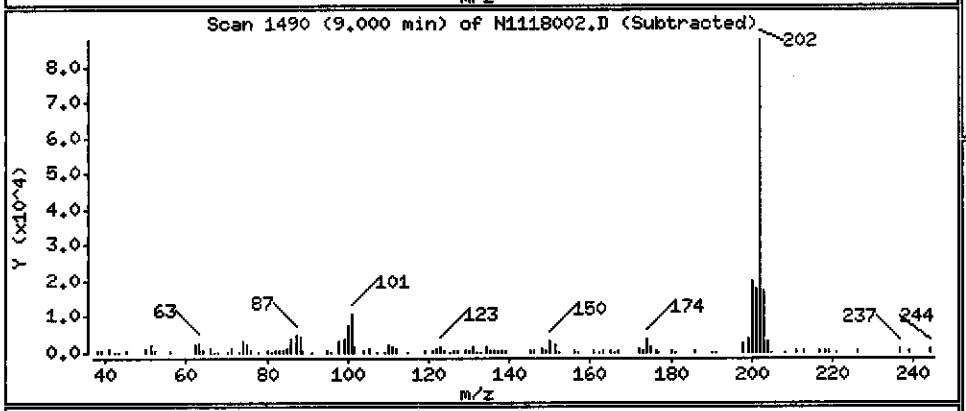

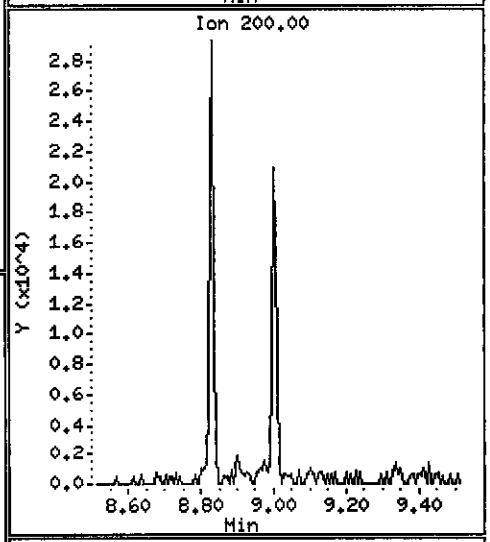

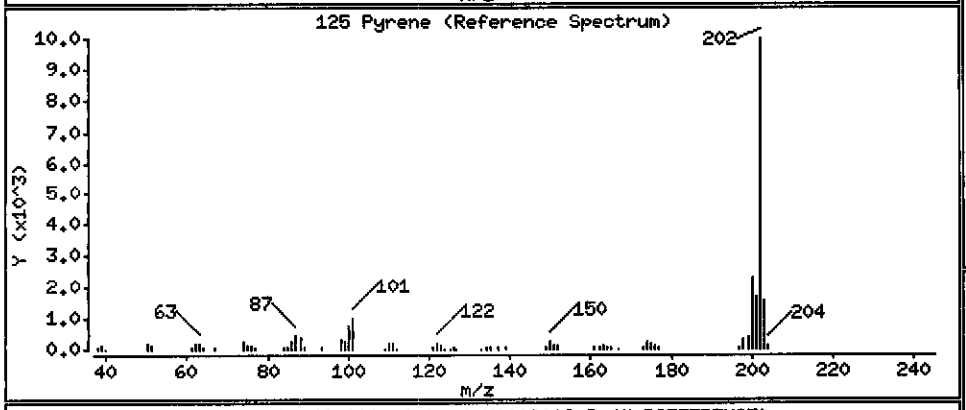

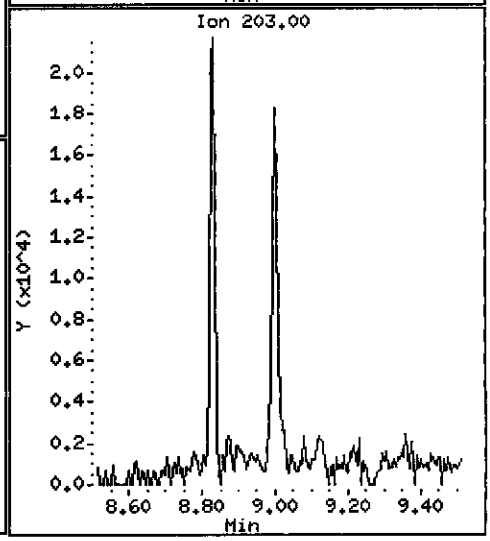

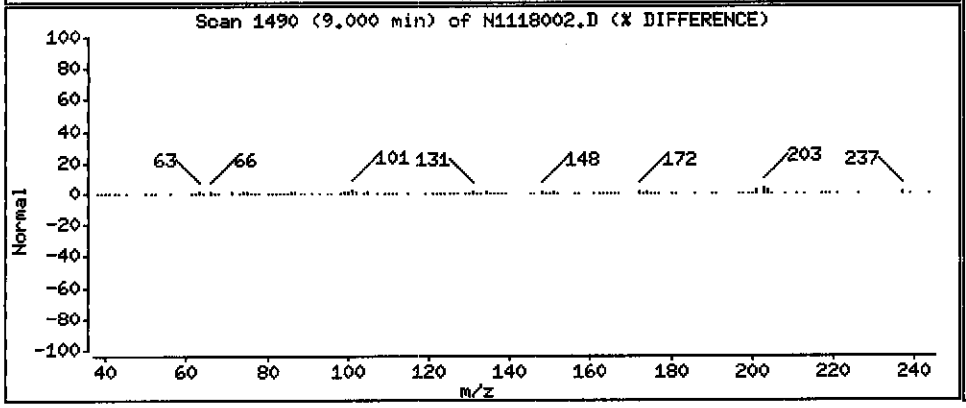

Data File: \\PITSVR06\D\chem\733.i\N111810.b\N1118002.D

Date : 18-NOV-2010 11:55

Client ID: MW-12-1110

Instrument: 733.i

Sample Info: C0K120577-003 X2 11/16/10 h2o(0320088)8270c

Volume Injected (uL): 2.0

Operator: 3200

Column phase: DB5-MS

Column diameter: 0.32

131 Butylbenzylphthalate

Concentration: 0.32456 ug/L

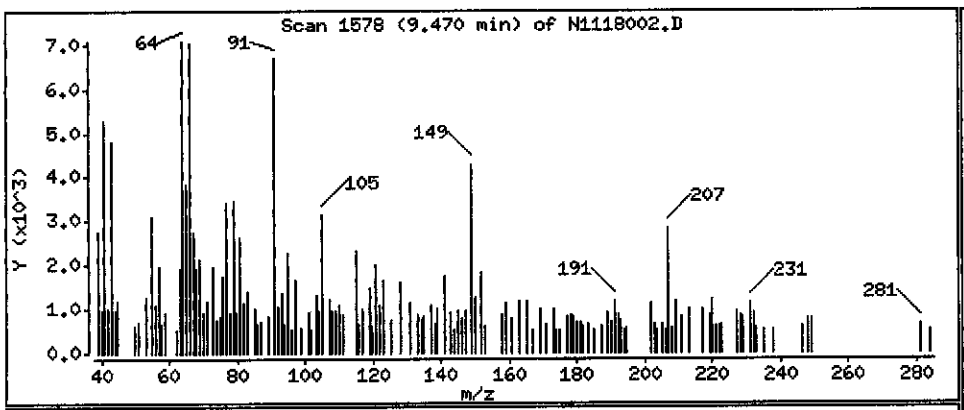

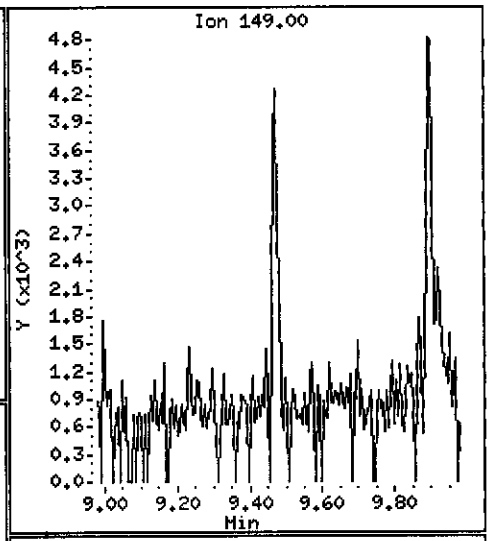

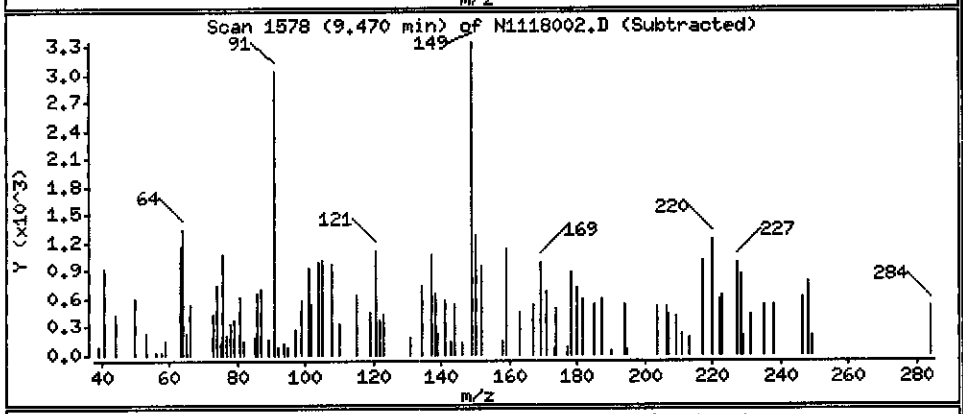

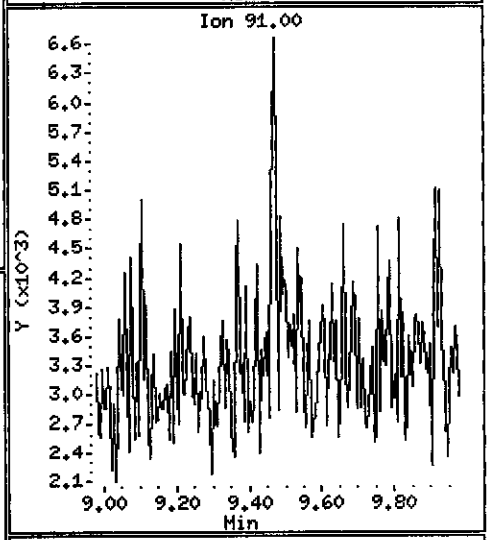

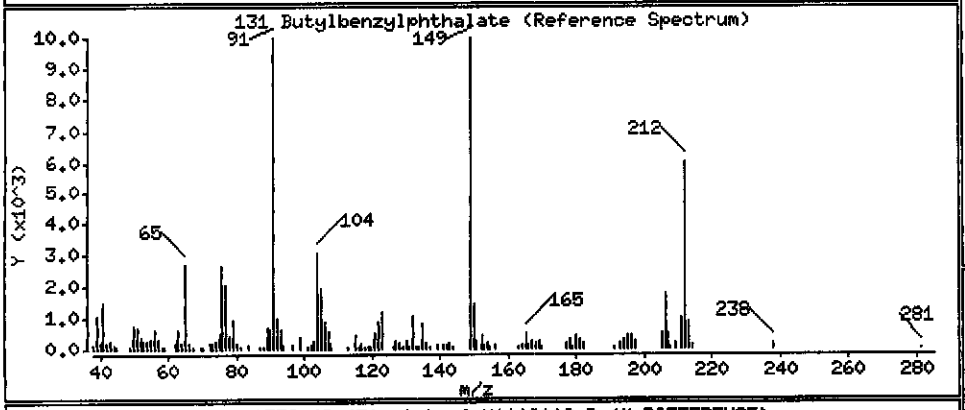

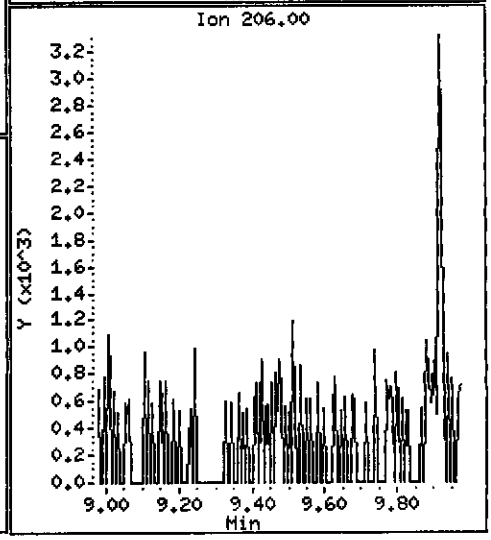

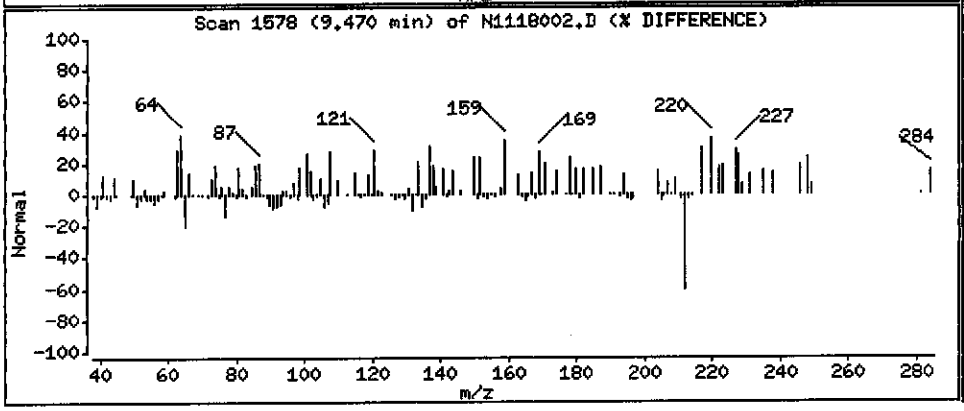

Data File: \\PITSVR06\D\chem\733.i\N111810.b\N1118002.D

Date : 18-NOV-2010 11:55

Client ID: MW-12-1110 Instrument: 733.i

Sample Info: C0K120577-003 X2 11/16/10 h2o(0320088)8270c

Volume Injected (uL): 2.0 Operator: 3200

Column phase: DB5-MS Column diameter: 0.32

136 Benzo(a)Anthracene Concentration: 1.4980 ug/L

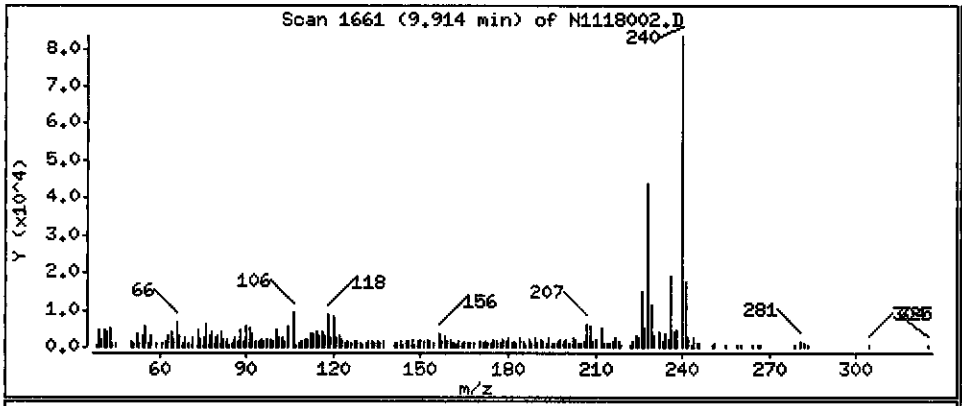

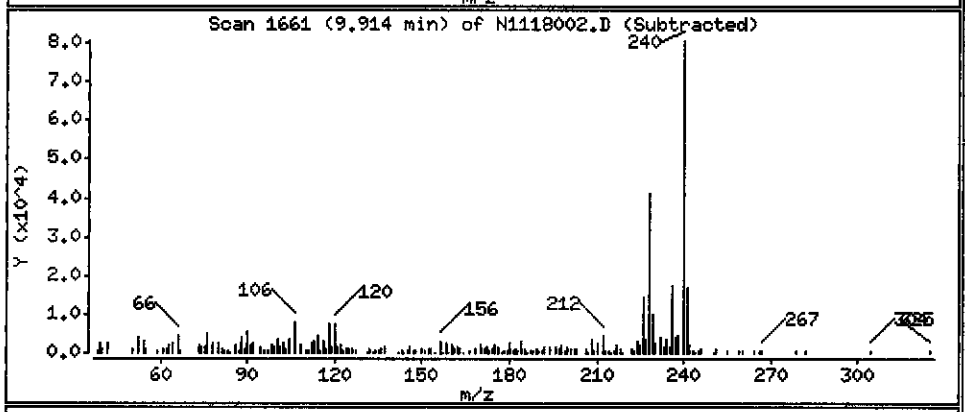

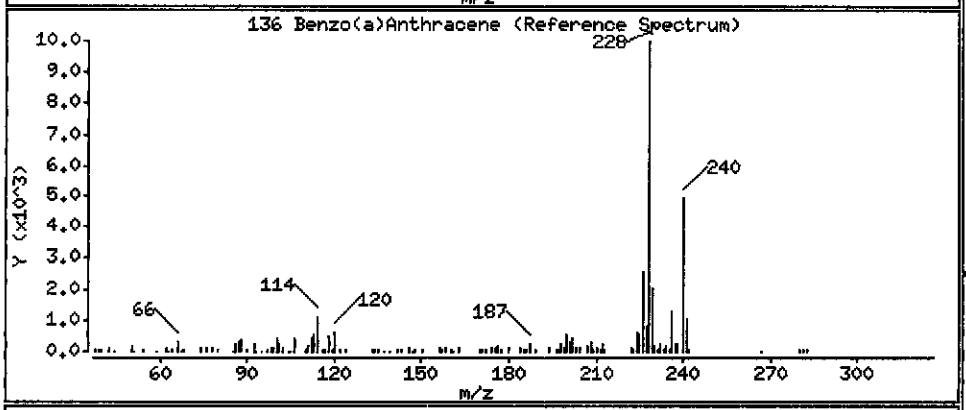

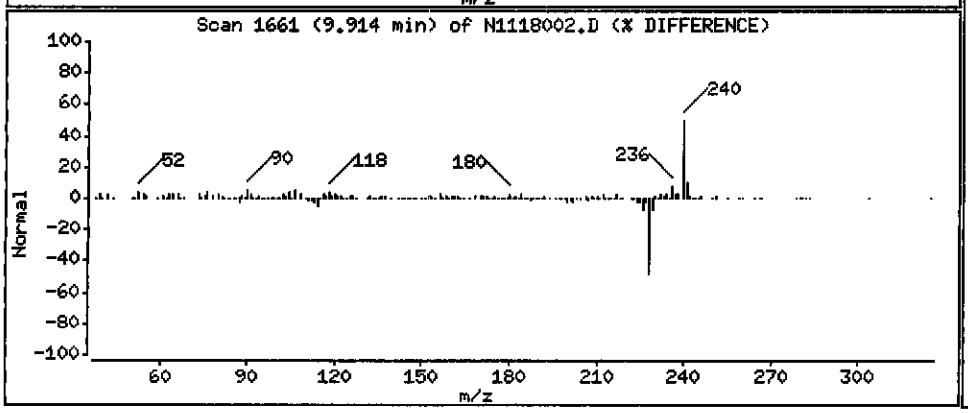

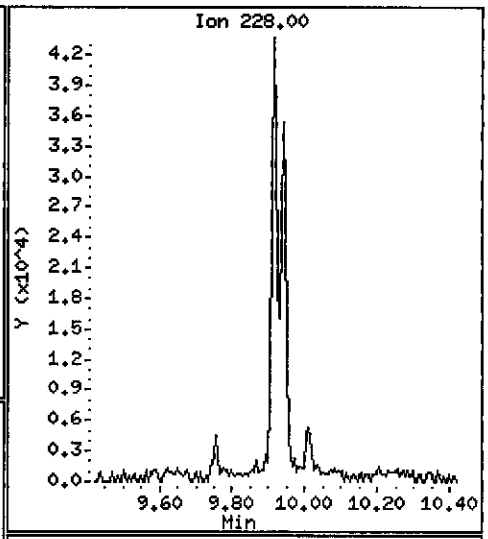

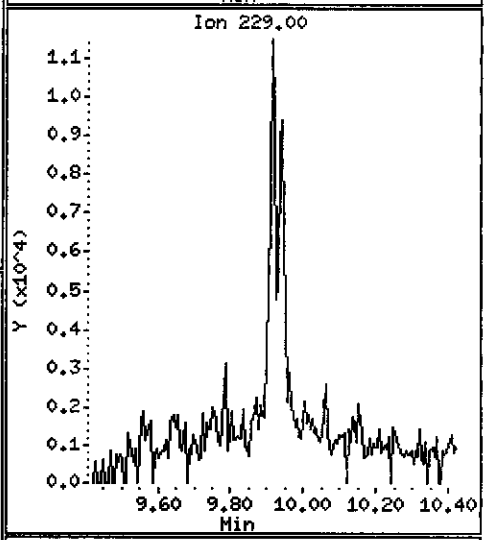

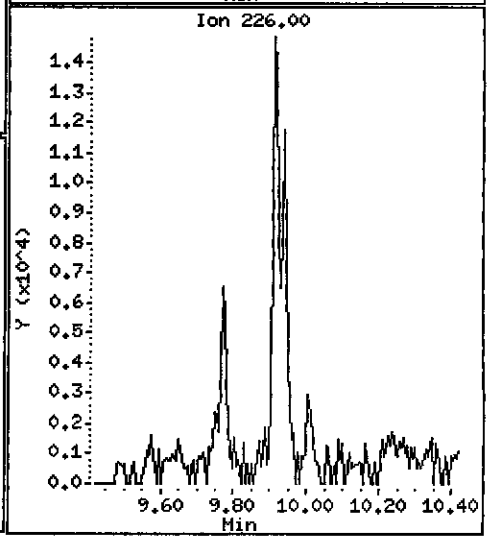

Data File: \\PITSVR06\D\chem\733.i\N111810.b\N1118002.D

Date : 18-NOV-2010 11:55

Client ID: MW-12-1110

Instrument: 733.i

Sample Info: C0K120577-003 X2 11/16/10 h2o(0320088)8270c

Volume Injected (uL): 2.0

Operator: 3200

Column phase: DB5-MS

Column diameter: 0.32

137 Chrysene

Concentration: 1.2920 ug/L

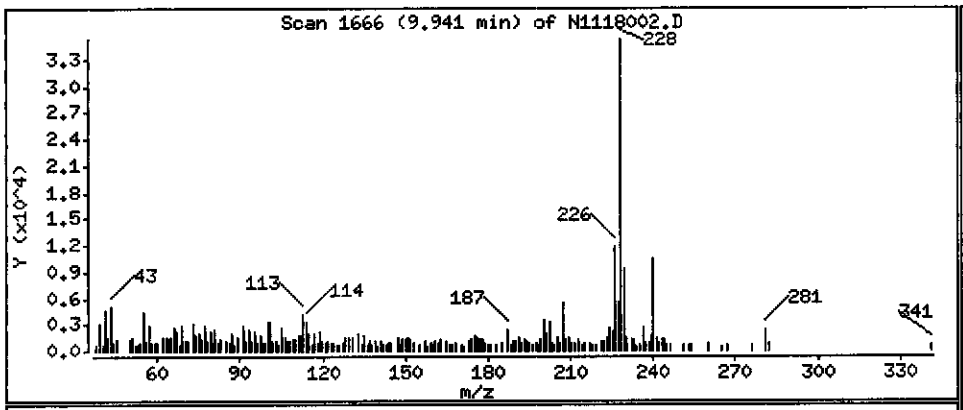

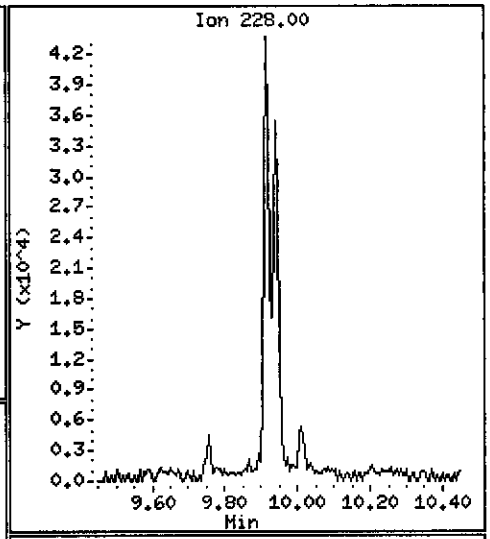

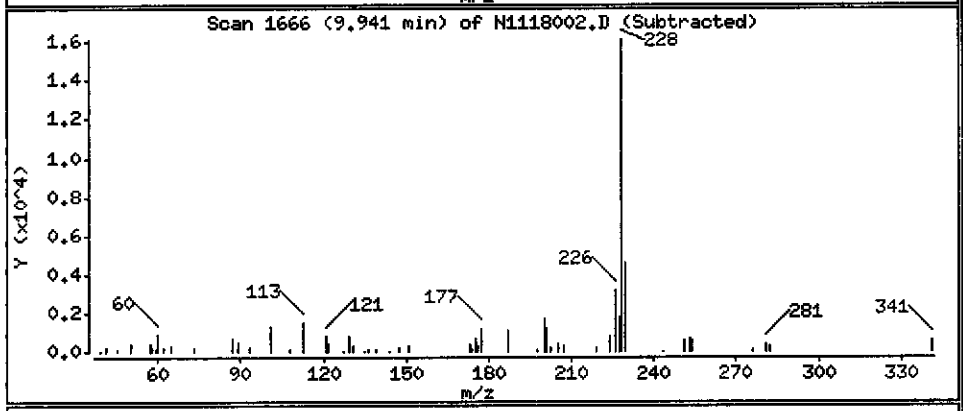

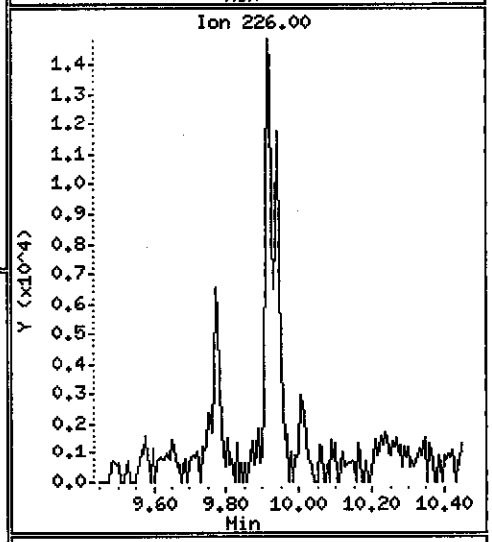

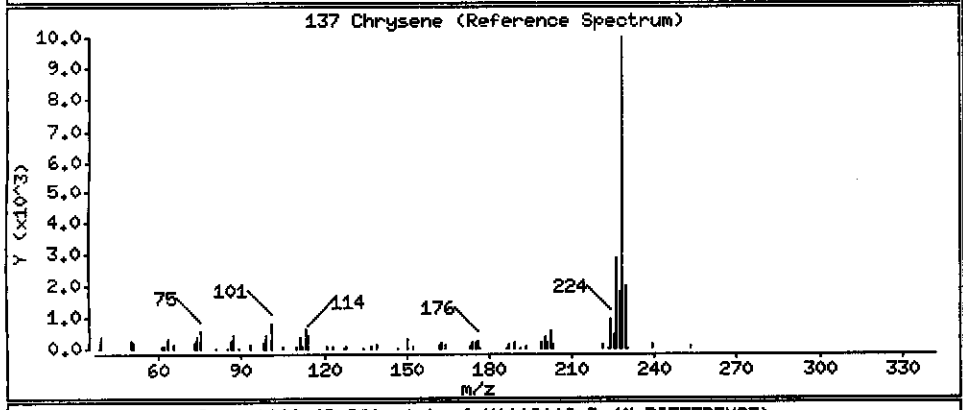

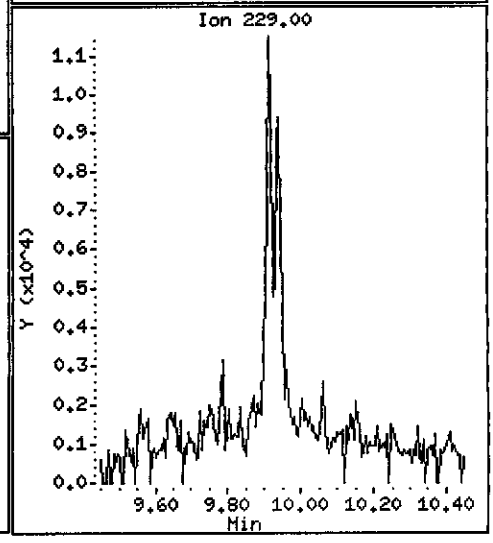

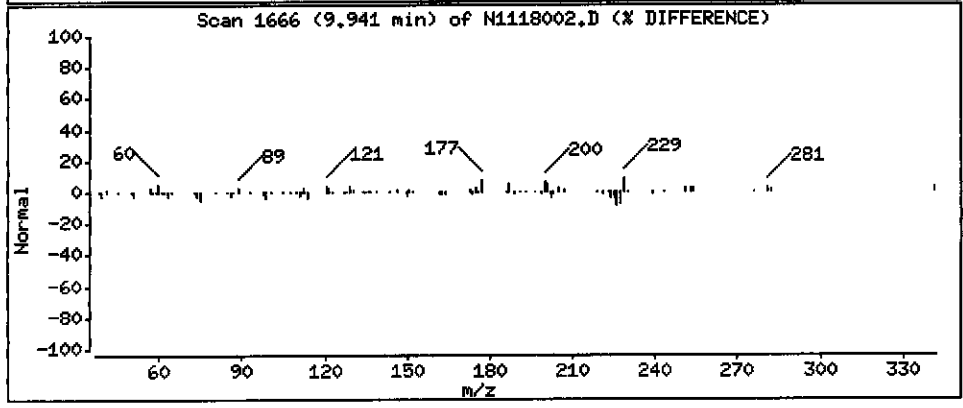

Data File: \\PITSVR06\D\chem\733.i\N111810.b\N1118002.D

Date : 18-NOV-2010 11:55

Client ID: MW-12-1110

Instrument: 733.i

Sample Info: C0K120577-003 X2 11/16/10 h2o(0320088)8270c

Volume Injected (uL): 2.0

Operator: 3200

Column phase: DB5-MS

Column diameter: 0.32

141 Benzo(b)fluoranthene

Concentration: 2.2835 ug/L

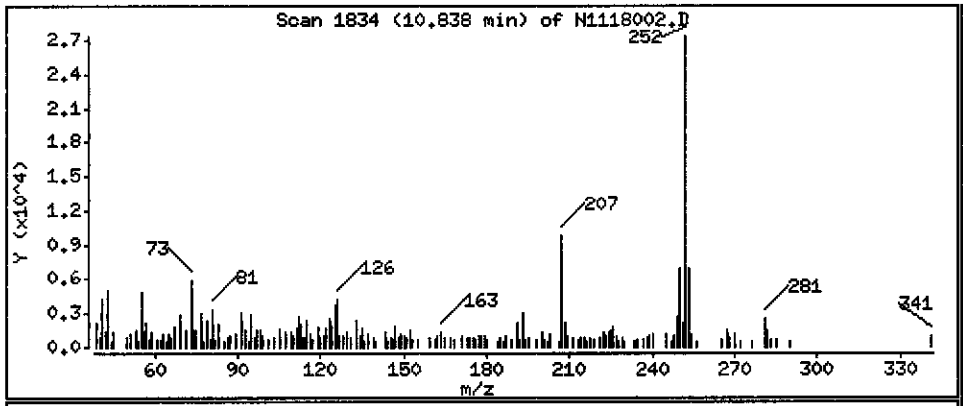

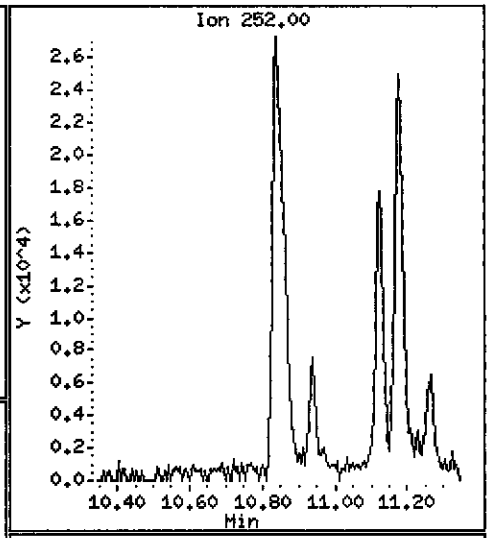

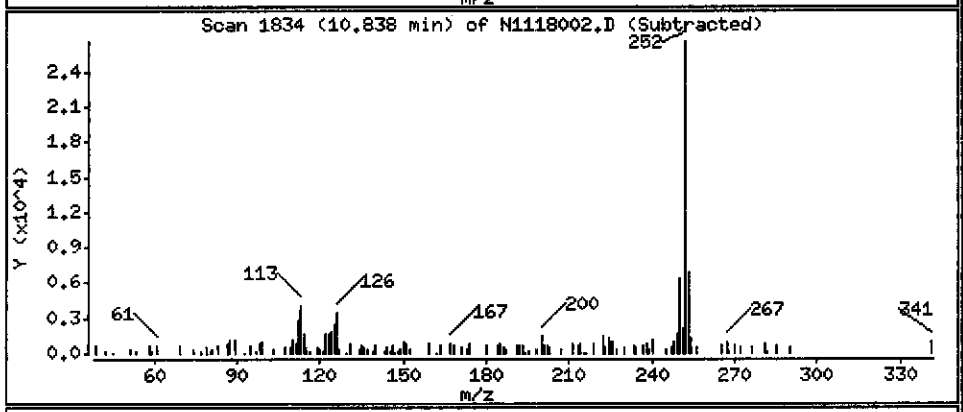

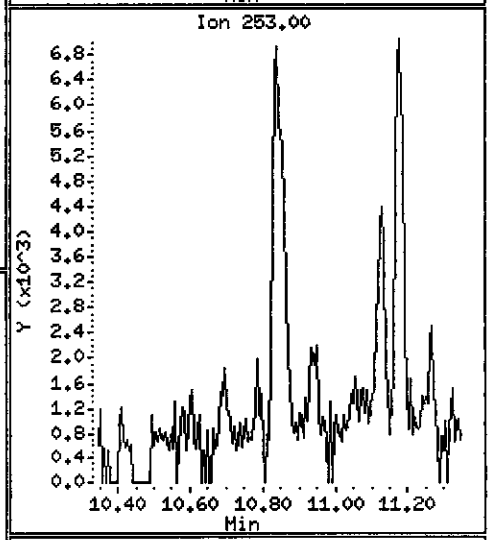

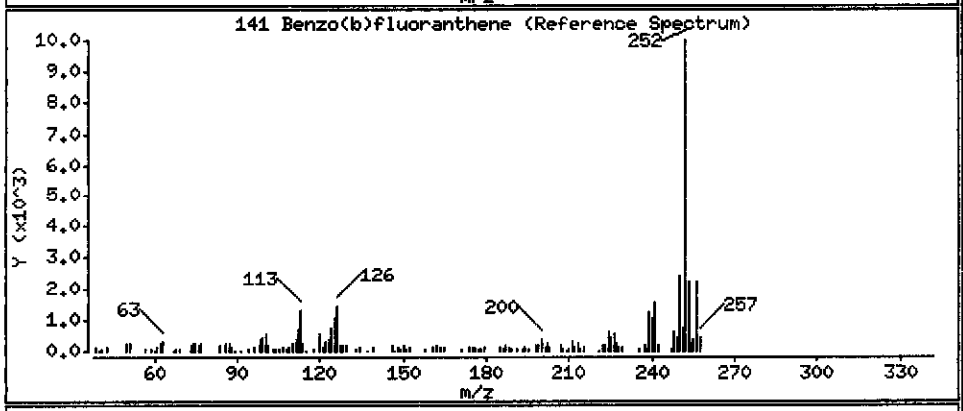

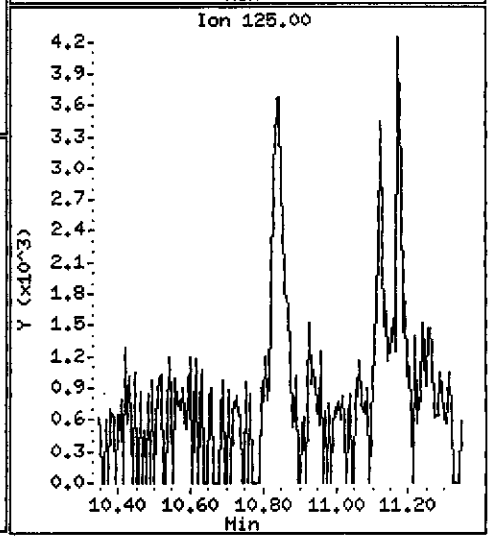

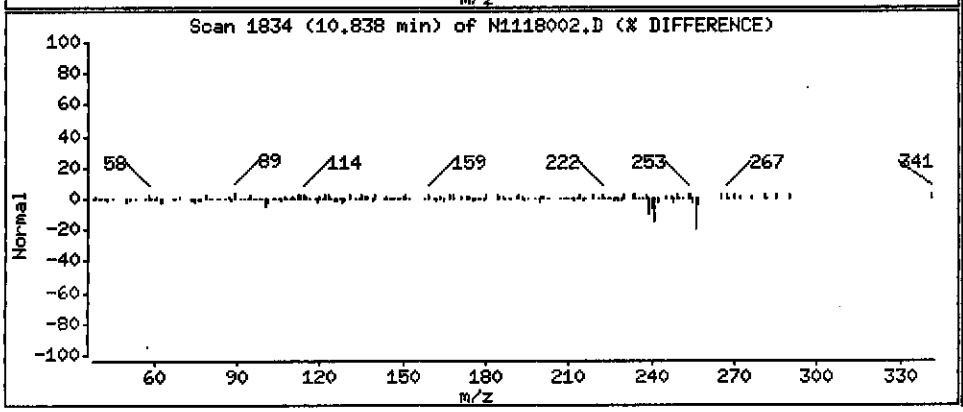

Data File: \\PITSVR06\D\chem\733.i\N111810.b\N1118002.D

Date : 18-NOV-2010 11:55

Client ID: MW-12-1110

Instrument: 733.i

Sample Info: C0K120577-003 X2 11/16/10 h2o(0320088)8270c

Volume Injected (uL): 2.0

Operator: 3200

Column phase: DB5-MS

Column diameter: 0.32

146 Benzo(a)pyrene

Concentration: 1.9020 ug/L

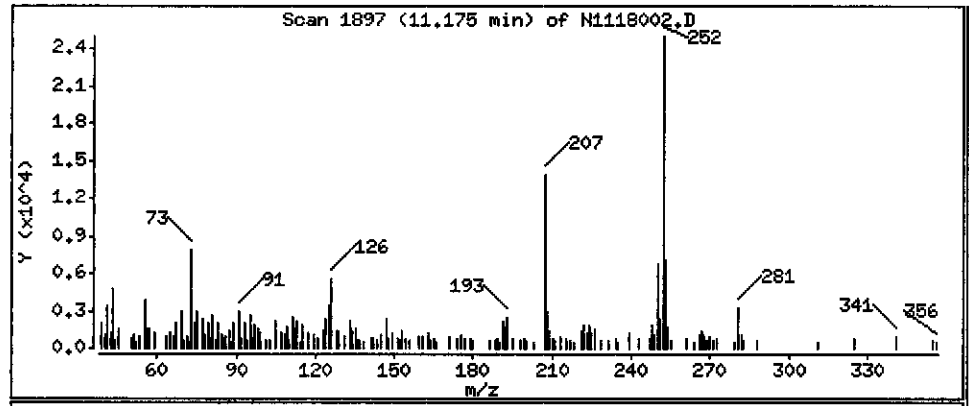

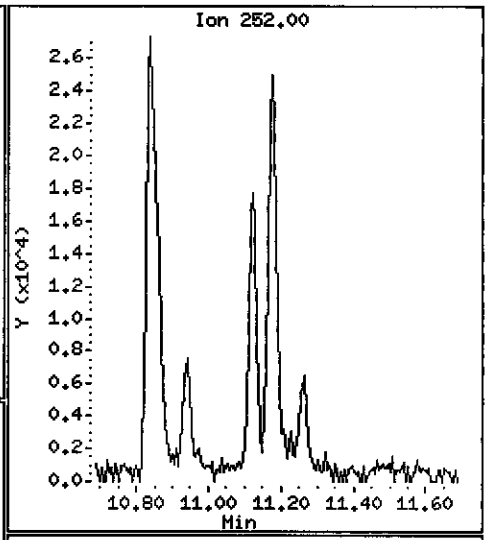

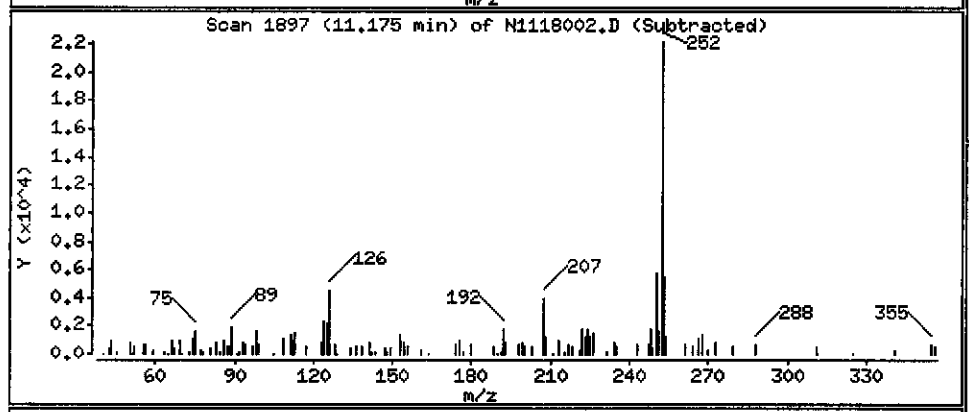

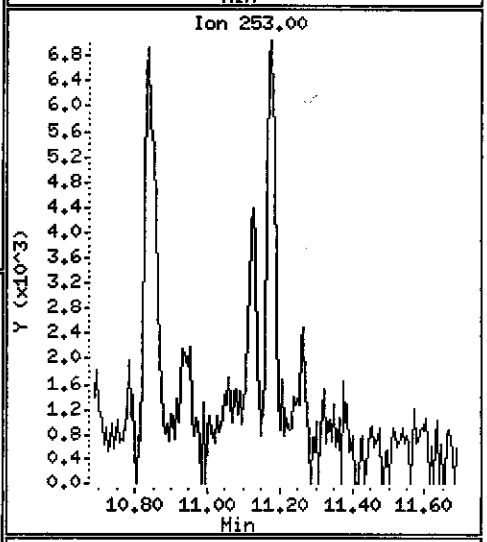

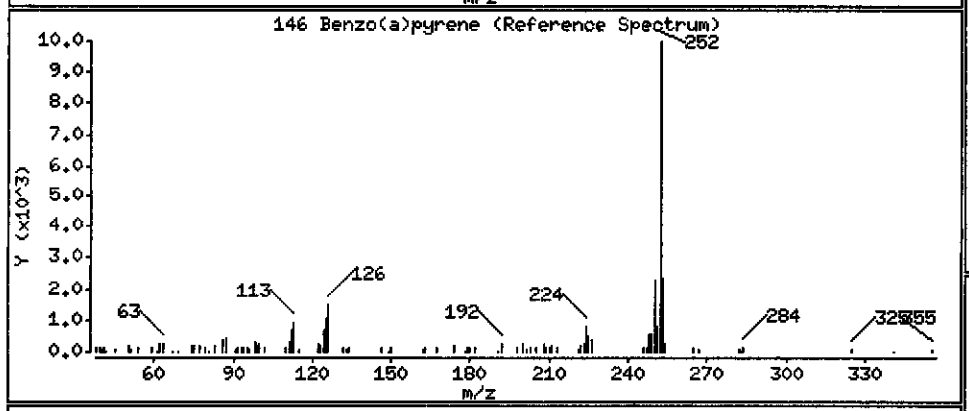

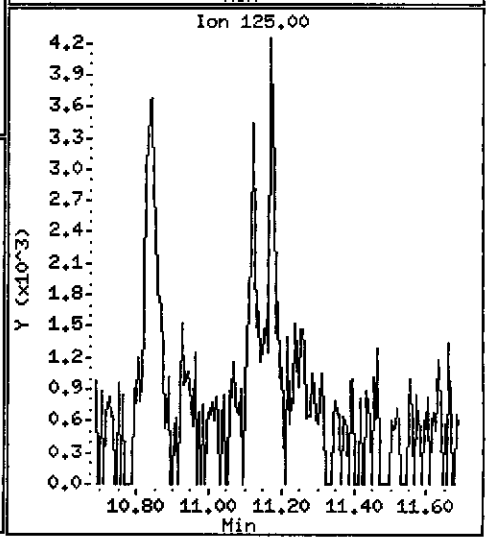

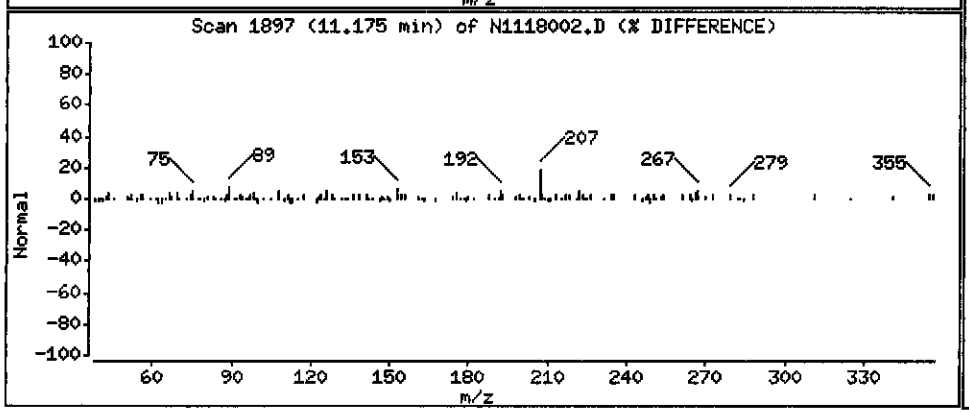

Data File: \\PITSVR06\D\chem\733.i\N111810.b\N1118002.D

Date : 18-NOV-2010 11:55

Client ID: MW-12-1110

Instrument: 733.i

Sample Info: C0K120577-003 X2 11/16/10 h2o(0320088)8270c

Volume Injected (uL): 2.0

Operator: 3200

Column phase: DB5-MS

Column diameter: 0.32

149 Indeno(1,2,3-cd)pyrene

Concentration: 1.6384 ug/L

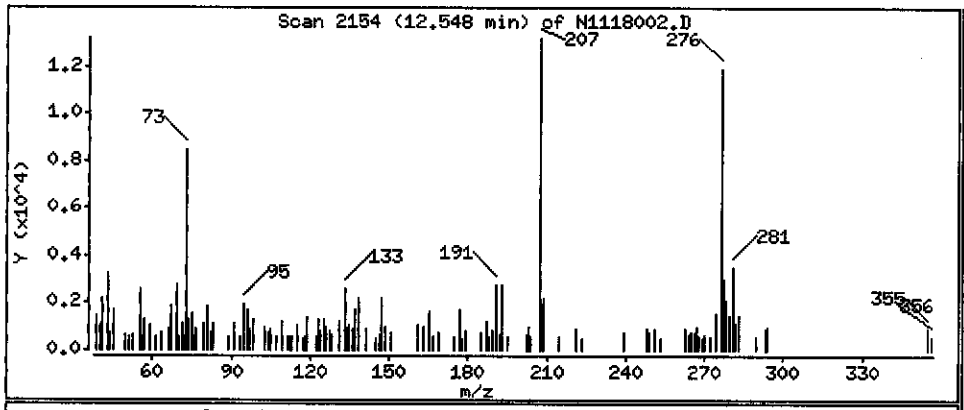

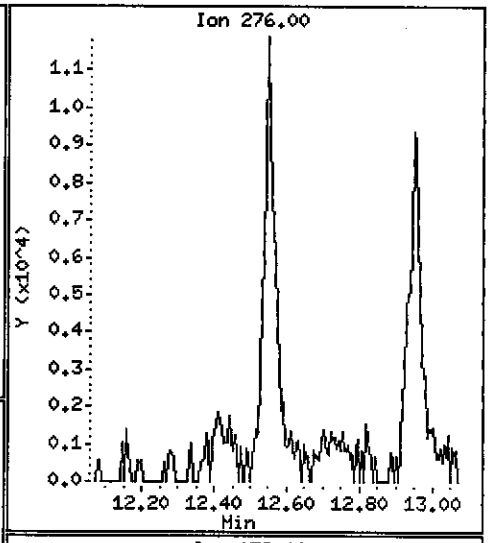

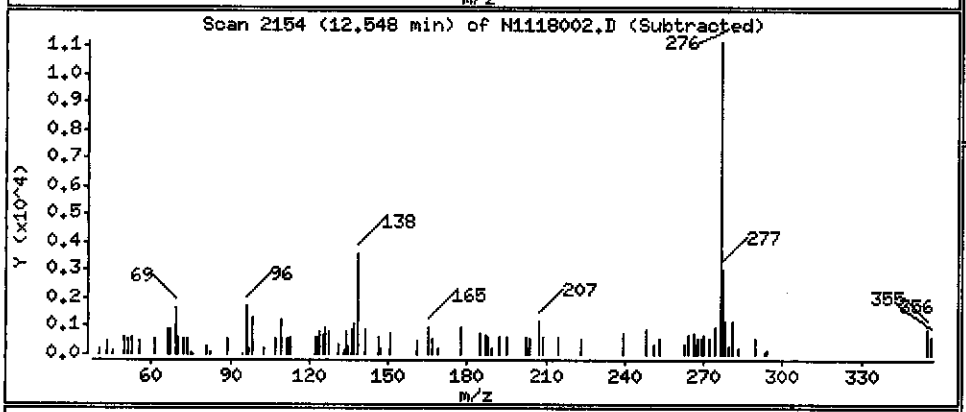

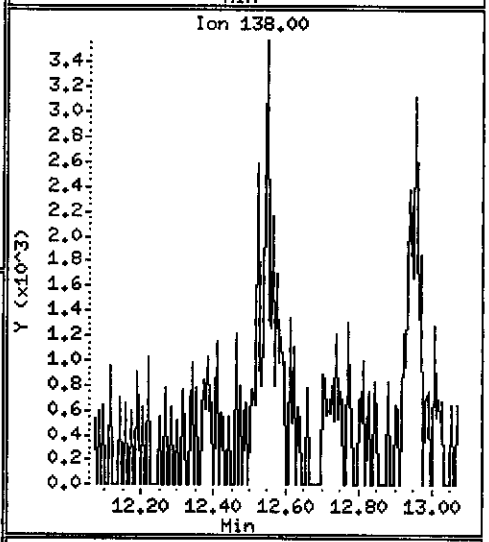

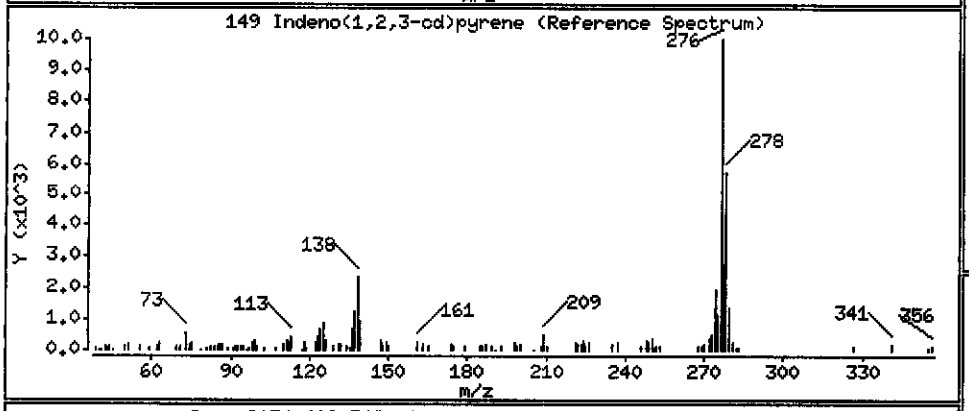

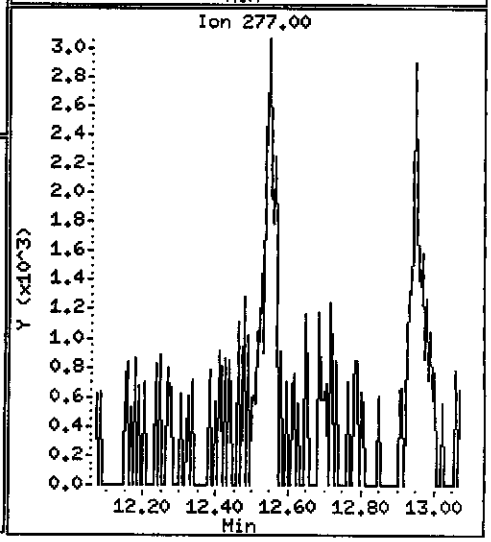

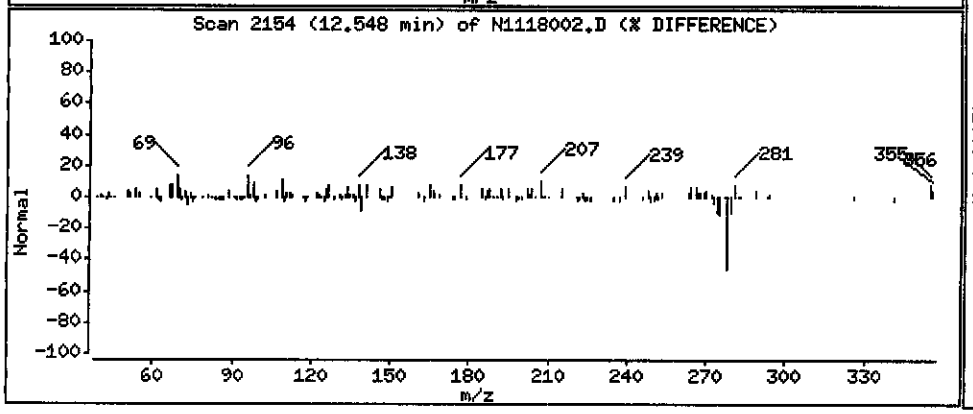

Data File: \\PITSVR06\D\chem\733.i\N111810.b\N1118002.D

Date : 18-NOV-2010 11:55

Client ID: MW-12-1110

Instrument: 733.i

Sample Info: C0K120577-003 X2 11/16/10 h2o(0320088)8270c

Volume Injected (uL): 2.0

Operator: 3200

Column phase: DB5-MS

Column diameter: 0.32

151 Benzo(g,h,i)perylene

Concentration: 0.94623 ug/L

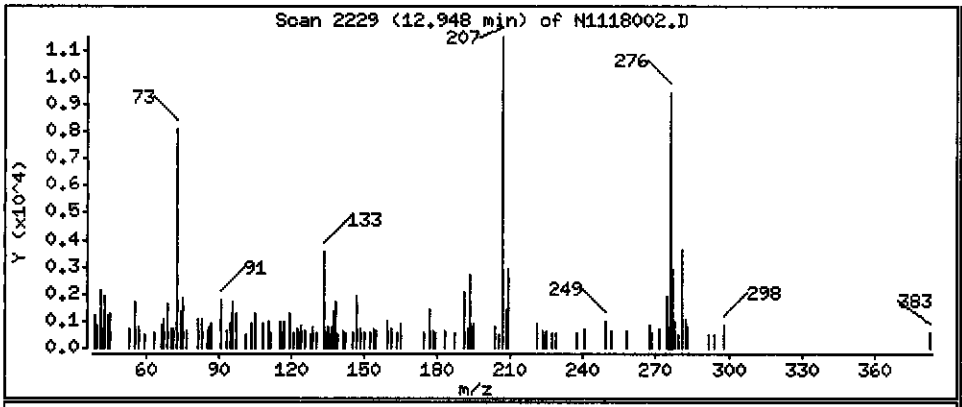

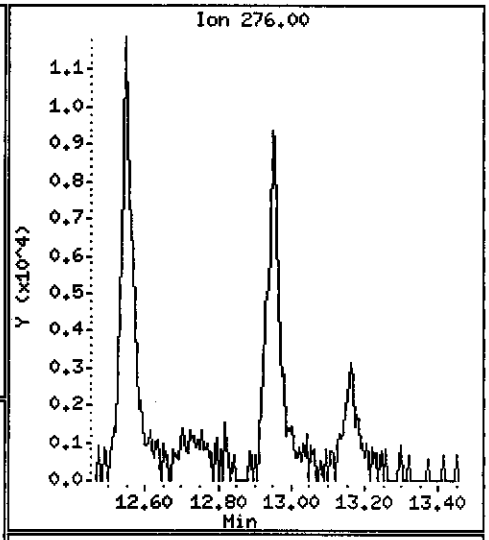

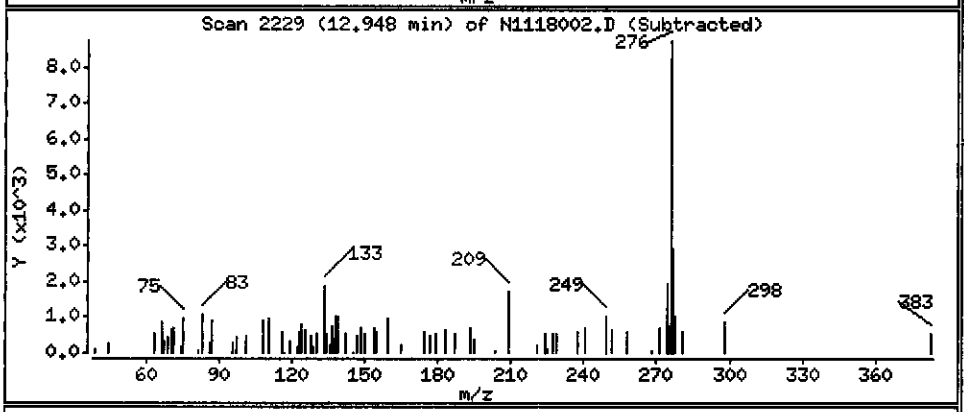

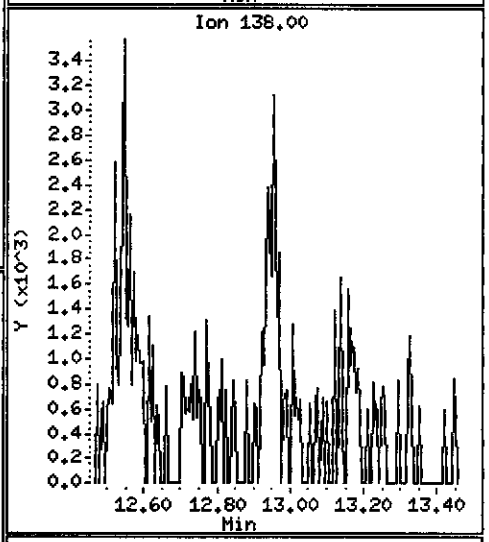

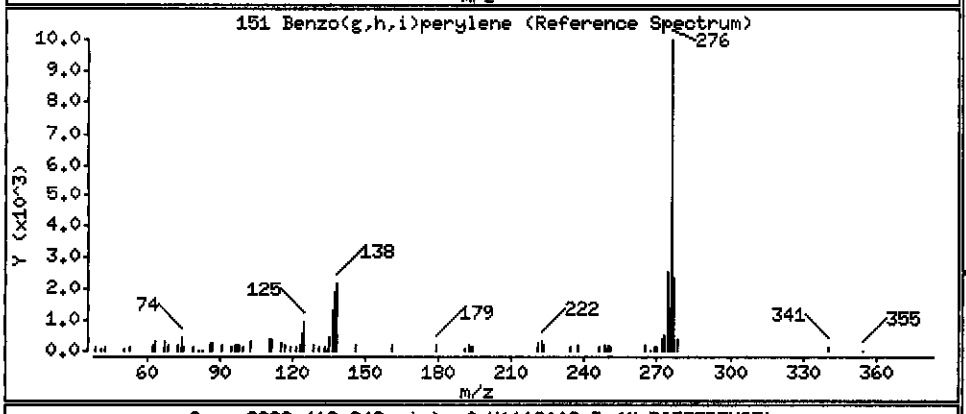

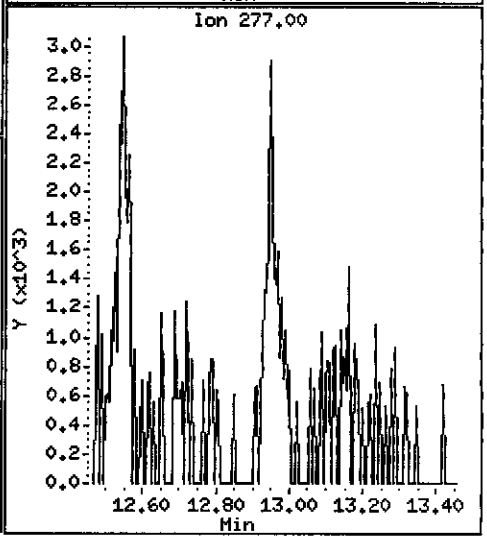

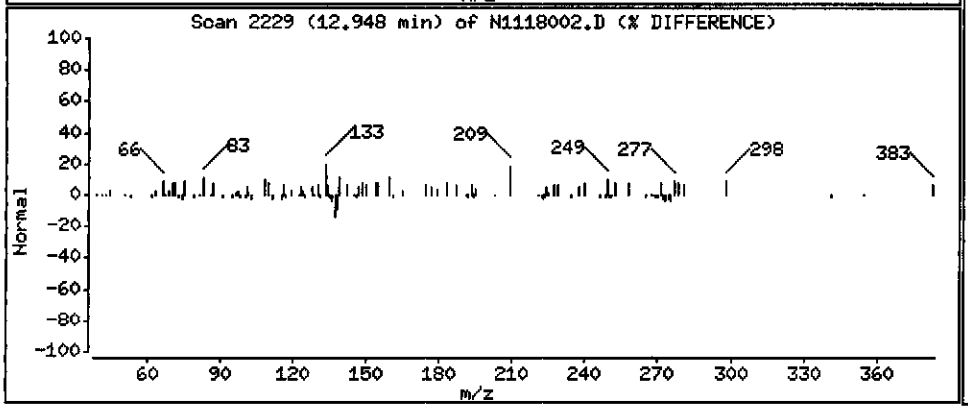

GC/MS SEMIVOLATILE
CALIBRATION DATA

(2001 - 2312)

2111

C0K120577

TestAmerica Pittsburgh

INITIAL CALIBRATION DATA

Start Cal Date : 10-NOV-2010 06:49
End Cal Date : 10-NOV-2010 09:14
Quant Method : ISTD
Origin : Included
Target Version : 4.14
Integrator : HP RTE
Method file : \\PITSVR06\D\chem\733.i\N111010.b\827011.m
Last Edit : 10-Nov-2010 10:25 piccolinov

Calibration File Names:
Level 1: \\PITSVR06\D\chem\733.i\N111010.b\N1110IC1.D
Level 2: \\PITSVR06\D\chem\733.i\N111010.b\N1110IC2.D
Level 3: \\PITSVR06\D\chem\733.i\N111010.b\N1110IC3.D
Level 4: \\PITSVR06\D\chem\733.i\N111010.b\N1110IC4.D
Level 5: \\PITSVR06\D\chem\733.i\N111010.b\N1110IC5.D
Level 6: \\PITSVR06\D\chem\733.i\N111010.b\N1110IC6.D
Level 7: \\PITSVR06\D\chem\733.i\N111010.b\N1110IC7.D
Level 8: \\PITSVR06\D\chem\733.i\N111010.b\N1110IC8.D

Compound	0.4000000 Level 1	2.0000 Level 2	4.0000 Level 3	10.0000 Level 4	20.0000 Level 5	40.0000 Level 6	Curve	Coefficients b	m1	m2	%RSD or R^2	
	60.0000 Level 7	80.0000 Level 8										
198 1,4-Dioxane	+++++	0.47117	0.42741	0.40105	0.39900	0.38402						
	0.38924	0.37777					AVRG		0.40710		7.97939	
226 n-Decane	+++++	+++++	+++++	+++++	+++++	+++++						
	+++++	+++++					AVRG		0.000e+000		0.000e+000	<-
227 n-Octadecane	+++++	+++++	+++++	+++++	+++++	+++++						
	+++++	+++++					AVRG		0.000e+000		0.000e+000	<-

(2001 - 2312)

2112

C0K120577

TestAmerica Pittsburgh

INITIAL CALIBRATION DATA

Start Cal Date : 10-NOV-2010 06:49
End Cal Date : 10-NOV-2010 09:14
Quant Method : ISTD
Origin : Included
Target Version : 4.14
Integrator : HP RTE
Method file : \\PITSVR06\D\chem\733.i\N111010.b\827011.m
Last Edit : 10-Nov-2010 10:25 piccolinov

Compound	0.4000000 Level 1	2.0000 Level 2	4.0000 Level 3	10.0000 Level 4	20.0000 Level 5	40.0000 Level 6	Curve	Coefficients b	m1	m2	%RSD or R^2	
	60.0000 Level 7	80.0000 Level 8										
7 N-Nitrosomorpholine	+++++	+++++	+++++	+++++	+++++	+++++						
	+++++	+++++					AVRG		0.000e+000		0.000e+000	<-
8 Ethyl methanesulfonate	+++++	+++++	+++++	+++++	+++++	+++++						
	+++++	+++++					AVRG		0.000e+000		0.000e+000	<-
9 Pyridine	0.80205	0.99675	0.98449	0.97021	0.98055	0.98423						
	0.96956	0.96217					AVRG		0.95625		6.61334	
199 Thionazin	+++++	+++++	+++++	+++++	+++++	+++++						
	+++++	+++++					AVRG		0.000e+000		0.000e+000	<-
200 Sulfotepp	+++++	+++++	+++++	+++++	+++++	+++++						
	+++++	+++++					AVRG		0.000e+000		0.000e+000	<-
10 N-Nitrosodimethylamine	0.51877	0.45276	0.44369	0.48090	0.49585	0.48555						
	0.48470	0.47627					AVRG		0.47981		4.90784	
11 Ethyl methacrylate	+++++	+++++	+++++	+++++	+++++	+++++						
	+++++	+++++					AVRG		0.000e+000		0.000e+000	<-

TestAmerica Pittsburgh

INITIAL CALIBRATION DATA

Start Cal Date : 10-NOV-2010 06:49
End Cal Date : 10-NOV-2010 09:14
Quant Method : ISTD
Origin : Included
Target Version : 4.14
Integrator : HP RTE
Method file : \\PITSVR06\D\chem\733.i\N111010.b\8270ll.m
Last Edit : 10-Nov-2010 10:25 piccolinov

Compound	0.4000000 Level 1	2.0000 Level 2	4.0000 Level 3	10.0000 Level 4	20.0000 Level 5	40.0000 Level 6	Curve	Coefficients b	m1	m2	%RSD or R^2	
	60.0000 Level 7	80.0000 Level 8										
12 3-Chloropropionitrile	+++++	+++++	+++++	+++++	+++++	+++++						
	+++++	+++++					AVRG		0.000e+000		0.000e+000	<-
13 Malononitrile	+++++	+++++	+++++	+++++	+++++	+++++						
	+++++	+++++					AVRG		0.000e+000		0.000e+000	<-
14 2-Picoline	+++++	+++++	+++++	+++++	+++++	+++++						
	+++++	+++++					AVRG		0.000e+000		0.000e+000	<-
15 N-Nitrosomethylethylamine	+++++	+++++	+++++	+++++	+++++	+++++						
	+++++	+++++					AVRG		0.000e+000		0.000e+000	<-
16 Methyl methanesulfonate	0.68319	0.69066	0.61362	0.66914	0.62620	0.64633						
	0.61688	0.60283					AVRG		0.64361		5.25893	
18 1,3-Dichloro-2-propanol	+++++	+++++	+++++	+++++	+++++	+++++						
	+++++	+++++					AVRG		0.000e+000		0.000e+000	<-
19 N-Nitrosodiethylamine	+++++	+++++	+++++	+++++	+++++	+++++						
	+++++	+++++					AVRG		0.000e+000		0.000e+000	<-

(2001 - 2312)

2113

C0K120577

TestAmerica Pittsburgh

INITIAL CALIBRATION DATA

Start Cal Date : 10-NOV-2010 06:49
End Cal Date : 10-NOV-2010 09:14
Quant Method : ISTD
Origin : Included
Target Version : 4.14
Integrator : HP RTE
Method file : \\PITSVR06\D\chem\733.i\N111010.b\8270ll.m
Last Edit : 10-Nov-2010 10:25 piccolinov

Compound	0.4000000 Level 1	2.0000 Level 2	4.0000 Level 3	10.0000 Level 4	20.0000 Level 5	40.0000 Level 6	Curve	Coefficients b	m1	m2	%RSD or R^2	
	60.0000 Level 7	80.0000 Level 8										
21 Aniline	1.67336	1.57201	1.54203	1.70018	1.70029	1.70708						
	1.65565	1.63890					AVRG		1.64869		3.74827	
206 Benzaldehyde	6961	30278	37720	146895	289245	477376						
	589065	716336					QUAD	0.15884	0.71047	0.14461	0.99874	
22 Phenol	1.45459	1.47862	1.43624	1.50540	1.47634	1.52206						
	1.47463	1.47098					AVRG		1.47736		1.81712	
23 bis(2-Chloroethyl)ether	0.99351	0.97507	0.90690	0.95454	0.91767	0.93465						
	0.93312	0.92393					AVRG		0.94242		3.15420	
24 2-Chlorophenol	1.40303	1.31659	1.23491	1.33699	1.31601	1.33425						
	1.32067	1.32404					AVRG		1.32331		3.44922	
25 Pentachloroethane	+++++	+++++	+++++	+++++	+++++	+++++						
	+++++	+++++					AVRG		0.000e+000		0.000e+000	<-
26 1,3-Dichlorobenzene	1.62486	1.59926	1.47864	1.59624	1.58244	1.64342						
	1.67147	1.68138					AVRG		1.60971		3.96604	

(2001 - 2312)
2114
C0K120577

TestAmerica Pittsburgh

INITIAL CALIBRATION DATA

Start Cal Date : 10-NOV-2010 06:49
End Cal Date : 10-NOV-2010 09:14
Quant Method : ISTD
Origin : Included
Target Version : 4.14
Integrator : HP RTE
Method file : \\PITSVR06\D\chem\733.i\N111010.b\827011.m
Last Edit : 10-Nov-2010 10:25 piccolinov

Compound	0.4000000 Level 1	2.0000 Level 2	4.0000 Level 3	10.0000 Level 4	20.0000 Level 5	40.0000 Level 6	Curve	Coefficients b	m1	m2	%RSD or R^2	
	60.0000 Level 7	80.0000 Level 8										
27 1,4-Dichlorobenzene	1.71599	1.56599	1.51266	1.63672	1.61602	1.67096						
	1.71300	1.72495					AVRG		1.64454		4.67591	
28 1,2-Dichlorobenzene	1.58097	1.49511	1.44442	1.52673	1.49949	1.55007						
	1.55159	1.57004					AVRG		1.52730		2.97941	
29 Benzyl Alcohol	0.57353	0.64877	0.65423	0.71393	0.74269	0.77283						
	0.77627	0.78919					AVRG		0.70893		10.81745	
30 2-Methylphenol	0.95825	1.02095	0.98620	1.06732	1.06359	1.08779						
	1.11049	1.08226					AVRG		1.04711		5.08924	
31 2,2'-oxybis(1-Chloropropane)	0.98083	0.99370	0.95240	0.97031	0.95138	0.95842						
	0.94225	0.95351					AVRG		0.96285		1.79985	
32 N-Nitroso-di-n-propylamine	0.79063	0.77097	0.72119	0.71842	0.72684	0.75507						
	0.73334	0.71801					AVRG		0.74181		3.68955	
M 195 Cresols, total	+++++	+++++	+++++	+++++	+++++	+++++						
	+++++	+++++					AVRG		0.000e+000		0.000e+000	<-

(2001 - 2312)

2115

C0K120577

TestAmerica Pittsburgh

INITIAL CALIBRATION DATA

Start Cal Date : 10-NOV-2010 06:49
End Cal Date : 10-NOV-2010 09:14
Quant Method : ISTD
Origin : Included
Target Version : 4.14
Integrator : HP RTE
Method file : \\PITSVR06\D\chem\733.i\N111010.b\8270ll.m
Last Edit : 10-Nov-2010 10:25 piccolinov

Compound	0.4000000 Level 1	2.0000 Level 2	4.0000 Level 3	10.0000 Level 4	20.0000 Level 5	40.0000 Level 6	Curve	Coefficients b	m1	m2	%RSD or R^2	
	60.0000 Level 7	80.0000 Level 8										
192 4-Methylphenol	1.09829	0.99498	0.96033	1.03307	1.03346	1.08714						
	1.06396	1.06603					AVRG		1.04216		4.48603	
203 3&4-Methylphenol total	+++++	+++++	+++++	+++++	+++++	+++++						
	+++++	+++++					AVRG		0.000e+000		0.000e+000	<-
193 3-Methylphenol	+++++	+++++	+++++	+++++	+++++	+++++						
	+++++	+++++					AVRG		0.000e+000		0.000e+000	<-
34 Hexachloroethane	0.77572	0.61105	0.64813	0.69554	0.68448	0.68387						
	0.69306	0.67612					AVRG		0.68349		6.83926	
35 Nitrobenzene	0.34014	0.37486	0.36346	0.36886	0.37138	0.36302						
	0.37072	0.36349					AVRG		0.36449		2.95125	
36 N-Nitrosopyrrolidine	0.49243	0.43022	0.42504	0.43231	0.44803	0.46023						
	0.45150	0.45290					AVRG		0.44908		4.79090	
37 Acetophenone	1.71209	1.67044	1.53600	1.65428	1.66987	1.68549						
	1.70078	1.64933					AVRG		1.65979		3.28055	

TestAmerica Pittsburgh

INITIAL CALIBRATION DATA

Start Cal Date : 10-NOV-2010 06:49
End Cal Date : 10-NOV-2010 09:14
Quant Method : ISTD
Origin : Included
Target Version : 4.14
Integrator : HP RTE
Method file : \\PITSVR06\D\chem\733.i\N111010.b\827011.m
Last Edit : 10-Nov-2010 10:25 piccolinov

Compound	0.4000000 Level 1	2.0000 Level 2	4.0000 Level 3	10.0000 Level 4	20.0000 Level 5	40.0000 Level 6	Curve	Coefficients b	m1	m2	%RSD or R^2	
	60.0000 Level 7	80.0000 Level 8										
39 o-Toluidine	+++++	+++++	+++++	+++++	+++++	+++++						
	+++++	+++++					AVRG		0.000e+000		0.000e+000	<-
40 N-Nitrosopiperidine	+++++	+++++	+++++	+++++	+++++	+++++						
	+++++	+++++					AVRG		0.000e+000		0.000e+000	<-
41 Isophorone	0.52851	0.59273	0.54923	0.59376	0.60417	0.60648						
	0.60892	0.58949					AVRG		0.58416		5.02134	
42 2-Nitrophenol	0.18009	0.17588	0.17795	0.18791	0.20782	0.20627						
	0.21702	0.21116					AVRG		0.19551		8.56846	
43 2,4-Dimethylphenol	0.36239	0.33555	0.35910	0.37196	0.38945	0.39569						
	0.41240	0.40074					AVRG		0.37841		6.76187	
44 bis(2-Chloroethoxy)methane	0.34152	0.33134	0.29833	0.34211	0.33798	0.35055						
	0.35904	0.35105					AVRG		0.33899		5.47416	
45 O,O,O-Triethyl phosphorothioa	+++++	+++++	+++++	+++++	+++++	+++++						
	+++++	+++++					AVRG		0.000e+000		0.000e+000	<-

(2001 - 2312)

2117

C0K120577

(2001 - 2312)

2118

C0K120577

TestAmerica Pittsburgh

INITIAL CALIBRATION DATA

Start Cal Date : 10-NOV-2010 06:49
End Cal Date : 10-NOV-2010 09:14
Quant Method : ISTD
Origin : Included
Target Version : 4.14
Integrator : HP RTE
Method file : \\PITSVR06\D\chem\733.i\N111010.b\827011.m
Last Edit : 10-Nov-2010 10:25 piccolinov

Compound	0.4000000 Level 1	2.0000 Level 2	4.0000 Level 3	10.0000 Level 4	20.0000 Level 5	40.0000 Level 6	Curve	Coefficients b	m1	m2	%RSD or R^2	
	60.0000 Level 7	80.0000 Level 8										
46 2,4-Toluenediamene	+++++	+++++	+++++	+++++	+++++	+++++						
	+++++	+++++					AVRG		0.000e+000		0.000e+000	<-
47 1,3,5-Trichlorobenzene	+++++	+++++	+++++	+++++	+++++	+++++						
	+++++	+++++					AVRG		0.000e+000		0.000e+000	<-
48 2,4-Dichlorophenol	0.30447	0.30144	0.28739	0.32220	0.32954	0.35433						
	0.35540	0.35094					AVRG		0.32571		8.10038	
49 Benzoic Acid	0.15465	0.14553	0.16552	0.17013	0.18349	0.19871						
	0.19234	0.18964					AVRG		0.17500		10.89737	
50 1,2,4-Trichlorobenzene	0.42782	0.40945	0.38252	0.41586	0.44125	0.46338						
	0.47105	0.46766					AVRG		0.43487		7.29037	
51 Naphthalene	1.00318	1.02182	0.92521	1.01133	1.06096	1.10729						
	1.14362	1.13843					AVRG		1.05148		7.19130	
52 4-Chloroaniline	0.42164	0.39622	0.36641	0.41958	0.42805	0.45595						
	0.46848	0.45911					AVRG		0.42693		8.06264	

(2001 - 2312)

2119

C0K120577

TestAmerica Pittsburgh

INITIAL CALIBRATION DATA

Start Cal Date : 10-NOV-2010 06:49
End Cal Date : 10-NOV-2010 09:14
Quant Method : ISTD
Origin : Included
Target Version : 4.14
Integrator : HP RTE
Method file : \\PITSVR06\D\chem\733.i\N111010.b\8270ll.m
Last Edit : 10-Nov-2010 10:25 piccolinov

Compound	0.4000000 Level 1	2.0000 Level 2	4.0000 Level 3	10.0000 Level 4	20.0000 Level 5	40.0000 Level 6	Curve	Coefficients b	m1	m2	%RSD or R^2	
	60.0000 Level 7	80.0000 Level 8										
53 a,a-Dimethyl-phenethylamine	+++++	+++++	+++++	+++++	+++++	+++++						
	+++++	+++++					AVRG		0.000e+000		0.000e+000	<-
54 2,6-Dichlorophenol	0.28913	0.30189	0.28821	0.31071	0.32889	0.34652						
	0.36065	0.35377					AVRG		0.32247		9.00621	
55 Hexachloropropene	+++++	+++++	+++++	+++++	+++++	+++++						
	+++++	+++++					AVRG		0.000e+000		0.000e+000	<-
56 Hexachlorobutadiene	0.28818	0.30976	0.30978	0.32735	0.33988	0.35703						
	0.37682	0.37023					AVRG		0.33488		9.45891	
208 Caprolactam	+++++	0.06589	0.05868	0.07167	0.07417	0.07773						
	0.07723	0.07047					AVRG		0.07083		9.51440	
57 1,2,3-Trichlorobenzene	+++++	+++++	+++++	+++++	+++++	+++++						
	+++++	+++++					AVRG		0.000e+000		0.000e+000	<-
58 N-Nitrosodi-n-butylamine	+++++	+++++	+++++	+++++	+++++	+++++						
	+++++	+++++					AVRG		0.000e+000		0.000e+000	<-

TestAmerica Pittsburgh

INITIAL CALIBRATION DATA

Start Cal Date : 10-NOV-2010 06:49
End Cal Date : 10-NOV-2010 09:14
Quant Method : ISTD
Origin : Included
Target Version : 4.14
Integrator : HP RTE
Method file : \\PITSVR06\D\chem\733.i\N111010.b\827011.m
Last Edit : 10-Nov-2010 10:25 piccolinov

Compound	0.4000000 Level 1	2.0000 Level 2	4.0000 Level 3	10.0000 Level 4	20.0000 Level 5	40.0000 Level 6	Curve	Coefficients b	m1	m2	%RSD or R^2	
	60.0000 Level 7	80.0000 Level 8										
59 4-Chloro-3-Methylphenol	0.25582	0.28929	0.27866	0.30169	0.30789	0.32690						
	0.32463	0.32347					AVRG		0.30104		8.38390	
60 p-Phenylene diamine	+++++	+++++	+++++	+++++	+++++	+++++						
	+++++	+++++					AVRG		0.000e+000		0.000e+000	<-
61 Safrole	+++++	+++++	+++++	+++++	+++++	+++++						
	+++++	+++++					AVRG		0.000e+000		0.000e+000	<-
62 2-Methylnaphthalene	0.68612	0.63652	0.60017	0.64927	0.69301	0.72733						
	0.74948	0.76639					AVRG		0.68854		8.39047	
63 1-Methylnaphthalene	0.61249	0.62509	0.58034	0.62638	0.65274	0.69569						
	0.72906	0.74707					AVRG		0.65861		9.00352	
64 Hexachlorocyclopentadiene	7564	38152	73111	200325	456549	941542						
	1471371	1995427					QUAD	0.14044	1.22930	-0.02003	0.99897	
65 1,2,4,5-Tetrachlorobenzene	+++++	0.75464	0.74583	0.77939	0.86804	0.95498						
	1.01118	1.01527					AVRG		0.87562		13.59123	

TestAmerica Pittsburgh

INITIAL CALIBRATION DATA

Start Cal Date : 10-NOV-2010 06:49
End Cal Date : 10-NOV-2010 09:14
Quant Method : ISTD
Origin : Included
Target Version : 4.14
Integrator : HP RTE
Method file : \\PITSVR06\D\chem\733.i\N111010.b\8270ll.m
Last Edit : 10-Nov-2010 10:25 piccolinov

Compound	0.4000000 Level 1	2.0000 Level 2	4.0000 Level 3	10.0000 Level 4	20.0000 Level 5	40.0000 Level 6	Curve	Coefficients b	m1	m2	%RSD or R^2	
	60.0000 Level 7	80.0000 Level 8										
66 2,4,6-Trichlorophenol	0.39939	0.43973	0.39696	0.46045	0.46501	0.49400						
	0.52902	0.54947					AVRG		0.46675		11.91306	
67 2,4,5-Trichlorophenol	0.42399	0.46351	0.43537	0.45575	0.47807	0.49990						
	0.50502	0.49879					AVRG		0.47005		6.51991	
209 1,1'-Biphenyl	1.56475	1.48053	1.41633	1.53773	1.62869	1.76676						
	1.88720	1.91059					AVRG		1.64907		11.26209	
68 1,2,3,5-Tetrachlorobenzene	+++++	+++++	+++++	+++++	+++++	+++++						
	+++++	+++++					AVRG		0.000e+000		0.000e+000	<-
69 1,4-Dinitrobenzene	+++++	+++++	+++++	+++++	+++++	+++++						
	+++++	+++++					AVRG		0.000e+000		0.000e+000	<-
70 2-Chloronaphthalene	1.17045	1.19975	1.09999	1.20449	1.26453	1.36865						
	1.43165	1.48376					AVRG		1.27791		10.62809	
71 Isosafrole 1	+++++	+++++	+++++	+++++	+++++	+++++						
	+++++	+++++					AVRG		0.000e+000		0.000e+000	<-

(2001 - 2312)

2121

C0K120577

TestAmerica Pittsburgh

INITIAL CALIBRATION DATA

Start Cal Date : 10-NOV-2010 06:49
End Cal Date : 10-NOV-2010 09:14
Quant Method : ISTD
Origin : Included
Target Version : 4.14
Integrator : HP RTE
Method file : \\PITSVR06\D\chem\733.i\N111010.b\827011.m
Last Edit : 10-Nov-2010 10:25 piccolinov

Compound	0.4000000 Level 1	2.0000 Level 2	4.0000 Level 3	10.0000 Level 4	20.0000 Level 5	40.0000 Level 6	Curve	Coefficients b	m1	m2	%RSD or R^2	
	60.0000 Level 7	80.0000 Level 8										
M 188 Isosafrole, Total	+++++	+++++	+++++	+++++	+++++	+++++						
	+++++	+++++					AVRG		0.000e+000		0.000e+000	<-
72 Isosafrole 2	+++++	+++++	+++++	+++++	+++++	+++++						
	+++++	+++++					AVRG		0.000e+000		0.000e+000	<-
73 2-Nitroaniline	0.29379	0.33872	0.32916	0.35131	0.35872	0.37302						
	0.36824	0.36282					AVRG		0.34697		7.50990	
74 1,2,3,4-Tetrachlorobenzene	+++++	+++++	+++++	+++++	+++++	+++++						
	+++++	+++++					AVRG		0.000e+000		0.000e+000	<-
75 1,4-Naphthoquinone	+++++	+++++	+++++	+++++	+++++	+++++						
	+++++	+++++					AVRG		0.000e+000		0.000e+000	<-
76 Dimethylphthalate	1.37345	1.29581	1.28089	1.34900	1.38684	1.40310						
	1.46416	1.44376					AVRG		1.37463		4.71549	
77 m-Dinitrobenzene	+++++	+++++	+++++	+++++	+++++	+++++						
	+++++	+++++					AVRG		0.000e+000		0.000e+000	<-

TestAmerica Pittsburgh

INITIAL CALIBRATION DATA

Start Cal Date : 10-NOV-2010 06:49
End Cal Date : 10-NOV-2010 09:14
Quant Method : ISTD
Origin : Included
Target Version : 4.14
Integrator : HP RTE
Method file : \\PITSVR06\D\chem\733.i\N111010.b\827011.m
Last Edit : 10-Nov-2010 10:25 piccolinov

Compound	0.4000000 Level 1	2.0000 Level 2	4.0000 Level 3	10.0000 Level 4	20.0000 Level 5	40.0000 Level 6	Curve	Coefficients b	m1	m2	%RSD or R^2	
	60.0000 Level 7	80.0000 Level 8										
78 2,6-Dinitrotoluene	+++++	0.25110	0.24217	0.26298	0.28856	0.29379						
	0.29273	0.29637					AVRG		0.27539		8.25404	
79 Acenaphthylene	1.76720	1.67300	1.55152	1.75800	1.83420	1.94801						
	2.03814	2.08946					AVRG		1.83244		10.01734	
80 1,2-Dinitrobenzene	+++++	+++++	+++++	+++++	+++++	+++++						
	+++++	+++++					AVRG		0.000e+000		0.000e+000	<-
81 3-Nitroaniline	0.19993	0.26352	0.22853	0.25923	0.26903	0.27825						
	0.27640	0.27846					AVRG		0.25667		10.96698	
82 Acenaphthene	1.09624	1.05955	0.97492	1.06536	1.14523	1.23472						
	1.28641	1.29953					AVRG		1.14525		10.27198	
83 2,4-Dinitrophenol	7895	13445	41592	92060	151282	187247						
	307419	435312					QUAD	0.20275	6.16473	-0.68934	0.99902	
84 Pentachlorobenzene	+++++	+++++	+++++	+++++	+++++	+++++						
	+++++	+++++					AVRG		0.000e+000		0.000e+000	<-

TestAmerica Pittsburgh

INITIAL CALIBRATION DATA

Start Cal Date : 10-NOV-2010 06:49
End Cal Date : 10-NOV-2010 09:14
Quant Method : ISTD
Origin : Included
Target Version : 4.14
Integrator : HP RTE
Method file : \\PITSVR06\D\chem\733.i\N111010.b\8270ll.m
Last Edit : 10-Nov-2010 10:25 piccolinov

Compound	0.4000000 Level 1 / 60.0000 Level 7	2.0000 Level 2 / 80.0000 Level 8	4.0000 Level 3	10.0000 Level 4	20.0000 Level 5	40.0000 Level 6	Curve	Coefficients b	Coefficients m1	Coefficients m2	%RSD or R^2	
85 4-Nitrophenol	0.22704	0.24713	0.24772	0.28965	0.28699	0.29119						
	0.27960	0.29828					AVRG		0.27095		9.73885	
86 Dibenzofuran	1.59914	1.52053	1.52003	1.61780	1.71694	1.77256						
	1.88768	1.96394					AVRG		1.69983		9.74225	
87 2,4-Dinitrotoluene	0.29107	0.34295	0.32122	0.36346	0.39177	0.39073						
	0.39560	0.39983					AVRG		0.36208		11.11184	
88 2,3,4,6-Tetrachlorophenol	0.40150	0.36447	0.35632	0.38706	0.40563	0.44351						
	0.44148	0.47435					AVRG		0.40929		10.04072	
89 1-Naphthylamine	+++++	+++++	+++++	+++++	+++++	+++++						
	+++++	+++++					AVRG		0.000e+000		0.000e+000	<-
90 Zinophos	+++++	+++++	+++++	+++++	+++++	+++++						
	+++++	+++++					AVRG		0.000e+000		0.000e+000	<-
91 2,3,5,6-Tetrachlorophenol	4815	22004	44549	114174	237049	501208						
	700710	1086870					QUAD	0.02984	2.61729	-0.12826	0.99885	

(2001 - 2312)

2124

C0K120577

(2001 - 2312)

2125

C0K120577

TestAmerica Pittsburgh

INITIAL CALIBRATION DATA

Start Cal Date : 10-NOV-2010 06:49
End Cal Date : 10-NOV-2010 09:14
Quant Method : ISTD
Origin : Included
Target Version : 4.14
Integrator : HP RTE
Method file : \\PITSVR06\D\chem\733.i\N111010.b\8270ll.m
Last Edit : 10-Nov-2010 10:25 piccolinov

Compound	0.4000000 Level 1 / 60.0000 Level 7	2.0000 Level 2 / 80.0000 Level 8	4.0000 Level 3	10.0000 Level 4	20.0000 Level 5	40.0000 Level 6	Curve	Coefficients b	m1	m2	%RSD or R^2	
92 2-Naphthylamine	0.92077	0.94449	0.64608	0.85082	0.78719	0.76104						
	+++++	+++++					AVRG		0.81840		13.53920	
93 Diethylphthalate	1.28612	1.25025	1.25063	1.30949	1.34463	1.39527						
	1.42365	1.43059					AVRG		1.33633		5.51717	
94 Fluorene	17157	83711	147867	395260	881011	1790997						
	2763327	3631120					QUAD	0.12886	0.62929	-0.00340	0.99865	
95 4-Chlorophenyl-phenylether	9646	46312	88498	236354	534313	1066232						
	1604242	2261050					QUAD	0.09161	1.11958	-0.01778	0.99980	
96 4-Nitroaniline	0.23670	0.23140	0.24600	0.27844	0.30232	0.31568						
	0.33082	0.33376					AVRG		0.28439		14.85052	
97 5-Nitro-o-toluidine	+++++	+++++	+++++	+++++	+++++	+++++						
	+++++	+++++					AVRG		0.000e+000		0.000e+000	<-
98 4,6-Dinitro-2-methylphenol	10899	21569	63192	135413	215457	268852						
	383034	532002					QUAD	0.20795	6.37847	-0.10414	0.99945	

TestAmerica Pittsburgh

INITIAL CALIBRATION DATA

Start Cal Date : 10-NOV-2010 06:49
End Cal Date : 10-NOV-2010 09:14
Quant Method : ISTD
Origin : Included
Target Version : 4.14
Integrator : HP RTE
Method file : \\PITSVR06\D\chem\733.i\N111010.b\8270ll.m
Last Edit : 10-Nov-2010 10:25 piccolinov

Compound	0.4000000 Level 1	2.0000 Level 2	4.0000 Level 3	10.0000 Level 4	20.0000 Level 5	40.0000 Level 6	Curve	Coefficients b	m1	m2	%RSD or R^2	
	60.0000 Level 7	80.0000 Level 8										
99 N-Nitrosodiphenylamine (1)	0.51719	0.46308	0.44207	0.49289	0.51895	0.54661						
	0.58285	0.58154					AVRG		0.51815		9.91540	
100 1,2-Diphenylhydrazine	0.92900	0.97945	0.92566	1.01112	1.00191	1.00676						
	1.03254	0.94844					AVRG		0.97936		4.13358	
101 Diphenylamine	+++++	+++++	+++++	+++++	+++++	+++++						
	+++++	+++++					AVRG		0.000e+000		0.000e+000	<-
202 N-Nitroso&Diphenylamine	+++++	+++++	+++++	+++++	+++++	+++++						
	+++++	+++++					AVRG		0.000e+000		0.000e+000	<-
102 Tetraethyl dithiopyrophosphat	+++++	+++++	+++++	+++++	+++++	+++++						
	+++++	+++++					AVRG		0.000e+000		0.000e+000	<-
103 Diallate 1	+++++	+++++	+++++	+++++	+++++	+++++						
	+++++	+++++					AVRG		0.000e+000		0.000e+000	<-
M 189 Diallate, Total	+++++	+++++	+++++	+++++	+++++	+++++						
	+++++	+++++					AVRG		0.000e+000		0.000e+000	<-

(2001 - 2312)

2126

C0K120577

TestAmerica Pittsburgh

INITIAL CALIBRATION DATA

Start Cal Date : 10-NOV-2010 06:49
End Cal Date : 10-NOV-2010 09:14
Quant Method : ISTD
Origin : Included
Target Version : 4.14
Integrator : HP RTE
Method file : \\PITSVR06\D\chem\733.i\N111010.b\827011.m
Last Edit : 10-Nov-2010 10:25 piccolinov

Compound	0.4000000 Level 1	2.0000 Level 2	4.0000 Level 3	10.0000 Level 4	20.0000 Level 5	40.0000 Level 6	60.0000 Level 7	80.0000 Level 8	Curve	Coefficients b	Coefficients m1	Coefficients m2	%RSD or R^2	
104 Phorate	+++++	+++++	+++++	+++++	+++++	+++++	+++++	+++++	AVRG		0.000e+000		0.000e+000	<-
105 1,3,5-Trinitrobenzene	+++++	+++++	+++++	+++++	+++++	+++++	+++++	+++++	AVRG		0.000e+000		0.000e+000	<-
106 4-Bromophenyl-phenylether	0.26187	0.23607	0.21466	0.26145	0.27623	0.29010	0.31702	0.32904	AVRG		0.27331		14.10642	
107 Hexachlorobenzene	0.21253	0.25292	0.21534	0.25206	0.26314	0.28969	0.31737	0.30831	AVRG		0.26392		14.85159	
210 Atrazine	0.24487	0.24421	0.17820	0.23667	0.25005	0.26224	0.25971	0.22901	AVRG		0.23812		11.16531	
108 Phenacetin	+++++	+++++	+++++	+++++	+++++	+++++	+++++	+++++	AVRG		0.000e+000		0.000e+000	<-
109 Diallate 2	+++++	+++++	+++++	+++++	+++++	+++++	+++++	+++++	AVRG		0.000e+000		0.000e+000	<-

(2001 - 2312)

2127

C0K120577

(2001 - 2312)

2128

C0K120577

TestAmerica Pittsburgh

INITIAL CALIBRATION DATA

Start Cal Date : 10-NOV-2010 06:49
End Cal Date : 10-NOV-2010 09:14
Quant Method : ISTD
Origin : Included
Target Version : 4.14
Integrator : HP RTE
Method file : \\PITSVR06\D\chem\733.i\N111010.b\827011.m
Last Edit : 10-Nov-2010 10:25 piccolinov

Compound	0.4000000 Level 1	2.0000 Level 2	4.0000 Level 3	10.0000 Level 4	20.0000 Level 5	40.0000 Level 6	Curve	Coefficients b	m1	m2	%RSD or R^2	
	60.0000 Level 7	80.0000 Level 8										
110 Dimethoate	+++++	+++++	+++++	+++++	+++++	+++++						
	+++++	+++++					AVRG		0.000e+000		0.000e+000	<-
111 Pentachlorophenol	11069	24698	64470	146112	235014	297899						
	454902	669343					QUAD	0.20998	6.14979	-0.61454	0.99932	
112 Pentachloronitrobenzene	+++++	+++++	+++++	+++++	+++++	+++++						
	+++++	+++++					AVRG		0.000e+000		0.000e+000	<-
113 4-Aminobiphenyl	+++++	+++++	+++++	+++++	+++++	+++++						
	+++++	+++++					AVRG		0.000e+000		0.000e+000	<-
114 Pronamide	+++++	+++++	+++++	+++++	+++++	+++++						
	+++++	+++++					AVRG		0.000e+000		0.000e+000	<-
115 Phenanthrene	1.17404	1.06565	0.98778	1.10925	1.15953	1.31146						
	1.38566	1.42546					AVRG		1.20235		13.01133	
116 Anthracene	1.04630	1.08329	0.99506	1.10311	1.16080	1.26453						
	1.34461	1.32142					AVRG		1.16489		11.24581	

(2001 - 2312)

2129

C0K120577

TestAmerica Pittsburgh

INITIAL CALIBRATION DATA

Start Cal Date : 10-NOV-2010 06:49
End Cal Date : 10-NOV-2010 09:14
Quant Method : ISTD
Origin : Included
Target Version : 4.14
Integrator : HP RTE
Method file : \\PITSVR06\D\chem\733.i\N111010.b\827011.m
Last Edit : 10-Nov-2010 10:25 piccolinov

Compound	0.4000000 Level 1	2.0000 Level 2	4.0000 Level 3	10.0000 Level 4	20.0000 Level 5	40.0000 Level 6	Curve	Coefficients b	m1	m2	%RSD or R^2	
	60.0000 Level 7	80.0000 Level 8										
117 Dinoseb	+++++	+++++	+++++	+++++	+++++	+++++						
	+++++	+++++					AVRG		0.000e+000		0.000e+000	<-
118 Disulfoton	+++++	+++++	+++++	+++++	+++++	+++++						
	+++++	+++++					AVRG		0.000e+000		0.000e+000	<-
119 Carbazole	0.91720	0.85513	0.79939	0.90937	0.94030	1.00258						
	1.05795	1.06704					AVRG		0.94362		9.99710	
120 Di-n-Butylphthalate	1.10071	1.14177	1.09794	1.23307	1.26483	1.34699						
	1.44094	1.40837					AVRG		1.25433		10.79841	
121 4-Nitroquinoline 1-oxide	+++++	+++++	+++++	+++++	+++++	+++++						
	+++++	+++++					AVRG		0.000e+000		0.000e+000	<-
122 Methapyrilene	+++++	+++++	+++++	+++++	+++++	+++++						
	+++++	+++++					AVRG		0.000e+000		0.000e+000	<-
123 Fluoranthene	1.09006	1.08890	1.05389	1.17449	1.21999	1.33252						
	1.44878	1.44826					AVRG		1.23211		13.00269	

TestAmerica Pittsburgh

INITIAL CALIBRATION DATA

Start Cal Date : 10-NOV-2010 06:49
End Cal Date : 10-NOV-2010 09:14
Quant Method : ISTD
Origin : Included
Target Version : 4.14
Integrator : HP RTE
Method file : \\PITSVR06\D\chem\733.i\N111010.b\8270ll.m
Last Edit : 10-Nov-2010 10:25 piccolinov

Compound	0.4000000 Level 1	2.0000 Level 2	4.0000 Level 3	10.0000 Level 4	20.0000 Level 5	40.0000 Level 6	Curve	Coefficients b	m1	m2	%RSD or R^2	
	60.0000 Level 7	80.0000 Level 8										
124 Benzidine	+++++	34939	39987	168159	350222	687356						
	943869	1281200					QUAD	0.21164	1.95567	0.17058	0.99901	
125 Pyrene	1.32775	1.33945	1.25250	1.34243	1.35977	1.41109						
	1.42906	1.43670					AVRG		1.36234		4.52034	
126 Aramite 1	+++++	+++++	+++++	+++++	+++++	+++++						
	+++++	+++++					AVRG		0.000e+000		0.000e+000	<-
M 191 Aramite, Total	+++++	+++++	+++++	+++++	+++++	+++++						
	+++++	+++++					AVRG		0.000e+000		0.000e+000	<-
127 Aramite 2	+++++	+++++	+++++	+++++	+++++	+++++						
	+++++	+++++					AVRG		0.000e+000		0.000e+000	<-
128 p-Dimethylamino azobenzene	+++++	+++++	+++++	+++++	+++++	+++++						
	+++++	+++++					AVRG		0.000e+000		0.000e+000	<-
129 p-Chlorobenzilate	+++++	+++++	+++++	+++++	+++++	+++++						
	+++++	+++++					AVRG		0.000e+000		0.000e+000	<-

TestAmerica Pittsburgh

INITIAL CALIBRATION DATA

Start Cal Date : 10-NOV-2010 06:49
End Cal Date : 10-NOV-2010 09:14
Quant Method : ISTD
Origin : Included
Target Version : 4.14
Integrator : HP RTE
Method file : \\PITSVR06\D\chem\733.i\N111010.b\827011.m
Last Edit : 10-Nov-2010 10:25 piccolinov

Compound	0.4000000 Level 1	2.0000 Level 2	4.0000 Level 3	10.0000 Level 4	20.0000 Level 5	40.0000 Level 6	60.0000 Level 7	80.0000 Level 8	Curve	Coefficients b	m1	m2	%RSD or R^2	
130 Famphur	+++++	+++++	+++++	+++++	+++++	+++++	+++++	+++++	AVRG		0.000e+000		0.000e+000	<-
131 Butylbenzylphthalate	0.56649	0.55560	0.51037	0.58105	0.59534	0.63354	0.63688	0.63577	AVRG		0.58938		7.68799	
132 3,3'-Dimethylbenzidine	+++++	+++++	+++++	+++++	+++++	+++++	+++++	+++++	AVRG		0.000e+000		0.000e+000	<-
133 3,3'-Dimethoxybenzidine	+++++	+++++	+++++	+++++	+++++	+++++	+++++	+++++	AVRG		0.000e+000		0.000e+000	<-
134 2-Acetylaminofluorene	+++++	+++++	+++++	+++++	+++++	+++++	+++++	+++++	AVRG		0.000e+000		0.000e+000	<-
135 3,3'-Dichlorobenzidine	5798	30273	54545	158237	334323	678844	1070270	1606987	QUAD	0.06983	2.55657	-0.09674	0.99986	
136 Benzo(a)Anthracene	1.21115	1.16162	1.02675	1.12404	1.14040	1.17980	1.17556	1.22624	AVRG		1.15570		5.36635	

(2001 - 2312)

2132

C0K120577

TestAmerica Pittsburgh

INITIAL CALIBRATION DATA

Start Cal Date : 10-NOV-2010 06:49
End Cal Date : 10-NOV-2010 09:14
Quant Method : ISTD
Origin : Included
Target Version : 4.14
Integrator : HP RTE
Method file : \\PITSVR06\D\chem\733.i\N111010.b\827011.m
Last Edit : 10-Nov-2010 10:25 piccolinov

Compound	0.4000000 Level 1	2.0000 Level 2	4.0000 Level 3	10.0000 Level 4	20.0000 Level 5	40.0000 Level 6	Curve	Coefficients b	m1	m2	%RSD or R^2	
	60.0000 Level 7	80.0000 Level 8										
137 Chrysene	1.00775	1.09137	1.01286	1.09354	1.07385	1.16060						
	1.13927	1.13922					AVRG		1.08981		5.23977	
138 4,4'-Methylene bis(o-chloroan	+++++	+++++	+++++	+++++	+++++	+++++						
	+++++	+++++					AVRG		0.000e+000		0.000e+000	<-
139 bis(2-ethylhexyl)Phthalate	0.82003	0.76536	0.68657	0.77599	0.80689	0.86974						
	0.89369	0.90804					AVRG		0.81579		9.08052	
140 Di-n-octylphthalate	1.41588	1.23819	1.18851	1.39718	1.47964	1.65817						
	1.69996	1.77960					AVRG		1.48214		14.52138	
141 Benzo(b)fluoranthene	16524	87220	158899	410455	947918	1637458						
	2570355	4185766					QUAD	-0.02435	0.85449	-0.01625	0.99901	
204 6-Methylchrysene	+++++	+++++	+++++	+++++	+++++	+++++						
	+++++	+++++					AVRG		0.000e+000		0.000e+000	<-
142 Benzo(k)fluoranthene	1.42686	1.33894	1.32974	1.47469	1.34779	1.60191						
	1.57048	1.46661					AVRG		1.44463		7.21391	

(2001 - 2312)

2133

C0K120577

TestAmerica Pittsburgh

INITIAL CALIBRATION DATA

Start Cal Date : 10-NOV-2010 06:49
End Cal Date : 10-NOV-2010 09:14
Quant Method : ISTD
Origin : Included
Target Version : 4.14
Integrator : HP RTE
Method file : \\PITSVR06\D\chem\733.i\N111010.b\8270ll.m
Last Edit : 10-Nov-2010 10:25 piccolinov

Compound	0.4000000 Level 1 / 60.0000 Level 7	2.0000 Level 2 / 80.0000 Level 8	4.0000 Level 3	10.0000 Level 4	20.0000 Level 5	40.0000 Level 6	Curve	Coefficients b	Coefficients m1	Coefficients m2	%RSD or R^2	
143 7,12-dimethylbenz[a]anthracen	0.55609	0.55614	0.55376	0.61608	0.64481	0.70956						
	0.75810	+++++					AVRG		0.62779		12.98136	
144 Hexachlorophene	+++++	+++++	+++++	+++++	+++++	+++++						
	+++++	+++++					AVRG		0.000e+000		0.000e+000	<-
145 Hexachlorophene product	+++++	+++++	+++++	+++++	+++++	+++++						
	+++++	+++++					AVRG		0.000e+000		0.000e+000	<-
146 Benzo(a)pyrene	0.80651	0.84170	0.82425	0.97568	1.01004	1.07008						
	1.08520	1.14328					AVRG		0.96959		13.46866	
148 3-Methylcholanthrene	+++++	+++++	+++++	+++++	+++++	+++++						
	+++++	+++++					AVRG		0.000e+000		0.000e+000	<-
149 Indeno(1,2,3-cd)pyrene	15112	79088	145798	386025	819095	1634013						
	2540725	3604661					QUAD	0.07756	0.80881	-0.01070	0.99979	
150 Dibenz(a,h)anthracene	12384	65457	122132	320421	677714	1365995						
	2126494	3120220					QUAD	0.06823	0.99128	-0.01842	0.99983	

TestAmerica Pittsburgh

INITIAL CALIBRATION DATA

Start Cal Date : 10-NOV-2010 06:49
End Cal Date : 10-NOV-2010 09:14
Quant Method : ISTD
Origin : Included
Target Version : 4.14
Integrator : HP RTE
Method file : \\PITSVR06\D\chem\733.i\N111010.b\827011.m
Last Edit : 10-Nov-2010 10:25 piccolinov

Compound	0.4000000 Level 1	2.0000 Level 2	4.0000 Level 3	10.0000 Level 4	20.0000 Level 5	40.0000 Level 6	Curve	Coefficients b	m1	m2	%RSD or R^2	
	60.0000 Level 7	80.0000 Level 8										
151 Benzo(g,h,i)perylene	0.91314	0.91938	0.86694	0.92744	1.03864	1.08088						
	1.15047	1.19710					AVRG		1.01175		12.13021	
211 Benzenethiol	+++++	+++++	+++++	+++++	+++++	+++++						
	+++++	+++++					AVRG		0.000e+000		0.000e+000	<-
212 Kepone	+++++	+++++	+++++	+++++	+++++	+++++						
	+++++	+++++					AVRG		0.000e+000		0.000e+000	<-
213 Dibenzo(a,h) acridine	+++++	+++++	+++++	+++++	+++++	+++++						
	+++++	+++++					AVRG		0.000e+000		0.000e+000	<-
214 Methyl parathion	+++++	+++++	+++++	+++++	+++++	+++++						
	+++++	+++++					AVRG		0.000e+000		0.000e+000	<-
215 Parathion	+++++	+++++	+++++	+++++	+++++	+++++						
	+++++	+++++					AVRG		0.000e+000		0.000e+000	<-
216 Isodrin	+++++	+++++	+++++	+++++	+++++	+++++						
	+++++	+++++					AVRG		0.000e+000		0.000e+000	<-

(2001 - 2312)

2134

C0K120577

(2001 - 2312)

2135

C0K120577

TestAmerica Pittsburgh

INITIAL CALIBRATION DATA

Start Cal Date : 10-NOV-2010 06:49
End Cal Date : 10-NOV-2010 09:14
Quant Method : ISTD
Origin : Included
Target Version : 4.14
Integrator : HP RTE
Method file : \\PITSVR06\D\chem\733.i\N111010.b\8270ll.m
Last Edit : 10-Nov-2010 10:25 piccolinov

Compound	0.4000000 Level 1	2.0000 Level 2	4.0000 Level 3	10.0000 Level 4	20.0000 Level 5	40.0000 Level 6	Curve	Coefficients b	m1	m2	%RSD or R^2	
	60.0000 Level 7	80.0000 Level 8										
217 Indene	2.19226	2.04448	1.95359	2.09579	2.11344	2.20916						
	2.27256	2.27875					AVRG		2.14500		5.30583	
218 Quinoline	+++++	+++++	+++++	+++++	+++++	+++++						
	+++++	+++++					AVRG		0.000e+000		0.000e+000	<-
219 1,4-Dithiane	+++++	+++++	+++++	+++++	+++++	+++++						
	+++++	+++++					AVRG		0.000e+000		0.000e+000	<-
220 1,4-Oxathiane	+++++	+++++	+++++	+++++	+++++	+++++						
	+++++	+++++					AVRG		0.000e+000		0.000e+000	<-
221 Benzothiazole	+++++	+++++	+++++	+++++	+++++	+++++						
	+++++	+++++					AVRG		0.000e+000		0.000e+000	<-
222 Dimethyl Disulfide	+++++	+++++	+++++	+++++	+++++	+++++						
	+++++	+++++					AVRG		0.000e+000		0.000e+000	<-
223 p-Chlorophenylmethylsulfide	+++++	+++++	+++++	+++++	+++++	+++++						
	+++++	+++++					AVRG		0.000e+000		0.000e+000	<-

(2001 - 2312)

2136

C0K120577

TestAmerica Pittsburgh

INITIAL CALIBRATION DATA

Start Cal Date : 10-NOV-2010 06:49
End Cal Date : 10-NOV-2010 09:14
Quant Method : ISTD
Origin : Included
Target Version : 4.14
Integrator : HP RTE
Method file : \\PITSVR06\D\chem\733.i\N111010.b\8270ll.m
Last Edit : 10-Nov-2010 10:25 piccolinov

Compound	0.4000000 Level 1 / 60.0000 Level 7	2.0000 Level 2 / 80.0000 Level 8	4.0000 Level 3	10.0000 Level 4	20.0000 Level 5	40.0000 Level 6	Curve	Coefficients b	Coefficients m1	Coefficients m2	%RSD or R^2	
224 p-Chlorophenylmethylsulfone	+++++ / +++++	+++++ / +++++	+++++	+++++	+++++	+++++	AVRG		0.000e+000		0.000e+000	<-
225 p-Chlorophenylmethylsulfoxide	+++++ / +++++	+++++ / +++++	+++++	+++++	+++++	+++++	AVRG		0.000e+000		0.000e+000	<-
230 PTE	+++++ / +++++	+++++ / +++++	+++++	+++++	+++++	+++++	AVRG		0.000e+000		0.000e+000	<-
229 PXE	+++++ / +++++	+++++ / +++++	+++++	+++++	+++++	+++++	AVRG		0.000e+000		0.000e+000	<-
$ 154 Nitrobenzene-d5	0.35434 / 0.38359	0.38092 / 0.37105	0.34934	0.39035	0.37835	0.38566	AVRG		0.37420		3.99631	
$ 155 2-Fluorobiphenyl	1.33661 / 1.67919	1.33875 / 1.68384	1.24464	1.34251	1.48055	1.55809	AVRG		1.45802		11.54303	

(2001 - 2312)

2137

C0K120577

TestAmerica Pittsburgh

INITIAL CALIBRATION DATA

Start Cal Date : 10-NOV-2010 06:49
End Cal Date : 10-NOV-2010 09:14
Quant Method : ISTD
Origin : Included
Target Version : 4.14
Integrator : HP RTE
Method file : \\PITSVR06\D\chem\733.i\N111010.b\8270ll.m
Last Edit : 10-Nov-2010 10:25 piccolinov

Compound	0.4000000 Level 1	2.0000 Level 2	4.0000 Level 3	10.0000 Level 4	20.0000 Level 5	40.0000 Level 6	Curve	Coefficients b	m1	m2	%RSD or R^2
	60.0000 Level 7	80.0000 Level 8									
$ 156 Terphenyl-d14	0.95425	0.87301	0.82371	0.91828	0.92258	0.98422					
	1.01865	1.06359					AVRG		0.94479		8.22018
$ 157 Phenol-d5	1.31135	1.21788	1.21266	1.28730	1.28885	1.35425					
	1.34190	1.32645					AVRG		1.29258		4.10888
$ 158 2-Fluorophenol	1.09885	1.05599	1.05485	1.13303	1.11555	1.17299					
	1.13842	1.14408					AVRG		1.11422		3.78325
$ 159 2,4,6-Tribromophenol	+++++	0.09096	0.08638	0.09866	0.10321	0.11353					
	0.12696	0.12372					AVRG		0.10620		14.80133
$ 186 2-Chlorophenol-d4	1.25463	1.29367	1.28473	1.34122	1.29576	1.36865					
	1.37556	1.37375					AVRG		1.32349		3.55463
$ 187 1,2-Dichlorobenzene-d4	1.17117	0.95373	0.92053	0.97900	0.98295	1.04029					
	1.05951	1.07191					AVRG		1.02239		7.82609

TestAmerica Pittsburgh

INITIAL CALIBRATION DATA

Start Cal Date : 10-NOV-2010 06:49
End Cal Date : 10-NOV-2010 09:14
Quant Method : ISTD
Origin : Included
Target Version : 4.14
Integrator : HP RTE
Method file : \\PITSVR06\D\chem\733.i\N111010.b\8270ll.m
Last Edit : 10-Nov-2010 10:25 piccolinov

Curve	Formula	Units
Averaged	Amt = Rsp/m1	Response
Quad	Amt = b + m1*Rsp + m2*Rsp^2	Response

(2001 - 2312)

2138

C0K120577

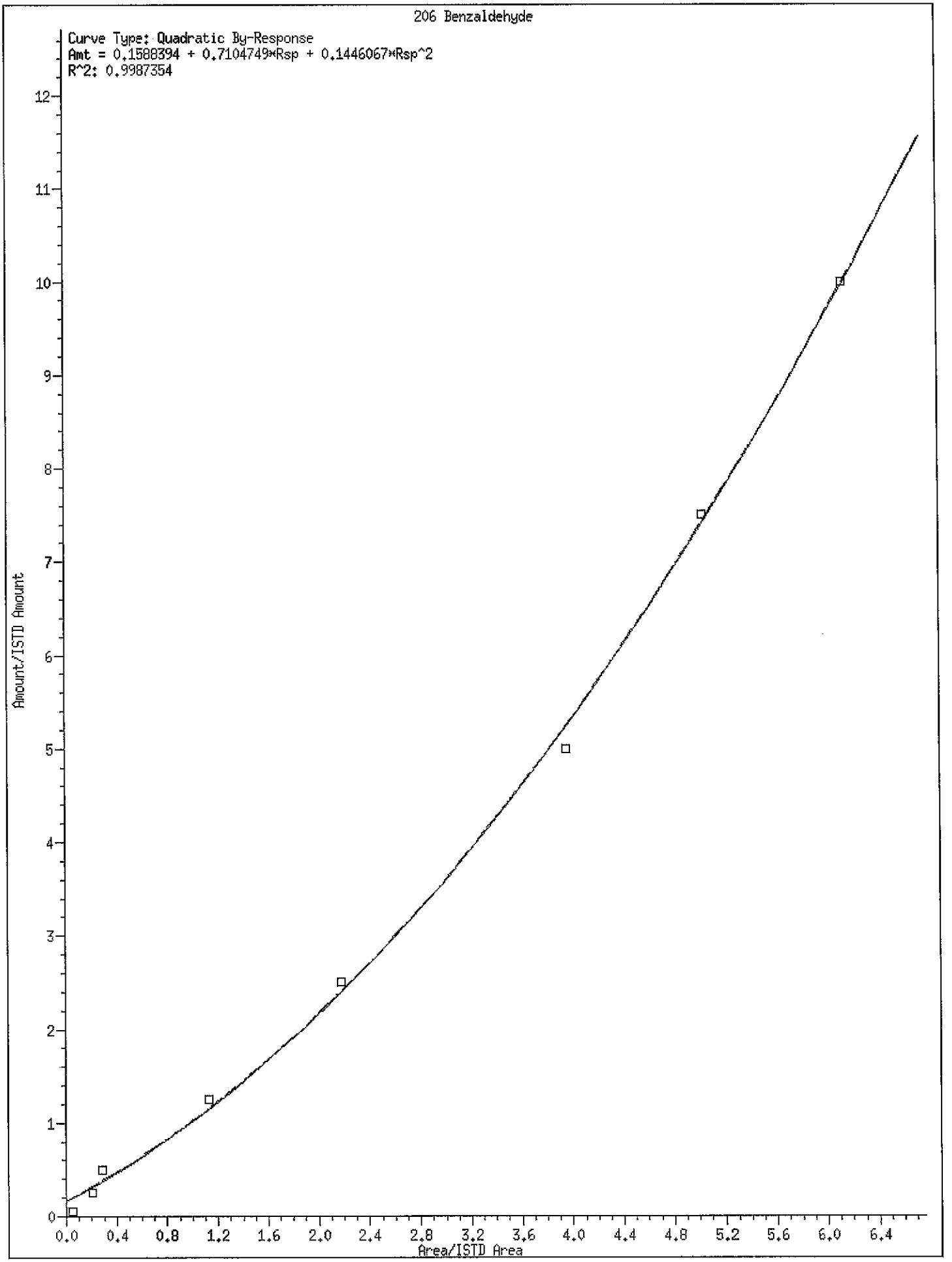
206 Benzaldehyde
Curve Type: Quadratic By-Response
Amt = 0.1588394 + 0.7104749*Rsp + 0.1446067*Rsp^2
R^2: 0.9987354
Amount/ISTD Amount
Area/ISTD Area
0
1
2
3
4
5
6
7
8
9
10
11
12
0.0
0.4
0.8
1.2
1.6
2.0
2.4
2.8
3.2
3.6
4.0
4.4
4.8
5.2
5.6
6.0
6.4

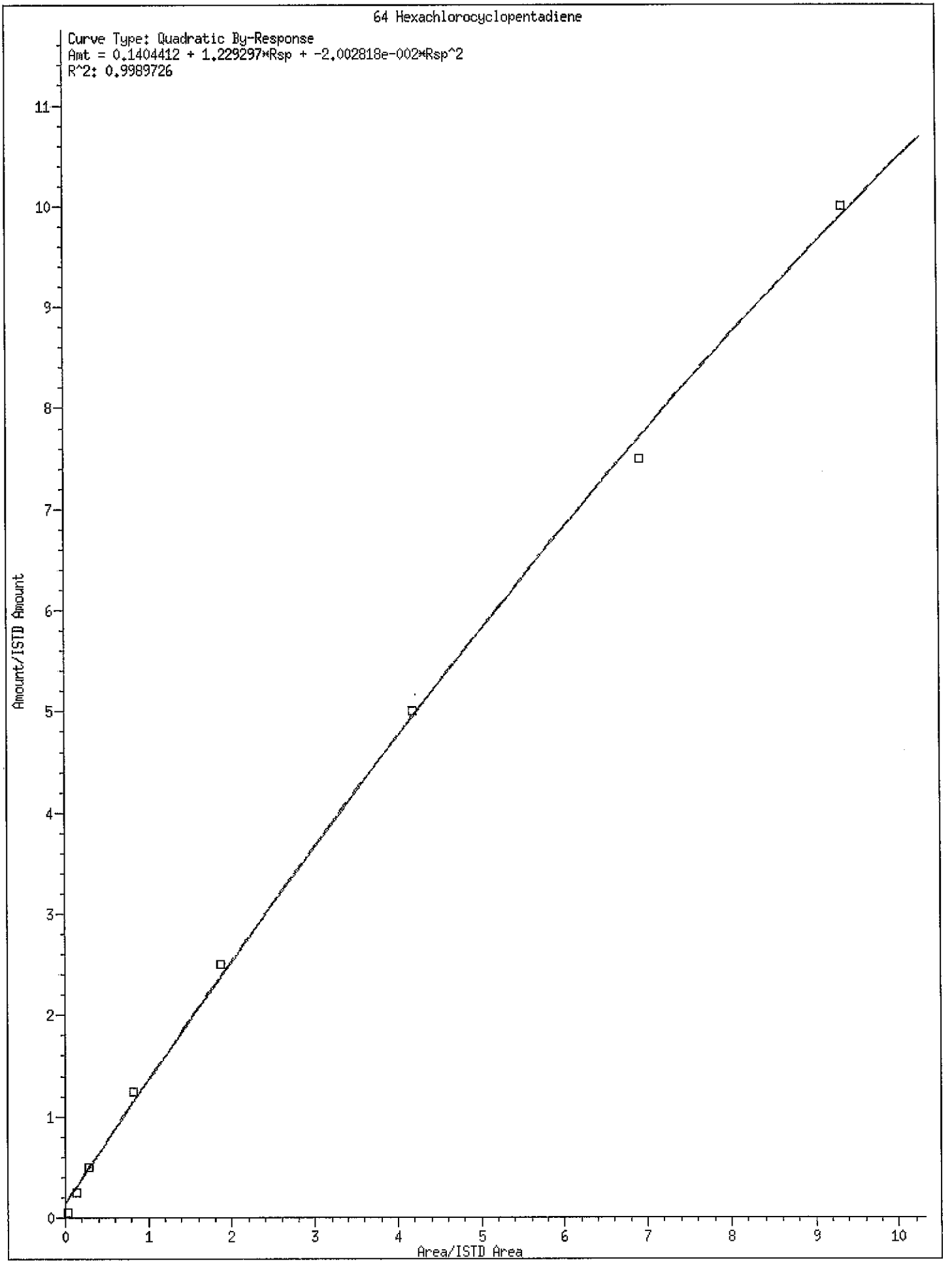
64 Hexachlorocyclopentadiene
Curve Type: Quadratic By-Response
Amt = 0.1404412 + 1.229297*Rsp + -2.002818e-002*Rsp^2
R^2: 0.9989726
Amount/ISTD Amount
Area/ISTD Area
0
1
2
3
4
5
6
7
8
9
10
11

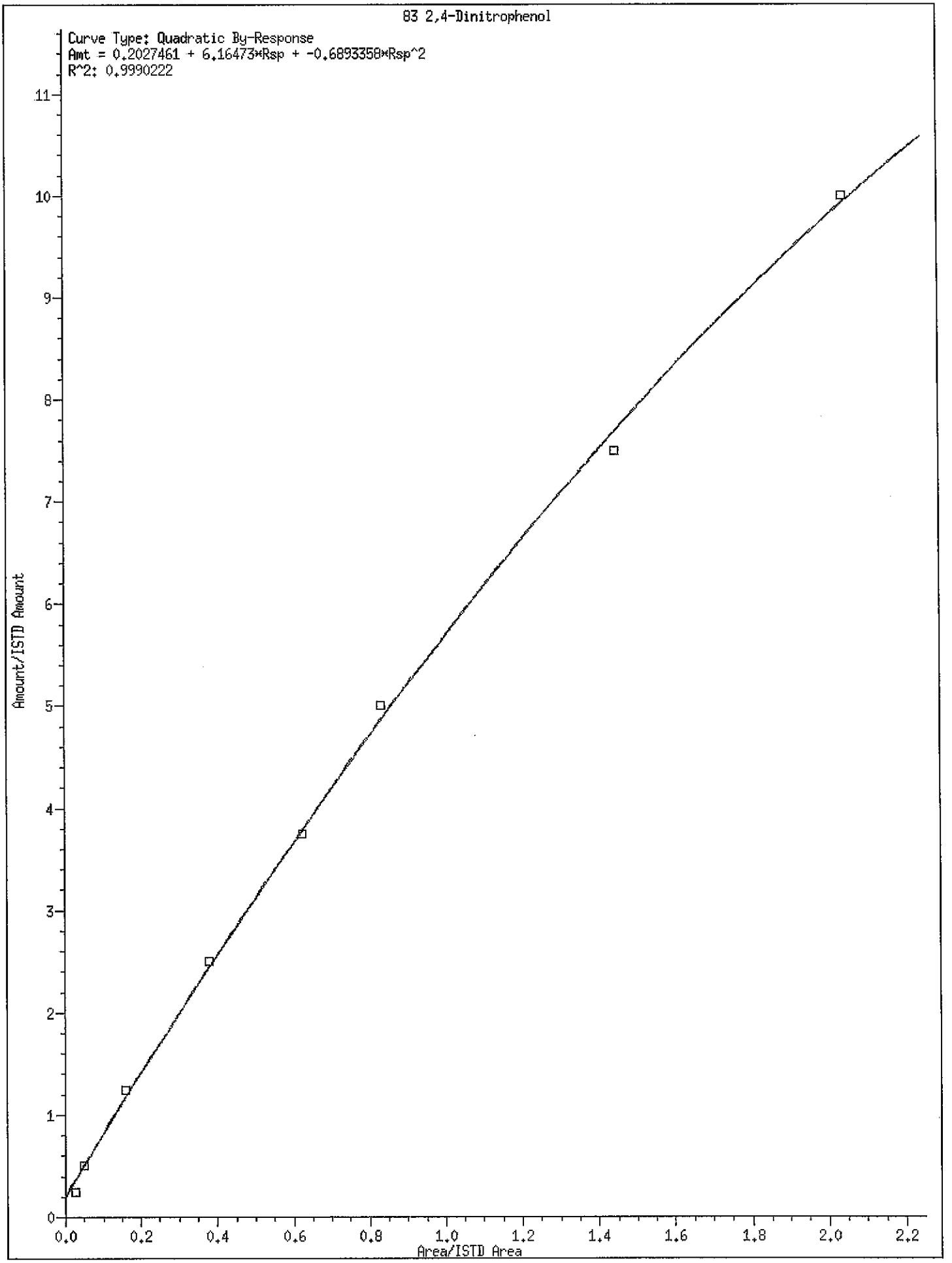
83 2,4-Dinitrophenol
Curve Type: Quadratic By-Response
Amt = 0.2027461 + 6.16473*Rsp + -0.6893358*Rsp^2
R^2: 0.9990222
Amount/ISTD Amount
Area/ISTD Area
0
1
2
3
4
5
6
7
8
9
10
11
0.0
0.2
0.4
0.6
0.8
1.0
1.2
1.4
1.6
1.8
2.0
2.2

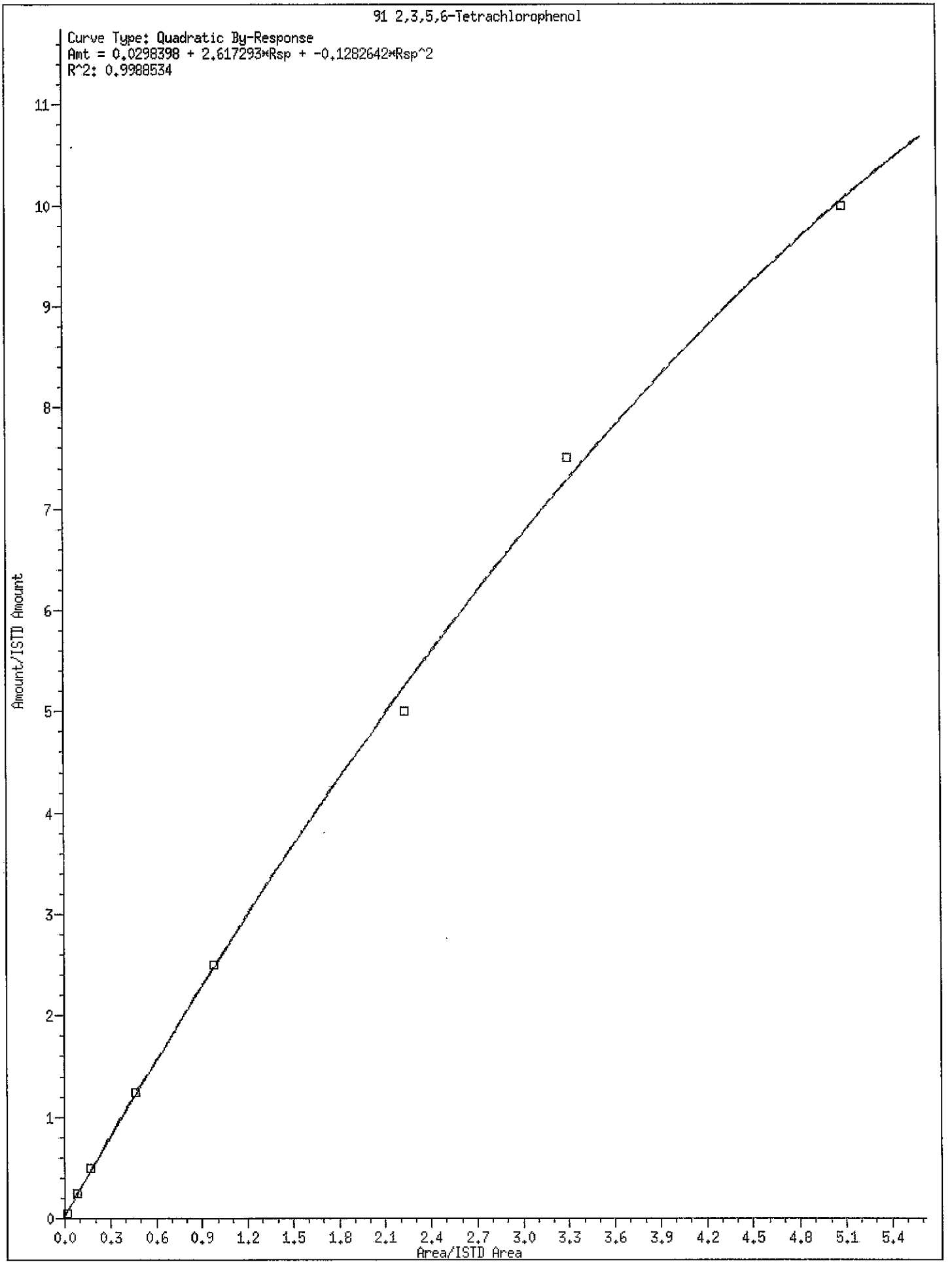
91 2,3,5,6-Tetrachlorophenol
Curve Type: Quadratic By-Response
Amt = 0.0298398 + 2.617293*Rsp + -0.1282642*Rsp^2
R^2: 0.9988534
Amount/ISTD Amount
Area/ISTD Area
0
1
2
3
4
5
6
7
8
9
10
11
0.0
0.3
0.6
0.9
1.2
1.5
1.8
2.1
2.4
2.7
3.0
3.3
3.6
3.9
4.2
4.5
4.8
5.1
5.4

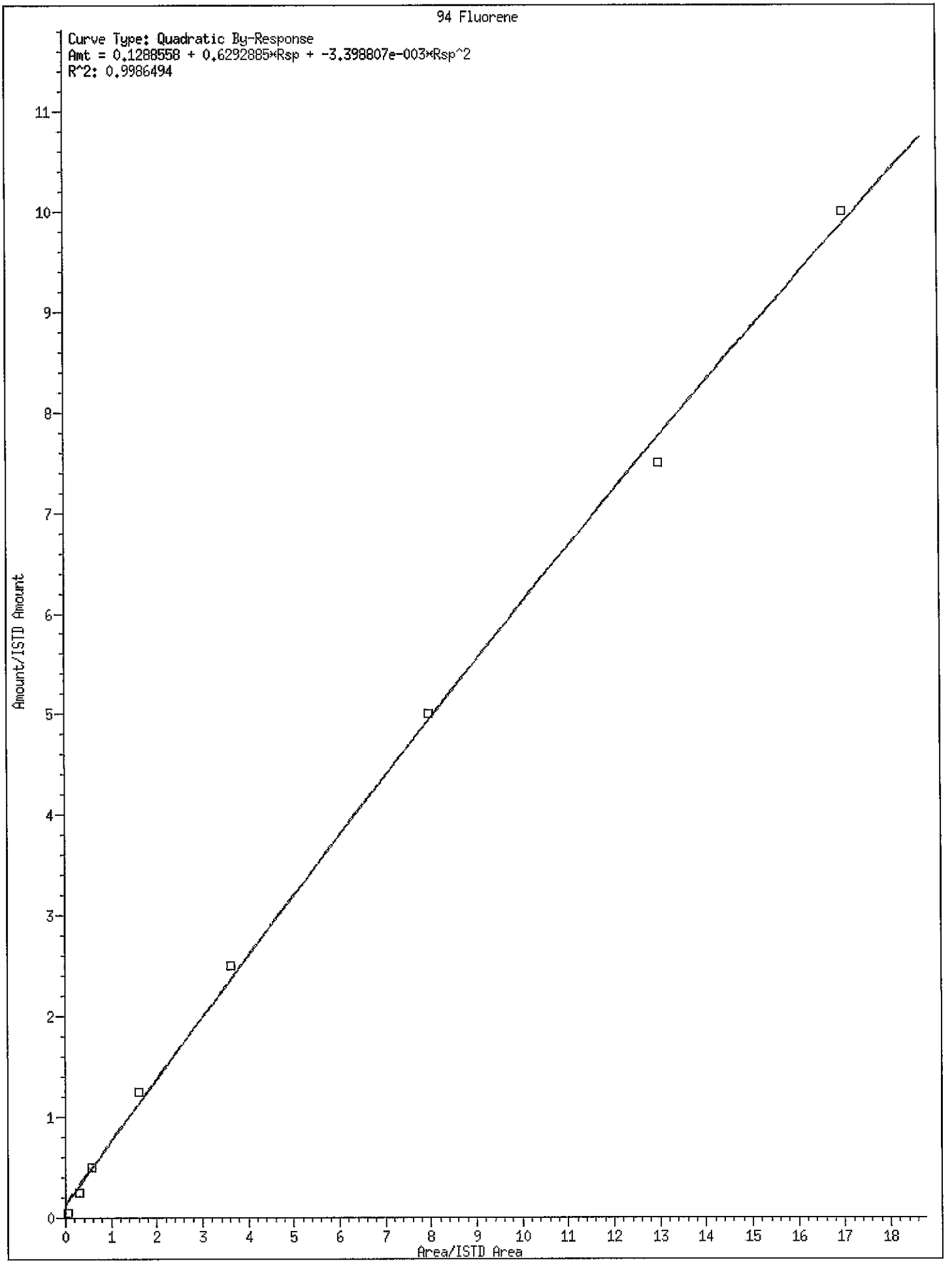
94 Fluorene
Curve Type: Quadratic By-Response
Amt = 0.1288558 + 0.6292885*Rsp + -3.398807e-003*Rsp^2
R^2: 0.9986494
Amount/ISTD Amount
Area/ISTD Area
0
1
2
3
4
5
6
7
8
9
10
11
12
13
14
15
16
17
18

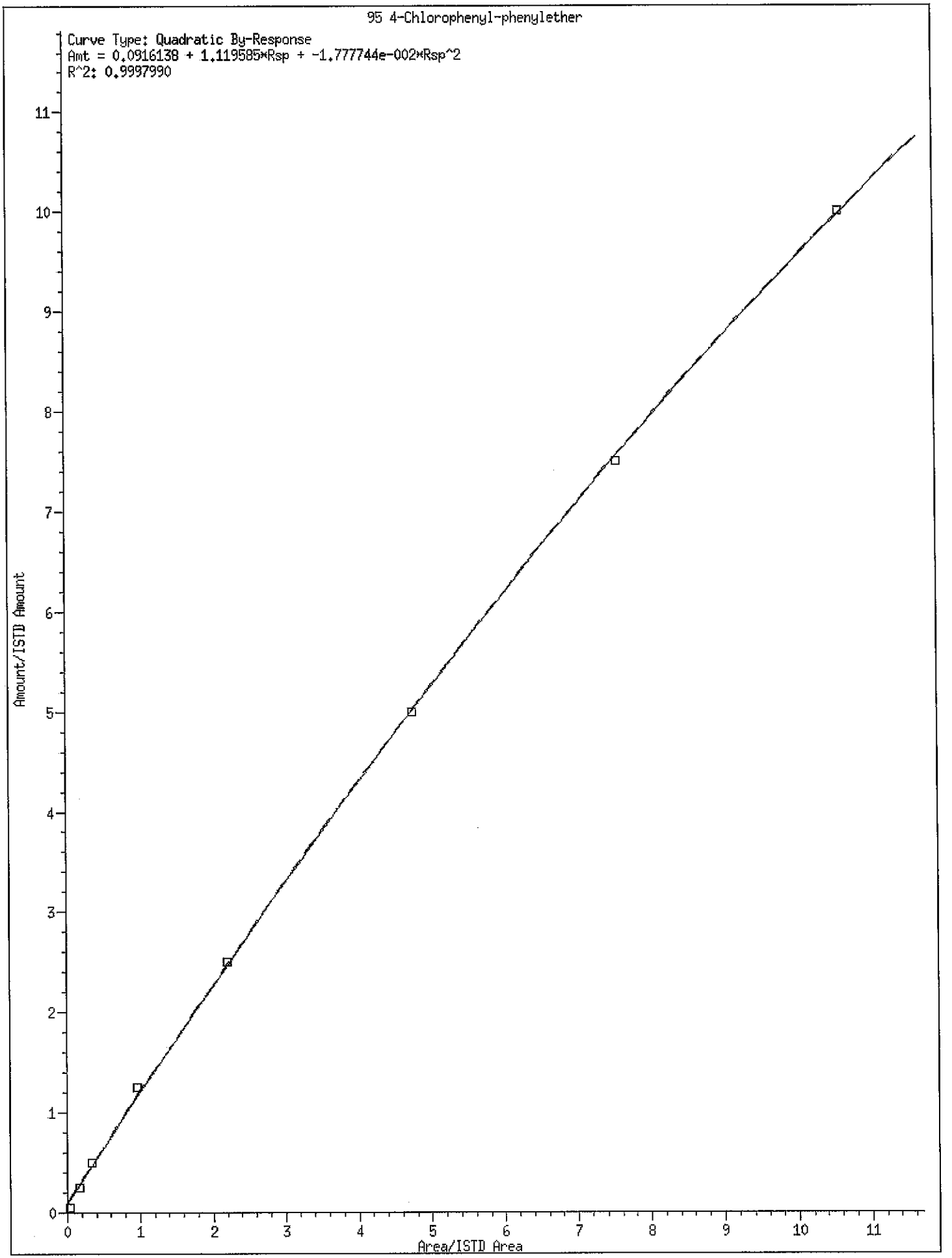
95 4-Chlorophenyl-phenylether
Curve Type: Quadratic By-Response
Amt = 0.0916138 + 1.119585*Rsp + -1.777744e-002*Rsp^2
R^2: 0.9997990
Amount/ISTD Amount
Area/ISTD Area
0
1
2
3
4
5
6
7
8
9
10
11

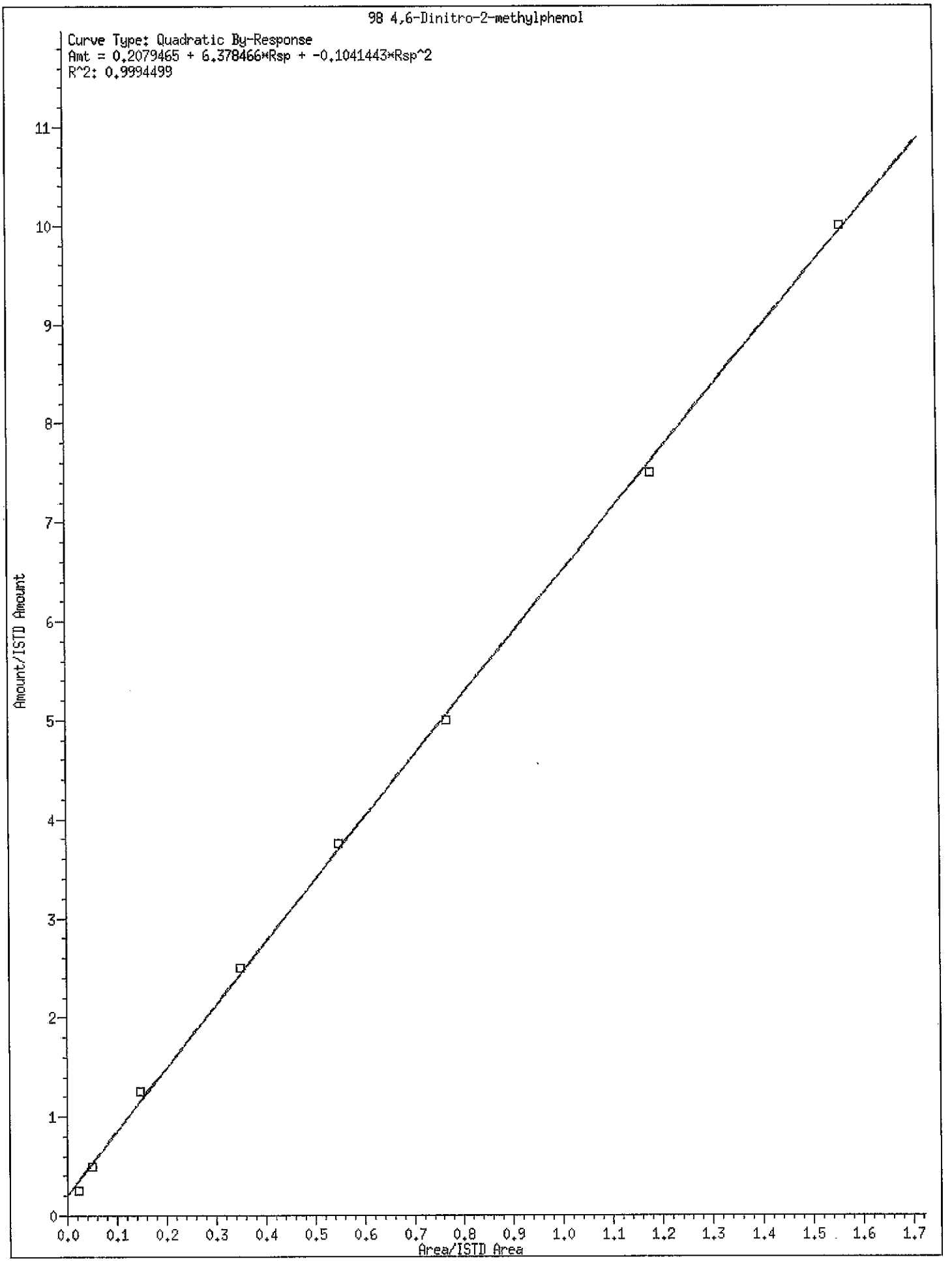
98 4,6-Dinitro-2-methylphenol
Curve Type: Quadratic By-Response
Amt = 0.2079465 + 6.378466*Rsp + -0.1041443*Rsp^2
R^2: 0.9994499
Amount/ISTD Amount
Area/ISTD Area
0
1
2
3
4
5
6
7
8
9
10
11
0.0
0.1
0.2
0.3
0.4
0.5
0.6
0.7
0.8
0.9
1.0
1.1
1.2
1.3
1.4
1.5
1.6
1.7

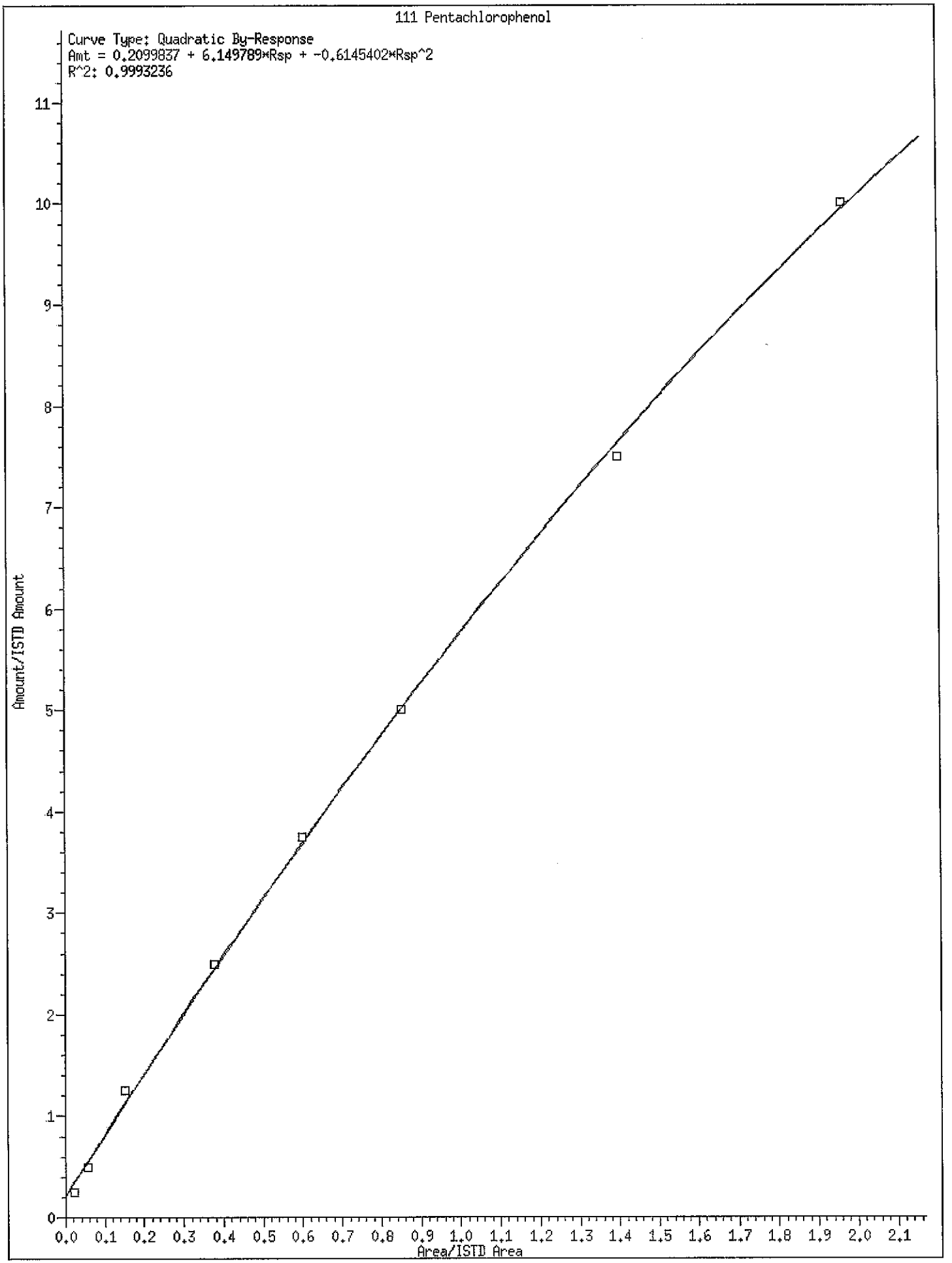
111 Pentachlorophenol
Curve Type: Quadratic By-Response
Amt = 0.2099837 + 6.149789*Rsp + -0.6145402*Rsp^2
R^2: 0.9993236
Amount/ISTD Amount
Area/ISTD Area
0
1
2
3
4
5
6
7
8
9
10
11
0.0 0.1 0.2 0.3 0.4 0.5 0.6 0.7 0.8 0.9 1.0 1.1 1.2 1.3 1.4 1.5 1.6 1.7 1.8 1.9 2.0 2.1

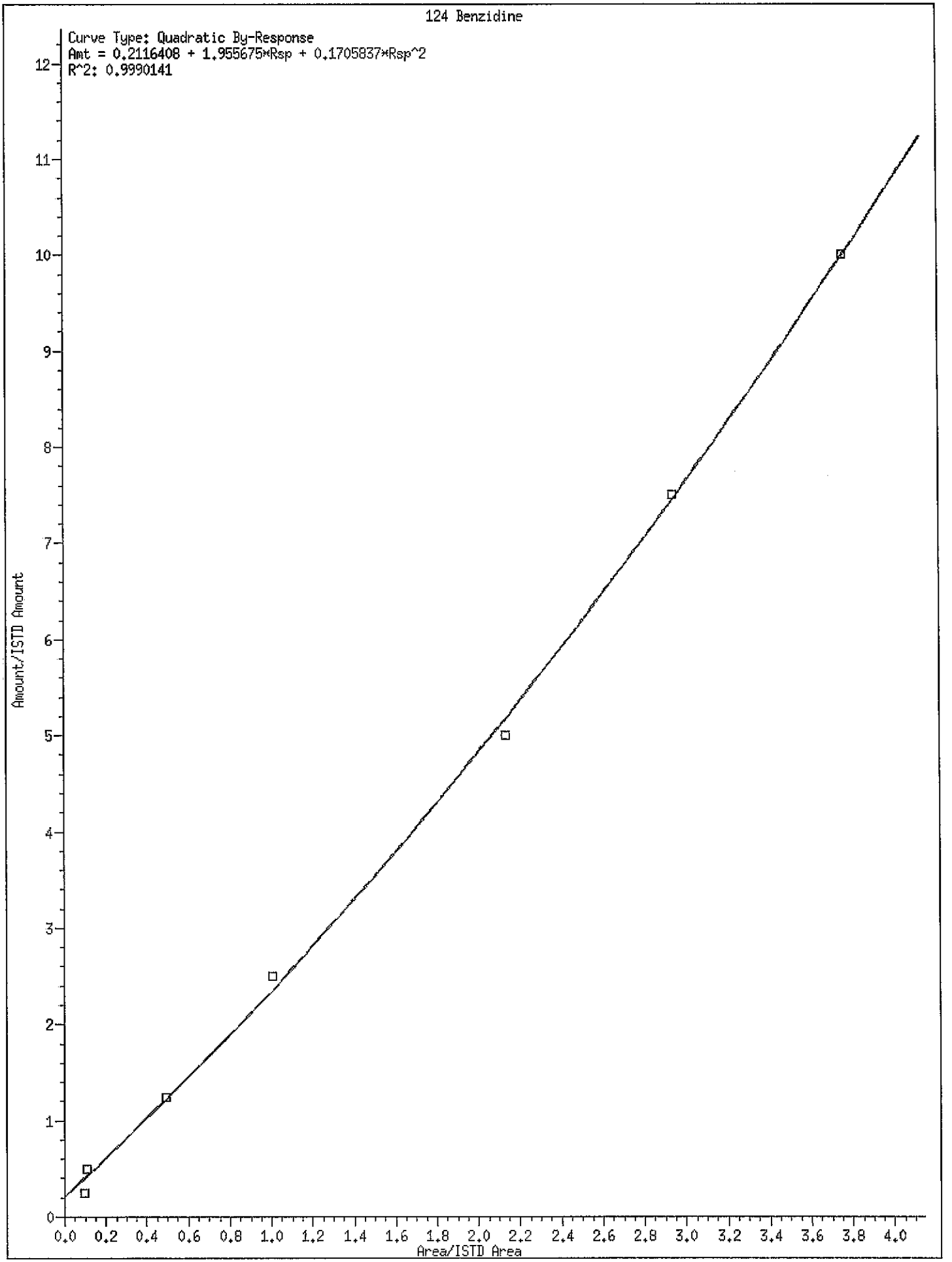
124 Benzidine
Curve Type: Quadratic By-Response
Amt = 0.2116408 + 1.955675*Rsp + 0.1705837*Rsp^2
R^2: 0.9990141
Amount/ISTD Amount
Area/ISTD Area
0
1
2
3
4
5
6
7
8
9
10
11
12
0.0
0.2
0.4
0.6
0.8
1.0
1.2
1.4
1.6
1.8
2.0
2.2
2.4
2.6
2.8
3.0
3.2
3.4
3.6
3.8
4.0

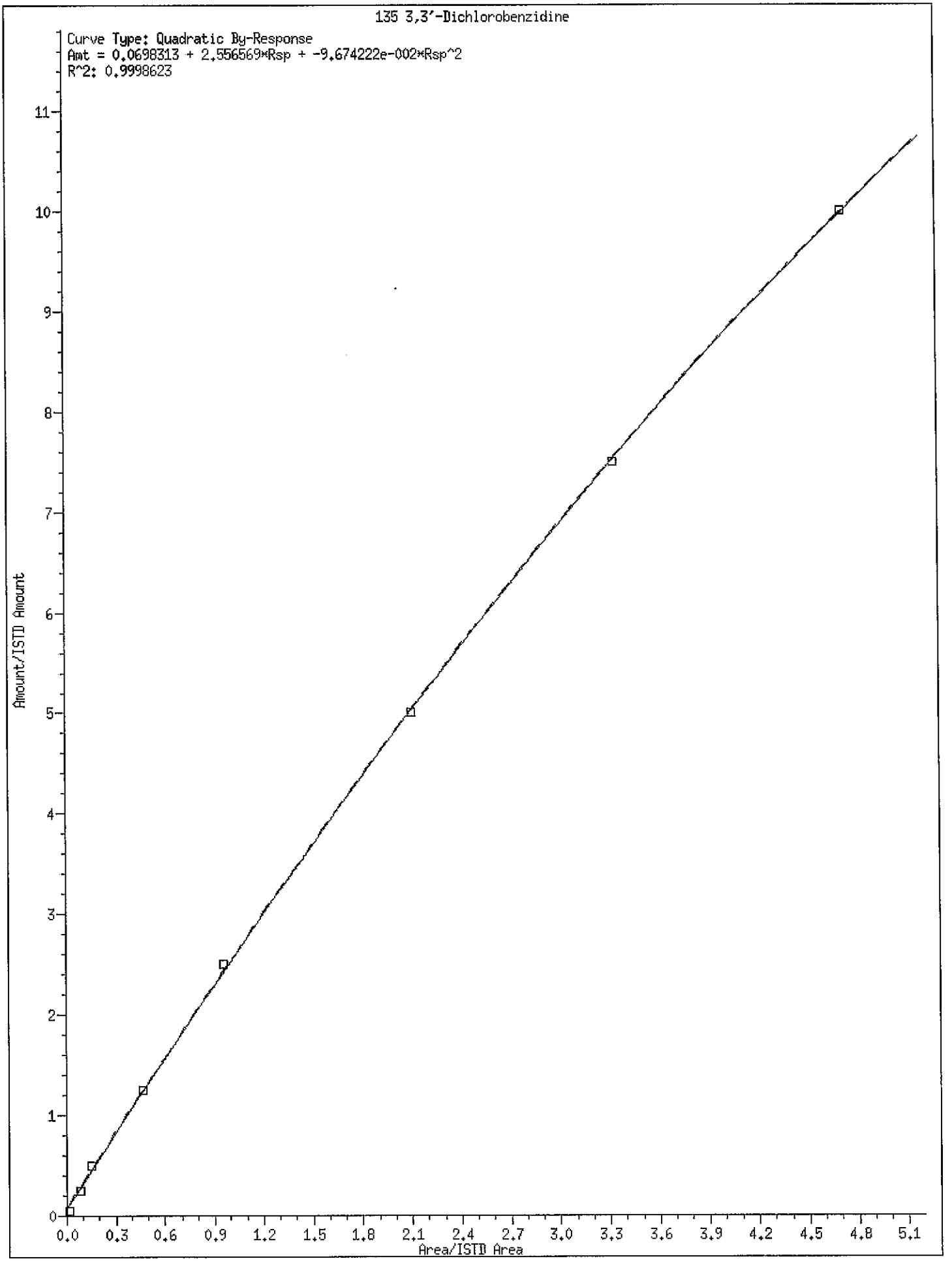
135 3,3'-Dichlorobenzidine
Curve Type: Quadratic By-Response
Amt = 0.0698313 + 2.556569*Rsp + -9.674222e-002*Rsp^2
R^2: 0.9998623
Amount/ISTD Amount
Area/ISTD Area
0
1
2
3
4
5
6
7
8
9
10
11
0.0
0.3
0.6
0.9
1.2
1.5
1.8
2.1
2.4
2.7
3.0
3.3
3.6
3.9
4.2
4.5
4.8
5.1

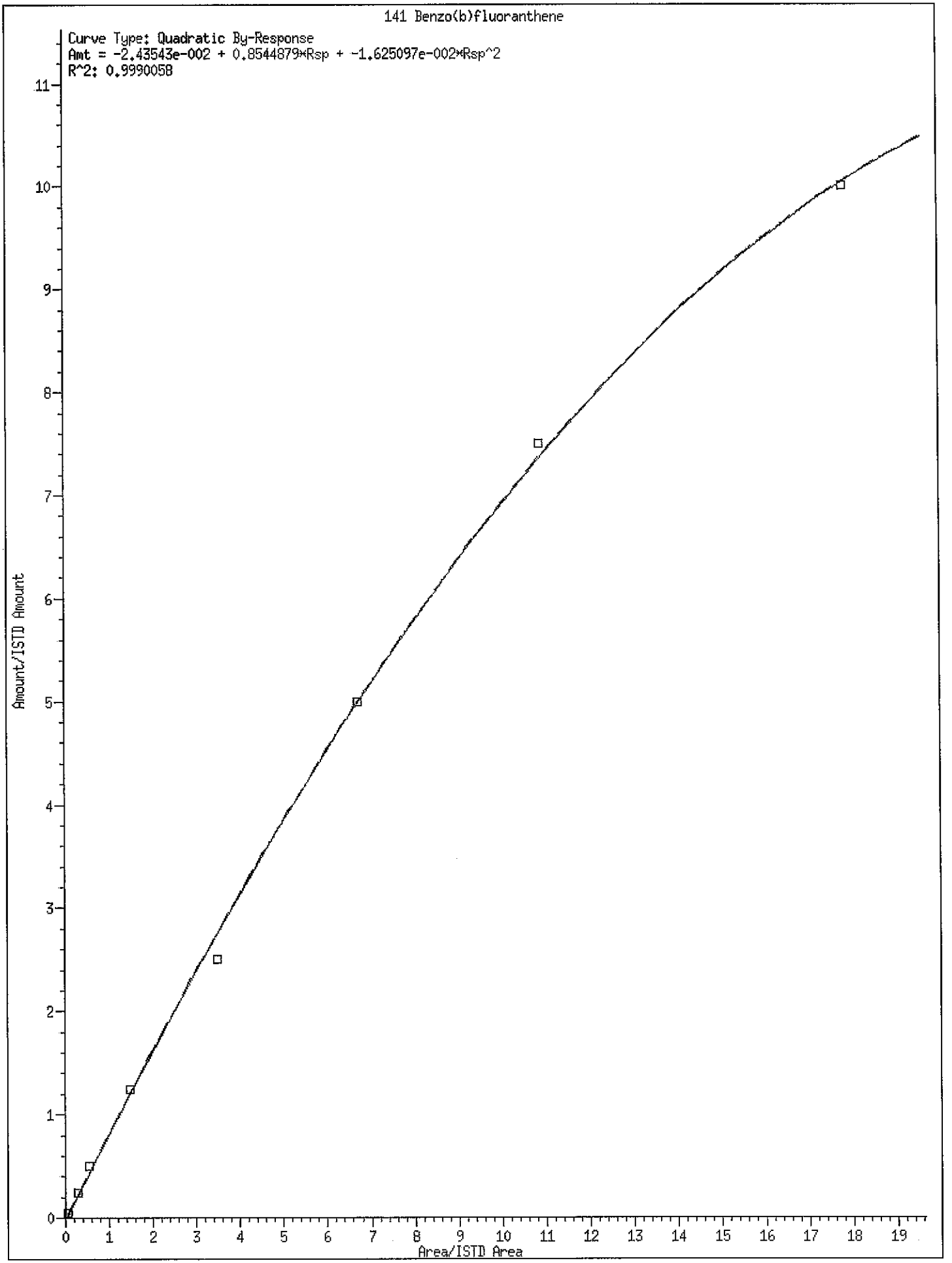
141 Benzo(b)fluoranthene
Curve Type: Quadratic By-Response
Amt = -2.43543e-002 + 0.8544879*Rsp + -1.625097e-002*Rsp^2
R^2: 0.9990058
Amount/ISTD Amount
Area/ISTD Area
0
1
2
3
4
5
6
7
8
9
10
11
12
13
14
15
16
17
18
19

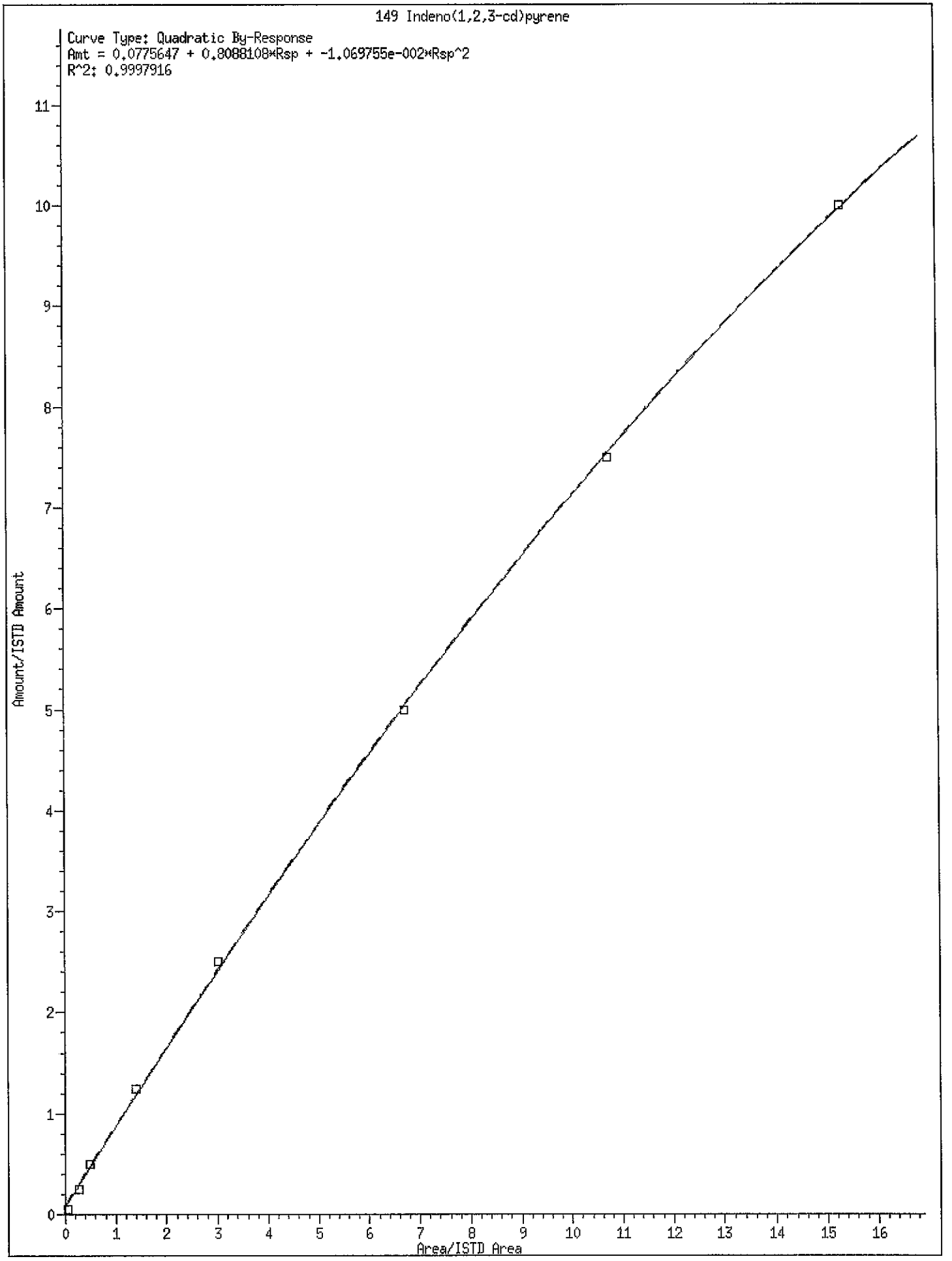
149 Indeno(1,2,3-cd)pyrene
Curve Type: Quadratic By-Response
Amt = 0.0775647 + 0.8088108*Rsp + -1.069755e-002*Rsp^2
R^2: 0.9997916
Amount/ISTD Amount
Area/ISTD Area
0
1
2
3
4
5
6
7
8
9
10
11
12
13
14
15
16

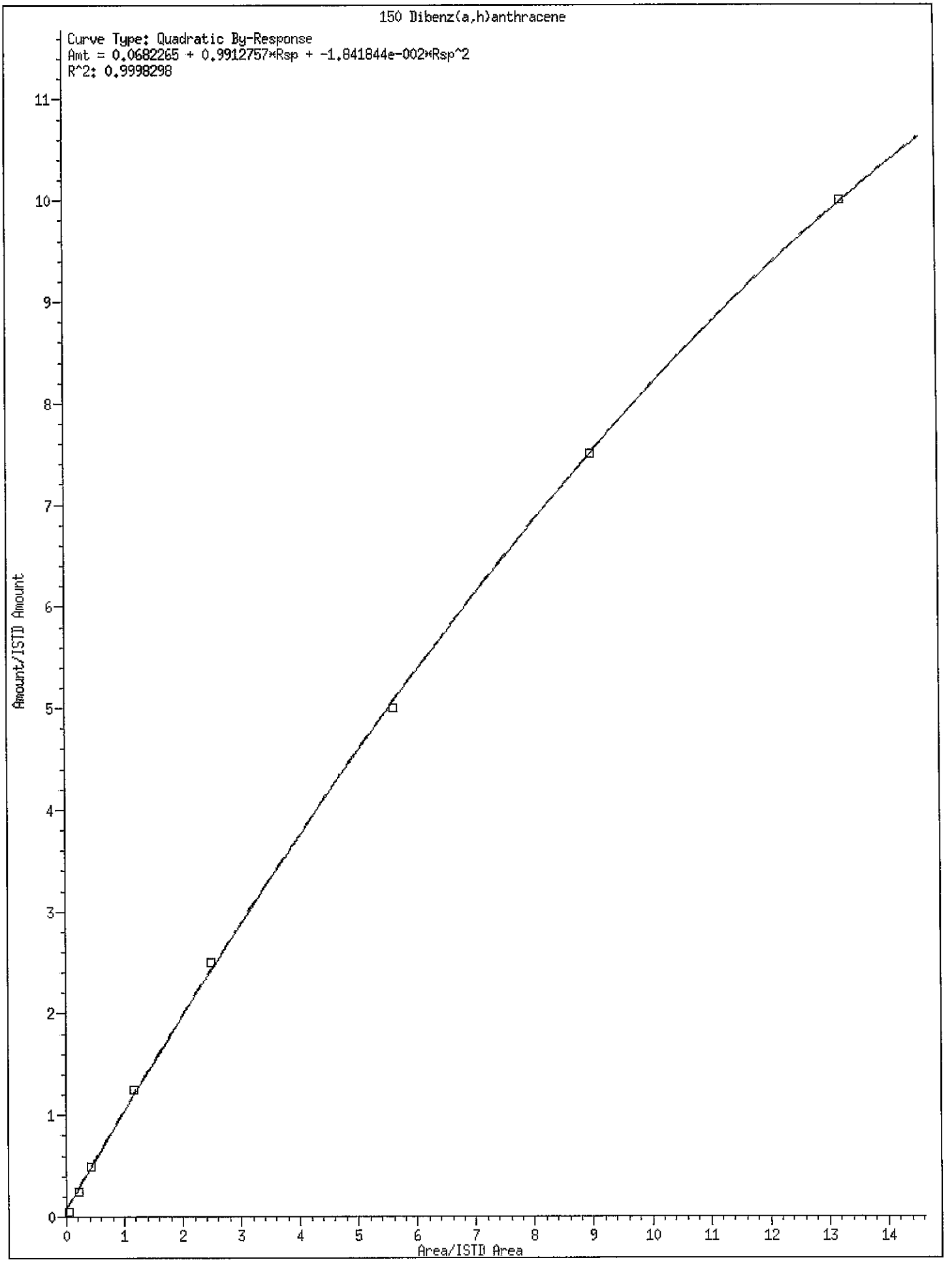
150 Dibenz(a,h)anthracene
Curve Type: Quadratic By-Response
Amt = 0.0682265 + 0.9912757*Rsp + -1.841844e-002*Rsp^2
R^2: 0.9998298
Amount/ISTD Amount
Area/ISTD Area
0
1
2
3
4
5
6
7
8
9
10
11
12
13
14

Data File: \\PITSVR06\D\chem\733.i\N111010.b\N1110IC1.D
Date : 10-NOV-2010 06:49
Client ID: SSTD0.4
Sample Info: SSTD0.4(0.2ug/ml) BNA0660-10 8270c/d

Instrument: 733.i
Operator: 3200
Column diameter: 0.32

Column phase: DB5-MS

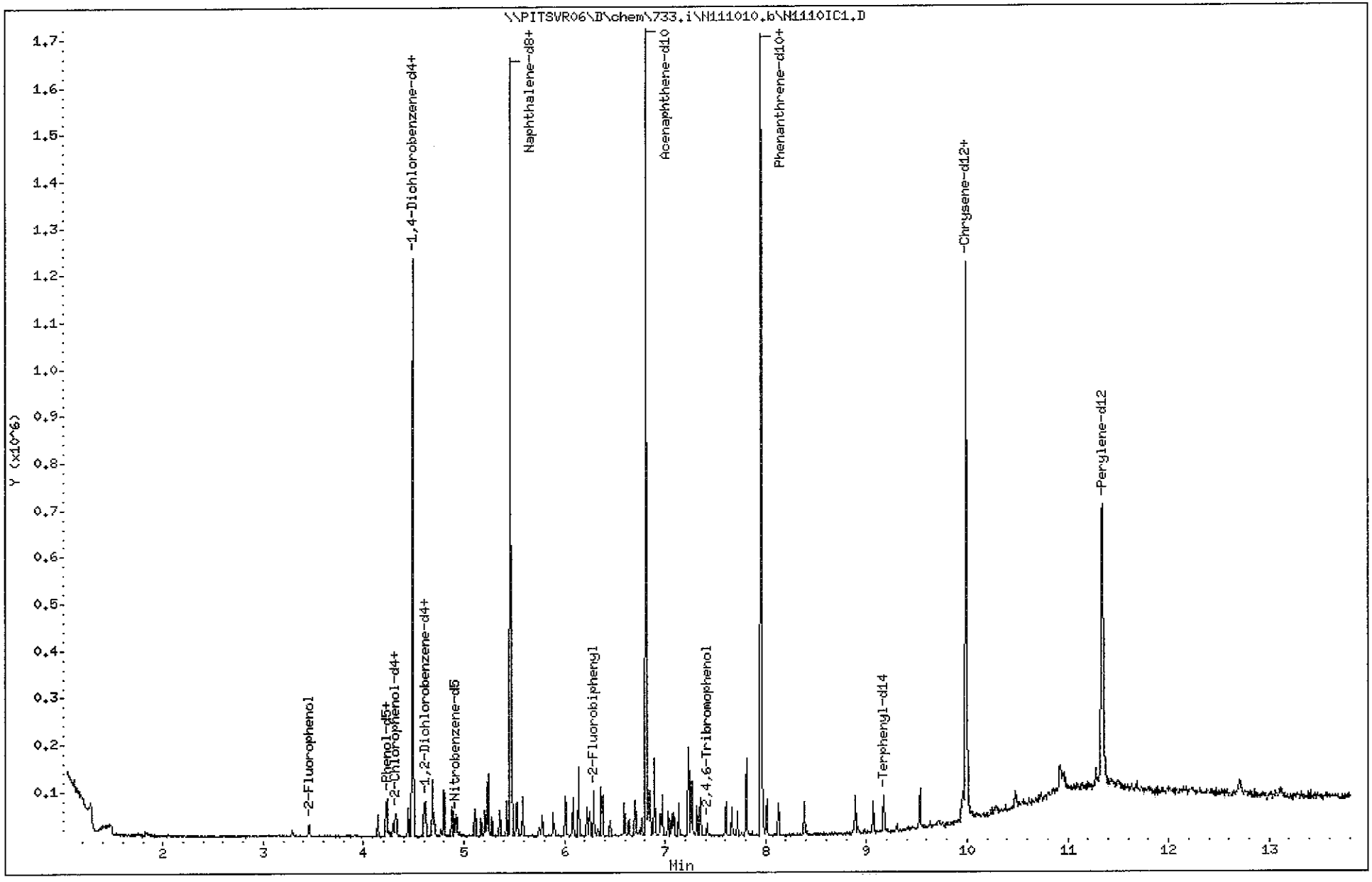

TestAmerica Pittsburgh

Semivolatile REPORT SW-846 Method 8270

Data file : \\PITSVR06\D\chem\733.i\N111010.b\N1110IC1.D
Lab Smp Id: sstd0.4 Client Smp ID: SSTD0.4
Inj Date : 10-NOV-2010 06:49
Operator : 3200 Inst ID: 733.i
Smp Info : SSTD0.4(0.2ug/ml) BNA0660-10 8270c/d
Misc Info : sstd0.4,N111010.b,8270ll.m,padepi.sub,1,1
Comment :
Method : \\PITSVR06\D\chem\733.i\N111010.b\8270ll.m
Meth Date : 10-Nov-2010 08:44 piccolinov Quant Type: ISTD
Cal Date : 10-NOV-2010 06:49 Cal File: N1110IC1.D
Als bottle: 90 Calibration Sample, Level: 1
Dil Factor: 1.00000
Integrator: HP RTE Compound Sublist: padepi.sub
Target Version: 4.14
Processing Host: PITPC-502

	Compounds	QUANT SIG MASS	RT	EXP RT	REL RT	RESPONSE	AMOUNTS CAL-AMT (NG)	ON-COL (NG)
* 1	1,4-Dichlorobenzene-d4	152	4.489	4.489	(1.000)	143532	8.00000	
* 2	Naphthalene-d8	136	5.462	5.462	(1.000)	524192	8.00000	
* 3	Acenaphthene-d10	164	6.808	6.808	(1.000)	294296	8.00000	
* 4	Phenanthrene-d10	188	7.951	7.951	(1.000)	469386	8.00000	
* 5	Chrysene-d12	240	9.992	9.992	(1.000)	391744	8.00000	
* 6	Perylene-d12	264	11.343	11.343	(1.000)	307794	8.00000	
198	1,4-Dioxane	88	1.284	1.284	(0.286)	2238	0.40000	0.31022(M)
10	N-Nitrosodimethylamine	74	1.749	1.749	(0.390)	3723	0.40000	0.43376(M)
9	Pyridine	79	1.829	1.829	(0.407)	5756	0.40000	0.33884(M)
16	Methyl methanesulfonate	80	3.293	3.293	(0.733)	4903	0.40000	0.41622
206	Benzaldehyde	77	4.142	4.142	(0.923)	6961	0.40000	0.46758
21	Aniline	93	4.233	4.233	(0.943)	12009	0.40000	0.40874
22	Phenol	94	4.233	4.233	(0.943)	10439	0.40000	0.39574
23	bis(2-Chloroethyl)ether	93	4.292	4.292	(0.956)	7130	0.40000	0.41852
24	2-Chlorophenol	128	4.324	4.324	(0.963)	10069	0.40000	0.42468
26	1,3-Dichlorobenzene	146	4.447	4.447	(0.990)	11661	0.40000	0.41233
27	1,4-Dichlorobenzene	146	4.505	4.505	(1.004)	12315	0.40000	0.42647
28	1,2-Dichlorobenzene	146	4.618	4.618	(1.029)	11346	0.40000	0.41898
217	Indene	116	4.687	4.687	(1.044)	15733	0.40000	0.42161
29	Benzyl Alcohol	108	4.596	4.596	(1.024)	4116	0.40000	0.34414
30	2-Methylphenol	108	4.692	4.692	(1.045)	6877	0.40000	0.37606
31	2,2'-oxybis(1-Chloropropane)	45	4.708	4.708	(1.049)	7039	0.40000	0.40458(M)
37	Acetophenone	105	4.794	4.794	(1.068)	12287	0.40000	0.41542
32	N-Nitroso-di-n-propylamine	70	4.799	4.799	(1.069)	5674	0.40000	0.42415
192	4-Methylphenol	108	4.805	4.805	(1.070)	7882	0.40000	0.42901
34	Hexachloroethane	117	4.879	4.879	(1.087)	5567	0.40000	0.45431
35	Nitrobenzene	77	4.922	4.922	(0.901)	8915	0.40000	0.37405
36	N-Nitrosopyrrolidine	100	4.767	4.767	(1.062)	3534	0.40000	0.44204
41	Isophorone	82	5.109	5.109	(0.935)	13852	0.40000	0.36850
42	2-Nitrophenol	139	5.168	5.168	(0.946)	4720	0.40000	0.38743
43	2,4-Dimethylphenol	107	5.205	5.205	(0.953)	9498	0.40000	0.39857
44	bis(2-Chloroethoxy)methane	93	5.275	5.275	(0.966)	8951	0.40000	0.41364
48	2,4-Dichlorophenol	162	5.355	5.355	(0.980)	7980	0.40000	0.39412

Compounds	QUANT SIG MASS	RT	EXP RT	REL RT	RESPONSE	AMOUNTS CAL-AMT (NG)	AMOUNTS ON-COL (NG)
49 Benzoic Acid	122	5.237	5.237	(0.959)	20266	2.00000	1.8875
50 1,2,4-Trichlorobenzene	180	5.419	5.419	(0.992)	11213	0.40000	0.41198
51 Naphthalene	128	5.478	5.478	(1.003)	26293	0.40000	0.39947
52 4-Chloroaniline	127	5.515	5.515	(1.010)	11051	0.40000	0.41502
54 2,6-Dichlorophenol	162	5.526	5.526	(1.012)	7578	0.40000	0.38073
56 Hexachlorobutadiene	225	5.585	5.585	(1.022)	7553	0.40000	0.36595
208 Caprolactam	113	5.750	5.750	(1.053)	1229	0.40000	0.29556
59 4-Chloro-3-Methylphenol	107	5.884	5.884	(1.077)	6705	0.40000	0.35696
62 2-Methylnaphthalene	142	6.007	6.007	(1.100)	17983	0.40000	0.42028
63 1-Methylnaphthalene	142	6.087	6.087	(1.114)	16053	0.40000	0.39553
64 Hexachlorocyclopentadiene	237	6.140	6.140	(0.902)	7564	0.40000	0.33624
65 1,2,4,5-Tetrachlorobenzene	216	6.140	6.140	(0.902)	9847	0.40000	0.35063
66 2,4,6-Trichlorophenol	196	6.226	6.226	(0.914)	5877	0.40000	0.36954
67 2,4,5-Trichlorophenol	196	6.252	6.252	(0.918)	6239	0.40000	0.37576
209 1,1'-Biphenyl	154	6.365	6.365	(0.935)	23025	0.40000	0.41026
70 2-Chloronaphthalene	162	6.381	6.381	(0.937)	17223	0.40000	0.39414
73 2-Nitroaniline	65	6.455	6.455	(0.948)	4323	0.40000	0.35148
76 Dimethylphthalate	163	6.594	6.594	(0.969)	20210	0.40000	0.41084
78 2,6-Dinitrotoluene	165	6.637	6.637	(0.975)	2709	0.40000	0.29961
79 Acenaphthylene	152	6.701	6.701	(0.984)	26004	0.40000	0.41175
81 3-Nitroaniline	138	6.765	6.765	(0.994)	2942	0.40000	0.32770
82 Acenaphthene	153	6.835	6.835	(1.004)	16131	0.40000	0.41048
83 2,4-Dinitrophenol	184	6.845	6.845	(1.005)	7895	2.00000	1.6424
85 4-Nitrophenol	109	6.888	6.888	(1.012)	16704	2.00000	1.7484
86 Dibenzofuran	168	6.968	6.968	(1.024)	23531	0.40000	0.40106
87 2,4-Dinitrotoluene	165	6.947	6.947	(1.020)	4283	0.40000	0.34034
91 2,3,5,6-Tetrachlorophenol	232	7.027	7.027	(1.032)	4815	0.40000	0.37081
88 2,3,4,6-Tetrachlorophenol	232	7.059	7.059	(1.037)	5908	0.40000	0.41932
92 2-Naphthylamine	143	7.080	7.080	(1.040)	13549	0.40000	0.44381
93 Diethylphthalate	149	7.134	7.134	(1.048)	18925	0.40000	0.39935
94 Fluorene	166	7.230	7.230	(1.062)	17157	0.40000	0.36981
95 4-Chlorophenyl-phenylether	204	7.225	7.225	(1.061)	9646	0.40000	0.35568
96 4-Nitroaniline	138	7.230	7.230	(1.062)	3483	0.40000	0.36560
98 4,6-Dinitro-2-methylphenol	198	7.262	7.262	(0.913)	10899	2.00000	1.5503
99 N-Nitrosodiphenylamine (1)	169	7.315	7.315	(0.920)	12138	0.40000	0.42494
100 1,2-Diphenylhydrazine	77	7.347	7.347	(0.924)	21803	0.40000	0.38332
106 4-Bromophenyl-phenylether	248	7.604	7.604	(0.956)	6146	0.40000	0.41890
107 Hexachlorobenzene	284	7.663	7.663	(0.964)	4988	0.40000	0.35541
210 Atrazine	200	7.716	7.716	(0.970)	5747	0.40000	0.42439
111 Pentachlorophenol	266	7.807	7.807	(0.982)	11069	2.00000	1.4694
115 Phenanthrene	178	7.973	7.973	(1.003)	27554	0.40000	0.42722
116 Anthracene	178	8.010	8.010	(1.007)	24556	0.40000	0.38834
119 Carbazole	167	8.127	8.127	(1.022)	21526	0.40000	0.41489
120 Di-n-Butylphthalate	149	8.384	8.384	(1.054)	25833	0.40000	0.37706
123 Fluoranthene	202	8.886	8.886	(1.118)	25583	0.40000	0.38742
124 Benzidine	184	8.977	8.977	(0.898)	3499	0.40000	0.22678 (M)
125 Pyrene	202	9.068	9.068	(0.908)	26007	0.40000	0.40102
131 Butylbenzylphthalate	149	9.532	9.532	(0.954)	11096	0.40000	0.40336
135 3,3'-Dichlorobenzidine	252	9.949	9.949	(0.996)	5798	0.40000	0.35242
136 Benzo(a)Anthracene	228	9.981	9.981	(0.999)	23723	0.40000	0.42767
137 Chrysene	228	10.008	10.008	(1.002)	19739	0.40000	0.38177
139 bis(2-ethylhexyl)Phthalate	149	9.960	9.960	(0.997)	16062	0.40000	0.42545 (M)
140 Di-n-octylphthalate	149	10.478	10.478	(0.924)	21790	0.40000	0.42143 (M)
141 Benzo(b)fluoranthene	252	10.932	10.932	(0.964)	16524	0.40000	0.36280

Compounds	QUANT SIG MASS	RT	EXP RT	REL RT	RESPONSE	AMOUNTS CAL-AMT (NG)	AMOUNTS ON-COL (NG)
142 Benzo(k)fluoranthene	252	10.959	10.959	(0.966)	21959	0.40000	0.41251(M)
143 7,12-dimethylbenz[a]anthracen	256	10.916	10.916	(0.962)	8558	0.40000	0.37998
146 Benzo(a)pyrene	252	11.279	11.279	(0.994)	12412	0.40000	0.36181
149 Indeno(1,2,3-cd)pyrene	276	12.706	12.706	(1.120)	15112	0.40000	0.36586(M)
150 Dibenz(a,h)anthracene	278	12.716	12.716	(1.121)	12384	0.40000	0.36188(M)
151 Benzo(g,h,i)perylene	276	13.112	13.112	(1.156)	14053	0.40000	0.39144(M)
$ 154 Nitrobenzene-d5	82	4.911	4.911	(0.899)	9287	0.40000	0.38238
$ 155 2-Fluorobiphenyl	172	6.290	6.290	(0.924)	19668	0.40000	0.39644
$ 156 Terphenyl-d14	244	9.169	9.169	(0.918)	18691	0.40000	0.42488
$ 157 Phenol-d5	99	4.222	4.222	(0.941)	9411	0.40000	0.41511
$ 158 2-Fluorophenol	112	3.458	3.458	(0.770)	7886	0.40000	0.40264
$ 159 2,4,6-Tribromophenol	330	7.417	7.417	(0.933)	1932	0.40000	0.35673
$ 186 2-Chlorophenol-d4	132	4.313	4.313	(0.961)	9004	0.40000	0.38783
$ 187 1,2-Dichlorobenzene-d4	152	4.607	4.607	(1.026)	8405	0.40000	0.46778

QC Flag Legend

M - Compound response manually integrated.

Data File Name: N1110IC1.D
Inj. Date and Time: 10-NOV-2010 06:49
Instrument ID: 733.i
Client ID: SSTD0.4
Compound Name: 1,4-Dioxane
CAS #: 123-91-1

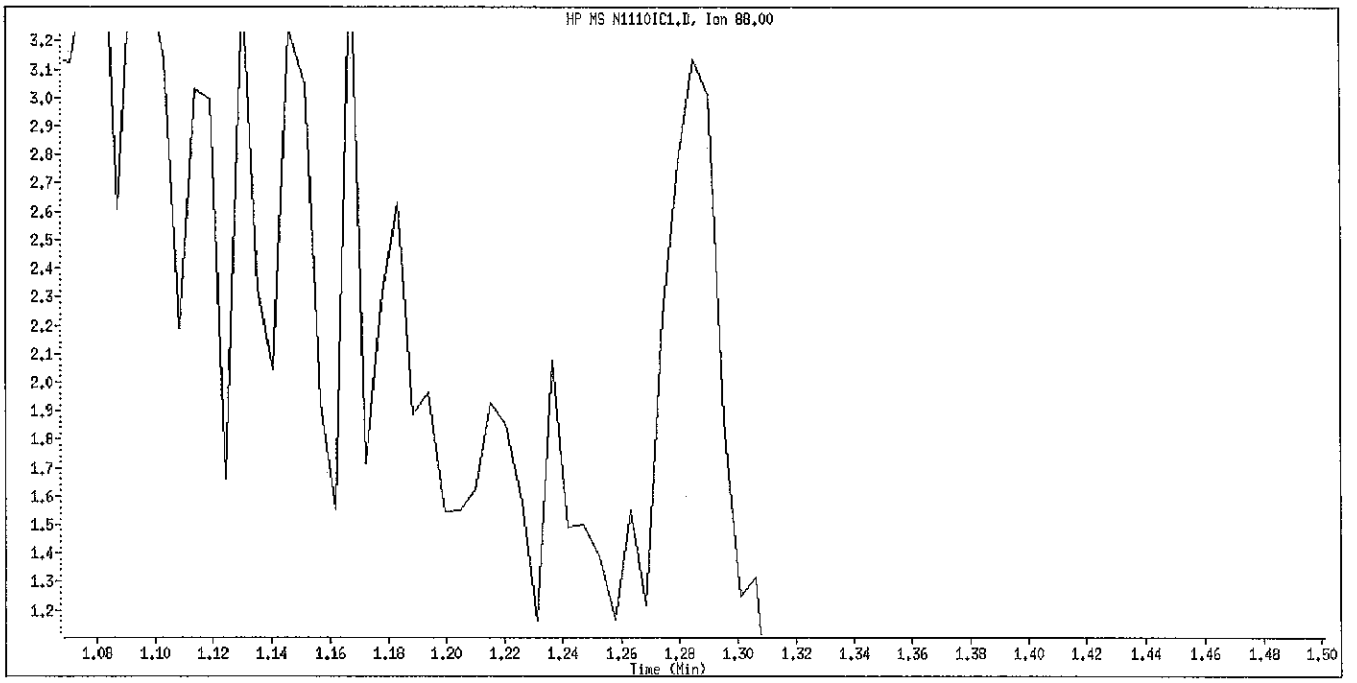

Original Integration

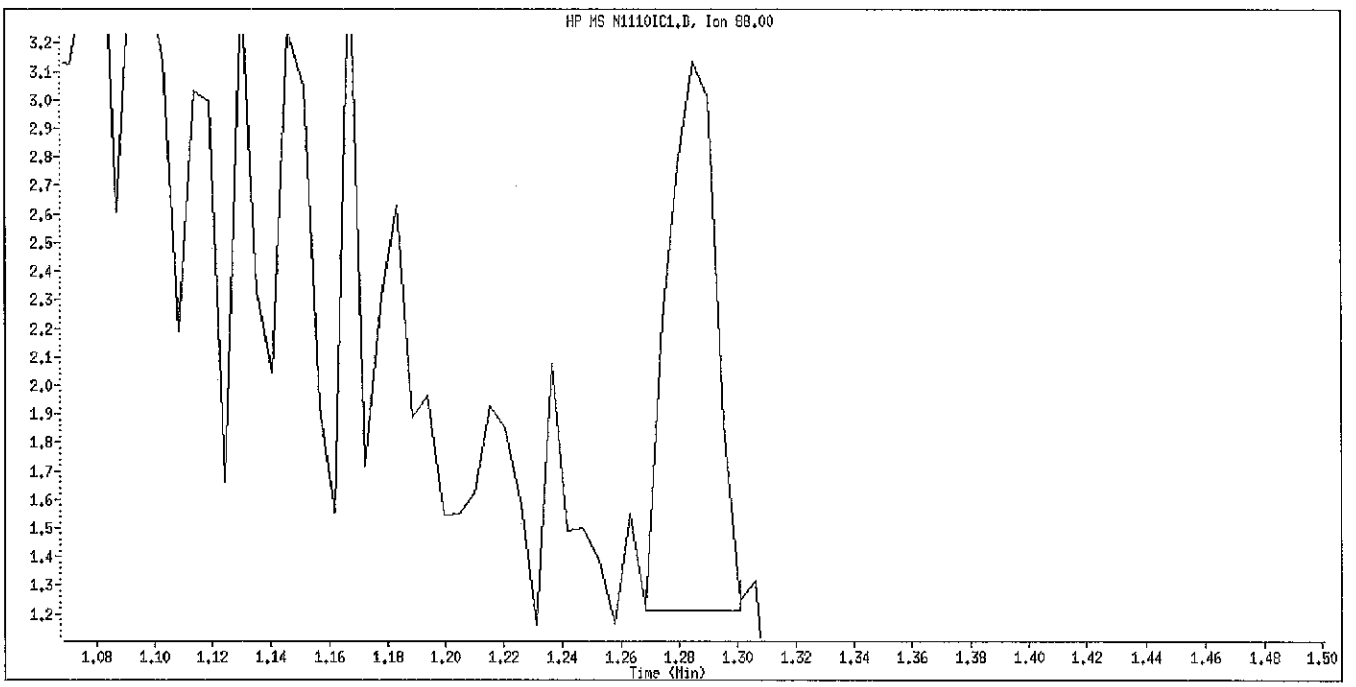

Manual Integration

Manually Integrated By: piccolinov
Manual Integration Reason: Peak Not Found

Data File Name: N1110IC1.D
Inj. Date and Time: 10-NOV-2010 06:49
Instrument ID: 733.i
Client ID: SSTD0.4
Compound Name: N-Nitrosodimethylamine
CAS #: 62-75-9

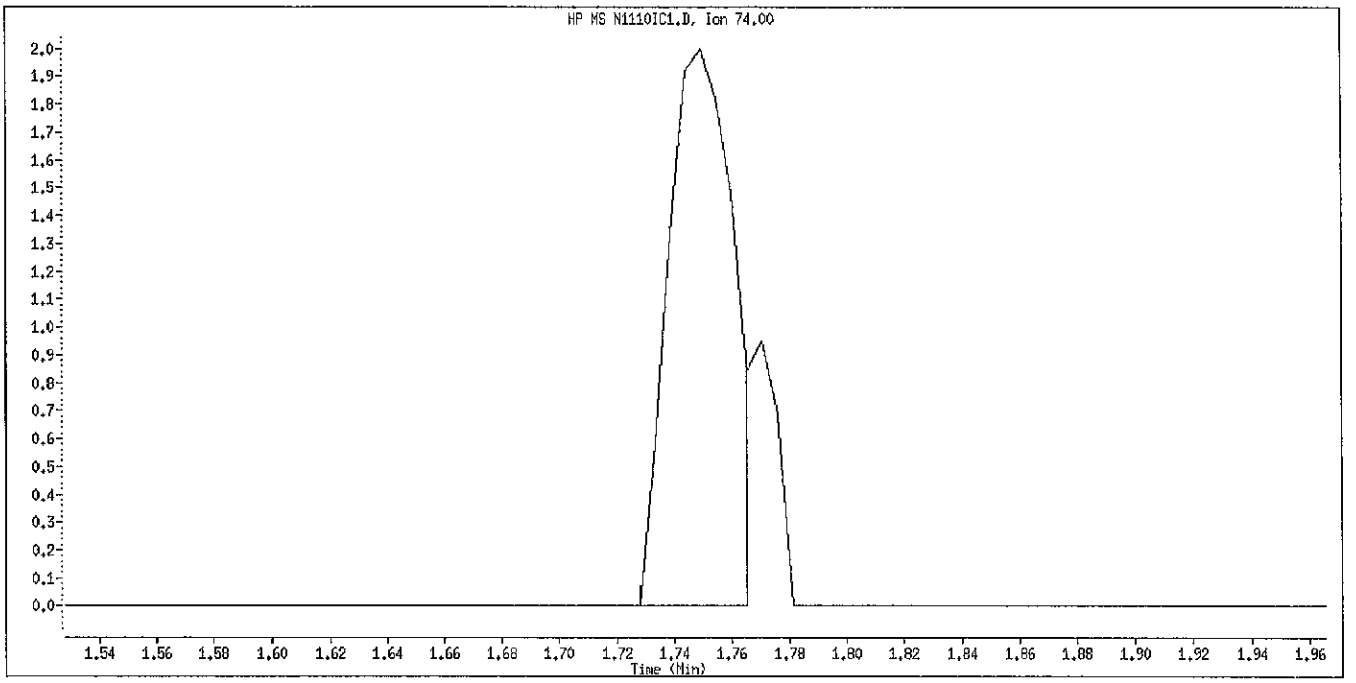

Original Integration

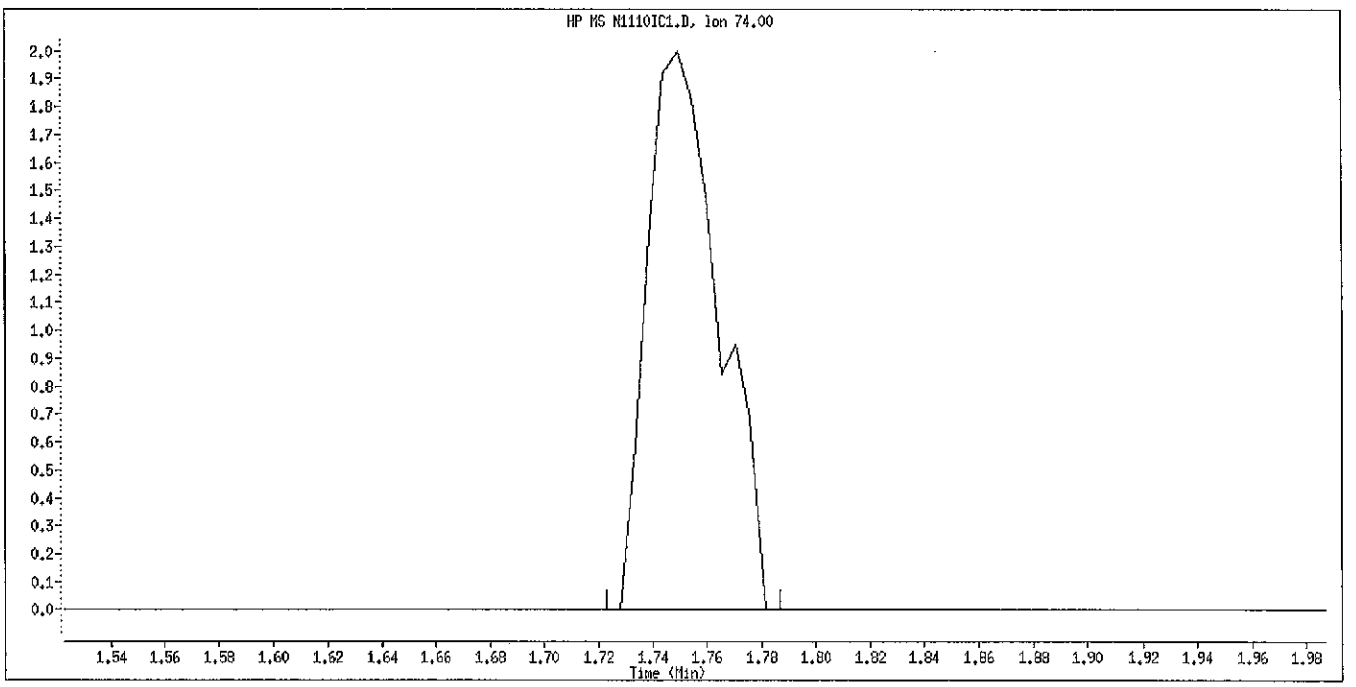

Manual Integration

Manually Integrated By: piccolinov
Manual Integration Reason: Poor Chromatography

Data File Name: N1110IC1.D
Inj. Date and Time: 10-NOV-2010 06:49
Instrument ID: 733.i
Client ID: SSTD0.4
Compound Name: Pyridine
CAS #: 110-86-1

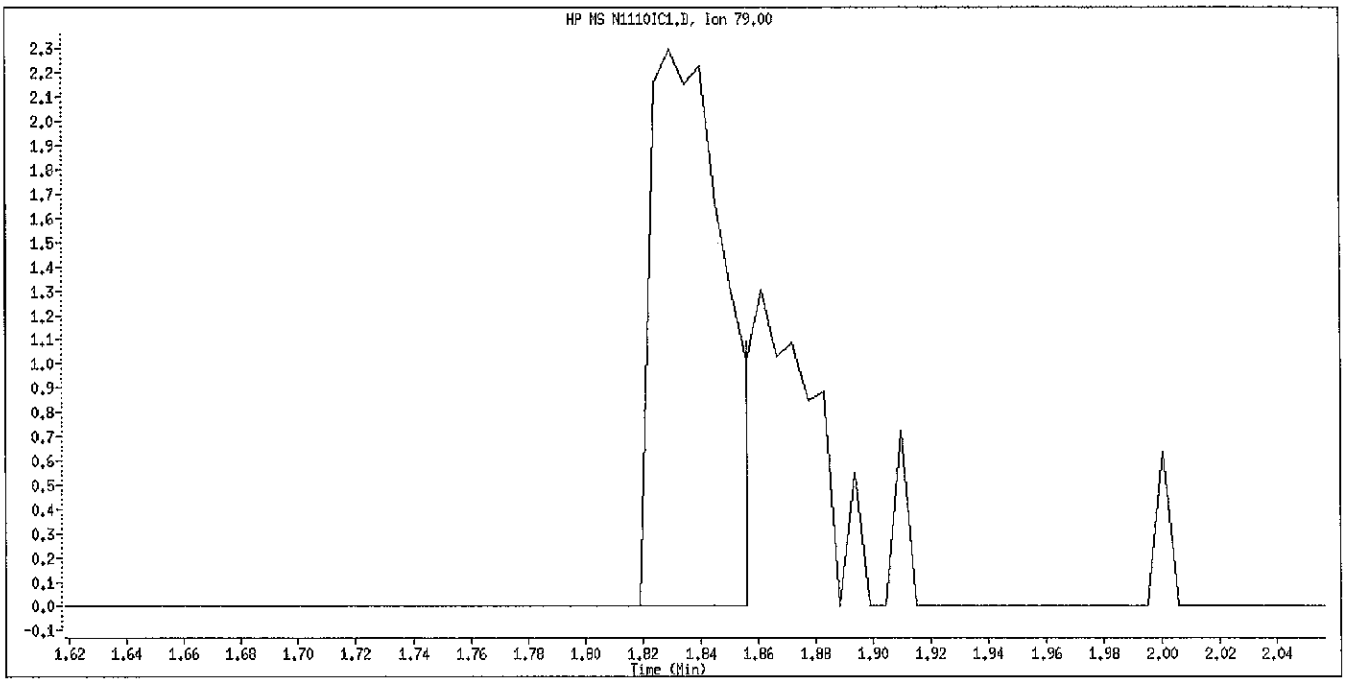

Original Integration

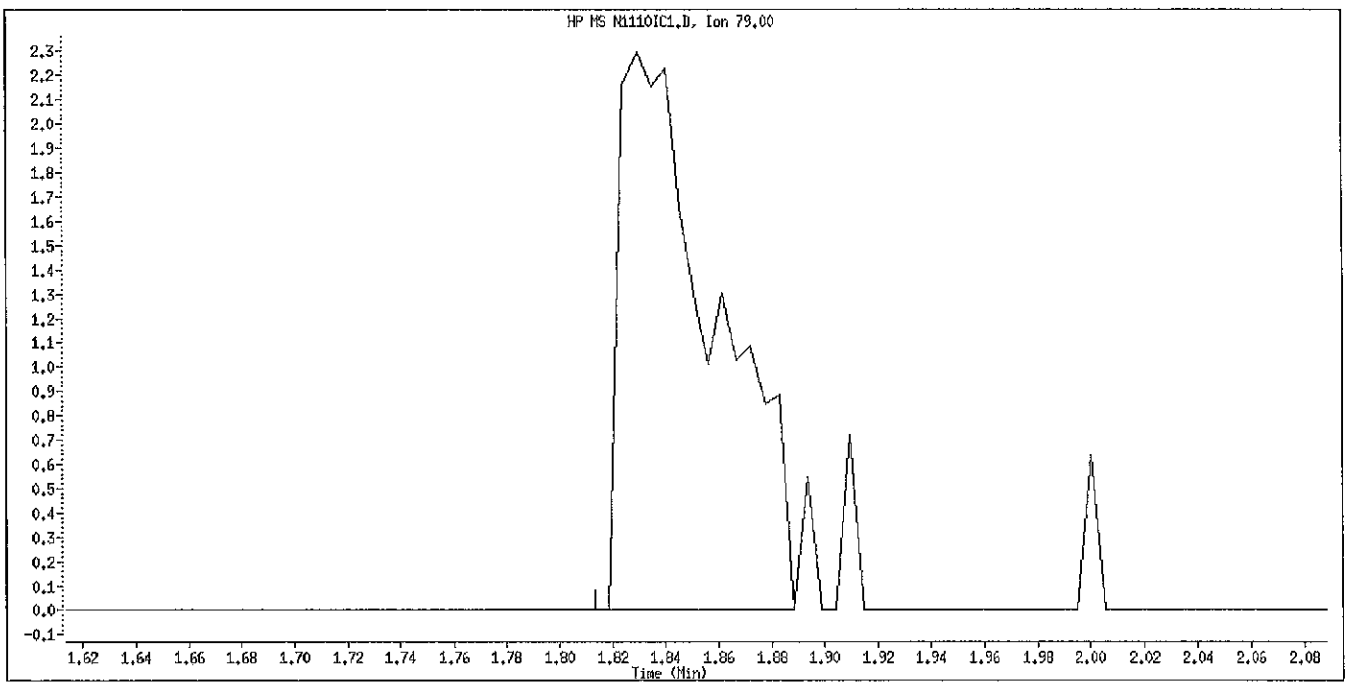

Manual Integration

Manually Integrated By: piccolinov
Manual Integration Reason: Poor Chromatography

Data File Name: N1110IC1.D
Inj. Date and Time: 10-NOV-2010 06:49
Instrument ID: 733.i
Client ID: SSTD0.4
Compound Name: 2,2'-oxybis(1-Chloropropane)
CAS #: 108-60-1

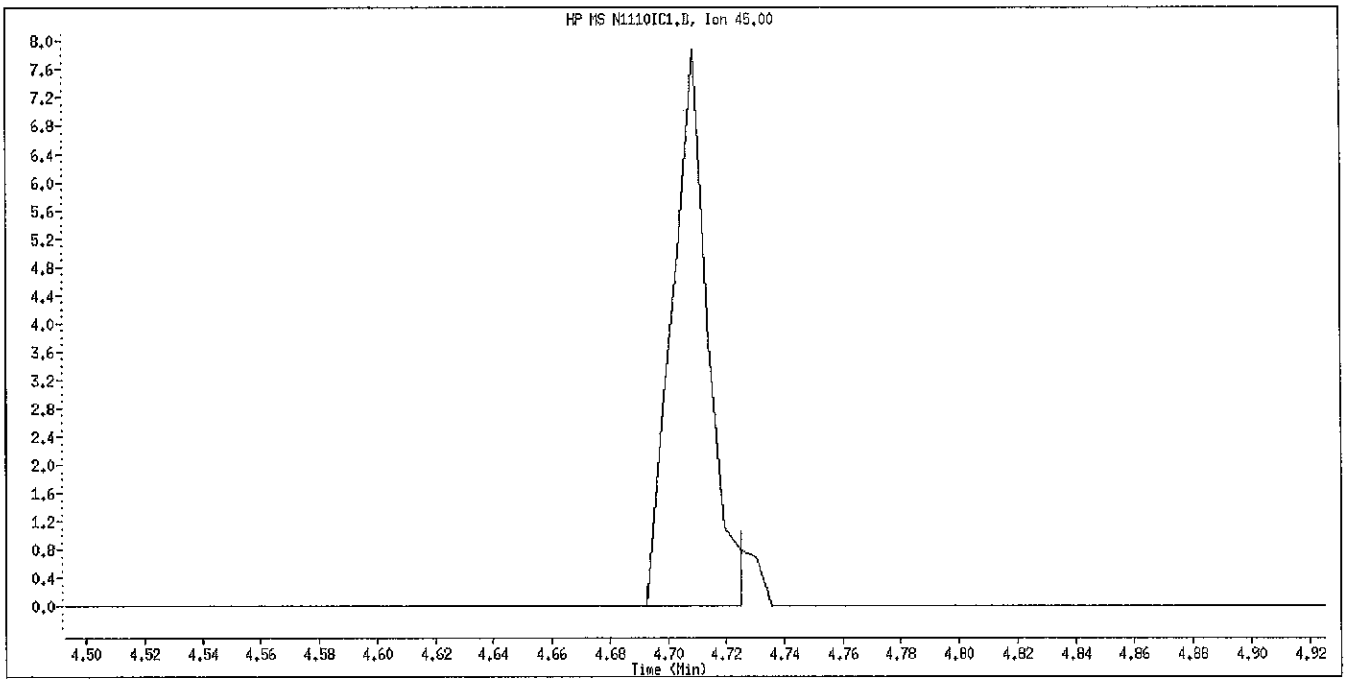

Original Integration

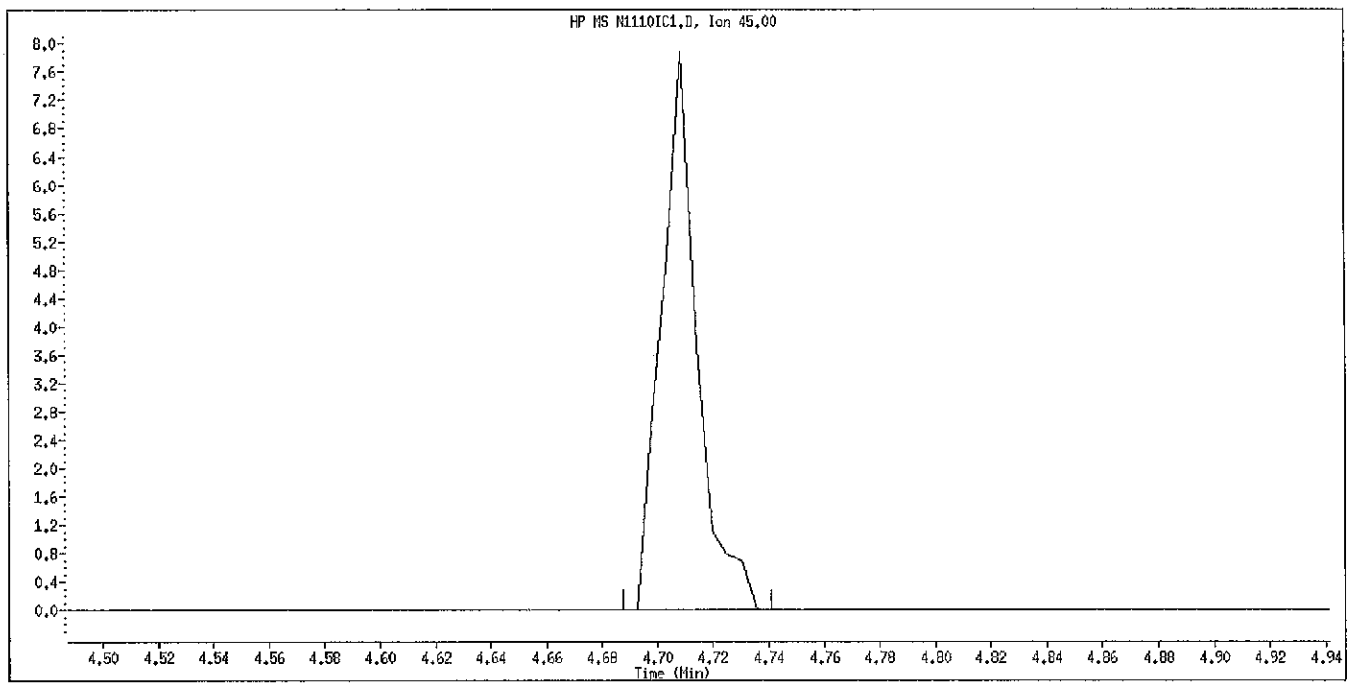

Manual Integration

Manually Integrated By: piccolinov
Manual Integration Reason: Peak Not Found

Data File Name: N1110IC1.D
Inj. Date and Time: 10-NOV-2010 06:49
Instrument ID: 733.i
Client ID: SSTD0.4
Compound Name: Benzidine
CAS #: 92-87-5

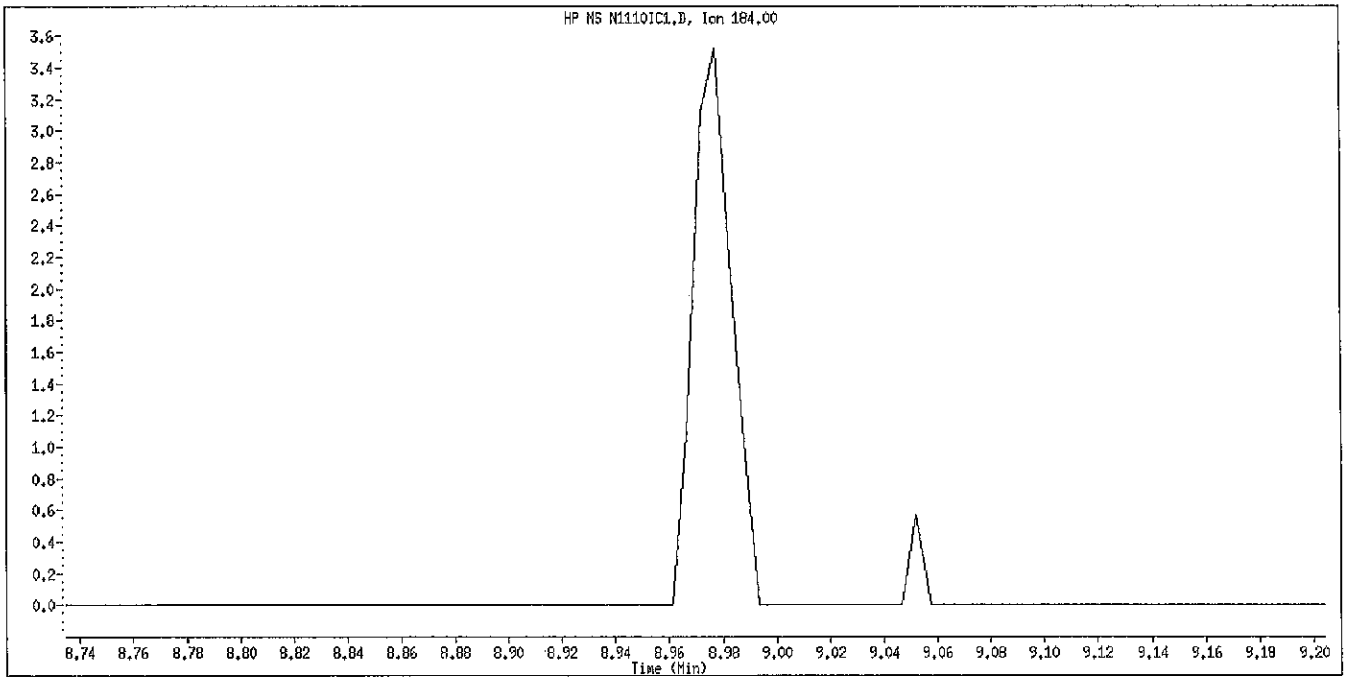

Original Integration

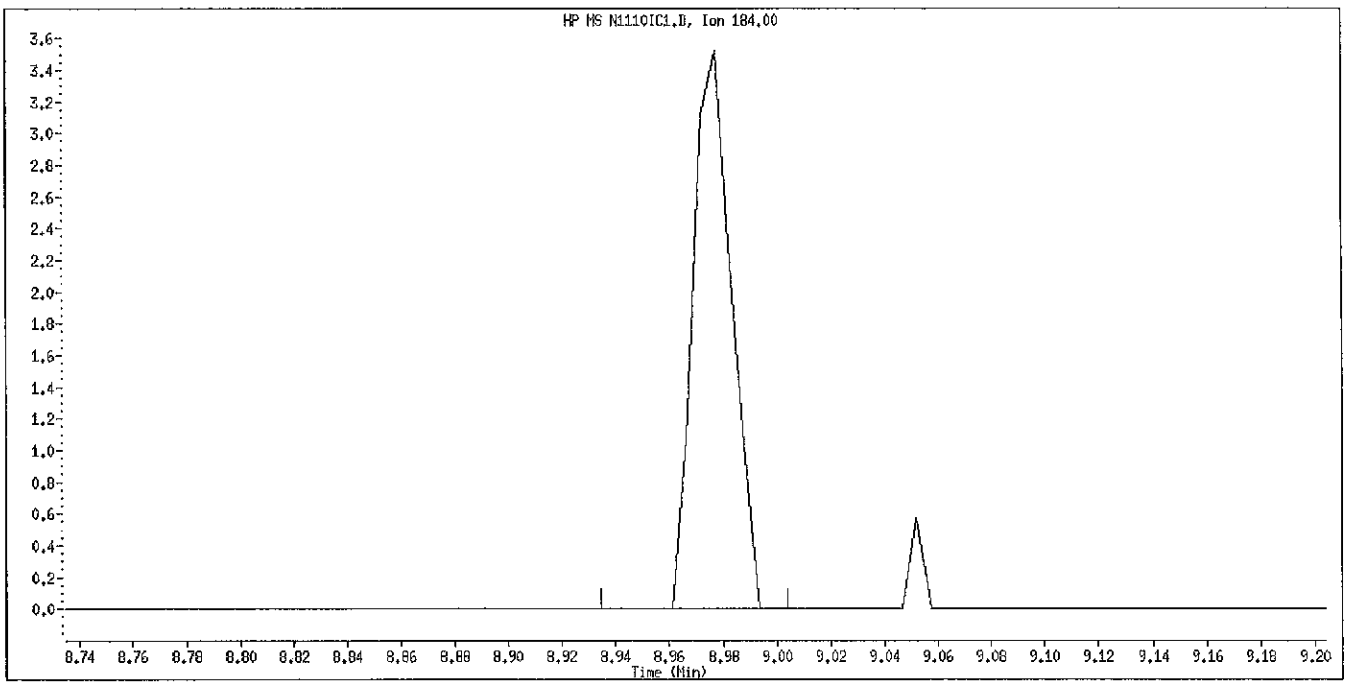

Manual Integration

Manually Integrated By: piccolinov
Manual Integration Reason: Peak Not Found

Data File Name: N1110IC1.D
Inj. Date and Time: 10-NOV-2010 06:49
Instrument ID: 733.i
Client ID: SSTD0.4
Compound Name: bis(2-ethylhexyl)Phthalate
CAS #: 117-81-7

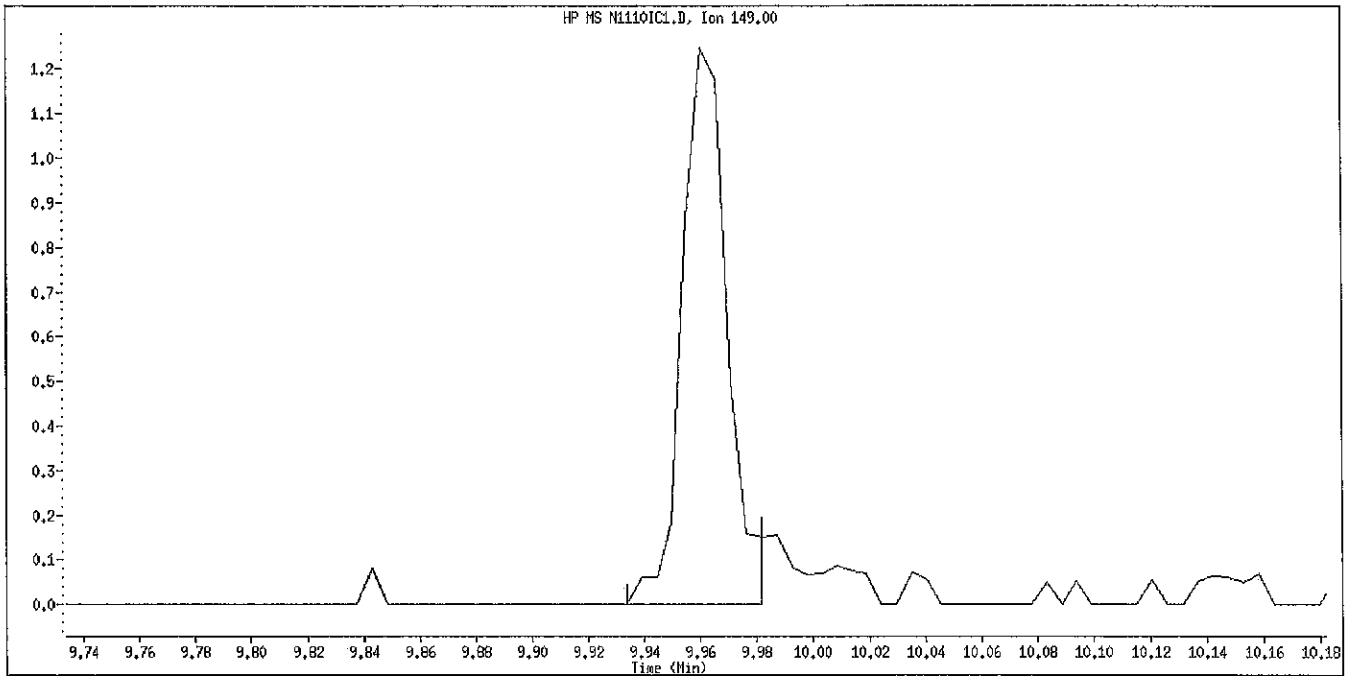

Original Integration

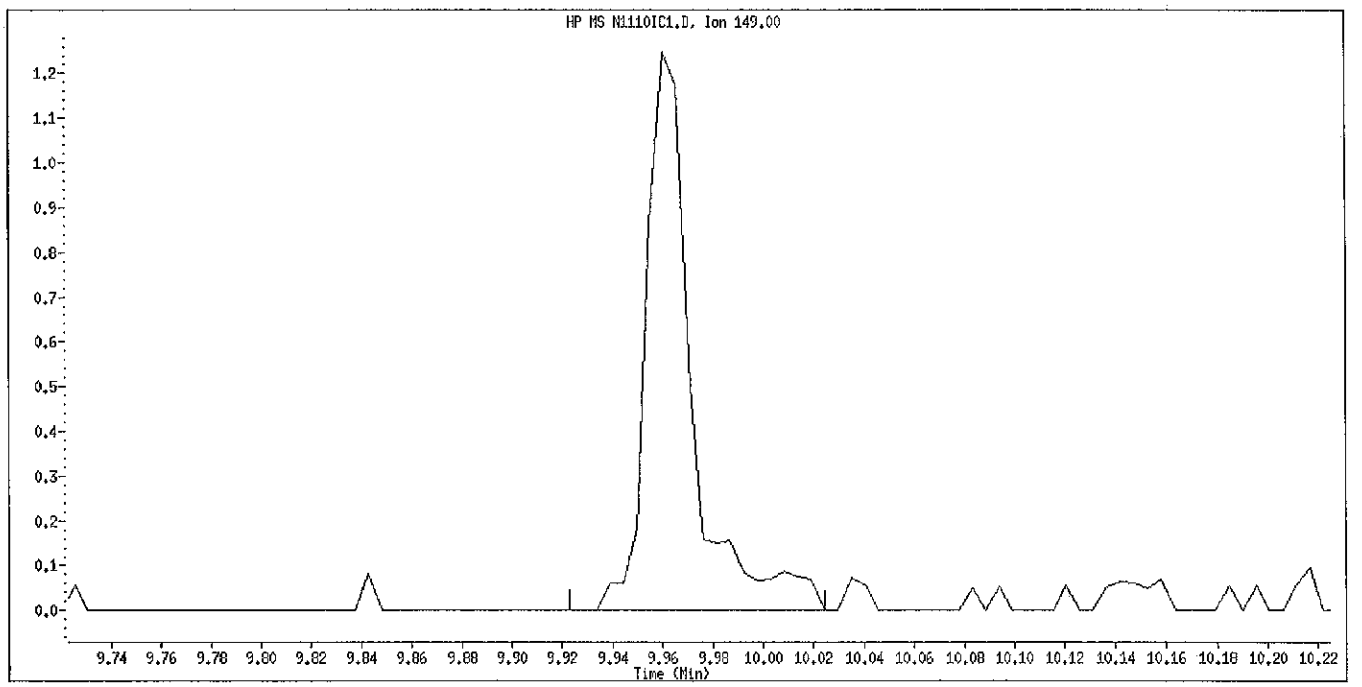

Manual Integration

Manually Integrated By: piccolinov
Manual Integration Reason: Poor Chromatography

Data File Name: N1110IC1.D
Inj. Date and Time: 10-NOV-2010 06:49
Instrument ID: 733.i
Client ID: SSTD0.4
Compound Name: Di-n-octylphthalate
CAS #: 117-84-0

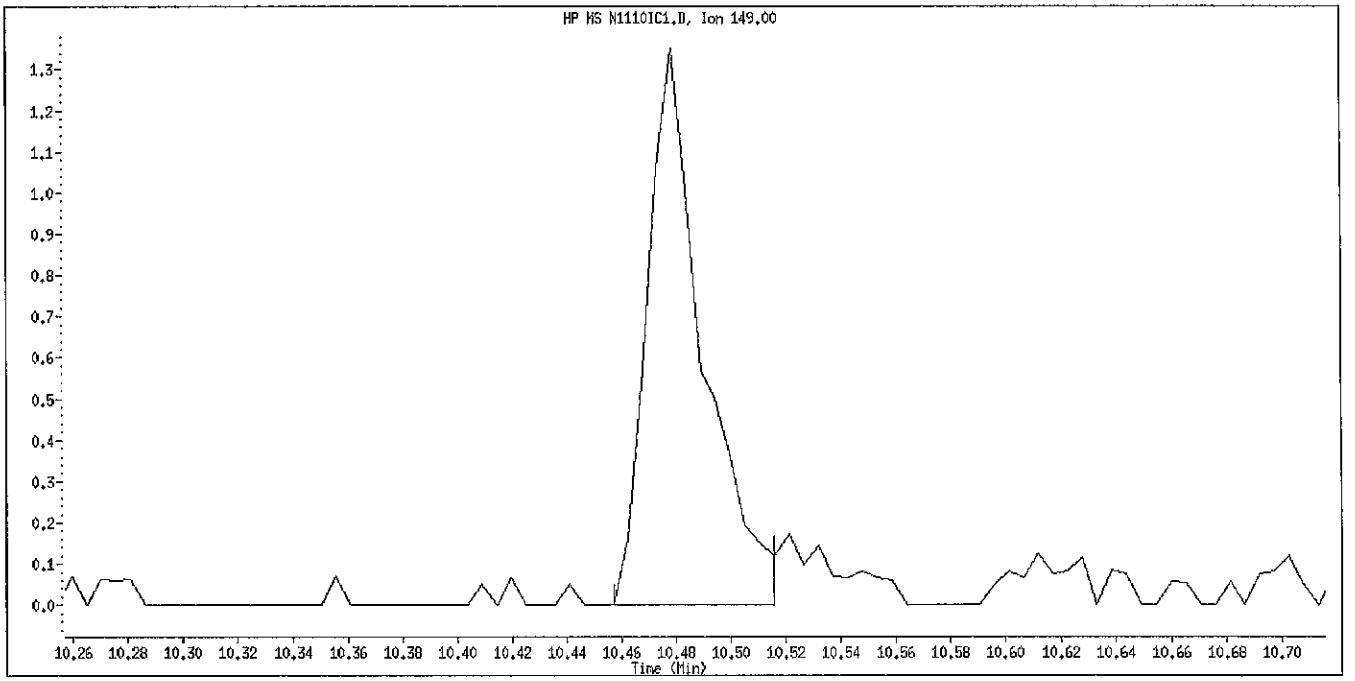

Original Integration

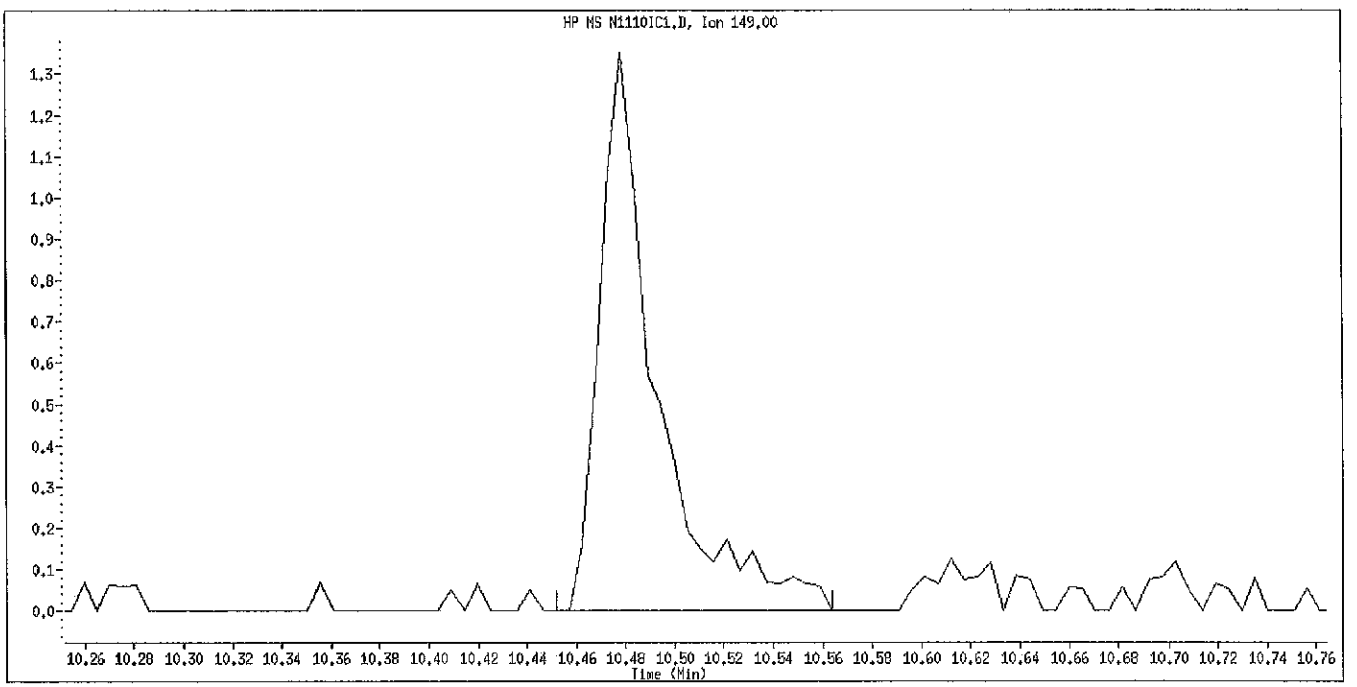

Manual Integration

Manually Integrated By: piccolinov
Manual Integration Reason: Poor Chromatography

Data File Name: N1110IC1.D
Inj. Date and Time: 10-NOV-2010 06:49
Instrument ID: 733.i
Client ID: SSTD0.4
Compound Name: Benzo(k)fluoranthene
CAS #: 207-08-9

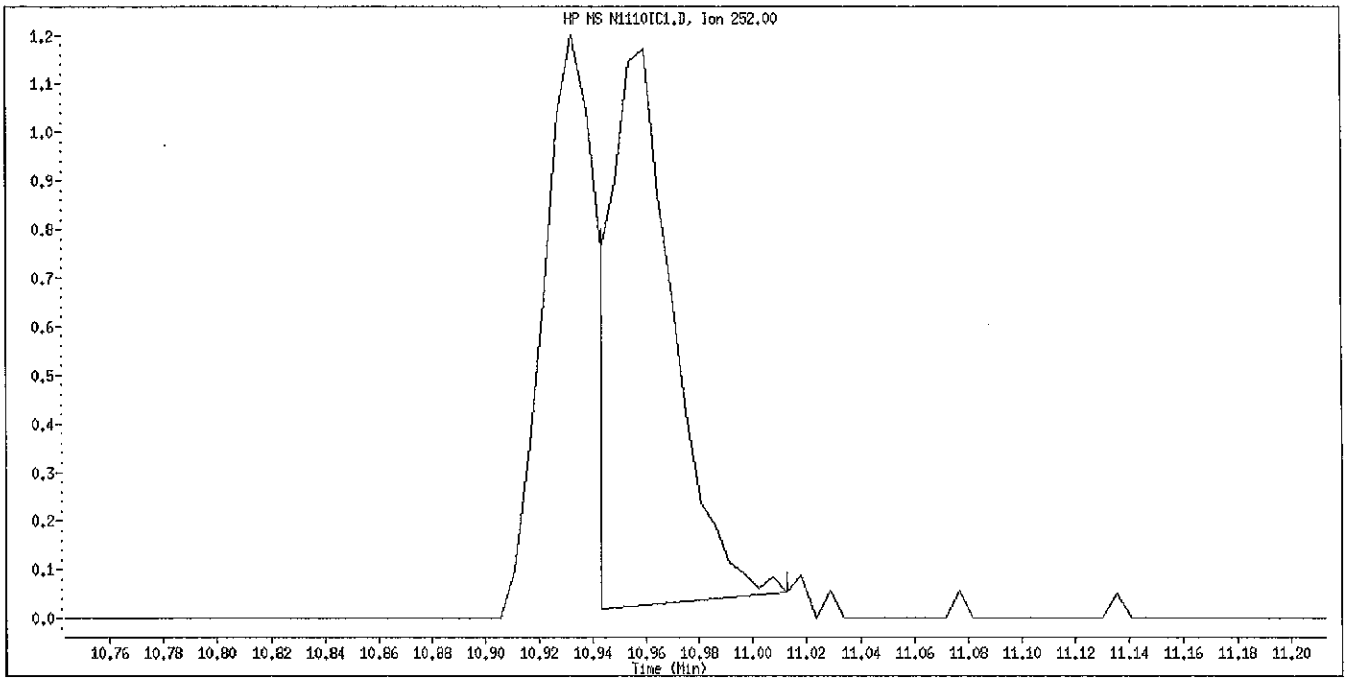

Original Integration

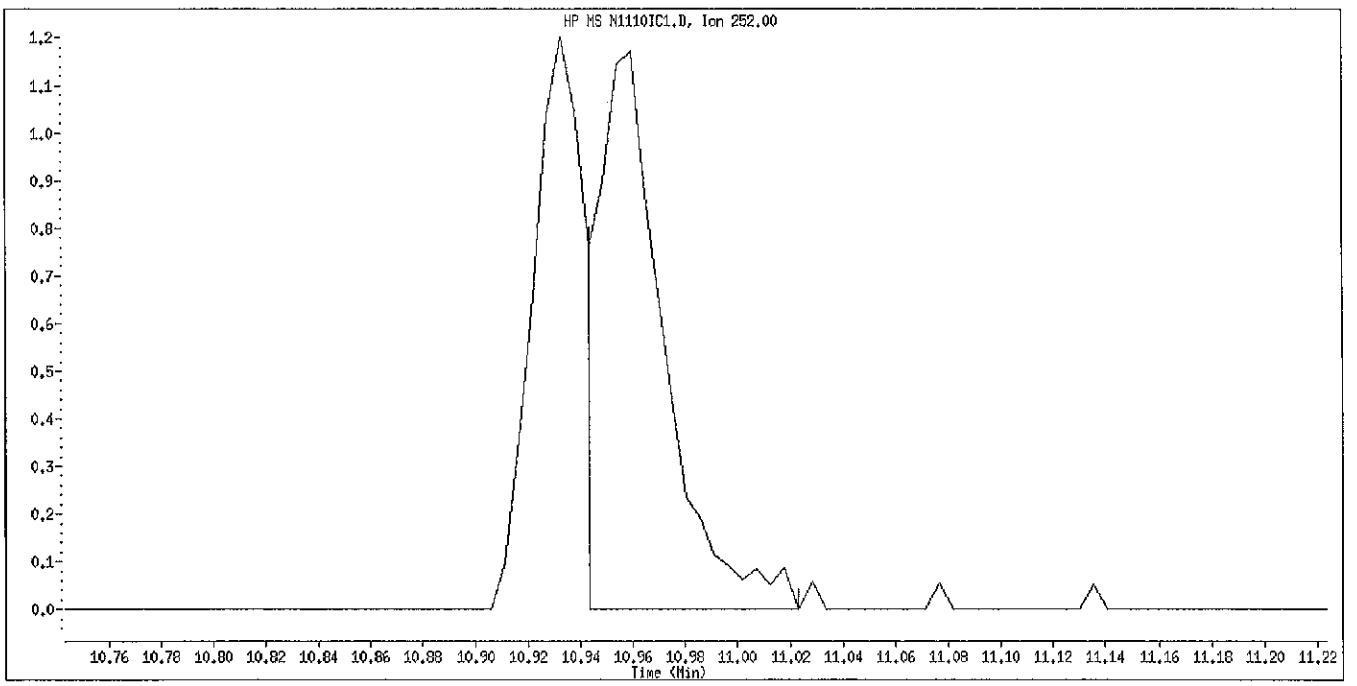

Manual Integration

Manually Integrated By: piccolinov
Manual Integration Reason: Poor Chromatography

Data File Name: N1110IC1.D
Inj. Date and Time: 10-NOV-2010 06:49
Instrument ID: 733.i
Client ID: SSTD0.4
Compound Name: Indeno(1,2,3-cd)pyrene
CAS #: 193-39-5

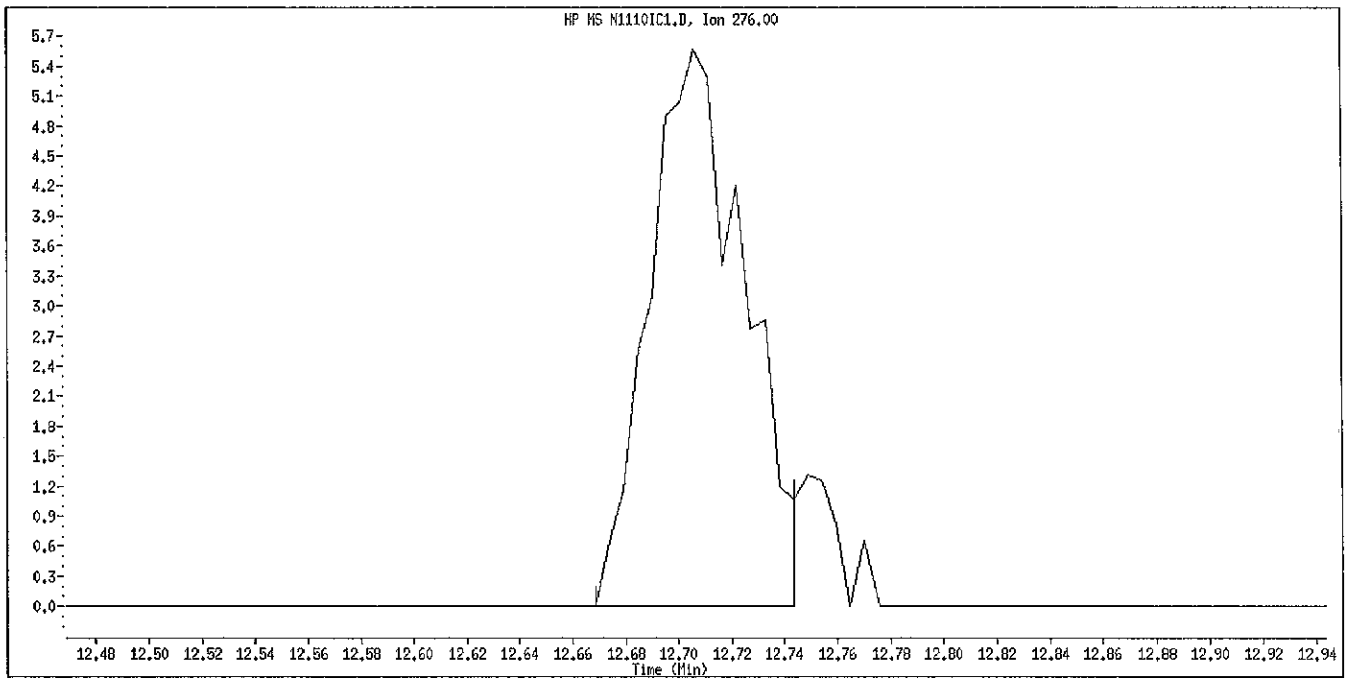

Original Integration

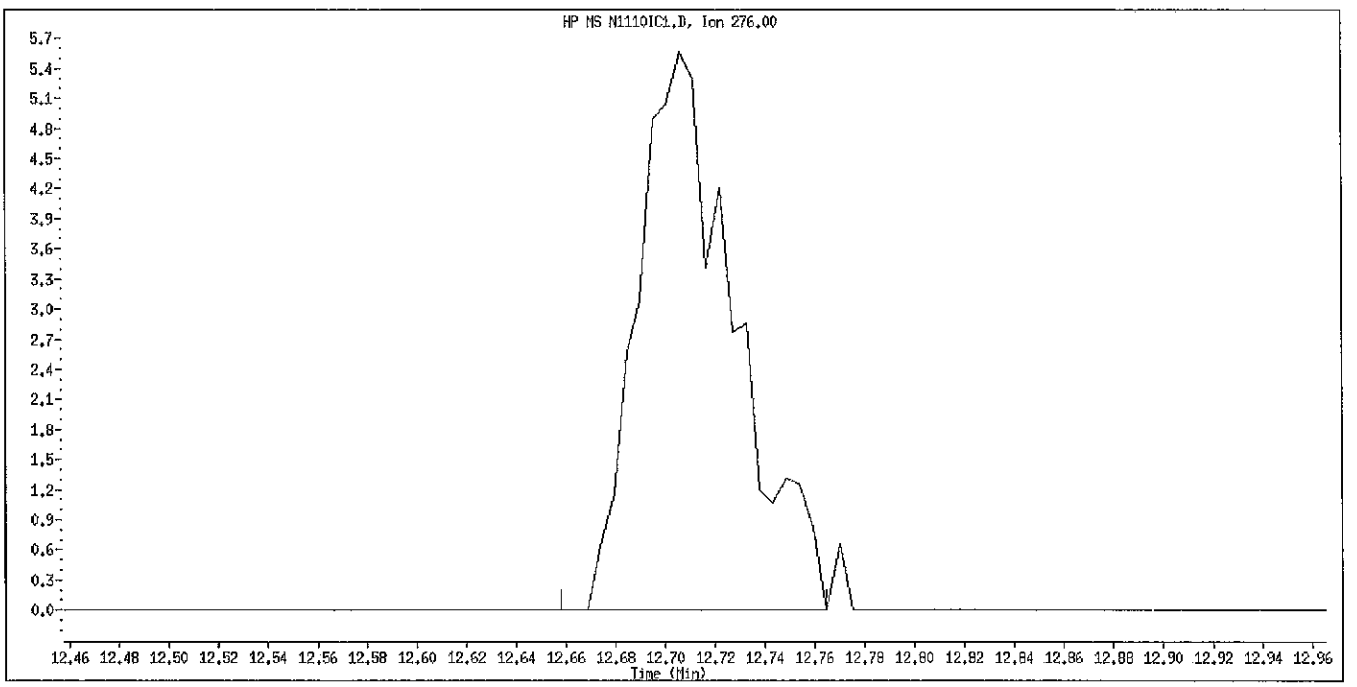

Manual Integration

Manually Integrated By: piccolinov
Manual Integration Reason: Poor Chromatography

Data File Name: N1110IC1.D
Inj. Date and Time: 10-NOV-2010 06:49
Instrument ID: 733.i
Client ID: SSTD0.4
Compound Name: Dibenz(a,h)anthracene
CAS #: 53-70-3

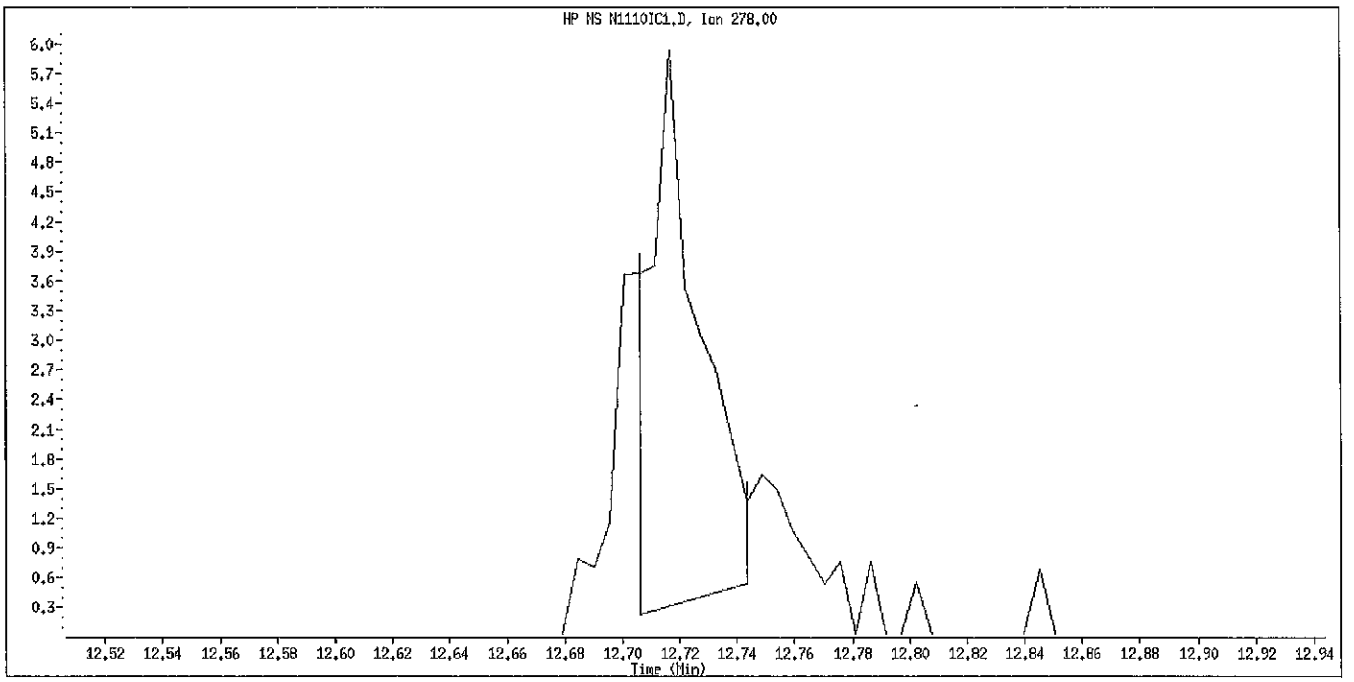

Original Integration

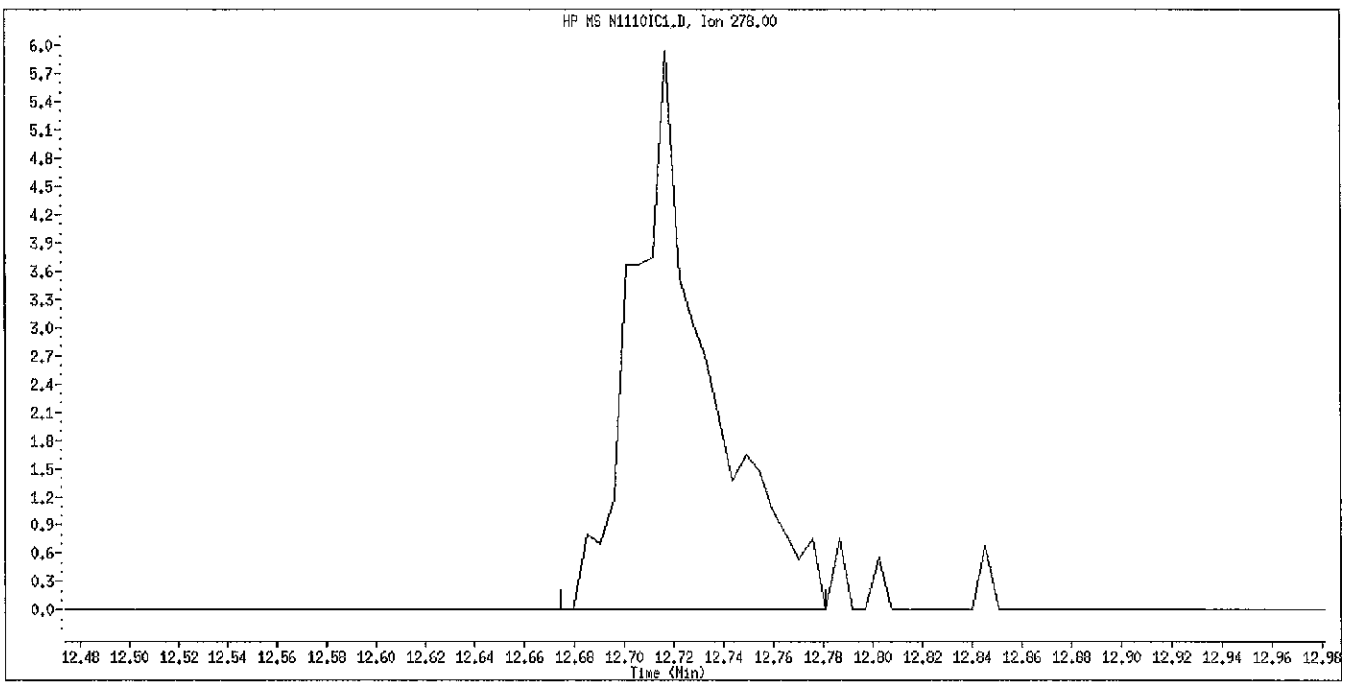

Manual Integration

Manually Integrated By: piccolinov
Manual Integration Reason: Poor Chromatography

Data File Name: N1110IC1.D
Inj. Date and Time: 10-NOV-2010 06:49
Instrument ID: 733.i
Client ID: SSTD0.4
Compound Name: Benzo(g,h,i)perylene
CAS #: 191-24-2

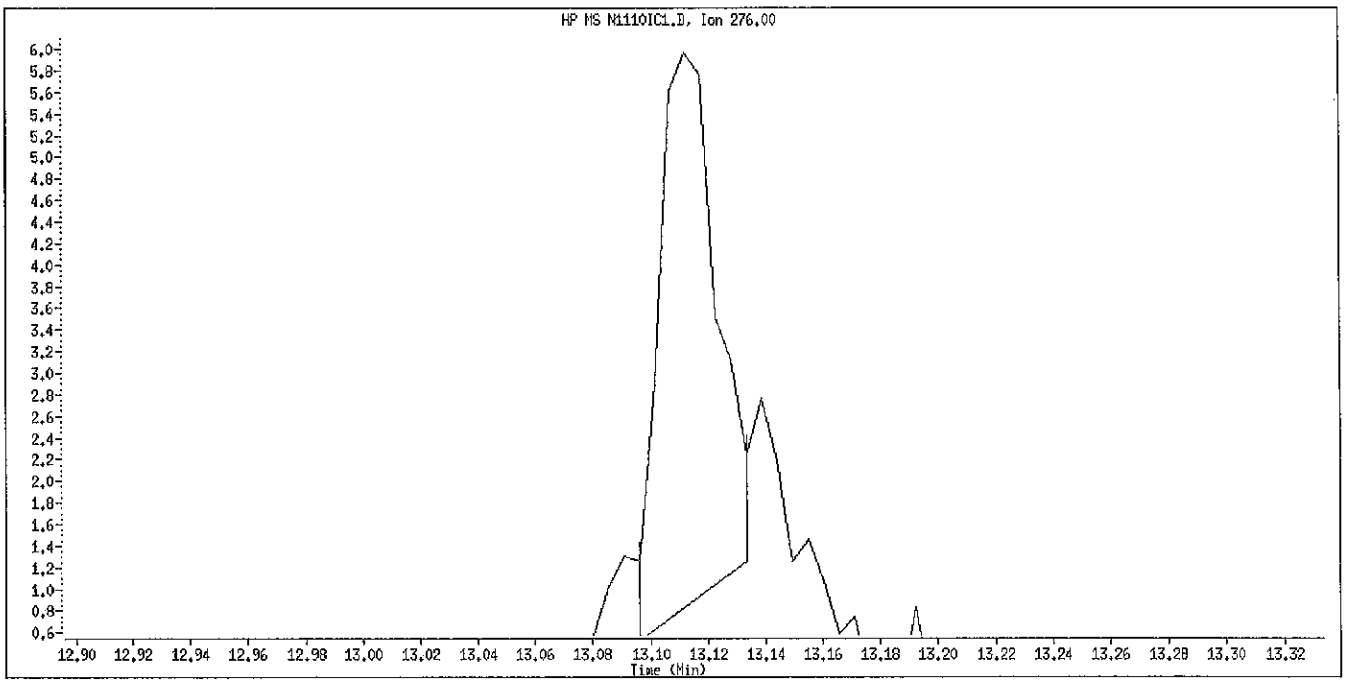

Original Integration

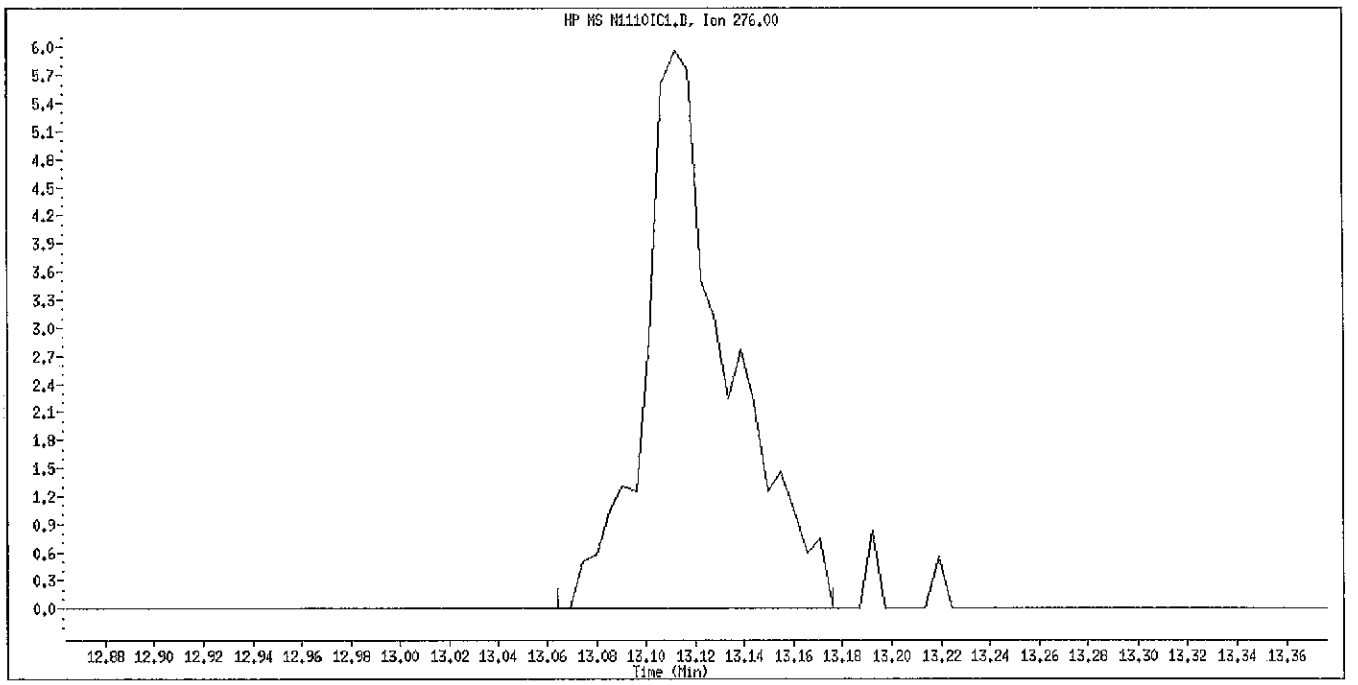

Manual Integration

Manually Integrated By: piccolinov
Manual Integration Reason: Poor Chromatography

Data File: \\PITSVR06\D\chem\733.i\N111010.b\N1110IC2.D
Date : 10-NOV-2010 07:09
Client ID: SSTD2.0
Sample Info: SSTD2.0(1.0ug/ml) BNA0661-10 8270c/d

Instrument: 733.i

Operator: 3200
Column diameter: 0.32

Column phase: DB5-MS

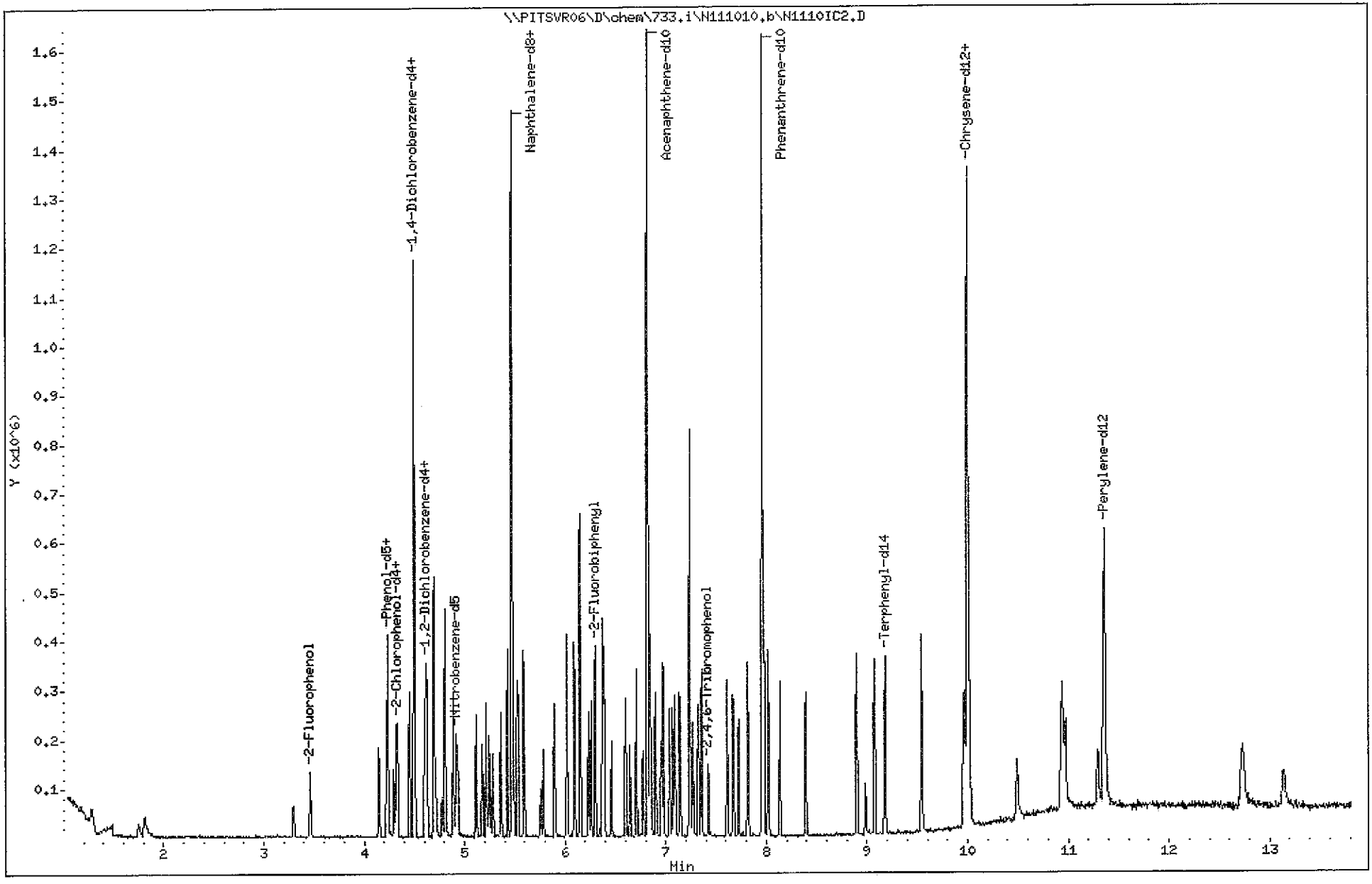

(2001 - 2312)
2167
C0K120577

TestAmerica Pittsburgh

Semivolatile REPORT SW-846 Method 8270

Data file : \\PITSVR06\D\chem\733.i\N111010.b\N1110IC2.D
Lab Smp Id: sstd2.0 Client Smp ID: SSTD2.0
Inj Date : 10-NOV-2010 07:09
Operator : 3200 Inst ID: 733.i
Smp Info : SSTD2.0(1.0ug/ml) BNA0661-10 8270c/d
Misc Info : sstd2.0,N111010.b,8270ll.m,padepi.sub,1,2
Comment :
Method : \\PITSVR06\D\chem\733.i\N111010.b\8270ll.m
Meth Date : 10-Nov-2010 08:44 piccolinov Quant Type: ISTD
Cal Date : 10-NOV-2010 07:09 Cal File: N1110IC2.D
Als bottle: 91 Calibration Sample, Level: 2
Dil Factor: 1.00000
Integrator: HP RTE Compound Sublist: padepi.sub
Target Version: 4.14
Processing Host: PITPC-502

	Compounds	QUANT SIG MASS	RT	EXP RT	REL RT	RESPONSE	AMOUNTS CAL-AMT (NG)	ON-COL (NG)
* 1	1,4-Dichlorobenzene-d4	152	4.493	4.493	(1.000)	144297	8.00000	
* 2	Naphthalene-d8	136	5.471	5.471	(1.000)	484999	8.00000	
* 3	Acenaphthene-d10	164	6.817	6.817	(1.000)	268212	8.00000	
* 4	Phenanthrene-d10	188	7.961	7.961	(1.000)	427653	8.00000	
* 5	Chrysene-d12	240	9.996	9.996	(1.000)	367958	8.00000	
* 6	Perylene-d12	264	11.358	11.358	(1.000)	299855	8.00000	
198	1,4-Dioxane	88	1.294	1.294	(0.288)	16997	2.00000	2.3436
10	N-Nitrosodimethylamine	74	1.753	1.753	(0.390)	16333	2.00000	1.8928
9	Pyridine	79	1.812	1.812	(0.403)	35957	2.00000	2.1055(M)
16	Methyl methanesulfonate	80	3.297	3.297	(0.734)	24915	2.00000	2.1038
206	Benzaldehyde	77	4.146	4.146	(0.923)	30278	2.00000	2.0230
21	Aniline	93	4.237	4.237	(0.943)	56709	2.00000	1.9199
22	Phenol	94	4.237	4.237	(0.943)	53340	2.00000	2.0114
23	bis(2-Chloroethyl)ether	93	4.296	4.296	(0.956)	35175	2.00000	2.0538
24	2-Chlorophenol	128	4.333	4.333	(0.964)	47495	2.00000	1.9926
26	1,3-Dichlorobenzene	146	4.451	4.451	(0.990)	57692	2.00000	2.0291
27	1,4-Dichlorobenzene	146	4.510	4.510	(1.004)	56492	2.00000	1.9460
28	1,2-Dichlorobenzene	146	4.627	4.627	(1.030)	53935	2.00000	1.9811
217	Indene	116	4.691	4.691	(1.044)	73753	2.00000	1.9659
29	Benzyl Alcohol	108	4.600	4.600	(1.024)	23404	2.00000	1.9464(M)
30	2-Methylphenol	108	4.696	4.696	(1.045)	36830	2.00000	2.0033
31	2,2'-oxybis(1-Chloropropane)	45	4.713	4.713	(1.049)	35847	2.00000	2.0494
37	Acetophenone	105	4.803	4.803	(1.069)	60260	2.00000	2.0266
32	N-Nitroso-di-n-propylamine	70	4.809	4.809	(1.070)	27812	2.00000	2.0680
192	4-Methylphenol	108	4.809	4.809	(1.070)	35893	2.00000	1.9433
34	Hexachloroethane	117	4.889	4.889	(1.088)	22043	2.00000	1.7893
35	Nitrobenzene	77	4.932	4.932	(0.901)	45452	2.00000	2.0612
36	N-Nitrosopyrrolidine	100	4.777	4.777	(1.063)	15520	2.00000	1.9310
41	Isophorone	82	5.113	5.113	(0.935)	71868	2.00000	2.0664
42	2-Nitrophenol	139	5.177	5.177	(0.946)	21325	2.00000	1.8919
43	2,4-Dimethylphenol	107	5.215	5.215	(0.953)	40685	2.00000	1.8452
44	bis(2-Chloroethoxy)methane	93	5.284	5.284	(0.966)	40175	2.00000	2.0066
48	2,4-Dichlorophenol	162	5.359	5.359	(0.980)	36550	2.00000	1.9510

Compounds	QUANT SIG MASS	RT	EXP RT	REL RT	RESPONSE	AMOUNTS CAL-AMT (NG)	AMOUNTS ON-COL (NG)
49 Benzoic Acid	122	5.247	5.247	(0.959)	35290	4.00000	3.5524(M)
50 1,2,4-Trichlorobenzene	180	5.428	5.428	(0.992)	49646	2.00000	1.9715
51 Naphthalene	128	5.487	5.487	(1.003)	123896	2.00000	2.0345
52 4-Chloroaniline	127	5.525	5.525	(1.010)	48041	2.00000	1.9500
54 2,6-Dichlorophenol	162	5.535	5.535	(1.012)	36604	2.00000	1.9876
56 Hexachlorobutadiene	225	5.594	5.594	(1.022)	37558	2.00000	1.9668
208 Caprolactam	113	5.760	5.760	(1.053)	7989	2.00000	2.0765
59 4-Chloro-3-Methylphenol	107	5.893	5.893	(1.077)	35076	2.00000	2.0182
62 2-Methylnaphthalene	142	6.016	6.016	(1.100)	77178	2.00000	1.9495
63 1-Methylnaphthalene	142	6.091	6.091	(1.113)	75792	2.00000	2.0184
64 Hexachlorocyclopentadiene	237	6.150	6.150	(0.902)	38152	2.00000	1.8609
65 1,2,4,5-Tetrachlorobenzene	216	6.150	6.150	(0.902)	50601	2.00000	1.9770
66 2,4,6-Trichlorophenol	196	6.235	6.235	(0.915)	29485	2.00000	2.0343
67 2,4,5-Trichlorophenol	196	6.256	6.256	(0.918)	31080	2.00000	2.0539
209 1,1'-Biphenyl	154	6.374	6.374	(0.935)	99274	2.00000	1.9409
70 2-Chloronaphthalene	162	6.390	6.390	(0.937)	80447	2.00000	2.0200
73 2-Nitroaniline	65	6.459	6.459	(0.948)	22712	2.00000	2.0262
76 Dimethylphthalate	163	6.604	6.604	(0.969)	86888	2.00000	1.9381
78 2,6-Dinitrotoluene	165	6.646	6.646	(0.975)	16837	2.00000	2.0432
79 Acenaphthylene	152	6.710	6.710	(0.984)	112180	2.00000	1.9490
81 3-Nitroaniline	138	6.775	6.775	(0.994)	17670	2.00000	2.1596
82 Acenaphthene	153	6.844	6.844	(1.004)	71046	2.00000	1.9837
83 2,4-Dinitrophenol	184	6.855	6.855	(1.005)	13445	4.00000	3.0690
85 4-Nitrophenol	109	6.897	6.897	(1.012)	33141	4.00000	3.8062
86 Dibenzofuran	168	6.978	6.978	(1.024)	101956	2.00000	1.9068
87 2,4-Dinitrotoluene	165	6.956	6.956	(1.020)	22996	2.00000	2.0050
91 2,3,5,6-Tetrachlorophenol	232	7.036	7.036	(1.032)	22004	2.00000	1.8594
88 2,3,4,6-Tetrachlorophenol	232	7.068	7.068	(1.037)	24439	2.00000	1.9033
92 2-Naphthylamine	143	7.090	7.090	(1.040)	63331	2.00000	2.2762
93 Diethylphthalate	149	7.138	7.138	(1.047)	83833	2.00000	1.9410
94 Fluorene	166	7.239	7.239	(1.062)	83711	2.00000	1.9798
95 4-Chlorophenyl-phenylether	204	7.234	7.234	(1.061)	46312	2.00000	1.8738
96 4-Nitroaniline	138	7.239	7.239	(1.062)	15516	2.00000	1.7870
98 4,6-Dinitro-2-methylphenol	198	7.266	7.266	(0.913)	21569	4.00000	3.3674
99 N-Nitrosodiphenylamine (1)	169	7.325	7.325	(0.920)	49509	2.00000	1.9024
100 1,2-Diphenylhydrazine	77	7.357	7.357	(0.924)	104716	2.00000	2.0207
106 4-Bromophenyl-phenylether	248	7.613	7.613	(0.956)	25239	2.00000	1.8881
107 Hexachlorobenzene	284	7.672	7.672	(0.964)	27040	2.00000	2.1147
210 Atrazine	200	7.725	7.725	(0.970)	26109	2.00000	2.1162
111 Pentachlorophenol	266	7.816	7.816	(0.982)	24698	4.00000	3.5985
115 Phenanthrene	178	7.977	7.977	(1.002)	113932	2.00000	1.9389
116 Anthracene	178	8.019	8.019	(1.007)	115818	2.00000	2.0104
119 Carbazole	167	8.137	8.137	(1.022)	91425	2.00000	1.9341
120 Di-n-Butylphthalate	149	8.393	8.393	(1.054)	122070	2.00000	1.9556
123 Fluoranthene	202	8.895	8.895	(1.117)	116418	2.00000	1.9350
124 Benzidine	184	8.986	8.986	(0.899)	34939	2.00000	2.4108(M)
125 Pyrene	202	9.072	9.072	(0.908)	123215	2.00000	2.0228
131 Butylbenzylphthalate	149	9.542	9.542	(0.955)	51109	2.00000	1.9780(M)
135 3,3'-Dichlorobenzidine	252	9.958	9.958	(0.996)	30273	2.00000	1.9590
136 Benzo(a)Anthracene	228	9.991	9.991	(0.999)	106857	2.00000	2.0509
137 Chrysene	228	10.017	10.017	(1.002)	100395	2.00000	2.0672(M)
139 bis(2-ethylhexyl)Phthalate	149	9.969	9.969	(0.997)	70405	2.00000	1.9854(M)
140 Di-n-octylphthalate	149	10.487	10.487	(0.923)	92819	2.00000	1.8427(M)
141 Benzo(b)fluoranthene	252	10.941	10.941	(0.963)	87220	2.00000	1.9657

Compounds	QUANT SIG MASS	RT	EXP RT	REL RT	RESPONSE	AMOUNTS CAL-AMT (NG)	AMOUNTS ON-COL (NG)
142 Benzo(k)fluoranthene	252	10.968	10.968	(0.966)	100372	2.00000	1.9354(M)
143 7,12-dimethylbenz[a]anthracen	256	10.931	10.931	(0.962)	41690	2.00000	1.9001
146 Benzo(a)pyrene	252	11.294	11.294	(0.994)	63097	2.00000	1.8880
149 Indeno(1,2,3-cd)pyrene	276	12.726	12.726	(1.120)	79088	2.00000	1.9654(M)
150 Dibenz(a,h)anthracene	278	12.736	12.736	(1.121)	65457	2.00000	1.9634(M)
151 Benzo(g,h,i)perylene	276	13.132	13.132	(1.156)	68920	2.00000	1.9706(M)
$ 154 Nitrobenzene-d5	82	4.916	4.916	(0.898)	46187	2.00000	2.0554
$ 155 2-Fluorobiphenyl	172	6.299	6.299	(0.924)	89767	2.00000	1.9854
$ 156 Terphenyl-d14	244	9.179	9.179	(0.918)	80308	2.00000	1.9436
$ 157 Phenol-d5	99	4.226	4.226	(0.941)	43934	2.00000	1.9276
$ 158 2-Fluorophenol	112	3.462	3.462	(0.771)	38094	2.00000	1.9347
$ 159 2,4,6-Tribromophenol	330	7.426	7.426	(0.933)	9725	2.00000	1.9709
$ 186 2-Chlorophenol-d4	132	4.323	4.323	(0.962)	46668	2.00000	1.9995
$ 187 1,2-Dichlorobenzene-d4	152	4.616	4.616	(1.027)	34405	2.00000	1.9046

QC Flag Legend

M - Compound response manually integrated.

Data File Name: N1110IC2.D
Inj. Date and Time: 10-NOV-2010 07:09
Instrument ID: 733.i
Client ID: SSTD2.0
Compound Name: Pyridine
CAS #: 110-86-1

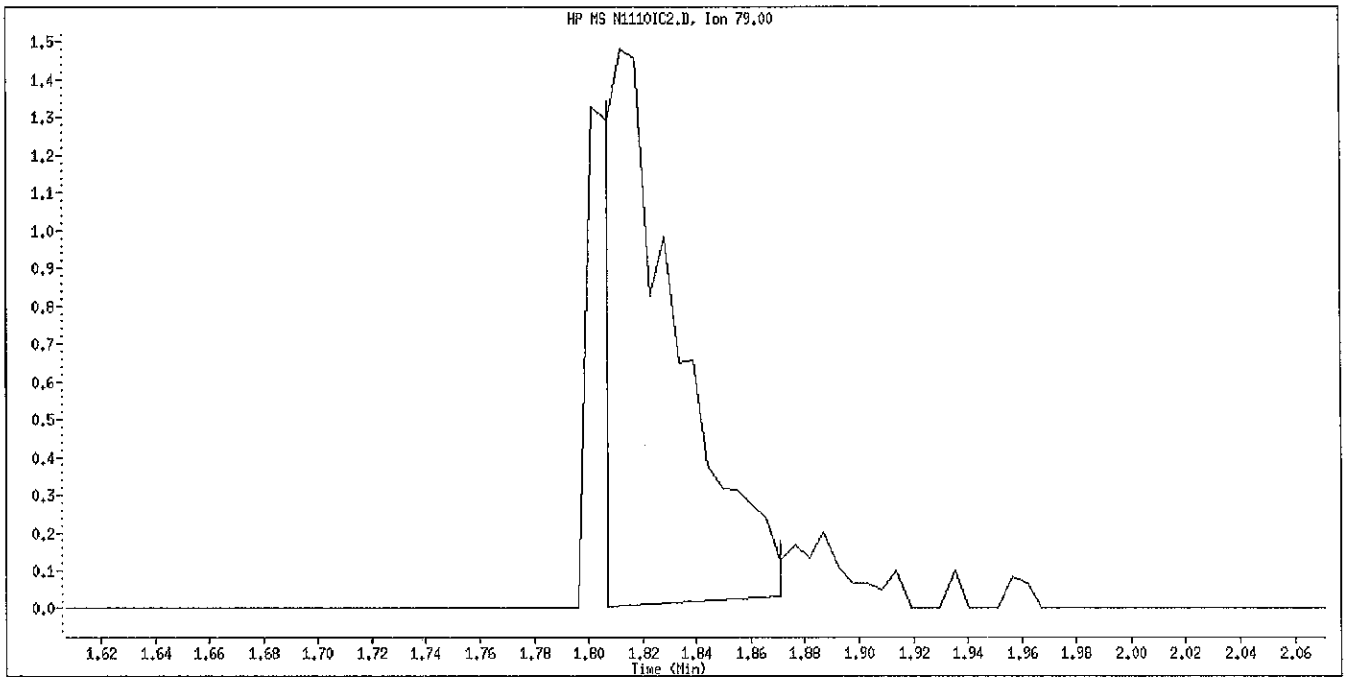

Original Integration

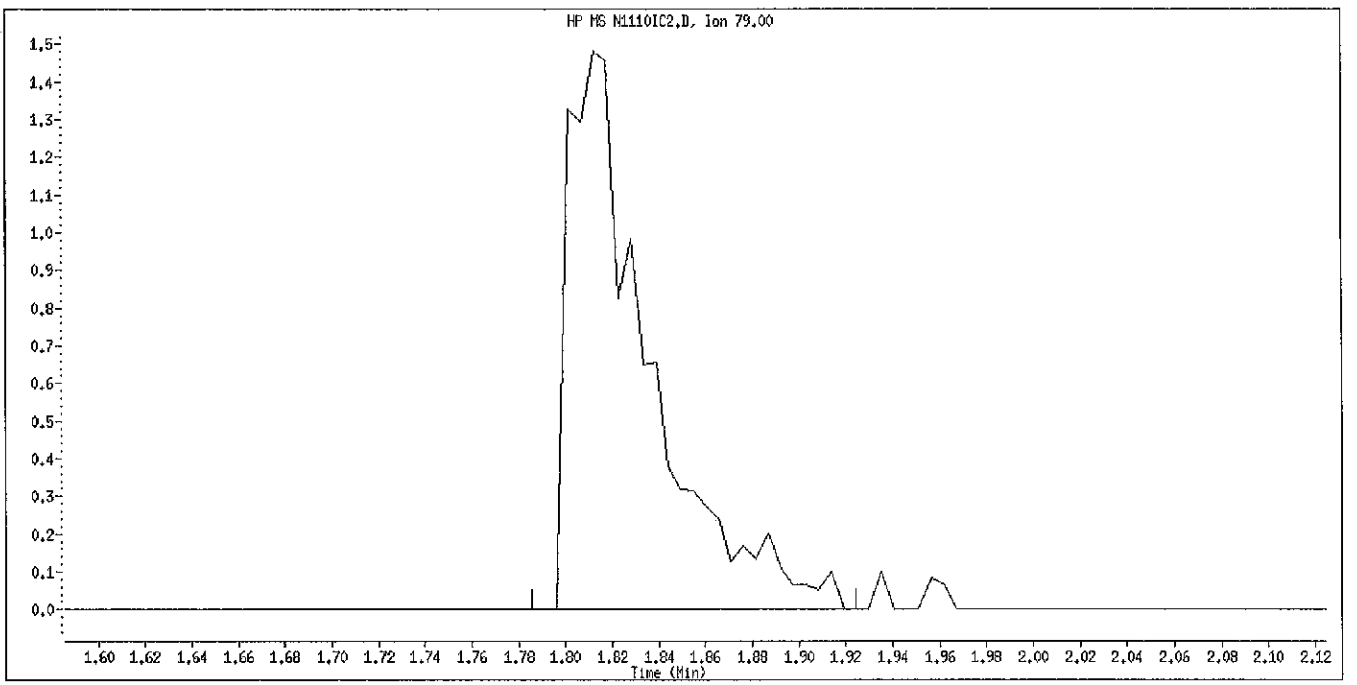

Manual Integration

Manually Integrated By: piccolinov
Manual Integration Reason: Poor Chromatography

Data File Name: N1110IC2.D
Inj. Date and Time: 10-NOV-2010 07:09
Instrument ID: 733.i
Client ID: SSTD2.0
Compound Name: Benzyl Alcohol
CAS #: 100-51-6

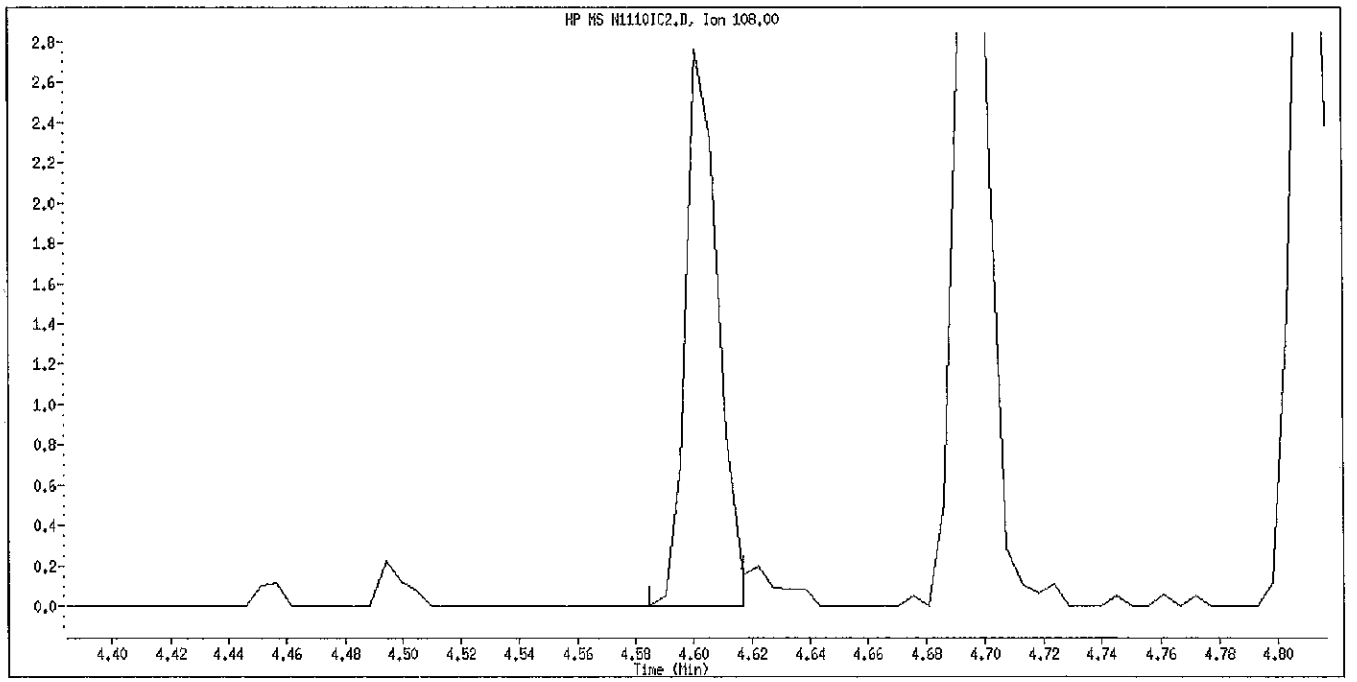

Original Integration

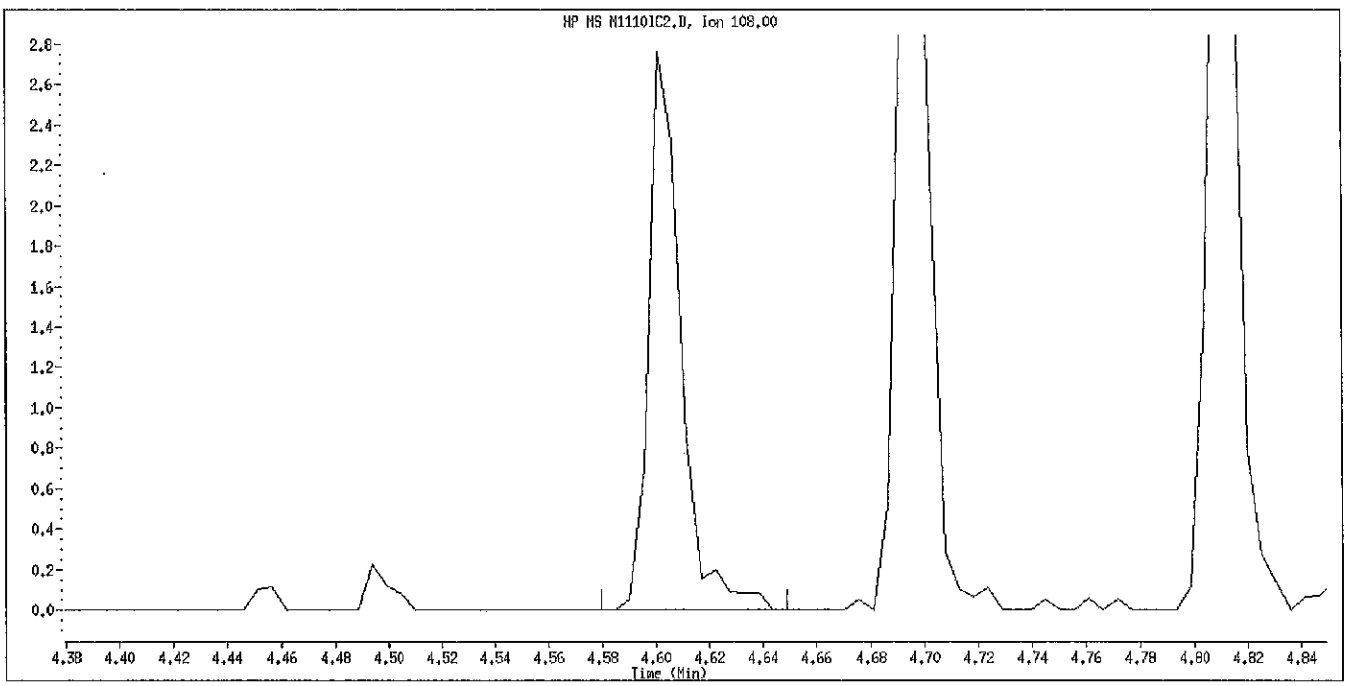

Manual Integration

Manually Integrated By: piccolinov
Manual Integration Reason: Poor Chromatography

Data File Name: N1110IC2.D
Inj. Date and Time: 10-NOV-2010 07:09
Instrument ID: 733.i
Client ID: SSTD2.0
Compound Name: Benzoic Acid
CAS #: 65-85-0

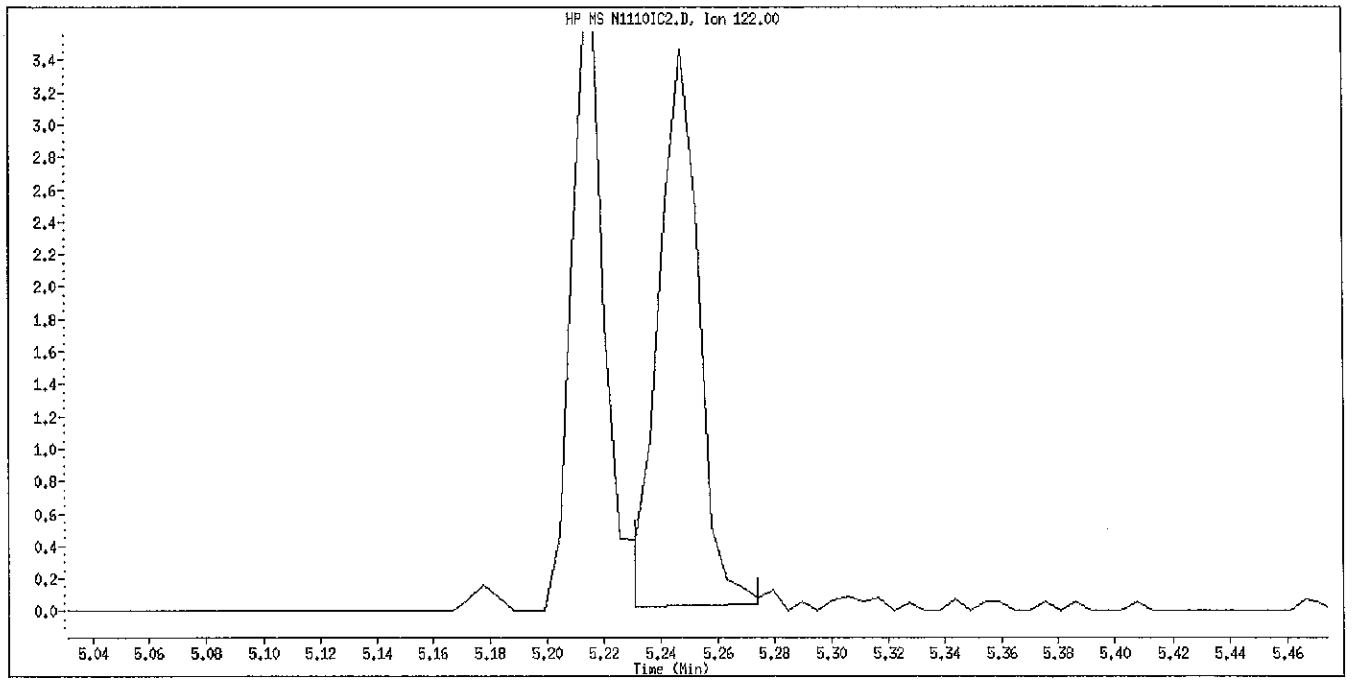

Original Integration

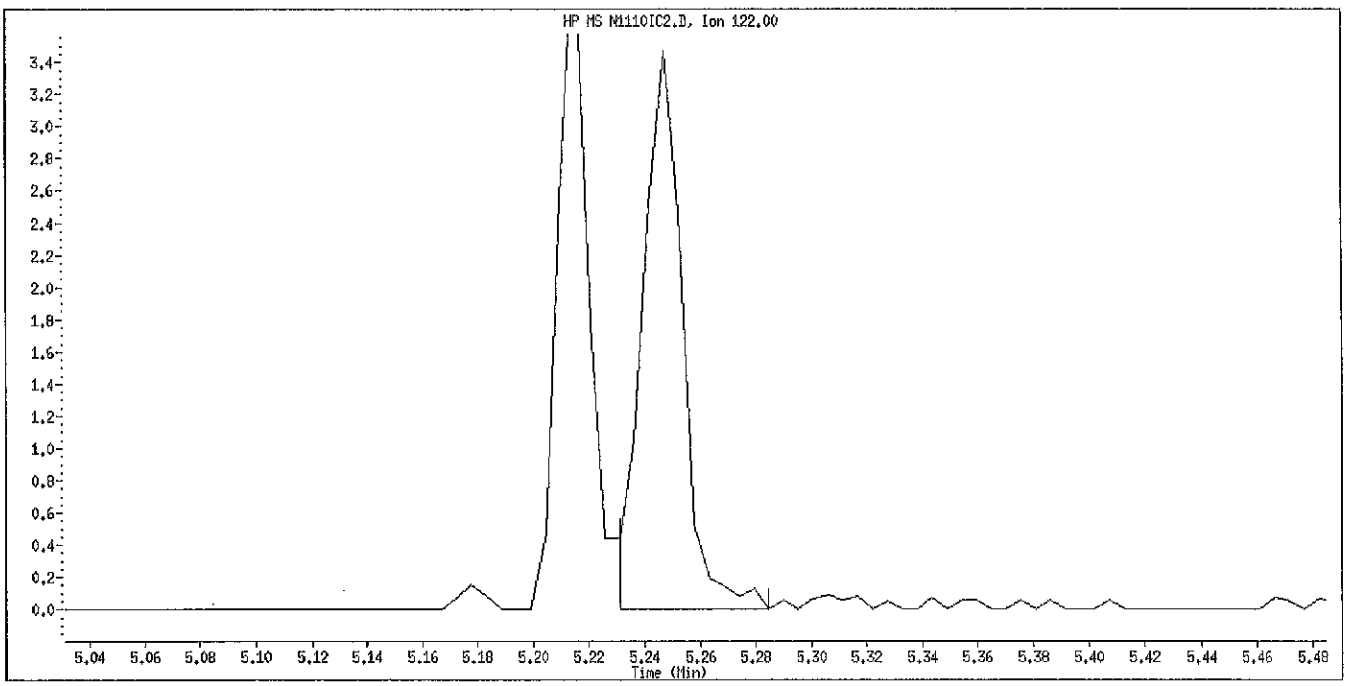

Manual Integration

Manually Integrated By: piccolinov
Manual Integration Reason: Poor Chromatography

Data File Name: N1110IC2.D
Inj. Date and Time: 10-NOV-2010 07:09
Instrument ID: 733.i
Client ID: SSTD2.0
Compound Name: Benzidine
CAS #: 92-87-5

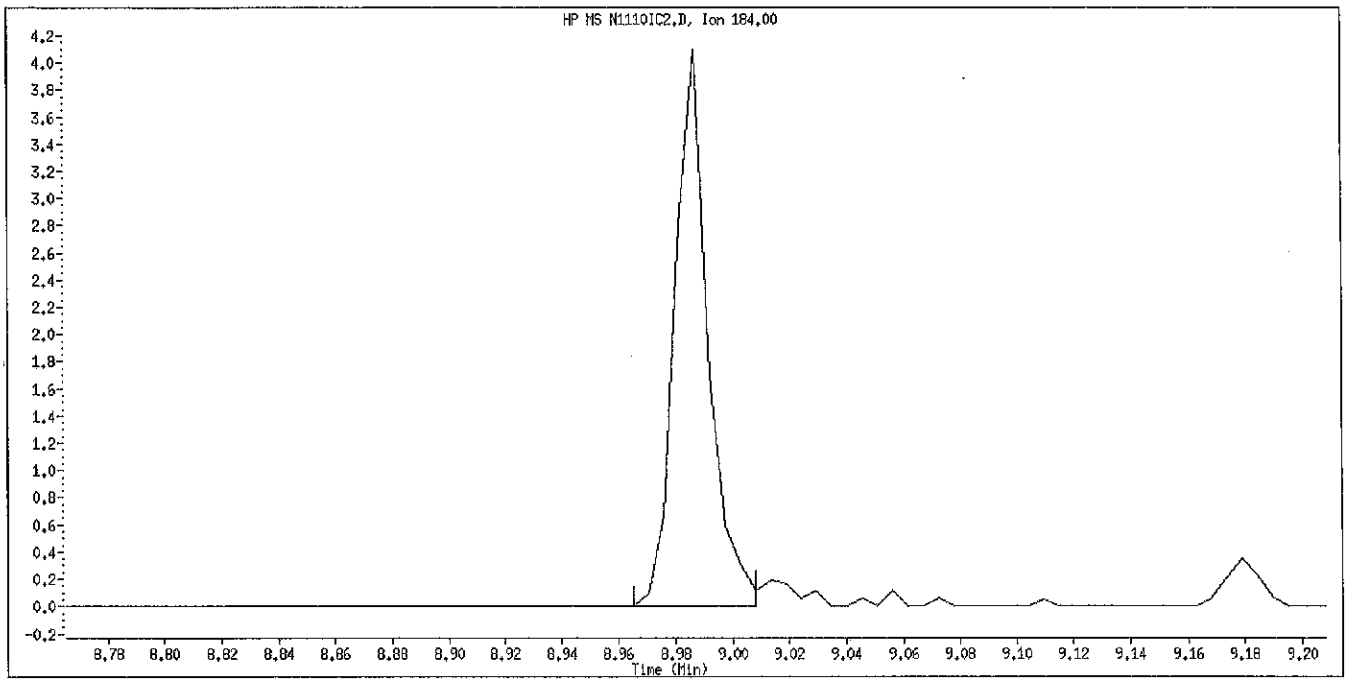

Original Integration

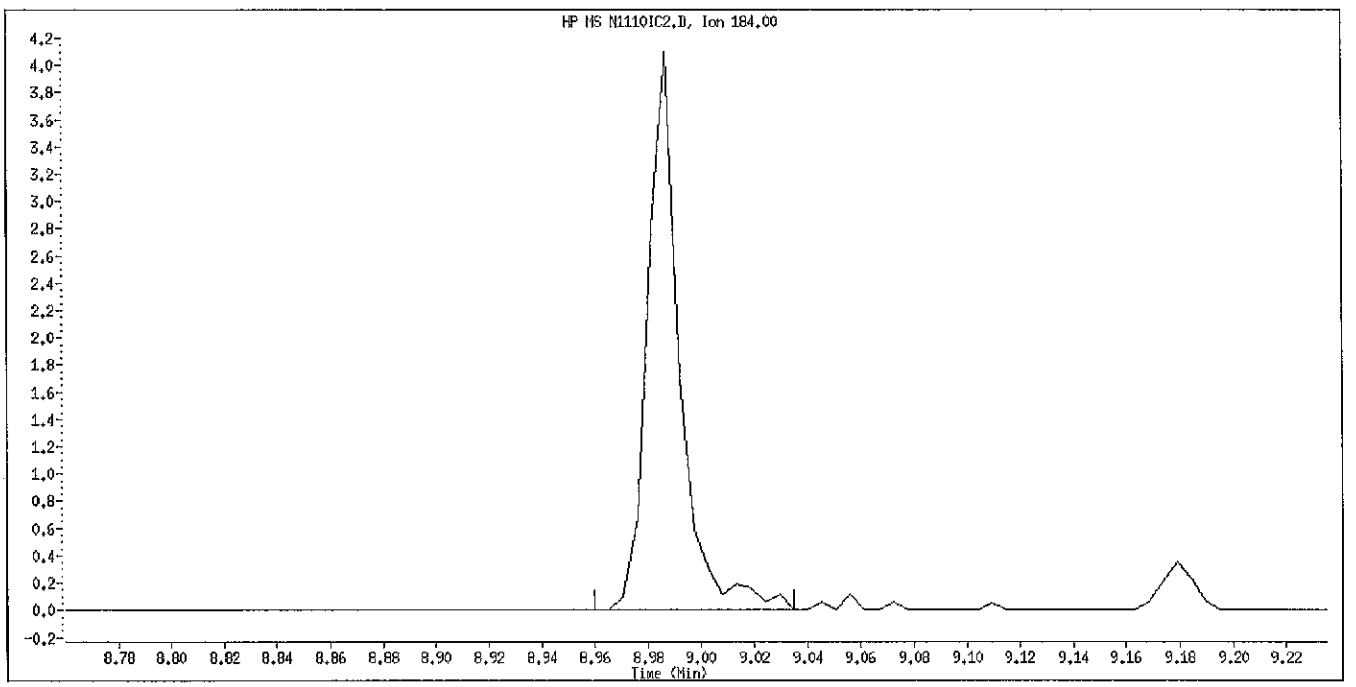

Manual Integration

Manually Integrated By: piccolinov
Manual Integration Reason: Poor Chromatography

Data File Name: N1110IC2.D
Inj. Date and Time: 10-NOV-2010 07:09
Instrument ID: 733.i
Client ID: SSTD2.0
Compound Name: Butylbenzylphthalate
CAS #: 85-68-7

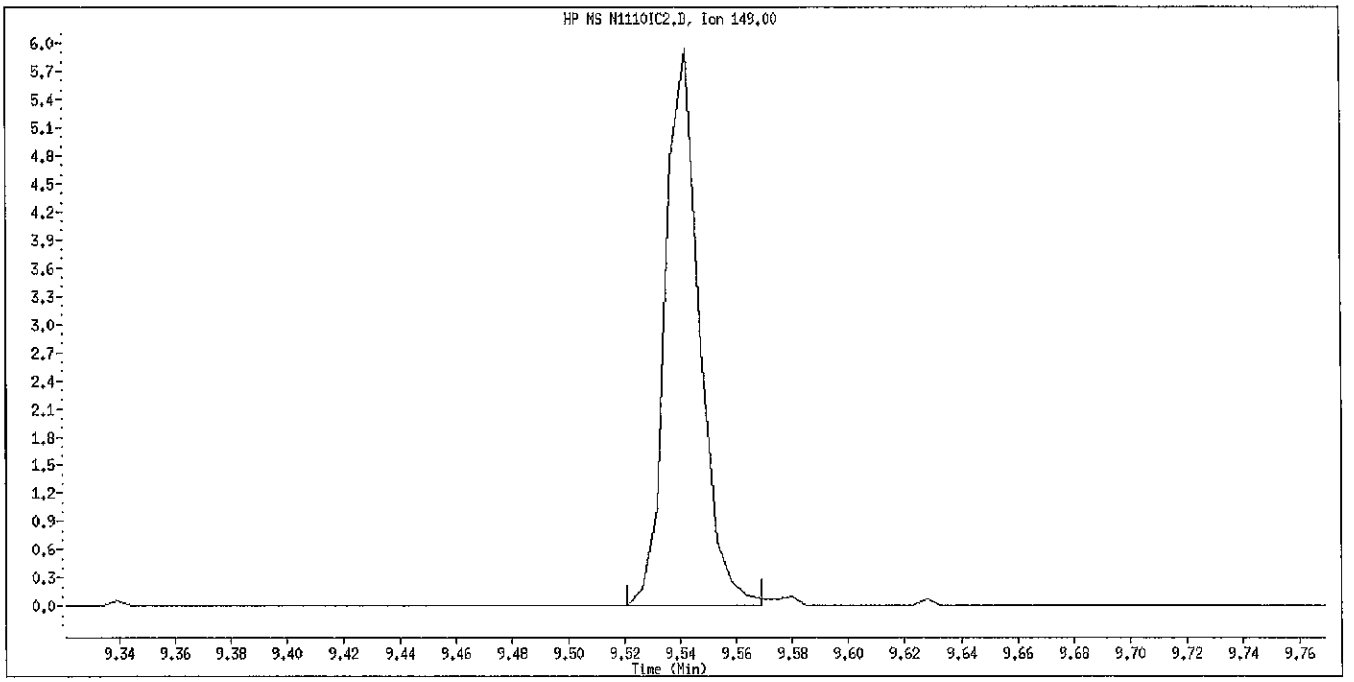

Original Integration

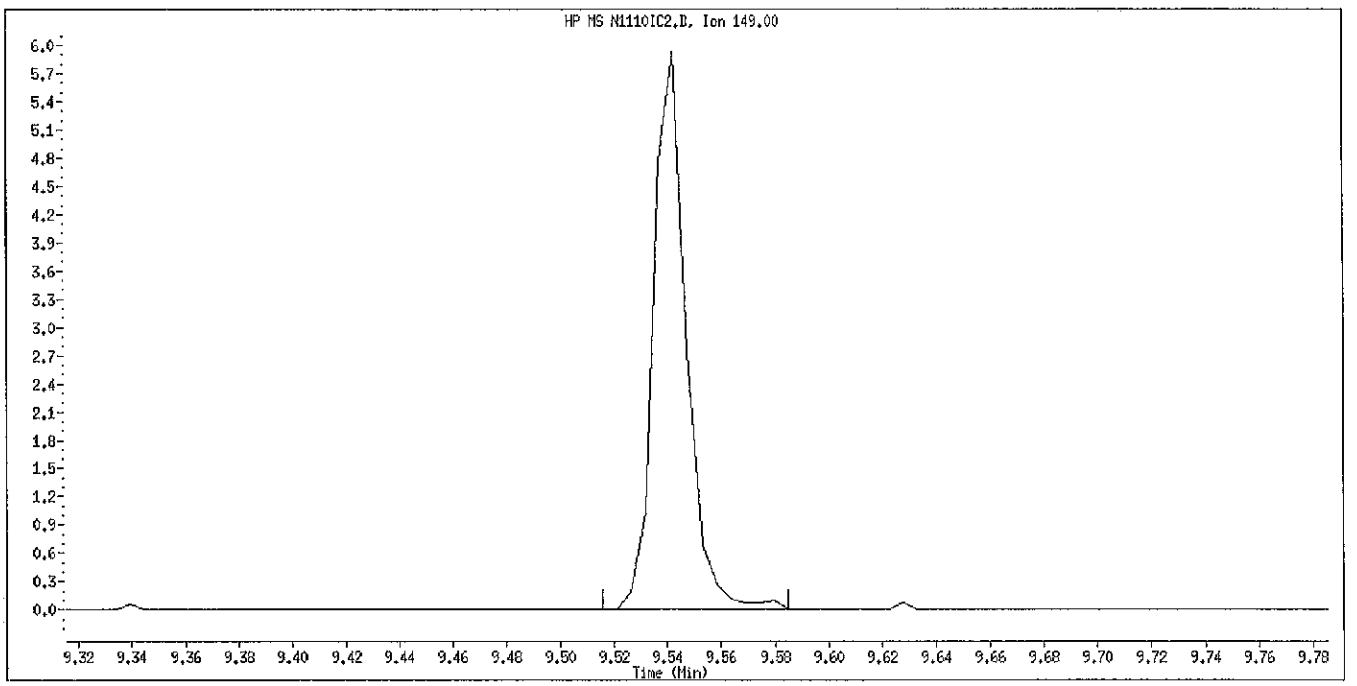

Manual Integration

Manually Integrated By: piccolinov
Manual Integration Reason: Poor Chromatography

Data File Name: N1110IC2.D
Inj. Date and Time: 10-NOV-2010 07:09
Instrument ID: 733.i
Client ID: SSTD2.0
Compound Name: bis(2-ethylhexyl)Phthalate
CAS #: 117-81-7

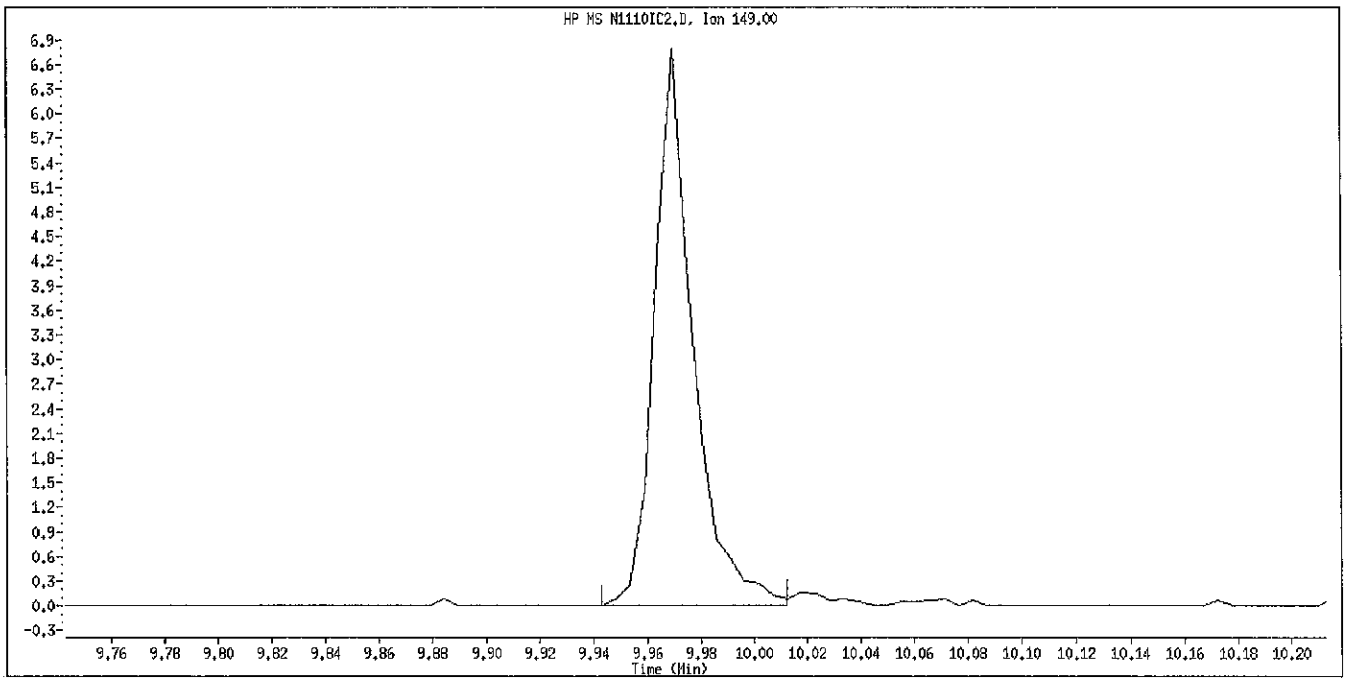

Original Integration

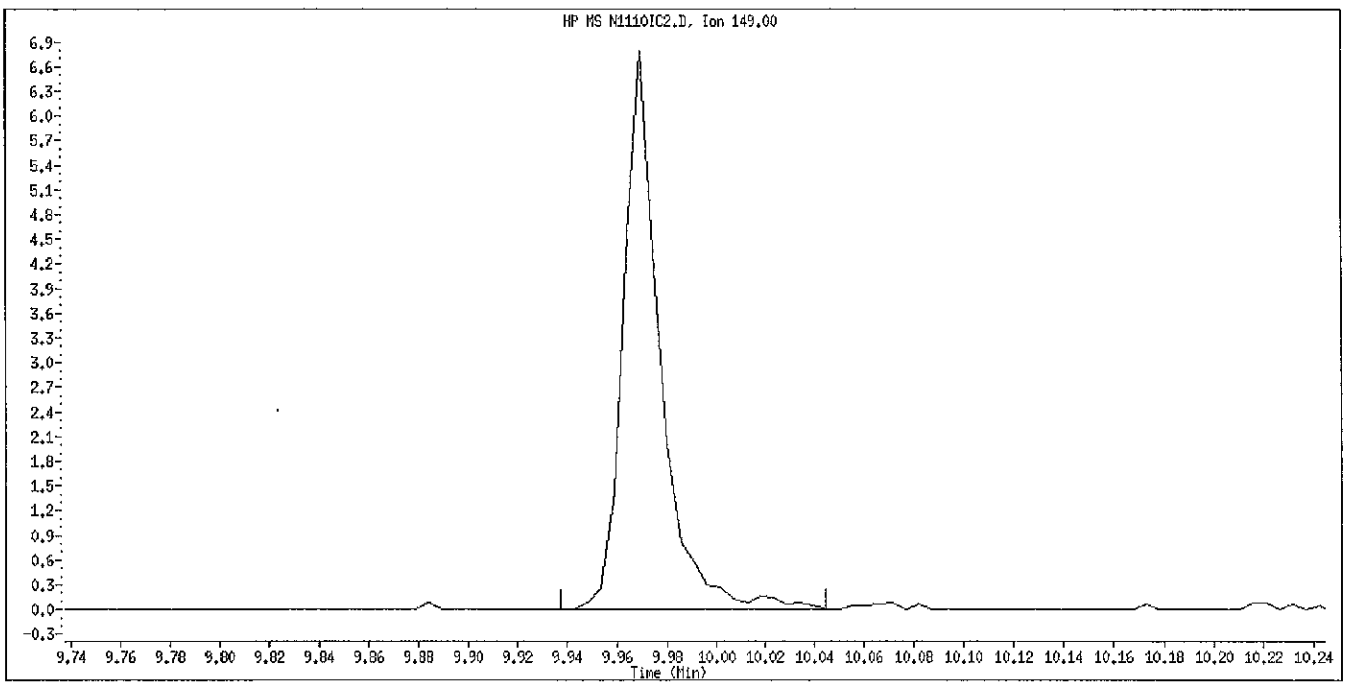

Manual Integration

Manually Integrated By: piccolinov
Manual Integration Reason: Poor Chromatography

Data File Name: N1110IC2.D
Inj. Date and Time: 10-NOV-2010 07:09
Instrument ID: 733.i
Client ID: SSTD2.0
Compound Name: Chrysene
CAS #: 218-01-9

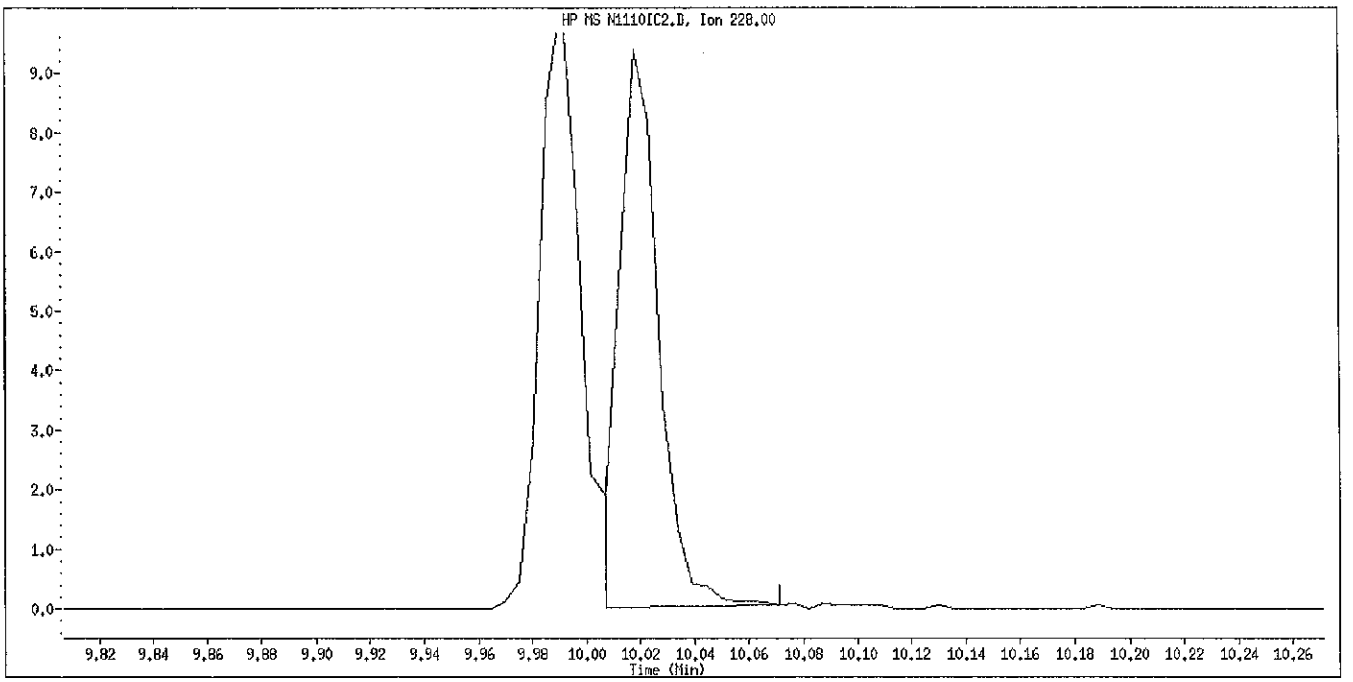

Original Integration

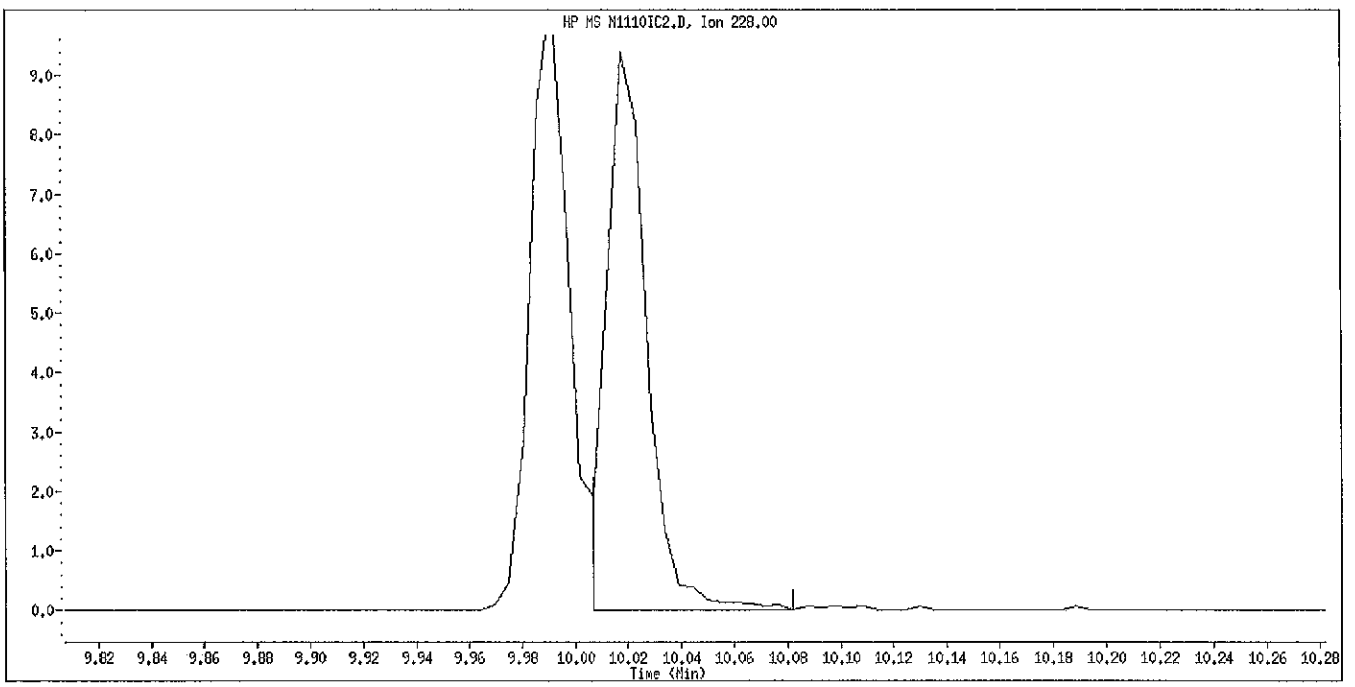

Manual Integration

Manually Integrated By: piccolinov
Manual Integration Reason: Poor Chromatography

Data File Name: N1110IC2.D
Inj. Date and Time: 10-NOV-2010 07:09
Instrument ID: 733.i
Client ID: SSTD2.0
Compound Name: Di-n-octylphthalate
CAS #: 117-84-0

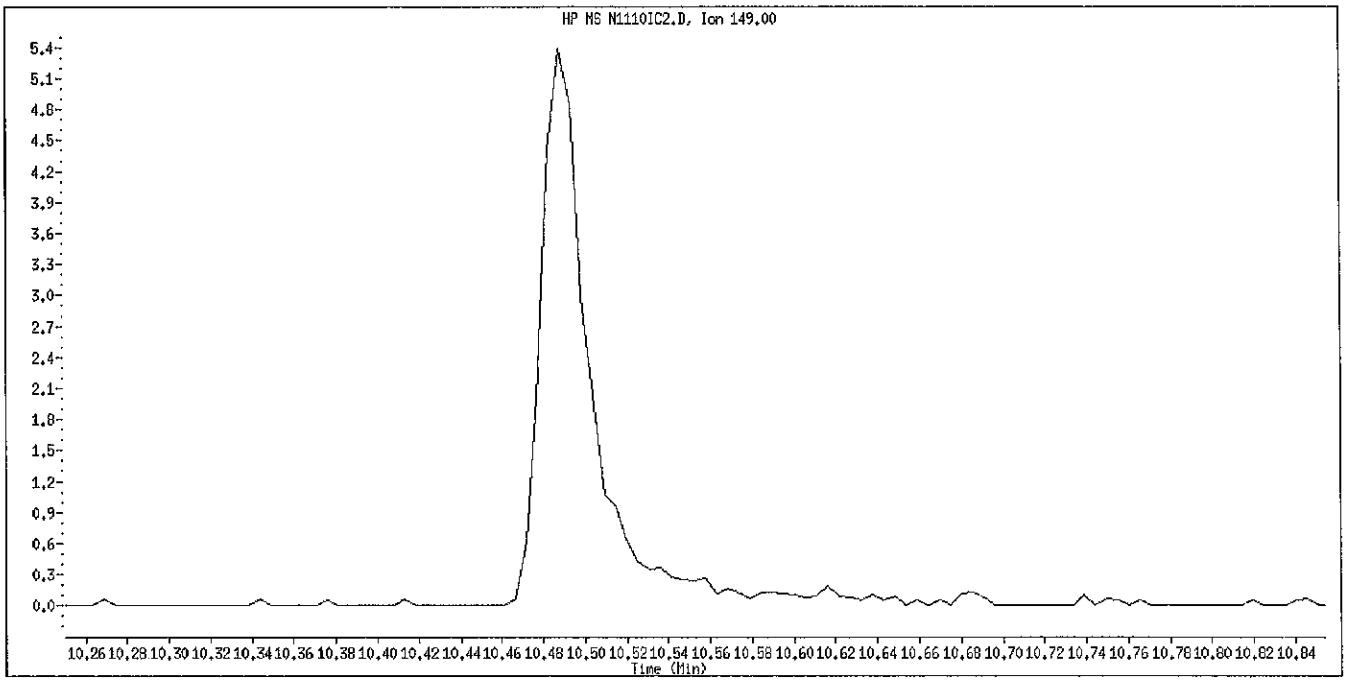

Original Integration

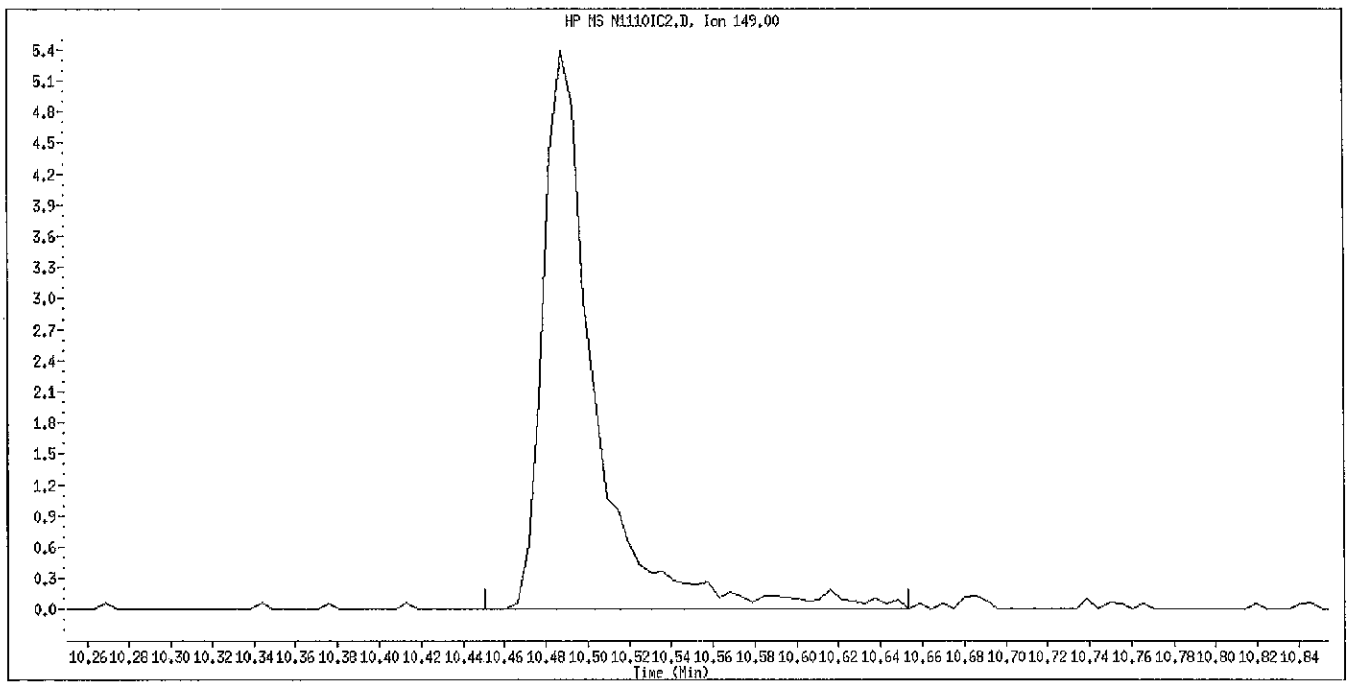

Manual Integration

Manually Integrated By: piccolinov
Manual Integration Reason: Peak Not Found

Data File Name: N1110IC2.D
Inj. Date and Time: 10-NOV-2010 07:09
Instrument ID: 733.i
Client ID: SSTD2.0
Compound Name: Benzo(k)fluoranthene
CAS #: 207-08-9

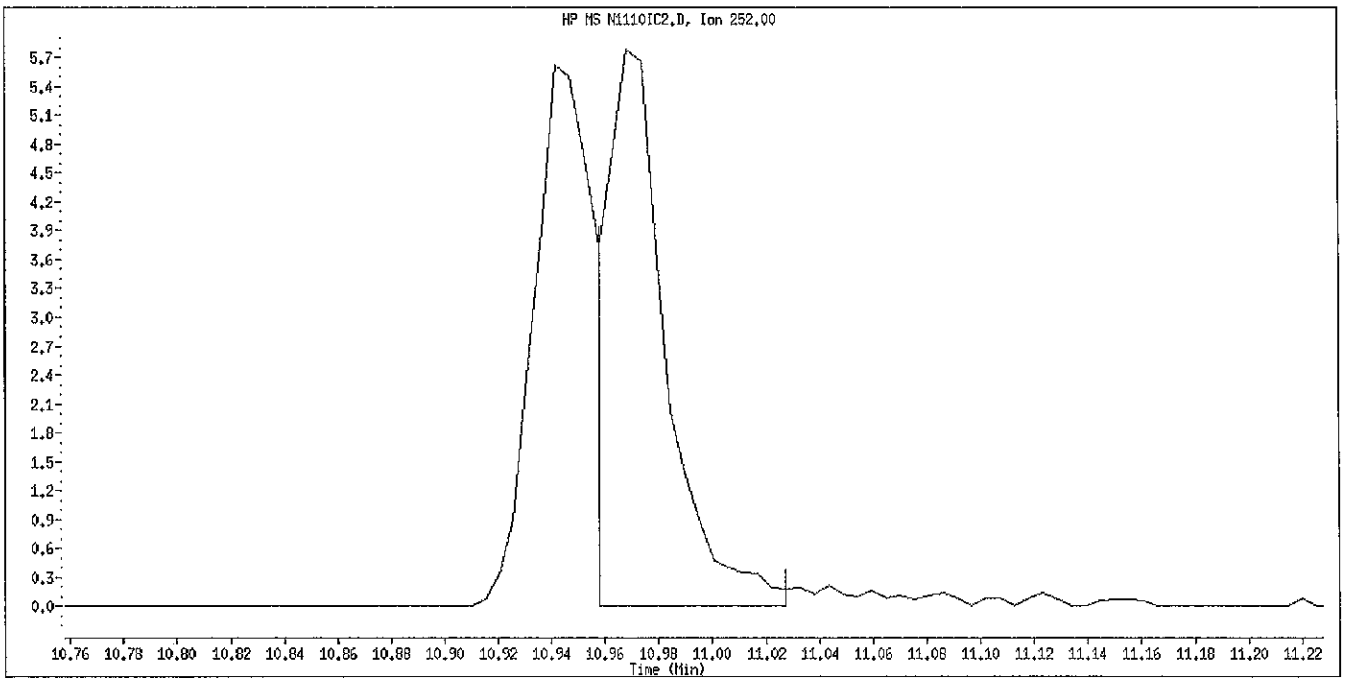

Original Integration

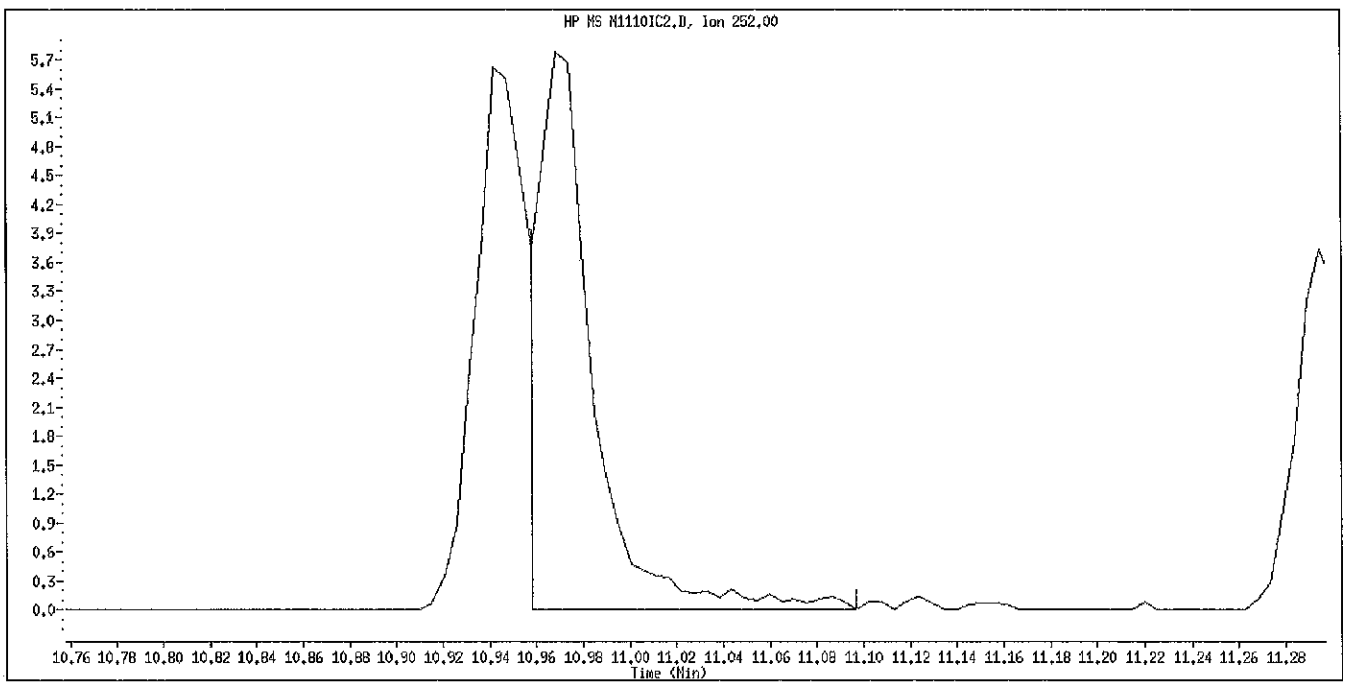

Manual Integration

Manually Integrated By: piccolinov
Manual Integration Reason: Poor Chromatography

Data File Name: N1110IC2.D
Inj. Date and Time: 10-NOV-2010 07:09
Instrument ID: 733.i
Client ID: SSTD2.0
Compound Name: Indeno(1,2,3-cd)pyrene
CAS #: 193-39-5

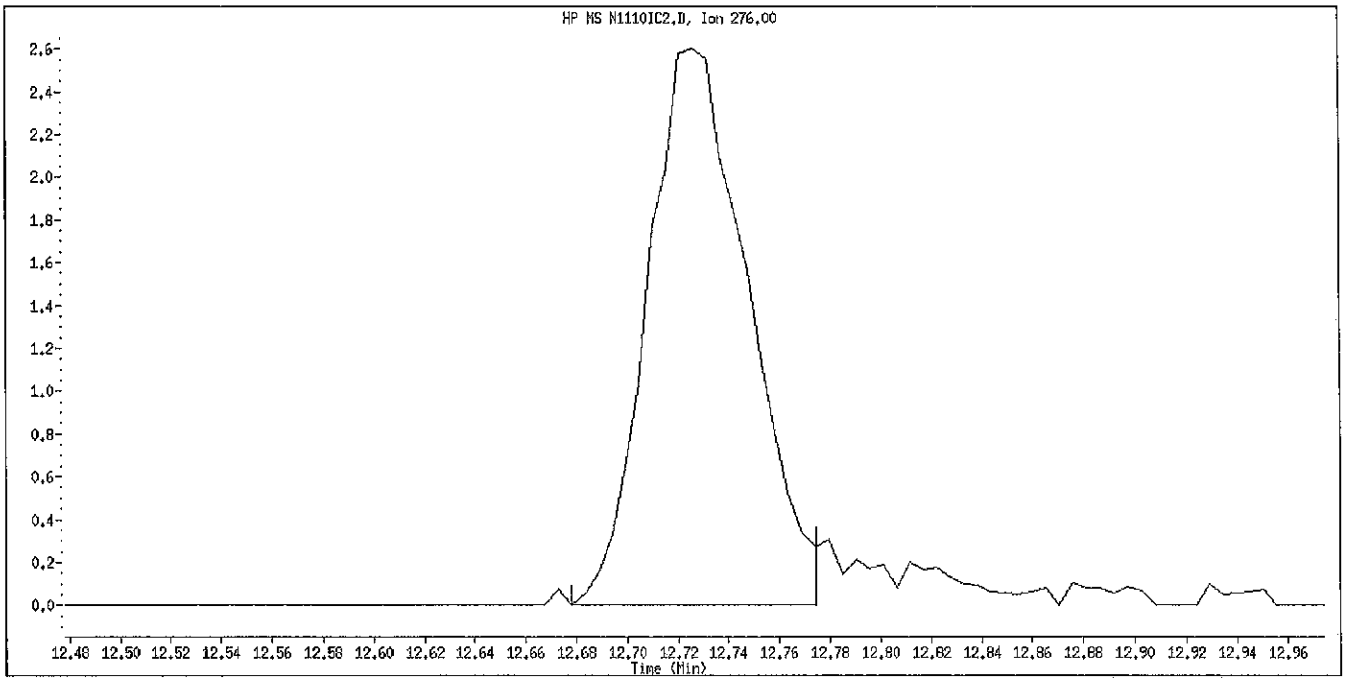

Original Integration

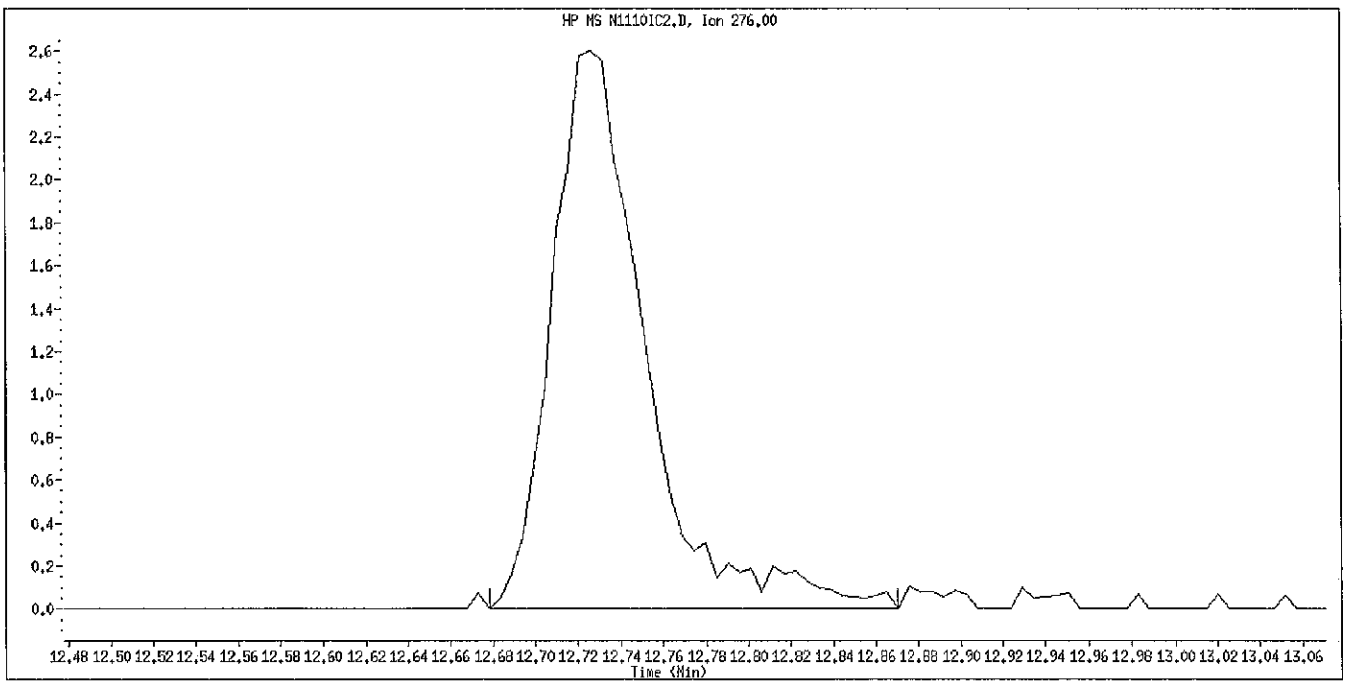

Manual Integration

Manually Integrated By: piccolinov
Manual Integration Reason: Poor Chromatography

Data File Name: N1110IC2.D
Inj. Date and Time: 10-NOV-2010 07:09
Instrument ID: 733.i
Client ID: SSTD2.0
Compound Name: Dibenz(a,h)anthracene
CAS #: 53-70-3

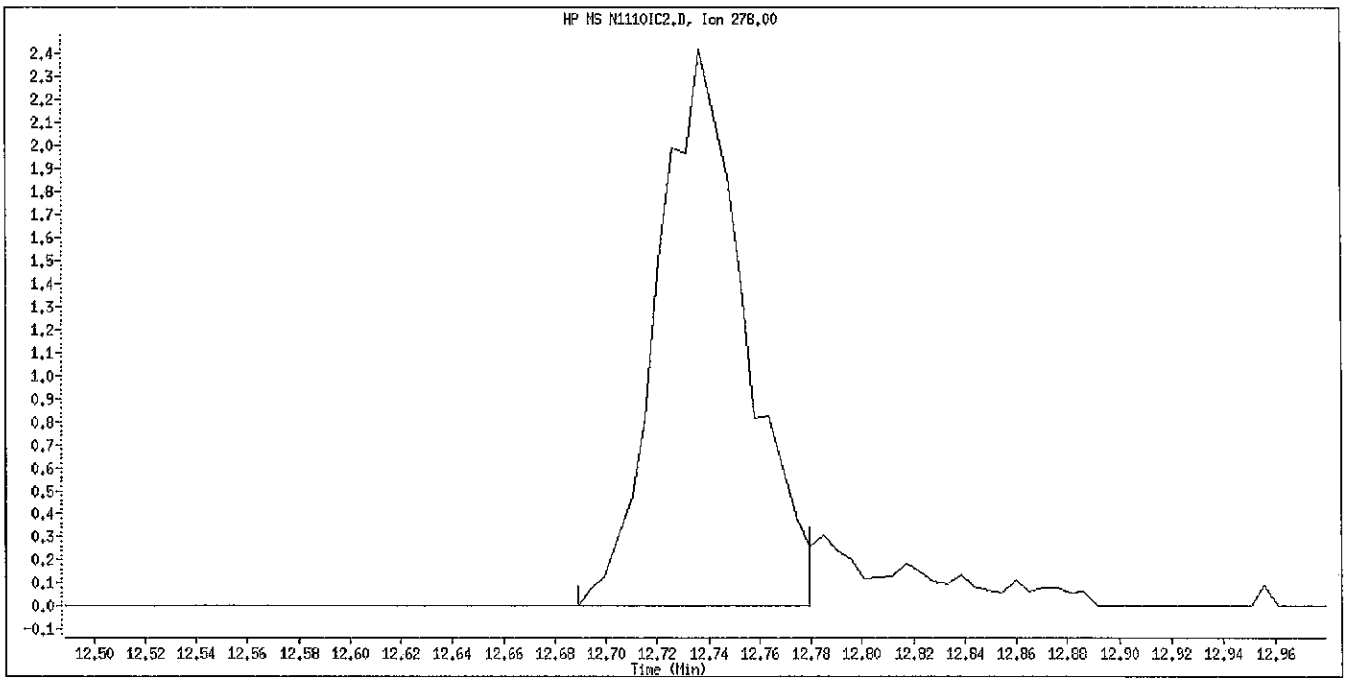

Original Integration

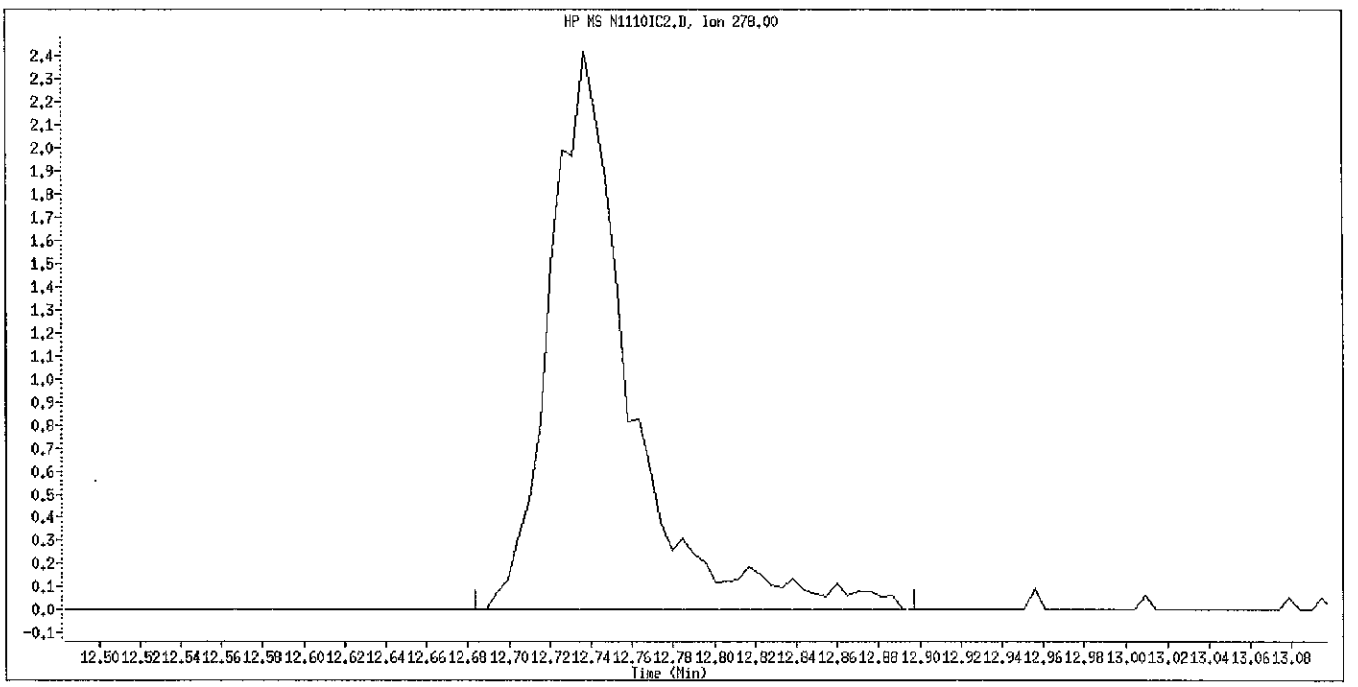

Manual Integration

Manually Integrated By: piccolinov
Manual Integration Reason: Poor Chromatography

Data File Name: N1110IC2.D
Inj. Date and Time: 10-NOV-2010 07:09
Instrument ID: 733.i
Client ID: SSTD2.0
Compound Name: Benzo(g,h,i)perylene
CAS #: 191-24-2

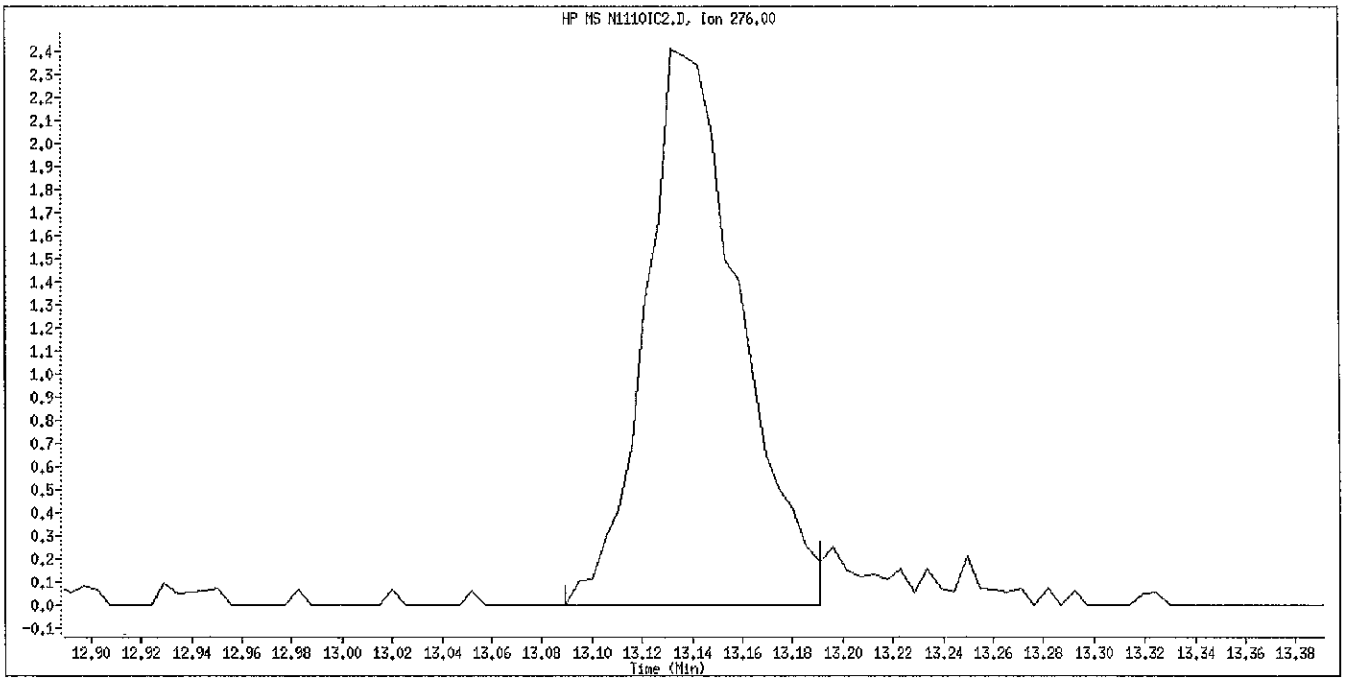

Original Integration

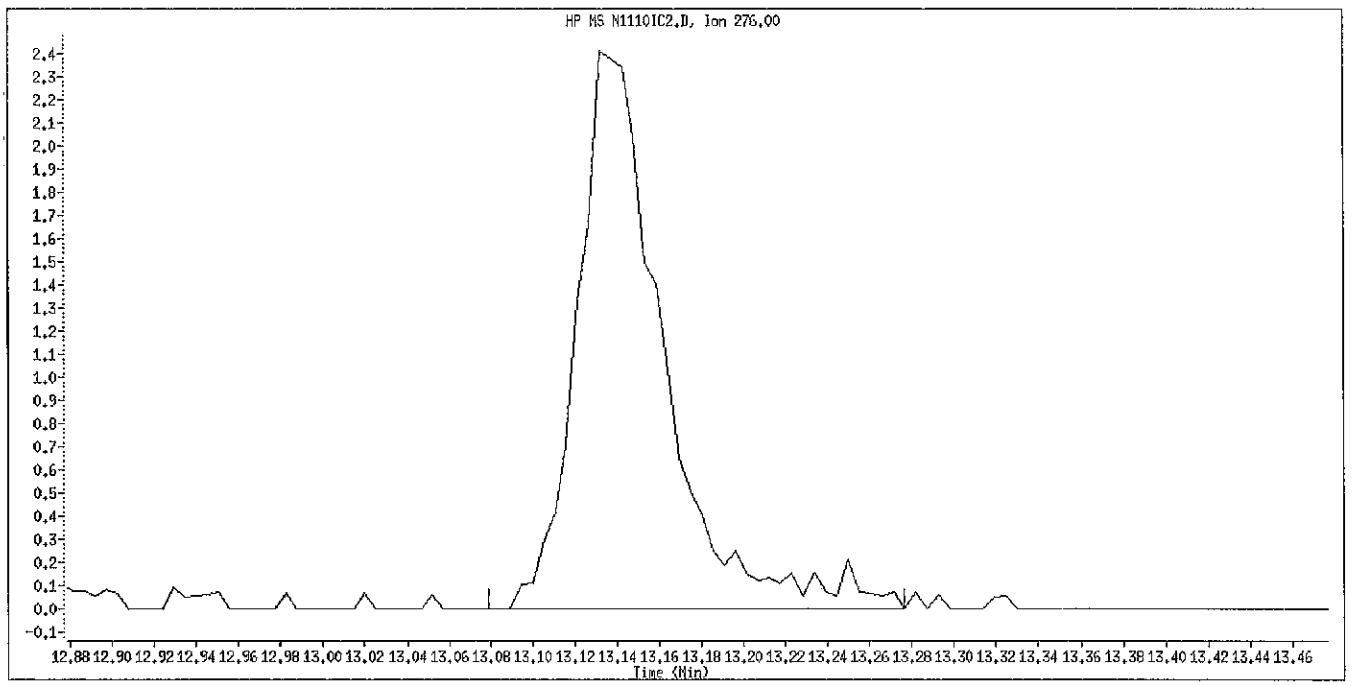

Manual Integration

Manually Integrated By: piccolinov
Manual Integration Reason: Poor Chromatography

Data File: \\PITSVR06\D\chem\733.i\N111010.b\N1110IC3.D
Date : 10-NOV-2010 07:30
Client ID: SSTD4.0
Sample Info: SSTD4.0(2.0ug/ml) BNA0831-10 8270c/d

Instrument: 733.i
Operator: 3200
Column diameter: 0.32

Column phase: DB5-MS

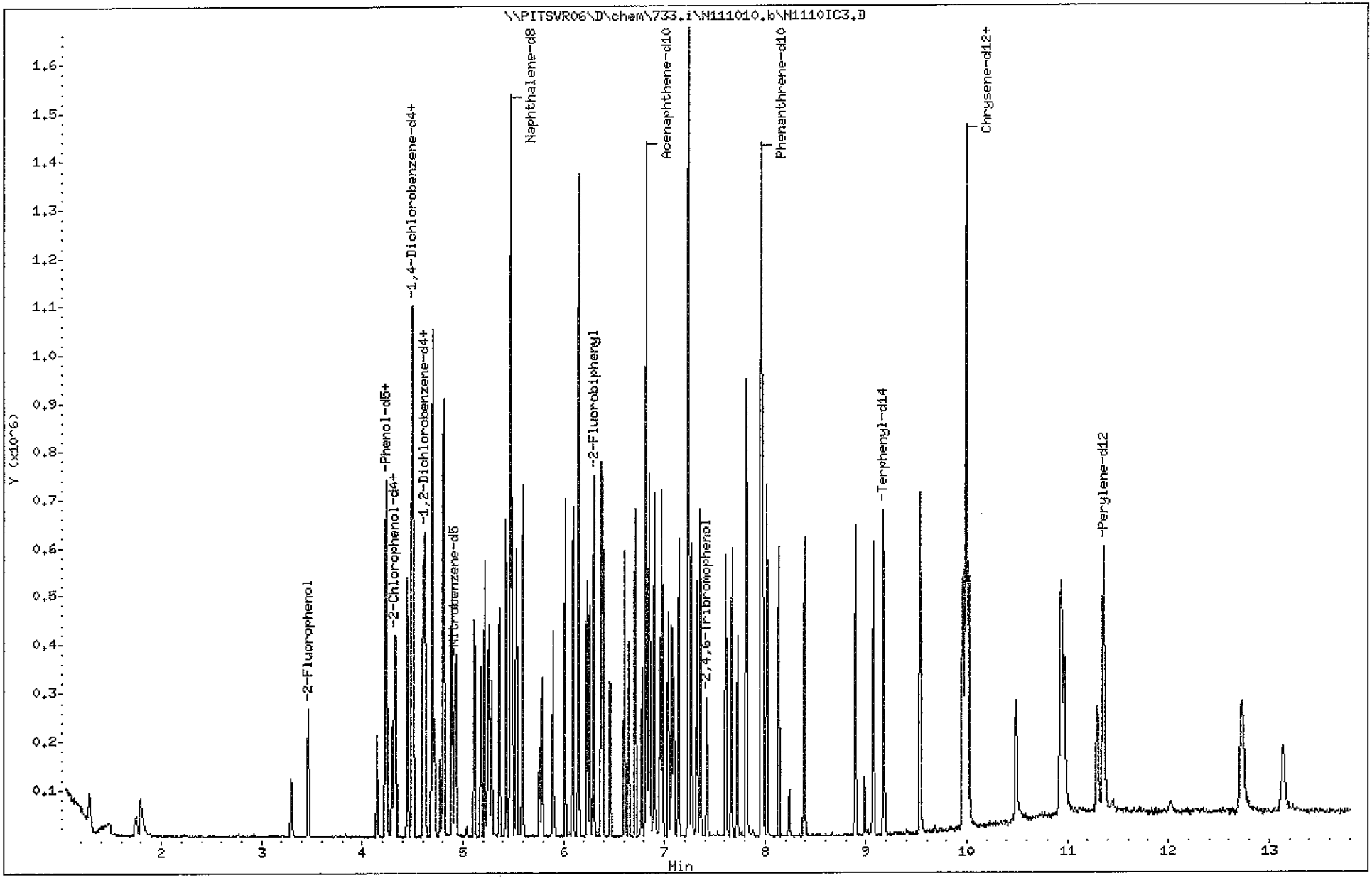

(2001 - 2312)
2183
C0K120577

TestAmerica Pittsburgh

Semivolatile REPORT SW-846 Method 8270

Data file : \\PITSVR06\D\chem\733.i\N111010.b\N1110IC3.D
Lab Smp Id: sstd4.0 Client Smp ID: SSTD4.0
Inj Date : 10-NOV-2010 07:30
Operator : 3200 Inst ID: 733.i
Smp Info : SSTD4.0(2.0ug/ml) BNA0831-10 8270c/d
Misc Info : sstd4.0,N111010.b,8270ll.m,padepi.sub,1,3
Comment :
Method : \\PITSVR06\D\chem\733.i\N111010.b\8270ll.m
Meth Date : 10-Nov-2010 08:44 piccolinov Quant Type: ISTD
Cal Date : 10-NOV-2010 07:30 Cal File: N1110IC3.D
Als bottle: 2 Calibration Sample, Level: 3
Dil Factor: 1.00000
Integrator: HP RTE Compound Sublist: padepi.sub
Target Version: 4.14
Processing Host: PITPC-502

	Compounds	QUANT SIG MASS	RT	EXP RT	REL RT	RESPONSE	AMOUNTS CAL-AMT (NG)	ON-COL (NG)
* 1	1,4-Dichlorobenzene-d4	152	4.497	4.497	(1.000)	134760	8.00000	
* 2	Naphthalene-d8	136	5.470	5.470	(1.000)	470144	8.00000	
* 3	Acenaphthene-d10	164	6.816	6.816	(1.000)	258872	8.00000	
* 4	Phenanthrene-d10	188	7.959	7.959	(1.000)	426426	8.00000	
* 5	Chrysene-d12	240	10.000	10.000	(1.000)	366450	8.00000	
* 6	Perylene-d12	264	11.357	11.357	(1.000)	290398	8.00000	
198	1,4-Dioxane	88	1.287	1.287	(0.286)	28799	4.00000	4.2518
10	N-Nitrosodimethylamine	74	1.741	1.741	(0.387)	29896	4.00000	3.7098
9	Pyridine	79	1.789	1.789	(0.398)	66335	4.00000	4.1592
16	Methyl methanesulfonate	80	3.290	3.290	(0.732)	41346	4.00000	3.7384
206	Benzaldehyde	77	4.145	4.145	(0.922)	37720	4.00000	2.6986
21	Aniline	93	4.236	4.236	(0.942)	103902	4.00000	3.7666
22	Phenol	94	4.236	4.236	(0.942)	96774	4.00000	3.9075
23	bis(2-Chloroethyl)ether	93	4.294	4.294	(0.955)	61107	4.00000	3.8204
24	2-Chlorophenol	128	4.332	4.332	(0.963)	83208	4.00000	3.7379
26	1,3-Dichlorobenzene	146	4.449	4.449	(0.989)	99631	4.00000	3.7522
27	1,4-Dichlorobenzene	146	4.508	4.508	(1.002)	101923	4.00000	3.7594
28	1,2-Dichlorobenzene	146	4.626	4.626	(1.029)	97325	4.00000	3.8279
217	Indene	116	4.695	4.695	(1.044)	131633	4.00000	3.7571
29	Benzyl Alcohol	108	4.604	4.604	(1.024)	44082	4.00000	3.9256
30	2-Methylphenol	108	4.695	4.695	(1.044)	66450	4.00000	3.8702
31	2,2'-oxybis(1-Chloropropane)	45	4.711	4.711	(1.048)	64173	4.00000	3.9286
37	Acetophenone	105	4.802	4.802	(1.068)	103496	4.00000	3.7269
32	N-Nitroso-di-n-propylamine	70	4.807	4.807	(1.069)	48594	4.00000	3.8690
192	4-Methylphenol	108	4.807	4.807	(1.069)	64707	4.00000	3.7512
34	Hexachloroethane	117	4.887	4.887	(1.087)	43671	4.00000	3.7959
35	Nitrobenzene	77	4.930	4.930	(0.901)	85439	4.00000	3.9969(M)
36	N-Nitrosopyrrolidine	100	4.775	4.775	(1.062)	28639	4.00000	3.8154
41	Isophorone	82	5.112	5.112	(0.935)	129108	4.00000	3.8295
42	2-Nitrophenol	139	5.176	5.176	(0.946)	41831	4.00000	3.8283
43	2,4-Dimethylphenol	107	5.213	5.213	(0.953)	84414	4.00000	3.9495
44	bis(2-Chloroethoxy)methane	93	5.283	5.283	(0.966)	70128	4.00000	3.6133
48	2,4-Dichlorophenol	162	5.363	5.363	(0.980)	67557	4.00000	3.7202

Compounds	QUANT SIG MASS	RT	EXP RT	REL RT	RESPONSE	AMOUNTS CAL-AMT (NG)	AMOUNTS ON-COL (NG)
49 Benzoic Acid	122	5.256	5.256	(0.961)	97275	10.0000	10.101(M)
50 1,2,4-Trichlorobenzene	180	5.427	5.427	(0.992)	89919	4.00000	3.6835
51 Naphthalene	128	5.486	5.486	(1.003)	217491	4.00000	3.6842
52 4-Chloroaniline	127	5.523	5.523	(1.010)	86132	4.00000	3.6066(M)
54 2,6-Dichlorophenol	162	5.534	5.534	(1.012)	67750	4.00000	3.7951
56 Hexachlorobutadiene	225	5.593	5.593	(1.022)	72821	4.00000	3.9339
208 Caprolactam	113	5.758	5.758	(1.053)	13795	4.00000	3.6989
59 4-Chloro-3-Methylphenol	107	5.897	5.897	(1.078)	65506	4.00000	3.8883
62 2-Methylnaphthalene	142	6.015	6.015	(1.100)	141082	4.00000	3.6762
63 1-Methylnaphthalene	142	6.095	6.095	(1.114)	136422	4.00000	3.7477
64 Hexachlorocyclopentadiene	237	6.148	6.148	(0.902)	73111	4.00000	3.6947
65 1,2,4,5-Tetrachlorobenzene	216	6.148	6.148	(0.902)	96537	4.00000	3.9078
66 2,4,6-Trichlorophenol	196	6.234	6.234	(0.915)	51381	4.00000	3.6729(M)
67 2,4,5-Trichlorophenol	196	6.260	6.260	(0.918)	56353	4.00000	3.8585(M)
209 1,1'-Biphenyl	154	6.373	6.373	(0.935)	183324	4.00000	3.7135
70 2-Chloronaphthalene	162	6.389	6.389	(0.937)	142378	4.00000	3.7041
73 2-Nitroaniline	65	6.458	6.458	(0.947)	42605	4.00000	3.9380
76 Dimethylphthalate	163	6.602	6.602	(0.969)	165793	4.00000	3.8316
78 2,6-Dinitrotoluene	165	6.645	6.645	(0.975)	31346	4.00000	3.9412
79 Acenaphthylene	152	6.709	6.709	(0.984)	200823	4.00000	3.6150
81 3-Nitroaniline	138	6.773	6.773	(0.994)	29580	4.00000	3.7456
82 Acenaphthene	153	6.843	6.843	(1.004)	126190	4.00000	3.6505
83 2,4-Dinitrophenol	184	6.853	6.853	(1.005)	41592	10.0000	9.8364
85 4-Nitrophenol	109	6.896	6.896	(1.012)	80161	10.0000	9.5386
86 Dibenzofuran	168	6.976	6.976	(1.024)	196747	4.00000	3.8122
87 2,4-Dinitrotoluene	165	6.955	6.955	(1.020)	41577	4.00000	3.7559
91 2,3,5,6-Tetrachlorophenol	232	7.035	7.035	(1.032)	44549	4.00000	3.9003
88 2,3,4,6-Tetrachlorophenol	232	7.072	7.072	(1.038)	46121	4.00000	3.7214(M)
92 2-Naphthylamine	143	7.094	7.094	(1.041)	83626	4.00000	3.1141(M)
93 Diethylphthalate	149	7.142	7.142	(1.048)	161876	4.00000	3.8832
94 Fluorene	166	7.238	7.238	(1.062)	147867	4.00000	3.6234
95 4-Chlorophenyl-phenylether	204	7.238	7.238	(1.062)	88498	4.00000	3.7098
96 4-Nitroaniline	138	7.238	7.238	(1.062)	31841	4.00000	3.7996
98 4,6-Dinitro-2-methylphenol	198	7.270	7.270	(0.913)	63192	10.0000	9.8942
99 N-Nitrosodiphenylamine (1)	169	7.323	7.323	(0.920)	94255	4.00000	3.6322
100 1,2-Diphenylhydrazine	77	7.356	7.356	(0.924)	197363	4.00000	3.8194
106 4-Bromophenyl-phenylether	248	7.612	7.612	(0.956)	45768	4.00000	3.4338
107 Hexachlorobenzene	284	7.671	7.671	(0.964)	45913	4.00000	3.6010
210 Atrazine	200	7.724	7.724	(0.970)	37995	4.00000	3.0884
111 Pentachlorophenol	266	7.815	7.815	(0.982)	64470	10.0000	9.4203
115 Phenanthrene	178	7.981	7.981	(1.003)	210607	4.00000	3.5944
116 Anthracene	178	8.018	8.018	(1.007)	212159	4.00000	3.6932(M)
119 Carbazole	167	8.135	8.135	(1.022)	170440	4.00000	3.6160
120 Di-n-Butylphthalate	149	8.392	8.392	(1.054)	234096	4.00000	3.7612
123 Fluoranthene	202	8.894	8.894	(1.117)	224703	4.00000	3.7456
124 Benzidine	184	8.985	8.985	(0.899)	39987	4.00000	2.7705(M)
125 Pyrene	202	9.076	9.076	(0.908)	229489	4.00000	3.7829
131 Butylbenzylphthalate	149	9.540	9.540	(0.954)	93512	4.00000	3.6340
135 3,3'-Dichlorobenzidine	252	9.957	9.957	(0.996)	54545	4.00000	3.5442(M)
136 Benzo(a)Anthracene	228	9.989	9.989	(0.999)	188127	4.00000	3.6256
137 Chrysene	228	10.016	10.016	(1.002)	185581	4.00000	3.8370
139 bis(2-ethylhexyl)Phthalate	149	9.968	9.968	(0.997)	125796	4.00000	3.5621(M)
140 Di-n-octylphthalate	149	10.486	10.486	(0.923)	172570	4.00000	3.5375(M)
141 Benzo(b)fluoranthene	252	10.945	10.945	(0.964)	158899	4.00000	3.6977

Compounds	QUANT SIG MASS	RT	EXP RT	REL RT	RESPONSE	AMOUNTS CAL-AMT (NG)	AMOUNTS ON-COL (NG)
142 Benzo(k)fluoranthene	252	10.967	10.967	(0.966)	193077	4.00000	3.8443 (M)
143 7,12-dimethylbenz[a]anthracen	256	10.929	10.929	(0.962)	80406	4.00000	3.7840
146 Benzo(a)pyrene	252	11.298	11.298	(0.995)	119680	4.00000	3.6977
149 Indeno(1,2,3-cd)pyrene	276	12.719	12.719	(1.120)	145798	4.00000	3.7412 (M)
150 Dibenz(a,h)anthracene	278	12.735	12.735	(1.121)	122132	4.00000	3.7827 (M)
151 Benzo(g,h,i)perylene	276	13.136	13.136	(1.157)	125879	4.00000	3.7164 (M)
$ 154 Nitrobenzene-d5	82	4.914	4.914	(0.898)	82119	4.00000	3.7699
$ 155 2-Fluorobiphenyl	172	6.298	6.298	(0.924)	161101	4.00000	3.6916
$ 156 Terphenyl-d14	244	9.177	9.177	(0.918)	150925	4.00000	3.6676
$ 157 Phenol-d5	99	4.225	4.225	(0.939)	81709	4.00000	3.8387
$ 158 2-Fluorophenol	112	3.461	3.461	(0.770)	71076	4.00000	3.8652
$ 159 2,4,6-Tribromophenol	330	7.425	7.425	(0.933)	18418	4.00000	3.7434
$ 186 2-Chlorophenol-d4	132	4.316	4.316	(0.960)	86565	4.00000	3.9713
$ 187 1,2-Dichlorobenzene-d4	152	4.615	4.615	(1.026)	62025	4.00000	3.6767

QC Flag Legend

M - Compound response manually integrated.

Data File Name: N1110IC3.D
Inj. Date and Time: 10-NOV-2010 07:30
Instrument ID: 733.i
Client ID: SSTD4.0
Compound Name: Nitrobenzene
CAS #: 98-95-3

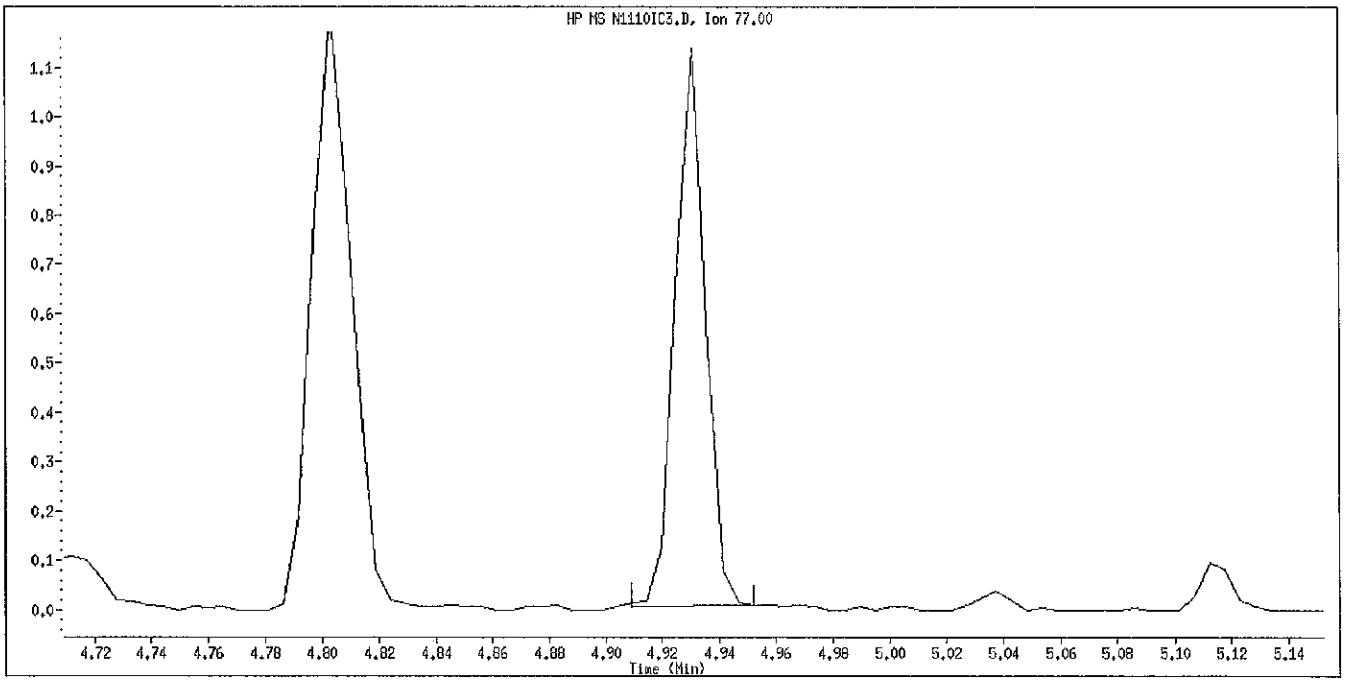

Original Integration

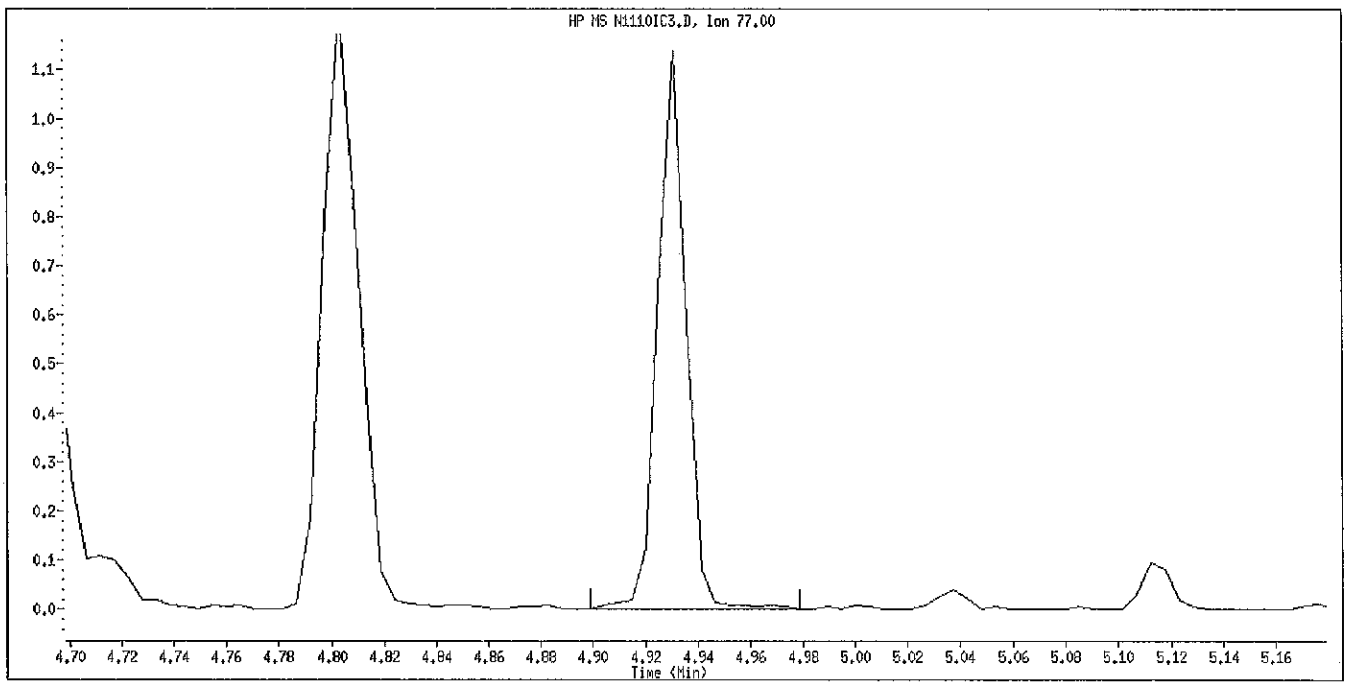

Manual Integration

Manually Integrated By: piccolinov
Manual Integration Reason: Poor Chromatography

Data File Name: N1110IC3.D
Inj. Date and Time: 10-NOV-2010 07:30
Instrument ID: 733.i
Client ID: SSTD4.0
Compound Name: Benzoic Acid
CAS #: 65-85-0

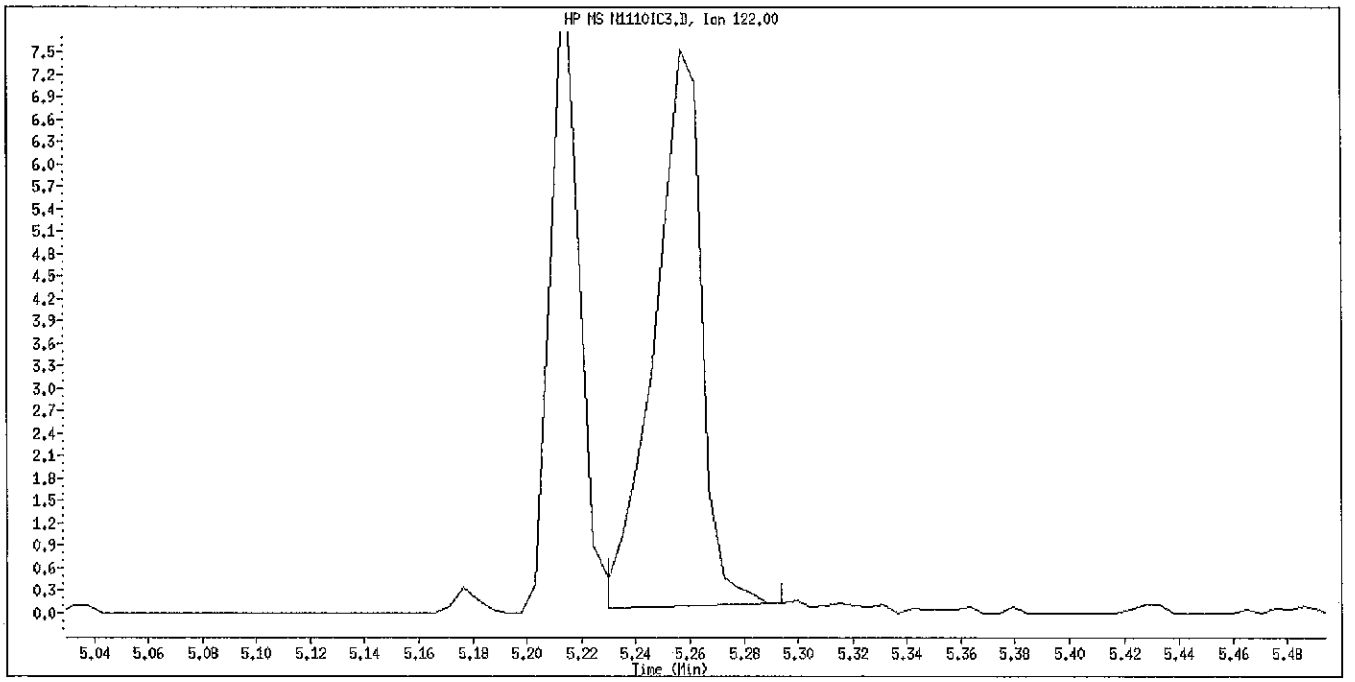

Original Integration

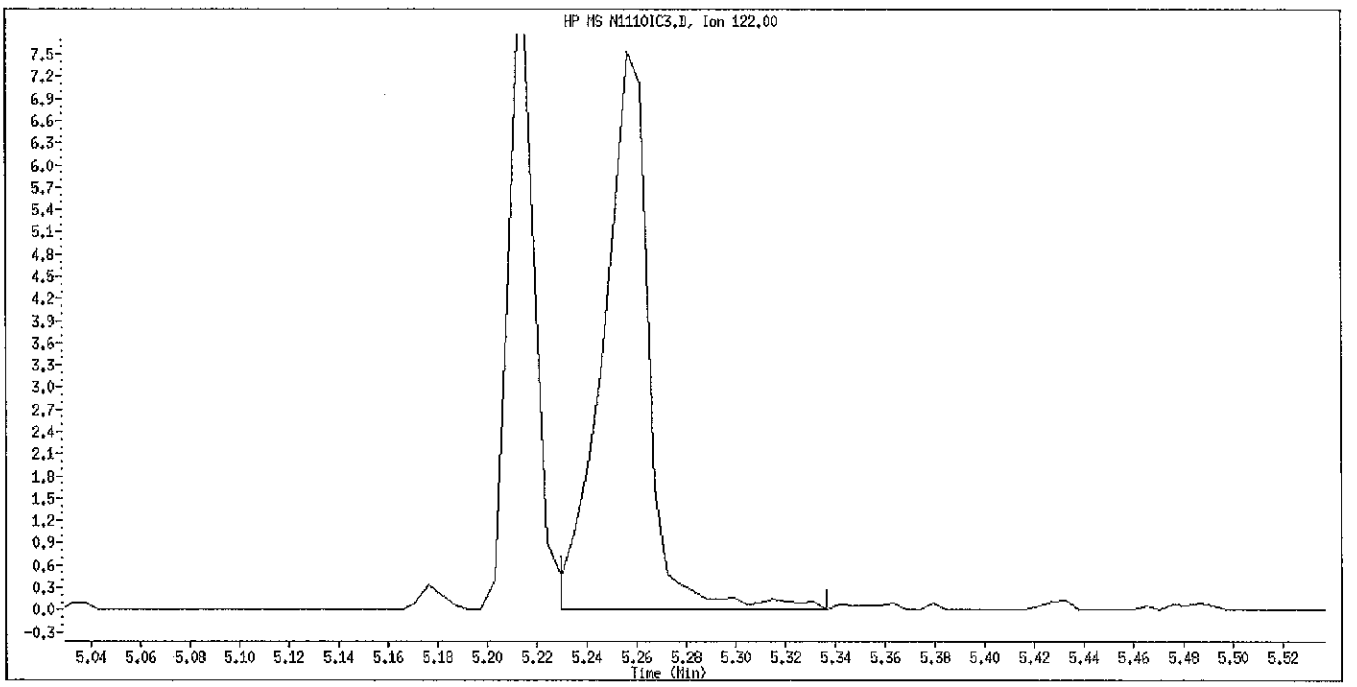

Manual Integration

Manually Integrated By: piccolinov
Manual Integration Reason: Poor Chromatography

Data File Name: N1110IC3.D
Inj. Date and Time: 10-NOV-2010 07:30
Instrument ID: 733.i
Client ID: SSTD4.0
Compound Name: 4-Chloroaniline
CAS #: 106-47-8

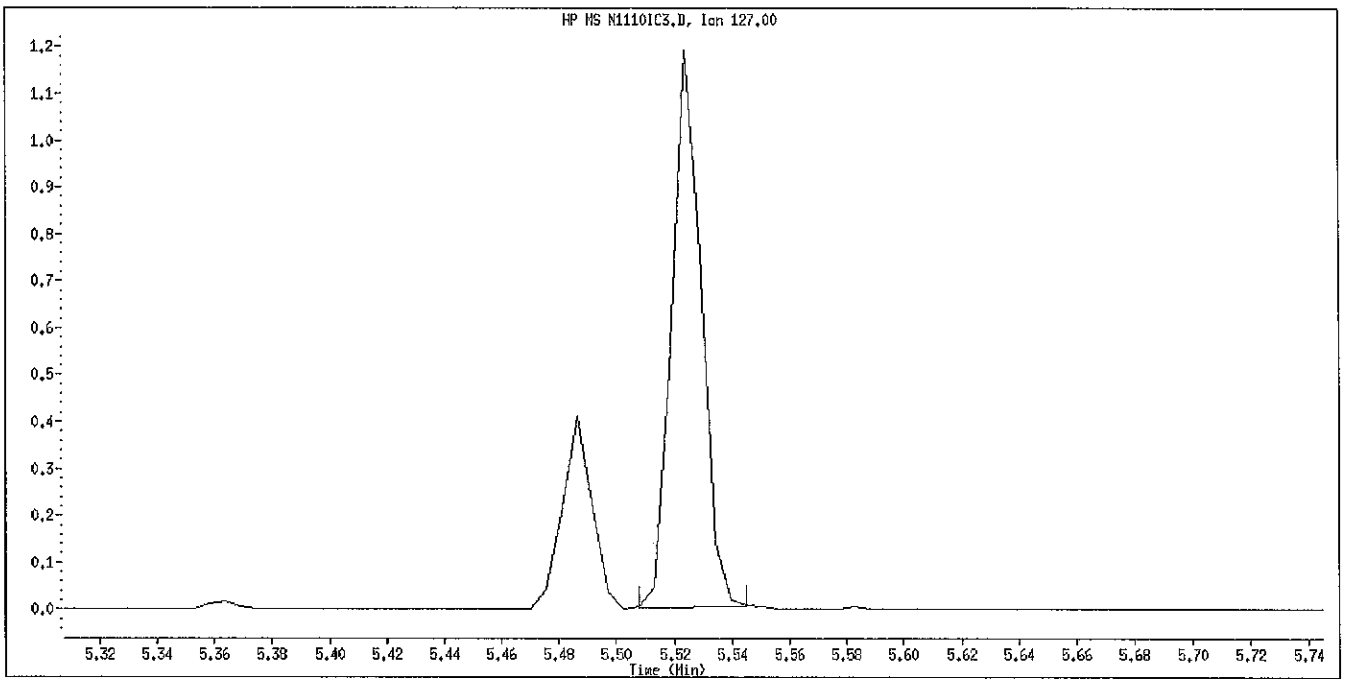

Original Integration

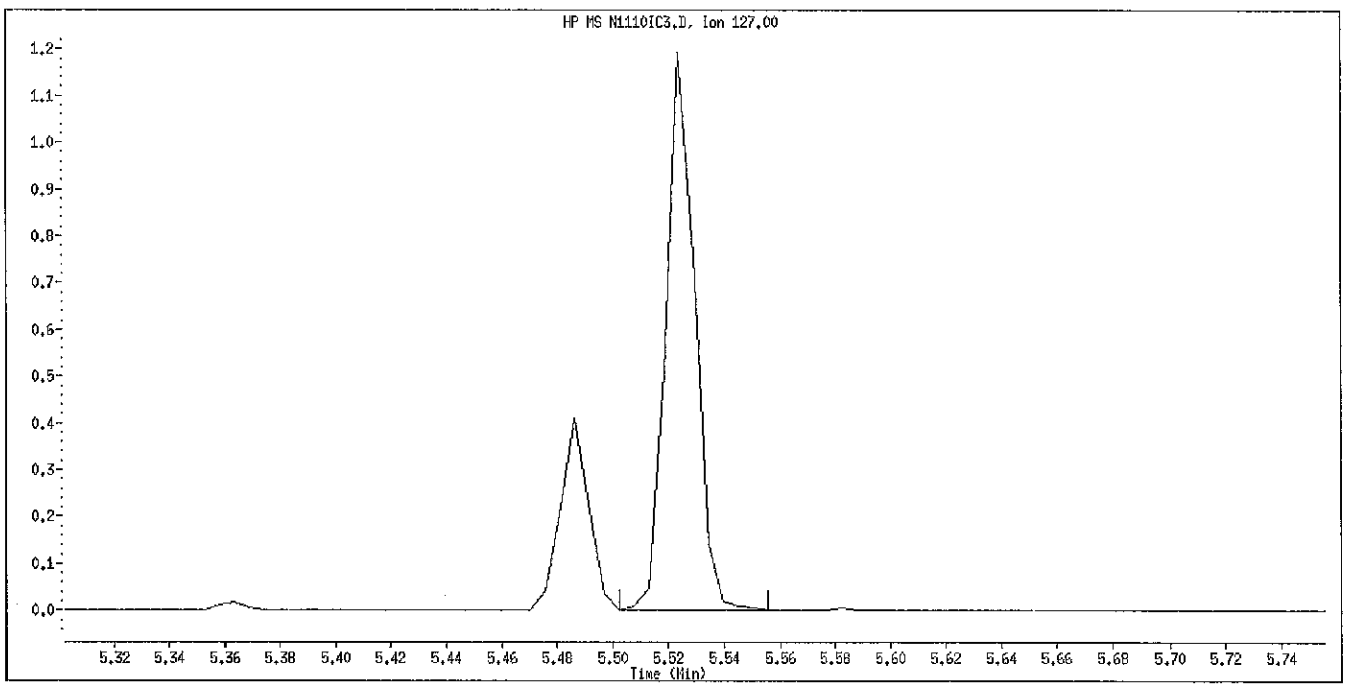

Manual Integration

Manually Integrated By: piccolinov
Manual Integration Reason: Poor Chromatography

Data File Name: N1110IC3.D
Inj. Date and Time: 10-NOV-2010 07:30
Instrument ID: 733.i
Client ID: SSTD4.0
Compound Name: 2,4,6-Trichlorophenol
CAS #: 88-06-2

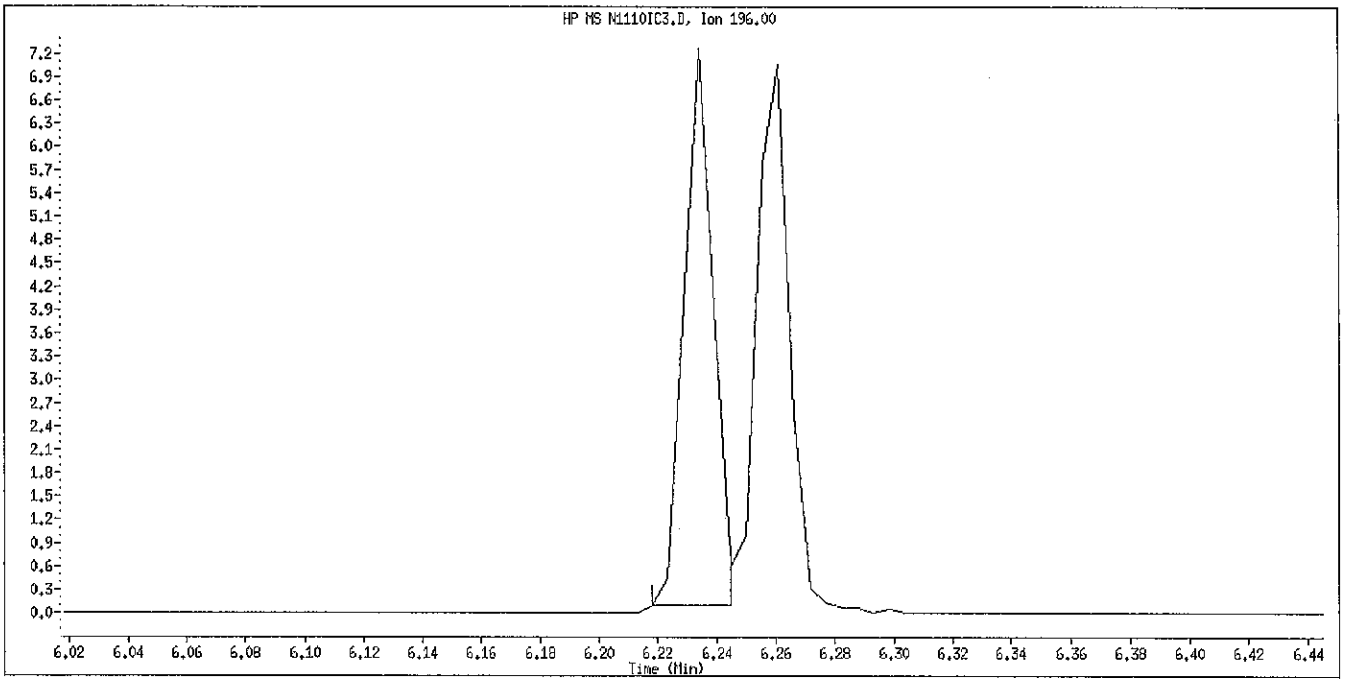

Original Integration

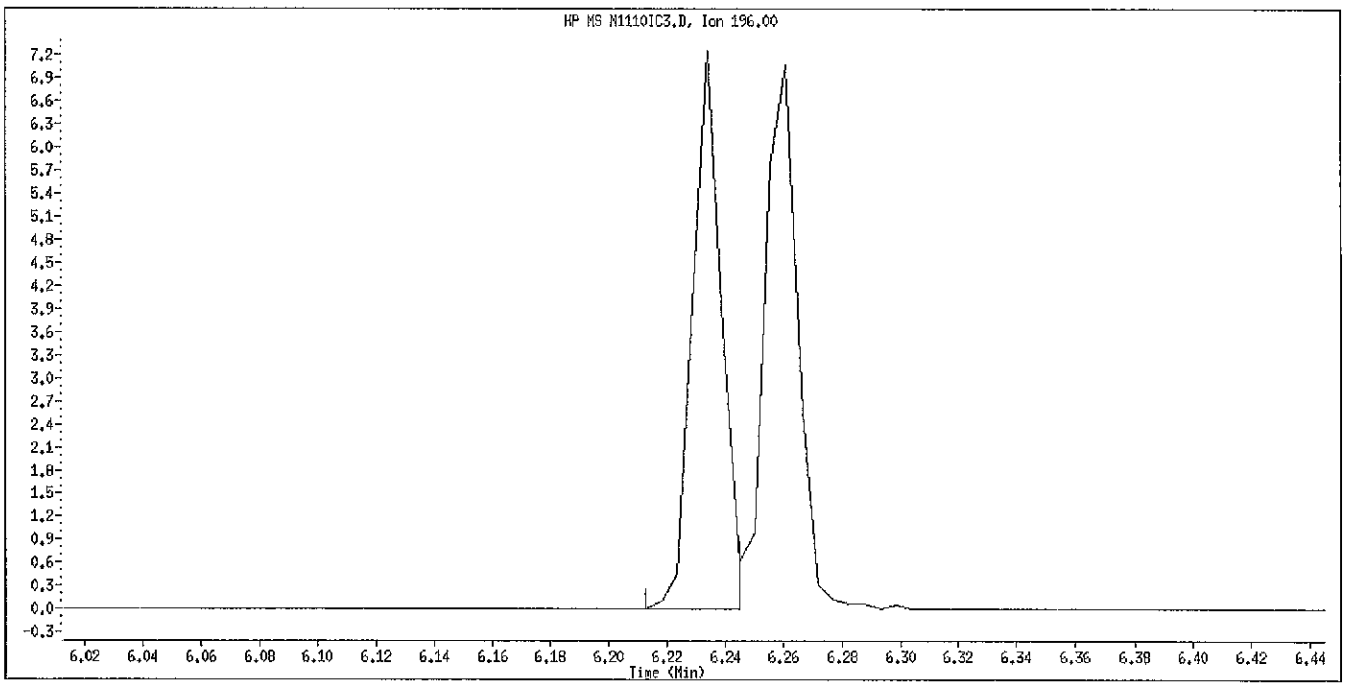

Manual Integration

Manually Integrated By: piccolinov
Manual Integration Reason: Poor Chromatography

Data File Name: N1110IC3.D
Inj. Date and Time: 10-NOV-2010 07:30
Instrument ID: 733.i
Client ID: SSTD4.0
Compound Name: 2,4,5-Trichlorophenol
CAS #: 95-95-4

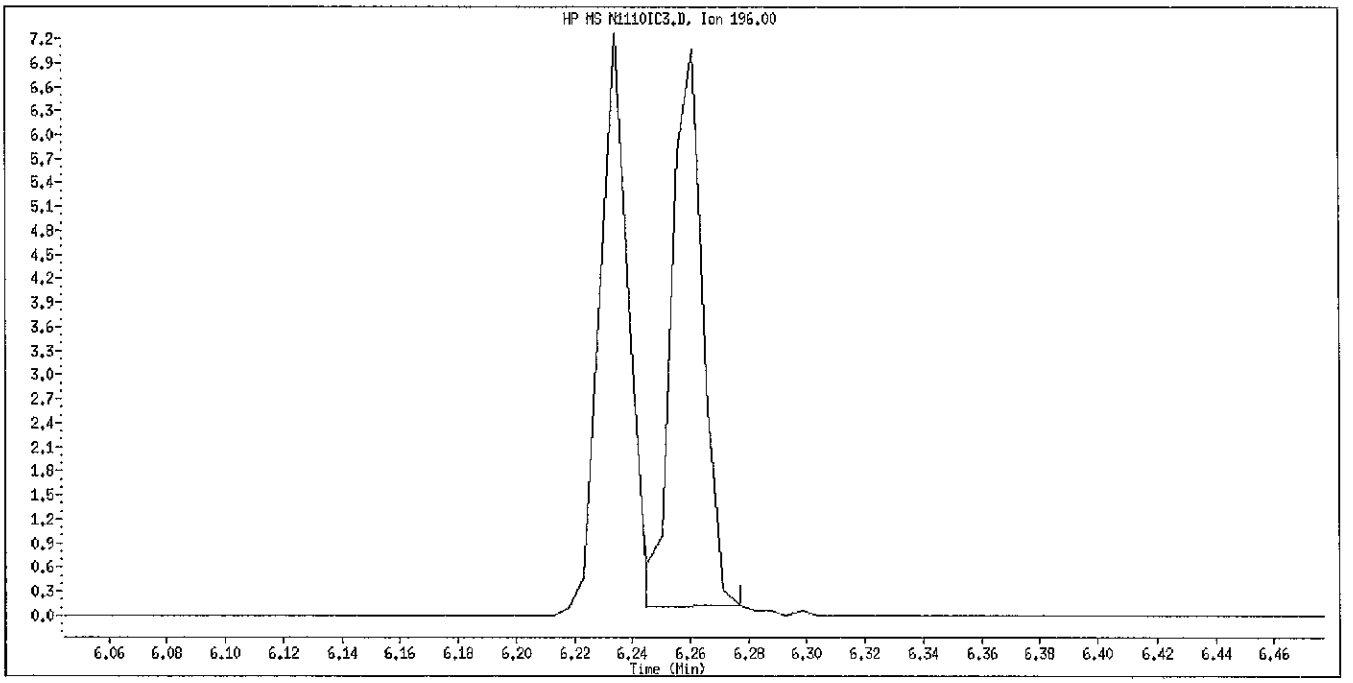

Original Integration

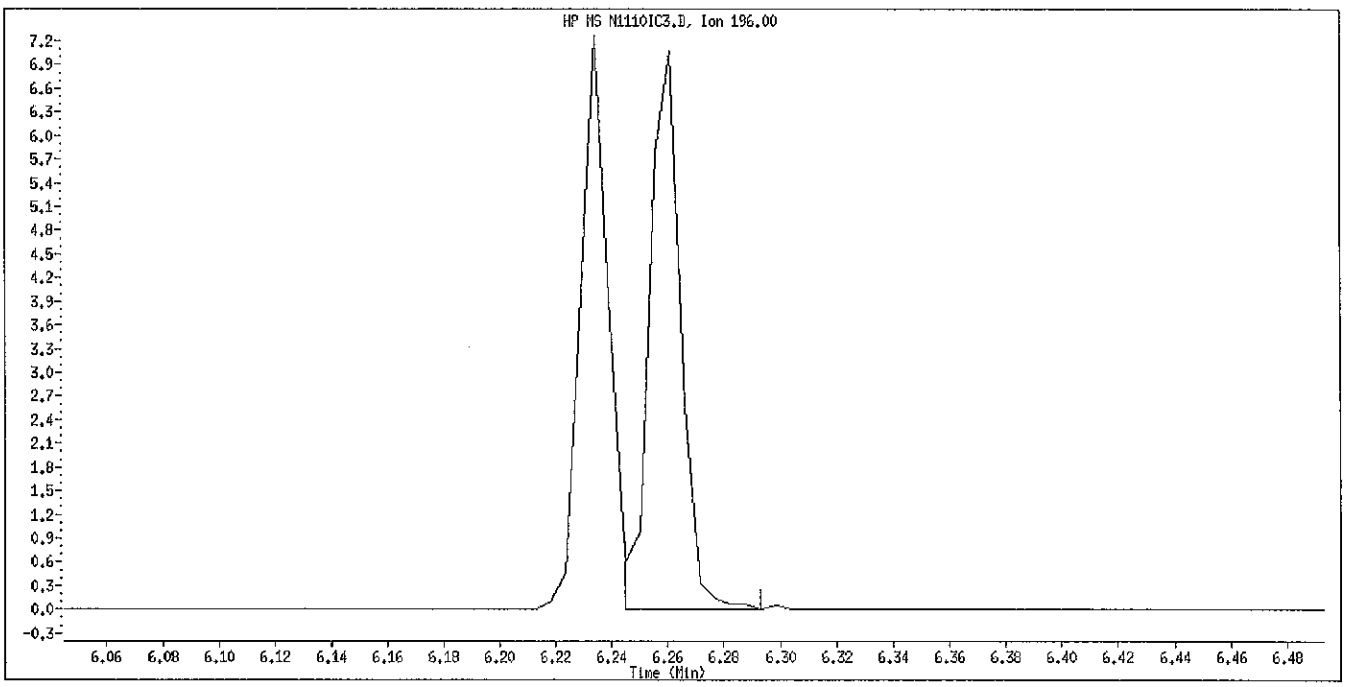

Manual Integration

Manually Integrated By: piccolinov
Manual Integration Reason: Poor Chromatography

Data File Name: N1110IC3.D
Inj. Date and Time: 10-NOV-2010 07:30
Instrument ID: 733.i
Client ID: SSTD4.0
Compound Name: 2,3,4,6-Tetrachlorophenol
CAS #: 58-90-2

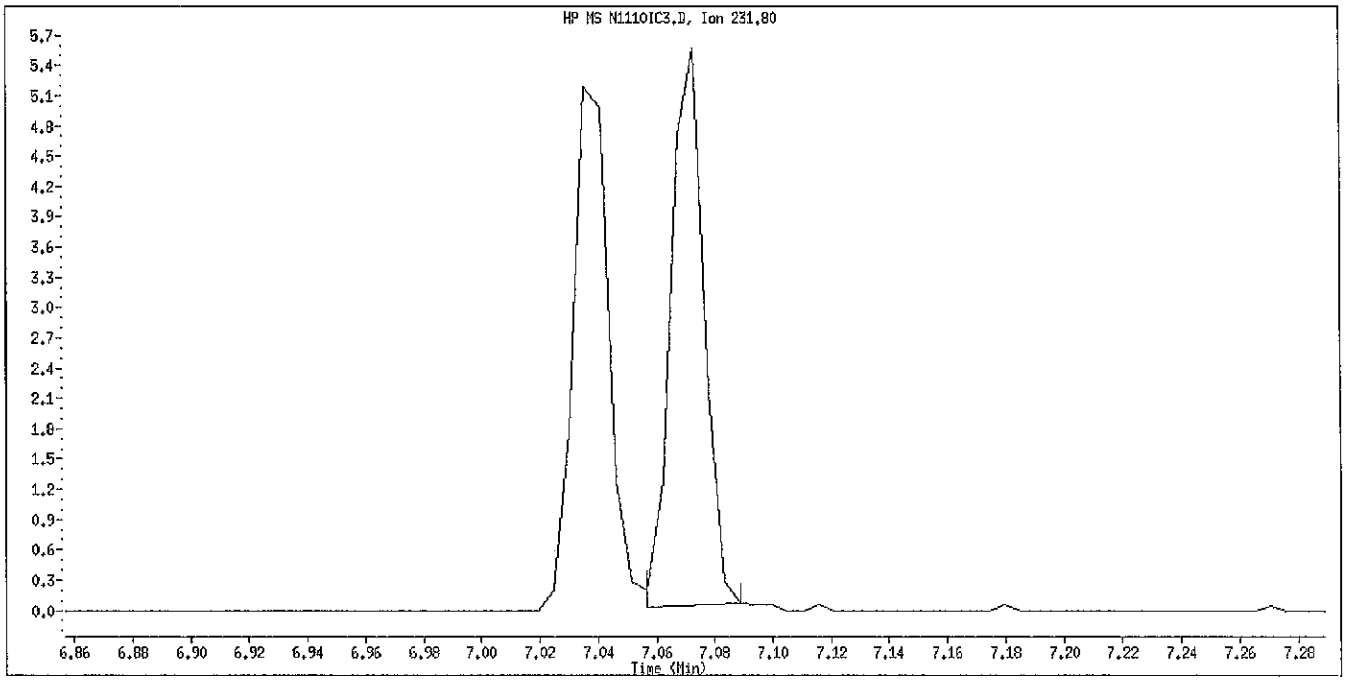

Original Integration

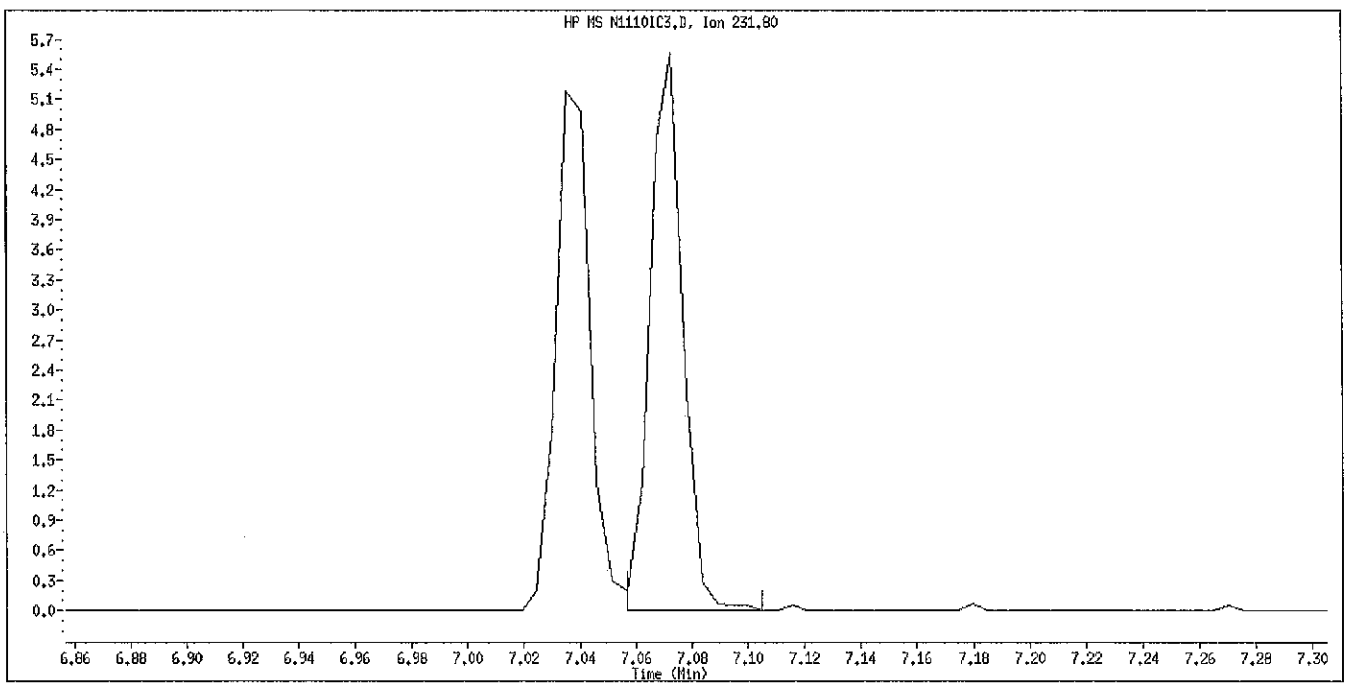

Manual Integration

Manually Integrated By: piccolinov
Manual Integration Reason: Poor Chromatography

Data File Name: N1110IC3.D
Inj. Date and Time: 10-NOV-2010 07:30
Instrument ID: 733.i
Client ID: SSTD4.0
Compound Name: 2-Naphthylamine
CAS #: 91-59-8

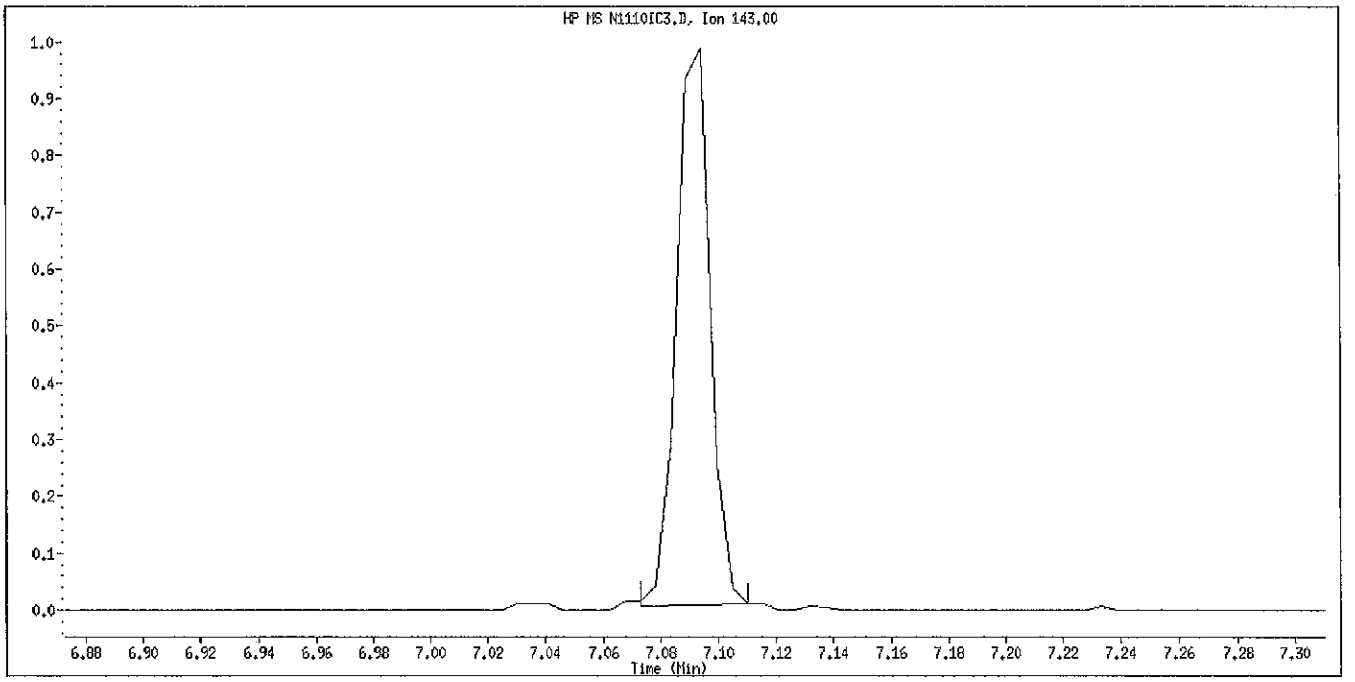

Original Integration

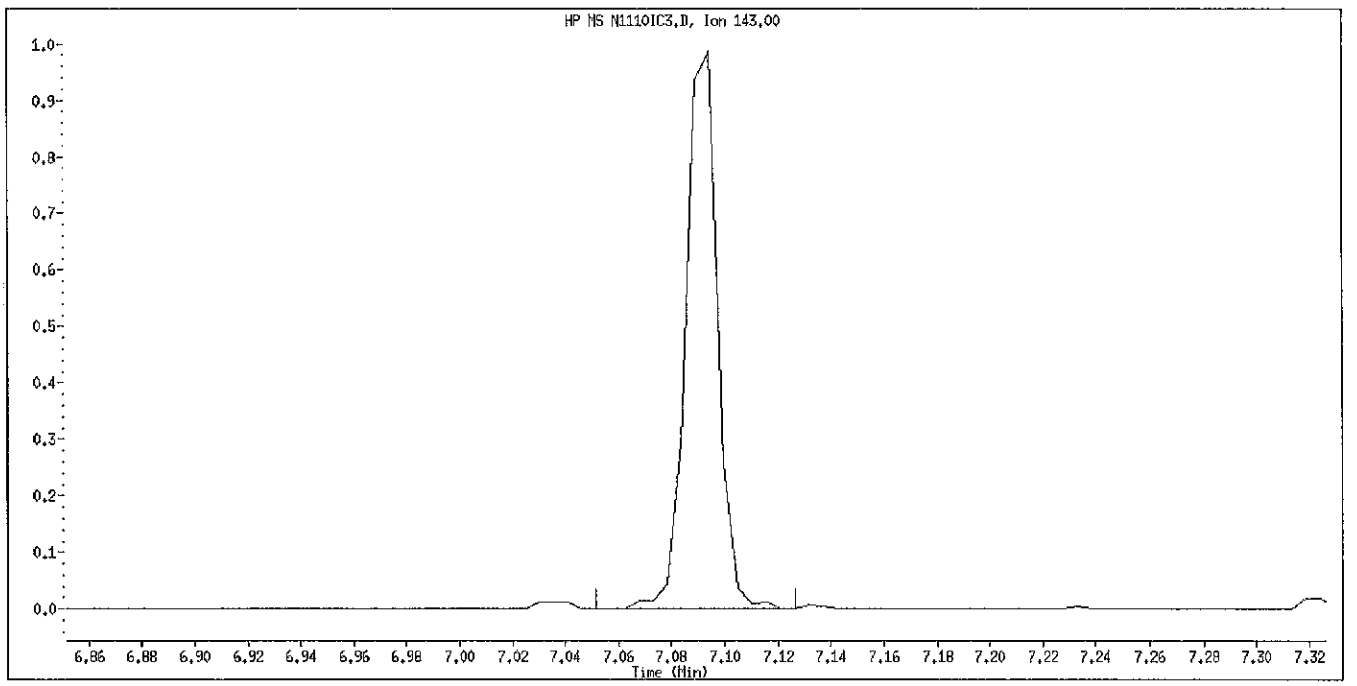

Manual Integration

Manually Integrated By: piccolinov
Manual Integration Reason: Poor Chromatography

Data File Name: N1110IC3.D
Inj. Date and Time: 10-NOV-2010 07:30
Instrument ID: 733.i
Client ID: SSTD4.0
Compound Name: Anthracene
CAS #: 120-12-7

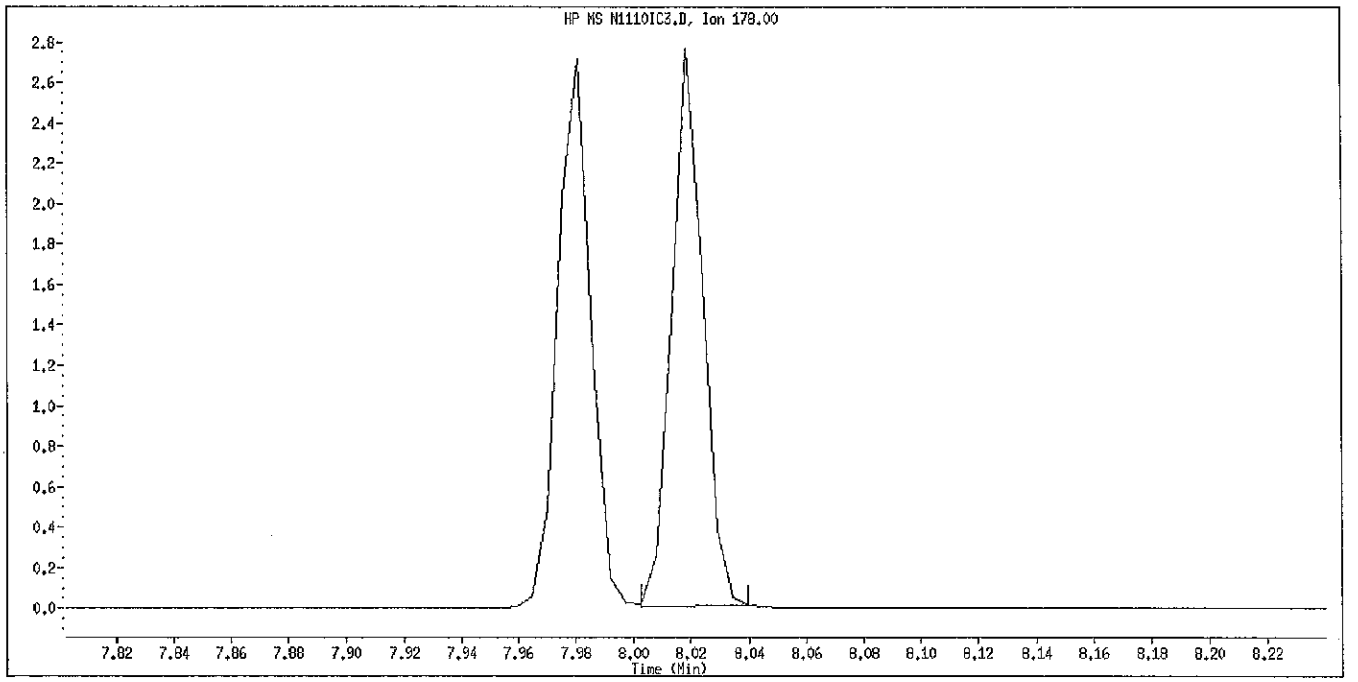

Original Integration

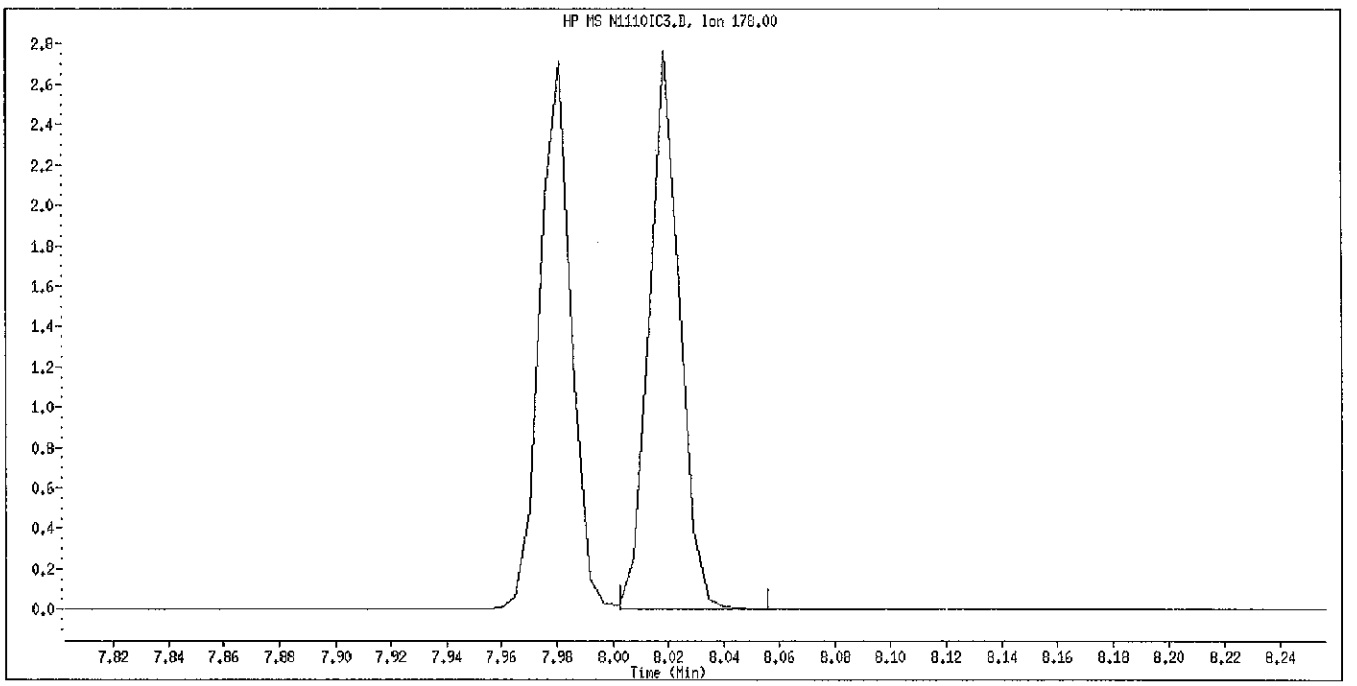

Manual Integration

Manually Integrated By: piccolinov
Manual Integration Reason: Poor Chromatography

Data File Name: N1110IC3.D
Inj. Date and Time: 10-NOV-2010 07:30
Instrument ID: 733.i
Client ID: SSTD4.0
Compound Name: Benzidine
CAS #: 92-87-5

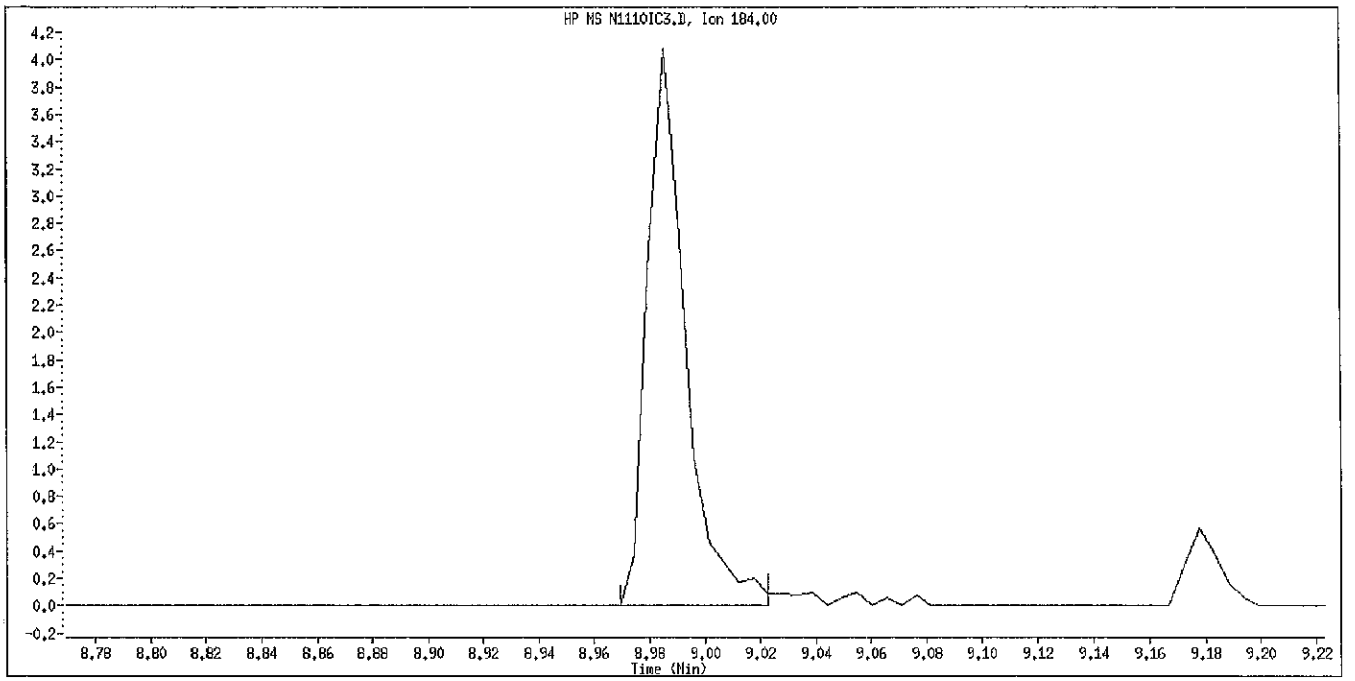

Original Integration

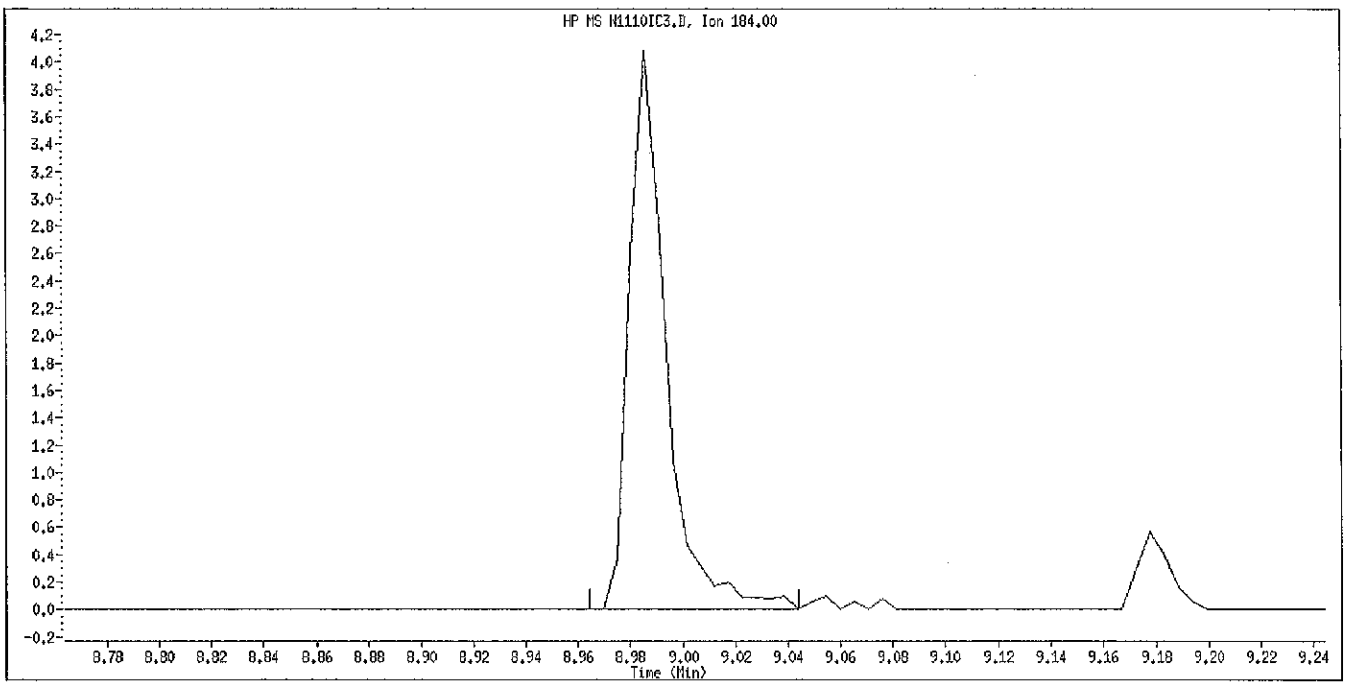

Manual Integration

Manually Integrated By: piccolinov
Manual Integration Reason: Poor Chromatography

Data File Name: N1110IC3.D
Inj. Date and Time: 10-NOV-2010 07:30
Instrument ID: 733.i
Client ID: SSTD4.0
Compound Name: 3,3'-Dichlorobenzidine
CAS #: 91-94-1

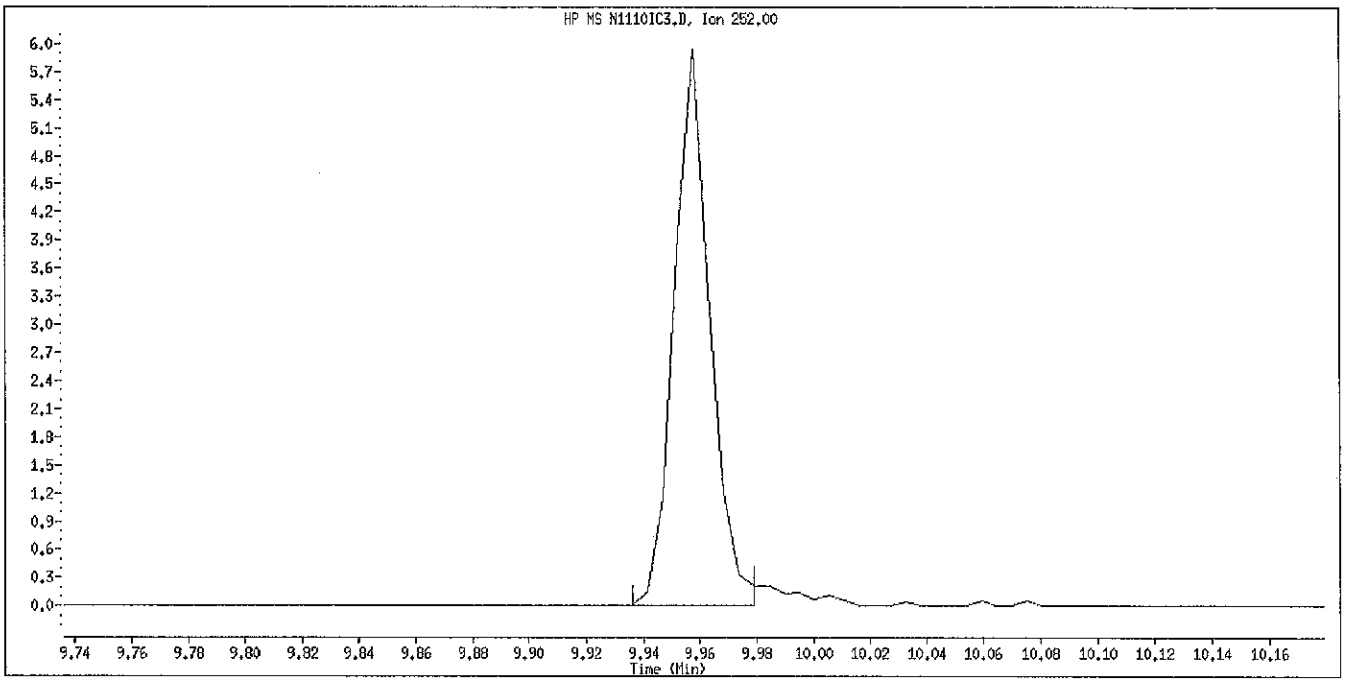

Original Integration

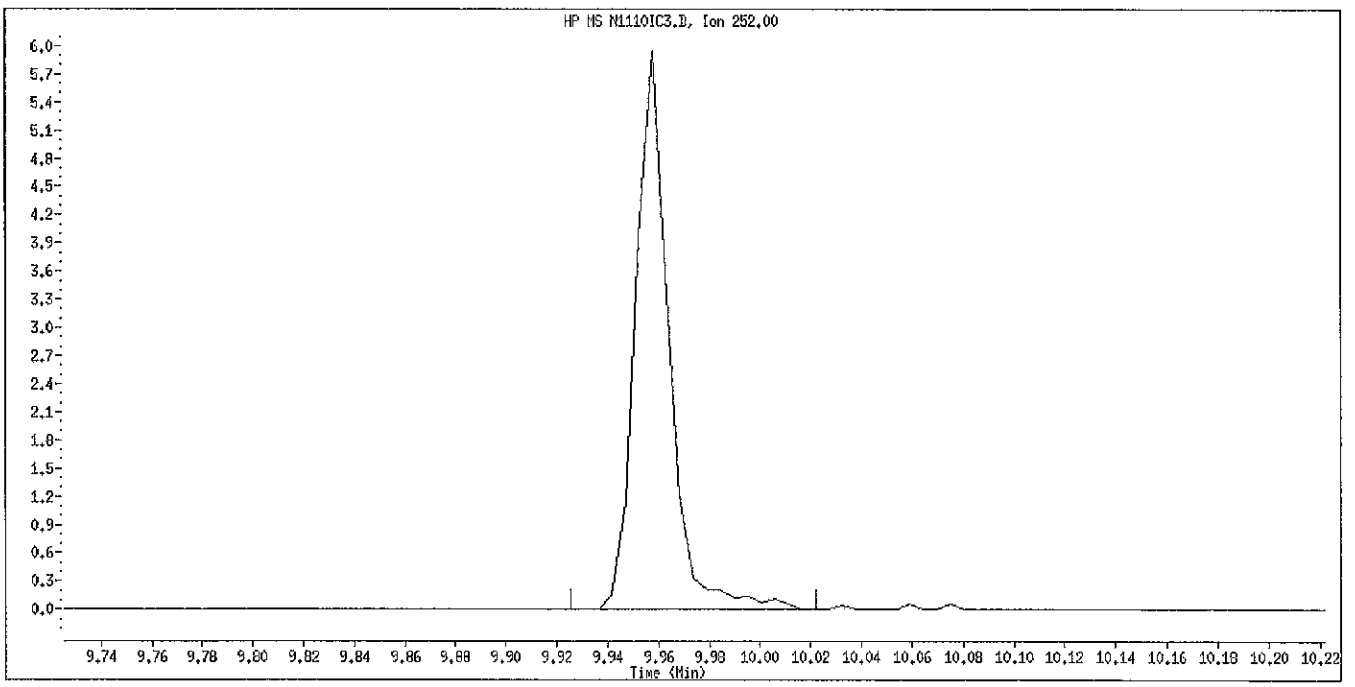

Manual Integration

Manually Integrated By: piccolinov
Manual Integration Reason: Poor Chromatography

Data File Name: N1110IC3.D
Inj. Date and Time: 10-NOV-2010 07:30
Instrument ID: 733.i
Client ID: SSTD4.0
Compound Name: bis(2-ethylhexyl)Phthalate
CAS #: 117-81-7

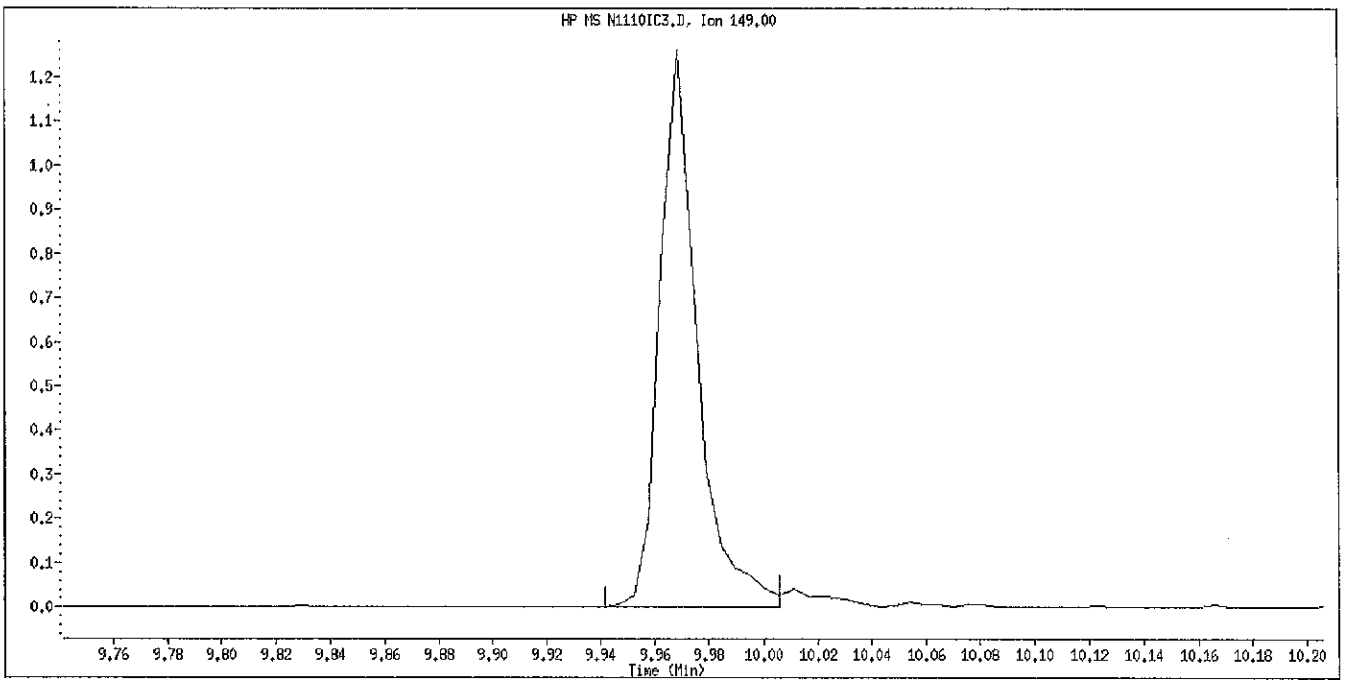

Original Integration

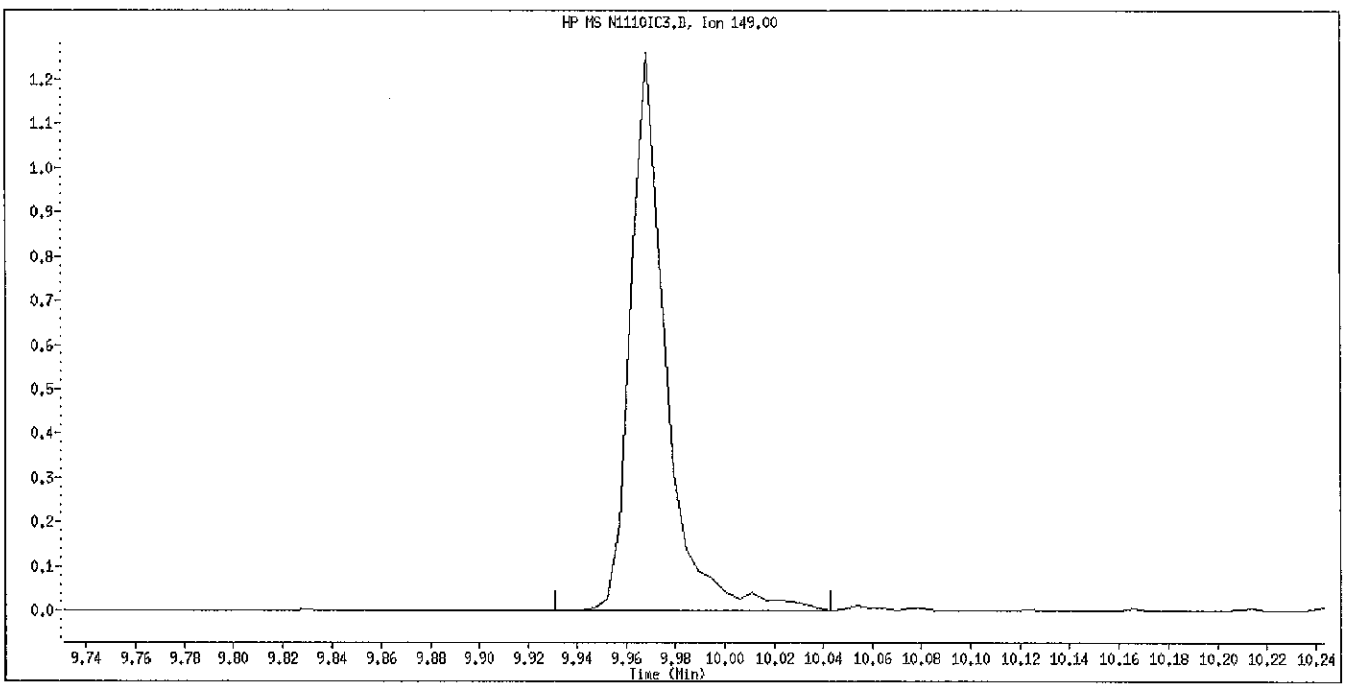

Manual Integration

Manually Integrated By: piccolinov
Manual Integration Reason: Poor Chromatography

Data File Name: N1110IC3.D
Inj. Date and Time: 10-NOV-2010 07:30
Instrument ID: 733.i
Client ID: SSTD4.0
Compound Name: Di-n-octylphthalate
CAS #: 117-84-0

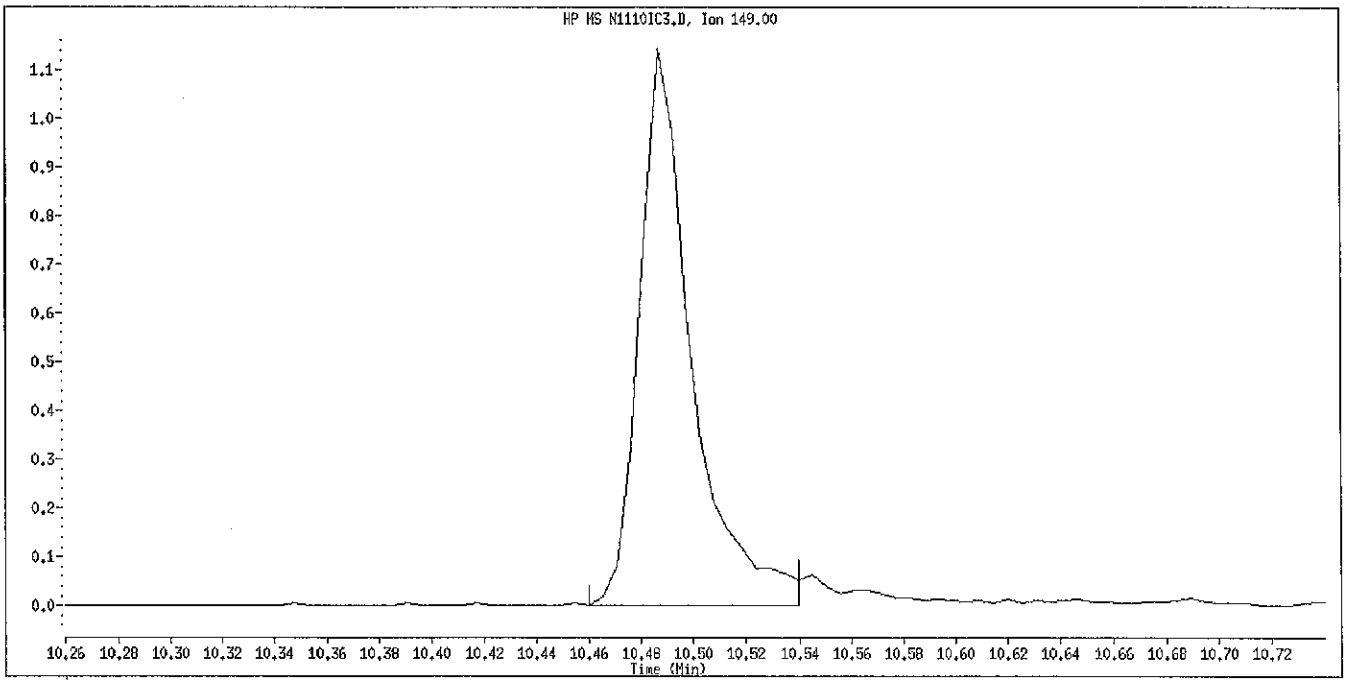

Original Integration

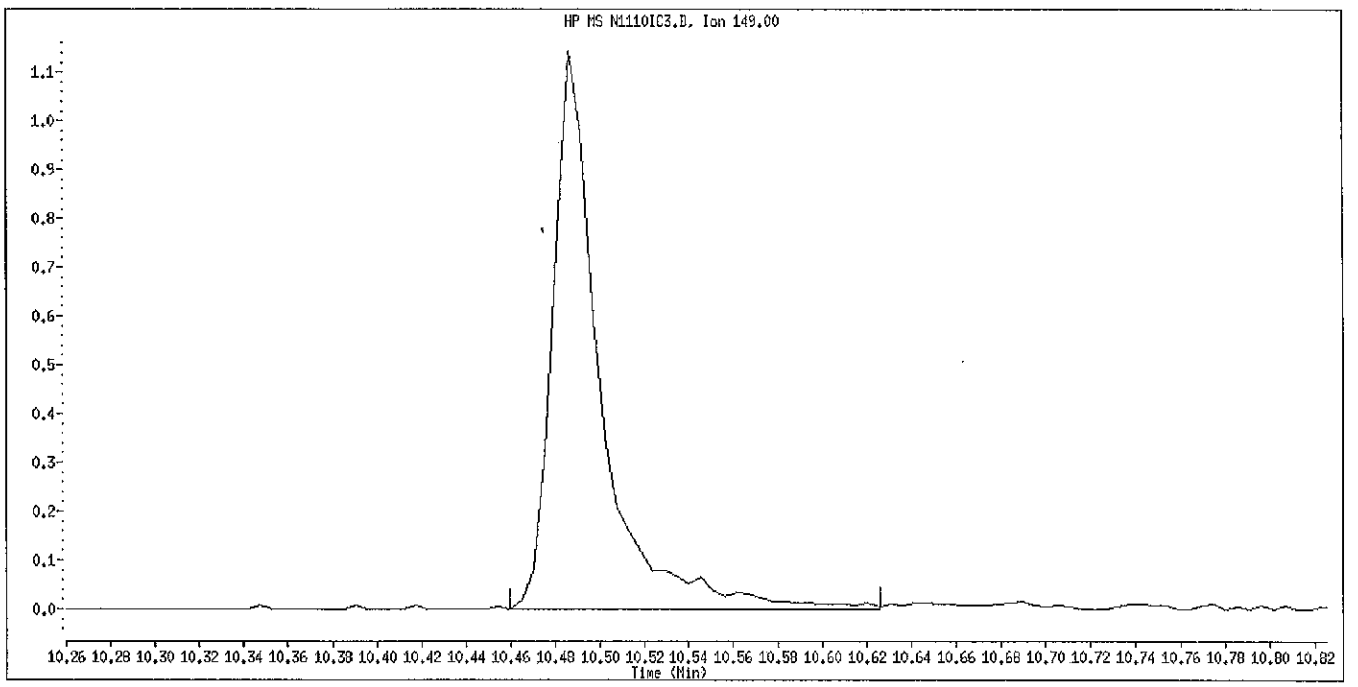

Manual Integration

Manually Integrated By: piccolinov
Manual Integration Reason: Poor Chromatography

Data File Name: N1110IC3.D
Inj. Date and Time: 10-NOV-2010 07:30
Instrument ID: 733.i
Client ID: SSTD4.0
Compound Name: Benzo(k)fluoranthene
CAS #: 207-08-9

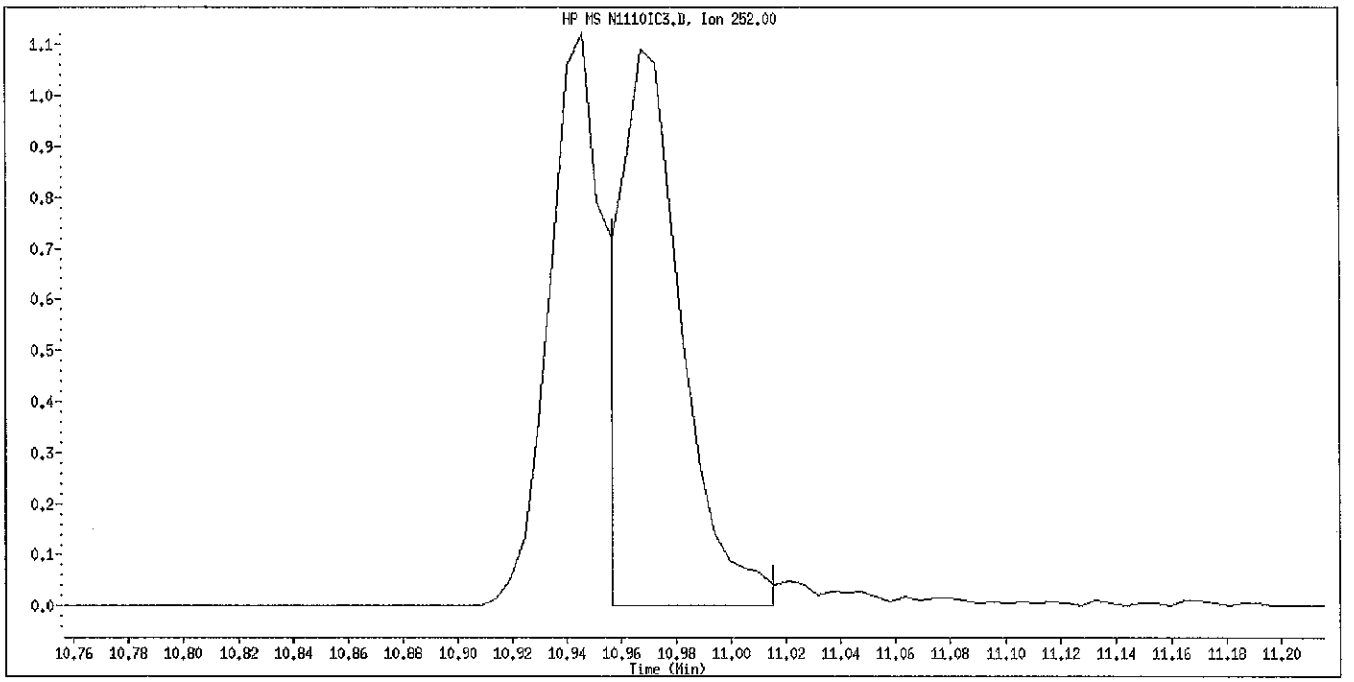

Original Integration

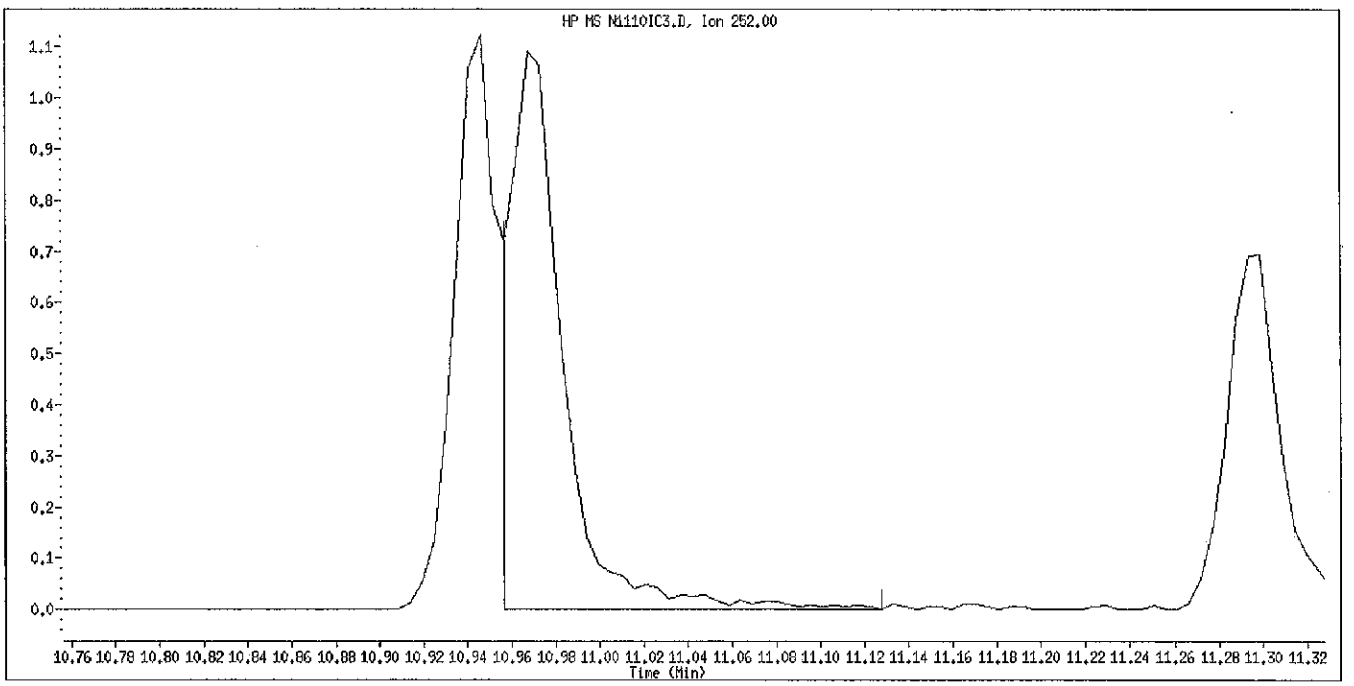

Manual Integration

Manually Integrated By: piccolinov
Manual Integration Reason: Poor Chromatography

Data File Name: N1110IC3.D
Inj. Date and Time: 10-NOV-2010 07:30
Instrument ID: 733.i
Client ID: SSTD4.0
Compound Name: Indeno(1,2,3-cd)pyrene
CAS #: 193-39-5

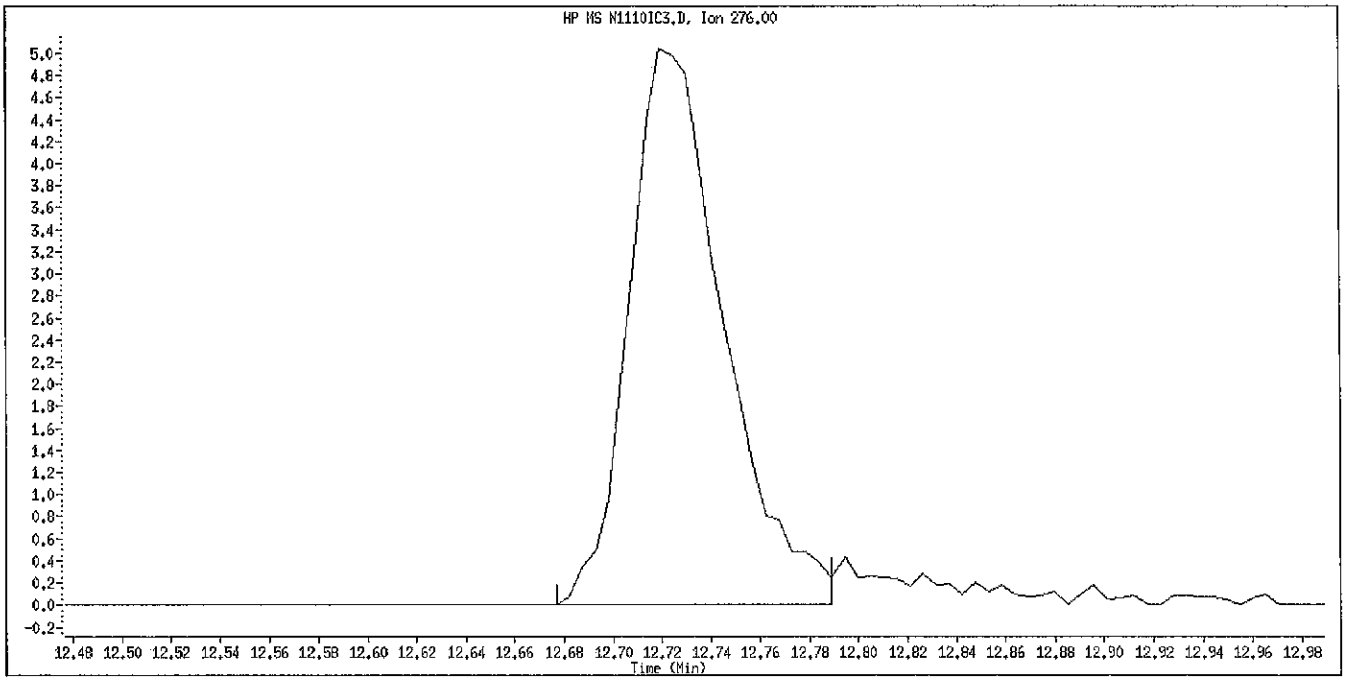

Original Integration

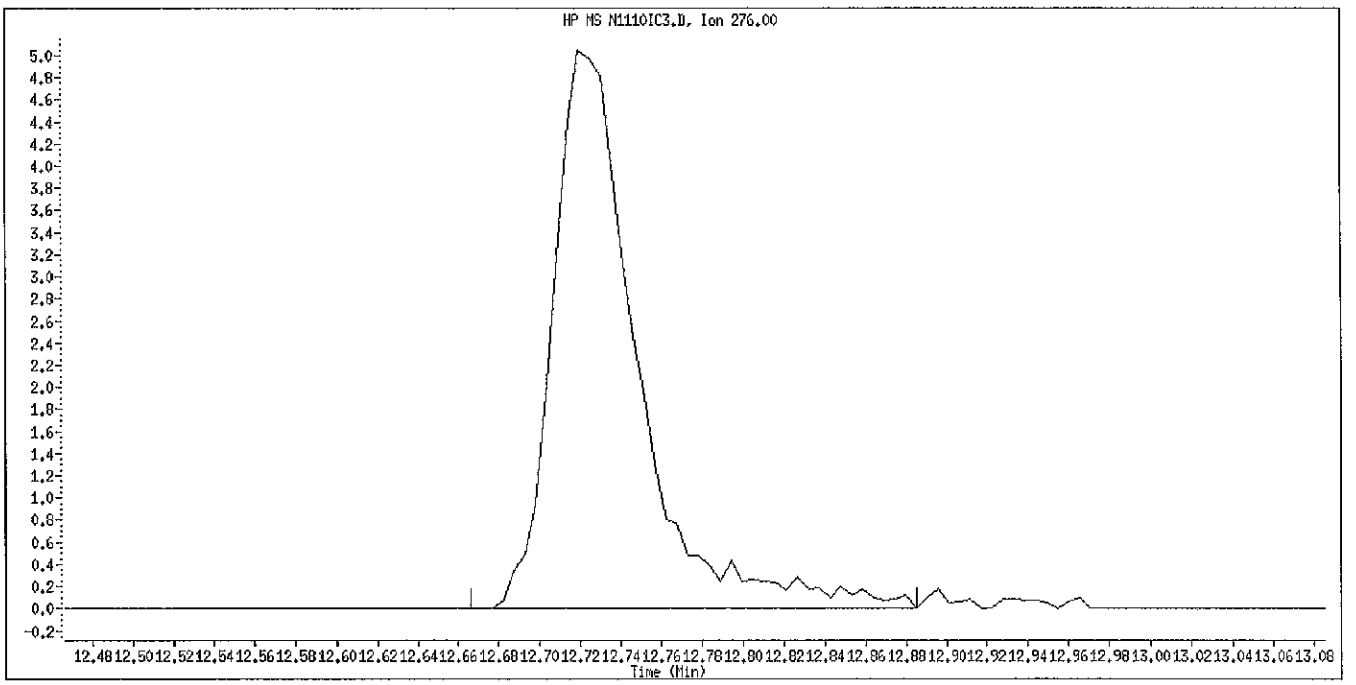

Manual Integration

Manually Integrated By: piccolinov
Manual Integration Reason: Poor Chromatography

Data File Name: N1110IC3.D
Inj. Date and Time: 10-NOV-2010 07:30
Instrument ID: 733.i
Client ID: SSTD4.0
Compound Name: Dibenz(a,h)anthracene
CAS #: 53-70-3

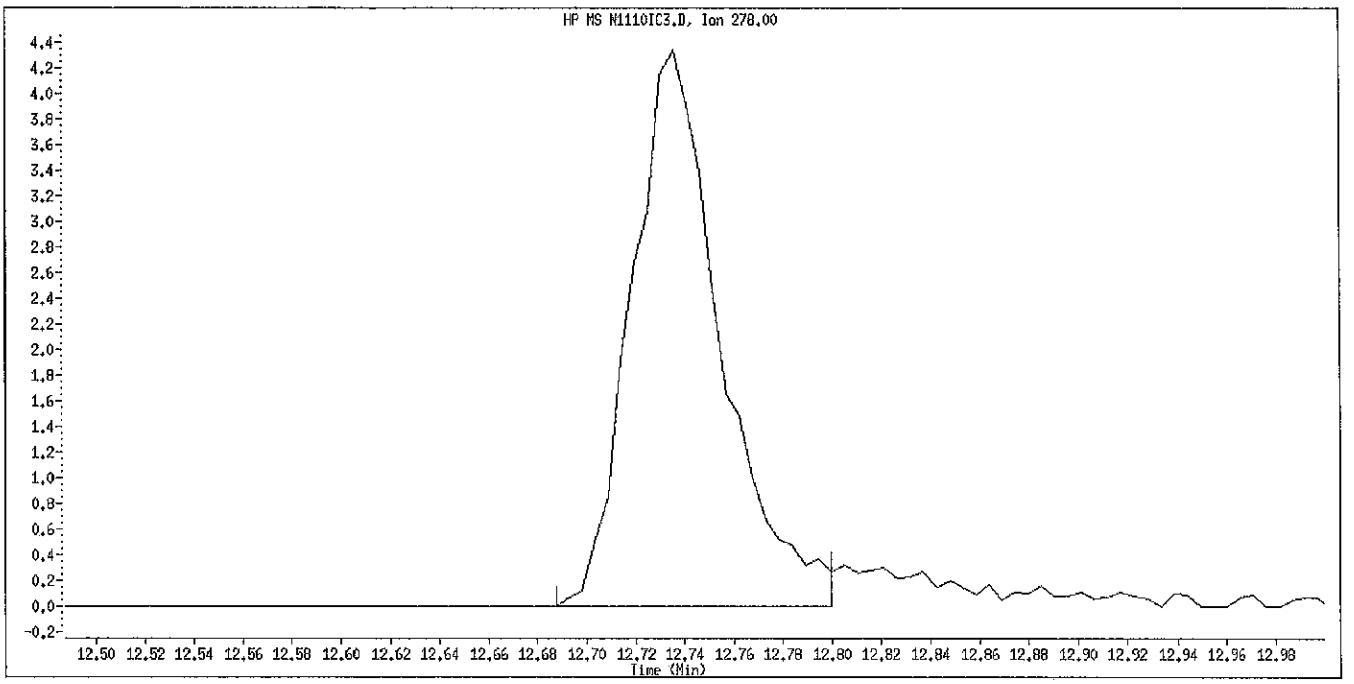

Original Integration

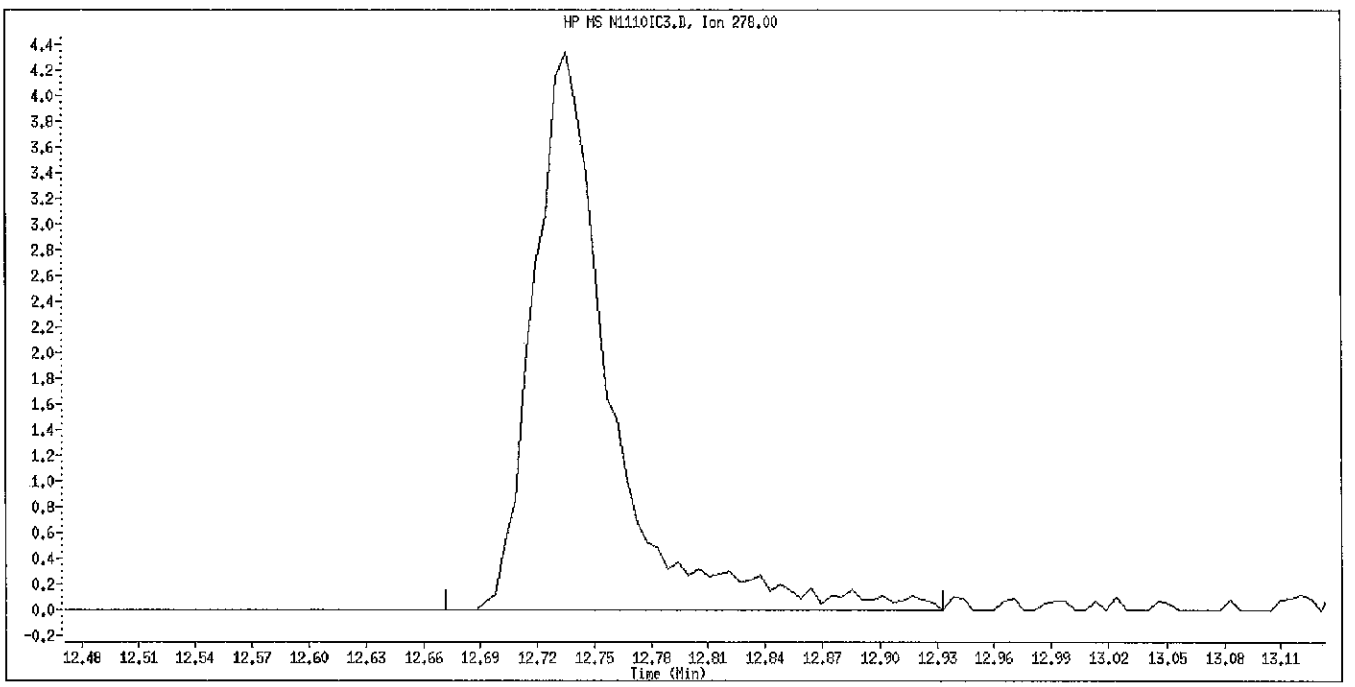

Manual Integration

Manually Integrated By: piccolinov
Manual Integration Reason: Poor Chromatography

Data File Name: N1110IC3.D
Inj. Date and Time: 10-NOV-2010 07:30
Instrument ID: 733.i
Client ID: SSTD4.0
Compound Name: Benzo(g,h,i)perylene
CAS #: 191-24-2

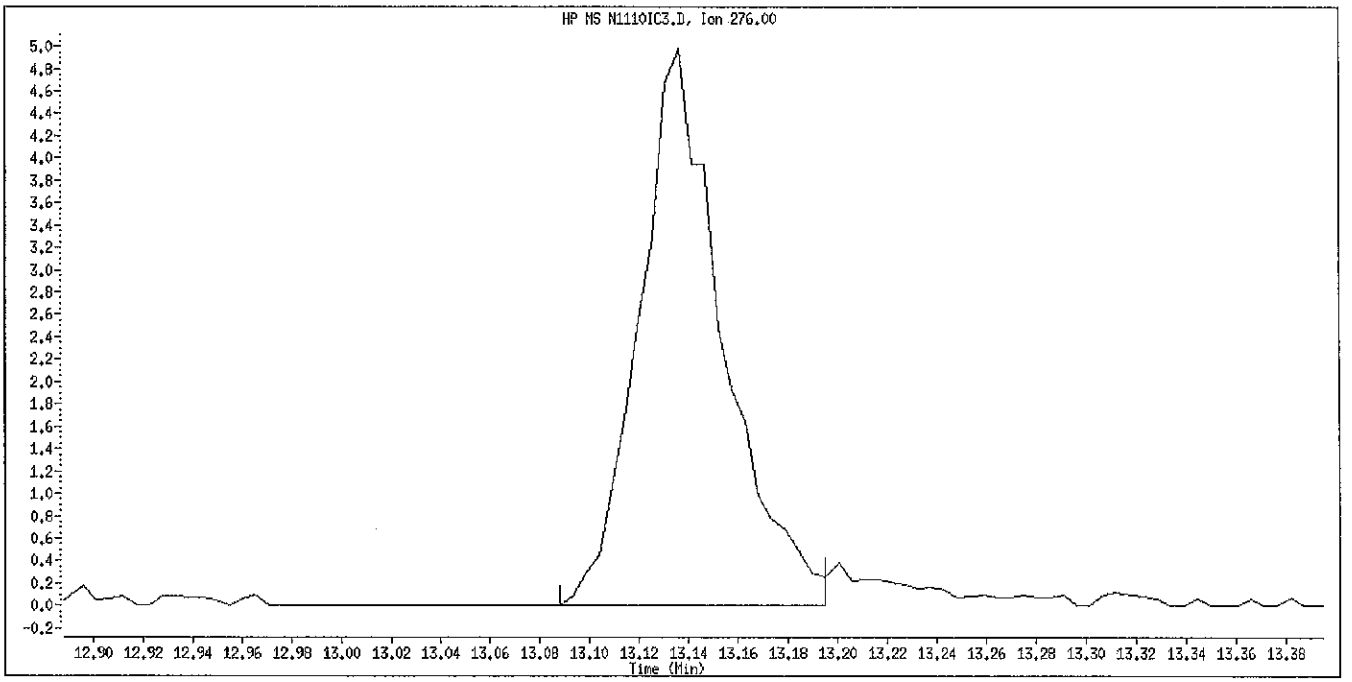

Original Integration

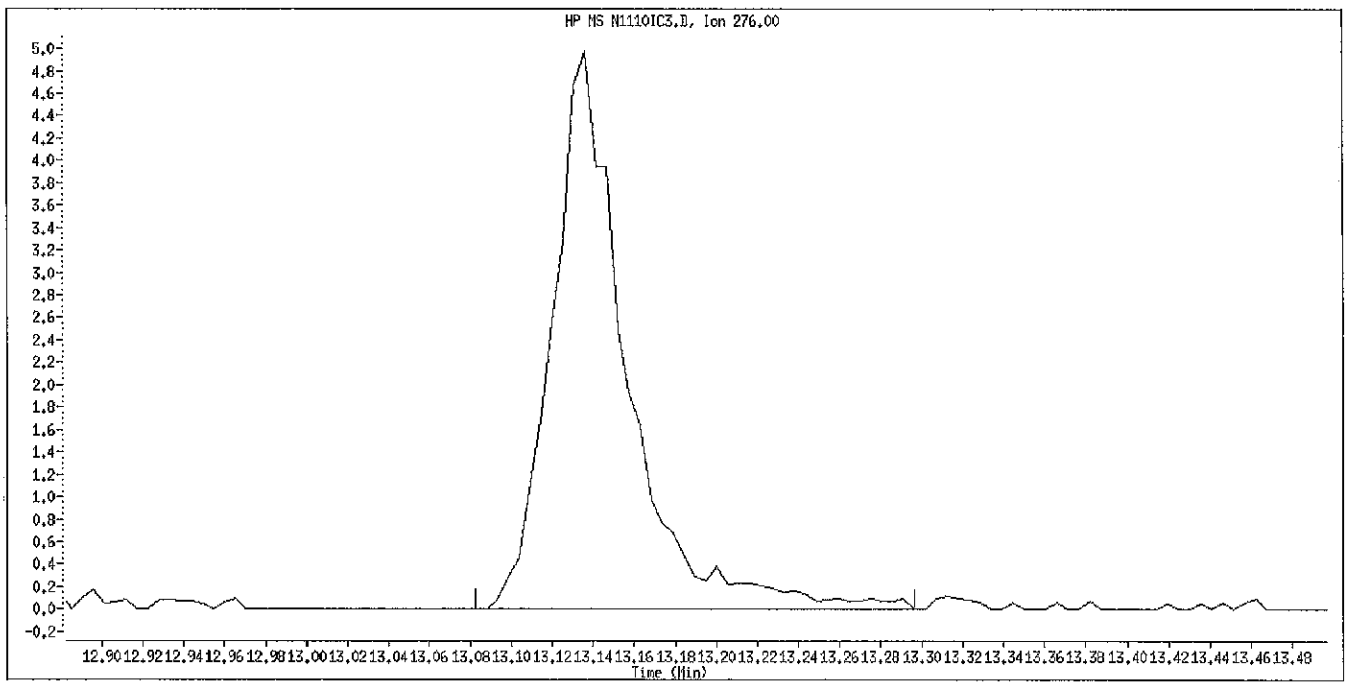

Manual Integration

Manually Integrated By: piccolinov
Manual Integration Reason: Poor Chromatography

Data File: \\PITSVR06\D\chem\733.i\N111010.b\N1110IC4.D
Date : 10-NOV-2010 07:52
Client ID: SSTD10
Sample Info: SSTD10(5.0ug/ml) BNA0662-10 8270c/d

Instrument: 733.i
Operator: 3200
Column diameter: 0.32

Column phase: DB5-MS

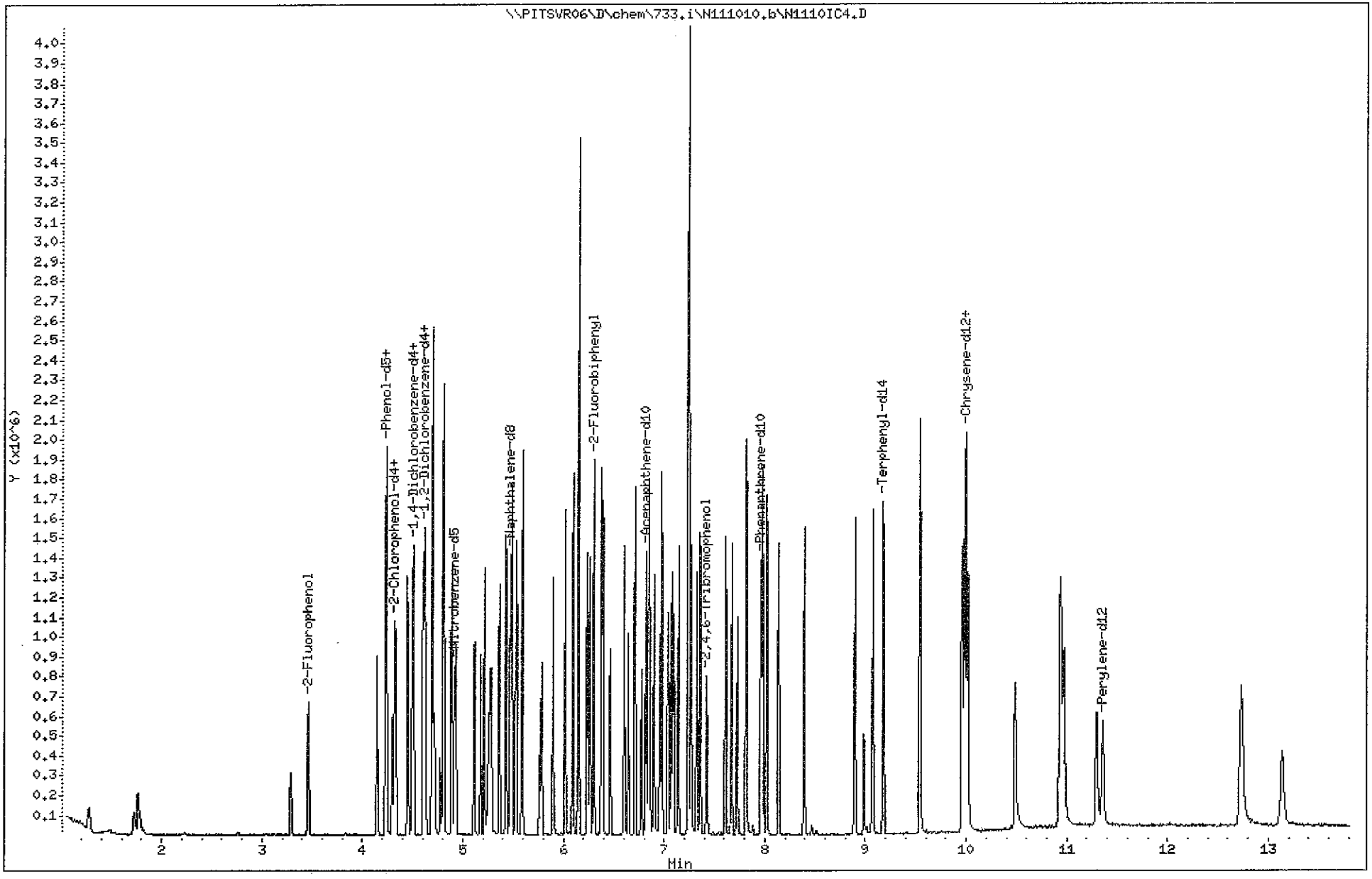

TestAmerica Pittsburgh

Semivolatile REPORT SW-846 Method 8270

Data file : \\PITSVR06\D\chem\733.i\N111010.b\N1110IC4.D
Lab Smp Id: sstd10 Client Smp ID: SSTD10
Inj Date : 10-NOV-2010 07:52
Operator : 3200 Inst ID: 733.i
Smp Info : SSTD10(5.0ug/ml) BNA0662-10 8270c/d
Misc Info : sstd10,N111010.b,8270ll.m,padepi.sub,1,4
Comment :
Method : \\PITSVR06\D\chem\733.i\N111010.b\8270ll.m
Meth Date : 10-Nov-2010 08:44 piccolinov Quant Type: ISTD
Cal Date : 10-NOV-2010 07:52 Cal File: N1110IC4.D
Als bottle: 92 Calibration Sample, Level: 4
Dil Factor: 1.00000
Integrator: HP RTE Compound Sublist: padepi.sub
Target Version: 4.14
Processing Host: PITPC-502

	Compounds	QUANT SIG MASS	RT	EXP RT	REL RT	RESPONSE	AMOUNTS CAL-AMT (NG)	AMOUNTS ON-COL (NG)
* 1	1,4-Dichlorobenzene-d4	152	4.497	4.497	(1.000)	129643	8.00000	
* 2	Naphthalene-d8	136	5.469	5.469	(1.000)	435283	8.00000	
* 3	Acenaphthene-d10	164	6.821	6.821	(1.000)	243637	8.00000	
* 4	Phenanthrene-d10	188	7.964	7.964	(1.000)	387456	8.00000	
* 5	Chrysene-d12	240	9.999	9.999	(1.000)	338682	8.00000	
* 6	Perylene-d12	264	11.356	11.356	(1.000)	275547	8.00000	
198	1,4-Dioxane	88	1.270	1.270	(0.283)	64992	10.0000	9.9740
10	N-Nitrosodimethylamine	74	1.724	1.724	(0.383)	77932	10.0000	10.052
9	Pyridine	79	1.762	1.762	(0.392)	157226	10.0000	10.247
16	Methyl methanesulfonate	80	3.284	3.284	(0.730)	108437	10.0000	10.192
206	Benzaldehyde	77	4.144	4.144	(0.922)	146895	10.0000	10.924
21	Aniline	93	4.235	4.235	(0.942)	275520	10.0000	10.382
22	Phenol	94	4.235	4.235	(0.942)	243956	10.0000	10.239
23	bis(2-Chloroethyl)ether	93	4.294	4.294	(0.955)	154686	10.0000	10.053
24	2-Chlorophenol	128	4.331	4.331	(0.963)	216664	10.0000	10.117
26	1,3-Dichlorobenzene	146	4.449	4.449	(0.989)	258676	10.0000	10.126
27	1,4-Dichlorobenzene	146	4.507	4.507	(1.002)	265237	10.0000	10.169
28	1,2-Dichlorobenzene	146	4.625	4.625	(1.029)	247412	10.0000	10.115
217	Indene	116	4.694	4.694	(1.044)	339631	10.0000	10.076
29	Benzyl Alcohol	108	4.604	4.604	(1.024)	115695	10.0000	10.710
30	2-Methylphenol	108	4.694	4.694	(1.044)	172964	10.0000	10.472
31	2,2'-oxybis(1-Chloropropane)	45	4.710	4.710	(1.048)	157243	10.0000	10.006
37	Acetophenone	105	4.801	4.801	(1.068)	268083	10.0000	10.035
32	N-Nitroso-di-n-propylamine	70	4.807	4.807	(1.069)	116422	10.0000	9.6353
192	4-Methylphenol	108	4.812	4.812	(1.070)	167413	10.0000	10.088
34	Hexachloroethane	117	4.887	4.887	(1.087)	112715	10.0000	10.184
35	Nitrobenzene	77	4.929	4.929	(0.901)	200696	10.0000	10.141
36	N-Nitrosopyrrolidine	100	4.774	4.774	(1.062)	70057	10.0000	9.7016
41	Isophorone	82	5.116	5.116	(0.936)	323066	10.0000	10.350
42	2-Nitrophenol	139	5.175	5.175	(0.946)	102241	10.0000	10.106
43	2,4-Dimethylphenol	107	5.213	5.213	(0.953)	202383	10.0000	10.227
44	bis(2-Chloroethoxy)methane	93	5.282	5.282	(0.966)	186143	10.0000	10.359
48	2,4-Dichlorophenol	162	5.362	5.362	(0.980)	175309	10.0000	10.427

Compounds	QUANT SIG MASS	RT	EXP RT	REL RT	RESPONSE	AMOUNTS CAL-AMT (NG)	AMOUNTS ON-COL (NG)
49 Benzoic Acid	122	5.271	5.271	(0.964)	185139	20.0000	20.765
50 1,2,4-Trichlorobenzene	180	5.426	5.426	(0.992)	226271	10.0000	10.012
51 Naphthalene	128	5.485	5.485	(1.003)	550268	10.0000	10.068
52 4-Chloroaniline	127	5.528	5.528	(1.011)	228294	10.0000	10.325
54 2,6-Dichlorophenol	162	5.533	5.533	(1.012)	169061	10.0000	10.229
56 Hexachlorobutadiene	225	5.592	5.592	(1.022)	178110	10.0000	10.392
208 Caprolactam	113	5.768	5.768	(1.055)	38998	10.0000	11.294
59 4-Chloro-3-Methylphenol	107	5.896	5.896	(1.078)	164152	10.0000	10.524
62 2-Methylnaphthalene	142	6.019	6.019	(1.101)	353270	10.0000	9.9426
63 1-Methylnaphthalene	142	6.094	6.094	(1.114)	340814	10.0000	10.112
64 Hexachlorocyclopentadiene	237	6.147	6.147	(0.901)	200325	10.0000	10.756
65 1,2,4,5-Tetrachlorobenzene	216	6.153	6.153	(0.902)	237360	10.0000	10.209
66 2,4,6-Trichlorophenol	196	6.233	6.233	(0.914)	140229	10.0000	10.651
67 2,4,5-Trichlorophenol	196	6.260	6.260	(0.918)	138797	10.0000	10.098
209 1,1'-Biphenyl	154	6.377	6.377	(0.935)	468310	10.0000	10.079
70 2-Chloronaphthalene	162	6.388	6.388	(0.937)	366824	10.0000	10.140
73 2-Nitroaniline	65	6.463	6.463	(0.948)	106991	10.0000	10.508
76 Dimethylphthalate	163	6.602	6.602	(0.968)	410834	10.0000	10.088
78 2,6-Dinitrotoluene	165	6.644	6.644	(0.974)	80091	10.0000	10.700
79 Acenaphthylene	152	6.708	6.708	(0.984)	535391	10.0000	10.240
81 3-Nitroaniline	138	6.772	6.772	(0.993)	78948	10.0000	10.622
82 Acenaphthene	153	6.842	6.842	(1.003)	324450	10.0000	9.9728
83 2,4-Dinitrophenol	184	6.853	6.853	(1.005)	92060	20.0000	23.134
85 4-Nitrophenol	109	6.901	6.901	(1.012)	176425	20.0000	22.306
86 Dibenzofuran	168	6.975	6.975	(1.023)	492696	10.0000	10.144
87 2,4-Dinitrotoluene	165	6.954	6.954	(1.020)	110689	10.0000	10.624
91 2,3,5,6-Tetrachlorophenol	232	7.040	7.040	(1.032)	114174	10.0000	10.621
88 2,3,4,6-Tetrachlorophenol	232	7.072	7.072	(1.037)	117877	10.0000	10.106
92 2-Naphthylamine	143	7.093	7.093	(1.040)	259115	10.0000	10.252
93 Diethylphthalate	149	7.141	7.141	(1.047)	398799	10.0000	10.165
94 Fluorene	166	7.243	7.243	(1.062)	395260	10.0000	10.291
95 4-Chlorophenyl-phenylether	204	7.237	7.237	(1.061)	236354	10.0000	10.527
96 4-Nitroaniline	138	7.243	7.243	(1.062)	84799	10.0000	10.752
98 4,6-Dinitro-2-methylphenol	198	7.269	7.269	(0.913)	135413	20.0000	23.335
99 N-Nitrosodiphenylamine (1)	169	7.323	7.323	(0.920)	238715	10.0000	10.124
100 1,2-Diphenylhydrazine	77	7.355	7.355	(0.924)	489707	10.0000	10.430
106 4-Bromophenyl-phenylether	248	7.611	7.611	(0.956)	126627	10.0000	10.456
107 Hexachlorobenzene	284	7.670	7.670	(0.963)	122079	10.0000	10.538
210 Atrazine	200	7.723	7.723	(0.970)	114622	10.0000	10.254
111 Pentachlorophenol	266	7.814	7.814	(0.981)	146112	20.0000	23.497
115 Phenanthrene	178	7.980	7.980	(1.002)	537231	10.0000	10.091
116 Anthracene	178	8.017	8.017	(1.007)	534256	10.0000	10.236
119 Carbazole	167	8.135	8.135	(1.021)	440428	10.0000	10.284
120 Di-n-Butylphthalate	149	8.391	8.391	(1.054)	597202	10.0000	10.560
123 Fluoranthene	202	8.899	8.899	(1.117)	568827	10.0000	10.436
124 Benzidine	184	8.984	8.984	(0.898)	168159	10.0000	12.606
125 Pyrene	202	9.075	9.075	(0.908)	568322	10.0000	10.136
131 Butylbenzylphthalate	149	9.540	9.540	(0.954)	245988	10.0000	10.343
135 3,3'-Dichlorobenzidine	252	9.956	9.956	(0.996)	158237	10.0000	11.125
136 Benzo(a)Anthracene	228	9.988	9.988	(0.999)	475867	10.0000	9.9228
137 Chrysene	228	10.020	10.020	(1.002)	462953	10.0000	10.357
139 bis(2-ethylhexyl)Phthalate	149	9.967	9.967	(0.997)	328516	10.0000	10.065
140 Di-n-octylphthalate	149	10.485	10.485	(0.923)	481237	10.0000	10.397
141 Benzo(b)fluoranthene	252	10.945	10.945	(0.964)	410455	10.0000	10.066

Compounds	QUANT SIG MASS	RT	EXP RT	REL RT	RESPONSE	AMOUNTS CAL-AMT (NG)	AMOUNTS ON-COL (NG)
142 Benzo(k)fluoranthene	252	10.971	10.971	(0.966)	507933	10.0000	10.658
143 7,12-dimethylbenz[a]anthracen	256	10.929	10.929	(0.962)	212200	10.0000	10.524
146 Benzo(a)pyrene	252	11.297	11.297	(0.995)	336056	10.0000	10.942
149 Indeno(1,2,3-cd)pyrene	276	12.724	12.724	(1.120)	386025	10.0000	10.439
150 Dibenz(a,h)anthracene	278	12.734	12.734	(1.121)	320421	10.0000	10.459
151 Benzo(g,h,i)perylene	276	13.140	13.140	(1.157)	319443	10.0000	9.9393
$ 154 Nitrobenzene-d5	82	4.913	4.913	(0.898)	212390	10.0000	10.531
$ 155 2-Fluorobiphenyl	172	6.297	6.297	(0.923)	408855	10.0000	9.9547
$ 156 Terphenyl-d14	244	9.176	9.176	(0.918)	388757	10.0000	10.222
$ 157 Phenol-d5	99	4.224	4.224	(0.939)	208611	10.0000	10.187
$ 158 2-Fluorophenol	112	3.460	3.460	(0.770)	183611	10.0000	10.379
$ 159 2,4,6-Tribromophenol	330	7.424	7.424	(0.932)	47781	10.0000	10.688
$ 186 2-Chlorophenol-d4	132	4.320	4.320	(0.961)	217349	10.0000	10.365
$ 187 1,2-Dichlorobenzene-d4	152	4.614	4.614	(1.026)	158651	10.0000	9.7756

Data File: \\PITSVR06\D\chem\733.i\N111010.b\N1110IC5.D
Date : 10-NOV-2010 08:12
Client ID: SSTD20
Sample Info: SSTD20(10ug/ml) BNA0663-10 8270c/d

Instrument: 733.i
Operator: 3200
Column diameter: 0.32

Column phase: DB5-MS

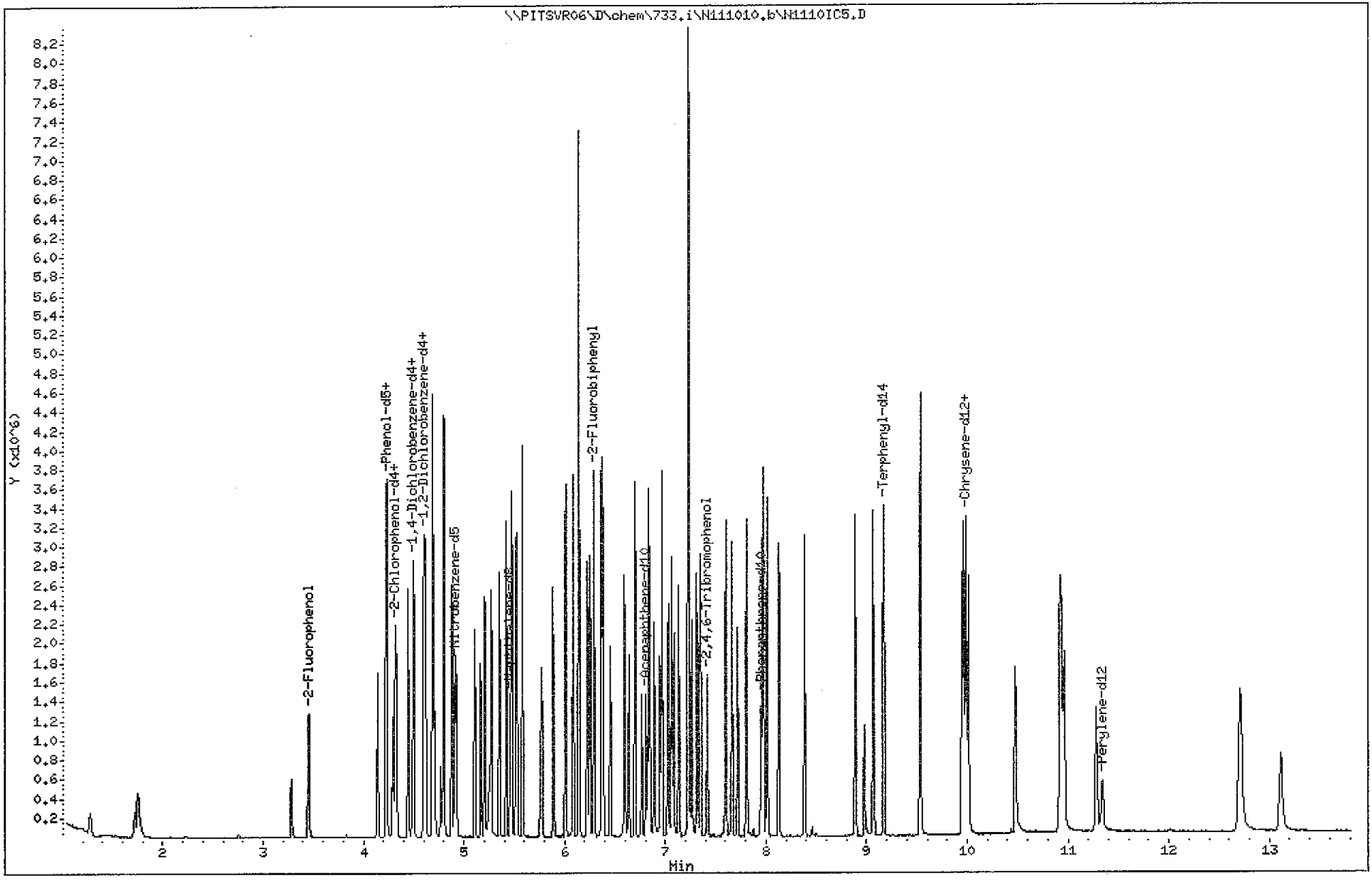

TestAmerica Pittsburgh

Semivolatile REPORT SW-846 Method 8270

Data file : \\PITSVR06\D\chem\733.i\N111010.b\N1110IC5.D
Lab Smp Id: sstd20 Client Smp ID: SSTD20
Inj Date : 10-NOV-2010 08:12
Operator : 3200 Inst ID: 733.i
Smp Info : SSTD20(10ug/ml) BNA0663-10 8270c/d
Misc Info : sstd20,N111010.b,8270ll.m,padepi.sub,1,5
Comment :
Method : \\PITSVR06\D\chem\733.i\N111010.b\8270ll.m
Meth Date : 10-Nov-2010 08:44 piccolinov Quant Type: ISTD
Cal Date : 10-NOV-2010 08:12 Cal File: N1110IC5.D
Als bottle: 93 Calibration Sample, Level: 5
Dil Factor: 1.00000
Integrator: HP RTE Compound Sublist: padepi.sub
Target Version: 4.14
Processing Host: PITPC-502

	Compounds	QUANT SIG MASS	RT	EXP RT	REL RT	RESPONSE	AMOUNTS CAL-AMT (NG)	AMOUNTS ON-COL (NG)
* 1	1,4-Dichlorobenzene-d4	152	4.489	4.489	(1.000)	132487	8.00000	
* 2	Naphthalene-d8	136	5.461	5.461	(1.000)	441962	8.00000	
* 3	Acenaphthene-d10	164	6.813	6.813	(1.000)	242861	8.00000	
* 4	Phenanthrene-d10	188	7.956	7.956	(1.000)	390860	8.00000	
* 5	Chrysene-d12	240	9.991	9.991	(1.000)	348882	8.00000	
* 6	Perylene-d12	264	11.343	11.343	(1.000)	271647	8.00000	
198	1,4-Dioxane	88	1.273	1.273	(0.284)	132157	20.0000	19.846
10	N-Nitrosodimethylamine	74	1.721	1.721	(0.384)	164233	20.0000	20.730
9	Pyridine	79	1.754	1.754	(0.391)	324775	20.0000	20.713
16	Methyl methanesulfonate	80	3.281	3.281	(0.731)	207409	20.0000	19.075
206	Benzaldehyde	77	4.141	4.141	(0.923)	289245	20.0000	21.049
21	Aniline	93	4.232	4.232	(0.943)	563166	20.0000	20.766
22	Phenol	94	4.232	4.232	(0.943)	488991	20.0000	20.083
23	bis(2-Chloroethyl)ether	93	4.291	4.291	(0.956)	303950	20.0000	19.329
24	2-Chlorophenol	128	4.323	4.323	(0.963)	435885	20.0000	19.917
26	1,3-Dichlorobenzene	146	4.446	4.446	(0.990)	524131	20.0000	20.078
27	1,4-Dichlorobenzene	146	4.499	4.499	(1.002)	535255	20.0000	20.081
28	1,2-Dichlorobenzene	146	4.617	4.617	(1.029)	496656	20.0000	19.869
217	Indene	116	4.686	4.686	(1.044)	700008	20.0000	20.322
29	Benzyl Alcohol	108	4.596	4.596	(1.024)	245992	20.0000	22.282
30	2-Methylphenol	108	4.692	4.692	(1.045)	352281	20.0000	20.870
31	2,2'-oxybis(1-Chloropropane)	45	4.708	4.708	(1.049)	315114	20.0000	19.622
37	Acetophenone	105	4.799	4.799	(1.069)	553090	20.0000	20.259
32	N-Nitroso-di-n-propylamine	70	4.804	4.804	(1.070)	240741	20.0000	19.496
192	4-Methylphenol	108	4.804	4.804	(1.070)	342299	20.0000	20.184
34	Hexachloroethane	117	4.879	4.879	(1.087)	226711	20.0000	20.044
35	Nitrobenzene	77	4.921	4.921	(0.901)	410340	20.0000	20.420
36	N-Nitrosopyrrolidine	100	4.772	4.772	(1.063)	148394	20.0000	20.109
41	Isophorone	82	5.108	5.108	(0.935)	667554	20.0000	21.063
42	2-Nitrophenol	139	5.167	5.167	(0.946)	229626	20.0000	22.355
43	2,4-Dimethylphenol	107	5.210	5.210	(0.954)	430305	20.0000	21.417
44	bis(2-Chloroethoxy)methane	93	5.274	5.274	(0.966)	373436	20.0000	20.468
48	2,4-Dichlorophenol	162	5.354	5.354	(0.980)	364105	20.0000	21.329

Compounds	QUANT SIG MASS	RT	EXP RT	REL RT	RESPONSE	AMOUNTS CAL-AMT (NG)	AMOUNTS ON-COL (NG)
49 Benzoic Acid	122	5.274	5.274	(0.966)	304112	30.0000	33.594
50 1,2,4-Trichlorobenzene	180	5.424	5.424	(0.993)	487538	20.0000	21.246
51 Naphthalene	128	5.477	5.477	(1.003)	1172256	20.0000	21.124
52 4-Chloroaniline	127	5.520	5.520	(1.011)	472955	20.0000	21.067
54 2,6-Dichlorophenol	162	5.525	5.525	(1.012)	363396	20.0000	21.654
56 Hexachlorobutadiene	225	5.584	5.584	(1.022)	375534	20.0000	21.580
208 Caprolactam	113	5.765	5.765	(1.056)	81952	20.0000	23.375
59 4-Chloro-3-Methylphenol	107	5.888	5.888	(1.078)	340190	20.0000	21.480
62 2-Methylnaphthalene	142	6.011	6.011	(1.101)	765714	20.0000	21.225
63 1-Methylnaphthalene	142	6.086	6.086	(1.114)	721215	20.0000	21.076
64 Hexachlorocyclopentadiene	237	6.139	6.139	(0.901)	456549	20.0000	24.593
65 1,2,4,5-Tetrachlorobenzene	216	6.139	6.139	(0.901)	527032	20.0000	22.741
66 2,4,6-Trichlorophenol	196	6.225	6.225	(0.914)	282330	20.0000	21.513
67 2,4,5-Trichlorophenol	196	6.252	6.252	(0.918)	290261	20.0000	21.184
209 1,1'-Biphenyl	154	6.369	6.369	(0.935)	988861	20.0000	21.351
70 2-Chloronaphthalene	162	6.385	6.385	(0.937)	767764	20.0000	21.291
73 2-Nitroaniline	65	6.455	6.455	(0.947)	217797	20.0000	21.458
76 Dimethylphthalate	163	6.593	6.593	(0.968)	842024	20.0000	20.742
78 2,6-Dinitrotoluene	165	6.642	6.642	(0.975)	175200	20.0000	23.481
79 Acenaphthylene	152	6.700	6.700	(0.984)	1113638	20.0000	21.368
81 3-Nitroaniline	138	6.770	6.770	(0.994)	163341	20.0000	22.047
82 Acenaphthene	153	6.834	6.834	(1.003)	695332	20.0000	21.441
83 2,4-Dinitrophenol	184	6.850	6.850	(1.005)	151282	30.0000	38.137
85 4-Nitrophenol	109	6.893	6.893	(1.012)	261374	30.0000	33.152
86 Dibenzofuran	168	6.967	6.967	(1.023)	1042446	20.0000	21.530
87 2,4-Dinitrotoluene	165	6.951	6.951	(1.020)	237863	20.0000	22.904
91 2,3,5,6-Tetrachlorophenol	232	7.032	7.032	(1.032)	237049	20.0000	22.122
88 2,3,4,6-Tetrachlorophenol	232	7.064	7.064	(1.037)	246278	20.0000	21.182
92 2-Naphthylamine	143	7.085	7.085	(1.040)	477945	20.0000	18.971
93 Diethylphthalate	149	7.138	7.138	(1.048)	816397	20.0000	20.876
94 Fluorene	166	7.235	7.235	(1.062)	881011	20.0000	23.012
95 4-Chlorophenyl-phenylether	204	7.229	7.229	(1.061)	534313	20.0000	23.875
96 4-Nitroaniline	138	7.235	7.235	(1.062)	183555	20.0000	23.348
98 4,6-Dinitro-2-methylphenol	198	7.261	7.261	(0.913)	215457	30.0000	36.805
99 N-Nitrosodiphenylamine (1)	169	7.315	7.315	(0.919)	507090	20.0000	21.319
100 1,2-Diphenylhydrazine	77	7.347	7.347	(0.923)	979016	20.0000	20.670
106 4-Bromophenyl-phenylether	248	7.603	7.603	(0.956)	269919	20.0000	22.093
107 Hexachlorobenzene	284	7.662	7.662	(0.963)	257125	20.0000	22.002
210 Atrazine	200	7.721	7.721	(0.970)	244338	20.0000	21.668
111 Pentachlorophenol	266	7.806	7.806	(0.981)	235014	30.0000	37.465
115 Phenanthrene	178	7.972	7.972	(1.002)	1133034	20.0000	21.097
116 Anthracene	178	8.009	8.009	(1.007)	1134280	20.0000	21.542
119 Carbazole	167	8.127	8.127	(1.021)	918812	20.0000	21.267
120 Di-n-Butylphthalate	149	8.383	8.383	(1.054)	1235924	20.0000	21.664
123 Fluoranthene	202	8.891	8.891	(1.118)	1192118	20.0000	21.680
124 Benzidine	184	8.976	8.976	(0.898)	350222	20.0000	25.487
125 Pyrene	202	9.067	9.067	(0.908)	1185999	20.0000	20.534
131 Butylbenzylphthalate	149	9.532	9.532	(0.954)	519260	20.0000	21.195
135 3,3'-Dichlorobenzidine	252	9.948	9.948	(0.996)	334323	20.0000	22.818
136 Benzo(a)Anthracene	228	9.980	9.980	(0.999)	994663	20.0000	20.134
137 Chrysene	228	10.012	10.012	(1.002)	936621	20.0000	20.340
139 bis(2-ethylhexyl)Phthalate	149	9.959	9.959	(0.997)	703774	20.0000	20.932
140 Di-n-octylphthalate	149	10.477	10.477	(0.924)	1004849	20.0000	22.020
141 Benzo(b)fluoranthene	252	10.931	10.931	(0.964)	947918	20.0000	23.582

Compounds	QUANT SIG MASS	RT	EXP RT	REL RT	RESPONSE	AMOUNTS CAL-AMT (NG)	AMOUNTS ON-COL (NG)
142 Benzo(k)fluoranthene	252	10.958	10.958	(0.966)	915308	20.0000	19.482
143 7,12-dimethylbenz[a]anthracen	256	10.921	10.921	(0.963)	437901	20.0000	22.031
146 Benzo(a)pyrene	252	11.279	11.279	(0.994)	685933	20.0000	22.656
149 Indeno(1,2,3-cd)pyrene	276	12.700	12.700	(1.120)	819095	20.0000	22.469
150 Dibenz(a,h)anthracene	278	12.716	12.716	(1.121)	677714	20.0000	22.439
151 Benzo(g,h,i)perylene	276	13.116	13.116	(1.156)	705356	20.0000	22.262
$ 154 Nitrobenzene-d5	82	4.911	4.911	(0.899)	418038	20.0000	20.415
$ 155 2-Fluorobiphenyl	172	6.289	6.289	(0.923)	898918	20.0000	21.957
$ 156 Terphenyl-d14	244	9.168	9.168	(0.918)	804680	20.0000	20.539
$ 157 Phenol-d5	99	4.222	4.222	(0.940)	426889	20.0000	20.400
$ 158 2-Fluorophenol	112	3.458	3.458	(0.770)	369489	20.0000	20.438
$ 159 2,4,6-Tribromophenol	330	7.416	7.416	(0.932)	100848	20.0000	22.362
$ 186 2-Chlorophenol-d4	132	4.312	4.312	(0.961)	429178	20.0000	20.027
$ 187 1,2-Dichlorobenzene-d4	152	4.606	4.606	(1.026)	325571	20.0000	19.630

Data File: \\PITSVR06\D\chem\733.i\N111010.b\N1110IC6.D
Date : 10-NOV-2010 08:33
Client ID: SSTD40
Sample Info: SSTD40(20ug/ml) BNA0664-10 8270c/d

Instrument: 733.i

Operator: 3200
Column diameter: 0.32

Column phase: DB5-MS

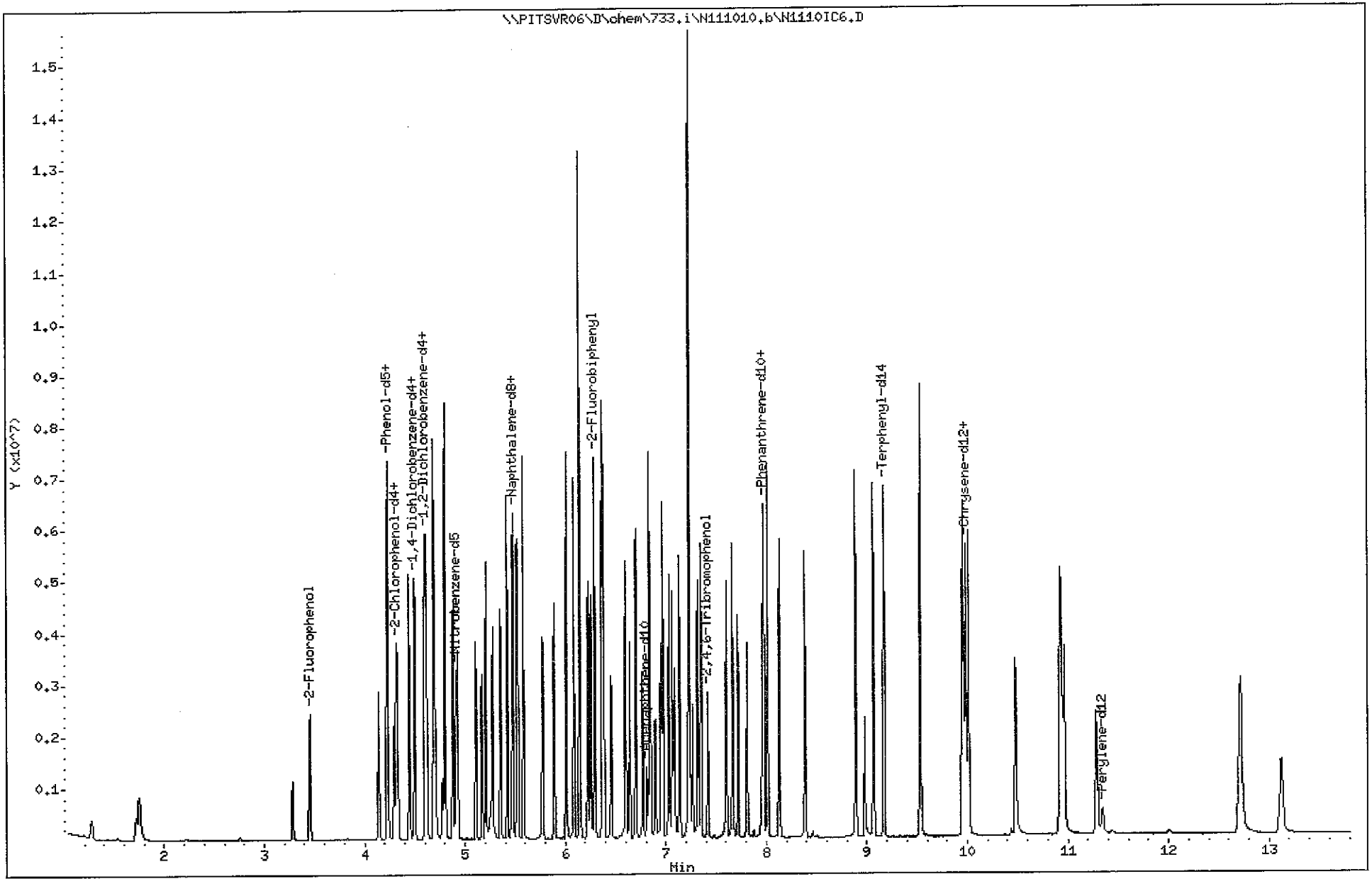

TestAmerica Pittsburgh

Semivolatile REPORT SW-846 Method 8270

Data file : \\PITSVR06\D\chem\733.i\N111010.b\N1110IC6.D
Lab Smp Id: sstd40 Client Smp ID: SSTD40
Inj Date : 10-NOV-2010 08:33
Operator : 3200 Inst ID: 733.i
Smp Info : SSTD40(20ug/ml) BNA0664-10 8270c/d
Misc Info : sstd40,N111010.b,8270ll.m,padepi.sub,1,6
Comment :
Method : \\PITSVR06\D\chem\733.i\N111010.b\8270ll.m
Meth Date : 10-Nov-2010 09:10 piccolinov Quant Type: ISTD
Cal Date : 10-NOV-2010 08:33 Cal File: N1110IC6.D
Als bottle: 94 Calibration Sample, Level: 6
Dil Factor: 1.00000
Integrator: HP RTE Compound Sublist: padepi.sub
Target Version: 4.14
Processing Host: PITPC-502

	Compounds	QUANT SIG MASS	RT	EXP RT	REL RT	RESPONSE	AMOUNTS CAL-AMT (NG)	AMOUNTS ON-COL (NG)
* 1	1,4-Dichlorobenzene-d4	152	4.488	4.488	(1.000)	120679	8.00000	
* 2	Naphthalene-d8	136	5.466	5.466	(1.000)	403014	8.00000	
* 3	Acenaphthene-d10	164	6.812	6.812	(1.000)	224188	8.00000	
* 4	Phenanthrene-d10	188	7.955	7.955	(1.000)	349186	8.00000	
* 5	Chrysene-d12	240	9.990	9.990	(1.000)	321672	8.00000	
* 6	Perylene-d12	264	11.342	11.342	(1.000)	243005	8.00000	
198	1,4-Dioxane	88	1.272	1.272	(0.283)	231718	40.0000	38.490
10	N-Nitrosodimethylamine	74	1.721	1.721	(0.383)	292977	40.0000	40.497
9	Pyridine	79	1.747	1.747	(0.389)	593878	40.0000	41.309
16	Methyl methanesulfonate	80	3.281	3.281	(0.731)	389991	40.0000	39.479
206	Benzaldehyde	77	4.141	4.141	(0.923)	477376	40.0000	38.437
21	Aniline	93	4.231	4.231	(0.943)	1030045	40.0000	41.405
22	Phenol	94	4.231	4.231	(0.943)	918405	40.0000	41.168
23	bis(2-Chloroethyl)ether	93	4.290	4.290	(0.956)	563961	40.0000	39.476
24	2-Chlorophenol	128	4.328	4.328	(0.964)	805078	40.0000	40.321
26	1,3-Dichlorobenzene	146	4.445	4.445	(0.990)	991632	40.0000	41.410
27	1,4-Dichlorobenzene	146	4.499	4.499	(1.002)	1008250	40.0000	41.265
28	1,2-Dichlorobenzene	146	4.616	4.616	(1.029)	935303	40.0000	40.895
217	Indene	116	4.686	4.686	(1.044)	1332997	40.0000	42.050
29	Benzyl Alcohol	108	4.600	4.600	(1.025)	466321	40.0000	45.173
30	2-Methylphenol	108	4.696	4.696	(1.046)	656367	40.0000	42.216
31	2,2'-oxybis(1-Chloropropane)	45	4.707	4.707	(1.049)	578306	40.0000	39.611
37	Acetophenone	105	4.798	4.798	(1.069)	1017018	40.0000	40.744
32	N-Nitroso-di-n-propylamine	70	4.803	4.803	(1.070)	455603	40.0000	40.422(M)
192	4-Methylphenol	108	4.803	4.803	(1.070)	655974	40.0000	42.034
34	Hexachloroethane	117	4.883	4.883	(1.088)	412644	40.0000	40.043
35	Nitrobenzene	77	4.926	4.926	(0.901)	731503	40.0000	39.934
36	N-Nitrosopyrrolidine	100	4.776	4.776	(1.064)	277699	40.0000	41.088
41	Isophorone	82	5.108	5.108	(0.935)	1222096	40.0000	41.888
42	2-Nitrophenol	139	5.172	5.172	(0.946)	415649	40.0000	43.581
43	2,4-Dimethylphenol	107	5.209	5.209	(0.953)	797334	40.0000	42.890
44	bis(2-Chloroethoxy)methane	93	5.279	5.279	(0.966)	706378	40.0000	42.027
48	2,4-Dichlorophenol	162	5.353	5.353	(0.979)	714005	40.0000	44.773

	Compounds	QUANT SIG MASS	RT	EXP RT	REL RT	RESPONSE	AMOUNTS CAL-AMT (NG)	AMOUNTS ON-COL (NG)
49	Benzoic Acid	122	5.279	5.279	(0.966)	400413	40.0000	46.846
50	1,2,4-Trichlorobenzene	180	5.423	5.423	(0.992)	933752	40.0000	43.779
51	Naphthalene	128	5.482	5.482	(1.003)	2231265	40.0000	43.354
52	4-Chloroaniline	127	5.519	5.519	(1.010)	918762	40.0000	43.985
54	2,6-Dichlorophenol	162	5.530	5.530	(1.012)	698253	40.0000	44.583
56	Hexachlorobutadiene	225	5.583	5.583	(1.021)	719433	40.0000	44.352
208	Caprolactam	113	5.775	5.775	(1.057)	156640	40.0000	47.226
59	4-Chloro-3-Methylphenol	107	5.893	5.893	(1.078)	658720	40.0000	44.570
62	2-Methylnaphthalene	142	6.010	6.010	(1.100)	1465622	40.0000	43.723
63	1-Methylnaphthalene	142	6.085	6.085	(1.113)	1401858	40.0000	44.022
64	Hexachlorocyclopentadiene	237	6.144	6.144	(0.902)	941542	40.0000	51.722
65	1,2,4,5-Tetrachlorobenzene	216	6.144	6.144	(0.902)	1070471	40.0000	48.028
66	2,4,6-Trichlorophenol	196	6.229	6.229	(0.915)	553748	40.0000	44.646
67	2,4,5-Trichlorophenol	196	6.256	6.256	(0.918)	560353	40.0000	43.523
209	1,1'-Biphenyl	154	6.368	6.368	(0.935)	1980430	40.0000	45.134
70	2-Chloronaphthalene	162	6.384	6.384	(0.937)	1534176	40.0000	44.948
73	2-Nitroaniline	65	6.454	6.454	(0.947)	418130	40.0000	43.783
76	Dimethylphthalate	163	6.598	6.598	(0.969)	1572790	40.0000	41.629
78	2,6-Dinitrotoluene	165	6.641	6.641	(0.975)	329317	40.0000	46.305
79	Acenaphthylene	152	6.705	6.705	(0.984)	2183597	40.0000	44.391
81	3-Nitroaniline	138	6.769	6.769	(0.994)	311901	40.0000	44.564
82	Acenaphthene	153	6.838	6.838	(1.004)	1384052	40.0000	45.063
83	2,4-Dinitrophenol	184	6.849	6.849	(1.005)	187247	40.0000	48.868
85	4-Nitrophenol	109	6.897	6.897	(1.013)	326404	40.0000	43.960
86	Dibenzofuran	168	6.972	6.972	(1.024)	1986935	40.0000	43.646
87	2,4-Dinitrotoluene	165	6.951	6.951	(1.020)	437988	40.0000	44.630
91	2,3,5,6-Tetrachlorophenol	232	7.031	7.031	(1.032)	501208	40.0000	48.513
88	2,3,4,6-Tetrachlorophenol	232	7.068	7.068	(1.038)	497146	40.0000	45.131
92	2-Naphthylamine	143	7.084	7.084	(1.040)	853085	40.0000	37.197 (M)
93	Diethylphthalate	149	7.138	7.138	(1.048)	1564019	40.0000	42.732
94	Fluorene	166	7.234	7.234	(1.062)	1790997	40.0000	48.518
95	4-Chlorophenyl-phenylether	204	7.234	7.234	(1.062)	1066232	40.0000	49.229
96	4-Nitroaniline	138	7.239	7.239	(1.063)	353857	40.0000	47.042
98	4,6-Dinitro-2-methylphenol	198	7.266	7.266	(0.913)	268852	40.0000	49.074
99	N-Nitrosodiphenylamine (1)	169	7.319	7.319	(0.920)	954348	40.0000	44.011
100	1,2-Diphenylhydrazine	77	7.351	7.351	(0.924)	1757729	40.0000	41.275
106	4-Bromophenyl-phenylether	248	7.608	7.608	(0.956)	506497	40.0000	45.199
107	Hexachlorobenzene	284	7.666	7.666	(0.964)	505780	40.0000	46.797
210	Atrazine	200	7.720	7.720	(0.970)	457844	40.0000	44.439
111	Pentachlorophenol	266	7.811	7.811	(0.982)	297899	40.0000	50.394
115	Phenanthrene	178	7.976	7.976	(1.003)	2289719	40.0000	46.234
116	Anthracene	178	8.014	8.014	(1.007)	2207779	40.0000	45.616
119	Carbazole	167	8.131	8.131	(1.022)	1750437	40.0000	44.362
120	Di-n-Butylphthalate	149	8.388	8.388	(1.054)	2351752	40.0000	44.991
123	Fluoranthene	202	8.890	8.890	(1.118)	2326482	40.0000	45.950
124	Benzidine	184	8.981	8.981	(0.899)	687356	40.0000	51.212
125	Pyrene	202	9.066	9.066	(0.907)	2269541	40.0000	42.159
131	Butylbenzylphthalate	149	9.531	9.531	(0.954)	1018959	40.0000	44.170
135	3,3'-Dichlorobenzidine	252	9.948	9.948	(0.996)	678844	40.0000	48.192
136	Benzo(a)Anthracene	228	9.985	9.985	(0.999)	1897539	40.0000	41.374
137	Chrysene	228	10.012	10.012	(1.002)	1866663	40.0000	43.252
139	bis(2-ethylhexyl)Phthalate	149	9.958	9.958	(0.997)	1398854	40.0000	44.181
140	Di-n-octylphthalate	149	10.476	10.476	(0.924)	2014715	40.0000	47.503
141	Benzo(b)fluoranthene	252	10.936	10.936	(0.964)	1637458	40.0000	44.510

Compounds	QUANT SIG MASS	RT	EXP RT	REL RT	RESPONSE	AMOUNTS CAL-AMT (NG)	AMOUNTS ON-COL (NG)
142 Benzo(k)fluoranthene	252	10.963	10.963	(0.967)	1946357	40.0000	45.124
143 7,12-dimethylbenz[a]anthracen	256	10.920	10.920	(0.963)	862128	40.0000	46.830
146 Benzo(a)pyrene	252	11.283	11.283	(0.995)	1300177	40.0000	46.456
149 Indeno(1,2,3-cd)pyrene	276	12.715	12.715	(1.121)	1634013	40.0000	48.081
150 Dibenz(a,h)anthracene	278	12.720	12.720	(1.122)	1365995	40.0000	48.429
151 Benzo(g,h,i)perylene	276	13.126	13.126	(1.157)	1313297	40.0000	45.143
$ 154 Nitrobenzene-d5	82	4.910	4.910	(0.898)	777129	40.0000	41.340
$ 155 2-Fluorobiphenyl	172	6.294	6.294	(0.924)	1746528	40.0000	45.047
$ 156 Terphenyl-d14	244	9.173	9.173	(0.918)	1582985	40.0000	43.136
$ 157 Phenol-d5	99	4.221	4.221	(0.940)	817150	40.0000	42.363
$ 158 2-Fluorophenol	112	3.457	3.457	(0.770)	707777	40.0000	42.453
$ 159 2,4,6-Tribromophenol	330	7.421	7.421	(0.933)	198212	40.0000	47.381
$ 186 2-Chlorophenol-d4	132	4.312	4.312	(0.961)	825835	40.0000	41.904
$ 187 1,2-Dichlorobenzene-d4	152	4.605	4.605	(1.026)	627708	40.0000	41.284

QC Flag Legend

M - Compound response manually integrated.

Data File Name: N1110IC6.D
Inj. Date and Time: 10-NOV-2010 08:33
Instrument ID: 733.i
Client ID: SSTD40
Compound Name: N-Nitroso-di-n-propylamine
CAS #: 621-64-7

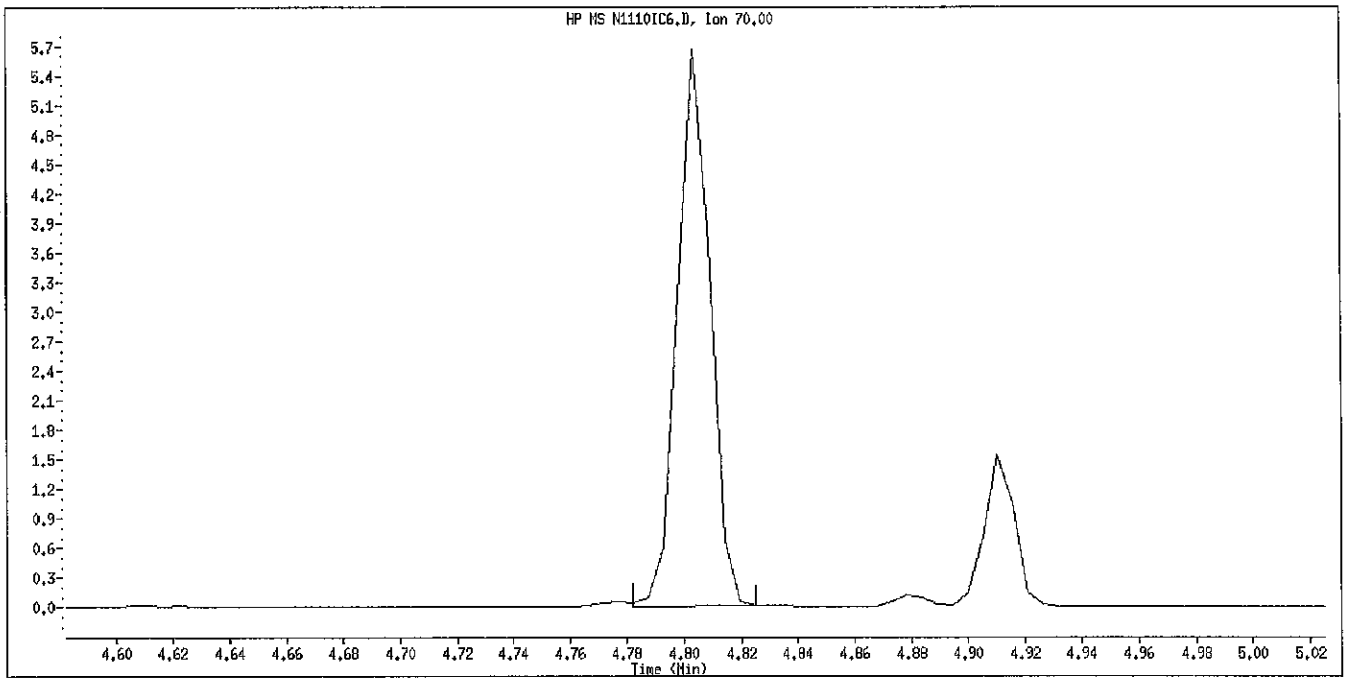

Original Integration

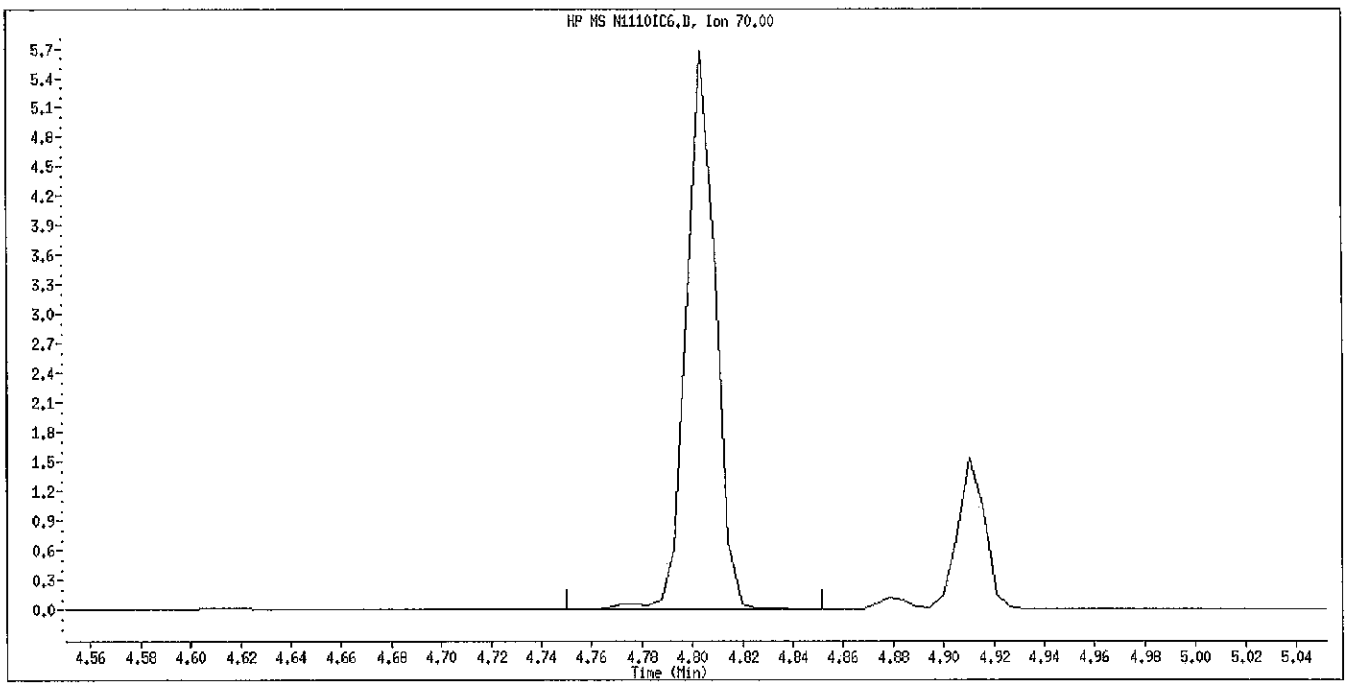

Manual Integration

Manually Integrated By: piccolinov
Manual Integration Reason: Poor Chromatography

Data File Name: N1110IC6.D
Inj. Date and Time: 10-NOV-2010 08:33
Instrument ID: 733.i
Client ID: SSTD40
Compound Name: 2-Naphthylamine
CAS #: 91-59-8

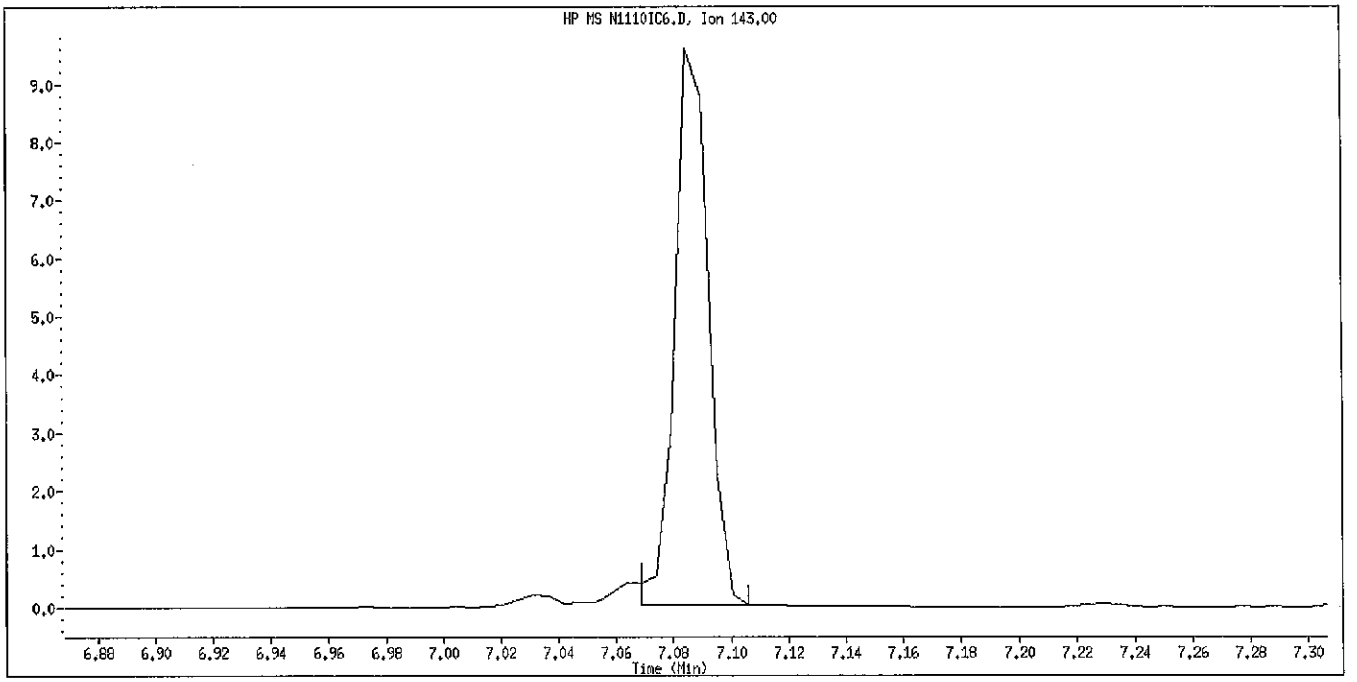

Original Integration

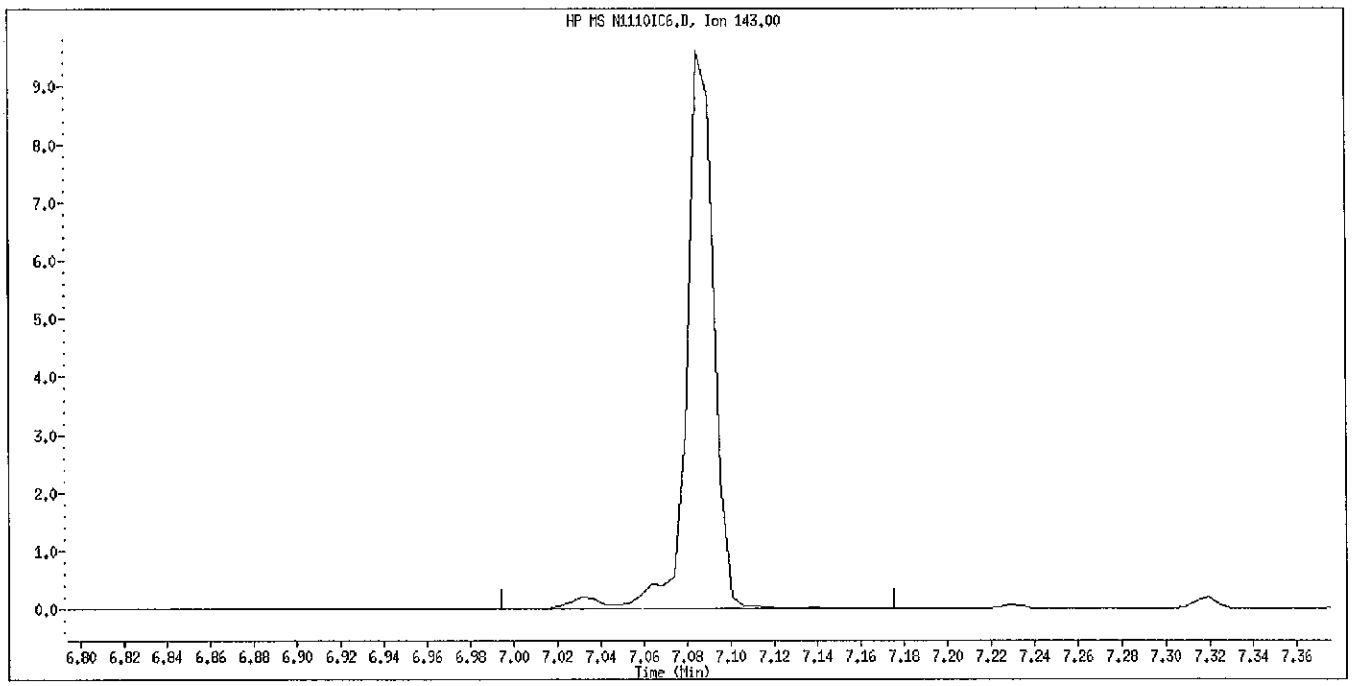

Manual Integration

Manually Integrated By: piccolinov
Manual Integration Reason: Poor Chromatography

Data File: \\PITSVR06\D\chem\733.i\N111010.b\N1110IC7.D
Date : 10-NOV-2010 08:54
Client ID: SSTD60
Sample Info: SSTD60(30ug/ml) BNA0666-10 8270c/d

Instrument: 733.i

Operator: 3200
Column diameter: 0.32

Column phase: DB5-MS

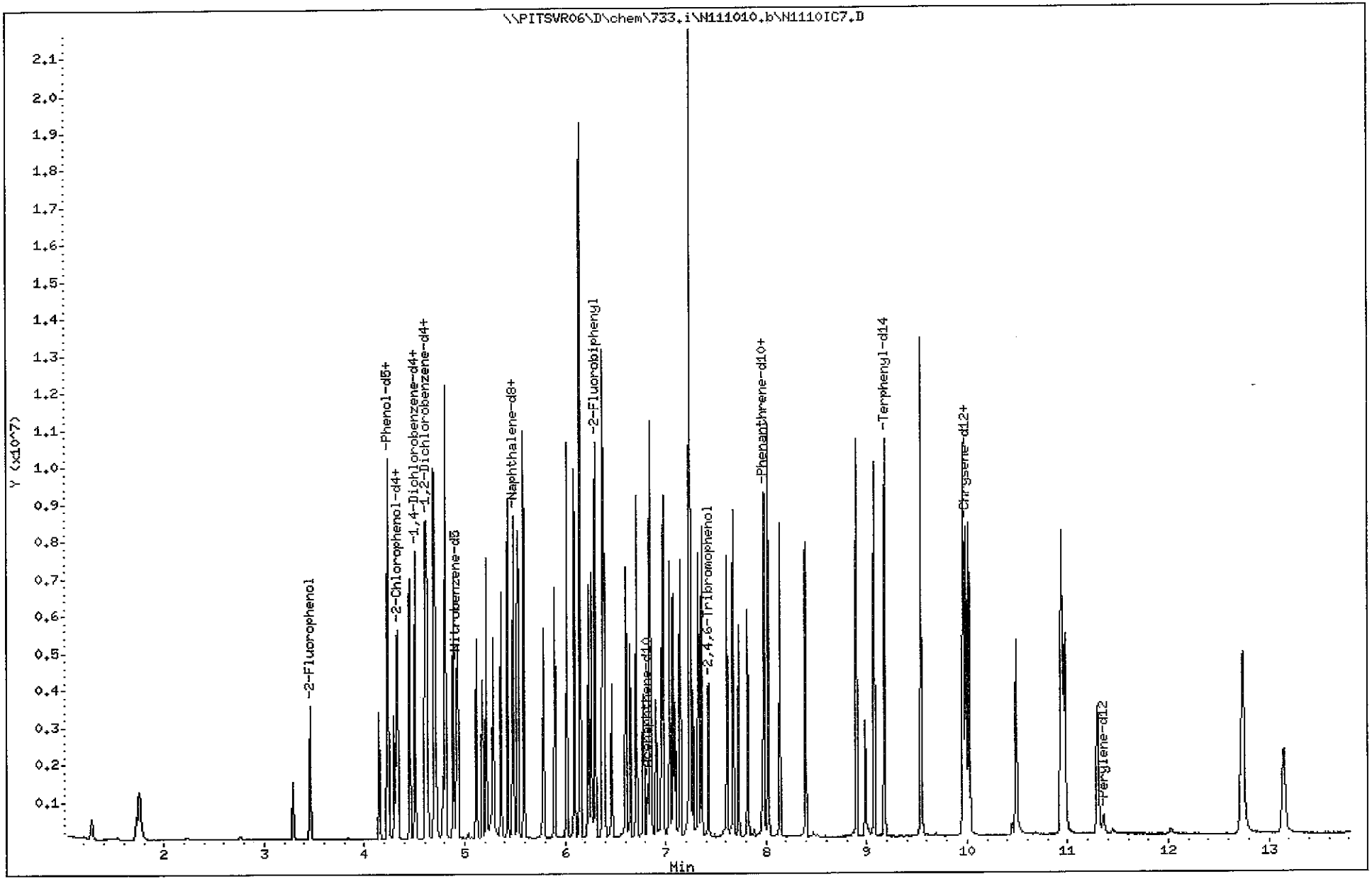

(2001 - 2312)
2217
C0K120577

TestAmerica Pittsburgh

Semivolatile REPORT SW-846 Method 8270

Data file : \\PITSVR06\D\chem\733.i\N111010.b\N1110IC7.D
Lab Smp Id: sstd60 Client Smp ID: SSTD60
Inj Date : 10-NOV-2010 08:54
Operator : 3200 Inst ID: 733.i
Smp Info : SSTD60(30ug/ml) BNA0666-10 8270c/d
Misc Info : sstd60,N111010.b,8270ll.m,padepi.sub,1,7
Comment :
Method : \\PITSVR06\D\chem\733.i\N111010.b\8270ll.m
Meth Date : 10-Nov-2010 09:27 piccolinov Quant Type: ISTD
Cal Date : 10-NOV-2010 08:54 Cal File: N1110IC7.D
Als bottle: 95 Calibration Sample, Level: 7
Dil Factor: 1.00000
Integrator: HP RTE Compound Sublist: padepi.sub
Target Version: 4.14
Processing Host: PITPC-502

	Compounds	QUANT SIG MASS	RT	EXP RT	REL RT	RESPONSE	AMOUNTS CAL-AMT (NG)	ON-COL (NG)	
* 1	1,4-Dichlorobenzene-d4	152	4.496	4.496	(1.000)	116858	8.00000		
* 2	Naphthalene-d8	136	5.468	5.468	(1.000)	386501	8.00000		
* 3	Acenaphthene-d10	164	6.820	6.820	(1.000)	212047	8.00000		
* 4	Phenanthrene-d10	188	7.963	7.963	(1.000)	324275	8.00000		
* 5	Chrysene-d12	240	9.998	9.998	(1.000)	320905	8.00000		(MH)
* 6	Perylene-d12	264	11.355	11.355	(1.000)	235997	8.00000		
198	1,4-Dioxane	88	1.275	1.275	(0.284)	341142	60.0000	58.727	
10	N-Nitrosodimethylamine	74	1.729	1.729	(0.385)	424805	60.0000	60.547	
9	Pyridine	79	1.755	1.755	(0.391)	849752	60.0000	60.889	
16	Methyl methanesulfonate	80	3.289	3.289	(0.731)	540656	60.0000	56.992	
206	Benzaldehyde	77	4.149	4.149	(0.923)	589065	60.0000	50.300	
21	Aniline	93	4.239	4.239	(0.943)	1451071	60.0000	60.202	
22	Phenol	94	4.239	4.239	(0.943)	1292419	60.0000	59.852	
23	bis(2-Chloroethyl)ether	93	4.298	4.298	(0.956)	817820	60.0000	59.242	
24	2-Chlorophenol	128	4.330	4.330	(0.963)	1157478	60.0000	59.885	
26	1,3-Dichlorobenzene	146	4.453	4.453	(0.990)	1464939	60.0000	62.701	
27	1,4-Dichlorobenzene	146	4.507	4.507	(1.002)	1501334	60.0000	62.937	
28	1,2-Dichlorobenzene	146	4.624	4.624	(1.029)	1359868	60.0000	61.199	
217	Indene	116	4.694	4.694	(1.044)	1991751	60.0000	64.139	
29	Benzyl Alcohol	108	4.608	4.608	(1.025)	680349	60.0000	66.779	
30	2-Methylphenol	108	4.704	4.704	(1.046)	973276	60.0000	63.939	
31	2,2'-oxybis(1-Chloropropane)	45	4.715	4.715	(1.049)	825824	60.0000	58.635	
37	Acetophenone	105	4.806	4.806	(1.069)	1490620	60.0000	61.426	
32	N-Nitroso-di-n-propylamine	70	4.811	4.811	(1.070)	642723	60.0000	59.044	
192	4-Methylphenol	108	4.811	4.811	(1.070)	932490	60.0000	61.456	
34	Hexachloroethane	117	4.886	4.886	(1.087)	607418	60.0000	60.746	
35	Nitrobenzene	77	4.934	4.934	(0.902)	1074632	60.0000	61.002	
36	N-Nitrosopyrrolidine	100	4.784	4.784	(1.064)	395709	60.0000	60.396	
41	Isophorone	82	5.116	5.116	(0.936)	1765105	60.0000	62.624	
42	2-Nitrophenol	139	5.180	5.180	(0.947)	629088	60.0000	67.371	
43	2,4-Dimethylphenol	107	5.217	5.217	(0.954)	1195460	60.0000	65.946	
44	bis(2-Chloroethoxy)methane	93	5.287	5.287	(0.967)	1040782	60.0000	63.874	
48	2,4-Dichlorophenol	162	5.361	5.361	(0.980)	1030214	60.0000	66.201	

Compounds	QUANT SIG MASS	RT	EXP RT	REL RT	RESPONSE	AMOUNTS CAL-AMT (NG)	AMOUNTS ON-COL (NG)
49 Benzoic Acid	122	5.292	5.292	(0.968)	557548	60.0000	66.742
50 1,2,4-Trichlorobenzene	180	5.431	5.431	(0.993)	1365449	60.0000	65.698
51 Naphthalene	128	5.490	5.490	(1.004)	3315089	60.0000	66.038
52 4-Chloroaniline	127	5.527	5.527	(1.011)	1358014	60.0000	66.556
54 2,6-Dichlorophenol	162	5.538	5.538	(1.013)	1045442	60.0000	68.047
56 Hexachlorobutadiene	225	5.591	5.591	(1.022)	1092314	60.0000	68.549
208 Caprolactam	113	5.794	5.794	(1.060)	223860	60.0000	68.679
59 4-Chloro-3-Methylphenol	107	5.901	5.901	(1.079)	941023	60.0000	65.397
62 2-Methylnaphthalene	142	6.018	6.018	(1.101)	2172568	60.0000	66.383
63 1-Methylnaphthalene	142	6.093	6.093	(1.114)	2113377	60.0000	67.718
64 Hexachlorocyclopentadiene	237	6.152	6.152	(0.902)	1471371	60.0000	80.572
65 1,2,4,5-Tetrachlorobenzene	216	6.152	6.152	(0.902)	1608136	60.0000	73.436
66 2,4,6-Trichlorophenol	196	6.237	6.237	(0.915)	841323	60.0000	69.770
67 2,4,5-Trichlorophenol	196	6.264	6.264	(0.919)	803152	60.0000	65.031
209 1,1'-Biphenyl	154	6.376	6.376	(0.935)	3001310	60.0000	70.256
70 2-Chloronaphthalene	162	6.392	6.392	(0.937)	2276830	60.0000	68.802
73 2-Nitroaniline	65	6.462	6.462	(0.948)	585624	60.0000	64.095
76 Dimethylphthalate	163	6.606	6.606	(0.969)	2328526	60.0000	64.370
78 2,6-Dinitrotoluene	165	6.649	6.649	(0.975)	465541	60.0000	67.722
79 Acenaphthylene	152	6.713	6.713	(0.984)	3241364	60.0000	68.100
81 3-Nitroaniline	138	6.777	6.777	(0.994)	439569	60.0000	65.405
82 Acenaphthene	153	6.846	6.846	(1.004)	2045840	60.0000	68.718
83 2,4-Dinitrophenol	184	6.857	6.857	(1.005)	307419	60.0000	80.090
85 4-Nitrophenol	109	6.905	6.905	(1.013)	444667	60.0000	62.821
86 Dibenzofuran	168	6.980	6.980	(1.023)	3002077	60.0000	68.143
87 2,4-Dinitrotoluene	165	6.959	6.959	(1.020)	629145	60.0000	66.546
91 2,3,5,6-Tetrachlorophenol	232	7.039	7.039	(1.032)	700710	60.0000	69.762
88 2,3,4,6-Tetrachlorophenol	232	7.076	7.076	(1.038)	702115	60.0000	66.223
92 2-Naphthylamine	143	7.098	7.098	(1.041)	963312	60.0000	46.120(M)
93 Diethylphthalate	149	7.146	7.146	(1.048)	2264107	60.0000	64.571
94 Fluorene	166	7.242	7.242	(1.062)	2763327	60.0000	75.694
95 4-Chlorophenyl-phenylether	204	7.242	7.242	(1.062)	1604242	60.0000	75.039
96 4-Nitroaniline	138	7.247	7.247	(1.063)	526124	60.0000	71.571
98 4,6-Dinitro-2-methylphenol	198	7.274	7.274	(0.913)	383034	60.0000	72.643
99 N-Nitrosodiphenylamine (1)	169	7.327	7.327	(0.920)	1417539	60.0000	68.694
100 1,2-Diphenylhydrazine	77	7.359	7.359	(0.924)	2511197	60.0000	62.974
106 4-Bromophenyl-phenylether	248	7.616	7.616	(0.956)	771014	60.0000	71.685
107 Hexachlorobenzene	284	7.674	7.674	(0.964)	771868	60.0000	73.928
210 Atrazine	200	7.728	7.728	(0.970)	631635	60.0000	65.085
111 Pentachlorophenol	266	7.819	7.819	(0.982)	454902	60.0000	78.587
115 Phenanthrene	178	7.984	7.984	(1.003)	3370019	60.0000	71.030
116 Anthracene	178	8.022	8.022	(1.007)	3270185	60.0000	70.612
119 Carbazole	167	8.139	8.139	(1.022)	2572993	60.0000	68.550
120 Di-n-Butylphthalate	149	8.396	8.396	(1.054)	3504451	60.0000	70.157
123 Fluoranthene	202	8.898	8.898	(1.117)	3523529	60.0000	72.365
124 Benzidine	184	8.989	8.989	(0.899)	943869	60.0000	68.774(M)
125 Pyrene	202	9.074	9.074	(0.908)	3439450	60.0000	63.433(M)
131 Butylbenzylphthalate	149	9.539	9.539	(0.954)	1532843	60.0000	65.573(M)
135 3,3'-Dichlorobenzidine	252	9.961	9.961	(0.996)	1070270	60.0000	73.340(M)
136 Benzo(a)Anthracene	228	9.993	9.993	(0.999)	2829314	60.0000	61.568(M)
137 Chrysene	228	10.020	10.020	(1.002)	2741992	60.0000	63.132(M)
139 bis(2-ethylhexyl)Phthalate	149	9.966	9.966	(0.997)	2150929	60.0000	66.809(M)
140 Di-n-octylphthalate	149	10.484	10.484	(0.923)	3008888	60.0000	70.849
141 Benzo(b)fluoranthene	252	10.949	10.949	(0.964)	2570355	60.0000	69.954

Compounds	QUANT SIG MASS	RT	EXP RT	REL RT	RESPONSE	AMOUNTS CAL-AMT (NG)	AMOUNTS ON-COL (NG)
142 Benzo(k)fluoranthene	252	10.976	10.976	(0.967)	2779712	60.0000	65.369
143 7,12-dimethylbenz[a]anthracen	256	10.933	10.933	(0.963)	1341825	60.0000	72.454
146 Benzo(a)pyrene	252	11.296	11.296	(0.995)	1920774	60.0000	68.917
149 Indeno(1,2,3-cd)pyrene	276	12.739	12.739	(1.122)	2540725	60.0000	73.990
150 Dibenz(a,h)anthracene	278	12.744	12.744	(1.122)	2126494	60.0000	74.502
151 Benzo(g,h,i)perylene	276	13.150	13.150	(1.158)	2036314	60.0000	70.060
$ 154 Nitrobenzene-d5	82	4.918	4.918	(0.899)	1111934	60.0000	61.432
$ 155 2-Fluorobiphenyl	172	6.302	6.302	(0.924)	2670504	60.0000	70.665
$ 156 Terphenyl-d14	244	9.181	9.181	(0.918)	2451667	60.0000	65.874(M)
$ 157 Phenol-d5	99	4.229	4.229	(0.941)	1176089	60.0000	62.524
$ 158 2-Fluorophenol	112	3.460	3.460	(0.770)	997755	60.0000	61.539
$ 159 2,4,6-Tribromophenol	330	7.429	7.429	(0.933)	308781	60.0000	75.959
$ 186 2-Chlorophenol-d4	132	4.320	4.320	(0.961)	1205591	60.0000	62.700
$ 187 1,2-Dichlorobenzene-d4	152	4.613	4.613	(1.026)	928594	60.0000	62.612

QC Flag Legend

M - Compound response manually integrated.
H - Operator selected an alternate compound hit.

Data File Name: N1110IC7.D
Inj. Date and Time: 10-NOV-2010 08:54
Instrument ID: 733.i
Client ID: SSTD60
Compound Name: 2-Naphthylamine
CAS #: 91-59-8

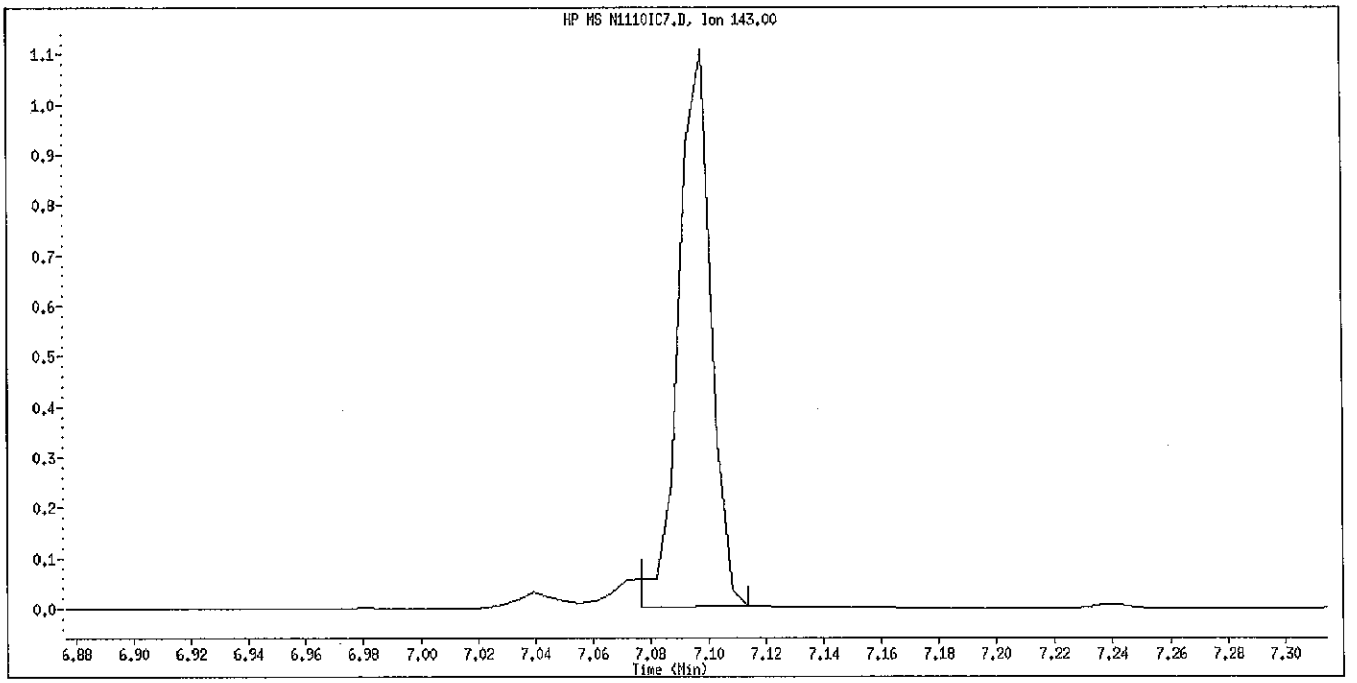

Original Integration

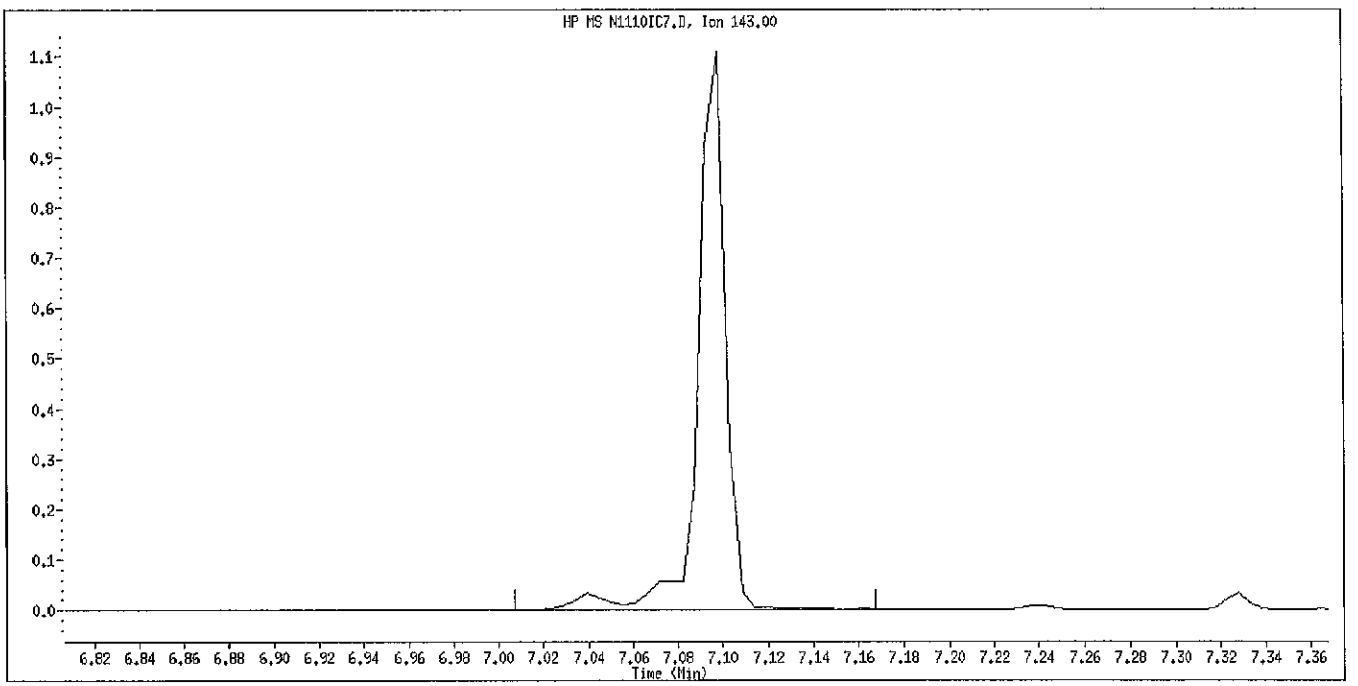

Manual Integration

Manually Integrated By: piccolinov
Manual Integration Reason: Poor Chromatography

Data File Name: N1110IC7.D
Inj. Date and Time: 10-NOV-2010 08:54
Instrument ID: 733.i
Client ID: SSTD60
Compound Name: Benzidine
CAS #: 92-87-5

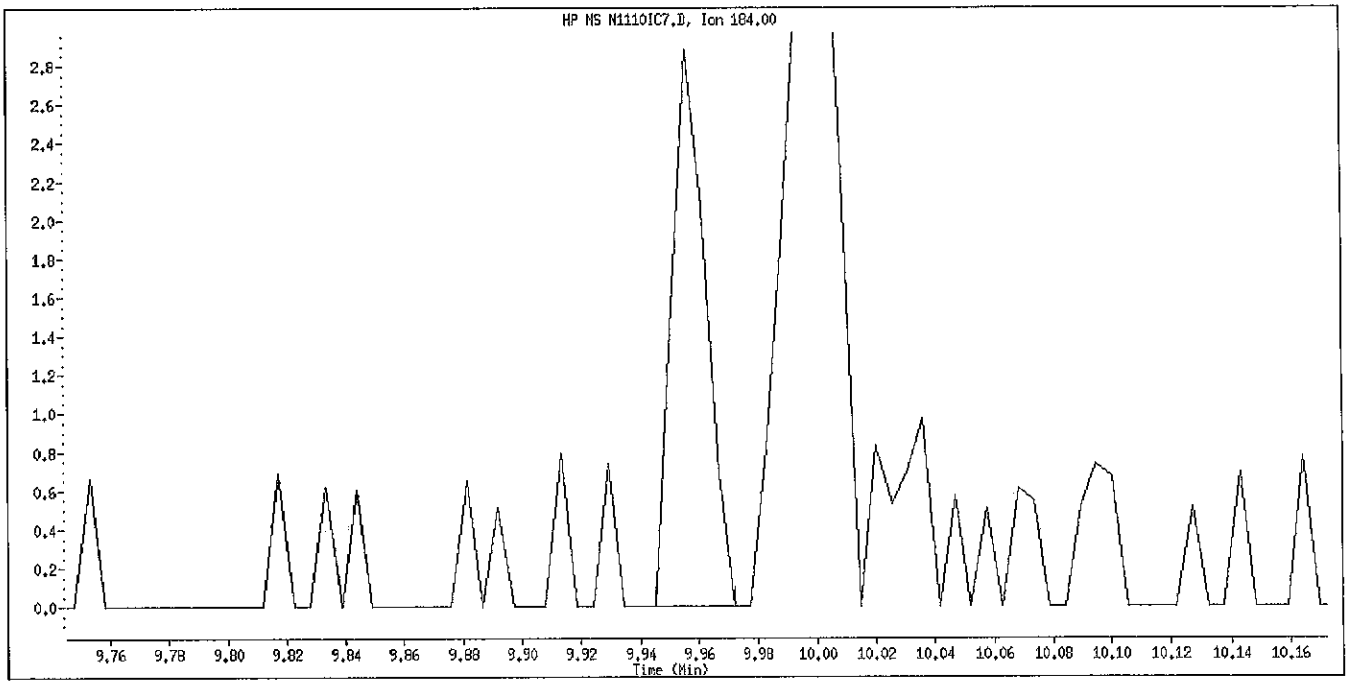

Original Integration

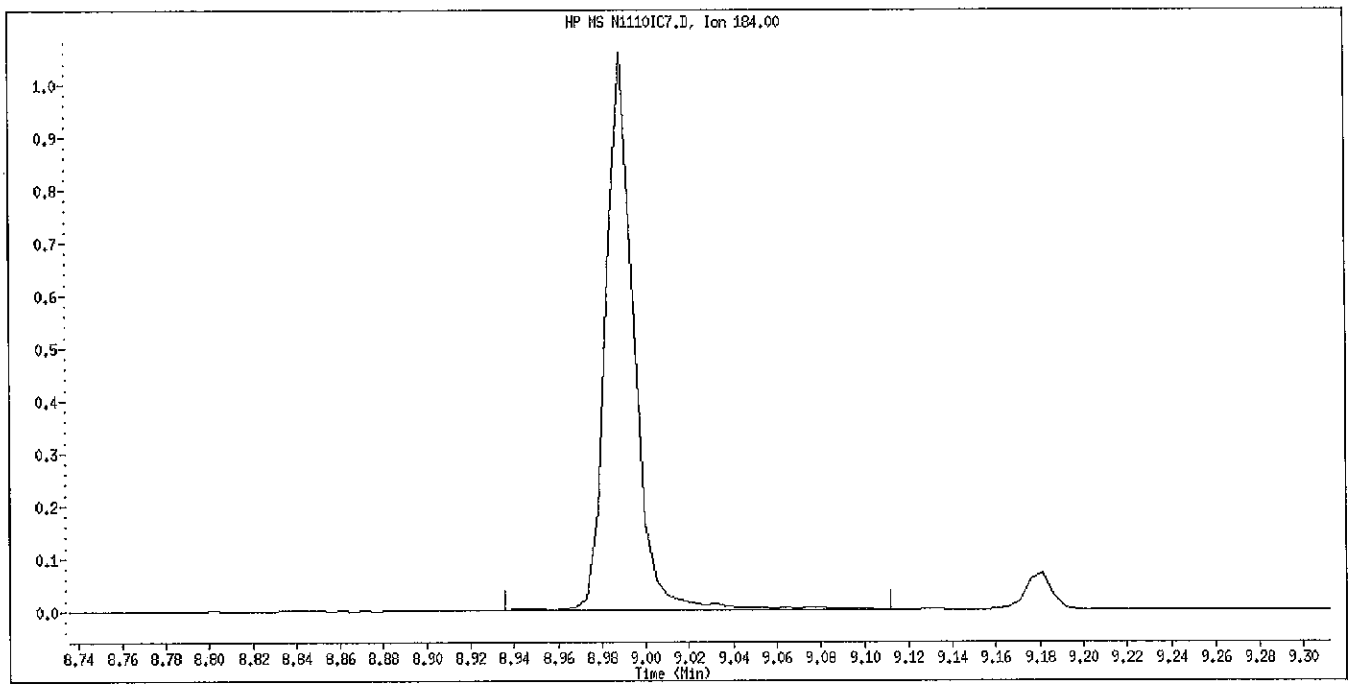

Manual Integration

Manually Integrated By: piccolinov
Manual Integration Reason: Peak Not Found

Data File Name: N1110IC7.D
Inj. Date and Time: 10-NOV-2010 08:54
Instrument ID: 733.i
Client ID: SSTD60
Compound Name: Pyrene
CAS #: 129-00-0

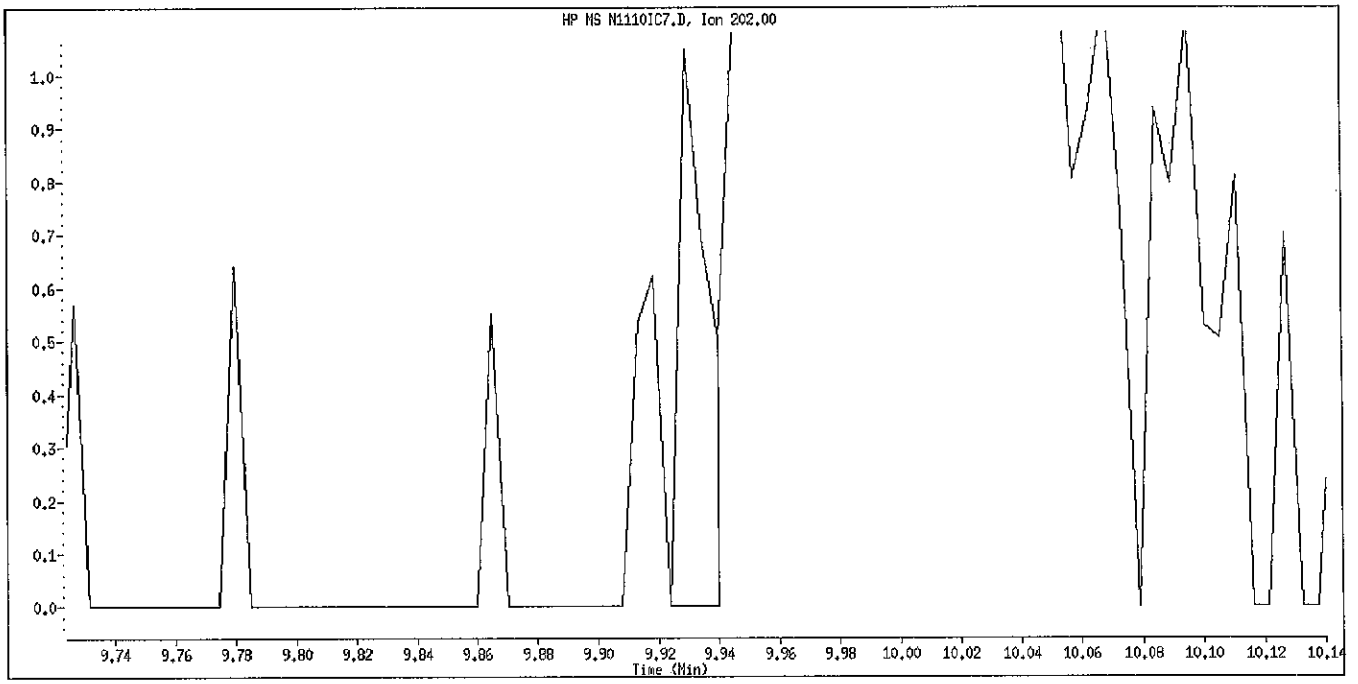

Original Integration

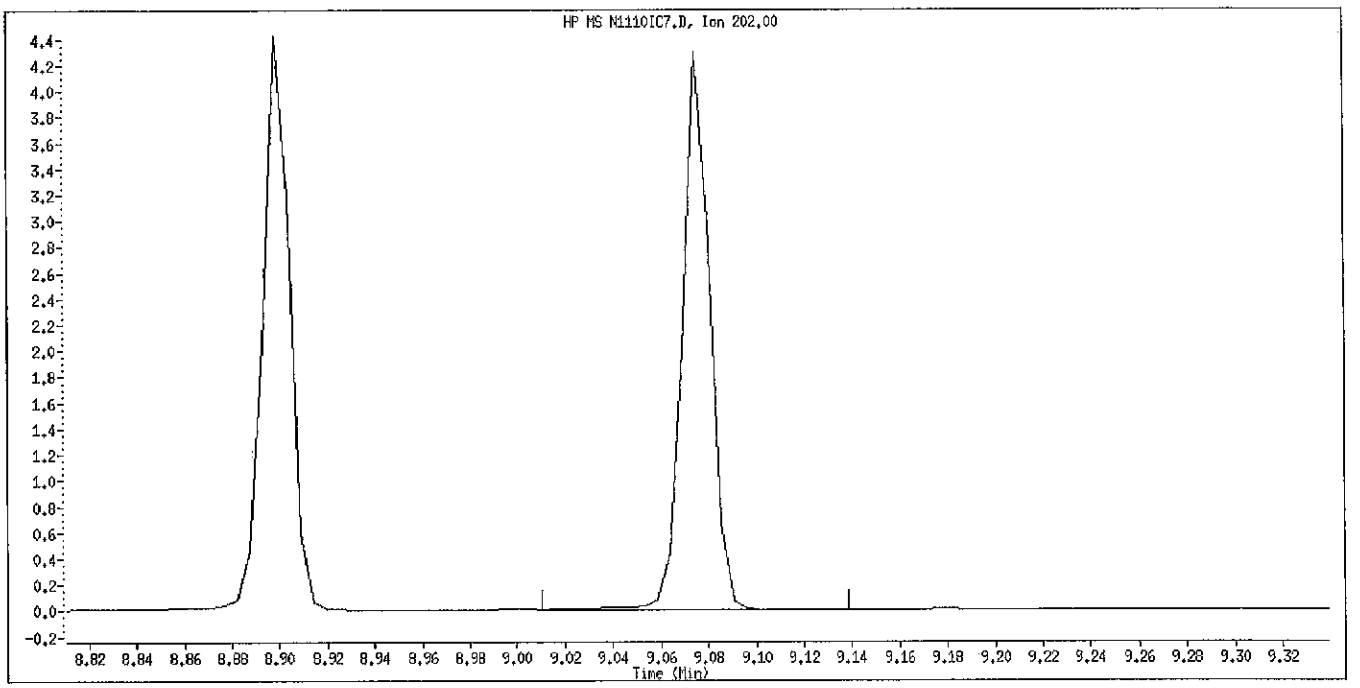

Manual Integration

Manually Integrated By: piccolinov
Manual Integration Reason: Peak Not Found

Data File Name: N1110IC7.D
Inj. Date and Time: 10-NOV-2010 08:54
Instrument ID: 733.i
Client ID: SSTD60
Compound Name: Terphenyl-d14
CAS #: 1718-51-0

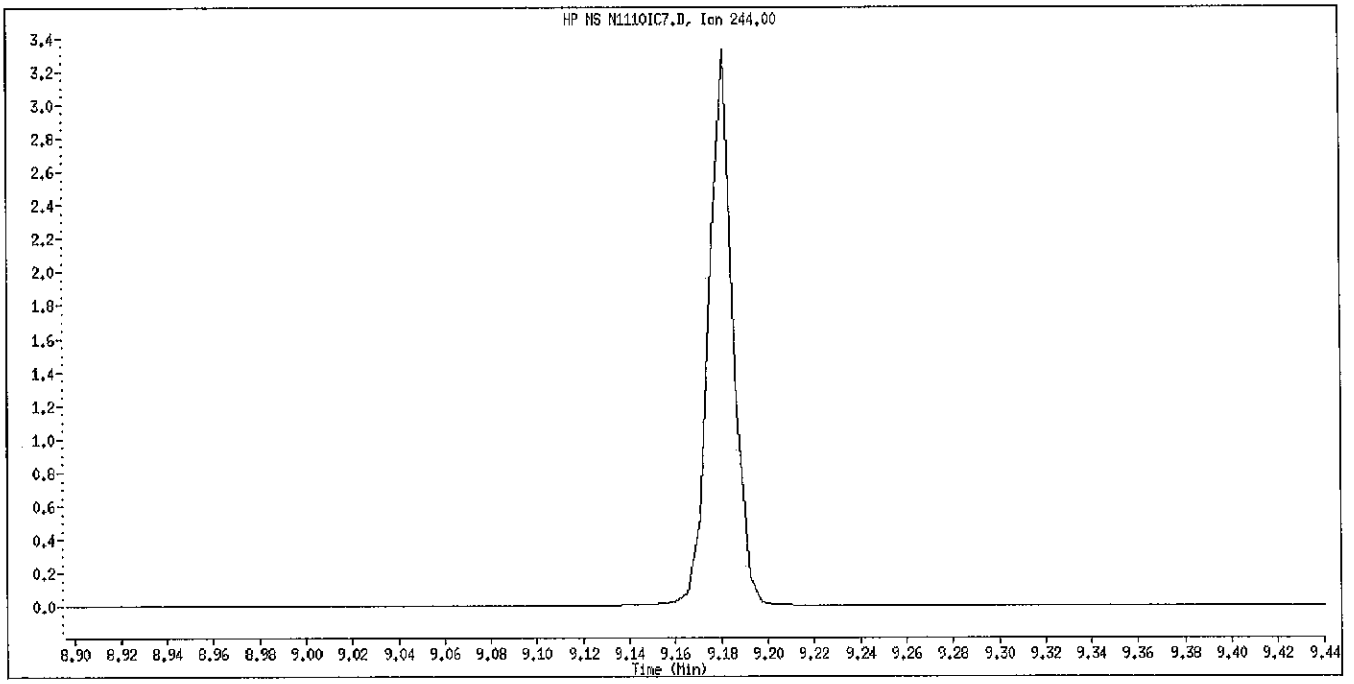

Original Integration

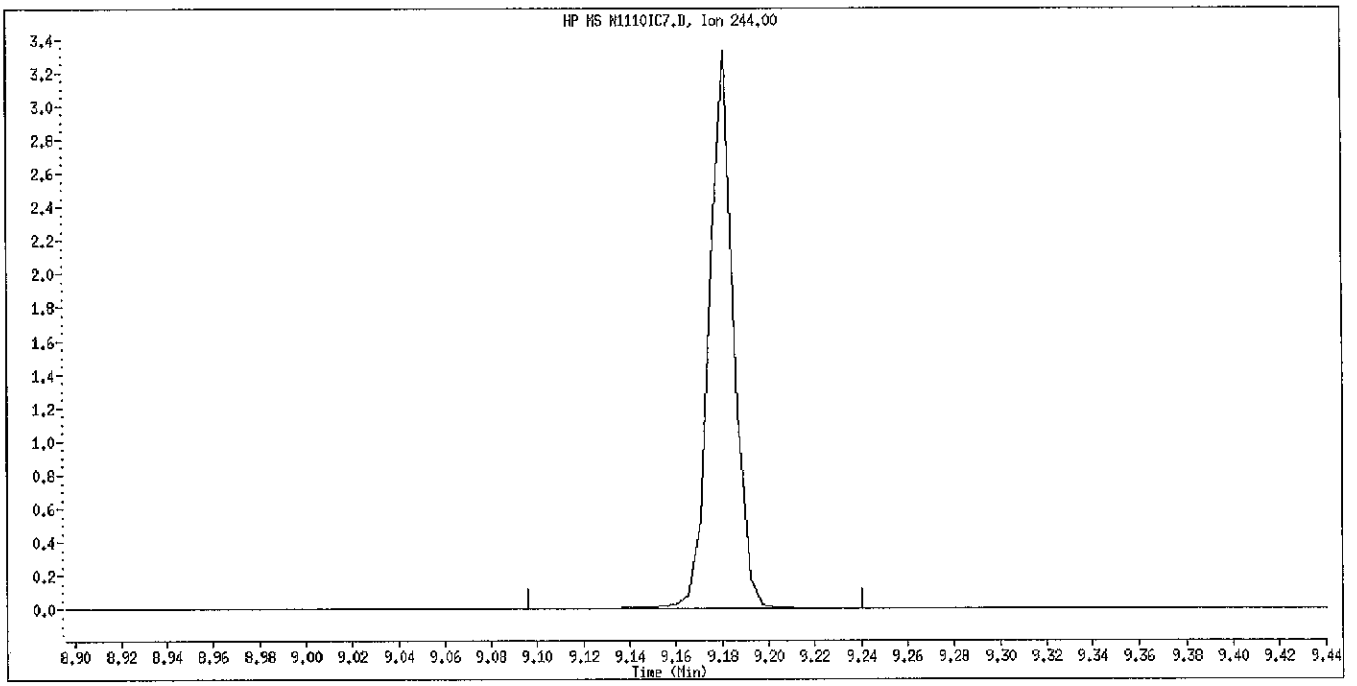

Manual Integration

Manually Integrated By: piccolinov
Manual Integration Reason: Peak Not Found

Data File Name: N1110IC7.D
Inj. Date and Time: 10-NOV-2010 08:54
Instrument ID: 733.i
Client ID: SSTD60
Compound Name: Butylbenzylphthalate
CAS #: 85-68-7

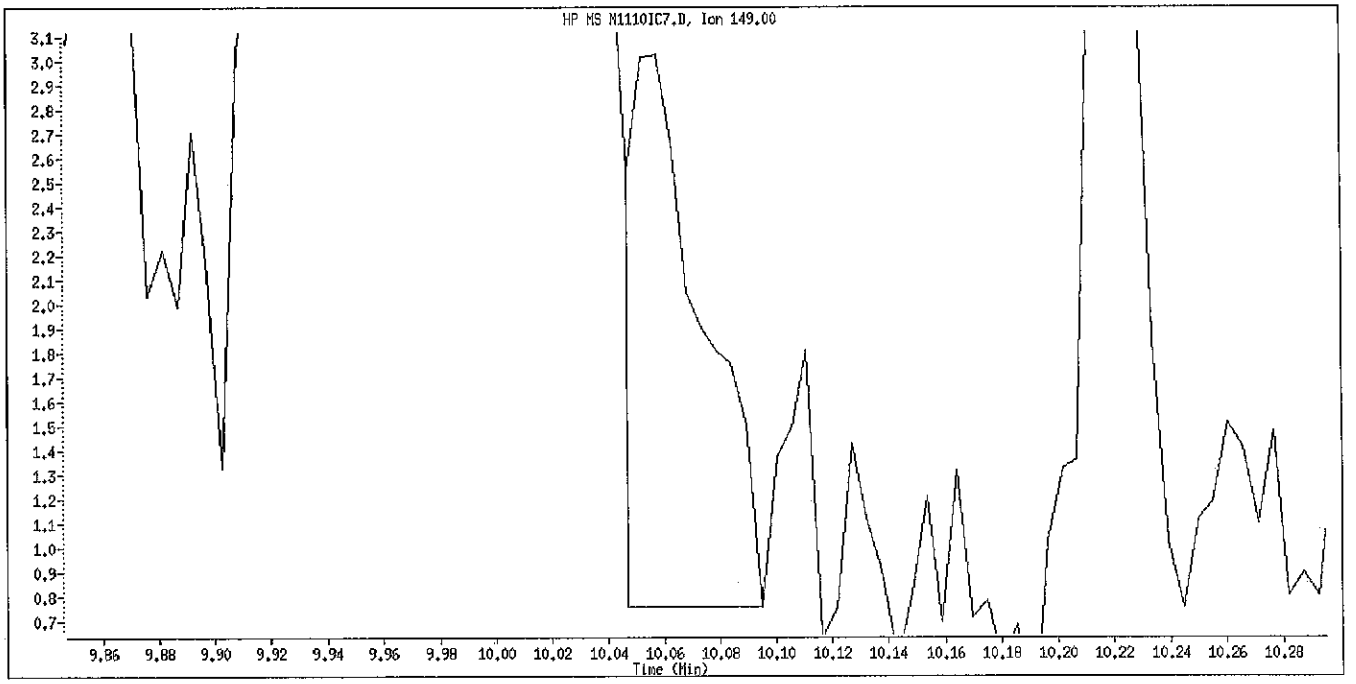

Original Integration

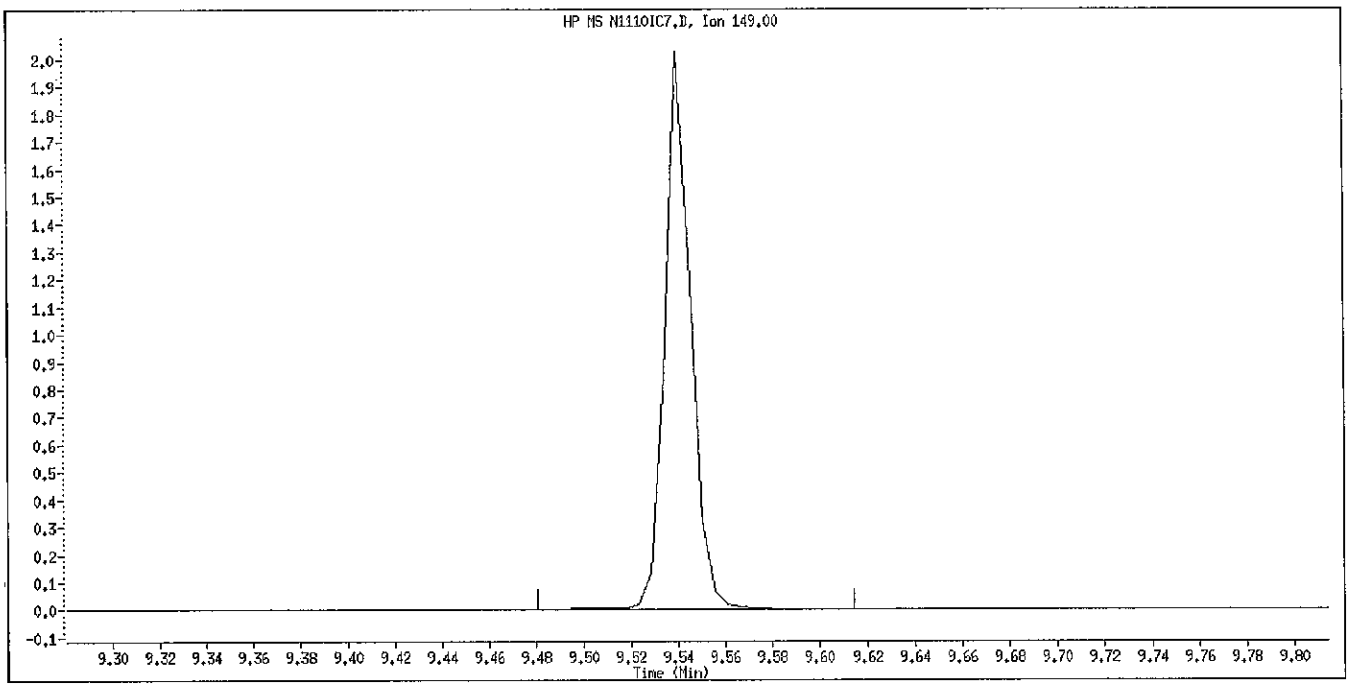

Manual Integration

Manually Integrated By: piccolinov
Manual Integration Reason: Peak Not Found

Data File Name: N1110IC7.D
Inj. Date and Time: 10-NOV-2010 08:54
Instrument ID: 733.i
Client ID: SSTD60
Compound Name: 3,3'-Dichlorobenzidine
CAS #: 91-94-1

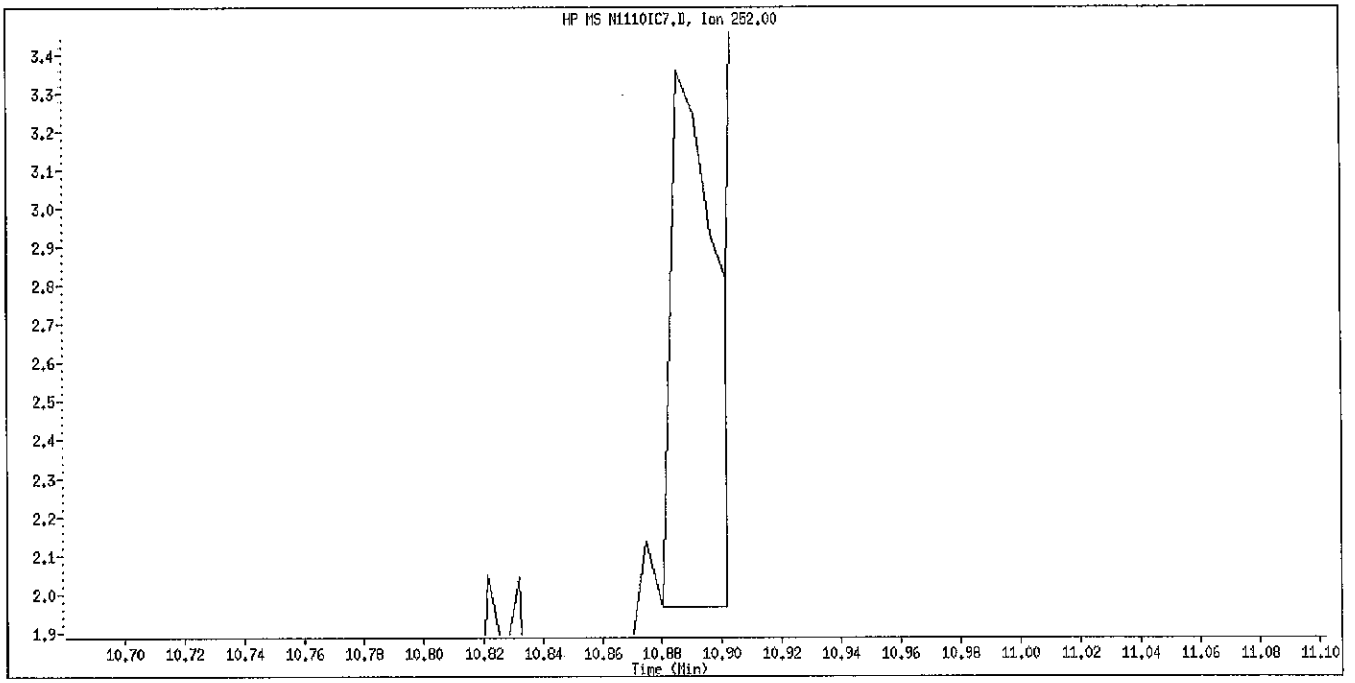

Original Integration

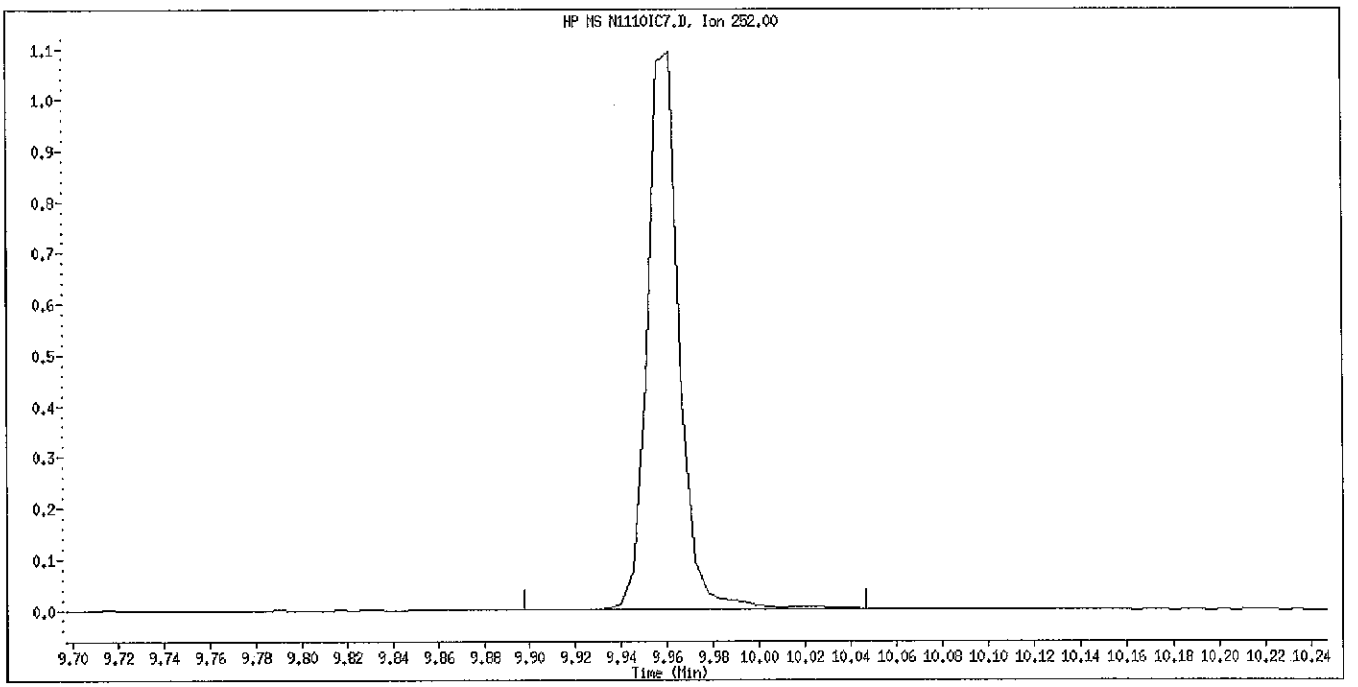

Manual Integration

Manually Integrated By: piccolinov
Manual Integration Reason: Peak Not Found

Data File Name: N1110IC7.D
Inj. Date and Time: 10-NOV-2010 08:54
Instrument ID: 733.i
Client ID: SSTD60
Compound Name: bis(2-ethylhexyl)Phthalate
CAS #: 117-81-7

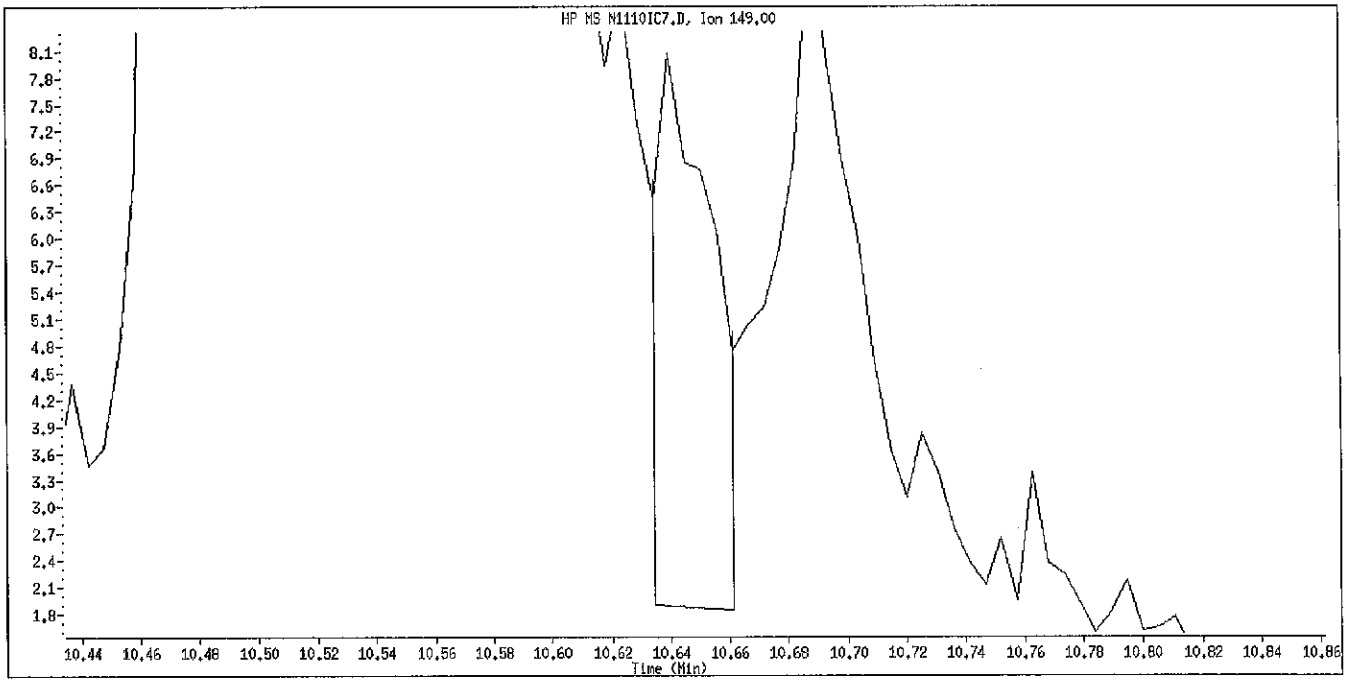

Original Integration

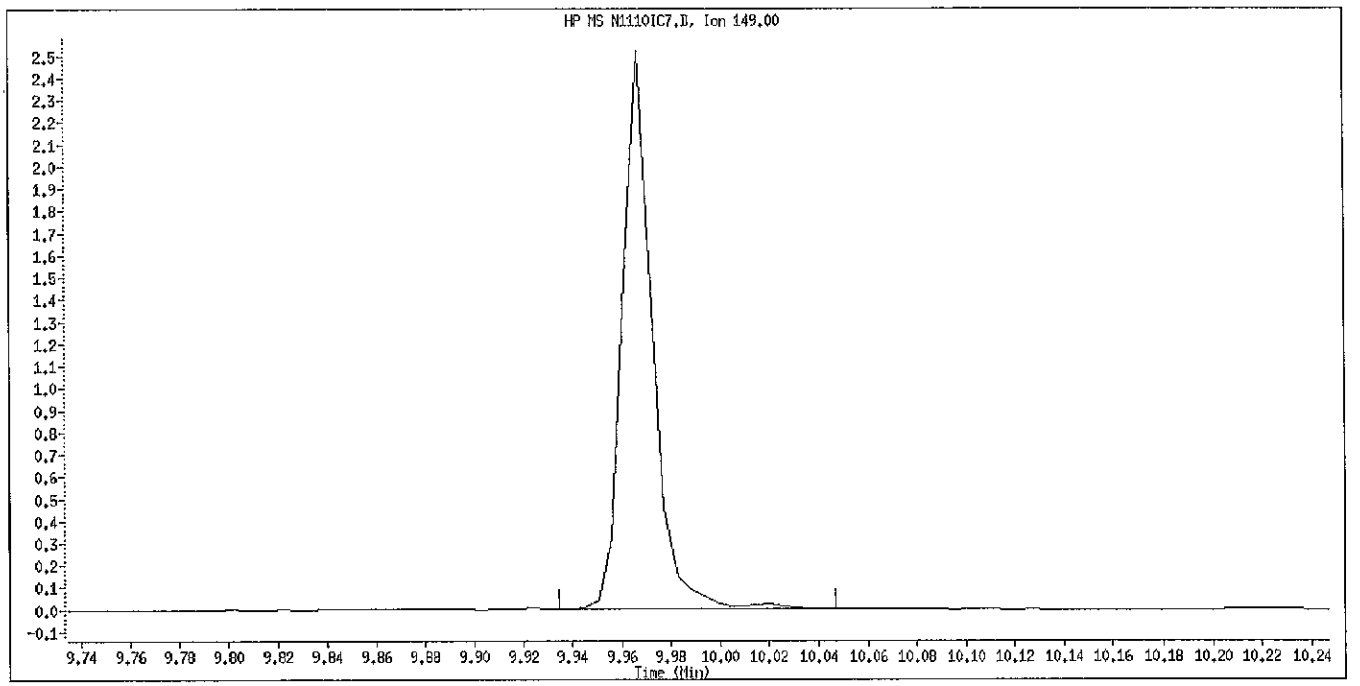

Manual Integration

Manually Integrated By: piccolinov
Manual Integration Reason: Peak Not Found

Data File Name: N1110IC7.D
Inj. Date and Time: 10-NOV-2010 08:54
Instrument ID: 733.i
Client ID: SSTD60
Compound Name: Benzo(a)Anthracene
CAS #: 56-55-3

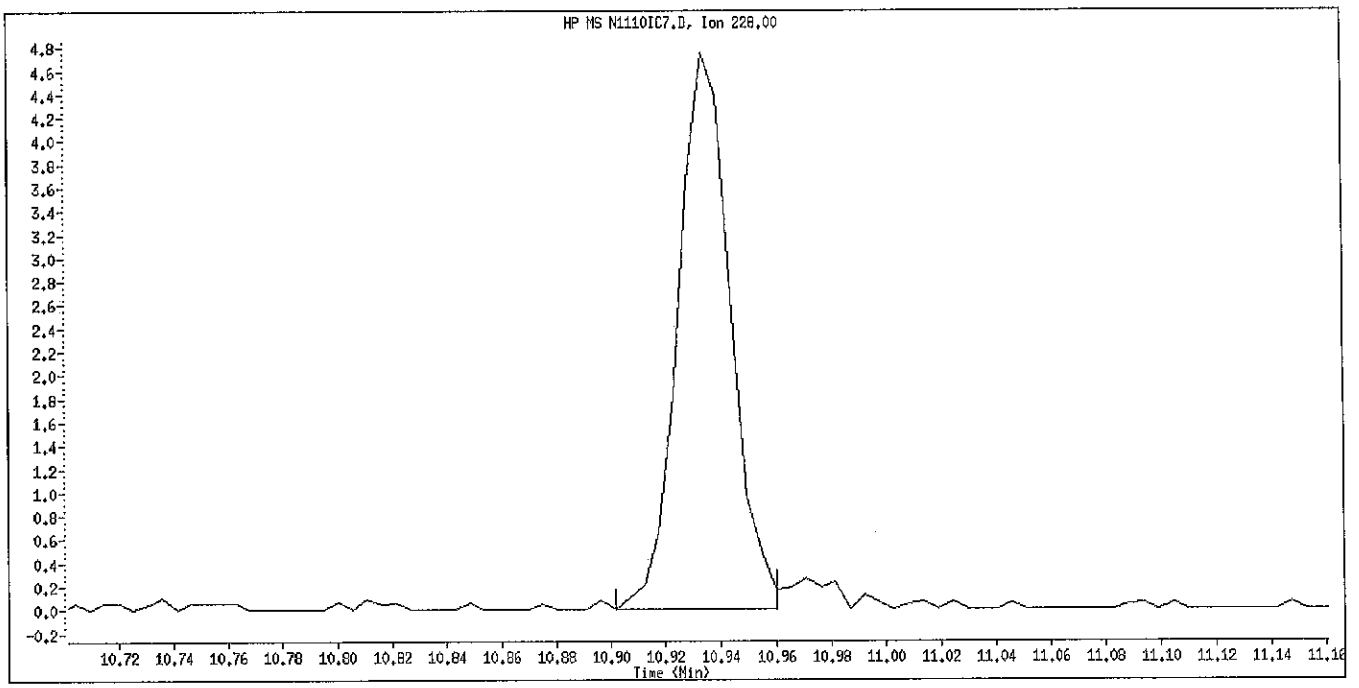

Original Integration

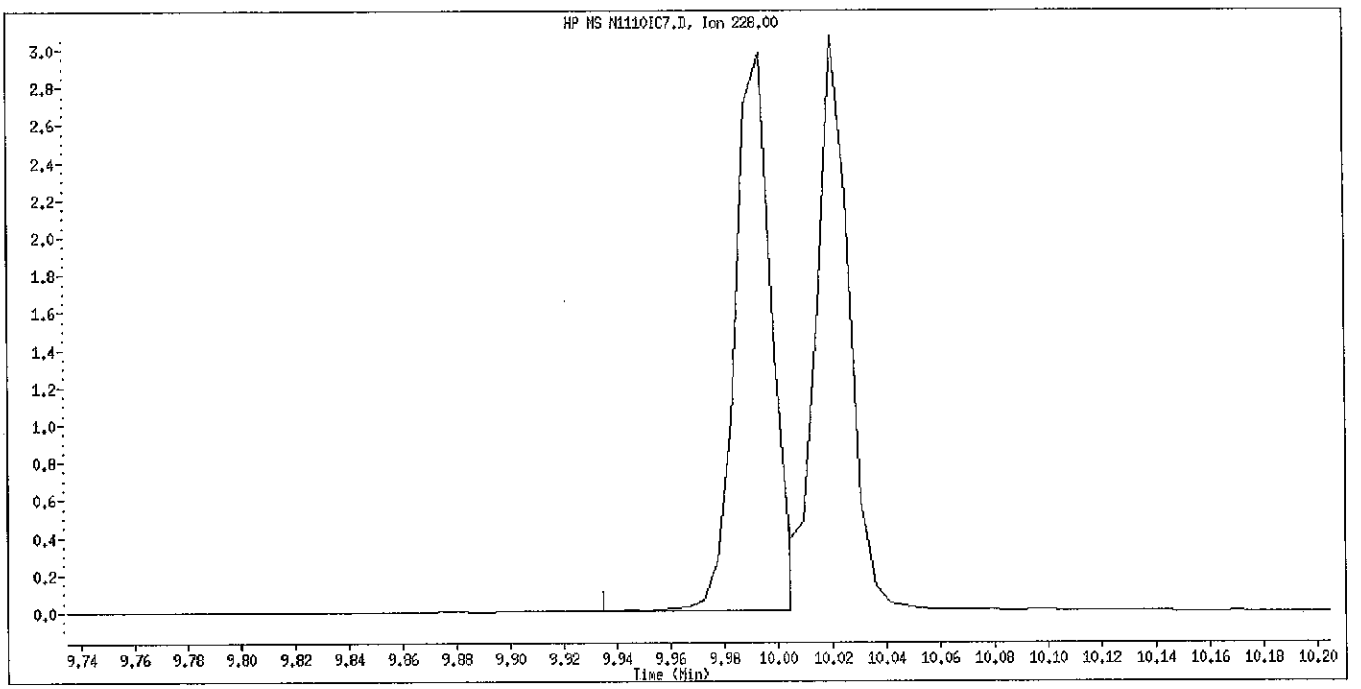

Manual Integration

Manually Integrated By: piccolinov
Manual Integration Reason: Peak Not Found

Data File Name: N1110IC7.D
Inj. Date and Time: 10-NOV-2010 08:54
Instrument ID: 733.i
Client ID: SSTD60
Compound Name: Chrysene-d12
CAS #: 1719-03-5

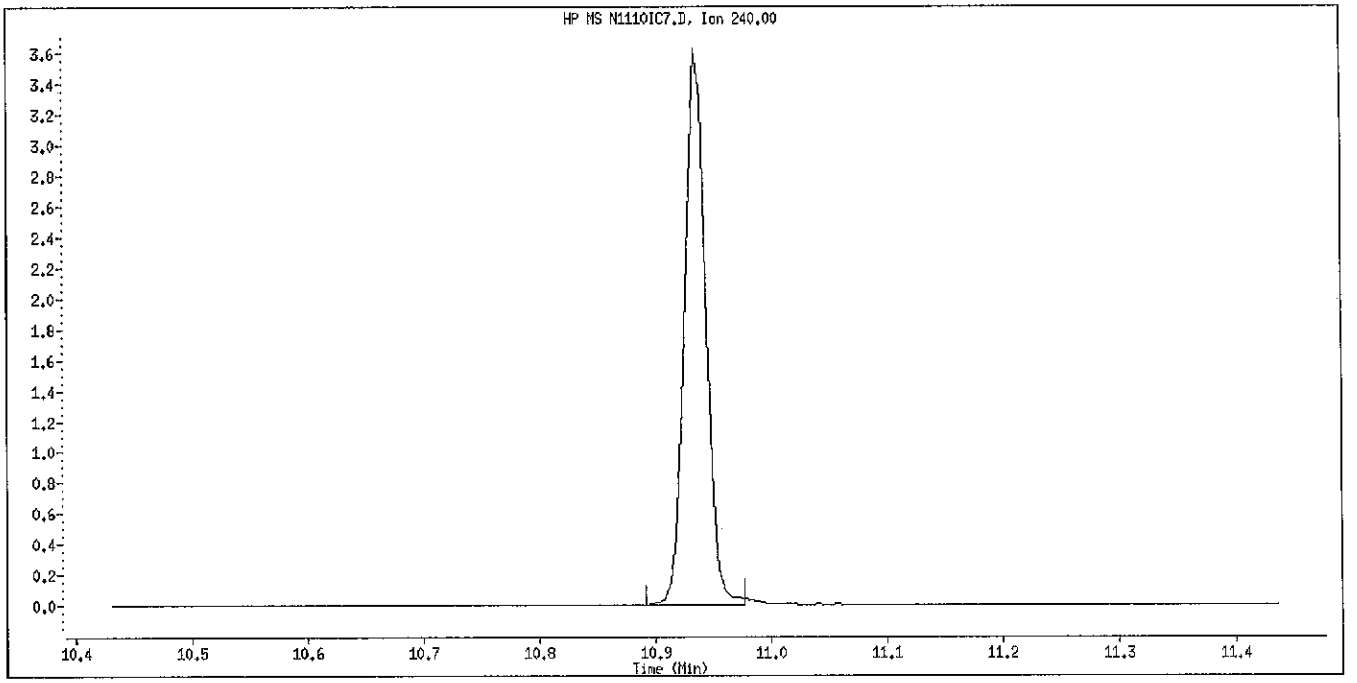

Original Integration

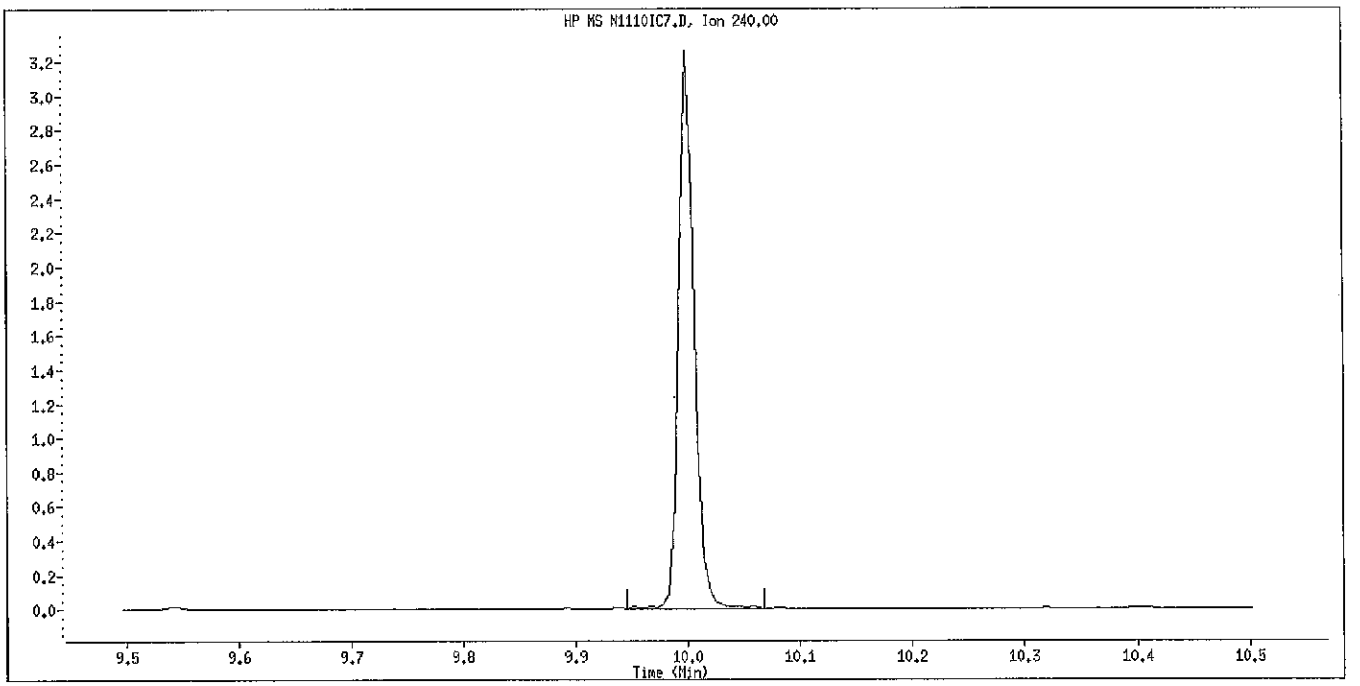

Manual Integration

Manually Integrated By: piccolinov
Manual Integration Reason: Peak Not Found

Data File Name: N1110IC7.D
Inj. Date and Time: 10-NOV-2010 08:54
Instrument ID: 733.i
Client ID: SSTD60
Compound Name: Chrysene
CAS #: 218-01-9

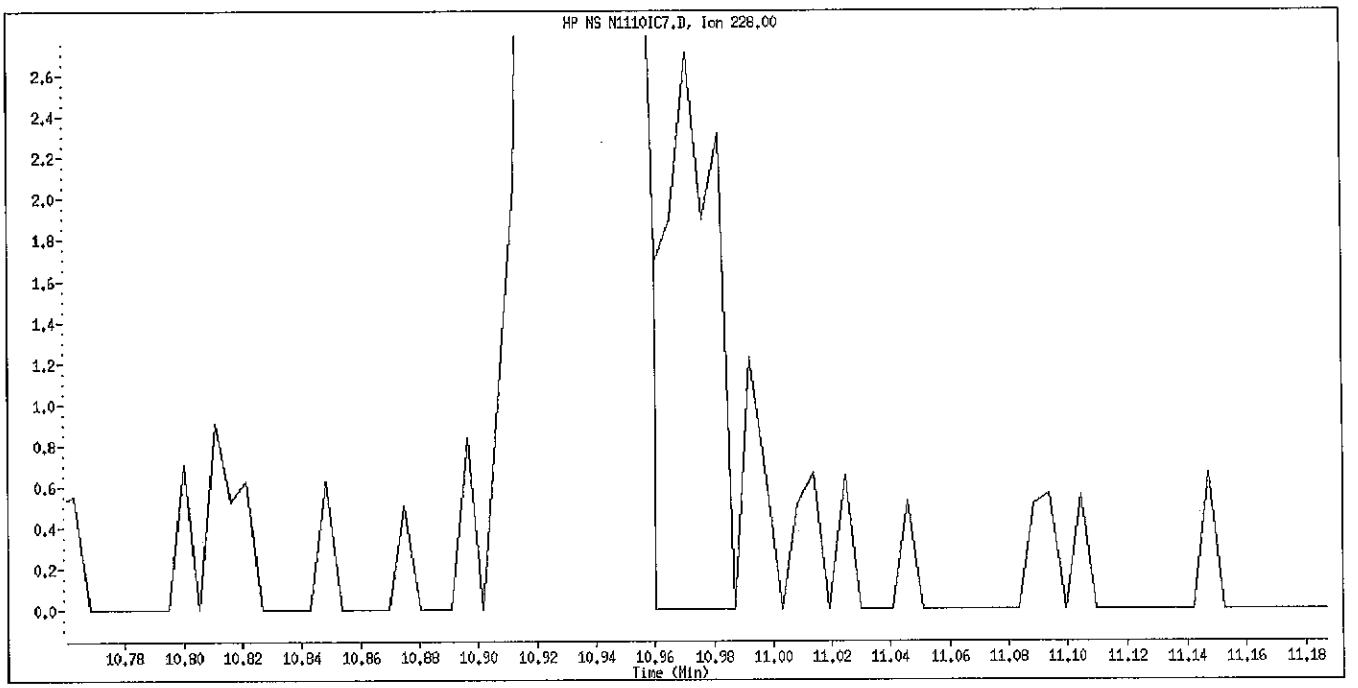

Original Integration

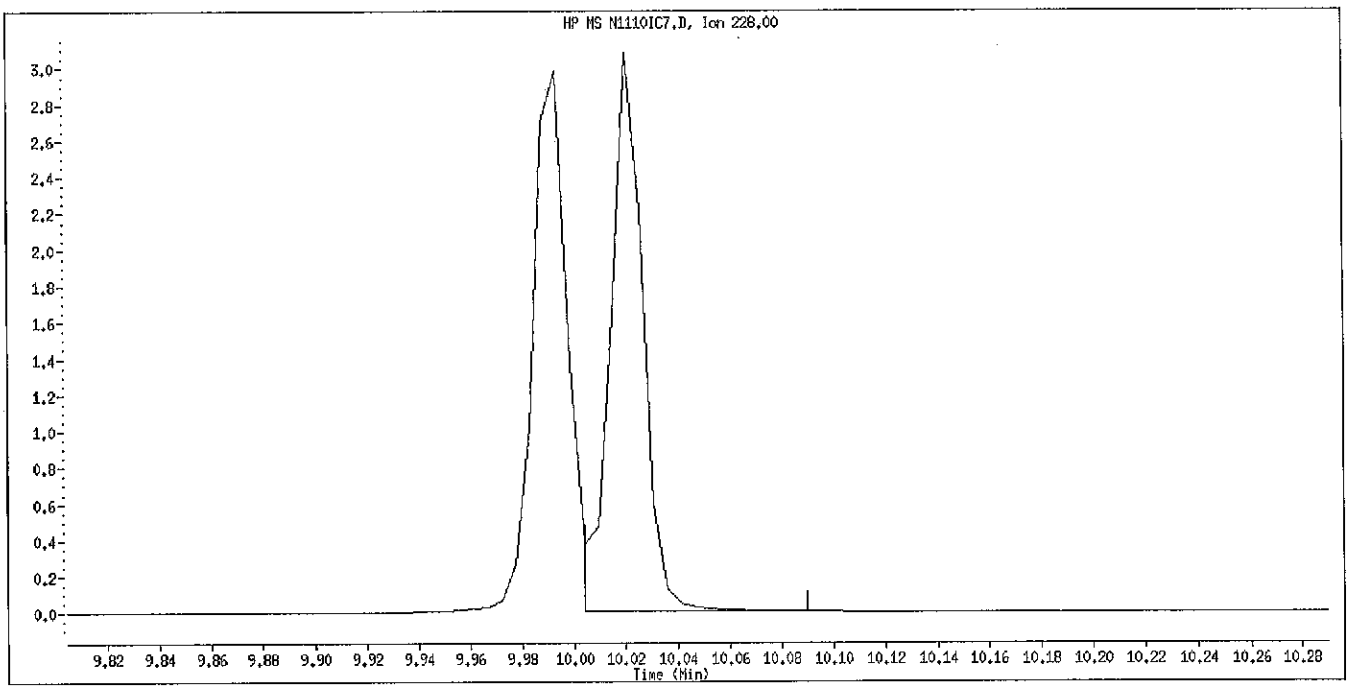

Manual Integration

Manually Integrated By: piccolinov
Manual Integration Reason: Peak Not Found

Data File: \\PITSVR06\D\chem\733.i\N111010.b\N1110IC8.D
Date : 10-NOV-2010 09:14
Client ID: SSTD80
Sample Info: SSTD80(40ug/ml) BNA0667-10 8270c/d

Instrument: 733.i
Operator: 3200
Column diameter: 0.32

Column phase: DB5-MS

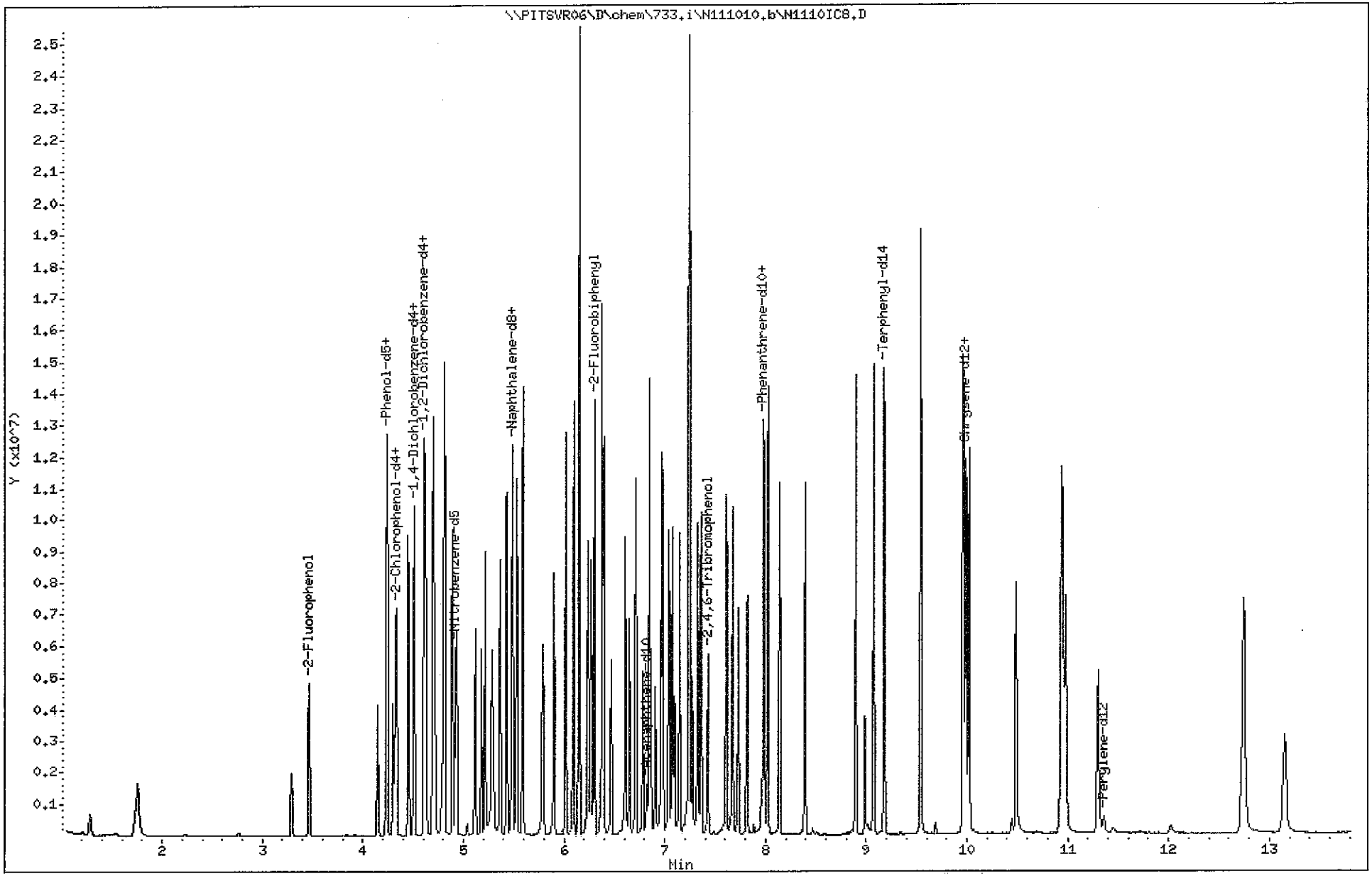

TestAmerica Pittsburgh

Semivolatile REPORT SW-846 Method 8270

Data file : \\PITSVR06\D\chem\733.i\N111010.b\N1110IC8.D
Lab Smp Id: sstd80 Client Smp ID: SSTD80
Inj Date : 10-NOV-2010 09:14
Operator : 3200 Inst ID: 733.i
Smp Info : SSTD80(40ug/ml) BNA0667-10 8270c/d
Misc Info : sstd80,N111010.b,8270ll.m,padepi.sub,1,8
Comment :
Method : \\PITSVR06\D\chem\733.i\N111010.b\8270ll.m
Meth Date : 10-Nov-2010 10:25 piccolinov Quant Type: ISTD
Cal Date : 10-NOV-2010 09:14 Cal File: N1110IC8.D
Als bottle: 96 Calibration Sample, Level: 8
Dil Factor: 1.00000
Integrator: HP RTE Compound Sublist: padepi.sub
Target Version: 4.14
Processing Host: PITPC-502

	Compounds	QUANT SIG MASS	RT	EXP RT	REL RT	RESPONSE	AMOUNTS CAL-AMT (NG)	ON-COL (NG)	
* 1	1,4-Dichlorobenzene-d4	152	4.497	4.497	(1.000)	116631	8.00000		
* 2	Naphthalene-d8	136	5.470	5.470	(1.000)	390440	8.00000		
* 3	Acenaphthene-d10	164	6.821	6.821	(1.000)	212900	8.00000		
* 4	Phenanthrene-d10	188	7.965	7.965	(1.000)	339664	8.00000		
* 5	Chrysene-d12	240	10.000	10.000	(1.000)	340270	8.00000		(MH)
* 6	Perylene-d12	264	11.357	11.357	(1.000)	234738	8.00000		
198	1,4-Dioxane	88	1.282	1.282	(0.285)	440596	80.0000	76.474	
10	N-Nitrosodimethylamine	74	1.730	1.730	(0.385)	555478	80.0000	79.410	
9	Pyridine	79	1.757	1.757	(0.391)	1122183	80.0000	80.495	
16	Methyl methanesulfonate	80	3.290	3.290	(0.732)	703087	80.0000	74.931	
206	Benzaldehyde	77	4.145	4.145	(0.922)	716336	80.0000	63.133	
21	Aniline	93	4.241	4.241	(0.943)	1911469	80.0000	79.525	
22	Phenol	94	4.241	4.241	(0.943)	1715613	80.0000	79.654	
23	bis(2-Chloroethyl)ether	93	4.300	4.300	(0.956)	1077591	80.0000	78.430	
24	2-Chlorophenol	128	4.332	4.332	(0.963)	1544245	80.0000	80.044	
26	1,3-Dichlorobenzene	146	4.449	4.449	(0.989)	1961010	80.0000	83.562	
27	1,4-Dichlorobenzene	146	4.508	4.508	(1.002)	2011821	80.0000	83.912	
28	1,2-Dichlorobenzene	146	4.626	4.626	(1.029)	1831149	80.0000	82.238	
217	Indene	116	4.695	4.695	(1.044)	2657724	80.0000	84.988	
29	Benzyl Alcohol	108	4.610	4.610	(1.025)	920437	80.0000	89.057	
30	2-Methylphenol	108	4.706	4.706	(1.046)	1262253	80.0000	82.686	
31	2,2'-oxybis(1-Chloropropane)	45	4.717	4.717	(1.049)	1112093	80.0000	79.224	
37	Acetophenone	105	4.807	4.807	(1.069)	1923629	80.0000	79.496	
32	N-Nitroso-di-n-propylamine	70	4.813	4.813	(1.070)	837419	80.0000	77.433	
192	4-Methylphenol	108	4.813	4.813	(1.070)	1243325	80.0000	81.833	
34	Hexachloroethane	117	4.887	4.887	(1.087)	788564	80.0000	79.137	
35	Nitrobenzene	77	4.936	4.936	(0.902)	1419210	80.0000	79.780	
36	N-Nitrosopyrrolidine	100	4.791	4.791	(1.065)	528216	80.0000	80.679	
41	Isophorone	82	5.117	5.117	(0.936)	2301589	80.0000	80.729	
42	2-Nitrophenol	139	5.176	5.176	(0.946)	824447	80.0000	86.402	
43	2,4-Dimethylphenol	107	5.219	5.219	(0.954)	1564641	80.0000	84.721	
44	bis(2-Chloroethoxy)methane	93	5.283	5.283	(0.966)	1370650	80.0000	82.847	
48	2,4-Dichlorophenol	162	5.363	5.363	(0.980)	1370215	80.0000	86.196	

Compounds	QUANT SIG MASS	RT	EXP RT	REL RT	RESPONSE	AMOUNTS CAL-AMT (NG)	AMOUNTS ON-COL (NG)
49 Benzoic Acid	122	5.304	5.304	(0.970)	740434	80.0000	86.692(M)
50 1,2,4-Trichlorobenzene	180	5.432	5.432	(0.993)	1825951	80.0000	86.032
51 Naphthalene	128	5.486	5.486	(1.003)	4444886	80.0000	86.615
52 4-Chloroaniline	127	5.529	5.529	(1.011)	1792567	80.0000	86.031
54 2,6-Dichlorophenol	162	5.534	5.534	(1.012)	1381276	80.0000	87.765
56 Hexachlorobutadiene	225	5.593	5.593	(1.022)	1445543	80.0000	88.446
208 Caprolactam	113	5.801	5.801	(1.061)	275124	80.0000	83.093
59 4-Chloro-3-Methylphenol	107	5.902	5.902	(1.079)	1262970	80.0000	85.960
62 2-Methylnaphthalene	142	6.020	6.020	(1.101)	2992276	80.0000	89.045
63 1-Methylnaphthalene	142	6.095	6.095	(1.114)	2916850	80.0000	90.745
64 Hexachlorocyclopentadiene	237	6.148	6.148	(0.901)	1995427	80.0000	104.14
65 1,2,4,5-Tetrachlorobenzene	216	6.154	6.154	(0.902)	2161512	80.0000	95.576
66 2,4,6-Trichlorophenol	196	6.234	6.234	(0.914)	1169826	80.0000	94.178
67 2,4,5-Trichlorophenol	196	6.266	6.266	(0.919)	1061934	80.0000	84.892
209 1,1'-Biphenyl	154	6.378	6.378	(0.935)	4067644	80.0000	92.687
70 2-Chloronaphthalene	162	6.394	6.394	(0.937)	3158922	80.0000	92.886
73 2-Nitroaniline	65	6.463	6.463	(0.948)	772454	80.0000	83.655
76 Dimethylphthalate	163	6.608	6.608	(0.969)	3073764	80.0000	84.023
78 2,6-Dinitrotoluene	165	6.650	6.650	(0.975)	630981	80.0000	89.818
79 Acenaphthylene	152	6.714	6.714	(0.984)	4448469	80.0000	91.221
81 3-Nitroaniline	138	6.779	6.779	(0.994)	592834	80.0000	86.791
82 Acenaphthene	153	6.848	6.848	(1.004)	2766692	80.0000	90.777
83 2,4-Dinitrophenol	184	6.859	6.859	(1.005)	435312	80.0000	107.42
85 4-Nitrophenol	109	6.907	6.907	(1.013)	635042	80.0000	88.070
86 Dibenzofuran	168	6.982	6.982	(1.023)	4181226	80.0000	92.430
87 2,4-Dinitrotoluene	165	6.960	6.960	(1.020)	851230	80.0000	88.340
91 2,3,5,6-Tetrachlorophenol	232	7.040	7.040	(1.032)	1086870	80.0000	103.29
88 2,3,4,6-Tetrachlorophenol	232	7.072	7.072	(1.037)	1009881	80.0000	92.716
92 2-Naphthylamine	143	7.094	7.094	(1.040)	1097730	80.0000	54.709
93 Diethylphthalate	149	7.147	7.147	(1.048)	3045730	80.0000	85.643
94 Fluorene	166	7.243	7.243	(1.062)	3631120	80.0000	96.201
95 4-Chlorophenyl-phenylether	204	7.238	7.238	(1.061)	2261050	80.0000	101.33
96 4-Nitroaniline	138	7.249	7.249	(1.063)	710579	80.0000	93.888
98 4,6-Dinitro-2-methylphenol	198	7.275	7.275	(0.913)	532002	80.0000	93.928
99 N-Nitrosodiphenylamine (1)	169	7.329	7.329	(0.920)	1975295	80.0000	89.788
100 1,2-Diphenylhydrazine	77	7.361	7.361	(0.924)	3221493	80.0000	77.474
106 4-Bromophenyl-phenylether	248	7.612	7.612	(0.956)	1117617	80.0000	96.313
107 Hexachlorobenzene	284	7.676	7.676	(0.964)	1047204	80.0000	93.454
210 Atrazine	200	7.729	7.729	(0.970)	777868	80.0000	76.940
111 Pentachlorophenol	266	7.820	7.820	(0.982)	669343	80.0000	105.39
115 Phenanthrene	178	7.981	7.981	(1.002)	4841783	80.0000	94.845
116 Anthracene	178	8.023	8.023	(1.007)	4488392	80.0000	90.750
119 Carbazole	167	8.141	8.141	(1.022)	3624334	80.0000	90.463
120 Di-n-Butylphthalate	149	8.392	8.392	(1.054)	4783710	80.0000	89.824
123 Fluoranthene	202	8.899	8.899	(1.117)	4919220	80.0000	94.034
124 Benzidine	184	8.990	8.990	(0.899)	1281200	80.0000	86.948(M)
125 Pyrene	202	9.076	9.076	(0.908)	4888674	80.0000	84.366(M)
131 Butylbenzylphthalate	149	9.540	9.540	(0.954)	2163336	80.0000	86.297(M)
135 3,3'-Dichlorobenzidine	252	9.957	9.957	(0.996)	1606987	80.0000	100.12(M)
136 Benzo(a)Anthracene	228	9.989	9.989	(0.999)	4172541	80.0000	84.884(M)
137 Chrysene	228	10.021	10.021	(1.002)	3876422	80.0000	83.627(M)
139 bis(2-ethylhexyl)Phthalate	149	9.968	9.968	(0.997)	3089778	80.0000	89.046(M)
140 Di-n-octylphthalate	149	10.486	10.486	(0.923)	4177389	80.0000	96.056
141 Benzo(b)fluoranthene	252	10.951	10.951	(0.964)	4185766	80.0000	108.67

	Compounds	QUANT SIG MASS	RT	EXP RT	REL RT	RESPONSE	AMOUNTS CAL-AMT (NG)	AMOUNTS ON-COL (NG)
142	Benzo(k)fluoranthene	252	10.977	10.977	(0.967)	3442685	80.0000	81.217
143	7,12-dimethylbenz[a]anthracen	256	10.940	10.940	(0.963)	1948350	80.0000	101.68
146	Benzo(a)pyrene	252	11.298	11.298	(0.995)	2683707	80.0000	94.331
149	Indeno(1,2,3-cd)pyrene	276	12.746	12.746	(1.122)	3604661	80.0000	101.49
150	Dibenz(a,h)anthracene	278	12.746	12.746	(1.122)	3120220	80.0000	105.00
151	Benzo(g,h,i)perylene	276	13.152	13.152	(1.158)	2810049	80.0000	94.656
$ 154	Nitrobenzene-d5	82	4.920	4.920	(0.899)	1448739	80.0000	79.327
$ 155	2-Fluorobiphenyl	172	6.298	6.298	(0.923)	3584897	80.0000	92.390
$ 156	Terphenyl-d14	244	9.177	9.177	(0.918)	3619094	80.0000	90.060(M)
$ 157	Phenol-d5	99	4.230	4.230	(0.941)	1547049	80.0000	82.096
$ 158	2-Fluorophenol	112	3.461	3.461	(0.770)	1334353	80.0000	82.144
$ 159	2,4,6-Tribromophenol	330	7.430	7.430	(0.933)	420239	80.0000	95.892
$ 186	2-Chlorophenol-d4	132	4.321	4.321	(0.961)	1602214	80.0000	83.038
$ 187	1,2-Dichlorobenzene-d4	152	4.615	4.615	(1.026)	1250180	80.0000	83.875

QC Flag Legend

M - Compound response manually integrated.
H - Operator selected an alternate compound hit.

Data File Name: N1110IC8.D
Inj. Date and Time: 10-NOV-2010 09:14
Instrument ID: 733.i
Client ID: SSTD80
Compound Name: Benzoic Acid
CAS #: 65-85-0

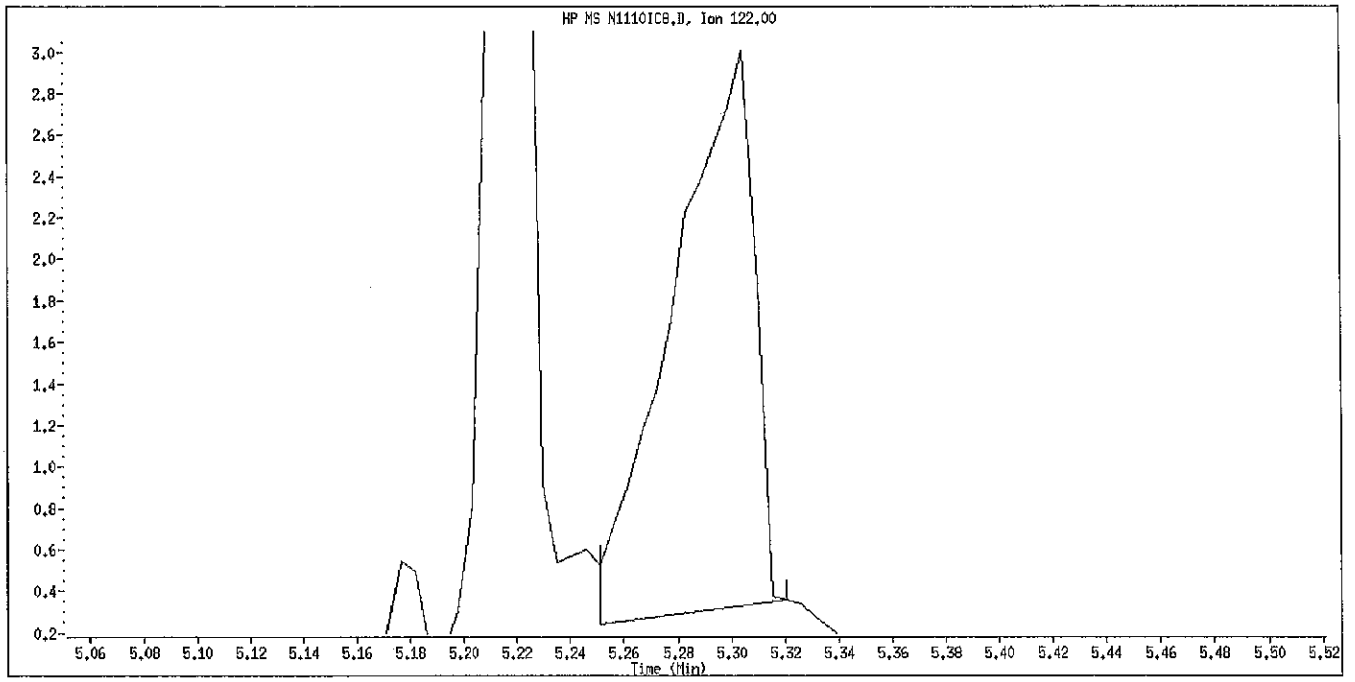

Original Integration

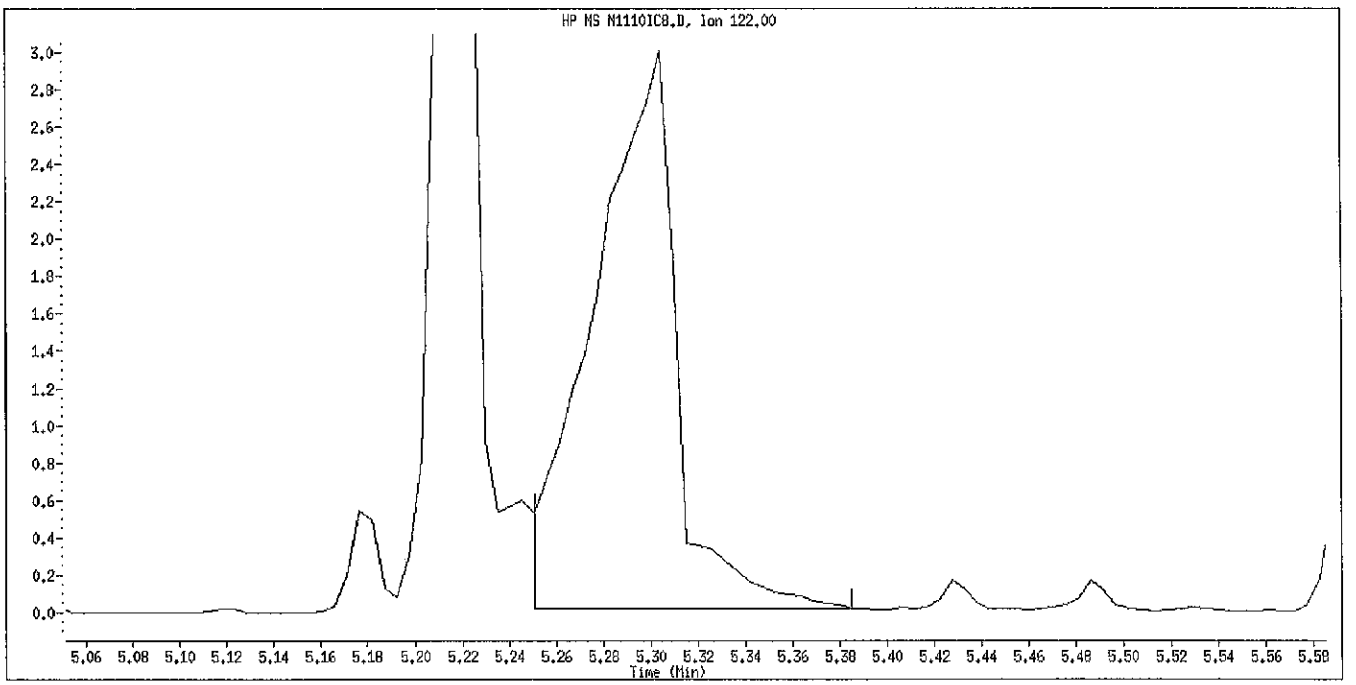

Manual Integration

Manually Integrated By: piccolinov
Manual Integration Reason: Poor Chromatography

Data File Name: N1110IC8.D
Inj. Date and Time: 10-NOV-2010 09:14
Instrument ID: 733.i
Client ID: SSTD80
Compound Name: Benzidine
CAS #: 92-87-5

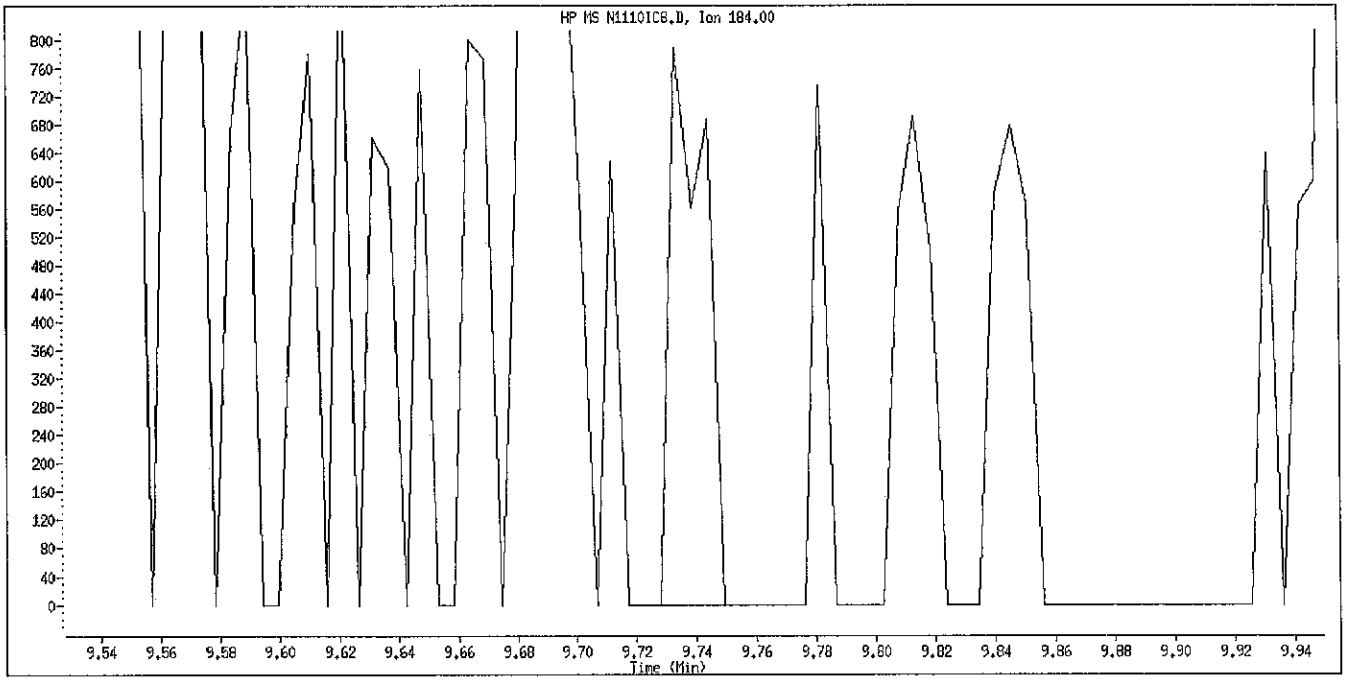

Original Integration

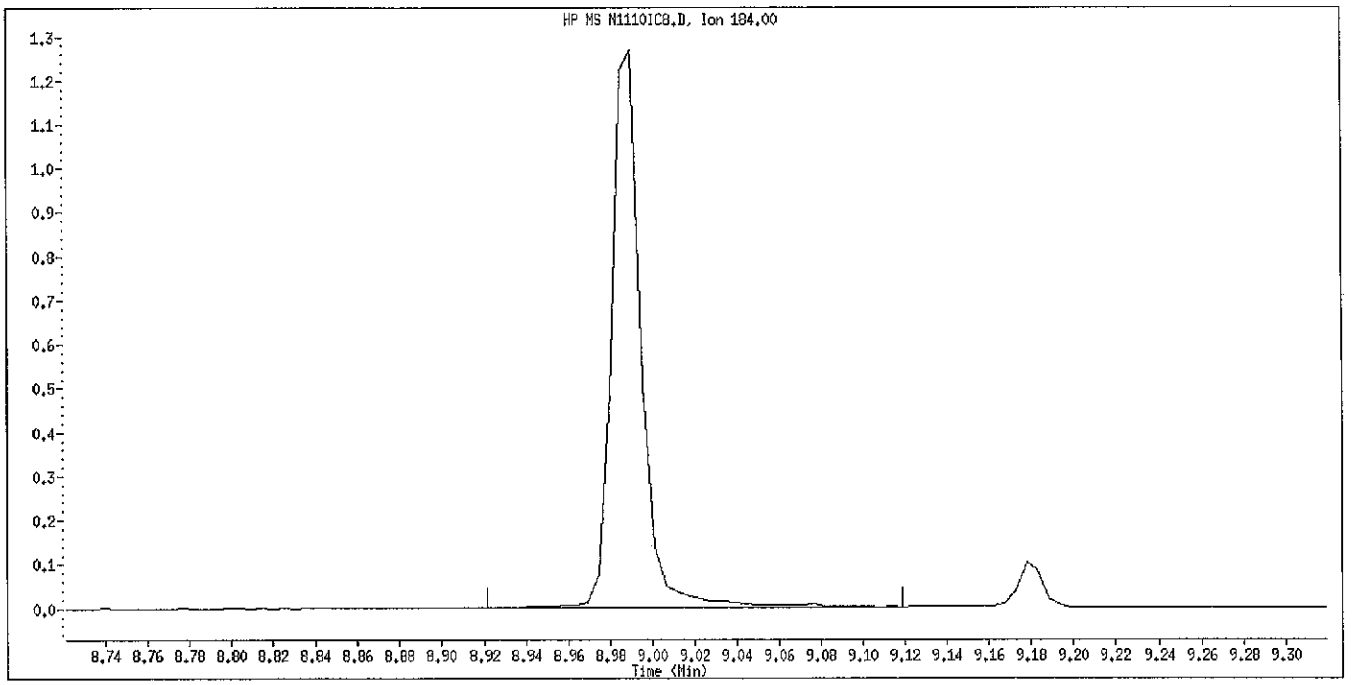

Manual Integration

Manually Integrated By: piccolinov
Manual Integration Reason: Peak Not Found

Data File Name: N1110IC8.D
Inj. Date and Time: 10-NOV-2010 09:14
Instrument ID: 733.i
Client ID: SSTD80
Compound Name: Pyrene
CAS #: 129-00-0

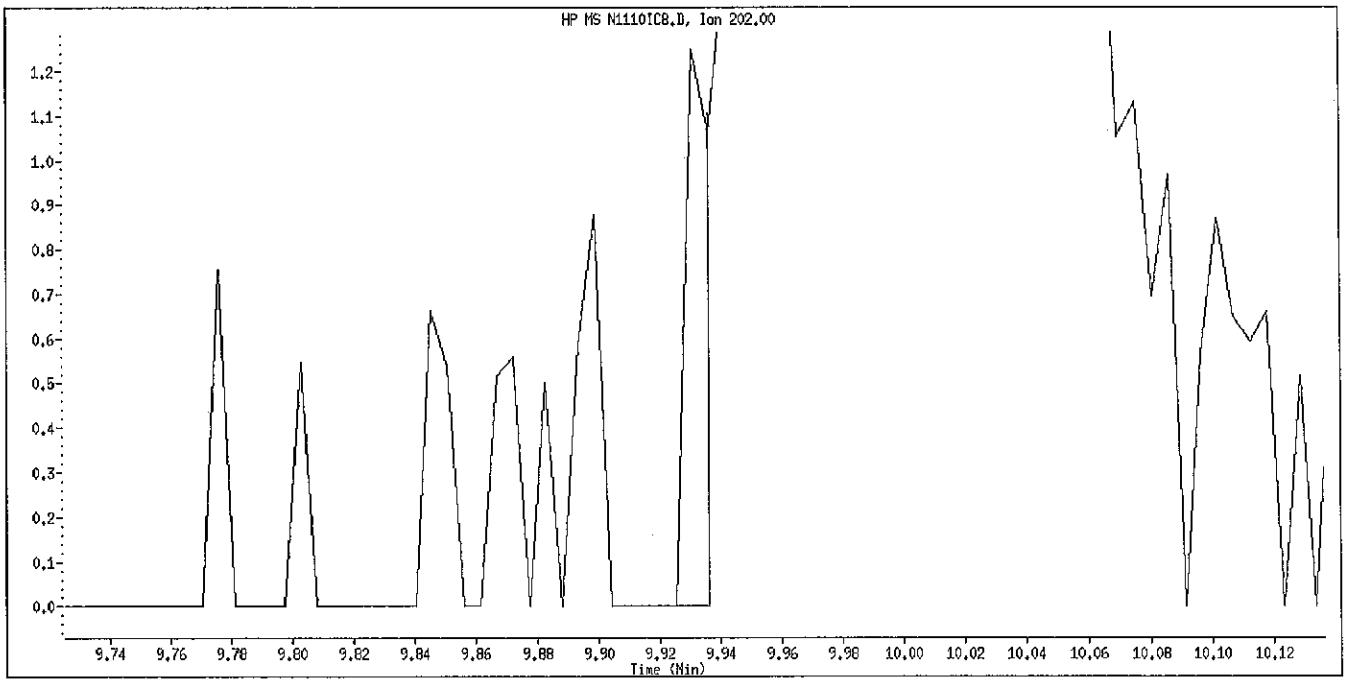

Original Integration

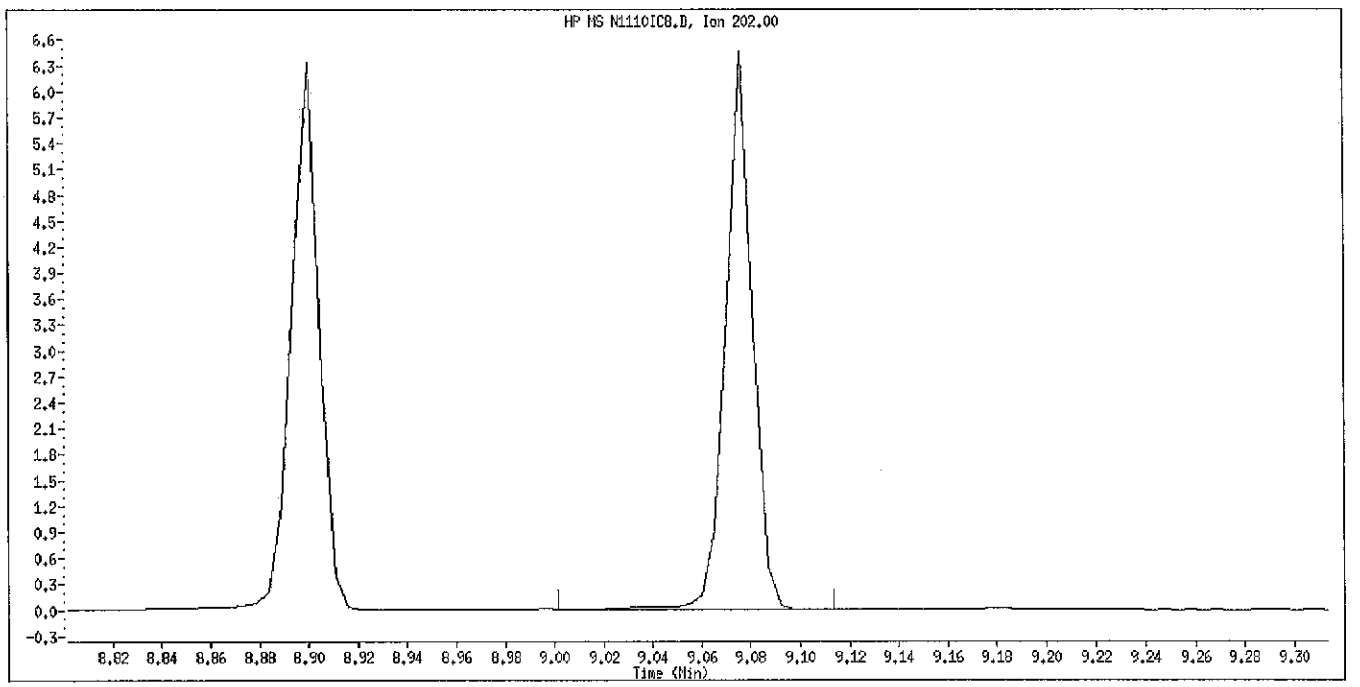

Manual Integration

Manually Integrated By: piccolinov
Manual Integration Reason: Peak Not Found

Data File Name: N1110IC8.D
Inj. Date and Time: 10-NOV-2010 09:14
Instrument ID: 733.i
Client ID: SSTD80
Compound Name: Terphenyl-d14
CAS #: 1718-51-0

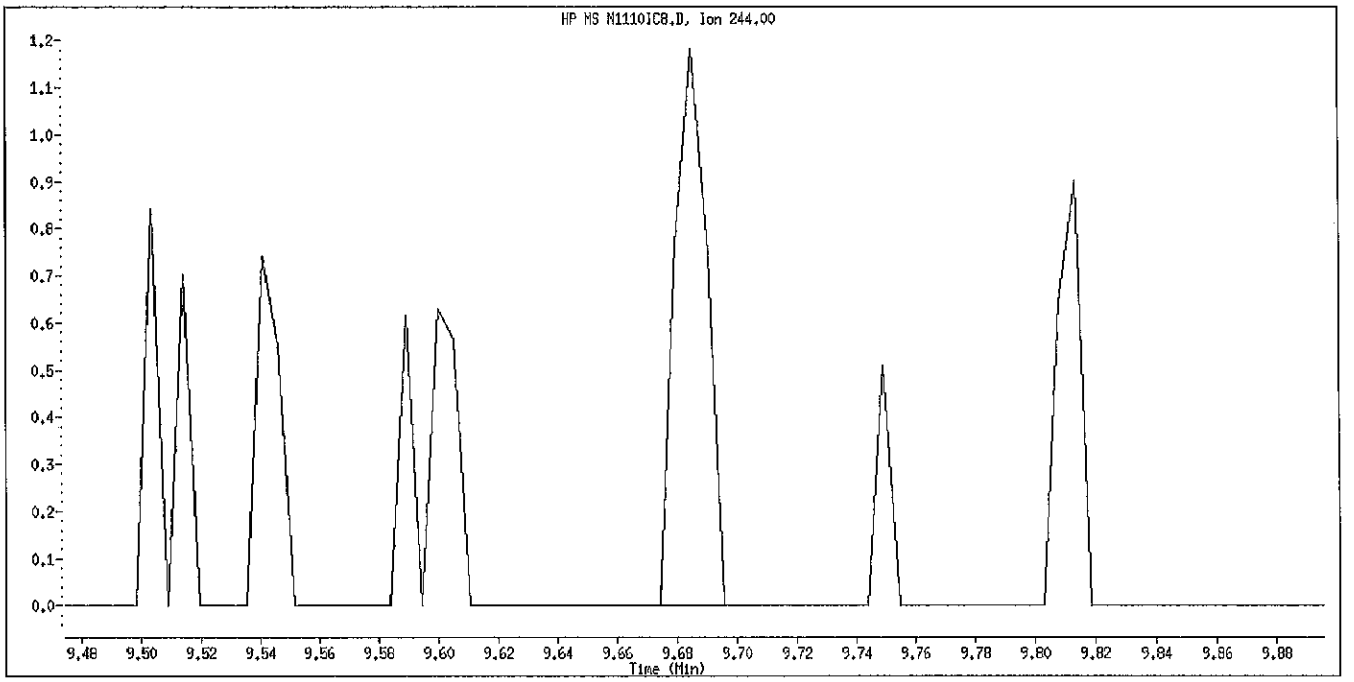

Original Integration

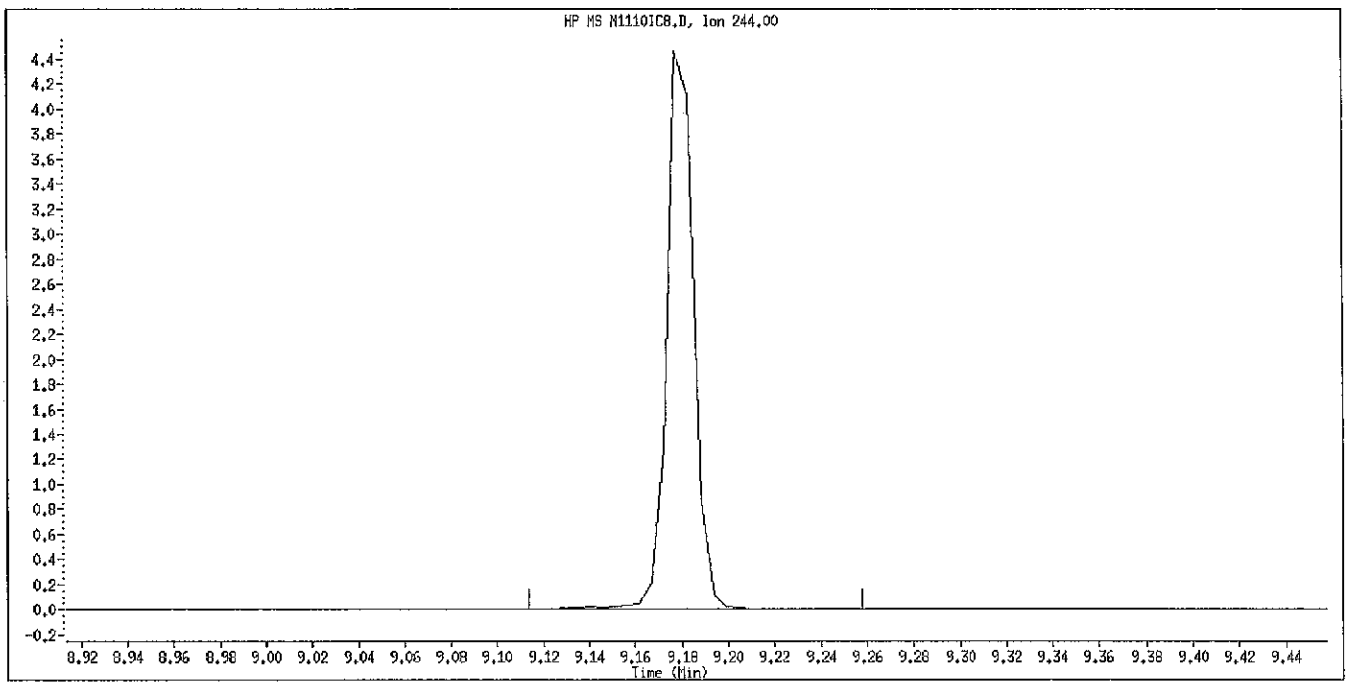

Manual Integration

Manually Integrated By: piccolinov
Manual Integration Reason: Peak Not Found

Data File Name: N1110IC8.D
Inj. Date and Time: 10-NOV-2010 09:14
Instrument ID: 733.i
Client ID: SSTD80
Compound Name: Butylbenzylphthalate
CAS #: 85-68-7

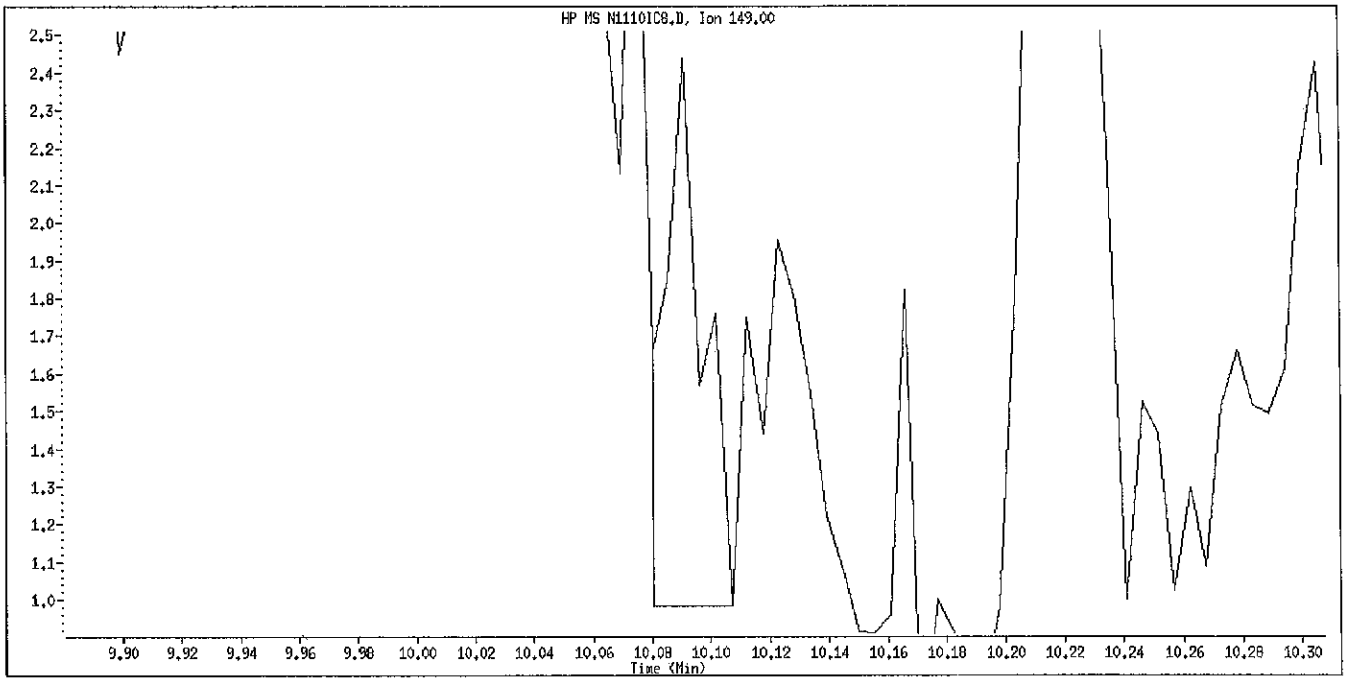

Original Integration

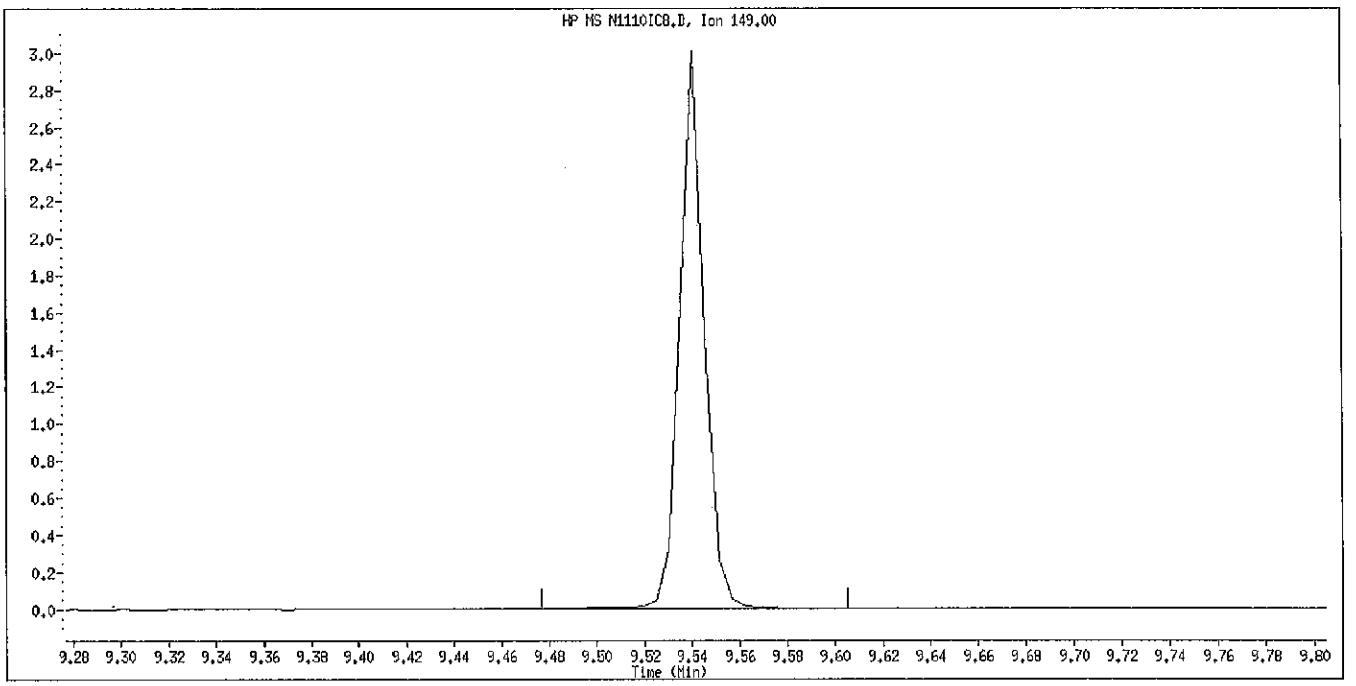

Manual Integration

Manually Integrated By: piccolinov
Manual Integration Reason: Peak Not Found

Data File Name: N1110IC8.D
Inj. Date and Time: 10-NOV-2010 09:14
Instrument ID: 733.i
Client ID: SSTD80
Compound Name: 3,3'-Dichlorobenzidine
CAS #: 91-94-1

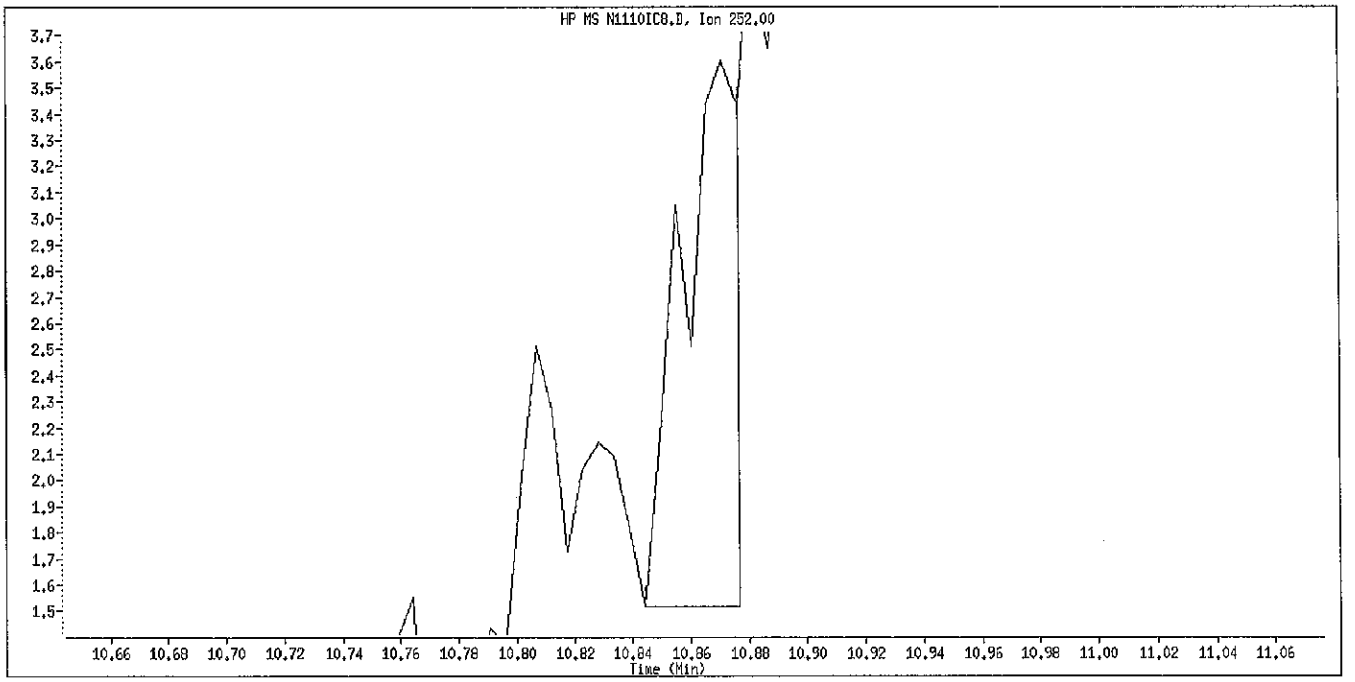

Original Integration

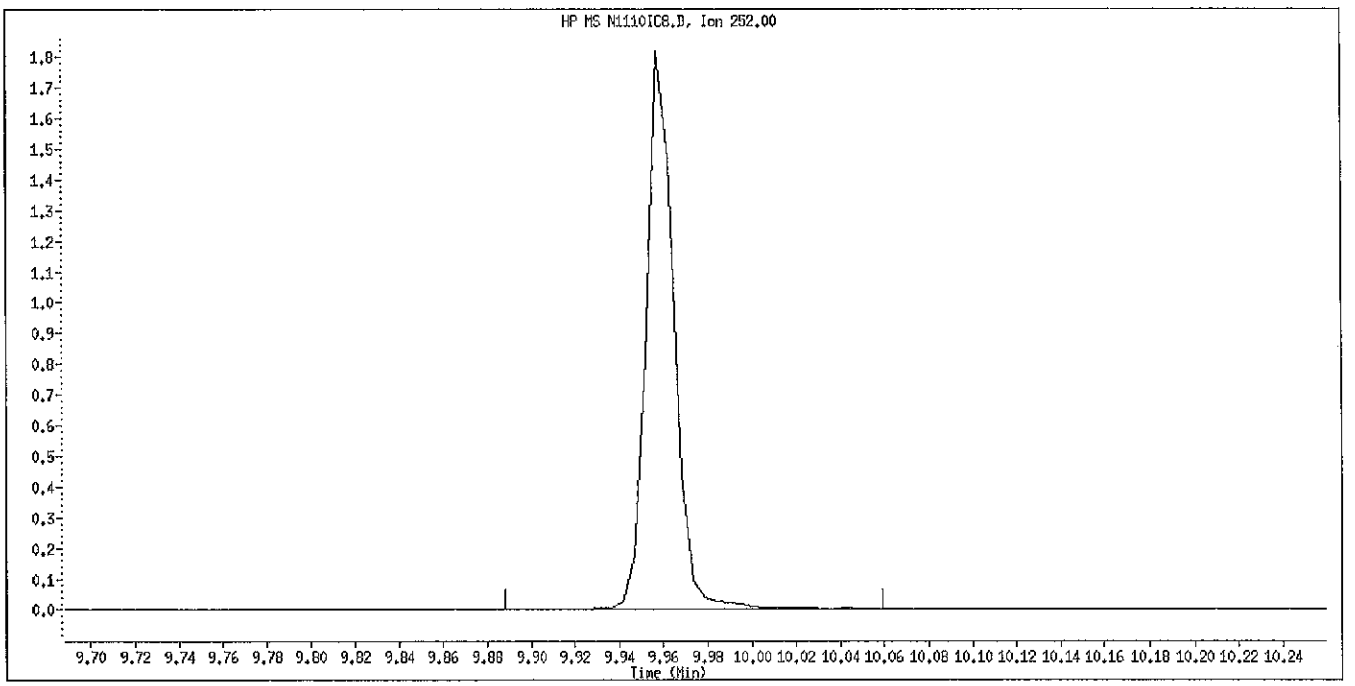

Manual Integration

Manually Integrated By: piccolinov
Manual Integration Reason: Peak Not Found

Data File Name: N1110IC8.D
Inj. Date and Time: 10-NOV-2010 09:14
Instrument ID: 733.i
Client ID: SSTD80
Compound Name: bis(2-ethylhexyl)Phthalate
CAS #: 117-81-7

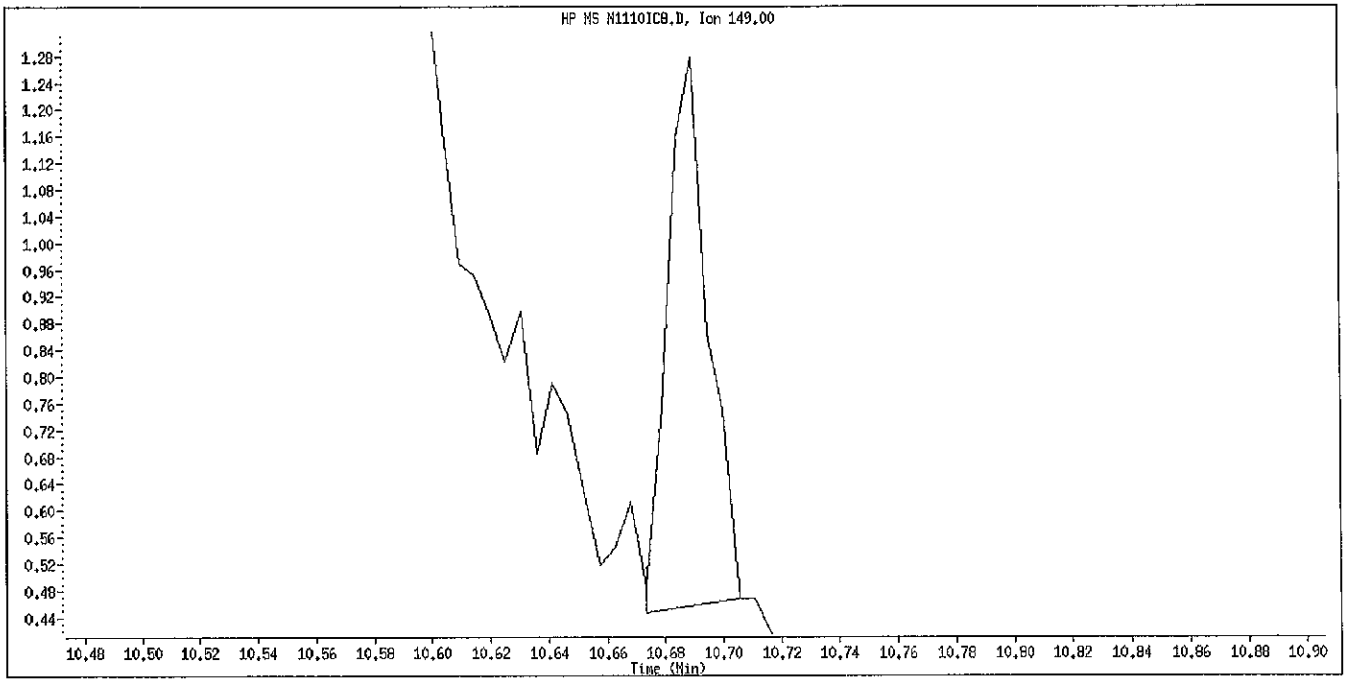

Original Integration

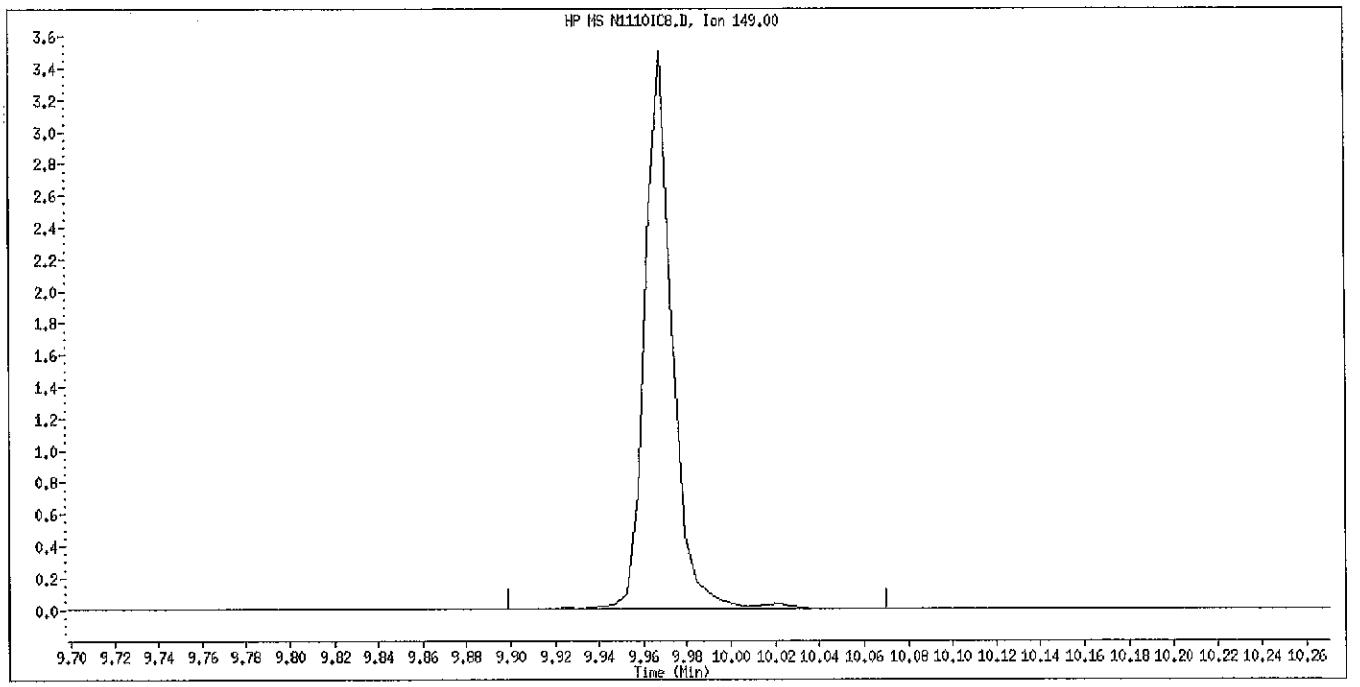

Manual Integration

Manually Integrated By: piccolinov
Manual Integration Reason: Peak Not Found

Data File Name: N1110IC8.D
Inj. Date and Time: 10-NOV-2010 09:14
Instrument ID: 733.i
Client ID: SSTD80
Compound Name: Benzo(a)Anthracene
CAS #: 56-55-3

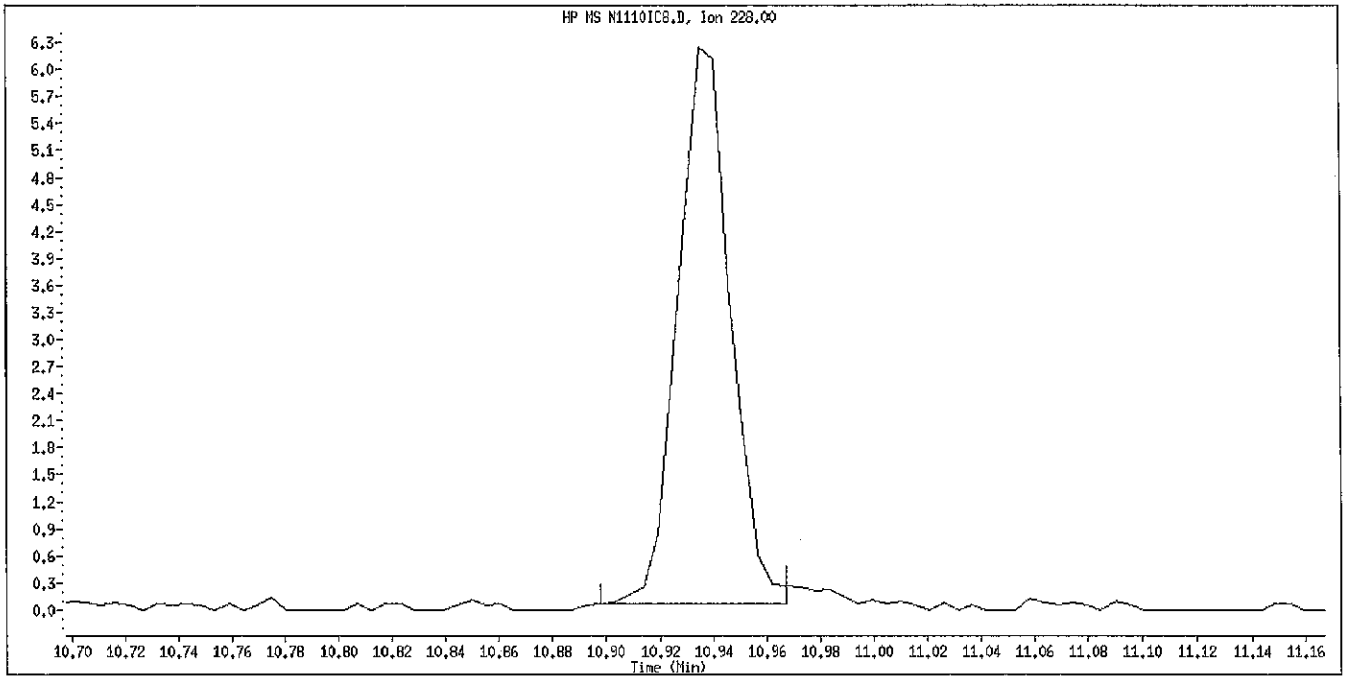

Original Integration

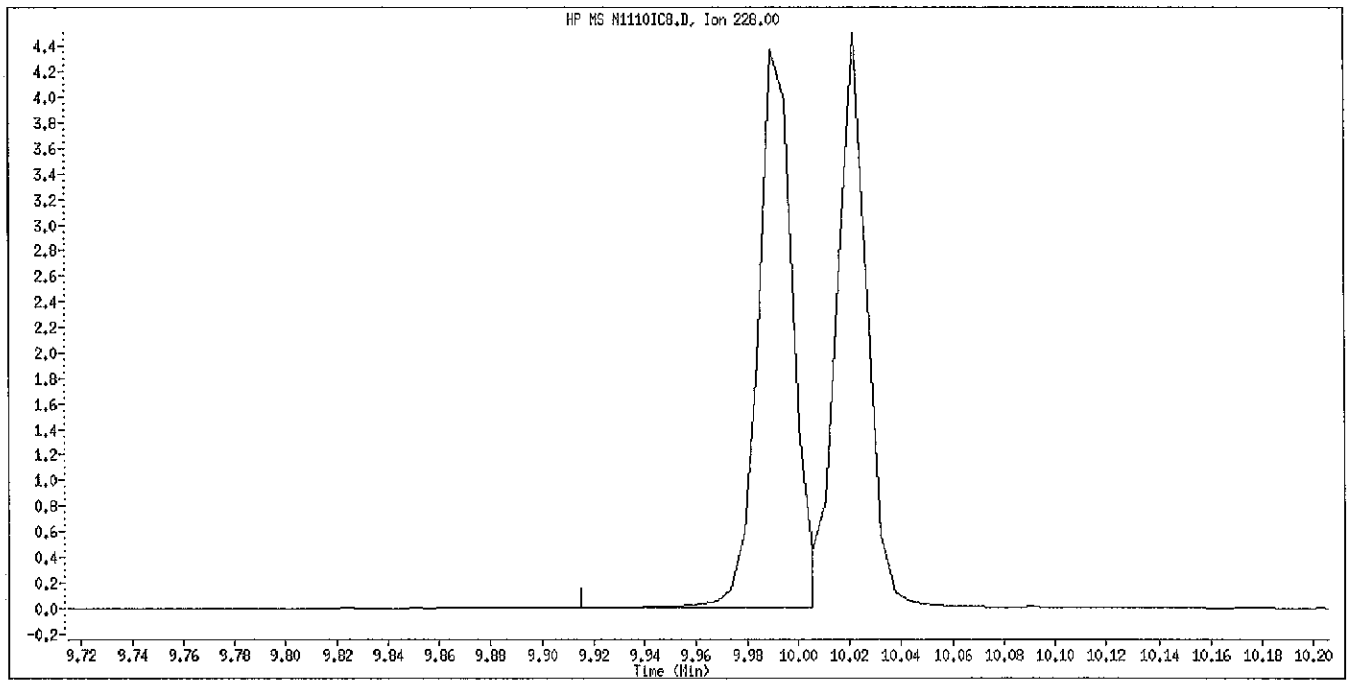

Manual Integration

Manually Integrated By: piccolinov
Manual Integration Reason: Peak Not Found

Data File Name: N1110IC8.D
Inj. Date and Time: 10-NOV-2010 09:14
Instrument ID: 733.i
Client ID: SSTD80
Compound Name: Chrysene-d12
CAS #: 1719-03-5

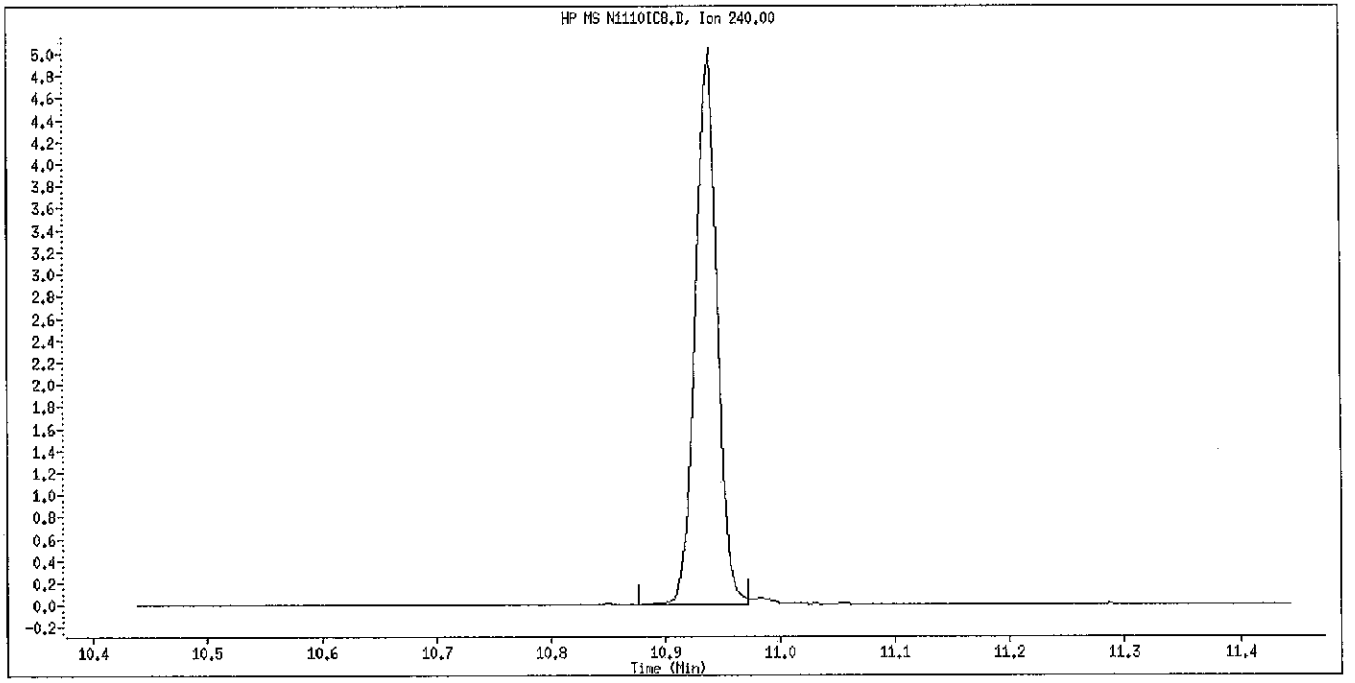

Original Integration

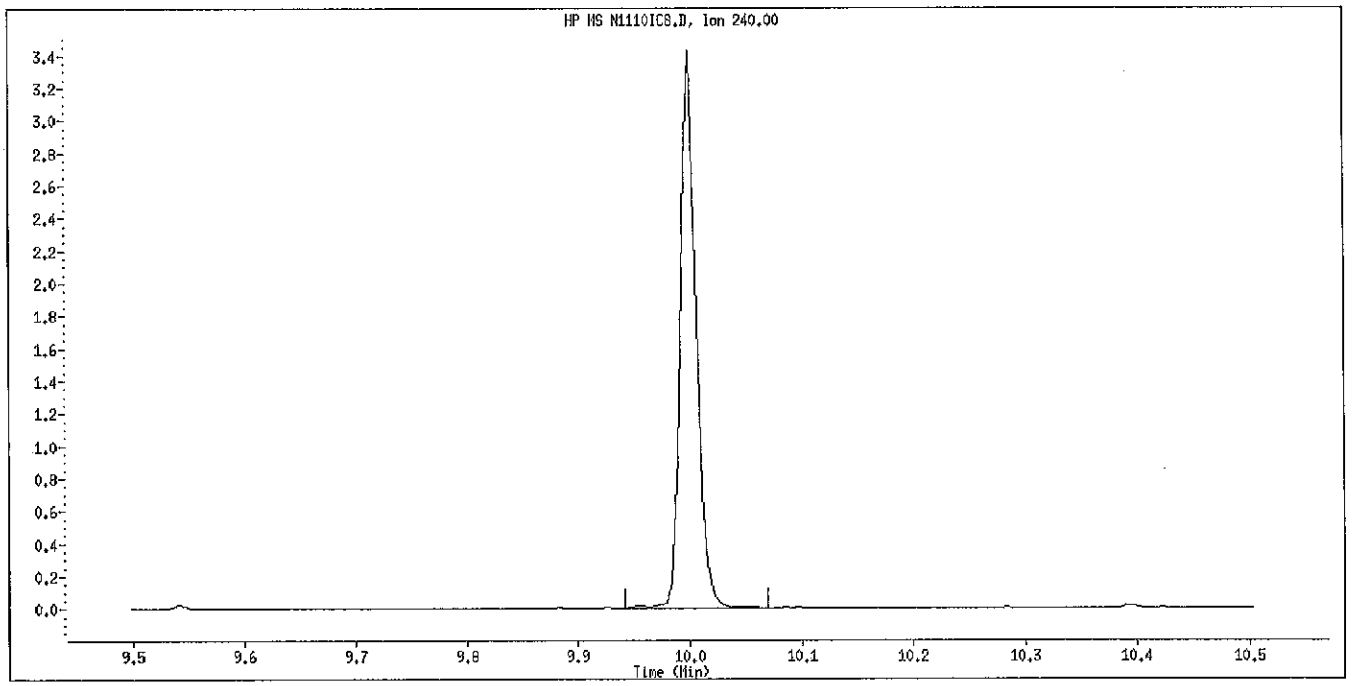

Manual Integration

Manually Integrated By: piccolinov
Manual Integration Reason: Peak Not Found

Data File Name: N1110IC8.D
Inj. Date and Time: 10-NOV-2010 09:14
Instrument ID: 733.i
Client ID: SSTD80
Compound Name: Chrysene
CAS #: 218-01-9

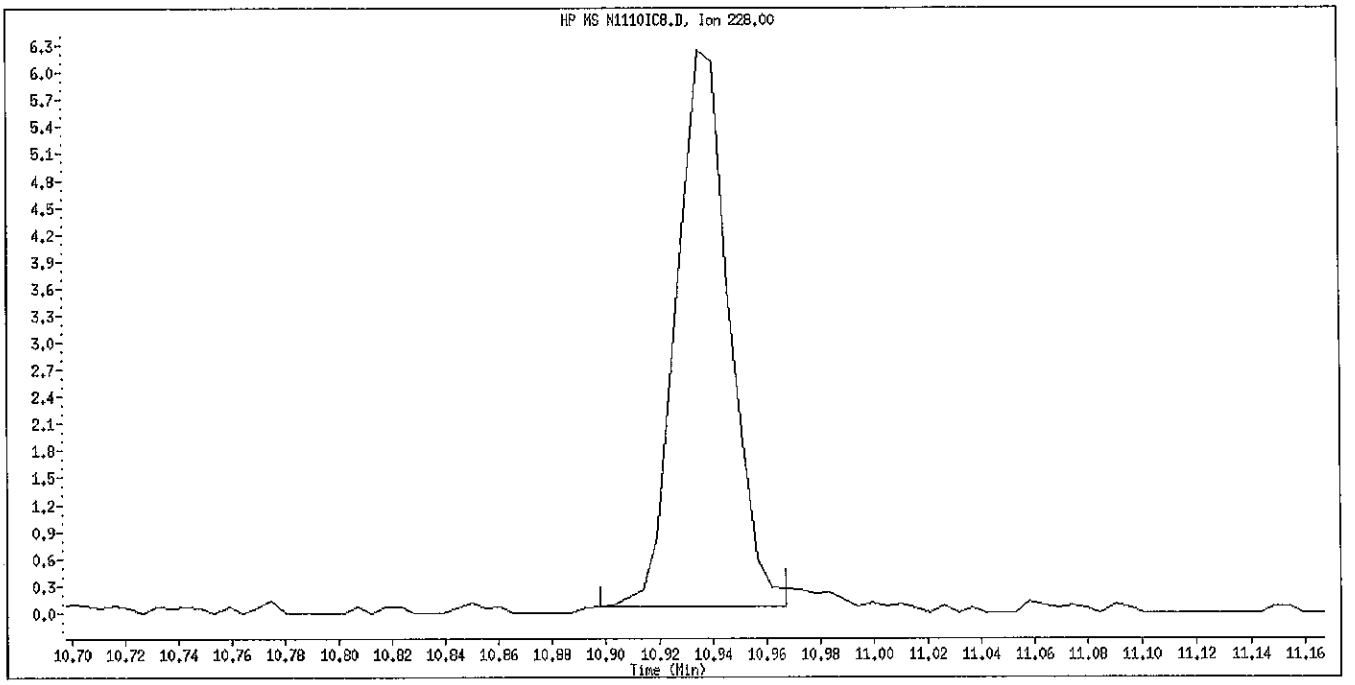

Original Integration

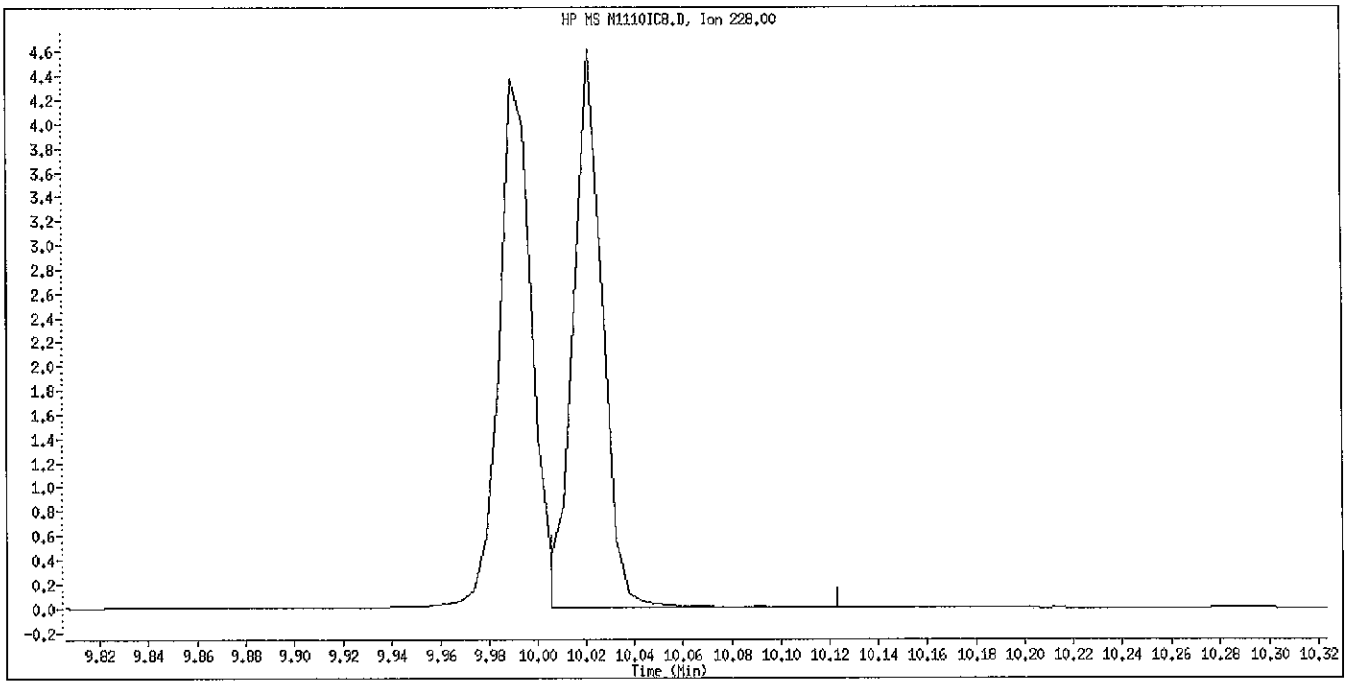

Manual Integration

Manually Integrated By: piccolinov
Manual Integration Reason: Peak Not Found

Data File: \\PITSVR06\D\chem\733.i\N111010.b\N1110STV.D
Date : 10-NOV-2010 09:38
Client ID: STDVER20
Sample Info: STDVER20(10ug/ml) BNA0670-10 8270c/d

Instrument: 733.i

Operator: 3200
Column diameter: 0.32

Column phase: DB5-MS

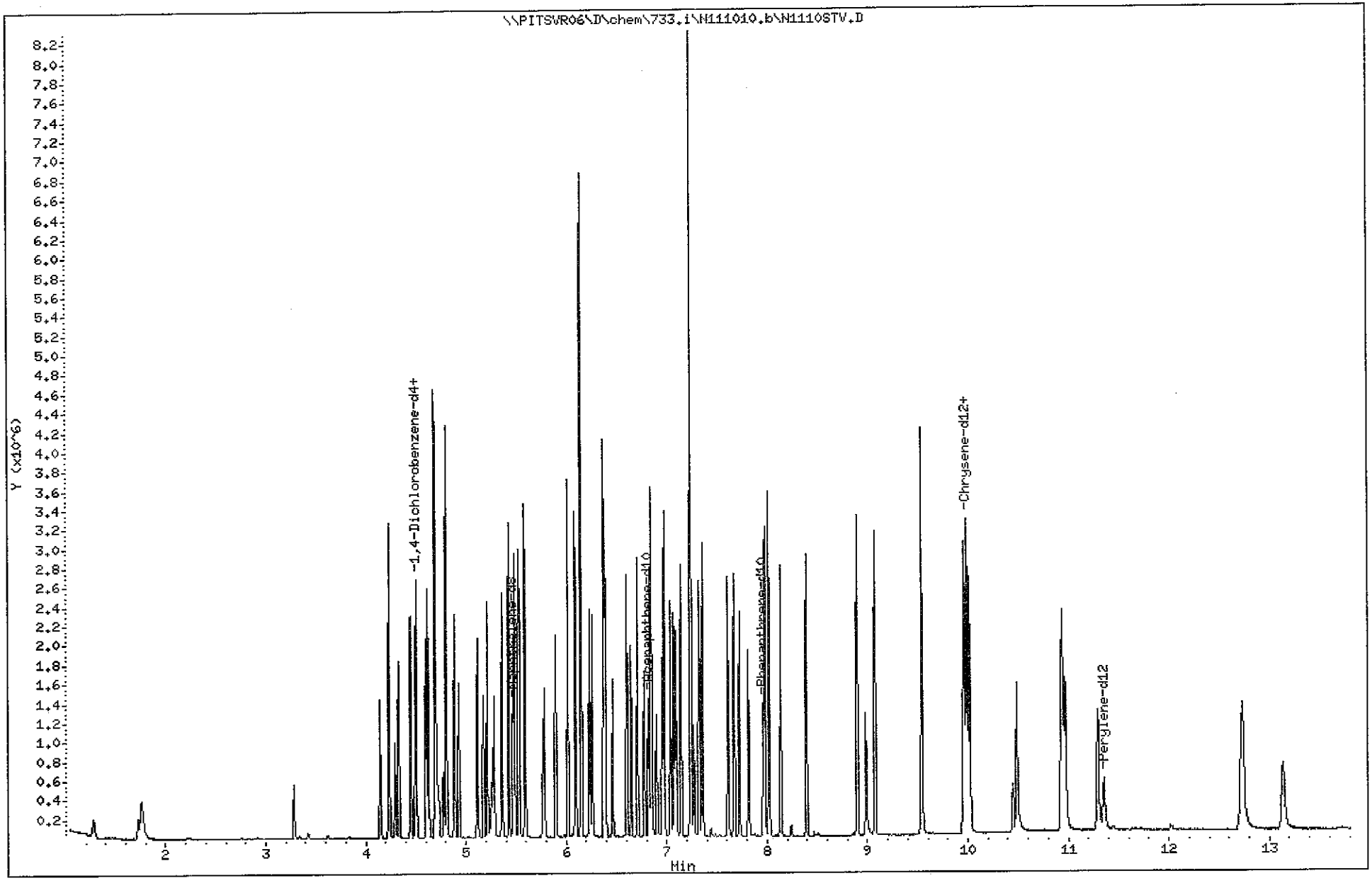

TestAmerica Pittsburgh

RECOVERY REPORT

Client Name:
Sample Matrix: NONE
Lab Smp Id: SSTDVER20
Level:
Data Type: MS DATA
SpikeList File: icv.spk
Sublist File: padepi.sub
Client SDG: methods
Fraction: SV
Client Smp ID: STDVER20
Operator: 3200
SampleType: LCS
Quant Type: ISTD
Method File: \\PITSVR06\D\chem\733.i\N111010.b\8270ll.m
Misc Info: SSTDVER20,N111010.b,8270ll.m,padepi.sub

SPIKE	COMPOUND	AMOUNT ADDED NG	AMOUNT RECOVERED NG	% RECOVERED	LIMITS
198	1,4-Dioxane	20.000	18.392	91.96	
9	Pyridine	20.000	20.135	100.68	
10	N-Nitrosodimethyla	20.000	18.614	93.07	
16	Methyl methanesulf	20.000	18.945	94.73	
21	Aniline	20.000	19.831	99.16	
206	Benzaldehyde	20.000	16.882	84.41	
22	Phenol	20.000	18.781	93.91	
23	bis(2-Chloroethyl)	20.000	18.066	90.33	
24	2-Chlorophenol	20.000	18.653	93.26	
26	1,3-Dichlorobenzen	20.000	18.555	92.78	
27	1,4-Dichlorobenzen	20.000	18.588	92.94	
28	1,2-Dichlorobenzen	20.000	18.298	91.49	
29	Benzyl Alcohol	20.000	19.185	95.92	
30	2-Methylphenol	20.000	19.474	97.37	
31	2,2'-oxybis(1-Chlo	20.000	19.128	95.64	
217	Indene	20.000	20.183	100.92	
32	N-Nitroso-di-n-pro	20.000	18.617	93.09	
192	4-Methylphenol	20.000	19.731	98.66	
34	Hexachloroethane	20.000	18.976	94.88	
35	Nitrobenzene	20.000	18.664	93.32	
36	N-Nitrosopyrrolidi	20.000	19.058	95.29	
37	Acetophenone	20.000	18.476	92.38	
41	Isophorone	20.000	19.009	95.04	
42	2-Nitrophenol	20.000	18.736	93.68	
43	2,4-Dimethylphenol	20.000	18.381	91.91	
44	bis(2-Chloroethoxy	20.000	18.103	90.51	
48	2,4-Dichlorophenol	20.000	18.901	94.50	
49	Benzoic Acid	20.000	18.270	91.35	
50	1,2,4-Trichloroben	20.000	18.373	91.87	
51	Naphthalene	20.000	18.911	94.55	
52	4-Chloroaniline	20.000	18.310	91.55	
54	2,6-Dichlorophenol	20.000	19.526	97.63	
56	Hexachlorobutadien	20.000	18.004	90.02	
208	Caprolactam	20.000	19.417	97.08	
59	4-Chloro-3-Methylp	20.000	19.335	96.68	
62	2-Methylnaphthalen	20.000	18.105	90.52	
63	1-Methylnaphthalen	20.000	18.793	93.96	
64	Hexachlorocyclopen	20.000	19.626	98.13	
65	1,2,4,5-Tetrachlor	20.000	18.672	93.36	
66	2,4,6-Trichlorophe	20.000	18.249	91.25	

SPIKE COMPOUND	AMOUNT ADDED NG	AMOUNT RECOVERED NG	% RECOVERED	LIMITS
67 2,4,5-Trichlorophe	20.000	18.796	93.98	
209 1,1'-Biphenyl	20.000	18.606	93.03	
70 2-Chloronaphthalen	20.000	18.802	94.01	
73 2-Nitroaniline	20.000	19.205	96.03	
76 Dimethylphthalate	20.000	18.971	94.86	
78 2,6-Dinitrotoluene	20.000	19.325	96.62	
79 Acenaphthylene	20.000	16.607	83.03	
81 3-Nitroaniline	20.000	20.522	102.61	
82 Acenaphthene	20.000	18.221	91.11	
83 2,4-Dinitrophenol	20.000	18.891	94.45	
85 4-Nitrophenol	20.000	19.394	96.97	
86 Dibenzofuran	20.000	18.582	92.91	
87 2,4-Dinitrotoluene	20.000	19.084	95.42	
88 2,3,4,6-Tetrachlor	20.000	19.236	96.18	
91 2,3,5,6-Tetrachlor	20.000	19.255	96.28	
92 2-Naphthylamine	20.000	20.948	104.74	
93 Diethylphthalate	20.000	19.021	95.11	
94 Fluorene	20.000	17.708	88.54	
95 4-Chlorophenyl-phe	20.000	18.162	90.81	
96 4-Nitroaniline	20.000	20.553	102.77	
98 4,6-Dinitro-2-meth	20.000	17.082	85.41	
99 N-Nitrosodiphenyla	20.000	18.863	94.32	
100 1,2-Diphenylhydraz	20.000	18.663	93.31	
106 4-Bromophenyl-phen	20.000	18.750	93.75	
107 Hexachlorobenzene	20.000	17.960	89.80	
210 Atrazine	20.000	19.155	95.78	
111 Pentachlorophenol	20.000	17.992	89.96	
115 Phenanthrene	20.000	17.333	86.67	
116 Anthracene	20.000	18.644	93.22	
119 Carbazole	20.000	17.926	89.63	
120 Di-n-Butylphthalat	20.000	18.299	91.50	
123 Fluoranthene	20.000	18.108	90.54	
124 Benzidine	20.000	20.669	103.34	
125 Pyrene	20.000	18.213	91.07	
131 Butylbenzylphthala	20.000	19.414	97.07	
135 3,3'-Dichlorobenzi	20.000	17.886	89.43	
136 Benzo(a)Anthracene	20.000	17.934	89.67	
137 Chrysene	20.000	19.099	95.50	
139 bis(2-ethylhexyl)P	20.000	17.917	89.59	
140 Di-n-octylphthalat	20.000	19.882	99.41	
141 Benzo(b)fluoranthe	20.000	19.197	95.99	
142 Benzo(k)fluoranthe	20.000	17.682	88.41	
143 7,12-dimethylbenz[	20.000	19.190	95.95	
146 Benzo(a)pyrene	20.000	21.607	108.03	
149 Indeno(1,2,3-cd)py	20.000	18.367	91.83	
150 Dibenz(a,h)anthrac	20.000	18.205	91.03	
151 Benzo(g,h,i)peryle	20.000	18.938	94.69	

SURROGATE COMPOUND	AMOUNT ADDED NG	AMOUNT RECOVERED NG	% RECOVERED	LIMITS
$ 154 Nitrobenzene-d5	20.000	0.00000	*	

SURROGATE COMPOUND	AMOUNT ADDED NG	AMOUNT RECOVERED NG	% RECOVERED	LIMITS
$ 155 2-Fluorobiphenyl	20.000	0.00000	*	
$ 156 Terphenyl-d14	20.000	0.00000	*	
$ 157 Phenol-d5	30.000	0.00000	*	
$ 158 2-Fluorophenol	30.000	0.00000	*	
$ 159 2,4,6-Tribromophe	30.000	0.00000	*	
$ 186 2-Chlorophenol-d4	30.000	0.00000	*	
$ 187 1,2-Dichlorobenze	20.000	0.00000	*	

TestAmerica Pittsburgh

Semivolatile REPORT SW-846 Method 8270

Data file : \\PITSVR06\D\chem\733.i\N111010.b\N1110STV.D
Lab Smp Id: SSTDVER20 Client Smp ID: STDVER20
Inj Date : 10-NOV-2010 09:38
Operator : 3200 Inst ID: 733.i
Smp Info : STDVER20(10ug/ml) BNA0670-10 8270c/d
Misc Info : SSTDVER20,N111010.b,8270ll.m,padepi.sub
Comment :
Method : \\PITSVR06\D\chem\733.i\N111010.b\8270ll.m
Meth Date : 10-Nov-2010 10:35 piccolinov Quant Type: ISTD
Cal Date : 10-NOV-2010 09:14 Cal File: N1110IC8.D
Als bottle: 97 QC Sample: LCS
Dil Factor: 1.00000
Integrator: HP RTE Compound Sublist: padepi.sub
Target Version: 4.14
Processing Host: PITPC-502

	Compounds	QUANT SIG MASS	RT	EXP RT	REL RT	RESPONSE	CONCENTRATIONS ON-COLUMN (NG)	CONCENTRATIONS FINAL (NG)
* 1	1,4-Dichlorobenzene-d4	152	4.494	4.497	(1.000)	128601	8.00000	
* 2	Naphthalene-d8	136	5.471	5.470	(1.000)	442044	8.00000	
* 3	Acenaphthene-d10	164	6.818	6.821	(1.000)	240970	8.00000	
* 4	Phenanthrene-d10	188	7.961	7.965	(1.000)	393523	8.00000	
* 5	Chrysene-d12	240	9.996	10.000	(1.000)	345342	8.00000	
* 6	Perylene-d12	264	11.353	11.357	(1.000)	259081	8.00000	
198	1,4-Dioxane	88	1.278	1.282	(0.284)	120363	18.3926	18.392
10	N-Nitrosodimethylamine	74	1.727	1.731	(0.384)	143574	18.6145	18.614
9	Pyridine	79	1.764	1.757	(0.393)	309518	20.1354	20.135
16	Methyl methanesulfonate	80	3.281	3.291	(0.730)	196008	18.9452	18.945
206	Benzaldehyde	77	4.141	4.144	(0.922)	252390	16.8815	16.882
21	Aniline	93	4.237	4.242	(0.943)	525588	19.8314	19.831
22	Phenol	94	4.232	4.242	(0.942)	446027	18.7811	18.781
23	bis(2-Chloroethyl)ether	93	4.296	4.300	(0.956)	273699	18.0664	18.066
24	2-Chlorophenol	128	4.328	4.332	(0.963)	396791	18.6529	18.653
26	1,3-Dichlorobenzene	146	4.451	4.450	(0.990)	480144	18.5553	18.555
27	1,4-Dichlorobenzene	146	4.505	4.509	(1.002)	491407	18.5885	18.588
28	1,2-Dichlorobenzene	146	4.622	4.626	(1.029)	449247	18.2981	18.298
217	Indene	116	4.691	4.696	(1.044)	695937	20.1831	20.183
29	Benzyl Alcohol	108	4.601	4.610	(1.024)	218632	19.1848	19.185
30	2-Methylphenol	108	4.697	4.706	(1.045)	327803	19.4745	19.474
31	2,2'-oxybis(1-Chloropropane)	45	4.713	4.717	(1.049)	296060	19.1278	19.128
37	Acetophenone	105	4.798	4.808	(1.068)	492961	18.4759	18.476
32	N-Nitroso-di-n-propylamine	70	4.809	4.813	(1.070)	222003	18.6172	18.617
192	4-Methylphenol	108	4.809	4.813	(1.070)	330554	19.7313	19.731
34	Hexachloroethane	117	4.884	4.888	(1.087)	208495	18.9761	18.976
35	Nitrobenzene	77	4.927	4.936	(0.900)	375898	18.6641	18.664
36	N-Nitrosopyrrolidine	100	4.777	4.792	(1.063)	137582	19.0582	19.058
41	Isophorone	82	5.114	5.118	(0.935)	613564	19.0087	19.009
42	2-Nitrophenol	139	5.178	5.176	(0.946)	202413	18.7366	18.736
43	2,4-Dimethylphenol	107	5.215	5.219	(0.953)	384338	18.3813	18.381
44	bis(2-Chloroethoxy)methane	93	5.284	5.283	(0.966)	339081	18.1026	18.103
48	2,4-Dichlorophenol	162	5.359	5.363	(0.979)	340167	18.9008	18.901

Compounds	QUANT SIG MASS	RT	EXP RT	REL RT	RESPONSE	CONCENTRATIONS ON-COLUMN (NG)	CONCENTRATIONS FINAL (NG)
49 Benzoic Acid	122	5.268	5.305	(0.963)	176670	18.2703	18.270
50 1,2,4-Trichlorobenzene	180	5.429	5.433	(0.992)	441497	18.3734	18.373
51 Naphthalene	128	5.487	5.486	(1.003)	1098717	18.9108	18.911
52 4-Chloroaniline	127	5.525	5.529	(1.010)	431937	18.3100	18.310
54 2,6-Dichlorophenol	162	5.536	5.534	(1.012)	347916	19.5257	19.526
56 Hexachlorobutadiene	225	5.589	5.593	(1.021)	333149	18.0043	18.004
208 Caprolactam	113	5.771	5.801	(1.055)	75997	19.4167	19.417
59 4-Chloro-3-Methylphenol	107	5.899	5.903	(1.078)	321631	19.3353	19.335
62 2-Methylnaphthalene	142	6.016	6.020	(1.100)	688803	18.1048	18.105
63 1-Methylnaphthalene	142	6.091	6.095	(1.113)	683895	18.7927	18.793
64 Hexachlorocyclopentadiene	237	6.150	6.149	(0.902)	468180	19.6259	19.626
65 1,2,4,5-Tetrachlorobenzene	216	6.150	6.154	(0.902)	492469	18.6720	18.672
66 2,4,6-Trichlorophenol	196	6.235	6.234	(0.915)	256567	18.2490	18.249
67 2,4,5-Trichlorophenol	196	6.262	6.266	(0.919)	266127	18.7962	18.796
209 1,1'-Biphenyl	154	6.374	6.378	(0.935)	924187	18.6058	18.606
70 2-Chloronaphthalene	162	6.390	6.394	(0.937)	723731	18.8020	18.802
73 2-Nitroaniline	65	6.460	6.464	(0.948)	200716	19.2050	19.205
76 Dimethylphthalate	163	6.604	6.608	(0.969)	785505	18.9711	18.971
78 2,6-Dinitrotoluene	165	6.647	6.651	(0.975)	160298	19.3247	19.325
79 Acenaphthylene	152	6.711	6.715	(0.984)	916627	16.6069	16.607
81 3-Nitroaniline	138	6.775	6.779	(0.994)	158663	20.5225	20.522
82 Acenaphthene	153	6.844	6.849	(1.004)	628557	18.2210	18.221
83 2,4-Dinitrophenol	184	6.855	6.859	(1.005)	87968	18.8909	18.891
85 4-Nitrophenol	109	6.898	6.907	(1.012)	158278	19.3936	19.394
86 Dibenzofuran	168	6.978	6.982	(1.024)	951422	18.5821	18.582
87 2,4-Dinitrotoluene	165	6.957	6.961	(1.020)	208135	19.0840	19.084
91 2,3,5,6-Tetrachlorophenol	232	7.037	7.041	(1.032)	229568	19.2550	19.255
88 2,3,4,6-Tetrachlorophenol	232	7.074	7.073	(1.038)	237148	19.2360	19.236
92 2-Naphthylamine	143	7.090	7.094	(1.040)	516398	20.9481	20.948
93 Diethylphthalate	149	7.144	7.148	(1.048)	765650	19.0215	19.021
94 Fluorene	166	7.240	7.244	(1.062)	813057	17.7076	17.708
95 4-Chlorophenyl-phenylether	204	7.240	7.238	(1.062)	484385	18.1625	18.162
96 4-Nitroaniline	138	7.240	7.249	(1.062)	176065	20.5534	20.553
98 4,6-Dinitro-2-methylphenol	198	7.272	7.276	(0.913)	119497	17.0818	17.082
99 N-Nitrosodiphenylamine (1)	169	7.325	7.329	(0.920)	480778	18.8630	18.863
100 1,2-Diphenylhydrazine	77	7.357	7.361	(0.924)	899081	18.6628	18.663
106 4-Bromophenyl-phenylether	248	7.614	7.612	(0.956)	252075	18.7500	18.750
107 Hexachlorobenzene	284	7.672	7.677	(0.964)	233166	17.9603	17.960
210 Atrazine	200	7.726	7.730	(0.970)	224372	19.1555	19.155
111 Pentachlorophenol	266	7.817	7.821	(0.982)	135108	17.9916	17.992
115 Phenanthrene	178	7.982	7.981	(1.003)	1025157	17.3332	17.333
116 Anthracene	178	8.020	8.023	(1.007)	1068332	18.6441	18.644
119 Carbazole	167	8.137	8.141	(1.022)	832092	17.9265	17.926
120 Di-n-Butylphthalate	149	8.394	8.391	(1.054)	1129068	18.2991	18.299
123 Fluoranthene	202	8.896	8.900	(1.117)	1097519	18.1085	18.108
124 Benzidine	184	8.987	8.991	(0.899)	381999	20.6690	20.669
125 Pyrene	202	9.072	9.076	(0.908)	1071102	18.2131	18.213
131 Butylbenzylphthalate	149	9.542	9.541	(0.955)	493946	19.4144	19.414
135 3,3'-Dichlorobenzidine	252	9.953	9.958	(0.996)	302611	17.8862	17.886
136 Benzo(a)Anthracene	228	9.991	9.990	(0.999)	894716	17.9342	17.934
137 Chrysene	228	10.018	10.022	(1.002)	898510	19.0991	19.099
139 bis(2-ethylhexyl)Phthalate	149	9.964	9.968	(0.997)	630960	17.9170	17.917
140 Di-n-octylphthalate	149	10.488	10.487	(0.924)	954298	19.8815	19.882
141 Benzo(b)fluoranthene	252	10.942	10.951	(0.964)	779567	19.1971	19.197

Compounds	QUANT SIG MASS	RT	EXP RT	REL RT	RESPONSE	CONCENTRATIONS ON-COLUMN (NG)	CONCENTRATIONS FINAL (NG)
142 Benzo(k)fluoranthene	252	10.974	10.978	(0.967)	827261	17.6824	17.682
143 7,12-dimethylbenz[a]anthracen	256	10.931	10.941	(0.963)	390154	19.1900	19.190
146 Benzo(a)pyrene	252	11.294	11.299	(0.995)	678459	21.6067	21.607
149 Indeno(1,2,3-cd)pyrene	276	12.726	12.746	(1.121)	738407	18.3669	18.367
150 Dibenz(a,h)anthracene	278	12.737	12.746	(1.122)	603012	18.2052	18.205
151 Benzo(g,h,i)perylene	276	13.143	13.152	(1.158)	620523	18.9382	18.938
$ 154 Nitrobenzene-d5	82	Compound Not Detected.					
$ 155 2-Fluorobiphenyl	172	Compound Not Detected.					
$ 156 Terphenyl-d14	244	Compound Not Detected.					
$ 157 Phenol-d5	99	Compound Not Detected.					
$ 158 2-Fluorophenol	112	Compound Not Detected.					
$ 159 2,4,6-Tribromophenol	329	Compound Not Detected.					
$ 186 2-Chlorophenol-d4	132	Compound Not Detected.					
$ 187 1,2-Dichlorobenzene-d4	152	Compound Not Detected.					

TestAmerica Pittsburgh

CONTINUING CALIBRATION COMPOUNDS

Instrument ID: 733.i Injection Date: 17-NOV-2010 11:21
Lab File ID: N11170CC.D Init. Cal. Date(s): 10-NOV-2010 10-NOV-2010
Analysis Type: Init. Cal. Times: 06:49 09:14
Lab Sample ID: sstd4.0 Quant Type: ISTD
Method: \\PITSVR06\D\chem\733.i\N111710.b\827011.m

COMPOUND	RRF / AMOUNT	RF4	CCAL RRF4	MIN RRF	%D / %DRIFT	MAX %D / %DRIFT	CURVE TYPE
198 1,4-Dioxane	0.40710	0.46440	0.46440	0.010	-14.07630	25.00000	Averaged
10 N-Nitrosodimethylamine	0.47981	0.50983	0.50983	0.010	-6.25587	25.00000	Averaged
9 Pyridine	0.95625	0.97644	0.97644	0.010	-2.11169	25.00000	Averaged
16 Methyl methanesulfonate	0.64361	0.68858	0.68858	0.010	-6.98803	25.00000	Averaged
206 Benzaldehyde	4.00000	3.28687	0.66450	0.010	17.82816	25.00000	Quadratic
21 Aniline	1.64869	1.65699	1.65699	0.010	-0.50383	25.00000	Averaged
22 Phenol	1.47736	1.50020	1.50020	0.010	-1.54593	20.00000	Averaged
23 bis(2-Chloroethyl)ether	0.94242	0.93582	0.93582	0.010	0.70094	25.00000	Averaged
24 2-Chlorophenol	1.32331	1.34701	1.34701	0.010	-1.79126	25.00000	Averaged
26 1,3-Dichlorobenzene	1.60971	1.61852	1.61852	0.010	-0.54712	25.00000	Averaged
27 1,4-Dichlorobenzene	1.64454	1.64120	1.64120	0.010	0.20274	20.00000	Averaged
28 1,2-Dichlorobenzene	1.52730	1.48646	1.48646	0.010	2.67392	25.00000	Averaged
217 Indene	2.14500	2.03709	2.03709	0.010	5.03090	25.00000	Averaged
29 Benzyl Alcohol	0.70893	0.75513	0.75513	0.010	-6.51751	25.00000	Averaged
30 2-Methylphenol	1.04711	1.09888	1.09888	0.010	-4.94422	25.00000	Averaged
31 2,2'-oxybis(1-Chloropropane	0.96285	1.04667	1.04667	0.010	-8.70550	25.00000	Averaged
37 Acetophenone	1.65979	1.92709	1.92709	0.010	-16.10452	25.00000	Averaged
32 N-Nitroso-di-n-propylamine	0.74181	0.74781	0.74781	0.050	-0.80930	25.00000	Averaged
192 4-Methylphenol	1.04216	1.08498	1.08498	0.010	-4.10953	25.00000	Averaged
34 Hexachloroethane	0.68349	0.68219	0.68219	0.010	0.19090	25.00000	Averaged
35 Nitrobenzene	0.36449	0.37283	0.37283	0.010	-2.28760	25.00000	Averaged
36 N-Nitrosopyrrolidine	0.44908	0.45945	0.45945	0.010	-2.30924	25.00000	Averaged
41 Isophorone	0.58416	0.61169	0.61169	0.010	-4.71214	25.00000	Averaged
42 2-Nitrophenol	0.19551	0.18187	0.18187	0.010	6.97896	20.00000	Averaged
43 2,4-Dimethylphenol	0.37841	0.40381	0.40381	0.010	-6.71237	25.00000	Averaged
44 bis(2-Chloroethoxy)methane	0.33899	0.34226	0.34226	0.010	-0.96590	25.00000	Averaged
48 2,4-Dichlorophenol	0.32571	0.33372	0.33372	0.010	-2.45795	20.00000	Averaged
49 Benzoic Acid	0.17500	0.16996	0.16996	0.010	2.88347	25.00000	Averaged
50 1,2,4-Trichlorobenzene	0.43487	0.43481	0.43481	0.010	0.01557	25.00000	Averaged
51 Naphthalene	1.05148	1.01169	1.01169	0.010	3.78402	25.00000	Averaged
52 4-Chloroaniline	0.42693	0.42374	0.42374	0.010	0.74589	25.00000	Averaged
54 2,6-Dichlorophenol	0.32247	0.31192	0.31192	0.010	3.27386	25.00000	Averaged
56 Hexachlorobutadiene	0.33488	0.34174	0.34174	0.010	-2.04823	20.00000	Averaged
208 Caprolactam	0.07083	0.07316	0.07316	0.010	-3.28511	25.00000	Averaged
59 4-Chloro-3-Methylphenol	0.30104	0.32336	0.32336	0.010	-7.41365	20.00000	Averaged
62 2-Methylnaphthalene	0.68854	0.63980	0.63980	0.010	7.07828	25.00000	Averaged
63 1-Methylnaphthalene	0.65861	0.63095	0.63095	0.010	4.19863	25.00000	Averaged
64 Hexachlorocyclopentadiene	4.00000	3.89592	0.56643	0.050	2.60202	25.00000	Quadratic
65 1,2,4,5-Tetrachlorobenzene	0.87562	0.78744	0.78744	0.010	10.07028	25.00000	Averaged
66 2,4,6-Trichlorophenol	0.46675	0.42930	0.42930	0.010	8.02539	20.00000	Averaged
67 2,4,5-Trichlorophenol	0.47005	0.43245	0.43245	0.010	7.99879	25.00000	Averaged
209 1,1'-Biphenyl	1.64907	1.50758	1.50758	0.010	8.58037	25.00000	Averaged

TestAmerica Pittsburgh

CONTINUING CALIBRATION COMPOUNDS

Instrument ID: 733.i
Lab File ID: N11170CC.D
Analysis Type:
Lab Sample ID: sstd4.0
Method: \\PITSVR06\D\chem\733.i\N111710.b\8270ll.m

Injection Date: 17-NOV-2010 11:21
Init. Cal. Date(s): 10-NOV-2010 10-NOV-2010
Init. Cal. Times: 06:49 09:14
Quant Type: ISTD

COMPOUND	RRF / AMOUNT	RF4	CCAL RRF4	MIN RRF	%D / %DRIFT	MAX %D / %DRIFT	CURVE TYPE	
70 2-Chloronaphthalene	1.27791	1.16226	1.16226	0.010	9.04975	25.00000	Averaged	
73 2-Nitroaniline	0.34697	0.35364	0.35364	0.010	-1.92263	25.00000	Averaged	
76 Dimethylphthalate	1.37463	1.42838	1.42838	0.010	-3.91057	25.00000	Averaged	
78 2,6-Dinitrotoluene	0.27539	0.27158	0.27158	0.010	1.38345	25.00000	Averaged	
79 Acenaphthylene	1.83244	1.65355	1.65355	0.010	9.76274	25.00000	Averaged	
81 3-Nitroaniline	0.25667	0.25551	0.25551	0.010	0.45029	25.00000	Averaged	
82 Acenaphthene	1.14525	1.06413	1.06413	0.010	7.08251	20.00000	Averaged	
83 2,4-Dinitrophenol	10.00000	8.06585	0.10610	0.050	19.34153	25.00000	Quadratic	
85 4-Nitrophenol	0.27095	0.29048	0.29048	0.050	-7.20710	25.00000	Averaged	
86 Dibenzofuran	1.69983	1.58553	1.58553	0.010	6.72419	25.00000	Averaged	
87 2,4-Dinitrotoluene	0.36208	0.37727	0.37727	0.010	-4.19565	25.00000	Averaged	
91 2,3,5,6-Tetrachlorophenol	4.00000	3.97276	0.35984	0.010	0.68109	25.00000	Quadratic	
88 2,3,4,6-Tetrachlorophenol	0.40929	0.37447	0.37447	0.010	8.50722	25.00000	Averaged	
92 2-Naphthylamine	0.81840	0.62099	0.62099	0.010	24.12112	25.00000	Averaged	
93 Diethylphthalate	1.33633	1.38204	1.38204	0.010	-3.42077	25.00000	Averaged	
94 Fluorene	4.00000	4.25579	1.28565	0.010	-6.39475	25.00000	Quadratic	
95 4-Chlorophenyl-phenylether	4.00000	4.22510	0.78468	0.010	-5.62741	25.00000	Quadratic	
96 4-Nitroaniline	0.28439	0.26715	0.26715	0.010	6.06340	25.00000	Averaged	
98 4,6-Dinitro-2-methylphenol	10.00000	8.08975	0.10096	0.010	19.10248	25.00000	Quadratic	
99 N-Nitrosodiphenylamine (1)	0.51815	0.47527	0.47527	0.010	8.27417	20.00000	Averaged	
100 1,2-Diphenylhydrazine	0.97936	0.96193	0.96193	0.010	1.77997	25.00000	Averaged	
106 4-Bromophenyl-phenylether	0.27331	0.26754	0.26754	0.010	2.10974	25.00000	Averaged	
107 Hexachlorobenzene	0.26392	0.26496	0.26496	0.010	-0.39417	25.00000	Averaged	
210 Atrazine	0.23812	0.21734	0.21734	0.010	8.72827	25.00000	Averaged	
111 Pentachlorophenol	10.00000	8.34260	0.10985	0.010	16.57396	20.00000	Quadratic	
115 Phenanthrene	1.20235	1.05461	1.05461	0.010	12.28753	25.00000	Averaged	
116 Anthracene	1.16489	1.05004	1.05004	0.010	9.85899	25.00000	Averaged	
119 Carbazole	0.94362	0.83305	0.83305	0.010	11.71734	25.00000	Averaged	
120 Di-n-Butylphthalate	1.25433	1.18316	1.18316	0.010	5.67374	25.00000	Averaged	
123 Fluoranthene	1.23211	1.10157	1.10157	0.010	10.59498	20.00000	Averaged	
124 Benzidine	4.00000	2.37072	0.08629	0.010	40.73204	25.00000	Quadratic	<-
125 Pyrene	1.36234	1.30949	1.30949	0.010	3.87970	25.00000	Averaged	
131 Butylbenzylphthalate	0.58938	0.59152	0.59152	0.010	-0.36386	25.00000	Averaged	
135 3,3'-Dichlorobenzidine	4.00000	4.05069	0.34371	0.010	-1.26734	25.00000	Quadratic	
136 Benzo(a)Anthracene	1.15570	1.14259	1.14259	0.010	1.13404	25.00000	Averaged	
137 Chrysene	1.08981	1.02226	1.02226	0.010	6.19803	25.00000	Averaged	
139 bis(2-ethylhexyl)Phthalate	0.81579	0.75756	0.75756	0.010	7.13767	25.00000	Averaged	
140 Di-n-octylphthalate	1.48214	1.48901	1.48901	0.010	-0.46323	20.00000	Averaged	
141 Benzo(b)fluoranthene	4.00000	4.29744	1.33117	0.010	-7.43588	25.00000	Quadratic	
142 Benzo(k)fluoranthene	1.44463	1.26087	1.26087	0.010	12.71993	25.00000	Averaged	
143 7,12-dimethylbenz[a]anthrac	0.62779	0.59672	0.59672	0.010	4.95003	25.00000	Averaged	
146 Benzo(a)pyrene	0.96959	0.91476	0.91476	0.010	5.65480	20.00000	Averaged	

TestAmerica Pittsburgh

CONTINUING CALIBRATION COMPOUNDS

Instrument ID: 733.i Injection Date: 17-NOV-2010 11:21
Lab File ID: N11170CC.D Init. Cal. Date(s): 10-NOV-2010 10-NOV-2010
Analysis Type: Init. Cal. Times: 06:49 09:14
Lab Sample ID: sstd4.0 Quant Type: ISTD
Method: \\PITSVR06\D\chem\733.i\N111710.b\8270ll.m

COMPOUND	RRF / AMOUNT	RF4	CCAL RRF4	MIN RRF	%D / %DRIFT	MAX %D / %DRIFT	CURVE TYPE
149 Indeno(1,2,3-cd)pyrene	4.00000	4.28994	1.14284	0.010	-7.24858	25.00000	Quadratic
150 Dibenz(a,h)anthracene	4.00000	4.26332	0.94587	0.010	-6.58295	25.00000	Quadratic
151 Benzo(g,h,i)perylene	1.01175	1.02491	1.02491	0.010	-1.30114	25.00000	Averaged
$ 154 Nitrobenzene-d5	0.37420	0.38706	0.38706	0.010	-3.43757	25.00000	Averaged
$ 155 2-Fluorobiphenyl	1.45802	1.39370	1.39370	0.010	4.41158	25.00000	Averaged
$ 156 Terphenyl-d14	0.94479	0.90648	0.90648	0.010	4.05437	25.00000	Averaged
$ 157 Phenol-d5	1.29258	1.34263	1.34263	0.010	-3.87214	25.00000	Averaged
$ 158 2-Fluorophenol	1.11422	1.13416	1.13416	0.010	-1.78916	25.00000	Averaged
$ 159 2,4,6-Tribromophenol	0.10620	0.10806	0.10806	0.010	-1.74567	25.00000	Averaged
$ 186 2-Chlorophenol-d4	1.32349	1.36923	1.36923	0.010	-3.45566	25.00000	Averaged
$ 187 1,2-Dichlorobenzene-d4	1.02239	0.99545	0.99545	0.010	2.63506	25.00000	Averaged

Data File: \\PITSVR06\D\chem\733.i\N111710.b\N11170CC.D
Date : 17-NOV-2010 11:21
Client ID: SSTD4.0
Sample Info: SSTD4.0(2.0ug/ml) BNA0858-10 8270c/d

Instrument: 733.i
Operator: 3200
Column diameter: 0.32

Column phase: DB5-MS

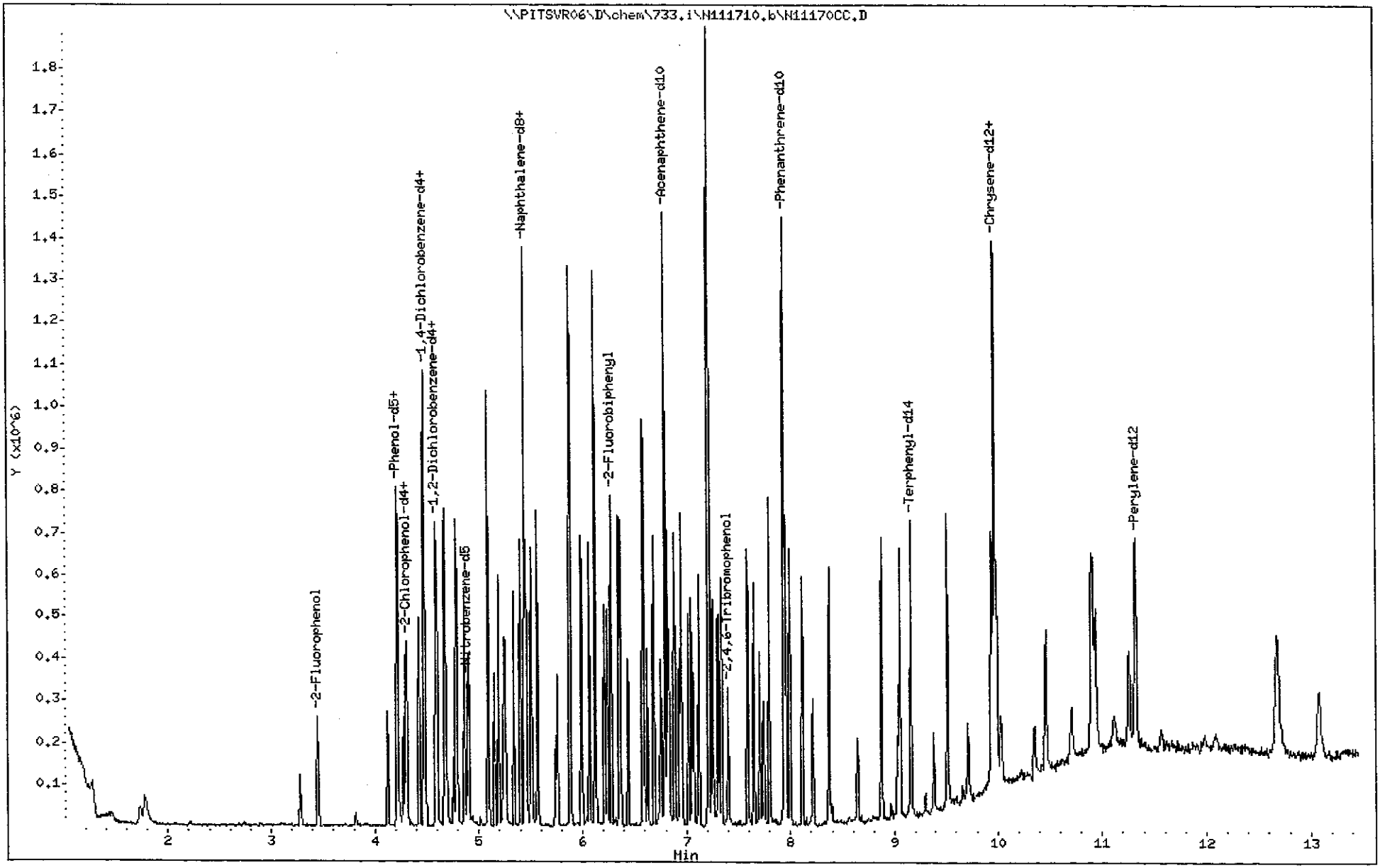

TestAmerica Pittsburgh

Semivolatile REPORT SW-846 Method 8270

Data file : \\PITSVR06\D\chem\733.i\N111710.b\N11170CC.D
Lab Smp Id: sstd4.0 Client Smp ID: SSTD4.0
Inj Date : 17-NOV-2010 11:21
Operator : 3200 Inst ID: 733.i
Smp Info : SSTD4.0(2.0ug/ml) BNA0858-10 8270c/d
Misc Info : sstd4.0,N111710.b,8270ll.m,padepi.sub,2,3
Comment :
Method : \\PITSVR06\D\chem\733.i\N111710.b\8270ll.m
Meth Date : 18-Nov-2010 04:16 piccolinov Quant Type: ISTD
Cal Date : 10-NOV-2010 09:14 Cal File: N1110IC8.D
Als bottle: 2 Continuing Calibration Sample
Dil Factor: 1.00000
Integrator: HP RTE Compound Sublist: padepi.sub
Target Version: 4.14
Processing Host: PITPC-502

	Compounds	QUANT SIG MASS	RT	EXP RT	REL RT	RESPONSE	AMOUNTS CAL-AMT (NG)	AMOUNTS ON-COL (NG)
* 1	1,4-Dichlorobenzene-d4	152	4.473	4.473	(1.000)	124505	8.00000	
* 2	Naphthalene-d8	136	5.445	5.445	(1.000)	425058	8.00000	
* 3	Acenaphthene-d10	164	6.797	6.797	(1.000)	245146	8.00000	
* 4	Phenanthrene-d10	188	7.940	7.940	(1.000)	400808	8.00000	
* 5	Chrysene-d12	240	9.975	9.975	(1.000)	328088	8.00000	
* 6	Perylene-d12	264	11.322	11.322	(1.000)	252308	8.00000	
198	1,4-Dioxane	88	1.268	1.268	(0.284)	28910	4.00000	4.5630
10	N-Nitrosodimethylamine	74	1.733	1.733	(0.387)	31738	4.00000	4.2502
9	Pyridine	79	1.770	1.770	(0.396)	60786	4.00000	4.0845
16	Methyl methanesulfonate	80	3.276	3.276	(0.733)	42866	4.00000	4.2795
206	Benzaldehyde	77	4.126	4.126	(0.922)	41367	4.00000	3.2869
21	Aniline	93	4.217	4.217	(0.943)	103152	4.00000	4.0202
22	Phenol	94	4.222	4.222	(0.944)	93391	4.00000	4.0618
23	bis(2-Chloroethyl)ether	93	4.275	4.275	(0.956)	58257	4.00000	3.9720
24	2-Chlorophenol	128	4.313	4.313	(0.964)	83855	4.00000	4.0716
26	1,3-Dichlorobenzene	146	4.430	4.430	(0.990)	100757	4.00000	4.0219
27	1,4-Dichlorobenzene	146	4.484	4.484	(1.002)	102169	4.00000	3.9919
28	1,2-Dichlorobenzene	146	4.601	4.601	(1.029)	92536	4.00000	3.8930
217	Indene	116	4.671	4.671	(1.044)	126814	4.00000	3.7988
29	Benzyl Alcohol	108	4.585	4.585	(1.025)	47009	4.00000	4.2607
30	2-Methylphenol	108	4.676	4.676	(1.045)	68408	4.00000	4.1978
31	2,2'-oxybis(1-Chloropropane)	45	4.692	4.692	(1.049)	65158	4.00000	4.3482
37	Acetophenone	105	4.778	4.778	(1.068)	119966	4.00000	4.6442
32	N-Nitroso-di-n-propylamine	70	4.783	4.783	(1.069)	46553	4.00000	4.0324
192	4-Methylphenol	108	4.794	4.794	(1.072)	67543	4.00000	4.1644
34	Hexachloroethane	117	4.863	4.863	(1.087)	42468	4.00000	3.9924
35	Nitrobenzene	77	4.906	4.906	(0.901)	79237	4.00000	4.0915
36	N-Nitrosopyrrolidine	100	4.756	4.756	(1.063)	28602	4.00000	4.0924
41	Isophorone	82	5.093	5.093	(0.935)	130001	4.00000	4.1885
42	2-Nitrophenol	139	5.152	5.152	(0.946)	38652	4.00000	3.7208
43	2,4-Dimethylphenol	107	5.194	5.194	(0.954)	85821	4.00000	4.2685
44	bis(2-Chloroethoxy)methane	93	5.258	5.258	(0.966)	72741	4.00000	4.0386
48	2,4-Dichlorophenol	162	5.338	5.338	(0.980)	70925	4.00000	4.0983

Compounds	QUANT SIG MASS	RT	EXP RT	REL RT	RESPONSE	AMOUNTS CAL-AMT (NG)	AMOUNTS ON-COL (NG)
49 Benzoic Acid	122	5.248	5.248	(0.964)	90301	10.0000	9.7116
50 1,2,4-Trichlorobenzene	180	5.403	5.403	(0.992)	92409	4.00000	3.9994
51 Naphthalene	128	5.461	5.461	(1.003)	215014	4.00000	3.8486
52 4-Chloroaniline	127	5.504	5.504	(1.011)	90058	4.00000	3.9702
54 2,6-Dichlorophenol	162	5.509	5.509	(1.012)	66291	4.00000	3.8690
56 Hexachlorobutadiene	225	5.568	5.568	(1.023)	72629	4.00000	4.0819
208 Caprolactam	113	5.744	5.744	(1.055)	15549	4.00000	4.1314
59 4-Chloro-3-Methylphenol	107	5.878	5.878	(1.079)	68724	4.00000	4.2965
62 2-Methylnaphthalene	142	5.990	5.990	(1.100)	135976	4.00000	3.7169
63 1-Methylnaphthalene	142	6.070	6.070	(1.115)	134096	4.00000	3.8320
64 Hexachlorocyclopentadiene	237	6.124	6.124	(0.901)	69429	4.00000	3.8959
65 1,2,4,5-Tetrachlorobenzene	216	6.124	6.124	(0.901)	96519	4.00000	3.5972
66 2,4,6-Trichlorophenol	196	6.215	6.215	(0.914)	52620	4.00000	3.6790
67 2,4,5-Trichlorophenol	196	6.236	6.236	(0.917)	53007	4.00000	3.6800
209 1,1'-Biphenyl	154	6.354	6.354	(0.935)	184788	4.00000	3.6568
70 2-Chloronaphthalene	162	6.364	6.364	(0.936)	142462	4.00000	3.6380
73 2-Nitroaniline	65	6.439	6.439	(0.947)	43347	4.00000	4.0769
76 Dimethylphthalate	163	6.583	6.583	(0.969)	175081	4.00000	4.1564
78 2,6-Dinitrotoluene	165	6.626	6.626	(0.975)	33288	4.00000	3.9447
79 Acenaphthylene	152	6.685	6.685	(0.983)	202680	4.00000	3.6095
81 3-Nitroaniline	138	6.754	6.754	(0.994)	31319	4.00000	3.9820
82 Acenaphthene	153	6.818	6.818	(1.003)	130434	4.00000	3.7167
83 2,4-Dinitrophenol	184	6.834	6.834	(1.006)	32513	10.0000	8.0658
85 4-Nitrophenol	109	6.888	6.888	(1.013)	89012	10.0000	10.721
86 Dibenzofuran	168	6.952	6.952	(1.023)	194343	4.00000	3.7310
87 2,4-Dinitrotoluene	165	6.936	6.936	(1.020)	46243	4.00000	4.1678
91 2,3,5,6-Tetrachlorophenol	232	7.016	7.016	(1.032)	44107	4.00000	3.9728
88 2,3,4,6-Tetrachlorophenol	232	7.048	7.048	(1.037)	45900	4.00000	3.6597
92 2-Naphthylamine	143	7.069	7.069	(1.040)	76117	4.00000	3.0352
93 Diethylphthalate	149	7.123	7.123	(1.048)	169401	4.00000	4.1368
94 Fluorene	166	7.219	7.219	(1.062)	157586	4.00000	4.2558
95 4-Chlorophenyl-phenylether	204	7.214	7.214	(1.061)	96181	4.00000	4.2251
96 4-Nitroaniline	138	7.219	7.219	(1.062)	32745	4.00000	3.7575
98 4,6-Dinitro-2-methylphenol	198	7.251	7.251	(0.913)	50580	10.0000	8.0898
99 N-Nitrosodiphenylamine (1)	169	7.304	7.304	(0.920)	95247	4.00000	3.6690
100 1,2-Diphenylhydrazine	77	7.331	7.331	(0.923)	192774	4.00000	3.9288
106 4-Bromophenyl-phenylether	248	7.588	7.588	(0.956)	53616	4.00000	3.9156
107 Hexachlorobenzene	284	7.652	7.652	(0.964)	53099	4.00000	4.0158
210 Atrazine	200	7.705	7.705	(0.970)	43555	4.00000	3.6509
111 Pentachlorophenol	266	7.796	7.796	(0.982)	55035	10.0000	8.3426
115 Phenanthrene	178	7.956	7.956	(1.002)	211349	4.00000	3.5085
116 Anthracene	178	7.999	7.999	(1.007)	210433	4.00000	3.6056
119 Carbazole	167	8.116	8.116	(1.022)	166947	4.00000	3.5313
120 Di-n-Butylphthalate	149	8.373	8.373	(1.054)	237110	4.00000	3.7730
123 Fluoranthene	202	8.875	8.875	(1.118)	220759	4.00000	3.5762
124 Benzidine	184	8.966	8.966	(0.899)	14156	4.00000	2.3707 (M)
125 Pyrene	202	9.051	9.051	(0.907)	214814	4.00000	3.8448
131 Butylbenzylphthalate	149	9.521	9.521	(0.954)	97036	4.00000	4.0146
135 3,3'-Dichlorobenzidine	252	9.933	9.933	(0.996)	56384	4.00000	4.0507
136 Benzo(a)Anthracene	228	9.965	9.965	(0.999)	187435	4.00000	3.9546
137 Chrysene	228	9.997	9.997	(1.002)	167696	4.00000	3.7521
139 bis(2-ethylhexyl)Phthalate	149	9.949	9.949	(0.997)	124273	4.00000	3.7145
140 Di-n-octylphthalate	149	10.462	10.462	(0.924)	187844	4.00000	4.0185
141 Benzo(b)fluoranthene	252	10.910	10.910	(0.964)	167932	4.00000	4.2974

Compounds	QUANT SIG MASS	RT	EXP RT	REL RT	RESPONSE	AMOUNTS CAL-AMT (NG)	AMOUNTS ON-COL (NG)
142 Benzo(k)fluoranthene	252	10.937	10.937	(0.966)	159064	4.00000	3.4912
143 7,12-dimethylbenz[a]anthracen	256	10.900	10.900	(0.963)	75278	4.00000	3.8020
146 Benzo(a)pyrene	252	11.258	11.258	(0.994)	115401	4.00000	3.7738
149 Indeno(1,2,3-cd)pyrene	276	12.673	12.673	(1.119)	144174	4.00000	4.2899
150 Dibenz(a,h)anthracene	278	12.684	12.684	(1.120)	119325	4.00000	4.2633
151 Benzo(g,h,i)perylene	276	13.079	13.079	(1.155)	129297	4.00000	4.0520
$ 154 Nitrobenzene-d5	82	4.895	4.895	(0.899)	82262	4.00000	4.1375
$ 155 2-Fluorobiphenyl	172	6.273	6.273	(0.923)	170830	4.00000	3.8235
$ 156 Terphenyl-d14	244	9.158	9.158	(0.918)	148703	4.00000	3.8378
$ 157 Phenol-d5	99	4.211	4.211	(0.941)	83582	4.00000	4.1549
$ 158 2-Fluorophenol	112	3.453	3.453	(0.772)	70604	4.00000	4.0716
$ 159 2,4,6-Tribromophenol	330	7.406	7.406	(0.933)	21655	4.00000	4.0698
$ 186 2-Chlorophenol-d4	132	4.297	4.297	(0.961)	85238	4.00000	4.1382
$ 187 1,2-Dichlorobenzene-d4	152	4.591	4.591	(1.026)	61969	4.00000	3.8946

QC Flag Legend

M - Compound response manually integrated.

Data File Name: N11170CC.D
Inj. Date and Time: 17-NOV-2010 11:21
Instrument ID: 733.i
Client ID: SSTD4.0
Compound Name: Benzidine
CAS #: 92-87-5

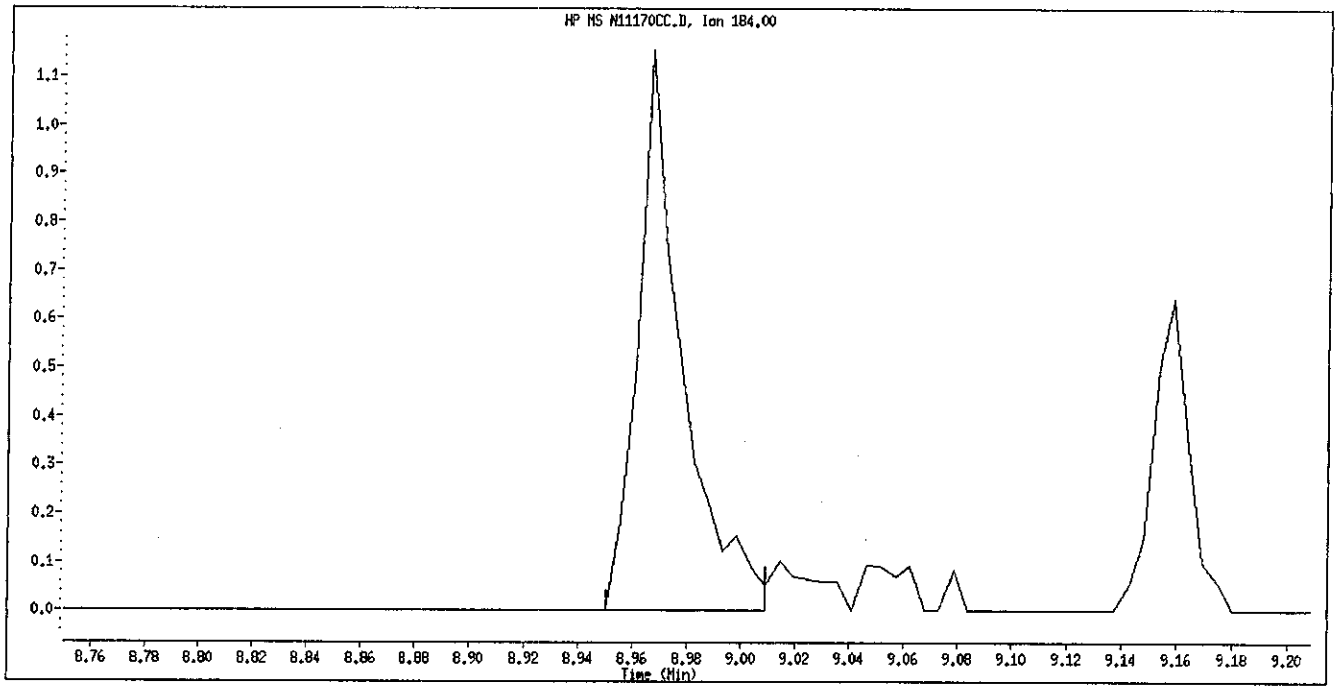

Original Integration

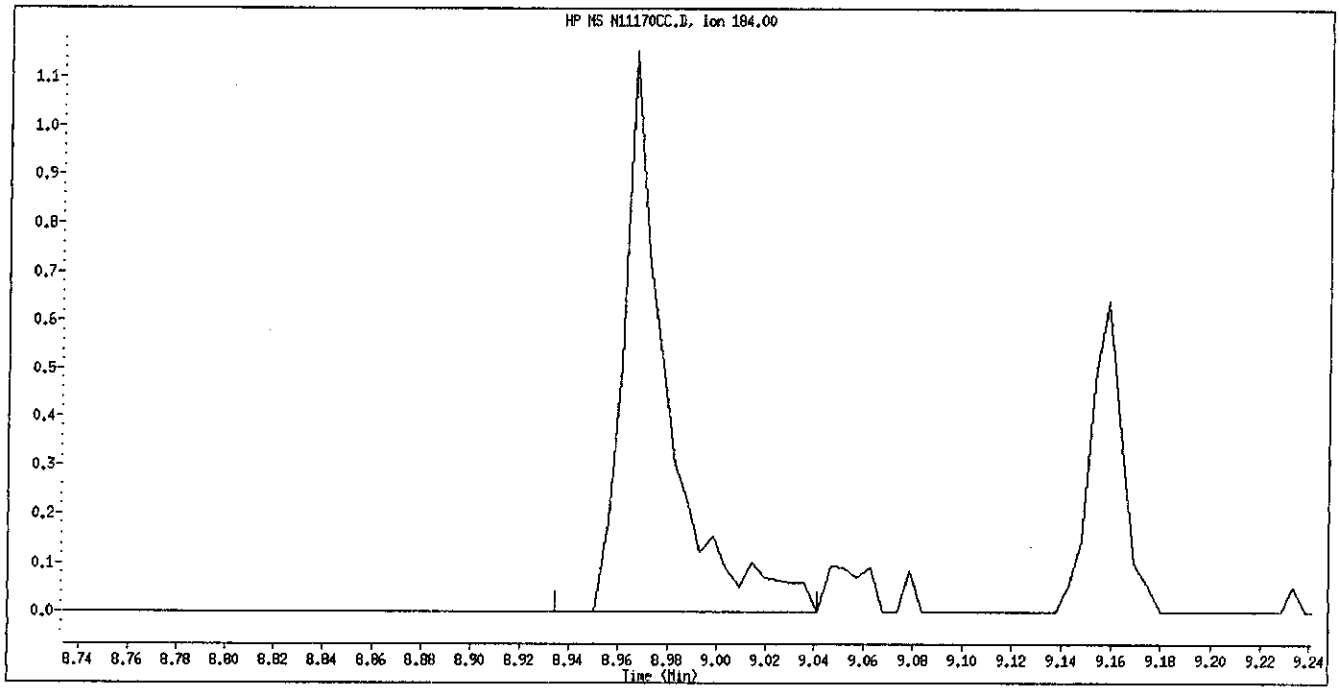

Manual Integration

Manually Integrated By: piccolinov
Manual Integration Reason: Poor Chromatography

TestAmerica Pittsburgh

CONTINUING CALIBRATION COMPOUNDS

Instrument ID: 733.i
Lab File ID: N11180CC.D
Analysis Type:
Lab Sample ID: sstd4.0
Method: \\PITSVR06\D\chem\733.i\N111810.b\827011.m

Injection Date: 18-NOV-2010 09:21
Init. Cal. Date(s): 10-NOV-2010 10-NOV-2010
Init. Cal. Times: 06:49 09:14
Quant Type: ISTD

COMPOUND	RRF / AMOUNT	RF4	CCAL RRF4	MIN RRF	%D / %DRIFT	MAX %D / %DRIFT	CURVE TYPE	
198 1,4-Dioxane	0.40710	0.54151	0.54151	0.010	-33.01882	25.00000	Averaged	<-
10 N-Nitrosodimethylamine	0.47981	0.51619	0.51619	0.010	-7.58169	25.00000	Averaged	
9 Pyridine	0.95625	0.95721	0.95721	0.010	-0.10072	25.00000	Averaged	
16 Methyl methanesulfonate	0.64361	0.66427	0.66427	0.010	-3.21073	25.00000	Averaged	
206 Benzaldehyde	4.00000	3.27763	0.66164	0.010	18.05921	25.00000	Quadratic	
21 Aniline	1.64869	1.61305	1.61305	0.010	2.16133	25.00000	Averaged	
22 Phenol	1.47736	1.47387	1.47387	0.010	0.23617	20.00000	Averaged	
23 bis(2-Chloroethyl)ether	0.94242	0.90867	0.90867	0.010	3.58187	25.00000	Averaged	
24 2-Chlorophenol	1.32331	1.29346	1.29346	0.010	2.25549	25.00000	Averaged	
26 1,3-Dichlorobenzene	1.60971	1.52062	1.52062	0.010	5.53465	25.00000	Averaged	
27 1,4-Dichlorobenzene	1.64454	1.60271	1.60271	0.010	2.54369	20.00000	Averaged	
28 1,2-Dichlorobenzene	1.52730	1.43143	1.43143	0.010	6.27702	25.00000	Averaged	
217 Indene	2.14500	1.99238	1.99238	0.010	7.11536	25.00000	Averaged	
29 Benzyl Alcohol	0.70893	0.49121	0.49121	0.010	30.71155	25.00000	Averaged	<-
30 2-Methylphenol	1.04711	0.96698	0.96698	0.010	7.65192	25.00000	Averaged	
31 2,2'-oxybis(1-Chloropropane	0.96285	0.91950	0.91950	0.010	4.50259	25.00000	Averaged	
37 Acetophenone	1.65979	1.75853	1.75853	0.010	-5.94943	25.00000	Averaged	
32 N-Nitroso-di-n-propylamine	0.74181	0.74046	0.74046	0.050	0.18086	25.00000	Averaged	
192 4-Methylphenol	1.04216	0.96622	0.96622	0.010	7.28643	25.00000	Averaged	
34 Hexachloroethane	0.68349	0.68383	0.68383	0.010	-0.04918	25.00000	Averaged	
35 Nitrobenzene	0.36449	0.38178	0.38178	0.010	-4.74286	25.00000	Averaged	
36 N-Nitrosopyrrolidine	0.44908	0.41068	0.41068	0.010	8.55068	25.00000	Averaged	
41 Isophorone	0.58416	0.60256	0.60256	0.010	-3.14962	25.00000	Averaged	
42 2-Nitrophenol	0.19551	0.18258	0.18258	0.010	6.61219	20.00000	Averaged	
43 2,4-Dimethylphenol	0.37841	0.40155	0.40155	0.010	-6.11590	25.00000	Averaged	
44 bis(2-Chloroethoxy)methane	0.33899	0.32788	0.32788	0.010	3.27771	25.00000	Averaged	
48 2,4-Dichlorophenol	0.32571	0.32257	0.32257	0.010	0.96386	20.00000	Averaged	
49 Benzoic Acid	0.17500	0.14082	0.14082	0.010	19.53317	25.00000	Averaged	
50 1,2,4-Trichlorobenzene	0.43487	0.42447	0.42447	0.010	2.39185	25.00000	Averaged	
51 Naphthalene	1.05148	1.02179	1.02179	0.010	2.82385	25.00000	Averaged	
52 4-Chloroaniline	0.42693	0.40767	0.40767	0.010	4.51066	25.00000	Averaged	
54 2,6-Dichlorophenol	0.32247	0.30240	0.30240	0.010	6.22595	25.00000	Averaged	
56 Hexachlorobutadiene	0.33488	0.33691	0.33691	0.010	-0.60645	20.00000	Averaged	
208 Caprolactam	0.07083	0.06705	0.06705	0.010	5.34754	25.00000	Averaged	
59 4-Chloro-3-Methylphenol	0.30104	0.31305	0.31305	0.010	-3.98712	20.00000	Averaged	
62 2-Methylnaphthalene	0.68854	0.62437	0.62437	0.010	9.31879	25.00000	Averaged	
63 1-Methylnaphthalene	0.65861	0.62216	0.62216	0.010	5.53319	25.00000	Averaged	
64 Hexachlorocyclopentadiene	4.00000	4.03016	0.59399	0.050	-0.75412	25.00000	Quadratic	
65 1,2,4,5-Tetrachlorobenzene	0.87562	0.80493	0.80493	0.010	8.07333	25.00000	Averaged	
66 2,4,6-Trichlorophenol	0.46675	0.42005	0.42005	0.010	10.00523	20.00000	Averaged	
67 2,4,5-Trichlorophenol	0.47005	0.44706	0.44706	0.010	4.89188	25.00000	Averaged	
209 1,1'-Biphenyl	1.64907	1.52406	1.52406	0.010	7.58096	25.00000	Averaged	

TestAmerica Pittsburgh

CONTINUING CALIBRATION COMPOUNDS

Instrument ID: 733.i
Lab File ID: N11180CC.D
Analysis Type:
Lab Sample ID: sstd4.0
Method: \\PITSVR06\D\chem\733.i\N111810.b\827011.m

Injection Date: 18-NOV-2010 09:21
Init. Cal. Date(s): 10-NOV-2010 10-NOV-2010
Init. Cal. Times: 06:49 09:14
Quant Type: ISTD

COMPOUND	RRF / AMOUNT	RF4	CCAL RRF4	MIN RRF	%D / %DRIFT	MAX %D / %DRIFT	CURVE TYPE
70 2-Chloronaphthalene	1.27791	1.21997	1.21997	0.010	4.53361	25.00000	Averaged
73 2-Nitroaniline	0.34697	0.35152	0.35152	0.010	-1.31202	25.00000	Averaged
76 Dimethylphthalate	1.37463	1.41061	1.41061	0.010	-2.61761	25.00000	Averaged
78 2,6-Dinitrotoluene	0.27539	0.25899	0.25899	0.010	5.95370	25.00000	Averaged
79 Acenaphthylene	1.83244	1.67079	1.67079	0.010	8.82153	25.00000	Averaged
81 3-Nitroaniline	0.25667	0.24490	0.24490	0.010	4.58614	25.00000	Averaged
82 Acenaphthene	1.14525	1.04171	1.04171	0.010	9.04010	20.00000	Averaged
83 2,4-Dinitrophenol	10.00000	8.02170	0.10536	0.050	19.78301	25.00000	Quadratic
85 4-Nitrophenol	0.27095	0.26096	0.26096	0.050	3.68891	25.00000	Averaged
86 Dibenzofuran	1.69983	1.51152	1.51152	0.010	11.07814	25.00000	Averaged
87 2,4-Dinitrotoluene	0.36208	0.34455	0.34455	0.010	4.83950	25.00000	Averaged
91 2,3,5,6-Tetrachlorophenol	4.00000	3.73002	0.33625	0.010	6.74955	25.00000	Quadratic
88 2,3,4,6-Tetrachlorophenol	0.40929	0.36774	0.36774	0.010	10.15069	25.00000	Averaged
92 2-Naphthylamine	0.81840	0.63048	0.63048	0.010	22.96205	25.00000	Averaged
93 Diethylphthalate	1.33633	1.26336	1.26336	0.010	5.46027	25.00000	Averaged
94 Fluorene	4.00000	4.17677	1.25404	0.010	-4.41927	25.00000	Quadratic
95 4-Chlorophenyl-phenylether	4.00000	4.04399	0.74375	0.010	-1.09968	25.00000	Quadratic
96 4-Nitroaniline	0.28439	0.24513	0.24513	0.010	13.80481	25.00000	Averaged
98 4,6-Dinitro-2-methylphenol	10.00000	8.66866	0.11007	0.010	13.31339	25.00000	Quadratic
99 N-Nitrosodiphenylamine (1)	0.51815	0.49086	0.49086	0.010	5.26705	20.00000	Averaged
100 1,2-Diphenylhydrazine	0.97936	1.03651	1.03651	0.010	-5.83549	25.00000	Averaged
106 4-Bromophenyl-phenylether	0.27331	0.26464	0.26464	0.010	3.17012	25.00000	Averaged
107 Hexachlorobenzene	0.26392	0.25562	0.25562	0.010	3.14421	25.00000	Averaged
210 Atrazine	0.23812	0.19008	0.19008	0.010	20.17577	25.00000	Averaged
111 Pentachlorophenol	10.00000	8.13095	0.10631	0.010	18.69047	20.00000	Quadratic
115 Phenanthrene	1.20235	1.05481	1.05481	0.010	12.27118	25.00000	Averaged
116 Anthracene	1.16489	1.08855	1.08855	0.010	6.55377	25.00000	Averaged
119 Carbazole	0.94362	0.86071	0.86071	0.010	8.78665	25.00000	Averaged
120 Di-n-Butylphthalate	1.25433	1.13169	1.13169	0.010	9.77689	25.00000	Averaged
123 Fluoranthene	1.23211	1.07262	1.07262	0.010	12.94423	20.00000	Averaged
124 Benzidine	4.00000	4.43632	0.34547	0.010	-10.90796	25.00000	Quadratic
125 Pyrene	1.36234	1.34877	1.34877	0.010	0.99610	25.00000	Averaged
131 Butylbenzylphthalate	0.58938	0.58356	0.58356	0.010	0.98676	25.00000	Averaged
135 3,3'-Dichlorobenzidine	4.00000	4.22436	0.36092	0.010	-5.60891	25.00000	Quadratic
136 Benzo(a)Anthracene	1.15570	1.14969	1.14969	0.010	0.51985	25.00000	Averaged
137 Chrysene	1.08981	1.05550	1.05550	0.010	3.14842	25.00000	Averaged
139 bis(2-ethylhexyl)Phthalate	0.81579	0.77588	0.77588	0.010	4.89193	25.00000	Averaged
140 Di-n-octylphthalate	1.48214	1.26460	1.26460	0.010	14.67764	20.00000	Averaged
141 Benzo(b)fluoranthene	4.00000	3.90458	1.21338	0.010	2.38547	25.00000	Quadratic
142 Benzo(k)fluoranthene	1.44463	1.28589	1.28589	0.010	10.98804	25.00000	Averaged
143 7,12-dimethylbenz[a]anthrac	0.62779	0.56978	0.56978	0.010	9.23994	25.00000	Averaged
146 Benzo(a)pyrene	0.96959	0.87230	0.87230	0.010	10.03388	20.00000	Averaged

TestAmerica Pittsburgh

CONTINUING CALIBRATION COMPOUNDS

Instrument ID: 733.i
Lab File ID: N11180CC.D
Analysis Type:
Lab Sample ID: sstd4.0
Method: \\PITSVR06\D\chem\733.i\N111810.b\8270ll.m

Injection Date: 18-NOV-2010 09:21
Init. Cal. Date(s): 10-NOV-2010 10-NOV-2010
Init. Cal. Times: 06:49 09:14
Quant Type: ISTD

COMPOUND	RRF / AMOUNT	RF4	CCAL RRF4	MIN RRF	%D / %DRIFT	MAX %D / %DRIFT	CURVE TYPE
149 Indeno(1,2,3-cd)pyrene	4.00000	4.23888	1.12682	0.010	-5.97207	25.00000	Quadratic
150 Dibenz(a,h)anthracene	4.00000	4.18761	0.92644	0.010	-4.69026	25.00000	Quadratic
151 Benzo(g,h,i)perylene	1.01175	0.93327	0.93327	0.010	7.75654	25.00000	Averaged
$ 154 Nitrobenzene-d5	0.37420	0.40299	0.40299	0.010	-7.69324	25.00000	Averaged
$ 155 2-Fluorobiphenyl	1.45802	1.34120	1.34120	0.010	8.01265	25.00000	Averaged
$ 156 Terphenyl-d14	0.94479	0.89212	0.89212	0.010	5.57487	25.00000	Averaged
$ 157 Phenol-d5	1.29258	1.25251	1.25251	0.010	3.10010	25.00000	Averaged
$ 158 2-Fluorophenol	1.11422	1.10589	1.10589	0.010	0.74774	25.00000	Averaged
$ 159 2,4,6-Tribromophenol	0.10620	0.10328	0.10328	0.010	2.75417	25.00000	Averaged
$ 186 2-Chlorophenol-d4	1.32349	1.30387	1.30387	0.010	1.48252	25.00000	Averaged
$ 187 1,2-Dichlorobenzene-d4	1.02239	0.99307	0.99307	0.010	2.86719	25.00000	Averaged

Data File: \\PITSVR06\D\chem\733.i\N111810.b\N11180CC.D
Date : 18-NOV-2010 09:21
Client ID: SSTD4.0
Sample Info: SSTD4.0(2.0ug/ml) BNA0858-10 8270c/d

Column phase: DB5-MS

Instrument: 733.i

Operator: 3200
Column diameter: 0.32

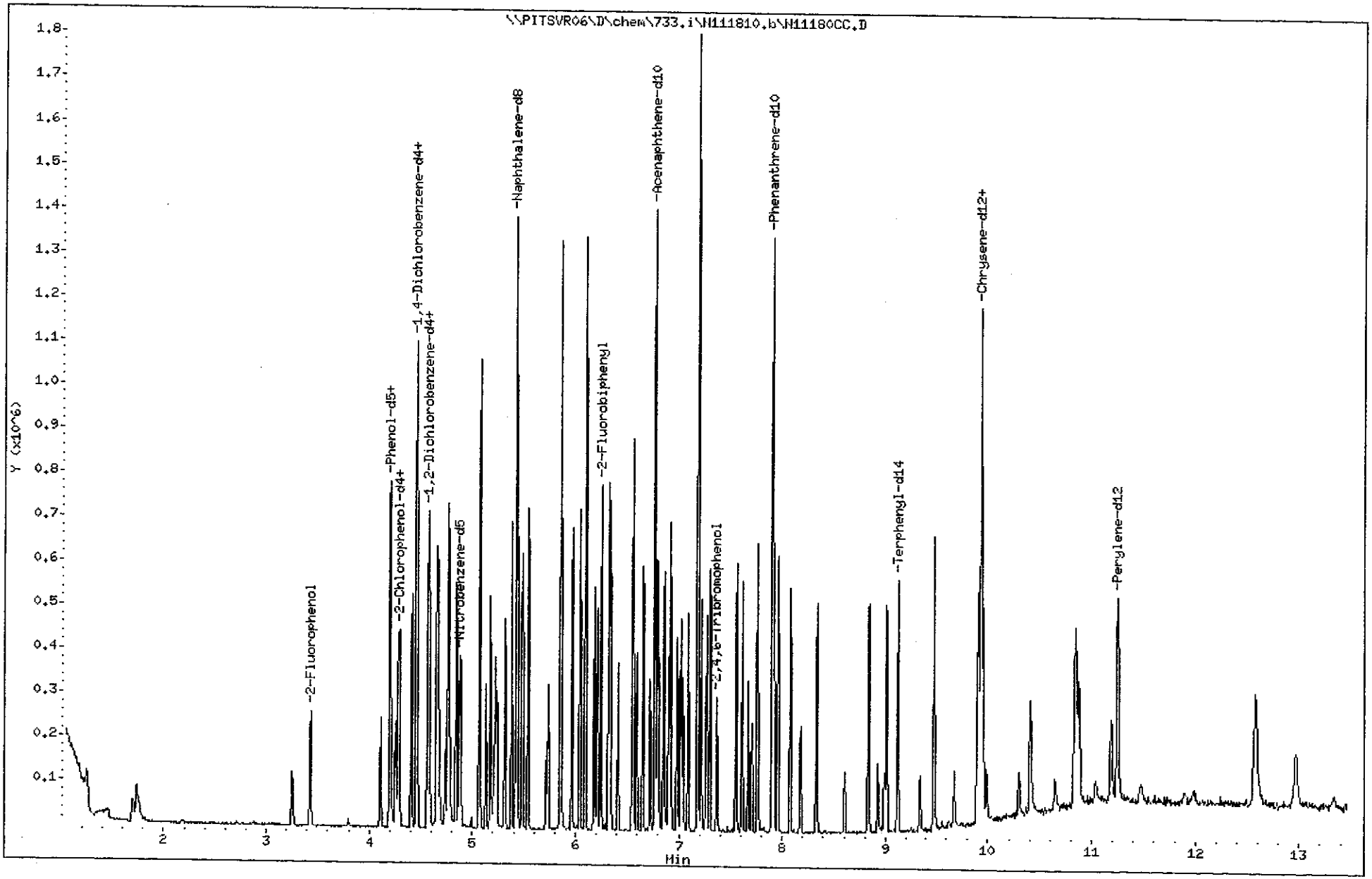

(2001 - 2312)
2263
C0K120577

TestAmerica Pittsburgh

Semivolatile REPORT SW-846 Method 8270

Data file : \\PITSVR06\D\chem\733.i\N111810.b\N11180CC.D
Lab Smp Id: sstd4.0 Client Smp ID: SSTD4.0
Inj Date : 18-NOV-2010 09:21
Operator : 3200 Inst ID: 733.i
Smp Info : SSTD4.0(2.0ug/ml) BNA0858-10 8270c/d
Misc Info : sstd4.0,N111810.b,827011.m,padepi.sub,2,3
Comment :
Method : \\PITSVR06\D\chem\733.i\N111810.b\827011.m
Meth Date : 18-Nov-2010 10:25 piccolinov Quant Type: ISTD
Cal Date : 10-NOV-2010 09:14 Cal File: N1110IC8.D
Als bottle: 2 Continuing Calibration Sample
Dil Factor: 1.00000
Integrator: HP RTE Compound Sublist: padepi.sub
Target Version: 4.14
Processing Host: PITPC-502

	Compounds	QUANT SIG MASS	RT	EXP RT	REL RT	RESPONSE	AMOUNTS CAL-AMT (NG)	ON-COL (NG)
* 1	1,4-Dichlorobenzene-d4	152	4.451	4.451	(1.000)	128333	8.00000	
* 2	Naphthalene-d8	136	5.423	5.423	(1.000)	419259	8.00000	
* 3	Acenaphthene-d10	164	6.764	6.764	(1.000)	231313	8.00000	
* 4	Phenanthrene-d10	188	7.902	7.902	(1.000)	352099	8.00000	
* 5	Chrysene-d12	240	9.932	9.932	(1.000)	273509	8.00000	
* 6	Perylene-d12	264	11.246	11.246	(1.000)	214141	8.00000	
198	1,4-Dioxane	88	1.245	1.245	(0.280)	34747	4.00000	5.3208(M)
10	N-Nitrosodimethylamine	74	1.694	1.694	(0.381)	33122	4.00000	4.3033
9	Pyridine	79	1.737	1.737	(0.390)	61421	4.00000	4.0040
16	Methyl methanesulfonate	80	3.254	3.254	(0.731)	42624	4.00000	4.1284
206	Benzaldehyde	77	4.103	4.103	(0.922)	42455	4.00000	3.2776
21	Aniline	93	4.199	4.199	(0.944)	103504	4.00000	3.9135
22	Phenol	94	4.199	4.199	(0.944)	94573	4.00000	3.9906
23	bis(2-Chloroethyl)ether	93	4.253	4.253	(0.956)	58306	4.00000	3.8567
24	2-Chlorophenol	128	4.290	4.290	(0.964)	82997	4.00000	3.9098
26	1,3-Dichlorobenzene	146	4.408	4.408	(0.990)	97573	4.00000	3.7786
27	1,4-Dichlorobenzene	146	4.467	4.467	(1.004)	102840	4.00000	3.8982
28	1,2-Dichlorobenzene	146	4.579	4.579	(1.029)	91850	4.00000	3.7489
217	Indene	116	4.648	4.648	(1.044)	127844	4.00000	3.7154
29	Benzyl Alcohol	108	4.563	4.563	(1.025)	31519	4.00000	2.7715(M)
30	2-Methylphenol	108	4.659	4.659	(1.047)	62048	4.00000	3.6939
31	2,2'-oxybis(1-Chloropropane)	45	4.670	4.670	(1.049)	59001	4.00000	3.8199
37	Acetophenone	105	4.760	4.760	(1.070)	112839	4.00000	4.2380
32	N-Nitroso-di-n-propylamine	70	4.766	4.766	(1.071)	47513	4.00000	3.9928
192	4-Methylphenol	108	4.771	4.771	(1.072)	61999	4.00000	3.7085
34	Hexachloroethane	117	4.841	4.841	(1.088)	43879	4.00000	4.0020
35	Nitrobenzene	77	4.883	4.883	(0.901)	80032	4.00000	4.1897
36	N-Nitrosopyrrolidine	100	4.734	4.734	(1.064)	26352	4.00000	3.6580
41	Isophorone	82	5.070	5.070	(0.935)	126314	4.00000	4.1260
42	2-Nitrophenol	139	5.134	5.134	(0.947)	38275	4.00000	3.7355
43	2,4-Dimethylphenol	107	5.172	5.172	(0.954)	84177	4.00000	4.2446
44	bis(2-Chloroethoxy)methane	93	5.241	5.241	(0.967)	68733	4.00000	3.8689
48	2,4-Dichlorophenol	162	5.316	5.316	(0.980)	67621	4.00000	3.9614

Compounds	QUANT SIG MASS	RT	EXP RT	REL RT	RESPONSE	AMOUNTS CAL-AMT (NG)	ON-COL (NG)
49 Benzoic Acid	122	5.225	5.225	(0.964)	73799	10.0000	8.0467(M)
50 1,2,4-Trichlorobenzene	180	5.380	5.380	(0.992)	88982	4.00000	3.9043
51 Naphthalene	128	5.439	5.439	(1.003)	214197	4.00000	3.8870
52 4-Chloroaniline	127	5.482	5.482	(1.011)	85460	4.00000	3.8196
54 2,6-Dichlorophenol	162	5.487	5.487	(1.012)	63391	4.00000	3.7510
56 Hexachlorobutadiene	225	5.540	5.540	(1.022)	70626	4.00000	4.0242
208 Caprolactam	113	5.717	5.717	(1.054)	14055	4.00000	3.7861
59 4-Chloro-3-Methylphenol	107	5.850	5.850	(1.079)	65624	4.00000	4.1595
62 2-Methylnaphthalene	142	5.968	5.968	(1.100)	130887	4.00000	3.6272
63 1-Methylnaphthalene	142	6.042	6.042	(1.114)	130424	4.00000	3.7787
64 Hexachlorocyclopentadiene	237	6.096	6.096	(0.901)	68699	4.00000	4.0302
65 1,2,4,5-Tetrachlorobenzene	216	6.096	6.096	(0.901)	93095	4.00000	3.6771
66 2,4,6-Trichlorophenol	196	6.181	6.181	(0.914)	48582	4.00000	3.5998
67 2,4,5-Trichlorophenol	196	6.208	6.208	(0.918)	51705	4.00000	3.8043
209 1,1'-Biphenyl	154	6.320	6.320	(0.934)	176267	4.00000	3.6968
70 2-Chloronaphthalene	162	6.336	6.336	(0.937)	141098	4.00000	3.8186
73 2-Nitroaniline	65	6.411	6.411	(0.948)	40656	4.00000	4.0525
76 Dimethylphthalate	163	6.550	6.550	(0.968)	163146	4.00000	4.1047
78 2,6-Dinitrotoluene	165	6.593	6.593	(0.975)	29954	4.00000	3.7618
79 Acenaphthylene	152	6.651	6.651	(0.983)	193238	4.00000	3.6471
81 3-Nitroaniline	138	6.721	6.721	(0.994)	28324	4.00000	3.8166
82 Acenaphthene	153	6.790	6.790	(1.004)	120481	4.00000	3.6384
83 2,4-Dinitrophenol	184	6.801	6.801	(1.006)	30465	10.0000	8.0217
85 4-Nitrophenol	109	6.854	6.854	(1.013)	75453	10.0000	9.6311
86 Dibenzofuran	168	6.919	6.919	(1.023)	174817	4.00000	3.5569
87 2,4-Dinitrotoluene	165	6.903	6.903	(1.021)	39850	4.00000	3.8064
91 2,3,5,6-Tetrachlorophenol	232	6.983	6.983	(1.032)	38890	4.00000	3.7300
88 2,3,4,6-Tetrachlorophenol	232	7.015	7.015	(1.037)	42532	4.00000	3.5940
92 2-Naphthylamine	143	7.036	7.036	(1.040)	72919	4.00000	3.0815(M)
93 Diethylphthalate	149	7.090	7.090	(1.048)	146116	4.00000	3.7816
94 Fluorene	166	7.180	7.180	(1.062)	145038	4.00000	4.1768
95 4-Chlorophenyl-phenylether	204	7.180	7.180	(1.062)	86019	4.00000	4.0440
96 4-Nitroaniline	138	7.186	7.186	(1.062)	28351	4.00000	3.4478
98 4,6-Dinitro-2-methylphenol	198	7.218	7.218	(0.913)	48445	10.0000	8.6687
99 N-Nitrosodiphenylamine (1)	169	7.266	7.266	(0.920)	86415	4.00000	3.7893
100 1,2-Diphenylhydrazine	77	7.298	7.298	(0.924)	182477	4.00000	4.2334
106 4-Bromophenyl-phenylether	248	7.554	7.554	(0.956)	46590	4.00000	3.8732
107 Hexachlorobenzene	284	7.613	7.613	(0.963)	45002	4.00000	3.8742
210 Atrazine	200	7.672	7.672	(0.971)	33463	4.00000	3.1930
111 Pentachlorophenol	266	7.757	7.757	(0.982)	46790	10.0000	8.1310
115 Phenanthrene	178	7.918	7.918	(1.002)	185699	4.00000	3.5092
116 Anthracene	178	7.960	7.960	(1.007)	191638	4.00000	3.7378
119 Carbazole	167	8.078	8.078	(1.022)	151527	4.00000	3.6485
120 Di-n-Butylphthalate	149	8.334	8.334	(1.055)	199234	4.00000	3.6089
123 Fluoranthene	202	8.836	8.836	(1.118)	188835	4.00000	3.4822
124 Benzidine	184	8.927	8.927	(0.899)	47244	4.00000	4.4363
125 Pyrene	202	9.013	9.013	(0.907)	184451	4.00000	3.9602
131 Butylbenzylphthalate	149	9.477	9.477	(0.954)	79805	4.00000	3.9605
135 3,3'-Dichlorobenzidine	252	9.894	9.894	(0.996)	49358	4.00000	4.2244
136 Benzo(a)Anthracene	228	9.921	9.921	(0.999)	157225	4.00000	3.9792
137 Chrysene	228	9.948	9.948	(1.002)	144344	4.00000	3.8741
139 bis(2-ethylhexyl)Phthalate	149	9.905	9.905	(0.997)	106105	4.00000	3.8043
140 Di-n-octylphthalate	149	10.407	10.407	(0.925)	135401	4.00000	3.4129
141 Benzo(b)fluoranthene	252	10.845	10.845	(0.964)	129917	4.00000	3.9046

Compounds	QUANT SIG MASS	RT	EXP RT	REL RT	RESPONSE	AMOUNTS CAL-AMT (NG)	AMOUNTS ON-COL (NG)
142 Benzo(k)fluoranthene	252	10.872	10.872	(0.967)	137681	4.00000	3.5605
143 7,12-dimethylbenz[a]anthracen	256	10.834	10.834	(0.963)	61007	4.00000	3.6304
146 Benzo(a)pyrene	252	11.187	11.187	(0.995)	93398	4.00000	3.5986
149 Indeno(1,2,3-cd)pyrene	276	12.571	12.571	(1.118)	120649	4.00000	4.2389
150 Dibenz(a,h)anthracene	278	12.581	12.581	(1.119)	99194	4.00000	4.1876
151 Benzo(g,h,i)perylene	276	12.966	12.966	(1.153)	99926	4.00000	3.6897
$ 154 Nitrobenzene-d5	82	4.873	4.873	(0.899)	84478	4.00000	4.3077
$ 155 2-Fluorobiphenyl	172	6.245	6.245	(0.923)	155118	4.00000	3.6795
$ 156 Terphenyl-d14	244	9.114	9.114	(0.918)	122001	4.00000	3.7770
$ 157 Phenol-d5	99	4.194	4.194	(0.942)	80369	4.00000	3.8760
$ 158 2-Fluorophenol	112	3.430	3.430	(0.771)	70961	4.00000	3.9701
$ 159 2,4,6-Tribromophenol	330	7.367	7.367	(0.932)	18182	4.00000	3.8898
$ 186 2-Chlorophenol-d4	132	4.280	4.280	(0.962)	83665	4.00000	3.9407
$ 187 1,2-Dichlorobenzene-d4	152	4.568	4.568	(1.026)	63722	4.00000	3.8853

QC Flag Legend

M - Compound response manually integrated.

Data File Name: N11180CC.D
Inj. Date and Time: 18-NOV-2010 09:21
Instrument ID: 733.i
Client ID: SSTD4.0
Compound Name: 1,4-Dioxane
CAS #: 123-91-1

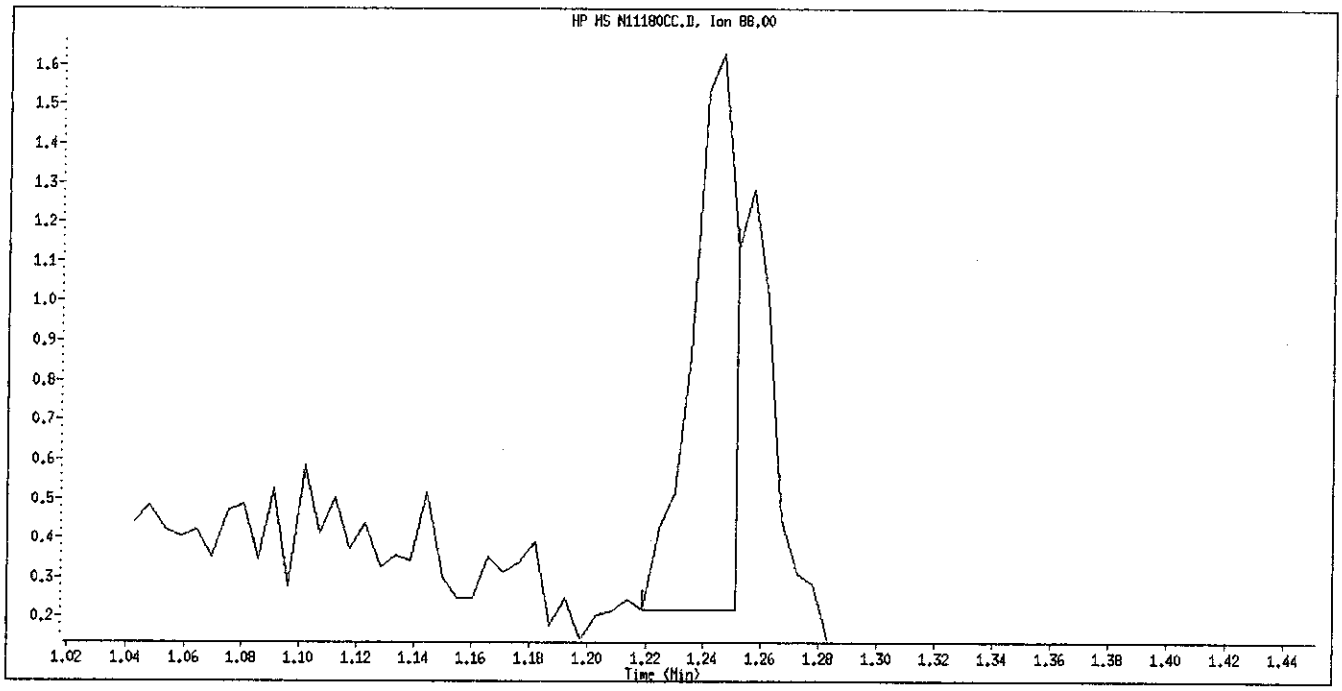

Original Integration

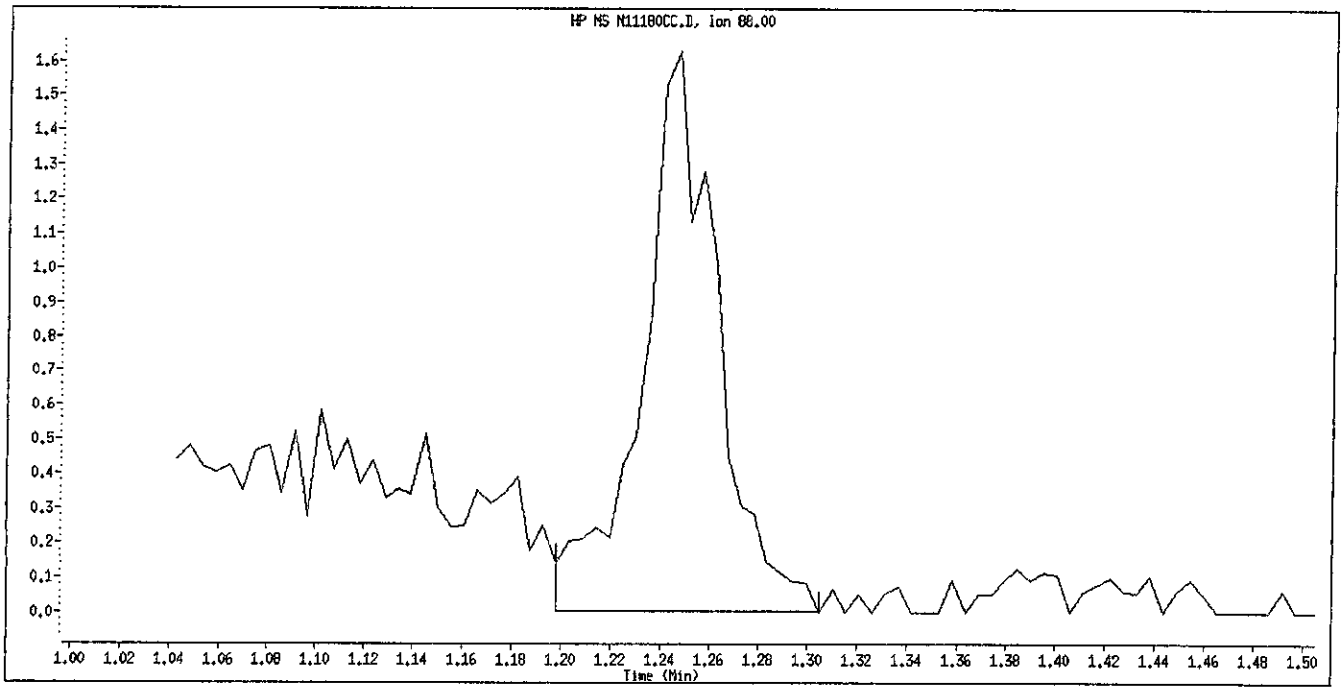

Manual Integration

Manually Integrated By: piccolinov
Manual Integration Reason: Poor Chromatography

Data File Name: N11180CC.D
Inj. Date and Time: 18-NOV-2010 09:21
Instrument ID: 733.i
Client ID: SSTD4.0
Compound Name: Benzyl Alcohol
CAS #: 100-51-6

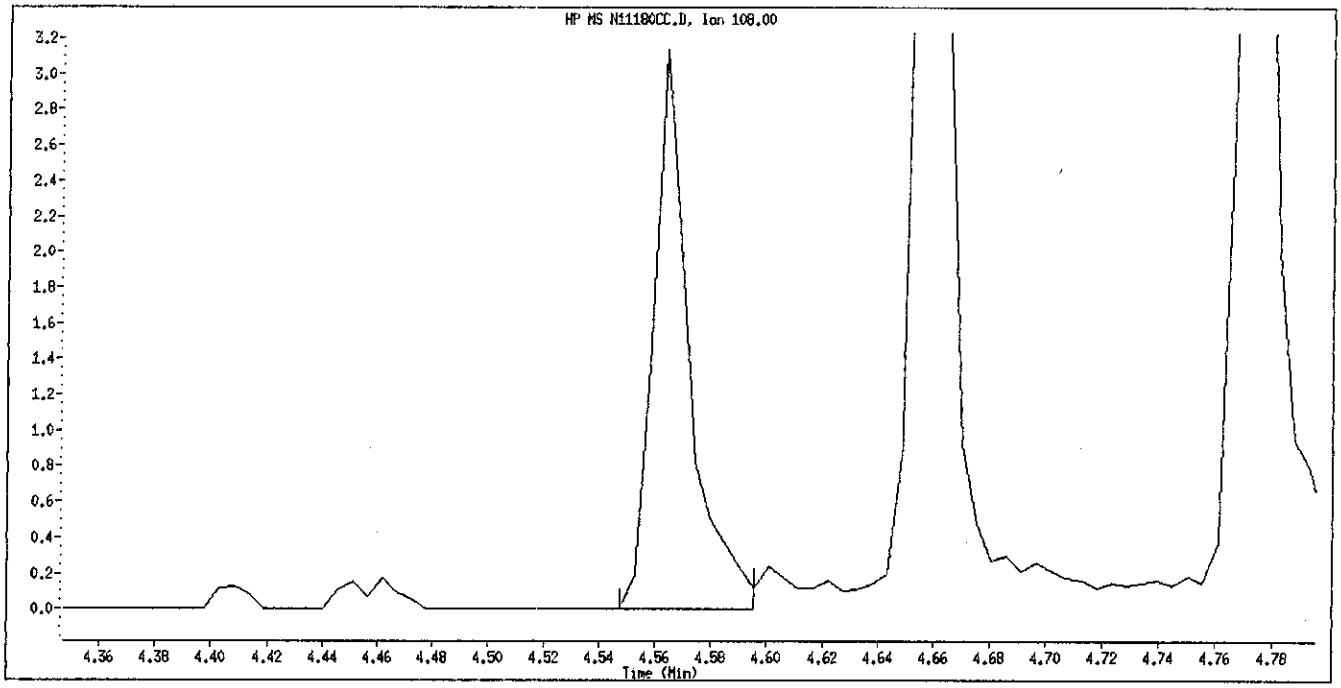

Original Integration

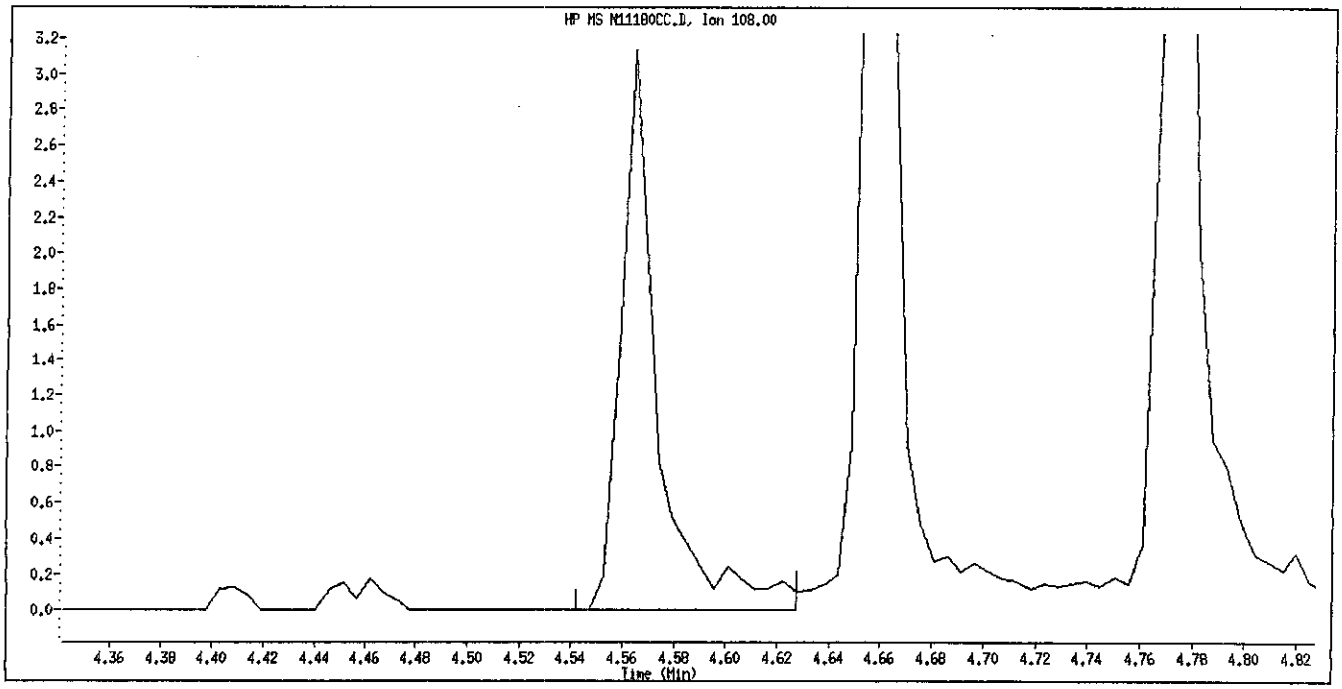

Manual Integration

Manually Integrated By: piccolinov
Manual Integration Reason: Poor Chromatography

Data File Name: N11180CC.D
Inj. Date and Time: 18-NOV-2010 09:21
Instrument ID: 733.i
Client ID: SSTD4.0
Compound Name: Benzoic Acid
CAS #: 65-85-0

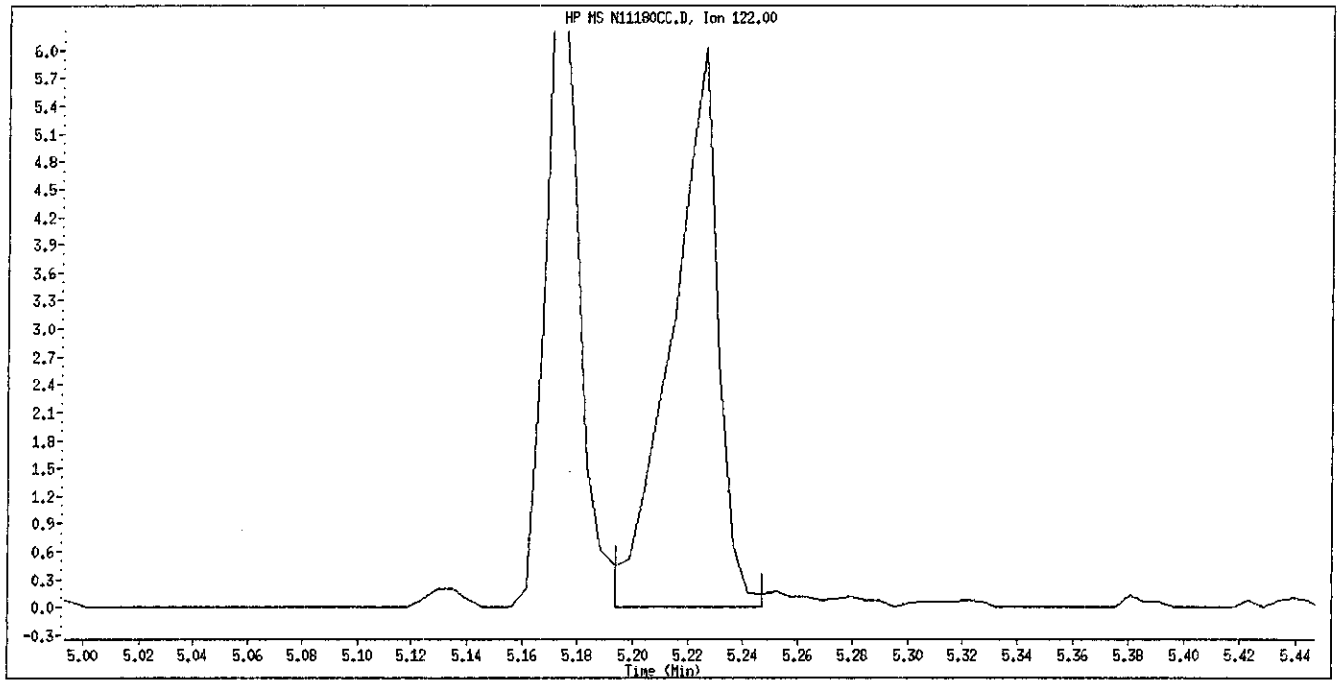

Original Integration

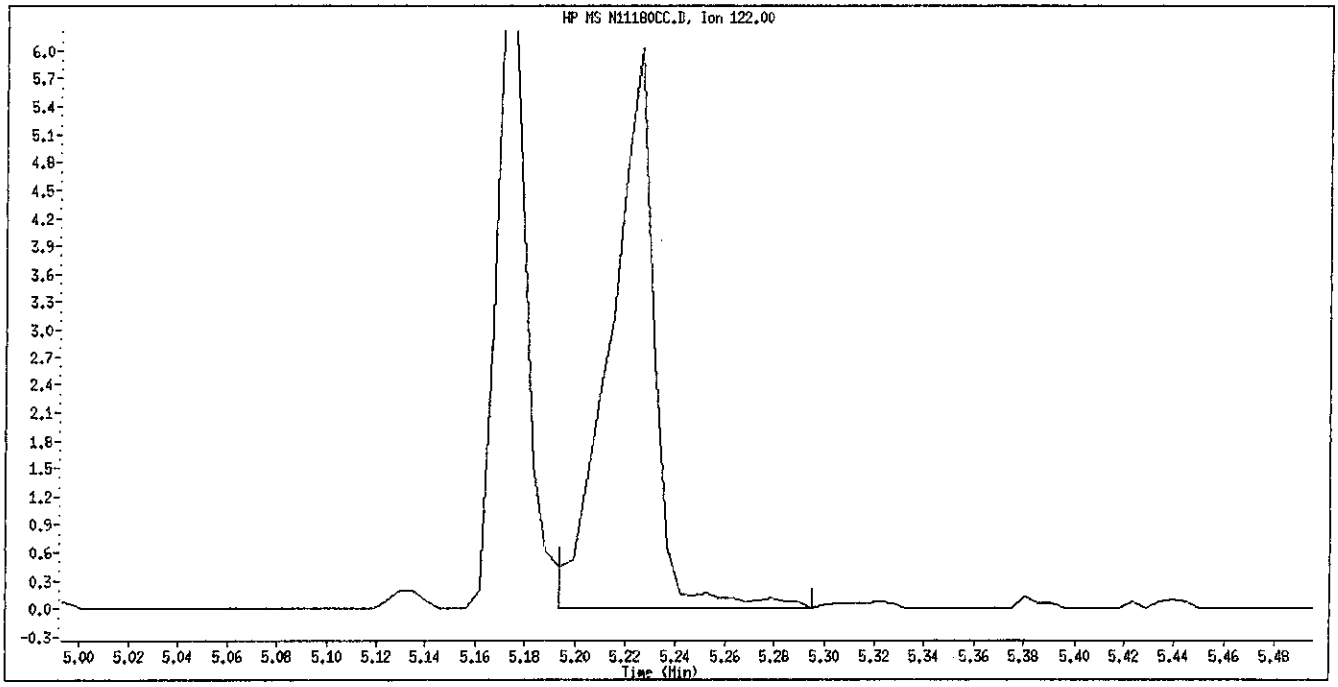

Manual Integration

Manually Integrated By: piccolinov
Manual Integration Reason: Poor Chromatography

Data File Name: N11180CC.D
Inj. Date and Time: 18-NOV-2010 09:21
Instrument ID: 733.i
Client ID: SSTD4.0
Compound Name: 2-Naphthylamine
CAS #: 91-59-8

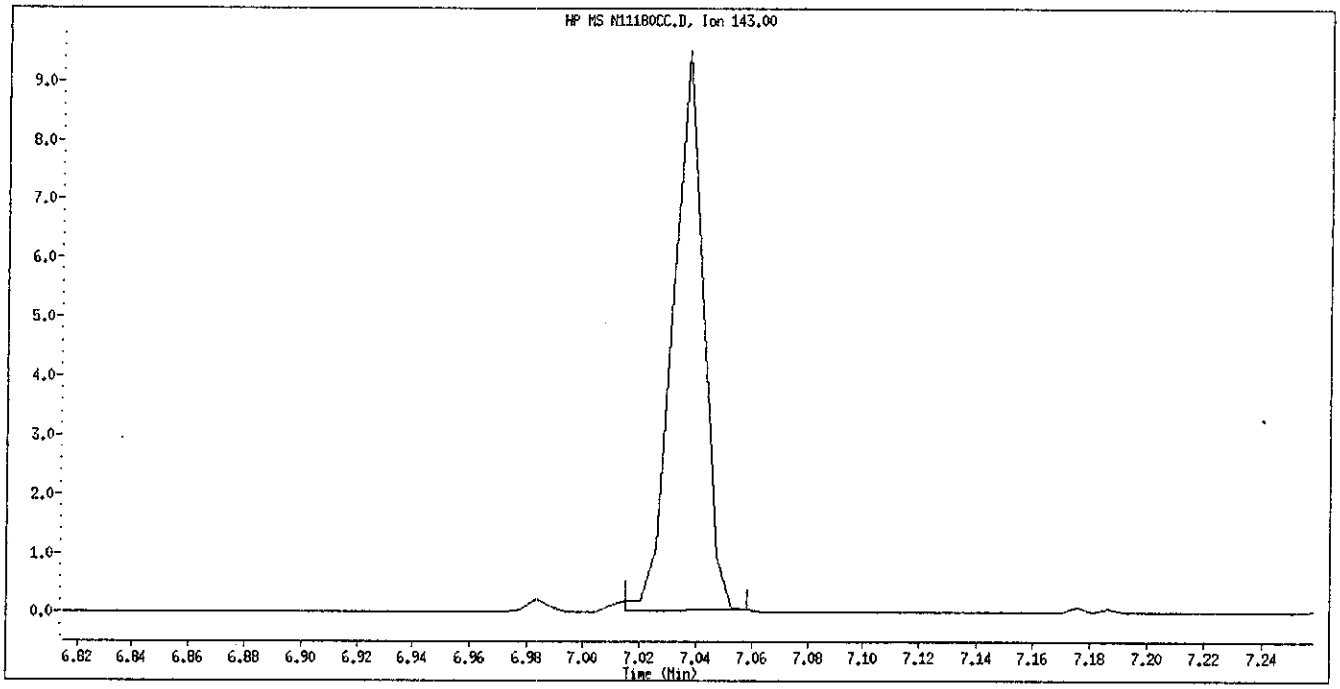

Original Integration

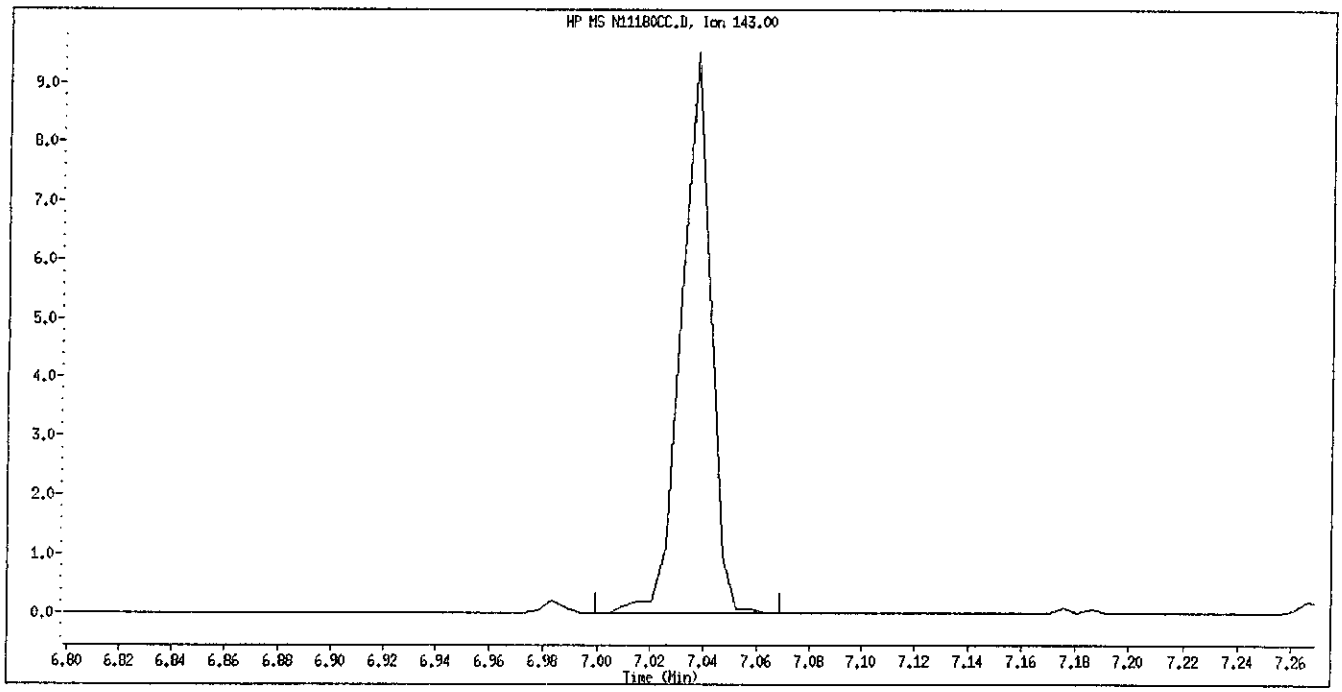

Manual Integration

Manually Integrated By: piccolinov
Manual Integration Reason: Poor Chromatography

GC/MS SEMIVOLATILE
QC DATA

Data File: \\PITSVR06\D\chem\733.i\N111010.b\N1110DF1.D

Date : 10-NOV-2010 06:33

Client ID:

Instrument: 733.i

Sample Info: DFTPP050 (25ug/ml) BNA0464-10

Operator: 3200

Column phase:

Column diameter: 2.00

1 dftpp

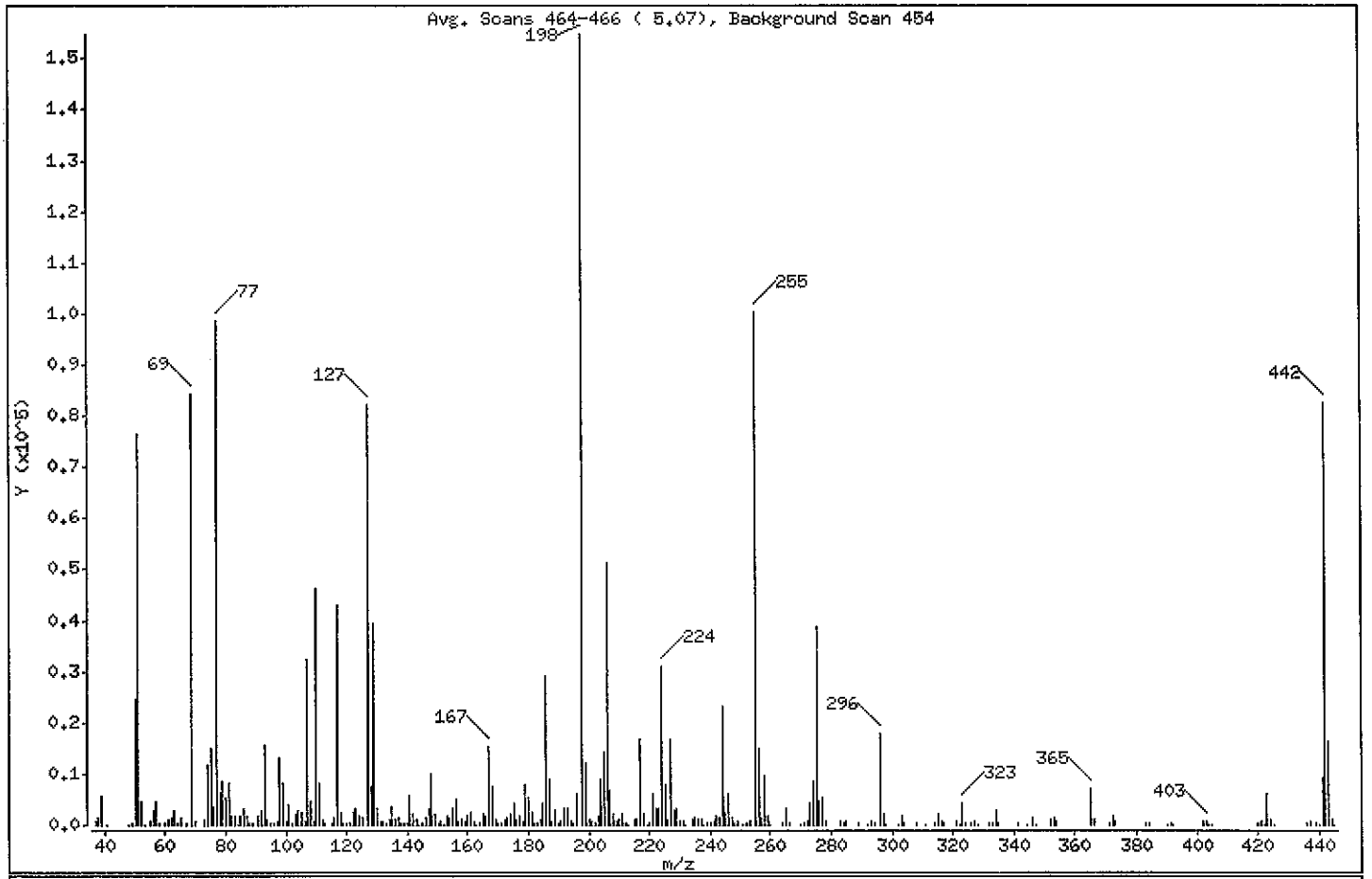

m/e	ION ABUNDANCE CRITERIA	% RELATIVE ABUNDANCE
198	Base Peak, 100% relative abundance	100.00
51	30.00 - 60.00% of mass 198	49.49
68	Less than 2.00% of mass 69	0.00 (0.00)
69	Mass 69 relative abundance	54.54
70	Less than 2.00% of mass 69	0.44 (0.80)
127	40.00 - 60.00% of mass 198	53.20
197	Less than 1.00% of mass 198	0.00
199	5.00 - 9.00% of mass 198	7.74
275	10.00 - 30.00% of mass 198	25.11
365	Greater than 1.00% of mass 198	4.55
441	Present, but less than mass 443	5.91
442	40.00 - 99.00% of mass 198	53.36
443	17.00 - 23.00% of mass 442	10.68 (20.01)

Date : 10-NOV-2010 06:33

Client ID: Instrument: 733.i

Sample Info: DFTPP050 (25ug/ml) BNA0464-10

Operator: 3200

Column phase: Column diameter: 2.00

Data File: N1110DF1.D
Spectrum: Avg. Scans 464-466 (5.07), Background Scan 454
Location of Maximum: 198.00
Number of points: 281

m/z	Y	m/z	Y	m/z	Y	m/z	Y
37.00	761	123.00	3068	195.00	429	277.00	5247
38.00	1366	124.00	1658	196.00	5879	278.00	760
39.00	5818	125.00	1352	198.00	154752	283.00	843
41.00	10	127.00	82328	199.00	11985	284.00	367
48.00	114	128.00	7634	200.00	1183	285.00	783
49.00	391	129.00	39616	201.00	570	289.00	475
50.00	24600	130.00	3302	202.00	206	292.00	114
51.00	76584	131.00	772	203.00	1718	293.00	871
52.00	4472	132.00	753	204.00	8928	294.00	471
53.00	129	133.00	347	205.00	14402	296.00	17784
55.00	830	134.00	1081	206.00	51328	297.00	2232
56.00	2953	135.00	3581	207.00	6717	298.00	162
57.00	4639	136.00	1159	208.00	2287	302.00	156
58.00	179	137.00	1593	209.00	717	303.00	1735
60.00	180	138.00	323	210.00	973	304.00	268
61.00	918	139.00	409	211.00	2251	308.00	244
62.00	1353	140.00	301	212.00	187	311.00	123
63.00	2800	141.00	5528	213.00	104	314.00	511
64.00	242	142.00	2310	215.00	927	315.00	2104
65.00	1545	143.00	1234	216.00	1039	316.00	805
67.00	353	144.00	138	217.00	16576	317.00	263
69.00	84408	145.00	392	218.00	2163	321.00	657
70.00	674	146.00	1420	219.00	107	322.00	115
73.00	1190	147.00	3300	220.00	233	323.00	4399
74.00	11818	148.00	9885	221.00	6212	324.00	435
75.00	15112	149.00	2127	222.00	3259	326.00	264
76.00	3653	150.00	324	223.00	3362	327.00	670
77.00	98368	151.00	785	224.00	30928	328.00	105
78.00	6441	152.00	136	225.00	7858	332.00	446
79.00	8489	153.00	1831	226.00	1023	333.00	352
80.00	5366	154.00	1532	227.00	16896	334.00	2740
81.00	8120	155.00	3190	228.00	2694	335.00	421
82.00	1745	156.00	5095	229.00	3265	341.00	454
83.00	1627	157.00	628	230.00	586	344.00	132
84.00	43	158.00	978	231.00	871	346.00	1375

Date : 10-NOV-2010 06:33

Client ID:

Instrument: 733.i

Sample Info: DFTPP050 (25ug/ml) BNA0464-10

Operator: 3200

Column phase:

Column diameter: 2.00

Data File: N1110DF1.D
Spectrum: Avg. Scans 464-466 (5.07), Background Scan 454
Location of Maximum: 198.00
Number of points: 281

m/z	Y	m/z	Y	m/z	Y	m/z	Y
85.00	1625	159.00	835	232.00	153	347.00	130
86.00	3036	160.00	1683	234.00	944	352.00	1038
87.00	1707	161.00	2515	235.00	1270	353.00	1351
88.00	494	162.00	604	236.00	937	354.00	868
89.00	307	163.00	116	237.00	1233	365.00	7038
91.00	1643	164.00	304	238.00	101	366.00	1231
92.00	2970	165.00	2108	239.00	373	371.00	437
93.00	15585	166.00	1670	240.00	488	372.00	1856
94.00	1072	167.00	15418	241.00	809	373.00	567
95.00	399	168.00	7478	242.00	1813	383.00	314
96.00	220	169.00	931	243.00	1499	384.00	241
97.00	563	170.00	431	244.00	23168	390.00	155
98.00	13086	171.00	482	245.00	2572	391.00	272
99.00	8021	172.00	1157	246.00	6211	392.00	110
100.00	546	173.00	1480	247.00	1320	402.00	583
101.00	4042	174.00	2294	248.00	274	403.00	869
102.00	240	175.00	4146	249.00	538	404.00	130
103.00	2083	176.00	1179	251.00	117	405.00	113
104.00	2686	177.00	1940	252.00	226	420.00	181
105.00	2515	178.00	600	253.00	538	421.00	764
106.00	569	179.00	7754	255.00	100256	422.00	100
107.00	32288	180.00	5241	256.00	15024	423.00	6026
108.00	4448	181.00	2389	257.00	1586	424.00	1181
109.00	838	182.00	252	258.00	9637	425.00	135
110.00	46192	183.00	315	259.00	1653	436.00	232
111.00	8168	184.00	957	260.00	151	437.00	553
112.00	1069	185.00	4133	264.00	485	439.00	485
113.00	416	186.00	29072	265.00	3024	440.00	156
115.00	190	187.00	9049	266.00	527	441.00	9149
116.00	1362	188.00	796	270.00	128	442.00	82576
117.00	43152	189.00	2815	271.00	228	443.00	16520
118.00	2477	190.00	344	272.00	555	444.00	1047
119.00	452	191.00	881	273.00	4311	445.00	119
120.00	361	192.00	3374	274.00	8581		
121.00	384	193.00	3327	275.00	38864		

Data File: \\PITSVR06\D\chem\733.i\N111010.b\N1110DF1.D

Date : 10-NOV-2010 06:33

Client ID:

Instrument: 733.i

Sample Info: DFTPP050 (25ug/ml) BNA0464-10

Operator: 3200

Column phase:

Column diameter: 2.00

Data File: N1110DF1.D
Spectrum: Avg. Scans 464-466 (5.07), Background Scan 454
Location of Maximum: 198.00
Number of points: 281

m/z	Y	m/z	Y	m/z	Y	m/z	Y
122.00	2601	194.00	736	276.00	4634		

Data File: \\PITSVR06\D\chem\733.i\N111010.b\N1110DF1.D

Page 1

Date : 10-NOV-2010 06:33

Client ID:

Instrument: 733.i

Sample Info: DFTPP050 (25ug/ml) BNA0464-10

Operator: 3200

Column phase:

Column diameter: 2.00

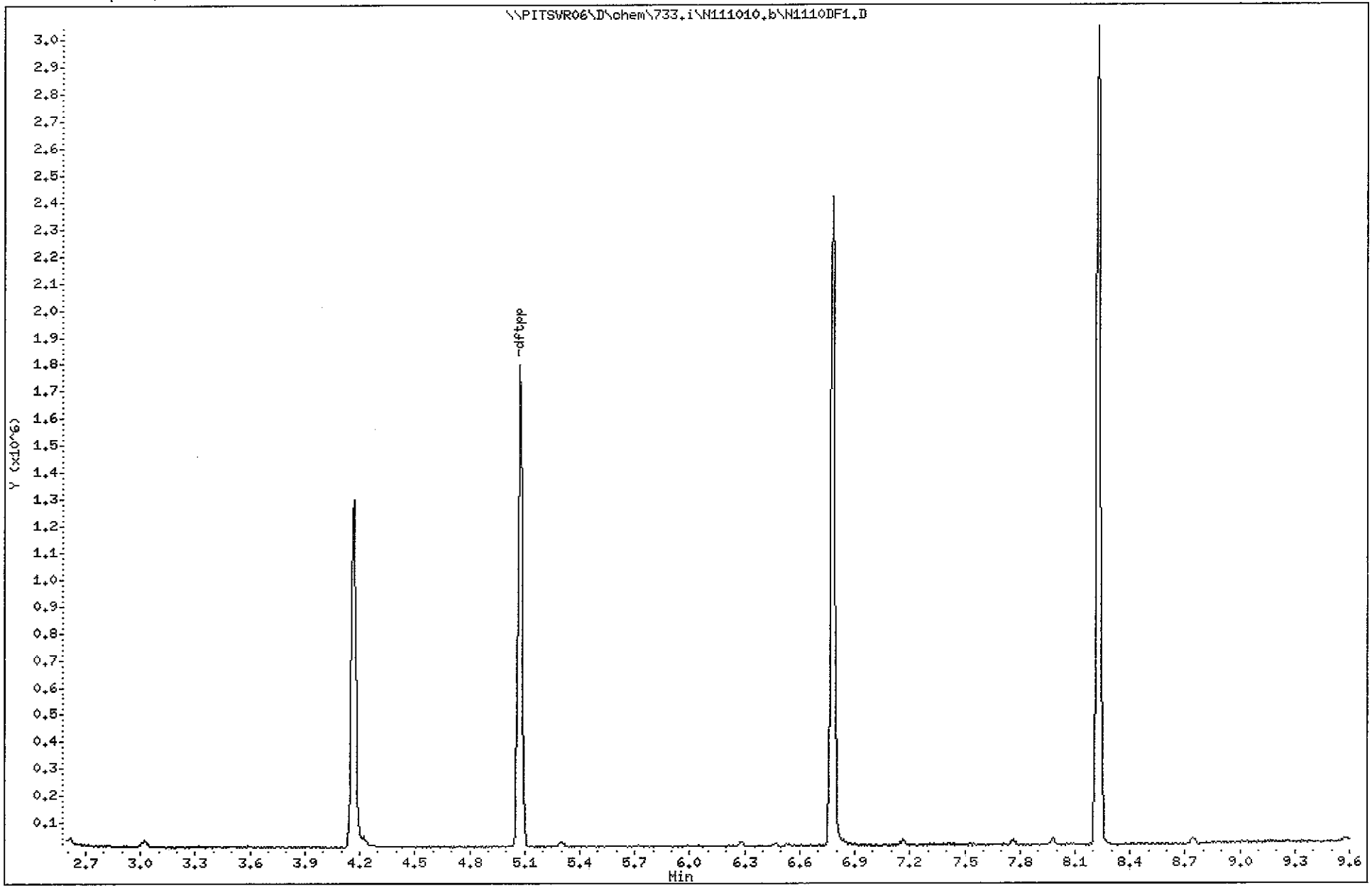

(2001 - 2312)

2276

C0K120577

Data File: N1110DF1.D
Inj Date: 10-NOV-2010 06:33
Instrument ID: 733.i
Compound Name: Pentachlorophenol
Operator Name: 3200
Report Date: 11/10/2010

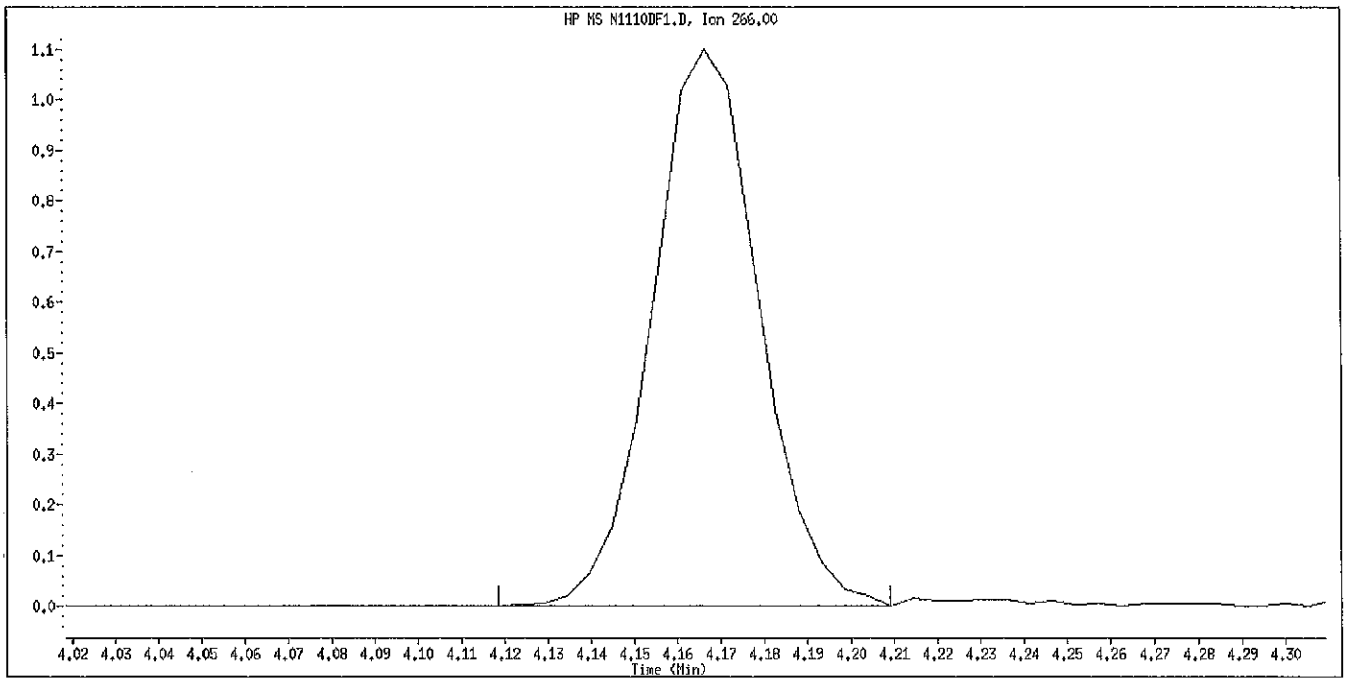

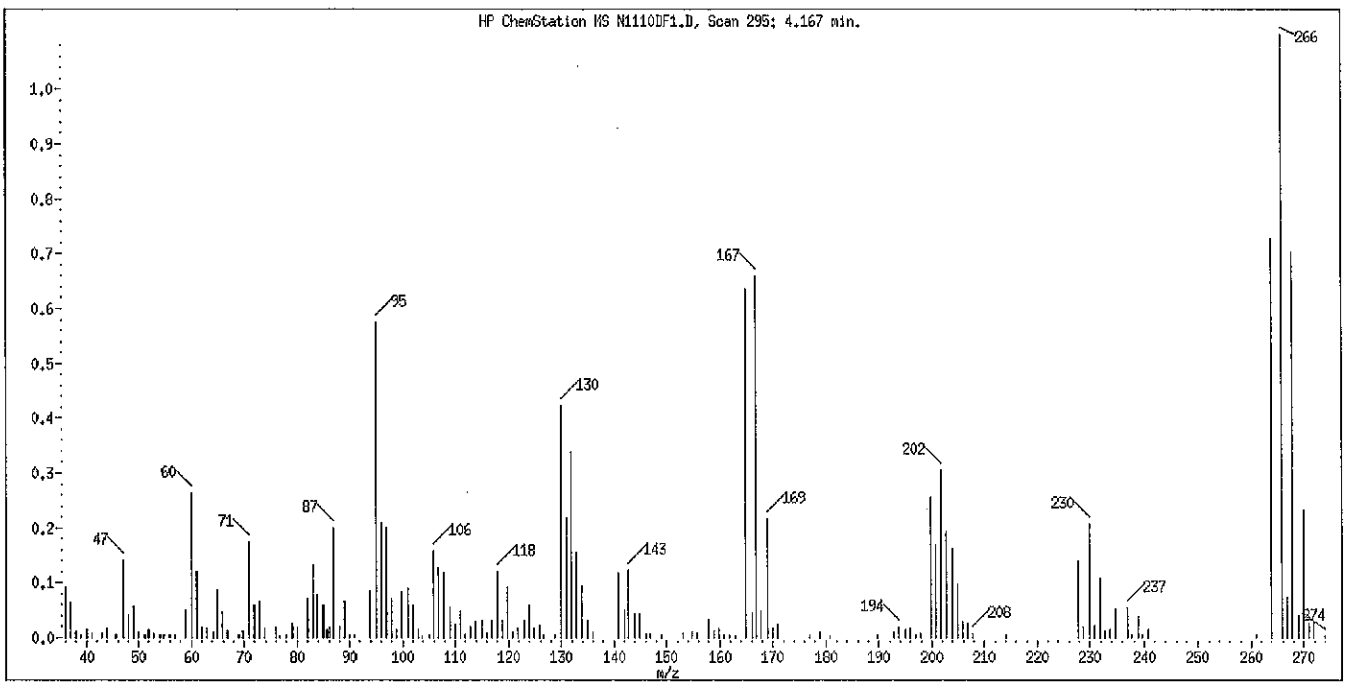

Tailing Factor = 1.05 Good
Acceptance Criteria 0 - 5
Tailing Factor = (T3 - T2) / (T2 - T1)
T1 = 4.142303 T2 = 4.166517 T3 = 4.192038

Data File: N1110DF1.D
Inj Date: 10-NOV-2010 06:33
Instrument ID: 733.i
Compound Name: Benzidine
Operator Name: 3200
Report Date: 11/10/2010

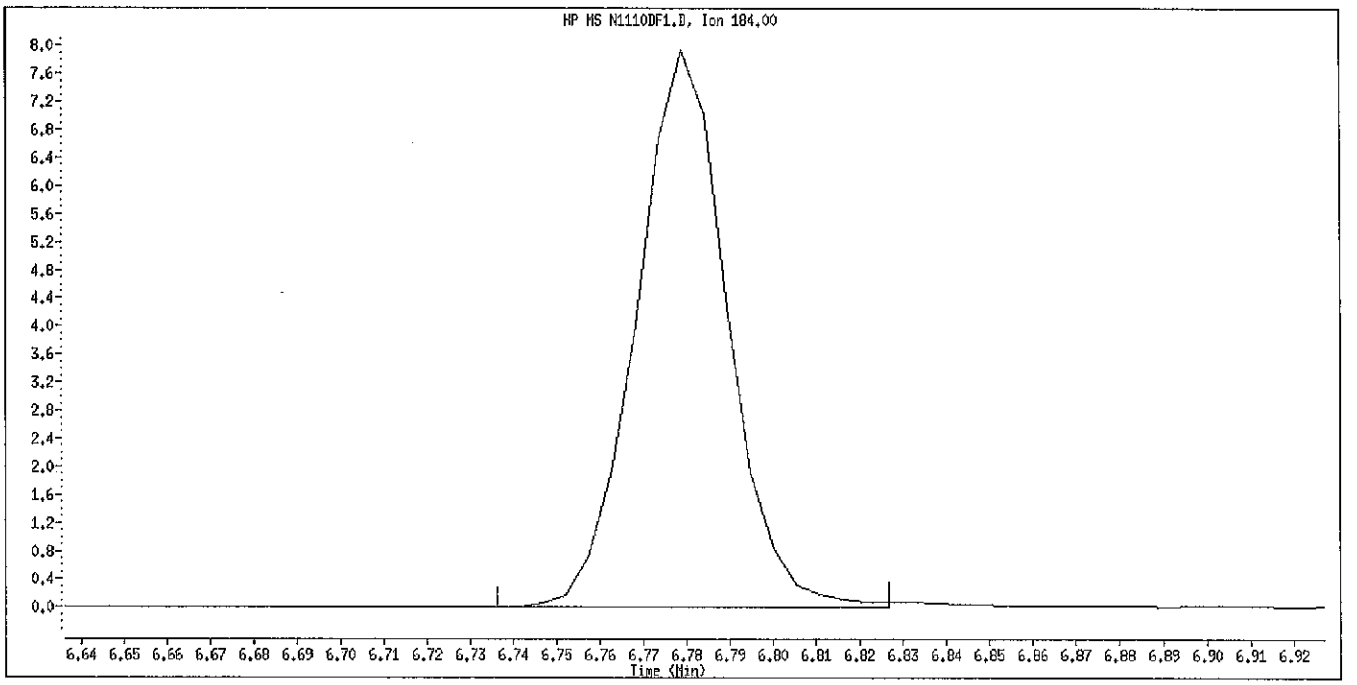

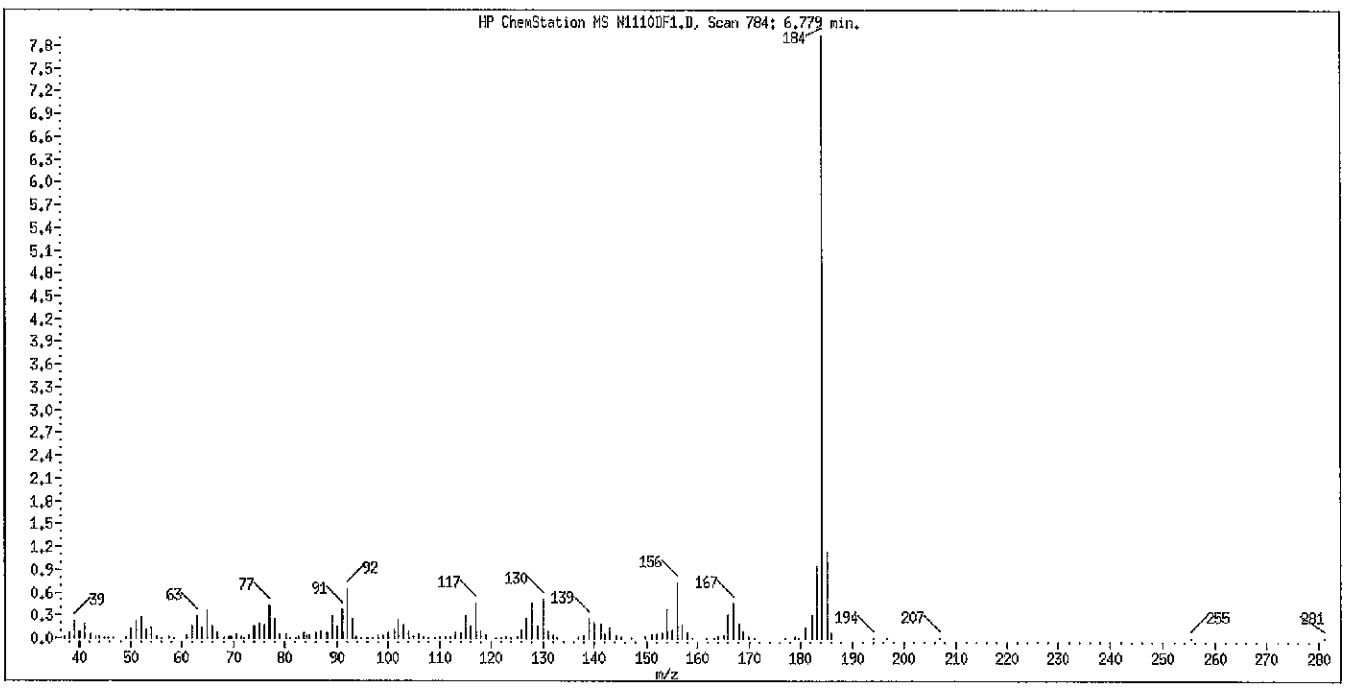

Tailing Factor = 1.03 Good
Acceptance Criteria 0 - 3
Tailing Factor = (T3 - T2) / (T2 - T1)
T1 = 6.757747 T2 = 6.778817 T3 = 6.8005

Data File: N1110DF1.D
Inj Date: 10-NOV-2010 06:33
Instrument ID: 733.i
Compound Name: 4,4'-DDT
Operator Name: 3200
Report Date: 11/10/2010

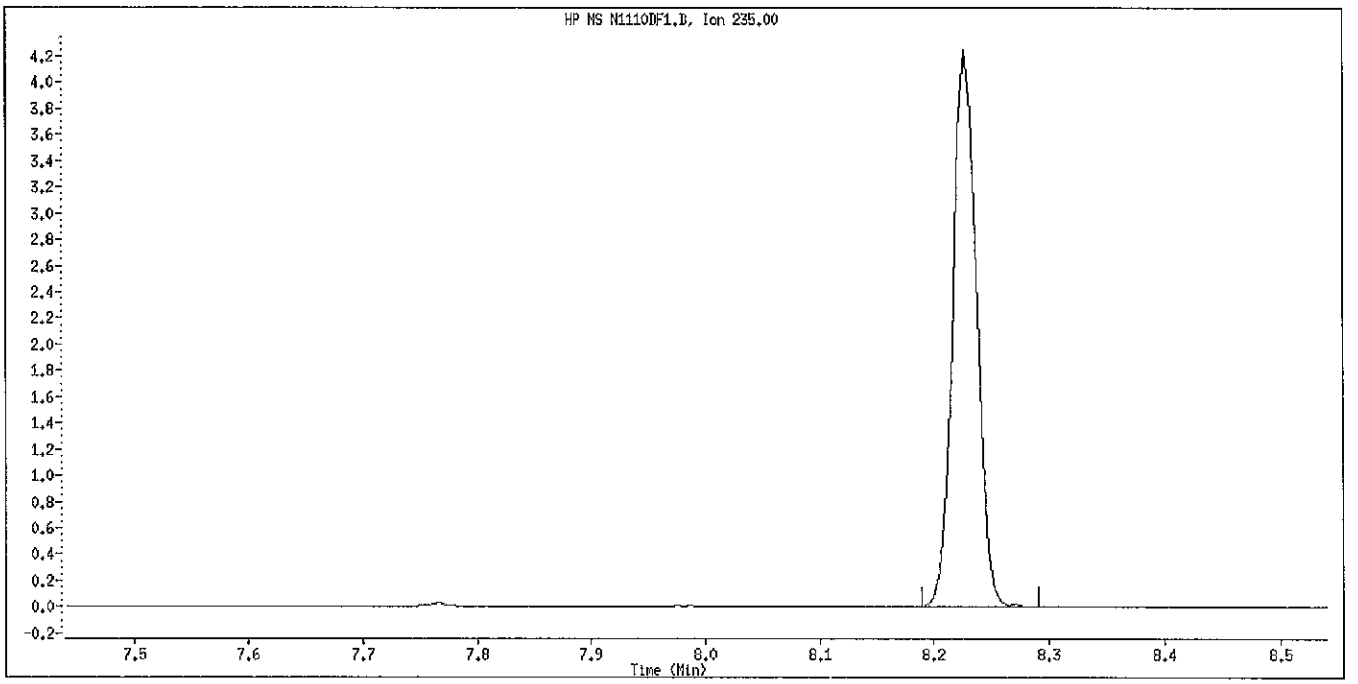

Degradation = 0.281% Good
Acceptance Criteria 0 - 20 %
DDT Area = 617039
DDE Area = 713
DDD Area = 1023

Data File: \\PITSVR06\D\chem\733.i\N111710.b\N1117DF1.D

Date : 17-NOV-2010 11:04

Client ID:

Instrument: 733.i

Sample Info: DFTPP050 (25ug/ml) BNA0859-10

Operator: 3200

Column phase:

Column diameter: 2.00

1 dftpp

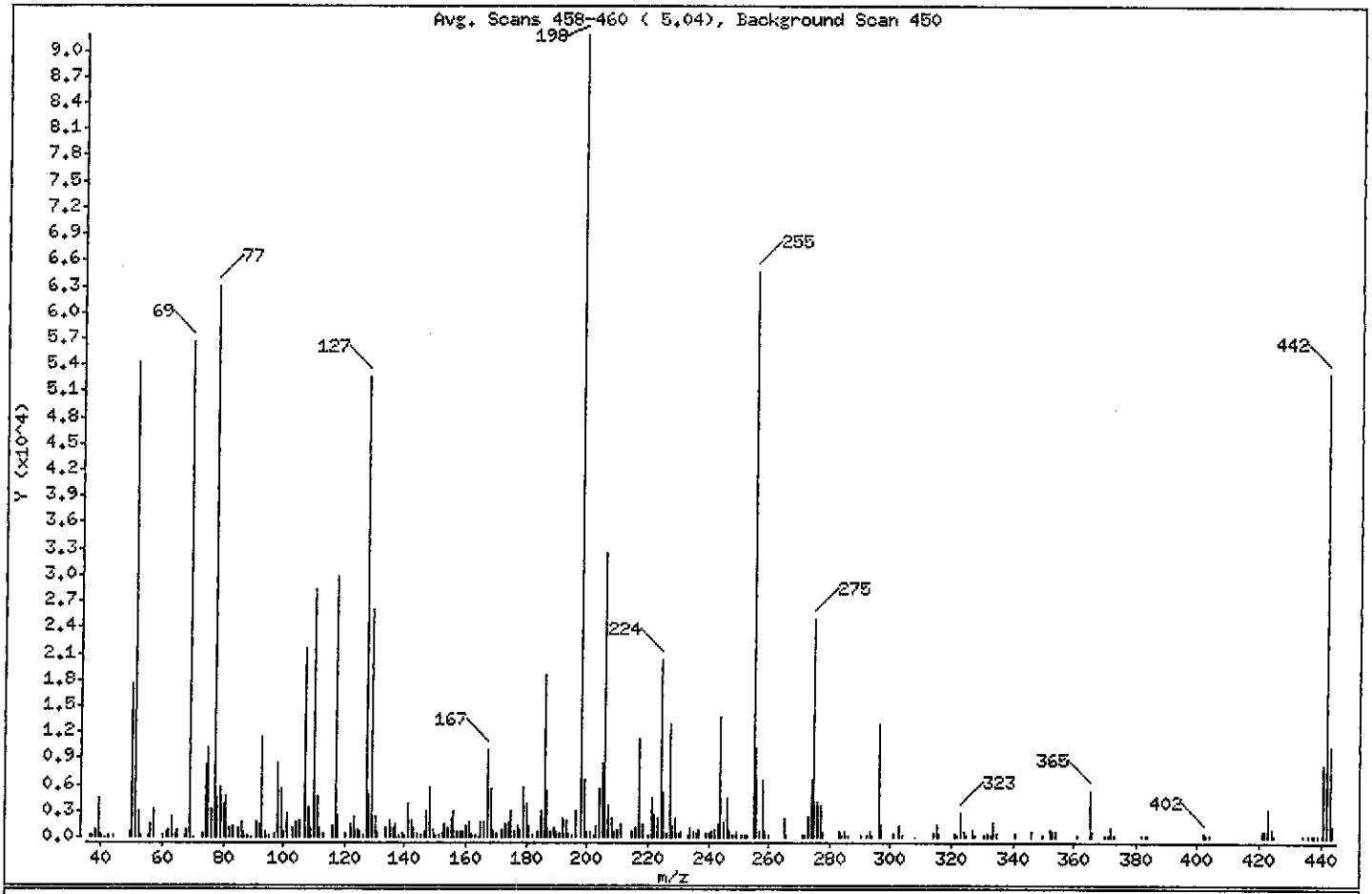

m/e	ION ABUNDANCE CRITERIA	% RELATIVE ABUNDANCE
198	Base Peak, 100% relative abundance	100.00
51	30.00 - 60.00% of mass 198	59.02
68	Less than 2.00% of mass 69	0.88 (1.42)
69	Mass 69 relative abundance	61.54
70	Less than 2.00% of mass 69	0.01 (0.01)
127	40.00 - 60.00% of mass 198	57.22
197	Less than 1.00% of mass 198	0.00
199	5.00 - 9.00% of mass 198	7.20
275	10.00 - 30.00% of mass 198	27.23
365	Greater than 1.00% of mass 198	5.78
441	Present, but less than mass 443	9.08
442	40.00 - 99.00% of mass 198	57.66
443	17.00 - 23.00% of mass 442	11.26 (19.52)

Date : 17-NOV-2010 11:04

Client ID:

Instrument: 733.i

Sample Info: DFTPP050 (25ug/ml) BNA0859-10

Operator: 3200

Column phase:

Column diameter: 2.00

Data File: N1117DF1.D

Spectrum: Avg. Scans 458-460 (5.04), Background Scan 450

Location of Maximum: 198.00

Number of points: 264

m/z	Y	m/z	Y	m/z	Y	m/z	Y
36.00	145	123.00	2401	194.00	478	278.00	649
37.00	316	124.00	873	195.00	161	283.00	553
38.00	827	125.00	715	196.00	3026	284.00	292
39.00	4503	126.00	131	198.00	91816	285.00	533
40.00	331	127.00	52536	199.00	6612	286.00	109
41.00	85	128.00	4955	200.00	596	290.00	238
42.00	140	129.00	25984	201.00	611	292.00	217
44.00	132	130.00	2245	202.00	205	293.00	705
49.00	648	131.00	553	203.00	1304	294.00	281
50.00	17488	134.00	1043	204.00	5528	296.00	12882
51.00	54192	135.00	1942	205.00	8511	297.00	1512
52.00	2890	136.00	1003	206.00	32400	301.00	321
53.00	289	137.00	1513	207.00	3655	303.00	1328
55.00	278	138.00	316	208.00	2084	304.00	156
56.00	1408	139.00	332	209.00	573	308.00	104
57.00	3094	140.00	172	210.00	747	314.00	400
60.00	116	141.00	3816	211.00	1445	315.00	1418
61.00	628	142.00	1834	215.00	571	316.00	488
62.00	896	143.00	1094	216.00	1057	321.00	523
63.00	2325	144.00	424	217.00	11112	322.00	185
64.00	494	145.00	137	218.00	1458	323.00	2766
65.00	925	146.00	648	220.00	208	324.00	646
67.00	192	147.00	2907	221.00	4345	325.00	263
68.00	804	148.00	5676	222.00	2441	327.00	934
69.00	56504	149.00	941	223.00	2148	328.00	287
70.00	5	150.00	296	224.00	20184	331.00	118
73.00	505	151.00	119	225.00	4979	332.00	343
74.00	8150	152.00	350	226.00	423	333.00	209
75.00	10066	153.00	1580	227.00	12809	334.00	1752
76.00	3137	154.00	990	228.00	1313	335.00	382
77.00	62928	155.00	2172	229.00	2050	341.00	317
78.00	4363	156.00	2991	230.00	420	346.00	605
79.00	5762	157.00	681	231.00	533	350.00	133
80.00	3789	158.00	585	233.00	149	352.00	898
81.00	4738	159.00	588	234.00	976	353.00	724

Date : 17-NOV-2010 11:04

Client ID: Instrument: 733.i

Sample Info: DFTPP050 (25ug/ml) BNA0859-10

Operator: 3200

Column phase: Column diameter: 2.00

Data File: N1117DF1.D
Spectrum: Avg. Scans 458-460 (5.04), Background Scan 450
Location of Maximum: 198.00
Number of points: 264

m/z	Y	m/z	Y	m/z	Y	m/z	Y
82.00	1106	160.00	1177	235.00	693	354.00	653
83.00	1183	161.00	1770	236.00	507	361.00	142
85.00	971	162.00	318	237.00	865	365.00	5303
86.00	1699	163.00	114	239.00	490	366.00	734
87.00	588	164.00	105	240.00	345	370.00	129
88.00	219	165.00	1783	241.00	672	371.00	142
89.00	100	166.00	1680	242.00	940	372.00	980
91.00	1668	167.00	9913	243.00	1416	373.00	150
92.00	1400	168.00	5497	244.00	13701	382.00	109
93.00	11326	169.00	884	245.00	1752	383.00	146
94.00	714	170.00	396	246.00	4370	384.00	107
95.00	299	172.00	821	247.00	807	402.00	486
97.00	362	173.00	1522	248.00	107	403.00	194
98.00	8428	174.00	1607	249.00	643	404.00	266
99.00	5493	175.00	2892	251.00	183	421.00	561
100.00	642	176.00	714	252.00	293	422.00	534
101.00	2683	177.00	1344	253.00	277	423.00	3144
103.00	1067	178.00	739	255.00	64552	424.00	930
104.00	1629	179.00	5775	256.00	10032	425.00	236
105.00	1938	180.00	3857	257.00	691	434.00	145
107.00	21440	181.00	1322	258.00	6608	436.00	121
108.00	3395	182.00	232	259.00	932	437.00	283
109.00	1037	184.00	530	260.00	177	438.00	199
110.00	28328	185.00	3009	265.00	2188	439.00	112
111.00	4687	186.00	18664	266.00	264	441.00	8335
112.00	986	187.00	5180	271.00	292	442.00	52944
113.00	332	188.00	612	272.00	115	443.00	10334
116.00	1184	189.00	1140	273.00	2273	444.00	1270
117.00	29712	190.00	675	274.00	6584		
118.00	2453	191.00	394	275.00	25000		
120.00	350	192.00	2140	276.00	3910		
122.00	1523	193.00	1990	277.00	3663		

Data File: \\PITSVR06\D\chem\733.i\N111710.b\N1117DF1.D
Date : 17-NOV-2010 11:04
Client ID:
Sample Info: DFTPP050 (25ug/ml) BHA0859-10

Instrument: 733.i

Operator: 3200
Column diameter: 2.00

Column phase:

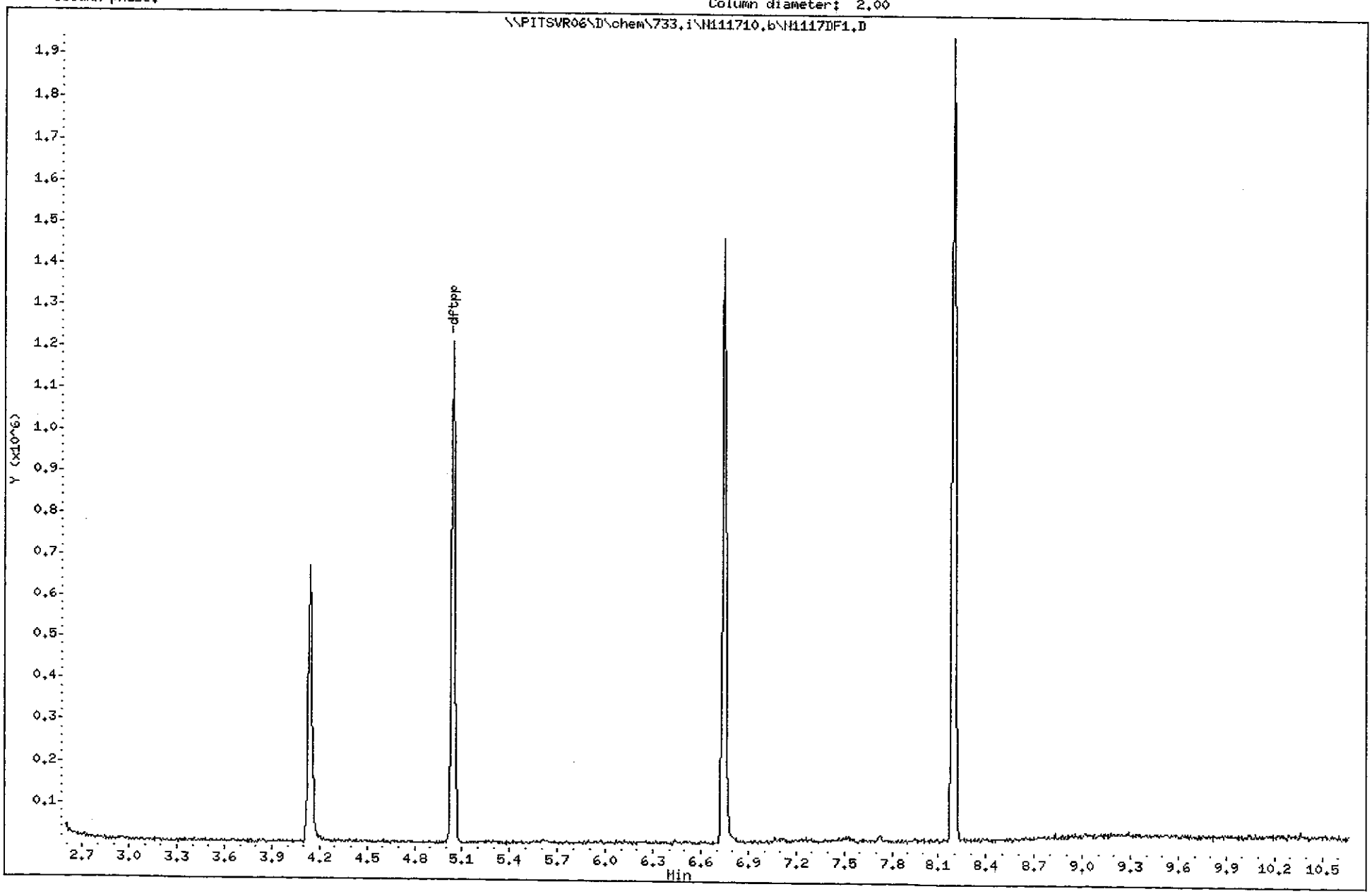

(2001 - 2312)
2283
C0K120577

Data File: N1117DF1.D
Inj Date: 17-NOV-2010 11:04
Instrument ID: 733.i
Compound Name: Pentachlorophenol
Operator Name: 3200
Report Date: 11/18/2010

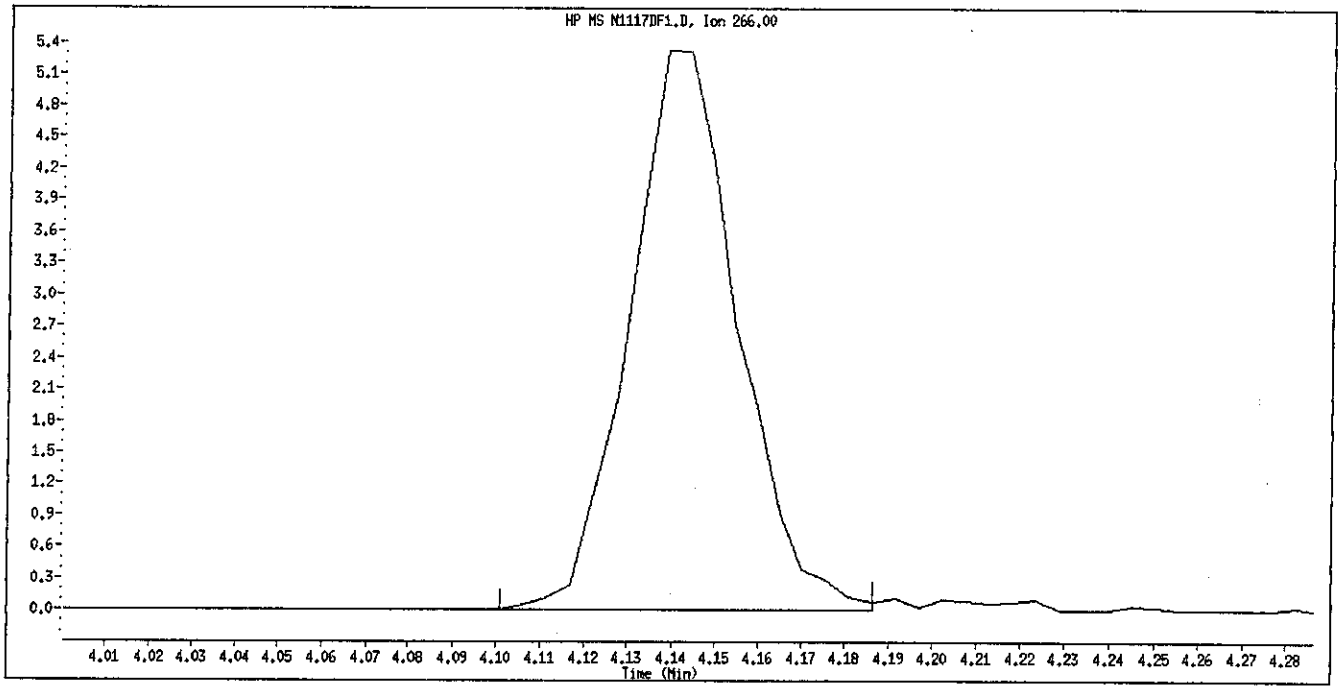

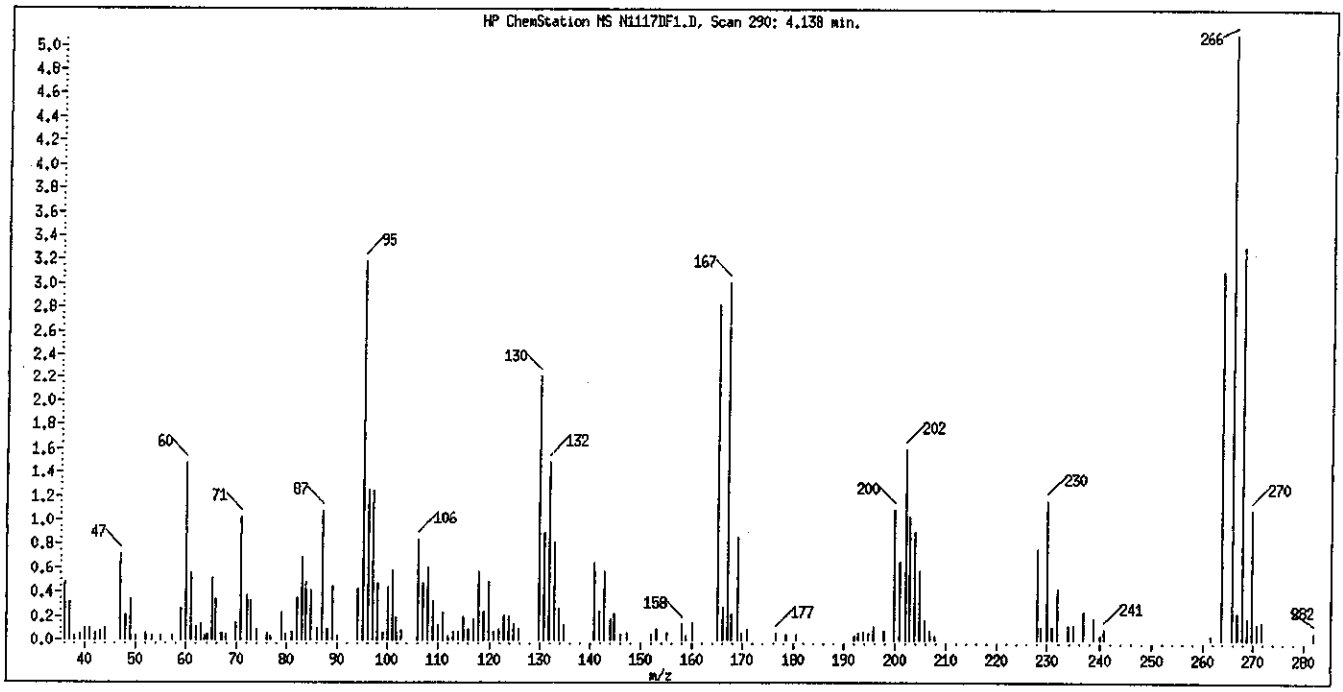

Tailing Factor = 1.56 Good
Acceptance Criteria 0 - 5
Tailing Factor = (T3 - T2) / (T2 - T1)
T1 = 4.118629 T2 = 4.138183 T3 = 4.168748

Data File: N1117DF1.D
Inj Date: 17-NOV-2010 11:04
Instrument ID: 733.i
Compound Name: Benzidine
Operator Name: 3200
Report Date: 11/18/2010

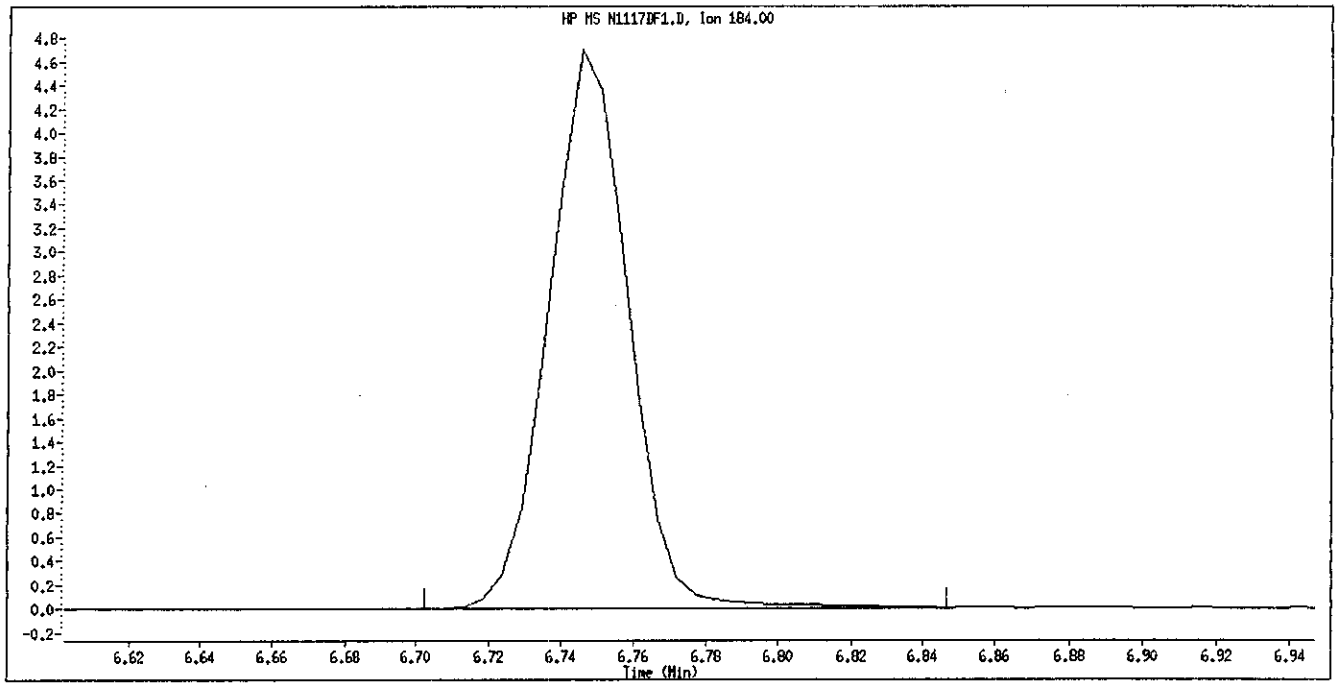

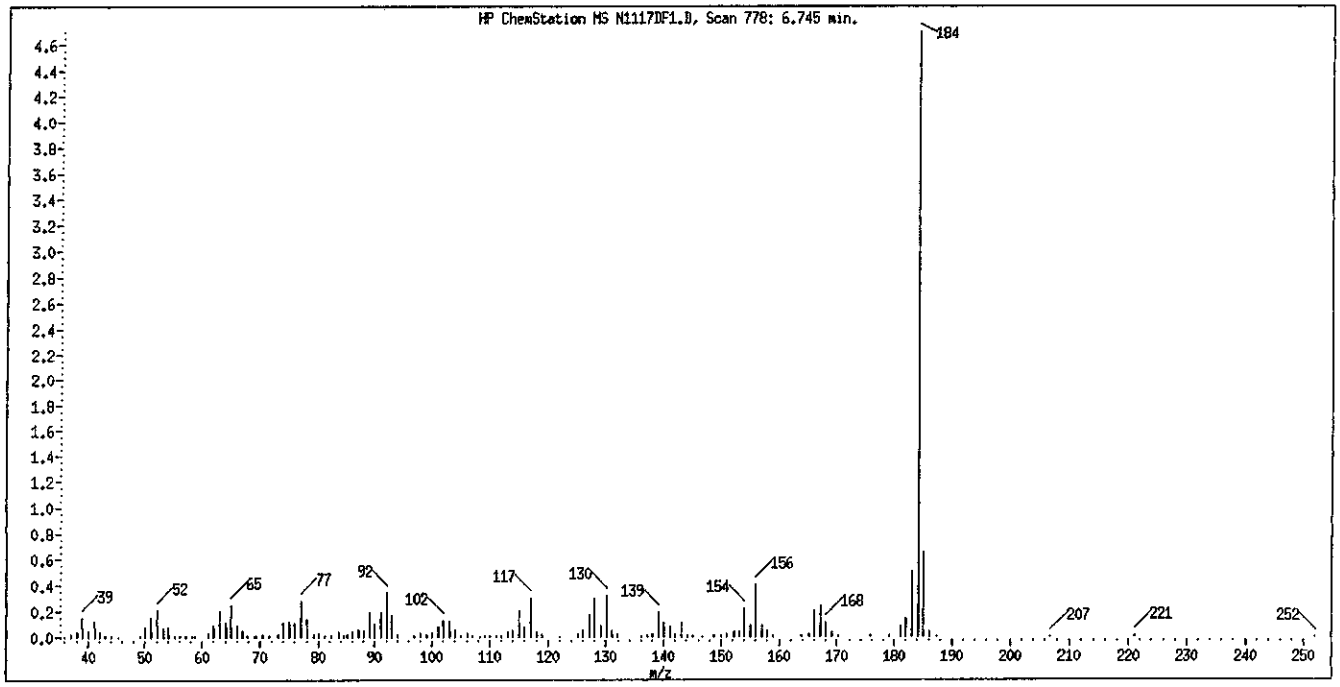

Tailing Factor = 1.25 Good
Acceptance Criteria 0 - 3
Tailing Factor = (T3 - T2) / (T2 - T1)
T1 = 6.725649 T2 = 6.745133 T3 = 6.769536

Data File: N1117DF1.D
Inj Date: 17-NOV-2010 11:04
Instrument ID: 733.i
Compound Name: 4,4'-DDT
Operator Name: 3200
Report Date: 11/18/2010

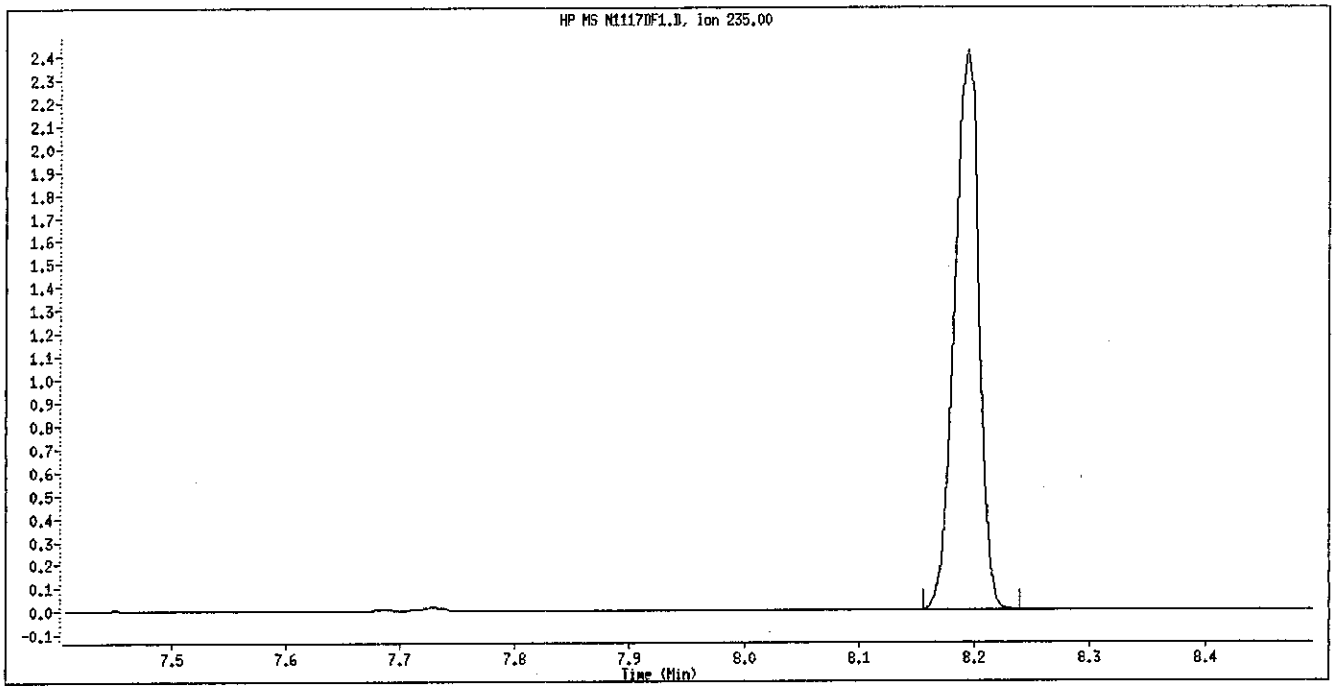

Degradation = 0.782% Good
Acceptance Criteria 0 - 20 %
DDT Area = 361038
DDE Area = 285
DDD Area = 2560

Data File: \\PITSVR06\D\chem\733.i\N111810.b\N1118DF1.D

Date : 18-NOV-2010 09:07

Client ID:

Instrument: 733.i

Sample Info: DFTPP050 (25ug/ml) BNA0859-10

Operator: 3200

Column phase:

Column diameter: 2.00

1 dftpp

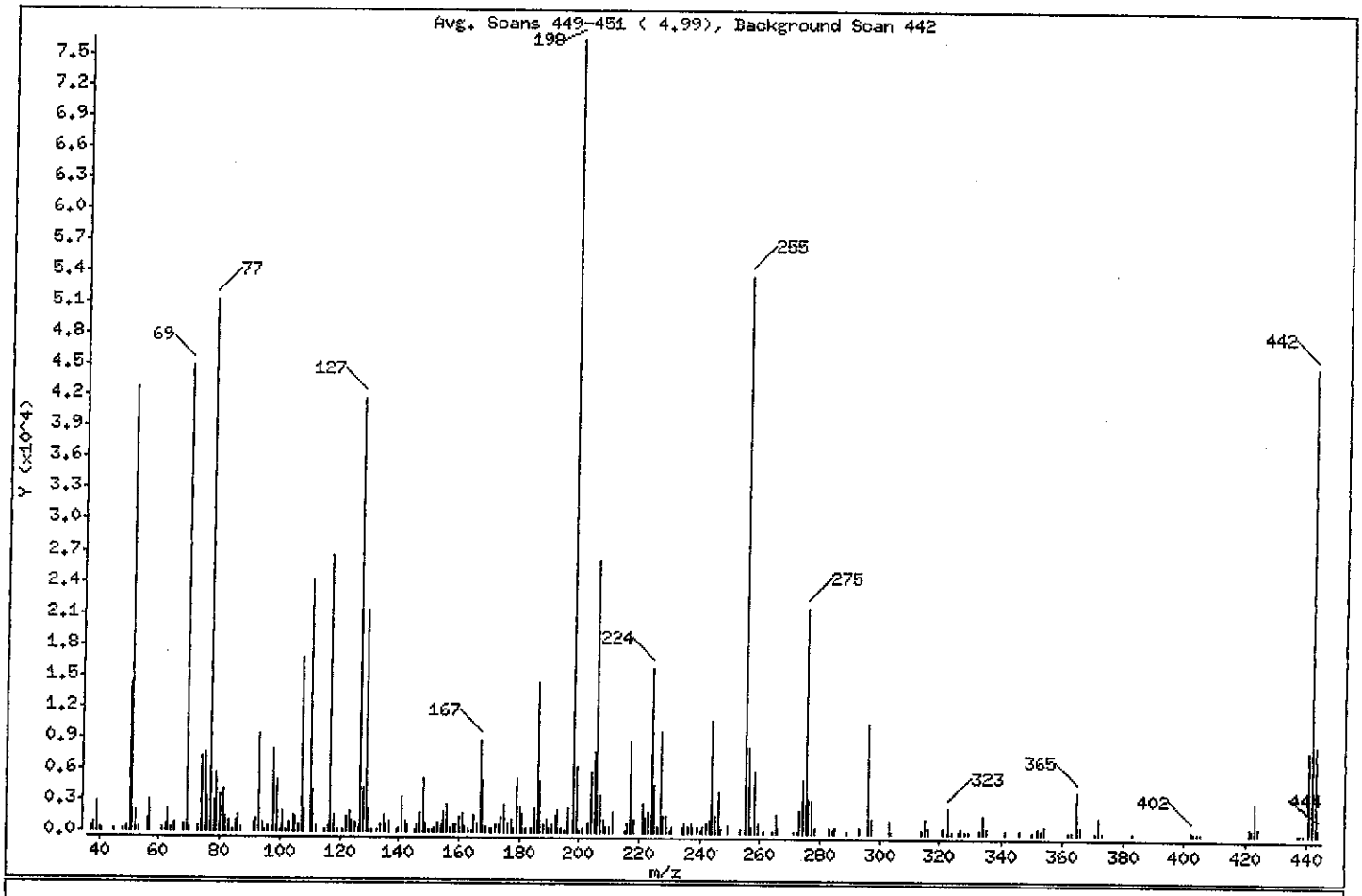

m/e	ION ABUNDANCE CRITERIA	% RELATIVE ABUNDANCE
198	Base Peak, 100% relative abundance	100.00
51	30.00 - 60.00% of mass 198	55.77
68	Less than 2.00% of mass 69	0.82 (1.41)
69	Mass 69 relative abundance	58.57
70	Less than 2.00% of mass 69	0.42 (0.71)
127	40.00 - 60.00% of mass 198	54.53
197	Less than 1.00% of mass 198	0.00
199	5.00 - 9.00% of mass 198	8.39
275	10.00 - 30.00% of mass 198	28.24
365	Greater than 1.00% of mass 198	5.34
441	Present, but less than mass 443	10.60
442	40.00 - 99.00% of mass 198	58.94
443	17.00 - 23.00% of mass 442	11.38 (19.30)

Data File: \\PITSVR06\D\chem\733.i\N111810.b\N1118DF1.D

Date : 18-NOV-2010 09:07

Client ID:

Instrument: 733.i

Sample Info: DFTPP050 (25ug/ml) BNA0859-10

Operator: 3200

Column phase:

Column diameter: 2.00

Data File: N1118DF1.D

Spectrum: Avg. Scans 449-451 (4.99), Background Scan 442

Location of Maximum: 198.00

Number of points: 246

m/z	Y	m/z	Y	m/z	Y	m/z	Y
37.00	501	119.00	223	186.00	14406	266.00	454
38.00	922	121.00	107	187.00	4917	271.00	166
39.00	2729	122.00	1476	188.00	668	272.00	106
40.00	413	123.00	1921	189.00	1282	273.00	2187
41.00	164	124.00	1136	190.00	432	274.00	5022
45.00	114	125.00	908	191.00	695	275.00	21608
48.00	130	126.00	347	192.00	1575	276.00	3424
49.00	555	127.00	41728	193.00	2054	277.00	3131
50.00	14254	128.00	4163	194.00	280	278.00	559
51.00	42672	129.00	21336	195.00	146	283.00	578
52.00	2007	130.00	2066	196.00	2370	284.00	417
53.00	328	131.00	120	198.00	76520	285.00	510
56.00	1305	133.00	232	199.00	6417	289.00	101
57.00	2961	134.00	684	200.00	135	293.00	529
61.00	365	135.00	1661	201.00	301	296.00	10478
62.00	756	136.00	735	203.00	880	297.00	1438
63.00	2027	137.00	1026	204.00	5829	303.00	1312
64.00	291	139.00	154	205.00	7825	304.00	106
65.00	850	140.00	282	206.00	26264	314.00	301
68.00	631	141.00	3295	207.00	3468	315.00	1320
69.00	44816	142.00	1006	208.00	1276	316.00	456
70.00	319	143.00	734	209.00	512	321.00	549
73.00	537	145.00	118	210.00	470	323.00	2397
74.00	7233	146.00	628	211.00	1873	324.00	245
75.00	7614	147.00	1703	215.00	108	326.00	111
76.00	3276	148.00	5166	216.00	803	327.00	447
77.00	51256	149.00	879	217.00	8718	328.00	172
78.00	2982	150.00	113	218.00	1254	329.00	121
79.00	5710	151.00	113	221.00	2810	333.00	271
80.00	3511	152.00	275	222.00	1454	334.00	1833
81.00	4030	153.00	966	223.00	1941	335.00	493
82.00	1448	154.00	748	224.00	15746	341.00	343
83.00	1007	155.00	1851	225.00	4592	346.00	314
84.00	108	156.00	2650	226.00	573	350.00	121
85.00	1075	157.00	325	227.00	9626	352.00	483

Data File: \\PITSVR06\D\chem\733.i\N111810.b\N1118DF1.D

Date : 18-NOV-2010 09:07

Client ID:

Instrument: 733.i

Sample Info: DFTPP050 (25ug/ml) BNA0859-10

Operator: 3200

Column phase:

Column diameter: 2.00

Data File: N1118DF1.D

Spectrum: Avg. Scans 449-451 (4.99), Background Scan 442

Location of Maximum: 198.00

Number of points: 246

m/z	Y	m/z	Y	m/z	Y	m/z	Y
86.00	1641	158.00	626	228.00	1600	353.00	354
87.00	266	159.00	707	229.00	1508	354.00	742
91.00	939	160.00	1338	230.00	174	362.00	112
92.00	1218	161.00	1703	231.00	487	363.00	145
93.00	9361	162.00	441	234.00	440	365.00	4088
94.00	890	163.00	267	235.00	813	366.00	643
95.00	145	164.00	101	236.00	533	371.00	167
96.00	529	165.00	1572	237.00	829	372.00	1607
97.00	389	166.00	927	239.00	480	373.00	122
98.00	7883	167.00	8848	240.00	100	383.00	196
99.00	4888	168.00	4853	241.00	611	402.00	307
100.00	233	169.00	512	242.00	804	403.00	188
101.00	1936	170.00	280	243.00	1203	404.00	109
102.00	101	171.00	366	244.00	10769	405.00	127
103.00	844	172.00	702	245.00	1535	421.00	759
104.00	1518	173.00	742	246.00	3861	422.00	520
105.00	1472	174.00	1461	247.00	426	423.00	3225
106.00	712	175.00	2644	249.00	623	424.00	681
107.00	16712	176.00	892	253.00	317	437.00	101
108.00	2171	177.00	1256	255.00	53576	438.00	130
110.00	24040	178.00	401	256.00	8239	439.00	123
111.00	4021	179.00	5089	257.00	587	441.00	8108
112.00	519	180.00	2382	258.00	5900	442.00	45104
115.00	174	181.00	1704	259.00	797	443.00	8705
116.00	472	182.00	318	261.00	189	444.00	785
117.00	26528	184.00	355	264.00	183		
118.00	1542	185.00	2322	265.00	1807		

Data File: \\PITSVR06\D\chem\733.i\N111810.b\N1118DF1.D
Date : 18-NOV-2010 09:07
Client ID:
Sample Info: DFTPP050 (25ug/ml) BNA0859-10

Instrument: 733.i

Operator: 3200
Column diameter: 2.00

Column phase:

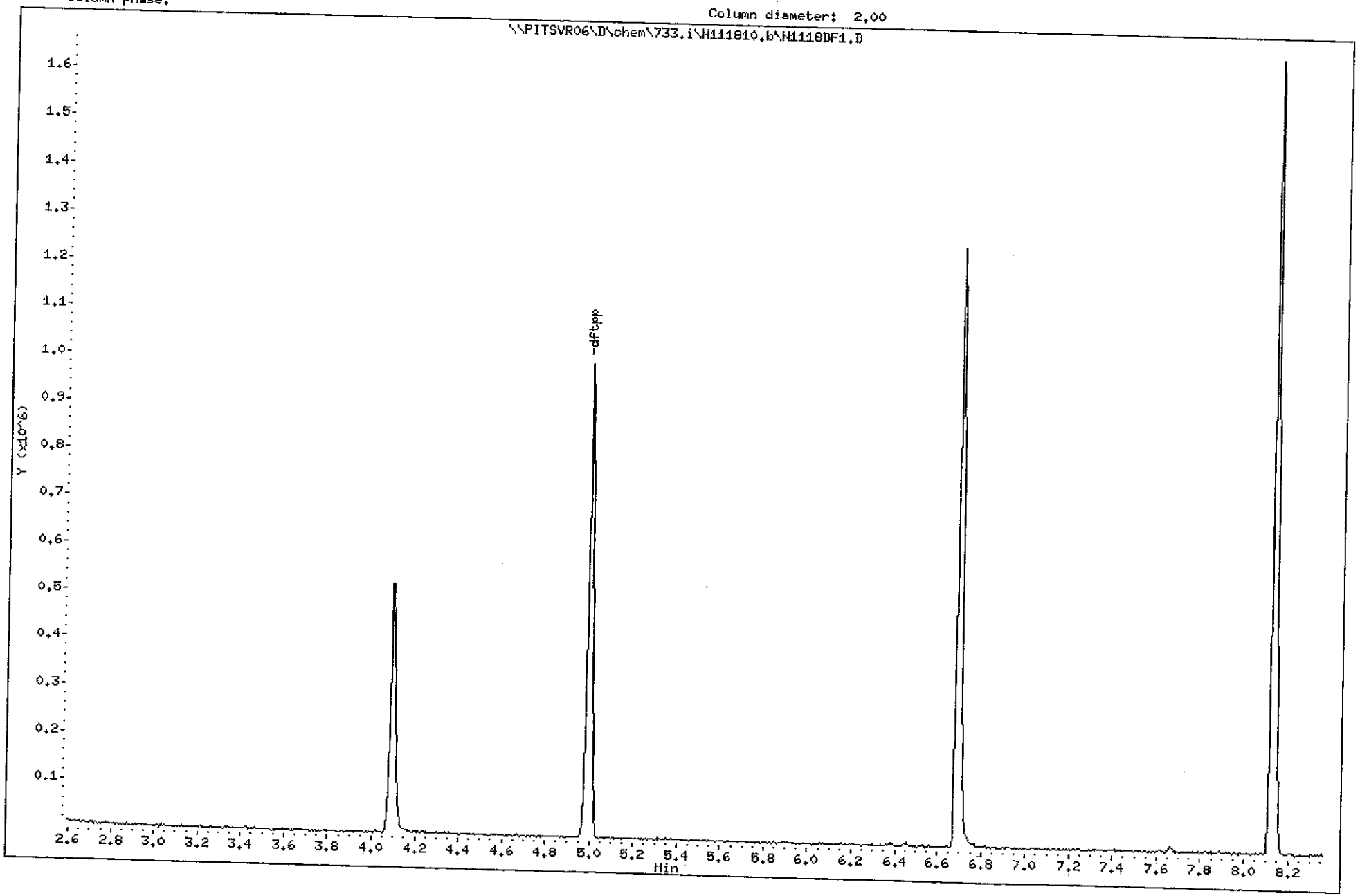

(2001 - 2312)
2290
C0K120577

Data File: N1118DF1.D
Inj Date: 18-NOV-2010 09:07
Instrument ID: 733.i
Compound Name: Pentachlorophenol
Operator Name: 3200
Report Date: 11/18/2010

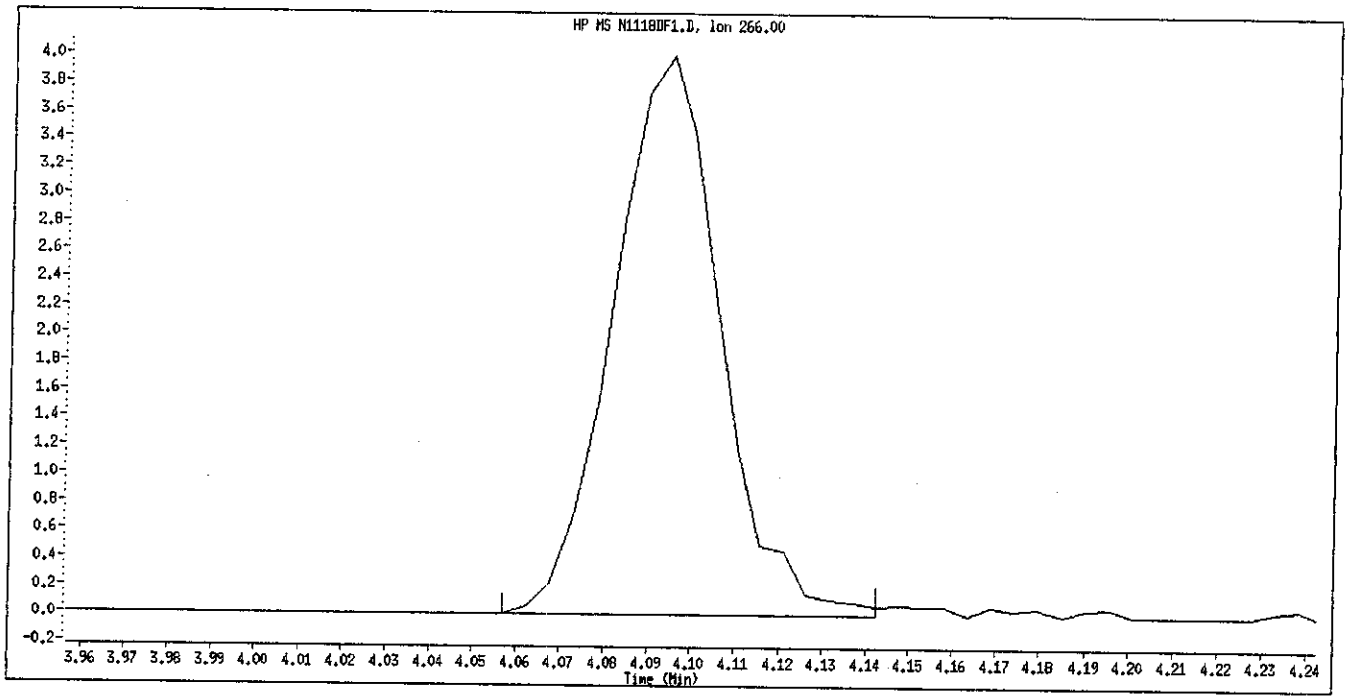

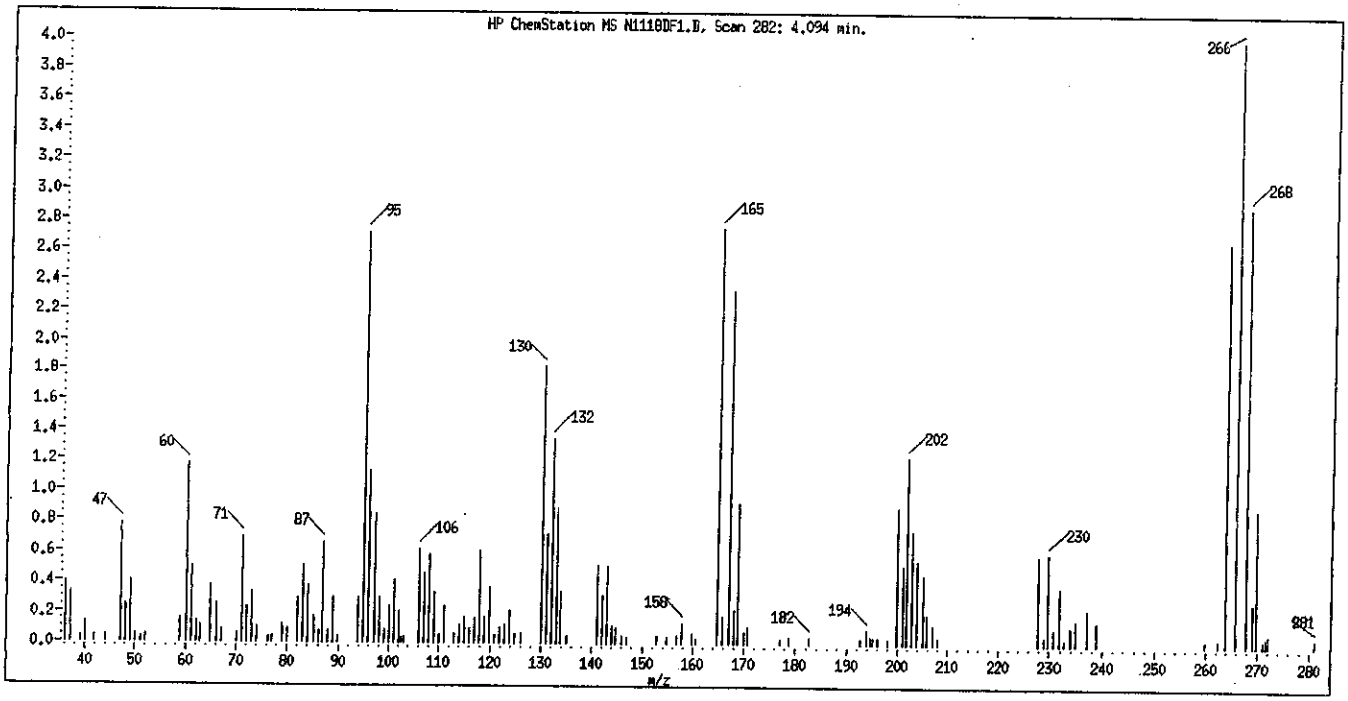

Tailing Factor = 1.12 Good
Acceptance Criteria 0 - 5
Tailing Factor = (T3 - T2) / (T2 - T1)
T1 = 4.069395 T2 = 4.094283 T3 = 4.122135

Data File: N1118DF1.D
Inj Date: 18-NOV-2010 09:07
Instrument ID: 733.i
Compound Name: Benzidine
Operator Name: 3200
Report Date: 11/18/2010

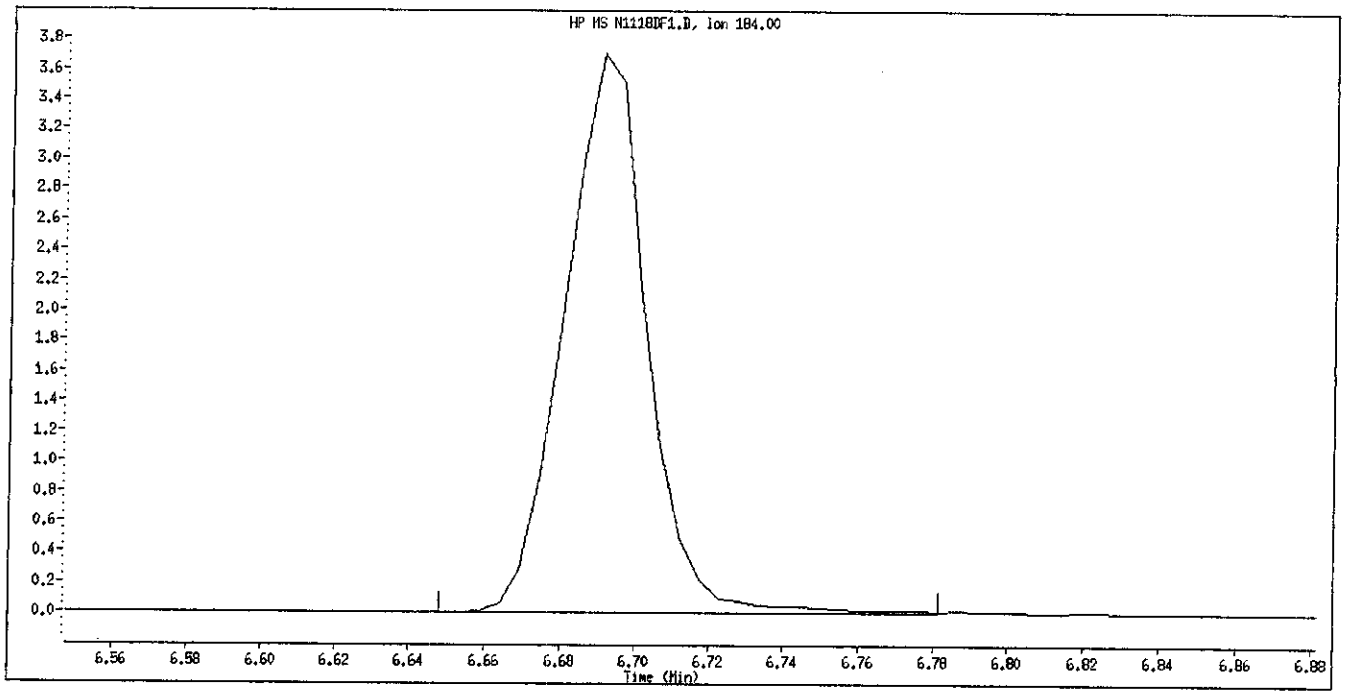

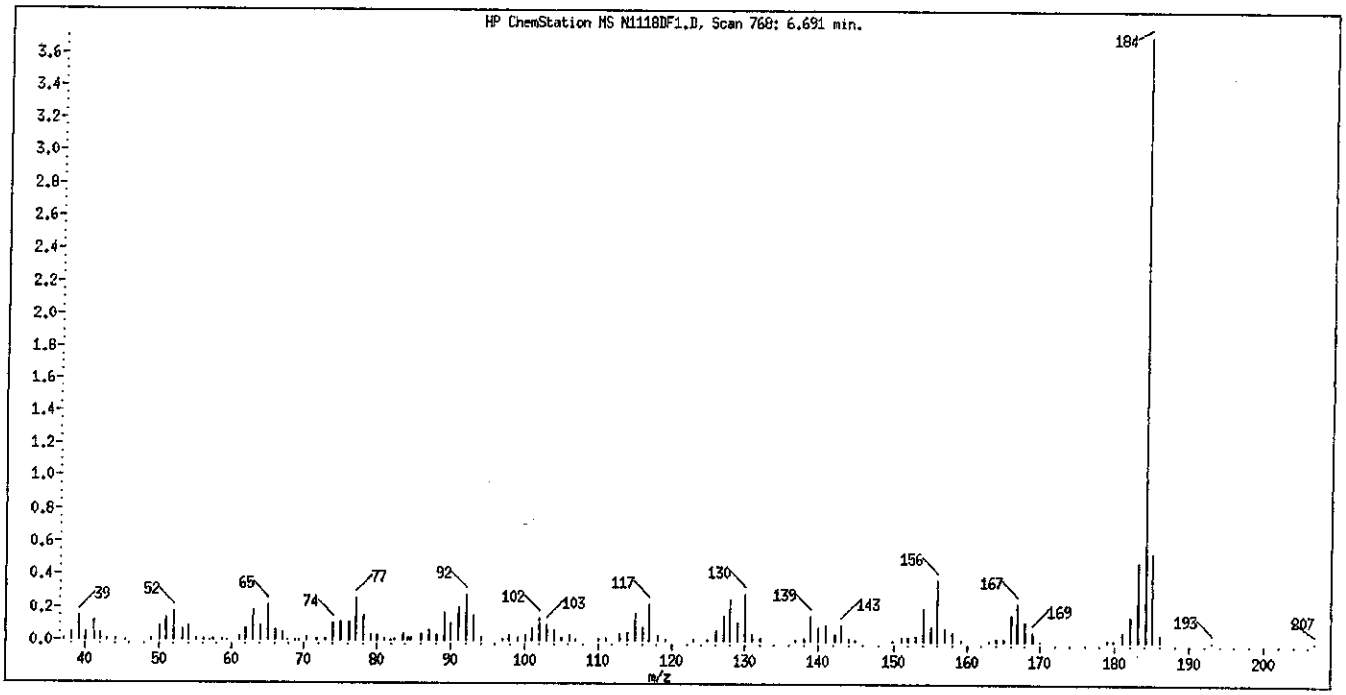

Tailing Factor = 1.16 Good
Acceptance Criteria 0 - 3
Tailing Factor = (T3 - T2) / (T2 - T1)
T1 = 6.669884 T2 = 6.69055 T3 = 6.714434

Data File: N1118DF1.D
Inj Date: 18-NOV-2010 09:07
Instrument ID: 733.i
Compound Name: 4,4'-DDT
Operator Name: 3200
Report Date: 11/18/2010

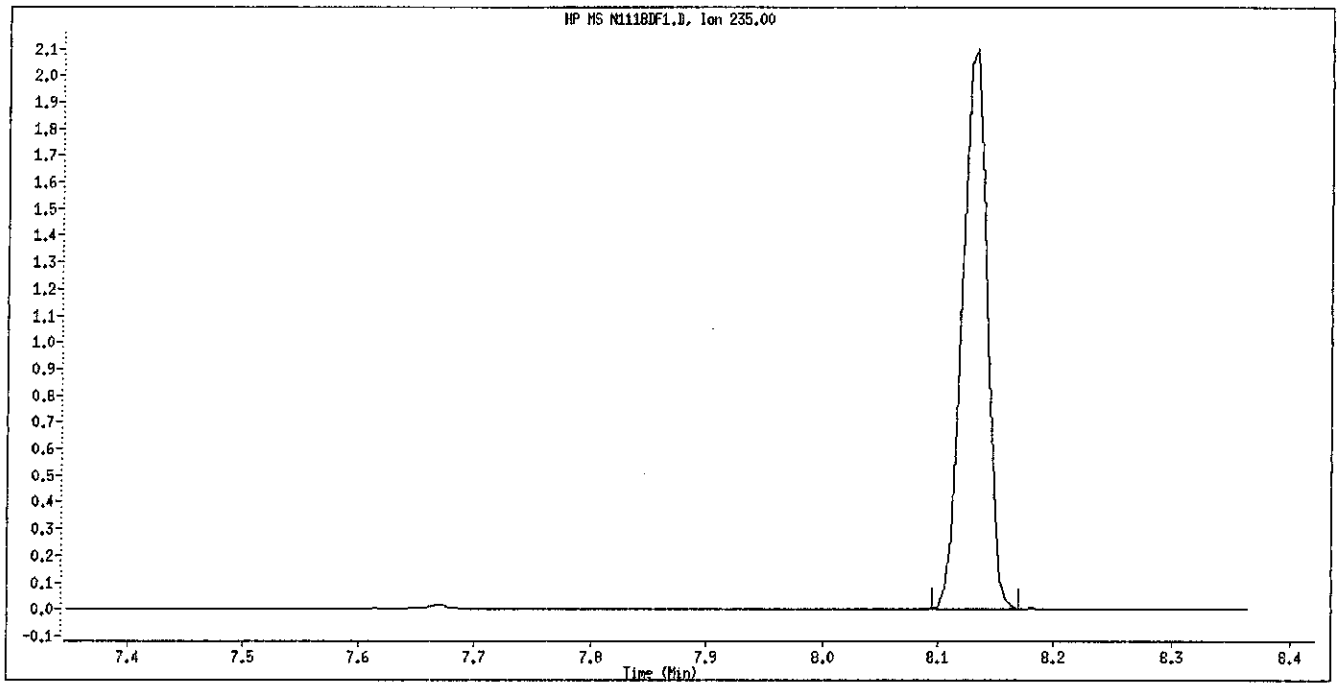

Degradation = 0.787% Good
Acceptance Criteria 0 - 20 %
DDT Area = 311269
DDE Area = 0
DDD Area = 2470

METHOD BLANK REPORT

GC/MS Semivolatiles

Client Lot #...: C0K120577 **Work Order #...:** L937E1AA **Matrix.....:** WATER
MB Lot-Sample #: C0K160000-088

Prep Date.....: 11/16/10 **Analysis Time..:** 11:41
Analysis Date..: 11/17/10 **Prep Batch #...:** 0320088 **Final Wgt/Vol..:** 1 mL
Dilution Factor: 1 **Initial Wgt/Vol:** 1000 mL **Instrument ID..:** 733
Analyst ID.....: 003200

PARAMETER	RESULT	REPORTING LIMIT	UNITS	METHOD
Acenaphthene	ND	0.20	ug/L	SW846 8270C
Acenaphthylene	ND	0.20	ug/L	SW846 8270C
Acetophenone	ND	1.0	ug/L	SW846 8270C
Anthracene	ND	0.20	ug/L	SW846 8270C
Atrazine	ND	1.0	ug/L	SW846 8270C
Benzo(a)anthracene	ND	0.20	ug/L	SW846 8270C
Benzo(a)pyrene	ND	0.20	ug/L	SW846 8270C
Benzo(b)fluoranthene	ND	0.20	ug/L	SW846 8270C
Benzo(ghi)perylene	ND	0.20	ug/L	SW846 8270C
Benzo(k)fluoranthene	ND	0.20	ug/L	SW846 8270C
Benzaldehyde	ND	1.0	ug/L	SW846 8270C
1,1'-Biphenyl	ND	1.0	ug/L	SW846 8270C
bis(2-Chloroethoxy) methane	ND	1.0	ug/L	SW846 8270C
bis(2-Chloroethyl)-ether	ND	0.20	ug/L	SW846 8270C
bis(2-Ethylhexyl) phthalate	ND	1.0	ug/L	SW846 8270C
4-Bromophenyl phenyl ether	ND	1.0	ug/L	SW846 8270C
Butyl benzyl phthalate	ND	1.0	ug/L	SW846 8270C
Caprolactam	ND	5.0	ug/L	SW846 8270C
Carbazole	ND	0.20	ug/L	SW846 8270C
4-Chloroaniline	ND	1.0	ug/L	SW846 8270C
4-Chloro-3-methylphenol	ND	1.0	ug/L	SW846 8270C
2-Chloronaphthalene	ND	0.20	ug/L	SW846 8270C
2-Chlorophenol	ND	1.0	ug/L	SW846 8270C
4-Chlorophenyl phenyl ether	ND	1.0	ug/L	SW846 8270C
Chrysene	ND	0.20	ug/L	SW846 8270C
Dibenz(a,h)anthracene	ND	0.20	ug/L	SW846 8270C
Dibenzofuran	ND	1.0	ug/L	SW846 8270C
3,3'-Dichlorobenzidine	ND	1.0	ug/L	SW846 8270C
2,4-Dichlorophenol	ND	0.20	ug/L	SW846 8270C
Diethyl phthalate	ND	1.0	ug/L	SW846 8270C
2,4-Dimethylphenol	ND	1.0	ug/L	SW846 8270C
Dimethyl phthalate	ND	1.0	ug/L	SW846 8270C
Di-n-butyl phthalate	ND	1.0	ug/L	SW846 8270C
4,6-Dinitro-2-methylphenol	ND	5.0	ug/L	SW846 8270C

(Continued on next page)

METHOD BLANK REPORT

GC/MS Semivolatiles

Client Lot #...: C0K120577 **Work Order #...:** L937E1AA **Matrix.....:** WATER

PARAMETER	RESULT	REPORTING LIMIT	UNITS	METHOD
2,4-Dinitrophenol	ND	5.0	ug/L	SW846 8270C
2,4-Dinitrotoluene	ND	1.0	ug/L	SW846 8270C
2,6-Dinitrotoluene	ND	1.0	ug/L	SW846 8270C
Di-n-octyl phthalate	ND	1.0	ug/L	SW846 8270C
Fluoranthene	ND	0.20	ug/L	SW846 8270C
Fluorene	ND	0.20	ug/L	SW846 8270C
Hexachlorobenzene	ND	0.20	ug/L	SW846 8270C
Hexachlorobutadiene	ND	0.20	ug/L	SW846 8270C
Hexachlorocyclopenta-diene	ND	1.0	ug/L	SW846 8270C
Hexachloroethane	ND	1.0	ug/L	SW846 8270C
Indeno(1,2,3-cd)pyrene	ND	0.20	ug/L	SW846 8270C
Isophorone	ND	1.0	ug/L	SW846 8270C
2-Methylnaphthalene	ND	0.20	ug/L	SW846 8270C
2-Methylphenol	ND	1.0	ug/L	SW846 8270C
4-Methylphenol	ND	1.0	ug/L	SW846 8270C
Naphthalene	ND	0.20	ug/L	SW846 8270C
2-Nitroaniline	ND	5.0	ug/L	SW846 8270C
3-Nitroaniline	ND	5.0	ug/L	SW846 8270C
4-Nitroaniline	ND	5.0	ug/L	SW846 8270C
Nitrobenzene	ND	0.20	ug/L	SW846 8270C
2-Nitrophenol	ND	1.0	ug/L	SW846 8270C
4-Nitrophenol	ND	5.0	ug/L	SW846 8270C
N-Nitrosodi-n-propyl-amine	ND	0.20	ug/L	SW846 8270C
N-Nitrosodiphenylamine	ND	0.20	ug/L	SW846 8270C
2,2'-oxybis (1-Chloropropane)	ND	0.20	ug/L	SW846 8270C
Pentachlorophenol	ND	1.0	ug/L	SW846 8270C
Phenanthrene	ND	0.20	ug/L	SW846 8270C
Phenol	ND	0.20	ug/L	SW846 8270C
Pyrene	ND	0.20	ug/L	SW846 8270C
2,4,5-Trichloro-phenol	ND	1.0	ug/L	SW846 8270C
2,4,6-Trichloro-phenol	ND	1.0	ug/L	SW846 8270C

SURROGATE	PERCENT RECOVERY	RECOVERY LIMITS
Nitrobenzene-d5	73	(23 - 112)
Terphenyl-d14	97	(10 - 132)
2-Fluorobiphenyl	78	(19 - 107)
2-Fluorophenol	73	(10 - 111)
Phenol-d5	77	(15 - 112)
2,4,6-Tribromophenol	102	(16 - 122)

(Continued on next page)

METHOD BLANK REPORT

GC/MS Semivolatiles

Client Lot #...: C0K120577 **Work Order #...:** L937E1AA **Matrix.....:** WATER

NOTE(S):

Calculations are performed before rounding to avoid round-off errors in calculated results.

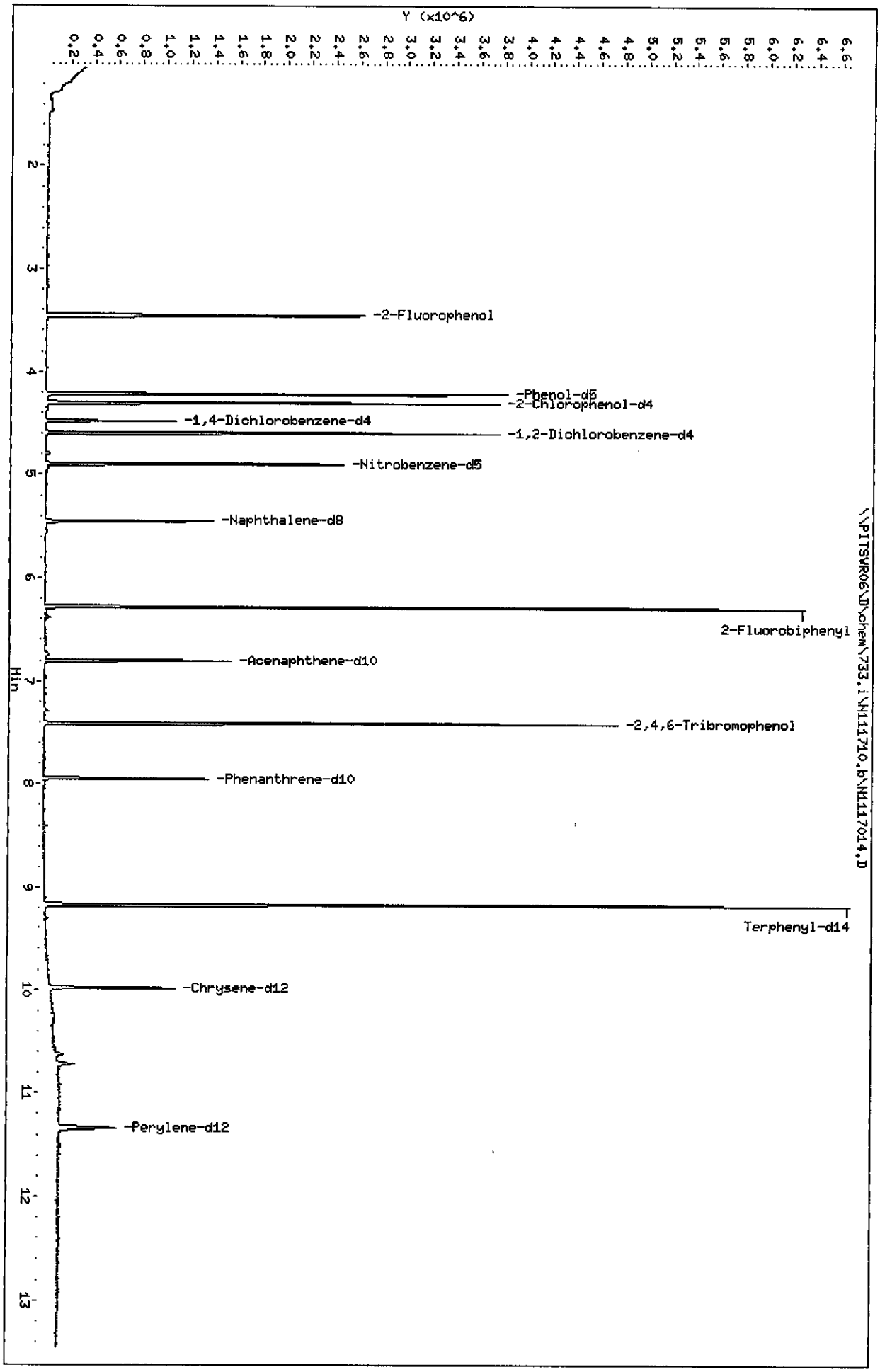

Data File: \\PITSVR06\D\chem\733.i\N11710.b\N117014.D
Date : 17-NOV-2010 11:41
Client ID: INTRA-LAB BLANK
Sample Info: C0K110445-BLK 11/16/10 H2o(0320088)8270c
Volume Injected (uL): 2.0
Column phase: DB5-MS

Instrument: 733.i
Operator: 3200
Column diameter: 0.32

TestAmerica Pittsburgh

Semivolatile REPORT SW-846 Method 8270

Data file : \\PITSVR06\D\chem\733.i\N111710.b\N1117014.D
Lab Smp Id: L937E1AA Client Smp ID: INTRA-LAB BLANK
Inj Date : 17-NOV-2010 11:41
Operator : 3200 Inst ID: 733.i
Smp Info : C0K110445-BLK 11/16/10 h2o(0320088)8270c
Misc Info : L937E1AA,N111710.b,827011.m,padep.sub
Comment :
Method : \\PITSVR06\D\chem\733.i\N111710.b\827011.m
Meth Date : 18-Nov-2010 04:20 piccolinov Quant Type: ISTD
Cal Date : 10-NOV-2010 09:14 Cal File: N1110IC8.D
Als bottle: 17 QC Sample: METHOD BLANK
Dil Factor: 1.00000
Integrator: HP RTE Compound Sublist: padep.sub
Target Version: 4.14
Processing Host: PITPC-502

Concentration Formula: Amt * DF * Uf * Vt/(Vo * Vi) * CpndVariable

Name	Value	Description
DF	1.000	Dilution Factor
Uf	1.000	ng unit correction factor
Vt	1000.000	Volume of final extract (uL)
Vo	1000.000	Volume of sample extracted (mL)
Vi	2.000	Volume injected (uL)
Cpnd Variable		Local Compound Variable

	Compounds	QUANT SIG MASS	RT	EXP RT	REL RT	RESPONSE	CONCENTRATIONS ON-COLUMN (NG)	CONCENTRATIONS FINAL (ug/L)
* 1	1,4-Dichlorobenzene-d4	152	4.478	4.473	(1.000)	125197	8.00000	
* 2	Naphthalene-d8	136	5.450	5.445	(1.000)	439873	8.00000	
* 3	Acenaphthene-d10	164	6.802	6.797	(1.000)	252516	8.00000	
* 4	Phenanthrene-d10	188	7.950	7.940	(1.000)	406004	8.00000	
* 5	Chrysene-d12	240	9.986	9.975	(1.000)	328221	8.00000	
* 6	Perylene-d12	264	11.337	11.322	(1.000)	260059	8.00000	
198	1,4-Dioxane	88	Compound Not Detected.					
10	N-Nitrosodimethylamine	74	Compound Not Detected.					
9	Pyridine	79	Compound Not Detected.					
16	Methyl methanesulfonate	80	Compound Not Detected.					
206	Benzaldehyde	77	Compound Not Detected.					
21	Aniline	93	Compound Not Detected.					
22	Phenol	94	Compound Not Detected.					
23	bis(2-Chloroethyl)ether	93	Compound Not Detected.					
24	2-Chlorophenol	128	Compound Not Detected.					
26	1,3-Dichlorobenzene	146	Compound Not Detected.					
27	1,4-Dichlorobenzene	146	Compound Not Detected.					
28	1,2-Dichlorobenzene	146	Compound Not Detected.					
29	Benzyl Alcohol	108	Compound Not Detected.					
30	2-Methylphenol	108	Compound Not Detected.					

Compounds	QUANT SIG MASS	RT	EXP RT	REL RT	RESPONSE	CONCENTRATIONS ON-COLUMN (NG)	CONCENTRATIONS FINAL (ug/L)
31 2,2'-oxybis(1-Chloropropane)	45	Compound Not Detected.					
37 Acetophenone	105	Compound Not Detected.					
32 N-Nitroso-di-n-propylamine	70	Compound Not Detected.					
192 4-Methylphenol	108	Compound Not Detected.					
34 Hexachloroethane	117	Compound Not Detected.					
35 Nitrobenzene	77	Compound Not Detected.					
41 Isophorone	82	Compound Not Detected.					
42 2-Nitrophenol	139	Compound Not Detected.					
43 2,4-Dimethylphenol	107	Compound Not Detected.					
44 bis(2-Chloroethoxy)methane	93	Compound Not Detected.					
48 2,4-Dichlorophenol	162	Compound Not Detected.					
49 Benzoic Acid	122	Compound Not Detected.					
50 1,2,4-Trichlorobenzene	180	Compound Not Detected.					
51 Naphthalene	128	Compound Not Detected.					
52 4-Chloroaniline	127	Compound Not Detected.					
54 2,6-Dichlorophenol	162	Compound Not Detected.					
56 Hexachlorobutadiene	224	Compound Not Detected.					
208 Caprolactam	113	Compound Not Detected.					
59 4-Chloro-3-Methylphenol	107	Compound Not Detected.					
62 2-Methylnaphthalene	142	Compound Not Detected.					
63 1-Methylnaphthalene	142	Compound Not Detected.					
64 Hexachlorocyclopentadiene	236	Compound Not Detected.					
66 2,4,6-Trichlorophenol	196	Compound Not Detected.					
67 2,4,5-Trichlorophenol	196	Compound Not Detected.					
209 1,1'-Biphenyl	154	Compound Not Detected.					
70 2-Chloronaphthalene	162	Compound Not Detected.					
73 2-Nitroaniline	65	Compound Not Detected.					
76 Dimethylphthalate	163	Compound Not Detected.					
78 2,6-Dinitrotoluene	165	Compound Not Detected.					
79 Acenaphthylene	152	Compound Not Detected.					
81 3-Nitroaniline	138	Compound Not Detected.					
82 Acenaphthene	153	Compound Not Detected.					
83 2,4-Dinitrophenol	184	Compound Not Detected.					
85 4-Nitrophenol	109	Compound Not Detected.					
86 Dibenzofuran	168	Compound Not Detected.					
87 2,4-Dinitrotoluene	165	Compound Not Detected.					
91 2,3,5,6-Tetrachlorophenol	231	Compound Not Detected.					
88 2,3,4,6-Tetrachlorophenol	231	Compound Not Detected.					
92 2-Naphthylamine	143	Compound Not Detected.					
93 Diethylphthalate	149	Compound Not Detected.					
94 Fluorene	166	Compound Not Detected.					
95 4-Chlorophenyl-phenylether	204	Compound Not Detected.					
96 4-Nitroaniline	138	Compound Not Detected.					
98 4,6-Dinitro-2-methylphenol	198	Compound Not Detected.					
99 N-Nitrosodiphenylamine (1)	169	Compound Not Detected.					
100 1,2-Diphenylhydrazine	77	Compound Not Detected.					
106 4-Bromophenyl-phenylether	248	Compound Not Detected.					
107 Hexachlorobenzene	283	Compound Not Detected.					
210 Atrazine	200	Compound Not Detected.					
111 Pentachlorophenol	265	Compound Not Detected.					
115 Phenanthrene	178	Compound Not Detected.					
116 Anthracene	178	Compound Not Detected.					
119 Carbazole	167	Compound Not Detected.					
120 Di-n-Butylphthalate	149	Compound Not Detected.					

Compounds	QUANT SIG MASS	RT	EXP RT	REL RT	RESPONSE	CONCENTRATIONS ON-COLUMN (NG)	CONCENTRATIONS FINAL (ug/L)
123 Fluoranthene	202	Compound Not Detected.					
124 Benzidine	184	Compound Not Detected.					
125 Pyrene	202	Compound Not Detected.					
131 Butylbenzylphthalate	149	Compound Not Detected.					
135 3,3'-Dichlorobenzidine	252	Compound Not Detected.					
136 Benzo(a)Anthracene	228	Compound Not Detected.					
137 Chrysene	228	Compound Not Detected.					
139 bis(2-ethylhexyl)Phthalate	149	Compound Not Detected.					
140 Di-n-octylphthalate	149	Compound Not Detected.					
141 Benzo(b)fluoranthene	252	Compound Not Detected.					
142 Benzo(k)fluoranthene	252	Compound Not Detected.					
143 7,12-dimethylbenz[a]anthracen	256	Compound Not Detected.					
146 Benzo(a)pyrene	252	Compound Not Detected.					
149 Indeno(1,2,3-cd)pyrene	276	Compound Not Detected.					
150 Dibenz(a,h)anthracene	278	Compound Not Detected.					
151 Benzo(g,h,i)perylene	276	Compound Not Detected.					
$ 154 Nitrobenzene-d5	82	4.900	4.895	(0.899)	602956	29.3053	14.653
$ 155 2-Fluorobiphenyl	172	6.284	6.273	(0.924)	1435034	31.1817	15.591
$ 156 Terphenyl-d14	244	9.168	9.158	(0.918)	1497526	38.6335	19.317
$ 157 Phenol-d5	99	4.216	4.211	(0.942)	934691	46.2069	23.103
$ 158 2-Fluorophenol	112	3.452	3.453	(0.771)	768687	44.0834	22.042
$ 159 2,4,6-Tribromophenol	330	7.411	7.406	(0.932)	329849	61.1982	30.599
$ 186 2-Chlorophenol-d4	132	4.307	4.297	(0.962)	928173	44.8129	22.406
$ 187 1,2-Dichlorobenzene-d4	152	4.596	4.591	(1.026)	440818	27.5512	13.776

LABORATORY CONTROL SAMPLE EVALUATION REPORT

GC/MS Semivolatiles

Client Lot #...: C0K120577 **Work Order #...:** L937E1AC **Matrix.....:** WATER
LCS Lot-Sample#: C0K160000-088
Prep Date.....: 11/16/10 **Analysis Date..:** 11/17/10
Prep Batch #...: 0320088 **Analysis Time..:** 13:24
Dilution Factor: 1 **Initial Wgt/Vol:** 1000 mL **Final Wgt/Vol..:** 1 mL
Analyst ID.....: 003200 **Instrument ID..:** 733

PARAMETER	PERCENT RECOVERY	RECOVERY LIMITS	METHOD
Acenaphthene	**72**	**(35 - 99)**	**SW846 8270C**
1,4-Dichlorobenzene	**62**	**(34 - 93)**	**SW846 8270C**
1,2,4-Trichloro-benzene	**63**	**(34 - 96)**	**SW846 8270C**
4-Bromophenyl phenyl ether	**81**	**(37 - 104)**	**SW846 8270C**
Butyl benzyl phthalate	**77**	**(36 - 108)**	**SW846 8270C**
4-Chloro-3-methylphenol	**73**	**(35 - 104)**	**SW846 8270C**
2-Chlorophenol	**66**	**(31 - 99)**	**SW846 8270C**
2,4-Dinitrotoluene	**86**	**(37 - 115)**	**SW846 8270C**
Hexachloroethane	**62**	**(32 - 94)**	**SW846 8270C**
4-Methylphenol	**77**	**(32 - 100)**	**SW846 8270C**
Naphthalene	**64**	**(35 - 97)**	**SW846 8270C**
4-Nitrophenol	**85**	**(29 - 115)**	**SW846 8270C**
N-Nitrosodi-n-propyl-amine	**69**	**(34 - 101)**	**SW846 8270C**
Pentachlorophenol	**68**	**(15 - 111)**	**SW846 8270C**
Phenol	**68**	**(32 - 95)**	**SW846 8270C**
Pyrene	**83**	**(35 - 106)**	**SW846 8270C**

SURROGATE	PERCENT RECOVERY	RECOVERY LIMITS
Nitrobenzene-d5	65	(23 - 112)
Terphenyl-d14	88	(10 - 132)
2-Fluorobiphenyl	72	(19 - 107)
2-Fluorophenol	69	(10 - 111)
Phenol-d5	74	(15 - 112)
2,4,6-Tribromophenol	97	(16 - 122)

NOTE(S):

Calculations are performed before rounding to avoid round-off errors in calculated results.

Bold print denotes control parameters

Data File: \\PITSVR06\D\chem\733.i\N111710.b\N1117015.D
Date : 17-NOV-2010 13:24
Client ID: INTRA-LAB CHECK
Sample Info: COK110445-LCS 11/16/10 h2o(0320088)8270c
Volume Injected (uL): 2.0
Column phase: DB5-MS

Instrument: 733.i
Operator: 3200
Column diameter: 0.32

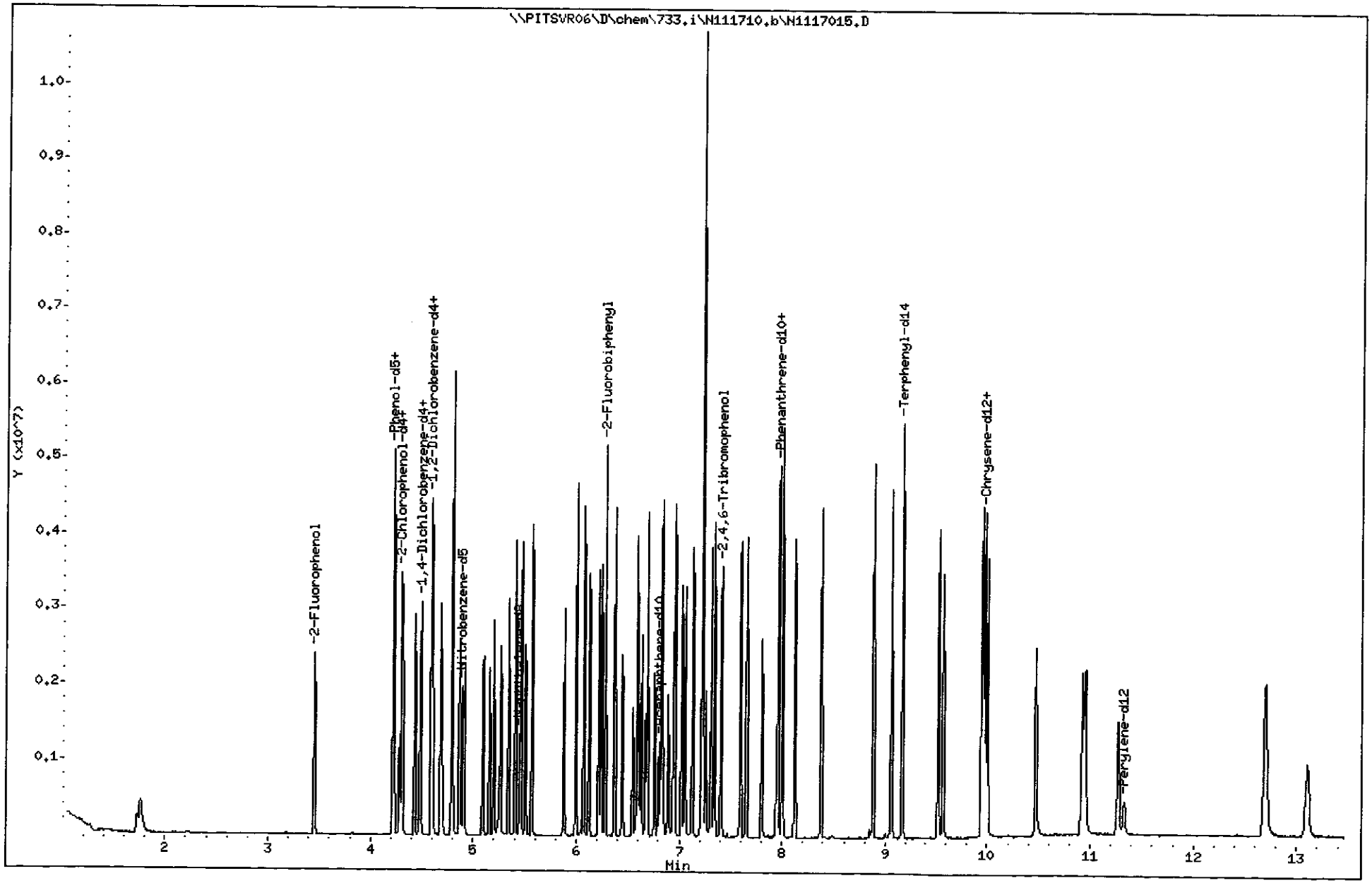

TestAmerica Pittsburgh

Semivolatile REPORT SW-846 Method 8270

Data file : \\PITSVR06\D\chem\733.i\N111710.b\N1117015.D
Lab Smp Id: L937E1AC Client Smp ID: INTRA-LAB CHECK
Inj Date : 17-NOV-2010 13:24
Operator : 3200 Inst ID: 733.i
Smp Info : C0K110445-LCS 11/16/10 h2o(0320088)8270c
Misc Info : L937E1AC,N111710.b,827011.m,padep.sub
Comment :
Method : \\PITSVR06\D\chem\733.i\N111710.b\827011.m
Meth Date : 18-Nov-2010 04:20 piccolinov Quant Type: ISTD
Cal Date : 10-NOV-2010 09:14 Cal File: N1110IC8.D
Als bottle: 18 QC Sample: METHOD SPIKE
Dil Factor: 1.00000
Integrator: HP RTE Compound Sublist: padep.sub
Target Version: 4.14
Processing Host: PITPC-502

Concentration Formula: Amt * DF * Uf * Vt/(Vo * Vi) * CpndVariable

Name	Value	Description
DF	1.000	Dilution Factor
Uf	1.000	ng unit correction factor
Vt	1000.000	Volume of final extract (uL)
Vo	1000.000	Volume of sample extracted (mL)
Vi	2.000	Volume injected (uL)
Cpnd Variable		Local Compound Variable

Compounds	QUANT SIG MASS	RT	EXP RT	REL RT	RESPONSE	CONCENTRATIONS ON-COLUMN (NG)	CONCENTRATIONS FINAL (ug/L)
* 1 1,4-Dichlorobenzene-d4	152	4.472	4.473	(1.000)	108731	8.00000	
* 2 Naphthalene-d8	136	5.450	5.445	(1.000)	381425	8.00000	
* 3 Acenaphthene-d10	164	6.802	6.797	(1.000)	207847	8.00000	
* 4 Phenanthrene-d10	188	7.945	7.940	(1.000)	335408	8.00000	
* 5 Chrysene-d12	240	9.980	9.975	(1.000)	292744	8.00000	
* 6 Perylene-d12	264	11.326	11.322	(1.000)	206202	8.00000	
198 1,4-Dioxane	88	Compound Not Detected.					
10 N-Nitrosodimethylamine	74	1.726	1.733	(0.386)	173567	26.6155	13.308
9 Pyridine	79	1.759	1.770	(0.393)	336708	25.9071	12.954
16 Methyl methanesulfonate	80	Compound Not Detected.					
206 Benzaldehyde	77	Compound Not Detected.					
21 Aniline	93	4.221	4.217	(0.944)	552757	24.6679	12.334
22 Phenol	94	4.227	4.222	(0.945)	548061	27.2948	13.647
23 bis(2-Chloroethyl)ether	93	4.280	4.275	(0.957)	326029	25.4534	12.727
24 2-Chlorophenol	128	4.312	4.313	(0.964)	473006	26.2991	13.150
26 1,3-Dichlorobenzene	146	4.430	4.430	(0.990)	546159	24.9636	12.482
27 1,4-Dichlorobenzene	146	4.488	4.484	(1.004)	556299	24.8886	12.444
28 1,2-Dichlorobenzene	146	4.606	4.601	(1.030)	511459	24.6390	12.319
29 Benzyl Alcohol	108	4.585	4.585	(1.025)	283715	29.4453	14.723
30 2-Methylphenol	108	4.681	4.676	(1.047)	385592	27.0940	13.547

Compounds	QUANT SIG MASS	RT	EXP RT	REL RT	RESPONSE	CONCENTRATIONS ON-COLUMN (NG)	CONCENTRATIONS FINAL (ug/L)
31 2,2'-oxybis(1-Chloropropane)	45	4.691	4.692	(1.049)	337237	25.7699	12.885
37 Acetophenone	105	Compound Not Detected.					
32 N-Nitroso-di-n-propylamine	70	4.788	4.783	(1.070)	279068	27.6794	13.840
192 4-Methylphenol	108	4.798	4.794	(1.073)	873352	61.6585	30.829
34 Hexachloroethane	117	4.862	4.863	(1.087)	230066	24.7659	12.383
35 Nitrobenzene	77	4.910	4.906	(0.901)	450148	25.9030	12.951
41 Isophorone	82	5.097	5.093	(0.935)	752250	27.0092	13.504
42 2-Nitrophenol	139	5.156	5.152	(0.946)	246873	26.4839	13.242
43 2,4-Dimethylphenol	107	5.199	5.194	(0.954)	466053	25.8319	12.916
44 bis(2-Chloroethoxy)methane	93	5.263	5.258	(0.966)	415206	25.6896	12.845
48 2,4-Dichlorophenol	162	5.343	5.338	(0.980)	428150	27.5703	13.785
49 Benzoic Acid	122	5.268	5.248	(0.967)	170010	20.3758	10.188
50 1,2,4-Trichlorobenzene	180	5.407	5.403	(0.992)	526363	25.3865	12.693
51 Naphthalene	128	5.466	5.461	(1.003)	1282566	25.5835	12.792
52 4-Chloroaniline	127	5.503	5.504	(1.010)	507703	24.9422	12.471
54 2,6-Dichlorophenol	162	Compound Not Detected.					
56 Hexachlorobutadiene	225	5.567	5.568	(1.022)	413843	25.9197	12.960
208 Caprolactam	113	Compound Not Detected.					
59 4-Chloro-3-Methylphenol	107	5.877	5.878	(1.078)	418510	29.1579	14.579
62 2-Methylnaphthalene	142	5.995	5.990	(1.100)	873285	26.6017	13.301
63 1-Methylnaphthalene	142	6.070	6.070	(1.114)	845151	26.9147	13.457
64 Hexachlorocyclopentadiene	237	6.128	6.124	(0.901)	453985	21.8396	10.920
66 2,4,6-Trichlorophenol	196	6.214	6.215	(0.914)	350709	28.9205	14.460
67 2,4,5-Trichlorophenol	196	6.241	6.236	(0.918)	370980	30.3775	15.189
209 1,1'-Biphenyl	154	Compound Not Detected.					
70 2-Chloronaphthalene	162	6.369	6.364	(0.936)	917622	27.6382	13.819
73 2-Nitroaniline	65	6.444	6.439	(0.947)	289823	32.1503	16.075
76 Dimethylphthalate	163	6.588	6.583	(0.969)	1142322	31.9853	15.993
78 2,6-Dinitrotoluene	165	6.631	6.626	(0.975)	235329	32.8911	16.446
79 Acenaphthylene	152	6.689	6.685	(0.984)	1376703	28.9172	14.459
81 3-Nitroaniline	138	6.759	6.754	(0.994)	216760	32.5052	16.252
82 Acenaphthene	153	6.828	6.818	(1.004)	853626	28.6890	14.344
83 2,4-Dinitrophenol	184	6.839	6.834	(1.005)	112594	26.7199	13.360
85 4-Nitrophenol	109	6.892	6.888	(1.013)	238683	33.9061	16.953
86 Dibenzofuran	168	6.956	6.952	(1.023)	1304167	29.5307	14.765
87 2,4-Dinitrotoluene	165	6.940	6.936	(1.020)	323175	34.3544	17.177
91 2,3,5,6-Tetrachlorophenol	232	7.021	7.016	(1.032)	345567	32.2144	16.107
88 2,3,4,6-Tetrachlorophenol	232	7.058	7.048	(1.038)	337318	31.7216	15.861
92 2-Naphthylamine	143	Compound Not Detected.					
93 Diethylphthalate	149	7.127	7.123	(1.048)	1142169	32.8975	16.449
94 Fluorene	166	7.224	7.219	(1.062)	1235651	29.9988	14.999
95 4-Chlorophenyl-phenylether	204	7.218	7.214	(1.061)	750666	31.2260	15.613
96 4-Nitroaniline	138	7.229	7.219	(1.063)	234593	31.7502	15.875
98 4,6-Dinitro-2-methylphenol	198	7.256	7.251	(0.913)	170055	27.3209	13.660
99 N-Nitrosodiphenylamine (1)	169	7.309	7.304	(0.920)	684656	31.5163	15.758
100 1,2-Diphenylhydrazine	77	7.341	7.331	(0.924)	1252323	30.4994	15.250
106 4-Bromophenyl-phenylether	248	7.597	7.588	(0.956)	372235	32.4852	16.242
107 Hexachlorobenzene	284	7.656	7.652	(0.964)	366550	33.1267	16.563
210 Atrazine	200	Compound Not Detected.					
111 Pentachlorophenol	266	7.800	7.796	(0.982)	183683	27.1484	13.574
115 Phenanthrene	178	7.966	7.956	(1.003)	1634676	32.4277	16.214
116 Anthracene	178	8.003	7.999	(1.007)	1580768	32.3668	16.183
119 Carbazole	167	8.121	8.116	(1.022)	1219280	30.8193	15.410
120 Di-n-Butylphthalate	149	8.377	8.373	(1.054)	1749615	33.2696	16.635

Compounds	QUANT SIG MASS	RT	EXP RT	REL RT	RESPONSE	CONCENTRATIONS ON-COLUMN (NG)	CONCENTRATIONS FINAL (ug/L)
123 Fluoranthene	202	8.880	8.875	(1.118)	1700727	32.9231	16.462
124 Benzidine	184	Compound Not Detected.					
125 Pyrene	202	9.056	9.051	(0.907)	1647451	33.0466	16.523
131 Butylbenzylphthalate	149	9.526	9.521	(0.955)	664714	30.8206	15.410
135 3,3'-Dichlorobenzidine	252	9.943	9.933	(0.996)	391100	26.5015	13.251
136 Benzo(a)Anthracene	228	9.975	9.965	(0.999)	1380687	32.6478	16.324
137 Chrysene	228	10.001	9.997	(1.002)	1227531	30.7811	15.390
139 bis(2-ethylhexyl)Phthalate	149	9.953	9.949	(0.997)	949167	31.7957	15.898
140 Di-n-octylphthalate	149	10.466	10.462	(0.924)	1317762	34.4941	17.247
141 Benzo(b)fluoranthene	252	10.926	10.910	(0.965)	1064850	31.6395	15.820
142 Benzo(k)fluoranthene	252	10.952	10.937	(0.967)	1132763	30.4215	15.211
143 7,12-dimethylbenz[a]anthracen	256	Compound Not Detected.					
146 Benzo(a)pyrene	252	11.273	11.258	(0.995)	810223	32.4200	16.210
149 Indeno(1,2,3-cd)pyrene	276	12.694	12.673	(1.121)	1040505	31.0918	15.546
150 Dibenz(a,h)anthracene	278	12.705	12.684	(1.122)	877737	31.6324	15.816
151 Benzo(g,h,i)perylene	276	13.100	13.079	(1.157)	834502	32.0001	16.000
$ 154 Nitrobenzene-d5	82	4.894	4.895	(0.898)	463218	25.9635	12.982
$ 155 2-Fluorobiphenyl	172	6.278	6.273	(0.923)	1085873	28.6656	14.333
$ 156 Terphenyl-d14	244	9.163	9.158	(0.918)	1215231	35.1501	17.575
$ 157 Phenol-d5	99	4.216	4.211	(0.943)	776258	44.1861	22.093
$ 158 2-Fluorophenol	112	3.452	3.453	(0.772)	629071	41.5399	20.770
$ 159 2,4,6-Tribromophenol	330	7.411	7.406	(0.933)	259298	58.2344	29.117
$ 186 2-Chlorophenol-d4	132	4.301	4.297	(0.962)	736898	40.9658	20.483
$ 187 1,2-Dichlorobenzene-d4	152	4.595	4.591	(1.027)	354047	25.4790	12.740

GC/MS SEMIVOLATILE
MISCELLANEOUS

Continuous L-L Extraction Worksheet

TestAmerica Pittsburgh

Logbook ID: OP3755

Began 11/16/10	Time 11:50	Balance ID: 1120122641 LL (42)					
Change Over	Time	Prep Meth # 3520C	H2SO4 OP0203-10	Solvent MeCl2	Solvent Lot OP0216-10	NaSO4 Lot OP0219-10	Cleanup Method NA
Completed 11/17/10	Time 1030	Analysis 8270	NaOH	Solvent Mfg Baker			

	Lot Number	Sample ID	Client ID	Extract Volume (mL)	Final Volume (mL)	pH	Surrogate Lot #	Surr Vol (mL)	Matrix Spike Lot #	MS Vol (mL)	Cleanup Init/Date
1.	COK110445	BIK	NA	1000	1.0	5/2	BNA0851-10	1.0	NA	NA	NA
2.		LCS		1000		5/2			BNA0689-10	1.0	
3.		MS (018)		950		7/2					
4.		MSD (018)		1030		7/2			NA	NA	
5.		018		960		7/2					
6.		022		1050		7/2					
7.	COK120577	001		1060		7/2					
8.		002		1050		7/2					
9.		003		970		7/2					
10.											
11.											
12.											
13.											
14.											
15.											
16.											
17.											
18.											
19.											
20.											
21.											
22.											
23.											
24.											
Prep Analyst:		BT	BT	BT	BT	BP/CAM	BT	BT	BT	BT	BT

BT 11/16/10

Extract(s) (record line # from above)	Date	Time	Extract(s) Received	Analyst	Location	Date	Time	Extract(s) Relinquished	Analyst	Location
ALL ABOVE	11/17/10	1025			ORGPREP	11/17/10	1030			RT-GCBNA
"	11/17/10	1030				11/17/10	1400			

Batch Number: 0320088 | Water Bath Temp: 75°C | N2 Blow Down Temp: 26°C | Reviewed by: | Date: 11/17/10

printed on: 08-Nov-10 6:40:14 AM

(2001 - 2312) 2307 COK120577

Simulate Run Sequence Thu Nov 18 04:15:53 2010

Instrument Name: GC/MS Instrument 732-3
Sequence File: C:\HPCHEM\1\SEQUENCE\N111710.S
Comment: TAPITT HP5973-733 LOG 2ul inj(100ul+1ul IS)
Operator: 3200
Data Path: D:\HPCHEM\1\data\N111710.B\
Method Path: C:\HPCHEM\1\METHODS\

LL8270c 11/17/10 VVP

Line	Type	Vial	DataFile	Method	Sample Name
1)	Sample	1	N1117DFT	DFTPLL	DFTPP050 (25ug/ml) BNA0859-10
2)	Sample	1	N1117DF1	DFTPPL	DFTPP050 (25ug/ml) BNA0859-10
3)	Sample	2	N11170CC	LLFAST	SSTD4.0(2.0ug/ml) BNA0858-10 8270c/d
4)	Sample	17	N1117014	LLFAST	C0K110445-BLK 11/16/10 h2o(0320088)8270c
5)	Sample	5	N1117003	LLFAST	C0K090528-BLK 11/16/10 H.L.(0320445)8270c
6)	Sample	26	N1117023	LLFAST	C0K130488-BLK 11/16/10 h2o(0320084)8270c
7)	Sample	32	N1117029	LLFAST	C0K110542-BLK 11/15/10 h2o(0319145)8270c
8)	Sample	6	N1117004	LLFAST	C0K090528-LCS 11/16/10 H.L.(0320445)8270c
9)	Sample	18	N1117015	LLFAST	C0K110445-LCS 11/16/10 h2o(0320088)8270c
10)	Sample	27	N1117024	LLFAST	C0K130488-LCS 11/16/10 h2o(0320084)8270c
11)	Sample	28	N1117025	LLFAST	C0K130488-LCSD 11/16/10 h2o(0320084)8270c
12)	Sample	33	N1117030	LLFAST	C0K110542-LCS 11/15/10 h2o(0319145)8270c
13)	Sample	34	N1117031	LLFAST	C0K110542-LCSD 11/15/10 h2o(0319145)8270c
14)	Sample	3	N1117001	LLFAST	C0K110534-002 X5 11/15/10 h2o(0319136)8270c
15)	Sample	4	N1117002	LLFAST	C0K110534-003 X5 11/15/10 h2o(0319136)8270c
16)	Sample	7	N1117005	LLFAST	C0K090528-001 11/16/10 H.L.(0320445)8270c
17)	Sample	8	N1117006	LLFAST	C0K090528-001MS 11/16/10 H.L.(0320445)8270c
18)	Sample	9	N1117007	LLFAST	C0K090528-001MSD 11/16/10 H.L.(0320445)8270c
19)	Sample	11	N1117008	LLFAST	C0K090531-001 11/16/10 H.L.(0320445)8270c
20)	Sample	12	N1117009	LLFAST	C0K100454-001 11/16/10 H.L.(0320445)8270c
21)	Sample	13	N1117010	LLFAST	C0K100457-001 11/16/10 H.L.(0320445)8270c
22)	Sample	14	N1117011	LLFAST	C0K100459-001 11/16/10 H.L.(0320445)8270c
23)	Sample	15	N1117012	LLFAST	C0K160478-001 11/16/10 H.L.(0320445)8270c
24)	Sample	16	N1117013	LLFAST	C0K160481-001 11/16/10 H.L.(0320445)8270c
25)	Sample	19	N1117016	LLFAST	C0K110445-018 X10 11/16/10 h2o(0320088)8270c
26)	Sample	20	N1117017	LLFAST	C0K110445-018MS X10 11/16/10h2o(0320088)8270c
27)	Sample	21	N1117018	LLFAST	C0K110445-018MSD X10 11/16/10h2o(0320088)8270
28)	Sample	22	N1117019	LLFAST	C0K110445-022 X50 11/16/10 h2o(0320088)8270c
29)	Sample	23	N1117020	LLFAST	C0K120577-001 11/16/10 h2o(0320088)8270c
30)	Sample	24	N1117021	LLFAST (E)	C0K120577-002 X20 11/16/10 h2o(0320088)8270c
31)	Sample TOO Dilute	25	N1117022	LLFAST	C0K120577-003 X10 11/16/10 h2o(0320088)8270c
32)	Sample	29	N1117026	LLFAST	C0K130488-001 11/16/10 h2o(0320084)8270c
33)	Sample TOO Dilute	30	N1117027	LLFAST	C0K130452-001 X500 11/16/10 h2o(0320084)8270
34)	Sample TOO Dilute	31	N1117028	LLFAST	C0K130452-002 X500 11/16/10 h2o(0320084)8270
35)	Sample	35	N1117032	LLFAST (D)	C0K110542-001 11/15/10 h2o(0319145)8270c
36)	Sample	36	N1117033	LLFAST	C0K120500-001 11/15/10 h2o(0319145)8270c
37)	Sample 2258	37	N1117034	LLFAST	C0K120500-002 11/15/10 h2o(0319145)8270c
38)	Sample OUTSIDE TUNE	38	N1117035	LLFAST	C0K120500-003 11/15/10 h2o(0319145)8270c
39)	Sample —ok—	100	N1117B01	LLFAST	BLK 8270c
40)	Sample	100	N1117B02	LLFAST	BLK 8270c
41)	Sample	100	N1117B03	LLFAST	BLK 8270c
42)	Sample	100	N1117B04	LLFAST	BLK 8270c
43)	Sample	100	N1117B05	LLFAST	BLK 8270c

Bytes Needed: 3028240 Space on drive D: 1023932928
Sequence Verification Done!

Simulate Run Sequence Fri NOV 19 02:55:57 2010

Instrument Name: GC/MS Instrument 732-3
Sequence File: C:\HPCHEM\1\SEQUENCE\N111810.S
Comment: TAPITT HP5973-733 LOG 2ul inj(100ul+1ul IS)
Operator: 3200
Data Path: D:\HPCHEM\1\data\N111810.B\
Method Path: C:\HPCHEM\1\METHODS\

LL8270c/625
11/18/10
VVP

Line	Type	Vial	DataFile	Method	Sample Name
1)	Sample	1	N1118DFT	DFTPLL	DFTPP050 (25ug/ml) BNA0859-10
2)	Sample	1	N1118DF1	DFTPPL	DFTPP050 (25ug/ml) BNA0859-10
3)	Sample	2	N11180CC	LLFAST	SSTD4.0(2.0ug/ml) BNA0858-10 8270c/d
4)	Sample	9	N1118007	SFAST	C0K130456-BLK 11/17/10 tclp(0321239)8270c
5)	Sample	26	N1118023	LLFAST	C0K130427-BLK 11/16/10 h2o(0320097)8270c
6)	Sample	11	N1118008	SFAST	C0K130456-LCS 11/17/10 tclp(0321239)8270c
7)	Sample	12	N1118009	SFAST	C0K130456-LCSD 11/17/10 tclp(0321239)8270c
8)	Sample	27	N1118024	LLFAST	C0K130427-LCS 11/16/10 h2o(0320097)8270c
9)	Sample	28	N1118025	LLFAST	C0K130427-LCSD 11/16/10 h2o(0320097)8270c
10)	Sample	3	N1118001	LLFAST	C0K120577-002 X100 11/16/10 h2o(0320088)8270c
11)	Sample	4	N1118002	LLFAST	C0K120577-003 X2 11/16/10 h2o(0320088)8270c
12)	Sample	5	N1118003	LLFAST	C0K130452-001 X80 11/16/10 h2o(0320084)8270
13)	Sample	6	N1118004	LLFAST	C0K130452-002 X80 11/16/10 h2o(0320084)8270
14)	Sample	7	N1118005	LLFAST	C0K110542-001 11/15/10 h2o(0319145)8270c
15)	Sample	8	N1118006	LLFAST	C0K120500-003 11/15/10 h2o(0319145)8270c
16)	Sample	13	N1118010	SFAST	C0K130456-001 11/17/10 tclp(0321239)8270c
17)	Sample	14	N1118011	SFAST	C0K130456-002 11/17/10 tclp(0321239)8270c
18)	Sample	15	N1118012	SFAST	C0K130456-003 11/17/10 tclp(0321239)8270c
19)	Sample	16	N1118013	SFAST	C0K130456-004 11/17/10 tclp(0321239)8270c
20)	Sample	17	N1118014	SFAST	C0K130456-005 11/17/10 tclp(0321239)8270c
21)	Sample	18	N1118015	SFAST	C0K130456-006 11/17/10 tclp(0321239)8270c
22)	Sample	19	N1118016	SFAST	C0K130456-007 11/17/10 tclp(0321239)8270c
23)	Sample	20	N1118017	SFAST	C0K130456-008 11/17/10 tclp(0321239)8270c
24)	Sample	21	N1118018	SFAST	C0K130456-009 11/17/10 tclp(0321239)8270c
25)	Sample	29	N1118026	LLFAST	C0K130427-002 11/16/10 h2o(0320097)8270c
26)	Sample	30	N1118027	LLFAST	C0K130427-005 11/16/10 h2o(0320097)8270c
27)	Sample	31	N1118028	LLFAST	C0K130427-006 11/16/10 h2o(0320097)8270c
28)	Sample	32	N1118029	LLFAST	C0K130427-008 11/16/10 h2o(0320097)8270c
29)	Sample	33	N1118030	LLFAST	C0K130427-012 11/16/10 h2o(0320097)8270c
30)	Sample	34	N1118031	LLFAST	C0K130427-013 11/16/10 h2o(0320097)8270c
31)	Sample	35	N1118032	LLFAST	C0K130427-016 11/16/10 h2o(0320097)8270c
32)	Sample	36	N1118033	LLFAST	C0K130427-019 11/16/10 h2o(0320097)8270c
33)	Sample	37	N1118034	LLFAST	C0K130427-021 11/16/10 h2o(0320097)8270c
34)	Sample	46	N1118043	LLFAST	C0K120492-001 11/17/10 h2o(0321092)8270c
35)	Sample	47	N1118044	LLFAST	C0K120492-001MS 11/17/10 h2o(0321092)8270c
36)	Sample	48	N1118045	LLFAST	C0K120492-001MSD 11/17/10 h2o(0321092)8270c
37)	Sample	49	N1118046	LLFAST	C0K120492-002 11/17/10 h2o(0321092)8270c
38)	Sample	50	N1118047	LLFAST	C0K120492-003 11/17/10 h2o(0321092)8270c
39)	Sample	100	N1118B01	LLFAST	BLK 8270c
40)	Sample	100	N1118B02	LLFAST	BLK 8270c
41)	Sample	22	N1118019	LLFAST	C0K120421-BLK 11/16/10 h2o(0320083)625
42)	Sample	38	N1118035	LLFAST	C0K120424-BLK 11/15/10 h2o(0319135)625
43)	Sample	23	N1118020	LLFAST	C0K120421-LCS 11/16/10 h2o(0320083)625
44)	Sample	24	N1118021	LLFAST	C0K120421-LCSD 11/16/10 h2o(0320083)625
45)	Sample	39	N1118036	LLFAST	C0K120424-LCS 11/15/10 h2o(0319135)625
46)	Sample	40	N1118037	LLFAST	C0K120424-LCSD 11/15/10 h2o(0319135)625
47)	Sample	25	N1118022	LLFAST	C0K120421-002 X10 11/16/10 h2o(0320083)625
48)	Sample	41	N1118038	LLFAST	C0K120424-001 11/15/10 h2o(0319135)625
49)	Sample	42	N1118039	LLFAST	C0K120424-002 11/15/10 h2o(0319135)625
50)	Sample	43	N1118040	LLFAST	C0K120424-003 11/15/10 h2o(0319135)625
51)	Sample	44	N1118041	LLFAST	C0K120424-004 11/15/10 h2o(0319135)625
52)	Sample	45	N1118042	LLFAST	C0K120419-001 11/15/10 h2o(0319135)625
53)	Sample	100	N1118B03	LLFAST	BLK 8270c
54)	Sample	100	N1118B04	LLFAST	BLK 8270c
55)	Sample	100	N1118B05	LLFAST	BLK 8270c

Bytes Needed: 2750000 Space on drive D: 1023932928
Sequence Verification Done!

Simulate Run Sequence Thu Nov 11 04:11:01 2010

Instrument Name: GC/MS Instrument 732-3
Sequence File: C:\HPCHEM\1\SEQUENCE\N111010.S
Comment: TAPITT HP5973-733 LOG 2ul inj(100ul+1ul IS)
Operator: 3200
Data Path: D:\HPCHEM\1\data\N111010.B\
Method Path: C:\HPCHEM\1\METHODS\

LL8270c/625
11/10/10
VVP

Line	Type	Vial	DataFile	Method	Sample Name
1)	Sample	1	N1110DFT	DFTPLL	DFTPP050 (25ug/ml) BNA0464-10
2)	Sample	10633 1	N1110DF1	DFTPPL	DFTPP050 (25ug/ml) BNA0464-10
3)	Sample	90	N1110IC1	LLFAST	SSTD0.4(0.2ug/ml) BNA0660-10 8270c/d
4)	Sample	91	N1110IC2	LLFAST	SSTD2.0(1.0ug/ml) BNA0661-10 8270c/d
5)	Sample	2	N1110IC3	LLFAST	SSTD4.0(2.0ug/ml) BNA0831-10 8270c/d
6)	Sample	92	N1110IC4	LLFAST	SSTD10(5.0ug/ml) BNA0662-10 8270c/d
7)	Sample	93	N1110IC5	LLFAST	SSTD20(10ug/ml) BNA0663-10 8270c/d
8)	Sample	94	N1110IC6	LLFAST	SSTD40(20ug/ml) BNA0664-10 8270c/d
9)	Sample	95	N1110IC7	LLFAST	SSTD60(30ug/ml) BNA0666-10 8270c/d
10)	Sample	96	N1110IC8	LLFAST	SSTD80(40ug/ml) BNA0667-10 8270c/d
11)	Sample	97	N1110STV	LLFAST	STDVER20(10ug/ml) BNA0670-10 8270c/d
12)	Sample	11121 1	N1110DFN	DFTPLL	DFTPP050 (25ug/ml) BNA0464-10
13)	Sample	2	N1110NCC	LLFAST	SSTD4.0(2.0ug/ml) BNA0831-10 8270c/d
14)	Sample	5	N1110003	LLFAST	C0K050603-BLK 11/8/10 h2o(0312134) 8270c
15)	Sample	9	N1110007	LLFAST	C0K060409-BLK 11/8/10 h2o(0312142) 8270c
16)	Sample	30	N1110027	SFAST	C0K020496-BLK 11/9/10 tclp(0313351) 8270c
17)	Sample	34	N1110031	SFAST	C0K030591-BLK 11/9/10 tclp(0313351) 8270c
18)	Sample	31	N1110028	SFAST	C0K020496-LCS 11/9/10 tclp(0313351) 8270c
19)	Sample	32	N1110029	SFAST	C0K020496-LCSD 11/9/10 tclp(0313351) 8270c
20)	Sample	11	N1110008	LLFAST	C0K060409-LCS 11/8/10 h2o(0312142) 8270c
21)	Sample	12	N1110009	LLFAST	C0K060409-LCSD 11/8/10 h2o(0312142) 8270c
22)	Sample	6	N1110004	LLFAST	C0K050603-LCS 11/8/10 h2o(0312134) 8270c
23)	Sample	7	N1110005	LLFAST	C0K050603-LCSD 11/8/10 h2o(0312134) 8270c
24)	Sample	3	N1110001	LLFAST	C0K030439-002 X2 11/5/10 h2o(0309128) 8270c
25)	Sample	4	N1110002	LLFAST	C0K030439-007 X5 11/5/10 h2o(0309128) 8270c
26)	Sample	8	N1110006	LLFAST	C0K050603-001 X5 11/8/10 h2o(0312134) 8270c
27)	Sample	13	N1110010	LLFAST	C0K060409-001 11/8/10 h2o(0312142) 8270c
28)	Sample	14	N1110011	LLFAST	C0K060409-002 11/8/10 h2o(0312142) 8270c
29)	Sample	15	N1110012	LLFAST	C0K060409-003 11/8/10 h2o(0312142) 8270c
30)	Sample	16	N1110013	LLFAST	C0K060409-004 11/8/10 h2o(0312142) 8270c
31)	Sample	17	N1110014	LLFAST	C0K060409-005 11/8/10 h2o(0312142) 8270c
32)	Sample	18	N1110015	LLFAST	C0K060466-001 11/8/10 h2o(0312142) 8270c
33)	Sample	19	N1110016	LLFAST	C0K060466-002 11/8/10 h2o(0312142) 8270c
34)	Sample	20	N1110017	LLFAST	C0K060466-003 11/8/10 h2o(0312142) 8270c
35)	Sample	21	N1110018	LLFAST	C0K060466-004 11/8/10 h2o(0312142) 8270c
36)	Sample	22	N1110019	LLFAST	C0K060466-006 11/8/10 h2o(0312142) 8270c
37)	Sample	23	N1110020	LLFAST	C0K040431-001 11/8/10 h2o(0312142) 8270c
38)	Sample	24	N1110021	LLFAST	C0K040431-002 11/8/10 h2o(0312142) 8270c
39)	Sample	25	N1110022	LLFAST	C0K040431-003 11/8/10 h2o(0312142) 8270c
40)	Sample	26	N1110023	LLFAST	C0K040431-004 11/8/10 h2o(0312142) 8270c
41)	Sample	27	N1110024	LLFAST	C0K040431-005 11/8/10 h2o(0312142) 8270c
42)	Sample	28	N1110025	LLFAST	C0K040431-009 11/8/10 h2o(0312142) 8270c
43)	Sample	29	N1110026	LLFAST	C0K040431-010 11/8/10 h2o(0312142) 8270c
44)	Sample	35	N1110032	SFAST	C0K030591-001 11/9/10 tclp(0313351) 8270c
45)	Sample	36	N1110033	SFAST	C0K030591-002 11/9/10 tclp(0313351) 8270c
46)	Sample	37	N1110034	SFAST	C0K030591-003 11/9/10 tclp(0313351) 8270c
47)	Sample	33	N1110030	SFAST	C0K020496-001 11/9/10 tclp(0313351) 8270c
48)	Sample	12319 ADC 38	N1110035	SFAST	C0K020496-002 11/9/10 tclp(0313351) 8270c
49)	Sample	OUTSIDE TUNE 39	N1110036	SFAST	C0K020496-003 11/9/10 tclp(0313351) 8270c
50)	Sample	-OK- 100	N1110B01	LLFAST	BLK 8270c
51)	Sample	100	N1110B02	LLFAST	BLK 8270c
52)	Sample	40	N1110037	LLFAST	C0K040411-BLK 11/8/10 h2o(0312088) 625
53)	Sample	41	N1110038	LLFAST	C0K040411-LCS 11/8/10 h2o(0312088) 625
54)	Sample	42	N1110039	LLFAST	C0K040411-LCSD 11/8/10 h2o(0312088) 625
55)	Sample	43	N1110040	LLFAST	C0K040411-001 11/8/10 h2o(0312088) 625
56)	Sample	44	N1110041	LLFAST	C0K060448-001 11/8/10 h2o(0312088) 625
57)	Sample	45	N1110042	LLFAST	C0K060450-001 11/8/10 h2o(0312088) 625
58)	Sample	10236 ADC 46	N1110043	LLFAST	C0K060450-003 11/8/10 h2o(0312088) 625
59)	Sample	-OK- 100	N1110B03	LLFAST	BLK 8270c
60)	Sample	100	N1110B04	LLFAST	BLK 8270c
61)	Sample	100	N1110B05	LLFAST	BLK 8270c

PSR024 11/16/10 4:50:01 MT SAMPLE CUSTODIAN REMOVAL REQUEST PAGE 001

REQUESTED BY: **TROUTB**

METHOD: 42 Base/Neutrals & Acids (8270C) Low Level Curve

STORAGE LOCATION	WORK ORDER #	PICKED CNTR#	CONTROL #	CLIENT #	ANALYSIS	LOTID	SMP#	SFX	MATRIX DESCRIPTION	QTY RCVD	QTY REQD
3B CLP1 OUT	L9V6K-1-AC	___ ___ ___	917411	377138	I-51-42	C0K110445	018		WATER	0	15 1
3B CLP1 OUT	L9V7F-1-AC	___ ___ ___	917412	377138	I-51-42	C0K110445	022		WATER	0	5 1

RELINQUISHED BY	RECEIVED BY	DATE/TIME
Diana A. Ping	B Trout	11/16/10 07:10
B Trout	Dumped empty Jars	11/16/10 16:40

***** END OF REPORT *****

REQUESTED BY: **TROUTB**

METHOD: 42 Base/Neutrals & Acids (8270C) Low Level Curve

STORAGE LOCATION	WORK ORDER #	PICKED CNTR#	CONTROL #	CLIENT #	ANALYSIS	LOTID	SMP#	SFX	MATRIX DESCRIPTION	QTY RCVD	QTY REQD
5C	L91KH-1-AA	___ ___ ___	917725	371899	I-51-42	C0K120577	001		WATER	0	1	1
5C	L91KM-1-AA	___ ___ ___	917726	371899	I-51-42	C0K120577	002		WATER	0	1	1
5C,CLP1	L91KN-1-AC	___ ___ ___	917727	371899	I-51-42	C0K120577	003		WATER	0	5	1

RELINQUISHED BY	RECEIVED BY	DATE/TIME
P Faust	B Trout	11/16/10 10:10
B Trout	Dumped empty Jars	11/16/10 11:40

***** END OF REPORT *****

APPENDIX C

AQUIFER TESTING RESULTS

Appendix C
GAF Phase III ESA
Slug Test Methods and Calculations

The slug tests were performed using a disposable bailer to quickly remove a "slug" of groundwater along with a Mini-Troll pressure transducer connected to a Trimble Pocket PC data logger (to measure and record changes in groundwater level). First, the pressure transducer was lowered to approximately one foot above the bottom of the well. Second, the bailer was gently lowered until it was completely submerged. Once the water level had stabilized, as evidenced by stable water level readings shown on the data logger, the bailer (approximately 1L of water) was quickly withdrawn from the well. Groundwater recovery was measured and recorded by the Mini-Troll on a logarithmic time scale.

The slug test data were reduced and the estimated hydraulic conductivity was calculated on the accompanying pages using the Bower and Rice Method published in "A Slug Test for Determining Hydraulic Conductivity of Unconfined Aquifers with Completely of Partially Penetrating Wells", Water Resources Research, Vol 12. #3, 1976.

From that, the following equation has been used to calculate hydraulic conductivity:

$$K = \frac{r_c^2 * \ln\left(\frac{R_e}{r_w}\right)}{2L} * \frac{1}{t} * \ln\left(\frac{Y_o}{Y_t}\right)$$

Where:

$$\ln\left(\frac{R_e}{r_w}\right) = \left[\frac{1.1}{\ln\left(\frac{H}{r_w}\right)} + \frac{A + B * \ln\left[\frac{D-H}{r_w}\right]}{\frac{L}{r_w}}\right]^{-1}$$

r_c= casing radius
L= length of intake
r_w= radial distance between undisturbed aquifer and well center
R_e= effective radius of well
Y_o= initial drawdown
Y_t= vertical distance between the water level in well at time t and equilibrium level
H= distance from water table to the bottom of intake
D= saturated aquifer thickness
A and B= dimensionless coefficients that are a function of $\frac{L}{r_w}$; shown on the attached nomogram.

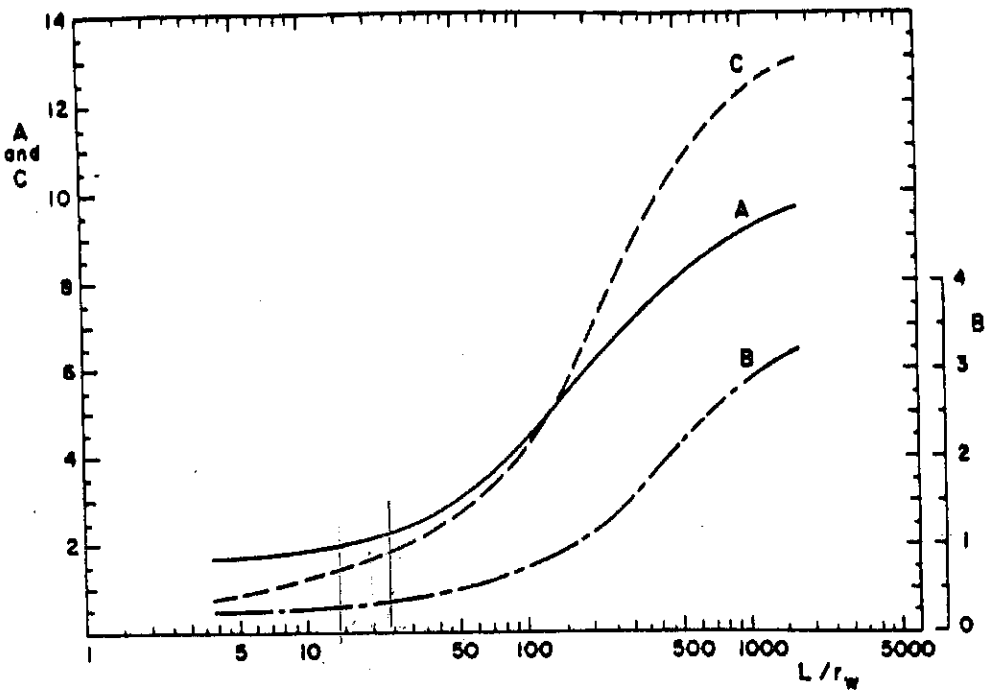

Curves relating coefficients A, B, and C to L/r_w.

Permeability Test Data Sheet

Project Name: GAF
Test Type: Rising Head Slug Test
Project No.: 3410100795
Test Date: 11/1/2010

Well No.: MW-3 Test A
Static Water Level: Arbitrary
Well Depth: 17.40 ft. BTOC
Test Description: Rising head slug test.

Watch Time	Test Time min:sec	Water Level	Time (seconds)	Drawdown (Feet)
		100.00		
		99.82	0	0.21
		99.84	0.24	0.13
		99.84	0.48	0.09
		99.85	0.78	0.08
		99.86	1.02	0.08
		99.86	1.26	0.06
		99.86	1.50	0.07
		99.91	1.74	0.07
		99.97	1.98	0.07
		99.96	2.28	0.07
		99.96	2.52	0.07
		99.96	2.76	0.06
		99.97	3.00	0.07
		99.96	3.24	0.07
		99.97	3.48	0.07
		99.97	3.78	0.07
		99.97	4.02	0.07

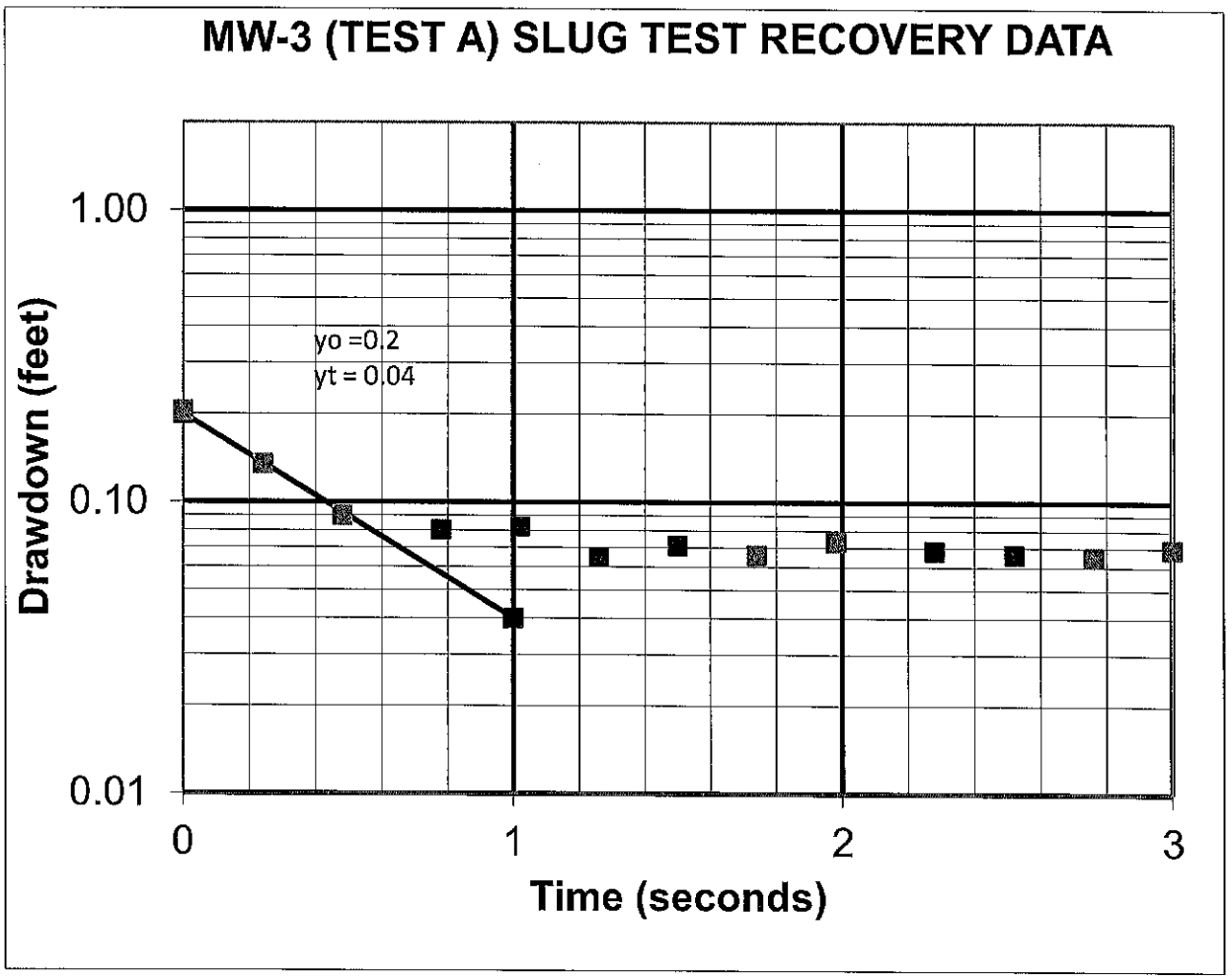
MW-3 (TEST A) SLUG TEST RECOVERY DATA
1.00
0.10
0.01
Drawdown (feet)
yo =0.2
yt = 0.04
0
1
2
3
Time (seconds)

SLUG TEST CALCULATIONS
(BOUWER & RICE METHOD)

MONITORING WELL **MW-3 Test A**

LIST OF VARIABLES	
rw =	0.25
rc =	0.083333
L =	7.2
H =	7.2
D =	8
yo =	0.20
yt =	0.04
t =	1
L/rw=	28.8
A =	2.43
B =	0.38
C =	

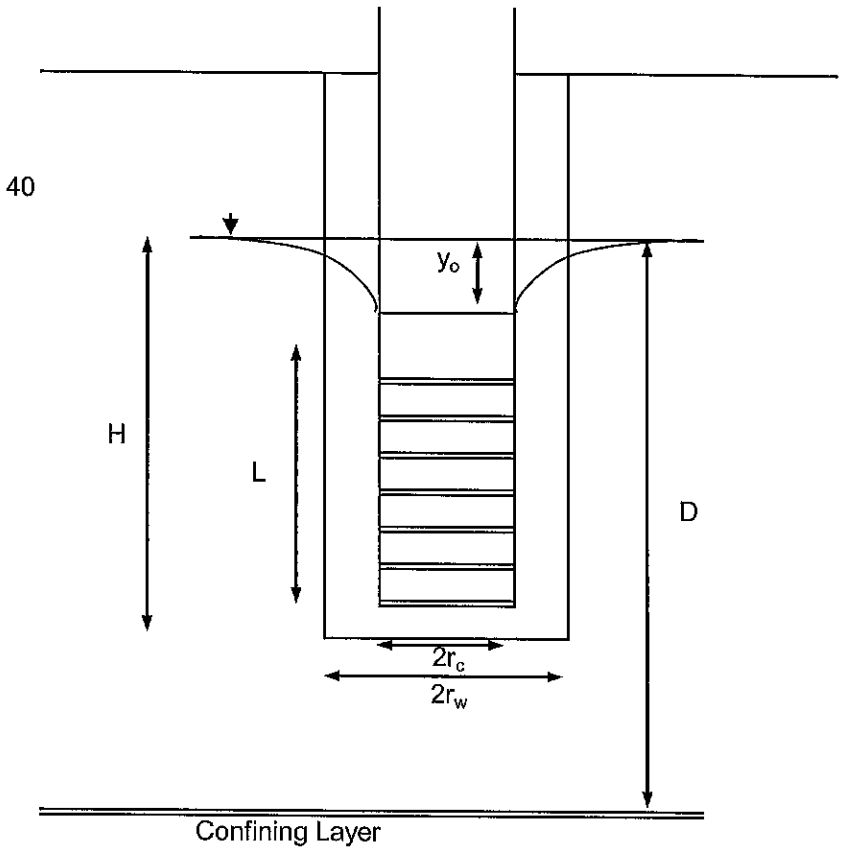

CALCULATION OF ln(Re/rw)

ln(Re/rw) = 2.34

CALCULATION OF K

K (cm/s) = 5.54E-02

Permeability Test Data Sheet

Project Name: GAF
Test Type: Rising Head Slug Test
Project No.: 3410100795
Test Date: 11/1/2010

Well No.: MW-3D **Static Water Level:** Arbitrary **Well Depth:** 27.00 ft. BTOC

Test Description: Rising head slug test.

Watch Time	Test Time min:sec	Water Level	Time (seconds)	Drawdown (Feet)
		100.00		
		97.85	0	2.15
		97.85	0.24	2.15
		97.89	0.66	2.11
		97.90	0.84	2.10
		97.93	1.02	2.07
		97.95	1.26	2.05
		97.94	1.5	2.06
		97.96	2.22	2.04
		97.97	2.52	2.03
		97.97	2.76	2.03
		97.99	3	2.01
		98.01	3.78	1.99
		98.01	4.02	1.99
		98.03	4.5	1.97
		98.04	4.74	1.96
		98.06	5.52	1.94
		98.06	5.76	1.94
		98.07	6	1.93
		98.08	6.36	1.92
		98.14	8.46	1.86
		98.15	9	1.85
		98.16	9.48	1.84
		98.18	10.08	1.82
		98.28	14.22	1.72
		98.52	25.32	1.48
		98.85	45	1.15
		99.00	56.64	1.00
		99.04	60	0.96
		99.33	90	0.67
		99.66	178.8	0.34
		99.69	201	0.31
		99.72	300.6	0.28
		99.73	450	0.27
		99.73	566.4	0.27
		99.73	600	0.27

Prepared By: JS

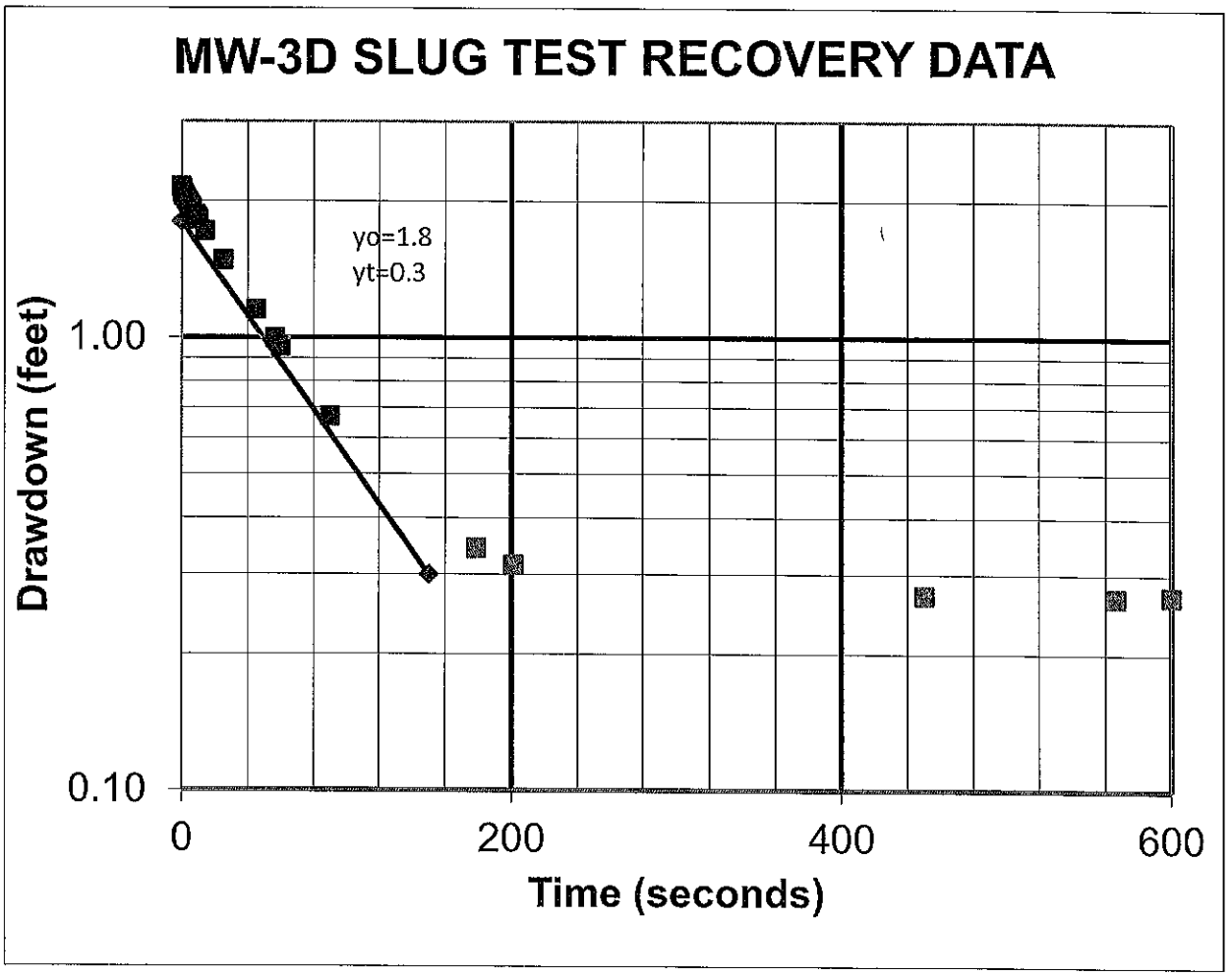
MW-3D SLUG TEST RECOVERY DATA
yo=1.8
yt=0.3
Drawdown (feet)
1.00
0.10
0
200
400
600
Time (seconds)

SLUG TEST CALCULATIONS
(BOUWER & RICE METHOD)

MONITORING WELL **MW-3D**

LIST OF VARIABLES	
rw =	0.167
rc =	0.083333
L =	5
H =	17.31
D =	18
yo =	1.80
yt =	0.30
t =	150
L/rw=	29.9
A =	2.46
B =	0.39
C =	

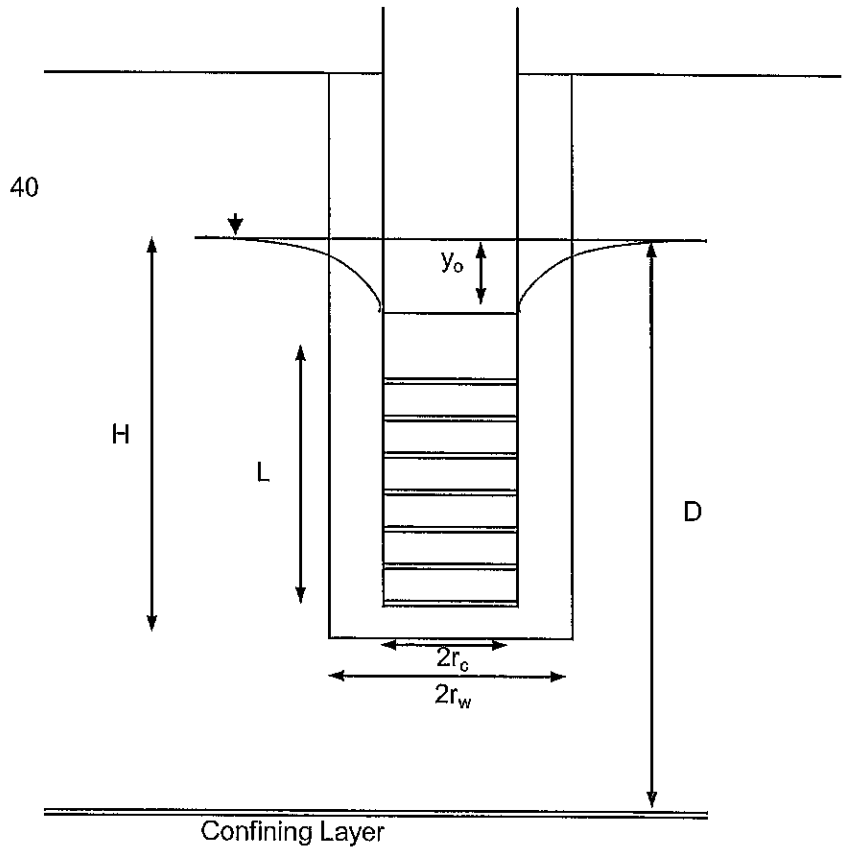

CALCULATION OF ln(Re/rw)

ln(Re/rw) = 2.96

CALCULATION OF K

K (cm/s) = 7.49E-04

Permeability Test Data Sheet

Project Name: GAF
Test Type: Rising Head Slug Test
Project No.: 3410100795
Test Date: 11/1/2010

Well No.: MW-3D Test B
Static Water Level: Arbitrary
Well Depth: 27.00 ft. BTOC
Test Description: Rising head slug test.

Watch Time	Test Time min:sec	Water Level	Time (seconds)	Drawdown (Feet)
		100.00		
		97.85	0.00	2.06
		98.01	0.48	2.04
		98.06	0.72	2.03
		98.07	0.90	2.01
		98.09	1.14	2.00
		98.06	1.32	2.01
		98.08	1.50	1.98
		98.11	2.52	1.98
		98.21	2.76	1.96
		98.23	3.00	1.92
		98.24	4.50	1.87
		98.26	4.86	1.85
		98.29	6.06	1.82
		98.29	6.48	1.80
		98.32	7.50	1.77
		98.34	12.72	1.62
		98.36	14.46	1.58
		98.39	17.46	1.50
		98.41	18.60	1.47
		98.42	22.38	1.38
		98.45	30.36	1.21
		98.52	38.58	1.06
		98.53	78.30	0.55
		98.58	93.30	0.44
		98.63	99.30	0.40
		98.65	105.30	0.37
		98.68	149.10	0.23
		98.70	211.50	0.16
		98.74	299.10	0.14
		98.86	448.50	0.12
		98.96	503.10	0.12
		99.07	598.50	0.12
		99.23	712.50	0.12
		99.40	844.50	0.12

Prepared By: JS
Checked By: SCC

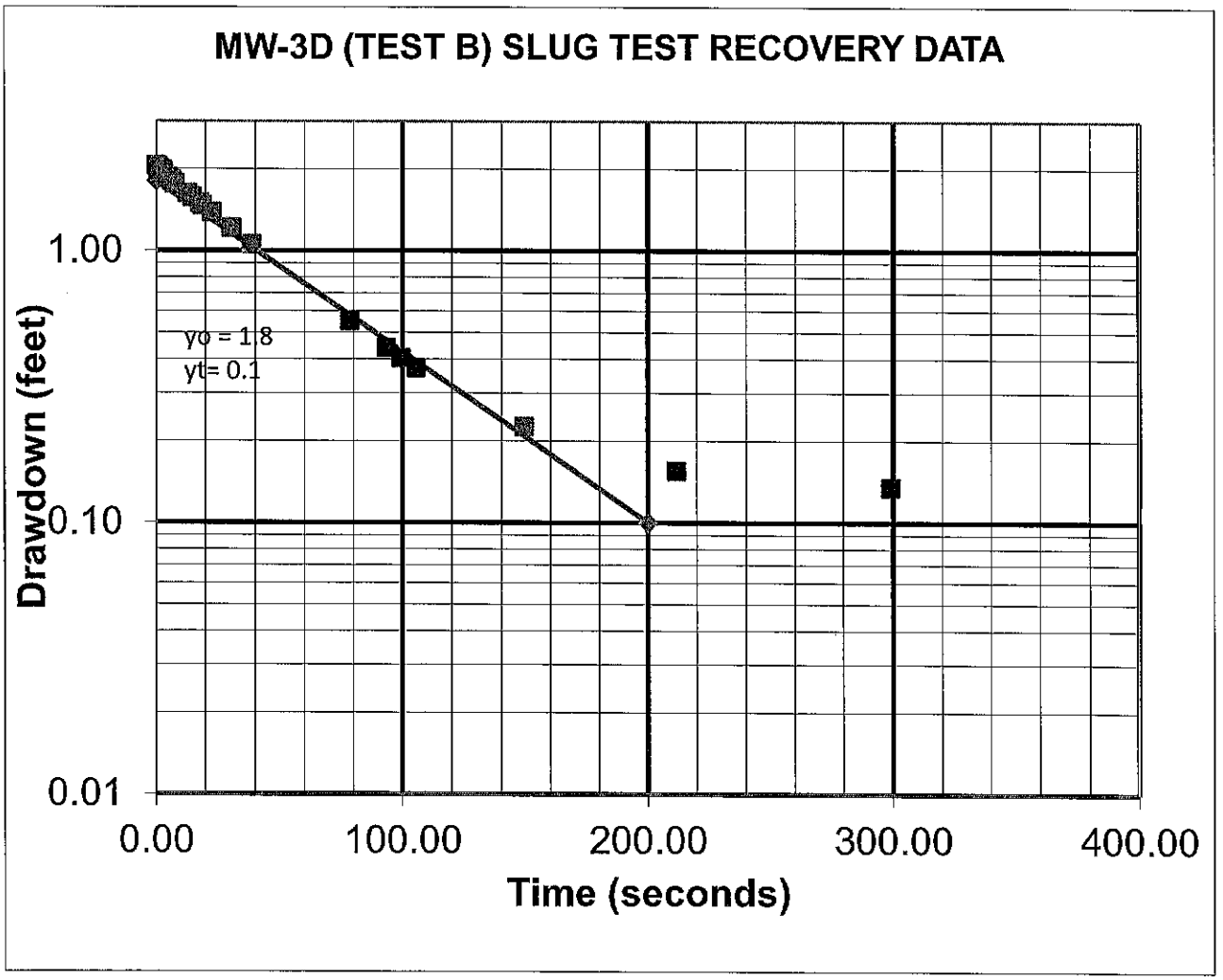

Prepared By: JS

Checked By: SCC

SLUG TEST CALCULATIONS
(BOUWER & RICE METHOD)

MONITORING WELL **MW-3D Test B**

LIST OF VARIABLES	
rw =	0.167
rc =	0.083333
L =	5
H =	17.31
D =	18
yo =	1.80
yt =	0.10
t =	200
L/rw=	29.9
A =	2.46
B =	0.39
C =	

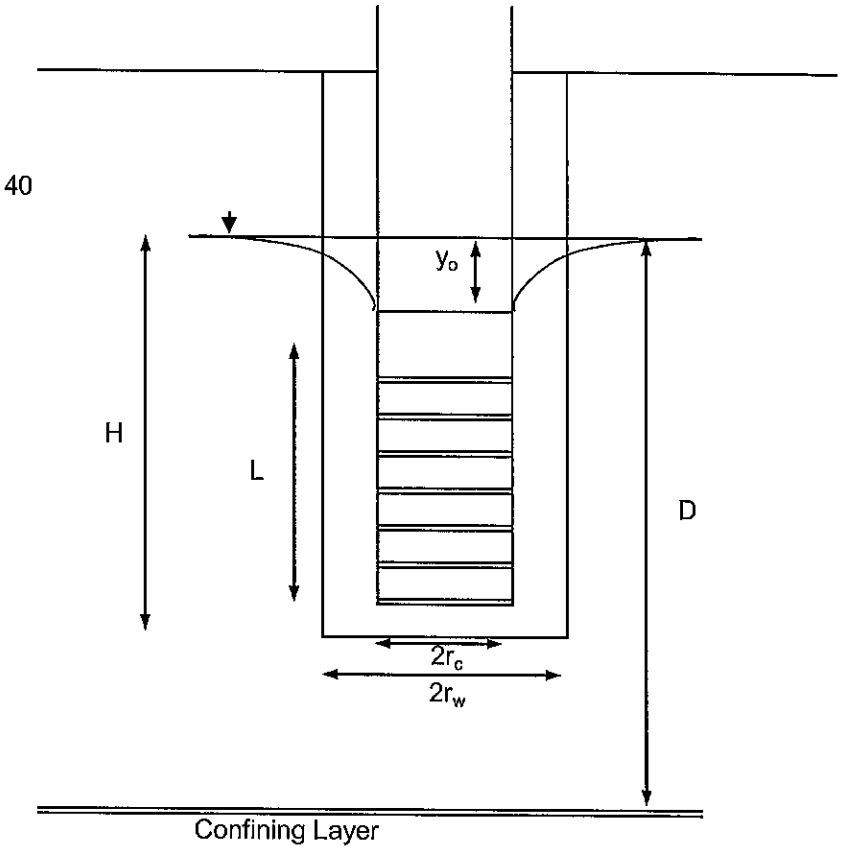

CALCULATION OF ln(Re/rw)

ln(Re/rw) = 2.96

CALCULATION OF K

K (cm/s) = 9.06E-04

Permeability Test Data Sheet

Project Name: GAF
Test Type: Rising Head Slug Test

Project No.: 3410100795
Test Date: 11/1/2010

Well No.: MW-4 **Static Water Level:** Arbitrary **Well Depth:** 18.10 ft. BTOC

Test Description: Rising head slug test.

Watch Time	Test Time min:sec	Water Level	Time (seconds)	Drawdown (Feet)
		100.00		
		98.88	0	1.12
		99.35	4.02	0.65
		99.45	4.20	0.55
		99.48	4.62	0.52
		99.49	4.86	0.51
		99.52	5.22	0.48
		99.53	5.52	0.47
		99.57	6.00	0.43
		99.61	6.72	0.39
		99.71	9	0.29
		99.77	11.94	0.23
		99.80	15.06	0.20
		99.82	17.88	0.18
		99.84	21.3	0.16
		99.86	25.32	0.14
		99.87	26.82	0.13
		99.88	30.06	0.12
		99.89	33.72	0.11
		99.90	37.86	0.10
		99.92	42.48	0.08

Prepared By: JS
Checked By: SCC

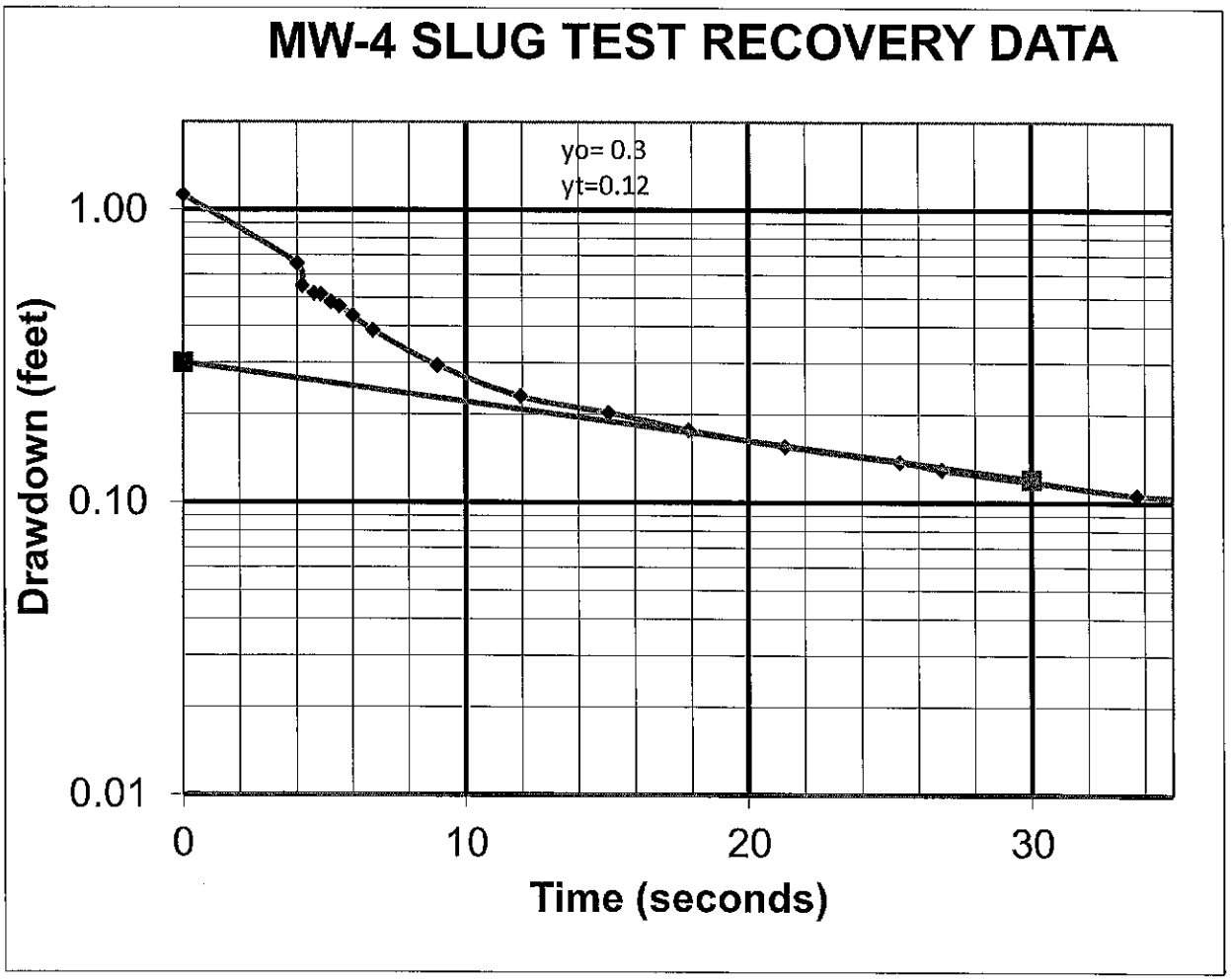
MW-4 SLUG TEST RECOVERY DATA
yo= 0.3
yt=0.12
1.00
0.10
0.01
Drawdown (feet)
0
10
20
30
Time (seconds)

SLUG TEST CALCULATIONS
(BOUWER & RICE METHOD)

MONITORING WELL **MW-4**

LIST OF VARIABLES	
rw =	0.25
rc =	0.083333
L =	9.04
H =	9.04
D =	10
yo =	0.30
yt =	0.12
t =	30
L/rw=	36.2
A =	2.65
B =	0.42
C =	

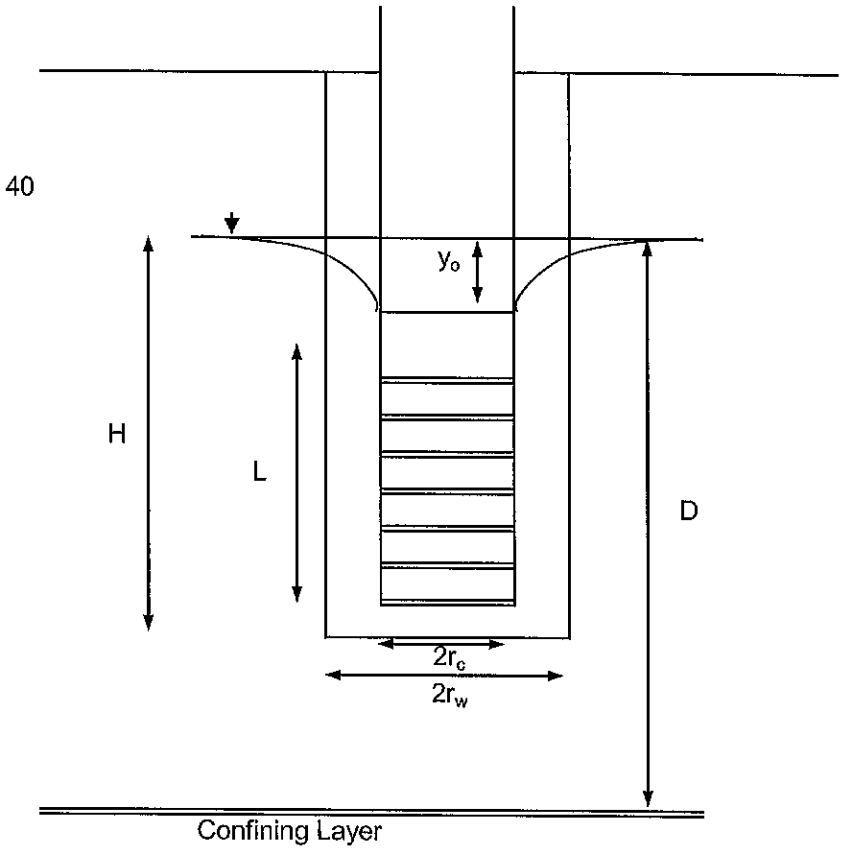

CALCULATION OF ln(Re/rw)

ln(Re/rw) = 2.53

CALCULATION OF K

K (cm/s) = 9.04E-04

Permeability Test Data Sheet

Project Name: GAF
Test Type: Rising Head Slug Test
Project No.: 3410100795
Test Date: 11/1/2010

Well No.: MW-4 Test B
Static Water Level: Arbitrary
Well Depth: 18.10 ft. BTOC
Test Description: Rising head slug test.

Watch Time	Test Time min:sec	Water Level	Time (seconds)	Drawdown (Feet)
		100.00		
		98.72	0	1.28
		98.73	0.24	1.27
		98.90	0.9	1.10
		98.94	1.14	1.06
		99.03	1.5	0.97
		99.07	2.1	0.93
		99.14	2.52	0.86
		99.17	2.94	0.83
		99.24	3.36	0.76
		99.26	3.78	0.74
		99.31	4.26	0.69
		99.35	4.74	0.65
		99.38	5.28	0.62
		99.41	5.76	0.59
		99.43	6	0.57
		99.46	6.72	0.54
		99.51	7.56	0.49
		99.54	8.46	0.46
		99.57	9.48	0.43
		99.59	10.68	0.41
		99.60	11.28	0.40
		99.63	12.66	0.37
		99.68	20.1	0.32
		99.71	25.32	0.29
		99.73	30.06	0.27
		99.75	40.08	0.25
		99.77	45	0.23
		99.79	60	0.21

Prepared By: JS
Checked By: SCC

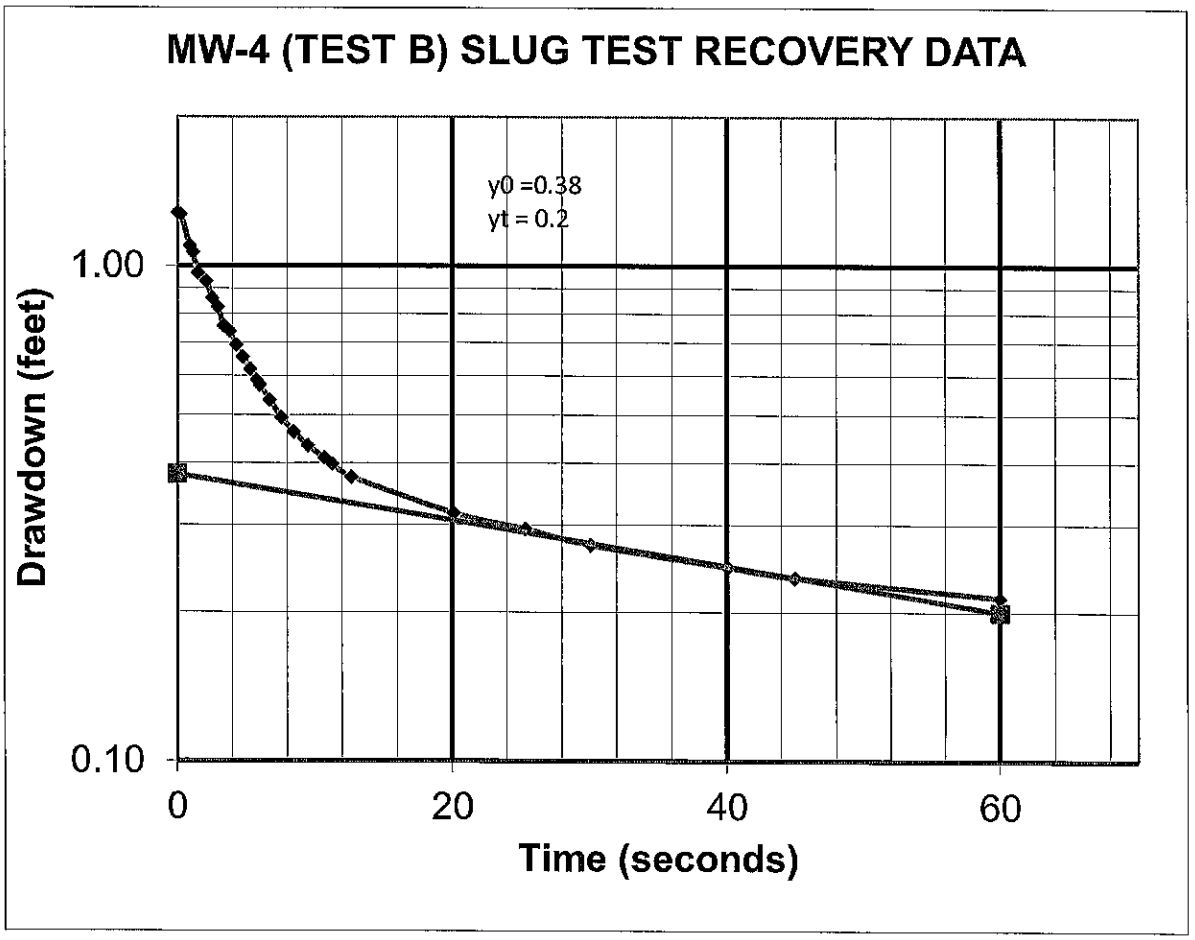
MW-4 (TEST B) SLUG TEST RECOVERY DATA
y0 =0.38
yt = 0.2
1.00
0.10
Drawdown (feet)
0
20
40
60
Time (seconds)

SLUG TEST CALCULATIONS
(BOUWER & RICE METHOD)

MONITORING WELL **MW-4 Test B**

LIST OF VARIABLES	
rw =	0.25
rc =	0.08333333
L =	9.04
H =	9.04
D =	10
yo =	0.38
yt =	0.20
t =	60
L/rw=	36.2
A =	2.65
B =	0.42
C =	

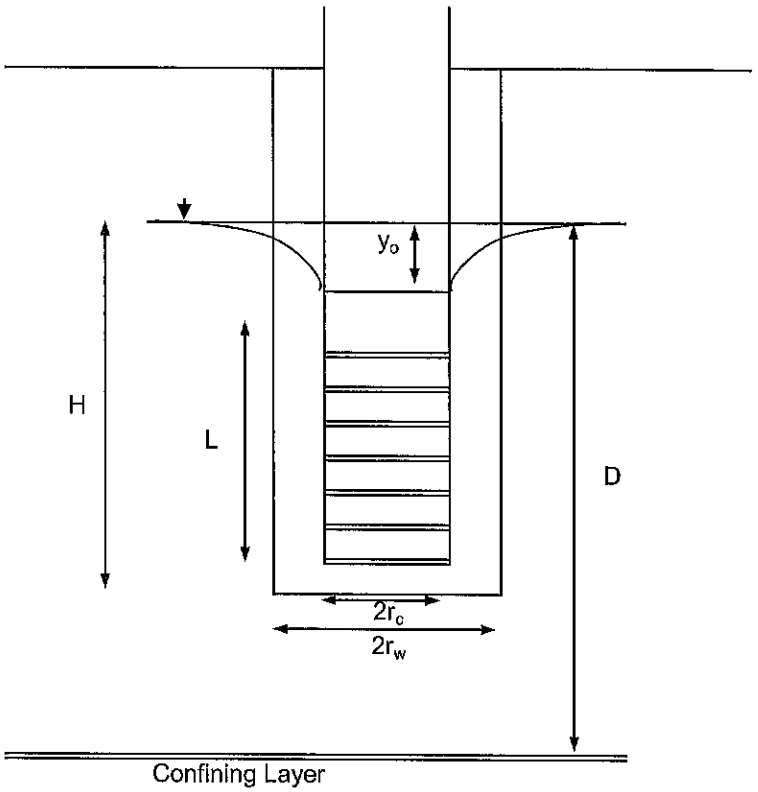

CALCULATION OF ln(Re/rw)

ln(Re/rw) = 2.53

CALCULATION OF K

K (cm/s) = 3.17E-04

Permeability Test Data Sheet

Project Name: GAF
Test Type: Rising Head Slug Test
Project No.: 3410100795
Test Date: 11/1/2010

Well No.: MW-4 Test C
Static Water Level: Arbitrary
Well Depth: 18.10 ft. BTOC
Test Description: Rising head slug test. Removed slug 3ft long x 1.5in in diameter

Watch Time	Test Time min:sec	Water Level	Time (seconds)	Drawdown (Feet)
		100.40		
		99.25	0	1.15
		99.27	0.24	1.13
		99.36	0.84	1.04
		99.40	1.26	1.00
		99.51	1.98	0.89
		99.59	2.4	0.81
		99.62	2.82	0.78
		99.67	3.18	0.73
		99.71	3.6	0.69
		99.79	4.5	0.61
		99.84	4.98	0.56
		99.87	5.52	0.53
		99.91	6	0.49
		100.21	18.96	0.19
		100.28	31.86	0.12
		100.28	33.72	0.12
		100.29	35.76	0.11
		100.29	37.86	0.11
		100.30	40.08	0.10
		100.30	42.48	0.10
		100.31	45	0.09
		100.31	47.64	0.09
		100.32	50.46	0.08
		100.33	53.46	0.07
		100.33	56.64	0.07
		100.33	60	0.07
		100.36	75.6	0.04
		100.37	90	0.03

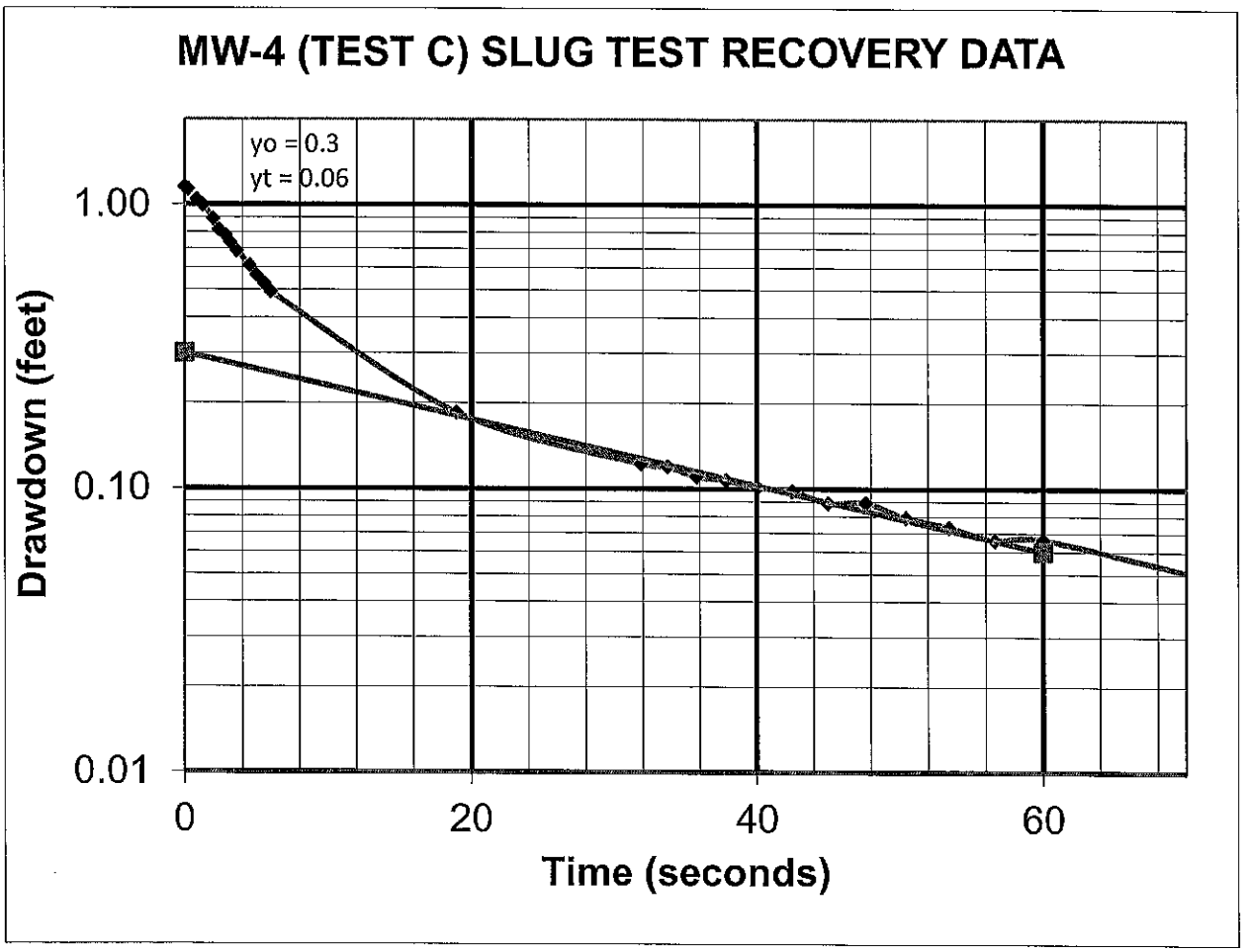
MW-4 (TEST C) SLUG TEST RECOVERY DATA
yo = 0.3
yt = 0.06
1.00
0.10
0.01
Drawdown (feet)
0
20
40
60
Time (seconds)

SLUG TEST CALCULATIONS
(BOUWER & RICE METHOD)

MONITORING WELL **MW-4 Test C**

LIST OF VARIABLES	
rw =	0.25
rc =	0.083333333
L =	9.04
H =	9.04
D =	10
yo =	0.30
yt =	0.06
t =	60
L/rw=	36.2
A =	2.65
B =	0.42
C =	

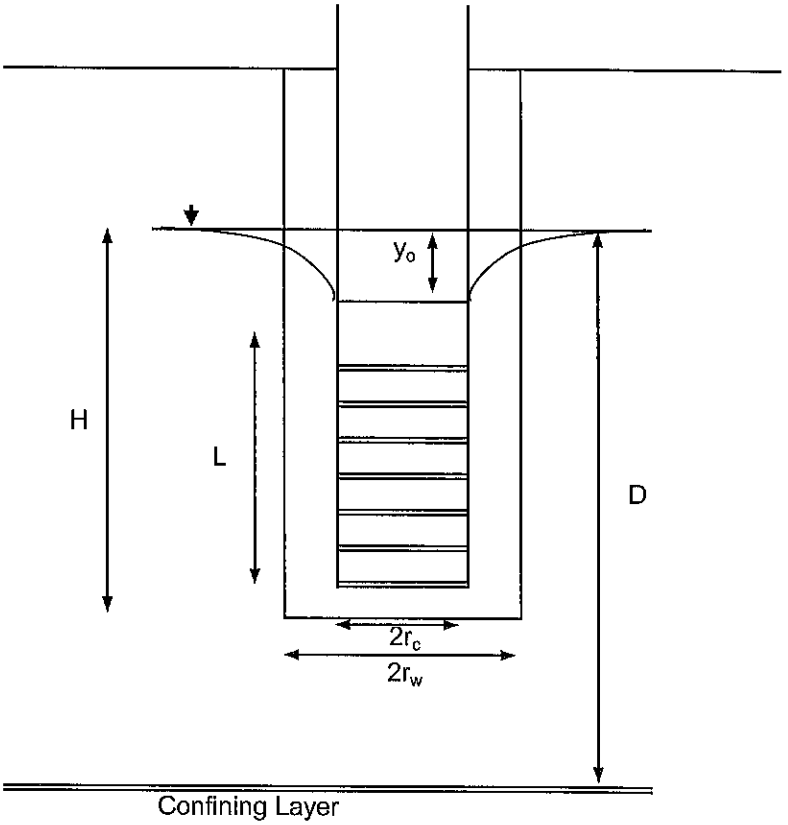

CALCULATION OF ln(Re/rw)

ln(Re/rw) = 2.53

CALCULATION OF K

K (cm/s) = 7.94E-04

Permeability Test Data Sheet

Project Name: GAF
Test Type: Falling Head Slug Test

Project No.: 3410100795
Test Date: 11/2/2010

Well No.: MW-4D **Static Water Level:** Arbitrary **Well Depth:** 29.20 ft. BTOC

Test Description: Rising head slug test.

Watch Time	Test Time min:sec	Water Level	Time (seconds)	Drawdown (Feet)
		100.50		
		98.40	0	2.10
		98.45	0.96	2.05
		98.44	1.20	2.06
		98.49	9.66	2.01
		98.50	10.32	2.00
		98.53	20.94	1.97
		98.54	30.24	1.96
		98.54	40.86	1.96
		98.54	51.84	1.96
		98.55	73.98	1.95
		98.56	105.18	1.94
		98.56	111.18	1.94
		98.56	117.78	1.94
		98.57	187.98	1.93
		98.59	316.98	1.91
		98.59	335.58	1.91
		98.62	502.98	1.88
		98.62	532.98	1.88
		98.65	796.38	1.85
		98.71	1264.38	1.79
		98.78	1894.38	1.72
		98.95	3574.38	1.55
		99.13	5662.38	1.37
		99.29	7978.38	1.21
		99.40	10078.38	1.10
		99.43	10678.38	1.07
		99.46	11278.38	1.04
		99.49	11878.38	1.01
		99.51	12478.38	0.99
		99.54	13078.38	0.96

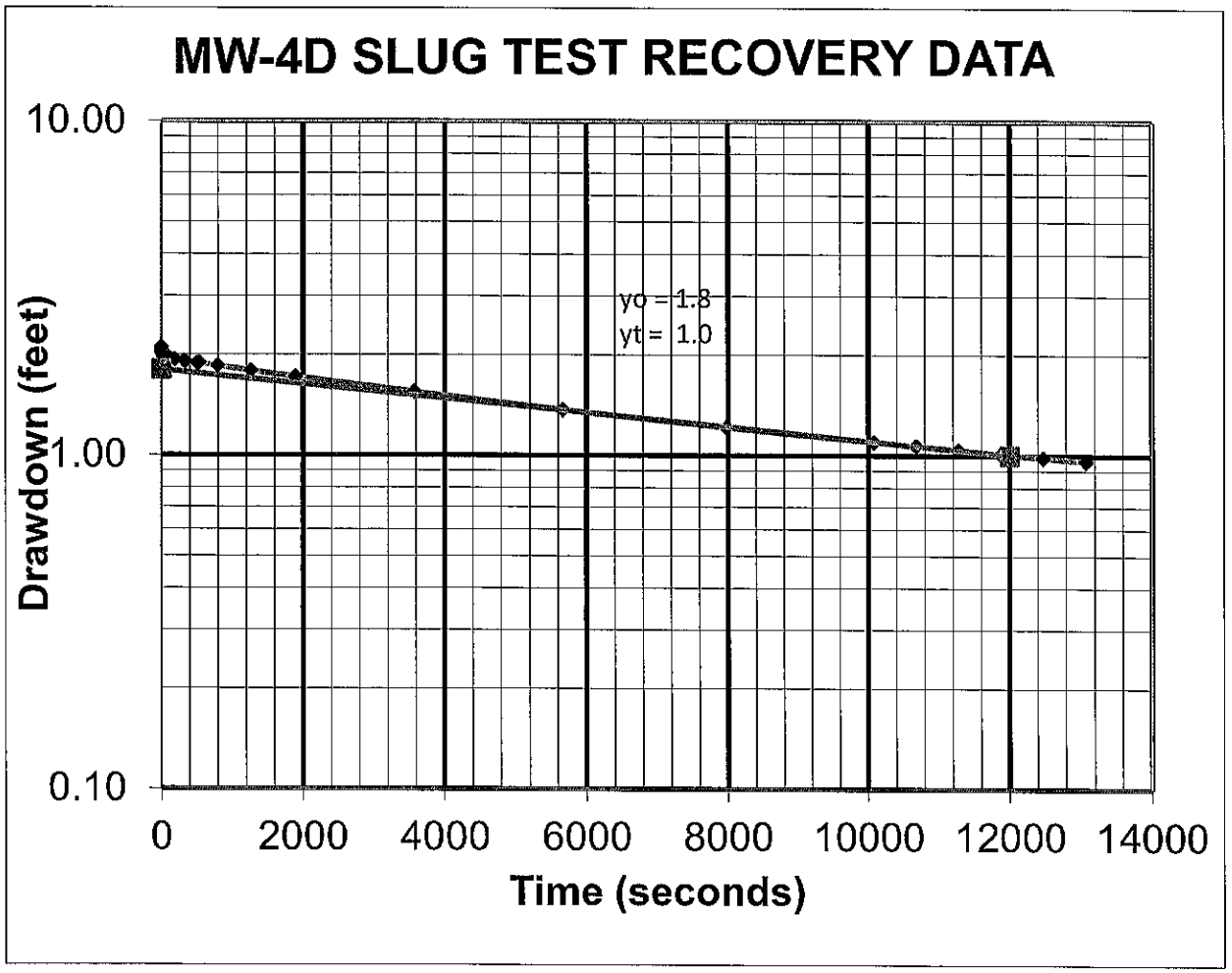
MW-4D SLUG TEST RECOVERY DATA
10.00
1.00
0.10
Drawdown (feet)
yo = 1.8
yt = 1.0
0
2000
4000
6000
8000
10000
12000
14000
Time (seconds)

SLUG TEST CALCULATIONS
(BOUWER & RICE METHOD)

MONITORING WELL **MW-4D**

LIST OF VARIABLES	
rw =	0.167
rc =	0.083333
L =	5
H =	19.18
D =	20
yo =	1.80
yt =	1.00
t =	12000
L/rw=	29.9
A =	2.46
B =	0.39
C =	

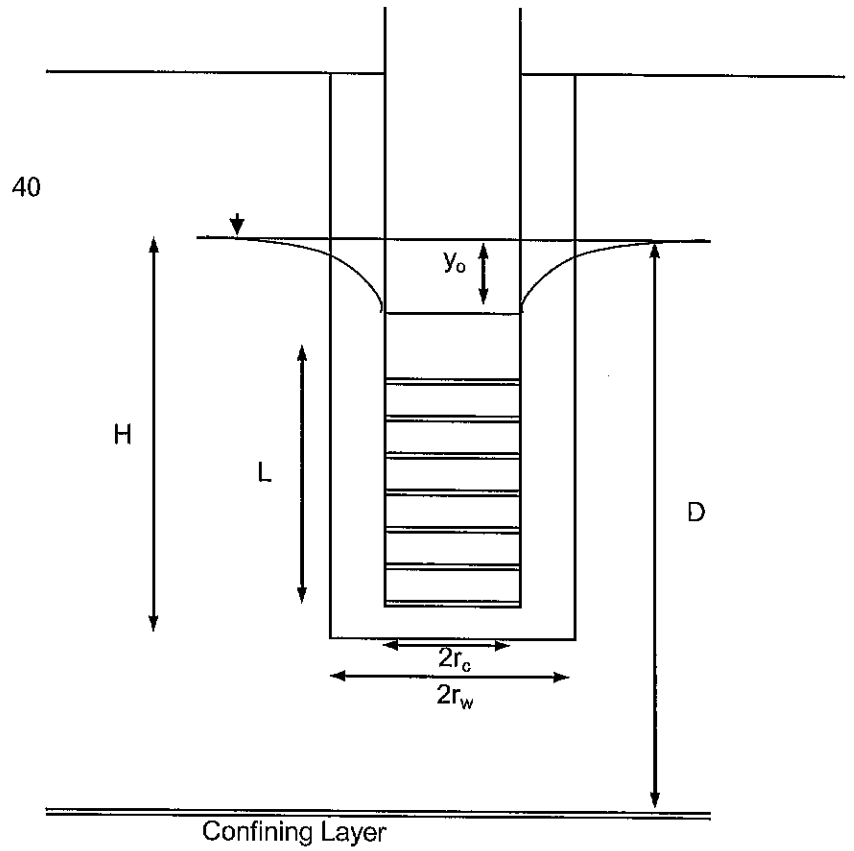

CALCULATION OF ln(Re/rw)

ln(Re/rw) = 2.99

CALCULATION OF K

K (cm/s) = 3.10E-06